

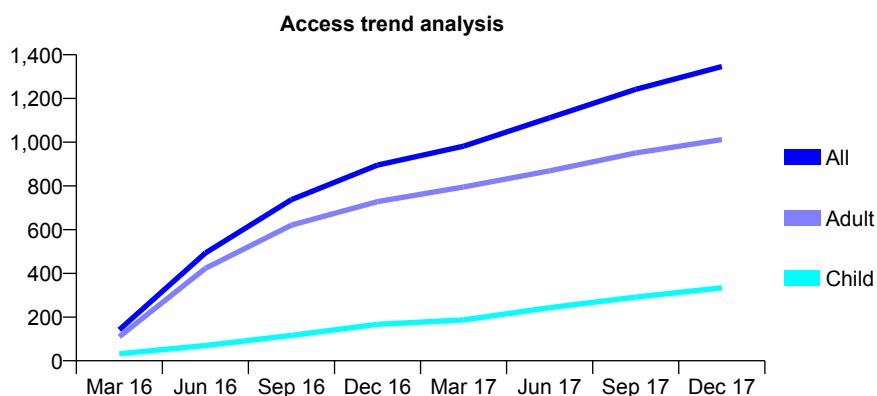
Q68 - Vital Signs At a Glance Contract Report for 100012/0000 - December 2017

Name or company name	Ruta Lagunaite
Contract type name	GDS Contract
Purpose of contract	General
Contract start date	01/03/2016
Contract end date	

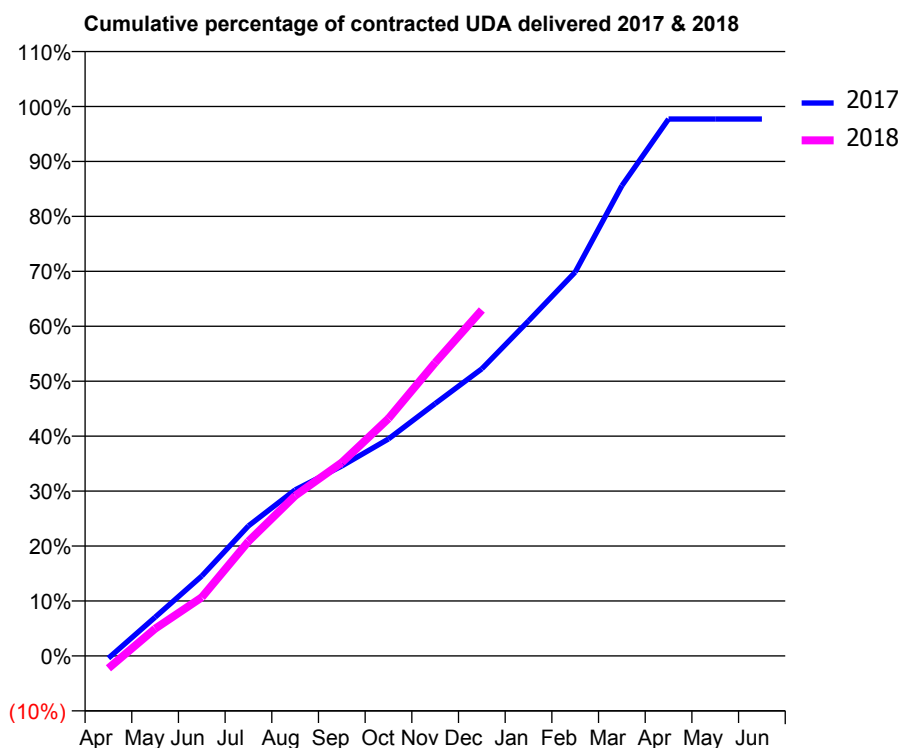
17/18 Contracted general activity (UDA)	5,009
Carry forward general activity (UDA)	114
17/18 Contracted orthodontic activity (UOA)	0
Carry forward orthodontic activity (UOA)	0
Baseline contract value	£133,528.26

ACCESS*

Patients seen in 24 months	Total	Change since previous quarter
Quarter ending December 2016	895	
Quarter ending March 2017	982	↑
Quarter ending June 2017	1,112	↑
Quarter ending September 2017	1,242	↑
Quarter ending December 2017	1,346	↑
Variance since December 2016	50.4%	↑



ACTIVITY



Month	Adjusted Scheduled Activity (UDA)	
	2017	2018
April	-21	-114
May	353	249
June	729	534
July	1,186	1,045
August	1,514	1,461
September	1,732	1,763
October	1,978	2,165
November	2,300	2,673
December	2,618	3,154
January	3,054	
February	3,499	
March	4,286	
April	4,895	
May	4,895	
June	4,895	

QUALITY

	Quantity	Base Number	Contract	AT	Region	England
% of FP17s for the same patient ID Re-attending within 3 months - Children	33	363	9.1%	9.5%	11.5%	12.0%
% of FP17s for the same patient ID Re-attending within 3 months - Adults	239	1,124	21.3%	15.0%	15.8%	15.9%
% of FP17s for the same patient ID Re-attending between 3 & 9 months - Children	126	363	34.7%	59.4%	60.5%	58.0%
% of FP17s for the same patient ID Re-attending between 3 & 9 months - Adults	524	1,124	46.6%	51.1%	51.8%	50.5%
% of FP17s for Band 1 Urgent Courses	98	1,379	7.1%	9.6%	9.5%	9.0%
% of FP17s Relating to Free Repair or Replacements	1	1,379	0.1%	0.6%	0.7%	0.8%
% of FP17s Relating to Continuations	11	1,379	0.8%	0.9%	1.0%	1.1%
% of Patients satisfied with the dentistry they have received	5	5	N/A	91.2%	92.1%	91.5%
% of Patients satisfied with the time they had to wait for an appointment	5	5	N/A	88.7%	88.3%	87.9%

* This is based on patients treated on this contract for their most recent course of treatment. Figures in italics indicate the base number of FP17s or Patient Questionnaire responses are less than 100. N/A is shown where the base number of responses is less than 10 during the period. % is calculated as Quantity/Base number*100

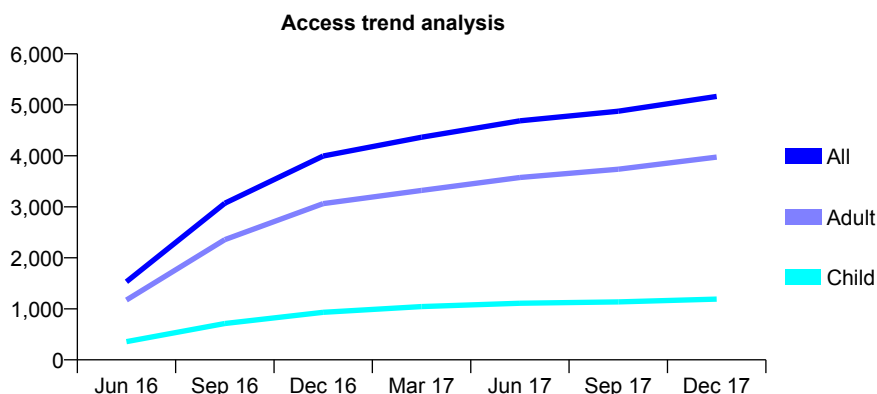
Q68 - Vital Signs At a Glance Contract Report for 100057/0000 - December 2017

Name or company name	Battle Road Dental Practice
Contract type name	GDS Contract
Purpose of contract	General
Contract start date	01/04/2016
Contract end date	

17/18 Contracted general activity (UDA)	16,312
Carry forward general activity (UDA)	-222
17/18 Contracted orthodontic activity (UOA)	0
Carry forward orthodontic activity (UOA)	0
Baseline contract value	£454,365.56

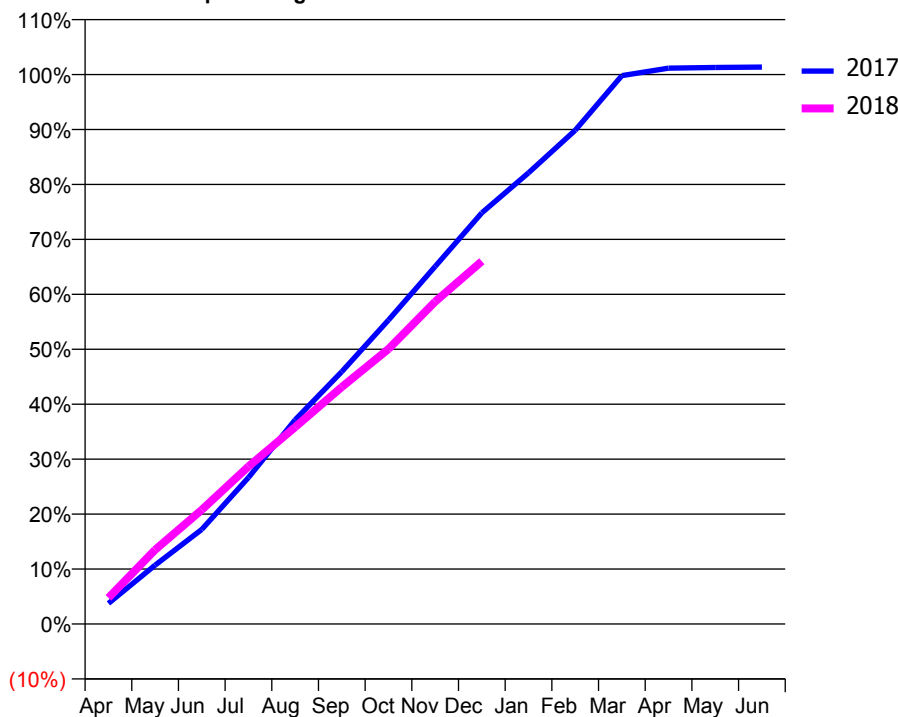
ACCESS*

Patients seen in 24 months	Total	Change since previous quarter
Quarter ending December 2016	3,996	
Quarter ending March 2017	4,366	↑
Quarter ending June 2017	4,687	↑
Quarter ending September 2017	4,875	↑
Quarter ending December 2017	5,166	↑
Variance since December 2016	29.3%	↑



ACTIVITY

Cumulative percentage of contracted UDA delivered 2017 & 2018



Adjusted Scheduled Activity (UDA)

Month	2017	2018
April	612	777
May	1,747	2,201
June	2,807	3,392
July	4,350	4,677
August	6,061	5,845
September	7,490	7,038
October	9,021	8,164
November	10,614	9,569
December	12,206	10,771
January	13,392	
February	14,656	
March	16,278	
April	16,499	
May	16,521	
June	16,533	

QUALITY

	Quantity	Base Number	Contract	AT	Region	England
% of FP17s for the same patient ID Re-attending within 3 months - Children	111	1,248	8.9%	9.5%	11.5%	12.0%
% of FP17s for the same patient ID Re-attending within 3 months - Adults	786	4,449	17.7%	15.0%	15.8%	15.9%
% of FP17s for the same patient ID Re-attending between 3 & 9 months - Children	713	1,248	57.1%	59.4%	60.5%	58.0%
% of FP17s for the same patient ID Re-attending between 3 & 9 months - Adults	2,216	4,449	49.8%	51.1%	51.8%	50.5%
% of FP17s for Band 1 Urgent Courses	1,031	5,580	18.5%	9.6%	9.5%	9.0%
% of FP17s Relating to Free Repair or Replacements	105	5,580	1.9%	0.6%	0.7%	0.8%
% of FP17s Relating to Continuations	54	5,580	1.0%	0.9%	1.0%	1.1%
% of Patients satisfied with the dentistry they have received	5	6	N/A	91.2%	92.1%	91.5%
% of Patients satisfied with the time they had to wait for an appointment	6	6	N/A	88.7%	88.3%	87.9%

* This is based on patients treated on this contract for their most recent course of treatment. Figures in italics indicate the base number of FP17s or Patient Questionnaire responses are less than 100. N/A is shown where the base number of responses is less than 10 during the period. % is calculated as Quantity/Base number*100

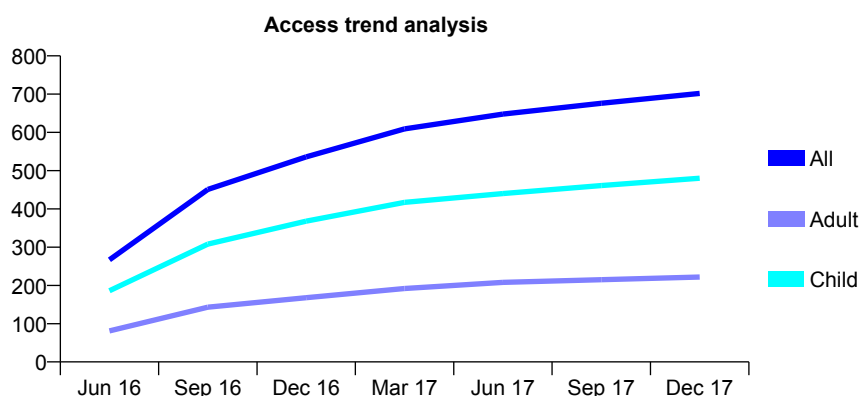
Q68 - Vital Signs At a Glance Contract Report for 100061/0000 - December 2017

Name or company name	MISS AR PATEL
Contract type name	GDS Contract
Purpose of contract	General
Contract start date	01/04/2016
Contract end date	

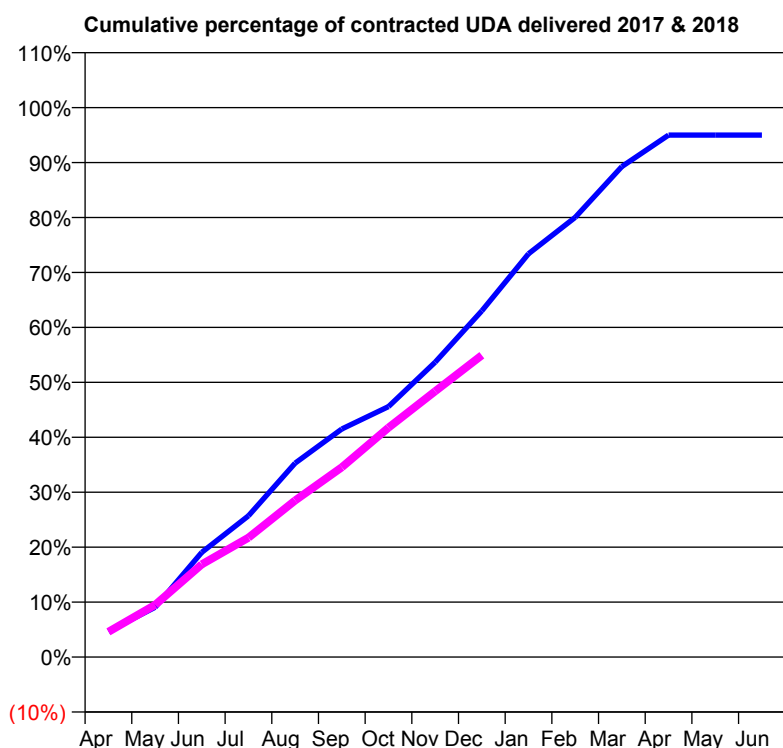
17/18 Contracted general activity (UDA)	2,109
Carry forward general activity (UDA)	0
17/18 Contracted orthodontic activity (UOA)	0
Carry forward orthodontic activity (UOA)	0
Baseline contract value	£55,774.13

ACCESS*

Patients seen in 24 months	Total	Change since previous quarter
Quarter ending December 2016	536	
Quarter ending March 2017	609	↑
Quarter ending June 2017	648	↑
Quarter ending September 2017	676	↑
Quarter ending December 2017	702	↑
Variance since December 2016	31.0%	↑



ACTIVITY



Month	Adjusted Scheduled Activity (UDA)	
	2017	2018
April	99	97
May	191	201
June	402	356
July	542	458
August	744	601
September	876	728
October	962	880
November	1,132	1,020
December	1,329	1,158
January	1,548	
February	1,688	
March	1,882	
April	2,004	
May	2,004	
June	2,004	

QUALITY

	Quantity	Base Number	Contract	AT	Region	England
% of FP17s for the same patient ID Re-attending within 3 months - Children	81	641	12.6%	9.5%	11.5%	12.0%
% of FP17s for the same patient ID Re-attending within 3 months - Adults	44	210	21.0%	15.0%	15.8%	15.9%
% of FP17s for the same patient ID Re-attending between 3 & 9 months - Children	397	641	61.9%	59.4%	60.5%	58.0%
% of FP17s for the same patient ID Re-attending between 3 & 9 months - Adults	112	210	53.3%	51.1%	51.8%	50.5%
% of FP17s for Band 1 Urgent Courses	46	789	5.8%	9.6%	9.5%	9.0%
% of FP17s Relating to Free Repair or Replacements	0	789	0.0%	0.6%	0.7%	0.8%
% of FP17s Relating to Continuations	1	789	0.1%	0.9%	1.0%	1.1%
% of Patients satisfied with the dentistry they have received	0	0	N/A	91.2%	92.1%	91.5%
% of Patients satisfied with the time they had to wait for an appointment	0	0	N/A	88.7%	88.3%	87.9%

* This is based on patients treated on this contract for their most recent course of treatment. Figures in italics indicate the base number of FP17s or Patient Questionnaire responses are less than 100. N/A is shown where the base number of responses is less than 10 during the period. % is calculated as Quantity/Base number*100

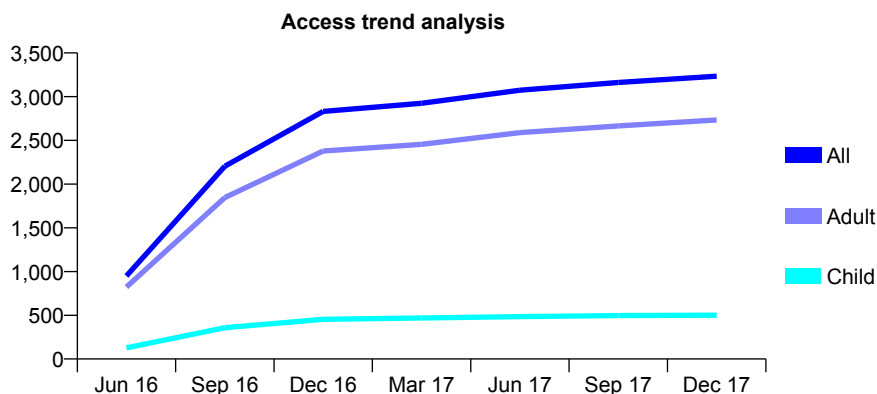
Q68 - Vital Signs At a Glance Contract Report for 100136/0000 - December 2017

Name or company name	MR JS KAILA
Contract type name	GDS Contract
Purpose of contract	General
Contract start date	01/04/2016
Contract end date	

17/18 Contracted general activity (UDA)	11,791
Carry forward general activity (UDA)	273
17/18 Contracted orthodontic activity (UOA)	0
Carry forward orthodontic activity (UOA)	0
Baseline contract value	£305,107.67

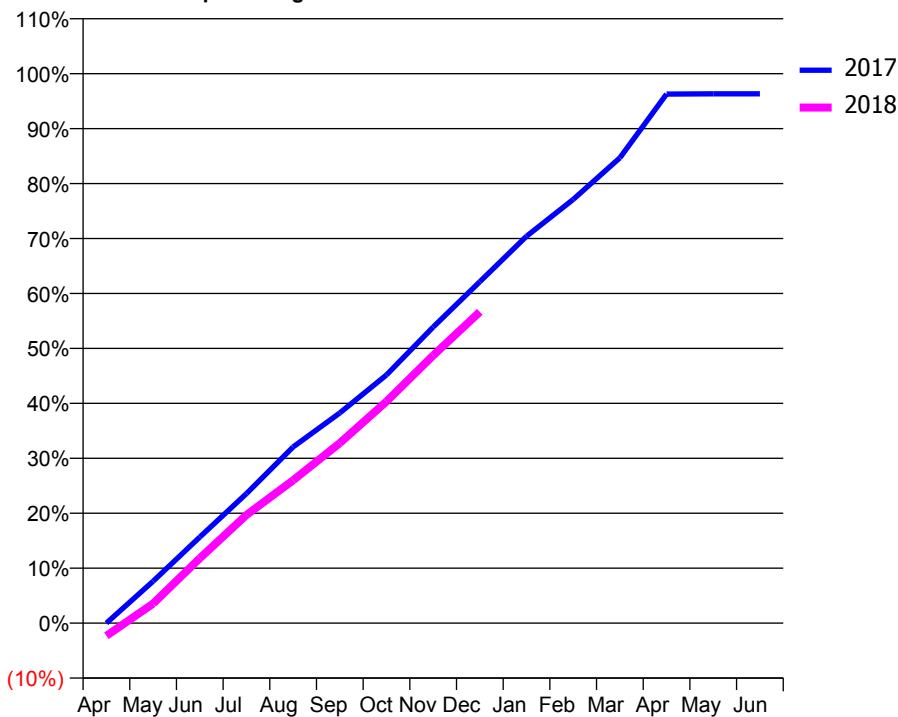
ACCESS*

Patients seen in 24 months	Total	Change since previous quarter
Quarter ending December 2016	2,832	
Quarter ending March 2017	2,924	↑
Quarter ending June 2017	3,073	↑
Quarter ending September 2017	3,162	↑
Quarter ending December 2017	3,234	↑
Variance since December 2016	14.2%	↑



ACTIVITY

Cumulative percentage of contracted UDA delivered 2017 & 2018



Month	Adjusted Scheduled Activity (UDA)	
	2017	2018
April	0	-273
May	901	418
June	1,847	1,392
July	2,781	2,322
August	3,781	3,066
September	4,510	3,865
October	5,327	4,757
November	6,354	5,744
December	7,326	6,681
January	8,302	
February	9,092	
March	9,985	
April	11,353	
May	11,359	
June	11,359	

QUALITY

	Quantity	Base Number	Contract	AT	Region	England
% of FP17s for the same patient ID Re-attending within 3 months - Children	40	594	6.7%	9.5%	11.5%	12.0%
% of FP17s for the same patient ID Re-attending within 3 months - Adults	770	3,822	20.1%	15.0%	15.8%	15.9%
% of FP17s for the same patient ID Re-attending between 3 & 9 months - Children	408	594	68.7%	59.4%	60.5%	58.0%
% of FP17s for the same patient ID Re-attending between 3 & 9 months - Adults	2,436	3,822	63.7%	51.1%	51.8%	50.5%
% of FP17s for Band 1 Urgent Courses	310	3,324	9.3%	9.6%	9.5%	9.0%
% of FP17s Relating to Free Repair or Replacements	4	3,324	0.1%	0.6%	0.7%	0.8%
% of FP17s Relating to Continuations	87	3,324	2.6%	0.9%	1.0%	1.1%
% of Patients satisfied with the dentistry they have received	19	22	86.4%	91.2%	92.1%	91.5%
% of Patients satisfied with the time they had to wait for an appointment	20	22	90.9%	88.7%	88.3%	87.9%

* This is based on patients treated on this contract for their most recent course of treatment. Figures in italics indicate the base number of FP17s or Patient Questionnaire responses are less than 100. N/A is shown where the base number of responses is less than 10 during the period. % is calculated as Quantity/Base number*100

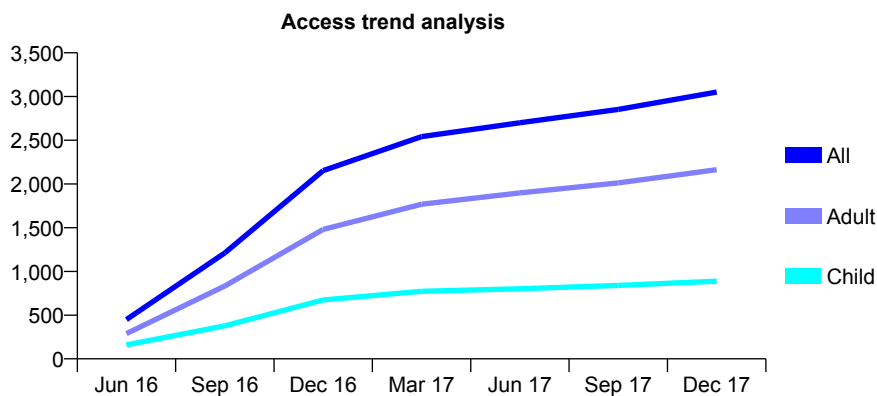
Q68 - Vital Signs At a Glance Contract Report for 100167/0000 - December 2017

Name or company name	ABC Dental Surgery Ltd
Contract type name	GDS Contract
Purpose of contract	General
Contract start date	01/06/2016
Contract end date	

17/18 Contracted general activity (UDA)	13,627
Carry forward general activity (UDA)	0
17/18 Contracted orthodontic activity (UOA)	0
Carry forward orthodontic activity (UOA)	0
Baseline contract value	£340,449.99

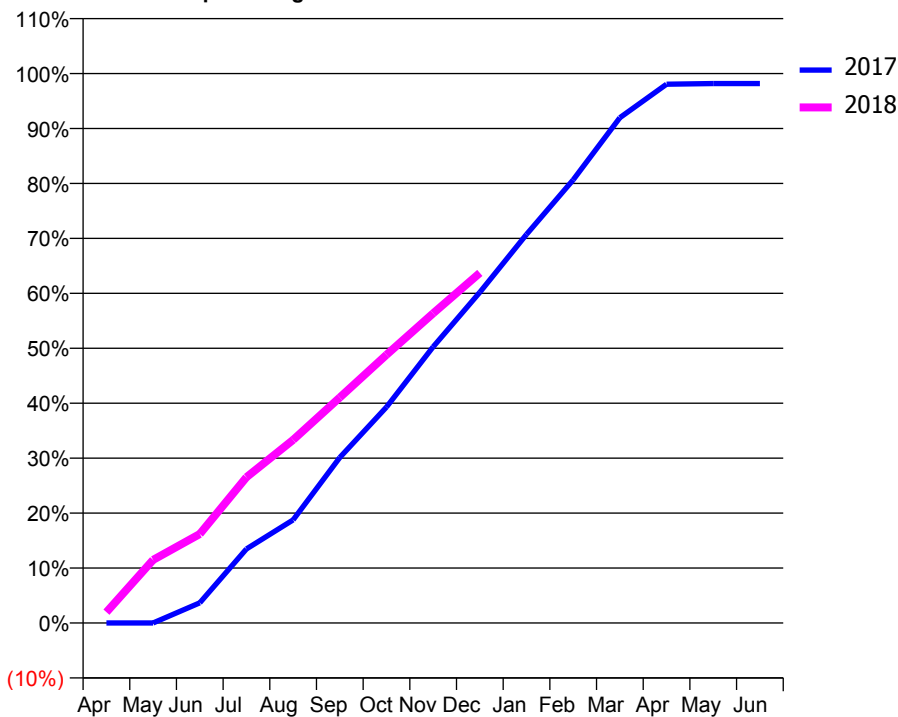
ACCESS*

Patients seen in 24 months	Total	Change since previous quarter
Quarter ending December 2016	2,153	
Quarter ending March 2017	2,541	↑
Quarter ending June 2017	2,700	↑
Quarter ending September 2017	2,852	↑
Quarter ending December 2017	3,051	↑
Variance since December 2016	41.7%	↑



ACTIVITY

Cumulative percentage of contracted UDA delivered 2017 & 2018



Month	Adjusted Scheduled Activity (UDA)	
	2017	2018
April	0	268
May	0	1,566
June	408	2,208
July	1,503	3,616
August	2,092	4,542
September	3,357	5,593
October	4,379	6,652
November	5,602	7,681
December	6,709	8,681
January	7,882	
February	8,987	
March	10,248	
April	10,926	
May	10,939	
June	10,939	

QUALITY

	Quantity	Base Number	Contract	AT	Region	England
% of FP17s for the same patient ID Re-attending within 3 months - Children	95	1,072	8.9%	9.5%	11.5%	12.0%
% of FP17s for the same patient ID Re-attending within 3 months - Adults	404	2,550	15.8%	15.0%	15.8%	15.9%
% of FP17s for the same patient ID Re-attending between 3 & 9 months - Children	693	1,072	64.6%	59.4%	60.5%	58.0%
% of FP17s for the same patient ID Re-attending between 3 & 9 months - Adults	1,477	2,550	57.9%	51.1%	51.8%	50.5%
% of FP17s for Band 1 Urgent Courses	320	3,398	9.4%	9.6%	9.5%	9.0%
% of FP17s Relating to Free Repair or Replacements	19	3,398	0.6%	0.6%	0.7%	0.8%
% of FP17s Relating to Continuations	34	3,398	1.0%	0.9%	1.0%	1.1%
% of Patients satisfied with the dentistry they have received	3	4	N/A	91.2%	92.1%	91.5%
% of Patients satisfied with the time they had to wait for an appointment	4	4	N/A	88.7%	88.3%	87.9%

* This is based on patients treated on this contract for their most recent course of treatment. Figures in italics indicate the base number of FP17s or Patient Questionnaire responses are less than 100. N/A is shown where the base number of responses is less than 10 during the period. % is calculated as Quantity/Base number*100

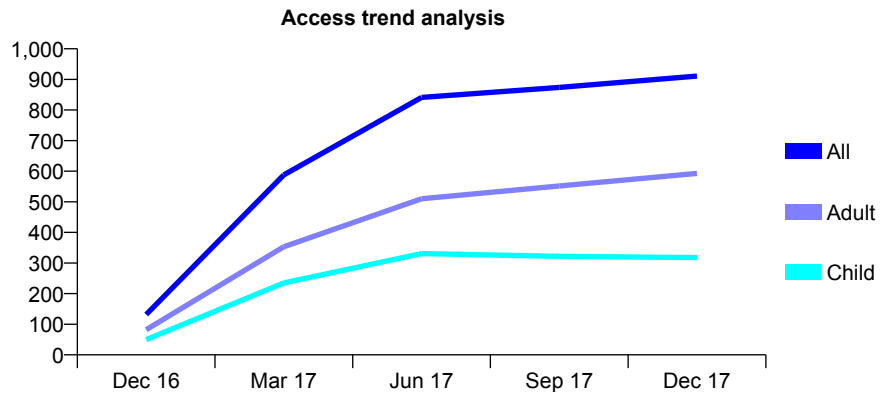
Q68 - Vital Signs At a Glance Contract Report for 100192/0000 - December 2017

Name or company name	Apex Dental Care Ltd
Contract type name	GDS Contract
Purpose of contract	General
Contract start date	01/04/2016
Contract end date	

17/18 Contracted general activity (UDA)	5,000
Carry forward general activity (UDA)	0
17/18 Contracted orthodontic activity (UOA)	0
Carry forward orthodontic activity (UOA)	0
Baseline contract value	£137,486.95

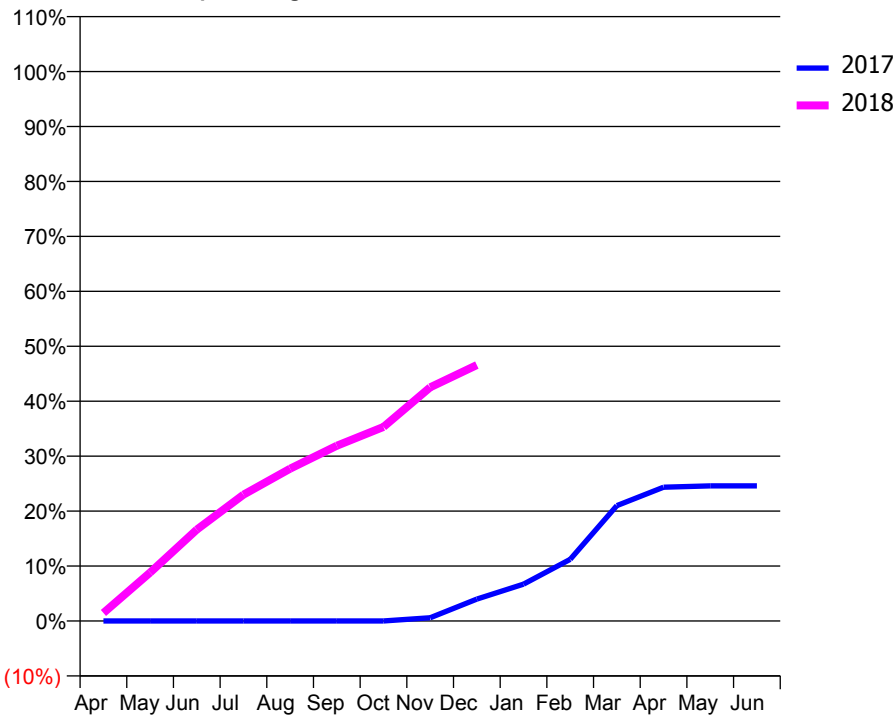
ACCESS*

Patients seen in 24 months	Total	Change since previous quarter
Quarter ending December 2016	132	
Quarter ending March 2017	588	↑
Quarter ending June 2017	841	↑
Quarter ending September 2017	874	↑
Quarter ending December 2017	911	↑
Variance since December 2016	590.2%	↑



ACTIVITY

Cumulative percentage of contracted UDA delivered 2017 & 2018



Month	Adjusted Scheduled Activity (UDA)	
	2017	2018
April	0	73
May	0	441
June	0	832
July	0	1,150
August	0	1,387
September	0	1,595
October	0	1,766
November	30	2,126
December	200	2,329
January	336	
February	562	
March	1,050	
April	1,217	
May	1,229	
June	1,229	

QUALITY

	Quantity	Base Number	Contract	AT	Region	England
% of FP17s for the same patient ID Re-attending within 3 months - Children	26	315	8.3%	9.5%	11.5%	12.0%
% of FP17s for the same patient ID Re-attending within 3 months - Adults	149	717	20.8%	15.0%	15.8%	15.9%
% of FP17s for the same patient ID Re-attending between 3 & 9 months - Children	74	315	23.5%	59.4%	60.5%	58.0%
% of FP17s for the same patient ID Re-attending between 3 & 9 months - Adults	132	717	18.4%	51.1%	51.8%	50.5%
% of FP17s for Band 1 Urgent Courses	135	917	14.7%	9.6%	9.5%	9.0%
% of FP17s Relating to Free Repair or Replacements	6	917	0.7%	0.6%	0.7%	0.8%
% of FP17s Relating to Continuations	31	917	3.4%	0.9%	1.0%	1.1%
% of Patients satisfied with the dentistry they have received	0	0	N/A	91.2%	92.1%	91.5%
% of Patients satisfied with the time they had to wait for an appointment	0	0	N/A	88.7%	88.3%	87.9%

* This is based on patients treated on this contract for their most recent course of treatment. Figures in italics indicate the base number of FP17s or Patient Questionnaire responses are less than 100. N/A is shown where the base number of responses is less than 10 during the period. % is calculated as Quantity/Base number*100

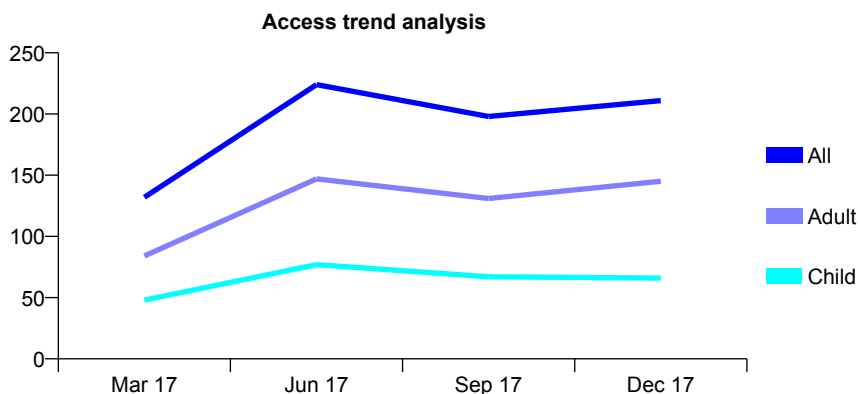
Q68 - Vital Signs At a Glance Contract Report for 100262/0000 - December 2017

Name or company name	MISS S IMANI
Contract type name	GDS Contract
Purpose of contract	General
Contract start date	01/04/2016
Contract end date	31/03/2018

17/18 Contracted general activity (UDA)	1,000
Carry forward general activity (UDA)	0
17/18 Contracted orthodontic activity (UOA)	0
Carry forward orthodontic activity (UOA)	0
Baseline contract value	£24,337.54

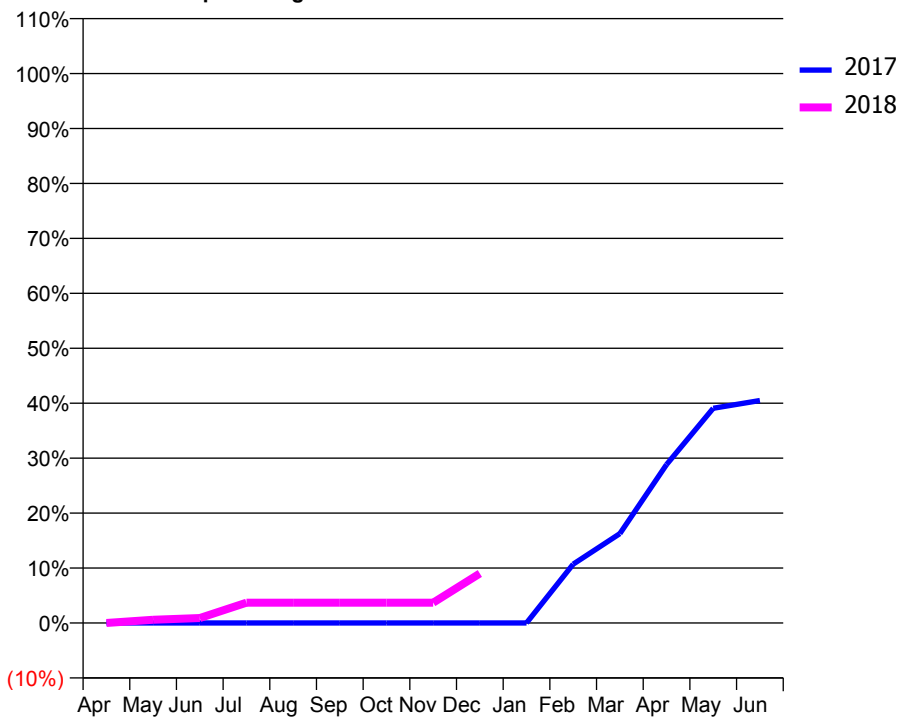
ACCESS*

Patients seen in 24 months	Total	Change since previous quarter
Quarter ending December 2016	0	
Quarter ending March 2017	132	
Quarter ending June 2017	224	↑
Quarter ending September 2017	198	↓
Quarter ending December 2017	211	↑
Variance since December 2016	N/A	



ACTIVITY

Cumulative percentage of contracted UDA delivered 2017 & 2018



Month	Adjusted Scheduled Activity (UDA)	
	2017	2018
April	0	0
May	0	6
June	0	9
July	0	37
August	0	37
September	0	37
October	0	37
November	0	37
December	0	90
January	0	
February	214	
March	325	
April	577	
May	782	
June	810	

QUALITY

	Quantity	Base Number	Contract	AT	Region	England
% of FP17s for the same patient ID Re-attending within 3 months - Children	2	49	4.1%	9.5%	11.5%	12.0%
% of FP17s for the same patient ID Re-attending within 3 months - Adults	15	144	10.4%	15.0%	15.8%	15.9%
% of FP17s for the same patient ID Re-attending between 3 & 9 months - Children	0	49	0.0%	59.4%	60.5%	58.0%
% of FP17s for the same patient ID Re-attending between 3 & 9 months - Adults	0	144	0.0%	51.1%	51.8%	50.5%
% of FP17s for Band 1 Urgent Courses	11	34	32.4%	9.6%	9.5%	9.0%
% of FP17s Relating to Free Repair or Replacements	0	34	0.0%	0.6%	0.7%	0.8%
% of FP17s Relating to Continuations	0	34	0.0%	0.9%	1.0%	1.1%
% of Patients satisfied with the dentistry they have received	0	0	N/A	91.2%	92.1%	91.5%
% of Patients satisfied with the time they had to wait for an appointment	0	0	N/A	88.7%	88.3%	87.9%

* This is based on patients treated on this contract for their most recent course of treatment. Figures in italics indicate the base number of FP17s or Patient Questionnaire responses are less than 100. N/A is shown where the base number of responses is less than 10 during the period. % is calculated as Quantity/Base number*100

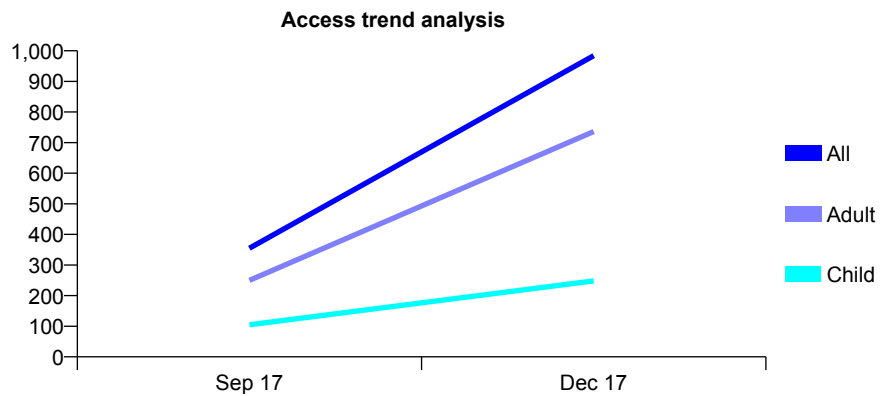
Q68 - Vital Signs At a Glance Contract Report for 100476/0000 - December 2017

Name or company name	Jayne Withinshaw Limited
Contract type name	GDS Contract
Purpose of contract	General
Contract start date	01/08/2017
Contract end date	

17/18 Contracted general activity (UDA)	3,252
Carry forward general activity (UDA)	0
17/18 Contracted orthodontic activity (UOA)	0
Carry forward orthodontic activity (UOA)	0
Baseline contract value	£79,440.00

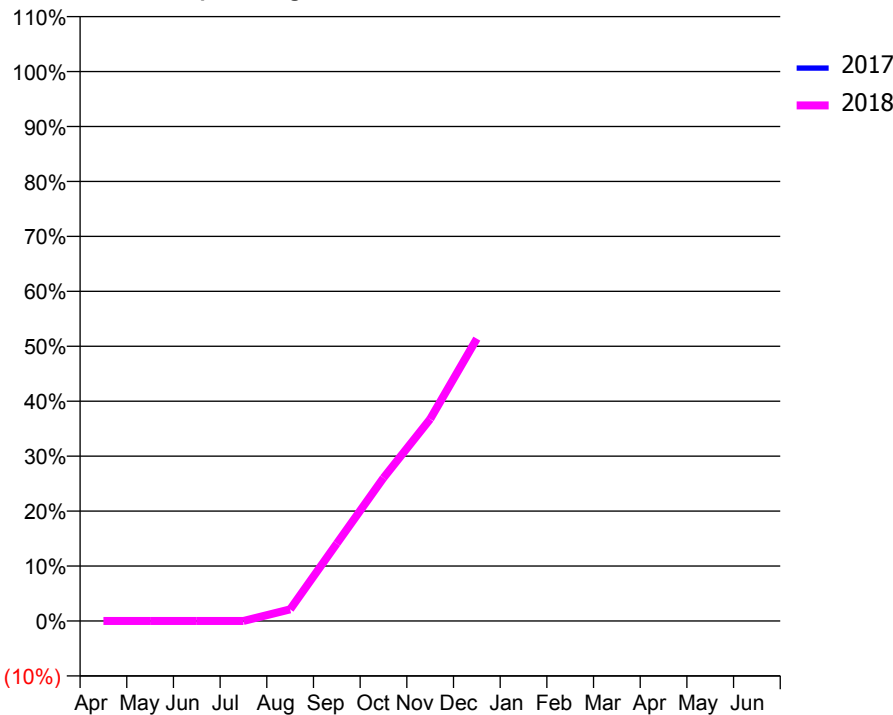
ACCESS*

Patients seen in 24 months	Total	Change since previous quarter
Quarter ending December 2016	0	
Quarter ending March 2017	0	
Quarter ending June 2017	0	
Quarter ending September 2017	355	↑
Quarter ending December 2017	984	↑
Variance since December 2016	N/A	



ACTIVITY

Cumulative percentage of contracted UDA delivered 2017 & 2018



Month	Adjusted Scheduled Activity (UDA)	
	2017	2018
April	0	0
May	0	0
June	0	0
July	0	0
August	0	69
September	0	459
October	0	847
November	0	1,195
December	0	1,671
January	0	
February	0	
March	0	
April	0	
May	0	
June	0	

QUALITY

	Quantity	Base Number	Contract	AT	Region	England
% of FP17s for the same patient ID Re-attending within 3 months - Children	4	235	1.7%	9.5%	11.5%	12.0%
% of FP17s for the same patient ID Re-attending within 3 months - Adults	49	748	6.6%	15.0%	15.8%	15.9%
% of FP17s for the same patient ID Re-attending between 3 & 9 months - Children	0	235	0.0%	59.4%	60.5%	58.0%
% of FP17s for the same patient ID Re-attending between 3 & 9 months - Adults	3	748	0.4%	51.1%	51.8%	50.5%
% of FP17s for Band 1 Urgent Courses	25	983	2.5%	9.6%	9.5%	9.0%
% of FP17s Relating to Free Repair or Replacements	3	983	0.3%	0.6%	0.7%	0.8%
% of FP17s Relating to Continuations	9	983	0.9%	0.9%	1.0%	1.1%
% of Patients satisfied with the dentistry they have received	1	1	N/A	91.2%	92.1%	91.5%
% of Patients satisfied with the time they had to wait for an appointment	1	1	N/A	88.7%	88.3%	87.9%

* This is based on patients treated on this contract for their most recent course of treatment. Figures in italics indicate the base number of FP17s or Patient Questionnaire responses are less than 100. N/A is shown where the base number of responses is less than 10 during the period. % is calculated as Quantity/Base number*100

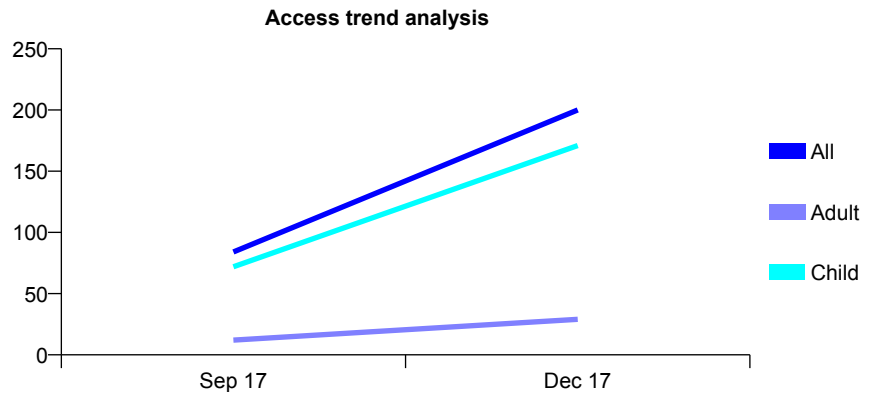
Q68 - Vital Signs At a Glance Contract Report for 100477/0000 - December 2017

Name or company name	Knights Dental Surgery Limited
Contract type name	GDS Contract
Purpose of contract	General
Contract start date	01/08/2017
Contract end date	

17/18 Contracted general activity (UDA)	738
Carry forward general activity (UDA)	0
17/18 Contracted orthodontic activity (UOA)	0
Carry forward orthodontic activity (UOA)	0
Baseline contract value	£19,524.40

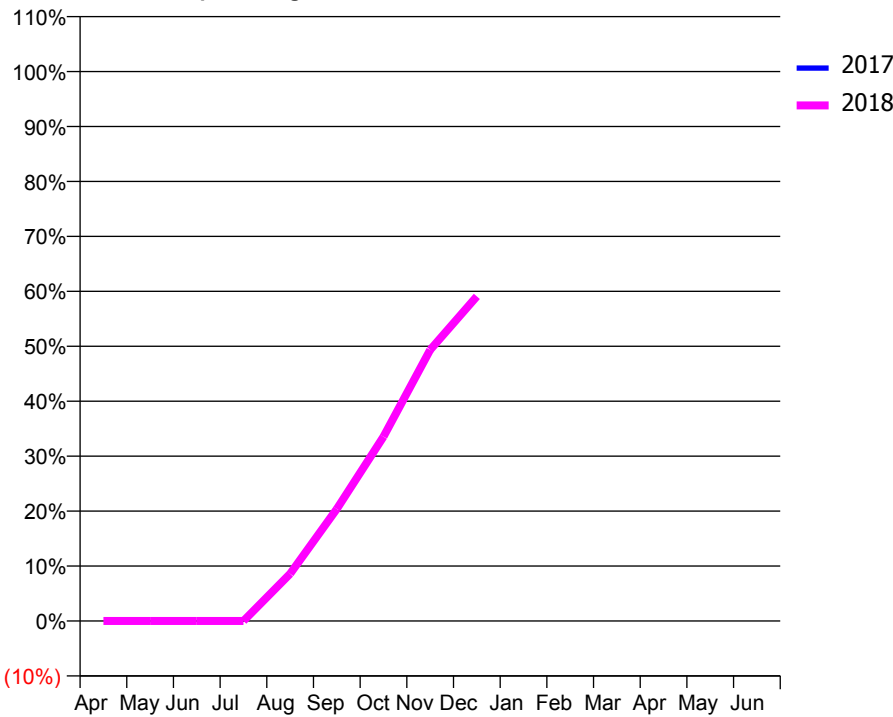
ACCESS*

Patients seen in 24 months	Total	Change since previous quarter
Quarter ending December 2016	0	
Quarter ending March 2017	0	
Quarter ending June 2017	0	
Quarter ending September 2017	84	↑
Quarter ending December 2017	200	↑
Variance since December 2016	N/A	



ACTIVITY

Cumulative percentage of contracted UDA delivered 2017 & 2018



Month	Adjusted Scheduled Activity (UDA)	
	2017	2018
April	0	0
May	0	0
June	0	0
July	0	0
August	0	63
September	0	151
October	0	248
November	0	364
December	0	436
January	0	
February	0	
March	0	
April	0	
May	0	
June	0	

QUALITY

	Quantity	Base Number	Contract	AT	Region	England
% of FP17s for the same patient ID Re-attending within 3 months - Children	4	177	2.3%	9.5%	11.5%	12.0%
% of FP17s for the same patient ID Re-attending within 3 months - Adults	2	26	7.7%	15.0%	15.8%	15.9%
% of FP17s for the same patient ID Re-attending between 3 & 9 months - Children	0	177	0.0%	59.4%	60.5%	58.0%
% of FP17s for the same patient ID Re-attending between 3 & 9 months - Adults	1	26	3.8%	51.1%	51.8%	50.5%
% of FP17s for Band 1 Urgent Courses	10	203	4.9%	9.6%	9.5%	9.0%
% of FP17s Relating to Free Repair or Replacements	0	203	0.0%	0.6%	0.7%	0.8%
% of FP17s Relating to Continuations	0	203	0.0%	0.9%	1.0%	1.1%
% of Patients satisfied with the dentistry they have received	0	0	N/A	91.2%	92.1%	91.5%
% of Patients satisfied with the time they had to wait for an appointment	0	0	N/A	88.7%	88.3%	87.9%

* This is based on patients treated on this contract for their most recent course of treatment. Figures in italics indicate the base number of FP17s or Patient Questionnaire responses are less than 100. N/A is shown where the base number of responses is less than 10 during the period. % is calculated as Quantity/Base number*100

Q68 - Vital Signs At a Glance Contract Report for 100516/0000 - December 2017


Name or company name	MR WM HOULDEN
Contract type name	GDS Contract
Purpose of contract	General
Contract start date	01/07/2017
Contract end date	

17/18 Contracted general activity (UDA)	2,058
Carry forward general activity (UDA)	0
17/18 Contracted orthodontic activity (UOA)	0
Carry forward orthodontic activity (UOA)	0
Baseline contract value	£69,217.62

ACCESS*

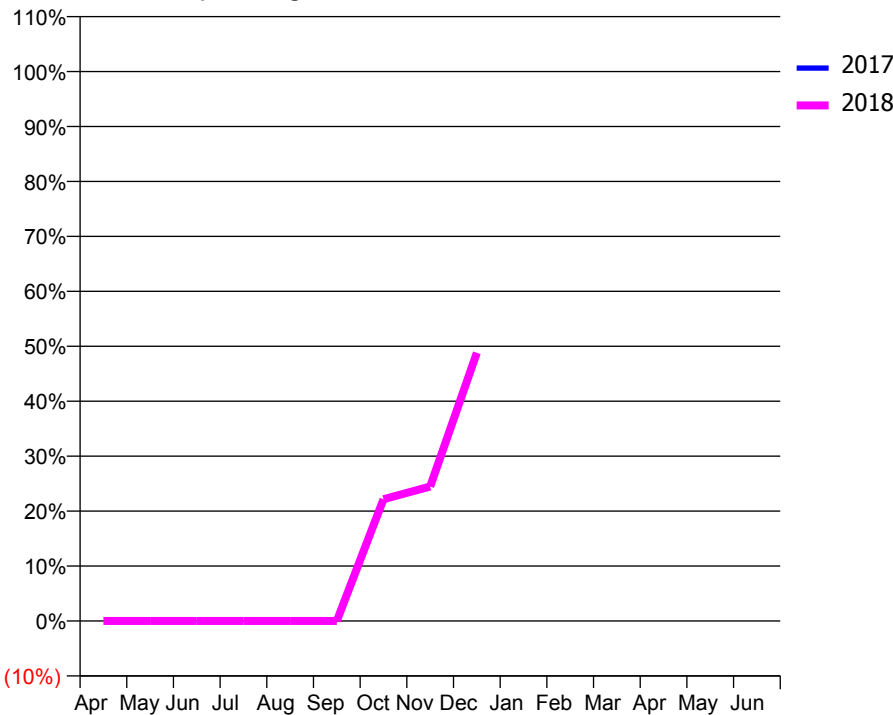
Patients seen in 24 months	Total	Change since previous quarter
Quarter ending December 2016	0	
Quarter ending March 2017	0	
Quarter ending June 2017	0	
Quarter ending September 2017	0	
Quarter ending December 2017	237	↑
Variance since December 2016	N/A	

Access trend analysis



ACTIVITY

Cumulative percentage of contracted UDA delivered 2017 & 2018



Month	Adjusted Scheduled Activity (UDA)	
	2017	2018
April	0	0
May	0	0
June	0	0
July	0	0
August	0	0
September	0	0
October	0	456
November	0	504
December	0	1,005
January	0	
February	0	
March	0	
April	0	
May	0	
June	0	

QUALITY

	Quantity	Base Number	Contract	AT	Region	England
% of FP17s for the same patient ID Re-attending within 3 months - Children	0	0	N/A	9.5%	11.5%	12.0%
% of FP17s for the same patient ID Re-attending within 3 months - Adults	42	298	14.1%	15.0%	15.8%	15.9%
% of FP17s for the same patient ID Re-attending between 3 & 9 months - Children	0	0	N/A	59.4%	60.5%	58.0%
% of FP17s for the same patient ID Re-attending between 3 & 9 months - Adults	6	298	2.0%	51.1%	51.8%	50.5%
% of FP17s for Band 1 Urgent Courses	27	298	9.1%	9.6%	9.5%	9.0%
% of FP17s Relating to Free Repair or Replacements	0	298	0.0%	0.6%	0.7%	0.8%
% of FP17s Relating to Continuations	2	298	0.7%	0.9%	1.0%	1.1%
% of Patients satisfied with the dentistry they have received	0	0	N/A	91.2%	92.1%	91.5%
% of Patients satisfied with the time they had to wait for an appointment	0	0	N/A	88.7%	88.3%	87.9%

* This is based on patients treated on this contract for their most recent course of treatment. Figures in italics indicate the base number of FP17s or Patient Questionnaire responses are less than 100. N/A is shown where the base number of responses is less than 10 during the period. % is calculated as Quantity/Base number*100

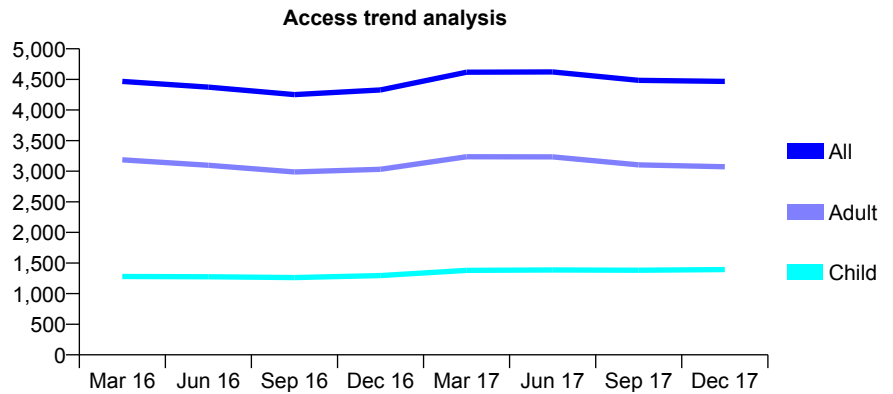
Q68 - Vital Signs At a Glance Contract Report for 101281/0028 - December 2017

Name or company name	OASIS DENTAL CARE LTD
Contract type name	GDS Contract
Purpose of contract	General
Contract start date	01/04/2006
Contract end date	

17/18 Contracted general activity (UDA)	11,520
Carry forward general activity (UDA)	0
17/18 Contracted orthodontic activity (UOA)	0
Carry forward orthodontic activity (UOA)	0
Baseline contract value	£272,928.09

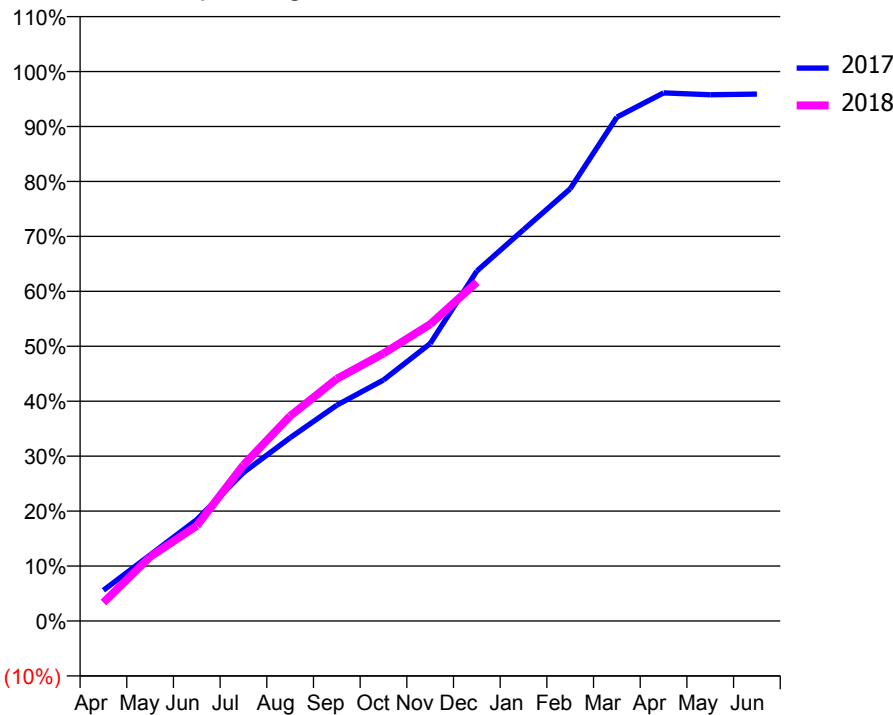
ACCESS*

Patients seen in 24 months	Total	Change since previous quarter
Quarter ending December 2016	4,327	
Quarter ending March 2017	4,618	↑
Quarter ending June 2017	4,621	→
Quarter ending September 2017	4,485	↓
Quarter ending December 2017	4,467	→
Variance since December 2016	3.2%	↑



ACTIVITY

Cumulative percentage of contracted UDA delivered 2017 & 2018



Month	Adjusted Scheduled Activity (UDA)	
	2017	2018
April	645	387
May	1,386	1,347
June	2,125	1,999
July	3,114	3,272
August	3,842	4,297
September	4,525	5,079
October	5,054	5,609
November	5,817	6,222
December	7,337	7,105
January	8,205	
February	9,060	
March	10,564	
April	11,071	
May	11,033	
June	11,046	

QUALITY

	Quantity	Base Number	Contract	AT	Region	England
% of FP17s for the same patient ID Re-attending within 3 months - Children	111	1,448	7.7%	9.5%	11.5%	12.0%
% of FP17s for the same patient ID Re-attending within 3 months - Adults	404	2,828	14.3%	15.0%	15.8%	15.9%
% of FP17s for the same patient ID Re-attending between 3 & 9 months - Children	900	1,448	62.2%	59.4%	60.5%	58.0%
% of FP17s for the same patient ID Re-attending between 3 & 9 months - Adults	1,550	2,828	54.8%	51.1%	51.8%	50.5%
% of FP17s for Band 1 Urgent Courses	526	4,059	13.0%	9.6%	9.5%	9.0%
% of FP17s Relating to Free Repair or Replacements	39	4,059	1.0%	0.6%	0.7%	0.8%
% of FP17s Relating to Continuations	2	4,059	0.0%	0.9%	1.0%	1.1%
% of Patients satisfied with the dentistry they have received	4	4	N/A	91.2%	92.1%	91.5%
% of Patients satisfied with the time they had to wait for an appointment	3	4	N/A	88.7%	88.3%	87.9%

* This is based on patients treated on this contract for their most recent course of treatment. Figures in italics indicate the base number of FP17s or Patient Questionnaire responses are less than 100. N/A is shown where the base number of responses is less than 10 during the period. % is calculated as Quantity/Base number*100

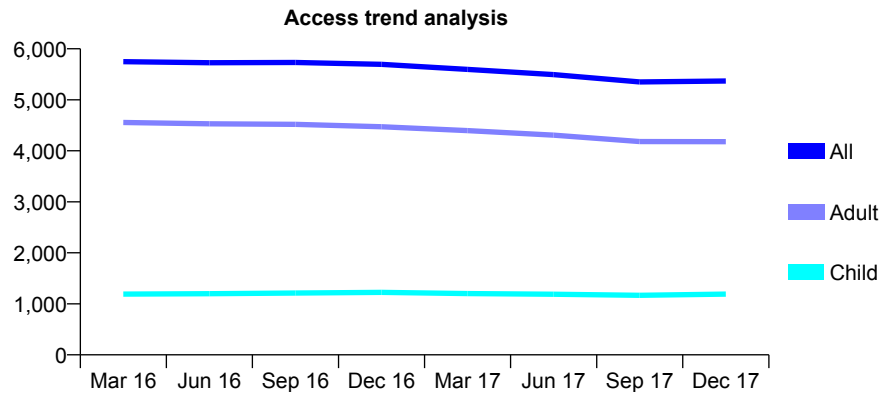
Q68 - Vital Signs At a Glance Contract Report for 101281/0040 - December 2017

Name or company name	OASIS DENTAL CARE LTD
Contract type name	GDS Contract
Purpose of contract	General
Contract start date	01/04/2006
Contract end date	

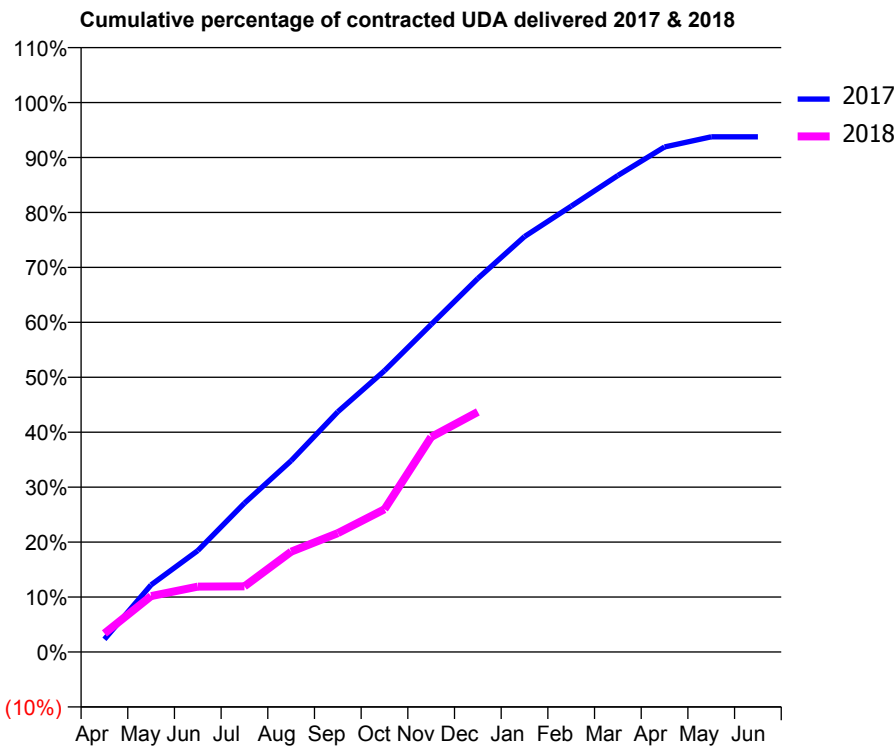
17/18 Contracted general activity (UDA)	16,400
Carry forward general activity (UDA)	0
17/18 Contracted orthodontic activity (UOA)	0
Carry forward orthodontic activity (UOA)	0
Baseline contract value	£411,402.39

ACCESS*

Patients seen in 24 months	Total	Change since previous quarter
Quarter ending December 2016	5,696	
Quarter ending March 2017	5,596	↓
Quarter ending June 2017	5,495	↓
Quarter ending September 2017	5,350	↓
Quarter ending December 2017	5,369	→
Variance since December 2016	(5.7%)	↓



ACTIVITY



Month	Adjusted Scheduled Activity (UDA)	
	2017	2018
April	380	555
May	2,004	1,670
June	3,027	1,951
July	4,444	1,961
August	5,708	2,996
September	7,171	3,550
October	8,394	4,259
November	9,776	6,418
December	11,148	7,164
January	12,398	
February	13,306	
March	14,221	
April	15,072	
May	15,378	
June	15,378	

QUALITY

	Quantity	Base Number	Contract	AT	Region	England
% of FP17s for the same patient ID Re-attending within 3 months - Children	80	1,242	6.4%	9.5%	11.5%	12.0%
% of FP17s for the same patient ID Re-attending within 3 months - Adults	525	3,718	14.1%	15.0%	15.8%	15.9%
% of FP17s for the same patient ID Re-attending between 3 & 9 months - Children	746	1,242	60.1%	59.4%	60.5%	58.0%
% of FP17s for the same patient ID Re-attending between 3 & 9 months - Adults	1,566	3,718	42.1%	51.1%	51.8%	50.5%
% of FP17s for Band 1 Urgent Courses	553	4,277	12.9%	9.6%	9.5%	9.0%
% of FP17s Relating to Free Repair or Replacements	48	4,277	1.1%	0.6%	0.7%	0.8%
% of FP17s Relating to Continuations	6	4,277	0.1%	0.9%	1.0%	1.1%
% of Patients satisfied with the dentistry they have received	6	7	N/A	91.2%	92.1%	91.5%
% of Patients satisfied with the time they had to wait for an appointment	6	7	N/A	88.7%	88.3%	87.9%

* This is based on patients treated on this contract for their most recent course of treatment. Figures in italics indicate the base number of FP17s or Patient Questionnaire responses are less than 100. N/A is shown where the base number of responses is less than 10 during the period. % is calculated as Quantity/Base number*100

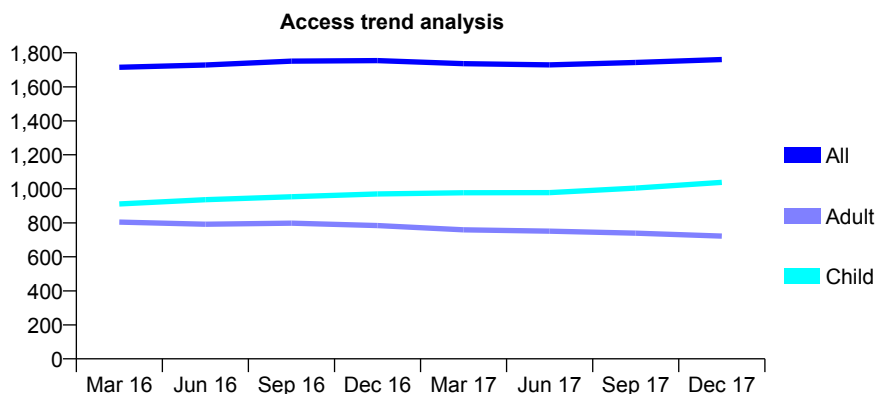
Q68 - Vital Signs At a Glance Contract Report for 101281/0056 - December 2017

Name or company name	OASIS DENTAL CARE LTD
Contract type name	GDS Contract
Purpose of contract	General
Contract start date	01/04/2006
Contract end date	

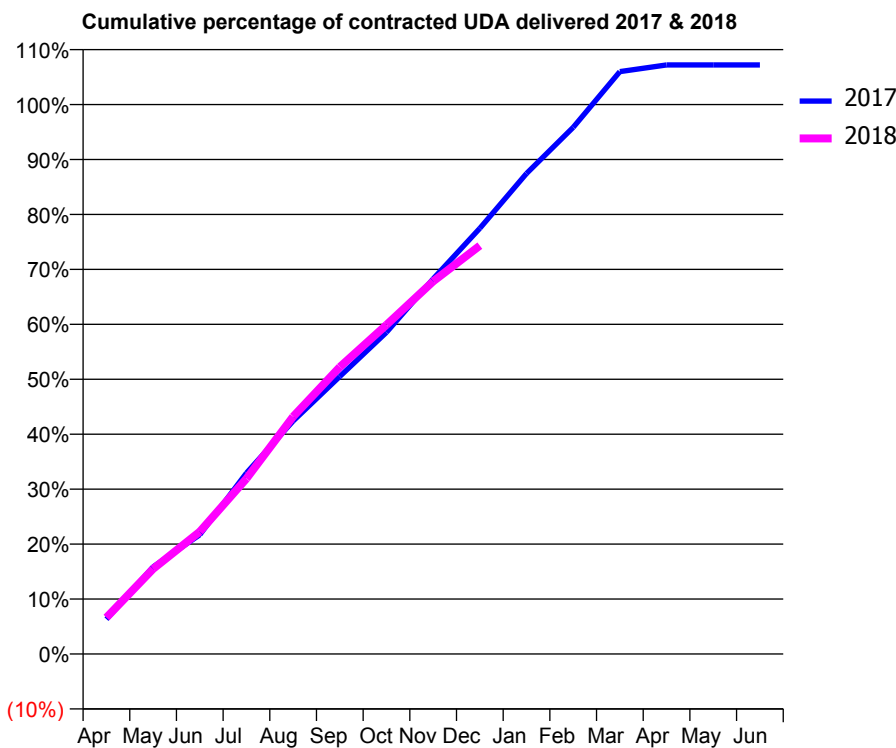
17/18 Contracted general activity (UDA)	3,474
Carry forward general activity (UDA)	-70
17/18 Contracted orthodontic activity (UOA)	0
Carry forward orthodontic activity (UOA)	0
Baseline contract value	£83,331.22

ACCESS*

Patients seen in 24 months	Total	Change since previous quarter
Quarter ending December 2016	1,754	
Quarter ending March 2017	1,736	↓
Quarter ending June 2017	1,729	→
Quarter ending September 2017	1,743	→
Quarter ending December 2017	1,760	→
Variance since December 2016	0.3%	→



ACTIVITY



Month	Adjusted Scheduled Activity (UDA)	
	2017	2018
April	221	231
May	551	538
June	754	774
July	1,144	1,109
August	1,473	1,501
September	1,754	1,814
October	2,034	2,081
November	2,372	2,356
December	2,691	2,582
January	3,038	
February	3,329	
March	3,682	
April	3,724	
May	3,724	
June	3,724	

QUALITY

	Quantity	Base Number	Contract	AT	Region	England
% of FP17s for the same patient ID Re-attending within 3 months - Children	68	1,027	6.6%	9.5%	11.5%	12.0%
% of FP17s for the same patient ID Re-attending within 3 months - Adults	80	563	14.2%	15.0%	15.8%	15.9%
% of FP17s for the same patient ID Re-attending between 3 & 9 months - Children	590	1,027	57.4%	59.4%	60.5%	58.0%
% of FP17s for the same patient ID Re-attending between 3 & 9 months - Adults	204	563	36.2%	51.1%	51.8%	50.5%
% of FP17s for Band 1 Urgent Courses	99	1,573	6.3%	9.6%	9.5%	9.0%
% of FP17s Relating to Free Repair or Replacements	4	1,573	0.3%	0.6%	0.7%	0.8%
% of FP17s Relating to Continuations	22	1,573	1.4%	0.9%	1.0%	1.1%
% of Patients satisfied with the dentistry they have received	0	0	N/A	91.2%	92.1%	91.5%
% of Patients satisfied with the time they had to wait for an appointment	0	0	N/A	88.7%	88.3%	87.9%

* This is based on patients treated on this contract for their most recent course of treatment. Figures in italics indicate the base number of FP17s or Patient Questionnaire responses are less than 100. N/A is shown where the base number of responses is less than 10 during the period. % is calculated as Quantity/Base number*100

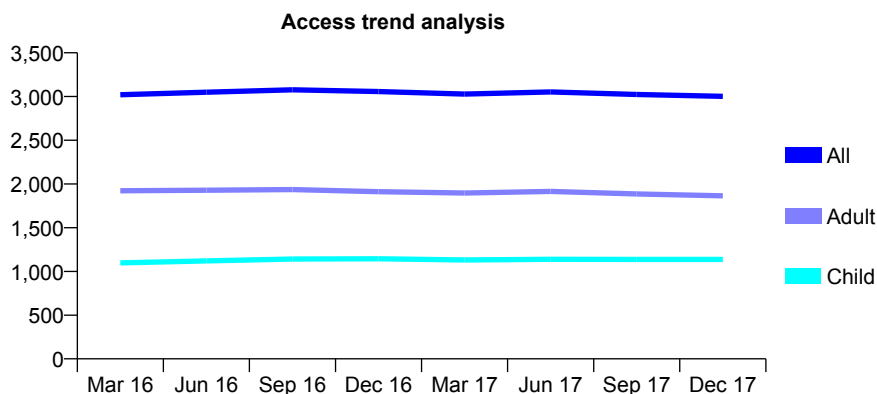
Q68 - Vital Signs At a Glance Contract Report for 101281/0057 - December 2017

Name or company name	OASIS DENTAL CARE LTD
Contract type name	GDS Contract
Purpose of contract	General
Contract start date	01/04/2006
Contract end date	

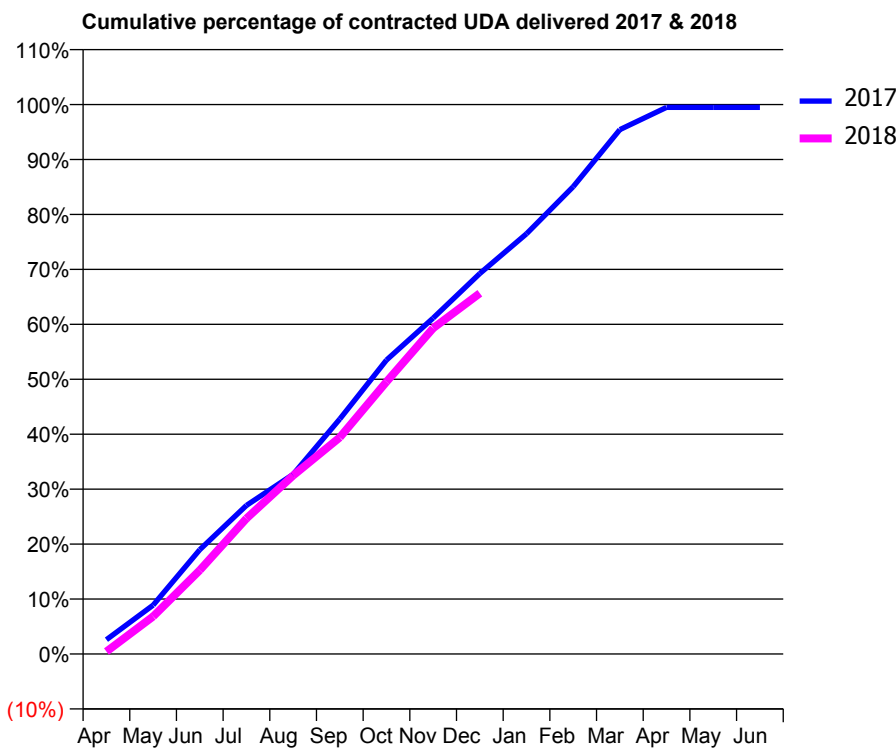
17/18 Contracted general activity (UDA)	7,181
Carry forward general activity (UDA)	37
17/18 Contracted orthodontic activity (UOA)	0
Carry forward orthodontic activity (UOA)	0
Baseline contract value	£179,898.58

ACCESS*

Patients seen in 24 months	Total	Change since previous quarter
Quarter ending December 2016	3,057	
Quarter ending March 2017	3,028	→
Quarter ending June 2017	3,053	→
Quarter ending September 2017	3,023	→
Quarter ending December 2017	3,002	→
Variance since December 2016	(1.8%)	↓



ACTIVITY



Month	Adjusted Scheduled Activity (UDA)	
	2017	2018
April	187	32
May	638	490
June	1,364	1,095
July	1,943	1,771
August	2,348	2,333
September	3,071	2,831
October	3,841	3,558
November	4,390	4,258
December	4,973	4,715
January	5,492	
February	6,107	
March	6,852	
April	7,144	
May	7,144	
June	7,144	

QUALITY

	Quantity	Base Number	Contract	AT	Region	England
% of FP17s for the same patient ID Re-attending within 3 months - Children	67	1,249	5.4%	9.5%	11.5%	12.0%
% of FP17s for the same patient ID Re-attending within 3 months - Adults	205	1,856	11.0%	15.0%	15.8%	15.9%
% of FP17s for the same patient ID Re-attending between 3 & 9 months - Children	843	1,249	67.5%	59.4%	60.5%	58.0%
% of FP17s for the same patient ID Re-attending between 3 & 9 months - Adults	1,120	1,856	60.3%	51.1%	51.8%	50.5%
% of FP17s for Band 1 Urgent Courses	210	2,929	7.2%	9.6%	9.5%	9.0%
% of FP17s Relating to Free Repair or Replacements	21	2,929	0.7%	0.6%	0.7%	0.8%
% of FP17s Relating to Continuations	0	2,929	0.0%	0.9%	1.0%	1.1%
% of Patients satisfied with the dentistry they have received	0	0	N/A	91.2%	92.1%	91.5%
% of Patients satisfied with the time they had to wait for an appointment	0	0	N/A	88.7%	88.3%	87.9%

* This is based on patients treated on this contract for their most recent course of treatment. Figures in italics indicate the base number of FP17s or Patient Questionnaire responses are less than 100. N/A is shown where the base number of responses is less than 10 during the period. % is calculated as Quantity/Base number*100

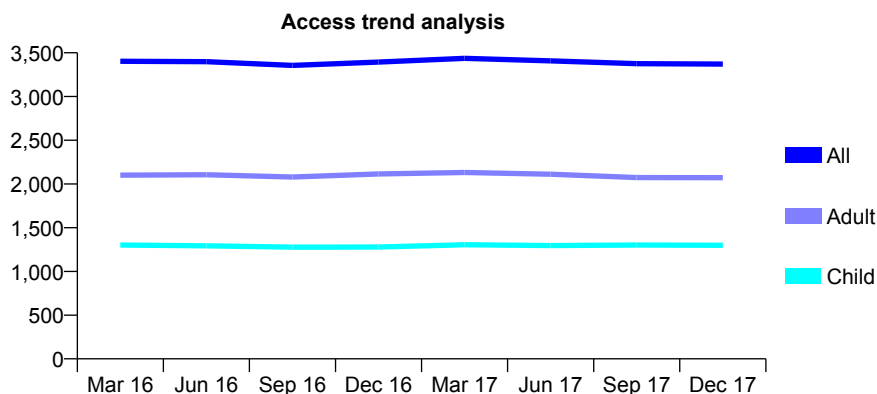
Q68 - Vital Signs At a Glance Contract Report for 101281/0090 - December 2017

Name or company name	OASIS DENTAL CARE LTD
Contract type name	GDS Contract
Purpose of contract	General
Contract start date	01/04/2006
Contract end date	

17/18 Contracted general activity (UDA)	7,650
Carry forward general activity (UDA)	-153
17/18 Contracted orthodontic activity (UOA)	0
Carry forward orthodontic activity (UOA)	0
Baseline contract value	£195,321.58

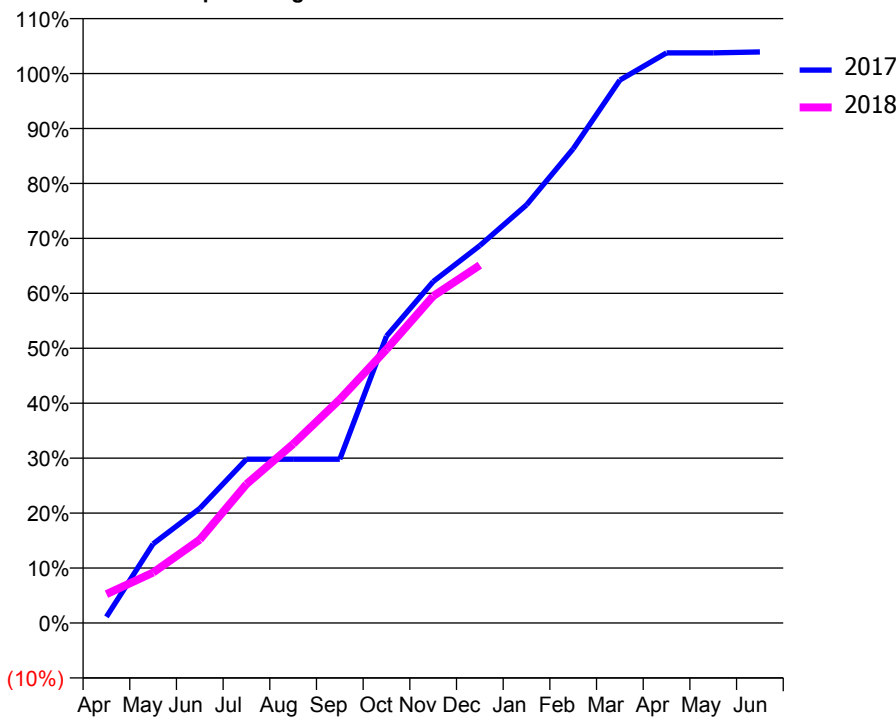
ACCESS*

Patients seen in 24 months	Total	Change since previous quarter
Quarter ending December 2016	3,394	
Quarter ending March 2017	3,436	→
Quarter ending June 2017	3,407	→
Quarter ending September 2017	3,375	→
Quarter ending December 2017	3,371	→
Variance since December 2016	(0.7%)	→



ACTIVITY

Cumulative percentage of contracted UDA delivered 2017 & 2018



Month	Adjusted Scheduled Activity (UDA)	
	2017	2018
April	87	402
May	1,102	703
June	1,595	1,162
July	2,280	1,933
August	2,280	2,492
September	2,280	3,115
October	3,994	3,810
November	4,753	4,551
December	5,255	4,981
January	5,822	
February	6,602	
March	7,559	
April	7,937	
May	7,937	
June	7,951	

QUALITY

	Quantity	Base Number	Contract	AT	Region	England
% of FP17s for the same patient ID Re-attending within 3 months - Children	70	1,341	5.2%	9.5%	11.5%	12.0%
% of FP17s for the same patient ID Re-attending within 3 months - Adults	270	1,889	14.3%	15.0%	15.8%	15.9%
% of FP17s for the same patient ID Re-attending between 3 & 9 months - Children	861	1,341	64.2%	59.4%	60.5%	58.0%
% of FP17s for the same patient ID Re-attending between 3 & 9 months - Adults	1,032	1,889	54.6%	51.1%	51.8%	50.5%
% of FP17s for Band 1 Urgent Courses	244	2,973	8.2%	9.6%	9.5%	9.0%
% of FP17s Relating to Free Repair or Replacements	2	2,973	0.1%	0.6%	0.7%	0.8%
% of FP17s Relating to Continuations	76	2,973	2.6%	0.9%	1.0%	1.1%
% of Patients satisfied with the dentistry they have received	2	2	N/A	91.2%	92.1%	91.5%
% of Patients satisfied with the time they had to wait for an appointment	2	2	N/A	88.7%	88.3%	87.9%

* This is based on patients treated on this contract for their most recent course of treatment. Figures in italics indicate the base number of FP17s or Patient Questionnaire responses are less than 100. N/A is shown where the base number of responses is less than 10 during the period. % is calculated as Quantity/Base number*100

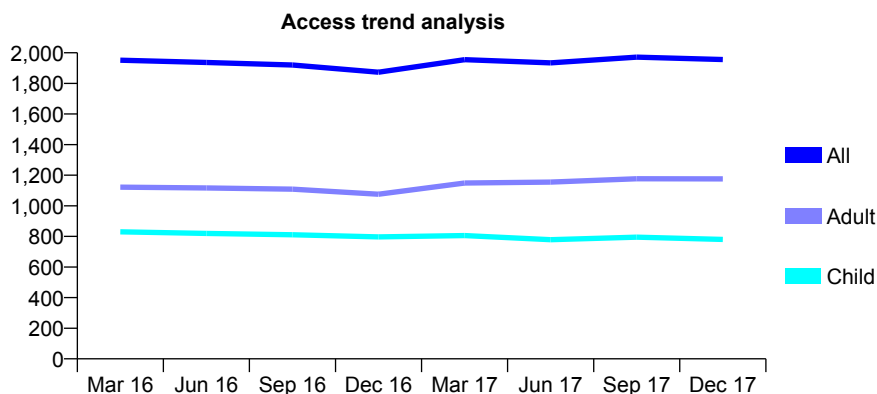
Q68 - Vital Signs At a Glance Contract Report for 101281/0123 - December 2017

Name or company name	OASIS DENTAL CARE LTD
Contract type name	GDS Contract
Purpose of contract	General
Contract start date	01/04/2006
Contract end date	

17/18 Contracted general activity (UDA)	5,664
Carry forward general activity (UDA)	113
17/18 Contracted orthodontic activity (UOA)	0
Carry forward orthodontic activity (UOA)	0
Baseline contract value	£124,173.93

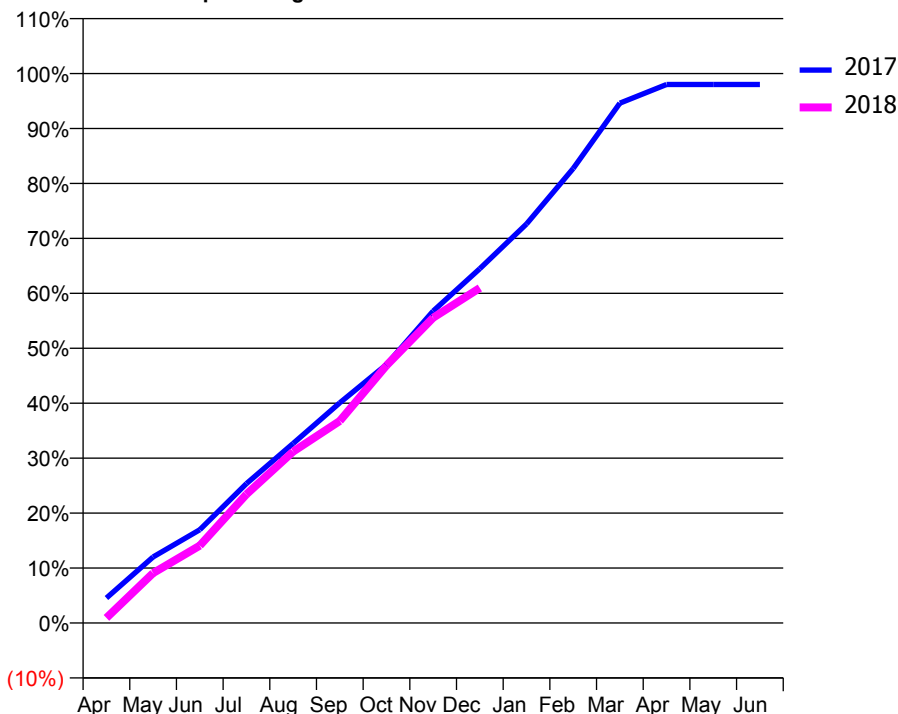
ACCESS*

Patients seen in 24 months	Total	Change since previous quarter
Quarter ending December 2016	1,873	
Quarter ending March 2017	1,955	↑
Quarter ending June 2017	1,934	↓
Quarter ending September 2017	1,972	→
Quarter ending December 2017	1,956	→
Variance since December 2016	4.4%	↑



ACTIVITY

Cumulative percentage of contracted UDA delivered 2017 & 2018



Month	Adjusted Scheduled Activity (UDA)	
	2017	2018
April	258	53
May	681	515
June	961	798
July	1,437	1,326
August	1,851	1,767
September	2,269	2,083
October	2,664	2,655
November	3,215	3,147
December	3,652	3,453
January	4,113	
February	4,685	
March	5,359	
April	5,550	
May	5,550	
June	5,550	

QUALITY

	Quantity	Base Number	Contract	AT	Region	England
% of FP17s for the same patient ID Re-attending within 3 months - Children	67	848	7.9%	9.5%	11.5%	12.0%
% of FP17s for the same patient ID Re-attending within 3 months - Adults	163	1,087	15.0%	15.0%	15.8%	15.9%
% of FP17s for the same patient ID Re-attending between 3 & 9 months - Children	544	848	64.2%	59.4%	60.5%	58.0%
% of FP17s for the same patient ID Re-attending between 3 & 9 months - Adults	605	1,087	55.7%	51.1%	51.8%	50.5%
% of FP17s for Band 1 Urgent Courses	90	1,829	4.9%	9.6%	9.5%	9.0%
% of FP17s Relating to Free Repair or Replacements	1	1,829	0.1%	0.6%	0.7%	0.8%
% of FP17s Relating to Continuations	44	1,829	2.4%	0.9%	1.0%	1.1%
% of Patients satisfied with the dentistry they have received	0	0	N/A	91.2%	92.1%	91.5%
% of Patients satisfied with the time they had to wait for an appointment	0	0	N/A	88.7%	88.3%	87.9%

* This is based on patients treated on this contract for their most recent course of treatment. Figures in italics indicate the base number of FP17s or Patient Questionnaire responses are less than 100. N/A is shown where the base number of responses is less than 10 during the period. % is calculated as Quantity/Base number*100

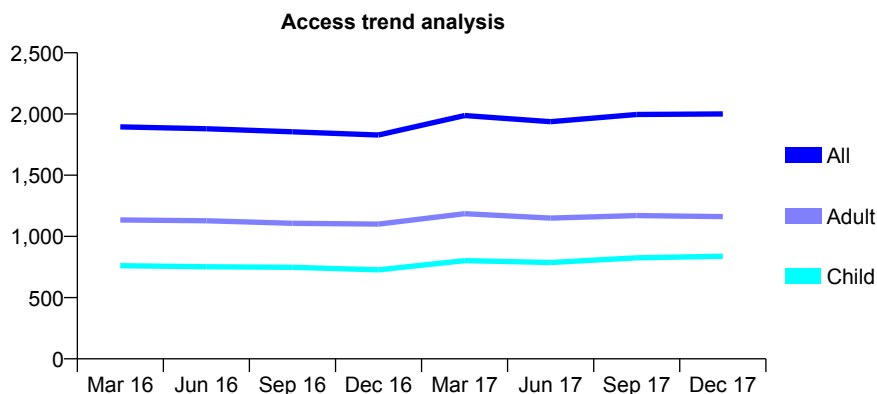
Q68 - Vital Signs At a Glance Contract Report for 101281/0137 - December 2017

Name or company name	OASIS DENTAL CARE LTD
Contract type name	GDS Contract
Purpose of contract	General
Contract start date	01/04/2006
Contract end date	

17/18 Contracted general activity (UDA)	6,000
Carry forward general activity (UDA)	-40
17/18 Contracted orthodontic activity (UOA)	0
Carry forward orthodontic activity (UOA)	0
Baseline contract value	£161,256.21

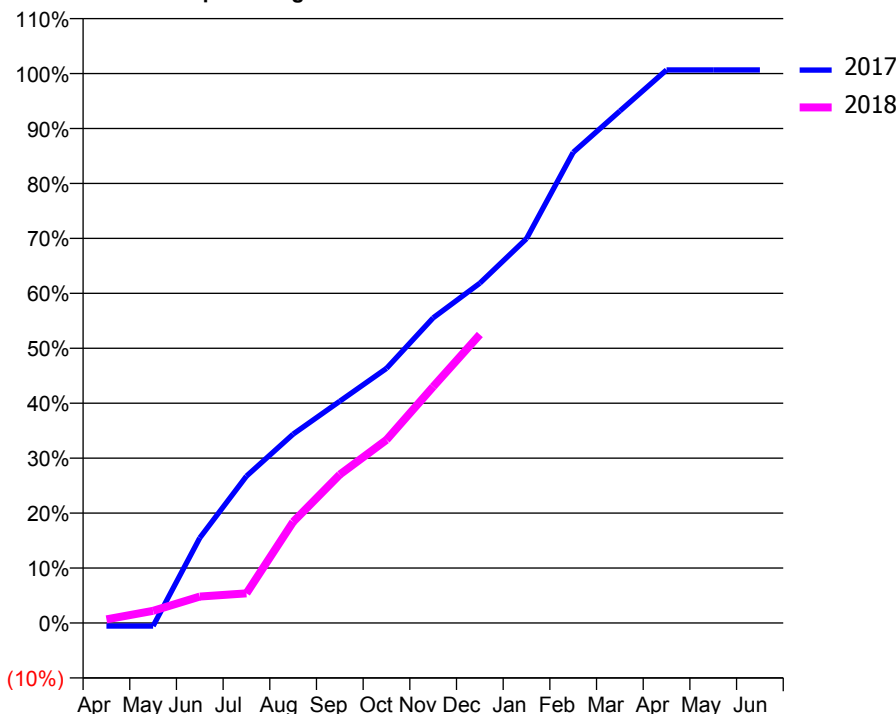
ACCESS*

Patients seen in 24 months	Total	Change since previous quarter
Quarter ending December 2016	1,828	
Quarter ending March 2017	1,988	↑
Quarter ending June 2017	1,937	↓
Quarter ending September 2017	1,996	↑
Quarter ending December 2017	2,000	→
Variance since December 2016	9.4%	↑



ACTIVITY

Cumulative percentage of contracted UDA delivered 2017 & 2018



Month	Adjusted Scheduled Activity (UDA)	
	2017	2018
April	-34	40
May	-34	133
June	930	289
July	1,604	325
August	2,063	1,105
September	2,422	1,621
October	2,780	2,000
November	3,331	2,580
December	3,710	3,150
January	4,197	
February	5,139	
March	5,590	
April	6,039	
May	6,039	
June	6,039	

QUALITY

	Quantity	Base Number	Contract	AT	Region	England
% of FP17s for the same patient ID Re-attending within 3 months - Children	73	1,012	7.2%	9.5%	11.5%	12.0%
% of FP17s for the same patient ID Re-attending within 3 months - Adults	183	1,174	15.6%	15.0%	15.8%	15.9%
% of FP17s for the same patient ID Re-attending between 3 & 9 months - Children	661	1,012	65.3%	59.4%	60.5%	58.0%
% of FP17s for the same patient ID Re-attending between 3 & 9 months - Adults	660	1,174	56.2%	51.1%	51.8%	50.5%
% of FP17s for Band 1 Urgent Courses	24	1,992	1.2%	9.6%	9.5%	9.0%
% of FP17s Relating to Free Repair or Replacements	8	1,992	0.4%	0.6%	0.7%	0.8%
% of FP17s Relating to Continuations	74	1,992	3.7%	0.9%	1.0%	1.1%
% of Patients satisfied with the dentistry they have received	0	0	N/A	91.2%	92.1%	91.5%
% of Patients satisfied with the time they had to wait for an appointment	0	0	N/A	88.7%	88.3%	87.9%

* This is based on patients treated on this contract for their most recent course of treatment. Figures in italics indicate the base number of FP17s or Patient Questionnaire responses are less than 100. N/A is shown where the base number of responses is less than 10 during the period. % is calculated as Quantity/Base number*100

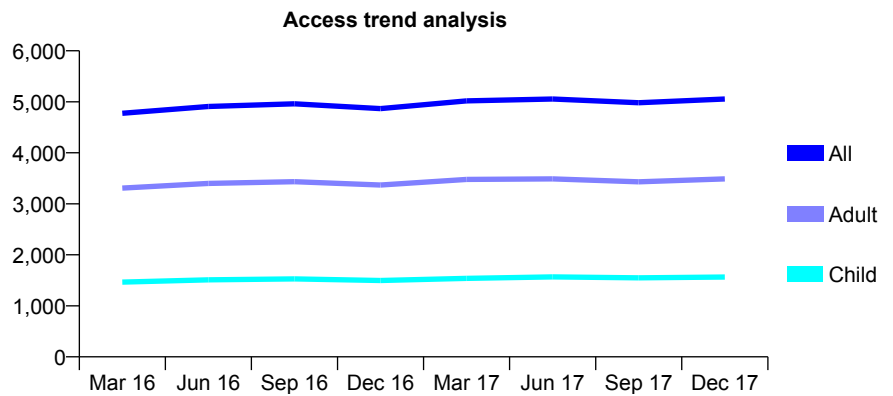
Q68 - Vital Signs At a Glance Contract Report for 101281/0140 - December 2017

Name or company name	OASIS DENTAL CARE LTD
Contract type name	GDS Contract
Purpose of contract	General
Contract start date	01/04/2006
Contract end date	

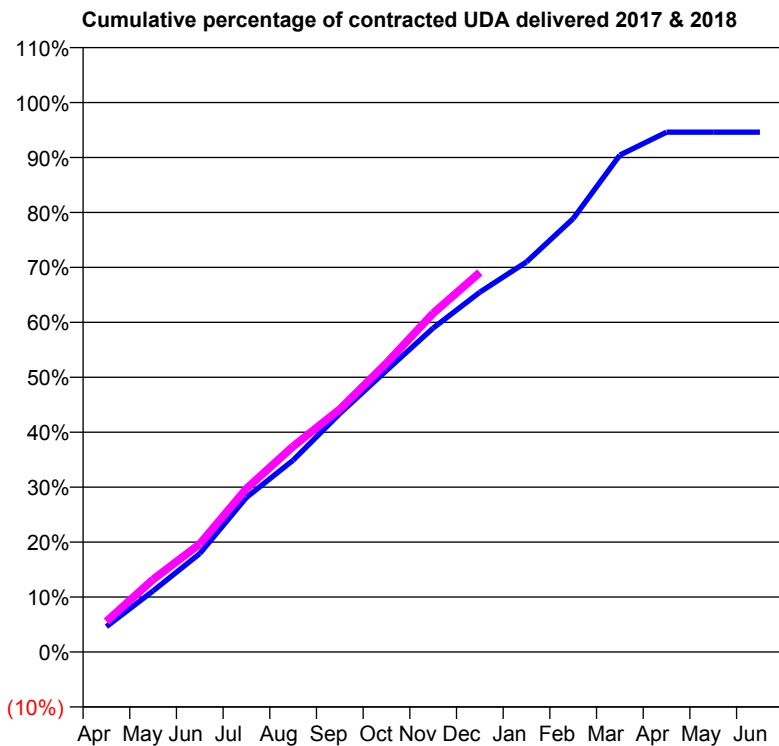
17/18 Contracted general activity (UDA)	13,000
Carry forward general activity (UDA)	0
17/18 Contracted orthodontic activity (UOA)	0
Carry forward orthodontic activity (UOA)	0
Baseline contract value	£308,021.95

ACCESS*

Patients seen in 24 months	Total	Change since previous quarter
Quarter ending December 2016	4,866	
Quarter ending March 2017	5,018	↑
Quarter ending June 2017	5,055	→
Quarter ending September 2017	4,981	↓
Quarter ending December 2017	5,055	→
Variance since December 2016	3.9%	↑



ACTIVITY



Month	Adjusted Scheduled Activity (UDA)	
	2017	2018
April	600	725
May	1,446	1,717
June	2,329	2,556
July	3,657	3,866
August	4,538	4,866
September	5,644	5,744
October	6,660	6,835
November	7,663	8,014
December	8,514	8,981
January	9,229	
February	10,254	
March	11,755	
April	12,298	
May	12,298	
June	12,299	

QUALITY

	Quantity	Base Number	Contract	AT	Region	England
% of FP17s for the same patient ID Re-attending within 3 months - Children	103	1,866	5.5%	9.5%	11.5%	12.0%
% of FP17s for the same patient ID Re-attending within 3 months - Adults	514	3,564	14.4%	15.0%	15.8%	15.9%
% of FP17s for the same patient ID Re-attending between 3 & 9 months - Children	1,328	1,866	71.2%	59.4%	60.5%	58.0%
% of FP17s for the same patient ID Re-attending between 3 & 9 months - Adults	1,916	3,564	53.8%	51.1%	51.8%	50.5%
% of FP17s for Band 1 Urgent Courses	396	5,147	7.7%	9.6%	9.5%	9.0%
% of FP17s Relating to Free Repair or Replacements	19	5,147	0.4%	0.6%	0.7%	0.8%
% of FP17s Relating to Continuations	94	5,147	1.8%	0.9%	1.0%	1.1%
% of Patients satisfied with the dentistry they have received	4	4	N/A	91.2%	92.1%	91.5%
% of Patients satisfied with the time they had to wait for an appointment	4	4	N/A	88.7%	88.3%	87.9%

* This is based on patients treated on this contract for their most recent course of treatment. Figures in italics indicate the base number of FP17s or Patient Questionnaire responses are less than 100. N/A is shown where the base number of responses is less than 10 during the period. % is calculated as Quantity/Base number*100

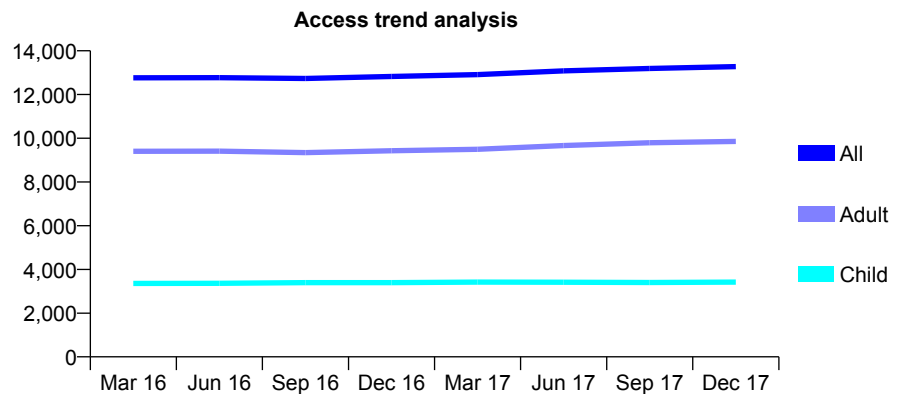
Q68 - Vital Signs At a Glance Contract Report for 101281/0163 - December 2017

Name or company name	OASIS DENTAL CARE LTD
Contract type name	GDS Contract
Purpose of contract	General
Contract start date	01/11/2006
Contract end date	

17/18 Contracted general activity (UDA)	37,431
Carry forward general activity (UDA)	1,222
17/18 Contracted orthodontic activity (UOA)	0
Carry forward orthodontic activity (UOA)	0
Baseline contract value	£880,872.88

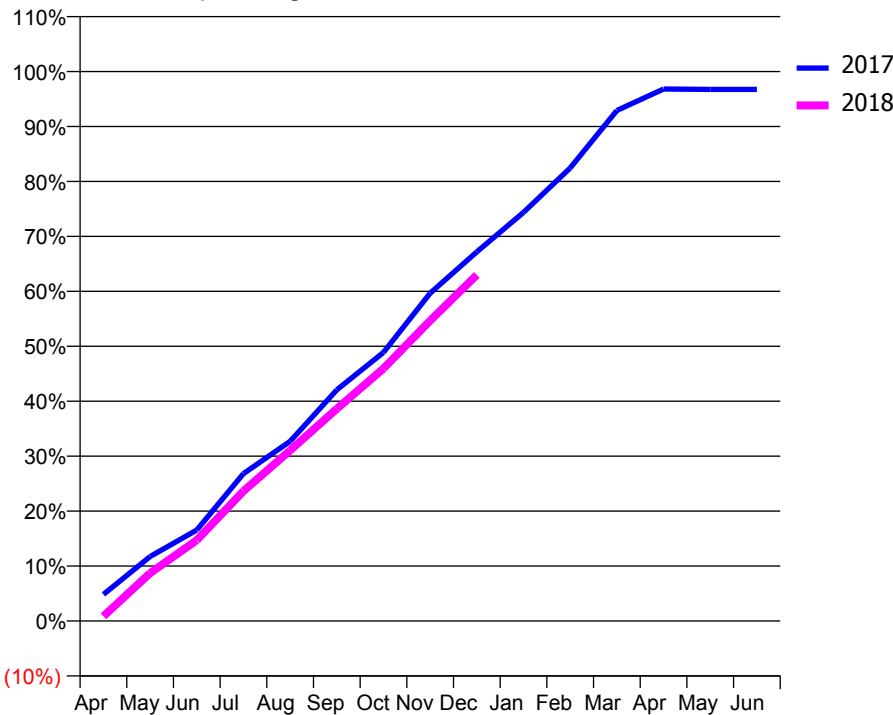
ACCESS*

Patients seen in 24 months	Total	Change since previous quarter
Quarter ending December 2016	12,827	
Quarter ending March 2017	12,913	→
Quarter ending June 2017	13,082	→
Quarter ending September 2017	13,193	→
Quarter ending December 2017	13,278	→
Variance since December 2016	3.5%	↑



ACTIVITY

Cumulative percentage of contracted UDA delivered 2017 & 2018



Month	Adjusted Scheduled Activity (UDA)	
	2017	2018
April	1,812	320
May	4,395	3,262
June	6,197	5,507
July	10,041	8,847
August	12,237	11,618
September	15,745	14,454
October	18,301	17,201
November	22,332	20,459
December	25,148	23,576
January	27,835	
February	30,860	
March	34,777	
April	36,236	
May	36,212	
June	36,208	

QUALITY

	Quantity	Base Number	Contract	AT	Region	England
% of FP17s for the same patient ID Re-attending within 3 months - Children	282	3,682	7.7%	9.5%	11.5%	12.0%
% of FP17s for the same patient ID Re-attending within 3 months - Adults	1,314	9,758	13.5%	15.0%	15.8%	15.9%
% of FP17s for the same patient ID Re-attending between 3 & 9 months - Children	2,045	3,682	55.5%	59.4%	60.5%	58.0%
% of FP17s for the same patient ID Re-attending between 3 & 9 months - Adults	4,433	9,758	45.4%	51.1%	51.8%	50.5%
% of FP17s for Band 1 Urgent Courses	1,231	12,763	9.6%	9.6%	9.5%	9.0%
% of FP17s Relating to Free Repair or Replacements	89	12,763	0.7%	0.6%	0.7%	0.8%
% of FP17s Relating to Continuations	68	12,763	0.5%	0.9%	1.0%	1.1%
% of Patients satisfied with the dentistry they have received	10	10	100.0%	91.2%	92.1%	91.5%
% of Patients satisfied with the time they had to wait for an appointment	10	10	100.0%	88.7%	88.3%	87.9%

* This is based on patients treated on this contract for their most recent course of treatment. Figures in italics indicate the base number of FP17s or Patient Questionnaire responses are less than 100. N/A is shown where the base number of responses is less than 10 during the period. % is calculated as Quantity/Base number*100

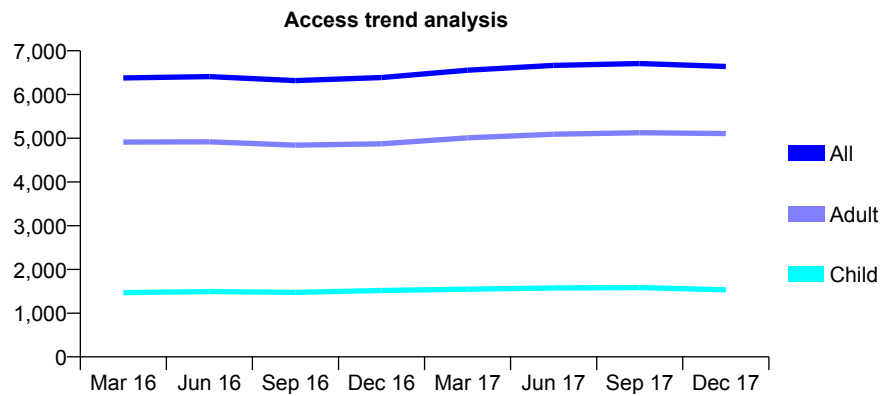
Q68 - Vital Signs At a Glance Contract Report for 101281/0177 - December 2017

Name or company name	OASIS DENTAL CARE LTD
Contract type name	Pilot Contract
Purpose of contract	General
Contract start date	01/03/2008
Contract end date	31/03/2018

17/18 Contracted general activity (UDA)	25,911
Carry forward general activity (UDA)	0
17/18 Contracted orthodontic activity (UOA)	0
Carry forward orthodontic activity (UOA)	0
Baseline contract value	£660,755.95

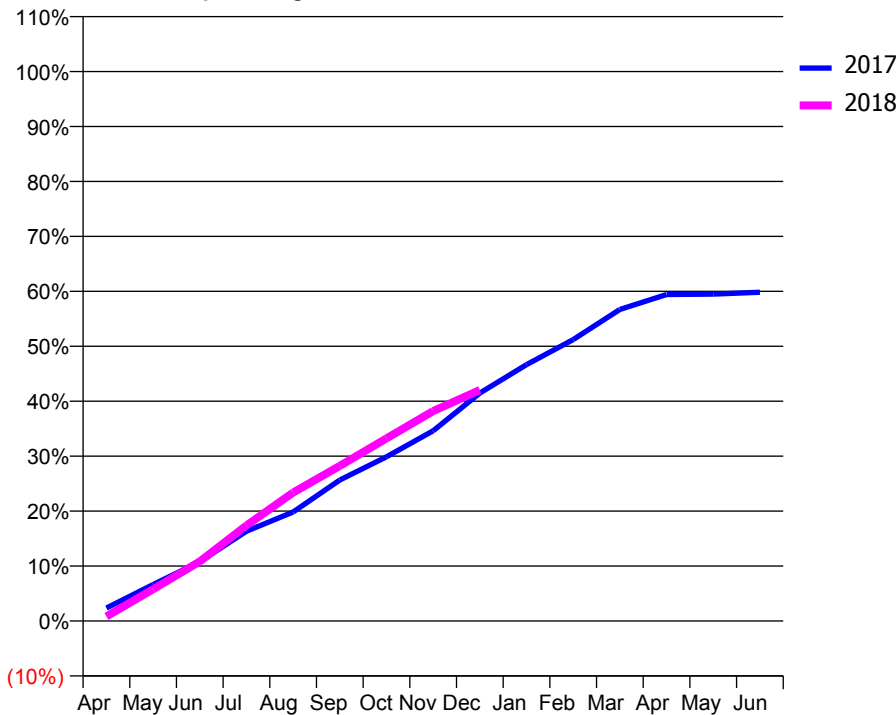
ACCESS*

Patients seen in 24 months	Total	Change since previous quarter
Quarter ending December 2016	6,389	
Quarter ending March 2017	6,557	↑
Quarter ending June 2017	6,667	→
Quarter ending September 2017	6,710	→
Quarter ending December 2017	6,641	↓
Variance since December 2016	3.9%	↑



ACTIVITY

Cumulative percentage of contracted UDA delivered 2017 & 2018



Month	Adjusted Scheduled Activity (UDA)	
	2017	2018
April	614	215
May	1,719	1,497
June	2,796	2,804
July	4,233	4,505
August	5,139	6,059
September	6,652	7,315
October	7,743	8,614
November	8,968	9,903
December	10,747	10,895
January	12,090	
February	13,270	
March	14,692	
April	15,397	
May	15,414	
June	15,504	

QUALITY

	Quantity	Base Number	Contract	AT	Region	England
% of FP17s for the same patient ID Re-attending within 3 months - Children	75	1,458	5.1%	9.5%	11.5%	12.0%
% of FP17s for the same patient ID Re-attending within 3 months - Adults	730	4,639	15.7%	15.0%	15.8%	15.9%
% of FP17s for the same patient ID Re-attending between 3 & 9 months - Children	790	1,458	54.2%	59.4%	60.5%	58.0%
% of FP17s for the same patient ID Re-attending between 3 & 9 months - Adults	1,846	4,639	39.8%	51.1%	51.8%	50.5%
% of FP17s for Band 1 Urgent Courses	662	5,550	11.9%	9.6%	9.5%	9.0%
% of FP17s Relating to Free Repair or Replacements	37	5,550	0.7%	0.6%	0.7%	0.8%
% of FP17s Relating to Continuations	58	5,550	1.0%	0.9%	1.0%	1.1%
% of Patients satisfied with the dentistry they have received	7	7	N/A	91.2%	92.1%	91.5%
% of Patients satisfied with the time they had to wait for an appointment	6	7	N/A	88.7%	88.3%	87.9%

* This is based on patients treated on this contract for their most recent course of treatment. Figures in italics indicate the base number of FP17s or Patient Questionnaire responses are less than 100. N/A is shown where the base number of responses is less than 10 during the period. % is calculated as Quantity/Base number*100

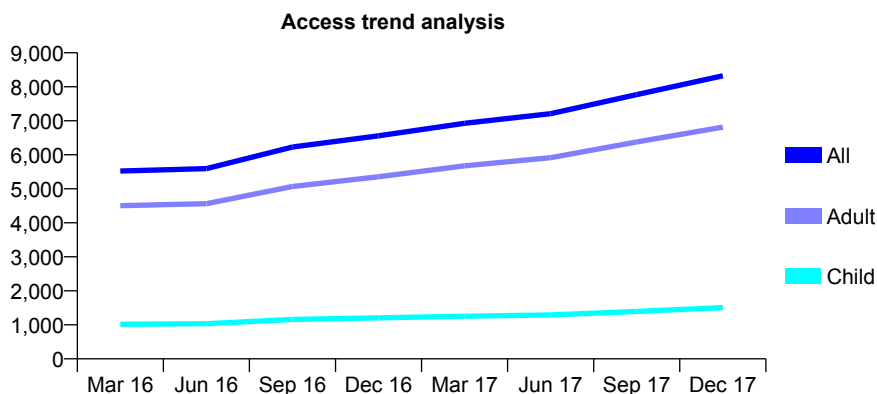
Q68 - Vital Signs At a Glance Contract Report for 101281/0231 - December 2017

Name or company name	OASIS DENTAL CARE LTD
Contract type name	GDS Contract
Purpose of contract	General
Contract start date	01/04/2011
Contract end date	

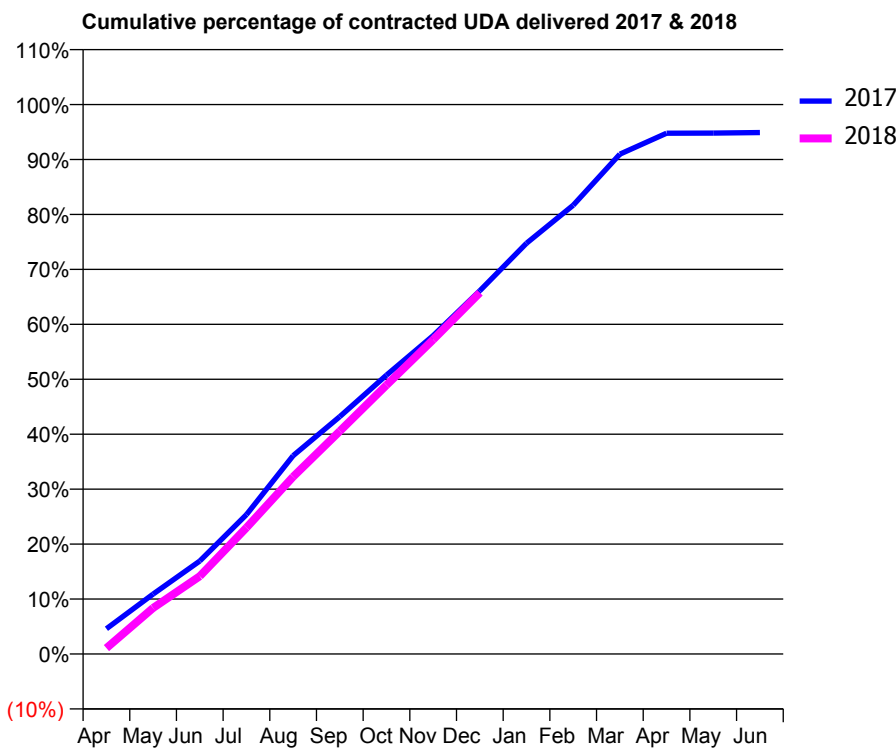
17/18 Contracted general activity (UDA)	26,836
Carry forward general activity (UDA)	0
17/18 Contracted orthodontic activity (UOA)	0
Carry forward orthodontic activity (UOA)	0
Baseline contract value	£691,980.12

ACCESS*

Patients seen in 24 months	Total	Change since previous quarter
Quarter ending December 2016	6,560	
Quarter ending March 2017	6,927	↑
Quarter ending June 2017	7,209	↑
Quarter ending September 2017	7,772	↑
Quarter ending December 2017	8,322	↑
Variance since December 2016	26.9%	↑



ACTIVITY



Month	Adjusted Scheduled Activity (UDA)	
	2017	2018
April	1,237	293
May	2,925	2,249
June	4,543	3,802
July	6,809	6,173
August	9,686	8,659
September	11,598	10,888
October	13,618	13,130
November	15,550	15,352
December	17,742	17,644
January	20,059	
February	21,915	
March	24,414	
April	25,433	
May	25,437	
June	25,468	

QUALITY

	Quantity	Base Number	Contract	AT	Region	England
% of FP17s for the same patient ID Re-attending within 3 months - Children	115	1,644	7.0%	9.5%	11.5%	12.0%
% of FP17s for the same patient ID Re-attending within 3 months - Adults	1,118	7,402	15.1%	15.0%	15.8%	15.9%
% of FP17s for the same patient ID Re-attending between 3 & 9 months - Children	873	1,644	53.1%	59.4%	60.5%	58.0%
% of FP17s for the same patient ID Re-attending between 3 & 9 months - Adults	3,562	7,402	48.1%	51.1%	51.8%	50.5%
% of FP17s for Band 1 Urgent Courses	702	8,572	8.2%	9.6%	9.5%	9.0%
% of FP17s Relating to Free Repair or Replacements	154	8,572	1.8%	0.6%	0.7%	0.8%
% of FP17s Relating to Continuations	209	8,572	2.4%	0.9%	1.0%	1.1%
% of Patients satisfied with the dentistry they have received	5	6	N/A	91.2%	92.1%	91.5%
% of Patients satisfied with the time they had to wait for an appointment	4	6	N/A	88.7%	88.3%	87.9%

* This is based on patients treated on this contract for their most recent course of treatment. Figures in italics indicate the base number of FP17s or Patient Questionnaire responses are less than 100. N/A is shown where the base number of responses is less than 10 during the period. % is calculated as Quantity/Base number*100

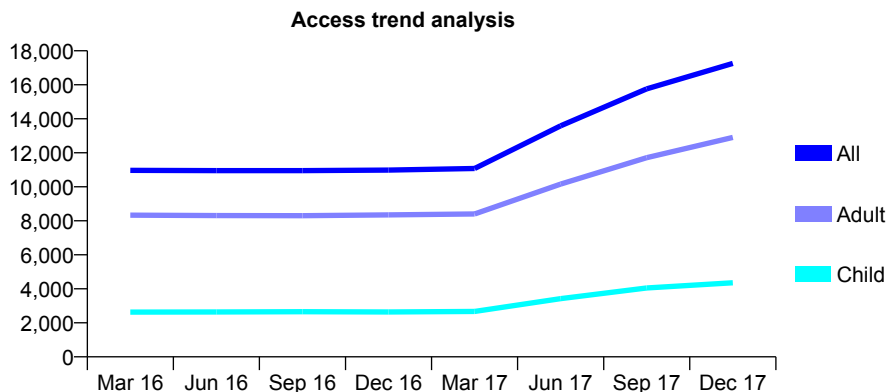
Q68 - Vital Signs At a Glance Contract Report for 101370/0063 - December 2017

Name or company name	Petrie Tucker and Partners Ltd
Contract type name	GDS Contract
Purpose of contract	General
Contract start date	01/04/2006
Contract end date	

17/18 Contracted general activity (UDA)	64,074
Carry forward general activity (UDA)	0
17/18 Contracted orthodontic activity (UOA)	0
Carry forward orthodontic activity (UOA)	0
Baseline contract value	£1,854,491.60

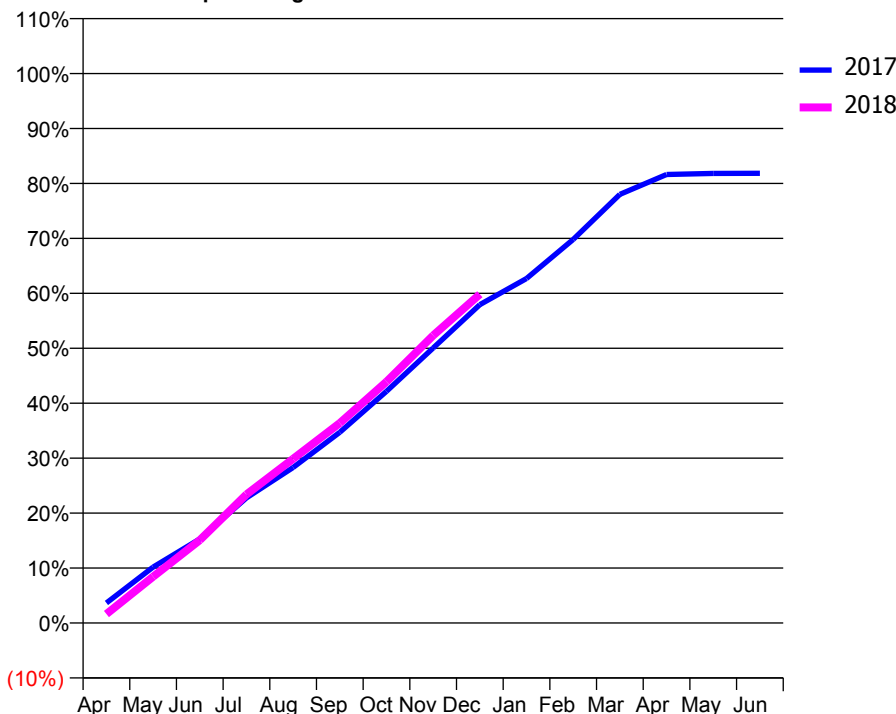
ACCESS*

Patients seen in 24 months	Total	Change since previous quarter
Quarter ending December 2016	10,984	
Quarter ending March 2017	11,076	→
Quarter ending June 2017	13,585	↑
Quarter ending September 2017	15,763	↑
Quarter ending December 2017	17,259	↑
Variance since December 2016	57.1%	↑



ACTIVITY

Cumulative percentage of contracted UDA delivered 2017 & 2018



Month	Adjusted Scheduled Activity (UDA)	
	2017	2018
April	1,486	1,053
May	4,144	5,401
June	6,233	9,664
July	9,276	14,997
August	11,531	19,143
September	14,142	23,315
October	17,186	28,129
November	20,394	33,533
December	23,607	38,337
January	25,547	
February	28,447	
March	31,788	
April	33,264	
May	33,342	
June	33,347	

QUALITY

	Quantity	Base Number	Contract	AT	Region	England
% of FP17s for the same patient ID Re-attending within 3 months - Children	211	5,301	4.0%	9.5%	11.5%	12.0%
% of FP17s for the same patient ID Re-attending within 3 months - Adults	1,353	14,834	9.1%	15.0%	15.8%	15.9%
% of FP17s for the same patient ID Re-attending between 3 & 9 months - Children	2,447	5,301	46.2%	59.4%	60.5%	58.0%
% of FP17s for the same patient ID Re-attending between 3 & 9 months - Adults	6,659	14,834	44.9%	51.1%	51.8%	50.5%
% of FP17s for Band 1 Urgent Courses	1,060	19,473	5.4%	9.6%	9.5%	9.0%
% of FP17s Relating to Free Repair or Replacements	70	19,473	0.4%	0.6%	0.7%	0.8%
% of FP17s Relating to Continuations	174	19,473	0.9%	0.9%	1.0%	1.1%
% of Patients satisfied with the dentistry they have received	24	28	85.7%	91.2%	92.1%	91.5%
% of Patients satisfied with the time they had to wait for an appointment	24	28	85.7%	88.7%	88.3%	87.9%

* This is based on patients treated on this contract for their most recent course of treatment. Figures in italics indicate the base number of FP17s or Patient Questionnaire responses are less than 100. N/A is shown where the base number of responses is less than 10 during the period. % is calculated as Quantity/Base number*100

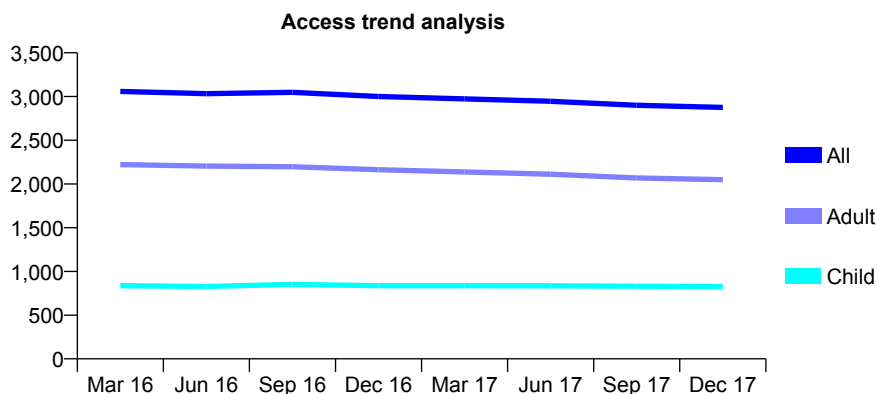
Q68 - Vital Signs At a Glance Contract Report for 101435/0002 - December 2017

Name or company name	IDH Limited
Contract type name	GDS Contract
Purpose of contract	General
Contract start date	01/04/2006
Contract end date	

17/18 Contracted general activity (UDA)	8,401
Carry forward general activity (UDA)	17
17/18 Contracted orthodontic activity (UOA)	0
Carry forward orthodontic activity (UOA)	0
Baseline contract value	£205,117.51

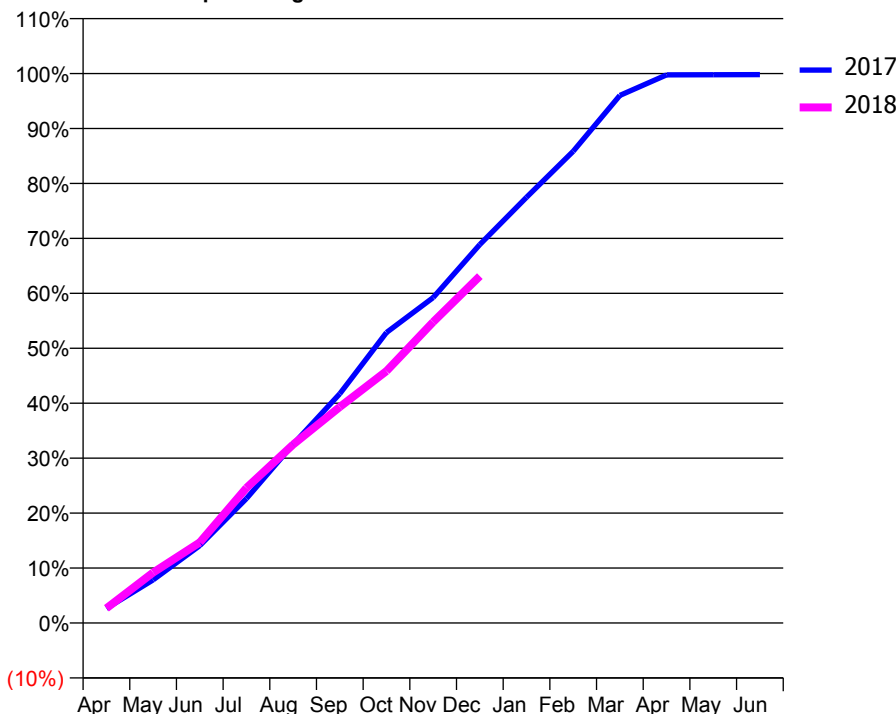
ACCESS*

Patients seen in 24 months	Total	Change since previous quarter
Quarter ending December 2016	3,001	
Quarter ending March 2017	2,973	→
Quarter ending June 2017	2,946	→
Quarter ending September 2017	2,900	↓
Quarter ending December 2017	2,875	→
Variance since December 2016	(4.2%)	↓



ACTIVITY

Cumulative percentage of contracted UDA delivered 2017 & 2018



Month	Adjusted Scheduled Activity (UDA)	
	2017	2018
April	223	226
May	660	773
June	1,184	1,232
July	1,904	2,065
August	2,733	2,729
September	3,505	3,304
October	4,442	3,851
November	4,975	4,603
December	5,787	5,304
January	6,509	
February	7,213	
March	8,067	
April	8,380	
May	8,382	
June	8,383	

QUALITY

	Quantity	Base Number	Contract	AT	Region	England
% of FP17s for the same patient ID Re-attending within 3 months - Children	62	1,016	6.1%	9.5%	11.5%	12.0%
% of FP17s for the same patient ID Re-attending within 3 months - Adults	183	2,150	8.5%	15.0%	15.8%	15.9%
% of FP17s for the same patient ID Re-attending between 3 & 9 months - Children	722	1,016	71.1%	59.4%	60.5%	58.0%
% of FP17s for the same patient ID Re-attending between 3 & 9 months - Adults	1,376	2,150	64.0%	51.1%	51.8%	50.5%
% of FP17s for Band 1 Urgent Courses	177	3,043	5.8%	9.6%	9.5%	9.0%
% of FP17s Relating to Free Repair or Replacements	6	3,043	0.2%	0.6%	0.7%	0.8%
% of FP17s Relating to Continuations	13	3,043	0.4%	0.9%	1.0%	1.1%
% of Patients satisfied with the dentistry they have received	1	1	N/A	91.2%	92.1%	91.5%
% of Patients satisfied with the time they had to wait for an appointment	1	1	N/A	88.7%	88.3%	87.9%

* This is based on patients treated on this contract for their most recent course of treatment. Figures in italics indicate the base number of FP17s or Patient Questionnaire responses are less than 100. N/A is shown where the base number of responses is less than 10 during the period. % is calculated as Quantity/Base number*100

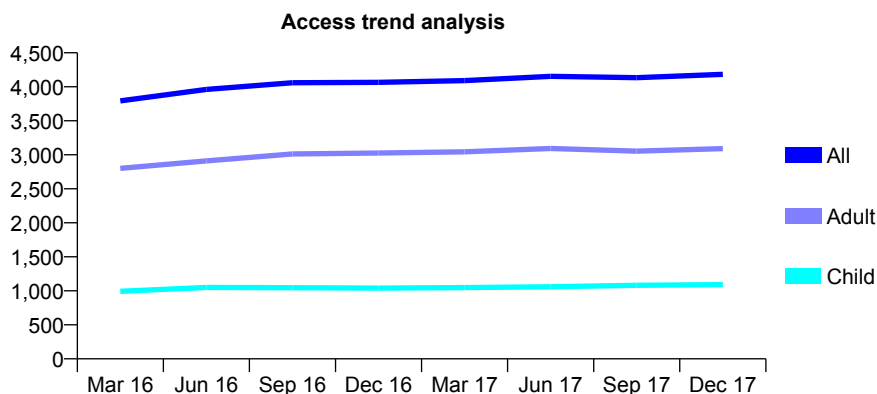
Q68 - Vital Signs At a Glance Contract Report for 101435/0038 - December 2017

Name or company name	IDH Limited
Contract type name	GDS Contract
Purpose of contract	General
Contract start date	01/04/2006
Contract end date	

17/18 Contracted general activity (UDA)	10,828
Carry forward general activity (UDA)	-82
17/18 Contracted orthodontic activity (UOA)	0
Carry forward orthodontic activity (UOA)	0
Baseline contract value	£312,952.15

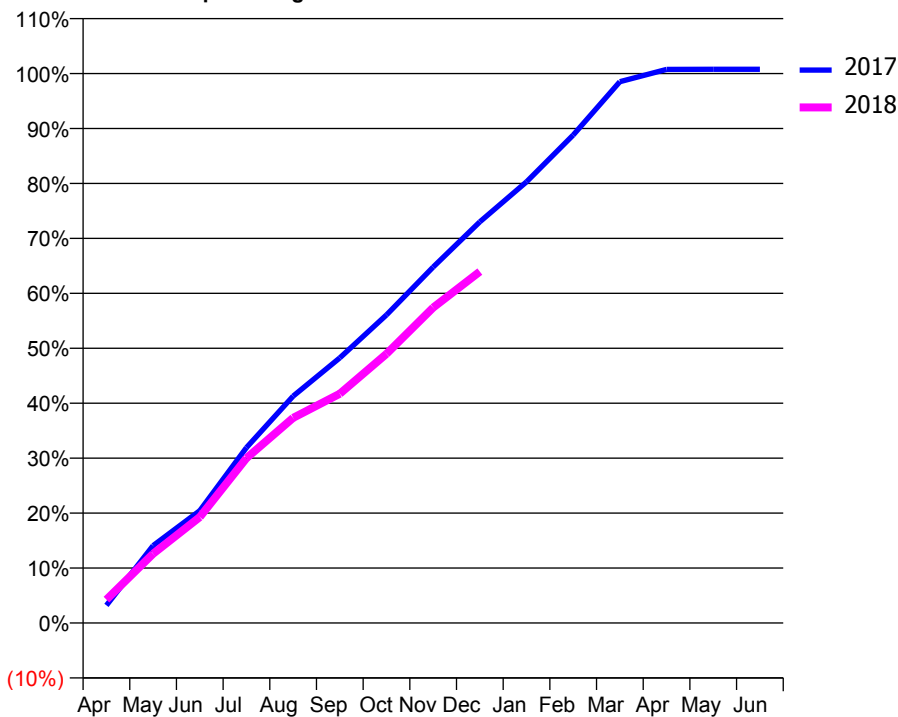
ACCESS*

Patients seen in 24 months	Total	Change since previous quarter
Quarter ending December 2016	4,066	
Quarter ending March 2017	4,092	→
Quarter ending June 2017	4,154	→
Quarter ending September 2017	4,134	→
Quarter ending December 2017	4,183	→
Variance since December 2016	2.9%	↑



ACTIVITY

Cumulative percentage of contracted UDA delivered 2017 & 2018



Month	Adjusted Scheduled Activity (UDA)	
	2017	2018
April	348	461
May	1,526	1,366
June	2,214	2,089
July	3,456	3,249
August	4,471	4,043
September	5,224	4,518
October	6,072	5,304
November	7,014	6,215
December	7,905	6,926
January	8,695	
February	9,615	
March	10,668	
April	10,909	
May	10,910	
June	10,910	

QUALITY

	Quantity	Base Number	Contract	AT	Region	England
% of FP17s for the same patient ID Re-attending within 3 months - Children	40	819	4.9%	9.5%	11.5%	12.0%
% of FP17s for the same patient ID Re-attending within 3 months - Adults	302	2,254	13.4%	15.0%	15.8%	15.9%
% of FP17s for the same patient ID Re-attending between 3 & 9 months - Children	319	819	38.9%	59.4%	60.5%	58.0%
% of FP17s for the same patient ID Re-attending between 3 & 9 months - Adults	887	2,254	39.4%	51.1%	51.8%	50.5%
% of FP17s for Band 1 Urgent Courses	263	2,976	8.8%	9.6%	9.5%	9.0%
% of FP17s Relating to Free Repair or Replacements	32	2,976	1.1%	0.6%	0.7%	0.8%
% of FP17s Relating to Continuations	38	2,976	1.3%	0.9%	1.0%	1.1%
% of Patients satisfied with the dentistry they have received	1	2	N/A	91.2%	92.1%	91.5%
% of Patients satisfied with the time they had to wait for an appointment	1	2	N/A	88.7%	88.3%	87.9%

* This is based on patients treated on this contract for their most recent course of treatment. Figures in italics indicate the base number of FP17s or Patient Questionnaire responses are less than 100. N/A is shown where the base number of responses is less than 10 during the period. % is calculated as Quantity/Base number*100

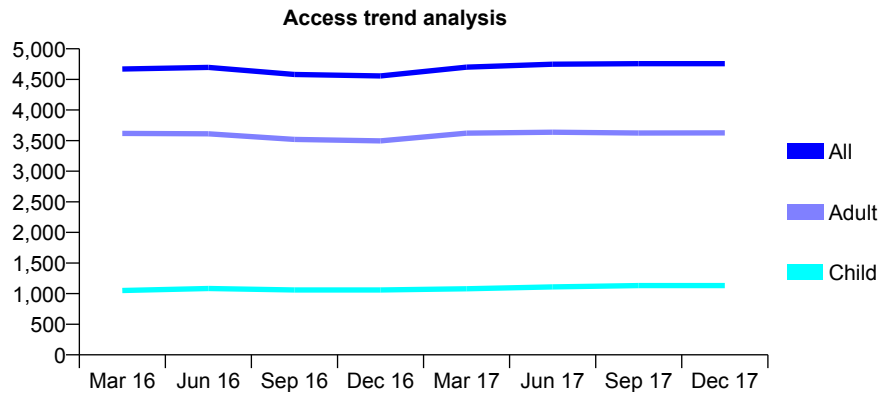
Q68 - Vital Signs At a Glance Contract Report for 101435/0039 - December 2017

Name or company name	IDH Limited
Contract type name	GDS Contract
Purpose of contract	General
Contract start date	01/04/2006
Contract end date	

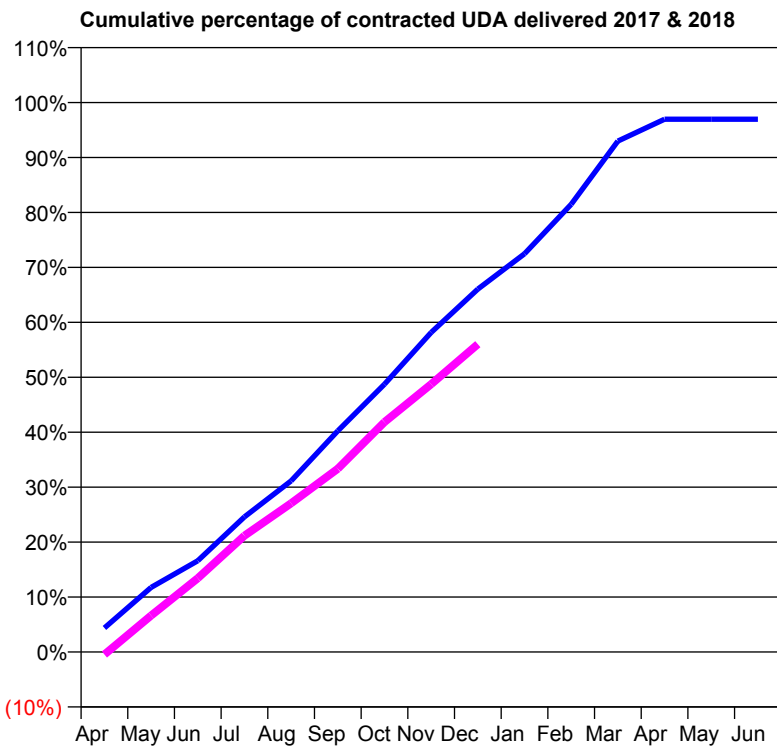
17/18 Contracted general activity (UDA)	15,788
Carry forward general activity (UDA)	480
17/18 Contracted orthodontic activity (UOA)	0
Carry forward orthodontic activity (UOA)	0
Baseline contract value	£450,660.25

ACCESS*

Patients seen in 24 months	Total	Change since previous quarter
Quarter ending December 2016	4,556	
Quarter ending March 2017	4,701	↑
Quarter ending June 2017	4,748	→
Quarter ending September 2017	4,757	→
Quarter ending December 2017	4,757	→
Variance since December 2016	4.4%	↑



ACTIVITY



Month	Adjusted Scheduled Activity (UDA)	
	2017	2018
April	693	-73
May	1,855	1,047
June	2,624	2,120
July	3,881	3,342
August	4,918	4,274
September	6,355	5,266
October	7,694	6,606
November	9,181	7,695
December	10,426	8,846
January	11,443	
February	12,865	
March	14,678	
April	15,306	
May	15,308	
June	15,308	

QUALITY

	Quantity	Base Number	Contract	AT	Region	England
% of FP17s for the same patient ID Re-attending within 3 months - Children	44	1,042	4.2%	9.5%	11.5%	12.0%
% of FP17s for the same patient ID Re-attending within 3 months - Adults	252	2,906	8.7%	15.0%	15.8%	15.9%
% of FP17s for the same patient ID Re-attending between 3 & 9 months - Children	512	1,042	49.1%	59.4%	60.5%	58.0%
% of FP17s for the same patient ID Re-attending between 3 & 9 months - Adults	1,362	2,906	46.9%	51.1%	51.8%	50.5%
% of FP17s for Band 1 Urgent Courses	162	3,752	4.3%	9.6%	9.5%	9.0%
% of FP17s Relating to Free Repair or Replacements	17	3,752	0.5%	0.6%	0.7%	0.8%
% of FP17s Relating to Continuations	49	3,752	1.3%	0.9%	1.0%	1.1%
% of Patients satisfied with the dentistry they have received	3	3	N/A	91.2%	92.1%	91.5%
% of Patients satisfied with the time they had to wait for an appointment	3	3	N/A	88.7%	88.3%	87.9%

* This is based on patients treated on this contract for their most recent course of treatment. Figures in italics indicate the base number of FP17s or Patient Questionnaire responses are less than 100. N/A is shown where the base number of responses is less than 10 during the period. % is calculated as Quantity/Base number*100

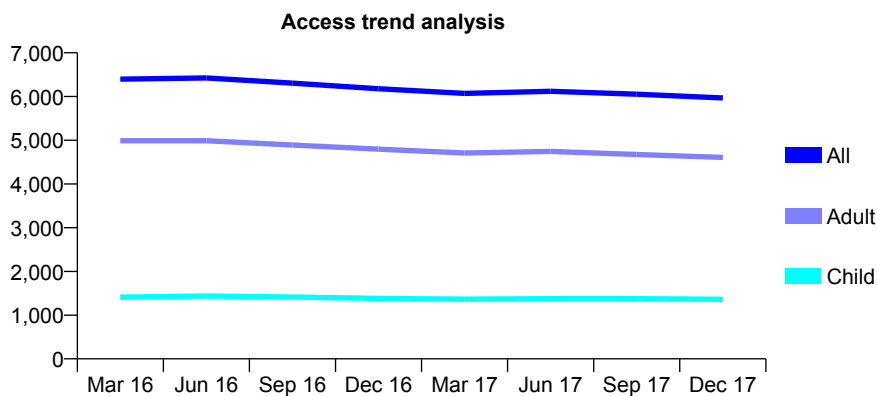
Q68 - Vital Signs At a Glance Contract Report for 101435/0041 - December 2017

Name or company name	IDH Limited
Contract type name	GDS Contract
Purpose of contract	General
Contract start date	01/04/2006
Contract end date	

17/18 Contracted general activity (UDA)	18,081
Carry forward general activity (UDA)	0
17/18 Contracted orthodontic activity (UOA)	0
Carry forward orthodontic activity (UOA)	0
Baseline contract value	£582,928.95

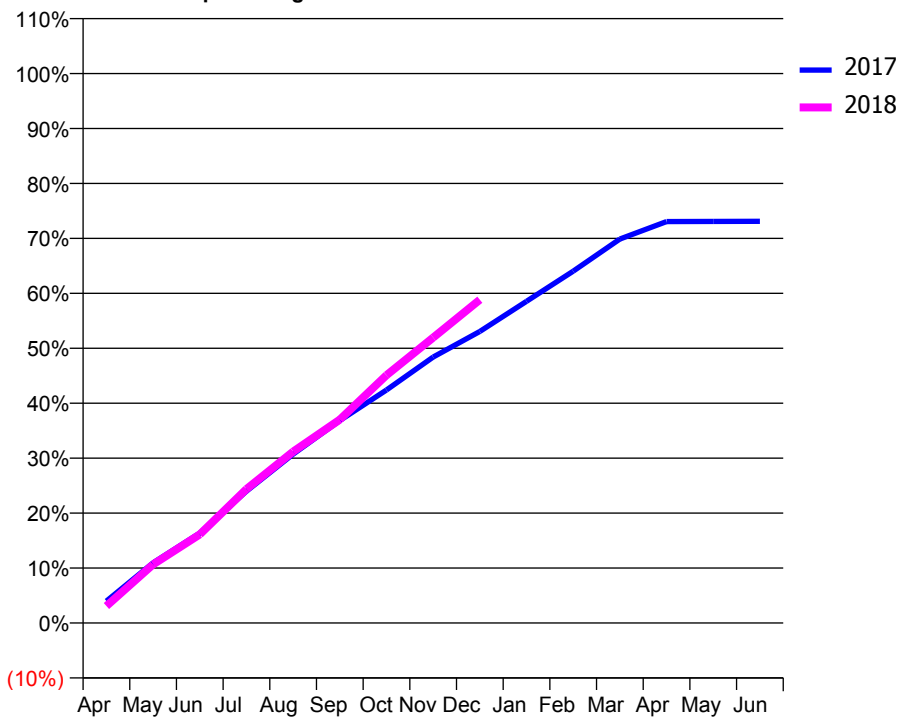
ACCESS*

Patients seen in 24 months	Total	Change since previous quarter
Quarter ending December 2016	6,177	
Quarter ending March 2017	6,072	↓
Quarter ending June 2017	6,121	→
Quarter ending September 2017	6,053	↓
Quarter ending December 2017	5,968	↓
Variance since December 2016	(3.4%)	↓



ACTIVITY

Cumulative percentage of contracted UDA delivered 2017 & 2018



Month	Adjusted Scheduled Activity (UDA)	
	2017	2018
April	882	559
May	2,418	1,930
June	3,616	2,915
July	5,295	4,407
August	6,785	5,642
September	8,138	6,694
October	9,365	8,156
November	10,688	9,394
December	11,715	10,637
January	12,927	
February	14,140	
March	15,429	
April	16,131	
May	16,137	
June	16,142	

QUALITY

	Quantity	Base Number	Contract	AT	Region	England
% of FP17s for the same patient ID Re-attending within 3 months - Children	90	1,224	7.4%	9.5%	11.5%	12.0%
% of FP17s for the same patient ID Re-attending within 3 months - Adults	610	3,843	15.9%	15.0%	15.8%	15.9%
% of FP17s for the same patient ID Re-attending between 3 & 9 months - Children	560	1,224	45.8%	59.4%	60.5%	58.0%
% of FP17s for the same patient ID Re-attending between 3 & 9 months - Adults	1,482	3,843	38.6%	51.1%	51.8%	50.5%
% of FP17s for Band 1 Urgent Courses	810	4,802	16.9%	9.6%	9.5%	9.0%
% of FP17s Relating to Free Repair or Replacements	31	4,802	0.6%	0.6%	0.7%	0.8%
% of FP17s Relating to Continuations	60	4,802	1.2%	0.9%	1.0%	1.1%
% of Patients satisfied with the dentistry they have received	2	2	N/A	91.2%	92.1%	91.5%
% of Patients satisfied with the time they had to wait for an appointment	2	2	N/A	88.7%	88.3%	87.9%

* This is based on patients treated on this contract for their most recent course of treatment. Figures in italics indicate the base number of FP17s or Patient Questionnaire responses are less than 100. N/A is shown where the base number of responses is less than 10 during the period. % is calculated as Quantity/Base number*100

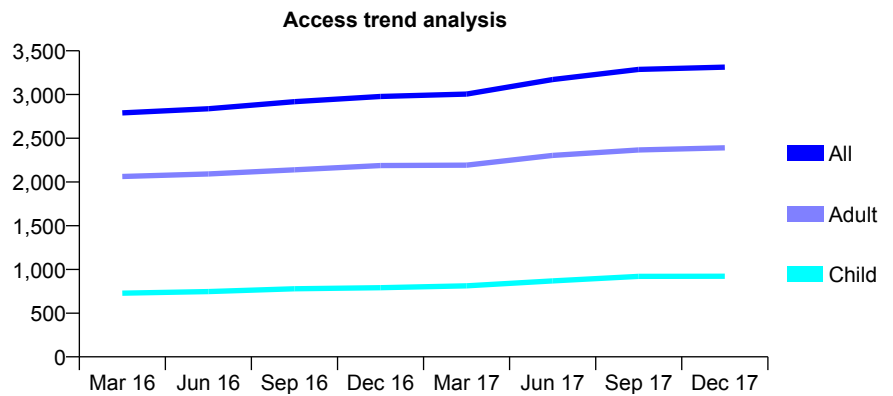
Q68 - Vital Signs At a Glance Contract Report for 101435/0043 - December 2017

Name or company name	IDH Limited
Contract type name	GDS Contract
Purpose of contract	General
Contract start date	01/04/2006
Contract end date	

17/18 Contracted general activity (UDA)	9,058
Carry forward general activity (UDA)	-113
17/18 Contracted orthodontic activity (UOA)	0
Carry forward orthodontic activity (UOA)	0
Baseline contract value	£212,583.31

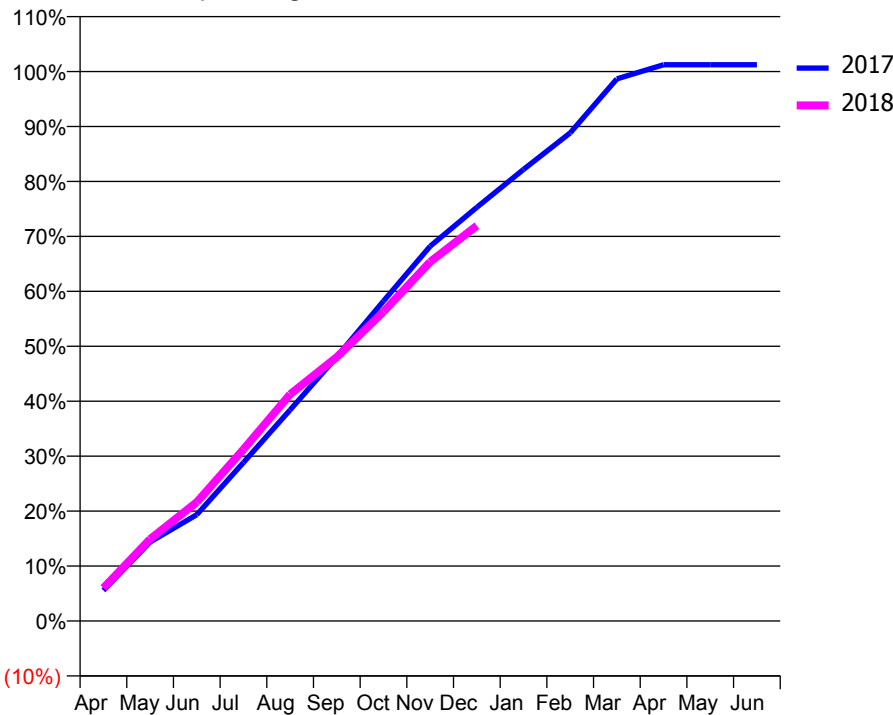
ACCESS*

Patients seen in 24 months	Total	Change since previous quarter
Quarter ending December 2016	2,978	
Quarter ending March 2017	3,005	→
Quarter ending June 2017	3,172	↑
Quarter ending September 2017	3,287	↑
Quarter ending December 2017	3,313	→
Variance since December 2016	11.2%	↑



ACTIVITY

Cumulative percentage of contracted UDA delivered 2017 & 2018



Month	Adjusted Scheduled Activity (UDA)	
	2017	2018
April	505	544
May	1,303	1,351
June	1,753	1,959
July	2,613	2,829
August	3,481	3,738
September	4,355	4,351
October	5,274	5,098
November	6,177	5,920
December	6,819	6,516
January	7,443	
February	8,046	
March	8,936	
April	9,170	
May	9,170	
June	9,170	

QUALITY

	Quantity	Base Number	Contract	AT	Region	England
% of FP17s for the same patient ID Re-attending within 3 months - Children	35	743	4.7%	9.5%	11.5%	12.0%
% of FP17s for the same patient ID Re-attending within 3 months - Adults	224	1,925	11.6%	15.0%	15.8%	15.9%
% of FP17s for the same patient ID Re-attending between 3 & 9 months - Children	298	743	40.1%	59.4%	60.5%	58.0%
% of FP17s for the same patient ID Re-attending between 3 & 9 months - Adults	707	1,925	36.7%	51.1%	51.8%	50.5%
% of FP17s for Band 1 Urgent Courses	168	2,574	6.5%	9.6%	9.5%	9.0%
% of FP17s Relating to Free Repair or Replacements	7	2,574	0.3%	0.6%	0.7%	0.8%
% of FP17s Relating to Continuations	55	2,574	2.1%	0.9%	1.0%	1.1%
% of Patients satisfied with the dentistry they have received	5	5	N/A	91.2%	92.1%	91.5%
% of Patients satisfied with the time they had to wait for an appointment	4	5	N/A	88.7%	88.3%	87.9%

* This is based on patients treated on this contract for their most recent course of treatment. Figures in italics indicate the base number of FP17s or Patient Questionnaire responses are less than 100. N/A is shown where the base number of responses is less than 10 during the period. % is calculated as Quantity/Base number*100

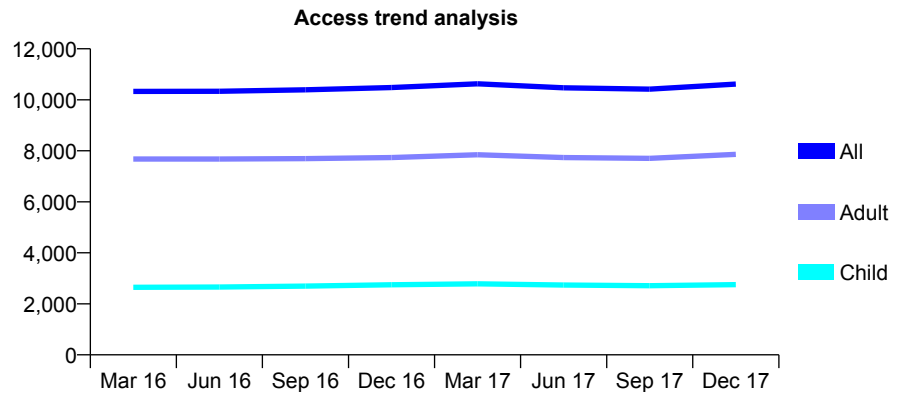
Q68 - Vital Signs At a Glance Contract Report for 101435/0044 - December 2017

Name or company name	IDH Limited
Contract type name	GDS Contract
Purpose of contract	General
Contract start date	15/05/2006
Contract end date	

17/18 Contracted general activity (UDA)	28,158
Carry forward general activity (UDA)	0
17/18 Contracted orthodontic activity (UOA)	0
Carry forward orthodontic activity (UOA)	0
Baseline contract value	£799,555.72

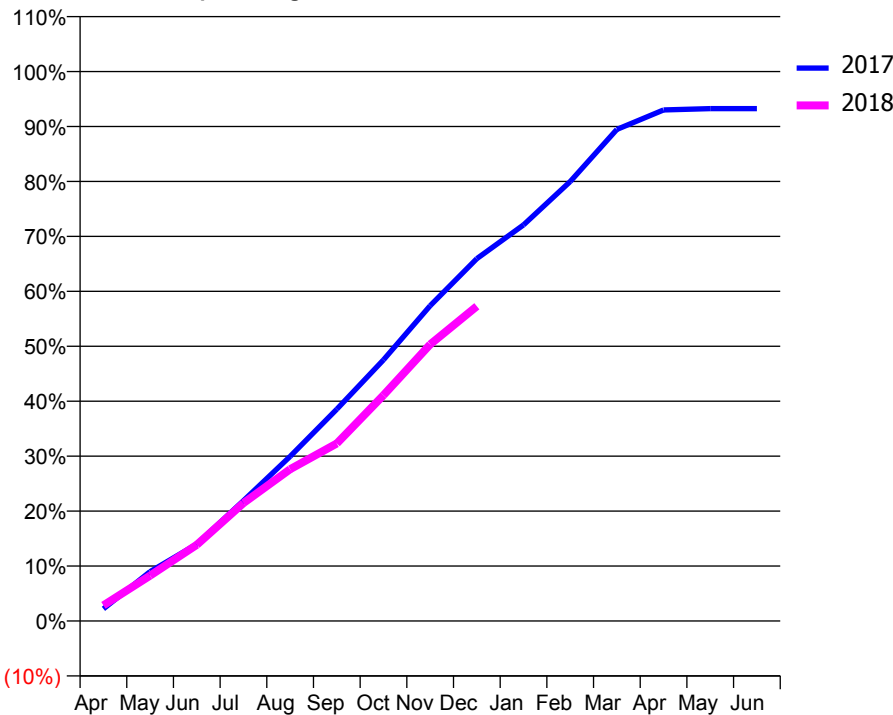
ACCESS*

Patients seen in 24 months	Total	Change since previous quarter
Quarter ending December 2016	10,483	
Quarter ending March 2017	10,626	→
Quarter ending June 2017	10,472	↓
Quarter ending September 2017	10,418	→
Quarter ending December 2017	10,615	→
Variance since December 2016	1.3%	→



ACTIVITY

Cumulative percentage of contracted UDA delivered 2017 & 2018



Month	Adjusted Scheduled Activity (UDA)	
	2017	2018
April	624	800
May	2,530	2,328
June	3,941	3,906
July	6,169	6,047
August	8,437	7,776
September	10,856	9,098
October	13,382	11,569
November	16,159	14,172
December	18,569	16,129
January	20,296	
February	22,517	
March	25,190	
April	26,184	
May	26,255	
June	26,258	

QUALITY

	Quantity	Base Number	Contract	AT	Region	England
% of FP17s for the same patient ID Re-attending within 3 months - Children	54	2,597	2.1%	9.5%	11.5%	12.0%
% of FP17s for the same patient ID Re-attending within 3 months - Adults	328	6,518	5.0%	15.0%	15.8%	15.9%
% of FP17s for the same patient ID Re-attending between 3 & 9 months - Children	1,495	2,597	57.6%	59.4%	60.5%	58.0%
% of FP17s for the same patient ID Re-attending between 3 & 9 months - Adults	3,487	6,518	53.5%	51.1%	51.8%	50.5%
% of FP17s for Band 1 Urgent Courses	490	8,623	5.7%	9.6%	9.5%	9.0%
% of FP17s Relating to Free Repair or Replacements	11	8,623	0.1%	0.6%	0.7%	0.8%
% of FP17s Relating to Continuations	10	8,623	0.1%	0.9%	1.0%	1.1%
% of Patients satisfied with the dentistry they have received	3	4	N/A	91.2%	92.1%	91.5%
% of Patients satisfied with the time they had to wait for an appointment	3	4	N/A	88.7%	88.3%	87.9%

* This is based on patients treated on this contract for their most recent course of treatment. Figures in italics indicate the base number of FP17s or Patient Questionnaire responses are less than 100. N/A is shown where the base number of responses is less than 10 during the period. % is calculated as Quantity/Base number*100

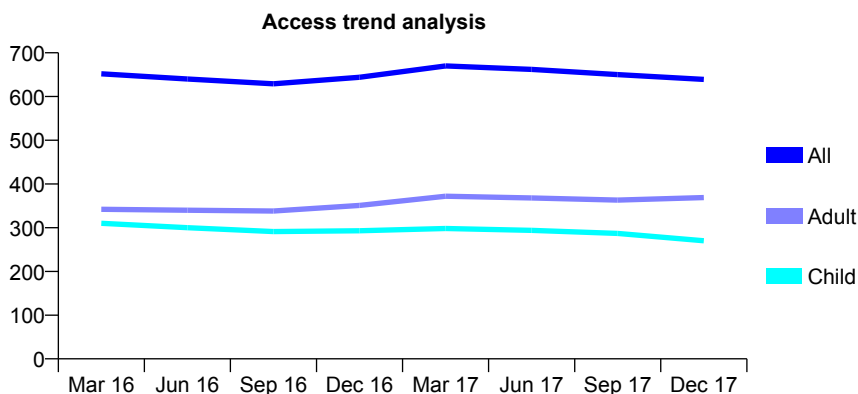
Q68 - Vital Signs At a Glance Contract Report for 102091/0001 - December 2017

Name or company name	Gresham Dental Practice Limited
Contract type name	GDS Contract
Purpose of contract	General
Contract start date	01/10/2011
Contract end date	

17/18 Contracted general activity (UDA)	1,300
Carry forward general activity (UDA)	0
17/18 Contracted orthodontic activity (UOA)	0
Carry forward orthodontic activity (UOA)	0
Baseline contract value	£28,932.08

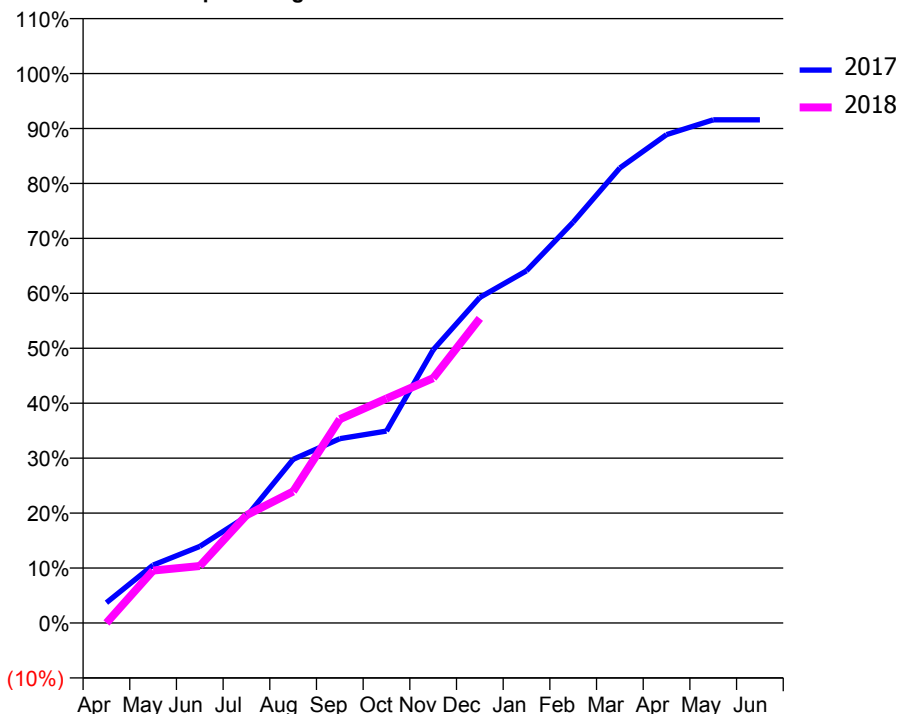
ACCESS*

Patients seen in 24 months	Total	Change since previous quarter
Quarter ending December 2016	644	
Quarter ending March 2017	670	↑
Quarter ending June 2017	662	↓
Quarter ending September 2017	650	↓
Quarter ending December 2017	639	↓
Variance since December 2016	(0.8%)	→



ACTIVITY

Cumulative percentage of contracted UDA delivered 2017 & 2018



Month	Adjusted Scheduled Activity (UDA)	
	2017	2018
April	48	0
May	137	124
June	181	135
July	252	255
August	387	311
September	436	482
October	454	531
November	646	579
December	770	721
January	833	
February	948	
March	1,076	
April	1,155	
May	1,190	
June	1,190	

QUALITY

	Quantity	Base Number	Contract	AT	Region	England
% of FP17s for the same patient ID Re-attending within 3 months - Children	3	227	1.3%	9.5%	11.5%	12.0%
% of FP17s for the same patient ID Re-attending within 3 months - Adults	20	261	7.7%	15.0%	15.8%	15.9%
% of FP17s for the same patient ID Re-attending between 3 & 9 months - Children	92	227	40.5%	59.4%	60.5%	58.0%
% of FP17s for the same patient ID Re-attending between 3 & 9 months - Adults	111	261	42.5%	51.1%	51.8%	50.5%
% of FP17s for Band 1 Urgent Courses	3	421	0.7%	9.6%	9.5%	9.0%
% of FP17s Relating to Free Repair or Replacements	0	421	0.0%	0.6%	0.7%	0.8%
% of FP17s Relating to Continuations	0	421	0.0%	0.9%	1.0%	1.1%
% of Patients satisfied with the dentistry they have received	0	0	N/A	91.2%	92.1%	91.5%
% of Patients satisfied with the time they had to wait for an appointment	0	0	N/A	88.7%	88.3%	87.9%

* This is based on patients treated on this contract for their most recent course of treatment. Figures in italics indicate the base number of FP17s or Patient Questionnaire responses are less than 100. N/A is shown where the base number of responses is less than 10 during the period. % is calculated as Quantity/Base number*100

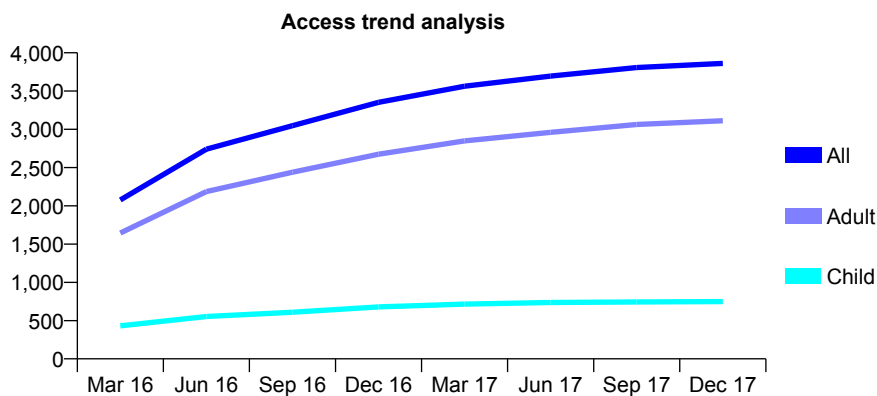
Q68 - Vital Signs At a Glance Contract Report for 102326/0001 - December 2017

Name or company name	Dental Surgery
Contract type name	GDS Contract
Purpose of contract	General
Contract start date	15/10/2015
Contract end date	

17/18 Contracted general activity (UDA)	14,566
Carry forward general activity (UDA)	71
17/18 Contracted orthodontic activity (UOA)	0
Carry forward orthodontic activity (UOA)	0
Baseline contract value	£311,598.09

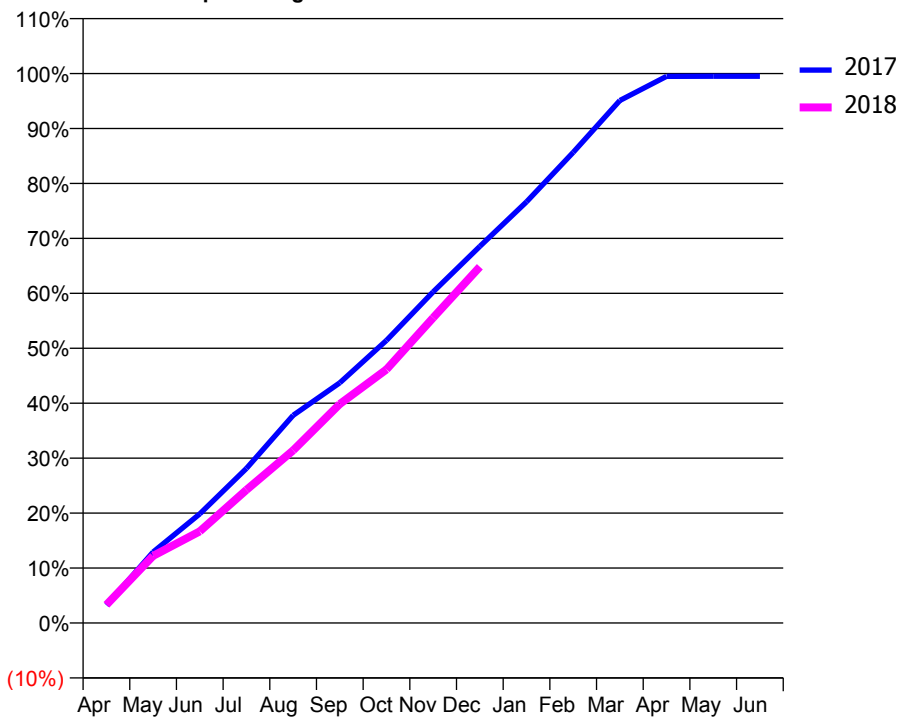
ACCESS*

Patients seen in 24 months	Total	Change since previous quarter
Quarter ending December 2016	3,352	
Quarter ending March 2017	3,564	↑
Quarter ending June 2017	3,696	↑
Quarter ending September 2017	3,807	↑
Quarter ending December 2017	3,861	→
Variance since December 2016	15.2%	↑



ACTIVITY

Cumulative percentage of contracted UDA delivered 2017 & 2018



Month	Adjusted Scheduled Activity (UDA)	
	2017	2018
April	474	481
May	1,884	1,779
June	2,893	2,431
July	4,099	3,531
August	5,504	4,575
September	6,367	5,804
October	7,494	6,722
November	8,778	8,093
December	9,985	9,443
January	11,165	
February	12,477	
March	13,850	
April	14,490	
May	14,495	
June	14,495	

QUALITY

	Quantity	Base Number	Contract	AT	Region	England
% of FP17s for the same patient ID Re-attending within 3 months - Children	61	769	7.9%	9.5%	11.5%	12.0%
% of FP17s for the same patient ID Re-attending within 3 months - Adults	581	3,330	17.4%	15.0%	15.8%	15.9%
% of FP17s for the same patient ID Re-attending between 3 & 9 months - Children	444	769	57.7%	59.4%	60.5%	58.0%
% of FP17s for the same patient ID Re-attending between 3 & 9 months - Adults	1,870	3,330	56.2%	51.1%	51.8%	50.5%
% of FP17s for Band 1 Urgent Courses	473	3,873	12.2%	9.6%	9.5%	9.0%
% of FP17s Relating to Free Repair or Replacements	7	3,873	0.2%	0.6%	0.7%	0.8%
% of FP17s Relating to Continuations	29	3,873	0.7%	0.9%	1.0%	1.1%
% of Patients satisfied with the dentistry they have received	3	3	N/A	91.2%	92.1%	91.5%
% of Patients satisfied with the time they had to wait for an appointment	3	3	N/A	88.7%	88.3%	87.9%

* This is based on patients treated on this contract for their most recent course of treatment. Figures in italics indicate the base number of FP17s or Patient Questionnaire responses are less than 100. N/A is shown where the base number of responses is less than 10 during the period. % is calculated as Quantity/Base number*100

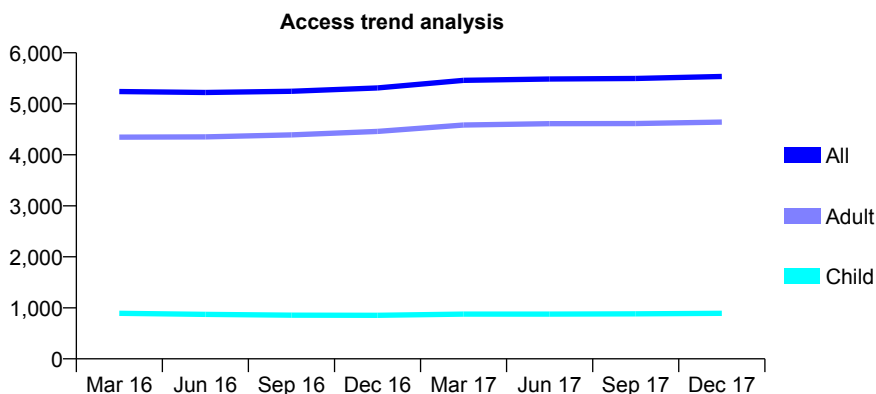
Q68 - Vital Signs At a Glance Contract Report for 102474/0001 - December 2017

Name or company name	Elizabeth Horn
Contract type name	GDS Contract
Purpose of contract	General
Contract start date	01/09/2012
Contract end date	

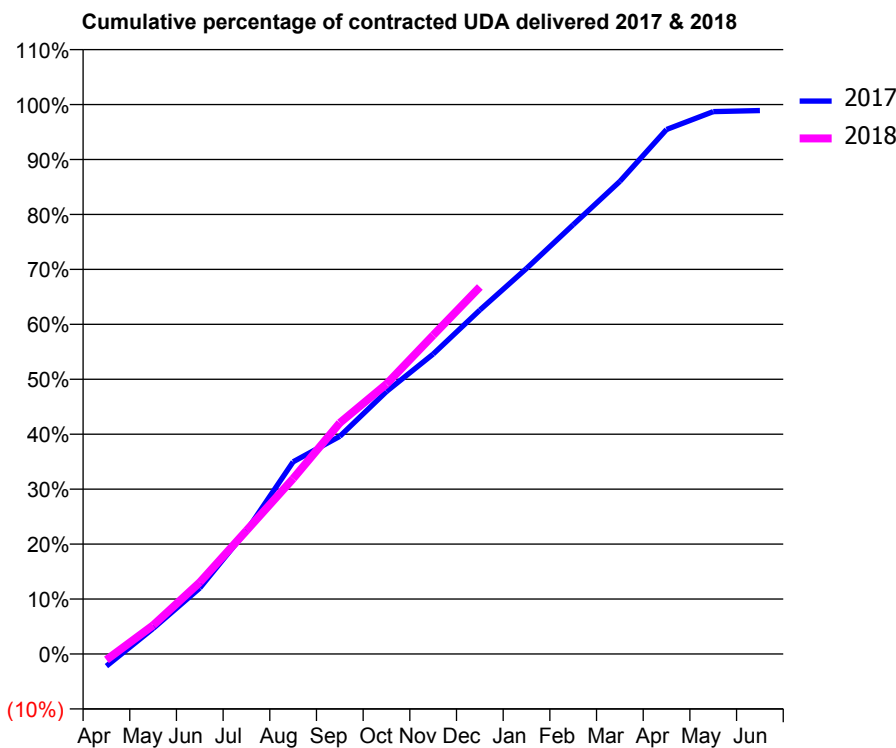
17/18 Contracted general activity (UDA)	16,133
Carry forward general activity (UDA)	176
17/18 Contracted orthodontic activity (UOA)	0
Carry forward orthodontic activity (UOA)	0
Baseline contract value	£494,931.58

ACCESS*

Patients seen in 24 months	Total	Change since previous quarter
Quarter ending December 2016	5,312	
Quarter ending March 2017	5,461	↑
Quarter ending June 2017	5,487	→
Quarter ending September 2017	5,496	→
Quarter ending December 2017	5,536	→
Variance since December 2016	4.2%	↑



ACTIVITY



Month	Adjusted Scheduled Activity (UDA)	
	2017	2018
April	-358	-176
May	748	842
June	1,935	2,104
July	3,615	3,622
August	5,645	5,151
September	6,391	6,788
October	7,706	7,928
November	8,805	9,358
December	10,098	10,776
January	11,319	
February	12,606	
March	13,878	
April	15,400	
May	15,925	
June	15,957	

QUALITY

	Quantity	Base Number	Contract	AT	Region	England
% of FP17s for the same patient ID Re-attending within 3 months - Children	45	782	5.8%	9.5%	11.5%	12.0%
% of FP17s for the same patient ID Re-attending within 3 months - Adults	542	4,313	12.6%	15.0%	15.8%	15.9%
% of FP17s for the same patient ID Re-attending between 3 & 9 months - Children	197	782	25.2%	59.4%	60.5%	58.0%
% of FP17s for the same patient ID Re-attending between 3 & 9 months - Adults	1,510	4,313	35.0%	51.1%	51.8%	50.5%
% of FP17s for Band 1 Urgent Courses	232	4,325	5.4%	9.6%	9.5%	9.0%
% of FP17s Relating to Free Repair or Replacements	34	4,325	0.8%	0.6%	0.7%	0.8%
% of FP17s Relating to Continuations	49	4,325	1.1%	0.9%	1.0%	1.1%
% of Patients satisfied with the dentistry they have received	5	5	N/A	91.2%	92.1%	91.5%
% of Patients satisfied with the time they had to wait for an appointment	5	5	N/A	88.7%	88.3%	87.9%

* This is based on patients treated on this contract for their most recent course of treatment. Figures in italics indicate the base number of FP17s or Patient Questionnaire responses are less than 100. N/A is shown where the base number of responses is less than 10 during the period. % is calculated as Quantity/Base number*100

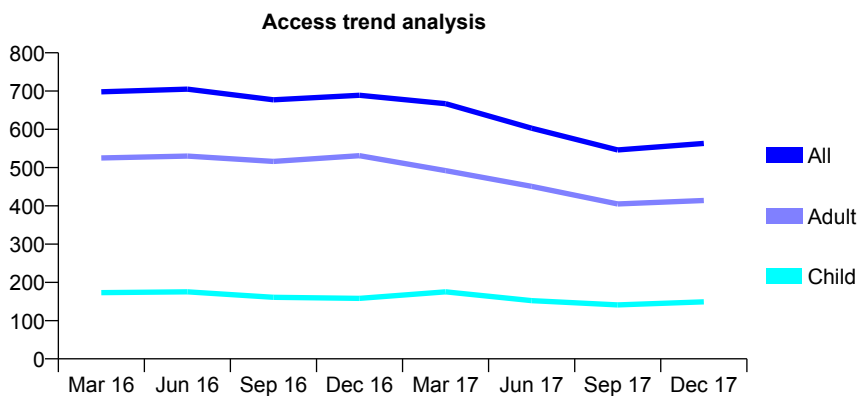
Q68 - Vital Signs At a Glance Contract Report for 102822/0001 - December 2017

Name or company name	Goodwood Court Dental Practice
Contract type name	GDS Contract
Purpose of contract	General
Contract start date	01/02/2014
Contract end date	

17/18 Contracted general activity (UDA)	1,567
Carry forward general activity (UDA)	-2
17/18 Contracted orthodontic activity (UOA)	0
Carry forward orthodontic activity (UOA)	0
Baseline contract value	£43,376.11

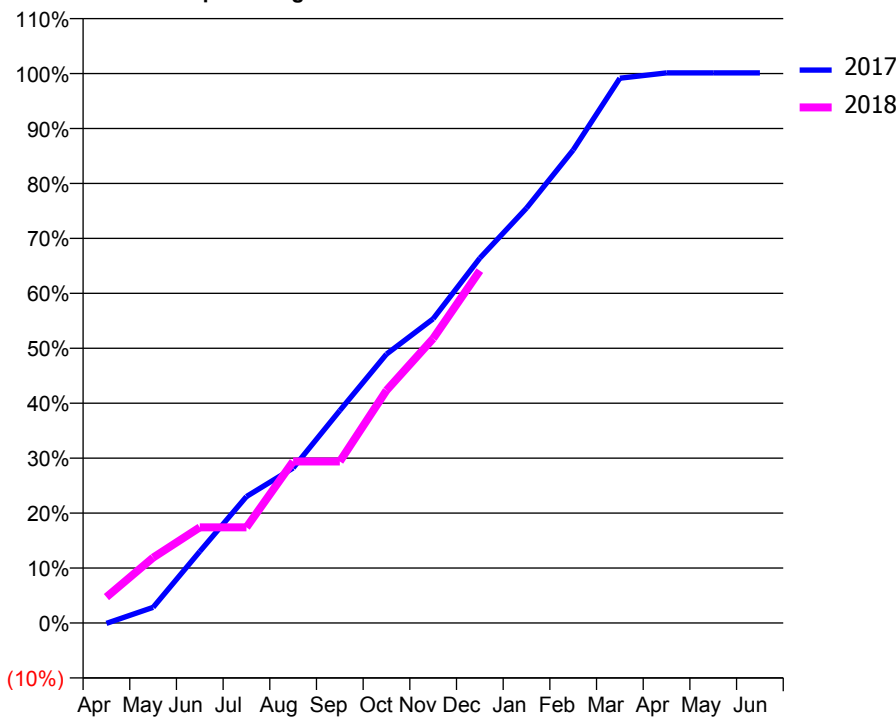
ACCESS*

Patients seen in 24 months	Total	Change since previous quarter
Quarter ending December 2016	689	
Quarter ending March 2017	667	↓
Quarter ending June 2017	603	↓
Quarter ending September 2017	546	↓
Quarter ending December 2017	563	↑
Variance since December 2016	(18.3%)	↓



ACTIVITY

Cumulative percentage of contracted UDA delivered 2017 & 2018



Month	Adjusted Scheduled Activity (UDA)	
	2017	2018
April	-1	74
May	45	186
June	204	273
July	361	273
August	442	461
September	606	461
October	767	663
November	868	811
December	1,040	1,005
January	1,183	
February	1,349	
March	1,553	
April	1,569	
May	1,569	
June	1,569	

QUALITY

	Quantity	Base Number	Contract	AT	Region	England
% of FP17s for the same patient ID Re-attending within 3 months - Children	6	140	4.3%	9.5%	11.5%	12.0%
% of FP17s for the same patient ID Re-attending within 3 months - Adults	34	362	9.4%	15.0%	15.8%	15.9%
% of FP17s for the same patient ID Re-attending between 3 & 9 months - Children	78	140	55.7%	59.4%	60.5%	58.0%
% of FP17s for the same patient ID Re-attending between 3 & 9 months - Adults	194	362	53.6%	51.1%	51.8%	50.5%
% of FP17s for Band 1 Urgent Courses	25	491	5.1%	9.6%	9.5%	9.0%
% of FP17s Relating to Free Repair or Replacements	0	491	0.0%	0.6%	0.7%	0.8%
% of FP17s Relating to Continuations	2	491	0.4%	0.9%	1.0%	1.1%
% of Patients satisfied with the dentistry they have received	0	0	N/A	91.2%	92.1%	91.5%
% of Patients satisfied with the time they had to wait for an appointment	0	0	N/A	88.7%	88.3%	87.9%

* This is based on patients treated on this contract for their most recent course of treatment. Figures in italics indicate the base number of FP17s or Patient Questionnaire responses are less than 100. N/A is shown where the base number of responses is less than 10 during the period. % is calculated as Quantity/Base number*100

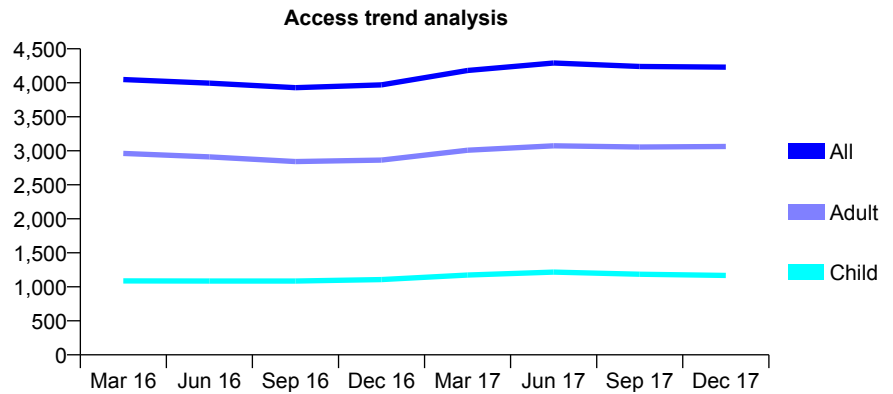
Q68 - Vital Signs At a Glance Contract Report for 103985/0001 - December 2017

Name or company name	Northgate Dental Care Ltd
Contract type name	GDS Contract
Purpose of contract	General
Contract start date	01/11/2007
Contract end date	

17/18 Contracted general activity (UDA)	11,756
Carry forward general activity (UDA)	0
17/18 Contracted orthodontic activity (UOA)	0
Carry forward orthodontic activity (UOA)	0
Baseline contract value	£307,383.78

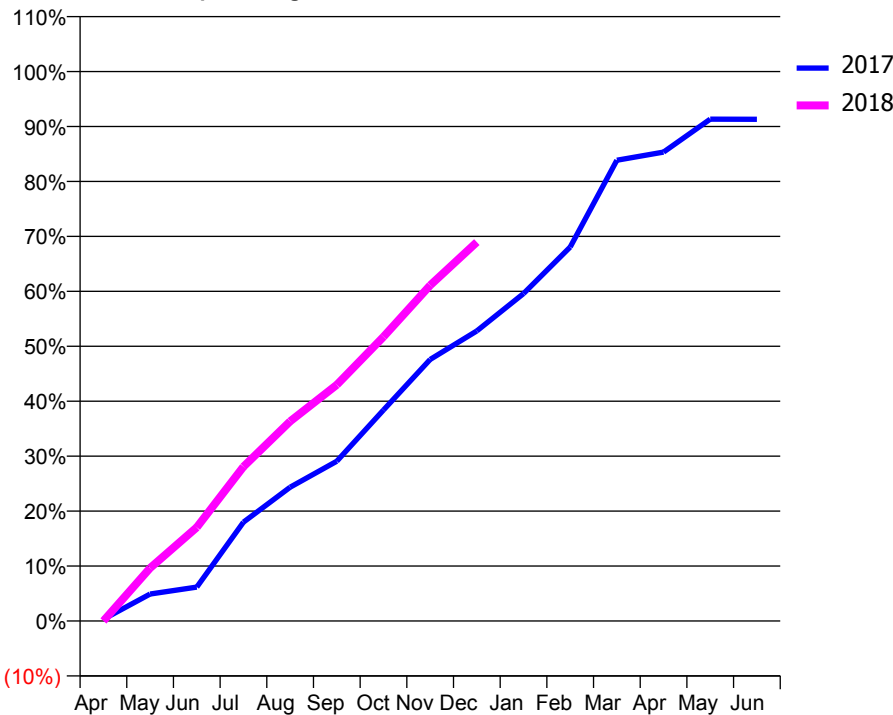
ACCESS*

Patients seen in 24 months	Total	Change since previous quarter
Quarter ending December 2016	3,970	
Quarter ending March 2017	4,182	↑
Quarter ending June 2017	4,291	↑
Quarter ending September 2017	4,240	↓
Quarter ending December 2017	4,231	→
Variance since December 2016	6.6%	↑



ACTIVITY

Cumulative percentage of contracted UDA delivered 2017 & 2018



Month	Adjusted Scheduled Activity (UDA)	
	2017	2018
April	40	0
May	579	1,135
June	726	2,004
July	2,116	3,303
August	2,863	4,272
September	3,420	5,053
October	4,514	6,082
November	5,597	7,182
December	6,206	8,106
January	7,005	
February	8,000	
March	9,859	
April	10,031	
May	10,736	
June	10,735	

QUALITY

	Quantity	Base Number	Contract	AT	Region	England
% of FP17s for the same patient ID Re-attending within 3 months - Children	59	1,049	5.6%	9.5%	11.5%	12.0%
% of FP17s for the same patient ID Re-attending within 3 months - Adults	428	2,604	16.4%	15.0%	15.8%	15.9%
% of FP17s for the same patient ID Re-attending between 3 & 9 months - Children	419	1,049	39.9%	59.4%	60.5%	58.0%
% of FP17s for the same patient ID Re-attending between 3 & 9 months - Adults	789	2,604	30.3%	51.1%	51.8%	50.5%
% of FP17s for Band 1 Urgent Courses	461	3,349	13.8%	9.6%	9.5%	9.0%
% of FP17s Relating to Free Repair or Replacements	22	3,349	0.7%	0.6%	0.7%	0.8%
% of FP17s Relating to Continuations	88	3,349	2.6%	0.9%	1.0%	1.1%
% of Patients satisfied with the dentistry they have received	2	2	N/A	91.2%	92.1%	91.5%
% of Patients satisfied with the time they had to wait for an appointment	2	2	N/A	88.7%	88.3%	87.9%

* This is based on patients treated on this contract for their most recent course of treatment. Figures in italics indicate the base number of FP17s or Patient Questionnaire responses are less than 100. N/A is shown where the base number of responses is less than 10 during the period. % is calculated as Quantity/Base number*100

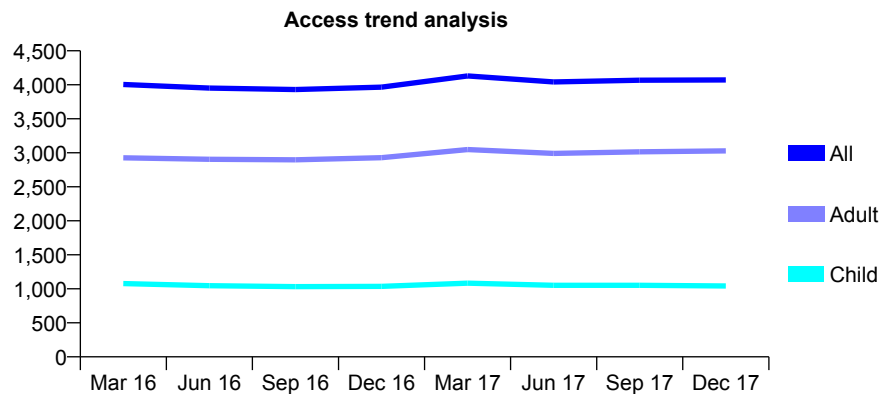
Q68 - Vital Signs At a Glance Contract Report for 104051/0001 - December 2017

Name or company name	Mermaid Dental Care Limited
Contract type name	GDS Contract
Purpose of contract	General
Contract start date	01/11/2010
Contract end date	

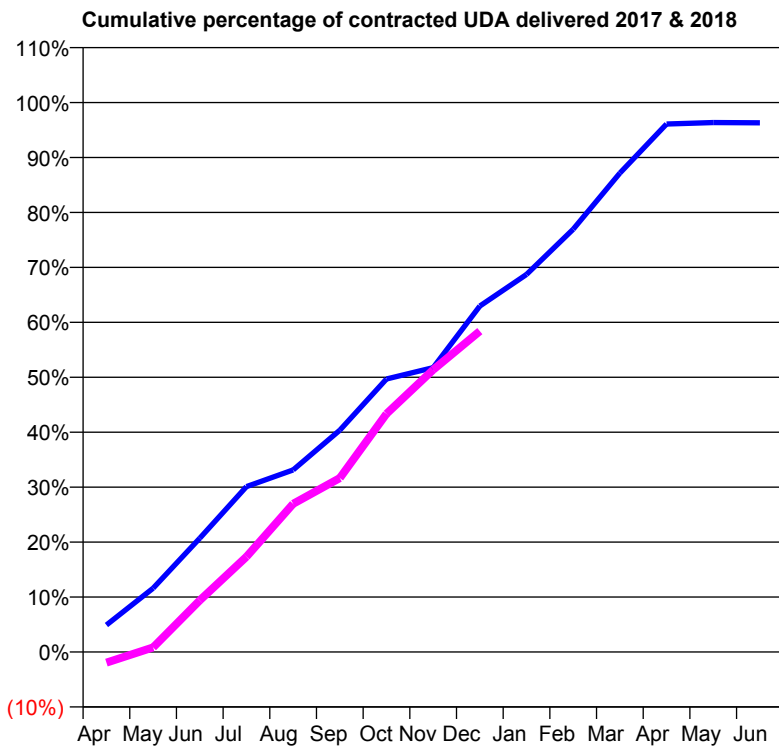
17/18 Contracted general activity (UDA)	13,475
Carry forward general activity (UDA)	499
17/18 Contracted orthodontic activity (UOA)	0
Carry forward orthodontic activity (UOA)	0
Baseline contract value	£449,986.91

ACCESS*

Patients seen in 24 months	Total	Change since previous quarter
Quarter ending December 2016	3,965	
Quarter ending March 2017	4,131	↑
Quarter ending June 2017	4,043	↓
Quarter ending September 2017	4,067	→
Quarter ending December 2017	4,071	→
Variance since December 2016	2.7%	↑



ACTIVITY



Month	Adjusted Scheduled Activity (UDA)	
	2017	2018
April	662	-263
May	1,564	113
June	2,790	1,268
July	4,057	2,337
August	4,465	3,635
September	5,439	4,266
October	6,694	5,841
November	6,973	6,921
December	8,484	7,870
January	9,260	
February	10,367	
March	11,743	
April	12,948	
May	12,984	
June	12,975	

QUALITY

	Quantity	Base Number	Contract	AT	Region	England
% of FP17s for the same patient ID Re-attending within 3 months - Children	67	994	6.7%	9.5%	11.5%	12.0%
% of FP17s for the same patient ID Re-attending within 3 months - Adults	444	2,637	16.8%	15.0%	15.8%	15.9%
% of FP17s for the same patient ID Re-attending between 3 & 9 months - Children	495	994	49.8%	59.4%	60.5%	58.0%
% of FP17s for the same patient ID Re-attending between 3 & 9 months - Adults	855	2,637	32.4%	51.1%	51.8%	50.5%
% of FP17s for Band 1 Urgent Courses	424	3,304	12.8%	9.6%	9.5%	9.0%
% of FP17s Relating to Free Repair or Replacements	23	3,304	0.7%	0.6%	0.7%	0.8%
% of FP17s Relating to Continuations	86	3,304	2.6%	0.9%	1.0%	1.1%
% of Patients satisfied with the dentistry they have received	0	1	N/A	91.2%	92.1%	91.5%
% of Patients satisfied with the time they had to wait for an appointment	1	1	N/A	88.7%	88.3%	87.9%

* This is based on patients treated on this contract for their most recent course of treatment. Figures in italics indicate the base number of FP17s or Patient Questionnaire responses are less than 100. N/A is shown where the base number of responses is less than 10 during the period. % is calculated as Quantity/Base number*100

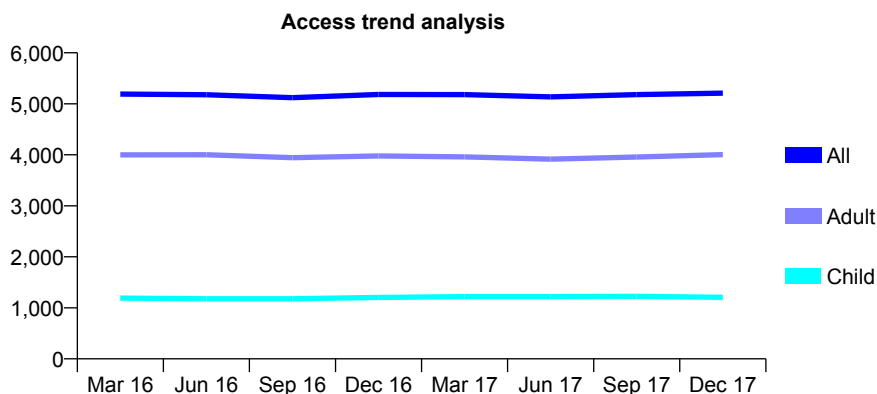
Q68 - Vital Signs At a Glance Contract Report for 104051/0002 - December 2017

Name or company name	Mermaid Dental Care Limited
Contract type name	GDS Contract
Purpose of contract	General
Contract start date	01/11/2010
Contract end date	

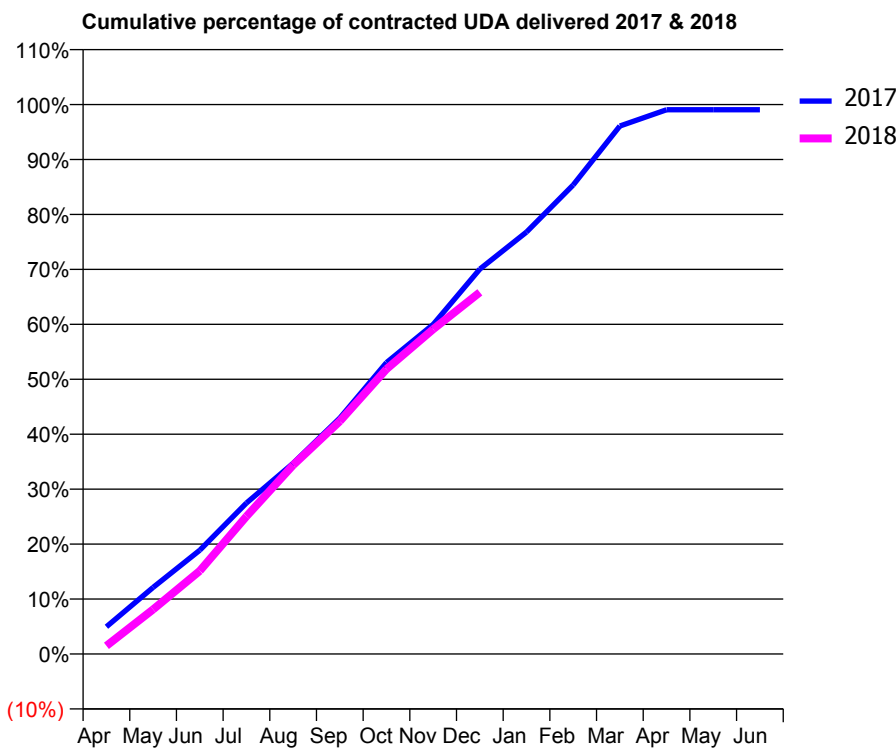
17/18 Contracted general activity (UDA)	17,855
Carry forward general activity (UDA)	168
17/18 Contracted orthodontic activity (UOA)	0
Carry forward orthodontic activity (UOA)	0
Baseline contract value	£482,504.09

ACCESS*

Patients seen in 24 months	Total	Change since previous quarter
Quarter ending December 2016	5,182	
Quarter ending March 2017	5,180	→
Quarter ending June 2017	5,136	→
Quarter ending September 2017	5,180	→
Quarter ending December 2017	5,210	→
Variance since December 2016	0.5%	→



ACTIVITY



Month	Adjusted Scheduled Activity (UDA)	
	2017	2018
April	885	267
May	2,166	1,450
June	3,373	2,701
July	4,905	4,474
August	6,197	6,139
September	7,666	7,562
October	9,470	9,257
November	10,708	10,553
December	12,509	11,753
January	13,710	
February	15,239	
March	17,158	
April	17,686	
May	17,686	
June	17,686	

QUALITY

	Quantity	Base Number	Contract	AT	Region	England
% of FP17s for the same patient ID Re-attending within 3 months - Children	55	1,161	4.7%	9.5%	11.5%	12.0%
% of FP17s for the same patient ID Re-attending within 3 months - Adults	406	3,458	11.7%	15.0%	15.8%	15.9%
% of FP17s for the same patient ID Re-attending between 3 & 9 months - Children	657	1,161	56.6%	59.4%	60.5%	58.0%
% of FP17s for the same patient ID Re-attending between 3 & 9 months - Adults	1,106	3,458	32.0%	51.1%	51.8%	50.5%
% of FP17s for Band 1 Urgent Courses	360	4,451	8.1%	9.6%	9.5%	9.0%
% of FP17s Relating to Free Repair or Replacements	9	4,451	0.2%	0.6%	0.7%	0.8%
% of FP17s Relating to Continuations	74	4,451	1.7%	0.9%	1.0%	1.1%
% of Patients satisfied with the dentistry they have received	7	9	N/A	91.2%	92.1%	91.5%
% of Patients satisfied with the time they had to wait for an appointment	8	9	N/A	88.7%	88.3%	87.9%

* This is based on patients treated on this contract for their most recent course of treatment. Figures in italics indicate the base number of FP17s or Patient Questionnaire responses are less than 100. N/A is shown where the base number of responses is less than 10 during the period. % is calculated as Quantity/Base number*100

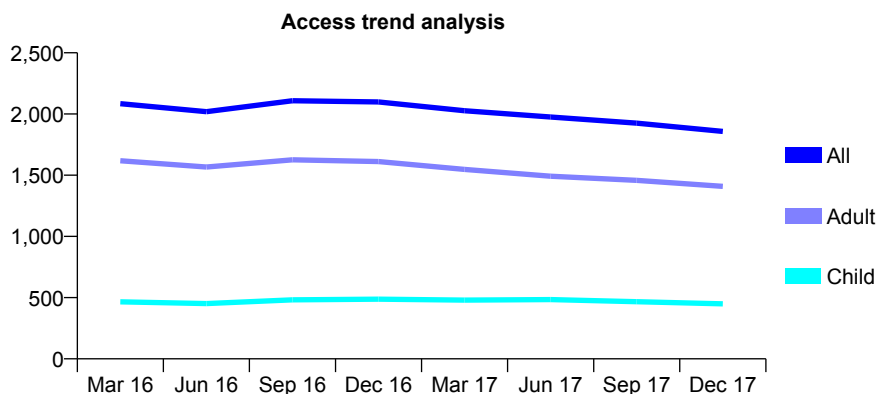
Q68 - Vital Signs At a Glance Contract Report for 104833/0001 - December 2017

Name or company name	J F Royle and R N Chadha
Contract type name	GDS Contract
Purpose of contract	General
Contract start date	07/12/2009
Contract end date	

17/18 Contracted general activity (UDA)	5,400
Carry forward general activity (UDA)	0
17/18 Contracted orthodontic activity (UOA)	0
Carry forward orthodontic activity (UOA)	0
Baseline contract value	£137,119.39

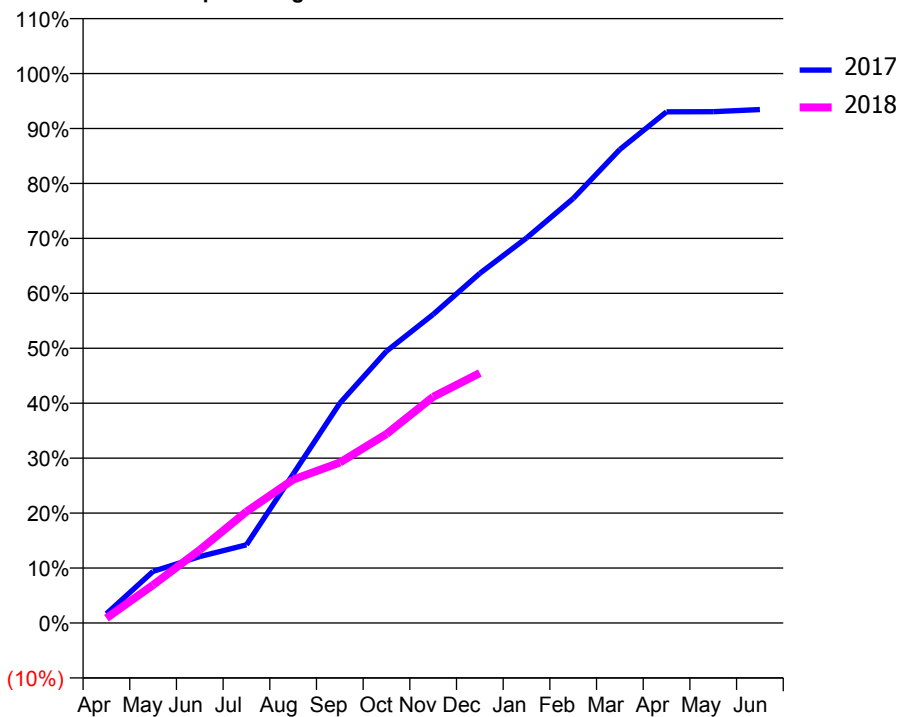
ACCESS*

Patients seen in 24 months	Total	Change since previous quarter
Quarter ending December 2016	2,099	
Quarter ending March 2017	2,027	↓
Quarter ending June 2017	1,976	↓
Quarter ending September 2017	1,925	↓
Quarter ending December 2017	1,858	↓
Variance since December 2016	(11.5%)	↓



ACTIVITY

Cumulative percentage of contracted UDA delivered 2017 & 2018



Month	Adjusted Scheduled Activity (UDA)	
	2017	2018
April	91	48
May	508	374
June	653	719
July	769	1,095
August	1,463	1,409
September	2,160	1,577
October	2,672	1,858
November	3,033	2,223
December	3,437	2,457
January	3,784	
February	4,172	
March	4,654	
April	5,023	
May	5,025	
June	5,046	

QUALITY

	Quantity	Base Number	Contract	AT	Region	England
% of FP17s for the same patient ID Re-attending within 3 months - Children	18	346	5.2%	9.5%	11.5%	12.0%
% of FP17s for the same patient ID Re-attending within 3 months - Adults	148	1,027	14.4%	15.0%	15.8%	15.9%
% of FP17s for the same patient ID Re-attending between 3 & 9 months - Children	138	346	39.9%	59.4%	60.5%	58.0%
% of FP17s for the same patient ID Re-attending between 3 & 9 months - Adults	397	1,027	38.7%	51.1%	51.8%	50.5%
% of FP17s for Band 1 Urgent Courses	186	1,242	15.0%	9.6%	9.5%	9.0%
% of FP17s Relating to Free Repair or Replacements	5	1,242	0.4%	0.6%	0.7%	0.8%
% of FP17s Relating to Continuations	12	1,242	1.0%	0.9%	1.0%	1.1%
% of Patients satisfied with the dentistry they have received	1	1	N/A	91.2%	92.1%	91.5%
% of Patients satisfied with the time they had to wait for an appointment	1	1	N/A	88.7%	88.3%	87.9%

* This is based on patients treated on this contract for their most recent course of treatment. Figures in italics indicate the base number of FP17s or Patient Questionnaire responses are less than 100. N/A is shown where the base number of responses is less than 10 during the period. % is calculated as Quantity/Base number*100

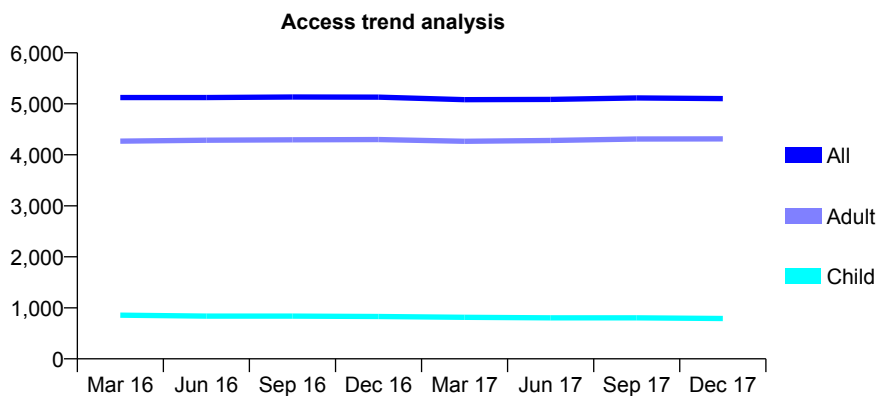
Q68 - Vital Signs At a Glance Contract Report for 104922/0001 - December 2017

Name or company name	Queens Crescent Dental Practice Ltd
Contract type name	GDS Contract
Purpose of contract	General
Contract start date	01/02/2007
Contract end date	

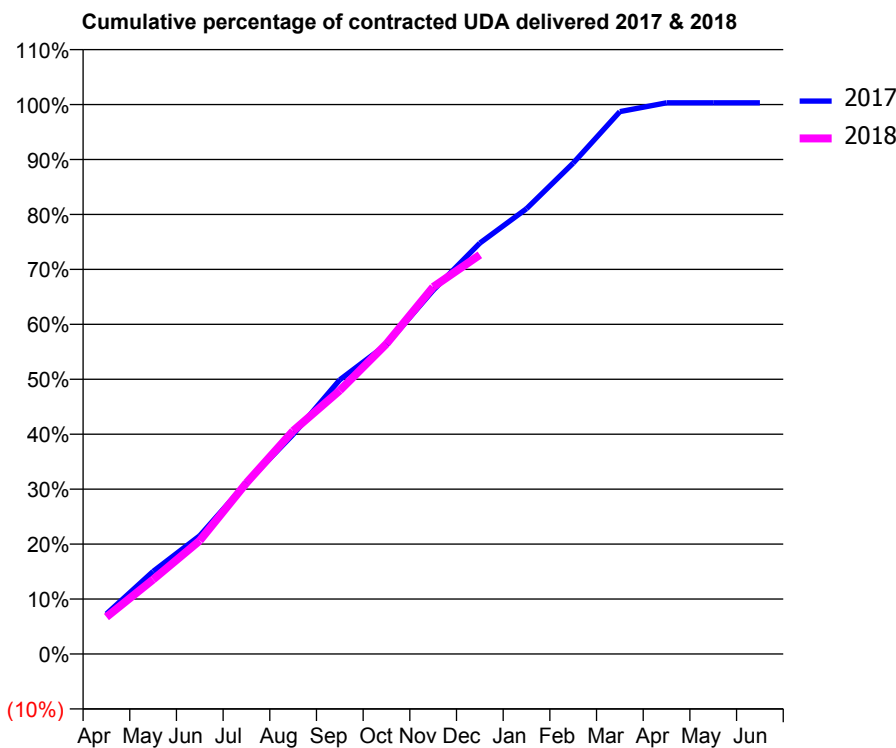
17/18 Contracted general activity (UDA)	15,639
Carry forward general activity (UDA)	-48
17/18 Contracted orthodontic activity (UOA)	0
Carry forward orthodontic activity (UOA)	0
Baseline contract value	£430,204.09

ACCESS*

Patients seen in 24 months	Total	Change since previous quarter
Quarter ending December 2016	5,130	
Quarter ending March 2017	5,080	→
Quarter ending June 2017	5,085	→
Quarter ending September 2017	5,114	→
Quarter ending December 2017	5,103	→
Variance since December 2016	(0.5%)	→



ACTIVITY



Month	Adjusted Scheduled Activity (UDA)	
	2017	2018
April	1,141	1,053
May	2,349	2,120
June	3,368	3,227
July	4,871	4,870
August	6,247	6,352
September	7,804	7,501
October	8,810	8,829
November	10,351	10,447
December	11,696	11,362
January	12,674	
February	13,971	
March	15,437	
April	15,686	
May	15,686	
June	15,686	

QUALITY

	Quantity	Base Number	Contract	AT	Region	England
% of FP17s for the same patient ID Re-attending within 3 months - Children	27	842	3.2%	9.5%	11.5%	12.0%
% of FP17s for the same patient ID Re-attending within 3 months - Adults	730	4,949	14.8%	15.0%	15.8%	15.9%
% of FP17s for the same patient ID Re-attending between 3 & 9 months - Children	514	842	61.0%	59.4%	60.5%	58.0%
% of FP17s for the same patient ID Re-attending between 3 & 9 months - Adults	2,870	4,949	58.0%	51.1%	51.8%	50.5%
% of FP17s for Band 1 Urgent Courses	393	5,650	7.0%	9.6%	9.5%	9.0%
% of FP17s Relating to Free Repair or Replacements	46	5,650	0.8%	0.6%	0.7%	0.8%
% of FP17s Relating to Continuations	82	5,650	1.5%	0.9%	1.0%	1.1%
% of Patients satisfied with the dentistry they have received	6	6	N/A	91.2%	92.1%	91.5%
% of Patients satisfied with the time they had to wait for an appointment	6	6	N/A	88.7%	88.3%	87.9%

* This is based on patients treated on this contract for their most recent course of treatment. Figures in italics indicate the base number of FP17s or Patient Questionnaire responses are less than 100. N/A is shown where the base number of responses is less than 10 during the period. % is calculated as Quantity/Base number*100

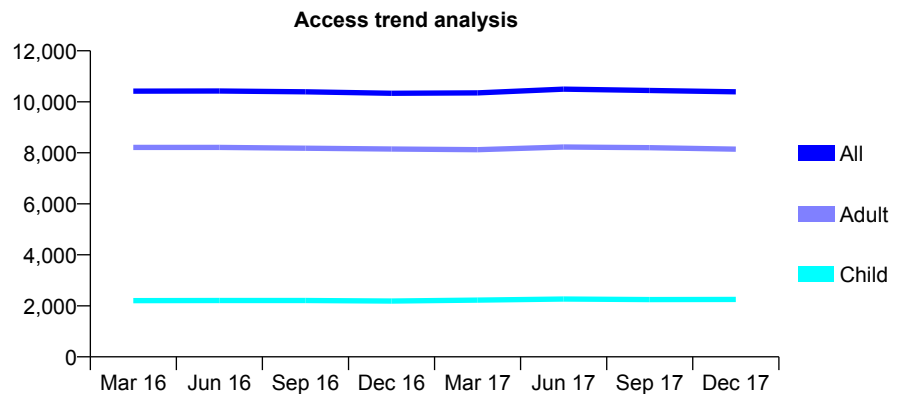
Q68 - Vital Signs At a Glance Contract Report for 105414/0002 - December 2017

Name or company name	First Choice Dental Limited
Contract type name	GDS Contract
Purpose of contract	General
Contract start date	01/04/2006
Contract end date	

17/18 Contracted general activity (UDA)	37,100
Carry forward general activity (UDA)	0
17/18 Contracted orthodontic activity (UOA)	0
Carry forward orthodontic activity (UOA)	0
Baseline contract value	£934,441.23

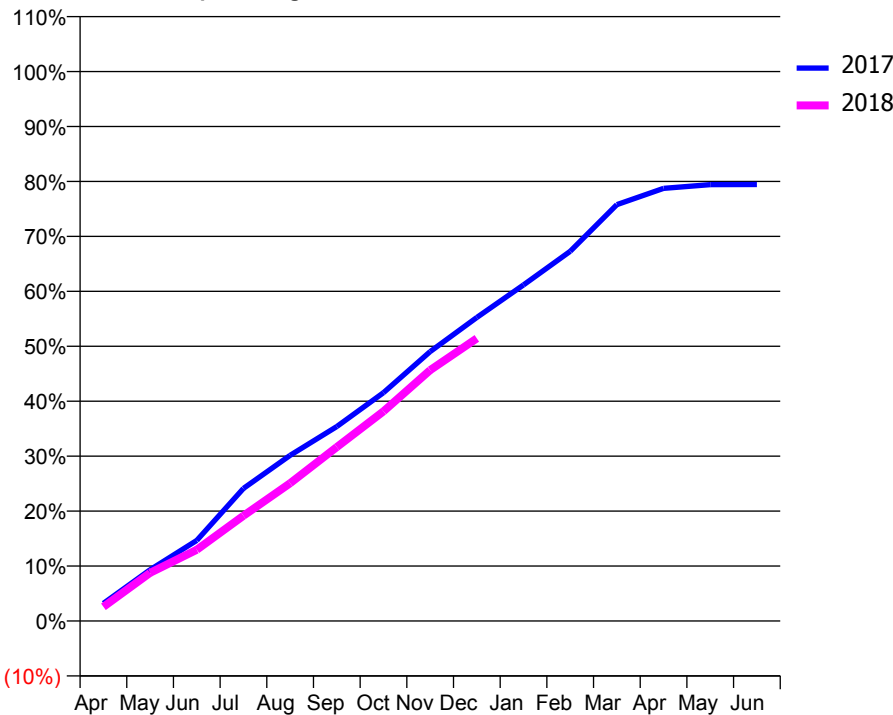
ACCESS*

Patients seen in 24 months	Total	Change since previous quarter
Quarter ending December 2016	10,335	
Quarter ending March 2017	10,352	→
Quarter ending June 2017	10,498	→
Quarter ending September 2017	10,445	→
Quarter ending December 2017	10,392	→
Variance since December 2016	0.6%	→



ACTIVITY

Cumulative percentage of contracted UDA delivered 2017 & 2018



Month	Adjusted Scheduled Activity (UDA)	
	2017	2018
April	1,226	963
May	3,559	3,256
June	5,593	4,815
July	9,194	7,110
August	11,484	9,308
September	13,486	11,743
October	15,837	14,153
November	18,683	16,936
December	21,049	19,084
January	23,305	
February	25,629	
March	28,871	
April	30,002	
May	30,256	
June	30,264	

QUALITY

	Quantity	Base Number	Contract	AT	Region	England
% of FP17s for the same patient ID Re-attending within 3 months - Children	148	2,207	6.7%	9.5%	11.5%	12.0%
% of FP17s for the same patient ID Re-attending within 3 months - Adults	707	6,878	10.3%	15.0%	15.8%	15.9%
% of FP17s for the same patient ID Re-attending between 3 & 9 months - Children	1,219	2,207	55.2%	59.4%	60.5%	58.0%
% of FP17s for the same patient ID Re-attending between 3 & 9 months - Adults	2,911	6,878	42.3%	51.1%	51.8%	50.5%
% of FP17s for Band 1 Urgent Courses	369	8,526	4.3%	9.6%	9.5%	9.0%
% of FP17s Relating to Free Repair or Replacements	41	8,526	0.5%	0.6%	0.7%	0.8%
% of FP17s Relating to Continuations	150	8,526	1.8%	0.9%	1.0%	1.1%
% of Patients satisfied with the dentistry they have received	11	13	84.6%	91.2%	92.1%	91.5%
% of Patients satisfied with the time they had to wait for an appointment	11	13	84.6%	88.7%	88.3%	87.9%

* This is based on patients treated on this contract for their most recent course of treatment. Figures in italics indicate the base number of FP17s or Patient Questionnaire responses are less than 100. N/A is shown where the base number of responses is less than 10 during the period. % is calculated as Quantity/Base number*100

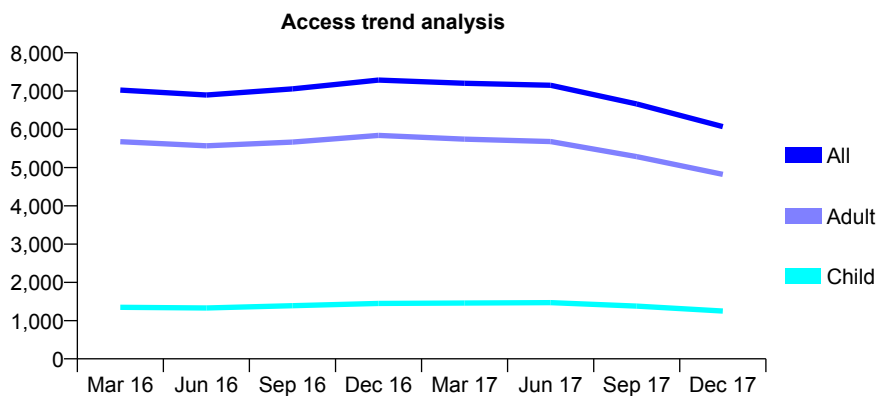
Q68 - Vital Signs At a Glance Contract Report for 105414/0009 - December 2017

Name or company name	First Choice Dental Limited
Contract type name	GDS Contract
Purpose of contract	General
Contract start date	01/07/2007
Contract end date	

17/18 Contracted general activity (UDA)	22,951
Carry forward general activity (UDA)	0
17/18 Contracted orthodontic activity (UOA)	0
Carry forward orthodontic activity (UOA)	0
Baseline contract value	£556,438.48

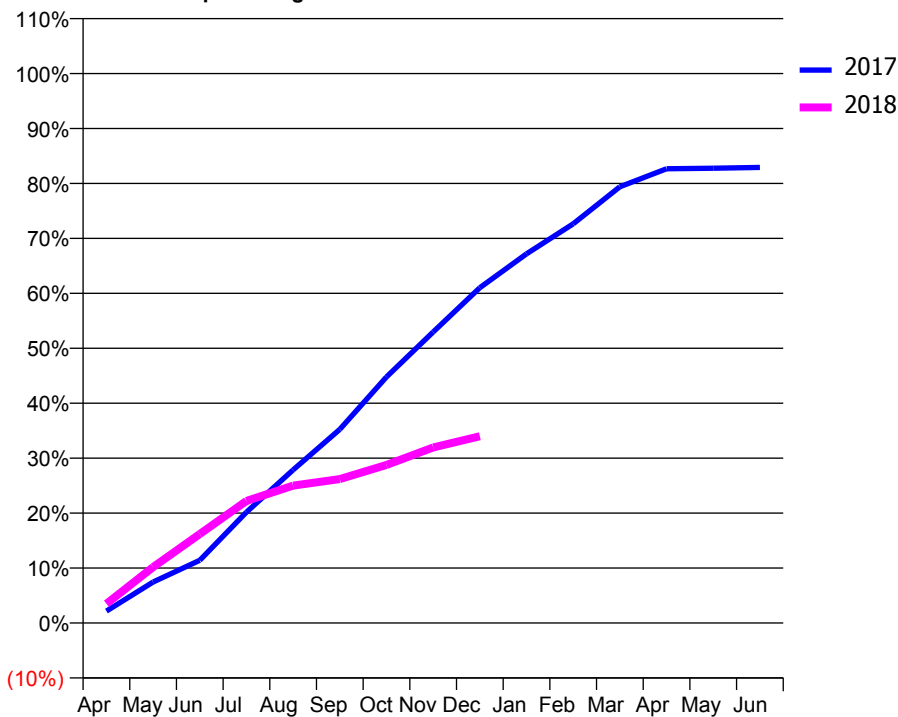
ACCESS*

Patients seen in 24 months	Total	Change since previous quarter
Quarter ending December 2016	7,288	
Quarter ending March 2017	7,202	↓
Quarter ending June 2017	7,150	→
Quarter ending September 2017	6,663	↓
Quarter ending December 2017	6,070	↓
Variance since December 2016	(16.7%)	↓



ACTIVITY

Cumulative percentage of contracted UDA delivered 2017 & 2018



Month	Adjusted Scheduled Activity (UDA)	
	2017	2018
April	500	802
May	1,713	2,338
June	2,619	3,719
July	4,633	5,102
August	6,397	5,742
September	8,089	6,015
October	10,278	6,601
November	12,158	7,331
December	14,002	7,802
January	15,418	
February	16,673	
March	18,218	
April	18,971	
May	18,997	
June	19,027	

QUALITY

	Quantity	Base Number	Contract	AT	Region	England
% of FP17s for the same patient ID Re-attending within 3 months - Children	51	714	7.1%	9.5%	11.5%	12.0%
% of FP17s for the same patient ID Re-attending within 3 months - Adults	331	2,600	12.7%	15.0%	15.8%	15.9%
% of FP17s for the same patient ID Re-attending between 3 & 9 months - Children	322	714	45.1%	59.4%	60.5%	58.0%
% of FP17s for the same patient ID Re-attending between 3 & 9 months - Adults	964	2,600	37.1%	51.1%	51.8%	50.5%
% of FP17s for Band 1 Urgent Courses	445	2,958	15.0%	9.6%	9.5%	9.0%
% of FP17s Relating to Free Repair or Replacements	13	2,958	0.4%	0.6%	0.7%	0.8%
% of FP17s Relating to Continuations	25	2,958	0.8%	0.9%	1.0%	1.1%
% of Patients satisfied with the dentistry they have received	2	4	N/A	91.2%	92.1%	91.5%
% of Patients satisfied with the time they had to wait for an appointment	1	4	N/A	88.7%	88.3%	87.9%

* This is based on patients treated on this contract for their most recent course of treatment. Figures in italics indicate the base number of FP17s or Patient Questionnaire responses are less than 100. N/A is shown where the base number of responses is less than 10 during the period. % is calculated as Quantity/Base number*100

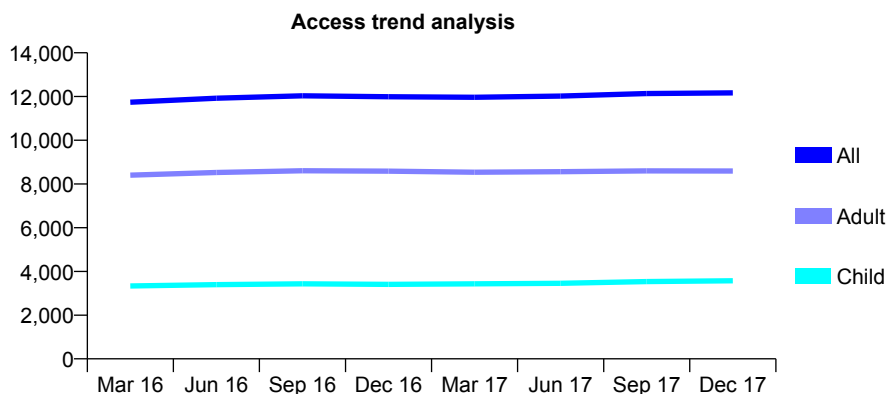
Q68 - Vital Signs At a Glance Contract Report for 105759/0002 - December 2017

Name or company name	Mr S Dattani & Mr J Patel
Contract type name	GDS Contract
Purpose of contract	General
Contract start date	01/07/2007
Contract end date	

17/18 Contracted general activity (UDA)	23,987
Carry forward general activity (UDA)	-462
17/18 Contracted orthodontic activity (UOA)	0
Carry forward orthodontic activity (UOA)	0
Baseline contract value	£680,918.71

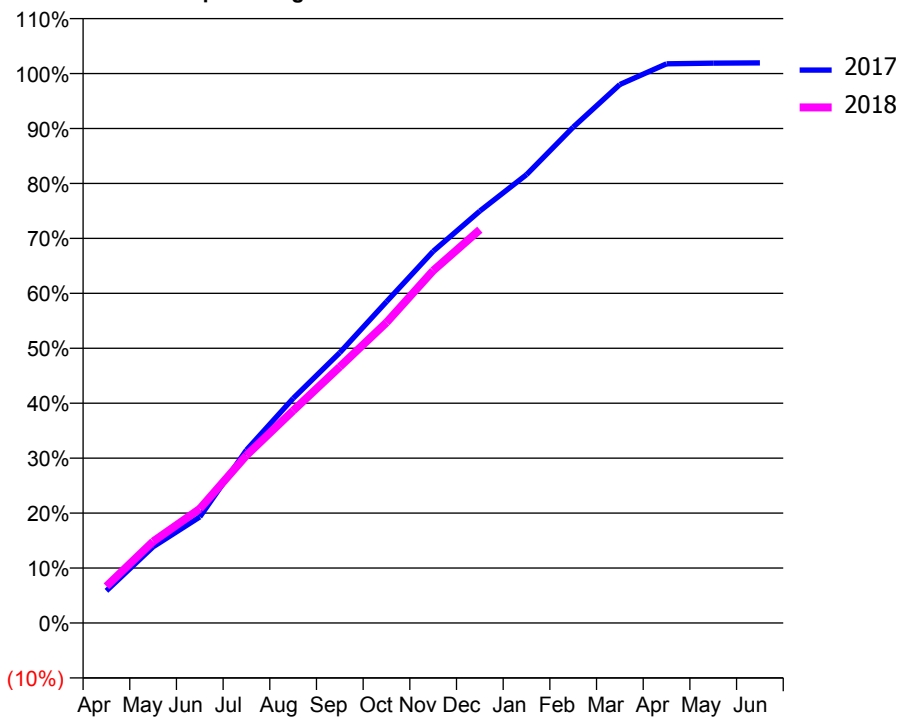
ACCESS*

Patients seen in 24 months	Total	Change since previous quarter
Quarter ending December 2016	11,989	
Quarter ending March 2017	11,967	→
Quarter ending June 2017	12,021	→
Quarter ending September 2017	12,137	→
Quarter ending December 2017	12,164	→
Variance since December 2016	1.5%	→



ACTIVITY

Cumulative percentage of contracted UDA delivered 2017 & 2018



Month	Adjusted Scheduled Activity (UDA)	
	2017	2018
April	1,403	1,602
May	3,328	3,562
June	4,628	4,985
July	7,555	7,322
August	9,804	9,271
September	11,803	11,182
October	14,025	13,118
November	16,228	15,380
December	17,986	17,171
January	19,573	
February	21,645	
March	23,508	
April	24,407	
May	24,441	
June	24,449	

QUALITY

	Quantity	Base Number	Contract	AT	Region	England
% of FP17s for the same patient ID Re-attending within 3 months - Children	112	3,444	3.3%	9.5%	11.5%	12.0%
% of FP17s for the same patient ID Re-attending within 3 months - Adults	654	7,408	8.8%	15.0%	15.8%	15.9%
% of FP17s for the same patient ID Re-attending between 3 & 9 months - Children	1,886	3,444	54.8%	59.4%	60.5%	58.0%
% of FP17s for the same patient ID Re-attending between 3 & 9 months - Adults	3,577	7,408	48.3%	51.1%	51.8%	50.5%
% of FP17s for Band 1 Urgent Courses	590	9,771	6.0%	9.6%	9.5%	9.0%
% of FP17s Relating to Free Repair or Replacements	13	9,771	0.1%	0.6%	0.7%	0.8%
% of FP17s Relating to Continuations	20	9,771	0.2%	0.9%	1.0%	1.1%
% of Patients satisfied with the dentistry they have received	5	5	N/A	91.2%	92.1%	91.5%
% of Patients satisfied with the time they had to wait for an appointment	5	5	N/A	88.7%	88.3%	87.9%

* This is based on patients treated on this contract for their most recent course of treatment. Figures in italics indicate the base number of FP17s or Patient Questionnaire responses are less than 100. N/A is shown where the base number of responses is less than 10 during the period. % is calculated as Quantity/Base number*100

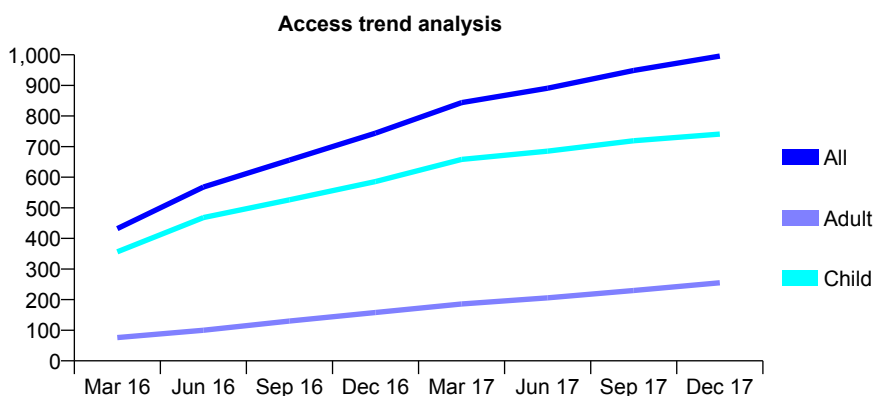
Q68 - Vital Signs At a Glance Contract Report for 107948/0001 - December 2017

Name or company name	Mr N Kennedy and Mr S Rosier
Contract type name	GDS Contract
Purpose of contract	General
Contract start date	01/10/2015
Contract end date	

17/18 Contracted general activity (UDA)	2,850
Carry forward general activity (UDA)	-57
17/18 Contracted orthodontic activity (UOA)	0
Carry forward orthodontic activity (UOA)	0
Baseline contract value	£67,850.69

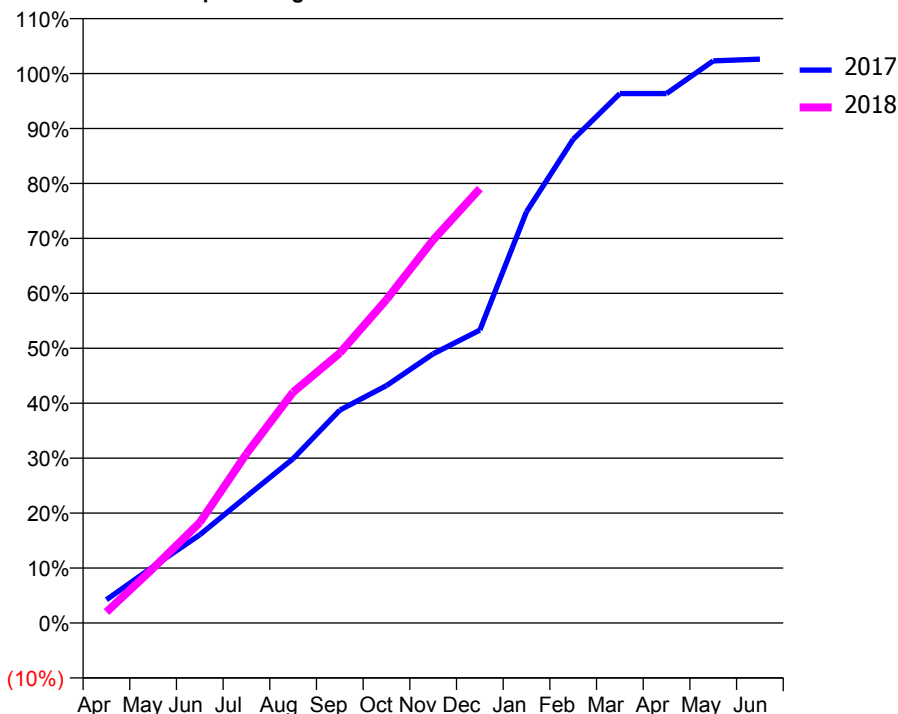
ACCESS*

Patients seen in 24 months	Total	Change since previous quarter
Quarter ending December 2016	744	
Quarter ending March 2017	844	↑
Quarter ending June 2017	891	↑
Quarter ending September 2017	949	↑
Quarter ending December 2017	996	↑
Variance since December 2016	33.9%	↑



ACTIVITY

Cumulative percentage of contracted UDA delivered 2017 & 2018



Month	Adjusted Scheduled Activity (UDA)	
	2017	2018
April	120	57
May	292	284
June	458	521
July	656	878
August	852	1,198
September	1,104	1,400
October	1,232	1,678
November	1,396	1,987
December	1,519	2,253
January	2,133	
February	2,509	
March	2,746	
April	2,746	
May	2,916	
June	2,925	

QUALITY

	Quantity	Base Number	Contract	AT	Region	England
% of FP17s for the same patient ID Re-attending within 3 months - Children	69	841	8.2%	9.5%	11.5%	12.0%
% of FP17s for the same patient ID Re-attending within 3 months - Adults	28	208	13.5%	15.0%	15.8%	15.9%
% of FP17s for the same patient ID Re-attending between 3 & 9 months - Children	520	841	61.8%	59.4%	60.5%	58.0%
% of FP17s for the same patient ID Re-attending between 3 & 9 months - Adults	109	208	52.4%	51.1%	51.8%	50.5%
% of FP17s for Band 1 Urgent Courses	41	987	4.2%	9.6%	9.5%	9.0%
% of FP17s Relating to Free Repair or Replacements	0	987	0.0%	0.6%	0.7%	0.8%
% of FP17s Relating to Continuations	2	987	0.2%	0.9%	1.0%	1.1%
% of Patients satisfied with the dentistry they have received	0	0	N/A	91.2%	92.1%	91.5%
% of Patients satisfied with the time they had to wait for an appointment	0	0	N/A	88.7%	88.3%	87.9%

* This is based on patients treated on this contract for their most recent course of treatment. Figures in italics indicate the base number of FP17s or Patient Questionnaire responses are less than 100. N/A is shown where the base number of responses is less than 10 during the period. % is calculated as Quantity/Base number*100

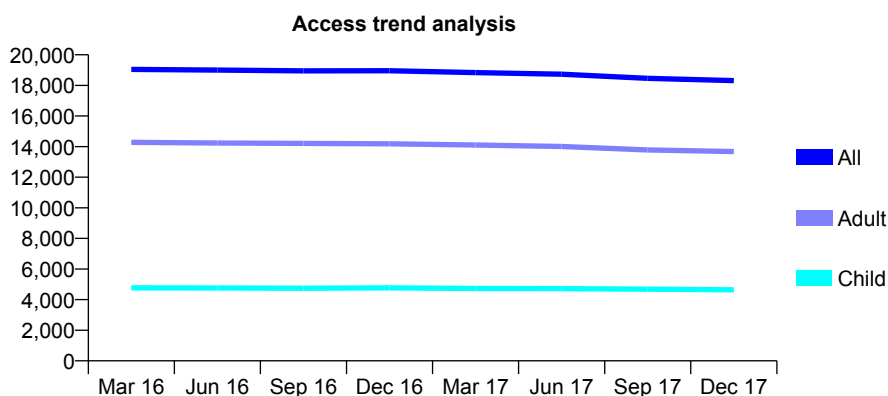
Q68 - Vital Signs At a Glance Contract Report for 108103/0001 - December 2017

Name or company name	Mr Barry Westwood and Mr William Westwood
Contract type name	GDS Contract
Purpose of contract	General
Contract start date	27/07/2011
Contract end date	

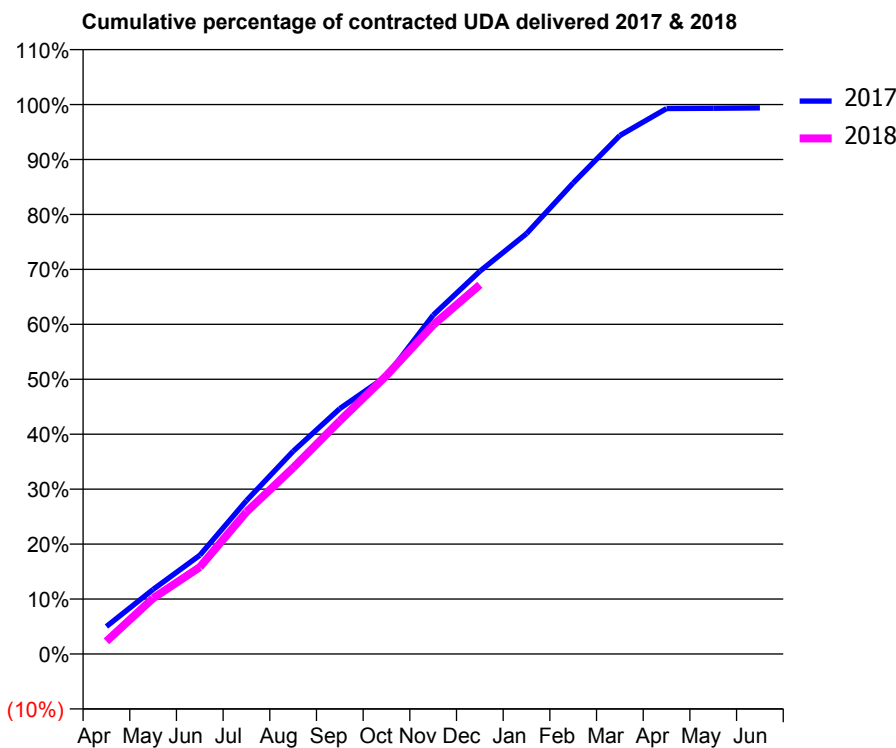
17/18 Contracted general activity (UDA)	48,198
Carry forward general activity (UDA)	294
17/18 Contracted orthodontic activity (UOA)	0
Carry forward orthodontic activity (UOA)	0
Baseline contract value	£1,180,822.15

ACCESS*

Patients seen in 24 months	Total	Change since previous quarter
Quarter ending December 2016	18,956	
Quarter ending March 2017	18,834	→
Quarter ending June 2017	18,729	→
Quarter ending September 2017	18,464	↓
Quarter ending December 2017	18,318	→
Variance since December 2016	(3.4%)	↓



ACTIVITY



Month	Adjusted Scheduled Activity (UDA)	
	2017	2018
April	2,414	1,121
May	5,661	4,891
June	8,658	7,622
July	13,454	12,462
August	17,780	16,328
September	21,531	20,447
October	24,366	24,427
November	29,730	28,857
December	33,573	32,386
January	36,866	
February	41,311	
March	45,481	
April	47,840	
May	47,867	
June	47,903	

QUALITY

	Quantity	Base Number	Contract	AT	Region	England
% of FP17s for the same patient ID Re-attending within 3 months - Children	214	5,159	4.1%	9.5%	11.5%	12.0%
% of FP17s for the same patient ID Re-attending within 3 months - Adults	1,607	13,274	12.1%	15.0%	15.8%	15.9%
% of FP17s for the same patient ID Re-attending between 3 & 9 months - Children	3,415	5,159	66.2%	59.4%	60.5%	58.0%
% of FP17s for the same patient ID Re-attending between 3 & 9 months - Adults	6,522	13,274	49.1%	51.1%	51.8%	50.5%
% of FP17s for Band 1 Urgent Courses	1,212	17,278	7.0%	9.6%	9.5%	9.0%
% of FP17s Relating to Free Repair or Replacements	65	17,278	0.4%	0.6%	0.7%	0.8%
% of FP17s Relating to Continuations	123	17,278	0.7%	0.9%	1.0%	1.1%
% of Patients satisfied with the dentistry they have received	23	24	95.8%	91.2%	92.1%	91.5%
% of Patients satisfied with the time they had to wait for an appointment	20	24	83.3%	88.7%	88.3%	87.9%

* This is based on patients treated on this contract for their most recent course of treatment. Figures in italics indicate the base number of FP17s or Patient Questionnaire responses are less than 100. N/A is shown where the base number of responses is less than 10 during the period. % is calculated as Quantity/Base number*100

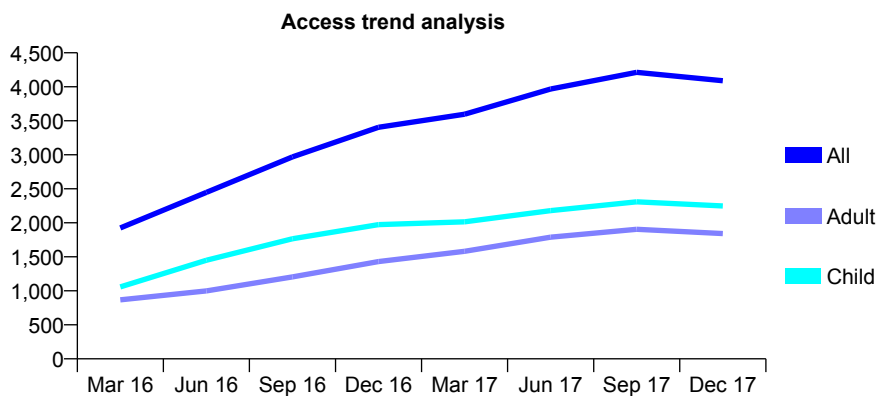
Q68 - Vital Signs At a Glance Contract Report for 108812/0001 - December 2017

Name or company name	St Faiths Clinic Limited
Contract type name	PDS Contract
Purpose of contract	General
Contract start date	01/08/2015
Contract end date	31/03/2018

17/18 Contracted general activity (UDA)	12,626
Carry forward general activity (UDA)	0
17/18 Contracted orthodontic activity (UOA)	0
Carry forward orthodontic activity (UOA)	0
Baseline contract value	£651,122.16

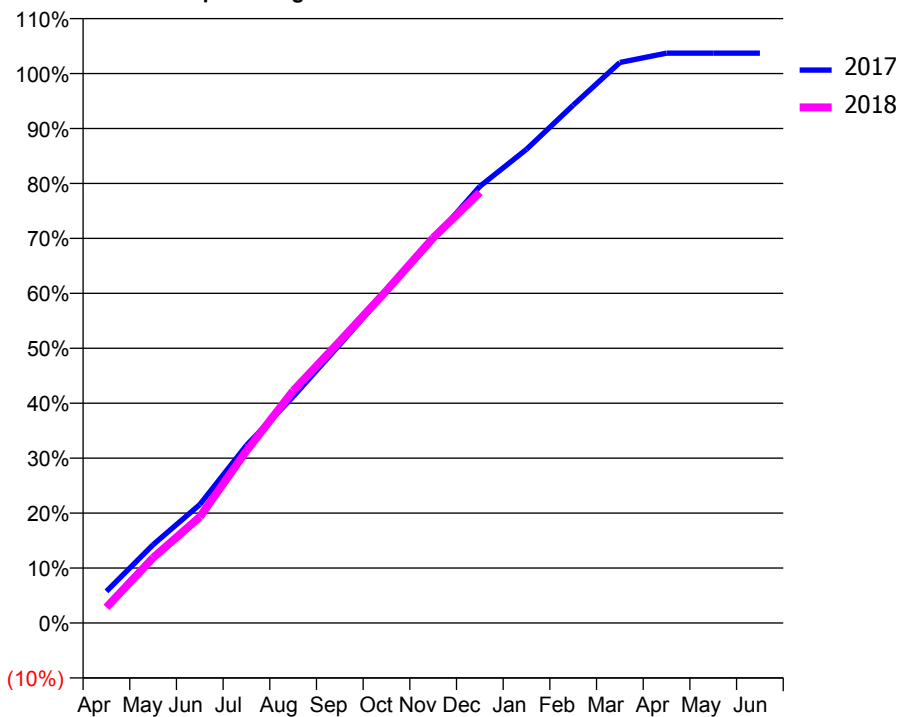
ACCESS*

Patients seen in 24 months	Total	Change since previous quarter
Quarter ending December 2016	3,405	
Quarter ending March 2017	3,597	↑
Quarter ending June 2017	3,968	↑
Quarter ending September 2017	4,213	↑
Quarter ending December 2017	4,090	↓
Variance since December 2016	20.1%	↑



ACTIVITY

Cumulative percentage of contracted UDA delivered 2017 & 2018



Month	Adjusted Scheduled Activity (UDA)	
	2017	2018
April	728	360
May	1,799	1,499
June	2,722	2,438
July	4,083	3,957
August	5,202	5,336
September	6,400	6,475
October	7,628	7,636
November	8,812	8,850
December	10,033	9,894
January	10,886	
February	11,898	
March	12,878	
April	13,095	
May	13,095	
June	13,095	

QUALITY

	Quantity	Base Number	Contract	AT	Region	England
% of FP17s for the same patient ID Re-attending within 3 months - Children	11	1,990	0.6%	9.5%	11.5%	12.0%
% of FP17s for the same patient ID Re-attending within 3 months - Adults	3	1,423	0.2%	15.0%	15.8%	15.9%
% of FP17s for the same patient ID Re-attending between 3 & 9 months - Children	12	1,990	0.6%	59.4%	60.5%	58.0%
% of FP17s for the same patient ID Re-attending between 3 & 9 months - Adults	8	1,423	0.6%	51.1%	51.8%	50.5%
% of FP17s for Band 1 Urgent Courses	1	3,340	0.0%	9.6%	9.5%	9.0%
% of FP17s Relating to Free Repair or Replacements	6	3,340	0.2%	0.6%	0.7%	0.8%
% of FP17s Relating to Continuations	8	3,340	0.2%	0.9%	1.0%	1.1%
% of Patients satisfied with the dentistry they have received	5	6	N/A	91.2%	92.1%	91.5%
% of Patients satisfied with the time they had to wait for an appointment	4	6	N/A	88.7%	88.3%	87.9%

* This is based on patients treated on this contract for their most recent course of treatment. Figures in italics indicate the base number of FP17s or Patient Questionnaire responses are less than 100. N/A is shown where the base number of responses is less than 10 during the period. % is calculated as Quantity/Base number*100

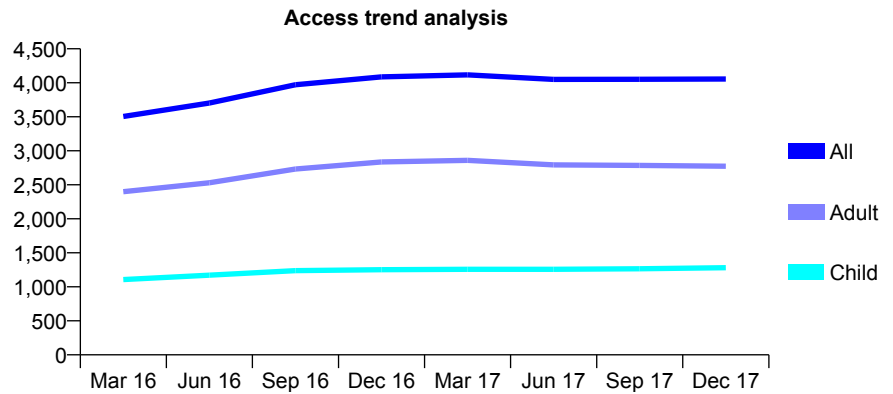
Q68 - Vital Signs At a Glance Contract Report for 111104/0001 - December 2017

Name or company name	Mr M Mousavi & Ms F Mirsiaghi
Contract type name	GDS Contract
Purpose of contract	General
Contract start date	01/12/2014
Contract end date	

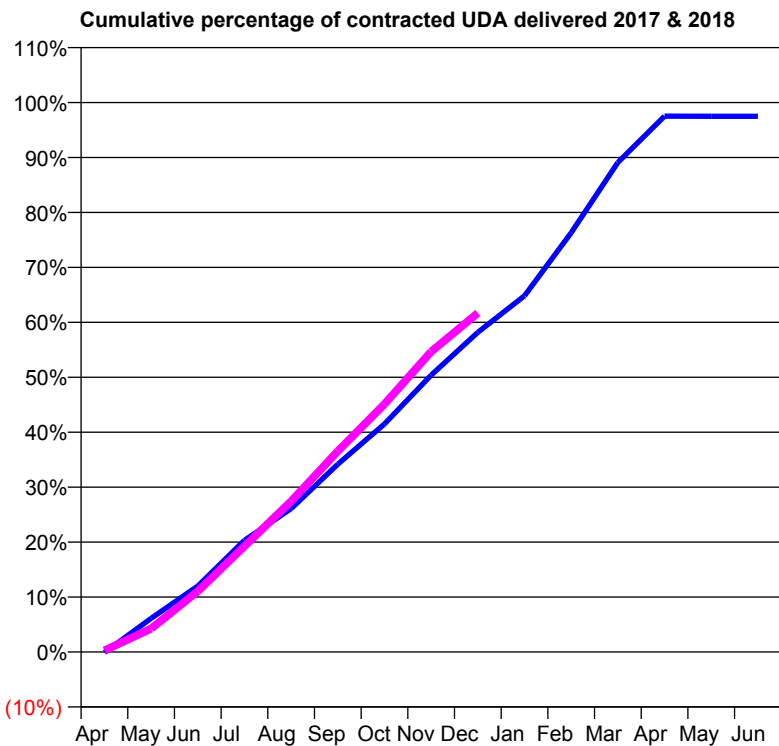
17/18 Contracted general activity (UDA)	12,310
Carry forward general activity (UDA)	307
17/18 Contracted orthodontic activity (UOA)	0
Carry forward orthodontic activity (UOA)	0
Baseline contract value	£354,584.96

ACCESS*

Patients seen in 24 months	Total	Change since previous quarter
Quarter ending December 2016	4,087	
Quarter ending March 2017	4,116	→
Quarter ending June 2017	4,050	↓
Quarter ending September 2017	4,051	→
Quarter ending December 2017	4,055	→
Variance since December 2016	(0.8%)	→



ACTIVITY



Month	Adjusted Scheduled Activity (UDA)	
	2017	2018
April	-13	33
May	753	525
June	1,477	1,361
July	2,501	2,372
August	3,214	3,376
September	4,209	4,501
October	5,111	5,554
November	6,202	6,728
December	7,162	7,596
January	7,980	
February	9,393	
March	10,968	
April	12,003	
May	12,002	
June	12,002	

QUALITY

	Quantity	Base Number	Contract	AT	Region	England
% of FP17s for the same patient ID Re-attending within 3 months - Children	55	1,162	4.7%	9.5%	11.5%	12.0%
% of FP17s for the same patient ID Re-attending within 3 months - Adults	271	2,148	12.6%	15.0%	15.8%	15.9%
% of FP17s for the same patient ID Re-attending between 3 & 9 months - Children	617	1,162	53.1%	59.4%	60.5%	58.0%
% of FP17s for the same patient ID Re-attending between 3 & 9 months - Adults	842	2,148	39.2%	51.1%	51.8%	50.5%
% of FP17s for Band 1 Urgent Courses	331	3,018	11.0%	9.6%	9.5%	9.0%
% of FP17s Relating to Free Repair or Replacements	63	3,018	2.1%	0.6%	0.7%	0.8%
% of FP17s Relating to Continuations	31	3,018	1.0%	0.9%	1.0%	1.1%
% of Patients satisfied with the dentistry they have received	0	1	N/A	91.2%	92.1%	91.5%
% of Patients satisfied with the time they had to wait for an appointment	1	1	N/A	88.7%	88.3%	87.9%

* This is based on patients treated on this contract for their most recent course of treatment. Figures in italics indicate the base number of FP17s or Patient Questionnaire responses are less than 100. N/A is shown where the base number of responses is less than 10 during the period. % is calculated as Quantity/Base number*100

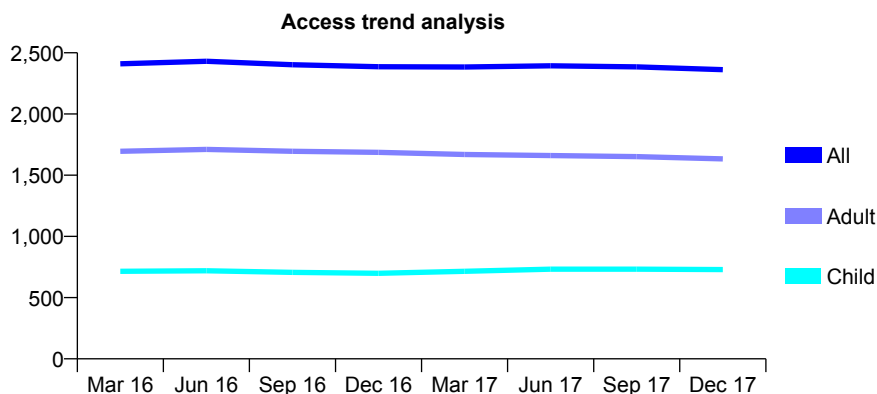
Q68 - Vital Signs At a Glance Contract Report for 111740/0001 - December 2017

Name or company name	Mr Mayuran Senthilnathan & Mr Amit Dodia
Contract type name	GDS Contract
Purpose of contract	General
Contract start date	06/06/2010
Contract end date	

17/18 Contracted general activity (UDA)	7,827
Carry forward general activity (UDA)	-22
17/18 Contracted orthodontic activity (UOA)	0
Carry forward orthodontic activity (UOA)	0
Baseline contract value	£175,943.42

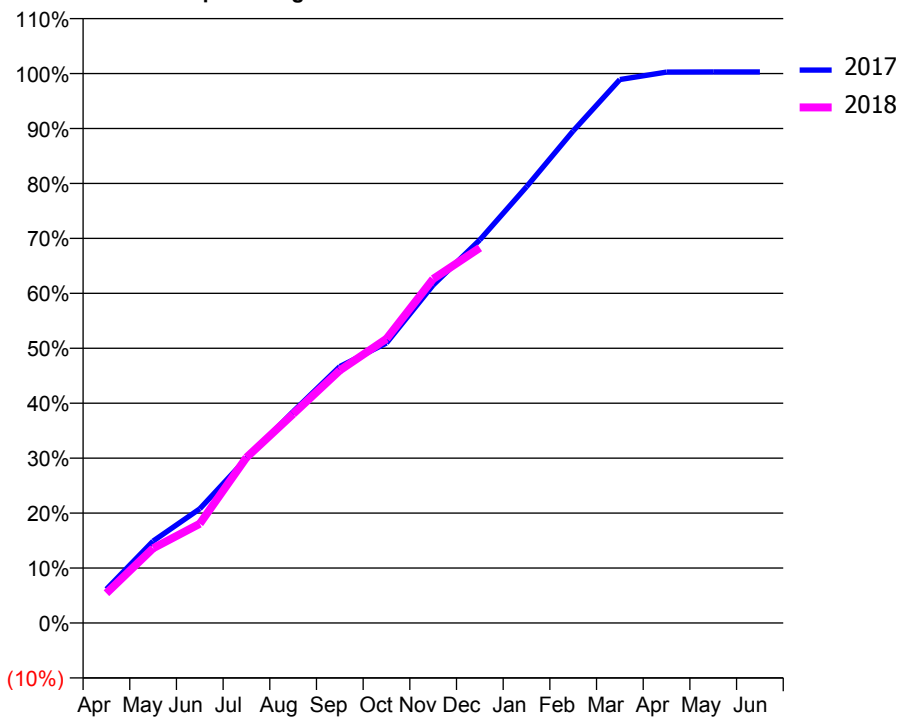
ACCESS*

Patients seen in 24 months	Total	Change since previous quarter
Quarter ending December 2016	2,386	
Quarter ending March 2017	2,384	→
Quarter ending June 2017	2,394	→
Quarter ending September 2017	2,385	→
Quarter ending December 2017	2,362	→
Variance since December 2016	(1.0%)	↓



ACTIVITY

Cumulative percentage of contracted UDA delivered 2017 & 2018



Month	Adjusted Scheduled Activity (UDA)	
	2017	2018
April	482	424
May	1,168	1,064
June	1,628	1,413
July	2,343	2,358
August	3,011	2,978
September	3,653	3,598
October	3,988	4,049
November	4,813	4,901
December	5,457	5,344
January	6,214	
February	7,009	
March	7,741	
April	7,848	
May	7,849	
June	7,849	

QUALITY

	Quantity	Base Number	Contract	AT	Region	England
% of FP17s for the same patient ID Re-attending within 3 months - Children	87	848	10.3%	9.5%	11.5%	12.0%
% of FP17s for the same patient ID Re-attending within 3 months - Adults	224	1,650	13.6%	15.0%	15.8%	15.9%
% of FP17s for the same patient ID Re-attending between 3 & 9 months - Children	554	848	65.3%	59.4%	60.5%	58.0%
% of FP17s for the same patient ID Re-attending between 3 & 9 months - Adults	1,024	1,650	62.1%	51.1%	51.8%	50.5%
% of FP17s for Band 1 Urgent Courses	168	2,428	6.9%	9.6%	9.5%	9.0%
% of FP17s Relating to Free Repair or Replacements	20	2,428	0.8%	0.6%	0.7%	0.8%
% of FP17s Relating to Continuations	5	2,428	0.2%	0.9%	1.0%	1.1%
% of Patients satisfied with the dentistry they have received	2	2	N/A	91.2%	92.1%	91.5%
% of Patients satisfied with the time they had to wait for an appointment	2	2	N/A	88.7%	88.3%	87.9%

* This is based on patients treated on this contract for their most recent course of treatment. Figures in italics indicate the base number of FP17s or Patient Questionnaire responses are less than 100. N/A is shown where the base number of responses is less than 10 during the period. % is calculated as Quantity/Base number*100

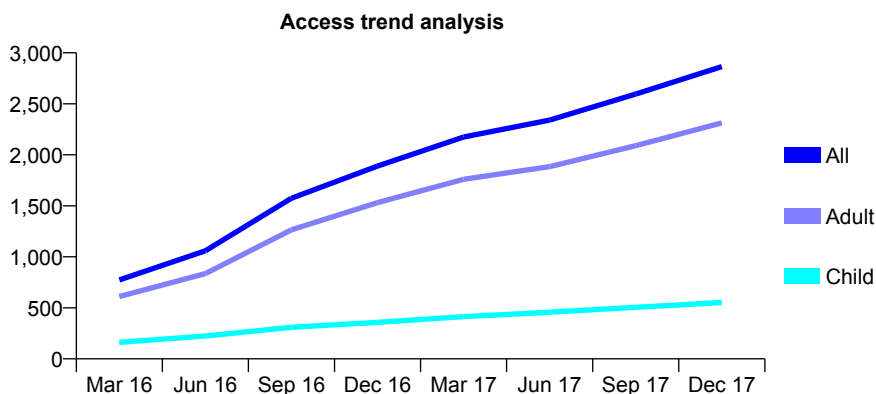
Q68 - Vital Signs At a Glance Contract Report for 113611/0001 - December 2017

Name or company name	North Chailey Dental Care
Contract type name	GDS Contract
Purpose of contract	General
Contract start date	13/11/2015
Contract end date	

17/18 Contracted general activity (UDA)	11,958
Carry forward general activity (UDA)	0
17/18 Contracted orthodontic activity (UOA)	0
Carry forward orthodontic activity (UOA)	0
Baseline contract value	£308,071.57

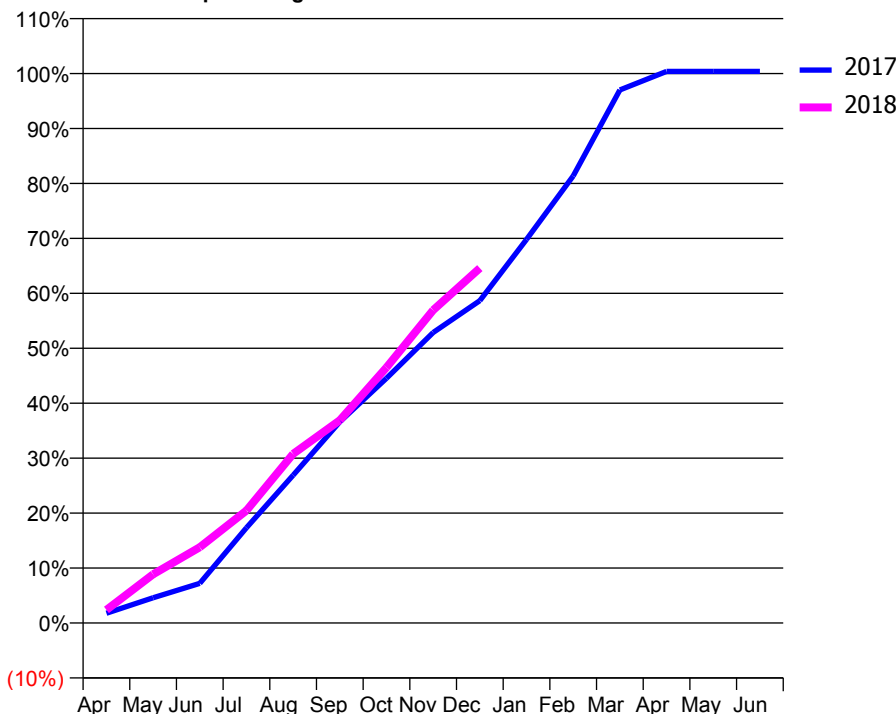
ACCESS*

Patients seen in 24 months	Total	Change since previous quarter
Quarter ending December 2016	1,889	
Quarter ending March 2017	2,174	↑
Quarter ending June 2017	2,341	↑
Quarter ending September 2017	2,595	↑
Quarter ending December 2017	2,865	↑
Variance since December 2016	51.7%	↑



ACTIVITY

Cumulative percentage of contracted UDA delivered 2017 & 2018



Month	Adjusted Scheduled Activity (UDA)	
	2017	2018
April	197	286
May	507	1,062
June	795	1,649
July	1,908	2,448
August	2,960	3,682
September	4,027	4,411
October	4,900	5,560
November	5,815	6,809
December	6,454	7,724
January	7,678	
February	8,948	
March	10,671	
April	11,041	
May	11,041	
June	11,042	

QUALITY

	Quantity	Base Number	Contract	AT	Region	England
% of FP17s for the same patient ID Re-attending within 3 months - Children	41	561	7.3%	9.5%	11.5%	12.0%
% of FP17s for the same patient ID Re-attending within 3 months - Adults	245	2,100	11.7%	15.0%	15.8%	15.9%
% of FP17s for the same patient ID Re-attending between 3 & 9 months - Children	246	561	43.9%	59.4%	60.5%	58.0%
% of FP17s for the same patient ID Re-attending between 3 & 9 months - Adults	942	2,100	44.9%	51.1%	51.8%	50.5%
% of FP17s for Band 1 Urgent Courses	237	2,562	9.3%	9.6%	9.5%	9.0%
% of FP17s Relating to Free Repair or Replacements	8	2,562	0.3%	0.6%	0.7%	0.8%
% of FP17s Relating to Continuations	22	2,562	0.9%	0.9%	1.0%	1.1%
% of Patients satisfied with the dentistry they have received	5	5	N/A	91.2%	92.1%	91.5%
% of Patients satisfied with the time they had to wait for an appointment	5	5	N/A	88.7%	88.3%	87.9%

* This is based on patients treated on this contract for their most recent course of treatment. Figures in italics indicate the base number of FP17s or Patient Questionnaire responses are less than 100. N/A is shown where the base number of responses is less than 10 during the period. % is calculated as Quantity/Base number*100

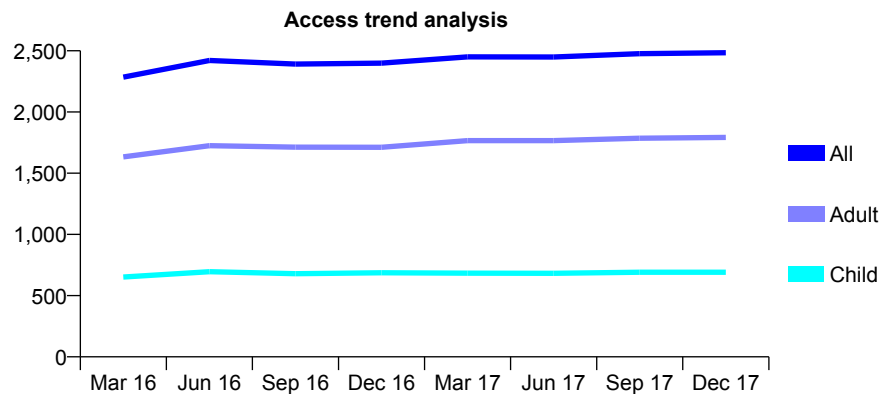
Q68 - Vital Signs At a Glance Contract Report for 114073/0001 - December 2017

Name or company name	Mr Mohammed Farmanand Miss Sarah Alia
Contract type name	GDS Contract
Purpose of contract	General
Contract start date	01/07/2014
Contract end date	

17/18 Contracted general activity (UDA)	7,501
Carry forward general activity (UDA)	-146
17/18 Contracted orthodontic activity (UOA)	0
Carry forward orthodontic activity (UOA)	0
Baseline contract value	£172,541.01

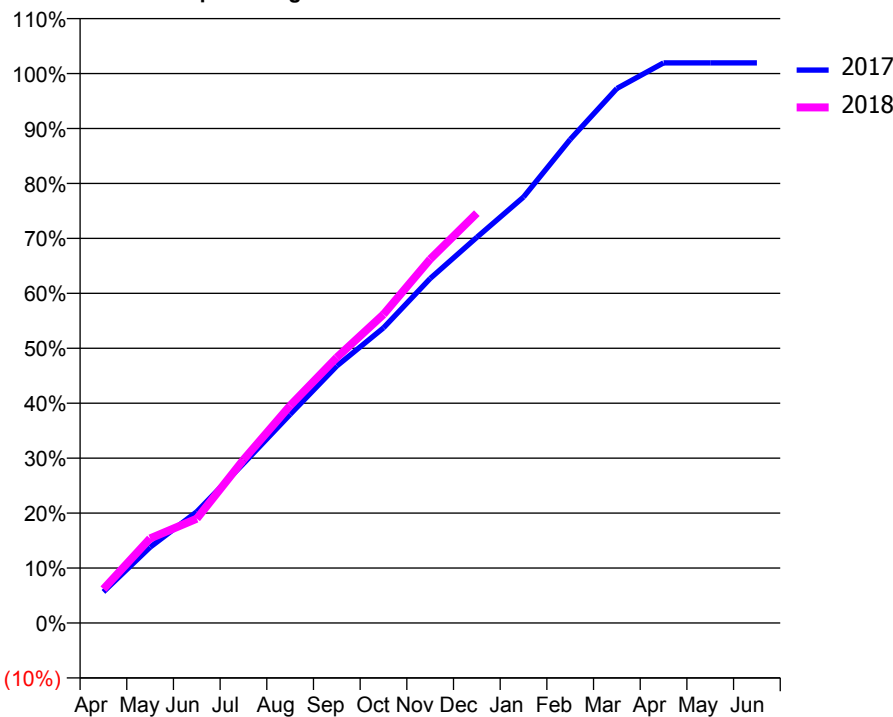
ACCESS*

Patients seen in 24 months	Total	Change since previous quarter
Quarter ending December 2016	2,399	
Quarter ending March 2017	2,450	↑
Quarter ending June 2017	2,449	→
Quarter ending September 2017	2,477	→
Quarter ending December 2017	2,484	→
Variance since December 2016	3.5%	↑



ACTIVITY

Cumulative percentage of contracted UDA delivered 2017 & 2018



Month	Adjusted Scheduled Activity (UDA)	
	2017	2018
April	424	463
May	1,035	1,155
June	1,519	1,425
July	2,175	2,229
August	2,848	2,969
September	3,509	3,624
October	4,029	4,213
November	4,703	4,966
December	5,266	5,595
January	5,815	
February	6,602	
March	7,297	
April	7,646	
May	7,646	
June	7,647	

QUALITY

	Quantity	Base Number	Contract	AT	Region	England
% of FP17s for the same patient ID Re-attending within 3 months - Children	29	591	4.9%	9.5%	11.5%	12.0%
% of FP17s for the same patient ID Re-attending within 3 months - Adults	164	1,501	10.9%	15.0%	15.8%	15.9%
% of FP17s for the same patient ID Re-attending between 3 & 9 months - Children	227	591	38.4%	59.4%	60.5%	58.0%
% of FP17s for the same patient ID Re-attending between 3 & 9 months - Adults	624	1,501	41.6%	51.1%	51.8%	50.5%
% of FP17s for Band 1 Urgent Courses	190	1,986	9.6%	9.6%	9.5%	9.0%
% of FP17s Relating to Free Repair or Replacements	6	1,986	0.3%	0.6%	0.7%	0.8%
% of FP17s Relating to Continuations	33	1,986	1.7%	0.9%	1.0%	1.1%
% of Patients satisfied with the dentistry they have received	1	1	N/A	91.2%	92.1%	91.5%
% of Patients satisfied with the time they had to wait for an appointment	1	1	N/A	88.7%	88.3%	87.9%

* This is based on patients treated on this contract for their most recent course of treatment. Figures in italics indicate the base number of FP17s or Patient Questionnaire responses are less than 100. N/A is shown where the base number of responses is less than 10 during the period. % is calculated as Quantity/Base number*100

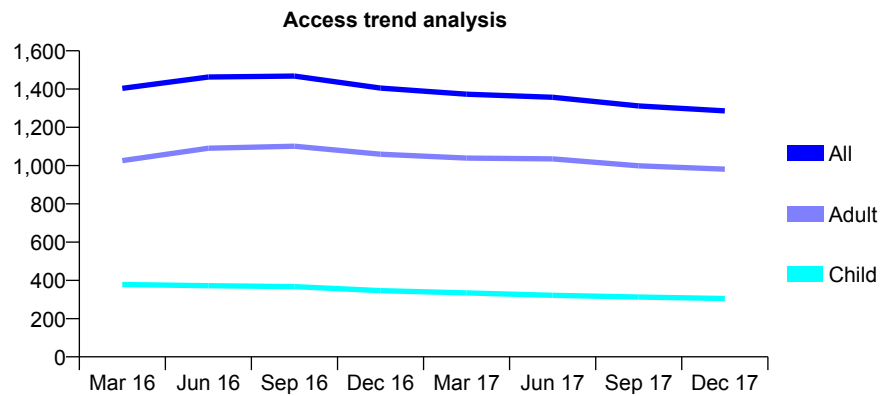
Q68 - Vital Signs At a Glance Contract Report for 115673/0001 - December 2017

Name or company name	Rye Dental Surgery Partnership
Contract type name	GDS Contract
Purpose of contract	General
Contract start date	13/09/2014
Contract end date	

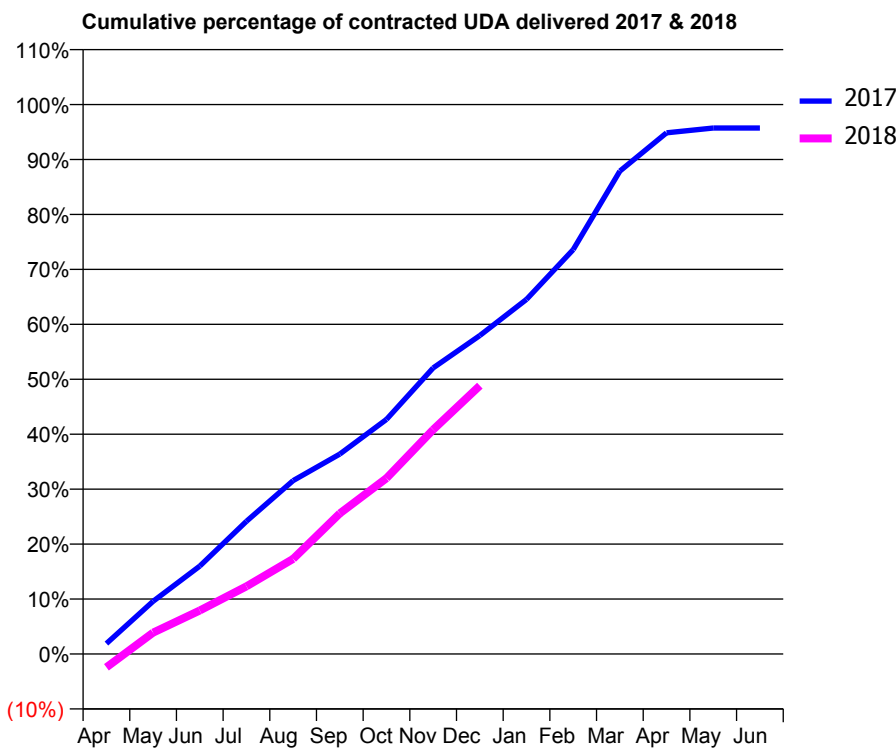
17/18 Contracted general activity (UDA)	5,000
Carry forward general activity (UDA)	123
17/18 Contracted orthodontic activity (UOA)	0
Carry forward orthodontic activity (UOA)	0
Baseline contract value	£119,805.60

ACCESS*

Patients seen in 24 months	Total	Change since previous quarter
Quarter ending December 2016	1,405	
Quarter ending March 2017	1,373	↓
Quarter ending June 2017	1,357	↓
Quarter ending September 2017	1,312	↓
Quarter ending December 2017	1,286	↓
Variance since December 2016	(8.5%)	↓



ACTIVITY



Month	Adjusted Scheduled Activity (UDA)	
	2017	2018
April	96	-122
May	480	195
June	800	396
July	1,207	616
August	1,577	865
September	1,820	1,280
October	2,135	1,600
November	2,603	2,041
December	2,898	2,442
January	3,227	
February	3,680	
March	4,394	
April	4,743	
May	4,786	
June	4,786	

QUALITY

	Quantity	Base Number	Contract	AT	Region	England
% of FP17s for the same patient ID Re-attending within 3 months - Children	14	301	4.7%	9.5%	11.5%	12.0%
% of FP17s for the same patient ID Re-attending within 3 months - Adults	138	977	14.1%	15.0%	15.8%	15.9%
% of FP17s for the same patient ID Re-attending between 3 & 9 months - Children	182	301	60.5%	59.4%	60.5%	58.0%
% of FP17s for the same patient ID Re-attending between 3 & 9 months - Adults	553	977	56.6%	51.1%	51.8%	50.5%
% of FP17s for Band 1 Urgent Courses	94	1,137	8.3%	9.6%	9.5%	9.0%
% of FP17s Relating to Free Repair or Replacements	5	1,137	0.4%	0.6%	0.7%	0.8%
% of FP17s Relating to Continuations	21	1,137	1.8%	0.9%	1.0%	1.1%
% of Patients satisfied with the dentistry they have received	0	0	N/A	91.2%	92.1%	91.5%
% of Patients satisfied with the time they had to wait for an appointment	0	0	N/A	88.7%	88.3%	87.9%

* This is based on patients treated on this contract for their most recent course of treatment. Figures in italics indicate the base number of FP17s or Patient Questionnaire responses are less than 100. N/A is shown where the base number of responses is less than 10 during the period. % is calculated as Quantity/Base number*100

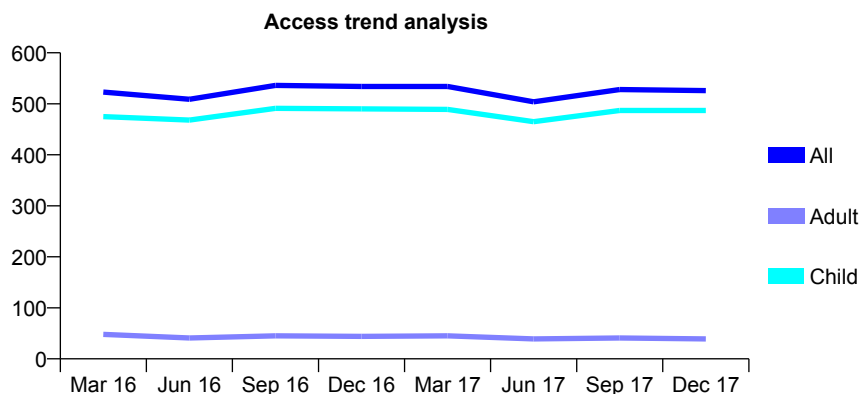
Q68 - Vital Signs At a Glance Contract Report for 115851/0001 - December 2017

Name or company name	The Clinic Dental Facial Ltd
Contract type name	GDS Contract
Purpose of contract	General
Contract start date	01/01/2007
Contract end date	

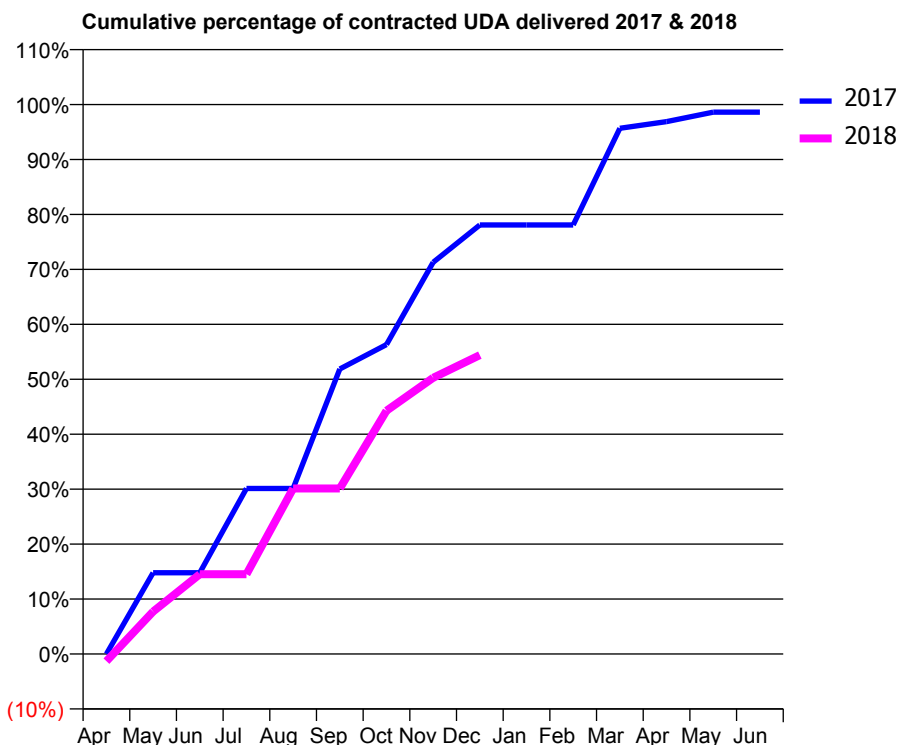
17/18 Contracted general activity (UDA)	750
Carry forward general activity (UDA)	10
17/18 Contracted orthodontic activity (UOA)	0
Carry forward orthodontic activity (UOA)	0
Baseline contract value	£24,644.07

ACCESS*

Patients seen in 24 months	Total	Change since previous quarter
Quarter ending December 2016	534	
Quarter ending March 2017	534	→
Quarter ending June 2017	504	↓
Quarter ending September 2017	528	↑
Quarter ending December 2017	526	→
Variance since December 2016	(1.5%)	↓



ACTIVITY



Month	Adjusted Scheduled Activity (UDA)	
	2017	2018
April	0	-10
May	111	58
June	111	109
July	226	109
August	226	226
September	389	226
October	422	332
November	535	377
December	586	408
January	586	
February	586	
March	718	
April	727	
May	740	
June	740	

QUALITY

	Quantity	Base Number	Contract	AT	Region	England
% of FP17s for the same patient ID Re-attending within 3 months - Children	12	378	3.2%	9.5%	11.5%	12.0%
% of FP17s for the same patient ID Re-attending within 3 months - Adults	0	0	N/A	15.0%	15.8%	15.9%
% of FP17s for the same patient ID Re-attending between 3 & 9 months - Children	148	378	39.2%	59.4%	60.5%	58.0%
% of FP17s for the same patient ID Re-attending between 3 & 9 months - Adults	0	0	N/A	51.1%	51.8%	50.5%
% of FP17s for Band 1 Urgent Courses	0	360	0.0%	9.6%	9.5%	9.0%
% of FP17s Relating to Free Repair or Replacements	0	360	0.0%	0.6%	0.7%	0.8%
% of FP17s Relating to Continuations	8	360	2.2%	0.9%	1.0%	1.1%
% of Patients satisfied with the dentistry they have received	0	0	N/A	91.2%	92.1%	91.5%
% of Patients satisfied with the time they had to wait for an appointment	0	0	N/A	88.7%	88.3%	87.9%

* This is based on patients treated on this contract for their most recent course of treatment. Figures in italics indicate the base number of FP17s or Patient Questionnaire responses are less than 100. N/A is shown where the base number of responses is less than 10 during the period. % is calculated as Quantity/Base number*100

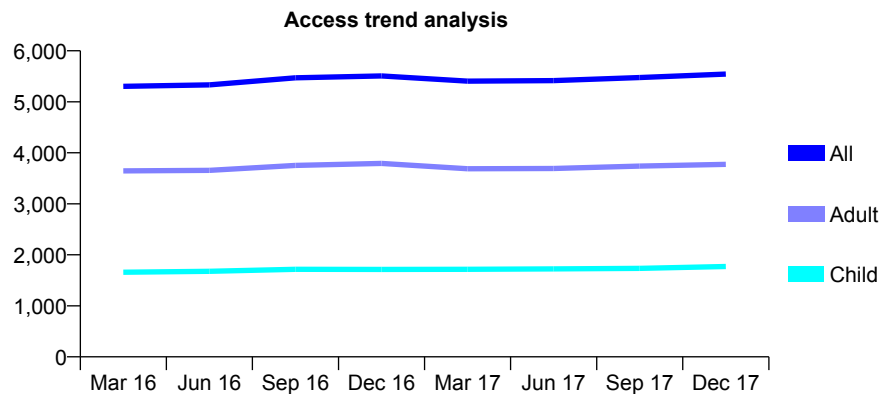
Q68 - Vital Signs At a Glance Contract Report for 116513/0001 - December 2017

Name or company name	Fairfield Dental Surgery Limited
Contract type name	GDS Contract
Purpose of contract	General
Contract start date	01/05/2007
Contract end date	

17/18 Contracted general activity (UDA)	12,859
Carry forward general activity (UDA)	-257
17/18 Contracted orthodontic activity (UOA)	0
Carry forward orthodontic activity (UOA)	0
Baseline contract value	£290,121.62

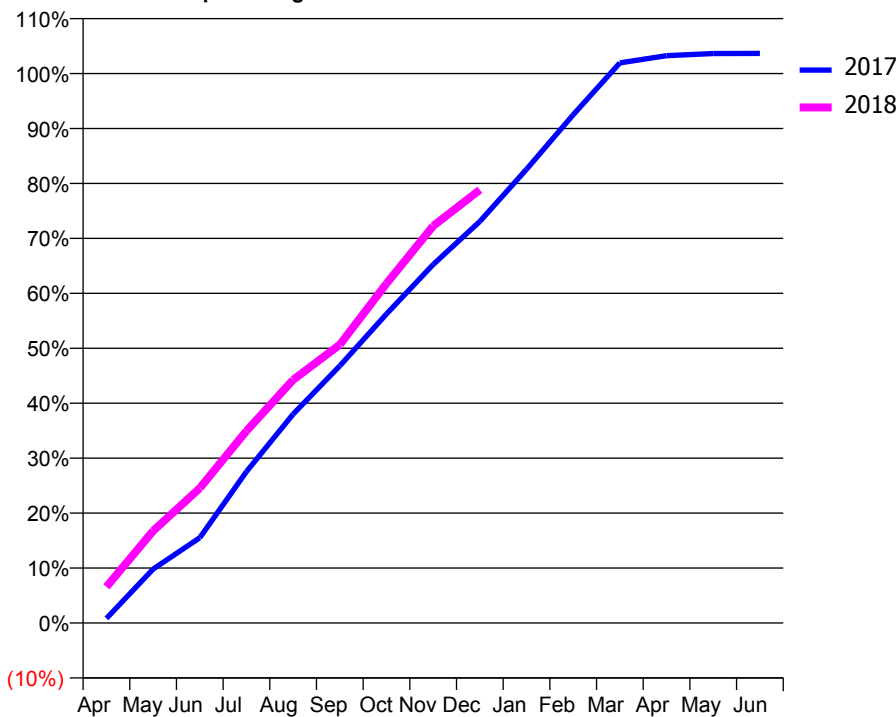
ACCESS*

Patients seen in 24 months	Total	Change since previous quarter
Quarter ending December 2016	5,507	
Quarter ending March 2017	5,404	↓
Quarter ending June 2017	5,415	→
Quarter ending September 2017	5,476	→
Quarter ending December 2017	5,543	→
Variance since December 2016	0.7%	→



ACTIVITY

Cumulative percentage of contracted UDA delivered 2017 & 2018



Month	Adjusted Scheduled Activity (UDA)	
	2017	2018
April	107	848
May	1,261	2,155
June	1,995	3,156
July	3,545	4,494
August	4,888	5,690
September	6,017	6,513
October	7,233	7,944
November	8,388	9,290
December	9,398	10,136
January	10,616	
February	11,894	
March	13,107	
April	13,276	
May	13,326	
June	13,328	

QUALITY

	Quantity	Base Number	Contract	AT	Region	England
% of FP17s for the same patient ID Re-attending within 3 months - Children	134	2,154	6.2%	9.5%	11.5%	12.0%
% of FP17s for the same patient ID Re-attending within 3 months - Adults	377	3,849	9.8%	15.0%	15.8%	15.9%
% of FP17s for the same patient ID Re-attending between 3 & 9 months - Children	1,443	2,154	67.0%	59.4%	60.5%	58.0%
% of FP17s for the same patient ID Re-attending between 3 & 9 months - Adults	2,258	3,849	58.7%	51.1%	51.8%	50.5%
% of FP17s for Band 1 Urgent Courses	367	5,816	6.3%	9.6%	9.5%	9.0%
% of FP17s Relating to Free Repair or Replacements	0	5,816	0.0%	0.6%	0.7%	0.8%
% of FP17s Relating to Continuations	32	5,816	0.6%	0.9%	1.0%	1.1%
% of Patients satisfied with the dentistry they have received	3	3	N/A	91.2%	92.1%	91.5%
% of Patients satisfied with the time they had to wait for an appointment	3	3	N/A	88.7%	88.3%	87.9%

* This is based on patients treated on this contract for their most recent course of treatment. Figures in italics indicate the base number of FP17s or Patient Questionnaire responses are less than 100. N/A is shown where the base number of responses is less than 10 during the period. % is calculated as Quantity/Base number*100

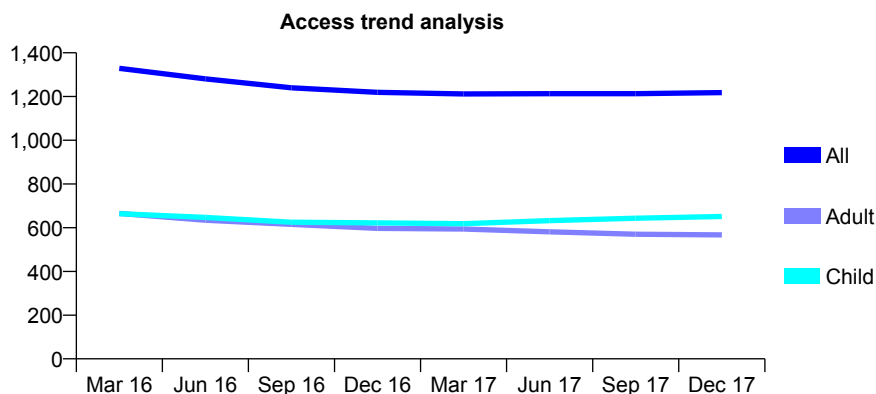
Q68 - Vital Signs At a Glance Contract Report for 116513/0003 - December 2017

Name or company name	Fairfield Dental Surgery Limited
Contract type name	GDS Contract
Purpose of contract	General
Contract start date	01/08/2011
Contract end date	

17/18 Contracted general activity (UDA)	3,500
Carry forward general activity (UDA)	0
17/18 Contracted orthodontic activity (UOA)	0
Carry forward orthodontic activity (UOA)	0
Baseline contract value	£78,622.43

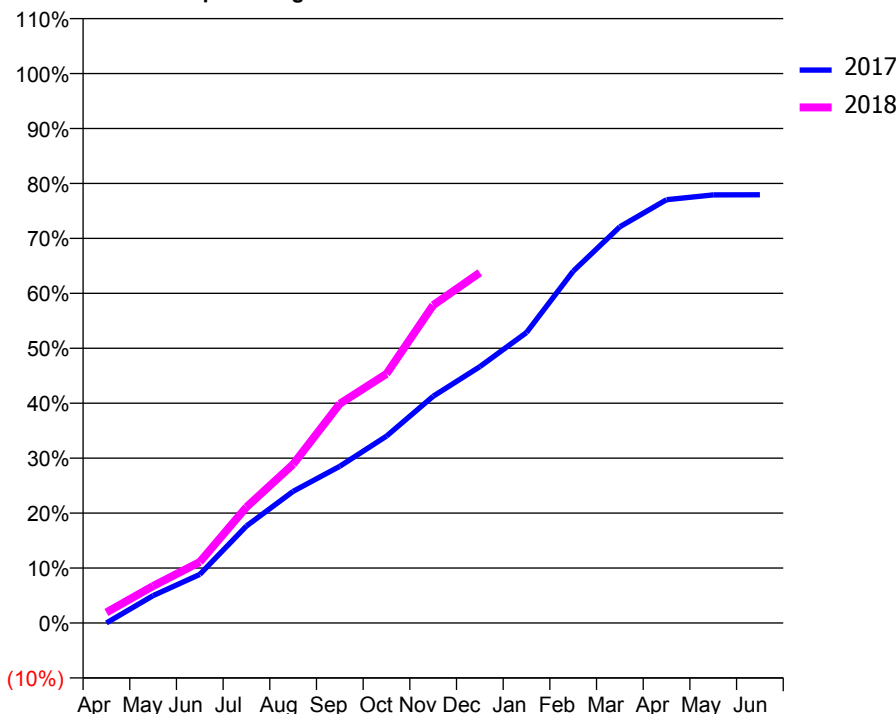
ACCESS*

Patients seen in 24 months	Total	Change since previous quarter
Quarter ending December 2016	1,219	
Quarter ending March 2017	1,212	→
Quarter ending June 2017	1,213	→
Quarter ending September 2017	1,213	→
Quarter ending December 2017	1,218	→
Variance since December 2016	(0.1%)	→



ACTIVITY

Cumulative percentage of contracted UDA delivered 2017 & 2018



Month	Adjusted Scheduled Activity (UDA)	
	2017	2018
April	0	67
May	174	236
June	310	388
July	618	739
August	839	1,011
September	999	1,397
October	1,191	1,587
November	1,445	2,024
December	1,633	2,232
January	1,850	
February	2,241	
March	2,524	
April	2,696	
May	2,726	
June	2,727	

QUALITY

	Quantity	Base Number	Contract	AT	Region	England
% of FP17s for the same patient ID Re-attending within 3 months - Children	57	793	7.2%	9.5%	11.5%	12.0%
% of FP17s for the same patient ID Re-attending within 3 months - Adults	68	613	11.1%	15.0%	15.8%	15.9%
% of FP17s for the same patient ID Re-attending between 3 & 9 months - Children	531	793	67.0%	59.4%	60.5%	58.0%
% of FP17s for the same patient ID Re-attending between 3 & 9 months - Adults	397	613	64.8%	51.1%	51.8%	50.5%
% of FP17s for Band 1 Urgent Courses	38	1,278	3.0%	9.6%	9.5%	9.0%
% of FP17s Relating to Free Repair or Replacements	2	1,278	0.2%	0.6%	0.7%	0.8%
% of FP17s Relating to Continuations	27	1,278	2.1%	0.9%	1.0%	1.1%
% of Patients satisfied with the dentistry they have received	4	4	N/A	91.2%	92.1%	91.5%
% of Patients satisfied with the time they had to wait for an appointment	4	4	N/A	88.7%	88.3%	87.9%

* This is based on patients treated on this contract for their most recent course of treatment. Figures in italics indicate the base number of FP17s or Patient Questionnaire responses are less than 100. N/A is shown where the base number of responses is less than 10 during the period. % is calculated as Quantity/Base number*100

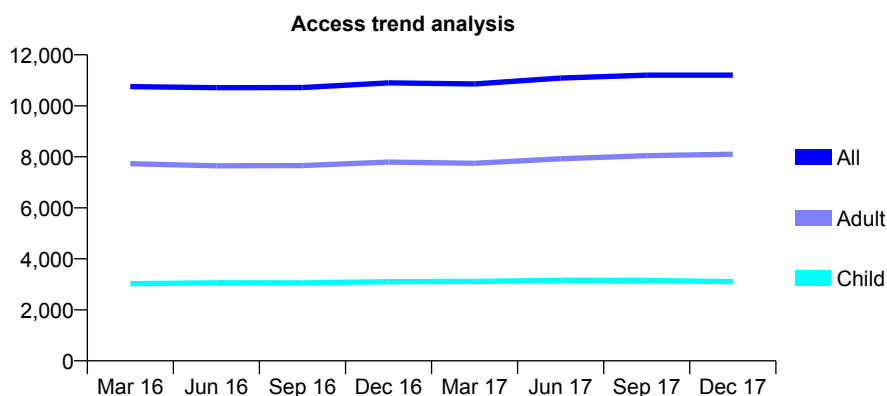
Q68 - Vital Signs At a Glance Contract Report for 117013/0001 - December 2017

Name or company name	Family Dental Centre Limited
Contract type name	GDS Contract
Purpose of contract	General
Contract start date	01/04/2010
Contract end date	

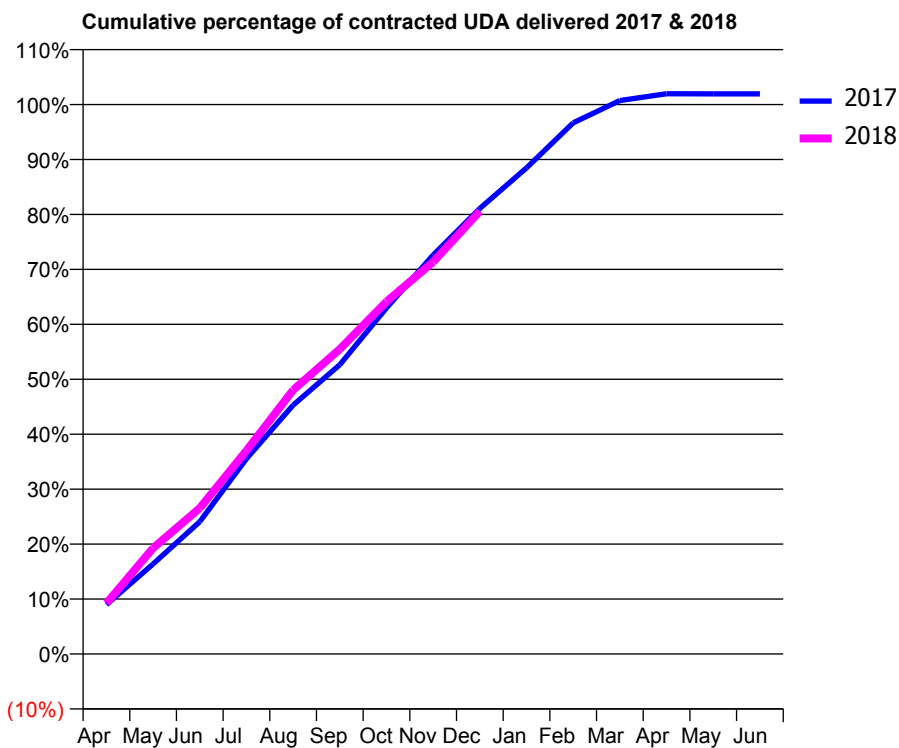
17/18 Contracted general activity (UDA)	41,003
Carry forward general activity (UDA)	-794
17/18 Contracted orthodontic activity (UOA)	0
Carry forward orthodontic activity (UOA)	0
Baseline contract value	£1,519,249.25

ACCESS*

Patients seen in 24 months	Total	Change since previous quarter
Quarter ending December 2016	10,898	
Quarter ending March 2017	10,858	→
Quarter ending June 2017	11,089	↑
Quarter ending September 2017	11,204	→
Quarter ending December 2017	11,205	→
Variance since December 2016	2.8%	↑



ACTIVITY



Month	Adjusted Scheduled Activity (UDA)	
	2017	2018
April	3,685	3,785
May	6,718	7,905
June	9,875	10,894
July	14,572	15,180
August	18,571	19,693
September	21,583	22,755
October	25,825	26,296
November	29,774	29,254
December	33,250	33,044
January	36,273	
February	39,635	
March	41,302	
April	41,805	
May	41,797	
June	41,797	

QUALITY

	Quantity	Base Number	Contract	AT	Region	England
% of FP17s for the same patient ID Re-attending within 3 months - Children	206	3,515	5.9%	9.5%	11.5%	12.0%
% of FP17s for the same patient ID Re-attending within 3 months - Adults	1,102	8,723	12.6%	15.0%	15.8%	15.9%
% of FP17s for the same patient ID Re-attending between 3 & 9 months - Children	2,147	3,515	61.1%	59.4%	60.5%	58.0%
% of FP17s for the same patient ID Re-attending between 3 & 9 months - Adults	4,499	8,723	51.6%	51.1%	51.8%	50.5%
% of FP17s for Band 1 Urgent Courses	822	11,410	7.2%	9.6%	9.5%	9.0%
% of FP17s Relating to Free Repair or Replacements	45	11,410	0.4%	0.6%	0.7%	0.8%
% of FP17s Relating to Continuations	30	11,410	0.3%	0.9%	1.0%	1.1%
% of Patients satisfied with the dentistry they have received	8	10	80.0%	91.2%	92.1%	91.5%
% of Patients satisfied with the time they had to wait for an appointment	9	10	90.0%	88.7%	88.3%	87.9%

* This is based on patients treated on this contract for their most recent course of treatment. Figures in italics indicate the base number of FP17s or Patient Questionnaire responses are less than 100. N/A is shown where the base number of responses is less than 10 during the period. % is calculated as Quantity/Base number*100

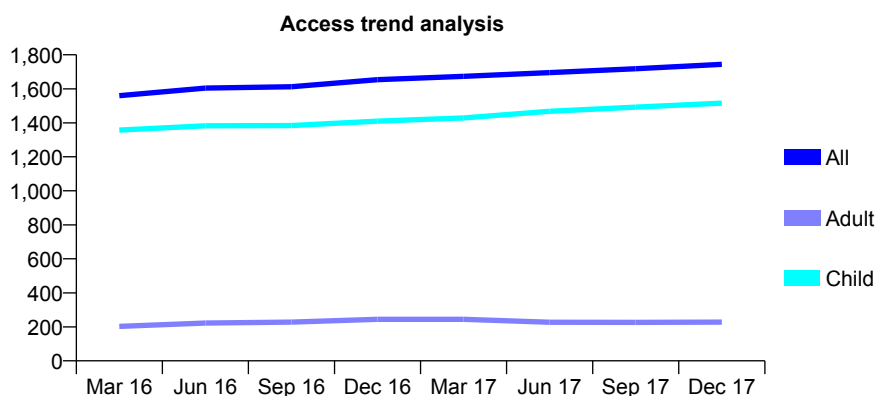
Q68 - Vital Signs At a Glance Contract Report for 117188/0001 - December 2017

Name or company name	Mr Andrew Kenneth Pritchard and Mrs Catl
Contract type name	GDS Contract
Purpose of contract	General
Contract start date	21/06/2014
Contract end date	

17/18 Contracted general activity (UDA)	3,600
Carry forward general activity (UDA)	133
17/18 Contracted orthodontic activity (UOA)	0
Carry forward orthodontic activity (UOA)	0
Baseline contract value	£80,907.29

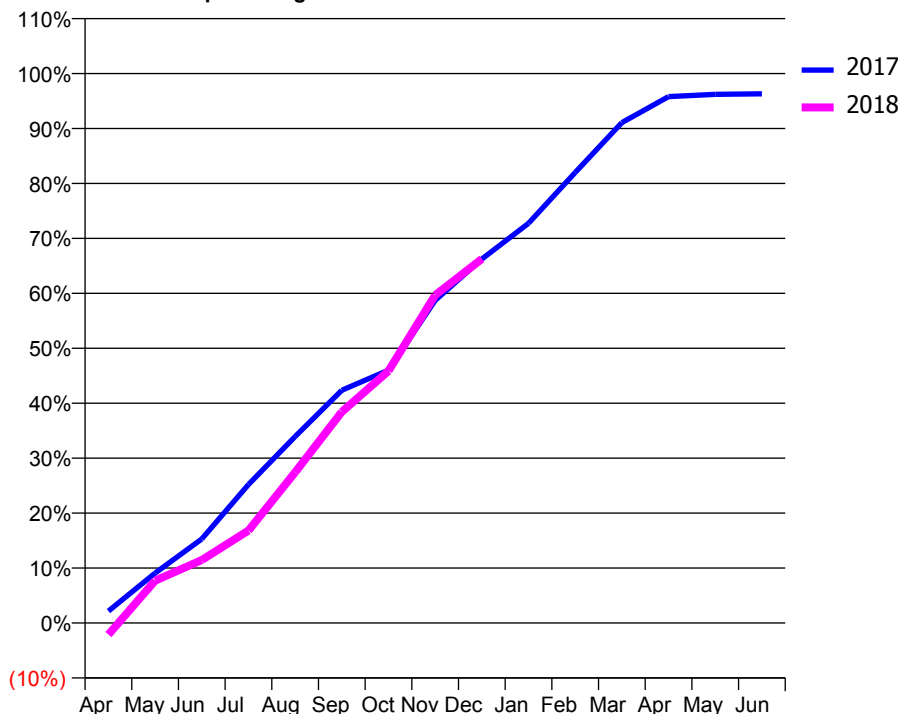
ACCESS*

Patients seen in 24 months	Total	Change since previous quarter
Quarter ending December 2016	1,654	
Quarter ending March 2017	1,673	→
Quarter ending June 2017	1,695	→
Quarter ending September 2017	1,718	→
Quarter ending December 2017	1,744	→
Variance since December 2016	5.4%	↑



ACTIVITY

Cumulative percentage of contracted UDA delivered 2017 & 2018



Adjusted Scheduled Activity (UDA)		
Month	2017	2018
April	78	-77
May	327	277
June	550	413
July	907	606
August	1,221	988
September	1,525	1,384
October	1,657	1,652
November	2,114	2,148
December	2,384	2,385
January	2,619	
February	2,951	
March	3,278	
April	3,449	
May	3,464	
June	3,467	

QUALITY

	Quantity	Base Number	Contract	AT	Region	England
% of FP17s for the same patient ID Re-attending within 3 months - Children	253	1,981	12.8%	9.5%	11.5%	12.0%
% of FP17s for the same patient ID Re-attending within 3 months - Adults	10	105	9.5%	15.0%	15.8%	15.9%
% of FP17s for the same patient ID Re-attending between 3 & 9 months - Children	1,280	1,981	64.6%	59.4%	60.5%	58.0%
% of FP17s for the same patient ID Re-attending between 3 & 9 months - Adults	63	105	60.0%	51.1%	51.8%	50.5%
% of FP17s for Band 1 Urgent Courses	66	1,962	3.4%	9.6%	9.5%	9.0%
% of FP17s Relating to Free Repair or Replacements	2	1,962	0.1%	0.6%	0.7%	0.8%
% of FP17s Relating to Continuations	1	1,962	0.1%	0.9%	1.0%	1.1%
% of Patients satisfied with the dentistry they have received	1	1	N/A	91.2%	92.1%	91.5%
% of Patients satisfied with the time they had to wait for an appointment	1	1	N/A	88.7%	88.3%	87.9%

* This is based on patients treated on this contract for their most recent course of treatment. Figures in italics indicate the base number of FP17s or Patient Questionnaire responses are less than 100. N/A is shown where the base number of responses is less than 10 during the period. % is calculated as Quantity/Base number*100

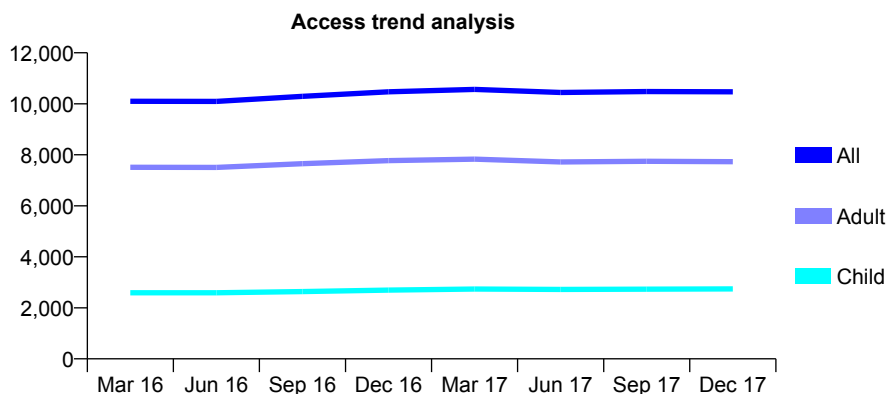
Q68 - Vital Signs At a Glance Contract Report for 117900/0002 - December 2017

Name or company name	Northdene Services Limited
Contract type name	GDS Contract
Purpose of contract	General
Contract start date	01/04/2007
Contract end date	

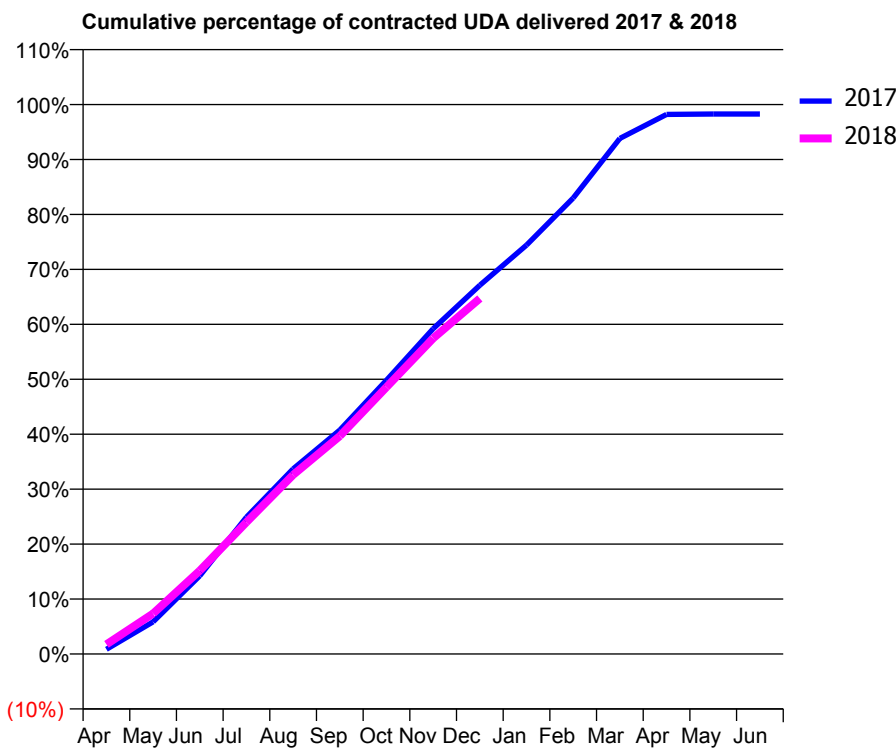
17/18 Contracted general activity (UDA)	28,218
Carry forward general activity (UDA)	486
17/18 Contracted orthodontic activity (UOA)	0
Carry forward orthodontic activity (UOA)	0
Baseline contract value	£758,246.31

ACCESS*

Patients seen in 24 months	Total	Change since previous quarter
Quarter ending December 2016	10,468	
Quarter ending March 2017	10,566	→
Quarter ending June 2017	10,444	↓
Quarter ending September 2017	10,480	→
Quarter ending December 2017	10,473	→
Variance since December 2016	0.0%	→



ACTIVITY



Month	Adjusted Scheduled Activity (UDA)	
	2017	2018
April	242	497
May	1,656	2,080
June	4,016	4,283
July	7,031	6,770
August	9,507	9,200
September	11,504	11,193
October	14,059	13,708
November	16,704	16,209
December	18,934	18,260
January	20,996	
February	23,419	
March	26,475	
April	27,706	
May	27,728	
June	27,732	

QUALITY

	Quantity	Base Number	Contract	AT	Region	England
% of FP17s for the same patient ID Re-attending within 3 months - Children	155	2,649	5.9%	9.5%	11.5%	12.0%
% of FP17s for the same patient ID Re-attending within 3 months - Adults	916	6,718	13.6%	15.0%	15.8%	15.9%
% of FP17s for the same patient ID Re-attending between 3 & 9 months - Children	1,375	2,649	51.9%	59.4%	60.5%	58.0%
% of FP17s for the same patient ID Re-attending between 3 & 9 months - Adults	3,116	6,718	46.4%	51.1%	51.8%	50.5%
% of FP17s for Band 1 Urgent Courses	676	8,852	7.6%	9.6%	9.5%	9.0%
% of FP17s Relating to Free Repair or Replacements	70	8,852	0.8%	0.6%	0.7%	0.8%
% of FP17s Relating to Continuations	139	8,852	1.6%	0.9%	1.0%	1.1%
% of Patients satisfied with the dentistry they have received	6	7	N/A	91.2%	92.1%	91.5%
% of Patients satisfied with the time they had to wait for an appointment	7	7	N/A	88.7%	88.3%	87.9%

* This is based on patients treated on this contract for their most recent course of treatment. Figures in italics indicate the base number of FP17s or Patient Questionnaire responses are less than 100. N/A is shown where the base number of responses is less than 10 during the period. % is calculated as Quantity/Base number*100

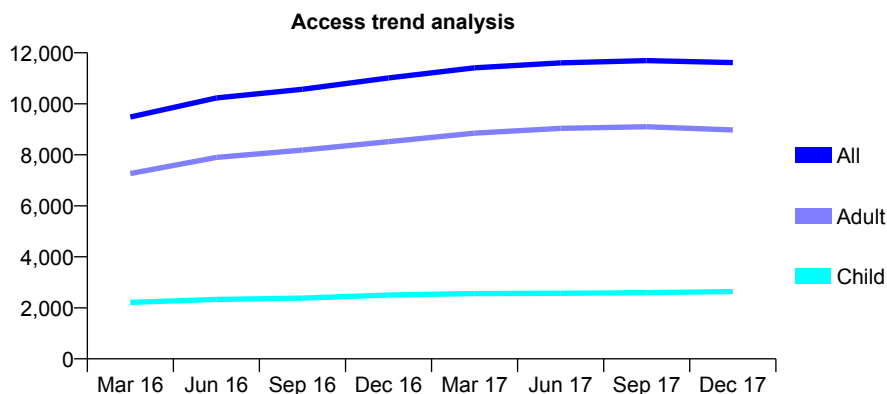
Q68 - Vital Signs At a Glance Contract Report for 117986/0001 - December 2017

Name or company name	Mr S H Sachedina and Mr M O'Hara
Contract type name	GDS Contract
Purpose of contract	General
Contract start date	01/05/2015
Contract end date	

17/18 Contracted general activity (UDA)	29,663
Carry forward general activity (UDA)	1,145
17/18 Contracted orthodontic activity (UOA)	0
Carry forward orthodontic activity (UOA)	0
Baseline contract value	£741,653.83

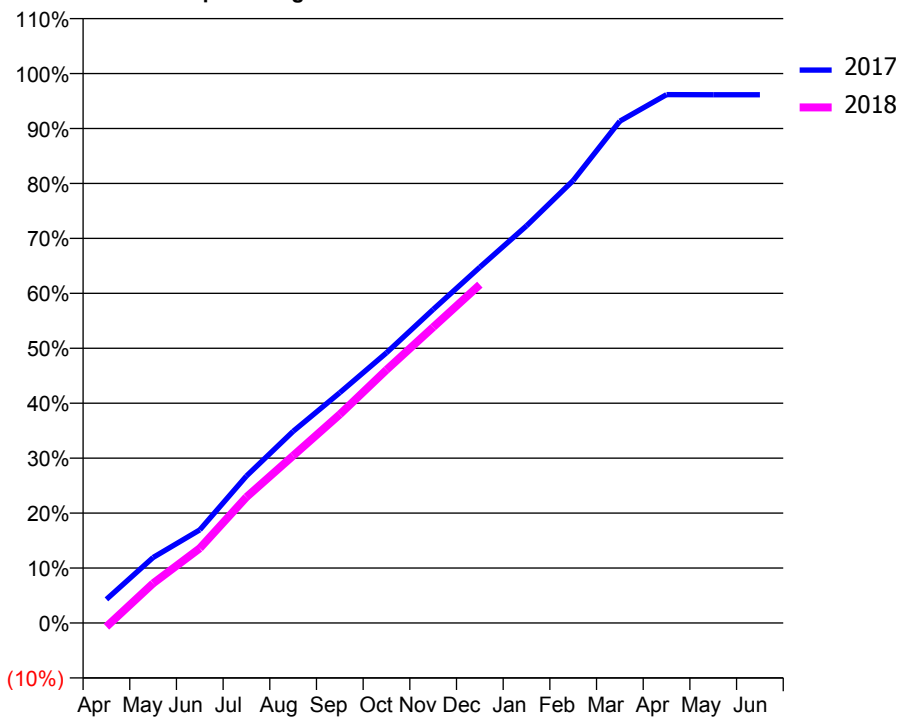
ACCESS*

Patients seen in 24 months	Total	Change since previous quarter
Quarter ending December 2016	11,016	
Quarter ending March 2017	11,414	↑
Quarter ending June 2017	11,607	→
Quarter ending September 2017	11,693	→
Quarter ending December 2017	11,615	→
Variance since December 2016	5.4%	↑



ACTIVITY

Cumulative percentage of contracted UDA delivered 2017 & 2018



Month	Adjusted Scheduled Activity (UDA)	
	2017	2018
April	1,274	-207
May	3,541	2,138
June	5,029	4,037
July	7,937	6,799
August	10,345	9,031
September	12,435	11,264
October	14,587	13,668
November	16,930	15,966
December	19,205	18,268
January	21,440	
February	23,886	
March	27,092	
April	28,521	
May	28,513	
June	28,517	

QUALITY

	Quantity	Base Number	Contract	AT	Region	England
% of FP17s for the same patient ID Re-attending within 3 months - Children	235	3,223	7.3%	9.5%	11.5%	12.0%
% of FP17s for the same patient ID Re-attending within 3 months - Adults	1,358	9,066	15.0%	15.0%	15.8%	15.9%
% of FP17s for the same patient ID Re-attending between 3 & 9 months - Children	2,211	3,223	68.6%	59.4%	60.5%	58.0%
% of FP17s for the same patient ID Re-attending between 3 & 9 months - Adults	4,919	9,066	54.3%	51.1%	51.8%	50.5%
% of FP17s for Band 1 Urgent Courses	1,151	11,599	9.9%	9.6%	9.5%	9.0%
% of FP17s Relating to Free Repair or Replacements	123	11,599	1.1%	0.6%	0.7%	0.8%
% of FP17s Relating to Continuations	30	11,599	0.3%	0.9%	1.0%	1.1%
% of Patients satisfied with the dentistry they have received	11	11	100.0%	91.2%	92.1%	91.5%
% of Patients satisfied with the time they had to wait for an appointment	11	11	100.0%	88.7%	88.3%	87.9%

* This is based on patients treated on this contract for their most recent course of treatment. Figures in italics indicate the base number of FP17s or Patient Questionnaire responses are less than 100. N/A is shown where the base number of responses is less than 10 during the period. % is calculated as Quantity/Base number*100

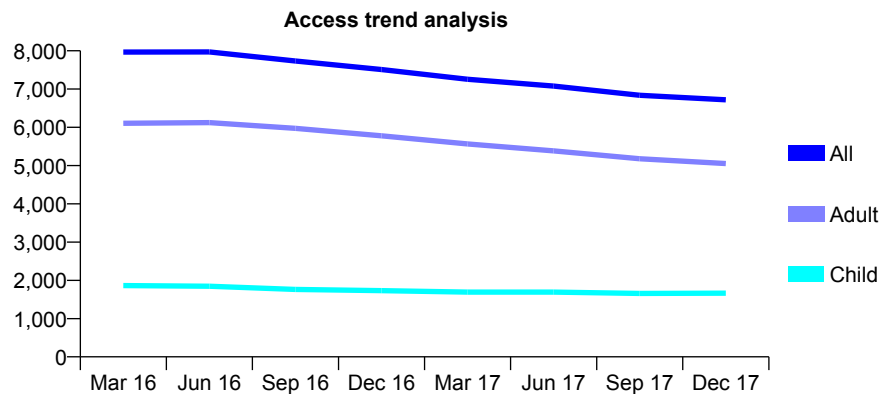
Q68 - Vital Signs At a Glance Contract Report for 119296/0001 - December 2017

Name or company name	Pearl Dental Studios Limited
Contract type name	GDS Contract
Purpose of contract	General
Contract start date	01/04/2011
Contract end date	

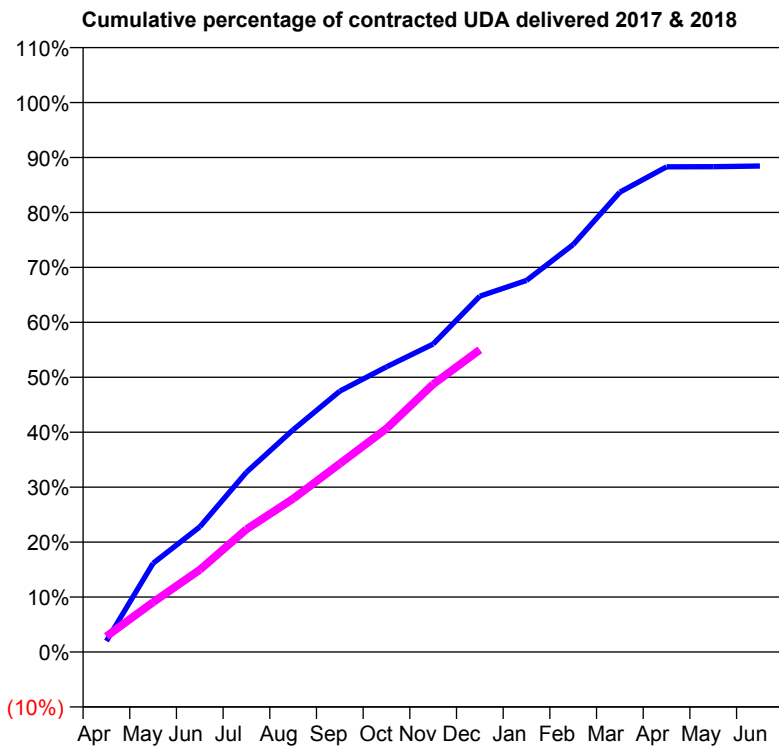
17/18 Contracted general activity (UDA)	19,000
Carry forward general activity (UDA)	0
17/18 Contracted orthodontic activity (UOA)	0
Carry forward orthodontic activity (UOA)	0
Baseline contract value	£524,565.20

ACCESS*

Patients seen in 24 months	Total	Change since previous quarter
Quarter ending December 2016	7,509	
Quarter ending March 2017	7,257	↓
Quarter ending June 2017	7,079	↓
Quarter ending September 2017	6,836	↓
Quarter ending December 2017	6,719	↓
Variance since December 2016	(10.5%)	↓



ACTIVITY



Month	Adjusted Scheduled Activity (UDA)	
	2017	2018
April	380	543
May	3,067	1,724
June	4,328	2,843
July	6,219	4,246
August	7,683	5,299
September	9,021	6,511
October	9,858	7,724
November	10,648	9,260
December	12,306	10,450
January	12,847	
February	14,090	
March	15,899	
April	16,778	
May	16,779	
June	16,805	

QUALITY

	Quantity	Base Number	Contract	AT	Region	England
% of FP17s for the same patient ID Re-attending within 3 months - Children	92	1,469	6.3%	9.5%	11.5%	12.0%
% of FP17s for the same patient ID Re-attending within 3 months - Adults	781	4,527	17.3%	15.0%	15.8%	15.9%
% of FP17s for the same patient ID Re-attending between 3 & 9 months - Children	671	1,469	45.7%	59.4%	60.5%	58.0%
% of FP17s for the same patient ID Re-attending between 3 & 9 months - Adults	1,685	4,527	37.2%	51.1%	51.8%	50.5%
% of FP17s for Band 1 Urgent Courses	790	5,270	15.0%	9.6%	9.5%	9.0%
% of FP17s Relating to Free Repair or Replacements	19	5,270	0.4%	0.6%	0.7%	0.8%
% of FP17s Relating to Continuations	0	5,270	0.0%	0.9%	1.0%	1.1%
% of Patients satisfied with the dentistry they have received	10	11	90.9%	91.2%	92.1%	91.5%
% of Patients satisfied with the time they had to wait for an appointment	9	11	81.8%	88.7%	88.3%	87.9%

* This is based on patients treated on this contract for their most recent course of treatment. Figures in italics indicate the base number of FP17s or Patient Questionnaire responses are less than 100. N/A is shown where the base number of responses is less than 10 during the period. % is calculated as Quantity/Base number*100

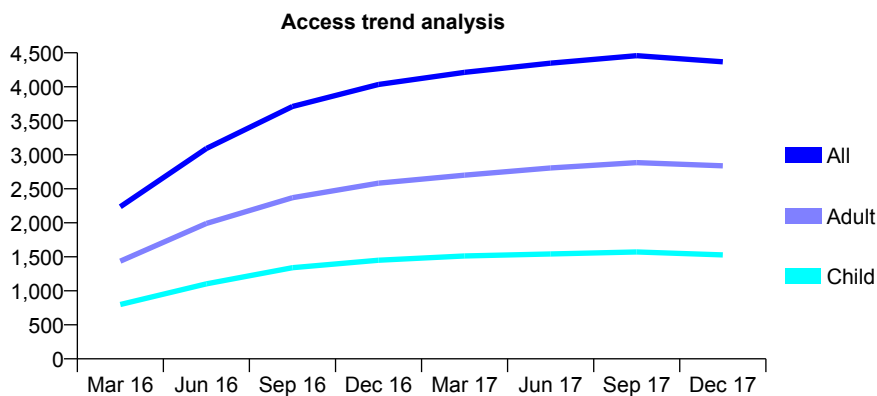
Q68 - Vital Signs At a Glance Contract Report for 120545/0001 - December 2017

Name or company name	Henfield Dental Surgery Partnership
Contract type name	GDS Contract
Purpose of contract	General
Contract start date	31/10/2015
Contract end date	

17/18 Contracted general activity (UDA)	13,000
Carry forward general activity (UDA)	359
17/18 Contracted orthodontic activity (UOA)	0
Carry forward orthodontic activity (UOA)	0
Baseline contract value	£343,951.16

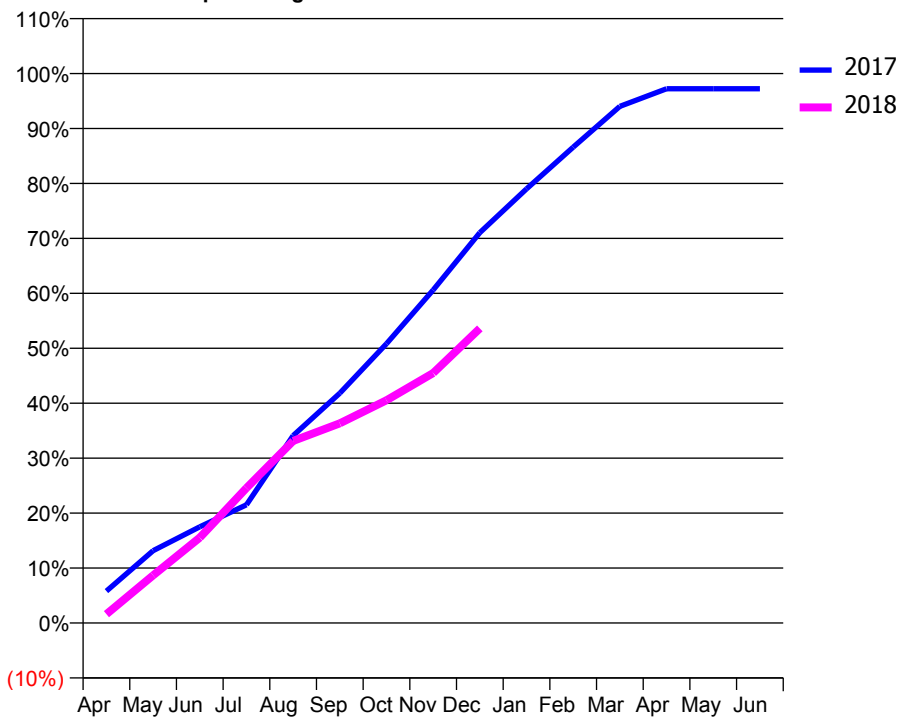
ACCESS*

Patients seen in 24 months	Total	Change since previous quarter
Quarter ending December 2016	4,034	
Quarter ending March 2017	4,213	↑
Quarter ending June 2017	4,348	↑
Quarter ending September 2017	4,457	↑
Quarter ending December 2017	4,368	↓
Variance since December 2016	8.3%	↑



ACTIVITY

Cumulative percentage of contracted UDA delivered 2017 & 2018



Month	Adjusted Scheduled Activity (UDA)	
	2017	2018
April	756	210
May	1,713	1,127
June	2,275	2,020
July	2,796	3,195
August	4,434	4,308
September	5,436	4,725
October	6,607	5,271
November	7,878	5,914
December	9,236	6,969
January	10,271	
February	11,258	
March	12,224	
April	12,640	
May	12,640	
June	12,640	

QUALITY

	Quantity	Base Number	Contract	AT	Region	England
% of FP17s for the same patient ID Re-attending within 3 months - Children	93	1,464	6.4%	9.5%	11.5%	12.0%
% of FP17s for the same patient ID Re-attending within 3 months - Adults	380	2,611	14.6%	15.0%	15.8%	15.9%
% of FP17s for the same patient ID Re-attending between 3 & 9 months - Children	869	1,464	59.4%	59.4%	60.5%	58.0%
% of FP17s for the same patient ID Re-attending between 3 & 9 months - Adults	1,526	2,611	58.4%	51.1%	51.8%	50.5%
% of FP17s for Band 1 Urgent Courses	333	3,859	8.6%	9.6%	9.5%	9.0%
% of FP17s Relating to Free Repair or Replacements	5	3,859	0.1%	0.6%	0.7%	0.8%
% of FP17s Relating to Continuations	78	3,859	2.0%	0.9%	1.0%	1.1%
% of Patients satisfied with the dentistry they have received	9	9	N/A	91.2%	92.1%	91.5%
% of Patients satisfied with the time they had to wait for an appointment	9	9	N/A	88.7%	88.3%	87.9%

* This is based on patients treated on this contract for their most recent course of treatment. Figures in italics indicate the base number of FP17s or Patient Questionnaire responses are less than 100. N/A is shown where the base number of responses is less than 10 during the period. % is calculated as Quantity/Base number*100

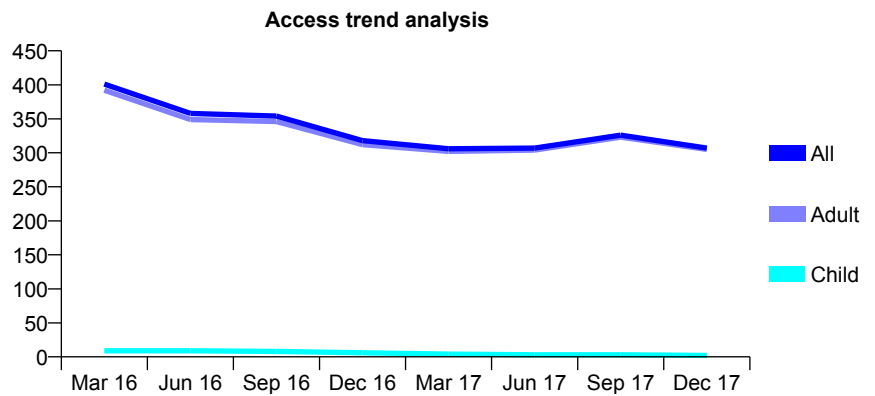
Q68 - Vital Signs At a Glance Contract Report for 121371/0001 - December 2017

Name or company name	Sussex Community NHS Trust
Contract type name	PDS Contract
Purpose of contract	General
Contract start date	01/04/2011
Contract end date	31/03/2019

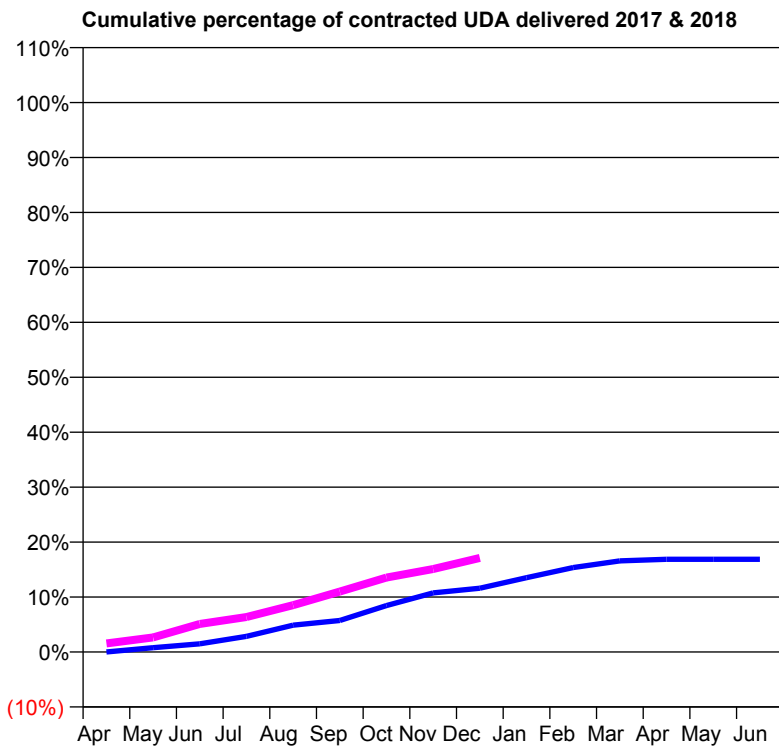
17/18 Contracted general activity (UDA)	2,000
Carry forward general activity (UDA)	0
17/18 Contracted orthodontic activity (UOA)	0
Carry forward orthodontic activity (UOA)	0
Baseline contract value	£2,225,288.74

ACCESS*

Patients seen in 24 months	Total	Change since previous quarter
Quarter ending December 2016	318	
Quarter ending March 2017	306	↓
Quarter ending June 2017	307	→
Quarter ending September 2017	326	↑
Quarter ending December 2017	307	↓
Variance since December 2016	(3.5%)	↓



ACTIVITY



Month	Adjusted Scheduled Activity (UDA)	
	2017	2018
April	0	31
May	16	53
June	30	102
July	57	128
August	98	171
September	115	220
October	169	271
November	215	302
December	232	343
January	270	
February	307	
March	332	
April	338	
May	338	
June	338	

QUALITY

	Quantity	Base Number	Contract	AT	Region	England
% of FP17s for the same patient ID Re-attending within 3 months - Children	0	3	0.0%	9.5%	11.5%	12.0%
% of FP17s for the same patient ID Re-attending within 3 months - Adults	2	165	1.2%	15.0%	15.8%	15.9%
% of FP17s for the same patient ID Re-attending between 3 & 9 months - Children	2	3	66.7%	59.4%	60.5%	58.0%
% of FP17s for the same patient ID Re-attending between 3 & 9 months - Adults	13	165	7.9%	51.1%	51.8%	50.5%
% of FP17s for Band 1 Urgent Courses	8	164	4.9%	9.6%	9.5%	9.0%
% of FP17s Relating to Free Repair or Replacements	0	164	0.0%	0.6%	0.7%	0.8%
% of FP17s Relating to Continuations	0	164	0.0%	0.9%	1.0%	1.1%
% of Patients satisfied with the dentistry they have received	1	1	N/A	91.2%	92.1%	91.5%
% of Patients satisfied with the time they had to wait for an appointment	0	1	N/A	88.7%	88.3%	87.9%

* This is based on patients treated on this contract for their most recent course of treatment. Figures in italics indicate the base number of FP17s or Patient Questionnaire responses are less than 100. N/A is shown where the base number of responses is less than 10 during the period. % is calculated as Quantity/Base number*100

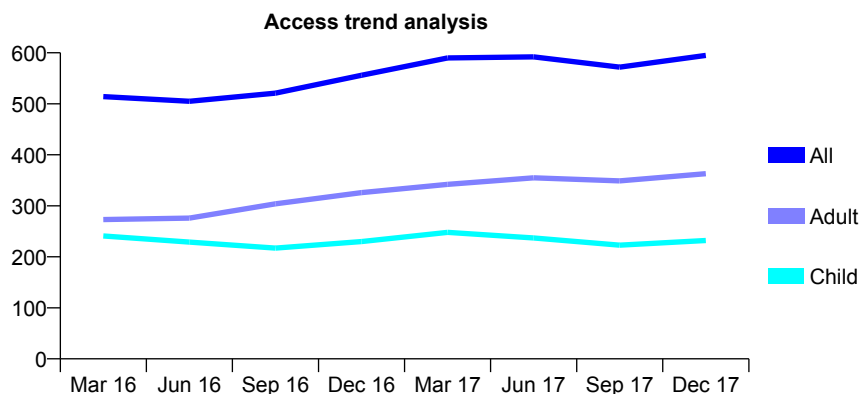
Q68 - Vital Signs At a Glance Contract Report for 121371/0002 - December 2017

Name or company name	Sussex Community NHS Trust
Contract type name	PDS Contract
Purpose of contract	General
Contract start date	01/04/2011
Contract end date	31/03/2019

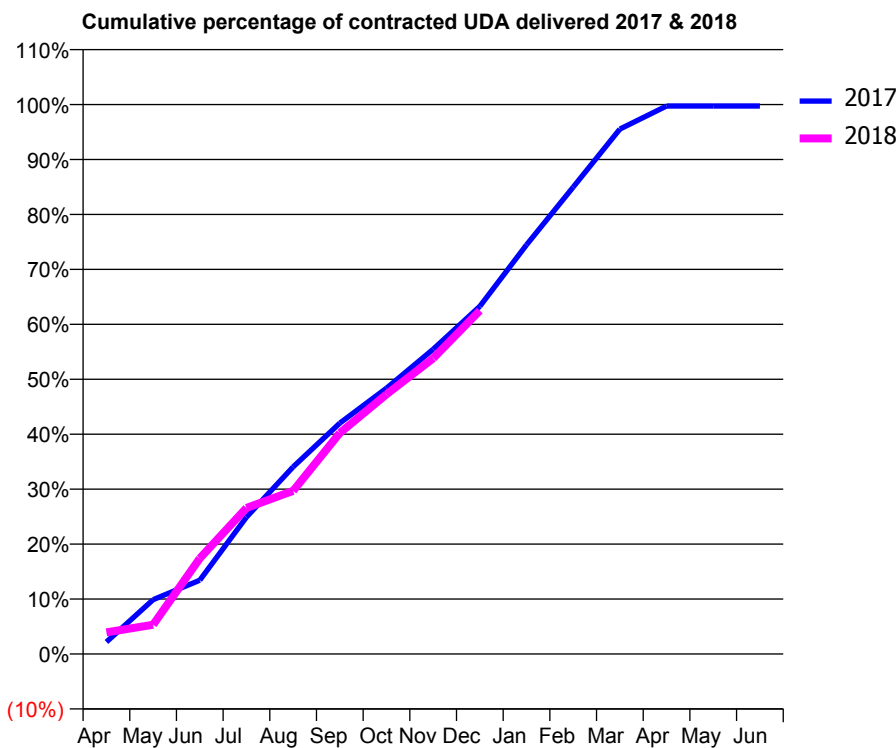
17/18 Contracted general activity (UDA)	1,600
Carry forward general activity (UDA)	0
17/18 Contracted orthodontic activity (UOA)	0
Carry forward orthodontic activity (UOA)	0
Baseline contract value	£35,285.01

ACCESS*

Patients seen in 24 months	Total	Change since previous quarter
Quarter ending December 2016	556	
Quarter ending March 2017	590	↑
Quarter ending June 2017	592	→
Quarter ending September 2017	572	↓
Quarter ending December 2017	595	↑
Variance since December 2016	7.0%	↑



ACTIVITY



Month	Adjusted Scheduled Activity (UDA)	
	2017	2018
April	35	63
May	158	85
June	215	278
July	398	425
August	545	475
September	672	643
October	774	756
November	887	861
December	1,012	1,000
January	1,191	
February	1,359	
March	1,529	
April	1,596	
May	1,596	
June	1,596	

QUALITY

	Quantity	Base Number	Contract	AT	Region	England
% of FP17s for the same patient ID Re-attending within 3 months - Children	8	233	3.4%	9.5%	11.5%	12.0%
% of FP17s for the same patient ID Re-attending within 3 months - Adults	27	308	8.8%	15.0%	15.8%	15.9%
% of FP17s for the same patient ID Re-attending between 3 & 9 months - Children	65	233	27.9%	59.4%	60.5%	58.0%
% of FP17s for the same patient ID Re-attending between 3 & 9 months - Adults	155	308	50.3%	51.1%	51.8%	50.5%
% of FP17s for Band 1 Urgent Courses	24	509	4.7%	9.6%	9.5%	9.0%
% of FP17s Relating to Free Repair or Replacements	0	509	0.0%	0.6%	0.7%	0.8%
% of FP17s Relating to Continuations	3	509	0.6%	0.9%	1.0%	1.1%
% of Patients satisfied with the dentistry they have received	0	0	N/A	91.2%	92.1%	91.5%
% of Patients satisfied with the time they had to wait for an appointment	0	0	N/A	88.7%	88.3%	87.9%

* This is based on patients treated on this contract for their most recent course of treatment. Figures in italics indicate the base number of FP17s or Patient Questionnaire responses are less than 100. N/A is shown where the base number of responses is less than 10 during the period. % is calculated as Quantity/Base number*100

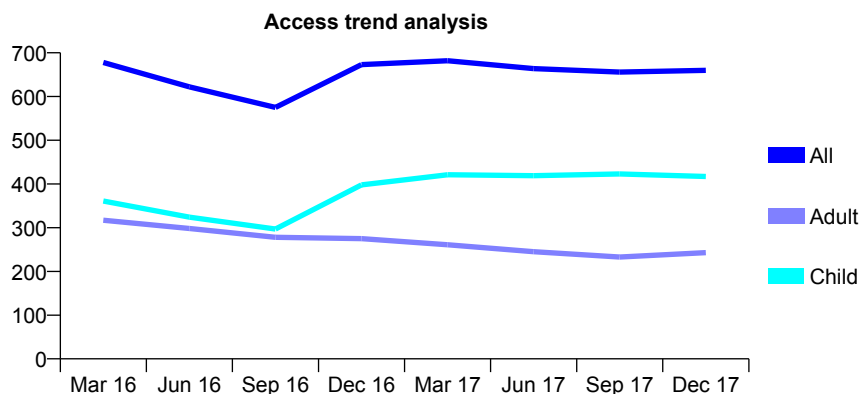
Q68 - Vital Signs At a Glance Contract Report for 121371/0004 - December 2017

Name or company name	Sussex Community NHS Trust
Contract type name	PDS Contract
Purpose of contract	General
Contract start date	01/04/2011
Contract end date	31/03/2019

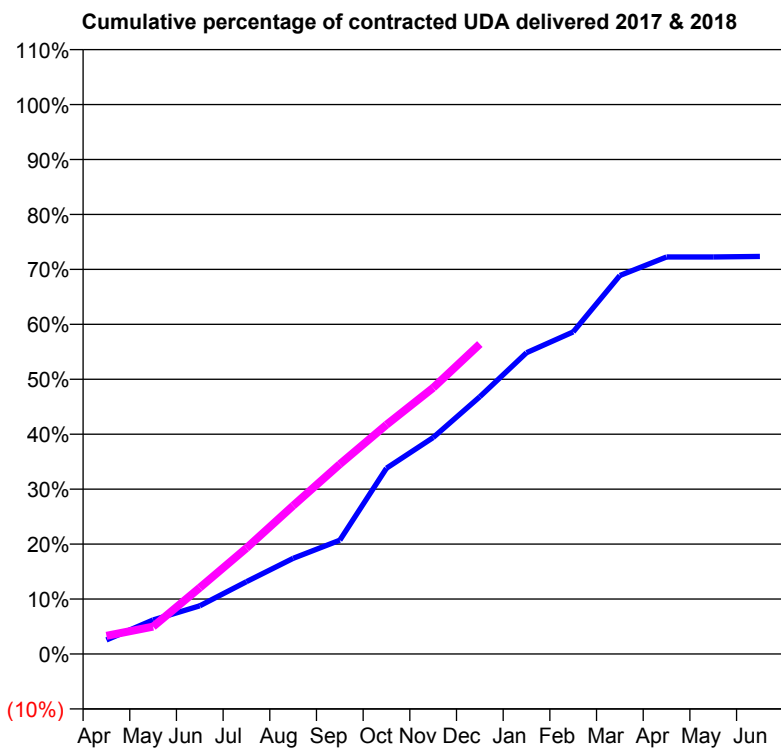
17/18 Contracted general activity (UDA)	2,450
Carry forward general activity (UDA)	0
17/18 Contracted orthodontic activity (UOA)	0
Carry forward orthodontic activity (UOA)	0
Baseline contract value	£69,701.39

ACCESS*

Patients seen in 24 months	Total	Change since previous quarter
Quarter ending December 2016	673	
Quarter ending March 2017	682	→
Quarter ending June 2017	664	↓
Quarter ending September 2017	656	↓
Quarter ending December 2017	660	→
Variance since December 2016	(1.9%)	↓



ACTIVITY



Month	Adjusted Scheduled Activity (UDA)	
	2017	2018
April	63	81
May	152	122
June	215	296
July	322	472
August	426	661
September	507	846
October	829	1,022
November	965	1,187
December	1,147	1,382
January	1,343	
February	1,436	
March	1,687	
April	1,770	
May	1,770	
June	1,772	

QUALITY

	Quantity	Base Number	Contract	AT	Region	England
% of FP17s for the same patient ID Re-attending within 3 months - Children	45	472	9.5%	9.5%	11.5%	12.0%
% of FP17s for the same patient ID Re-attending within 3 months - Adults	28	253	11.1%	15.0%	15.8%	15.9%
% of FP17s for the same patient ID Re-attending between 3 & 9 months - Children	100	472	21.2%	59.4%	60.5%	58.0%
% of FP17s for the same patient ID Re-attending between 3 & 9 months - Adults	99	253	39.1%	51.1%	51.8%	50.5%
% of FP17s for Band 1 Urgent Courses	10	687	1.5%	9.6%	9.5%	9.0%
% of FP17s Relating to Free Repair or Replacements	2	687	0.3%	0.6%	0.7%	0.8%
% of FP17s Relating to Continuations	1	687	0.1%	0.9%	1.0%	1.1%
% of Patients satisfied with the dentistry they have received	0	0	N/A	91.2%	92.1%	91.5%
% of Patients satisfied with the time they had to wait for an appointment	0	0	N/A	88.7%	88.3%	87.9%

* This is based on patients treated on this contract for their most recent course of treatment. Figures in italics indicate the base number of FP17s or Patient Questionnaire responses are less than 100. N/A is shown where the base number of responses is less than 10 during the period. % is calculated as Quantity/Base number*100

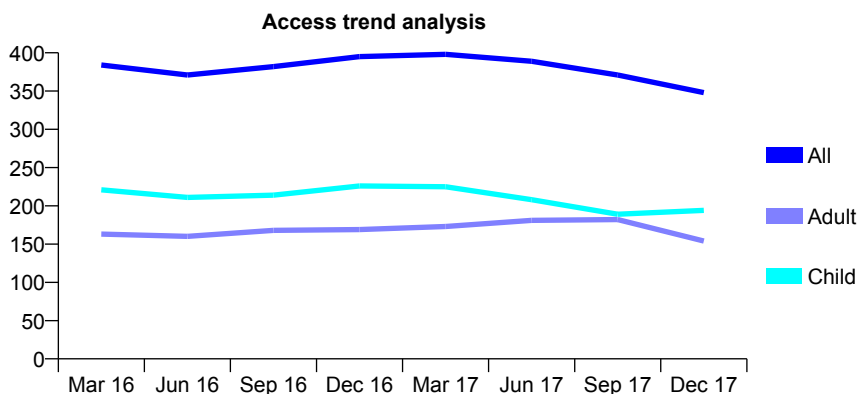
Q68 - Vital Signs At a Glance Contract Report for 121371/0005 - December 2017

Name or company name	Sussex Community NHS Trust
Contract type name	PDS Contract
Purpose of contract	General
Contract start date	01/04/2011
Contract end date	31/03/2019

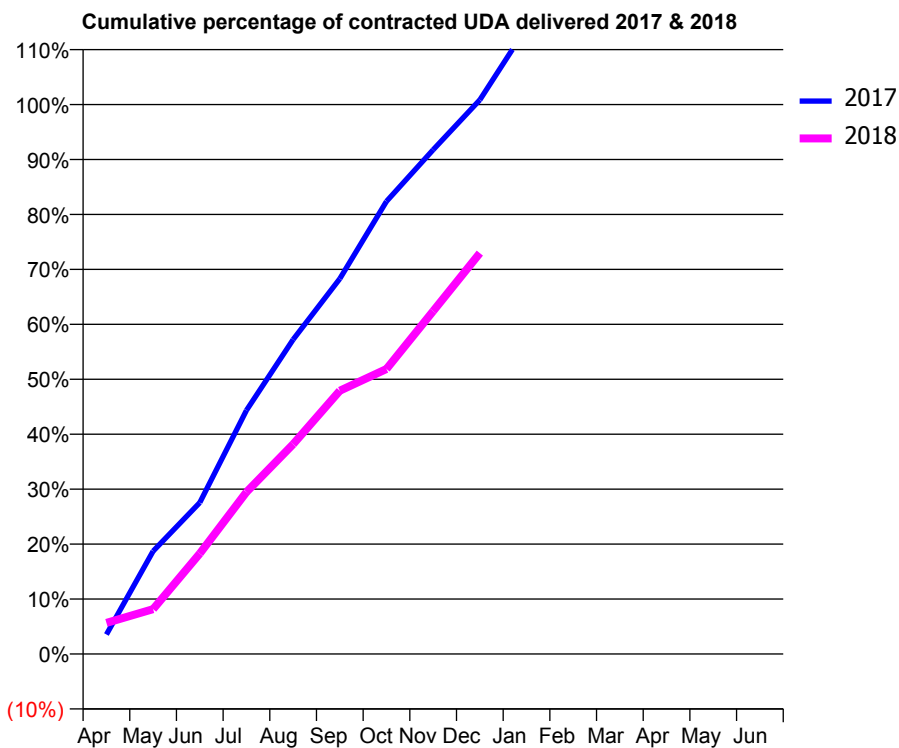
17/18 Contracted general activity (UDA)	760
Carry forward general activity (UDA)	0
17/18 Contracted orthodontic activity (UOA)	0
Carry forward orthodontic activity (UOA)	0
Baseline contract value	£14,685.05

ACCESS*

Patients seen in 24 months	Total	Change since previous quarter
Quarter ending December 2016	395	
Quarter ending March 2017	398	→
Quarter ending June 2017	389	↓
Quarter ending September 2017	371	↓
Quarter ending December 2017	348	↓
Variance since December 2016	(11.9%)	↓



ACTIVITY



Adjusted Scheduled Activity (UDA)		
Month	2017	2018
April	27	43
May	142	62
June	209	139
July	337	224
August	435	290
September	519	364
October	626	394
November	697	474
December	766	554
January	866	
February	952	
March	1,039	
April	1,071	
May	1,071	
June	1,072	

QUALITY

	Quantity	Base Number	Contract	AT	Region	England
% of FP17s for the same patient ID Re-attending within 3 months - Children	5	166	3.0%	9.5%	11.5%	12.0%
% of FP17s for the same patient ID Re-attending within 3 months - Adults	8	120	6.7%	15.0%	15.8%	15.9%
% of FP17s for the same patient ID Re-attending between 3 & 9 months - Children	41	166	24.7%	59.4%	60.5%	58.0%
% of FP17s for the same patient ID Re-attending between 3 & 9 months - Adults	55	120	45.8%	51.1%	51.8%	50.5%
% of FP17s for Band 1 Urgent Courses	2	272	0.7%	9.6%	9.5%	9.0%
% of FP17s Relating to Free Repair or Replacements	0	272	0.0%	0.6%	0.7%	0.8%
% of FP17s Relating to Continuations	2	272	0.7%	0.9%	1.0%	1.1%
% of Patients satisfied with the dentistry they have received	0	0	N/A	91.2%	92.1%	91.5%
% of Patients satisfied with the time they had to wait for an appointment	0	0	N/A	88.7%	88.3%	87.9%

* This is based on patients treated on this contract for their most recent course of treatment. Figures in italics indicate the base number of FP17s or Patient Questionnaire responses are less than 100. N/A is shown where the base number of responses is less than 10 during the period. % is calculated as Quantity/Base number*100

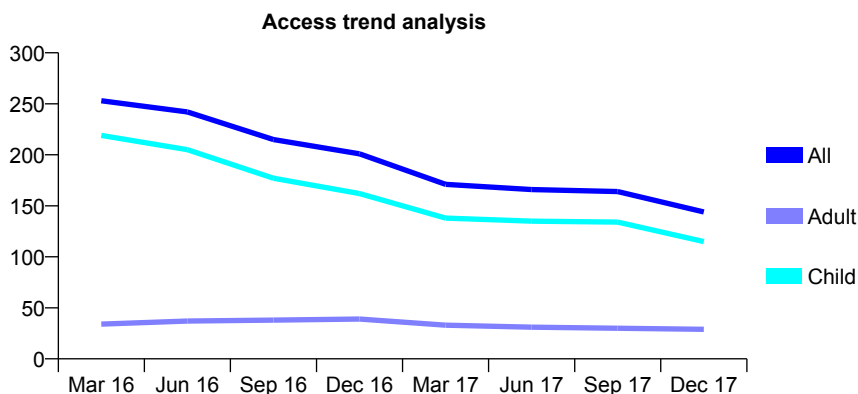
Q68 - Vital Signs At a Glance Contract Report for 121371/0006 - December 2017

Name or company name	Sussex Community NHS Trust
Contract type name	PDS Contract
Purpose of contract	General
Contract start date	01/04/2011
Contract end date	31/03/2019

17/18 Contracted general activity (UDA)	570
Carry forward general activity (UDA)	0
17/18 Contracted orthodontic activity (UOA)	0
Carry forward orthodontic activity (UOA)	0
Baseline contract value	£12,668.28

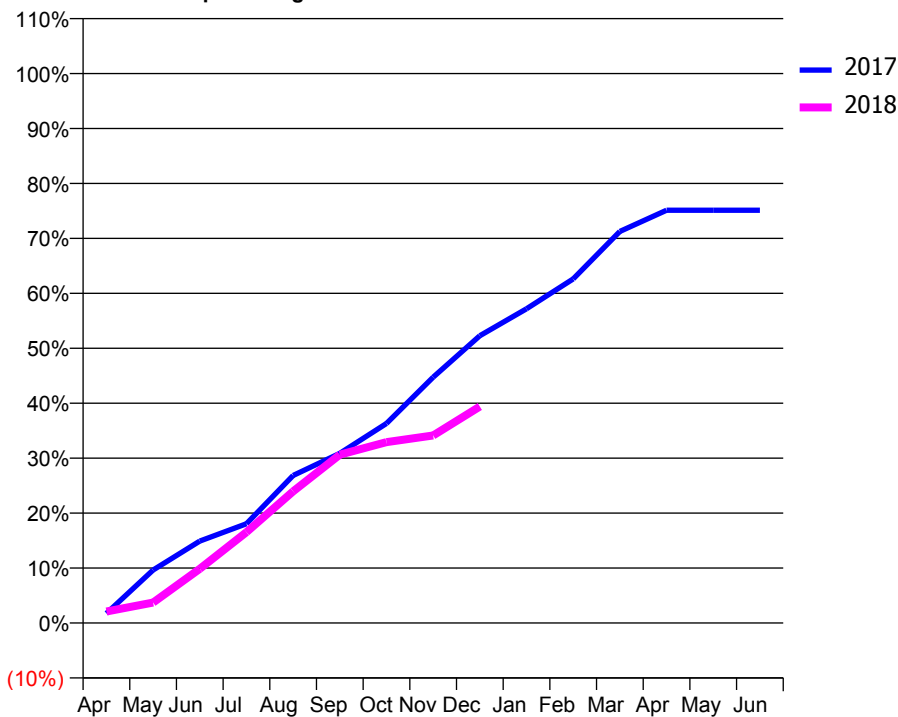
ACCESS*

Patients seen in 24 months	Total	Change since previous quarter
Quarter ending December 2016	201	
Quarter ending March 2017	171	↓
Quarter ending June 2017	166	↓
Quarter ending September 2017	164	↓
Quarter ending December 2017	144	↓
Variance since December 2016	(28.4%)	↓



ACTIVITY

Cumulative percentage of contracted UDA delivered 2017 & 2018



Month	Adjusted Scheduled Activity (UDA)	
	2017	2018
April	10	12
May	55	21
June	85	56
July	103	94
August	153	137
September	176	175
October	207	188
November	255	195
December	298	225
January	326	
February	357	
March	406	
April	428	
May	428	
June	428	

QUALITY

	Quantity	Base Number	Contract	AT	Region	England
% of FP17s for the same patient ID Re-attending within 3 months - Children	4	122	3.3%	9.5%	11.5%	12.0%
% of FP17s for the same patient ID Re-attending within 3 months - Adults	7	24	29.2%	15.0%	15.8%	15.9%
% of FP17s for the same patient ID Re-attending between 3 & 9 months - Children	32	122	26.2%	59.4%	60.5%	58.0%
% of FP17s for the same patient ID Re-attending between 3 & 9 months - Adults	11	24	45.8%	51.1%	51.8%	50.5%
% of FP17s for Band 1 Urgent Courses	3	134	2.2%	9.6%	9.5%	9.0%
% of FP17s Relating to Free Repair or Replacements	0	134	0.0%	0.6%	0.7%	0.8%
% of FP17s Relating to Continuations	0	134	0.0%	0.9%	1.0%	1.1%
% of Patients satisfied with the dentistry they have received	0	0	N/A	91.2%	92.1%	91.5%
% of Patients satisfied with the time they had to wait for an appointment	0	0	N/A	88.7%	88.3%	87.9%

* This is based on patients treated on this contract for their most recent course of treatment. Figures in italics indicate the base number of FP17s or Patient Questionnaire responses are less than 100. N/A is shown where the base number of responses is less than 10 during the period. % is calculated as Quantity/Base number*100

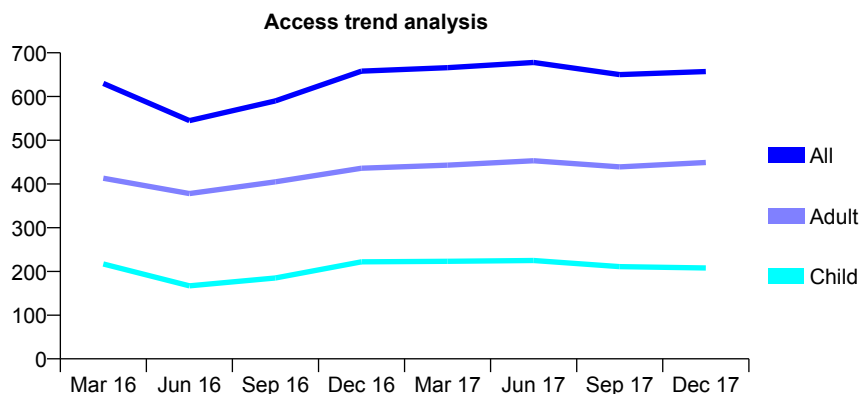
Q68 - Vital Signs At a Glance Contract Report for 121371/0007 - December 2017

Name or company name	Sussex Community NHS Trust
Contract type name	PDS Contract
Purpose of contract	General
Contract start date	01/04/2011
Contract end date	31/03/2019

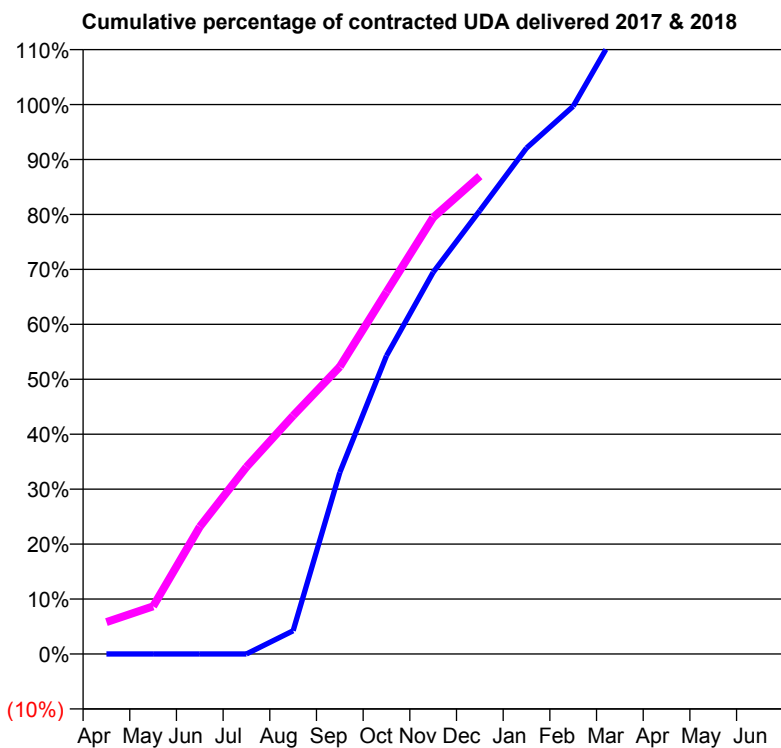
17/18 Contracted general activity (UDA)	1,320
Carry forward general activity (UDA)	0
17/18 Contracted orthodontic activity (UOA)	0
Carry forward orthodontic activity (UOA)	0
Baseline contract value	£138,912.54

ACCESS*

Patients seen in 24 months	Total	Change since previous quarter
Quarter ending December 2016	658	
Quarter ending March 2017	666	→
Quarter ending June 2017	678	→
Quarter ending September 2017	650	↓
Quarter ending December 2017	657	→
Variance since December 2016	(0.2%)	→



ACTIVITY



Month	Adjusted Scheduled Activity (UDA)	
	2017	2018
April	0	77
May	0	115
June	0	306
July	0	449
August	56	573
September	436	690
October	716	870
November	917	1,049
December	1,065	1,148
January	1,215	
February	1,316	
March	1,510	
April	1,602	
May	1,602	
June	1,602	

QUALITY

	Quantity	Base Number	Contract	AT	Region	England
% of FP17s for the same patient ID Re-attending within 3 months - Children	13	262	5.0%	9.5%	11.5%	12.0%
% of FP17s for the same patient ID Re-attending within 3 months - Adults	38	405	9.4%	15.0%	15.8%	15.9%
% of FP17s for the same patient ID Re-attending between 3 & 9 months - Children	61	262	23.3%	59.4%	60.5%	58.0%
% of FP17s for the same patient ID Re-attending between 3 & 9 months - Adults	181	405	44.7%	51.1%	51.8%	50.5%
% of FP17s for Band 1 Urgent Courses	19	633	3.0%	9.6%	9.5%	9.0%
% of FP17s Relating to Free Repair or Replacements	3	633	0.5%	0.6%	0.7%	0.8%
% of FP17s Relating to Continuations	2	633	0.3%	0.9%	1.0%	1.1%
% of Patients satisfied with the dentistry they have received	1	1	N/A	91.2%	92.1%	91.5%
% of Patients satisfied with the time they had to wait for an appointment	1	1	N/A	88.7%	88.3%	87.9%

* This is based on patients treated on this contract for their most recent course of treatment. Figures in italics indicate the base number of FP17s or Patient Questionnaire responses are less than 100. N/A is shown where the base number of responses is less than 10 during the period. % is calculated as Quantity/Base number*100

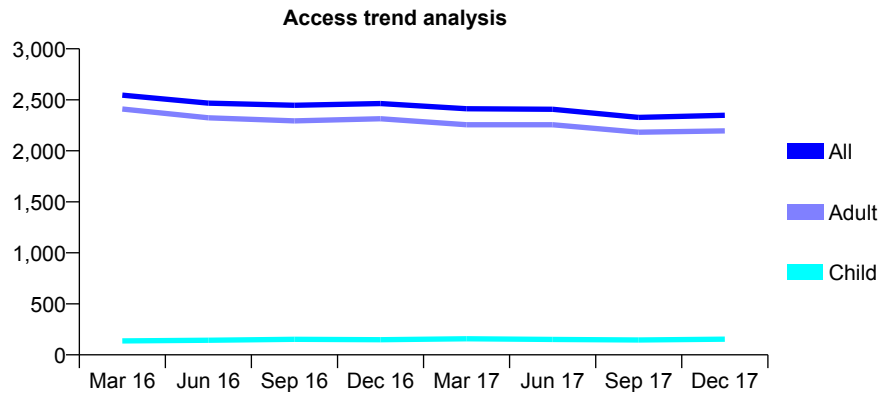
Q68 - Vital Signs At a Glance Contract Report for 121371/0009 - December 2017

Name or company name	Sussex Community NHS Trust
Contract type name	PDS Contract
Purpose of contract	General
Contract start date	01/04/2011
Contract end date	31/03/2019

17/18 Contracted general activity (UDA)	4,000
Carry forward general activity (UDA)	0
17/18 Contracted orthodontic activity (UOA)	0
Carry forward orthodontic activity (UOA)	0
Baseline contract value	£237,359.47

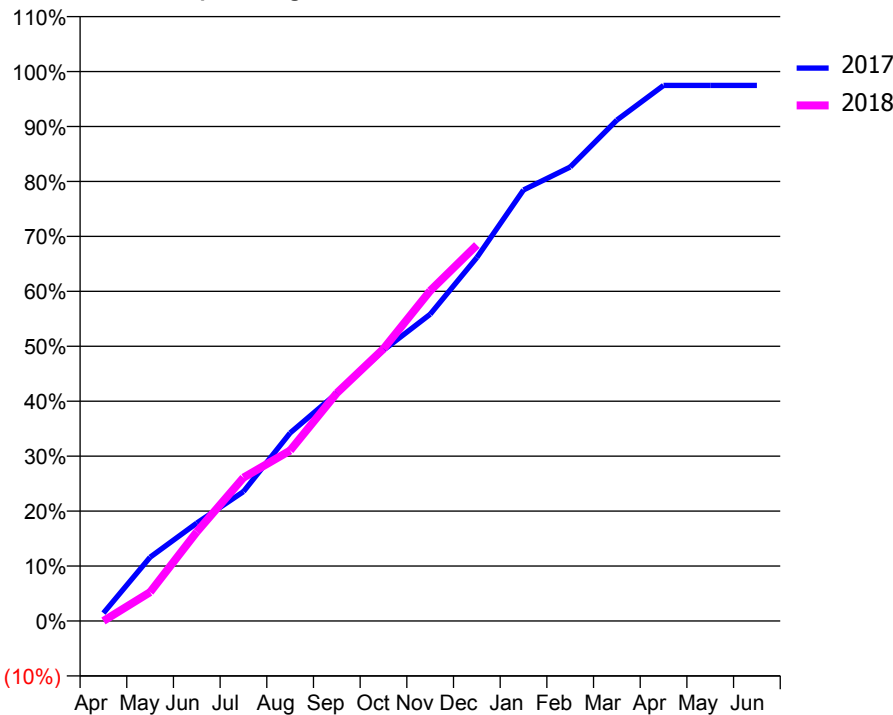
ACCESS*

Patients seen in 24 months	Total	Change since previous quarter
Quarter ending December 2016	2,463	
Quarter ending March 2017	2,413	↓
Quarter ending June 2017	2,407	→
Quarter ending September 2017	2,328	↓
Quarter ending December 2017	2,349	→
Variance since December 2016	(4.6%)	↓



ACTIVITY

Cumulative percentage of contracted UDA delivered 2017 & 2018



Month	Adjusted Scheduled Activity (UDA)	
	2017	2018
April	58	0
May	464	210
June	713	649
July	942	1,044
August	1,369	1,241
September	1,658	1,660
October	1,972	1,981
November	2,233	2,404
December	2,646	2,737
January	3,138	
February	3,305	
March	3,647	
April	3,899	
May	3,899	
June	3,899	

QUALITY

	Quantity	Base Number	Contract	AT	Region	England
% of FP17s for the same patient ID Re-attending within 3 months - Children	16	251	6.4%	9.5%	11.5%	12.0%
% of FP17s for the same patient ID Re-attending within 3 months - Adults	130	2,305	5.6%	15.0%	15.8%	15.9%
% of FP17s for the same patient ID Re-attending between 3 & 9 months - Children	5	251	2.0%	59.4%	60.5%	58.0%
% of FP17s for the same patient ID Re-attending between 3 & 9 months - Adults	89	2,305	3.9%	51.1%	51.8%	50.5%
% of FP17s for Band 1 Urgent Courses	2,328	2,328	100.0%	9.6%	9.5%	9.0%
% of FP17s Relating to Free Repair or Replacements	0	2,328	0.0%	0.6%	0.7%	0.8%
% of FP17s Relating to Continuations	0	2,328	0.0%	0.9%	1.0%	1.1%
% of Patients satisfied with the dentistry they have received	0	0	N/A	91.2%	92.1%	91.5%
% of Patients satisfied with the time they had to wait for an appointment	0	0	N/A	88.7%	88.3%	87.9%

* This is based on patients treated on this contract for their most recent course of treatment. Figures in italics indicate the base number of FP17s or Patient Questionnaire responses are less than 100. N/A is shown where the base number of responses is less than 10 during the period. % is calculated as Quantity/Base number*100

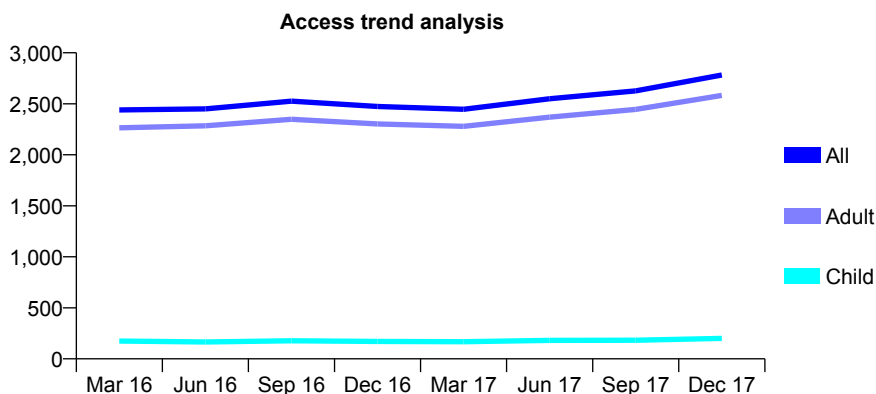
Q68 - Vital Signs At a Glance Contract Report for 121371/0010 - December 2017

Name or company name	Sussex Community NHS Trust
Contract type name	GDS Contract
Purpose of contract	General
Contract start date	01/04/2011
Contract end date	31/03/2019

17/18 Contracted general activity (UDA)	4,000
Carry forward general activity (UDA)	0
17/18 Contracted orthodontic activity (UOA)	0
Carry forward orthodontic activity (UOA)	0
Baseline contract value	£199,986.74

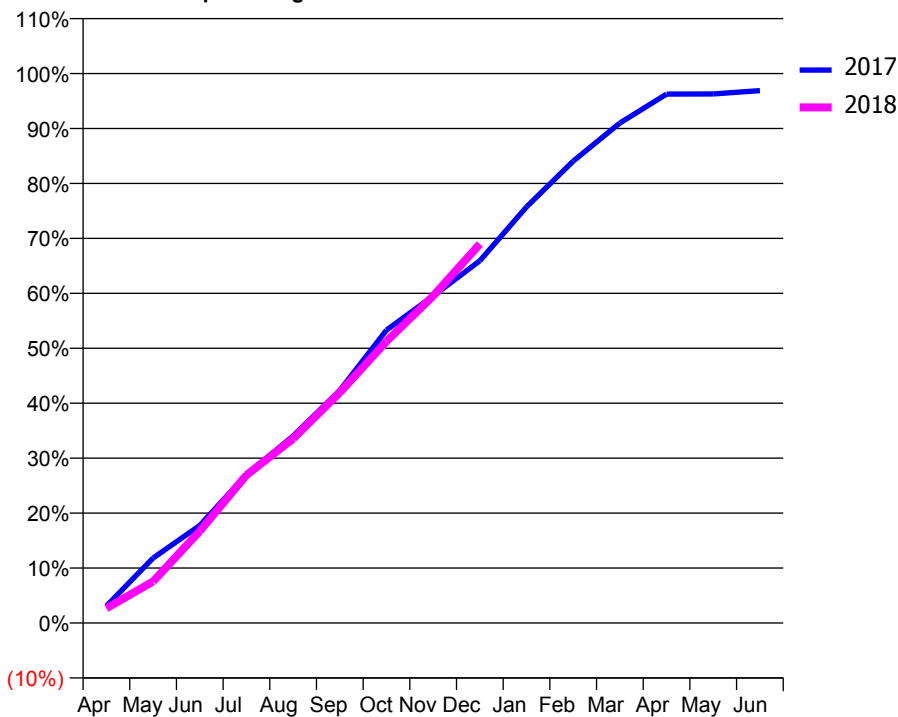
ACCESS*

Patients seen in 24 months	Total	Change since previous quarter
Quarter ending December 2016	2,474	
Quarter ending March 2017	2,447	↓
Quarter ending June 2017	2,550	↑
Quarter ending September 2017	2,627	↑
Quarter ending December 2017	2,782	↑
Variance since December 2016	12.4%	↑



ACTIVITY

Cumulative percentage of contracted UDA delivered 2017 & 2018



Month	Adjusted Scheduled Activity (UDA)	
	2017	2018
April	123	107
May	473	302
June	710	670
July	1,081	1,077
August	1,361	1,342
September	1,693	1,678
October	2,132	2,050
November	2,381	2,380
December	2,636	2,759
January	3,029	
February	3,362	
March	3,639	
April	3,850	
May	3,852	
June	3,876	

QUALITY

	Quantity	Base Number	Contract	AT	Region	England
% of FP17s for the same patient ID Re-attending within 3 months - Children	6	238	2.5%	9.5%	11.5%	12.0%
% of FP17s for the same patient ID Re-attending within 3 months - Adults	124	2,313	5.4%	15.0%	15.8%	15.9%
% of FP17s for the same patient ID Re-attending between 3 & 9 months - Children	4	238	1.7%	59.4%	60.5%	58.0%
% of FP17s for the same patient ID Re-attending between 3 & 9 months - Adults	82	2,313	3.5%	51.1%	51.8%	50.5%
% of FP17s for Band 1 Urgent Courses	2,304	2,306	99.9%	9.6%	9.5%	9.0%
% of FP17s Relating to Free Repair or Replacements	0	2,306	0.0%	0.6%	0.7%	0.8%
% of FP17s Relating to Continuations	0	2,306	0.0%	0.9%	1.0%	1.1%
% of Patients satisfied with the dentistry they have received	0	0	N/A	91.2%	92.1%	91.5%
% of Patients satisfied with the time they had to wait for an appointment	0	0	N/A	88.7%	88.3%	87.9%

* This is based on patients treated on this contract for their most recent course of treatment. Figures in italics indicate the base number of FP17s or Patient Questionnaire responses are less than 100. N/A is shown where the base number of responses is less than 10 during the period. % is calculated as Quantity/Base number*100

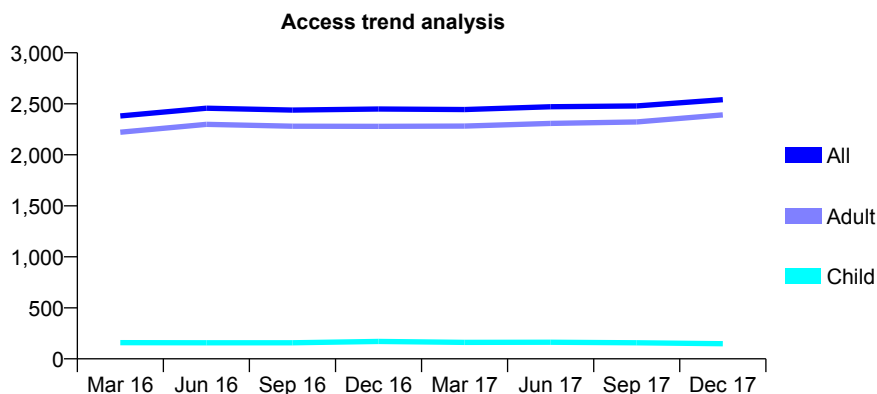
Q68 - Vital Signs At a Glance Contract Report for 121371/0011 - December 2017

Name or company name	Sussex Community NHS Trust
Contract type name	PDS Contract
Purpose of contract	General
Contract start date	01/04/2011
Contract end date	31/03/2019

17/18 Contracted general activity (UDA)	4,000
Carry forward general activity (UDA)	0
17/18 Contracted orthodontic activity (UOA)	0
Carry forward orthodontic activity (UOA)	0
Baseline contract value	£220,721.05

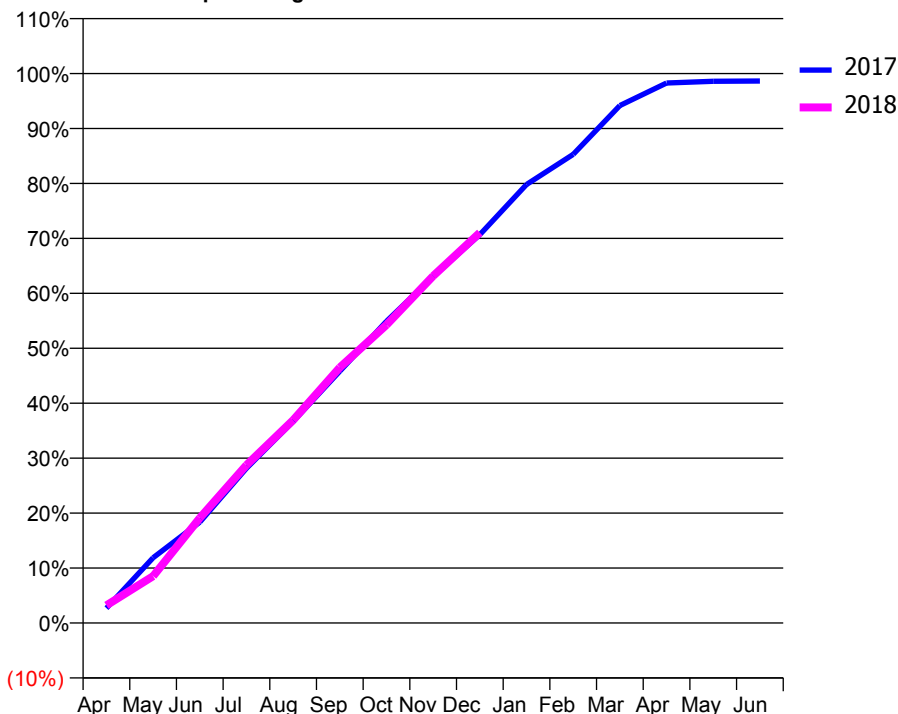
ACCESS*

Patients seen in 24 months	Total	Change since previous quarter
Quarter ending December 2016	2,449	
Quarter ending March 2017	2,444	→
Quarter ending June 2017	2,471	→
Quarter ending September 2017	2,479	→
Quarter ending December 2017	2,540	↑
Variance since December 2016	3.7%	↑



ACTIVITY

Cumulative percentage of contracted UDA delivered 2017 & 2018



Month	Adjusted Scheduled Activity (UDA)	
	2017	2018
April	108	128
May	475	341
June	734	764
July	1,127	1,150
August	1,468	1,477
September	1,834	1,860
October	2,196	2,170
November	2,524	2,526
December	2,827	2,842
January	3,192	
February	3,412	
March	3,767	
April	3,931	
May	3,943	
June	3,946	

QUALITY

	Quantity	Base Number	Contract	AT	Region	England
% of FP17s for the same patient ID Re-attending within 3 months - Children	4	272	1.5%	9.5%	11.5%	12.0%
% of FP17s for the same patient ID Re-attending within 3 months - Adults	97	2,292	4.2%	15.0%	15.8%	15.9%
% of FP17s for the same patient ID Re-attending between 3 & 9 months - Children	4	272	1.5%	59.4%	60.5%	58.0%
% of FP17s for the same patient ID Re-attending between 3 & 9 months - Adults	66	2,292	2.9%	51.1%	51.8%	50.5%
% of FP17s for Band 1 Urgent Courses	2,377	2,377	100.0%	9.6%	9.5%	9.0%
% of FP17s Relating to Free Repair or Replacements	0	2,377	0.0%	0.6%	0.7%	0.8%
% of FP17s Relating to Continuations	0	2,377	0.0%	0.9%	1.0%	1.1%
% of Patients satisfied with the dentistry they have received	0	0	N/A	91.2%	92.1%	91.5%
% of Patients satisfied with the time they had to wait for an appointment	0	0	N/A	88.7%	88.3%	87.9%

* This is based on patients treated on this contract for their most recent course of treatment. Figures in italics indicate the base number of FP17s or Patient Questionnaire responses are less than 100. N/A is shown where the base number of responses is less than 10 during the period. % is calculated as Quantity/Base number*100

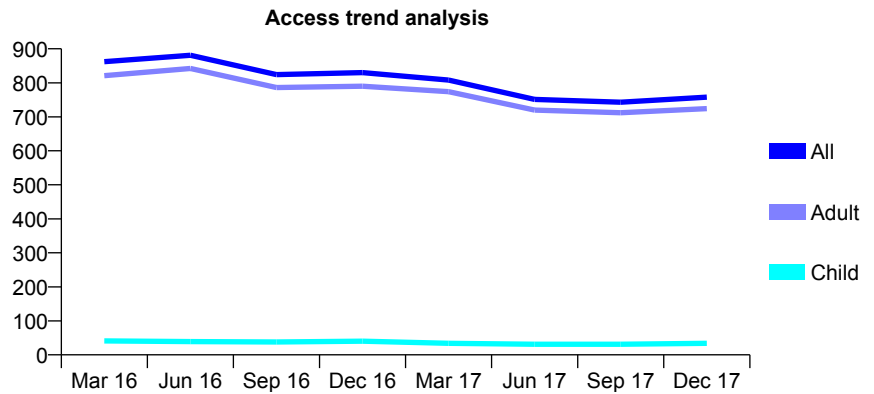
Q68 - Vital Signs At a Glance Contract Report for 121371/0012 - December 2017

Name or company name	Sussex Community NHS Trust
Contract type name	PDS Contract
Purpose of contract	General
Contract start date	01/04/2011
Contract end date	31/03/2019

17/18 Contracted general activity (UDA)	1,500
Carry forward general activity (UDA)	0
17/18 Contracted orthodontic activity (UOA)	0
Carry forward orthodontic activity (UOA)	0
Baseline contract value	£116,485.43

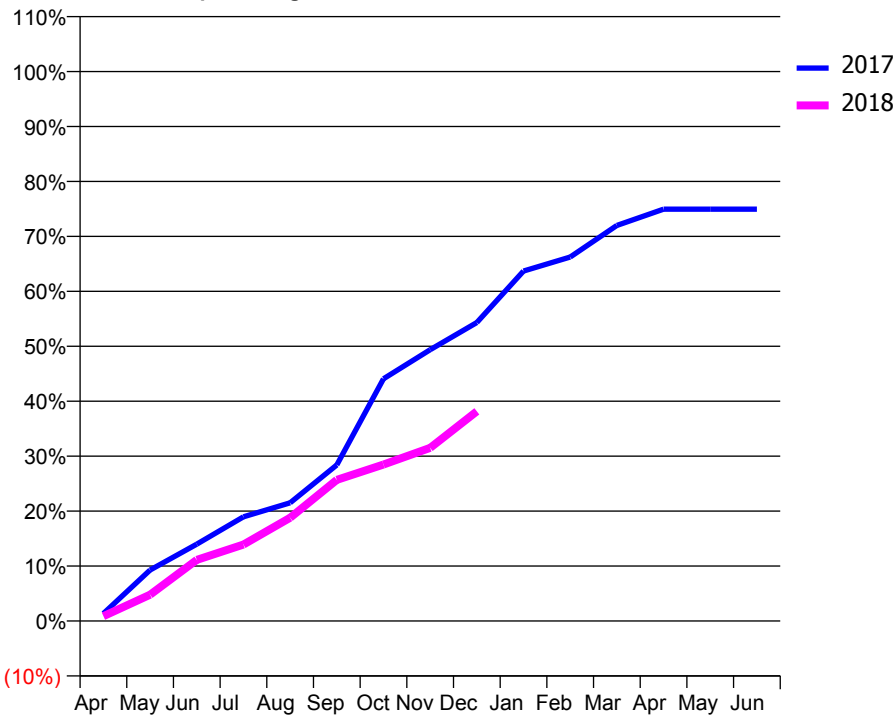
ACCESS*

Patients seen in 24 months	Total	Change since previous quarter
Quarter ending December 2016	830	
Quarter ending March 2017	808	↓
Quarter ending June 2017	751	↓
Quarter ending September 2017	743	↓
Quarter ending December 2017	758	↑
Variance since December 2016	(8.7%)	↓



ACTIVITY

Cumulative percentage of contracted UDA delivered 2017 & 2018



Month	Adjusted Scheduled Activity (UDA)	
	2017	2018
April	20	13
May	139	72
June	210	167
July	284	209
August	323	282
September	426	385
October	661	427
November	740	473
December	815	572
January	955	
February	994	
March	1,080	
April	1,124	
May	1,124	
June	1,124	

QUALITY

	Quantity	Base Number	Contract	AT	Region	England
% of FP17s for the same patient ID Re-attending within 3 months - Children	0	83	0.0%	9.5%	11.5%	12.0%
% of FP17s for the same patient ID Re-attending within 3 months - Adults	14	704	2.0%	15.0%	15.8%	15.9%
% of FP17s for the same patient ID Re-attending between 3 & 9 months - Children	1	83	1.2%	59.4%	60.5%	58.0%
% of FP17s for the same patient ID Re-attending between 3 & 9 months - Adults	13	704	1.8%	51.1%	51.8%	50.5%
% of FP17s for Band 1 Urgent Courses	611	611	100.0%	9.6%	9.5%	9.0%
% of FP17s Relating to Free Repair or Replacements	0	611	0.0%	0.6%	0.7%	0.8%
% of FP17s Relating to Continuations	0	611	0.0%	0.9%	1.0%	1.1%
% of Patients satisfied with the dentistry they have received	0	0	N/A	91.2%	92.1%	91.5%
% of Patients satisfied with the time they had to wait for an appointment	0	0	N/A	88.7%	88.3%	87.9%

* This is based on patients treated on this contract for their most recent course of treatment. Figures in italics indicate the base number of FP17s or Patient Questionnaire responses are less than 100. N/A is shown where the base number of responses is less than 10 during the period. % is calculated as Quantity/Base number*100

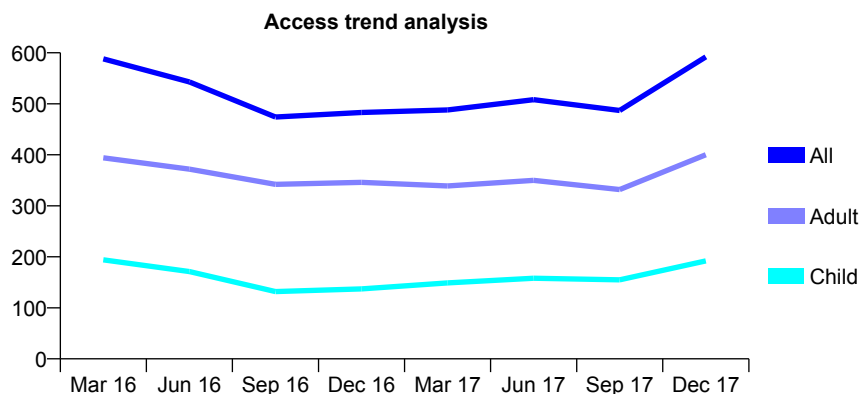
Q68 - Vital Signs At a Glance Contract Report for 121371/0014 - December 2017

Name or company name	Sussex Community NHS Trust
Contract type name	PDS Contract
Purpose of contract	General
Contract start date	01/04/2011
Contract end date	31/03/2019

17/18 Contracted general activity (UDA)	2,425
Carry forward general activity (UDA)	0
17/18 Contracted orthodontic activity (UOA)	0
Carry forward orthodontic activity (UOA)	0
Baseline contract value	£13,395.01

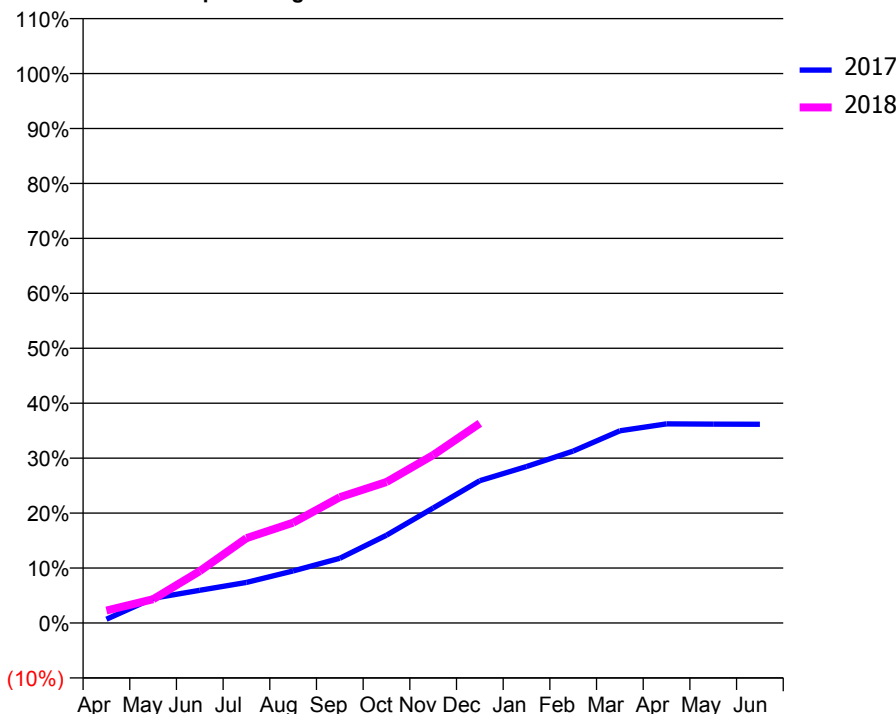
ACCESS*

Patients seen in 24 months	Total	Change since previous quarter
Quarter ending December 2016	483	
Quarter ending March 2017	488	→
Quarter ending June 2017	508	↑
Quarter ending September 2017	487	↓
Quarter ending December 2017	592	↑
Variance since December 2016	22.6%	↑



ACTIVITY

Cumulative percentage of contracted UDA delivered 2017 & 2018



Adjusted Scheduled Activity (UDA)

Month	2017	2018
April	17	55
May	109	105
June	144	229
July	179	374
August	230	443
September	286	555
October	388	622
November	508	741
December	628	881
January	691	
February	759	
March	848	
April	879	
May	878	
June	877	

QUALITY

	Quantity	Base Number	Contract	AT	Region	England
% of FP17s for the same patient ID Re-attending within 3 months - Children	12	286	4.2%	9.5%	11.5%	12.0%
% of FP17s for the same patient ID Re-attending within 3 months - Adults	30	469	6.4%	15.0%	15.8%	15.9%
% of FP17s for the same patient ID Re-attending between 3 & 9 months - Children	69	286	24.1%	59.4%	60.5%	58.0%
% of FP17s for the same patient ID Re-attending between 3 & 9 months - Adults	189	469	40.3%	51.1%	51.8%	50.5%
% of FP17s for Band 1 Urgent Courses	18	562	3.2%	9.6%	9.5%	9.0%
% of FP17s Relating to Free Repair or Replacements	2	562	0.4%	0.6%	0.7%	0.8%
% of FP17s Relating to Continuations	0	562	0.0%	0.9%	1.0%	1.1%
% of Patients satisfied with the dentistry they have received	0	0	N/A	91.2%	92.1%	91.5%
% of Patients satisfied with the time they had to wait for an appointment	0	0	N/A	88.7%	88.3%	87.9%

* This is based on patients treated on this contract for their most recent course of treatment. Figures in italics indicate the base number of FP17s or Patient Questionnaire responses are less than 100. N/A is shown where the base number of responses is less than 10 during the period. % is calculated as Quantity/Base number*100

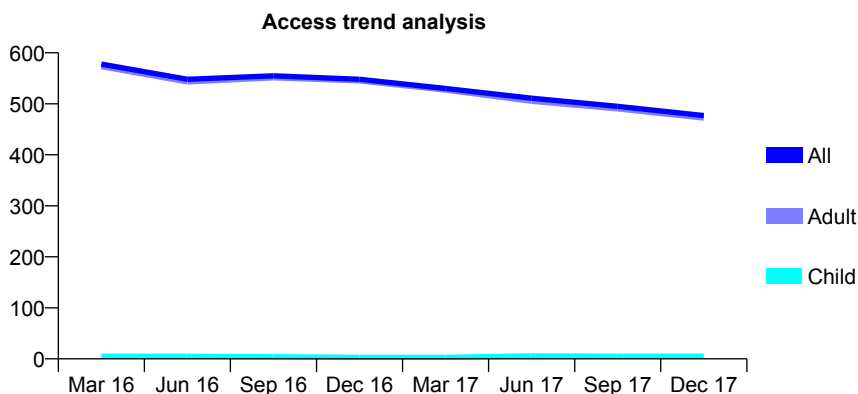
Q68 - Vital Signs At a Glance Contract Report for 121371/0015 - December 2017

Name or company name	Sussex Community NHS Trust
Contract type name	PDS Contract
Purpose of contract	General
Contract start date	01/10/2012
Contract end date	31/03/2019

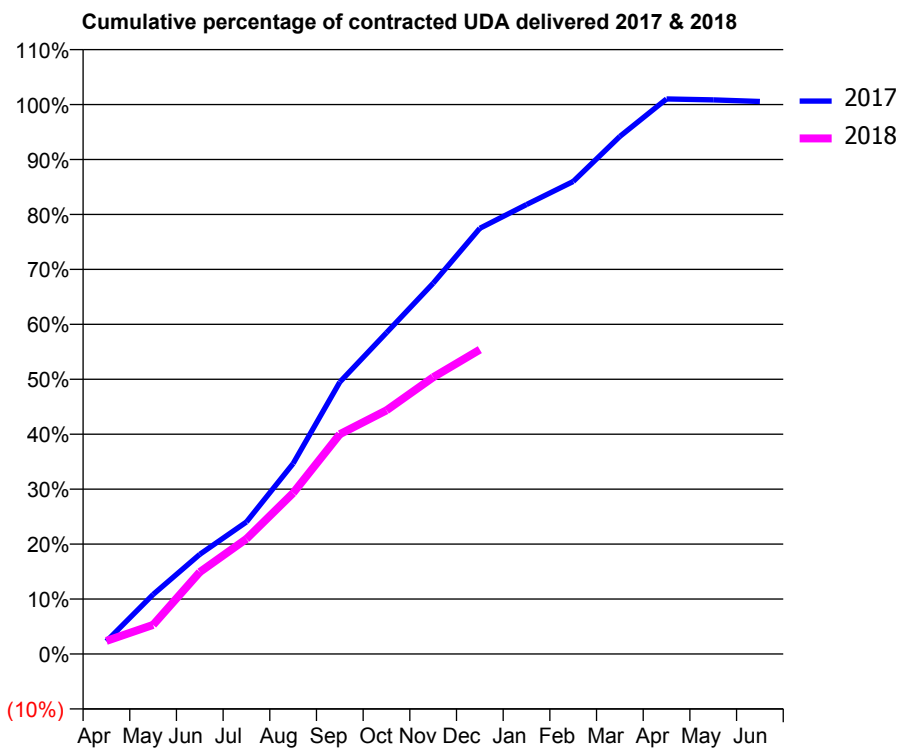
17/18 Contracted general activity (UDA)	1,000
Carry forward general activity (UDA)	0
17/18 Contracted orthodontic activity (UOA)	0
Carry forward orthodontic activity (UOA)	0
Baseline contract value	£85,149.69

ACCESS*

Patients seen in 24 months	Total	Change since previous quarter
Quarter ending December 2016	548	
Quarter ending March 2017	530	↓
Quarter ending June 2017	511	↓
Quarter ending September 2017	495	↓
Quarter ending December 2017	477	↓
Variance since December 2016	(13.0%)	↓



ACTIVITY



Month	Adjusted Scheduled Activity (UDA)	
	2017	2018
April	23	24
May	108	53
June	181	149
July	240	210
August	347	293
September	495	400
October	585	443
November	675	504
December	775	554
January	818	
February	860	
March	942	
April	1,010	
May	1,008	
June	1,005	

QUALITY

	Quantity	Base Number	Contract	AT	Region	England
% of FP17s for the same patient ID Re-attending within 3 months - Children	0	6	0.0%	9.5%	11.5%	12.0%
% of FP17s for the same patient ID Re-attending within 3 months - Adults	16	250	6.4%	15.0%	15.8%	15.9%
% of FP17s for the same patient ID Re-attending between 3 & 9 months - Children	1	6	16.7%	59.4%	60.5%	58.0%
% of FP17s for the same patient ID Re-attending between 3 & 9 months - Adults	47	250	18.8%	51.1%	51.8%	50.5%
% of FP17s for Band 1 Urgent Courses	15	238	6.3%	9.6%	9.5%	9.0%
% of FP17s Relating to Free Repair or Replacements	9	238	3.8%	0.6%	0.7%	0.8%
% of FP17s Relating to Continuations	2	238	0.8%	0.9%	1.0%	1.1%
% of Patients satisfied with the dentistry they have received	1	1	N/A	91.2%	92.1%	91.5%
% of Patients satisfied with the time they had to wait for an appointment	1	1	N/A	88.7%	88.3%	87.9%

* This is based on patients treated on this contract for their most recent course of treatment. Figures in italics indicate the base number of FP17s or Patient Questionnaire responses are less than 100. N/A is shown where the base number of responses is less than 10 during the period. % is calculated as Quantity/Base number*100

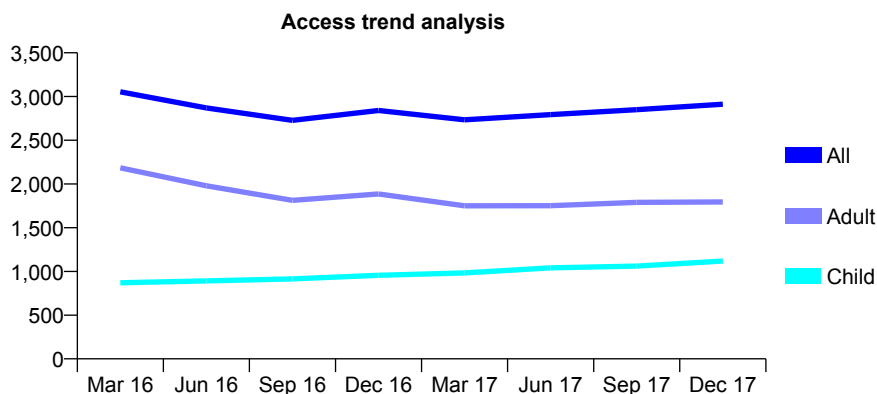
Q68 - Vital Signs At a Glance Contract Report for 122327/0001 - December 2017

Name or company name	Mr O Adelstone, Mr M Patel and Ms P Pate
Contract type name	GDS Contract
Purpose of contract	General
Contract start date	05/02/2014
Contract end date	

17/18 Contracted general activity (UDA)	9,500
Carry forward general activity (UDA)	-190
17/18 Contracted orthodontic activity (UOA)	0
Carry forward orthodontic activity (UOA)	0
Baseline contract value	£255,105.24

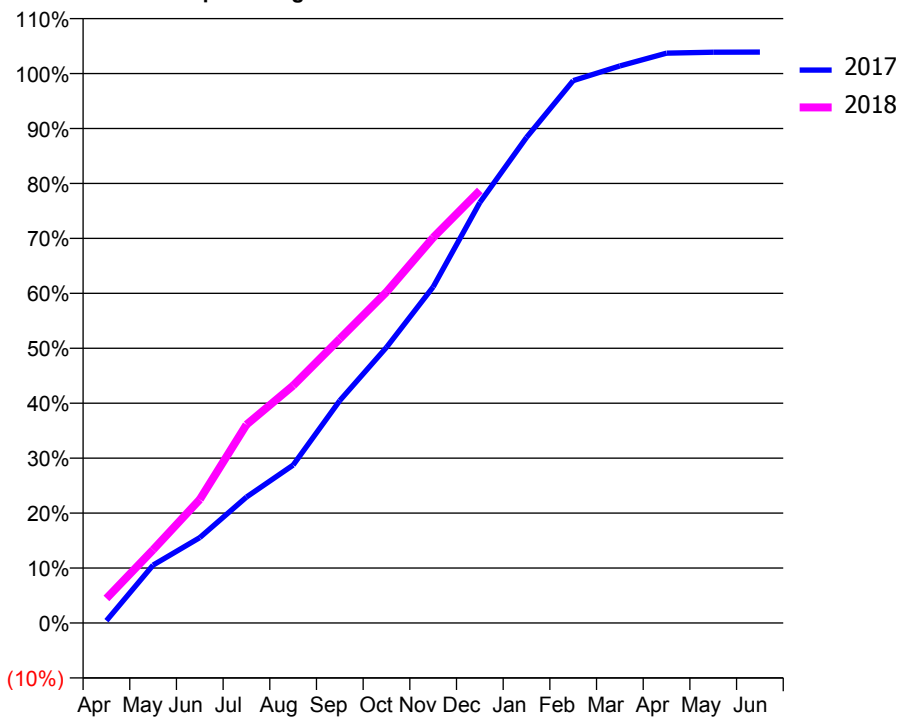
ACCESS*

Patients seen in 24 months	Total	Change since previous quarter
Quarter ending December 2016	2,841	
Quarter ending March 2017	2,733	↓
Quarter ending June 2017	2,793	↑
Quarter ending September 2017	2,850	↑
Quarter ending December 2017	2,912	↑
Variance since December 2016	2.5%	↑



ACTIVITY

Cumulative percentage of contracted UDA delivered 2017 & 2018



Month	Adjusted Scheduled Activity (UDA)	
	2017	2018
April	41	425
May	1,001	1,267
June	1,476	2,135
July	2,178	3,430
August	2,730	4,105
September	3,846	4,914
October	4,766	5,722
November	5,810	6,663
December	7,270	7,478
January	8,396	
February	9,377	
March	9,631	
April	9,851	
May	9,867	
June	9,871	

QUALITY

	Quantity	Base Number	Contract	AT	Region	England
% of FP17s for the same patient ID Re-attending within 3 months - Children	53	1,202	4.4%	9.5%	11.5%	12.0%
% of FP17s for the same patient ID Re-attending within 3 months - Adults	65	1,022	6.4%	15.0%	15.8%	15.9%
% of FP17s for the same patient ID Re-attending between 3 & 9 months - Children	697	1,202	58.0%	59.4%	60.5%	58.0%
% of FP17s for the same patient ID Re-attending between 3 & 9 months - Adults	425	1,022	41.6%	51.1%	51.8%	50.5%
% of FP17s for Band 1 Urgent Courses	50	2,162	2.3%	9.6%	9.5%	9.0%
% of FP17s Relating to Free Repair or Replacements	3	2,162	0.1%	0.6%	0.7%	0.8%
% of FP17s Relating to Continuations	13	2,162	0.6%	0.9%	1.0%	1.1%
% of Patients satisfied with the dentistry they have received	1	1	N/A	91.2%	92.1%	91.5%
% of Patients satisfied with the time they had to wait for an appointment	1	1	N/A	88.7%	88.3%	87.9%

* This is based on patients treated on this contract for their most recent course of treatment. Figures in italics indicate the base number of FP17s or Patient Questionnaire responses are less than 100. N/A is shown where the base number of responses is less than 10 during the period. % is calculated as Quantity/Base number*100

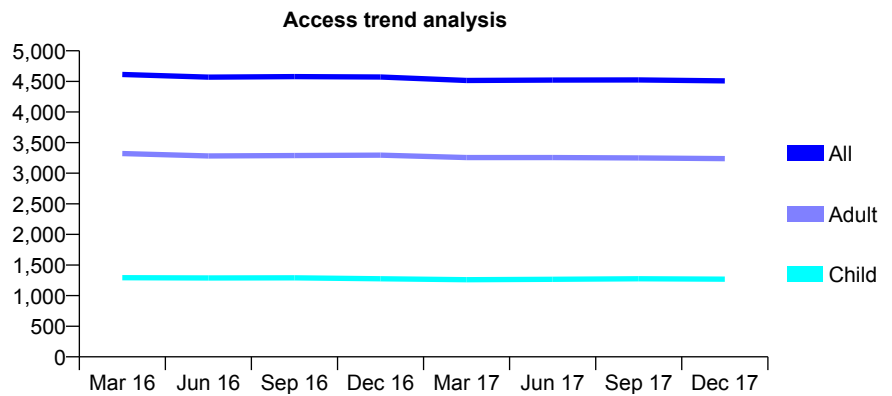
Q68 - Vital Signs At a Glance Contract Report for 122351/0001 - December 2017

Name or company name	DR S KHORAMI LTD
Contract type name	GDS Contract
Purpose of contract	General
Contract start date	01/09/2007
Contract end date	

17/18 Contracted general activity (UDA)	8,828
Carry forward general activity (UDA)	-174
17/18 Contracted orthodontic activity (UOA)	0
Carry forward orthodontic activity (UOA)	0
Baseline contract value	£237,329.14

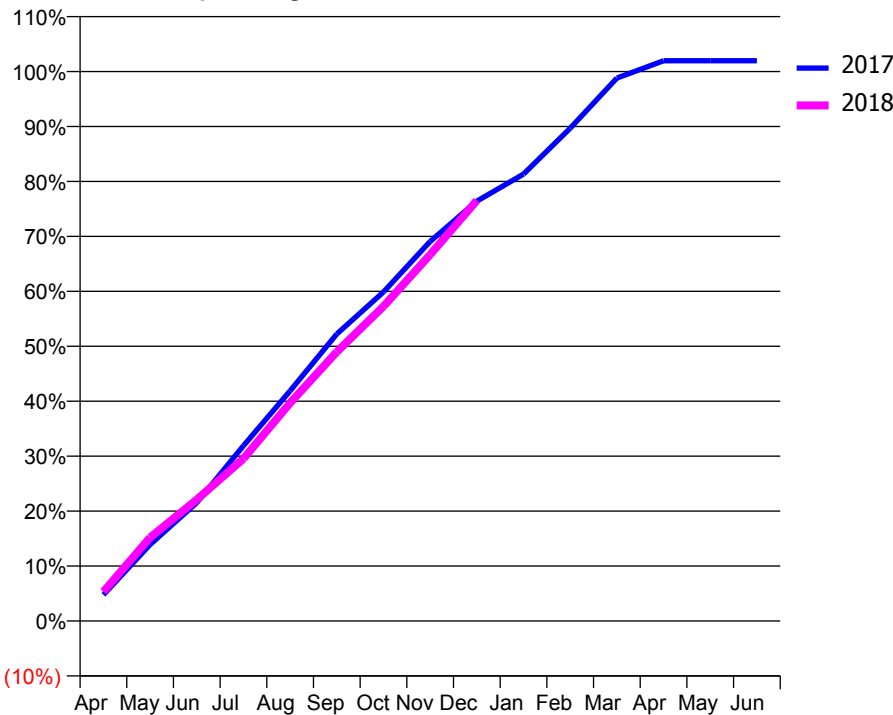
ACCESS*

Patients seen in 24 months	Total	Change since previous quarter
Quarter ending December 2016	4,571	
Quarter ending March 2017	4,515	↓
Quarter ending June 2017	4,522	→
Quarter ending September 2017	4,525	→
Quarter ending December 2017	4,509	→
Variance since December 2016	(1.4%)	↓



ACTIVITY

Cumulative percentage of contracted UDA delivered 2017 & 2018



Month	Adjusted Scheduled Activity (UDA)	
	2017	2018
April	421	471
May	1,228	1,342
June	1,902	1,950
July	2,816	2,609
August	3,698	3,503
September	4,611	4,324
October	5,285	5,055
November	6,099	5,887
December	6,746	6,756
January	7,179	
February	7,916	
March	8,722	
April	9,002	
May	9,002	
June	9,002	

QUALITY

	Quantity	Base Number	Contract	AT	Region	England
% of FP17s for the same patient ID Re-attending within 3 months - Children	73	1,502	4.9%	9.5%	11.5%	12.0%
% of FP17s for the same patient ID Re-attending within 3 months - Adults	468	3,717	12.6%	15.0%	15.8%	15.9%
% of FP17s for the same patient ID Re-attending between 3 & 9 months - Children	1,010	1,502	67.2%	59.4%	60.5%	58.0%
% of FP17s for the same patient ID Re-attending between 3 & 9 months - Adults	2,323	3,717	62.5%	51.1%	51.8%	50.5%
% of FP17s for Band 1 Urgent Courses	321	4,205	7.6%	9.6%	9.5%	9.0%
% of FP17s Relating to Free Repair or Replacements	19	4,205	0.5%	0.6%	0.7%	0.8%
% of FP17s Relating to Continuations	27	4,205	0.6%	0.9%	1.0%	1.1%
% of Patients satisfied with the dentistry they have received	6	7	N/A	91.2%	92.1%	91.5%
% of Patients satisfied with the time they had to wait for an appointment	7	7	N/A	88.7%	88.3%	87.9%

* This is based on patients treated on this contract for their most recent course of treatment. Figures in italics indicate the base number of FP17s or Patient Questionnaire responses are less than 100. N/A is shown where the base number of responses is less than 10 during the period. % is calculated as Quantity/Base number*100

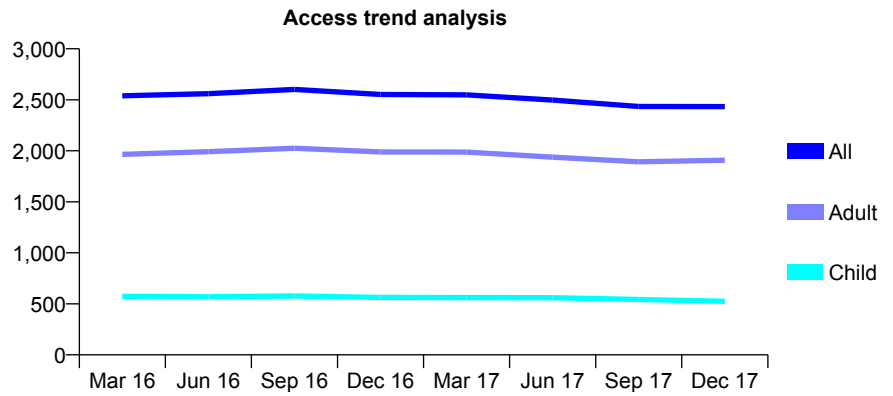
Q68 - Vital Signs At a Glance Contract Report for 122963/0001 - December 2017

Name or company name	Nuvo Dent Ltd
Contract type name	GDS Contract
Purpose of contract	General
Contract start date	01/06/2007
Contract end date	

17/18 Contracted general activity (UDA)	7,000
Carry forward general activity (UDA)	182
17/18 Contracted orthodontic activity (UOA)	0
Carry forward orthodontic activity (UOA)	0
Baseline contract value	£224,859.44

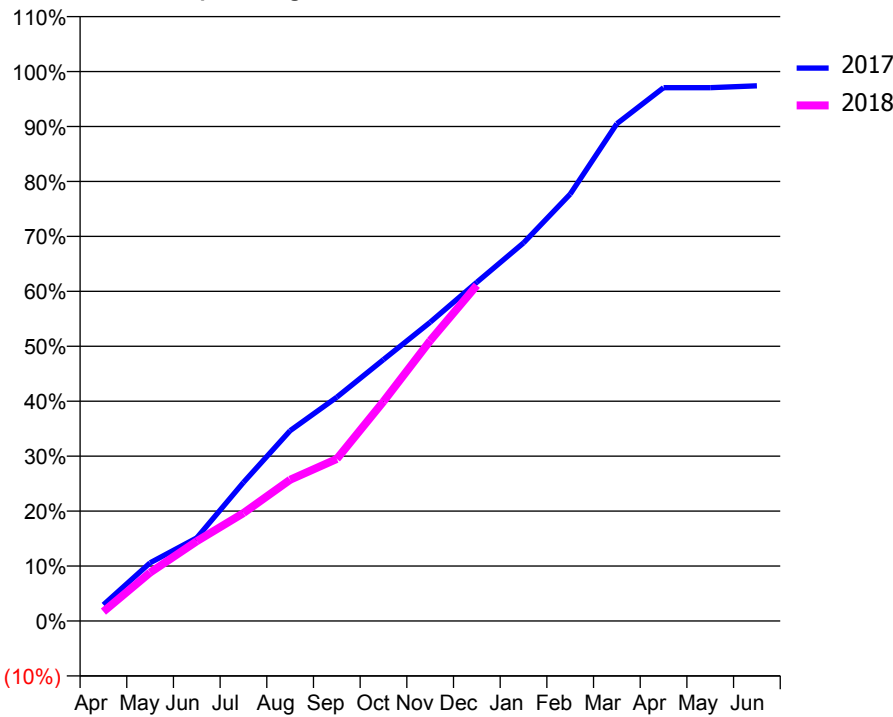
ACCESS*

Patients seen in 24 months	Total	Change since previous quarter
Quarter ending December 2016	2,552	
Quarter ending March 2017	2,548	→
Quarter ending June 2017	2,498	↓
Quarter ending September 2017	2,435	↓
Quarter ending December 2017	2,433	→
Variance since December 2016	(4.7%)	↓



ACTIVITY

Cumulative percentage of contracted UDA delivered 2017 & 2018



Month	Adjusted Scheduled Activity (UDA)	
	2017	2018
April	207	119
May	742	618
June	1,060	1,017
July	1,766	1,375
August	2,424	1,801
September	2,851	2,066
October	3,330	2,796
November	3,806	3,571
December	4,316	4,276
January	4,817	
February	5,438	
March	6,335	
April	6,794	
May	6,794	
June	6,818	

QUALITY

	Quantity	Base Number	Contract	AT	Region	England
% of FP17s for the same patient ID Re-attending within 3 months - Children	26	537	4.8%	9.5%	11.5%	12.0%
% of FP17s for the same patient ID Re-attending within 3 months - Adults	210	1,982	10.6%	15.0%	15.8%	15.9%
% of FP17s for the same patient ID Re-attending between 3 & 9 months - Children	317	537	59.0%	59.4%	60.5%	58.0%
% of FP17s for the same patient ID Re-attending between 3 & 9 months - Adults	1,143	1,982	57.7%	51.1%	51.8%	50.5%
% of FP17s for Band 1 Urgent Courses	161	2,346	6.9%	9.6%	9.5%	9.0%
% of FP17s Relating to Free Repair or Replacements	3	2,346	0.1%	0.6%	0.7%	0.8%
% of FP17s Relating to Continuations	12	2,346	0.5%	0.9%	1.0%	1.1%
% of Patients satisfied with the dentistry they have received	2	2	N/A	91.2%	92.1%	91.5%
% of Patients satisfied with the time they had to wait for an appointment	2	2	N/A	88.7%	88.3%	87.9%

* This is based on patients treated on this contract for their most recent course of treatment. Figures in italics indicate the base number of FP17s or Patient Questionnaire responses are less than 100. N/A is shown where the base number of responses is less than 10 during the period. % is calculated as Quantity/Base number*100

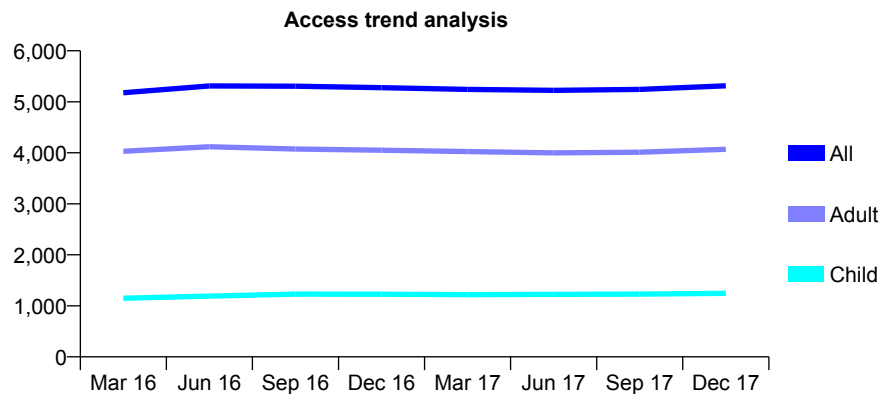
Q68 - Vital Signs At a Glance Contract Report for 123137/0001 - December 2017

Name or company name	South England Dental Practice Partnership
Contract type name	GDS Contract
Purpose of contract	General
Contract start date	01/02/2013
Contract end date	

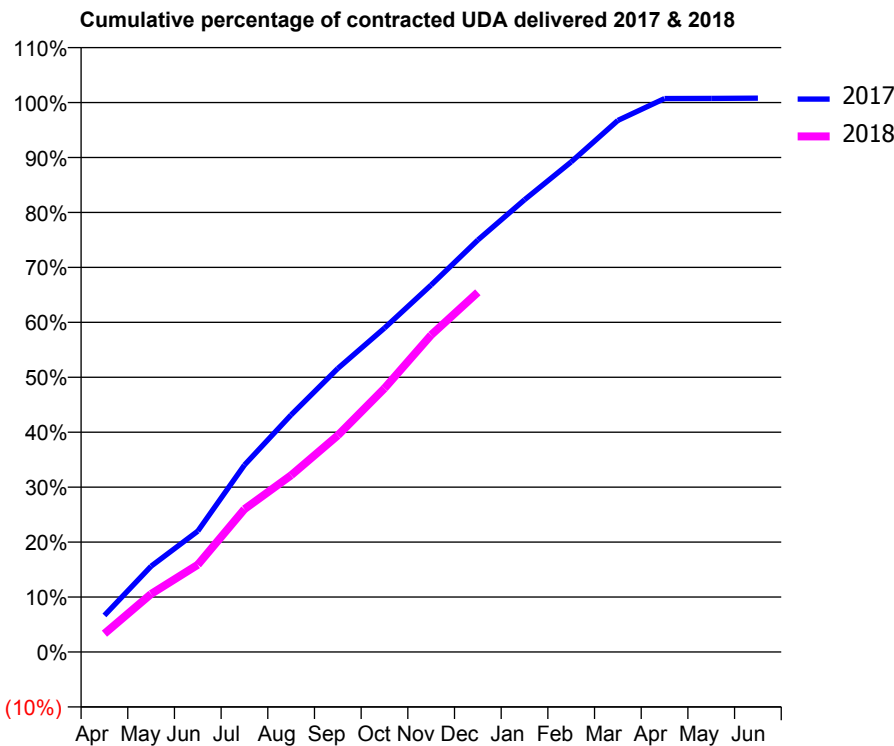
17/18 Contracted general activity (UDA)	14,500
Carry forward general activity (UDA)	-115
17/18 Contracted orthodontic activity (UOA)	0
Carry forward orthodontic activity (UOA)	0
Baseline contract value	£390,618.87

ACCESS*

Patients seen in 24 months	Total	Change since previous quarter
Quarter ending December 2016	5,278	
Quarter ending March 2017	5,244	→
Quarter ending June 2017	5,224	→
Quarter ending September 2017	5,242	→
Quarter ending December 2017	5,314	→
Variance since December 2016	0.7%	→



ACTIVITY



Month	Adjusted Scheduled Activity (UDA)	
	2017	2018
April	967	484
May	2,266	1,533
June	3,191	2,303
July	4,936	3,769
August	6,258	4,664
September	7,481	5,715
October	8,547	6,958
November	9,685	8,367
December	10,871	9,490
January	11,935	
February	12,931	
March	14,026	
April	14,603	
May	14,609	
June	14,615	

QUALITY

	Quantity	Base Number	Contract	AT	Region	England
% of FP17s for the same patient ID Re-attending within 3 months - Children	68	1,133	6.0%	9.5%	11.5%	12.0%
% of FP17s for the same patient ID Re-attending within 3 months - Adults	487	3,220	15.1%	15.0%	15.8%	15.9%
% of FP17s for the same patient ID Re-attending between 3 & 9 months - Children	561	1,133	49.5%	59.4%	60.5%	58.0%
% of FP17s for the same patient ID Re-attending between 3 & 9 months - Adults	1,098	3,220	34.1%	51.1%	51.8%	50.5%
% of FP17s for Band 1 Urgent Courses	508	4,109	12.4%	9.6%	9.5%	9.0%
% of FP17s Relating to Free Repair or Replacements	9	4,109	0.2%	0.6%	0.7%	0.8%
% of FP17s Relating to Continuations	46	4,109	1.1%	0.9%	1.0%	1.1%
% of Patients satisfied with the dentistry they have received	1	2	N/A	91.2%	92.1%	91.5%
% of Patients satisfied with the time they had to wait for an appointment	0	2	N/A	88.7%	88.3%	87.9%

* This is based on patients treated on this contract for their most recent course of treatment. Figures in italics indicate the base number of FP17s or Patient Questionnaire responses are less than 100. N/A is shown where the base number of responses is less than 10 during the period. % is calculated as Quantity/Base number*100

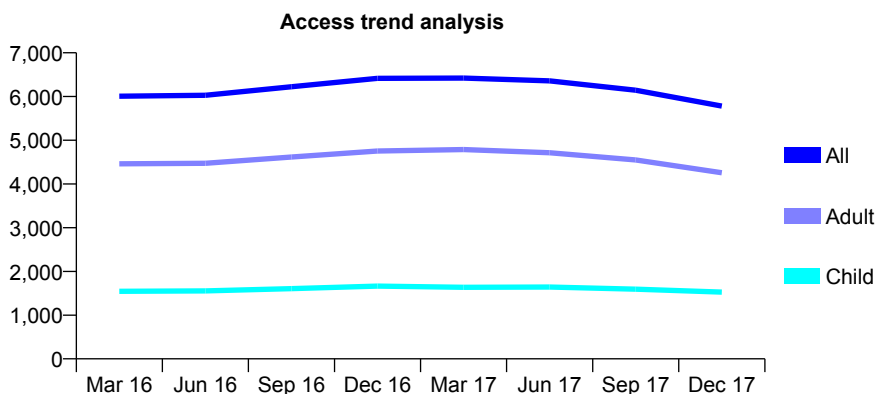
Q68 - Vital Signs At a Glance Contract Report for 123137/0002 - December 2017

Name or company name	South England Dental Practice Partnership
Contract type name	GDS Contract
Purpose of contract	General
Contract start date	02/09/2013
Contract end date	

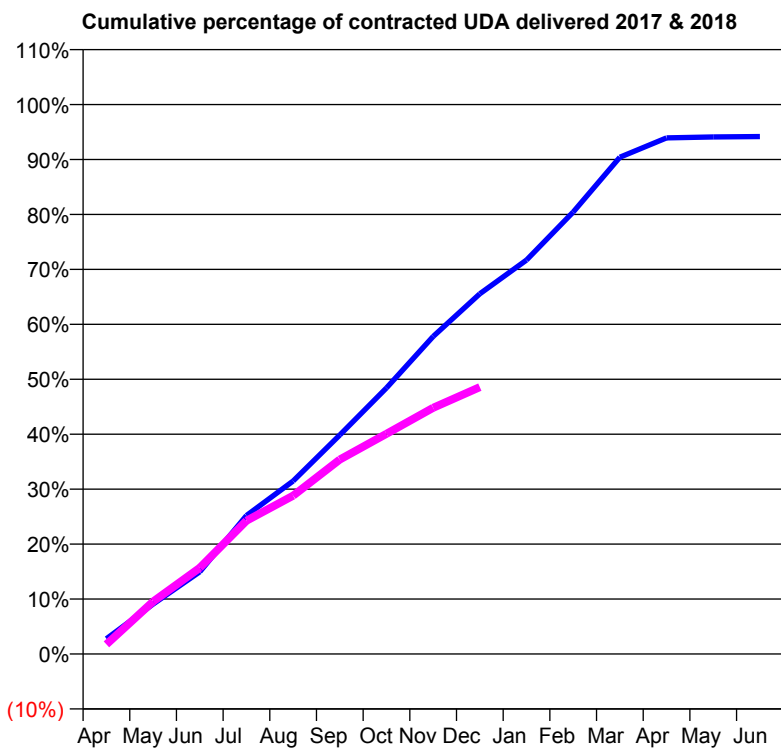
17/18 Contracted general activity (UDA)	17,796
Carry forward general activity (UDA)	0
17/18 Contracted orthodontic activity (UOA)	0
Carry forward orthodontic activity (UOA)	0
Baseline contract value	£454,619.51

ACCESS*

Patients seen in 24 months	Total	Change since previous quarter
Quarter ending December 2016	6,416	
Quarter ending March 2017	6,423	→
Quarter ending June 2017	6,359	→
Quarter ending September 2017	6,145	↓
Quarter ending December 2017	5,782	↓
Variance since December 2016	(9.9%)	↓



ACTIVITY



Month	Adjusted Scheduled Activity (UDA)	
	2017	2018
April	495	312
May	1,617	1,701
June	2,663	2,790
July	4,484	4,316
August	5,605	5,126
September	7,093	6,297
October	8,620	7,132
November	10,286	7,975
December	11,665	8,644
January	12,761	
February	14,313	
March	16,087	
April	16,716	
May	16,745	
June	16,757	

QUALITY

	Quantity	Base Number	Contract	AT	Region	England
% of FP17s for the same patient ID Re-attending within 3 months - Children	37	1,177	3.1%	9.5%	11.5%	12.0%
% of FP17s for the same patient ID Re-attending within 3 months - Adults	291	2,927	9.9%	15.0%	15.8%	15.9%
% of FP17s for the same patient ID Re-attending between 3 & 9 months - Children	593	1,177	50.4%	59.4%	60.5%	58.0%
% of FP17s for the same patient ID Re-attending between 3 & 9 months - Adults	1,340	2,927	45.8%	51.1%	51.8%	50.5%
% of FP17s for Band 1 Urgent Courses	459	3,818	12.0%	9.6%	9.5%	9.0%
% of FP17s Relating to Free Repair or Replacements	28	3,818	0.7%	0.6%	0.7%	0.8%
% of FP17s Relating to Continuations	11	3,818	0.3%	0.9%	1.0%	1.1%
% of Patients satisfied with the dentistry they have received	1	1	N/A	91.2%	92.1%	91.5%
% of Patients satisfied with the time they had to wait for an appointment	1	1	N/A	88.7%	88.3%	87.9%

* This is based on patients treated on this contract for their most recent course of treatment. Figures in italics indicate the base number of FP17s or Patient Questionnaire responses are less than 100. N/A is shown where the base number of responses is less than 10 during the period. % is calculated as Quantity/Base number*100

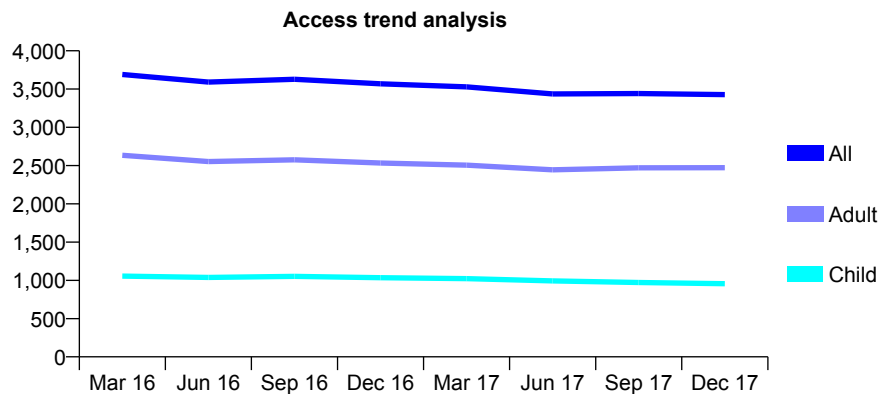
Q68 - Vital Signs At a Glance Contract Report for 123196/0001 - December 2017

Name or company name	Hangleton Dental Practice Limited
Contract type name	GDS Contract
Purpose of contract	General
Contract start date	01/09/2007
Contract end date	

17/18 Contracted general activity (UDA)	11,721
Carry forward general activity (UDA)	290
17/18 Contracted orthodontic activity (UOA)	0
Carry forward orthodontic activity (UOA)	0
Baseline contract value	£299,932.50

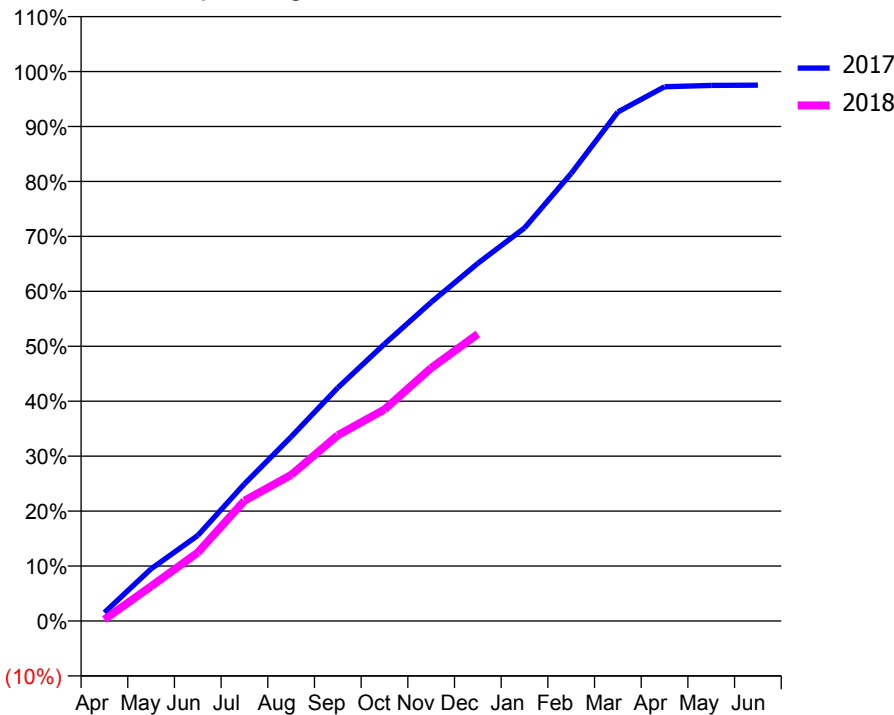
ACCESS*

Patients seen in 24 months	Total	Change since previous quarter
Quarter ending December 2016	3,568	
Quarter ending March 2017	3,528	↓
Quarter ending June 2017	3,437	↓
Quarter ending September 2017	3,442	→
Quarter ending December 2017	3,428	→
Variance since December 2016	(3.9%)	↓



ACTIVITY

Cumulative percentage of contracted UDA delivered 2017 & 2018



Month	Adjusted Scheduled Activity (UDA)	
	2017	2018
April	179	31
May	1,113	741
June	1,824	1,460
July	2,925	2,567
August	3,931	3,117
September	4,976	3,963
October	5,908	4,511
November	6,799	5,396
December	7,630	6,122
January	8,385	
February	9,548	
March	10,858	
April	11,394	
May	11,424	
June	11,430	

QUALITY

	Quantity	Base Number	Contract	AT	Region	England
% of FP17s for the same patient ID Re-attending within 3 months - Children	59	1,049	5.6%	9.5%	11.5%	12.0%
% of FP17s for the same patient ID Re-attending within 3 months - Adults	321	2,414	13.3%	15.0%	15.8%	15.9%
% of FP17s for the same patient ID Re-attending between 3 & 9 months - Children	672	1,049	64.1%	59.4%	60.5%	58.0%
% of FP17s for the same patient ID Re-attending between 3 & 9 months - Adults	1,249	2,414	51.7%	51.1%	51.8%	50.5%
% of FP17s for Band 1 Urgent Courses	246	3,204	7.7%	9.6%	9.5%	9.0%
% of FP17s Relating to Free Repair or Replacements	18	3,204	0.6%	0.6%	0.7%	0.8%
% of FP17s Relating to Continuations	27	3,204	0.8%	0.9%	1.0%	1.1%
% of Patients satisfied with the dentistry they have received	5	5	N/A	91.2%	92.1%	91.5%
% of Patients satisfied with the time they had to wait for an appointment	5	5	N/A	88.7%	88.3%	87.9%

* This is based on patients treated on this contract for their most recent course of treatment. Figures in italics indicate the base number of FP17s or Patient Questionnaire responses are less than 100. N/A is shown where the base number of responses is less than 10 during the period. % is calculated as Quantity/Base number*100

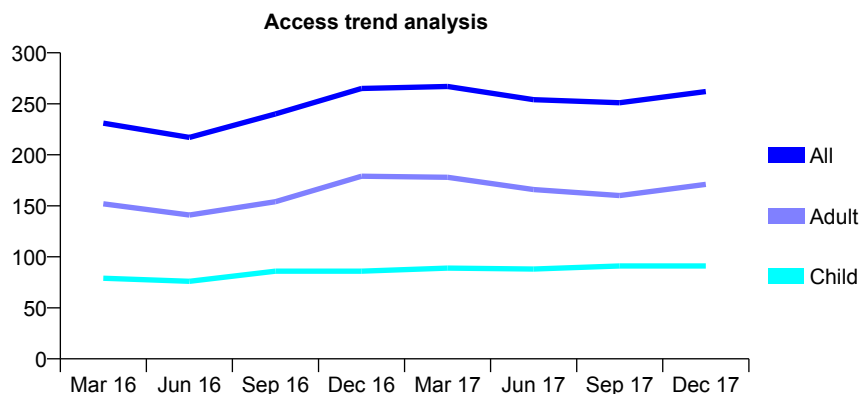
Q68 - Vital Signs At a Glance Contract Report for 123323/0001 - December 2017

Name or company name	Guyver & Patel
Contract type name	GDS Contract
Purpose of contract	General
Contract start date	01/08/2013
Contract end date	

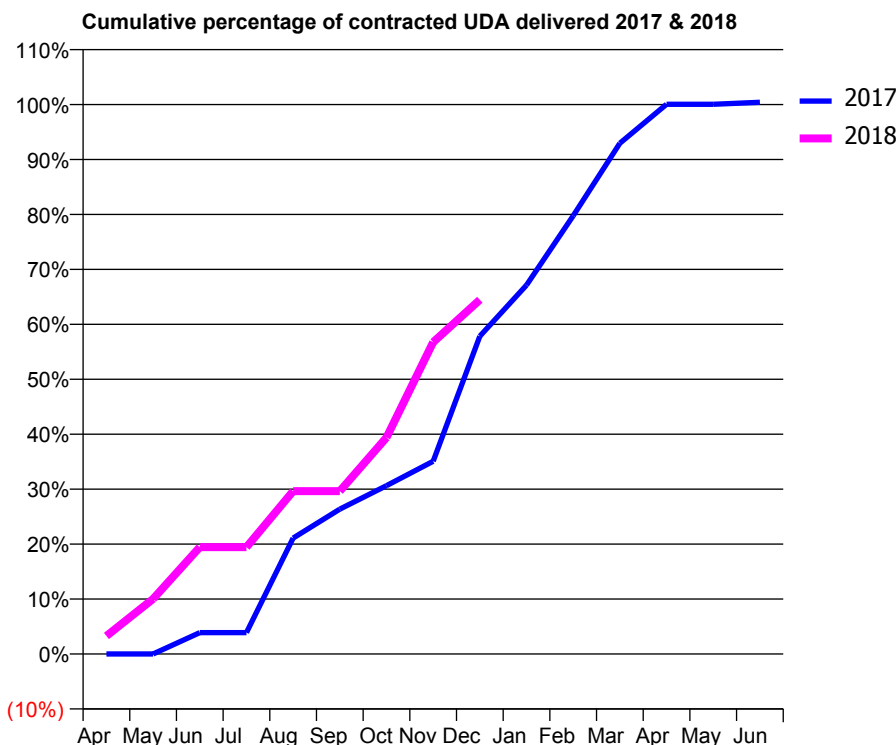
17/18 Contracted general activity (UDA)	820
Carry forward general activity (UDA)	0
17/18 Contracted orthodontic activity (UOA)	0
Carry forward orthodontic activity (UOA)	0
Baseline contract value	£22,805.86

ACCESS*

Patients seen in 24 months	Total	Change since previous quarter
Quarter ending December 2016	265	
Quarter ending March 2017	267	→
Quarter ending June 2017	254	↓
Quarter ending September 2017	251	↓
Quarter ending December 2017	262	↑
Variance since December 2016	(1.1%)	↓



ACTIVITY



Month	Adjusted Scheduled Activity (UDA)	
	2017	2018
April	0	27
May	0	82
June	32	159
July	32	159
August	173	243
September	216	243
October	251	323
November	288	465
December	474	529
January	551	
February	654	
March	762	
April	820	
May	820	
June	823	

QUALITY

	Quantity	Base Number	Contract	AT	Region	England
% of FP17s for the same patient ID Re-attending within 3 months - Children	7	74	9.5%	9.5%	11.5%	12.0%
% of FP17s for the same patient ID Re-attending within 3 months - Adults	27	149	18.1%	15.0%	15.8%	15.9%
% of FP17s for the same patient ID Re-attending between 3 & 9 months - Children	27	74	36.5%	59.4%	60.5%	58.0%
% of FP17s for the same patient ID Re-attending between 3 & 9 months - Adults	57	149	38.3%	51.1%	51.8%	50.5%
% of FP17s for Band 1 Urgent Courses	23	202	11.4%	9.6%	9.5%	9.0%
% of FP17s Relating to Free Repair or Replacements	0	202	0.0%	0.6%	0.7%	0.8%
% of FP17s Relating to Continuations	6	202	3.0%	0.9%	1.0%	1.1%
% of Patients satisfied with the dentistry they have received	0	0	N/A	91.2%	92.1%	91.5%
% of Patients satisfied with the time they had to wait for an appointment	0	0	N/A	88.7%	88.3%	87.9%

* This is based on patients treated on this contract for their most recent course of treatment. Figures in italics indicate the base number of FP17s or Patient Questionnaire responses are less than 100. N/A is shown where the base number of responses is less than 10 during the period. % is calculated as Quantity/Base number*100

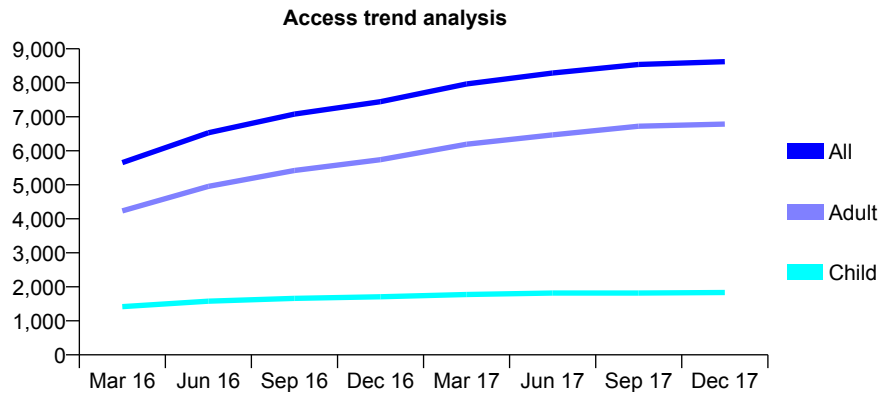
Q68 - Vital Signs At a Glance Contract Report for 123773/0002 - December 2017

Name or company name	Mr Nicholas Chard and Mr Simon Chard
Contract type name	GDS Contract
Purpose of contract	General
Contract start date	07/09/2015
Contract end date	

17/18 Contracted general activity (UDA)	24,746
Carry forward general activity (UDA)	0
17/18 Contracted orthodontic activity (UOA)	0
Carry forward orthodontic activity (UOA)	0
Baseline contract value	£589,874.89

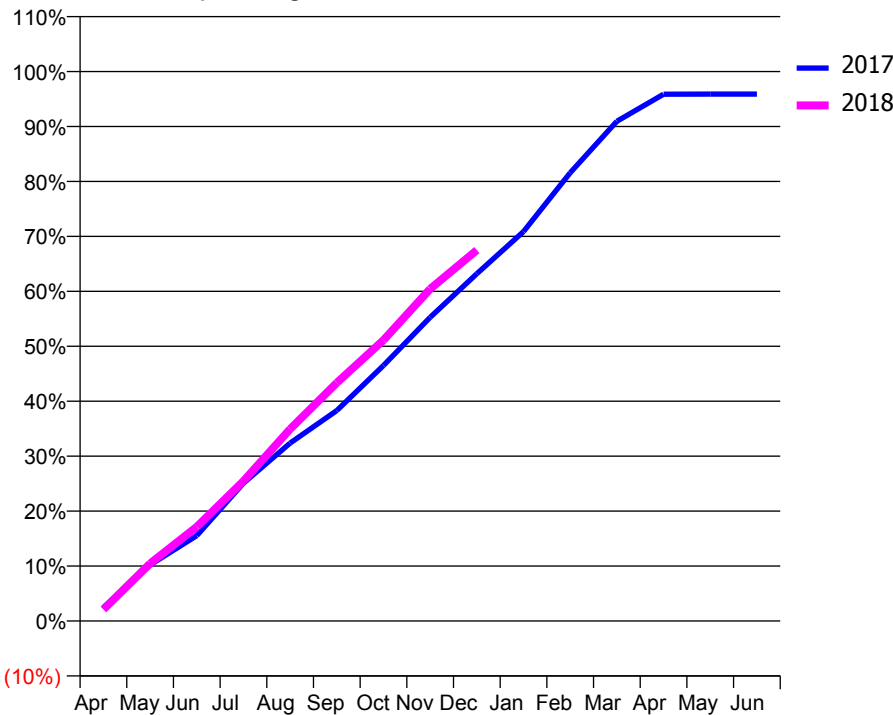
ACCESS*

Patients seen in 24 months	Total	Change since previous quarter
Quarter ending December 2016	7,445	
Quarter ending March 2017	7,966	↑
Quarter ending June 2017	8,289	↑
Quarter ending September 2017	8,540	↑
Quarter ending December 2017	8,620	→
Variance since December 2016	15.8%	↑



ACTIVITY

Cumulative percentage of contracted UDA delivered 2017 & 2018



Month	Adjusted Scheduled Activity (UDA)	
	2017	2018
April	608	521
May	2,523	2,592
June	3,845	4,240
July	6,209	6,301
August	8,013	8,647
September	9,481	10,727
October	11,510	12,651
November	13,675	14,955
December	15,641	16,702
January	17,536	
February	20,185	
March	22,503	
April	23,726	
May	23,729	
June	23,728	

QUALITY

	Quantity	Base Number	Contract	AT	Region	England
% of FP17s for the same patient ID Re-attending within 3 months - Children	144	2,126	6.8%	9.5%	11.5%	12.0%
% of FP17s for the same patient ID Re-attending within 3 months - Adults	1,297	7,321	17.7%	15.0%	15.8%	15.9%
% of FP17s for the same patient ID Re-attending between 3 & 9 months - Children	1,406	2,126	66.1%	59.4%	60.5%	58.0%
% of FP17s for the same patient ID Re-attending between 3 & 9 months - Adults	4,113	7,321	56.2%	51.1%	51.8%	50.5%
% of FP17s for Band 1 Urgent Courses	1,041	8,895	11.7%	9.6%	9.5%	9.0%
% of FP17s Relating to Free Repair or Replacements	67	8,895	0.8%	0.6%	0.7%	0.8%
% of FP17s Relating to Continuations	168	8,895	1.9%	0.9%	1.0%	1.1%
% of Patients satisfied with the dentistry they have received	11	12	91.7%	91.2%	92.1%	91.5%
% of Patients satisfied with the time they had to wait for an appointment	11	12	91.7%	88.7%	88.3%	87.9%

* This is based on patients treated on this contract for their most recent course of treatment. Figures in italics indicate the base number of FP17s or Patient Questionnaire responses are less than 100. N/A is shown where the base number of responses is less than 10 during the period. % is calculated as Quantity/Base number*100

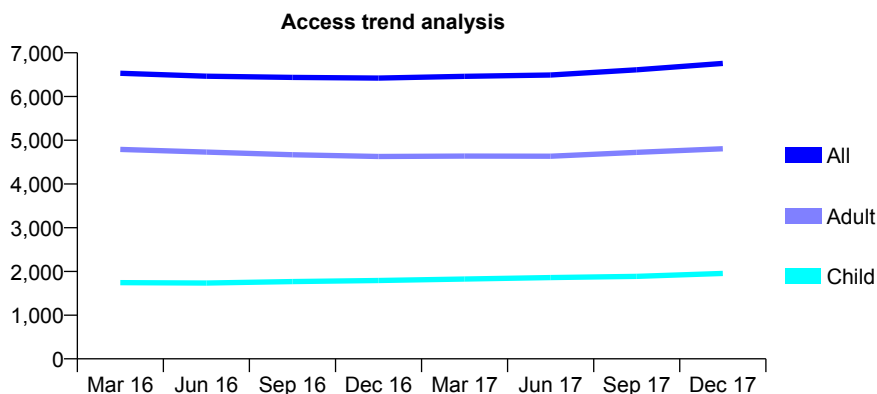
Q68 - Vital Signs At a Glance Contract Report for 125776/0004 - December 2017

Name or company name	Apex Dental Care Ltd
Contract type name	GDS Contract
Purpose of contract	General
Contract start date	01/08/2009
Contract end date	

17/18 Contracted general activity (UDA)	16,978
Carry forward general activity (UDA)	-181
17/18 Contracted orthodontic activity (UOA)	0
Carry forward orthodontic activity (UOA)	0
Baseline contract value	£420,491.36

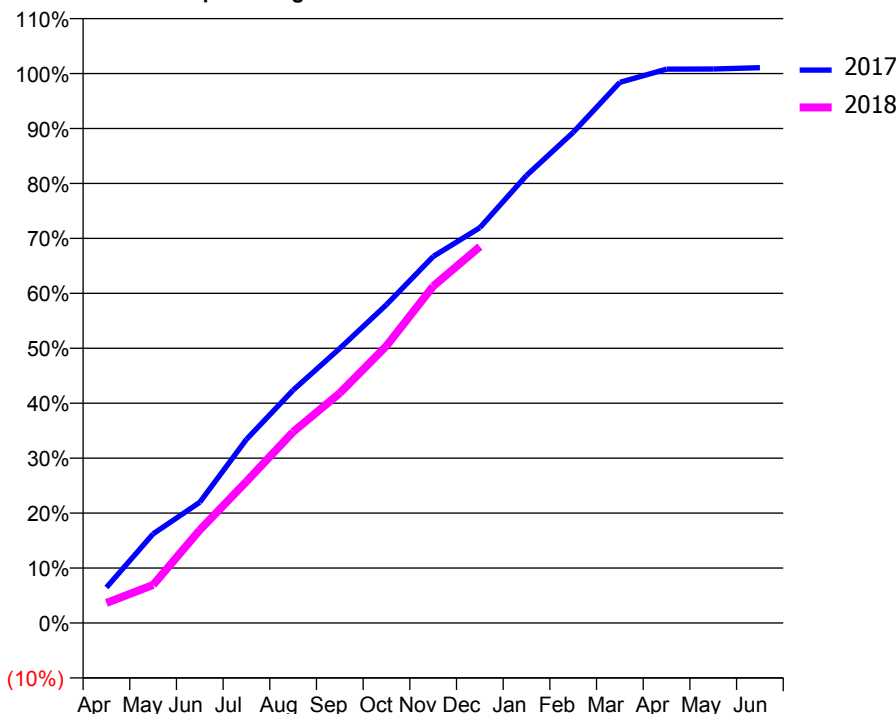
ACCESS*

Patients seen in 24 months	Total	Change since previous quarter
Quarter ending December 2016	6,422	
Quarter ending March 2017	6,461	→
Quarter ending June 2017	6,493	→
Quarter ending September 2017	6,612	→
Quarter ending December 2017	6,758	↑
Variance since December 2016	5.2%	↑



ACTIVITY

Cumulative percentage of contracted UDA delivered 2017 & 2018



Adjusted Scheduled Activity (UDA)

Month	2017	2018
April	1,098	620
May	2,756	1,175
June	3,730	2,872
July	5,676	4,373
August	7,196	5,908
September	8,483	7,107
October	9,835	8,563
November	11,325	10,404
December	12,216	11,627
January	13,827	
February	15,160	
March	16,705	
April	17,113	
May	17,115	
June	17,158	

QUALITY

	Quantity	Base Number	Contract	AT	Region	England
% of FP17s for the same patient ID Re-attending within 3 months - Children	135	2,260	6.0%	9.5%	11.5%	12.0%
% of FP17s for the same patient ID Re-attending within 3 months - Adults	572	5,139	11.1%	15.0%	15.8%	15.9%
% of FP17s for the same patient ID Re-attending between 3 & 9 months - Children	1,539	2,260	68.1%	59.4%	60.5%	58.0%
% of FP17s for the same patient ID Re-attending between 3 & 9 months - Adults	3,241	5,139	63.1%	51.1%	51.8%	50.5%
% of FP17s for Band 1 Urgent Courses	395	7,183	5.5%	9.6%	9.5%	9.0%
% of FP17s Relating to Free Repair or Replacements	43	7,183	0.6%	0.6%	0.7%	0.8%
% of FP17s Relating to Continuations	50	7,183	0.7%	0.9%	1.0%	1.1%
% of Patients satisfied with the dentistry they have received	1	1	N/A	91.2%	92.1%	91.5%
% of Patients satisfied with the time they had to wait for an appointment	1	1	N/A	88.7%	88.3%	87.9%

* This is based on patients treated on this contract for their most recent course of treatment. Figures in italics indicate the base number of FP17s or Patient Questionnaire responses are less than 100. N/A is shown where the base number of responses is less than 10 during the period. % is calculated as Quantity/Base number*100

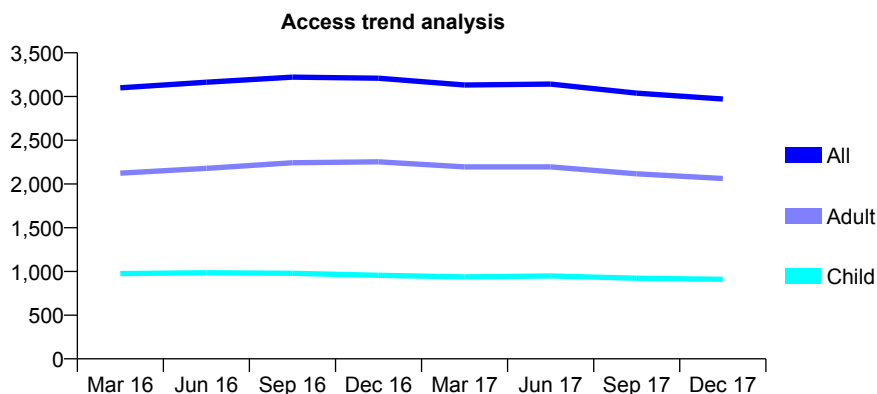
Q68 - Vital Signs At a Glance Contract Report for 125776/0005 - December 2017

Name or company name	Apex Dental Care Ltd
Contract type name	GDS Contract
Purpose of contract	General
Contract start date	01/08/2009
Contract end date	

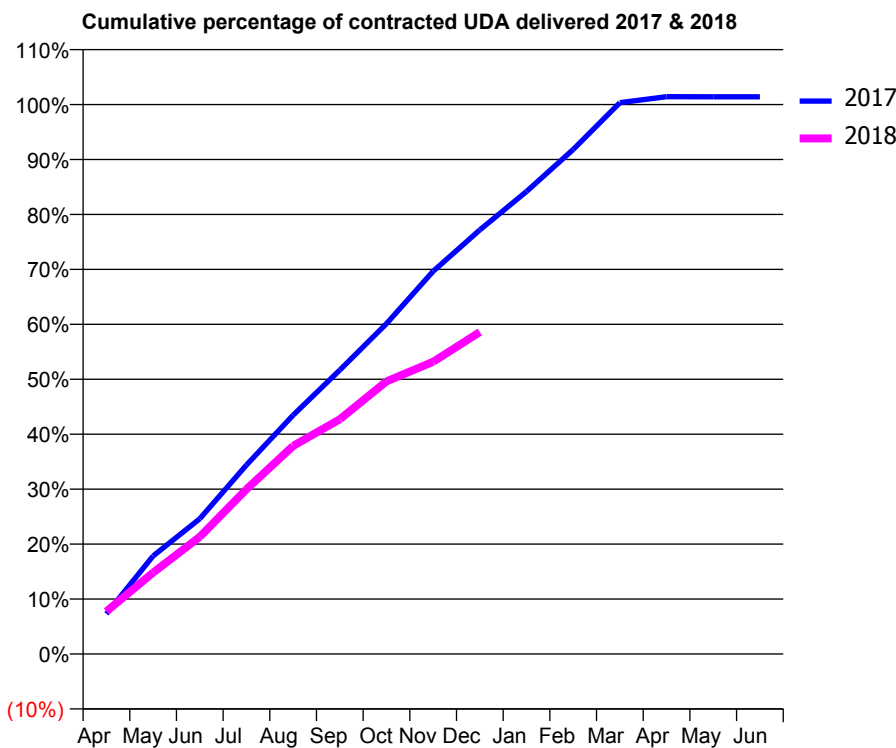
17/18 Contracted general activity (UDA)	7,125
Carry forward general activity (UDA)	-100
17/18 Contracted orthodontic activity (UOA)	0
Carry forward orthodontic activity (UOA)	0
Baseline contract value	£189,967.25

ACCESS*

Patients seen in 24 months	Total	Change since previous quarter
Quarter ending December 2016	3,210	
Quarter ending March 2017	3,132	↓
Quarter ending June 2017	3,143	→
Quarter ending September 2017	3,038	↓
Quarter ending December 2017	2,972	↓
Variance since December 2016	(7.4%)	↓



ACTIVITY



Month	Adjusted Scheduled Activity (UDA)	
	2017	2018
April	522	553
May	1,272	1,055
June	1,755	1,519
July	2,451	2,136
August	3,098	2,697
September	3,681	3,045
October	4,284	3,534
November	4,962	3,789
December	5,500	4,175
January	5,997	
February	6,541	
March	7,149	
April	7,227	
May	7,224	
June	7,224	

QUALITY

	Quantity	Base Number	Contract	AT	Region	England
% of FP17s for the same patient ID Re-attending within 3 months - Children	88	979	9.0%	9.5%	11.5%	12.0%
% of FP17s for the same patient ID Re-attending within 3 months - Adults	272	1,577	17.2%	15.0%	15.8%	15.9%
% of FP17s for the same patient ID Re-attending between 3 & 9 months - Children	594	979	60.7%	59.4%	60.5%	58.0%
% of FP17s for the same patient ID Re-attending between 3 & 9 months - Adults	823	1,577	52.2%	51.1%	51.8%	50.5%
% of FP17s for Band 1 Urgent Courses	250	2,510	10.0%	9.6%	9.5%	9.0%
% of FP17s Relating to Free Repair or Replacements	25	2,510	1.0%	0.6%	0.7%	0.8%
% of FP17s Relating to Continuations	7	2,510	0.3%	0.9%	1.0%	1.1%
% of Patients satisfied with the dentistry they have received	3	3	N/A	91.2%	92.1%	91.5%
% of Patients satisfied with the time they had to wait for an appointment	3	3	N/A	88.7%	88.3%	87.9%

* This is based on patients treated on this contract for their most recent course of treatment. Figures in italics indicate the base number of FP17s or Patient Questionnaire responses are less than 100. N/A is shown where the base number of responses is less than 10 during the period. % is calculated as Quantity/Base number*100

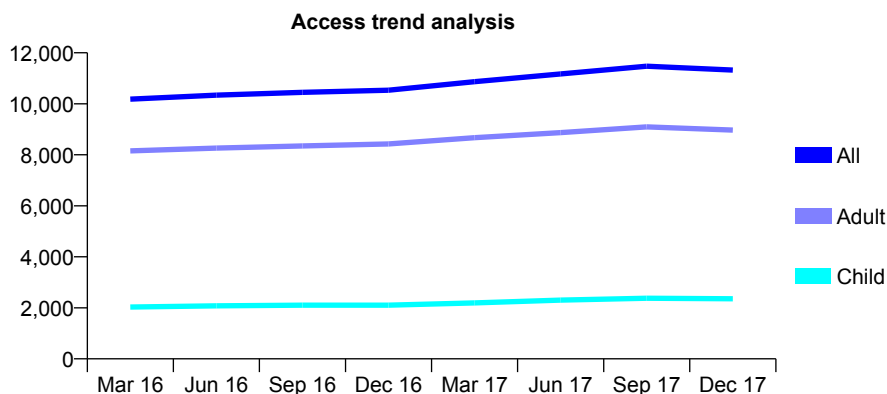
Q68 - Vital Signs At a Glance Contract Report for 125776/0011 - December 2017

Name or company name	Apex Dental Care Ltd
Contract type name	GDS Contract
Purpose of contract	General
Contract start date	01/06/2011
Contract end date	

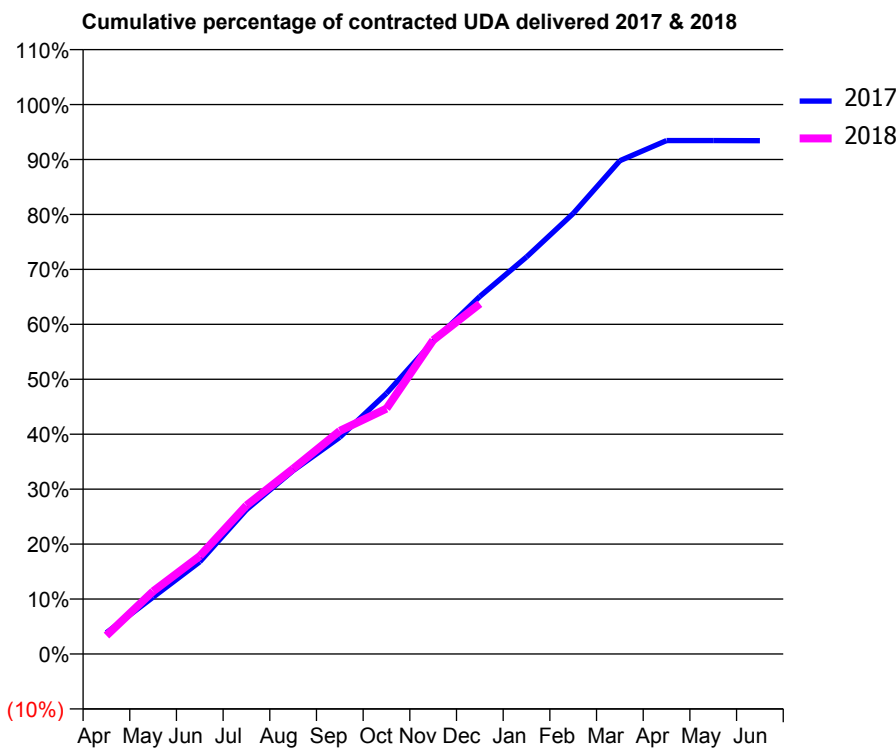
17/18 Contracted general activity (UDA)	39,901
Carry forward general activity (UDA)	0
17/18 Contracted orthodontic activity (UOA)	0
Carry forward orthodontic activity (UOA)	0
Baseline contract value	£1,032,467.63

ACCESS*

Patients seen in 24 months	Total	Change since previous quarter
Quarter ending December 2016	10,534	
Quarter ending March 2017	10,867	↑
Quarter ending June 2017	11,170	↑
Quarter ending September 2017	11,473	↑
Quarter ending December 2017	11,323	↓
Variance since December 2016	7.5%	↑



ACTIVITY



Month	Adjusted Scheduled Activity (UDA)	
	2017	2018
April	1,544	1,340
May	4,127	4,554
June	6,700	7,112
July	10,484	10,792
August	13,316	13,451
September	15,736	16,205
October	18,925	17,823
November	22,703	22,789
December	25,967	25,431
January	28,827	
February	31,983	
March	35,824	
April	37,283	
May	37,284	
June	37,276	

QUALITY

	Quantity	Base Number	Contract	AT	Region	England
% of FP17s for the same patient ID Re-attending within 3 months - Children	218	2,722	8.0%	9.5%	11.5%	12.0%
% of FP17s for the same patient ID Re-attending within 3 months - Adults	1,705	10,283	16.6%	15.0%	15.8%	15.9%
% of FP17s for the same patient ID Re-attending between 3 & 9 months - Children	1,670	2,722	61.4%	59.4%	60.5%	58.0%
% of FP17s for the same patient ID Re-attending between 3 & 9 months - Adults	6,161	10,283	59.9%	51.1%	51.8%	50.5%
% of FP17s for Band 1 Urgent Courses	1,526	12,364	12.3%	9.6%	9.5%	9.0%
% of FP17s Relating to Free Repair or Replacements	73	12,364	0.6%	0.6%	0.7%	0.8%
% of FP17s Relating to Continuations	62	12,364	0.5%	0.9%	1.0%	1.1%
% of Patients satisfied with the dentistry they have received	10	11	90.9%	91.2%	92.1%	91.5%
% of Patients satisfied with the time they had to wait for an appointment	11	11	100.0%	88.7%	88.3%	87.9%

* This is based on patients treated on this contract for their most recent course of treatment. Figures in italics indicate the base number of FP17s or Patient Questionnaire responses are less than 100. N/A is shown where the base number of responses is less than 10 during the period. % is calculated as Quantity/Base number*100

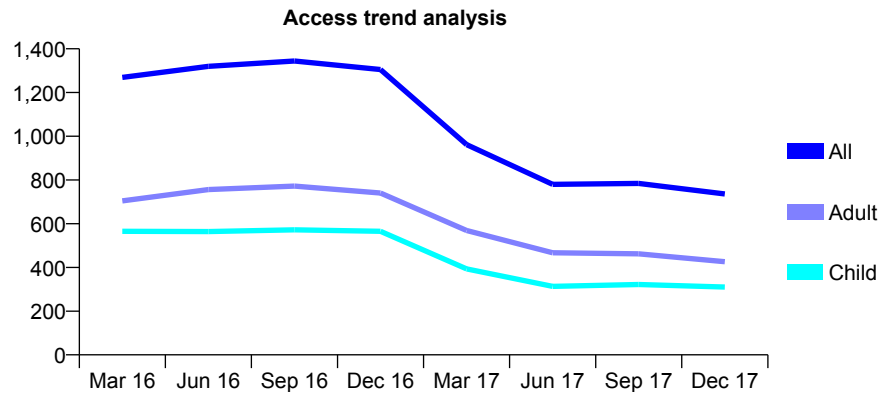
Q68 - Vital Signs At a Glance Contract Report for 125776/0013 - December 2017

Name or company name	Apex Dental Care Ltd
Contract type name	GDS Contract
Purpose of contract	General
Contract start date	09/02/2013
Contract end date	

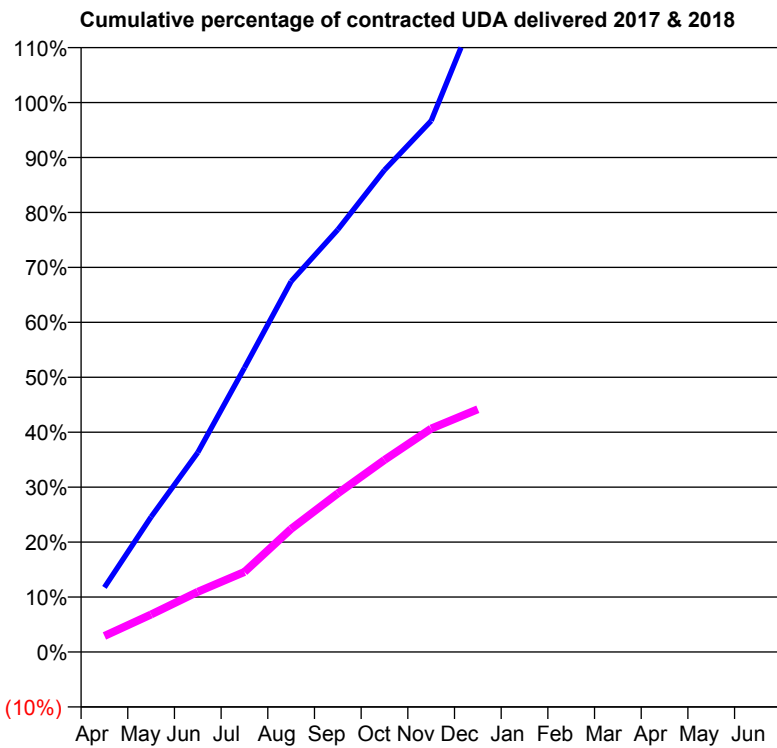
17/18 Contracted general activity (UDA)	2,035
Carry forward general activity (UDA)	-41
17/18 Contracted orthodontic activity (UOA)	0
Carry forward orthodontic activity (UOA)	0
Baseline contract value	£56,109.99

ACCESS*

Patients seen in 24 months	Total	Change since previous quarter
Quarter ending December 2016	1,305	
Quarter ending March 2017	962	↓
Quarter ending June 2017	780	↓
Quarter ending September 2017	784	→
Quarter ending December 2017	736	↓
Variance since December 2016	(43.6%)	↓



ACTIVITY



Adjusted Scheduled Activity (UDA)		
Month	2017	2018
April	239	60
May	501	139
June	739	223
July	1,053	296
August	1,373	456
September	1,564	588
October	1,785	712
November	1,967	828
December	2,390	899
January	2,457	
February	2,533	
March	2,622	
April	2,684	
May	2,686	
June	2,686	

QUALITY

	Quantity	Base Number	Contract	AT	Region	England
% of FP17s for the same patient ID Re-attending within 3 months - Children	12	204	5.9%	9.5%	11.5%	12.0%
% of FP17s for the same patient ID Re-attending within 3 months - Adults	23	320	7.2%	15.0%	15.8%	15.9%
% of FP17s for the same patient ID Re-attending between 3 & 9 months - Children	56	204	27.5%	59.4%	60.5%	58.0%
% of FP17s for the same patient ID Re-attending between 3 & 9 months - Adults	73	320	22.8%	51.1%	51.8%	50.5%
% of FP17s for Band 1 Urgent Courses	60	485	12.4%	9.6%	9.5%	9.0%
% of FP17s Relating to Free Repair or Replacements	1	485	0.2%	0.6%	0.7%	0.8%
% of FP17s Relating to Continuations	7	485	1.4%	0.9%	1.0%	1.1%
% of Patients satisfied with the dentistry they have received	1	1	N/A	91.2%	92.1%	91.5%
% of Patients satisfied with the time they had to wait for an appointment	1	1	N/A	88.7%	88.3%	87.9%

* This is based on patients treated on this contract for their most recent course of treatment. Figures in italics indicate the base number of FP17s or Patient Questionnaire responses are less than 100. N/A is shown where the base number of responses is less than 10 during the period. % is calculated as Quantity/Base number*100

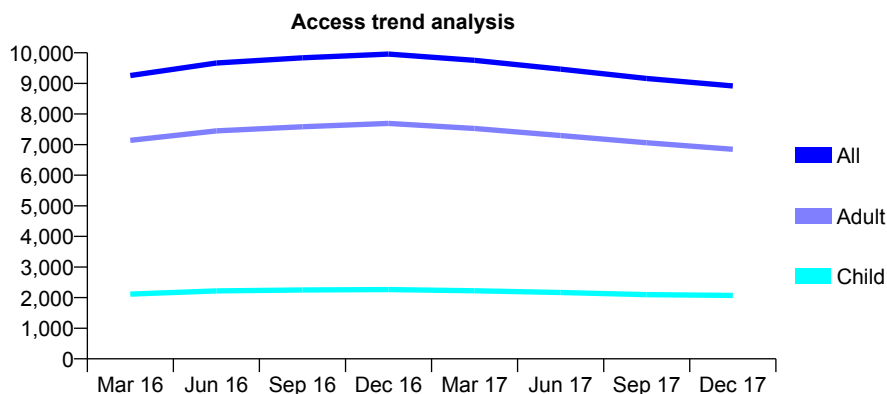
Q68 - Vital Signs At a Glance Contract Report for 125776/0014 - December 2017

Name or company name	Apex Dental Care Ltd
Contract type name	GDS Contract
Purpose of contract	General
Contract start date	09/02/2013
Contract end date	

17/18 Contracted general activity (UDA)	30,661
Carry forward general activity (UDA)	0
17/18 Contracted orthodontic activity (UOA)	0
Carry forward orthodontic activity (UOA)	0
Baseline contract value	£843,097.54

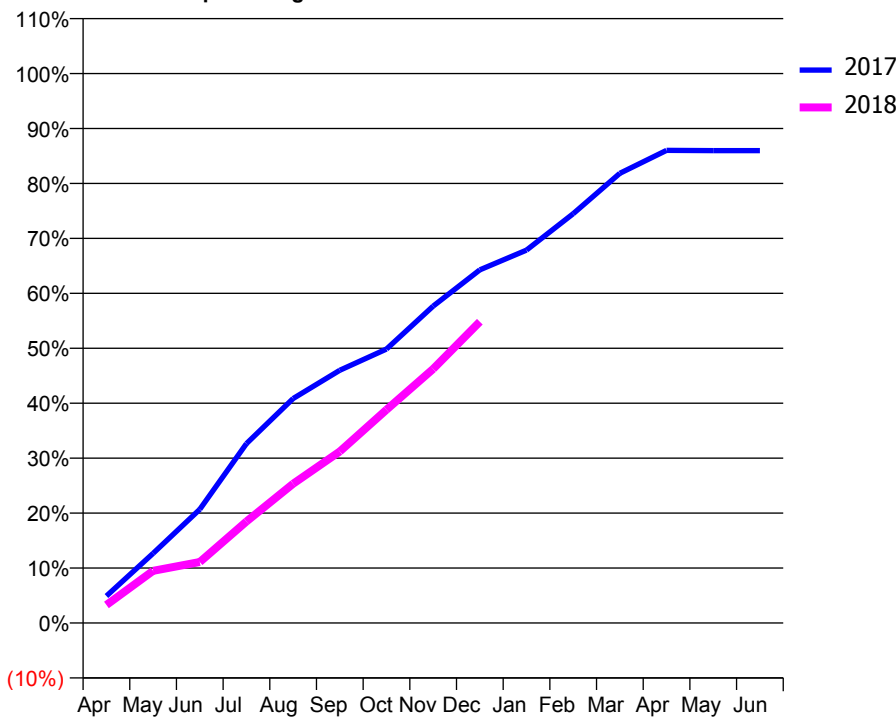
ACCESS*

Patients seen in 24 months	Total	Change since previous quarter
Quarter ending December 2016	9,957	
Quarter ending March 2017	9,752	↓
Quarter ending June 2017	9,466	↓
Quarter ending September 2017	9,162	↓
Quarter ending December 2017	8,917	↓
Variance since December 2016	(10.4%)	↓



ACTIVITY

Cumulative percentage of contracted UDA delivered 2017 & 2018



Adjusted Scheduled Activity (UDA)

Month	2017	2018
April	1,504	1,007
May	3,890	2,917
June	6,345	3,402
July	10,008	5,665
August	12,529	7,774
September	14,101	9,571
October	15,289	11,897
November	17,682	14,176
December	19,709	16,809
January	20,806	
February	22,838	
March	25,096	
April	26,371	
May	26,358	
June	26,358	

QUALITY

	Quantity	Base Number	Contract	AT	Region	England
% of FP17s for the same patient ID Re-attending within 3 months - Children	133	1,964	6.8%	9.5%	11.5%	12.0%
% of FP17s for the same patient ID Re-attending within 3 months - Adults	765	6,081	12.6%	15.0%	15.8%	15.9%
% of FP17s for the same patient ID Re-attending between 3 & 9 months - Children	975	1,964	49.6%	59.4%	60.5%	58.0%
% of FP17s for the same patient ID Re-attending between 3 & 9 months - Adults	3,127	6,081	51.4%	51.1%	51.8%	50.5%
% of FP17s for Band 1 Urgent Courses	616	7,483	8.2%	9.6%	9.5%	9.0%
% of FP17s Relating to Free Repair or Replacements	79	7,483	1.1%	0.6%	0.7%	0.8%
% of FP17s Relating to Continuations	83	7,483	1.1%	0.9%	1.0%	1.1%
% of Patients satisfied with the dentistry they have received	3	4	N/A	91.2%	92.1%	91.5%
% of Patients satisfied with the time they had to wait for an appointment	3	4	N/A	88.7%	88.3%	87.9%

* This is based on patients treated on this contract for their most recent course of treatment. Figures in italics indicate the base number of FP17s or Patient Questionnaire responses are less than 100. N/A is shown where the base number of responses is less than 10 during the period. % is calculated as Quantity/Base number*100

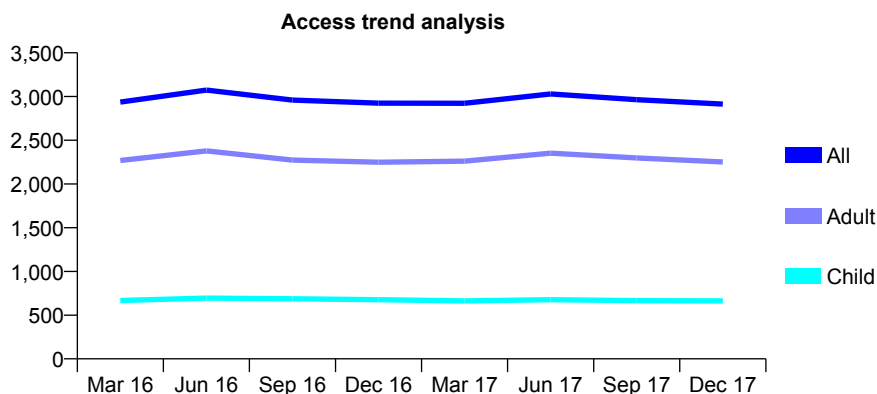
Q68 - Vital Signs At a Glance Contract Report for 126470/0001 - December 2017

Name or company name	Steyning Dental Care Ltd
Contract type name	GDS Contract
Purpose of contract	General
Contract start date	01/05/2011
Contract end date	

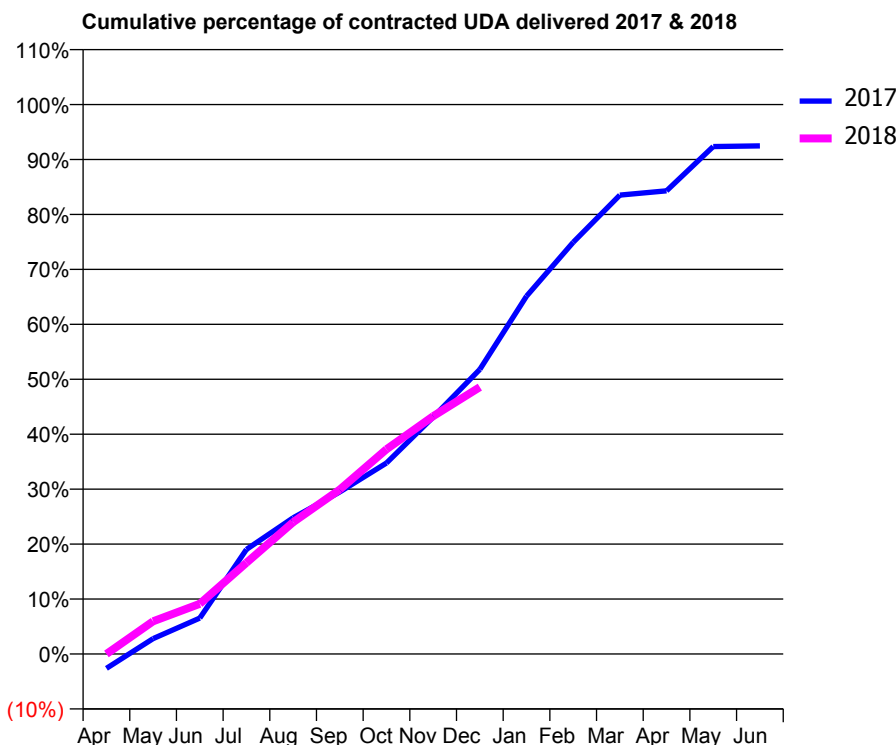
17/18 Contracted general activity (UDA)	11,000
Carry forward general activity (UDA)	0
17/18 Contracted orthodontic activity (UOA)	0
Carry forward orthodontic activity (UOA)	0
Baseline contract value	£311,313.71

ACCESS*

Patients seen in 24 months	Total	Change since previous quarter
Quarter ending December 2016	2,924	
Quarter ending March 2017	2,923	→
Quarter ending June 2017	3,029	↑
Quarter ending September 2017	2,964	↓
Quarter ending December 2017	2,914	↓
Variance since December 2016	(0.3%)	→



ACTIVITY



Month	Adjusted Scheduled Activity (UDA)	
	2017	2018
April	-291	0
May	309	655
June	719	1,004
July	2,094	1,827
August	2,726	2,639
September	3,245	3,294
October	3,825	4,099
November	4,743	4,761
December	5,698	5,342
January	7,163	
February	8,241	
March	9,188	
April	9,272	
May	10,158	
June	10,172	

QUALITY

	Quantity	Base Number	Contract	AT	Region	England
% of FP17s for the same patient ID Re-attending within 3 months - Children	29	552	5.3%	9.5%	11.5%	12.0%
% of FP17s for the same patient ID Re-attending within 3 months - Adults	278	1,930	14.4%	15.0%	15.8%	15.9%
% of FP17s for the same patient ID Re-attending between 3 & 9 months - Children	266	552	48.2%	59.4%	60.5%	58.0%
% of FP17s for the same patient ID Re-attending between 3 & 9 months - Adults	880	1,930	45.6%	51.1%	51.8%	50.5%
% of FP17s for Band 1 Urgent Courses	107	2,190	4.9%	9.6%	9.5%	9.0%
% of FP17s Relating to Free Repair or Replacements	5	2,190	0.2%	0.6%	0.7%	0.8%
% of FP17s Relating to Continuations	95	2,190	4.3%	0.9%	1.0%	1.1%
% of Patients satisfied with the dentistry they have received	5	5	N/A	91.2%	92.1%	91.5%
% of Patients satisfied with the time they had to wait for an appointment	5	5	N/A	88.7%	88.3%	87.9%

* This is based on patients treated on this contract for their most recent course of treatment. Figures in italics indicate the base number of FP17s or Patient Questionnaire responses are less than 100. N/A is shown where the base number of responses is less than 10 during the period. % is calculated as Quantity/Base number*100

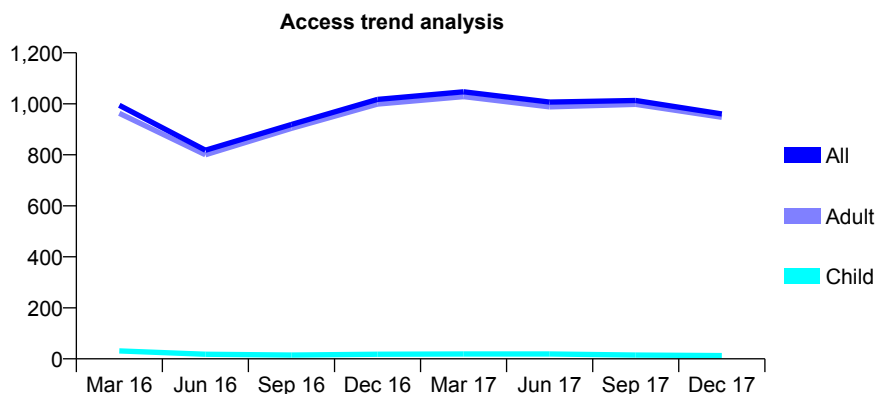
Q68 - Vital Signs At a Glance Contract Report for 126470/0002 - December 2017

Name or company name	Steyning Dental Care Ltd
Contract type name	GDS Contract
Purpose of contract	General
Contract start date	01/05/2011
Contract end date	

17/18 Contracted general activity (UDA)	3,600
Carry forward general activity (UDA)	0
17/18 Contracted orthodontic activity (UOA)	0
Carry forward orthodontic activity (UOA)	0
Baseline contract value	£187,439.06

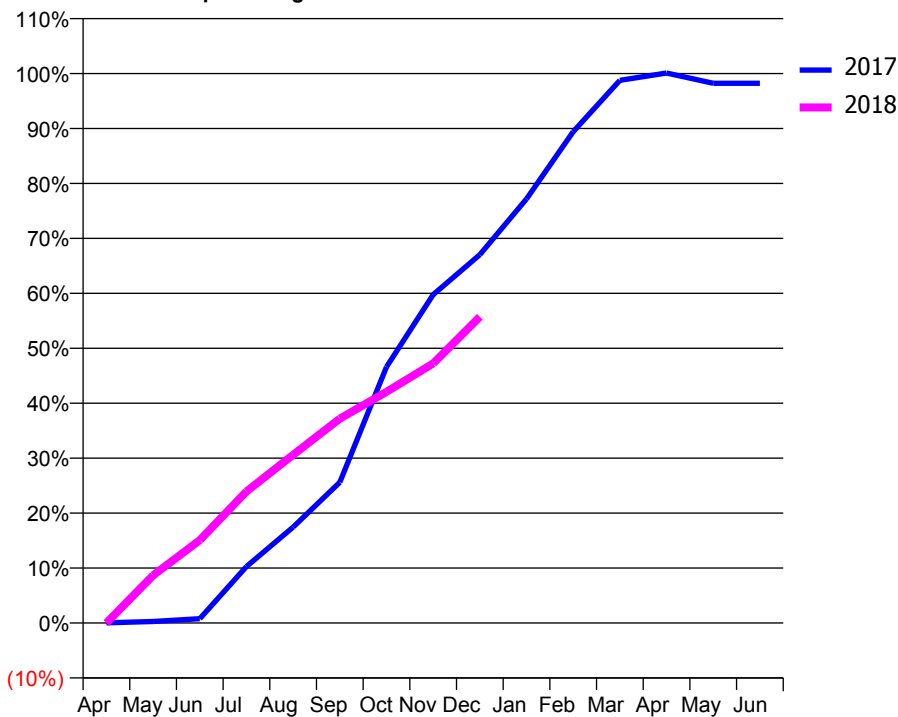
ACCESS*

Patients seen in 24 months	Total	Change since previous quarter
Quarter ending December 2016	1,017	
Quarter ending March 2017	1,047	↑
Quarter ending June 2017	1,007	↓
Quarter ending September 2017	1,013	→
Quarter ending December 2017	960	↓
Variance since December 2016	(5.6%)	↓



ACTIVITY

Cumulative percentage of contracted UDA delivered 2017 & 2018



Month	Adjusted Scheduled Activity (UDA)	
	2017	2018
April	1	0
May	10	312
June	28	543
July	370	862
August	628	1,102
September	922	1,339
October	1,678	1,514
November	2,151	1,700
December	2,413	2,006
January	2,778	
February	3,219	
March	3,555	
April	3,603	
May	3,536	
June	3,536	

QUALITY

	Quantity	Base Number	Contract	AT	Region	England
% of FP17s for the same patient ID Re-attending within 3 months - Children	0	15	0.0%	9.5%	11.5%	12.0%
% of FP17s for the same patient ID Re-attending within 3 months - Adults	7	615	1.1%	15.0%	15.8%	15.9%
% of FP17s for the same patient ID Re-attending between 3 & 9 months - Children	0	15	0.0%	59.4%	60.5%	58.0%
% of FP17s for the same patient ID Re-attending between 3 & 9 months - Adults	11	615	1.8%	51.1%	51.8%	50.5%
% of FP17s for Band 1 Urgent Courses	1	633	0.2%	9.6%	9.5%	9.0%
% of FP17s Relating to Free Repair or Replacements	0	633	0.0%	0.6%	0.7%	0.8%
% of FP17s Relating to Continuations	6	633	0.9%	0.9%	1.0%	1.1%
% of Patients satisfied with the dentistry they have received	1	1	N/A	91.2%	92.1%	91.5%
% of Patients satisfied with the time they had to wait for an appointment	1	1	N/A	88.7%	88.3%	87.9%

* This is based on patients treated on this contract for their most recent course of treatment. Figures in italics indicate the base number of FP17s or Patient Questionnaire responses are less than 100. N/A is shown where the base number of responses is less than 10 during the period. % is calculated as Quantity/Base number*100

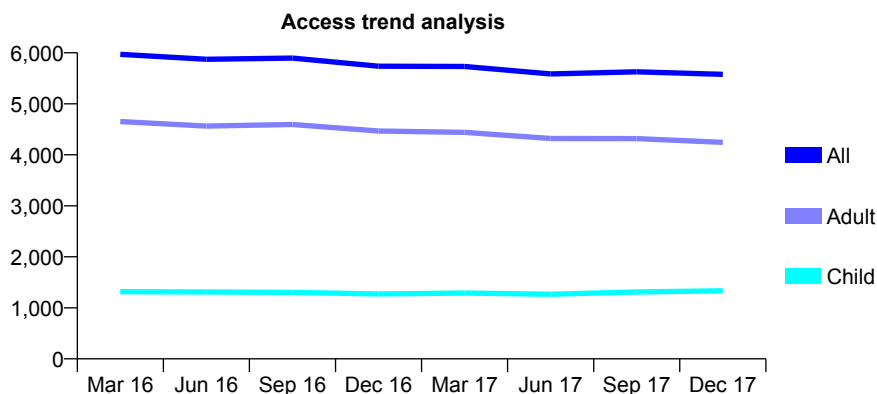
Q68 - Vital Signs At a Glance Contract Report for 128279/0001 - December 2017

Name or company name	Bright DS Limited
Contract type name	GDS Contract
Purpose of contract	General
Contract start date	01/07/2011
Contract end date	

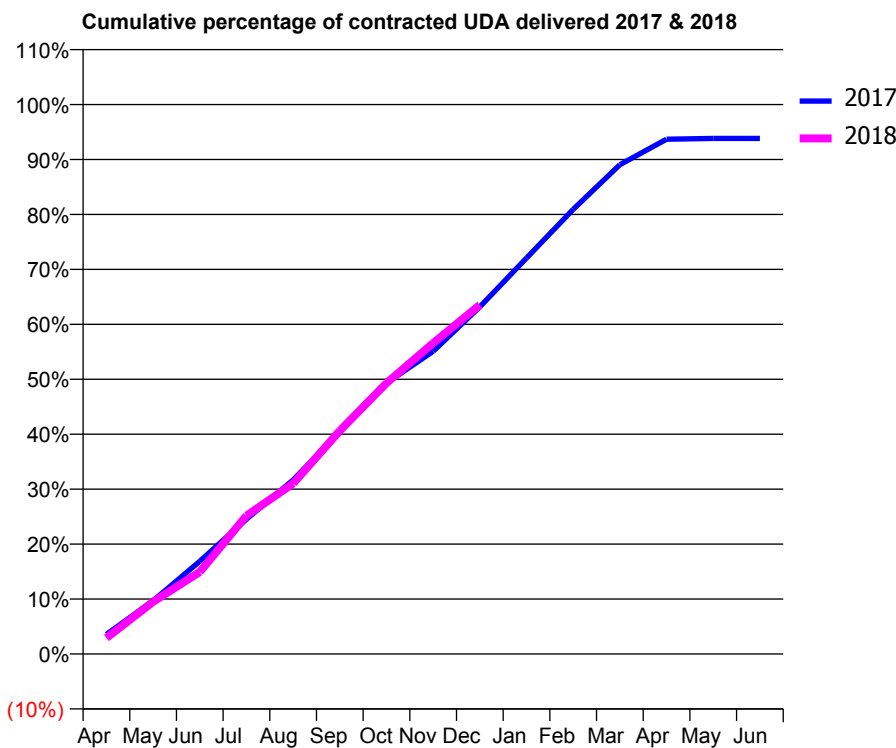
17/18 Contracted general activity (UDA)	15,000
Carry forward general activity (UDA)	0
17/18 Contracted orthodontic activity (UOA)	0
Carry forward orthodontic activity (UOA)	0
Baseline contract value	£405,051.09

ACCESS*

Patients seen in 24 months	Total	Change since previous quarter
Quarter ending December 2016	5,738	
Quarter ending March 2017	5,731	→
Quarter ending June 2017	5,586	↓
Quarter ending September 2017	5,628	→
Quarter ending December 2017	5,579	→
Variance since December 2016	(2.8%)	↓



ACTIVITY



Month	Adjusted Scheduled Activity (UDA)	
	2017	2018
April	536	438
May	1,453	1,423
June	2,531	2,240
July	3,683	3,776
August	4,753	4,653
September	6,058	6,097
October	7,394	7,393
November	8,265	8,487
December	9,478	9,532
January	10,810	
February	12,137	
March	13,357	
April	14,051	
May	14,074	
June	14,074	

QUALITY

	Quantity	Base Number	Contract	AT	Region	England
% of FP17s for the same patient ID Re-attending within 3 months - Children	98	1,176	8.3%	9.5%	11.5%	12.0%
% of FP17s for the same patient ID Re-attending within 3 months - Adults	588	3,450	17.0%	15.0%	15.8%	15.9%
% of FP17s for the same patient ID Re-attending between 3 & 9 months - Children	527	1,176	44.8%	59.4%	60.5%	58.0%
% of FP17s for the same patient ID Re-attending between 3 & 9 months - Adults	1,271	3,450	36.8%	51.1%	51.8%	50.5%
% of FP17s for Band 1 Urgent Courses	801	4,369	18.3%	9.6%	9.5%	9.0%
% of FP17s Relating to Free Repair or Replacements	28	4,369	0.6%	0.6%	0.7%	0.8%
% of FP17s Relating to Continuations	6	4,369	0.1%	0.9%	1.0%	1.1%
% of Patients satisfied with the dentistry they have received	2	2	N/A	91.2%	92.1%	91.5%
% of Patients satisfied with the time they had to wait for an appointment	2	2	N/A	88.7%	88.3%	87.9%

* This is based on patients treated on this contract for their most recent course of treatment. Figures in italics indicate the base number of FP17s or Patient Questionnaire responses are less than 100. N/A is shown where the base number of responses is less than 10 during the period. % is calculated as Quantity/Base number*100

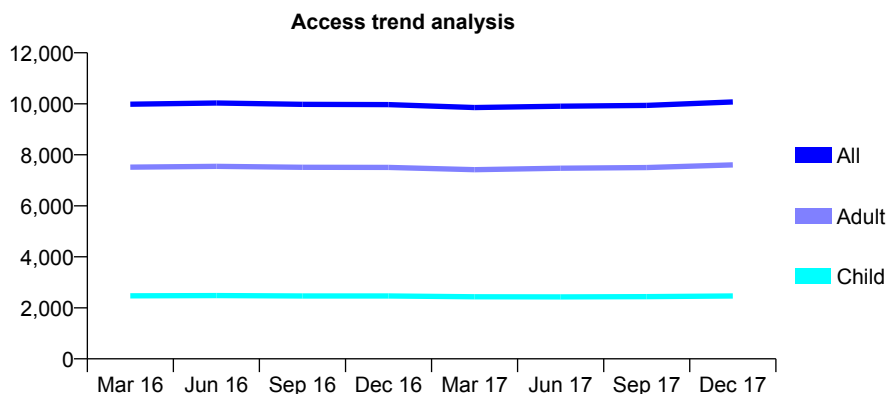
Q68 - Vital Signs At a Glance Contract Report for 128503/0001 - December 2017

Name or company name	E Lazanakis Limited trading as Sussex Der
Contract type name	GDS Contract
Purpose of contract	General
Contract start date	01/04/2013
Contract end date	

17/18 Contracted general activity (UDA)	30,203
Carry forward general activity (UDA)	0
17/18 Contracted orthodontic activity (UOA)	0
Carry forward orthodontic activity (UOA)	0
Baseline contract value	£921,727.94

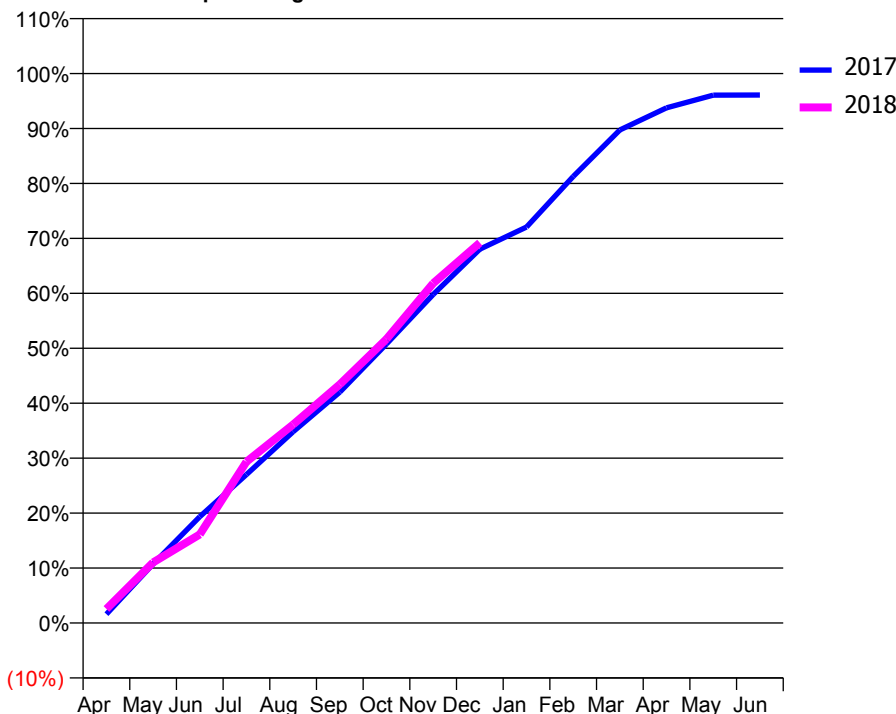
ACCESS*

Patients seen in 24 months	Total	Change since previous quarter
Quarter ending December 2016	9,971	
Quarter ending March 2017	9,852	↓
Quarter ending June 2017	9,905	→
Quarter ending September 2017	9,938	→
Quarter ending December 2017	10,072	→
Variance since December 2016	1.0%	→



ACTIVITY

Cumulative percentage of contracted UDA delivered 2017 & 2018



Month	Adjusted Scheduled Activity (UDA)	
	2017	2018
April	489	770
May	3,247	3,329
June	5,845	4,871
July	8,163	8,862
August	10,512	10,908
September	12,689	13,114
October	15,337	15,608
November	18,056	18,671
December	20,545	20,901
January	21,763	
February	24,543	
March	27,104	
April	28,316	
May	29,016	
June	29,021	

QUALITY

	Quantity	Base Number	Contract	AT	Region	England
% of FP17s for the same patient ID Re-attending within 3 months - Children	207	3,038	6.8%	9.5%	11.5%	12.0%
% of FP17s for the same patient ID Re-attending within 3 months - Adults	1,207	8,335	14.5%	15.0%	15.8%	15.9%
% of FP17s for the same patient ID Re-attending between 3 & 9 months - Children	1,972	3,038	64.9%	59.4%	60.5%	58.0%
% of FP17s for the same patient ID Re-attending between 3 & 9 months - Adults	4,315	8,335	51.8%	51.1%	51.8%	50.5%
% of FP17s for Band 1 Urgent Courses	1,412	10,559	13.4%	9.6%	9.5%	9.0%
% of FP17s Relating to Free Repair or Replacements	25	10,559	0.2%	0.6%	0.7%	0.8%
% of FP17s Relating to Continuations	73	10,559	0.7%	0.9%	1.0%	1.1%
% of Patients satisfied with the dentistry they have received	21	21	100.0%	91.2%	92.1%	91.5%
% of Patients satisfied with the time they had to wait for an appointment	20	21	95.2%	88.7%	88.3%	87.9%

* This is based on patients treated on this contract for their most recent course of treatment. Figures in italics indicate the base number of FP17s or Patient Questionnaire responses are less than 100. N/A is shown where the base number of responses is less than 10 during the period. % is calculated as Quantity/Base number*100

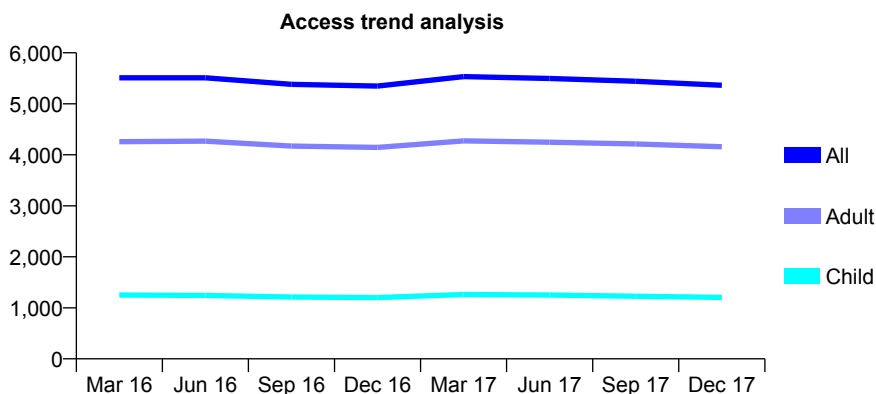
Q68 - Vital Signs At a Glance Contract Report for 128503/0003 - December 2017

Name or company name	E Lazanakis Limited trading as Sussex Der
Contract type name	GDS Contract
Purpose of contract	General
Contract start date	01/04/2013
Contract end date	

17/18 Contracted general activity (UDA)	15,352
Carry forward general activity (UDA)	-210
17/18 Contracted orthodontic activity (UOA)	0
Carry forward orthodontic activity (UOA)	0
Baseline contract value	£386,781.42

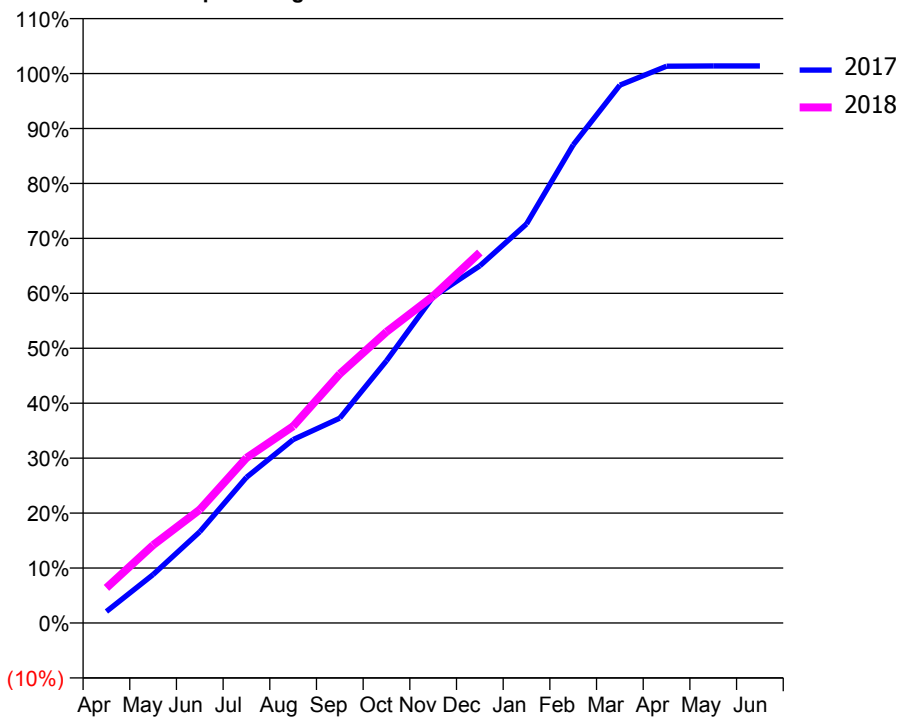
ACCESS*

Patients seen in 24 months	Total	Change since previous quarter
Quarter ending December 2016	5,347	
Quarter ending March 2017	5,534	↑
Quarter ending June 2017	5,498	→
Quarter ending September 2017	5,441	↓
Quarter ending December 2017	5,363	↓
Variance since December 2016	0.3%	→



ACTIVITY

Cumulative percentage of contracted UDA delivered 2017 & 2018



Month	Adjusted Scheduled Activity (UDA)	
	2017	2018
April	323	983
May	1,353	2,176
June	2,551	3,170
July	4,069	4,614
August	5,124	5,498
September	5,723	6,962
October	7,328	8,133
November	9,115	9,132
December	9,978	10,350
January	11,148	
February	13,356	
March	15,026	
April	15,554	
May	15,561	
June	15,561	

QUALITY

	Quantity	Base Number	Contract	AT	Region	England
% of FP17s for the same patient ID Re-attending within 3 months - Children	60	1,183	5.1%	9.5%	11.5%	12.0%
% of FP17s for the same patient ID Re-attending within 3 months - Adults	542	3,864	14.0%	15.0%	15.8%	15.9%
% of FP17s for the same patient ID Re-attending between 3 & 9 months - Children	756	1,183	63.9%	59.4%	60.5%	58.0%
% of FP17s for the same patient ID Re-attending between 3 & 9 months - Adults	1,967	3,864	50.9%	51.1%	51.8%	50.5%
% of FP17s for Band 1 Urgent Courses	588	4,795	12.3%	9.6%	9.5%	9.0%
% of FP17s Relating to Free Repair or Replacements	8	4,795	0.2%	0.6%	0.7%	0.8%
% of FP17s Relating to Continuations	9	4,795	0.2%	0.9%	1.0%	1.1%
% of Patients satisfied with the dentistry they have received	6	7	N/A	91.2%	92.1%	91.5%
% of Patients satisfied with the time they had to wait for an appointment	6	7	N/A	88.7%	88.3%	87.9%

* This is based on patients treated on this contract for their most recent course of treatment. Figures in italics indicate the base number of FP17s or Patient Questionnaire responses are less than 100. N/A is shown where the base number of responses is less than 10 during the period. % is calculated as Quantity/Base number*100

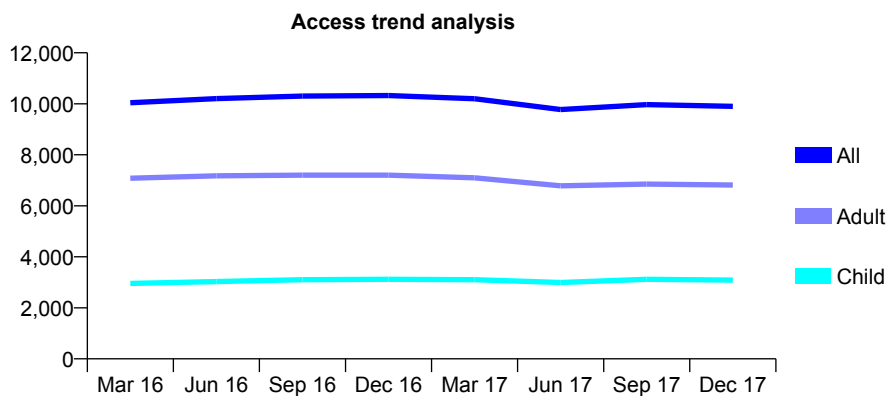
Q68 - Vital Signs At a Glance Contract Report for 128503/0004 - December 2017

Name or company name	E Lazanakis Limited
Contract type name	GDS Contract
Purpose of contract	General
Contract start date	01/04/2013
Contract end date	

17/18 Contracted general activity (UDA)	28,200
Carry forward general activity (UDA)	761
17/18 Contracted orthodontic activity (UOA)	0
Carry forward orthodontic activity (UOA)	0
Baseline contract value	£744,122.58

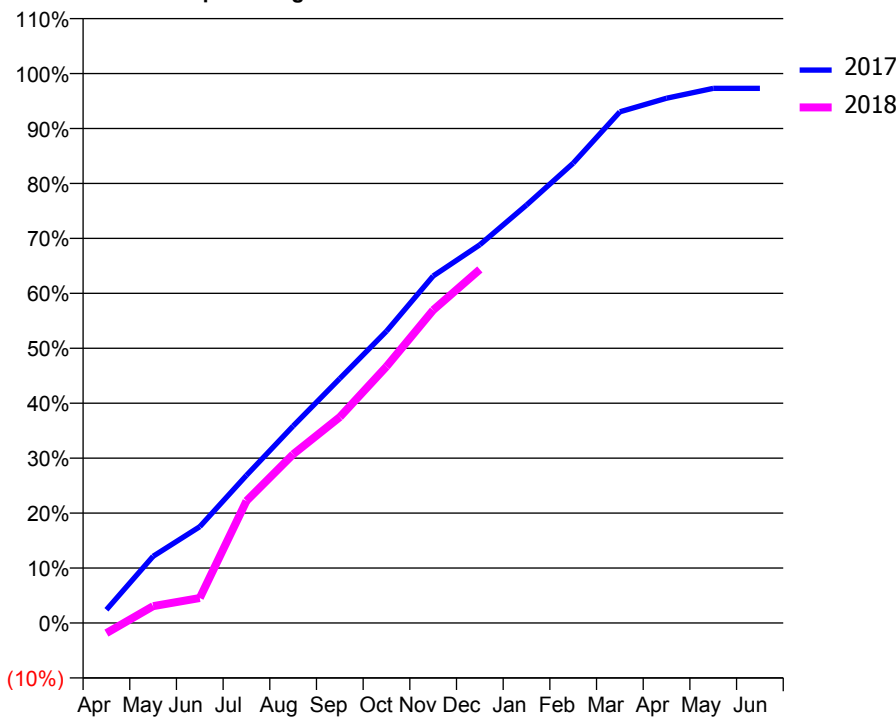
ACCESS*

Patients seen in 24 months	Total	Change since previous quarter
Quarter ending December 2016	10,324	
Quarter ending March 2017	10,198	↓
Quarter ending June 2017	9,776	↓
Quarter ending September 2017	9,971	→
Quarter ending December 2017	9,901	→
Variance since December 2016	(4.1%)	↓



ACTIVITY

Cumulative percentage of contracted UDA delivered 2017 & 2018



Month	Adjusted Scheduled Activity (UDA)	
	2017	2018
April	682	-527
May	3,426	863
June	4,944	1,285
July	7,582	6,267
August	10,112	8,662
September	12,548	10,570
October	14,974	13,160
November	17,808	16,060
December	19,409	18,147
January	21,453	
February	23,599	
March	26,235	
April	26,934	
May	27,438	
June	27,439	

QUALITY

	Quantity	Base Number	Contract	AT	Region	England
% of FP17s for the same patient ID Re-attending within 3 months - Children	217	3,444	6.3%	9.5%	11.5%	12.0%
% of FP17s for the same patient ID Re-attending within 3 months - Adults	703	6,002	11.7%	15.0%	15.8%	15.9%
% of FP17s for the same patient ID Re-attending between 3 & 9 months - Children	2,070	3,444	60.1%	59.4%	60.5%	58.0%
% of FP17s for the same patient ID Re-attending between 3 & 9 months - Adults	2,899	6,002	48.3%	51.1%	51.8%	50.5%
% of FP17s for Band 1 Urgent Courses	963	8,842	10.9%	9.6%	9.5%	9.0%
% of FP17s Relating to Free Repair or Replacements	43	8,842	0.5%	0.6%	0.7%	0.8%
% of FP17s Relating to Continuations	18	8,842	0.2%	0.9%	1.0%	1.1%
% of Patients satisfied with the dentistry they have received	10	10	100.0%	91.2%	92.1%	91.5%
% of Patients satisfied with the time they had to wait for an appointment	7	10	70.0%	88.7%	88.3%	87.9%

* This is based on patients treated on this contract for their most recent course of treatment. Figures in italics indicate the base number of FP17s or Patient Questionnaire responses are less than 100. N/A is shown where the base number of responses is less than 10 during the period. % is calculated as Quantity/Base number*100

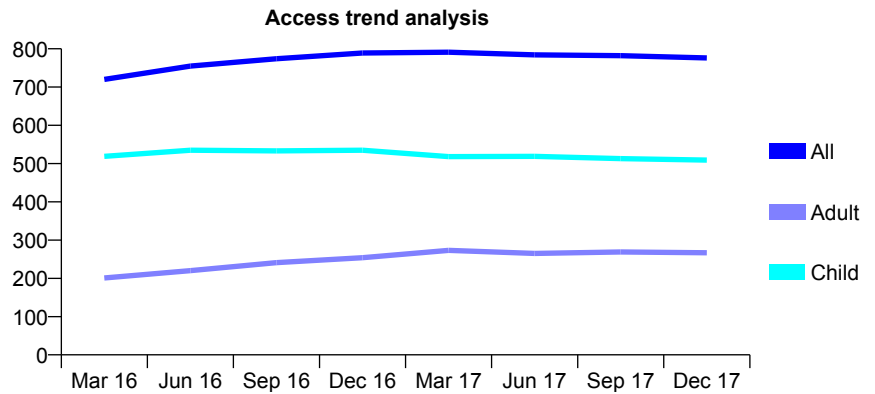
Q68 - Vital Signs At a Glance Contract Report for 129828/0002 - December 2017

Name or company name	Mr SM Frost and Mr P Holmes
Contract type name	GDS Contract
Purpose of contract	General
Contract start date	04/04/2015
Contract end date	

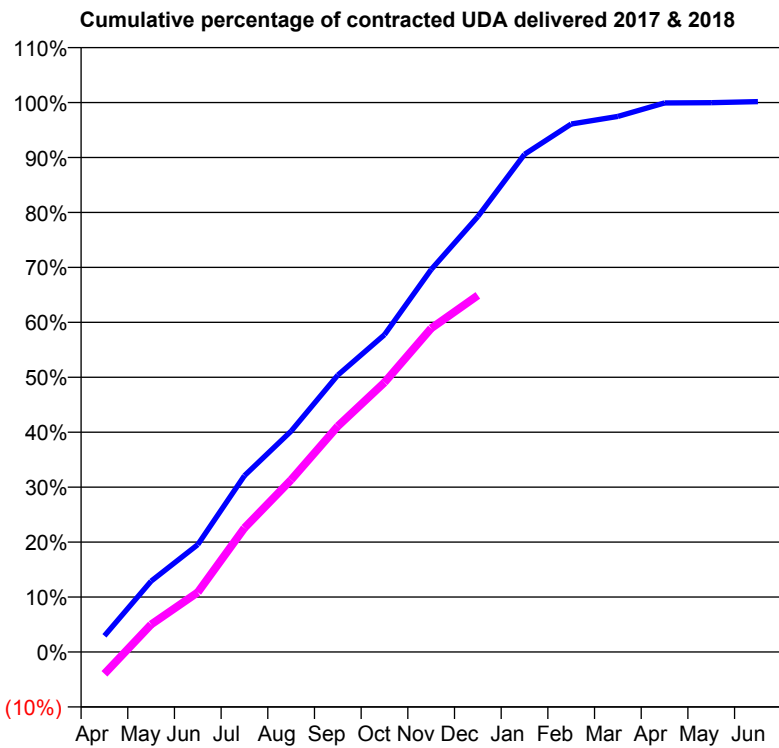
17/18 Contracted general activity (UDA)	1,600
Carry forward general activity (UDA)	204
17/18 Contracted orthodontic activity (UOA)	0
Carry forward orthodontic activity (UOA)	0
Baseline contract value	£43,845.01

ACCESS*

Patients seen in 24 months	Total	Change since previous quarter
Quarter ending December 2016	789	
Quarter ending March 2017	791	→
Quarter ending June 2017	784	→
Quarter ending September 2017	782	→
Quarter ending December 2017	776	→
Variance since December 2016	(1.6%)	↓



ACTIVITY



Month	Adjusted Scheduled Activity (UDA)	
	2017	2018
April	47	-64
May	206	80
June	313	174
July	513	361
August	643	502
September	806	657
October	924	785
November	1,114	942
December	1,268	1,039
January	1,449	
February	1,537	
March	1,559	
April	1,599	
May	1,600	
June	1,603	

QUALITY

	Quantity	Base Number	Contract	AT	Region	England
% of FP17s for the same patient ID Re-attending within 3 months - Children	23	653	3.5%	9.5%	11.5%	12.0%
% of FP17s for the same patient ID Re-attending within 3 months - Adults	12	193	6.2%	15.0%	15.8%	15.9%
% of FP17s for the same patient ID Re-attending between 3 & 9 months - Children	442	653	67.7%	59.4%	60.5%	58.0%
% of FP17s for the same patient ID Re-attending between 3 & 9 months - Adults	124	193	64.2%	51.1%	51.8%	50.5%
% of FP17s for Band 1 Urgent Courses	18	814	2.2%	9.6%	9.5%	9.0%
% of FP17s Relating to Free Repair or Replacements	0	814	0.0%	0.6%	0.7%	0.8%
% of FP17s Relating to Continuations	8	814	1.0%	0.9%	1.0%	1.1%
% of Patients satisfied with the dentistry they have received	0	1	N/A	91.2%	92.1%	91.5%
% of Patients satisfied with the time they had to wait for an appointment	1	1	N/A	88.7%	88.3%	87.9%

* This is based on patients treated on this contract for their most recent course of treatment. Figures in italics indicate the base number of FP17s or Patient Questionnaire responses are less than 100. N/A is shown where the base number of responses is less than 10 during the period. % is calculated as Quantity/Base number*100

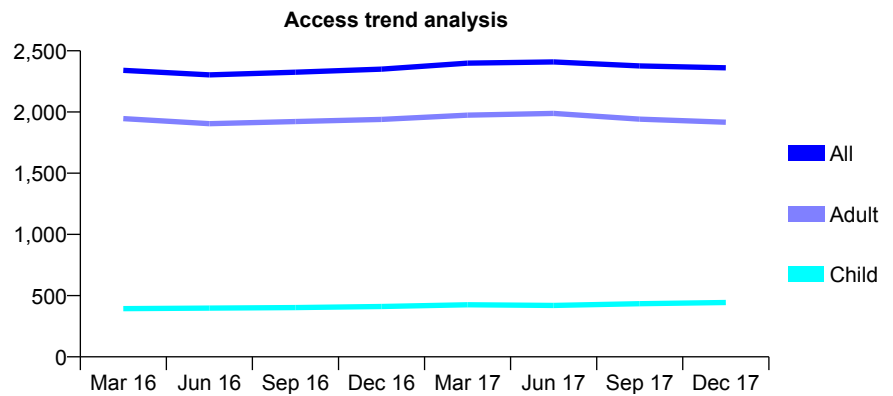
Q68 - Vital Signs At a Glance Contract Report for 130648/0001 - December 2017

Name or company name	Claremont Dental Practice
Contract type name	GDS Contract
Purpose of contract	General
Contract start date	23/02/2009
Contract end date	

17/18 Contracted general activity (UDA)	9,219
Carry forward general activity (UDA)	-26
17/18 Contracted orthodontic activity (UOA)	0
Carry forward orthodontic activity (UOA)	0
Baseline contract value	£245,099.34

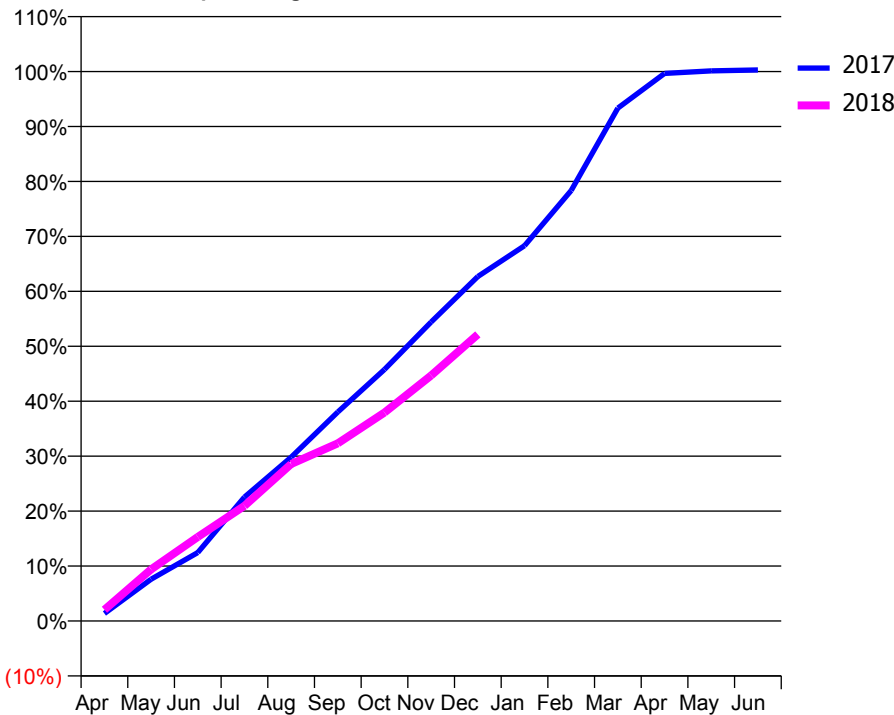
ACCESS*

Patients seen in 24 months	Total	Change since previous quarter
Quarter ending December 2016	2,350	
Quarter ending March 2017	2,399	↑
Quarter ending June 2017	2,409	→
Quarter ending September 2017	2,376	↓
Quarter ending December 2017	2,361	→
Variance since December 2016	0.5%	→



ACTIVITY

Cumulative percentage of contracted UDA delivered 2017 & 2018



Month	Adjusted Scheduled Activity (UDA)	
	2017	2018
April	126	189
May	702	866
June	1,150	1,411
July	2,079	1,932
August	2,748	2,635
September	3,506	2,980
October	4,221	3,497
November	5,017	4,120
December	5,780	4,809
January	6,296	
February	7,223	
March	8,604	
April	9,187	
May	9,230	
June	9,245	

QUALITY

	Quantity	Base Number	Contract	AT	Region	England
% of FP17s for the same patient ID Re-attending within 3 months - Children	20	428	4.7%	9.5%	11.5%	12.0%
% of FP17s for the same patient ID Re-attending within 3 months - Adults	243	2,069	11.7%	15.0%	15.8%	15.9%
% of FP17s for the same patient ID Re-attending between 3 & 9 months - Children	204	428	47.7%	59.4%	60.5%	58.0%
% of FP17s for the same patient ID Re-attending between 3 & 9 months - Adults	1,160	2,069	56.1%	51.1%	51.8%	50.5%
% of FP17s for Band 1 Urgent Courses	157	2,318	6.8%	9.6%	9.5%	9.0%
% of FP17s Relating to Free Repair or Replacements	3	2,318	0.1%	0.6%	0.7%	0.8%
% of FP17s Relating to Continuations	14	2,318	0.6%	0.9%	1.0%	1.1%
% of Patients satisfied with the dentistry they have received	5	5	N/A	91.2%	92.1%	91.5%
% of Patients satisfied with the time they had to wait for an appointment	5	5	N/A	88.7%	88.3%	87.9%

* This is based on patients treated on this contract for their most recent course of treatment. Figures in italics indicate the base number of FP17s or Patient Questionnaire responses are less than 100. N/A is shown where the base number of responses is less than 10 during the period. % is calculated as Quantity/Base number*100

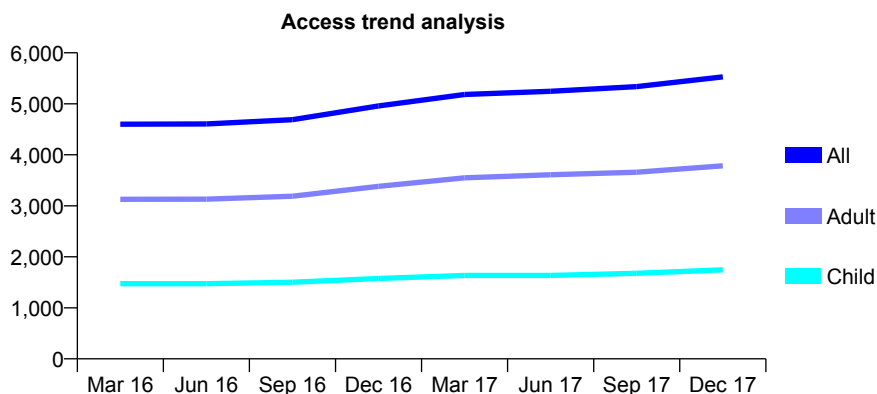
Q68 - Vital Signs At a Glance Contract Report for 131148/0001 - December 2017

Name or company name	Iosis Clinic (Godalming) Ltd
Contract type name	GDS Contract
Purpose of contract	General
Contract start date	01/04/2010
Contract end date	

17/18 Contracted general activity (UDA)	13,232
Carry forward general activity (UDA)	-56
17/18 Contracted orthodontic activity (UOA)	0
Carry forward orthodontic activity (UOA)	0
Baseline contract value	£474,911.39

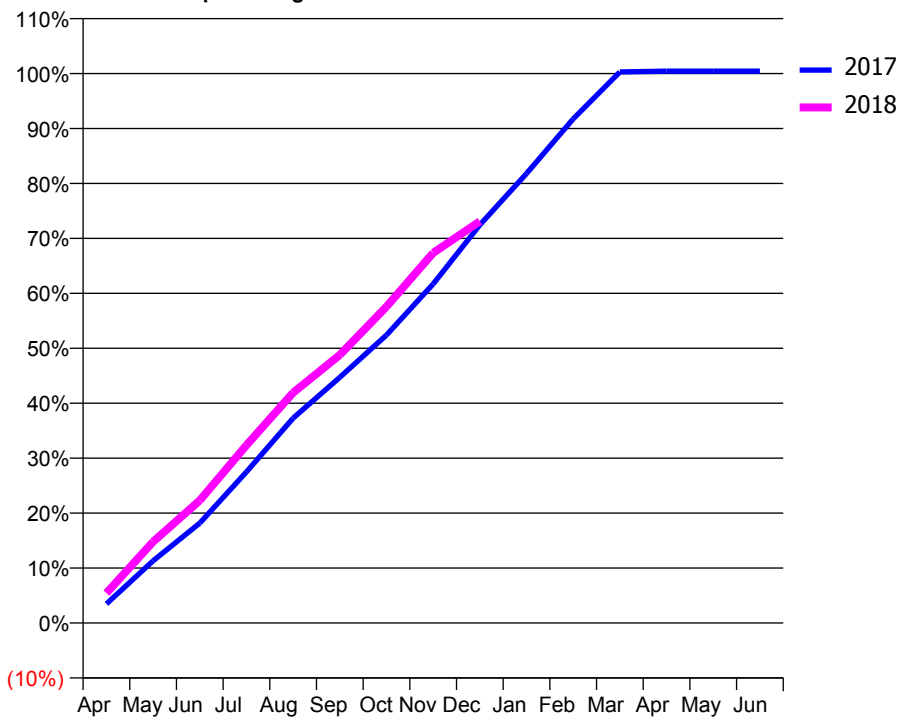
ACCESS*

Patients seen in 24 months	Total	Change since previous quarter
Quarter ending December 2016	4,958	
Quarter ending March 2017	5,183	↑
Quarter ending June 2017	5,245	→
Quarter ending September 2017	5,338	→
Quarter ending December 2017	5,528	↑
Variance since December 2016	11.5%	↑



ACTIVITY

Cumulative percentage of contracted UDA delivered 2017 & 2018



Month	Adjusted Scheduled Activity (UDA)	
	2017	2018
April	460	720
May	1,498	1,958
June	2,408	2,952
July	3,641	4,281
August	4,935	5,547
September	5,916	6,456
October	6,935	7,619
November	8,163	8,912
December	9,586	9,674
January	10,823	
February	12,140	
March	13,271	
April	13,289	
May	13,289	
June	13,288	

QUALITY

	Quantity	Base Number	Contract	AT	Region	England
% of FP17s for the same patient ID Re-attending within 3 months - Children	124	2,016	6.2%	9.5%	11.5%	12.0%
% of FP17s for the same patient ID Re-attending within 3 months - Adults	467	3,939	11.9%	15.0%	15.8%	15.9%
% of FP17s for the same patient ID Re-attending between 3 & 9 months - Children	1,435	2,016	71.2%	59.4%	60.5%	58.0%
% of FP17s for the same patient ID Re-attending between 3 & 9 months - Adults	2,161	3,939	54.9%	51.1%	51.8%	50.5%
% of FP17s for Band 1 Urgent Courses	510	5,922	8.6%	9.6%	9.5%	9.0%
% of FP17s Relating to Free Repair or Replacements	18	5,922	0.3%	0.6%	0.7%	0.8%
% of FP17s Relating to Continuations	37	5,922	0.6%	0.9%	1.0%	1.1%
% of Patients satisfied with the dentistry they have received	12	12	100.0%	91.2%	92.1%	91.5%
% of Patients satisfied with the time they had to wait for an appointment	11	12	91.7%	88.7%	88.3%	87.9%

* This is based on patients treated on this contract for their most recent course of treatment. Figures in italics indicate the base number of FP17s or Patient Questionnaire responses are less than 100. N/A is shown where the base number of responses is less than 10 during the period. % is calculated as Quantity/Base number*100

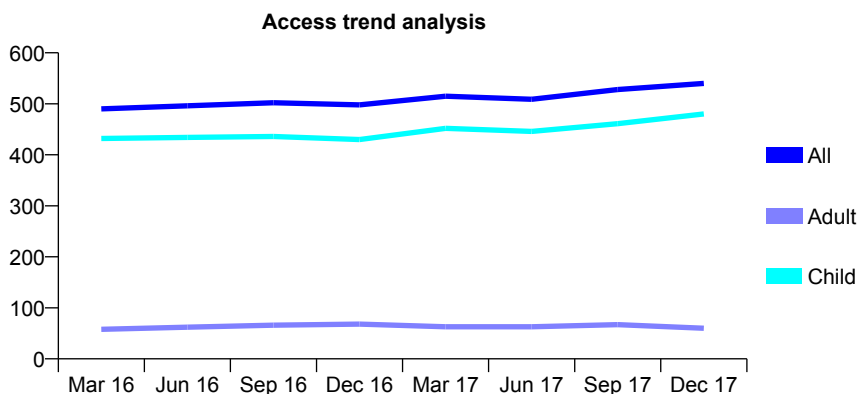
Q68 - Vital Signs At a Glance Contract Report for 131695/0001 - December 2017

Name or company name	Down House Dental Practice Limited
Contract type name	GDS Contract
Purpose of contract	General
Contract start date	01/04/2011
Contract end date	

17/18 Contracted general activity (UDA)	1,306
Carry forward general activity (UDA)	0
17/18 Contracted orthodontic activity (UOA)	0
Carry forward orthodontic activity (UOA)	0
Baseline contract value	£43,001.66

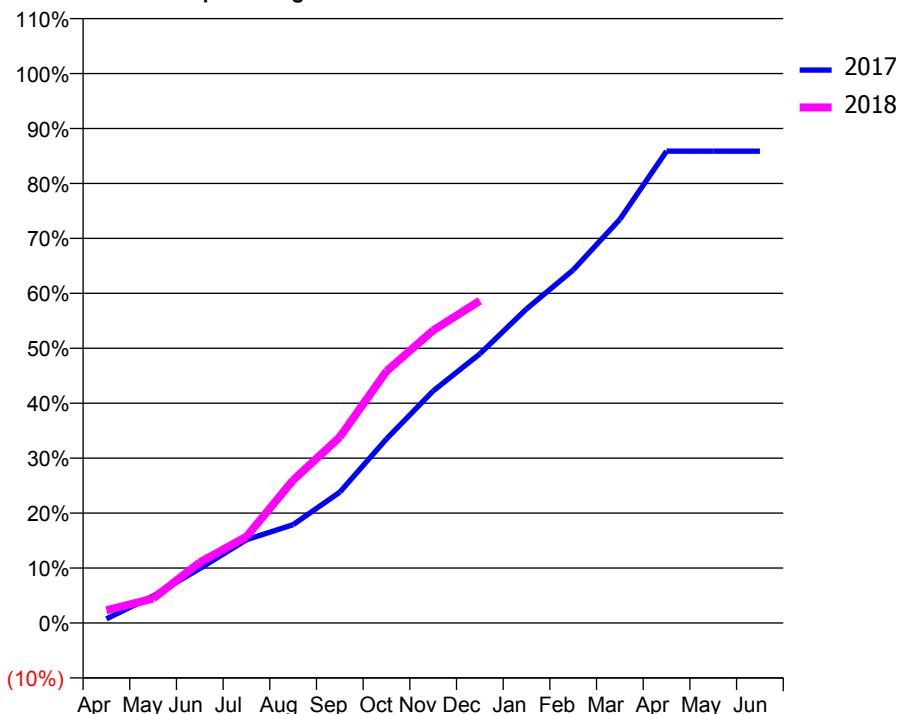
ACCESS*

Patients seen in 24 months	Total	Change since previous quarter
Quarter ending December 2016	498	
Quarter ending March 2017	515	↑
Quarter ending June 2017	509	↓
Quarter ending September 2017	528	↑
Quarter ending December 2017	540	↑
Variance since December 2016	8.4%	↑



ACTIVITY

Cumulative percentage of contracted UDA delivered 2017 & 2018



Month	Adjusted Scheduled Activity (UDA)	
	2017	2018
April	10	30
May	64	58
June	129	144
July	198	205
August	234	340
September	311	442
October	437	599
November	552	695
December	640	766
January	747	
February	839	
March	959	
April	1,122	
May	1,122	
June	1,122	

QUALITY

	Quantity	Base Number	Contract	AT	Region	England
% of FP17s for the same patient ID Re-attending within 3 months - Children	82	715	11.5%	9.5%	11.5%	12.0%
% of FP17s for the same patient ID Re-attending within 3 months - Adults	0	0	N/A	15.0%	15.8%	15.9%
% of FP17s for the same patient ID Re-attending between 3 & 9 months - Children	489	715	68.4%	59.4%	60.5%	58.0%
% of FP17s for the same patient ID Re-attending between 3 & 9 months - Adults	0	0	N/A	51.1%	51.8%	50.5%
% of FP17s for Band 1 Urgent Courses	20	609	3.3%	9.6%	9.5%	9.0%
% of FP17s Relating to Free Repair or Replacements	0	609	0.0%	0.6%	0.7%	0.8%
% of FP17s Relating to Continuations	7	609	1.1%	0.9%	1.0%	1.1%
% of Patients satisfied with the dentistry they have received	1	1	N/A	91.2%	92.1%	91.5%
% of Patients satisfied with the time they had to wait for an appointment	1	1	N/A	88.7%	88.3%	87.9%

* This is based on patients treated on this contract for their most recent course of treatment. Figures in italics indicate the base number of FP17s or Patient Questionnaire responses are less than 100. N/A is shown where the base number of responses is less than 10 during the period. % is calculated as Quantity/Base number*100

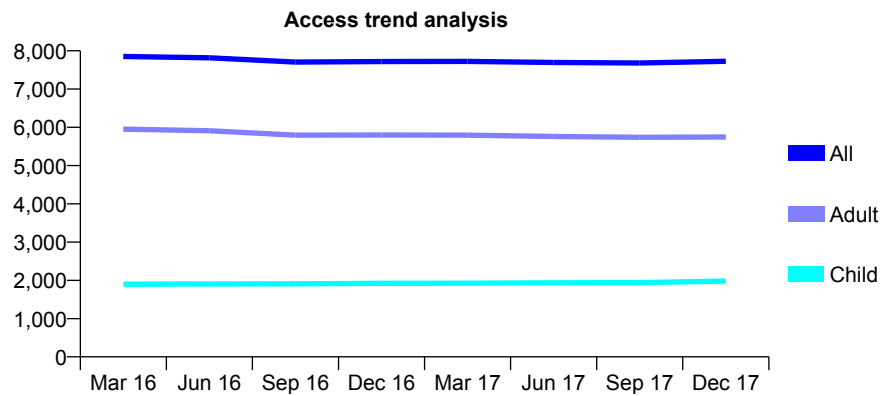
Q68 - Vital Signs At a Glance Contract Report for 131970/0001 - December 2017

Name or company name	Colin Bunce Limited
Contract type name	GDS Contract
Purpose of contract	General
Contract start date	01/11/2010
Contract end date	

17/18 Contracted general activity (UDA)	24,568
Carry forward general activity (UDA)	19
17/18 Contracted orthodontic activity (UOA)	0
Carry forward orthodontic activity (UOA)	0
Baseline contract value	£612,934.40

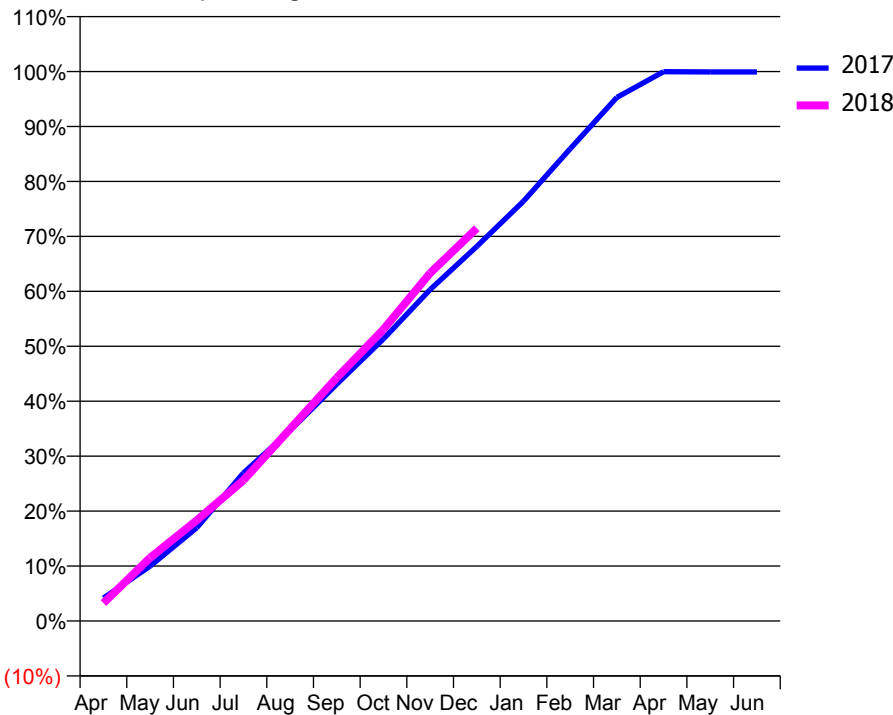
ACCESS*

Patients seen in 24 months	Total	Change since previous quarter
Quarter ending December 2016	7,721	
Quarter ending March 2017	7,722	→
Quarter ending June 2017	7,694	→
Quarter ending September 2017	7,680	→
Quarter ending December 2017	7,727	→
Variance since December 2016	0.1%	→



ACTIVITY

Cumulative percentage of contracted UDA delivered 2017 & 2018



Month	Adjusted Scheduled Activity (UDA)	
	2017	2018
April	1,028	801
May	2,456	2,829
June	4,171	4,505
July	6,621	6,296
August	8,514	8,587
September	10,590	10,878
October	12,611	13,040
November	14,819	15,558
December	16,748	17,562
January	18,771	
February	21,114	
March	23,411	
April	24,563	
May	24,551	
June	24,549	

QUALITY

	Quantity	Base Number	Contract	AT	Region	England
% of FP17s for the same patient ID Re-attending within 3 months - Children	212	2,564	8.3%	9.5%	11.5%	12.0%
% of FP17s for the same patient ID Re-attending within 3 months - Adults	697	6,789	10.3%	15.0%	15.8%	15.9%
% of FP17s for the same patient ID Re-attending between 3 & 9 months - Children	1,803	2,564	70.3%	59.4%	60.5%	58.0%
% of FP17s for the same patient ID Re-attending between 3 & 9 months - Adults	4,652	6,789	68.5%	51.1%	51.8%	50.5%
% of FP17s for Band 1 Urgent Courses	434	8,845	4.9%	9.6%	9.5%	9.0%
% of FP17s Relating to Free Repair or Replacements	66	8,845	0.7%	0.6%	0.7%	0.8%
% of FP17s Relating to Continuations	53	8,845	0.6%	0.9%	1.0%	1.1%
% of Patients satisfied with the dentistry they have received	13	14	92.9%	91.2%	92.1%	91.5%
% of Patients satisfied with the time they had to wait for an appointment	13	14	92.9%	88.7%	88.3%	87.9%

* This is based on patients treated on this contract for their most recent course of treatment. Figures in italics indicate the base number of FP17s or Patient Questionnaire responses are less than 100. N/A is shown where the base number of responses is less than 10 during the period. % is calculated as Quantity/Base number*100

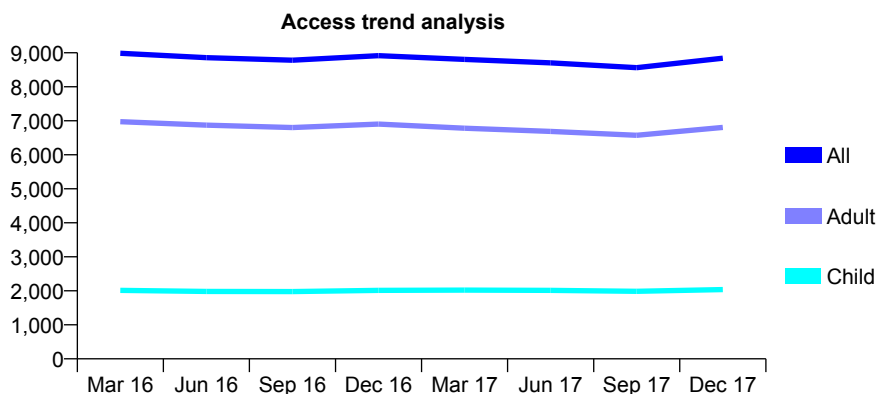
Q68 - Vital Signs At a Glance Contract Report for 132012/0001 - December 2017

Name or company name	Mr RK Sethi and Mr J Patel
Contract type name	GDS Contract
Purpose of contract	General
Contract start date	01/05/2011
Contract end date	

17/18 Contracted general activity (UDA)	20,609
Carry forward general activity (UDA)	-323
17/18 Contracted orthodontic activity (UOA)	0
Carry forward orthodontic activity (UOA)	0
Baseline contract value	£503,975.74

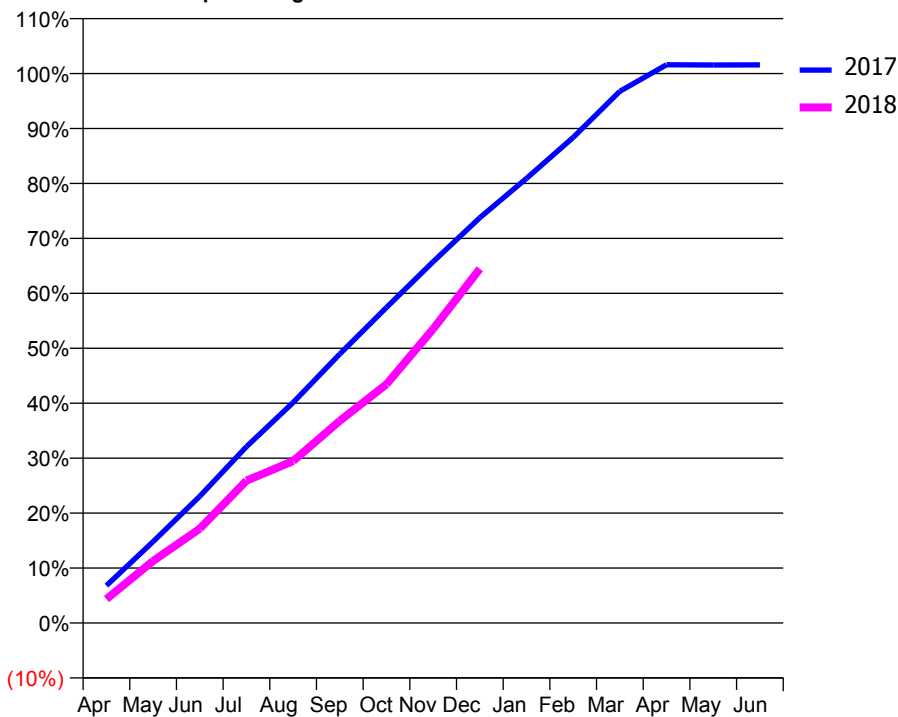
ACCESS*

Patients seen in 24 months	Total	Change since previous quarter
Quarter ending December 2016	8,915	
Quarter ending March 2017	8,804	↓
Quarter ending June 2017	8,702	↓
Quarter ending September 2017	8,561	↓
Quarter ending December 2017	8,840	↑
Variance since December 2016	(0.8%)	→



ACTIVITY

Cumulative percentage of contracted UDA delivered 2017 & 2018



Month	Adjusted Scheduled Activity (UDA)	
	2017	2018
April	1,401	897
May	3,054	2,326
June	4,753	3,540
July	6,615	5,336
August	8,269	6,075
September	10,091	7,586
October	11,837	8,956
November	13,549	11,029
December	15,201	13,283
January	16,676	
February	18,214	
March	19,943	
April	20,938	
May	20,927	
June	20,931	

QUALITY

	Quantity	Base Number	Contract	AT	Region	England
% of FP17s for the same patient ID Re-attending within 3 months - Children	130	1,996	6.5%	9.5%	11.5%	12.0%
% of FP17s for the same patient ID Re-attending within 3 months - Adults	665	6,087	10.9%	15.0%	15.8%	15.9%
% of FP17s for the same patient ID Re-attending between 3 & 9 months - Children	1,051	1,996	52.7%	59.4%	60.5%	58.0%
% of FP17s for the same patient ID Re-attending between 3 & 9 months - Adults	2,846	6,087	46.8%	51.1%	51.8%	50.5%
% of FP17s for Band 1 Urgent Courses	532	6,980	7.6%	9.6%	9.5%	9.0%
% of FP17s Relating to Free Repair or Replacements	32	6,980	0.5%	0.6%	0.7%	0.8%
% of FP17s Relating to Continuations	19	6,980	0.3%	0.9%	1.0%	1.1%
% of Patients satisfied with the dentistry they have received	10	12	83.3%	91.2%	92.1%	91.5%
% of Patients satisfied with the time they had to wait for an appointment	9	12	75.0%	88.7%	88.3%	87.9%

* This is based on patients treated on this contract for their most recent course of treatment. Figures in italics indicate the base number of FP17s or Patient Questionnaire responses are less than 100. N/A is shown where the base number of responses is less than 10 during the period. % is calculated as Quantity/Base number*100

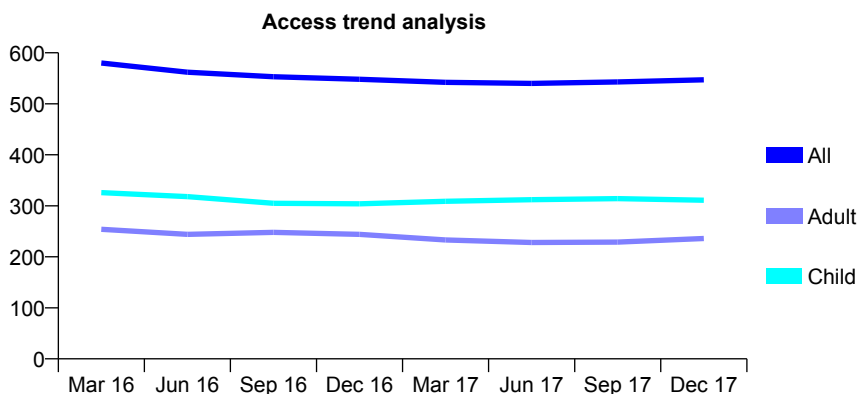
Q68 - Vital Signs At a Glance Contract Report for 132772/0001 - December 2017

Name or company name	The Sutton Dental Practice Ltd
Contract type name	GDS Contract
Purpose of contract	General
Contract start date	01/06/2011
Contract end date	

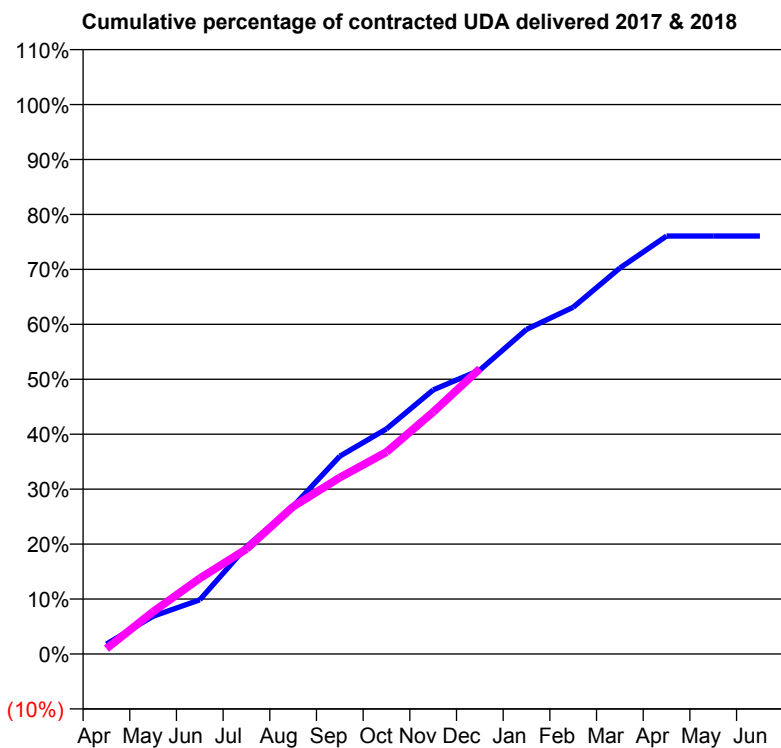
17/18 Contracted general activity (UDA)	1,450
Carry forward general activity (UDA)	0
17/18 Contracted orthodontic activity (UOA)	0
Carry forward orthodontic activity (UOA)	0
Baseline contract value	£43,308.57

ACCESS*

Patients seen in 24 months	Total	Change since previous quarter
Quarter ending December 2016	548	
Quarter ending March 2017	542	↓
Quarter ending June 2017	540	→
Quarter ending September 2017	543	→
Quarter ending December 2017	547	→
Variance since December 2016	(0.2%)	→



ACTIVITY



Adjusted Scheduled Activity (UDA)		
Month	2017	2018
April	26	14
May	100	112
June	143	200
July	283	277
August	390	389
September	522	466
October	594	533
November	697	638
December	749	753
January	857	
February	915	
March	1,019	
April	1,103	
May	1,103	
June	1,103	

QUALITY

	Quantity	Base Number	Contract	AT	Region	England
% of FP17s for the same patient ID Re-attending within 3 months - Children	18	310	5.8%	9.5%	11.5%	12.0%
% of FP17s for the same patient ID Re-attending within 3 months - Adults	37	204	18.1%	15.0%	15.8%	15.9%
% of FP17s for the same patient ID Re-attending between 3 & 9 months - Children	165	310	53.2%	59.4%	60.5%	58.0%
% of FP17s for the same patient ID Re-attending between 3 & 9 months - Adults	85	204	41.7%	51.1%	51.8%	50.5%
% of FP17s for Band 1 Urgent Courses	34	483	7.0%	9.6%	9.5%	9.0%
% of FP17s Relating to Free Repair or Replacements	1	483	0.2%	0.6%	0.7%	0.8%
% of FP17s Relating to Continuations	4	483	0.8%	0.9%	1.0%	1.1%
% of Patients satisfied with the dentistry they have received	0	0	N/A	91.2%	92.1%	91.5%
% of Patients satisfied with the time they had to wait for an appointment	0	0	N/A	88.7%	88.3%	87.9%

* This is based on patients treated on this contract for their most recent course of treatment. Figures in italics indicate the base number of FP17s or Patient Questionnaire responses are less than 100. N/A is shown where the base number of responses is less than 10 during the period. % is calculated as Quantity/Base number*100

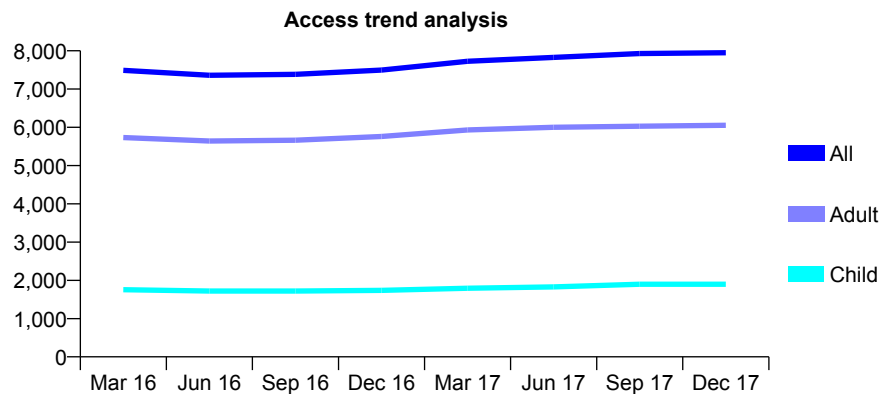
Q68 - Vital Signs At a Glance Contract Report for 132888/0001 - December 2017

Name or company name	Lowcroft Dental Surgery Ltd
Contract type name	GDS Contract
Purpose of contract	General
Contract start date	01/01/2013
Contract end date	

17/18 Contracted general activity (UDA)	22,217
Carry forward general activity (UDA)	-273
17/18 Contracted orthodontic activity (UOA)	0
Carry forward orthodontic activity (UOA)	0
Baseline contract value	£591,640.29

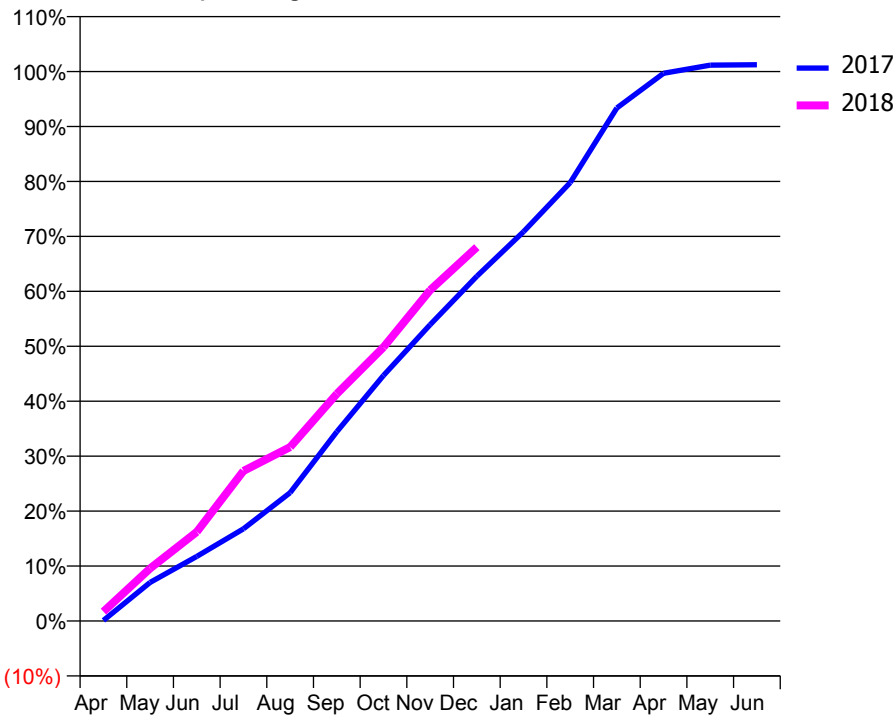
ACCESS*

Patients seen in 24 months	Total	Change since previous quarter
Quarter ending December 2016	7,495	
Quarter ending March 2017	7,727	↑
Quarter ending June 2017	7,829	→
Quarter ending September 2017	7,928	→
Quarter ending December 2017	7,951	→
Variance since December 2016	6.1%	↑



ACTIVITY

Cumulative percentage of contracted UDA delivered 2017 & 2018



Month	Adjusted Scheduled Activity (UDA)	
	2017	2018
April	25	380
May	1,560	2,125
June	2,615	3,602
July	3,730	6,067
August	5,188	7,034
September	7,652	9,184
October	9,928	11,070
November	11,984	13,381
December	13,940	15,117
January	15,739	
February	17,722	
March	20,743	
April	22,148	
May	22,476	
June	22,490	

QUALITY

	Quantity	Base Number	Contract	AT	Region	England
% of FP17s for the same patient ID Re-attending within 3 months - Children	105	1,912	5.5%	9.5%	11.5%	12.0%
% of FP17s for the same patient ID Re-attending within 3 months - Adults	889	6,125	14.5%	15.0%	15.8%	15.9%
% of FP17s for the same patient ID Re-attending between 3 & 9 months - Children	1,156	1,912	60.5%	59.4%	60.5%	58.0%
% of FP17s for the same patient ID Re-attending between 3 & 9 months - Adults	3,383	6,125	55.2%	51.1%	51.8%	50.5%
% of FP17s for Band 1 Urgent Courses	336	7,301	4.6%	9.6%	9.5%	9.0%
% of FP17s Relating to Free Repair or Replacements	88	7,301	1.2%	0.6%	0.7%	0.8%
% of FP17s Relating to Continuations	88	7,301	1.2%	0.9%	1.0%	1.1%
% of Patients satisfied with the dentistry they have received	11	12	91.7%	91.2%	92.1%	91.5%
% of Patients satisfied with the time they had to wait for an appointment	10	12	83.3%	88.7%	88.3%	87.9%

* This is based on patients treated on this contract for their most recent course of treatment. Figures in italics indicate the base number of FP17s or Patient Questionnaire responses are less than 100. N/A is shown where the base number of responses is less than 10 during the period. % is calculated as Quantity/Base number*100

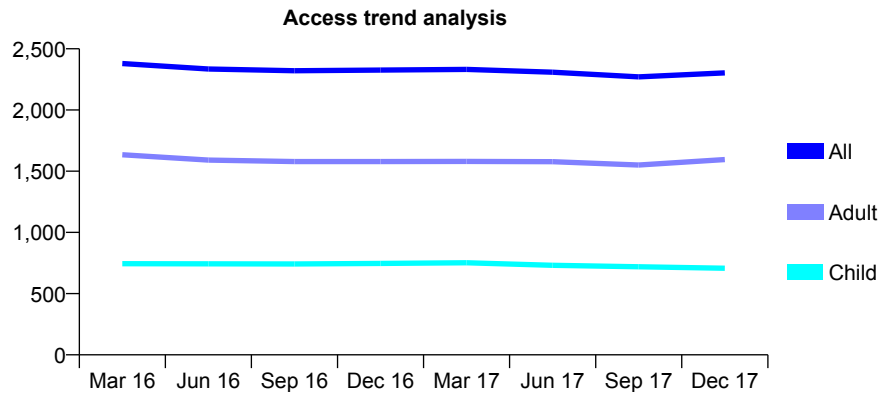
Q68 - Vital Signs At a Glance Contract Report for 133817/0001 - December 2017

Name or company name	Mr A Patel
Contract type name	GDS Contract
Purpose of contract	General
Contract start date	01/12/2013
Contract end date	

17/18 Contracted general activity (UDA)	6,536
Carry forward general activity (UDA)	-55
17/18 Contracted orthodontic activity (UOA)	0
Carry forward orthodontic activity (UOA)	0
Baseline contract value	£203,199.25

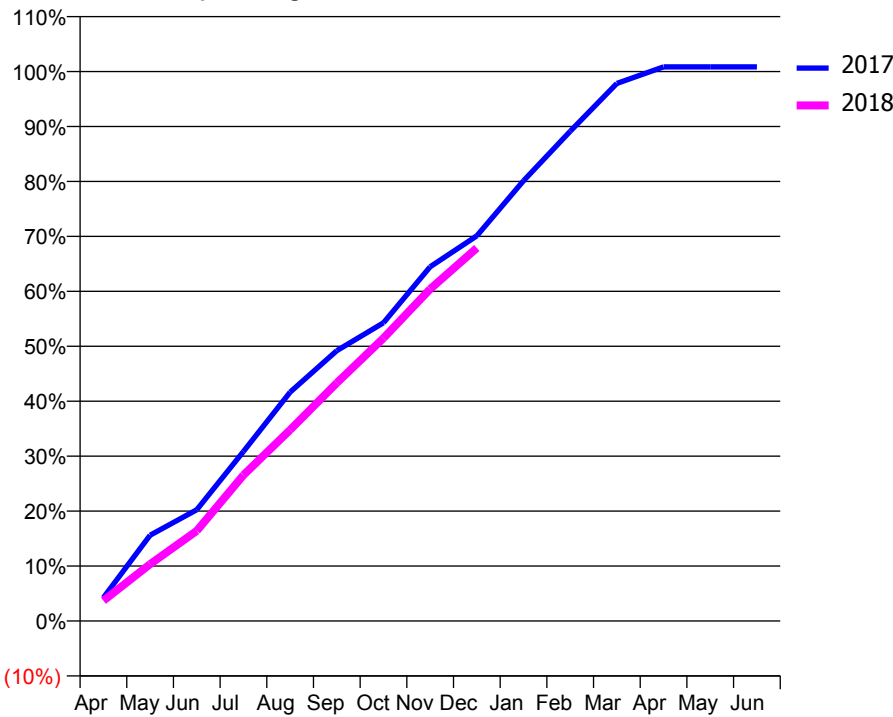
ACCESS*

Patients seen in 24 months	Total	Change since previous quarter
Quarter ending December 2016	2,326	
Quarter ending March 2017	2,332	→
Quarter ending June 2017	2,309	→
Quarter ending September 2017	2,271	↓
Quarter ending December 2017	2,303	→
Variance since December 2016	(1.0%)	→



ACTIVITY

Cumulative percentage of contracted UDA delivered 2017 & 2018



Month	Adjusted Scheduled Activity (UDA)	
	2017	2018
April	279	242
May	1,020	676
June	1,324	1,073
July	2,017	1,736
August	2,723	2,274
September	3,215	2,832
October	3,547	3,365
November	4,214	3,948
December	4,581	4,436
January	5,236	
February	5,826	
March	6,394	
April	6,591	
May	6,591	
June	6,591	

QUALITY

	Quantity	Base Number	Contract	AT	Region	England
% of FP17s for the same patient ID Re-attending within 3 months - Children	36	770	4.7%	9.5%	11.5%	12.0%
% of FP17s for the same patient ID Re-attending within 3 months - Adults	167	1,727	9.7%	15.0%	15.8%	15.9%
% of FP17s for the same patient ID Re-attending between 3 & 9 months - Children	554	770	71.9%	59.4%	60.5%	58.0%
% of FP17s for the same patient ID Re-attending between 3 & 9 months - Adults	1,204	1,727	69.7%	51.1%	51.8%	50.5%
% of FP17s for Band 1 Urgent Courses	72	2,382	3.0%	9.6%	9.5%	9.0%
% of FP17s Relating to Free Repair or Replacements	9	2,382	0.4%	0.6%	0.7%	0.8%
% of FP17s Relating to Continuations	18	2,382	0.8%	0.9%	1.0%	1.1%
% of Patients satisfied with the dentistry they have received	2	2	N/A	91.2%	92.1%	91.5%
% of Patients satisfied with the time they had to wait for an appointment	2	2	N/A	88.7%	88.3%	87.9%

* This is based on patients treated on this contract for their most recent course of treatment. Figures in italics indicate the base number of FP17s or Patient Questionnaire responses are less than 100. N/A is shown where the base number of responses is less than 10 during the period. % is calculated as Quantity/Base number*100

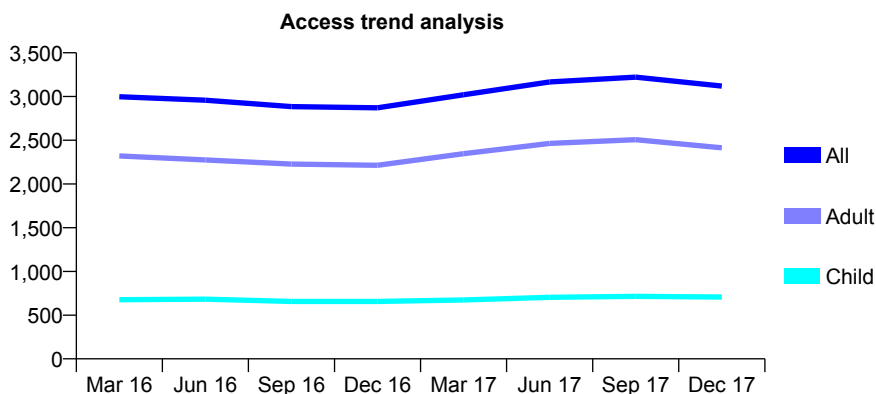
Q68 - Vital Signs At a Glance Contract Report for 134023/0001 - December 2017

Name or company name	Bright Dental Clinic Limited
Contract type name	GDS Contract
Purpose of contract	General
Contract start date	01/04/2014
Contract end date	

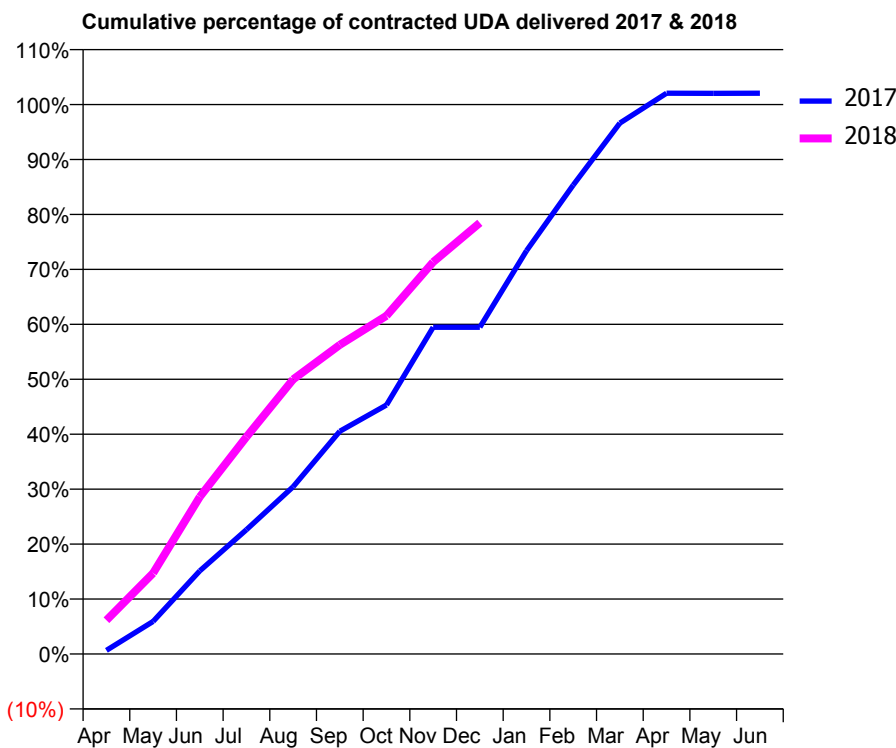
17/18 Contracted general activity (UDA)	7,557
Carry forward general activity (UDA)	-152
17/18 Contracted orthodontic activity (UOA)	0
Carry forward orthodontic activity (UOA)	0
Baseline contract value	£195,586.74

ACCESS*

Patients seen in 24 months	Total	Change since previous quarter
Quarter ending December 2016	2,871	
Quarter ending March 2017	3,021	↑
Quarter ending June 2017	3,167	↑
Quarter ending September 2017	3,221	→
Quarter ending December 2017	3,120	↓
Variance since December 2016	8.7%	↑



ACTIVITY



Month	Adjusted Scheduled Activity (UDA)	
	2017	2018
April	51	465
May	449	1,111
June	1,143	2,161
July	1,711	2,986
August	2,300	3,776
September	3,064	4,253
October	3,425	4,651
November	4,493	5,391
December	4,493	5,930
January	5,547	
February	6,449	
March	7,302	
April	7,712	
May	7,711	
June	7,712	

QUALITY

	Quantity	Base Number	Contract	AT	Region	England
% of FP17s for the same patient ID Re-attending within 3 months - Children	71	748	9.5%	9.5%	11.5%	12.0%
% of FP17s for the same patient ID Re-attending within 3 months - Adults	368	2,277	16.2%	15.0%	15.8%	15.9%
% of FP17s for the same patient ID Re-attending between 3 & 9 months - Children	373	748	49.9%	59.4%	60.5%	58.0%
% of FP17s for the same patient ID Re-attending between 3 & 9 months - Adults	989	2,277	43.4%	51.1%	51.8%	50.5%
% of FP17s for Band 1 Urgent Courses	418	2,817	14.8%	9.6%	9.5%	9.0%
% of FP17s Relating to Free Repair or Replacements	5	2,817	0.2%	0.6%	0.7%	0.8%
% of FP17s Relating to Continuations	0	2,817	0.0%	0.9%	1.0%	1.1%
% of Patients satisfied with the dentistry they have received	10	12	83.3%	91.2%	92.1%	91.5%
% of Patients satisfied with the time they had to wait for an appointment	10	12	83.3%	88.7%	88.3%	87.9%

* This is based on patients treated on this contract for their most recent course of treatment. Figures in italics indicate the base number of FP17s or Patient Questionnaire responses are less than 100. N/A is shown where the base number of responses is less than 10 during the period. % is calculated as Quantity/Base number*100

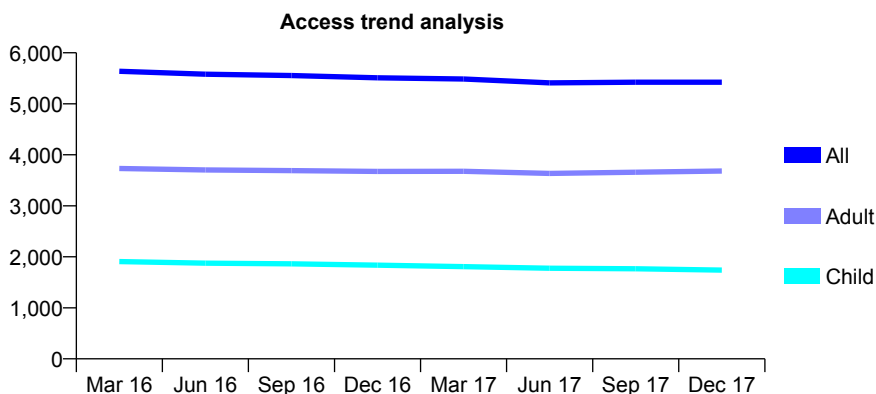
Q68 - Vital Signs At a Glance Contract Report for 134635/0001 - December 2017

Name or company name	The Bosham Clinic Limited
Contract type name	GDS Contract
Purpose of contract	General
Contract start date	01/04/2011
Contract end date	

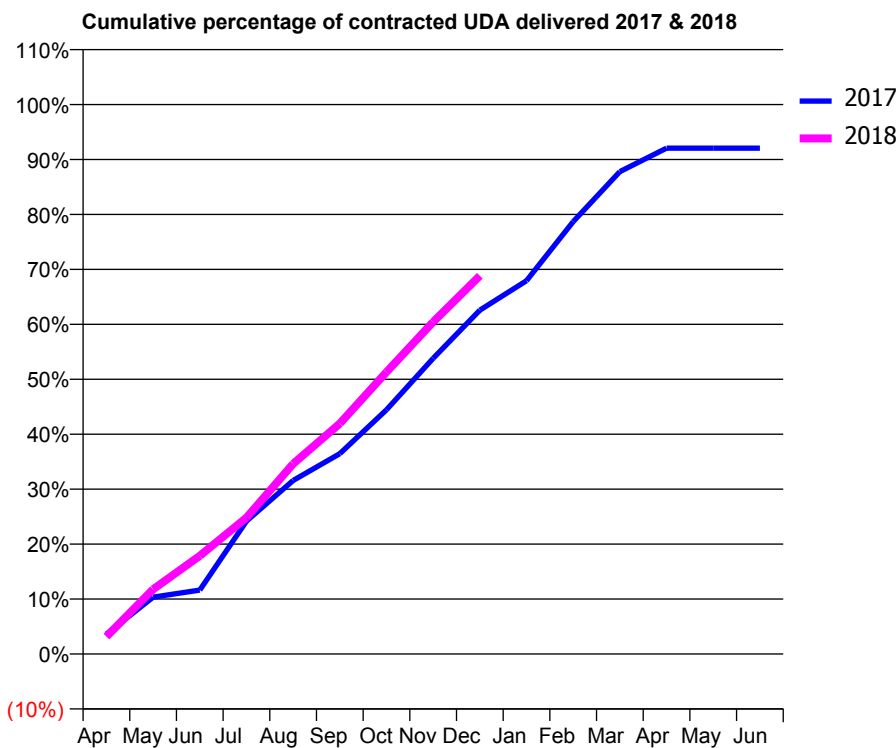
17/18 Contracted general activity (UDA)	16,055
Carry forward general activity (UDA)	0
17/18 Contracted orthodontic activity (UOA)	0
Carry forward orthodontic activity (UOA)	0
Baseline contract value	£415,431.50

ACCESS*

Patients seen in 24 months	Total	Change since previous quarter
Quarter ending December 2016	5,510	
Quarter ending March 2017	5,485	→
Quarter ending June 2017	5,411	↓
Quarter ending September 2017	5,423	→
Quarter ending December 2017	5,423	→
Variance since December 2016	(1.6%)	↓



ACTIVITY



Month	Adjusted Scheduled Activity (UDA)	
	2017	2018
April	581	507
May	1,661	1,893
June	1,868	2,870
July	3,884	3,984
August	5,069	5,558
September	5,854	6,734
October	7,135	8,238
November	8,638	9,703
December	10,047	11,051
January	10,905	
February	12,633	
March	14,096	
April	14,780	
May	14,780	
June	14,780	

QUALITY

	Quantity	Base Number	Contract	AT	Region	England
% of FP17s for the same patient ID Re-attending within 3 months - Children	147	2,065	7.1%	9.5%	11.5%	12.0%
% of FP17s for the same patient ID Re-attending within 3 months - Adults	623	4,416	14.1%	15.0%	15.8%	15.9%
% of FP17s for the same patient ID Re-attending between 3 & 9 months - Children	1,426	2,065	69.1%	59.4%	60.5%	58.0%
% of FP17s for the same patient ID Re-attending between 3 & 9 months - Adults	2,888	4,416	65.4%	51.1%	51.8%	50.5%
% of FP17s for Band 1 Urgent Courses	281	6,158	4.6%	9.6%	9.5%	9.0%
% of FP17s Relating to Free Repair or Replacements	10	6,158	0.2%	0.6%	0.7%	0.8%
% of FP17s Relating to Continuations	157	6,158	2.5%	0.9%	1.0%	1.1%
% of Patients satisfied with the dentistry they have received	3	3	N/A	91.2%	92.1%	91.5%
% of Patients satisfied with the time they had to wait for an appointment	3	3	N/A	88.7%	88.3%	87.9%

* This is based on patients treated on this contract for their most recent course of treatment. Figures in italics indicate the base number of FP17s or Patient Questionnaire responses are less than 100. N/A is shown where the base number of responses is less than 10 during the period. % is calculated as Quantity/Base number*100

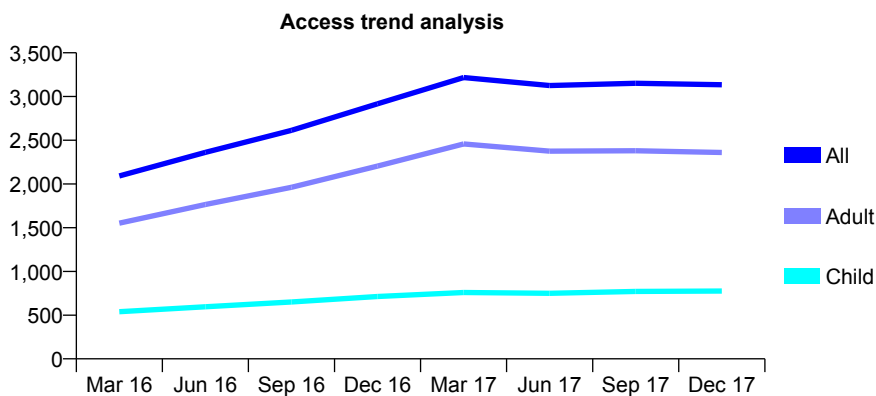
Q68 - Vital Signs At a Glance Contract Report for 137006/0001 - December 2017

Name or company name	Mr R M Qureshi and Mr W Akhtar
Contract type name	GDS Contract
Purpose of contract	General
Contract start date	01/04/2015
Contract end date	

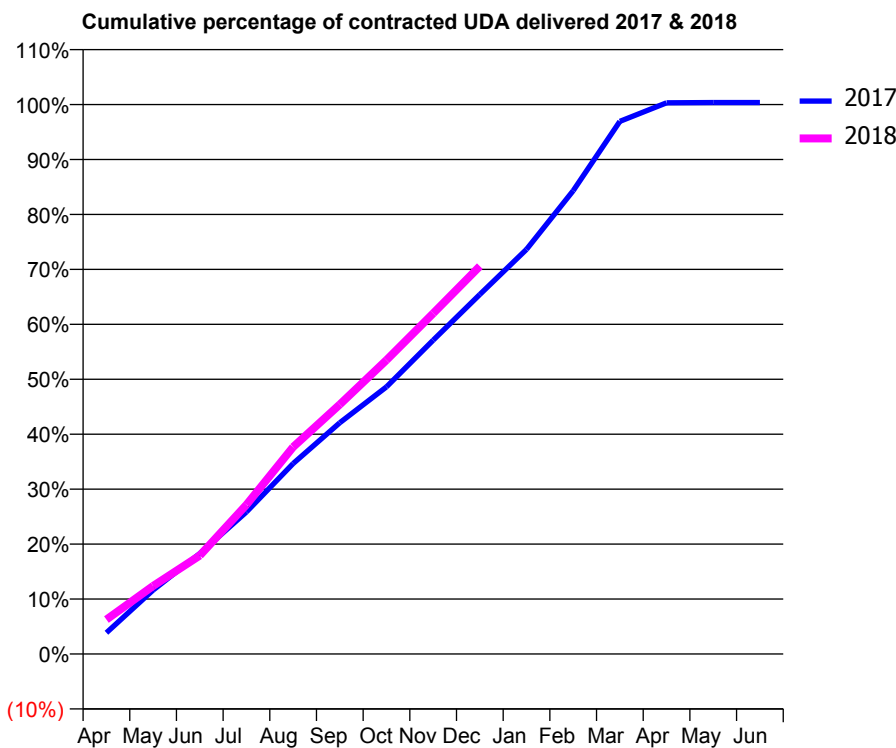
17/18 Contracted general activity (UDA)	8,158
Carry forward general activity (UDA)	-29
17/18 Contracted orthodontic activity (UOA)	0
Carry forward orthodontic activity (UOA)	0
Baseline contract value	£194,049.89

ACCESS*

Patients seen in 24 months	Total	Change since previous quarter
Quarter ending December 2016	2,917	
Quarter ending March 2017	3,217	↑
Quarter ending June 2017	3,126	↓
Quarter ending September 2017	3,151	→
Quarter ending December 2017	3,135	→
Variance since December 2016	7.5%	↑



ACTIVITY



Month	Adjusted Scheduled Activity (UDA)	
	2017	2018
April	315	513
May	949	1,012
June	1,493	1,462
July	2,108	2,217
August	2,828	3,073
September	3,434	3,705
October	3,967	4,364
November	4,658	5,058
December	5,338	5,758
January	6,007	
February	6,879	
March	7,909	
April	8,184	
May	8,187	
June	8,187	

QUALITY

	Quantity	Base Number	Contract	AT	Region	England
% of FP17s for the same patient ID Re-attending within 3 months - Children	46	689	6.7%	9.5%	11.5%	12.0%
% of FP17s for the same patient ID Re-attending within 3 months - Adults	232	1,849	12.5%	15.0%	15.8%	15.9%
% of FP17s for the same patient ID Re-attending between 3 & 9 months - Children	276	689	40.1%	59.4%	60.5%	58.0%
% of FP17s for the same patient ID Re-attending between 3 & 9 months - Adults	610	1,849	33.0%	51.1%	51.8%	50.5%
% of FP17s for Band 1 Urgent Courses	421	2,450	17.2%	9.6%	9.5%	9.0%
% of FP17s Relating to Free Repair or Replacements	6	2,450	0.2%	0.6%	0.7%	0.8%
% of FP17s Relating to Continuations	11	2,450	0.4%	0.9%	1.0%	1.1%
% of Patients satisfied with the dentistry they have received	0	0	N/A	91.2%	92.1%	91.5%
% of Patients satisfied with the time they had to wait for an appointment	0	0	N/A	88.7%	88.3%	87.9%

* This is based on patients treated on this contract for their most recent course of treatment. Figures in italics indicate the base number of FP17s or Patient Questionnaire responses are less than 100. N/A is shown where the base number of responses is less than 10 during the period. % is calculated as Quantity/Base number*100

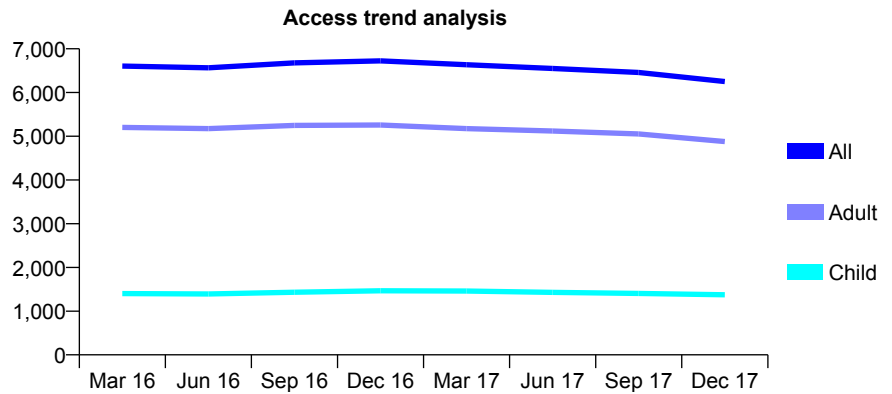
Q68 - Vital Signs At a Glance Contract Report for 137227/0001 - December 2017

Name or company name	Mr A Pangotra and Associates
Contract type name	GDS Contract
Purpose of contract	General
Contract start date	01/08/2012
Contract end date	

17/18 Contracted general activity (UDA)	23,000
Carry forward general activity (UDA)	206
17/18 Contracted orthodontic activity (UOA)	0
Carry forward orthodontic activity (UOA)	0
Baseline contract value	£680,678.19

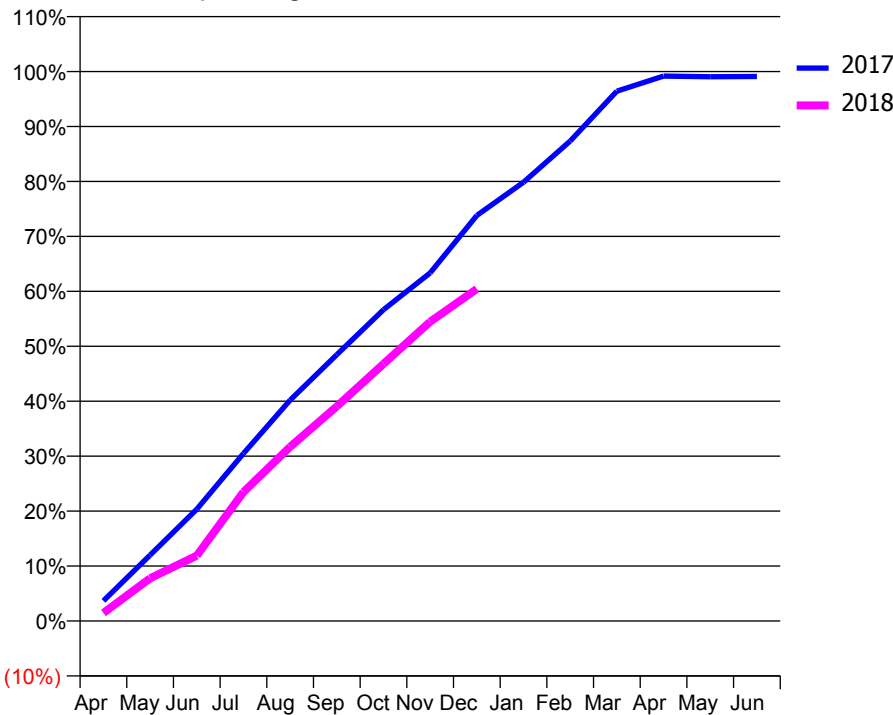
ACCESS*

Patients seen in 24 months	Total	Change since previous quarter
Quarter ending December 2016	6,723	
Quarter ending March 2017	6,635	↓
Quarter ending June 2017	6,549	↓
Quarter ending September 2017	6,458	↓
Quarter ending December 2017	6,252	↓
Variance since December 2016	(7.0%)	↓



ACTIVITY

Cumulative percentage of contracted UDA delivered 2017 & 2018



Month	Adjusted Scheduled Activity (UDA)	
	2017	2018
April	846	339
May	2,759	1,789
June	4,682	2,738
July	7,014	5,397
August	9,246	7,291
September	11,147	8,983
October	13,031	10,763
November	14,573	12,526
December	16,976	13,901
January	18,363	
February	20,093	
March	22,176	
April	22,806	
May	22,782	
June	22,794	

QUALITY

	Quantity	Base Number	Contract	AT	Region	England
% of FP17s for the same patient ID Re-attending within 3 months - Children	80	1,314	6.1%	9.5%	11.5%	12.0%
% of FP17s for the same patient ID Re-attending within 3 months - Adults	730	4,099	17.8%	15.0%	15.8%	15.9%
% of FP17s for the same patient ID Re-attending between 3 & 9 months - Children	725	1,314	55.2%	59.4%	60.5%	58.0%
% of FP17s for the same patient ID Re-attending between 3 & 9 months - Adults	1,869	4,099	45.6%	51.1%	51.8%	50.5%
% of FP17s for Band 1 Urgent Courses	646	5,183	12.5%	9.6%	9.5%	9.0%
% of FP17s Relating to Free Repair or Replacements	8	5,183	0.2%	0.6%	0.7%	0.8%
% of FP17s Relating to Continuations	61	5,183	1.2%	0.9%	1.0%	1.1%
% of Patients satisfied with the dentistry they have received	7	8	N/A	91.2%	92.1%	91.5%
% of Patients satisfied with the time they had to wait for an appointment	6	8	N/A	88.7%	88.3%	87.9%

* This is based on patients treated on this contract for their most recent course of treatment. Figures in italics indicate the base number of FP17s or Patient Questionnaire responses are less than 100. N/A is shown where the base number of responses is less than 10 during the period. % is calculated as Quantity/Base number*100

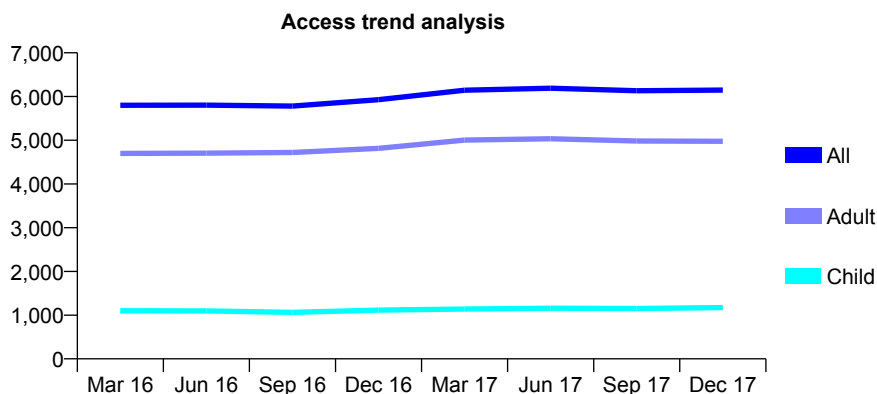
Q68 - Vital Signs At a Glance Contract Report for 138053/0001 - December 2017

Name or company name	Richmond House Practice Limited
Contract type name	GDS Contract
Purpose of contract	General
Contract start date	01/10/2011
Contract end date	

17/18 Contracted general activity (UDA)	16,550
Carry forward general activity (UDA)	411
17/18 Contracted orthodontic activity (UOA)	0
Carry forward orthodontic activity (UOA)	0
Baseline contract value	£461,786.07

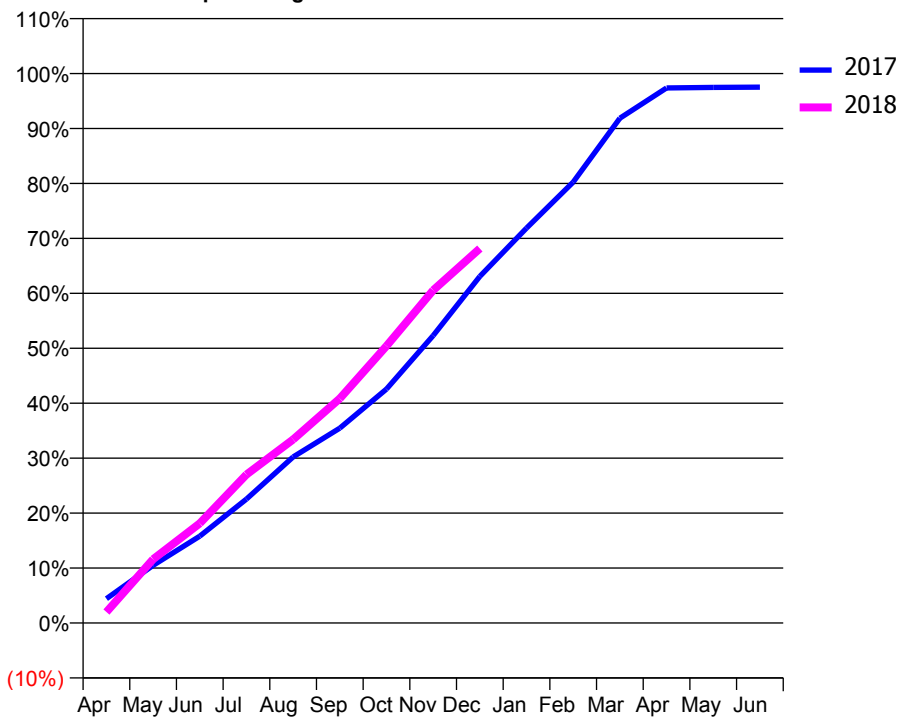
ACCESS*

Patients seen in 24 months	Total	Change since previous quarter
Quarter ending December 2016	5,928	
Quarter ending March 2017	6,143	↑
Quarter ending June 2017	6,191	→
Quarter ending September 2017	6,133	→
Quarter ending December 2017	6,149	→
Variance since December 2016	3.7%	↑



ACTIVITY

Cumulative percentage of contracted UDA delivered 2017 & 2018



Month	Adjusted Scheduled Activity (UDA)	
	2017	2018
April	732	332
May	1,736	1,921
June	2,618	3,003
July	3,735	4,473
August	5,002	5,528
September	5,871	6,761
October	7,045	8,342
November	8,656	10,022
December	10,441	11,280
January	11,894	
February	13,281	
March	15,203	
April	16,116	
May	16,131	
June	16,138	

QUALITY

	Quantity	Base Number	Contract	AT	Region	England
% of FP17s for the same patient ID Re-attending within 3 months - Children	67	1,449	4.6%	9.5%	11.5%	12.0%
% of FP17s for the same patient ID Re-attending within 3 months - Adults	569	5,498	10.3%	15.0%	15.8%	15.9%
% of FP17s for the same patient ID Re-attending between 3 & 9 months - Children	970	1,449	66.9%	59.4%	60.5%	58.0%
% of FP17s for the same patient ID Re-attending between 3 & 9 months - Adults	3,218	5,498	58.5%	51.1%	51.8%	50.5%
% of FP17s for Band 1 Urgent Courses	201	6,577	3.1%	9.6%	9.5%	9.0%
% of FP17s Relating to Free Repair or Replacements	38	6,577	0.6%	0.6%	0.7%	0.8%
% of FP17s Relating to Continuations	107	6,577	1.6%	0.9%	1.0%	1.1%
% of Patients satisfied with the dentistry they have received	7	7	N/A	91.2%	92.1%	91.5%
% of Patients satisfied with the time they had to wait for an appointment	6	7	N/A	88.7%	88.3%	87.9%

* This is based on patients treated on this contract for their most recent course of treatment. Figures in italics indicate the base number of FP17s or Patient Questionnaire responses are less than 100. N/A is shown where the base number of responses is less than 10 during the period. % is calculated as Quantity/Base number*100

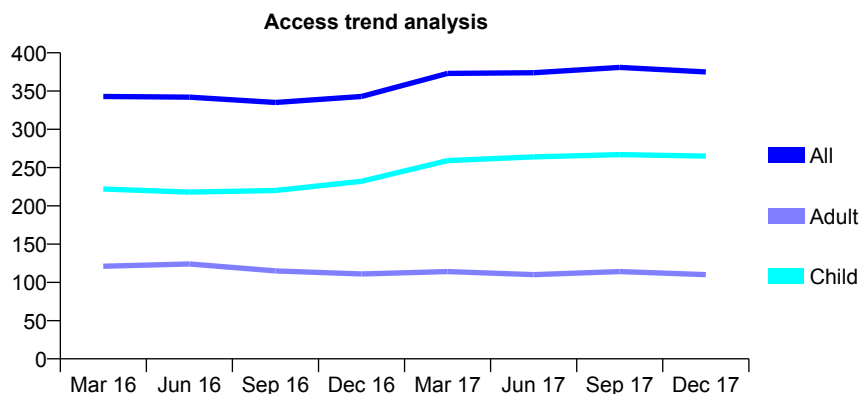
Q68 - Vital Signs At a Glance Contract Report for 141011/0001 - December 2017

Name or company name	APF Dental Practice
Contract type name	GDS Contract
Purpose of contract	General
Contract start date	01/04/2006
Contract end date	

17/18 Contracted general activity (UDA)	830
Carry forward general activity (UDA)	16
17/18 Contracted orthodontic activity (UOA)	0
Carry forward orthodontic activity (UOA)	0
Baseline contract value	£23,305.89

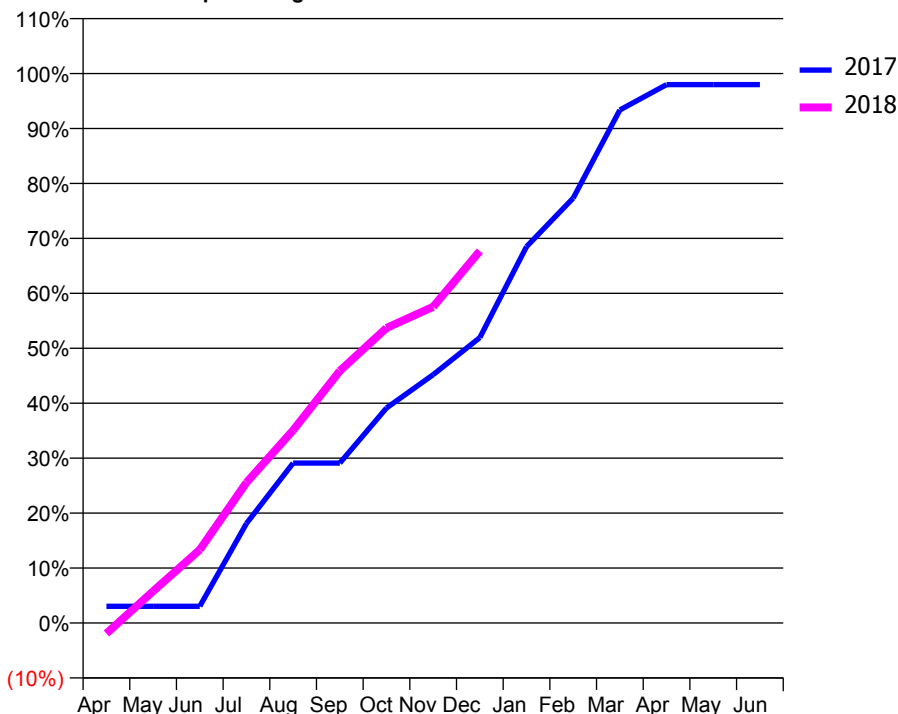
ACCESS*

Patients seen in 24 months	Total	Change since previous quarter
Quarter ending December 2016	343	
Quarter ending March 2017	373	↑
Quarter ending June 2017	374	→
Quarter ending September 2017	381	→
Quarter ending December 2017	375	↓
Variance since December 2016	9.3%	↑



ACTIVITY

Cumulative percentage of contracted UDA delivered 2017 & 2018



Month	Adjusted Scheduled Activity (UDA)	
	2017	2018
April	25	-16
May	25	48
June	25	111
July	150	212
August	242	291
September	242	381
October	325	446
November	375	478
December	431	562
January	568	
February	642	
March	775	
April	813	
May	813	
June	813	

QUALITY

	Quantity	Base Number	Contract	AT	Region	England
% of FP17s for the same patient ID Re-attending within 3 months - Children	35	345	10.1%	9.5%	11.5%	12.0%
% of FP17s for the same patient ID Re-attending within 3 months - Adults	14	110	12.7%	15.0%	15.8%	15.9%
% of FP17s for the same patient ID Re-attending between 3 & 9 months - Children	255	345	73.9%	59.4%	60.5%	58.0%
% of FP17s for the same patient ID Re-attending between 3 & 9 months - Adults	72	110	65.5%	51.1%	51.8%	50.5%
% of FP17s for Band 1 Urgent Courses	19	429	4.4%	9.6%	9.5%	9.0%
% of FP17s Relating to Free Repair or Replacements	0	429	0.0%	0.6%	0.7%	0.8%
% of FP17s Relating to Continuations	0	429	0.0%	0.9%	1.0%	1.1%
% of Patients satisfied with the dentistry they have received	0	0	N/A	91.2%	92.1%	91.5%
% of Patients satisfied with the time they had to wait for an appointment	0	0	N/A	88.7%	88.3%	87.9%

* This is based on patients treated on this contract for their most recent course of treatment. Figures in italics indicate the base number of FP17s or Patient Questionnaire responses are less than 100. N/A is shown where the base number of responses is less than 10 during the period. % is calculated as Quantity/Base number*100

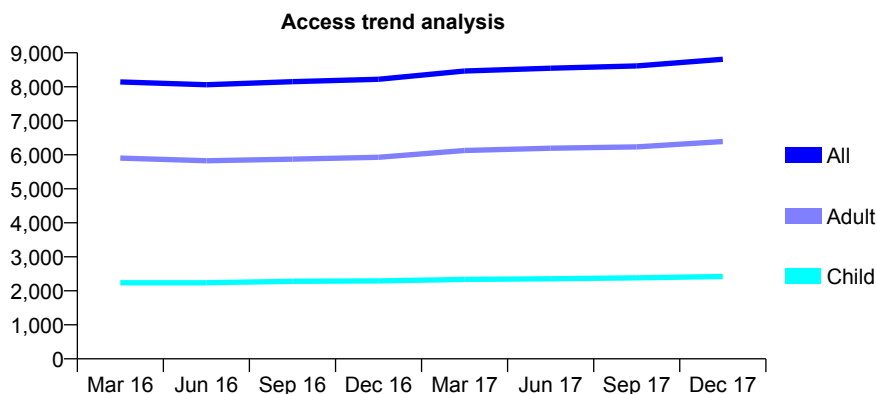
Q68 - Vital Signs At a Glance Contract Report for 141127/0001 - December 2017

Name or company name	Mr S A Butt & Mr S Butt
Contract type name	Pilot Contract
Purpose of contract	General
Contract start date	01/08/2011
Contract end date	

17/18 Contracted general activity (UDA)	31,276
Carry forward general activity (UDA)	0
17/18 Contracted orthodontic activity (UOA)	0
Carry forward orthodontic activity (UOA)	0
Baseline contract value	£755,116.24

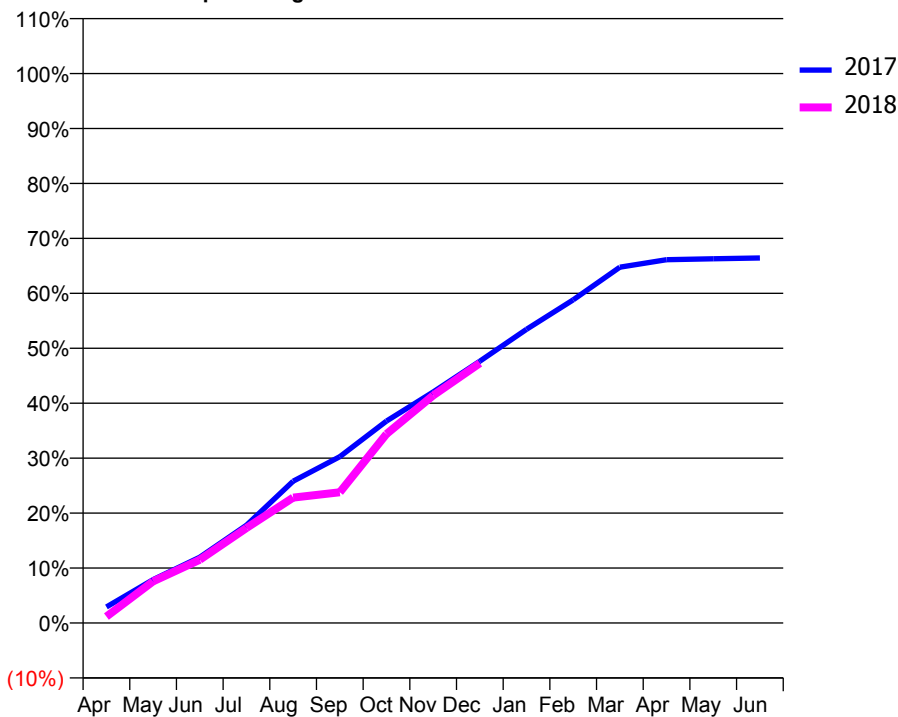
ACCESS*

Patients seen in 24 months	Total	Change since previous quarter
Quarter ending December 2016	8,223	
Quarter ending March 2017	8,465	↑
Quarter ending June 2017	8,548	→
Quarter ending September 2017	8,614	→
Quarter ending December 2017	8,810	↑
Variance since December 2016	7.1%	↑



ACTIVITY

Cumulative percentage of contracted UDA delivered 2017 & 2018



Month	Adjusted Scheduled Activity (UDA)	
	2017	2018
April	915	365
May	2,473	2,375
June	3,746	3,601
July	5,570	5,409
August	8,075	7,140
September	9,472	7,441
October	11,496	10,760
November	13,151	12,949
December	14,899	14,788
January	16,714	
February	18,391	
March	20,249	
April	20,681	
May	20,730	
June	20,778	

QUALITY

	Quantity	Base Number	Contract	AT	Region	England
% of FP17s for the same patient ID Re-attending within 3 months - Children	169	2,316	7.3%	9.5%	11.5%	12.0%
% of FP17s for the same patient ID Re-attending within 3 months - Adults	863	5,287	16.3%	15.0%	15.8%	15.9%
% of FP17s for the same patient ID Re-attending between 3 & 9 months - Children	1,090	2,316	47.1%	59.4%	60.5%	58.0%
% of FP17s for the same patient ID Re-attending between 3 & 9 months - Adults	1,580	5,287	29.9%	51.1%	51.8%	50.5%
% of FP17s for Band 1 Urgent Courses	795	6,425	12.4%	9.6%	9.5%	9.0%
% of FP17s Relating to Free Repair or Replacements	24	6,425	0.4%	0.6%	0.7%	0.8%
% of FP17s Relating to Continuations	13	6,425	0.2%	0.9%	1.0%	1.1%
% of Patients satisfied with the dentistry they have received	15	16	93.8%	91.2%	92.1%	91.5%
% of Patients satisfied with the time they had to wait for an appointment	10	16	62.5%	88.7%	88.3%	87.9%

* This is based on patients treated on this contract for their most recent course of treatment. Figures in italics indicate the base number of FP17s or Patient Questionnaire responses are less than 100. N/A is shown where the base number of responses is less than 10 during the period. % is calculated as Quantity/Base number*100

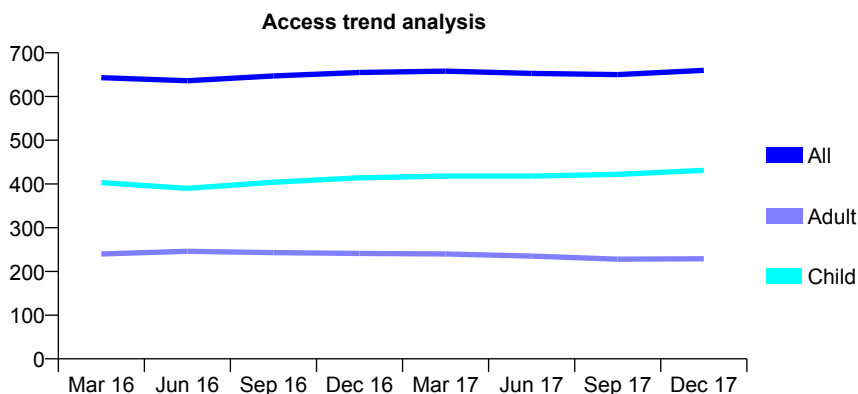
Q68 - Vital Signs At a Glance Contract Report for 141410/0001 - December 2017

Name or company name	Ucer Ltd
Contract type name	GDS Contract
Purpose of contract	General
Contract start date	01/10/2009
Contract end date	

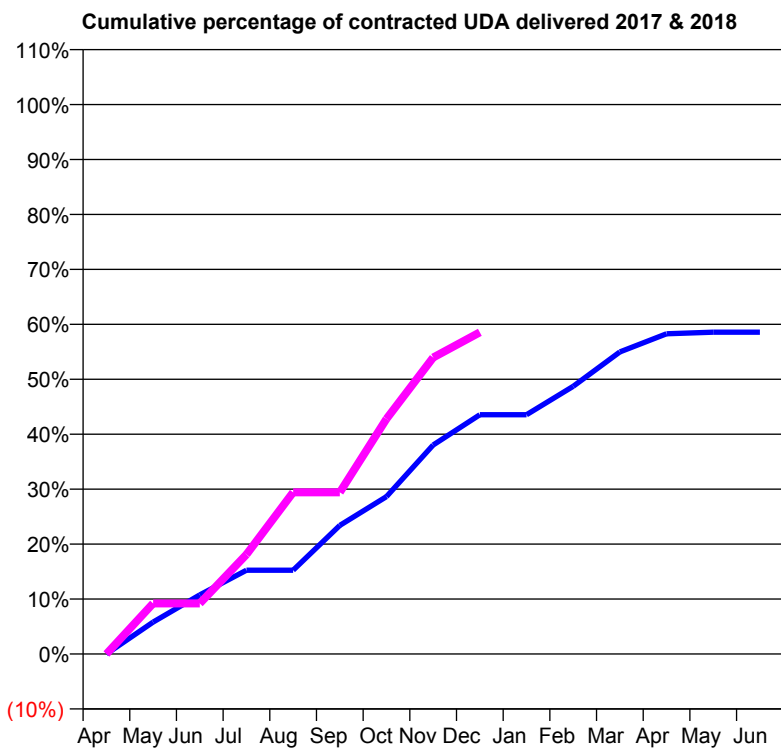
17/18 Contracted general activity (UDA)	1,600
Carry forward general activity (UDA)	0
17/18 Contracted orthodontic activity (UOA)	0
Carry forward orthodontic activity (UOA)	0
Baseline contract value	£35,960.53

ACCESS*

Patients seen in 24 months	Total	Change since previous quarter
Quarter ending December 2016	655	
Quarter ending March 2017	658	→
Quarter ending June 2017	653	→
Quarter ending September 2017	650	→
Quarter ending December 2017	660	→
Variance since December 2016	0.8%	→



ACTIVITY



Month	Adjusted Scheduled Activity (UDA)	
	2017	2018
April	0	0
May	146	147
June	269	147
July	381	290
August	381	471
September	585	471
October	716	685
November	951	863
December	1,089	937
January	1,089	
February	1,218	
March	1,374	
April	1,457	
May	1,464	
June	1,464	

QUALITY

	Quantity	Base Number	Contract	AT	Region	England
% of FP17s for the same patient ID Re-attending within 3 months - Children	28	475	5.9%	9.5%	11.5%	12.0%
% of FP17s for the same patient ID Re-attending within 3 months - Adults	26	198	13.1%	15.0%	15.8%	15.9%
% of FP17s for the same patient ID Re-attending between 3 & 9 months - Children	303	475	63.8%	59.4%	60.5%	58.0%
% of FP17s for the same patient ID Re-attending between 3 & 9 months - Adults	109	198	55.1%	51.1%	51.8%	50.5%
% of FP17s for Band 1 Urgent Courses	44	606	7.3%	9.6%	9.5%	9.0%
% of FP17s Relating to Free Repair or Replacements	0	606	0.0%	0.6%	0.7%	0.8%
% of FP17s Relating to Continuations	4	606	0.7%	0.9%	1.0%	1.1%
% of Patients satisfied with the dentistry they have received	2	2	N/A	91.2%	92.1%	91.5%
% of Patients satisfied with the time they had to wait for an appointment	2	2	N/A	88.7%	88.3%	87.9%

* This is based on patients treated on this contract for their most recent course of treatment. Figures in italics indicate the base number of FP17s or Patient Questionnaire responses are less than 100. N/A is shown where the base number of responses is less than 10 during the period. % is calculated as Quantity/Base number*100

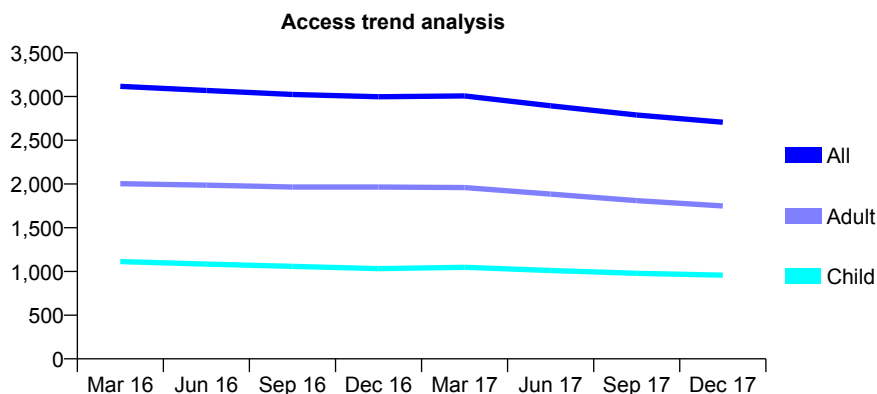
Q68 - Vital Signs At a Glance Contract Report for 144258/0001 - December 2017

Name or company name	Brighton Dental Services
Contract type name	PDS Contract
Purpose of contract	General
Contract start date	01/04/2006
Contract end date	31/03/2019

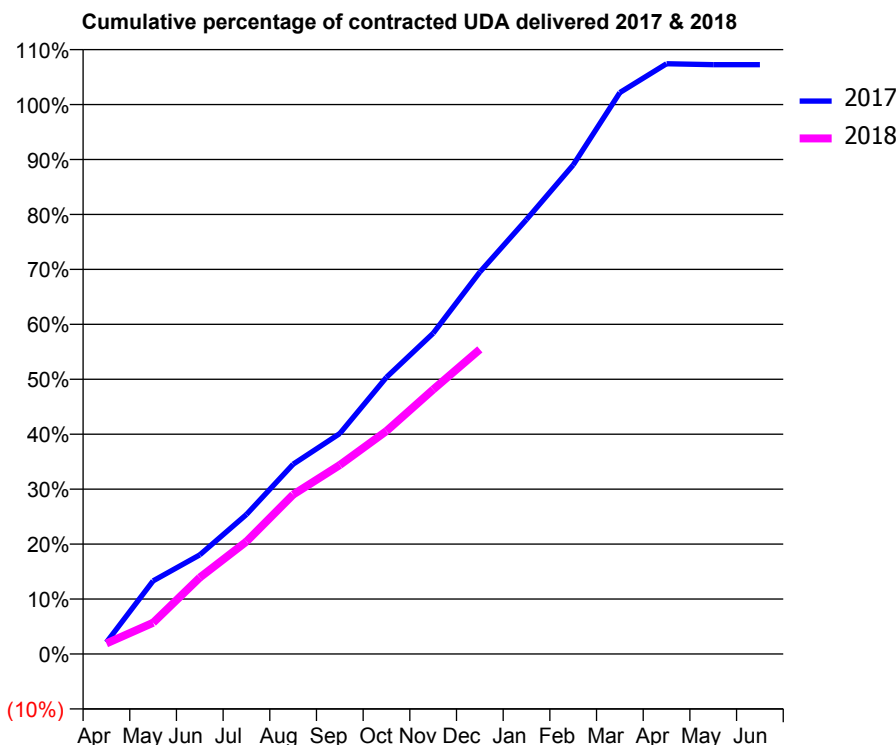
17/18 Contracted general activity (UDA)	8,074
Carry forward general activity (UDA)	0
17/18 Contracted orthodontic activity (UOA)	0
Carry forward orthodontic activity (UOA)	0
Baseline contract value	£1,653,140.92

ACCESS*

Patients seen in 24 months	Total	Change since previous quarter
Quarter ending December 2016	2,997	
Quarter ending March 2017	3,006	→
Quarter ending June 2017	2,894	↓
Quarter ending September 2017	2,788	↓
Quarter ending December 2017	2,706	↓
Variance since December 2016	(9.7%)	↓



ACTIVITY



Month	Adjusted Scheduled Activity (UDA)	
	2017	2018
April	171	155
May	1,075	460
June	1,457	1,124
July	2,050	1,652
August	2,788	2,341
September	3,240	2,777
October	4,066	3,277
November	4,713	3,885
December	5,612	4,477
January	6,385	
February	7,185	
March	8,250	
April	8,672	
May	8,660	
June	8,660	

QUALITY

	Quantity	Base Number	Contract	AT	Region	England
% of FP17s for the same patient ID Re-attending within 3 months - Children	86	817	10.5%	9.5%	11.5%	12.0%
% of FP17s for the same patient ID Re-attending within 3 months - Adults	212	1,270	16.7%	15.0%	15.8%	15.9%
% of FP17s for the same patient ID Re-attending between 3 & 9 months - Children	374	817	45.8%	59.4%	60.5%	58.0%
% of FP17s for the same patient ID Re-attending between 3 & 9 months - Adults	548	1,270	43.1%	51.1%	51.8%	50.5%
% of FP17s for Band 1 Urgent Courses	182	1,909	9.5%	9.6%	9.5%	9.0%
% of FP17s Relating to Free Repair or Replacements	5	1,909	0.3%	0.6%	0.7%	0.8%
% of FP17s Relating to Continuations	5	1,909	0.3%	0.9%	1.0%	1.1%
% of Patients satisfied with the dentistry they have received	2	2	N/A	91.2%	92.1%	91.5%
% of Patients satisfied with the time they had to wait for an appointment	2	2	N/A	88.7%	88.3%	87.9%

* This is based on patients treated on this contract for their most recent course of treatment. Figures in italics indicate the base number of FP17s or Patient Questionnaire responses are less than 100. N/A is shown where the base number of responses is less than 10 during the period. % is calculated as Quantity/Base number*100

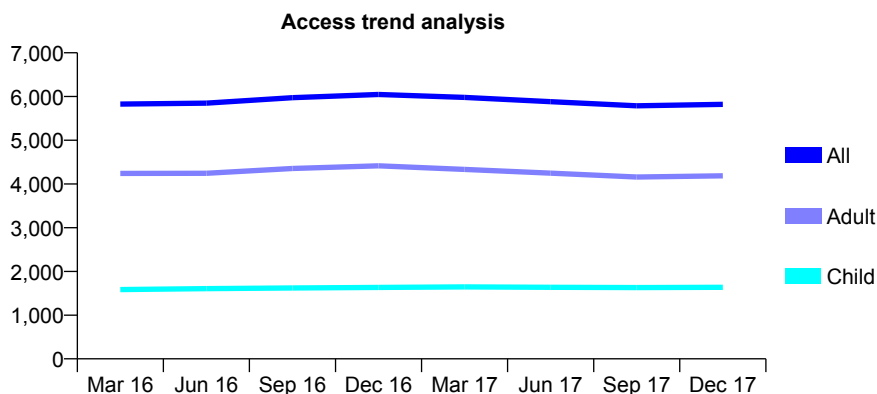
Q68 - Vital Signs At a Glance Contract Report for 146773/0001 - December 2017

Name or company name	Shoreham Oral Care Limited
Contract type name	GDS Contract
Purpose of contract	General
Contract start date	01/12/2006
Contract end date	

17/18 Contracted general activity (UDA)	22,826
Carry forward general activity (UDA)	-434
17/18 Contracted orthodontic activity (UOA)	0
Carry forward orthodontic activity (UOA)	0
Baseline contract value	£665,394.94

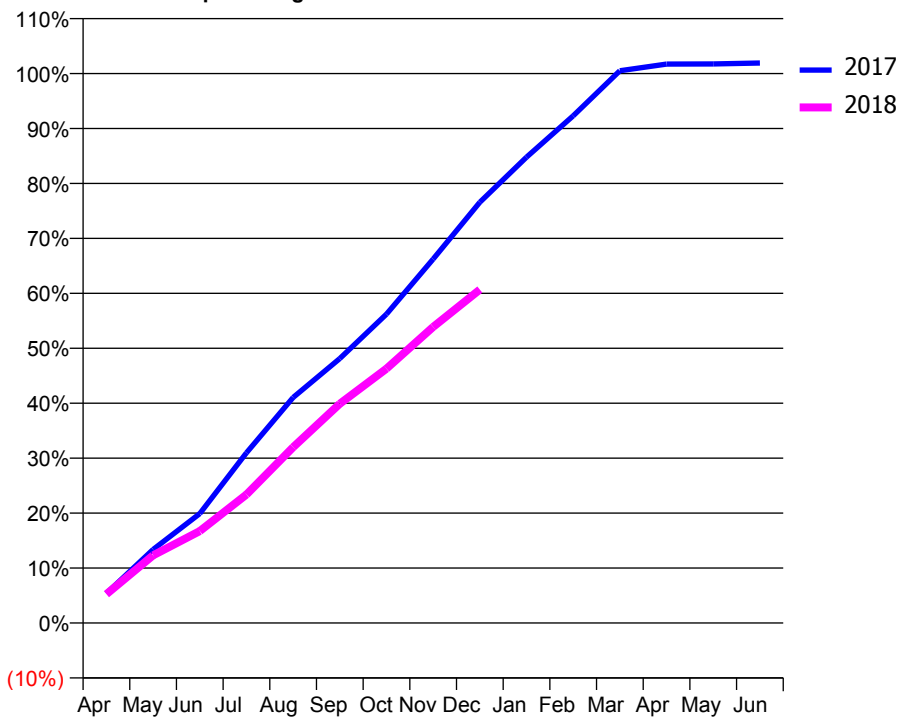
ACCESS*

Patients seen in 24 months	Total	Change since previous quarter
Quarter ending December 2016	6,047	
Quarter ending March 2017	5,979	↓
Quarter ending June 2017	5,882	↓
Quarter ending September 2017	5,789	↓
Quarter ending December 2017	5,821	→
Variance since December 2016	(3.7%)	↓



ACTIVITY

Cumulative percentage of contracted UDA delivered 2017 & 2018



Month	Adjusted Scheduled Activity (UDA)	
	2017	2018
April	1,231	1,200
May	3,057	2,814
June	4,546	3,817
July	7,070	5,334
August	9,368	7,305
September	10,988	9,111
October	12,833	10,567
November	15,119	12,300
December	17,479	13,850
January	19,349	
February	21,068	
March	22,942	
April	23,216	
May	23,221	
June	23,260	

QUALITY

	Quantity	Base Number	Contract	AT	Region	England
% of FP17s for the same patient ID Re-attending within 3 months - Children	138	1,830	7.5%	9.5%	11.5%	12.0%
% of FP17s for the same patient ID Re-attending within 3 months - Adults	665	4,400	15.1%	15.0%	15.8%	15.9%
% of FP17s for the same patient ID Re-attending between 3 & 9 months - Children	1,171	1,830	64.0%	59.4%	60.5%	58.0%
% of FP17s for the same patient ID Re-attending between 3 & 9 months - Adults	2,510	4,400	57.0%	51.1%	51.8%	50.5%
% of FP17s for Band 1 Urgent Courses	587	6,069	9.7%	9.6%	9.5%	9.0%
% of FP17s Relating to Free Repair or Replacements	29	6,069	0.5%	0.6%	0.7%	0.8%
% of FP17s Relating to Continuations	92	6,069	1.5%	0.9%	1.0%	1.1%
% of Patients satisfied with the dentistry they have received	8	12	66.7%	91.2%	92.1%	91.5%
% of Patients satisfied with the time they had to wait for an appointment	8	12	66.7%	88.7%	88.3%	87.9%

* This is based on patients treated on this contract for their most recent course of treatment. Figures in italics indicate the base number of FP17s or Patient Questionnaire responses are less than 100. N/A is shown where the base number of responses is less than 10 during the period. % is calculated as Quantity/Base number*100

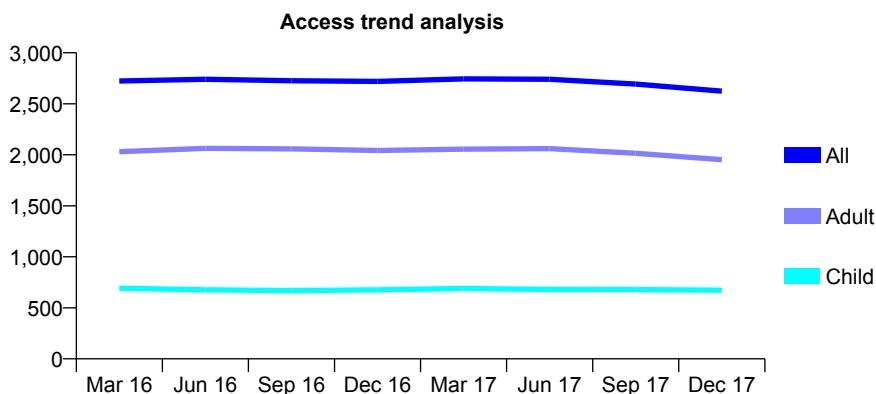
Q68 - Vital Signs At a Glance Contract Report for 147400/0001 - December 2017

Name or company name	Woodcroft Dental Practice Ltd
Contract type name	GDS Contract
Purpose of contract	General
Contract start date	01/04/2010
Contract end date	

17/18 Contracted general activity (UDA)	9,400
Carry forward general activity (UDA)	99
17/18 Contracted orthodontic activity (UOA)	0
Carry forward orthodontic activity (UOA)	0
Baseline contract value	£309,964.22

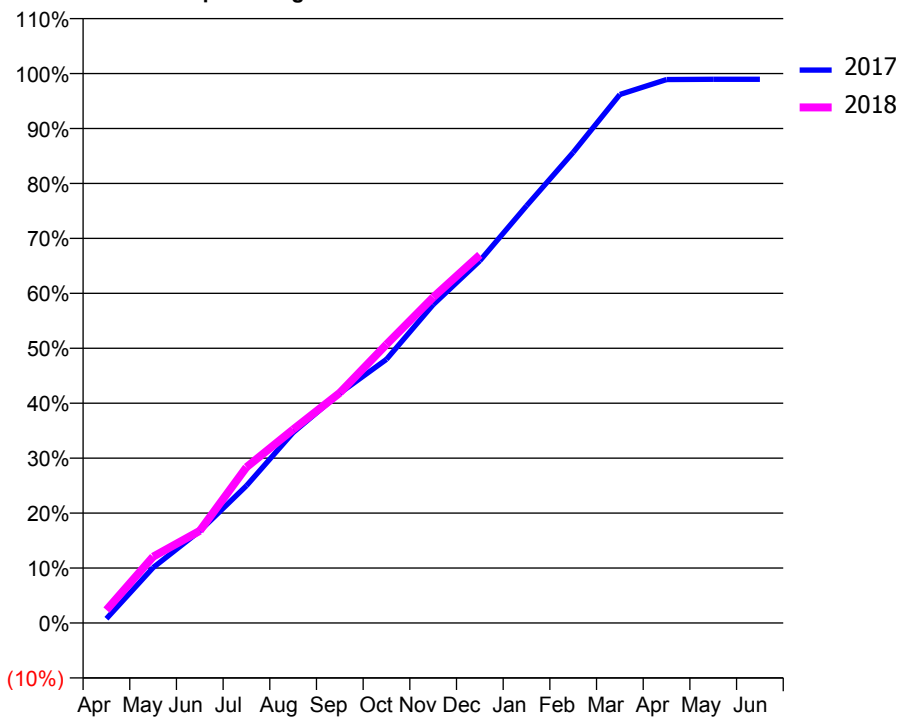
ACCESS*

Patients seen in 24 months	Total	Change since previous quarter
Quarter ending December 2016	2,720	
Quarter ending March 2017	2,744	→
Quarter ending June 2017	2,741	→
Quarter ending September 2017	2,694	↓
Quarter ending December 2017	2,624	↓
Variance since December 2016	(3.5%)	↓



ACTIVITY

Cumulative percentage of contracted UDA delivered 2017 & 2018



Month	Adjusted Scheduled Activity (UDA)	
	2017	2018
April	75	223
May	948	1,136
June	1,574	1,576
July	2,348	2,665
August	3,259	3,311
September	3,931	3,937
October	4,511	4,766
November	5,446	5,571
December	6,196	6,298
January	7,137	
February	8,050	
March	9,042	
April	9,297	
May	9,301	
June	9,301	

QUALITY

	Quantity	Base Number	Contract	AT	Region	England
% of FP17s for the same patient ID Re-attending within 3 months - Children	67	834	8.0%	9.5%	11.5%	12.0%
% of FP17s for the same patient ID Re-attending within 3 months - Adults	341	2,363	14.4%	15.0%	15.8%	15.9%
% of FP17s for the same patient ID Re-attending between 3 & 9 months - Children	580	834	69.5%	59.4%	60.5%	58.0%
% of FP17s for the same patient ID Re-attending between 3 & 9 months - Adults	1,565	2,363	66.2%	51.1%	51.8%	50.5%
% of FP17s for Band 1 Urgent Courses	163	3,119	5.2%	9.6%	9.5%	9.0%
% of FP17s Relating to Free Repair or Replacements	6	3,119	0.2%	0.6%	0.7%	0.8%
% of FP17s Relating to Continuations	22	3,119	0.7%	0.9%	1.0%	1.1%
% of Patients satisfied with the dentistry they have received	0	0	N/A	91.2%	92.1%	91.5%
% of Patients satisfied with the time they had to wait for an appointment	0	0	N/A	88.7%	88.3%	87.9%

* This is based on patients treated on this contract for their most recent course of treatment. Figures in italics indicate the base number of FP17s or Patient Questionnaire responses are less than 100. N/A is shown where the base number of responses is less than 10 during the period. % is calculated as Quantity/Base number*100

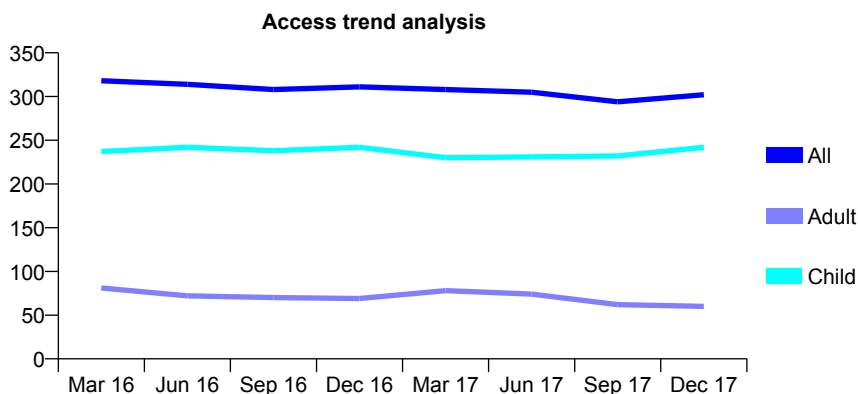
Q68 - Vital Signs At a Glance Contract Report for 148245/0001 - December 2017

Name or company name	Donovan's Dental Practice Limited
Contract type name	GDS Contract
Purpose of contract	General
Contract start date	01/04/2011
Contract end date	

17/18 Contracted general activity (UDA)	500
Carry forward general activity (UDA)	0
17/18 Contracted orthodontic activity (UOA)	0
Carry forward orthodontic activity (UOA)	0
Baseline contract value	£11,939.35

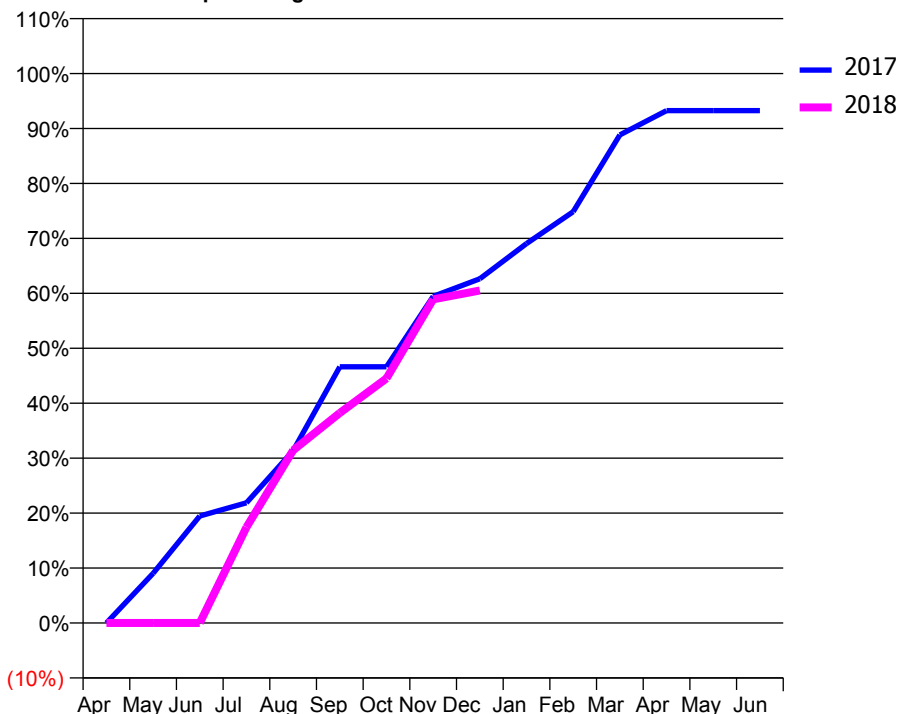
ACCESS*

Patients seen in 24 months	Total	Change since previous quarter
Quarter ending December 2016	311	
Quarter ending March 2017	308	→
Quarter ending June 2017	305	→
Quarter ending September 2017	294	↓
Quarter ending December 2017	302	↑
Variance since December 2016	(2.9%)	↓



ACTIVITY

Cumulative percentage of contracted UDA delivered 2017 & 2018



Month	Adjusted Scheduled Activity (UDA)	
	2017	2018
April	0	0
May	45	0
June	97	0
July	109	87
August	157	157
September	233	191
October	233	223
November	297	295
December	313	303
January	345	
February	374	
March	444	
April	466	
May	466	
June	466	

QUALITY

	Quantity	Base Number	Contract	AT	Region	England
% of FP17s for the same patient ID Re-attending within 3 months - Children	5	221	2.3%	9.5%	11.5%	12.0%
% of FP17s for the same patient ID Re-attending within 3 months - Adults	0	33	0.0%	15.0%	15.8%	15.9%
% of FP17s for the same patient ID Re-attending between 3 & 9 months - Children	130	221	58.8%	59.4%	60.5%	58.0%
% of FP17s for the same patient ID Re-attending between 3 & 9 months - Adults	21	33	63.6%	51.1%	51.8%	50.5%
% of FP17s for Band 1 Urgent Courses	3	234	1.3%	9.6%	9.5%	9.0%
% of FP17s Relating to Free Repair or Replacements	0	234	0.0%	0.6%	0.7%	0.8%
% of FP17s Relating to Continuations	0	234	0.0%	0.9%	1.0%	1.1%
% of Patients satisfied with the dentistry they have received	1	1	N/A	91.2%	92.1%	91.5%
% of Patients satisfied with the time they had to wait for an appointment	1	1	N/A	88.7%	88.3%	87.9%

* This is based on patients treated on this contract for their most recent course of treatment. Figures in italics indicate the base number of FP17s or Patient Questionnaire responses are less than 100. N/A is shown where the base number of responses is less than 10 during the period. % is calculated as Quantity/Base number*100

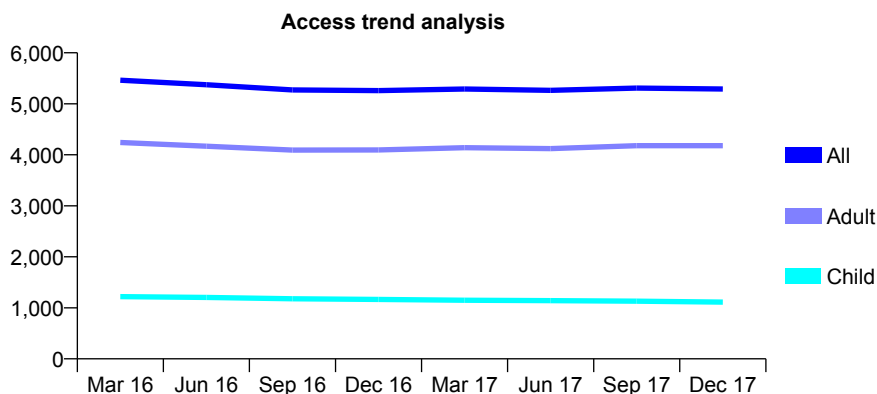
Q68 - Vital Signs At a Glance Contract Report for 148539/0001 - December 2017

Name or company name	Mr A Patel and Ms P Patel
Contract type name	GDS Contract
Purpose of contract	General
Contract start date	01/12/2013
Contract end date	

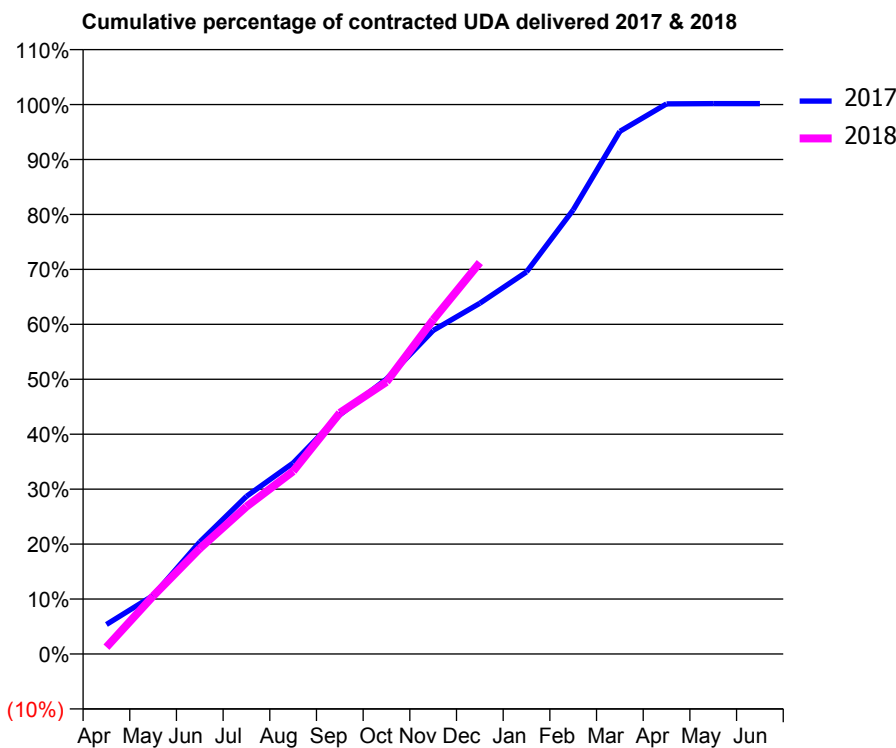
17/18 Contracted general activity (UDA)	11,952
Carry forward general activity (UDA)	-19
17/18 Contracted orthodontic activity (UOA)	0
Carry forward orthodontic activity (UOA)	0
Baseline contract value	£289,486.14

ACCESS*

Patients seen in 24 months	Total	Change since previous quarter
Quarter ending December 2016	5,260	
Quarter ending March 2017	5,290	→
Quarter ending June 2017	5,263	→
Quarter ending September 2017	5,309	→
Quarter ending December 2017	5,291	→
Variance since December 2016	0.6%	→



ACTIVITY



Month	Adjusted Scheduled Activity (UDA)	
	2017	2018
April	641	149
May	1,271	1,261
June	2,439	2,296
July	3,429	3,205
August	4,156	3,975
September	5,202	5,246
October	5,983	5,919
November	7,038	7,269
December	7,629	8,515
January	8,311	
February	9,659	
March	11,368	
April	11,965	
May	11,970	
June	11,970	

QUALITY

	Quantity	Base Number	Contract	AT	Region	England
% of FP17s for the same patient ID Re-attending within 3 months - Children	78	1,217	6.4%	9.5%	11.5%	12.0%
% of FP17s for the same patient ID Re-attending within 3 months - Adults	629	4,401	14.3%	15.0%	15.8%	15.9%
% of FP17s for the same patient ID Re-attending between 3 & 9 months - Children	766	1,217	62.9%	59.4%	60.5%	58.0%
% of FP17s for the same patient ID Re-attending between 3 & 9 months - Adults	2,332	4,401	53.0%	51.1%	51.8%	50.5%
% of FP17s for Band 1 Urgent Courses	385	4,533	8.5%	9.6%	9.5%	9.0%
% of FP17s Relating to Free Repair or Replacements	113	4,533	2.5%	0.6%	0.7%	0.8%
% of FP17s Relating to Continuations	31	4,533	0.7%	0.9%	1.0%	1.1%
% of Patients satisfied with the dentistry they have received	12	13	92.3%	91.2%	92.1%	91.5%
% of Patients satisfied with the time they had to wait for an appointment	11	13	84.6%	88.7%	88.3%	87.9%

* This is based on patients treated on this contract for their most recent course of treatment. Figures in italics indicate the base number of FP17s or Patient Questionnaire responses are less than 100. N/A is shown where the base number of responses is less than 10 during the period. % is calculated as Quantity/Base number*100

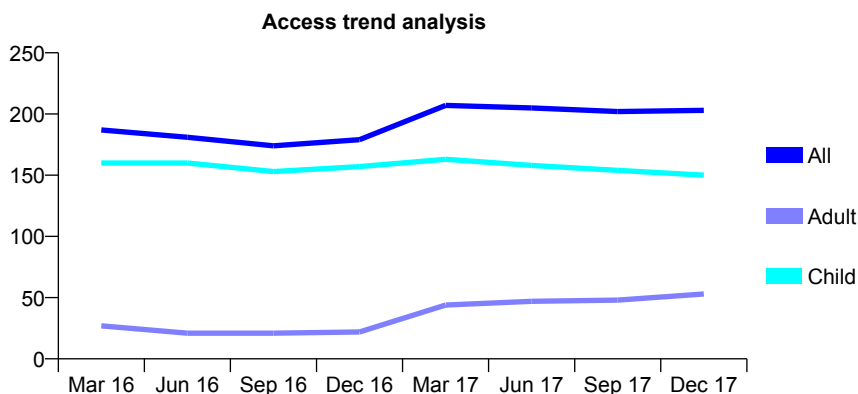
Q68 - Vital Signs At a Glance Contract Report for 150207/0001 - December 2017

Name or company name	Church House Dental Practice Limited
Contract type name	GDS Contract
Purpose of contract	General
Contract start date	01/11/2009
Contract end date	

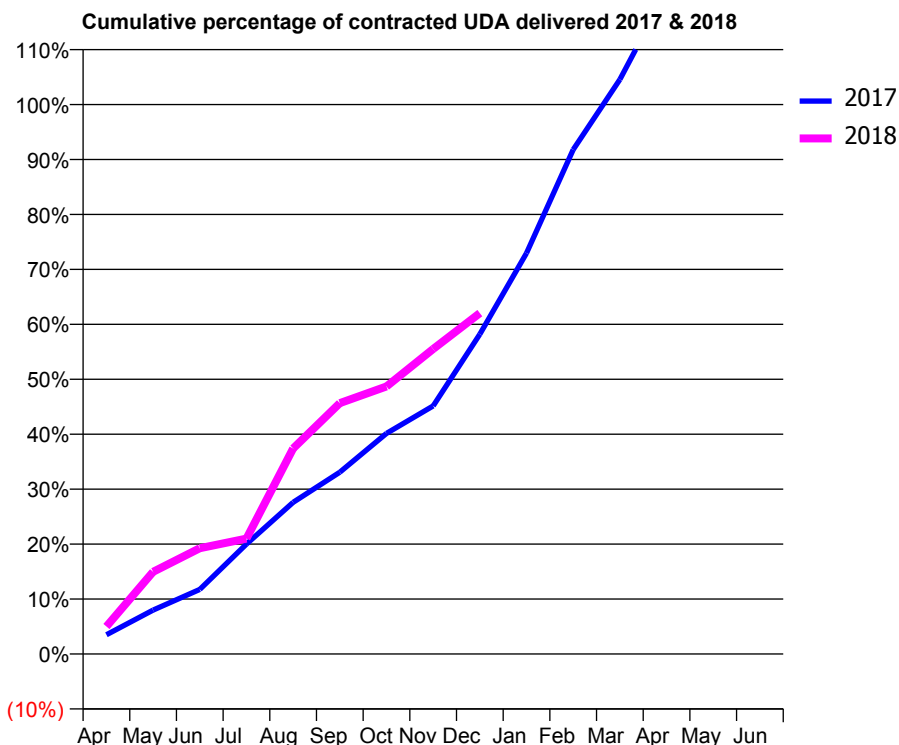
17/18 Contracted general activity (UDA)	400
Carry forward general activity (UDA)	-8
17/18 Contracted orthodontic activity (UOA)	0
Carry forward orthodontic activity (UOA)	0
Baseline contract value	£10,004.04

ACCESS*

Patients seen in 24 months	Total	Change since previous quarter
Quarter ending December 2016	179	
Quarter ending March 2017	207	↑
Quarter ending June 2017	205	→
Quarter ending September 2017	202	↓
Quarter ending December 2017	203	→
Variance since December 2016	13.4%	↑



ACTIVITY



Month	Adjusted Scheduled Activity (UDA)	
	2017	2018
April	14	20
May	32	60
June	47	77
July	80	84
August	110	150
September	132	183
October	161	195
November	181	222
December	233	248
January	292	
February	367	
March	418	
April	482	
May	482	
June	482	

QUALITY

	Quantity	Base Number	Contract	AT	Region	England
% of FP17s for the same patient ID Re-attending within 3 months - Children	16	127	12.6%	9.5%	11.5%	12.0%
% of FP17s for the same patient ID Re-attending within 3 months - Adults	2	35	5.7%	15.0%	15.8%	15.9%
% of FP17s for the same patient ID Re-attending between 3 & 9 months - Children	65	127	51.2%	59.4%	60.5%	58.0%
% of FP17s for the same patient ID Re-attending between 3 & 9 months - Adults	18	35	51.4%	51.1%	51.8%	50.5%
% of FP17s for Band 1 Urgent Courses	11	145	7.6%	9.6%	9.5%	9.0%
% of FP17s Relating to Free Repair or Replacements	0	145	0.0%	0.6%	0.7%	0.8%
% of FP17s Relating to Continuations	0	145	0.0%	0.9%	1.0%	1.1%
% of Patients satisfied with the dentistry they have received	0	0	N/A	91.2%	92.1%	91.5%
% of Patients satisfied with the time they had to wait for an appointment	0	0	N/A	88.7%	88.3%	87.9%

* This is based on patients treated on this contract for their most recent course of treatment. Figures in italics indicate the base number of FP17s or Patient Questionnaire responses are less than 100. N/A is shown where the base number of responses is less than 10 during the period. % is calculated as Quantity/Base number*100

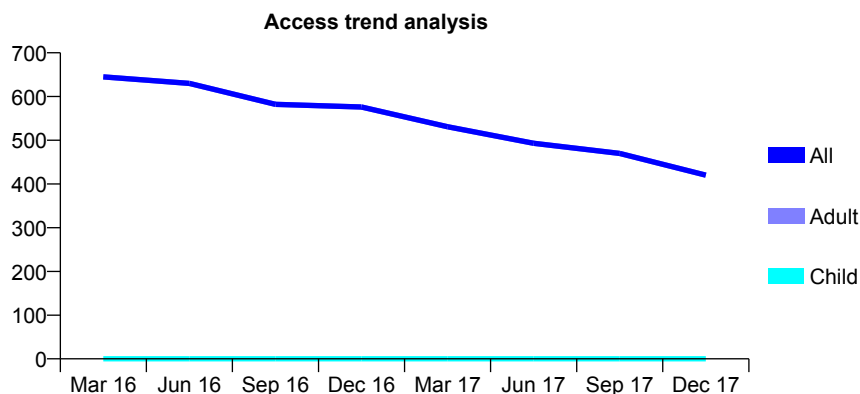
Q68 - Vital Signs At a Glance Contract Report for 151998/0001 - December 2017

Name or company name	The Denture Care Centre UK Limited
Contract type name	PDS Contract
Purpose of contract	General
Contract start date	01/04/2010
Contract end date	31/03/2018

17/18 Contracted general activity (UDA)	2,300
Carry forward general activity (UDA)	-46
17/18 Contracted orthodontic activity (UOA)	0
Carry forward orthodontic activity (UOA)	0
Baseline contract value	£55,627.24

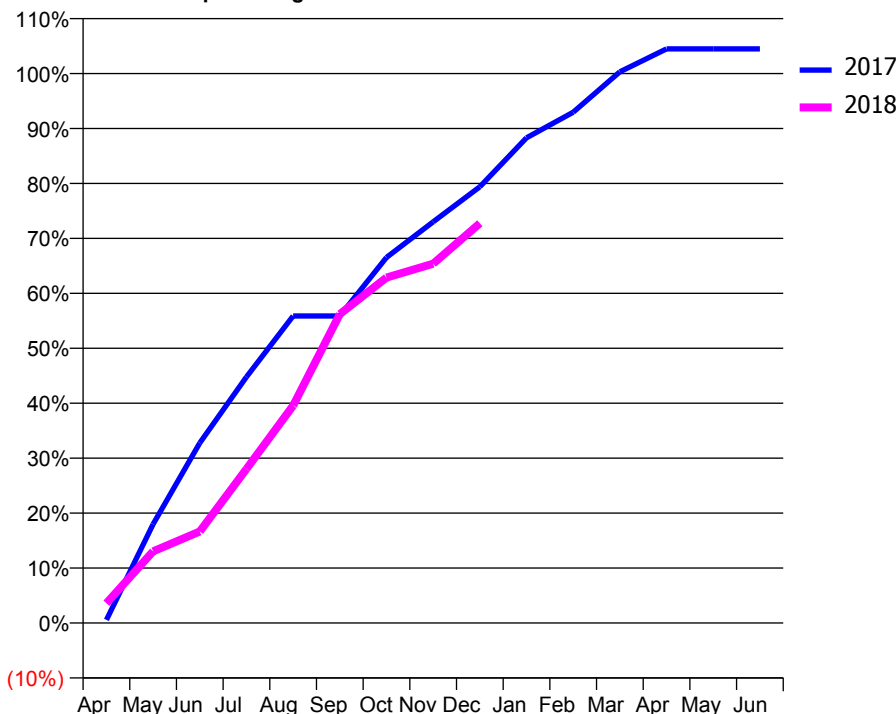
ACCESS*

Patients seen in 24 months	Total	Change since previous quarter
Quarter ending December 2016	576	
Quarter ending March 2017	531	↓
Quarter ending June 2017	493	↓
Quarter ending September 2017	470	↓
Quarter ending December 2017	420	↓
Variance since December 2016	(27.1%)	↓



ACTIVITY

Cumulative percentage of contracted UDA delivered 2017 & 2018



Month	Adjusted Scheduled Activity (UDA)	
	2017	2018
April	13	83
May	414	300
June	754	383
July	1,030	645
August	1,285	910
September	1,285	1,293
October	1,530	1,446
November	1,679	1,504
December	1,826	1,673
January	2,031	
February	2,138	
March	2,307	
April	2,403	
May	2,403	
June	2,403	

QUALITY

	Quantity	Base Number	Contract	AT	Region	England
% of FP17s for the same patient ID Re-attending within 3 months - Children	0	0	N/A	9.5%	11.5%	12.0%
% of FP17s for the same patient ID Re-attending within 3 months - Adults	32	303	10.6%	15.0%	15.8%	15.9%
% of FP17s for the same patient ID Re-attending between 3 & 9 months - Children	0	0	N/A	59.4%	60.5%	58.0%
% of FP17s for the same patient ID Re-attending between 3 & 9 months - Adults	33	303	10.9%	51.1%	51.8%	50.5%
% of FP17s for Band 1 Urgent Courses	1	295	0.3%	9.6%	9.5%	9.0%
% of FP17s Relating to Free Repair or Replacements	0	295	0.0%	0.6%	0.7%	0.8%
% of FP17s Relating to Continuations	3	295	1.0%	0.9%	1.0%	1.1%
% of Patients satisfied with the dentistry they have received	0	0	N/A	91.2%	92.1%	91.5%
% of Patients satisfied with the time they had to wait for an appointment	0	0	N/A	88.7%	88.3%	87.9%

* This is based on patients treated on this contract for their most recent course of treatment. Figures in italics indicate the base number of FP17s or Patient Questionnaire responses are less than 100. N/A is shown where the base number of responses is less than 10 during the period. % is calculated as Quantity/Base number*100

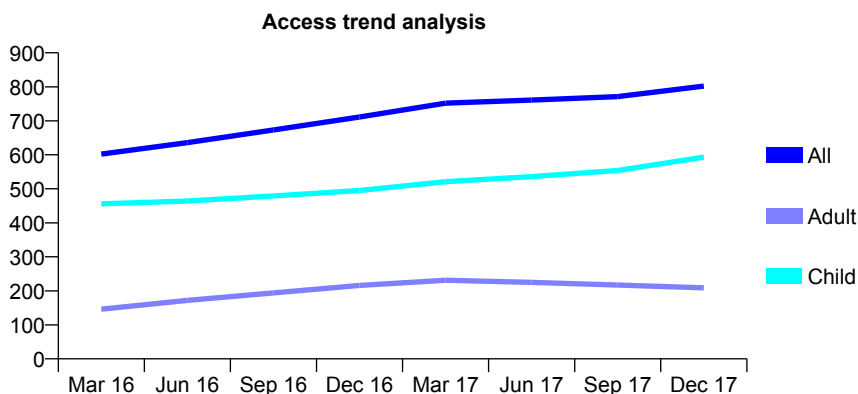
Q68 - Vital Signs At a Glance Contract Report for 153516/0001 - December 2017

Name or company name	Amirreza Farahani
Contract type name	GDS Contract
Purpose of contract	General
Contract start date	21/02/2015
Contract end date	

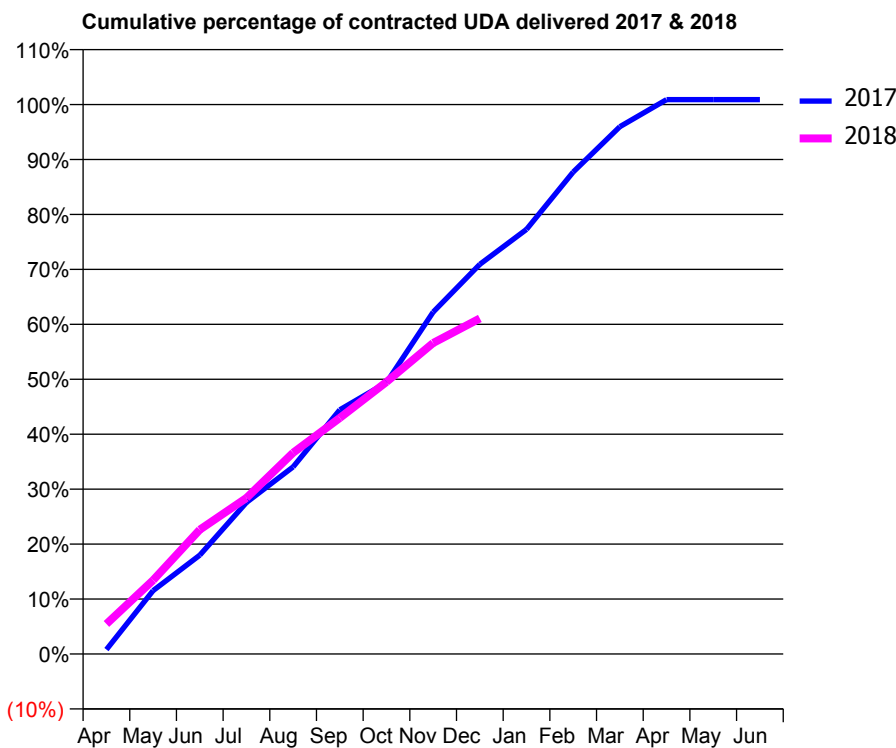
17/18 Contracted general activity (UDA)	1,700
Carry forward general activity (UDA)	-16
17/18 Contracted orthodontic activity (UOA)	0
Carry forward orthodontic activity (UOA)	0
Baseline contract value	£44,284.34

ACCESS*

Patients seen in 24 months	Total	Change since previous quarter
Quarter ending December 2016	711	
Quarter ending March 2017	752	↑
Quarter ending June 2017	761	→
Quarter ending September 2017	771	→
Quarter ending December 2017	802	↑
Variance since December 2016	12.8%	↑



ACTIVITY



Month	Adjusted Scheduled Activity (UDA)	
	2017	2018
April	14	93
May	196	228
June	306	385
July	469	483
August	579	623
September	755	731
October	840	842
November	1,058	962
December	1,206	1,038
January	1,314	
February	1,491	
March	1,631	
April	1,715	
May	1,715	
June	1,715	

QUALITY

	Quantity	Base Number	Contract	AT	Region	England
% of FP17s for the same patient ID Re-attending within 3 months - Children	25	635	3.9%	9.5%	11.5%	12.0%
% of FP17s for the same patient ID Re-attending within 3 months - Adults	13	101	12.9%	15.0%	15.8%	15.9%
% of FP17s for the same patient ID Re-attending between 3 & 9 months - Children	377	635	59.4%	59.4%	60.5%	58.0%
% of FP17s for the same patient ID Re-attending between 3 & 9 months - Adults	52	101	51.5%	51.1%	51.8%	50.5%
% of FP17s for Band 1 Urgent Courses	16	676	2.4%	9.6%	9.5%	9.0%
% of FP17s Relating to Free Repair or Replacements	0	676	0.0%	0.6%	0.7%	0.8%
% of FP17s Relating to Continuations	1	676	0.1%	0.9%	1.0%	1.1%
% of Patients satisfied with the dentistry they have received	0	0	N/A	91.2%	92.1%	91.5%
% of Patients satisfied with the time they had to wait for an appointment	0	0	N/A	88.7%	88.3%	87.9%

* This is based on patients treated on this contract for their most recent course of treatment. Figures in italics indicate the base number of FP17s or Patient Questionnaire responses are less than 100. N/A is shown where the base number of responses is less than 10 during the period. % is calculated as Quantity/Base number*100

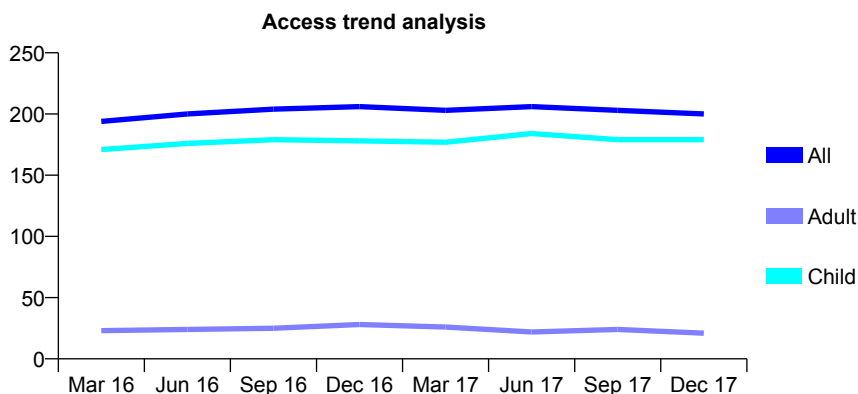
Q68 - Vital Signs At a Glance Contract Report for 153974/0001 - December 2017

Name or company name	Phillip Price Ltd
Contract type name	GDS Contract
Purpose of contract	General
Contract start date	01/04/2007
Contract end date	

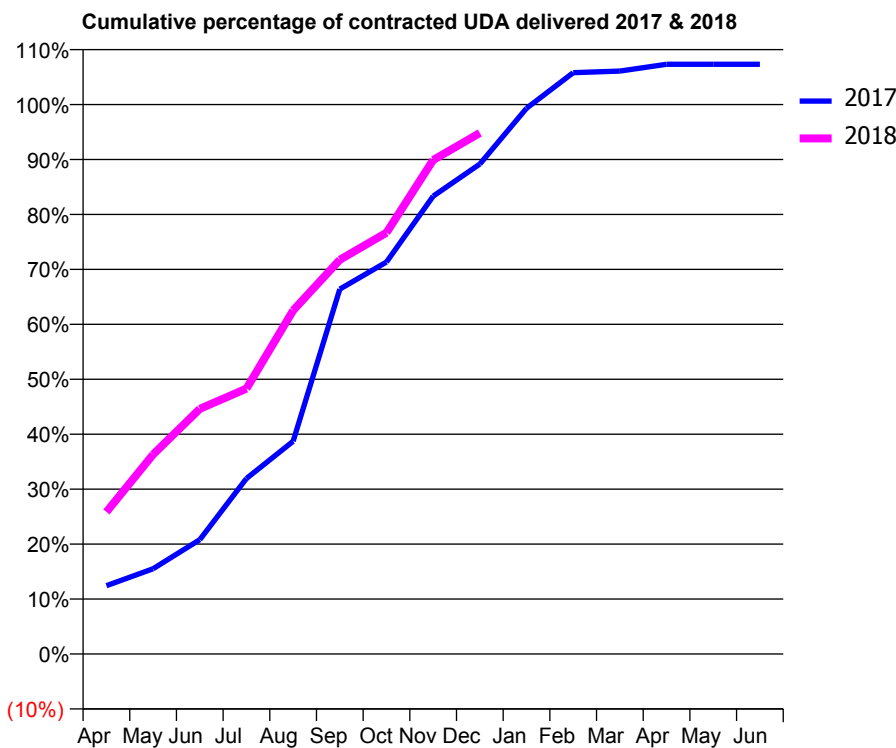
17/18 Contracted general activity (UDA)	325
Carry forward general activity (UDA)	-7
17/18 Contracted orthodontic activity (UOA)	0
Carry forward orthodontic activity (UOA)	0
Baseline contract value	£7,062.12

ACCESS*

Patients seen in 24 months	Total	Change since previous quarter
Quarter ending December 2016	206	
Quarter ending March 2017	203	↓
Quarter ending June 2017	206	→
Quarter ending September 2017	203	↓
Quarter ending December 2017	200	↓
Variance since December 2016	(2.9%)	↓



ACTIVITY



Month	Adjusted Scheduled Activity (UDA)	
	2017	2018
April	40	84
May	50	118
June	68	145
July	104	157
August	126	203
September	216	233
October	232	249
November	271	292
December	290	308
January	323	
February	344	
March	345	
April	349	
May	349	
June	349	

QUALITY

	Quantity	Base Number	Contract	AT	Region	England
% of FP17s for the same patient ID Re-attending within 3 months - Children	12	248	4.8%	9.5%	11.5%	12.0%
% of FP17s for the same patient ID Re-attending within 3 months - Adults	0	0	N/A	15.0%	15.8%	15.9%
% of FP17s for the same patient ID Re-attending between 3 & 9 months - Children	183	248	73.8%	59.4%	60.5%	58.0%
% of FP17s for the same patient ID Re-attending between 3 & 9 months - Adults	0	0	N/A	51.1%	51.8%	50.5%
% of FP17s for Band 1 Urgent Courses	1	243	0.4%	9.6%	9.5%	9.0%
% of FP17s Relating to Free Repair or Replacements	0	243	0.0%	0.6%	0.7%	0.8%
% of FP17s Relating to Continuations	0	243	0.0%	0.9%	1.0%	1.1%
% of Patients satisfied with the dentistry they have received	0	0	N/A	91.2%	92.1%	91.5%
% of Patients satisfied with the time they had to wait for an appointment	0	0	N/A	88.7%	88.3%	87.9%

* This is based on patients treated on this contract for their most recent course of treatment. Figures in italics indicate the base number of FP17s or Patient Questionnaire responses are less than 100. N/A is shown where the base number of responses is less than 10 during the period. % is calculated as Quantity/Base number*100

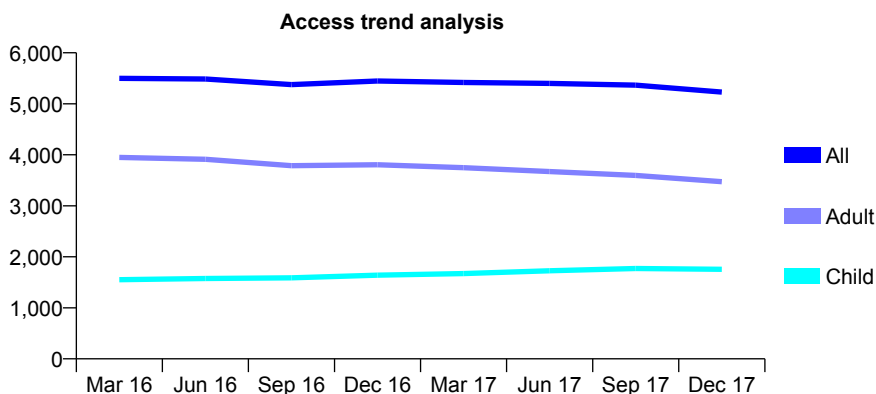
Q68 - Vital Signs At a Glance Contract Report for 154229/0001 - December 2017

Name or company name	Jonathan Lee
Contract type name	GDS Contract
Purpose of contract	General
Contract start date	11/03/2009
Contract end date	

17/18 Contracted general activity (UDA)	14,500
Carry forward general activity (UDA)	0
17/18 Contracted orthodontic activity (UOA)	0
Carry forward orthodontic activity (UOA)	0
Baseline contract value	£391,463.70

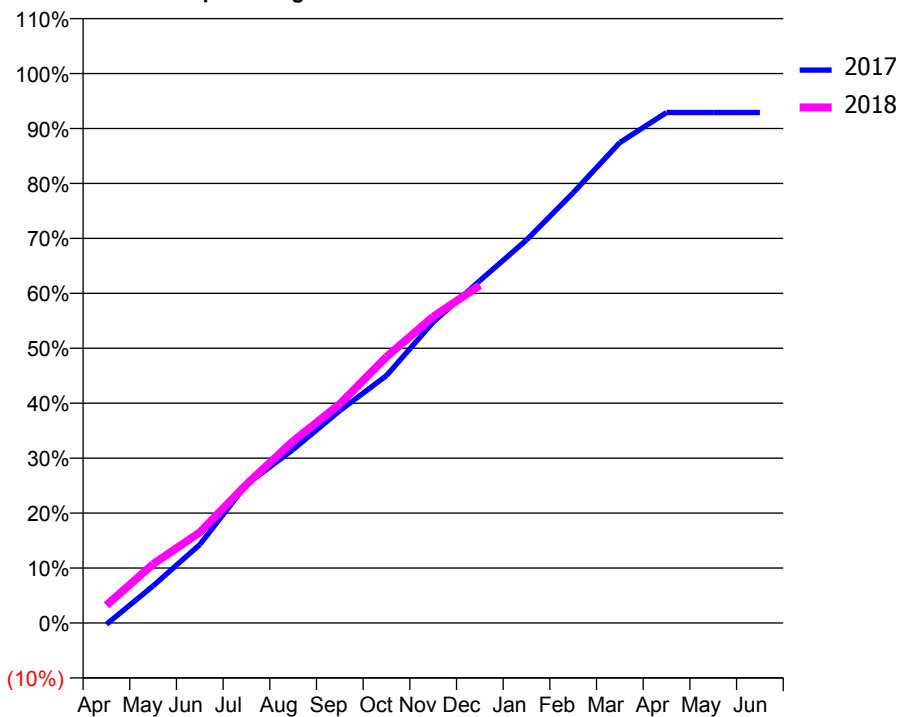
ACCESS*

Patients seen in 24 months	Total	Change since previous quarter
Quarter ending December 2016	5,446	
Quarter ending March 2017	5,418	→
Quarter ending June 2017	5,400	→
Quarter ending September 2017	5,367	→
Quarter ending December 2017	5,229	↓
Variance since December 2016	(4.0%)	↓



ACTIVITY

Cumulative percentage of contracted UDA delivered 2017 & 2018



Month	Adjusted Scheduled Activity (UDA)	
	2017	2018
April	-38	470
May	981	1,556
June	2,070	2,392
July	3,653	3,657
August	4,579	4,800
September	5,603	5,781
October	6,529	7,024
November	7,941	8,085
December	9,034	8,910
January	10,108	
February	11,352	
March	12,681	
April	13,470	
May	13,470	
June	13,471	

QUALITY

	Quantity	Base Number	Contract	AT	Region	England
% of FP17s for the same patient ID Re-attending within 3 months - Children	165	1,848	8.9%	9.5%	11.5%	12.0%
% of FP17s for the same patient ID Re-attending within 3 months - Adults	338	3,095	10.9%	15.0%	15.8%	15.9%
% of FP17s for the same patient ID Re-attending between 3 & 9 months - Children	1,021	1,848	55.2%	59.4%	60.5%	58.0%
% of FP17s for the same patient ID Re-attending between 3 & 9 months - Adults	1,685	3,095	54.4%	51.1%	51.8%	50.5%
% of FP17s for Band 1 Urgent Courses	411	4,666	8.8%	9.6%	9.5%	9.0%
% of FP17s Relating to Free Repair or Replacements	27	4,666	0.6%	0.6%	0.7%	0.8%
% of FP17s Relating to Continuations	1	4,666	0.0%	0.9%	1.0%	1.1%
% of Patients satisfied with the dentistry they have received	6	6	N/A	91.2%	92.1%	91.5%
% of Patients satisfied with the time they had to wait for an appointment	5	6	N/A	88.7%	88.3%	87.9%

* This is based on patients treated on this contract for their most recent course of treatment. Figures in italics indicate the base number of FP17s or Patient Questionnaire responses are less than 100. N/A is shown where the base number of responses is less than 10 during the period. % is calculated as Quantity/Base number*100

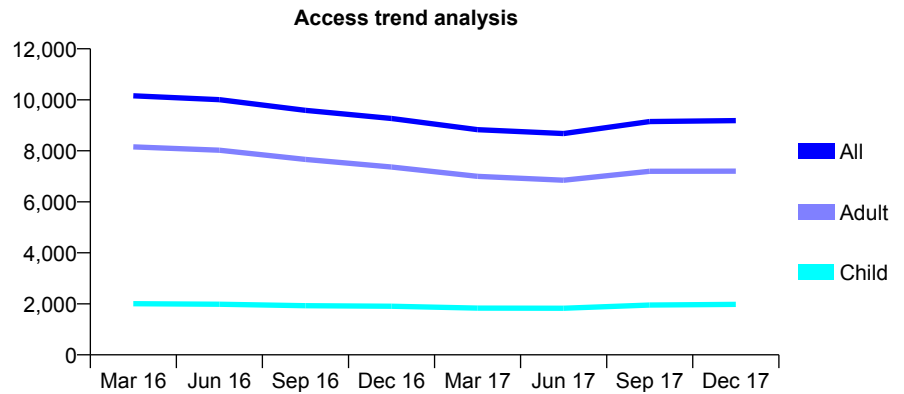
Q68 - Vital Signs At a Glance Contract Report for 156329/0001 - December 2017

Name or company name	Little London Dental Care Limited
Contract type name	GDS Contract
Purpose of contract	General
Contract start date	01/01/2008
Contract end date	

17/18 Contracted general activity (UDA)	37,500
Carry forward general activity (UDA)	0
17/18 Contracted orthodontic activity (UOA)	0
Carry forward orthodontic activity (UOA)	0
Baseline contract value	£894,500.94

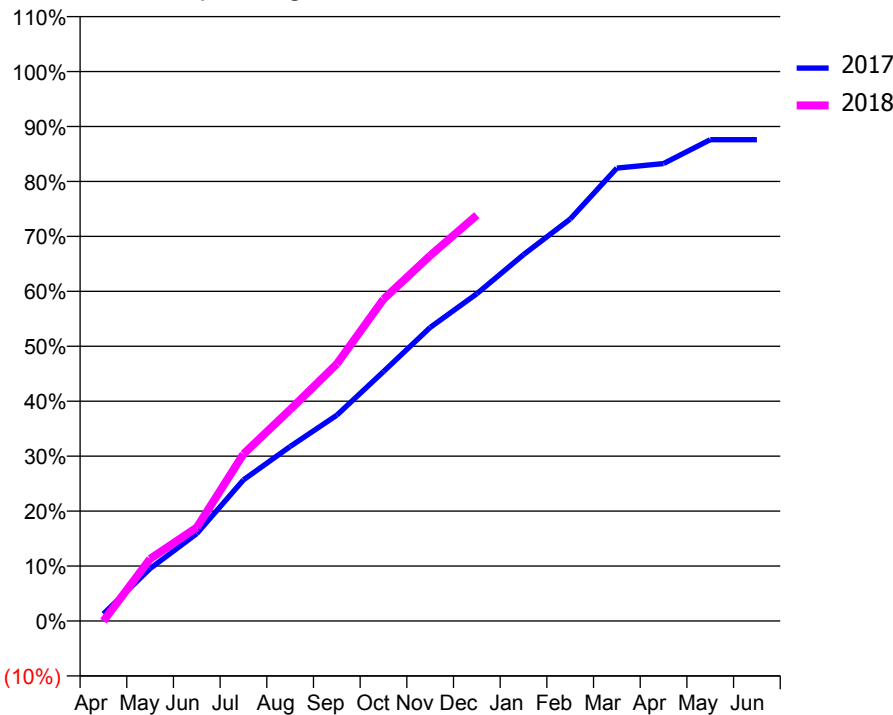
ACCESS*

Patients seen in 24 months	Total	Change since previous quarter
Quarter ending December 2016	9,270	
Quarter ending March 2017	8,831	↓
Quarter ending June 2017	8,675	↓
Quarter ending September 2017	9,150	↑
Quarter ending December 2017	9,185	→
Variance since December 2016	(0.9%)	→



ACTIVITY

Cumulative percentage of contracted UDA delivered 2017 & 2018



Month	Adjusted Scheduled Activity (UDA)	
	2017	2018
April	482	0
May	3,585	4,242
June	5,961	6,383
July	9,635	11,394
August	11,908	14,430
September	14,045	17,544
October	17,018	21,960
November	20,037	24,938
December	22,337	27,697
January	25,000	
February	27,428	
March	30,910	
April	31,218	
May	32,847	
June	32,846	

QUALITY

	Quantity	Base Number	Contract	AT	Region	England
% of FP17s for the same patient ID Re-attending within 3 months - Children	102	2,236	4.6%	9.5%	11.5%	12.0%
% of FP17s for the same patient ID Re-attending within 3 months - Adults	1,139	8,334	13.7%	15.0%	15.8%	15.9%
% of FP17s for the same patient ID Re-attending between 3 & 9 months - Children	1,225	2,236	54.8%	59.4%	60.5%	58.0%
% of FP17s for the same patient ID Re-attending between 3 & 9 months - Adults	4,369	8,334	52.4%	51.1%	51.8%	50.5%
% of FP17s for Band 1 Urgent Courses	873	9,994	8.7%	9.6%	9.5%	9.0%
% of FP17s Relating to Free Repair or Replacements	164	9,994	1.6%	0.6%	0.7%	0.8%
% of FP17s Relating to Continuations	94	9,994	0.9%	0.9%	1.0%	1.1%
% of Patients satisfied with the dentistry they have received	17	20	85.0%	91.2%	92.1%	91.5%
% of Patients satisfied with the time they had to wait for an appointment	18	20	90.0%	88.7%	88.3%	87.9%

* This is based on patients treated on this contract for their most recent course of treatment. Figures in italics indicate the base number of FP17s or Patient Questionnaire responses are less than 100. N/A is shown where the base number of responses is less than 10 during the period. % is calculated as Quantity/Base number*100

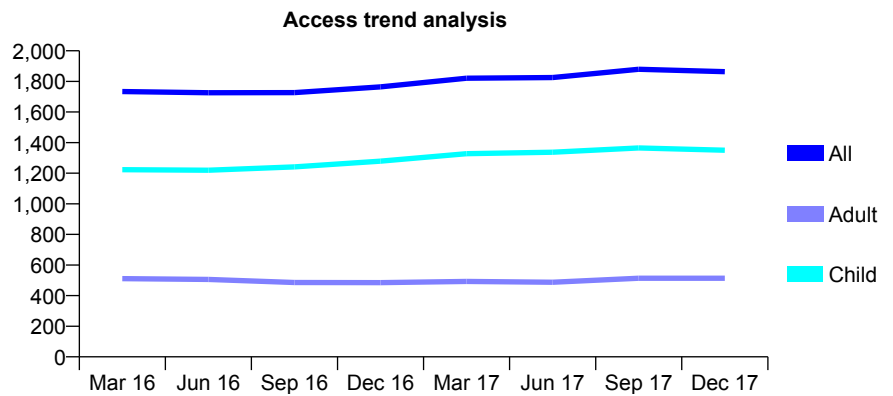
Q68 - Vital Signs At a Glance Contract Report for 156981/0001 - December 2017

Name or company name	Mr M Mawjee & Mr M Ali
Contract type name	GDS Contract
Purpose of contract	General
Contract start date	01/10/2008
Contract end date	

17/18 Contracted general activity (UDA)	4,610
Carry forward general activity (UDA)	0
17/18 Contracted orthodontic activity (UOA)	0
Carry forward orthodontic activity (UOA)	0
Baseline contract value	£103,628.73

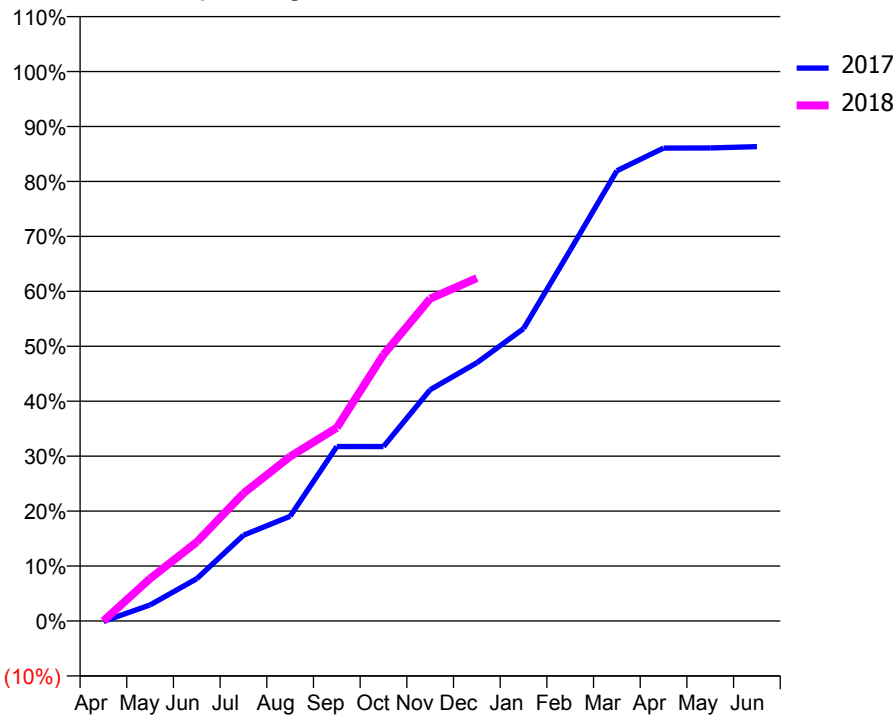
ACCESS*

Patients seen in 24 months	Total	Change since previous quarter
Quarter ending December 2016	1,764	
Quarter ending March 2017	1,821	↑
Quarter ending June 2017	1,825	→
Quarter ending September 2017	1,879	↑
Quarter ending December 2017	1,864	→
Variance since December 2016	5.7%	↑



ACTIVITY

Cumulative percentage of contracted UDA delivered 2017 & 2018



Month	Adjusted Scheduled Activity (UDA)	
	2017	2018
April	-3	0
May	135	356
June	355	662
July	719	1,071
August	879	1,380
September	1,464	1,621
October	1,464	2,235
November	1,940	2,705
December	2,167	2,877
January	2,453	
February	3,111	
March	3,778	
April	3,967	
May	3,968	
June	3,980	

QUALITY

	Quantity	Base Number	Contract	AT	Region	England
% of FP17s for the same patient ID Re-attending within 3 months - Children	97	1,396	6.9%	9.5%	11.5%	12.0%
% of FP17s for the same patient ID Re-attending within 3 months - Adults	56	409	13.7%	15.0%	15.8%	15.9%
% of FP17s for the same patient ID Re-attending between 3 & 9 months - Children	886	1,396	63.5%	59.4%	60.5%	58.0%
% of FP17s for the same patient ID Re-attending between 3 & 9 months - Adults	206	409	50.4%	51.1%	51.8%	50.5%
% of FP17s for Band 1 Urgent Courses	61	1,694	3.6%	9.6%	9.5%	9.0%
% of FP17s Relating to Free Repair or Replacements	0	1,694	0.0%	0.6%	0.7%	0.8%
% of FP17s Relating to Continuations	0	1,694	0.0%	0.9%	1.0%	1.1%
% of Patients satisfied with the dentistry they have received	1	1	N/A	91.2%	92.1%	91.5%
% of Patients satisfied with the time they had to wait for an appointment	1	1	N/A	88.7%	88.3%	87.9%

* This is based on patients treated on this contract for their most recent course of treatment. Figures in italics indicate the base number of FP17s or Patient Questionnaire responses are less than 100. N/A is shown where the base number of responses is less than 10 during the period. % is calculated as Quantity/Base number*100

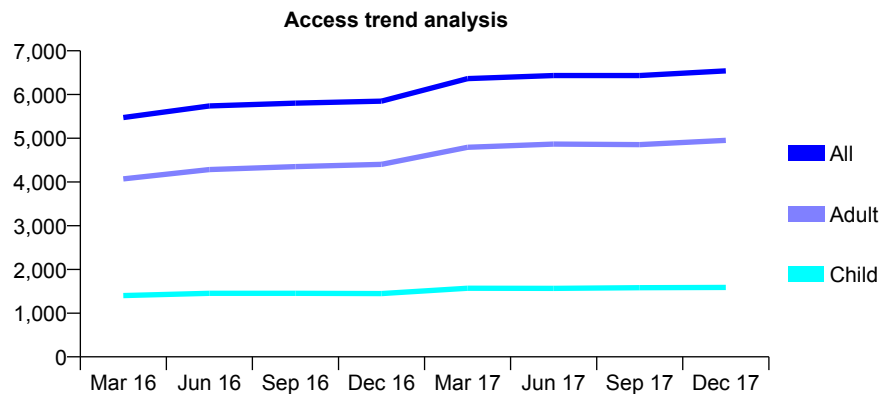
Q68 - Vital Signs At a Glance Contract Report for 157163/0001 - December 2017

Name or company name	Chichester Smiles Dental Practice Ltd
Contract type name	GDS Contract
Purpose of contract	General
Contract start date	01/12/2007
Contract end date	

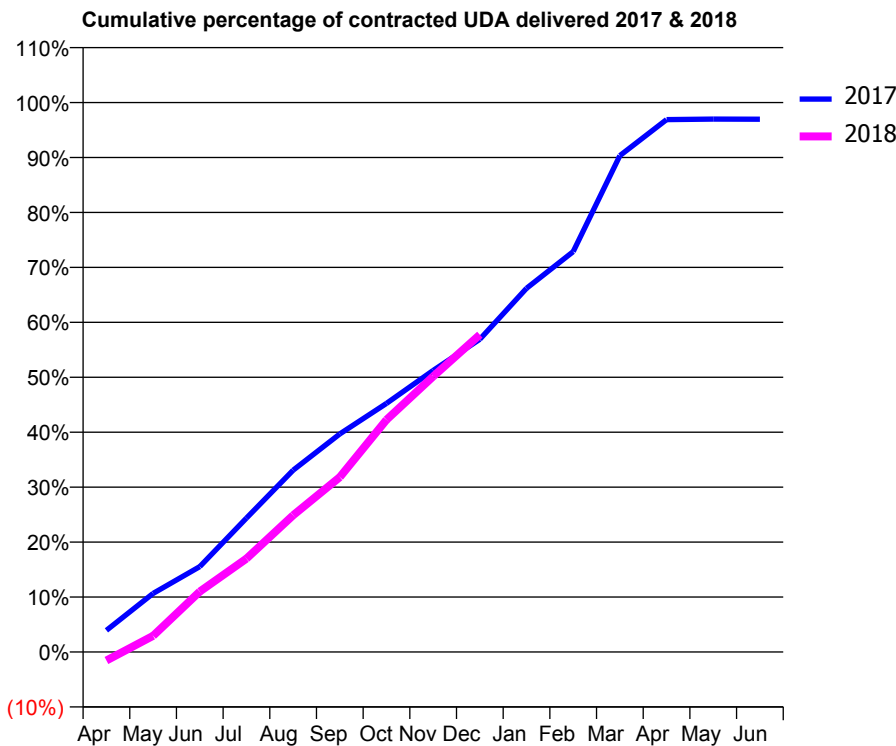
17/18 Contracted general activity (UDA)	18,324
Carry forward general activity (UDA)	555
17/18 Contracted orthodontic activity (UOA)	0
Carry forward orthodontic activity (UOA)	0
Baseline contract value	£514,277.35

ACCESS*

Patients seen in 24 months	Total	Change since previous quarter
Quarter ending December 2016	5,848	
Quarter ending March 2017	6,363	↑
Quarter ending June 2017	6,433	→
Quarter ending September 2017	6,434	→
Quarter ending December 2017	6,540	→
Variance since December 2016	11.8%	↑



ACTIVITY



Month	Adjusted Scheduled Activity (UDA)	
	2017	2018
April	723	-287
May	1,954	540
June	2,846	2,017
July	4,465	3,115
August	6,065	4,559
September	7,273	5,831
October	8,292	7,745
November	9,387	9,190
December	10,431	10,580
January	12,126	
February	13,351	
March	16,552	
April	17,752	
May	17,770	
June	17,768	

QUALITY

	Quantity	Base Number	Contract	AT	Region	England
% of FP17s for the same patient ID Re-attending within 3 months - Children	95	1,733	5.5%	9.5%	11.5%	12.0%
% of FP17s for the same patient ID Re-attending within 3 months - Adults	651	5,131	12.7%	15.0%	15.8%	15.9%
% of FP17s for the same patient ID Re-attending between 3 & 9 months - Children	1,176	1,733	67.9%	59.4%	60.5%	58.0%
% of FP17s for the same patient ID Re-attending between 3 & 9 months - Adults	3,279	5,131	63.9%	51.1%	51.8%	50.5%
% of FP17s for Band 1 Urgent Courses	530	6,314	8.4%	9.6%	9.5%	9.0%
% of FP17s Relating to Free Repair or Replacements	53	6,314	0.8%	0.6%	0.7%	0.8%
% of FP17s Relating to Continuations	25	6,314	0.4%	0.9%	1.0%	1.1%
% of Patients satisfied with the dentistry they have received	6	6	N/A	91.2%	92.1%	91.5%
% of Patients satisfied with the time they had to wait for an appointment	6	6	N/A	88.7%	88.3%	87.9%

* This is based on patients treated on this contract for their most recent course of treatment. Figures in italics indicate the base number of FP17s or Patient Questionnaire responses are less than 100. N/A is shown where the base number of responses is less than 10 during the period. % is calculated as Quantity/Base number*100

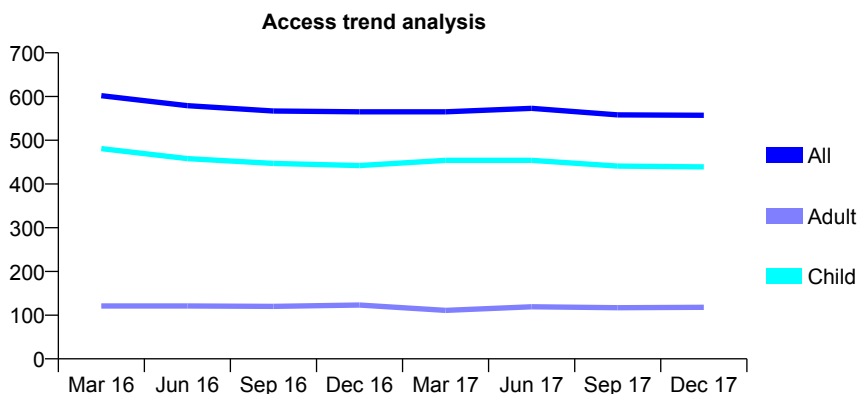
Q68 - Vital Signs At a Glance Contract Report for 157430/0001 - December 2017

Name or company name	Mr R Patel & Mr S Dhanoa
Contract type name	GDS Contract
Purpose of contract	General
Contract start date	24/12/2010
Contract end date	

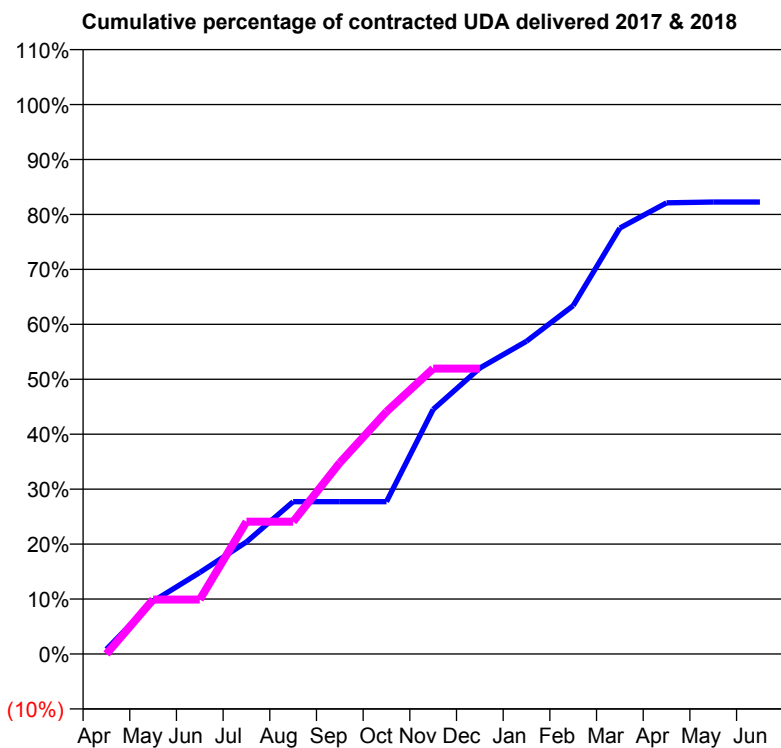
17/18 Contracted general activity (UDA)	1,200
Carry forward general activity (UDA)	0
17/18 Contracted orthodontic activity (UOA)	0
Carry forward orthodontic activity (UOA)	0
Baseline contract value	£28,253.17

ACCESS*

Patients seen in 24 months	Total	Change since previous quarter
Quarter ending December 2016	565	
Quarter ending March 2017	565	→
Quarter ending June 2017	573	→
Quarter ending September 2017	558	↓
Quarter ending December 2017	557	→
Variance since December 2016	(1.4%)	↓



ACTIVITY



Month	Adjusted Scheduled Activity (UDA)	
	2017	2018
April	12	0
May	134	119
June	208	119
July	286	289
August	388	289
September	388	418
October	388	529
November	623	623
December	729	623
January	797	
February	888	
March	1,085	
April	1,150	
May	1,152	
June	1,152	

QUALITY

	Quantity	Base Number	Contract	AT	Region	England
% of FP17s for the same patient ID Re-attending within 3 months - Children	30	474	6.3%	9.5%	11.5%	12.0%
% of FP17s for the same patient ID Re-attending within 3 months - Adults	1	37	2.7%	15.0%	15.8%	15.9%
% of FP17s for the same patient ID Re-attending between 3 & 9 months - Children	323	474	68.1%	59.4%	60.5%	58.0%
% of FP17s for the same patient ID Re-attending between 3 & 9 months - Adults	25	37	67.6%	51.1%	51.8%	50.5%
% of FP17s for Band 1 Urgent Courses	12	476	2.5%	9.6%	9.5%	9.0%
% of FP17s Relating to Free Repair or Replacements	1	476	0.2%	0.6%	0.7%	0.8%
% of FP17s Relating to Continuations	0	476	0.0%	0.9%	1.0%	1.1%
% of Patients satisfied with the dentistry they have received	0	0	N/A	91.2%	92.1%	91.5%
% of Patients satisfied with the time they had to wait for an appointment	0	0	N/A	88.7%	88.3%	87.9%

* This is based on patients treated on this contract for their most recent course of treatment. Figures in italics indicate the base number of FP17s or Patient Questionnaire responses are less than 100. N/A is shown where the base number of responses is less than 10 during the period. % is calculated as Quantity/Base number*100

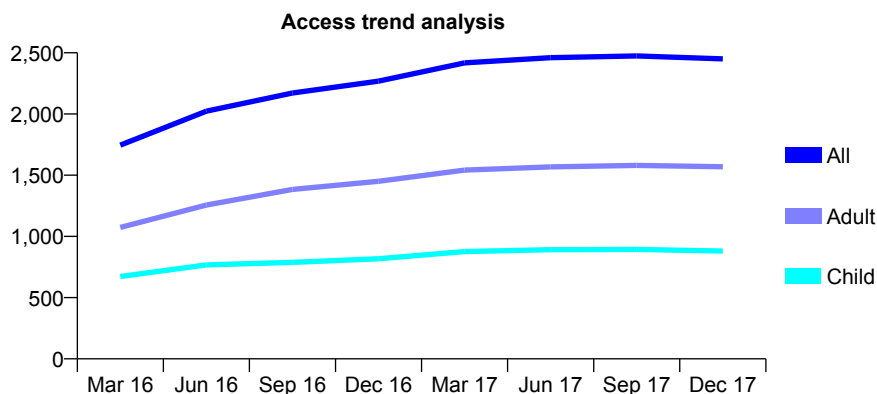
Q68 - Vital Signs At a Glance Contract Report for 157538/0001 - December 2017

Name or company name	Bewbush Dental Limited
Contract type name	GDS Contract
Purpose of contract	General
Contract start date	01/04/2015
Contract end date	

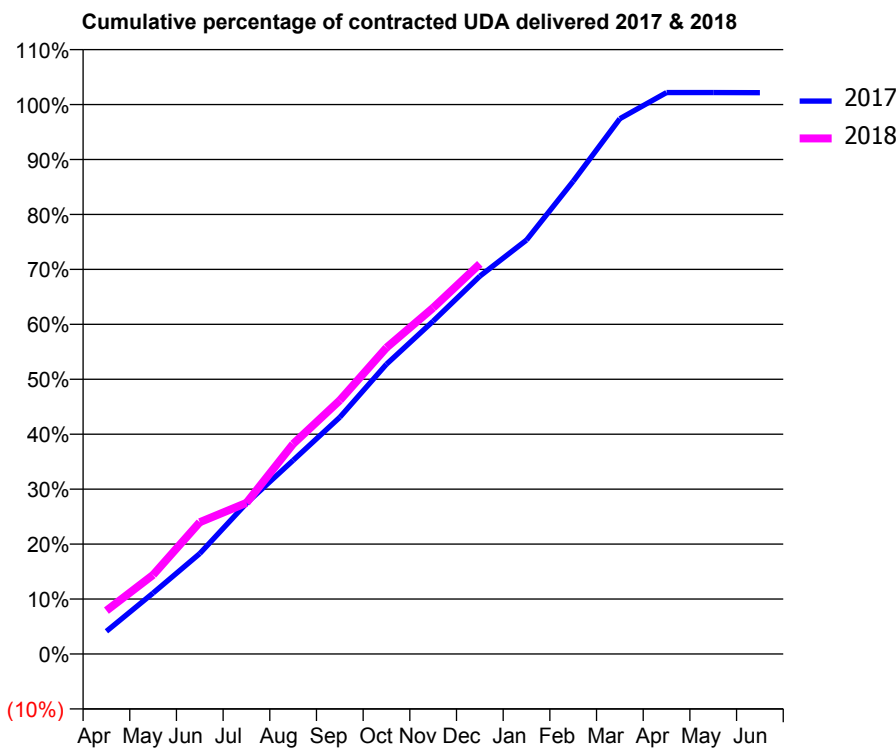
17/18 Contracted general activity (UDA)	5,265
Carry forward general activity (UDA)	-106
17/18 Contracted orthodontic activity (UOA)	0
Carry forward orthodontic activity (UOA)	0
Baseline contract value	£131,928.81

ACCESS*

Patients seen in 24 months	Total	Change since previous quarter
Quarter ending December 2016	2,268	
Quarter ending March 2017	2,418	↑
Quarter ending June 2017	2,460	→
Quarter ending September 2017	2,474	→
Quarter ending December 2017	2,450	→
Variance since December 2016	8.0%	↑



ACTIVITY



Month	Adjusted Scheduled Activity (UDA)	
	2017	2018
April	218	416
May	584	758
June	963	1,264
July	1,444	1,449
August	1,855	2,012
September	2,268	2,431
October	2,777	2,936
November	3,190	3,317
December	3,620	3,738
January	3,966	
February	4,530	
March	5,130	
April	5,380	
May	5,380	
June	5,378	

QUALITY

	Quantity	Base Number	Contract	AT	Region	England
% of FP17s for the same patient ID Re-attending within 3 months - Children	72	1,124	6.4%	9.5%	11.5%	12.0%
% of FP17s for the same patient ID Re-attending within 3 months - Adults	197	1,589	12.4%	15.0%	15.8%	15.9%
% of FP17s for the same patient ID Re-attending between 3 & 9 months - Children	743	1,124	66.1%	59.4%	60.5%	58.0%
% of FP17s for the same patient ID Re-attending between 3 & 9 months - Adults	917	1,589	57.7%	51.1%	51.8%	50.5%
% of FP17s for Band 1 Urgent Courses	186	1,996	9.3%	9.6%	9.5%	9.0%
% of FP17s Relating to Free Repair or Replacements	5	1,996	0.3%	0.6%	0.7%	0.8%
% of FP17s Relating to Continuations	1	1,996	0.1%	0.9%	1.0%	1.1%
% of Patients satisfied with the dentistry they have received	1	1	N/A	91.2%	92.1%	91.5%
% of Patients satisfied with the time they had to wait for an appointment	1	1	N/A	88.7%	88.3%	87.9%

* This is based on patients treated on this contract for their most recent course of treatment. Figures in italics indicate the base number of FP17s or Patient Questionnaire responses are less than 100. N/A is shown where the base number of responses is less than 10 during the period. % is calculated as Quantity/Base number*100

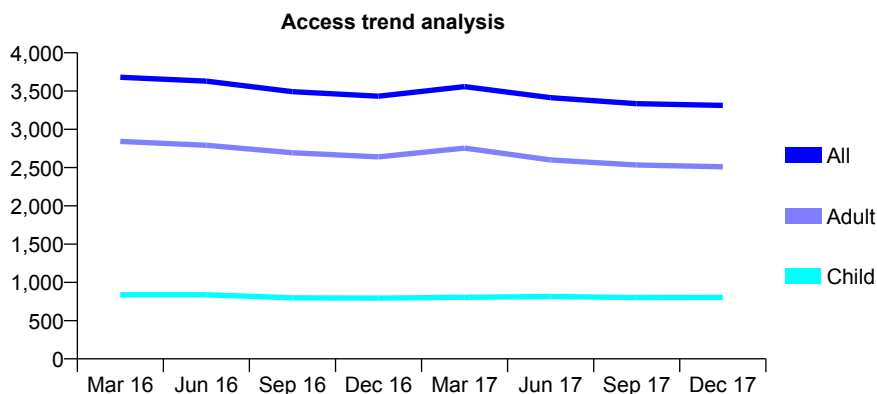
Q68 - Vital Signs At a Glance Contract Report for 158275/0001 - December 2017

Name or company name	Esmail Harunani and Murtaza Kanani
Contract type name	GDS Contract
Purpose of contract	General
Contract start date	01/10/2009
Contract end date	

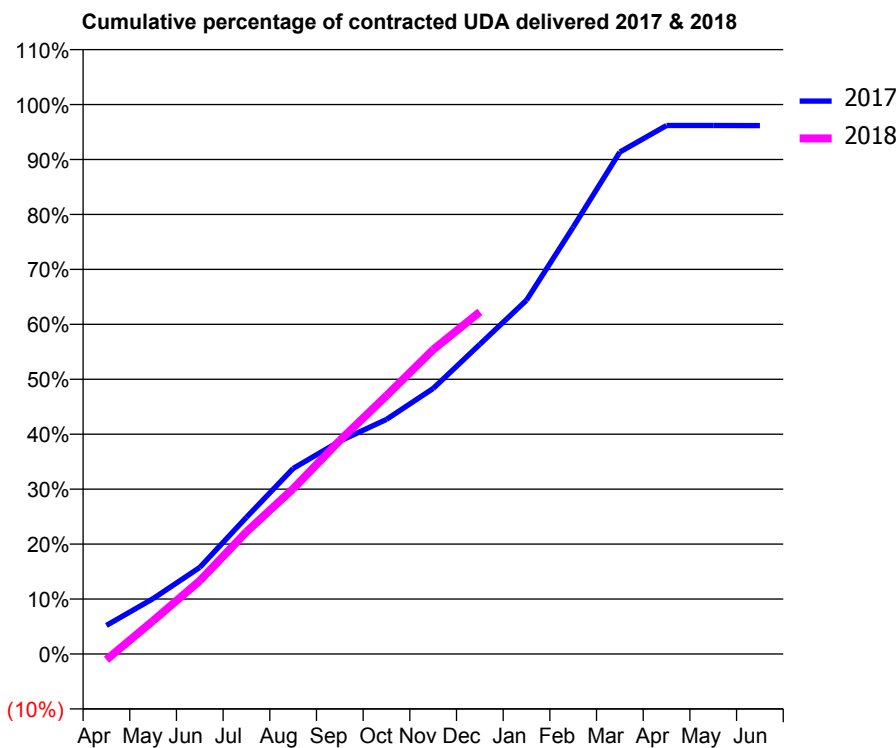
17/18 Contracted general activity (UDA)	10,150
Carry forward general activity (UDA)	390
17/18 Contracted orthodontic activity (UOA)	0
Carry forward orthodontic activity (UOA)	0
Baseline contract value	£242,725.90

ACCESS*

Patients seen in 24 months	Total	Change since previous quarter
Quarter ending December 2016	3,433	
Quarter ending March 2017	3,559	↑
Quarter ending June 2017	3,414	↓
Quarter ending September 2017	3,335	↓
Quarter ending December 2017	3,313	→
Variance since December 2016	(3.5%)	↓



ACTIVITY



Month	Adjusted Scheduled Activity (UDA)	
	2017	2018
April	528	-107
May	1,023	614
June	1,601	1,354
July	2,525	2,257
August	3,428	3,054
September	3,932	3,945
October	4,333	4,771
November	4,905	5,623
December	5,721	6,320
January	6,537	
February	7,885	
March	9,273	
April	9,762	
May	9,763	
June	9,760	

QUALITY

	Quantity	Base Number	Contract	AT	Region	England
% of FP17s for the same patient ID Re-attending within 3 months - Children	43	768	5.6%	9.5%	11.5%	12.0%
% of FP17s for the same patient ID Re-attending within 3 months - Adults	336	2,084	16.1%	15.0%	15.8%	15.9%
% of FP17s for the same patient ID Re-attending between 3 & 9 months - Children	341	768	44.4%	59.4%	60.5%	58.0%
% of FP17s for the same patient ID Re-attending between 3 & 9 months - Adults	802	2,084	38.5%	51.1%	51.8%	50.5%
% of FP17s for Band 1 Urgent Courses	351	2,716	12.9%	9.6%	9.5%	9.0%
% of FP17s Relating to Free Repair or Replacements	25	2,716	0.9%	0.6%	0.7%	0.8%
% of FP17s Relating to Continuations	49	2,716	1.8%	0.9%	1.0%	1.1%
% of Patients satisfied with the dentistry they have received	5	6	N/A	91.2%	92.1%	91.5%
% of Patients satisfied with the time they had to wait for an appointment	5	6	N/A	88.7%	88.3%	87.9%

* This is based on patients treated on this contract for their most recent course of treatment. Figures in italics indicate the base number of FP17s or Patient Questionnaire responses are less than 100. N/A is shown where the base number of responses is less than 10 during the period. % is calculated as Quantity/Base number*100

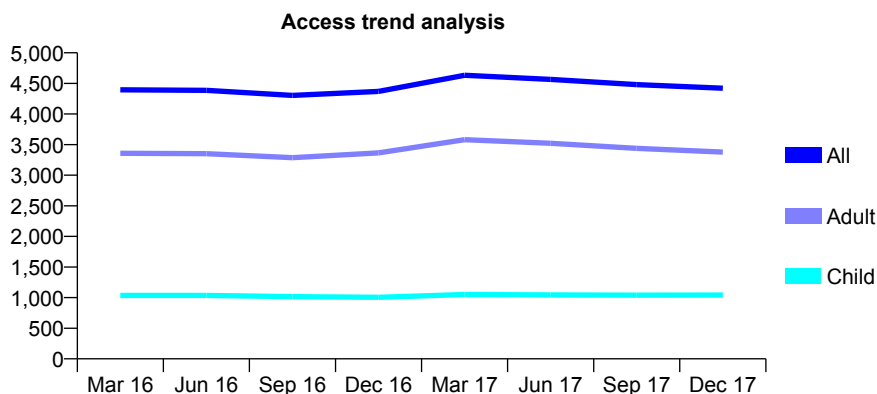
Q68 - Vital Signs At a Glance Contract Report for 158275/0002 - December 2017

Name or company name	Esmail Harunani and Murtaza Kanani
Contract type name	GDS Contract
Purpose of contract	General
Contract start date	01/10/2009
Contract end date	

17/18 Contracted general activity (UDA)	13,900
Carry forward general activity (UDA)	-278
17/18 Contracted orthodontic activity (UOA)	0
Carry forward orthodontic activity (UOA)	0
Baseline contract value	£330,660.96

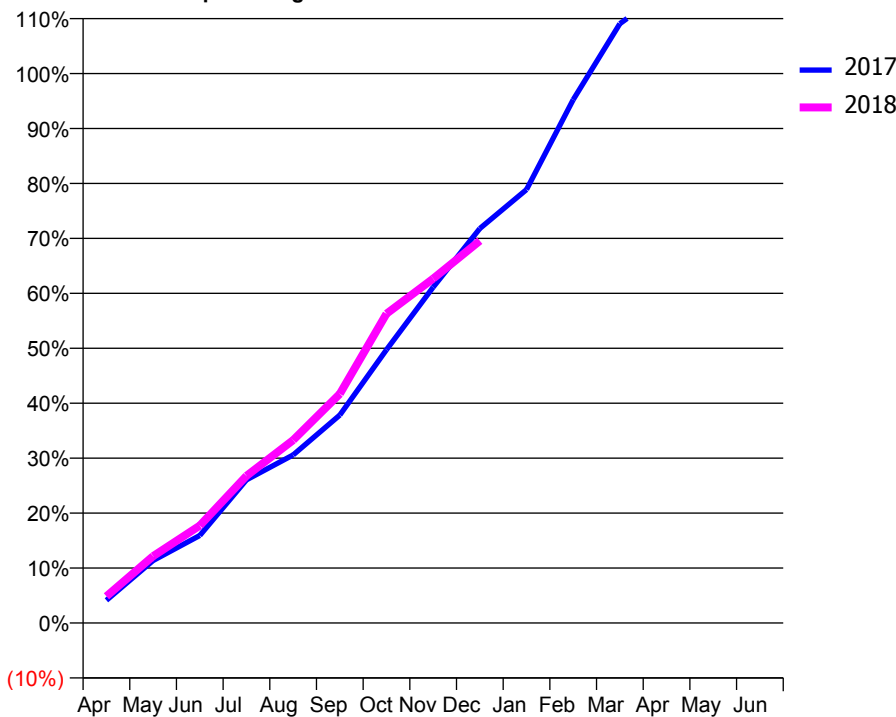
ACCESS*

Patients seen in 24 months	Total	Change since previous quarter
Quarter ending December 2016	4,369	
Quarter ending March 2017	4,632	↑
Quarter ending June 2017	4,565	↓
Quarter ending September 2017	4,480	↓
Quarter ending December 2017	4,421	↓
Variance since December 2016	1.2%	→



ACTIVITY

Cumulative percentage of contracted UDA delivered 2017 & 2018



Month	Adjusted Scheduled Activity (UDA)	
	2017	2018
April	577	677
May	1,580	1,692
June	2,213	2,466
July	3,622	3,723
August	4,253	4,626
September	5,260	5,797
October	6,914	7,825
November	8,495	8,710
December	9,979	9,668
January	10,965	
February	13,239	
March	15,159	
April	16,001	
May	16,007	
June	16,007	

QUALITY

	Quantity	Base Number	Contract	AT	Region	England
% of FP17s for the same patient ID Re-attending within 3 months - Children	90	1,100	8.2%	9.5%	11.5%	12.0%
% of FP17s for the same patient ID Re-attending within 3 months - Adults	589	3,188	18.5%	15.0%	15.8%	15.9%
% of FP17s for the same patient ID Re-attending between 3 & 9 months - Children	666	1,100	60.5%	59.4%	60.5%	58.0%
% of FP17s for the same patient ID Re-attending between 3 & 9 months - Adults	1,835	3,188	57.6%	51.1%	51.8%	50.5%
% of FP17s for Band 1 Urgent Courses	480	3,673	13.1%	9.6%	9.5%	9.0%
% of FP17s Relating to Free Repair or Replacements	3	3,673	0.1%	0.6%	0.7%	0.8%
% of FP17s Relating to Continuations	24	3,673	0.7%	0.9%	1.0%	1.1%
% of Patients satisfied with the dentistry they have received	3	5	N/A	91.2%	92.1%	91.5%
% of Patients satisfied with the time they had to wait for an appointment	3	5	N/A	88.7%	88.3%	87.9%

* This is based on patients treated on this contract for their most recent course of treatment. Figures in italics indicate the base number of FP17s or Patient Questionnaire responses are less than 100. N/A is shown where the base number of responses is less than 10 during the period. % is calculated as Quantity/Base number*100

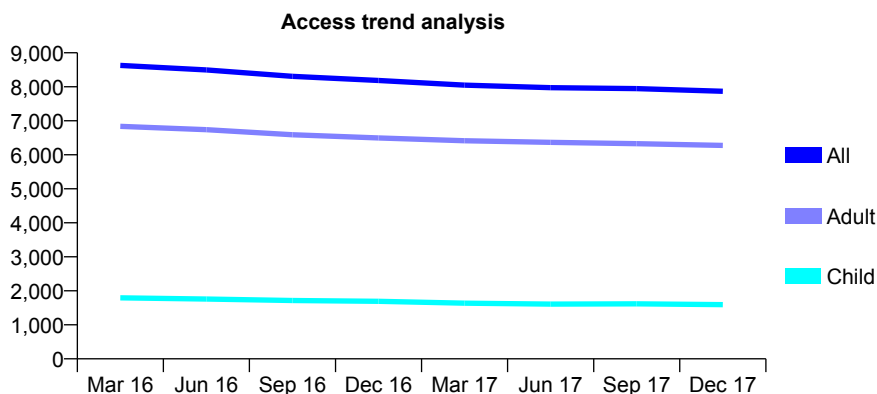
Q68 - Vital Signs At a Glance Contract Report for 160237/0001 - December 2017

Name or company name	Five Rivers Dental Ltd
Contract type name	GDS Contract
Purpose of contract	General
Contract start date	01/10/2008
Contract end date	

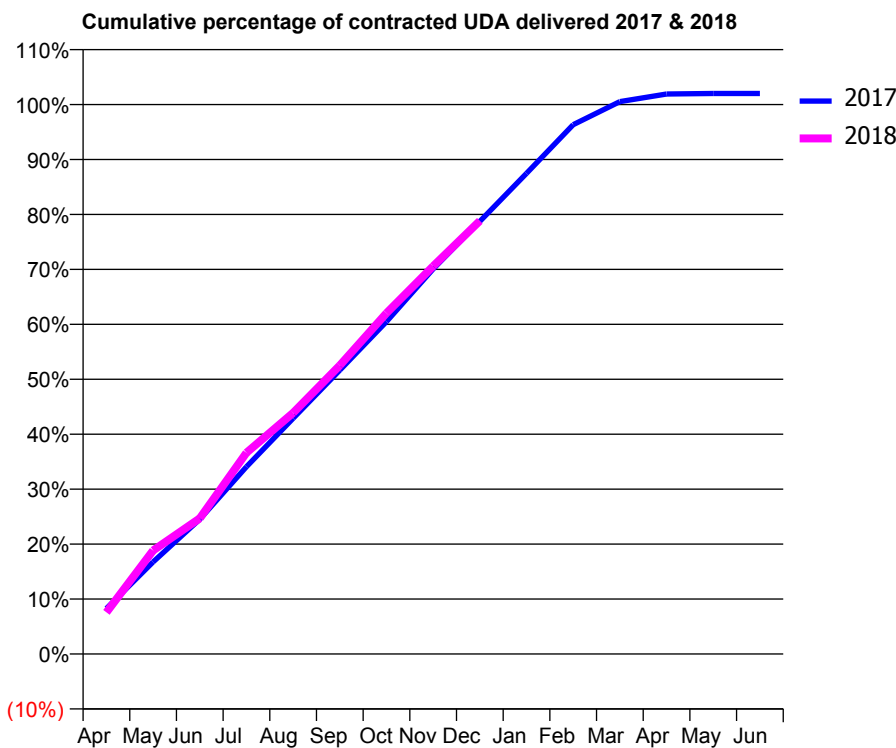
17/18 Contracted general activity (UDA)	22,127
Carry forward general activity (UDA)	-443
17/18 Contracted orthodontic activity (UOA)	0
Carry forward orthodontic activity (UOA)	0
Baseline contract value	£600,038.21

ACCESS*

Patients seen in 24 months	Total	Change since previous quarter
Quarter ending December 2016	8,187	
Quarter ending March 2017	8,050	↓
Quarter ending June 2017	7,974	→
Quarter ending September 2017	7,947	→
Quarter ending December 2017	7,869	→
Variance since December 2016	(3.9%)	↓



ACTIVITY



Month	Adjusted Scheduled Activity (UDA)	
	2017	2018
April	1,831	1,676
May	3,706	4,167
June	5,427	5,465
July	7,540	8,106
August	9,490	9,709
September	11,431	11,624
October	13,382	13,727
November	15,502	15,617
December	17,420	17,442
January	19,353	
February	21,312	
March	22,245	
April	22,549	
May	22,569	
June	22,570	

QUALITY

	Quantity	Base Number	Contract	AT	Region	England
% of FP17s for the same patient ID Re-attending within 3 months - Children	141	2,296	6.1%	9.5%	11.5%	12.0%
% of FP17s for the same patient ID Re-attending within 3 months - Adults	1,004	7,668	13.1%	15.0%	15.8%	15.9%
% of FP17s for the same patient ID Re-attending between 3 & 9 months - Children	1,735	2,296	75.6%	59.4%	60.5%	58.0%
% of FP17s for the same patient ID Re-attending between 3 & 9 months - Adults	4,497	7,668	58.6%	51.1%	51.8%	50.5%
% of FP17s for Band 1 Urgent Courses	480	9,768	4.9%	9.6%	9.5%	9.0%
% of FP17s Relating to Free Repair or Replacements	61	9,768	0.6%	0.6%	0.7%	0.8%
% of FP17s Relating to Continuations	159	9,768	1.6%	0.9%	1.0%	1.1%
% of Patients satisfied with the dentistry they have received	10	10	100.0%	91.2%	92.1%	91.5%
% of Patients satisfied with the time they had to wait for an appointment	10	10	100.0%	88.7%	88.3%	87.9%

* This is based on patients treated on this contract for their most recent course of treatment. Figures in italics indicate the base number of FP17s or Patient Questionnaire responses are less than 100. N/A is shown where the base number of responses is less than 10 during the period. % is calculated as Quantity/Base number*100

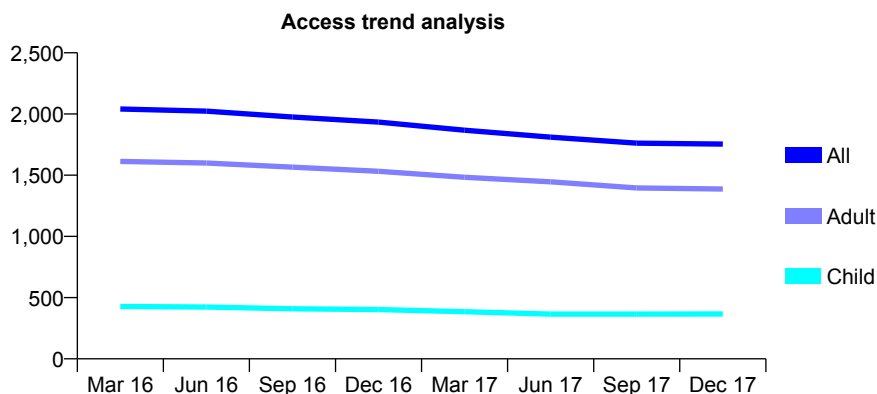
Q68 - Vital Signs At a Glance Contract Report for 160237/0002 - December 2017

Name or company name	Five Rivers Dental Ltd
Contract type name	GDS Contract
Purpose of contract	General
Contract start date	01/10/2008
Contract end date	

17/18 Contracted general activity (UDA)	4,800
Carry forward general activity (UDA)	-96
17/18 Contracted orthodontic activity (UOA)	0
Carry forward orthodontic activity (UOA)	0
Baseline contract value	£135,183.15

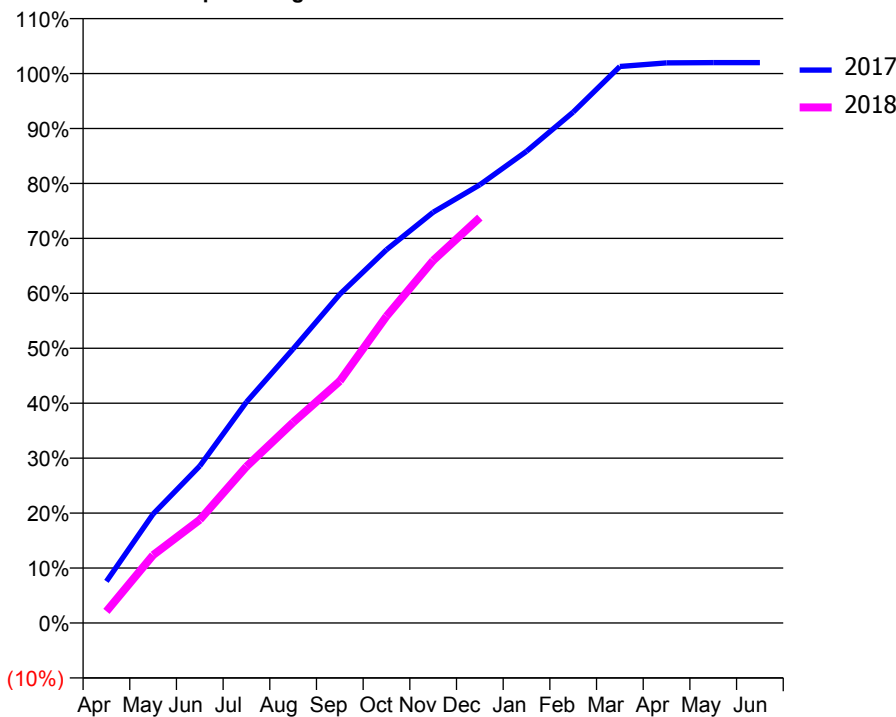
ACCESS*

Patients seen in 24 months	Total	Change since previous quarter
Quarter ending December 2016	1,934	
Quarter ending March 2017	1,868	↓
Quarter ending June 2017	1,811	↓
Quarter ending September 2017	1,762	↓
Quarter ending December 2017	1,754	→
Variance since December 2016	(9.3%)	↓



ACTIVITY

Cumulative percentage of contracted UDA delivered 2017 & 2018



Month	2017	2018
April	364	102
May	952	594
June	1,372	902
July	1,930	1,367
August	2,394	1,752
September	2,872	2,113
October	3,261	2,680
November	3,588	3,166
December	3,828	3,542
January	4,120	
February	4,463	
March	4,862	
April	4,893	
May	4,896	
June	4,896	

QUALITY

	Quantity	Base Number	Contract	AT	Region	England
% of FP17s for the same patient ID Re-attending within 3 months - Children	26	437	5.9%	9.5%	11.5%	12.0%
% of FP17s for the same patient ID Re-attending within 3 months - Adults	202	1,622	12.5%	15.0%	15.8%	15.9%
% of FP17s for the same patient ID Re-attending between 3 & 9 months - Children	258	437	59.0%	59.4%	60.5%	58.0%
% of FP17s for the same patient ID Re-attending between 3 & 9 months - Adults	932	1,622	57.5%	51.1%	51.8%	50.5%
% of FP17s for Band 1 Urgent Courses	94	1,928	4.9%	9.6%	9.5%	9.0%
% of FP17s Relating to Free Repair or Replacements	11	1,928	0.6%	0.6%	0.7%	0.8%
% of FP17s Relating to Continuations	8	1,928	0.4%	0.9%	1.0%	1.1%
% of Patients satisfied with the dentistry they have received	3	3	N/A	91.2%	92.1%	91.5%
% of Patients satisfied with the time they had to wait for an appointment	3	3	N/A	88.7%	88.3%	87.9%

* This is based on patients treated on this contract for their most recent course of treatment. Figures in italics indicate the base number of FP17s or Patient Questionnaire responses are less than 100. N/A is shown where the base number of responses is less than 10 during the period. % is calculated as Quantity/Base number*100

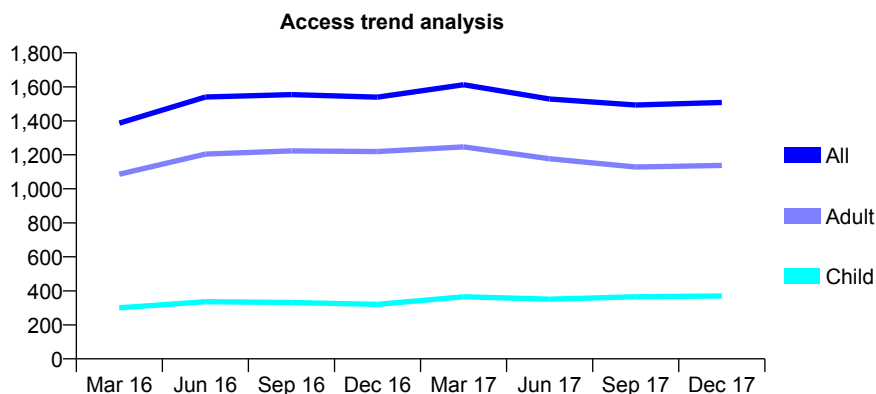
Q68 - Vital Signs At a Glance Contract Report for 160482/0001 - December 2017

Name or company name	Mr W Clinton, Mr Y Noorani and Miss M No
Contract type name	GDS Contract
Purpose of contract	General
Contract start date	01/11/2014
Contract end date	

17/18 Contracted general activity (UDA)	6,187
Carry forward general activity (UDA)	0
17/18 Contracted orthodontic activity (UOA)	0
Carry forward orthodontic activity (UOA)	0
Baseline contract value	£142,722.54

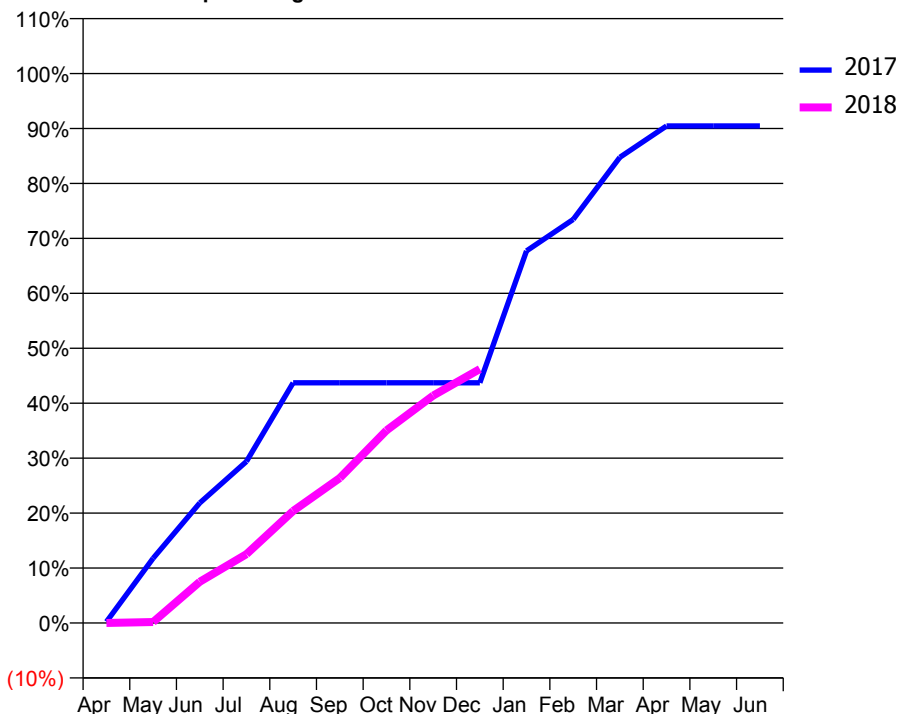
ACCESS*

Patients seen in 24 months	Total	Change since previous quarter
Quarter ending December 2016	1,539	
Quarter ending March 2017	1,612	↑
Quarter ending June 2017	1,528	↓
Quarter ending September 2017	1,493	↓
Quarter ending December 2017	1,508	→
Variance since December 2016	(2.0%)	↓



ACTIVITY

Cumulative percentage of contracted UDA delivered 2017 & 2018



Month	Adjusted Scheduled Activity (UDA)	
	2017	2018
April	15	0
May	730	11
June	1,352	465
July	1,820	776
August	2,705	1,263
September	2,705	1,633
October	2,705	2,169
November	2,705	2,561
December	2,705	2,859
January	4,189	
February	4,544	
March	5,244	
April	5,596	
May	5,596	
June	5,596	

QUALITY

	Quantity	Base Number	Contract	AT	Region	England
% of FP17s for the same patient ID Re-attending within 3 months - Children	18	335	5.4%	9.5%	11.5%	12.0%
% of FP17s for the same patient ID Re-attending within 3 months - Adults	216	1,038	20.8%	15.0%	15.8%	15.9%
% of FP17s for the same patient ID Re-attending between 3 & 9 months - Children	184	335	54.9%	59.4%	60.5%	58.0%
% of FP17s for the same patient ID Re-attending between 3 & 9 months - Adults	474	1,038	45.7%	51.1%	51.8%	50.5%
% of FP17s for Band 1 Urgent Courses	117	1,224	9.6%	9.6%	9.5%	9.0%
% of FP17s Relating to Free Repair or Replacements	14	1,224	1.1%	0.6%	0.7%	0.8%
% of FP17s Relating to Continuations	1	1,224	0.1%	0.9%	1.0%	1.1%
% of Patients satisfied with the dentistry they have received	2	3	N/A	91.2%	92.1%	91.5%
% of Patients satisfied with the time they had to wait for an appointment	2	3	N/A	88.7%	88.3%	87.9%

* This is based on patients treated on this contract for their most recent course of treatment. Figures in italics indicate the base number of FP17s or Patient Questionnaire responses are less than 100. N/A is shown where the base number of responses is less than 10 during the period. % is calculated as Quantity/Base number*100

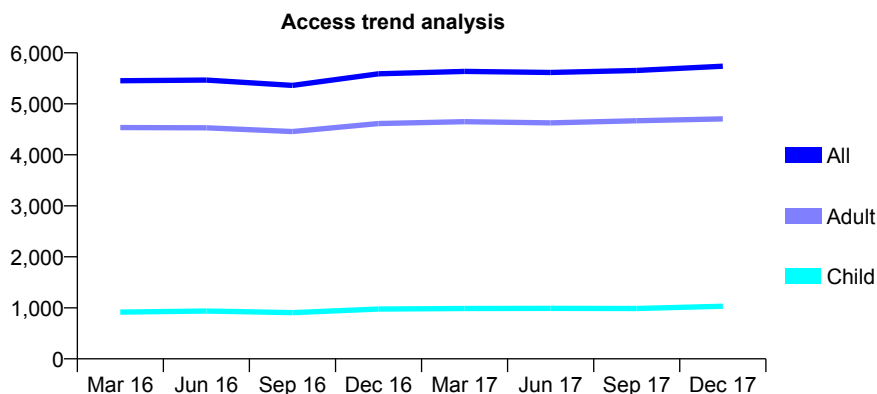
Q68 - Vital Signs At a Glance Contract Report for 161098/0001 - December 2017

Name or company name	Mr A Fridmann and Mr A Pangotra
Contract type name	GDS Contract
Purpose of contract	General
Contract start date	17/12/2012
Contract end date	

17/18 Contracted general activity (UDA)	18,150
Carry forward general activity (UDA)	-112
17/18 Contracted orthodontic activity (UOA)	0
Carry forward orthodontic activity (UOA)	0
Baseline contract value	£541,666.69

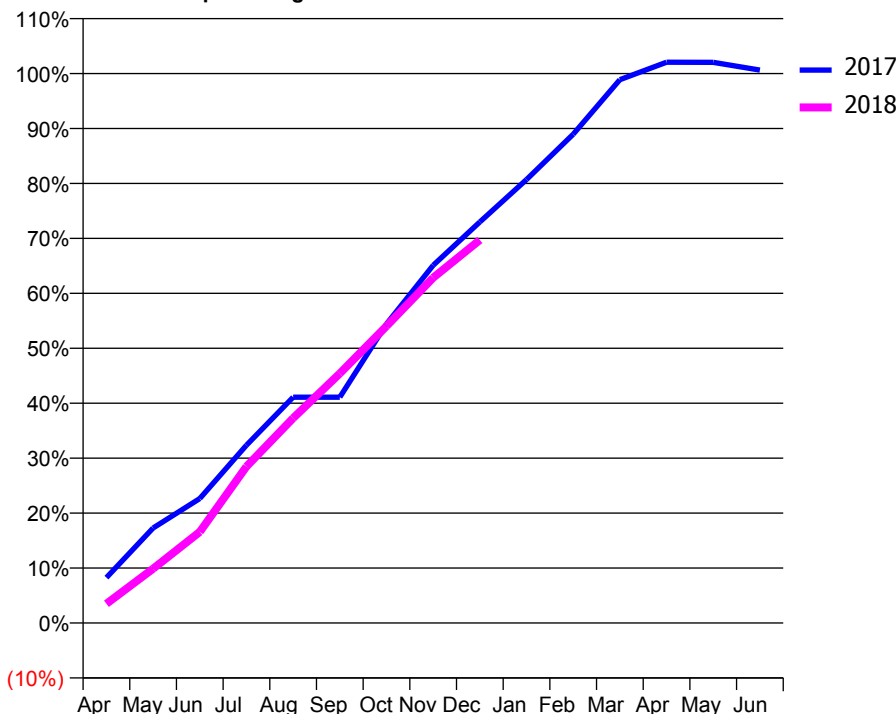
ACCESS*

Patients seen in 24 months	Total	Change since previous quarter
Quarter ending December 2016	5,589	
Quarter ending March 2017	5,636	→
Quarter ending June 2017	5,615	→
Quarter ending September 2017	5,654	→
Quarter ending December 2017	5,736	→
Variance since December 2016	2.6%	↑



ACTIVITY

Cumulative percentage of contracted UDA delivered 2017 & 2018



Month	Adjusted Scheduled Activity (UDA)	
	2017	2018
April	1,499	635
May	3,136	1,796
June	4,112	3,011
July	5,871	5,167
August	7,457	6,766
September	7,457	8,243
October	9,878	9,805
November	11,813	11,406
December	13,245	12,650
January	14,648	
February	16,144	
March	17,946	
April	18,524	
May	18,520	
June	18,261	

QUALITY

	Quantity	Base Number	Contract	AT	Region	England
% of FP17s for the same patient ID Re-attending within 3 months - Children	102	1,151	8.9%	9.5%	11.5%	12.0%
% of FP17s for the same patient ID Re-attending within 3 months - Adults	633	4,436	14.3%	15.0%	15.8%	15.9%
% of FP17s for the same patient ID Re-attending between 3 & 9 months - Children	650	1,151	56.5%	59.4%	60.5%	58.0%
% of FP17s for the same patient ID Re-attending between 3 & 9 months - Adults	1,933	4,436	43.6%	51.1%	51.8%	50.5%
% of FP17s for Band 1 Urgent Courses	499	5,425	9.2%	9.6%	9.5%	9.0%
% of FP17s Relating to Free Repair or Replacements	26	5,425	0.5%	0.6%	0.7%	0.8%
% of FP17s Relating to Continuations	99	5,425	1.8%	0.9%	1.0%	1.1%
% of Patients satisfied with the dentistry they have received	12	13	92.3%	91.2%	92.1%	91.5%
% of Patients satisfied with the time they had to wait for an appointment	13	13	100.0%	88.7%	88.3%	87.9%

* This is based on patients treated on this contract for their most recent course of treatment. Figures in italics indicate the base number of FP17s or Patient Questionnaire responses are less than 100. N/A is shown where the base number of responses is less than 10 during the period. % is calculated as Quantity/Base number*100

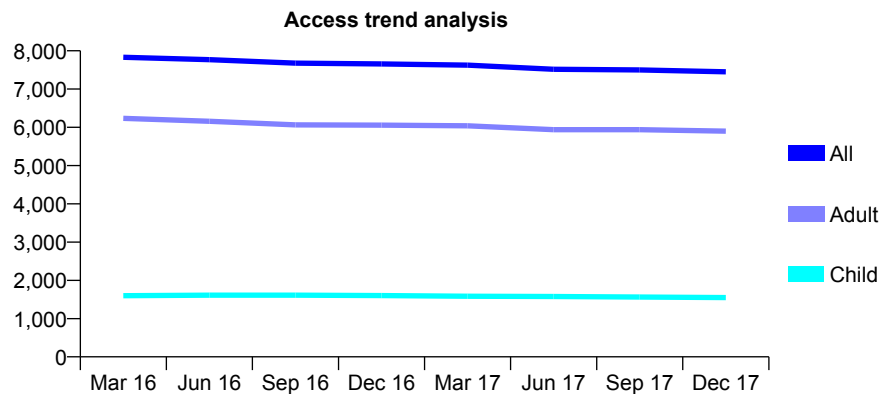
Q68 - Vital Signs At a Glance Contract Report for 161322/0001 - December 2017

Name or company name	NORTH LAINES DENTAL PRACTICE
Contract type name	GDS Contract
Purpose of contract	General
Contract start date	01/04/2008
Contract end date	

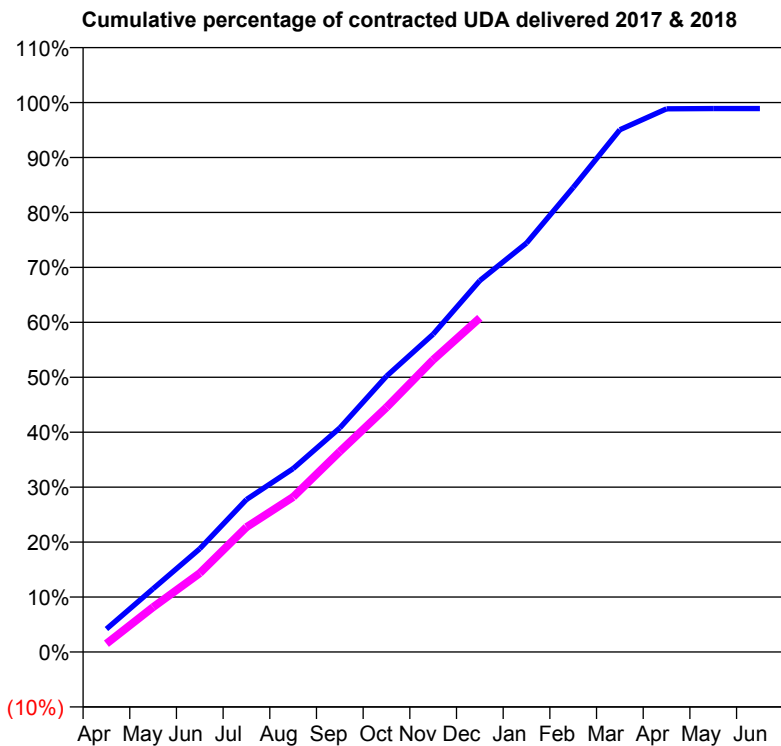
17/18 Contracted general activity (UDA)	25,769
Carry forward general activity (UDA)	284
17/18 Contracted orthodontic activity (UOA)	0
Carry forward orthodontic activity (UOA)	0
Baseline contract value	£739,768.10

ACCESS*

Patients seen in 24 months	Total	Change since previous quarter
Quarter ending December 2016	7,658	
Quarter ending March 2017	7,624	→
Quarter ending June 2017	7,517	↓
Quarter ending September 2017	7,501	→
Quarter ending December 2017	7,451	→
Variance since December 2016	(2.7%)	↓



ACTIVITY



Month	Adjusted Scheduled Activity (UDA)	
	2017	2018
April	1,082	392
May	2,967	2,104
June	4,841	3,702
July	7,153	5,855
August	8,603	7,270
September	10,506	9,399
October	12,934	11,471
November	14,903	13,702
December	17,417	15,666
January	19,177	
February	21,786	
March	24,493	
April	25,476	
May	25,486	
June	25,485	

QUALITY

	Quantity	Base Number	Contract	AT	Region	England
% of FP17s for the same patient ID Re-attending within 3 months - Children	178	1,769	10.1%	9.5%	11.5%	12.0%
% of FP17s for the same patient ID Re-attending within 3 months - Adults	1,172	6,128	19.1%	15.0%	15.8%	15.9%
% of FP17s for the same patient ID Re-attending between 3 & 9 months - Children	1,002	1,769	56.6%	59.4%	60.5%	58.0%
% of FP17s for the same patient ID Re-attending between 3 & 9 months - Adults	2,708	6,128	44.2%	51.1%	51.8%	50.5%
% of FP17s for Band 1 Urgent Courses	972	7,466	13.0%	9.6%	9.5%	9.0%
% of FP17s Relating to Free Repair or Replacements	62	7,466	0.8%	0.6%	0.7%	0.8%
% of FP17s Relating to Continuations	51	7,466	0.7%	0.9%	1.0%	1.1%
% of Patients satisfied with the dentistry they have received	7	7	N/A	91.2%	92.1%	91.5%
% of Patients satisfied with the time they had to wait for an appointment	6	7	N/A	88.7%	88.3%	87.9%

* This is based on patients treated on this contract for their most recent course of treatment. Figures in italics indicate the base number of FP17s or Patient Questionnaire responses are less than 100. N/A is shown where the base number of responses is less than 10 during the period. % is calculated as Quantity/Base number*100

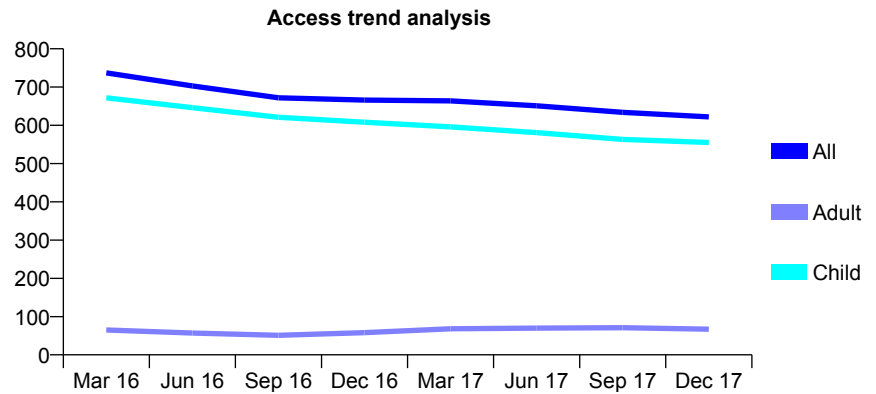
Q68 - Vital Signs At a Glance Contract Report for 162108/0001 - December 2017

Name or company name	Mr M Clery and Ms R Amlani
Contract type name	GDS Contract
Purpose of contract	General
Contract start date	01/04/2010
Contract end date	

17/18 Contracted general activity (UDA)	1,170
Carry forward general activity (UDA)	0
17/18 Contracted orthodontic activity (UOA)	0
Carry forward orthodontic activity (UOA)	0
Baseline contract value	£30,144.08

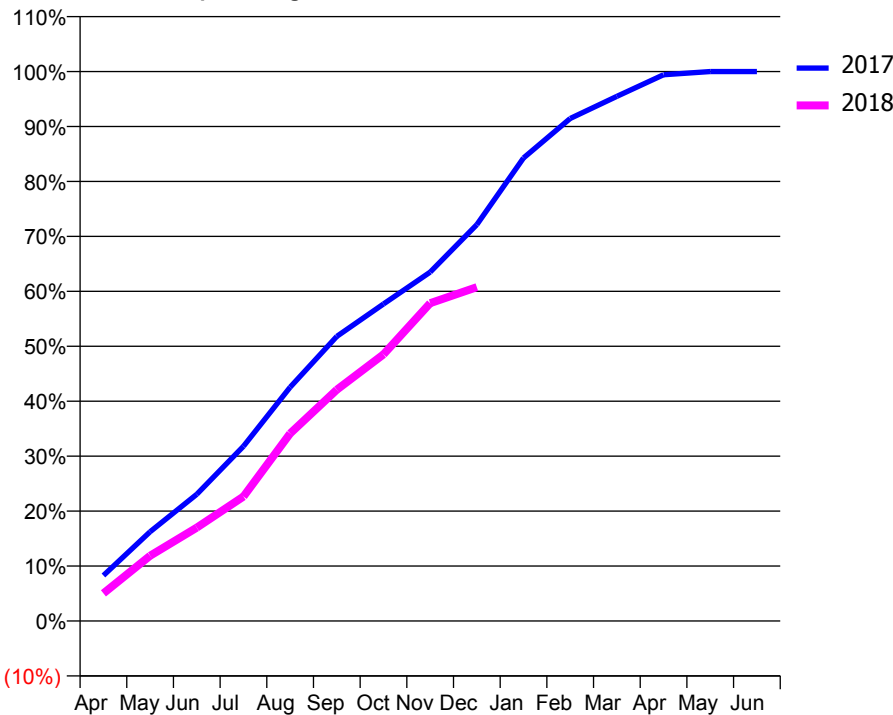
ACCESS*

Patients seen in 24 months	Total	Change since previous quarter
Quarter ending December 2016	666	
Quarter ending March 2017	664	→
Quarter ending June 2017	651	↓
Quarter ending September 2017	634	↓
Quarter ending December 2017	622	↓
Variance since December 2016	(6.6%)	↓



ACTIVITY

Cumulative percentage of contracted UDA delivered 2017 & 2018



Month	Adjusted Scheduled Activity (UDA)	
	2017	2018
April	97	59
May	190	139
June	270	199
July	372	265
August	498	399
September	606	492
October	675	568
November	743	677
December	844	711
January	986	
February	1,070	
March	1,117	
April	1,163	
May	1,170	
June	1,170	

QUALITY

	Quantity	Base Number	Contract	AT	Region	England
% of FP17s for the same patient ID Re-attending within 3 months - Children	33	625	5.3%	9.5%	11.5%	12.0%
% of FP17s for the same patient ID Re-attending within 3 months - Adults	3	33	9.1%	15.0%	15.8%	15.9%
% of FP17s for the same patient ID Re-attending between 3 & 9 months - Children	402	625	64.3%	59.4%	60.5%	58.0%
% of FP17s for the same patient ID Re-attending between 3 & 9 months - Adults	22	33	66.7%	51.1%	51.8%	50.5%
% of FP17s for Band 1 Urgent Courses	4	607	0.7%	9.6%	9.5%	9.0%
% of FP17s Relating to Free Repair or Replacements	0	607	0.0%	0.6%	0.7%	0.8%
% of FP17s Relating to Continuations	0	607	0.0%	0.9%	1.0%	1.1%
% of Patients satisfied with the dentistry they have received	0	0	N/A	91.2%	92.1%	91.5%
% of Patients satisfied with the time they had to wait for an appointment	0	0	N/A	88.7%	88.3%	87.9%

* This is based on patients treated on this contract for their most recent course of treatment. Figures in italics indicate the base number of FP17s or Patient Questionnaire responses are less than 100. N/A is shown where the base number of responses is less than 10 during the period. % is calculated as Quantity/Base number*100

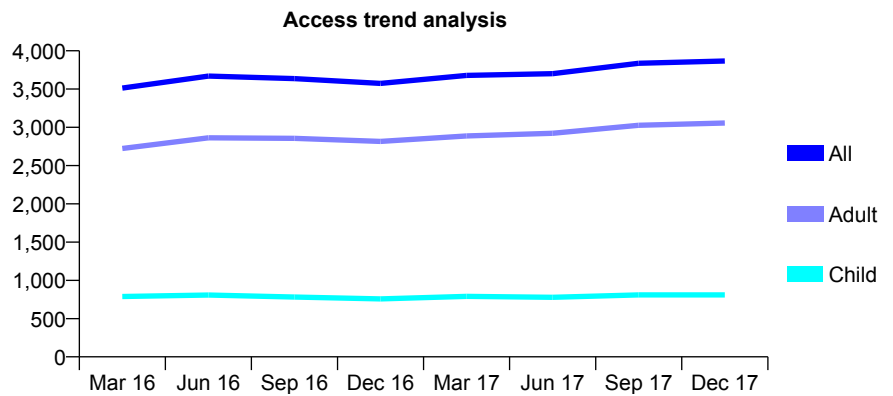
Q68 - Vital Signs At a Glance Contract Report for 162434/0001 - December 2017

Name or company name	Mr A Eyrumlu, Mr M Eyrumlu & Mr M Darat
Contract type name	GDS Contract
Purpose of contract	General
Contract start date	01/08/2014
Contract end date	

17/18 Contracted general activity (UDA)	13,000
Carry forward general activity (UDA)	514
17/18 Contracted orthodontic activity (UOA)	0
Carry forward orthodontic activity (UOA)	0
Baseline contract value	£363,433.08

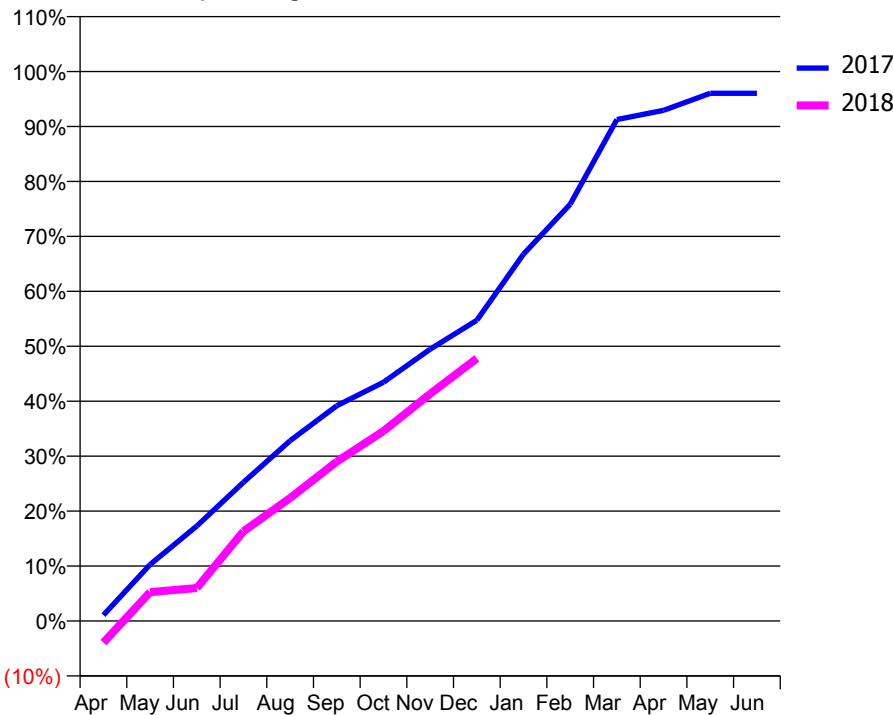
ACCESS*

Patients seen in 24 months	Total	Change since previous quarter
Quarter ending December 2016	3,574	
Quarter ending March 2017	3,679	↑
Quarter ending June 2017	3,701	→
Quarter ending September 2017	3,837	↑
Quarter ending December 2017	3,866	→
Variance since December 2016	8.2%	↑



ACTIVITY

Cumulative percentage of contracted UDA delivered 2017 & 2018



Month	Adjusted Scheduled Activity (UDA)	
	2017	2018
April	141	-514
May	1,335	684
June	2,249	782
July	3,284	2,122
August	4,267	2,910
September	5,092	3,770
October	5,649	4,493
November	6,430	5,374
December	7,116	6,214
January	8,681	
February	9,859	
March	11,862	
April	12,079	
May	12,486	
June	12,486	

QUALITY

	Quantity	Base Number	Contract	AT	Region	England
% of FP17s for the same patient ID Re-attending within 3 months - Children	48	805	6.0%	9.5%	11.5%	12.0%
% of FP17s for the same patient ID Re-attending within 3 months - Adults	379	3,184	11.9%	15.0%	15.8%	15.9%
% of FP17s for the same patient ID Re-attending between 3 & 9 months - Children	413	805	51.3%	59.4%	60.5%	58.0%
% of FP17s for the same patient ID Re-attending between 3 & 9 months - Adults	1,589	3,184	49.9%	51.1%	51.8%	50.5%
% of FP17s for Band 1 Urgent Courses	334	3,731	9.0%	9.6%	9.5%	9.0%
% of FP17s Relating to Free Repair or Replacements	3	3,731	0.1%	0.6%	0.7%	0.8%
% of FP17s Relating to Continuations	85	3,731	2.3%	0.9%	1.0%	1.1%
% of Patients satisfied with the dentistry they have received	9	9	N/A	91.2%	92.1%	91.5%
% of Patients satisfied with the time they had to wait for an appointment	8	9	N/A	88.7%	88.3%	87.9%

* This is based on patients treated on this contract for their most recent course of treatment. Figures in italics indicate the base number of FP17s or Patient Questionnaire responses are less than 100. N/A is shown where the base number of responses is less than 10 during the period. % is calculated as Quantity/Base number*100

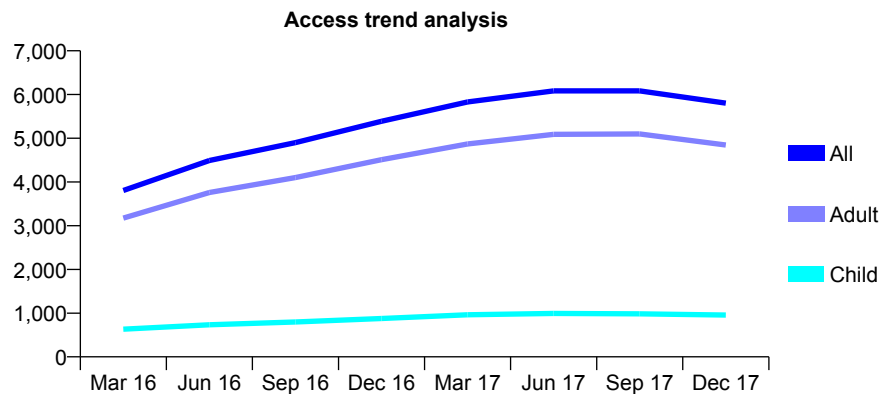
Q68 - Vital Signs At a Glance Contract Report for 162531/0001 - December 2017

Name or company name	The Dental Surgery Partnership
Contract type name	GDS Contract
Purpose of contract	General
Contract start date	01/08/2015
Contract end date	

17/18 Contracted general activity (UDA)	21,012
Carry forward general activity (UDA)	0
17/18 Contracted orthodontic activity (UOA)	0
Carry forward orthodontic activity (UOA)	0
Baseline contract value	£545,842.91

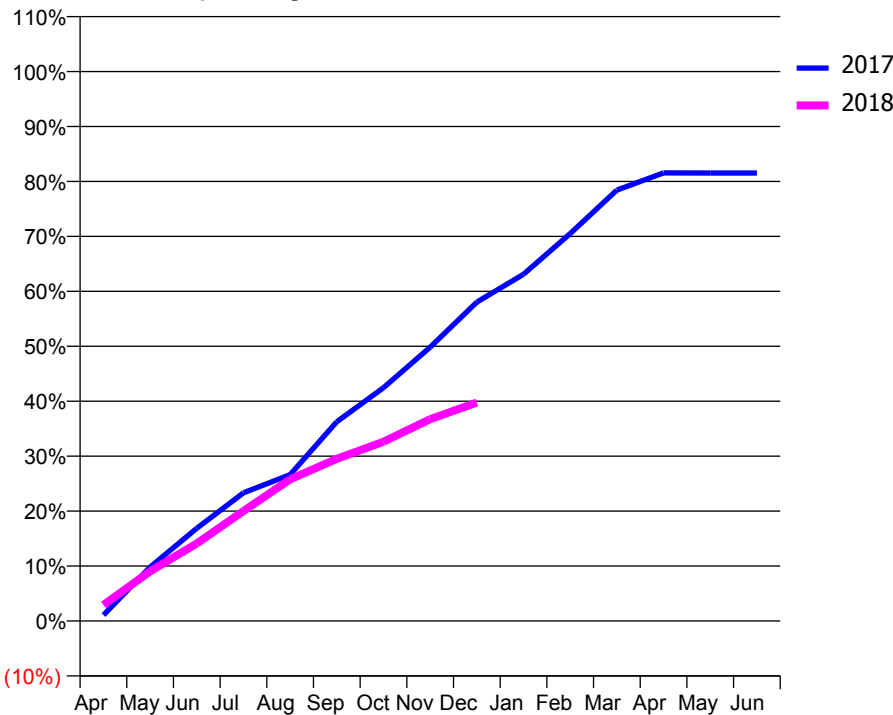
ACCESS*

Patients seen in 24 months	Total	Change since previous quarter
Quarter ending December 2016	5,388	
Quarter ending March 2017	5,831	↑
Quarter ending June 2017	6,084	↑
Quarter ending September 2017	6,083	→
Quarter ending December 2017	5,803	↓
Variance since December 2016	7.7%	↑



ACTIVITY

Cumulative percentage of contracted UDA delivered 2017 & 2018



Month	Adjusted Scheduled Activity (UDA)	
	2017	2018
April	227	615
May	2,064	1,900
June	3,545	2,965
July	4,904	4,203
August	5,595	5,418
September	7,620	6,203
October	8,918	6,858
November	10,470	7,719
December	12,194	8,356
January	13,258	
February	14,816	
March	16,479	
April	17,136	
May	17,130	
June	17,130	

QUALITY

	Quantity	Base Number	Contract	AT	Region	England
% of FP17s for the same patient ID Re-attending within 3 months - Children	66	854	7.7%	9.5%	11.5%	12.0%
% of FP17s for the same patient ID Re-attending within 3 months - Adults	616	4,074	15.1%	15.0%	15.8%	15.9%
% of FP17s for the same patient ID Re-attending between 3 & 9 months - Children	434	854	50.8%	59.4%	60.5%	58.0%
% of FP17s for the same patient ID Re-attending between 3 & 9 months - Adults	2,020	4,074	49.6%	51.1%	51.8%	50.5%
% of FP17s for Band 1 Urgent Courses	468	4,584	10.2%	9.6%	9.5%	9.0%
% of FP17s Relating to Free Repair or Replacements	27	4,584	0.6%	0.6%	0.7%	0.8%
% of FP17s Relating to Continuations	97	4,584	2.1%	0.9%	1.0%	1.1%
% of Patients satisfied with the dentistry they have received	3	4	N/A	91.2%	92.1%	91.5%
% of Patients satisfied with the time they had to wait for an appointment	3	4	N/A	88.7%	88.3%	87.9%

* This is based on patients treated on this contract for their most recent course of treatment. Figures in italics indicate the base number of FP17s or Patient Questionnaire responses are less than 100. N/A is shown where the base number of responses is less than 10 during the period. % is calculated as Quantity/Base number*100

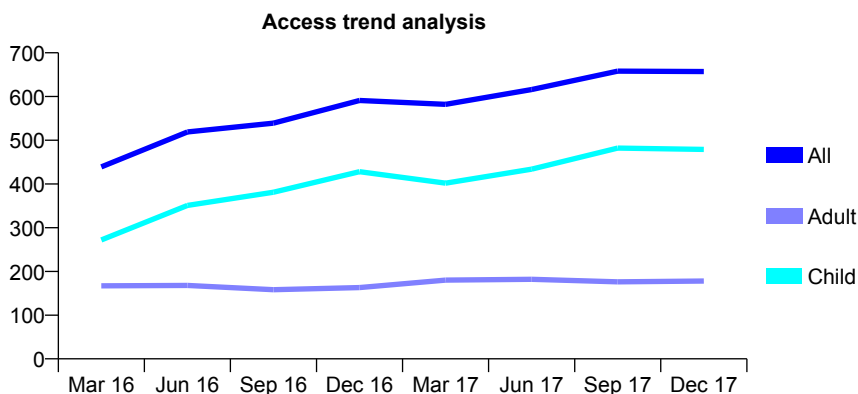
Q68 - Vital Signs At a Glance Contract Report for 162639/0001 - December 2017

Name or company name	MR M SEIFOURI
Contract type name	GDS Contract
Purpose of contract	General
Contract start date	01/09/2015
Contract end date	

17/18 Contracted general activity (UDA)	1,434
Carry forward general activity (UDA)	-22
17/18 Contracted orthodontic activity (UOA)	0
Carry forward orthodontic activity (UOA)	0
Baseline contract value	£33,077.31

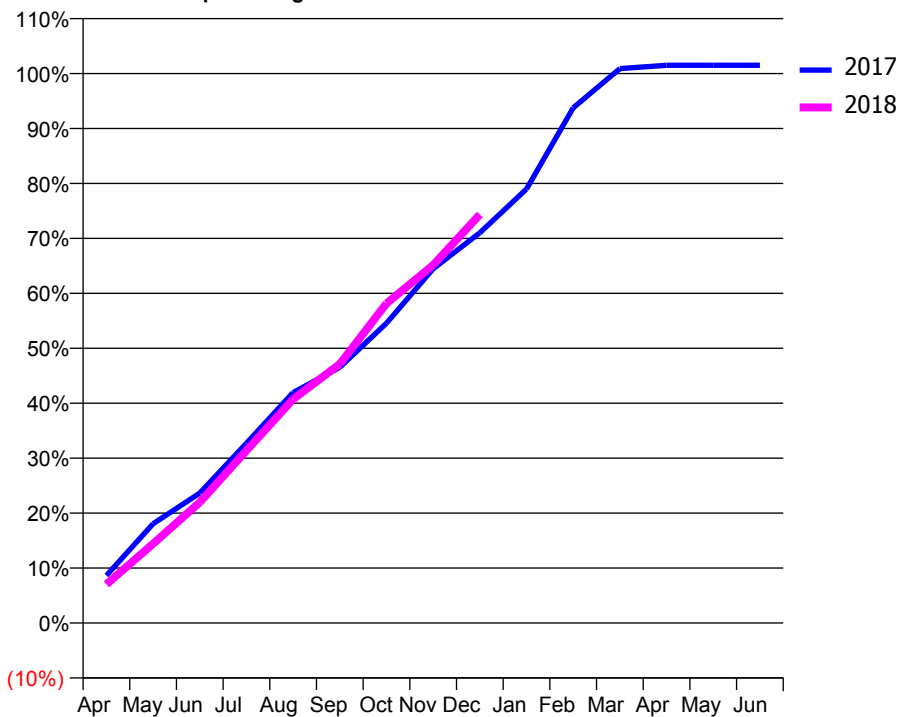
ACCESS*

Patients seen in 24 months	Total	Change since previous quarter
Quarter ending December 2016	591	
Quarter ending March 2017	582	↓
Quarter ending June 2017	616	↑
Quarter ending September 2017	658	↑
Quarter ending December 2017	657	→
Variance since December 2016	11.2%	↑



ACTIVITY

Cumulative percentage of contracted UDA delivered 2017 & 2018



Month	Adjusted Scheduled Activity (UDA)	
	2017	2018
April	124	101
May	259	207
June	339	315
July	469	450
August	601	584
September	667	676
October	782	834
November	924	934
December	1,018	1,066
January	1,132	
February	1,345	
March	1,447	
April	1,456	
May	1,456	
June	1,456	

QUALITY

	Quantity	Base Number	Contract	AT	Region	England
% of FP17s for the same patient ID Re-attending within 3 months - Children	16	552	2.9%	9.5%	11.5%	12.0%
% of FP17s for the same patient ID Re-attending within 3 months - Adults	6	153	3.9%	15.0%	15.8%	15.9%
% of FP17s for the same patient ID Re-attending between 3 & 9 months - Children	314	552	56.9%	59.4%	60.5%	58.0%
% of FP17s for the same patient ID Re-attending between 3 & 9 months - Adults	30	153	19.6%	51.1%	51.8%	50.5%
% of FP17s for Band 1 Urgent Courses	1	698	0.1%	9.6%	9.5%	9.0%
% of FP17s Relating to Free Repair or Replacements	0	698	0.0%	0.6%	0.7%	0.8%
% of FP17s Relating to Continuations	0	698	0.0%	0.9%	1.0%	1.1%
% of Patients satisfied with the dentistry they have received	0	0	N/A	91.2%	92.1%	91.5%
% of Patients satisfied with the time they had to wait for an appointment	0	0	N/A	88.7%	88.3%	87.9%

* This is based on patients treated on this contract for their most recent course of treatment. Figures in italics indicate the base number of FP17s or Patient Questionnaire responses are less than 100. N/A is shown where the base number of responses is less than 10 during the period. % is calculated as Quantity/Base number*100

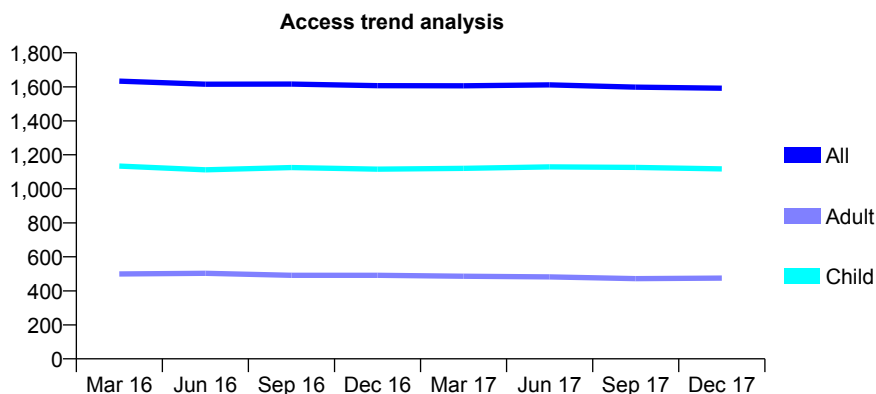
Q68 - Vital Signs At a Glance Contract Report for 163430/0001 - December 2017

Name or company name	Ashley Dental Ltd
Contract type name	GDS Contract
Purpose of contract	General
Contract start date	01/04/2013
Contract end date	

17/18 Contracted general activity (UDA)	3,896
Carry forward general activity (UDA)	0
17/18 Contracted orthodontic activity (UOA)	0
Carry forward orthodontic activity (UOA)	0
Baseline contract value	£97,347.99

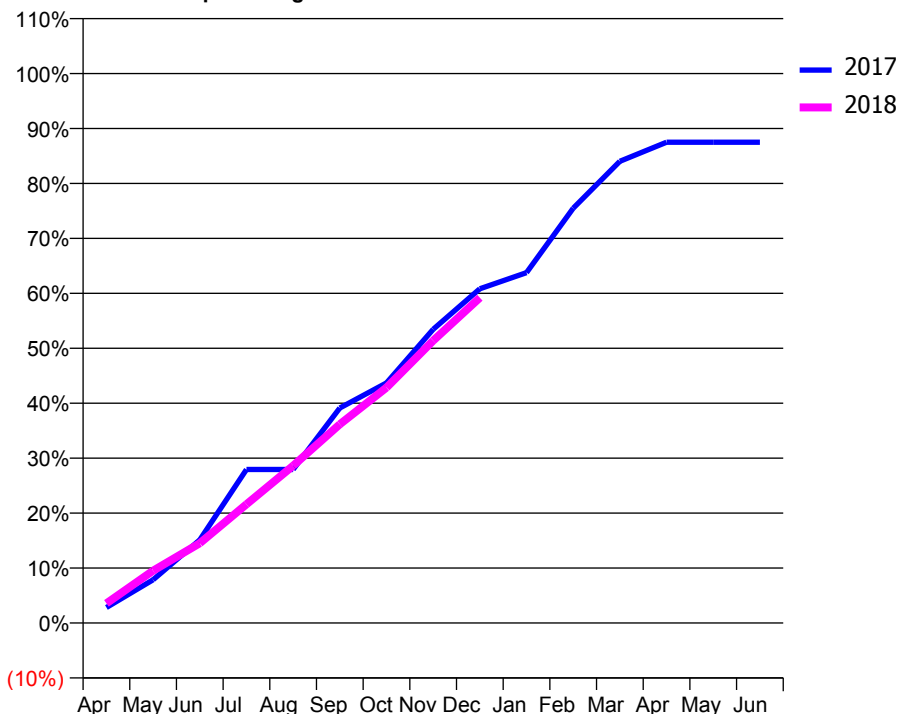
ACCESS*

Patients seen in 24 months	Total	Change since previous quarter
Quarter ending December 2016	1,607	
Quarter ending March 2017	1,606	→
Quarter ending June 2017	1,611	→
Quarter ending September 2017	1,598	→
Quarter ending December 2017	1,592	→
Variance since December 2016	(0.9%)	→



ACTIVITY

Cumulative percentage of contracted UDA delivered 2017 & 2018



Month	Adjusted Scheduled Activity (UDA)	
	2017	2018
April	110	140
May	307	371
June	590	565
July	1,088	842
August	1,088	1,115
September	1,524	1,409
October	1,702	1,669
November	2,082	2,002
December	2,370	2,306
January	2,484	
February	2,941	
March	3,274	
April	3,409	
May	3,409	
June	3,409	

QUALITY

	Quantity	Base Number	Contract	AT	Region	England
% of FP17s for the same patient ID Re-attending within 3 months - Children	50	1,064	4.7%	9.5%	11.5%	12.0%
% of FP17s for the same patient ID Re-attending within 3 months - Adults	36	297	12.1%	15.0%	15.8%	15.9%
% of FP17s for the same patient ID Re-attending between 3 & 9 months - Children	497	1,064	46.7%	59.4%	60.5%	58.0%
% of FP17s for the same patient ID Re-attending between 3 & 9 months - Adults	132	297	44.4%	51.1%	51.8%	50.5%
% of FP17s for Band 1 Urgent Courses	20	1,320	1.5%	9.6%	9.5%	9.0%
% of FP17s Relating to Free Repair or Replacements	0	1,320	0.0%	0.6%	0.7%	0.8%
% of FP17s Relating to Continuations	2	1,320	0.2%	0.9%	1.0%	1.1%
% of Patients satisfied with the dentistry they have received	1	1	N/A	91.2%	92.1%	91.5%
% of Patients satisfied with the time they had to wait for an appointment	1	1	N/A	88.7%	88.3%	87.9%

* This is based on patients treated on this contract for their most recent course of treatment. Figures in italics indicate the base number of FP17s or Patient Questionnaire responses are less than 100. N/A is shown where the base number of responses is less than 10 during the period. % is calculated as Quantity/Base number*100

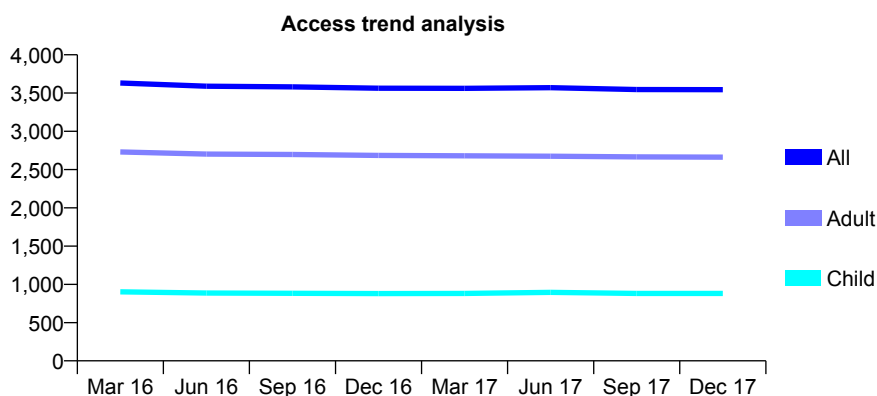
Q68 - Vital Signs At a Glance Contract Report for 164550/0001 - December 2017

Name or company name	Mr R Pant & Mrs R Pant
Contract type name	GDS Contract
Purpose of contract	General
Contract start date	01/04/2012
Contract end date	

17/18 Contracted general activity (UDA)	13,273
Carry forward general activity (UDA)	-72
17/18 Contracted orthodontic activity (UOA)	0
Carry forward orthodontic activity (UOA)	0
Baseline contract value	£410,437.21

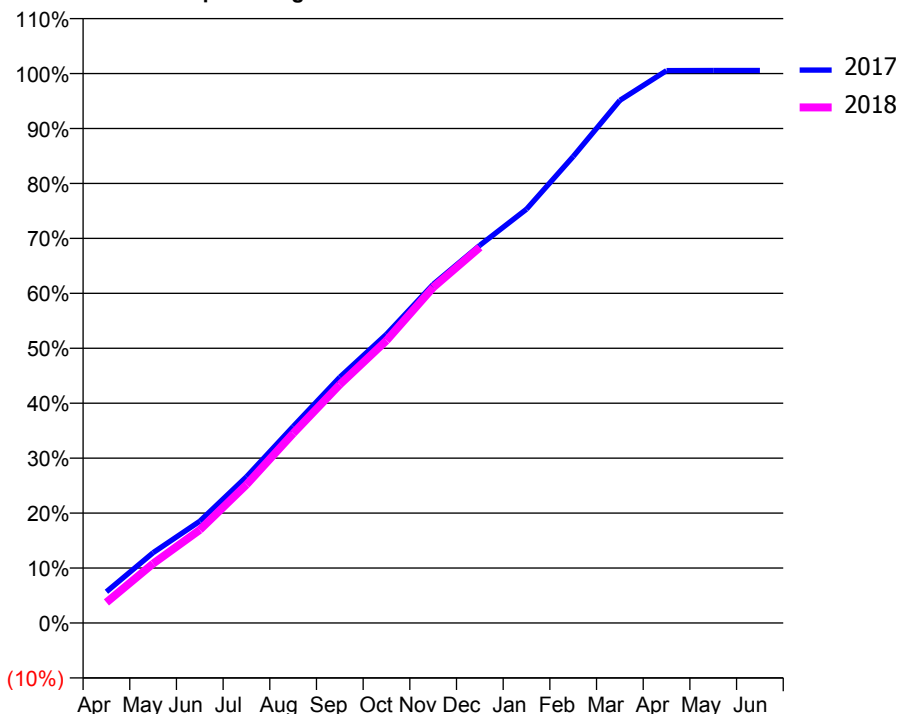
ACCESS*

Patients seen in 24 months	Total	Change since previous quarter
Quarter ending December 2016	3,564	
Quarter ending March 2017	3,561	→
Quarter ending June 2017	3,570	→
Quarter ending September 2017	3,546	→
Quarter ending December 2017	3,544	→
Variance since December 2016	(0.6%)	→



ACTIVITY

Cumulative percentage of contracted UDA delivered 2017 & 2018



Month	Adjusted Scheduled Activity (UDA)	
	2017	2018
April	755	497
May	1,700	1,434
June	2,459	2,250
July	3,533	3,341
August	4,745	4,577
September	5,938	5,760
October	6,976	6,822
November	8,178	8,105
December	9,123	9,075
January	9,997	
February	11,267	
March	12,623	
April	13,342	
May	13,344	
June	13,344	

QUALITY

	Quantity	Base Number	Contract	AT	Region	England
% of FP17s for the same patient ID Re-attending within 3 months - Children	54	1,142	4.7%	9.5%	11.5%	12.0%
% of FP17s for the same patient ID Re-attending within 3 months - Adults	374	3,472	10.8%	15.0%	15.8%	15.9%
% of FP17s for the same patient ID Re-attending between 3 & 9 months - Children	863	1,142	75.6%	59.4%	60.5%	58.0%
% of FP17s for the same patient ID Re-attending between 3 & 9 months - Adults	2,633	3,472	75.8%	51.1%	51.8%	50.5%
% of FP17s for Band 1 Urgent Courses	262	4,356	6.0%	9.6%	9.5%	9.0%
% of FP17s Relating to Free Repair or Replacements	48	4,356	1.1%	0.6%	0.7%	0.8%
% of FP17s Relating to Continuations	10	4,356	0.2%	0.9%	1.0%	1.1%
% of Patients satisfied with the dentistry they have received	5	5	N/A	91.2%	92.1%	91.5%
% of Patients satisfied with the time they had to wait for an appointment	4	5	N/A	88.7%	88.3%	87.9%

* This is based on patients treated on this contract for their most recent course of treatment. Figures in italics indicate the base number of FP17s or Patient Questionnaire responses are less than 100. N/A is shown where the base number of responses is less than 10 during the period. % is calculated as Quantity/Base number*100

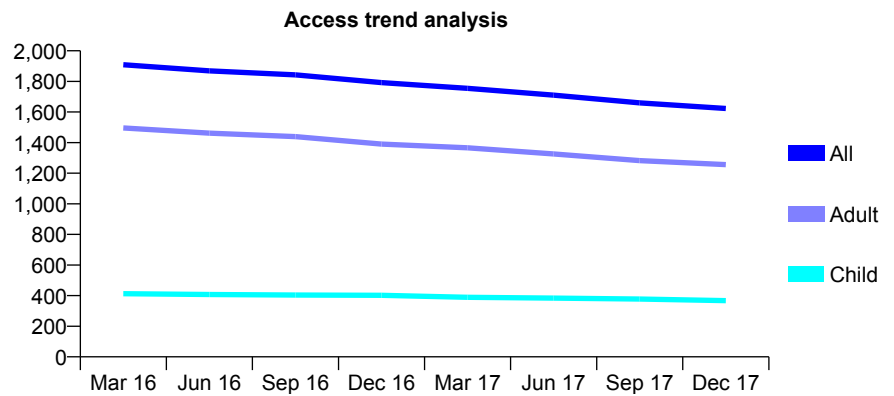
Q68 - Vital Signs At a Glance Contract Report for 164747/0001 - December 2017

Name or company name	Ferring Dental Practice Ltd
Contract type name	GDS Contract
Purpose of contract	General
Contract start date	01/11/2011
Contract end date	

17/18 Contracted general activity (UDA)	5,726
Carry forward general activity (UDA)	88
17/18 Contracted orthodontic activity (UOA)	0
Carry forward orthodontic activity (UOA)	0
Baseline contract value	£141,588.81

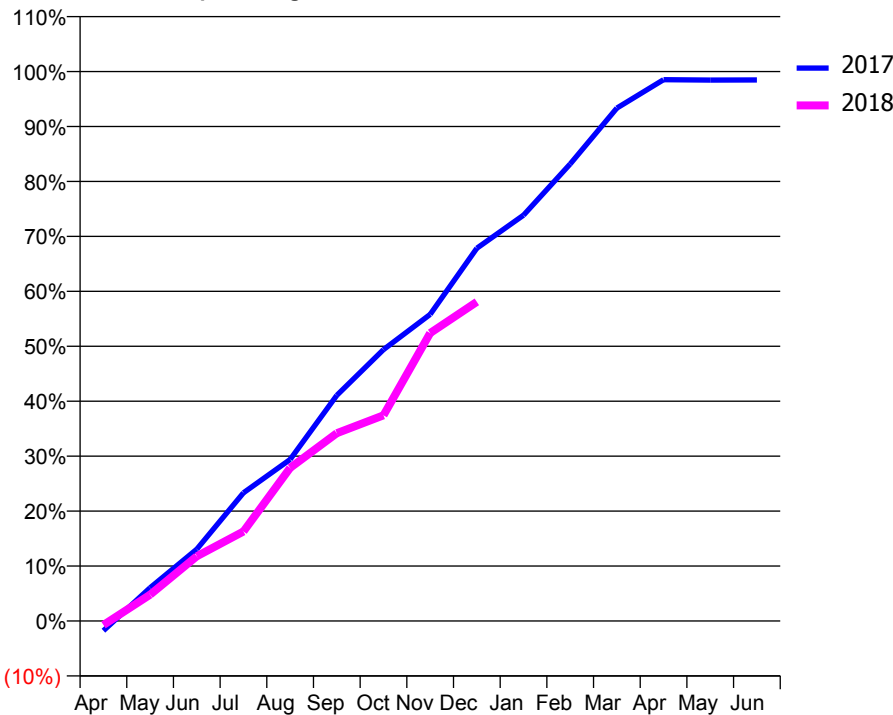
ACCESS*

Patients seen in 24 months	Total	Change since previous quarter
Quarter ending December 2016	1,792	
Quarter ending March 2017	1,755	↓
Quarter ending June 2017	1,710	↓
Quarter ending September 2017	1,660	↓
Quarter ending December 2017	1,623	↓
Variance since December 2016	(9.4%)	↓



ACTIVITY

Cumulative percentage of contracted UDA delivered 2017 & 2018



Month	Adjusted Scheduled Activity (UDA)	
	2017	2018
April	-103	-43
May	346	274
June	748	675
July	1,336	933
August	1,683	1,595
September	2,351	1,957
October	2,829	2,143
November	3,195	3,001
December	3,884	3,326
January	4,229	
February	4,763	
March	5,345	
April	5,641	
May	5,637	
June	5,638	

QUALITY

	Quantity	Base Number	Contract	AT	Region	England
% of FP17s for the same patient ID Re-attending within 3 months - Children	13	379	3.4%	9.5%	11.5%	12.0%
% of FP17s for the same patient ID Re-attending within 3 months - Adults	160	1,348	11.9%	15.0%	15.8%	15.9%
% of FP17s for the same patient ID Re-attending between 3 & 9 months - Children	247	379	65.2%	59.4%	60.5%	58.0%
% of FP17s for the same patient ID Re-attending between 3 & 9 months - Adults	860	1,348	63.8%	51.1%	51.8%	50.5%
% of FP17s for Band 1 Urgent Courses	123	1,647	7.5%	9.6%	9.5%	9.0%
% of FP17s Relating to Free Repair or Replacements	10	1,647	0.6%	0.6%	0.7%	0.8%
% of FP17s Relating to Continuations	9	1,647	0.5%	0.9%	1.0%	1.1%
% of Patients satisfied with the dentistry they have received	8	8	N/A	91.2%	92.1%	91.5%
% of Patients satisfied with the time they had to wait for an appointment	8	8	N/A	88.7%	88.3%	87.9%

* This is based on patients treated on this contract for their most recent course of treatment. Figures in italics indicate the base number of FP17s or Patient Questionnaire responses are less than 100. N/A is shown where the base number of responses is less than 10 during the period. % is calculated as Quantity/Base number*100

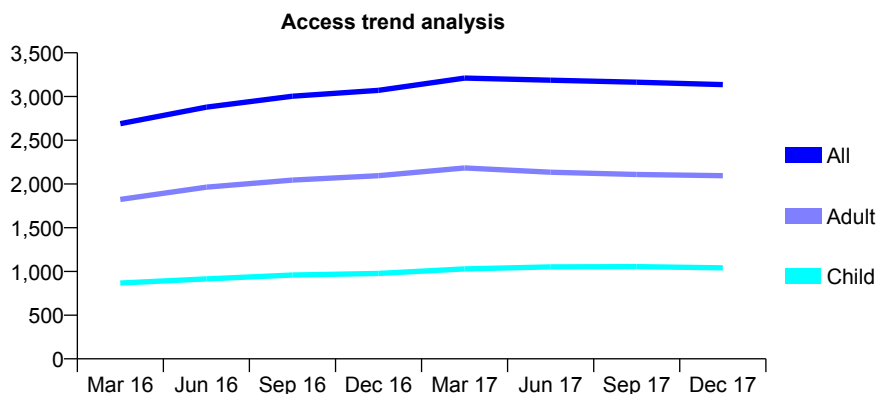
Q68 - Vital Signs At a Glance Contract Report for 165786/0001 - December 2017

Name or company name	Mr A Mykoniatis and Mr S Kolonidis
Contract type name	GDS Contract
Purpose of contract	General
Contract start date	06/04/2015
Contract end date	

17/18 Contracted general activity (UDA)	12,500
Carry forward general activity (UDA)	-250
17/18 Contracted orthodontic activity (UOA)	0
Carry forward orthodontic activity (UOA)	0
Baseline contract value	£293,068.13

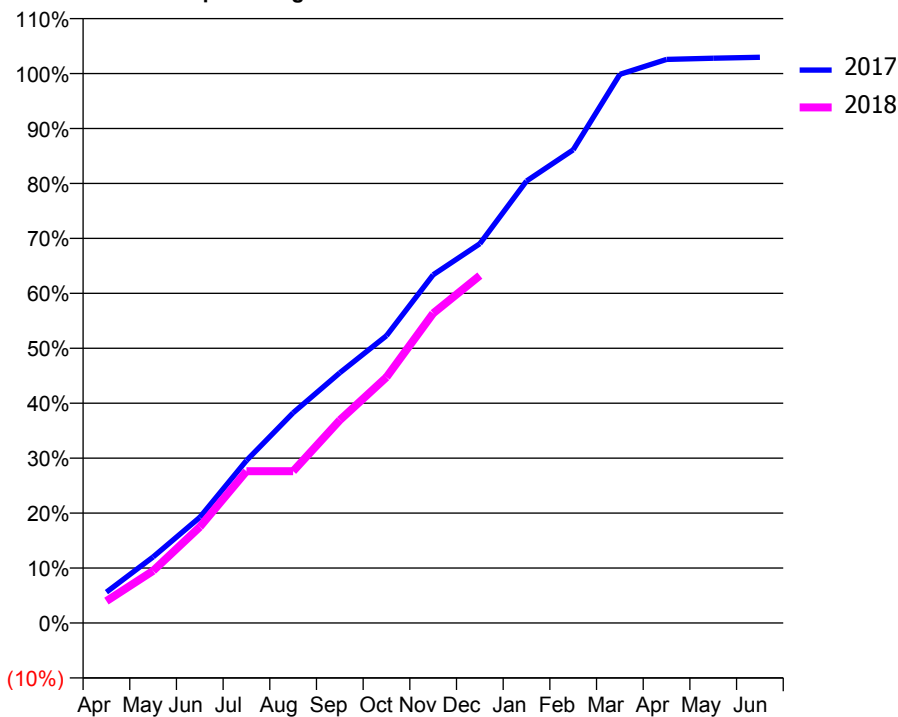
ACCESS*

Patients seen in 24 months	Total	Change since previous quarter
Quarter ending December 2016	3,071	
Quarter ending March 2017	3,211	↑
Quarter ending June 2017	3,186	→
Quarter ending September 2017	3,163	→
Quarter ending December 2017	3,136	→
Variance since December 2016	2.1%	↑



ACTIVITY

Cumulative percentage of contracted UDA delivered 2017 & 2018



Month	Adjusted Scheduled Activity (UDA)	
	2017	2018
April	701	500
May	1,503	1,188
June	2,405	2,185
July	3,697	3,454
August	4,782	3,454
September	5,692	4,615
October	6,536	5,592
November	7,922	7,045
December	8,629	7,904
January	10,056	
February	10,763	
March	12,480	
April	12,821	
May	12,847	
June	12,868	

QUALITY

	Quantity	Base Number	Contract	AT	Region	England
% of FP17s for the same patient ID Re-attending within 3 months - Children	66	1,155	5.7%	9.5%	11.5%	12.0%
% of FP17s for the same patient ID Re-attending within 3 months - Adults	313	2,301	13.6%	15.0%	15.8%	15.9%
% of FP17s for the same patient ID Re-attending between 3 & 9 months - Children	756	1,155	65.5%	59.4%	60.5%	58.0%
% of FP17s for the same patient ID Re-attending between 3 & 9 months - Adults	1,515	2,301	65.8%	51.1%	51.8%	50.5%
% of FP17s for Band 1 Urgent Courses	333	3,307	10.1%	9.6%	9.5%	9.0%
% of FP17s Relating to Free Repair or Replacements	21	3,307	0.6%	0.6%	0.7%	0.8%
% of FP17s Relating to Continuations	0	3,307	0.0%	0.9%	1.0%	1.1%
% of Patients satisfied with the dentistry they have received	5	5	N/A	91.2%	92.1%	91.5%
% of Patients satisfied with the time they had to wait for an appointment	5	5	N/A	88.7%	88.3%	87.9%

* This is based on patients treated on this contract for their most recent course of treatment. Figures in italics indicate the base number of FP17s or Patient Questionnaire responses are less than 100. N/A is shown where the base number of responses is less than 10 during the period. % is calculated as Quantity/Base number*100

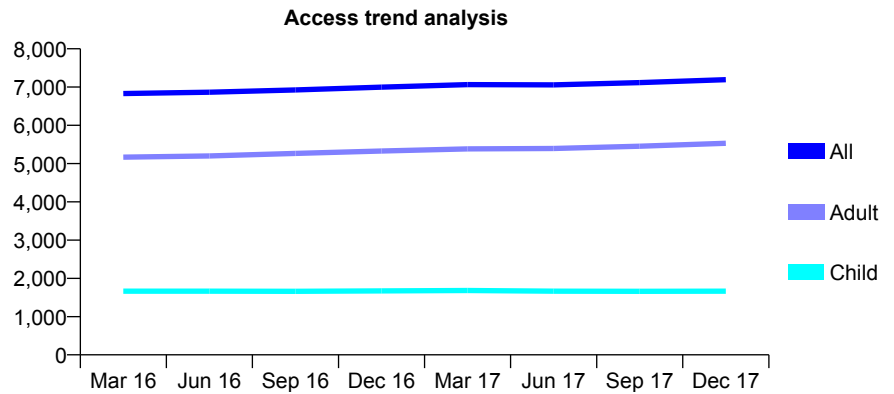
Q68 - Vital Signs At a Glance Contract Report for 166030/0001 - December 2017

Name or company name	Cranleigh Practice Ltd
Contract type name	GDS Contract
Purpose of contract	General
Contract start date	01/04/2008
Contract end date	

17/18 Contracted general activity (UDA)	18,581
Carry forward general activity (UDA)	-227
17/18 Contracted orthodontic activity (UOA)	0
Carry forward orthodontic activity (UOA)	0
Baseline contract value	£493,226.60

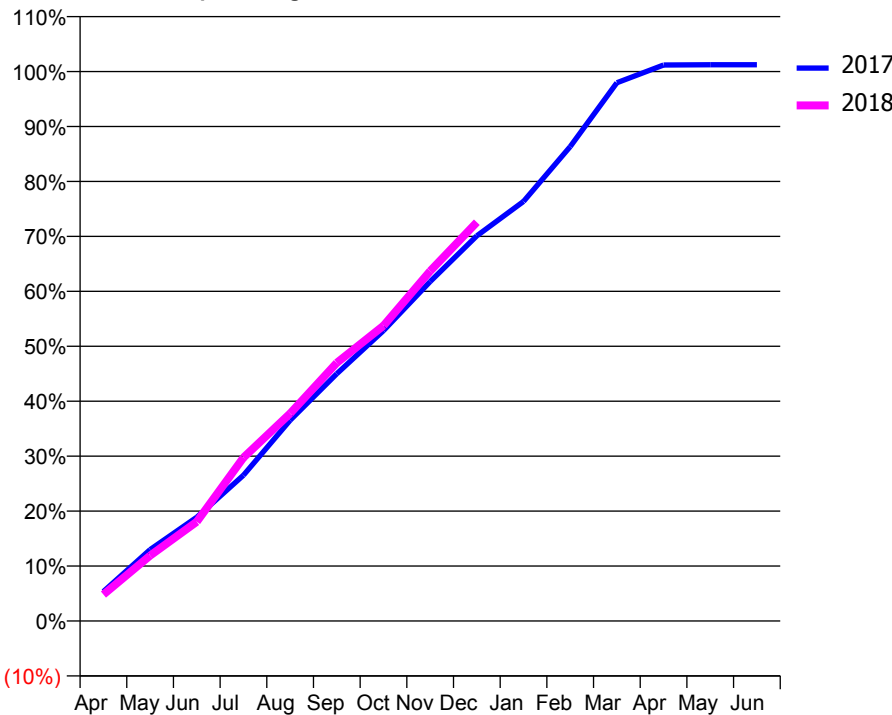
ACCESS*

Patients seen in 24 months	Total	Change since previous quarter
Quarter ending December 2016	6,999	
Quarter ending March 2017	7,064	→
Quarter ending June 2017	7,057	→
Quarter ending September 2017	7,116	→
Quarter ending December 2017	7,194	→
Variance since December 2016	2.8%	↑



ACTIVITY

Cumulative percentage of contracted UDA delivered 2017 & 2018



Month	Adjusted Scheduled Activity (UDA)	
	2017	2018
April	999	894
May	2,417	2,211
June	3,511	3,355
July	4,932	5,525
August	6,790	7,020
September	8,360	8,733
October	9,820	9,987
November	11,480	11,834
December	13,025	13,484
January	14,188	
February	16,041	
March	18,203	
April	18,799	
May	18,807	
June	18,807	

QUALITY

	Quantity	Base Number	Contract	AT	Region	England
% of FP17s for the same patient ID Re-attending within 3 months - Children	62	1,723	3.6%	9.5%	11.5%	12.0%
% of FP17s for the same patient ID Re-attending within 3 months - Adults	524	5,692	9.2%	15.0%	15.8%	15.9%
% of FP17s for the same patient ID Re-attending between 3 & 9 months - Children	1,060	1,723	61.5%	59.4%	60.5%	58.0%
% of FP17s for the same patient ID Re-attending between 3 & 9 months - Adults	3,522	5,692	61.9%	51.1%	51.8%	50.5%
% of FP17s for Band 1 Urgent Courses	364	7,139	5.1%	9.6%	9.5%	9.0%
% of FP17s Relating to Free Repair or Replacements	12	7,139	0.2%	0.6%	0.7%	0.8%
% of FP17s Relating to Continuations	93	7,139	1.3%	0.9%	1.0%	1.1%
% of Patients satisfied with the dentistry they have received	7	7	N/A	91.2%	92.1%	91.5%
% of Patients satisfied with the time they had to wait for an appointment	7	7	N/A	88.7%	88.3%	87.9%

* This is based on patients treated on this contract for their most recent course of treatment. Figures in italics indicate the base number of FP17s or Patient Questionnaire responses are less than 100. N/A is shown where the base number of responses is less than 10 during the period. % is calculated as Quantity/Base number*100

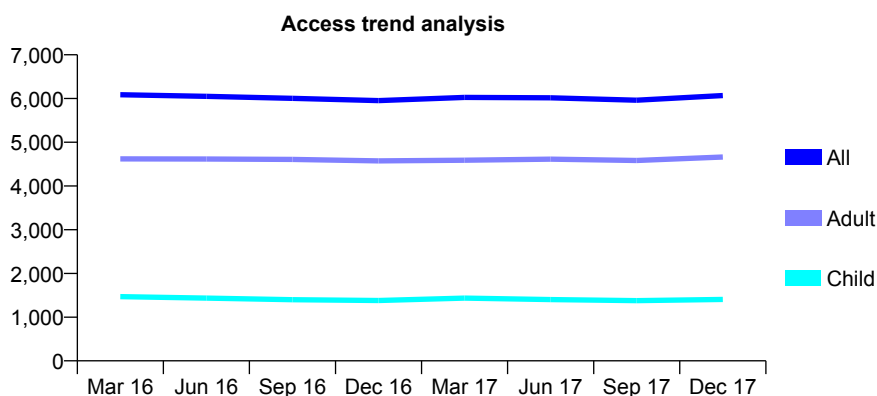
Q68 - Vital Signs At a Glance Contract Report for 166782/0001 - December 2017

Name or company name	Alfa Dental Ltd
Contract type name	GDS Contract
Purpose of contract	General
Contract start date	01/08/2007
Contract end date	

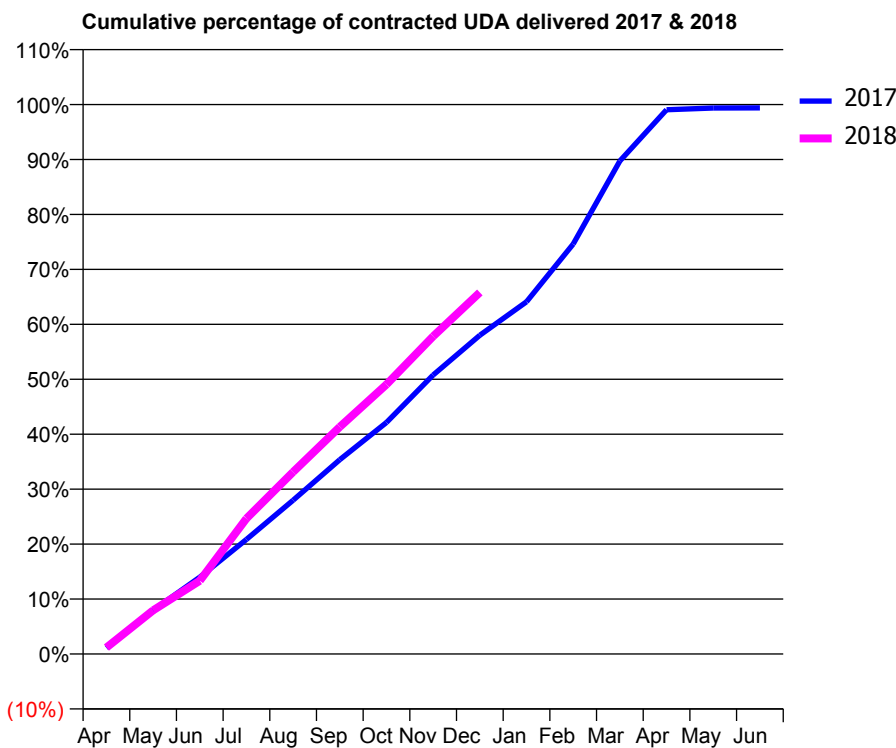
17/18 Contracted general activity (UDA)	20,646
Carry forward general activity (UDA)	127
17/18 Contracted orthodontic activity (UOA)	0
Carry forward orthodontic activity (UOA)	0
Baseline contract value	£638,116.10

ACCESS*

Patients seen in 24 months	Total	Change since previous quarter
Quarter ending December 2016	5,953	
Quarter ending March 2017	6,025	→
Quarter ending June 2017	6,015	→
Quarter ending September 2017	5,960	→
Quarter ending December 2017	6,068	→
Variance since December 2016	1.9%	→



ACTIVITY



Month	Adjusted Scheduled Activity (UDA)	
	2017	2018
April	229	241
May	1,648	1,639
June	2,889	2,751
July	4,306	5,095
August	5,779	6,839
September	7,300	8,534
October	8,701	10,126
November	10,483	11,936
December	11,976	13,587
January	13,236	
February	15,405	
March	18,524	
April	20,449	
May	20,515	
June	20,518	

QUALITY

	Quantity	Base Number	Contract	AT	Region	England
% of FP17s for the same patient ID Re-attending within 3 months - Children	108	1,272	8.5%	9.5%	11.5%	12.0%
% of FP17s for the same patient ID Re-attending within 3 months - Adults	600	3,986	15.1%	15.0%	15.8%	15.9%
% of FP17s for the same patient ID Re-attending between 3 & 9 months - Children	570	1,272	44.8%	59.4%	60.5%	58.0%
% of FP17s for the same patient ID Re-attending between 3 & 9 months - Adults	1,484	3,986	37.2%	51.1%	51.8%	50.5%
% of FP17s for Band 1 Urgent Courses	654	4,868	13.4%	9.6%	9.5%	9.0%
% of FP17s Relating to Free Repair or Replacements	28	4,868	0.6%	0.6%	0.7%	0.8%
% of FP17s Relating to Continuations	45	4,868	0.9%	0.9%	1.0%	1.1%
% of Patients satisfied with the dentistry they have received	20	21	95.2%	91.2%	92.1%	91.5%
% of Patients satisfied with the time they had to wait for an appointment	20	21	95.2%	88.7%	88.3%	87.9%

* This is based on patients treated on this contract for their most recent course of treatment. Figures in italics indicate the base number of FP17s or Patient Questionnaire responses are less than 100. N/A is shown where the base number of responses is less than 10 during the period. % is calculated as Quantity/Base number*100

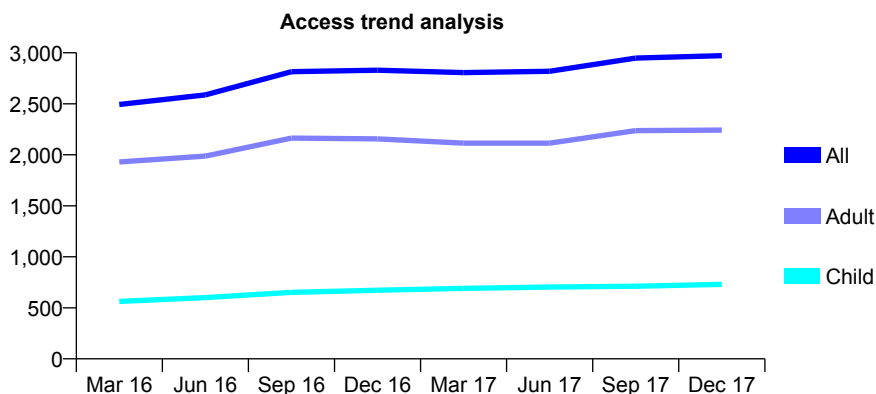
Q68 - Vital Signs At a Glance Contract Report for 166782/0002 - December 2017

Name or company name	Alfa Dental Ltd
Contract type name	GDS Contract
Purpose of contract	General
Contract start date	01/08/2007
Contract end date	

17/18 Contracted general activity (UDA)	9,694
Carry forward general activity (UDA)	0
17/18 Contracted orthodontic activity (UOA)	0
Carry forward orthodontic activity (UOA)	0
Baseline contract value	£420,216.86

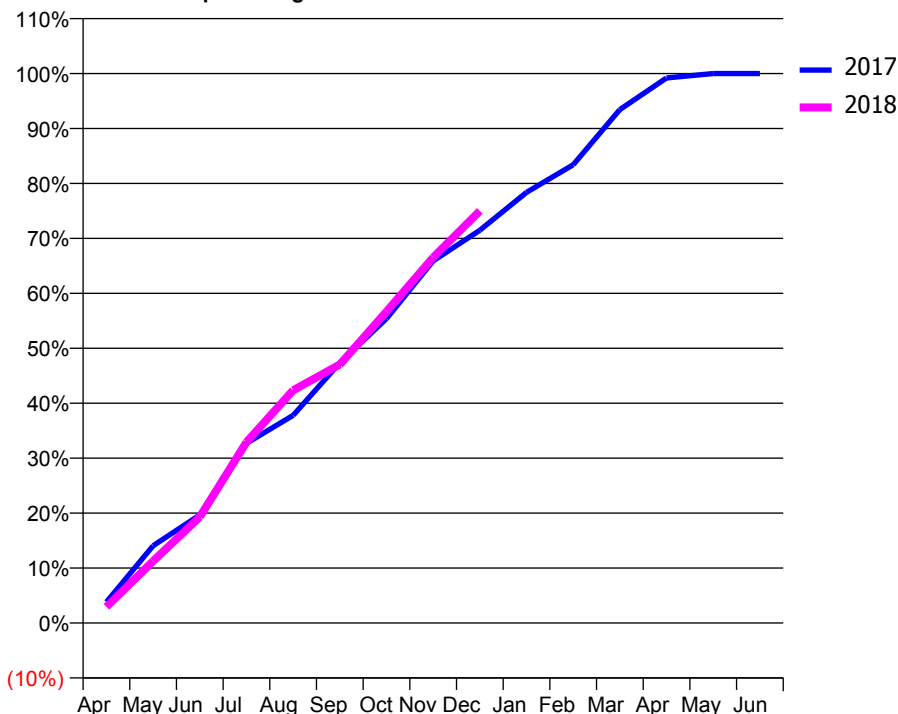
ACCESS*

Patients seen in 24 months	Total	Change since previous quarter
Quarter ending December 2016	2,829	
Quarter ending March 2017	2,806	→
Quarter ending June 2017	2,819	→
Quarter ending September 2017	2,949	↑
Quarter ending December 2017	2,972	→
Variance since December 2016	5.1%	↑



ACTIVITY

Cumulative percentage of contracted UDA delivered 2017 & 2018



Month	Adjusted Scheduled Activity (UDA)	
	2017	2018
April	371	286
May	1,362	1,092
June	1,907	1,870
July	3,169	3,190
August	3,664	4,107
September	4,591	4,560
October	5,369	5,494
November	6,388	6,449
December	6,929	7,270
January	7,596	
February	8,085	
March	9,059	
April	9,615	
May	9,694	
June	9,694	

QUALITY

	Quantity	Base Number	Contract	AT	Region	England
% of FP17s for the same patient ID Re-attending within 3 months - Children	68	766	8.9%	9.5%	11.5%	12.0%
% of FP17s for the same patient ID Re-attending within 3 months - Adults	371	2,207	16.8%	15.0%	15.8%	15.9%
% of FP17s for the same patient ID Re-attending between 3 & 9 months - Children	310	766	40.5%	59.4%	60.5%	58.0%
% of FP17s for the same patient ID Re-attending between 3 & 9 months - Adults	689	2,207	31.2%	51.1%	51.8%	50.5%
% of FP17s for Band 1 Urgent Courses	312	2,787	11.2%	9.6%	9.5%	9.0%
% of FP17s Relating to Free Repair or Replacements	1	2,787	0.0%	0.6%	0.7%	0.8%
% of FP17s Relating to Continuations	34	2,787	1.2%	0.9%	1.0%	1.1%
% of Patients satisfied with the dentistry they have received	2	2	N/A	91.2%	92.1%	91.5%
% of Patients satisfied with the time they had to wait for an appointment	2	2	N/A	88.7%	88.3%	87.9%

* This is based on patients treated on this contract for their most recent course of treatment. Figures in italics indicate the base number of FP17s or Patient Questionnaire responses are less than 100. N/A is shown where the base number of responses is less than 10 during the period. % is calculated as Quantity/Base number*100

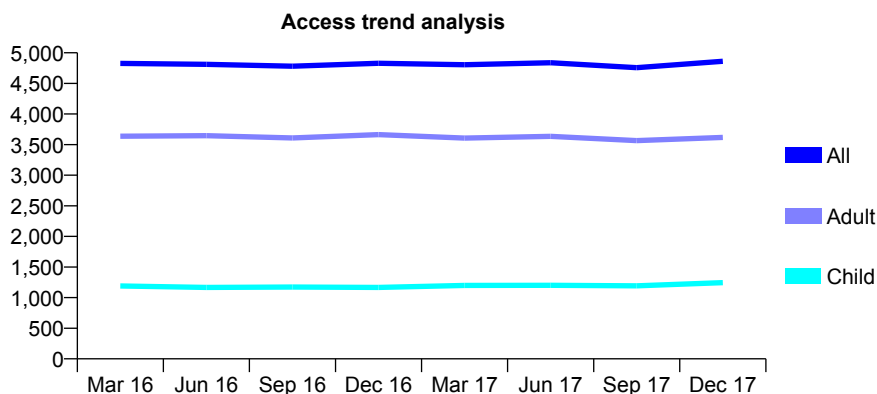
Q68 - Vital Signs At a Glance Contract Report for 166960/0001 - December 2017

Name or company name	Dumbledore Dental Care Ltd
Contract type name	GDS Contract
Purpose of contract	General
Contract start date	01/04/2008
Contract end date	

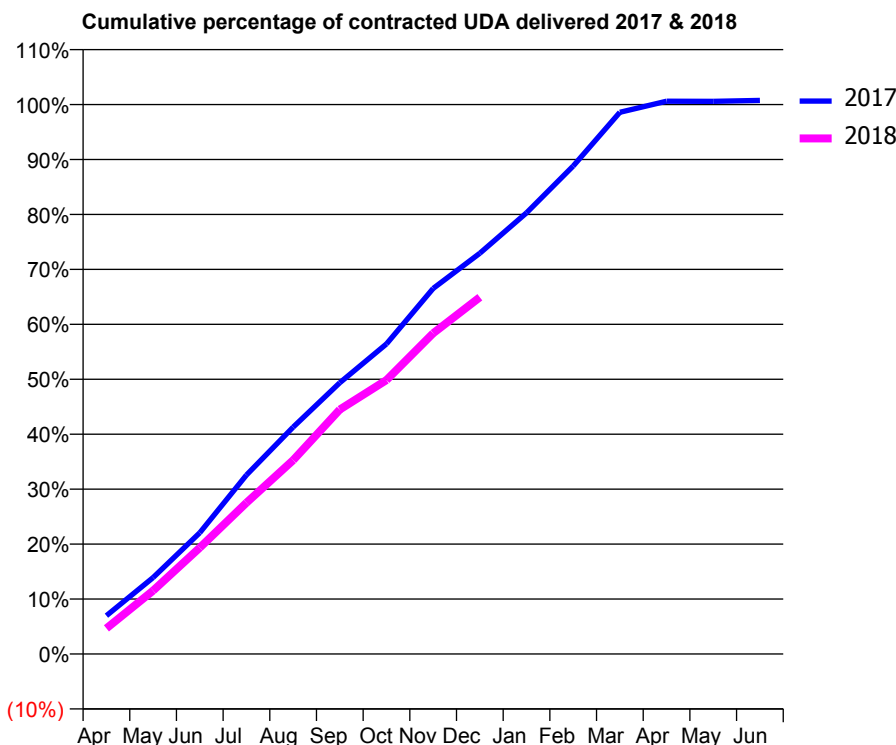
17/18 Contracted general activity (UDA)	13,000
Carry forward general activity (UDA)	-97
17/18 Contracted orthodontic activity (UOA)	0
Carry forward orthodontic activity (UOA)	0
Baseline contract value	£342,493.77

ACCESS*

Patients seen in 24 months	Total	Change since previous quarter
Quarter ending December 2016	4,829	
Quarter ending March 2017	4,805	→
Quarter ending June 2017	4,837	→
Quarter ending September 2017	4,758	↓
Quarter ending December 2017	4,862	↑
Variance since December 2016	0.7%	→



ACTIVITY



Month	Adjusted Scheduled Activity (UDA)	
	2017	2018
April	907	607
May	1,809	1,502
June	2,870	2,516
July	4,236	3,580
August	5,368	4,585
September	6,419	5,783
October	7,336	6,480
November	8,647	7,588
December	9,481	8,441
January	10,439	
February	11,546	
March	12,816	
April	13,078	
May	13,075	
June	13,097	

QUALITY

	Quantity	Base Number	Contract	AT	Region	England
% of FP17s for the same patient ID Re-attending within 3 months - Children	61	1,261	4.8%	9.5%	11.5%	12.0%
% of FP17s for the same patient ID Re-attending within 3 months - Adults	392	3,431	11.4%	15.0%	15.8%	15.9%
% of FP17s for the same patient ID Re-attending between 3 & 9 months - Children	671	1,261	53.2%	59.4%	60.5%	58.0%
% of FP17s for the same patient ID Re-attending between 3 & 9 months - Adults	1,525	3,431	44.4%	51.1%	51.8%	50.5%
% of FP17s for Band 1 Urgent Courses	451	4,539	9.9%	9.6%	9.5%	9.0%
% of FP17s Relating to Free Repair or Replacements	12	4,539	0.3%	0.6%	0.7%	0.8%
% of FP17s Relating to Continuations	25	4,539	0.6%	0.9%	1.0%	1.1%
% of Patients satisfied with the dentistry they have received	27	29	93.1%	91.2%	92.1%	91.5%
% of Patients satisfied with the time they had to wait for an appointment	21	29	72.4%	88.7%	88.3%	87.9%

* This is based on patients treated on this contract for their most recent course of treatment. Figures in italics indicate the base number of FP17s or Patient Questionnaire responses are less than 100. N/A is shown where the base number of responses is less than 10 during the period. % is calculated as Quantity/Base number*100

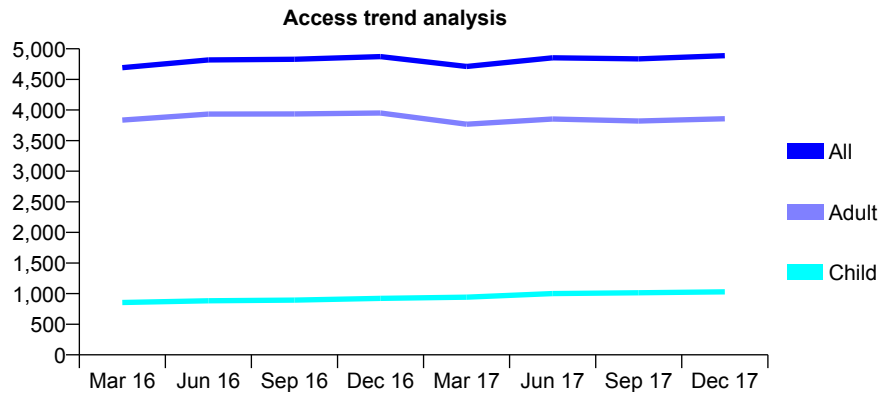
Q68 - Vital Signs At a Glance Contract Report for 167525/0001 - December 2017

Name or company name	Brunswick Practice Ltd
Contract type name	GDS Contract
Purpose of contract	General
Contract start date	01/08/2007
Contract end date	

17/18 Contracted general activity (UDA)	14,742
Carry forward general activity (UDA)	-197
17/18 Contracted orthodontic activity (UOA)	0
Carry forward orthodontic activity (UOA)	0
Baseline contract value	£472,365.32

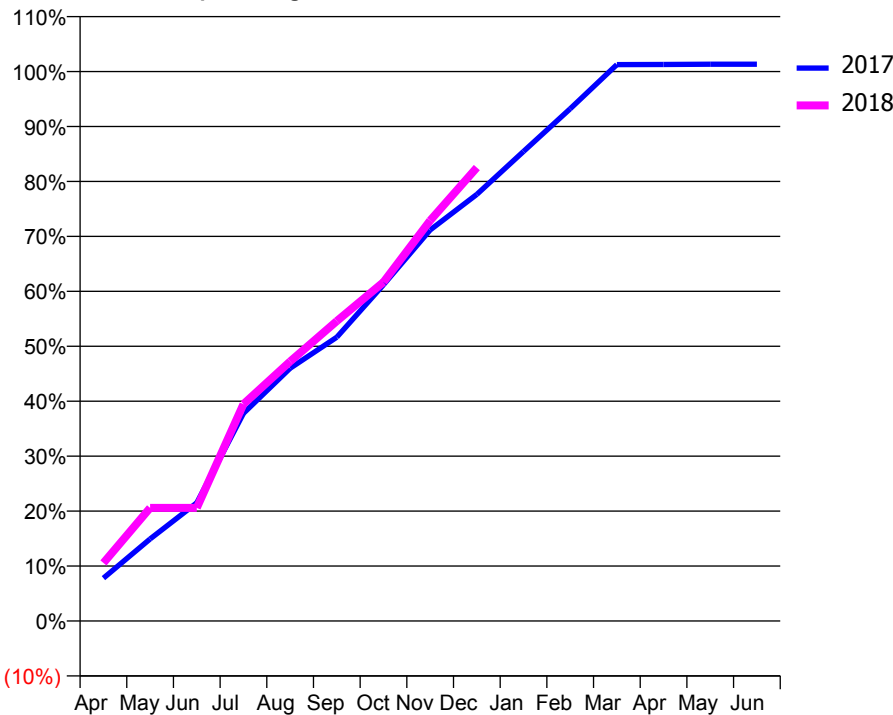
ACCESS*

Patients seen in 24 months	Total	Change since previous quarter
Quarter ending December 2016	4,872	
Quarter ending March 2017	4,711	↓
Quarter ending June 2017	4,854	↑
Quarter ending September 2017	4,835	→
Quarter ending December 2017	4,887	→
Variance since December 2016	0.3%	→



ACTIVITY

Cumulative percentage of contracted UDA delivered 2017 & 2018



Month	Adjusted Scheduled Activity (UDA)	
	2017	2018
April	1,150	1,558
May	2,203	3,035
June	3,172	3,035
July	5,571	5,819
August	6,781	6,963
September	7,614	8,047
October	9,020	9,092
November	10,491	10,744
December	11,446	12,163
January	12,597	
February	13,743	
March	14,928	
April	14,932	
May	14,939	
June	14,939	

QUALITY

	Quantity	Base Number	Contract	AT	Region	England
% of FP17s for the same patient ID Re-attending within 3 months - Children	73	990	7.4%	9.5%	11.5%	12.0%
% of FP17s for the same patient ID Re-attending within 3 months - Adults	370	3,207	11.5%	15.0%	15.8%	15.9%
% of FP17s for the same patient ID Re-attending between 3 & 9 months - Children	404	990	40.8%	59.4%	60.5%	58.0%
% of FP17s for the same patient ID Re-attending between 3 & 9 months - Adults	1,130	3,207	35.2%	51.1%	51.8%	50.5%
% of FP17s for Band 1 Urgent Courses	404	4,183	9.7%	9.6%	9.5%	9.0%
% of FP17s Relating to Free Repair or Replacements	35	4,183	0.8%	0.6%	0.7%	0.8%
% of FP17s Relating to Continuations	2	4,183	0.0%	0.9%	1.0%	1.1%
% of Patients satisfied with the dentistry they have received	4	4	N/A	91.2%	92.1%	91.5%
% of Patients satisfied with the time they had to wait for an appointment	2	4	N/A	88.7%	88.3%	87.9%

* This is based on patients treated on this contract for their most recent course of treatment. Figures in italics indicate the base number of FP17s or Patient Questionnaire responses are less than 100. N/A is shown where the base number of responses is less than 10 during the period. % is calculated as Quantity/Base number*100

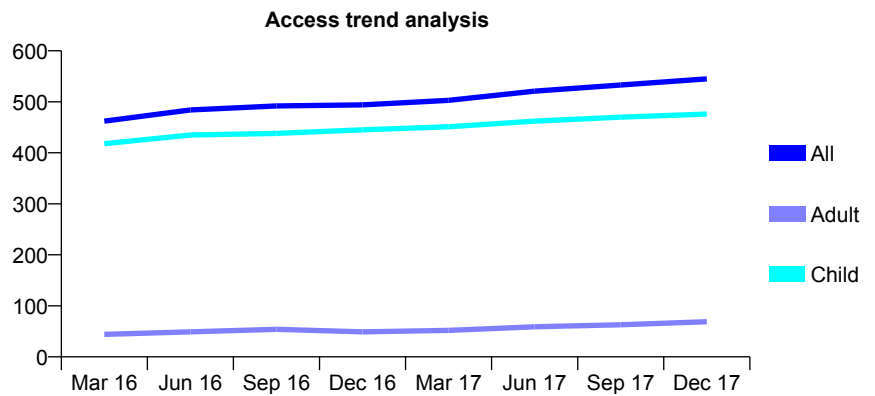
Q68 - Vital Signs At a Glance Contract Report for 167835/0001 - December 2017

Name or company name	MDS Dental Care
Contract type name	GDS Contract
Purpose of contract	General
Contract start date	01/09/2009
Contract end date	

17/18 Contracted general activity (UDA)	1,460
Carry forward general activity (UDA)	0
17/18 Contracted orthodontic activity (UOA)	0
Carry forward orthodontic activity (UOA)	0
Baseline contract value	£50,769.13

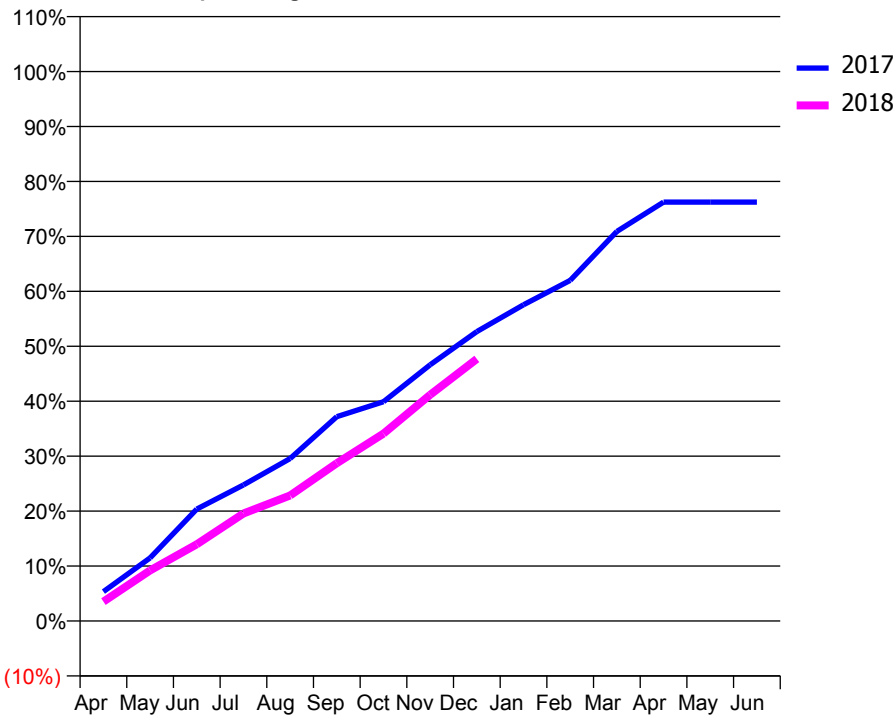
ACCESS*

Patients seen in 24 months	Total	Change since previous quarter
Quarter ending December 2016	494	
Quarter ending March 2017	503	→
Quarter ending June 2017	521	↑
Quarter ending September 2017	533	↑
Quarter ending December 2017	545	↑
Variance since December 2016	10.3%	↑



ACTIVITY

Cumulative percentage of contracted UDA delivered 2017 & 2018



Month	Adjusted Scheduled Activity (UDA)	
	2017	2018
April	78	51
May	168	134
June	298	204
July	362	286
August	432	334
September	543	419
October	583	498
November	681	601
December	769	696
January	840	
February	905	
March	1,035	
April	1,113	
May	1,113	
June	1,113	

QUALITY

	Quantity	Base Number	Contract	AT	Region	England
% of FP17s for the same patient ID Re-attending within 3 months - Children	32	544	5.9%	9.5%	11.5%	12.0%
% of FP17s for the same patient ID Re-attending within 3 months - Adults	0	3	0.0%	15.0%	15.8%	15.9%
% of FP17s for the same patient ID Re-attending between 3 & 9 months - Children	317	544	58.3%	59.4%	60.5%	58.0%
% of FP17s for the same patient ID Re-attending between 3 & 9 months - Adults	3	3	100.0%	51.1%	51.8%	50.5%
% of FP17s for Band 1 Urgent Courses	16	494	3.2%	9.6%	9.5%	9.0%
% of FP17s Relating to Free Repair or Replacements	0	494	0.0%	0.6%	0.7%	0.8%
% of FP17s Relating to Continuations	5	494	1.0%	0.9%	1.0%	1.1%
% of Patients satisfied with the dentistry they have received	0	0	N/A	91.2%	92.1%	91.5%
% of Patients satisfied with the time they had to wait for an appointment	0	0	N/A	88.7%	88.3%	87.9%

* This is based on patients treated on this contract for their most recent course of treatment. Figures in italics indicate the base number of FP17s or Patient Questionnaire responses are less than 100. N/A is shown where the base number of responses is less than 10 during the period. % is calculated as Quantity/Base number*100

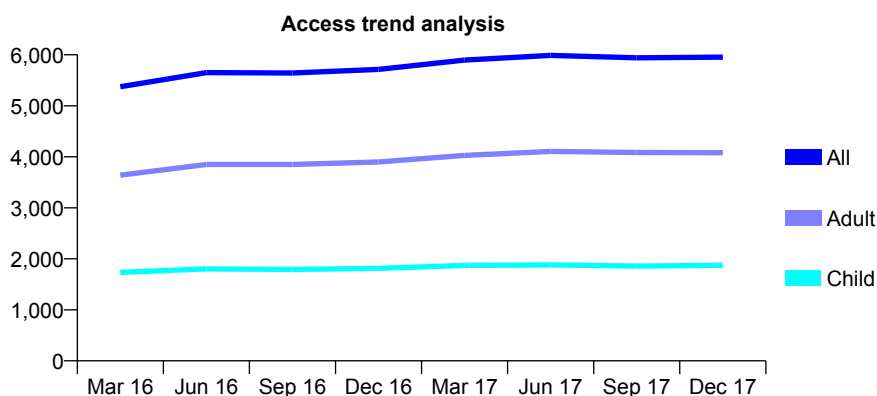
Q68 - Vital Signs At a Glance Contract Report for 168319/0001 - December 2017

Name or company name	Tooth Smart
Contract type name	GDS Contract
Purpose of contract	General
Contract start date	01/04/2013
Contract end date	

17/18 Contracted general activity (UDA)	18,083
Carry forward general activity (UDA)	379
17/18 Contracted orthodontic activity (UOA)	0
Carry forward orthodontic activity (UOA)	0
Baseline contract value	£469,188.83

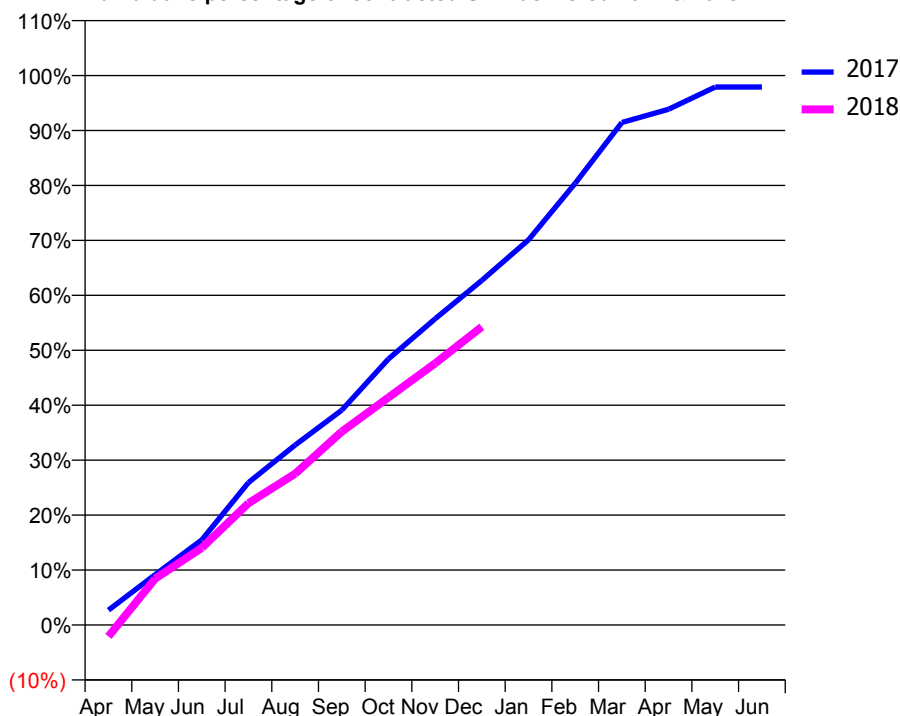
ACCESS*

Patients seen in 24 months	Total	Change since previous quarter
Quarter ending December 2016	5,713	
Quarter ending March 2017	5,898	↑
Quarter ending June 2017	5,987	→
Quarter ending September 2017	5,941	→
Quarter ending December 2017	5,955	→
Variance since December 2016	4.2%	↑



ACTIVITY

Cumulative percentage of contracted UDA delivered 2017 & 2018



Month	Adjusted Scheduled Activity (UDA)	
	2017	2018
April	491	-379
May	1,655	1,525
June	2,802	2,538
July	4,691	4,007
August	5,922	4,979
September	7,071	6,363
October	8,757	7,487
November	10,075	8,612
December	11,343	9,816
January	12,674	
February	14,534	
March	16,536	
April	16,969	
May	17,703	
June	17,703	

QUALITY

	Quantity	Base Number	Contract	AT	Region	England
% of FP17s for the same patient ID Re-attending within 3 months - Children	66	1,457	4.5%	9.5%	11.5%	12.0%
% of FP17s for the same patient ID Re-attending within 3 months - Adults	452	3,434	13.2%	15.0%	15.8%	15.9%
% of FP17s for the same patient ID Re-attending between 3 & 9 months - Children	617	1,457	42.3%	59.4%	60.5%	58.0%
% of FP17s for the same patient ID Re-attending between 3 & 9 months - Adults	1,523	3,434	44.4%	51.1%	51.8%	50.5%
% of FP17s for Band 1 Urgent Courses	318	4,492	7.1%	9.6%	9.5%	9.0%
% of FP17s Relating to Free Repair or Replacements	17	4,492	0.4%	0.6%	0.7%	0.8%
% of FP17s Relating to Continuations	85	4,492	1.9%	0.9%	1.0%	1.1%
% of Patients satisfied with the dentistry they have received	5	5	N/A	91.2%	92.1%	91.5%
% of Patients satisfied with the time they had to wait for an appointment	5	5	N/A	88.7%	88.3%	87.9%

* This is based on patients treated on this contract for their most recent course of treatment. Figures in italics indicate the base number of FP17s or Patient Questionnaire responses are less than 100. N/A is shown where the base number of responses is less than 10 during the period. % is calculated as Quantity/Base number*100

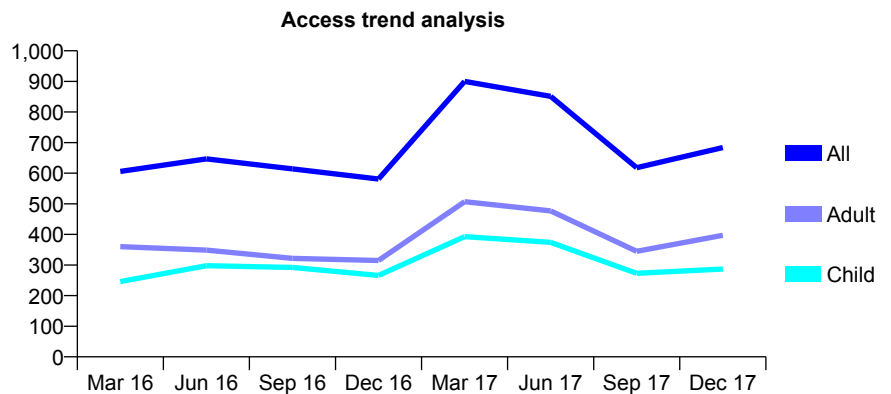
Q68 - Vital Signs At a Glance Contract Report for 168858/0001 - December 2017

Name or company name	Ms A Jawahar
Contract type name	GDS Contract
Purpose of contract	General
Contract start date	01/08/2015
Contract end date	

17/18 Contracted general activity (UDA)	2,210
Carry forward general activity (UDA)	-11
17/18 Contracted orthodontic activity (UOA)	0
Carry forward orthodontic activity (UOA)	0
Baseline contract value	£50,105.91

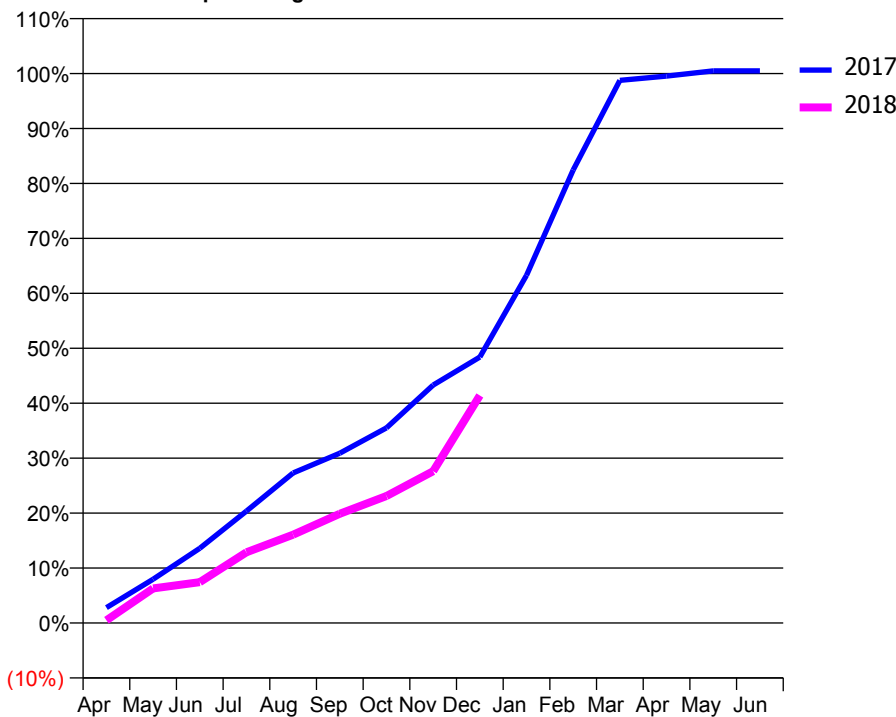
ACCESS*

Patients seen in 24 months	Total	Change since previous quarter
Quarter ending December 2016	581	
Quarter ending March 2017	900	↑
Quarter ending June 2017	851	↓
Quarter ending September 2017	618	↓
Quarter ending December 2017	684	↑
Variance since December 2016	17.7%	↑



ACTIVITY

Cumulative percentage of contracted UDA delivered 2017 & 2018



Month	Adjusted Scheduled Activity (UDA)	
	2017	2018
April	62	11
May	176	139
June	300	165
July	450	285
August	604	355
September	683	440
October	785	511
November	957	611
December	1,069	915
January	1,398	
February	1,822	
March	2,183	
April	2,200	
May	2,221	
June	2,221	

QUALITY

	Quantity	Base Number	Contract	AT	Region	England
% of FP17s for the same patient ID Re-attending within 3 months - Children	9	267	3.4%	9.5%	11.5%	12.0%
% of FP17s for the same patient ID Re-attending within 3 months - Adults	23	258	8.9%	15.0%	15.8%	15.9%
% of FP17s for the same patient ID Re-attending between 3 & 9 months - Children	129	267	48.3%	59.4%	60.5%	58.0%
% of FP17s for the same patient ID Re-attending between 3 & 9 months - Adults	106	258	41.1%	51.1%	51.8%	50.5%
% of FP17s for Band 1 Urgent Courses	21	492	4.3%	9.6%	9.5%	9.0%
% of FP17s Relating to Free Repair or Replacements	1	492	0.2%	0.6%	0.7%	0.8%
% of FP17s Relating to Continuations	0	492	0.0%	0.9%	1.0%	1.1%
% of Patients satisfied with the dentistry they have received	0	0	N/A	91.2%	92.1%	91.5%
% of Patients satisfied with the time they had to wait for an appointment	0	0	N/A	88.7%	88.3%	87.9%

* This is based on patients treated on this contract for their most recent course of treatment. Figures in italics indicate the base number of FP17s or Patient Questionnaire responses are less than 100. N/A is shown where the base number of responses is less than 10 during the period. % is calculated as Quantity/Base number*100

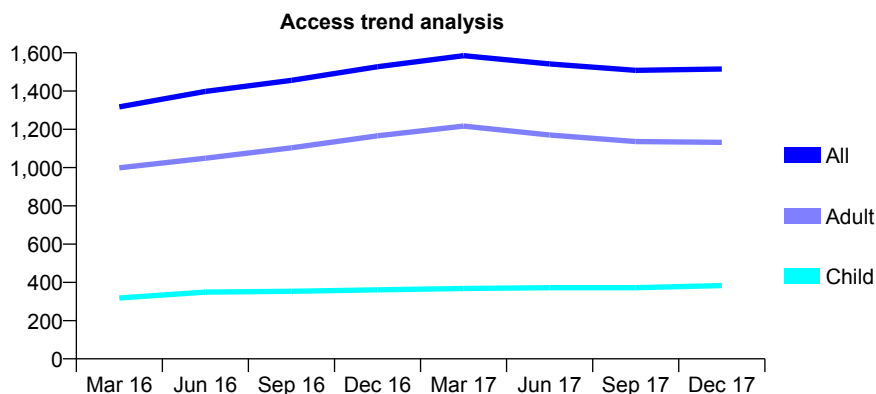
Q68 - Vital Signs At a Glance Contract Report for 169927/0002 - December 2017

Name or company name	Kings Dental Care
Contract type name	GDS Contract
Purpose of contract	General
Contract start date	01/04/2015
Contract end date	

17/18 Contracted general activity (UDA)	4,840
Carry forward general activity (UDA)	-72
17/18 Contracted orthodontic activity (UOA)	0
Carry forward orthodontic activity (UOA)	0
Baseline contract value	£118,893.52

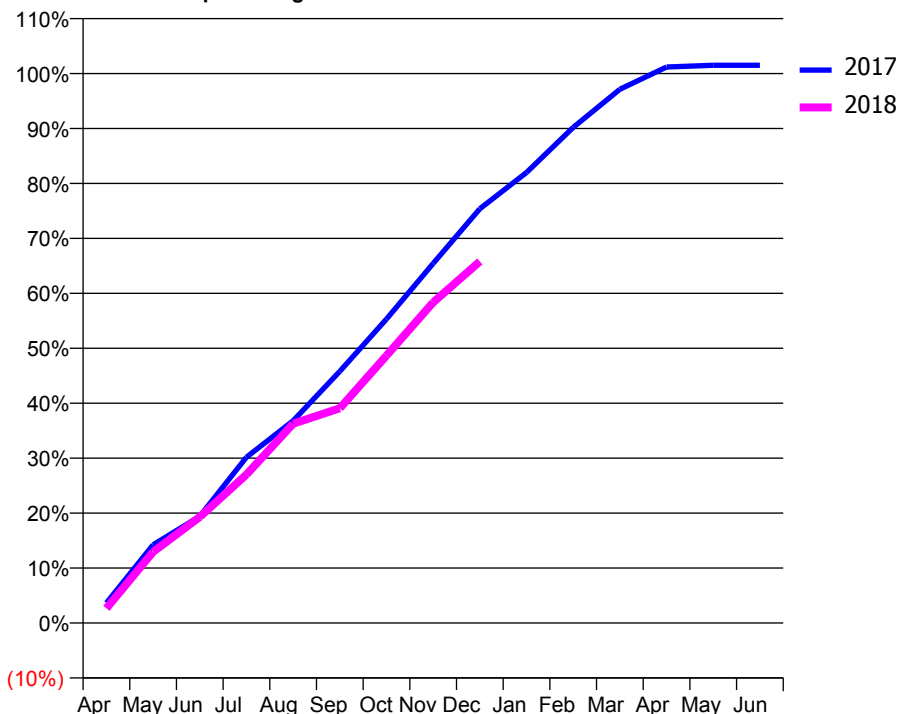
ACCESS*

Patients seen in 24 months	Total	Change since previous quarter
Quarter ending December 2016	1,527	
Quarter ending March 2017	1,585	↑
Quarter ending June 2017	1,542	↓
Quarter ending September 2017	1,508	↓
Quarter ending December 2017	1,515	→
Variance since December 2016	(0.8%)	→



ACTIVITY

Cumulative percentage of contracted UDA delivered 2017 & 2018



Month	Adjusted Scheduled Activity (UDA)	
	2017	2018
April	176	129
May	689	627
June	940	935
July	1,460	1,308
August	1,781	1,756
September	2,217	1,892
October	2,678	2,355
November	3,167	2,824
December	3,649	3,184
January	3,968	
February	4,365	
March	4,701	
April	4,897	
May	4,912	
June	4,912	

QUALITY

	Quantity	Base Number	Contract	AT	Region	England
% of FP17s for the same patient ID Re-attending within 3 months - Children	26	377	6.9%	9.5%	11.5%	12.0%
% of FP17s for the same patient ID Re-attending within 3 months - Adults	178	1,196	14.9%	15.0%	15.8%	15.9%
% of FP17s for the same patient ID Re-attending between 3 & 9 months - Children	202	377	53.6%	59.4%	60.5%	58.0%
% of FP17s for the same patient ID Re-attending between 3 & 9 months - Adults	711	1,196	59.4%	51.1%	51.8%	50.5%
% of FP17s for Band 1 Urgent Courses	187	1,474	12.7%	9.6%	9.5%	9.0%
% of FP17s Relating to Free Repair or Replacements	3	1,474	0.2%	0.6%	0.7%	0.8%
% of FP17s Relating to Continuations	14	1,474	0.9%	0.9%	1.0%	1.1%
% of Patients satisfied with the dentistry they have received	12	15	80.0%	91.2%	92.1%	91.5%
% of Patients satisfied with the time they had to wait for an appointment	13	15	86.7%	88.7%	88.3%	87.9%

* This is based on patients treated on this contract for their most recent course of treatment. Figures in italics indicate the base number of FP17s or Patient Questionnaire responses are less than 100. N/A is shown where the base number of responses is less than 10 during the period. % is calculated as Quantity/Base number*100

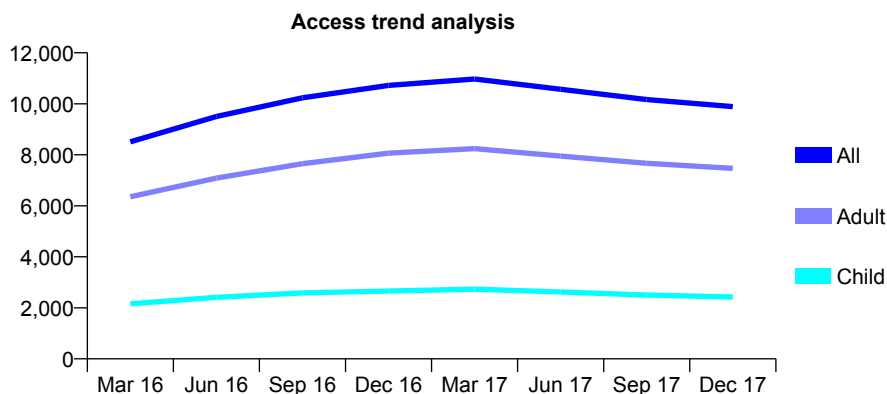
Q68 - Vital Signs At a Glance Contract Report for 170534/0002 - December 2017

Name or company name	MR P MARSDEN
Contract type name	GDS Contract
Purpose of contract	General
Contract start date	02/03/2015
Contract end date	

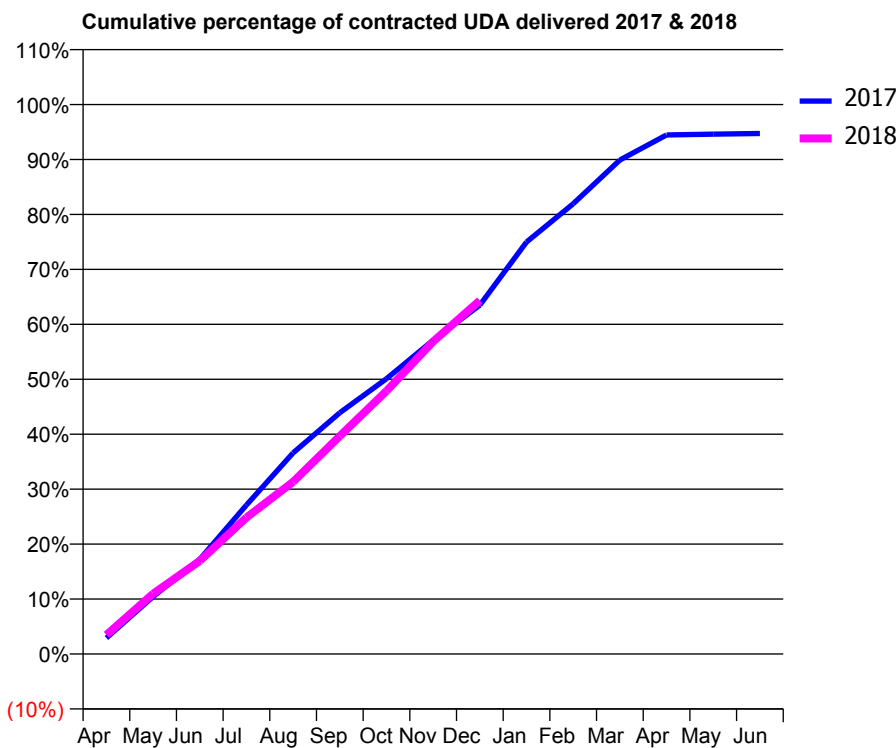
17/18 Contracted general activity (UDA)	26,889
Carry forward general activity (UDA)	0
17/18 Contracted orthodontic activity (UOA)	0
Carry forward orthodontic activity (UOA)	0
Baseline contract value	£732,543.59

ACCESS*

Patients seen in 24 months	Total	Change since previous quarter
Quarter ending December 2016	10,723	
Quarter ending March 2017	10,973	↑
Quarter ending June 2017	10,571	↓
Quarter ending September 2017	10,169	↓
Quarter ending December 2017	9,890	↓
Variance since December 2016	(7.8%)	↓



ACTIVITY



Month	Adjusted Scheduled Activity (UDA)	
	2017	2018
April	789	938
May	2,811	2,955
June	4,634	4,559
July	7,295	6,679
August	9,846	8,429
September	11,807	10,668
October	13,469	12,871
November	15,354	15,295
December	17,074	17,303
January	20,157	
February	22,033	
March	24,170	
April	25,397	
May	25,436	
June	25,474	

QUALITY

	Quantity	Base Number	Contract	AT	Region	England
% of FP17s for the same patient ID Re-attending within 3 months - Children	175	2,202	7.9%	9.5%	11.5%	12.0%
% of FP17s for the same patient ID Re-attending within 3 months - Adults	1,338	7,168	18.7%	15.0%	15.8%	15.9%
% of FP17s for the same patient ID Re-attending between 3 & 9 months - Children	1,142	2,202	51.9%	59.4%	60.5%	58.0%
% of FP17s for the same patient ID Re-attending between 3 & 9 months - Adults	3,436	7,168	47.9%	51.1%	51.8%	50.5%
% of FP17s for Band 1 Urgent Courses	970	8,080	12.0%	9.6%	9.5%	9.0%
% of FP17s Relating to Free Repair or Replacements	45	8,080	0.6%	0.6%	0.7%	0.8%
% of FP17s Relating to Continuations	160	8,080	2.0%	0.9%	1.0%	1.1%
% of Patients satisfied with the dentistry they have received	13	17	76.5%	91.2%	92.1%	91.5%
% of Patients satisfied with the time they had to wait for an appointment	13	17	76.5%	88.7%	88.3%	87.9%

* This is based on patients treated on this contract for their most recent course of treatment. Figures in italics indicate the base number of FP17s or Patient Questionnaire responses are less than 100. N/A is shown where the base number of responses is less than 10 during the period. % is calculated as Quantity/Base number*100

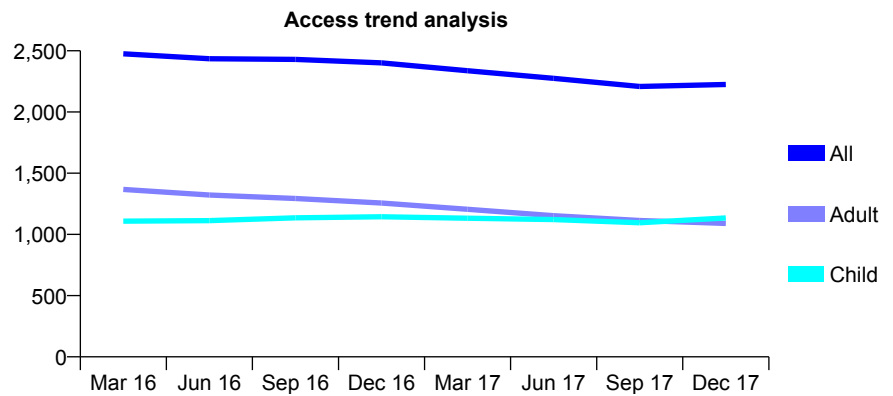
Q68 - Vital Signs At a Glance Contract Report for 171107/0001 - December 2017

Name or company name	Mr Sachin Anand & Miss Shalini Anand
Contract type name	GDS Contract
Purpose of contract	General
Contract start date	02/03/2009
Contract end date	

17/18 Contracted general activity (UDA)	5,855
Carry forward general activity (UDA)	221
17/18 Contracted orthodontic activity (UOA)	0
Carry forward orthodontic activity (UOA)	0
Baseline contract value	£131,614.84

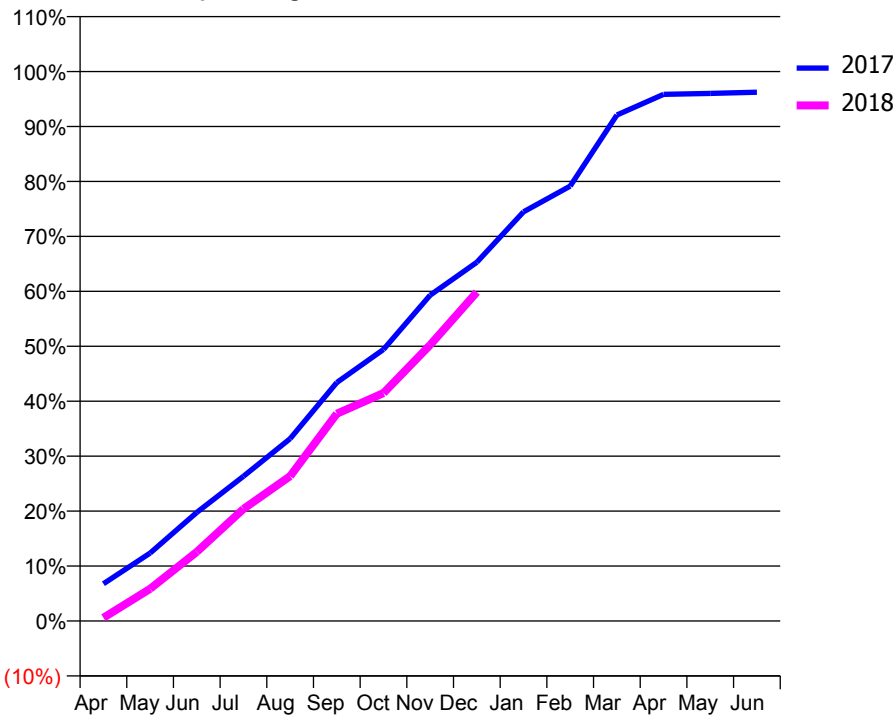
ACCESS*

Patients seen in 24 months	Total	Change since previous quarter
Quarter ending December 2016	2,401	
Quarter ending March 2017	2,337	↓
Quarter ending June 2017	2,275	↓
Quarter ending September 2017	2,209	↓
Quarter ending December 2017	2,225	→
Variance since December 2016	(7.3%)	↓



ACTIVITY

Cumulative percentage of contracted UDA delivered 2017 & 2018



Month	Adjusted Scheduled Activity (UDA)	
	2017	2018
April	397	35
May	723	344
June	1,157	736
July	1,543	1,194
August	1,943	1,543
September	2,542	2,209
October	2,894	2,429
November	3,472	2,941
December	3,823	3,504
January	4,359	
February	4,634	
March	5,392	
April	5,612	
May	5,621	
June	5,634	

QUALITY

	Quantity	Base Number	Contract	AT	Region	England
% of FP17s for the same patient ID Re-attending within 3 months - Children	97	1,253	7.7%	9.5%	11.5%	12.0%
% of FP17s for the same patient ID Re-attending within 3 months - Adults	139	1,015	13.7%	15.0%	15.8%	15.9%
% of FP17s for the same patient ID Re-attending between 3 & 9 months - Children	827	1,253	66.0%	59.4%	60.5%	58.0%
% of FP17s for the same patient ID Re-attending between 3 & 9 months - Adults	622	1,015	61.3%	51.1%	51.8%	50.5%
% of FP17s for Band 1 Urgent Courses	147	2,131	6.9%	9.6%	9.5%	9.0%
% of FP17s Relating to Free Repair or Replacements	13	2,131	0.6%	0.6%	0.7%	0.8%
% of FP17s Relating to Continuations	4	2,131	0.2%	0.9%	1.0%	1.1%
% of Patients satisfied with the dentistry they have received	1	1	N/A	91.2%	92.1%	91.5%
% of Patients satisfied with the time they had to wait for an appointment	1	1	N/A	88.7%	88.3%	87.9%

* This is based on patients treated on this contract for their most recent course of treatment. Figures in italics indicate the base number of FP17s or Patient Questionnaire responses are less than 100. N/A is shown where the base number of responses is less than 10 during the period. % is calculated as Quantity/Base number*100

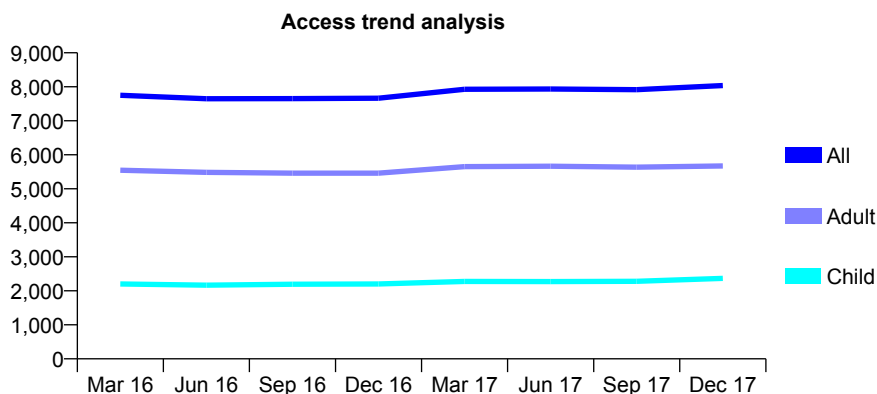
Q68 - Vital Signs At a Glance Contract Report for 171107/0002 - December 2017

Name or company name	Mr Sachin Anand & Miss Shalini Anand
Contract type name	GDS Contract
Purpose of contract	General
Contract start date	01/12/2012
Contract end date	

17/18 Contracted general activity (UDA)	21,500
Carry forward general activity (UDA)	-430
17/18 Contracted orthodontic activity (UOA)	0
Carry forward orthodontic activity (UOA)	0
Baseline contract value	£583,247.37

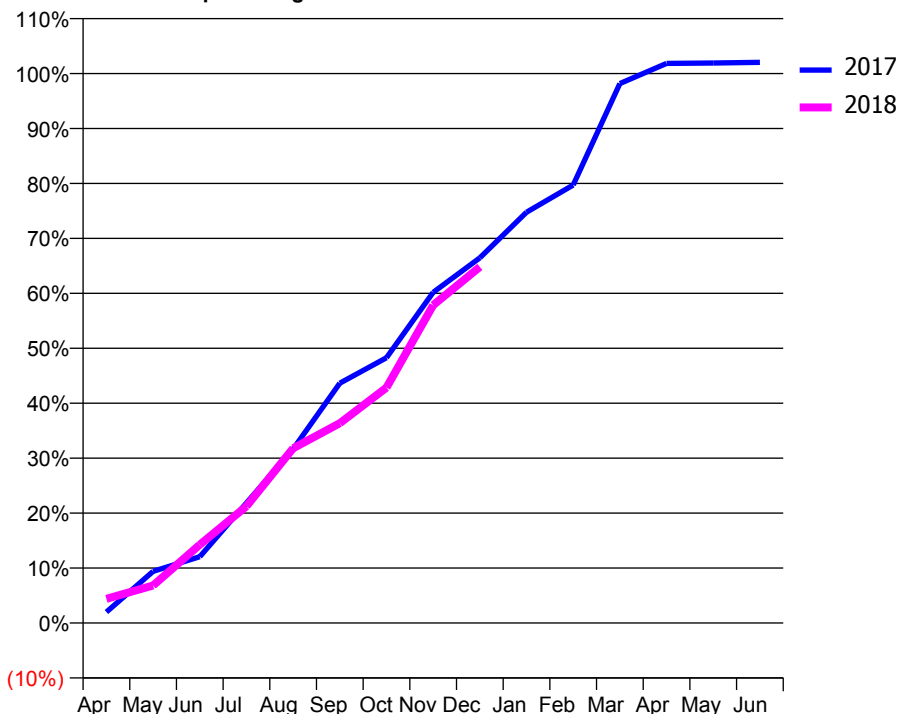
ACCESS*

Patients seen in 24 months	Total	Change since previous quarter
Quarter ending December 2016	7,663	
Quarter ending March 2017	7,927	↑
Quarter ending June 2017	7,936	→
Quarter ending September 2017	7,917	→
Quarter ending December 2017	8,039	→
Variance since December 2016	4.9%	↑



ACTIVITY

Cumulative percentage of contracted UDA delivered 2017 & 2018



Month	Adjusted Scheduled Activity (UDA)	
	2017	2018
April	430	946
May	2,023	1,467
June	2,594	3,064
July	4,697	4,569
August	6,809	6,840
September	9,385	7,818
October	10,381	9,213
November	12,939	12,438
December	14,286	13,932
January	16,070	
February	17,135	
March	21,107	
April	21,895	
May	21,912	
June	21,938	

QUALITY

	Quantity	Base Number	Contract	AT	Region	England
% of FP17s for the same patient ID Re-attending within 3 months - Children	169	2,797	6.0%	9.5%	11.5%	12.0%
% of FP17s for the same patient ID Re-attending within 3 months - Adults	722	5,834	12.4%	15.0%	15.8%	15.9%
% of FP17s for the same patient ID Re-attending between 3 & 9 months - Children	2,033	2,797	72.7%	59.4%	60.5%	58.0%
% of FP17s for the same patient ID Re-attending between 3 & 9 months - Adults	2,975	5,834	51.0%	51.1%	51.8%	50.5%
% of FP17s for Band 1 Urgent Courses	439	7,871	5.6%	9.6%	9.5%	9.0%
% of FP17s Relating to Free Repair or Replacements	96	7,871	1.2%	0.6%	0.7%	0.8%
% of FP17s Relating to Continuations	71	7,871	0.9%	0.9%	1.0%	1.1%
% of Patients satisfied with the dentistry they have received	7	7	N/A	91.2%	92.1%	91.5%
% of Patients satisfied with the time they had to wait for an appointment	7	7	N/A	88.7%	88.3%	87.9%

* This is based on patients treated on this contract for their most recent course of treatment. Figures in italics indicate the base number of FP17s or Patient Questionnaire responses are less than 100. N/A is shown where the base number of responses is less than 10 during the period. % is calculated as Quantity/Base number*100

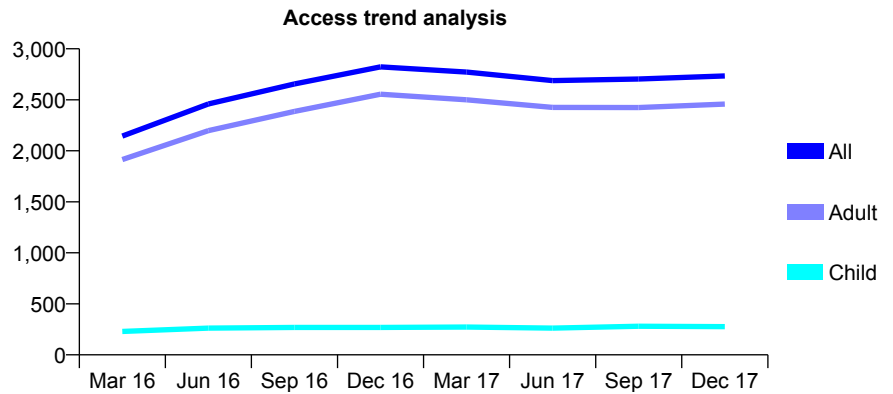
Q68 - Vital Signs At a Glance Contract Report for 171719/0001 - December 2017

Name or company name	Mr A Elamin
Contract type name	GDS Contract
Purpose of contract	General
Contract start date	01/12/2014
Contract end date	

17/18 Contracted general activity (UDA)	6,255
Carry forward general activity (UDA)	-126
17/18 Contracted orthodontic activity (UOA)	0
Carry forward orthodontic activity (UOA)	0
Baseline contract value	£166,447.81

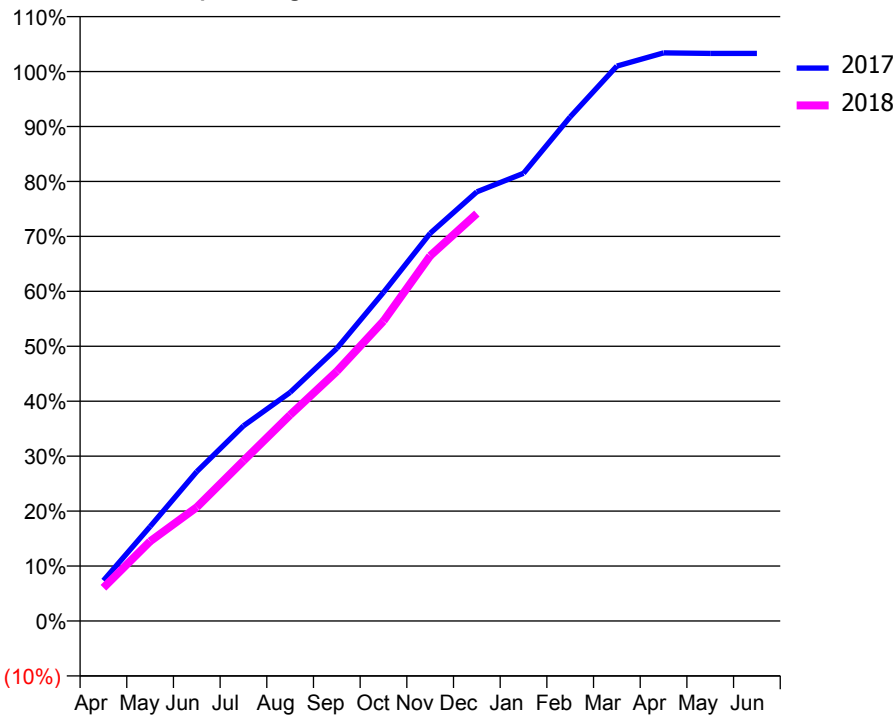
ACCESS*

Patients seen in 24 months	Total	Change since previous quarter
Quarter ending December 2016	2,823	
Quarter ending March 2017	2,772	↓
Quarter ending June 2017	2,688	↓
Quarter ending September 2017	2,704	→
Quarter ending December 2017	2,734	→
Variance since December 2016	(3.2%)	↓



ACTIVITY

Cumulative percentage of contracted UDA delivered 2017 & 2018



Month	Adjusted Scheduled Activity (UDA)	
	2017	2018
April	461	379
May	1,075	906
June	1,701	1,295
July	2,222	1,824
August	2,603	2,347
September	3,104	2,842
October	3,741	3,415
November	4,413	4,156
December	4,886	4,637
January	5,096	
February	5,738	
March	6,317	
April	6,467	
May	6,461	
June	6,461	

QUALITY

	Quantity	Base Number	Contract	AT	Region	England
% of FP17s for the same patient ID Re-attending within 3 months - Children	51	261	19.5%	9.5%	11.5%	12.0%
% of FP17s for the same patient ID Re-attending within 3 months - Adults	453	1,844	24.6%	15.0%	15.8%	15.9%
% of FP17s for the same patient ID Re-attending between 3 & 9 months - Children	67	261	25.7%	59.4%	60.5%	58.0%
% of FP17s for the same patient ID Re-attending between 3 & 9 months - Adults	323	1,844	17.5%	51.1%	51.8%	50.5%
% of FP17s for Band 1 Urgent Courses	477	2,025	23.6%	9.6%	9.5%	9.0%
% of FP17s Relating to Free Repair or Replacements	27	2,025	1.3%	0.6%	0.7%	0.8%
% of FP17s Relating to Continuations	17	2,025	0.8%	0.9%	1.0%	1.1%
% of Patients satisfied with the dentistry they have received	3	4	N/A	91.2%	92.1%	91.5%
% of Patients satisfied with the time they had to wait for an appointment	4	4	N/A	88.7%	88.3%	87.9%

* This is based on patients treated on this contract for their most recent course of treatment. Figures in italics indicate the base number of FP17s or Patient Questionnaire responses are less than 100. N/A is shown where the base number of responses is less than 10 during the period. % is calculated as Quantity/Base number*100

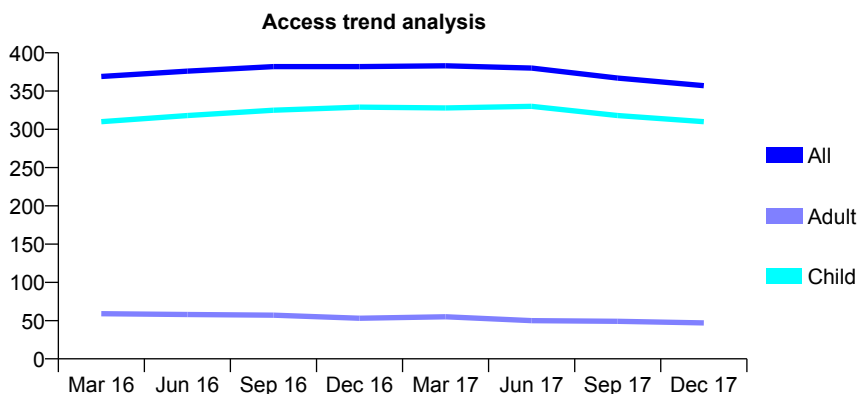
Q68 - Vital Signs At a Glance Contract Report for 171891/0001 - December 2017

Name or company name	Chertsey Dental Practice Ltd
Contract type name	GDS Contract
Purpose of contract	General
Contract start date	01/10/2012
Contract end date	

17/18 Contracted general activity (UDA)	800
Carry forward general activity (UDA)	0
17/18 Contracted orthodontic activity (UOA)	0
Carry forward orthodontic activity (UOA)	0
Baseline contract value	£20,219.39

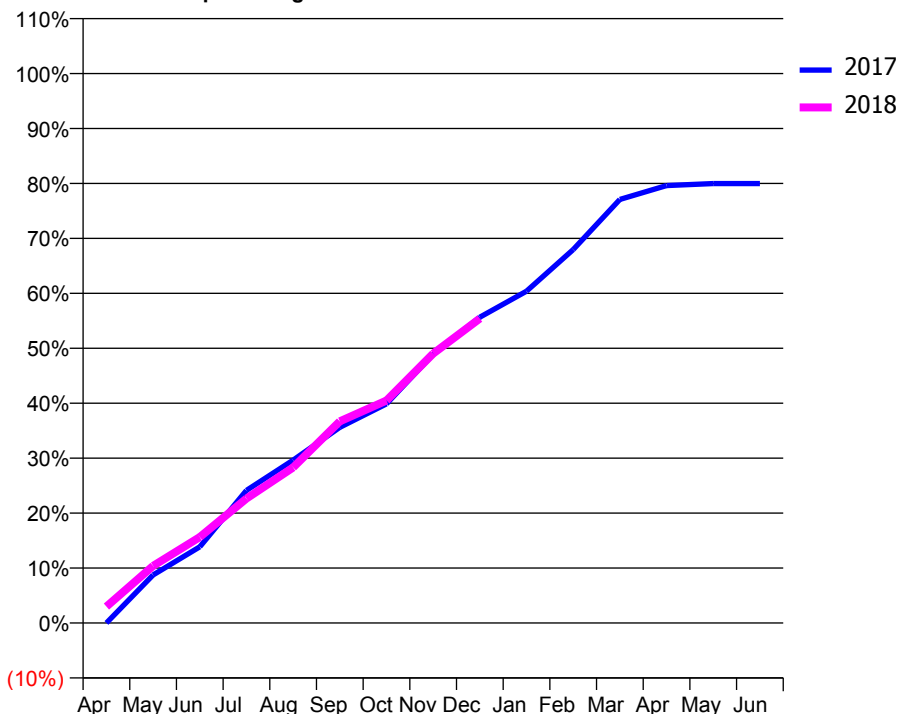
ACCESS*

Patients seen in 24 months	Total	Change since previous quarter
Quarter ending December 2016	382	
Quarter ending March 2017	383	→
Quarter ending June 2017	380	→
Quarter ending September 2017	367	↓
Quarter ending December 2017	357	↓
Variance since December 2016	(6.5%)	↓



ACTIVITY

Cumulative percentage of contracted UDA delivered 2017 & 2018



Month	Adjusted Scheduled Activity (UDA)	
	2017	2018
April	0	24
May	70	83
June	111	125
July	193	181
August	237	226
September	285	294
October	319	324
November	391	392
December	445	443
January	483	
February	544	
March	617	
April	637	
May	640	
June	640	

QUALITY

	Quantity	Base Number	Contract	AT	Region	England
% of FP17s for the same patient ID Re-attending within 3 months - Children	18	358	5.0%	9.5%	11.5%	12.0%
% of FP17s for the same patient ID Re-attending within 3 months - Adults	2	20	10.0%	15.0%	15.8%	15.9%
% of FP17s for the same patient ID Re-attending between 3 & 9 months - Children	238	358	66.5%	59.4%	60.5%	58.0%
% of FP17s for the same patient ID Re-attending between 3 & 9 months - Adults	12	20	60.0%	51.1%	51.8%	50.5%
% of FP17s for Band 1 Urgent Courses	7	361	1.9%	9.6%	9.5%	9.0%
% of FP17s Relating to Free Repair or Replacements	0	361	0.0%	0.6%	0.7%	0.8%
% of FP17s Relating to Continuations	0	361	0.0%	0.9%	1.0%	1.1%
% of Patients satisfied with the dentistry they have received	0	0	N/A	91.2%	92.1%	91.5%
% of Patients satisfied with the time they had to wait for an appointment	0	0	N/A	88.7%	88.3%	87.9%

* This is based on patients treated on this contract for their most recent course of treatment. Figures in italics indicate the base number of FP17s or Patient Questionnaire responses are less than 100. N/A is shown where the base number of responses is less than 10 during the period. % is calculated as Quantity/Base number*100

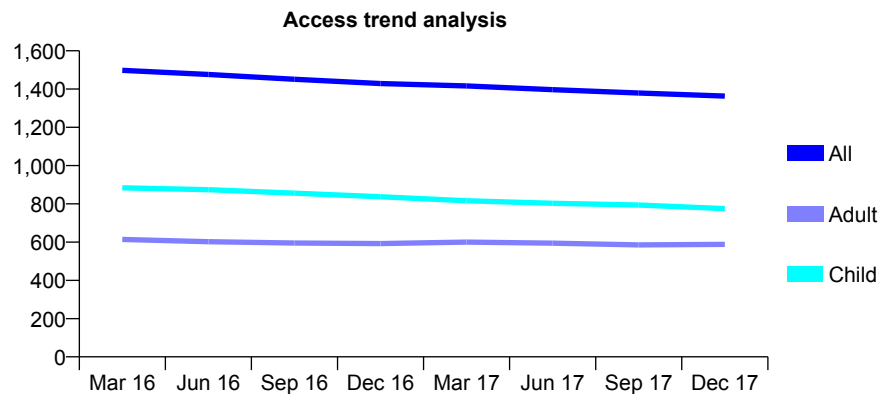
Q68 - Vital Signs At a Glance Contract Report for 171913/0001 - December 2017

Name or company name	Andrew J S Mussett Ltd
Contract type name	GDS Contract
Purpose of contract	General
Contract start date	01/11/2009
Contract end date	

17/18 Contracted general activity (UDA)	3,520
Carry forward general activity (UDA)	0
17/18 Contracted orthodontic activity (UOA)	0
Carry forward orthodontic activity (UOA)	0
Baseline contract value	£87,389.05

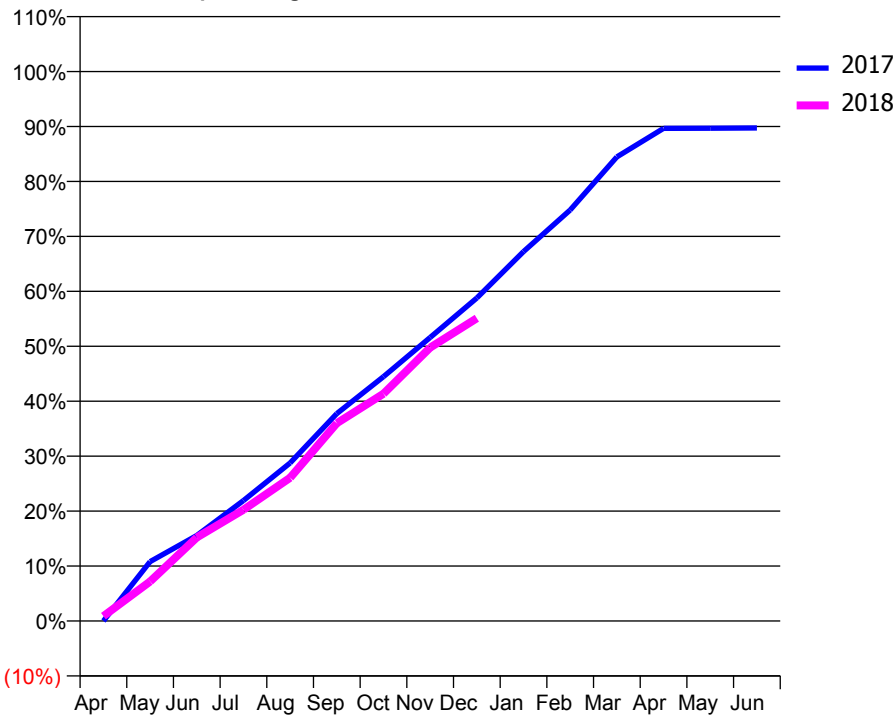
ACCESS*

Patients seen in 24 months	Total	Change since previous quarter
Quarter ending December 2016	1,429	
Quarter ending March 2017	1,416	→
Quarter ending June 2017	1,397	↓
Quarter ending September 2017	1,379	↓
Quarter ending December 2017	1,363	↓
Variance since December 2016	(4.6%)	↓



ACTIVITY

Cumulative percentage of contracted UDA delivered 2017 & 2018



Month	Adjusted Scheduled Activity (UDA)	
	2017	2018
April	0	31
May	380	253
June	548	535
July	772	713
August	1,013	918
September	1,329	1,267
October	1,565	1,456
November	1,816	1,751
December	2,069	1,940
January	2,367	
February	2,633	
March	2,973	
April	3,156	
May	3,157	
June	3,158	

QUALITY

	Quantity	Base Number	Contract	AT	Region	England
% of FP17s for the same patient ID Re-attending within 3 months - Children	45	898	5.0%	9.5%	11.5%	12.0%
% of FP17s for the same patient ID Re-attending within 3 months - Adults	64	645	9.9%	15.0%	15.8%	15.9%
% of FP17s for the same patient ID Re-attending between 3 & 9 months - Children	628	898	69.9%	59.4%	60.5%	58.0%
% of FP17s for the same patient ID Re-attending between 3 & 9 months - Adults	492	645	76.3%	51.1%	51.8%	50.5%
% of FP17s for Band 1 Urgent Courses	39	1,412	2.8%	9.6%	9.5%	9.0%
% of FP17s Relating to Free Repair or Replacements	0	1,412	0.0%	0.6%	0.7%	0.8%
% of FP17s Relating to Continuations	0	1,412	0.0%	0.9%	1.0%	1.1%
% of Patients satisfied with the dentistry they have received	0	0	N/A	91.2%	92.1%	91.5%
% of Patients satisfied with the time they had to wait for an appointment	0	0	N/A	88.7%	88.3%	87.9%

* This is based on patients treated on this contract for their most recent course of treatment. Figures in italics indicate the base number of FP17s or Patient Questionnaire responses are less than 100. N/A is shown where the base number of responses is less than 10 during the period. % is calculated as Quantity/Base number*100

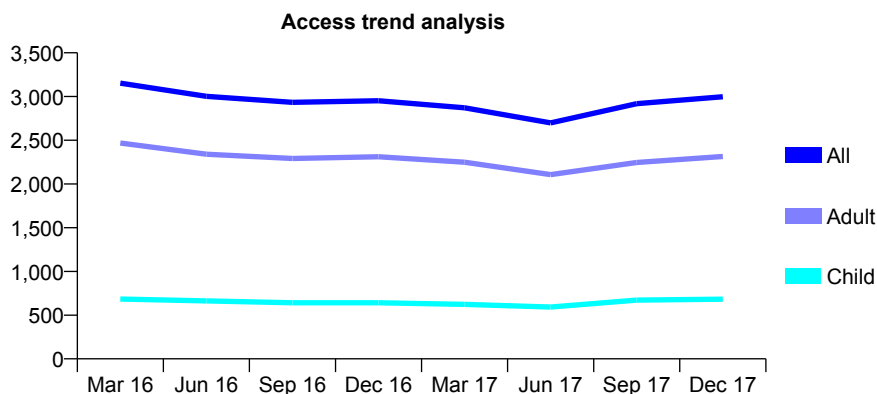
Q68 - Vital Signs At a Glance Contract Report for 175633/0001 - December 2017

Name or company name	Mr M Eyrumlu & Mr A Eyrumlu
Contract type name	GDS Contract
Purpose of contract	General
Contract start date	01/12/2010
Contract end date	

17/18 Contracted general activity (UDA)	12,150
Carry forward general activity (UDA)	0
17/18 Contracted orthodontic activity (UOA)	0
Carry forward orthodontic activity (UOA)	0
Baseline contract value	£295,257.37

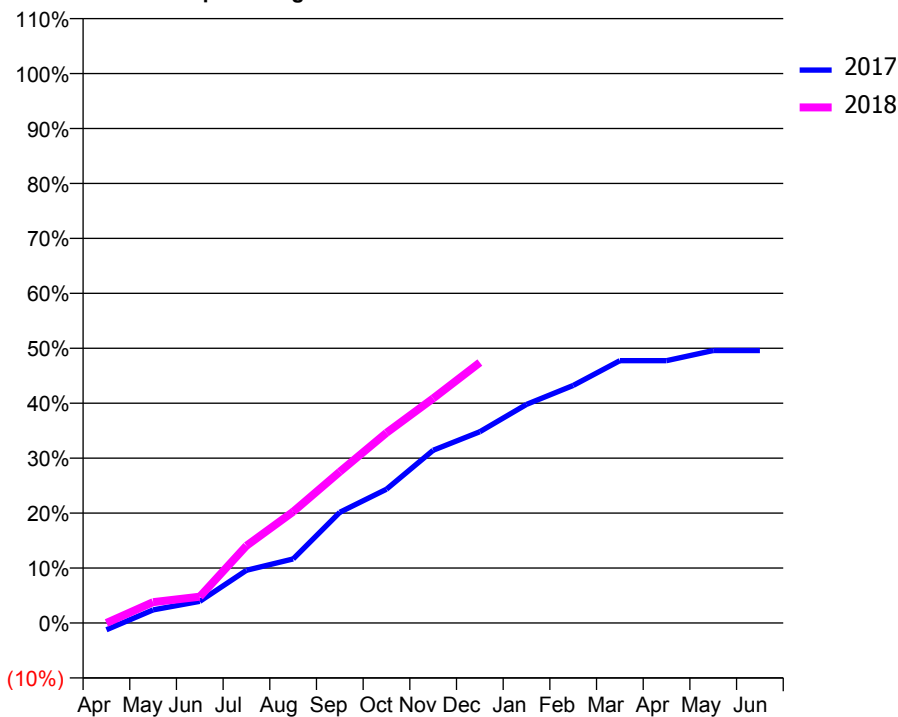
ACCESS*

Patients seen in 24 months	Total	Change since previous quarter
Quarter ending December 2016	2,952	
Quarter ending March 2017	2,871	↓
Quarter ending June 2017	2,699	↓
Quarter ending September 2017	2,918	↑
Quarter ending December 2017	2,997	↑
Variance since December 2016	1.5%	→



ACTIVITY

Cumulative percentage of contracted UDA delivered 2017 & 2018



Month	Adjusted Scheduled Activity (UDA)	
	2017	2018
April	-151	0
May	292	462
June	480	583
July	1,165	1,708
August	1,418	2,461
September	2,448	3,346
October	2,958	4,205
November	3,820	4,966
December	4,229	5,759
January	4,834	
February	5,252	
March	5,802	
April	5,802	
May	6,024	
June	6,024	

QUALITY

	Quantity	Base Number	Contract	AT	Region	England
% of FP17s for the same patient ID Re-attending within 3 months - Children	34	700	4.9%	9.5%	11.5%	12.0%
% of FP17s for the same patient ID Re-attending within 3 months - Adults	230	2,122	10.8%	15.0%	15.8%	15.9%
% of FP17s for the same patient ID Re-attending between 3 & 9 months - Children	329	700	47.0%	59.4%	60.5%	58.0%
% of FP17s for the same patient ID Re-attending between 3 & 9 months - Adults	1,023	2,122	48.2%	51.1%	51.8%	50.5%
% of FP17s for Band 1 Urgent Courses	88	2,688	3.3%	9.6%	9.5%	9.0%
% of FP17s Relating to Free Repair or Replacements	3	2,688	0.1%	0.6%	0.7%	0.8%
% of FP17s Relating to Continuations	67	2,688	2.5%	0.9%	1.0%	1.1%
% of Patients satisfied with the dentistry they have received	1	2	N/A	91.2%	92.1%	91.5%
% of Patients satisfied with the time they had to wait for an appointment	2	2	N/A	88.7%	88.3%	87.9%

* This is based on patients treated on this contract for their most recent course of treatment. Figures in italics indicate the base number of FP17s or Patient Questionnaire responses are less than 100. N/A is shown where the base number of responses is less than 10 during the period. % is calculated as Quantity/Base number*100

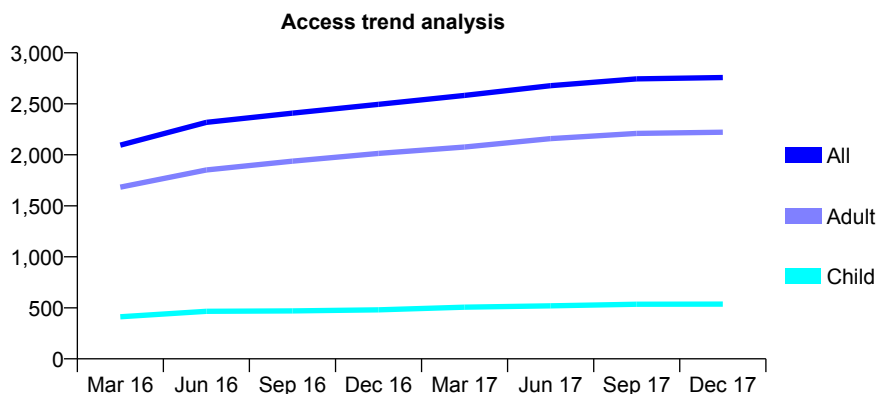
Q68 - Vital Signs At a Glance Contract Report for 176214/0001 - December 2017

Name or company name	Warrior Square Dental Practice Ltd
Contract type name	GDS Contract
Purpose of contract	General
Contract start date	01/07/2015
Contract end date	

17/18 Contracted general activity (UDA)	7,000
Carry forward general activity (UDA)	-64
17/18 Contracted orthodontic activity (UOA)	0
Carry forward orthodontic activity (UOA)	0
Baseline contract value	£173,337.75

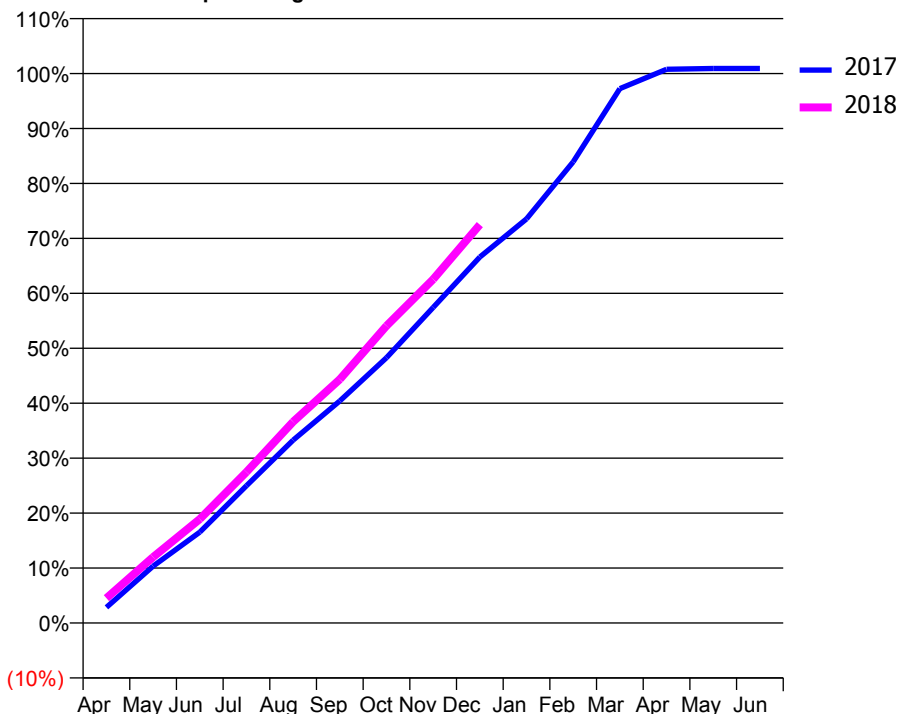
ACCESS*

Patients seen in 24 months	Total	Change since previous quarter
Quarter ending December 2016	2,495	
Quarter ending March 2017	2,583	↑
Quarter ending June 2017	2,678	↑
Quarter ending September 2017	2,745	↑
Quarter ending December 2017	2,758	→
Variance since December 2016	10.5%	↑



ACTIVITY

Cumulative percentage of contracted UDA delivered 2017 & 2018



Month	Adjusted Scheduled Activity (UDA)	
	2017	2018
April	200	317
May	725	839
June	1,157	1,324
July	1,749	1,924
August	2,329	2,565
September	2,829	3,105
October	3,379	3,786
November	4,019	4,379
December	4,661	5,075
January	5,148	
February	5,874	
March	6,808	
April	7,055	
May	7,064	
June	7,064	

QUALITY

	Quantity	Base Number	Contract	AT	Region	England
% of FP17s for the same patient ID Re-attending within 3 months - Children	37	574	6.4%	9.5%	11.5%	12.0%
% of FP17s for the same patient ID Re-attending within 3 months - Adults	471	2,593	18.2%	15.0%	15.8%	15.9%
% of FP17s for the same patient ID Re-attending between 3 & 9 months - Children	218	574	38.0%	59.4%	60.5%	58.0%
% of FP17s for the same patient ID Re-attending between 3 & 9 months - Adults	1,296	2,593	50.0%	51.1%	51.8%	50.5%
% of FP17s for Band 1 Urgent Courses	286	2,754	10.4%	9.6%	9.5%	9.0%
% of FP17s Relating to Free Repair or Replacements	36	2,754	1.3%	0.6%	0.7%	0.8%
% of FP17s Relating to Continuations	16	2,754	0.6%	0.9%	1.0%	1.1%
% of Patients satisfied with the dentistry they have received	1	1	N/A	91.2%	92.1%	91.5%
% of Patients satisfied with the time they had to wait for an appointment	1	1	N/A	88.7%	88.3%	87.9%

* This is based on patients treated on this contract for their most recent course of treatment. Figures in italics indicate the base number of FP17s or Patient Questionnaire responses are less than 100. N/A is shown where the base number of responses is less than 10 during the period. % is calculated as Quantity/Base number*100

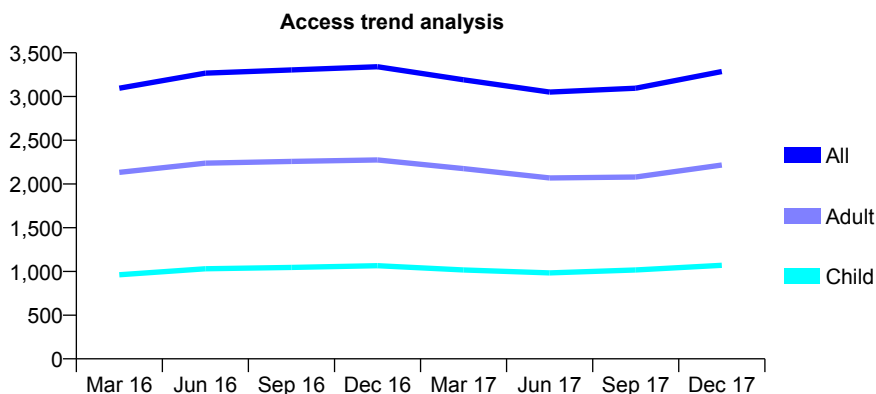
Q68 - Vital Signs At a Glance Contract Report for 176451/0001 - December 2017

Name or company name	Tilgate Dental Care Ltd
Contract type name	GDS Contract
Purpose of contract	General
Contract start date	01/11/2007
Contract end date	

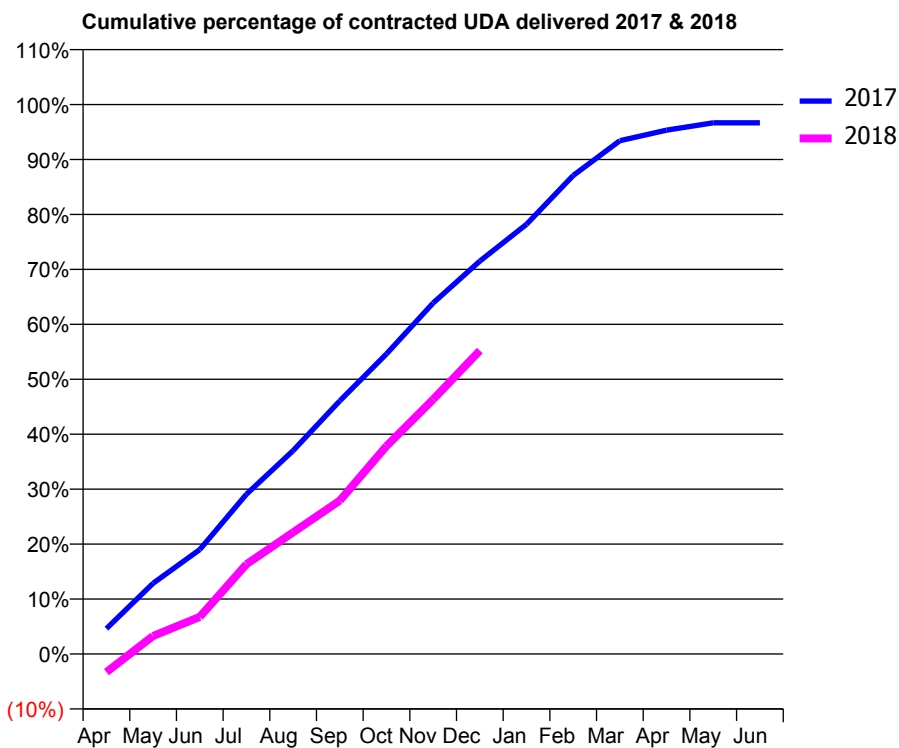
17/18 Contracted general activity (UDA)	10,656
Carry forward general activity (UDA)	354
17/18 Contracted orthodontic activity (UOA)	0
Carry forward orthodontic activity (UOA)	0
Baseline contract value	£332,569.73

ACCESS*

Patients seen in 24 months	Total	Change since previous quarter
Quarter ending December 2016	3,340	
Quarter ending March 2017	3,191	↓
Quarter ending June 2017	3,051	↓
Quarter ending September 2017	3,095	→
Quarter ending December 2017	3,286	↑
Variance since December 2016	(1.6%)	↓



ACTIVITY



Month	Adjusted Scheduled Activity (UDA)	
	2017	2018
April	492	-354
May	1,373	350
June	2,027	721
July	3,099	1,741
August	3,946	2,361
September	4,910	2,975
October	5,820	4,031
November	6,807	4,938
December	7,619	5,885
January	8,333	
February	9,278	
March	9,955	
April	10,160	
May	10,302	
June	10,302	

QUALITY

	Quantity	Base Number	Contract	AT	Region	England
% of FP17s for the same patient ID Re-attending within 3 months - Children	36	1,060	3.4%	9.5%	11.5%	12.0%
% of FP17s for the same patient ID Re-attending within 3 months - Adults	181	1,968	9.2%	15.0%	15.8%	15.9%
% of FP17s for the same patient ID Re-attending between 3 & 9 months - Children	529	1,060	49.9%	59.4%	60.5%	58.0%
% of FP17s for the same patient ID Re-attending between 3 & 9 months - Adults	765	1,968	38.9%	51.1%	51.8%	50.5%
% of FP17s for Band 1 Urgent Courses	219	2,909	7.5%	9.6%	9.5%	9.0%
% of FP17s Relating to Free Repair or Replacements	38	2,909	1.3%	0.6%	0.7%	0.8%
% of FP17s Relating to Continuations	17	2,909	0.6%	0.9%	1.0%	1.1%
% of Patients satisfied with the dentistry they have received	3	3	N/A	91.2%	92.1%	91.5%
% of Patients satisfied with the time they had to wait for an appointment	3	3	N/A	88.7%	88.3%	87.9%

* This is based on patients treated on this contract for their most recent course of treatment. Figures in italics indicate the base number of FP17s or Patient Questionnaire responses are less than 100. N/A is shown where the base number of responses is less than 10 during the period. % is calculated as Quantity/Base number*100

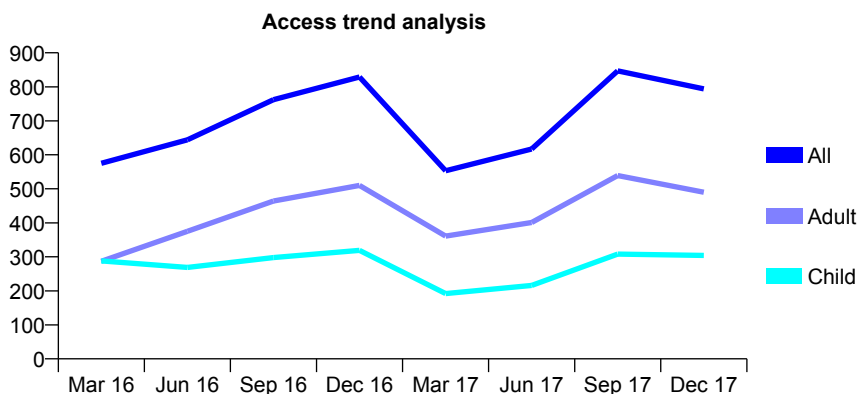
Q68 - Vital Signs At a Glance Contract Report for 177199/0001 - December 2017

Name or company name	Ms A Jawahar
Contract type name	GDS Contract
Purpose of contract	General
Contract start date	01/08/2015
Contract end date	

17/18 Contracted general activity (UDA)	2,200
Carry forward general activity (UDA)	-14
17/18 Contracted orthodontic activity (UOA)	0
Carry forward orthodontic activity (UOA)	0
Baseline contract value	£48,650.27

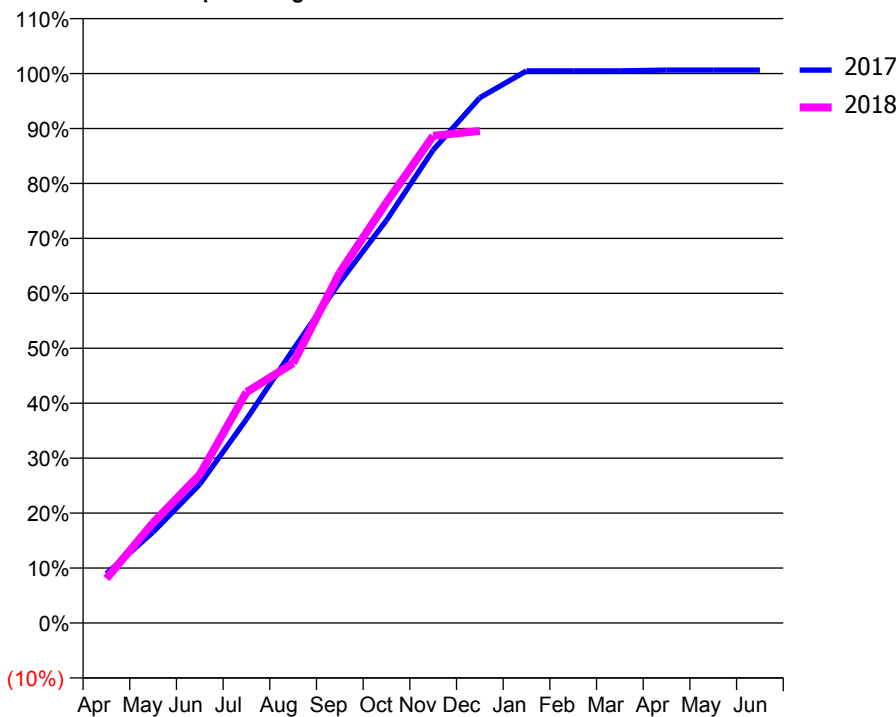
ACCESS*

Patients seen in 24 months	Total	Change since previous quarter
Quarter ending December 2016	829	
Quarter ending March 2017	553	↓
Quarter ending June 2017	617	↑
Quarter ending September 2017	847	↑
Quarter ending December 2017	794	↓
Variance since December 2016	(4.2%)	↓



ACTIVITY

Cumulative percentage of contracted UDA delivered 2017 & 2018



Month	Adjusted Scheduled Activity (UDA)	
	2017	2018
April	198	178
May	364	402
June	556	595
July	816	925
August	1,095	1,040
September	1,365	1,404
October	1,612	1,684
November	1,894	1,951
December	2,103	1,970
January	2,211	
February	2,211	
March	2,211	
April	2,214	
May	2,214	
June	2,214	

QUALITY

	Quantity	Base Number	Contract	AT	Region	England
% of FP17s for the same patient ID Re-attending within 3 months - Children	16	417	3.8%	9.5%	11.5%	12.0%
% of FP17s for the same patient ID Re-attending within 3 months - Adults	85	646	13.2%	15.0%	15.8%	15.9%
% of FP17s for the same patient ID Re-attending between 3 & 9 months - Children	139	417	33.3%	59.4%	60.5%	58.0%
% of FP17s for the same patient ID Re-attending between 3 & 9 months - Adults	185	646	28.6%	51.1%	51.8%	50.5%
% of FP17s for Band 1 Urgent Courses	96	1,060	9.1%	9.6%	9.5%	9.0%
% of FP17s Relating to Free Repair or Replacements	12	1,060	1.1%	0.6%	0.7%	0.8%
% of FP17s Relating to Continuations	5	1,060	0.5%	0.9%	1.0%	1.1%
% of Patients satisfied with the dentistry they have received	1	1	N/A	91.2%	92.1%	91.5%
% of Patients satisfied with the time they had to wait for an appointment	1	1	N/A	88.7%	88.3%	87.9%

* This is based on patients treated on this contract for their most recent course of treatment. Figures in italics indicate the base number of FP17s or Patient Questionnaire responses are less than 100. N/A is shown where the base number of responses is less than 10 during the period. % is calculated as Quantity/Base number*100

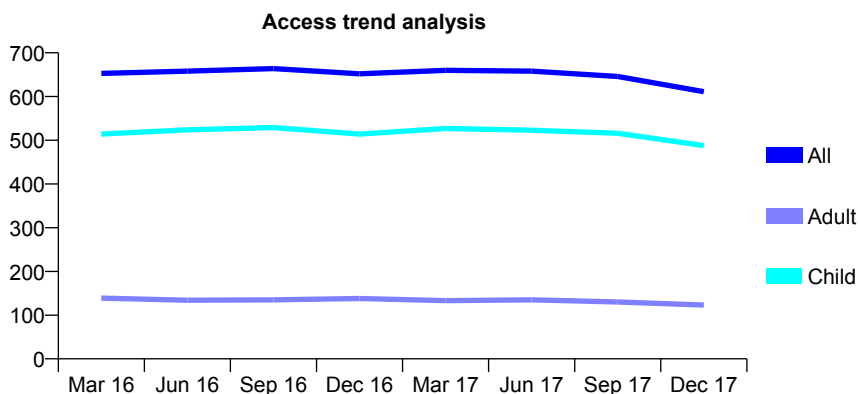
Q68 - Vital Signs At a Glance Contract Report for 177202/0001 - December 2017

Name or company name	Mr P Poole and Mr J Drewett
Contract type name	GDS Contract
Purpose of contract	General
Contract start date	01/04/2014
Contract end date	

17/18 Contracted general activity (UDA)	1,239
Carry forward general activity (UDA)	0
17/18 Contracted orthodontic activity (UOA)	0
Carry forward orthodontic activity (UOA)	0
Baseline contract value	£27,846.93

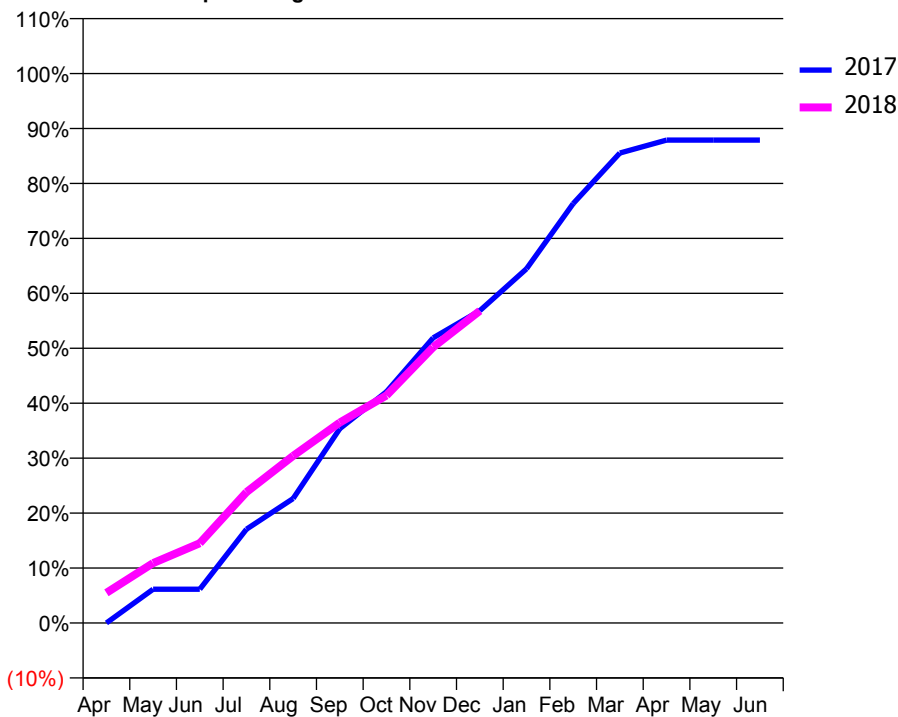
ACCESS*

Patients seen in 24 months	Total	Change since previous quarter
Quarter ending December 2016	652	
Quarter ending March 2017	660	→
Quarter ending June 2017	658	→
Quarter ending September 2017	646	↓
Quarter ending December 2017	611	↓
Variance since December 2016	(6.3%)	↓



ACTIVITY

Cumulative percentage of contracted UDA delivered 2017 & 2018



Month	Adjusted Scheduled Activity (UDA)	
	2017	2018
April	0	68
May	76	135
June	76	180
July	212	295
August	281	377
September	438	452
October	522	513
November	643	622
December	704	704
January	799	
February	946	
March	1,060	
April	1,089	
May	1,089	
June	1,089	

QUALITY

	Quantity	Base Number	Contract	AT	Region	England
% of FP17s for the same patient ID Re-attending within 3 months - Children	11	467	2.4%	9.5%	11.5%	12.0%
% of FP17s for the same patient ID Re-attending within 3 months - Adults	3	69	4.3%	15.0%	15.8%	15.9%
% of FP17s for the same patient ID Re-attending between 3 & 9 months - Children	310	467	66.4%	59.4%	60.5%	58.0%
% of FP17s for the same patient ID Re-attending between 3 & 9 months - Adults	31	69	44.9%	51.1%	51.8%	50.5%
% of FP17s for Band 1 Urgent Courses	0	522	0.0%	9.6%	9.5%	9.0%
% of FP17s Relating to Free Repair or Replacements	0	522	0.0%	0.6%	0.7%	0.8%
% of FP17s Relating to Continuations	0	522	0.0%	0.9%	1.0%	1.1%
% of Patients satisfied with the dentistry they have received	0	0	N/A	91.2%	92.1%	91.5%
% of Patients satisfied with the time they had to wait for an appointment	0	0	N/A	88.7%	88.3%	87.9%

* This is based on patients treated on this contract for their most recent course of treatment. Figures in italics indicate the base number of FP17s or Patient Questionnaire responses are less than 100. N/A is shown where the base number of responses is less than 10 during the period. % is calculated as Quantity/Base number*100

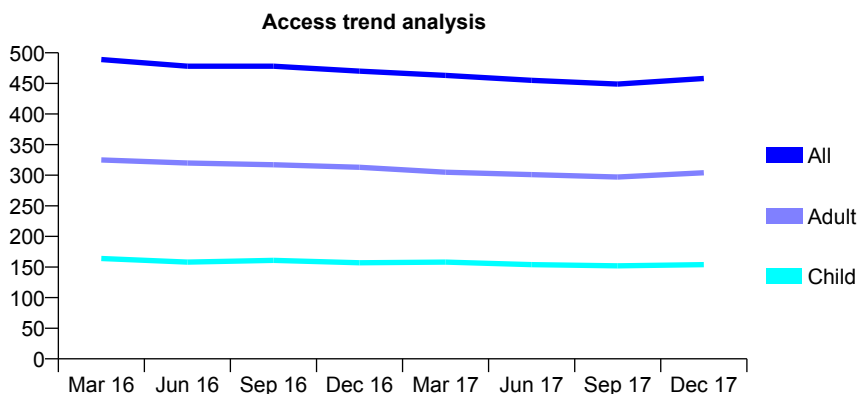
Q68 - Vital Signs At a Glance Contract Report for 178330/0001 - December 2017

Name or company name	Tangmere Dental Care Limited
Contract type name	GDS Contract
Purpose of contract	General
Contract start date	01/04/2011
Contract end date	

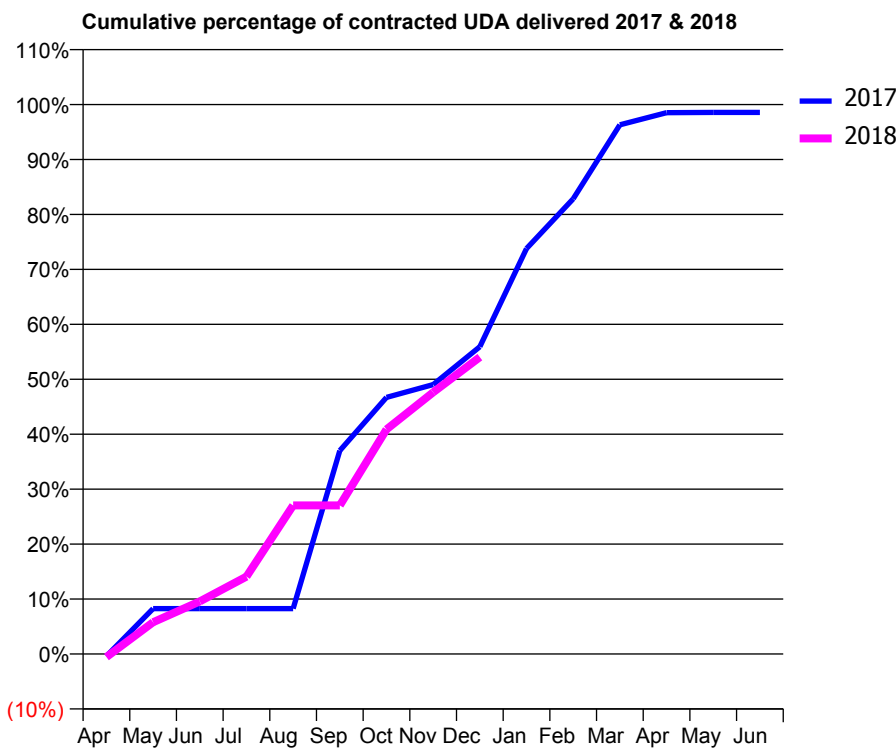
17/18 Contracted general activity (UDA)	1,960
Carry forward general activity (UDA)	28
17/18 Contracted orthodontic activity (UOA)	0
Carry forward orthodontic activity (UOA)	0
Baseline contract value	£53,317.22

ACCESS*

Patients seen in 24 months	Total	Change since previous quarter
Quarter ending December 2016	470	
Quarter ending March 2017	463	↓
Quarter ending June 2017	455	↓
Quarter ending September 2017	449	↓
Quarter ending December 2017	458	↑
Variance since December 2016	(2.6%)	↓



ACTIVITY



Month	Adjusted Scheduled Activity (UDA)	
	2017	2018
April	-8	-11
May	162	113
June	162	187
July	162	276
August	162	530
September	726	530
October	915	801
November	961	934
December	1,096	1,059
January	1,446	
February	1,623	
March	1,887	
April	1,931	
May	1,932	
June	1,932	

QUALITY

	Quantity	Base Number	Contract	AT	Region	England
% of FP17s for the same patient ID Re-attending within 3 months - Children	19	195	9.7%	9.5%	11.5%	12.0%
% of FP17s for the same patient ID Re-attending within 3 months - Adults	45	298	15.1%	15.0%	15.8%	15.9%
% of FP17s for the same patient ID Re-attending between 3 & 9 months - Children	135	195	69.2%	59.4%	60.5%	58.0%
% of FP17s for the same patient ID Re-attending between 3 & 9 months - Adults	165	298	55.4%	51.1%	51.8%	50.5%
% of FP17s for Band 1 Urgent Courses	56	479	11.7%	9.6%	9.5%	9.0%
% of FP17s Relating to Free Repair or Replacements	0	479	0.0%	0.6%	0.7%	0.8%
% of FP17s Relating to Continuations	1	479	0.2%	0.9%	1.0%	1.1%
% of Patients satisfied with the dentistry they have received	2	2	N/A	91.2%	92.1%	91.5%
% of Patients satisfied with the time they had to wait for an appointment	2	2	N/A	88.7%	88.3%	87.9%

* This is based on patients treated on this contract for their most recent course of treatment. Figures in italics indicate the base number of FP17s or Patient Questionnaire responses are less than 100. N/A is shown where the base number of responses is less than 10 during the period. % is calculated as Quantity/Base number*100

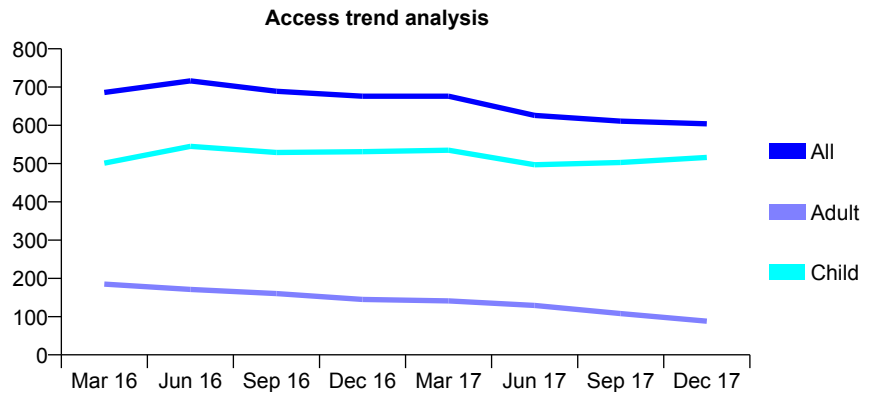
Q68 - Vital Signs At a Glance Contract Report for 178462/0002 - December 2017

Name or company name	IQ Orthodontics Ltd
Contract type name	GDS Contract
Purpose of contract	General
Contract start date	01/04/2014
Contract end date	

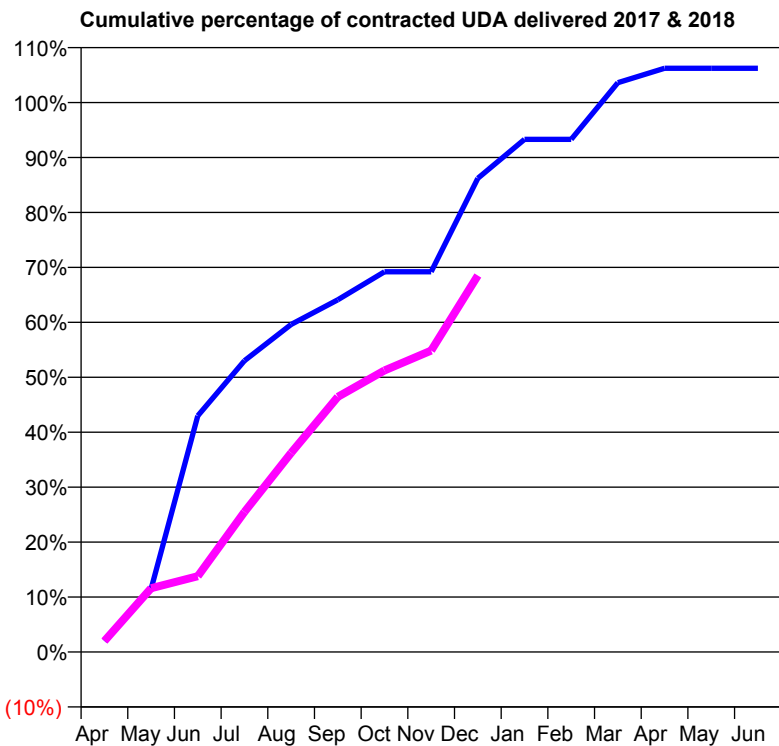
17/18 Contracted general activity (UDA)	1,000
Carry forward general activity (UDA)	-20
17/18 Contracted orthodontic activity (UOA)	0
Carry forward orthodontic activity (UOA)	0
Baseline contract value	£22,475.31

ACCESS*

Patients seen in 24 months	Total	Change since previous quarter
Quarter ending December 2016	676	
Quarter ending March 2017	676	→
Quarter ending June 2017	626	↓
Quarter ending September 2017	611	↓
Quarter ending December 2017	604	↓
Variance since December 2016	(10.7%)	↓



ACTIVITY



Month	Adjusted Scheduled Activity (UDA)	
	2017	2018
April	20	20
May	115	116
June	430	138
July	530	255
August	596	362
September	641	464
October	692	512
November	692	549
December	862	685
January	933	
February	933	
March	1,036	
April	1,062	
May	1,062	
June	1,062	

QUALITY

	Quantity	Base Number	Contract	AT	Region	England
% of FP17s for the same patient ID Re-attending within 3 months - Children	20	521	3.8%	9.5%	11.5%	12.0%
% of FP17s for the same patient ID Re-attending within 3 months - Adults	0	22	0.0%	15.0%	15.8%	15.9%
% of FP17s for the same patient ID Re-attending between 3 & 9 months - Children	271	521	52.0%	59.4%	60.5%	58.0%
% of FP17s for the same patient ID Re-attending between 3 & 9 months - Adults	4	22	18.2%	51.1%	51.8%	50.5%
% of FP17s for Band 1 Urgent Courses	6	524	1.1%	9.6%	9.5%	9.0%
% of FP17s Relating to Free Repair or Replacements	0	524	0.0%	0.6%	0.7%	0.8%
% of FP17s Relating to Continuations	0	524	0.0%	0.9%	1.0%	1.1%
% of Patients satisfied with the dentistry they have received	0	0	N/A	91.2%	92.1%	91.5%
% of Patients satisfied with the time they had to wait for an appointment	0	0	N/A	88.7%	88.3%	87.9%

* This is based on patients treated on this contract for their most recent course of treatment. Figures in italics indicate the base number of FP17s or Patient Questionnaire responses are less than 100. N/A is shown where the base number of responses is less than 10 during the period. % is calculated as Quantity/Base number*100

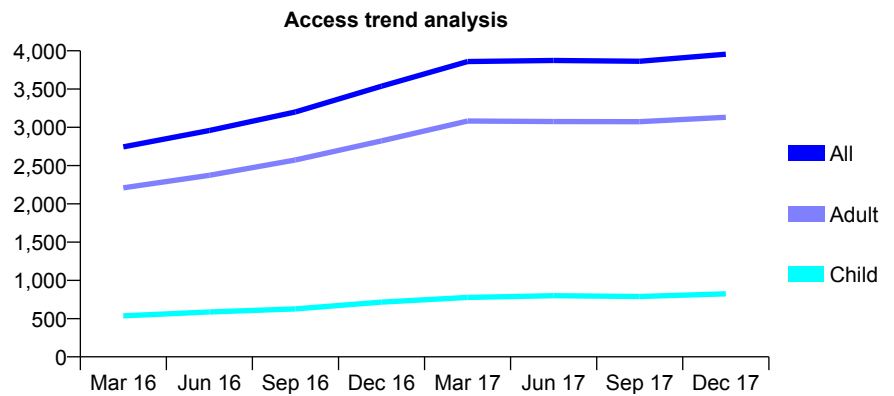
Q68 - Vital Signs At a Glance Contract Report for 178934/0001 - December 2017

Name or company name	Newholme Dental Practice
Contract type name	GDS Contract
Purpose of contract	General
Contract start date	01/01/2015
Contract end date	

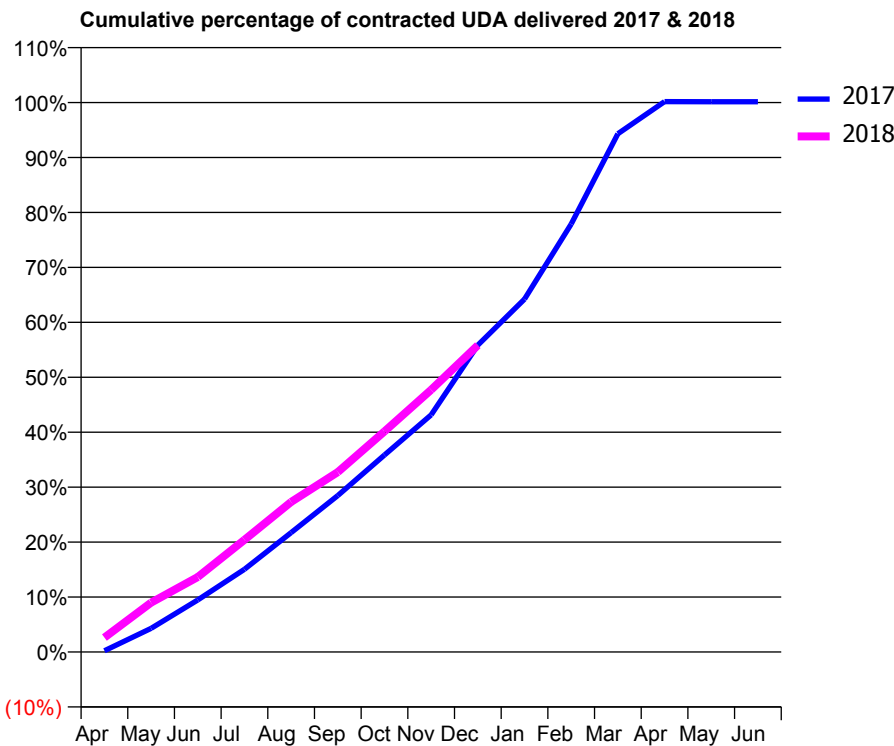
17/18 Contracted general activity (UDA)	13,635
Carry forward general activity (UDA)	-19
17/18 Contracted orthodontic activity (UOA)	0
Carry forward orthodontic activity (UOA)	0
Baseline contract value	£316,259.47

ACCESS*

Patients seen in 24 months	Total	Change since previous quarter
Quarter ending December 2016	3,538	
Quarter ending March 2017	3,859	↑
Quarter ending June 2017	3,874	→
Quarter ending September 2017	3,863	→
Quarter ending December 2017	3,956	↑
Variance since December 2016	11.8%	↑



ACTIVITY



Month	Adjusted Scheduled Activity (UDA)	
	2017	2018
April	30	360
May	586	1,227
June	1,291	1,862
July	2,052	2,785
August	2,962	3,724
September	3,883	4,464
October	4,887	5,474
November	5,885	6,506
December	7,615	7,612
January	8,757	
February	10,621	
March	12,861	
April	13,657	
May	13,654	
June	13,654	

QUALITY

	Quantity	Base Number	Contract	AT	Region	England
% of FP17s for the same patient ID Re-attending within 3 months - Children	42	759	5.5%	9.5%	11.5%	12.0%
% of FP17s for the same patient ID Re-attending within 3 months - Adults	325	2,723	11.9%	15.0%	15.8%	15.9%
% of FP17s for the same patient ID Re-attending between 3 & 9 months - Children	418	759	55.1%	59.4%	60.5%	58.0%
% of FP17s for the same patient ID Re-attending between 3 & 9 months - Adults	1,462	2,723	53.7%	51.1%	51.8%	50.5%
% of FP17s for Band 1 Urgent Courses	225	3,223	7.0%	9.6%	9.5%	9.0%
% of FP17s Relating to Free Repair or Replacements	34	3,223	1.1%	0.6%	0.7%	0.8%
% of FP17s Relating to Continuations	11	3,223	0.3%	0.9%	1.0%	1.1%
% of Patients satisfied with the dentistry they have received	6	6	N/A	91.2%	92.1%	91.5%
% of Patients satisfied with the time they had to wait for an appointment	5	6	N/A	88.7%	88.3%	87.9%

* This is based on patients treated on this contract for their most recent course of treatment. Figures in italics indicate the base number of FP17s or Patient Questionnaire responses are less than 100. N/A is shown where the base number of responses is less than 10 during the period. % is calculated as Quantity/Base number*100

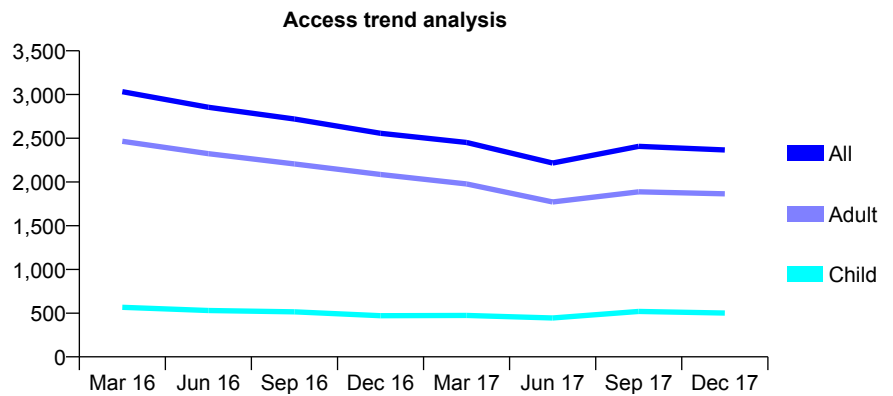
Q68 - Vital Signs At a Glance Contract Report for 179434/0001 - December 2017

Name or company name	Mr M Eyrumlu & Mr A Eyrumlu
Contract type name	GDS Contract
Purpose of contract	General
Contract start date	01/11/2010
Contract end date	

17/18 Contracted general activity (UDA)	11,052
Carry forward general activity (UDA)	173
17/18 Contracted orthodontic activity (UOA)	0
Carry forward orthodontic activity (UOA)	0
Baseline contract value	£267,702.08

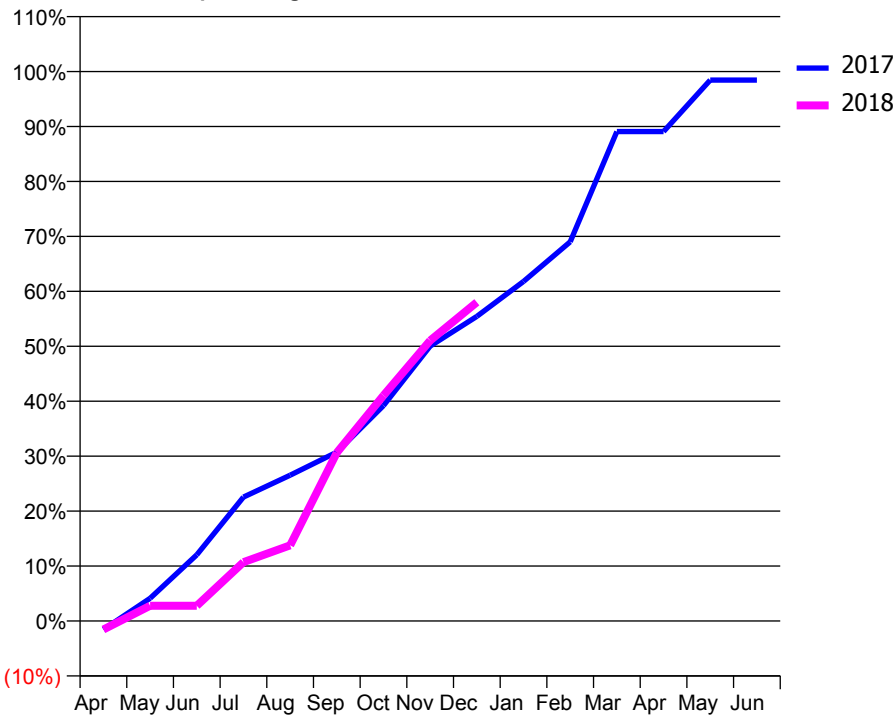
ACCESS*

Patients seen in 24 months	Total	Change since previous quarter
Quarter ending December 2016	2,556	
Quarter ending March 2017	2,451	↓
Quarter ending June 2017	2,216	↓
Quarter ending September 2017	2,408	↑
Quarter ending December 2017	2,366	↓
Variance since December 2016	(7.4%)	↓



ACTIVITY

Cumulative percentage of contracted UDA delivered 2017 & 2018



Month	Adjusted Scheduled Activity (UDA)	
	2017	2018
April	-174	-173
May	458	307
June	1,331	307
July	2,494	1,185
August	2,933	1,522
September	3,397	3,386
October	4,332	4,536
November	5,530	5,640
December	6,127	6,410
January	6,831	
February	7,626	
March	9,845	
April	9,845	
May	10,878	
June	10,878	

QUALITY

	Quantity	Base Number	Contract	AT	Region	England
% of FP17s for the same patient ID Re-attending within 3 months - Children	63	524	12.0%	9.5%	11.5%	12.0%
% of FP17s for the same patient ID Re-attending within 3 months - Adults	393	1,855	21.2%	15.0%	15.8%	15.9%
% of FP17s for the same patient ID Re-attending between 3 & 9 months - Children	201	524	38.4%	59.4%	60.5%	58.0%
% of FP17s for the same patient ID Re-attending between 3 & 9 months - Adults	740	1,855	39.9%	51.1%	51.8%	50.5%
% of FP17s for Band 1 Urgent Courses	344	2,148	16.0%	9.6%	9.5%	9.0%
% of FP17s Relating to Free Repair or Replacements	29	2,148	1.4%	0.6%	0.7%	0.8%
% of FP17s Relating to Continuations	79	2,148	3.7%	0.9%	1.0%	1.1%
% of Patients satisfied with the dentistry they have received	3	3	N/A	91.2%	92.1%	91.5%
% of Patients satisfied with the time they had to wait for an appointment	3	3	N/A	88.7%	88.3%	87.9%

* This is based on patients treated on this contract for their most recent course of treatment. Figures in italics indicate the base number of FP17s or Patient Questionnaire responses are less than 100. N/A is shown where the base number of responses is less than 10 during the period. % is calculated as Quantity/Base number*100

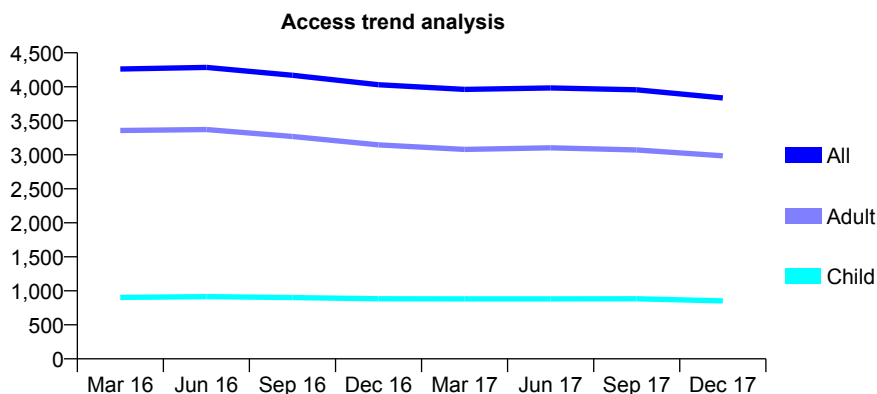
Q68 - Vital Signs At a Glance Contract Report for 179434/0002 - December 2017

Name or company name	Mr M Eyrumlu & Mr A Eyrumlu
Contract type name	GDS Contract
Purpose of contract	General
Contract start date	10/05/2014
Contract end date	

17/18 Contracted general activity (UDA)	14,350
Carry forward general activity (UDA)	-60
17/18 Contracted orthodontic activity (UOA)	0
Carry forward orthodontic activity (UOA)	0
Baseline contract value	£367,549.83

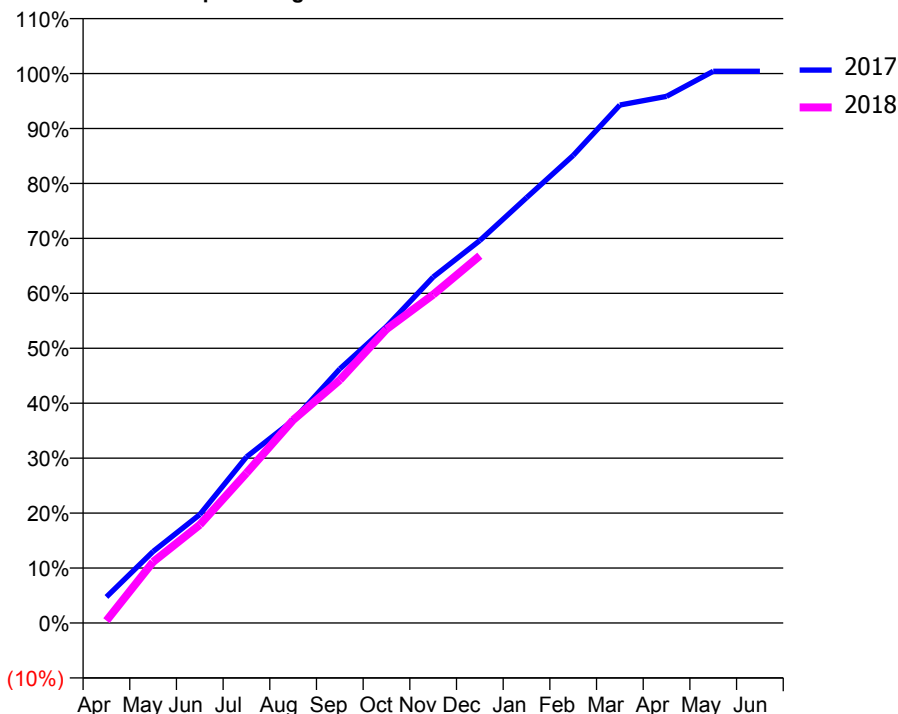
ACCESS*

Patients seen in 24 months	Total	Change since previous quarter
Quarter ending December 2016	4,030	
Quarter ending March 2017	3,961	↓
Quarter ending June 2017	3,984	→
Quarter ending September 2017	3,956	→
Quarter ending December 2017	3,837	↓
Variance since December 2016	(4.8%)	↓



ACTIVITY

Cumulative percentage of contracted UDA delivered 2017 & 2018



Month	Adjusted Scheduled Activity (UDA)	
	2017	2018
April	679	60
May	1,870	1,596
June	2,832	2,564
July	4,338	3,914
August	5,295	5,303
September	6,636	6,348
October	7,743	7,673
November	9,035	8,574
December	9,990	9,591
January	11,108	
February	12,212	
March	13,527	
April	13,754	
May	14,409	
June	14,409	

QUALITY

	Quantity	Base Number	Contract	AT	Region	England
% of FP17s for the same patient ID Re-attending within 3 months - Children	57	962	5.9%	9.5%	11.5%	12.0%
% of FP17s for the same patient ID Re-attending within 3 months - Adults	525	3,210	16.4%	15.0%	15.8%	15.9%
% of FP17s for the same patient ID Re-attending between 3 & 9 months - Children	658	962	68.4%	59.4%	60.5%	58.0%
% of FP17s for the same patient ID Re-attending between 3 & 9 months - Adults	1,881	3,210	58.6%	51.1%	51.8%	50.5%
% of FP17s for Band 1 Urgent Courses	386	3,887	9.9%	9.6%	9.5%	9.0%
% of FP17s Relating to Free Repair or Replacements	15	3,887	0.4%	0.6%	0.7%	0.8%
% of FP17s Relating to Continuations	69	3,887	1.8%	0.9%	1.0%	1.1%
% of Patients satisfied with the dentistry they have received	7	7	N/A	91.2%	92.1%	91.5%
% of Patients satisfied with the time they had to wait for an appointment	7	7	N/A	88.7%	88.3%	87.9%

* This is based on patients treated on this contract for their most recent course of treatment. Figures in italics indicate the base number of FP17s or Patient Questionnaire responses are less than 100. N/A is shown where the base number of responses is less than 10 during the period. % is calculated as Quantity/Base number*100

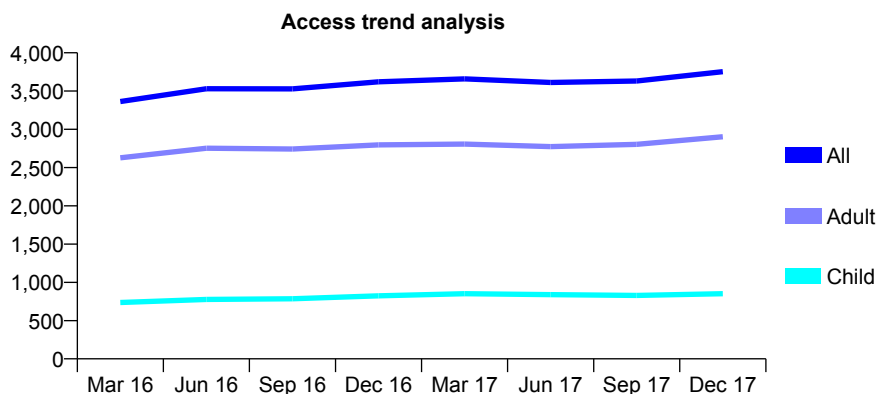
Q68 - Vital Signs At a Glance Contract Report for 179434/0003 - December 2017

Name or company name	Mr M Eyrumlu & Mr A Eyrumlu
Contract type name	GDS Contract
Purpose of contract	General
Contract start date	01/06/2014
Contract end date	

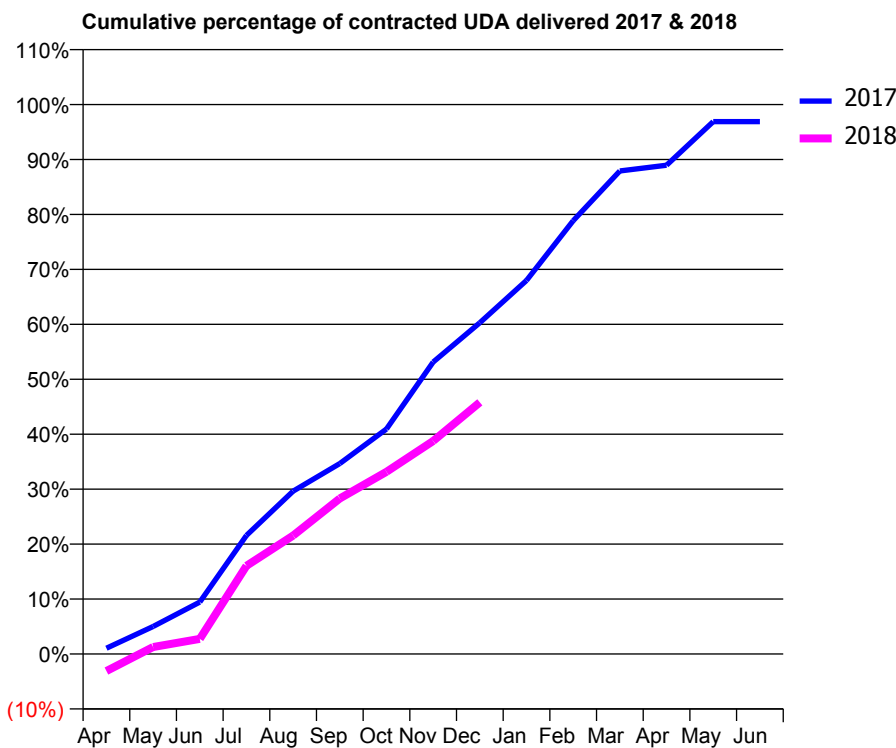
17/18 Contracted general activity (UDA)	17,500
Carry forward general activity (UDA)	546
17/18 Contracted orthodontic activity (UOA)	0
Carry forward orthodontic activity (UOA)	0
Baseline contract value	£469,717.09

ACCESS*

Patients seen in 24 months	Total	Change since previous quarter
Quarter ending December 2016	3,621	
Quarter ending March 2017	3,659	→
Quarter ending June 2017	3,612	↓
Quarter ending September 2017	3,631	→
Quarter ending December 2017	3,754	↑
Variance since December 2016	3.7%	↑



ACTIVITY



Month	Adjusted Scheduled Activity (UDA)	
	2017	2018
April	185	-546
May	875	225
June	1,653	484
July	3,776	2,810
August	5,189	3,772
September	6,066	4,955
October	7,168	5,801
November	9,300	6,783
December	10,550	8,015
January	11,897	
February	13,800	
March	15,383	
April	15,567	
May	16,954	
June	16,954	

QUALITY

	Quantity	Base Number	Contract	AT	Region	England
% of FP17s for the same patient ID Re-attending within 3 months - Children	52	751	6.9%	9.5%	11.5%	12.0%
% of FP17s for the same patient ID Re-attending within 3 months - Adults	433	2,688	16.1%	15.0%	15.8%	15.9%
% of FP17s for the same patient ID Re-attending between 3 & 9 months - Children	423	751	56.3%	59.4%	60.5%	58.0%
% of FP17s for the same patient ID Re-attending between 3 & 9 months - Adults	1,332	2,688	49.6%	51.1%	51.8%	50.5%
% of FP17s for Band 1 Urgent Courses	245	3,125	7.8%	9.6%	9.5%	9.0%
% of FP17s Relating to Free Repair or Replacements	36	3,125	1.2%	0.6%	0.7%	0.8%
% of FP17s Relating to Continuations	111	3,125	3.6%	0.9%	1.0%	1.1%
% of Patients satisfied with the dentistry they have received	5	5	N/A	91.2%	92.1%	91.5%
% of Patients satisfied with the time they had to wait for an appointment	5	5	N/A	88.7%	88.3%	87.9%

* This is based on patients treated on this contract for their most recent course of treatment. Figures in italics indicate the base number of FP17s or Patient Questionnaire responses are less than 100. N/A is shown where the base number of responses is less than 10 during the period. % is calculated as Quantity/Base number*100

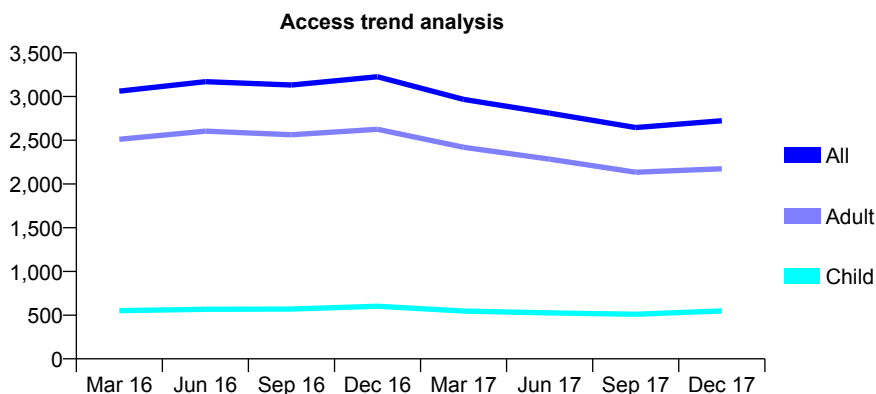
Q68 - Vital Signs At a Glance Contract Report for 179434/0004 - December 2017

Name or company name	Mr M Eyrumlu & Mr A Eyrumlu
Contract type name	GDS Contract
Purpose of contract	General
Contract start date	01/06/2014
Contract end date	

17/18 Contracted general activity (UDA)	13,369
Carry forward general activity (UDA)	-132
17/18 Contracted orthodontic activity (UOA)	0
Carry forward orthodontic activity (UOA)	0
Baseline contract value	£333,246.28

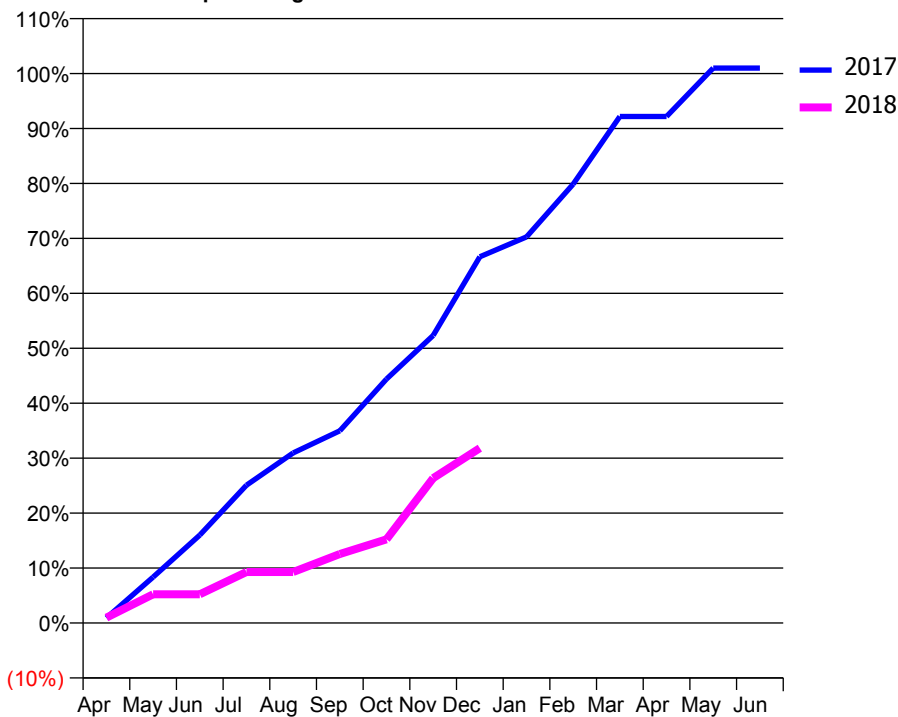
ACCESS*

Patients seen in 24 months	Total	Change since previous quarter
Quarter ending December 2016	3,226	
Quarter ending March 2017	2,967	↓
Quarter ending June 2017	2,810	↓
Quarter ending September 2017	2,645	↓
Quarter ending December 2017	2,723	↑
Variance since December 2016	(15.6%)	↓



ACTIVITY

Cumulative percentage of contracted UDA delivered 2017 & 2018



Month	Adjusted Scheduled Activity (UDA)	
	2017	2018
April	123	132
May	1,119	699
June	2,139	699
July	3,352	1,241
August	4,138	1,241
September	4,678	1,680
October	5,935	2,036
November	6,997	3,526
December	8,911	4,256
January	9,394	
February	10,679	
March	12,323	
April	12,323	
May	13,501	
June	13,501	

QUALITY

	Quantity	Base Number	Contract	AT	Region	England
% of FP17s for the same patient ID Re-attending within 3 months - Children	24	411	5.8%	9.5%	11.5%	12.0%
% of FP17s for the same patient ID Re-attending within 3 months - Adults	210	1,755	12.0%	15.0%	15.8%	15.9%
% of FP17s for the same patient ID Re-attending between 3 & 9 months - Children	188	411	45.7%	59.4%	60.5%	58.0%
% of FP17s for the same patient ID Re-attending between 3 & 9 months - Adults	920	1,755	52.4%	51.1%	51.8%	50.5%
% of FP17s for Band 1 Urgent Courses	185	1,921	9.6%	9.6%	9.5%	9.0%
% of FP17s Relating to Free Repair or Replacements	4	1,921	0.2%	0.6%	0.7%	0.8%
% of FP17s Relating to Continuations	41	1,921	2.1%	0.9%	1.0%	1.1%
% of Patients satisfied with the dentistry they have received	1	2	N/A	91.2%	92.1%	91.5%
% of Patients satisfied with the time they had to wait for an appointment	1	2	N/A	88.7%	88.3%	87.9%

* This is based on patients treated on this contract for their most recent course of treatment. Figures in italics indicate the base number of FP17s or Patient Questionnaire responses are less than 100. N/A is shown where the base number of responses is less than 10 during the period. % is calculated as Quantity/Base number*100

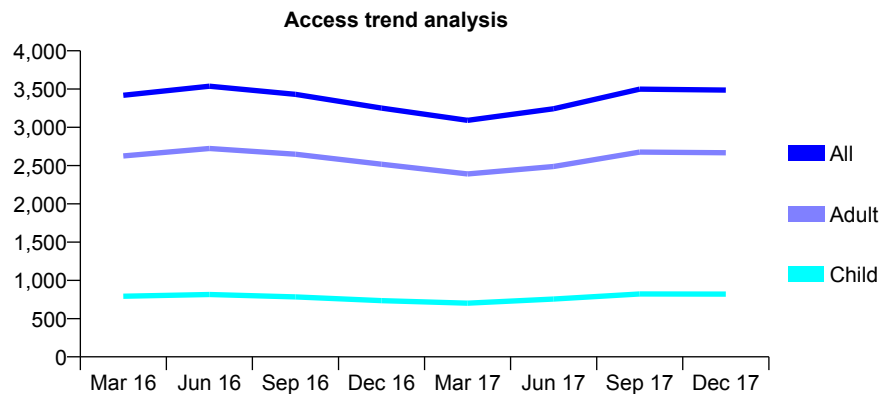
Q68 - Vital Signs At a Glance Contract Report for 179434/0005 - December 2017

Name or company name	Mr M Eyrumlu & Mr A Eyrumlu
Contract type name	GDS Contract
Purpose of contract	General
Contract start date	10/05/2014
Contract end date	

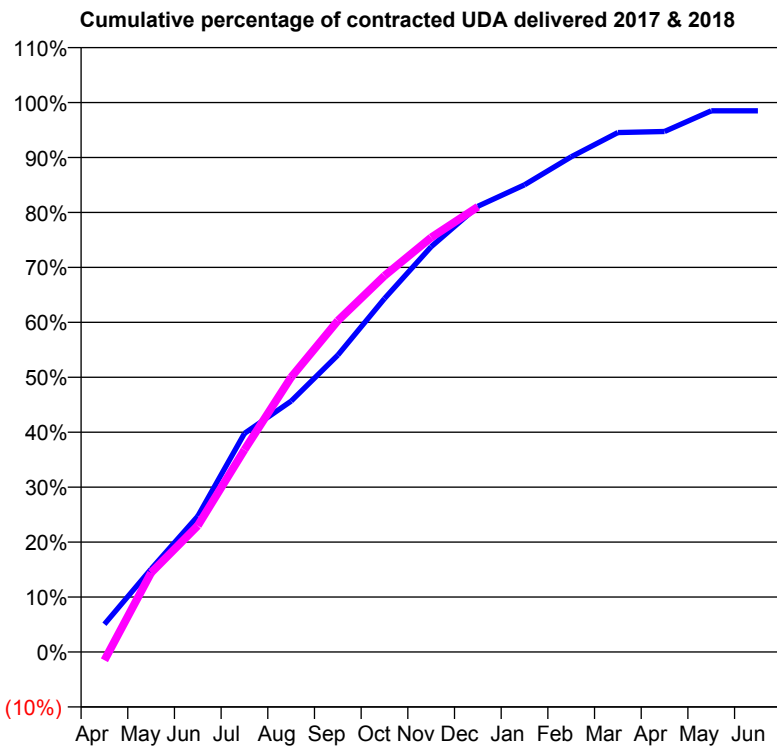
17/18 Contracted general activity (UDA)	14,000
Carry forward general activity (UDA)	211
17/18 Contracted orthodontic activity (UOA)	0
Carry forward orthodontic activity (UOA)	0
Baseline contract value	£382,751.05

ACCESS*

Patients seen in 24 months	Total	Change since previous quarter
Quarter ending December 2016	3,252	
Quarter ending March 2017	3,091	↓
Quarter ending June 2017	3,243	↑
Quarter ending September 2017	3,499	↑
Quarter ending December 2017	3,487	→
Variance since December 2016	7.2%	↑



ACTIVITY



Month	Adjusted Scheduled Activity (UDA)	
	2017	2018
April	708	-211
May	2,115	2,021
June	3,459	3,219
July	5,569	5,154
August	6,391	7,001
September	7,563	8,441
October	9,006	9,586
November	10,326	10,561
December	11,357	11,342
January	11,904	
February	12,618	
March	13,236	
April	13,261	
May	13,788	
June	13,788	

QUALITY

	Quantity	Base Number	Contract	AT	Region	England
% of FP17s for the same patient ID Re-attending within 3 months - Children	65	931	7.0%	9.5%	11.5%	12.0%
% of FP17s for the same patient ID Re-attending within 3 months - Adults	432	2,649	16.3%	15.0%	15.8%	15.9%
% of FP17s for the same patient ID Re-attending between 3 & 9 months - Children	452	931	48.5%	59.4%	60.5%	58.0%
% of FP17s for the same patient ID Re-attending between 3 & 9 months - Adults	817	2,649	30.8%	51.1%	51.8%	50.5%
% of FP17s for Band 1 Urgent Courses	287	3,364	8.5%	9.6%	9.5%	9.0%
% of FP17s Relating to Free Repair or Replacements	24	3,364	0.7%	0.6%	0.7%	0.8%
% of FP17s Relating to Continuations	103	3,364	3.1%	0.9%	1.0%	1.1%
% of Patients satisfied with the dentistry they have received	7	7	N/A	91.2%	92.1%	91.5%
% of Patients satisfied with the time they had to wait for an appointment	7	7	N/A	88.7%	88.3%	87.9%

* This is based on patients treated on this contract for their most recent course of treatment. Figures in italics indicate the base number of FP17s or Patient Questionnaire responses are less than 100. N/A is shown where the base number of responses is less than 10 during the period. % is calculated as Quantity/Base number*100

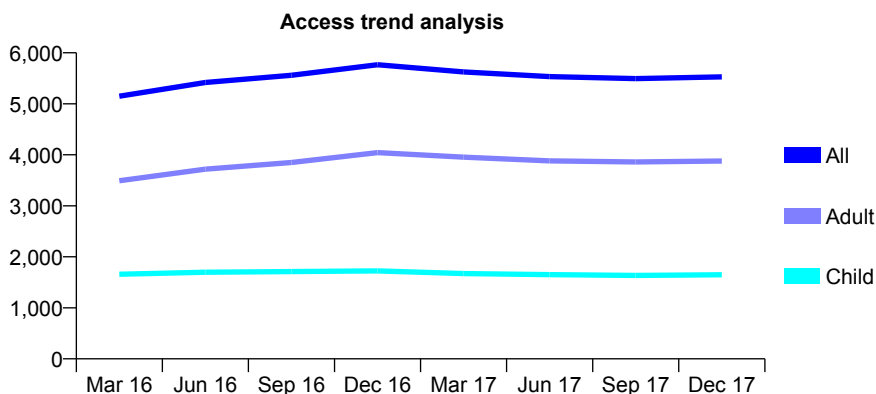
Q68 - Vital Signs At a Glance Contract Report for 179434/0006 - December 2017

Name or company name	Mr M Eyrumlu & Mr A Eyrumlu
Contract type name	GDS Contract
Purpose of contract	General
Contract start date	01/12/2014
Contract end date	

17/18 Contracted general activity (UDA)	16,022
Carry forward general activity (UDA)	0
17/18 Contracted orthodontic activity (UOA)	0
Carry forward orthodontic activity (UOA)	0
Baseline contract value	£430,767.71

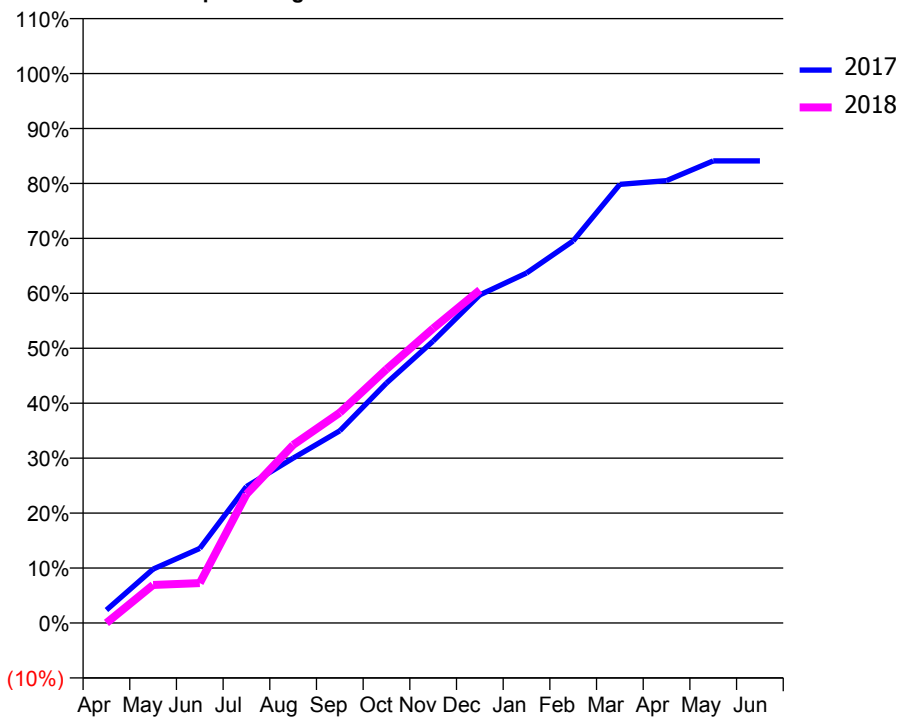
ACCESS*

Patients seen in 24 months	Total	Change since previous quarter
Quarter ending December 2016	5,765	
Quarter ending March 2017	5,624	↓
Quarter ending June 2017	5,533	↓
Quarter ending September 2017	5,495	→
Quarter ending December 2017	5,527	→
Variance since December 2016	(4.1%)	↓



ACTIVITY

Cumulative percentage of contracted UDA delivered 2017 & 2018



Month	Adjusted Scheduled Activity (UDA)	
	2017	2018
April	380	0
May	1,571	1,110
June	2,177	1,166
July	3,978	3,754
August	4,809	5,194
September	5,606	6,135
October	6,998	7,403
November	8,220	8,592
December	9,566	9,709
January	10,206	
February	11,140	
March	12,791	
April	12,900	
May	13,473	
June	13,473	

QUALITY

	Quantity	Base Number	Contract	AT	Region	England
% of FP17s for the same patient ID Re-attending within 3 months - Children	86	1,744	4.9%	9.5%	11.5%	12.0%
% of FP17s for the same patient ID Re-attending within 3 months - Adults	489	3,631	13.5%	15.0%	15.8%	15.9%
% of FP17s for the same patient ID Re-attending between 3 & 9 months - Children	961	1,744	55.1%	59.4%	60.5%	58.0%
% of FP17s for the same patient ID Re-attending between 3 & 9 months - Adults	1,657	3,631	45.6%	51.1%	51.8%	50.5%
% of FP17s for Band 1 Urgent Courses	499	5,052	9.9%	9.6%	9.5%	9.0%
% of FP17s Relating to Free Repair or Replacements	9	5,052	0.2%	0.6%	0.7%	0.8%
% of FP17s Relating to Continuations	21	5,052	0.4%	0.9%	1.0%	1.1%
% of Patients satisfied with the dentistry they have received	3	3	N/A	91.2%	92.1%	91.5%
% of Patients satisfied with the time they had to wait for an appointment	3	3	N/A	88.7%	88.3%	87.9%

* This is based on patients treated on this contract for their most recent course of treatment. Figures in italics indicate the base number of FP17s or Patient Questionnaire responses are less than 100. N/A is shown where the base number of responses is less than 10 during the period. % is calculated as Quantity/Base number*100

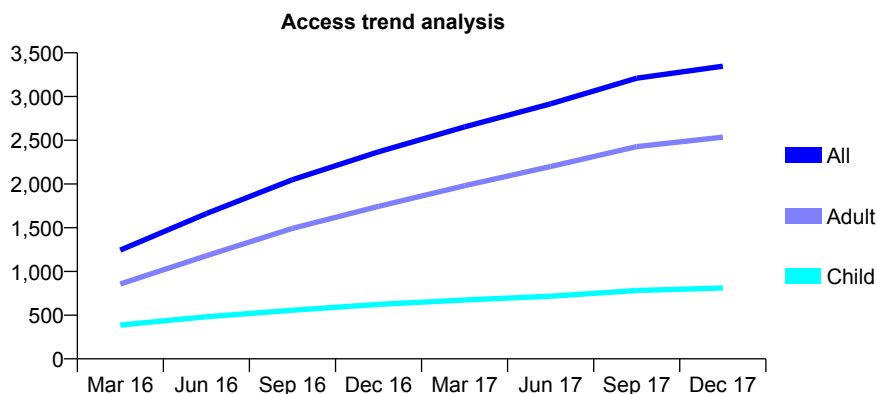
Q68 - Vital Signs At a Glance Contract Report for 179434/0007 - December 2017

Name or company name	Mr M Eyrumlu & Mr A Eyrumlu
Contract type name	GDS Contract
Purpose of contract	General
Contract start date	01/09/2015
Contract end date	

17/18 Contracted general activity (UDA)	12,631
Carry forward general activity (UDA)	0
17/18 Contracted orthodontic activity (UOA)	0
Carry forward orthodontic activity (UOA)	0
Baseline contract value	£326,850.28

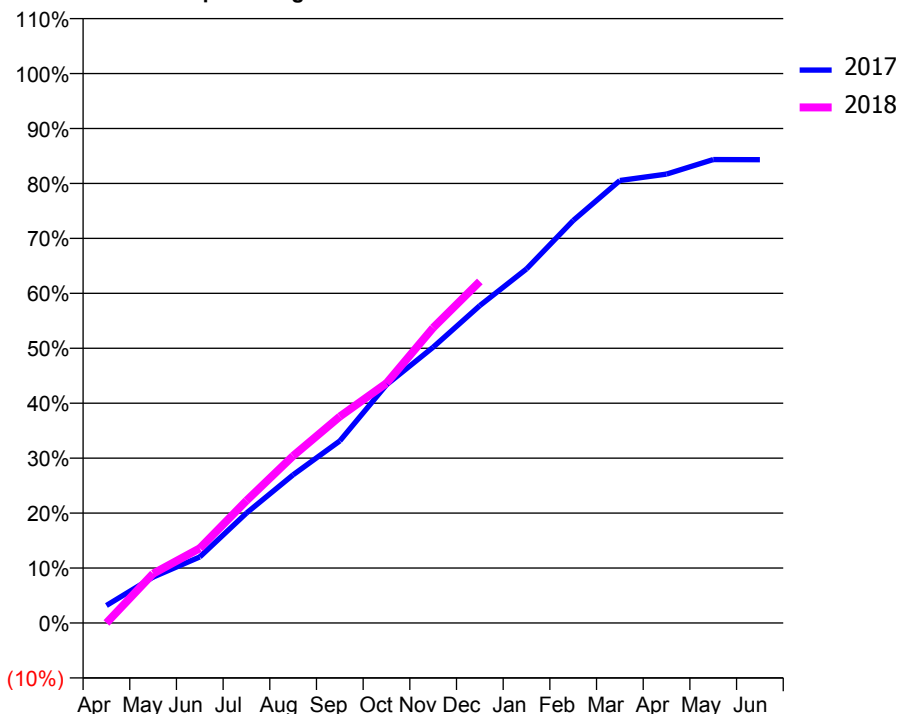
ACCESS*

Patients seen in 24 months	Total	Change since previous quarter
Quarter ending December 2016	2,367	
Quarter ending March 2017	2,653	↑
Quarter ending June 2017	2,916	↑
Quarter ending September 2017	3,209	↑
Quarter ending December 2017	3,346	↑
Variance since December 2016	41.4%	↑



ACTIVITY

Cumulative percentage of contracted UDA delivered 2017 & 2018



Month	Adjusted Scheduled Activity (UDA)	
	2017	2018
April	402	0
May	1,056	1,136
June	1,520	1,719
July	2,528	2,812
August	3,408	3,842
September	4,184	4,745
October	5,474	5,513
November	6,340	6,789
December	7,296	7,851
January	8,140	
February	9,252	
March	10,173	
April	10,320	
May	10,654	
June	10,651	

QUALITY

	Quantity	Base Number	Contract	AT	Region	England
% of FP17s for the same patient ID Re-attending within 3 months - Children	81	776	10.4%	9.5%	11.5%	12.0%
% of FP17s for the same patient ID Re-attending within 3 months - Adults	398	2,223	17.9%	15.0%	15.8%	15.9%
% of FP17s for the same patient ID Re-attending between 3 & 9 months - Children	340	776	43.8%	59.4%	60.5%	58.0%
% of FP17s for the same patient ID Re-attending between 3 & 9 months - Adults	744	2,223	33.5%	51.1%	51.8%	50.5%
% of FP17s for Band 1 Urgent Courses	830	2,782	29.8%	9.6%	9.5%	9.0%
% of FP17s Relating to Free Repair or Replacements	14	2,782	0.5%	0.6%	0.7%	0.8%
% of FP17s Relating to Continuations	28	2,782	1.0%	0.9%	1.0%	1.1%
% of Patients satisfied with the dentistry they have received	2	2	N/A	91.2%	92.1%	91.5%
% of Patients satisfied with the time they had to wait for an appointment	2	2	N/A	88.7%	88.3%	87.9%

* This is based on patients treated on this contract for their most recent course of treatment. Figures in italics indicate the base number of FP17s or Patient Questionnaire responses are less than 100. N/A is shown where the base number of responses is less than 10 during the period. % is calculated as Quantity/Base number*100

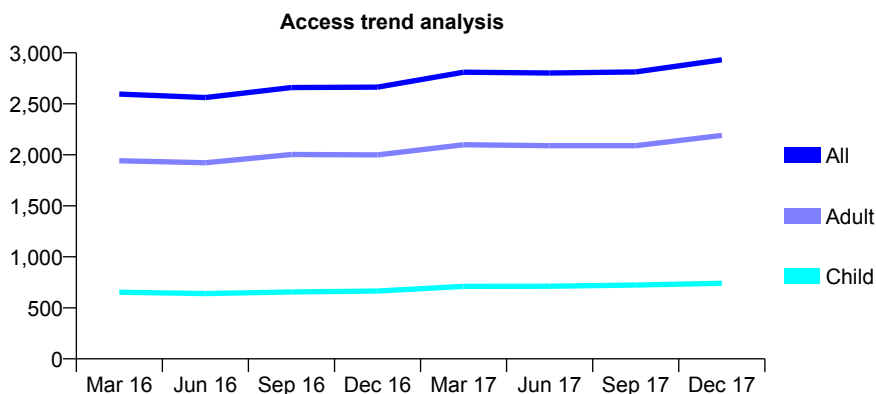
Q68 - Vital Signs At a Glance Contract Report for 179655/0001 - December 2017

Name or company name	S Oikonomou
Contract type name	GDS Contract
Purpose of contract	General
Contract start date	01/09/2012
Contract end date	

17/18 Contracted general activity (UDA)	9,106
Carry forward general activity (UDA)	-28
17/18 Contracted orthodontic activity (UOA)	0
Carry forward orthodontic activity (UOA)	0
Baseline contract value	£216,849.31

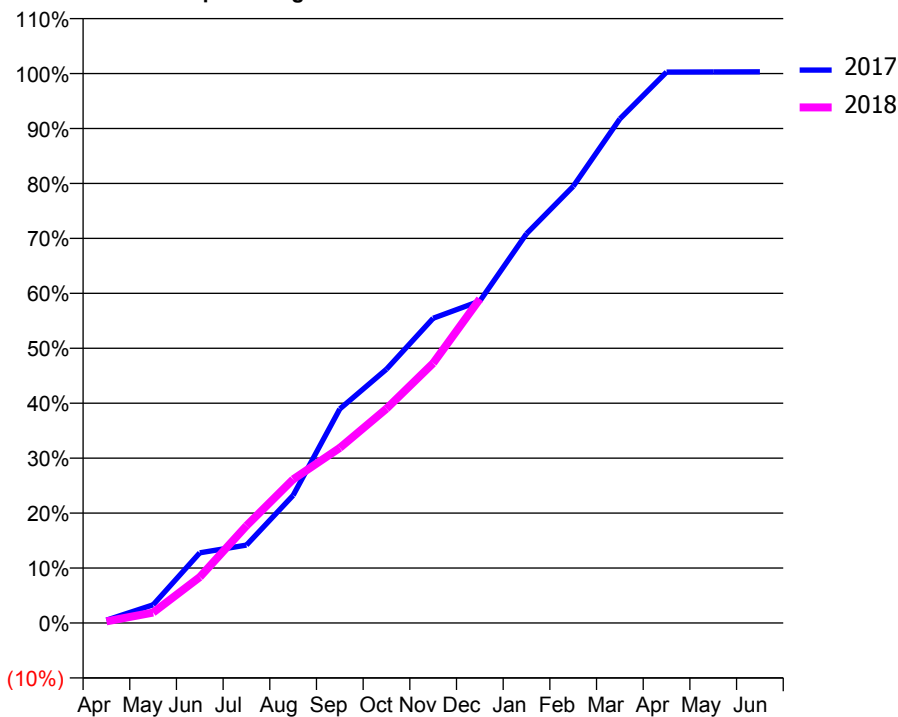
ACCESS*

Patients seen in 24 months	Total	Change since previous quarter
Quarter ending December 2016	2,664	
Quarter ending March 2017	2,810	↑
Quarter ending June 2017	2,802	→
Quarter ending September 2017	2,813	→
Quarter ending December 2017	2,931	↑
Variance since December 2016	10.0%	↑



ACTIVITY

Cumulative percentage of contracted UDA delivered 2017 & 2018



Month	Adjusted Scheduled Activity (UDA)	
	2017	2018
April	48	28
May	303	173
June	1,163	762
July	1,292	1,613
August	2,116	2,381
September	3,549	2,902
October	4,207	3,552
November	5,049	4,305
December	5,336	5,372
January	6,451	
February	7,235	
March	8,355	
April	9,129	
May	9,131	
June	9,133	

QUALITY

	Quantity	Base Number	Contract	AT	Region	England
% of FP17s for the same patient ID Re-attending within 3 months - Children	40	758	5.3%	9.5%	11.5%	12.0%
% of FP17s for the same patient ID Re-attending within 3 months - Adults	207	2,086	9.9%	15.0%	15.8%	15.9%
% of FP17s for the same patient ID Re-attending between 3 & 9 months - Children	469	758	61.9%	59.4%	60.5%	58.0%
% of FP17s for the same patient ID Re-attending between 3 & 9 months - Adults	1,221	2,086	58.5%	51.1%	51.8%	50.5%
% of FP17s for Band 1 Urgent Courses	183	2,514	7.3%	9.6%	9.5%	9.0%
% of FP17s Relating to Free Repair or Replacements	29	2,514	1.2%	0.6%	0.7%	0.8%
% of FP17s Relating to Continuations	3	2,514	0.1%	0.9%	1.0%	1.1%
% of Patients satisfied with the dentistry they have received	3	3	N/A	91.2%	92.1%	91.5%
% of Patients satisfied with the time they had to wait for an appointment	3	3	N/A	88.7%	88.3%	87.9%

* This is based on patients treated on this contract for their most recent course of treatment. Figures in italics indicate the base number of FP17s or Patient Questionnaire responses are less than 100. N/A is shown where the base number of responses is less than 10 during the period. % is calculated as Quantity/Base number*100

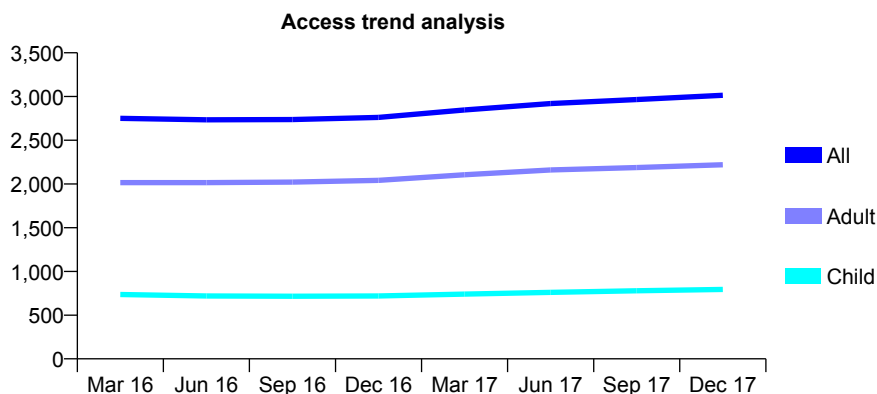
Q68 - Vital Signs At a Glance Contract Report for 180408/0001 - December 2017

Name or company name	Richard Johns Limited
Contract type name	GDS Contract
Purpose of contract	General
Contract start date	01/09/2011
Contract end date	

17/18 Contracted general activity (UDA)	10,342
Carry forward general activity (UDA)	11
17/18 Contracted orthodontic activity (UOA)	0
Carry forward orthodontic activity (UOA)	0
Baseline contract value	£286,357.26

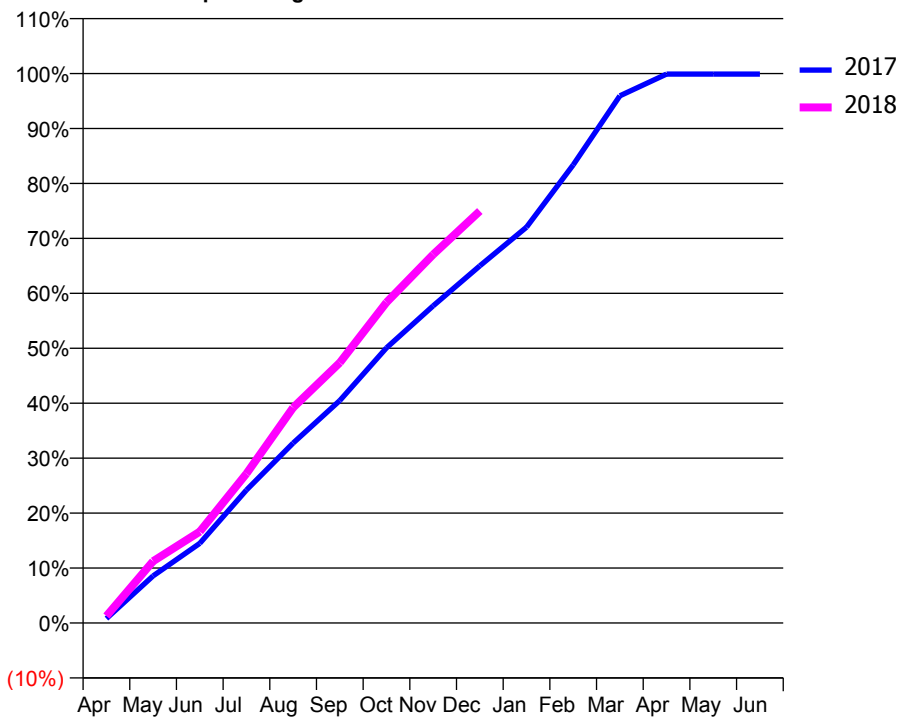
ACCESS*

Patients seen in 24 months	Total	Change since previous quarter
Quarter ending December 2016	2,761	
Quarter ending March 2017	2,847	↑
Quarter ending June 2017	2,920	↑
Quarter ending September 2017	2,966	→
Quarter ending December 2017	3,014	→
Variance since December 2016	9.2%	↑



ACTIVITY

Cumulative percentage of contracted UDA delivered 2017 & 2018



Month	Adjusted Scheduled Activity (UDA)	
	2017	2018
April	83	132
May	887	1,162
June	1,500	1,719
July	2,503	2,813
August	3,387	4,053
September	4,187	4,899
October	5,179	6,036
November	5,969	6,936
December	6,723	7,754
January	7,449	
February	8,623	
March	9,922	
April	10,331	
May	10,330	
June	10,330	

QUALITY

	Quantity	Base Number	Contract	AT	Region	England
% of FP17s for the same patient ID Re-attending within 3 months - Children	50	891	5.6%	9.5%	11.5%	12.0%
% of FP17s for the same patient ID Re-attending within 3 months - Adults	291	2,278	12.8%	15.0%	15.8%	15.9%
% of FP17s for the same patient ID Re-attending between 3 & 9 months - Children	567	891	63.6%	59.4%	60.5%	58.0%
% of FP17s for the same patient ID Re-attending between 3 & 9 months - Adults	1,272	2,278	55.8%	51.1%	51.8%	50.5%
% of FP17s for Band 1 Urgent Courses	197	2,888	6.8%	9.6%	9.5%	9.0%
% of FP17s Relating to Free Repair or Replacements	23	2,888	0.8%	0.6%	0.7%	0.8%
% of FP17s Relating to Continuations	46	2,888	1.6%	0.9%	1.0%	1.1%
% of Patients satisfied with the dentistry they have received	5	5	N/A	91.2%	92.1%	91.5%
% of Patients satisfied with the time they had to wait for an appointment	5	5	N/A	88.7%	88.3%	87.9%

* This is based on patients treated on this contract for their most recent course of treatment. Figures in italics indicate the base number of FP17s or Patient Questionnaire responses are less than 100. N/A is shown where the base number of responses is less than 10 during the period. % is calculated as Quantity/Base number*100

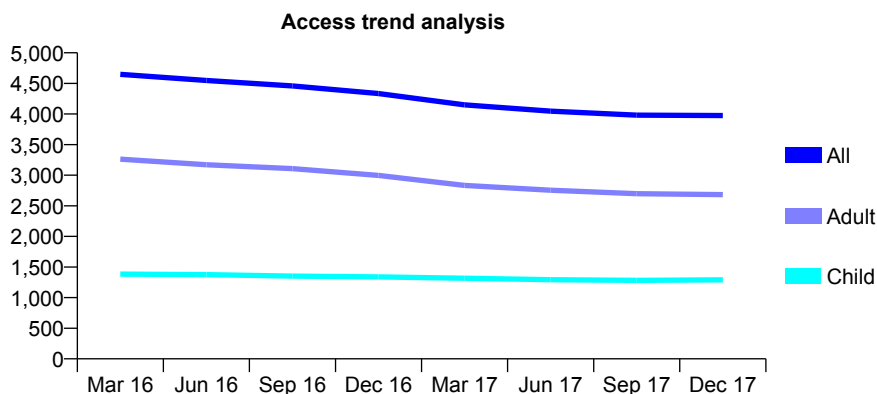
Q68 - Vital Signs At a Glance Contract Report for 182451/0001 - December 2017

Name or company name	Dentistree Horley Ltd
Contract type name	GDS Contract
Purpose of contract	General
Contract start date	01/12/2008
Contract end date	

17/18 Contracted general activity (UDA)	11,250
Carry forward general activity (UDA)	197
17/18 Contracted orthodontic activity (UOA)	0
Carry forward orthodontic activity (UOA)	0
Baseline contract value	£303,201.21

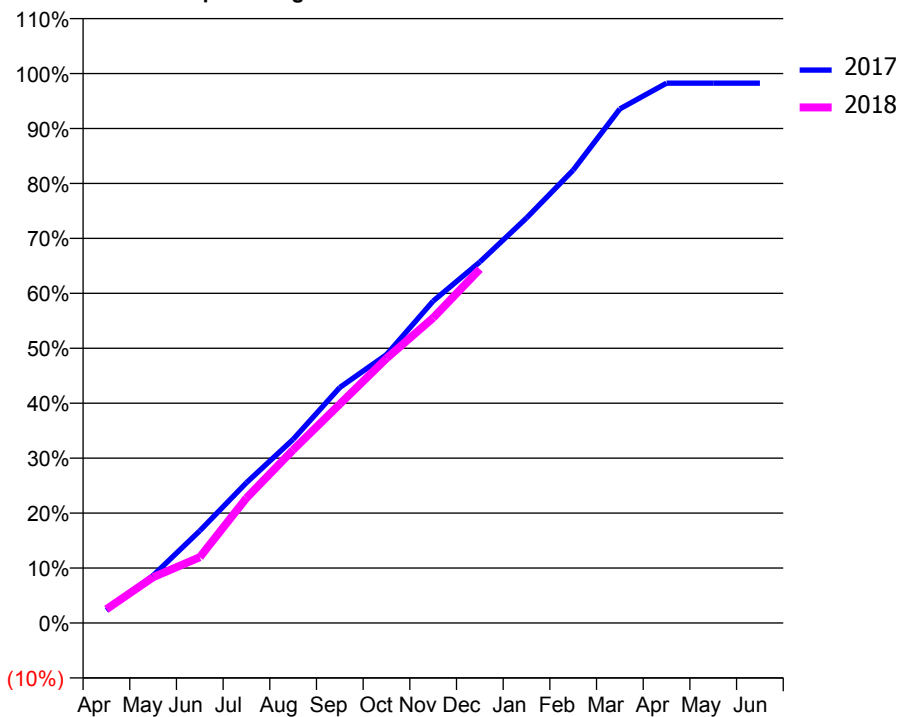
ACCESS*

Patients seen in 24 months	Total	Change since previous quarter
Quarter ending December 2016	4,334	
Quarter ending March 2017	4,150	↓
Quarter ending June 2017	4,047	↓
Quarter ending September 2017	3,982	↓
Quarter ending December 2017	3,974	→
Variance since December 2016	(8.3%)	↓



ACTIVITY

Cumulative percentage of contracted UDA delivered 2017 & 2018



Month	Adjusted Scheduled Activity (UDA)	
	2017	2018
April	257	282
May	974	938
June	1,887	1,349
July	2,874	2,558
August	3,762	3,544
September	4,823	4,480
October	5,495	5,418
November	6,592	6,248
December	7,392	7,244
January	8,292	
February	9,273	
March	10,526	
April	11,053	
May	11,053	
June	11,053	

QUALITY

	Quantity	Base Number	Contract	AT	Region	England
% of FP17s for the same patient ID Re-attending within 3 months - Children	134	1,653	8.1%	9.5%	11.5%	12.0%
% of FP17s for the same patient ID Re-attending within 3 months - Adults	347	2,856	12.1%	15.0%	15.8%	15.9%
% of FP17s for the same patient ID Re-attending between 3 & 9 months - Children	1,143	1,653	69.1%	59.4%	60.5%	58.0%
% of FP17s for the same patient ID Re-attending between 3 & 9 months - Adults	1,752	2,856	61.3%	51.1%	51.8%	50.5%
% of FP17s for Band 1 Urgent Courses	388	4,263	9.1%	9.6%	9.5%	9.0%
% of FP17s Relating to Free Repair or Replacements	37	4,263	0.9%	0.6%	0.7%	0.8%
% of FP17s Relating to Continuations	32	4,263	0.8%	0.9%	1.0%	1.1%
% of Patients satisfied with the dentistry they have received	1	1	N/A	91.2%	92.1%	91.5%
% of Patients satisfied with the time they had to wait for an appointment	1	1	N/A	88.7%	88.3%	87.9%

* This is based on patients treated on this contract for their most recent course of treatment. Figures in italics indicate the base number of FP17s or Patient Questionnaire responses are less than 100. N/A is shown where the base number of responses is less than 10 during the period. % is calculated as Quantity/Base number*100

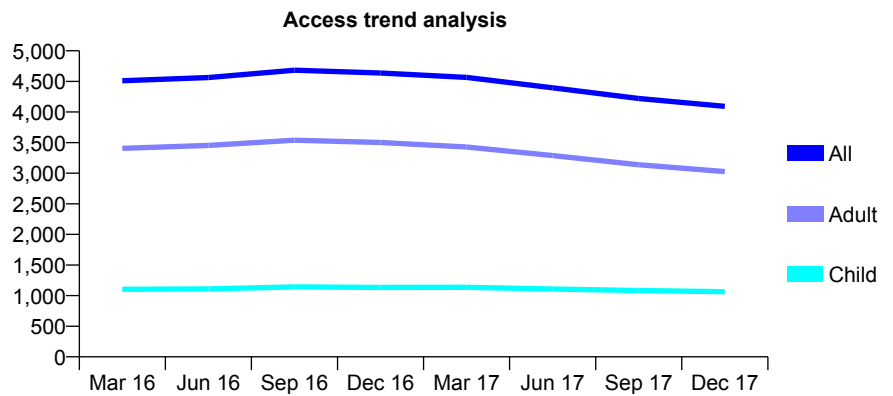
Q68 - Vital Signs At a Glance Contract Report for 185396/0001 - December 2017

Name or company name	Crowborough Dental Care Ltd
Contract type name	GDS Contract
Purpose of contract	General
Contract start date	21/01/2011
Contract end date	

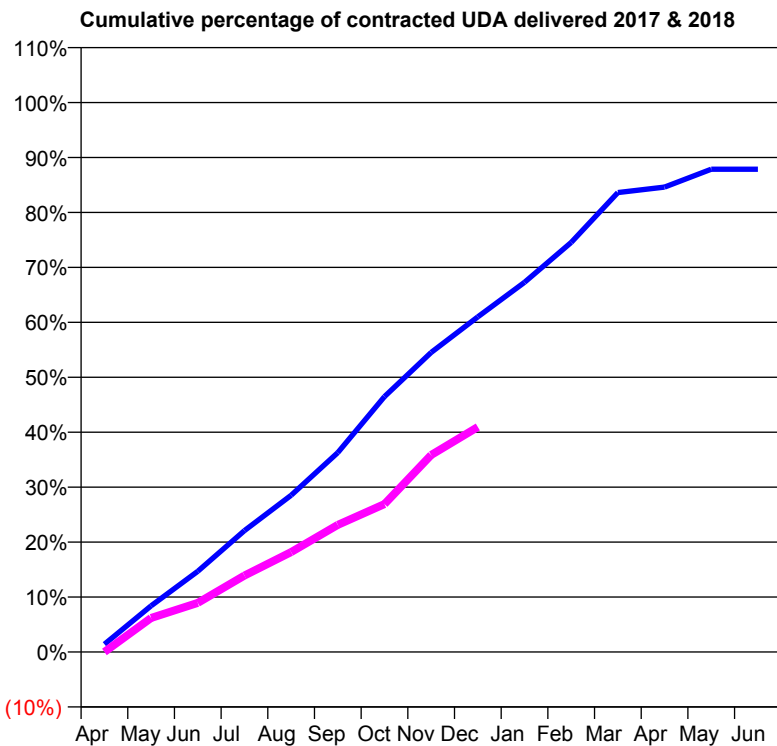
17/18 Contracted general activity (UDA)	15,692
Carry forward general activity (UDA)	0
17/18 Contracted orthodontic activity (UOA)	0
Carry forward orthodontic activity (UOA)	0
Baseline contract value	£387,993.19

ACCESS*

Patients seen in 24 months	Total	Change since previous quarter
Quarter ending December 2016	4,637	
Quarter ending March 2017	4,565	↓
Quarter ending June 2017	4,395	↓
Quarter ending September 2017	4,222	↓
Quarter ending December 2017	4,093	↓
Variance since December 2016	(11.7%)	↓



ACTIVITY



Month	Adjusted Scheduled Activity (UDA)	
	2017	2018
April	224	0
May	1,321	974
June	2,305	1,405
July	3,466	2,185
August	4,477	2,854
September	5,694	3,632
October	7,295	4,225
November	8,555	5,625
December	9,571	6,425
January	10,556	
February	11,697	
March	13,121	
April	13,277	
May	13,787	
June	13,787	

QUALITY

	Quantity	Base Number	Contract	AT	Region	England
% of FP17s for the same patient ID Re-attending within 3 months - Children	62	919	6.7%	9.5%	11.5%	12.0%
% of FP17s for the same patient ID Re-attending within 3 months - Adults	374	2,221	16.8%	15.0%	15.8%	15.9%
% of FP17s for the same patient ID Re-attending between 3 & 9 months - Children	454	919	49.4%	59.4%	60.5%	58.0%
% of FP17s for the same patient ID Re-attending between 3 & 9 months - Adults	988	2,221	44.5%	51.1%	51.8%	50.5%
% of FP17s for Band 1 Urgent Courses	360	2,870	12.5%	9.6%	9.5%	9.0%
% of FP17s Relating to Free Repair or Replacements	31	2,870	1.1%	0.6%	0.7%	0.8%
% of FP17s Relating to Continuations	44	2,870	1.5%	0.9%	1.0%	1.1%
% of Patients satisfied with the dentistry they have received	7	8	N/A	91.2%	92.1%	91.5%
% of Patients satisfied with the time they had to wait for an appointment	5	8	N/A	88.7%	88.3%	87.9%

* This is based on patients treated on this contract for their most recent course of treatment. Figures in italics indicate the base number of FP17s or Patient Questionnaire responses are less than 100. N/A is shown where the base number of responses is less than 10 during the period. % is calculated as Quantity/Base number*100

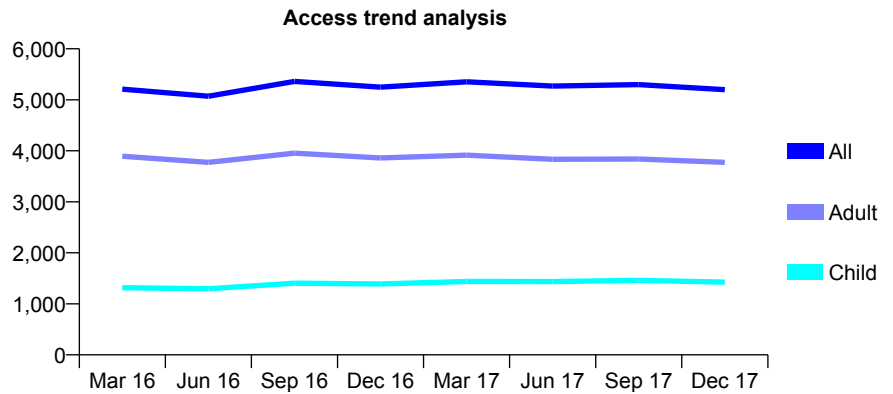
Q68 - Vital Signs At a Glance Contract Report for 185825/0001 - December 2017

Name or company name	Horsham Dental Care Ltd
Contract type name	GDS Contract
Purpose of contract	General
Contract start date	01/11/2007
Contract end date	

17/18 Contracted general activity (UDA)	14,482
Carry forward general activity (UDA)	0
17/18 Contracted orthodontic activity (UOA)	0
Carry forward orthodontic activity (UOA)	0
Baseline contract value	£381,408.79

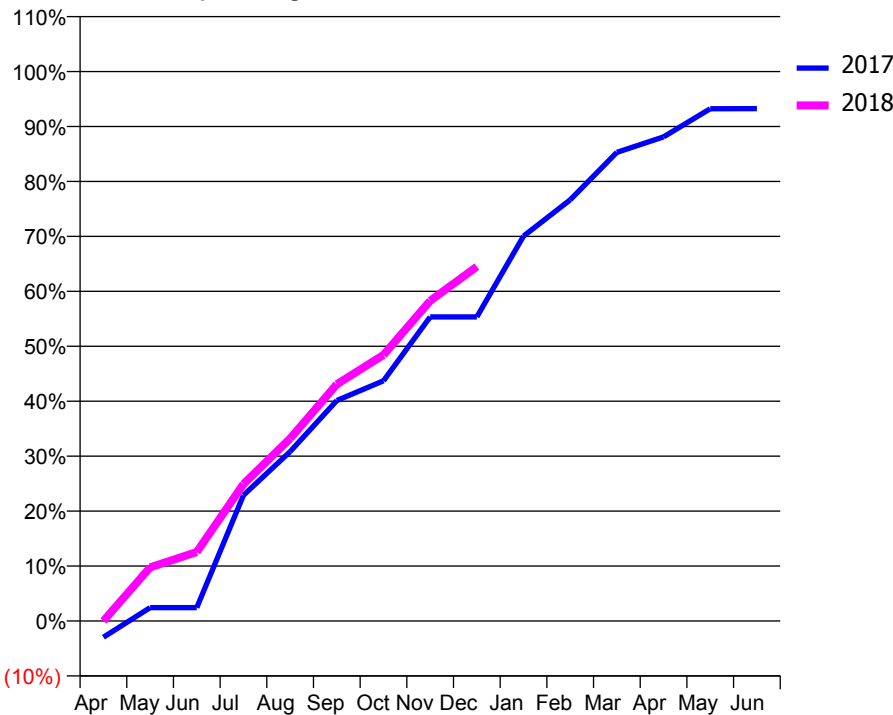
ACCESS*

Patients seen in 24 months	Total	Change since previous quarter
Quarter ending December 2016	5,249	
Quarter ending March 2017	5,354	↑
Quarter ending June 2017	5,269	↓
Quarter ending September 2017	5,299	→
Quarter ending December 2017	5,199	↓
Variance since December 2016	(1.0%)	→



ACTIVITY

Cumulative percentage of contracted UDA delivered 2017 & 2018



Month	Adjusted Scheduled Activity (UDA)	
	2017	2018
April	-431	0
May	354	1,414
June	354	1,817
July	3,317	3,610
August	4,465	4,808
September	5,812	6,239
October	6,331	7,013
November	8,014	8,441
December	8,014	9,338
January	10,146	
February	11,101	
March	12,349	
April	12,758	
May	13,502	
June	13,503	

QUALITY

	Quantity	Base Number	Contract	AT	Region	England
% of FP17s for the same patient ID Re-attending within 3 months - Children	72	1,162	6.2%	9.5%	11.5%	12.0%
% of FP17s for the same patient ID Re-attending within 3 months - Adults	364	2,783	13.1%	15.0%	15.8%	15.9%
% of FP17s for the same patient ID Re-attending between 3 & 9 months - Children	576	1,162	49.6%	59.4%	60.5%	58.0%
% of FP17s for the same patient ID Re-attending between 3 & 9 months - Adults	1,057	2,783	38.0%	51.1%	51.8%	50.5%
% of FP17s for Band 1 Urgent Courses	325	3,579	9.1%	9.6%	9.5%	9.0%
% of FP17s Relating to Free Repair or Replacements	43	3,579	1.2%	0.6%	0.7%	0.8%
% of FP17s Relating to Continuations	64	3,579	1.8%	0.9%	1.0%	1.1%
% of Patients satisfied with the dentistry they have received	1	3	N/A	91.2%	92.1%	91.5%
% of Patients satisfied with the time they had to wait for an appointment	1	3	N/A	88.7%	88.3%	87.9%

* This is based on patients treated on this contract for their most recent course of treatment. Figures in italics indicate the base number of FP17s or Patient Questionnaire responses are less than 100. N/A is shown where the base number of responses is less than 10 during the period. % is calculated as Quantity/Base number*100

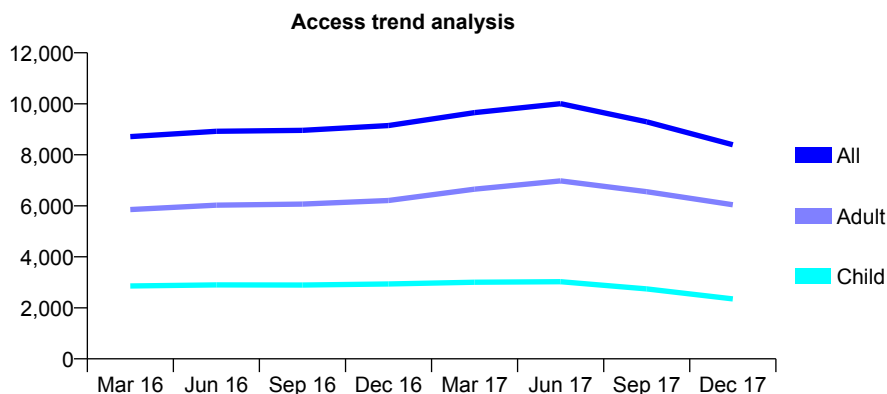
Q68 - Vital Signs At a Glance Contract Report for 186031/0001 - December 2017

Name or company name	Holbrook Practice Ltd
Contract type name	GDS Contract
Purpose of contract	General
Contract start date	01/04/2010
Contract end date	

17/18 Contracted general activity (UDA)	25,652
Carry forward general activity (UDA)	-482
17/18 Contracted orthodontic activity (UOA)	0
Carry forward orthodontic activity (UOA)	0
Baseline contract value	£652,173.91

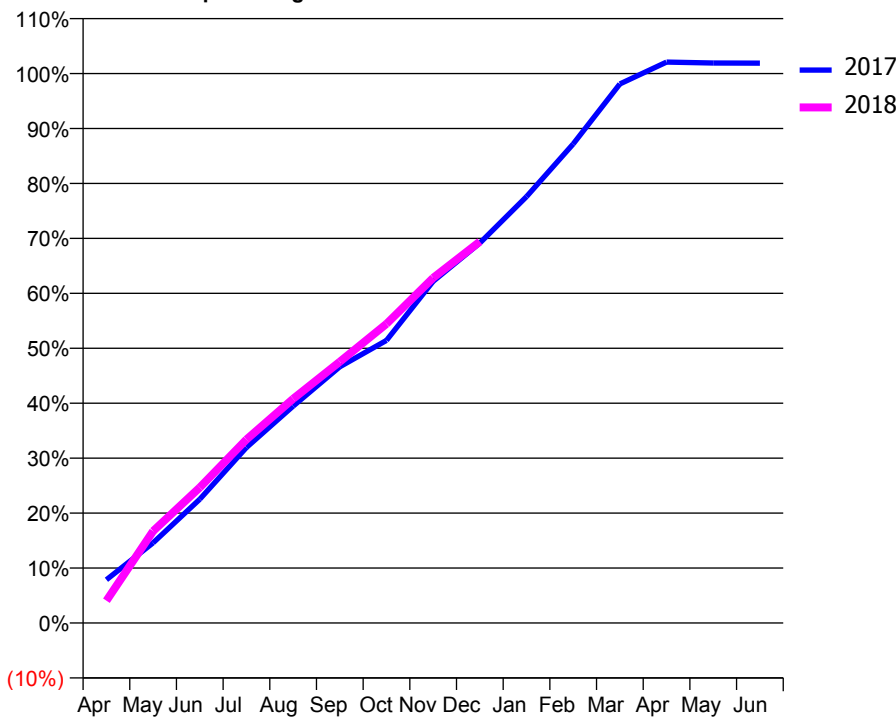
ACCESS*

Patients seen in 24 months	Total	Change since previous quarter
Quarter ending December 2016	9,148	
Quarter ending March 2017	9,657	↑
Quarter ending June 2017	10,004	↑
Quarter ending September 2017	9,293	↓
Quarter ending December 2017	8,393	↓
Variance since December 2016	(8.3%)	↓



ACTIVITY

Cumulative percentage of contracted UDA delivered 2017 & 2018



Month	Adjusted Scheduled Activity (UDA)	
	2017	2018
April	2,021	1,045
May	3,742	4,292
June	5,782	6,328
July	8,196	8,566
August	10,126	10,467
September	11,959	12,198
October	13,194	13,967
November	15,948	16,111
December	17,740	17,807
January	19,904	
February	22,363	
March	25,164	
April	26,185	
May	26,139	
June	26,134	

QUALITY

	Quantity	Base Number	Contract	AT	Region	England
% of FP17s for the same patient ID Re-attending within 3 months - Children	156	2,824	5.5%	9.5%	11.5%	12.0%
% of FP17s for the same patient ID Re-attending within 3 months - Adults	758	6,619	11.5%	15.0%	15.8%	15.9%
% of FP17s for the same patient ID Re-attending between 3 & 9 months - Children	1,565	2,824	55.4%	59.4%	60.5%	58.0%
% of FP17s for the same patient ID Re-attending between 3 & 9 months - Adults	3,181	6,619	48.1%	51.1%	51.8%	50.5%
% of FP17s for Band 1 Urgent Courses	747	8,825	8.5%	9.6%	9.5%	9.0%
% of FP17s Relating to Free Repair or Replacements	46	8,825	0.5%	0.6%	0.7%	0.8%
% of FP17s Relating to Continuations	65	8,825	0.7%	0.9%	1.0%	1.1%
% of Patients satisfied with the dentistry they have received	12	13	92.3%	91.2%	92.1%	91.5%
% of Patients satisfied with the time they had to wait for an appointment	12	13	92.3%	88.7%	88.3%	87.9%

* This is based on patients treated on this contract for their most recent course of treatment. Figures in italics indicate the base number of FP17s or Patient Questionnaire responses are less than 100. N/A is shown where the base number of responses is less than 10 during the period. % is calculated as Quantity/Base number*100

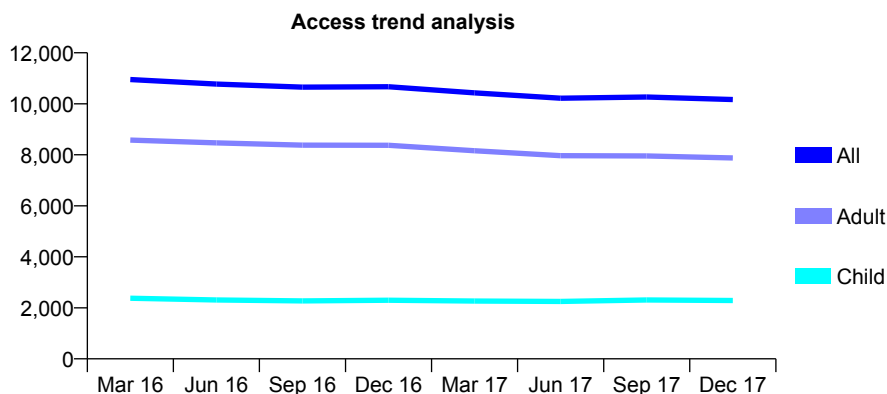
Q68 - Vital Signs At a Glance Contract Report for 186643/0002 - December 2017

Name or company name	Moat Road Dental Care
Contract type name	GDS Contract
Purpose of contract	General
Contract start date	01/09/2008
Contract end date	

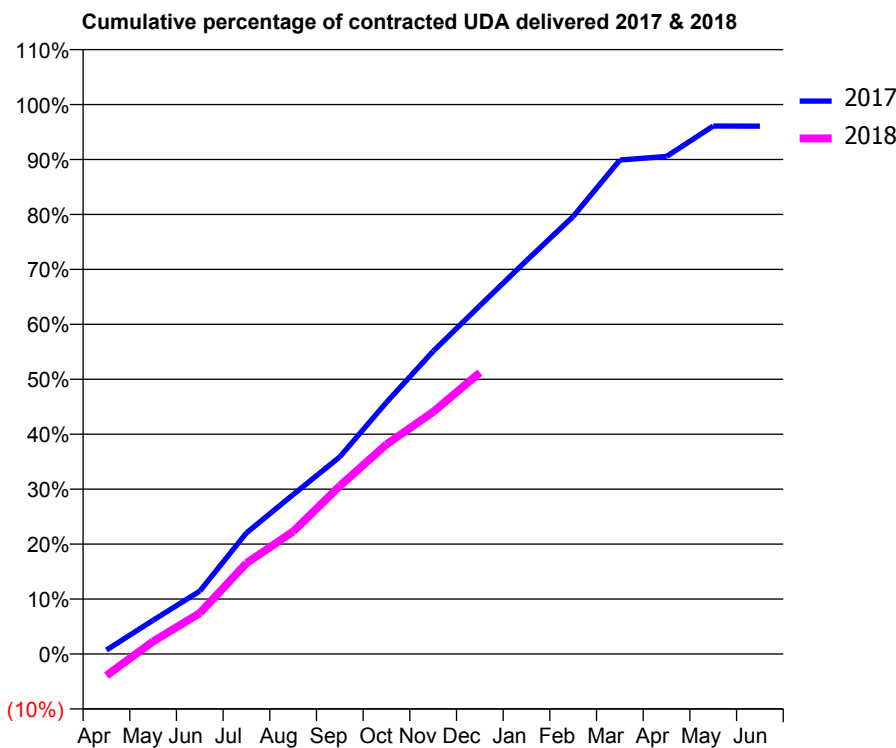
17/18 Contracted general activity (UDA)	37,171
Carry forward general activity (UDA)	1,462
17/18 Contracted orthodontic activity (UOA)	0
Carry forward orthodontic activity (UOA)	0
Baseline contract value	£902,373.87

ACCESS*

Patients seen in 24 months	Total	Change since previous quarter
Quarter ending December 2016	10,671	
Quarter ending March 2017	10,429	↓
Quarter ending June 2017	10,217	↓
Quarter ending September 2017	10,267	→
Quarter ending December 2017	10,165	→
Variance since December 2016	(4.7%)	↓



ACTIVITY



Month	Adjusted Scheduled Activity (UDA)	
	2017	2018
April	269	-1,462
May	2,288	851
June	4,257	2,764
July	8,199	6,148
August	10,784	8,284
September	13,334	11,370
October	17,022	14,181
November	20,485	16,372
December	23,561	19,035
January	26,616	
February	29,599	
March	33,413	
April	33,658	
May	35,714	
June	35,709	

QUALITY

	Quantity	Base Number	Contract	AT	Region	England
% of FP17s for the same patient ID Re-attending within 3 months - Children	142	2,229	6.4%	9.5%	11.5%	12.0%
% of FP17s for the same patient ID Re-attending within 3 months - Adults	1,022	7,031	14.5%	15.0%	15.8%	15.9%
% of FP17s for the same patient ID Re-attending between 3 & 9 months - Children	1,286	2,229	57.7%	59.4%	60.5%	58.0%
% of FP17s for the same patient ID Re-attending between 3 & 9 months - Adults	3,523	7,031	50.1%	51.1%	51.8%	50.5%
% of FP17s for Band 1 Urgent Courses	689	8,558	8.1%	9.6%	9.5%	9.0%
% of FP17s Relating to Free Repair or Replacements	100	8,558	1.2%	0.6%	0.7%	0.8%
% of FP17s Relating to Continuations	291	8,558	3.4%	0.9%	1.0%	1.1%
% of Patients satisfied with the dentistry they have received	12	18	66.7%	91.2%	92.1%	91.5%
% of Patients satisfied with the time they had to wait for an appointment	13	18	72.2%	88.7%	88.3%	87.9%

* This is based on patients treated on this contract for their most recent course of treatment. Figures in italics indicate the base number of FP17s or Patient Questionnaire responses are less than 100. N/A is shown where the base number of responses is less than 10 during the period. % is calculated as Quantity/Base number*100

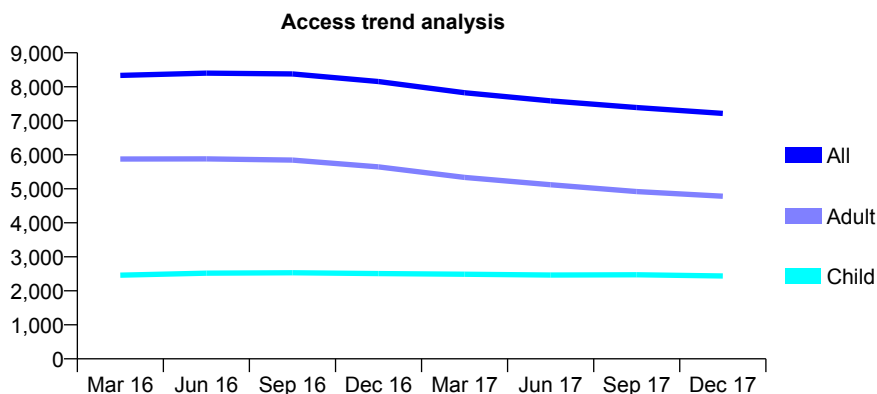
Q68 - Vital Signs At a Glance Contract Report for 188255/0001 - December 2017

Name or company name	Mr A Vaidya and Mrs S Vaidya
Contract type name	GDS Contract
Purpose of contract	General
Contract start date	15/12/2008
Contract end date	

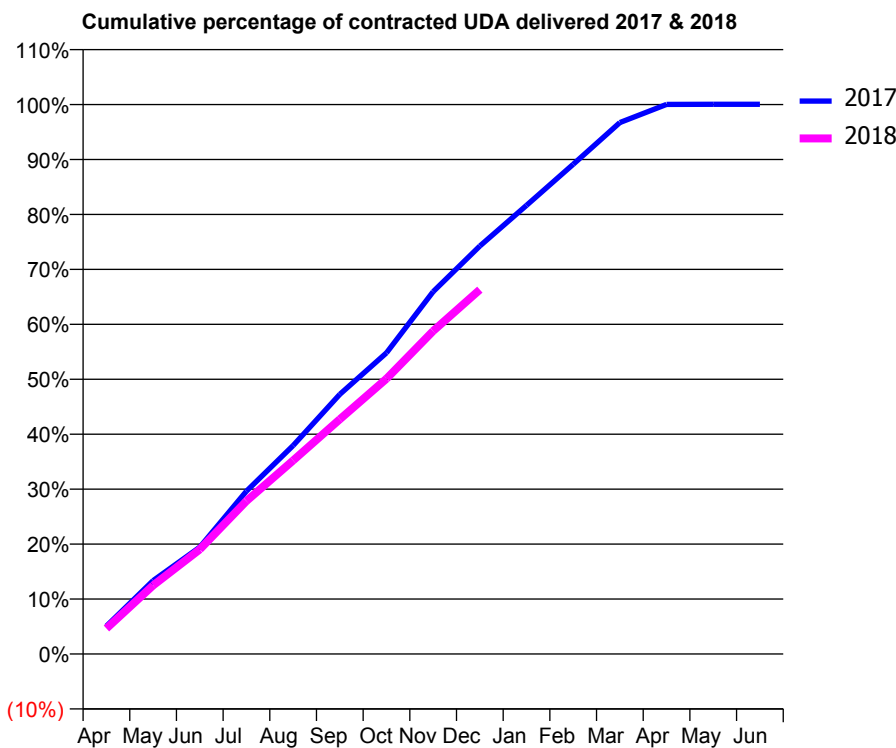
17/18 Contracted general activity (UDA)	14,000
Carry forward general activity (UDA)	-5
17/18 Contracted orthodontic activity (UOA)	0
Carry forward orthodontic activity (UOA)	0
Baseline contract value	£377,876.20

ACCESS*

Patients seen in 24 months	Total	Change since previous quarter
Quarter ending December 2016	8,154	
Quarter ending March 2017	7,824	↓
Quarter ending June 2017	7,585	↓
Quarter ending September 2017	7,391	↓
Quarter ending December 2017	7,218	↓
Variance since December 2016	(11.5%)	↓



ACTIVITY



Month	Adjusted Scheduled Activity (UDA)	
	2017	2018
April	711	652
May	1,869	1,748
June	2,723	2,665
July	4,150	3,897
August	5,312	4,931
September	6,616	5,981
October	7,674	7,015
November	9,232	8,229
December	10,393	9,283
January	11,429	
February	12,476	
March	13,541	
April	14,001	
May	14,004	
June	14,004	

QUALITY

	Quantity	Base Number	Contract	AT	Region	England
% of FP17s for the same patient ID Re-attending within 3 months - Children	170	2,431	7.0%	9.5%	11.5%	12.0%
% of FP17s for the same patient ID Re-attending within 3 months - Adults	538	4,085	13.2%	15.0%	15.8%	15.9%
% of FP17s for the same patient ID Re-attending between 3 & 9 months - Children	1,455	2,431	59.9%	59.4%	60.5%	58.0%
% of FP17s for the same patient ID Re-attending between 3 & 9 months - Adults	2,014	4,085	49.3%	51.1%	51.8%	50.5%
% of FP17s for Band 1 Urgent Courses	668	5,796	11.5%	9.6%	9.5%	9.0%
% of FP17s Relating to Free Repair or Replacements	26	5,796	0.4%	0.6%	0.7%	0.8%
% of FP17s Relating to Continuations	40	5,796	0.7%	0.9%	1.0%	1.1%
% of Patients satisfied with the dentistry they have received	0	1	N/A	91.2%	92.1%	91.5%
% of Patients satisfied with the time they had to wait for an appointment	1	1	N/A	88.7%	88.3%	87.9%

* This is based on patients treated on this contract for their most recent course of treatment. Figures in italics indicate the base number of FP17s or Patient Questionnaire responses are less than 100. N/A is shown where the base number of responses is less than 10 during the period. % is calculated as Quantity/Base number*100

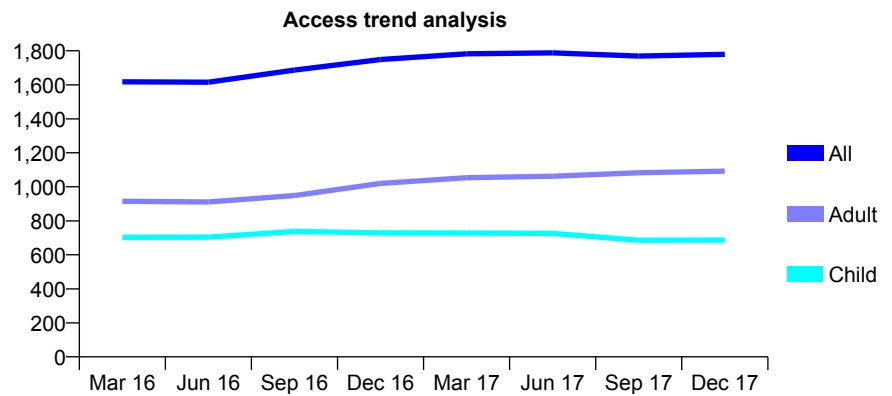
Q68 - Vital Signs At a Glance Contract Report for 188751/0002 - December 2017

Name or company name	Mr P Boamah & Mr C Amin.
Contract type name	GDS Contract
Purpose of contract	General
Contract start date	01/04/2011
Contract end date	

17/18 Contracted general activity (UDA)	4,000
Carry forward general activity (UDA)	-80
17/18 Contracted orthodontic activity (UOA)	0
Carry forward orthodontic activity (UOA)	0
Baseline contract value	£99,978.84

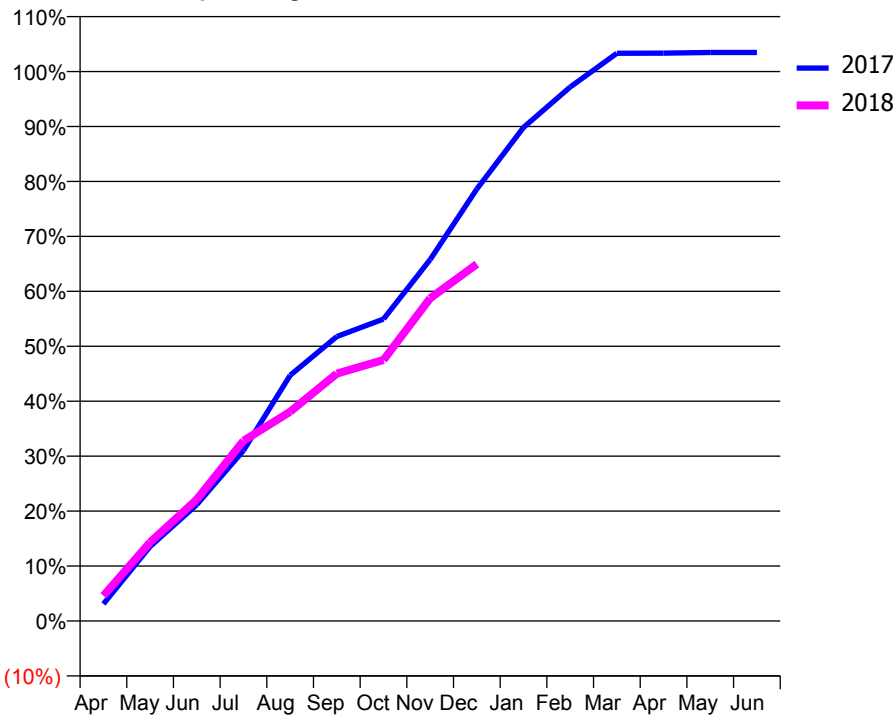
ACCESS*

Patients seen in 24 months	Total	Change since previous quarter
Quarter ending December 2016	1,749	
Quarter ending March 2017	1,782	→
Quarter ending June 2017	1,788	→
Quarter ending September 2017	1,769	↓
Quarter ending December 2017	1,779	→
Variance since December 2016	1.7%	→



ACTIVITY

Cumulative percentage of contracted UDA delivered 2017 & 2018



Month	Adjusted Scheduled Activity (UDA)	
	2017	2018
April	125	184
May	542	573
June	847	885
July	1,241	1,312
August	1,788	1,523
September	2,071	1,801
October	2,198	1,900
November	2,631	2,350
December	3,144	2,598
January	3,593	
February	3,887	
March	4,133	
April	4,134	
May	4,139	
June	4,139	

QUALITY

	Quantity	Base Number	Contract	AT	Region	England
% of FP17s for the same patient ID Re-attending within 3 months - Children	27	632	4.3%	9.5%	11.5%	12.0%
% of FP17s for the same patient ID Re-attending within 3 months - Adults	77	822	9.4%	15.0%	15.8%	15.9%
% of FP17s for the same patient ID Re-attending between 3 & 9 months - Children	360	632	57.0%	59.4%	60.5%	58.0%
% of FP17s for the same patient ID Re-attending between 3 & 9 months - Adults	347	822	42.2%	51.1%	51.8%	50.5%
% of FP17s for Band 1 Urgent Courses	68	1,436	4.7%	9.6%	9.5%	9.0%
% of FP17s Relating to Free Repair or Replacements	12	1,436	0.8%	0.6%	0.7%	0.8%
% of FP17s Relating to Continuations	21	1,436	1.5%	0.9%	1.0%	1.1%
% of Patients satisfied with the dentistry they have received	1	1	N/A	91.2%	92.1%	91.5%
% of Patients satisfied with the time they had to wait for an appointment	1	1	N/A	88.7%	88.3%	87.9%

* This is based on patients treated on this contract for their most recent course of treatment. Figures in italics indicate the base number of FP17s or Patient Questionnaire responses are less than 100. N/A is shown where the base number of responses is less than 10 during the period. % is calculated as Quantity/Base number*100

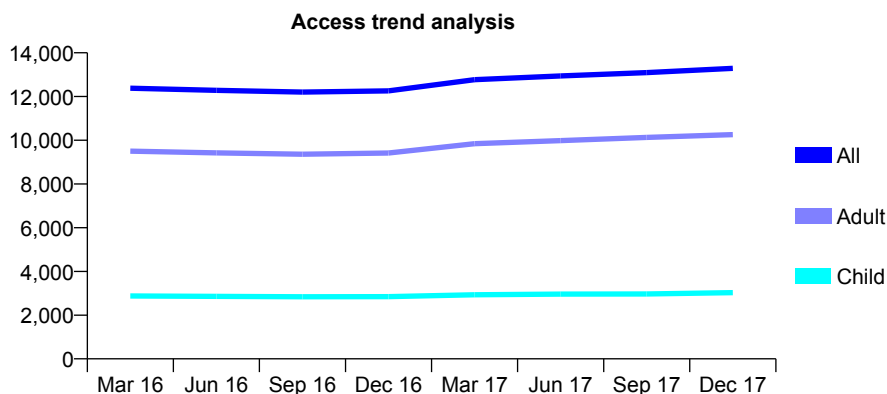
Q68 - Vital Signs At a Glance Contract Report for 189111/0001 - December 2017

Name or company name	Seaside Dental Practice Limited
Contract type name	GDS Contract
Purpose of contract	General
Contract start date	01/10/2010
Contract end date	

17/18 Contracted general activity (UDA)	37,000
Carry forward general activity (UDA)	0
17/18 Contracted orthodontic activity (UOA)	0
Carry forward orthodontic activity (UOA)	0
Baseline contract value	£915,949.79

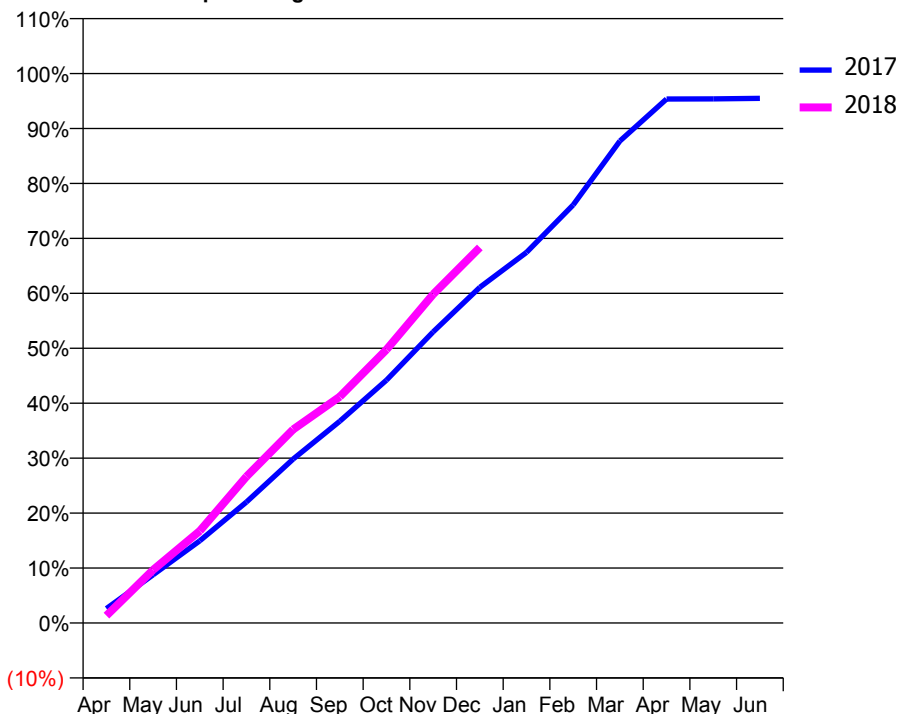
ACCESS*

Patients seen in 24 months	Total	Change since previous quarter
Quarter ending December 2016	12,261	
Quarter ending March 2017	12,773	↑
Quarter ending June 2017	12,942	→
Quarter ending September 2017	13,094	→
Quarter ending December 2017	13,287	→
Variance since December 2016	8.4%	↑



ACTIVITY

Cumulative percentage of contracted UDA delivered 2017 & 2018



Month	Adjusted Scheduled Activity (UDA)	
	2017	2018
April	972	496
May	3,246	3,582
June	5,531	6,204
July	8,145	9,862
August	11,038	13,037
September	13,585	15,240
October	16,358	18,408
November	19,607	22,134
December	22,601	25,287
January	24,957	
February	28,152	
March	32,452	
April	35,284	
May	35,294	
June	35,329	

QUALITY

	Quantity	Base Number	Contract	AT	Region	England
% of FP17s for the same patient ID Re-attending within 3 months - Children	175	3,289	5.3%	9.5%	11.5%	12.0%
% of FP17s for the same patient ID Re-attending within 3 months - Adults	1,316	10,551	12.5%	15.0%	15.8%	15.9%
% of FP17s for the same patient ID Re-attending between 3 & 9 months - Children	1,914	3,289	58.2%	59.4%	60.5%	58.0%
% of FP17s for the same patient ID Re-attending between 3 & 9 months - Adults	4,406	10,551	41.8%	51.1%	51.8%	50.5%
% of FP17s for Band 1 Urgent Courses	1,081	12,743	8.5%	9.6%	9.5%	9.0%
% of FP17s Relating to Free Repair or Replacements	28	12,743	0.2%	0.6%	0.7%	0.8%
% of FP17s Relating to Continuations	208	12,743	1.6%	0.9%	1.0%	1.1%
% of Patients satisfied with the dentistry they have received	18	19	94.7%	91.2%	92.1%	91.5%
% of Patients satisfied with the time they had to wait for an appointment	15	19	78.9%	88.7%	88.3%	87.9%

* This is based on patients treated on this contract for their most recent course of treatment. Figures in italics indicate the base number of FP17s or Patient Questionnaire responses are less than 100. N/A is shown where the base number of responses is less than 10 during the period. % is calculated as Quantity/Base number*100

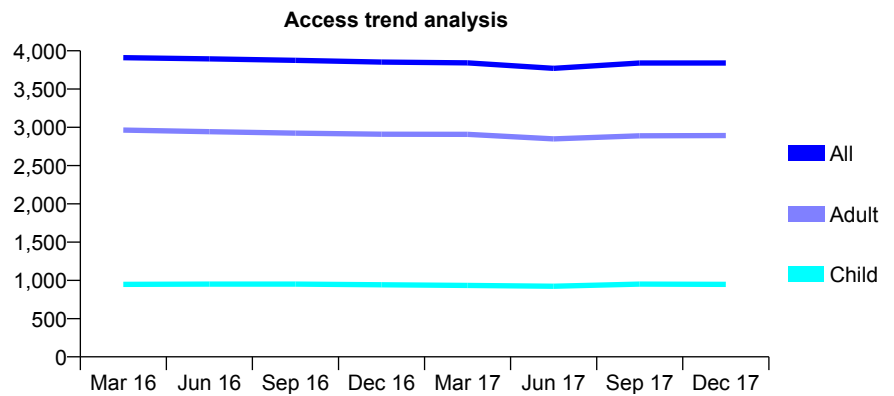
Q68 - Vital Signs At a Glance Contract Report for 189650/0001 - December 2017

Name or company name	Mr A Gill and Ms K Kaur
Contract type name	GDS Contract
Purpose of contract	General
Contract start date	01/04/2009
Contract end date	

17/18 Contracted general activity (UDA)	11,018
Carry forward general activity (UDA)	-93
17/18 Contracted orthodontic activity (UOA)	0
Carry forward orthodontic activity (UOA)	0
Baseline contract value	£296,708.76

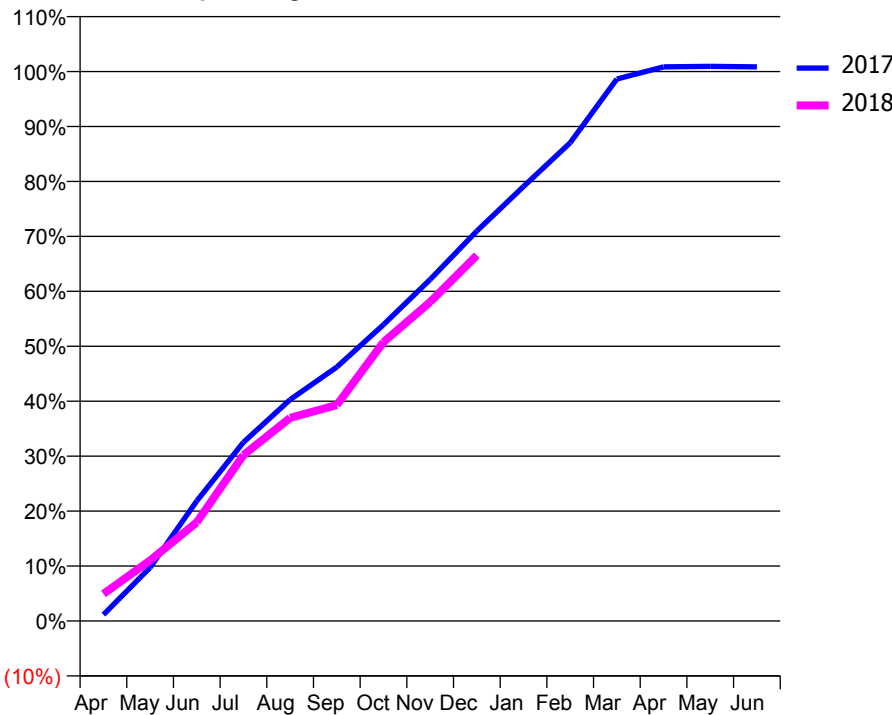
ACCESS*

Patients seen in 24 months	Total	Change since previous quarter
Quarter ending December 2016	3,852	
Quarter ending March 2017	3,842	→
Quarter ending June 2017	3,771	↓
Quarter ending September 2017	3,840	→
Quarter ending December 2017	3,840	→
Variance since December 2016	(0.3%)	→



ACTIVITY

Cumulative percentage of contracted UDA delivered 2017 & 2018



Month	Adjusted Scheduled Activity (UDA)	
	2017	2018
April	128	543
May	1,074	1,216
June	2,407	1,979
July	3,583	3,328
August	4,440	4,073
September	5,092	4,330
October	5,942	5,592
November	6,849	6,396
December	7,818	7,332
January	8,713	
February	9,589	
March	10,869	
April	11,111	
May	11,121	
June	11,111	

QUALITY

	Quantity	Base Number	Contract	AT	Region	England
% of FP17s for the same patient ID Re-attending within 3 months - Children	68	1,093	6.2%	9.5%	11.5%	12.0%
% of FP17s for the same patient ID Re-attending within 3 months - Adults	398	2,603	15.3%	15.0%	15.8%	15.9%
% of FP17s for the same patient ID Re-attending between 3 & 9 months - Children	687	1,093	62.9%	59.4%	60.5%	58.0%
% of FP17s for the same patient ID Re-attending between 3 & 9 months - Adults	1,422	2,603	54.6%	51.1%	51.8%	50.5%
% of FP17s for Band 1 Urgent Courses	338	3,592	9.4%	9.6%	9.5%	9.0%
% of FP17s Relating to Free Repair or Replacements	49	3,592	1.4%	0.6%	0.7%	0.8%
% of FP17s Relating to Continuations	15	3,592	0.4%	0.9%	1.0%	1.1%
% of Patients satisfied with the dentistry they have received	7	10	70.0%	91.2%	92.1%	91.5%
% of Patients satisfied with the time they had to wait for an appointment	8	10	80.0%	88.7%	88.3%	87.9%

* This is based on patients treated on this contract for their most recent course of treatment. Figures in italics indicate the base number of FP17s or Patient Questionnaire responses are less than 100. N/A is shown where the base number of responses is less than 10 during the period. % is calculated as Quantity/Base number*100

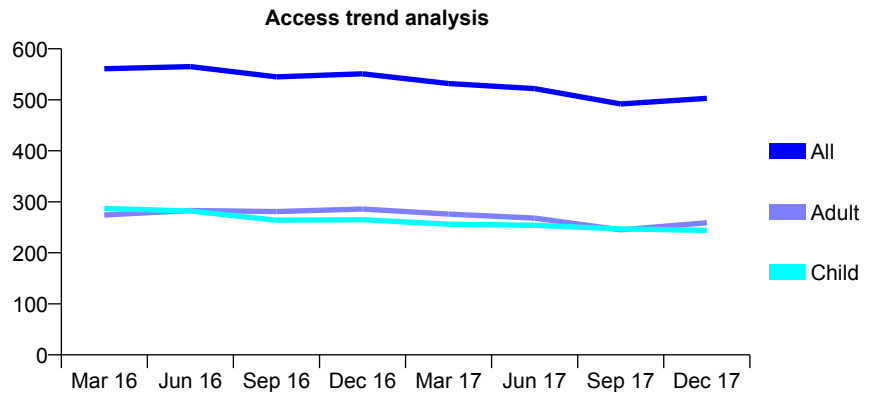
Q68 - Vital Signs At a Glance Contract Report for 190195/0021 - December 2017

Name or company name	Xeon Smiles UK Ltd
Contract type name	GDS Contract
Purpose of contract	General
Contract start date	01/01/2013
Contract end date	

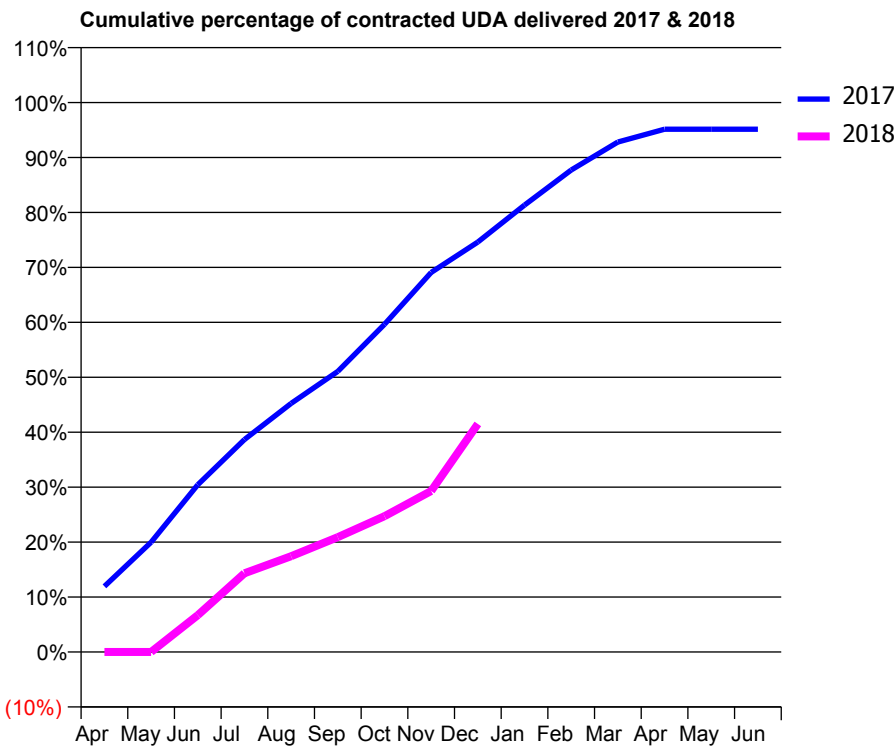
17/18 Contracted general activity (UDA)	1,134
Carry forward general activity (UDA)	0
17/18 Contracted orthodontic activity (UOA)	0
Carry forward orthodontic activity (UOA)	0
Baseline contract value	£26,069.54

ACCESS*

Patients seen in 24 months	Total	Change since previous quarter
Quarter ending December 2016	551	
Quarter ending March 2017	532	↓
Quarter ending June 2017	522	↓
Quarter ending September 2017	492	↓
Quarter ending December 2017	503	↑
Variance since December 2016	(8.7%)	↓



ACTIVITY



Month	Adjusted Scheduled Activity (UDA)	
	2017	2018
April	135	0
May	227	0
June	345	76
July	439	163
August	513	198
September	579	237
October	676	280
November	783	332
December	846	471
January	922	
February	995	
March	1,052	
April	1,079	
May	1,079	
June	1,079	

QUALITY

	Quantity	Base Number	Contract	AT	Region	England
% of FP17s for the same patient ID Re-attending within 3 months - Children	10	247	4.0%	9.5%	11.5%	12.0%
% of FP17s for the same patient ID Re-attending within 3 months - Adults	18	200	9.0%	15.0%	15.8%	15.9%
% of FP17s for the same patient ID Re-attending between 3 & 9 months - Children	117	247	47.4%	59.4%	60.5%	58.0%
% of FP17s for the same patient ID Re-attending between 3 & 9 months - Adults	84	200	42.0%	51.1%	51.8%	50.5%
% of FP17s for Band 1 Urgent Courses	21	426	4.9%	9.6%	9.5%	9.0%
% of FP17s Relating to Free Repair or Replacements	0	426	0.0%	0.6%	0.7%	0.8%
% of FP17s Relating to Continuations	0	426	0.0%	0.9%	1.0%	1.1%
% of Patients satisfied with the dentistry they have received	0	0	N/A	91.2%	92.1%	91.5%
% of Patients satisfied with the time they had to wait for an appointment	0	0	N/A	88.7%	88.3%	87.9%

* This is based on patients treated on this contract for their most recent course of treatment. Figures in italics indicate the base number of FP17s or Patient Questionnaire responses are less than 100. N/A is shown where the base number of responses is less than 10 during the period. % is calculated as Quantity/Base number*100

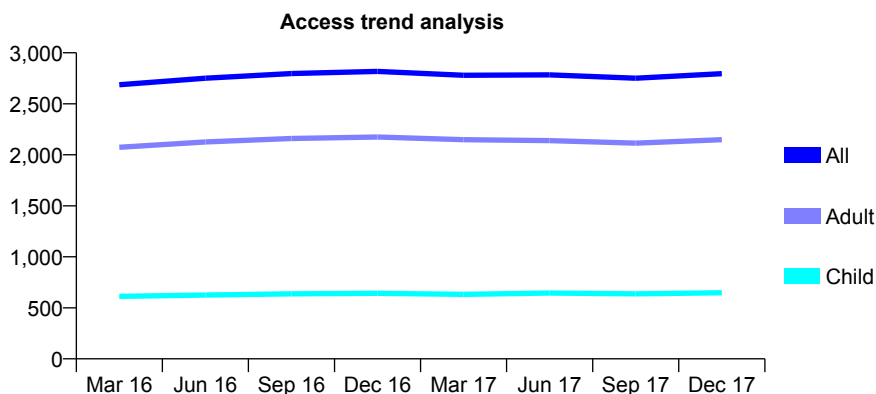
Q68 - Vital Signs At a Glance Contract Report for 190829/0001 - December 2017

Name or company name	The Sea Road Dental Practice Partnership
Contract type name	GDS Contract
Purpose of contract	General
Contract start date	20/01/2014
Contract end date	

17/18 Contracted general activity (UDA)	6,800
Carry forward general activity (UDA)	13
17/18 Contracted orthodontic activity (UOA)	0
Carry forward orthodontic activity (UOA)	0
Baseline contract value	£179,949.43

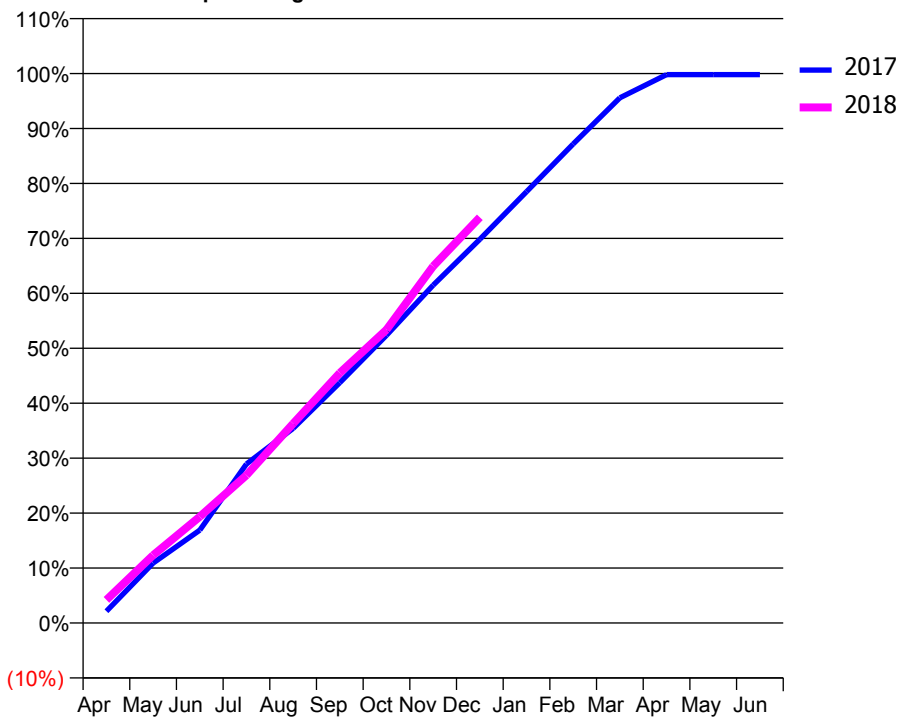
ACCESS*

Patients seen in 24 months	Total	Change since previous quarter
Quarter ending December 2016	2,817	
Quarter ending March 2017	2,780	↓
Quarter ending June 2017	2,784	→
Quarter ending September 2017	2,751	↓
Quarter ending December 2017	2,796	→
Variance since December 2016	(0.7%)	→



ACTIVITY

Cumulative percentage of contracted UDA delivered 2017 & 2018



Month	Adjusted Scheduled Activity (UDA)	
	2017	2018
April	146	286
May	742	840
June	1,149	1,316
July	1,968	1,830
August	2,408	2,468
September	2,975	3,096
October	3,560	3,630
November	4,181	4,415
December	4,748	5,020
January	5,337	
February	5,928	
March	6,499	
April	6,787	
May	6,787	
June	6,787	

QUALITY

	Quantity	Base Number	Contract	AT	Region	England
% of FP17s for the same patient ID Re-attending within 3 months - Children	20	772	2.6%	9.5%	11.5%	12.0%
% of FP17s for the same patient ID Re-attending within 3 months - Adults	207	2,243	9.2%	15.0%	15.8%	15.9%
% of FP17s for the same patient ID Re-attending between 3 & 9 months - Children	544	772	70.5%	59.4%	60.5%	58.0%
% of FP17s for the same patient ID Re-attending between 3 & 9 months - Adults	1,279	2,243	57.0%	51.1%	51.8%	50.5%
% of FP17s for Band 1 Urgent Courses	109	2,853	3.8%	9.6%	9.5%	9.0%
% of FP17s Relating to Free Repair or Replacements	3	2,853	0.1%	0.6%	0.7%	0.8%
% of FP17s Relating to Continuations	20	2,853	0.7%	0.9%	1.0%	1.1%
% of Patients satisfied with the dentistry they have received	6	6	N/A	91.2%	92.1%	91.5%
% of Patients satisfied with the time they had to wait for an appointment	6	6	N/A	88.7%	88.3%	87.9%

* This is based on patients treated on this contract for their most recent course of treatment. Figures in italics indicate the base number of FP17s or Patient Questionnaire responses are less than 100. N/A is shown where the base number of responses is less than 10 during the period. % is calculated as Quantity/Base number*100

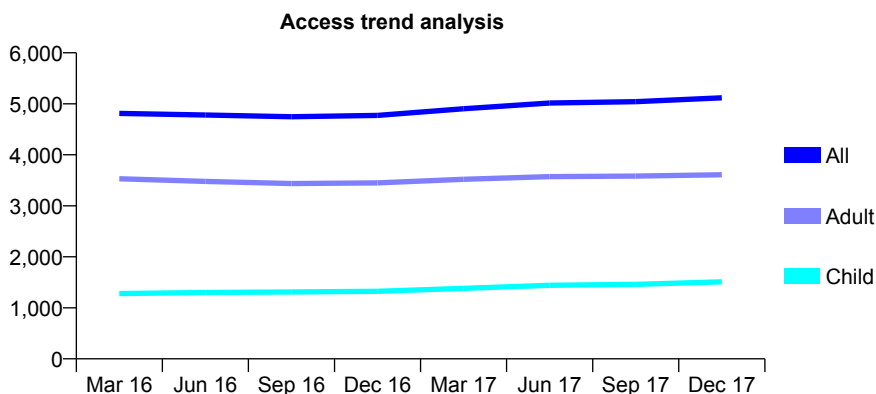
Q68 - Vital Signs At a Glance Contract Report for 191043/0001 - December 2017

Name or company name	Pembroke Practice Limited
Contract type name	GDS Contract
Purpose of contract	General
Contract start date	01/03/2011
Contract end date	

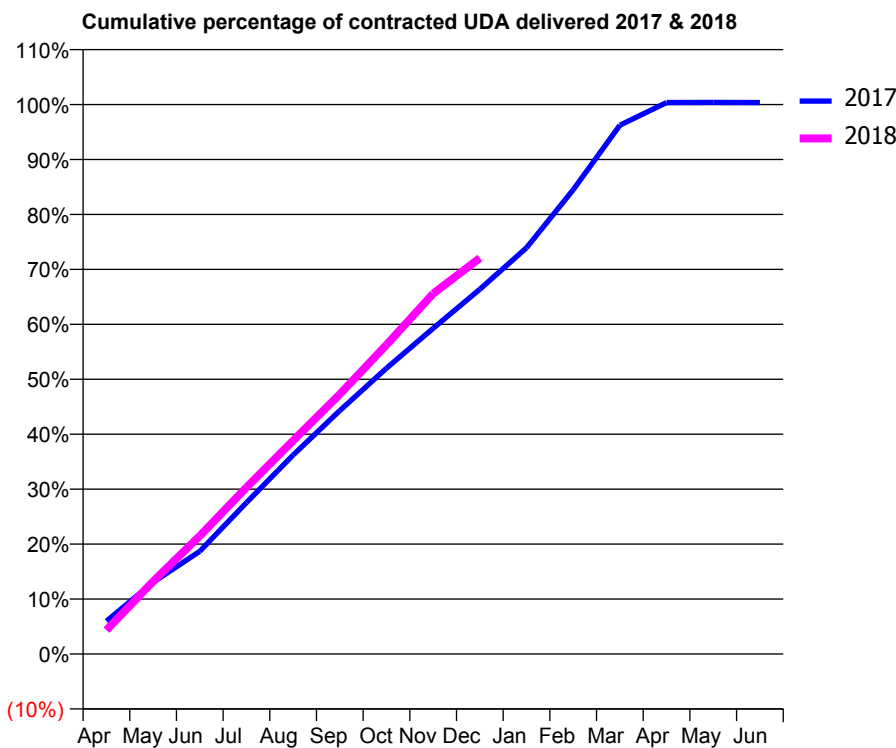
17/18 Contracted general activity (UDA)	12,464
Carry forward general activity (UDA)	-43
17/18 Contracted orthodontic activity (UOA)	0
Carry forward orthodontic activity (UOA)	0
Baseline contract value	£322,512.41

ACCESS*

Patients seen in 24 months	Total	Change since previous quarter
Quarter ending December 2016	4,773	
Quarter ending March 2017	4,903	↑
Quarter ending June 2017	5,015	↑
Quarter ending September 2017	5,043	→
Quarter ending December 2017	5,117	→
Variance since December 2016	7.2%	↑



ACTIVITY



Month	Adjusted Scheduled Activity (UDA)	
	2017	2018
April	745	544
May	1,627	1,647
June	2,330	2,678
July	3,435	3,778
August	4,513	4,841
September	5,523	5,892
October	6,484	7,014
November	7,387	8,173
December	8,274	8,981
January	9,215	
February	10,529	
March	11,995	
April	12,507	
May	12,511	
June	12,507	

QUALITY

	Quantity	Base Number	Contract	AT	Region	England
% of FP17s for the same patient ID Re-attending within 3 months - Children	82	1,489	5.5%	9.5%	11.5%	12.0%
% of FP17s for the same patient ID Re-attending within 3 months - Adults	417	3,335	12.5%	15.0%	15.8%	15.9%
% of FP17s for the same patient ID Re-attending between 3 & 9 months - Children	782	1,489	52.5%	59.4%	60.5%	58.0%
% of FP17s for the same patient ID Re-attending between 3 & 9 months - Adults	1,629	3,335	48.8%	51.1%	51.8%	50.5%
% of FP17s for Band 1 Urgent Courses	490	4,608	10.6%	9.6%	9.5%	9.0%
% of FP17s Relating to Free Repair or Replacements	41	4,608	0.9%	0.6%	0.7%	0.8%
% of FP17s Relating to Continuations	2	4,608	0.0%	0.9%	1.0%	1.1%
% of Patients satisfied with the dentistry they have received	9	9	N/A	91.2%	92.1%	91.5%
% of Patients satisfied with the time they had to wait for an appointment	8	9	N/A	88.7%	88.3%	87.9%

* This is based on patients treated on this contract for their most recent course of treatment. Figures in italics indicate the base number of FP17s or Patient Questionnaire responses are less than 100. N/A is shown where the base number of responses is less than 10 during the period. % is calculated as Quantity/Base number*100

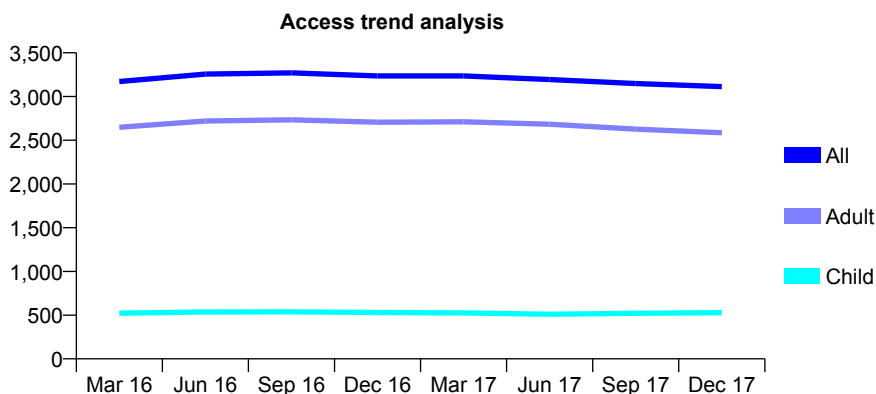
Q68 - Vital Signs At a Glance Contract Report for 191264/0002 - December 2017

Name or company name	Steyndent Ltd
Contract type name	GDS Contract
Purpose of contract	General
Contract start date	01/11/2008
Contract end date	

17/18 Contracted general activity (UDA)	10,196
Carry forward general activity (UDA)	0
17/18 Contracted orthodontic activity (UOA)	0
Carry forward orthodontic activity (UOA)	0
Baseline contract value	£277,015.98

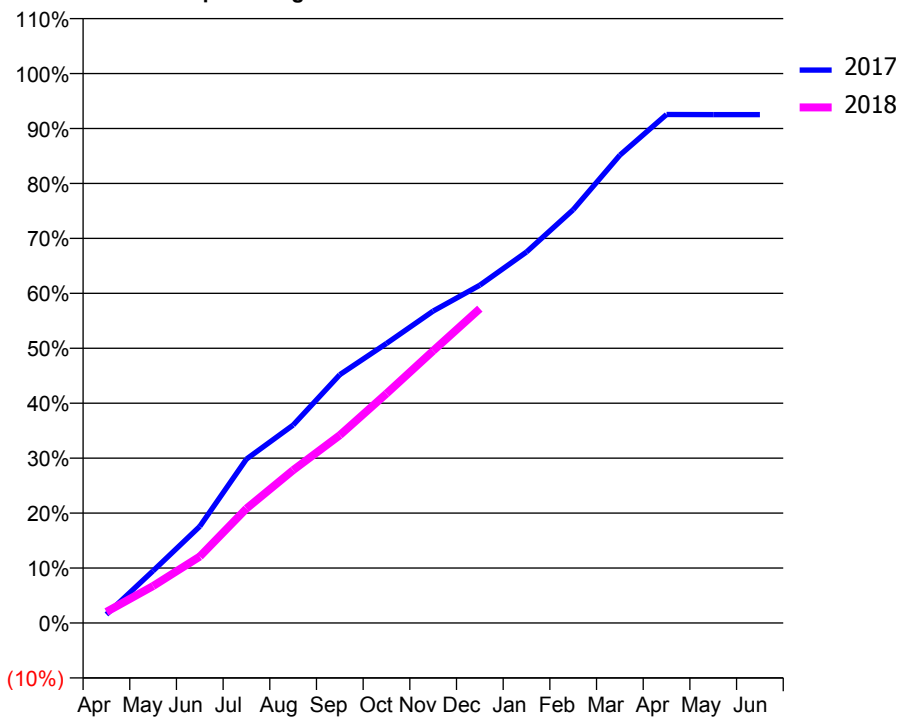
ACCESS*

Patients seen in 24 months	Total	Change since previous quarter
Quarter ending December 2016	3,236	
Quarter ending March 2017	3,236	→
Quarter ending June 2017	3,194	↓
Quarter ending September 2017	3,148	↓
Quarter ending December 2017	3,114	↓
Variance since December 2016	(3.8%)	↓



ACTIVITY

Cumulative percentage of contracted UDA delivered 2017 & 2018



Month	Adjusted Scheduled Activity (UDA)	
	2017	2018
April	159	206
May	969	685
June	1,792	1,232
July	3,042	2,125
August	3,674	2,836
September	4,608	3,484
October	5,188	4,258
November	5,789	5,050
December	6,268	5,834
January	6,885	
February	7,669	
March	8,682	
April	9,434	
May	9,433	
June	9,433	

QUALITY

	Quantity	Base Number	Contract	AT	Region	England
% of FP17s for the same patient ID Re-attending within 3 months - Children	33	617	5.3%	9.5%	11.5%	12.0%
% of FP17s for the same patient ID Re-attending within 3 months - Adults	373	2,667	14.0%	15.0%	15.8%	15.9%
% of FP17s for the same patient ID Re-attending between 3 & 9 months - Children	398	617	64.5%	59.4%	60.5%	58.0%
% of FP17s for the same patient ID Re-attending between 3 & 9 months - Adults	1,482	2,667	55.6%	51.1%	51.8%	50.5%
% of FP17s for Band 1 Urgent Courses	261	3,040	8.6%	9.6%	9.5%	9.0%
% of FP17s Relating to Free Repair or Replacements	76	3,040	2.5%	0.6%	0.7%	0.8%
% of FP17s Relating to Continuations	36	3,040	1.2%	0.9%	1.0%	1.1%
% of Patients satisfied with the dentistry they have received	4	4	N/A	91.2%	92.1%	91.5%
% of Patients satisfied with the time they had to wait for an appointment	4	4	N/A	88.7%	88.3%	87.9%

* This is based on patients treated on this contract for their most recent course of treatment. Figures in italics indicate the base number of FP17s or Patient Questionnaire responses are less than 100. N/A is shown where the base number of responses is less than 10 during the period. % is calculated as Quantity/Base number*100

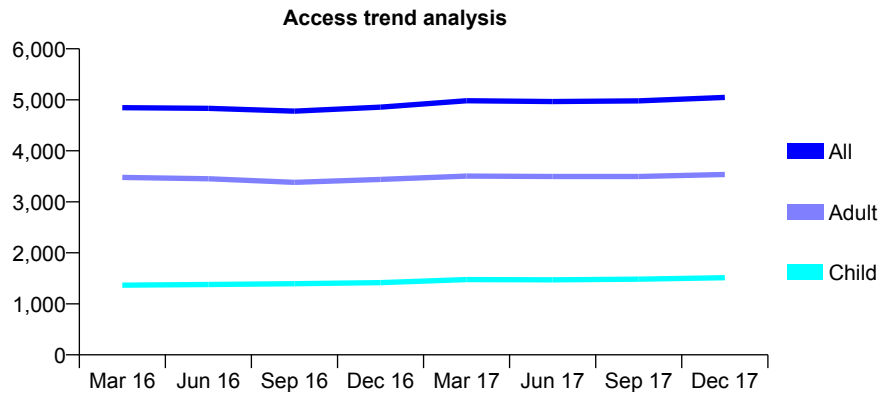
Q68 - Vital Signs At a Glance Contract Report for 192228/0001 - December 2017

Name or company name	Mr A Memaripour and Mr N Zadeh Davani
Contract type name	GDS Contract
Purpose of contract	General
Contract start date	01/04/2010
Contract end date	

17/18 Contracted general activity (UDA)	17,266
Carry forward general activity (UDA)	60
17/18 Contracted orthodontic activity (UOA)	0
Carry forward orthodontic activity (UOA)	0
Baseline contract value	£459,037.13

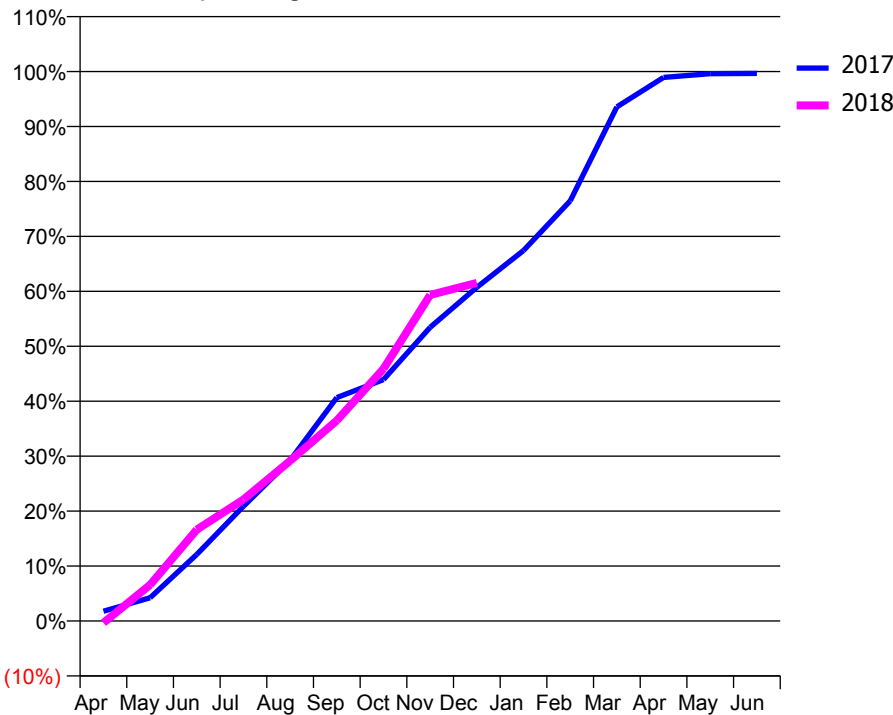
ACCESS*

Patients seen in 24 months	Total	Change since previous quarter
Quarter ending December 2016	4,856	
Quarter ending March 2017	4,981	↑
Quarter ending June 2017	4,967	→
Quarter ending September 2017	4,979	→
Quarter ending December 2017	5,048	→
Variance since December 2016	4.0%	↑



ACTIVITY

Cumulative percentage of contracted UDA delivered 2017 & 2018



Month	Adjusted Scheduled Activity (UDA)	
	2017	2018
April	307	-60
May	733	1,138
June	2,091	2,873
July	3,607	3,818
August	5,051	5,035
September	7,019	6,300
October	7,585	7,926
November	9,230	10,248
December	10,485	10,624
January	11,641	
February	13,201	
March	16,153	
April	17,078	
May	17,199	
June	17,206	

QUALITY

	Quantity	Base Number	Contract	AT	Region	England
% of FP17s for the same patient ID Re-attending within 3 months - Children	113	1,434	7.9%	9.5%	11.5%	12.0%
% of FP17s for the same patient ID Re-attending within 3 months - Adults	451	2,854	15.8%	15.0%	15.8%	15.9%
% of FP17s for the same patient ID Re-attending between 3 & 9 months - Children	711	1,434	49.6%	59.4%	60.5%	58.0%
% of FP17s for the same patient ID Re-attending between 3 & 9 months - Adults	1,221	2,854	42.8%	51.1%	51.8%	50.5%
% of FP17s for Band 1 Urgent Courses	412	3,986	10.3%	9.6%	9.5%	9.0%
% of FP17s Relating to Free Repair or Replacements	12	3,986	0.3%	0.6%	0.7%	0.8%
% of FP17s Relating to Continuations	16	3,986	0.4%	0.9%	1.0%	1.1%
% of Patients satisfied with the dentistry they have received	2	2	N/A	91.2%	92.1%	91.5%
% of Patients satisfied with the time they had to wait for an appointment	2	2	N/A	88.7%	88.3%	87.9%

* This is based on patients treated on this contract for their most recent course of treatment. Figures in italics indicate the base number of FP17s or Patient Questionnaire responses are less than 100. N/A is shown where the base number of responses is less than 10 during the period. % is calculated as Quantity/Base number*100

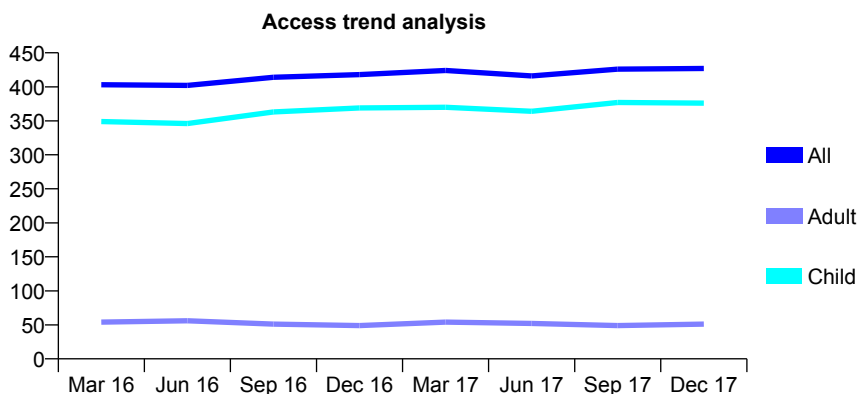
Q68 - Vital Signs At a Glance Contract Report for 192325/0001 - December 2017

Name or company name	CDP (UK) Ltd
Contract type name	GDS Contract
Purpose of contract	General
Contract start date	01/07/2011
Contract end date	

17/18 Contracted general activity (UDA)	779
Carry forward general activity (UDA)	-16
17/18 Contracted orthodontic activity (UOA)	0
Carry forward orthodontic activity (UOA)	0
Baseline contract value	£20,047.91

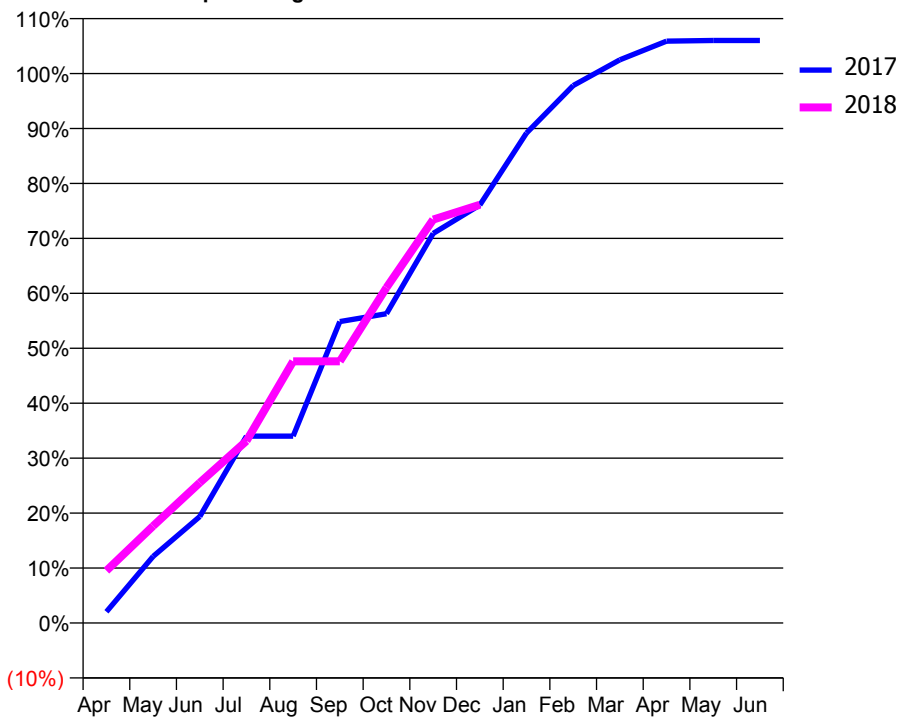
ACCESS*

Patients seen in 24 months	Total	Change since previous quarter
Quarter ending December 2016	418	
Quarter ending March 2017	424	→
Quarter ending June 2017	416	↓
Quarter ending September 2017	426	↑
Quarter ending December 2017	427	→
Variance since December 2016	2.2%	↑



ACTIVITY

Cumulative percentage of contracted UDA delivered 2017 & 2018



Month	Adjusted Scheduled Activity (UDA)	
	2017	2018
April	16	74
May	94	138
June	151	199
July	265	258
August	265	371
September	427	371
October	438	476
November	552	572
December	593	593
January	695	
February	762	
March	798	
April	825	
May	826	
June	826	

QUALITY

	Quantity	Base Number	Contract	AT	Region	England
% of FP17s for the same patient ID Re-attending within 3 months - Children	22	378	5.8%	9.5%	11.5%	12.0%
% of FP17s for the same patient ID Re-attending within 3 months - Adults	1	15	6.7%	15.0%	15.8%	15.9%
% of FP17s for the same patient ID Re-attending between 3 & 9 months - Children	224	378	59.3%	59.4%	60.5%	58.0%
% of FP17s for the same patient ID Re-attending between 3 & 9 months - Adults	11	15	73.3%	51.1%	51.8%	50.5%
% of FP17s for Band 1 Urgent Courses	15	366	4.1%	9.6%	9.5%	9.0%
% of FP17s Relating to Free Repair or Replacements	0	366	0.0%	0.6%	0.7%	0.8%
% of FP17s Relating to Continuations	0	366	0.0%	0.9%	1.0%	1.1%
% of Patients satisfied with the dentistry they have received	5	5	N/A	91.2%	92.1%	91.5%
% of Patients satisfied with the time they had to wait for an appointment	5	5	N/A	88.7%	88.3%	87.9%

* This is based on patients treated on this contract for their most recent course of treatment. Figures in italics indicate the base number of FP17s or Patient Questionnaire responses are less than 100. N/A is shown where the base number of responses is less than 10 during the period. % is calculated as Quantity/Base number*100

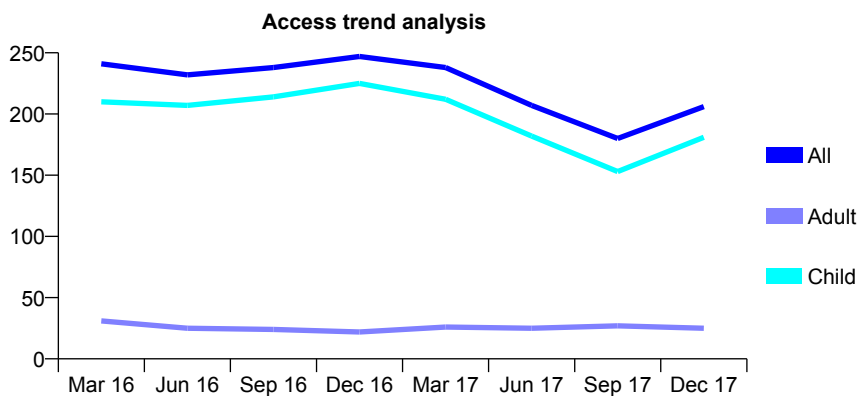
Q68 - Vital Signs At a Glance Contract Report for 192686/0001 - December 2017

Name or company name	Apex Dental Care Merrow Partnership
Contract type name	GDS Contract
Purpose of contract	General
Contract start date	01/04/2014
Contract end date	

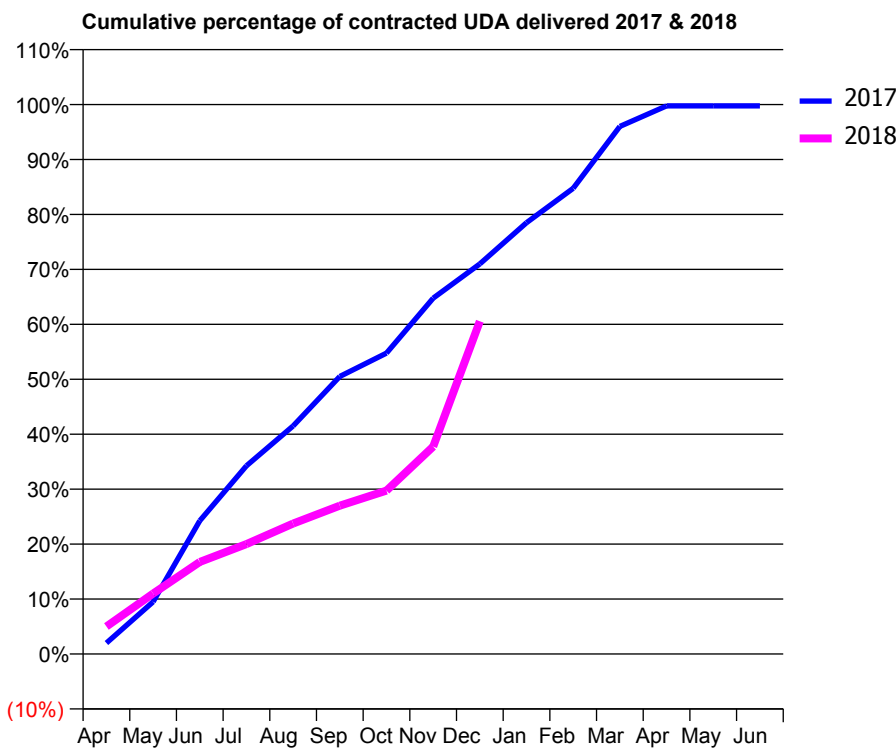
17/18 Contracted general activity (UDA)	400
Carry forward general activity (UDA)	1
17/18 Contracted orthodontic activity (UOA)	0
Carry forward orthodontic activity (UOA)	0
Baseline contract value	£10,030.79

ACCESS*

Patients seen in 24 months	Total	Change since previous quarter
Quarter ending December 2016	247	
Quarter ending March 2017	238	↓
Quarter ending June 2017	207	↓
Quarter ending September 2017	180	↓
Quarter ending December 2017	206	↑
Variance since December 2016	(16.6%)	↓



ACTIVITY



Month	Adjusted Scheduled Activity (UDA)	
	2017	2018
April	8	20
May	38	44
June	97	67
July	137	80
August	166	95
September	202	108
October	219	119
November	259	151
December	284	242
January	314	
February	339	
March	384	
April	399	
May	399	
June	399	

QUALITY

	Quantity	Base Number	Contract	AT	Region	England
% of FP17s for the same patient ID Re-attending within 3 months - Children	5	195	2.6%	9.5%	11.5%	12.0%
% of FP17s for the same patient ID Re-attending within 3 months - Adults	0	0	N/A	15.0%	15.8%	15.9%
% of FP17s for the same patient ID Re-attending between 3 & 9 months - Children	112	195	57.4%	59.4%	60.5%	58.0%
% of FP17s for the same patient ID Re-attending between 3 & 9 months - Adults	0	0	N/A	51.1%	51.8%	50.5%
% of FP17s for Band 1 Urgent Courses	1	182	0.5%	9.6%	9.5%	9.0%
% of FP17s Relating to Free Repair or Replacements	0	182	0.0%	0.6%	0.7%	0.8%
% of FP17s Relating to Continuations	1	182	0.5%	0.9%	1.0%	1.1%
% of Patients satisfied with the dentistry they have received	0	0	N/A	91.2%	92.1%	91.5%
% of Patients satisfied with the time they had to wait for an appointment	0	0	N/A	88.7%	88.3%	87.9%

* This is based on patients treated on this contract for their most recent course of treatment. Figures in italics indicate the base number of FP17s or Patient Questionnaire responses are less than 100. N/A is shown where the base number of responses is less than 10 during the period. % is calculated as Quantity/Base number*100

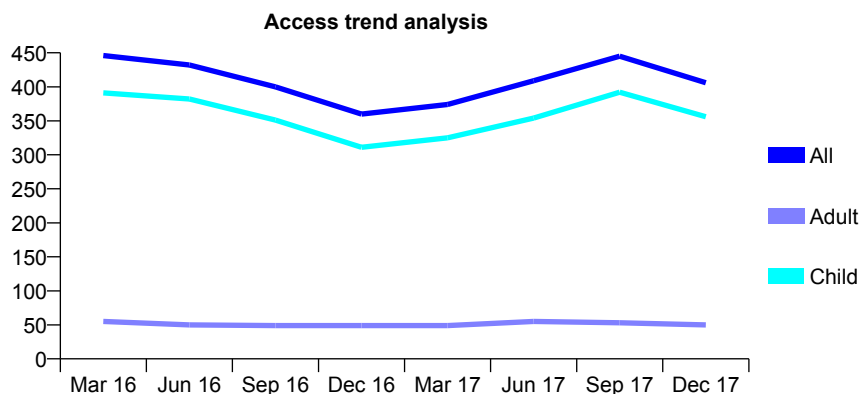
Q68 - Vital Signs At a Glance Contract Report for 192686/0002 - December 2017

Name or company name	Apex Dental Care Merrow Partnership
Contract type name	GDS Contract
Purpose of contract	General
Contract start date	01/04/2014
Contract end date	

17/18 Contracted general activity (UDA)	750
Carry forward general activity (UDA)	-12
17/18 Contracted orthodontic activity (UOA)	0
Carry forward orthodontic activity (UOA)	0
Baseline contract value	£17,053.95

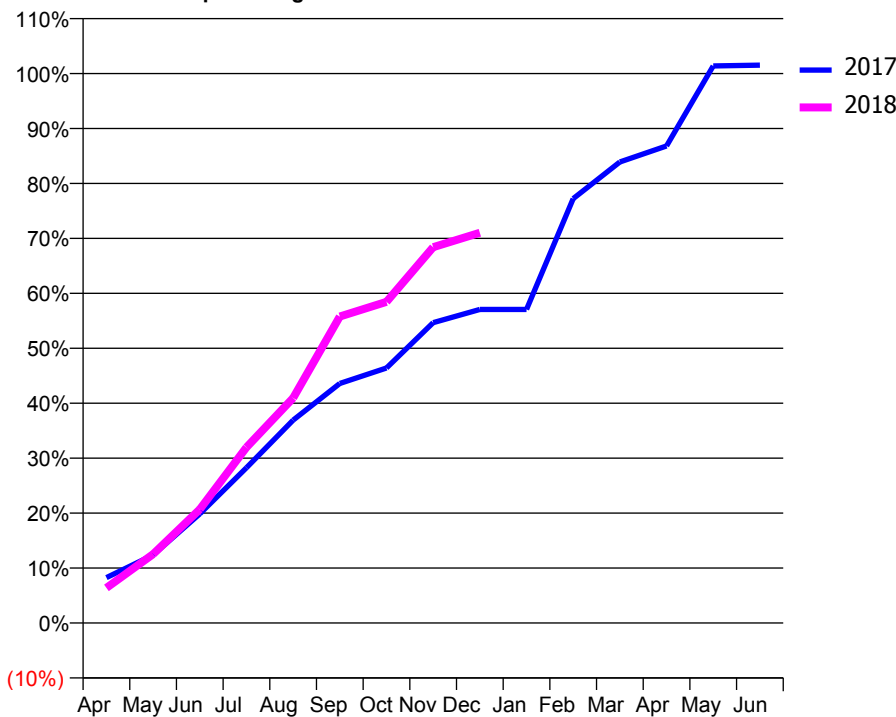
ACCESS*

Patients seen in 24 months	Total	Change since previous quarter
Quarter ending December 2016	360	
Quarter ending March 2017	374	↑
Quarter ending June 2017	409	↑
Quarter ending September 2017	445	↑
Quarter ending December 2017	406	↓
Variance since December 2016	12.8%	↑



ACTIVITY

Cumulative percentage of contracted UDA delivered 2017 & 2018



Month	Adjusted Scheduled Activity (UDA)	
	2017	2018
April	62	48
May	93	94
June	149	155
July	212	240
August	277	307
September	327	418
October	348	438
November	410	513
December	428	533
January	428	
February	579	
March	629	
April	651	
May	760	
June	761	

QUALITY

	Quantity	Base Number	Contract	AT	Region	England
% of FP17s for the same patient ID Re-attending within 3 months - Children	51	552	9.2%	9.5%	11.5%	12.0%
% of FP17s for the same patient ID Re-attending within 3 months - Adults	0	3	0.0%	15.0%	15.8%	15.9%
% of FP17s for the same patient ID Re-attending between 3 & 9 months - Children	317	552	57.4%	59.4%	60.5%	58.0%
% of FP17s for the same patient ID Re-attending between 3 & 9 months - Adults	2	3	66.7%	51.1%	51.8%	50.5%
% of FP17s for Band 1 Urgent Courses	13	452	2.9%	9.6%	9.5%	9.0%
% of FP17s Relating to Free Repair or Replacements	0	452	0.0%	0.6%	0.7%	0.8%
% of FP17s Relating to Continuations	0	452	0.0%	0.9%	1.0%	1.1%
% of Patients satisfied with the dentistry they have received	0	0	N/A	91.2%	92.1%	91.5%
% of Patients satisfied with the time they had to wait for an appointment	0	0	N/A	88.7%	88.3%	87.9%

* This is based on patients treated on this contract for their most recent course of treatment. Figures in italics indicate the base number of FP17s or Patient Questionnaire responses are less than 100. N/A is shown where the base number of responses is less than 10 during the period. % is calculated as Quantity/Base number*100

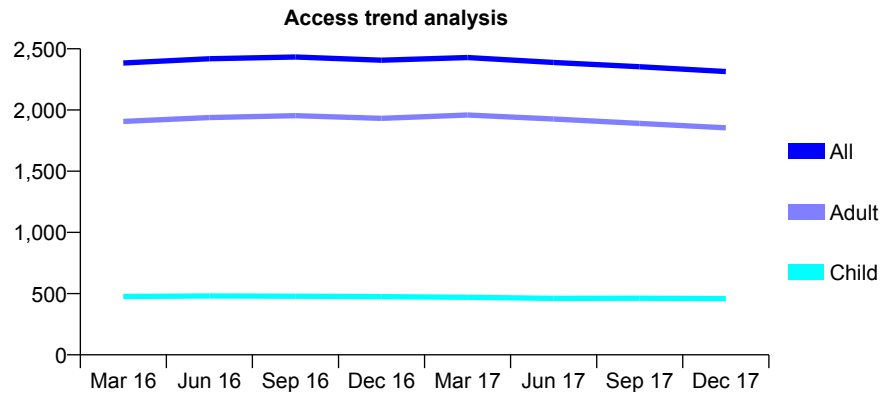
Q68 - Vital Signs At a Glance Contract Report for 192783/0001 - December 2017

Name or company name	Mr Redstone & Associates
Contract type name	GDS Contract
Purpose of contract	General
Contract start date	01/11/2012
Contract end date	

17/18 Contracted general activity (UDA)	7,762
Carry forward general activity (UDA)	162
17/18 Contracted orthodontic activity (UOA)	0
Carry forward orthodontic activity (UOA)	0
Baseline contract value	£176,939.80

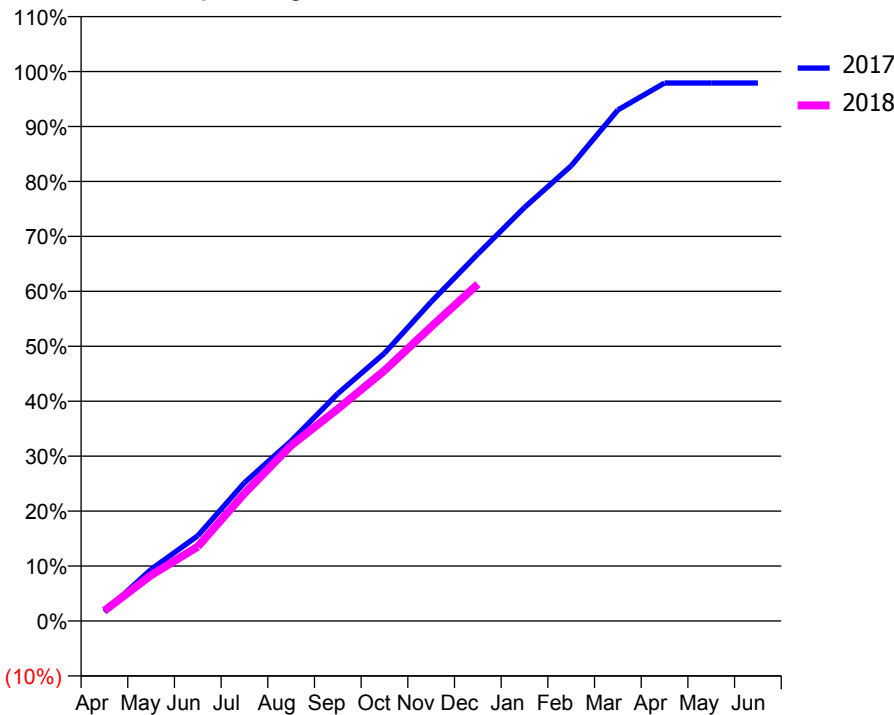
ACCESS*

Patients seen in 24 months	Total	Change since previous quarter
Quarter ending December 2016	2,407	
Quarter ending March 2017	2,429	→
Quarter ending June 2017	2,388	↓
Quarter ending September 2017	2,353	↓
Quarter ending December 2017	2,314	↓
Variance since December 2016	(3.9%)	↓



ACTIVITY

Cumulative percentage of contracted UDA delivered 2017 & 2018



Month	Adjusted Scheduled Activity (UDA)	
	2017	2018
April	128	145
May	730	647
June	1,205	1,050
July	1,954	1,803
August	2,543	2,479
September	3,213	2,996
October	3,783	3,539
November	4,508	4,155
December	5,185	4,760
January	5,842	
February	6,430	
March	7,218	
April	7,600	
May	7,600	
June	7,600	

QUALITY

	Quantity	Base Number	Contract	AT	Region	England
% of FP17s for the same patient ID Re-attending within 3 months - Children	35	565	6.2%	9.5%	11.5%	12.0%
% of FP17s for the same patient ID Re-attending within 3 months - Adults	276	2,100	13.1%	15.0%	15.8%	15.9%
% of FP17s for the same patient ID Re-attending between 3 & 9 months - Children	403	565	71.3%	59.4%	60.5%	58.0%
% of FP17s for the same patient ID Re-attending between 3 & 9 months - Adults	1,208	2,100	57.5%	51.1%	51.8%	50.5%
% of FP17s for Band 1 Urgent Courses	204	2,530	8.1%	9.6%	9.5%	9.0%
% of FP17s Relating to Free Repair or Replacements	17	2,530	0.7%	0.6%	0.7%	0.8%
% of FP17s Relating to Continuations	8	2,530	0.3%	0.9%	1.0%	1.1%
% of Patients satisfied with the dentistry they have received	3	3	N/A	91.2%	92.1%	91.5%
% of Patients satisfied with the time they had to wait for an appointment	3	3	N/A	88.7%	88.3%	87.9%

* This is based on patients treated on this contract for their most recent course of treatment. Figures in italics indicate the base number of FP17s or Patient Questionnaire responses are less than 100. N/A is shown where the base number of responses is less than 10 during the period. % is calculated as Quantity/Base number*100

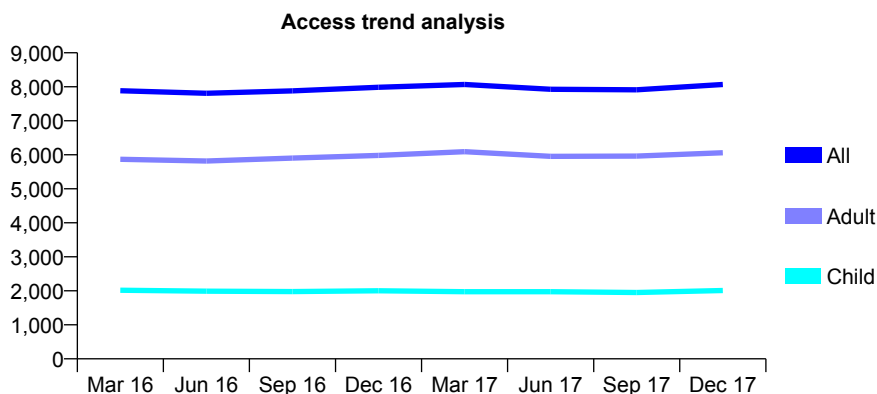
Q68 - Vital Signs At a Glance Contract Report for 193186/0001 - December 2017

Name or company name	M W Botha Limited
Contract type name	GDS Contract
Purpose of contract	General
Contract start date	01/04/2010
Contract end date	

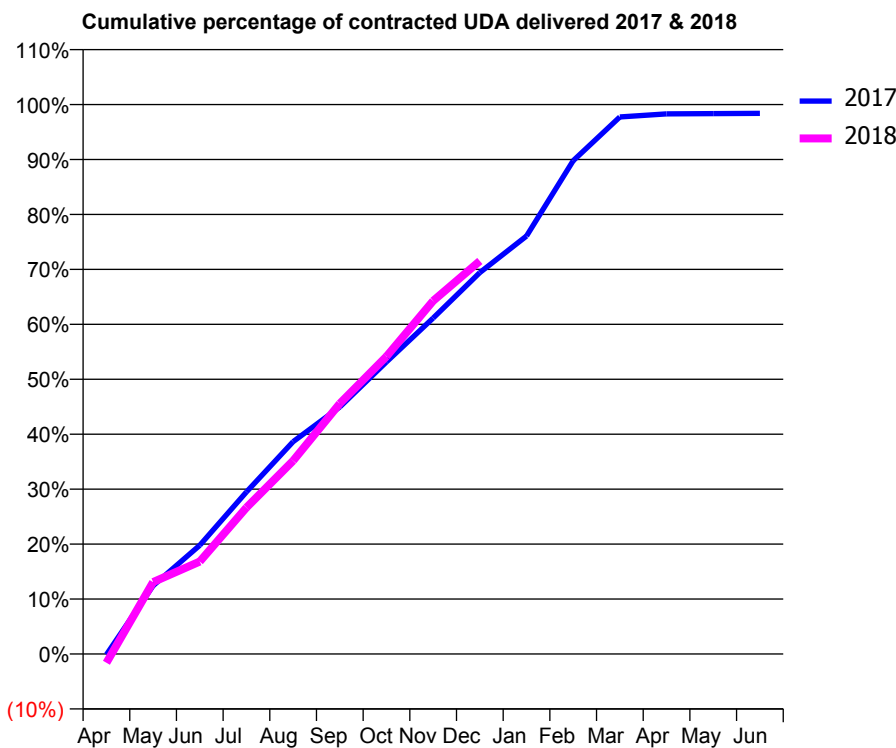
17/18 Contracted general activity (UDA)	21,440
Carry forward general activity (UDA)	345
17/18 Contracted orthodontic activity (UOA)	0
Carry forward orthodontic activity (UOA)	0
Baseline contract value	£662,228.65

ACCESS*

Patients seen in 24 months	Total	Change since previous quarter
Quarter ending December 2016	7,985	
Quarter ending March 2017	8,068	→
Quarter ending June 2017	7,929	↓
Quarter ending September 2017	7,913	→
Quarter ending December 2017	8,068	→
Variance since December 2016	1.0%	→



ACTIVITY



Month	Adjusted Scheduled Activity (UDA)	
	2017	2018
April	-29	-345
May	2,667	2,808
June	4,242	3,607
July	6,325	5,718
August	8,286	7,542
September	9,637	9,773
October	11,398	11,609
November	13,108	13,782
December	14,881	15,337
January	16,307	
February	19,249	
March	20,952	
April	21,077	
May	21,086	
June	21,095	

QUALITY

	Quantity	Base Number	Contract	AT	Region	England
% of FP17s for the same patient ID Re-attending within 3 months - Children	169	2,095	8.1%	9.5%	11.5%	12.0%
% of FP17s for the same patient ID Re-attending within 3 months - Adults	1,216	5,858	20.8%	15.0%	15.8%	15.9%
% of FP17s for the same patient ID Re-attending between 3 & 9 months - Children	1,077	2,095	51.4%	59.4%	60.5%	58.0%
% of FP17s for the same patient ID Re-attending between 3 & 9 months - Adults	2,574	5,858	43.9%	51.1%	51.8%	50.5%
% of FP17s for Band 1 Urgent Courses	1,257	7,831	16.1%	9.6%	9.5%	9.0%
% of FP17s Relating to Free Repair or Replacements	15	7,831	0.2%	0.6%	0.7%	0.8%
% of FP17s Relating to Continuations	25	7,831	0.3%	0.9%	1.0%	1.1%
% of Patients satisfied with the dentistry they have received	3	4	N/A	91.2%	92.1%	91.5%
% of Patients satisfied with the time they had to wait for an appointment	4	4	N/A	88.7%	88.3%	87.9%

* This is based on patients treated on this contract for their most recent course of treatment. Figures in italics indicate the base number of FP17s or Patient Questionnaire responses are less than 100. N/A is shown where the base number of responses is less than 10 during the period. % is calculated as Quantity/Base number*100

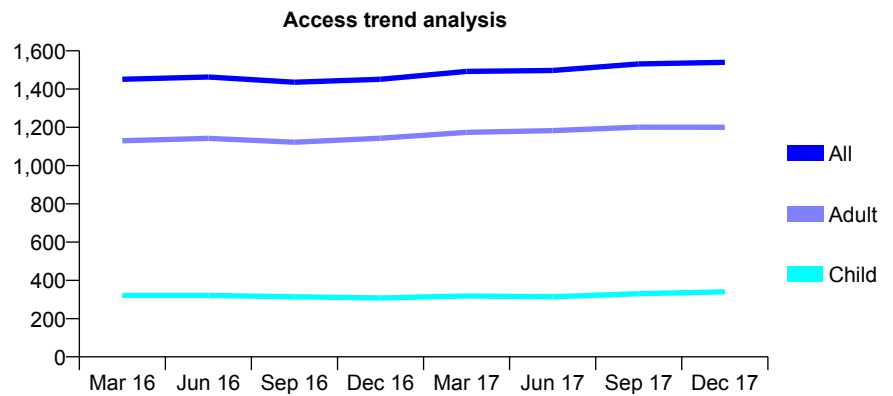
Q68 - Vital Signs At a Glance Contract Report for 193240/0001 - December 2017

Name or company name	Timberhill Dental Practice Ltd
Contract type name	GDS Contract
Purpose of contract	General
Contract start date	01/09/2009
Contract end date	

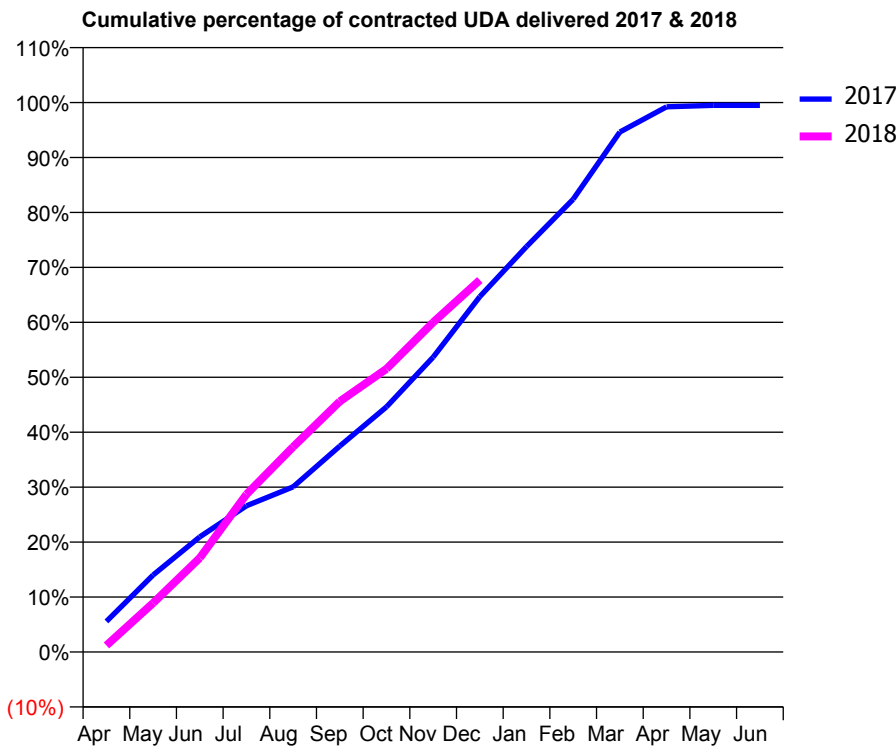
17/18 Contracted general activity (UDA)	4,942
Carry forward general activity (UDA)	25
17/18 Contracted orthodontic activity (UOA)	0
Carry forward orthodontic activity (UOA)	0
Baseline contract value	£115,640.62

ACCESS*

Patients seen in 24 months	Total	Change since previous quarter
Quarter ending December 2016	1,451	
Quarter ending March 2017	1,492	↑
Quarter ending June 2017	1,497	→
Quarter ending September 2017	1,531	↑
Quarter ending December 2017	1,540	→
Variance since December 2016	6.1%	↑



ACTIVITY



Month	Adjusted Scheduled Activity (UDA)	
	2017	2018
April	276	60
May	693	441
June	1,036	846
July	1,315	1,418
August	1,485	1,846
September	1,853	2,254
October	2,205	2,547
November	2,652	2,965
December	3,197	3,345
January	3,647	
February	4,072	
March	4,677	
April	4,904	
May	4,917	
June	4,917	

QUALITY

	Quantity	Base Number	Contract	AT	Region	England
% of FP17s for the same patient ID Re-attending within 3 months - Children	41	428	9.6%	9.5%	11.5%	12.0%
% of FP17s for the same patient ID Re-attending within 3 months - Adults	203	1,443	14.1%	15.0%	15.8%	15.9%
% of FP17s for the same patient ID Re-attending between 3 & 9 months - Children	269	428	62.9%	59.4%	60.5%	58.0%
% of FP17s for the same patient ID Re-attending between 3 & 9 months - Adults	886	1,443	61.4%	51.1%	51.8%	50.5%
% of FP17s for Band 1 Urgent Courses	136	1,761	7.7%	9.6%	9.5%	9.0%
% of FP17s Relating to Free Repair or Replacements	15	1,761	0.9%	0.6%	0.7%	0.8%
% of FP17s Relating to Continuations	17	1,761	1.0%	0.9%	1.0%	1.1%
% of Patients satisfied with the dentistry they have received	1	1	N/A	91.2%	92.1%	91.5%
% of Patients satisfied with the time they had to wait for an appointment	1	1	N/A	88.7%	88.3%	87.9%

* This is based on patients treated on this contract for their most recent course of treatment. Figures in italics indicate the base number of FP17s or Patient Questionnaire responses are less than 100. N/A is shown where the base number of responses is less than 10 during the period. % is calculated as Quantity/Base number*100

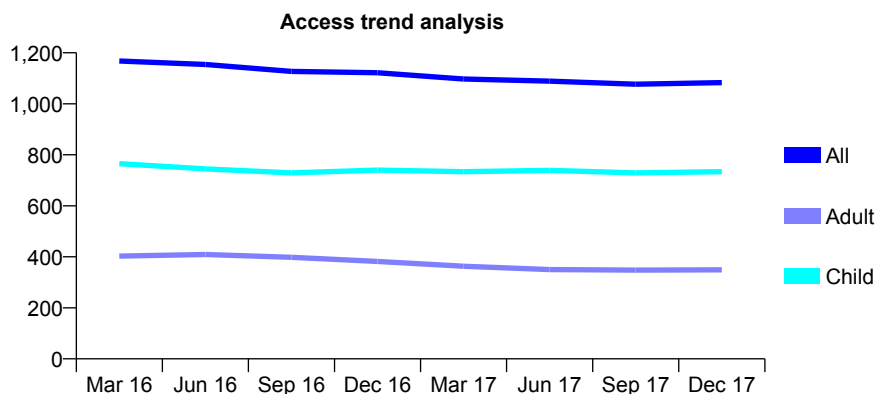
Q68 - Vital Signs At a Glance Contract Report for 193402/0001 - December 2017

Name or company name	Burgess Hill Dental Care Limited
Contract type name	GDS Contract
Purpose of contract	General
Contract start date	01/06/2011
Contract end date	

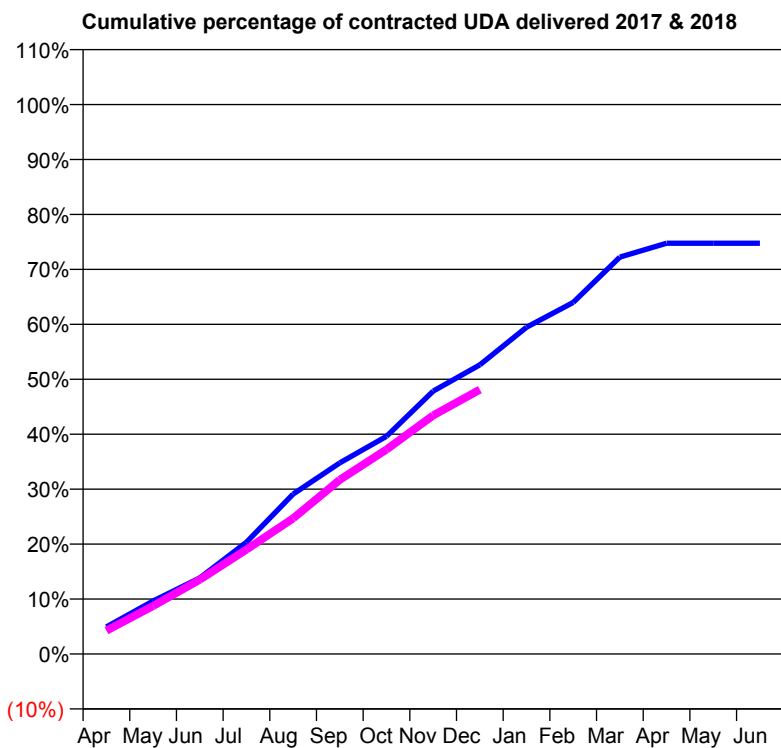
17/18 Contracted general activity (UDA)	2,975
Carry forward general activity (UDA)	0
17/18 Contracted orthodontic activity (UOA)	0
Carry forward orthodontic activity (UOA)	0
Baseline contract value	£68,873.08

ACCESS*

Patients seen in 24 months	Total	Change since previous quarter
Quarter ending December 2016	1,122	
Quarter ending March 2017	1,097	↓
Quarter ending June 2017	1,089	→
Quarter ending September 2017	1,077	↓
Quarter ending December 2017	1,083	→
Variance since December 2016	(3.5%)	↓



ACTIVITY



Month	Adjusted Scheduled Activity (UDA)	
	2017	2018
April	147	127
May	287	260
June	412	402
July	605	566
August	866	734
September	1,035	943
October	1,179	1,107
November	1,423	1,292
December	1,565	1,431
January	1,769	
February	1,904	
March	2,149	
April	2,224	
May	2,224	
June	2,224	

QUALITY

	Quantity	Base Number	Contract	AT	Region	England
% of FP17s for the same patient ID Re-attending within 3 months - Children	52	896	5.8%	9.5%	11.5%	12.0%
% of FP17s for the same patient ID Re-attending within 3 months - Adults	17	236	7.2%	15.0%	15.8%	15.9%
% of FP17s for the same patient ID Re-attending between 3 & 9 months - Children	624	896	69.6%	59.4%	60.5%	58.0%
% of FP17s for the same patient ID Re-attending between 3 & 9 months - Adults	136	236	57.6%	51.1%	51.8%	50.5%
% of FP17s for Band 1 Urgent Courses	17	1,081	1.6%	9.6%	9.5%	9.0%
% of FP17s Relating to Free Repair or Replacements	1	1,081	0.1%	0.6%	0.7%	0.8%
% of FP17s Relating to Continuations	16	1,081	1.5%	0.9%	1.0%	1.1%
% of Patients satisfied with the dentistry they have received	0	0	N/A	91.2%	92.1%	91.5%
% of Patients satisfied with the time they had to wait for an appointment	0	0	N/A	88.7%	88.3%	87.9%

* This is based on patients treated on this contract for their most recent course of treatment. Figures in italics indicate the base number of FP17s or Patient Questionnaire responses are less than 100. N/A is shown where the base number of responses is less than 10 during the period. % is calculated as Quantity/Base number*100

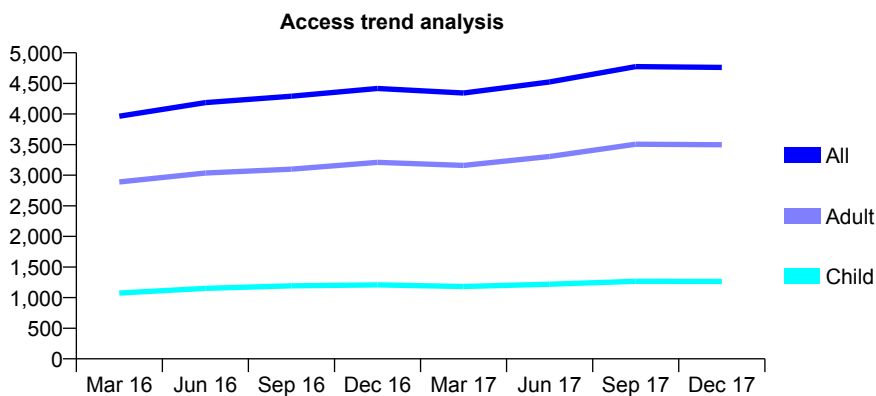
Q68 - Vital Signs At a Glance Contract Report for 193569/0001 - December 2017

Name or company name	Hollybush Dental Care Limited
Contract type name	GDS Contract
Purpose of contract	General
Contract start date	01/01/2008
Contract end date	

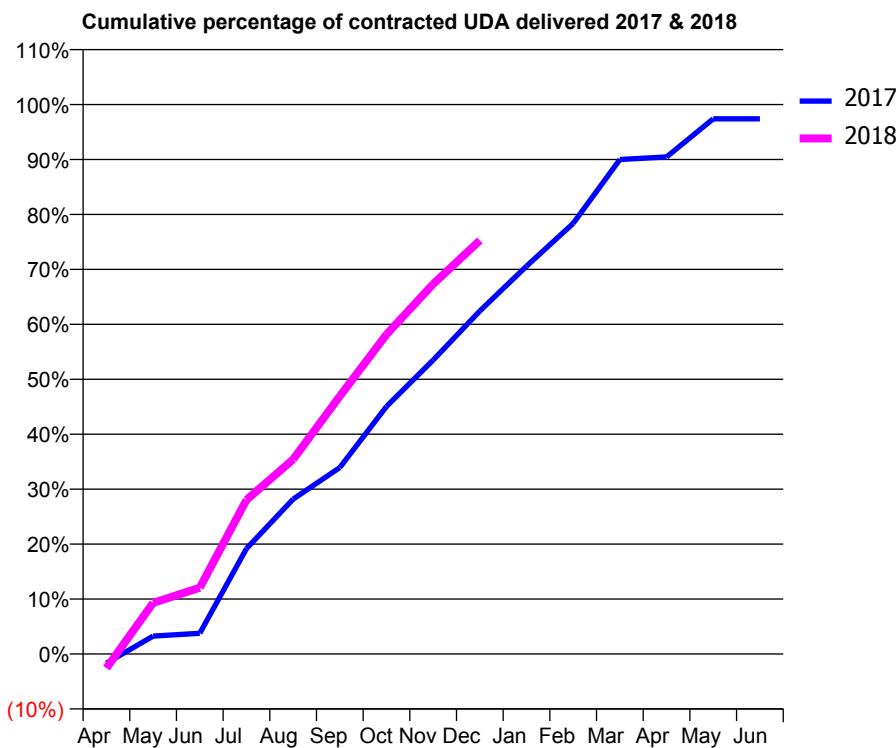
17/18 Contracted general activity (UDA)	10,760
Carry forward general activity (UDA)	279
17/18 Contracted orthodontic activity (UOA)	0
Carry forward orthodontic activity (UOA)	0
Baseline contract value	£285,993.05

ACCESS*

Patients seen in 24 months	Total	Change since previous quarter
Quarter ending December 2016	4,418	
Quarter ending March 2017	4,343	↓
Quarter ending June 2017	4,524	↑
Quarter ending September 2017	4,774	↑
Quarter ending December 2017	4,762	→
Variance since December 2016	7.8%	↑



ACTIVITY



Month	Adjusted Scheduled Activity (UDA)	
	2017	2018
April	-180	-279
May	351	1,003
June	406	1,299
July	2,065	3,018
August	3,032	3,812
September	3,651	5,050
October	4,847	6,256
November	5,757	7,244
December	6,717	8,099
January	7,595	
February	8,433	
March	9,684	
April	9,733	
May	10,481	
June	10,481	

QUALITY

	Quantity	Base Number	Contract	AT	Region	England
% of FP17s for the same patient ID Re-attending within 3 months - Children	94	1,197	7.9%	9.5%	11.5%	12.0%
% of FP17s for the same patient ID Re-attending within 3 months - Adults	434	2,912	14.9%	15.0%	15.8%	15.9%
% of FP17s for the same patient ID Re-attending between 3 & 9 months - Children	547	1,197	45.7%	59.4%	60.5%	58.0%
% of FP17s for the same patient ID Re-attending between 3 & 9 months - Adults	994	2,912	34.1%	51.1%	51.8%	50.5%
% of FP17s for Band 1 Urgent Courses	456	3,812	12.0%	9.6%	9.5%	9.0%
% of FP17s Relating to Free Repair or Replacements	0	3,812	0.0%	0.6%	0.7%	0.8%
% of FP17s Relating to Continuations	159	3,812	4.2%	0.9%	1.0%	1.1%
% of Patients satisfied with the dentistry they have received	3	3	N/A	91.2%	92.1%	91.5%
% of Patients satisfied with the time they had to wait for an appointment	1	3	N/A	88.7%	88.3%	87.9%

* This is based on patients treated on this contract for their most recent course of treatment. Figures in italics indicate the base number of FP17s or Patient Questionnaire responses are less than 100. N/A is shown where the base number of responses is less than 10 during the period. % is calculated as Quantity/Base number*100

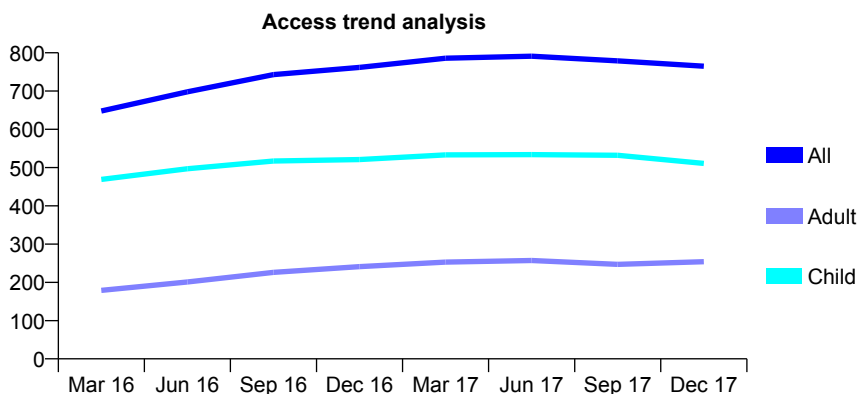
Q68 - Vital Signs At a Glance Contract Report for 193593/0001 - December 2017

Name or company name	Westdene Dental Practice
Contract type name	GDS Contract
Purpose of contract	General
Contract start date	07/04/2015
Contract end date	

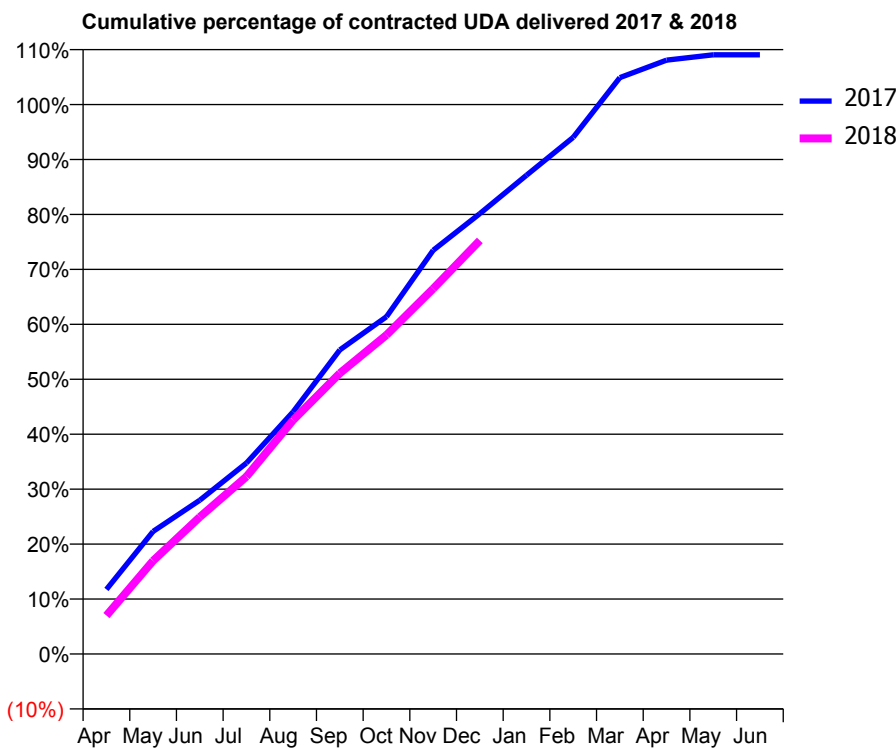
17/18 Contracted general activity (UDA)	1,450
Carry forward general activity (UDA)	-29
17/18 Contracted orthodontic activity (UOA)	0
Carry forward orthodontic activity (UOA)	0
Baseline contract value	£32,311.21

ACCESS*

Patients seen in 24 months	Total	Change since previous quarter
Quarter ending December 2016	762	
Quarter ending March 2017	786	↑
Quarter ending June 2017	791	→
Quarter ending September 2017	779	↓
Quarter ending December 2017	765	↓
Variance since December 2016	0.4%	→



ACTIVITY



Month	Adjusted Scheduled Activity (UDA)	
	2017	2018
April	170	102
May	324	246
June	406	361
July	504	468
August	639	617
September	803	741
October	890	842
November	1,065	964
December	1,162	1,091
January	1,263	
February	1,363	
March	1,521	
April	1,567	
May	1,581	
June	1,581	

QUALITY

	Quantity	Base Number	Contract	AT	Region	England
% of FP17s for the same patient ID Re-attending within 3 months - Children	36	603	6.0%	9.5%	11.5%	12.0%
% of FP17s for the same patient ID Re-attending within 3 months - Adults	23	185	12.4%	15.0%	15.8%	15.9%
% of FP17s for the same patient ID Re-attending between 3 & 9 months - Children	403	603	66.8%	59.4%	60.5%	58.0%
% of FP17s for the same patient ID Re-attending between 3 & 9 months - Adults	96	185	51.9%	51.1%	51.8%	50.5%
% of FP17s for Band 1 Urgent Courses	29	755	3.8%	9.6%	9.5%	9.0%
% of FP17s Relating to Free Repair or Replacements	0	755	0.0%	0.6%	0.7%	0.8%
% of FP17s Relating to Continuations	12	755	1.6%	0.9%	1.0%	1.1%
% of Patients satisfied with the dentistry they have received	2	2	N/A	91.2%	92.1%	91.5%
% of Patients satisfied with the time they had to wait for an appointment	2	2	N/A	88.7%	88.3%	87.9%

* This is based on patients treated on this contract for their most recent course of treatment. Figures in italics indicate the base number of FP17s or Patient Questionnaire responses are less than 100. N/A is shown where the base number of responses is less than 10 during the period. % is calculated as Quantity/Base number*100

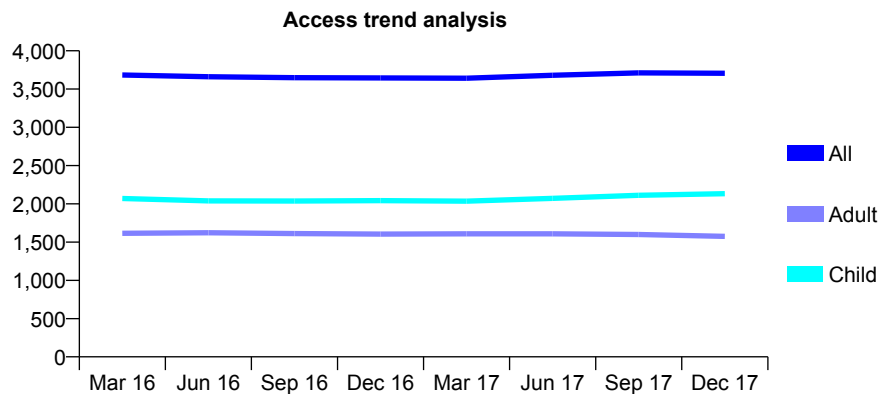
Q68 - Vital Signs At a Glance Contract Report for 193739/0001 - December 2017

Name or company name	Grand Avenue Dental Practice
Contract type name	GDS Contract
Purpose of contract	General
Contract start date	01/04/2006
Contract end date	

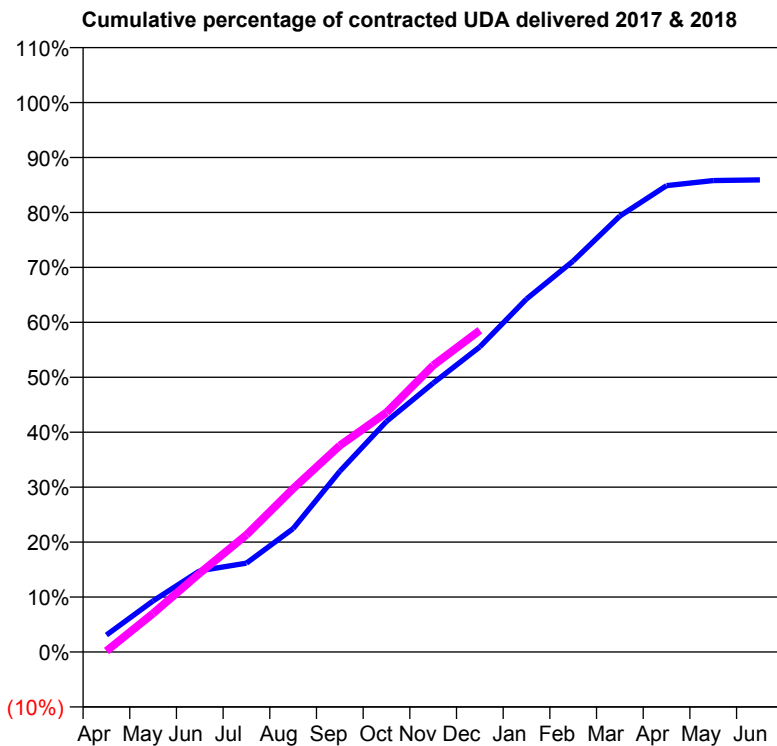
17/18 Contracted general activity (UDA)	7,425
Carry forward general activity (UDA)	0
17/18 Contracted orthodontic activity (UOA)	0
Carry forward orthodontic activity (UOA)	0
Baseline contract value	£162,661.78

ACCESS*

Patients seen in 24 months	Total	Change since previous quarter
Quarter ending December 2016	3,646	
Quarter ending March 2017	3,641	→
Quarter ending June 2017	3,680	→
Quarter ending September 2017	3,711	→
Quarter ending December 2017	3,707	→
Variance since December 2016	1.7%	→



ACTIVITY



Month	Adjusted Scheduled Activity (UDA)	
	2017	2018
April	230	13
May	690	522
June	1,098	1,065
July	1,200	1,583
August	1,668	2,208
September	2,442	2,790
October	3,117	3,237
November	3,634	3,873
December	4,124	4,348
January	4,770	
February	5,284	
March	5,891	
April	6,303	
May	6,371	
June	6,380	

QUALITY

	Quantity	Base Number	Contract	AT	Region	England
% of FP17s for the same patient ID Re-attending within 3 months - Children	117	2,273	5.1%	9.5%	11.5%	12.0%
% of FP17s for the same patient ID Re-attending within 3 months - Adults	94	1,242	7.6%	15.0%	15.8%	15.9%
% of FP17s for the same patient ID Re-attending between 3 & 9 months - Children	1,408	2,273	61.9%	59.4%	60.5%	58.0%
% of FP17s for the same patient ID Re-attending between 3 & 9 months - Adults	749	1,242	60.3%	51.1%	51.8%	50.5%
% of FP17s for Band 1 Urgent Courses	166	3,182	5.2%	9.6%	9.5%	9.0%
% of FP17s Relating to Free Repair or Replacements	2	3,182	0.1%	0.6%	0.7%	0.8%
% of FP17s Relating to Continuations	7	3,182	0.2%	0.9%	1.0%	1.1%
% of Patients satisfied with the dentistry they have received	2	3	N/A	91.2%	92.1%	91.5%
% of Patients satisfied with the time they had to wait for an appointment	3	3	N/A	88.7%	88.3%	87.9%

* This is based on patients treated on this contract for their most recent course of treatment. Figures in italics indicate the base number of FP17s or Patient Questionnaire responses are less than 100. N/A is shown where the base number of responses is less than 10 during the period. % is calculated as Quantity/Base number*100

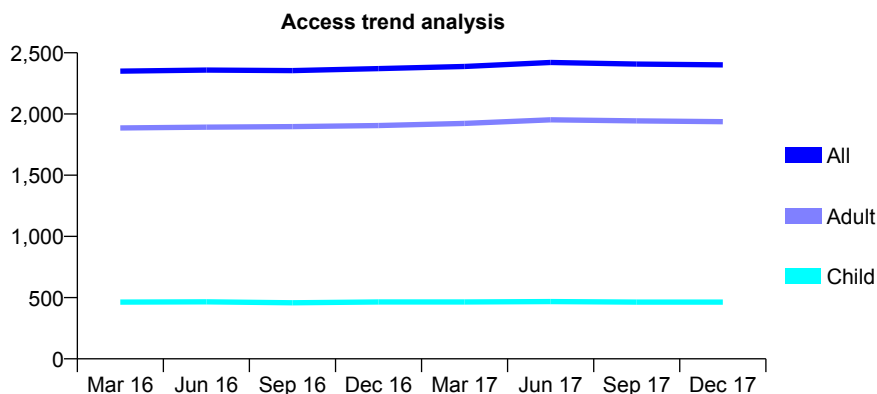
Q68 - Vital Signs At a Glance Contract Report for 193828/0001 - December 2017

Name or company name	Rottingdean Dental Care
Contract type name	GDS Contract
Purpose of contract	General
Contract start date	01/11/2009
Contract end date	

17/18 Contracted general activity (UDA)	8,000
Carry forward general activity (UDA)	302
17/18 Contracted orthodontic activity (UOA)	0
Carry forward orthodontic activity (UOA)	0
Baseline contract value	£206,873.62

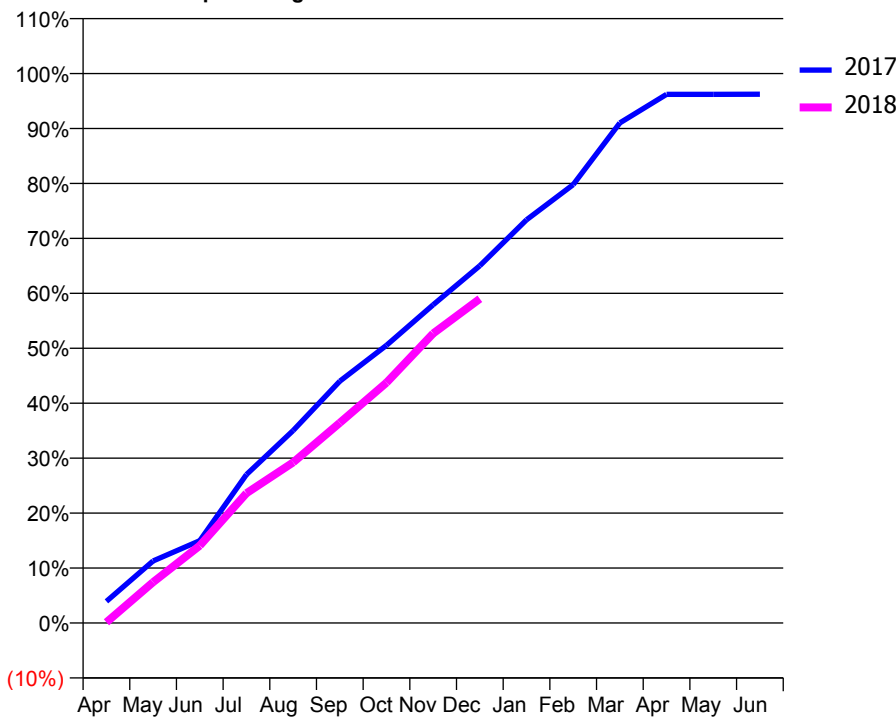
ACCESS*

Patients seen in 24 months	Total	Change since previous quarter
Quarter ending December 2016	2,371	
Quarter ending March 2017	2,388	→
Quarter ending June 2017	2,421	→
Quarter ending September 2017	2,408	→
Quarter ending December 2017	2,401	→
Variance since December 2016	1.3%	→



ACTIVITY

Cumulative percentage of contracted UDA delivered 2017 & 2018



Month	Adjusted Scheduled Activity (UDA)	
	2017	2018
April	316	10
May	903	595
June	1,198	1,127
July	2,161	1,891
August	2,803	2,339
September	3,522	2,916
October	4,043	3,499
November	4,633	4,216
December	5,201	4,720
January	5,870	
February	6,383	
March	7,282	
April	7,696	
May	7,697	
June	7,698	

QUALITY

	Quantity	Base Number	Contract	AT	Region	England
% of FP17s for the same patient ID Re-attending within 3 months - Children	73	588	12.4%	9.5%	11.5%	12.0%
% of FP17s for the same patient ID Re-attending within 3 months - Adults	449	2,373	18.9%	15.0%	15.8%	15.9%
% of FP17s for the same patient ID Re-attending between 3 & 9 months - Children	399	588	67.9%	59.4%	60.5%	58.0%
% of FP17s for the same patient ID Re-attending between 3 & 9 months - Adults	1,504	2,373	63.4%	51.1%	51.8%	50.5%
% of FP17s for Band 1 Urgent Courses	203	2,765	7.3%	9.6%	9.5%	9.0%
% of FP17s Relating to Free Repair or Replacements	62	2,765	2.2%	0.6%	0.7%	0.8%
% of FP17s Relating to Continuations	30	2,765	1.1%	0.9%	1.0%	1.1%
% of Patients satisfied with the dentistry they have received	11	11	100.0%	91.2%	92.1%	91.5%
% of Patients satisfied with the time they had to wait for an appointment	11	11	100.0%	88.7%	88.3%	87.9%

* This is based on patients treated on this contract for their most recent course of treatment. Figures in italics indicate the base number of FP17s or Patient Questionnaire responses are less than 100. N/A is shown where the base number of responses is less than 10 during the period. % is calculated as Quantity/Base number*100

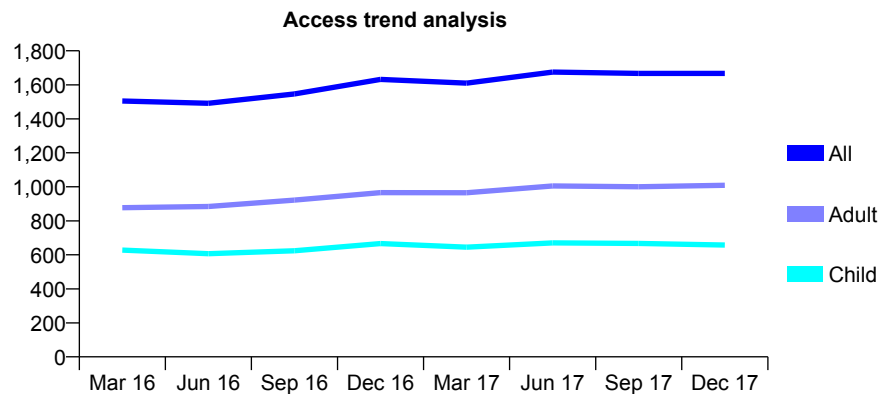
Q68 - Vital Signs At a Glance Contract Report for 194883/0001 - December 2017

Name or company name	Church Road Dental Care
Contract type name	GDS Contract
Purpose of contract	General
Contract start date	01/04/2013
Contract end date	

17/18 Contracted general activity (UDA)	3,438
Carry forward general activity (UDA)	-69
17/18 Contracted orthodontic activity (UOA)	0
Carry forward orthodontic activity (UOA)	0
Baseline contract value	£82,970.12

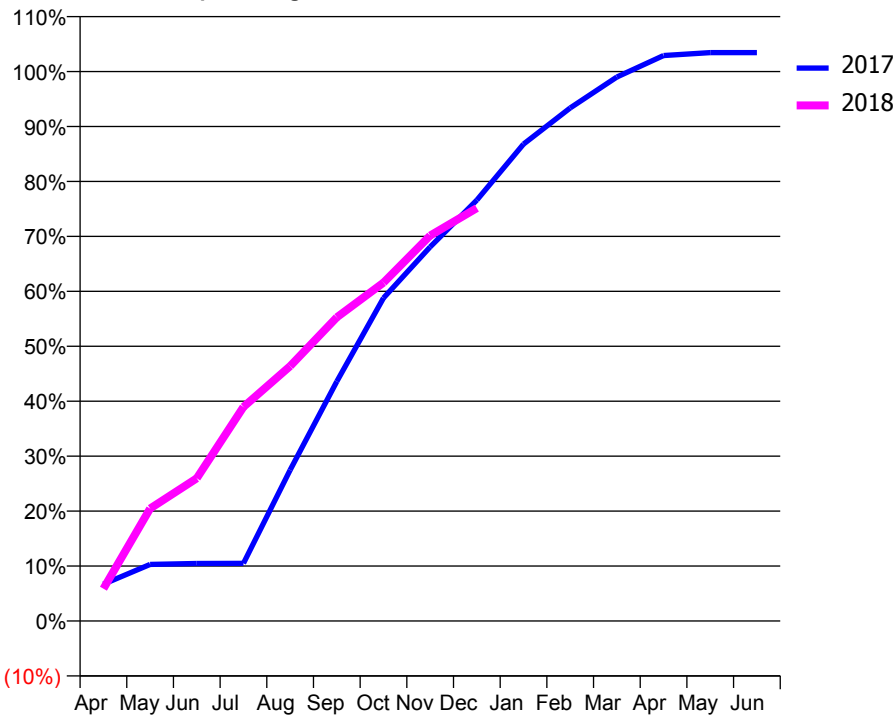
ACCESS*

Patients seen in 24 months	Total	Change since previous quarter
Quarter ending December 2016	1,632	
Quarter ending March 2017	1,610	↓
Quarter ending June 2017	1,675	↑
Quarter ending September 2017	1,667	→
Quarter ending December 2017	1,667	→
Variance since December 2016	2.1%	↑



ACTIVITY

Cumulative percentage of contracted UDA delivered 2017 & 2018



Month	Adjusted Scheduled Activity (UDA)	
	2017	2018
April	231	202
May	354	704
June	360	893
July	361	1,340
August	945	1,595
September	1,499	1,900
October	2,021	2,117
November	2,340	2,411
December	2,634	2,583
January	2,984	
February	3,210	
March	3,404	
April	3,538	
May	3,556	
June	3,556	

QUALITY

	Quantity	Base Number	Contract	AT	Region	England
% of FP17s for the same patient ID Re-attending within 3 months - Children	21	619	3.4%	9.5%	11.5%	12.0%
% of FP17s for the same patient ID Re-attending within 3 months - Adults	71	777	9.1%	15.0%	15.8%	15.9%
% of FP17s for the same patient ID Re-attending between 3 & 9 months - Children	295	619	47.7%	59.4%	60.5%	58.0%
% of FP17s for the same patient ID Re-attending between 3 & 9 months - Adults	291	777	37.5%	51.1%	51.8%	50.5%
% of FP17s for Band 1 Urgent Courses	85	1,337	6.4%	9.6%	9.5%	9.0%
% of FP17s Relating to Free Repair or Replacements	1	1,337	0.1%	0.6%	0.7%	0.8%
% of FP17s Relating to Continuations	4	1,337	0.3%	0.9%	1.0%	1.1%
% of Patients satisfied with the dentistry they have received	1	1	N/A	91.2%	92.1%	91.5%
% of Patients satisfied with the time they had to wait for an appointment	1	1	N/A	88.7%	88.3%	87.9%

* This is based on patients treated on this contract for their most recent course of treatment. Figures in italics indicate the base number of FP17s or Patient Questionnaire responses are less than 100. N/A is shown where the base number of responses is less than 10 during the period. % is calculated as Quantity/Base number*100

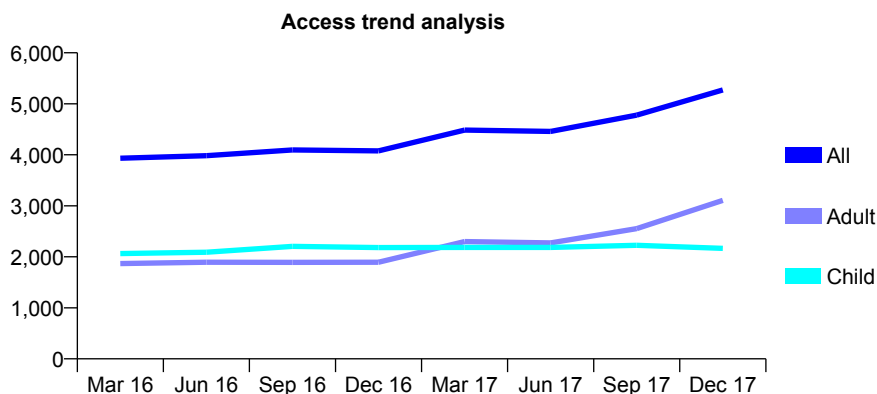
Q68 - Vital Signs At a Glance Contract Report for 195138/0001 - December 2017

Name or company name	Mr Manish Patel & Mrs Preeti Patel
Contract type name	GDS Contract
Purpose of contract	General
Contract start date	16/01/2012
Contract end date	

17/18 Contracted general activity (UDA)	15,000
Carry forward general activity (UDA)	-194
17/18 Contracted orthodontic activity (UOA)	0
Carry forward orthodontic activity (UOA)	0
Baseline contract value	£406,768.80

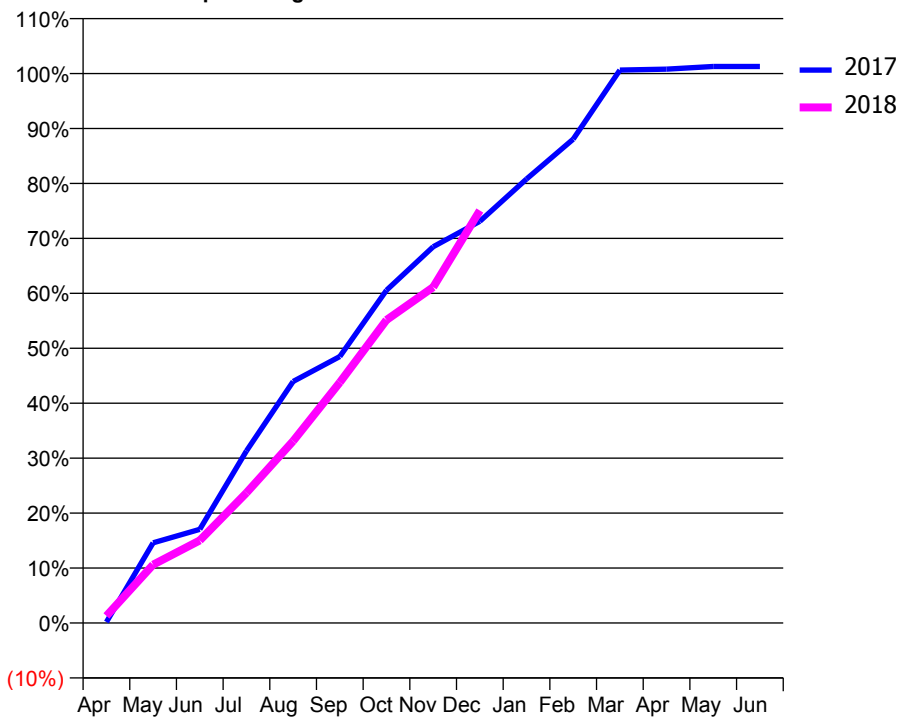
ACCESS*

Patients seen in 24 months	Total	Change since previous quarter
Quarter ending December 2016	4,076	
Quarter ending March 2017	4,484	↑
Quarter ending June 2017	4,458	→
Quarter ending September 2017	4,779	↑
Quarter ending December 2017	5,271	↑
Variance since December 2016	29.3%	↑



ACTIVITY

Cumulative percentage of contracted UDA delivered 2017 & 2018



Month	Adjusted Scheduled Activity (UDA)	
	2017	2018
April	26	194
May	2,190	1,594
June	2,558	2,255
July	4,698	3,555
August	6,595	4,967
September	7,276	6,569
October	9,085	8,273
November	10,272	9,169
December	10,967	11,262
January	12,120	
February	13,207	
March	15,095	
April	15,119	
May	15,190	
June	15,193	

QUALITY

	Quantity	Base Number	Contract	AT	Region	England
% of FP17s for the same patient ID Re-attending within 3 months - Children	106	1,776	6.0%	9.5%	11.5%	12.0%
% of FP17s for the same patient ID Re-attending within 3 months - Adults	151	2,265	6.7%	15.0%	15.8%	15.9%
% of FP17s for the same patient ID Re-attending between 3 & 9 months - Children	641	1,776	36.1%	59.4%	60.5%	58.0%
% of FP17s for the same patient ID Re-attending between 3 & 9 months - Adults	525	2,265	23.2%	51.1%	51.8%	50.5%
% of FP17s for Band 1 Urgent Courses	142	3,996	3.6%	9.6%	9.5%	9.0%
% of FP17s Relating to Free Repair or Replacements	0	3,996	0.0%	0.6%	0.7%	0.8%
% of FP17s Relating to Continuations	47	3,996	1.2%	0.9%	1.0%	1.1%
% of Patients satisfied with the dentistry they have received	0	1	N/A	91.2%	92.1%	91.5%
% of Patients satisfied with the time they had to wait for an appointment	0	1	N/A	88.7%	88.3%	87.9%

* This is based on patients treated on this contract for their most recent course of treatment. Figures in italics indicate the base number of FP17s or Patient Questionnaire responses are less than 100. N/A is shown where the base number of responses is less than 10 during the period. % is calculated as Quantity/Base number*100

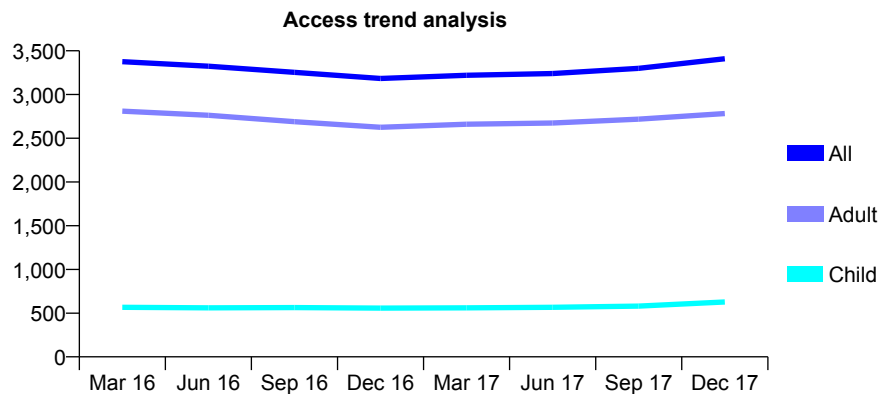
Q68 - Vital Signs At a Glance Contract Report for 195553/0001 - December 2017

Name or company name	Dr Satnam Louis Limited
Contract type name	GDS Contract
Purpose of contract	General
Contract start date	01/04/2010
Contract end date	

17/18 Contracted general activity (UDA)	11,000
Carry forward general activity (UDA)	385
17/18 Contracted orthodontic activity (UOA)	0
Carry forward orthodontic activity (UOA)	0
Baseline contract value	£341,232.05

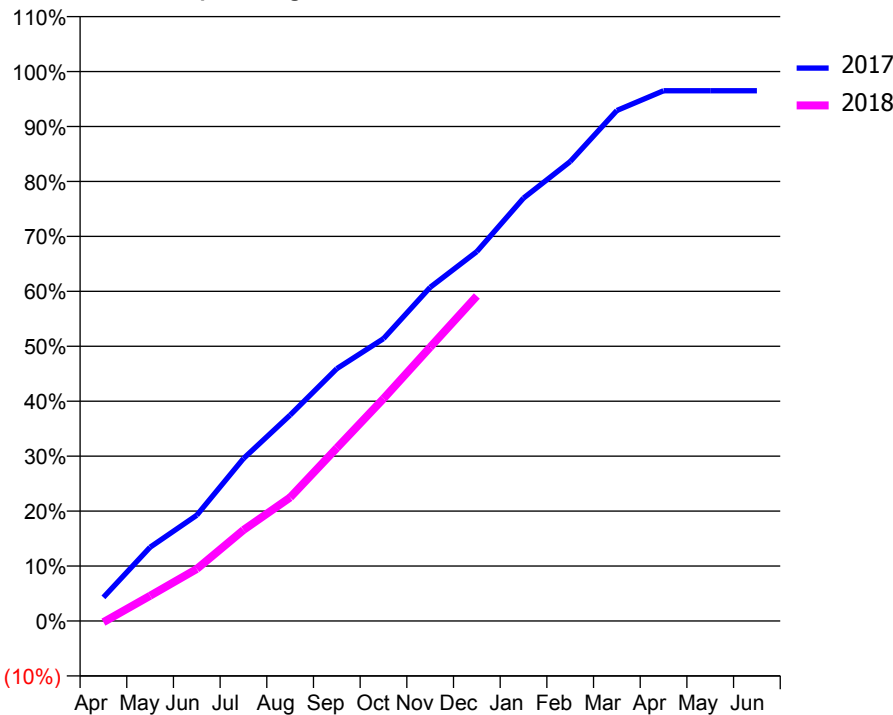
ACCESS*

Patients seen in 24 months	Total	Change since previous quarter
Quarter ending December 2016	3,183	
Quarter ending March 2017	3,220	→
Quarter ending June 2017	3,240	→
Quarter ending September 2017	3,299	→
Quarter ending December 2017	3,410	↑
Variance since December 2016	7.1%	↑



ACTIVITY

Cumulative percentage of contracted UDA delivered 2017 & 2018



Month	Adjusted Scheduled Activity (UDA)	
	2017	2018
April	473	-24
May	1,477	507
June	2,118	1,043
July	3,253	1,822
August	4,122	2,474
September	5,051	3,464
October	5,652	4,450
November	6,680	5,482
December	7,395	6,507
January	8,466	
February	9,198	
March	10,218	
April	10,616	
May	10,615	
June	10,615	

QUALITY

	Quantity	Base Number	Contract	AT	Region	England
% of FP17s for the same patient ID Re-attending within 3 months - Children	26	651	4.0%	9.5%	11.5%	12.0%
% of FP17s for the same patient ID Re-attending within 3 months - Adults	315	2,972	10.6%	15.0%	15.8%	15.9%
% of FP17s for the same patient ID Re-attending between 3 & 9 months - Children	352	651	54.1%	59.4%	60.5%	58.0%
% of FP17s for the same patient ID Re-attending between 3 & 9 months - Adults	1,658	2,972	55.8%	51.1%	51.8%	50.5%
% of FP17s for Band 1 Urgent Courses	205	3,470	5.9%	9.6%	9.5%	9.0%
% of FP17s Relating to Free Repair or Replacements	22	3,470	0.6%	0.6%	0.7%	0.8%
% of FP17s Relating to Continuations	25	3,470	0.7%	0.9%	1.0%	1.1%
% of Patients satisfied with the dentistry they have received	8	8	N/A	91.2%	92.1%	91.5%
% of Patients satisfied with the time they had to wait for an appointment	8	8	N/A	88.7%	88.3%	87.9%

* This is based on patients treated on this contract for their most recent course of treatment. Figures in italics indicate the base number of FP17s or Patient Questionnaire responses are less than 100. N/A is shown where the base number of responses is less than 10 during the period. % is calculated as Quantity/Base number*100

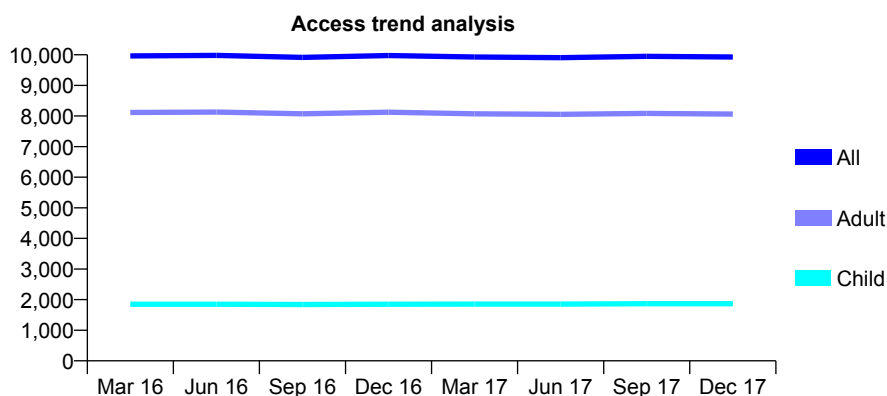
Q68 - Vital Signs At a Glance Contract Report for 197440/0001 - December 2017

Name or company name	Hinal Patel and Shivali Patel
Contract type name	GDS Contract
Purpose of contract	General
Contract start date	01/10/2010
Contract end date	

17/18 Contracted general activity (UDA)	28,271
Carry forward general activity (UDA)	-367
17/18 Contracted orthodontic activity (UOA)	0
Carry forward orthodontic activity (UOA)	0
Baseline contract value	£643,644.07

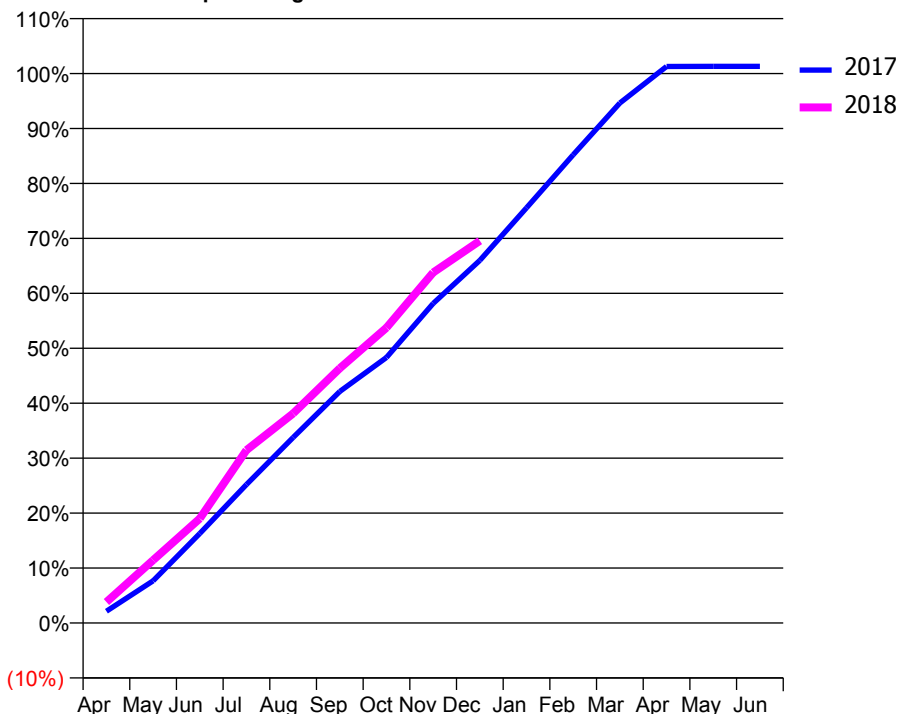
ACCESS*

Patients seen in 24 months	Total	Change since previous quarter
Quarter ending December 2016	9,976	
Quarter ending March 2017	9,926	→
Quarter ending June 2017	9,907	→
Quarter ending September 2017	9,951	→
Quarter ending December 2017	9,928	→
Variance since December 2016	(0.5%)	→



ACTIVITY

Cumulative percentage of contracted UDA delivered 2017 & 2018



Month	Adjusted Scheduled Activity (UDA)	
	2017	2018
April	608	1,081
May	2,174	3,237
June	4,607	5,374
July	7,125	8,895
August	9,545	10,781
September	11,912	13,110
October	13,663	15,191
November	16,438	18,032
December	18,658	19,668
January	21,363	
February	24,092	
March	26,753	
April	28,635	
May	28,637	
June	28,638	

QUALITY

	Quantity	Base Number	Contract	AT	Region	England
% of FP17s for the same patient ID Re-attending within 3 months - Children	164	2,164	7.6%	9.5%	11.5%	12.0%
% of FP17s for the same patient ID Re-attending within 3 months - Adults	1,353	8,940	15.1%	15.0%	15.8%	15.9%
% of FP17s for the same patient ID Re-attending between 3 & 9 months - Children	1,383	2,164	63.9%	59.4%	60.5%	58.0%
% of FP17s for the same patient ID Re-attending between 3 & 9 months - Adults	5,097	8,940	57.0%	51.1%	51.8%	50.5%
% of FP17s for Band 1 Urgent Courses	684	10,336	6.6%	9.6%	9.5%	9.0%
% of FP17s Relating to Free Repair or Replacements	68	10,336	0.7%	0.6%	0.7%	0.8%
% of FP17s Relating to Continuations	329	10,336	3.2%	0.9%	1.0%	1.1%
% of Patients satisfied with the dentistry they have received	11	14	78.6%	91.2%	92.1%	91.5%
% of Patients satisfied with the time they had to wait for an appointment	10	14	71.4%	88.7%	88.3%	87.9%

* This is based on patients treated on this contract for their most recent course of treatment. Figures in italics indicate the base number of FP17s or Patient Questionnaire responses are less than 100. N/A is shown where the base number of responses is less than 10 during the period. % is calculated as Quantity/Base number*100

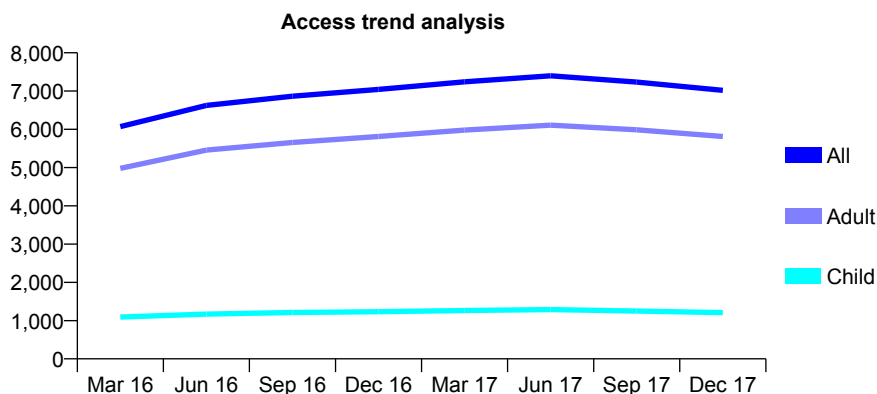
Q68 - Vital Signs At a Glance Contract Report for 198374/0001 - December 2017

Name or company name	The Brassey Avenue Dental Practice Partn
Contract type name	GDS Contract
Purpose of contract	General
Contract start date	01/07/2015
Contract end date	

17/18 Contracted general activity (UDA)	18,773
Carry forward general activity (UDA)	0
17/18 Contracted orthodontic activity (UOA)	0
Carry forward orthodontic activity (UOA)	0
Baseline contract value	£424,282.69

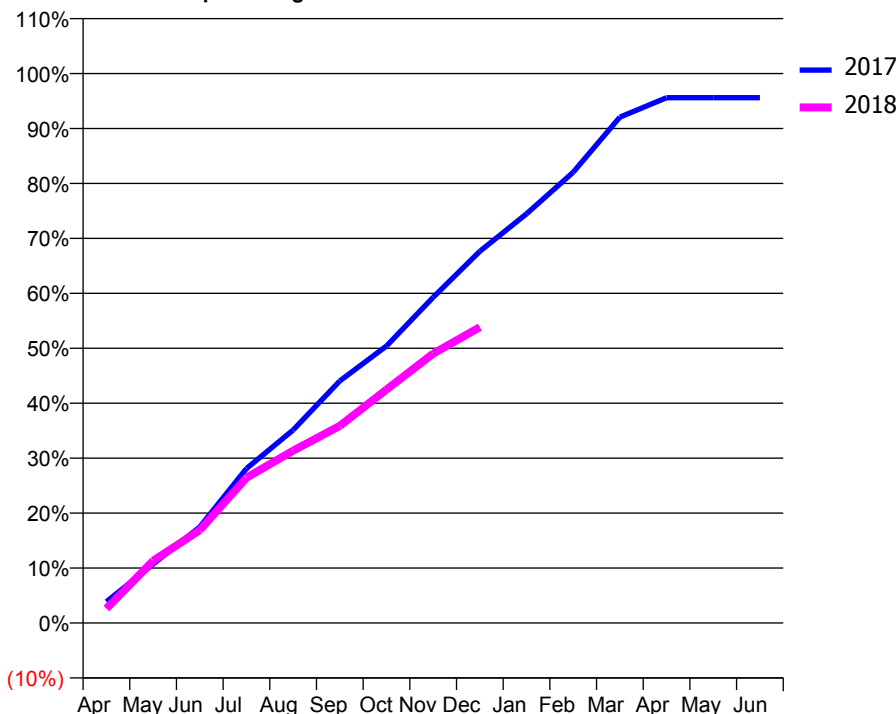
ACCESS*

Patients seen in 24 months	Total	Change since previous quarter
Quarter ending December 2016	7,043	
Quarter ending March 2017	7,243	↑
Quarter ending June 2017	7,398	↑
Quarter ending September 2017	7,236	↓
Quarter ending December 2017	7,019	↓
Variance since December 2016	(0.3%)	→



ACTIVITY

Cumulative percentage of contracted UDA delivered 2017 & 2018



Month	Adjusted Scheduled Activity (UDA)	
	2017	2018
April	727	495
May	2,010	2,126
June	3,280	3,175
July	5,276	4,962
August	6,594	5,887
September	8,272	6,733
October	9,465	7,977
November	11,129	9,204
December	12,699	10,109
January	13,978	
February	15,400	
March	17,283	
April	17,948	
May	17,949	
June	17,947	

QUALITY

	Quantity	Base Number	Contract	AT	Region	England
% of FP17s for the same patient ID Re-attending within 3 months - Children	59	1,096	5.4%	9.5%	11.5%	12.0%
% of FP17s for the same patient ID Re-attending within 3 months - Adults	590	5,379	11.0%	15.0%	15.8%	15.9%
% of FP17s for the same patient ID Re-attending between 3 & 9 months - Children	592	1,096	54.0%	59.4%	60.5%	58.0%
% of FP17s for the same patient ID Re-attending between 3 & 9 months - Adults	2,494	5,379	46.4%	51.1%	51.8%	50.5%
% of FP17s for Band 1 Urgent Courses	649	6,116	10.6%	9.6%	9.5%	9.0%
% of FP17s Relating to Free Repair or Replacements	22	6,116	0.4%	0.6%	0.7%	0.8%
% of FP17s Relating to Continuations	52	6,116	0.9%	0.9%	1.0%	1.1%
% of Patients satisfied with the dentistry they have received	3	4	N/A	91.2%	92.1%	91.5%
% of Patients satisfied with the time they had to wait for an appointment	3	4	N/A	88.7%	88.3%	87.9%

* This is based on patients treated on this contract for their most recent course of treatment. Figures in italics indicate the base number of FP17s or Patient Questionnaire responses are less than 100. N/A is shown where the base number of responses is less than 10 during the period. % is calculated as Quantity/Base number*100

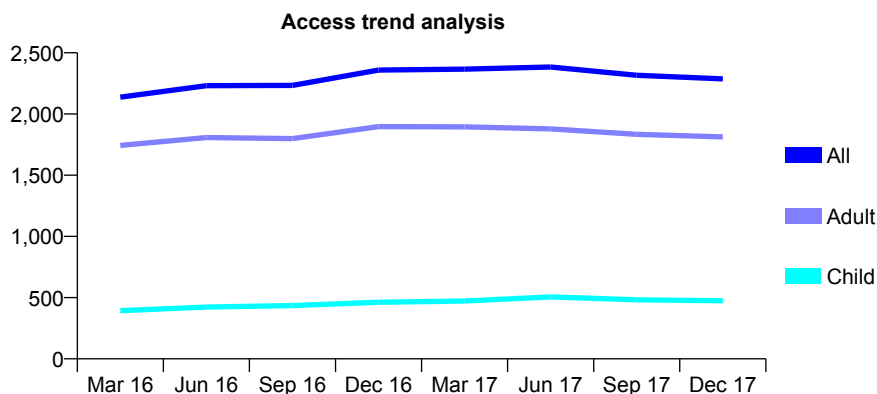
Q68 - Vital Signs At a Glance Contract Report for 198420/0001 - December 2017

Name or company name	Eaton Road Dental Practice Ltd
Contract type name	GDS Contract
Purpose of contract	General
Contract start date	01/10/2007
Contract end date	

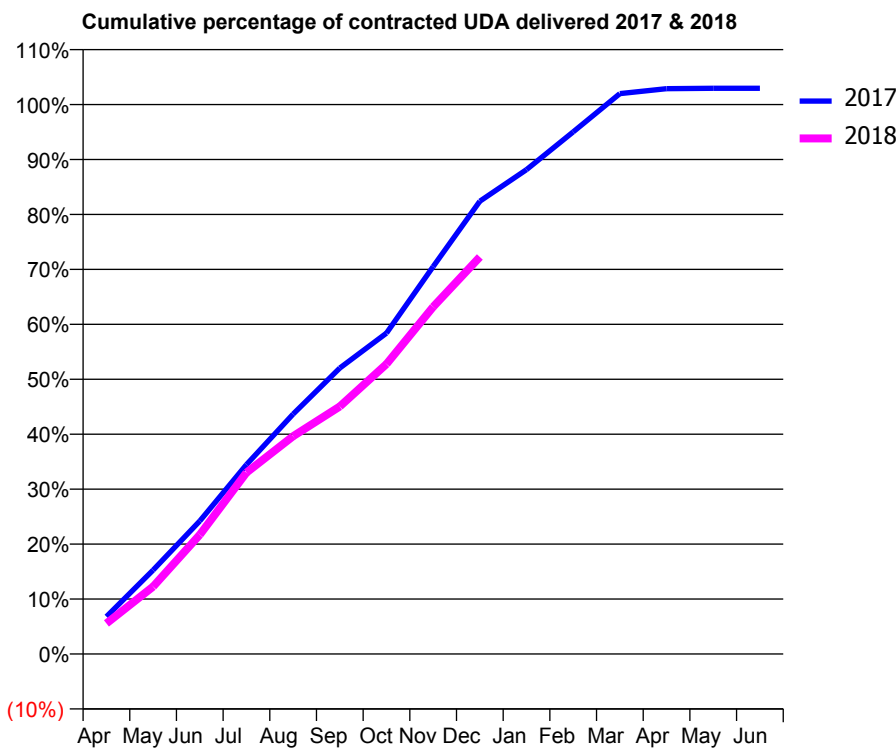
17/18 Contracted general activity (UDA)	4,243
Carry forward general activity (UDA)	-85
17/18 Contracted orthodontic activity (UOA)	0
Carry forward orthodontic activity (UOA)	0
Baseline contract value	£134,760.85

ACCESS*

Patients seen in 24 months	Total	Change since previous quarter
Quarter ending December 2016	2,359	
Quarter ending March 2017	2,367	→
Quarter ending June 2017	2,384	→
Quarter ending September 2017	2,316	↓
Quarter ending December 2017	2,287	↓
Variance since December 2016	(3.1%)	↓



ACTIVITY



Month	Adjusted Scheduled Activity (UDA)	
	2017	2018
April	289	236
May	648	520
June	1,027	921
July	1,463	1,401
August	1,853	1,682
September	2,208	1,912
October	2,478	2,239
November	2,991	2,681
December	3,496	3,066
January	3,740	
February	4,032	
March	4,327	
April	4,365	
May	4,368	
June	4,368	

QUALITY

	Quantity	Base Number	Contract	AT	Region	England
% of FP17s for the same patient ID Re-attending within 3 months - Children	3	308	1.0%	9.5%	11.5%	12.0%
% of FP17s for the same patient ID Re-attending within 3 months - Adults	37	1,114	3.3%	15.0%	15.8%	15.9%
% of FP17s for the same patient ID Re-attending between 3 & 9 months - Children	67	308	21.8%	59.4%	60.5%	58.0%
% of FP17s for the same patient ID Re-attending between 3 & 9 months - Adults	244	1,114	21.9%	51.1%	51.8%	50.5%
% of FP17s for Band 1 Urgent Courses	56	1,398	4.0%	9.6%	9.5%	9.0%
% of FP17s Relating to Free Repair or Replacements	0	1,398	0.0%	0.6%	0.7%	0.8%
% of FP17s Relating to Continuations	1	1,398	0.1%	0.9%	1.0%	1.1%
% of Patients satisfied with the dentistry they have received	0	0	N/A	91.2%	92.1%	91.5%
% of Patients satisfied with the time they had to wait for an appointment	0	0	N/A	88.7%	88.3%	87.9%

* This is based on patients treated on this contract for their most recent course of treatment. Figures in italics indicate the base number of FP17s or Patient Questionnaire responses are less than 100. N/A is shown where the base number of responses is less than 10 during the period. % is calculated as Quantity/Base number*100

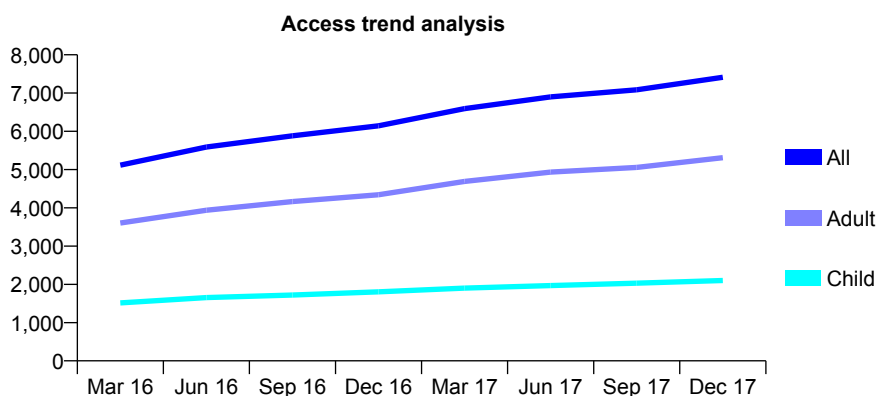
Q68 - Vital Signs At a Glance Contract Report for 198684/0002 - December 2017

Name or company name	Mr Michael Frank Lee and Mr Bahader Sing
Contract type name	GDS Contract
Purpose of contract	General
Contract start date	01/05/2014
Contract end date	

17/18 Contracted general activity (UDA)	16,283
Carry forward general activity (UDA)	0
17/18 Contracted orthodontic activity (UOA)	0
Carry forward orthodontic activity (UOA)	0
Baseline contract value	£427,551.54

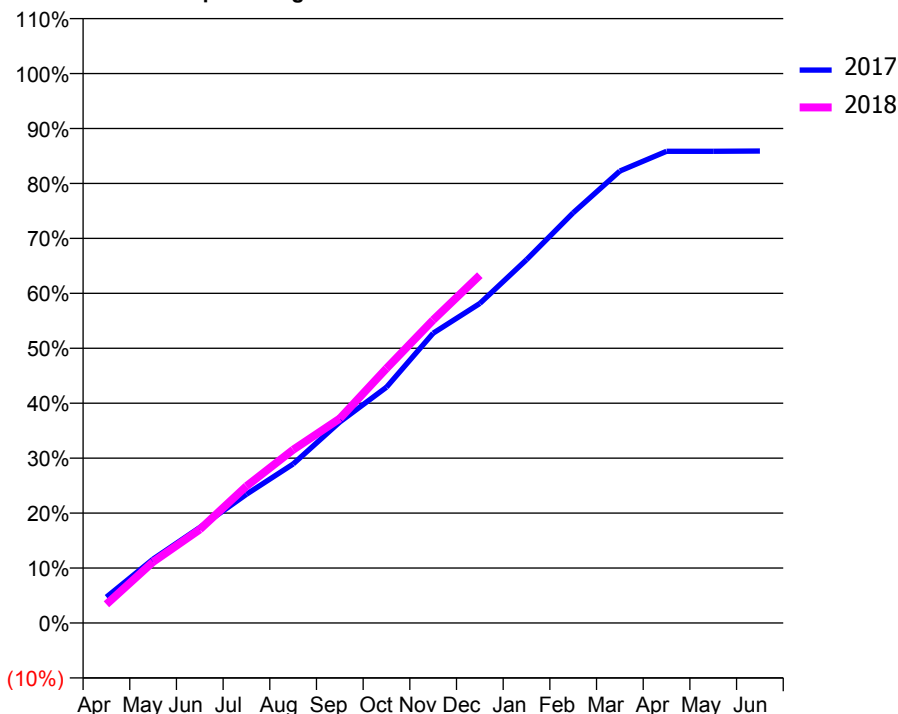
ACCESS*

Patients seen in 24 months	Total	Change since previous quarter
Quarter ending December 2016	6,143	
Quarter ending March 2017	6,592	↑
Quarter ending June 2017	6,901	↑
Quarter ending September 2017	7,086	↑
Quarter ending December 2017	7,411	↑
Variance since December 2016	20.6%	↑



ACTIVITY

Cumulative percentage of contracted UDA delivered 2017 & 2018



Month	Adjusted Scheduled Activity (UDA)	
	2017	2018
April	768	556
May	1,896	1,813
June	2,833	2,774
July	3,817	4,058
August	4,713	5,134
September	5,957	6,059
October	6,988	7,546
November	8,587	8,979
December	9,470	10,306
January	10,765	
February	12,157	
March	13,392	
April	13,979	
May	13,978	
June	13,987	

QUALITY

	Quantity	Base Number	Contract	AT	Region	England
% of FP17s for the same patient ID Re-attending within 3 months - Children	172	2,324	7.4%	9.5%	11.5%	12.0%
% of FP17s for the same patient ID Re-attending within 3 months - Adults	840	5,222	16.1%	15.0%	15.8%	15.9%
% of FP17s for the same patient ID Re-attending between 3 & 9 months - Children	1,420	2,324	61.1%	59.4%	60.5%	58.0%
% of FP17s for the same patient ID Re-attending between 3 & 9 months - Adults	2,441	5,222	46.7%	51.1%	51.8%	50.5%
% of FP17s for Band 1 Urgent Courses	948	6,550	14.5%	9.6%	9.5%	9.0%
% of FP17s Relating to Free Repair or Replacements	9	6,550	0.1%	0.6%	0.7%	0.8%
% of FP17s Relating to Continuations	18	6,550	0.3%	0.9%	1.0%	1.1%
% of Patients satisfied with the dentistry they have received	6	6	N/A	91.2%	92.1%	91.5%
% of Patients satisfied with the time they had to wait for an appointment	6	6	N/A	88.7%	88.3%	87.9%

* This is based on patients treated on this contract for their most recent course of treatment. Figures in italics indicate the base number of FP17s or Patient Questionnaire responses are less than 100. N/A is shown where the base number of responses is less than 10 during the period. % is calculated as Quantity/Base number*100

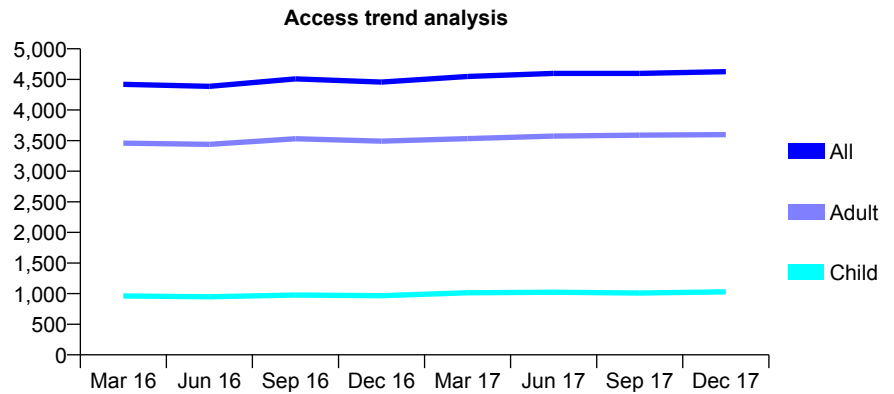
Q68 - Vital Signs At a Glance Contract Report for 199028/0001 - December 2017

Name or company name	HARTLEY DENTAL LIMITED
Contract type name	GDS Contract
Purpose of contract	General
Contract start date	01/09/2008
Contract end date	

17/18 Contracted general activity (UDA)	16,250
Carry forward general activity (UDA)	518
17/18 Contracted orthodontic activity (UOA)	0
Carry forward orthodontic activity (UOA)	0
Baseline contract value	£376,244.33

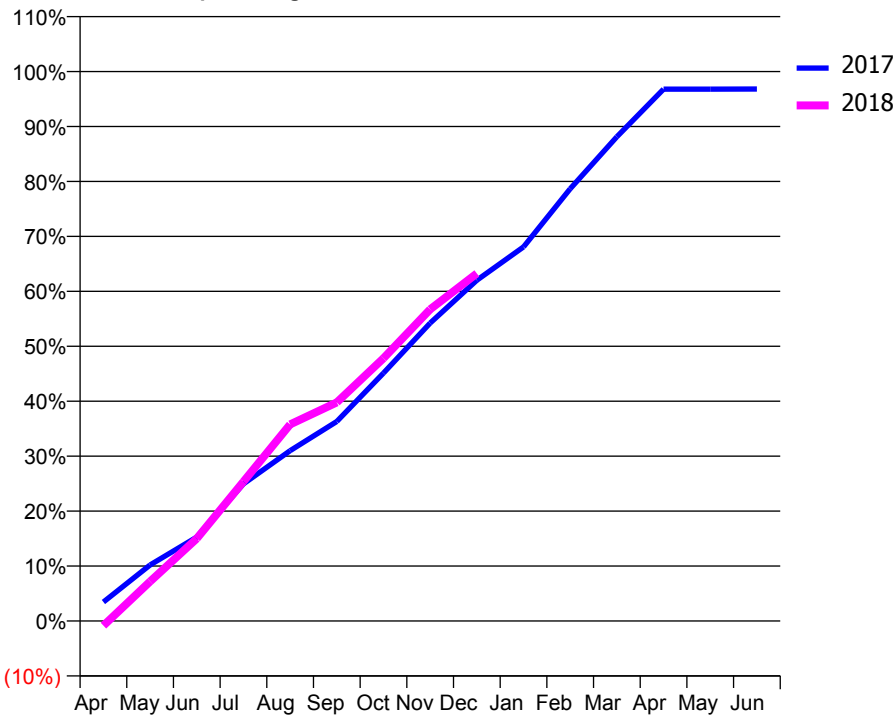
ACCESS*

Patients seen in 24 months	Total	Change since previous quarter
Quarter ending December 2016	4,457	
Quarter ending March 2017	4,547	↑
Quarter ending June 2017	4,598	→
Quarter ending September 2017	4,599	→
Quarter ending December 2017	4,626	→
Variance since December 2016	3.8%	↑



ACTIVITY

Cumulative percentage of contracted UDA delivered 2017 & 2018



Month	Adjusted Scheduled Activity (UDA)	
	2017	2018
April	560	-141
May	1,658	1,169
June	2,484	2,440
July	4,055	4,121
August	5,038	5,814
September	5,900	6,464
October	7,333	7,771
November	8,811	9,217
December	10,077	10,278
January	11,061	
February	12,782	
March	14,322	
April	15,727	
May	15,729	
June	15,732	

QUALITY

	Quantity	Base Number	Contract	AT	Region	England
% of FP17s for the same patient ID Re-attending within 3 months - Children	65	1,103	5.9%	9.5%	11.5%	12.0%
% of FP17s for the same patient ID Re-attending within 3 months - Adults	532	3,810	14.0%	15.0%	15.8%	15.9%
% of FP17s for the same patient ID Re-attending between 3 & 9 months - Children	700	1,103	63.5%	59.4%	60.5%	58.0%
% of FP17s for the same patient ID Re-attending between 3 & 9 months - Adults	1,956	3,810	51.3%	51.1%	51.8%	50.5%
% of FP17s for Band 1 Urgent Courses	364	4,516	8.1%	9.6%	9.5%	9.0%
% of FP17s Relating to Free Repair or Replacements	37	4,516	0.8%	0.6%	0.7%	0.8%
% of FP17s Relating to Continuations	28	4,516	0.6%	0.9%	1.0%	1.1%
% of Patients satisfied with the dentistry they have received	6	6	N/A	91.2%	92.1%	91.5%
% of Patients satisfied with the time they had to wait for an appointment	5	6	N/A	88.7%	88.3%	87.9%

* This is based on patients treated on this contract for their most recent course of treatment. Figures in italics indicate the base number of FP17s or Patient Questionnaire responses are less than 100. N/A is shown where the base number of responses is less than 10 during the period. % is calculated as Quantity/Base number*100

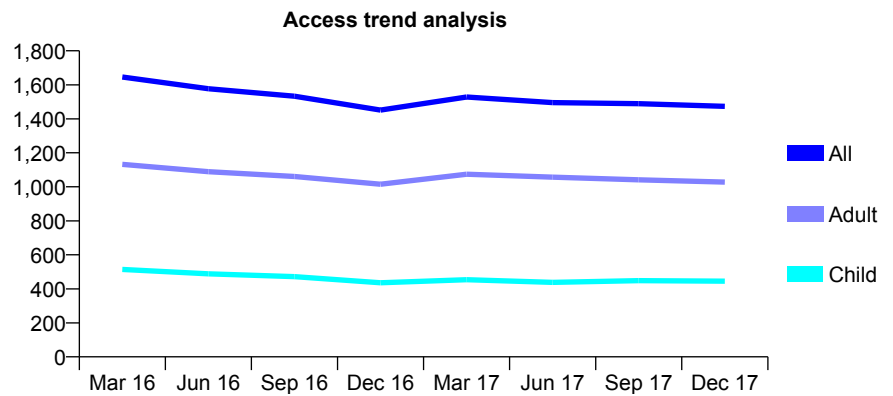
Q68 - Vital Signs At a Glance Contract Report for 199370/0001 - December 2017

Name or company name	Pittham Dental Ltd
Contract type name	GDS Contract
Purpose of contract	General
Contract start date	01/09/2007
Contract end date	

17/18 Contracted general activity (UDA)	4,800
Carry forward general activity (UDA)	-22
17/18 Contracted orthodontic activity (UOA)	0
Carry forward orthodontic activity (UOA)	0
Baseline contract value	£104,351.94

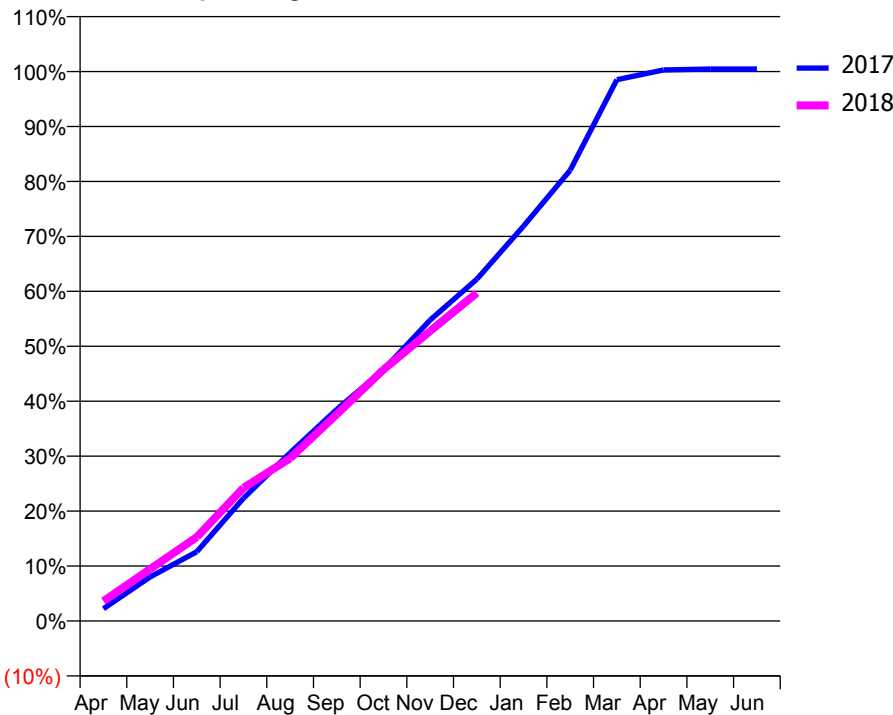
ACCESS*

Patients seen in 24 months	Total	Change since previous quarter
Quarter ending December 2016	1,451	
Quarter ending March 2017	1,528	↑
Quarter ending June 2017	1,495	↓
Quarter ending September 2017	1,489	→
Quarter ending December 2017	1,473	↓
Variance since December 2016	1.5%	→



ACTIVITY

Cumulative percentage of contracted UDA delivered 2017 & 2018



Month	Adjusted Scheduled Activity (UDA)	
	2017	2018
April	108	174
May	385	454
June	605	733
July	1,073	1,163
August	1,469	1,422
September	1,849	1,806
October	2,195	2,196
November	2,630	2,532
December	2,986	2,866
January	3,450	
February	3,938	
March	4,728	
April	4,814	
May	4,821	
June	4,821	

QUALITY

	Quantity	Base Number	Contract	AT	Region	England
% of FP17s for the same patient ID Re-attending within 3 months - Children	38	484	7.9%	9.5%	11.5%	12.0%
% of FP17s for the same patient ID Re-attending within 3 months - Adults	157	1,037	15.1%	15.0%	15.8%	15.9%
% of FP17s for the same patient ID Re-attending between 3 & 9 months - Children	327	484	67.6%	59.4%	60.5%	58.0%
% of FP17s for the same patient ID Re-attending between 3 & 9 months - Adults	662	1,037	63.8%	51.1%	51.8%	50.5%
% of FP17s for Band 1 Urgent Courses	101	1,455	6.9%	9.6%	9.5%	9.0%
% of FP17s Relating to Free Repair or Replacements	14	1,455	1.0%	0.6%	0.7%	0.8%
% of FP17s Relating to Continuations	11	1,455	0.8%	0.9%	1.0%	1.1%
% of Patients satisfied with the dentistry they have received	0	0	N/A	91.2%	92.1%	91.5%
% of Patients satisfied with the time they had to wait for an appointment	0	0	N/A	88.7%	88.3%	87.9%

* This is based on patients treated on this contract for their most recent course of treatment. Figures in italics indicate the base number of FP17s or Patient Questionnaire responses are less than 100. N/A is shown where the base number of responses is less than 10 during the period. % is calculated as Quantity/Base number*100

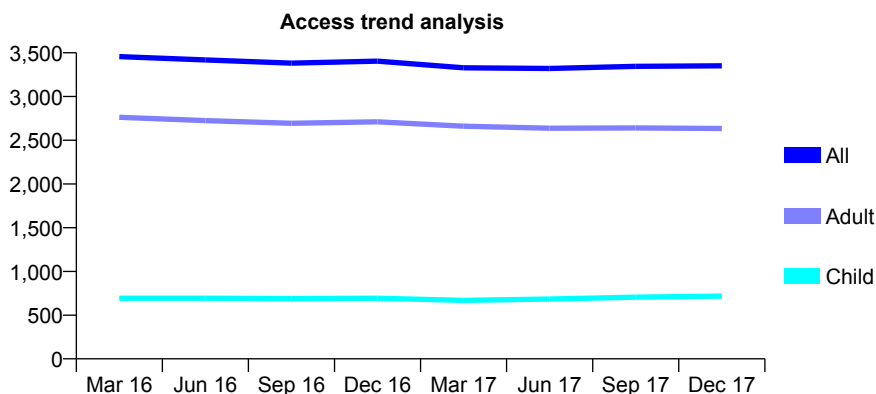
Q68 - Vital Signs At a Glance Contract Report for 199389/0001 - December 2017

Name or company name	Pure Dental Surgery Limited
Contract type name	GDS Contract
Purpose of contract	General
Contract start date	01/05/2012
Contract end date	

17/18 Contracted general activity (UDA)	11,066
Carry forward general activity (UDA)	-222
17/18 Contracted orthodontic activity (UOA)	0
Carry forward orthodontic activity (UOA)	0
Baseline contract value	£258,519.43

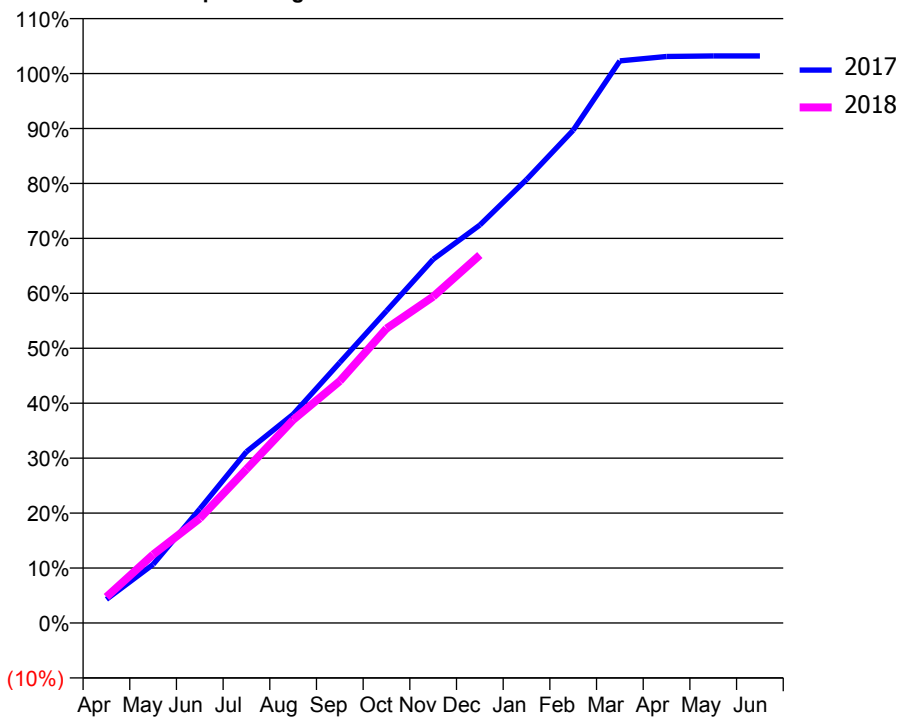
ACCESS*

Patients seen in 24 months	Total	Change since previous quarter
Quarter ending December 2016	3,404	
Quarter ending March 2017	3,329	↓
Quarter ending June 2017	3,321	→
Quarter ending September 2017	3,345	→
Quarter ending December 2017	3,352	→
Variance since December 2016	(1.5%)	↓



ACTIVITY

Cumulative percentage of contracted UDA delivered 2017 & 2018



Month	Adjusted Scheduled Activity (UDA)	
	2017	2018
April	477	526
May	1,180	1,380
June	2,297	2,107
July	3,450	3,097
August	4,203	4,091
September	5,246	4,872
October	6,286	5,930
November	7,325	6,573
December	8,015	7,410
January	8,931	
February	9,925	
March	11,320	
April	11,408	
May	11,420	
June	11,420	

QUALITY

	Quantity	Base Number	Contract	AT	Region	England
% of FP17s for the same patient ID Re-attending within 3 months - Children	51	793	6.4%	9.5%	11.5%	12.0%
% of FP17s for the same patient ID Re-attending within 3 months - Adults	405	2,966	13.7%	15.0%	15.8%	15.9%
% of FP17s for the same patient ID Re-attending between 3 & 9 months - Children	491	793	61.9%	59.4%	60.5%	58.0%
% of FP17s for the same patient ID Re-attending between 3 & 9 months - Adults	1,933	2,966	65.2%	51.1%	51.8%	50.5%
% of FP17s for Band 1 Urgent Courses	216	3,721	5.8%	9.6%	9.5%	9.0%
% of FP17s Relating to Free Repair or Replacements	8	3,721	0.2%	0.6%	0.7%	0.8%
% of FP17s Relating to Continuations	0	3,721	0.0%	0.9%	1.0%	1.1%
% of Patients satisfied with the dentistry they have received	8	10	80.0%	91.2%	92.1%	91.5%
% of Patients satisfied with the time they had to wait for an appointment	9	10	90.0%	88.7%	88.3%	87.9%

* This is based on patients treated on this contract for their most recent course of treatment. Figures in italics indicate the base number of FP17s or Patient Questionnaire responses are less than 100. N/A is shown where the base number of responses is less than 10 during the period. % is calculated as Quantity/Base number*100

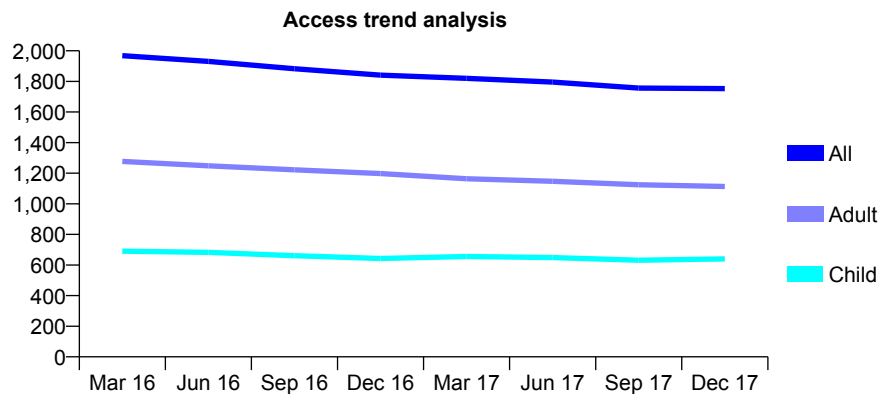
Q68 - Vital Signs At a Glance Contract Report for 199516/0001 - December 2017

Name or company name	Pamela Noon and Shernaz Wadia
Contract type name	GDS Contract
Purpose of contract	General
Contract start date	01/03/2012
Contract end date	

17/18 Contracted general activity (UDA)	6,100
Carry forward general activity (UDA)	0
17/18 Contracted orthodontic activity (UOA)	0
Carry forward orthodontic activity (UOA)	0
Baseline contract value	£171,809.45

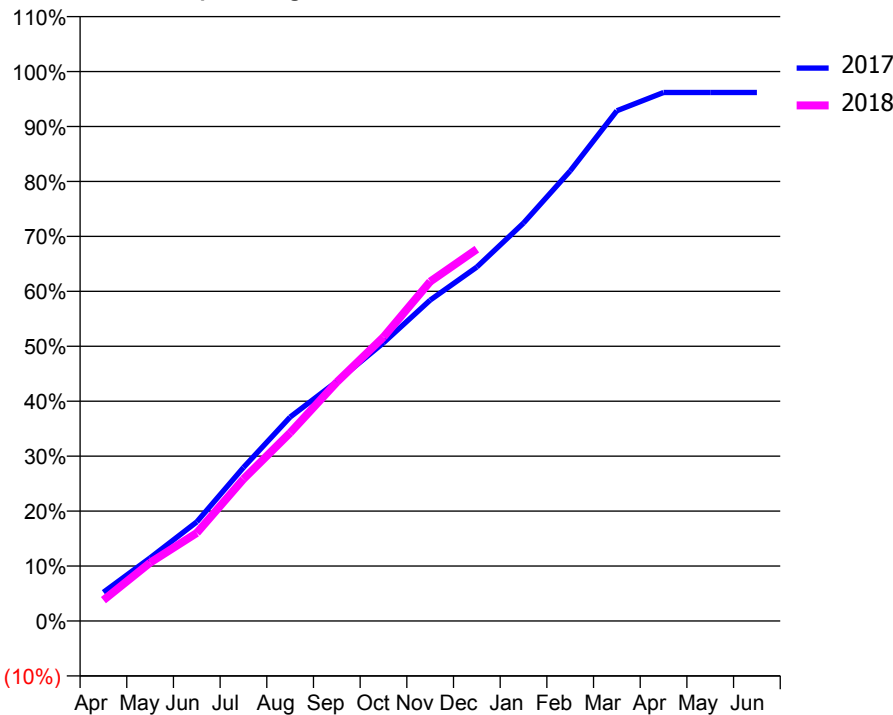
ACCESS*

Patients seen in 24 months	Total	Change since previous quarter
Quarter ending December 2016	1,841	
Quarter ending March 2017	1,820	↓
Quarter ending June 2017	1,796	↓
Quarter ending September 2017	1,756	↓
Quarter ending December 2017	1,753	→
Variance since December 2016	(4.8%)	↓



ACTIVITY

Cumulative percentage of contracted UDA delivered 2017 & 2018



Month	Adjusted Scheduled Activity (UDA)	
	2017	2018
April	318	232
May	700	647
June	1,100	978
July	1,705	1,576
August	2,264	2,090
September	2,659	2,652
October	3,089	3,152
November	3,562	3,769
December	3,930	4,128
January	4,418	
February	4,996	
March	5,664	
April	5,868	
May	5,868	
June	5,868	

QUALITY

	Quantity	Base Number	Contract	AT	Region	England
% of FP17s for the same patient ID Re-attending within 3 months - Children	82	905	9.1%	9.5%	11.5%	12.0%
% of FP17s for the same patient ID Re-attending within 3 months - Adults	165	1,328	12.4%	15.0%	15.8%	15.9%
% of FP17s for the same patient ID Re-attending between 3 & 9 months - Children	673	905	74.4%	59.4%	60.5%	58.0%
% of FP17s for the same patient ID Re-attending between 3 & 9 months - Adults	933	1,328	70.3%	51.1%	51.8%	50.5%
% of FP17s for Band 1 Urgent Courses	88	2,134	4.1%	9.6%	9.5%	9.0%
% of FP17s Relating to Free Repair or Replacements	11	2,134	0.5%	0.6%	0.7%	0.8%
% of FP17s Relating to Continuations	6	2,134	0.3%	0.9%	1.0%	1.1%
% of Patients satisfied with the dentistry they have received	3	4	N/A	91.2%	92.1%	91.5%
% of Patients satisfied with the time they had to wait for an appointment	3	4	N/A	88.7%	88.3%	87.9%

* This is based on patients treated on this contract for their most recent course of treatment. Figures in italics indicate the base number of FP17s or Patient Questionnaire responses are less than 100. N/A is shown where the base number of responses is less than 10 during the period. % is calculated as Quantity/Base number*100

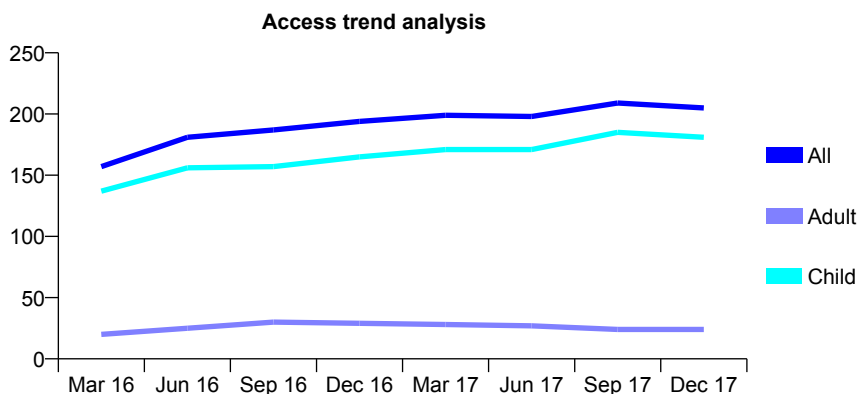
Q68 - Vital Signs At a Glance Contract Report for 199737/0001 - December 2017

Name or company name	Rectory House Dental Practice Ltd
Contract type name	GDS Contract
Purpose of contract	General
Contract start date	01/08/2009
Contract end date	

17/18 Contracted general activity (UDA)	380
Carry forward general activity (UDA)	0
17/18 Contracted orthodontic activity (UOA)	0
Carry forward orthodontic activity (UOA)	0
Baseline contract value	£8,542.06

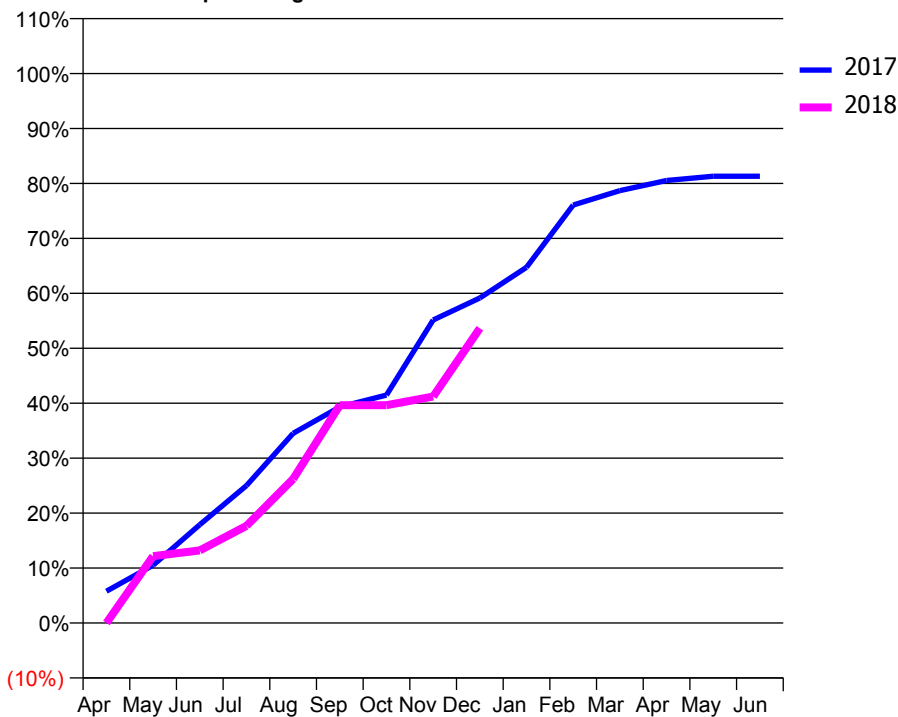
ACCESS*

Patients seen in 24 months	Total	Change since previous quarter
Quarter ending December 2016	194	
Quarter ending March 2017	199	↑
Quarter ending June 2017	198	→
Quarter ending September 2017	209	↑
Quarter ending December 2017	205	↓
Variance since December 2016	5.7%	↑



ACTIVITY

Cumulative percentage of contracted UDA delivered 2017 & 2018



Month	Adjusted Scheduled Activity (UDA)	
	2017	2018
April	22	0
May	40	46
June	68	50
July	95	67
August	131	100
September	149	151
October	158	151
November	210	157
December	225	204
January	246	
February	289	
March	299	
April	306	
May	309	
June	309	

QUALITY

	Quantity	Base Number	Contract	AT	Region	England
% of FP17s for the same patient ID Re-attending within 3 months - Children	7	171	4.1%	9.5%	11.5%	12.0%
% of FP17s for the same patient ID Re-attending within 3 months - Adults	0	1	0.0%	15.0%	15.8%	15.9%
% of FP17s for the same patient ID Re-attending between 3 & 9 months - Children	89	171	52.0%	59.4%	60.5%	58.0%
% of FP17s for the same patient ID Re-attending between 3 & 9 months - Adults	0	1	0.0%	51.1%	51.8%	50.5%
% of FP17s for Band 1 Urgent Courses	4	164	2.4%	9.6%	9.5%	9.0%
% of FP17s Relating to Free Repair or Replacements	0	164	0.0%	0.6%	0.7%	0.8%
% of FP17s Relating to Continuations	2	164	1.2%	0.9%	1.0%	1.1%
% of Patients satisfied with the dentistry they have received	0	0	N/A	91.2%	92.1%	91.5%
% of Patients satisfied with the time they had to wait for an appointment	0	0	N/A	88.7%	88.3%	87.9%

* This is based on patients treated on this contract for their most recent course of treatment. Figures in italics indicate the base number of FP17s or Patient Questionnaire responses are less than 100. N/A is shown where the base number of responses is less than 10 during the period. % is calculated as Quantity/Base number*100

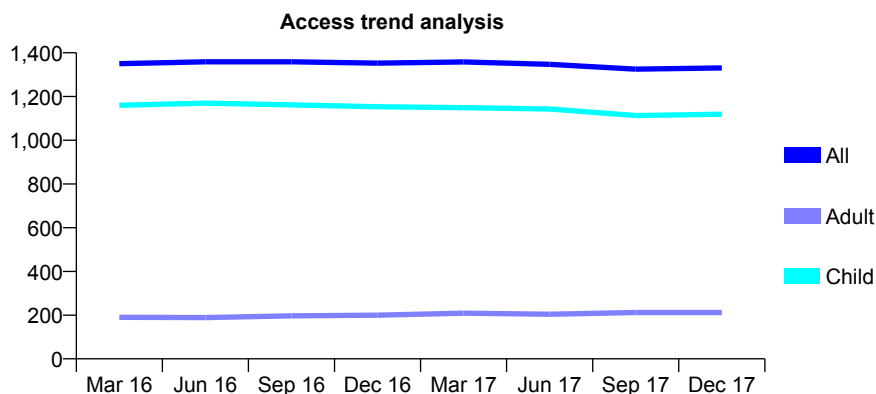
Q68 - Vital Signs At a Glance Contract Report for 207993/0001 - December 2017

Name or company name	MR MT COPPEN
Contract type name	GDS Contract
Purpose of contract	General
Contract start date	01/04/2006
Contract end date	

17/18 Contracted general activity (UDA)	3,479
Carry forward general activity (UDA)	-70
17/18 Contracted orthodontic activity (UOA)	0
Carry forward orthodontic activity (UOA)	0
Baseline contract value	£77,498.24

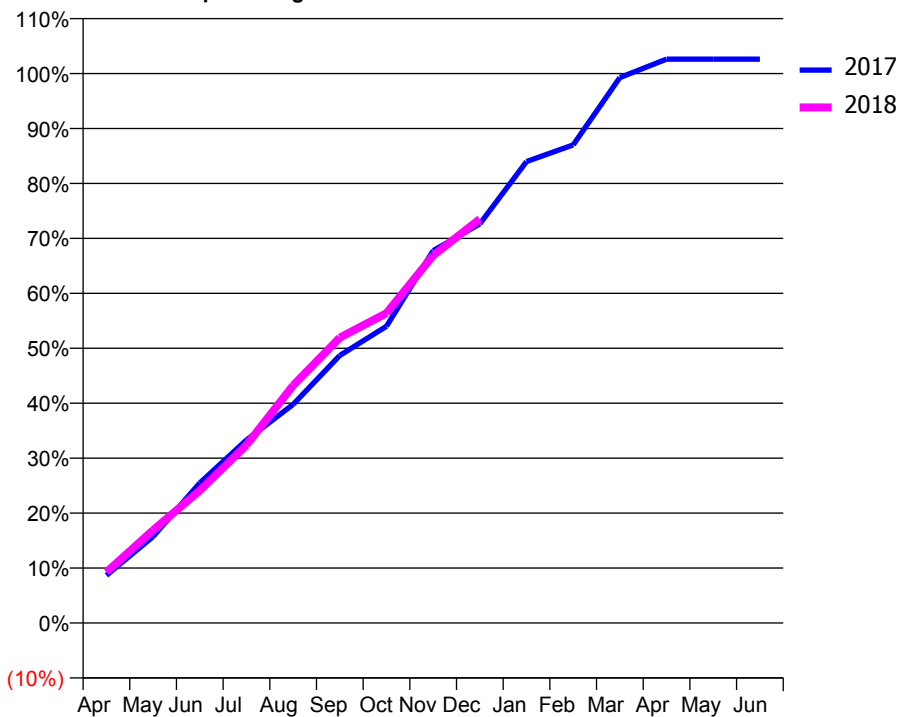
ACCESS*

Patients seen in 24 months	Total	Change since previous quarter
Quarter ending December 2016	1,353	
Quarter ending March 2017	1,358	→
Quarter ending June 2017	1,347	→
Quarter ending September 2017	1,325	↓
Quarter ending December 2017	1,331	→
Variance since December 2016	(1.6%)	↓



ACTIVITY

Cumulative percentage of contracted UDA delivered 2017 & 2018



Month	Adjusted Scheduled Activity (UDA)	
	2017	2018
April	302	322
May	547	588
June	887	838
July	1,159	1,127
August	1,384	1,504
September	1,694	1,807
October	1,879	1,962
November	2,357	2,327
December	2,528	2,558
January	2,921	
February	3,027	
March	3,453	
April	3,570	
May	3,570	
June	3,570	

QUALITY

	Quantity	Base Number	Contract	AT	Region	England
% of FP17s for the same patient ID Re-attending within 3 months - Children	124	1,412	8.8%	9.5%	11.5%	12.0%
% of FP17s for the same patient ID Re-attending within 3 months - Adults	4	81	4.9%	15.0%	15.8%	15.9%
% of FP17s for the same patient ID Re-attending between 3 & 9 months - Children	959	1,412	67.9%	59.4%	60.5%	58.0%
% of FP17s for the same patient ID Re-attending between 3 & 9 months - Adults	57	81	70.4%	51.1%	51.8%	50.5%
% of FP17s for Band 1 Urgent Courses	83	1,437	5.8%	9.6%	9.5%	9.0%
% of FP17s Relating to Free Repair or Replacements	0	1,437	0.0%	0.6%	0.7%	0.8%
% of FP17s Relating to Continuations	15	1,437	1.0%	0.9%	1.0%	1.1%
% of Patients satisfied with the dentistry they have received	0	0	N/A	91.2%	92.1%	91.5%
% of Patients satisfied with the time they had to wait for an appointment	0	0	N/A	88.7%	88.3%	87.9%

* This is based on patients treated on this contract for their most recent course of treatment. Figures in italics indicate the base number of FP17s or Patient Questionnaire responses are less than 100. N/A is shown where the base number of responses is less than 10 during the period. % is calculated as Quantity/Base number*100

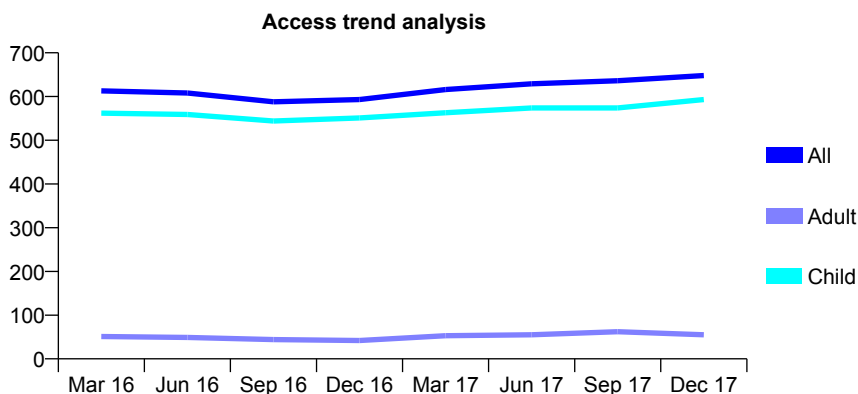
Q68 - Vital Signs At a Glance Contract Report for 209104/0001 - December 2017

Name or company name	Summerfield Dental Practice
Contract type name	GDS Contract
Purpose of contract	General
Contract start date	01/04/2006
Contract end date	

17/18 Contracted general activity (UDA)	900
Carry forward general activity (UDA)	-18
17/18 Contracted orthodontic activity (UOA)	0
Carry forward orthodontic activity (UOA)	0
Baseline contract value	£22,063.14

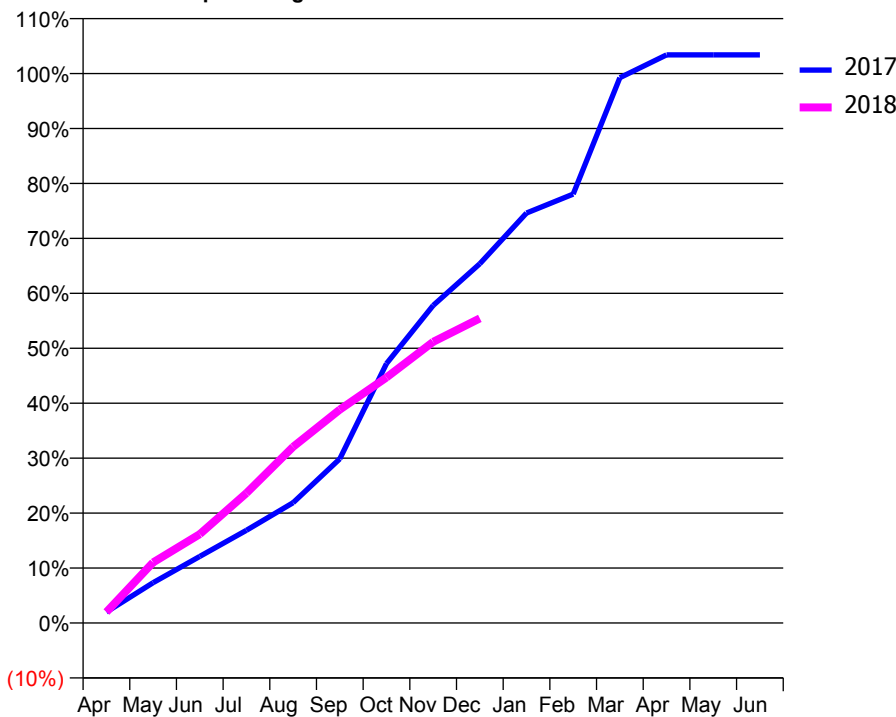
ACCESS*

Patients seen in 24 months	Total	Change since previous quarter
Quarter ending December 2016	593	
Quarter ending March 2017	616	↑
Quarter ending June 2017	629	↑
Quarter ending September 2017	636	→
Quarter ending December 2017	648	→
Variance since December 2016	9.3%	↑



ACTIVITY

Cumulative percentage of contracted UDA delivered 2017 & 2018



Month	Adjusted Scheduled Activity (UDA)	
	2017	2018
April	18	18
May	66	99
June	109	146
July	152	213
August	197	289
September	269	350
October	425	402
November	520	461
December	588	499
January	671	
February	702	
March	893	
April	931	
May	931	
June	931	

QUALITY

	Quantity	Base Number	Contract	AT	Region	England
% of FP17s for the same patient ID Re-attending within 3 months - Children	17	436	3.9%	9.5%	11.5%	12.0%
% of FP17s for the same patient ID Re-attending within 3 months - Adults	0	1	0.0%	15.0%	15.8%	15.9%
% of FP17s for the same patient ID Re-attending between 3 & 9 months - Children	179	436	41.1%	59.4%	60.5%	58.0%
% of FP17s for the same patient ID Re-attending between 3 & 9 months - Adults	0	1	0.0%	51.1%	51.8%	50.5%
% of FP17s for Band 1 Urgent Courses	15	405	3.7%	9.6%	9.5%	9.0%
% of FP17s Relating to Free Repair or Replacements	1	405	0.2%	0.6%	0.7%	0.8%
% of FP17s Relating to Continuations	0	405	0.0%	0.9%	1.0%	1.1%
% of Patients satisfied with the dentistry they have received	0	0	N/A	91.2%	92.1%	91.5%
% of Patients satisfied with the time they had to wait for an appointment	0	0	N/A	88.7%	88.3%	87.9%

* This is based on patients treated on this contract for their most recent course of treatment. Figures in italics indicate the base number of FP17s or Patient Questionnaire responses are less than 100. N/A is shown where the base number of responses is less than 10 during the period. % is calculated as Quantity/Base number*100

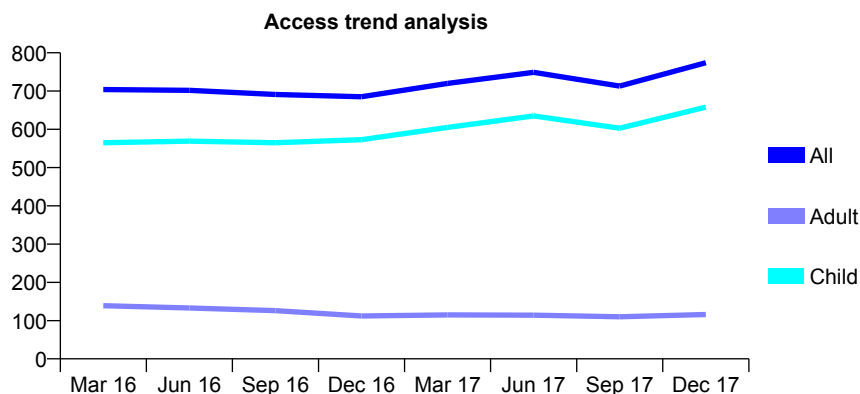
Q68 - Vital Signs At a Glance Contract Report for 214698/0001 - December 2017

Name or company name	MISS DA MAHONEY
Contract type name	GDS Contract
Purpose of contract	General
Contract start date	01/04/2006
Contract end date	

17/18 Contracted general activity (UDA)	1,400
Carry forward general activity (UDA)	-28
17/18 Contracted orthodontic activity (UOA)	0
Carry forward orthodontic activity (UOA)	0
Baseline contract value	£31,751.99

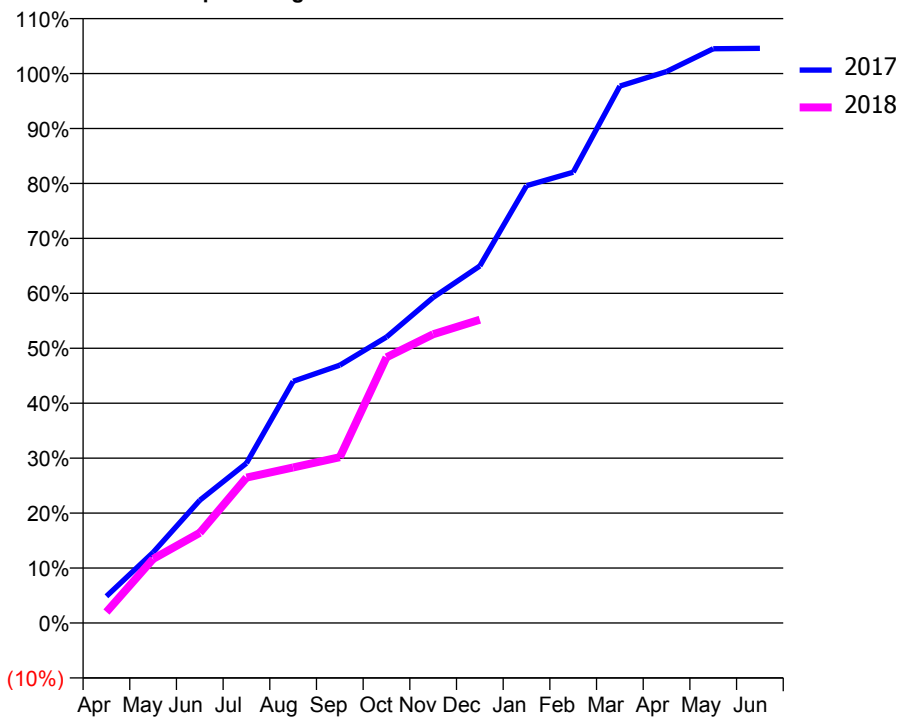
ACCESS*

Patients seen in 24 months	Total	Change since previous quarter
Quarter ending December 2016	685	
Quarter ending March 2017	720	↑
Quarter ending June 2017	749	↑
Quarter ending September 2017	713	↓
Quarter ending December 2017	774	↑
Variance since December 2016	13.0%	↑



ACTIVITY

Cumulative percentage of contracted UDA delivered 2017 & 2018



Month	Adjusted Scheduled Activity (UDA)	
	2017	2018
April	68	28
May	180	163
June	313	230
July	407	370
August	616	396
September	657	422
October	728	677
November	829	736
December	910	773
January	1,114	
February	1,148	
March	1,368	
April	1,405	
May	1,463	
June	1,464	

QUALITY

	Quantity	Base Number	Contract	AT	Region	England
% of FP17s for the same patient ID Re-attending within 3 months - Children	50	645	7.8%	9.5%	11.5%	12.0%
% of FP17s for the same patient ID Re-attending within 3 months - Adults	7	65	10.8%	15.0%	15.8%	15.9%
% of FP17s for the same patient ID Re-attending between 3 & 9 months - Children	330	645	51.2%	59.4%	60.5%	58.0%
% of FP17s for the same patient ID Re-attending between 3 & 9 months - Adults	33	65	50.8%	51.1%	51.8%	50.5%
% of FP17s for Band 1 Urgent Courses	15	655	2.3%	9.6%	9.5%	9.0%
% of FP17s Relating to Free Repair or Replacements	0	655	0.0%	0.6%	0.7%	0.8%
% of FP17s Relating to Continuations	0	655	0.0%	0.9%	1.0%	1.1%
% of Patients satisfied with the dentistry they have received	0	0	N/A	91.2%	92.1%	91.5%
% of Patients satisfied with the time they had to wait for an appointment	0	0	N/A	88.7%	88.3%	87.9%

* This is based on patients treated on this contract for their most recent course of treatment. Figures in italics indicate the base number of FP17s or Patient Questionnaire responses are less than 100. N/A is shown where the base number of responses is less than 10 during the period. % is calculated as Quantity/Base number*100

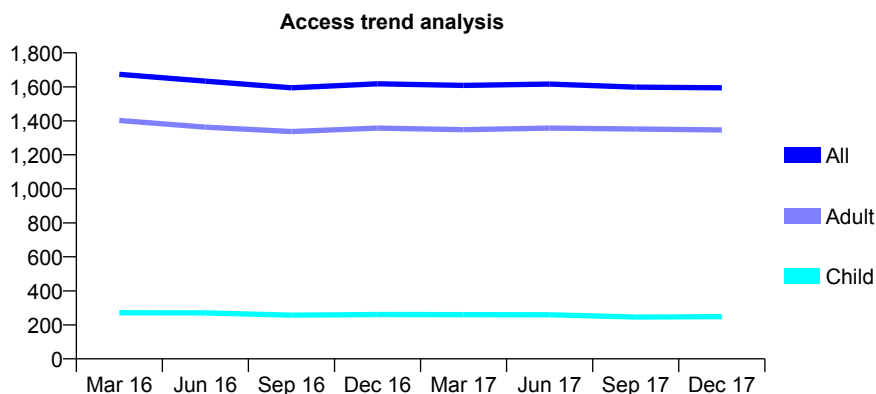
Q68 - Vital Signs At a Glance Contract Report for 219541/0001 - December 2017

Name or company name	MR SN ROUSSOS
Contract type name	GDS Contract
Purpose of contract	General
Contract start date	01/04/2006
Contract end date	

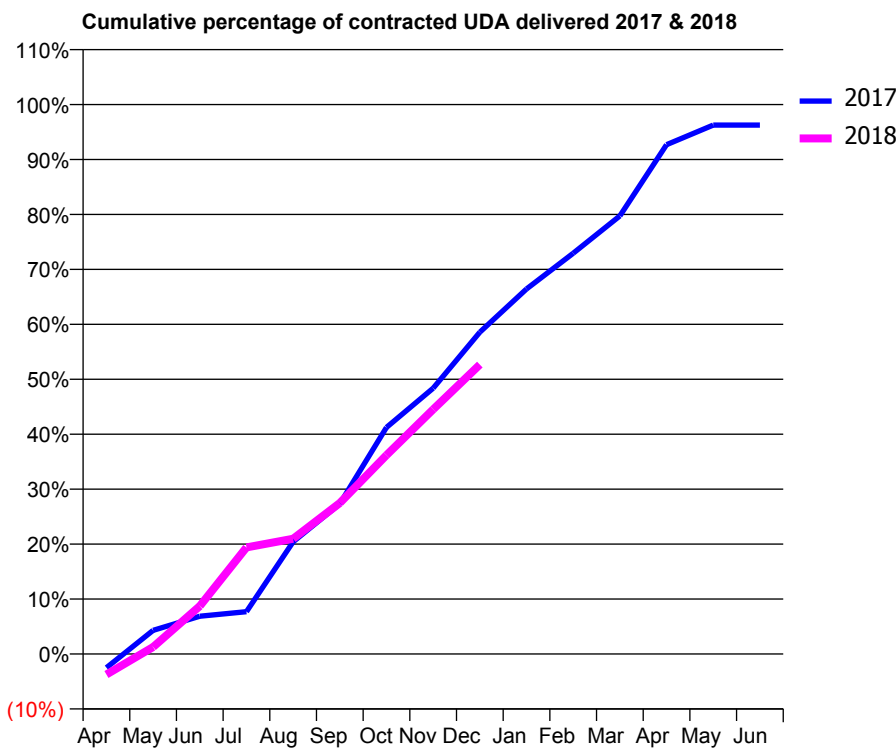
17/18 Contracted general activity (UDA)	8,132
Carry forward general activity (UDA)	305
17/18 Contracted orthodontic activity (UOA)	0
Carry forward orthodontic activity (UOA)	0
Baseline contract value	£191,075.70

ACCESS*

Patients seen in 24 months	Total	Change since previous quarter
Quarter ending December 2016	1,618	
Quarter ending March 2017	1,608	→
Quarter ending June 2017	1,616	→
Quarter ending September 2017	1,598	↓
Quarter ending December 2017	1,594	→
Variance since December 2016	(1.5%)	↓



ACTIVITY



Month	Adjusted Scheduled Activity (UDA)	
	2017	2018
April	-205	-305
May	349	103
June	560	709
July	627	1,577
August	1,660	1,705
September	2,223	2,236
October	3,353	2,943
November	3,933	3,621
December	4,763	4,283
January	5,402	
February	5,931	
March	6,483	
April	7,537	
May	7,827	
June	7,827	

QUALITY

	Quantity	Base Number	Contract	AT	Region	England
% of FP17s for the same patient ID Re-attending within 3 months - Children	10	254	3.9%	9.5%	11.5%	12.0%
% of FP17s for the same patient ID Re-attending within 3 months - Adults	276	1,479	18.7%	15.0%	15.8%	15.9%
% of FP17s for the same patient ID Re-attending between 3 & 9 months - Children	154	254	60.6%	59.4%	60.5%	58.0%
% of FP17s for the same patient ID Re-attending between 3 & 9 months - Adults	818	1,479	55.3%	51.1%	51.8%	50.5%
% of FP17s for Band 1 Urgent Courses	133	1,405	9.5%	9.6%	9.5%	9.0%
% of FP17s Relating to Free Repair or Replacements	3	1,405	0.2%	0.6%	0.7%	0.8%
% of FP17s Relating to Continuations	2	1,405	0.1%	0.9%	1.0%	1.1%
% of Patients satisfied with the dentistry they have received	5	6	N/A	91.2%	92.1%	91.5%
% of Patients satisfied with the time they had to wait for an appointment	5	6	N/A	88.7%	88.3%	87.9%

* This is based on patients treated on this contract for their most recent course of treatment. Figures in italics indicate the base number of FP17s or Patient Questionnaire responses are less than 100. N/A is shown where the base number of responses is less than 10 during the period. % is calculated as Quantity/Base number*100

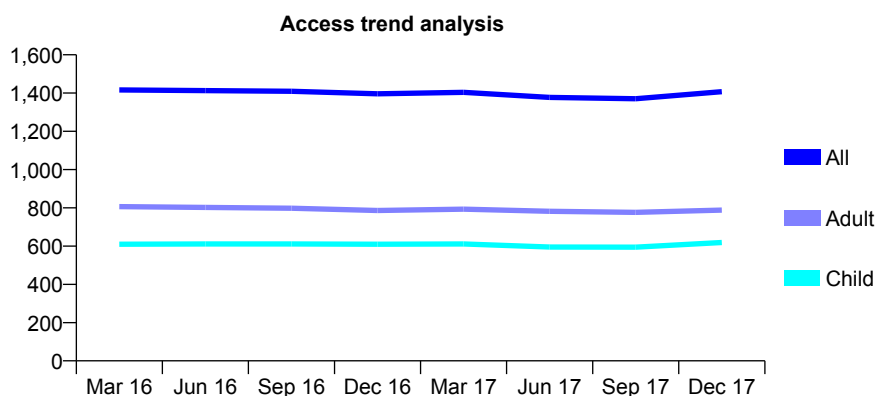
Q68 - Vital Signs At a Glance Contract Report for 219894/0001 - December 2017

Name or company name	MR JP GRIFFITHS
Contract type name	GDS Contract
Purpose of contract	General
Contract start date	01/04/2006
Contract end date	

17/18 Contracted general activity (UDA)	3,500
Carry forward general activity (UDA)	-70
17/18 Contracted orthodontic activity (UOA)	0
Carry forward orthodontic activity (UOA)	0
Baseline contract value	£84,575.27

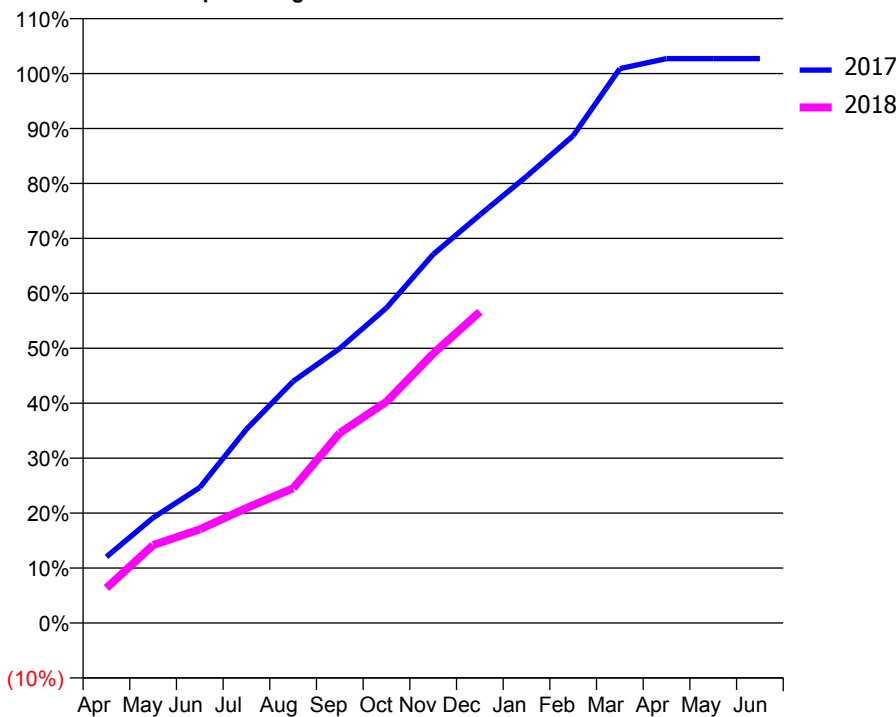
ACCESS*

Patients seen in 24 months	Total	Change since previous quarter
Quarter ending December 2016	1,396	
Quarter ending March 2017	1,404	→
Quarter ending June 2017	1,377	↓
Quarter ending September 2017	1,370	→
Quarter ending December 2017	1,407	↑
Variance since December 2016	0.8%	→



ACTIVITY

Cumulative percentage of contracted UDA delivered 2017 & 2018



Month	Adjusted Scheduled Activity (UDA)	
	2017	2018
April	422	223
May	671	497
June	863	597
July	1,234	732
August	1,539	858
September	1,749	1,210
October	2,007	1,410
November	2,348	1,716
December	2,599	1,982
January	2,845	
February	3,104	
March	3,531	
April	3,595	
May	3,595	
June	3,595	

QUALITY

	Quantity	Base Number	Contract	AT	Region	England
% of FP17s for the same patient ID Re-attending within 3 months - Children	42	635	6.6%	9.5%	11.5%	12.0%
% of FP17s for the same patient ID Re-attending within 3 months - Adults	67	643	10.4%	15.0%	15.8%	15.9%
% of FP17s for the same patient ID Re-attending between 3 & 9 months - Children	419	635	66.0%	59.4%	60.5%	58.0%
% of FP17s for the same patient ID Re-attending between 3 & 9 months - Adults	360	643	56.0%	51.1%	51.8%	50.5%
% of FP17s for Band 1 Urgent Courses	65	1,240	5.2%	9.6%	9.5%	9.0%
% of FP17s Relating to Free Repair or Replacements	0	1,240	0.0%	0.6%	0.7%	0.8%
% of FP17s Relating to Continuations	1	1,240	0.1%	0.9%	1.0%	1.1%
% of Patients satisfied with the dentistry they have received	0	0	N/A	91.2%	92.1%	91.5%
% of Patients satisfied with the time they had to wait for an appointment	0	0	N/A	88.7%	88.3%	87.9%

* This is based on patients treated on this contract for their most recent course of treatment. Figures in italics indicate the base number of FP17s or Patient Questionnaire responses are less than 100. N/A is shown where the base number of responses is less than 10 during the period. % is calculated as Quantity/Base number*100

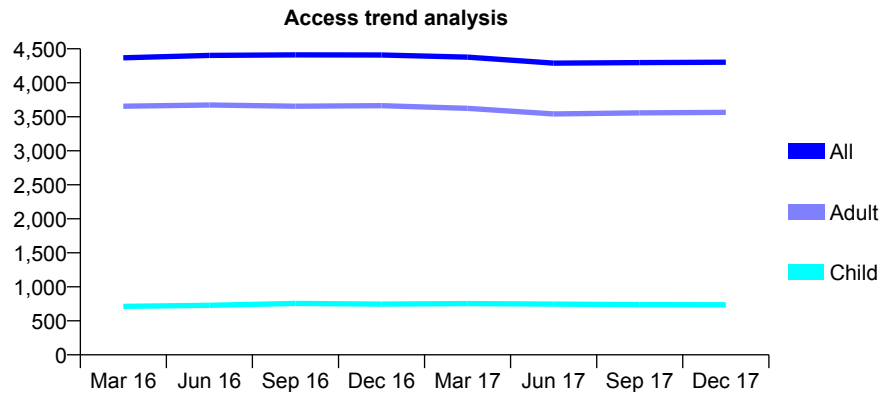
Q68 - Vital Signs At a Glance Contract Report for 220868/0001 - December 2017

Name or company name	MR N SUCHAK
Contract type name	GDS Contract
Purpose of contract	General
Contract start date	01/04/2006
Contract end date	

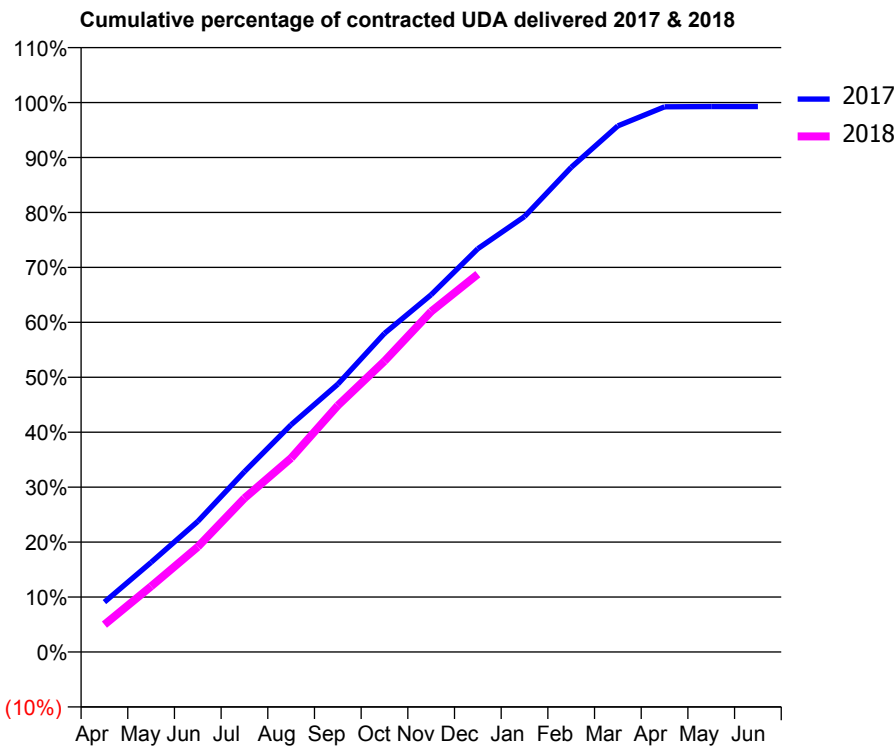
17/18 Contracted general activity (UDA)	13,428
Carry forward general activity (UDA)	98
17/18 Contracted orthodontic activity (UOA)	0
Carry forward orthodontic activity (UOA)	0
Baseline contract value	£374,055.18

ACCESS*

Patients seen in 24 months	Total	Change since previous quarter
Quarter ending December 2016	4,409	
Quarter ending March 2017	4,378	→
Quarter ending June 2017	4,289	↓
Quarter ending September 2017	4,297	→
Quarter ending December 2017	4,302	→
Variance since December 2016	(2.4%)	↓



ACTIVITY



Month	Adjusted Scheduled Activity (UDA)	
	2017	2018
April	1,220	670
May	2,192	1,606
June	3,190	2,570
July	4,408	3,758
August	5,553	4,740
September	6,544	6,024
October	7,786	7,109
November	8,732	8,320
December	9,857	9,232
January	10,641	
February	11,844	
March	12,856	
April	13,324	
May	13,328	
June	13,329	

QUALITY

	Quantity	Base Number	Contract	AT	Region	England
% of FP17s for the same patient ID Re-attending within 3 months - Children	51	826	6.2%	9.5%	11.5%	12.0%
% of FP17s for the same patient ID Re-attending within 3 months - Adults	703	4,102	17.1%	15.0%	15.8%	15.9%
% of FP17s for the same patient ID Re-attending between 3 & 9 months - Children	495	826	59.9%	59.4%	60.5%	58.0%
% of FP17s for the same patient ID Re-attending between 3 & 9 months - Adults	2,177	4,102	53.1%	51.1%	51.8%	50.5%
% of FP17s for Band 1 Urgent Courses	406	4,697	8.6%	9.6%	9.5%	9.0%
% of FP17s Relating to Free Repair or Replacements	163	4,697	3.5%	0.6%	0.7%	0.8%
% of FP17s Relating to Continuations	76	4,697	1.6%	0.9%	1.0%	1.1%
% of Patients satisfied with the dentistry they have received	6	6	N/A	91.2%	92.1%	91.5%
% of Patients satisfied with the time they had to wait for an appointment	6	6	N/A	88.7%	88.3%	87.9%

* This is based on patients treated on this contract for their most recent course of treatment. Figures in italics indicate the base number of FP17s or Patient Questionnaire responses are less than 100. N/A is shown where the base number of responses is less than 10 during the period. % is calculated as Quantity/Base number*100

Q68 - Vital Signs At a Glance Contract Report for 220868/0002 - December 2017

Name or company name	MR N SUCHAK
Contract type name	GDS Contract
Purpose of contract	General
Contract start date	01/04/2006
Contract end date	

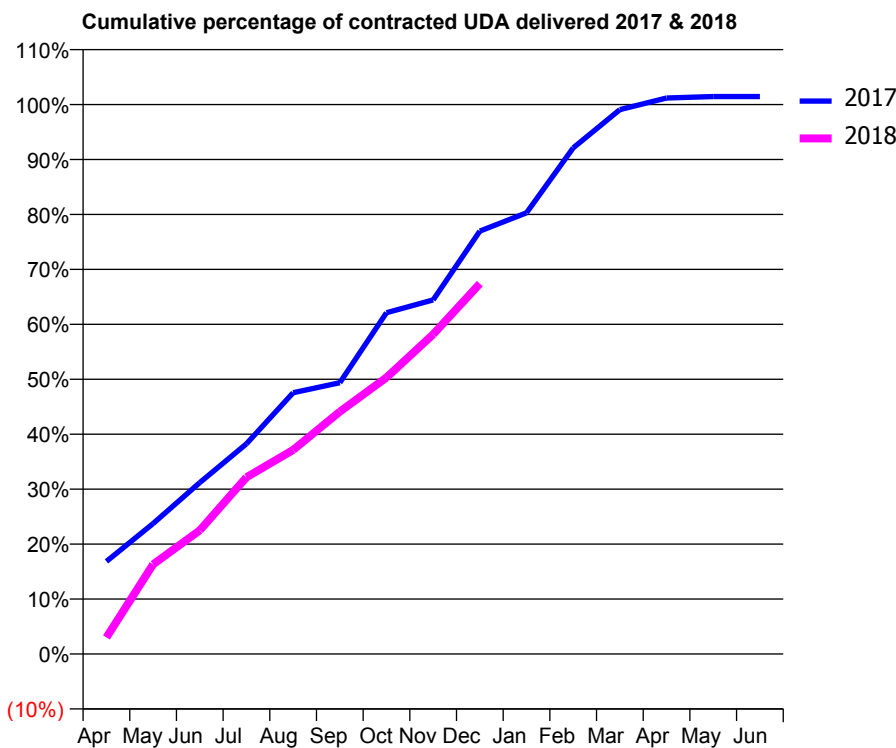
17/18 Contracted general activity (UDA)	3,650
Carry forward general activity (UDA)	-53
17/18 Contracted orthodontic activity (UOA)	0
Carry forward orthodontic activity (UOA)	0
Baseline contract value	£119,240.51

ACCESS*

Patients seen in 24 months	Total	Change since previous quarter
Quarter ending December 2016	1,787	
Quarter ending March 2017	1,796	→
Quarter ending June 2017	1,763	↓
Quarter ending September 2017	1,729	↓
Quarter ending December 2017	1,706	↓
Variance since December 2016	(4.5%)	↓



ACTIVITY



Month	Adjusted Scheduled Activity (UDA)	
	2017	2018
April	615	110
May	867	596
June	1,138	822
July	1,397	1,174
August	1,735	1,356
September	1,802	1,610
October	2,267	1,837
November	2,352	2,123
December	2,809	2,460
January	2,931	
February	3,362	
March	3,616	
April	3,693	
May	3,703	
June	3,703	

QUALITY

	Quantity	Base Number	Contract	AT	Region	England
% of FP17s for the same patient ID Re-attending within 3 months - Children	50	593	8.4%	9.5%	11.5%	12.0%
% of FP17s for the same patient ID Re-attending within 3 months - Adults	265	1,352	19.6%	15.0%	15.8%	15.9%
% of FP17s for the same patient ID Re-attending between 3 & 9 months - Children	353	593	59.5%	59.4%	60.5%	58.0%
% of FP17s for the same patient ID Re-attending between 3 & 9 months - Adults	673	1,352	49.8%	51.1%	51.8%	50.5%
% of FP17s for Band 1 Urgent Courses	65	1,269	5.1%	9.6%	9.5%	9.0%
% of FP17s Relating to Free Repair or Replacements	49	1,269	3.9%	0.6%	0.7%	0.8%
% of FP17s Relating to Continuations	18	1,269	1.4%	0.9%	1.0%	1.1%
% of Patients satisfied with the dentistry they have received	1	2	N/A	91.2%	92.1%	91.5%
% of Patients satisfied with the time they had to wait for an appointment	2	2	N/A	88.7%	88.3%	87.9%

* This is based on patients treated on this contract for their most recent course of treatment. Figures in italics indicate the base number of FP17s or Patient Questionnaire responses are less than 100. N/A is shown where the base number of responses is less than 10 during the period. % is calculated as Quantity/Base number*100

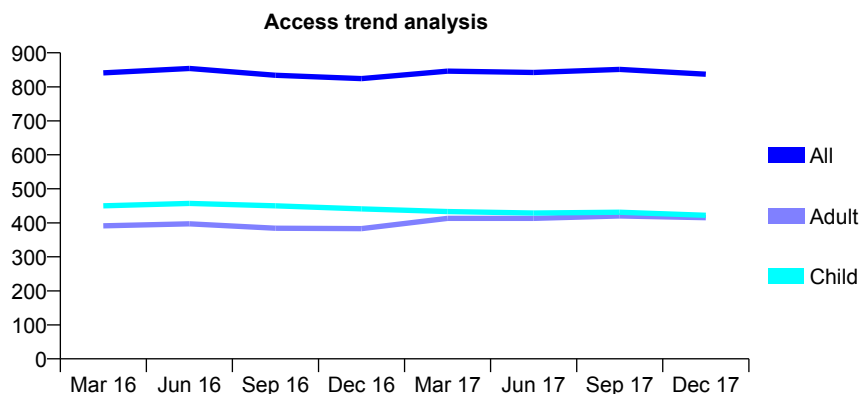
Q68 - Vital Signs At a Glance Contract Report for 222267/0001 - December 2017

Name or company name	Massetts Road Dental Practice
Contract type name	GDS Contract
Purpose of contract	General
Contract start date	01/04/2006
Contract end date	

17/18 Contracted general activity (UDA)	1,990
Carry forward general activity (UDA)	34
17/18 Contracted orthodontic activity (UOA)	0
Carry forward orthodontic activity (UOA)	0
Baseline contract value	£44,725.91

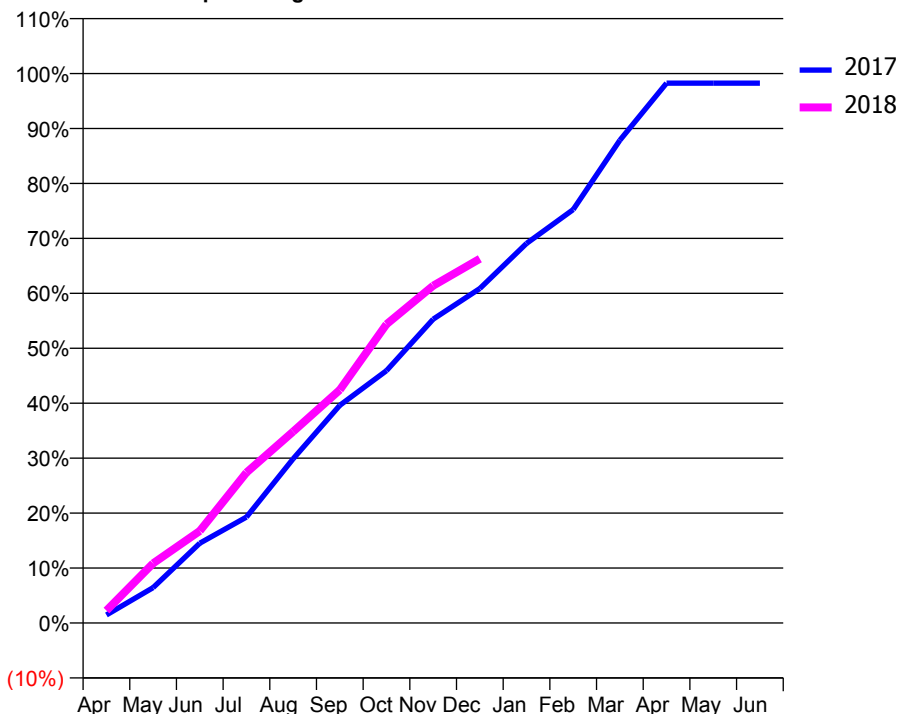
ACCESS*

Patients seen in 24 months	Total	Change since previous quarter
Quarter ending December 2016	824	
Quarter ending March 2017	846	↑
Quarter ending June 2017	842	→
Quarter ending September 2017	851	→
Quarter ending December 2017	837	↓
Variance since December 2016	1.6%	→



ACTIVITY

Cumulative percentage of contracted UDA delivered 2017 & 2018



Month	Adjusted Scheduled Activity (UDA)	
	2017	2018
April	29	45
May	128	216
June	289	333
July	384	545
August	595	693
September	788	844
October	914	1,082
November	1,100	1,222
December	1,212	1,319
January	1,375	
February	1,497	
March	1,748	
April	1,955	
May	1,955	
June	1,955	

QUALITY

	Quantity	Base Number	Contract	AT	Region	England
% of FP17s for the same patient ID Re-attending within 3 months - Children	36	579	6.2%	9.5%	11.5%	12.0%
% of FP17s for the same patient ID Re-attending within 3 months - Adults	45	395	11.4%	15.0%	15.8%	15.9%
% of FP17s for the same patient ID Re-attending between 3 & 9 months - Children	434	579	75.0%	59.4%	60.5%	58.0%
% of FP17s for the same patient ID Re-attending between 3 & 9 months - Adults	240	395	60.8%	51.1%	51.8%	50.5%
% of FP17s for Band 1 Urgent Courses	36	886	4.1%	9.6%	9.5%	9.0%
% of FP17s Relating to Free Repair or Replacements	0	886	0.0%	0.6%	0.7%	0.8%
% of FP17s Relating to Continuations	1	886	0.1%	0.9%	1.0%	1.1%
% of Patients satisfied with the dentistry they have received	1	1	N/A	91.2%	92.1%	91.5%
% of Patients satisfied with the time they had to wait for an appointment	1	1	N/A	88.7%	88.3%	87.9%

* This is based on patients treated on this contract for their most recent course of treatment. Figures in italics indicate the base number of FP17s or Patient Questionnaire responses are less than 100. N/A is shown where the base number of responses is less than 10 during the period. % is calculated as Quantity/Base number*100

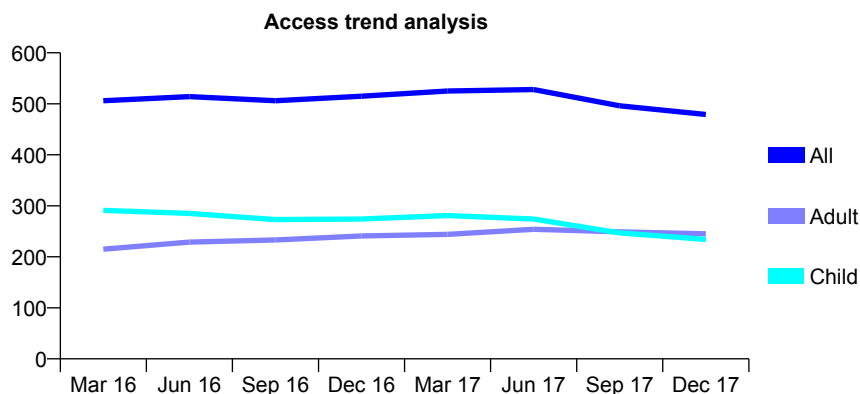
Q68 - Vital Signs At a Glance Contract Report for 228494/0002 - December 2017

Name or company name	MR PJ STRAW
Contract type name	GDS Contract
Purpose of contract	General
Contract start date	31/08/2010
Contract end date	

17/18 Contracted general activity (UDA)	1,215
Carry forward general activity (UDA)	0
17/18 Contracted orthodontic activity (UOA)	0
Carry forward orthodontic activity (UOA)	0
Baseline contract value	£29,936.29

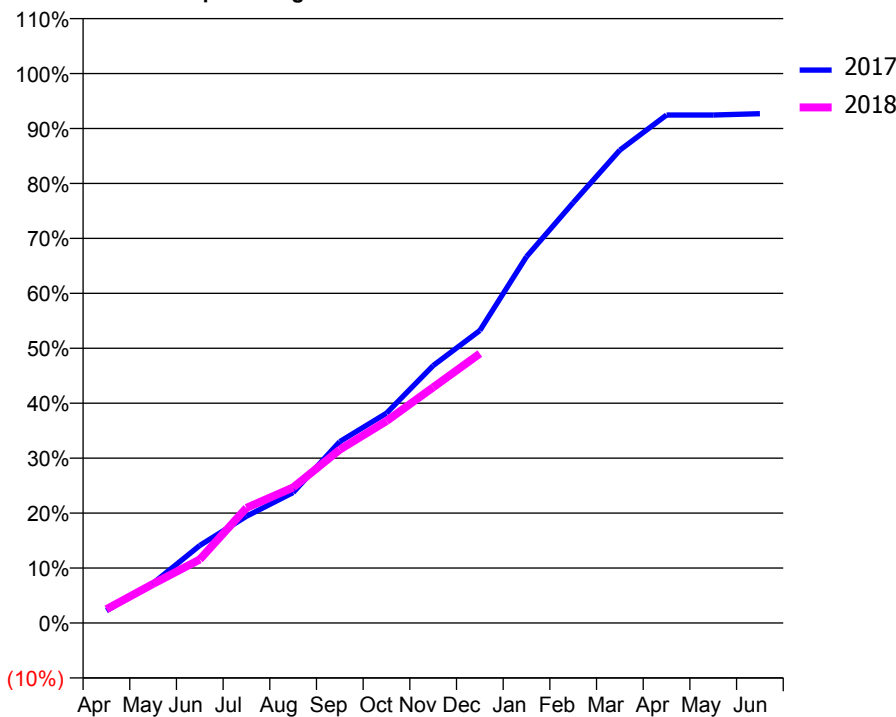
ACCESS*

Patients seen in 24 months	Total	Change since previous quarter
Quarter ending December 2016	515	
Quarter ending March 2017	525	→
Quarter ending June 2017	528	→
Quarter ending September 2017	496	↓
Quarter ending December 2017	479	↓
Variance since December 2016	(7.0%)	↓



ACTIVITY

Cumulative percentage of contracted UDA delivered 2017 & 2018



Month	Adjusted Scheduled Activity (UDA)	
	2017	2018
April	27	30
May	88	86
June	171	141
July	236	255
August	288	300
September	401	383
October	464	447
November	569	521
December	647	596
January	810	
February	930	
March	1,046	
April	1,123	
May	1,123	
June	1,126	

QUALITY

	Quantity	Base Number	Contract	AT	Region	England
% of FP17s for the same patient ID Re-attending within 3 months - Children	14	257	5.4%	9.5%	11.5%	12.0%
% of FP17s for the same patient ID Re-attending within 3 months - Adults	15	186	8.1%	15.0%	15.8%	15.9%
% of FP17s for the same patient ID Re-attending between 3 & 9 months - Children	170	257	66.1%	59.4%	60.5%	58.0%
% of FP17s for the same patient ID Re-attending between 3 & 9 months - Adults	115	186	61.8%	51.1%	51.8%	50.5%
% of FP17s for Band 1 Urgent Courses	19	407	4.7%	9.6%	9.5%	9.0%
% of FP17s Relating to Free Repair or Replacements	0	407	0.0%	0.6%	0.7%	0.8%
% of FP17s Relating to Continuations	0	407	0.0%	0.9%	1.0%	1.1%
% of Patients satisfied with the dentistry they have received	0	0	N/A	91.2%	92.1%	91.5%
% of Patients satisfied with the time they had to wait for an appointment	0	0	N/A	88.7%	88.3%	87.9%

* This is based on patients treated on this contract for their most recent course of treatment. Figures in italics indicate the base number of FP17s or Patient Questionnaire responses are less than 100. N/A is shown where the base number of responses is less than 10 during the period. % is calculated as Quantity/Base number*100

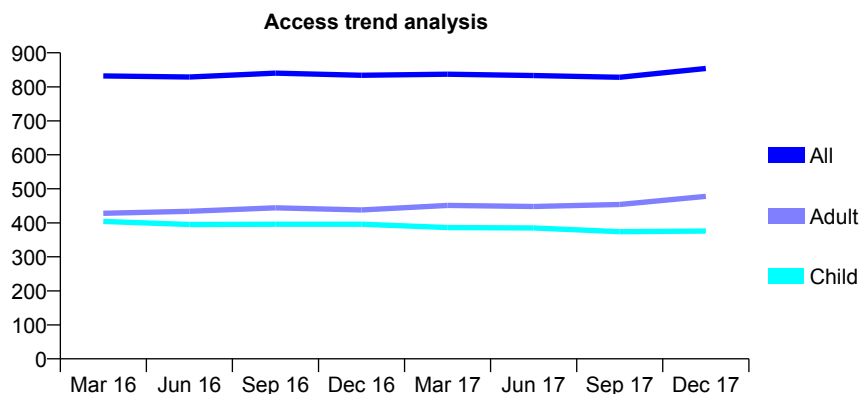
Q68 - Vital Signs At a Glance Contract Report for 229733/0001 - December 2017

Name or company name	MR PJ CASSAR
Contract type name	GDS Contract
Purpose of contract	General
Contract start date	01/04/2006
Contract end date	

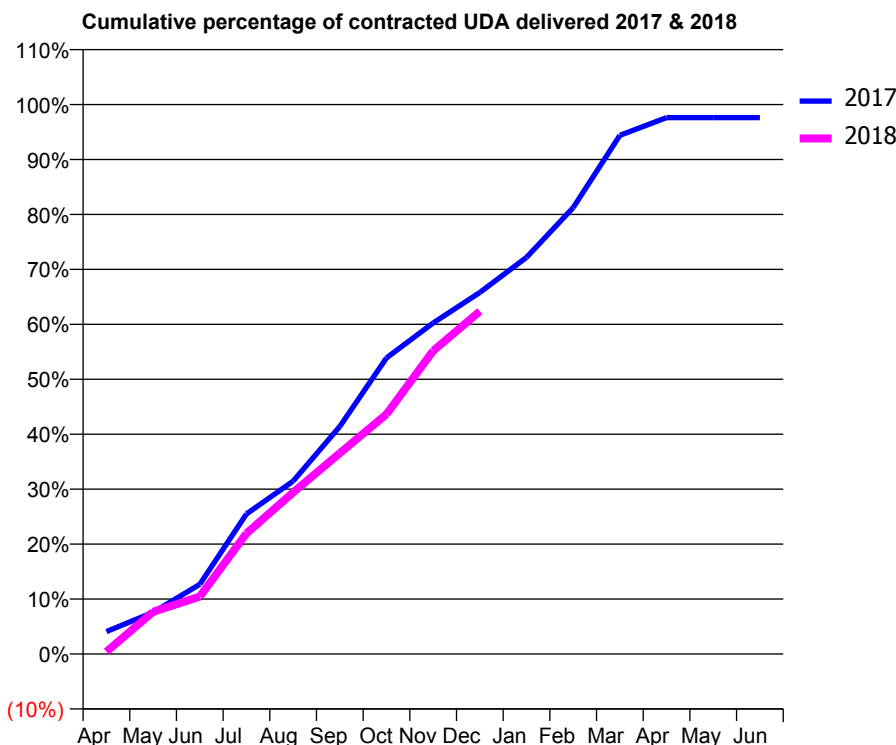
17/18 Contracted general activity (UDA)	2,800
Carry forward general activity (UDA)	66
17/18 Contracted orthodontic activity (UOA)	0
Carry forward orthodontic activity (UOA)	0
Baseline contract value	£94,797.39

ACCESS*

Patients seen in 24 months	Total	Change since previous quarter
Quarter ending December 2016	834	
Quarter ending March 2017	837	→
Quarter ending June 2017	833	→
Quarter ending September 2017	828	→
Quarter ending December 2017	854	↑
Variance since December 2016	2.4%	↑



ACTIVITY



Adjusted Scheduled Activity (UDA)		
Month	2017	2018
April	115	12
May	213	215
June	355	293
July	714	615
August	881	823
September	1,159	1,023
October	1,509	1,222
November	1,687	1,545
December	1,842	1,746
January	2,021	
February	2,275	
March	2,643	
April	2,733	
May	2,733	
June	2,733	

QUALITY

	Quantity	Base Number	Contract	AT	Region	England
% of FP17s for the same patient ID Re-attending within 3 months - Children	45	449	10.0%	9.5%	11.5%	12.0%
% of FP17s for the same patient ID Re-attending within 3 months - Adults	102	482	21.2%	15.0%	15.8%	15.9%
% of FP17s for the same patient ID Re-attending between 3 & 9 months - Children	281	449	62.6%	59.4%	60.5%	58.0%
% of FP17s for the same patient ID Re-attending between 3 & 9 months - Adults	257	482	53.3%	51.1%	51.8%	50.5%
% of FP17s for Band 1 Urgent Courses	26	877	3.0%	9.6%	9.5%	9.0%
% of FP17s Relating to Free Repair or Replacements	1	877	0.1%	0.6%	0.7%	0.8%
% of FP17s Relating to Continuations	39	877	4.4%	0.9%	1.0%	1.1%
% of Patients satisfied with the dentistry they have received	0	0	N/A	91.2%	92.1%	91.5%
% of Patients satisfied with the time they had to wait for an appointment	0	0	N/A	88.7%	88.3%	87.9%

* This is based on patients treated on this contract for their most recent course of treatment. Figures in italics indicate the base number of FP17s or Patient Questionnaire responses are less than 100. N/A is shown where the base number of responses is less than 10 during the period. % is calculated as Quantity/Base number*100

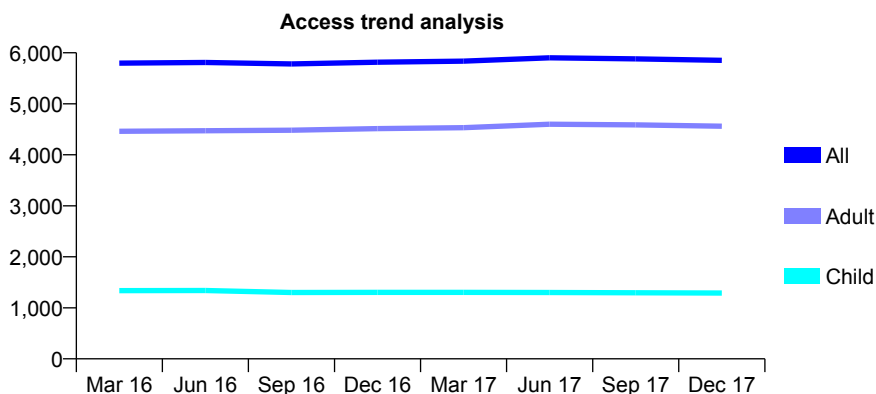
Q68 - Vital Signs At a Glance Contract Report for 234540/0001 - December 2017

Name or company name	MR SN GALVIN
Contract type name	PDS Contract
Purpose of contract	General
Contract start date	01/04/2006
Contract end date	31/03/2026

17/18 Contracted general activity (UDA)	18,053
Carry forward general activity (UDA)	-78
17/18 Contracted orthodontic activity (UOA)	0
Carry forward orthodontic activity (UOA)	0
Baseline contract value	£551,796.36

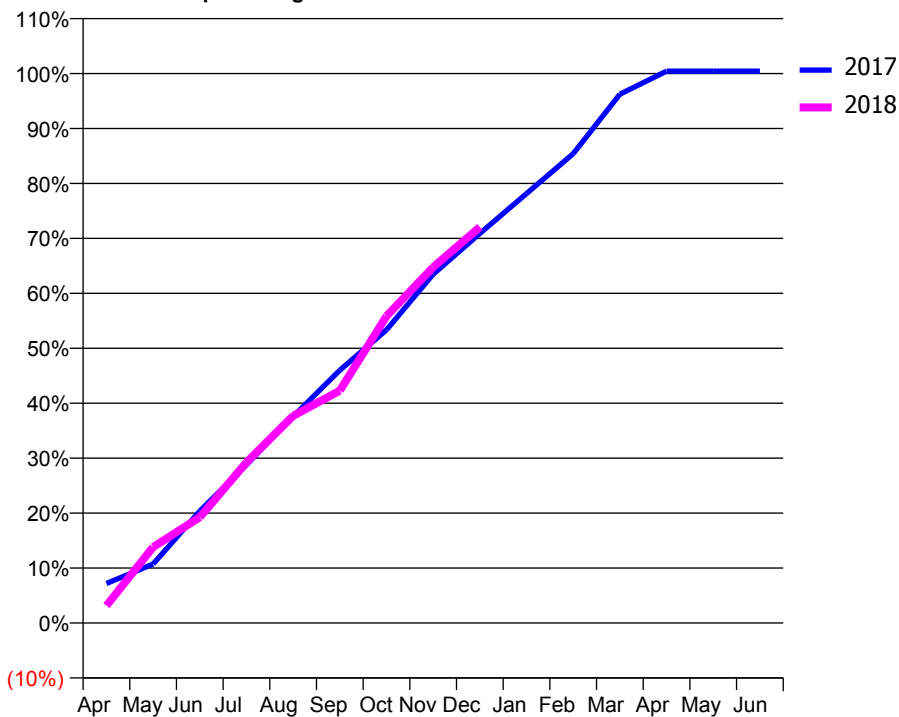
ACCESS*

Patients seen in 24 months	Total	Change since previous quarter
Quarter ending December 2016	5,816	
Quarter ending March 2017	5,836	→
Quarter ending June 2017	5,901	→
Quarter ending September 2017	5,882	→
Quarter ending December 2017	5,853	→
Variance since December 2016	0.6%	→



ACTIVITY

Cumulative percentage of contracted UDA delivered 2017 & 2018



Month	Adjusted Scheduled Activity (UDA)	
	2017	2018
April	1,298	574
May	1,939	2,497
June	3,678	3,475
July	5,196	5,275
August	6,785	6,805
September	8,302	7,632
October	9,633	10,084
November	11,460	11,692
December	12,801	13,010
January	14,110	
February	15,419	
March	17,372	
April	18,129	
May	18,130	
June	18,130	

QUALITY

	Quantity	Base Number	Contract	AT	Region	England
% of FP17s for the same patient ID Re-attending within 3 months - Children	122	1,641	7.4%	9.5%	11.5%	12.0%
% of FP17s for the same patient ID Re-attending within 3 months - Adults	925	5,870	15.8%	15.0%	15.8%	15.9%
% of FP17s for the same patient ID Re-attending between 3 & 9 months - Children	1,166	1,641	71.1%	59.4%	60.5%	58.0%
% of FP17s for the same patient ID Re-attending between 3 & 9 months - Adults	3,767	5,870	64.2%	51.1%	51.8%	50.5%
% of FP17s for Band 1 Urgent Courses	683	7,117	9.6%	9.6%	9.5%	9.0%
% of FP17s Relating to Free Repair or Replacements	131	7,117	1.8%	0.6%	0.7%	0.8%
% of FP17s Relating to Continuations	70	7,117	1.0%	0.9%	1.0%	1.1%
% of Patients satisfied with the dentistry they have received	5	8	N/A	91.2%	92.1%	91.5%
% of Patients satisfied with the time they had to wait for an appointment	8	8	N/A	88.7%	88.3%	87.9%

* This is based on patients treated on this contract for their most recent course of treatment. Figures in italics indicate the base number of FP17s or Patient Questionnaire responses are less than 100. N/A is shown where the base number of responses is less than 10 during the period. % is calculated as Quantity/Base number*100

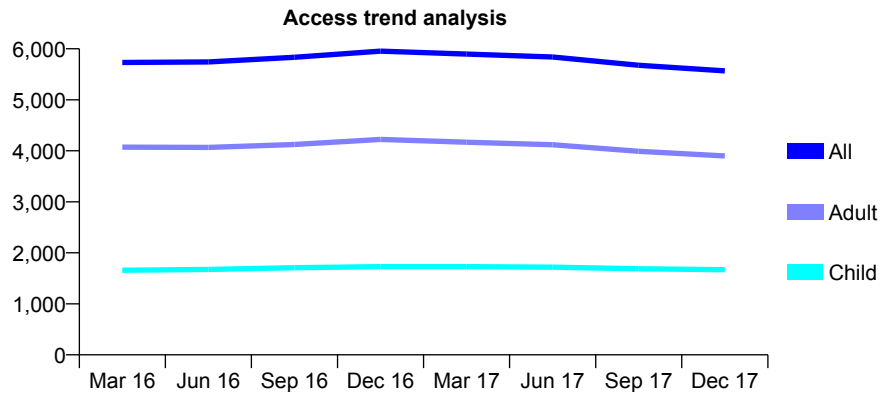
Q68 - Vital Signs At a Glance Contract Report for 234745/0001 - December 2017

Name or company name	MR KH NASSER
Contract type name	GDS Contract
Purpose of contract	General
Contract start date	01/04/2006
Contract end date	

17/18 Contracted general activity (UDA)	14,942
Carry forward general activity (UDA)	-251
17/18 Contracted orthodontic activity (UOA)	0
Carry forward orthodontic activity (UOA)	0
Baseline contract value	£395,174.75

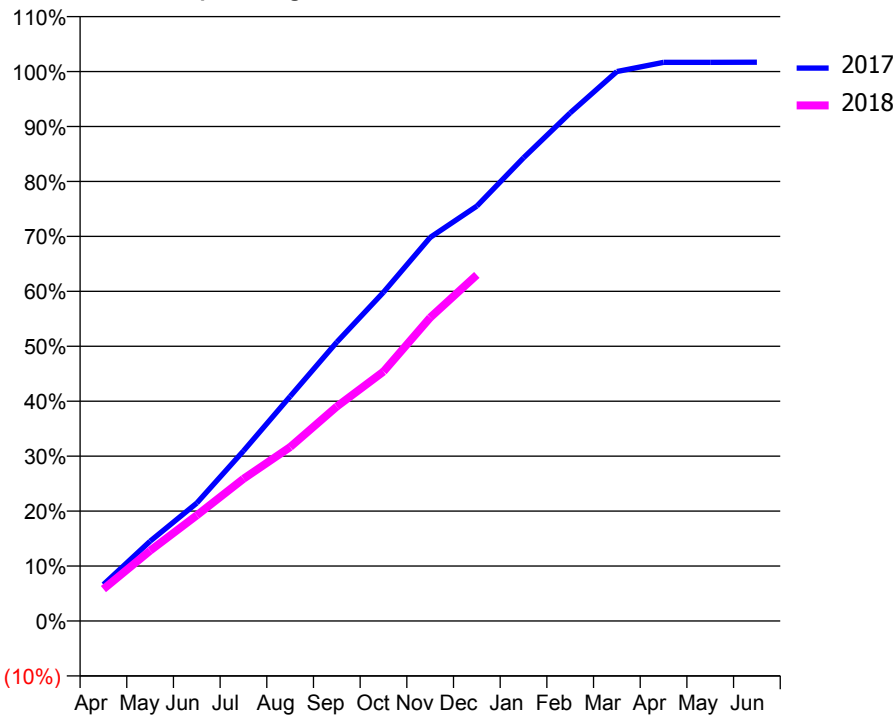
ACCESS*

Patients seen in 24 months	Total	Change since previous quarter
Quarter ending December 2016	5,953	
Quarter ending March 2017	5,898	→
Quarter ending June 2017	5,838	↓
Quarter ending September 2017	5,678	↓
Quarter ending December 2017	5,568	↓
Variance since December 2016	(6.5%)	↓



ACTIVITY

Cumulative percentage of contracted UDA delivered 2017 & 2018



Month	Adjusted Scheduled Activity (UDA)	
	2017	2018
April	992	870
May	2,169	1,913
June	3,208	2,874
July	4,626	3,868
August	6,108	4,729
September	7,582	5,834
October	8,940	6,784
November	10,430	8,251
December	11,282	9,413
January	12,594	
February	13,816	
March	14,941	
April	15,192	
May	15,192	
June	15,193	

QUALITY

	Quantity	Base Number	Contract	AT	Region	England
% of FP17s for the same patient ID Re-attending within 3 months - Children	106	1,743	6.1%	9.5%	11.5%	12.0%
% of FP17s for the same patient ID Re-attending within 3 months - Adults	332	3,400	9.8%	15.0%	15.8%	15.9%
% of FP17s for the same patient ID Re-attending between 3 & 9 months - Children	1,090	1,743	62.5%	59.4%	60.5%	58.0%
% of FP17s for the same patient ID Re-attending between 3 & 9 months - Adults	1,987	3,400	58.4%	51.1%	51.8%	50.5%
% of FP17s for Band 1 Urgent Courses	464	5,020	9.2%	9.6%	9.5%	9.0%
% of FP17s Relating to Free Repair or Replacements	14	5,020	0.3%	0.6%	0.7%	0.8%
% of FP17s Relating to Continuations	12	5,020	0.2%	0.9%	1.0%	1.1%
% of Patients satisfied with the dentistry they have received	5	6	N/A	91.2%	92.1%	91.5%
% of Patients satisfied with the time they had to wait for an appointment	5	6	N/A	88.7%	88.3%	87.9%

* This is based on patients treated on this contract for their most recent course of treatment. Figures in italics indicate the base number of FP17s or Patient Questionnaire responses are less than 100. N/A is shown where the base number of responses is less than 10 during the period. % is calculated as Quantity/Base number*100

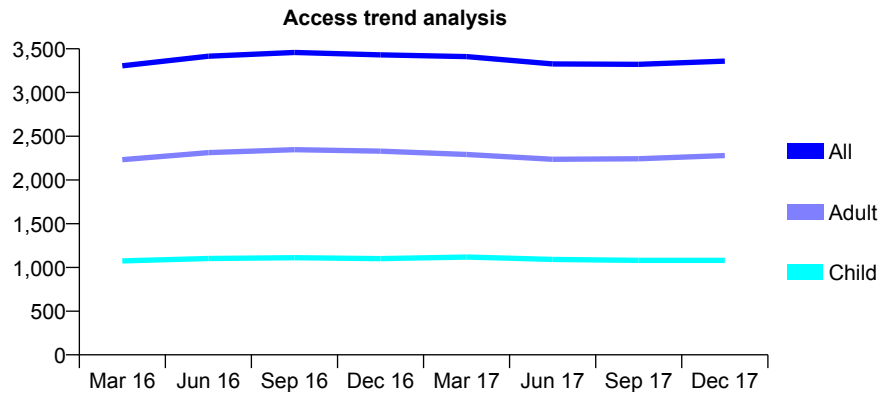
Q68 - Vital Signs At a Glance Contract Report for 238392/0001 - December 2017

Name or company name	MR VS AMIN
Contract type name	GDS Contract
Purpose of contract	General
Contract start date	01/04/2006
Contract end date	

17/18 Contracted general activity (UDA)	10,100
Carry forward general activity (UDA)	0
17/18 Contracted orthodontic activity (UOA)	0
Carry forward orthodontic activity (UOA)	0
Baseline contract value	£239,186.63

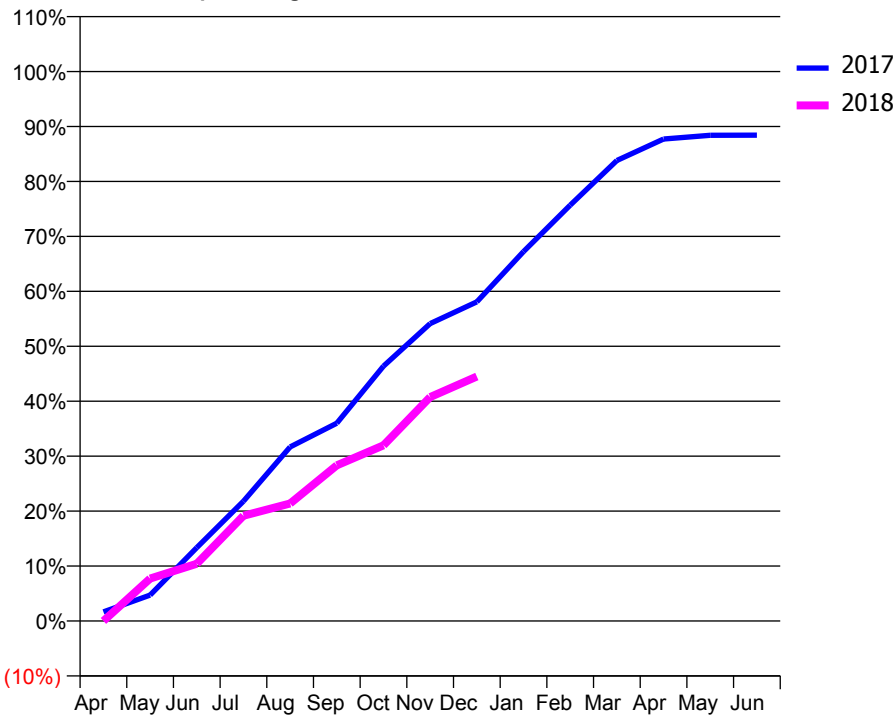
ACCESS*

Patients seen in 24 months	Total	Change since previous quarter
Quarter ending December 2016	3,430	
Quarter ending March 2017	3,411	→
Quarter ending June 2017	3,327	↓
Quarter ending September 2017	3,323	→
Quarter ending December 2017	3,359	→
Variance since December 2016	(2.1%)	↓



ACTIVITY

Cumulative percentage of contracted UDA delivered 2017 & 2018



Month	Adjusted Scheduled Activity (UDA)	
	2017	2018
April	167	0
May	476	781
June	1,350	1,052
July	2,202	1,935
August	3,200	2,159
September	3,637	2,861
October	4,684	3,228
November	5,467	4,116
December	5,867	4,493
January	6,790	
February	7,644	
March	8,463	
April	8,860	
May	8,929	
June	8,930	

QUALITY

	Quantity	Base Number	Contract	AT	Region	England
% of FP17s for the same patient ID Re-attending within 3 months - Children	57	1,249	4.6%	9.5%	11.5%	12.0%
% of FP17s for the same patient ID Re-attending within 3 months - Adults	233	2,429	9.6%	15.0%	15.8%	15.9%
% of FP17s for the same patient ID Re-attending between 3 & 9 months - Children	911	1,249	72.9%	59.4%	60.5%	58.0%
% of FP17s for the same patient ID Re-attending between 3 & 9 months - Adults	1,740	2,429	71.6%	51.1%	51.8%	50.5%
% of FP17s for Band 1 Urgent Courses	224	2,917	7.7%	9.6%	9.5%	9.0%
% of FP17s Relating to Free Repair or Replacements	6	2,917	0.2%	0.6%	0.7%	0.8%
% of FP17s Relating to Continuations	7	2,917	0.2%	0.9%	1.0%	1.1%
% of Patients satisfied with the dentistry they have received	1	1	N/A	91.2%	92.1%	91.5%
% of Patients satisfied with the time they had to wait for an appointment	1	1	N/A	88.7%	88.3%	87.9%

* This is based on patients treated on this contract for their most recent course of treatment. Figures in italics indicate the base number of FP17s or Patient Questionnaire responses are less than 100. N/A is shown where the base number of responses is less than 10 during the period. % is calculated as Quantity/Base number*100

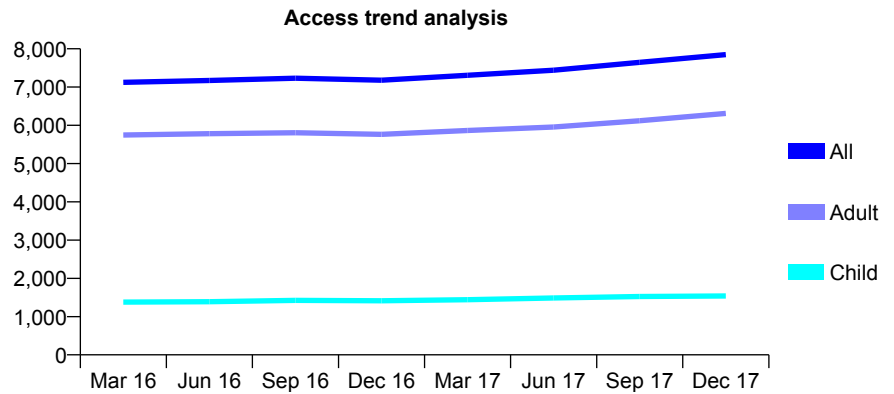
Q68 - Vital Signs At a Glance Contract Report for 238783/0003 - December 2017

Name or company name	MR AN ZYBUTZ
Contract type name	GDS Contract
Purpose of contract	General
Contract start date	01/04/2006
Contract end date	

17/18 Contracted general activity (UDA)	27,623
Carry forward general activity (UDA)	99
17/18 Contracted orthodontic activity (UOA)	0
Carry forward orthodontic activity (UOA)	0
Baseline contract value	£739,099.55

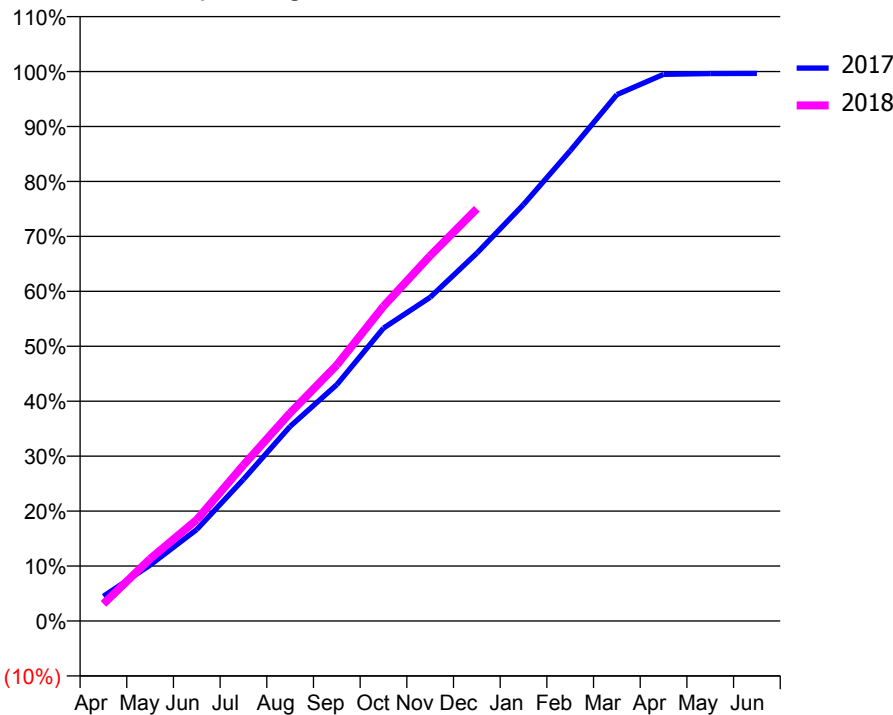
ACCESS*

Patients seen in 24 months	Total	Change since previous quarter
Quarter ending December 2016	7,179	
Quarter ending March 2017	7,307	→
Quarter ending June 2017	7,442	→
Quarter ending September 2017	7,645	↑
Quarter ending December 2017	7,849	↑
Variance since December 2016	9.3%	↑



ACTIVITY

Cumulative percentage of contracted UDA delivered 2017 & 2018



Month	Adjusted Scheduled Activity (UDA)	
	2017	2018
April	1,244	861
May	2,812	3,124
June	4,601	5,091
July	7,123	7,837
August	9,782	10,457
September	11,878	12,867
October	14,721	15,824
November	16,271	18,364
December	18,493	20,724
January	20,938	
February	23,639	
March	26,460	
April	27,480	
May	27,522	
June	27,524	

QUALITY

	Quantity	Base Number	Contract	AT	Region	England
% of FP17s for the same patient ID Re-attending within 3 months - Children	106	1,605	6.6%	9.5%	11.5%	12.0%
% of FP17s for the same patient ID Re-attending within 3 months - Adults	1,021	6,341	16.1%	15.0%	15.8%	15.9%
% of FP17s for the same patient ID Re-attending between 3 & 9 months - Children	838	1,605	52.2%	59.4%	60.5%	58.0%
% of FP17s for the same patient ID Re-attending between 3 & 9 months - Adults	2,968	6,341	46.8%	51.1%	51.8%	50.5%
% of FP17s for Band 1 Urgent Courses	807	7,570	10.7%	9.6%	9.5%	9.0%
% of FP17s Relating to Free Repair or Replacements	85	7,570	1.1%	0.6%	0.7%	0.8%
% of FP17s Relating to Continuations	154	7,570	2.0%	0.9%	1.0%	1.1%
% of Patients satisfied with the dentistry they have received	15	19	78.9%	91.2%	92.1%	91.5%
% of Patients satisfied with the time they had to wait for an appointment	19	19	100.0%	88.7%	88.3%	87.9%

* This is based on patients treated on this contract for their most recent course of treatment. Figures in italics indicate the base number of FP17s or Patient Questionnaire responses are less than 100. N/A is shown where the base number of responses is less than 10 during the period. % is calculated as Quantity/Base number*100

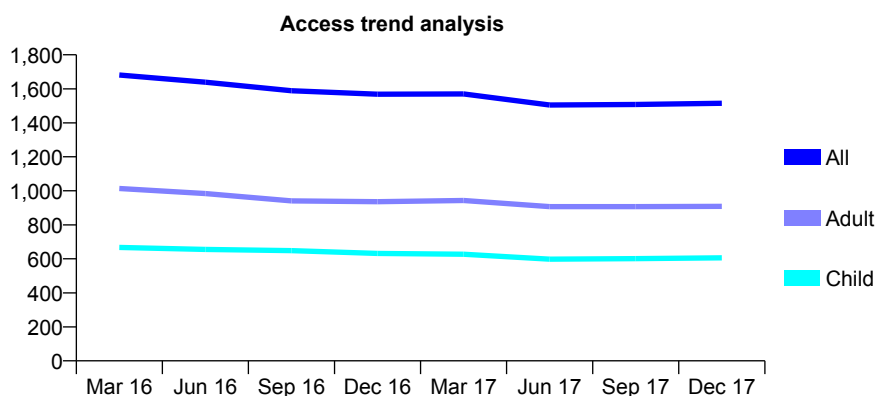
Q68 - Vital Signs At a Glance Contract Report for 239410/0001 - December 2017

Name or company name	MR DB DEWSON
Contract type name	GDS Contract
Purpose of contract	General
Contract start date	01/04/2006
Contract end date	

17/18 Contracted general activity (UDA)	5,806
Carry forward general activity (UDA)	-26
17/18 Contracted orthodontic activity (UOA)	0
Carry forward orthodontic activity (UOA)	0
Baseline contract value	£144,343.11

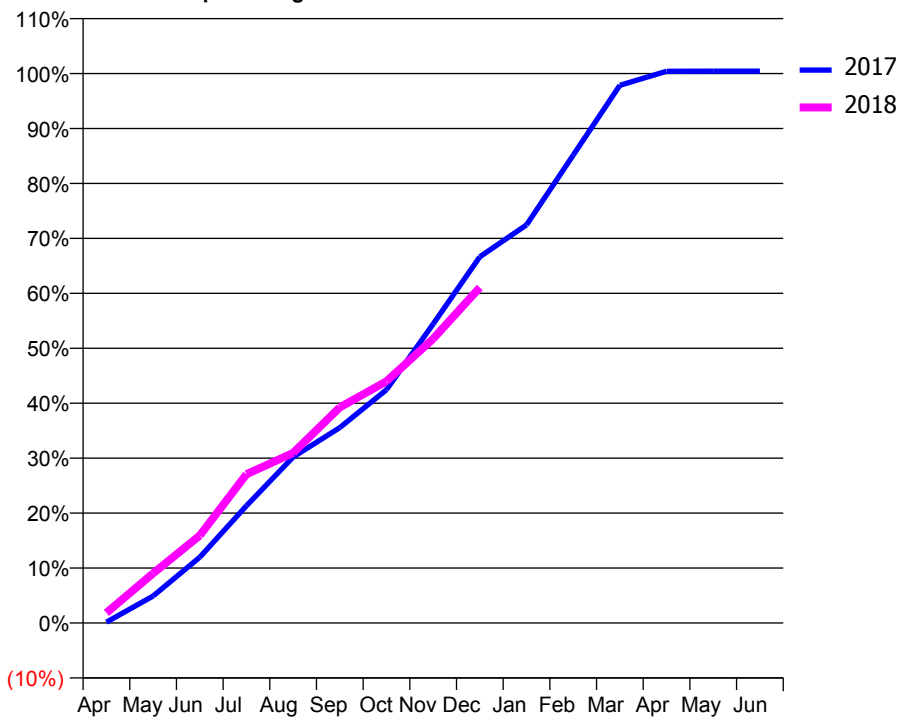
ACCESS*

Patients seen in 24 months	Total	Change since previous quarter
Quarter ending December 2016	1,568	
Quarter ending March 2017	1,570	→
Quarter ending June 2017	1,505	↓
Quarter ending September 2017	1,508	→
Quarter ending December 2017	1,515	→
Variance since December 2016	(3.4%)	↓



ACTIVITY

Cumulative percentage of contracted UDA delivered 2017 & 2018



Month	Adjusted Scheduled Activity (UDA)	
	2017	2018
April	9	107
May	285	525
June	696	925
July	1,239	1,571
August	1,754	1,796
September	2,065	2,279
October	2,465	2,554
November	3,159	3,003
December	3,870	3,546
January	4,206	
February	4,943	
March	5,681	
April	5,829	
May	5,831	
June	5,831	

QUALITY

	Quantity	Base Number	Contract	AT	Region	England
% of FP17s for the same patient ID Re-attending within 3 months - Children	12	479	2.5%	9.5%	11.5%	12.0%
% of FP17s for the same patient ID Re-attending within 3 months - Adults	40	572	7.0%	15.0%	15.8%	15.9%
% of FP17s for the same patient ID Re-attending between 3 & 9 months - Children	175	479	36.5%	59.4%	60.5%	58.0%
% of FP17s for the same patient ID Re-attending between 3 & 9 months - Adults	190	572	33.2%	51.1%	51.8%	50.5%
% of FP17s for Band 1 Urgent Courses	0	1,015	0.0%	9.6%	9.5%	9.0%
% of FP17s Relating to Free Repair or Replacements	0	1,015	0.0%	0.6%	0.7%	0.8%
% of FP17s Relating to Continuations	16	1,015	1.6%	0.9%	1.0%	1.1%
% of Patients satisfied with the dentistry they have received	2	2	N/A	91.2%	92.1%	91.5%
% of Patients satisfied with the time they had to wait for an appointment	2	2	N/A	88.7%	88.3%	87.9%

* This is based on patients treated on this contract for their most recent course of treatment. Figures in italics indicate the base number of FP17s or Patient Questionnaire responses are less than 100. N/A is shown where the base number of responses is less than 10 during the period. % is calculated as Quantity/Base number*100

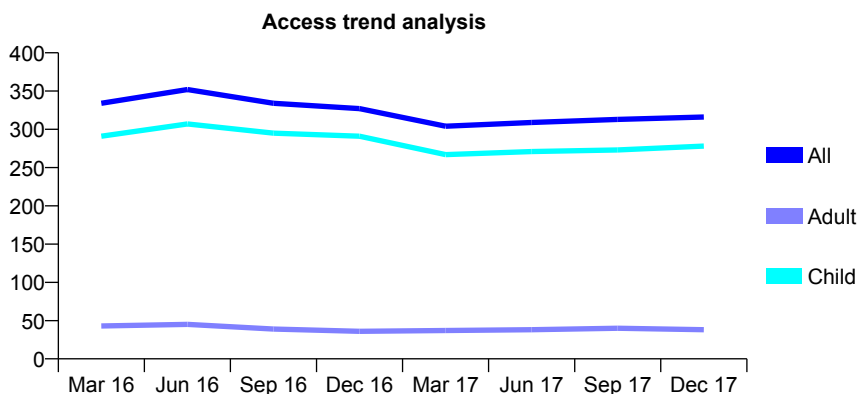
Q68 - Vital Signs At a Glance Contract Report for 239437/0001 - December 2017

Name or company name	MR JT DOWNEY
Contract type name	GDS Contract
Purpose of contract	General
Contract start date	01/04/2006
Contract end date	

17/18 Contracted general activity (UDA)	475
Carry forward general activity (UDA)	-10
17/18 Contracted orthodontic activity (UOA)	0
Carry forward orthodontic activity (UOA)	0
Baseline contract value	£12,820.28

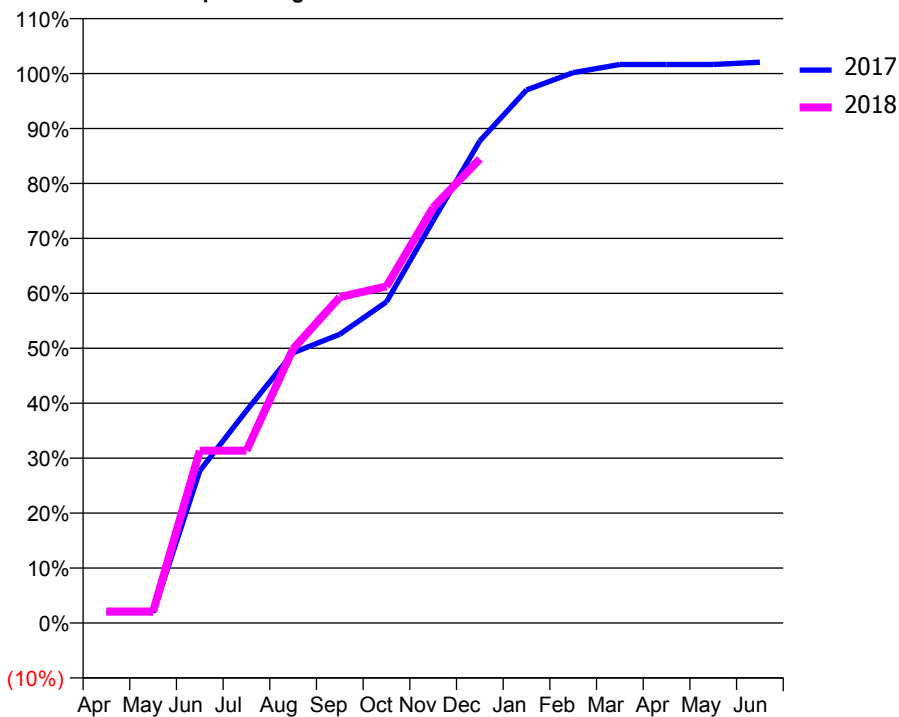
ACCESS*

Patients seen in 24 months	Total	Change since previous quarter
Quarter ending December 2016	327	
Quarter ending March 2017	304	↓
Quarter ending June 2017	309	→
Quarter ending September 2017	313	→
Quarter ending December 2017	316	→
Variance since December 2016	(3.4%)	↓



ACTIVITY

Cumulative percentage of contracted UDA delivered 2017 & 2018



Month	Adjusted Scheduled Activity (UDA)	
	2017	2018
April	9	10
May	9	10
June	132	149
July	184	149
August	234	237
September	250	282
October	278	291
November	348	359
December	417	401
January	461	
February	476	
March	483	
April	483	
May	483	
June	485	

QUALITY

	Quantity	Base Number	Contract	AT	Region	England
% of FP17s for the same patient ID Re-attending within 3 months - Children	4	334	1.2%	9.5%	11.5%	12.0%
% of FP17s for the same patient ID Re-attending within 3 months - Adults	1	11	9.1%	15.0%	15.8%	15.9%
% of FP17s for the same patient ID Re-attending between 3 & 9 months - Children	226	334	67.7%	59.4%	60.5%	58.0%
% of FP17s for the same patient ID Re-attending between 3 & 9 months - Adults	7	11	63.6%	51.1%	51.8%	50.5%
% of FP17s for Band 1 Urgent Courses	6	341	1.8%	9.6%	9.5%	9.0%
% of FP17s Relating to Free Repair or Replacements	0	341	0.0%	0.6%	0.7%	0.8%
% of FP17s Relating to Continuations	0	341	0.0%	0.9%	1.0%	1.1%
% of Patients satisfied with the dentistry they have received	0	0	N/A	91.2%	92.1%	91.5%
% of Patients satisfied with the time they had to wait for an appointment	0	0	N/A	88.7%	88.3%	87.9%

* This is based on patients treated on this contract for their most recent course of treatment. Figures in italics indicate the base number of FP17s or Patient Questionnaire responses are less than 100. N/A is shown where the base number of responses is less than 10 during the period. % is calculated as Quantity/Base number*100

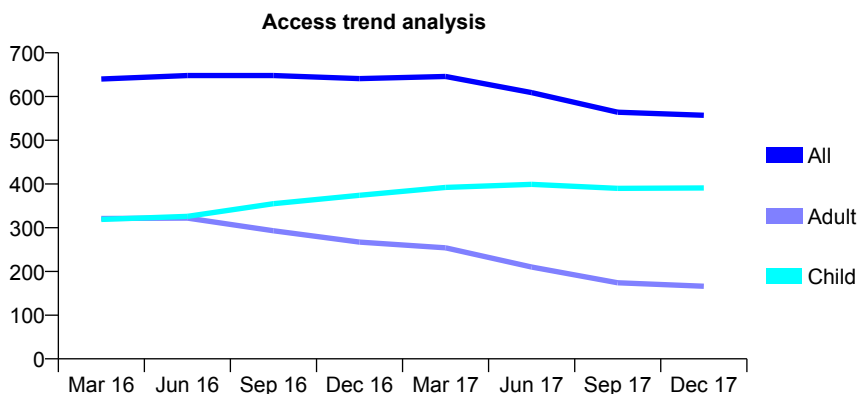
Q68 - Vital Signs At a Glance Contract Report for 239461/0001 - December 2017

Name or company name	MR SW GREAVES
Contract type name	GDS Contract
Purpose of contract	General
Contract start date	18/06/2012
Contract end date	

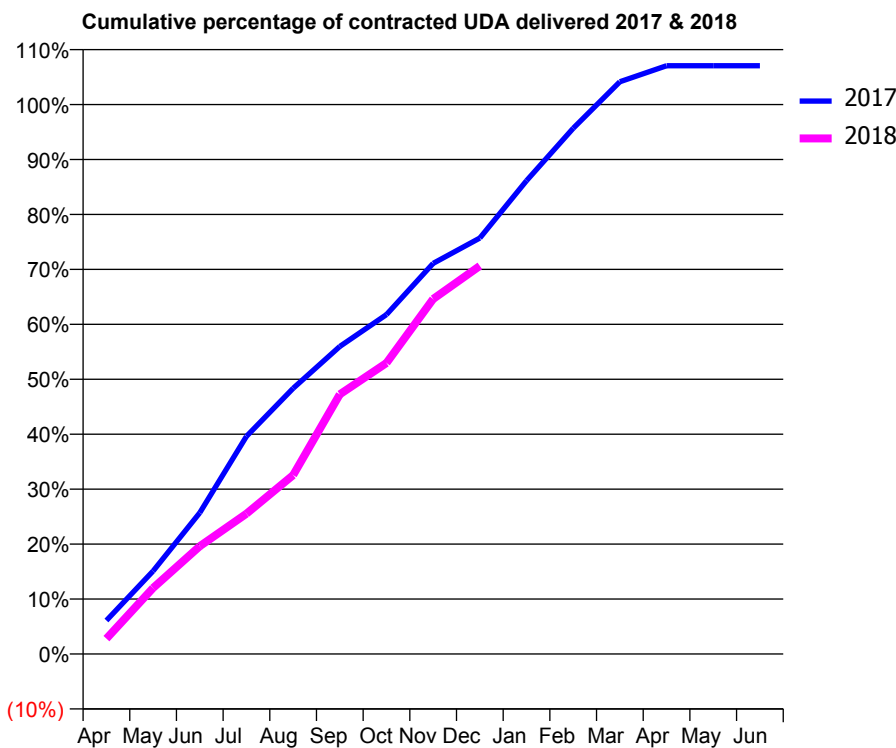
17/18 Contracted general activity (UDA)	1,000
Carry forward general activity (UDA)	-20
17/18 Contracted orthodontic activity (UOA)	0
Carry forward orthodontic activity (UOA)	0
Baseline contract value	£22,479.52

ACCESS*

Patients seen in 24 months	Total	Change since previous quarter
Quarter ending December 2016	641	
Quarter ending March 2017	646	→
Quarter ending June 2017	609	↓
Quarter ending September 2017	564	↓
Quarter ending December 2017	557	↓
Variance since December 2016	(13.1%)	↓



ACTIVITY



Month	Adjusted Scheduled Activity (UDA)	
	2017	2018
April	61	28
May	151	120
June	257	196
July	396	255
August	484	326
September	560	473
October	618	530
November	711	646
December	757	706
January	861	
February	957	
March	1,041	
April	1,071	
May	1,071	
June	1,071	

QUALITY

	Quantity	Base Number	Contract	AT	Region	England
% of FP17s for the same patient ID Re-attending within 3 months - Children	13	431	3.0%	9.5%	11.5%	12.0%
% of FP17s for the same patient ID Re-attending within 3 months - Adults	13	92	14.1%	15.0%	15.8%	15.9%
% of FP17s for the same patient ID Re-attending between 3 & 9 months - Children	273	431	63.3%	59.4%	60.5%	58.0%
% of FP17s for the same patient ID Re-attending between 3 & 9 months - Adults	47	92	51.1%	51.1%	51.8%	50.5%
% of FP17s for Band 1 Urgent Courses	6	499	1.2%	9.6%	9.5%	9.0%
% of FP17s Relating to Free Repair or Replacements	0	499	0.0%	0.6%	0.7%	0.8%
% of FP17s Relating to Continuations	0	499	0.0%	0.9%	1.0%	1.1%
% of Patients satisfied with the dentistry they have received	0	0	N/A	91.2%	92.1%	91.5%
% of Patients satisfied with the time they had to wait for an appointment	0	0	N/A	88.7%	88.3%	87.9%

* This is based on patients treated on this contract for their most recent course of treatment. Figures in italics indicate the base number of FP17s or Patient Questionnaire responses are less than 100. N/A is shown where the base number of responses is less than 10 during the period. % is calculated as Quantity/Base number*100

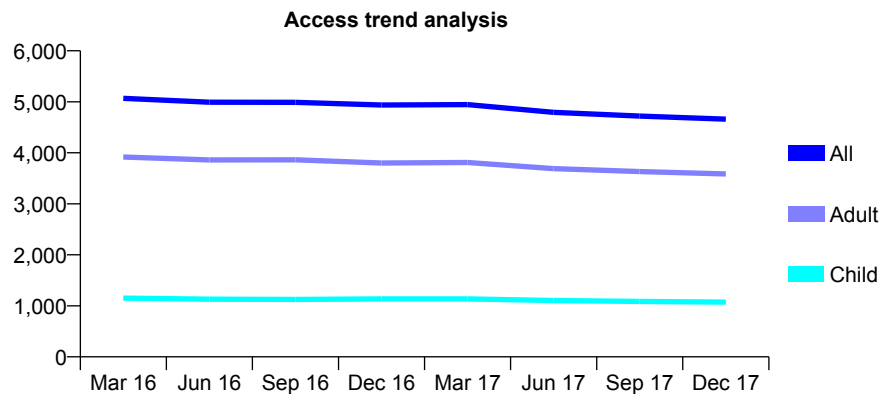
Q68 - Vital Signs At a Glance Contract Report for 241423/0002 - December 2017

Name or company name	MR R SIVA
Contract type name	GDS Contract
Purpose of contract	General
Contract start date	01/12/2007
Contract end date	

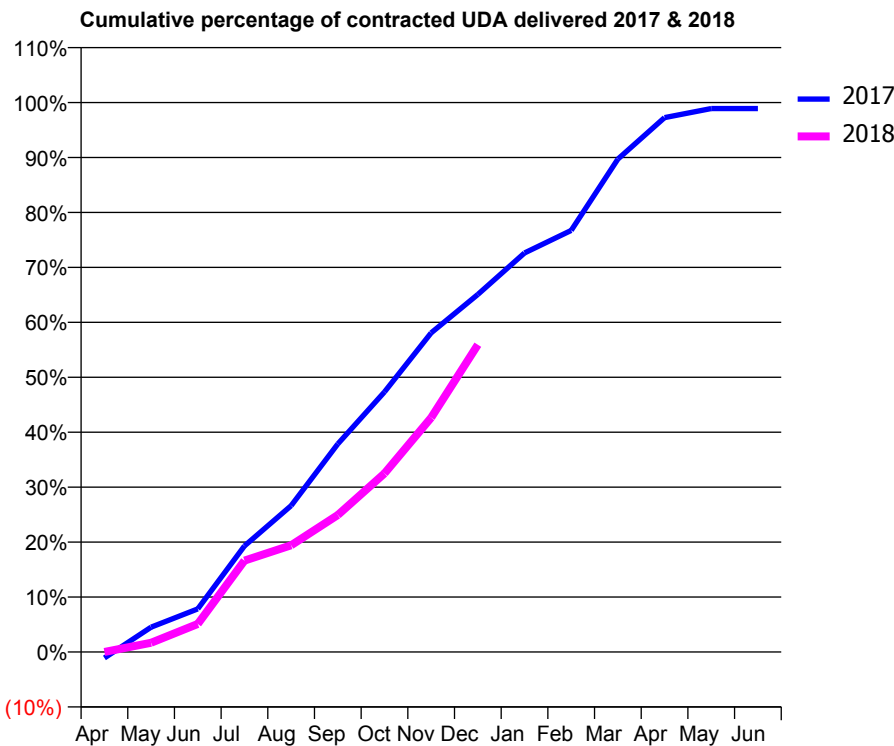
17/18 Contracted general activity (UDA)	14,801
Carry forward general activity (UDA)	0
17/18 Contracted orthodontic activity (UOA)	0
Carry forward orthodontic activity (UOA)	0
Baseline contract value	£349,604.20

ACCESS*

Patients seen in 24 months	Total	Change since previous quarter
Quarter ending December 2016	4,936	
Quarter ending March 2017	4,946	→
Quarter ending June 2017	4,794	↓
Quarter ending September 2017	4,719	↓
Quarter ending December 2017	4,659	↓
Variance since December 2016	(5.6%)	↓



ACTIVITY



Month	Adjusted Scheduled Activity (UDA)	
	2017	2018
April	-153	0
May	624	250
June	1,082	756
July	2,665	2,460
August	3,675	2,877
September	5,226	3,691
October	6,532	4,812
November	8,017	6,314
December	8,980	8,278
January	10,021	
February	10,587	
March	12,379	
April	13,420	
May	13,649	
June	13,649	

QUALITY

	Quantity	Base Number	Contract	AT	Region	England
% of FP17s for the same patient ID Re-attending within 3 months - Children	57	875	6.5%	9.5%	11.5%	12.0%
% of FP17s for the same patient ID Re-attending within 3 months - Adults	508	3,217	15.8%	15.0%	15.8%	15.9%
% of FP17s for the same patient ID Re-attending between 3 & 9 months - Children	233	875	26.6%	59.4%	60.5%	58.0%
% of FP17s for the same patient ID Re-attending between 3 & 9 months - Adults	1,012	3,217	31.5%	51.1%	51.8%	50.5%
% of FP17s for Band 1 Urgent Courses	504	3,635	13.9%	9.6%	9.5%	9.0%
% of FP17s Relating to Free Repair or Replacements	1	3,635	0.0%	0.6%	0.7%	0.8%
% of FP17s Relating to Continuations	7	3,635	0.2%	0.9%	1.0%	1.1%
% of Patients satisfied with the dentistry they have received	20	24	83.3%	91.2%	92.1%	91.5%
% of Patients satisfied with the time they had to wait for an appointment	20	24	83.3%	88.7%	88.3%	87.9%

* This is based on patients treated on this contract for their most recent course of treatment. Figures in italics indicate the base number of FP17s or Patient Questionnaire responses are less than 100. N/A is shown where the base number of responses is less than 10 during the period. % is calculated as Quantity/Base number*100

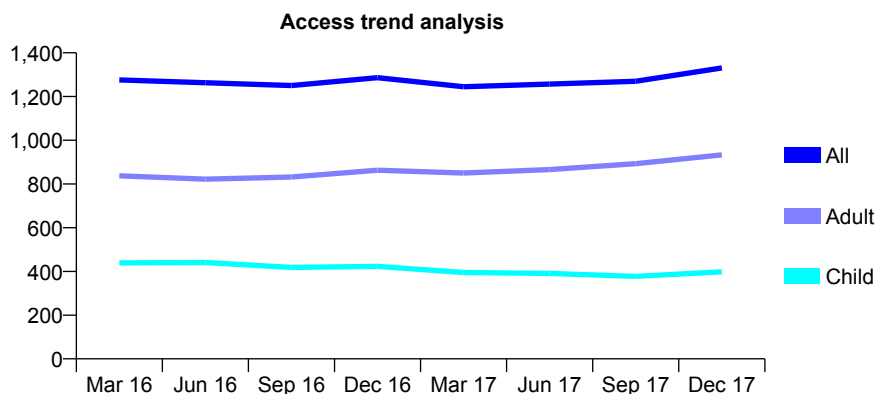
Q68 - Vital Signs At a Glance Contract Report for 245003/0001 - December 2017

Name or company name	MR K ABODI
Contract type name	GDS Contract
Purpose of contract	General
Contract start date	01/04/2006
Contract end date	

17/18 Contracted general activity (UDA)	2,477
Carry forward general activity (UDA)	-50
17/18 Contracted orthodontic activity (UOA)	0
Carry forward orthodontic activity (UOA)	0
Baseline contract value	£61,284.75

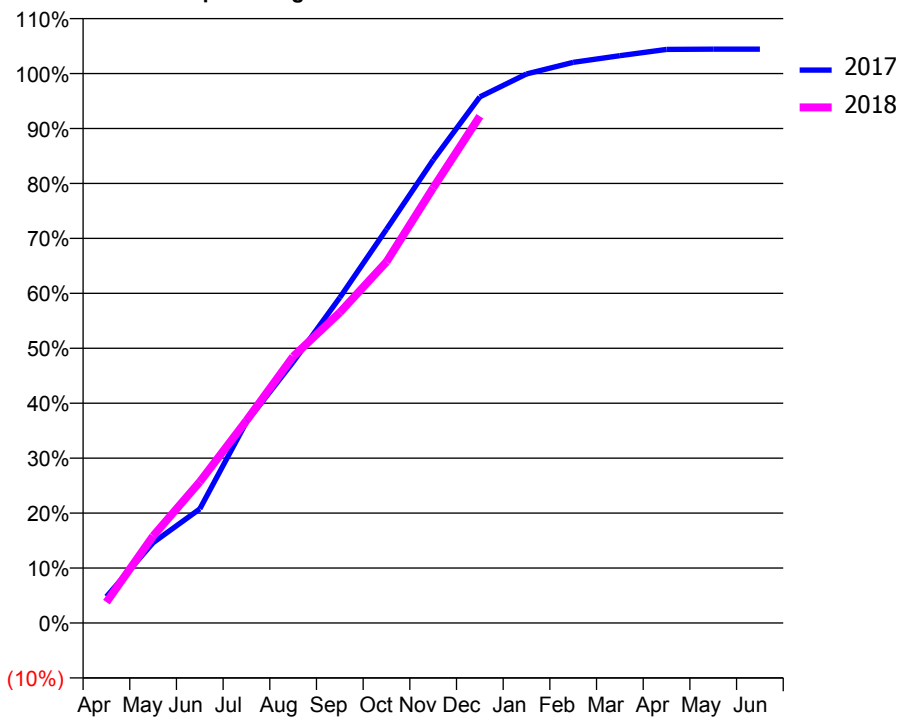
ACCESS*

Patients seen in 24 months	Total	Change since previous quarter
Quarter ending December 2016	1,286	
Quarter ending March 2017	1,245	↓
Quarter ending June 2017	1,257	→
Quarter ending September 2017	1,270	→
Quarter ending December 2017	1,331	↑
Variance since December 2016	3.5%	↑



ACTIVITY

Cumulative percentage of contracted UDA delivered 2017 & 2018



Month	Adjusted Scheduled Activity (UDA)	
	2017	2018
April	119	94
May	362	392
June	514	636
July	906	913
August	1,177	1,201
September	1,467	1,400
October	1,775	1,628
November	2,087	1,962
December	2,372	2,285
January	2,475	
February	2,527	
March	2,558	
April	2,586	
May	2,587	
June	2,587	

QUALITY

	Quantity	Base Number	Contract	AT	Region	England
% of FP17s for the same patient ID Re-attending within 3 months - Children	19	443	4.3%	9.5%	11.5%	12.0%
% of FP17s for the same patient ID Re-attending within 3 months - Adults	81	909	8.9%	15.0%	15.8%	15.9%
% of FP17s for the same patient ID Re-attending between 3 & 9 months - Children	247	443	55.8%	59.4%	60.5%	58.0%
% of FP17s for the same patient ID Re-attending between 3 & 9 months - Adults	371	909	40.8%	51.1%	51.8%	50.5%
% of FP17s for Band 1 Urgent Courses	83	1,328	6.3%	9.6%	9.5%	9.0%
% of FP17s Relating to Free Repair or Replacements	3	1,328	0.2%	0.6%	0.7%	0.8%
% of FP17s Relating to Continuations	0	1,328	0.0%	0.9%	1.0%	1.1%
% of Patients satisfied with the dentistry they have received	0	0	N/A	91.2%	92.1%	91.5%
% of Patients satisfied with the time they had to wait for an appointment	0	0	N/A	88.7%	88.3%	87.9%

* This is based on patients treated on this contract for their most recent course of treatment. Figures in italics indicate the base number of FP17s or Patient Questionnaire responses are less than 100. N/A is shown where the base number of responses is less than 10 during the period. % is calculated as Quantity/Base number*100

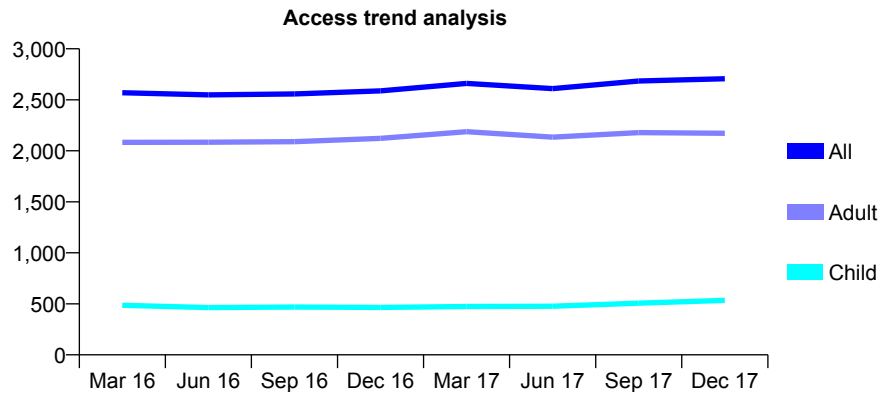
Q68 - Vital Signs At a Glance Contract Report for 249599/0001 - December 2017

Name or company name	Mr Ambrose Ebhohimen
Contract type name	GDS Contract
Purpose of contract	General
Contract start date	01/04/2006
Contract end date	

17/18 Contracted general activity (UDA)	9,545
Carry forward general activity (UDA)	1,464
17/18 Contracted orthodontic activity (UOA)	0
Carry forward orthodontic activity (UOA)	0
Baseline contract value	£214,277.56

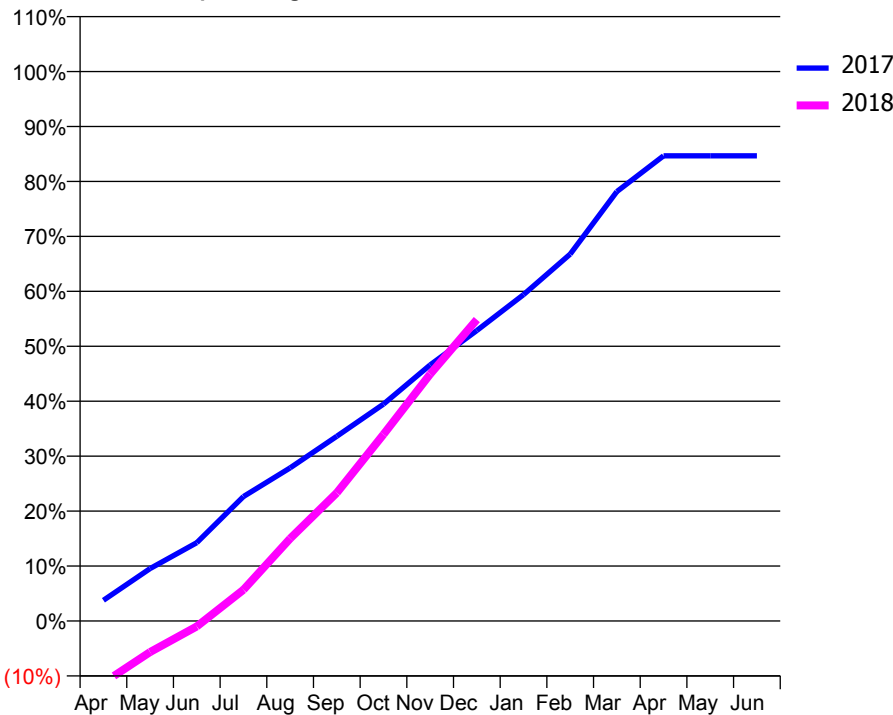
ACCESS*

Patients seen in 24 months	Total	Change since previous quarter
Quarter ending December 2016	2,587	
Quarter ending March 2017	2,661	↑
Quarter ending June 2017	2,610	↓
Quarter ending September 2017	2,684	↑
Quarter ending December 2017	2,706	→
Variance since December 2016	4.6%	↑



ACTIVITY

Cumulative percentage of contracted UDA delivered 2017 & 2018



Month	Adjusted Scheduled Activity (UDA)	
	2017	2018
April	359	-1,078
May	912	-541
June	1,360	-97
July	2,161	543
August	2,660	1,433
September	3,208	2,226
October	3,767	3,242
November	4,449	4,288
December	5,045	5,236
January	5,670	
February	6,372	
March	7,460	
April	8,080	
May	8,080	
June	8,081	

QUALITY

	Quantity	Base Number	Contract	AT	Region	England
% of FP17s for the same patient ID Re-attending within 3 months - Children	42	593	7.1%	9.5%	11.5%	12.0%
% of FP17s for the same patient ID Re-attending within 3 months - Adults	372	2,486	15.0%	15.0%	15.8%	15.9%
% of FP17s for the same patient ID Re-attending between 3 & 9 months - Children	322	593	54.3%	59.4%	60.5%	58.0%
% of FP17s for the same patient ID Re-attending between 3 & 9 months - Adults	1,358	2,486	54.6%	51.1%	51.8%	50.5%
% of FP17s for Band 1 Urgent Courses	156	2,892	5.4%	9.6%	9.5%	9.0%
% of FP17s Relating to Free Repair or Replacements	27	2,892	0.9%	0.6%	0.7%	0.8%
% of FP17s Relating to Continuations	41	2,892	1.4%	0.9%	1.0%	1.1%
% of Patients satisfied with the dentistry they have received	0	0	N/A	91.2%	92.1%	91.5%
% of Patients satisfied with the time they had to wait for an appointment	0	0	N/A	88.7%	88.3%	87.9%

* This is based on patients treated on this contract for their most recent course of treatment. Figures in italics indicate the base number of FP17s or Patient Questionnaire responses are less than 100. N/A is shown where the base number of responses is less than 10 during the period. % is calculated as Quantity/Base number*100

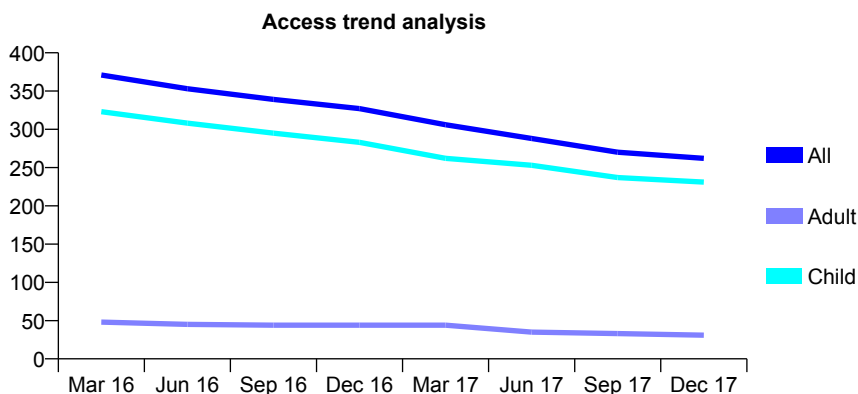
Q68 - Vital Signs At a Glance Contract Report for 250414/0001 - December 2017

Name or company name	MRS EL CLAYTON-JONES
Contract type name	GDS Contract
Purpose of contract	General
Contract start date	01/12/2011
Contract end date	

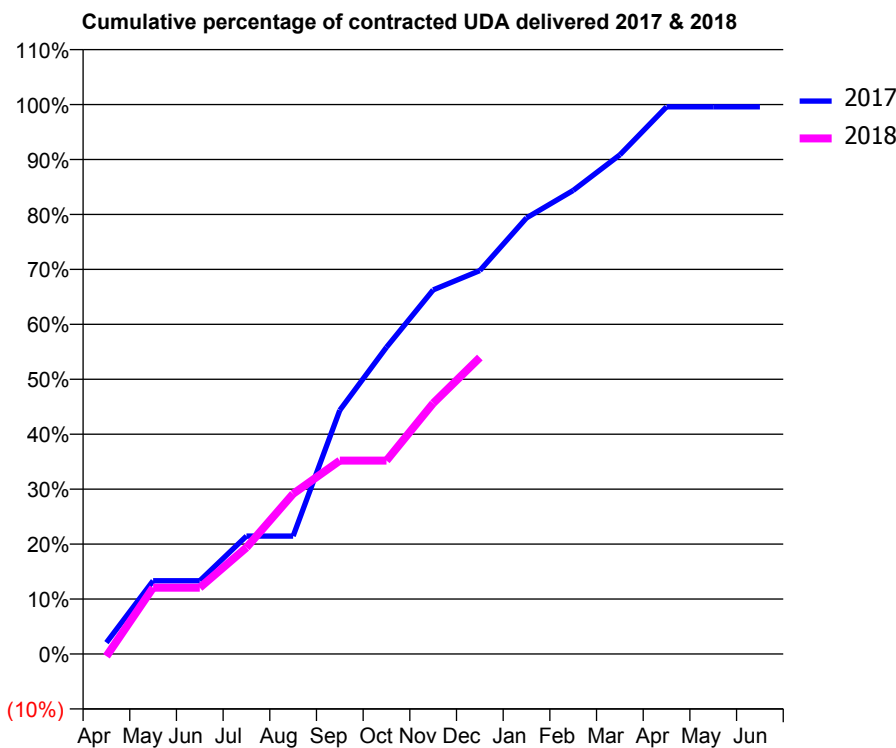
17/18 Contracted general activity (UDA)	480
Carry forward general activity (UDA)	2
17/18 Contracted orthodontic activity (UOA)	0
Carry forward orthodontic activity (UOA)	0
Baseline contract value	£10,787.63

ACCESS*

Patients seen in 24 months	Total	Change since previous quarter
Quarter ending December 2016	327	
Quarter ending March 2017	306	↓
Quarter ending June 2017	288	↓
Quarter ending September 2017	270	↓
Quarter ending December 2017	262	↓
Variance since December 2016	(19.9%)	↓



ACTIVITY



Month	Adjusted Scheduled Activity (UDA)	
	2017	2018
April	10	-2
May	64	58
June	64	58
July	103	93
August	103	140
September	213	169
October	268	169
November	318	219
December	335	259
January	381	
February	405	
March	436	
April	478	
May	478	
June	478	

QUALITY

	Quantity	Base Number	Contract	AT	Region	England
% of FP17s for the same patient ID Re-attending within 3 months - Children	2	268	0.7%	9.5%	11.5%	12.0%
% of FP17s for the same patient ID Re-attending within 3 months - Adults	0	12	0.0%	15.0%	15.8%	15.9%
% of FP17s for the same patient ID Re-attending between 3 & 9 months - Children	207	268	77.2%	59.4%	60.5%	58.0%
% of FP17s for the same patient ID Re-attending between 3 & 9 months - Adults	6	12	50.0%	51.1%	51.8%	50.5%
% of FP17s for Band 1 Urgent Courses	0	240	0.0%	9.6%	9.5%	9.0%
% of FP17s Relating to Free Repair or Replacements	0	240	0.0%	0.6%	0.7%	0.8%
% of FP17s Relating to Continuations	0	240	0.0%	0.9%	1.0%	1.1%
% of Patients satisfied with the dentistry they have received	0	0	N/A	91.2%	92.1%	91.5%
% of Patients satisfied with the time they had to wait for an appointment	0	0	N/A	88.7%	88.3%	87.9%

* This is based on patients treated on this contract for their most recent course of treatment. Figures in italics indicate the base number of FP17s or Patient Questionnaire responses are less than 100. N/A is shown where the base number of responses is less than 10 during the period. % is calculated as Quantity/Base number*100

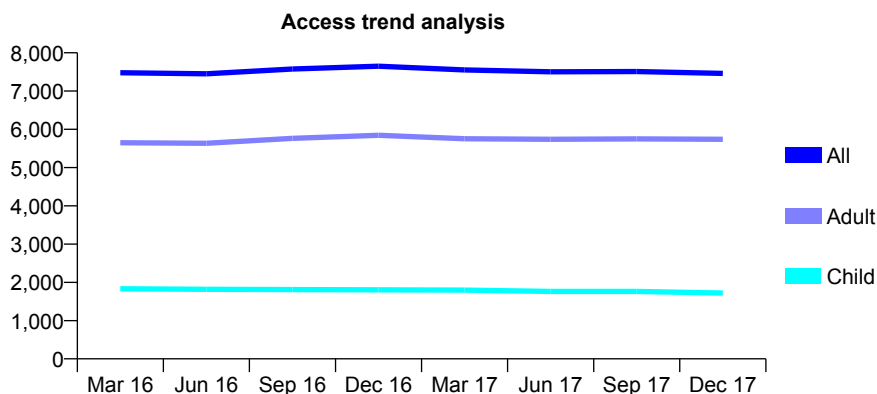
Q68 - Vital Signs At a Glance Contract Report for 251739/0001 - December 2017

Name or company name	MS BS BHATT
Contract type name	GDS Contract
Purpose of contract	General
Contract start date	01/04/2006
Contract end date	

17/18 Contracted general activity (UDA)	16,944
Carry forward general activity (UDA)	567
17/18 Contracted orthodontic activity (UOA)	0
Carry forward orthodontic activity (UOA)	0
Baseline contract value	£380,822.03

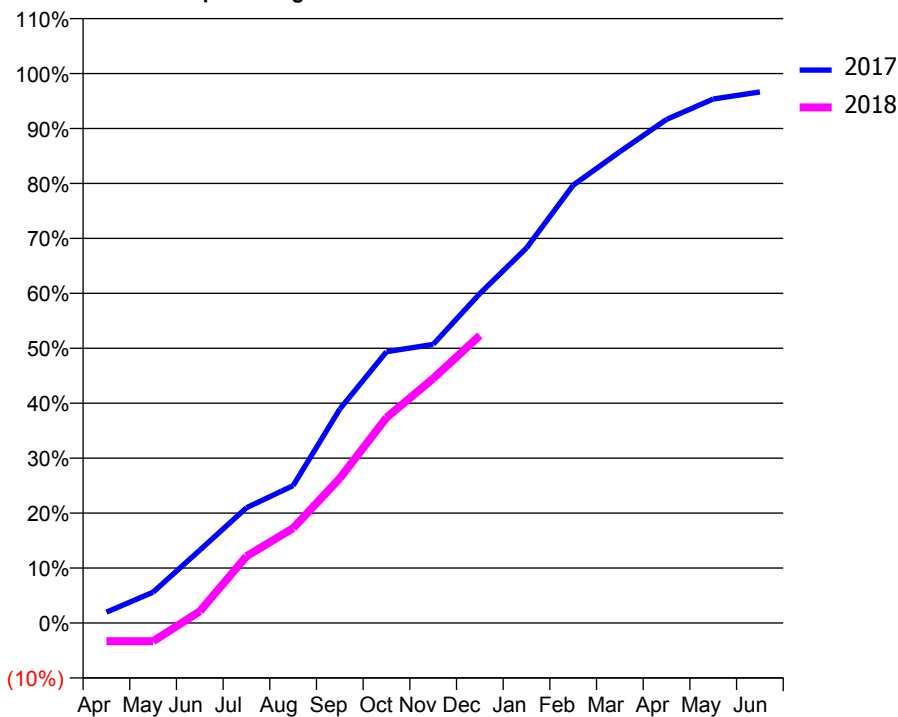
ACCESS*

Patients seen in 24 months	Total	Change since previous quarter
Quarter ending December 2016	7,648	
Quarter ending March 2017	7,552	↓
Quarter ending June 2017	7,504	→
Quarter ending September 2017	7,510	→
Quarter ending December 2017	7,461	→
Variance since December 2016	(2.4%)	↓



ACTIVITY

Cumulative percentage of contracted UDA delivered 2017 & 2018



Month	Adjusted Scheduled Activity (UDA)	
	2017	2018
April	335	-567
May	953	-567
June	2,248	362
July	3,556	2,058
August	4,237	2,926
September	6,597	4,465
October	8,365	6,333
November	8,590	7,537
December	10,156	8,866
January	11,564	
February	13,500	
March	14,534	
April	15,529	
May	16,156	
June	16,376	

QUALITY

	Quantity	Base Number	Contract	AT	Region	England
% of FP17s for the same patient ID Re-attending within 3 months - Children	130	1,789	7.3%	9.5%	11.5%	12.0%
% of FP17s for the same patient ID Re-attending within 3 months - Adults	690	5,222	13.2%	15.0%	15.8%	15.9%
% of FP17s for the same patient ID Re-attending between 3 & 9 months - Children	964	1,789	53.9%	59.4%	60.5%	58.0%
% of FP17s for the same patient ID Re-attending between 3 & 9 months - Adults	2,390	5,222	45.8%	51.1%	51.8%	50.5%
% of FP17s for Band 1 Urgent Courses	446	5,889	7.6%	9.6%	9.5%	9.0%
% of FP17s Relating to Free Repair or Replacements	15	5,889	0.3%	0.6%	0.7%	0.8%
% of FP17s Relating to Continuations	9	5,889	0.2%	0.9%	1.0%	1.1%
% of Patients satisfied with the dentistry they have received	8	8	N/A	91.2%	92.1%	91.5%
% of Patients satisfied with the time they had to wait for an appointment	8	8	N/A	88.7%	88.3%	87.9%

* This is based on patients treated on this contract for their most recent course of treatment. Figures in italics indicate the base number of FP17s or Patient Questionnaire responses are less than 100. N/A is shown where the base number of responses is less than 10 during the period. % is calculated as Quantity/Base number*100

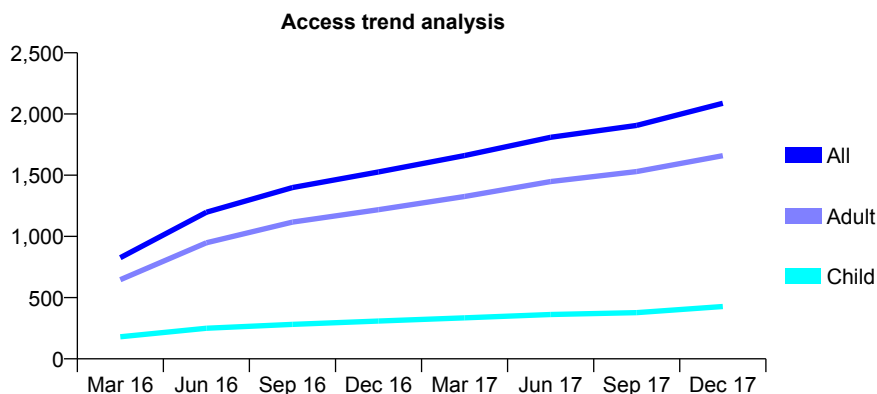
Q68 - Vital Signs At a Glance Contract Report for 252247/0001 - December 2017

Name or company name	MR DI MIHAYLOV
Contract type name	GDS Contract
Purpose of contract	General
Contract start date	01/10/2015
Contract end date	

17/18 Contracted general activity (UDA)	6,490
Carry forward general activity (UDA)	-130
17/18 Contracted orthodontic activity (UOA)	0
Carry forward orthodontic activity (UOA)	0
Baseline contract value	£150,884.04

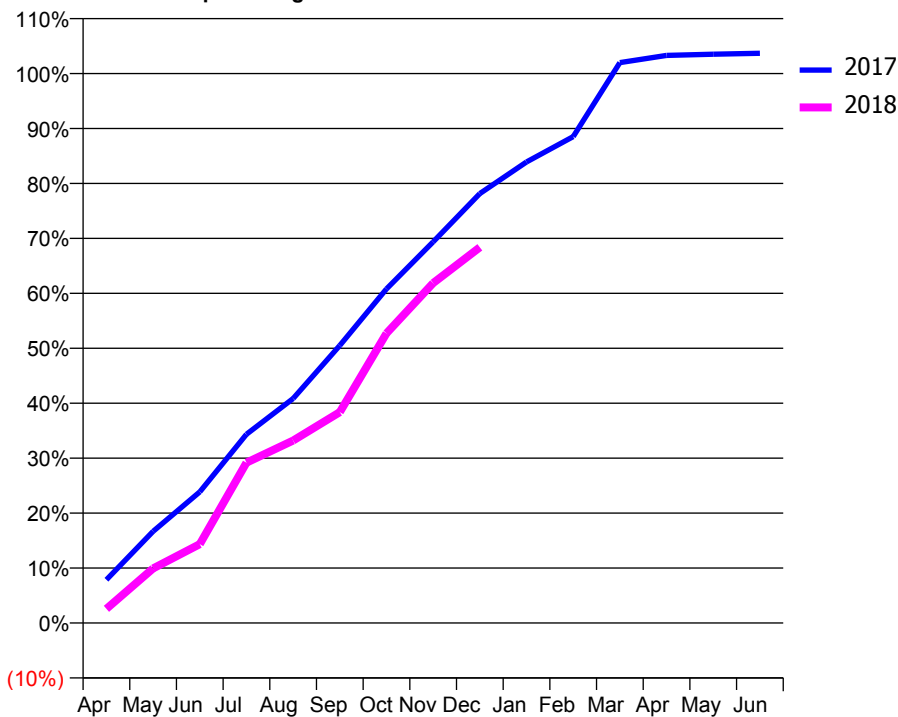
ACCESS*

Patients seen in 24 months	Total	Change since previous quarter
Quarter ending December 2016	1,527	
Quarter ending March 2017	1,661	↑
Quarter ending June 2017	1,810	↑
Quarter ending September 2017	1,907	↑
Quarter ending December 2017	2,088	↑
Variance since December 2016	36.7%	↑



ACTIVITY

Cumulative percentage of contracted UDA delivered 2017 & 2018



Month	Adjusted Scheduled Activity (UDA)	
	2017	2018
April	511	167
May	1,083	645
June	1,549	932
July	2,229	1,894
August	2,651	2,155
September	3,279	2,491
October	3,945	3,422
November	4,502	4,016
December	5,072	4,437
January	5,445	
February	5,745	
March	6,618	
April	6,704	
May	6,719	
June	6,729	

QUALITY

	Quantity	Base Number	Contract	AT	Region	England
% of FP17s for the same patient ID Re-attending within 3 months - Children	44	456	9.6%	9.5%	11.5%	12.0%
% of FP17s for the same patient ID Re-attending within 3 months - Adults	174	1,490	11.7%	15.0%	15.8%	15.9%
% of FP17s for the same patient ID Re-attending between 3 & 9 months - Children	222	456	48.7%	59.4%	60.5%	58.0%
% of FP17s for the same patient ID Re-attending between 3 & 9 months - Adults	656	1,490	44.0%	51.1%	51.8%	50.5%
% of FP17s for Band 1 Urgent Courses	227	1,901	11.9%	9.6%	9.5%	9.0%
% of FP17s Relating to Free Repair or Replacements	16	1,901	0.8%	0.6%	0.7%	0.8%
% of FP17s Relating to Continuations	5	1,901	0.3%	0.9%	1.0%	1.1%
% of Patients satisfied with the dentistry they have received	5	7	N/A	91.2%	92.1%	91.5%
% of Patients satisfied with the time they had to wait for an appointment	6	7	N/A	88.7%	88.3%	87.9%

* This is based on patients treated on this contract for their most recent course of treatment. Figures in italics indicate the base number of FP17s or Patient Questionnaire responses are less than 100. N/A is shown where the base number of responses is less than 10 during the period. % is calculated as Quantity/Base number*100

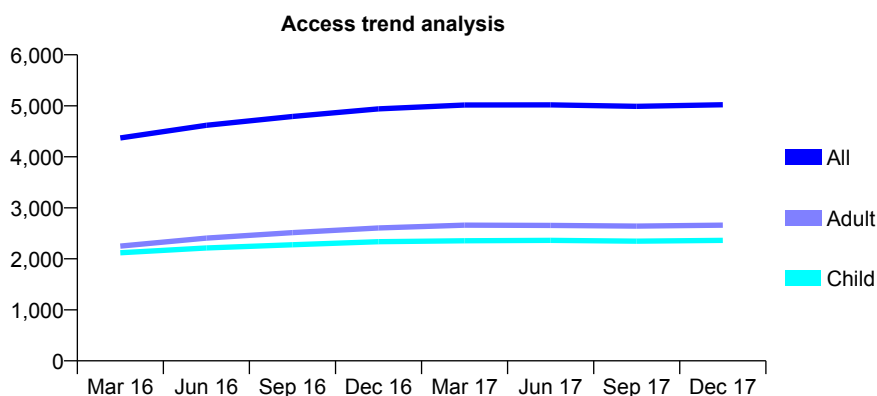
Q68 - Vital Signs At a Glance Contract Report for 253294/0001 - December 2017

Name or company name	MR PA CARR
Contract type name	GDS Contract
Purpose of contract	General
Contract start date	17/02/2015
Contract end date	

17/18 Contracted general activity (UDA)	12,800
Carry forward general activity (UDA)	135
17/18 Contracted orthodontic activity (UOA)	0
Carry forward orthodontic activity (UOA)	0
Baseline contract value	£288,537.39

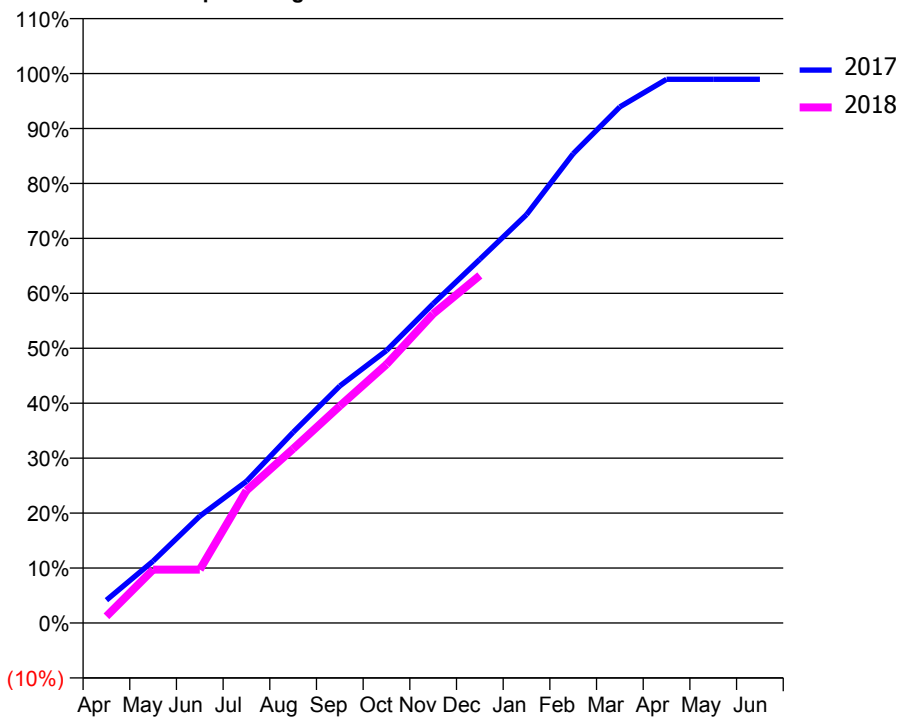
ACCESS*

Patients seen in 24 months	Total	Change since previous quarter
Quarter ending December 2016	4,940	
Quarter ending March 2017	5,015	→
Quarter ending June 2017	5,017	→
Quarter ending September 2017	4,990	→
Quarter ending December 2017	5,022	→
Variance since December 2016	1.7%	→



ACTIVITY

Cumulative percentage of contracted UDA delivered 2017 & 2018



Month	Adjusted Scheduled Activity (UDA)	
	2017	2018
April	534	158
May	1,444	1,243
June	2,490	1,243
July	3,299	3,087
August	4,442	4,058
September	5,520	5,056
October	6,347	6,024
November	7,436	7,202
December	8,471	8,097
January	9,512	
February	10,933	
March	12,021	
April	12,665	
May	12,665	
June	12,665	

QUALITY

	Quantity	Base Number	Contract	AT	Region	England
% of FP17s for the same patient ID Re-attending within 3 months - Children	208	2,688	7.7%	9.5%	11.5%	12.0%
% of FP17s for the same patient ID Re-attending within 3 months - Adults	402	2,650	15.2%	15.0%	15.8%	15.9%
% of FP17s for the same patient ID Re-attending between 3 & 9 months - Children	1,702	2,688	63.3%	59.4%	60.5%	58.0%
% of FP17s for the same patient ID Re-attending between 3 & 9 months - Adults	1,336	2,650	50.4%	51.1%	51.8%	50.5%
% of FP17s for Band 1 Urgent Courses	484	4,968	9.7%	9.6%	9.5%	9.0%
% of FP17s Relating to Free Repair or Replacements	13	4,968	0.3%	0.6%	0.7%	0.8%
% of FP17s Relating to Continuations	78	4,968	1.6%	0.9%	1.0%	1.1%
% of Patients satisfied with the dentistry they have received	4	5	N/A	91.2%	92.1%	91.5%
% of Patients satisfied with the time they had to wait for an appointment	4	5	N/A	88.7%	88.3%	87.9%

* This is based on patients treated on this contract for their most recent course of treatment. Figures in italics indicate the base number of FP17s or Patient Questionnaire responses are less than 100. N/A is shown where the base number of responses is less than 10 during the period. % is calculated as Quantity/Base number*100

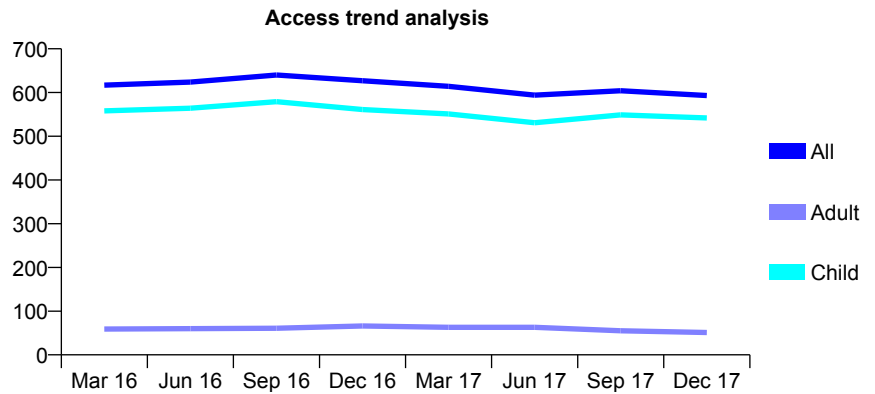
Q68 - Vital Signs At a Glance Contract Report for 253405/0001 - December 2017

Name or company name	MR J BAROTIAN
Contract type name	GDS Contract
Purpose of contract	General
Contract start date	01/04/2006
Contract end date	

17/18 Contracted general activity (UDA)	1,300
Carry forward general activity (UDA)	15
17/18 Contracted orthodontic activity (UOA)	0
Carry forward orthodontic activity (UOA)	0
Baseline contract value	£33,358.08

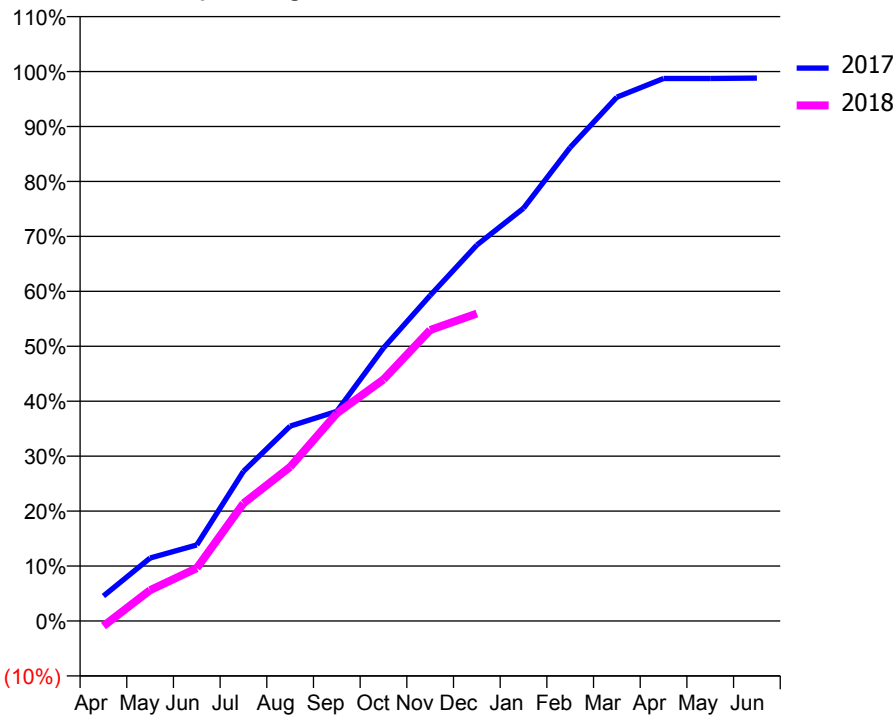
ACCESS*

Patients seen in 24 months	Total	Change since previous quarter
Quarter ending December 2016	627	
Quarter ending March 2017	614	↓
Quarter ending June 2017	594	↓
Quarter ending September 2017	604	→
Quarter ending December 2017	593	↓
Variance since December 2016	(5.4%)	↓



ACTIVITY

Cumulative percentage of contracted UDA delivered 2017 & 2018



Month	Adjusted Scheduled Activity (UDA)	
	2017	2018
April	59	-12
May	149	73
June	180	125
July	354	278
August	461	364
September	496	491
October	646	571
November	770	688
December	889	727
January	976	
February	1,120	
March	1,239	
April	1,283	
May	1,283	
June	1,284	

QUALITY

	Quantity	Base Number	Contract	AT	Region	England
% of FP17s for the same patient ID Re-attending within 3 months - Children	17	559	3.0%	9.5%	11.5%	12.0%
% of FP17s for the same patient ID Re-attending within 3 months - Adults	0	0	N/A	15.0%	15.8%	15.9%
% of FP17s for the same patient ID Re-attending between 3 & 9 months - Children	395	559	70.7%	59.4%	60.5%	58.0%
% of FP17s for the same patient ID Re-attending between 3 & 9 months - Adults	0	0	N/A	51.1%	51.8%	50.5%
% of FP17s for Band 1 Urgent Courses	2	528	0.4%	9.6%	9.5%	9.0%
% of FP17s Relating to Free Repair or Replacements	0	528	0.0%	0.6%	0.7%	0.8%
% of FP17s Relating to Continuations	0	528	0.0%	0.9%	1.0%	1.1%
% of Patients satisfied with the dentistry they have received	0	0	N/A	91.2%	92.1%	91.5%
% of Patients satisfied with the time they had to wait for an appointment	0	0	N/A	88.7%	88.3%	87.9%

* This is based on patients treated on this contract for their most recent course of treatment. Figures in italics indicate the base number of FP17s or Patient Questionnaire responses are less than 100. N/A is shown where the base number of responses is less than 10 during the period. % is calculated as Quantity/Base number*100

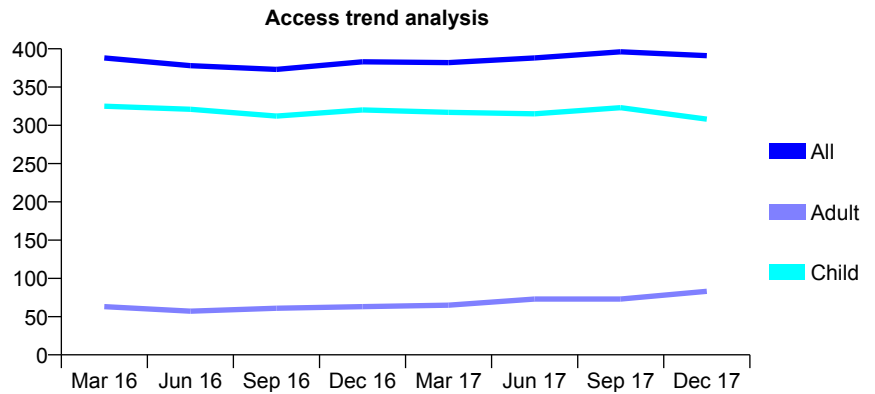
Q68 - Vital Signs At a Glance Contract Report for 253529/0002 - December 2017

Name or company name	MR N JANSEN VAN RENSBURG
Contract type name	GDS Contract
Purpose of contract	General
Contract start date	01/11/2006
Contract end date	

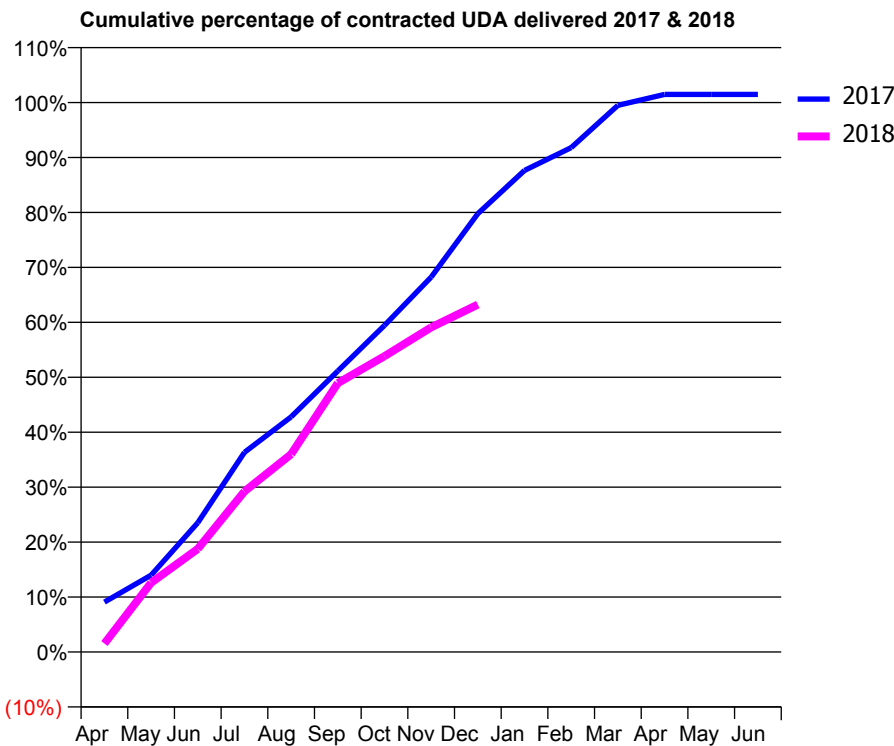
17/18 Contracted general activity (UDA)	650
Carry forward general activity (UDA)	-10
17/18 Contracted orthodontic activity (UOA)	0
Carry forward orthodontic activity (UOA)	0
Baseline contract value	£14,611.39

ACCESS*

Patients seen in 24 months	Total	Change since previous quarter
Quarter ending December 2016	383	
Quarter ending March 2017	382	→
Quarter ending June 2017	388	→
Quarter ending September 2017	396	↑
Quarter ending December 2017	391	↓
Variance since December 2016	2.1%	↑



ACTIVITY



Month	Adjusted Scheduled Activity (UDA)	
	2017	2018
April	59	10
May	91	82
June	153	122
July	236	190
August	278	234
September	332	318
October	386	350
November	443	384
December	519	411
January	570	
February	597	
March	647	
April	660	
May	660	
June	660	

QUALITY

	Quantity	Base Number	Contract	AT	Region	England
% of FP17s for the same patient ID Re-attending within 3 months - Children	3	269	1.1%	9.5%	11.5%	12.0%
% of FP17s for the same patient ID Re-attending within 3 months - Adults	0	32	0.0%	15.0%	15.8%	15.9%
% of FP17s for the same patient ID Re-attending between 3 & 9 months - Children	134	269	49.8%	59.4%	60.5%	58.0%
% of FP17s for the same patient ID Re-attending between 3 & 9 months - Adults	11	32	34.4%	51.1%	51.8%	50.5%
% of FP17s for Band 1 Urgent Courses	0	290	0.0%	9.6%	9.5%	9.0%
% of FP17s Relating to Free Repair or Replacements	0	290	0.0%	0.6%	0.7%	0.8%
% of FP17s Relating to Continuations	0	290	0.0%	0.9%	1.0%	1.1%
% of Patients satisfied with the dentistry they have received	1	1	N/A	91.2%	92.1%	91.5%
% of Patients satisfied with the time they had to wait for an appointment	1	1	N/A	88.7%	88.3%	87.9%

* This is based on patients treated on this contract for their most recent course of treatment. Figures in italics indicate the base number of FP17s or Patient Questionnaire responses are less than 100. N/A is shown where the base number of responses is less than 10 during the period. % is calculated as Quantity/Base number*100

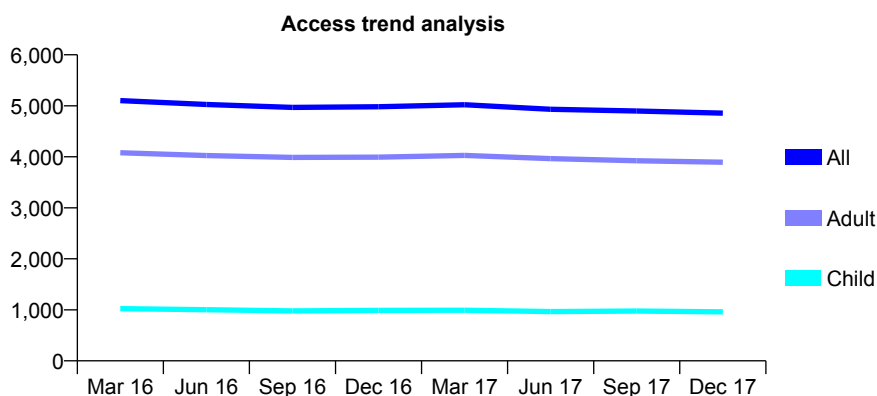
Q68 - Vital Signs At a Glance Contract Report for 253634/0002 - December 2017

Name or company name	MR K CHRISTIAN
Contract type name	GDS Contract
Purpose of contract	General
Contract start date	01/04/2006
Contract end date	

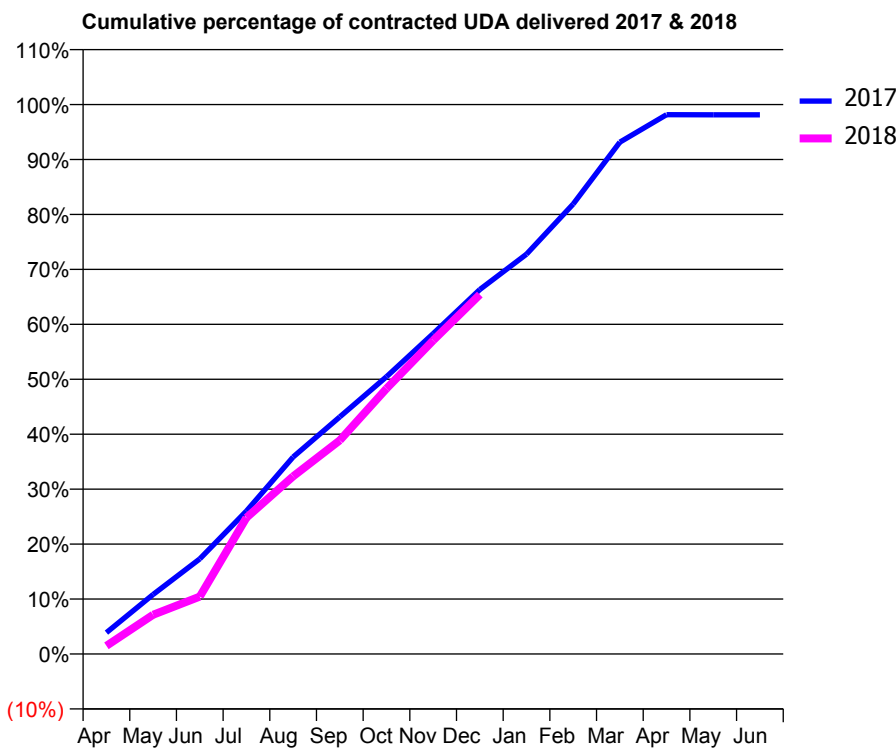
17/18 Contracted general activity (UDA)	12,660
Carry forward general activity (UDA)	274
17/18 Contracted orthodontic activity (UOA)	0
Carry forward orthodontic activity (UOA)	0
Baseline contract value	£284,584.74

ACCESS*

Patients seen in 24 months	Total	Change since previous quarter
Quarter ending December 2016	4,983	
Quarter ending March 2017	5,021	→
Quarter ending June 2017	4,931	↓
Quarter ending September 2017	4,899	→
Quarter ending December 2017	4,856	→
Variance since December 2016	(2.5%)	↓



ACTIVITY



Month	Adjusted Scheduled Activity (UDA)	
	2017	2018
April	574	189
May	1,594	904
June	2,546	1,322
July	3,828	3,140
August	5,274	4,094
September	6,347	4,925
October	7,419	6,115
November	8,572	7,224
December	9,756	8,282
January	10,699	
February	12,044	
March	13,697	
April	14,435	
May	14,432	
June	14,432	

QUALITY

	Quantity	Base Number	Contract	AT	Region	England
% of FP17s for the same patient ID Re-attending within 3 months - Children	63	1,071	5.9%	9.5%	11.5%	12.0%
% of FP17s for the same patient ID Re-attending within 3 months - Adults	509	4,383	11.6%	15.0%	15.8%	15.9%
% of FP17s for the same patient ID Re-attending between 3 & 9 months - Children	714	1,071	66.7%	59.4%	60.5%	58.0%
% of FP17s for the same patient ID Re-attending between 3 & 9 months - Adults	3,008	4,383	68.6%	51.1%	51.8%	50.5%
% of FP17s for Band 1 Urgent Courses	333	5,154	6.5%	9.6%	9.5%	9.0%
% of FP17s Relating to Free Repair or Replacements	25	5,154	0.5%	0.6%	0.7%	0.8%
% of FP17s Relating to Continuations	17	5,154	0.3%	0.9%	1.0%	1.1%
% of Patients satisfied with the dentistry they have received	7	7	N/A	91.2%	92.1%	91.5%
% of Patients satisfied with the time they had to wait for an appointment	7	7	N/A	88.7%	88.3%	87.9%

* This is based on patients treated on this contract for their most recent course of treatment. Figures in italics indicate the base number of FP17s or Patient Questionnaire responses are less than 100. N/A is shown where the base number of responses is less than 10 during the period. % is calculated as Quantity/Base number*100

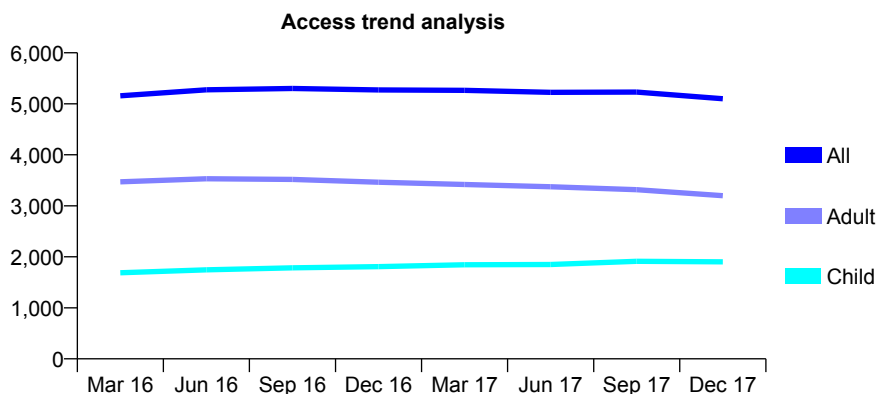
Q68 - Vital Signs At a Glance Contract Report for 262803/0004 - December 2017

Name or company name	MR SA BUTT
Contract type name	GDS Contract
Purpose of contract	General
Contract start date	01/04/2006
Contract end date	

17/18 Contracted general activity (UDA)	8,741
Carry forward general activity (UDA)	36
17/18 Contracted orthodontic activity (UOA)	0
Carry forward orthodontic activity (UOA)	0
Baseline contract value	£202,176.23

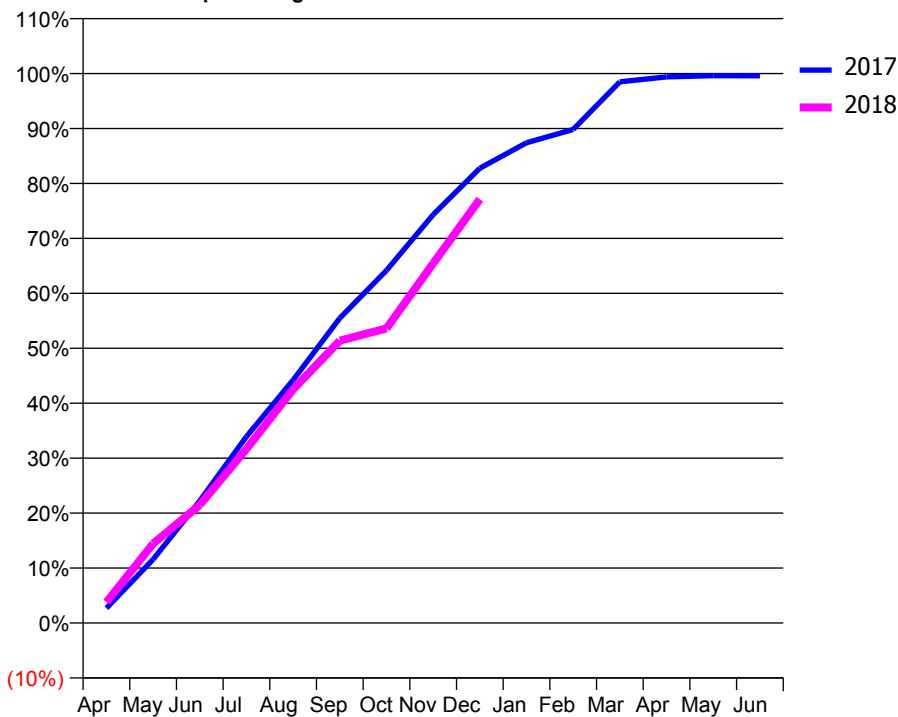
ACCESS*

Patients seen in 24 months	Total	Change since previous quarter
Quarter ending December 2016	5,271	
Quarter ending March 2017	5,263	→
Quarter ending June 2017	5,225	→
Quarter ending September 2017	5,229	→
Quarter ending December 2017	5,099	↓
Variance since December 2016	(3.3%)	↓



ACTIVITY

Cumulative percentage of contracted UDA delivered 2017 & 2018



Month	Adjusted Scheduled Activity (UDA)	
	2017	2018
April	237	332
May	1,013	1,263
June	1,945	1,878
July	2,966	2,768
August	3,867	3,718
September	4,849	4,492
October	5,610	4,686
November	6,497	5,721
December	7,235	6,742
January	7,640	
February	7,852	
March	8,609	
April	8,687	
May	8,707	
June	8,705	

QUALITY

	Quantity	Base Number	Contract	AT	Region	England
% of FP17s for the same patient ID Re-attending within 3 months - Children	98	1,740	5.6%	9.5%	11.5%	12.0%
% of FP17s for the same patient ID Re-attending within 3 months - Adults	329	2,600	12.7%	15.0%	15.8%	15.9%
% of FP17s for the same patient ID Re-attending between 3 & 9 months - Children	769	1,740	44.2%	59.4%	60.5%	58.0%
% of FP17s for the same patient ID Re-attending between 3 & 9 months - Adults	937	2,600	36.0%	51.1%	51.8%	50.5%
% of FP17s for Band 1 Urgent Courses	456	3,457	13.2%	9.6%	9.5%	9.0%
% of FP17s Relating to Free Repair or Replacements	11	3,457	0.3%	0.6%	0.7%	0.8%
% of FP17s Relating to Continuations	3	3,457	0.1%	0.9%	1.0%	1.1%
% of Patients satisfied with the dentistry they have received	3	4	N/A	91.2%	92.1%	91.5%
% of Patients satisfied with the time they had to wait for an appointment	2	4	N/A	88.7%	88.3%	87.9%

* This is based on patients treated on this contract for their most recent course of treatment. Figures in italics indicate the base number of FP17s or Patient Questionnaire responses are less than 100. N/A is shown where the base number of responses is less than 10 during the period. % is calculated as Quantity/Base number*100

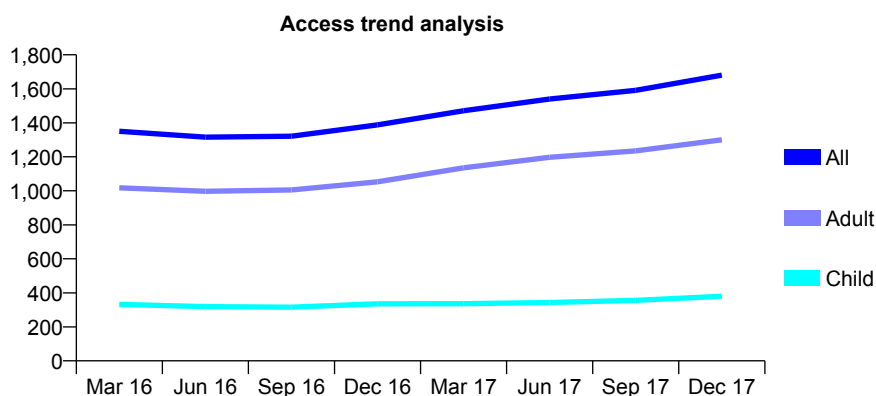
Q68 - Vital Signs At a Glance Contract Report for 263656/0004 - December 2017

Name or company name	Mallards Dental Practice Partnership
Contract type name	GDS Contract
Purpose of contract	General
Contract start date	01/09/2011
Contract end date	

17/18 Contracted general activity (UDA)	5,000
Carry forward general activity (UDA)	0
17/18 Contracted orthodontic activity (UOA)	0
Carry forward orthodontic activity (UOA)	0
Baseline contract value	£129,239.82

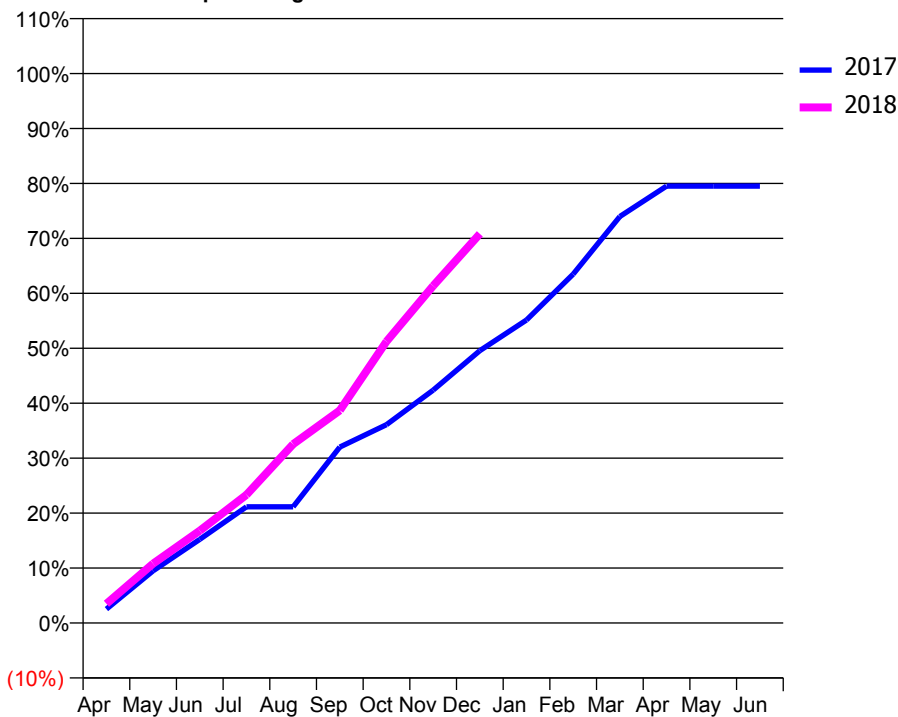
ACCESS*

Patients seen in 24 months	Total	Change since previous quarter
Quarter ending December 2016	1,388	
Quarter ending March 2017	1,471	↑
Quarter ending June 2017	1,540	↑
Quarter ending September 2017	1,591	↑
Quarter ending December 2017	1,680	↑
Variance since December 2016	21.0%	↑



ACTIVITY

Cumulative percentage of contracted UDA delivered 2017 & 2018



Month	Adjusted Scheduled Activity (UDA)	
	2017	2018
April	126	175
May	475	541
June	761	841
July	1,058	1,166
August	1,058	1,628
September	1,601	1,935
October	1,805	2,562
November	2,119	3,068
December	2,479	3,541
January	2,757	
February	3,174	
March	3,699	
April	3,975	
May	3,976	
June	3,976	

QUALITY

	Quantity	Base Number	Contract	AT	Region	England
% of FP17s for the same patient ID Re-attending within 3 months - Children	28	459	6.1%	9.5%	11.5%	12.0%
% of FP17s for the same patient ID Re-attending within 3 months - Adults	209	1,430	14.6%	15.0%	15.8%	15.9%
% of FP17s for the same patient ID Re-attending between 3 & 9 months - Children	279	459	60.8%	59.4%	60.5%	58.0%
% of FP17s for the same patient ID Re-attending between 3 & 9 months - Adults	744	1,430	52.0%	51.1%	51.8%	50.5%
% of FP17s for Band 1 Urgent Courses	144	1,786	8.1%	9.6%	9.5%	9.0%
% of FP17s Relating to Free Repair or Replacements	0	1,786	0.0%	0.6%	0.7%	0.8%
% of FP17s Relating to Continuations	27	1,786	1.5%	0.9%	1.0%	1.1%
% of Patients satisfied with the dentistry they have received	2	2	N/A	91.2%	92.1%	91.5%
% of Patients satisfied with the time they had to wait for an appointment	2	2	N/A	88.7%	88.3%	87.9%

* This is based on patients treated on this contract for their most recent course of treatment. Figures in italics indicate the base number of FP17s or Patient Questionnaire responses are less than 100. N/A is shown where the base number of responses is less than 10 during the period. % is calculated as Quantity/Base number*100

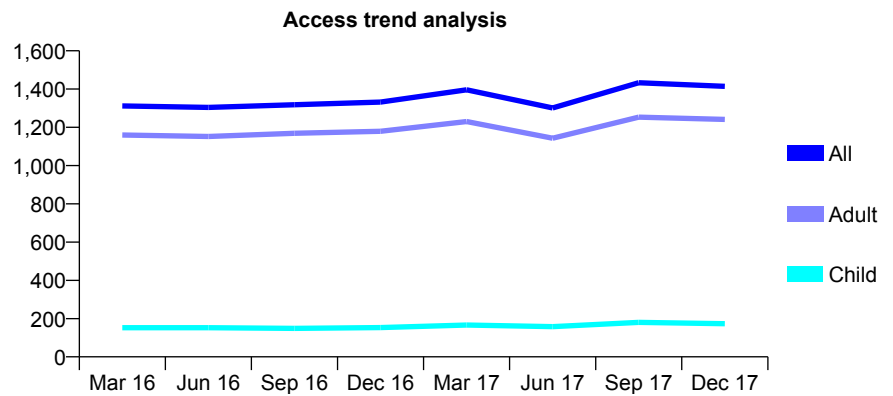
Q68 - Vital Signs At a Glance Contract Report for 268763/0002 - December 2017

Name or company name	MR KR MAYALL
Contract type name	GDS Contract
Purpose of contract	General
Contract start date	01/10/2012
Contract end date	

17/18 Contracted general activity (UDA)	4,778
Carry forward general activity (UDA)	-69
17/18 Contracted orthodontic activity (UOA)	0
Carry forward orthodontic activity (UOA)	0
Baseline contract value	£136,361.35

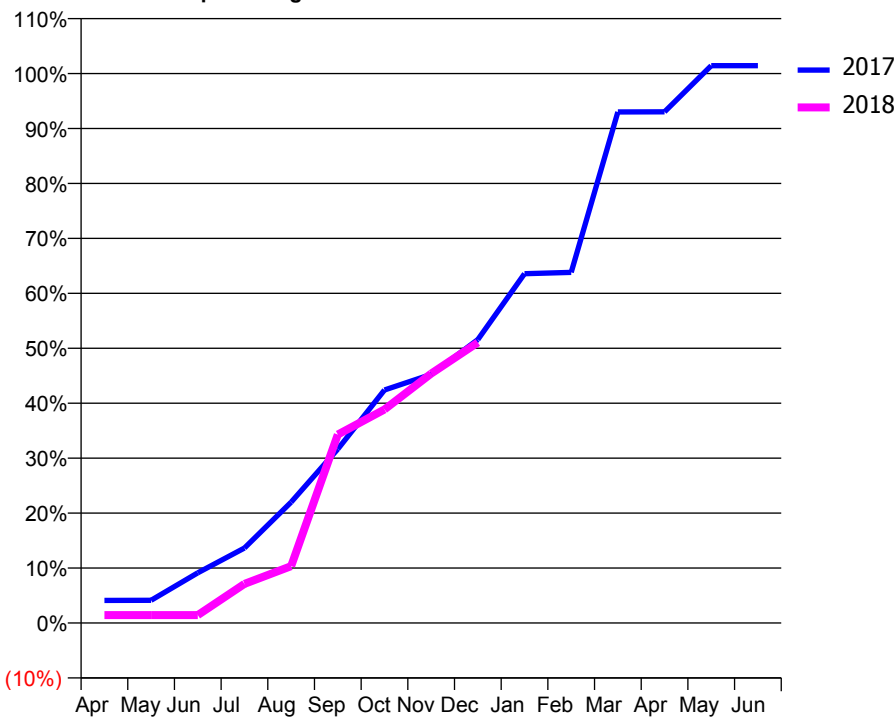
ACCESS*

Patients seen in 24 months	Total	Change since previous quarter
Quarter ending December 2016	1,332	
Quarter ending March 2017	1,396	↑
Quarter ending June 2017	1,301	↓
Quarter ending September 2017	1,433	↑
Quarter ending December 2017	1,414	↓
Variance since December 2016	6.2%	↑



ACTIVITY

Cumulative percentage of contracted UDA delivered 2017 & 2018



Month	Adjusted Scheduled Activity (UDA)	
	2017	2018
April	196	69
May	197	69
June	437	69
July	652	341
August	1,051	494
September	1,513	1,639
October	2,027	1,857
November	2,161	2,169
December	2,465	2,439
January	3,037	
February	3,049	
March	4,444	
April	4,445	
May	4,847	
June	4,847	

QUALITY

	Quantity	Base Number	Contract	AT	Region	England
% of FP17s for the same patient ID Re-attending within 3 months - Children	11	128	8.6%	9.5%	11.5%	12.0%
% of FP17s for the same patient ID Re-attending within 3 months - Adults	119	903	13.2%	15.0%	15.8%	15.9%
% of FP17s for the same patient ID Re-attending between 3 & 9 months - Children	43	128	33.6%	59.4%	60.5%	58.0%
% of FP17s for the same patient ID Re-attending between 3 & 9 months - Adults	293	903	32.4%	51.1%	51.8%	50.5%
% of FP17s for Band 1 Urgent Courses	120	880	13.6%	9.6%	9.5%	9.0%
% of FP17s Relating to Free Repair or Replacements	2	880	0.2%	0.6%	0.7%	0.8%
% of FP17s Relating to Continuations	0	880	0.0%	0.9%	1.0%	1.1%
% of Patients satisfied with the dentistry they have received	1	1	N/A	91.2%	92.1%	91.5%
% of Patients satisfied with the time they had to wait for an appointment	1	1	N/A	88.7%	88.3%	87.9%

* This is based on patients treated on this contract for their most recent course of treatment. Figures in italics indicate the base number of FP17s or Patient Questionnaire responses are less than 100. N/A is shown where the base number of responses is less than 10 during the period. % is calculated as Quantity/Base number*100

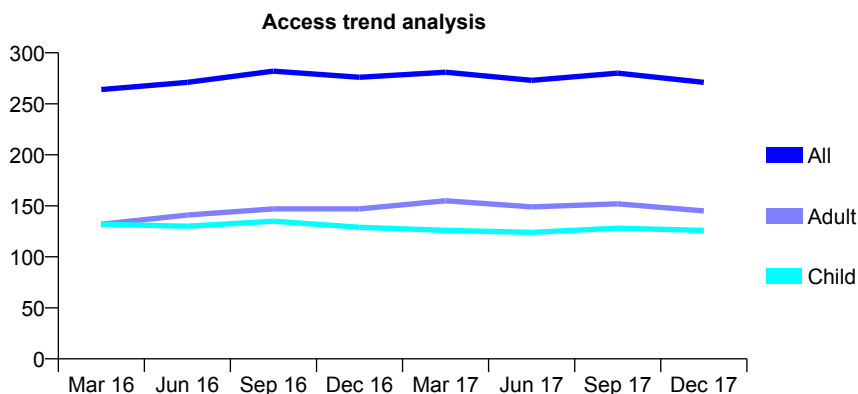
Q68 - Vital Signs At a Glance Contract Report for 272388/0001 - December 2017

Name or company name	MISS B LOGAN
Contract type name	GDS Contract
Purpose of contract	General
Contract start date	17/06/2011
Contract end date	

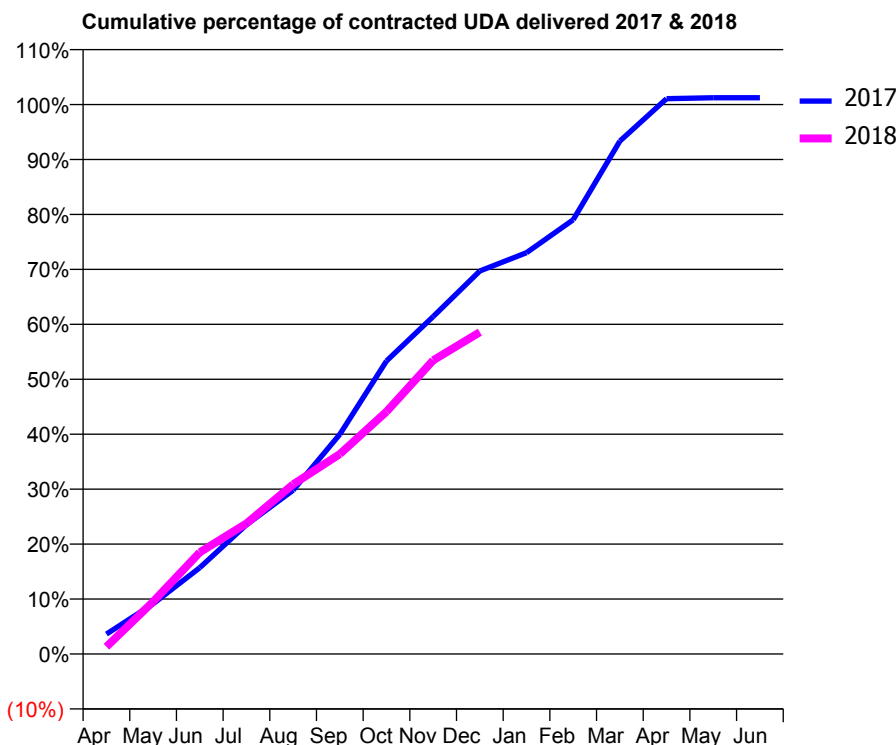
17/18 Contracted general activity (UDA)	750
Carry forward general activity (UDA)	-10
17/18 Contracted orthodontic activity (UOA)	0
Carry forward orthodontic activity (UOA)	0
Baseline contract value	£17,751.39

ACCESS*

Patients seen in 24 months	Total	Change since previous quarter
Quarter ending December 2016	276	
Quarter ending March 2017	281	→
Quarter ending June 2017	273	↓
Quarter ending September 2017	280	↑
Quarter ending December 2017	271	↓
Variance since December 2016	(1.8%)	↓



ACTIVITY



Month	Adjusted Scheduled Activity (UDA)	
	2017	2018
April	27	10
May	69	71
June	118	139
July	176	178
August	224	232
September	300	273
October	400	331
November	461	401
December	523	439
January	548	
February	593	
March	700	
April	758	
May	759	
June	759	

QUALITY

	Quantity	Base Number	Contract	AT	Region	England
% of FP17s for the same patient ID Re-attending within 3 months - Children	6	150	4.0%	9.5%	11.5%	12.0%
% of FP17s for the same patient ID Re-attending within 3 months - Adults	43	183	23.5%	15.0%	15.8%	15.9%
% of FP17s for the same patient ID Re-attending between 3 & 9 months - Children	110	150	73.3%	59.4%	60.5%	58.0%
% of FP17s for the same patient ID Re-attending between 3 & 9 months - Adults	99	183	54.1%	51.1%	51.8%	50.5%
% of FP17s for Band 1 Urgent Courses	31	306	10.1%	9.6%	9.5%	9.0%
% of FP17s Relating to Free Repair or Replacements	0	306	0.0%	0.6%	0.7%	0.8%
% of FP17s Relating to Continuations	6	306	2.0%	0.9%	1.0%	1.1%
% of Patients satisfied with the dentistry they have received	0	1	N/A	91.2%	92.1%	91.5%
% of Patients satisfied with the time they had to wait for an appointment	1	1	N/A	88.7%	88.3%	87.9%

* This is based on patients treated on this contract for their most recent course of treatment. Figures in italics indicate the base number of FP17s or Patient Questionnaire responses are less than 100. N/A is shown where the base number of responses is less than 10 during the period. % is calculated as Quantity/Base number*100

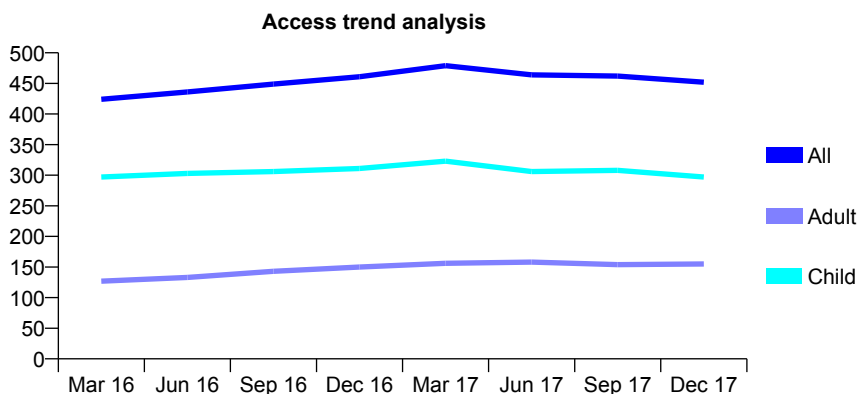
Q68 - Vital Signs At a Glance Contract Report for 274089/0001 - December 2017

Name or company name	MR CJ METZNER
Contract type name	GDS Contract
Purpose of contract	General
Contract start date	19/12/2014
Contract end date	

17/18 Contracted general activity (UDA)	1,200
Carry forward general activity (UDA)	-15
17/18 Contracted orthodontic activity (UOA)	0
Carry forward orthodontic activity (UOA)	0
Baseline contract value	£28,580.51

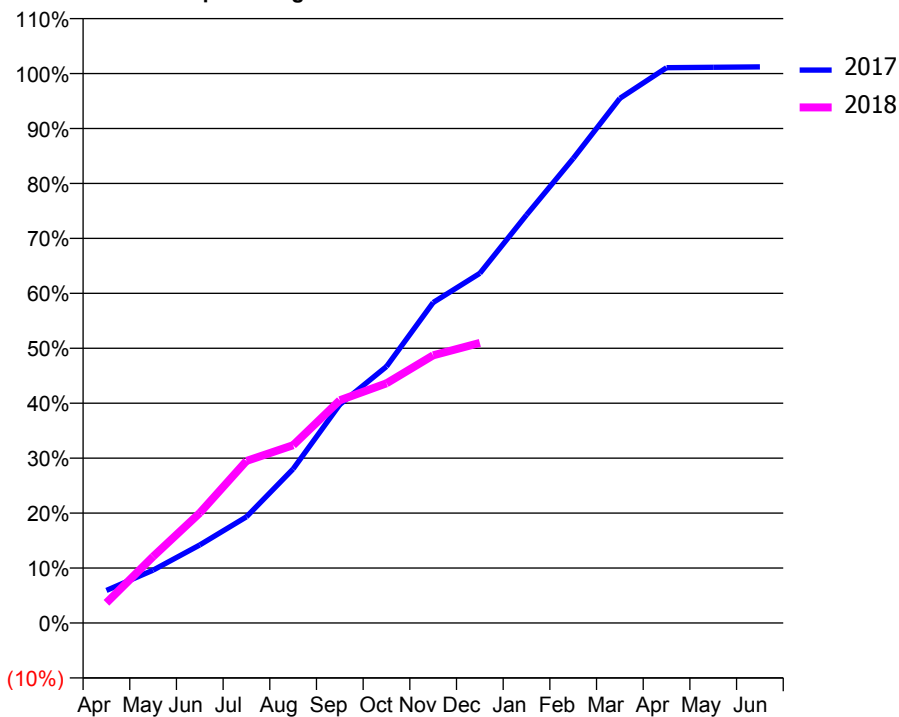
ACCESS*

Patients seen in 24 months	Total	Change since previous quarter
Quarter ending December 2016	461	
Quarter ending March 2017	479	↑
Quarter ending June 2017	464	↓
Quarter ending September 2017	462	→
Quarter ending December 2017	452	↓
Variance since December 2016	(2.0%)	↓



ACTIVITY

Cumulative percentage of contracted UDA delivered 2017 & 2018



Month	Adjusted Scheduled Activity (UDA)	
	2017	2018
April	71	44
May	116	145
June	171	240
July	232	354
August	337	388
September	477	486
October	560	523
November	700	585
December	764	612
January	891	
February	1,014	
March	1,146	
April	1,213	
May	1,214	
June	1,215	

QUALITY

	Quantity	Base Number	Contract	AT	Region	England
% of FP17s for the same patient ID Re-attending within 3 months - Children	26	302	8.6%	9.5%	11.5%	12.0%
% of FP17s for the same patient ID Re-attending within 3 months - Adults	6	108	5.6%	15.0%	15.8%	15.9%
% of FP17s for the same patient ID Re-attending between 3 & 9 months - Children	170	302	56.3%	59.4%	60.5%	58.0%
% of FP17s for the same patient ID Re-attending between 3 & 9 months - Adults	73	108	67.6%	51.1%	51.8%	50.5%
% of FP17s for Band 1 Urgent Courses	9	381	2.4%	9.6%	9.5%	9.0%
% of FP17s Relating to Free Repair or Replacements	0	381	0.0%	0.6%	0.7%	0.8%
% of FP17s Relating to Continuations	0	381	0.0%	0.9%	1.0%	1.1%
% of Patients satisfied with the dentistry they have received	0	0	N/A	91.2%	92.1%	91.5%
% of Patients satisfied with the time they had to wait for an appointment	0	0	N/A	88.7%	88.3%	87.9%

* This is based on patients treated on this contract for their most recent course of treatment. Figures in italics indicate the base number of FP17s or Patient Questionnaire responses are less than 100. N/A is shown where the base number of responses is less than 10 during the period. % is calculated as Quantity/Base number*100

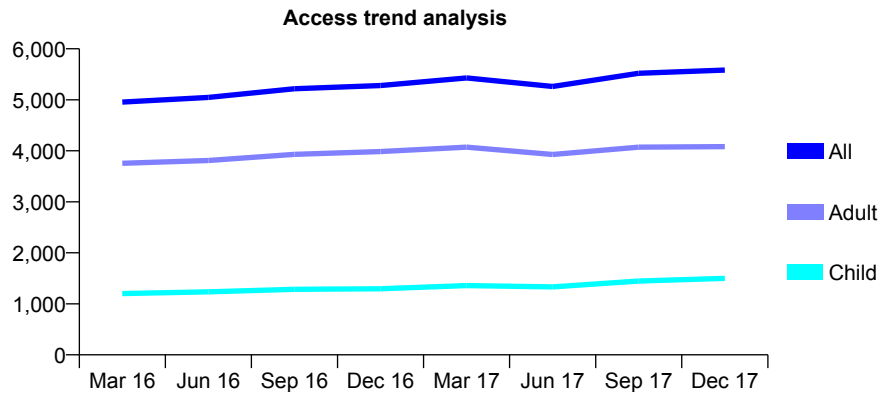
Q68 - Vital Signs At a Glance Contract Report for 274194/0001 - December 2017

Name or company name	MR S PATEL
Contract type name	GDS Contract
Purpose of contract	General
Contract start date	01/10/2008
Contract end date	

17/18 Contracted general activity (UDA)	11,881
Carry forward general activity (UDA)	-124
17/18 Contracted orthodontic activity (UOA)	0
Carry forward orthodontic activity (UOA)	0
Baseline contract value	£267,029.41

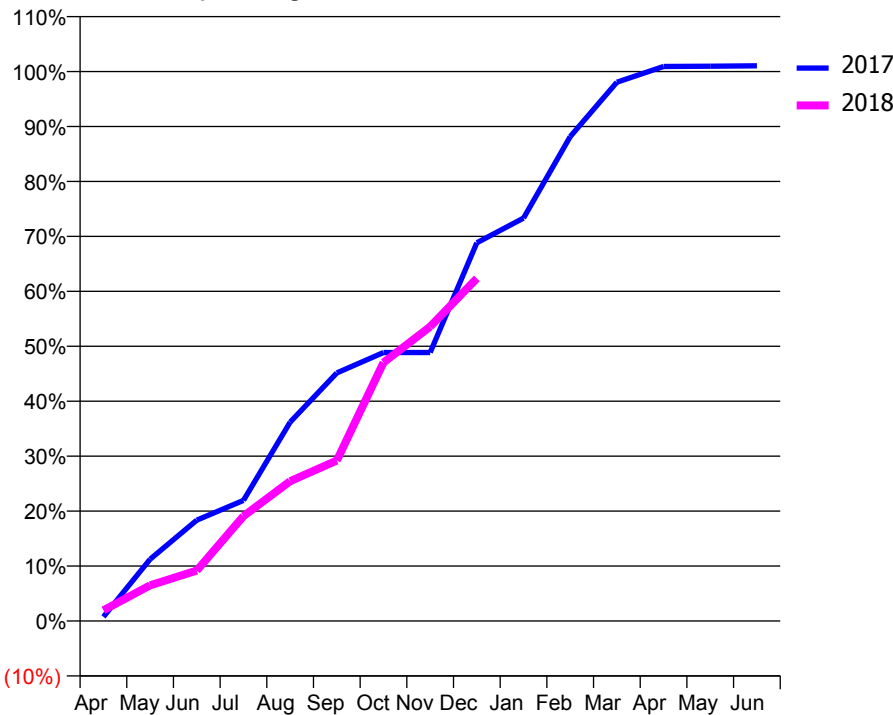
ACCESS*

Patients seen in 24 months	Total	Change since previous quarter
Quarter ending December 2016	5,280	
Quarter ending March 2017	5,430	↑
Quarter ending June 2017	5,261	↓
Quarter ending September 2017	5,519	↑
Quarter ending December 2017	5,582	→
Variance since December 2016	5.7%	↑



ACTIVITY

Cumulative percentage of contracted UDA delivered 2017 & 2018



Month	Adjusted Scheduled Activity (UDA)	
	2017	2018
April	91	233
May	1,335	772
June	2,180	1,091
July	2,607	2,269
August	4,300	3,024
September	5,365	3,469
October	5,804	5,589
November	5,804	6,365
December	8,179	7,408
January	8,713	
February	10,473	
March	11,648	
April	11,989	
May	11,995	
June	12,004	

QUALITY

	Quantity	Base Number	Contract	AT	Region	England
% of FP17s for the same patient ID Re-attending within 3 months - Children	120	1,607	7.5%	9.5%	11.5%	12.0%
% of FP17s for the same patient ID Re-attending within 3 months - Adults	474	3,751	12.6%	15.0%	15.8%	15.9%
% of FP17s for the same patient ID Re-attending between 3 & 9 months - Children	788	1,607	49.0%	59.4%	60.5%	58.0%
% of FP17s for the same patient ID Re-attending between 3 & 9 months - Adults	1,641	3,751	43.7%	51.1%	51.8%	50.5%
% of FP17s for Band 1 Urgent Courses	523	4,420	11.8%	9.6%	9.5%	9.0%
% of FP17s Relating to Free Repair or Replacements	47	4,420	1.1%	0.6%	0.7%	0.8%
% of FP17s Relating to Continuations	21	4,420	0.5%	0.9%	1.0%	1.1%
% of Patients satisfied with the dentistry they have received	2	2	N/A	91.2%	92.1%	91.5%
% of Patients satisfied with the time they had to wait for an appointment	2	2	N/A	88.7%	88.3%	87.9%

* This is based on patients treated on this contract for their most recent course of treatment. Figures in italics indicate the base number of FP17s or Patient Questionnaire responses are less than 100. N/A is shown where the base number of responses is less than 10 during the period. % is calculated as Quantity/Base number*100

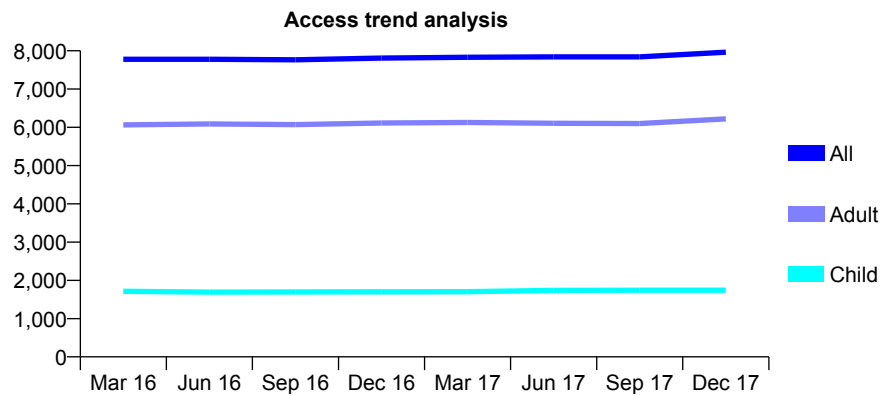
Q68 - Vital Signs At a Glance Contract Report for 274410/0001 - December 2017

Name or company name	MR HM PATEL
Contract type name	GDS Contract
Purpose of contract	General
Contract start date	01/04/2008
Contract end date	

17/18 Contracted general activity (UDA)	18,808
Carry forward general activity (UDA)	0
17/18 Contracted orthodontic activity (UOA)	0
Carry forward orthodontic activity (UOA)	0
Baseline contract value	£495,545.57

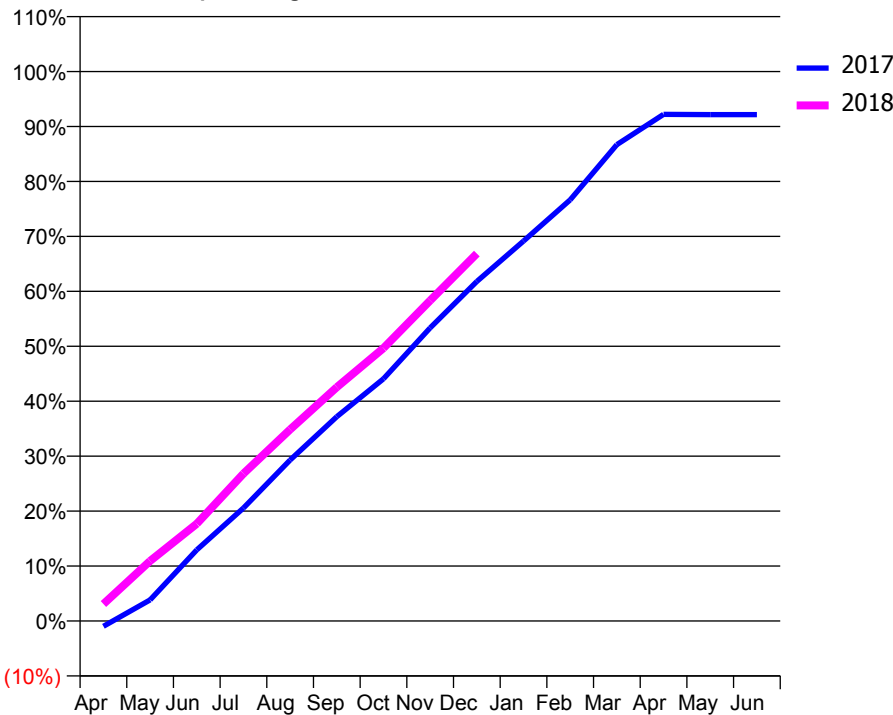
ACCESS*

Patients seen in 24 months	Total	Change since previous quarter
Quarter ending December 2016	7,810	
Quarter ending March 2017	7,831	→
Quarter ending June 2017	7,843	→
Quarter ending September 2017	7,840	→
Quarter ending December 2017	7,963	→
Variance since December 2016	2.0%	→



ACTIVITY

Cumulative percentage of contracted UDA delivered 2017 & 2018



Month	Adjusted Scheduled Activity (UDA)	
	2017	2018
April	-184	582
May	725	2,056
June	2,435	3,331
July	3,868	5,046
August	5,513	6,557
September	6,996	8,003
October	8,292	9,341
November	10,033	10,972
December	11,623	12,578
January	13,008	
February	14,415	
March	16,304	
April	17,341	
May	17,330	
June	17,330	

QUALITY

	Quantity	Base Number	Contract	AT	Region	England
% of FP17s for the same patient ID Re-attending within 3 months - Children	132	1,965	6.7%	9.5%	11.5%	12.0%
% of FP17s for the same patient ID Re-attending within 3 months - Adults	658	6,139	10.7%	15.0%	15.8%	15.9%
% of FP17s for the same patient ID Re-attending between 3 & 9 months - Children	1,238	1,965	63.0%	59.4%	60.5%	58.0%
% of FP17s for the same patient ID Re-attending between 3 & 9 months - Adults	3,465	6,139	56.4%	51.1%	51.8%	50.5%
% of FP17s for Band 1 Urgent Courses	678	7,582	8.9%	9.6%	9.5%	9.0%
% of FP17s Relating to Free Repair or Replacements	33	7,582	0.4%	0.6%	0.7%	0.8%
% of FP17s Relating to Continuations	29	7,582	0.4%	0.9%	1.0%	1.1%
% of Patients satisfied with the dentistry they have received	12	12	100.0%	91.2%	92.1%	91.5%
% of Patients satisfied with the time they had to wait for an appointment	10	12	83.3%	88.7%	88.3%	87.9%

* This is based on patients treated on this contract for their most recent course of treatment. Figures in italics indicate the base number of FP17s or Patient Questionnaire responses are less than 100. N/A is shown where the base number of responses is less than 10 during the period. % is calculated as Quantity/Base number*100

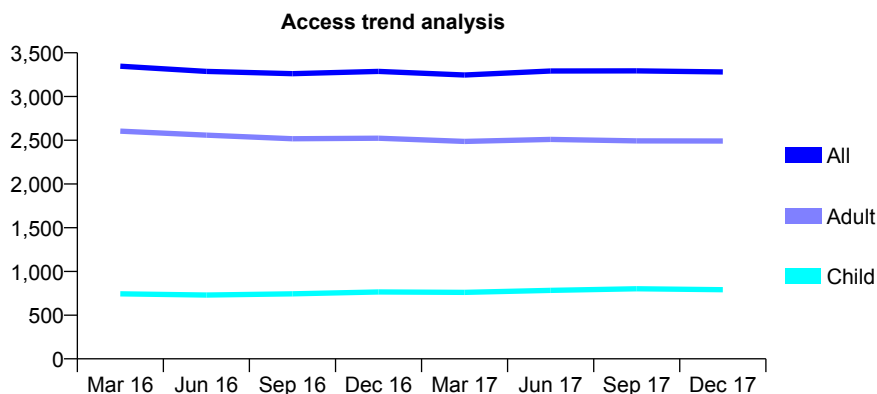
Q68 - Vital Signs At a Glance Contract Report for 275042/0001 - December 2017

Name or company name	MR MR TAKHAYORI
Contract type name	GDS Contract
Purpose of contract	General
Contract start date	01/04/2006
Contract end date	

17/18 Contracted general activity (UDA)	10,916
Carry forward general activity (UDA)	50
17/18 Contracted orthodontic activity (UOA)	0
Carry forward orthodontic activity (UOA)	0
Baseline contract value	£324,476.96

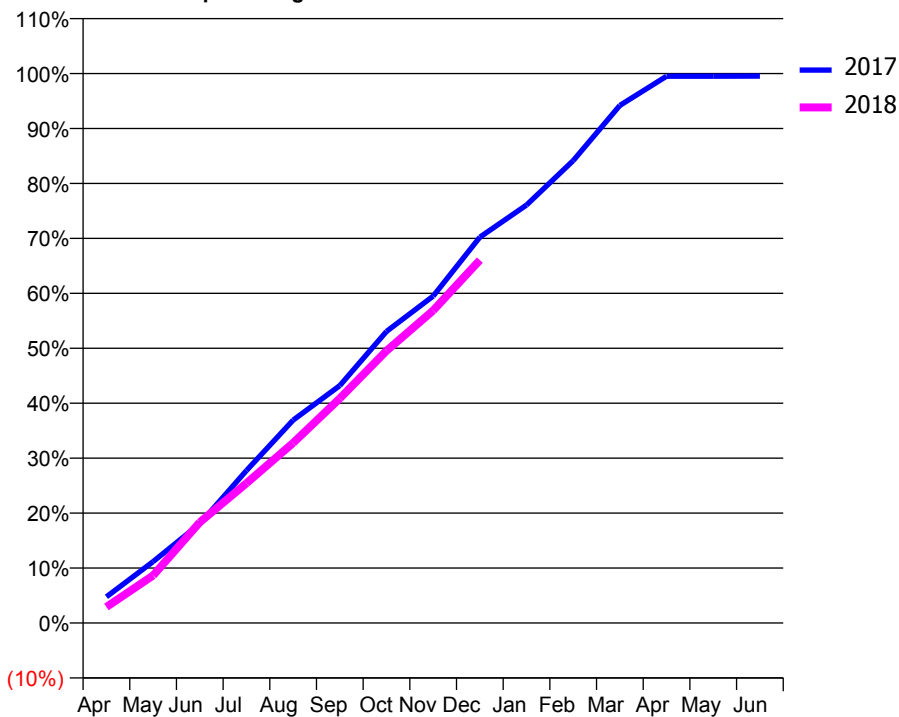
ACCESS*

Patients seen in 24 months	Total	Change since previous quarter
Quarter ending December 2016	3,288	
Quarter ending March 2017	3,246	↓
Quarter ending June 2017	3,292	→
Quarter ending September 2017	3,294	→
Quarter ending December 2017	3,281	→
Variance since December 2016	(0.2%)	→



ACTIVITY

Cumulative percentage of contracted UDA delivered 2017 & 2018



Month	Adjusted Scheduled Activity (UDA)	
	2017	2018
April	519	318
May	1,220	945
June	1,972	2,002
July	3,030	2,776
August	4,031	3,577
September	4,717	4,463
October	5,791	5,409
November	6,495	6,208
December	7,664	7,209
January	8,302	
February	9,186	
March	10,281	
April	10,863	
May	10,863	
June	10,866	

QUALITY

	Quantity	Base Number	Contract	AT	Region	England
% of FP17s for the same patient ID Re-attending within 3 months - Children	49	755	6.5%	9.5%	11.5%	12.0%
% of FP17s for the same patient ID Re-attending within 3 months - Adults	434	2,427	17.9%	15.0%	15.8%	15.9%
% of FP17s for the same patient ID Re-attending between 3 & 9 months - Children	388	755	51.4%	59.4%	60.5%	58.0%
% of FP17s for the same patient ID Re-attending between 3 & 9 months - Adults	1,079	2,427	44.5%	51.1%	51.8%	50.5%
% of FP17s for Band 1 Urgent Courses	464	2,992	15.5%	9.6%	9.5%	9.0%
% of FP17s Relating to Free Repair or Replacements	8	2,992	0.3%	0.6%	0.7%	0.8%
% of FP17s Relating to Continuations	10	2,992	0.3%	0.9%	1.0%	1.1%
% of Patients satisfied with the dentistry they have received	8	9	N/A	91.2%	92.1%	91.5%
% of Patients satisfied with the time they had to wait for an appointment	8	9	N/A	88.7%	88.3%	87.9%

* This is based on patients treated on this contract for their most recent course of treatment. Figures in italics indicate the base number of FP17s or Patient Questionnaire responses are less than 100. N/A is shown where the base number of responses is less than 10 during the period. % is calculated as Quantity/Base number*100

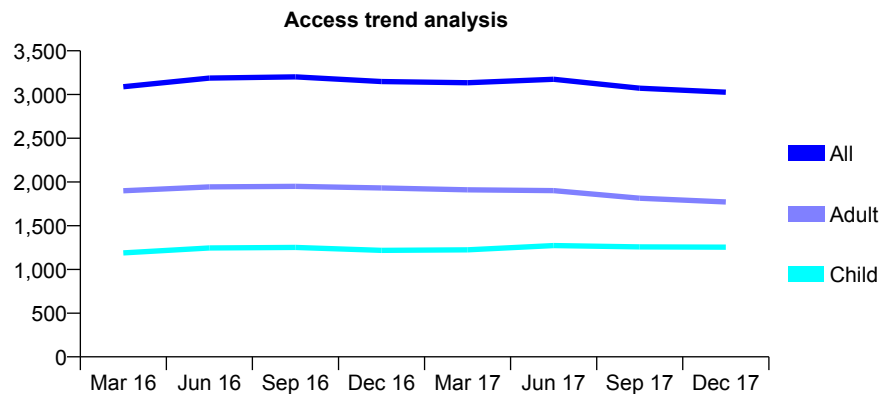
Q68 - Vital Signs At a Glance Contract Report for 287741/0001 - December 2017

Name or company name	MISS T MOTALLEB ZADEH
Contract type name	GDS Contract
Purpose of contract	General
Contract start date	01/11/2010
Contract end date	

17/18 Contracted general activity (UDA)	6,974
Carry forward general activity (UDA)	-139
17/18 Contracted orthodontic activity (UOA)	0
Carry forward orthodontic activity (UOA)	0
Baseline contract value	£178,139.80

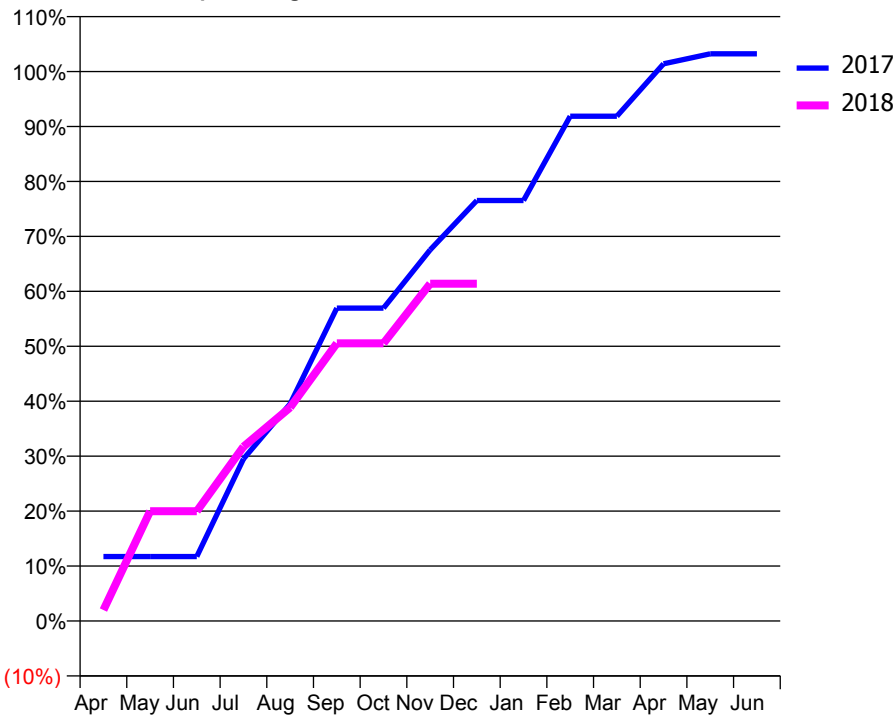
ACCESS*

Patients seen in 24 months	Total	Change since previous quarter
Quarter ending December 2016	3,149	
Quarter ending March 2017	3,134	→
Quarter ending June 2017	3,174	→
Quarter ending September 2017	3,072	↓
Quarter ending December 2017	3,027	↓
Variance since December 2016	(3.9%)	↓



ACTIVITY

Cumulative percentage of contracted UDA delivered 2017 & 2018



Month	Adjusted Scheduled Activity (UDA)	
	2017	2018
April	818	139
May	818	1,393
June	818	1,393
July	2,056	2,214
August	2,756	2,710
September	3,971	3,524
October	3,971	3,524
November	4,711	4,280
December	5,337	4,280
January	5,337	
February	6,406	
March	6,406	
April	7,072	
May	7,198	
June	7,198	

QUALITY

	Quantity	Base Number	Contract	AT	Region	England
% of FP17s for the same patient ID Re-attending within 3 months - Children	111	1,392	8.0%	9.5%	11.5%	12.0%
% of FP17s for the same patient ID Re-attending within 3 months - Adults	287	1,800	15.9%	15.0%	15.8%	15.9%
% of FP17s for the same patient ID Re-attending between 3 & 9 months - Children	892	1,392	64.1%	59.4%	60.5%	58.0%
% of FP17s for the same patient ID Re-attending between 3 & 9 months - Adults	1,063	1,800	59.1%	51.1%	51.8%	50.5%
% of FP17s for Band 1 Urgent Courses	196	2,274	8.6%	9.6%	9.5%	9.0%
% of FP17s Relating to Free Repair or Replacements	6	2,274	0.3%	0.6%	0.7%	0.8%
% of FP17s Relating to Continuations	4	2,274	0.2%	0.9%	1.0%	1.1%
% of Patients satisfied with the dentistry they have received	3	3	N/A	91.2%	92.1%	91.5%
% of Patients satisfied with the time they had to wait for an appointment	3	3	N/A	88.7%	88.3%	87.9%

* This is based on patients treated on this contract for their most recent course of treatment. Figures in italics indicate the base number of FP17s or Patient Questionnaire responses are less than 100. N/A is shown where the base number of responses is less than 10 during the period. % is calculated as Quantity/Base number*100

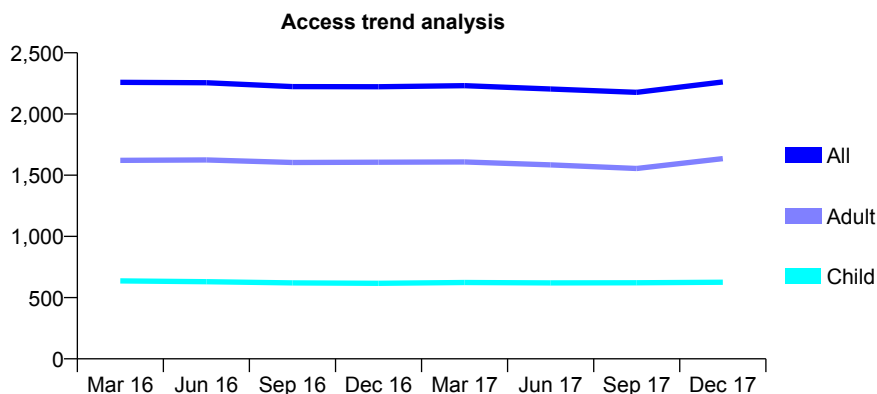
Q68 - Vital Signs At a Glance Contract Report for 296341/0001 - December 2017

Name or company name	MR AP FENECH
Contract type name	GDS Contract
Purpose of contract	General
Contract start date	01/04/2013
Contract end date	

17/18 Contracted general activity (UDA)	7,083
Carry forward general activity (UDA)	5
17/18 Contracted orthodontic activity (UOA)	0
Carry forward orthodontic activity (UOA)	0
Baseline contract value	£181,021.05

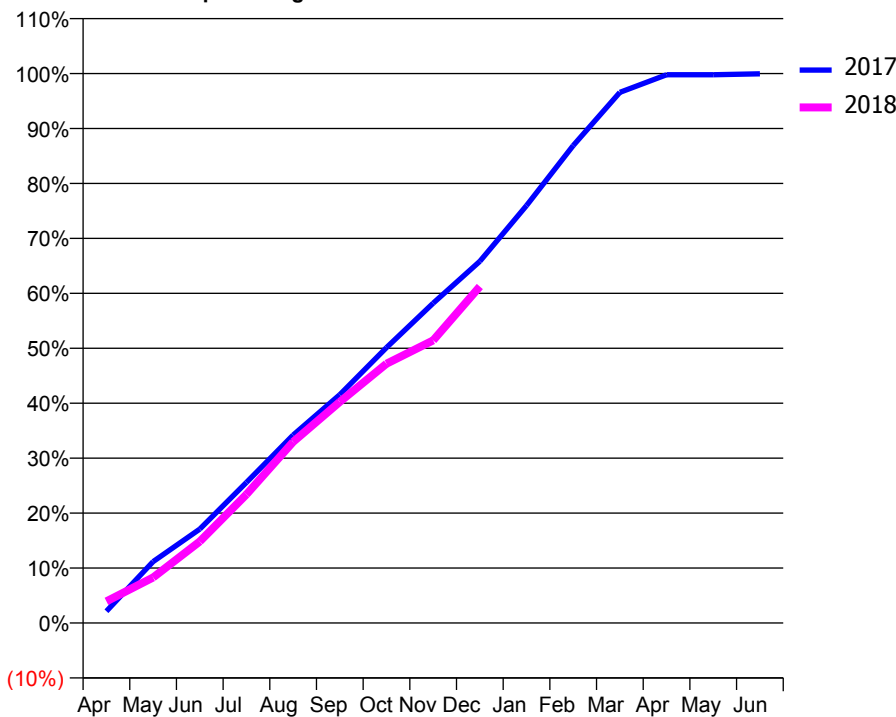
ACCESS*

Patients seen in 24 months	Total	Change since previous quarter
Quarter ending December 2016	2,223	
Quarter ending March 2017	2,232	→
Quarter ending June 2017	2,204	↓
Quarter ending September 2017	2,177	↓
Quarter ending December 2017	2,262	↑
Variance since December 2016	1.8%	→



ACTIVITY

Cumulative percentage of contracted UDA delivered 2017 & 2018



Month	Adjusted Scheduled Activity (UDA)	
	2017	2018
April	151	280
May	792	587
June	1,211	1,051
July	1,813	1,658
August	2,423	2,335
September	2,943	2,850
October	3,550	3,342
November	4,123	3,643
December	4,663	4,337
January	5,380	
February	6,154	
March	6,841	
April	7,067	
May	7,067	
June	7,078	

QUALITY

	Quantity	Base Number	Contract	AT	Region	England
% of FP17s for the same patient ID Re-attending within 3 months - Children	52	667	7.8%	9.5%	11.5%	12.0%
% of FP17s for the same patient ID Re-attending within 3 months - Adults	272	1,766	15.4%	15.0%	15.8%	15.9%
% of FP17s for the same patient ID Re-attending between 3 & 9 months - Children	421	667	63.1%	59.4%	60.5%	58.0%
% of FP17s for the same patient ID Re-attending between 3 & 9 months - Adults	1,023	1,766	57.9%	51.1%	51.8%	50.5%
% of FP17s for Band 1 Urgent Courses	209	2,324	9.0%	9.6%	9.5%	9.0%
% of FP17s Relating to Free Repair or Replacements	15	2,324	0.6%	0.6%	0.7%	0.8%
% of FP17s Relating to Continuations	53	2,324	2.3%	0.9%	1.0%	1.1%
% of Patients satisfied with the dentistry they have received	4	4	N/A	91.2%	92.1%	91.5%
% of Patients satisfied with the time they had to wait for an appointment	4	4	N/A	88.7%	88.3%	87.9%

* This is based on patients treated on this contract for their most recent course of treatment. Figures in italics indicate the base number of FP17s or Patient Questionnaire responses are less than 100. N/A is shown where the base number of responses is less than 10 during the period. % is calculated as Quantity/Base number*100

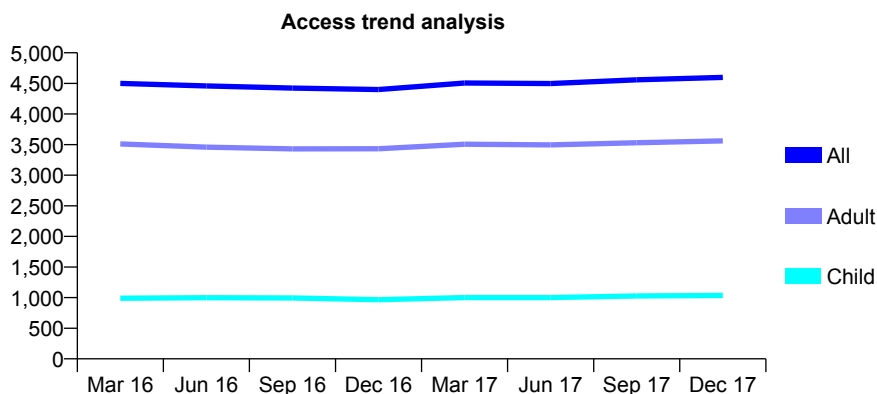
Q68 - Vital Signs At a Glance Contract Report for 297674/0001 - December 2017

Name or company name	MR SR PATEL
Contract type name	GDS Contract
Purpose of contract	General
Contract start date	25/12/2013
Contract end date	

17/18 Contracted general activity (UDA)	14,000
Carry forward general activity (UDA)	225
17/18 Contracted orthodontic activity (UOA)	0
Carry forward orthodontic activity (UOA)	0
Baseline contract value	£345,907.62

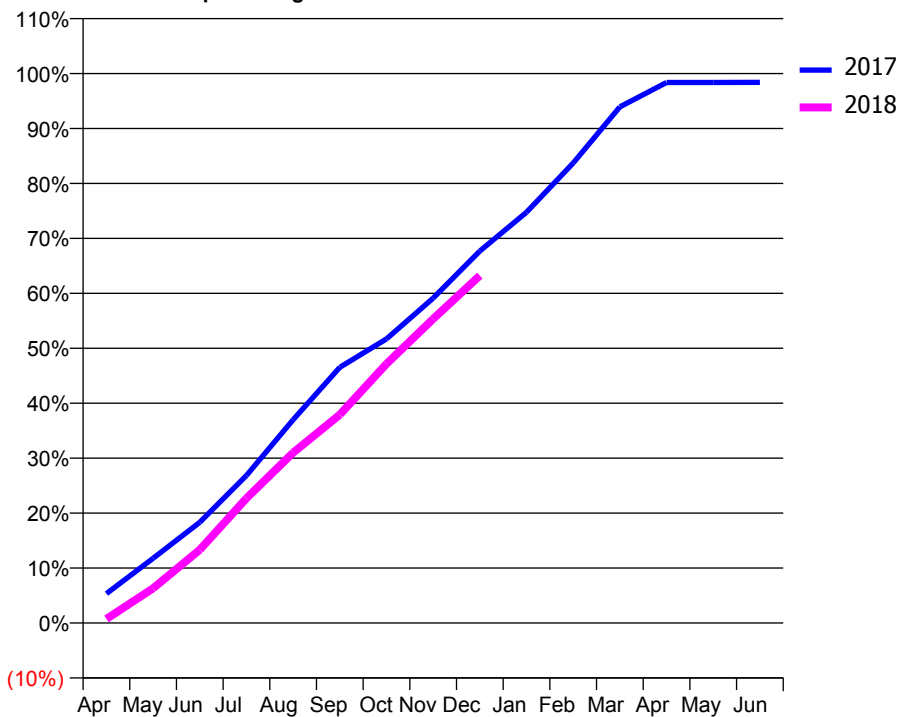
ACCESS*

Patients seen in 24 months	Total	Change since previous quarter
Quarter ending December 2016	4,399	
Quarter ending March 2017	4,507	↑
Quarter ending June 2017	4,498	→
Quarter ending September 2017	4,558	→
Quarter ending December 2017	4,597	→
Variance since December 2016	4.5%	↑



ACTIVITY

Cumulative percentage of contracted UDA delivered 2017 & 2018



Month	Adjusted Scheduled Activity (UDA)	
	2017	2018
April	750	104
May	1,649	886
June	2,568	1,868
July	3,760	3,179
August	5,179	4,342
September	6,514	5,309
October	7,237	6,604
November	8,278	7,748
December	9,477	8,852
January	10,466	
February	11,720	
March	13,148	
April	13,770	
May	13,770	
June	13,775	

QUALITY

	Quantity	Base Number	Contract	AT	Region	England
% of FP17s for the same patient ID Re-attending within 3 months - Children	97	1,283	7.6%	9.5%	11.5%	12.0%
% of FP17s for the same patient ID Re-attending within 3 months - Adults	504	4,008	12.6%	15.0%	15.8%	15.9%
% of FP17s for the same patient ID Re-attending between 3 & 9 months - Children	820	1,283	63.9%	59.4%	60.5%	58.0%
% of FP17s for the same patient ID Re-attending between 3 & 9 months - Adults	2,476	4,008	61.8%	51.1%	51.8%	50.5%
% of FP17s for Band 1 Urgent Courses	376	5,017	7.5%	9.6%	9.5%	9.0%
% of FP17s Relating to Free Repair or Replacements	15	5,017	0.3%	0.6%	0.7%	0.8%
% of FP17s Relating to Continuations	14	5,017	0.3%	0.9%	1.0%	1.1%
% of Patients satisfied with the dentistry they have received	4	4	N/A	91.2%	92.1%	91.5%
% of Patients satisfied with the time they had to wait for an appointment	4	4	N/A	88.7%	88.3%	87.9%

* This is based on patients treated on this contract for their most recent course of treatment. Figures in italics indicate the base number of FP17s or Patient Questionnaire responses are less than 100. N/A is shown where the base number of responses is less than 10 during the period. % is calculated as Quantity/Base number*100

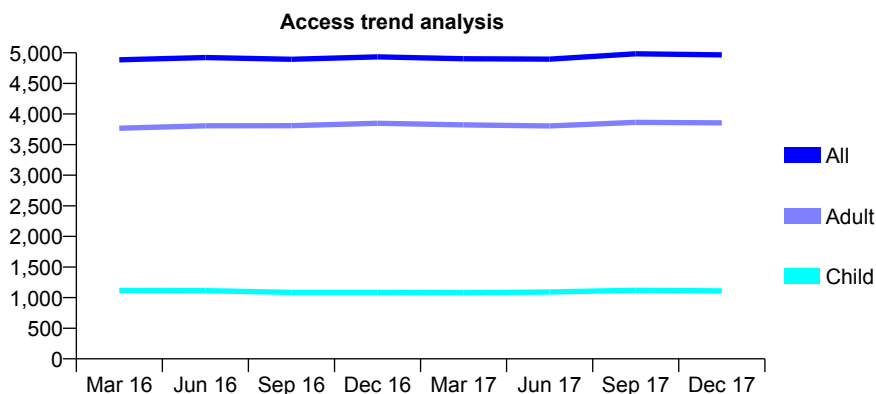
Q68 - Vital Signs At a Glance Contract Report for 298212/0001 - December 2017

Name or company name	MR MS CHABRA
Contract type name	GDS Contract
Purpose of contract	General
Contract start date	01/05/2014
Contract end date	

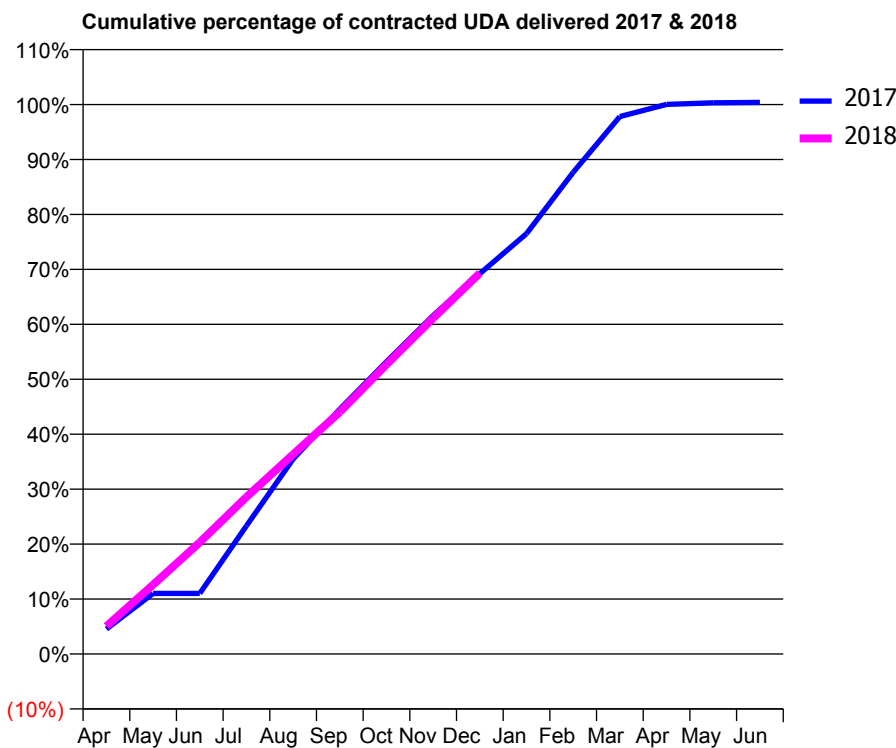
17/18 Contracted general activity (UDA)	14,307
Carry forward general activity (UDA)	-54
17/18 Contracted orthodontic activity (UOA)	0
Carry forward orthodontic activity (UOA)	0
Baseline contract value	£392,187.98

ACCESS*

Patients seen in 24 months	Total	Change since previous quarter
Quarter ending December 2016	4,934	
Quarter ending March 2017	4,902	→
Quarter ending June 2017	4,896	→
Quarter ending September 2017	4,984	→
Quarter ending December 2017	4,966	→
Variance since December 2016	0.6%	→



ACTIVITY



Month	Adjusted Scheduled Activity (UDA)	
	2017	2018
April	652	722
May	1,577	1,805
June	1,577	2,909
July	3,339	4,089
August	5,079	5,199
September	6,376	6,299
October	7,611	7,535
November	8,814	8,743
December	9,904	9,919
January	10,946	
February	12,542	
March	13,994	
April	14,310	
May	14,352	
June	14,360	

QUALITY

	Quantity	Base Number	Contract	AT	Region	England
% of FP17s for the same patient ID Re-attending within 3 months - Children	126	1,220	10.3%	9.5%	11.5%	12.0%
% of FP17s for the same patient ID Re-attending within 3 months - Adults	678	3,683	18.4%	15.0%	15.8%	15.9%
% of FP17s for the same patient ID Re-attending between 3 & 9 months - Children	692	1,220	56.7%	59.4%	60.5%	58.0%
% of FP17s for the same patient ID Re-attending between 3 & 9 months - Adults	1,576	3,683	42.8%	51.1%	51.8%	50.5%
% of FP17s for Band 1 Urgent Courses	634	4,738	13.4%	9.6%	9.5%	9.0%
% of FP17s Relating to Free Repair or Replacements	50	4,738	1.1%	0.6%	0.7%	0.8%
% of FP17s Relating to Continuations	22	4,738	0.5%	0.9%	1.0%	1.1%
% of Patients satisfied with the dentistry they have received	9	9	N/A	91.2%	92.1%	91.5%
% of Patients satisfied with the time they had to wait for an appointment	9	9	N/A	88.7%	88.3%	87.9%

* This is based on patients treated on this contract for their most recent course of treatment. Figures in italics indicate the base number of FP17s or Patient Questionnaire responses are less than 100. N/A is shown where the base number of responses is less than 10 during the period. % is calculated as Quantity/Base number*100

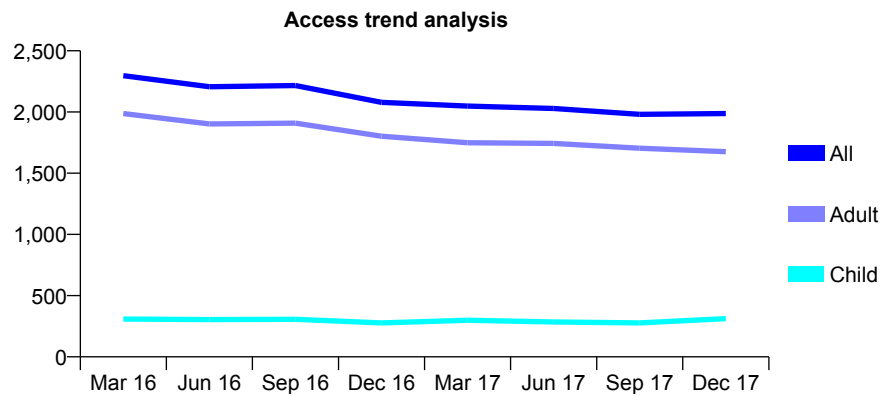
Q68 - Vital Signs At a Glance Contract Report for 301558/0002 - December 2017

Name or company name	MISS AA HOPKINS
Contract type name	GDS Contract
Purpose of contract	General
Contract start date	27/07/2013
Contract end date	

17/18 Contracted general activity (UDA)	6,250
Carry forward general activity (UDA)	0
17/18 Contracted orthodontic activity (UOA)	0
Carry forward orthodontic activity (UOA)	0
Baseline contract value	£129,986.32

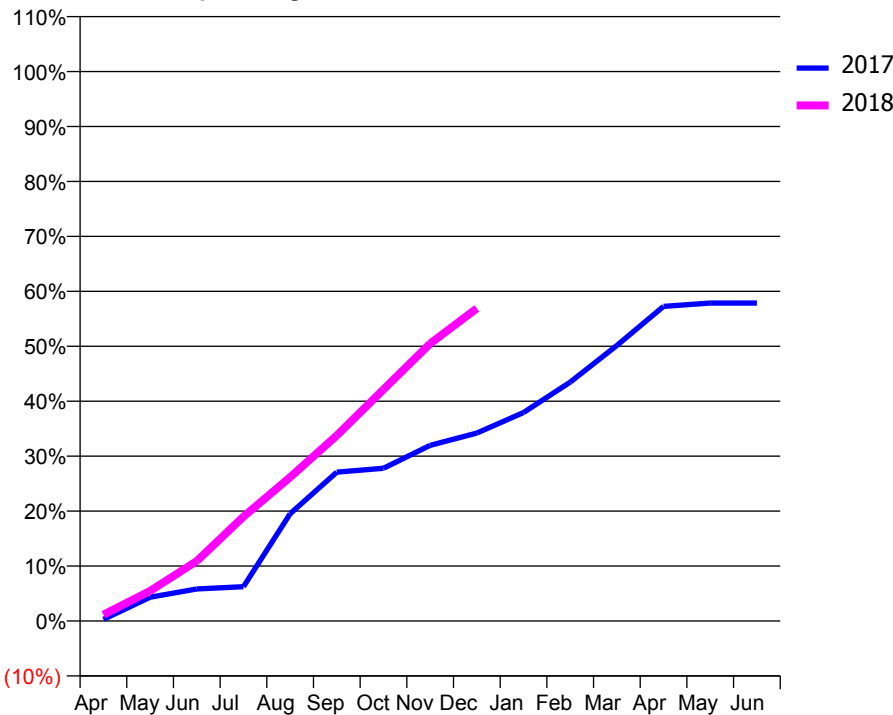
ACCESS*

Patients seen in 24 months	Total	Change since previous quarter
Quarter ending December 2016	2,079	
Quarter ending March 2017	2,048	↓
Quarter ending June 2017	2,029	→
Quarter ending September 2017	1,981	↓
Quarter ending December 2017	1,988	→
Variance since December 2016	(4.4%)	↓



ACTIVITY

Cumulative percentage of contracted UDA delivered 2017 & 2018



Month	Adjusted Scheduled Activity (UDA)	
	2017	2018
April	25	73
May	369	343
June	496	682
July	531	1,187
August	1,659	1,636
September	2,303	2,111
October	2,363	2,634
November	2,718	3,156
December	2,907	3,556
January	3,224	
February	3,694	
March	4,262	
April	4,867	
May	4,918	
June	4,919	

QUALITY

	Quantity	Base Number	Contract	AT	Region	England
% of FP17s for the same patient ID Re-attending within 3 months - Children	14	241	5.8%	9.5%	11.5%	12.0%
% of FP17s for the same patient ID Re-attending within 3 months - Adults	280	1,291	21.7%	15.0%	15.8%	15.9%
% of FP17s for the same patient ID Re-attending between 3 & 9 months - Children	66	241	27.4%	59.4%	60.5%	58.0%
% of FP17s for the same patient ID Re-attending between 3 & 9 months - Adults	299	1,291	23.2%	51.1%	51.8%	50.5%
% of FP17s for Band 1 Urgent Courses	150	1,349	11.1%	9.6%	9.5%	9.0%
% of FP17s Relating to Free Repair or Replacements	22	1,349	1.6%	0.6%	0.7%	0.8%
% of FP17s Relating to Continuations	29	1,349	2.1%	0.9%	1.0%	1.1%
% of Patients satisfied with the dentistry they have received	2	2	N/A	91.2%	92.1%	91.5%
% of Patients satisfied with the time they had to wait for an appointment	2	2	N/A	88.7%	88.3%	87.9%

* This is based on patients treated on this contract for their most recent course of treatment. Figures in italics indicate the base number of FP17s or Patient Questionnaire responses are less than 100. N/A is shown where the base number of responses is less than 10 during the period. % is calculated as Quantity/Base number*100

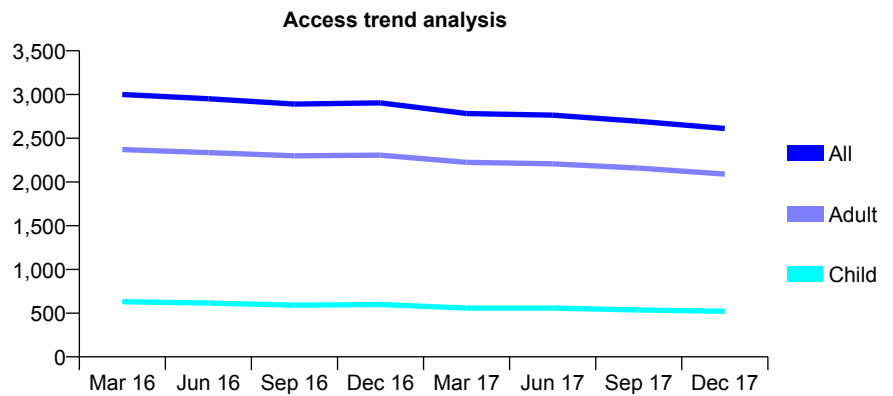
Q68 - Vital Signs At a Glance Contract Report for 302619/0001 - December 2017

Name or company name	MR RG EVANS
Contract type name	GDS Contract
Purpose of contract	General
Contract start date	01/04/2006
Contract end date	

17/18 Contracted general activity (UDA)	7,727
Carry forward general activity (UDA)	0
17/18 Contracted orthodontic activity (UOA)	0
Carry forward orthodontic activity (UOA)	0
Baseline contract value	£197,716.07

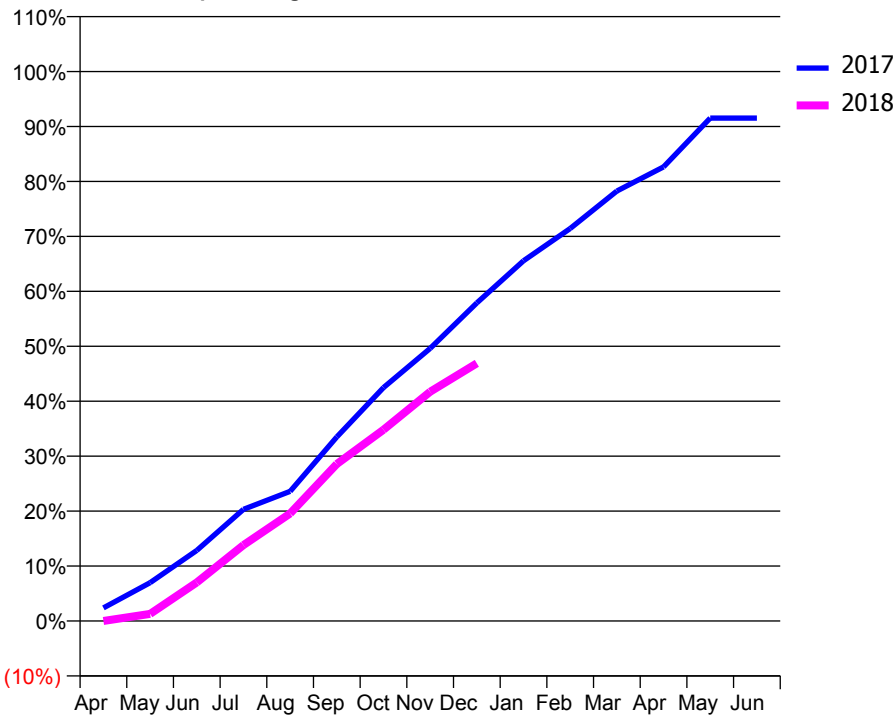
ACCESS*

Patients seen in 24 months	Total	Change since previous quarter
Quarter ending December 2016	2,904	
Quarter ending March 2017	2,782	↓
Quarter ending June 2017	2,764	→
Quarter ending September 2017	2,694	↓
Quarter ending December 2017	2,611	↓
Variance since December 2016	(10.1%)	↓



ACTIVITY

Cumulative percentage of contracted UDA delivered 2017 & 2018



Month	Adjusted Scheduled Activity (UDA)	
	2017	2018
April	184	0
May	539	100
June	994	542
July	1,571	1,068
August	1,824	1,513
September	2,588	2,208
October	3,282	2,690
November	3,833	3,223
December	4,473	3,624
January	5,066	
February	5,520	
March	6,046	
April	6,385	
May	7,072	
June	7,072	

QUALITY

	Quantity	Base Number	Contract	AT	Region	England
% of FP17s for the same patient ID Re-attending within 3 months - Children	8	456	1.8%	9.5%	11.5%	12.0%
% of FP17s for the same patient ID Re-attending within 3 months - Adults	158	1,760	9.0%	15.0%	15.8%	15.9%
% of FP17s for the same patient ID Re-attending between 3 & 9 months - Children	198	456	43.4%	59.4%	60.5%	58.0%
% of FP17s for the same patient ID Re-attending between 3 & 9 months - Adults	777	1,760	44.1%	51.1%	51.8%	50.5%
% of FP17s for Band 1 Urgent Courses	32	1,773	1.8%	9.6%	9.5%	9.0%
% of FP17s Relating to Free Repair or Replacements	2	1,773	0.1%	0.6%	0.7%	0.8%
% of FP17s Relating to Continuations	0	1,773	0.0%	0.9%	1.0%	1.1%
% of Patients satisfied with the dentistry they have received	6	6	N/A	91.2%	92.1%	91.5%
% of Patients satisfied with the time they had to wait for an appointment	6	6	N/A	88.7%	88.3%	87.9%

* This is based on patients treated on this contract for their most recent course of treatment. Figures in italics indicate the base number of FP17s or Patient Questionnaire responses are less than 100. N/A is shown where the base number of responses is less than 10 during the period. % is calculated as Quantity/Base number*100

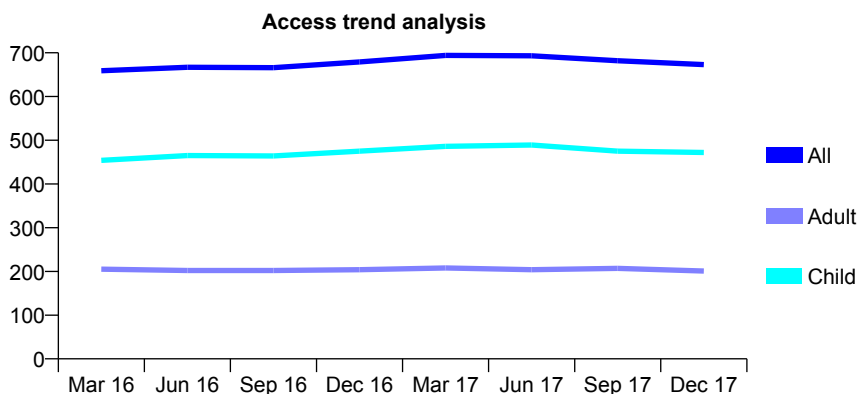
Q68 - Vital Signs At a Glance Contract Report for 307068/0001 - December 2017

Name or company name	MR TJ MCNULTY
Contract type name	GDS Contract
Purpose of contract	General
Contract start date	01/04/2006
Contract end date	

17/18 Contracted general activity (UDA)	750
Carry forward general activity (UDA)	-15
17/18 Contracted orthodontic activity (UOA)	0
Carry forward orthodontic activity (UOA)	0
Baseline contract value	£17,332.13

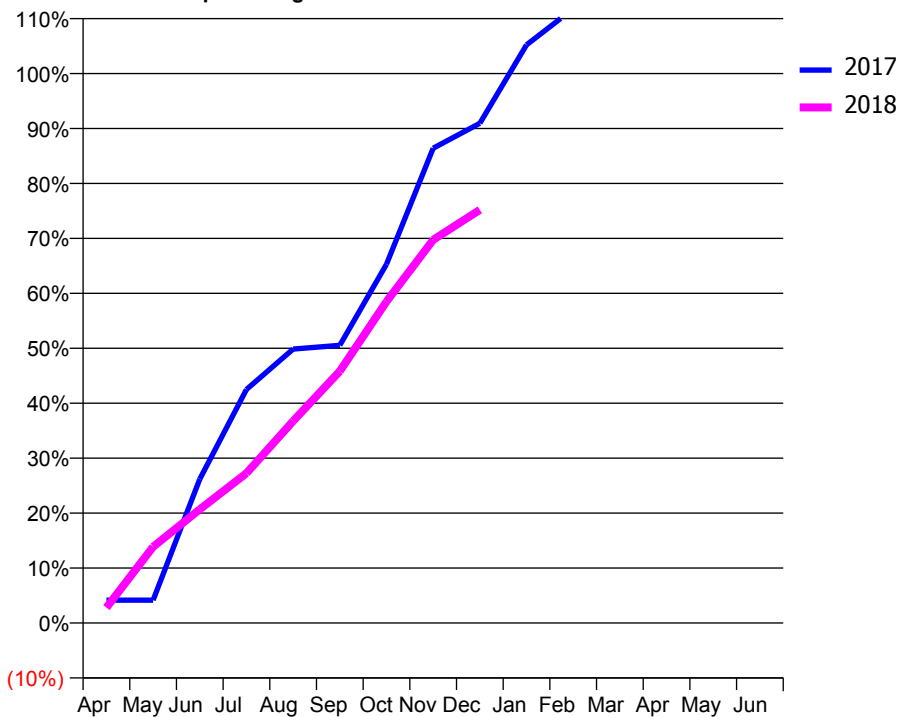
ACCESS*

Patients seen in 24 months	Total	Change since previous quarter
Quarter ending December 2016	679	
Quarter ending March 2017	694	↑
Quarter ending June 2017	693	→
Quarter ending September 2017	682	↓
Quarter ending December 2017	673	↓
Variance since December 2016	(0.9%)	→



ACTIVITY

Cumulative percentage of contracted UDA delivered 2017 & 2018



Month	Adjusted Scheduled Activity (UDA)	
	2017	2018
April	31	21
May	31	104
June	196	155
July	319	204
August	374	276
September	379	344
October	490	439
November	648	523
December	682	564
January	789	
February	838	
March	960	
April	1,024	
May	1,026	
June	1,026	

QUALITY

	Quantity	Base Number	Contract	AT	Region	England
% of FP17s for the same patient ID Re-attending within 3 months - Children	15	437	3.4%	9.5%	11.5%	12.0%
% of FP17s for the same patient ID Re-attending within 3 months - Adults	0	96	0.0%	15.0%	15.8%	15.9%
% of FP17s for the same patient ID Re-attending between 3 & 9 months - Children	239	437	54.7%	59.4%	60.5%	58.0%
% of FP17s for the same patient ID Re-attending between 3 & 9 months - Adults	38	96	39.6%	51.1%	51.8%	50.5%
% of FP17s for Band 1 Urgent Courses	6	475	1.3%	9.6%	9.5%	9.0%
% of FP17s Relating to Free Repair or Replacements	0	475	0.0%	0.6%	0.7%	0.8%
% of FP17s Relating to Continuations	0	475	0.0%	0.9%	1.0%	1.1%
% of Patients satisfied with the dentistry they have received	0	0	N/A	91.2%	92.1%	91.5%
% of Patients satisfied with the time they had to wait for an appointment	0	0	N/A	88.7%	88.3%	87.9%

* This is based on patients treated on this contract for their most recent course of treatment. Figures in italics indicate the base number of FP17s or Patient Questionnaire responses are less than 100. N/A is shown where the base number of responses is less than 10 during the period. % is calculated as Quantity/Base number*100

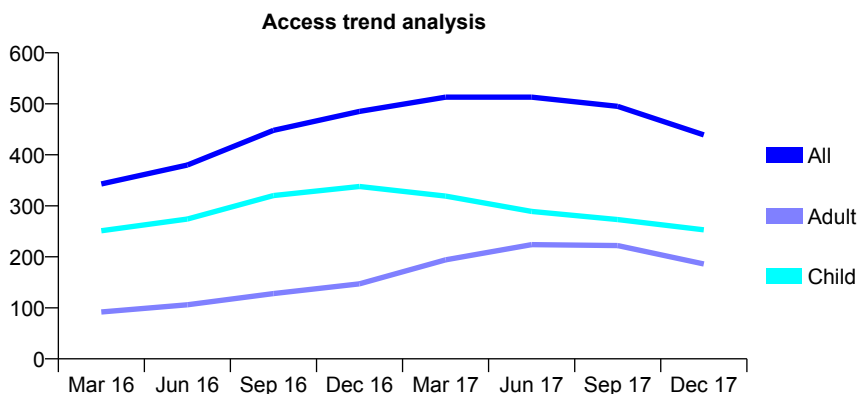
Q68 - Vital Signs At a Glance Contract Report for 308129/0003 - December 2017

Name or company name	MISS M JADIDI
Contract type name	GDS Contract
Purpose of contract	General
Contract start date	26/05/2015
Contract end date	

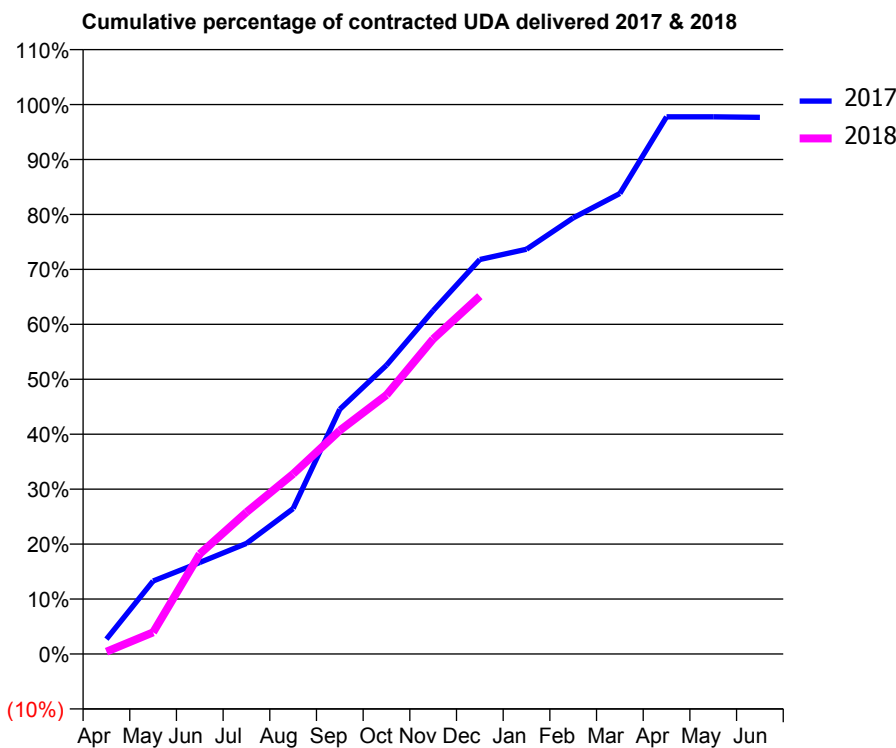
17/18 Contracted general activity (UDA)	1,014
Carry forward general activity (UDA)	24
17/18 Contracted orthodontic activity (UOA)	0
Carry forward orthodontic activity (UOA)	0
Baseline contract value	£25,317.13

ACCESS*

Patients seen in 24 months	Total	Change since previous quarter
Quarter ending December 2016	485	
Quarter ending March 2017	513	↑
Quarter ending June 2017	513	→
Quarter ending September 2017	495	↓
Quarter ending December 2017	439	↓
Variance since December 2016	(9.5%)	↓



ACTIVITY



Month	Adjusted Scheduled Activity (UDA)	
	2017	2018
April	27	4
May	135	40
June	169	185
July	204	262
August	268	332
September	452	413
October	533	478
November	634	581
December	728	660
January	747	
February	805	
March	850	
April	991	
May	991	
June	990	

QUALITY

	Quantity	Base Number	Contract	AT	Region	England
% of FP17s for the same patient ID Re-attending within 3 months - Children	5	242	2.1%	9.5%	11.5%	12.0%
% of FP17s for the same patient ID Re-attending within 3 months - Adults	4	175	2.3%	15.0%	15.8%	15.9%
% of FP17s for the same patient ID Re-attending between 3 & 9 months - Children	90	242	37.2%	59.4%	60.5%	58.0%
% of FP17s for the same patient ID Re-attending between 3 & 9 months - Adults	28	175	16.0%	51.1%	51.8%	50.5%
% of FP17s for Band 1 Urgent Courses	22	354	6.2%	9.6%	9.5%	9.0%
% of FP17s Relating to Free Repair or Replacements	0	354	0.0%	0.6%	0.7%	0.8%
% of FP17s Relating to Continuations	0	354	0.0%	0.9%	1.0%	1.1%
% of Patients satisfied with the dentistry they have received	0	0	N/A	91.2%	92.1%	91.5%
% of Patients satisfied with the time they had to wait for an appointment	0	0	N/A	88.7%	88.3%	87.9%

* This is based on patients treated on this contract for their most recent course of treatment. Figures in italics indicate the base number of FP17s or Patient Questionnaire responses are less than 100. N/A is shown where the base number of responses is less than 10 during the period. % is calculated as Quantity/Base number*100

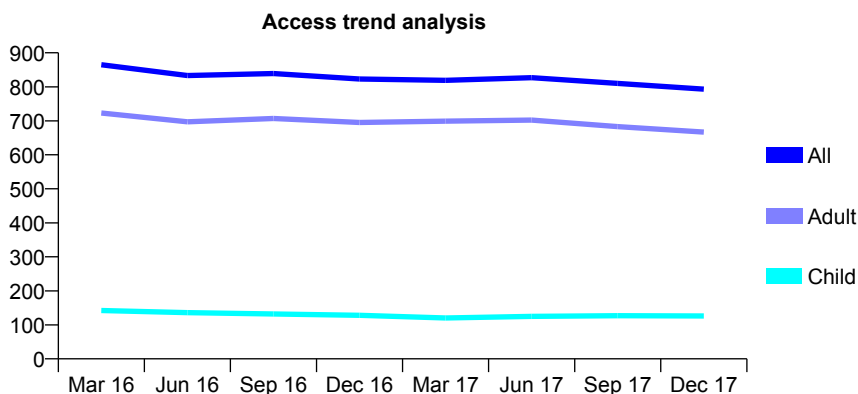
Q68 - Vital Signs At a Glance Contract Report for 309885/0001 - December 2017

Name or company name	MR DR KELLY
Contract type name	GDS Contract
Purpose of contract	General
Contract start date	01/04/2006
Contract end date	

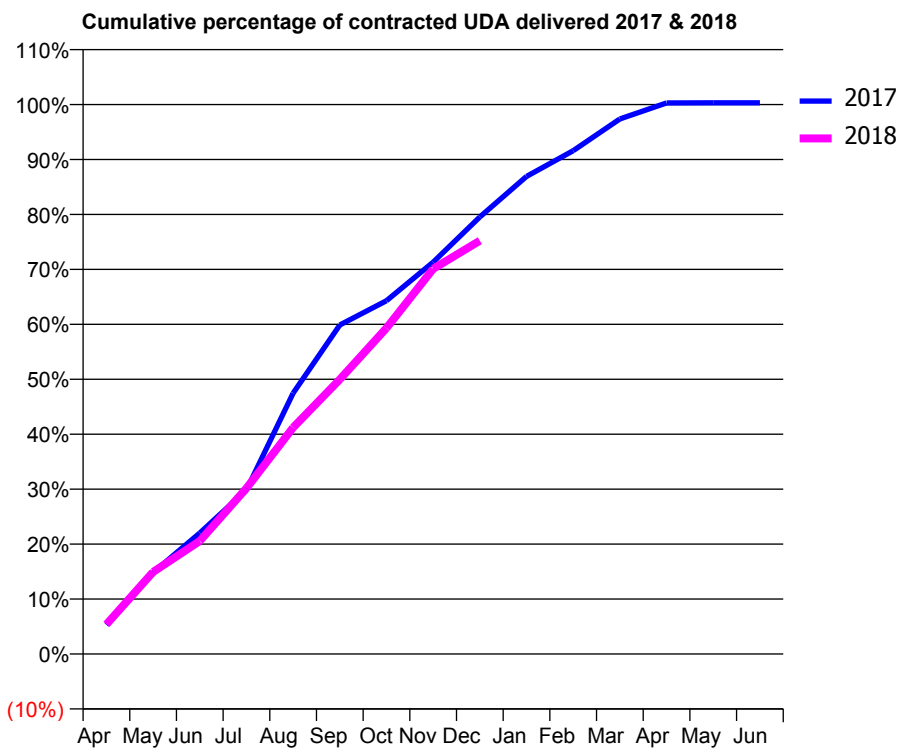
17/18 Contracted general activity (UDA)	2,193
Carry forward general activity (UDA)	-7
17/18 Contracted orthodontic activity (UOA)	0
Carry forward orthodontic activity (UOA)	0
Baseline contract value	£50,639.06

ACCESS*

Patients seen in 24 months	Total	Change since previous quarter
Quarter ending December 2016	823	
Quarter ending March 2017	819	→
Quarter ending June 2017	827	→
Quarter ending September 2017	810	↓
Quarter ending December 2017	793	↓
Variance since December 2016	(3.6%)	↓



ACTIVITY



Month	Adjusted Scheduled Activity (UDA)	
	2017	2018
April	116	118
May	325	327
June	483	451
July	655	662
August	1,041	904
September	1,313	1,096
October	1,410	1,301
November	1,564	1,537
December	1,744	1,650
January	1,906	
February	2,009	
March	2,135	
April	2,199	
May	2,200	
June	2,200	

QUALITY

	Quantity	Base Number	Contract	AT	Region	England
% of FP17s for the same patient ID Re-attending within 3 months - Children	4	152	2.6%	9.5%	11.5%	12.0%
% of FP17s for the same patient ID Re-attending within 3 months - Adults	95	879	10.8%	15.0%	15.8%	15.9%
% of FP17s for the same patient ID Re-attending between 3 & 9 months - Children	88	152	57.9%	59.4%	60.5%	58.0%
% of FP17s for the same patient ID Re-attending between 3 & 9 months - Adults	448	879	51.0%	51.1%	51.8%	50.5%
% of FP17s for Band 1 Urgent Courses	88	992	8.9%	9.6%	9.5%	9.0%
% of FP17s Relating to Free Repair or Replacements	4	992	0.4%	0.6%	0.7%	0.8%
% of FP17s Relating to Continuations	13	992	1.3%	0.9%	1.0%	1.1%
% of Patients satisfied with the dentistry they have received	1	1	N/A	91.2%	92.1%	91.5%
% of Patients satisfied with the time they had to wait for an appointment	1	1	N/A	88.7%	88.3%	87.9%

* This is based on patients treated on this contract for their most recent course of treatment. Figures in italics indicate the base number of FP17s or Patient Questionnaire responses are less than 100. N/A is shown where the base number of responses is less than 10 during the period. % is calculated as Quantity/Base number*100

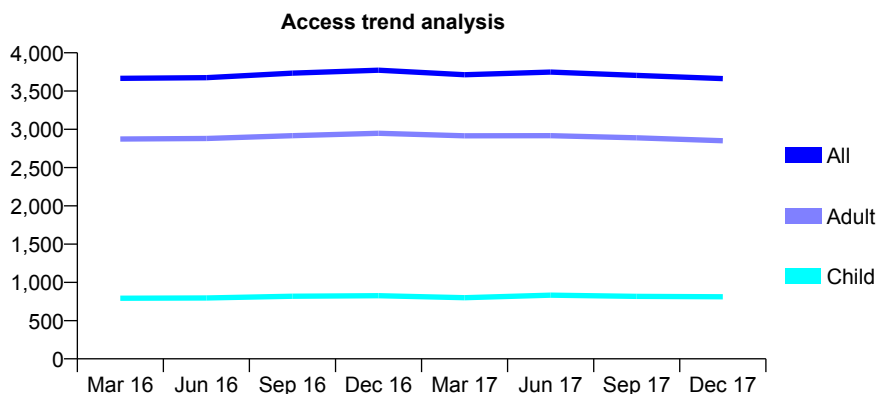
Q68 - Vital Signs At a Glance Contract Report for 318817/0001 - December 2017

Name or company name	MR CC POORE
Contract type name	GDS Contract
Purpose of contract	General
Contract start date	01/04/2006
Contract end date	

17/18 Contracted general activity (UDA)	9,903
Carry forward general activity (UDA)	34
17/18 Contracted orthodontic activity (UOA)	0
Carry forward orthodontic activity (UOA)	0
Baseline contract value	£237,235.54

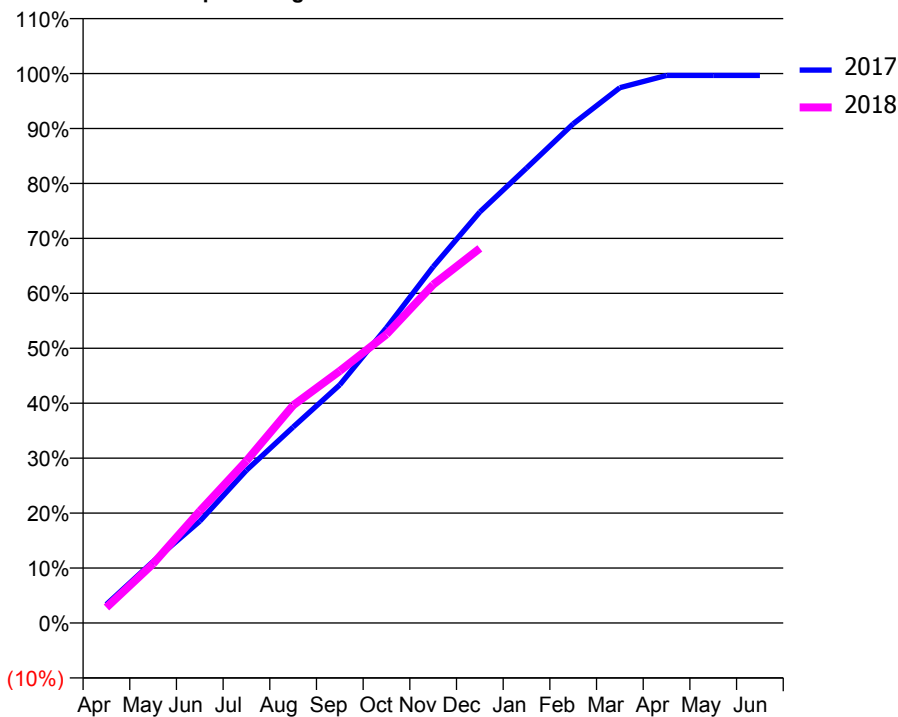
ACCESS*

Patients seen in 24 months	Total	Change since previous quarter
Quarter ending December 2016	3,773	
Quarter ending March 2017	3,714	↓
Quarter ending June 2017	3,748	→
Quarter ending September 2017	3,705	↓
Quarter ending December 2017	3,662	↓
Variance since December 2016	(2.9%)	↓



ACTIVITY

Cumulative percentage of contracted UDA delivered 2017 & 2018



Month	Adjusted Scheduled Activity (UDA)	
	2017	2018
April	335	281
May	1,110	1,067
June	1,835	2,018
July	2,752	2,923
August	3,530	3,924
September	4,292	4,543
October	5,322	5,201
November	6,421	6,097
December	7,408	6,752
January	8,197	
February	8,996	
March	9,649	
April	9,868	
May	9,869	
June	9,869	

QUALITY

	Quantity	Base Number	Contract	AT	Region	England
% of FP17s for the same patient ID Re-attending within 3 months - Children	28	771	3.6%	9.5%	11.5%	12.0%
% of FP17s for the same patient ID Re-attending within 3 months - Adults	447	2,883	15.5%	15.0%	15.8%	15.9%
% of FP17s for the same patient ID Re-attending between 3 & 9 months - Children	414	771	53.7%	59.4%	60.5%	58.0%
% of FP17s for the same patient ID Re-attending between 3 & 9 months - Adults	1,487	2,883	51.6%	51.1%	51.8%	50.5%
% of FP17s for Band 1 Urgent Courses	275	3,556	7.7%	9.6%	9.5%	9.0%
% of FP17s Relating to Free Repair or Replacements	89	3,556	2.5%	0.6%	0.7%	0.8%
% of FP17s Relating to Continuations	4	3,556	0.1%	0.9%	1.0%	1.1%
% of Patients satisfied with the dentistry they have received	3	3	N/A	91.2%	92.1%	91.5%
% of Patients satisfied with the time they had to wait for an appointment	3	3	N/A	88.7%	88.3%	87.9%

* This is based on patients treated on this contract for their most recent course of treatment. Figures in italics indicate the base number of FP17s or Patient Questionnaire responses are less than 100. N/A is shown where the base number of responses is less than 10 during the period. % is calculated as Quantity/Base number*100

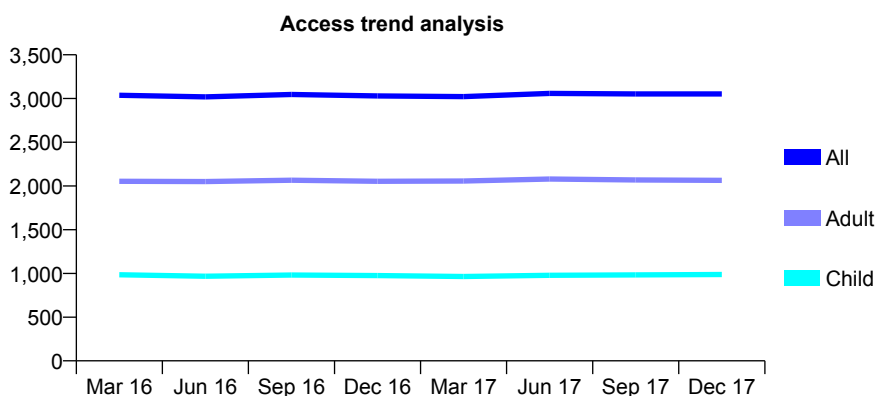
Q68 - Vital Signs At a Glance Contract Report for 319333/0001 - December 2017

Name or company name	MISS CA HALLWORTH
Contract type name	GDS Contract
Purpose of contract	General
Contract start date	01/04/2006
Contract end date	

17/18 Contracted general activity (UDA)	8,875
Carry forward general activity (UDA)	24
17/18 Contracted orthodontic activity (UOA)	0
Carry forward orthodontic activity (UOA)	0
Baseline contract value	£347,121.08

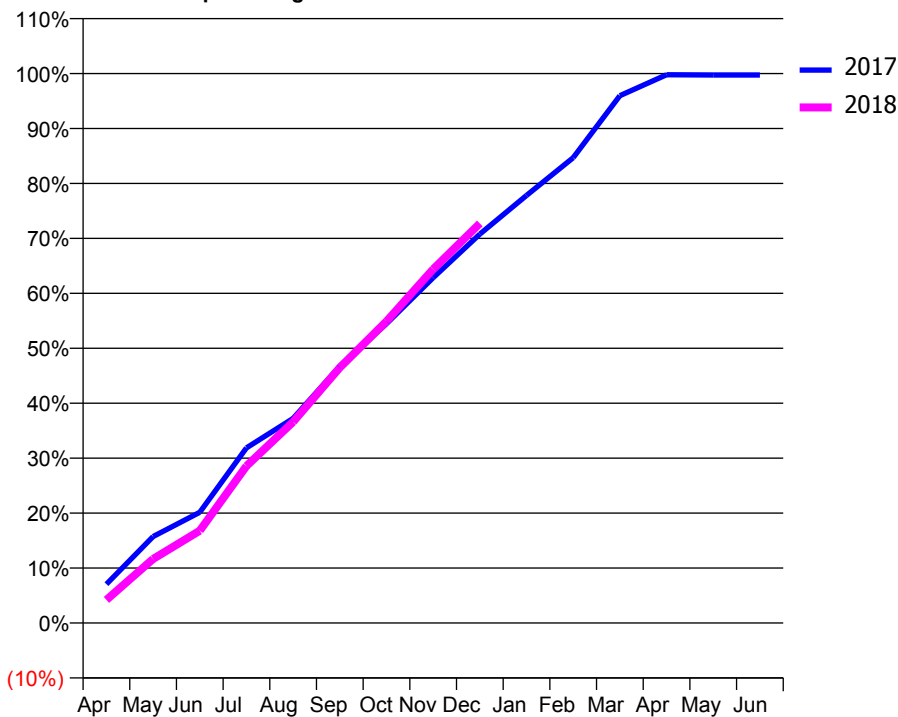
ACCESS*

Patients seen in 24 months	Total	Change since previous quarter
Quarter ending December 2016	3,029	
Quarter ending March 2017	3,022	→
Quarter ending June 2017	3,058	→
Quarter ending September 2017	3,052	→
Quarter ending December 2017	3,052	→
Variance since December 2016	0.8%	→



ACTIVITY

Cumulative percentage of contracted UDA delivered 2017 & 2018



Month	Adjusted Scheduled Activity (UDA)	
	2017	2018
April	628	374
May	1,397	1,036
June	1,788	1,492
July	2,829	2,536
August	3,304	3,248
September	4,147	4,125
October	4,835	4,873
November	5,577	5,716
December	6,282	6,454
January	6,906	
February	7,515	
March	8,517	
April	8,855	
May	8,851	
June	8,850	

QUALITY

	Quantity	Base Number	Contract	AT	Region	England
% of FP17s for the same patient ID Re-attending within 3 months - Children	129	1,273	10.1%	9.5%	11.5%	12.0%
% of FP17s for the same patient ID Re-attending within 3 months - Adults	265	2,431	10.9%	15.0%	15.8%	15.9%
% of FP17s for the same patient ID Re-attending between 3 & 9 months - Children	819	1,273	64.3%	59.4%	60.5%	58.0%
% of FP17s for the same patient ID Re-attending between 3 & 9 months - Adults	1,701	2,431	70.0%	51.1%	51.8%	50.5%
% of FP17s for Band 1 Urgent Courses	174	3,272	5.3%	9.6%	9.5%	9.0%
% of FP17s Relating to Free Repair or Replacements	21	3,272	0.6%	0.6%	0.7%	0.8%
% of FP17s Relating to Continuations	13	3,272	0.4%	0.9%	1.0%	1.1%
% of Patients satisfied with the dentistry they have received	2	3	N/A	91.2%	92.1%	91.5%
% of Patients satisfied with the time they had to wait for an appointment	3	3	N/A	88.7%	88.3%	87.9%

* This is based on patients treated on this contract for their most recent course of treatment. Figures in italics indicate the base number of FP17s or Patient Questionnaire responses are less than 100. N/A is shown where the base number of responses is less than 10 during the period. % is calculated as Quantity/Base number*100

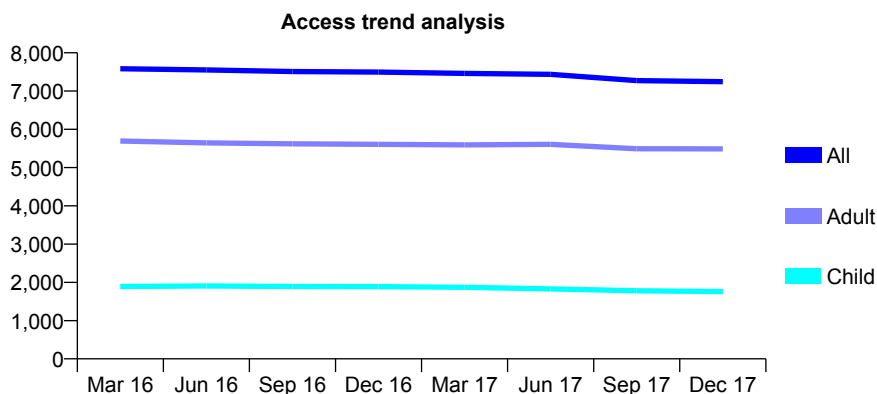
Q68 - Vital Signs At a Glance Contract Report for 320285/0001 - December 2017

Name or company name	MR GS SANDHU
Contract type name	GDS Contract
Purpose of contract	General
Contract start date	01/04/2006
Contract end date	

17/18 Contracted general activity (UDA)	25,689
Carry forward general activity (UDA)	733
17/18 Contracted orthodontic activity (UOA)	0
Carry forward orthodontic activity (UOA)	0
Baseline contract value	£801,980.38

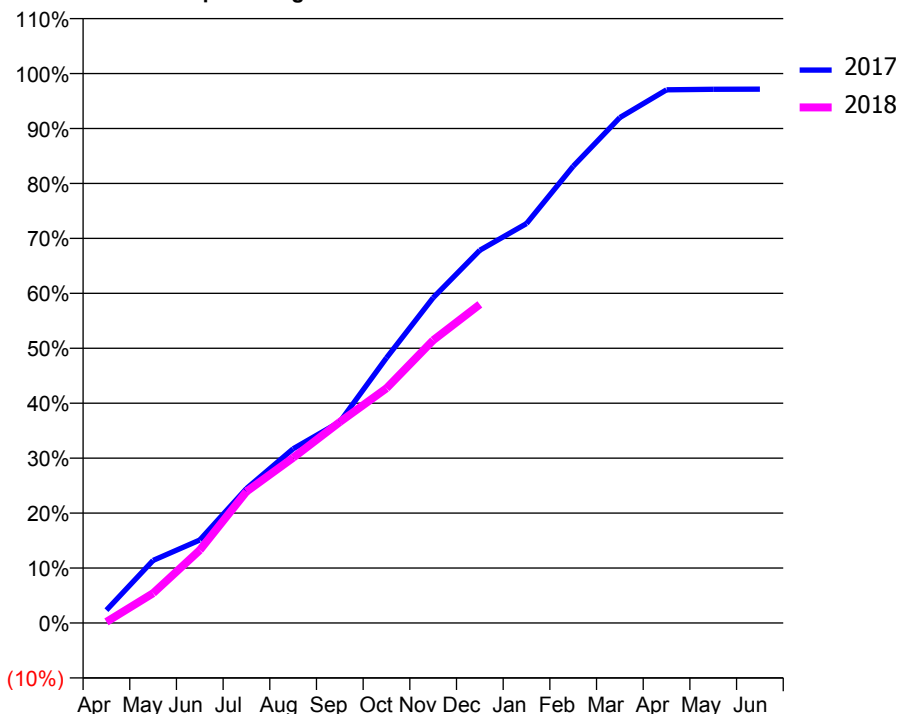
ACCESS*

Patients seen in 24 months	Total	Change since previous quarter
Quarter ending December 2016	7,496	
Quarter ending March 2017	7,462	→
Quarter ending June 2017	7,436	→
Quarter ending September 2017	7,273	↓
Quarter ending December 2017	7,247	→
Variance since December 2016	(3.3%)	↓



ACTIVITY

Cumulative percentage of contracted UDA delivered 2017 & 2018



Month	Adjusted Scheduled Activity (UDA)	
	2017	2018
April	599	50
May	2,926	1,392
June	3,880	3,410
July	6,285	6,141
August	8,142	7,725
September	9,404	9,396
October	12,398	10,973
November	15,210	13,217
December	17,429	14,898
January	18,671	
February	21,357	
March	23,628	
April	24,925	
May	24,949	
June	24,956	

QUALITY

	Quantity	Base Number	Contract	AT	Region	England
% of FP17s for the same patient ID Re-attending within 3 months - Children	93	1,578	5.9%	9.5%	11.5%	12.0%
% of FP17s for the same patient ID Re-attending within 3 months - Adults	815	5,184	15.7%	15.0%	15.8%	15.9%
% of FP17s for the same patient ID Re-attending between 3 & 9 months - Children	653	1,578	41.4%	59.4%	60.5%	58.0%
% of FP17s for the same patient ID Re-attending between 3 & 9 months - Adults	2,472	5,184	47.7%	51.1%	51.8%	50.5%
% of FP17s for Band 1 Urgent Courses	764	6,287	12.2%	9.6%	9.5%	9.0%
% of FP17s Relating to Free Repair or Replacements	36	6,287	0.6%	0.6%	0.7%	0.8%
% of FP17s Relating to Continuations	87	6,287	1.4%	0.9%	1.0%	1.1%
% of Patients satisfied with the dentistry they have received	35	35	100.0%	91.2%	92.1%	91.5%
% of Patients satisfied with the time they had to wait for an appointment	27	35	77.1%	88.7%	88.3%	87.9%

* This is based on patients treated on this contract for their most recent course of treatment. Figures in italics indicate the base number of FP17s or Patient Questionnaire responses are less than 100. N/A is shown where the base number of responses is less than 10 during the period. % is calculated as Quantity/Base number*100

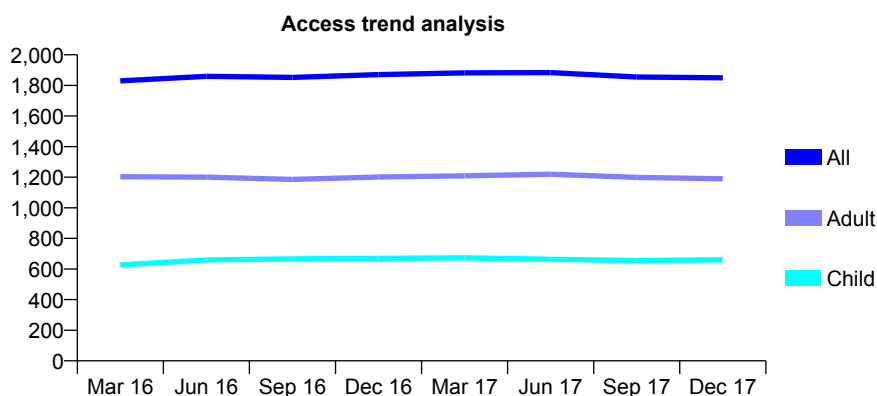
Q68 - Vital Signs At a Glance Contract Report for 320315/0002 - December 2017

Name or company name	MR JS KETTLE
Contract type name	GDS Contract
Purpose of contract	General
Contract start date	01/11/2007
Contract end date	

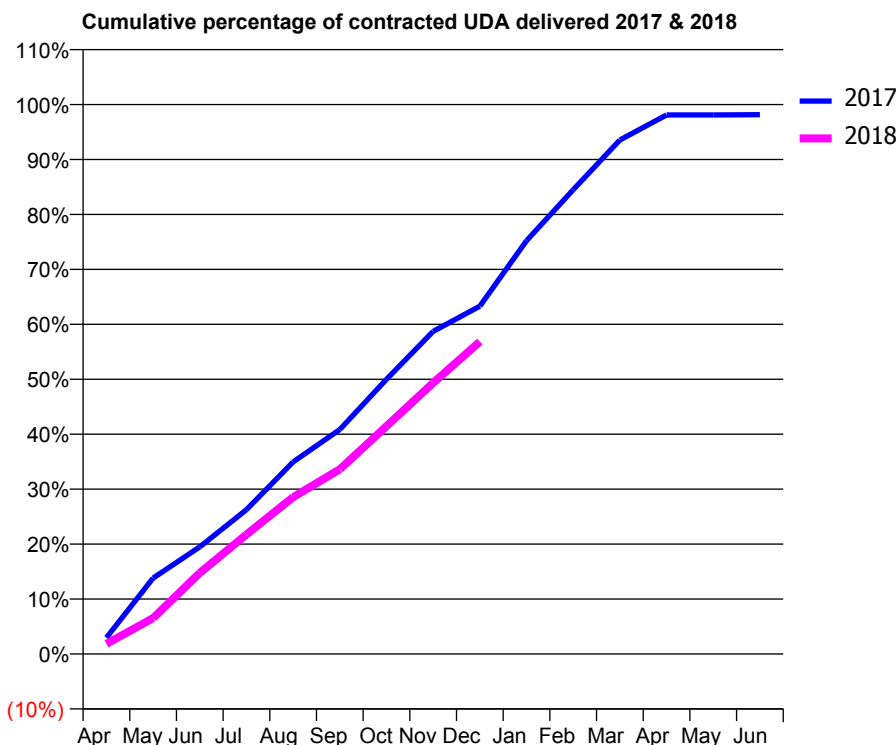
17/18 Contracted general activity (UDA)	2,400
Carry forward general activity (UDA)	44
17/18 Contracted orthodontic activity (UOA)	0
Carry forward orthodontic activity (UOA)	0
Baseline contract value	£53,753.85

ACCESS*

Patients seen in 24 months	Total	Change since previous quarter
Quarter ending December 2016	1,871	
Quarter ending March 2017	1,882	→
Quarter ending June 2017	1,884	→
Quarter ending September 2017	1,855	↓
Quarter ending December 2017	1,850	→
Variance since December 2016	(1.1%)	↓



ACTIVITY



Month	Adjusted Scheduled Activity (UDA)	
	2017	2018
April	71	44
May	332	157
June	468	355
July	631	522
August	839	685
September	980	807
October	1,200	995
November	1,409	1,185
December	1,519	1,364
January	1,805	
February	2,028	
March	2,245	
April	2,354	
May	2,354	
June	2,355	

QUALITY

	Quantity	Base Number	Contract	AT	Region	England
% of FP17s for the same patient ID Re-attending within 3 months - Children	38	741	5.1%	9.5%	11.5%	12.0%
% of FP17s for the same patient ID Re-attending within 3 months - Adults	160	1,109	14.4%	15.0%	15.8%	15.9%
% of FP17s for the same patient ID Re-attending between 3 & 9 months - Children	489	741	66.0%	59.4%	60.5%	58.0%
% of FP17s for the same patient ID Re-attending between 3 & 9 months - Adults	651	1,109	58.7%	51.1%	51.8%	50.5%
% of FP17s for Band 1 Urgent Courses	70	940	7.4%	9.6%	9.5%	9.0%
% of FP17s Relating to Free Repair or Replacements	1	940	0.1%	0.6%	0.7%	0.8%
% of FP17s Relating to Continuations	19	940	2.0%	0.9%	1.0%	1.1%
% of Patients satisfied with the dentistry they have received	1	1	N/A	91.2%	92.1%	91.5%
% of Patients satisfied with the time they had to wait for an appointment	1	1	N/A	88.7%	88.3%	87.9%

* This is based on patients treated on this contract for their most recent course of treatment. Figures in italics indicate the base number of FP17s or Patient Questionnaire responses are less than 100. N/A is shown where the base number of responses is less than 10 during the period. % is calculated as Quantity/Base number*100

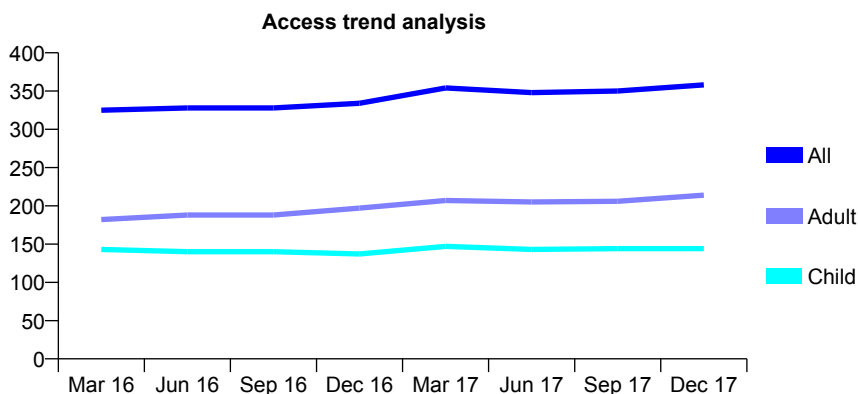
Q68 - Vital Signs At a Glance Contract Report for 320811/0001 - December 2017

Name or company name	MR AH CURTIS
Contract type name	GDS Contract
Purpose of contract	General
Contract start date	01/04/2006
Contract end date	

17/18 Contracted general activity (UDA)	604
Carry forward general activity (UDA)	1
17/18 Contracted orthodontic activity (UOA)	0
Carry forward orthodontic activity (UOA)	0
Baseline contract value	£14,947.99

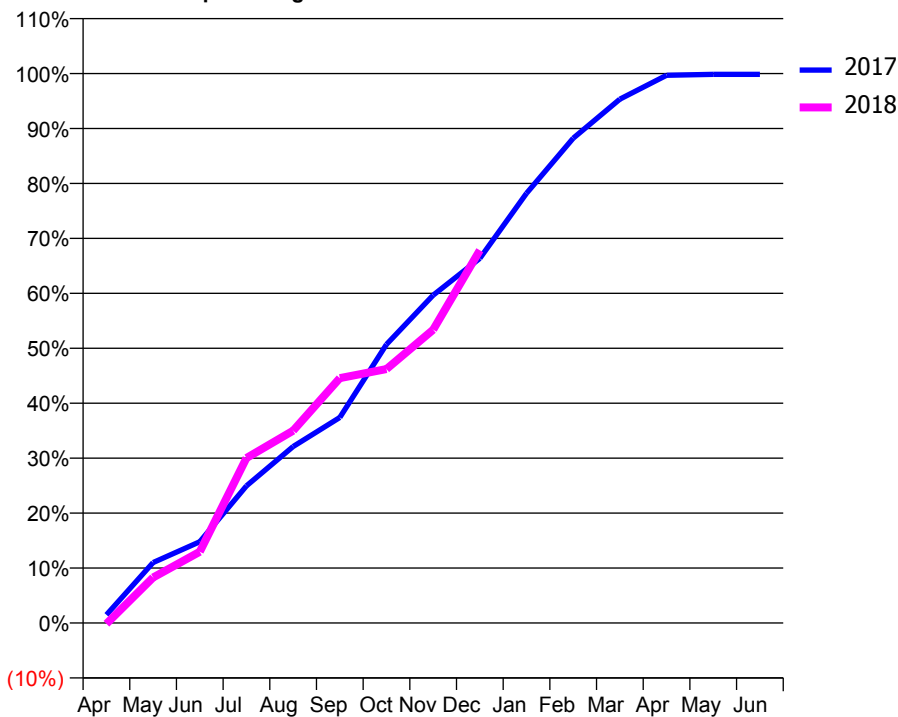
ACCESS*

Patients seen in 24 months	Total	Change since previous quarter
Quarter ending December 2016	334	
Quarter ending March 2017	354	↑
Quarter ending June 2017	348	↓
Quarter ending September 2017	350	→
Quarter ending December 2017	358	↑
Variance since December 2016	7.2%	↑



ACTIVITY

Cumulative percentage of contracted UDA delivered 2017 & 2018



Month	Adjusted Scheduled Activity (UDA)	
	2017	2018
April	9	-1
May	66	50
June	89	78
July	151	181
August	194	211
September	226	269
October	306	279
November	360	322
December	401	410
January	472	
February	533	
March	576	
April	602	
May	603	
June	603	

QUALITY

	Quantity	Base Number	Contract	AT	Region	England
% of FP17s for the same patient ID Re-attending within 3 months - Children	2	134	1.5%	9.5%	11.5%	12.0%
% of FP17s for the same patient ID Re-attending within 3 months - Adults	5	126	4.0%	15.0%	15.8%	15.9%
% of FP17s for the same patient ID Re-attending between 3 & 9 months - Children	91	134	67.9%	59.4%	60.5%	58.0%
% of FP17s for the same patient ID Re-attending between 3 & 9 months - Adults	55	126	43.7%	51.1%	51.8%	50.5%
% of FP17s for Band 1 Urgent Courses	9	239	3.8%	9.6%	9.5%	9.0%
% of FP17s Relating to Free Repair or Replacements	0	239	0.0%	0.6%	0.7%	0.8%
% of FP17s Relating to Continuations	0	239	0.0%	0.9%	1.0%	1.1%
% of Patients satisfied with the dentistry they have received	1	1	N/A	91.2%	92.1%	91.5%
% of Patients satisfied with the time they had to wait for an appointment	1	1	N/A	88.7%	88.3%	87.9%

* This is based on patients treated on this contract for their most recent course of treatment. Figures in italics indicate the base number of FP17s or Patient Questionnaire responses are less than 100. N/A is shown where the base number of responses is less than 10 during the period. % is calculated as Quantity/Base number*100

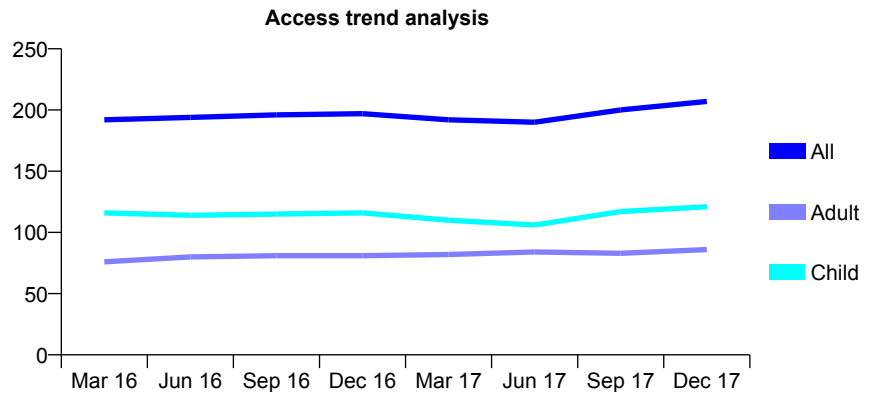
Q68 - Vital Signs At a Glance Contract Report for 322091/0001 - December 2017

Name or company name	MRS SF COOPER
Contract type name	GDS Contract
Purpose of contract	General
Contract start date	01/04/2006
Contract end date	

17/18 Contracted general activity (UDA)	664
Carry forward general activity (UDA)	0
17/18 Contracted orthodontic activity (UOA)	0
Carry forward orthodontic activity (UOA)	0
Baseline contract value	£15,661.02

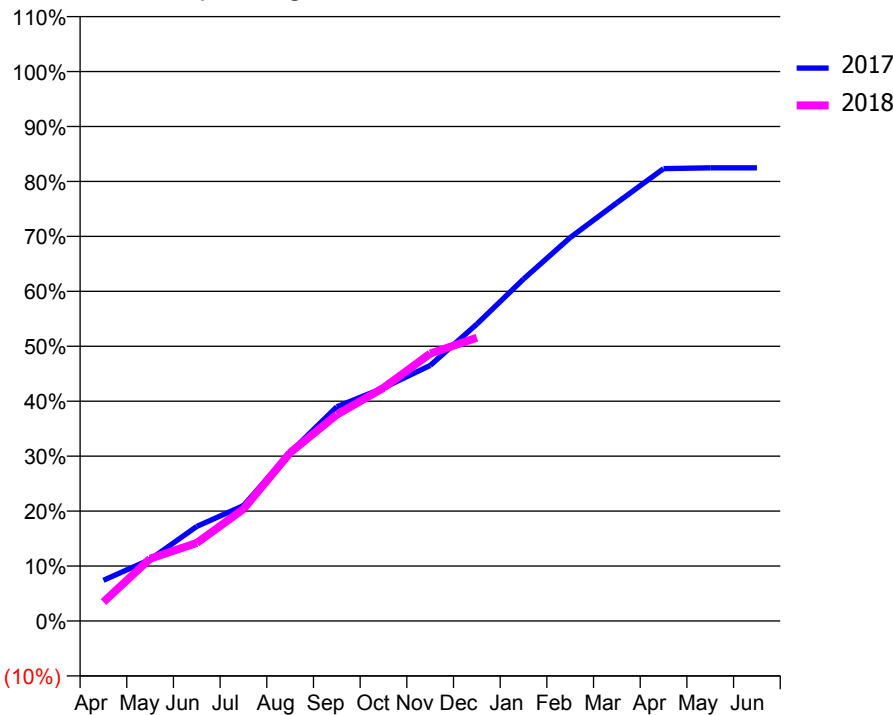
ACCESS*

Patients seen in 24 months	Total	Change since previous quarter
Quarter ending December 2016	197	
Quarter ending March 2017	192	↓
Quarter ending June 2017	190	↓
Quarter ending September 2017	200	↑
Quarter ending December 2017	207	↑
Variance since December 2016	5.1%	↑



ACTIVITY

Cumulative percentage of contracted UDA delivered 2017 & 2018



Month	Adjusted Scheduled Activity (UDA)	
	2017	2018
April	49	23
May	74	75
June	114	94
July	139	135
August	204	203
September	259	249
October	282	282
November	309	323
December	359	342
January	413	
February	463	
March	505	
April	547	
May	548	
June	548	

QUALITY

	Quantity	Base Number	Contract	AT	Region	England
% of FP17s for the same patient ID Re-attending within 3 months - Children	7	141	5.0%	9.5%	11.5%	12.0%
% of FP17s for the same patient ID Re-attending within 3 months - Adults	8	66	12.1%	15.0%	15.8%	15.9%
% of FP17s for the same patient ID Re-attending between 3 & 9 months - Children	83	141	58.9%	59.4%	60.5%	58.0%
% of FP17s for the same patient ID Re-attending between 3 & 9 months - Adults	38	66	57.6%	51.1%	51.8%	50.5%
% of FP17s for Band 1 Urgent Courses	12	187	6.4%	9.6%	9.5%	9.0%
% of FP17s Relating to Free Repair or Replacements	0	187	0.0%	0.6%	0.7%	0.8%
% of FP17s Relating to Continuations	0	187	0.0%	0.9%	1.0%	1.1%
% of Patients satisfied with the dentistry they have received	0	0	N/A	91.2%	92.1%	91.5%
% of Patients satisfied with the time they had to wait for an appointment	0	0	N/A	88.7%	88.3%	87.9%

* This is based on patients treated on this contract for their most recent course of treatment. Figures in italics indicate the base number of FP17s or Patient Questionnaire responses are less than 100. N/A is shown where the base number of responses is less than 10 during the period. % is calculated as Quantity/Base number*100

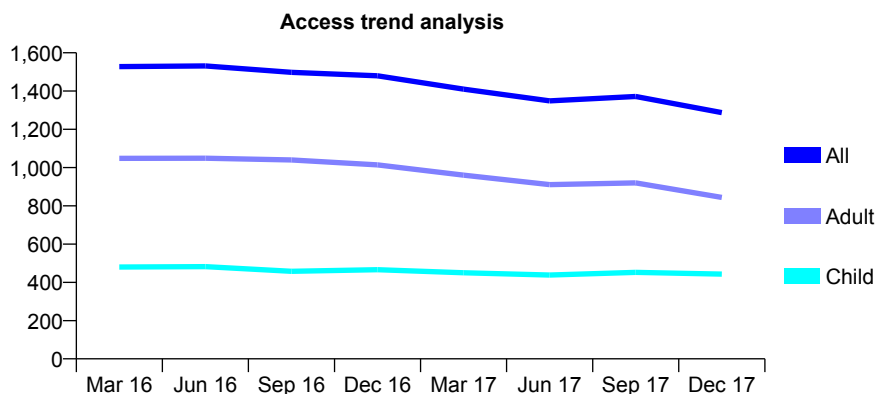
Q68 - Vital Signs At a Glance Contract Report for 324213/0001 - December 2017

Name or company name	Abraham Askari-Yagane
Contract type name	GDS Contract
Purpose of contract	General
Contract start date	01/04/2006
Contract end date	

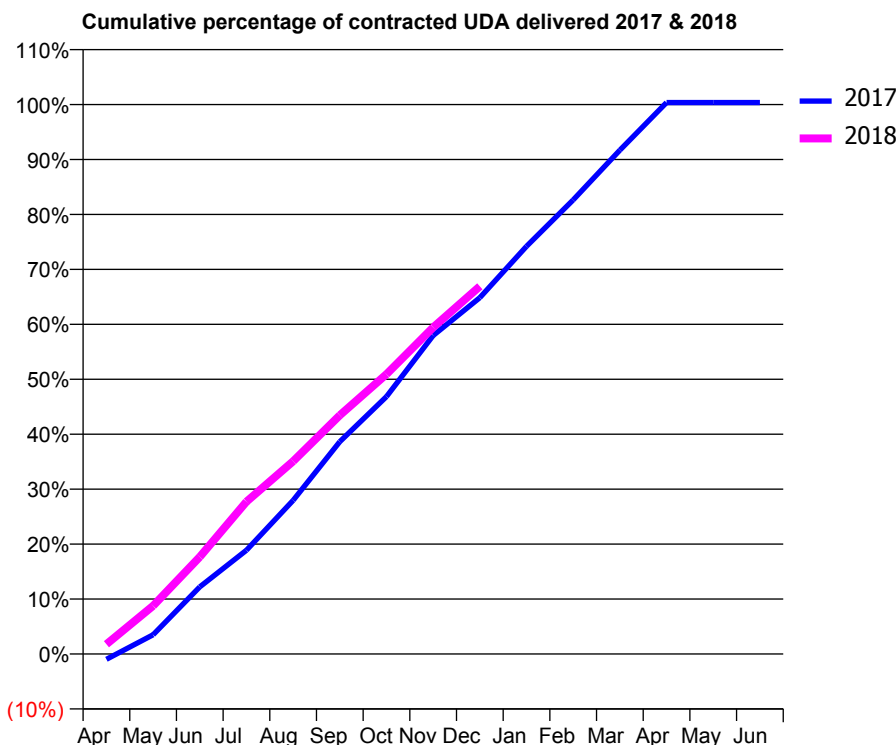
17/18 Contracted general activity (UDA)	3,561
Carry forward general activity (UDA)	-13
17/18 Contracted orthodontic activity (UOA)	0
Carry forward orthodontic activity (UOA)	0
Baseline contract value	£86,765.36

ACCESS*

Patients seen in 24 months	Total	Change since previous quarter
Quarter ending December 2016	1,480	
Quarter ending March 2017	1,410	↓
Quarter ending June 2017	1,349	↓
Quarter ending September 2017	1,372	→
Quarter ending December 2017	1,287	↓
Variance since December 2016	(13.0%)	↓



ACTIVITY



Month	Adjusted Scheduled Activity (UDA)	
	2017	2018
April	-35	63
May	125	312
June	435	630
July	673	987
August	996	1,249
September	1,376	1,547
October	1,669	1,814
November	2,064	2,116
December	2,310	2,383
January	2,642	
February	2,943	
March	3,265	
April	3,573	
May	3,573	
June	3,573	

QUALITY

	Quantity	Base Number	Contract	AT	Region	England
% of FP17s for the same patient ID Re-attending within 3 months - Children	14	471	3.0%	9.5%	11.5%	12.0%
% of FP17s for the same patient ID Re-attending within 3 months - Adults	55	769	7.2%	15.0%	15.8%	15.9%
% of FP17s for the same patient ID Re-attending between 3 & 9 months - Children	273	471	58.0%	59.4%	60.5%	58.0%
% of FP17s for the same patient ID Re-attending between 3 & 9 months - Adults	476	769	61.9%	51.1%	51.8%	50.5%
% of FP17s for Band 1 Urgent Courses	55	1,091	5.0%	9.6%	9.5%	9.0%
% of FP17s Relating to Free Repair or Replacements	0	1,091	0.0%	0.6%	0.7%	0.8%
% of FP17s Relating to Continuations	0	1,091	0.0%	0.9%	1.0%	1.1%
% of Patients satisfied with the dentistry they have received	2	2	N/A	91.2%	92.1%	91.5%
% of Patients satisfied with the time they had to wait for an appointment	2	2	N/A	88.7%	88.3%	87.9%

* This is based on patients treated on this contract for their most recent course of treatment. Figures in italics indicate the base number of FP17s or Patient Questionnaire responses are less than 100. N/A is shown where the base number of responses is less than 10 during the period. % is calculated as Quantity/Base number*100

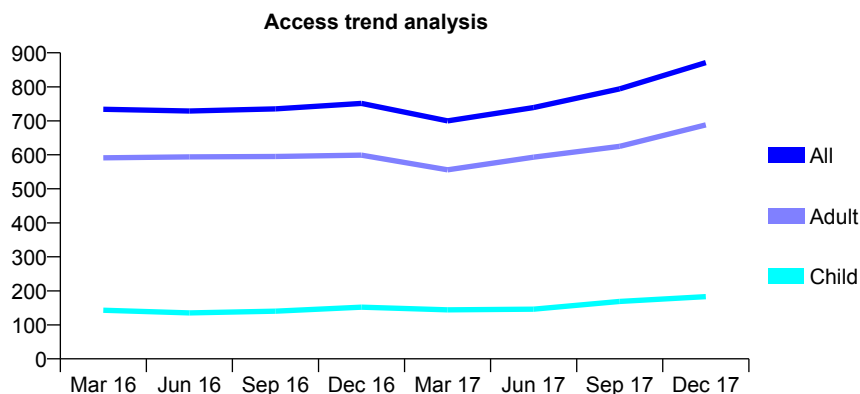
Q68 - Vital Signs At a Glance Contract Report for 324477/0001 - December 2017

Name or company name	Montpelier Dental Care
Contract type name	GDS Contract
Purpose of contract	General
Contract start date	01/04/2006
Contract end date	

17/18 Contracted general activity (UDA)	2,925
Carry forward general activity (UDA)	115
17/18 Contracted orthodontic activity (UOA)	0
Carry forward orthodontic activity (UOA)	0
Baseline contract value	£94,310.90

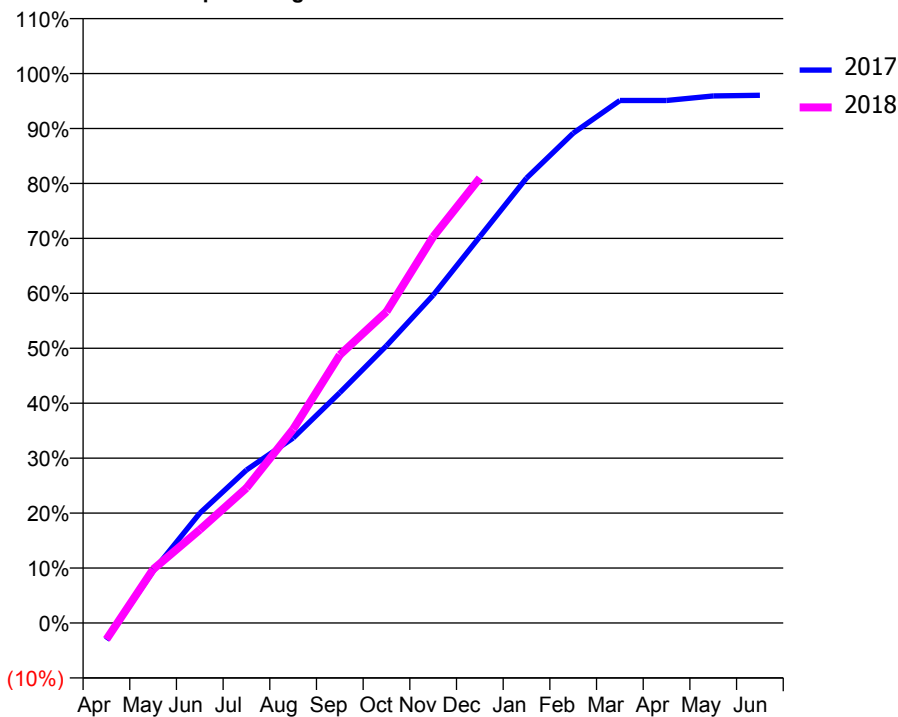
ACCESS*

Patients seen in 24 months	Total	Change since previous quarter
Quarter ending December 2016	751	
Quarter ending March 2017	700	↓
Quarter ending June 2017	739	↑
Quarter ending September 2017	794	↑
Quarter ending December 2017	871	↑
Variance since December 2016	16.0%	↑



ACTIVITY

Cumulative percentage of contracted UDA delivered 2017 & 2018



Month	Adjusted Scheduled Activity (UDA)	
	2017	2018
April	-91	-87
May	276	285
June	584	496
July	815	719
August	985	1,032
September	1,226	1,427
October	1,476	1,657
November	1,745	2,056
December	2,057	2,369
January	2,368	
February	2,608	
March	2,781	
April	2,781	
May	2,805	
June	2,809	

QUALITY

	Quantity	Base Number	Contract	AT	Region	England
% of FP17s for the same patient ID Re-attending within 3 months - Children	6	168	3.6%	9.5%	11.5%	12.0%
% of FP17s for the same patient ID Re-attending within 3 months - Adults	140	792	17.7%	15.0%	15.8%	15.9%
% of FP17s for the same patient ID Re-attending between 3 & 9 months - Children	47	168	28.0%	59.4%	60.5%	58.0%
% of FP17s for the same patient ID Re-attending between 3 & 9 months - Adults	195	792	24.6%	51.1%	51.8%	50.5%
% of FP17s for Band 1 Urgent Courses	166	946	17.5%	9.6%	9.5%	9.0%
% of FP17s Relating to Free Repair or Replacements	7	946	0.7%	0.6%	0.7%	0.8%
% of FP17s Relating to Continuations	17	946	1.8%	0.9%	1.0%	1.1%
% of Patients satisfied with the dentistry they have received	1	1	N/A	91.2%	92.1%	91.5%
% of Patients satisfied with the time they had to wait for an appointment	1	1	N/A	88.7%	88.3%	87.9%

* This is based on patients treated on this contract for their most recent course of treatment. Figures in italics indicate the base number of FP17s or Patient Questionnaire responses are less than 100. N/A is shown where the base number of responses is less than 10 during the period. % is calculated as Quantity/Base number*100

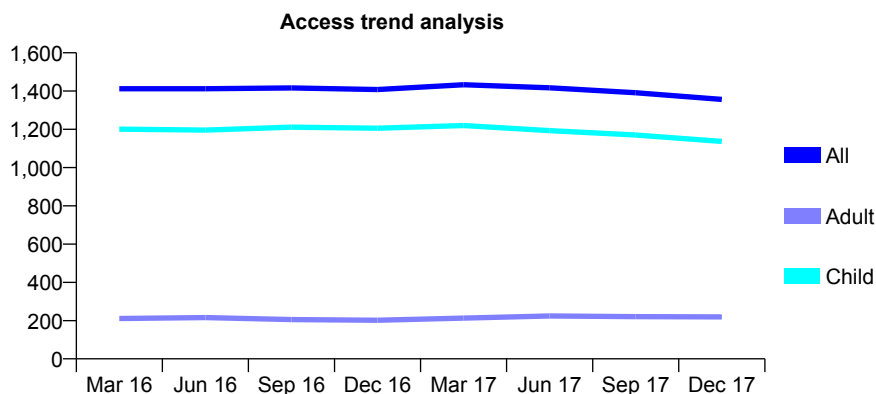
Q68 - Vital Signs At a Glance Contract Report for 324655/0001 - December 2017

Name or company name	MRS SC TAYLOR
Contract type name	GDS Contract
Purpose of contract	General
Contract start date	01/04/2006
Contract end date	

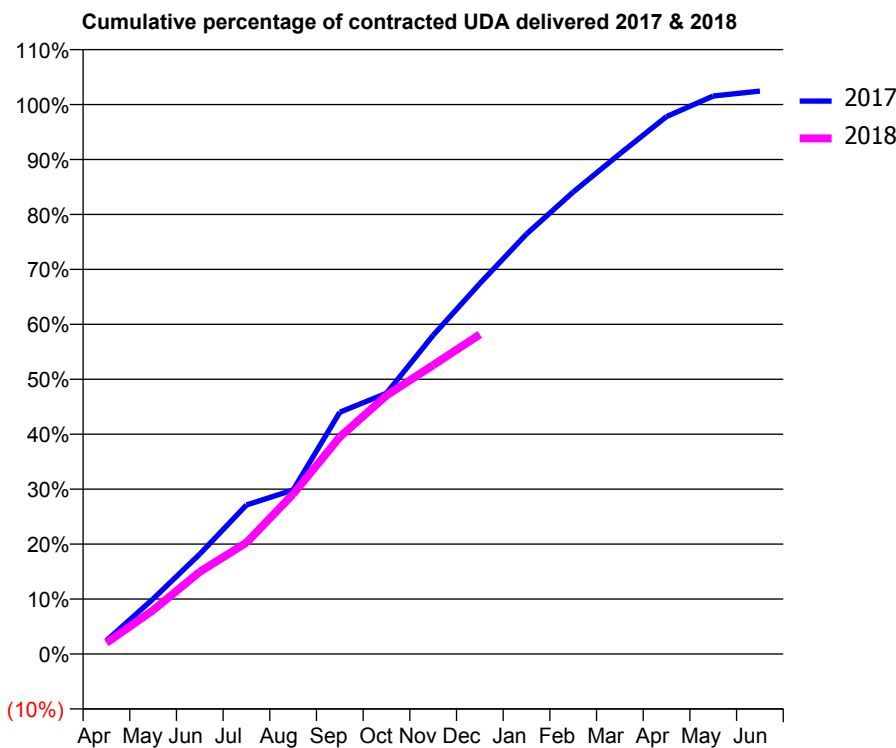
17/18 Contracted general activity (UDA)	2,221
Carry forward general activity (UDA)	-45
17/18 Contracted orthodontic activity (UOA)	0
Carry forward orthodontic activity (UOA)	0
Baseline contract value	£53,781.05

ACCESS*

Patients seen in 24 months	Total	Change since previous quarter
Quarter ending December 2016	1,408	
Quarter ending March 2017	1,433	→
Quarter ending June 2017	1,417	↓
Quarter ending September 2017	1,391	↓
Quarter ending December 2017	1,356	↓
Variance since December 2016	(3.7%)	↓



ACTIVITY



Month	Adjusted Scheduled Activity (UDA)	
	2017	2018
April	54	45
May	223	177
June	404	332
July	602	450
August	663	647
September	977	877
October	1,054	1,045
November	1,288	1,168
December	1,498	1,292
January	1,697	
February	1,867	
March	2,022	
April	2,172	
May	2,255	
June	2,275	

QUALITY

	Quantity	Base Number	Contract	AT	Region	England
% of FP17s for the same patient ID Re-attending within 3 months - Children	67	1,150	5.8%	9.5%	11.5%	12.0%
% of FP17s for the same patient ID Re-attending within 3 months - Adults	4	60	6.7%	15.0%	15.8%	15.9%
% of FP17s for the same patient ID Re-attending between 3 & 9 months - Children	682	1,150	59.3%	59.4%	60.5%	58.0%
% of FP17s for the same patient ID Re-attending between 3 & 9 months - Adults	31	60	51.7%	51.1%	51.8%	50.5%
% of FP17s for Band 1 Urgent Courses	35	1,010	3.5%	9.6%	9.5%	9.0%
% of FP17s Relating to Free Repair or Replacements	0	1,010	0.0%	0.6%	0.7%	0.8%
% of FP17s Relating to Continuations	0	1,010	0.0%	0.9%	1.0%	1.1%
% of Patients satisfied with the dentistry they have received	0	0	N/A	91.2%	92.1%	91.5%
% of Patients satisfied with the time they had to wait for an appointment	0	0	N/A	88.7%	88.3%	87.9%

* This is based on patients treated on this contract for their most recent course of treatment. Figures in italics indicate the base number of FP17s or Patient Questionnaire responses are less than 100. N/A is shown where the base number of responses is less than 10 during the period. % is calculated as Quantity/Base number*100

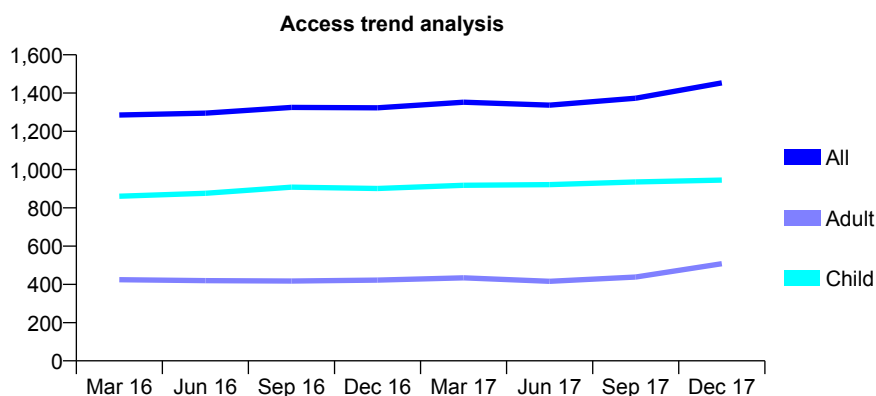
Q68 - Vital Signs At a Glance Contract Report for 325422/0001 - December 2017

Name or company name	MR AM HOPKINS
Contract type name	GDS Contract
Purpose of contract	General
Contract start date	01/04/2006
Contract end date	

17/18 Contracted general activity (UDA)	3,200
Carry forward general activity (UDA)	94
17/18 Contracted orthodontic activity (UOA)	0
Carry forward orthodontic activity (UOA)	0
Baseline contract value	£89,443.43

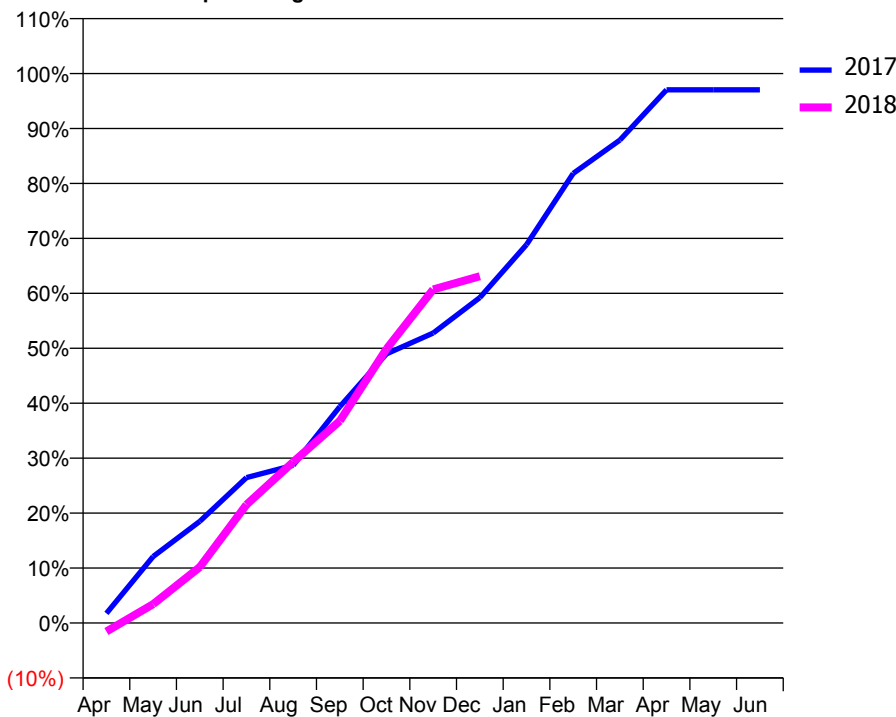
ACCESS*

Patients seen in 24 months	Total	Change since previous quarter
Quarter ending December 2016	1,323	
Quarter ending March 2017	1,352	↑
Quarter ending June 2017	1,337	↓
Quarter ending September 2017	1,373	↑
Quarter ending December 2017	1,453	↑
Variance since December 2016	9.8%	↑



ACTIVITY

Cumulative percentage of contracted UDA delivered 2017 & 2018



Month	Adjusted Scheduled Activity (UDA)	
	2017	2018
April	56	-50
May	387	110
June	592	325
July	847	689
August	918	938
September	1,260	1,177
October	1,568	1,596
November	1,689	1,942
December	1,895	2,019
January	2,204	
February	2,618	
March	2,812	
April	3,105	
May	3,105	
June	3,105	

QUALITY

	Quantity	Base Number	Contract	AT	Region	England
% of FP17s for the same patient ID Re-attending within 3 months - Children	89	1,094	8.1%	9.5%	11.5%	12.0%
% of FP17s for the same patient ID Re-attending within 3 months - Adults	46	363	12.7%	15.0%	15.8%	15.9%
% of FP17s for the same patient ID Re-attending between 3 & 9 months - Children	681	1,094	62.2%	59.4%	60.5%	58.0%
% of FP17s for the same patient ID Re-attending between 3 & 9 months - Adults	122	363	33.6%	51.1%	51.8%	50.5%
% of FP17s for Band 1 Urgent Courses	142	1,299	10.9%	9.6%	9.5%	9.0%
% of FP17s Relating to Free Repair or Replacements	18	1,299	1.4%	0.6%	0.7%	0.8%
% of FP17s Relating to Continuations	1	1,299	0.1%	0.9%	1.0%	1.1%
% of Patients satisfied with the dentistry they have received	3	3	N/A	91.2%	92.1%	91.5%
% of Patients satisfied with the time they had to wait for an appointment	3	3	N/A	88.7%	88.3%	87.9%

* This is based on patients treated on this contract for their most recent course of treatment. Figures in italics indicate the base number of FP17s or Patient Questionnaire responses are less than 100. N/A is shown where the base number of responses is less than 10 during the period. % is calculated as Quantity/Base number*100

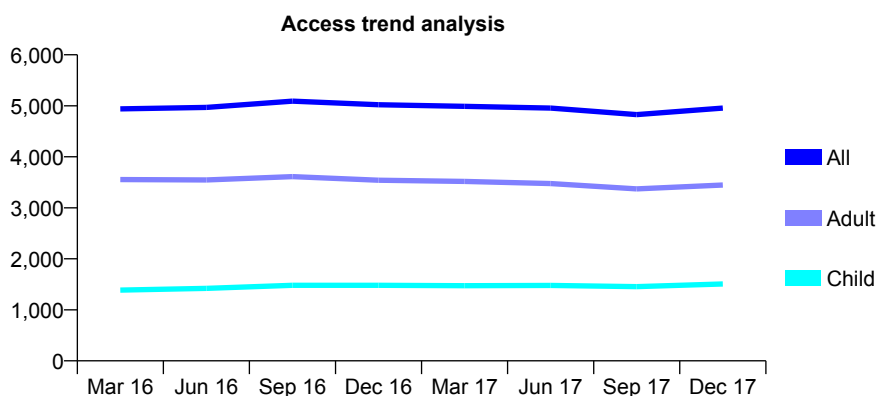
Q68 - Vital Signs At a Glance Contract Report for 325902/0001 - December 2017

Name or company name	MR AS GOUGH
Contract type name	GDS Contract
Purpose of contract	General
Contract start date	01/04/2006
Contract end date	

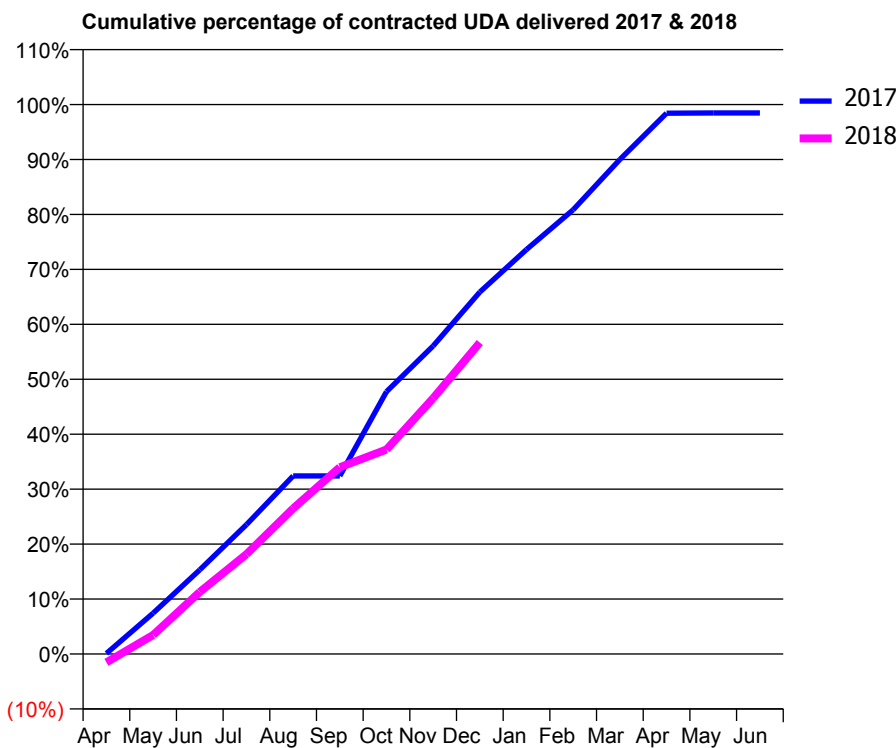
17/18 Contracted general activity (UDA)	15,612
Carry forward general activity (UDA)	239
17/18 Contracted orthodontic activity (UOA)	0
Carry forward orthodontic activity (UOA)	0
Baseline contract value	£374,526.35

ACCESS*

Patients seen in 24 months	Total	Change since previous quarter
Quarter ending December 2016	5,021	
Quarter ending March 2017	4,990	→
Quarter ending June 2017	4,955	→
Quarter ending September 2017	4,827	↓
Quarter ending December 2017	4,955	↑
Variance since December 2016	(1.3%)	↓



ACTIVITY



Month	Adjusted Scheduled Activity (UDA)	
	2017	2018
April	16	-239
May	1,161	538
June	2,393	1,763
July	3,676	2,836
August	5,061	4,135
September	5,061	5,306
October	7,455	5,809
November	8,754	7,267
December	10,284	8,848
January	11,492	
February	12,622	
March	14,050	
April	15,365	
May	15,372	
June	15,373	

QUALITY

	Quantity	Base Number	Contract	AT	Region	England
% of FP17s for the same patient ID Re-attending within 3 months - Children	146	1,757	8.3%	9.5%	11.5%	12.0%
% of FP17s for the same patient ID Re-attending within 3 months - Adults	522	3,698	14.1%	15.0%	15.8%	15.9%
% of FP17s for the same patient ID Re-attending between 3 & 9 months - Children	1,093	1,757	62.2%	59.4%	60.5%	58.0%
% of FP17s for the same patient ID Re-attending between 3 & 9 months - Adults	2,155	3,698	58.3%	51.1%	51.8%	50.5%
% of FP17s for Band 1 Urgent Courses	427	4,851	8.8%	9.6%	9.5%	9.0%
% of FP17s Relating to Free Repair or Replacements	69	4,851	1.4%	0.6%	0.7%	0.8%
% of FP17s Relating to Continuations	1	4,851	0.0%	0.9%	1.0%	1.1%
% of Patients satisfied with the dentistry they have received	2	2	N/A	91.2%	92.1%	91.5%
% of Patients satisfied with the time they had to wait for an appointment	2	2	N/A	88.7%	88.3%	87.9%

* This is based on patients treated on this contract for their most recent course of treatment. Figures in italics indicate the base number of FP17s or Patient Questionnaire responses are less than 100. N/A is shown where the base number of responses is less than 10 during the period. % is calculated as Quantity/Base number*100

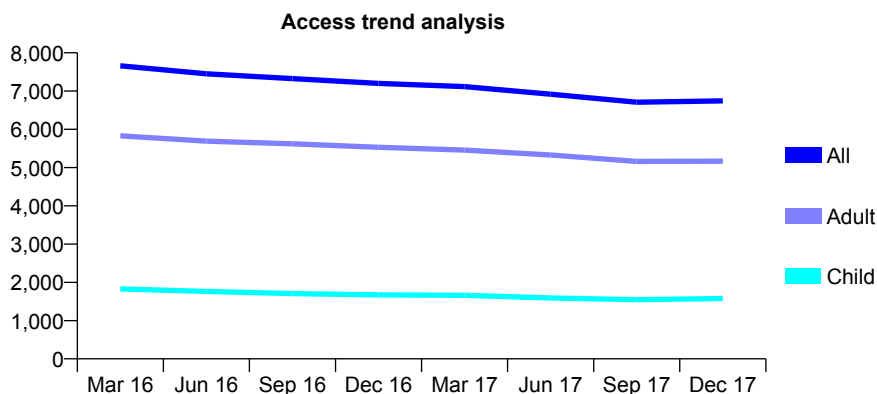
Q68 - Vital Signs At a Glance Contract Report for 325902/0002 - December 2017

Name or company name	MR AS GOUGH
Contract type name	GDS Contract
Purpose of contract	General
Contract start date	01/04/2006
Contract end date	

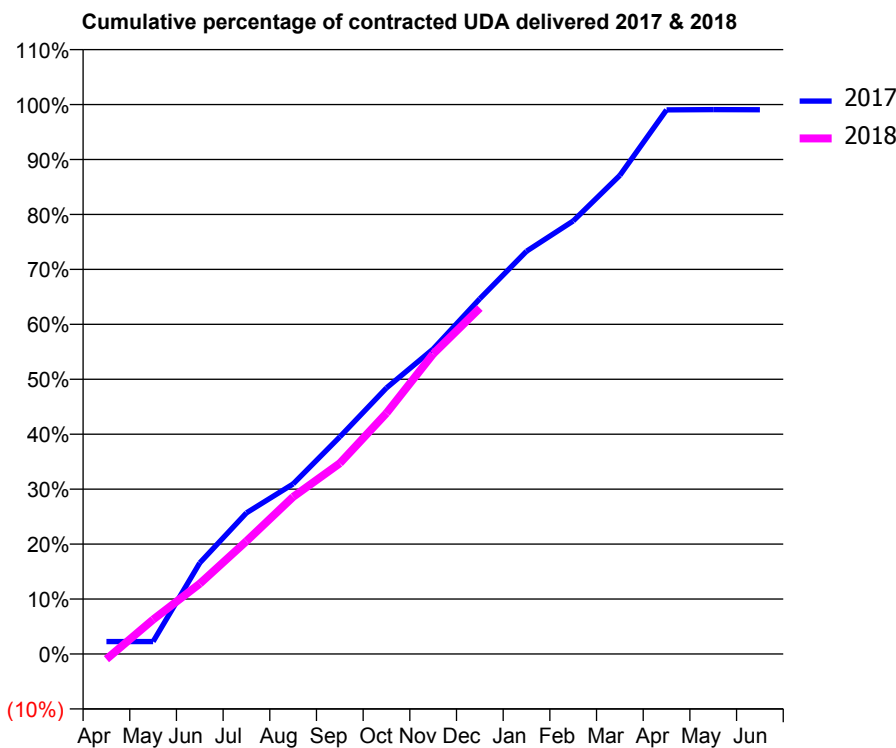
17/18 Contracted general activity (UDA)	23,284
Carry forward general activity (UDA)	222
17/18 Contracted orthodontic activity (UOA)	0
Carry forward orthodontic activity (UOA)	0
Baseline contract value	£602,483.62

ACCESS*

Patients seen in 24 months	Total	Change since previous quarter
Quarter ending December 2016	7,201	
Quarter ending March 2017	7,118	↓
Quarter ending June 2017	6,919	↓
Quarter ending September 2017	6,707	↓
Quarter ending December 2017	6,744	→
Variance since December 2016	(6.3%)	↓



ACTIVITY



Month	Adjusted Scheduled Activity (UDA)	
	2017	2018
April	530	-222
May	530	1,460
June	3,861	2,981
July	5,981	4,780
August	7,209	6,659
September	9,199	8,085
October	11,275	10,206
November	12,925	12,717
December	15,057	14,659
January	17,065	
February	18,351	
March	20,280	
April	23,057	
May	23,066	
June	23,062	

QUALITY

	Quantity	Base Number	Contract	AT	Region	England
% of FP17s for the same patient ID Re-attending within 3 months - Children	125	1,919	6.5%	9.5%	11.5%	12.0%
% of FP17s for the same patient ID Re-attending within 3 months - Adults	943	6,212	15.2%	15.0%	15.8%	15.9%
% of FP17s for the same patient ID Re-attending between 3 & 9 months - Children	1,169	1,919	60.9%	59.4%	60.5%	58.0%
% of FP17s for the same patient ID Re-attending between 3 & 9 months - Adults	3,625	6,212	58.4%	51.1%	51.8%	50.5%
% of FP17s for Band 1 Urgent Courses	762	7,021	10.9%	9.6%	9.5%	9.0%
% of FP17s Relating to Free Repair or Replacements	89	7,021	1.3%	0.6%	0.7%	0.8%
% of FP17s Relating to Continuations	13	7,021	0.2%	0.9%	1.0%	1.1%
% of Patients satisfied with the dentistry they have received	10	10	100.0%	91.2%	92.1%	91.5%
% of Patients satisfied with the time they had to wait for an appointment	10	10	100.0%	88.7%	88.3%	87.9%

* This is based on patients treated on this contract for their most recent course of treatment. Figures in italics indicate the base number of FP17s or Patient Questionnaire responses are less than 100. N/A is shown where the base number of responses is less than 10 during the period. % is calculated as Quantity/Base number*100

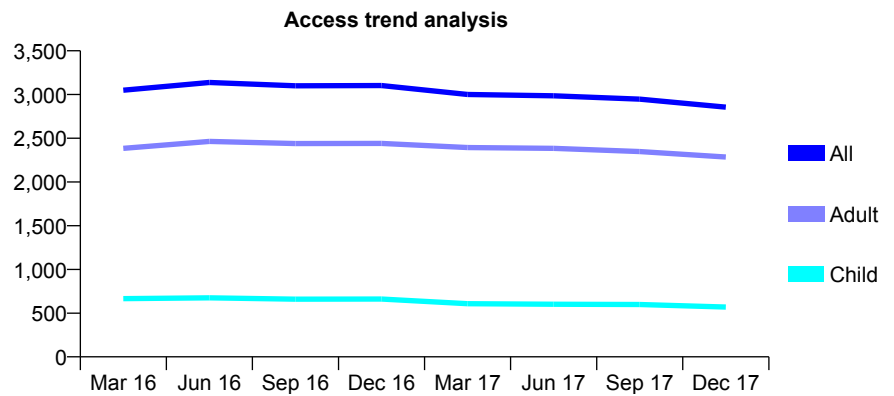
Q68 - Vital Signs At a Glance Contract Report for 326011/0001 - December 2017

Name or company name	MR DM MANSFIELD
Contract type name	GDS Contract
Purpose of contract	General
Contract start date	01/04/2006
Contract end date	

17/18 Contracted general activity (UDA)	10,300
Carry forward general activity (UDA)	0
17/18 Contracted orthodontic activity (UOA)	0
Carry forward orthodontic activity (UOA)	0
Baseline contract value	£235,116.95

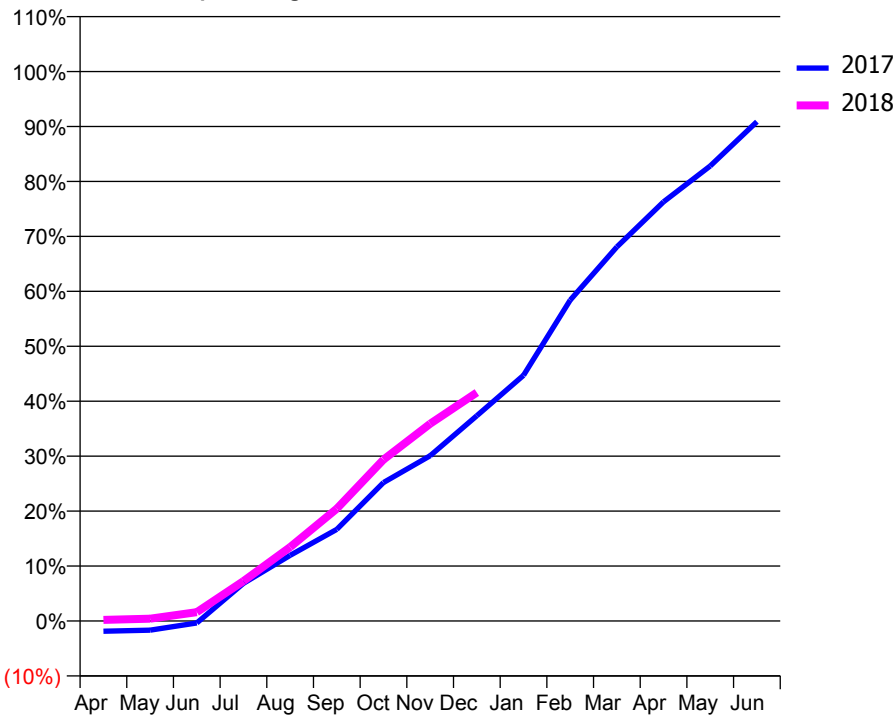
ACCESS*

Patients seen in 24 months	Total	Change since previous quarter
Quarter ending December 2016	3,102	
Quarter ending March 2017	3,001	↓
Quarter ending June 2017	2,986	→
Quarter ending September 2017	2,947	↓
Quarter ending December 2017	2,856	↓
Variance since December 2016	(7.9%)	↓



ACTIVITY

Cumulative percentage of contracted UDA delivered 2017 & 2018



Month	Adjusted Scheduled Activity (UDA)	
	2017	2018
April	-193	21
May	-175	44
June	-39	167
July	707	748
August	1,232	1,386
September	1,718	2,105
October	2,595	3,025
November	3,099	3,699
December	3,849	4,283
January	4,606	
February	6,014	
March	7,013	
April	7,858	
May	8,529	
June	9,360	

QUALITY

	Quantity	Base Number	Contract	AT	Region	England
% of FP17s for the same patient ID Re-attending within 3 months - Children	20	493	4.1%	9.5%	11.5%	12.0%
% of FP17s for the same patient ID Re-attending within 3 months - Adults	394	2,128	18.5%	15.0%	15.8%	15.9%
% of FP17s for the same patient ID Re-attending between 3 & 9 months - Children	249	493	50.5%	59.4%	60.5%	58.0%
% of FP17s for the same patient ID Re-attending between 3 & 9 months - Adults	1,074	2,128	50.5%	51.1%	51.8%	50.5%
% of FP17s for Band 1 Urgent Courses	106	1,681	6.3%	9.6%	9.5%	9.0%
% of FP17s Relating to Free Repair or Replacements	65	1,681	3.9%	0.6%	0.7%	0.8%
% of FP17s Relating to Continuations	36	1,681	2.1%	0.9%	1.0%	1.1%
% of Patients satisfied with the dentistry they have received	3	3	N/A	91.2%	92.1%	91.5%
% of Patients satisfied with the time they had to wait for an appointment	3	3	N/A	88.7%	88.3%	87.9%

* This is based on patients treated on this contract for their most recent course of treatment. Figures in italics indicate the base number of FP17s or Patient Questionnaire responses are less than 100. N/A is shown where the base number of responses is less than 10 during the period. % is calculated as Quantity/Base number*100

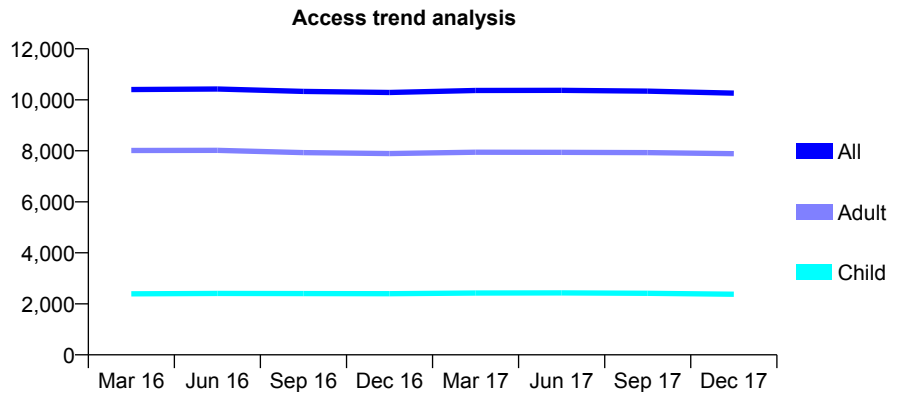
Q68 - Vital Signs At a Glance Contract Report for 331279/0002 - December 2017

Name or company name	Battle Road Dental Practice
Contract type name	GDS Contract
Purpose of contract	General
Contract start date	01/04/2008
Contract end date	

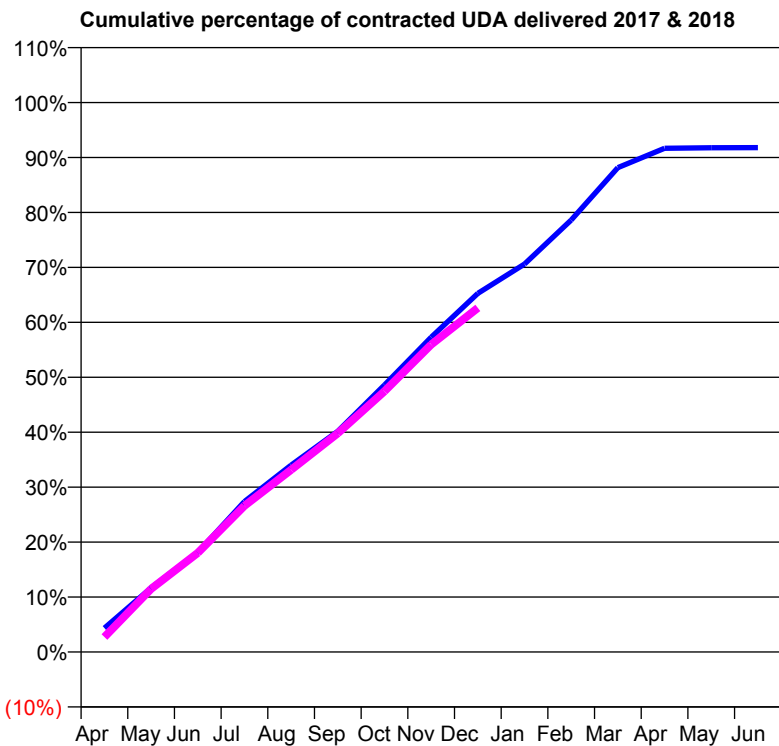
17/18 Contracted general activity (UDA)	30,290
Carry forward general activity (UDA)	0
17/18 Contracted orthodontic activity (UOA)	0
Carry forward orthodontic activity (UOA)	0
Baseline contract value	£814,727.62

ACCESS*

Patients seen in 24 months	Total	Change since previous quarter
Quarter ending December 2016	10,290	
Quarter ending March 2017	10,367	→
Quarter ending June 2017	10,370	→
Quarter ending September 2017	10,340	→
Quarter ending December 2017	10,261	→
Variance since December 2016	(0.3%)	→



ACTIVITY



Month	Adjusted Scheduled Activity (UDA)	
	2017	2018
April	1,320	828
May	3,541	3,478
June	5,497	5,464
July	8,294	8,063
August	10,302	10,042
September	12,172	12,055
October	14,721	14,377
November	17,354	16,944
December	19,766	18,966
January	21,385	
February	23,811	
March	26,697	
April	27,767	
May	27,793	
June	27,801	

QUALITY

	Quantity	Base Number	Contract	AT	Region	England
% of FP17s for the same patient ID Re-attending within 3 months - Children	293	2,822	10.4%	9.5%	11.5%	12.0%
% of FP17s for the same patient ID Re-attending within 3 months - Adults	1,647	9,197	17.9%	15.0%	15.8%	15.9%
% of FP17s for the same patient ID Re-attending between 3 & 9 months - Children	1,780	2,822	63.1%	59.4%	60.5%	58.0%
% of FP17s for the same patient ID Re-attending between 3 & 9 months - Adults	5,256	9,197	57.1%	51.1%	51.8%	50.5%
% of FP17s for Band 1 Urgent Courses	1,239	10,818	11.5%	9.6%	9.5%	9.0%
% of FP17s Relating to Free Repair or Replacements	151	10,818	1.4%	0.6%	0.7%	0.8%
% of FP17s Relating to Continuations	55	10,818	0.5%	0.9%	1.0%	1.1%
% of Patients satisfied with the dentistry they have received	11	13	84.6%	91.2%	92.1%	91.5%
% of Patients satisfied with the time they had to wait for an appointment	13	13	100.0%	88.7%	88.3%	87.9%

* This is based on patients treated on this contract for their most recent course of treatment. Figures in italics indicate the base number of FP17s or Patient Questionnaire responses are less than 100. N/A is shown where the base number of responses is less than 10 during the period. % is calculated as Quantity/Base number*100

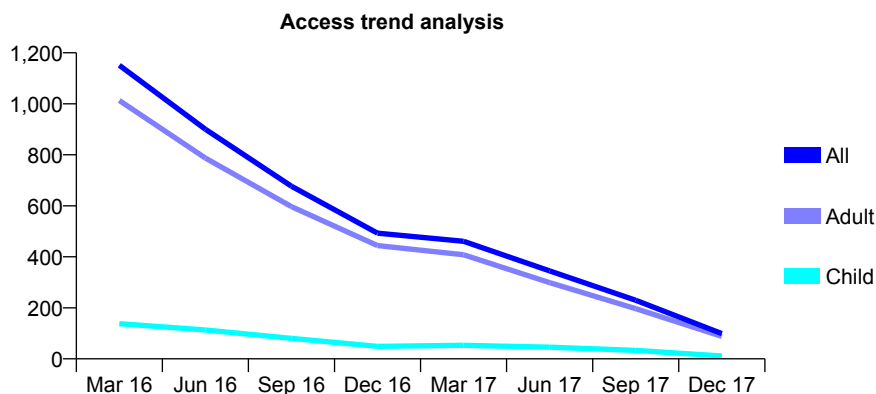
Q68 - Vital Signs At a Glance Contract Report for 331279/0005 - December 2017

Name or company name	Battle Road Dental Practice
Contract type name	GDS Contract
Purpose of contract	General
Contract start date	01/04/2012
Contract end date	

17/18 Contracted general activity (UDA)	4,939
Carry forward general activity (UDA)	0
17/18 Contracted orthodontic activity (UOA)	0
Carry forward orthodontic activity (UOA)	0
Baseline contract value	£112,934.32

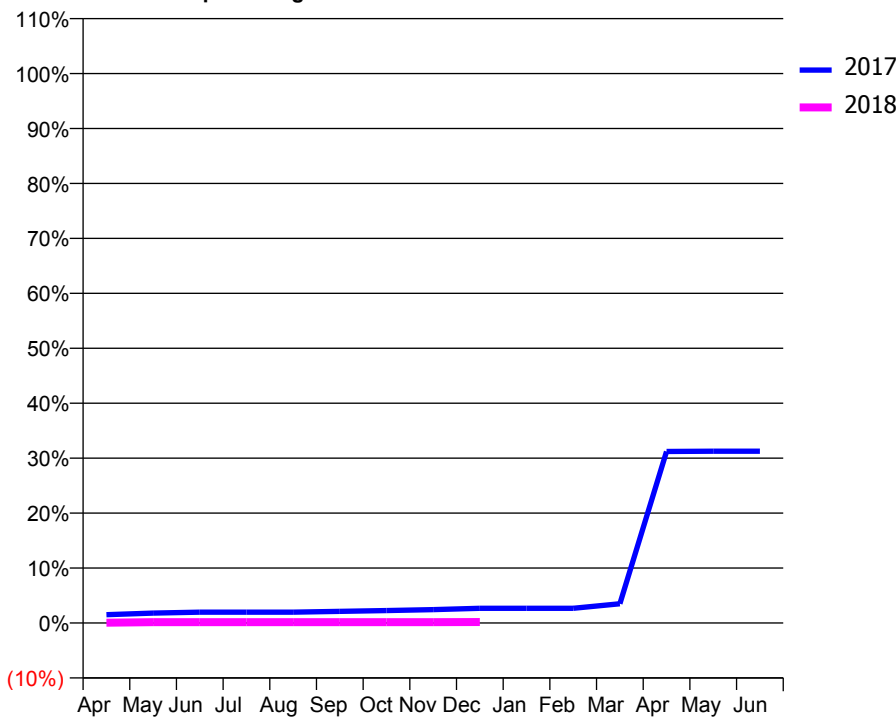
ACCESS*

Patients seen in 24 months	Total	Change since previous quarter
Quarter ending December 2016	493	
Quarter ending March 2017	461	↓
Quarter ending June 2017	345	↓
Quarter ending September 2017	230	↓
Quarter ending December 2017	99	↓
Variance since December 2016	(79.9%)	↓



ACTIVITY

Cumulative percentage of contracted UDA delivered 2017 & 2018



Month	Adjusted Scheduled Activity (UDA)	
	2017	2018
April	29	3
May	35	7
June	38	7
July	38	7
August	38	7
September	41	7
October	44	7
November	47	8
December	52	9
January	52	
February	52	
March	68	
April	605	
May	606	
June	606	

QUALITY

	Quantity	Base Number	Contract	AT	Region	England
% of FP17s for the same patient ID Re-attending within 3 months - Children	1	47	2.1%	9.5%	11.5%	12.0%
% of FP17s for the same patient ID Re-attending within 3 months - Adults	4	197	2.0%	15.0%	15.8%	15.9%
% of FP17s for the same patient ID Re-attending between 3 & 9 months - Children	0	47	0.0%	59.4%	60.5%	58.0%
% of FP17s for the same patient ID Re-attending between 3 & 9 months - Adults	1	197	0.5%	51.1%	51.8%	50.5%
% of FP17s for Band 1 Urgent Courses	1	7	14.3%	9.6%	9.5%	9.0%
% of FP17s Relating to Free Repair or Replacements	0	7	0.0%	0.6%	0.7%	0.8%
% of FP17s Relating to Continuations	2	7	28.6%	0.9%	1.0%	1.1%
% of Patients satisfied with the dentistry they have received	0	0	N/A	91.2%	92.1%	91.5%
% of Patients satisfied with the time they had to wait for an appointment	0	0	N/A	88.7%	88.3%	87.9%

* This is based on patients treated on this contract for their most recent course of treatment. Figures in italics indicate the base number of FP17s or Patient Questionnaire responses are less than 100. N/A is shown where the base number of responses is less than 10 during the period. % is calculated as Quantity/Base number*100

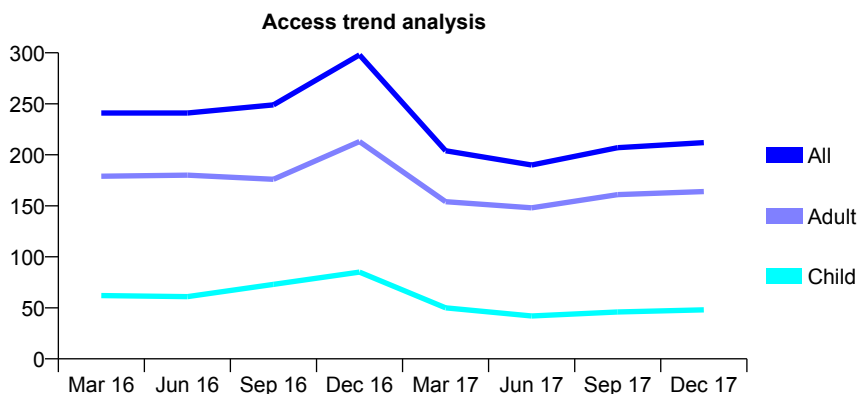
Q68 - Vital Signs At a Glance Contract Report for 331910/0001 - December 2017

Name or company name	MRS RV EVANS
Contract type name	GDS Contract
Purpose of contract	General
Contract start date	01/06/2006
Contract end date	

17/18 Contracted general activity (UDA)	720
Carry forward general activity (UDA)	-15
17/18 Contracted orthodontic activity (UOA)	0
Carry forward orthodontic activity (UOA)	0
Baseline contract value	£20,638.65

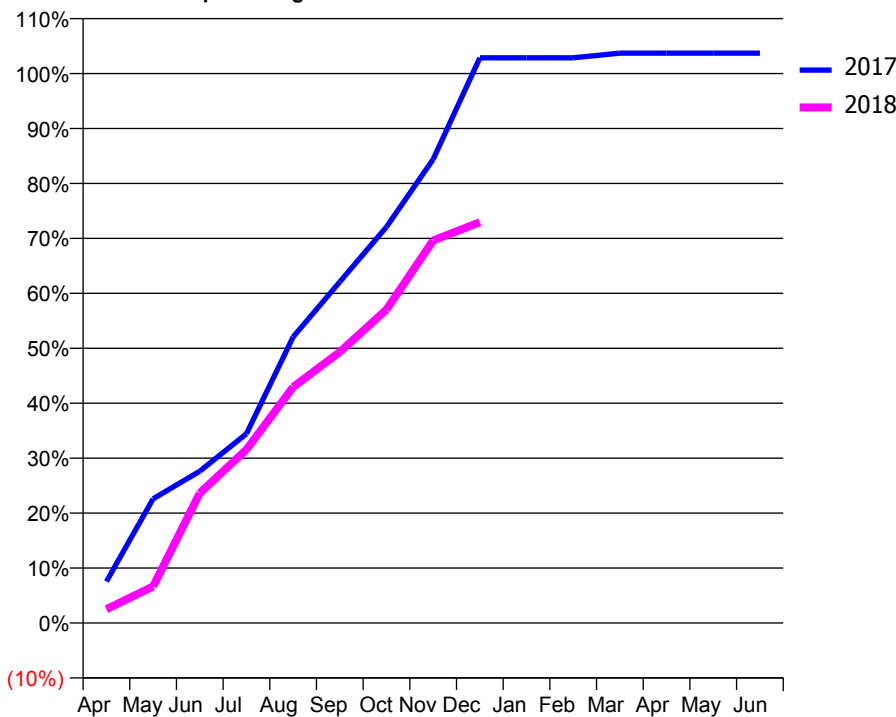
ACCESS*

Patients seen in 24 months	Total	Change since previous quarter
Quarter ending December 2016	298	
Quarter ending March 2017	204	↓
Quarter ending June 2017	190	↓
Quarter ending September 2017	207	↑
Quarter ending December 2017	212	↑
Variance since December 2016	(28.9%)	↓



ACTIVITY

Cumulative percentage of contracted UDA delivered 2017 & 2018



Month	Adjusted Scheduled Activity (UDA)	
	2017	2018
April	54	18
May	163	48
June	199	170
July	248	227
August	375	309
September	447	355
October	519	411
November	608	501
December	741	525
January	741	
February	741	
March	747	
April	747	
May	747	
June	747	

QUALITY

	Quantity	Base Number	Contract	AT	Region	England
% of FP17s for the same patient ID Re-attending within 3 months - Children	0	37	0.0%	9.5%	11.5%	12.0%
% of FP17s for the same patient ID Re-attending within 3 months - Adults	6	143	4.2%	15.0%	15.8%	15.9%
% of FP17s for the same patient ID Re-attending between 3 & 9 months - Children	2	37	5.4%	59.4%	60.5%	58.0%
% of FP17s for the same patient ID Re-attending between 3 & 9 months - Adults	7	143	4.9%	51.1%	51.8%	50.5%
% of FP17s for Band 1 Urgent Courses	11	180	6.1%	9.6%	9.5%	9.0%
% of FP17s Relating to Free Repair or Replacements	4	180	2.2%	0.6%	0.7%	0.8%
% of FP17s Relating to Continuations	1	180	0.6%	0.9%	1.0%	1.1%
% of Patients satisfied with the dentistry they have received	1	1	N/A	91.2%	92.1%	91.5%
% of Patients satisfied with the time they had to wait for an appointment	1	1	N/A	88.7%	88.3%	87.9%

* This is based on patients treated on this contract for their most recent course of treatment. Figures in italics indicate the base number of FP17s or Patient Questionnaire responses are less than 100. N/A is shown where the base number of responses is less than 10 during the period. % is calculated as Quantity/Base number*100

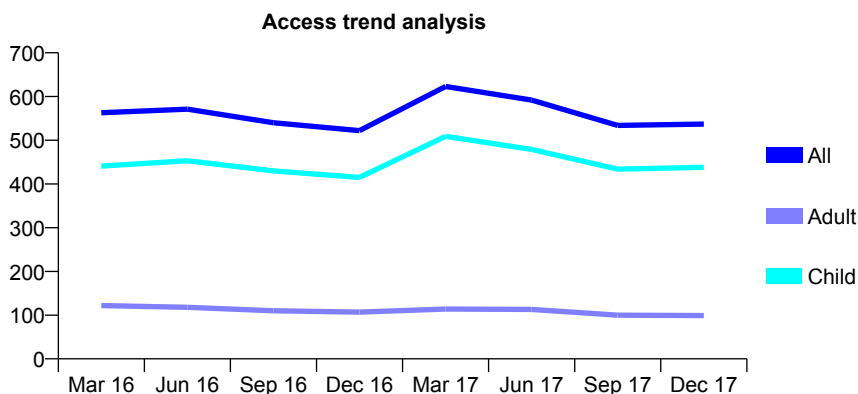
Q68 - Vital Signs At a Glance Contract Report for 332313/0001 - December 2017

Name or company name	MR JJ DREWETT
Contract type name	GDS Contract
Purpose of contract	General
Contract start date	01/04/2006
Contract end date	

17/18 Contracted general activity (UDA)	900
Carry forward general activity (UDA)	-11
17/18 Contracted orthodontic activity (UOA)	0
Carry forward orthodontic activity (UOA)	0
Baseline contract value	£27,196.60

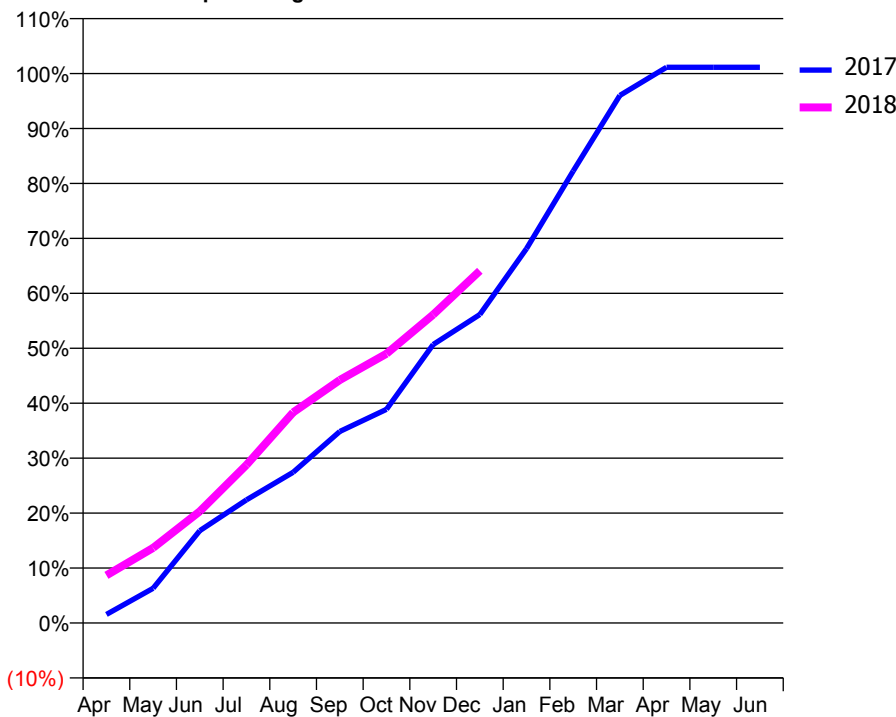
ACCESS*

Patients seen in 24 months	Total	Change since previous quarter
Quarter ending December 2016	522	
Quarter ending March 2017	623	↑
Quarter ending June 2017	592	↓
Quarter ending September 2017	534	↓
Quarter ending December 2017	537	→
Variance since December 2016	2.9%	↑



ACTIVITY

Cumulative percentage of contracted UDA delivered 2017 & 2018



Month	Adjusted Scheduled Activity (UDA)	
	2017	2018
April	14	78
May	57	123
June	151	183
July	202	259
August	247	345
September	314	398
October	350	441
November	456	505
December	505	577
January	613	
February	740	
March	864	
April	910	
May	910	
June	910	

QUALITY

	Quantity	Base Number	Contract	AT	Region	England
% of FP17s for the same patient ID Re-attending within 3 months - Children	10	410	2.4%	9.5%	11.5%	12.0%
% of FP17s for the same patient ID Re-attending within 3 months - Adults	5	48	10.4%	15.0%	15.8%	15.9%
% of FP17s for the same patient ID Re-attending between 3 & 9 months - Children	272	410	66.3%	59.4%	60.5%	58.0%
% of FP17s for the same patient ID Re-attending between 3 & 9 months - Adults	31	48	64.6%	51.1%	51.8%	50.5%
% of FP17s for Band 1 Urgent Courses	0	418	0.0%	9.6%	9.5%	9.0%
% of FP17s Relating to Free Repair or Replacements	0	418	0.0%	0.6%	0.7%	0.8%
% of FP17s Relating to Continuations	6	418	1.4%	0.9%	1.0%	1.1%
% of Patients satisfied with the dentistry they have received	0	0	N/A	91.2%	92.1%	91.5%
% of Patients satisfied with the time they had to wait for an appointment	0	0	N/A	88.7%	88.3%	87.9%

* This is based on patients treated on this contract for their most recent course of treatment. Figures in italics indicate the base number of FP17s or Patient Questionnaire responses are less than 100. N/A is shown where the base number of responses is less than 10 during the period. % is calculated as Quantity/Base number*100

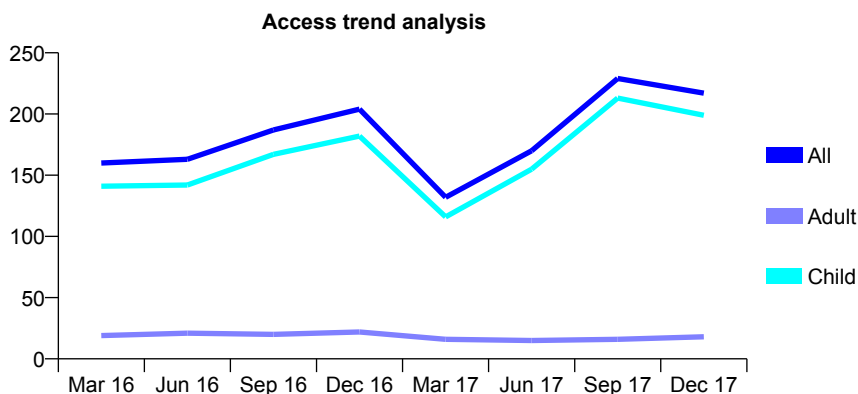
Q68 - Vital Signs At a Glance Contract Report for 332313/0002 - December 2017

Name or company name	MR JJ DREWETT
Contract type name	GDS Contract
Purpose of contract	General
Contract start date	12/05/2014
Contract end date	

17/18 Contracted general activity (UDA)	275
Carry forward general activity (UDA)	-6
17/18 Contracted orthodontic activity (UOA)	0
Carry forward orthodontic activity (UOA)	0
Baseline contract value	£6,180.42

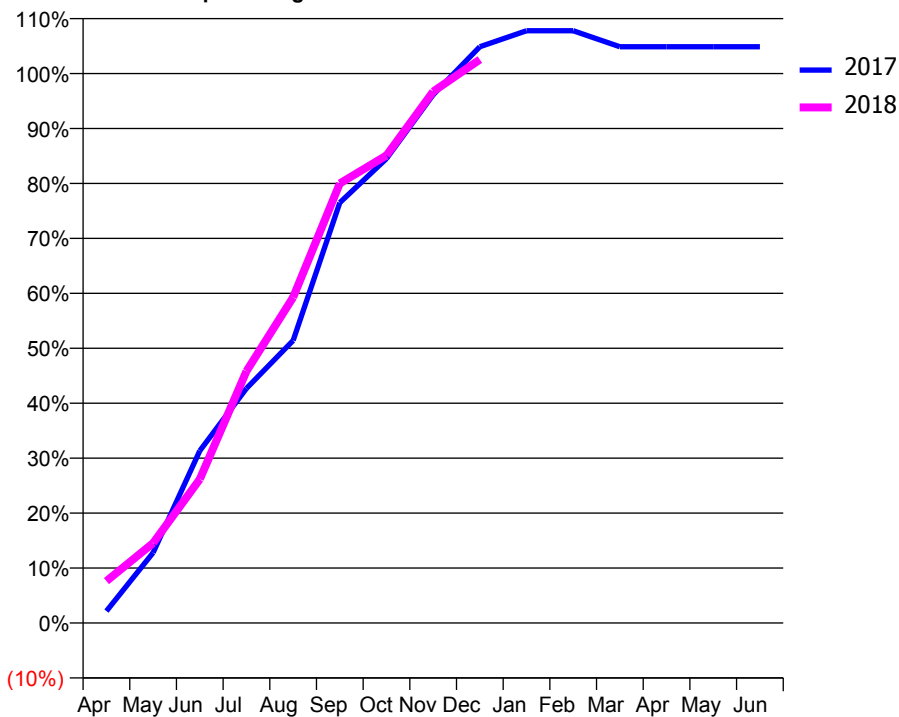
ACCESS*

Patients seen in 24 months	Total	Change since previous quarter
Quarter ending December 2016	204	
Quarter ending March 2017	132	↓
Quarter ending June 2017	170	↑
Quarter ending September 2017	229	↑
Quarter ending December 2017	217	↓
Variance since December 2016	6.4%	↑



ACTIVITY

Cumulative percentage of contracted UDA delivered 2017 & 2018



Adjusted Scheduled Activity (UDA)

Month	2017	2018
April	6	21
May	35	40
June	86	72
July	117	126
August	141	163
September	210	220
October	232	234
November	264	266
December	288	282
January	296	
February	296	
March	288	
April	288	
May	288	
June	288	

QUALITY

	Quantity	Base Number	Contract	AT	Region	England
% of FP17s for the same patient ID Re-attending within 3 months - Children	8	212	3.8%	9.5%	11.5%	12.0%
% of FP17s for the same patient ID Re-attending within 3 months - Adults	0	7	0.0%	15.0%	15.8%	15.9%
% of FP17s for the same patient ID Re-attending between 3 & 9 months - Children	48	212	22.6%	59.4%	60.5%	58.0%
% of FP17s for the same patient ID Re-attending between 3 & 9 months - Adults	1	7	14.3%	51.1%	51.8%	50.5%
% of FP17s for Band 1 Urgent Courses	0	219	0.0%	9.6%	9.5%	9.0%
% of FP17s Relating to Free Repair or Replacements	0	219	0.0%	0.6%	0.7%	0.8%
% of FP17s Relating to Continuations	1	219	0.5%	0.9%	1.0%	1.1%
% of Patients satisfied with the dentistry they have received	0	0	N/A	91.2%	92.1%	91.5%
% of Patients satisfied with the time they had to wait for an appointment	0	0	N/A	88.7%	88.3%	87.9%

* This is based on patients treated on this contract for their most recent course of treatment. Figures in italics indicate the base number of FP17s or Patient Questionnaire responses are less than 100. N/A is shown where the base number of responses is less than 10 during the period. % is calculated as Quantity/Base number*100

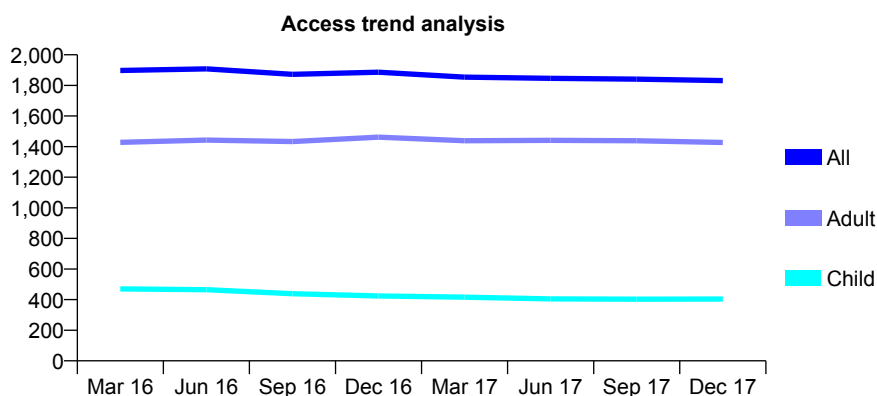
Q68 - Vital Signs At a Glance Contract Report for 333506/0001 - December 2017

Name or company name	MISS TL TRAN
Contract type name	GDS Contract
Purpose of contract	General
Contract start date	01/04/2006
Contract end date	

17/18 Contracted general activity (UDA)	5,081
Carry forward general activity (UDA)	147
17/18 Contracted orthodontic activity (UOA)	0
Carry forward orthodontic activity (UOA)	0
Baseline contract value	£125,321.41

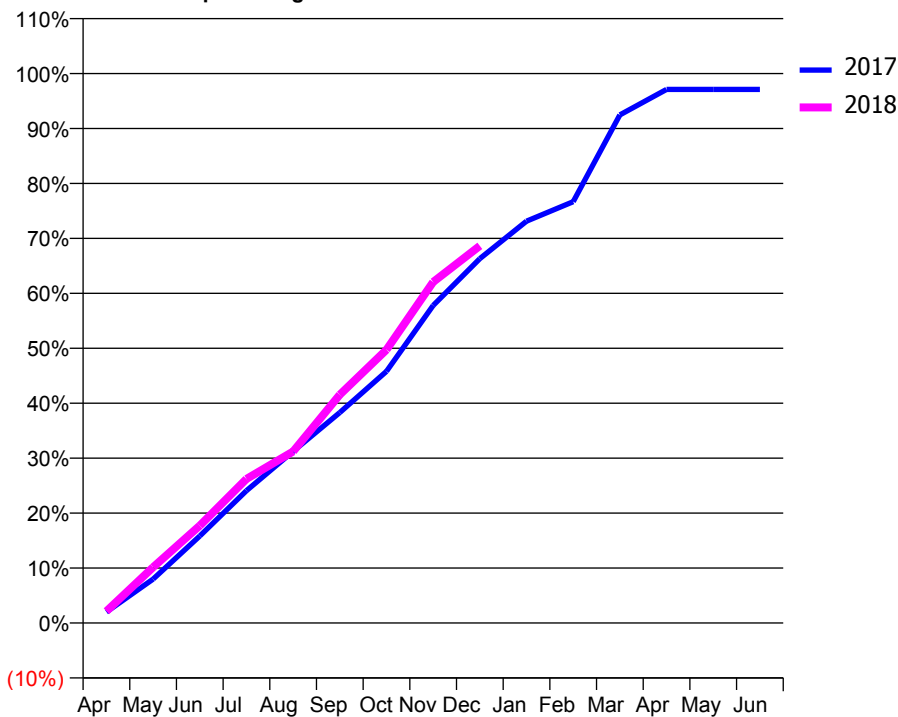
ACCESS*

Patients seen in 24 months	Total	Change since previous quarter
Quarter ending December 2016	1,886	
Quarter ending March 2017	1,854	↓
Quarter ending June 2017	1,846	→
Quarter ending September 2017	1,841	→
Quarter ending December 2017	1,831	→
Variance since December 2016	(2.9%)	↓



ACTIVITY

Cumulative percentage of contracted UDA delivered 2017 & 2018



Month	Adjusted Scheduled Activity (UDA)	
	2017	2018
April	102	110
May	406	516
June	804	901
July	1,224	1,332
August	1,588	1,586
September	1,947	2,112
October	2,327	2,527
November	2,936	3,153
December	3,369	3,488
January	3,716	
February	3,896	
March	4,698	
April	4,934	
May	4,934	
June	4,934	

QUALITY

	Quantity	Base Number	Contract	AT	Region	England
% of FP17s for the same patient ID Re-attending within 3 months - Children	18	509	3.5%	9.5%	11.5%	12.0%
% of FP17s for the same patient ID Re-attending within 3 months - Adults	167	1,756	9.5%	15.0%	15.8%	15.9%
% of FP17s for the same patient ID Re-attending between 3 & 9 months - Children	363	509	71.3%	59.4%	60.5%	58.0%
% of FP17s for the same patient ID Re-attending between 3 & 9 months - Adults	1,251	1,756	71.2%	51.1%	51.8%	50.5%
% of FP17s for Band 1 Urgent Courses	43	2,140	2.0%	9.6%	9.5%	9.0%
% of FP17s Relating to Free Repair or Replacements	8	2,140	0.4%	0.6%	0.7%	0.8%
% of FP17s Relating to Continuations	59	2,140	2.8%	0.9%	1.0%	1.1%
% of Patients satisfied with the dentistry they have received	1	1	N/A	91.2%	92.1%	91.5%
% of Patients satisfied with the time they had to wait for an appointment	1	1	N/A	88.7%	88.3%	87.9%

* This is based on patients treated on this contract for their most recent course of treatment. Figures in italics indicate the base number of FP17s or Patient Questionnaire responses are less than 100. N/A is shown where the base number of responses is less than 10 during the period. % is calculated as Quantity/Base number*100

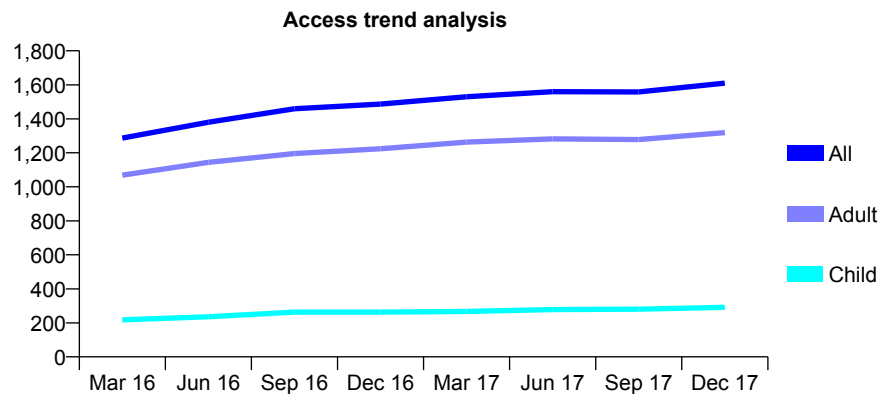
Q68 - Vital Signs At a Glance Contract Report for 333506/0002 - December 2017

Name or company name	MISS TL TRAN
Contract type name	GDS Contract
Purpose of contract	General
Contract start date	01/04/2015
Contract end date	

17/18 Contracted general activity (UDA)	5,700
Carry forward general activity (UDA)	0
17/18 Contracted orthodontic activity (UOA)	0
Carry forward orthodontic activity (UOA)	0
Baseline contract value	£128,130.58

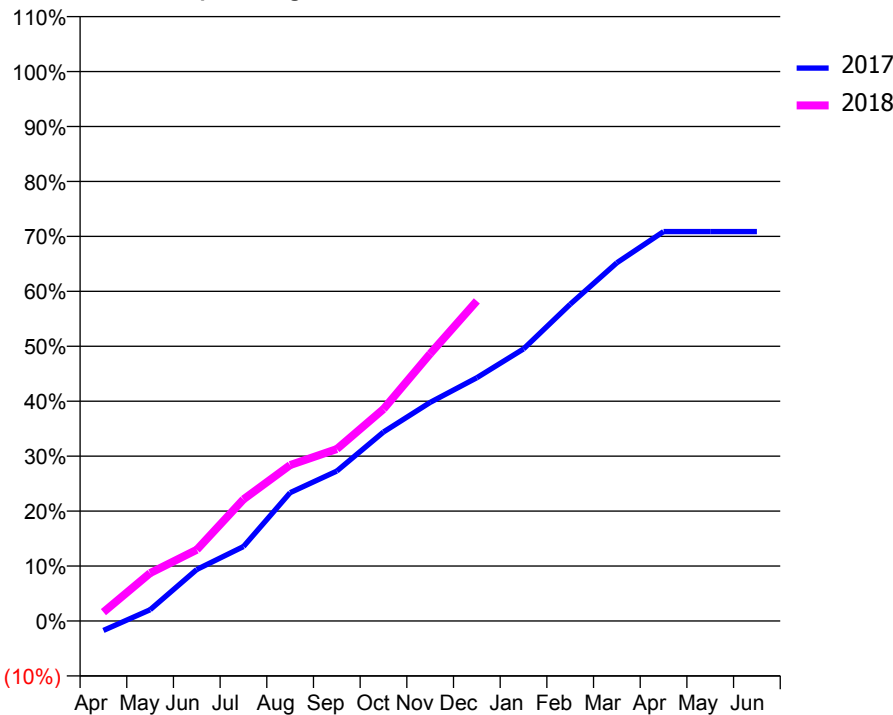
ACCESS*

Patients seen in 24 months	Total	Change since previous quarter
Quarter ending December 2016	1,487	
Quarter ending March 2017	1,530	↑
Quarter ending June 2017	1,560	→
Quarter ending September 2017	1,558	→
Quarter ending December 2017	1,610	↑
Variance since December 2016	8.3%	↑



ACTIVITY

Cumulative percentage of contracted UDA delivered 2017 & 2018



Month	Adjusted Scheduled Activity (UDA)	
	2017	2018
April	-99	92
May	116	497
June	534	739
July	773	1,262
August	1,331	1,617
September	1,556	1,784
October	1,961	2,198
November	2,268	2,773
December	2,524	3,320
January	2,822	
February	3,286	
March	3,716	
April	4,040	
May	4,040	
June	4,040	

QUALITY

	Quantity	Base Number	Contract	AT	Region	England
% of FP17s for the same patient ID Re-attending within 3 months - Children	13	310	4.2%	9.5%	11.5%	12.0%
% of FP17s for the same patient ID Re-attending within 3 months - Adults	152	1,316	11.6%	15.0%	15.8%	15.9%
% of FP17s for the same patient ID Re-attending between 3 & 9 months - Children	182	310	58.7%	59.4%	60.5%	58.0%
% of FP17s for the same patient ID Re-attending between 3 & 9 months - Adults	684	1,316	52.0%	51.1%	51.8%	50.5%
% of FP17s for Band 1 Urgent Courses	56	1,546	3.6%	9.6%	9.5%	9.0%
% of FP17s Relating to Free Repair or Replacements	1	1,546	0.1%	0.6%	0.7%	0.8%
% of FP17s Relating to Continuations	41	1,546	2.7%	0.9%	1.0%	1.1%
% of Patients satisfied with the dentistry they have received	1	1	N/A	91.2%	92.1%	91.5%
% of Patients satisfied with the time they had to wait for an appointment	1	1	N/A	88.7%	88.3%	87.9%

* This is based on patients treated on this contract for their most recent course of treatment. Figures in italics indicate the base number of FP17s or Patient Questionnaire responses are less than 100. N/A is shown where the base number of responses is less than 10 during the period. % is calculated as Quantity/Base number*100

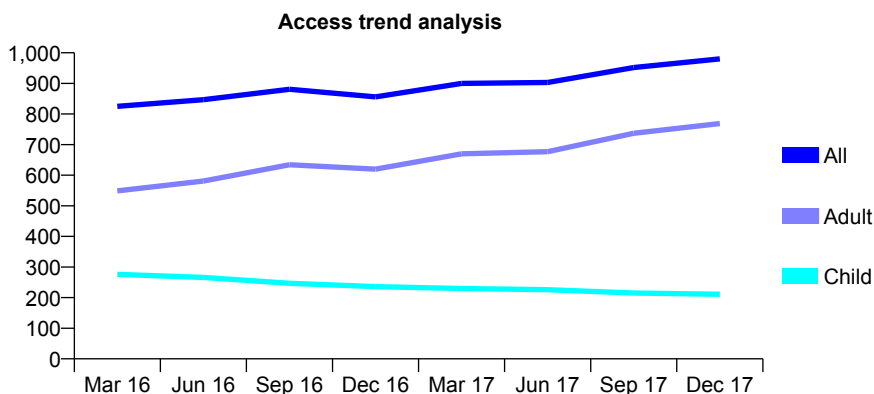
Q68 - Vital Signs At a Glance Contract Report for 334251/0001 - December 2017

Name or company name	MR AD BROWN
Contract type name	GDS Contract
Purpose of contract	General
Contract start date	01/04/2006
Contract end date	

17/18 Contracted general activity (UDA)	2,392
Carry forward general activity (UDA)	1
17/18 Contracted orthodontic activity (UOA)	0
Carry forward orthodontic activity (UOA)	0
Baseline contract value	£58,213.57

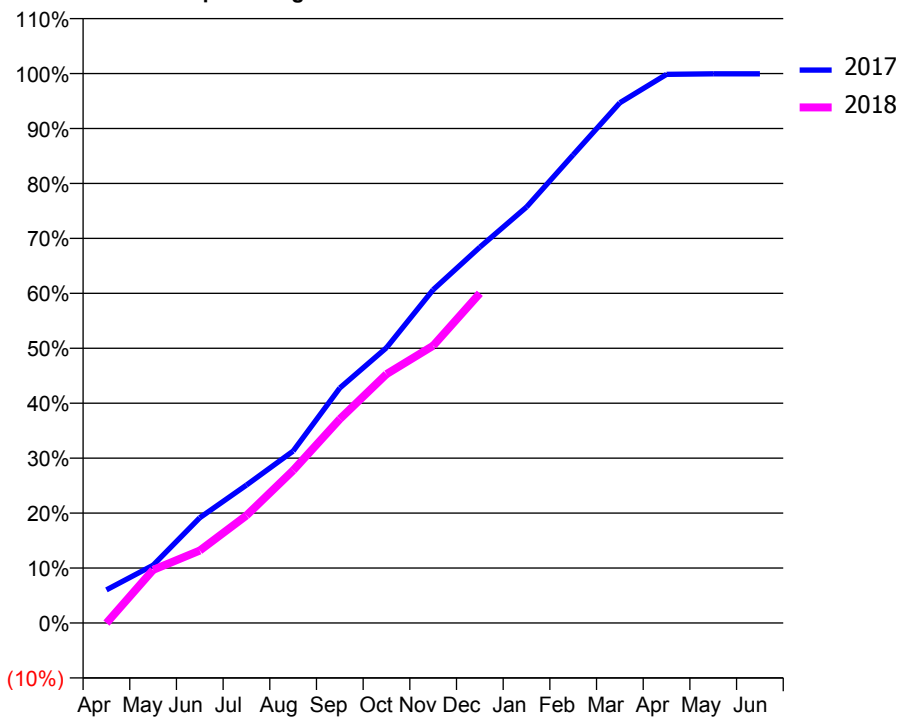
ACCESS*

Patients seen in 24 months	Total	Change since previous quarter
Quarter ending December 2016	856	
Quarter ending March 2017	900	↑
Quarter ending June 2017	903	→
Quarter ending September 2017	952	↑
Quarter ending December 2017	980	↑
Variance since December 2016	14.5%	↑



ACTIVITY

Cumulative percentage of contracted UDA delivered 2017 & 2018



Month	Adjusted Scheduled Activity (UDA)	
	2017	2018
April	144	-1
May	251	231
June	458	315
July	600	468
August	749	665
September	1,023	888
October	1,198	1,083
November	1,451	1,207
December	1,636	1,435
January	1,811	
February	2,038	
March	2,265	
April	2,389	
May	2,390	
June	2,390	

QUALITY

	Quantity	Base Number	Contract	AT	Region	England
% of FP17s for the same patient ID Re-attending within 3 months - Children	13	215	6.0%	9.5%	11.5%	12.0%
% of FP17s for the same patient ID Re-attending within 3 months - Adults	20	554	3.6%	15.0%	15.8%	15.9%
% of FP17s for the same patient ID Re-attending between 3 & 9 months - Children	106	215	49.3%	59.4%	60.5%	58.0%
% of FP17s for the same patient ID Re-attending between 3 & 9 months - Adults	98	554	17.7%	51.1%	51.8%	50.5%
% of FP17s for Band 1 Urgent Courses	16	717	2.2%	9.6%	9.5%	9.0%
% of FP17s Relating to Free Repair or Replacements	0	717	0.0%	0.6%	0.7%	0.8%
% of FP17s Relating to Continuations	0	717	0.0%	0.9%	1.0%	1.1%
% of Patients satisfied with the dentistry they have received	3	3	N/A	91.2%	92.1%	91.5%
% of Patients satisfied with the time they had to wait for an appointment	3	3	N/A	88.7%	88.3%	87.9%

* This is based on patients treated on this contract for their most recent course of treatment. Figures in italics indicate the base number of FP17s or Patient Questionnaire responses are less than 100. N/A is shown where the base number of responses is less than 10 during the period. % is calculated as Quantity/Base number*100

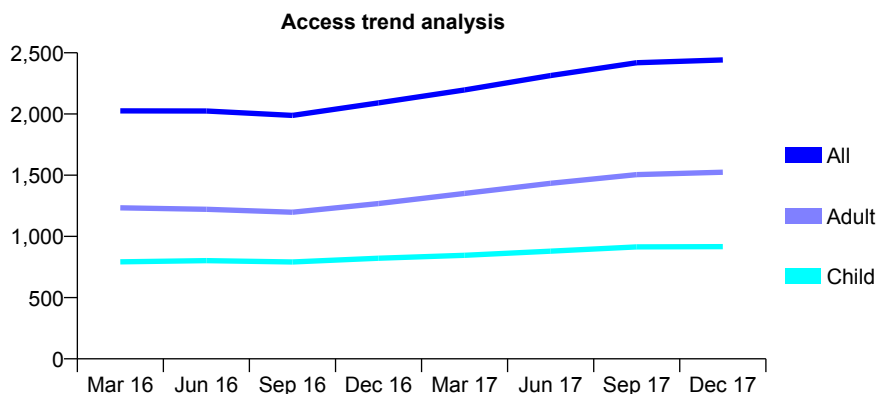
Q68 - Vital Signs At a Glance Contract Report for 336688/0001 - December 2017

Name or company name	MISS CR CAREY
Contract type name	GDS Contract
Purpose of contract	General
Contract start date	01/11/2006
Contract end date	

17/18 Contracted general activity (UDA)	5,000
Carry forward general activity (UDA)	0
17/18 Contracted orthodontic activity (UOA)	0
Carry forward orthodontic activity (UOA)	0
Baseline contract value	£115,429.91

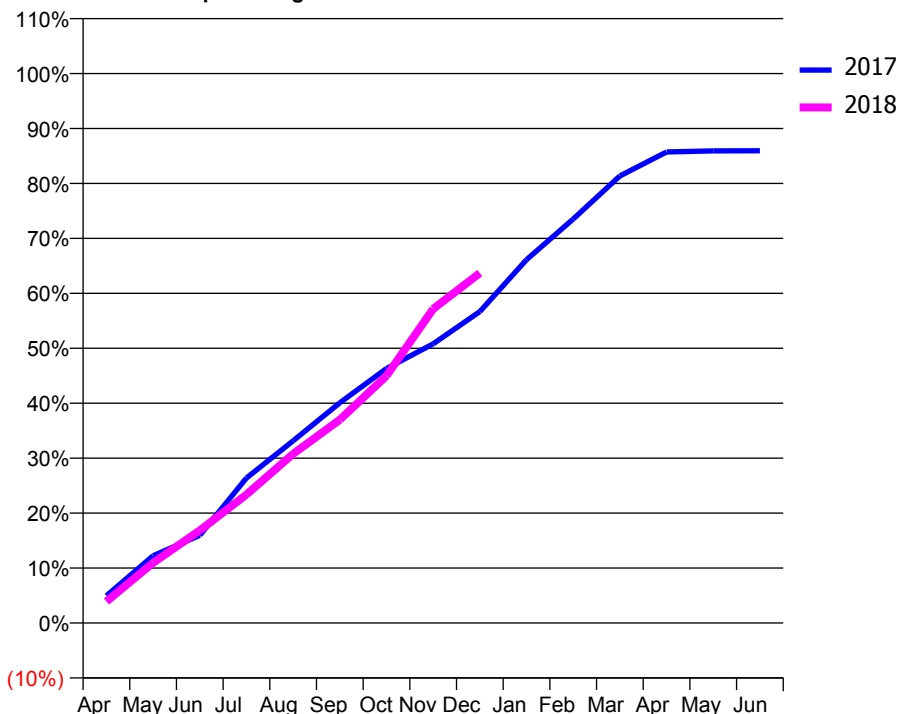
ACCESS*

Patients seen in 24 months	Total	Change since previous quarter
Quarter ending December 2016	2,091	
Quarter ending March 2017	2,197	↑
Quarter ending June 2017	2,314	↑
Quarter ending September 2017	2,419	↑
Quarter ending December 2017	2,442	→
Variance since December 2016	16.8%	↑



ACTIVITY

Cumulative percentage of contracted UDA delivered 2017 & 2018



Month	Adjusted Scheduled Activity (UDA)	
	2017	2018
April	248	196
May	612	547
June	798	843
July	1,319	1,169
August	1,658	1,540
September	2,004	1,850
October	2,315	2,248
November	2,540	2,858
December	2,834	3,184
January	3,306	
February	3,676	
March	4,068	
April	4,287	
May	4,296	
June	4,297	

QUALITY

	Quantity	Base Number	Contract	AT	Region	England
% of FP17s for the same patient ID Re-attending within 3 months - Children	112	1,202	9.3%	9.5%	11.5%	12.0%
% of FP17s for the same patient ID Re-attending within 3 months - Adults	198	1,620	12.2%	15.0%	15.8%	15.9%
% of FP17s for the same patient ID Re-attending between 3 & 9 months - Children	702	1,202	58.4%	59.4%	60.5%	58.0%
% of FP17s for the same patient ID Re-attending between 3 & 9 months - Adults	740	1,620	45.7%	51.1%	51.8%	50.5%
% of FP17s for Band 1 Urgent Courses	70	1,993	3.5%	9.6%	9.5%	9.0%
% of FP17s Relating to Free Repair or Replacements	3	1,993	0.2%	0.6%	0.7%	0.8%
% of FP17s Relating to Continuations	2	1,993	0.1%	0.9%	1.0%	1.1%
% of Patients satisfied with the dentistry they have received	2	2	N/A	91.2%	92.1%	91.5%
% of Patients satisfied with the time they had to wait for an appointment	2	2	N/A	88.7%	88.3%	87.9%

* This is based on patients treated on this contract for their most recent course of treatment. Figures in italics indicate the base number of FP17s or Patient Questionnaire responses are less than 100. N/A is shown where the base number of responses is less than 10 during the period. % is calculated as Quantity/Base number*100

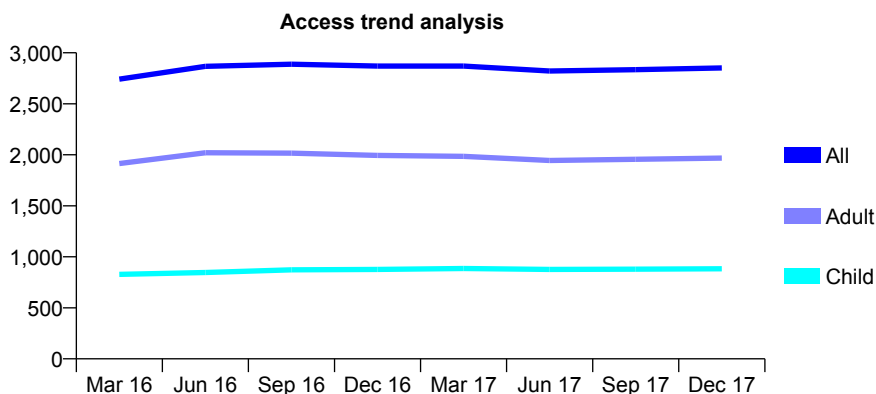
Q68 - Vital Signs At a Glance Contract Report for 336785/0005 - December 2017

Name or company name	MRS KS RADIA
Contract type name	GDS Contract
Purpose of contract	General
Contract start date	09/07/2014
Contract end date	

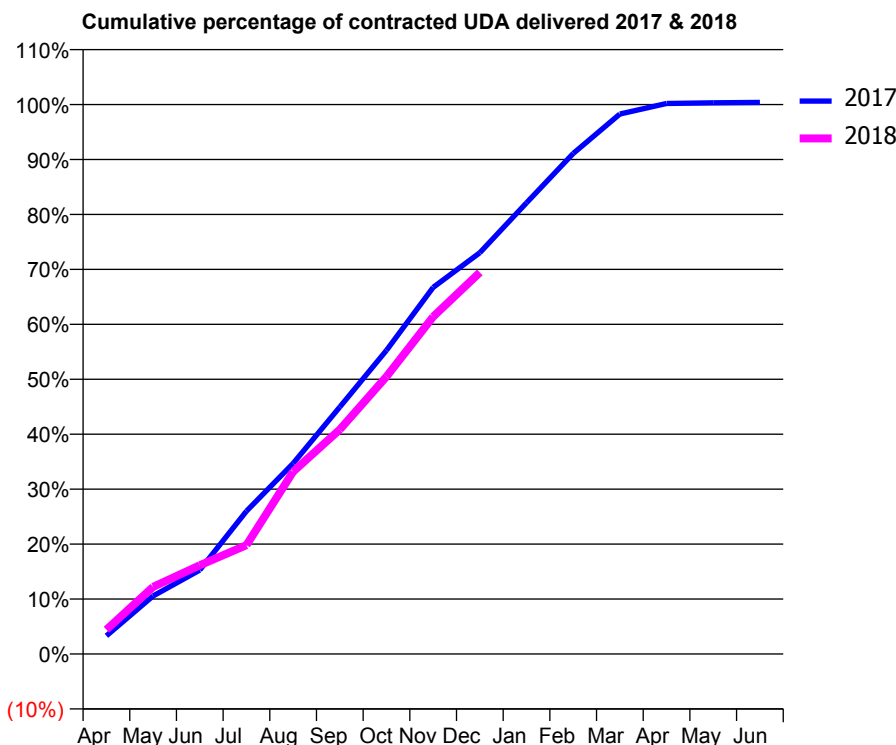
17/18 Contracted general activity (UDA)	7,000
Carry forward general activity (UDA)	-27
17/18 Contracted orthodontic activity (UOA)	0
Carry forward orthodontic activity (UOA)	0
Baseline contract value	£157,346.28

ACCESS*

Patients seen in 24 months	Total	Change since previous quarter
Quarter ending December 2016	2,870	
Quarter ending March 2017	2,870	→
Quarter ending June 2017	2,821	↓
Quarter ending September 2017	2,835	→
Quarter ending December 2017	2,851	→
Variance since December 2016	(0.7%)	→



ACTIVITY



Month	Adjusted Scheduled Activity (UDA)	
	2017	2018
April	232	311
May	740	856
June	1,069	1,131
July	1,821	1,386
August	2,429	2,323
September	3,146	2,860
October	3,870	3,534
November	4,671	4,296
December	5,112	4,861
January	5,747	
February	6,376	
March	6,878	
April	7,013	
May	7,021	
June	7,027	

QUALITY

	Quantity	Base Number	Contract	AT	Region	England
% of FP17s for the same patient ID Re-attending within 3 months - Children	87	1,050	8.3%	9.5%	11.5%	12.0%
% of FP17s for the same patient ID Re-attending within 3 months - Adults	227	1,735	13.1%	15.0%	15.8%	15.9%
% of FP17s for the same patient ID Re-attending between 3 & 9 months - Children	672	1,050	64.0%	59.4%	60.5%	58.0%
% of FP17s for the same patient ID Re-attending between 3 & 9 months - Adults	826	1,735	47.6%	51.1%	51.8%	50.5%
% of FP17s for Band 1 Urgent Courses	268	2,697	9.9%	9.6%	9.5%	9.0%
% of FP17s Relating to Free Repair or Replacements	7	2,697	0.3%	0.6%	0.7%	0.8%
% of FP17s Relating to Continuations	1	2,697	0.0%	0.9%	1.0%	1.1%
% of Patients satisfied with the dentistry they have received	10	11	90.9%	91.2%	92.1%	91.5%
% of Patients satisfied with the time they had to wait for an appointment	9	11	81.8%	88.7%	88.3%	87.9%

* This is based on patients treated on this contract for their most recent course of treatment. Figures in italics indicate the base number of FP17s or Patient Questionnaire responses are less than 100. N/A is shown where the base number of responses is less than 10 during the period. % is calculated as Quantity/Base number*100

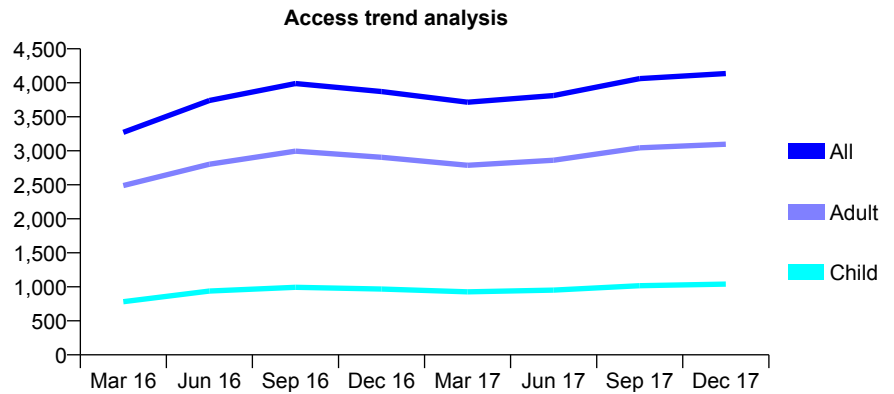
Q68 - Vital Signs At a Glance Contract Report for 337242/0001 - December 2017

Name or company name	MR CI ANDREASSON
Contract type name	GDS Contract
Purpose of contract	General
Contract start date	01/04/2006
Contract end date	

17/18 Contracted general activity (UDA)	12,656
Carry forward general activity (UDA)	-217
17/18 Contracted orthodontic activity (UOA)	0
Carry forward orthodontic activity (UOA)	0
Baseline contract value	£443,385.47

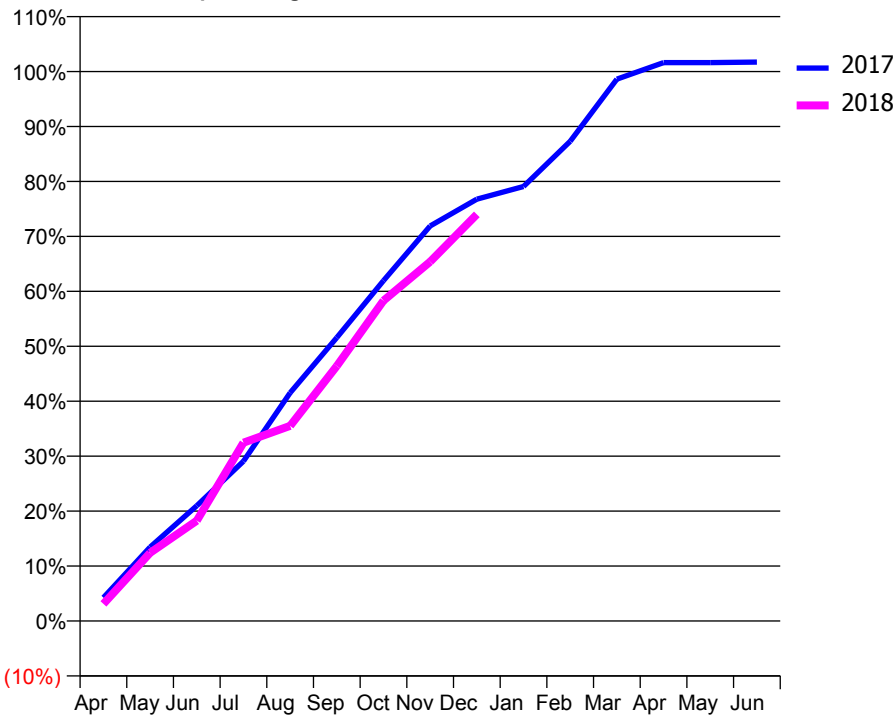
ACCESS*

Patients seen in 24 months	Total	Change since previous quarter
Quarter ending December 2016	3,872	
Quarter ending March 2017	3,715	↓
Quarter ending June 2017	3,813	↑
Quarter ending September 2017	4,061	↑
Quarter ending December 2017	4,137	→
Variance since December 2016	6.8%	↑



ACTIVITY

Cumulative percentage of contracted UDA delivered 2017 & 2018



Month	Adjusted Scheduled Activity (UDA)	
	2017	2018
April	539	393
May	1,704	1,571
June	2,654	2,312
July	3,680	4,107
August	5,256	4,495
September	6,528	5,873
October	7,840	7,379
November	9,098	8,275
December	9,715	9,367
January	10,009	
February	11,048	
March	12,478	
April	12,861	
May	12,861	
June	12,873	

QUALITY

	Quantity	Base Number	Contract	AT	Region	England
% of FP17s for the same patient ID Re-attending within 3 months - Children	70	1,060	6.6%	9.5%	11.5%	12.0%
% of FP17s for the same patient ID Re-attending within 3 months - Adults	403	3,202	12.6%	15.0%	15.8%	15.9%
% of FP17s for the same patient ID Re-attending between 3 & 9 months - Children	526	1,060	49.6%	59.4%	60.5%	58.0%
% of FP17s for the same patient ID Re-attending between 3 & 9 months - Adults	1,392	3,202	43.5%	51.1%	51.8%	50.5%
% of FP17s for Band 1 Urgent Courses	295	4,099	7.2%	9.6%	9.5%	9.0%
% of FP17s Relating to Free Repair or Replacements	21	4,099	0.5%	0.6%	0.7%	0.8%
% of FP17s Relating to Continuations	17	4,099	0.4%	0.9%	1.0%	1.1%
% of Patients satisfied with the dentistry they have received	8	8	N/A	91.2%	92.1%	91.5%
% of Patients satisfied with the time they had to wait for an appointment	7	8	N/A	88.7%	88.3%	87.9%

* This is based on patients treated on this contract for their most recent course of treatment. Figures in italics indicate the base number of FP17s or Patient Questionnaire responses are less than 100. N/A is shown where the base number of responses is less than 10 during the period. % is calculated as Quantity/Base number*100

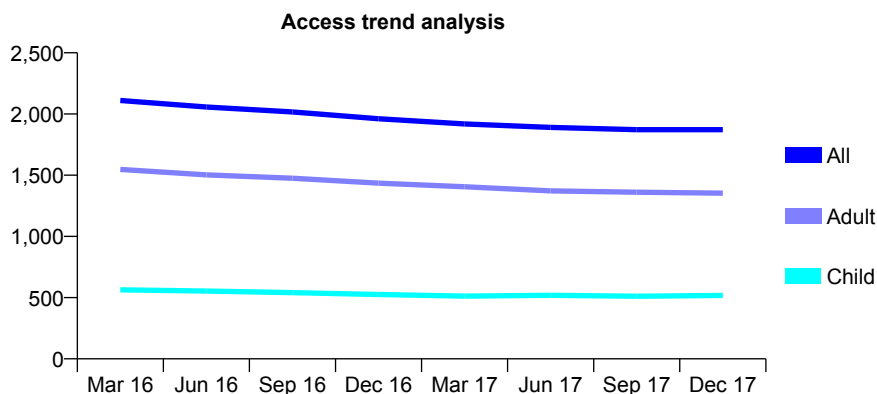
Q68 - Vital Signs At a Glance Contract Report for 337358/0001 - December 2017

Name or company name	MR NS KONDEL
Contract type name	GDS Contract
Purpose of contract	General
Contract start date	01/04/2006
Contract end date	

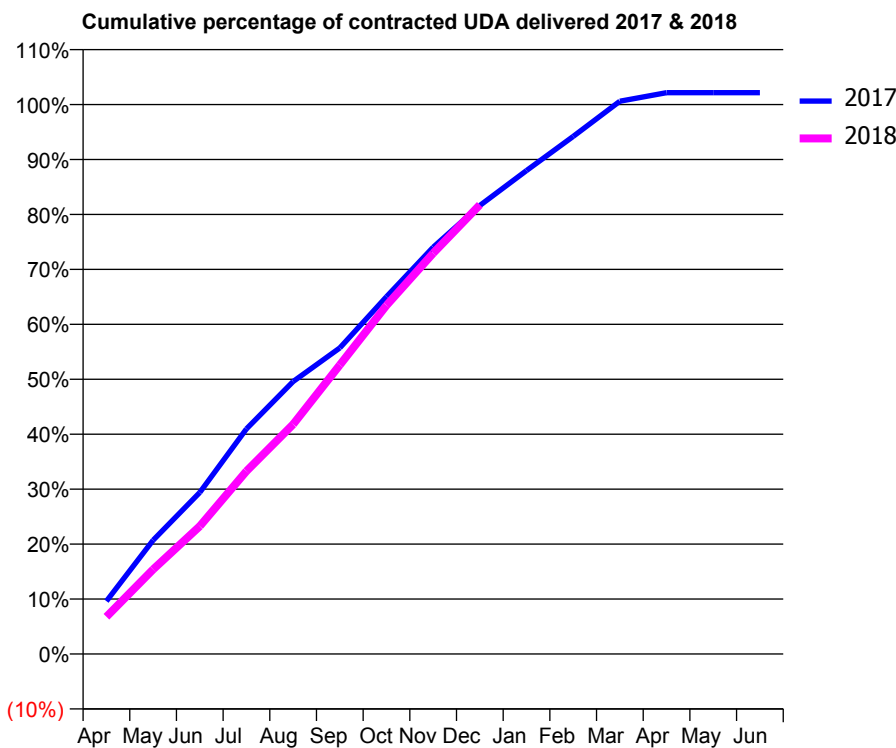
17/18 Contracted general activity (UDA)	5,535
Carry forward general activity (UDA)	-111
17/18 Contracted orthodontic activity (UOA)	0
Carry forward orthodontic activity (UOA)	0
Baseline contract value	£137,176.58

ACCESS*

Patients seen in 24 months	Total	Change since previous quarter
Quarter ending December 2016	1,961	
Quarter ending March 2017	1,919	↓
Quarter ending June 2017	1,891	↓
Quarter ending September 2017	1,872	↓
Quarter ending December 2017	1,872	→
Variance since December 2016	(4.5%)	↓



ACTIVITY



Month	Adjusted Scheduled Activity (UDA)	
	2017	2018
April	533	375
May	1,147	853
June	1,627	1,287
July	2,268	1,842
August	2,745	2,314
September	3,083	2,911
October	3,598	3,512
November	4,098	4,036
December	4,517	4,525
January	4,869	
February	5,213	
March	5,568	
April	5,655	
May	5,655	
June	5,655	

QUALITY

	Quantity	Base Number	Contract	AT	Region	England
% of FP17s for the same patient ID Re-attending within 3 months - Children	104	660	15.8%	9.5%	11.5%	12.0%
% of FP17s for the same patient ID Re-attending within 3 months - Adults	362	1,719	21.1%	15.0%	15.8%	15.9%
% of FP17s for the same patient ID Re-attending between 3 & 9 months - Children	359	660	54.4%	59.4%	60.5%	58.0%
% of FP17s for the same patient ID Re-attending between 3 & 9 months - Adults	939	1,719	54.6%	51.1%	51.8%	50.5%
% of FP17s for Band 1 Urgent Courses	210	2,321	9.0%	9.6%	9.5%	9.0%
% of FP17s Relating to Free Repair or Replacements	20	2,321	0.9%	0.6%	0.7%	0.8%
% of FP17s Relating to Continuations	2	2,321	0.1%	0.9%	1.0%	1.1%
% of Patients satisfied with the dentistry they have received	4	4	N/A	91.2%	92.1%	91.5%
% of Patients satisfied with the time they had to wait for an appointment	4	4	N/A	88.7%	88.3%	87.9%

* This is based on patients treated on this contract for their most recent course of treatment. Figures in italics indicate the base number of FP17s or Patient Questionnaire responses are less than 100. N/A is shown where the base number of responses is less than 10 during the period. % is calculated as Quantity/Base number*100

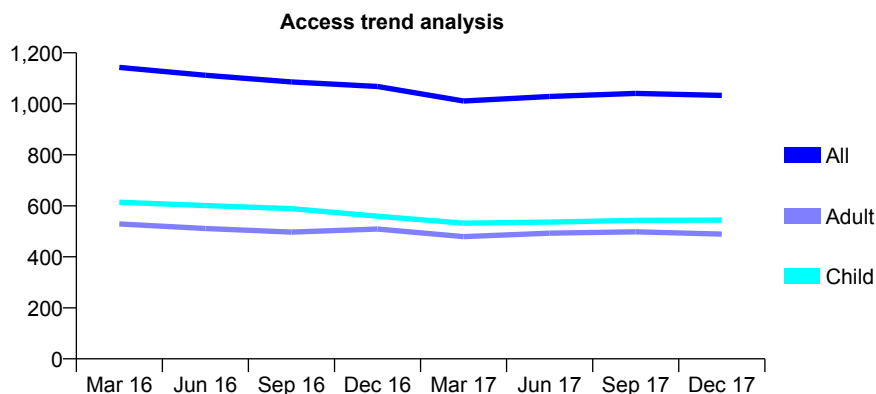
Q68 - Vital Signs At a Glance Contract Report for 340081/0001 - December 2017

Name or company name	MISS NB MUSTAFA
Contract type name	PDS Contract
Purpose of contract	General
Contract start date	01/04/2006
Contract end date	31/03/2019

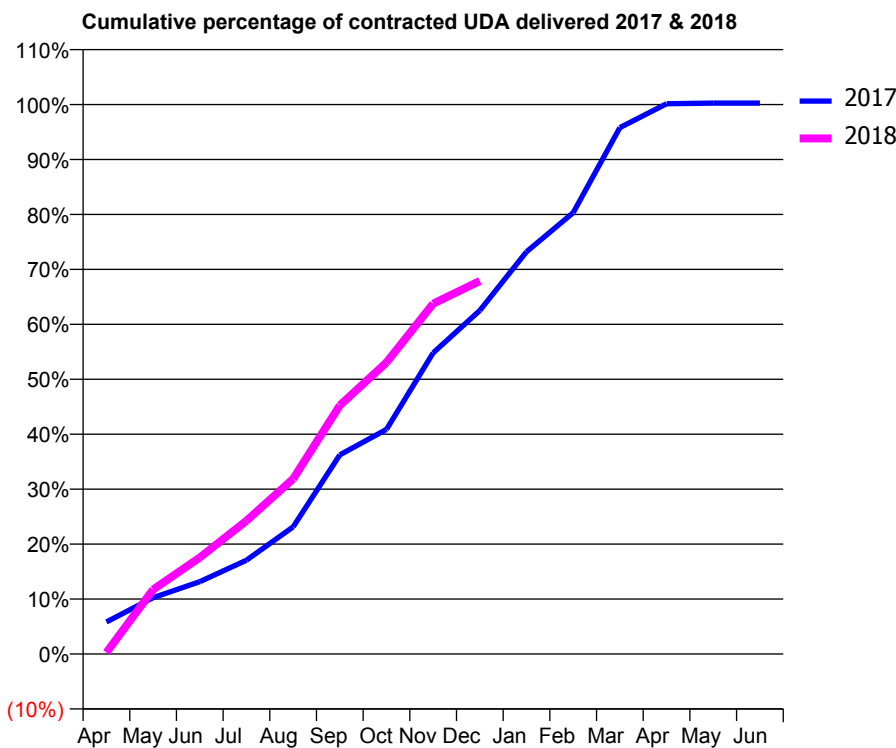
17/18 Contracted general activity (UDA)	3,174
Carry forward general activity (UDA)	-9
17/18 Contracted orthodontic activity (UOA)	0
Carry forward orthodontic activity (UOA)	0
Baseline contract value	£79,857.83

ACCESS*

Patients seen in 24 months	Total	Change since previous quarter
Quarter ending December 2016	1,068	
Quarter ending March 2017	1,011	↓
Quarter ending June 2017	1,029	→
Quarter ending September 2017	1,041	→
Quarter ending December 2017	1,033	→
Variance since December 2016	(3.3%)	↓



ACTIVITY



Month	Adjusted Scheduled Activity (UDA)	
	2017	2018
April	185	9
May	325	372
June	418	557
July	542	770
August	734	1,011
September	1,150	1,436
October	1,298	1,684
November	1,739	2,024
December	1,984	2,155
January	2,324	
February	2,549	
March	3,040	
April	3,178	
May	3,182	
June	3,182	

QUALITY

	Quantity	Base Number	Contract	AT	Region	England
% of FP17s for the same patient ID Re-attending within 3 months - Children	49	631	7.8%	9.5%	11.5%	12.0%
% of FP17s for the same patient ID Re-attending within 3 months - Adults	43	461	9.3%	15.0%	15.8%	15.9%
% of FP17s for the same patient ID Re-attending between 3 & 9 months - Children	412	631	65.3%	59.4%	60.5%	58.0%
% of FP17s for the same patient ID Re-attending between 3 & 9 months - Adults	250	461	54.2%	51.1%	51.8%	50.5%
% of FP17s for Band 1 Urgent Courses	24	1,042	2.3%	9.6%	9.5%	9.0%
% of FP17s Relating to Free Repair or Replacements	2	1,042	0.2%	0.6%	0.7%	0.8%
% of FP17s Relating to Continuations	0	1,042	0.0%	0.9%	1.0%	1.1%
% of Patients satisfied with the dentistry they have received	0	0	N/A	91.2%	92.1%	91.5%
% of Patients satisfied with the time they had to wait for an appointment	0	0	N/A	88.7%	88.3%	87.9%

* This is based on patients treated on this contract for their most recent course of treatment. Figures in italics indicate the base number of FP17s or Patient Questionnaire responses are less than 100. N/A is shown where the base number of responses is less than 10 during the period. % is calculated as Quantity/Base number*100

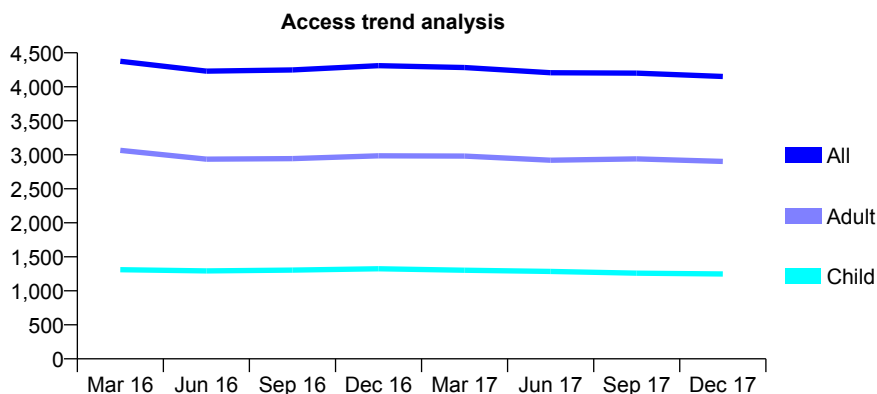
Q68 - Vital Signs At a Glance Contract Report for 340286/0003 - December 2017

Name or company name	MS V BADIANT
Contract type name	GDS Contract
Purpose of contract	General
Contract start date	01/01/2008
Contract end date	

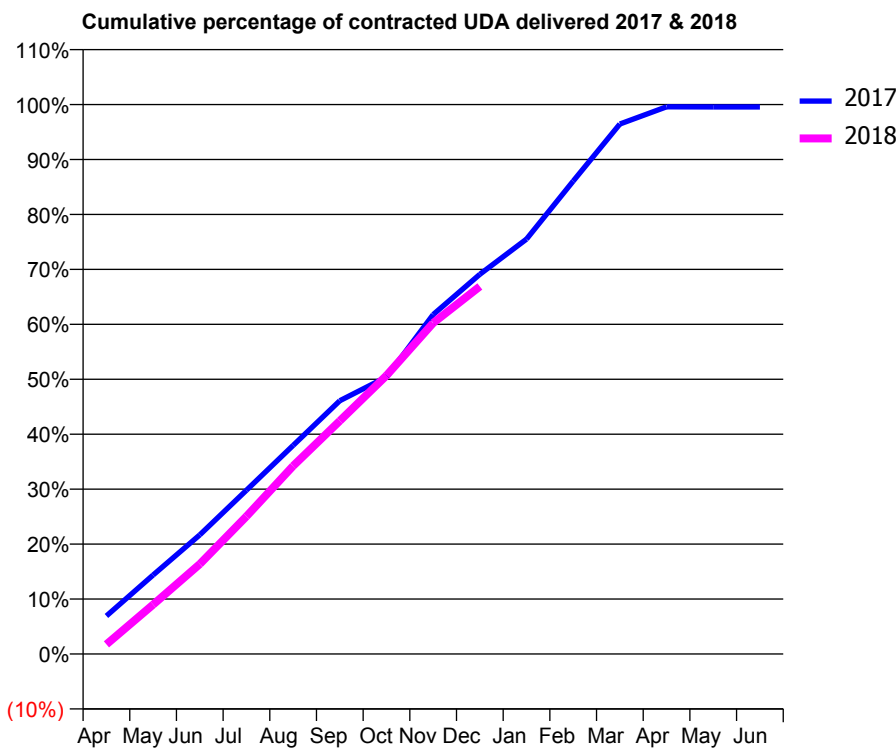
17/18 Contracted general activity (UDA)	11,000
Carry forward general activity (UDA)	48
17/18 Contracted orthodontic activity (UOA)	0
Carry forward orthodontic activity (UOA)	0
Baseline contract value	£313,192.32

ACCESS*

Patients seen in 24 months	Total	Change since previous quarter
Quarter ending December 2016	4,310	
Quarter ending March 2017	4,284	→
Quarter ending June 2017	4,206	↓
Quarter ending September 2017	4,200	→
Quarter ending December 2017	4,152	↓
Variance since December 2016	(3.7%)	↓



ACTIVITY



Month	Adjusted Scheduled Activity (UDA)	
	2017	2018
April	763	195
May	1,581	989
June	2,386	1,801
July	3,280	2,755
August	4,176	3,764
September	5,070	4,668
October	5,546	5,574
November	6,795	6,626
December	7,602	7,359
January	8,307	
February	9,466	
March	10,608	
April	10,953	
May	10,952	
June	10,951	

QUALITY

	Quantity	Base Number	Contract	AT	Region	England
% of FP17s for the same patient ID Re-attending within 3 months - Children	97	1,378	7.0%	9.5%	11.5%	12.0%
% of FP17s for the same patient ID Re-attending within 3 months - Adults	319	2,973	10.7%	15.0%	15.8%	15.9%
% of FP17s for the same patient ID Re-attending between 3 & 9 months - Children	885	1,378	64.2%	59.4%	60.5%	58.0%
% of FP17s for the same patient ID Re-attending between 3 & 9 months - Adults	1,761	2,973	59.2%	51.1%	51.8%	50.5%
% of FP17s for Band 1 Urgent Courses	334	4,164	8.0%	9.6%	9.5%	9.0%
% of FP17s Relating to Free Repair or Replacements	1	4,164	0.0%	0.6%	0.7%	0.8%
% of FP17s Relating to Continuations	1	4,164	0.0%	0.9%	1.0%	1.1%
% of Patients satisfied with the dentistry they have received	6	7	N/A	91.2%	92.1%	91.5%
% of Patients satisfied with the time they had to wait for an appointment	6	7	N/A	88.7%	88.3%	87.9%

* This is based on patients treated on this contract for their most recent course of treatment. Figures in italics indicate the base number of FP17s or Patient Questionnaire responses are less than 100. N/A is shown where the base number of responses is less than 10 during the period. % is calculated as Quantity/Base number*100

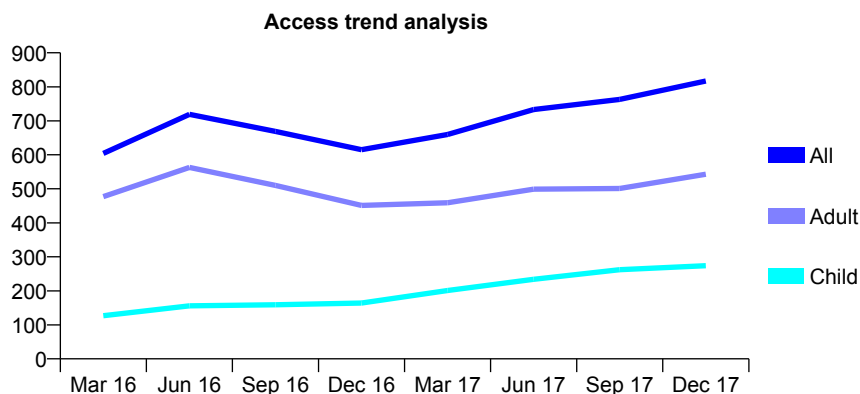
Q68 - Vital Signs At a Glance Contract Report for 340286/0004 - December 2017

Name or company name	MS V BADIANT
Contract type name	GDS Contract
Purpose of contract	General
Contract start date	01/07/2011
Contract end date	

17/18 Contracted general activity (UDA)	1,670
Carry forward general activity (UDA)	0
17/18 Contracted orthodontic activity (UOA)	0
Carry forward orthodontic activity (UOA)	0
Baseline contract value	£48,194.42

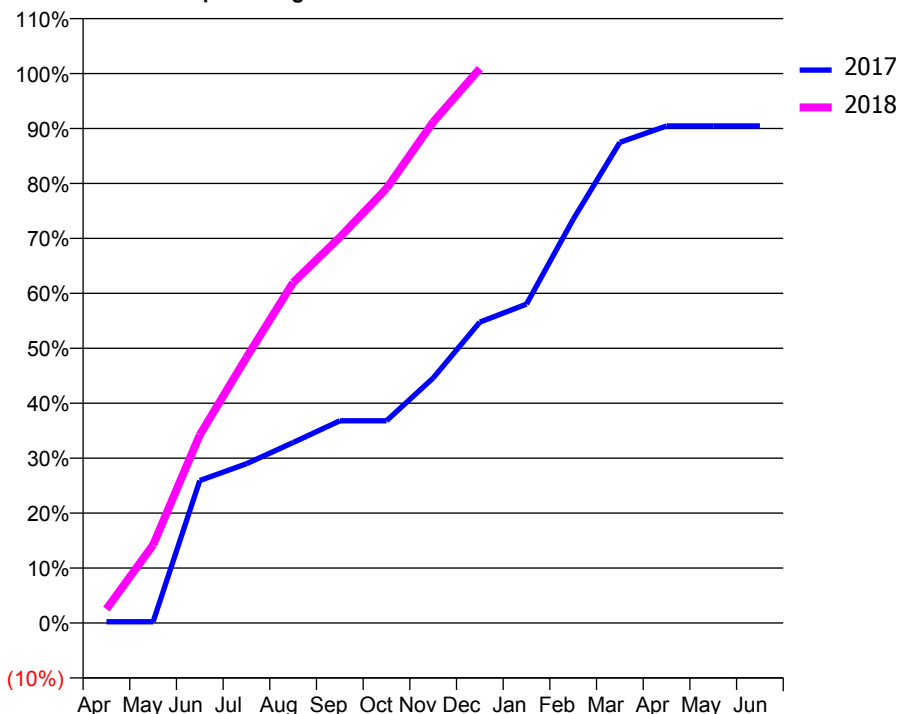
ACCESS*

Patients seen in 24 months	Total	Change since previous quarter
Quarter ending December 2016	615	
Quarter ending March 2017	660	↑
Quarter ending June 2017	733	↑
Quarter ending September 2017	763	↑
Quarter ending December 2017	817	↑
Variance since December 2016	32.8%	↑



ACTIVITY

Cumulative percentage of contracted UDA delivered 2017 & 2018



Month	Adjusted Scheduled Activity (UDA)	
	2017	2018
April	4	42
May	4	237
June	433	572
July	484	807
August	548	1,035
September	615	1,172
October	615	1,321
November	745	1,523
December	914	1,685
January	969	
February	1,227	
March	1,461	
April	1,511	
May	1,511	
June	1,511	

QUALITY

	Quantity	Base Number	Contract	AT	Region	England
% of FP17s for the same patient ID Re-attending within 3 months - Children	49	381	12.9%	9.5%	11.5%	12.0%
% of FP17s for the same patient ID Re-attending within 3 months - Adults	76	619	12.3%	15.0%	15.8%	15.9%
% of FP17s for the same patient ID Re-attending between 3 & 9 months - Children	137	381	36.0%	59.4%	60.5%	58.0%
% of FP17s for the same patient ID Re-attending between 3 & 9 months - Adults	185	619	29.9%	51.1%	51.8%	50.5%
% of FP17s for Band 1 Urgent Courses	85	962	8.8%	9.6%	9.5%	9.0%
% of FP17s Relating to Free Repair or Replacements	0	962	0.0%	0.6%	0.7%	0.8%
% of FP17s Relating to Continuations	0	962	0.0%	0.9%	1.0%	1.1%
% of Patients satisfied with the dentistry they have received	0	0	N/A	91.2%	92.1%	91.5%
% of Patients satisfied with the time they had to wait for an appointment	0	0	N/A	88.7%	88.3%	87.9%

* This is based on patients treated on this contract for their most recent course of treatment. Figures in italics indicate the base number of FP17s or Patient Questionnaire responses are less than 100. N/A is shown where the base number of responses is less than 10 during the period. % is calculated as Quantity/Base number*100

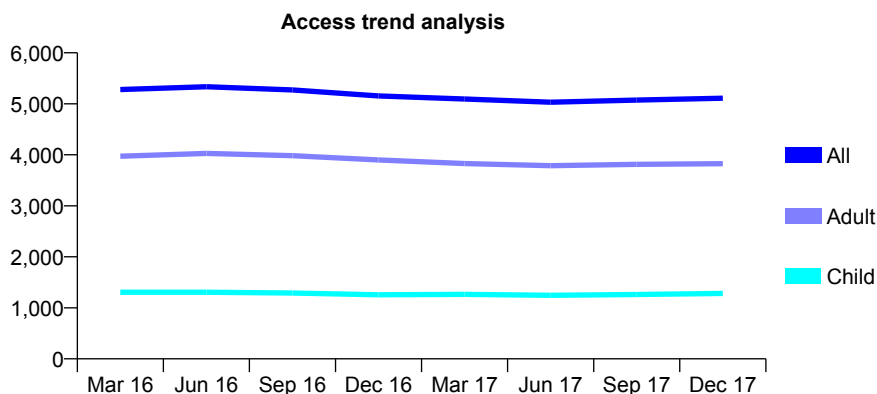
Q68 - Vital Signs At a Glance Contract Report for 341541/0001 - December 2017

Name or company name	MISS S IMANI
Contract type name	GDS Contract
Purpose of contract	General
Contract start date	01/04/2006
Contract end date	

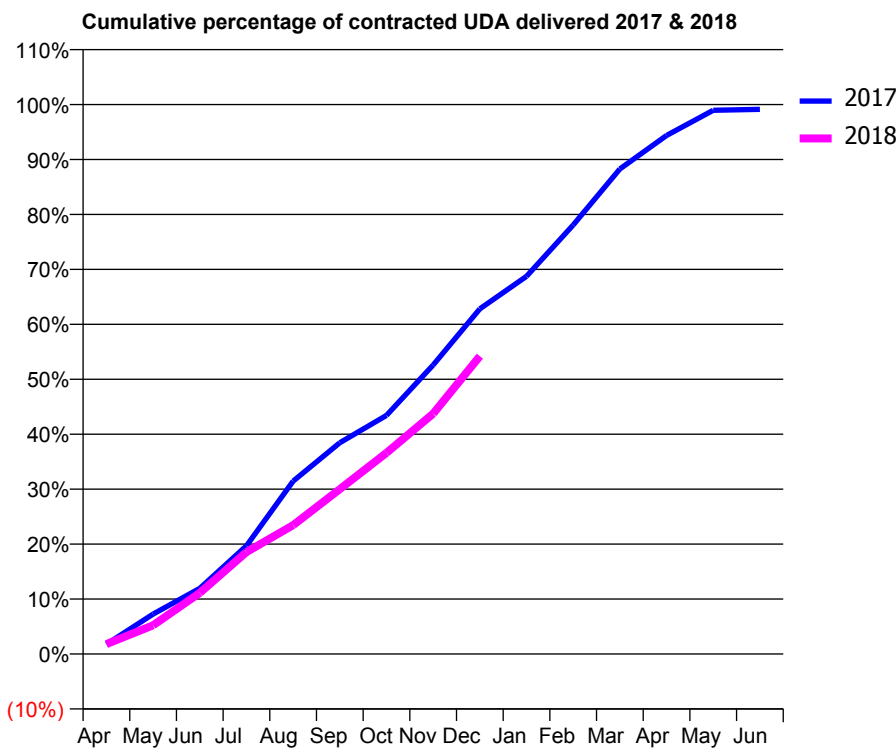
17/18 Contracted general activity (UDA)	18,333
Carry forward general activity (UDA)	0
17/18 Contracted orthodontic activity (UOA)	0
Carry forward orthodontic activity (UOA)	0
Baseline contract value	£446,180.06

ACCESS*

Patients seen in 24 months	Total	Change since previous quarter
Quarter ending December 2016	5,155	
Quarter ending March 2017	5,093	↓
Quarter ending June 2017	5,031	↓
Quarter ending September 2017	5,073	→
Quarter ending December 2017	5,109	→
Variance since December 2016	(0.9%)	→



ACTIVITY



Month	Adjusted Scheduled Activity (UDA)	
	2017	2018
April	311	330
May	1,261	959
June	2,073	2,038
July	3,415	3,400
August	5,453	4,301
September	6,665	5,502
October	7,525	6,713
November	9,116	8,021
December	10,886	9,938
January	11,914	
February	13,532	
March	15,302	
April	16,357	
May	17,150	
June	17,181	

QUALITY

	Quantity	Base Number	Contract	AT	Region	England
% of FP17s for the same patient ID Re-attending within 3 months - Children	97	1,210	8.0%	9.5%	11.5%	12.0%
% of FP17s for the same patient ID Re-attending within 3 months - Adults	617	3,856	16.0%	15.0%	15.8%	15.9%
% of FP17s for the same patient ID Re-attending between 3 & 9 months - Children	529	1,210	43.7%	59.4%	60.5%	58.0%
% of FP17s for the same patient ID Re-attending between 3 & 9 months - Adults	1,763	3,856	45.7%	51.1%	51.8%	50.5%
% of FP17s for Band 1 Urgent Courses	938	4,478	20.9%	9.6%	9.5%	9.0%
% of FP17s Relating to Free Repair or Replacements	23	4,478	0.5%	0.6%	0.7%	0.8%
% of FP17s Relating to Continuations	7	4,478	0.2%	0.9%	1.0%	1.1%
% of Patients satisfied with the dentistry they have received	5	6	N/A	91.2%	92.1%	91.5%
% of Patients satisfied with the time they had to wait for an appointment	6	6	N/A	88.7%	88.3%	87.9%

* This is based on patients treated on this contract for their most recent course of treatment. Figures in italics indicate the base number of FP17s or Patient Questionnaire responses are less than 100. N/A is shown where the base number of responses is less than 10 during the period. % is calculated as Quantity/Base number*100

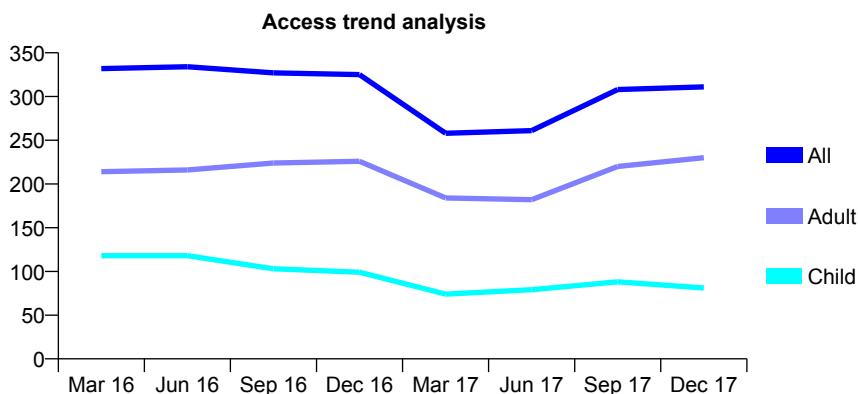
Q68 - Vital Signs At a Glance Contract Report for 341541/0002 - December 2017

Name or company name	MISS S IMANI
Contract type name	GDS Contract
Purpose of contract	General
Contract start date	01/04/2006
Contract end date	

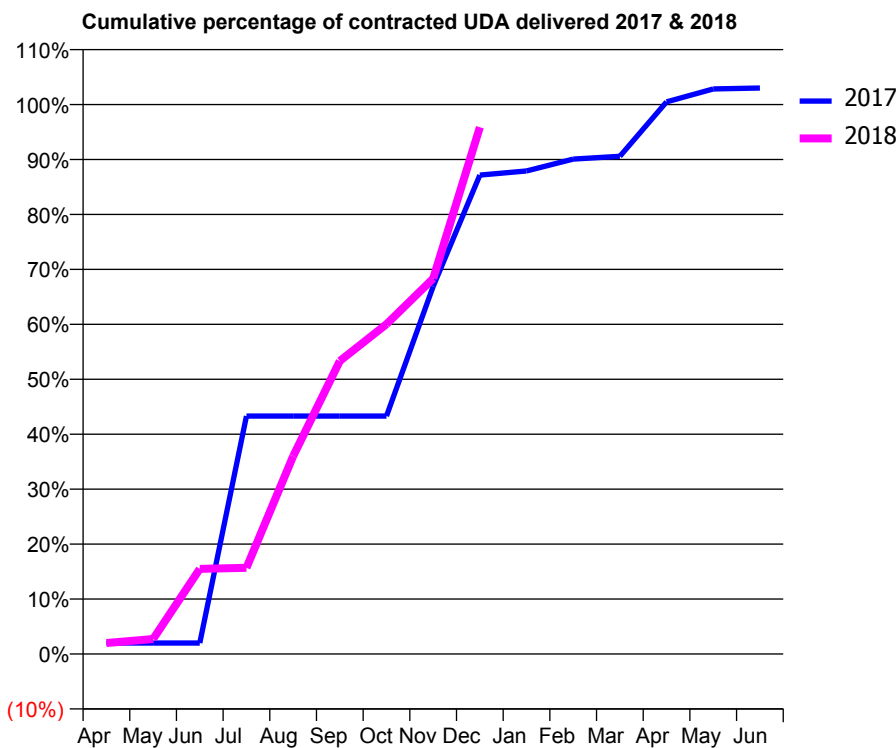
17/18 Contracted general activity (UDA)	600
Carry forward general activity (UDA)	-12
17/18 Contracted orthodontic activity (UOA)	0
Carry forward orthodontic activity (UOA)	0
Baseline contract value	£15,582.35

ACCESS*

Patients seen in 24 months	Total	Change since previous quarter
Quarter ending December 2016	325	
Quarter ending March 2017	258	↓
Quarter ending June 2017	261	→
Quarter ending September 2017	308	↑
Quarter ending December 2017	311	→
Variance since December 2016	(4.3%)	↓



ACTIVITY



Month	Adjusted Scheduled Activity (UDA)	
	2017	2018
April	12	12
May	12	16
June	12	93
July	260	94
August	260	216
September	260	320
October	260	360
November	401	410
December	523	575
January	527	
February	540	
March	543	
April	603	
May	617	
June	618	

QUALITY

	Quantity	Base Number	Contract	AT	Region	England
% of FP17s for the same patient ID Re-attending within 3 months - Children	2	69	2.9%	9.5%	11.5%	12.0%
% of FP17s for the same patient ID Re-attending within 3 months - Adults	15	225	6.7%	15.0%	15.8%	15.9%
% of FP17s for the same patient ID Re-attending between 3 & 9 months - Children	3	69	4.3%	59.4%	60.5%	58.0%
% of FP17s for the same patient ID Re-attending between 3 & 9 months - Adults	16	225	7.1%	51.1%	51.8%	50.5%
% of FP17s for Band 1 Urgent Courses	62	274	22.6%	9.6%	9.5%	9.0%
% of FP17s Relating to Free Repair or Replacements	0	274	0.0%	0.6%	0.7%	0.8%
% of FP17s Relating to Continuations	0	274	0.0%	0.9%	1.0%	1.1%
% of Patients satisfied with the dentistry they have received	0	0	N/A	91.2%	92.1%	91.5%
% of Patients satisfied with the time they had to wait for an appointment	0	0	N/A	88.7%	88.3%	87.9%

* This is based on patients treated on this contract for their most recent course of treatment. Figures in italics indicate the base number of FP17s or Patient Questionnaire responses are less than 100. N/A is shown where the base number of responses is less than 10 during the period. % is calculated as Quantity/Base number*100

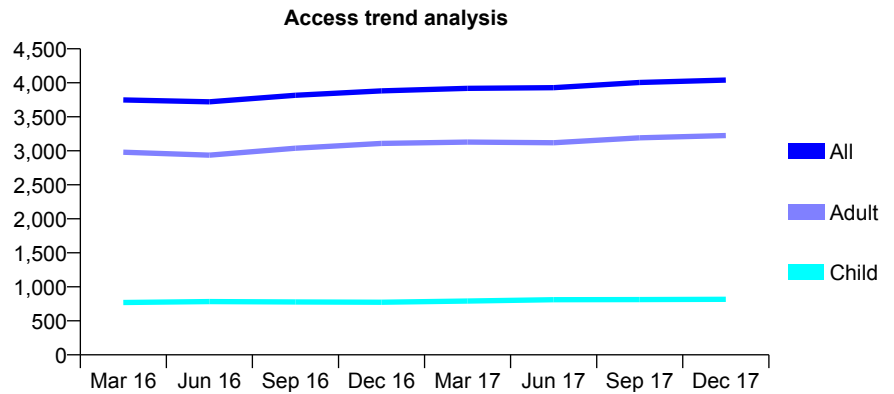
Q68 - Vital Signs At a Glance Contract Report for 346063/0001 - December 2017

Name or company name	MRS K PIRAYESH
Contract type name	GDS Contract
Purpose of contract	General
Contract start date	01/04/2006
Contract end date	

17/18 Contracted general activity (UDA)	12,906
Carry forward general activity (UDA)	1
17/18 Contracted orthodontic activity (UOA)	0
Carry forward orthodontic activity (UOA)	0
Baseline contract value	£331,358.40

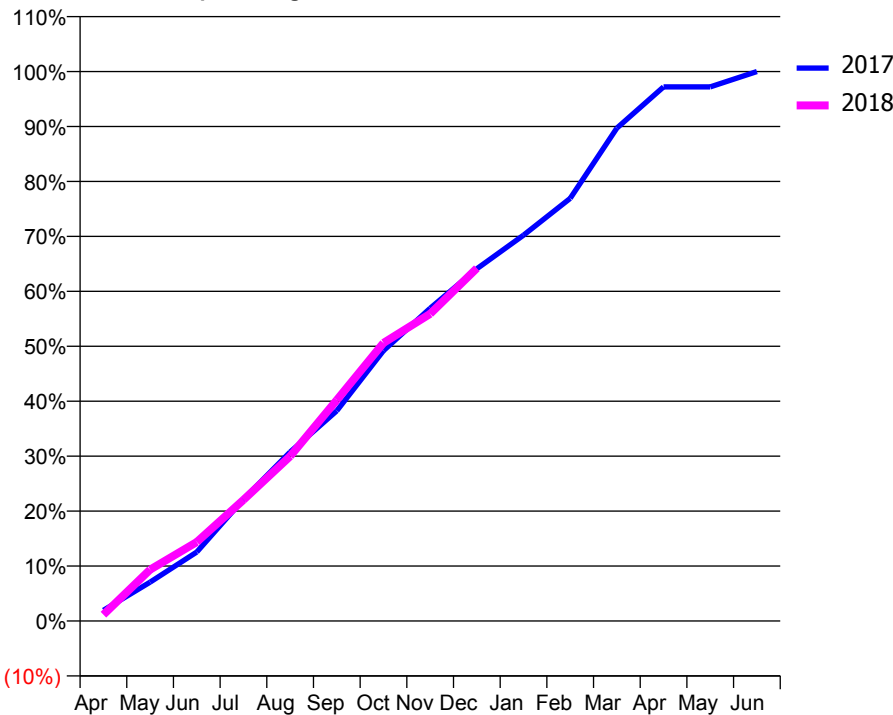
ACCESS*

Patients seen in 24 months	Total	Change since previous quarter
Quarter ending December 2016	3,882	
Quarter ending March 2017	3,919	→
Quarter ending June 2017	3,929	→
Quarter ending September 2017	4,004	→
Quarter ending December 2017	4,040	→
Variance since December 2016	4.1%	↑



ACTIVITY

Cumulative percentage of contracted UDA delivered 2017 & 2018



Month	Adjusted Scheduled Activity (UDA)	
	2017	2018
April	252	149
May	912	1,207
June	1,620	1,857
July	2,862	2,845
August	3,968	3,871
September	4,938	5,191
October	6,349	6,531
November	7,346	7,213
December	8,273	8,286
January	9,061	
February	9,927	
March	11,578	
April	12,545	
May	12,545	
June	12,905	

QUALITY

	Quantity	Base Number	Contract	AT	Region	England
% of FP17s for the same patient ID Re-attending within 3 months - Children	57	866	6.6%	9.5%	11.5%	12.0%
% of FP17s for the same patient ID Re-attending within 3 months - Adults	421	3,079	13.7%	15.0%	15.8%	15.9%
% of FP17s for the same patient ID Re-attending between 3 & 9 months - Children	490	866	56.6%	59.4%	60.5%	58.0%
% of FP17s for the same patient ID Re-attending between 3 & 9 months - Adults	1,526	3,079	49.6%	51.1%	51.8%	50.5%
% of FP17s for Band 1 Urgent Courses	355	3,520	10.1%	9.6%	9.5%	9.0%
% of FP17s Relating to Free Repair or Replacements	9	3,520	0.3%	0.6%	0.7%	0.8%
% of FP17s Relating to Continuations	68	3,520	1.9%	0.9%	1.0%	1.1%
% of Patients satisfied with the dentistry they have received	1	2	N/A	91.2%	92.1%	91.5%
% of Patients satisfied with the time they had to wait for an appointment	2	2	N/A	88.7%	88.3%	87.9%

* This is based on patients treated on this contract for their most recent course of treatment. Figures in italics indicate the base number of FP17s or Patient Questionnaire responses are less than 100. N/A is shown where the base number of responses is less than 10 during the period. % is calculated as Quantity/Base number*100

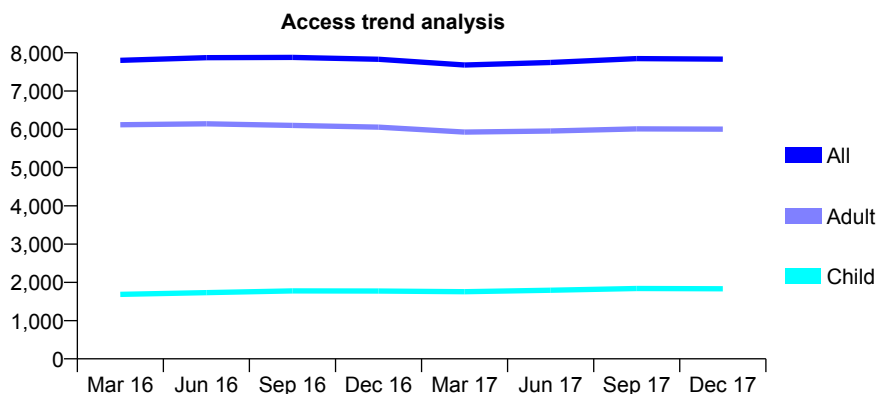
Q68 - Vital Signs At a Glance Contract Report for 346098/0001 - December 2017

Name or company name	MISS A ALAVI
Contract type name	GDS Contract
Purpose of contract	General
Contract start date	01/04/2006
Contract end date	

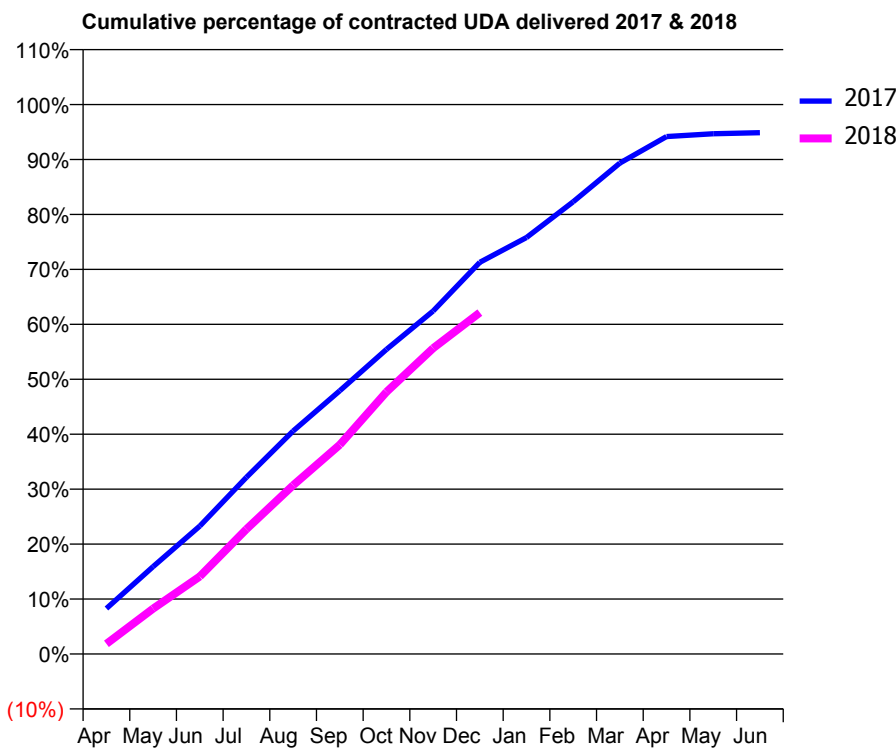
17/18 Contracted general activity (UDA)	24,013
Carry forward general activity (UDA)	0
17/18 Contracted orthodontic activity (UOA)	0
Carry forward orthodontic activity (UOA)	0
Baseline contract value	£631,258.85

ACCESS*

Patients seen in 24 months	Total	Change since previous quarter
Quarter ending December 2016	7,830	
Quarter ending March 2017	7,682	↓
Quarter ending June 2017	7,747	→
Quarter ending September 2017	7,849	→
Quarter ending December 2017	7,835	→
Variance since December 2016	0.1%	→



ACTIVITY



Month	Adjusted Scheduled Activity (UDA)	
	2017	2018
April	1,988	446
May	3,821	1,984
June	5,593	3,390
July	7,722	5,459
August	9,745	7,375
September	11,506	9,149
October	13,311	11,452
November	14,992	13,365
December	17,118	14,919
January	18,199	
February	19,766	
March	21,454	
April	22,610	
May	22,738	
June	22,782	

QUALITY

	Quantity	Base Number	Contract	AT	Region	England
% of FP17s for the same patient ID Re-attending within 3 months - Children	113	1,931	5.9%	9.5%	11.5%	12.0%
% of FP17s for the same patient ID Re-attending within 3 months - Adults	836	6,575	12.7%	15.0%	15.8%	15.9%
% of FP17s for the same patient ID Re-attending between 3 & 9 months - Children	1,173	1,931	60.7%	59.4%	60.5%	58.0%
% of FP17s for the same patient ID Re-attending between 3 & 9 months - Adults	3,886	6,575	59.1%	51.1%	51.8%	50.5%
% of FP17s for Band 1 Urgent Courses	417	7,846	5.3%	9.6%	9.5%	9.0%
% of FP17s Relating to Free Repair or Replacements	63	7,846	0.8%	0.6%	0.7%	0.8%
% of FP17s Relating to Continuations	150	7,846	1.9%	0.9%	1.0%	1.1%
% of Patients satisfied with the dentistry they have received	8	9	N/A	91.2%	92.1%	91.5%
% of Patients satisfied with the time they had to wait for an appointment	8	9	N/A	88.7%	88.3%	87.9%

* This is based on patients treated on this contract for their most recent course of treatment. Figures in italics indicate the base number of FP17s or Patient Questionnaire responses are less than 100. N/A is shown where the base number of responses is less than 10 during the period. % is calculated as Quantity/Base number*100

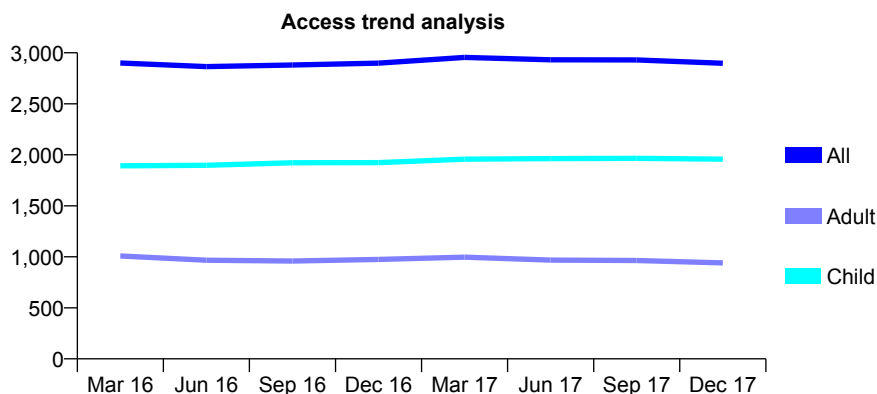
Q68 - Vital Signs At a Glance Contract Report for 355046/0001 - December 2017

Name or company name	Mr MA Crowley and Mr AW Smith
Contract type name	GDS Contract
Purpose of contract	General
Contract start date	01/04/2006
Contract end date	

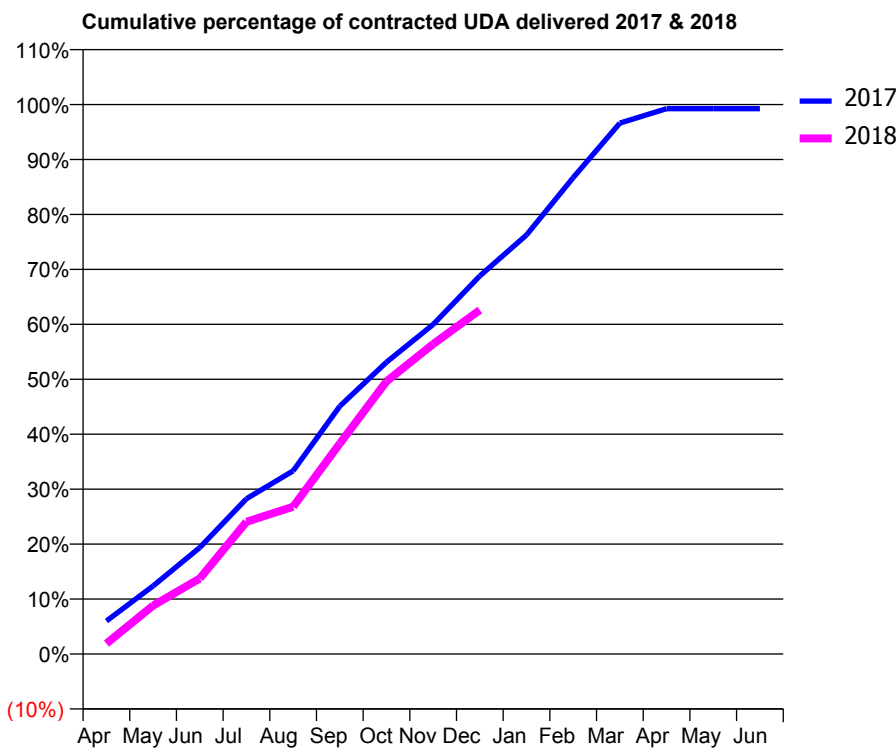
17/18 Contracted general activity (UDA)	7,028
Carry forward general activity (UDA)	53
17/18 Contracted orthodontic activity (UOA)	0
Carry forward orthodontic activity (UOA)	0
Baseline contract value	£177,310.44

ACCESS*

Patients seen in 24 months	Total	Change since previous quarter
Quarter ending December 2016	2,899	
Quarter ending March 2017	2,955	→
Quarter ending June 2017	2,931	→
Quarter ending September 2017	2,930	→
Quarter ending December 2017	2,898	↓
Variance since December 2016	(0.0%)	→



ACTIVITY



Month	Adjusted Scheduled Activity (UDA)	
	2017	2018
April	422	134
May	871	620
June	1,361	967
July	1,985	1,690
August	2,342	1,884
September	3,170	2,692
October	3,732	3,487
November	4,215	3,964
December	4,836	4,400
January	5,359	
February	6,092	
March	6,790	
April	6,974	
May	6,974	
June	6,974	

QUALITY

	Quantity	Base Number	Contract	AT	Region	England
% of FP17s for the same patient ID Re-attending within 3 months - Children	116	1,958	5.9%	9.5%	11.5%	12.0%
% of FP17s for the same patient ID Re-attending within 3 months - Adults	123	707	17.4%	15.0%	15.8%	15.9%
% of FP17s for the same patient ID Re-attending between 3 & 9 months - Children	1,135	1,958	58.0%	59.4%	60.5%	58.0%
% of FP17s for the same patient ID Re-attending between 3 & 9 months - Adults	311	707	44.0%	51.1%	51.8%	50.5%
% of FP17s for Band 1 Urgent Courses	146	2,564	5.7%	9.6%	9.5%	9.0%
% of FP17s Relating to Free Repair or Replacements	5	2,564	0.2%	0.6%	0.7%	0.8%
% of FP17s Relating to Continuations	3	2,564	0.1%	0.9%	1.0%	1.1%
% of Patients satisfied with the dentistry they have received	0	0	N/A	91.2%	92.1%	91.5%
% of Patients satisfied with the time they had to wait for an appointment	0	0	N/A	88.7%	88.3%	87.9%

* This is based on patients treated on this contract for their most recent course of treatment. Figures in italics indicate the base number of FP17s or Patient Questionnaire responses are less than 100. N/A is shown where the base number of responses is less than 10 during the period. % is calculated as Quantity/Base number*100

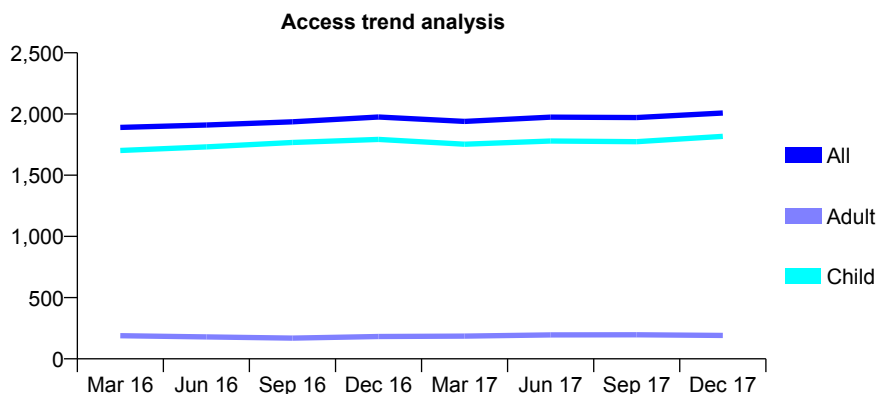
Q68 - Vital Signs At a Glance Contract Report for 355410/0001 - December 2017

Name or company name	MR C AMIN
Contract type name	GDS Contract
Purpose of contract	General
Contract start date	01/04/2012
Contract end date	

17/18 Contracted general activity (UDA)	3,800
Carry forward general activity (UDA)	-13
17/18 Contracted orthodontic activity (UOA)	0
Carry forward orthodontic activity (UOA)	0
Baseline contract value	£101,182.68

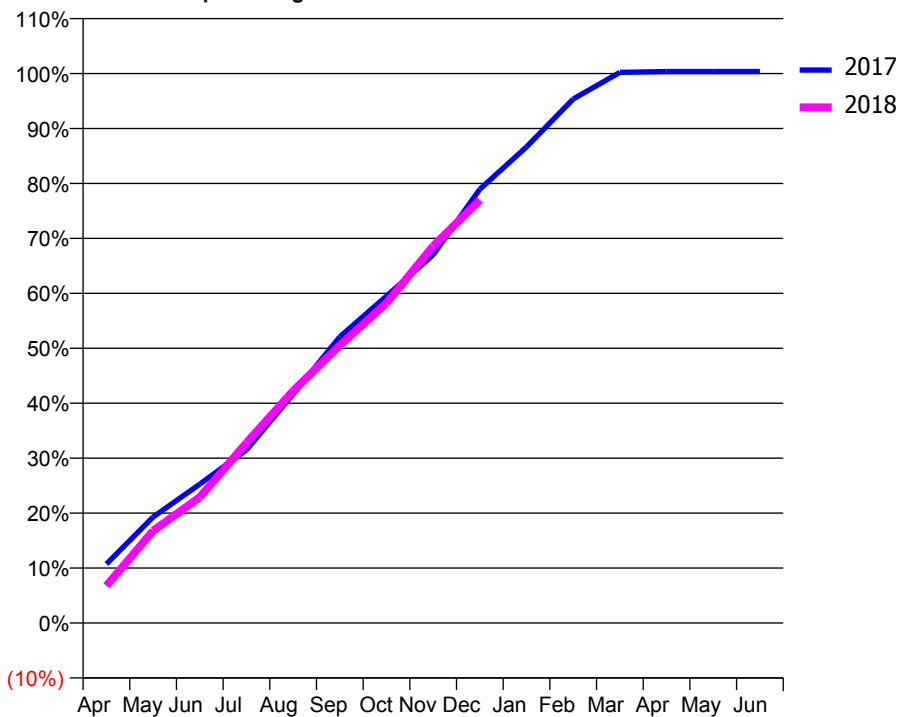
ACCESS*

Patients seen in 24 months	Total	Change since previous quarter
Quarter ending December 2016	1,976	
Quarter ending March 2017	1,939	↓
Quarter ending June 2017	1,974	→
Quarter ending September 2017	1,971	→
Quarter ending December 2017	2,008	→
Variance since December 2016	1.6%	→



ACTIVITY

Cumulative percentage of contracted UDA delivered 2017 & 2018



Month	Adjusted Scheduled Activity (UDA)	
	2017	2018
April	408	258
May	733	638
June	960	870
July	1,197	1,246
August	1,583	1,605
September	1,979	1,921
October	2,260	2,212
November	2,546	2,606
December	3,001	2,925
January	3,293	
February	3,623	
March	3,808	
April	3,813	
May	3,813	
June	3,813	

QUALITY

	Quantity	Base Number	Contract	AT	Region	England
% of FP17s for the same patient ID Re-attending within 3 months - Children	99	1,845	5.4%	9.5%	11.5%	12.0%
% of FP17s for the same patient ID Re-attending within 3 months - Adults	6	70	8.6%	15.0%	15.8%	15.9%
% of FP17s for the same patient ID Re-attending between 3 & 9 months - Children	1,021	1,845	55.3%	59.4%	60.5%	58.0%
% of FP17s for the same patient ID Re-attending between 3 & 9 months - Adults	40	70	57.1%	51.1%	51.8%	50.5%
% of FP17s for Band 1 Urgent Courses	62	1,909	3.2%	9.6%	9.5%	9.0%
% of FP17s Relating to Free Repair or Replacements	2	1,909	0.1%	0.6%	0.7%	0.8%
% of FP17s Relating to Continuations	8	1,909	0.4%	0.9%	1.0%	1.1%
% of Patients satisfied with the dentistry they have received	1	1	N/A	91.2%	92.1%	91.5%
% of Patients satisfied with the time they had to wait for an appointment	1	1	N/A	88.7%	88.3%	87.9%

* This is based on patients treated on this contract for their most recent course of treatment. Figures in italics indicate the base number of FP17s or Patient Questionnaire responses are less than 100. N/A is shown where the base number of responses is less than 10 during the period. % is calculated as Quantity/Base number*100

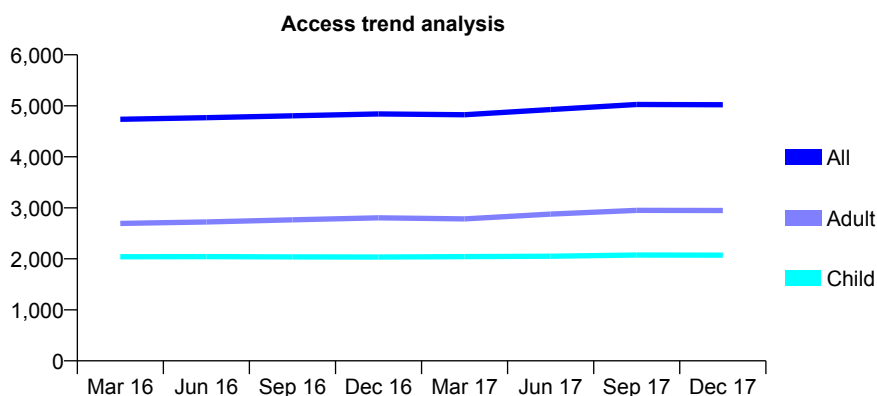
Q68 - Vital Signs At a Glance Contract Report for 355569/0003 - December 2017

Name or company name	MISS S LALANI
Contract type name	GDS Contract
Purpose of contract	General
Contract start date	02/07/2012
Contract end date	

17/18 Contracted general activity (UDA)	11,500
Carry forward general activity (UDA)	127
17/18 Contracted orthodontic activity (UOA)	0
Carry forward orthodontic activity (UOA)	0
Baseline contract value	£387,670.19

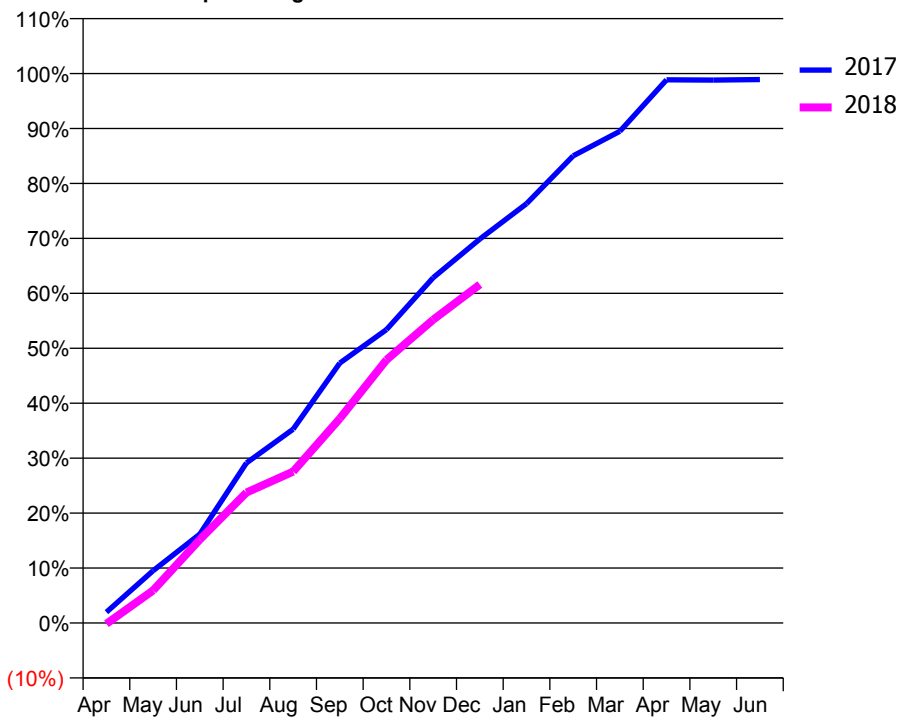
ACCESS*

Patients seen in 24 months	Total	Change since previous quarter
Quarter ending December 2016	4,841	
Quarter ending March 2017	4,825	→
Quarter ending June 2017	4,927	↑
Quarter ending September 2017	5,026	↑
Quarter ending December 2017	5,022	→
Variance since December 2016	3.7%	↑



ACTIVITY

Cumulative percentage of contracted UDA delivered 2017 & 2018



Month	Adjusted Scheduled Activity (UDA)	
	2017	2018
April	226	-18
May	1,095	681
June	1,859	1,745
July	3,351	2,729
August	4,056	3,169
September	5,439	4,280
October	6,142	5,507
November	7,228	6,346
December	8,037	7,083
January	8,774	
February	9,776	
March	10,292	
April	11,367	
May	11,362	
June	11,372	

QUALITY

	Quantity	Base Number	Contract	AT	Region	England
% of FP17s for the same patient ID Re-attending within 3 months - Children	122	2,300	5.3%	9.5%	11.5%	12.0%
% of FP17s for the same patient ID Re-attending within 3 months - Adults	388	2,813	13.8%	15.0%	15.8%	15.9%
% of FP17s for the same patient ID Re-attending between 3 & 9 months - Children	1,285	2,300	55.9%	59.4%	60.5%	58.0%
% of FP17s for the same patient ID Re-attending between 3 & 9 months - Adults	1,363	2,813	48.5%	51.1%	51.8%	50.5%
% of FP17s for Band 1 Urgent Courses	411	4,486	9.2%	9.6%	9.5%	9.0%
% of FP17s Relating to Free Repair or Replacements	21	4,486	0.5%	0.6%	0.7%	0.8%
% of FP17s Relating to Continuations	6	4,486	0.1%	0.9%	1.0%	1.1%
% of Patients satisfied with the dentistry they have received	4	4	N/A	91.2%	92.1%	91.5%
% of Patients satisfied with the time they had to wait for an appointment	4	4	N/A	88.7%	88.3%	87.9%

* This is based on patients treated on this contract for their most recent course of treatment. Figures in italics indicate the base number of FP17s or Patient Questionnaire responses are less than 100. N/A is shown where the base number of responses is less than 10 during the period. % is calculated as Quantity/Base number*100

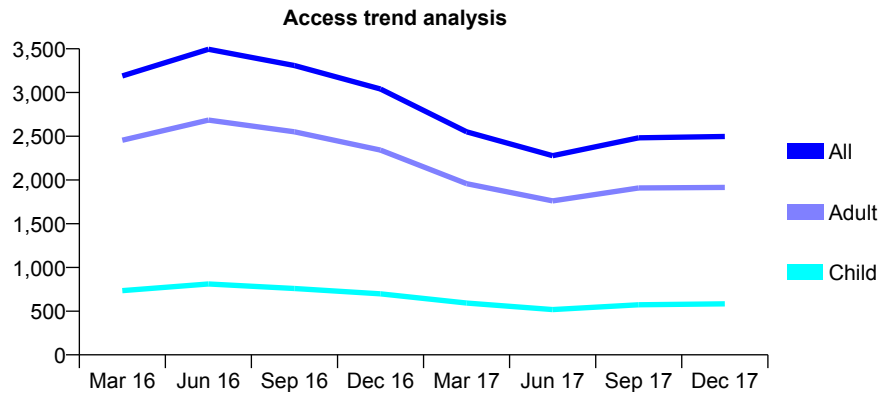
Q68 - Vital Signs At a Glance Contract Report for 359270/0022 - December 2017

Name or company name	MR AF RAI
Contract type name	GDS Contract
Purpose of contract	General
Contract start date	01/02/2013
Contract end date	

17/18 Contracted general activity (UDA)	8,710
Carry forward general activity (UDA)	0
17/18 Contracted orthodontic activity (UOA)	0
Carry forward orthodontic activity (UOA)	0
Baseline contract value	£222,496.13

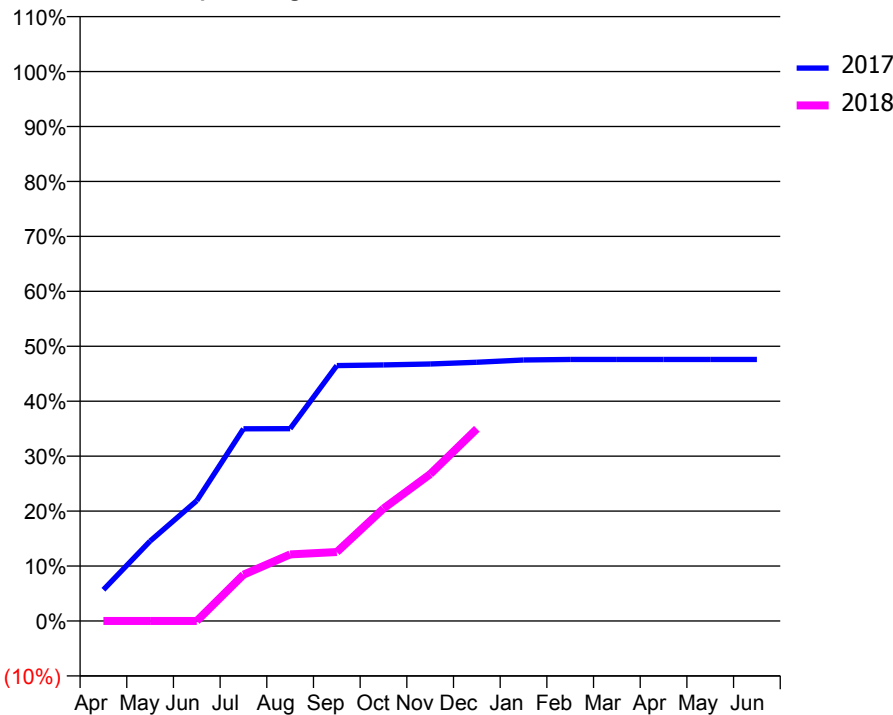
ACCESS*

Patients seen in 24 months	Total	Change since previous quarter
Quarter ending December 2016	3,040	
Quarter ending March 2017	2,551	↓
Quarter ending June 2017	2,277	↓
Quarter ending September 2017	2,482	↑
Quarter ending December 2017	2,497	→
Variance since December 2016	(17.9%)	↓



ACTIVITY

Cumulative percentage of contracted UDA delivered 2017 & 2018



Month	Adjusted Scheduled Activity (UDA)	
	2017	2018
April	341	0
May	873	0
June	1,313	0
July	2,099	734
August	2,100	1,056
September	2,789	1,095
October	2,796	1,782
November	2,807	2,329
December	2,826	3,047
January	2,850	
February	2,856	
March	2,856	
April	2,856	
May	2,856	
June	2,856	

QUALITY

	Quantity	Base Number	Contract	AT	Region	England
% of FP17s for the same patient ID Re-attending within 3 months - Children	40	941	4.3%	9.5%	11.5%	12.0%
% of FP17s for the same patient ID Re-attending within 3 months - Adults	360	2,839	12.7%	15.0%	15.8%	15.9%
% of FP17s for the same patient ID Re-attending between 3 & 9 months - Children	517	941	54.9%	59.4%	60.5%	58.0%
% of FP17s for the same patient ID Re-attending between 3 & 9 months - Adults	1,273	2,839	44.8%	51.1%	51.8%	50.5%
% of FP17s for Band 1 Urgent Courses	159	1,865	8.5%	9.6%	9.5%	9.0%
% of FP17s Relating to Free Repair or Replacements	11	1,865	0.6%	0.6%	0.7%	0.8%
% of FP17s Relating to Continuations	37	1,865	2.0%	0.9%	1.0%	1.1%
% of Patients satisfied with the dentistry they have received	1	1	N/A	91.2%	92.1%	91.5%
% of Patients satisfied with the time they had to wait for an appointment	1	1	N/A	88.7%	88.3%	87.9%

* This is based on patients treated on this contract for their most recent course of treatment. Figures in italics indicate the base number of FP17s or Patient Questionnaire responses are less than 100. N/A is shown where the base number of responses is less than 10 during the period. % is calculated as Quantity/Base number*100

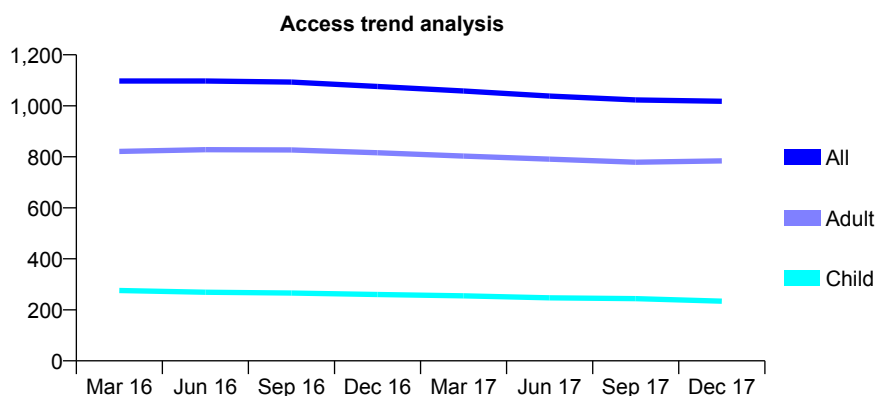
Q68 - Vital Signs At a Glance Contract Report for 359408/0001 - December 2017

Name or company name	MR KP PATEL
Contract type name	GDS Contract
Purpose of contract	General
Contract start date	01/04/2006
Contract end date	

17/18 Contracted general activity (UDA)	4,579
Carry forward general activity (UDA)	0
17/18 Contracted orthodontic activity (UOA)	0
Carry forward orthodontic activity (UOA)	0
Baseline contract value	£116,869.41

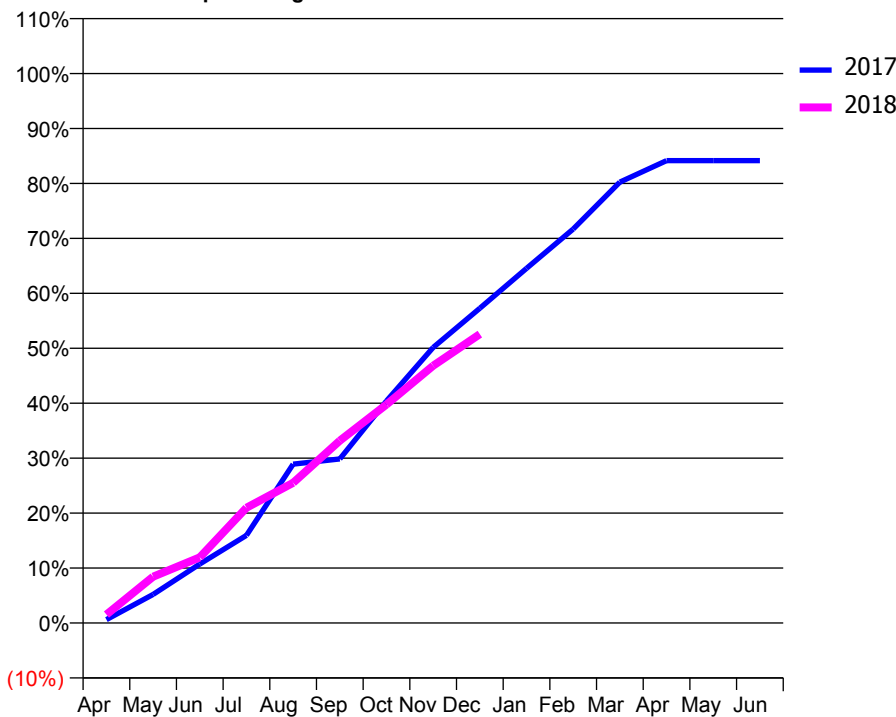
ACCESS*

Patients seen in 24 months	Total	Change since previous quarter
Quarter ending December 2016	1,076	
Quarter ending March 2017	1,058	↓
Quarter ending June 2017	1,038	↓
Quarter ending September 2017	1,023	↓
Quarter ending December 2017	1,018	→
Variance since December 2016	(5.4%)	↓



ACTIVITY

Cumulative percentage of contracted UDA delivered 2017 & 2018



Month	Adjusted Scheduled Activity (UDA)	
	2017	2018
April	28	71
May	238	386
June	492	547
July	731	961
August	1,324	1,168
September	1,368	1,520
October	1,851	1,821
November	2,296	2,144
December	2,622	2,408
January	2,955	
February	3,283	
March	3,675	
April	3,853	
May	3,853	
June	3,853	

QUALITY

	Quantity	Base Number	Contract	AT	Region	England
% of FP17s for the same patient ID Re-attending within 3 months - Children	26	319	8.2%	9.5%	11.5%	12.0%
% of FP17s for the same patient ID Re-attending within 3 months - Adults	183	1,081	16.9%	15.0%	15.8%	15.9%
% of FP17s for the same patient ID Re-attending between 3 & 9 months - Children	228	319	71.5%	59.4%	60.5%	58.0%
% of FP17s for the same patient ID Re-attending between 3 & 9 months - Adults	770	1,081	71.2%	51.1%	51.8%	50.5%
% of FP17s for Band 1 Urgent Courses	43	1,337	3.2%	9.6%	9.5%	9.0%
% of FP17s Relating to Free Repair or Replacements	21	1,337	1.6%	0.6%	0.7%	0.8%
% of FP17s Relating to Continuations	27	1,337	2.0%	0.9%	1.0%	1.1%
% of Patients satisfied with the dentistry they have received	4	4	N/A	91.2%	92.1%	91.5%
% of Patients satisfied with the time they had to wait for an appointment	4	4	N/A	88.7%	88.3%	87.9%

* This is based on patients treated on this contract for their most recent course of treatment. Figures in italics indicate the base number of FP17s or Patient Questionnaire responses are less than 100. N/A is shown where the base number of responses is less than 10 during the period. % is calculated as Quantity/Base number*100

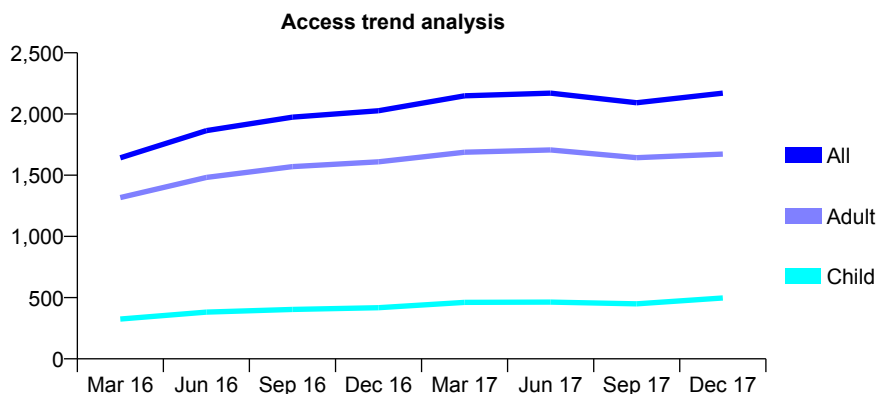
Q68 - Vital Signs At a Glance Contract Report for 363863/0001 - December 2017

Name or company name	MR G BILLIS
Contract type name	GDS Contract
Purpose of contract	General
Contract start date	01/07/2015
Contract end date	

17/18 Contracted general activity (UDA)	6,000
Carry forward general activity (UDA)	12
17/18 Contracted orthodontic activity (UOA)	0
Carry forward orthodontic activity (UOA)	0
Baseline contract value	£147,037.86

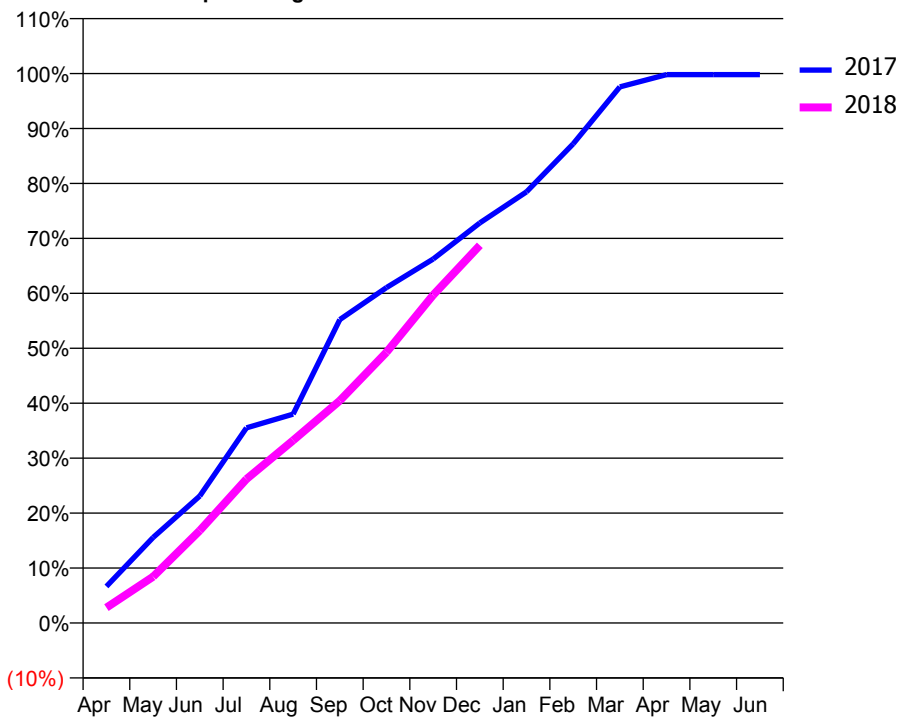
ACCESS*

Patients seen in 24 months	Total	Change since previous quarter
Quarter ending December 2016	2,027	
Quarter ending March 2017	2,149	↑
Quarter ending June 2017	2,170	→
Quarter ending September 2017	2,092	↓
Quarter ending December 2017	2,170	↑
Variance since December 2016	7.1%	↑



ACTIVITY

Cumulative percentage of contracted UDA delivered 2017 & 2018



Month	Adjusted Scheduled Activity (UDA)	
	2017	2018
April	400	168
May	934	506
June	1,387	1,010
July	2,131	1,572
August	2,281	1,994
September	3,314	2,427
October	3,662	2,956
November	3,974	3,580
December	4,369	4,125
January	4,708	
February	5,232	
March	5,854	
April	5,987	
May	5,987	
June	5,987	

QUALITY

	Quantity	Base Number	Contract	AT	Region	England
% of FP17s for the same patient ID Re-attending within 3 months - Children	19	518	3.7%	9.5%	11.5%	12.0%
% of FP17s for the same patient ID Re-attending within 3 months - Adults	195	1,684	11.6%	15.0%	15.8%	15.9%
% of FP17s for the same patient ID Re-attending between 3 & 9 months - Children	308	518	59.5%	59.4%	60.5%	58.0%
% of FP17s for the same patient ID Re-attending between 3 & 9 months - Adults	928	1,684	55.1%	51.1%	51.8%	50.5%
% of FP17s for Band 1 Urgent Courses	199	2,160	9.2%	9.6%	9.5%	9.0%
% of FP17s Relating to Free Repair or Replacements	9	2,160	0.4%	0.6%	0.7%	0.8%
% of FP17s Relating to Continuations	4	2,160	0.2%	0.9%	1.0%	1.1%
% of Patients satisfied with the dentistry they have received	4	4	N/A	91.2%	92.1%	91.5%
% of Patients satisfied with the time they had to wait for an appointment	2	4	N/A	88.7%	88.3%	87.9%

* This is based on patients treated on this contract for their most recent course of treatment. Figures in italics indicate the base number of FP17s or Patient Questionnaire responses are less than 100. N/A is shown where the base number of responses is less than 10 during the period. % is calculated as Quantity/Base number*100

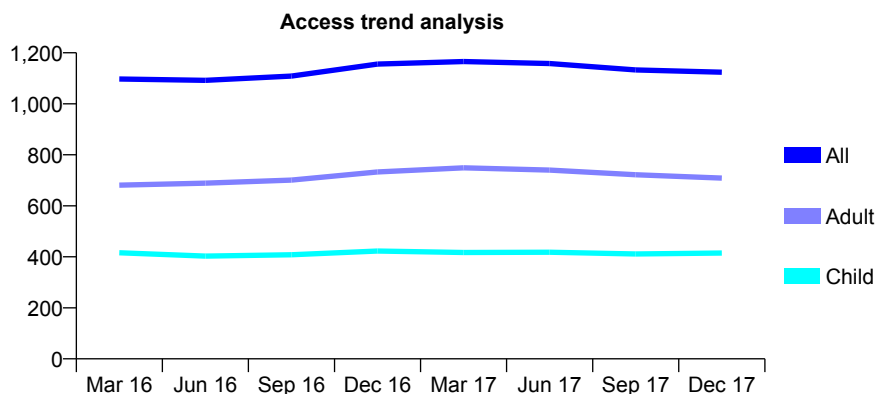
Q68 - Vital Signs At a Glance Contract Report for 368156/0001 - December 2017

Name or company name	MRS N SRINIVASAN
Contract type name	GDS Contract
Purpose of contract	General
Contract start date	01/07/2011
Contract end date	

17/18 Contracted general activity (UDA)	2,265
Carry forward general activity (UDA)	-46
17/18 Contracted orthodontic activity (UOA)	0
Carry forward orthodontic activity (UOA)	0
Baseline contract value	£56,436.73

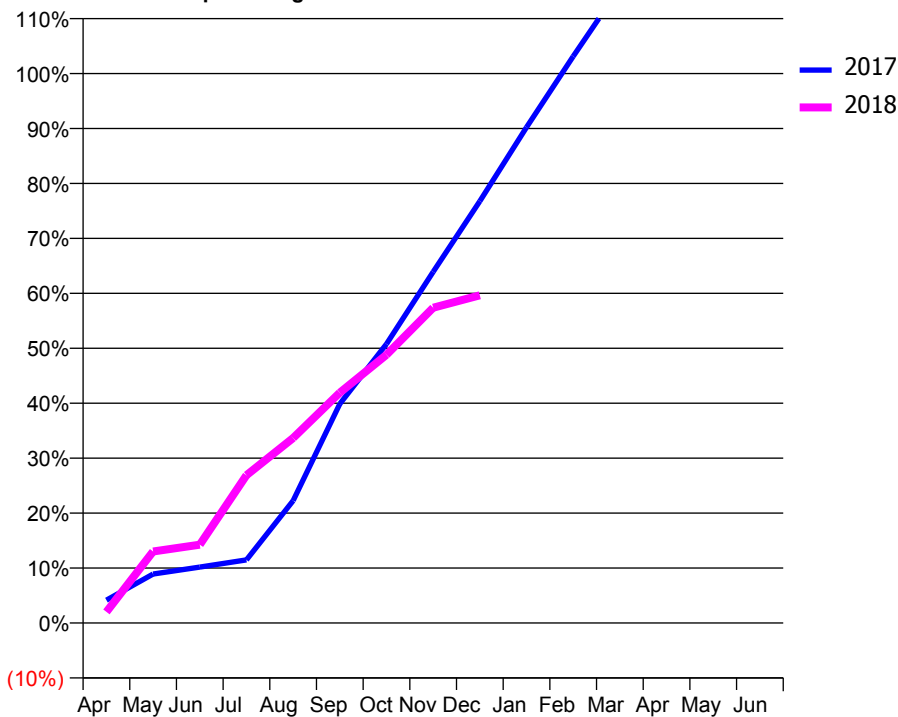
ACCESS*

Patients seen in 24 months	Total	Change since previous quarter
Quarter ending December 2016	1,156	
Quarter ending March 2017	1,166	→
Quarter ending June 2017	1,158	→
Quarter ending September 2017	1,133	↓
Quarter ending December 2017	1,124	→
Variance since December 2016	(2.8%)	↓



ACTIVITY

Cumulative percentage of contracted UDA delivered 2017 & 2018



Month	Adjusted Scheduled Activity (UDA)	
	2017	2018
April	94	46
May	202	295
June	230	323
July	260	609
August	504	763
September	903	950
October	1,150	1,105
November	1,448	1,300
December	1,739	1,351
January	2,043	
February	2,336	
March	2,618	
April	2,649	
May	2,653	
June	2,654	

QUALITY

	Quantity	Base Number	Contract	AT	Region	England
% of FP17s for the same patient ID Re-attending within 3 months - Children	19	382	5.0%	9.5%	11.5%	12.0%
% of FP17s for the same patient ID Re-attending within 3 months - Adults	61	477	12.8%	15.0%	15.8%	15.9%
% of FP17s for the same patient ID Re-attending between 3 & 9 months - Children	241	382	63.1%	59.4%	60.5%	58.0%
% of FP17s for the same patient ID Re-attending between 3 & 9 months - Adults	269	477	56.4%	51.1%	51.8%	50.5%
% of FP17s for Band 1 Urgent Courses	65	833	7.8%	9.6%	9.5%	9.0%
% of FP17s Relating to Free Repair or Replacements	1	833	0.1%	0.6%	0.7%	0.8%
% of FP17s Relating to Continuations	1	833	0.1%	0.9%	1.0%	1.1%
% of Patients satisfied with the dentistry they have received	1	2	N/A	91.2%	92.1%	91.5%
% of Patients satisfied with the time they had to wait for an appointment	1	2	N/A	88.7%	88.3%	87.9%

* This is based on patients treated on this contract for their most recent course of treatment. Figures in italics indicate the base number of FP17s or Patient Questionnaire responses are less than 100. N/A is shown where the base number of responses is less than 10 during the period. % is calculated as Quantity/Base number*100

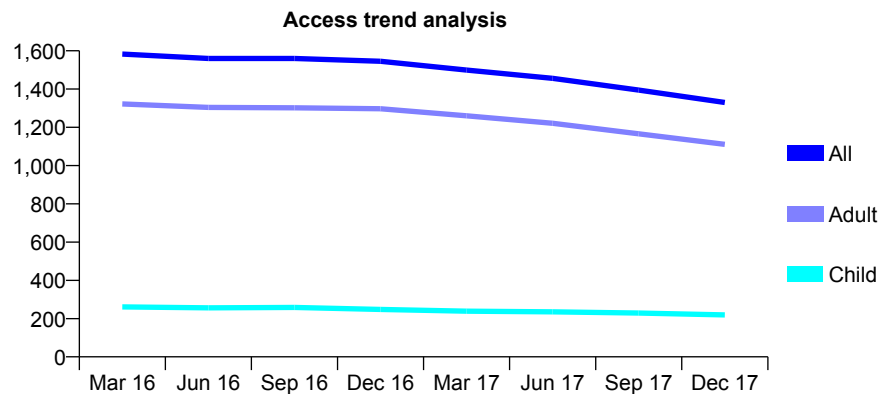
Q68 - Vital Signs At a Glance Contract Report for 389382/0002 - December 2017

Name or company name	MR MB FAHAMI
Contract type name	GDS Contract
Purpose of contract	General
Contract start date	05/07/2006
Contract end date	

17/18 Contracted general activity (UDA)	4,100
Carry forward general activity (UDA)	-82
17/18 Contracted orthodontic activity (UOA)	0
Carry forward orthodontic activity (UOA)	0
Baseline contract value	£142,629.03

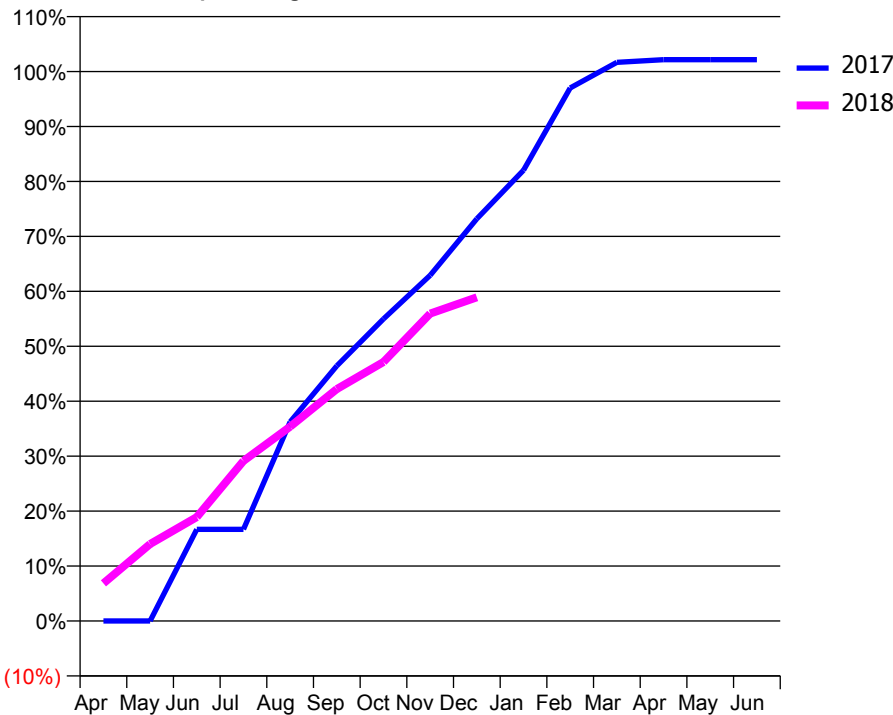
ACCESS*

Patients seen in 24 months	Total	Change since previous quarter
Quarter ending December 2016	1,545	
Quarter ending March 2017	1,499	↓
Quarter ending June 2017	1,456	↓
Quarter ending September 2017	1,395	↓
Quarter ending December 2017	1,330	↓
Variance since December 2016	(13.9%)	↓



ACTIVITY

Cumulative percentage of contracted UDA delivered 2017 & 2018



Month	Adjusted Scheduled Activity (UDA)	
	2017	2018
April	0	281
May	0	575
June	684	775
July	684	1,194
August	1,486	1,451
September	1,904	1,731
October	2,254	1,933
November	2,579	2,294
December	3,001	2,415
January	3,363	
February	3,977	
March	4,168	
April	4,188	
May	4,188	
June	4,188	

QUALITY

	Quantity	Base Number	Contract	AT	Region	England
% of FP17s for the same patient ID Re-attending within 3 months - Children	10	212	4.7%	9.5%	11.5%	12.0%
% of FP17s for the same patient ID Re-attending within 3 months - Adults	146	887	16.5%	15.0%	15.8%	15.9%
% of FP17s for the same patient ID Re-attending between 3 & 9 months - Children	94	212	44.3%	59.4%	60.5%	58.0%
% of FP17s for the same patient ID Re-attending between 3 & 9 months - Adults	370	887	41.7%	51.1%	51.8%	50.5%
% of FP17s for Band 1 Urgent Courses	185	1,084	17.1%	9.6%	9.5%	9.0%
% of FP17s Relating to Free Repair or Replacements	2	1,084	0.2%	0.6%	0.7%	0.8%
% of FP17s Relating to Continuations	0	1,084	0.0%	0.9%	1.0%	1.1%
% of Patients satisfied with the dentistry they have received	1	1	N/A	91.2%	92.1%	91.5%
% of Patients satisfied with the time they had to wait for an appointment	1	1	N/A	88.7%	88.3%	87.9%

* This is based on patients treated on this contract for their most recent course of treatment. Figures in italics indicate the base number of FP17s or Patient Questionnaire responses are less than 100. N/A is shown where the base number of responses is less than 10 during the period. % is calculated as Quantity/Base number*100

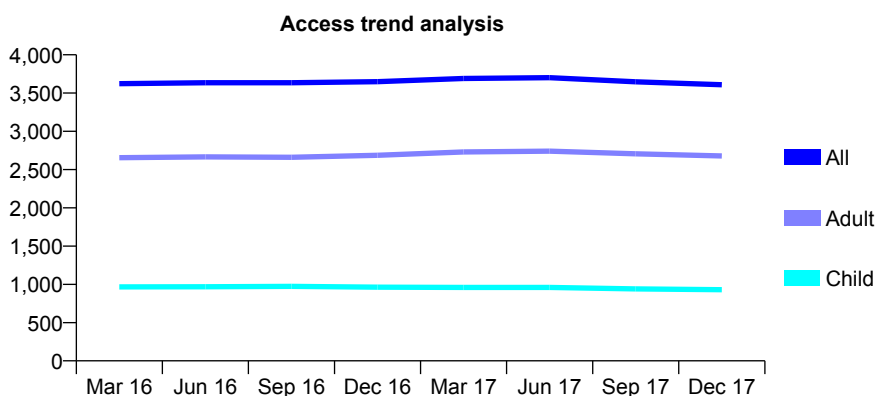
Q68 - Vital Signs At a Glance Contract Report for 396710/0001 - December 2017

Name or company name	Old Mill Dental Surgery
Contract type name	GDS Contract
Purpose of contract	General
Contract start date	01/04/2006
Contract end date	

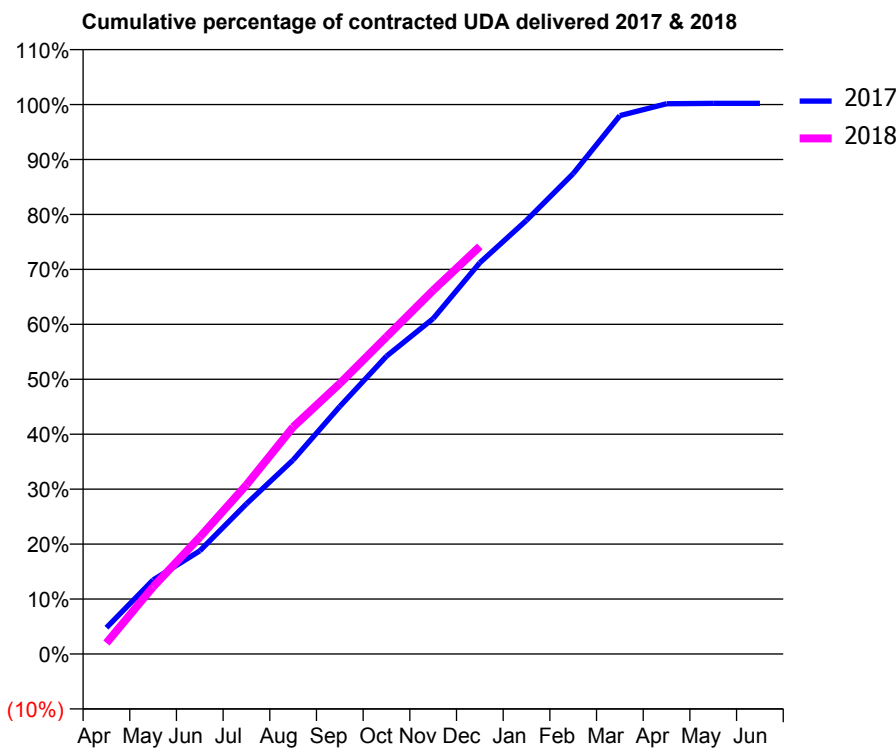
17/18 Contracted general activity (UDA)	8,029
Carry forward general activity (UDA)	-18
17/18 Contracted orthodontic activity (UOA)	0
Carry forward orthodontic activity (UOA)	0
Baseline contract value	£169,330.96

ACCESS*

Patients seen in 24 months	Total	Change since previous quarter
Quarter ending December 2016	3,649	
Quarter ending March 2017	3,691	→
Quarter ending June 2017	3,701	→
Quarter ending September 2017	3,647	↓
Quarter ending December 2017	3,608	↓
Variance since December 2016	(1.1%)	↓



ACTIVITY



Month	Adjusted Scheduled Activity (UDA)	
	2017	2018
April	385	161
May	1,082	981
June	1,507	1,709
July	2,194	2,471
August	2,836	3,317
September	3,617	3,952
October	4,352	4,635
November	4,902	5,314
December	5,718	5,955
January	6,338	
February	7,020	
March	7,866	
April	8,039	
May	8,047	
June	8,047	

QUALITY

	Quantity	Base Number	Contract	AT	Region	England
% of FP17s for the same patient ID Re-attending within 3 months - Children	115	1,088	10.6%	9.5%	11.5%	12.0%
% of FP17s for the same patient ID Re-attending within 3 months - Adults	226	2,425	9.3%	15.0%	15.8%	15.9%
% of FP17s for the same patient ID Re-attending between 3 & 9 months - Children	641	1,088	58.9%	59.4%	60.5%	58.0%
% of FP17s for the same patient ID Re-attending between 3 & 9 months - Adults	1,157	2,425	47.7%	51.1%	51.8%	50.5%
% of FP17s for Band 1 Urgent Courses	229	3,379	6.8%	9.6%	9.5%	9.0%
% of FP17s Relating to Free Repair or Replacements	13	3,379	0.4%	0.6%	0.7%	0.8%
% of FP17s Relating to Continuations	15	3,379	0.4%	0.9%	1.0%	1.1%
% of Patients satisfied with the dentistry they have received	0	0	N/A	91.2%	92.1%	91.5%
% of Patients satisfied with the time they had to wait for an appointment	0	0	N/A	88.7%	88.3%	87.9%

* This is based on patients treated on this contract for their most recent course of treatment. Figures in italics indicate the base number of FP17s or Patient Questionnaire responses are less than 100. N/A is shown where the base number of responses is less than 10 during the period. % is calculated as Quantity/Base number*100

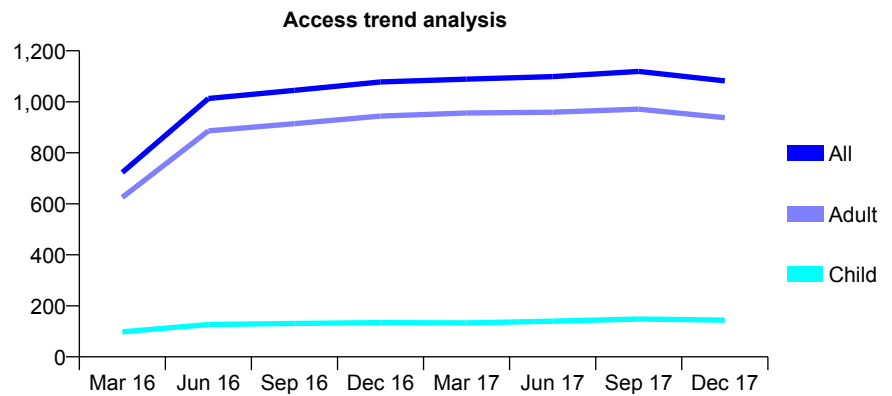
Q68 - Vital Signs At a Glance Contract Report for 398144/0002 - December 2017

Name or company name	MISS DR BECKER
Contract type name	GDS Contract
Purpose of contract	General
Contract start date	01/11/2015
Contract end date	

17/18 Contracted general activity (UDA)	4,156
Carry forward general activity (UDA)	-84
17/18 Contracted orthodontic activity (UOA)	0
Carry forward orthodontic activity (UOA)	0
Baseline contract value	£114,816.49

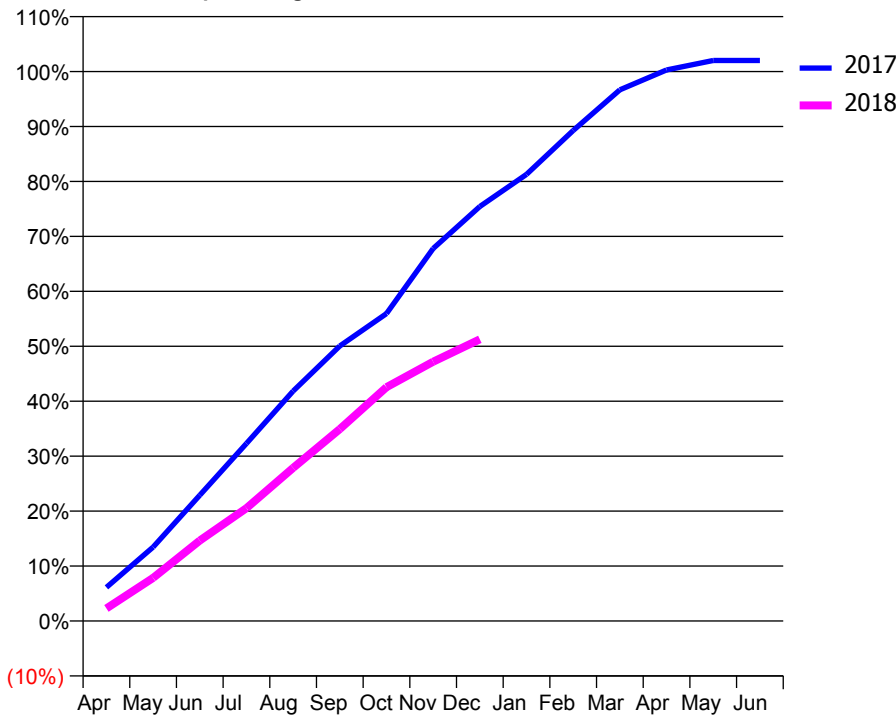
ACCESS*

Patients seen in 24 months	Total	Change since previous quarter
Quarter ending December 2016	1,078	
Quarter ending March 2017	1,089	→
Quarter ending June 2017	1,099	→
Quarter ending September 2017	1,119	→
Quarter ending December 2017	1,082	↓
Variance since December 2016	0.4%	→



ACTIVITY

Cumulative percentage of contracted UDA delivered 2017 & 2018



Month	Adjusted Scheduled Activity (UDA)	
	2017	2018
April	255	95
May	559	326
June	951	609
July	1,343	854
August	1,739	1,158
September	2,080	1,452
October	2,325	1,769
November	2,817	1,961
December	3,135	2,131
January	3,378	
February	3,710	
March	4,017	
April	4,167	
May	4,239	
June	4,239	

QUALITY

	Quantity	Base Number	Contract	AT	Region	England
% of FP17s for the same patient ID Re-attending within 3 months - Children	10	146	6.8%	9.5%	11.5%	12.0%
% of FP17s for the same patient ID Re-attending within 3 months - Adults	120	973	12.3%	15.0%	15.8%	15.9%
% of FP17s for the same patient ID Re-attending between 3 & 9 months - Children	87	146	59.6%	59.4%	60.5%	58.0%
% of FP17s for the same patient ID Re-attending between 3 & 9 months - Adults	695	973	71.4%	51.1%	51.8%	50.5%
% of FP17s for Band 1 Urgent Courses	65	1,068	6.1%	9.6%	9.5%	9.0%
% of FP17s Relating to Free Repair or Replacements	1	1,068	0.1%	0.6%	0.7%	0.8%
% of FP17s Relating to Continuations	0	1,068	0.0%	0.9%	1.0%	1.1%
% of Patients satisfied with the dentistry they have received	4	4	N/A	91.2%	92.1%	91.5%
% of Patients satisfied with the time they had to wait for an appointment	4	4	N/A	88.7%	88.3%	87.9%

* This is based on patients treated on this contract for their most recent course of treatment. Figures in italics indicate the base number of FP17s or Patient Questionnaire responses are less than 100. N/A is shown where the base number of responses is less than 10 during the period. % is calculated as Quantity/Base number*100

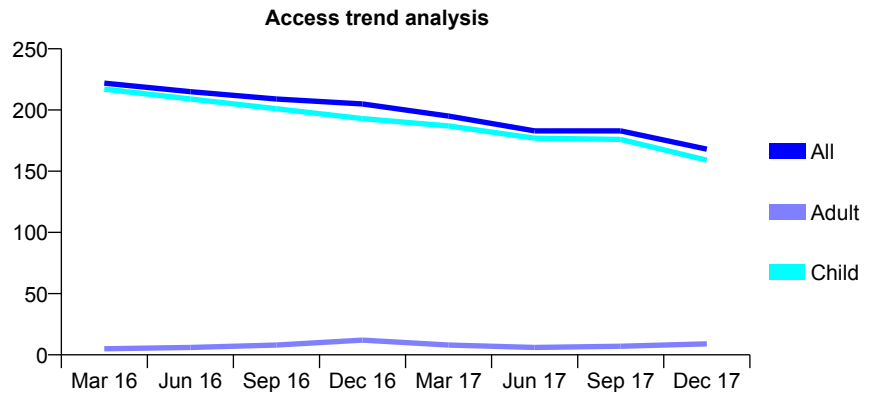
Q68 - Vital Signs At a Glance Contract Report for 557056/0002 - December 2017

Name or company name	MR S URDANG
Contract type name	GDS Contract
Purpose of contract	General
Contract start date	02/07/2008
Contract end date	

17/18 Contracted general activity (UDA)	200
Carry forward general activity (UDA)	0
17/18 Contracted orthodontic activity (UOA)	0
Carry forward orthodontic activity (UOA)	0
Baseline contract value	£4,559.02

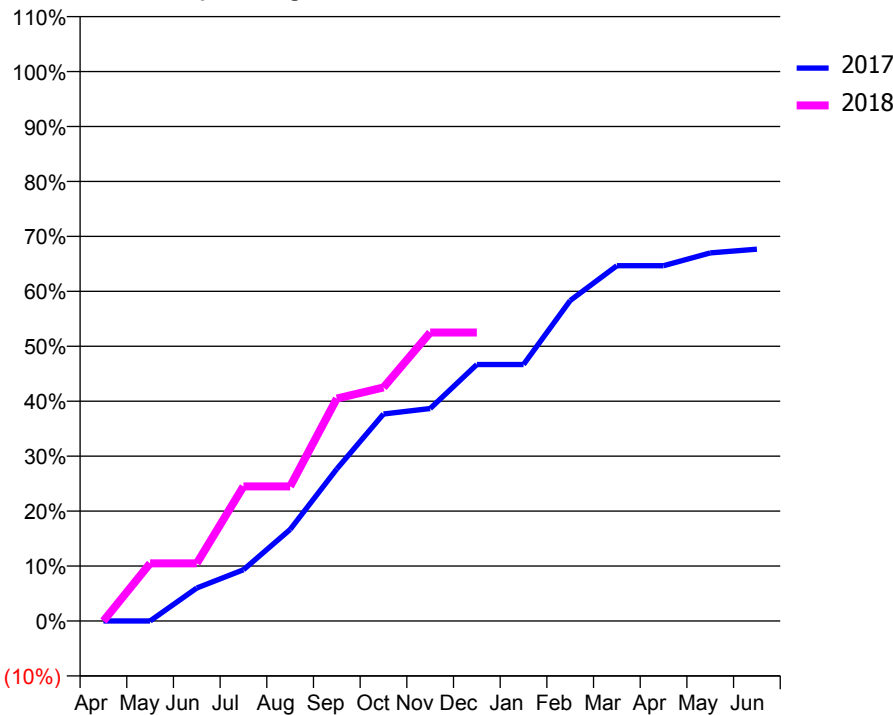
ACCESS*

Patients seen in 24 months	Total	Change since previous quarter
Quarter ending December 2016	205	
Quarter ending March 2017	195	↓
Quarter ending June 2017	183	↓
Quarter ending September 2017	183	→
Quarter ending December 2017	168	↓
Variance since December 2016	(18.0%)	↓



ACTIVITY

Cumulative percentage of contracted UDA delivered 2017 & 2018



Month	Adjusted Scheduled Activity (UDA)	
	2017	2018
April	0	0
May	0	21
June	18	21
July	28	49
August	50	49
September	83	81
October	113	85
November	116	105
December	140	105
January	140	
February	175	
March	194	
April	194	
May	201	
June	203	

QUALITY

	Quantity	Base Number	Contract	AT	Region	England
% of FP17s for the same patient ID Re-attending within 3 months - Children	0	115	0.0%	9.5%	11.5%	12.0%
% of FP17s for the same patient ID Re-attending within 3 months - Adults	0	0	N/A	15.0%	15.8%	15.9%
% of FP17s for the same patient ID Re-attending between 3 & 9 months - Children	58	115	50.4%	59.4%	60.5%	58.0%
% of FP17s for the same patient ID Re-attending between 3 & 9 months - Adults	0	0	N/A	51.1%	51.8%	50.5%
% of FP17s for Band 1 Urgent Courses	0	104	0.0%	9.6%	9.5%	9.0%
% of FP17s Relating to Free Repair or Replacements	0	104	0.0%	0.6%	0.7%	0.8%
% of FP17s Relating to Continuations	0	104	0.0%	0.9%	1.0%	1.1%
% of Patients satisfied with the dentistry they have received	0	0	N/A	91.2%	92.1%	91.5%
% of Patients satisfied with the time they had to wait for an appointment	0	0	N/A	88.7%	88.3%	87.9%

* This is based on patients treated on this contract for their most recent course of treatment. Figures in italics indicate the base number of FP17s or Patient Questionnaire responses are less than 100. N/A is shown where the base number of responses is less than 10 during the period. % is calculated as Quantity/Base number*100

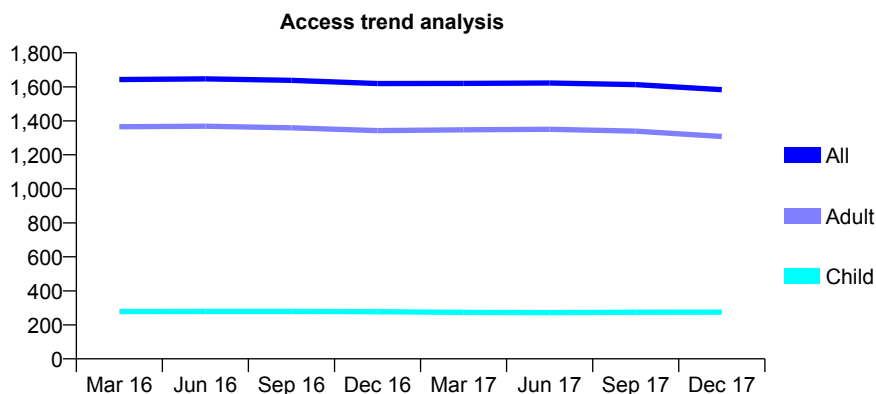
Q68 - Vital Signs At a Glance Contract Report for 558222/0005 - December 2017

Name or company name	MR NJ VAID
Contract type name	GDS Contract
Purpose of contract	General
Contract start date	01/04/2011
Contract end date	

17/18 Contracted general activity (UDA)	5,235
Carry forward general activity (UDA)	0
17/18 Contracted orthodontic activity (UOA)	0
Carry forward orthodontic activity (UOA)	0
Baseline contract value	£123,149.22

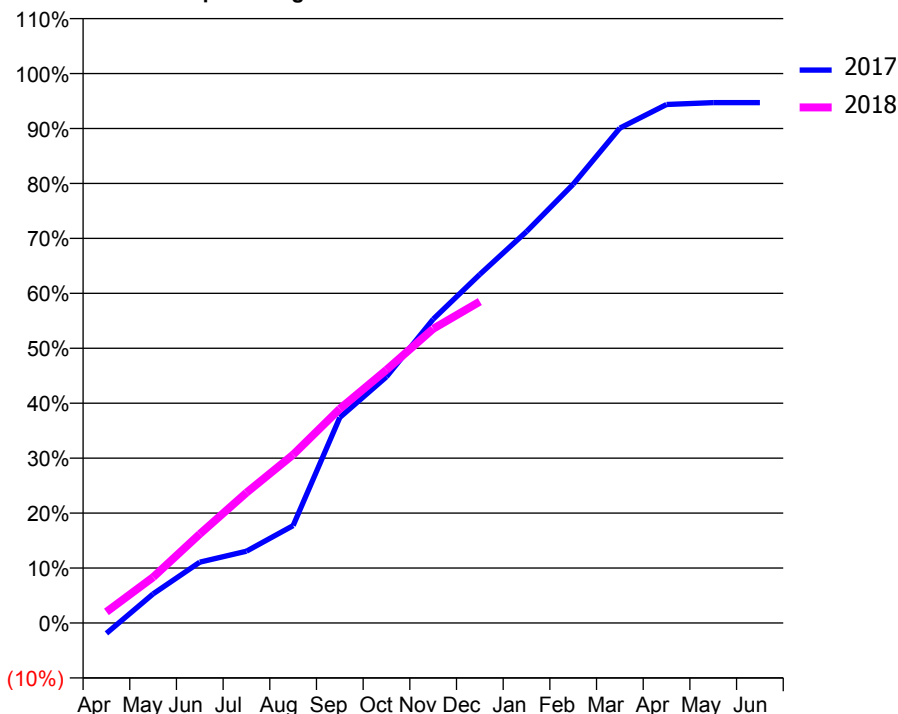
ACCESS*

Patients seen in 24 months	Total	Change since previous quarter
Quarter ending December 2016	1,619	
Quarter ending March 2017	1,620	→
Quarter ending June 2017	1,622	→
Quarter ending September 2017	1,613	→
Quarter ending December 2017	1,583	↓
Variance since December 2016	(2.2%)	↓



ACTIVITY

Cumulative percentage of contracted UDA delivered 2017 & 2018



Month	Adjusted Scheduled Activity (UDA)	
	2017	2018
April	-100	106
May	278	437
June	580	849
July	684	1,242
August	928	1,604
September	1,958	2,040
October	2,345	2,412
November	2,895	2,803
December	3,321	3,063
January	3,729	
February	4,181	
March	4,716	
April	4,940	
May	4,957	
June	4,957	

QUALITY

	Quantity	Base Number	Contract	AT	Region	England
% of FP17s for the same patient ID Re-attending within 3 months - Children	13	270	4.8%	9.5%	11.5%	12.0%
% of FP17s for the same patient ID Re-attending within 3 months - Adults	289	1,541	18.8%	15.0%	15.8%	15.9%
% of FP17s for the same patient ID Re-attending between 3 & 9 months - Children	181	270	67.0%	59.4%	60.5%	58.0%
% of FP17s for the same patient ID Re-attending between 3 & 9 months - Adults	961	1,541	62.4%	51.1%	51.8%	50.5%
% of FP17s for Band 1 Urgent Courses	196	1,698	11.5%	9.6%	9.5%	9.0%
% of FP17s Relating to Free Repair or Replacements	15	1,698	0.9%	0.6%	0.7%	0.8%
% of FP17s Relating to Continuations	54	1,698	3.2%	0.9%	1.0%	1.1%
% of Patients satisfied with the dentistry they have received	8	8	N/A	91.2%	92.1%	91.5%
% of Patients satisfied with the time they had to wait for an appointment	8	8	N/A	88.7%	88.3%	87.9%

* This is based on patients treated on this contract for their most recent course of treatment. Figures in italics indicate the base number of FP17s or Patient Questionnaire responses are less than 100. N/A is shown where the base number of responses is less than 10 during the period. % is calculated as Quantity/Base number*100

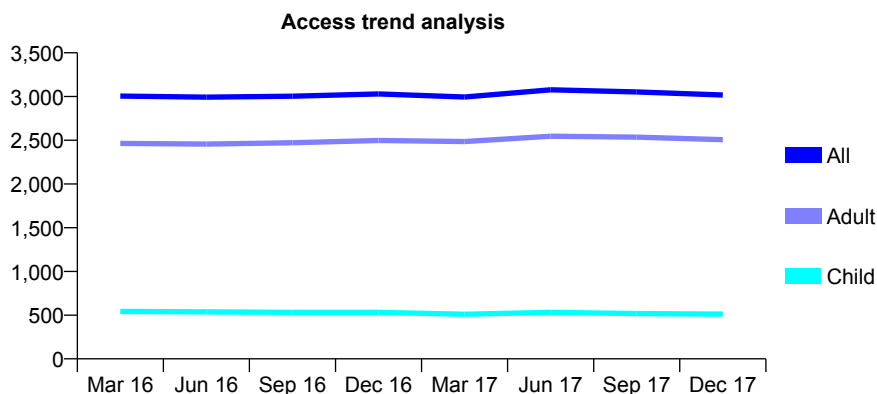
Q68 - Vital Signs At a Glance Contract Report for 558222/0006 - December 2017

Name or company name	MR NJ VAID
Contract type name	GDS Contract
Purpose of contract	General
Contract start date	01/04/2011
Contract end date	

17/18 Contracted general activity (UDA)	8,003
Carry forward general activity (UDA)	0
17/18 Contracted orthodontic activity (UOA)	0
Carry forward orthodontic activity (UOA)	0
Baseline contract value	£204,428.42

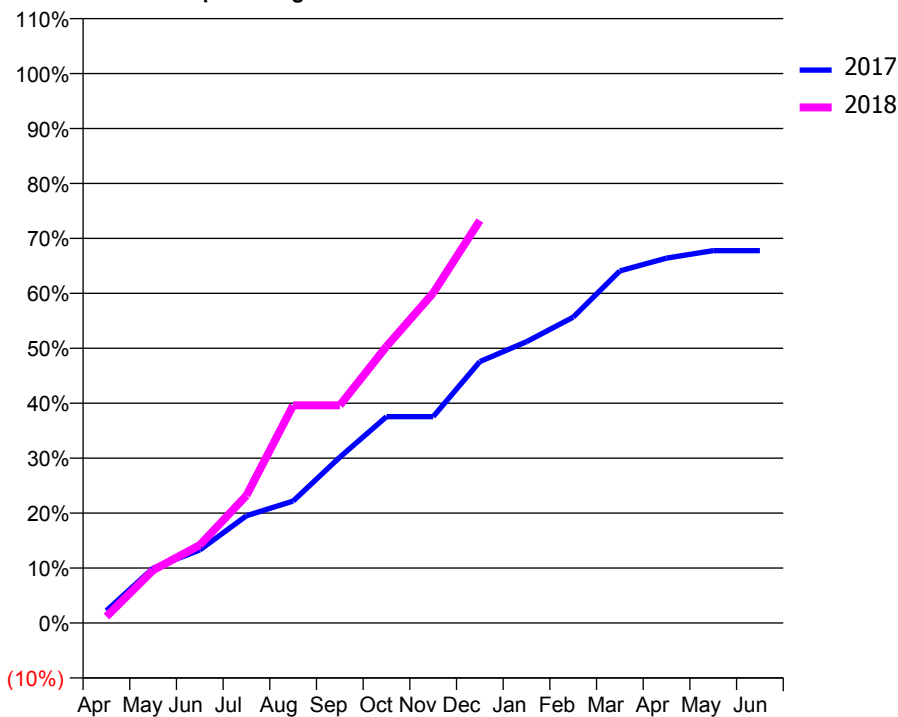
ACCESS*

Patients seen in 24 months	Total	Change since previous quarter
Quarter ending December 2016	3,030	
Quarter ending March 2017	2,995	↓
Quarter ending June 2017	3,077	↑
Quarter ending September 2017	3,052	→
Quarter ending December 2017	3,018	↓
Variance since December 2016	(0.4%)	→



ACTIVITY

Cumulative percentage of contracted UDA delivered 2017 & 2018



Month	Adjusted Scheduled Activity (UDA)	
	2017	2018
April	238	94
May	1,058	770
June	1,409	1,135
July	2,071	1,858
August	2,354	3,171
September	3,201	3,171
October	3,981	4,028
November	3,981	4,806
December	5,044	5,862
January	5,428	
February	5,902	
March	6,794	
April	7,042	
May	7,185	
June	7,184	

QUALITY

	Quantity	Base Number	Contract	AT	Region	England
% of FP17s for the same patient ID Re-attending within 3 months - Children	36	580	6.2%	9.5%	11.5%	12.0%
% of FP17s for the same patient ID Re-attending within 3 months - Adults	386	2,811	13.7%	15.0%	15.8%	15.9%
% of FP17s for the same patient ID Re-attending between 3 & 9 months - Children	396	580	68.3%	59.4%	60.5%	58.0%
% of FP17s for the same patient ID Re-attending between 3 & 9 months - Adults	1,631	2,811	58.0%	51.1%	51.8%	50.5%
% of FP17s for Band 1 Urgent Courses	335	2,913	11.5%	9.6%	9.5%	9.0%
% of FP17s Relating to Free Repair or Replacements	43	2,913	1.5%	0.6%	0.7%	0.8%
% of FP17s Relating to Continuations	6	2,913	0.2%	0.9%	1.0%	1.1%
% of Patients satisfied with the dentistry they have received	2	2	N/A	91.2%	92.1%	91.5%
% of Patients satisfied with the time they had to wait for an appointment	1	2	N/A	88.7%	88.3%	87.9%

* This is based on patients treated on this contract for their most recent course of treatment. Figures in italics indicate the base number of FP17s or Patient Questionnaire responses are less than 100. N/A is shown where the base number of responses is less than 10 during the period. % is calculated as Quantity/Base number*100

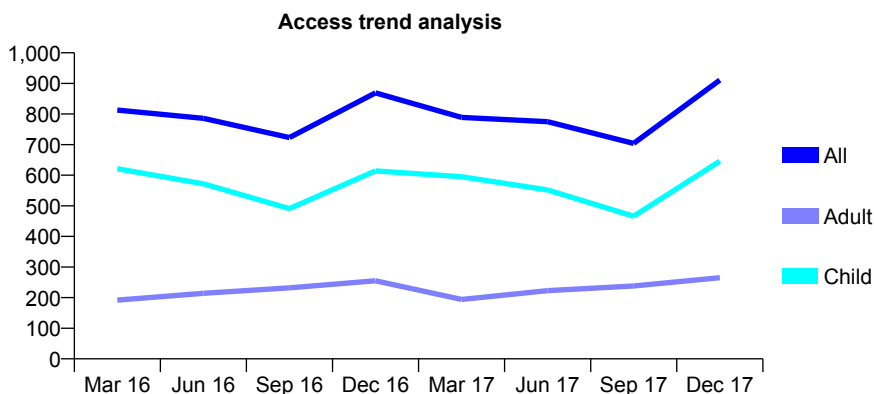
Q68 - Vital Signs At a Glance Contract Report for 558745/0004 - December 2017

Name or company name	MR VH WIFFEN
Contract type name	GDS Contract
Purpose of contract	General
Contract start date	01/06/2010
Contract end date	

17/18 Contracted general activity (UDA)	1,532
Carry forward general activity (UDA)	-31
17/18 Contracted orthodontic activity (UOA)	0
Carry forward orthodontic activity (UOA)	0
Baseline contract value	£43,981.87

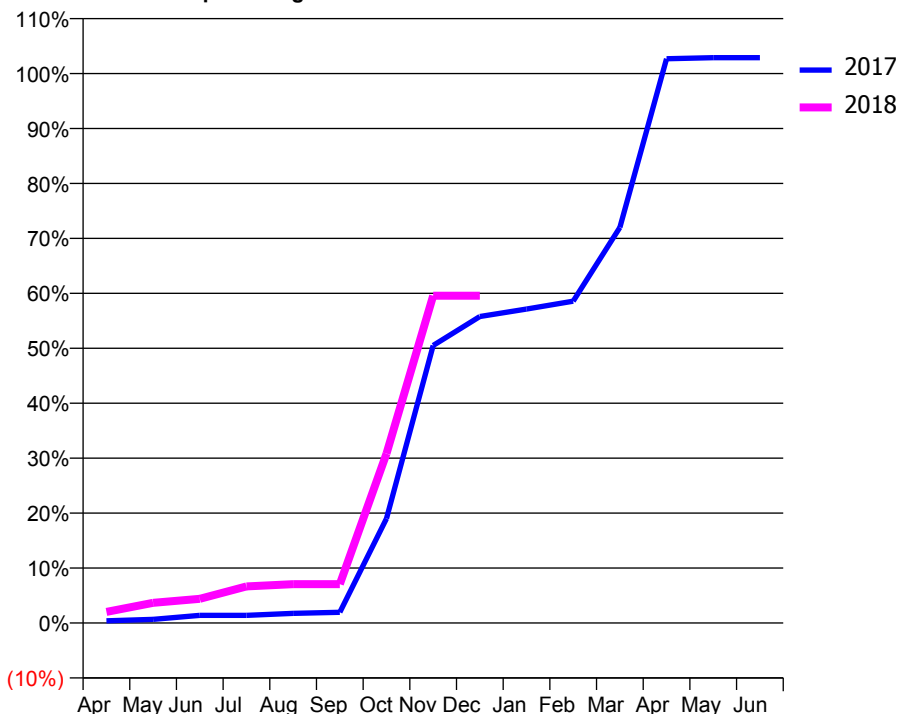
ACCESS*

Patients seen in 24 months	Total	Change since previous quarter
Quarter ending December 2016	869	
Quarter ending March 2017	789	↓
Quarter ending June 2017	775	↓
Quarter ending September 2017	704	↓
Quarter ending December 2017	911	↑
Variance since December 2016	4.8%	↑



ACTIVITY

Cumulative percentage of contracted UDA delivered 2017 & 2018



Month	Adjusted Scheduled Activity (UDA)	
	2017	2018
April	6	31
May	10	56
June	21	67
July	21	102
August	27	108
September	30	108
October	291	472
November	774	912
December	855	912
January	875	
February	897	
March	1,103	
April	1,573	
May	1,576	
June	1,576	

QUALITY

	Quantity	Base Number	Contract	AT	Region	England
% of FP17s for the same patient ID Re-attending within 3 months - Children	17	855	2.0%	9.5%	11.5%	12.0%
% of FP17s for the same patient ID Re-attending within 3 months - Adults	1	70	1.4%	15.0%	15.8%	15.9%
% of FP17s for the same patient ID Re-attending between 3 & 9 months - Children	505	855	59.1%	59.4%	60.5%	58.0%
% of FP17s for the same patient ID Re-attending between 3 & 9 months - Adults	53	70	75.7%	51.1%	51.8%	50.5%
% of FP17s for Band 1 Urgent Courses	8	590	1.4%	9.6%	9.5%	9.0%
% of FP17s Relating to Free Repair or Replacements	0	590	0.0%	0.6%	0.7%	0.8%
% of FP17s Relating to Continuations	0	590	0.0%	0.9%	1.0%	1.1%
% of Patients satisfied with the dentistry they have received	0	0	N/A	91.2%	92.1%	91.5%
% of Patients satisfied with the time they had to wait for an appointment	0	0	N/A	88.7%	88.3%	87.9%

* This is based on patients treated on this contract for their most recent course of treatment. Figures in italics indicate the base number of FP17s or Patient Questionnaire responses are less than 100. N/A is shown where the base number of responses is less than 10 during the period. % is calculated as Quantity/Base number*100

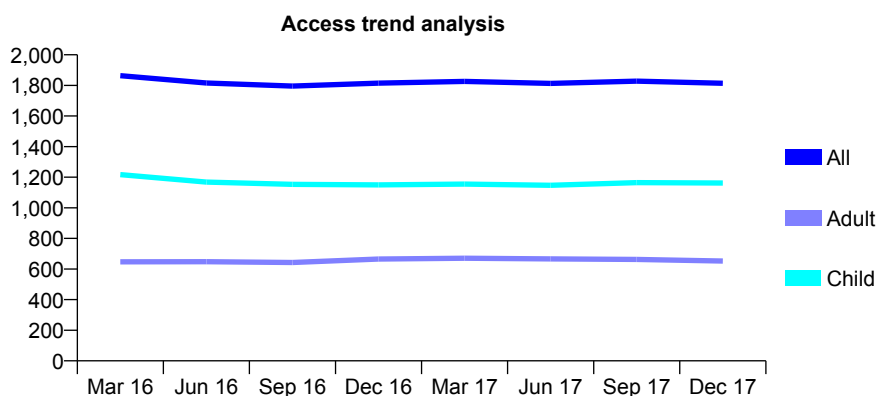
Q68 - Vital Signs At a Glance Contract Report for 565113/0001 - December 2017

Name or company name	MR MA PARKER
Contract type name	GDS Contract
Purpose of contract	General
Contract start date	01/04/2006
Contract end date	

17/18 Contracted general activity (UDA)	3,272
Carry forward general activity (UDA)	-50
17/18 Contracted orthodontic activity (UOA)	0
Carry forward orthodontic activity (UOA)	0
Baseline contract value	£73,539.28

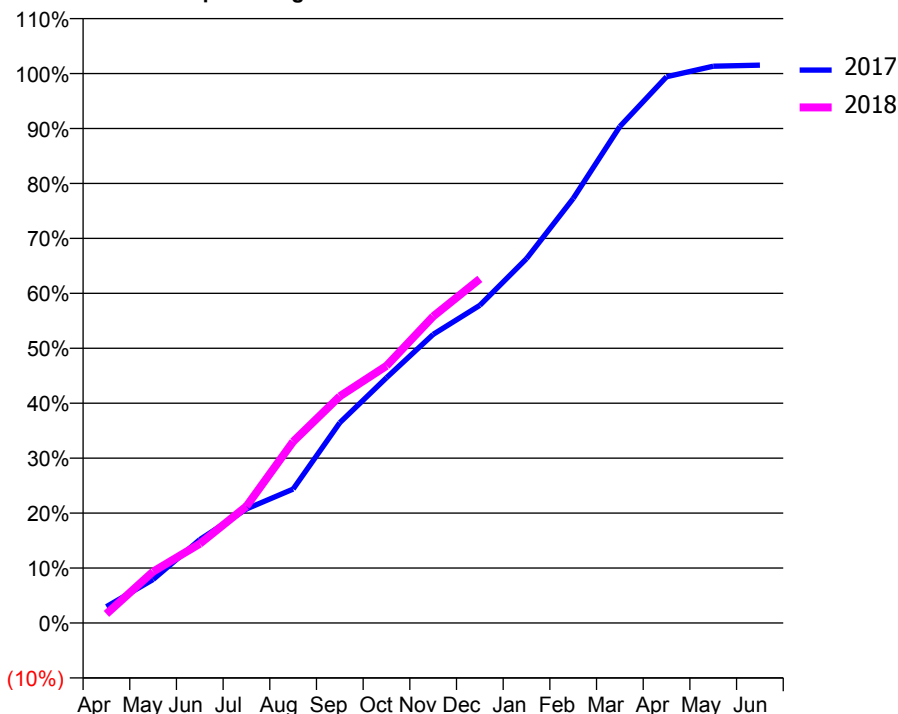
ACCESS*

Patients seen in 24 months	Total	Change since previous quarter
Quarter ending December 2016	1,815	
Quarter ending March 2017	1,826	→
Quarter ending June 2017	1,813	→
Quarter ending September 2017	1,828	→
Quarter ending December 2017	1,814	→
Variance since December 2016	(0.1%)	→



ACTIVITY

Cumulative percentage of contracted UDA delivered 2017 & 2018



Month	Adjusted Scheduled Activity (UDA)	
	2017	2018
April	97	54
May	259	306
June	497	472
July	679	695
August	798	1,081
September	1,193	1,350
October	1,460	1,531
November	1,719	1,826
December	1,892	2,049
January	2,170	
February	2,528	
March	2,957	
April	3,253	
May	3,316	
June	3,322	

QUALITY

	Quantity	Base Number	Contract	AT	Region	England
% of FP17s for the same patient ID Re-attending within 3 months - Children	67	1,133	5.9%	9.5%	11.5%	12.0%
% of FP17s for the same patient ID Re-attending within 3 months - Adults	13	334	3.9%	15.0%	15.8%	15.9%
% of FP17s for the same patient ID Re-attending between 3 & 9 months - Children	605	1,133	53.4%	59.4%	60.5%	58.0%
% of FP17s for the same patient ID Re-attending between 3 & 9 months - Adults	107	334	32.0%	51.1%	51.8%	50.5%
% of FP17s for Band 1 Urgent Courses	52	1,278	4.1%	9.6%	9.5%	9.0%
% of FP17s Relating to Free Repair or Replacements	9	1,278	0.7%	0.6%	0.7%	0.8%
% of FP17s Relating to Continuations	0	1,278	0.0%	0.9%	1.0%	1.1%
% of Patients satisfied with the dentistry they have received	2	2	N/A	91.2%	92.1%	91.5%
% of Patients satisfied with the time they had to wait for an appointment	1	2	N/A	88.7%	88.3%	87.9%

* This is based on patients treated on this contract for their most recent course of treatment. Figures in italics indicate the base number of FP17s or Patient Questionnaire responses are less than 100. N/A is shown where the base number of responses is less than 10 during the period. % is calculated as Quantity/Base number*100

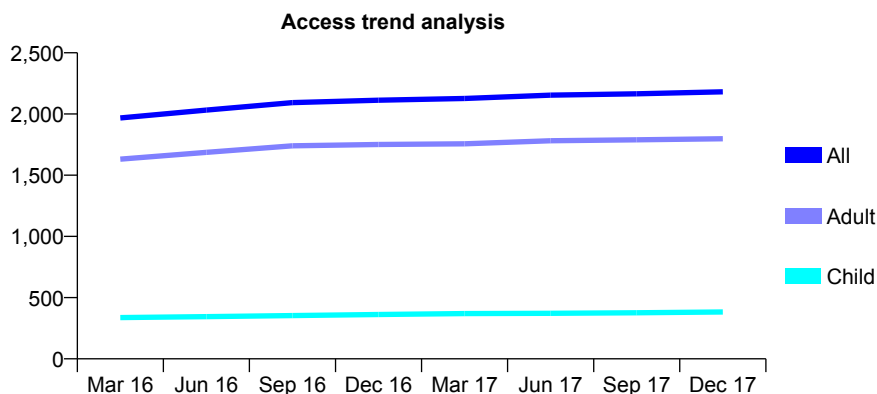
Q68 - Vital Signs At a Glance Contract Report for 567612/0001 - December 2017

Name or company name	MR AM SINGER
Contract type name	GDS Contract
Purpose of contract	General
Contract start date	01/04/2006
Contract end date	

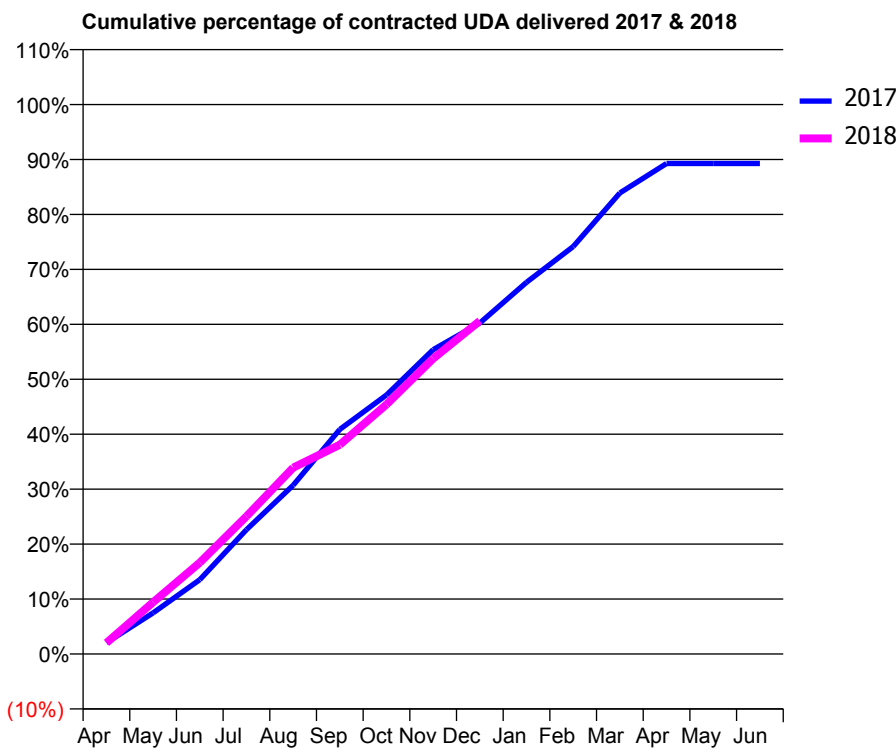
17/18 Contracted general activity (UDA)	7,509
Carry forward general activity (UDA)	0
17/18 Contracted orthodontic activity (UOA)	0
Carry forward orthodontic activity (UOA)	0
Baseline contract value	£171,749.03

ACCESS*

Patients seen in 24 months	Total	Change since previous quarter
Quarter ending December 2016	2,113	
Quarter ending March 2017	2,127	→
Quarter ending June 2017	2,154	→
Quarter ending September 2017	2,165	→
Quarter ending December 2017	2,181	→
Variance since December 2016	3.2%	↑



ACTIVITY



Month	Adjusted Scheduled Activity (UDA)	
	2017	2018
April	154	152
May	562	708
June	1,016	1,249
July	1,699	1,881
August	2,306	2,546
September	3,069	2,859
October	3,539	3,410
November	4,159	4,038
December	4,523	4,552
January	5,079	
February	5,568	
March	6,299	
April	6,702	
May	6,702	
June	6,702	

QUALITY

	Quantity	Base Number	Contract	AT	Region	England
% of FP17s for the same patient ID Re-attending within 3 months - Children	16	356	4.5%	9.5%	11.5%	12.0%
% of FP17s for the same patient ID Re-attending within 3 months - Adults	318	2,026	15.7%	15.0%	15.8%	15.9%
% of FP17s for the same patient ID Re-attending between 3 & 9 months - Children	107	356	30.1%	59.4%	60.5%	58.0%
% of FP17s for the same patient ID Re-attending between 3 & 9 months - Adults	833	2,026	41.1%	51.1%	51.8%	50.5%
% of FP17s for Band 1 Urgent Courses	192	2,192	8.8%	9.6%	9.5%	9.0%
% of FP17s Relating to Free Repair or Replacements	31	2,192	1.4%	0.6%	0.7%	0.8%
% of FP17s Relating to Continuations	81	2,192	3.7%	0.9%	1.0%	1.1%
% of Patients satisfied with the dentistry they have received	1	1	N/A	91.2%	92.1%	91.5%
% of Patients satisfied with the time they had to wait for an appointment	1	1	N/A	88.7%	88.3%	87.9%

* This is based on patients treated on this contract for their most recent course of treatment. Figures in italics indicate the base number of FP17s or Patient Questionnaire responses are less than 100. N/A is shown where the base number of responses is less than 10 during the period. % is calculated as Quantity/Base number*100

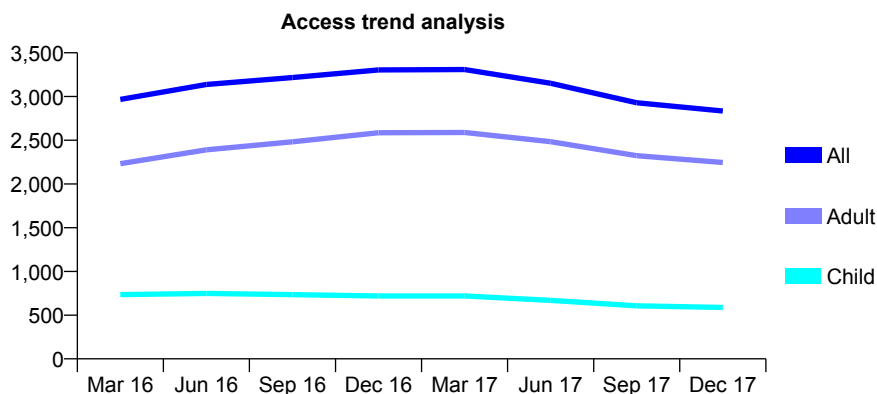
Q68 - Vital Signs At a Glance Contract Report for 568171/0001 - December 2017

Name or company name	MR PJ IVE
Contract type name	GDS Contract
Purpose of contract	General
Contract start date	01/04/2006
Contract end date	

17/18 Contracted general activity (UDA)	9,000
Carry forward general activity (UDA)	0
17/18 Contracted orthodontic activity (UOA)	0
Carry forward orthodontic activity (UOA)	0
Baseline contract value	£202,311.45

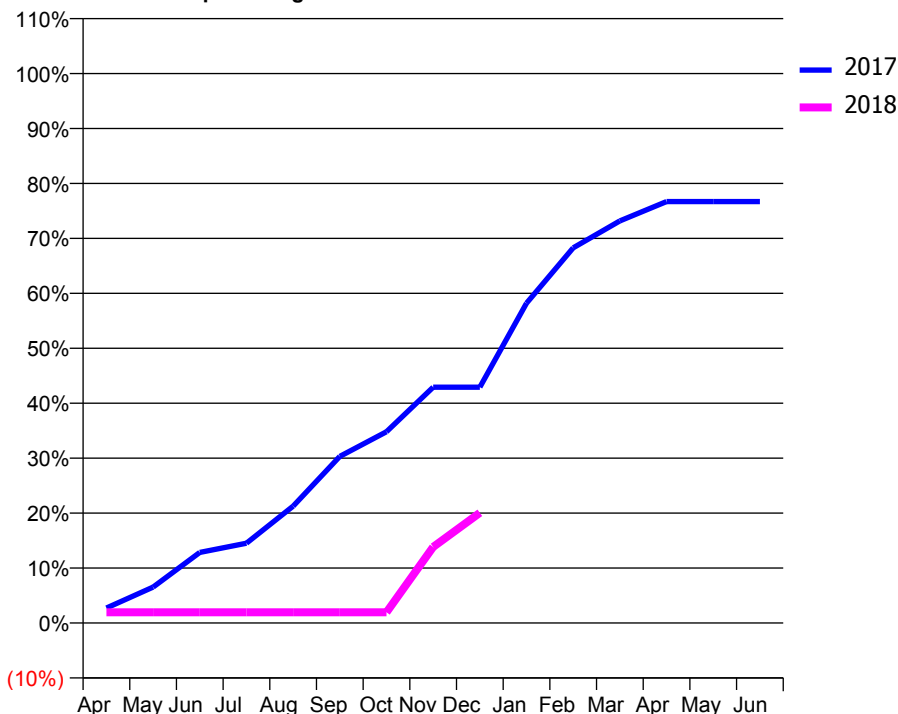
ACCESS*

Patients seen in 24 months	Total	Change since previous quarter
Quarter ending December 2016	3,304	
Quarter ending March 2017	3,308	→
Quarter ending June 2017	3,152	↓
Quarter ending September 2017	2,929	↓
Quarter ending December 2017	2,834	↓
Variance since December 2016	(14.2%)	↓



ACTIVITY

Cumulative percentage of contracted UDA delivered 2017 & 2018



Month	Adjusted Scheduled Activity (UDA)	
	2017	2018
April	245	175
May	588	175
June	1,157	175
July	1,308	175
August	1,915	175
September	2,729	175
October	3,133	175
November	3,863	1,245
December	3,863	1,805
January	5,239	
February	6,144	
March	6,586	
April	6,902	
May	6,902	
June	6,902	

QUALITY

	Quantity	Base Number	Contract	AT	Region	England
% of FP17s for the same patient ID Re-attending within 3 months - Children	6	201	3.0%	9.5%	11.5%	12.0%
% of FP17s for the same patient ID Re-attending within 3 months - Adults	35	795	4.4%	15.0%	15.8%	15.9%
% of FP17s for the same patient ID Re-attending between 3 & 9 months - Children	51	201	25.4%	59.4%	60.5%	58.0%
% of FP17s for the same patient ID Re-attending between 3 & 9 months - Adults	234	795	29.4%	51.1%	51.8%	50.5%
% of FP17s for Band 1 Urgent Courses	62	845	7.3%	9.6%	9.5%	9.0%
% of FP17s Relating to Free Repair or Replacements	0	845	0.0%	0.6%	0.7%	0.8%
% of FP17s Relating to Continuations	4	845	0.5%	0.9%	1.0%	1.1%
% of Patients satisfied with the dentistry they have received	4	4	N/A	91.2%	92.1%	91.5%
% of Patients satisfied with the time they had to wait for an appointment	3	4	N/A	88.7%	88.3%	87.9%

* This is based on patients treated on this contract for their most recent course of treatment. Figures in italics indicate the base number of FP17s or Patient Questionnaire responses are less than 100. N/A is shown where the base number of responses is less than 10 during the period. % is calculated as Quantity/Base number*100

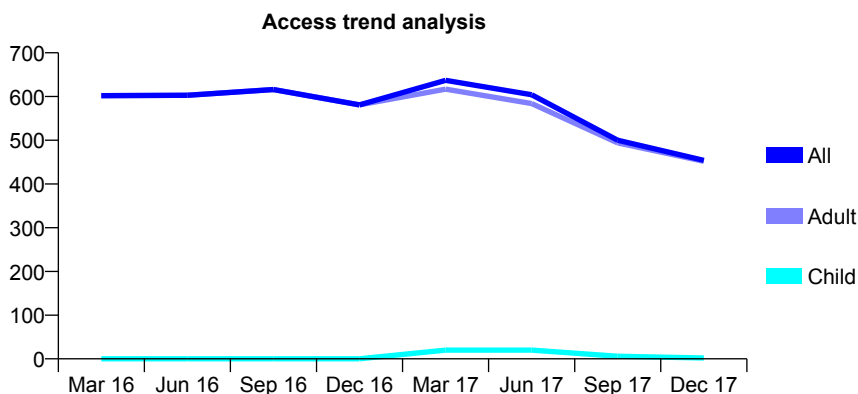
Q68 - Vital Signs At a Glance Contract Report for 569119/0001 - December 2017

Name or company name	MR D MYERS
Contract type name	PDS Contract
Purpose of contract	General
Contract start date	01/04/2006
Contract end date	30/06/2017

17/18 Contracted general activity (UDA)	397
Carry forward general activity (UDA)	0
17/18 Contracted orthodontic activity (UOA)	0
Carry forward orthodontic activity (UOA)	0
Baseline contract value	£14,090.47

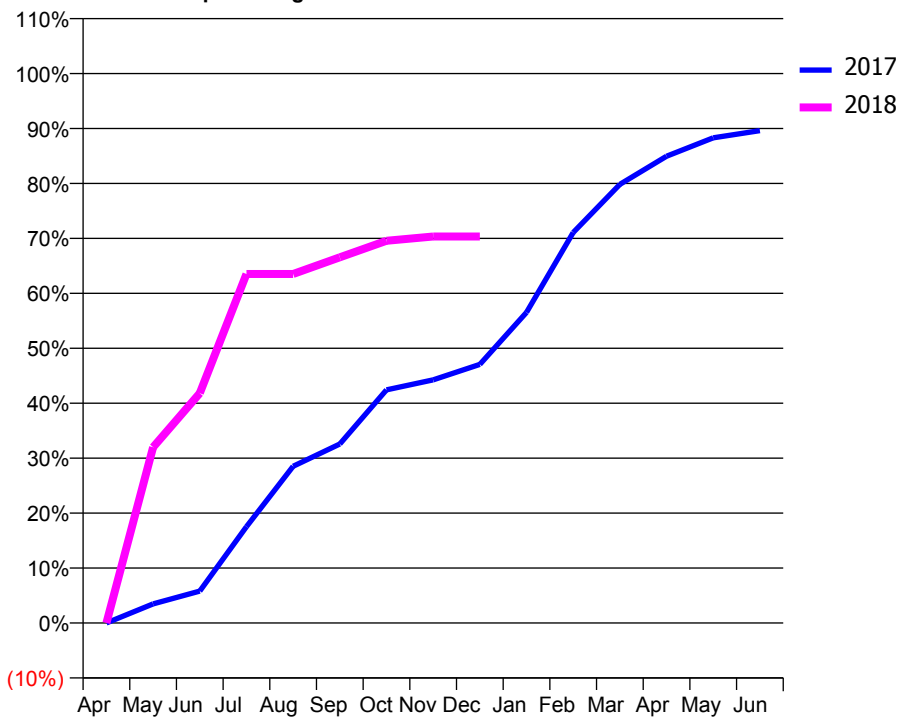
ACCESS*

Patients seen in 24 months	Total	Change since previous quarter
Quarter ending December 2016	581	
Quarter ending March 2017	637	↑
Quarter ending June 2017	604	↓
Quarter ending September 2017	500	↓
Quarter ending December 2017	454	↓
Variance since December 2016	(21.9%)	↓



ACTIVITY

Cumulative percentage of contracted UDA delivered 2017 & 2018



Month	Adjusted Scheduled Activity (UDA)	
	2017	2018
April	0	0
May	55	127
June	92	166
July	278	252
August	453	252
September	517	264
October	673	276
November	702	279
December	747	279
January	897	
February	1,128	
March	1,267	
April	1,348	
May	1,401	
June	1,422	

QUALITY

	Quantity	Base Number	Contract	AT	Region	England
% of FP17s for the same patient ID Re-attending within 3 months - Children	0	0	N/A	9.5%	11.5%	12.0%
% of FP17s for the same patient ID Re-attending within 3 months - Adults	3	114	2.6%	15.0%	15.8%	15.9%
% of FP17s for the same patient ID Re-attending between 3 & 9 months - Children	0	0	N/A	59.4%	60.5%	58.0%
% of FP17s for the same patient ID Re-attending between 3 & 9 months - Adults	8	114	7.0%	51.1%	51.8%	50.5%
% of FP17s for Band 1 Urgent Courses	1	69	1.4%	9.6%	9.5%	9.0%
% of FP17s Relating to Free Repair or Replacements	0	69	0.0%	0.6%	0.7%	0.8%
% of FP17s Relating to Continuations	0	69	0.0%	0.9%	1.0%	1.1%
% of Patients satisfied with the dentistry they have received	0	0	N/A	91.2%	92.1%	91.5%
% of Patients satisfied with the time they had to wait for an appointment	0	0	N/A	88.7%	88.3%	87.9%

* This is based on patients treated on this contract for their most recent course of treatment. Figures in italics indicate the base number of FP17s or Patient Questionnaire responses are less than 100. N/A is shown where the base number of responses is less than 10 during the period. % is calculated as Quantity/Base number*100

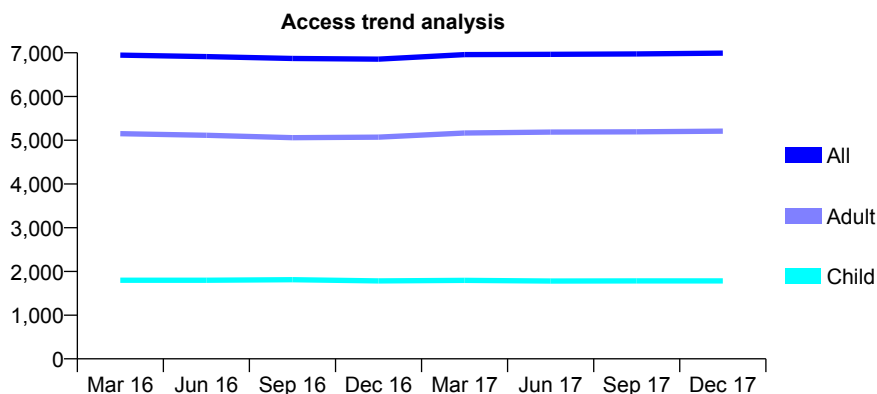
Q68 - Vital Signs At a Glance Contract Report for 570052/0001 - December 2017

Name or company name	MR AN MOORE
Contract type name	GDS Contract
Purpose of contract	General
Contract start date	01/04/2006
Contract end date	

17/18 Contracted general activity (UDA)	15,877
Carry forward general activity (UDA)	0
17/18 Contracted orthodontic activity (UOA)	0
Carry forward orthodontic activity (UOA)	0
Baseline contract value	£450,025.60

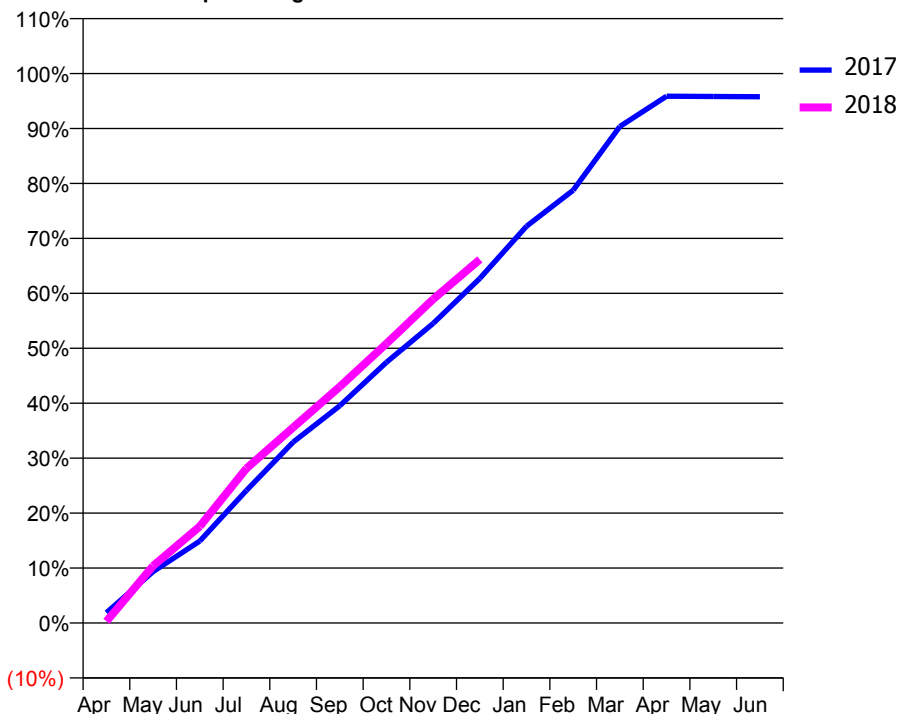
ACCESS*

Patients seen in 24 months	Total	Change since previous quarter
Quarter ending December 2016	6,855	
Quarter ending March 2017	6,958	→
Quarter ending June 2017	6,966	→
Quarter ending September 2017	6,975	→
Quarter ending December 2017	6,991	→
Variance since December 2016	2.0%	→



ACTIVITY

Cumulative percentage of contracted UDA delivered 2017 & 2018



Month	Adjusted Scheduled Activity (UDA)	
	2017	2018
April	299	47
May	1,486	1,651
June	2,367	2,790
July	3,833	4,468
August	5,225	5,652
September	6,277	6,829
October	7,536	8,072
November	8,656	9,355
December	9,956	10,506
January	11,462	
February	12,504	
March	14,348	
April	15,221	
May	15,213	
June	15,206	

QUALITY

	Quantity	Base Number	Contract	AT	Region	England
% of FP17s for the same patient ID Re-attending within 3 months - Children	64	1,737	3.7%	9.5%	11.5%	12.0%
% of FP17s for the same patient ID Re-attending within 3 months - Adults	577	4,490	12.9%	15.0%	15.8%	15.9%
% of FP17s for the same patient ID Re-attending between 3 & 9 months - Children	874	1,737	50.3%	59.4%	60.5%	58.0%
% of FP17s for the same patient ID Re-attending between 3 & 9 months - Adults	1,652	4,490	36.8%	51.1%	51.8%	50.5%
% of FP17s for Band 1 Urgent Courses	639	5,842	10.9%	9.6%	9.5%	9.0%
% of FP17s Relating to Free Repair or Replacements	30	5,842	0.5%	0.6%	0.7%	0.8%
% of FP17s Relating to Continuations	13	5,842	0.2%	0.9%	1.0%	1.1%
% of Patients satisfied with the dentistry they have received	1	2	N/A	91.2%	92.1%	91.5%
% of Patients satisfied with the time they had to wait for an appointment	1	2	N/A	88.7%	88.3%	87.9%

* This is based on patients treated on this contract for their most recent course of treatment. Figures in italics indicate the base number of FP17s or Patient Questionnaire responses are less than 100. N/A is shown where the base number of responses is less than 10 during the period. % is calculated as Quantity/Base number*100

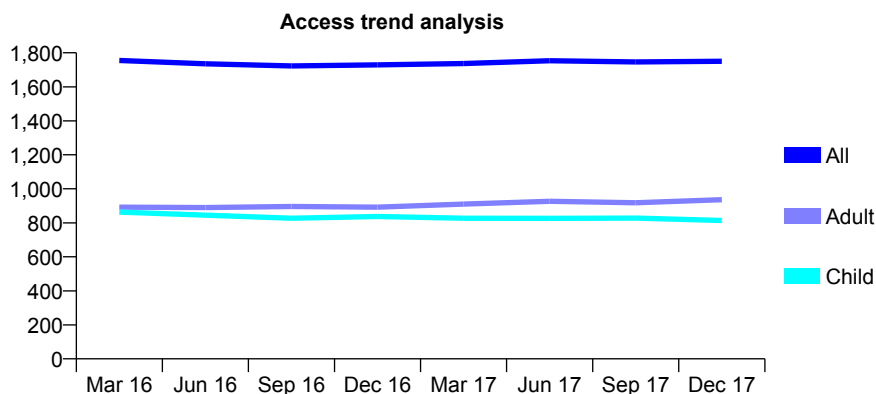
Q68 - Vital Signs At a Glance Contract Report for 572721/0001 - December 2017

Name or company name	MR IP MCLEAN
Contract type name	GDS Contract
Purpose of contract	General
Contract start date	01/04/2006
Contract end date	

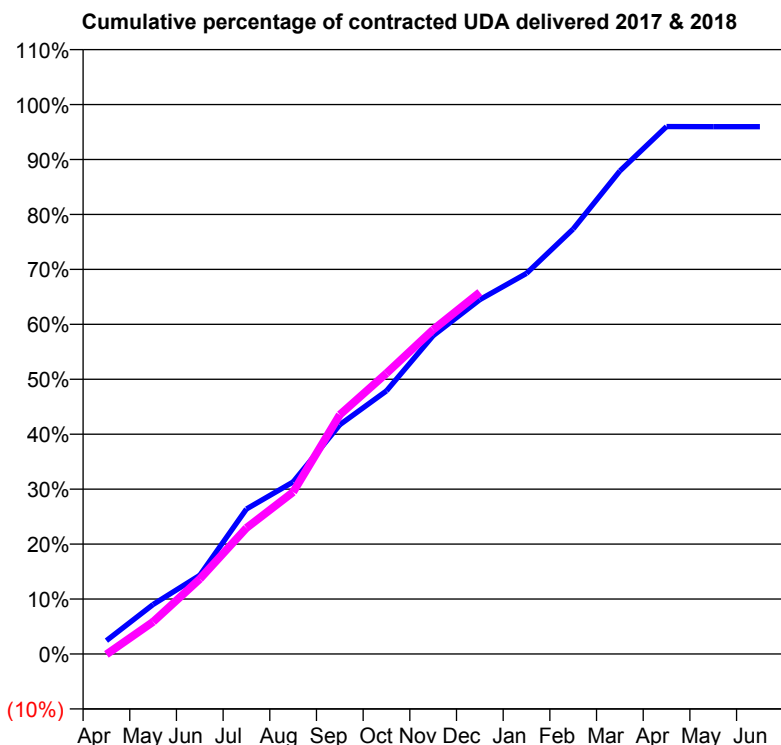
17/18 Contracted general activity (UDA)	4,463
Carry forward general activity (UDA)	180
17/18 Contracted orthodontic activity (UOA)	0
Carry forward orthodontic activity (UOA)	0
Baseline contract value	£109,189.59

ACCESS*

Patients seen in 24 months	Total	Change since previous quarter
Quarter ending December 2016	1,729	
Quarter ending March 2017	1,737	→
Quarter ending June 2017	1,753	→
Quarter ending September 2017	1,746	→
Quarter ending December 2017	1,750	→
Variance since December 2016	1.2%	→



ACTIVITY



Month	Adjusted Scheduled Activity (UDA)	
	2017	2018
April	109	-4
May	403	261
June	640	609
July	1,178	1,024
August	1,398	1,316
September	1,862	1,944
October	2,137	2,281
November	2,586	2,635
December	2,878	2,937
January	3,091	
February	3,452	
March	3,923	
April	4,284	
May	4,283	
June	4,283	

QUALITY

	Quantity	Base Number	Contract	AT	Region	England
% of FP17s for the same patient ID Re-attending within 3 months - Children	55	1,075	5.1%	9.5%	11.5%	12.0%
% of FP17s for the same patient ID Re-attending within 3 months - Adults	119	967	12.3%	15.0%	15.8%	15.9%
% of FP17s for the same patient ID Re-attending between 3 & 9 months - Children	756	1,075	70.3%	59.4%	60.5%	58.0%
% of FP17s for the same patient ID Re-attending between 3 & 9 months - Adults	634	967	65.6%	51.1%	51.8%	50.5%
% of FP17s for Band 1 Urgent Courses	82	1,915	4.3%	9.6%	9.5%	9.0%
% of FP17s Relating to Free Repair or Replacements	0	1,915	0.0%	0.6%	0.7%	0.8%
% of FP17s Relating to Continuations	5	1,915	0.3%	0.9%	1.0%	1.1%
% of Patients satisfied with the dentistry they have received	2	2	N/A	91.2%	92.1%	91.5%
% of Patients satisfied with the time they had to wait for an appointment	2	2	N/A	88.7%	88.3%	87.9%

* This is based on patients treated on this contract for their most recent course of treatment. Figures in italics indicate the base number of FP17s or Patient Questionnaire responses are less than 100. N/A is shown where the base number of responses is less than 10 during the period. % is calculated as Quantity/Base number*100

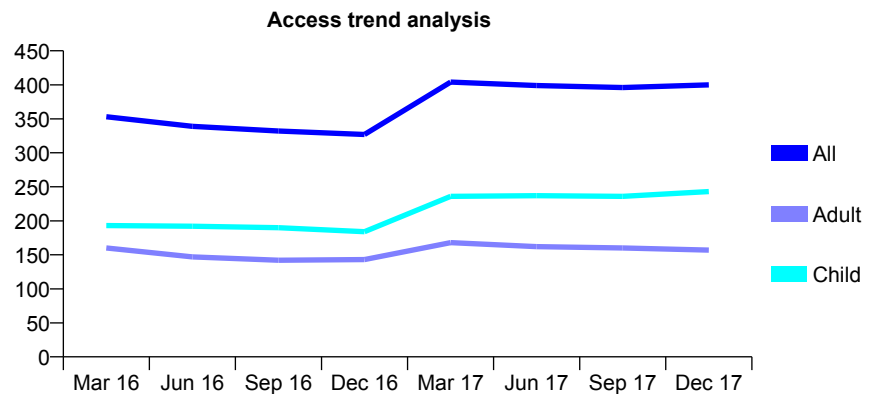
Q68 - Vital Signs At a Glance Contract Report for 576735/0001 - December 2017

Name or company name	Steyning Avenue Dental Practice
Contract type name	GDS Contract
Purpose of contract	General
Contract start date	01/04/2006
Contract end date	

17/18 Contracted general activity (UDA)	860
Carry forward general activity (UDA)	-18
17/18 Contracted orthodontic activity (UOA)	0
Carry forward orthodontic activity (UOA)	0
Baseline contract value	£18,498.25

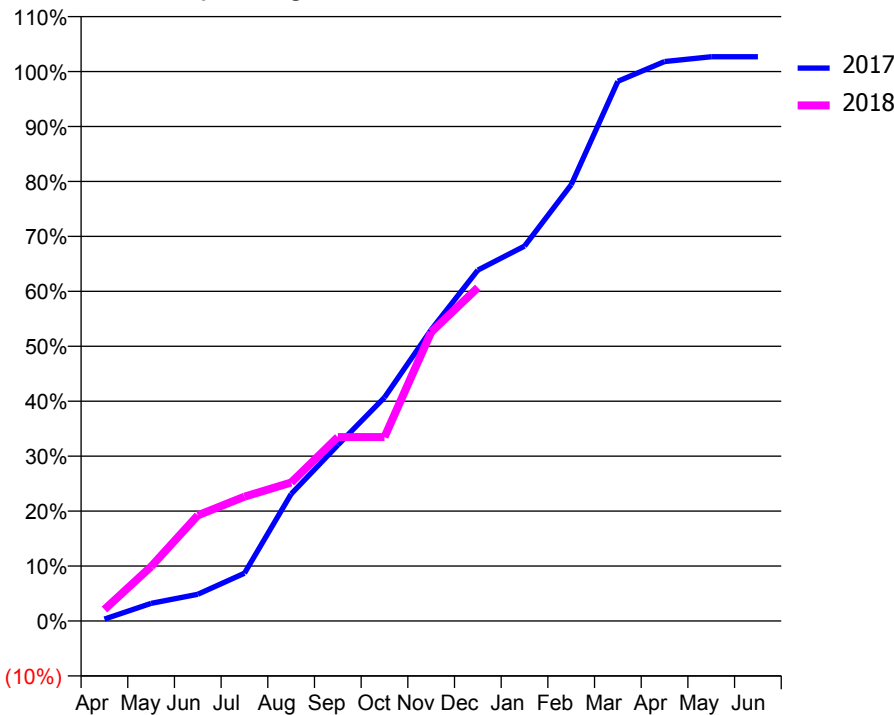
ACCESS*

Patients seen in 24 months	Total	Change since previous quarter
Quarter ending December 2016	327	
Quarter ending March 2017	404	↑
Quarter ending June 2017	399	↓
Quarter ending September 2017	396	→
Quarter ending December 2017	400	→
Variance since December 2016	22.3%	↑



ACTIVITY

Cumulative percentage of contracted UDA delivered 2017 & 2018



Month	Adjusted Scheduled Activity (UDA)	
	2017	2018
April	3	18
May	28	85
June	42	165
July	75	195
August	199	217
September	275	288
October	350	288
November	456	452
December	549	522
January	587	
February	683	
March	845	
April	876	
May	883	
June	883	

QUALITY

	Quantity	Base Number	Contract	AT	Region	England
% of FP17s for the same patient ID Re-attending within 3 months - Children	4	166	2.4%	9.5%	11.5%	12.0%
% of FP17s for the same patient ID Re-attending within 3 months - Adults	15	114	13.2%	15.0%	15.8%	15.9%
% of FP17s for the same patient ID Re-attending between 3 & 9 months - Children	64	166	38.6%	59.4%	60.5%	58.0%
% of FP17s for the same patient ID Re-attending between 3 & 9 months - Adults	60	114	52.6%	51.1%	51.8%	50.5%
% of FP17s for Band 1 Urgent Courses	19	257	7.4%	9.6%	9.5%	9.0%
% of FP17s Relating to Free Repair or Replacements	0	257	0.0%	0.6%	0.7%	0.8%
% of FP17s Relating to Continuations	0	257	0.0%	0.9%	1.0%	1.1%
% of Patients satisfied with the dentistry they have received	0	0	N/A	91.2%	92.1%	91.5%
% of Patients satisfied with the time they had to wait for an appointment	0	0	N/A	88.7%	88.3%	87.9%

* This is based on patients treated on this contract for their most recent course of treatment. Figures in italics indicate the base number of FP17s or Patient Questionnaire responses are less than 100. N/A is shown where the base number of responses is less than 10 during the period. % is calculated as Quantity/Base number*100

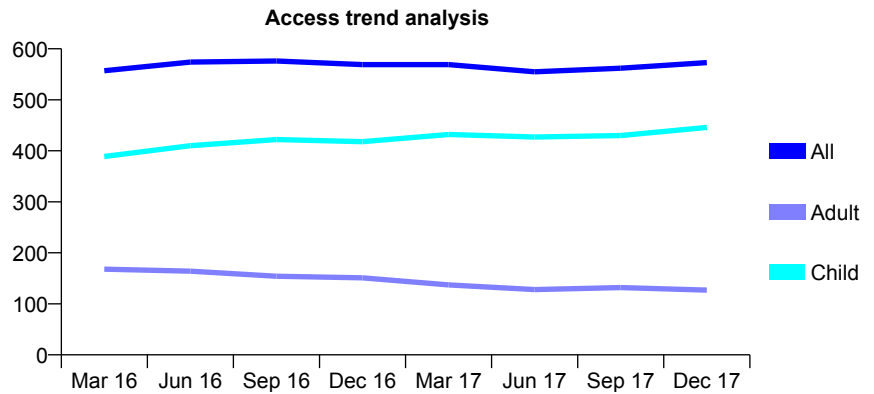
Q68 - Vital Signs At a Glance Contract Report for 578150/0001 - December 2017

Name or company name	MR AJ WHITEHEAD
Contract type name	GDS Contract
Purpose of contract	General
Contract start date	01/04/2006
Contract end date	

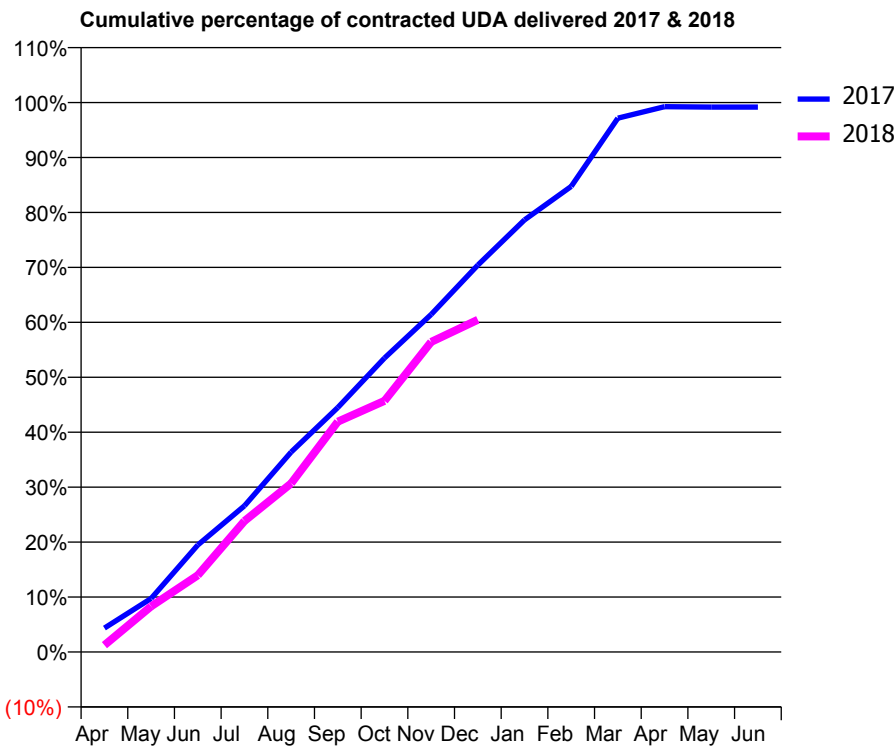
17/18 Contracted general activity (UDA)	1,450
Carry forward general activity (UDA)	12
17/18 Contracted orthodontic activity (UOA)	0
Carry forward orthodontic activity (UOA)	0
Baseline contract value	£36,007.83

ACCESS*

Patients seen in 24 months	Total	Change since previous quarter
Quarter ending December 2016	569	
Quarter ending March 2017	569	→
Quarter ending June 2017	555	↓
Quarter ending September 2017	562	→
Quarter ending December 2017	573	→
Variance since December 2016	0.7%	→



ACTIVITY



Month	Adjusted Scheduled Activity (UDA)	
	2017	2018
April	63	18
May	141	120
June	282	203
July	386	346
August	528	445
September	645	608
October	776	663
November	891	818
December	1,021	877
January	1,140	
February	1,228	
March	1,409	
April	1,439	
May	1,438	
June	1,438	

QUALITY

	Quantity	Base Number	Contract	AT	Region	England
% of FP17s for the same patient ID Re-attending within 3 months - Children	18	450	4.0%	9.5%	11.5%	12.0%
% of FP17s for the same patient ID Re-attending within 3 months - Adults	12	87	13.8%	15.0%	15.8%	15.9%
% of FP17s for the same patient ID Re-attending between 3 & 9 months - Children	314	450	69.8%	59.4%	60.5%	58.0%
% of FP17s for the same patient ID Re-attending between 3 & 9 months - Adults	55	87	63.2%	51.1%	51.8%	50.5%
% of FP17s for Band 1 Urgent Courses	14	514	2.7%	9.6%	9.5%	9.0%
% of FP17s Relating to Free Repair or Replacements	1	514	0.2%	0.6%	0.7%	0.8%
% of FP17s Relating to Continuations	1	514	0.2%	0.9%	1.0%	1.1%
% of Patients satisfied with the dentistry they have received	1	1	N/A	91.2%	92.1%	91.5%
% of Patients satisfied with the time they had to wait for an appointment	1	1	N/A	88.7%	88.3%	87.9%

* This is based on patients treated on this contract for their most recent course of treatment. Figures in italics indicate the base number of FP17s or Patient Questionnaire responses are less than 100. N/A is shown where the base number of responses is less than 10 during the period. % is calculated as Quantity/Base number*100

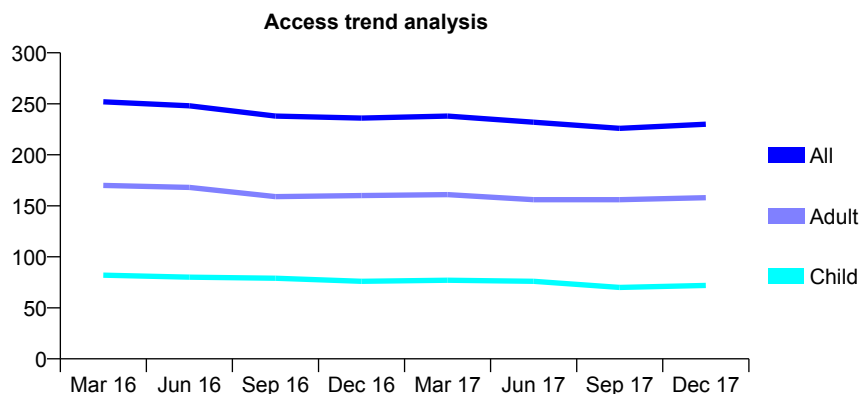
Q68 - Vital Signs At a Glance Contract Report for 608696/0001 - December 2017

Name or company name	MR D HAJEK
Contract type name	GDS Contract
Purpose of contract	General
Contract start date	01/04/2012
Contract end date	

17/18 Contracted general activity (UDA)	750
Carry forward general activity (UDA)	0
17/18 Contracted orthodontic activity (UOA)	0
Carry forward orthodontic activity (UOA)	0
Baseline contract value	£16,158.17

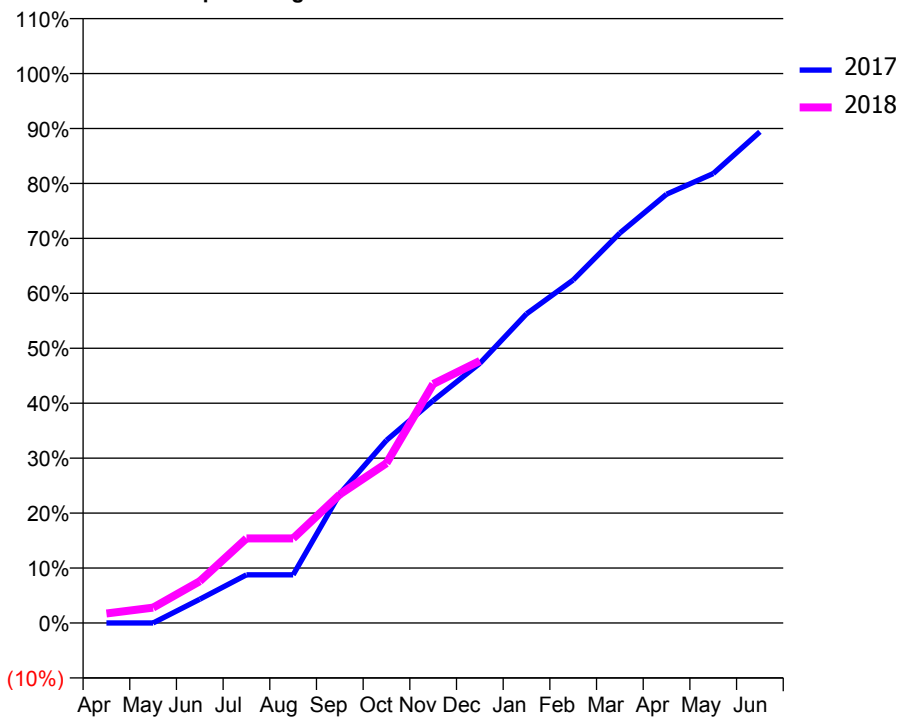
ACCESS*

Patients seen in 24 months	Total	Change since previous quarter
Quarter ending December 2016	236	
Quarter ending March 2017	238	→
Quarter ending June 2017	232	↓
Quarter ending September 2017	226	↓
Quarter ending December 2017	230	→
Variance since December 2016	(2.5%)	↓



ACTIVITY

Cumulative percentage of contracted UDA delivered 2017 & 2018



Month	Adjusted Scheduled Activity (UDA)	
	2017	2018
April	0	13
May	0	21
June	32	57
July	66	115
August	66	115
September	176	176
October	249	218
November	304	326
December	354	358
January	422	
February	468	
March	532	
April	585	
May	613	
June	670	

QUALITY

	Quantity	Base Number	Contract	AT	Region	England
% of FP17s for the same patient ID Re-attending within 3 months - Children	0	68	0.0%	9.5%	11.5%	12.0%
% of FP17s for the same patient ID Re-attending within 3 months - Adults	24	154	15.6%	15.0%	15.8%	15.9%
% of FP17s for the same patient ID Re-attending between 3 & 9 months - Children	35	68	51.5%	59.4%	60.5%	58.0%
% of FP17s for the same patient ID Re-attending between 3 & 9 months - Adults	77	154	50.0%	51.1%	51.8%	50.5%
% of FP17s for Band 1 Urgent Courses	15	185	8.1%	9.6%	9.5%	9.0%
% of FP17s Relating to Free Repair or Replacements	1	185	0.5%	0.6%	0.7%	0.8%
% of FP17s Relating to Continuations	0	185	0.0%	0.9%	1.0%	1.1%
% of Patients satisfied with the dentistry they have received	2	2	N/A	91.2%	92.1%	91.5%
% of Patients satisfied with the time they had to wait for an appointment	2	2	N/A	88.7%	88.3%	87.9%

* This is based on patients treated on this contract for their most recent course of treatment. Figures in italics indicate the base number of FP17s or Patient Questionnaire responses are less than 100. N/A is shown where the base number of responses is less than 10 during the period. % is calculated as Quantity/Base number*100

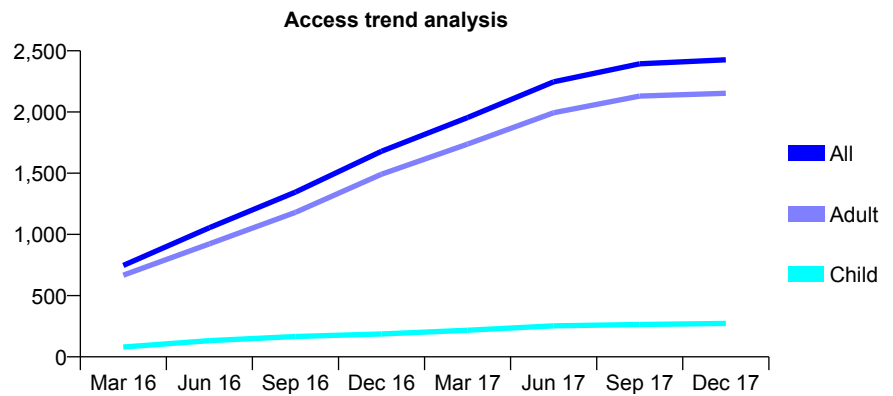
Q68 - Vital Signs At a Glance Contract Report for 610216/0001 - December 2017

Name or company name	MR R HASSANI
Contract type name	GDS Contract
Purpose of contract	General
Contract start date	01/10/2015
Contract end date	

17/18 Contracted general activity (UDA)	5,148
Carry forward general activity (UDA)	-103
17/18 Contracted orthodontic activity (UOA)	0
Carry forward orthodontic activity (UOA)	0
Baseline contract value	£107,733.80

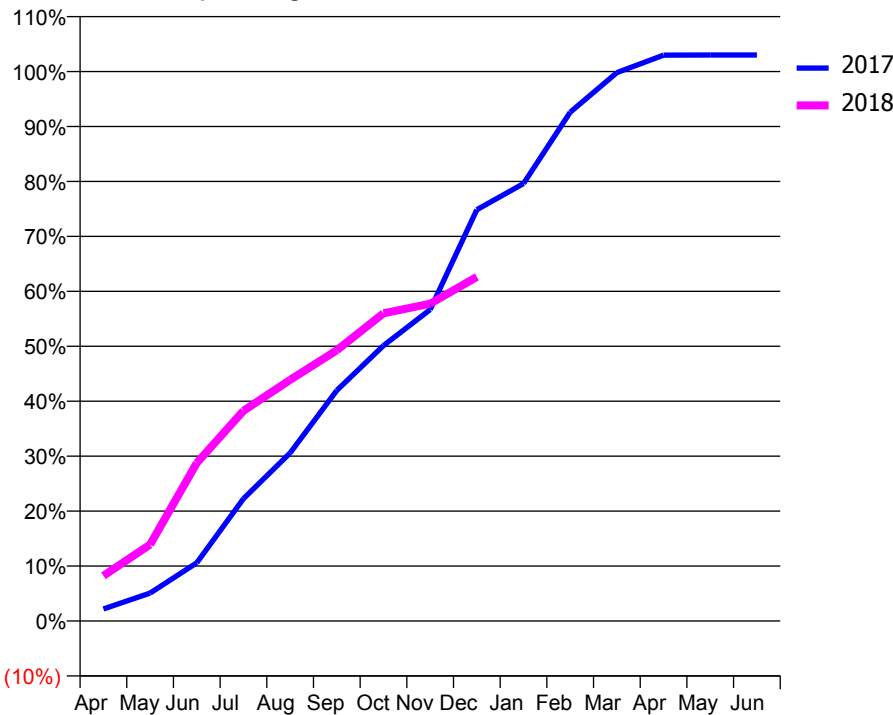
ACCESS*

Patients seen in 24 months	Total	Change since previous quarter
Quarter ending December 2016	1,679	
Quarter ending March 2017	1,955	↑
Quarter ending June 2017	2,247	↑
Quarter ending September 2017	2,394	↑
Quarter ending December 2017	2,426	→
Variance since December 2016	44.5%	↑



ACTIVITY

Cumulative percentage of contracted UDA delivered 2017 & 2018



Month	Adjusted Scheduled Activity (UDA)	
	2017	2018
April	113	424
May	262	717
June	545	1,481
July	1,146	1,969
August	1,574	2,259
September	2,161	2,537
October	2,581	2,883
November	2,918	2,973
December	3,854	3,224
January	4,098	
February	4,767	
March	5,138	
April	5,301	
May	5,302	
June	5,302	

QUALITY

	Quantity	Base Number	Contract	AT	Region	England
% of FP17s for the same patient ID Re-attending within 3 months - Children	10	294	3.4%	9.5%	11.5%	12.0%
% of FP17s for the same patient ID Re-attending within 3 months - Adults	27	992	2.7%	15.0%	15.8%	15.9%
% of FP17s for the same patient ID Re-attending between 3 & 9 months - Children	163	294	55.4%	59.4%	60.5%	58.0%
% of FP17s for the same patient ID Re-attending between 3 & 9 months - Adults	377	992	38.0%	51.1%	51.8%	50.5%
% of FP17s for Band 1 Urgent Courses	19	1,217	1.6%	9.6%	9.5%	9.0%
% of FP17s Relating to Free Repair or Replacements	0	1,217	0.0%	0.6%	0.7%	0.8%
% of FP17s Relating to Continuations	1	1,217	0.1%	0.9%	1.0%	1.1%
% of Patients satisfied with the dentistry they have received	2	2	N/A	91.2%	92.1%	91.5%
% of Patients satisfied with the time they had to wait for an appointment	2	2	N/A	88.7%	88.3%	87.9%

* This is based on patients treated on this contract for their most recent course of treatment. Figures in italics indicate the base number of FP17s or Patient Questionnaire responses are less than 100. N/A is shown where the base number of responses is less than 10 during the period. % is calculated as Quantity/Base number*100

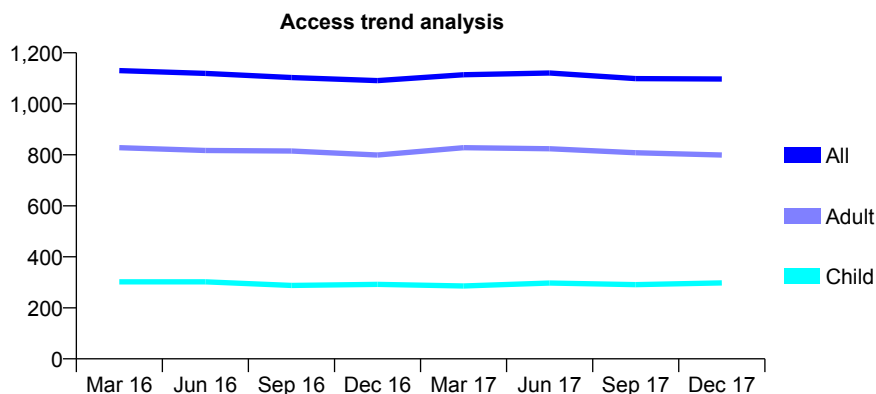
Q68 - Vital Signs At a Glance Contract Report for 616621/0001 - December 2017

Name or company name	MR A ARVANDI ROODSARI
Contract type name	GDS Contract
Purpose of contract	General
Contract start date	01/10/2011
Contract end date	

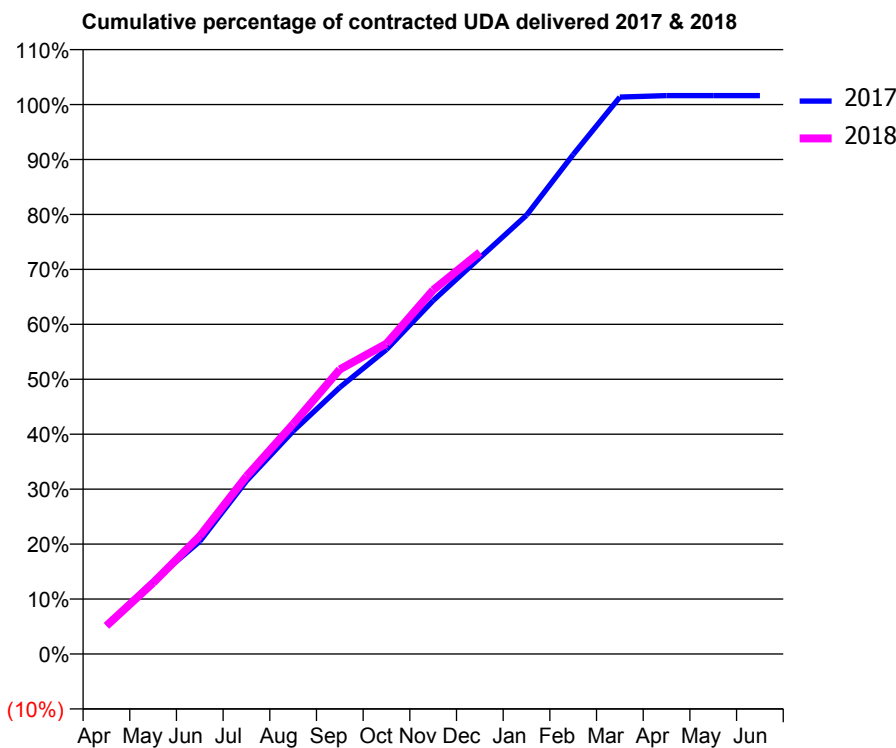
17/18 Contracted general activity (UDA)	2,737
Carry forward general activity (UDA)	-44
17/18 Contracted orthodontic activity (UOA)	0
Carry forward orthodontic activity (UOA)	0
Baseline contract value	£78,733.32

ACCESS*

Patients seen in 24 months	Total	Change since previous quarter
Quarter ending December 2016	1,091	
Quarter ending March 2017	1,114	↑
Quarter ending June 2017	1,121	→
Quarter ending September 2017	1,099	↓
Quarter ending December 2017	1,097	→
Variance since December 2016	0.5%	→



ACTIVITY



Month	Adjusted Scheduled Activity (UDA)	
	2017	2018
April	143	140
May	362	355
June	561	588
July	862	885
August	1,110	1,145
September	1,328	1,418
October	1,517	1,546
November	1,761	1,813
December	1,974	2,001
January	2,185	
February	2,488	
March	2,774	
April	2,781	
May	2,781	
June	2,781	

QUALITY

	Quantity	Base Number	Contract	AT	Region	England
% of FP17s for the same patient ID Re-attending within 3 months - Children	27	395	6.8%	9.5%	11.5%	12.0%
% of FP17s for the same patient ID Re-attending within 3 months - Adults	73	848	8.6%	15.0%	15.8%	15.9%
% of FP17s for the same patient ID Re-attending between 3 & 9 months - Children	295	395	74.7%	59.4%	60.5%	58.0%
% of FP17s for the same patient ID Re-attending between 3 & 9 months - Adults	488	848	57.5%	51.1%	51.8%	50.5%
% of FP17s for Band 1 Urgent Courses	60	1,240	4.8%	9.6%	9.5%	9.0%
% of FP17s Relating to Free Repair or Replacements	0	1,240	0.0%	0.6%	0.7%	0.8%
% of FP17s Relating to Continuations	4	1,240	0.3%	0.9%	1.0%	1.1%
% of Patients satisfied with the dentistry they have received	3	3	N/A	91.2%	92.1%	91.5%
% of Patients satisfied with the time they had to wait for an appointment	3	3	N/A	88.7%	88.3%	87.9%

* This is based on patients treated on this contract for their most recent course of treatment. Figures in italics indicate the base number of FP17s or Patient Questionnaire responses are less than 100. N/A is shown where the base number of responses is less than 10 during the period. % is calculated as Quantity/Base number*100

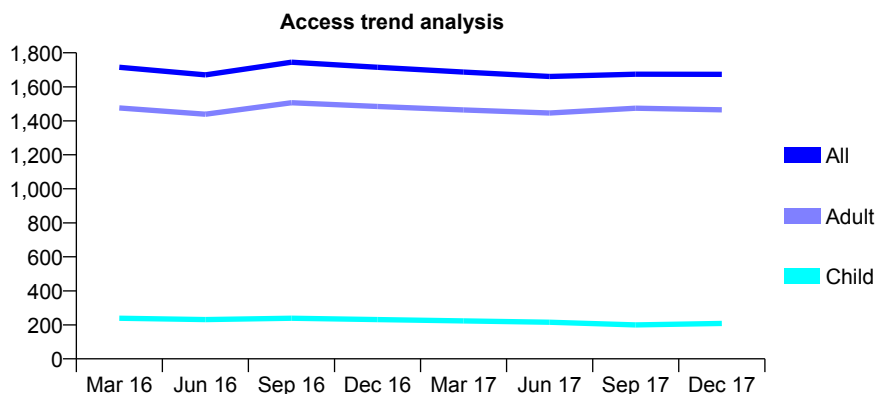
Q68 - Vital Signs At a Glance Contract Report for 622966/0003 - December 2017

Name or company name	MR RD MCLEOD
Contract type name	GDS Contract
Purpose of contract	General
Contract start date	05/03/2012
Contract end date	

17/18 Contracted general activity (UDA)	5,766
Carry forward general activity (UDA)	0
17/18 Contracted orthodontic activity (UOA)	0
Carry forward orthodontic activity (UOA)	0
Baseline contract value	£147,316.01

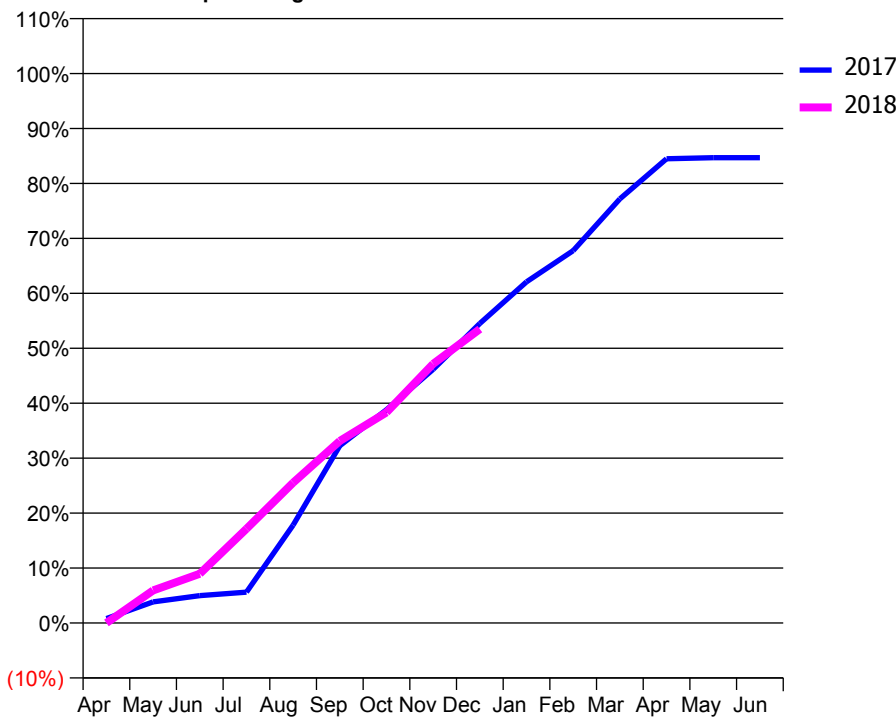
ACCESS*

Patients seen in 24 months	Total	Change since previous quarter
Quarter ending December 2016	1,715	
Quarter ending March 2017	1,687	↓
Quarter ending June 2017	1,661	↓
Quarter ending September 2017	1,674	→
Quarter ending December 2017	1,673	→
Variance since December 2016	(2.4%)	↓



ACTIVITY

Cumulative percentage of contracted UDA delivered 2017 & 2018



Month	Adjusted Scheduled Activity (UDA)	
	2017	2018
April	46	0
May	221	343
June	287	517
July	324	988
August	1,028	1,473
September	1,861	1,910
October	2,238	2,211
November	2,662	2,719
December	3,143	3,084
January	3,580	
February	3,908	
March	4,451	
April	4,871	
May	4,883	
June	4,883	

QUALITY

	Quantity	Base Number	Contract	AT	Region	England
% of FP17s for the same patient ID Re-attending within 3 months - Children	9	187	4.8%	9.5%	11.5%	12.0%
% of FP17s for the same patient ID Re-attending within 3 months - Adults	271	1,501	18.1%	15.0%	15.8%	15.9%
% of FP17s for the same patient ID Re-attending between 3 & 9 months - Children	105	187	56.1%	59.4%	60.5%	58.0%
% of FP17s for the same patient ID Re-attending between 3 & 9 months - Adults	835	1,501	55.6%	51.1%	51.8%	50.5%
% of FP17s for Band 1 Urgent Courses	185	1,491	12.4%	9.6%	9.5%	9.0%
% of FP17s Relating to Free Repair or Replacements	10	1,491	0.7%	0.6%	0.7%	0.8%
% of FP17s Relating to Continuations	5	1,491	0.3%	0.9%	1.0%	1.1%
% of Patients satisfied with the dentistry they have received	6	6	N/A	91.2%	92.1%	91.5%
% of Patients satisfied with the time they had to wait for an appointment	4	6	N/A	88.7%	88.3%	87.9%

* This is based on patients treated on this contract for their most recent course of treatment. Figures in italics indicate the base number of FP17s or Patient Questionnaire responses are less than 100. N/A is shown where the base number of responses is less than 10 during the period. % is calculated as Quantity/Base number*100

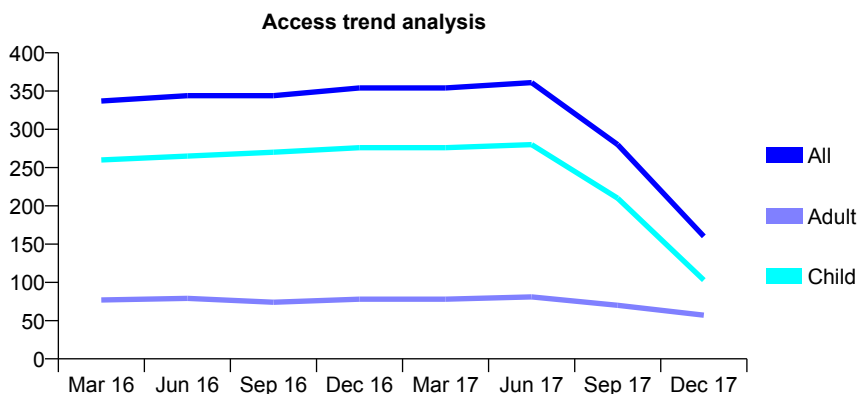
Q68 - Vital Signs At a Glance Contract Report for 629707/0001 - December 2017

Name or company name	MR SP KNIGHTS
Contract type name	GDS Contract
Purpose of contract	General
Contract start date	01/04/2006
Contract end date	31/07/2017

17/18 Contracted general activity (UDA)	380
Carry forward general activity (UDA)	0
17/18 Contracted orthodontic activity (UOA)	0
Carry forward orthodontic activity (UOA)	0
Baseline contract value	£12,705.94

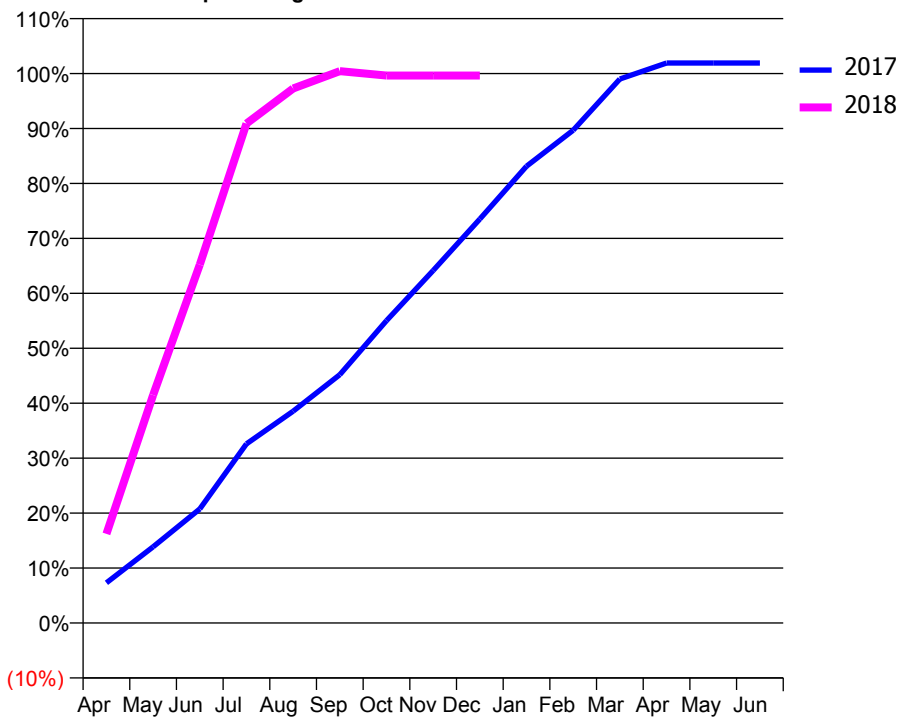
ACCESS*

Patients seen in 24 months	Total	Change since previous quarter
Quarter ending December 2016	354	
Quarter ending March 2017	354	→
Quarter ending June 2017	361	→
Quarter ending September 2017	280	↓
Quarter ending December 2017	160	↓
Variance since December 2016	(54.8%)	↓



ACTIVITY

Cumulative percentage of contracted UDA delivered 2017 & 2018



Month	Adjusted Scheduled Activity (UDA)	
	2017	2018
April	83	62
May	158	158
June	237	248
July	372	345
August	439	370
September	515	382
October	627	379
November	731	379
December	838	379
January	948	
February	1,022	
March	1,129	
April	1,162	
May	1,162	
June	1,162	

QUALITY

	Quantity	Base Number	Contract	AT	Region	England
% of FP17s for the same patient ID Re-attending within 3 months - Children	7	154	4.5%	9.5%	11.5%	12.0%
% of FP17s for the same patient ID Re-attending within 3 months - Adults	6	33	18.2%	15.0%	15.8%	15.9%
% of FP17s for the same patient ID Re-attending between 3 & 9 months - Children	118	154	76.6%	59.4%	60.5%	58.0%
% of FP17s for the same patient ID Re-attending between 3 & 9 months - Adults	17	33	51.5%	51.1%	51.8%	50.5%
% of FP17s for Band 1 Urgent Courses	8	170	4.7%	9.6%	9.5%	9.0%
% of FP17s Relating to Free Repair or Replacements	0	170	0.0%	0.6%	0.7%	0.8%
% of FP17s Relating to Continuations	0	170	0.0%	0.9%	1.0%	1.1%
% of Patients satisfied with the dentistry they have received	0	0	N/A	91.2%	92.1%	91.5%
% of Patients satisfied with the time they had to wait for an appointment	0	0	N/A	88.7%	88.3%	87.9%

* This is based on patients treated on this contract for their most recent course of treatment. Figures in italics indicate the base number of FP17s or Patient Questionnaire responses are less than 100. N/A is shown where the base number of responses is less than 10 during the period. % is calculated as Quantity/Base number*100

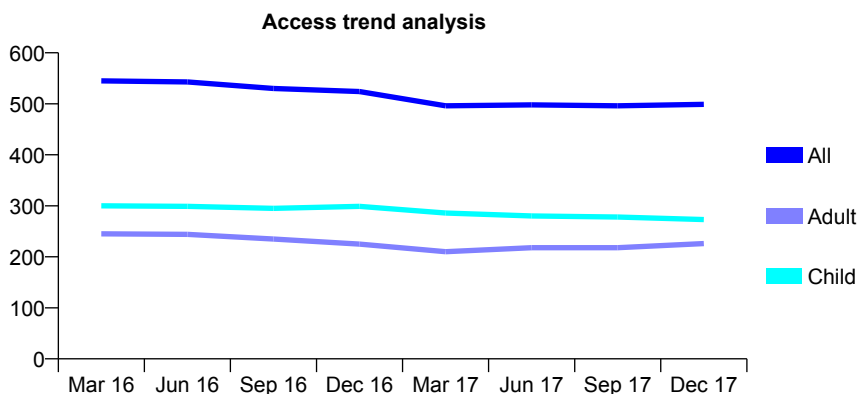
Q68 - Vital Signs At a Glance Contract Report for 629804/0001 - December 2017

Name or company name	MR MS WRIGHT
Contract type name	GDS Contract
Purpose of contract	General
Contract start date	01/04/2006
Contract end date	

17/18 Contracted general activity (UDA)	1,300
Carry forward general activity (UDA)	0
17/18 Contracted orthodontic activity (UOA)	0
Carry forward orthodontic activity (UOA)	0
Baseline contract value	£33,231.13

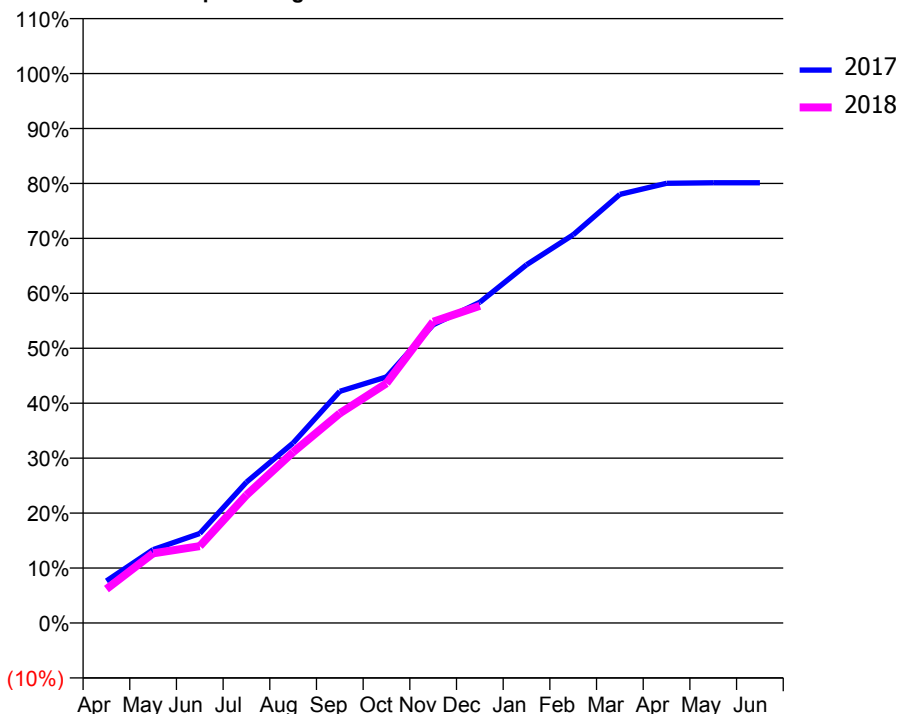
ACCESS*

Patients seen in 24 months	Total	Change since previous quarter
Quarter ending December 2016	524	
Quarter ending March 2017	496	↓
Quarter ending June 2017	498	→
Quarter ending September 2017	496	→
Quarter ending December 2017	499	→
Variance since December 2016	(4.8%)	↓



ACTIVITY

Cumulative percentage of contracted UDA delivered 2017 & 2018



Month	Adjusted Scheduled Activity (UDA)	
	2017	2018
April	99	80
May	174	165
June	212	182
July	333	303
August	426	404
September	548	496
October	582	567
November	705	713
December	759	750
January	847	
February	919	
March	1,014	
April	1,040	
May	1,041	
June	1,041	

QUALITY

	Quantity	Base Number	Contract	AT	Region	England
% of FP17s for the same patient ID Re-attending within 3 months - Children	28	327	8.6%	9.5%	11.5%	12.0%
% of FP17s for the same patient ID Re-attending within 3 months - Adults	20	185	10.8%	15.0%	15.8%	15.9%
% of FP17s for the same patient ID Re-attending between 3 & 9 months - Children	218	327	66.7%	59.4%	60.5%	58.0%
% of FP17s for the same patient ID Re-attending between 3 & 9 months - Adults	92	185	49.7%	51.1%	51.8%	50.5%
% of FP17s for Band 1 Urgent Courses	21	493	4.3%	9.6%	9.5%	9.0%
% of FP17s Relating to Free Repair or Replacements	11	493	2.2%	0.6%	0.7%	0.8%
% of FP17s Relating to Continuations	0	493	0.0%	0.9%	1.0%	1.1%
% of Patients satisfied with the dentistry they have received	1	1	N/A	91.2%	92.1%	91.5%
% of Patients satisfied with the time they had to wait for an appointment	1	1	N/A	88.7%	88.3%	87.9%

* This is based on patients treated on this contract for their most recent course of treatment. Figures in italics indicate the base number of FP17s or Patient Questionnaire responses are less than 100. N/A is shown where the base number of responses is less than 10 during the period. % is calculated as Quantity/Base number*100

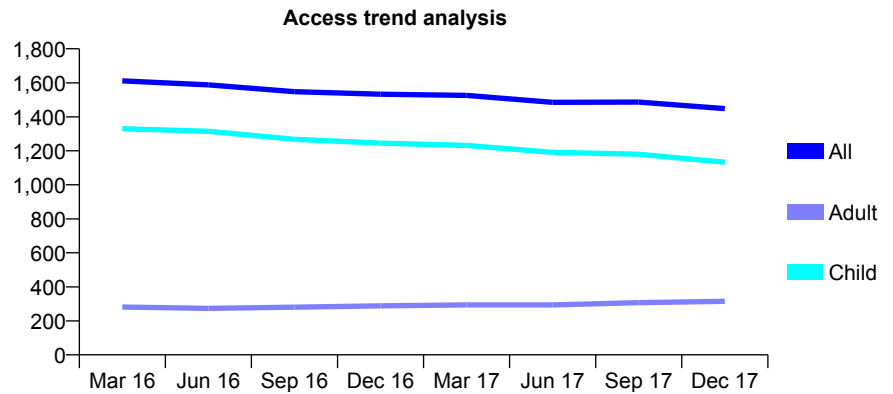
Q68 - Vital Signs At a Glance Contract Report for 630624/0001 - December 2017

Name or company name	MR RP MILNE
Contract type name	GDS Contract
Purpose of contract	General
Contract start date	01/04/2006
Contract end date	

17/18 Contracted general activity (UDA)	2,700
Carry forward general activity (UDA)	17
17/18 Contracted orthodontic activity (UOA)	0
Carry forward orthodontic activity (UOA)	0
Baseline contract value	£67,795.86

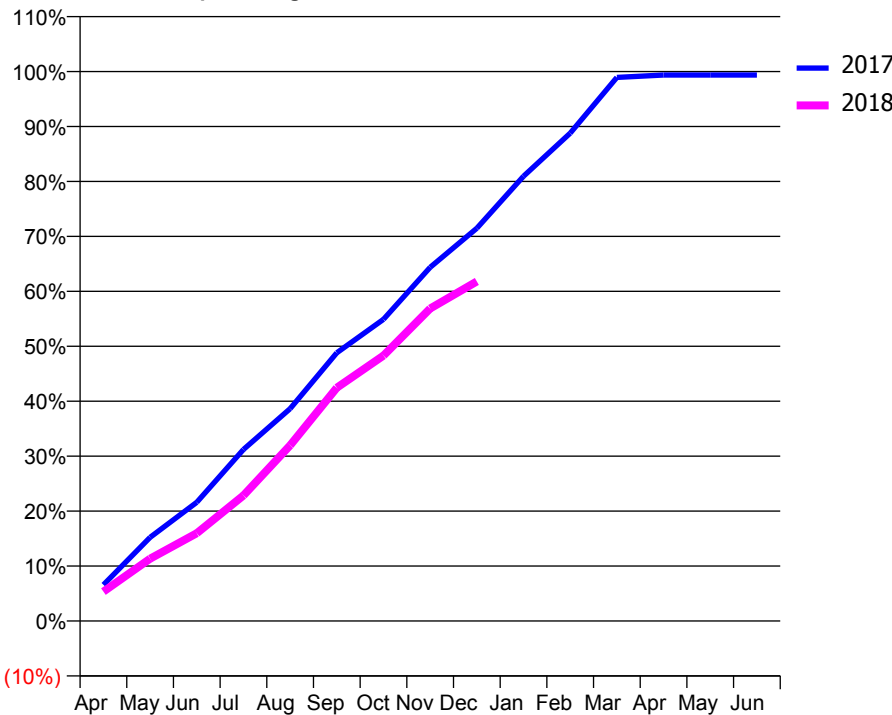
ACCESS*

Patients seen in 24 months	Total	Change since previous quarter
Quarter ending December 2016	1,533	
Quarter ending March 2017	1,526	→
Quarter ending June 2017	1,485	↓
Quarter ending September 2017	1,487	→
Quarter ending December 2017	1,448	↓
Variance since December 2016	(5.5%)	↓



ACTIVITY

Cumulative percentage of contracted UDA delivered 2017 & 2018



Month	Adjusted Scheduled Activity (UDA)	
	2017	2018
April	178	144
May	411	306
June	583	431
July	843	617
August	1,043	863
September	1,318	1,146
October	1,482	1,304
November	1,738	1,536
December	1,930	1,669
January	2,185	
February	2,397	
March	2,671	
April	2,683	
May	2,683	
June	2,683	

QUALITY

	Quantity	Base Number	Contract	AT	Region	England
% of FP17s for the same patient ID Re-attending within 3 months - Children	58	1,270	4.6%	9.5%	11.5%	12.0%
% of FP17s for the same patient ID Re-attending within 3 months - Adults	9	120	7.5%	15.0%	15.8%	15.9%
% of FP17s for the same patient ID Re-attending between 3 & 9 months - Children	846	1,270	66.6%	59.4%	60.5%	58.0%
% of FP17s for the same patient ID Re-attending between 3 & 9 months - Adults	81	120	67.5%	51.1%	51.8%	50.5%
% of FP17s for Band 1 Urgent Courses	19	1,380	1.4%	9.6%	9.5%	9.0%
% of FP17s Relating to Free Repair or Replacements	0	1,380	0.0%	0.6%	0.7%	0.8%
% of FP17s Relating to Continuations	21	1,380	1.5%	0.9%	1.0%	1.1%
% of Patients satisfied with the dentistry they have received	4	4	N/A	91.2%	92.1%	91.5%
% of Patients satisfied with the time they had to wait for an appointment	4	4	N/A	88.7%	88.3%	87.9%

* This is based on patients treated on this contract for their most recent course of treatment. Figures in italics indicate the base number of FP17s or Patient Questionnaire responses are less than 100. N/A is shown where the base number of responses is less than 10 during the period. % is calculated as Quantity/Base number*100

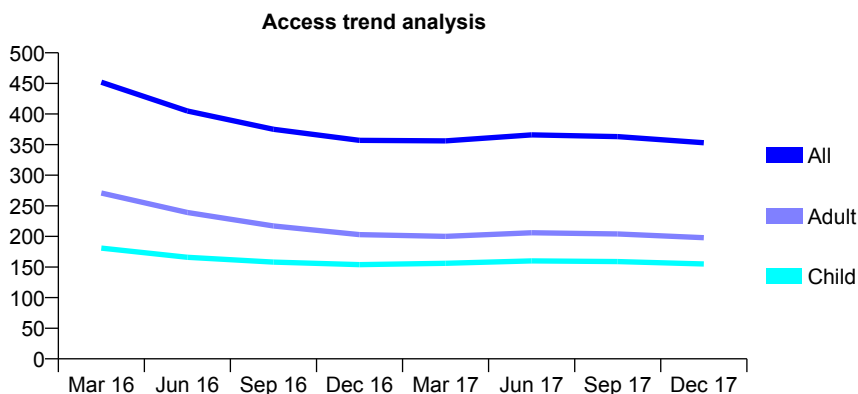
Q68 - Vital Signs At a Glance Contract Report for 634727/0001 - December 2017

Name or company name	MR RC SCOTT
Contract type name	GDS Contract
Purpose of contract	General
Contract start date	01/04/2006
Contract end date	

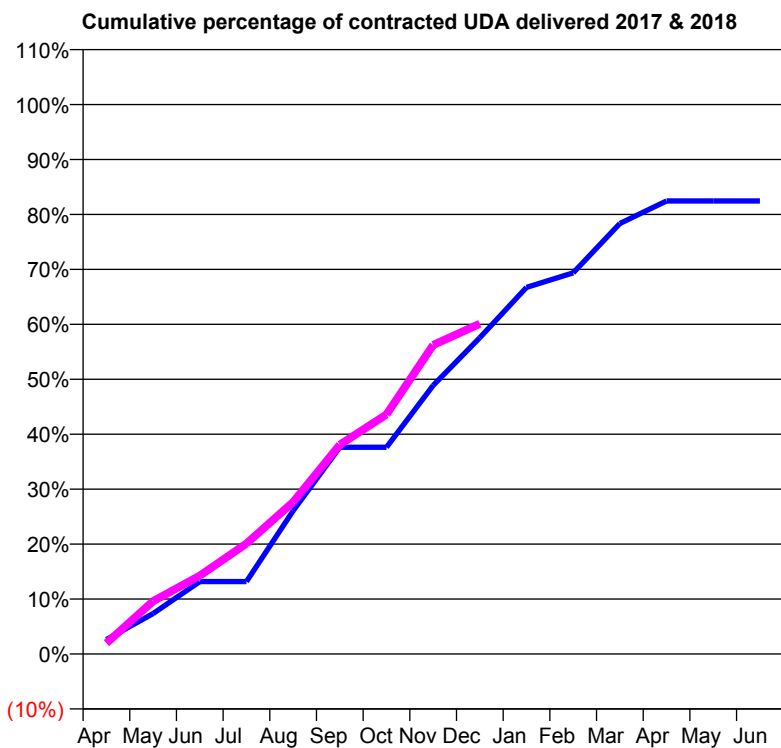
17/18 Contracted general activity (UDA)	911
Carry forward general activity (UDA)	0
17/18 Contracted orthodontic activity (UOA)	0
Carry forward orthodontic activity (UOA)	0
Baseline contract value	£21,690.64

ACCESS*

Patients seen in 24 months	Total	Change since previous quarter
Quarter ending December 2016	357	
Quarter ending March 2017	356	→
Quarter ending June 2017	366	↑
Quarter ending September 2017	363	→
Quarter ending December 2017	353	↓
Variance since December 2016	(1.1%)	↓



ACTIVITY



Month	Adjusted Scheduled Activity (UDA)	
	2017	2018
April	24	18
May	67	88
June	120	130
July	120	183
August	238	252
September	343	347
October	343	397
November	445	512
December	524	547
January	608	
February	632	
March	714	
April	751	
May	751	
June	751	

QUALITY

	Quantity	Base Number	Contract	AT	Region	England
% of FP17s for the same patient ID Re-attending within 3 months - Children	7	160	4.4%	9.5%	11.5%	12.0%
% of FP17s for the same patient ID Re-attending within 3 months - Adults	12	181	6.6%	15.0%	15.8%	15.9%
% of FP17s for the same patient ID Re-attending between 3 & 9 months - Children	96	160	60.0%	59.4%	60.5%	58.0%
% of FP17s for the same patient ID Re-attending between 3 & 9 months - Adults	88	181	48.6%	51.1%	51.8%	50.5%
% of FP17s for Band 1 Urgent Courses	17	320	5.3%	9.6%	9.5%	9.0%
% of FP17s Relating to Free Repair or Replacements	0	320	0.0%	0.6%	0.7%	0.8%
% of FP17s Relating to Continuations	3	320	0.9%	0.9%	1.0%	1.1%
% of Patients satisfied with the dentistry they have received	0	0	N/A	91.2%	92.1%	91.5%
% of Patients satisfied with the time they had to wait for an appointment	0	0	N/A	88.7%	88.3%	87.9%

* This is based on patients treated on this contract for their most recent course of treatment. Figures in italics indicate the base number of FP17s or Patient Questionnaire responses are less than 100. N/A is shown where the base number of responses is less than 10 during the period. % is calculated as Quantity/Base number*100

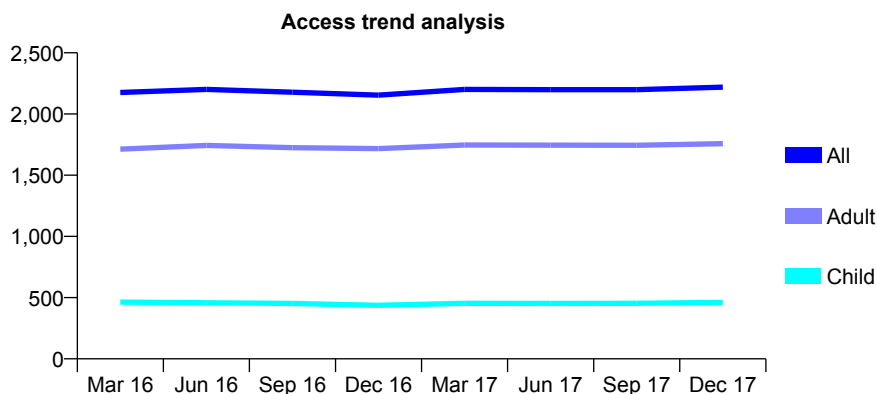
Q68 - Vital Signs At a Glance Contract Report for 635391/0001 - December 2017

Name or company name	MR DM GUTTERY
Contract type name	GDS Contract
Purpose of contract	General
Contract start date	01/04/2006
Contract end date	

17/18 Contracted general activity (UDA)	6,185
Carry forward general activity (UDA)	-34
17/18 Contracted orthodontic activity (UOA)	0
Carry forward orthodontic activity (UOA)	0
Baseline contract value	£181,328.68

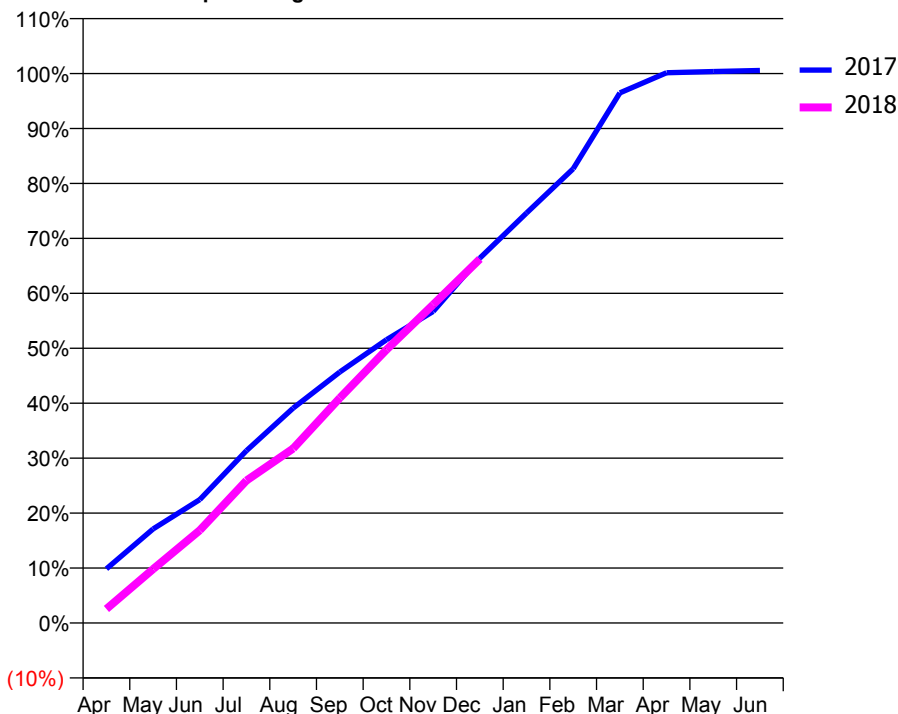
ACCESS*

Patients seen in 24 months	Total	Change since previous quarter
Quarter ending December 2016	2,154	
Quarter ending March 2017	2,201	↑
Quarter ending June 2017	2,199	→
Quarter ending September 2017	2,199	→
Quarter ending December 2017	2,219	→
Variance since December 2016	3.0%	↑



ACTIVITY

Cumulative percentage of contracted UDA delivered 2017 & 2018



Month	Adjusted Scheduled Activity (UDA)	
	2017	2018
April	609	158
May	1,059	607
June	1,389	1,043
July	1,940	1,604
August	2,418	1,963
September	2,826	2,533
October	3,188	3,076
November	3,507	3,583
December	4,108	4,097
January	4,614	
February	5,112	
March	5,967	
April	6,193	
May	6,206	
June	6,218	

QUALITY

	Quantity	Base Number	Contract	AT	Region	England
% of FP17s for the same patient ID Re-attending within 3 months - Children	36	477	7.5%	9.5%	11.5%	12.0%
% of FP17s for the same patient ID Re-attending within 3 months - Adults	341	1,954	17.5%	15.0%	15.8%	15.9%
% of FP17s for the same patient ID Re-attending between 3 & 9 months - Children	261	477	54.7%	59.4%	60.5%	58.0%
% of FP17s for the same patient ID Re-attending between 3 & 9 months - Adults	1,019	1,954	52.1%	51.1%	51.8%	50.5%
% of FP17s for Band 1 Urgent Courses	221	2,301	9.6%	9.6%	9.5%	9.0%
% of FP17s Relating to Free Repair or Replacements	21	2,301	0.9%	0.6%	0.7%	0.8%
% of FP17s Relating to Continuations	44	2,301	1.9%	0.9%	1.0%	1.1%
% of Patients satisfied with the dentistry they have received	6	6	N/A	91.2%	92.1%	91.5%
% of Patients satisfied with the time they had to wait for an appointment	5	6	N/A	88.7%	88.3%	87.9%

* This is based on patients treated on this contract for their most recent course of treatment. Figures in italics indicate the base number of FP17s or Patient Questionnaire responses are less than 100. N/A is shown where the base number of responses is less than 10 during the period. % is calculated as Quantity/Base number*100

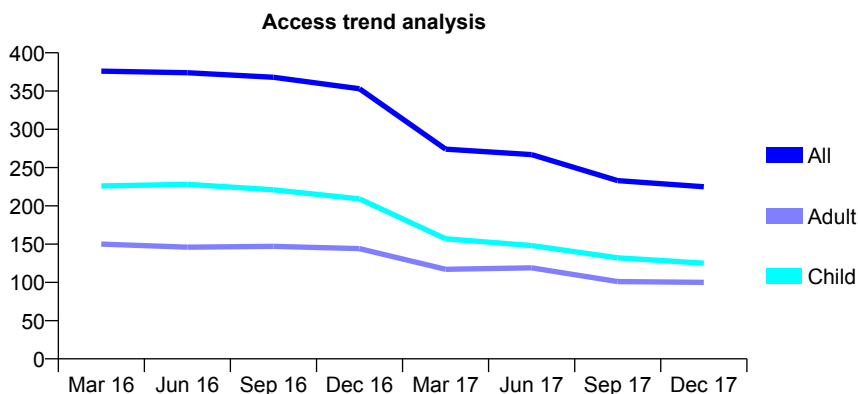
Q68 - Vital Signs At a Glance Contract Report for 636290/0001 - December 2017

Name or company name	Steyning Avenue Dental Practice
Contract type name	GDS Contract
Purpose of contract	General
Contract start date	01/04/2006
Contract end date	

17/18 Contracted general activity (UDA)	500
Carry forward general activity (UDA)	-10
17/18 Contracted orthodontic activity (UOA)	0
Carry forward orthodontic activity (UOA)	0
Baseline contract value	£11,304.68

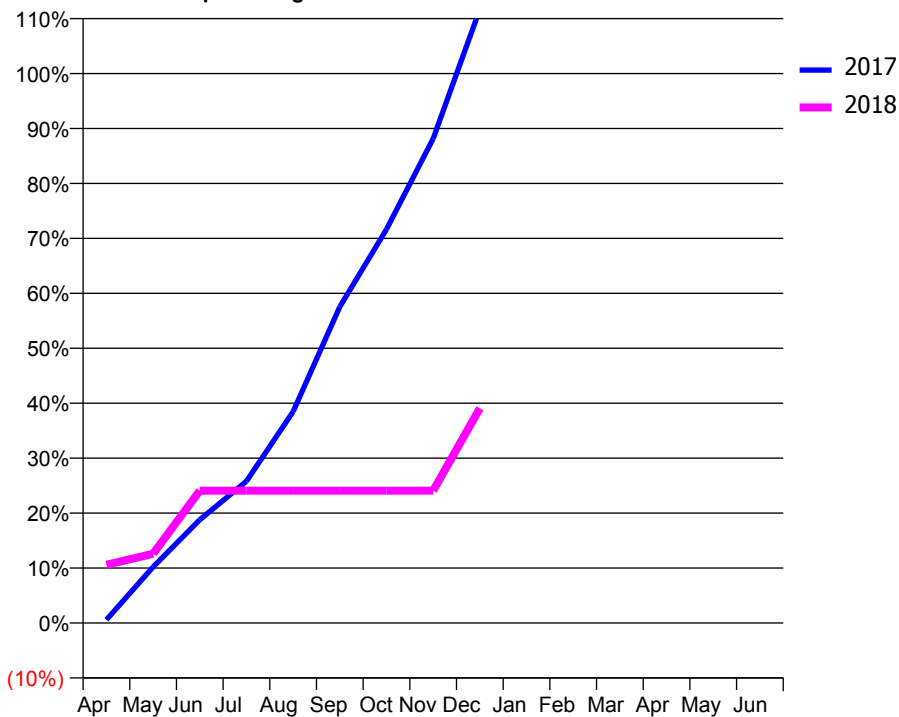
ACCESS*

Patients seen in 24 months	Total	Change since previous quarter
Quarter ending December 2016	353	
Quarter ending March 2017	274	↓
Quarter ending June 2017	267	↓
Quarter ending September 2017	233	↓
Quarter ending December 2017	225	↓
Variance since December 2016	(36.3%)	↓



ACTIVITY

Cumulative percentage of contracted UDA delivered 2017 & 2018



Month	Adjusted Scheduled Activity (UDA)	
	2017	2018
April	3	53
May	51	63
June	94	120
July	129	120
August	192	120
September	288	120
October	358	120
November	441	120
December	558	195
January	558	
February	558	
March	558	
April	561	
May	562	
June	563	

QUALITY

	Quantity	Base Number	Contract	AT	Region	England
% of FP17s for the same patient ID Re-attending within 3 months - Children	0	69	0.0%	9.5%	11.5%	12.0%
% of FP17s for the same patient ID Re-attending within 3 months - Adults	2	36	5.6%	15.0%	15.8%	15.9%
% of FP17s for the same patient ID Re-attending between 3 & 9 months - Children	29	69	42.0%	59.4%	60.5%	58.0%
% of FP17s for the same patient ID Re-attending between 3 & 9 months - Adults	15	36	41.7%	51.1%	51.8%	50.5%
% of FP17s for Band 1 Urgent Courses	2	102	2.0%	9.6%	9.5%	9.0%
% of FP17s Relating to Free Repair or Replacements	0	102	0.0%	0.6%	0.7%	0.8%
% of FP17s Relating to Continuations	1	102	1.0%	0.9%	1.0%	1.1%
% of Patients satisfied with the dentistry they have received	0	0	N/A	91.2%	92.1%	91.5%
% of Patients satisfied with the time they had to wait for an appointment	0	0	N/A	88.7%	88.3%	87.9%

* This is based on patients treated on this contract for their most recent course of treatment. Figures in italics indicate the base number of FP17s or Patient Questionnaire responses are less than 100. N/A is shown where the base number of responses is less than 10 during the period. % is calculated as Quantity/Base number*100

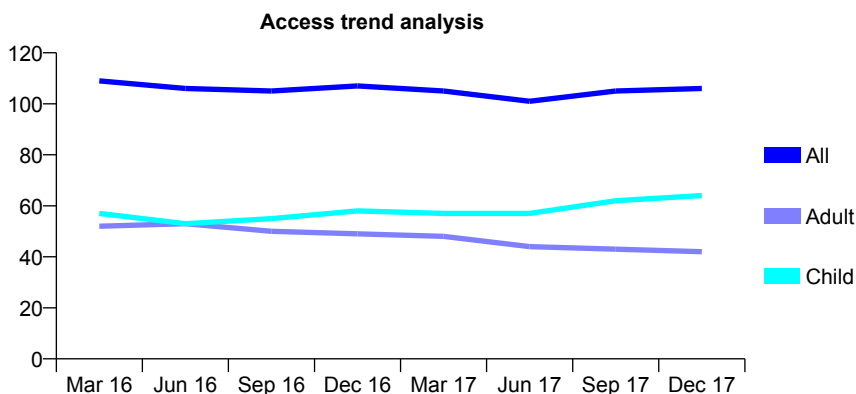
Q68 - Vital Signs At a Glance Contract Report for 638730/0001 - December 2017

Name or company name	MR DA RHODEN
Contract type name	GDS Contract
Purpose of contract	General
Contract start date	01/04/2006
Contract end date	

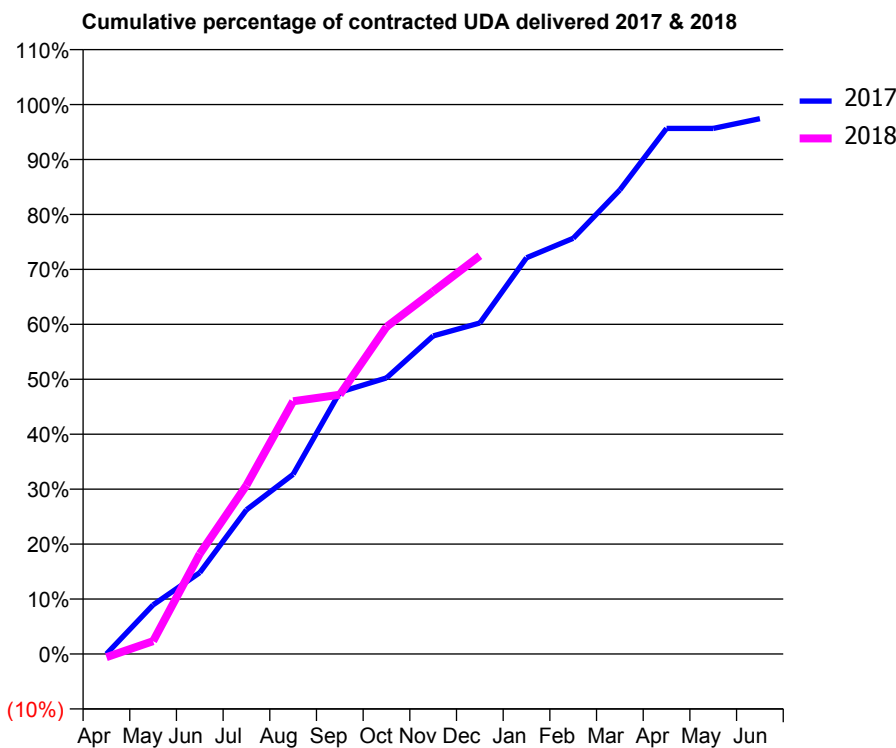
17/18 Contracted general activity (UDA)	170
Carry forward general activity (UDA)	4
17/18 Contracted orthodontic activity (UOA)	0
Carry forward orthodontic activity (UOA)	0
Baseline contract value	£3,905.77

ACCESS*

Patients seen in 24 months	Total	Change since previous quarter
Quarter ending December 2016	107	
Quarter ending March 2017	105	↓
Quarter ending June 2017	101	↓
Quarter ending September 2017	105	↑
Quarter ending December 2017	106	→
Variance since December 2016	(0.9%)	→



ACTIVITY



Month	Adjusted Scheduled Activity (UDA)	
	2017	2018
April	0	-1
May	15	4
June	25	31
July	45	52
August	56	78
September	81	80
October	85	101
November	98	112
December	102	123
January	123	
February	129	
March	144	
April	163	
May	163	
June	166	

QUALITY

	Quantity	Base Number	Contract	AT	Region	England
% of FP17s for the same patient ID Re-attending within 3 months - Children	3	69	4.3%	9.5%	11.5%	12.0%
% of FP17s for the same patient ID Re-attending within 3 months - Adults	5	39	12.8%	15.0%	15.8%	15.9%
% of FP17s for the same patient ID Re-attending between 3 & 9 months - Children	24	69	34.8%	59.4%	60.5%	58.0%
% of FP17s for the same patient ID Re-attending between 3 & 9 months - Adults	14	39	35.9%	51.1%	51.8%	50.5%
% of FP17s for Band 1 Urgent Courses	1	87	1.1%	9.6%	9.5%	9.0%
% of FP17s Relating to Free Repair or Replacements	0	87	0.0%	0.6%	0.7%	0.8%
% of FP17s Relating to Continuations	0	87	0.0%	0.9%	1.0%	1.1%
% of Patients satisfied with the dentistry they have received	0	0	N/A	91.2%	92.1%	91.5%
% of Patients satisfied with the time they had to wait for an appointment	0	0	N/A	88.7%	88.3%	87.9%

* This is based on patients treated on this contract for their most recent course of treatment. Figures in italics indicate the base number of FP17s or Patient Questionnaire responses are less than 100. N/A is shown where the base number of responses is less than 10 during the period. % is calculated as Quantity/Base number*100

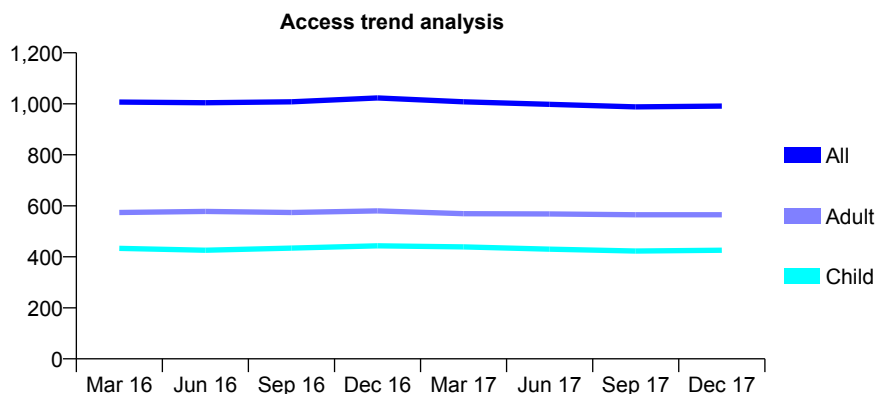
Q68 - Vital Signs At a Glance Contract Report for 643440/0001 - December 2017

Name or company name	MR KA GOWER
Contract type name	GDS Contract
Purpose of contract	General
Contract start date	01/04/2006
Contract end date	

17/18 Contracted general activity (UDA)	2,240
Carry forward general activity (UDA)	16
17/18 Contracted orthodontic activity (UOA)	0
Carry forward orthodontic activity (UOA)	0
Baseline contract value	£50,353.07

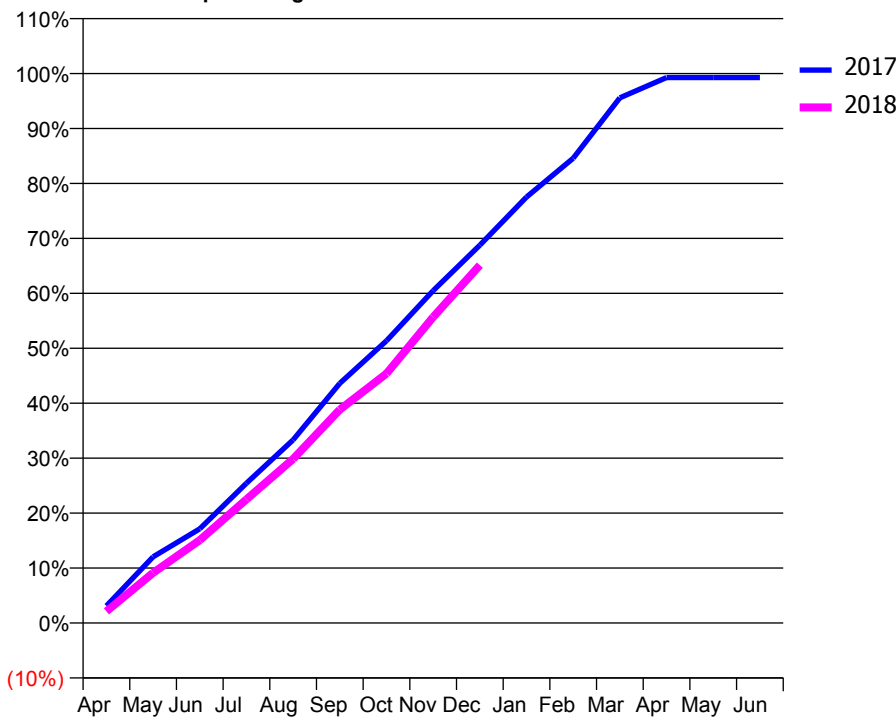
ACCESS*

Patients seen in 24 months	Total	Change since previous quarter
Quarter ending December 2016	1,023	
Quarter ending March 2017	1,008	↓
Quarter ending June 2017	998	→
Quarter ending September 2017	988	↓
Quarter ending December 2017	991	→
Variance since December 2016	(3.1%)	↓



ACTIVITY

Cumulative percentage of contracted UDA delivered 2017 & 2018



Month	Adjusted Scheduled Activity (UDA)	
	2017	2018
April	70	48
May	270	205
June	384	338
July	570	504
August	746	669
September	977	870
October	1,151	1,017
November	1,355	1,247
December	1,540	1,459
January	1,736	
February	1,895	
March	2,141	
April	2,223	
May	2,223	
June	2,223	

QUALITY

	Quantity	Base Number	Contract	AT	Region	England
% of FP17s for the same patient ID Re-attending within 3 months - Children	31	539	5.8%	9.5%	11.5%	12.0%
% of FP17s for the same patient ID Re-attending within 3 months - Adults	70	555	12.6%	15.0%	15.8%	15.9%
% of FP17s for the same patient ID Re-attending between 3 & 9 months - Children	344	539	63.8%	59.4%	60.5%	58.0%
% of FP17s for the same patient ID Re-attending between 3 & 9 months - Adults	313	555	56.4%	51.1%	51.8%	50.5%
% of FP17s for Band 1 Urgent Courses	79	1,039	7.6%	9.6%	9.5%	9.0%
% of FP17s Relating to Free Repair or Replacements	1	1,039	0.1%	0.6%	0.7%	0.8%
% of FP17s Relating to Continuations	0	1,039	0.0%	0.9%	1.0%	1.1%
% of Patients satisfied with the dentistry they have received	1	1	N/A	91.2%	92.1%	91.5%
% of Patients satisfied with the time they had to wait for an appointment	1	1	N/A	88.7%	88.3%	87.9%

* This is based on patients treated on this contract for their most recent course of treatment. Figures in italics indicate the base number of FP17s or Patient Questionnaire responses are less than 100. N/A is shown where the base number of responses is less than 10 during the period. % is calculated as Quantity/Base number*100

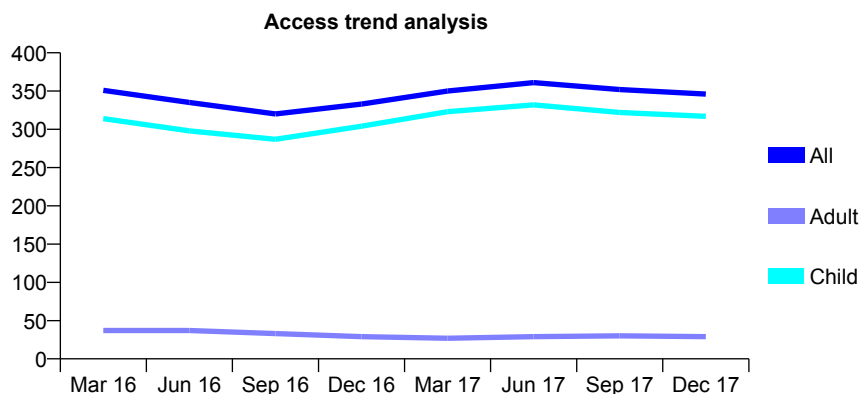
Q68 - Vital Signs At a Glance Contract Report for 644951/0001 - December 2017

Name or company name	MR NJ JULLIEN
Contract type name	GDS Contract
Purpose of contract	General
Contract start date	01/04/2006
Contract end date	

17/18 Contracted general activity (UDA)	550
Carry forward general activity (UDA)	0
17/18 Contracted orthodontic activity (UOA)	0
Carry forward orthodontic activity (UOA)	0
Baseline contract value	£12,363.49

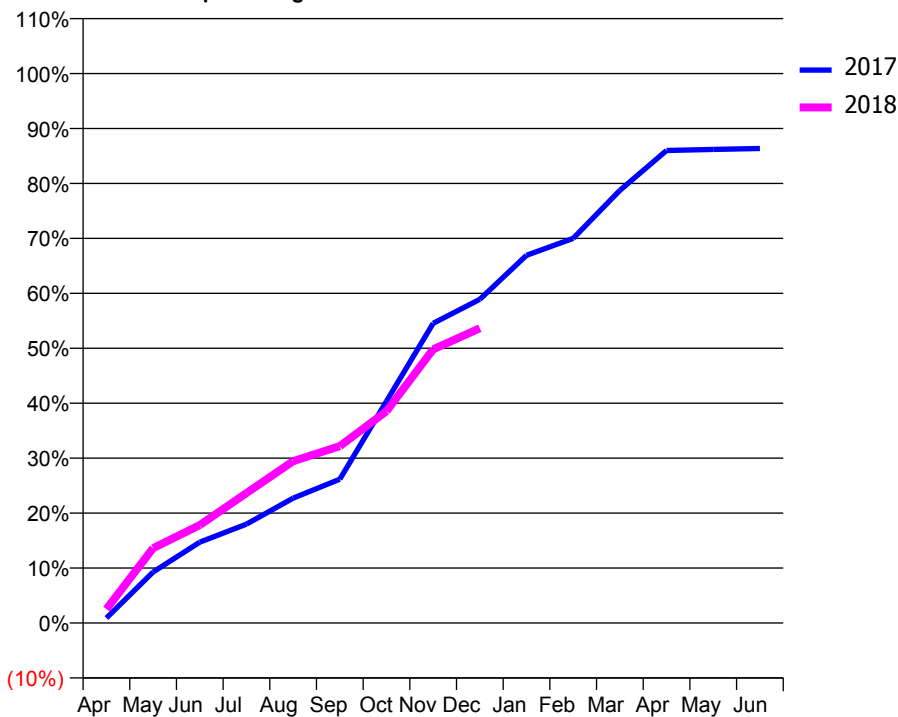
ACCESS*

Patients seen in 24 months	Total	Change since previous quarter
Quarter ending December 2016	333	
Quarter ending March 2017	350	↑
Quarter ending June 2017	361	↑
Quarter ending September 2017	352	↓
Quarter ending December 2017	346	↓
Variance since December 2016	3.9%	↑



ACTIVITY

Cumulative percentage of contracted UDA delivered 2017 & 2018



Month	Adjusted Scheduled Activity (UDA)	
	2017	2018
April	5	14
May	51	75
June	81	98
July	99	130
August	125	162
September	144	177
October	222	212
November	300	274
December	324	295
January	368	
February	385	
March	433	
April	473	
May	474	
June	475	

QUALITY

	Quantity	Base Number	Contract	AT	Region	England
% of FP17s for the same patient ID Re-attending within 3 months - Children	5	271	1.8%	9.5%	11.5%	12.0%
% of FP17s for the same patient ID Re-attending within 3 months - Adults	0	2	0.0%	15.0%	15.8%	15.9%
% of FP17s for the same patient ID Re-attending between 3 & 9 months - Children	133	271	49.1%	59.4%	60.5%	58.0%
% of FP17s for the same patient ID Re-attending between 3 & 9 months - Adults	0	2	0.0%	51.1%	51.8%	50.5%
% of FP17s for Band 1 Urgent Courses	0	245	0.0%	9.6%	9.5%	9.0%
% of FP17s Relating to Free Repair or Replacements	0	245	0.0%	0.6%	0.7%	0.8%
% of FP17s Relating to Continuations	0	245	0.0%	0.9%	1.0%	1.1%
% of Patients satisfied with the dentistry they have received	0	0	N/A	91.2%	92.1%	91.5%
% of Patients satisfied with the time they had to wait for an appointment	0	0	N/A	88.7%	88.3%	87.9%

* This is based on patients treated on this contract for their most recent course of treatment. Figures in italics indicate the base number of FP17s or Patient Questionnaire responses are less than 100. N/A is shown where the base number of responses is less than 10 during the period. % is calculated as Quantity/Base number*100

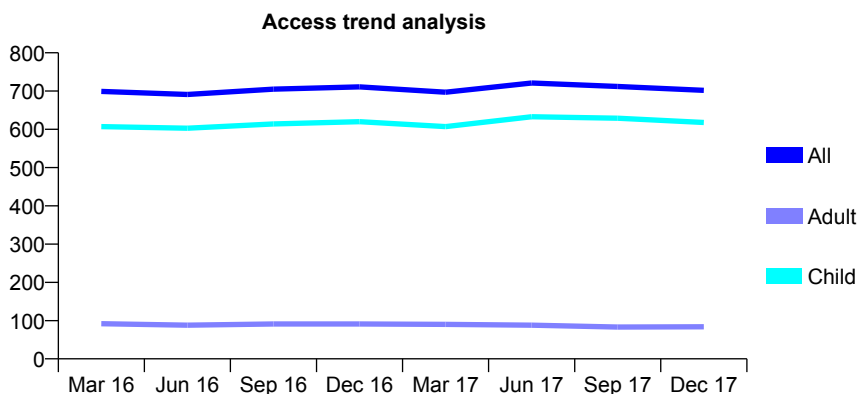
Q68 - Vital Signs At a Glance Contract Report for 649473/0001 - December 2017

Name or company name	MR AB DAVIDSON
Contract type name	GDS Contract
Purpose of contract	General
Contract start date	01/04/2006
Contract end date	

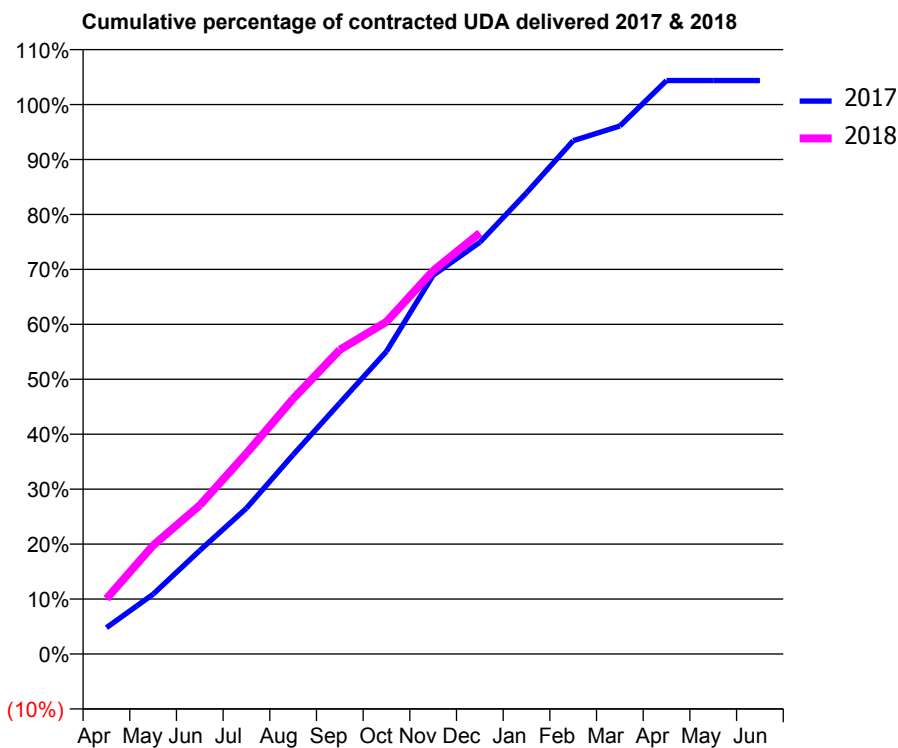
17/18 Contracted general activity (UDA)	1,200
Carry forward general activity (UDA)	-24
17/18 Contracted orthodontic activity (UOA)	0
Carry forward orthodontic activity (UOA)	0
Baseline contract value	£30,527.70

ACCESS*

Patients seen in 24 months	Total	Change since previous quarter
Quarter ending December 2016	711	
Quarter ending March 2017	697	↓
Quarter ending June 2017	721	↑
Quarter ending September 2017	712	↓
Quarter ending December 2017	702	↓
Variance since December 2016	(1.3%)	↓



ACTIVITY



Month	Adjusted Scheduled Activity (UDA)	
	2017	2018
April	57	121
May	131	237
June	226	325
July	318	438
August	435	558
September	548	664
October	661	725
November	827	837
December	899	920
January	1,007	
February	1,121	
March	1,153	
April	1,252	
May	1,252	
June	1,252	

QUALITY

	Quantity	Base Number	Contract	AT	Region	England
% of FP17s for the same patient ID Re-attending within 3 months - Children	42	735	5.7%	9.5%	11.5%	12.0%
% of FP17s for the same patient ID Re-attending within 3 months - Adults	0	9	0.0%	15.0%	15.8%	15.9%
% of FP17s for the same patient ID Re-attending between 3 & 9 months - Children	479	735	65.2%	59.4%	60.5%	58.0%
% of FP17s for the same patient ID Re-attending between 3 & 9 months - Adults	5	9	55.6%	51.1%	51.8%	50.5%
% of FP17s for Band 1 Urgent Courses	23	670	3.4%	9.6%	9.5%	9.0%
% of FP17s Relating to Free Repair or Replacements	0	670	0.0%	0.6%	0.7%	0.8%
% of FP17s Relating to Continuations	0	670	0.0%	0.9%	1.0%	1.1%
% of Patients satisfied with the dentistry they have received	0	0	N/A	91.2%	92.1%	91.5%
% of Patients satisfied with the time they had to wait for an appointment	0	0	N/A	88.7%	88.3%	87.9%

* This is based on patients treated on this contract for their most recent course of treatment. Figures in italics indicate the base number of FP17s or Patient Questionnaire responses are less than 100. N/A is shown where the base number of responses is less than 10 during the period. % is calculated as Quantity/Base number*100

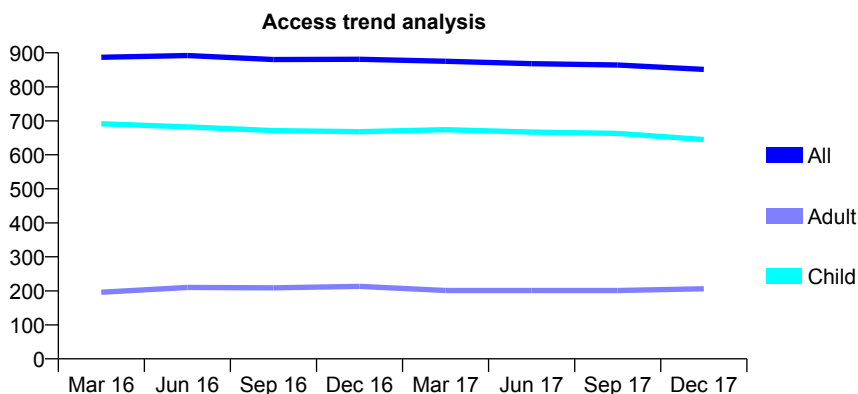
Q68 - Vital Signs At a Glance Contract Report for 649848/0001 - December 2017

Name or company name	MR MJ ANNALS
Contract type name	GDS Contract
Purpose of contract	General
Contract start date	01/04/2006
Contract end date	

17/18 Contracted general activity (UDA)	1,800
Carry forward general activity (UDA)	0
17/18 Contracted orthodontic activity (UOA)	0
Carry forward orthodontic activity (UOA)	0
Baseline contract value	£44,139.05

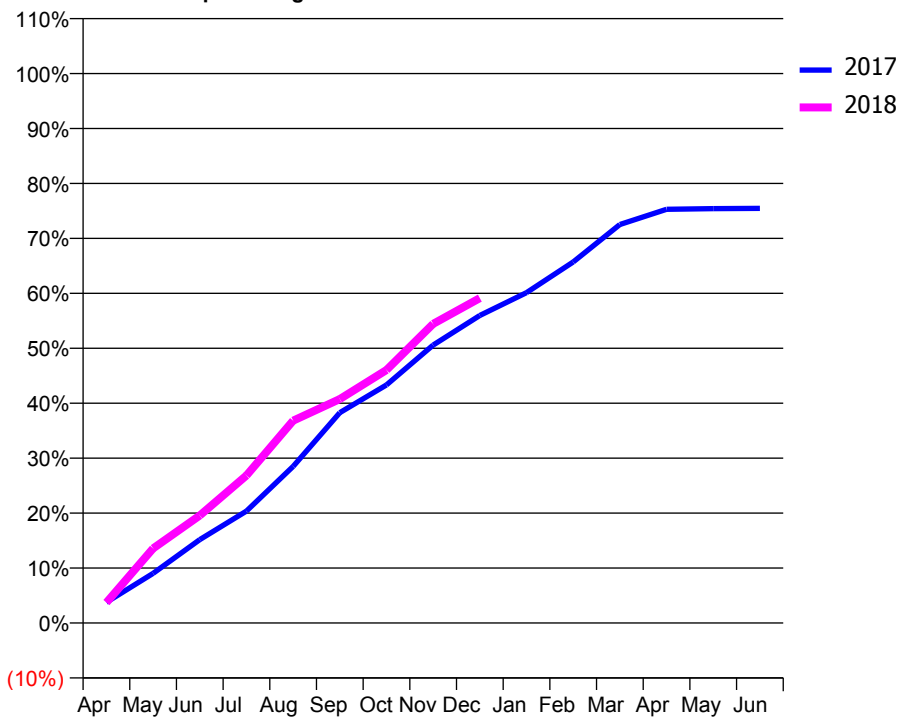
ACCESS*

Patients seen in 24 months	Total	Change since previous quarter
Quarter ending December 2016	881	
Quarter ending March 2017	875	→
Quarter ending June 2017	868	→
Quarter ending September 2017	864	→
Quarter ending December 2017	851	↓
Variance since December 2016	(3.4%)	↓



ACTIVITY

Cumulative percentage of contracted UDA delivered 2017 & 2018



Month	Adjusted Scheduled Activity (UDA)	
	2017	2018
April	79	67
May	190	244
June	319	352
July	428	483
August	599	663
September	804	734
October	910	829
November	1,062	980
December	1,175	1,064
January	1,263	
February	1,380	
March	1,523	
April	1,581	
May	1,584	
June	1,585	

QUALITY

	Quantity	Base Number	Contract	AT	Region	England
% of FP17s for the same patient ID Re-attending within 3 months - Children	35	755	4.6%	9.5%	11.5%	12.0%
% of FP17s for the same patient ID Re-attending within 3 months - Adults	5	111	4.5%	15.0%	15.8%	15.9%
% of FP17s for the same patient ID Re-attending between 3 & 9 months - Children	532	755	70.5%	59.4%	60.5%	58.0%
% of FP17s for the same patient ID Re-attending between 3 & 9 months - Adults	73	111	65.8%	51.1%	51.8%	50.5%
% of FP17s for Band 1 Urgent Courses	6	806	0.7%	9.6%	9.5%	9.0%
% of FP17s Relating to Free Repair or Replacements	0	806	0.0%	0.6%	0.7%	0.8%
% of FP17s Relating to Continuations	0	806	0.0%	0.9%	1.0%	1.1%
% of Patients satisfied with the dentistry they have received	0	0	N/A	91.2%	92.1%	91.5%
% of Patients satisfied with the time they had to wait for an appointment	0	0	N/A	88.7%	88.3%	87.9%

* This is based on patients treated on this contract for their most recent course of treatment. Figures in italics indicate the base number of FP17s or Patient Questionnaire responses are less than 100. N/A is shown where the base number of responses is less than 10 during the period. % is calculated as Quantity/Base number*100

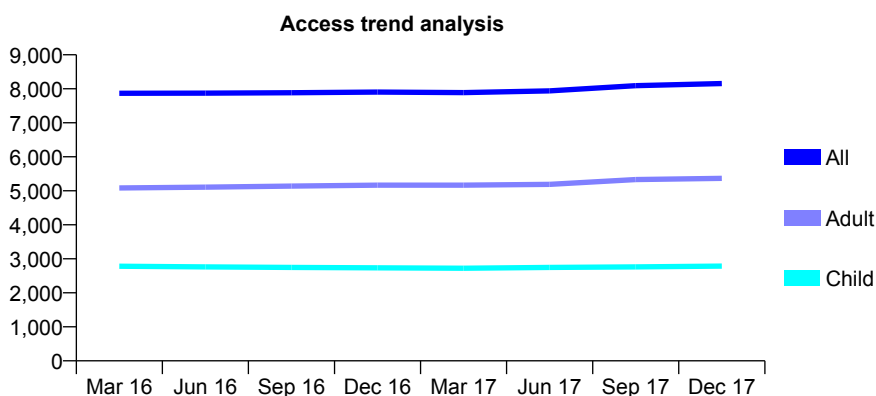
Q68 - Vital Signs At a Glance Contract Report for 653381/0001 - December 2017

Name or company name	MR SG QUELCH
Contract type name	GDS Contract
Purpose of contract	General
Contract start date	01/04/2006
Contract end date	

17/18 Contracted general activity (UDA)	17,527
Carry forward general activity (UDA)	473
17/18 Contracted orthodontic activity (UOA)	0
Carry forward orthodontic activity (UOA)	0
Baseline contract value	£549,364.20

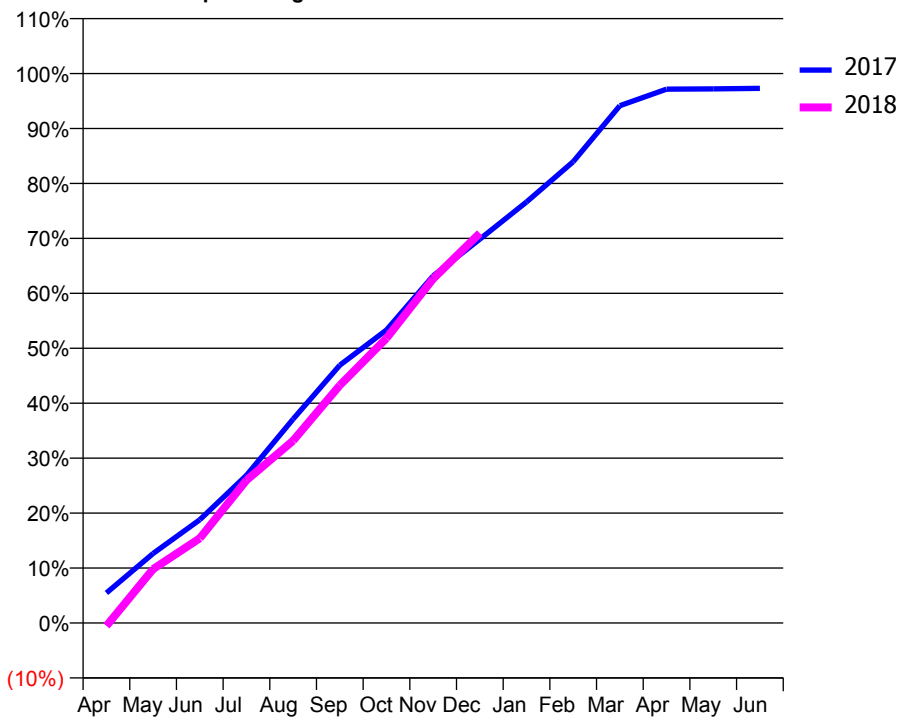
ACCESS*

Patients seen in 24 months	Total	Change since previous quarter
Quarter ending December 2016	7,904	
Quarter ending March 2017	7,890	→
Quarter ending June 2017	7,938	→
Quarter ending September 2017	8,091	→
Quarter ending December 2017	8,153	→
Variance since December 2016	3.2%	↑



ACTIVITY

Cumulative percentage of contracted UDA delivered 2017 & 2018



Month	Adjusted Scheduled Activity (UDA)	
	2017	2018
April	960	-95
May	2,217	1,719
June	3,296	2,701
July	4,710	4,555
August	6,505	5,817
September	8,222	7,580
October	9,348	9,083
November	11,075	10,982
December	12,242	12,435
January	13,429	
February	14,715	
March	16,501	
April	17,028	
May	17,035	
June	17,054	

QUALITY

	Quantity	Base Number	Contract	AT	Region	England
% of FP17s for the same patient ID Re-attending within 3 months - Children	332	3,648	9.1%	9.5%	11.5%	12.0%
% of FP17s for the same patient ID Re-attending within 3 months - Adults	759	5,569	13.6%	15.0%	15.8%	15.9%
% of FP17s for the same patient ID Re-attending between 3 & 9 months - Children	2,504	3,648	68.6%	59.4%	60.5%	58.0%
% of FP17s for the same patient ID Re-attending between 3 & 9 months - Adults	2,867	5,569	51.5%	51.1%	51.8%	50.5%
% of FP17s for Band 1 Urgent Courses	632	8,411	7.5%	9.6%	9.5%	9.0%
% of FP17s Relating to Free Repair or Replacements	34	8,411	0.4%	0.6%	0.7%	0.8%
% of FP17s Relating to Continuations	21	8,411	0.2%	0.9%	1.0%	1.1%
% of Patients satisfied with the dentistry they have received	12	12	100.0%	91.2%	92.1%	91.5%
% of Patients satisfied with the time they had to wait for an appointment	11	12	91.7%	88.7%	88.3%	87.9%

* This is based on patients treated on this contract for their most recent course of treatment. Figures in italics indicate the base number of FP17s or Patient Questionnaire responses are less than 100. N/A is shown where the base number of responses is less than 10 during the period. % is calculated as Quantity/Base number*100

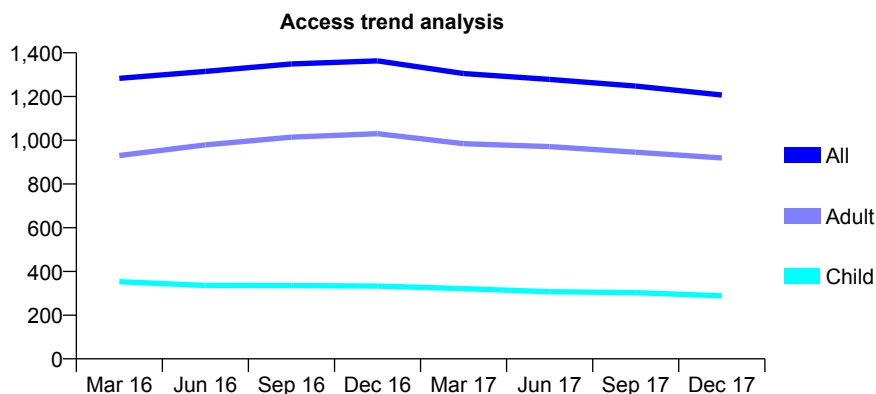
Q68 - Vital Signs At a Glance Contract Report for 657182/0001 - December 2017

Name or company name	Marine Parade Dental Practice
Contract type name	GDS Contract
Purpose of contract	General
Contract start date	01/04/2006
Contract end date	

17/18 Contracted general activity (UDA)	4,000
Carry forward general activity (UDA)	-72
17/18 Contracted orthodontic activity (UOA)	0
Carry forward orthodontic activity (UOA)	0
Baseline contract value	£114,809.52

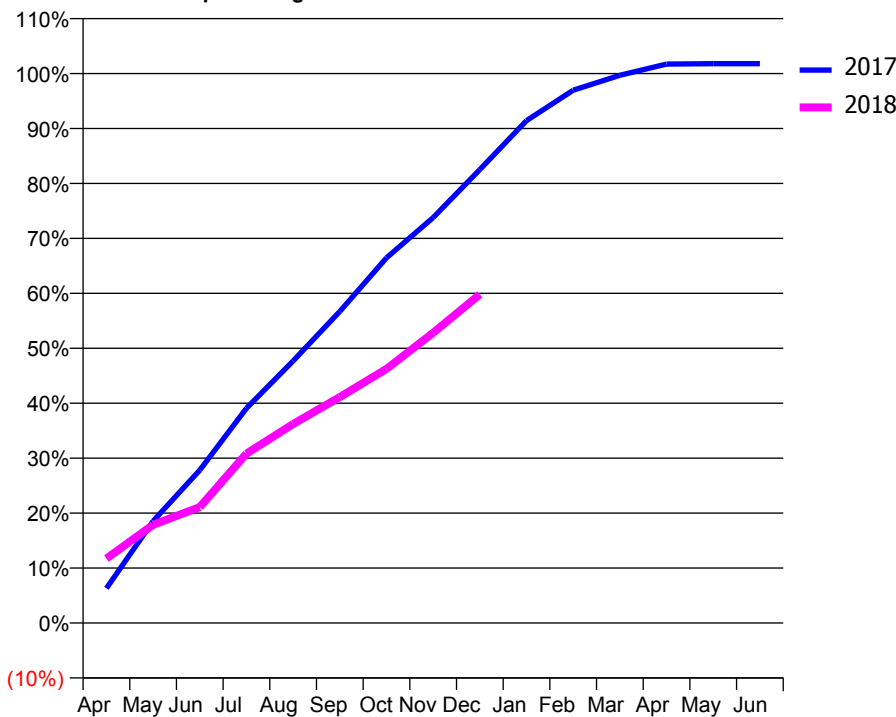
ACCESS*

Patients seen in 24 months	Total	Change since previous quarter
Quarter ending December 2016	1,363	
Quarter ending March 2017	1,305	↓
Quarter ending June 2017	1,278	↓
Quarter ending September 2017	1,248	↓
Quarter ending December 2017	1,207	↓
Variance since December 2016	(11.4%)	↓



ACTIVITY

Cumulative percentage of contracted UDA delivered 2017 & 2018



Adjusted Scheduled Activity (UDA)

Month	2017	2018
April	252	469
May	742	715
June	1,112	844
July	1,563	1,233
August	1,908	1,449
September	2,268	1,645
October	2,658	1,850
November	2,951	2,113
December	3,300	2,392
January	3,657	
February	3,879	
March	3,987	
April	4,069	
May	4,072	
June	4,072	

QUALITY

	Quantity	Base Number	Contract	AT	Region	England
% of FP17s for the same patient ID Re-attending within 3 months - Children	10	313	3.2%	9.5%	11.5%	12.0%
% of FP17s for the same patient ID Re-attending within 3 months - Adults	62	598	10.4%	15.0%	15.8%	15.9%
% of FP17s for the same patient ID Re-attending between 3 & 9 months - Children	214	313	68.4%	59.4%	60.5%	58.0%
% of FP17s for the same patient ID Re-attending between 3 & 9 months - Adults	266	598	44.5%	51.1%	51.8%	50.5%
% of FP17s for Band 1 Urgent Courses	82	871	9.4%	9.6%	9.5%	9.0%
% of FP17s Relating to Free Repair or Replacements	0	871	0.0%	0.6%	0.7%	0.8%
% of FP17s Relating to Continuations	15	871	1.7%	0.9%	1.0%	1.1%
% of Patients satisfied with the dentistry they have received	0	0	N/A	91.2%	92.1%	91.5%
% of Patients satisfied with the time they had to wait for an appointment	0	0	N/A	88.7%	88.3%	87.9%

* This is based on patients treated on this contract for their most recent course of treatment. Figures in italics indicate the base number of FP17s or Patient Questionnaire responses are less than 100. N/A is shown where the base number of responses is less than 10 during the period. % is calculated as Quantity/Base number*100

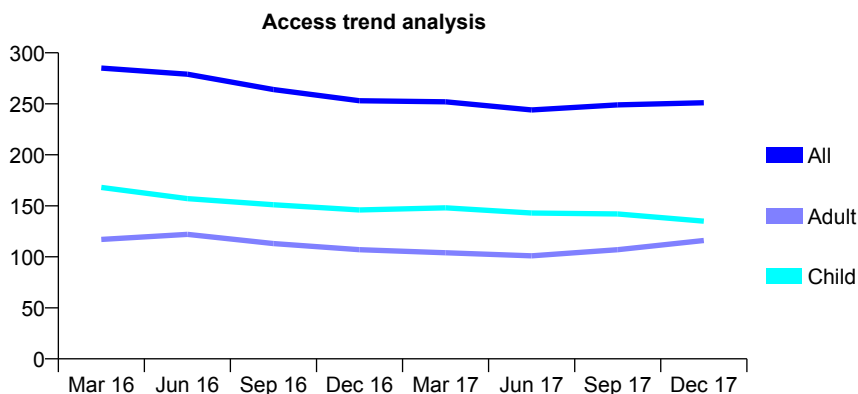
Q68 - Vital Signs At a Glance Contract Report for 657867/0002 - December 2017

Name or company name	MR L VAN ROOY
Contract type name	GDS Contract
Purpose of contract	General
Contract start date	01/07/2006
Contract end date	

17/18 Contracted general activity (UDA)	1,000
Carry forward general activity (UDA)	0
17/18 Contracted orthodontic activity (UOA)	0
Carry forward orthodontic activity (UOA)	0
Baseline contract value	£29,048.84

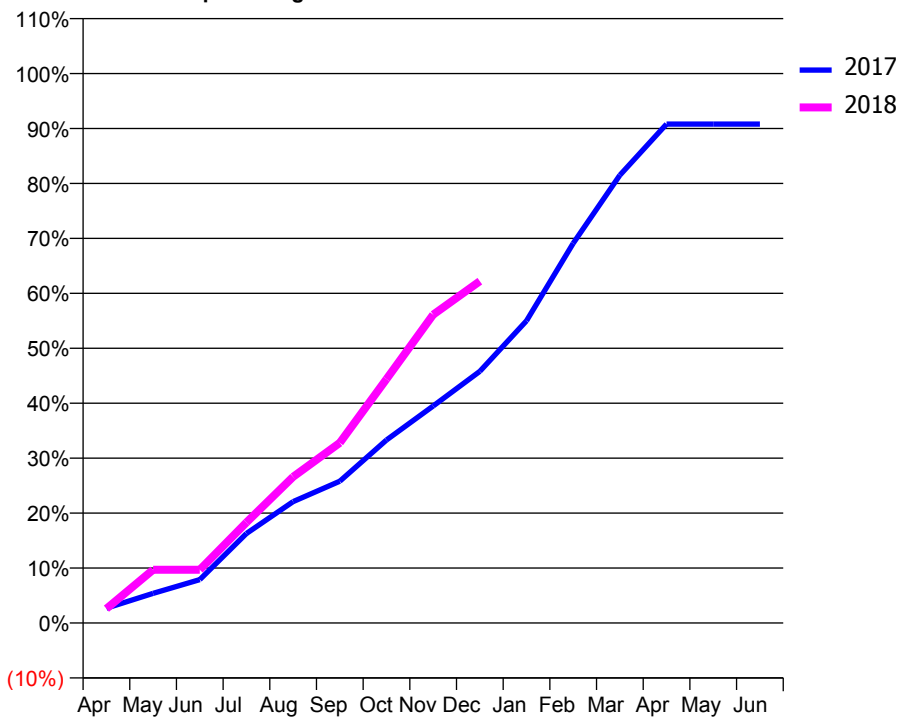
ACCESS*

Patients seen in 24 months	Total	Change since previous quarter
Quarter ending December 2016	253	
Quarter ending March 2017	252	→
Quarter ending June 2017	244	↓
Quarter ending September 2017	249	↑
Quarter ending December 2017	251	→
Variance since December 2016	(0.8%)	→



ACTIVITY

Cumulative percentage of contracted UDA delivered 2017 & 2018



Month	Adjusted Scheduled Activity (UDA)	
	2017	2018
April	27	26
May	54	97
June	79	97
July	163	183
August	221	266
September	258	328
October	333	444
November	395	561
December	458	622
January	550	
February	691	
March	815	
April	908	
May	908	
June	908	

QUALITY

	Quantity	Base Number	Contract	AT	Region	England
% of FP17s for the same patient ID Re-attending within 3 months - Children	5	91	5.5%	9.5%	11.5%	12.0%
% of FP17s for the same patient ID Re-attending within 3 months - Adults	13	76	17.1%	15.0%	15.8%	15.9%
% of FP17s for the same patient ID Re-attending between 3 & 9 months - Children	45	91	49.5%	59.4%	60.5%	58.0%
% of FP17s for the same patient ID Re-attending between 3 & 9 months - Adults	19	76	25.0%	51.1%	51.8%	50.5%
% of FP17s for Band 1 Urgent Courses	1	150	0.7%	9.6%	9.5%	9.0%
% of FP17s Relating to Free Repair or Replacements	0	150	0.0%	0.6%	0.7%	0.8%
% of FP17s Relating to Continuations	0	150	0.0%	0.9%	1.0%	1.1%
% of Patients satisfied with the dentistry they have received	1	1	N/A	91.2%	92.1%	91.5%
% of Patients satisfied with the time they had to wait for an appointment	1	1	N/A	88.7%	88.3%	87.9%

* This is based on patients treated on this contract for their most recent course of treatment. Figures in italics indicate the base number of FP17s or Patient Questionnaire responses are less than 100. N/A is shown where the base number of responses is less than 10 during the period. % is calculated as Quantity/Base number*100

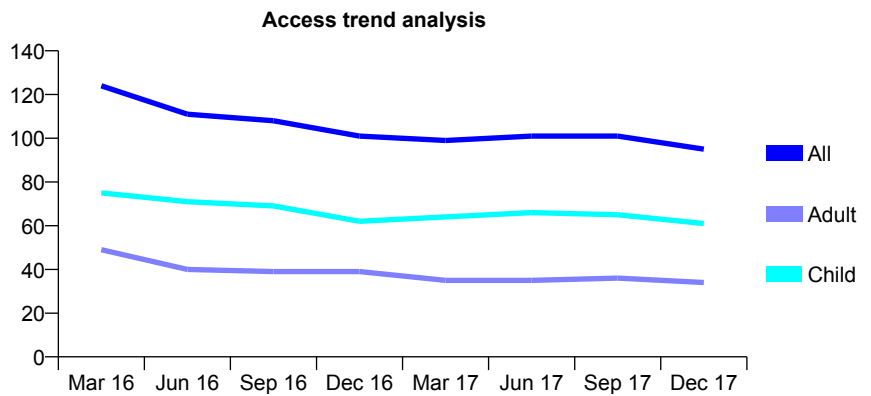
Q68 - Vital Signs At a Glance Contract Report for 661015/0001 - December 2017

Name or company name	MR S MAGNANI
Contract type name	GDS Contract
Purpose of contract	General
Contract start date	01/04/2007
Contract end date	

17/18 Contracted general activity (UDA)	170
Carry forward general activity (UDA)	0
17/18 Contracted orthodontic activity (UOA)	0
Carry forward orthodontic activity (UOA)	0
Baseline contract value	£4,682.81

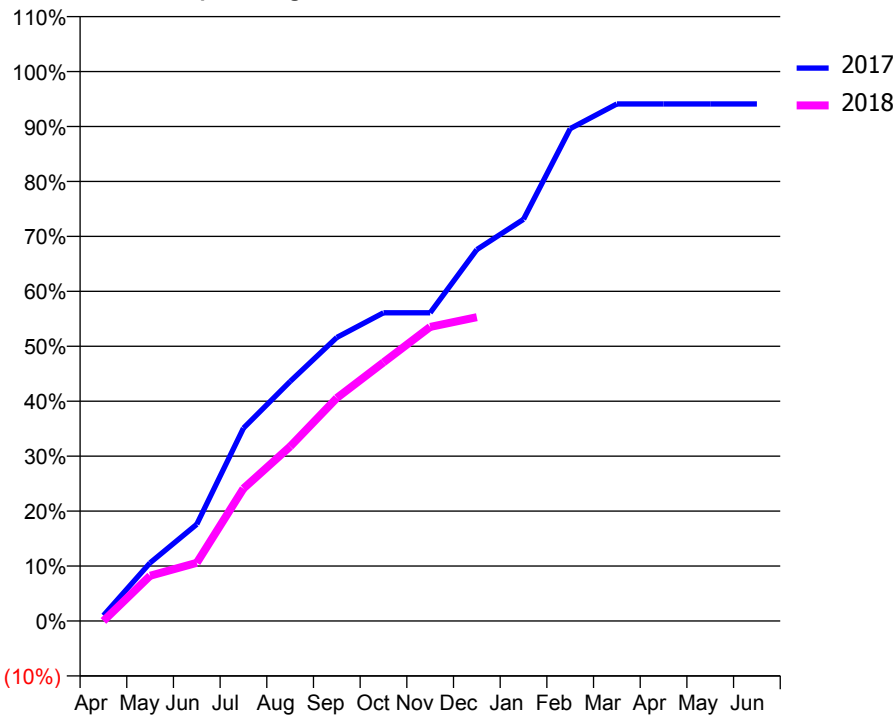
ACCESS*

Patients seen in 24 months	Total	Change since previous quarter
Quarter ending December 2016	101	
Quarter ending March 2017	99	↓
Quarter ending June 2017	101	↑
Quarter ending September 2017	101	→
Quarter ending December 2017	95	↓
Variance since December 2016	(5.9%)	↓



ACTIVITY

Cumulative percentage of contracted UDA delivered 2017 & 2018



Month	Adjusted Scheduled Activity (UDA)	
	2017	2018
April	2	0
May	21	14
June	35	18
July	70	41
August	87	54
September	103	69
October	112	80
November	112	91
December	135	94
January	146	
February	179	
March	188	
April	188	
May	188	
June	188	

QUALITY

	Quantity	Base Number	Contract	AT	Region	England
% of FP17s for the same patient ID Re-attending within 3 months - Children	0	55	0.0%	9.5%	11.5%	12.0%
% of FP17s for the same patient ID Re-attending within 3 months - Adults	0	21	0.0%	15.0%	15.8%	15.9%
% of FP17s for the same patient ID Re-attending between 3 & 9 months - Children	28	55	50.9%	59.4%	60.5%	58.0%
% of FP17s for the same patient ID Re-attending between 3 & 9 months - Adults	9	21	42.9%	51.1%	51.8%	50.5%
% of FP17s for Band 1 Urgent Courses	0	76	0.0%	9.6%	9.5%	9.0%
% of FP17s Relating to Free Repair or Replacements	0	76	0.0%	0.6%	0.7%	0.8%
% of FP17s Relating to Continuations	0	76	0.0%	0.9%	1.0%	1.1%
% of Patients satisfied with the dentistry they have received	0	0	N/A	91.2%	92.1%	91.5%
% of Patients satisfied with the time they had to wait for an appointment	0	0	N/A	88.7%	88.3%	87.9%

* This is based on patients treated on this contract for their most recent course of treatment. Figures in italics indicate the base number of FP17s or Patient Questionnaire responses are less than 100. N/A is shown where the base number of responses is less than 10 during the period. % is calculated as Quantity/Base number*100

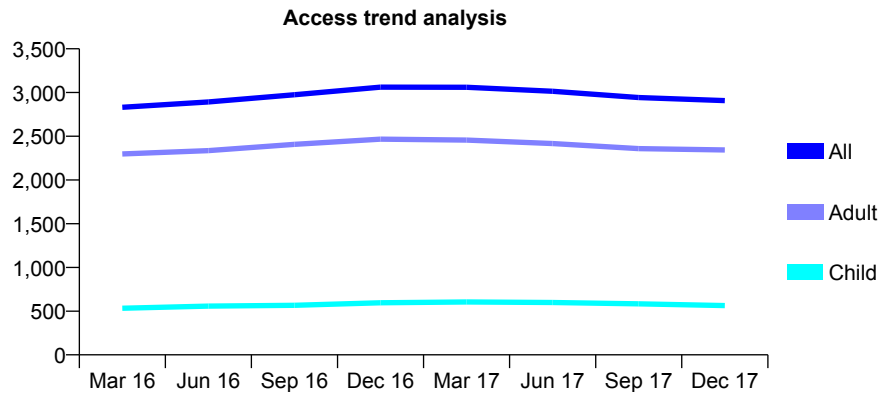
Q68 - Vital Signs At a Glance Contract Report for 673285/0001 - December 2017

Name or company name	MR S POULADI
Contract type name	GDS Contract
Purpose of contract	General
Contract start date	01/04/2006
Contract end date	

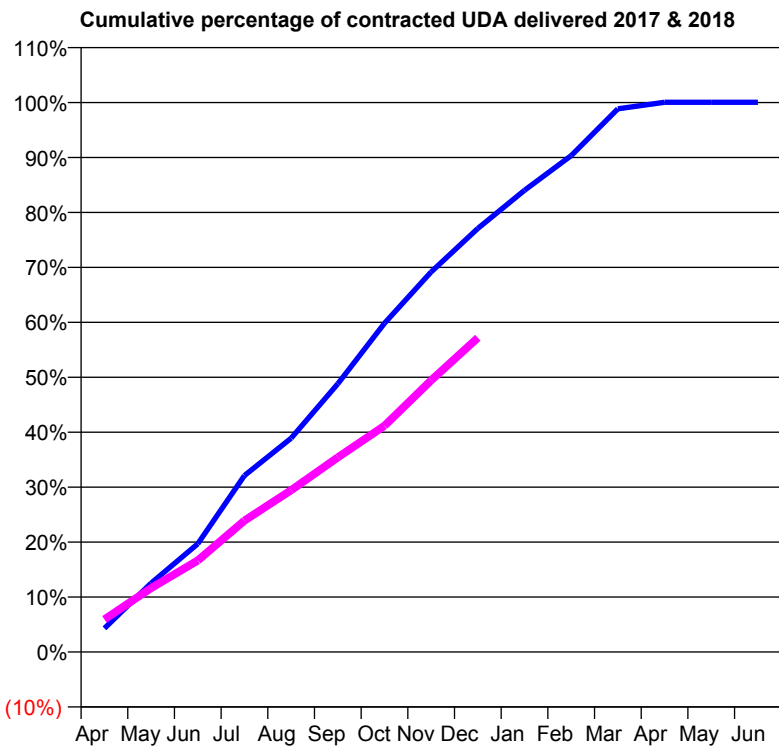
17/18 Contracted general activity (UDA)	10,380
Carry forward general activity (UDA)	-5
17/18 Contracted orthodontic activity (UOA)	0
Carry forward orthodontic activity (UOA)	0
Baseline contract value	£262,778.73

ACCESS*

Patients seen in 24 months	Total	Change since previous quarter
Quarter ending December 2016	3,062	
Quarter ending March 2017	3,060	→
Quarter ending June 2017	3,015	↓
Quarter ending September 2017	2,942	↓
Quarter ending December 2017	2,907	↓
Variance since December 2016	(5.1%)	↓



ACTIVITY



Month	Adjusted Scheduled Activity (UDA)	
	2017	2018
April	448	615
May	1,300	1,208
June	2,044	1,730
July	3,334	2,482
August	4,039	3,056
September	5,068	3,677
October	6,210	4,274
November	7,180	5,131
December	8,001	5,935
January	8,721	
February	9,377	
March	10,262	
April	10,383	
May	10,384	
June	10,384	

QUALITY

	Quantity	Base Number	Contract	AT	Region	England
% of FP17s for the same patient ID Re-attending within 3 months - Children	34	498	6.8%	9.5%	11.5%	12.0%
% of FP17s for the same patient ID Re-attending within 3 months - Adults	396	2,355	16.8%	15.0%	15.8%	15.9%
% of FP17s for the same patient ID Re-attending between 3 & 9 months - Children	283	498	56.8%	59.4%	60.5%	58.0%
% of FP17s for the same patient ID Re-attending between 3 & 9 months - Adults	1,477	2,355	62.7%	51.1%	51.8%	50.5%
% of FP17s for Band 1 Urgent Courses	181	2,758	6.6%	9.6%	9.5%	9.0%
% of FP17s Relating to Free Repair or Replacements	51	2,758	1.8%	0.6%	0.7%	0.8%
% of FP17s Relating to Continuations	73	2,758	2.6%	0.9%	1.0%	1.1%
% of Patients satisfied with the dentistry they have received	3	3	N/A	91.2%	92.1%	91.5%
% of Patients satisfied with the time they had to wait for an appointment	3	3	N/A	88.7%	88.3%	87.9%

* This is based on patients treated on this contract for their most recent course of treatment. Figures in italics indicate the base number of FP17s or Patient Questionnaire responses are less than 100. N/A is shown where the base number of responses is less than 10 during the period. % is calculated as Quantity/Base number*100

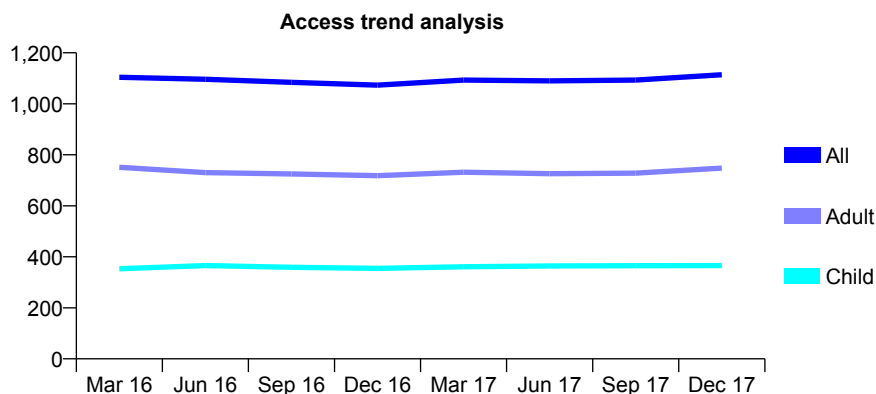
Q68 - Vital Signs At a Glance Contract Report for 673323/0001 - December 2017

Name or company name	MR F RAFATNIA
Contract type name	GDS Contract
Purpose of contract	General
Contract start date	01/03/2014
Contract end date	

17/18 Contracted general activity (UDA)	3,771
Carry forward general activity (UDA)	0
17/18 Contracted orthodontic activity (UOA)	0
Carry forward orthodontic activity (UOA)	0
Baseline contract value	£82,905.53

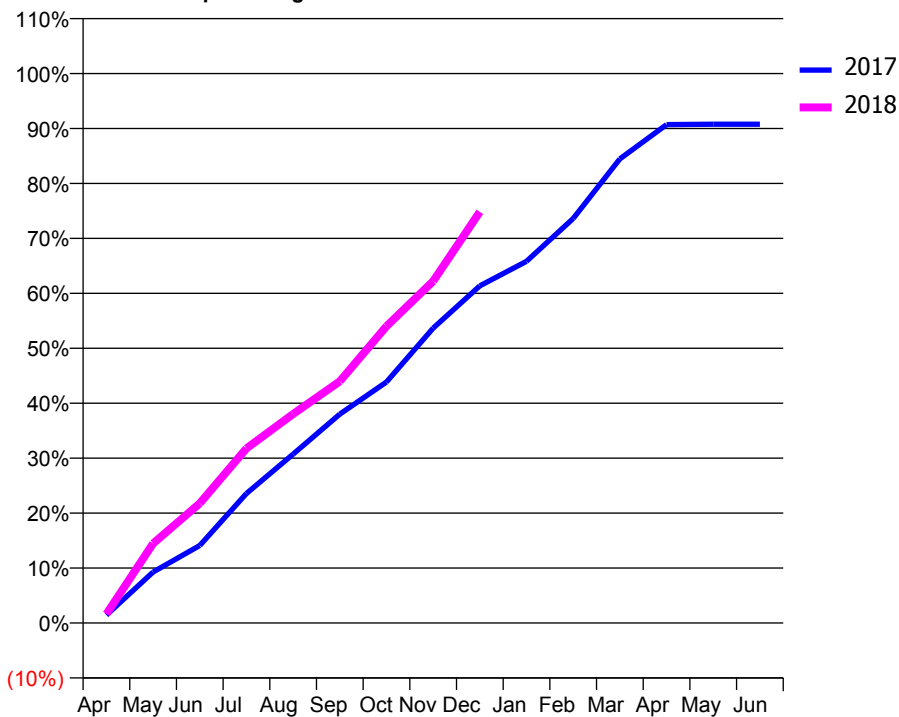
ACCESS*

Patients seen in 24 months	Total	Change since previous quarter
Quarter ending December 2016	1,073	
Quarter ending March 2017	1,093	→
Quarter ending June 2017	1,090	→
Quarter ending September 2017	1,093	→
Quarter ending December 2017	1,114	→
Variance since December 2016	3.8%	↑



ACTIVITY

Cumulative percentage of contracted UDA delivered 2017 & 2018



Month	Adjusted Scheduled Activity (UDA)	
	2017	2018
April	54	62
May	350	546
June	532	822
July	889	1,198
August	1,159	1,435
September	1,434	1,659
October	1,654	2,037
November	2,024	2,346
December	2,314	2,821
January	2,482	
February	2,776	
March	3,185	
April	3,420	
May	3,423	
June	3,423	

QUALITY

	Quantity	Base Number	Contract	AT	Region	England
% of FP17s for the same patient ID Re-attending within 3 months - Children	37	463	8.0%	9.5%	11.5%	12.0%
% of FP17s for the same patient ID Re-attending within 3 months - Adults	134	934	14.3%	15.0%	15.8%	15.9%
% of FP17s for the same patient ID Re-attending between 3 & 9 months - Children	286	463	61.8%	59.4%	60.5%	58.0%
% of FP17s for the same patient ID Re-attending between 3 & 9 months - Adults	572	934	61.2%	51.1%	51.8%	50.5%
% of FP17s for Band 1 Urgent Courses	97	1,294	7.5%	9.6%	9.5%	9.0%
% of FP17s Relating to Free Repair or Replacements	2	1,294	0.2%	0.6%	0.7%	0.8%
% of FP17s Relating to Continuations	2	1,294	0.2%	0.9%	1.0%	1.1%
% of Patients satisfied with the dentistry they have received	0	0	N/A	91.2%	92.1%	91.5%
% of Patients satisfied with the time they had to wait for an appointment	0	0	N/A	88.7%	88.3%	87.9%

* This is based on patients treated on this contract for their most recent course of treatment. Figures in italics indicate the base number of FP17s or Patient Questionnaire responses are less than 100. N/A is shown where the base number of responses is less than 10 during the period. % is calculated as Quantity/Base number*100

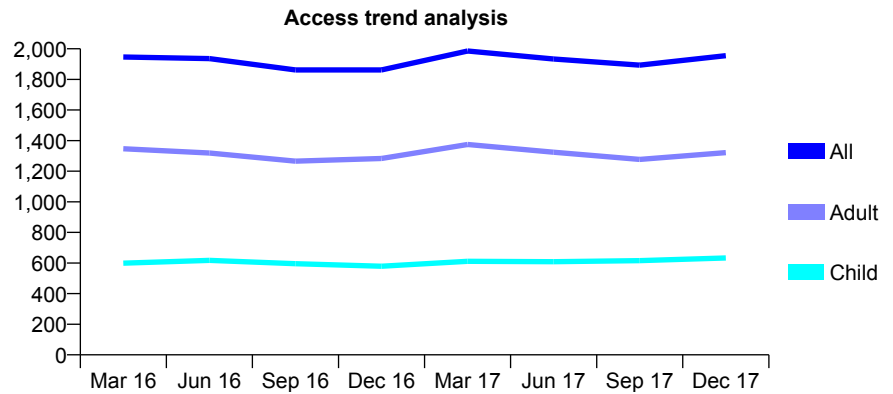
Q68 - Vital Signs At a Glance Contract Report for 673978/0001 - December 2017

Name or company name	MR F SHARIFZAD
Contract type name	GDS Contract
Purpose of contract	General
Contract start date	01/04/2006
Contract end date	

17/18 Contracted general activity (UDA)	5,409
Carry forward general activity (UDA)	-81
17/18 Contracted orthodontic activity (UOA)	0
Carry forward orthodontic activity (UOA)	0
Baseline contract value	£135,360.62

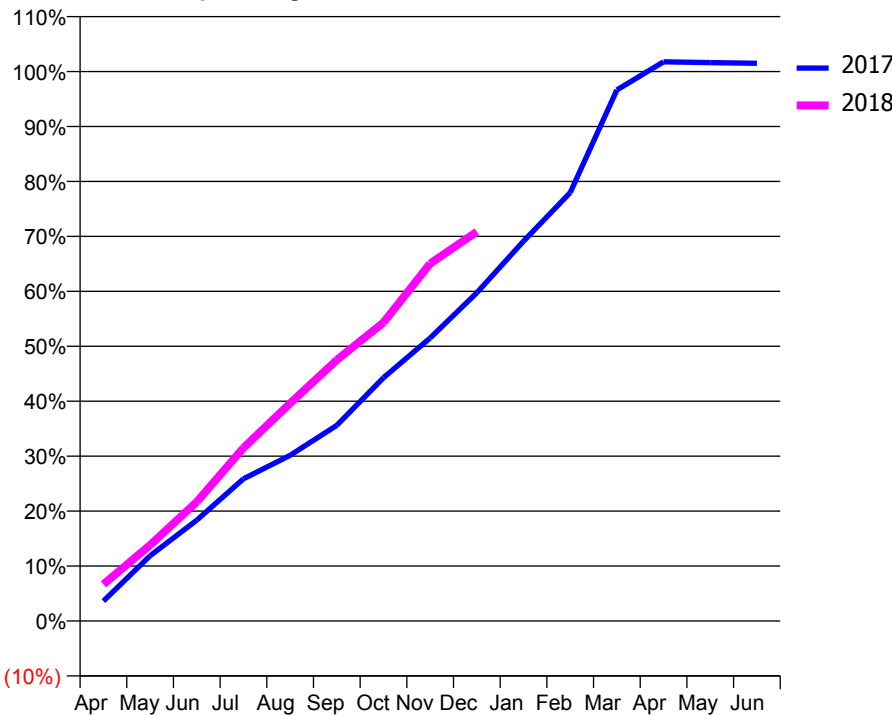
ACCESS*

Patients seen in 24 months	Total	Change since previous quarter
Quarter ending December 2016	1,862	
Quarter ending March 2017	1,986	↑
Quarter ending June 2017	1,933	↓
Quarter ending September 2017	1,893	↓
Quarter ending December 2017	1,955	↑
Variance since December 2016	5.0%	↑



ACTIVITY

Cumulative percentage of contracted UDA delivered 2017 & 2018



Month	Adjusted Scheduled Activity (UDA)	
	2017	2018
April	196	362
May	642	748
June	993	1,173
July	1,400	1,704
August	1,631	2,143
September	1,926	2,570
October	2,395	2,938
November	2,786	3,519
December	3,231	3,832
January	3,739	
February	4,217	
March	5,228	
April	5,505	
May	5,496	
June	5,490	

QUALITY

	Quantity	Base Number	Contract	AT	Region	England
% of FP17s for the same patient ID Re-attending within 3 months - Children	80	691	11.6%	9.5%	11.5%	12.0%
% of FP17s for the same patient ID Re-attending within 3 months - Adults	216	1,213	17.8%	15.0%	15.8%	15.9%
% of FP17s for the same patient ID Re-attending between 3 & 9 months - Children	423	691	61.2%	59.4%	60.5%	58.0%
% of FP17s for the same patient ID Re-attending between 3 & 9 months - Adults	603	1,213	49.7%	51.1%	51.8%	50.5%
% of FP17s for Band 1 Urgent Courses	269	1,820	14.8%	9.6%	9.5%	9.0%
% of FP17s Relating to Free Repair or Replacements	1	1,820	0.1%	0.6%	0.7%	0.8%
% of FP17s Relating to Continuations	5	1,820	0.3%	0.9%	1.0%	1.1%
% of Patients satisfied with the dentistry they have received	0	2	N/A	91.2%	92.1%	91.5%
% of Patients satisfied with the time they had to wait for an appointment	1	2	N/A	88.7%	88.3%	87.9%

* This is based on patients treated on this contract for their most recent course of treatment. Figures in italics indicate the base number of FP17s or Patient Questionnaire responses are less than 100. N/A is shown where the base number of responses is less than 10 during the period. % is calculated as Quantity/Base number*100

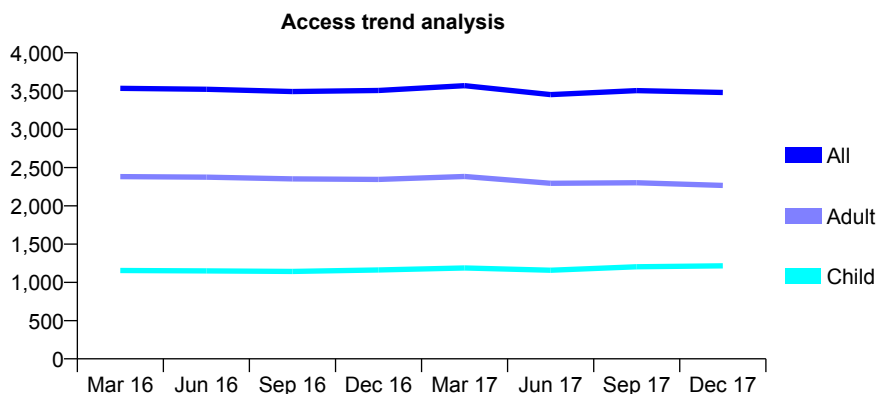
Q68 - Vital Signs At a Glance Contract Report for 674885/0001 - December 2017

Name or company name	MR HR DARAFSHIAN
Contract type name	GDS Contract
Purpose of contract	General
Contract start date	01/04/2006
Contract end date	

17/18 Contracted general activity (UDA)	11,085
Carry forward general activity (UDA)	-222
17/18 Contracted orthodontic activity (UOA)	0
Carry forward orthodontic activity (UOA)	0
Baseline contract value	£304,352.83

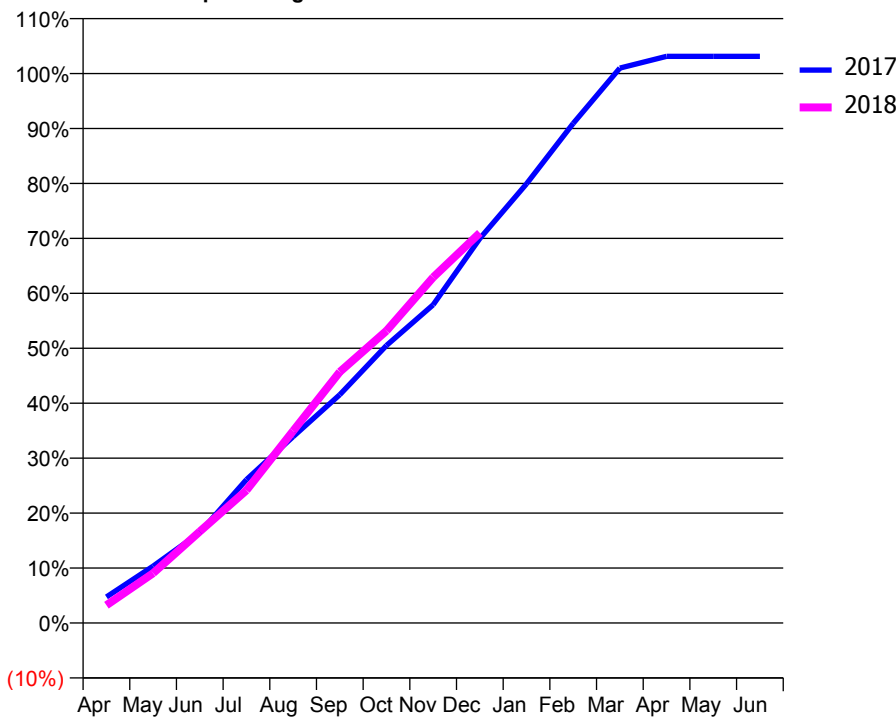
ACCESS*

Patients seen in 24 months	Total	Change since previous quarter
Quarter ending December 2016	3,507	
Quarter ending March 2017	3,571	→
Quarter ending June 2017	3,453	↓
Quarter ending September 2017	3,506	→
Quarter ending December 2017	3,482	→
Variance since December 2016	(0.7%)	→



ACTIVITY

Cumulative percentage of contracted UDA delivered 2017 & 2018



Month	Adjusted Scheduled Activity (UDA)	
	2017	2018
April	525	360
May	1,147	1,004
June	1,826	1,847
July	2,893	2,679
August	3,759	3,876
September	4,607	5,066
October	5,598	5,894
November	6,420	6,973
December	7,756	7,871
January	8,858	
February	10,079	
March	11,194	
April	11,431	
May	11,432	
June	11,432	

QUALITY

	Quantity	Base Number	Contract	AT	Region	England
% of FP17s for the same patient ID Re-attending within 3 months - Children	136	1,548	8.8%	9.5%	11.5%	12.0%
% of FP17s for the same patient ID Re-attending within 3 months - Adults	433	2,392	18.1%	15.0%	15.8%	15.9%
% of FP17s for the same patient ID Re-attending between 3 & 9 months - Children	982	1,548	63.4%	59.4%	60.5%	58.0%
% of FP17s for the same patient ID Re-attending between 3 & 9 months - Adults	1,378	2,392	57.6%	51.1%	51.8%	50.5%
% of FP17s for Band 1 Urgent Courses	559	3,831	14.6%	9.6%	9.5%	9.0%
% of FP17s Relating to Free Repair or Replacements	14	3,831	0.4%	0.6%	0.7%	0.8%
% of FP17s Relating to Continuations	14	3,831	0.4%	0.9%	1.0%	1.1%
% of Patients satisfied with the dentistry they have received	1	1	N/A	91.2%	92.1%	91.5%
% of Patients satisfied with the time they had to wait for an appointment	1	1	N/A	88.7%	88.3%	87.9%

* This is based on patients treated on this contract for their most recent course of treatment. Figures in italics indicate the base number of FP17s or Patient Questionnaire responses are less than 100. N/A is shown where the base number of responses is less than 10 during the period. % is calculated as Quantity/Base number*100

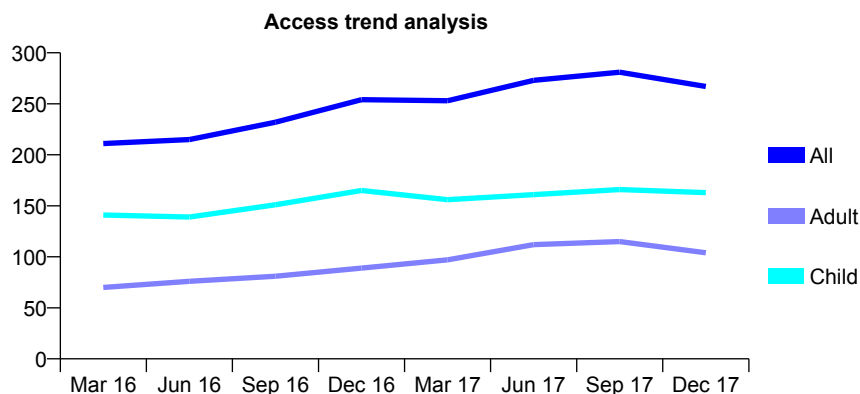
Q68 - Vital Signs At a Glance Contract Report for 674885/0002 - December 2017

Name or company name	MR HR DARAFSHIAN
Contract type name	GDS Contract
Purpose of contract	General
Contract start date	01/04/2010
Contract end date	

17/18 Contracted general activity (UDA)	1,000
Carry forward general activity (UDA)	0
17/18 Contracted orthodontic activity (UOA)	0
Carry forward orthodontic activity (UOA)	0
Baseline contract value	£27,456.27

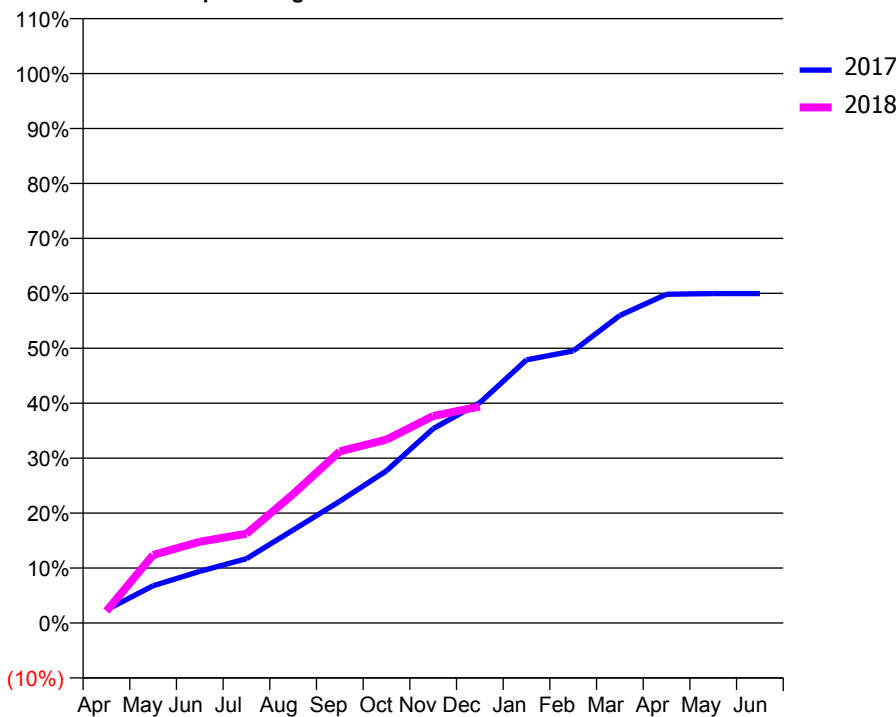
ACCESS*

Patients seen in 24 months	Total	Change since previous quarter
Quarter ending December 2016	254	
Quarter ending March 2017	253	→
Quarter ending June 2017	273	↑
Quarter ending September 2017	281	↑
Quarter ending December 2017	267	↓
Variance since December 2016	5.1%	↑



ACTIVITY

Cumulative percentage of contracted UDA delivered 2017 & 2018



Month	Adjusted Scheduled Activity (UDA)	
	2017	2018
April	24	22
May	68	124
June	94	148
July	117	162
August	169	235
September	222	312
October	277	334
November	354	377
December	401	394
January	479	
February	495	
March	560	
April	598	
May	599	
June	599	

QUALITY

	Quantity	Base Number	Contract	AT	Region	England
% of FP17s for the same patient ID Re-attending within 3 months - Children	12	150	8.0%	9.5%	11.5%	12.0%
% of FP17s for the same patient ID Re-attending within 3 months - Adults	10	105	9.5%	15.0%	15.8%	15.9%
% of FP17s for the same patient ID Re-attending between 3 & 9 months - Children	70	150	46.7%	59.4%	60.5%	58.0%
% of FP17s for the same patient ID Re-attending between 3 & 9 months - Adults	33	105	31.4%	51.1%	51.8%	50.5%
% of FP17s for Band 1 Urgent Courses	35	227	15.4%	9.6%	9.5%	9.0%
% of FP17s Relating to Free Repair or Replacements	0	227	0.0%	0.6%	0.7%	0.8%
% of FP17s Relating to Continuations	0	227	0.0%	0.9%	1.0%	1.1%
% of Patients satisfied with the dentistry they have received	0	0	N/A	91.2%	92.1%	91.5%
% of Patients satisfied with the time they had to wait for an appointment	0	0	N/A	88.7%	88.3%	87.9%

* This is based on patients treated on this contract for their most recent course of treatment. Figures in italics indicate the base number of FP17s or Patient Questionnaire responses are less than 100. N/A is shown where the base number of responses is less than 10 during the period. % is calculated as Quantity/Base number*100

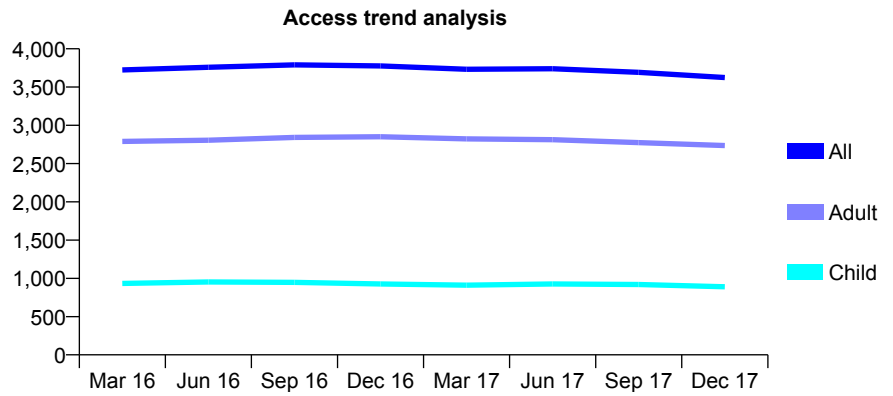
Q68 - Vital Signs At a Glance Contract Report for 677302/0001 - December 2017

Name or company name	MR M POURANI
Contract type name	GDS Contract
Purpose of contract	General
Contract start date	01/04/2006
Contract end date	

17/18 Contracted general activity (UDA)	14,100
Carry forward general activity (UDA)	0
17/18 Contracted orthodontic activity (UOA)	0
Carry forward orthodontic activity (UOA)	0
Baseline contract value	£457,335.22

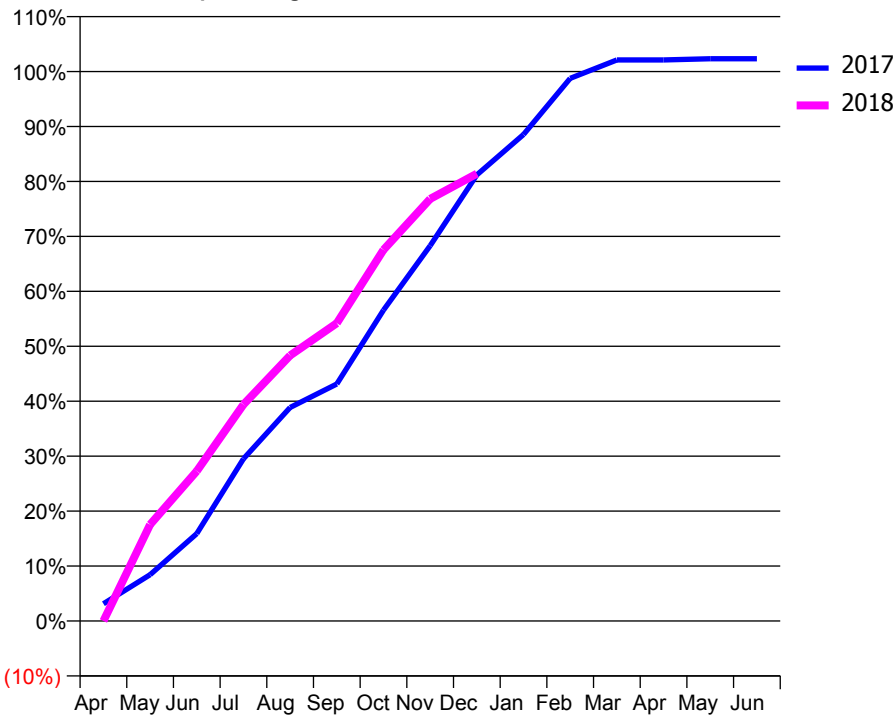
ACCESS*

Patients seen in 24 months	Total	Change since previous quarter
Quarter ending December 2016	3,776	
Quarter ending March 2017	3,733	↓
Quarter ending June 2017	3,740	→
Quarter ending September 2017	3,693	↓
Quarter ending December 2017	3,624	↓
Variance since December 2016	(4.0%)	↓



ACTIVITY

Cumulative percentage of contracted UDA delivered 2017 & 2018



Month	Adjusted Scheduled Activity (UDA)	
	2017	2018
April	445	0
May	1,188	2,474
June	2,242	3,847
July	4,163	5,553
August	5,479	6,815
September	6,081	7,641
October	7,977	9,526
November	9,631	10,833
December	11,446	11,476
January	12,484	
February	13,924	
March	14,396	
April	14,396	
May	14,426	
June	14,427	

QUALITY

	Quantity	Base Number	Contract	AT	Region	England
% of FP17s for the same patient ID Re-attending within 3 months - Children	22	796	2.8%	9.5%	11.5%	12.0%
% of FP17s for the same patient ID Re-attending within 3 months - Adults	261	2,646	9.9%	15.0%	15.8%	15.9%
% of FP17s for the same patient ID Re-attending between 3 & 9 months - Children	443	796	55.7%	59.4%	60.5%	58.0%
% of FP17s for the same patient ID Re-attending between 3 & 9 months - Adults	1,671	2,646	63.2%	51.1%	51.8%	50.5%
% of FP17s for Band 1 Urgent Courses	56	3,390	1.7%	9.6%	9.5%	9.0%
% of FP17s Relating to Free Repair or Replacements	29	3,390	0.9%	0.6%	0.7%	0.8%
% of FP17s Relating to Continuations	18	3,390	0.5%	0.9%	1.0%	1.1%
% of Patients satisfied with the dentistry they have received	8	11	72.7%	91.2%	92.1%	91.5%
% of Patients satisfied with the time they had to wait for an appointment	8	11	72.7%	88.7%	88.3%	87.9%

* This is based on patients treated on this contract for their most recent course of treatment. Figures in italics indicate the base number of FP17s or Patient Questionnaire responses are less than 100. N/A is shown where the base number of responses is less than 10 during the period. % is calculated as Quantity/Base number*100

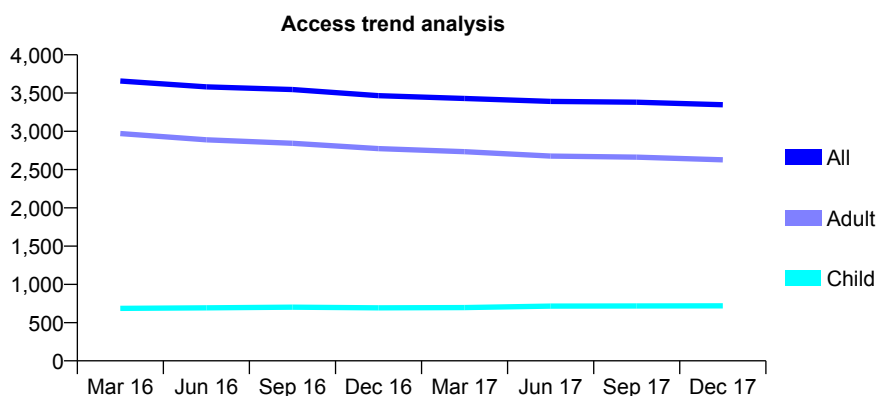
Q68 - Vital Signs At a Glance Contract Report for 680885/0002 - December 2017

Name or company name	MR A JAFARI
Contract type name	GDS Contract
Purpose of contract	General
Contract start date	01/07/2010
Contract end date	

17/18 Contracted general activity (UDA)	9,714
Carry forward general activity (UDA)	293
17/18 Contracted orthodontic activity (UOA)	0
Carry forward orthodontic activity (UOA)	0
Baseline contract value	£261,006.33

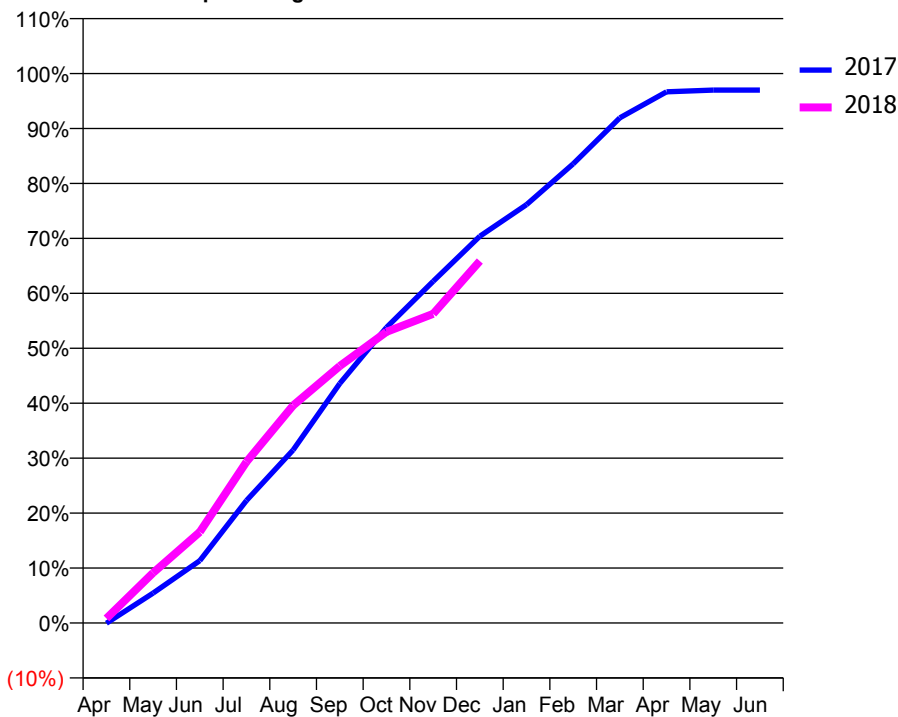
ACCESS*

Patients seen in 24 months	Total	Change since previous quarter
Quarter ending December 2016	3,465	
Quarter ending March 2017	3,429	↓
Quarter ending June 2017	3,391	↓
Quarter ending September 2017	3,380	→
Quarter ending December 2017	3,347	→
Variance since December 2016	(3.4%)	↓



ACTIVITY

Cumulative percentage of contracted UDA delivered 2017 & 2018



Month	Adjusted Scheduled Activity (UDA)	
	2017	2018
April	-5	81
May	529	887
June	1,103	1,609
July	2,165	2,849
August	3,058	3,846
September	4,236	4,545
October	5,225	5,148
November	6,041	5,465
December	6,837	6,400
January	7,396	
February	8,118	
March	8,931	
April	9,391	
May	9,421	
June	9,421	

QUALITY

	Quantity	Base Number	Contract	AT	Region	England
% of FP17s for the same patient ID Re-attending within 3 months - Children	44	692	6.4%	9.5%	11.5%	12.0%
% of FP17s for the same patient ID Re-attending within 3 months - Adults	365	2,186	16.7%	15.0%	15.8%	15.9%
% of FP17s for the same patient ID Re-attending between 3 & 9 months - Children	311	692	44.9%	59.4%	60.5%	58.0%
% of FP17s for the same patient ID Re-attending between 3 & 9 months - Adults	805	2,186	36.8%	51.1%	51.8%	50.5%
% of FP17s for Band 1 Urgent Courses	374	2,672	14.0%	9.6%	9.5%	9.0%
% of FP17s Relating to Free Repair or Replacements	11	2,672	0.4%	0.6%	0.7%	0.8%
% of FP17s Relating to Continuations	51	2,672	1.9%	0.9%	1.0%	1.1%
% of Patients satisfied with the dentistry they have received	5	5	N/A	91.2%	92.1%	91.5%
% of Patients satisfied with the time they had to wait for an appointment	5	5	N/A	88.7%	88.3%	87.9%

* This is based on patients treated on this contract for their most recent course of treatment. Figures in italics indicate the base number of FP17s or Patient Questionnaire responses are less than 100. N/A is shown where the base number of responses is less than 10 during the period. % is calculated as Quantity/Base number*100

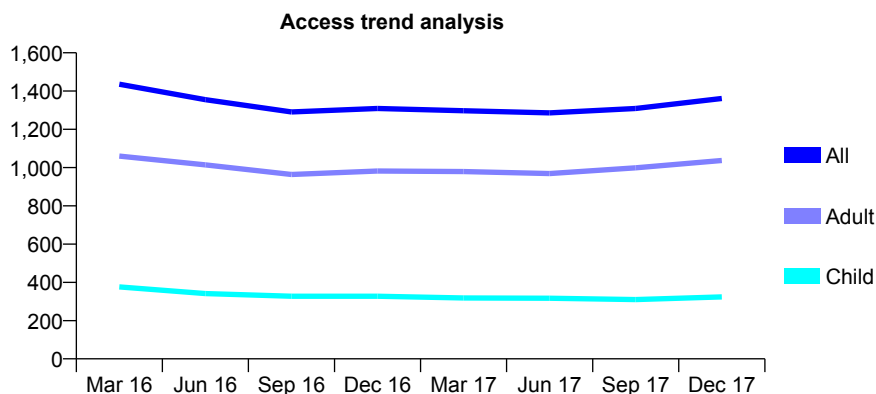
Q68 - Vital Signs At a Glance Contract Report for 680885/0003 - December 2017

Name or company name	MR A JAFARI
Contract type name	GDS Contract
Purpose of contract	General
Contract start date	01/02/2013
Contract end date	

17/18 Contracted general activity (UDA)	5,000
Carry forward general activity (UDA)	0
17/18 Contracted orthodontic activity (UOA)	0
Carry forward orthodontic activity (UOA)	0
Baseline contract value	£130,925.33

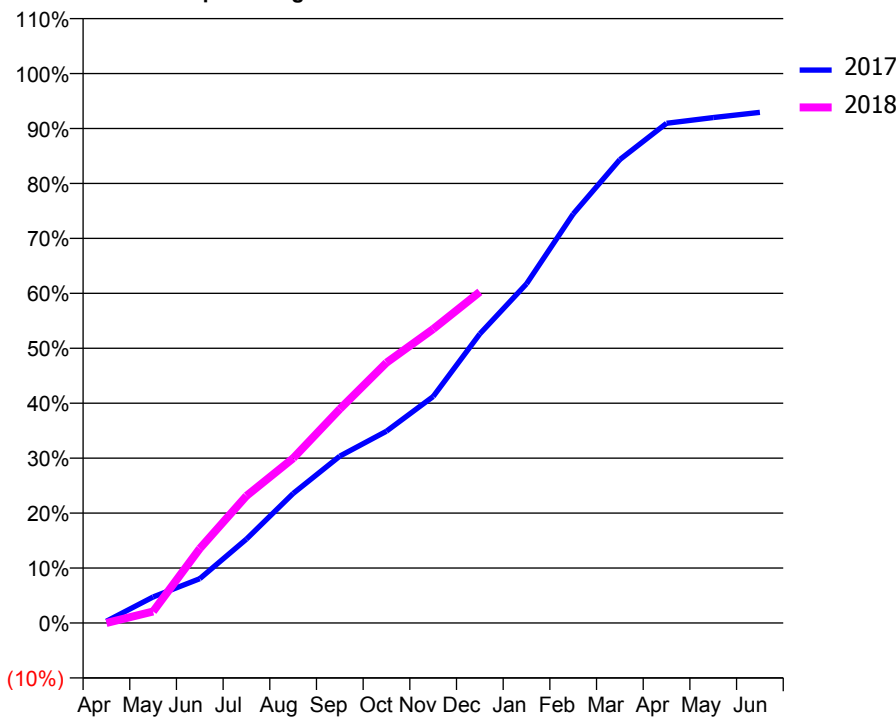
ACCESS*

Patients seen in 24 months	Total	Change since previous quarter
Quarter ending December 2016	1,309	
Quarter ending March 2017	1,297	→
Quarter ending June 2017	1,286	→
Quarter ending September 2017	1,309	→
Quarter ending December 2017	1,361	↑
Variance since December 2016	4.0%	↑



ACTIVITY

Cumulative percentage of contracted UDA delivered 2017 & 2018



Month	Adjusted Scheduled Activity (UDA)	
	2017	2018
April	17	0
May	237	105
June	404	678
July	763	1,157
August	1,178	1,499
September	1,519	1,947
October	1,746	2,369
November	2,061	2,675
December	2,631	3,013
January	3,086	
February	3,722	
March	4,216	
April	4,547	
May	4,599	
June	4,646	

QUALITY

	Quantity	Base Number	Contract	AT	Region	England
% of FP17s for the same patient ID Re-attending within 3 months - Children	24	294	8.2%	9.5%	11.5%	12.0%
% of FP17s for the same patient ID Re-attending within 3 months - Adults	228	1,002	22.8%	15.0%	15.8%	15.9%
% of FP17s for the same patient ID Re-attending between 3 & 9 months - Children	109	294	37.1%	59.4%	60.5%	58.0%
% of FP17s for the same patient ID Re-attending between 3 & 9 months - Adults	305	1,002	30.4%	51.1%	51.8%	50.5%
% of FP17s for Band 1 Urgent Courses	259	1,210	21.4%	9.6%	9.5%	9.0%
% of FP17s Relating to Free Repair or Replacements	7	1,210	0.6%	0.6%	0.7%	0.8%
% of FP17s Relating to Continuations	24	1,210	2.0%	0.9%	1.0%	1.1%
% of Patients satisfied with the dentistry they have received	3	3	N/A	91.2%	92.1%	91.5%
% of Patients satisfied with the time they had to wait for an appointment	2	3	N/A	88.7%	88.3%	87.9%

* This is based on patients treated on this contract for their most recent course of treatment. Figures in italics indicate the base number of FP17s or Patient Questionnaire responses are less than 100. N/A is shown where the base number of responses is less than 10 during the period. % is calculated as Quantity/Base number*100

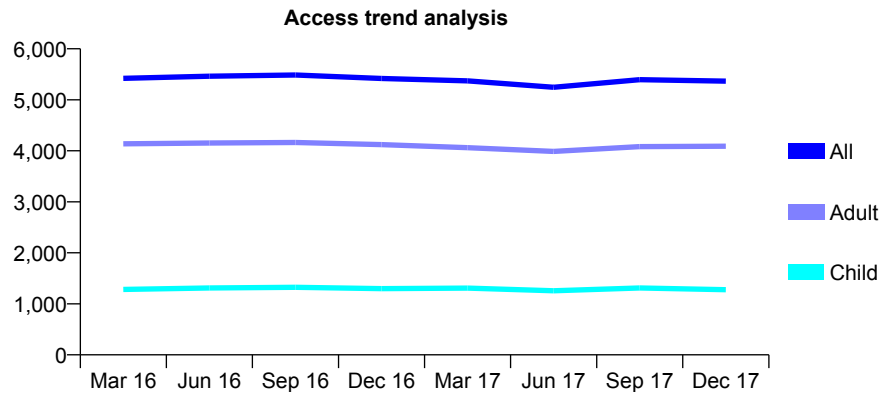
Q68 - Vital Signs At a Glance Contract Report for 680923/0001 - December 2017

Name or company name	MR K AMIRAZODY
Contract type name	GDS Contract
Purpose of contract	General
Contract start date	01/04/2006
Contract end date	

17/18 Contracted general activity (UDA)	15,830
Carry forward general activity (UDA)	-29
17/18 Contracted orthodontic activity (UOA)	0
Carry forward orthodontic activity (UOA)	0
Baseline contract value	£446,604.23

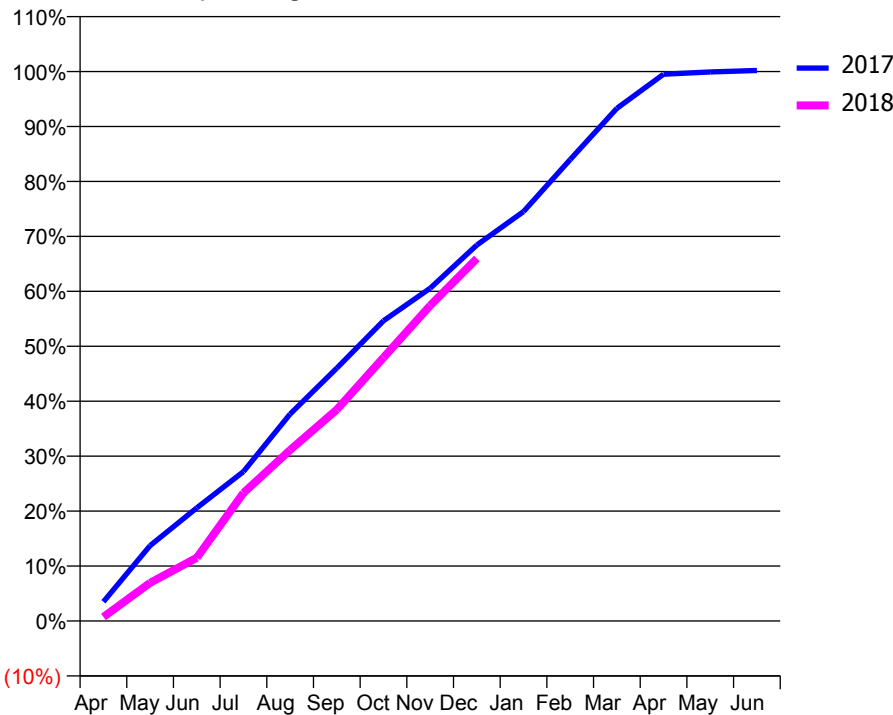
ACCESS*

Patients seen in 24 months	Total	Change since previous quarter
Quarter ending December 2016	5,419	
Quarter ending March 2017	5,371	→
Quarter ending June 2017	5,245	↓
Quarter ending September 2017	5,395	↑
Quarter ending December 2017	5,365	→
Variance since December 2016	(1.0%)	→



ACTIVITY

Cumulative percentage of contracted UDA delivered 2017 & 2018



Month	Adjusted Scheduled Activity (UDA)	
	2017	2018
April	555	119
May	2,171	1,102
June	3,258	1,822
July	4,304	3,689
August	5,963	4,926
September	7,286	6,092
October	8,648	7,589
November	9,585	9,085
December	10,830	10,443
January	11,796	
February	13,295	
March	14,767	
April	15,753	
May	15,817	
June	15,858	

QUALITY

	Quantity	Base Number	Contract	AT	Region	England
% of FP17s for the same patient ID Re-attending within 3 months - Children	39	1,121	3.5%	9.5%	11.5%	12.0%
% of FP17s for the same patient ID Re-attending within 3 months - Adults	388	3,671	10.6%	15.0%	15.8%	15.9%
% of FP17s for the same patient ID Re-attending between 3 & 9 months - Children	514	1,121	45.9%	59.4%	60.5%	58.0%
% of FP17s for the same patient ID Re-attending between 3 & 9 months - Adults	1,868	3,671	50.9%	51.1%	51.8%	50.5%
% of FP17s for Band 1 Urgent Courses	59	4,416	1.3%	9.6%	9.5%	9.0%
% of FP17s Relating to Free Repair or Replacements	28	4,416	0.6%	0.6%	0.7%	0.8%
% of FP17s Relating to Continuations	19	4,416	0.4%	0.9%	1.0%	1.1%
% of Patients satisfied with the dentistry they have received	6	6	N/A	91.2%	92.1%	91.5%
% of Patients satisfied with the time they had to wait for an appointment	6	6	N/A	88.7%	88.3%	87.9%

* This is based on patients treated on this contract for their most recent course of treatment. Figures in italics indicate the base number of FP17s or Patient Questionnaire responses are less than 100. N/A is shown where the base number of responses is less than 10 during the period. % is calculated as Quantity/Base number*100

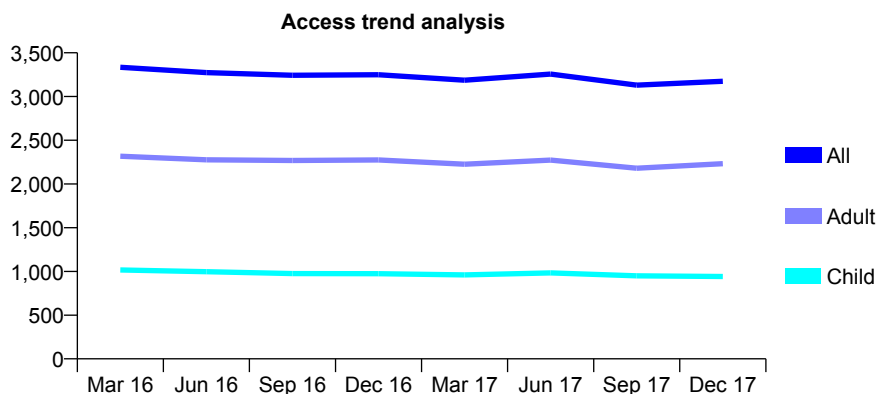
Q68 - Vital Signs At a Glance Contract Report for 681881/0001 - December 2017

Name or company name	MR S YOURDASHAHYAN
Contract type name	GDS Contract
Purpose of contract	General
Contract start date	01/04/2006
Contract end date	

17/18 Contracted general activity (UDA)	8,170
Carry forward general activity (UDA)	-107
17/18 Contracted orthodontic activity (UOA)	0
Carry forward orthodontic activity (UOA)	0
Baseline contract value	£252,755.82

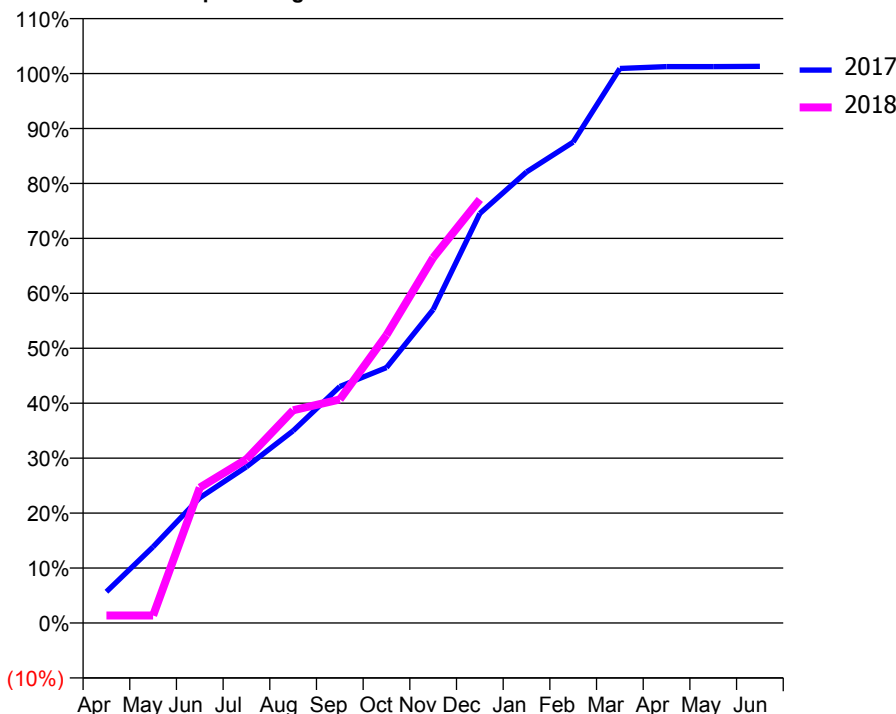
ACCESS*

Patients seen in 24 months	Total	Change since previous quarter
Quarter ending December 2016	3,249	
Quarter ending March 2017	3,186	↓
Quarter ending June 2017	3,256	↑
Quarter ending September 2017	3,130	↓
Quarter ending December 2017	3,174	→
Variance since December 2016	(2.3%)	↓



ACTIVITY

Cumulative percentage of contracted UDA delivered 2017 & 2018



Month	Adjusted Scheduled Activity (UDA)	
	2017	2018
April	464	113
May	1,133	113
June	1,863	2,013
July	2,323	2,436
August	2,859	3,163
September	3,516	3,325
October	3,798	4,281
November	4,660	5,432
December	6,090	6,297
January	6,707	
February	7,151	
March	8,245	
April	8,273	
May	8,273	
June	8,276	

QUALITY

	Quantity	Base Number	Contract	AT	Region	England
% of FP17s for the same patient ID Re-attending within 3 months - Children	49	940	5.2%	9.5%	11.5%	12.0%
% of FP17s for the same patient ID Re-attending within 3 months - Adults	175	1,727	10.1%	15.0%	15.8%	15.9%
% of FP17s for the same patient ID Re-attending between 3 & 9 months - Children	528	940	56.2%	59.4%	60.5%	58.0%
% of FP17s for the same patient ID Re-attending between 3 & 9 months - Adults	691	1,727	40.0%	51.1%	51.8%	50.5%
% of FP17s for Band 1 Urgent Courses	192	2,622	7.3%	9.6%	9.5%	9.0%
% of FP17s Relating to Free Repair or Replacements	0	2,622	0.0%	0.6%	0.7%	0.8%
% of FP17s Relating to Continuations	7	2,622	0.3%	0.9%	1.0%	1.1%
% of Patients satisfied with the dentistry they have received	1	1	N/A	91.2%	92.1%	91.5%
% of Patients satisfied with the time they had to wait for an appointment	1	1	N/A	88.7%	88.3%	87.9%

* This is based on patients treated on this contract for their most recent course of treatment. Figures in italics indicate the base number of FP17s or Patient Questionnaire responses are less than 100. N/A is shown where the base number of responses is less than 10 during the period. % is calculated as Quantity/Base number*100

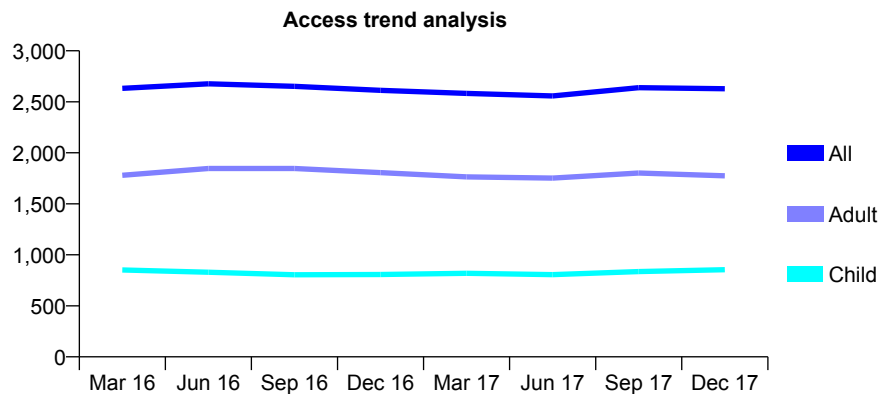
Q68 - Vital Signs At a Glance Contract Report for 683736/0001 - December 2017

Name or company name	MRS A RAHIM
Contract type name	GDS Contract
Purpose of contract	General
Contract start date	01/03/2008
Contract end date	

17/18 Contracted general activity (UDA)	6,800
Carry forward general activity (UDA)	0
17/18 Contracted orthodontic activity (UOA)	0
Carry forward orthodontic activity (UOA)	0
Baseline contract value	£165,961.24

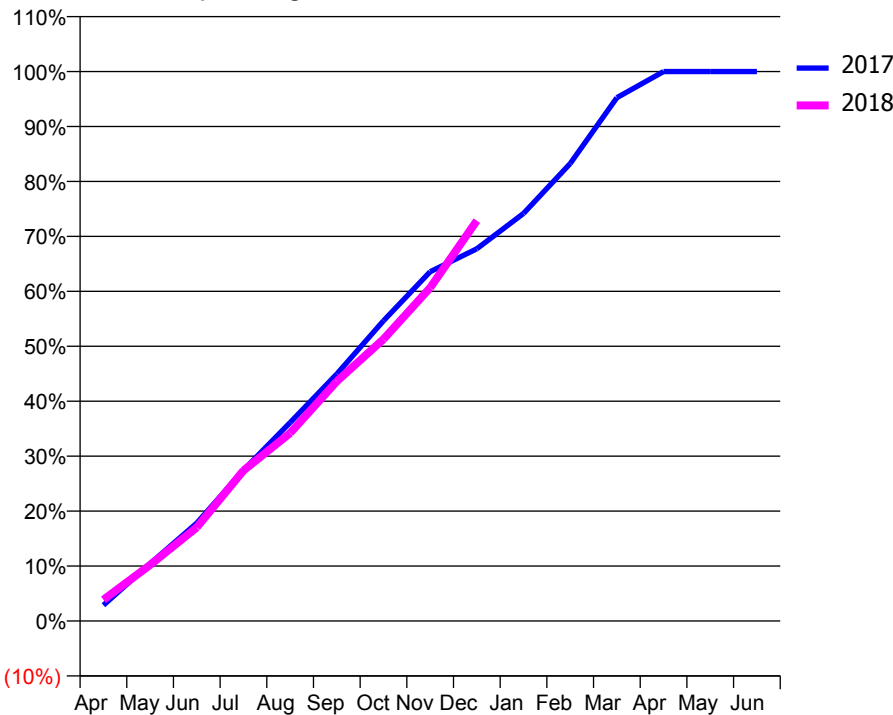
ACCESS*

Patients seen in 24 months	Total	Change since previous quarter
Quarter ending December 2016	2,613	
Quarter ending March 2017	2,583	↓
Quarter ending June 2017	2,558	→
Quarter ending September 2017	2,638	↑
Quarter ending December 2017	2,628	→
Variance since December 2016	0.6%	→



ACTIVITY

Cumulative percentage of contracted UDA delivered 2017 & 2018



Month	Adjusted Scheduled Activity (UDA)	
	2017	2018
April	196	264
May	711	694
June	1,212	1,159
July	1,868	1,862
August	2,456	2,325
September	3,056	2,967
October	3,715	3,488
November	4,323	4,124
December	4,606	4,954
January	5,044	
February	5,661	
March	6,475	
April	6,799	
May	6,799	
June	6,799	

QUALITY

	Quantity	Base Number	Contract	AT	Region	England
% of FP17s for the same patient ID Re-attending within 3 months - Children	51	895	5.7%	9.5%	11.5%	12.0%
% of FP17s for the same patient ID Re-attending within 3 months - Adults	255	1,726	14.8%	15.0%	15.8%	15.9%
% of FP17s for the same patient ID Re-attending between 3 & 9 months - Children	485	895	54.2%	59.4%	60.5%	58.0%
% of FP17s for the same patient ID Re-attending between 3 & 9 months - Adults	804	1,726	46.6%	51.1%	51.8%	50.5%
% of FP17s for Band 1 Urgent Courses	233	2,471	9.4%	9.6%	9.5%	9.0%
% of FP17s Relating to Free Repair or Replacements	8	2,471	0.3%	0.6%	0.7%	0.8%
% of FP17s Relating to Continuations	11	2,471	0.4%	0.9%	1.0%	1.1%
% of Patients satisfied with the dentistry they have received	2	2	N/A	91.2%	92.1%	91.5%
% of Patients satisfied with the time they had to wait for an appointment	2	2	N/A	88.7%	88.3%	87.9%

* This is based on patients treated on this contract for their most recent course of treatment. Figures in italics indicate the base number of FP17s or Patient Questionnaire responses are less than 100. N/A is shown where the base number of responses is less than 10 during the period. % is calculated as Quantity/Base number*100

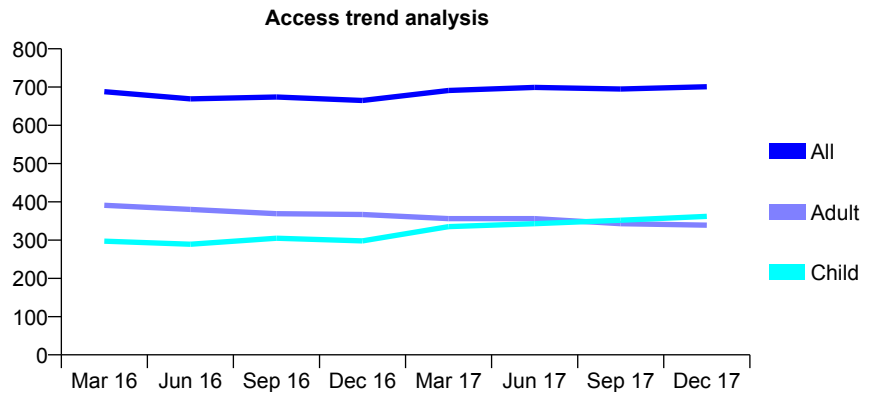
Q68 - Vital Signs At a Glance Contract Report for 684112/0001 - December 2017

Name or company name	MR TS SOOSAIPILLAI
Contract type name	GDS Contract
Purpose of contract	General
Contract start date	01/04/2006
Contract end date	

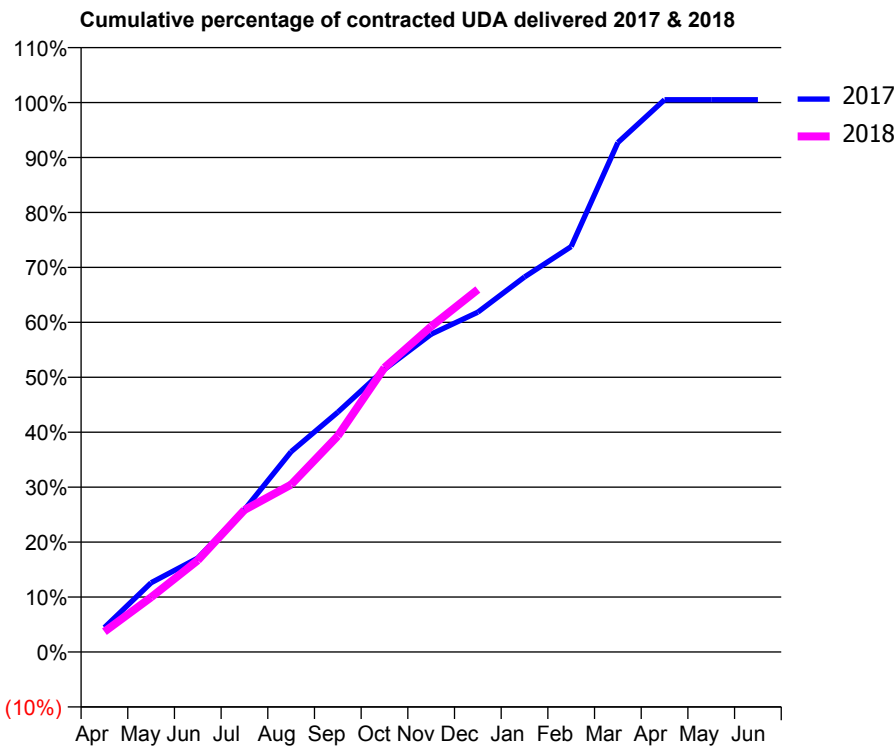
17/18 Contracted general activity (UDA)	1,978
Carry forward general activity (UDA)	-10
17/18 Contracted orthodontic activity (UOA)	0
Carry forward orthodontic activity (UOA)	0
Baseline contract value	£46,587.44

ACCESS*

Patients seen in 24 months	Total	Change since previous quarter
Quarter ending December 2016	665	
Quarter ending March 2017	691	↑
Quarter ending June 2017	699	→
Quarter ending September 2017	695	→
Quarter ending December 2017	701	→
Variance since December 2016	5.4%	↑



ACTIVITY



Month	Adjusted Scheduled Activity (UDA)	
	2017	2018
April	88	73
May	249	197
June	338	330
July	512	511
August	721	603
September	863	778
October	1,017	1,024
November	1,144	1,172
December	1,223	1,305
January	1,350	
February	1,459	
March	1,834	
April	1,988	
May	1,988	
June	1,988	

QUALITY

	Quantity	Base Number	Contract	AT	Region	England
% of FP17s for the same patient ID Re-attending within 3 months - Children	72	489	14.7%	9.5%	11.5%	12.0%
% of FP17s for the same patient ID Re-attending within 3 months - Adults	30	345	8.7%	15.0%	15.8%	15.9%
% of FP17s for the same patient ID Re-attending between 3 & 9 months - Children	319	489	65.2%	59.4%	60.5%	58.0%
% of FP17s for the same patient ID Re-attending between 3 & 9 months - Adults	231	345	67.0%	51.1%	51.8%	50.5%
% of FP17s for Band 1 Urgent Courses	5	778	0.6%	9.6%	9.5%	9.0%
% of FP17s Relating to Free Repair or Replacements	0	778	0.0%	0.6%	0.7%	0.8%
% of FP17s Relating to Continuations	0	778	0.0%	0.9%	1.0%	1.1%
% of Patients satisfied with the dentistry they have received	1	1	N/A	91.2%	92.1%	91.5%
% of Patients satisfied with the time they had to wait for an appointment	1	1	N/A	88.7%	88.3%	87.9%

* This is based on patients treated on this contract for their most recent course of treatment. Figures in italics indicate the base number of FP17s or Patient Questionnaire responses are less than 100. N/A is shown where the base number of responses is less than 10 during the period. % is calculated as Quantity/Base number*100

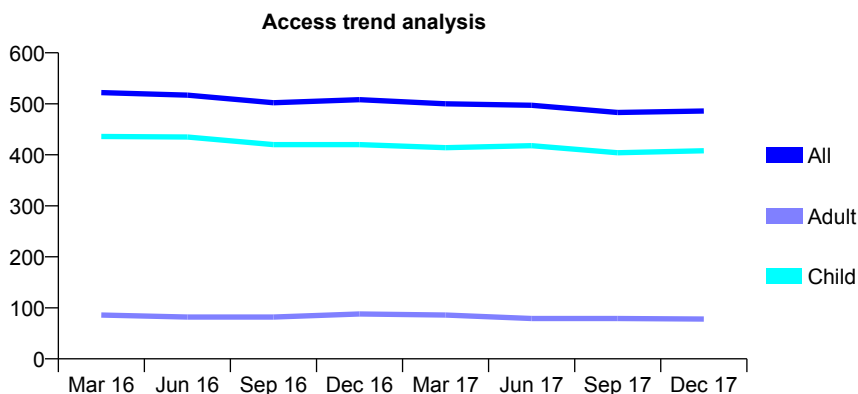
Q68 - Vital Signs At a Glance Contract Report for 688746/0001 - December 2017

Name or company name	MR G KHEDUN
Contract type name	GDS Contract
Purpose of contract	General
Contract start date	18/09/2008
Contract end date	

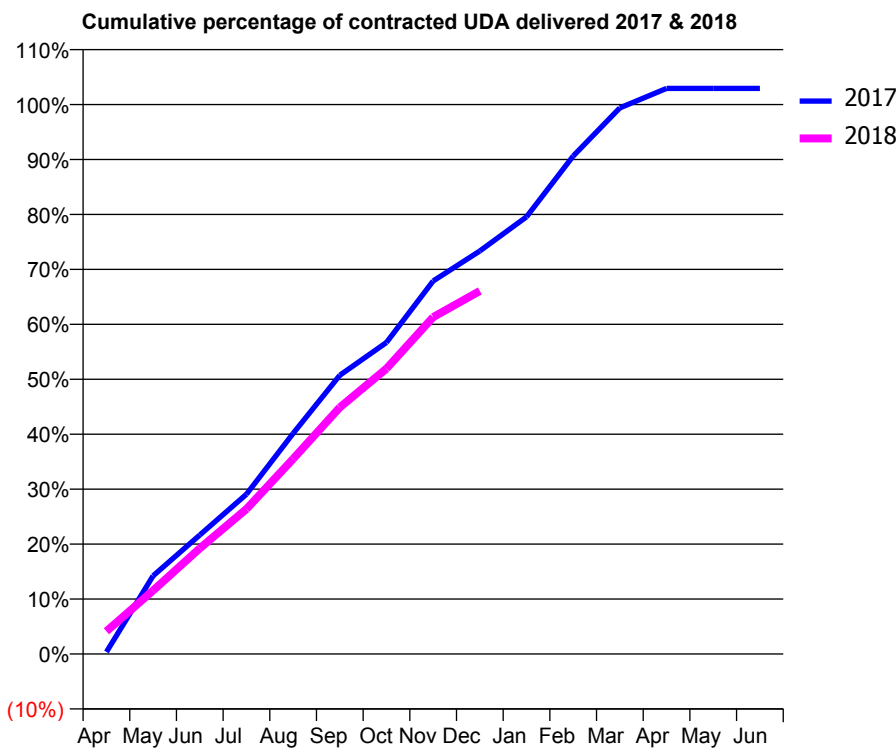
17/18 Contracted general activity (UDA)	822
Carry forward general activity (UDA)	-17
17/18 Contracted orthodontic activity (UOA)	0
Carry forward orthodontic activity (UOA)	0
Baseline contract value	£19,165.80

ACCESS*

Patients seen in 24 months	Total	Change since previous quarter
Quarter ending December 2016	508	
Quarter ending March 2017	500	↓
Quarter ending June 2017	497	→
Quarter ending September 2017	483	↓
Quarter ending December 2017	486	→
Variance since December 2016	(4.3%)	↓



ACTIVITY



Month	Adjusted Scheduled Activity (UDA)	
	2017	2018
April	3	34
May	117	95
June	178	158
July	239	217
August	330	292
September	417	369
October	466	427
November	558	504
December	603	543
January	654	
February	745	
March	817	
April	846	
May	846	
June	846	

QUALITY

	Quantity	Base Number	Contract	AT	Region	England
% of FP17s for the same patient ID Re-attending within 3 months - Children	8	428	1.9%	9.5%	11.5%	12.0%
% of FP17s for the same patient ID Re-attending within 3 months - Adults	0	34	0.0%	15.0%	15.8%	15.9%
% of FP17s for the same patient ID Re-attending between 3 & 9 months - Children	293	428	68.5%	59.4%	60.5%	58.0%
% of FP17s for the same patient ID Re-attending between 3 & 9 months - Adults	22	34	64.7%	51.1%	51.8%	50.5%
% of FP17s for Band 1 Urgent Courses	0	442	0.0%	9.6%	9.5%	9.0%
% of FP17s Relating to Free Repair or Replacements	0	442	0.0%	0.6%	0.7%	0.8%
% of FP17s Relating to Continuations	0	442	0.0%	0.9%	1.0%	1.1%
% of Patients satisfied with the dentistry they have received	0	0	N/A	91.2%	92.1%	91.5%
% of Patients satisfied with the time they had to wait for an appointment	0	0	N/A	88.7%	88.3%	87.9%

* This is based on patients treated on this contract for their most recent course of treatment. Figures in italics indicate the base number of FP17s or Patient Questionnaire responses are less than 100. N/A is shown where the base number of responses is less than 10 during the period. % is calculated as Quantity/Base number*100

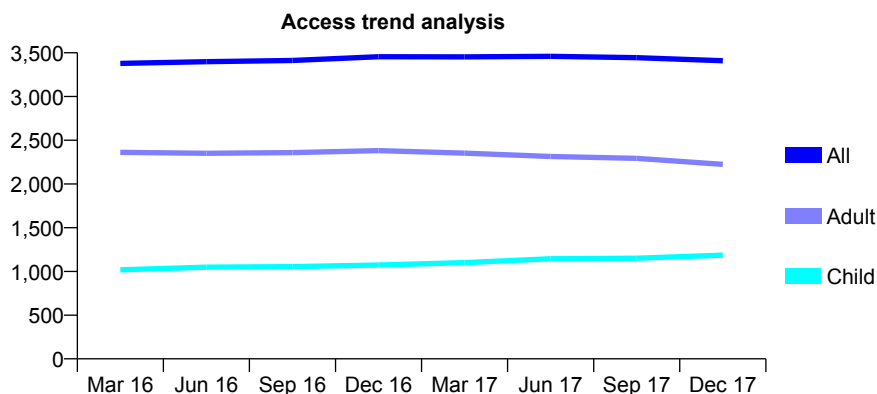
Q68 - Vital Signs At a Glance Contract Report for 689416/0002 - December 2017

Name or company name	MR MB PATEL
Contract type name	GDS Contract
Purpose of contract	General
Contract start date	19/09/2008
Contract end date	

17/18 Contracted general activity (UDA)	10,500
Carry forward general activity (UDA)	197
17/18 Contracted orthodontic activity (UOA)	0
Carry forward orthodontic activity (UOA)	0
Baseline contract value	£270,935.76

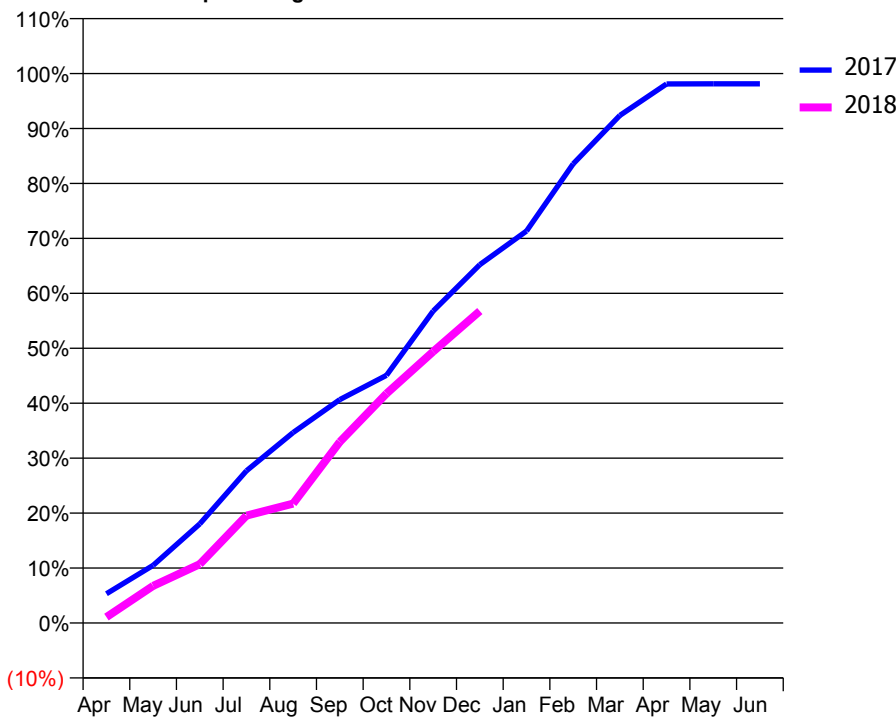
ACCESS*

Patients seen in 24 months	Total	Change since previous quarter
Quarter ending December 2016	3,455	
Quarter ending March 2017	3,453	→
Quarter ending June 2017	3,460	→
Quarter ending September 2017	3,444	→
Quarter ending December 2017	3,410	→
Variance since December 2016	(1.3%)	↓



ACTIVITY

Cumulative percentage of contracted UDA delivered 2017 & 2018



Adjusted Scheduled Activity (UDA)		
Month	2017	2018
April	558	114
May	1,103	709
June	1,894	1,125
July	2,910	2,053
August	3,640	2,283
September	4,268	3,461
October	4,732	4,383
November	5,961	5,187
December	6,847	5,962
January	7,491	
February	8,774	
March	9,699	
April	10,299	
May	10,302	
June	10,302	

QUALITY

	Quantity	Base Number	Contract	AT	Region	England
% of FP17s for the same patient ID Re-attending within 3 months - Children	60	1,303	4.6%	9.5%	11.5%	12.0%
% of FP17s for the same patient ID Re-attending within 3 months - Adults	161	1,728	9.3%	15.0%	15.8%	15.9%
% of FP17s for the same patient ID Re-attending between 3 & 9 months - Children	782	1,303	60.0%	59.4%	60.5%	58.0%
% of FP17s for the same patient ID Re-attending between 3 & 9 months - Adults	819	1,728	47.4%	51.1%	51.8%	50.5%
% of FP17s for Band 1 Urgent Courses	198	2,836	7.0%	9.6%	9.5%	9.0%
% of FP17s Relating to Free Repair or Replacements	8	2,836	0.3%	0.6%	0.7%	0.8%
% of FP17s Relating to Continuations	5	2,836	0.2%	0.9%	1.0%	1.1%
% of Patients satisfied with the dentistry they have received	5	6	N/A	91.2%	92.1%	91.5%
% of Patients satisfied with the time they had to wait for an appointment	5	6	N/A	88.7%	88.3%	87.9%

* This is based on patients treated on this contract for their most recent course of treatment. Figures in italics indicate the base number of FP17s or Patient Questionnaire responses are less than 100. N/A is shown where the base number of responses is less than 10 during the period. % is calculated as Quantity/Base number*100

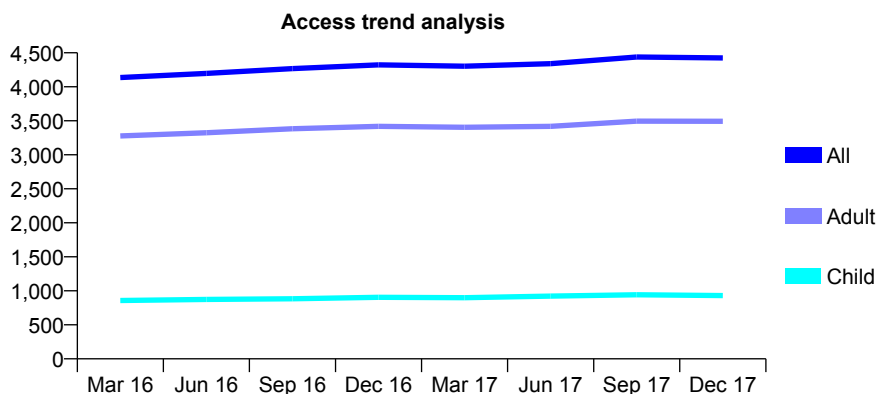
Q68 - Vital Signs At a Glance Contract Report for 692026/0001 - December 2017

Name or company name	MR LE TOLEFE
Contract type name	GDS Contract
Purpose of contract	General
Contract start date	07/09/2007
Contract end date	

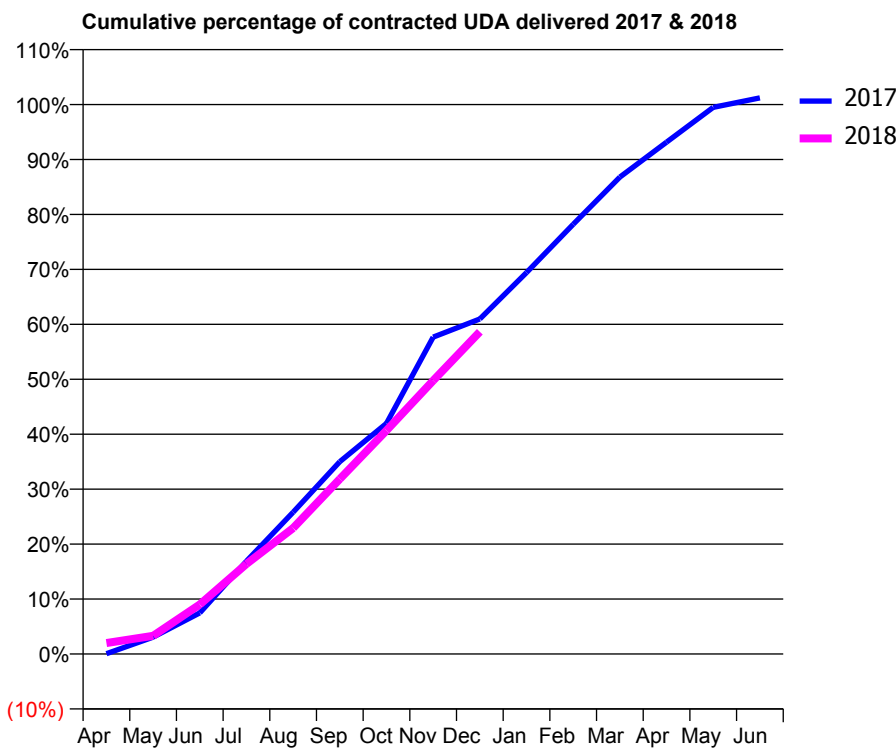
17/18 Contracted general activity (UDA)	11,800
Carry forward general activity (UDA)	-142
17/18 Contracted orthodontic activity (UOA)	0
Carry forward orthodontic activity (UOA)	0
Baseline contract value	£294,392.13

ACCESS*

Patients seen in 24 months	Total	Change since previous quarter
Quarter ending December 2016	4,323	
Quarter ending March 2017	4,303	→
Quarter ending June 2017	4,340	→
Quarter ending September 2017	4,439	↑
Quarter ending December 2017	4,425	→
Variance since December 2016	2.4%	↑



ACTIVITY



Month	Adjusted Scheduled Activity (UDA)	
	2017	2018
April	8	237
May	361	391
June	883	1,065
July	1,993	1,935
August	3,046	2,706
September	4,129	3,757
October	4,951	4,800
November	6,804	5,871
December	7,195	6,920
January	8,192	
February	9,228	
March	10,241	
April	10,992	
May	11,740	
June	11,941	

QUALITY

	Quantity	Base Number	Contract	AT	Region	England
% of FP17s for the same patient ID Re-attending within 3 months - Children	50	913	5.5%	9.5%	11.5%	12.0%
% of FP17s for the same patient ID Re-attending within 3 months - Adults	468	3,772	12.4%	15.0%	15.8%	15.9%
% of FP17s for the same patient ID Re-attending between 3 & 9 months - Children	473	913	51.8%	59.4%	60.5%	58.0%
% of FP17s for the same patient ID Re-attending between 3 & 9 months - Adults	2,287	3,772	60.6%	51.1%	51.8%	50.5%
% of FP17s for Band 1 Urgent Courses	105	3,134	3.4%	9.6%	9.5%	9.0%
% of FP17s Relating to Free Repair or Replacements	11	3,134	0.4%	0.6%	0.7%	0.8%
% of FP17s Relating to Continuations	26	3,134	0.8%	0.9%	1.0%	1.1%
% of Patients satisfied with the dentistry they have received	12	15	80.0%	91.2%	92.1%	91.5%
% of Patients satisfied with the time they had to wait for an appointment	13	15	86.7%	88.7%	88.3%	87.9%

* This is based on patients treated on this contract for their most recent course of treatment. Figures in italics indicate the base number of FP17s or Patient Questionnaire responses are less than 100. N/A is shown where the base number of responses is less than 10 during the period. % is calculated as Quantity/Base number*100

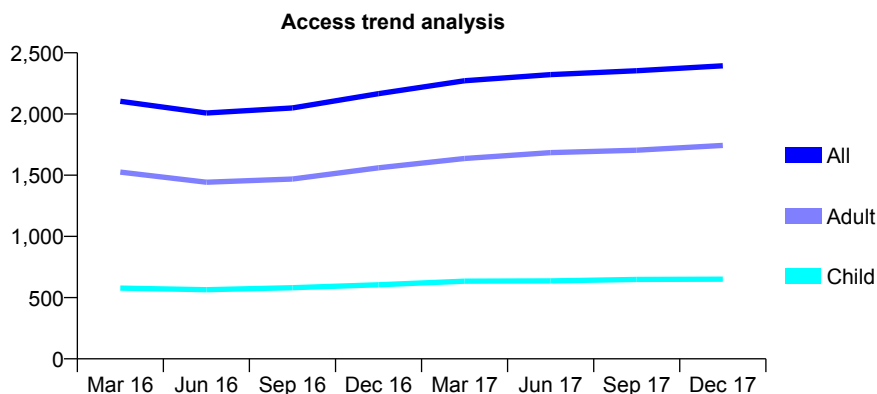
Q68 - Vital Signs At a Glance Contract Report for 694967/0001 - December 2017

Name or company name	MR ND MAHANI
Contract type name	GDS Contract
Purpose of contract	General
Contract start date	01/07/2008
Contract end date	

17/18 Contracted general activity (UDA)	5,878
Carry forward general activity (UDA)	-118
17/18 Contracted orthodontic activity (UOA)	0
Carry forward orthodontic activity (UOA)	0
Baseline contract value	£149,231.40

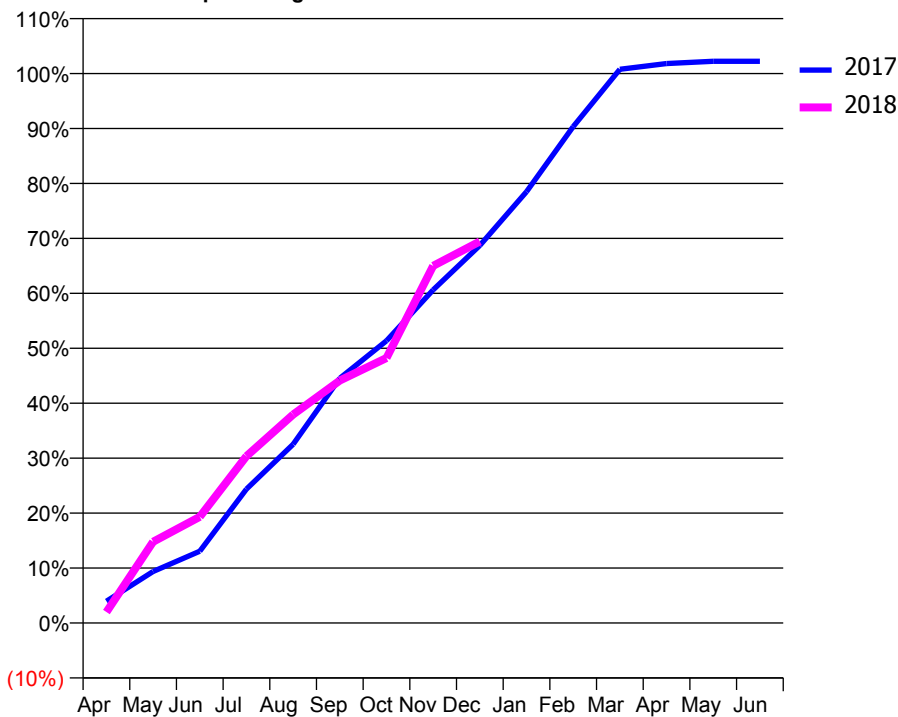
ACCESS*

Patients seen in 24 months	Total	Change since previous quarter
Quarter ending December 2016	2,166	
Quarter ending March 2017	2,272	↑
Quarter ending June 2017	2,322	↑
Quarter ending September 2017	2,353	→
Quarter ending December 2017	2,394	→
Variance since December 2016	10.5%	↑



ACTIVITY

Cumulative percentage of contracted UDA delivered 2017 & 2018



Month	Adjusted Scheduled Activity (UDA)	
	2017	2018
April	234	118
May	551	869
June	768	1,136
July	1,433	1,785
August	1,913	2,231
September	2,619	2,594
October	3,019	2,835
November	3,564	3,821
December	4,038	4,081
January	4,614	
February	5,310	
March	5,923	
April	5,985	
May	6,009	
June	6,009	

QUALITY

	Quantity	Base Number	Contract	AT	Region	England
% of FP17s for the same patient ID Re-attending within 3 months - Children	41	777	5.3%	9.5%	11.5%	12.0%
% of FP17s for the same patient ID Re-attending within 3 months - Adults	196	1,756	11.2%	15.0%	15.8%	15.9%
% of FP17s for the same patient ID Re-attending between 3 & 9 months - Children	583	777	75.0%	59.4%	60.5%	58.0%
% of FP17s for the same patient ID Re-attending between 3 & 9 months - Adults	1,066	1,756	60.7%	51.1%	51.8%	50.5%
% of FP17s for Band 1 Urgent Courses	189	2,461	7.7%	9.6%	9.5%	9.0%
% of FP17s Relating to Free Repair or Replacements	15	2,461	0.6%	0.6%	0.7%	0.8%
% of FP17s Relating to Continuations	0	2,461	0.0%	0.9%	1.0%	1.1%
% of Patients satisfied with the dentistry they have received	4	5	N/A	91.2%	92.1%	91.5%
% of Patients satisfied with the time they had to wait for an appointment	5	5	N/A	88.7%	88.3%	87.9%

* This is based on patients treated on this contract for their most recent course of treatment. Figures in italics indicate the base number of FP17s or Patient Questionnaire responses are less than 100. N/A is shown where the base number of responses is less than 10 during the period. % is calculated as Quantity/Base number*100

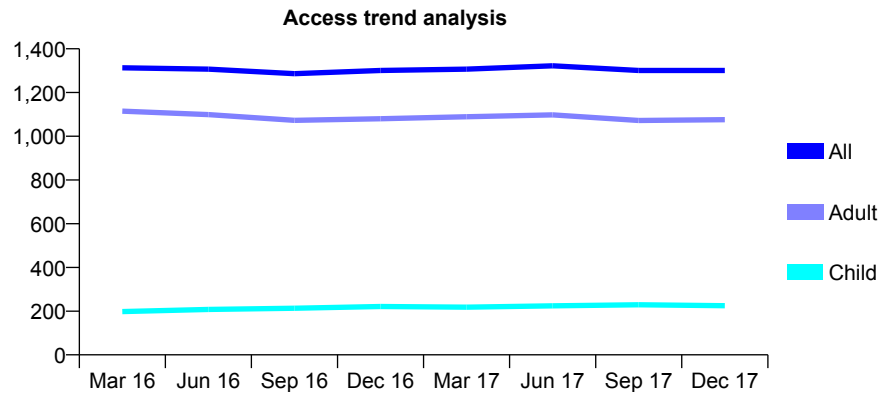
Q68 - Vital Signs At a Glance Contract Report for 695084/0002 - December 2017

Name or company name	MS JJ WOJTASIEWICZ-SKOLMOWSKA
Contract type name	GDS Contract
Purpose of contract	General
Contract start date	01/04/2008
Contract end date	

17/18 Contracted general activity (UDA)	6,029
Carry forward general activity (UDA)	123
17/18 Contracted orthodontic activity (UOA)	0
Carry forward orthodontic activity (UOA)	0
Baseline contract value	£137,428.98

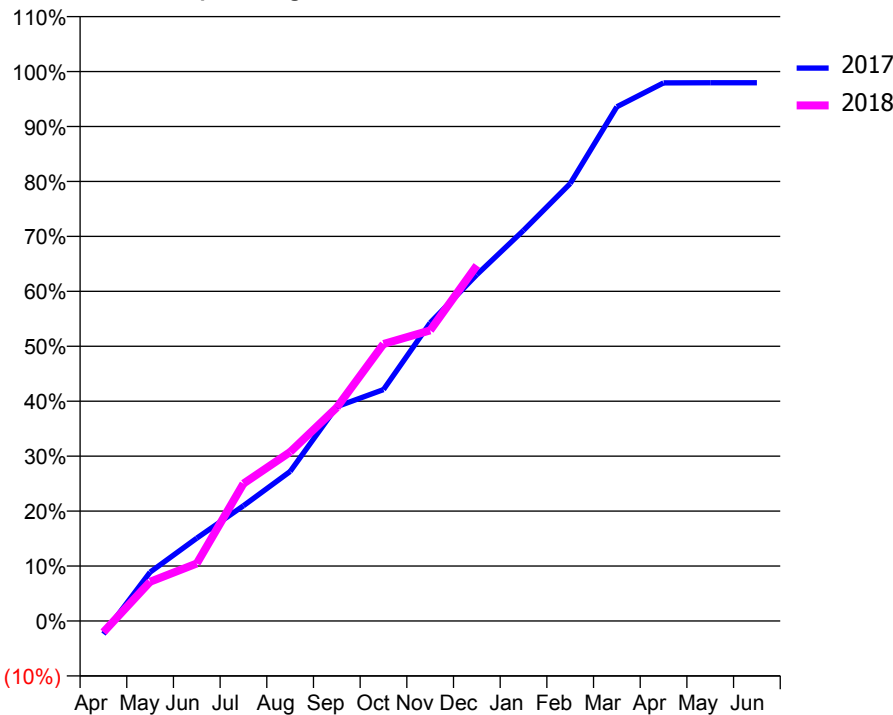
ACCESS*

Patients seen in 24 months	Total	Change since previous quarter
Quarter ending December 2016	1,301	
Quarter ending March 2017	1,307	→
Quarter ending June 2017	1,322	→
Quarter ending September 2017	1,301	↓
Quarter ending December 2017	1,301	→
Variance since December 2016	0.0%	→



ACTIVITY

Cumulative percentage of contracted UDA delivered 2017 & 2018



Month	Adjusted Scheduled Activity (UDA)	
	2017	2018
April	-144	-123
May	536	430
June	909	632
July	1,265	1,508
August	1,641	1,854
September	2,352	2,343
October	2,539	3,039
November	3,272	3,188
December	3,801	3,901
January	4,286	
February	4,799	
March	5,642	
April	5,905	
May	5,906	
June	5,906	

QUALITY

	Quantity	Base Number	Contract	AT	Region	England
% of FP17s for the same patient ID Re-attending within 3 months - Children	18	288	6.3%	9.5%	11.5%	12.0%
% of FP17s for the same patient ID Re-attending within 3 months - Adults	306	1,400	21.9%	15.0%	15.8%	15.9%
% of FP17s for the same patient ID Re-attending between 3 & 9 months - Children	184	288	63.9%	59.4%	60.5%	58.0%
% of FP17s for the same patient ID Re-attending between 3 & 9 months - Adults	723	1,400	51.6%	51.1%	51.8%	50.5%
% of FP17s for Band 1 Urgent Courses	229	1,589	14.4%	9.6%	9.5%	9.0%
% of FP17s Relating to Free Repair or Replacements	26	1,589	1.6%	0.6%	0.7%	0.8%
% of FP17s Relating to Continuations	8	1,589	0.5%	0.9%	1.0%	1.1%
% of Patients satisfied with the dentistry they have received	4	4	N/A	91.2%	92.1%	91.5%
% of Patients satisfied with the time they had to wait for an appointment	4	4	N/A	88.7%	88.3%	87.9%

* This is based on patients treated on this contract for their most recent course of treatment. Figures in italics indicate the base number of FP17s or Patient Questionnaire responses are less than 100. N/A is shown where the base number of responses is less than 10 during the period. % is calculated as Quantity/Base number*100

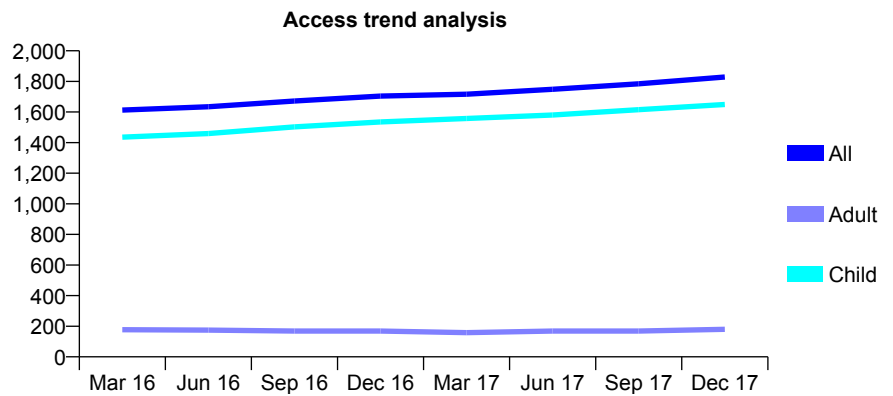
Q68 - Vital Signs At a Glance Contract Report for 723878/0002 - December 2017

Name or company name	MRS JM HATTON
Contract type name	GDS Contract
Purpose of contract	General
Contract start date	01/11/2010
Contract end date	

17/18 Contracted general activity (UDA)	5,000
Carry forward general activity (UDA)	0
17/18 Contracted orthodontic activity (UOA)	0
Carry forward orthodontic activity (UOA)	0
Baseline contract value	£112,376.65

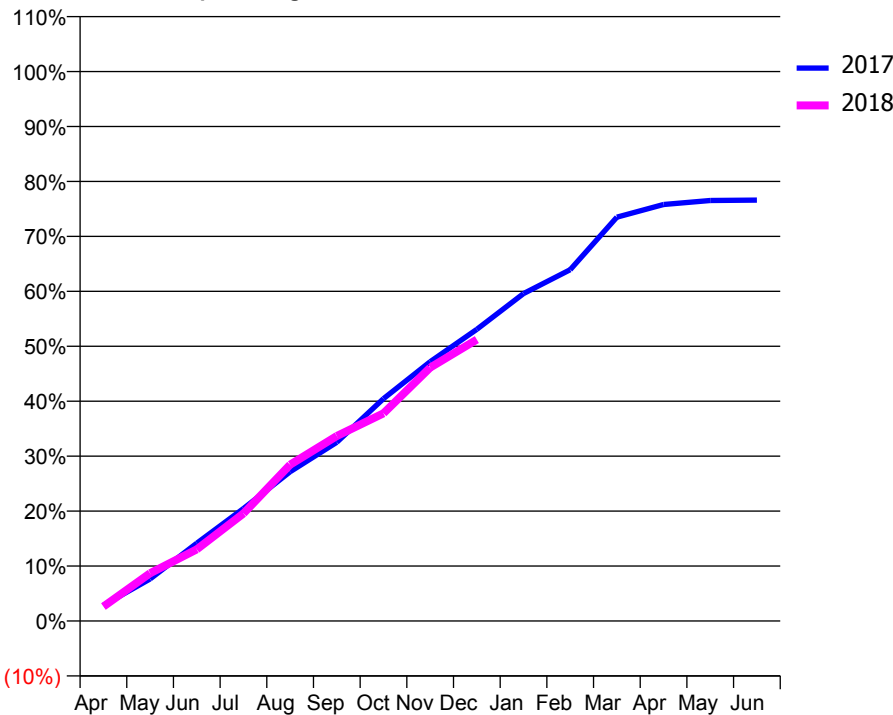
ACCESS*

Patients seen in 24 months	Total	Change since previous quarter
Quarter ending December 2016	1,704	
Quarter ending March 2017	1,716	→
Quarter ending June 2017	1,749	→
Quarter ending September 2017	1,784	↑
Quarter ending December 2017	1,829	↑
Variance since December 2016	7.3%	↑



ACTIVITY

Cumulative percentage of contracted UDA delivered 2017 & 2018



Month	Adjusted Scheduled Activity (UDA)	
	2017	2018
April	143	131
May	383	435
June	708	652
July	1,024	979
August	1,358	1,423
September	1,627	1,683
October	2,024	1,889
November	2,359	2,306
December	2,654	2,561
January	2,980	
February	3,197	
March	3,675	
April	3,790	
May	3,826	
June	3,830	

QUALITY

	Quantity	Base Number	Contract	AT	Region	England
% of FP17s for the same patient ID Re-attending within 3 months - Children	126	1,925	6.5%	9.5%	11.5%	12.0%
% of FP17s for the same patient ID Re-attending within 3 months - Adults	5	67	7.5%	15.0%	15.8%	15.9%
% of FP17s for the same patient ID Re-attending between 3 & 9 months - Children	1,236	1,925	64.2%	59.4%	60.5%	58.0%
% of FP17s for the same patient ID Re-attending between 3 & 9 months - Adults	41	67	61.2%	51.1%	51.8%	50.5%
% of FP17s for Band 1 Urgent Courses	57	1,883	3.0%	9.6%	9.5%	9.0%
% of FP17s Relating to Free Repair or Replacements	0	1,883	0.0%	0.6%	0.7%	0.8%
% of FP17s Relating to Continuations	0	1,883	0.0%	0.9%	1.0%	1.1%
% of Patients satisfied with the dentistry they have received	0	0	N/A	91.2%	92.1%	91.5%
% of Patients satisfied with the time they had to wait for an appointment	0	0	N/A	88.7%	88.3%	87.9%

* This is based on patients treated on this contract for their most recent course of treatment. Figures in italics indicate the base number of FP17s or Patient Questionnaire responses are less than 100. N/A is shown where the base number of responses is less than 10 during the period. % is calculated as Quantity/Base number*100

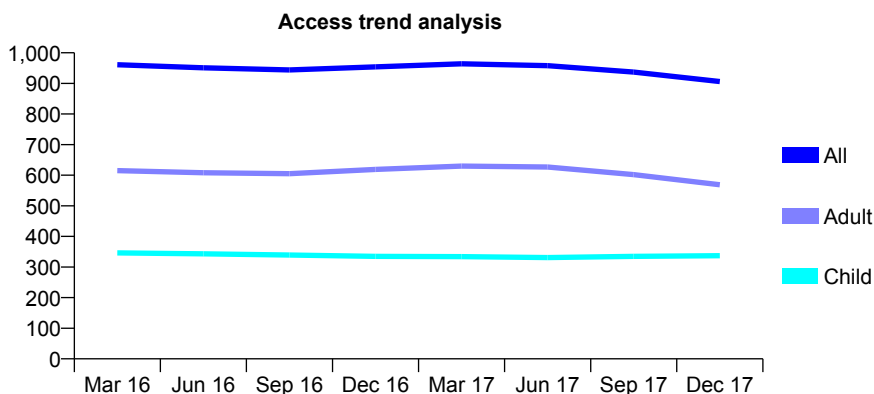
Q68 - Vital Signs At a Glance Contract Report for 725188/0001 - December 2017

Name or company name	MR JE BELLRINGER
Contract type name	GDS Contract
Purpose of contract	General
Contract start date	01/04/2006
Contract end date	

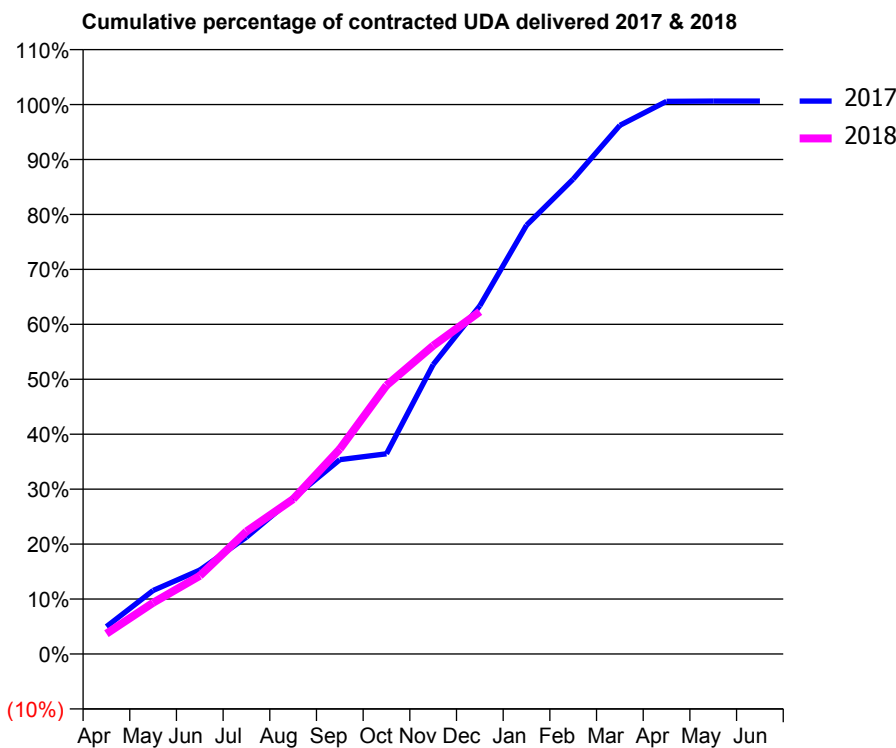
17/18 Contracted general activity (UDA)	2,186
Carry forward general activity (UDA)	-14
17/18 Contracted orthodontic activity (UOA)	0
Carry forward orthodontic activity (UOA)	0
Baseline contract value	£50,728.50

ACCESS*

Patients seen in 24 months	Total	Change since previous quarter
Quarter ending December 2016	954	
Quarter ending March 2017	964	→
Quarter ending June 2017	958	→
Quarter ending September 2017	937	↓
Quarter ending December 2017	906	↓
Variance since December 2016	(5.0%)	↓



ACTIVITY



Month	Adjusted Scheduled Activity (UDA)	
	2017	2018
April	109	81
May	253	204
June	334	311
July	465	488
August	621	616
September	773	815
October	796	1,069
November	1,151	1,227
December	1,385	1,362
January	1,706	
February	1,889	
March	2,103	
April	2,199	
May	2,200	
June	2,200	

QUALITY

	Quantity	Base Number	Contract	AT	Region	England
% of FP17s for the same patient ID Re-attending within 3 months - Children	13	379	3.4%	9.5%	11.5%	12.0%
% of FP17s for the same patient ID Re-attending within 3 months - Adults	53	439	12.1%	15.0%	15.8%	15.9%
% of FP17s for the same patient ID Re-attending between 3 & 9 months - Children	273	379	72.0%	59.4%	60.5%	58.0%
% of FP17s for the same patient ID Re-attending between 3 & 9 months - Adults	274	439	62.4%	51.1%	51.8%	50.5%
% of FP17s for Band 1 Urgent Courses	5	769	0.7%	9.6%	9.5%	9.0%
% of FP17s Relating to Free Repair or Replacements	8	769	1.0%	0.6%	0.7%	0.8%
% of FP17s Relating to Continuations	9	769	1.2%	0.9%	1.0%	1.1%
% of Patients satisfied with the dentistry they have received	0	0	N/A	91.2%	92.1%	91.5%
% of Patients satisfied with the time they had to wait for an appointment	0	0	N/A	88.7%	88.3%	87.9%

* This is based on patients treated on this contract for their most recent course of treatment. Figures in italics indicate the base number of FP17s or Patient Questionnaire responses are less than 100. N/A is shown where the base number of responses is less than 10 during the period. % is calculated as Quantity/Base number*100

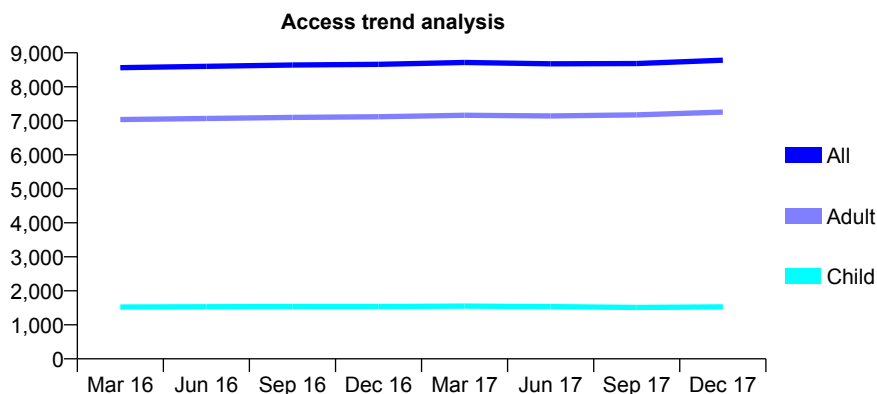
Q68 - Vital Signs At a Glance Contract Report for 725536/0001 - December 2017

Name or company name	East Street Dental Partnership
Contract type name	GDS Contract
Purpose of contract	General
Contract start date	01/04/2007
Contract end date	

17/18 Contracted general activity (UDA)	24,565
Carry forward general activity (UDA)	0
17/18 Contracted orthodontic activity (UOA)	0
Carry forward orthodontic activity (UOA)	0
Baseline contract value	£554,078.30

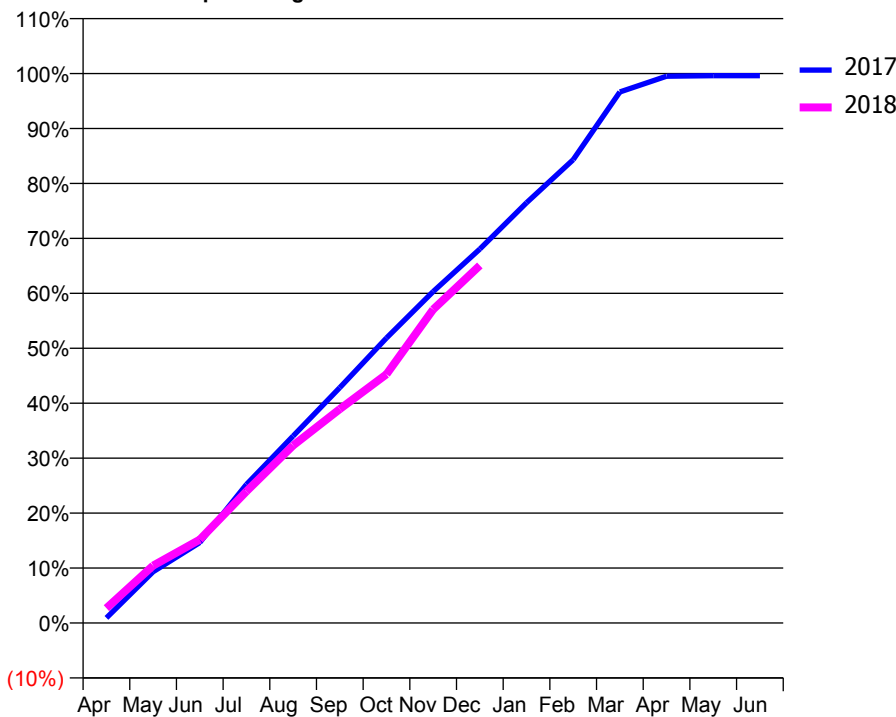
ACCESS*

Patients seen in 24 months	Total	Change since previous quarter
Quarter ending December 2016	8,659	
Quarter ending March 2017	8,715	→
Quarter ending June 2017	8,678	→
Quarter ending September 2017	8,686	→
Quarter ending December 2017	8,784	→
Variance since December 2016	1.4%	→



ACTIVITY

Cumulative percentage of contracted UDA delivered 2017 & 2018



Month	Adjusted Scheduled Activity (UDA)	
	2017	2018
April	208	666
May	2,064	2,566
June	3,239	3,732
July	5,579	5,886
August	7,531	7,935
September	9,475	9,565
October	11,473	11,121
November	13,342	14,015
December	15,057	15,983
January	16,919	
February	18,653	
March	21,379	
April	22,013	
May	22,030	
June	22,031	

QUALITY

	Quantity	Base Number	Contract	AT	Region	England
% of FP17s for the same patient ID Re-attending within 3 months - Children	109	1,403	7.8%	9.5%	11.5%	12.0%
% of FP17s for the same patient ID Re-attending within 3 months - Adults	1,098	7,041	15.6%	15.0%	15.8%	15.9%
% of FP17s for the same patient ID Re-attending between 3 & 9 months - Children	672	1,403	47.9%	59.4%	60.5%	58.0%
% of FP17s for the same patient ID Re-attending between 3 & 9 months - Adults	3,335	7,041	47.4%	51.1%	51.8%	50.5%
% of FP17s for Band 1 Urgent Courses	765	7,675	10.0%	9.6%	9.5%	9.0%
% of FP17s Relating to Free Repair or Replacements	15	7,675	0.2%	0.6%	0.7%	0.8%
% of FP17s Relating to Continuations	60	7,675	0.8%	0.9%	1.0%	1.1%
% of Patients satisfied with the dentistry they have received	14	14	100.0%	91.2%	92.1%	91.5%
% of Patients satisfied with the time they had to wait for an appointment	11	14	78.6%	88.7%	88.3%	87.9%

* This is based on patients treated on this contract for their most recent course of treatment. Figures in italics indicate the base number of FP17s or Patient Questionnaire responses are less than 100. N/A is shown where the base number of responses is less than 10 during the period. % is calculated as Quantity/Base number*100

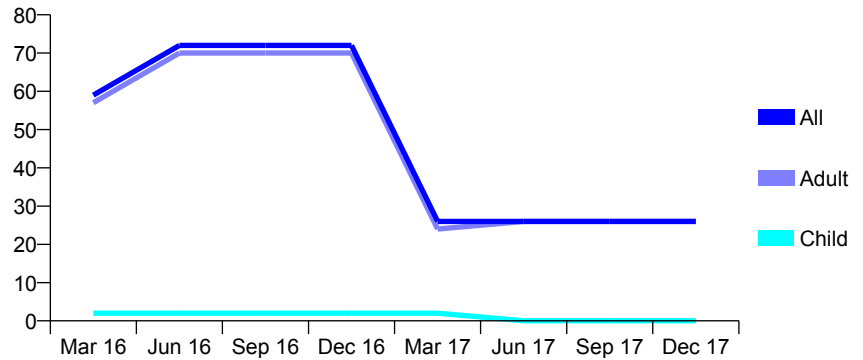
Q68 - Vital Signs At a Glance Contract Report for 728683/0001 - December 2017

Name or company name	MRS C OSBORNE
Contract type name	GDS Contract
Purpose of contract	General
Contract start date	01/04/2006
Contract end date	

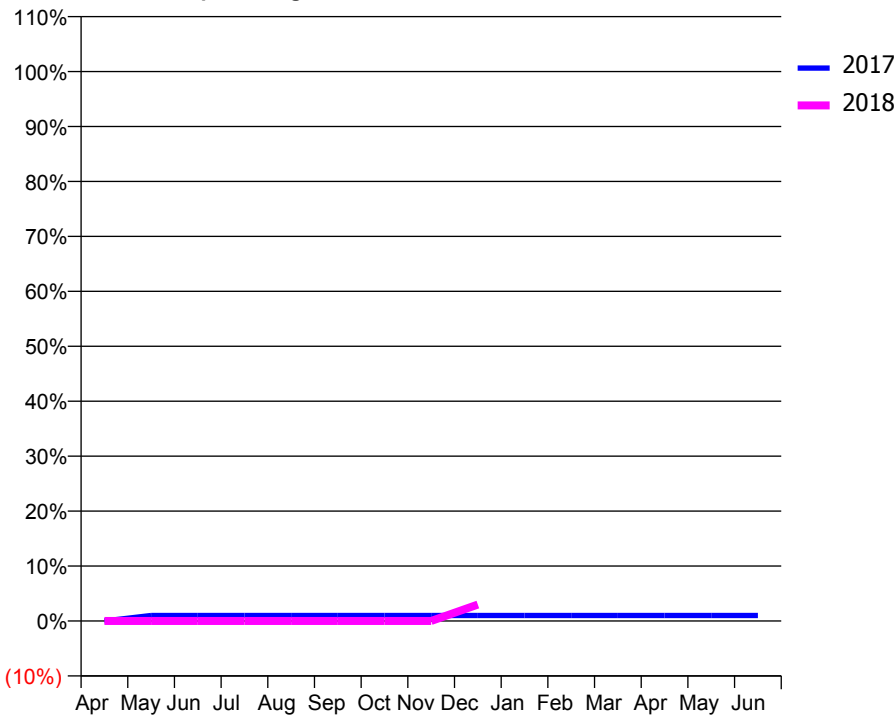
17/18 Contracted general activity (UDA)	100
Carry forward general activity (UDA)	0
17/18 Contracted orthodontic activity (UOA)	0
Carry forward orthodontic activity (UOA)	0
Baseline contract value	£2,703.11

ACCESS*

Patients seen in 24 months	Total	Change since previous quarter
Quarter ending December 2016	72	
Quarter ending March 2017	26	↓
Quarter ending June 2017	26	→
Quarter ending September 2017	26	→
Quarter ending December 2017	26	→
Variance since December 2016	(63.9%)	↓

Access trend analysis


ACTIVITY

Cumulative percentage of contracted UDA delivered 2017 & 2018


Month	Adjusted Scheduled Activity (UDA)	
	2017	2018
April	0	0
May	1	0
June	1	0
July	1	0
August	1	0
September	1	0
October	1	0
November	1	0
December	1	3
January	1	
February	1	
March	1	
April	1	
May	1	
June	1	

QUALITY

	Quantity	Base Number	Contract	AT	Region	England
% of FP17s for the same patient ID Re-attending within 3 months - Children	0	0	N/A	9.5%	11.5%	12.0%
% of FP17s for the same patient ID Re-attending within 3 months - Adults	0	10	0.0%	15.0%	15.8%	15.9%
% of FP17s for the same patient ID Re-attending between 3 & 9 months - Children	0	0	N/A	59.4%	60.5%	58.0%
% of FP17s for the same patient ID Re-attending between 3 & 9 months - Adults	0	10	0.0%	51.1%	51.8%	50.5%
% of FP17s for Band 1 Urgent Courses	0	1	0.0%	9.6%	9.5%	9.0%
% of FP17s Relating to Free Repair or Replacements	0	1	0.0%	0.6%	0.7%	0.8%
% of FP17s Relating to Continuations	0	1	0.0%	0.9%	1.0%	1.1%
% of Patients satisfied with the dentistry they have received	0	0	N/A	91.2%	92.1%	91.5%
% of Patients satisfied with the time they had to wait for an appointment	0	0	N/A	88.7%	88.3%	87.9%

* This is based on patients treated on this contract for their most recent course of treatment. Figures in italics indicate the base number of FP17s or Patient Questionnaire responses are less than 100. N/A is shown where the base number of responses is less than 10 during the period. % is calculated as Quantity/Base number*100

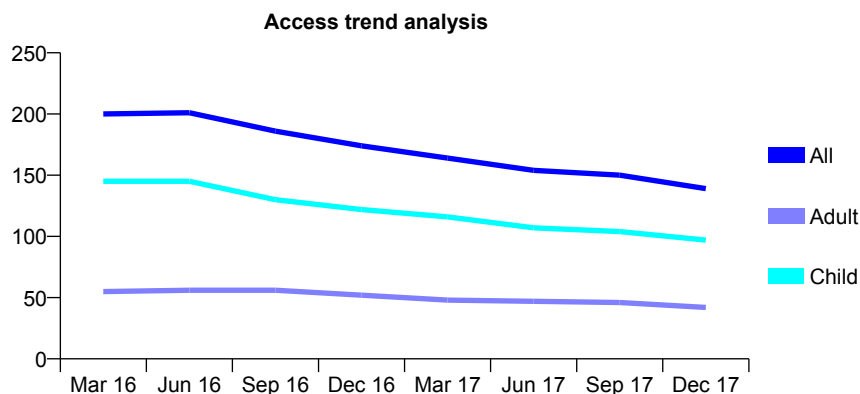
Q68 - Vital Signs At a Glance Contract Report for 729175/0004 - December 2017

Name or company name	MR LD MURRAY
Contract type name	GDS Contract
Purpose of contract	General
Contract start date	01/04/2014
Contract end date	

17/18 Contracted general activity (UDA)	200
Carry forward general activity (UDA)	0
17/18 Contracted orthodontic activity (UOA)	0
Carry forward orthodontic activity (UOA)	0
Baseline contract value	£5,176.00

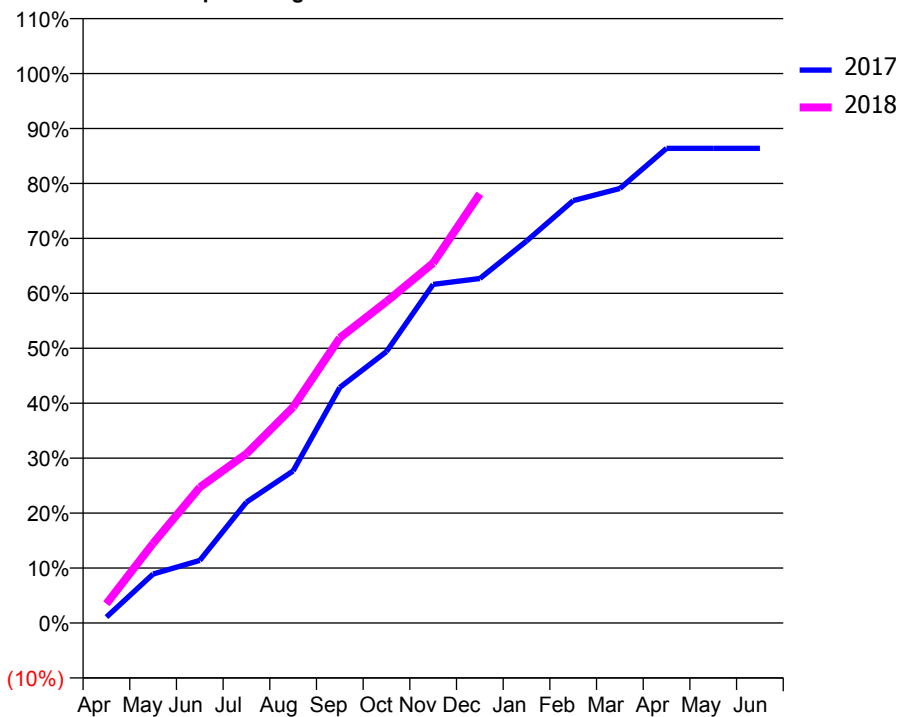
ACCESS*

Patients seen in 24 months	Total	Change since previous quarter
Quarter ending December 2016	174	
Quarter ending March 2017	164	↓
Quarter ending June 2017	154	↓
Quarter ending September 2017	150	↓
Quarter ending December 2017	139	↓
Variance since December 2016	(20.1%)	↓



ACTIVITY

Cumulative percentage of contracted UDA delivered 2017 & 2018



Month	Adjusted Scheduled Activity (UDA)	
	2017	2018
April	4	7
May	33	29
June	42	49
July	81	62
August	102	79
September	159	104
October	183	117
November	228	131
December	232	156
January	257	
February	284	
March	293	
April	320	
May	320	
June	320	

QUALITY

	Quantity	Base Number	Contract	AT	Region	England
% of FP17s for the same patient ID Re-attending within 3 months - Children	1	106	0.9%	9.5%	11.5%	12.0%
% of FP17s for the same patient ID Re-attending within 3 months - Adults	6	28	21.4%	15.0%	15.8%	15.9%
% of FP17s for the same patient ID Re-attending between 3 & 9 months - Children	52	106	49.1%	59.4%	60.5%	58.0%
% of FP17s for the same patient ID Re-attending between 3 & 9 months - Adults	13	28	46.4%	51.1%	51.8%	50.5%
% of FP17s for Band 1 Urgent Courses	6	120	5.0%	9.6%	9.5%	9.0%
% of FP17s Relating to Free Repair or Replacements	0	120	0.0%	0.6%	0.7%	0.8%
% of FP17s Relating to Continuations	0	120	0.0%	0.9%	1.0%	1.1%
% of Patients satisfied with the dentistry they have received	0	0	N/A	91.2%	92.1%	91.5%
% of Patients satisfied with the time they had to wait for an appointment	0	0	N/A	88.7%	88.3%	87.9%

* This is based on patients treated on this contract for their most recent course of treatment. Figures in italics indicate the base number of FP17s or Patient Questionnaire responses are less than 100. N/A is shown where the base number of responses is less than 10 during the period. % is calculated as Quantity/Base number*100

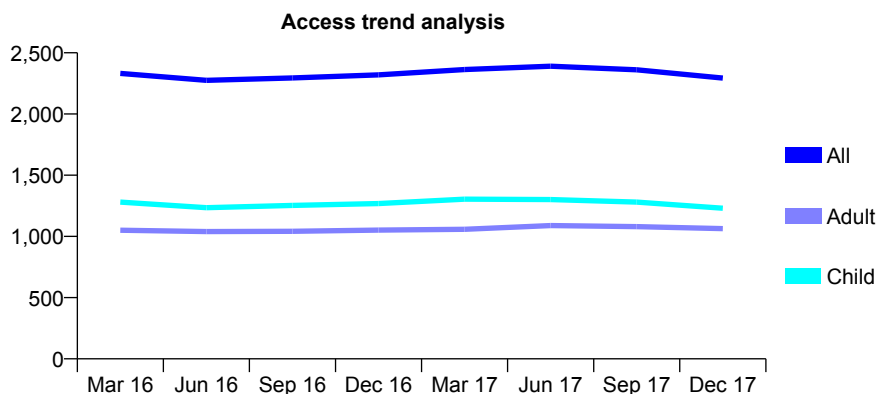
Q68 - Vital Signs At a Glance Contract Report for 729299/0001 - December 2017

Name or company name	MISS MB QUEENAN
Contract type name	GDS Contract
Purpose of contract	General
Contract start date	01/04/2006
Contract end date	

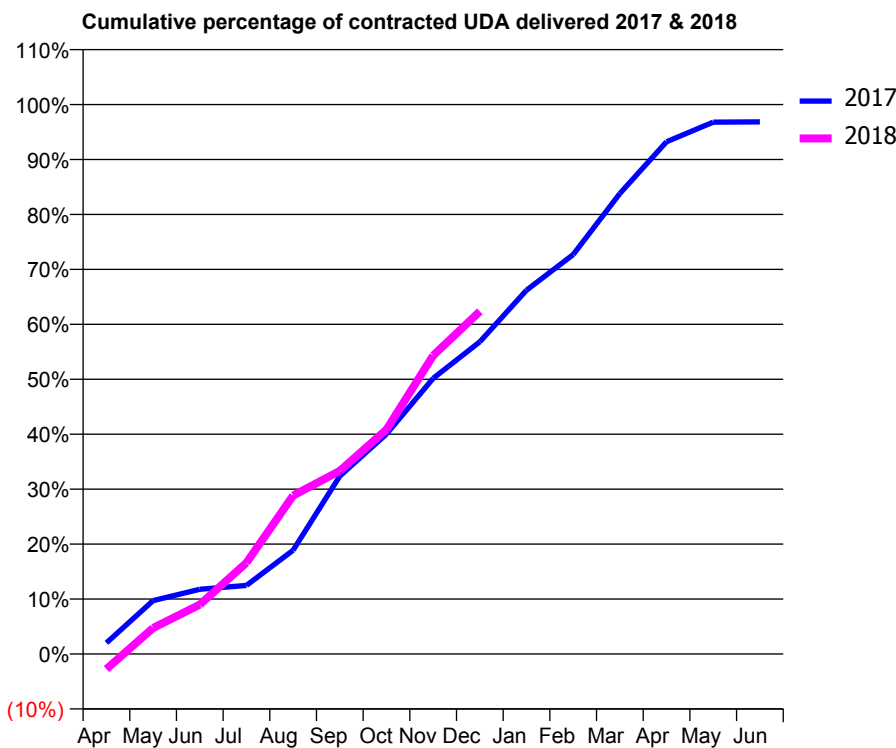
17/18 Contracted general activity (UDA)	4,368
Carry forward general activity (UDA)	138
17/18 Contracted orthodontic activity (UOA)	0
Carry forward orthodontic activity (UOA)	0
Baseline contract value	£98,188.48

ACCESS*

Patients seen in 24 months	Total	Change since previous quarter
Quarter ending December 2016	2,320	
Quarter ending March 2017	2,363	→
Quarter ending June 2017	2,390	→
Quarter ending September 2017	2,361	↓
Quarter ending December 2017	2,294	↓
Variance since December 2016	(1.1%)	↓



ACTIVITY



Month	2017	2018
April	89	-120
May	425	208
June	515	393
July	545	725
August	825	1,260
September	1,414	1,455
October	1,748	1,784
November	2,191	2,373
December	2,482	2,723
January	2,892	
February	3,175	
March	3,661	
April	4,072	
May	4,227	
June	4,229	

QUALITY

	Quantity	Base Number	Contract	AT	Region	England
% of FP17s for the same patient ID Re-attending within 3 months - Children	69	1,162	5.9%	9.5%	11.5%	12.0%
% of FP17s for the same patient ID Re-attending within 3 months - Adults	110	872	12.6%	15.0%	15.8%	15.9%
% of FP17s for the same patient ID Re-attending between 3 & 9 months - Children	643	1,162	55.3%	59.4%	60.5%	58.0%
% of FP17s for the same patient ID Re-attending between 3 & 9 months - Adults	357	872	40.9%	51.1%	51.8%	50.5%
% of FP17s for Band 1 Urgent Courses	103	1,795	5.7%	9.6%	9.5%	9.0%
% of FP17s Relating to Free Repair or Replacements	0	1,795	0.0%	0.6%	0.7%	0.8%
% of FP17s Relating to Continuations	1	1,795	0.1%	0.9%	1.0%	1.1%
% of Patients satisfied with the dentistry they have received	1	1	N/A	91.2%	92.1%	91.5%
% of Patients satisfied with the time they had to wait for an appointment	1	1	N/A	88.7%	88.3%	87.9%

* This is based on patients treated on this contract for their most recent course of treatment. Figures in italics indicate the base number of FP17s or Patient Questionnaire responses are less than 100. N/A is shown where the base number of responses is less than 10 during the period. % is calculated as Quantity/Base number*100

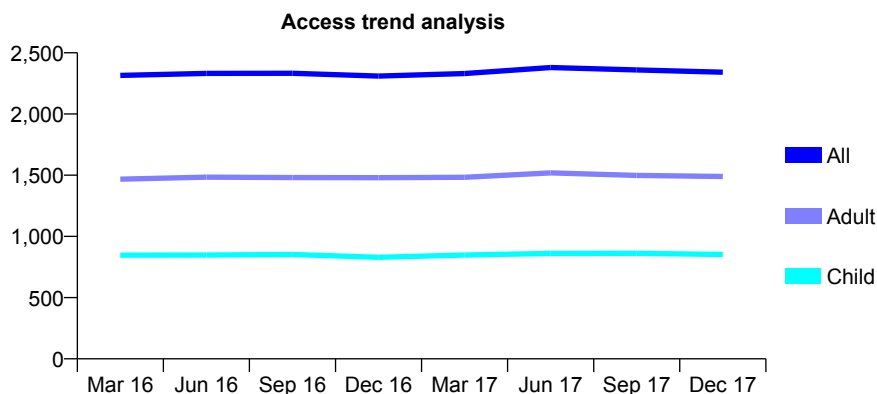
Q68 - Vital Signs At a Glance Contract Report for 729809/0002 - December 2017

Name or company name	Priory House Dental Centre
Contract type name	GDS Contract
Purpose of contract	General
Contract start date	01/04/2011
Contract end date	

17/18 Contracted general activity (UDA)	5,300
Carry forward general activity (UDA)	-106
17/18 Contracted orthodontic activity (UOA)	0
Carry forward orthodontic activity (UOA)	0
Baseline contract value	£132,352.34

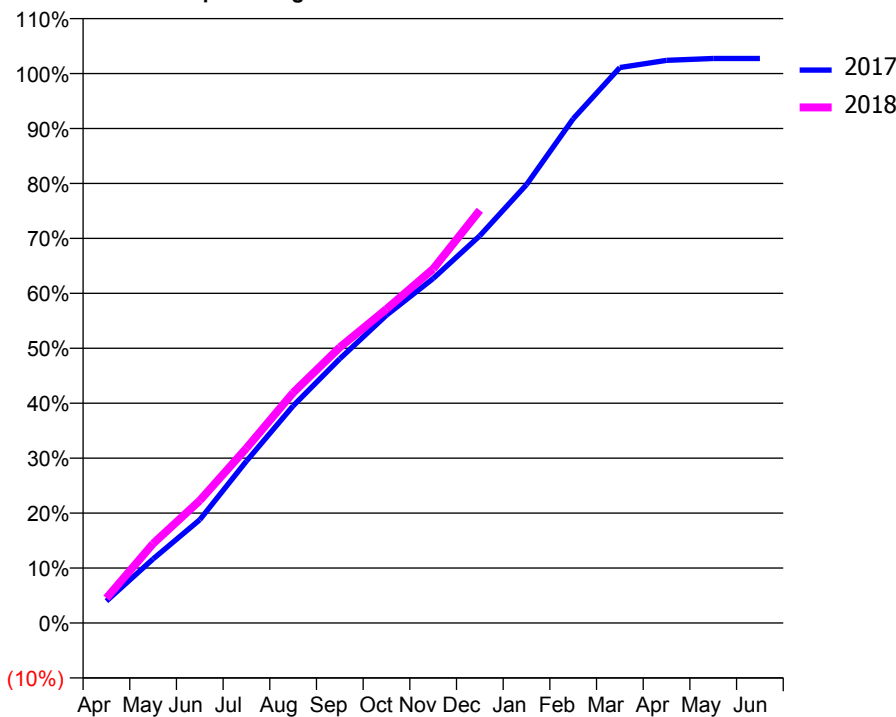
ACCESS*

Patients seen in 24 months	Total	Change since previous quarter
Quarter ending December 2016	2,310	
Quarter ending March 2017	2,331	→
Quarter ending June 2017	2,380	↑
Quarter ending September 2017	2,360	→
Quarter ending December 2017	2,342	→
Variance since December 2016	1.4%	→



ACTIVITY

Cumulative percentage of contracted UDA delivered 2017 & 2018



Month	Adjusted Scheduled Activity (UDA)	
	2017	2018
April	211	240
May	618	765
June	996	1,182
July	1,562	1,687
August	2,094	2,222
September	2,549	2,659
October	2,969	3,028
November	3,323	3,415
December	3,736	3,981
January	4,229	
February	4,864	
March	5,357	
April	5,427	
May	5,445	
June	5,445	

QUALITY

	Quantity	Base Number	Contract	AT	Region	England
% of FP17s for the same patient ID Re-attending within 3 months - Children	79	858	9.2%	9.5%	11.5%	12.0%
% of FP17s for the same patient ID Re-attending within 3 months - Adults	238	1,590	15.0%	15.0%	15.8%	15.9%
% of FP17s for the same patient ID Re-attending between 3 & 9 months - Children	429	858	50.0%	59.4%	60.5%	58.0%
% of FP17s for the same patient ID Re-attending between 3 & 9 months - Adults	900	1,590	56.6%	51.1%	51.8%	50.5%
% of FP17s for Band 1 Urgent Courses	9	2,395	0.4%	9.6%	9.5%	9.0%
% of FP17s Relating to Free Repair or Replacements	29	2,395	1.2%	0.6%	0.7%	0.8%
% of FP17s Relating to Continuations	45	2,395	1.9%	0.9%	1.0%	1.1%
% of Patients satisfied with the dentistry they have received	0	0	N/A	91.2%	92.1%	91.5%
% of Patients satisfied with the time they had to wait for an appointment	0	0	N/A	88.7%	88.3%	87.9%

* This is based on patients treated on this contract for their most recent course of treatment. Figures in italics indicate the base number of FP17s or Patient Questionnaire responses are less than 100. N/A is shown where the base number of responses is less than 10 during the period. % is calculated as Quantity/Base number*100

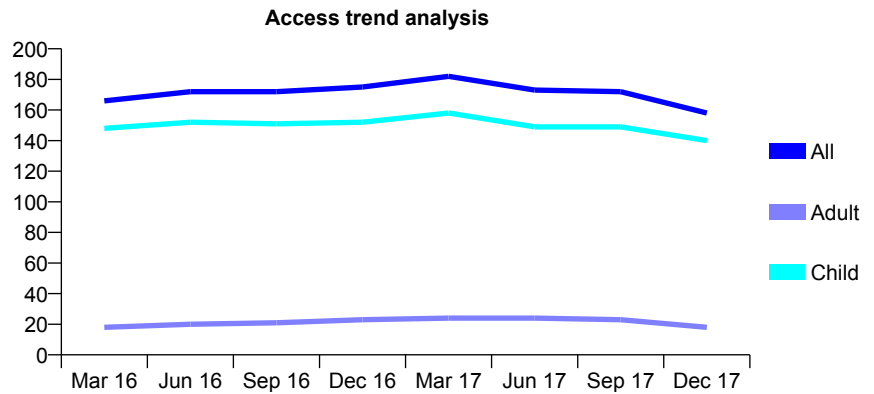
Q68 - Vital Signs At a Glance Contract Report for 730920/0001 - December 2017

Name or company name	MR GA HILL
Contract type name	GDS Contract
Purpose of contract	General
Contract start date	01/04/2006
Contract end date	02/11/2017

17/18 Contracted general activity (UDA)	317
Carry forward general activity (UDA)	0
17/18 Contracted orthodontic activity (UOA)	0
Carry forward orthodontic activity (UOA)	0
Baseline contract value	£7,910.25

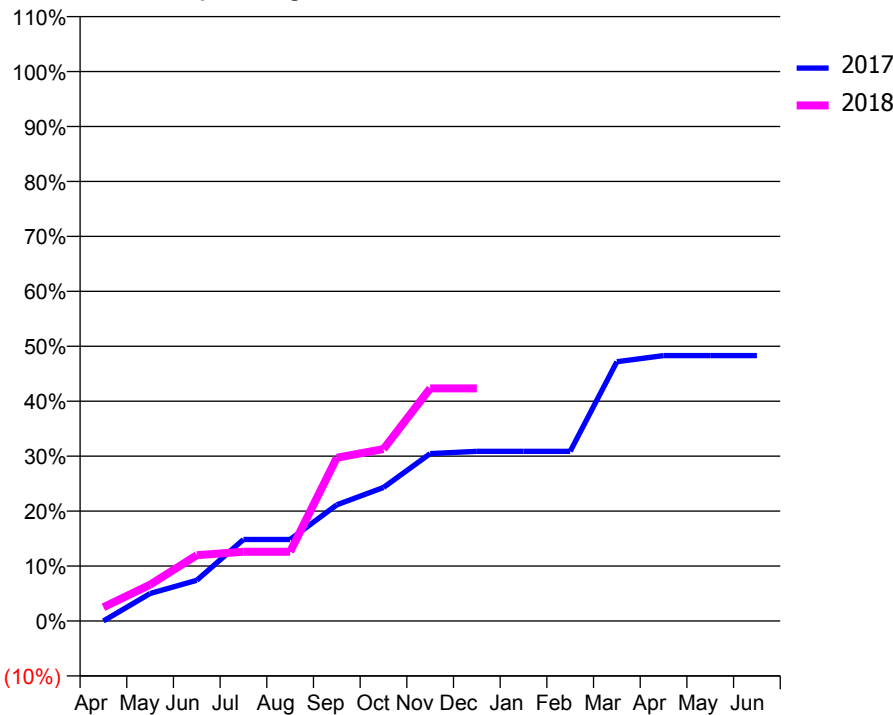
ACCESS*

Patients seen in 24 months	Total	Change since previous quarter
Quarter ending December 2016	175	
Quarter ending March 2017	182	↑
Quarter ending June 2017	173	↓
Quarter ending September 2017	172	→
Quarter ending December 2017	158	↓
Variance since December 2016	(9.7%)	↓



ACTIVITY

Cumulative percentage of contracted UDA delivered 2017 & 2018



Month	Adjusted Scheduled Activity (UDA)	
	2017	2018
April	0	8
May	27	21
June	40	38
July	80	40
August	80	40
September	114	94
October	131	99
November	164	134
December	166	134
January	166	
February	166	
March	254	
April	260	
May	260	
June	260	

QUALITY

	Quantity	Base Number	Contract	AT	Region	England
% of FP17s for the same patient ID Re-attending within 3 months - Children	7	108	6.5%	9.5%	11.5%	12.0%
% of FP17s for the same patient ID Re-attending within 3 months - Adults	0	6	0.0%	15.0%	15.8%	15.9%
% of FP17s for the same patient ID Re-attending between 3 & 9 months - Children	67	108	62.0%	59.4%	60.5%	58.0%
% of FP17s for the same patient ID Re-attending between 3 & 9 months - Adults	3	6	50.0%	51.1%	51.8%	50.5%
% of FP17s for Band 1 Urgent Courses	6	108	5.6%	9.6%	9.5%	9.0%
% of FP17s Relating to Free Repair or Replacements	0	108	0.0%	0.6%	0.7%	0.8%
% of FP17s Relating to Continuations	0	108	0.0%	0.9%	1.0%	1.1%
% of Patients satisfied with the dentistry they have received	0	0	N/A	91.2%	92.1%	91.5%
% of Patients satisfied with the time they had to wait for an appointment	0	0	N/A	88.7%	88.3%	87.9%

* This is based on patients treated on this contract for their most recent course of treatment. Figures in italics indicate the base number of FP17s or Patient Questionnaire responses are less than 100. N/A is shown where the base number of responses is less than 10 during the period. % is calculated as Quantity/Base number*100

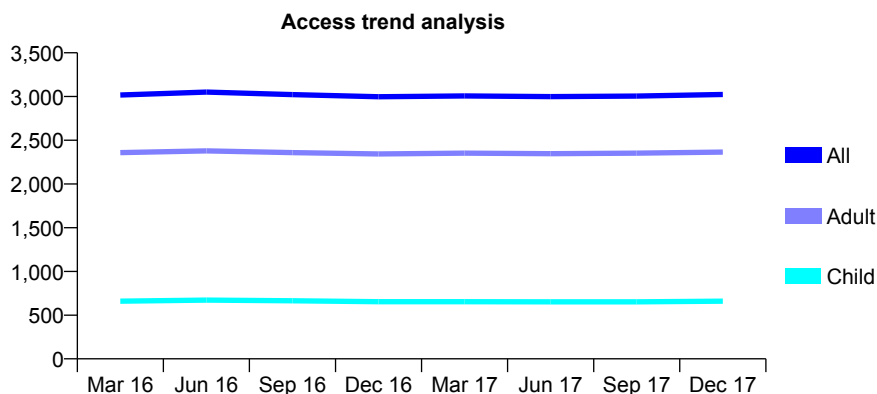
Q68 - Vital Signs At a Glance Contract Report for 732303/0001 - December 2017

Name or company name	MR TM GLYNN
Contract type name	GDS Contract
Purpose of contract	General
Contract start date	31/08/2011
Contract end date	

17/18 Contracted general activity (UDA)	7,554
Carry forward general activity (UDA)	0
17/18 Contracted orthodontic activity (UOA)	0
Carry forward orthodontic activity (UOA)	0
Baseline contract value	£180,143.77

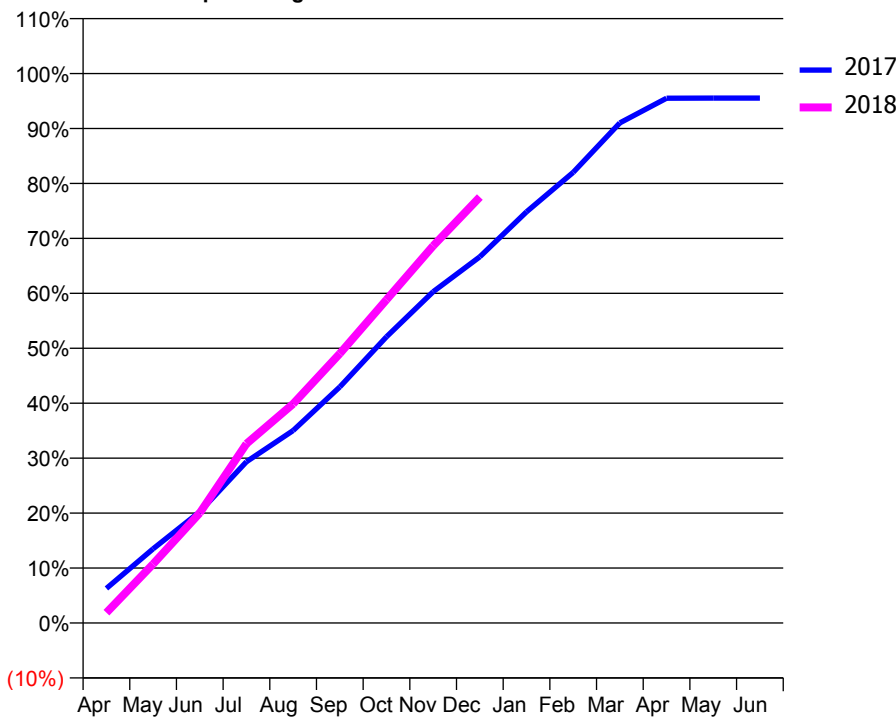
ACCESS*

Patients seen in 24 months	Total	Change since previous quarter
Quarter ending December 2016	2,997	
Quarter ending March 2017	3,006	→
Quarter ending June 2017	2,999	→
Quarter ending September 2017	3,005	→
Quarter ending December 2017	3,024	→
Variance since December 2016	0.9%	→



ACTIVITY

Cumulative percentage of contracted UDA delivered 2017 & 2018



Month	Adjusted Scheduled Activity (UDA)	
	2017	2018
April	476	142
May	1,020	811
June	1,530	1,512
July	2,218	2,465
August	2,646	3,013
September	3,246	3,704
October	3,934	4,445
November	4,554	5,185
December	5,035	5,855
January	5,652	
February	6,195	
March	6,875	
April	7,215	
May	7,216	
June	7,216	

QUALITY

	Quantity	Base Number	Contract	AT	Region	England
% of FP17s for the same patient ID Re-attending within 3 months - Children	33	672	4.9%	9.5%	11.5%	12.0%
% of FP17s for the same patient ID Re-attending within 3 months - Adults	223	2,371	9.4%	15.0%	15.8%	15.9%
% of FP17s for the same patient ID Re-attending between 3 & 9 months - Children	360	672	53.6%	59.4%	60.5%	58.0%
% of FP17s for the same patient ID Re-attending between 3 & 9 months - Adults	1,218	2,371	51.4%	51.1%	51.8%	50.5%
% of FP17s for Band 1 Urgent Courses	146	2,872	5.1%	9.6%	9.5%	9.0%
% of FP17s Relating to Free Repair or Replacements	17	2,872	0.6%	0.6%	0.7%	0.8%
% of FP17s Relating to Continuations	0	2,872	0.0%	0.9%	1.0%	1.1%
% of Patients satisfied with the dentistry they have received	7	7	N/A	91.2%	92.1%	91.5%
% of Patients satisfied with the time they had to wait for an appointment	7	7	N/A	88.7%	88.3%	87.9%

* This is based on patients treated on this contract for their most recent course of treatment. Figures in italics indicate the base number of FP17s or Patient Questionnaire responses are less than 100. N/A is shown where the base number of responses is less than 10 during the period. % is calculated as Quantity/Base number*100

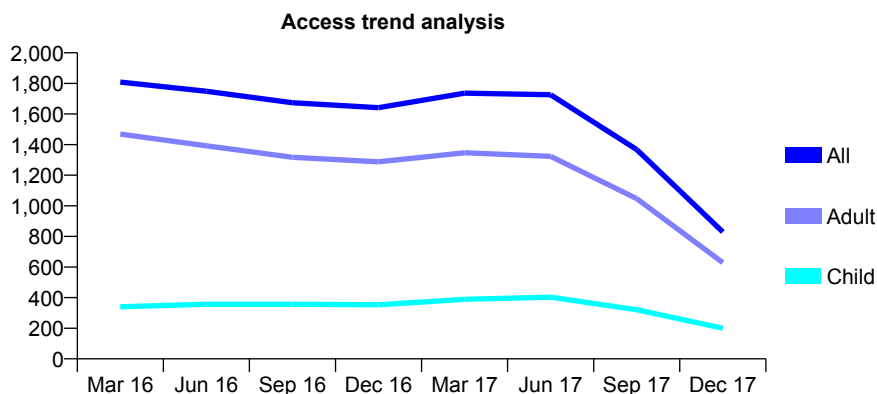
Q68 - Vital Signs At a Glance Contract Report for 739758/0002 - December 2017

Name or company name	MISS JM PASCOE
Contract type name	GDS Contract
Purpose of contract	General
Contract start date	01/12/2012
Contract end date	31/07/2017

17/18 Contracted general activity (UDA)	1,650
Carry forward general activity (UDA)	0
17/18 Contracted orthodontic activity (UOA)	0
Carry forward orthodontic activity (UOA)	0
Baseline contract value	£40,172.92

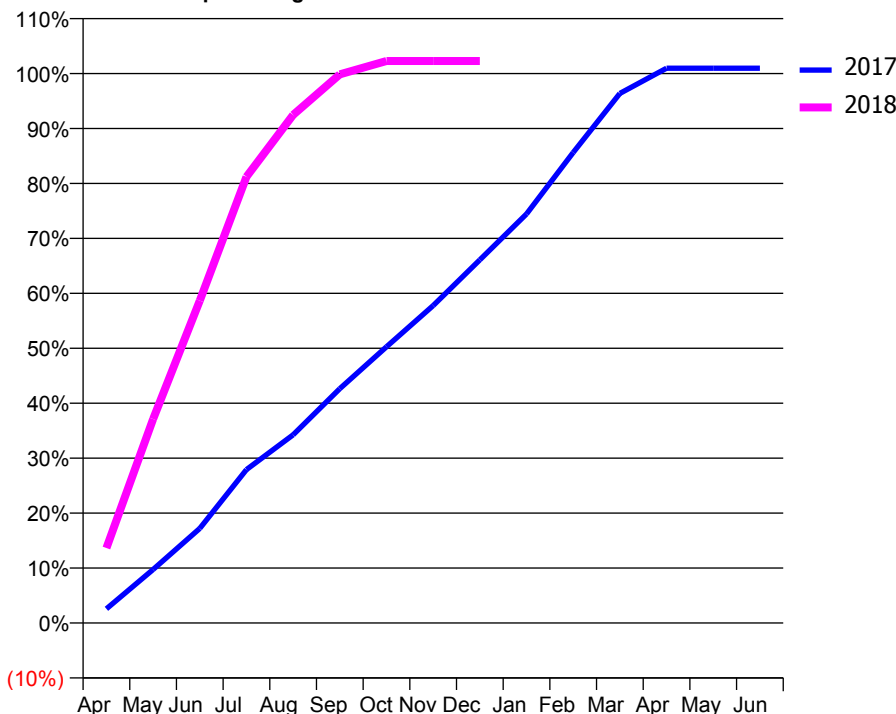
ACCESS*

Patients seen in 24 months	Total	Change since previous quarter
Quarter ending December 2016	1,641	
Quarter ending March 2017	1,736	↑
Quarter ending June 2017	1,726	→
Quarter ending September 2017	1,368	↓
Quarter ending December 2017	829	↓
Variance since December 2016	(49.5%)	↓



ACTIVITY

Cumulative percentage of contracted UDA delivered 2017 & 2018



Month	Adjusted Scheduled Activity (UDA)	
	2017	2018
April	128	225
May	482	613
June	853	968
July	1,381	1,340
August	1,696	1,526
September	2,111	1,648
October	2,488	1,688
November	2,860	1,688
December	3,272	1,688
January	3,685	
February	4,239	
March	4,771	
April	4,998	
May	4,998	
June	4,998	

QUALITY

	Quantity	Base Number	Contract	AT	Region	England
% of FP17s for the same patient ID Re-attending within 3 months - Children	12	236	5.1%	9.5%	11.5%	12.0%
% of FP17s for the same patient ID Re-attending within 3 months - Adults	63	698	9.0%	15.0%	15.8%	15.9%
% of FP17s for the same patient ID Re-attending between 3 & 9 months - Children	119	236	50.4%	59.4%	60.5%	58.0%
% of FP17s for the same patient ID Re-attending between 3 & 9 months - Adults	426	698	61.0%	51.1%	51.8%	50.5%
% of FP17s for Band 1 Urgent Courses	23	822	2.8%	9.6%	9.5%	9.0%
% of FP17s Relating to Free Repair or Replacements	7	822	0.9%	0.6%	0.7%	0.8%
% of FP17s Relating to Continuations	6	822	0.7%	0.9%	1.0%	1.1%
% of Patients satisfied with the dentistry they have received	1	1	N/A	91.2%	92.1%	91.5%
% of Patients satisfied with the time they had to wait for an appointment	1	1	N/A	88.7%	88.3%	87.9%

* This is based on patients treated on this contract for their most recent course of treatment. Figures in italics indicate the base number of FP17s or Patient Questionnaire responses are less than 100. N/A is shown where the base number of responses is less than 10 during the period. % is calculated as Quantity/Base number*100

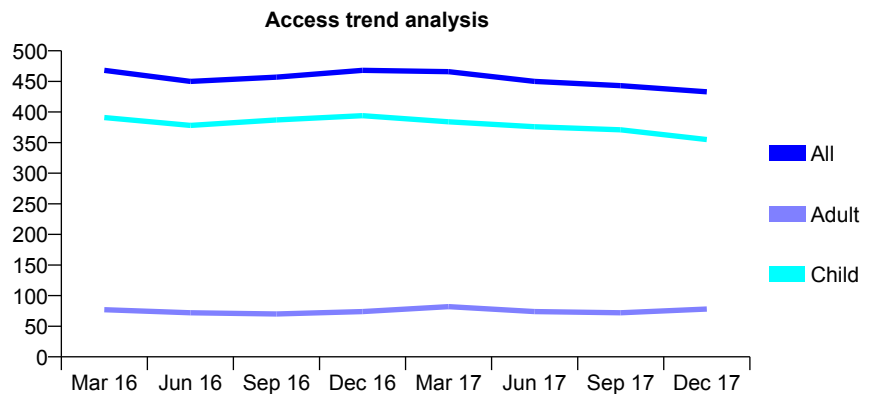
Q68 - Vital Signs At a Glance Contract Report for 739987/0001 - December 2017

Name or company name	MR PJ ELLIS
Contract type name	GDS Contract
Purpose of contract	General
Contract start date	01/04/2006
Contract end date	

17/18 Contracted general activity (UDA)	750
Carry forward general activity (UDA)	-15
17/18 Contracted orthodontic activity (UOA)	0
Carry forward orthodontic activity (UOA)	0
Baseline contract value	£16,855.69

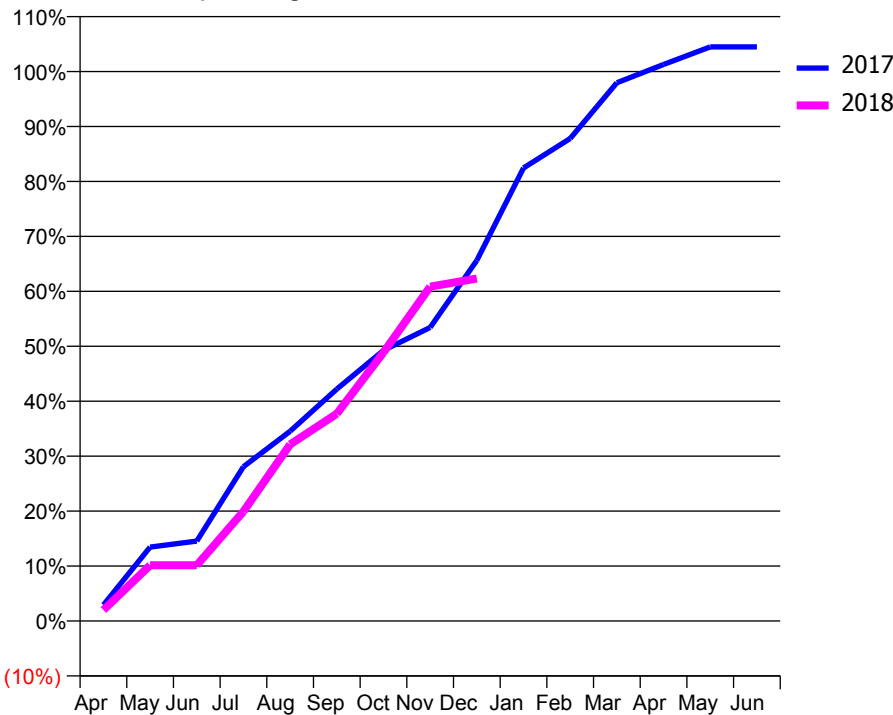
ACCESS*

Patients seen in 24 months	Total	Change since previous quarter
Quarter ending December 2016	468	
Quarter ending March 2017	466	→
Quarter ending June 2017	450	↓
Quarter ending September 2017	443	↓
Quarter ending December 2017	433	↓
Variance since December 2016	(7.5%)	↓



ACTIVITY

Cumulative percentage of contracted UDA delivered 2017 & 2018



Month	Adjusted Scheduled Activity (UDA)	
	2017	2018
April	22	15
May	101	76
June	109	76
July	211	150
August	259	241
September	317	283
October	369	367
November	401	456
December	492	467
January	618	
February	659	
March	735	
April	760	
May	784	
June	784	

QUALITY

	Quantity	Base Number	Contract	AT	Region	England
% of FP17s for the same patient ID Re-attending within 3 months - Children	16	342	4.7%	9.5%	11.5%	12.0%
% of FP17s for the same patient ID Re-attending within 3 months - Adults	0	25	0.0%	15.0%	15.8%	15.9%
% of FP17s for the same patient ID Re-attending between 3 & 9 months - Children	211	342	61.7%	59.4%	60.5%	58.0%
% of FP17s for the same patient ID Re-attending between 3 & 9 months - Adults	13	25	52.0%	51.1%	51.8%	50.5%
% of FP17s for Band 1 Urgent Courses	12	336	3.6%	9.6%	9.5%	9.0%
% of FP17s Relating to Free Repair or Replacements	0	336	0.0%	0.6%	0.7%	0.8%
% of FP17s Relating to Continuations	0	336	0.0%	0.9%	1.0%	1.1%
% of Patients satisfied with the dentistry they have received	0	0	N/A	91.2%	92.1%	91.5%
% of Patients satisfied with the time they had to wait for an appointment	0	0	N/A	88.7%	88.3%	87.9%

* This is based on patients treated on this contract for their most recent course of treatment. Figures in italics indicate the base number of FP17s or Patient Questionnaire responses are less than 100. N/A is shown where the base number of responses is less than 10 during the period. % is calculated as Quantity/Base number*100

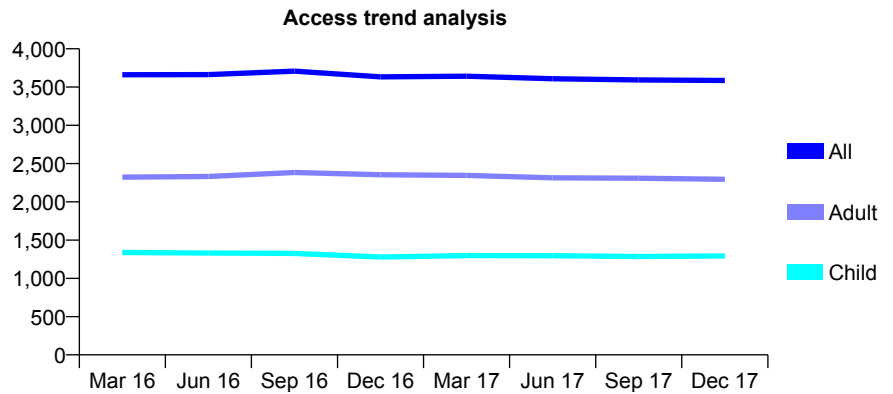
Q68 - Vital Signs At a Glance Contract Report for 740217/0001 - December 2017

Name or company name	MR PC JENKINSON
Contract type name	GDS Contract
Purpose of contract	General
Contract start date	01/04/2006
Contract end date	

17/18 Contracted general activity (UDA)	7,817
Carry forward general activity (UDA)	177
17/18 Contracted orthodontic activity (UOA)	0
Carry forward orthodontic activity (UOA)	0
Baseline contract value	£213,668.57

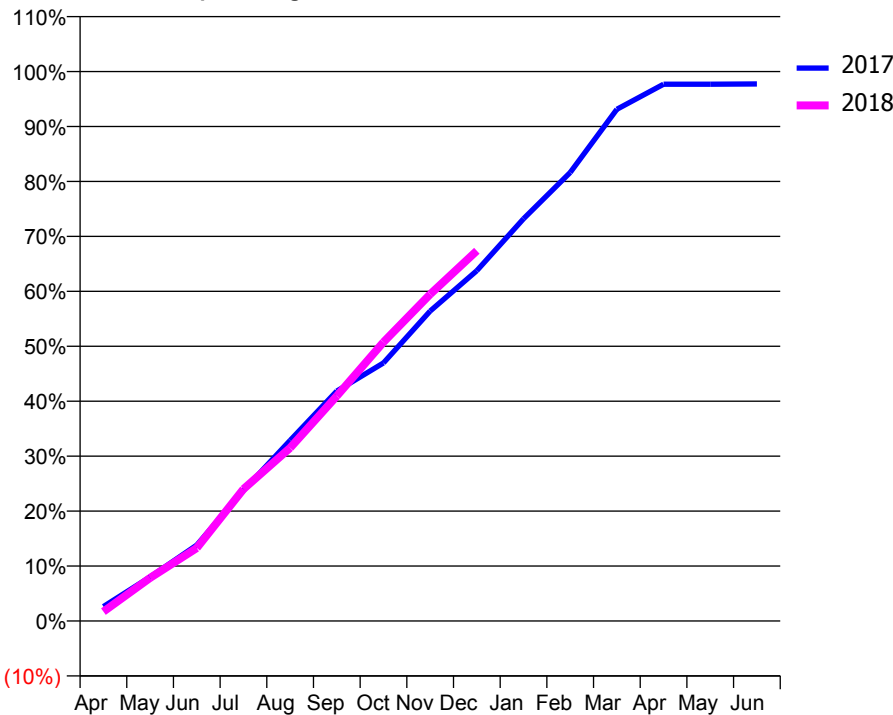
ACCESS*

Patients seen in 24 months	Total	Change since previous quarter
Quarter ending December 2016	3,633	
Quarter ending March 2017	3,642	→
Quarter ending June 2017	3,608	→
Quarter ending September 2017	3,593	→
Quarter ending December 2017	3,586	→
Variance since December 2016	(1.3%)	↓



ACTIVITY

Cumulative percentage of contracted UDA delivered 2017 & 2018



Month	Adjusted Scheduled Activity (UDA)	
	2017	2018
April	207	134
May	627	614
June	1,079	1,038
July	1,859	1,878
August	2,569	2,463
September	3,270	3,201
October	3,671	3,967
November	4,410	4,649
December	4,985	5,267
January	5,721	
February	6,381	
March	7,280	
April	7,636	
May	7,636	
June	7,640	

QUALITY

	Quantity	Base Number	Contract	AT	Region	England
% of FP17s for the same patient ID Re-attending within 3 months - Children	99	1,434	6.9%	9.5%	11.5%	12.0%
% of FP17s for the same patient ID Re-attending within 3 months - Adults	328	2,119	15.5%	15.0%	15.8%	15.9%
% of FP17s for the same patient ID Re-attending between 3 & 9 months - Children	882	1,434	61.5%	59.4%	60.5%	58.0%
% of FP17s for the same patient ID Re-attending between 3 & 9 months - Adults	1,040	2,119	49.1%	51.1%	51.8%	50.5%
% of FP17s for Band 1 Urgent Courses	222	2,828	7.9%	9.6%	9.5%	9.0%
% of FP17s Relating to Free Repair or Replacements	17	2,828	0.6%	0.6%	0.7%	0.8%
% of FP17s Relating to Continuations	21	2,828	0.7%	0.9%	1.0%	1.1%
% of Patients satisfied with the dentistry they have received	1	2	N/A	91.2%	92.1%	91.5%
% of Patients satisfied with the time they had to wait for an appointment	1	2	N/A	88.7%	88.3%	87.9%

* This is based on patients treated on this contract for their most recent course of treatment. Figures in italics indicate the base number of FP17s or Patient Questionnaire responses are less than 100. N/A is shown where the base number of responses is less than 10 during the period. % is calculated as Quantity/Base number*100

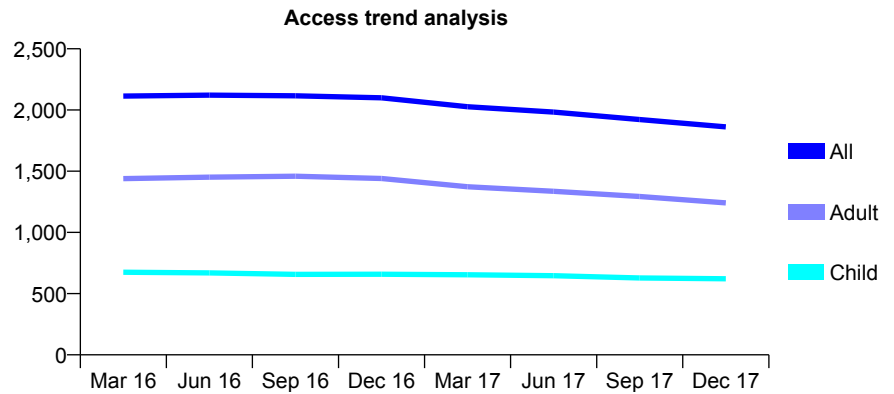
Q68 - Vital Signs At a Glance Contract Report for 741736/0001 - December 2017

Name or company name	MR C NIGRELLI
Contract type name	GDS Contract
Purpose of contract	General
Contract start date	01/04/2006
Contract end date	

17/18 Contracted general activity (UDA)	5,167
Carry forward general activity (UDA)	-51
17/18 Contracted orthodontic activity (UOA)	0
Carry forward orthodontic activity (UOA)	0
Baseline contract value	£141,090.35

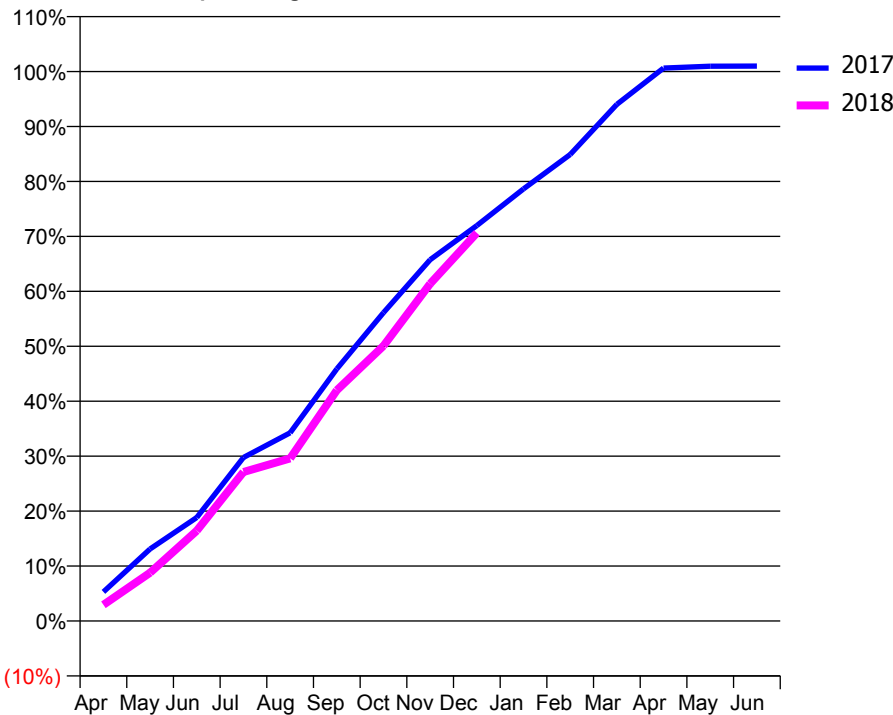
ACCESS*

Patients seen in 24 months	Total	Change since previous quarter
Quarter ending December 2016	2,100	
Quarter ending March 2017	2,027	↓
Quarter ending June 2017	1,983	↓
Quarter ending September 2017	1,922	↓
Quarter ending December 2017	1,862	↓
Variance since December 2016	(11.3%)	↓



ACTIVITY

Cumulative percentage of contracted UDA delivered 2017 & 2018



Month	Adjusted Scheduled Activity (UDA)	
	2017	2018
April	274	152
May	677	454
June	974	849
July	1,538	1,401
August	1,770	1,529
September	2,370	2,170
October	2,899	2,587
November	3,397	3,172
December	3,718	3,649
January	4,064	
February	4,387	
March	4,858	
April	5,199	
May	5,216	
June	5,217	

QUALITY

	Quantity	Base Number	Contract	AT	Region	England
% of FP17s for the same patient ID Re-attending within 3 months - Children	23	730	3.2%	9.5%	11.5%	12.0%
% of FP17s for the same patient ID Re-attending within 3 months - Adults	89	1,210	7.4%	15.0%	15.8%	15.9%
% of FP17s for the same patient ID Re-attending between 3 & 9 months - Children	525	730	71.9%	59.4%	60.5%	58.0%
% of FP17s for the same patient ID Re-attending between 3 & 9 months - Adults	841	1,210	69.5%	51.1%	51.8%	50.5%
% of FP17s for Band 1 Urgent Courses	55	1,748	3.1%	9.6%	9.5%	9.0%
% of FP17s Relating to Free Repair or Replacements	14	1,748	0.8%	0.6%	0.7%	0.8%
% of FP17s Relating to Continuations	6	1,748	0.3%	0.9%	1.0%	1.1%
% of Patients satisfied with the dentistry they have received	7	7	N/A	91.2%	92.1%	91.5%
% of Patients satisfied with the time they had to wait for an appointment	7	7	N/A	88.7%	88.3%	87.9%

* This is based on patients treated on this contract for their most recent course of treatment. Figures in italics indicate the base number of FP17s or Patient Questionnaire responses are less than 100. N/A is shown where the base number of responses is less than 10 during the period. % is calculated as Quantity/Base number*100

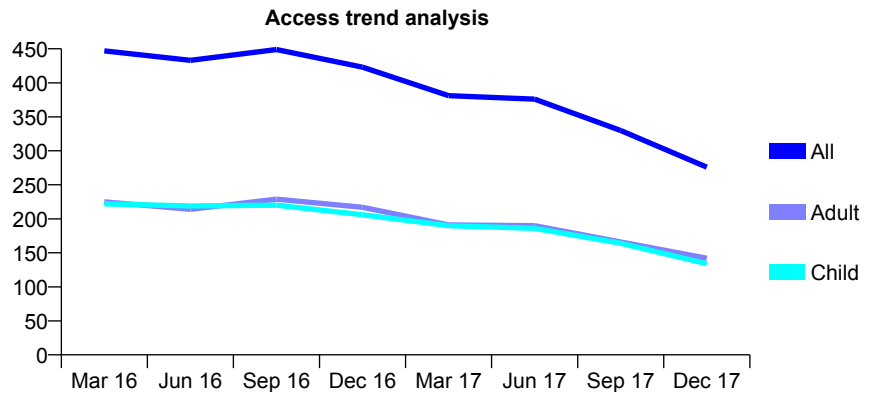
Q68 - Vital Signs At a Glance Contract Report for 742430/0002 - December 2017

Name or company name	Alpha Dental Care
Contract type name	GDS Contract
Purpose of contract	General
Contract start date	04/07/2011
Contract end date	

17/18 Contracted general activity (UDA)	1,500
Carry forward general activity (UDA)	0
17/18 Contracted orthodontic activity (UOA)	0
Carry forward orthodontic activity (UOA)	0
Baseline contract value	£32,912.40

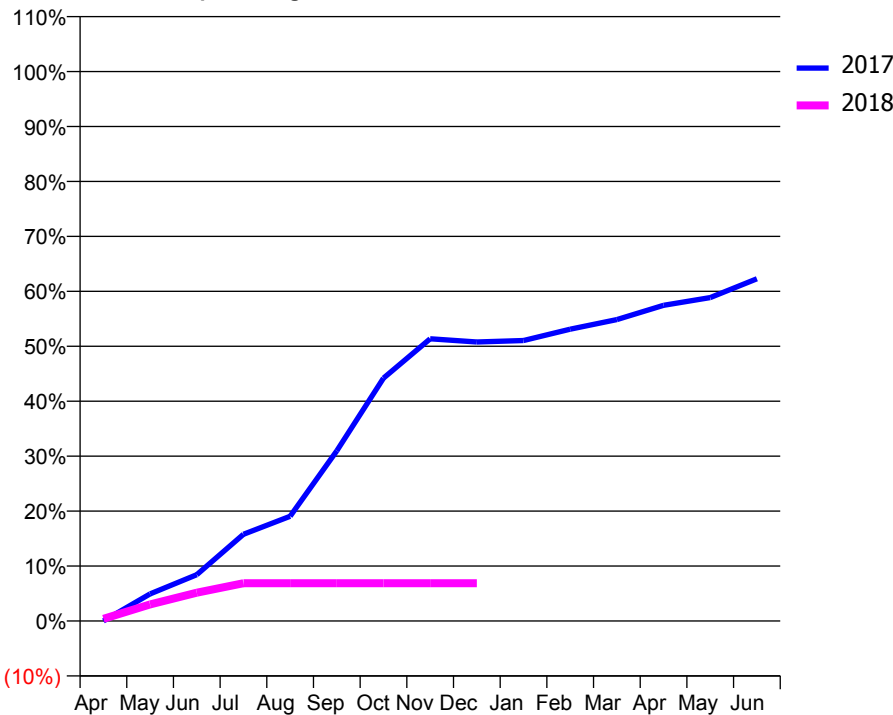
ACCESS*

Patients seen in 24 months	Total	Change since previous quarter
Quarter ending December 2016	423	
Quarter ending March 2017	381	↓
Quarter ending June 2017	376	↓
Quarter ending September 2017	330	↓
Quarter ending December 2017	276	↓
Variance since December 2016	(34.8%)	↓



ACTIVITY

Cumulative percentage of contracted UDA delivered 2017 & 2018



Month	Adjusted Scheduled Activity (UDA)	
	2017	2018
April	0	6
May	74	45
June	126	77
July	237	103
August	286	103
September	465	103
October	663	103
November	770	103
December	762	103
January	766	
February	797	
March	823	
April	862	
May	883	
June	934	

QUALITY

	Quantity	Base Number	Contract	AT	Region	England
% of FP17s for the same patient ID Re-attending within 3 months - Children	1	32	3.1%	9.5%	11.5%	12.0%
% of FP17s for the same patient ID Re-attending within 3 months - Adults	7	48	14.6%	15.0%	15.8%	15.9%
% of FP17s for the same patient ID Re-attending between 3 & 9 months - Children	13	32	40.6%	59.4%	60.5%	58.0%
% of FP17s for the same patient ID Re-attending between 3 & 9 months - Adults	23	48	47.9%	51.1%	51.8%	50.5%
% of FP17s for Band 1 Urgent Courses	8	38	21.1%	9.6%	9.5%	9.0%
% of FP17s Relating to Free Repair or Replacements	0	38	0.0%	0.6%	0.7%	0.8%
% of FP17s Relating to Continuations	0	38	0.0%	0.9%	1.0%	1.1%
% of Patients satisfied with the dentistry they have received	1	1	N/A	91.2%	92.1%	91.5%
% of Patients satisfied with the time they had to wait for an appointment	1	1	N/A	88.7%	88.3%	87.9%

* This is based on patients treated on this contract for their most recent course of treatment. Figures in italics indicate the base number of FP17s or Patient Questionnaire responses are less than 100. N/A is shown where the base number of responses is less than 10 during the period. % is calculated as Quantity/Base number*100

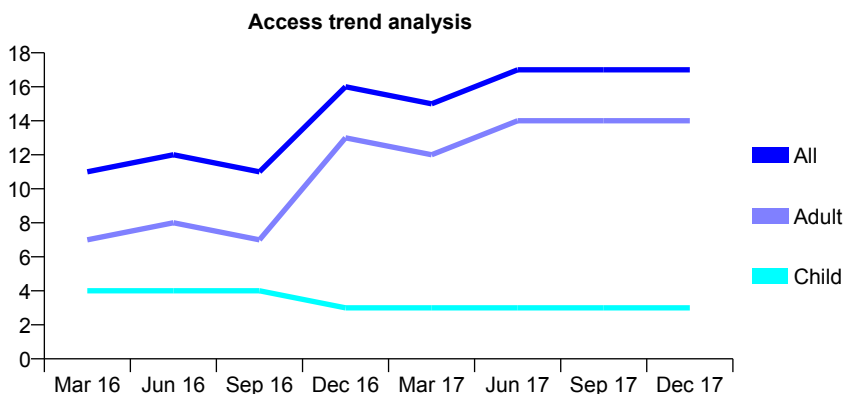
Q68 - Vital Signs At a Glance Contract Report for 745022/0003 - December 2017

Name or company name	MR NH DOUGLAS
Contract type name	GDS Contract
Purpose of contract	General
Contract start date	01/04/2006
Contract end date	

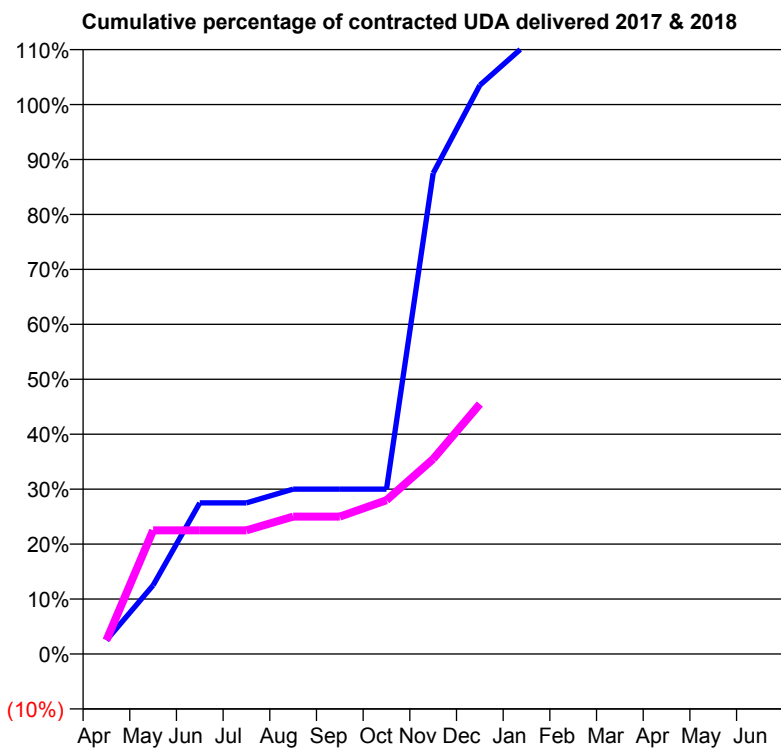
17/18 Contracted general activity (UDA)	40
Carry forward general activity (UDA)	-1
17/18 Contracted orthodontic activity (UOA)	0
Carry forward orthodontic activity (UOA)	0
Baseline contract value	£1,136.07

ACCESS*

Patients seen in 24 months	Total	Change since previous quarter
Quarter ending December 2016	16	
Quarter ending March 2017	15	↓
Quarter ending June 2017	17	↑
Quarter ending September 2017	17	→
Quarter ending December 2017	17	→
Variance since December 2016	6.3%	↑



ACTIVITY



Month	Adjusted Scheduled Activity (UDA)	
	2017	2018
April	1	1
May	5	9
June	11	9
July	11	9
August	12	10
September	12	10
October	12	11
November	35	14
December	41	18
January	44	
February	44	
March	49	
April	55	
May	58	
June	58	

QUALITY

	Quantity	Base Number	Contract	AT	Region	England
% of FP17s for the same patient ID Re-attending within 3 months - Children	0	6	0.0%	9.5%	11.5%	12.0%
% of FP17s for the same patient ID Re-attending within 3 months - Adults	0	8	0.0%	15.0%	15.8%	15.9%
% of FP17s for the same patient ID Re-attending between 3 & 9 months - Children	4	6	66.7%	59.4%	60.5%	58.0%
% of FP17s for the same patient ID Re-attending between 3 & 9 months - Adults	2	8	25.0%	51.1%	51.8%	50.5%
% of FP17s for Band 1 Urgent Courses	1	11	9.1%	9.6%	9.5%	9.0%
% of FP17s Relating to Free Repair or Replacements	0	11	0.0%	0.6%	0.7%	0.8%
% of FP17s Relating to Continuations	0	11	0.0%	0.9%	1.0%	1.1%
% of Patients satisfied with the dentistry they have received	0	0	N/A	91.2%	92.1%	91.5%
% of Patients satisfied with the time they had to wait for an appointment	0	0	N/A	88.7%	88.3%	87.9%

* This is based on patients treated on this contract for their most recent course of treatment. Figures in italics indicate the base number of FP17s or Patient Questionnaire responses are less than 100. N/A is shown where the base number of responses is less than 10 during the period. % is calculated as Quantity/Base number*100

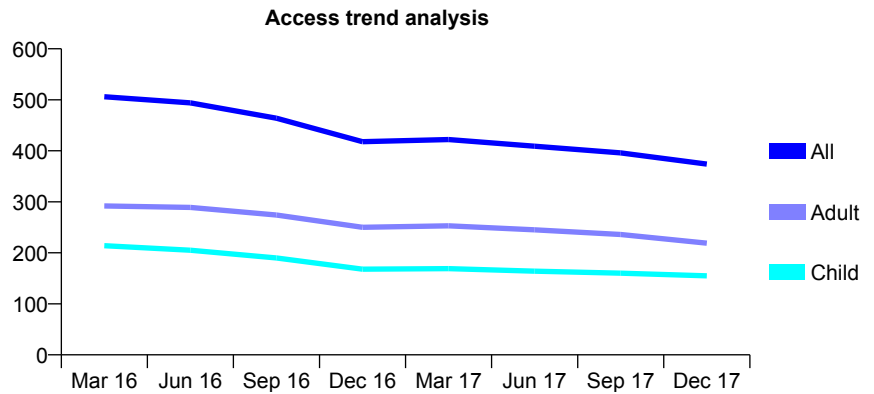
Q68 - Vital Signs At a Glance Contract Report for 745197/0001 - December 2017

Name or company name	MR MA LUNN
Contract type name	GDS Contract
Purpose of contract	General
Contract start date	01/04/2006
Contract end date	

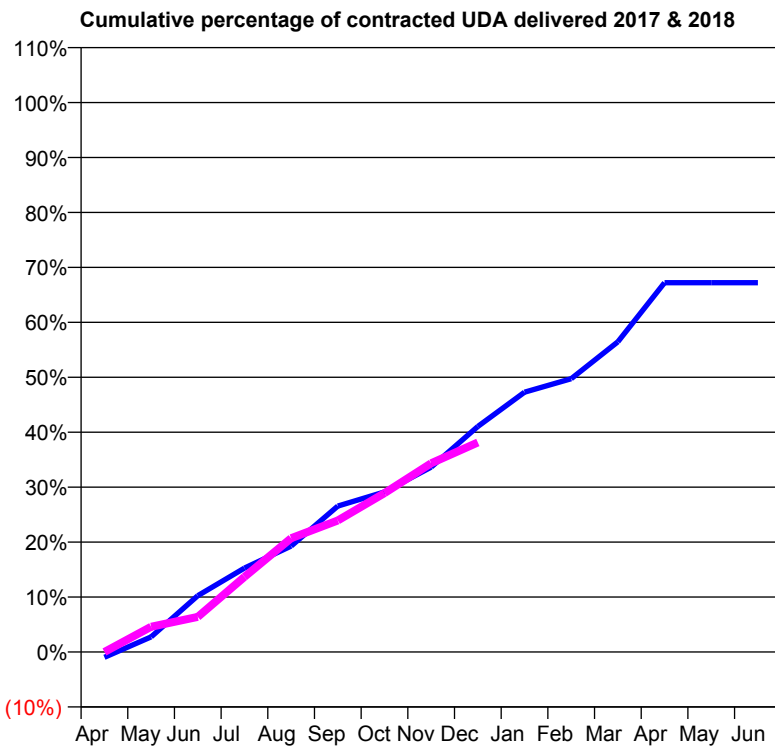
17/18 Contracted general activity (UDA)	1,330
Carry forward general activity (UDA)	0
17/18 Contracted orthodontic activity (UOA)	0
Carry forward orthodontic activity (UOA)	0
Baseline contract value	£35,216.13

ACCESS*

Patients seen in 24 months	Total	Change since previous quarter
Quarter ending December 2016	418	
Quarter ending March 2017	422	→
Quarter ending June 2017	409	↓
Quarter ending September 2017	396	↓
Quarter ending December 2017	374	↓
Variance since December 2016	(10.5%)	↓



ACTIVITY



Month	Adjusted Scheduled Activity (UDA)	
	2017	2018
April	-13	0
May	37	61
June	136	85
July	203	182
August	256	275
September	353	318
October	388	384
November	447	457
December	546	507
January	629	
February	661	
March	751	
April	894	
May	894	
June	894	

QUALITY

	Quantity	Base Number	Contract	AT	Region	England
% of FP17s for the same patient ID Re-attending within 3 months - Children	8	171	4.7%	9.5%	11.5%	12.0%
% of FP17s for the same patient ID Re-attending within 3 months - Adults	17	179	9.5%	15.0%	15.8%	15.9%
% of FP17s for the same patient ID Re-attending between 3 & 9 months - Children	87	171	50.9%	59.4%	60.5%	58.0%
% of FP17s for the same patient ID Re-attending between 3 & 9 months - Adults	69	179	38.5%	51.1%	51.8%	50.5%
% of FP17s for Band 1 Urgent Courses	16	315	5.1%	9.6%	9.5%	9.0%
% of FP17s Relating to Free Repair or Replacements	0	315	0.0%	0.6%	0.7%	0.8%
% of FP17s Relating to Continuations	0	315	0.0%	0.9%	1.0%	1.1%
% of Patients satisfied with the dentistry they have received	0	0	N/A	91.2%	92.1%	91.5%
% of Patients satisfied with the time they had to wait for an appointment	0	0	N/A	88.7%	88.3%	87.9%

* This is based on patients treated on this contract for their most recent course of treatment. Figures in italics indicate the base number of FP17s or Patient Questionnaire responses are less than 100. N/A is shown where the base number of responses is less than 10 during the period. % is calculated as Quantity/Base number*100

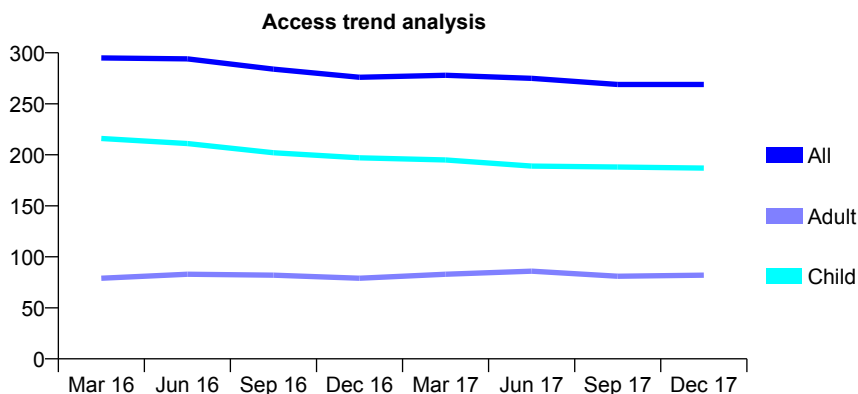
Q68 - Vital Signs At a Glance Contract Report for 745480/0001 - December 2017

Name or company name	MR GH BURGESS
Contract type name	GDS Contract
Purpose of contract	General
Contract start date	01/04/2006
Contract end date	

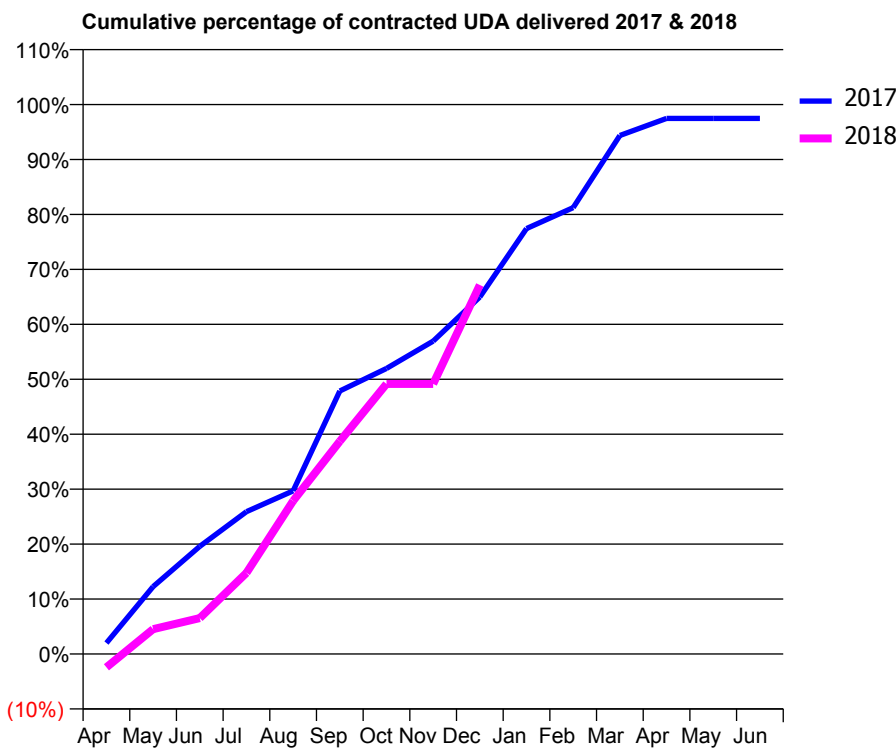
17/18 Contracted general activity (UDA)	450
Carry forward general activity (UDA)	11
17/18 Contracted orthodontic activity (UOA)	0
Carry forward orthodontic activity (UOA)	0
Baseline contract value	£9,882.37

ACCESS*

Patients seen in 24 months	Total	Change since previous quarter
Quarter ending December 2016	276	
Quarter ending March 2017	278	→
Quarter ending June 2017	275	↓
Quarter ending September 2017	269	↓
Quarter ending December 2017	269	→
Variance since December 2016	(2.5%)	↓



ACTIVITY



Month	Adjusted Scheduled Activity (UDA)	
	2017	2018
April	9	-11
May	55	20
June	88	29
July	117	66
August	134	125
September	215	174
October	234	221
November	256	221
December	292	302
January	348	
February	366	
March	425	
April	439	
May	439	
June	439	

QUALITY

	Quantity	Base Number	Contract	AT	Region	England
% of FP17s for the same patient ID Re-attending within 3 months - Children	8	184	4.3%	9.5%	11.5%	12.0%
% of FP17s for the same patient ID Re-attending within 3 months - Adults	3	54	5.6%	15.0%	15.8%	15.9%
% of FP17s for the same patient ID Re-attending between 3 & 9 months - Children	86	184	46.7%	59.4%	60.5%	58.0%
% of FP17s for the same patient ID Re-attending between 3 & 9 months - Adults	8	54	14.8%	51.1%	51.8%	50.5%
% of FP17s for Band 1 Urgent Courses	6	228	2.6%	9.6%	9.5%	9.0%
% of FP17s Relating to Free Repair or Replacements	0	228	0.0%	0.6%	0.7%	0.8%
% of FP17s Relating to Continuations	0	228	0.0%	0.9%	1.0%	1.1%
% of Patients satisfied with the dentistry they have received	1	1	N/A	91.2%	92.1%	91.5%
% of Patients satisfied with the time they had to wait for an appointment	1	1	N/A	88.7%	88.3%	87.9%

* This is based on patients treated on this contract for their most recent course of treatment. Figures in italics indicate the base number of FP17s or Patient Questionnaire responses are less than 100. N/A is shown where the base number of responses is less than 10 during the period. % is calculated as Quantity/Base number*100

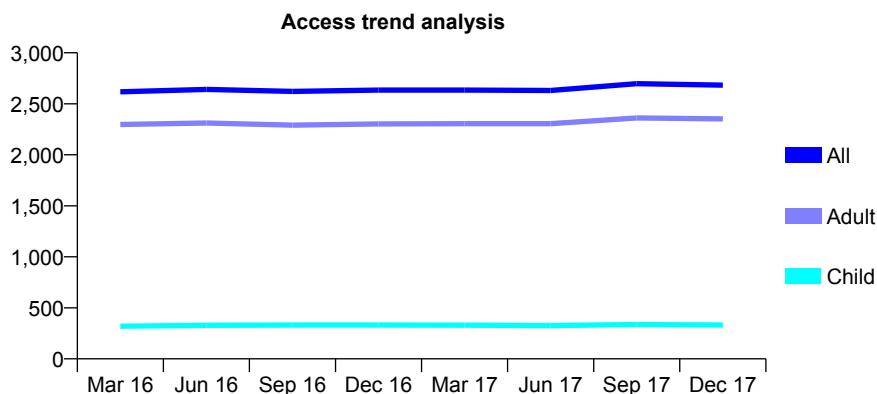
Q68 - Vital Signs At a Glance Contract Report for 748943/0001 - December 2017

Name or company name	MR JD BRODERICK
Contract type name	GDS Contract
Purpose of contract	General and Orthodontic
Contract start date	01/04/2006
Contract end date	

17/18 Contracted general activity (UDA)	9,070
Carry forward general activity (UDA)	109
17/18 Contracted orthodontic activity (UOA)	336
Carry forward orthodontic activity (UOA)	0
Baseline contract value	£232,495.12

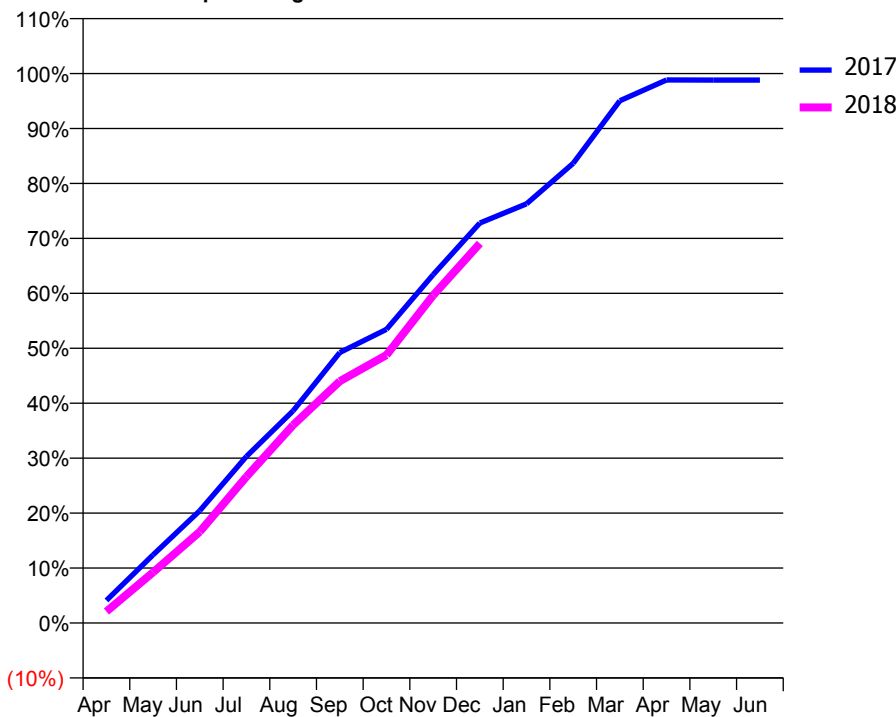
ACCESS*

Patients seen in 24 months	Total	Change since previous quarter
Quarter ending December 2016	2,634	
Quarter ending March 2017	2,635	→
Quarter ending June 2017	2,631	→
Quarter ending September 2017	2,697	↑
Quarter ending December 2017	2,683	→
Variance since December 2016	1.9%	→



ACTIVITY

Cumulative percentage of contracted UDA delivered 2017 & 2018



Month	Adjusted Scheduled Activity (UDA)	
	2017	2018
April	373	190
May	1,127	838
June	1,854	1,507
July	2,750	2,417
August	3,502	3,266
September	4,466	3,992
October	4,847	4,423
November	5,750	5,408
December	6,601	6,265
January	6,919	
February	7,588	
March	8,620	
April	8,964	
May	8,961	
June	8,961	

QUALITY

	Quantity	Base Number	Contract	AT	Region	England
% of FP17s for the same patient ID Re-attending within 3 months - Children	28	343	8.2%	9.5%	11.5%	12.0%
% of FP17s for the same patient ID Re-attending within 3 months - Adults	311	2,580	12.1%	15.0%	15.8%	15.9%
% of FP17s for the same patient ID Re-attending between 3 & 9 months - Children	172	343	50.1%	59.4%	60.5%	58.0%
% of FP17s for the same patient ID Re-attending between 3 & 9 months - Adults	1,423	2,580	55.2%	51.1%	51.8%	50.5%
% of FP17s for Band 1 Urgent Courses	158	2,801	5.6%	9.6%	9.5%	9.0%
% of FP17s Relating to Free Repair or Replacements	13	2,801	0.5%	0.6%	0.7%	0.8%
% of FP17s Relating to Continuations	49	2,801	1.7%	0.9%	1.0%	1.1%
% of Patients satisfied with the dentistry they have received	5	5	N/A	91.2%	92.1%	91.5%
% of Patients satisfied with the time they had to wait for an appointment	5	5	N/A	88.7%	88.3%	87.9%

* This is based on patients treated on this contract for their most recent course of treatment. Figures in italics indicate the base number of FP17s or Patient Questionnaire responses are less than 100. N/A is shown where the base number of responses is less than 10 during the period. % is calculated as Quantity/Base number*100

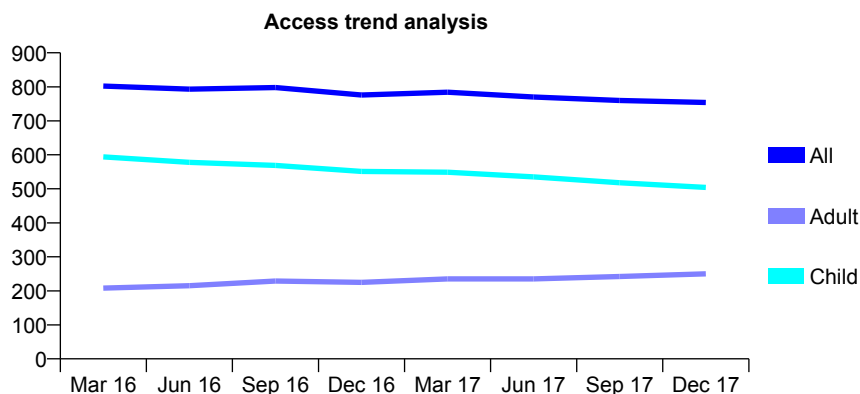
Q68 - Vital Signs At a Glance Contract Report for 748978/0001 - December 2017

Name or company name	MISS EH BLIGNAUT
Contract type name	GDS Contract
Purpose of contract	General
Contract start date	01/04/2006
Contract end date	

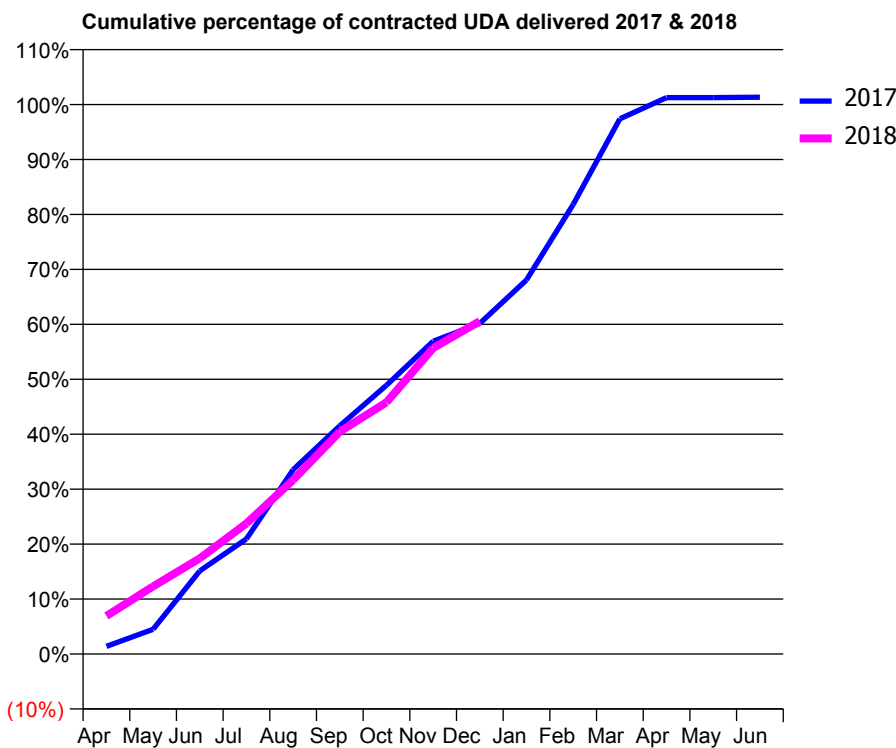
17/18 Contracted general activity (UDA)	1,733
Carry forward general activity (UDA)	-23
17/18 Contracted orthodontic activity (UOA)	0
Carry forward orthodontic activity (UOA)	0
Baseline contract value	£69,766.11

ACCESS*

Patients seen in 24 months	Total	Change since previous quarter
Quarter ending December 2016	776	
Quarter ending March 2017	784	→
Quarter ending June 2017	770	↓
Quarter ending September 2017	760	↓
Quarter ending December 2017	754	→
Variance since December 2016	(2.8%)	↓



ACTIVITY



Month	Adjusted Scheduled Activity (UDA)	
	2017	2018
April	24	120
May	78	213
June	262	302
July	363	412
August	582	549
September	720	701
October	848	794
November	987	965
December	1,043	1,050
January	1,180	
February	1,418	
March	1,688	
April	1,755	
May	1,755	
June	1,756	

QUALITY

	Quantity	Base Number	Contract	AT	Region	England
% of FP17s for the same patient ID Re-attending within 3 months - Children	40	559	7.2%	9.5%	11.5%	12.0%
% of FP17s for the same patient ID Re-attending within 3 months - Adults	15	115	13.0%	15.0%	15.8%	15.9%
% of FP17s for the same patient ID Re-attending between 3 & 9 months - Children	354	559	63.3%	59.4%	60.5%	58.0%
% of FP17s for the same patient ID Re-attending between 3 & 9 months - Adults	49	115	42.6%	51.1%	51.8%	50.5%
% of FP17s for Band 1 Urgent Courses	10	624	1.6%	9.6%	9.5%	9.0%
% of FP17s Relating to Free Repair or Replacements	0	624	0.0%	0.6%	0.7%	0.8%
% of FP17s Relating to Continuations	1	624	0.2%	0.9%	1.0%	1.1%
% of Patients satisfied with the dentistry they have received	2	2	N/A	91.2%	92.1%	91.5%
% of Patients satisfied with the time they had to wait for an appointment	2	2	N/A	88.7%	88.3%	87.9%

* This is based on patients treated on this contract for their most recent course of treatment. Figures in italics indicate the base number of FP17s or Patient Questionnaire responses are less than 100. N/A is shown where the base number of responses is less than 10 during the period. % is calculated as Quantity/Base number*100

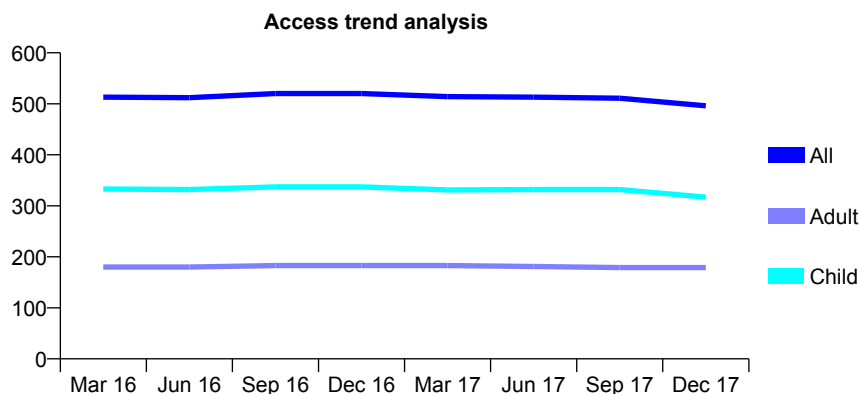
Q68 - Vital Signs At a Glance Contract Report for 751987/0001 - December 2017

Name or company name	MR DS RAJU
Contract type name	GDS Contract
Purpose of contract	General
Contract start date	01/08/2006
Contract end date	

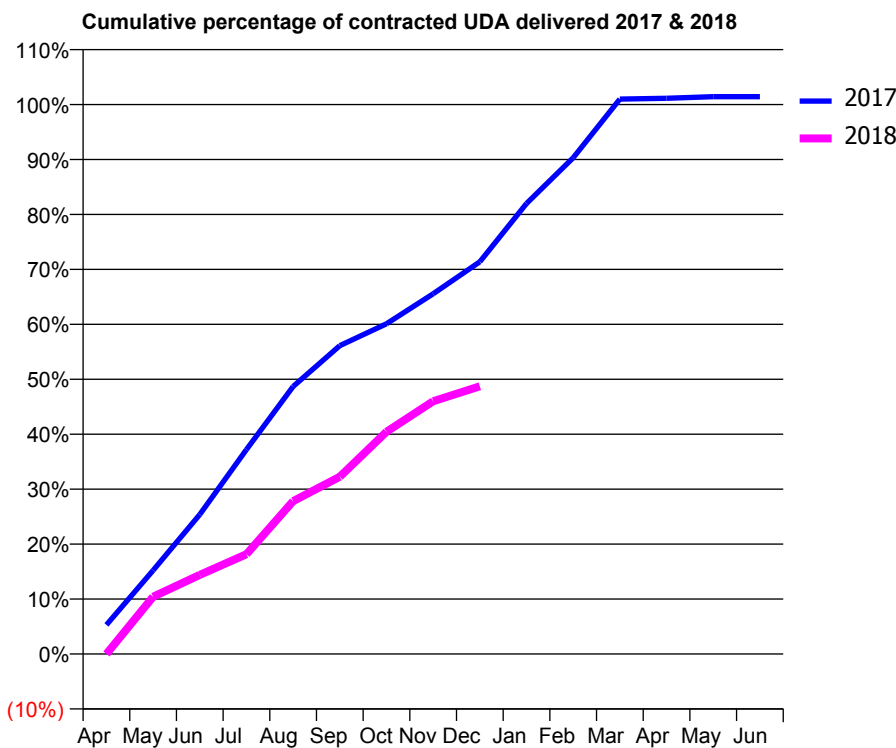
17/18 Contracted general activity (UDA)	1,661
Carry forward general activity (UDA)	0
17/18 Contracted orthodontic activity (UOA)	0
Carry forward orthodontic activity (UOA)	0
Baseline contract value	£38,376.07

ACCESS*

Patients seen in 24 months	Total	Change since previous quarter
Quarter ending December 2016	520	
Quarter ending March 2017	514	↓
Quarter ending June 2017	513	→
Quarter ending September 2017	511	→
Quarter ending December 2017	496	↓
Variance since December 2016	(4.6%)	↓



ACTIVITY



Month	Adjusted Scheduled Activity (UDA)	
	2017	2018
April	72	0
May	208	173
June	347	239
July	508	302
August	665	462
September	766	536
October	821	672
November	895	764
December	975	809
January	1,120	
February	1,234	
March	1,379	
April	1,381	
May	1,385	
June	1,385	

QUALITY

	Quantity	Base Number	Contract	AT	Region	England
% of FP17s for the same patient ID Re-attending within 3 months - Children	45	390	11.5%	9.5%	11.5%	12.0%
% of FP17s for the same patient ID Re-attending within 3 months - Adults	16	161	9.9%	15.0%	15.8%	15.9%
% of FP17s for the same patient ID Re-attending between 3 & 9 months - Children	276	390	70.8%	59.4%	60.5%	58.0%
% of FP17s for the same patient ID Re-attending between 3 & 9 months - Adults	117	161	72.7%	51.1%	51.8%	50.5%
% of FP17s for Band 1 Urgent Courses	30	547	5.5%	9.6%	9.5%	9.0%
% of FP17s Relating to Free Repair or Replacements	0	547	0.0%	0.6%	0.7%	0.8%
% of FP17s Relating to Continuations	0	547	0.0%	0.9%	1.0%	1.1%
% of Patients satisfied with the dentistry they have received	0	0	N/A	91.2%	92.1%	91.5%
% of Patients satisfied with the time they had to wait for an appointment	0	0	N/A	88.7%	88.3%	87.9%

* This is based on patients treated on this contract for their most recent course of treatment. Figures in italics indicate the base number of FP17s or Patient Questionnaire responses are less than 100. N/A is shown where the base number of responses is less than 10 during the period. % is calculated as Quantity/Base number*100

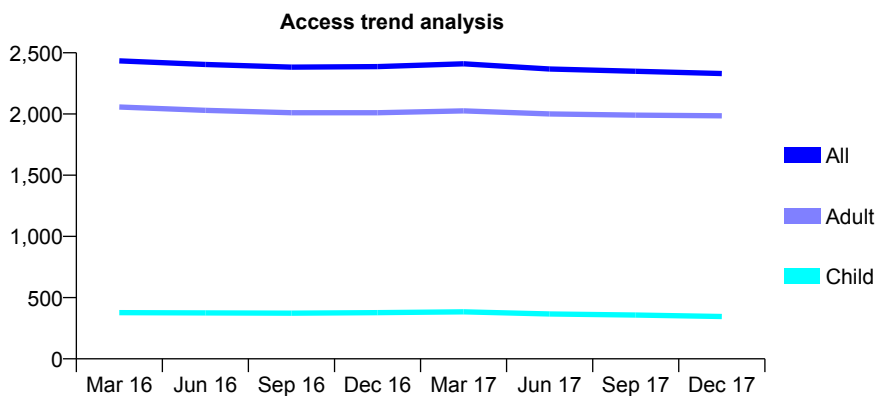
Q68 - Vital Signs At a Glance Contract Report for 754358/0001 - December 2017

Name or company name	MR TE CRONIN
Contract type name	GDS Contract
Purpose of contract	General
Contract start date	01/04/2006
Contract end date	

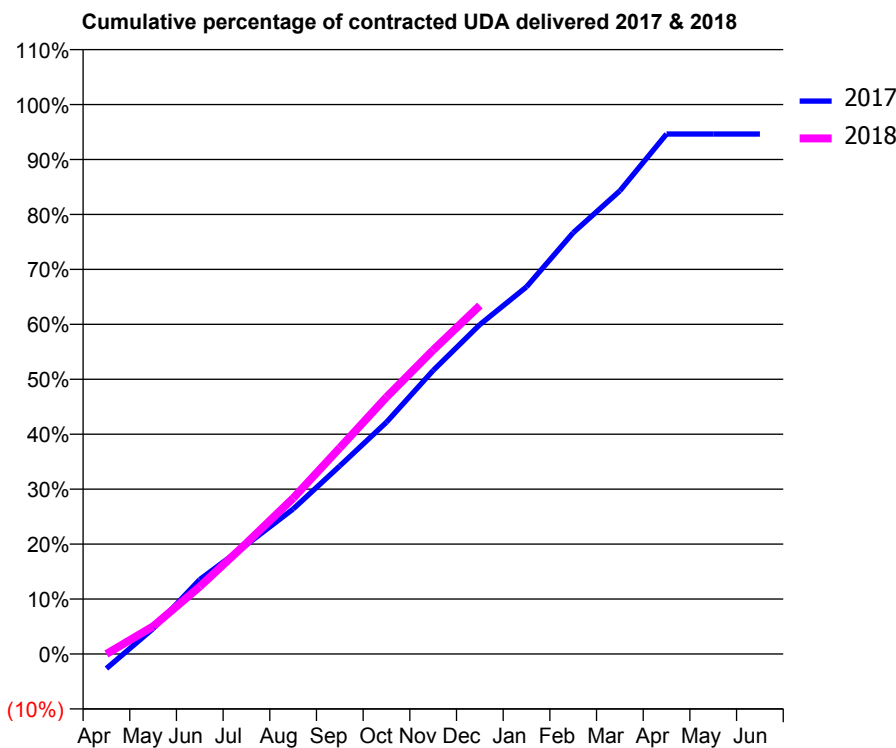
17/18 Contracted general activity (UDA)	9,110
Carry forward general activity (UDA)	0
17/18 Contracted orthodontic activity (UOA)	0
Carry forward orthodontic activity (UOA)	0
Baseline contract value	£220,722.51

ACCESS*

Patients seen in 24 months	Total	Change since previous quarter
Quarter ending December 2016	2,387	
Quarter ending March 2017	2,410	→
Quarter ending June 2017	2,368	↓
Quarter ending September 2017	2,349	→
Quarter ending December 2017	2,331	→
Variance since December 2016	(2.3%)	↓



ACTIVITY



Month	Adjusted Scheduled Activity (UDA)	
	2017	2018
April	-241	0
May	421	458
June	1,235	1,117
July	1,811	1,838
August	2,404	2,583
September	3,118	3,418
October	3,843	4,259
November	4,702	5,040
December	5,461	5,777
January	6,087	
February	6,984	
March	7,680	
April	8,622	
May	8,622	
June	8,622	

QUALITY

	Quantity	Base Number	Contract	AT	Region	England
% of FP17s for the same patient ID Re-attending within 3 months - Children	14	318	4.4%	9.5%	11.5%	12.0%
% of FP17s for the same patient ID Re-attending within 3 months - Adults	281	2,270	12.4%	15.0%	15.8%	15.9%
% of FP17s for the same patient ID Re-attending between 3 & 9 months - Children	193	318	60.7%	59.4%	60.5%	58.0%
% of FP17s for the same patient ID Re-attending between 3 & 9 months - Adults	1,384	2,270	61.0%	51.1%	51.8%	50.5%
% of FP17s for Band 1 Urgent Courses	125	2,256	5.5%	9.6%	9.5%	9.0%
% of FP17s Relating to Free Repair or Replacements	7	2,256	0.3%	0.6%	0.7%	0.8%
% of FP17s Relating to Continuations	49	2,256	2.2%	0.9%	1.0%	1.1%
% of Patients satisfied with the dentistry they have received	3	4	N/A	91.2%	92.1%	91.5%
% of Patients satisfied with the time they had to wait for an appointment	4	4	N/A	88.7%	88.3%	87.9%

* This is based on patients treated on this contract for their most recent course of treatment. Figures in italics indicate the base number of FP17s or Patient Questionnaire responses are less than 100. N/A is shown where the base number of responses is less than 10 during the period. % is calculated as Quantity/Base number*100

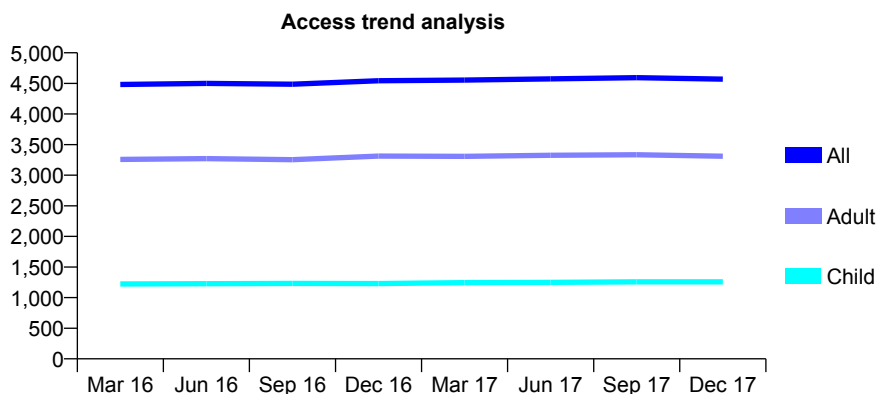
Q68 - Vital Signs At a Glance Contract Report for 755389/0001 - December 2017

Name or company name	MR SD KELL
Contract type name	GDS Contract
Purpose of contract	General
Contract start date	01/08/2007
Contract end date	

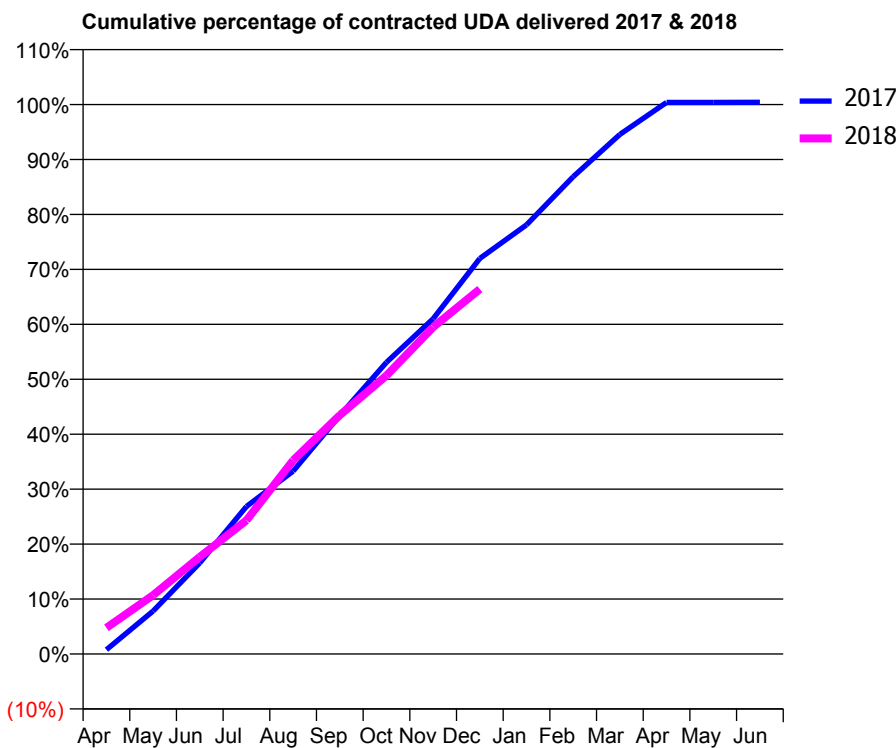
17/18 Contracted general activity (UDA)	12,216
Carry forward general activity (UDA)	-48
17/18 Contracted orthodontic activity (UOA)	0
Carry forward orthodontic activity (UOA)	0
Baseline contract value	£291,330.58

ACCESS*

Patients seen in 24 months	Total	Change since previous quarter
Quarter ending December 2016	4,543	
Quarter ending March 2017	4,555	→
Quarter ending June 2017	4,575	→
Quarter ending September 2017	4,594	→
Quarter ending December 2017	4,570	→
Variance since December 2016	0.6%	→



ACTIVITY



Month	Adjusted Scheduled Activity (UDA)	
	2017	2018
April	96	583
May	957	1,309
June	2,025	2,160
July	3,280	2,972
August	4,066	4,305
September	5,304	5,310
October	6,486	6,191
November	7,454	7,269
December	8,793	8,113
January	9,540	
February	10,611	
March	11,552	
April	12,262	
May	12,262	
June	12,264	

QUALITY

	Quantity	Base Number	Contract	AT	Region	England
% of FP17s for the same patient ID Re-attending within 3 months - Children	88	1,535	5.7%	9.5%	11.5%	12.0%
% of FP17s for the same patient ID Re-attending within 3 months - Adults	507	3,794	13.4%	15.0%	15.8%	15.9%
% of FP17s for the same patient ID Re-attending between 3 & 9 months - Children	1,043	1,535	67.9%	59.4%	60.5%	58.0%
% of FP17s for the same patient ID Re-attending between 3 & 9 months - Adults	2,398	3,794	63.2%	51.1%	51.8%	50.5%
% of FP17s for Band 1 Urgent Courses	238	4,296	5.5%	9.6%	9.5%	9.0%
% of FP17s Relating to Free Repair or Replacements	39	4,296	0.9%	0.6%	0.7%	0.8%
% of FP17s Relating to Continuations	11	4,296	0.3%	0.9%	1.0%	1.1%
% of Patients satisfied with the dentistry they have received	9	10	90.0%	91.2%	92.1%	91.5%
% of Patients satisfied with the time they had to wait for an appointment	8	10	80.0%	88.7%	88.3%	87.9%

* This is based on patients treated on this contract for their most recent course of treatment. Figures in italics indicate the base number of FP17s or Patient Questionnaire responses are less than 100. N/A is shown where the base number of responses is less than 10 during the period. % is calculated as Quantity/Base number*100

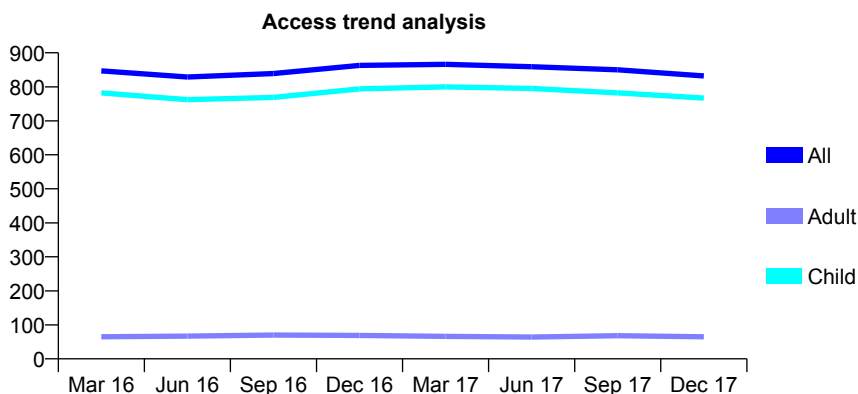
Q68 - Vital Signs At a Glance Contract Report for 762113/0001 - December 2017

Name or company name	MR M SABAH
Contract type name	GDS Contract
Purpose of contract	General
Contract start date	01/04/2006
Contract end date	

17/18 Contracted general activity (UDA)	1,800
Carry forward general activity (UDA)	0
17/18 Contracted orthodontic activity (UOA)	0
Carry forward orthodontic activity (UOA)	0
Baseline contract value	£38,111.68

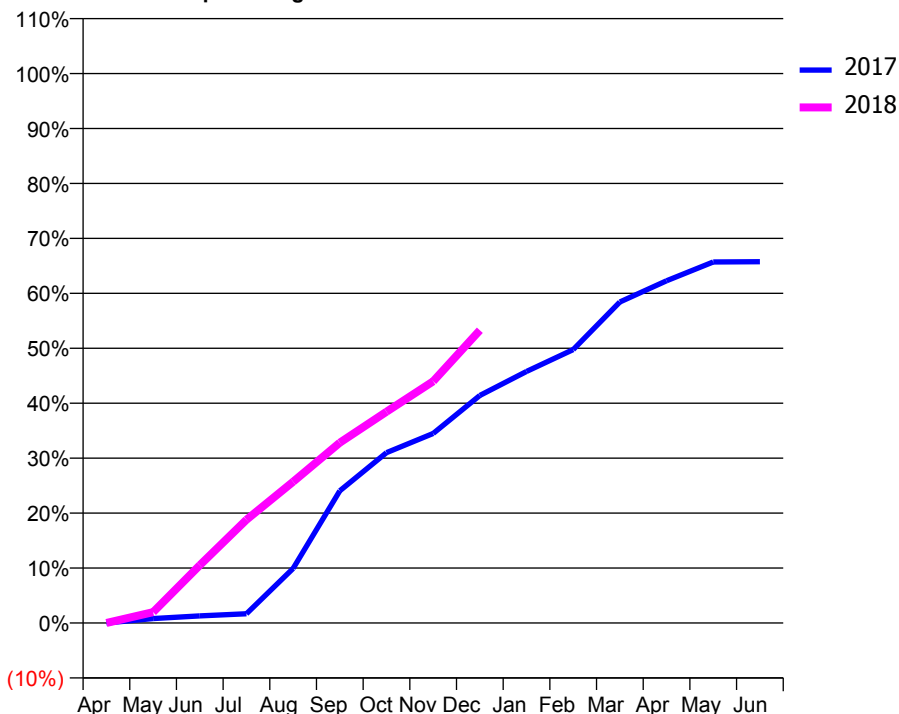
ACCESS*

Patients seen in 24 months	Total	Change since previous quarter
Quarter ending December 2016	863	
Quarter ending March 2017	866	→
Quarter ending June 2017	859	→
Quarter ending September 2017	850	↓
Quarter ending December 2017	832	↓
Variance since December 2016	(3.6%)	↓



ACTIVITY

Cumulative percentage of contracted UDA delivered 2017 & 2018



Month	Adjusted Scheduled Activity (UDA)	
	2017	2018
April	0	0
May	19	36
June	31	189
July	40	338
August	238	463
September	577	591
October	743	692
November	827	792
December	993	959
January	1,098	
February	1,193	
March	1,401	
April	1,493	
May	1,575	
June	1,576	

QUALITY

	Quantity	Base Number	Contract	AT	Region	England
% of FP17s for the same patient ID Re-attending within 3 months - Children	40	801	5.0%	9.5%	11.5%	12.0%
% of FP17s for the same patient ID Re-attending within 3 months - Adults	1	26	3.8%	15.0%	15.8%	15.9%
% of FP17s for the same patient ID Re-attending between 3 & 9 months - Children	473	801	59.1%	59.4%	60.5%	58.0%
% of FP17s for the same patient ID Re-attending between 3 & 9 months - Adults	16	26	61.5%	51.1%	51.8%	50.5%
% of FP17s for Band 1 Urgent Courses	27	708	3.8%	9.6%	9.5%	9.0%
% of FP17s Relating to Free Repair or Replacements	0	708	0.0%	0.6%	0.7%	0.8%
% of FP17s Relating to Continuations	0	708	0.0%	0.9%	1.0%	1.1%
% of Patients satisfied with the dentistry they have received	0	0	N/A	91.2%	92.1%	91.5%
% of Patients satisfied with the time they had to wait for an appointment	0	0	N/A	88.7%	88.3%	87.9%

* This is based on patients treated on this contract for their most recent course of treatment. Figures in italics indicate the base number of FP17s or Patient Questionnaire responses are less than 100. N/A is shown where the base number of responses is less than 10 during the period. % is calculated as Quantity/Base number*100

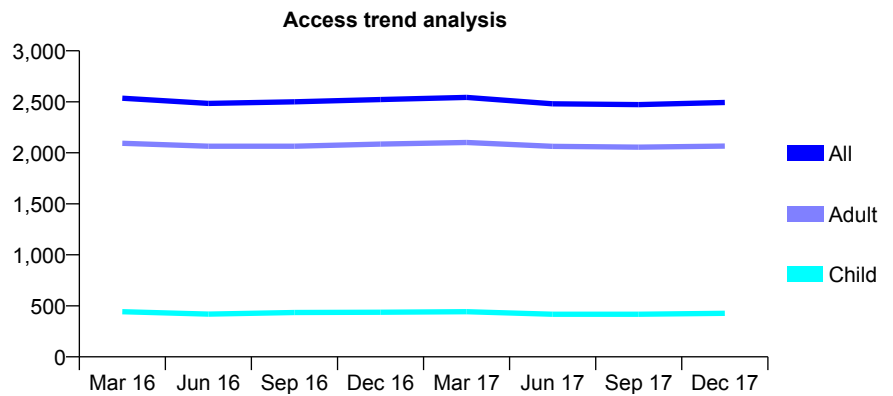
Q68 - Vital Signs At a Glance Contract Report for 762369/0001 - December 2017

Name or company name	MR F DIRAKVAND
Contract type name	GDS Contract
Purpose of contract	General
Contract start date	01/04/2006
Contract end date	

17/18 Contracted general activity (UDA)	8,356
Carry forward general activity (UDA)	-38
17/18 Contracted orthodontic activity (UOA)	0
Carry forward orthodontic activity (UOA)	0
Baseline contract value	£208,469.56

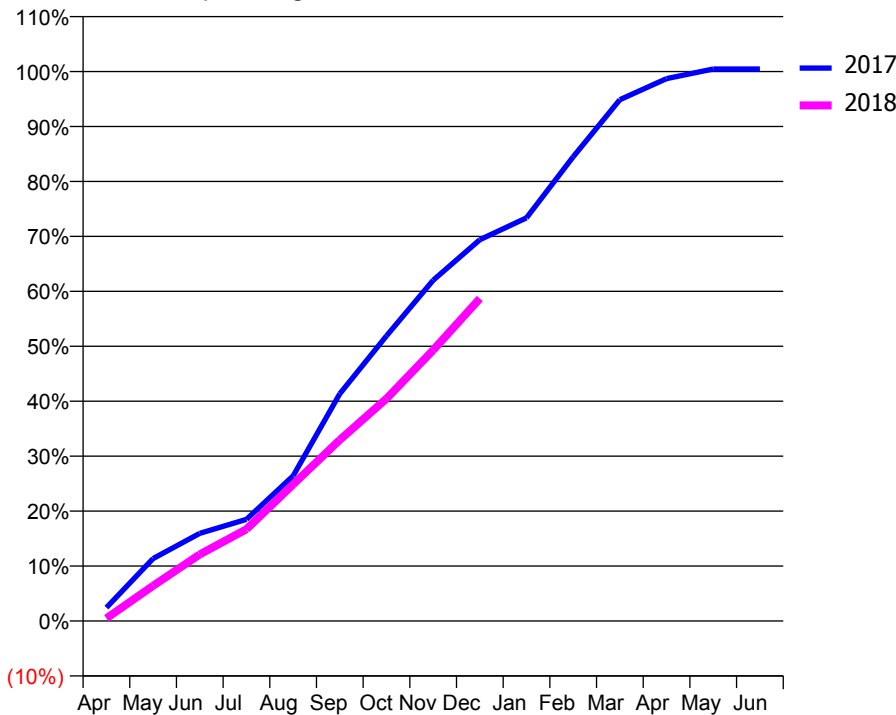
ACCESS*

Patients seen in 24 months	Total	Change since previous quarter
Quarter ending December 2016	2,522	
Quarter ending March 2017	2,543	→
Quarter ending June 2017	2,480	↓
Quarter ending September 2017	2,473	→
Quarter ending December 2017	2,493	→
Variance since December 2016	(1.1%)	↓



ACTIVITY

Cumulative percentage of contracted UDA delivered 2017 & 2018



Month	Adjusted Scheduled Activity (UDA)	
	2017	2018
April	203	41
May	950	537
June	1,333	1,012
July	1,547	1,396
August	2,207	2,077
September	3,457	2,755
October	4,335	3,381
November	5,182	4,120
December	5,797	4,903
January	6,131	
February	7,060	
March	7,927	
April	8,249	
May	8,393	
June	8,393	

QUALITY

	Quantity	Base Number	Contract	AT	Region	England
% of FP17s for the same patient ID Re-attending within 3 months - Children	21	373	5.6%	9.5%	11.5%	12.0%
% of FP17s for the same patient ID Re-attending within 3 months - Adults	177	1,895	9.3%	15.0%	15.8%	15.9%
% of FP17s for the same patient ID Re-attending between 3 & 9 months - Children	203	373	54.4%	59.4%	60.5%	58.0%
% of FP17s for the same patient ID Re-attending between 3 & 9 months - Adults	1,112	1,895	58.7%	51.1%	51.8%	50.5%
% of FP17s for Band 1 Urgent Courses	56	2,080	2.7%	9.6%	9.5%	9.0%
% of FP17s Relating to Free Repair or Replacements	17	2,080	0.8%	0.6%	0.7%	0.8%
% of FP17s Relating to Continuations	1	2,080	0.0%	0.9%	1.0%	1.1%
% of Patients satisfied with the dentistry they have received	4	5	N/A	91.2%	92.1%	91.5%
% of Patients satisfied with the time they had to wait for an appointment	4	5	N/A	88.7%	88.3%	87.9%

* This is based on patients treated on this contract for their most recent course of treatment. Figures in italics indicate the base number of FP17s or Patient Questionnaire responses are less than 100. N/A is shown where the base number of responses is less than 10 during the period. % is calculated as Quantity/Base number*100

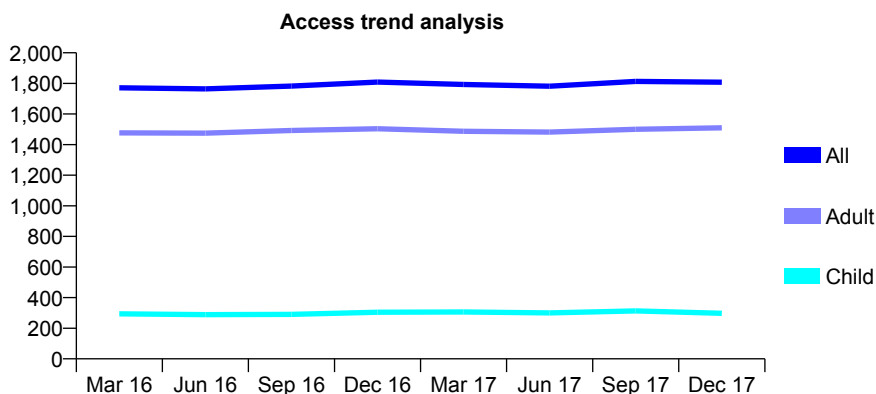
Q68 - Vital Signs At a Glance Contract Report for 763233/0001 - December 2017

Name or company name	MR H MOTAMEDI
Contract type name	GDS Contract
Purpose of contract	General
Contract start date	01/04/2006
Contract end date	

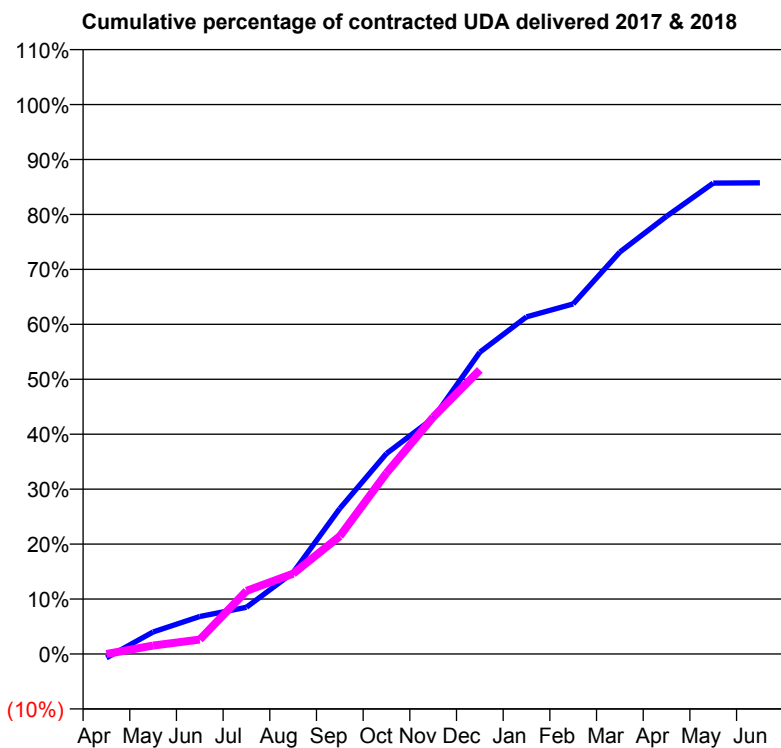
17/18 Contracted general activity (UDA)	7,159
Carry forward general activity (UDA)	0
17/18 Contracted orthodontic activity (UOA)	0
Carry forward orthodontic activity (UOA)	0
Baseline contract value	£178,875.08

ACCESS*

Patients seen in 24 months	Total	Change since previous quarter
Quarter ending December 2016	1,809	
Quarter ending March 2017	1,793	→
Quarter ending June 2017	1,782	→
Quarter ending September 2017	1,813	→
Quarter ending December 2017	1,808	→
Variance since December 2016	(0.1%)	→



ACTIVITY



Month	Adjusted Scheduled Activity (UDA)	
	2017	2018
April	-52	0
May	287	111
June	488	188
July	609	823
August	1,062	1,046
September	1,897	1,535
October	2,611	2,359
November	3,073	3,087
December	3,932	3,702
January	4,393	
February	4,562	
March	5,236	
April	5,703	
May	6,135	
June	6,138	

QUALITY

	Quantity	Base Number	Contract	AT	Region	England
% of FP17s for the same patient ID Re-attending within 3 months - Children	11	267	4.1%	9.5%	11.5%	12.0%
% of FP17s for the same patient ID Re-attending within 3 months - Adults	126	1,430	8.8%	15.0%	15.8%	15.9%
% of FP17s for the same patient ID Re-attending between 3 & 9 months - Children	113	267	42.3%	59.4%	60.5%	58.0%
% of FP17s for the same patient ID Re-attending between 3 & 9 months - Adults	777	1,430	54.3%	51.1%	51.8%	50.5%
% of FP17s for Band 1 Urgent Courses	35	1,392	2.5%	9.6%	9.5%	9.0%
% of FP17s Relating to Free Repair or Replacements	0	1,392	0.0%	0.6%	0.7%	0.8%
% of FP17s Relating to Continuations	0	1,392	0.0%	0.9%	1.0%	1.1%
% of Patients satisfied with the dentistry they have received	13	13	100.0%	91.2%	92.1%	91.5%
% of Patients satisfied with the time they had to wait for an appointment	13	13	100.0%	88.7%	88.3%	87.9%

* This is based on patients treated on this contract for their most recent course of treatment. Figures in italics indicate the base number of FP17s or Patient Questionnaire responses are less than 100. N/A is shown where the base number of responses is less than 10 during the period. % is calculated as Quantity/Base number*100

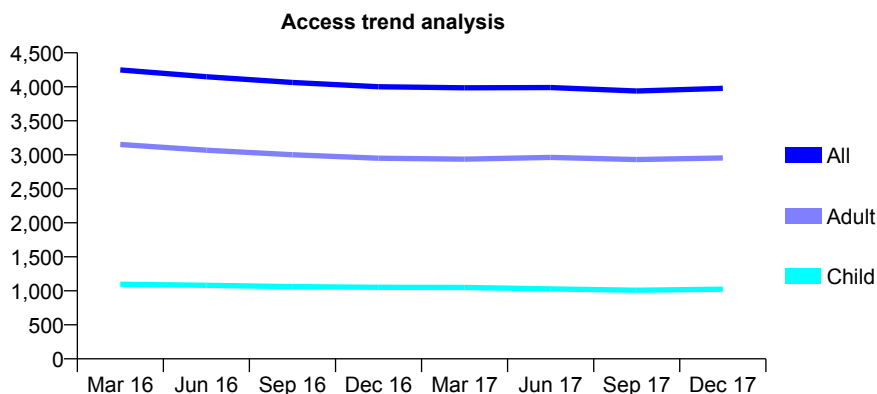
Q68 - Vital Signs At a Glance Contract Report for 763535/0002 - December 2017

Name or company name	MR A SAMI
Contract type name	GDS Contract
Purpose of contract	General
Contract start date	01/12/2006
Contract end date	

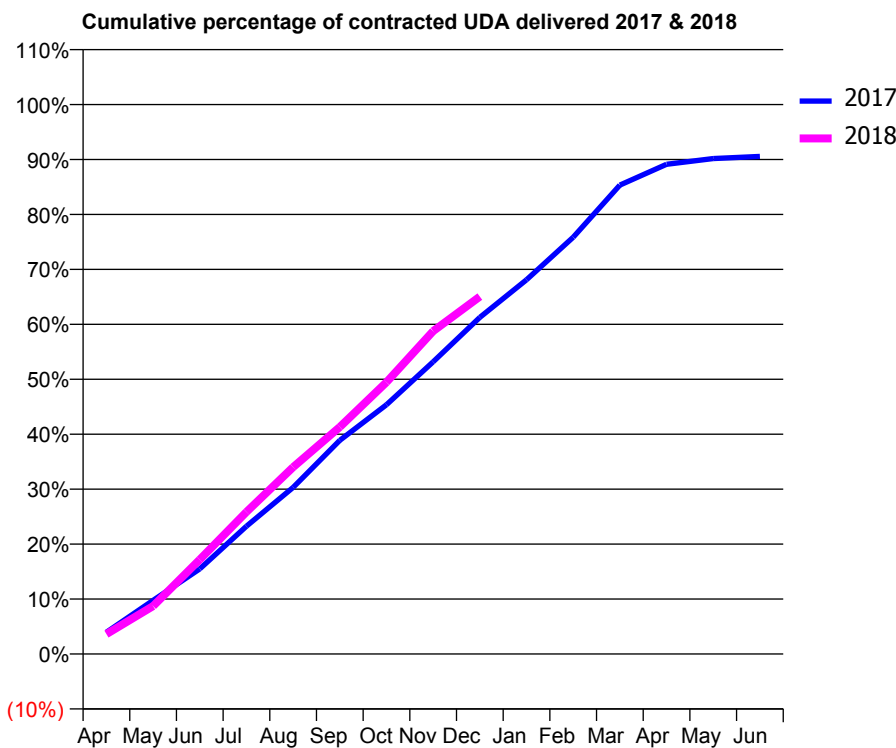
17/18 Contracted general activity (UDA)	10,310
Carry forward general activity (UDA)	0
17/18 Contracted orthodontic activity (UOA)	0
Carry forward orthodontic activity (UOA)	0
Baseline contract value	£244,447.87

ACCESS*

Patients seen in 24 months	Total	Change since previous quarter
Quarter ending December 2016	4,001	
Quarter ending March 2017	3,986	→
Quarter ending June 2017	3,990	→
Quarter ending September 2017	3,939	↓
Quarter ending December 2017	3,978	→
Variance since December 2016	(0.6%)	→



ACTIVITY



Month	Adjusted Scheduled Activity (UDA)	
	2017	2018
April	410	373
May	1,006	899
June	1,598	1,773
July	2,397	2,665
August	3,127	3,506
September	4,009	4,260
October	4,678	5,100
November	5,484	6,059
December	6,315	6,707
January	7,022	
February	7,821	
March	8,797	
April	9,189	
May	9,297	
June	9,336	

QUALITY

	Quantity	Base Number	Contract	AT	Region	England
% of FP17s for the same patient ID Re-attending within 3 months - Children	57	886	6.4%	9.5%	11.5%	12.0%
% of FP17s for the same patient ID Re-attending within 3 months - Adults	362	2,319	15.6%	15.0%	15.8%	15.9%
% of FP17s for the same patient ID Re-attending between 3 & 9 months - Children	403	886	45.5%	59.4%	60.5%	58.0%
% of FP17s for the same patient ID Re-attending between 3 & 9 months - Adults	804	2,319	34.7%	51.1%	51.8%	50.5%
% of FP17s for Band 1 Urgent Courses	278	3,009	9.2%	9.6%	9.5%	9.0%
% of FP17s Relating to Free Repair or Replacements	14	3,009	0.5%	0.6%	0.7%	0.8%
% of FP17s Relating to Continuations	95	3,009	3.2%	0.9%	1.0%	1.1%
% of Patients satisfied with the dentistry they have received	5	5	N/A	91.2%	92.1%	91.5%
% of Patients satisfied with the time they had to wait for an appointment	4	5	N/A	88.7%	88.3%	87.9%

* This is based on patients treated on this contract for their most recent course of treatment. Figures in italics indicate the base number of FP17s or Patient Questionnaire responses are less than 100. N/A is shown where the base number of responses is less than 10 during the period. % is calculated as Quantity/Base number*100

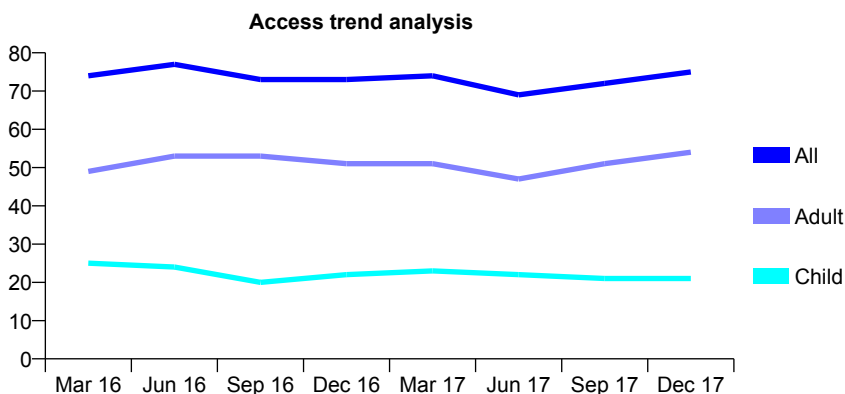
Q68 - Vital Signs At a Glance Contract Report for 767824/0001 - December 2017

Name or company name	MR JF JORDAAN
Contract type name	GDS Contract
Purpose of contract	General
Contract start date	01/04/2006
Contract end date	

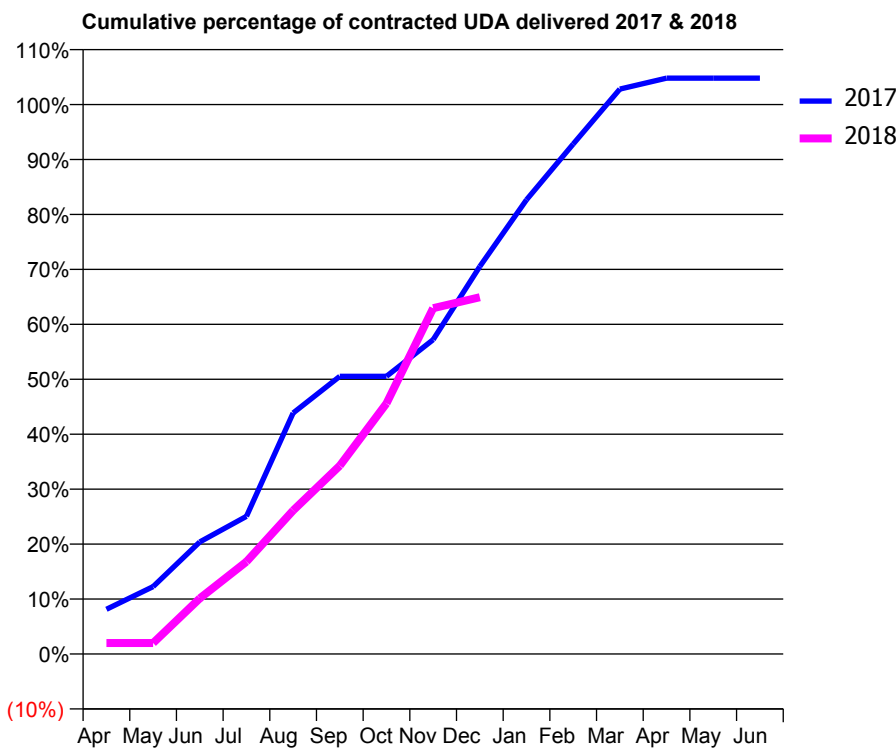
17/18 Contracted general activity (UDA)	150
Carry forward general activity (UDA)	-3
17/18 Contracted orthodontic activity (UOA)	0
Carry forward orthodontic activity (UOA)	0
Baseline contract value	£3,844.86

ACCESS*

Patients seen in 24 months	Total	Change since previous quarter
Quarter ending December 2016	73	
Quarter ending March 2017	74	→
Quarter ending June 2017	69	↓
Quarter ending September 2017	72	↑
Quarter ending December 2017	75	↑
Variance since December 2016	2.7%	↑



ACTIVITY



Month	Adjusted Scheduled Activity (UDA)	
	2017	2018
April	12	3
May	18	3
June	31	15
July	38	25
August	66	39
September	76	51
October	76	68
November	86	94
December	106	97
January	124	
February	139	
March	154	
April	157	
May	157	
June	157	

QUALITY

	Quantity	Base Number	Contract	AT	Region	England
% of FP17s for the same patient ID Re-attending within 3 months - Children	1	13	7.7%	9.5%	11.5%	12.0%
% of FP17s for the same patient ID Re-attending within 3 months - Adults	2	34	5.9%	15.0%	15.8%	15.9%
% of FP17s for the same patient ID Re-attending between 3 & 9 months - Children	6	13	46.2%	59.4%	60.5%	58.0%
% of FP17s for the same patient ID Re-attending between 3 & 9 months - Adults	16	34	47.1%	51.1%	51.8%	50.5%
% of FP17s for Band 1 Urgent Courses	2	46	4.3%	9.6%	9.5%	9.0%
% of FP17s Relating to Free Repair or Replacements	0	46	0.0%	0.6%	0.7%	0.8%
% of FP17s Relating to Continuations	0	46	0.0%	0.9%	1.0%	1.1%
% of Patients satisfied with the dentistry they have received	0	0	N/A	91.2%	92.1%	91.5%
% of Patients satisfied with the time they had to wait for an appointment	0	0	N/A	88.7%	88.3%	87.9%

* This is based on patients treated on this contract for their most recent course of treatment. Figures in italics indicate the base number of FP17s or Patient Questionnaire responses are less than 100. N/A is shown where the base number of responses is less than 10 during the period. % is calculated as Quantity/Base number*100

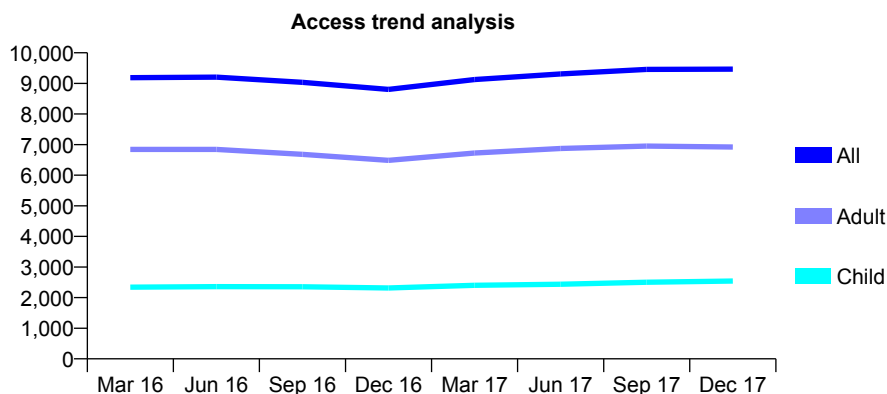
Q68 - Vital Signs At a Glance Contract Report for 772100/0001 - December 2017

Name or company name	MR BM SILVA
Contract type name	GDS Contract
Purpose of contract	General
Contract start date	01/04/2006
Contract end date	

17/18 Contracted general activity (UDA)	29,792
Carry forward general activity (UDA)	0
17/18 Contracted orthodontic activity (UOA)	0
Carry forward orthodontic activity (UOA)	0
Baseline contract value	£771,025.82

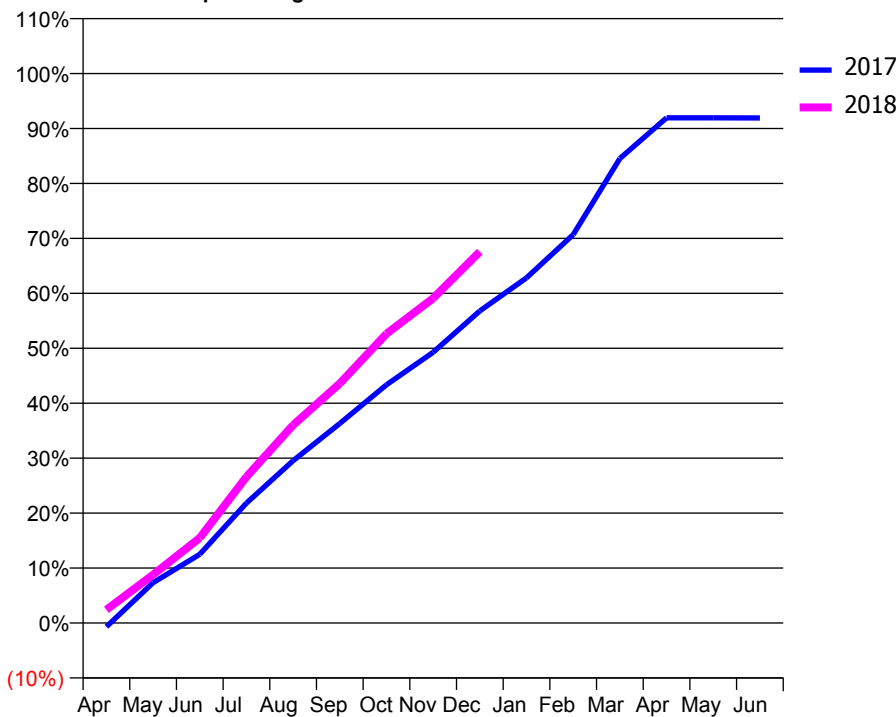
ACCESS*

Patients seen in 24 months	Total	Change since previous quarter
Quarter ending December 2016	8,803	
Quarter ending March 2017	9,128	↑
Quarter ending June 2017	9,310	→
Quarter ending September 2017	9,458	→
Quarter ending December 2017	9,466	→
Variance since December 2016	7.5%	↑



ACTIVITY

Cumulative percentage of contracted UDA delivered 2017 & 2018



Month	Adjusted Scheduled Activity (UDA)	
	2017	2018
April	-209	718
May	2,186	2,619
June	3,725	4,618
July	6,504	7,929
August	8,803	10,730
September	10,821	12,984
October	12,913	15,688
November	14,682	17,605
December	16,918	20,134
January	18,714	
February	21,054	
March	25,187	
April	27,392	
May	27,387	
June	27,385	

QUALITY

	Quantity	Base Number	Contract	AT	Region	England
% of FP17s for the same patient ID Re-attending within 3 months - Children	157	2,463	6.4%	9.5%	11.5%	12.0%
% of FP17s for the same patient ID Re-attending within 3 months - Adults	808	6,655	12.1%	15.0%	15.8%	15.9%
% of FP17s for the same patient ID Re-attending between 3 & 9 months - Children	1,439	2,463	58.4%	59.4%	60.5%	58.0%
% of FP17s for the same patient ID Re-attending between 3 & 9 months - Adults	3,633	6,655	54.6%	51.1%	51.8%	50.5%
% of FP17s for Band 1 Urgent Courses	567	8,456	6.7%	9.6%	9.5%	9.0%
% of FP17s Relating to Free Repair or Replacements	29	8,456	0.3%	0.6%	0.7%	0.8%
% of FP17s Relating to Continuations	5	8,456	0.1%	0.9%	1.0%	1.1%
% of Patients satisfied with the dentistry they have received	9	11	81.8%	91.2%	92.1%	91.5%
% of Patients satisfied with the time they had to wait for an appointment	9	11	81.8%	88.7%	88.3%	87.9%

* This is based on patients treated on this contract for their most recent course of treatment. Figures in italics indicate the base number of FP17s or Patient Questionnaire responses are less than 100. N/A is shown where the base number of responses is less than 10 during the period. % is calculated as Quantity/Base number*100

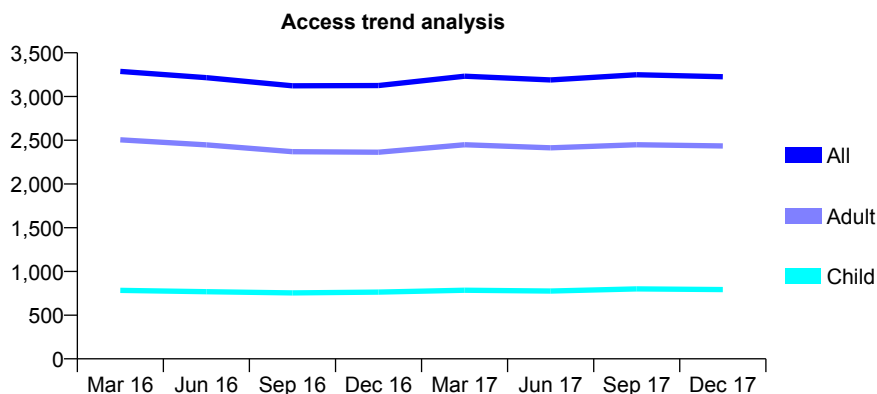
Q68 - Vital Signs At a Glance Contract Report for 772100/0003 - December 2017

Name or company name	MR BM SILVA
Contract type name	GDS Contract
Purpose of contract	General
Contract start date	06/02/2012
Contract end date	

17/18 Contracted general activity (UDA)	10,000
Carry forward general activity (UDA)	-115
17/18 Contracted orthodontic activity (UOA)	0
Carry forward orthodontic activity (UOA)	0
Baseline contract value	£222,833.90

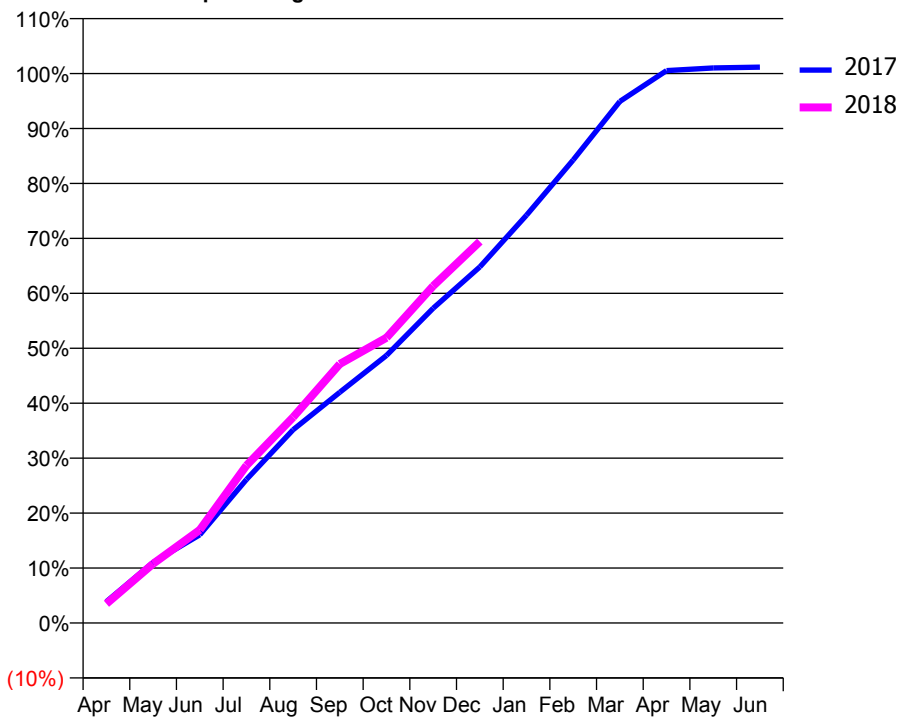
ACCESS*

Patients seen in 24 months	Total	Change since previous quarter
Quarter ending December 2016	3,126	
Quarter ending March 2017	3,232	↑
Quarter ending June 2017	3,190	↓
Quarter ending September 2017	3,249	→
Quarter ending December 2017	3,227	→
Variance since December 2016	3.2%	↑



ACTIVITY

Cumulative percentage of contracted UDA delivered 2017 & 2018



Month	Adjusted Scheduled Activity (UDA)	
	2017	2018
April	390	350
May	1,102	1,079
June	1,605	1,696
July	2,612	2,867
August	3,517	3,745
September	4,199	4,714
October	4,868	5,192
November	5,728	6,133
December	6,480	6,941
January	7,423	
February	8,427	
March	9,492	
April	10,054	
May	10,102	
June	10,115	

QUALITY

	Quantity	Base Number	Contract	AT	Region	England
% of FP17s for the same patient ID Re-attending within 3 months - Children	50	780	6.4%	9.5%	11.5%	12.0%
% of FP17s for the same patient ID Re-attending within 3 months - Adults	377	2,602	14.5%	15.0%	15.8%	15.9%
% of FP17s for the same patient ID Re-attending between 3 & 9 months - Children	424	780	54.4%	59.4%	60.5%	58.0%
% of FP17s for the same patient ID Re-attending between 3 & 9 months - Adults	1,482	2,602	57.0%	51.1%	51.8%	50.5%
% of FP17s for Band 1 Urgent Courses	348	3,172	11.0%	9.6%	9.5%	9.0%
% of FP17s Relating to Free Repair or Replacements	13	3,172	0.4%	0.6%	0.7%	0.8%
% of FP17s Relating to Continuations	13	3,172	0.4%	0.9%	1.0%	1.1%
% of Patients satisfied with the dentistry they have received	3	3	N/A	91.2%	92.1%	91.5%
% of Patients satisfied with the time they had to wait for an appointment	3	3	N/A	88.7%	88.3%	87.9%

* This is based on patients treated on this contract for their most recent course of treatment. Figures in italics indicate the base number of FP17s or Patient Questionnaire responses are less than 100. N/A is shown where the base number of responses is less than 10 during the period. % is calculated as Quantity/Base number*100

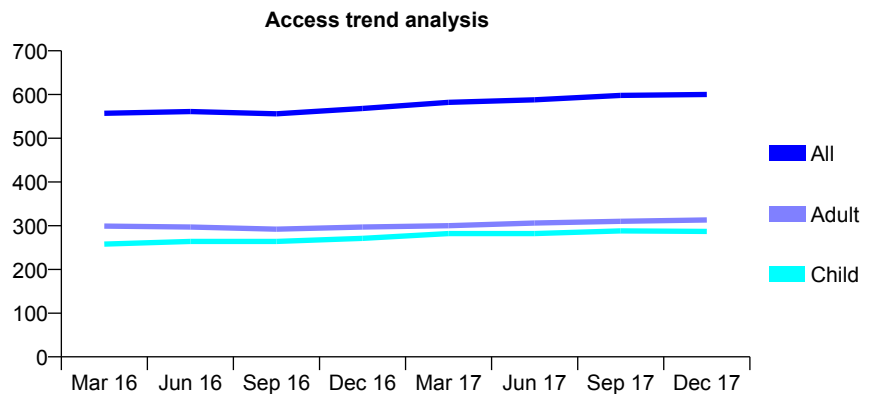
Q68 - Vital Signs At a Glance Contract Report for 776327/0001 - December 2017

Name or company name	MS S BARAHIMI
Contract type name	GDS Contract
Purpose of contract	General
Contract start date	01/10/2012
Contract end date	

17/18 Contracted general activity (UDA)	1,334
Carry forward general activity (UDA)	-27
17/18 Contracted orthodontic activity (UOA)	0
Carry forward orthodontic activity (UOA)	0
Baseline contract value	£29,982.08

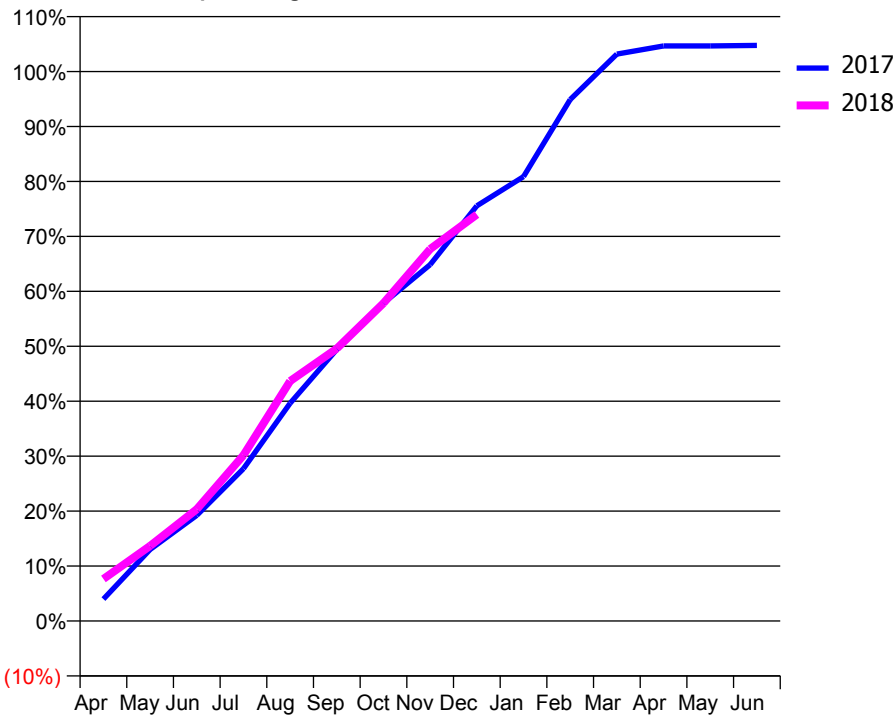
ACCESS*

Patients seen in 24 months	Total	Change since previous quarter
Quarter ending December 2016	568	
Quarter ending March 2017	582	↑
Quarter ending June 2017	588	→
Quarter ending September 2017	598	→
Quarter ending December 2017	600	→
Variance since December 2016	5.6%	↑



ACTIVITY

Cumulative percentage of contracted UDA delivered 2017 & 2018



Month	Adjusted Scheduled Activity (UDA)	
	2017	2018
April	53	102
May	174	182
June	256	271
July	370	402
August	529	582
September	659	662
October	772	772
November	865	903
December	1,008	987
January	1,079	
February	1,266	
March	1,376	
April	1,396	
May	1,396	
June	1,397	

QUALITY

	Quantity	Base Number	Contract	AT	Region	England
% of FP17s for the same patient ID Re-attending within 3 months - Children	10	269	3.7%	9.5%	11.5%	12.0%
% of FP17s for the same patient ID Re-attending within 3 months - Adults	7	227	3.1%	15.0%	15.8%	15.9%
% of FP17s for the same patient ID Re-attending between 3 & 9 months - Children	140	269	52.0%	59.4%	60.5%	58.0%
% of FP17s for the same patient ID Re-attending between 3 & 9 months - Adults	110	227	48.5%	51.1%	51.8%	50.5%
% of FP17s for Band 1 Urgent Courses	5	482	1.0%	9.6%	9.5%	9.0%
% of FP17s Relating to Free Repair or Replacements	0	482	0.0%	0.6%	0.7%	0.8%
% of FP17s Relating to Continuations	0	482	0.0%	0.9%	1.0%	1.1%
% of Patients satisfied with the dentistry they have received	0	0	N/A	91.2%	92.1%	91.5%
% of Patients satisfied with the time they had to wait for an appointment	0	0	N/A	88.7%	88.3%	87.9%

* This is based on patients treated on this contract for their most recent course of treatment. Figures in italics indicate the base number of FP17s or Patient Questionnaire responses are less than 100. N/A is shown where the base number of responses is less than 10 during the period. % is calculated as Quantity/Base number*100

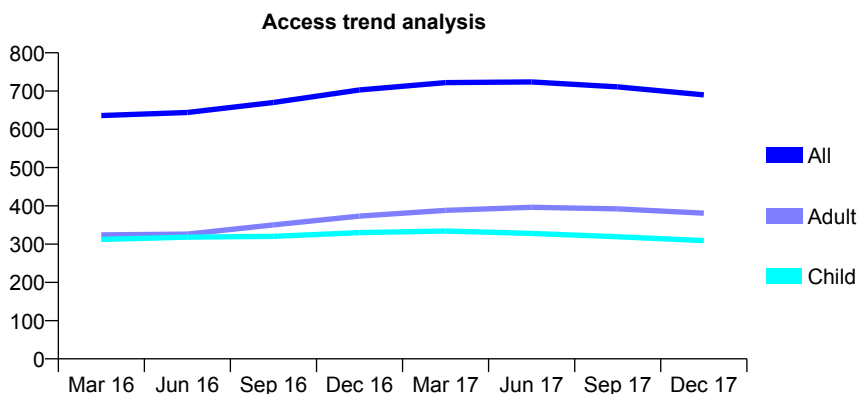
Q68 - Vital Signs At a Glance Contract Report for 781223/0001 - December 2017

Name or company name	MR N TSOLIS
Contract type name	GDS Contract
Purpose of contract	General
Contract start date	01/09/2012
Contract end date	

17/18 Contracted general activity (UDA)	1,614
Carry forward general activity (UDA)	-3
17/18 Contracted orthodontic activity (UOA)	0
Carry forward orthodontic activity (UOA)	0
Baseline contract value	£38,573.09

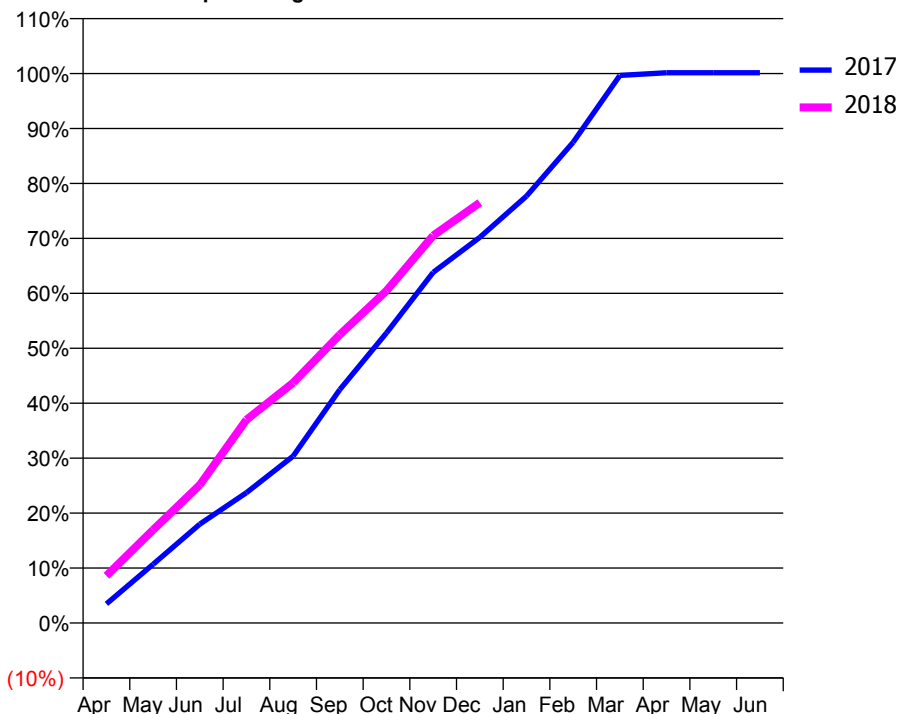
ACCESS*

Patients seen in 24 months	Total	Change since previous quarter
Quarter ending December 2016	703	
Quarter ending March 2017	722	↑
Quarter ending June 2017	724	→
Quarter ending September 2017	711	↓
Quarter ending December 2017	690	↓
Variance since December 2016	(1.8%)	↓



ACTIVITY

Cumulative percentage of contracted UDA delivered 2017 & 2018



Month	Adjusted Scheduled Activity (UDA)	
	2017	2018
April	56	139
May	173	273
June	290	406
July	383	597
August	490	706
September	686	847
October	852	976
November	1,030	1,138
December	1,133	1,235
January	1,254	
February	1,412	
March	1,608	
April	1,616	
May	1,616	
June	1,616	

QUALITY

	Quantity	Base Number	Contract	AT	Region	England
% of FP17s for the same patient ID Re-attending within 3 months - Children	8	362	2.2%	9.5%	11.5%	12.0%
% of FP17s for the same patient ID Re-attending within 3 months - Adults	46	371	12.4%	15.0%	15.8%	15.9%
% of FP17s for the same patient ID Re-attending between 3 & 9 months - Children	244	362	67.4%	59.4%	60.5%	58.0%
% of FP17s for the same patient ID Re-attending between 3 & 9 months - Adults	229	371	61.7%	51.1%	51.8%	50.5%
% of FP17s for Band 1 Urgent Courses	9	729	1.2%	9.6%	9.5%	9.0%
% of FP17s Relating to Free Repair or Replacements	0	729	0.0%	0.6%	0.7%	0.8%
% of FP17s Relating to Continuations	14	729	1.9%	0.9%	1.0%	1.1%
% of Patients satisfied with the dentistry they have received	0	0	N/A	91.2%	92.1%	91.5%
% of Patients satisfied with the time they had to wait for an appointment	0	0	N/A	88.7%	88.3%	87.9%

* This is based on patients treated on this contract for their most recent course of treatment. Figures in italics indicate the base number of FP17s or Patient Questionnaire responses are less than 100. N/A is shown where the base number of responses is less than 10 during the period. % is calculated as Quantity/Base number*100

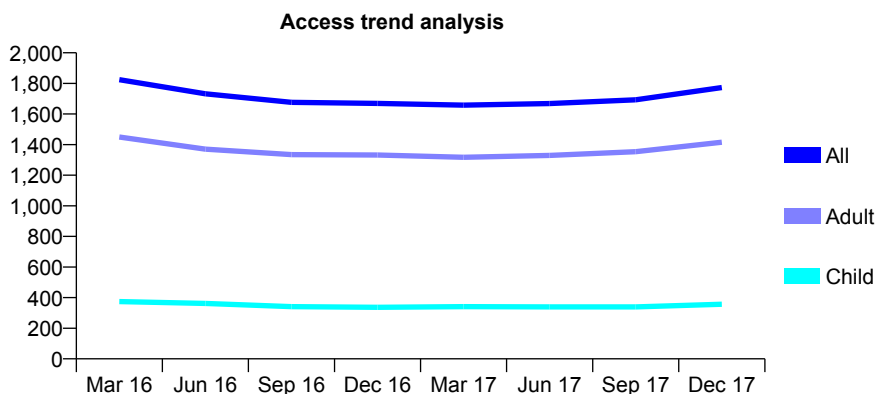
Q68 - Vital Signs At a Glance Contract Report for 785881/0001 - December 2017

Name or company name	MR HR FORGHANI ASHKEZARI
Contract type name	GDS Contract
Purpose of contract	General
Contract start date	01/11/2010
Contract end date	

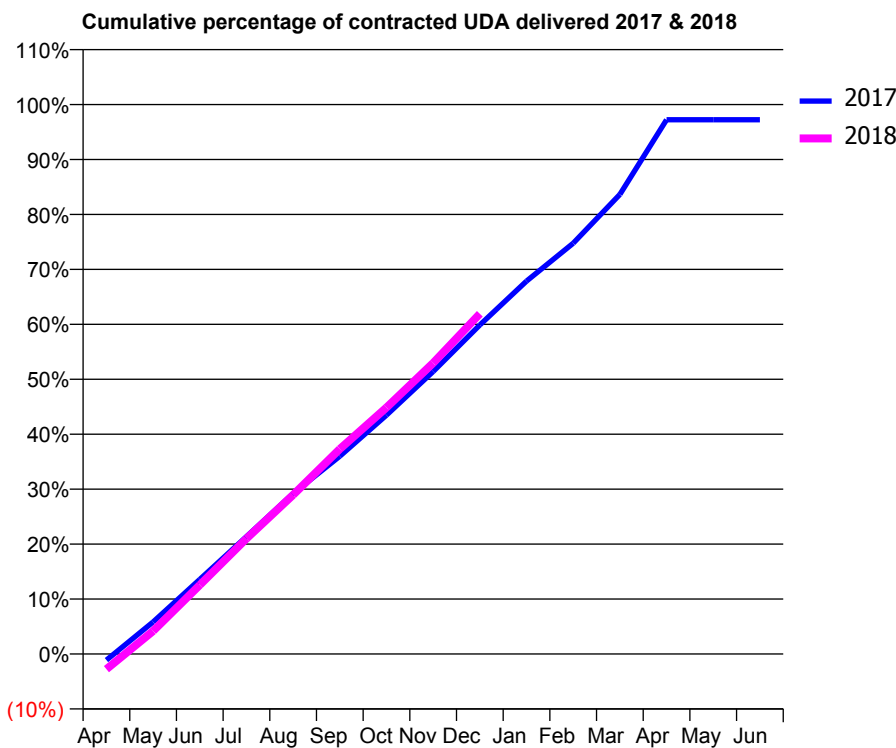
17/18 Contracted general activity (UDA)	6,668
Carry forward general activity (UDA)	185
17/18 Contracted orthodontic activity (UOA)	0
Carry forward orthodontic activity (UOA)	0
Baseline contract value	£169,051.42

ACCESS*

Patients seen in 24 months	Total	Change since previous quarter
Quarter ending December 2016	1,669	
Quarter ending March 2017	1,658	→
Quarter ending June 2017	1,668	→
Quarter ending September 2017	1,693	→
Quarter ending December 2017	1,773	↑
Variance since December 2016	6.2%	↑



ACTIVITY



Month	Adjusted Scheduled Activity (UDA)	
	2017	2018
April	-76	-185
May	389	279
June	905	837
July	1,424	1,401
August	1,948	1,932
September	2,401	2,487
October	2,899	2,990
November	3,428	3,531
December	3,993	4,129
January	4,525	
February	4,985	
March	5,577	
April	6,483	
May	6,483	
June	6,483	

QUALITY

	Quantity	Base Number	Contract	AT	Region	England
% of FP17s for the same patient ID Re-attending within 3 months - Children	51	447	11.4%	9.5%	11.5%	12.0%
% of FP17s for the same patient ID Re-attending within 3 months - Adults	155	1,556	10.0%	15.0%	15.8%	15.9%
% of FP17s for the same patient ID Re-attending between 3 & 9 months - Children	264	447	59.1%	59.4%	60.5%	58.0%
% of FP17s for the same patient ID Re-attending between 3 & 9 months - Adults	958	1,556	61.6%	51.1%	51.8%	50.5%
% of FP17s for Band 1 Urgent Courses	92	1,760	5.2%	9.6%	9.5%	9.0%
% of FP17s Relating to Free Repair or Replacements	0	1,760	0.0%	0.6%	0.7%	0.8%
% of FP17s Relating to Continuations	30	1,760	1.7%	0.9%	1.0%	1.1%
% of Patients satisfied with the dentistry they have received	1	1	N/A	91.2%	92.1%	91.5%
% of Patients satisfied with the time they had to wait for an appointment	1	1	N/A	88.7%	88.3%	87.9%

* This is based on patients treated on this contract for their most recent course of treatment. Figures in italics indicate the base number of FP17s or Patient Questionnaire responses are less than 100. N/A is shown where the base number of responses is less than 10 during the period. % is calculated as Quantity/Base number*100

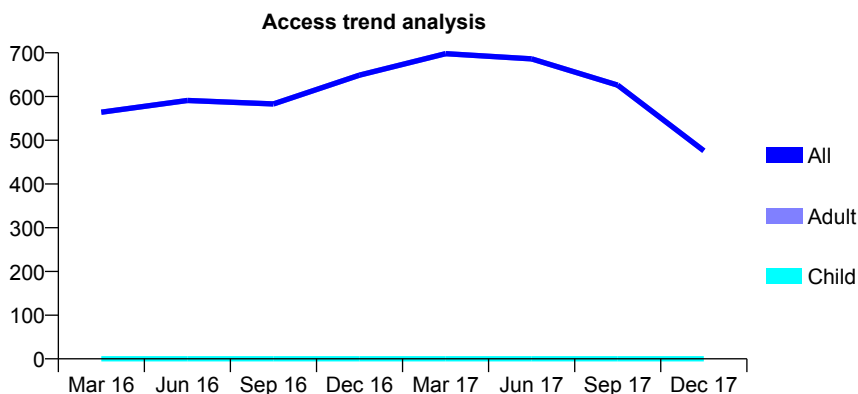
Q68 - Vital Signs At a Glance Contract Report for 804037/0002 - December 2017

Name or company name	MR WM HOULDEN
Contract type name	PDS Contract
Purpose of contract	General
Contract start date	01/04/2006
Contract end date	30/06/2017

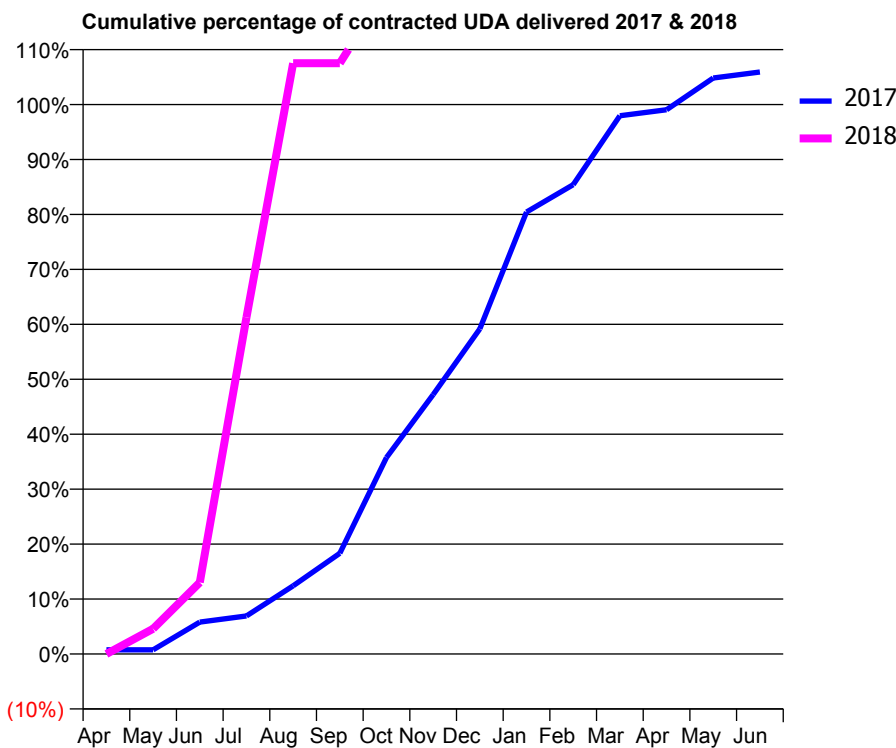
17/18 Contracted general activity (UDA)	700
Carry forward general activity (UDA)	0
17/18 Contracted orthodontic activity (UOA)	0
Carry forward orthodontic activity (UOA)	0
Baseline contract value	£23,072.54

ACCESS*

Patients seen in 24 months	Total	Change since previous quarter
Quarter ending December 2016	649	
Quarter ending March 2017	698	↑
Quarter ending June 2017	686	↓
Quarter ending September 2017	626	↓
Quarter ending December 2017	476	↓
Variance since December 2016	(26.7%)	↓



ACTIVITY



Month	Adjusted Scheduled Activity (UDA)	
	2017	2018
April	21	0
May	21	32
June	163	91
July	194	429
August	348	753
September	513	753
October	1,001	846
November	1,322	867
December	1,657	884
January	2,252	
February	2,391	
March	2,743	
April	2,773	
May	2,935	
June	2,966	

QUALITY

	Quantity	Base Number	Contract	AT	Region	England
% of FP17s for the same patient ID Re-attending within 3 months - Children	0	0	N/A	9.5%	11.5%	12.0%
% of FP17s for the same patient ID Re-attending within 3 months - Adults	61	275	22.2%	15.0%	15.8%	15.9%
% of FP17s for the same patient ID Re-attending between 3 & 9 months - Children	0	0	N/A	59.4%	60.5%	58.0%
% of FP17s for the same patient ID Re-attending between 3 & 9 months - Adults	51	275	18.5%	51.1%	51.8%	50.5%
% of FP17s for Band 1 Urgent Courses	20	209	9.6%	9.6%	9.5%	9.0%
% of FP17s Relating to Free Repair or Replacements	0	209	0.0%	0.6%	0.7%	0.8%
% of FP17s Relating to Continuations	1	209	0.5%	0.9%	1.0%	1.1%
% of Patients satisfied with the dentistry they have received	0	0	N/A	91.2%	92.1%	91.5%
% of Patients satisfied with the time they had to wait for an appointment	0	0	N/A	88.7%	88.3%	87.9%

* This is based on patients treated on this contract for their most recent course of treatment. Figures in italics indicate the base number of FP17s or Patient Questionnaire responses are less than 100. N/A is shown where the base number of responses is less than 10 during the period. % is calculated as Quantity/Base number*100

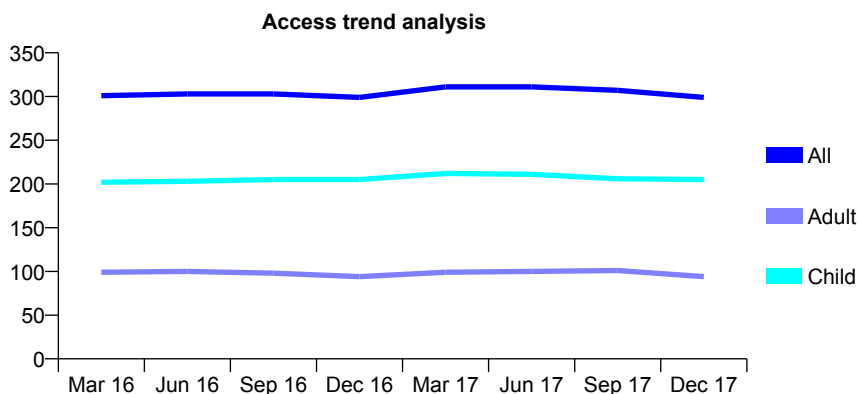
Q68 - Vital Signs At a Glance Contract Report for 807710/0001 - December 2017

Name or company name	MR PL DUKOFF-GORDON
Contract type name	GDS Contract
Purpose of contract	General
Contract start date	01/04/2006
Contract end date	

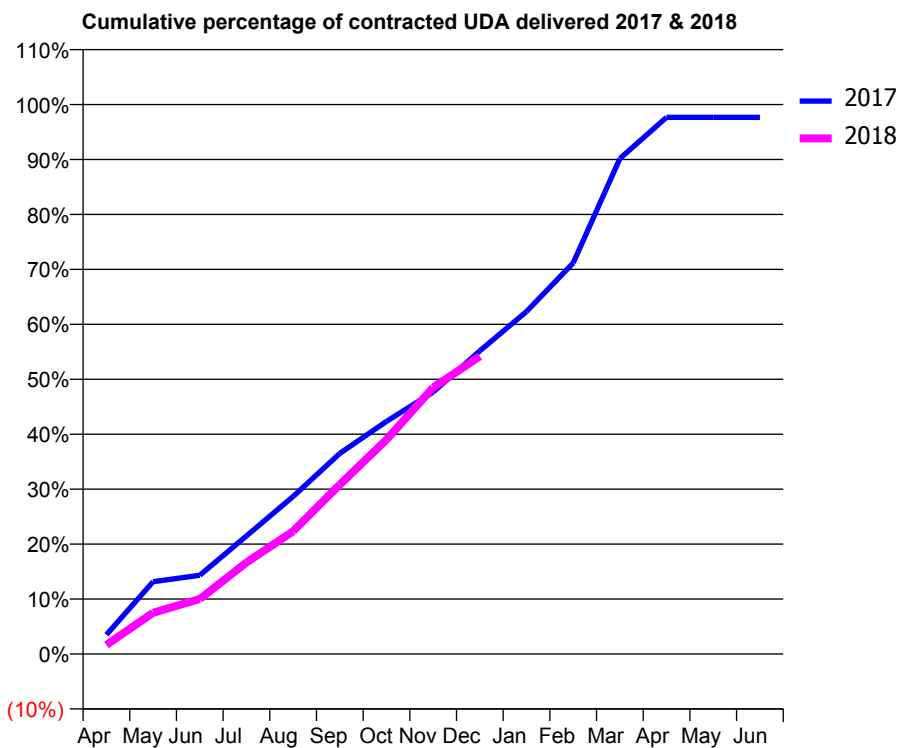
17/18 Contracted general activity (UDA)	600
Carry forward general activity (UDA)	14
17/18 Contracted orthodontic activity (UOA)	0
Carry forward orthodontic activity (UOA)	0
Baseline contract value	£13,664.81

ACCESS*

Patients seen in 24 months	Total	Change since previous quarter
Quarter ending December 2016	299	
Quarter ending March 2017	311	↑
Quarter ending June 2017	311	→
Quarter ending September 2017	307	↓
Quarter ending December 2017	299	↓
Variance since December 2016	0.0%	→



ACTIVITY



Month	Adjusted Scheduled Activity (UDA)	
	2017	2018
April	21	10
May	79	45
June	86	60
July	129	100
August	172	134
September	219	185
October	254	234
November	286	291
December	331	325
January	374	
February	427	
March	541	
April	586	
May	586	
June	586	

QUALITY

	Quantity	Base Number	Contract	AT	Region	England
% of FP17s for the same patient ID Re-attending within 3 months - Children	7	244	2.9%	9.5%	11.5%	12.0%
% of FP17s for the same patient ID Re-attending within 3 months - Adults	3	79	3.8%	15.0%	15.8%	15.9%
% of FP17s for the same patient ID Re-attending between 3 & 9 months - Children	174	244	71.3%	59.4%	60.5%	58.0%
% of FP17s for the same patient ID Re-attending between 3 & 9 months - Adults	56	79	70.9%	51.1%	51.8%	50.5%
% of FP17s for Band 1 Urgent Courses	0	288	0.0%	9.6%	9.5%	9.0%
% of FP17s Relating to Free Repair or Replacements	0	288	0.0%	0.6%	0.7%	0.8%
% of FP17s Relating to Continuations	8	288	2.8%	0.9%	1.0%	1.1%
% of Patients satisfied with the dentistry they have received	0	0	N/A	91.2%	92.1%	91.5%
% of Patients satisfied with the time they had to wait for an appointment	0	0	N/A	88.7%	88.3%	87.9%

* This is based on patients treated on this contract for their most recent course of treatment. Figures in italics indicate the base number of FP17s or Patient Questionnaire responses are less than 100. N/A is shown where the base number of responses is less than 10 during the period. % is calculated as Quantity/Base number*100

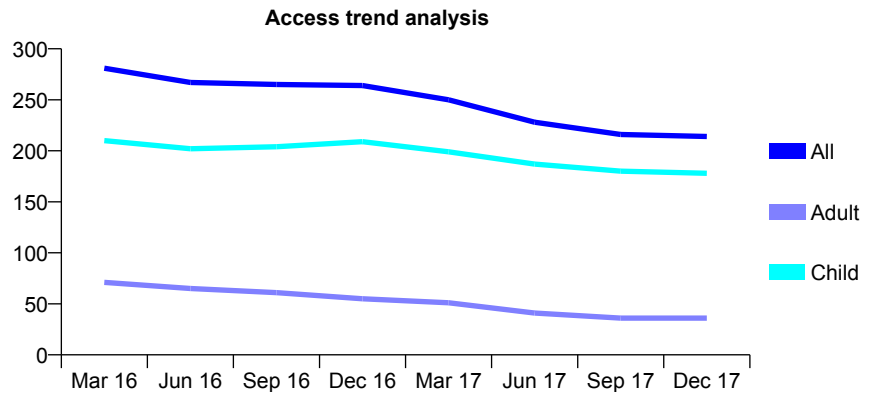
Q68 - Vital Signs At a Glance Contract Report for 810010/0001 - December 2017

Name or company name	MR RN HARDING
Contract type name	GDS Contract
Purpose of contract	General
Contract start date	01/04/2006
Contract end date	

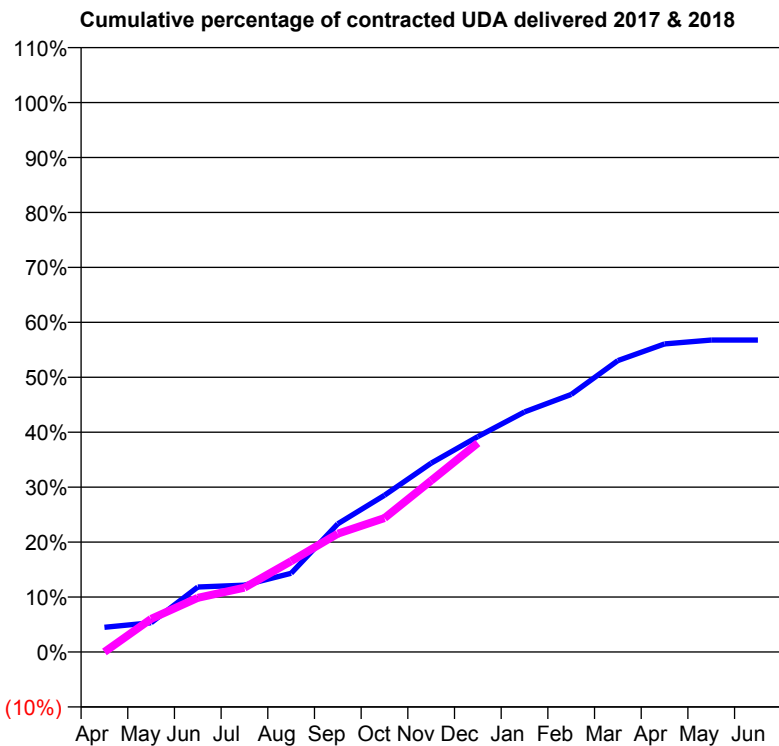
17/18 Contracted general activity (UDA)	600
Carry forward general activity (UDA)	0
17/18 Contracted orthodontic activity (UOA)	0
Carry forward orthodontic activity (UOA)	0
Baseline contract value	£14,198.66

ACCESS*

Patients seen in 24 months	Total	Change since previous quarter
Quarter ending December 2016	264	
Quarter ending March 2017	250	↓
Quarter ending June 2017	228	↓
Quarter ending September 2017	216	↓
Quarter ending December 2017	214	→
Variance since December 2016	(18.9%)	↓



ACTIVITY



Month	Adjusted Scheduled Activity (UDA)	
	2017	2018
April	27	0
May	32	36
June	71	59
July	73	70
August	86	99
September	140	129
October	171	146
November	206	187
December	235	228
January	262	
February	281	
March	318	
April	336	
May	341	
June	341	

QUALITY

	Quantity	Base Number	Contract	AT	Region	England
% of FP17s for the same patient ID Re-attending within 3 months - Children	8	170	4.7%	9.5%	11.5%	12.0%
% of FP17s for the same patient ID Re-attending within 3 months - Adults	0	6	0.0%	15.0%	15.8%	15.9%
% of FP17s for the same patient ID Re-attending between 3 & 9 months - Children	88	170	51.8%	59.4%	60.5%	58.0%
% of FP17s for the same patient ID Re-attending between 3 & 9 months - Adults	1	6	16.7%	51.1%	51.8%	50.5%
% of FP17s for Band 1 Urgent Courses	1	158	0.6%	9.6%	9.5%	9.0%
% of FP17s Relating to Free Repair or Replacements	0	158	0.0%	0.6%	0.7%	0.8%
% of FP17s Relating to Continuations	0	158	0.0%	0.9%	1.0%	1.1%
% of Patients satisfied with the dentistry they have received	0	0	N/A	91.2%	92.1%	91.5%
% of Patients satisfied with the time they had to wait for an appointment	0	0	N/A	88.7%	88.3%	87.9%

* This is based on patients treated on this contract for their most recent course of treatment. Figures in italics indicate the base number of FP17s or Patient Questionnaire responses are less than 100. N/A is shown where the base number of responses is less than 10 during the period. % is calculated as Quantity/Base number*100

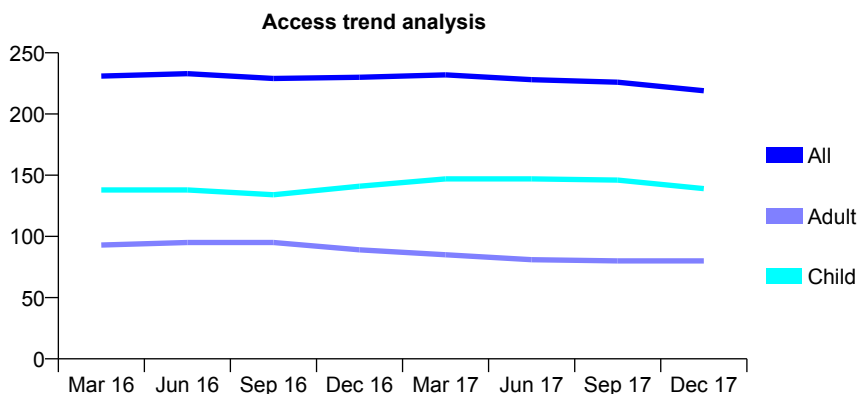
Q68 - Vital Signs At a Glance Contract Report for 811157/0001 - December 2017

Name or company name	MISS DE ALLEN
Contract type name	GDS Contract
Purpose of contract	General
Contract start date	01/04/2006
Contract end date	

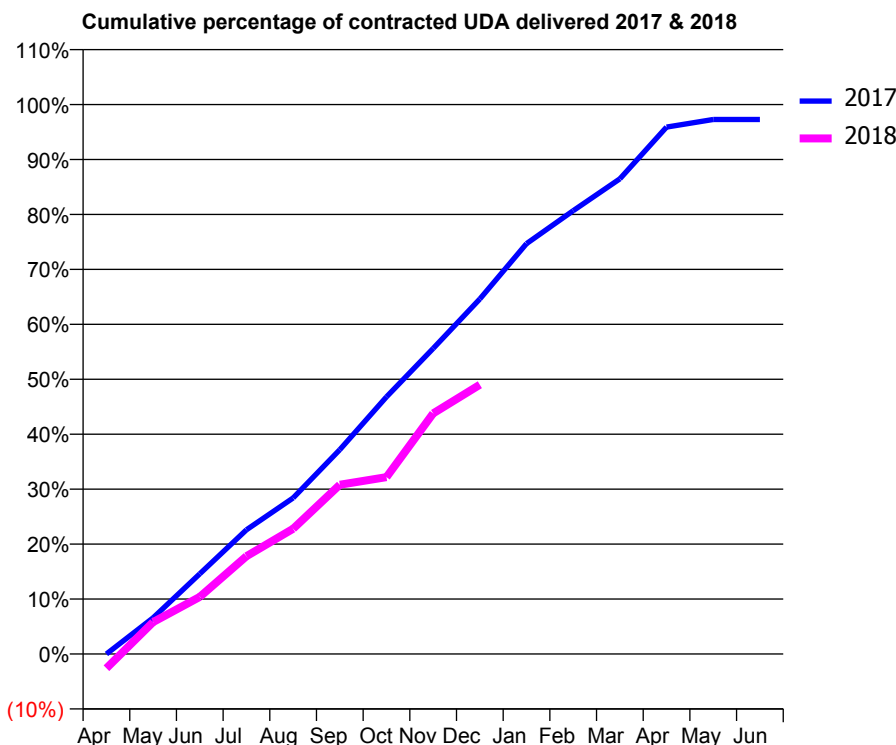
17/18 Contracted general activity (UDA)	500
Carry forward general activity (UDA)	13
17/18 Contracted orthodontic activity (UOA)	0
Carry forward orthodontic activity (UOA)	0
Baseline contract value	£12,813.07

ACCESS*

Patients seen in 24 months	Total	Change since previous quarter
Quarter ending December 2016	230	
Quarter ending March 2017	232	→
Quarter ending June 2017	228	↓
Quarter ending September 2017	226	→
Quarter ending December 2017	219	↓
Variance since December 2016	(4.8%)	↓



ACTIVITY



Month	Adjusted Scheduled Activity (UDA)	
	2017	2018
April	0	-13
May	33	29
June	73	52
July	113	89
August	142	114
September	186	154
October	234	161
November	278	219
December	323	245
January	373	
February	403	
March	432	
April	479	
May	486	
June	486	

QUALITY

	Quantity	Base Number	Contract	AT	Region	England
% of FP17s for the same patient ID Re-attending within 3 months - Children	5	158	3.2%	9.5%	11.5%	12.0%
% of FP17s for the same patient ID Re-attending within 3 months - Adults	4	58	6.9%	15.0%	15.8%	15.9%
% of FP17s for the same patient ID Re-attending between 3 & 9 months - Children	114	158	72.2%	59.4%	60.5%	58.0%
% of FP17s for the same patient ID Re-attending between 3 & 9 months - Adults	32	58	55.2%	51.1%	51.8%	50.5%
% of FP17s for Band 1 Urgent Courses	0	185	0.0%	9.6%	9.5%	9.0%
% of FP17s Relating to Free Repair or Replacements	0	185	0.0%	0.6%	0.7%	0.8%
% of FP17s Relating to Continuations	0	185	0.0%	0.9%	1.0%	1.1%
% of Patients satisfied with the dentistry they have received	0	0	N/A	91.2%	92.1%	91.5%
% of Patients satisfied with the time they had to wait for an appointment	0	0	N/A	88.7%	88.3%	87.9%

* This is based on patients treated on this contract for their most recent course of treatment. Figures in italics indicate the base number of FP17s or Patient Questionnaire responses are less than 100. N/A is shown where the base number of responses is less than 10 during the period. % is calculated as Quantity/Base number*100

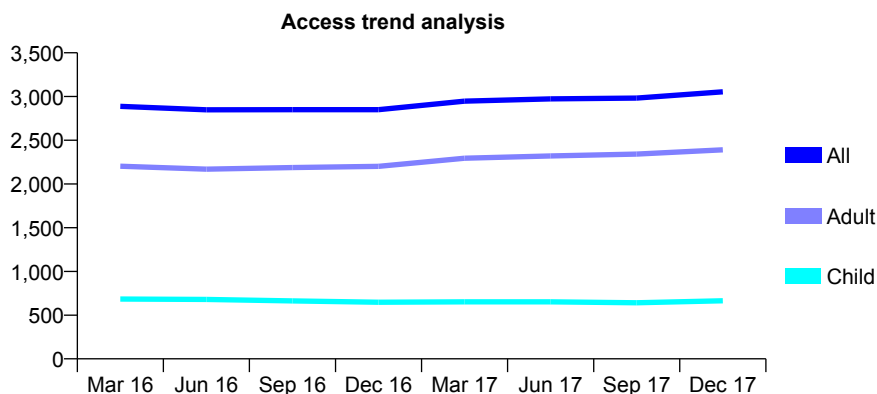
Q68 - Vital Signs At a Glance Contract Report for 812471/0001 - December 2017

Name or company name	MR ND THORPE-BEESTON
Contract type name	GDS Contract
Purpose of contract	General
Contract start date	01/04/2006
Contract end date	

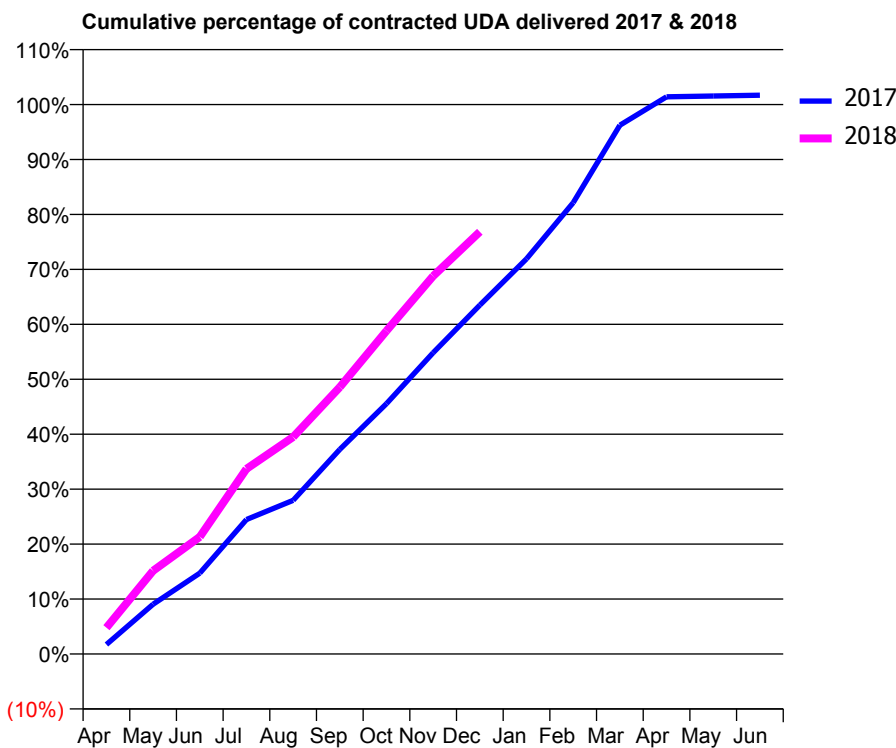
17/18 Contracted general activity (UDA)	8,238
Carry forward general activity (UDA)	-139
17/18 Contracted orthodontic activity (UOA)	0
Carry forward orthodontic activity (UOA)	0
Baseline contract value	£194,667.24

ACCESS*

Patients seen in 24 months	Total	Change since previous quarter
Quarter ending December 2016	2,850	
Quarter ending March 2017	2,947	↑
Quarter ending June 2017	2,973	→
Quarter ending September 2017	2,983	→
Quarter ending December 2017	3,054	↑
Variance since December 2016	7.2%	↑



ACTIVITY



Month	Adjusted Scheduled Activity (UDA)	
	2017	2018
April	143	395
May	747	1,249
June	1,213	1,757
July	2,015	2,775
August	2,305	3,254
September	3,068	4,001
October	3,753	4,844
November	4,517	5,667
December	5,231	6,329
January	5,925	
February	6,766	
March	7,927	
April	8,354	
May	8,365	
June	8,377	

QUALITY

	Quantity	Base Number	Contract	AT	Region	England
% of FP17s for the same patient ID Re-attending within 3 months - Children	42	617	6.8%	9.5%	11.5%	12.0%
% of FP17s for the same patient ID Re-attending within 3 months - Adults	328	2,247	14.6%	15.0%	15.8%	15.9%
% of FP17s for the same patient ID Re-attending between 3 & 9 months - Children	240	617	38.9%	59.4%	60.5%	58.0%
% of FP17s for the same patient ID Re-attending between 3 & 9 months - Adults	860	2,247	38.3%	51.1%	51.8%	50.5%
% of FP17s for Band 1 Urgent Courses	362	2,698	13.4%	9.6%	9.5%	9.0%
% of FP17s Relating to Free Repair or Replacements	16	2,698	0.6%	0.6%	0.7%	0.8%
% of FP17s Relating to Continuations	8	2,698	0.3%	0.9%	1.0%	1.1%
% of Patients satisfied with the dentistry they have received	6	6	N/A	91.2%	92.1%	91.5%
% of Patients satisfied with the time they had to wait for an appointment	6	6	N/A	88.7%	88.3%	87.9%

* This is based on patients treated on this contract for their most recent course of treatment. Figures in italics indicate the base number of FP17s or Patient Questionnaire responses are less than 100. N/A is shown where the base number of responses is less than 10 during the period. % is calculated as Quantity/Base number*100

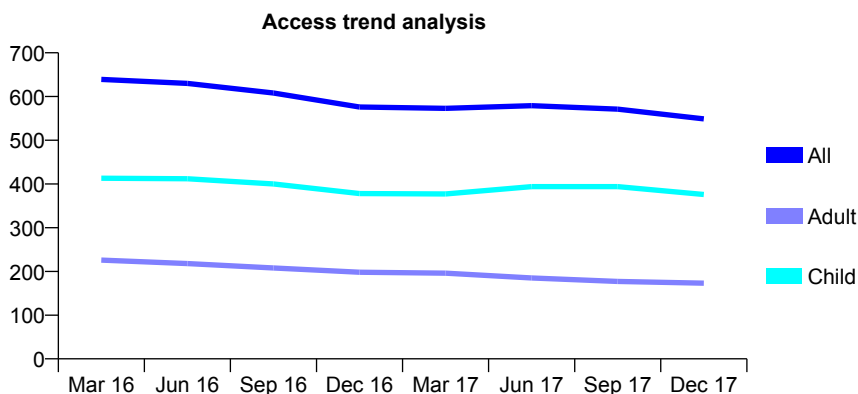
Q68 - Vital Signs At a Glance Contract Report for 812838/0001 - December 2017

Name or company name	MR HD PHILLIPS
Contract type name	GDS Contract
Purpose of contract	General
Contract start date	01/04/2006
Contract end date	

17/18 Contracted general activity (UDA)	1,242
Carry forward general activity (UDA)	-25
17/18 Contracted orthodontic activity (UOA)	0
Carry forward orthodontic activity (UOA)	0
Baseline contract value	£27,914.37

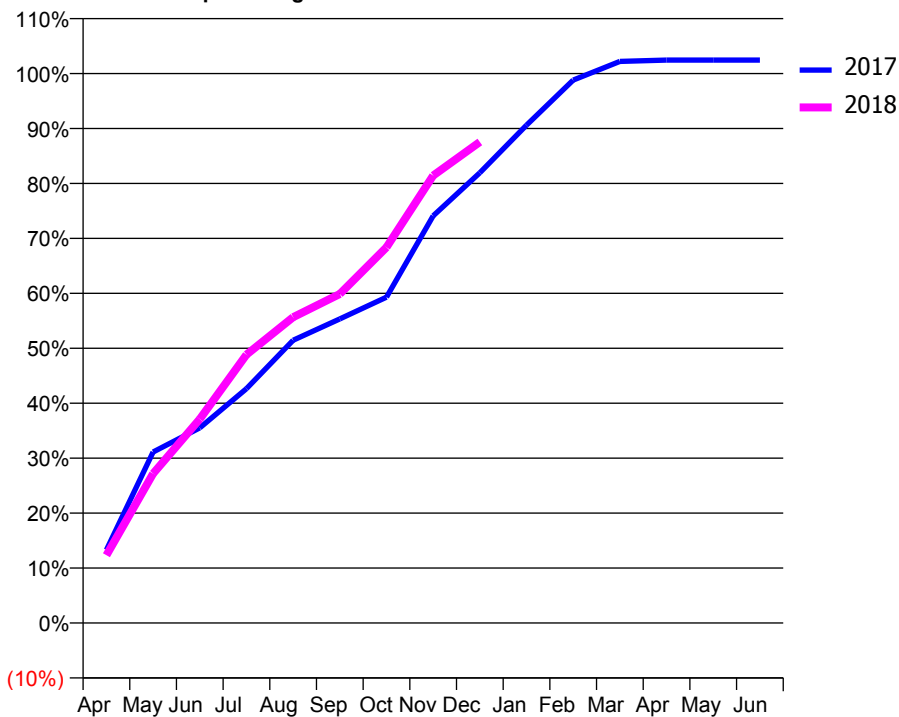
ACCESS*

Patients seen in 24 months	Total	Change since previous quarter
Quarter ending December 2016	576	
Quarter ending March 2017	573	→
Quarter ending June 2017	579	→
Quarter ending September 2017	571	↓
Quarter ending December 2017	549	↓
Variance since December 2016	(4.7%)	↓



ACTIVITY

Cumulative percentage of contracted UDA delivered 2017 & 2018



Month	Adjusted Scheduled Activity (UDA)	
	2017	2018
April	165	153
May	386	338
June	441	461
July	530	607
August	639	691
September	687	744
October	736	849
November	920	1,011
December	1,018	1,087
January	1,125	
February	1,227	
March	1,269	
April	1,272	
May	1,272	
June	1,272	

QUALITY

	Quantity	Base Number	Contract	AT	Region	England
% of FP17s for the same patient ID Re-attending within 3 months - Children	34	466	7.3%	9.5%	11.5%	12.0%
% of FP17s for the same patient ID Re-attending within 3 months - Adults	20	153	13.1%	15.0%	15.8%	15.9%
% of FP17s for the same patient ID Re-attending between 3 & 9 months - Children	294	466	63.1%	59.4%	60.5%	58.0%
% of FP17s for the same patient ID Re-attending between 3 & 9 months - Adults	96	153	62.7%	51.1%	51.8%	50.5%
% of FP17s for Band 1 Urgent Courses	17	618	2.8%	9.6%	9.5%	9.0%
% of FP17s Relating to Free Repair or Replacements	1	618	0.2%	0.6%	0.7%	0.8%
% of FP17s Relating to Continuations	0	618	0.0%	0.9%	1.0%	1.1%
% of Patients satisfied with the dentistry they have received	2	2	N/A	91.2%	92.1%	91.5%
% of Patients satisfied with the time they had to wait for an appointment	2	2	N/A	88.7%	88.3%	87.9%

* This is based on patients treated on this contract for their most recent course of treatment. Figures in italics indicate the base number of FP17s or Patient Questionnaire responses are less than 100. N/A is shown where the base number of responses is less than 10 during the period. % is calculated as Quantity/Base number*100

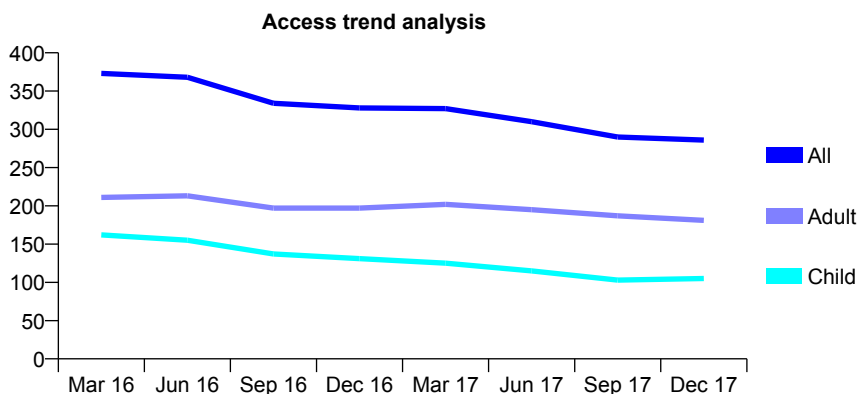
Q68 - Vital Signs At a Glance Contract Report for 812889/0001 - December 2017

Name or company name	MR D PATTINSON
Contract type name	GDS Contract
Purpose of contract	General
Contract start date	01/04/2006
Contract end date	

17/18 Contracted general activity (UDA)	900
Carry forward general activity (UDA)	0
17/18 Contracted orthodontic activity (UOA)	0
Carry forward orthodontic activity (UOA)	0
Baseline contract value	£20,231.15

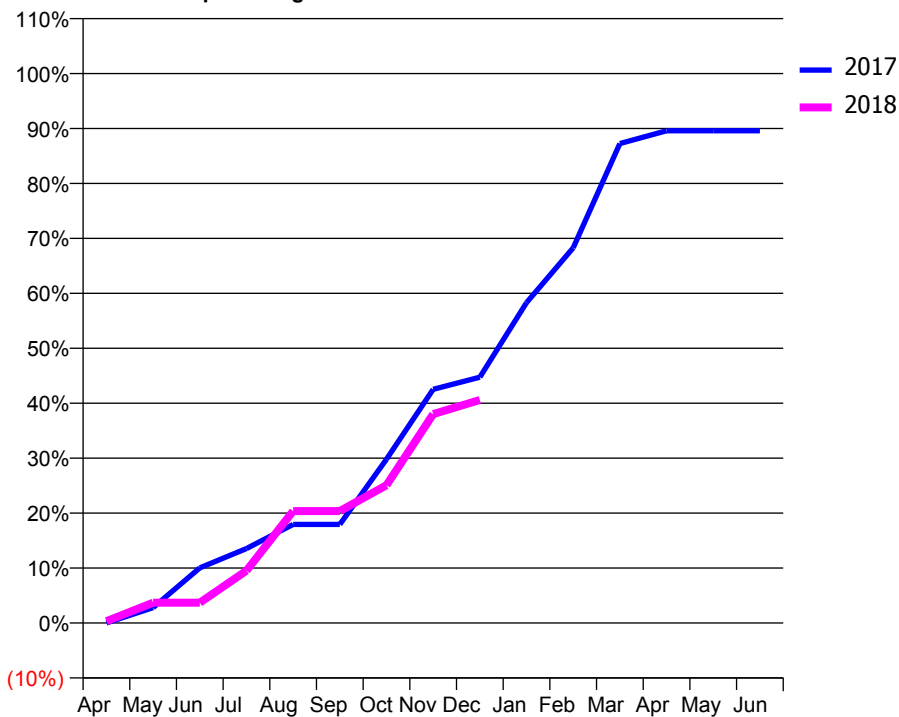
ACCESS*

Patients seen in 24 months	Total	Change since previous quarter
Quarter ending December 2016	328	
Quarter ending March 2017	327	→
Quarter ending June 2017	310	↓
Quarter ending September 2017	290	↓
Quarter ending December 2017	286	↓
Variance since December 2016	(12.8%)	↓



ACTIVITY

Cumulative percentage of contracted UDA delivered 2017 & 2018



Month	Adjusted Scheduled Activity (UDA)	
	2017	2018
April	0	3
May	25	33
June	90	33
July	122	86
August	162	183
September	162	183
October	268	226
November	383	342
December	403	365
January	525	
February	614	
March	785	
April	806	
May	806	
June	806	

QUALITY

	Quantity	Base Number	Contract	AT	Region	England
% of FP17s for the same patient ID Re-attending within 3 months - Children	3	100	3.0%	9.5%	11.5%	12.0%
% of FP17s for the same patient ID Re-attending within 3 months - Adults	13	123	10.6%	15.0%	15.8%	15.9%
% of FP17s for the same patient ID Re-attending between 3 & 9 months - Children	50	100	50.0%	59.4%	60.5%	58.0%
% of FP17s for the same patient ID Re-attending between 3 & 9 months - Adults	77	123	62.6%	51.1%	51.8%	50.5%
% of FP17s for Band 1 Urgent Courses	27	214	12.6%	9.6%	9.5%	9.0%
% of FP17s Relating to Free Repair or Replacements	0	214	0.0%	0.6%	0.7%	0.8%
% of FP17s Relating to Continuations	0	214	0.0%	0.9%	1.0%	1.1%
% of Patients satisfied with the dentistry they have received	0	0	N/A	91.2%	92.1%	91.5%
% of Patients satisfied with the time they had to wait for an appointment	0	0	N/A	88.7%	88.3%	87.9%

* This is based on patients treated on this contract for their most recent course of treatment. Figures in italics indicate the base number of FP17s or Patient Questionnaire responses are less than 100. N/A is shown where the base number of responses is less than 10 during the period. % is calculated as Quantity/Base number*100

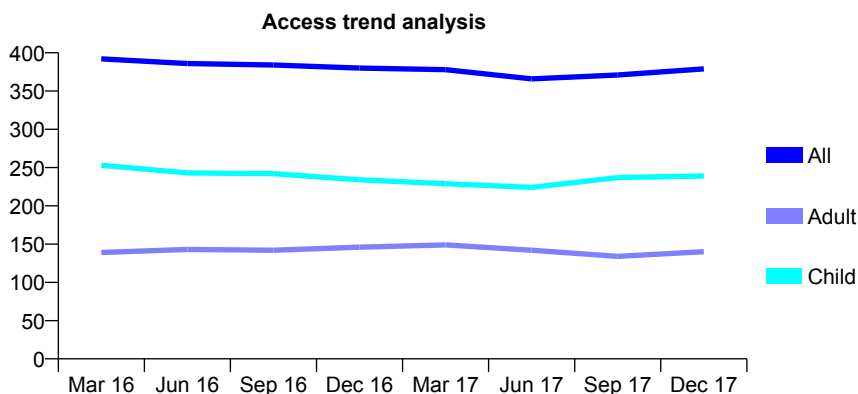
Q68 - Vital Signs At a Glance Contract Report for 817376/0001 - December 2017

Name or company name	MR JP HYDER
Contract type name	GDS Contract
Purpose of contract	General
Contract start date	01/04/2006
Contract end date	

17/18 Contracted general activity (UDA)	690
Carry forward general activity (UDA)	-14
17/18 Contracted orthodontic activity (UOA)	0
Carry forward orthodontic activity (UOA)	0
Baseline contract value	£16,727.11

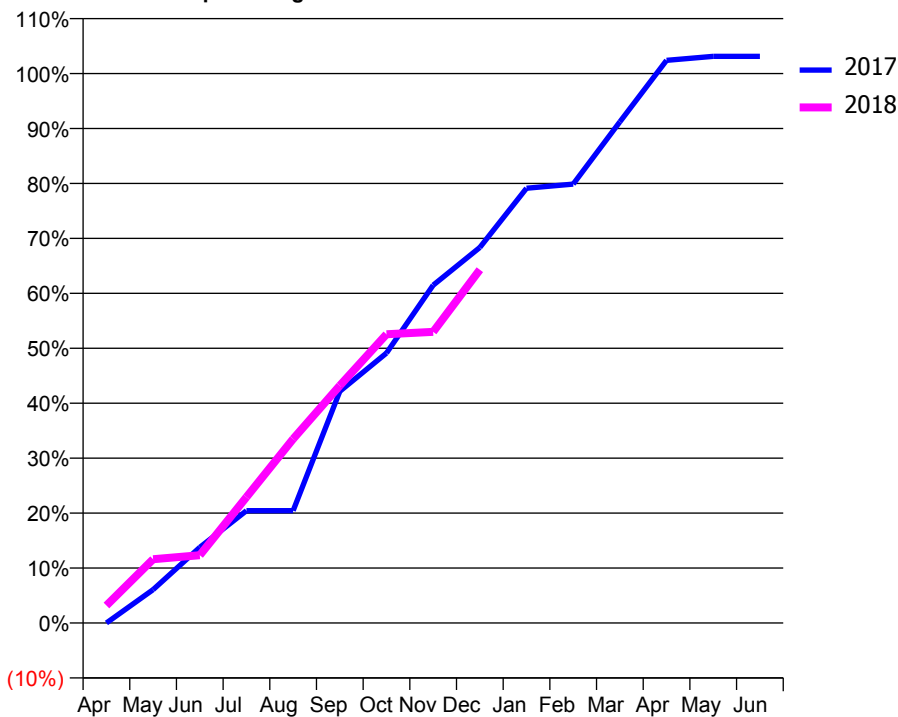
ACCESS*

Patients seen in 24 months	Total	Change since previous quarter
Quarter ending December 2016	380	
Quarter ending March 2017	378	→
Quarter ending June 2017	366	↓
Quarter ending September 2017	371	→
Quarter ending December 2017	379	↑
Variance since December 2016	(0.3%)	→



ACTIVITY

Cumulative percentage of contracted UDA delivered 2017 & 2018



Month	Adjusted Scheduled Activity (UDA)	
	2017	2018
April	0	22
May	42	80
June	95	85
July	141	158
August	141	231
September	291	298
October	339	363
November	424	366
December	472	444
January	546	
February	551	
March	629	
April	707	
May	712	
June	712	

QUALITY

	Quantity	Base Number	Contract	AT	Region	England
% of FP17s for the same patient ID Re-attending within 3 months - Children	11	285	3.9%	9.5%	11.5%	12.0%
% of FP17s for the same patient ID Re-attending within 3 months - Adults	13	122	10.7%	15.0%	15.8%	15.9%
% of FP17s for the same patient ID Re-attending between 3 & 9 months - Children	186	285	65.3%	59.4%	60.5%	58.0%
% of FP17s for the same patient ID Re-attending between 3 & 9 months - Adults	75	122	61.5%	51.1%	51.8%	50.5%
% of FP17s for Band 1 Urgent Courses	3	341	0.9%	9.6%	9.5%	9.0%
% of FP17s Relating to Free Repair or Replacements	0	341	0.0%	0.6%	0.7%	0.8%
% of FP17s Relating to Continuations	0	341	0.0%	0.9%	1.0%	1.1%
% of Patients satisfied with the dentistry they have received	0	0	N/A	91.2%	92.1%	91.5%
% of Patients satisfied with the time they had to wait for an appointment	0	0	N/A	88.7%	88.3%	87.9%

* This is based on patients treated on this contract for their most recent course of treatment. Figures in italics indicate the base number of FP17s or Patient Questionnaire responses are less than 100. N/A is shown where the base number of responses is less than 10 during the period. % is calculated as Quantity/Base number*100

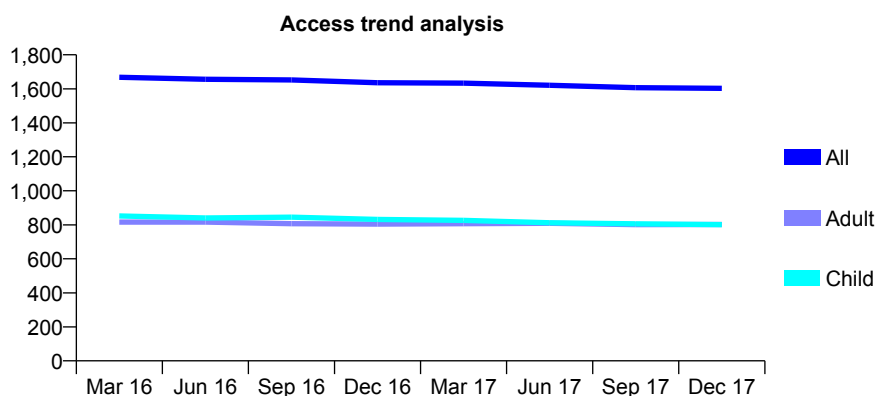
Q68 - Vital Signs At a Glance Contract Report for 817546/0001 - December 2017

Name or company name	MR JS SANDHU
Contract type name	GDS Contract
Purpose of contract	General
Contract start date	01/04/2006
Contract end date	

17/18 Contracted general activity (UDA)	4,750
Carry forward general activity (UDA)	34
17/18 Contracted orthodontic activity (UOA)	0
Carry forward orthodontic activity (UOA)	0
Baseline contract value	£120,146.82

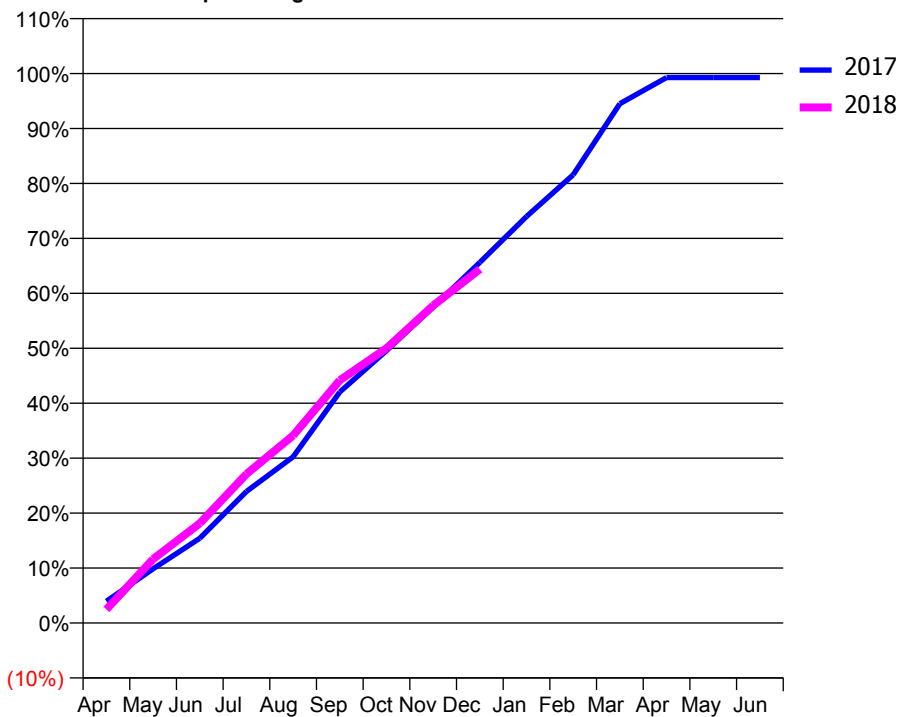
ACCESS*

Patients seen in 24 months	Total	Change since previous quarter
Quarter ending December 2016	1,636	
Quarter ending March 2017	1,633	→
Quarter ending June 2017	1,621	→
Quarter ending September 2017	1,607	→
Quarter ending December 2017	1,603	→
Variance since December 2016	(2.0%)	↓



ACTIVITY

Cumulative percentage of contracted UDA delivered 2017 & 2018



Month	Adjusted Scheduled Activity (UDA)	
	2017	2018
April	188	118
May	468	552
June	733	861
July	1,137	1,288
August	1,436	1,621
September	1,997	2,099
October	2,354	2,375
November	2,731	2,744
December	3,117	3,059
January	3,514	
February	3,875	
March	4,489	
April	4,716	
May	4,716	
June	4,716	

QUALITY

	Quantity	Base Number	Contract	AT	Region	England
% of FP17s for the same patient ID Re-attending within 3 months - Children	69	1,022	6.8%	9.5%	11.5%	12.0%
% of FP17s for the same patient ID Re-attending within 3 months - Adults	102	877	11.6%	15.0%	15.8%	15.9%
% of FP17s for the same patient ID Re-attending between 3 & 9 months - Children	772	1,022	75.5%	59.4%	60.5%	58.0%
% of FP17s for the same patient ID Re-attending between 3 & 9 months - Adults	626	877	71.4%	51.1%	51.8%	50.5%
% of FP17s for Band 1 Urgent Courses	54	1,797	3.0%	9.6%	9.5%	9.0%
% of FP17s Relating to Free Repair or Replacements	9	1,797	0.5%	0.6%	0.7%	0.8%
% of FP17s Relating to Continuations	1	1,797	0.1%	0.9%	1.0%	1.1%
% of Patients satisfied with the dentistry they have received	0	0	N/A	91.2%	92.1%	91.5%
% of Patients satisfied with the time they had to wait for an appointment	0	0	N/A	88.7%	88.3%	87.9%

* This is based on patients treated on this contract for their most recent course of treatment. Figures in italics indicate the base number of FP17s or Patient Questionnaire responses are less than 100. N/A is shown where the base number of responses is less than 10 during the period. % is calculated as Quantity/Base number*100

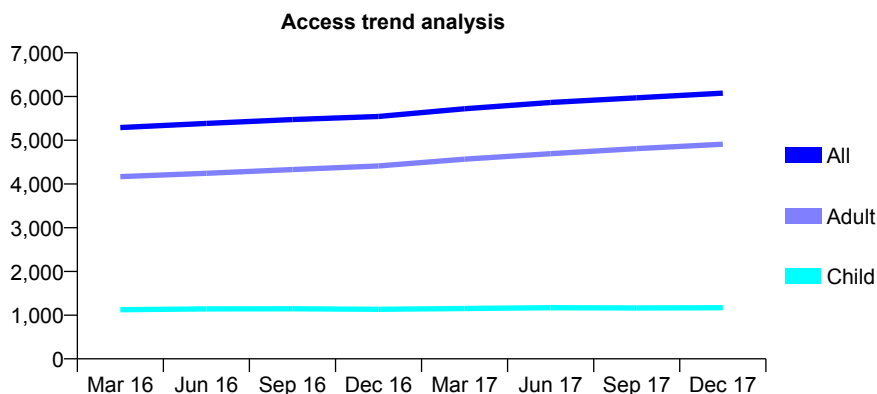
Q68 - Vital Signs At a Glance Contract Report for 817783/0001 - December 2017

Name or company name	Mr J Dhaliwal
Contract type name	GDS Contract
Purpose of contract	General
Contract start date	01/04/2006
Contract end date	

17/18 Contracted general activity (UDA)	19,470
Carry forward general activity (UDA)	9
17/18 Contracted orthodontic activity (UOA)	0
Carry forward orthodontic activity (UOA)	0
Baseline contract value	£579,032.30

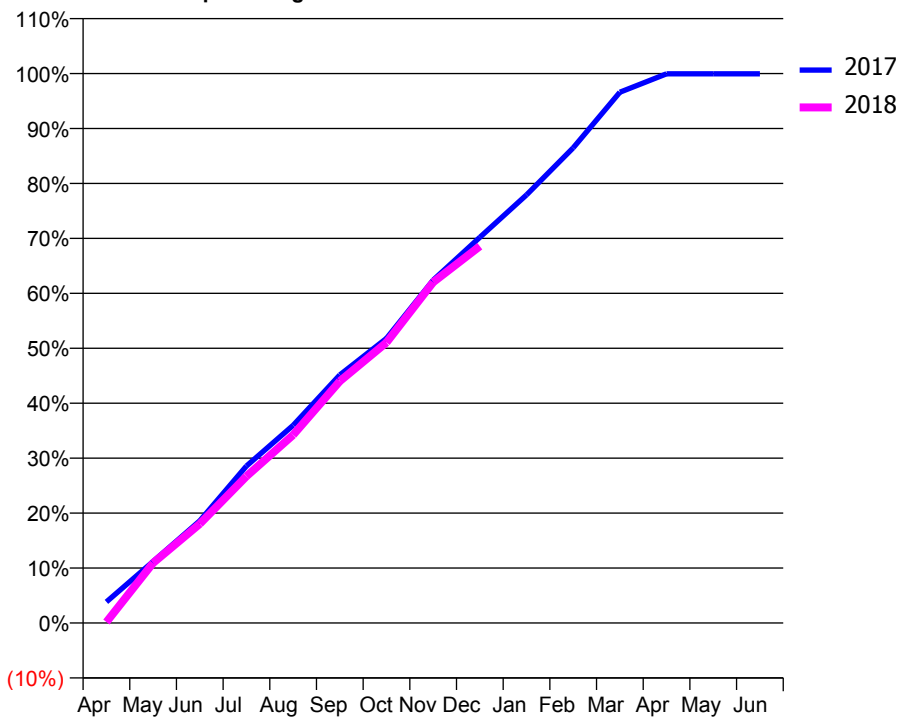
ACCESS*

Patients seen in 24 months	Total	Change since previous quarter
Quarter ending December 2016	5,543	
Quarter ending March 2017	5,720	↑
Quarter ending June 2017	5,863	↑
Quarter ending September 2017	5,970	→
Quarter ending December 2017	6,078	→
Variance since December 2016	9.7%	↑



ACTIVITY

Cumulative percentage of contracted UDA delivered 2017 & 2018



Month	Adjusted Scheduled Activity (UDA)	
	2017	2018
April	750	35
May	2,179	2,127
June	3,623	3,513
July	5,562	5,201
August	7,005	6,664
September	8,790	8,569
October	10,084	9,941
November	12,148	12,075
December	13,667	13,352
January	15,168	
February	16,835	
March	18,806	
April	19,457	
May	19,459	
June	19,461	

QUALITY

	Quantity	Base Number	Contract	AT	Region	England
% of FP17s for the same patient ID Re-attending within 3 months - Children	105	1,476	7.1%	9.5%	11.5%	12.0%
% of FP17s for the same patient ID Re-attending within 3 months - Adults	838	5,837	14.4%	15.0%	15.8%	15.9%
% of FP17s for the same patient ID Re-attending between 3 & 9 months - Children	995	1,476	67.4%	59.4%	60.5%	58.0%
% of FP17s for the same patient ID Re-attending between 3 & 9 months - Adults	3,835	5,837	65.7%	51.1%	51.8%	50.5%
% of FP17s for Band 1 Urgent Courses	561	7,001	8.0%	9.6%	9.5%	9.0%
% of FP17s Relating to Free Repair or Replacements	40	7,001	0.6%	0.6%	0.7%	0.8%
% of FP17s Relating to Continuations	22	7,001	0.3%	0.9%	1.0%	1.1%
% of Patients satisfied with the dentistry they have received	4	5	N/A	91.2%	92.1%	91.5%
% of Patients satisfied with the time they had to wait for an appointment	4	5	N/A	88.7%	88.3%	87.9%

* This is based on patients treated on this contract for their most recent course of treatment. Figures in italics indicate the base number of FP17s or Patient Questionnaire responses are less than 100. N/A is shown where the base number of responses is less than 10 during the period. % is calculated as Quantity/Base number*100

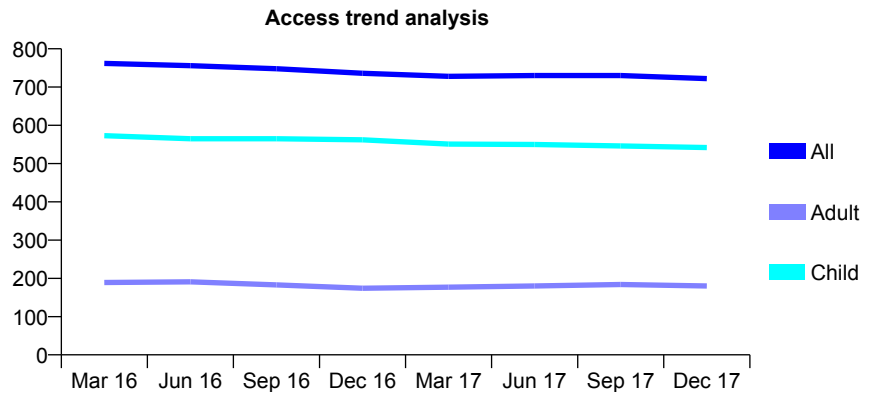
Q68 - Vital Signs At a Glance Contract Report for 817910/0001 - December 2017

Name or company name	MR GD LOADER
Contract type name	GDS Contract
Purpose of contract	General
Contract start date	01/04/2006
Contract end date	

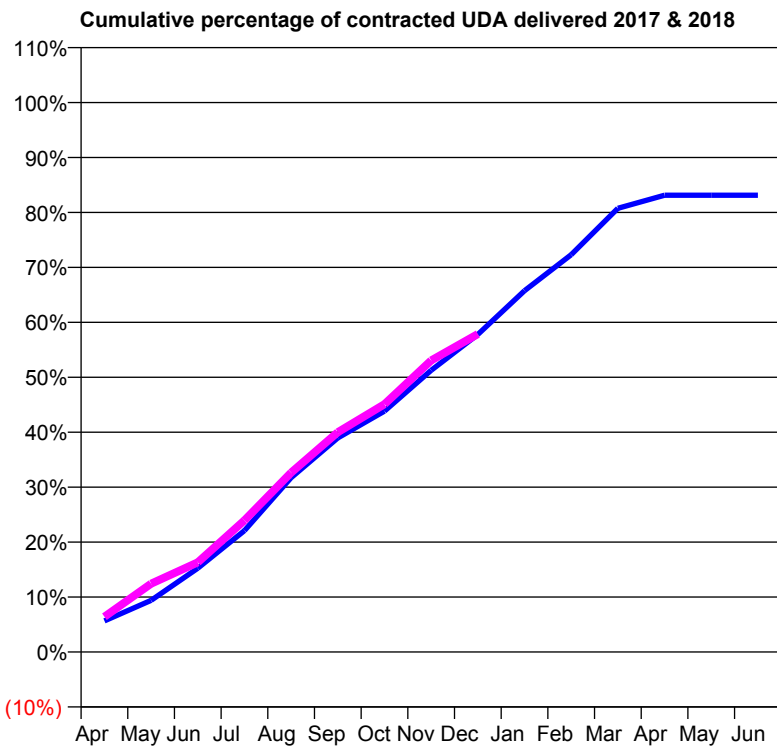
17/18 Contracted general activity (UDA)	1,520
Carry forward general activity (UDA)	0
17/18 Contracted orthodontic activity (UOA)	0
Carry forward orthodontic activity (UOA)	0
Baseline contract value	£35,415.56

ACCESS*

Patients seen in 24 months	Total	Change since previous quarter
Quarter ending December 2016	736	
Quarter ending March 2017	728	↓
Quarter ending June 2017	730	→
Quarter ending September 2017	730	→
Quarter ending December 2017	722	↓
Variance since December 2016	(1.9%)	↓



ACTIVITY



Month	Adjusted Scheduled Activity (UDA)	
	2017	2018
April	86	98
May	143	189
June	232	248
July	336	364
August	482	496
September	592	608
October	666	686
November	779	807
December	879	880
January	1,000	
February	1,099	
March	1,227	
April	1,264	
May	1,264	
June	1,264	

QUALITY

	Quantity	Base Number	Contract	AT	Region	England
% of FP17s for the same patient ID Re-attending within 3 months - Children	46	690	6.7%	9.5%	11.5%	12.0%
% of FP17s for the same patient ID Re-attending within 3 months - Adults	1	97	1.0%	15.0%	15.8%	15.9%
% of FP17s for the same patient ID Re-attending between 3 & 9 months - Children	443	690	64.2%	59.4%	60.5%	58.0%
% of FP17s for the same patient ID Re-attending between 3 & 9 months - Adults	66	97	68.0%	51.1%	51.8%	50.5%
% of FP17s for Band 1 Urgent Courses	8	753	1.1%	9.6%	9.5%	9.0%
% of FP17s Relating to Free Repair or Replacements	0	753	0.0%	0.6%	0.7%	0.8%
% of FP17s Relating to Continuations	5	753	0.7%	0.9%	1.0%	1.1%
% of Patients satisfied with the dentistry they have received	0	0	N/A	91.2%	92.1%	91.5%
% of Patients satisfied with the time they had to wait for an appointment	0	0	N/A	88.7%	88.3%	87.9%

* This is based on patients treated on this contract for their most recent course of treatment. Figures in italics indicate the base number of FP17s or Patient Questionnaire responses are less than 100. N/A is shown where the base number of responses is less than 10 during the period. % is calculated as Quantity/Base number*100

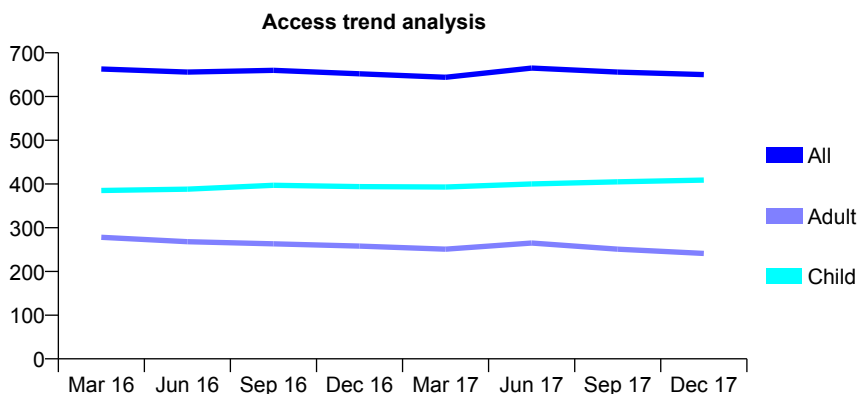
Q68 - Vital Signs At a Glance Contract Report for 819158/0001 - December 2017

Name or company name	MRS NJ GRAINGE
Contract type name	GDS Contract
Purpose of contract	General
Contract start date	01/04/2006
Contract end date	

17/18 Contracted general activity (UDA)	1,450
Carry forward general activity (UDA)	-14
17/18 Contracted orthodontic activity (UOA)	0
Carry forward orthodontic activity (UOA)	0
Baseline contract value	£30,290.73

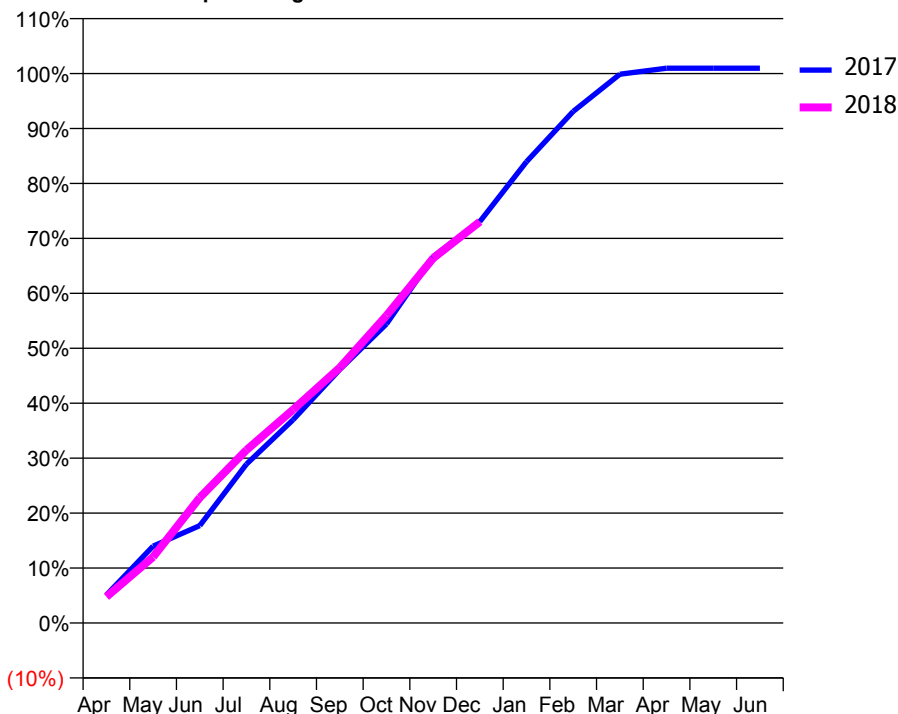
ACCESS*

Patients seen in 24 months	Total	Change since previous quarter
Quarter ending December 2016	652	
Quarter ending March 2017	644	↓
Quarter ending June 2017	665	↑
Quarter ending September 2017	656	↓
Quarter ending December 2017	650	→
Variance since December 2016	(0.3%)	→



ACTIVITY

Cumulative percentage of contracted UDA delivered 2017 & 2018



Month	Adjusted Scheduled Activity (UDA)	
	2017	2018
April	74	69
May	203	174
June	257	331
July	419	456
August	537	563
September	669	674
October	789	811
November	967	963
December	1,059	1,059
January	1,217	
February	1,350	
March	1,448	
April	1,464	
May	1,464	
June	1,464	

QUALITY

	Quantity	Base Number	Contract	AT	Region	England
% of FP17s for the same patient ID Re-attending within 3 months - Children	21	501	4.2%	9.5%	11.5%	12.0%
% of FP17s for the same patient ID Re-attending within 3 months - Adults	29	197	14.7%	15.0%	15.8%	15.9%
% of FP17s for the same patient ID Re-attending between 3 & 9 months - Children	366	501	73.1%	59.4%	60.5%	58.0%
% of FP17s for the same patient ID Re-attending between 3 & 9 months - Adults	115	197	58.4%	51.1%	51.8%	50.5%
% of FP17s for Band 1 Urgent Courses	20	688	2.9%	9.6%	9.5%	9.0%
% of FP17s Relating to Free Repair or Replacements	0	688	0.0%	0.6%	0.7%	0.8%
% of FP17s Relating to Continuations	0	688	0.0%	0.9%	1.0%	1.1%
% of Patients satisfied with the dentistry they have received	0	0	N/A	91.2%	92.1%	91.5%
% of Patients satisfied with the time they had to wait for an appointment	0	0	N/A	88.7%	88.3%	87.9%

* This is based on patients treated on this contract for their most recent course of treatment. Figures in italics indicate the base number of FP17s or Patient Questionnaire responses are less than 100. N/A is shown where the base number of responses is less than 10 during the period. % is calculated as Quantity/Base number*100

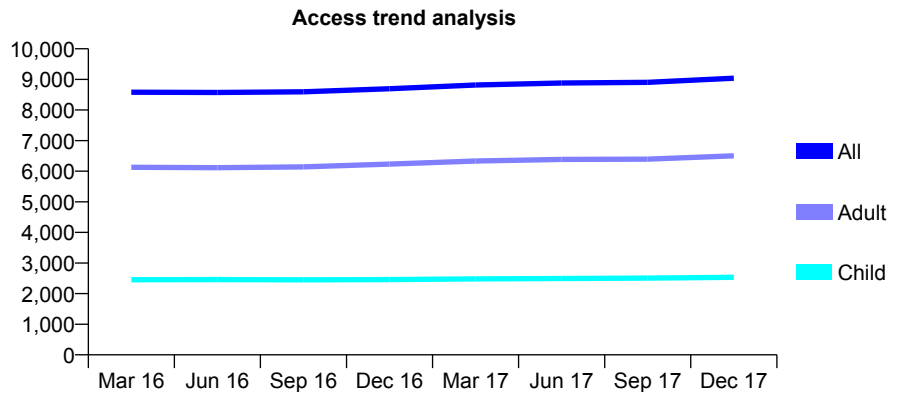
Q68 - Vital Signs At a Glance Contract Report for 819492/0001 - December 2017

Name or company name	MISS KT TANNA
Contract type name	GDS Contract
Purpose of contract	General
Contract start date	01/04/2006
Contract end date	

17/18 Contracted general activity (UDA)	20,150
Carry forward general activity (UDA)	-53
17/18 Contracted orthodontic activity (UOA)	0
Carry forward orthodontic activity (UOA)	0
Baseline contract value	£586,933.77

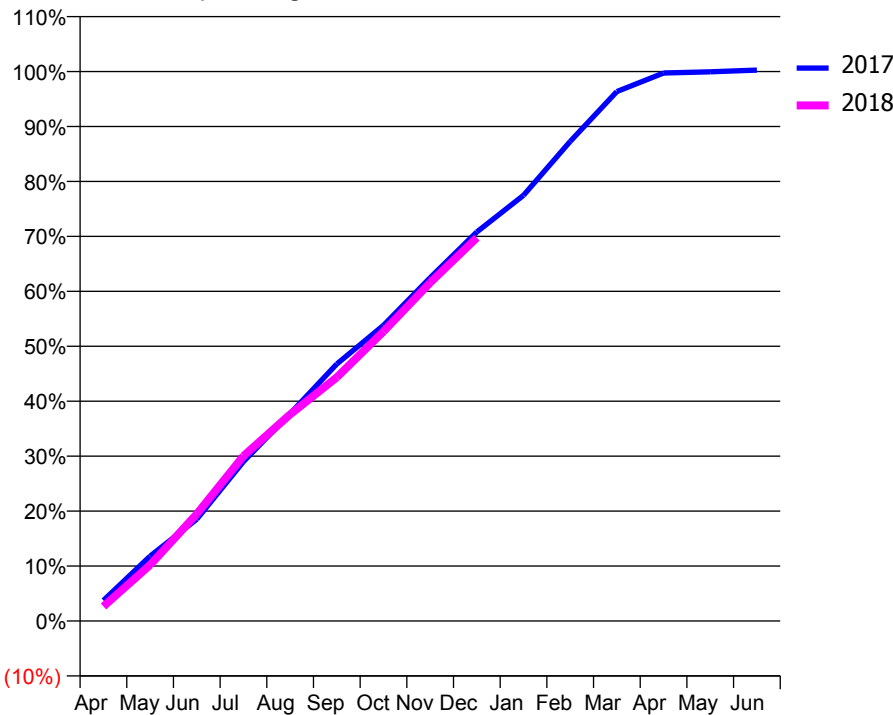
ACCESS*

Patients seen in 24 months	Total	Change since previous quarter
Quarter ending December 2016	8,695	
Quarter ending March 2017	8,815	→
Quarter ending June 2017	8,883	→
Quarter ending September 2017	8,903	→
Quarter ending December 2017	9,038	→
Variance since December 2016	3.9%	↑



ACTIVITY

Cumulative percentage of contracted UDA delivered 2017 & 2018



Month	Adjusted Scheduled Activity (UDA)	
	2017	2018
April	754	537
May	2,379	2,054
June	3,734	3,923
July	5,847	6,050
August	7,606	7,578
September	9,425	8,935
October	10,843	10,619
November	12,588	12,409
December	14,265	14,055
January	15,610	
February	17,586	
March	19,414	
April	20,095	
May	20,138	
June	20,202	

QUALITY

	Quantity	Base Number	Contract	AT	Region	England
% of FP17s for the same patient ID Re-attending within 3 months - Children	135	2,862	4.7%	9.5%	11.5%	12.0%
% of FP17s for the same patient ID Re-attending within 3 months - Adults	675	6,291	10.7%	15.0%	15.8%	15.9%
% of FP17s for the same patient ID Re-attending between 3 & 9 months - Children	1,929	2,862	67.4%	59.4%	60.5%	58.0%
% of FP17s for the same patient ID Re-attending between 3 & 9 months - Adults	3,465	6,291	55.1%	51.1%	51.8%	50.5%
% of FP17s for Band 1 Urgent Courses	849	8,654	9.8%	9.6%	9.5%	9.0%
% of FP17s Relating to Free Repair or Replacements	50	8,654	0.6%	0.6%	0.7%	0.8%
% of FP17s Relating to Continuations	5	8,654	0.1%	0.9%	1.0%	1.1%
% of Patients satisfied with the dentistry they have received	9	10	90.0%	91.2%	92.1%	91.5%
% of Patients satisfied with the time they had to wait for an appointment	10	10	100.0%	88.7%	88.3%	87.9%

* This is based on patients treated on this contract for their most recent course of treatment. Figures in italics indicate the base number of FP17s or Patient Questionnaire responses are less than 100. N/A is shown where the base number of responses is less than 10 during the period. % is calculated as Quantity/Base number*100

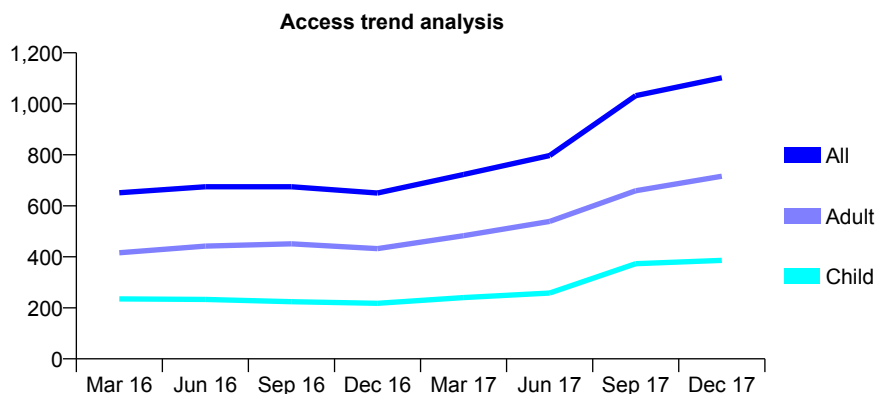
Q68 - Vital Signs At a Glance Contract Report for 819921/0001 - December 2017

Name or company name	Priors Croft Partnership
Contract type name	GDS Contract
Purpose of contract	General
Contract start date	01/04/2006
Contract end date	

17/18 Contracted general activity (UDA)	1,800
Carry forward general activity (UDA)	-17
17/18 Contracted orthodontic activity (UOA)	0
Carry forward orthodontic activity (UOA)	0
Baseline contract value	£40,812.38

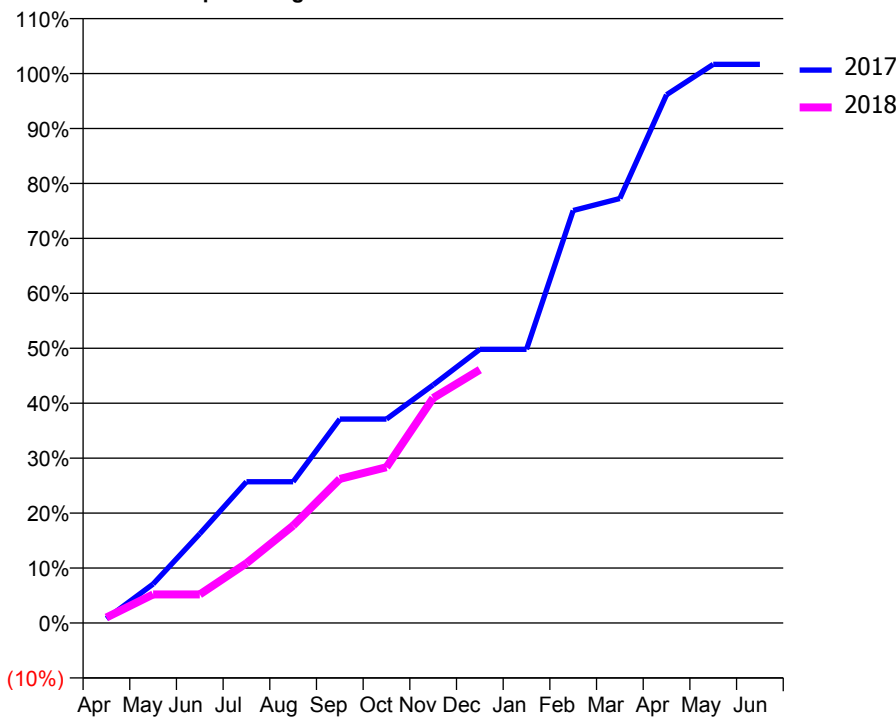
ACCESS*

Patients seen in 24 months	Total	Change since previous quarter
Quarter ending December 2016	650	
Quarter ending March 2017	723	↑
Quarter ending June 2017	797	↑
Quarter ending September 2017	1,032	↑
Quarter ending December 2017	1,102	↑
Variance since December 2016	69.5%	↑



ACTIVITY

Cumulative percentage of contracted UDA delivered 2017 & 2018



Month	Adjusted Scheduled Activity (UDA)	
	2017	2018
April	8	18
May	71	94
June	162	94
July	257	196
August	257	319
September	371	472
October	371	510
November	433	737
December	498	830
January	498	
February	751	
March	773	
April	961	
May	1,017	
June	1,017	

QUALITY

	Quantity	Base Number	Contract	AT	Region	England
% of FP17s for the same patient ID Re-attending within 3 months - Children	28	545	5.1%	9.5%	11.5%	12.0%
% of FP17s for the same patient ID Re-attending within 3 months - Adults	113	874	12.9%	15.0%	15.8%	15.9%
% of FP17s for the same patient ID Re-attending between 3 & 9 months - Children	236	545	43.3%	59.4%	60.5%	58.0%
% of FP17s for the same patient ID Re-attending between 3 & 9 months - Adults	293	874	33.5%	51.1%	51.8%	50.5%
% of FP17s for Band 1 Urgent Courses	31	634	4.9%	9.6%	9.5%	9.0%
% of FP17s Relating to Free Repair or Replacements	0	634	0.0%	0.6%	0.7%	0.8%
% of FP17s Relating to Continuations	3	634	0.5%	0.9%	1.0%	1.1%
% of Patients satisfied with the dentistry they have received	1	1	N/A	91.2%	92.1%	91.5%
% of Patients satisfied with the time they had to wait for an appointment	1	1	N/A	88.7%	88.3%	87.9%

* This is based on patients treated on this contract for their most recent course of treatment. Figures in italics indicate the base number of FP17s or Patient Questionnaire responses are less than 100. N/A is shown where the base number of responses is less than 10 during the period. % is calculated as Quantity/Base number*100

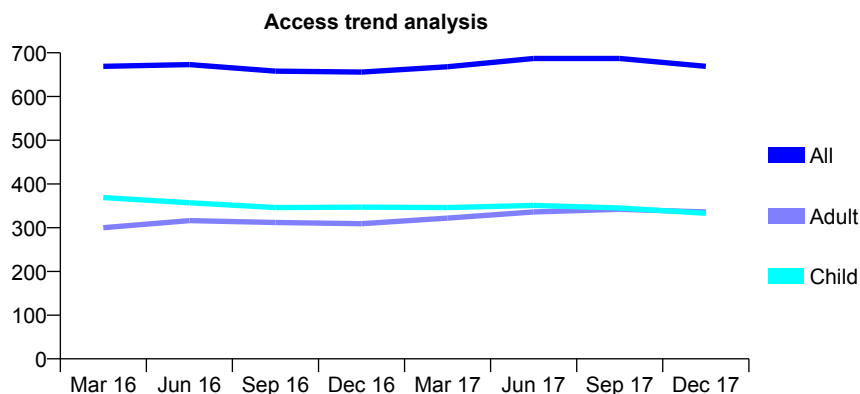
Q68 - Vital Signs At a Glance Contract Report for 820938/0001 - December 2017

Name or company name	MISS VJ MOON
Contract type name	GDS Contract
Purpose of contract	General
Contract start date	01/04/2006
Contract end date	

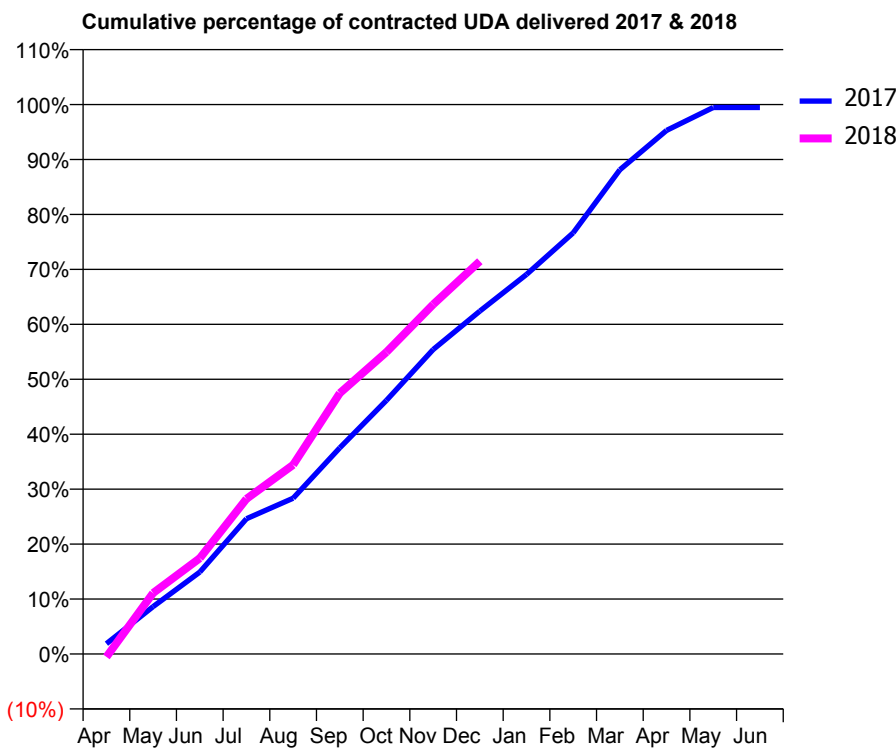
17/18 Contracted general activity (UDA)	2,040
Carry forward general activity (UDA)	11
17/18 Contracted orthodontic activity (UOA)	0
Carry forward orthodontic activity (UOA)	0
Baseline contract value	£50,846.57

ACCESS*

Patients seen in 24 months	Total	Change since previous quarter
Quarter ending December 2016	656	
Quarter ending March 2017	668	→
Quarter ending June 2017	687	↑
Quarter ending September 2017	687	→
Quarter ending December 2017	669	↓
Variance since December 2016	2.0%	→



ACTIVITY



Month	Adjusted Scheduled Activity (UDA)	
	2017	2018
April	38	-11
May	176	227
June	304	356
July	502	576
August	578	702
September	766	969
October	942	1,121
November	1,131	1,298
December	1,273	1,458
January	1,409	
February	1,563	
March	1,798	
April	1,944	
May	2,029	
June	2,029	

QUALITY

	Quantity	Base Number	Contract	AT	Region	England
% of FP17s for the same patient ID Re-attending within 3 months - Children	31	502	6.2%	9.5%	11.5%	12.0%
% of FP17s for the same patient ID Re-attending within 3 months - Adults	71	380	18.7%	15.0%	15.8%	15.9%
% of FP17s for the same patient ID Re-attending between 3 & 9 months - Children	358	502	71.3%	59.4%	60.5%	58.0%
% of FP17s for the same patient ID Re-attending between 3 & 9 months - Adults	213	380	56.1%	51.1%	51.8%	50.5%
% of FP17s for Band 1 Urgent Courses	45	789	5.7%	9.6%	9.5%	9.0%
% of FP17s Relating to Free Repair or Replacements	1	789	0.1%	0.6%	0.7%	0.8%
% of FP17s Relating to Continuations	0	789	0.0%	0.9%	1.0%	1.1%
% of Patients satisfied with the dentistry they have received	1	1	N/A	91.2%	92.1%	91.5%
% of Patients satisfied with the time they had to wait for an appointment	1	1	N/A	88.7%	88.3%	87.9%

* This is based on patients treated on this contract for their most recent course of treatment. Figures in italics indicate the base number of FP17s or Patient Questionnaire responses are less than 100. N/A is shown where the base number of responses is less than 10 during the period. % is calculated as Quantity/Base number*100

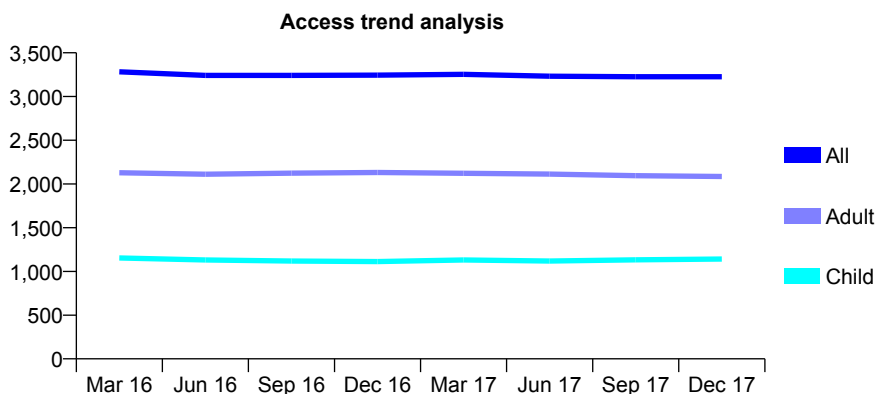
Q68 - Vital Signs At a Glance Contract Report for 82221/0001 - December 2017

Name or company name	MRS NE VADASZ
Contract type name	GDS Contract
Purpose of contract	General
Contract start date	01/04/2006
Contract end date	

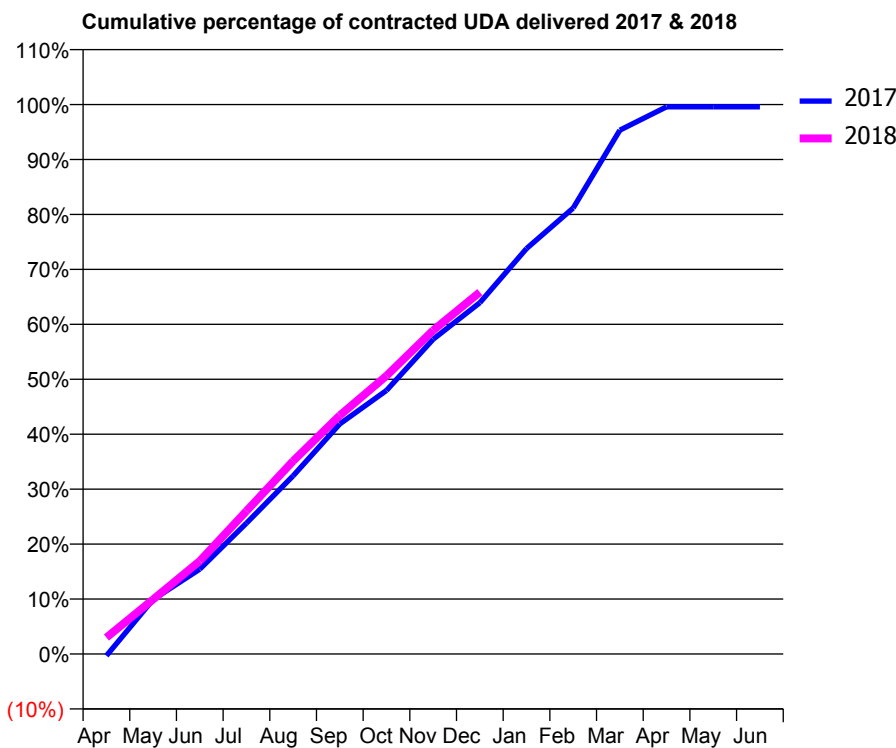
17/18 Contracted general activity (UDA)	9,130
Carry forward general activity (UDA)	37
17/18 Contracted orthodontic activity (UOA)	0
Carry forward orthodontic activity (UOA)	0
Baseline contract value	£240,366.21

ACCESS*

Patients seen in 24 months	Total	Change since previous quarter
Quarter ending December 2016	3,245	
Quarter ending March 2017	3,253	→
Quarter ending June 2017	3,232	→
Quarter ending September 2017	3,227	→
Quarter ending December 2017	3,226	→
Variance since December 2016	(0.6%)	→



ACTIVITY



Month	Adjusted Scheduled Activity (UDA)	
	2017	2018
April	-31	273
May	905	907
June	1,411	1,546
July	2,175	2,375
August	2,961	3,206
September	3,824	3,965
October	4,380	4,623
November	5,229	5,378
December	5,836	6,013
January	6,736	
February	7,411	
March	8,705	
April	9,091	
May	9,093	
June	9,093	

QUALITY

	Quantity	Base Number	Contract	AT	Region	England
% of FP17s for the same patient ID Re-attending within 3 months - Children	105	1,366	7.7%	9.5%	11.5%	12.0%
% of FP17s for the same patient ID Re-attending within 3 months - Adults	277	2,002	13.8%	15.0%	15.8%	15.9%
% of FP17s for the same patient ID Re-attending between 3 & 9 months - Children	918	1,366	67.2%	59.4%	60.5%	58.0%
% of FP17s for the same patient ID Re-attending between 3 & 9 months - Adults	940	2,002	47.0%	51.1%	51.8%	50.5%
% of FP17s for Band 1 Urgent Courses	287	3,176	9.0%	9.6%	9.5%	9.0%
% of FP17s Relating to Free Repair or Replacements	10	3,176	0.3%	0.6%	0.7%	0.8%
% of FP17s Relating to Continuations	10	3,176	0.3%	0.9%	1.0%	1.1%
% of Patients satisfied with the dentistry they have received	5	5	N/A	91.2%	92.1%	91.5%
% of Patients satisfied with the time they had to wait for an appointment	5	5	N/A	88.7%	88.3%	87.9%

* This is based on patients treated on this contract for their most recent course of treatment. Figures in italics indicate the base number of FP17s or Patient Questionnaire responses are less than 100. N/A is shown where the base number of responses is less than 10 during the period. % is calculated as Quantity/Base number*100

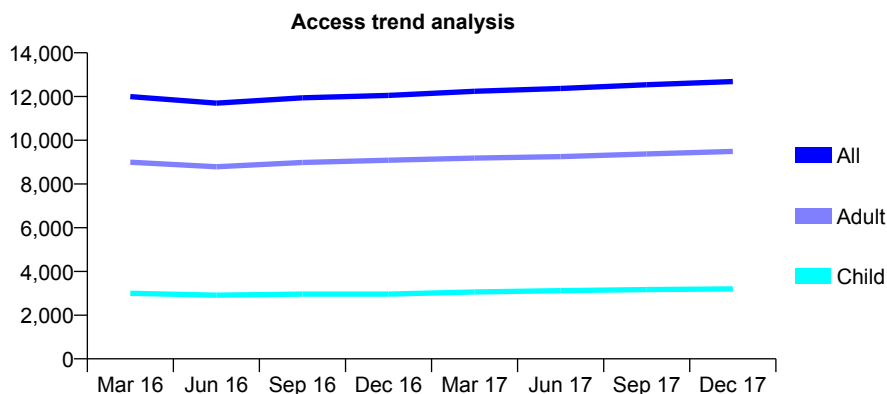
Q68 - Vital Signs At a Glance Contract Report for 825107/0003 - December 2017

Name or company name	MR S OBERAI
Contract type name	GDS Contract
Purpose of contract	General
Contract start date	01/04/2006
Contract end date	

17/18 Contracted general activity (UDA)	33,874
Carry forward general activity (UDA)	-219
17/18 Contracted orthodontic activity (UOA)	0
Carry forward orthodontic activity (UOA)	0
Baseline contract value	£888,658.16

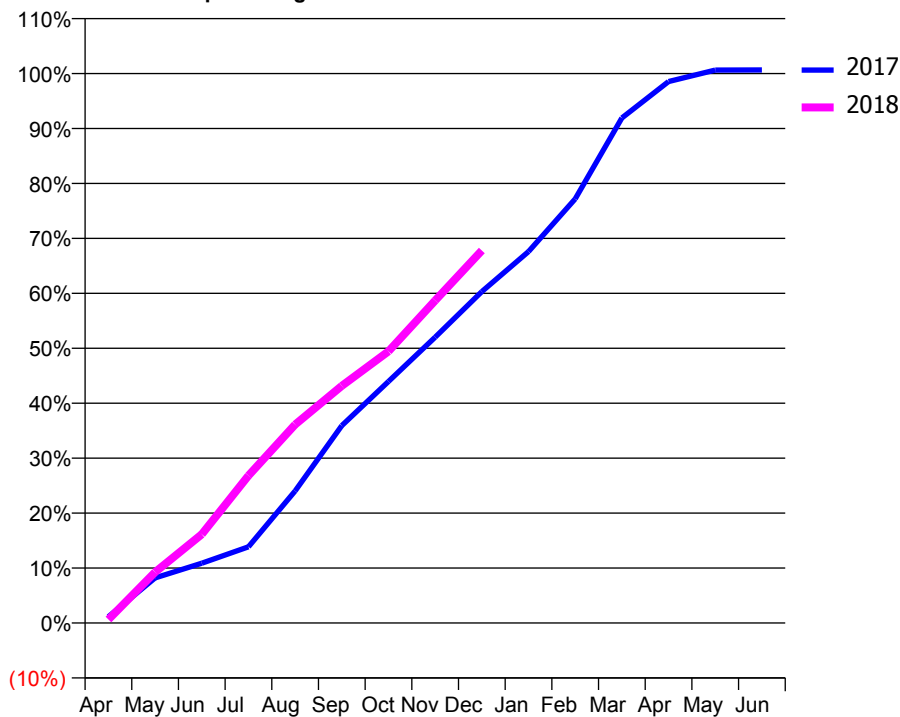
ACCESS*

Patients seen in 24 months	Total	Change since previous quarter
Quarter ending December 2016	12,050	
Quarter ending March 2017	12,243	→
Quarter ending June 2017	12,369	→
Quarter ending September 2017	12,539	→
Quarter ending December 2017	12,688	→
Variance since December 2016	5.3%	↑



ACTIVITY

Cumulative percentage of contracted UDA delivered 2017 & 2018



Month	Adjusted Scheduled Activity (UDA)	
	2017	2018
April	387	219
May	2,784	3,133
June	3,688	5,473
July	4,699	9,084
August	8,144	12,237
September	12,170	14,623
October	14,893	16,746
November	17,619	19,881
December	20,429	22,963
January	22,897	
February	26,146	
March	31,132	
April	33,382	
May	34,088	
June	34,093	

QUALITY

	Quantity	Base Number	Contract	AT	Region	England
% of FP17s for the same patient ID Re-attending within 3 months - Children	164	2,587	6.3%	9.5%	11.5%	12.0%
% of FP17s for the same patient ID Re-attending within 3 months - Adults	682	6,942	9.8%	15.0%	15.8%	15.9%
% of FP17s for the same patient ID Re-attending between 3 & 9 months - Children	1,018	2,587	39.4%	59.4%	60.5%	58.0%
% of FP17s for the same patient ID Re-attending between 3 & 9 months - Adults	2,318	6,942	33.4%	51.1%	51.8%	50.5%
% of FP17s for Band 1 Urgent Courses	1,115	8,662	12.9%	9.6%	9.5%	9.0%
% of FP17s Relating to Free Repair or Replacements	14	8,662	0.2%	0.6%	0.7%	0.8%
% of FP17s Relating to Continuations	9	8,662	0.1%	0.9%	1.0%	1.1%
% of Patients satisfied with the dentistry they have received	7	7	N/A	91.2%	92.1%	91.5%
% of Patients satisfied with the time they had to wait for an appointment	7	7	N/A	88.7%	88.3%	87.9%

* This is based on patients treated on this contract for their most recent course of treatment. Figures in italics indicate the base number of FP17s or Patient Questionnaire responses are less than 100. N/A is shown where the base number of responses is less than 10 during the period. % is calculated as Quantity/Base number*100

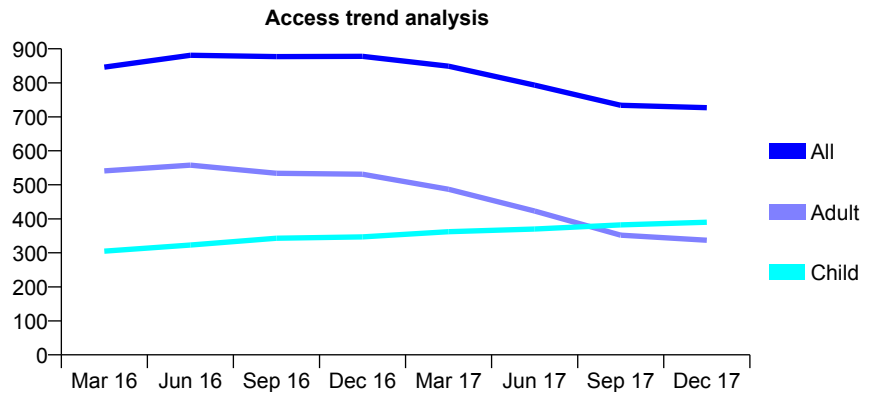
Q68 - Vital Signs At a Glance Contract Report for 825107/0011 - December 2017

Name or company name	Dr M Al-Zibari trading as West Horsley Den
Contract type name	GDS Contract
Purpose of contract	General
Contract start date	01/05/2012
Contract end date	

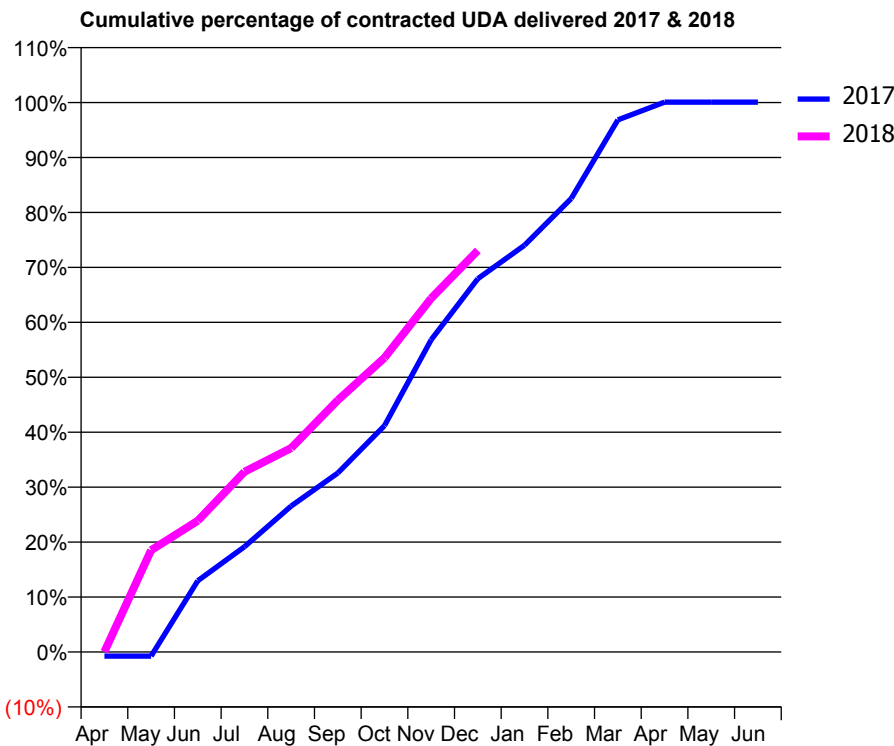
17/18 Contracted general activity (UDA)	1,676
Carry forward general activity (UDA)	-1
17/18 Contracted orthodontic activity (UOA)	0
Carry forward orthodontic activity (UOA)	0
Baseline contract value	£39,920.51

ACCESS*

Patients seen in 24 months	Total	Change since previous quarter
Quarter ending December 2016	878	
Quarter ending March 2017	849	↓
Quarter ending June 2017	793	↓
Quarter ending September 2017	734	↓
Quarter ending December 2017	727	→
Variance since December 2016	(17.2%)	↓



ACTIVITY



Month	Adjusted Scheduled Activity (UDA)	
	2017	2018
April	-13	1
May	-13	310
June	217	400
July	321	550
August	445	622
September	546	768
October	690	897
November	952	1,079
December	1,139	1,225
January	1,241	
February	1,383	
March	1,623	
April	1,677	
May	1,677	
June	1,677	

QUALITY

	Quantity	Base Number	Contract	AT	Region	England
% of FP17s for the same patient ID Re-attending within 3 months - Children	38	427	8.9%	9.5%	11.5%	12.0%
% of FP17s for the same patient ID Re-attending within 3 months - Adults	19	162	11.7%	15.0%	15.8%	15.9%
% of FP17s for the same patient ID Re-attending between 3 & 9 months - Children	237	427	55.5%	59.4%	60.5%	58.0%
% of FP17s for the same patient ID Re-attending between 3 & 9 months - Adults	71	162	43.8%	51.1%	51.8%	50.5%
% of FP17s for Band 1 Urgent Courses	10	581	1.7%	9.6%	9.5%	9.0%
% of FP17s Relating to Free Repair or Replacements	3	581	0.5%	0.6%	0.7%	0.8%
% of FP17s Relating to Continuations	0	581	0.0%	0.9%	1.0%	1.1%
% of Patients satisfied with the dentistry they have received	0	0	N/A	91.2%	92.1%	91.5%
% of Patients satisfied with the time they had to wait for an appointment	0	0	N/A	88.7%	88.3%	87.9%

* This is based on patients treated on this contract for their most recent course of treatment. Figures in italics indicate the base number of FP17s or Patient Questionnaire responses are less than 100. N/A is shown where the base number of responses is less than 10 during the period. % is calculated as Quantity/Base number*100

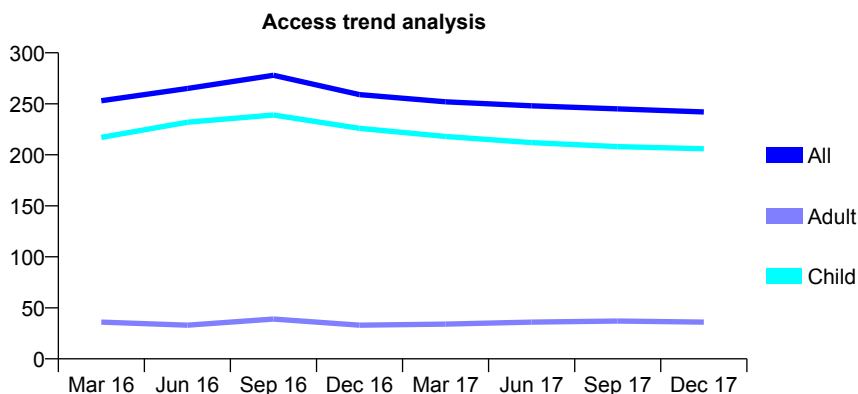
Q68 - Vital Signs At a Glance Contract Report for 829196/0001 - December 2017

Name or company name	DR JA JULLIEN
Contract type name	GDS Contract
Purpose of contract	General
Contract start date	01/04/2006
Contract end date	

17/18 Contracted general activity (UDA)	300
Carry forward general activity (UDA)	0
17/18 Contracted orthodontic activity (UOA)	0
Carry forward orthodontic activity (UOA)	0
Baseline contract value	£6,743.71

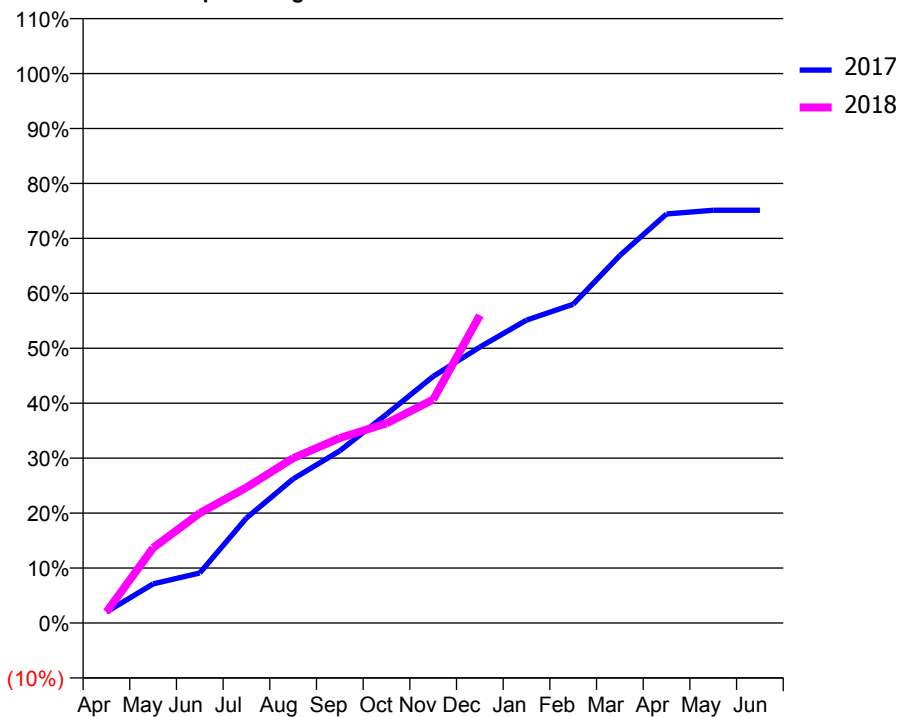
ACCESS*

Patients seen in 24 months	Total	Change since previous quarter
Quarter ending December 2016	259	
Quarter ending March 2017	252	↓
Quarter ending June 2017	248	↓
Quarter ending September 2017	245	↓
Quarter ending December 2017	242	↓
Variance since December 2016	(6.6%)	↓



ACTIVITY

Cumulative percentage of contracted UDA delivered 2017 & 2018



Month	Adjusted Scheduled Activity (UDA)	
	2017	2018
April	9	6
May	32	41
June	41	60
July	86	74
August	118	90
September	141	101
October	171	109
November	202	122
December	226	168
January	248	
February	261	
March	301	
April	335	
May	338	
June	338	

QUALITY

	Quantity	Base Number	Contract	AT	Region	England
% of FP17s for the same patient ID Re-attending within 3 months - Children	4	153	2.6%	9.5%	11.5%	12.0%
% of FP17s for the same patient ID Re-attending within 3 months - Adults	0	3	0.0%	15.0%	15.8%	15.9%
% of FP17s for the same patient ID Re-attending between 3 & 9 months - Children	62	153	40.5%	59.4%	60.5%	58.0%
% of FP17s for the same patient ID Re-attending between 3 & 9 months - Adults	2	3	66.7%	51.1%	51.8%	50.5%
% of FP17s for Band 1 Urgent Courses	0	129	0.0%	9.6%	9.5%	9.0%
% of FP17s Relating to Free Repair or Replacements	0	129	0.0%	0.6%	0.7%	0.8%
% of FP17s Relating to Continuations	0	129	0.0%	0.9%	1.0%	1.1%
% of Patients satisfied with the dentistry they have received	0	0	N/A	91.2%	92.1%	91.5%
% of Patients satisfied with the time they had to wait for an appointment	0	0	N/A	88.7%	88.3%	87.9%

* This is based on patients treated on this contract for their most recent course of treatment. Figures in italics indicate the base number of FP17s or Patient Questionnaire responses are less than 100. N/A is shown where the base number of responses is less than 10 during the period. % is calculated as Quantity/Base number*100

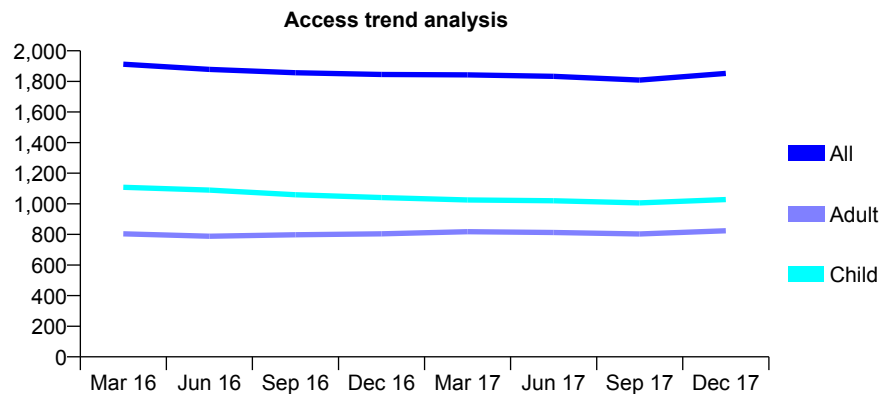
Q68 - Vital Signs At a Glance Contract Report for 831514/0002 - December 2017

Name or company name	MR NC GREEN
Contract type name	GDS Contract
Purpose of contract	General
Contract start date	01/04/2006
Contract end date	

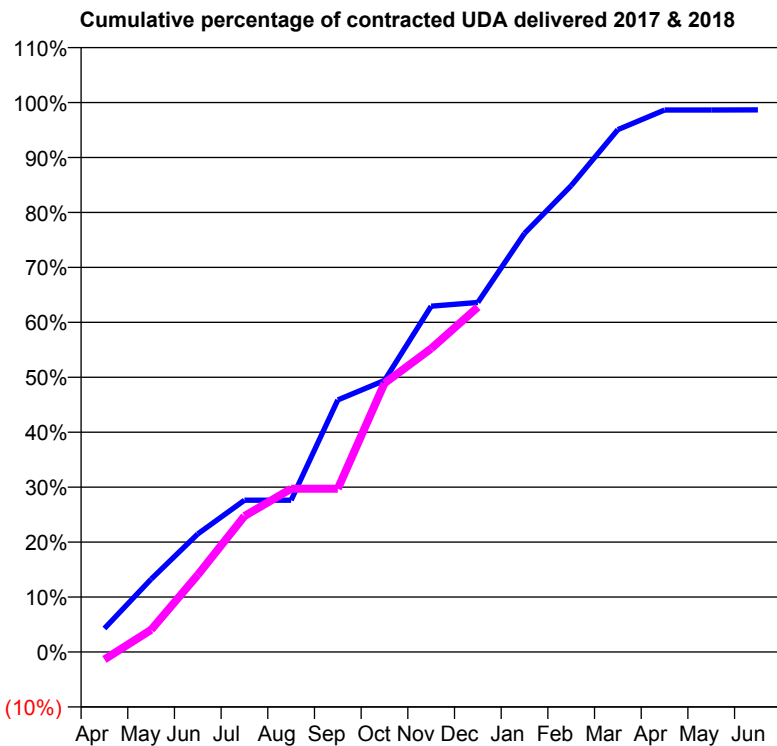
17/18 Contracted general activity (UDA)	4,400
Carry forward general activity (UDA)	60
17/18 Contracted orthodontic activity (UOA)	0
Carry forward orthodontic activity (UOA)	0
Baseline contract value	£104,997.51

ACCESS*

Patients seen in 24 months	Total	Change since previous quarter
Quarter ending December 2016	1,845	
Quarter ending March 2017	1,843	→
Quarter ending June 2017	1,833	→
Quarter ending September 2017	1,809	↓
Quarter ending December 2017	1,852	↑
Variance since December 2016	0.4%	→



ACTIVITY



Month	Adjusted Scheduled Activity (UDA)	
	2017	2018
April	192	-60
May	597	178
June	967	617
July	1,243	1,088
August	1,243	1,307
September	2,064	1,307
October	2,224	2,152
November	2,832	2,430
December	2,862	2,762
January	3,429	
February	3,820	
March	4,278	
April	4,439	
May	4,439	
June	4,440	

QUALITY

	Quantity	Base Number	Contract	AT	Region	England
% of FP17s for the same patient ID Re-attending within 3 months - Children	53	1,172	4.5%	9.5%	11.5%	12.0%
% of FP17s for the same patient ID Re-attending within 3 months - Adults	75	820	9.1%	15.0%	15.8%	15.9%
% of FP17s for the same patient ID Re-attending between 3 & 9 months - Children	816	1,172	69.6%	59.4%	60.5%	58.0%
% of FP17s for the same patient ID Re-attending between 3 & 9 months - Adults	585	820	71.3%	51.1%	51.8%	50.5%
% of FP17s for Band 1 Urgent Courses	14	1,889	0.7%	9.6%	9.5%	9.0%
% of FP17s Relating to Free Repair or Replacements	1	1,889	0.1%	0.6%	0.7%	0.8%
% of FP17s Relating to Continuations	7	1,889	0.4%	0.9%	1.0%	1.1%
% of Patients satisfied with the dentistry they have received	5	5	N/A	91.2%	92.1%	91.5%
% of Patients satisfied with the time they had to wait for an appointment	5	5	N/A	88.7%	88.3%	87.9%

* This is based on patients treated on this contract for their most recent course of treatment. Figures in italics indicate the base number of FP17s or Patient Questionnaire responses are less than 100. N/A is shown where the base number of responses is less than 10 during the period. % is calculated as Quantity/Base number*100

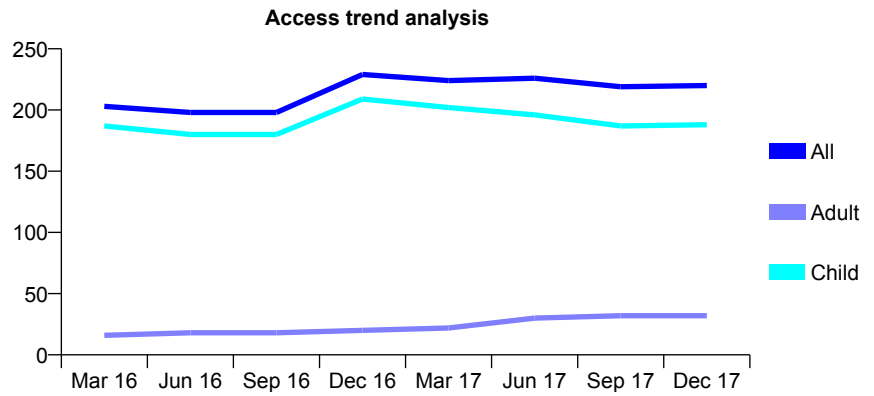
Q68 - Vital Signs At a Glance Contract Report for 833215/0001 - December 2017

Name or company name	MRS A SIMPKINS
Contract type name	GDS Contract
Purpose of contract	General
Contract start date	01/04/2006
Contract end date	

17/18 Contracted general activity (UDA)	325
Carry forward general activity (UDA)	-7
17/18 Contracted orthodontic activity (UOA)	0
Carry forward orthodontic activity (UOA)	0
Baseline contract value	£9,356.81

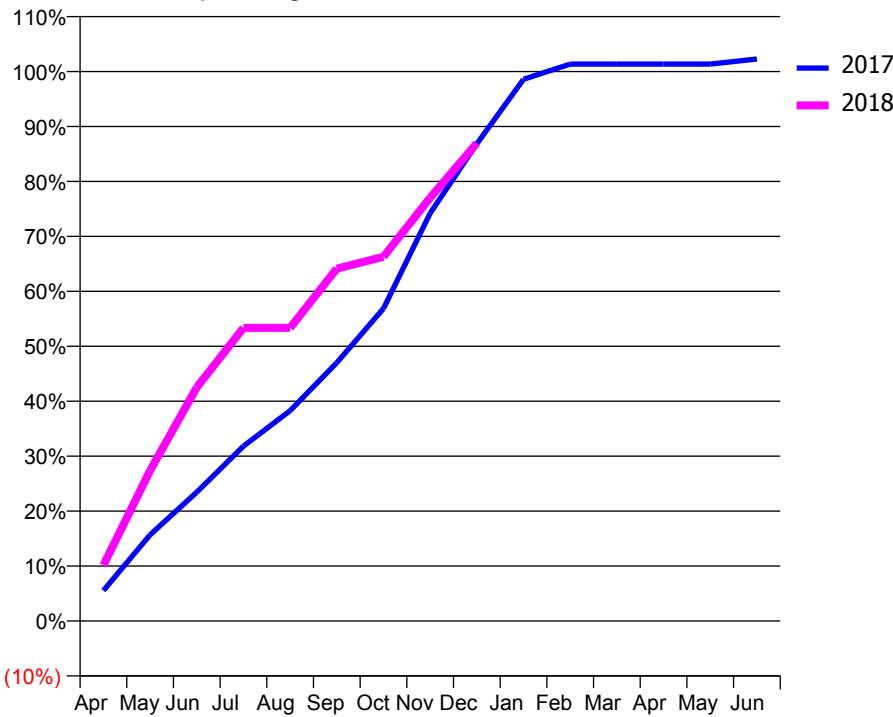
ACCESS*

Patients seen in 24 months	Total	Change since previous quarter
Quarter ending December 2016	229	
Quarter ending March 2017	224	↓
Quarter ending June 2017	226	→
Quarter ending September 2017	219	↓
Quarter ending December 2017	220	→
Variance since December 2016	(3.9%)	↓



ACTIVITY

Cumulative percentage of contracted UDA delivered 2017 & 2018



Month	Adjusted Scheduled Activity (UDA)	
	2017	2018
April	18	33
May	51	89
June	76	138
July	103	173
August	124	173
September	153	208
October	185	215
November	241	250
December	282	283
January	320	
February	329	
March	329	
April	329	
May	329	
June	332	

QUALITY

	Quantity	Base Number	Contract	AT	Region	England
% of FP17s for the same patient ID Re-attending within 3 months - Children	6	207	2.9%	9.5%	11.5%	12.0%
% of FP17s for the same patient ID Re-attending within 3 months - Adults	0	9	0.0%	15.0%	15.8%	15.9%
% of FP17s for the same patient ID Re-attending between 3 & 9 months - Children	115	207	55.6%	59.4%	60.5%	58.0%
% of FP17s for the same patient ID Re-attending between 3 & 9 months - Adults	4	9	44.4%	51.1%	51.8%	50.5%
% of FP17s for Band 1 Urgent Courses	3	214	1.4%	9.6%	9.5%	9.0%
% of FP17s Relating to Free Repair or Replacements	0	214	0.0%	0.6%	0.7%	0.8%
% of FP17s Relating to Continuations	0	214	0.0%	0.9%	1.0%	1.1%
% of Patients satisfied with the dentistry they have received	4	4	N/A	91.2%	92.1%	91.5%
% of Patients satisfied with the time they had to wait for an appointment	3	4	N/A	88.7%	88.3%	87.9%

* This is based on patients treated on this contract for their most recent course of treatment. Figures in italics indicate the base number of FP17s or Patient Questionnaire responses are less than 100. N/A is shown where the base number of responses is less than 10 during the period. % is calculated as Quantity/Base number*100

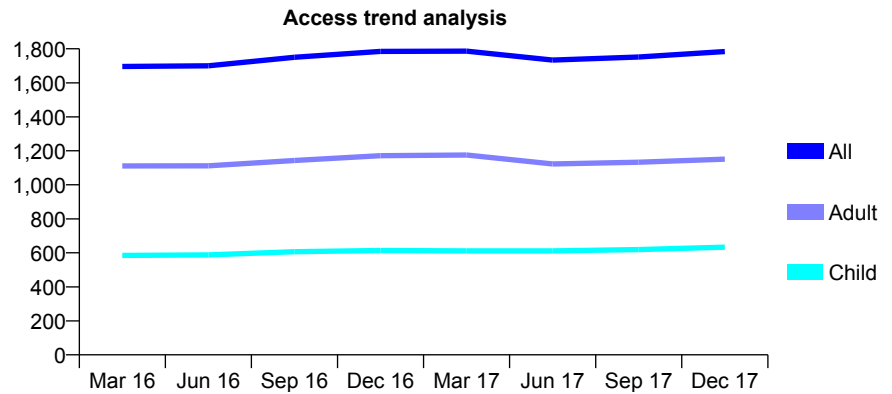
Q68 - Vital Signs At a Glance Contract Report for 833576/0001 - December 2017

Name or company name	MR CS HOUSTON
Contract type name	GDS Contract
Purpose of contract	General
Contract start date	01/04/2006
Contract end date	

17/18 Contracted general activity (UDA)	5,304
Carry forward general activity (UDA)	-49
17/18 Contracted orthodontic activity (UOA)	0
Carry forward orthodontic activity (UOA)	0
Baseline contract value	£166,735.99

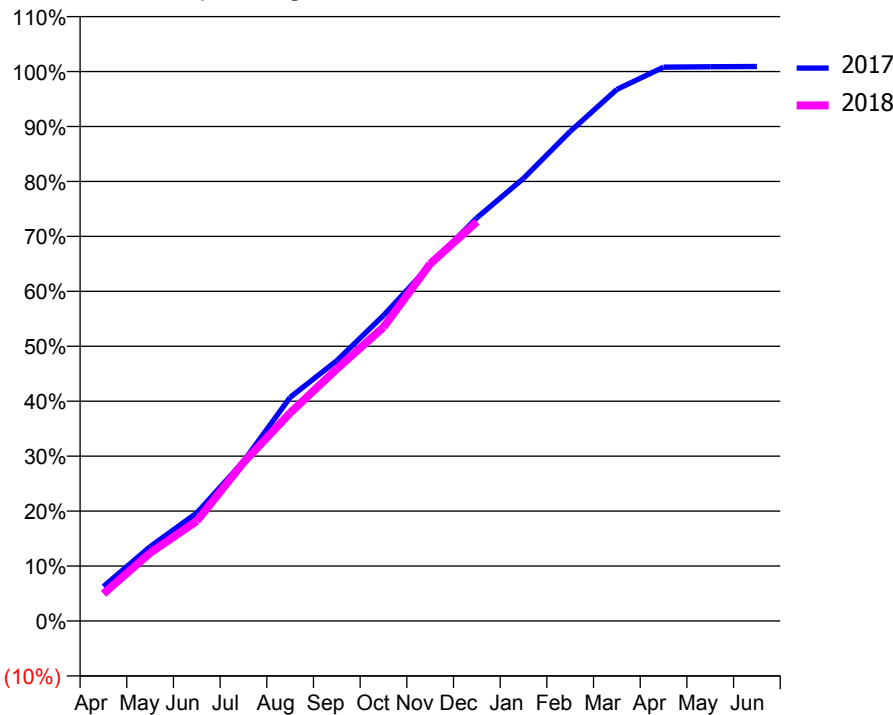
ACCESS*

Patients seen in 24 months	Total	Change since previous quarter
Quarter ending December 2016	1,785	
Quarter ending March 2017	1,786	→
Quarter ending June 2017	1,734	↓
Quarter ending September 2017	1,752	→
Quarter ending December 2017	1,784	→
Variance since December 2016	(0.1%)	→



ACTIVITY

Cumulative percentage of contracted UDA delivered 2017 & 2018



Month	Adjusted Scheduled Activity (UDA)	
	2017	2018
April	333	264
May	718	657
June	1,043	965
July	1,539	1,530
August	2,159	2,009
September	2,513	2,434
October	2,949	2,836
November	3,436	3,448
December	3,892	3,854
January	4,273	
February	4,726	
March	5,131	
April	5,346	
May	5,350	
June	5,353	

QUALITY

	Quantity	Base Number	Contract	AT	Region	England
% of FP17s for the same patient ID Re-attending within 3 months - Children	65	795	8.2%	9.5%	11.5%	12.0%
% of FP17s for the same patient ID Re-attending within 3 months - Adults	185	1,283	14.4%	15.0%	15.8%	15.9%
% of FP17s for the same patient ID Re-attending between 3 & 9 months - Children	536	795	67.4%	59.4%	60.5%	58.0%
% of FP17s for the same patient ID Re-attending between 3 & 9 months - Adults	768	1,283	59.9%	51.1%	51.8%	50.5%
% of FP17s for Band 1 Urgent Courses	216	1,966	11.0%	9.6%	9.5%	9.0%
% of FP17s Relating to Free Repair or Replacements	0	1,966	0.0%	0.6%	0.7%	0.8%
% of FP17s Relating to Continuations	3	1,966	0.2%	0.9%	1.0%	1.1%
% of Patients satisfied with the dentistry they have received	2	2	N/A	91.2%	92.1%	91.5%
% of Patients satisfied with the time they had to wait for an appointment	1	2	N/A	88.7%	88.3%	87.9%

* This is based on patients treated on this contract for their most recent course of treatment. Figures in italics indicate the base number of FP17s or Patient Questionnaire responses are less than 100. N/A is shown where the base number of responses is less than 10 during the period. % is calculated as Quantity/Base number*100

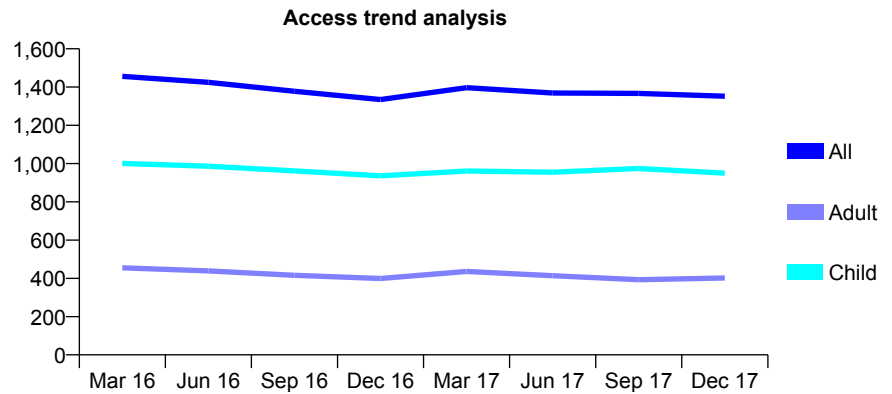
Q68 - Vital Signs At a Glance Contract Report for 834777/0001 - December 2017

Name or company name	MR C WOOD
Contract type name	GDS Contract
Purpose of contract	General
Contract start date	01/04/2006
Contract end date	

17/18 Contracted general activity (UDA)	3,000
Carry forward general activity (UDA)	0
17/18 Contracted orthodontic activity (UOA)	0
Carry forward orthodontic activity (UOA)	0
Baseline contract value	£71,373.63

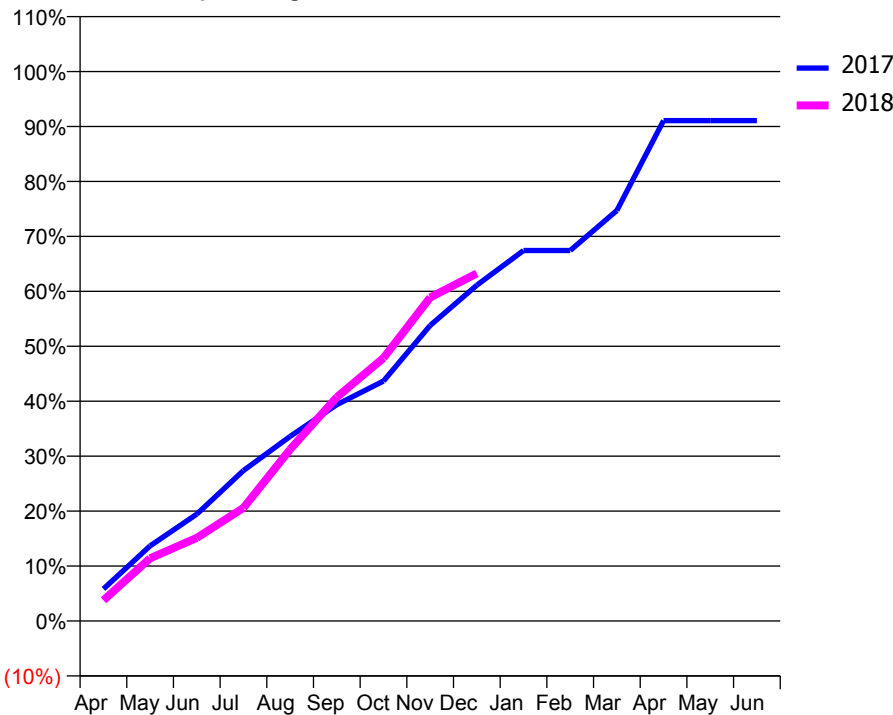
ACCESS*

Patients seen in 24 months	Total	Change since previous quarter
Quarter ending December 2016	1,335	
Quarter ending March 2017	1,397	↑
Quarter ending June 2017	1,369	↓
Quarter ending September 2017	1,367	→
Quarter ending December 2017	1,352	↓
Variance since December 2016	1.3%	→



ACTIVITY

Cumulative percentage of contracted UDA delivered 2017 & 2018



Month	Adjusted Scheduled Activity (UDA)	
	2017	2018
April	175	113
May	410	342
June	584	454
July	822	618
August	1,008	938
September	1,181	1,222
October	1,310	1,436
November	1,613	1,766
December	1,834	1,898
January	2,023	
February	2,023	
March	2,241	
April	2,732	
May	2,732	
June	2,732	

QUALITY

	Quantity	Base Number	Contract	AT	Region	England
% of FP17s for the same patient ID Re-attending within 3 months - Children	93	1,180	7.9%	9.5%	11.5%	12.0%
% of FP17s for the same patient ID Re-attending within 3 months - Adults	38	373	10.2%	15.0%	15.8%	15.9%
% of FP17s for the same patient ID Re-attending between 3 & 9 months - Children	704	1,180	59.7%	59.4%	60.5%	58.0%
% of FP17s for the same patient ID Re-attending between 3 & 9 months - Adults	189	373	50.7%	51.1%	51.8%	50.5%
% of FP17s for Band 1 Urgent Courses	74	1,303	5.7%	9.6%	9.5%	9.0%
% of FP17s Relating to Free Repair or Replacements	1	1,303	0.1%	0.6%	0.7%	0.8%
% of FP17s Relating to Continuations	17	1,303	1.3%	0.9%	1.0%	1.1%
% of Patients satisfied with the dentistry they have received	2	2	N/A	91.2%	92.1%	91.5%
% of Patients satisfied with the time they had to wait for an appointment	2	2	N/A	88.7%	88.3%	87.9%

* This is based on patients treated on this contract for their most recent course of treatment. Figures in italics indicate the base number of FP17s or Patient Questionnaire responses are less than 100. N/A is shown where the base number of responses is less than 10 during the period. % is calculated as Quantity/Base number*100

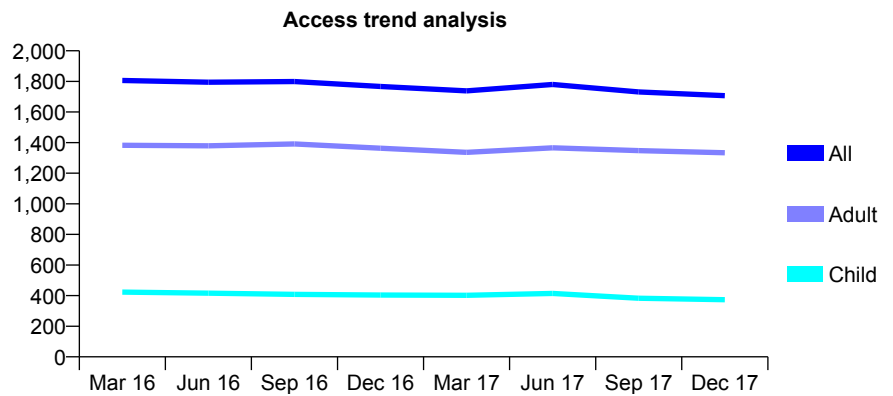
Q68 - Vital Signs At a Glance Contract Report for 835005/0001 - December 2017

Name or company name	MR R FERNANDES
Contract type name	GDS Contract
Purpose of contract	General
Contract start date	01/04/2006
Contract end date	

17/18 Contracted general activity (UDA)	7,748
Carry forward general activity (UDA)	-142
17/18 Contracted orthodontic activity (UOA)	0
Carry forward orthodontic activity (UOA)	0
Baseline contract value	£212,570.78

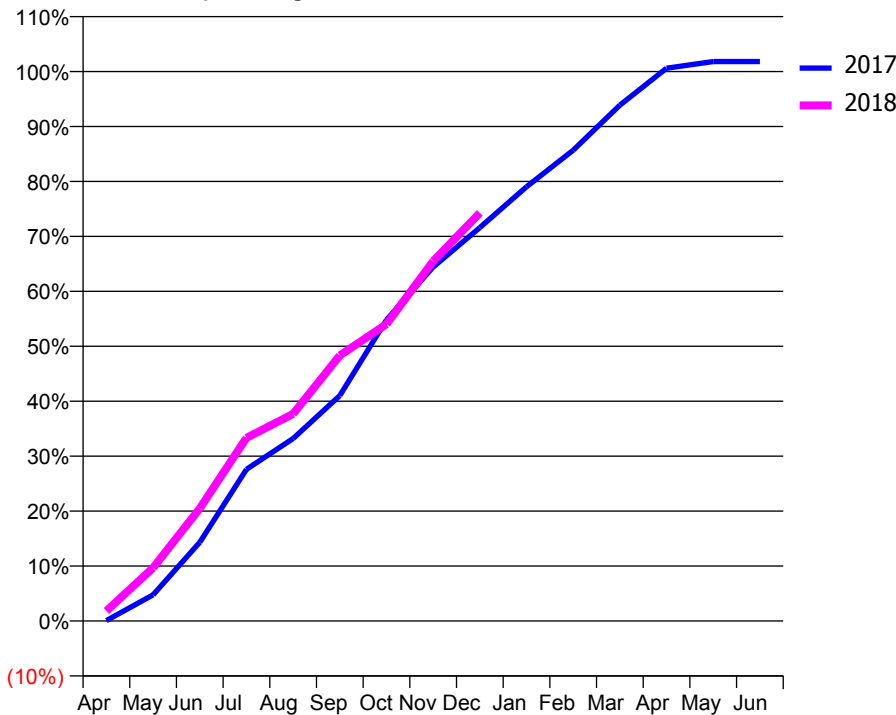
ACCESS*

Patients seen in 24 months	Total	Change since previous quarter
Quarter ending December 2016	1,767	
Quarter ending March 2017	1,738	↓
Quarter ending June 2017	1,780	↑
Quarter ending September 2017	1,731	↓
Quarter ending December 2017	1,707	↓
Variance since December 2016	(3.4%)	↓



ACTIVITY

Cumulative percentage of contracted UDA delivered 2017 & 2018



Month	Adjusted Scheduled Activity (UDA)	
	2017	2018
April	6	142
May	370	751
June	1,110	1,587
July	2,139	2,583
August	2,573	2,920
September	3,178	3,745
October	4,247	4,186
November	4,992	5,075
December	5,548	5,754
January	6,123	
February	6,639	
March	7,273	
April	7,795	
May	7,888	
June	7,889	

QUALITY

	Quantity	Base Number	Contract	AT	Region	England
% of FP17s for the same patient ID Re-attending within 3 months - Children	13	277	4.7%	9.5%	11.5%	12.0%
% of FP17s for the same patient ID Re-attending within 3 months - Adults	264	1,354	19.5%	15.0%	15.8%	15.9%
% of FP17s for the same patient ID Re-attending between 3 & 9 months - Children	117	277	42.2%	59.4%	60.5%	58.0%
% of FP17s for the same patient ID Re-attending between 3 & 9 months - Adults	578	1,354	42.7%	51.1%	51.8%	50.5%
% of FP17s for Band 1 Urgent Courses	151	1,424	10.6%	9.6%	9.5%	9.0%
% of FP17s Relating to Free Repair or Replacements	4	1,424	0.3%	0.6%	0.7%	0.8%
% of FP17s Relating to Continuations	35	1,424	2.5%	0.9%	1.0%	1.1%
% of Patients satisfied with the dentistry they have received	3	4	N/A	91.2%	92.1%	91.5%
% of Patients satisfied with the time they had to wait for an appointment	4	4	N/A	88.7%	88.3%	87.9%

* This is based on patients treated on this contract for their most recent course of treatment. Figures in italics indicate the base number of FP17s or Patient Questionnaire responses are less than 100. N/A is shown where the base number of responses is less than 10 during the period. % is calculated as Quantity/Base number*100

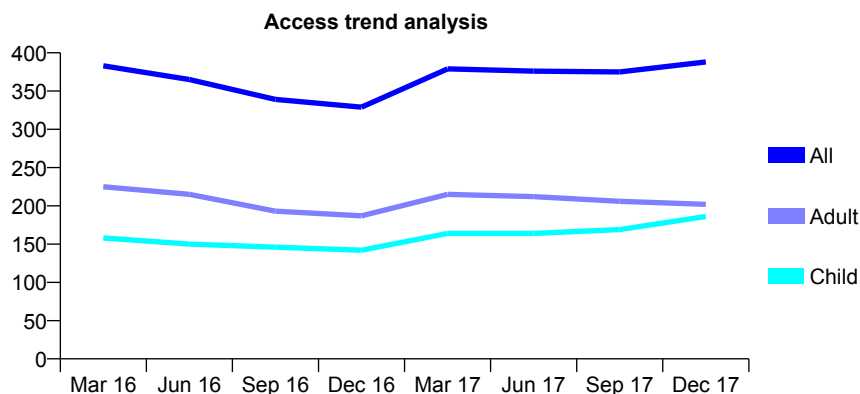
Q68 - Vital Signs At a Glance Contract Report for 836206/0001 - December 2017

Name or company name	MISS DA BRUMMITT
Contract type name	GDS Contract
Purpose of contract	General
Contract start date	01/04/2006
Contract end date	

17/18 Contracted general activity (UDA)	1,801
Carry forward general activity (UDA)	-37
17/18 Contracted orthodontic activity (UOA)	0
Carry forward orthodontic activity (UOA)	0
Baseline contract value	£43,002.95

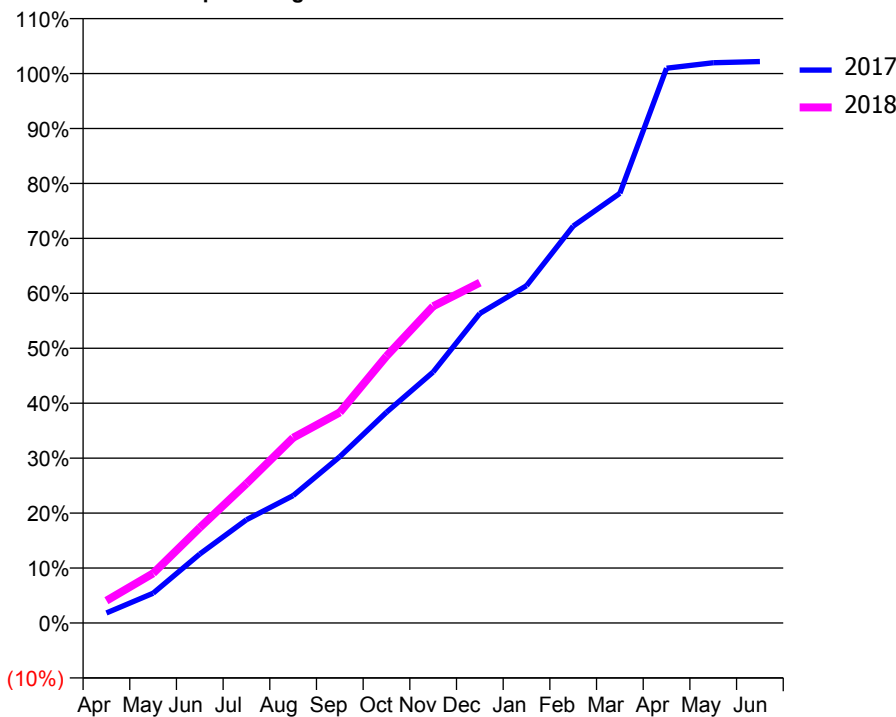
ACCESS*

Patients seen in 24 months	Total	Change since previous quarter
Quarter ending December 2016	329	
Quarter ending March 2017	379	↑
Quarter ending June 2017	376	→
Quarter ending September 2017	375	→
Quarter ending December 2017	388	↑
Variance since December 2016	17.9%	↑



ACTIVITY

Cumulative percentage of contracted UDA delivered 2017 & 2018



Month	Adjusted Scheduled Activity (UDA)	
	2017	2018
April	33	73
May	98	163
June	226	313
July	339	457
August	418	607
September	545	690
October	691	875
November	823	1,038
December	1,014	1,115
January	1,106	
February	1,301	
March	1,408	
April	1,818	
May	1,836	
June	1,840	

QUALITY

	Quantity	Base Number	Contract	AT	Region	England
% of FP17s for the same patient ID Re-attending within 3 months - Children	127	368	34.5%	9.5%	11.5%	12.0%
% of FP17s for the same patient ID Re-attending within 3 months - Adults	60	232	25.9%	15.0%	15.8%	15.9%
% of FP17s for the same patient ID Re-attending between 3 & 9 months - Children	155	368	42.1%	59.4%	60.5%	58.0%
% of FP17s for the same patient ID Re-attending between 3 & 9 months - Adults	106	232	45.7%	51.1%	51.8%	50.5%
% of FP17s for Band 1 Urgent Courses	17	480	3.5%	9.6%	9.5%	9.0%
% of FP17s Relating to Free Repair or Replacements	1	480	0.2%	0.6%	0.7%	0.8%
% of FP17s Relating to Continuations	0	480	0.0%	0.9%	1.0%	1.1%
% of Patients satisfied with the dentistry they have received	1	1	N/A	91.2%	92.1%	91.5%
% of Patients satisfied with the time they had to wait for an appointment	1	1	N/A	88.7%	88.3%	87.9%

* This is based on patients treated on this contract for their most recent course of treatment. Figures in italics indicate the base number of FP17s or Patient Questionnaire responses are less than 100. N/A is shown where the base number of responses is less than 10 during the period. % is calculated as Quantity/Base number*100

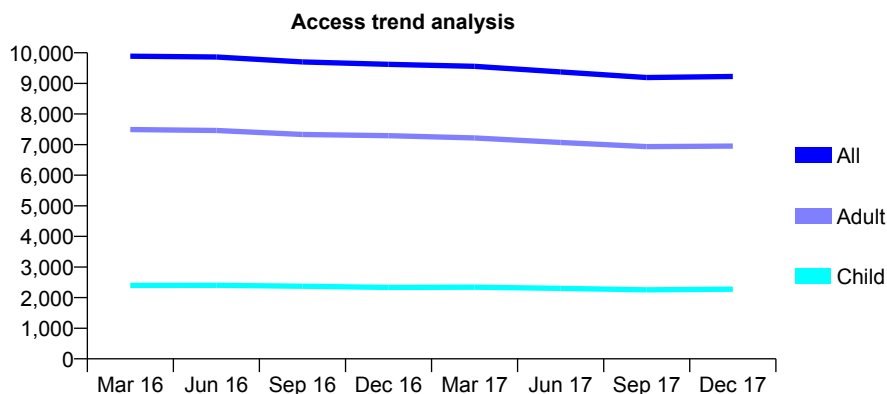
Q68 - Vital Signs At a Glance Contract Report for 840130/0002 - December 2017

Name or company name	MR RW GORROD
Contract type name	GDS Contract
Purpose of contract	General
Contract start date	01/04/2014
Contract end date	

17/18 Contracted general activity (UDA)	27,823
Carry forward general activity (UDA)	0
17/18 Contracted orthodontic activity (UOA)	0
Carry forward orthodontic activity (UOA)	0
Baseline contract value	£675,299.53

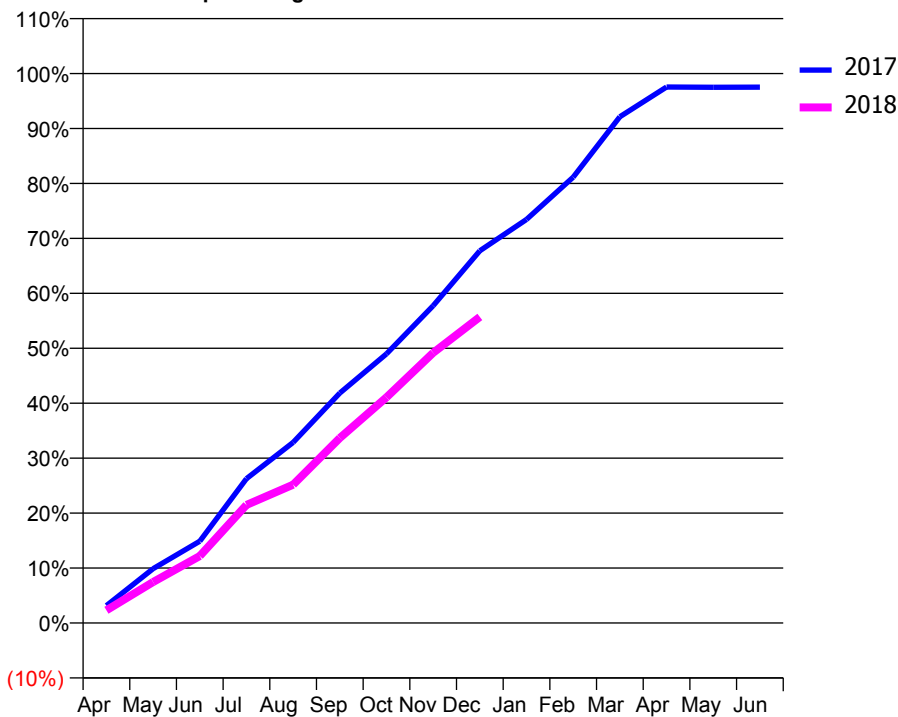
ACCESS*

Patients seen in 24 months	Total	Change since previous quarter
Quarter ending December 2016	9,625	
Quarter ending March 2017	9,558	→
Quarter ending June 2017	9,373	↓
Quarter ending September 2017	9,193	↓
Quarter ending December 2017	9,226	→
Variance since December 2016	(4.1%)	↓



ACTIVITY

Cumulative percentage of contracted UDA delivered 2017 & 2018



Month	Adjusted Scheduled Activity (UDA)	
	2017	2018
April	796	644
May	2,492	2,077
June	3,751	3,390
July	6,619	5,980
August	8,285	7,003
September	10,543	9,370
October	12,346	11,431
November	14,549	13,684
December	17,069	15,500
January	18,508	
February	20,446	
March	23,219	
April	24,579	
May	24,568	
June	24,577	

QUALITY

	Quantity	Base Number	Contract	AT	Region	England
% of FP17s for the same patient ID Re-attending within 3 months - Children	87	2,060	4.2%	9.5%	11.5%	12.0%
% of FP17s for the same patient ID Re-attending within 3 months - Adults	769	6,134	12.5%	15.0%	15.8%	15.9%
% of FP17s for the same patient ID Re-attending between 3 & 9 months - Children	1,256	2,060	61.0%	59.4%	60.5%	58.0%
% of FP17s for the same patient ID Re-attending between 3 & 9 months - Adults	2,808	6,134	45.8%	51.1%	51.8%	50.5%
% of FP17s for Band 1 Urgent Courses	414	7,558	5.5%	9.6%	9.5%	9.0%
% of FP17s Relating to Free Repair or Replacements	12	7,558	0.2%	0.6%	0.7%	0.8%
% of FP17s Relating to Continuations	162	7,558	2.1%	0.9%	1.0%	1.1%
% of Patients satisfied with the dentistry they have received	17	17	100.0%	91.2%	92.1%	91.5%
% of Patients satisfied with the time they had to wait for an appointment	15	17	88.2%	88.7%	88.3%	87.9%

* This is based on patients treated on this contract for their most recent course of treatment. Figures in italics indicate the base number of FP17s or Patient Questionnaire responses are less than 100. N/A is shown where the base number of responses is less than 10 during the period. % is calculated as Quantity/Base number*100

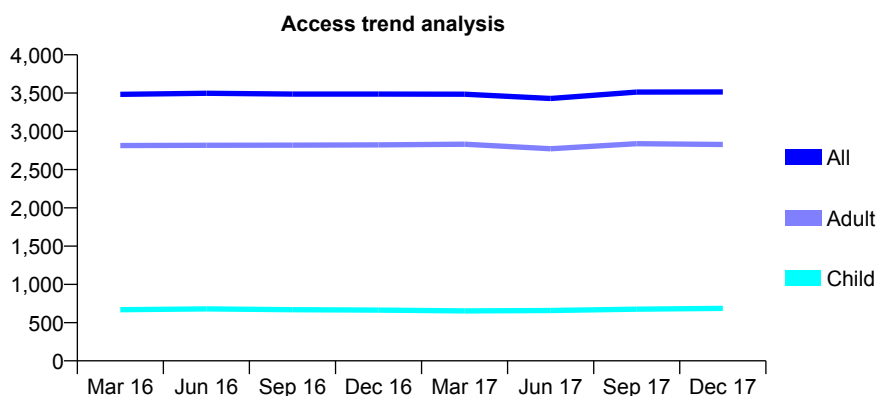
Q68 - Vital Signs At a Glance Contract Report for 842796/0001 - December 2017

Name or company name	MR T GHASEMI
Contract type name	GDS Contract
Purpose of contract	General
Contract start date	01/04/2006
Contract end date	

17/18 Contracted general activity (UDA)	10,559
Carry forward general activity (UDA)	650
17/18 Contracted orthodontic activity (UOA)	0
Carry forward orthodontic activity (UOA)	0
Baseline contract value	£346,155.50

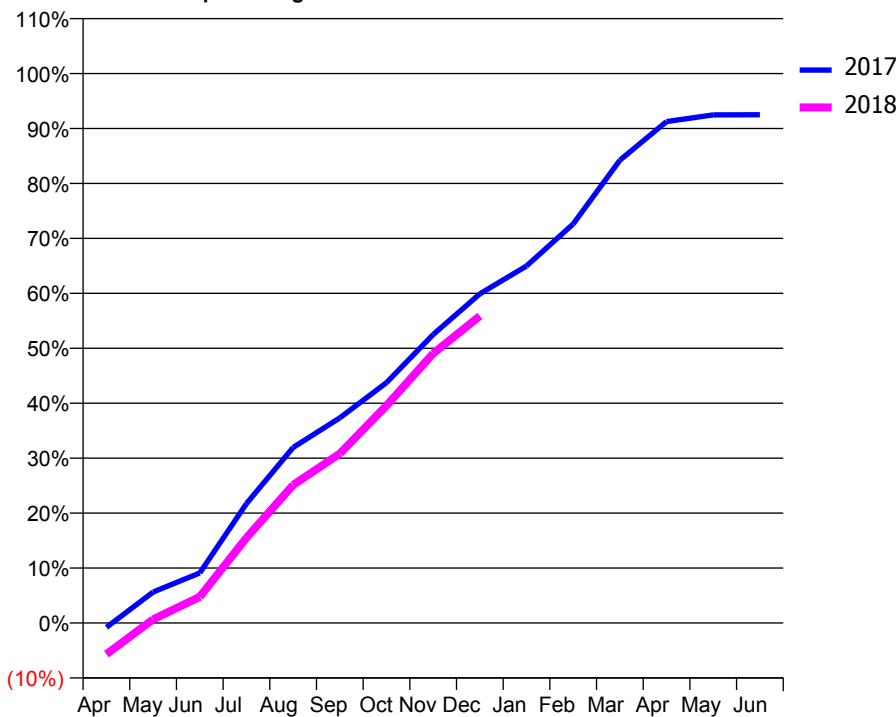
ACCESS*

Patients seen in 24 months	Total	Change since previous quarter
Quarter ending December 2016	3,486	
Quarter ending March 2017	3,485	→
Quarter ending June 2017	3,430	↓
Quarter ending September 2017	3,513	↑
Quarter ending December 2017	3,514	→
Variance since December 2016	0.8%	→



ACTIVITY

Cumulative percentage of contracted UDA delivered 2017 & 2018



Month	Adjusted Scheduled Activity (UDA)	
	2017	2018
April	-86	-600
May	596	71
June	961	504
July	2,296	1,638
August	3,373	2,653
September	3,943	3,256
October	4,619	4,179
November	5,543	5,179
December	6,324	5,899
January	6,860	
February	7,668	
March	8,893	
April	9,635	
May	9,765	
June	9,767	

QUALITY

	Quantity	Base Number	Contract	AT	Region	England
% of FP17s for the same patient ID Re-attending within 3 months - Children	23	632	3.6%	9.5%	11.5%	12.0%
% of FP17s for the same patient ID Re-attending within 3 months - Adults	228	2,428	9.4%	15.0%	15.8%	15.9%
% of FP17s for the same patient ID Re-attending between 3 & 9 months - Children	230	632	36.4%	59.4%	60.5%	58.0%
% of FP17s for the same patient ID Re-attending between 3 & 9 months - Adults	985	2,428	40.6%	51.1%	51.8%	50.5%
% of FP17s for Band 1 Urgent Courses	202	2,790	7.2%	9.6%	9.5%	9.0%
% of FP17s Relating to Free Repair or Replacements	6	2,790	0.2%	0.6%	0.7%	0.8%
% of FP17s Relating to Continuations	16	2,790	0.6%	0.9%	1.0%	1.1%
% of Patients satisfied with the dentistry they have received	5	5	N/A	91.2%	92.1%	91.5%
% of Patients satisfied with the time they had to wait for an appointment	3	5	N/A	88.7%	88.3%	87.9%

* This is based on patients treated on this contract for their most recent course of treatment. Figures in italics indicate the base number of FP17s or Patient Questionnaire responses are less than 100. N/A is shown where the base number of responses is less than 10 during the period. % is calculated as Quantity/Base number*100

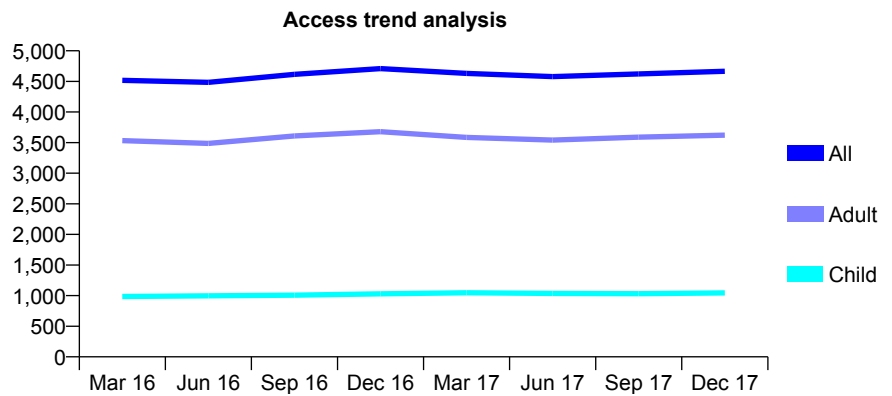
Q68 - Vital Signs At a Glance Contract Report for 842885/0001 - December 2017

Name or company name	MR S GHADIMI
Contract type name	GDS Contract
Purpose of contract	General
Contract start date	08/05/2006
Contract end date	

17/18 Contracted general activity (UDA)	9,574
Carry forward general activity (UDA)	-192
17/18 Contracted orthodontic activity (UOA)	0
Carry forward orthodontic activity (UOA)	0
Baseline contract value	£251,496.32

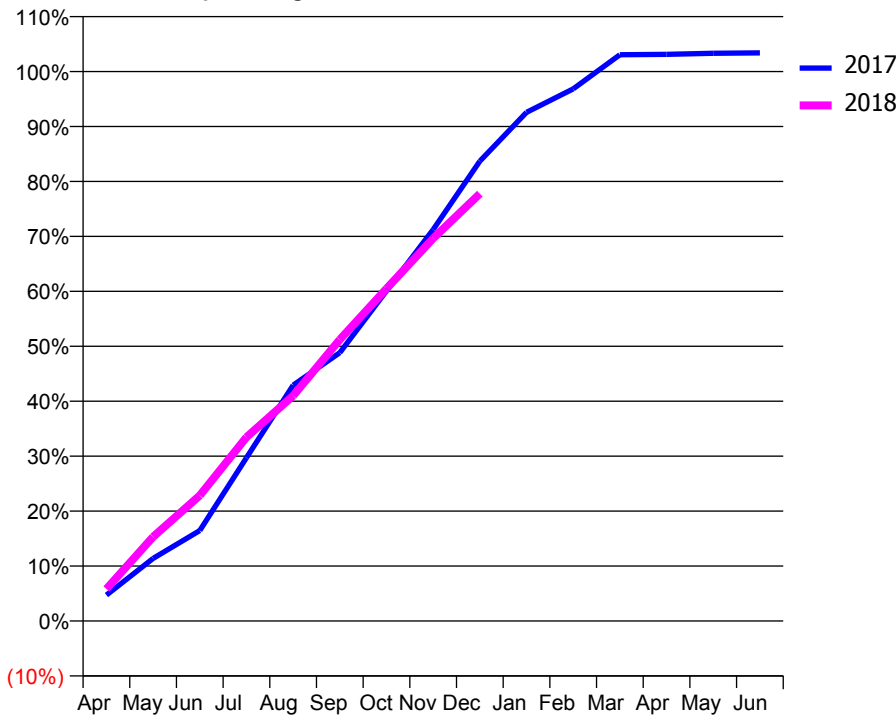
ACCESS*

Patients seen in 24 months	Total	Change since previous quarter
Quarter ending December 2016	4,709	
Quarter ending March 2017	4,631	↓
Quarter ending June 2017	4,578	↓
Quarter ending September 2017	4,621	→
Quarter ending December 2017	4,666	→
Variance since December 2016	(0.9%)	→



ACTIVITY

Cumulative percentage of contracted UDA delivered 2017 & 2018



Month	Adjusted Scheduled Activity (UDA)	
	2017	2018
April	451	559
May	1,091	1,467
June	1,576	2,187
July	2,846	3,203
August	4,108	3,926
September	4,675	4,903
October	5,751	5,790
November	6,819	6,666
December	8,011	7,446
January	8,863	
February	9,271	
March	9,865	
April	9,874	
May	9,892	
June	9,898	

QUALITY

	Quantity	Base Number	Contract	AT	Region	England
% of FP17s for the same patient ID Re-attending within 3 months - Children	49	1,077	4.5%	9.5%	11.5%	12.0%
% of FP17s for the same patient ID Re-attending within 3 months - Adults	329	3,351	9.8%	15.0%	15.8%	15.9%
% of FP17s for the same patient ID Re-attending between 3 & 9 months - Children	572	1,077	53.1%	59.4%	60.5%	58.0%
% of FP17s for the same patient ID Re-attending between 3 & 9 months - Adults	1,491	3,351	44.5%	51.1%	51.8%	50.5%
% of FP17s for Band 1 Urgent Courses	316	4,369	7.2%	9.6%	9.5%	9.0%
% of FP17s Relating to Free Repair or Replacements	0	4,369	0.0%	0.6%	0.7%	0.8%
% of FP17s Relating to Continuations	4	4,369	0.1%	0.9%	1.0%	1.1%
% of Patients satisfied with the dentistry they have received	3	4	N/A	91.2%	92.1%	91.5%
% of Patients satisfied with the time they had to wait for an appointment	4	4	N/A	88.7%	88.3%	87.9%

* This is based on patients treated on this contract for their most recent course of treatment. Figures in italics indicate the base number of FP17s or Patient Questionnaire responses are less than 100. N/A is shown where the base number of responses is less than 10 during the period. % is calculated as Quantity/Base number*100

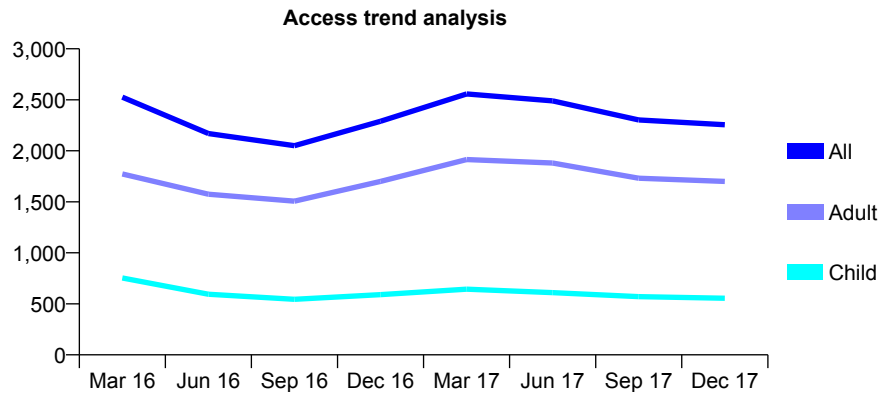
Q68 - Vital Signs At a Glance Contract Report for 842974/0001 - December 2017

Name or company name	MRS ME LARSSON ANDREASSON
Contract type name	GDS Contract
Purpose of contract	General
Contract start date	01/04/2006
Contract end date	

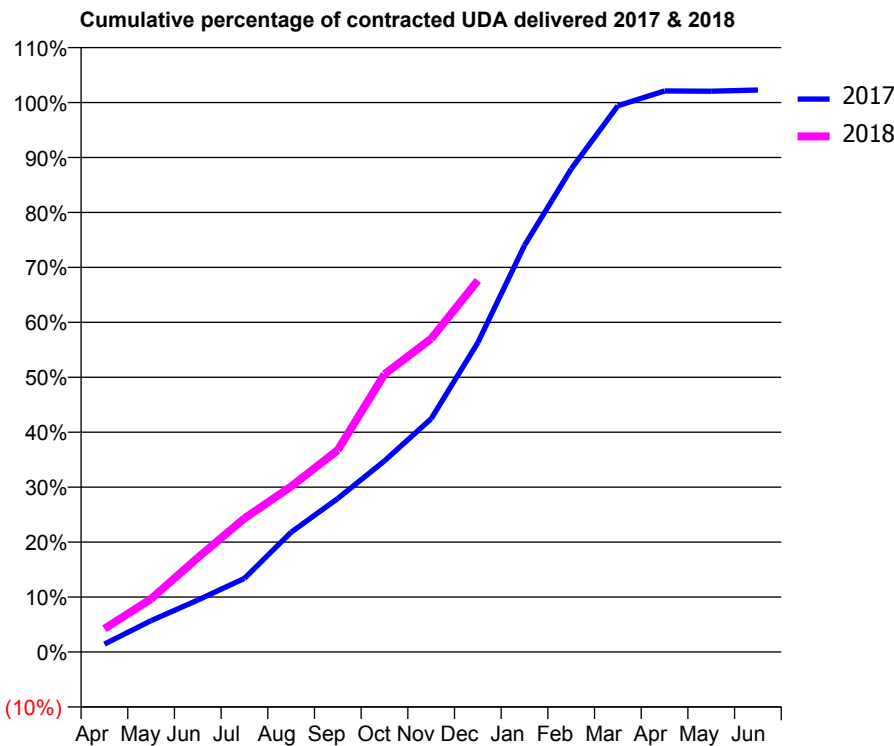
17/18 Contracted general activity (UDA)	6,847
Carry forward general activity (UDA)	-137
17/18 Contracted orthodontic activity (UOA)	0
Carry forward orthodontic activity (UOA)	0
Baseline contract value	£187,204.89

ACCESS*

Patients seen in 24 months	Total	Change since previous quarter
Quarter ending December 2016	2,290	
Quarter ending March 2017	2,558	↑
Quarter ending June 2017	2,490	↓
Quarter ending September 2017	2,302	↓
Quarter ending December 2017	2,255	↓
Variance since December 2016	(1.5%)	↓



ACTIVITY



Month	Adjusted Scheduled Activity (UDA)	
	2017	2018
April	99	289
May	392	663
June	648	1,176
July	918	1,666
August	1,493	2,062
September	1,913	2,516
October	2,383	3,462
November	2,906	3,905
December	3,855	4,631
January	5,066	
February	6,019	
March	6,807	
April	6,990	
May	6,988	
June	7,002	

QUALITY

	Quantity	Base Number	Contract	AT	Region	England
% of FP17s for the same patient ID Re-attending within 3 months - Children	30	561	5.3%	9.5%	11.5%	12.0%
% of FP17s for the same patient ID Re-attending within 3 months - Adults	193	1,560	12.4%	15.0%	15.8%	15.9%
% of FP17s for the same patient ID Re-attending between 3 & 9 months - Children	273	561	48.7%	59.4%	60.5%	58.0%
% of FP17s for the same patient ID Re-attending between 3 & 9 months - Adults	610	1,560	39.1%	51.1%	51.8%	50.5%
% of FP17s for Band 1 Urgent Courses	158	2,039	7.7%	9.6%	9.5%	9.0%
% of FP17s Relating to Free Repair or Replacements	3	2,039	0.1%	0.6%	0.7%	0.8%
% of FP17s Relating to Continuations	8	2,039	0.4%	0.9%	1.0%	1.1%
% of Patients satisfied with the dentistry they have received	4	4	N/A	91.2%	92.1%	91.5%
% of Patients satisfied with the time they had to wait for an appointment	4	4	N/A	88.7%	88.3%	87.9%

* This is based on patients treated on this contract for their most recent course of treatment. Figures in italics indicate the base number of FP17s or Patient Questionnaire responses are less than 100. N/A is shown where the base number of responses is less than 10 during the period. % is calculated as Quantity/Base number*100

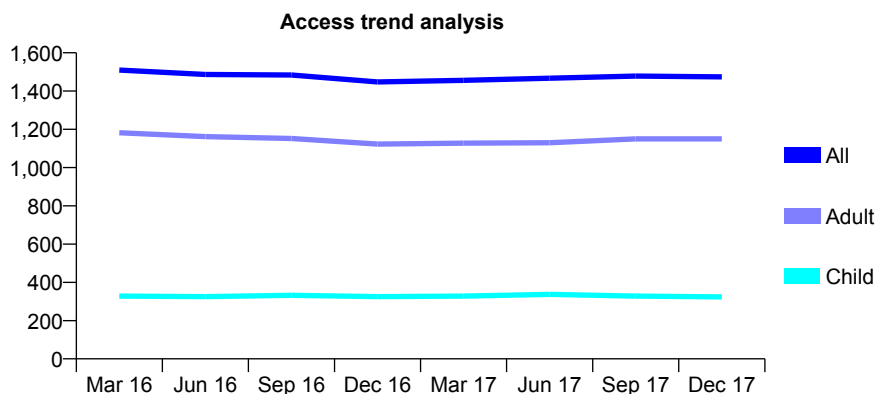
Q68 - Vital Signs At a Glance Contract Report for 843024/0001 - December 2017

Name or company name	Guildford Dental Surgery Partnership
Contract type name	GDS Contract
Purpose of contract	General
Contract start date	01/04/2006
Contract end date	

17/18 Contracted general activity (UDA)	5,491
Carry forward general activity (UDA)	0
17/18 Contracted orthodontic activity (UOA)	0
Carry forward orthodontic activity (UOA)	0
Baseline contract value	£125,556.35

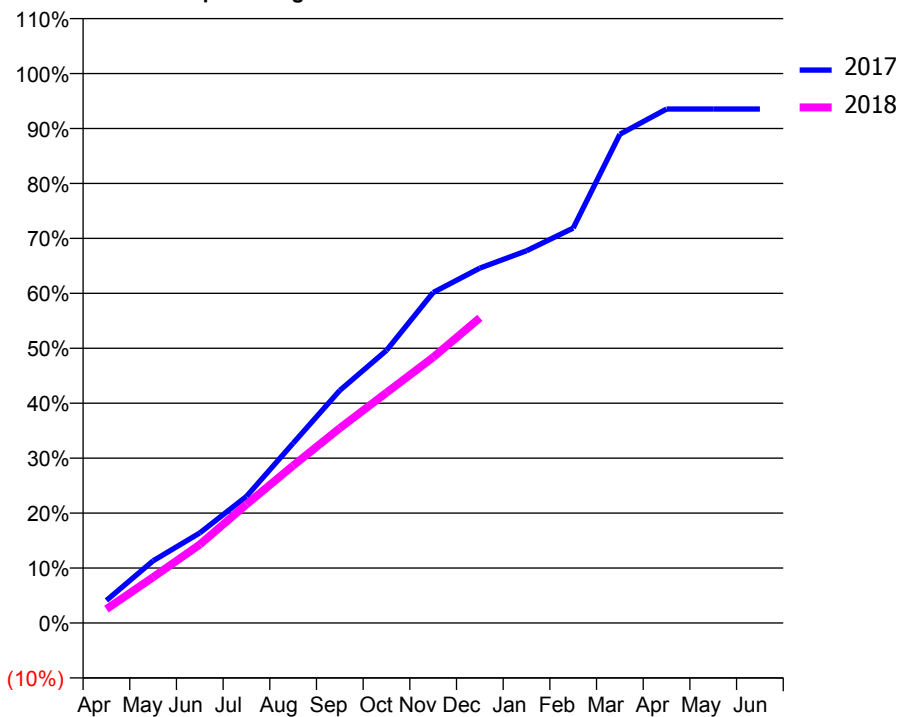
ACCESS*

Patients seen in 24 months	Total	Change since previous quarter
Quarter ending December 2016	1,448	
Quarter ending March 2017	1,456	→
Quarter ending June 2017	1,467	→
Quarter ending September 2017	1,478	→
Quarter ending December 2017	1,474	→
Variance since December 2016	1.8%	→



ACTIVITY

Cumulative percentage of contracted UDA delivered 2017 & 2018



Adjusted Scheduled Activity (UDA)

Month	2017	2018
April	226	140
May	622	457
June	900	784
July	1,266	1,185
August	1,797	1,572
September	2,324	1,947
October	2,725	2,302
November	3,302	2,656
December	3,546	3,050
January	3,720	
February	3,946	
March	4,884	
April	5,136	
May	5,136	
June	5,136	

QUALITY

	Quantity	Base Number	Contract	AT	Region	England
% of FP17s for the same patient ID Re-attending within 3 months - Children	17	359	4.7%	9.5%	11.5%	12.0%
% of FP17s for the same patient ID Re-attending within 3 months - Adults	175	1,223	14.3%	15.0%	15.8%	15.9%
% of FP17s for the same patient ID Re-attending between 3 & 9 months - Children	225	359	62.7%	59.4%	60.5%	58.0%
% of FP17s for the same patient ID Re-attending between 3 & 9 months - Adults	720	1,223	58.9%	51.1%	51.8%	50.5%
% of FP17s for Band 1 Urgent Courses	168	1,490	11.3%	9.6%	9.5%	9.0%
% of FP17s Relating to Free Repair or Replacements	7	1,490	0.5%	0.6%	0.7%	0.8%
% of FP17s Relating to Continuations	0	1,490	0.0%	0.9%	1.0%	1.1%
% of Patients satisfied with the dentistry they have received	5	5	N/A	91.2%	92.1%	91.5%
% of Patients satisfied with the time they had to wait for an appointment	5	5	N/A	88.7%	88.3%	87.9%

* This is based on patients treated on this contract for their most recent course of treatment. Figures in italics indicate the base number of FP17s or Patient Questionnaire responses are less than 100. N/A is shown where the base number of responses is less than 10 during the period. % is calculated as Quantity/Base number*100

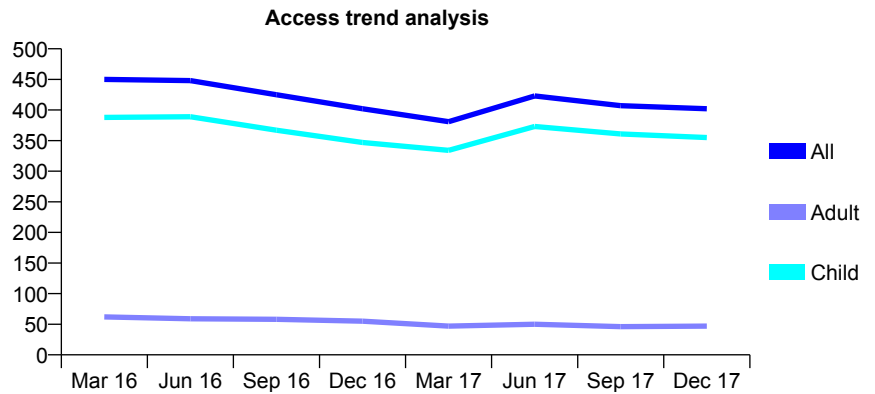
Q68 - Vital Signs At a Glance Contract Report for 843695/0001 - December 2017

Name or company name	MR A HOMMASI
Contract type name	GDS Contract
Purpose of contract	General
Contract start date	01/04/2006
Contract end date	

17/18 Contracted general activity (UDA)	700
Carry forward general activity (UDA)	25
17/18 Contracted orthodontic activity (UOA)	0
Carry forward orthodontic activity (UOA)	0
Baseline contract value	£20,950.56

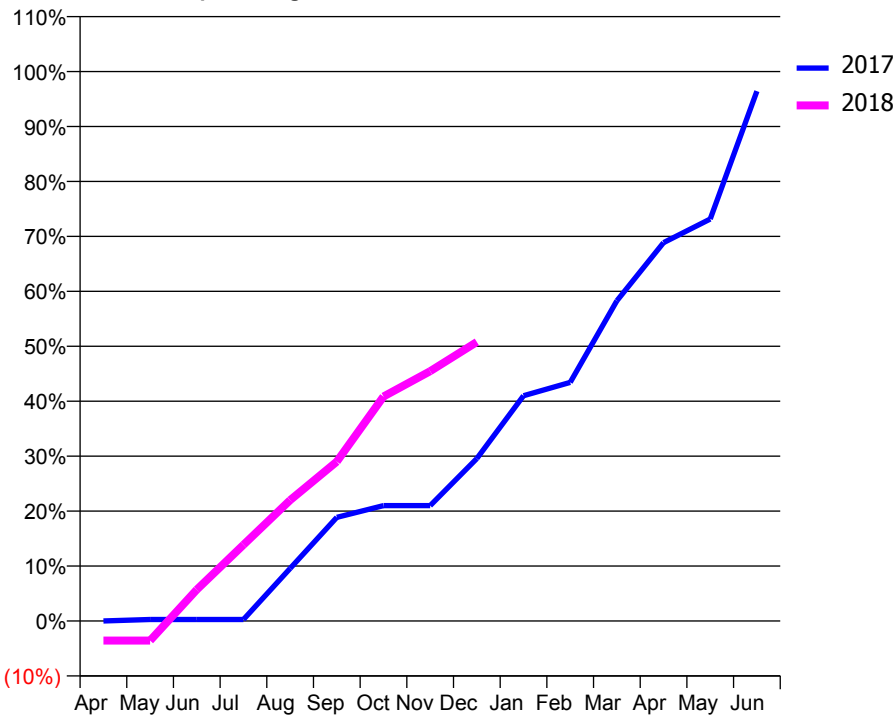
ACCESS*

Patients seen in 24 months	Total	Change since previous quarter
Quarter ending December 2016	402	
Quarter ending March 2017	381	↓
Quarter ending June 2017	423	↑
Quarter ending September 2017	407	↓
Quarter ending December 2017	402	↓
Variance since December 2016	0.0%	→



ACTIVITY

Cumulative percentage of contracted UDA delivered 2017 & 2018



Month	Adjusted Scheduled Activity (UDA)	
	2017	2018
April	0	-25
May	2	-25
June	2	40
July	2	97
August	67	154
September	132	203
October	147	286
November	147	318
December	207	355
January	287	
February	304	
March	408	
April	482	
May	512	
June	675	

QUALITY

	Quantity	Base Number	Contract	AT	Region	England
% of FP17s for the same patient ID Re-attending within 3 months - Children	20	461	4.3%	9.5%	11.5%	12.0%
% of FP17s for the same patient ID Re-attending within 3 months - Adults	1	22	4.5%	15.0%	15.8%	15.9%
% of FP17s for the same patient ID Re-attending between 3 & 9 months - Children	243	461	52.7%	59.4%	60.5%	58.0%
% of FP17s for the same patient ID Re-attending between 3 & 9 months - Adults	14	22	63.6%	51.1%	51.8%	50.5%
% of FP17s for Band 1 Urgent Courses	2	291	0.7%	9.6%	9.5%	9.0%
% of FP17s Relating to Free Repair or Replacements	0	291	0.0%	0.6%	0.7%	0.8%
% of FP17s Relating to Continuations	0	291	0.0%	0.9%	1.0%	1.1%
% of Patients satisfied with the dentistry they have received	2	2	N/A	91.2%	92.1%	91.5%
% of Patients satisfied with the time they had to wait for an appointment	2	2	N/A	88.7%	88.3%	87.9%

* This is based on patients treated on this contract for their most recent course of treatment. Figures in italics indicate the base number of FP17s or Patient Questionnaire responses are less than 100. N/A is shown where the base number of responses is less than 10 during the period. % is calculated as Quantity/Base number*100

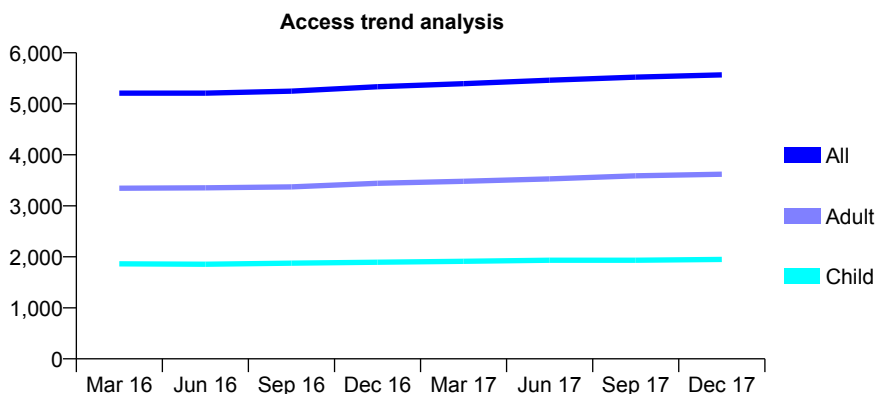
Q68 - Vital Signs At a Glance Contract Report for 847364/0001 - December 2017

Name or company name	MRS A GOR
Contract type name	GDS Contract
Purpose of contract	General
Contract start date	01/12/2006
Contract end date	

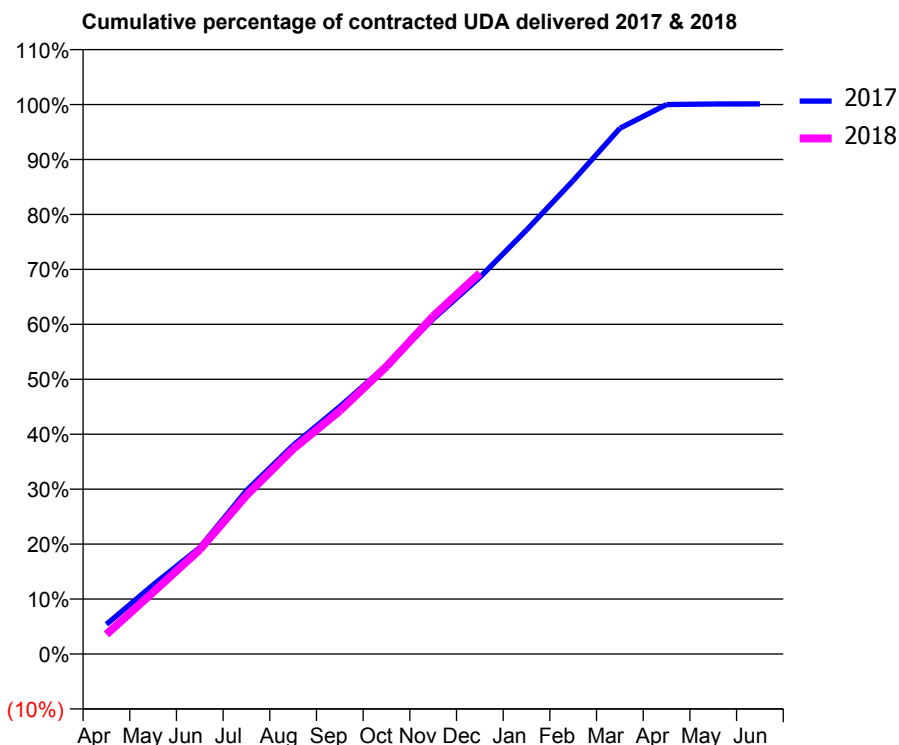
17/18 Contracted general activity (UDA)	14,000
Carry forward general activity (UDA)	-18
17/18 Contracted orthodontic activity (UOA)	0
Carry forward orthodontic activity (UOA)	0
Baseline contract value	£375,508.44

ACCESS*

Patients seen in 24 months	Total	Change since previous quarter
Quarter ending December 2016	5,335	
Quarter ending March 2017	5,394	→
Quarter ending June 2017	5,462	→
Quarter ending September 2017	5,523	→
Quarter ending December 2017	5,568	→
Variance since December 2016	4.4%	↑



ACTIVITY



Month	Adjusted Scheduled Activity (UDA)	
	2017	2018
April	755	502
May	1,762	1,575
June	2,714	2,657
July	4,165	4,042
August	5,320	5,224
September	6,304	6,195
October	7,351	7,326
November	8,536	8,606
December	9,595	9,704
January	10,802	
February	12,063	
March	13,394	
April	14,000	
May	14,011	
June	14,017	

QUALITY

	Quantity	Base Number	Contract	AT	Region	England
% of FP17s for the same patient ID Re-attending within 3 months - Children	129	2,159	6.0%	9.5%	11.5%	12.0%
% of FP17s for the same patient ID Re-attending within 3 months - Adults	568	3,877	14.7%	15.0%	15.8%	15.9%
% of FP17s for the same patient ID Re-attending between 3 & 9 months - Children	1,425	2,159	66.0%	59.4%	60.5%	58.0%
% of FP17s for the same patient ID Re-attending between 3 & 9 months - Adults	2,152	3,877	55.5%	51.1%	51.8%	50.5%
% of FP17s for Band 1 Urgent Courses	331	5,721	5.8%	9.6%	9.5%	9.0%
% of FP17s Relating to Free Repair or Replacements	20	5,721	0.3%	0.6%	0.7%	0.8%
% of FP17s Relating to Continuations	64	5,721	1.1%	0.9%	1.0%	1.1%
% of Patients satisfied with the dentistry they have received	6	6	N/A	91.2%	92.1%	91.5%
% of Patients satisfied with the time they had to wait for an appointment	5	6	N/A	88.7%	88.3%	87.9%

* This is based on patients treated on this contract for their most recent course of treatment. Figures in italics indicate the base number of FP17s or Patient Questionnaire responses are less than 100. N/A is shown where the base number of responses is less than 10 during the period. % is calculated as Quantity/Base number*100

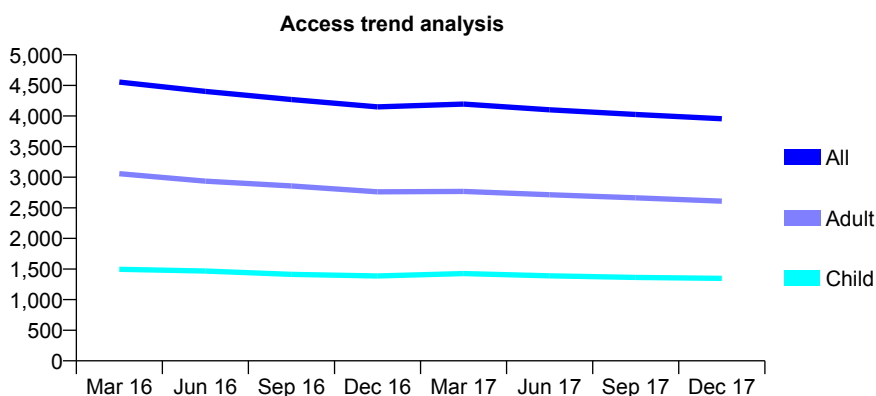
Q68 - Vital Signs At a Glance Contract Report for 847402/0002 - December 2017

Name or company name	MR MN MAKRAZAKIS
Contract type name	GDS Contract
Purpose of contract	General
Contract start date	01/04/2006
Contract end date	

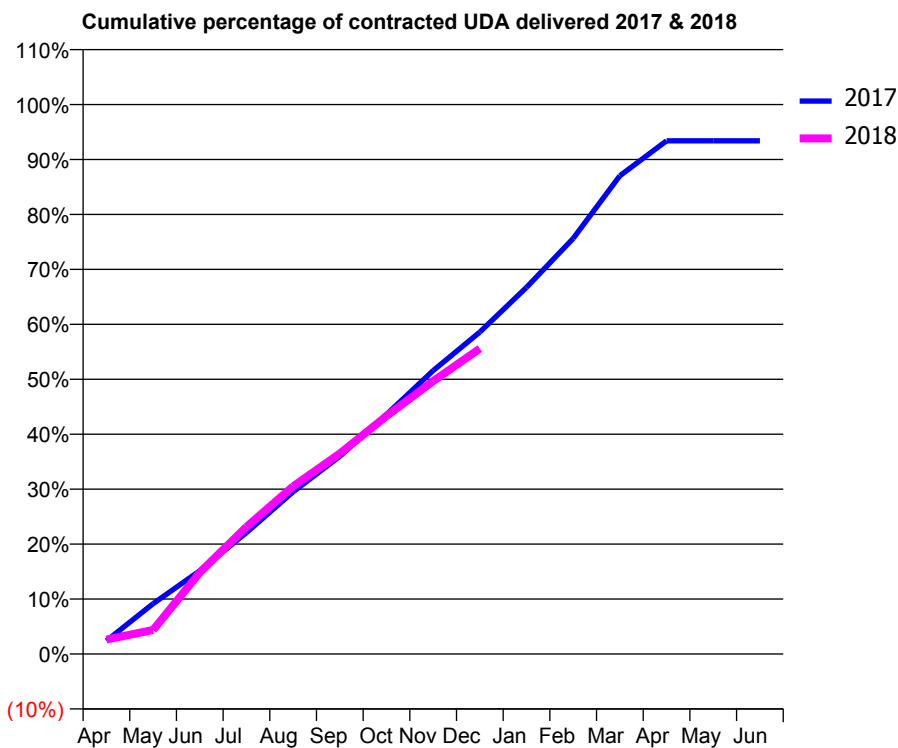
17/18 Contracted general activity (UDA)	13,893
Carry forward general activity (UDA)	0
17/18 Contracted orthodontic activity (UOA)	0
Carry forward orthodontic activity (UOA)	0
Baseline contract value	£353,962.39

ACCESS*

Patients seen in 24 months	Total	Change since previous quarter
Quarter ending December 2016	4,149	
Quarter ending March 2017	4,194	→
Quarter ending June 2017	4,102	↓
Quarter ending September 2017	4,026	↓
Quarter ending December 2017	3,955	↓
Variance since December 2016	(4.7%)	↓



ACTIVITY



Month	Adjusted Scheduled Activity (UDA)	
	2017	2018
April	336	366
May	1,272	610
June	2,104	2,063
July	3,071	3,215
August	4,100	4,240
September	4,997	5,069
October	6,058	6,017
November	7,165	6,898
December	8,141	7,722
January	9,268	
February	10,506	
March	12,093	
April	12,976	
May	12,976	
June	12,976	

QUALITY

	Quantity	Base Number	Contract	AT	Region	England
% of FP17s for the same patient ID Re-attending within 3 months - Children	80	1,466	5.5%	9.5%	11.5%	12.0%
% of FP17s for the same patient ID Re-attending within 3 months - Adults	329	2,535	13.0%	15.0%	15.8%	15.9%
% of FP17s for the same patient ID Re-attending between 3 & 9 months - Children	910	1,466	62.1%	59.4%	60.5%	58.0%
% of FP17s for the same patient ID Re-attending between 3 & 9 months - Adults	1,282	2,535	50.6%	51.1%	51.8%	50.5%
% of FP17s for Band 1 Urgent Courses	360	3,748	9.6%	9.6%	9.5%	9.0%
% of FP17s Relating to Free Repair or Replacements	27	3,748	0.7%	0.6%	0.7%	0.8%
% of FP17s Relating to Continuations	15	3,748	0.4%	0.9%	1.0%	1.1%
% of Patients satisfied with the dentistry they have received	4	4	N/A	91.2%	92.1%	91.5%
% of Patients satisfied with the time they had to wait for an appointment	4	4	N/A	88.7%	88.3%	87.9%

* This is based on patients treated on this contract for their most recent course of treatment. Figures in italics indicate the base number of FP17s or Patient Questionnaire responses are less than 100. N/A is shown where the base number of responses is less than 10 during the period. % is calculated as Quantity/Base number*100

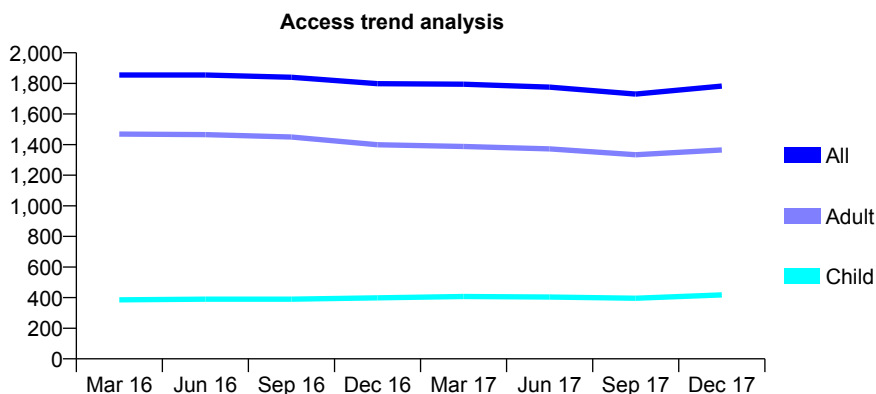
Q68 - Vital Signs At a Glance Contract Report for 851477/0001 - December 2017

Name or company name	Trinity Dental Practice Partnership
Contract type name	GDS Contract
Purpose of contract	General
Contract start date	13/01/2014
Contract end date	

17/18 Contracted general activity (UDA)	6,000
Carry forward general activity (UDA)	-65
17/18 Contracted orthodontic activity (UOA)	0
Carry forward orthodontic activity (UOA)	0
Baseline contract value	£149,691.31

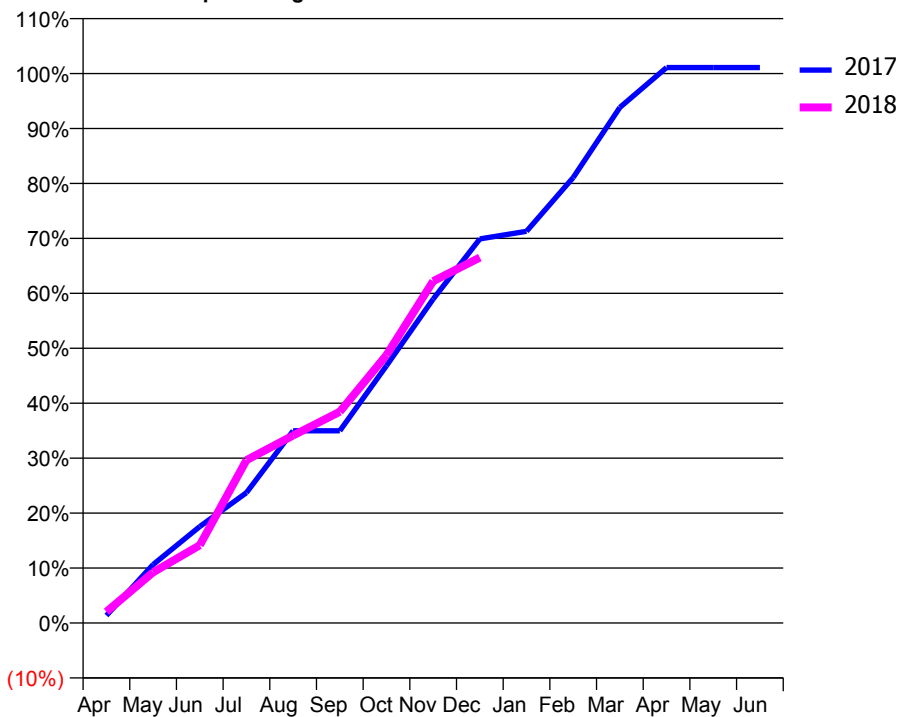
ACCESS*

Patients seen in 24 months	Total	Change since previous quarter
Quarter ending December 2016	1,798	
Quarter ending March 2017	1,795	→
Quarter ending June 2017	1,776	↓
Quarter ending September 2017	1,730	↓
Quarter ending December 2017	1,783	↑
Variance since December 2016	(0.8%)	→



ACTIVITY

Cumulative percentage of contracted UDA delivered 2017 & 2018



Month	Adjusted Scheduled Activity (UDA)	
	2017	2018
April	82	123
May	639	555
June	1,053	850
July	1,423	1,778
August	2,099	2,048
September	2,099	2,306
October	2,810	2,925
November	3,538	3,733
December	4,194	3,990
January	4,277	
February	4,864	
March	5,629	
April	6,065	
May	6,065	
June	6,065	

QUALITY

	Quantity	Base Number	Contract	AT	Region	England
% of FP17s for the same patient ID Re-attending within 3 months - Children	29	431	6.7%	9.5%	11.5%	12.0%
% of FP17s for the same patient ID Re-attending within 3 months - Adults	144	1,373	10.5%	15.0%	15.8%	15.9%
% of FP17s for the same patient ID Re-attending between 3 & 9 months - Children	236	431	54.8%	59.4%	60.5%	58.0%
% of FP17s for the same patient ID Re-attending between 3 & 9 months - Adults	735	1,373	53.5%	51.1%	51.8%	50.5%
% of FP17s for Band 1 Urgent Courses	83	1,624	5.1%	9.6%	9.5%	9.0%
% of FP17s Relating to Free Repair or Replacements	7	1,624	0.4%	0.6%	0.7%	0.8%
% of FP17s Relating to Continuations	15	1,624	0.9%	0.9%	1.0%	1.1%
% of Patients satisfied with the dentistry they have received	5	6	N/A	91.2%	92.1%	91.5%
% of Patients satisfied with the time they had to wait for an appointment	5	6	N/A	88.7%	88.3%	87.9%

* This is based on patients treated on this contract for their most recent course of treatment. Figures in italics indicate the base number of FP17s or Patient Questionnaire responses are less than 100. N/A is shown where the base number of responses is less than 10 during the period. % is calculated as Quantity/Base number*100

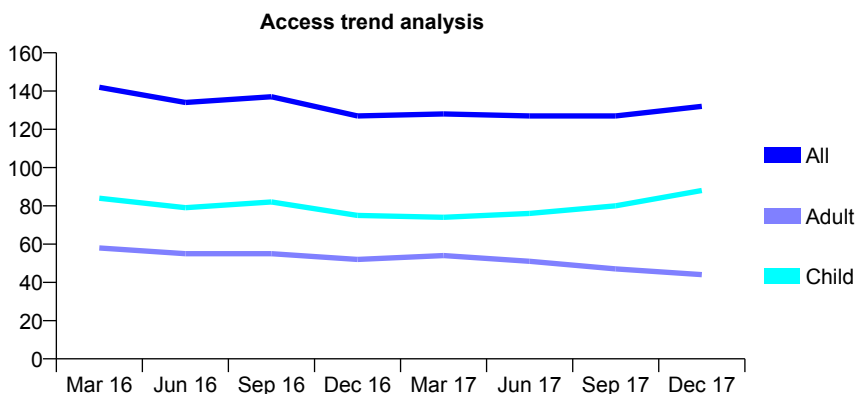
Q68 - Vital Signs At a Glance Contract Report for 853119/0001 - December 2017

Name or company name	MRS RA SLOCOMBE
Contract type name	GDS Contract
Purpose of contract	General
Contract start date	01/06/2011
Contract end date	

17/18 Contracted general activity (UDA)	300
Carry forward general activity (UDA)	0
17/18 Contracted orthodontic activity (UOA)	0
Carry forward orthodontic activity (UOA)	0
Baseline contract value	£7,053.51

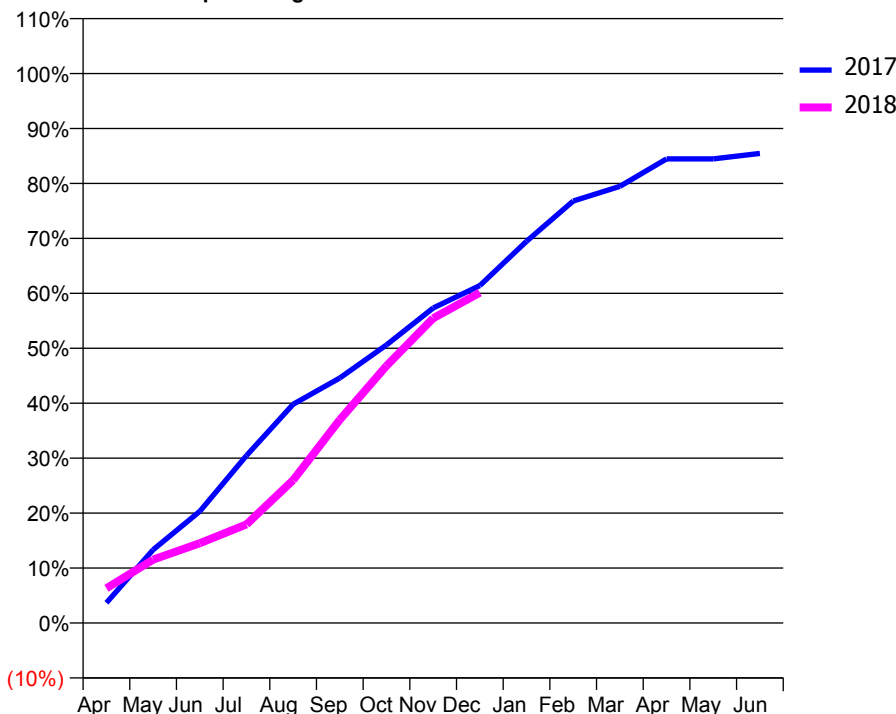
ACCESS*

Patients seen in 24 months	Total	Change since previous quarter
Quarter ending December 2016	127	
Quarter ending March 2017	128	→
Quarter ending June 2017	127	→
Quarter ending September 2017	127	→
Quarter ending December 2017	132	↑
Variance since December 2016	3.9%	↑



ACTIVITY

Cumulative percentage of contracted UDA delivered 2017 & 2018



Month	Adjusted Scheduled Activity (UDA)	
	2017	2018
April	11	19
May	40	35
June	61	44
July	91	54
August	119	78
September	134	111
October	152	140
November	172	166
December	184	180
January	208	
February	230	
March	238	
April	253	
May	253	
June	256	

QUALITY

	Quantity	Base Number	Contract	AT	Region	England
% of FP17s for the same patient ID Re-attending within 3 months - Children	5	103	4.9%	9.5%	11.5%	12.0%
% of FP17s for the same patient ID Re-attending within 3 months - Adults	0	32	0.0%	15.0%	15.8%	15.9%
% of FP17s for the same patient ID Re-attending between 3 & 9 months - Children	58	103	56.3%	59.4%	60.5%	58.0%
% of FP17s for the same patient ID Re-attending between 3 & 9 months - Adults	14	32	43.8%	51.1%	51.8%	50.5%
% of FP17s for Band 1 Urgent Courses	7	120	5.8%	9.6%	9.5%	9.0%
% of FP17s Relating to Free Repair or Replacements	0	120	0.0%	0.6%	0.7%	0.8%
% of FP17s Relating to Continuations	0	120	0.0%	0.9%	1.0%	1.1%
% of Patients satisfied with the dentistry they have received	0	0	N/A	91.2%	92.1%	91.5%
% of Patients satisfied with the time they had to wait for an appointment	0	0	N/A	88.7%	88.3%	87.9%

* This is based on patients treated on this contract for their most recent course of treatment. Figures in italics indicate the base number of FP17s or Patient Questionnaire responses are less than 100. N/A is shown where the base number of responses is less than 10 during the period. % is calculated as Quantity/Base number*100

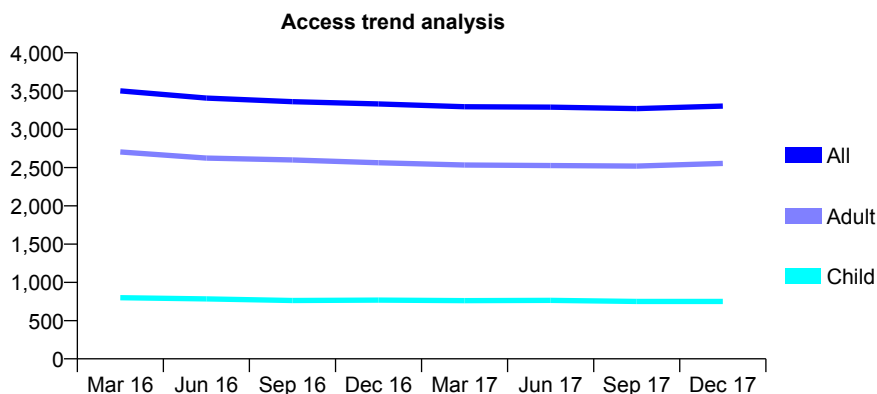
Q68 - Vital Signs At a Glance Contract Report for 853429/0001 - December 2017

Name or company name	MR MR MOHAMMADI
Contract type name	GDS Contract
Purpose of contract	General
Contract start date	01/04/2006
Contract end date	

17/18 Contracted general activity (UDA)	16,000
Carry forward general activity (UDA)	529
17/18 Contracted orthodontic activity (UOA)	0
Carry forward orthodontic activity (UOA)	0
Baseline contract value	£403,425.05

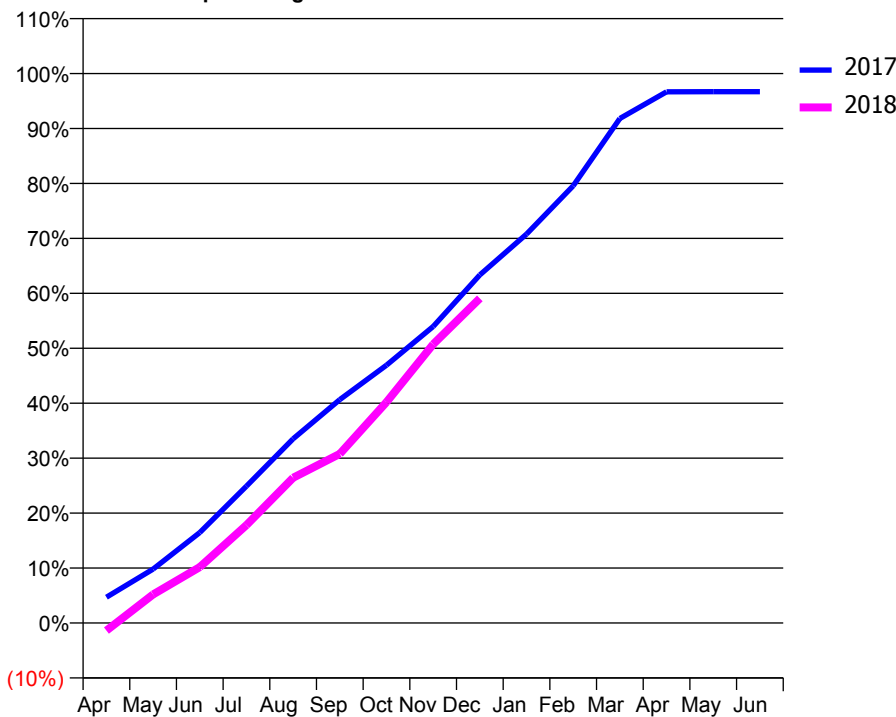
ACCESS*

Patients seen in 24 months	Total	Change since previous quarter
Quarter ending December 2016	3,331	
Quarter ending March 2017	3,295	↓
Quarter ending June 2017	3,290	→
Quarter ending September 2017	3,270	→
Quarter ending December 2017	3,304	→
Variance since December 2016	(0.8%)	→



ACTIVITY

Cumulative percentage of contracted UDA delivered 2017 & 2018



Month	Adjusted Scheduled Activity (UDA)	
	2017	2018
April	753	-224
May	1,569	834
June	2,636	1,627
July	3,987	2,853
August	5,365	4,230
September	6,506	4,926
October	7,506	6,431
November	8,633	8,119
December	10,136	9,453
January	11,326	
February	12,729	
March	14,690	
April	15,468	
May	15,471	
June	15,471	

QUALITY

	Quantity	Base Number	Contract	AT	Region	England
% of FP17s for the same patient ID Re-attending within 3 months - Children	74	904	8.2%	9.5%	11.5%	12.0%
% of FP17s for the same patient ID Re-attending within 3 months - Adults	416	2,956	14.1%	15.0%	15.8%	15.9%
% of FP17s for the same patient ID Re-attending between 3 & 9 months - Children	592	904	65.5%	59.4%	60.5%	58.0%
% of FP17s for the same patient ID Re-attending between 3 & 9 months - Adults	1,917	2,956	64.9%	51.1%	51.8%	50.5%
% of FP17s for Band 1 Urgent Courses	245	3,640	6.7%	9.6%	9.5%	9.0%
% of FP17s Relating to Free Repair or Replacements	36	3,640	1.0%	0.6%	0.7%	0.8%
% of FP17s Relating to Continuations	90	3,640	2.5%	0.9%	1.0%	1.1%
% of Patients satisfied with the dentistry they have received	5	6	N/A	91.2%	92.1%	91.5%
% of Patients satisfied with the time they had to wait for an appointment	5	6	N/A	88.7%	88.3%	87.9%

* This is based on patients treated on this contract for their most recent course of treatment. Figures in italics indicate the base number of FP17s or Patient Questionnaire responses are less than 100. N/A is shown where the base number of responses is less than 10 during the period. % is calculated as Quantity/Base number*100

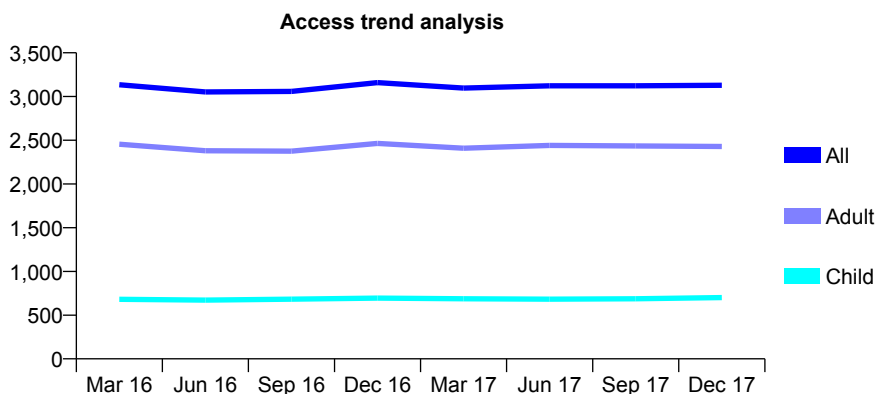
Q68 - Vital Signs At a Glance Contract Report for 855022/0004 - December 2017

Name or company name	MS S MOUSAVI
Contract type name	GDS Contract
Purpose of contract	General
Contract start date	01/04/2008
Contract end date	

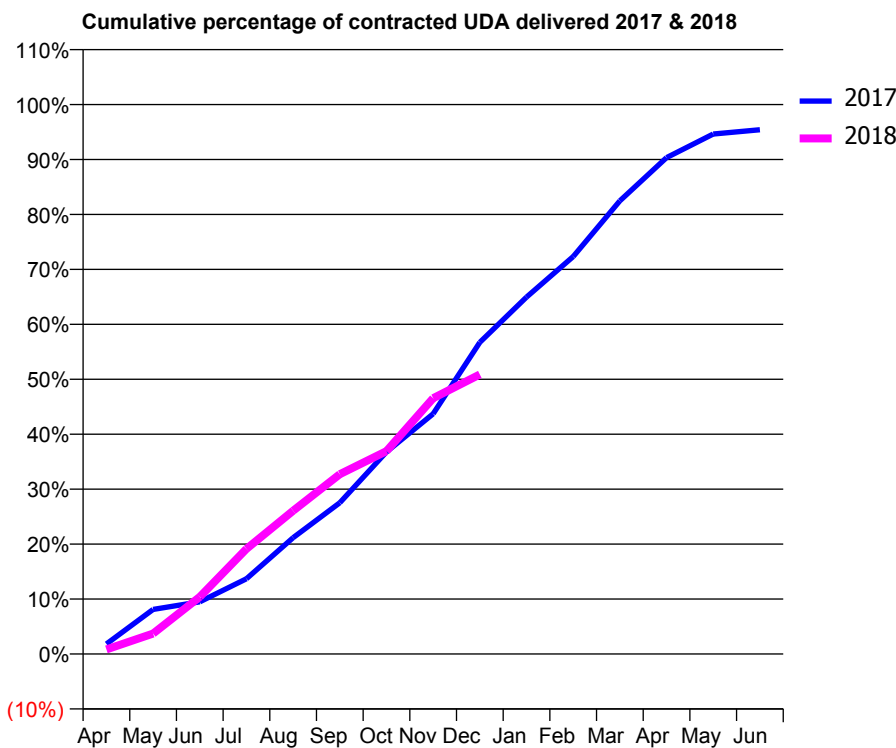
17/18 Contracted general activity (UDA)	10,716
Carry forward general activity (UDA)	0
17/18 Contracted orthodontic activity (UOA)	0
Carry forward orthodontic activity (UOA)	0
Baseline contract value	£232,878.50

ACCESS*

Patients seen in 24 months	Total	Change since previous quarter
Quarter ending December 2016	3,159	
Quarter ending March 2017	3,096	↓
Quarter ending June 2017	3,123	→
Quarter ending September 2017	3,122	→
Quarter ending December 2017	3,128	→
Variance since December 2016	(1.0%)	→



ACTIVITY



Month	Adjusted Scheduled Activity (UDA)	
	2017	2018
April	197	89
May	870	400
June	1,017	1,114
July	1,468	2,051
August	2,269	2,795
September	2,951	3,507
October	3,940	3,956
November	4,684	4,990
December	6,078	5,451
January	6,961	
February	7,750	
March	8,839	
April	9,681	
May	10,141	
June	10,223	

QUALITY

	Quantity	Base Number	Contract	AT	Region	England
% of FP17s for the same patient ID Re-attending within 3 months - Children	43	587	7.3%	9.5%	11.5%	12.0%
% of FP17s for the same patient ID Re-attending within 3 months - Adults	321	2,068	15.5%	15.0%	15.8%	15.9%
% of FP17s for the same patient ID Re-attending between 3 & 9 months - Children	230	587	39.2%	59.4%	60.5%	58.0%
% of FP17s for the same patient ID Re-attending between 3 & 9 months - Adults	816	2,068	39.5%	51.1%	51.8%	50.5%
% of FP17s for Band 1 Urgent Courses	481	2,361	20.4%	9.6%	9.5%	9.0%
% of FP17s Relating to Free Repair or Replacements	4	2,361	0.2%	0.6%	0.7%	0.8%
% of FP17s Relating to Continuations	4	2,361	0.2%	0.9%	1.0%	1.1%
% of Patients satisfied with the dentistry they have received	8	8	N/A	91.2%	92.1%	91.5%
% of Patients satisfied with the time they had to wait for an appointment	8	8	N/A	88.7%	88.3%	87.9%

* This is based on patients treated on this contract for their most recent course of treatment. Figures in italics indicate the base number of FP17s or Patient Questionnaire responses are less than 100. N/A is shown where the base number of responses is less than 10 during the period. % is calculated as Quantity/Base number*100

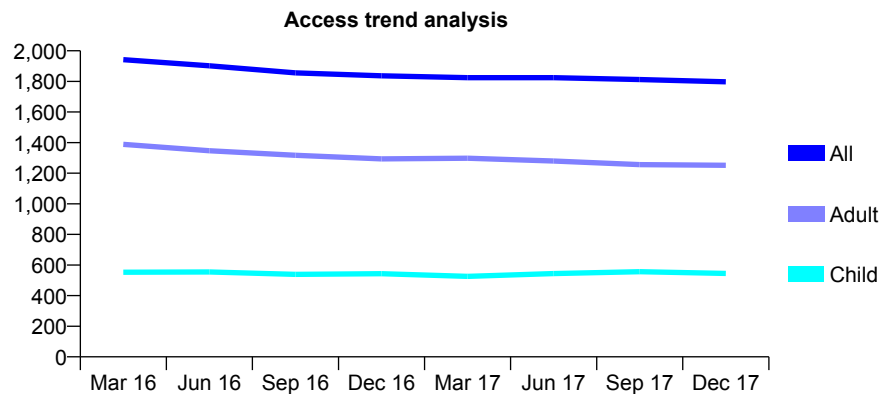
Q68 - Vital Signs At a Glance Contract Report for 855138/0001 - December 2017

Name or company name	Mr Ashish Patel
Contract type name	GDS Contract
Purpose of contract	General
Contract start date	01/11/2006
Contract end date	

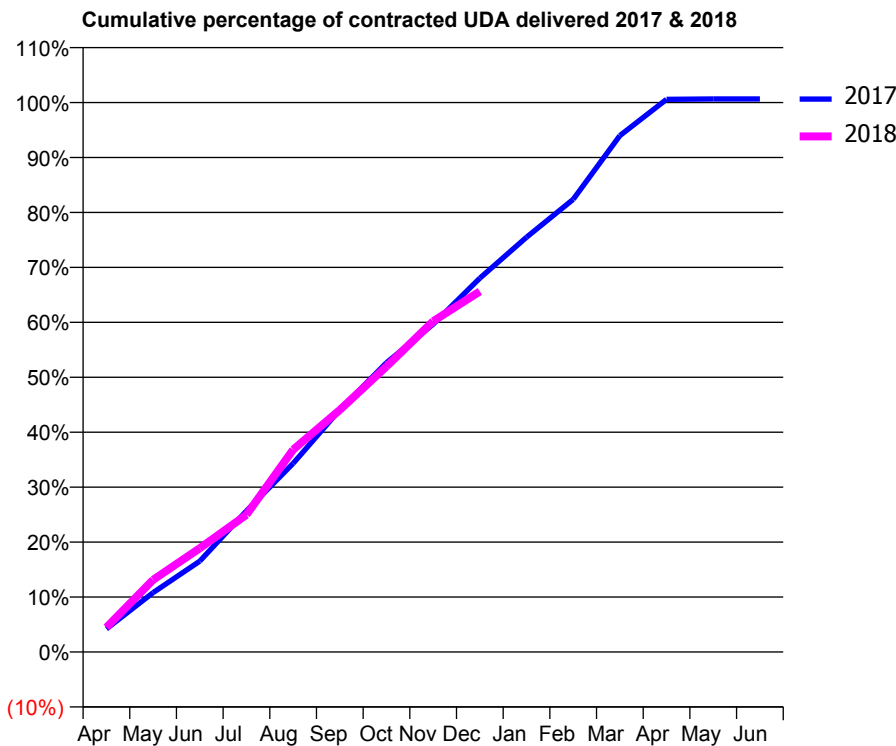
17/18 Contracted general activity (UDA)	5,921
Carry forward general activity (UDA)	-38
17/18 Contracted orthodontic activity (UOA)	0
Carry forward orthodontic activity (UOA)	0
Baseline contract value	£138,197.73

ACCESS*

Patients seen in 24 months	Total	Change since previous quarter
Quarter ending December 2016	1,837	
Quarter ending March 2017	1,824	→
Quarter ending June 2017	1,824	→
Quarter ending September 2017	1,812	→
Quarter ending December 2017	1,797	→
Variance since December 2016	(2.2%)	↓



ACTIVITY



Month	Adjusted Scheduled Activity (UDA)	
	2017	2018
April	250	264
May	640	777
June	980	1,118
July	1,521	1,480
August	2,033	2,180
September	2,610	2,608
October	3,117	3,077
November	3,532	3,565
December	4,029	3,886
January	4,469	
February	4,877	
March	5,564	
April	5,956	
May	5,959	
June	5,959	

QUALITY

	Quantity	Base Number	Contract	AT	Region	England
% of FP17s for the same patient ID Re-attending within 3 months - Children	26	674	3.9%	9.5%	11.5%	12.0%
% of FP17s for the same patient ID Re-attending within 3 months - Adults	227	1,562	14.5%	15.0%	15.8%	15.9%
% of FP17s for the same patient ID Re-attending between 3 & 9 months - Children	457	674	67.8%	59.4%	60.5%	58.0%
% of FP17s for the same patient ID Re-attending between 3 & 9 months - Adults	976	1,562	62.5%	51.1%	51.8%	50.5%
% of FP17s for Band 1 Urgent Courses	162	2,102	7.7%	9.6%	9.5%	9.0%
% of FP17s Relating to Free Repair or Replacements	4	2,102	0.2%	0.6%	0.7%	0.8%
% of FP17s Relating to Continuations	7	2,102	0.3%	0.9%	1.0%	1.1%
% of Patients satisfied with the dentistry they have received	1	1	N/A	91.2%	92.1%	91.5%
% of Patients satisfied with the time they had to wait for an appointment	1	1	N/A	88.7%	88.3%	87.9%

* This is based on patients treated on this contract for their most recent course of treatment. Figures in italics indicate the base number of FP17s or Patient Questionnaire responses are less than 100. N/A is shown where the base number of responses is less than 10 during the period. % is calculated as Quantity/Base number*100

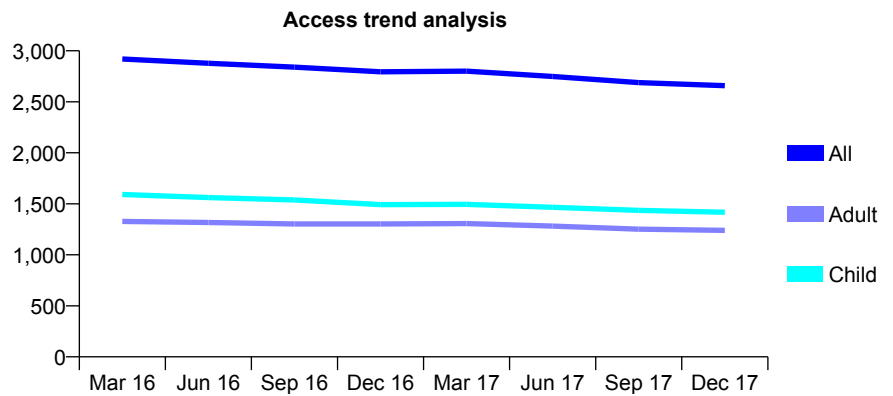
Q68 - Vital Signs At a Glance Contract Report for 859370/0001 - December 2017

Name or company name	Heathcote House Dental Practice
Contract type name	GDS Contract
Purpose of contract	General
Contract start date	01/04/2009
Contract end date	

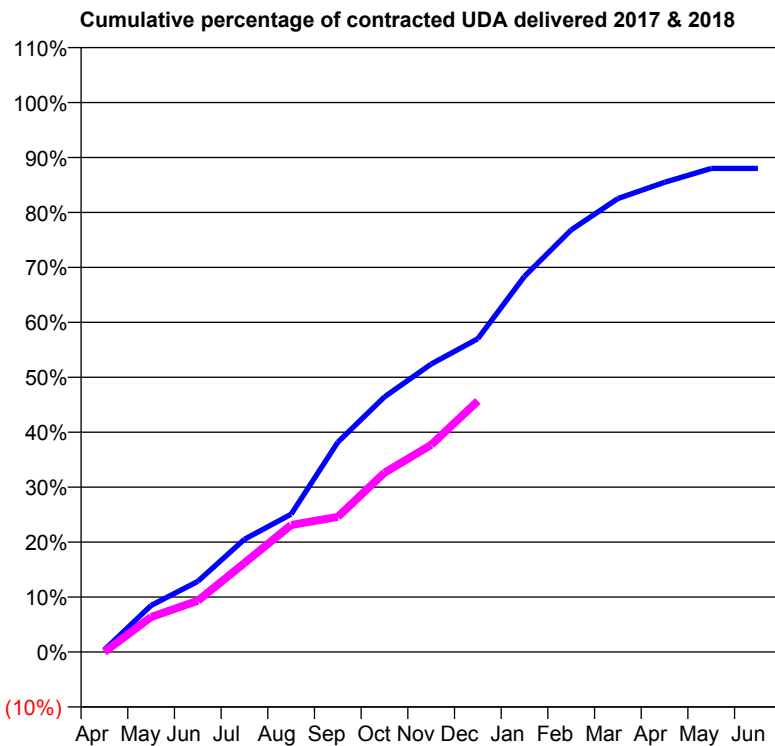
17/18 Contracted general activity (UDA)	5,000
Carry forward general activity (UDA)	0
17/18 Contracted orthodontic activity (UOA)	0
Carry forward orthodontic activity (UOA)	0
Baseline contract value	£118,729.80

ACCESS*

Patients seen in 24 months	Total	Change since previous quarter
Quarter ending December 2016	2,794	
Quarter ending March 2017	2,801	→
Quarter ending June 2017	2,748	↓
Quarter ending September 2017	2,688	↓
Quarter ending December 2017	2,658	↓
Variance since December 2016	(4.9%)	↓



ACTIVITY



Month	Adjusted Scheduled Activity (UDA)	
	2017	2018
April	20	0
May	424	319
June	642	467
July	1,026	810
August	1,254	1,156
September	1,910	1,230
October	2,322	1,632
November	2,621	1,885
December	2,851	2,284
January	3,418	
February	3,841	
March	4,126	
April	4,274	
May	4,400	
June	4,401	

QUALITY

	Quantity	Base Number	Contract	AT	Region	England
% of FP17s for the same patient ID Re-attending within 3 months - Children	74	1,263	5.9%	9.5%	11.5%	12.0%
% of FP17s for the same patient ID Re-attending within 3 months - Adults	67	894	7.5%	15.0%	15.8%	15.9%
% of FP17s for the same patient ID Re-attending between 3 & 9 months - Children	726	1,263	57.5%	59.4%	60.5%	58.0%
% of FP17s for the same patient ID Re-attending between 3 & 9 months - Adults	405	894	45.3%	51.1%	51.8%	50.5%
% of FP17s for Band 1 Urgent Courses	57	1,889	3.0%	9.6%	9.5%	9.0%
% of FP17s Relating to Free Repair or Replacements	0	1,889	0.0%	0.6%	0.7%	0.8%
% of FP17s Relating to Continuations	38	1,889	2.0%	0.9%	1.0%	1.1%
% of Patients satisfied with the dentistry they have received	1	1	N/A	91.2%	92.1%	91.5%
% of Patients satisfied with the time they had to wait for an appointment	1	1	N/A	88.7%	88.3%	87.9%

* This is based on patients treated on this contract for their most recent course of treatment. Figures in italics indicate the base number of FP17s or Patient Questionnaire responses are less than 100. N/A is shown where the base number of responses is less than 10 during the period. % is calculated as Quantity/Base number*100

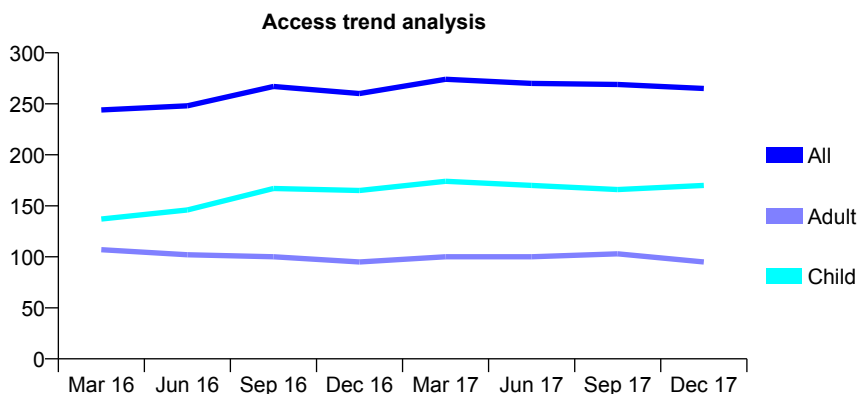
Q68 - Vital Signs At a Glance Contract Report for 861189/0001 - December 2017

Name or company name	MR K SHAH
Contract type name	GDS Contract
Purpose of contract	General
Contract start date	20/09/2012
Contract end date	

17/18 Contracted general activity (UDA)	550
Carry forward general activity (UDA)	-3
17/18 Contracted orthodontic activity (UOA)	0
Carry forward orthodontic activity (UOA)	0
Baseline contract value	£14,875.06

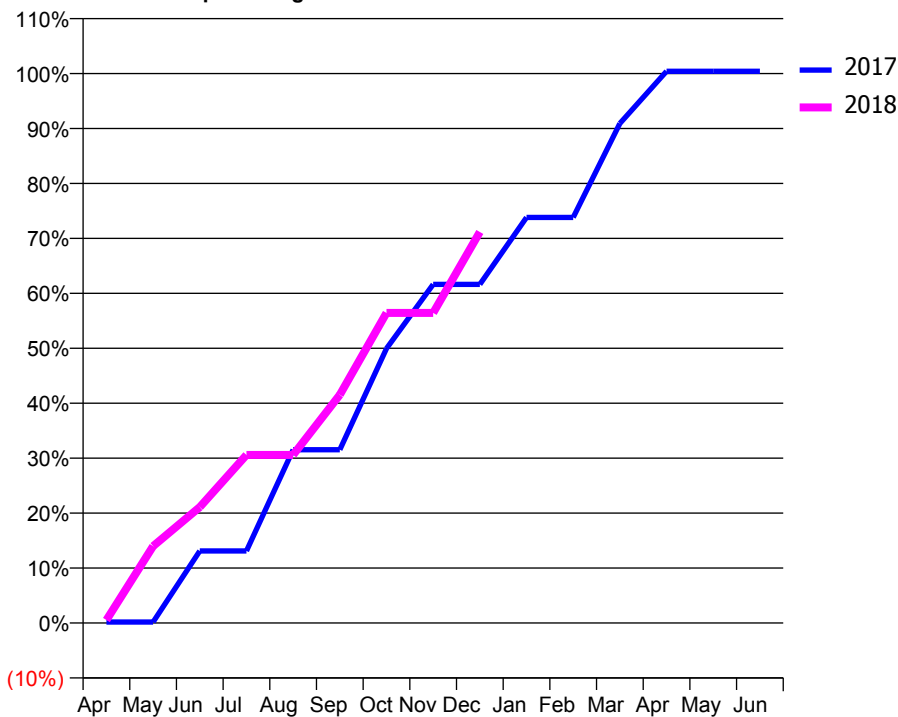
ACCESS*

Patients seen in 24 months	Total	Change since previous quarter
Quarter ending December 2016	260	
Quarter ending March 2017	274	↑
Quarter ending June 2017	270	↓
Quarter ending September 2017	269	→
Quarter ending December 2017	265	↓
Variance since December 2016	1.9%	→



ACTIVITY

Cumulative percentage of contracted UDA delivered 2017 & 2018



Month	Adjusted Scheduled Activity (UDA)	
	2017	2018
April	1	3
May	1	77
June	72	116
July	72	168
August	173	168
September	173	228
October	275	310
November	339	310
December	339	391
January	406	
February	406	
March	500	
April	552	
May	552	
June	552	

QUALITY

	Quantity	Base Number	Contract	AT	Region	England
% of FP17s for the same patient ID Re-attending within 3 months - Children	12	239	5.0%	9.5%	11.5%	12.0%
% of FP17s for the same patient ID Re-attending within 3 months - Adults	0	47	0.0%	15.0%	15.8%	15.9%
% of FP17s for the same patient ID Re-attending between 3 & 9 months - Children	154	239	64.4%	59.4%	60.5%	58.0%
% of FP17s for the same patient ID Re-attending between 3 & 9 months - Adults	21	47	44.7%	51.1%	51.8%	50.5%
% of FP17s for Band 1 Urgent Courses	2	240	0.8%	9.6%	9.5%	9.0%
% of FP17s Relating to Free Repair or Replacements	0	240	0.0%	0.6%	0.7%	0.8%
% of FP17s Relating to Continuations	0	240	0.0%	0.9%	1.0%	1.1%
% of Patients satisfied with the dentistry they have received	0	0	N/A	91.2%	92.1%	91.5%
% of Patients satisfied with the time they had to wait for an appointment	0	0	N/A	88.7%	88.3%	87.9%

* This is based on patients treated on this contract for their most recent course of treatment. Figures in italics indicate the base number of FP17s or Patient Questionnaire responses are less than 100. N/A is shown where the base number of responses is less than 10 during the period. % is calculated as Quantity/Base number*100

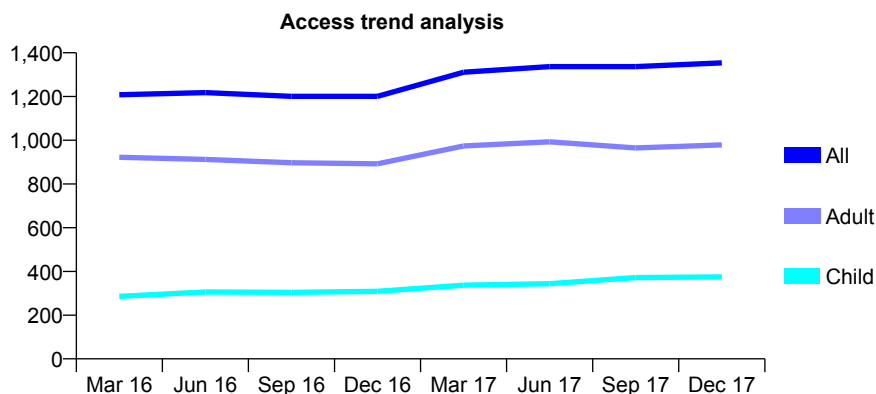
Q68 - Vital Signs At a Glance Contract Report for 878650/0001 - December 2017

Name or company name	MS M YANMAZ
Contract type name	GDS Contract
Purpose of contract	General
Contract start date	01/04/2012
Contract end date	

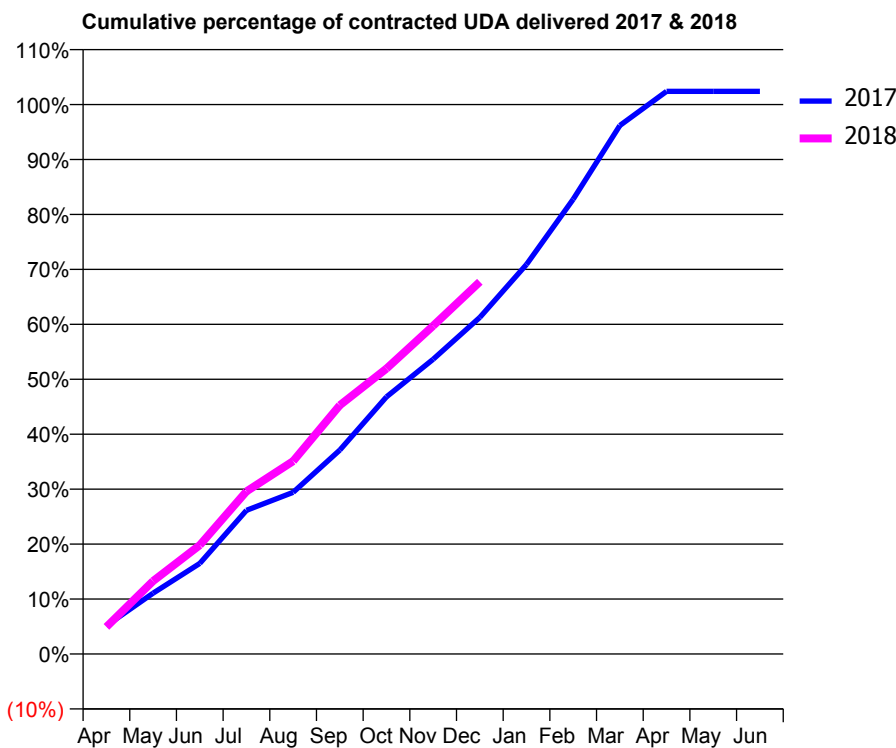
17/18 Contracted general activity (UDA)	5,000
Carry forward general activity (UDA)	-100
17/18 Contracted orthodontic activity (UOA)	0
Carry forward orthodontic activity (UOA)	0
Baseline contract value	£126,991.14

ACCESS*

Patients seen in 24 months	Total	Change since previous quarter
Quarter ending December 2016	1,201	
Quarter ending March 2017	1,311	↑
Quarter ending June 2017	1,337	→
Quarter ending September 2017	1,337	→
Quarter ending December 2017	1,354	→
Variance since December 2016	12.7%	↑



ACTIVITY



Month	Adjusted Scheduled Activity (UDA)	
	2017	2018
April	257	247
May	554	665
June	824	991
July	1,308	1,480
August	1,471	1,756
September	1,856	2,263
October	2,339	2,597
November	2,683	2,987
December	3,063	3,388
January	3,545	
February	4,138	
March	4,809	
April	5,120	
May	5,120	
June	5,120	

QUALITY

	Quantity	Base Number	Contract	AT	Region	England
% of FP17s for the same patient ID Re-attending within 3 months - Children	39	420	9.3%	9.5%	11.5%	12.0%
% of FP17s for the same patient ID Re-attending within 3 months - Adults	237	1,208	19.6%	15.0%	15.8%	15.9%
% of FP17s for the same patient ID Re-attending between 3 & 9 months - Children	270	420	64.3%	59.4%	60.5%	58.0%
% of FP17s for the same patient ID Re-attending between 3 & 9 months - Adults	703	1,208	58.2%	51.1%	51.8%	50.5%
% of FP17s for Band 1 Urgent Courses	143	1,523	9.4%	9.6%	9.5%	9.0%
% of FP17s Relating to Free Repair or Replacements	21	1,523	1.4%	0.6%	0.7%	0.8%
% of FP17s Relating to Continuations	12	1,523	0.8%	0.9%	1.0%	1.1%
% of Patients satisfied with the dentistry they have received	2	2	N/A	91.2%	92.1%	91.5%
% of Patients satisfied with the time they had to wait for an appointment	2	2	N/A	88.7%	88.3%	87.9%

* This is based on patients treated on this contract for their most recent course of treatment. Figures in italics indicate the base number of FP17s or Patient Questionnaire responses are less than 100. N/A is shown where the base number of responses is less than 10 during the period. % is calculated as Quantity/Base number*100

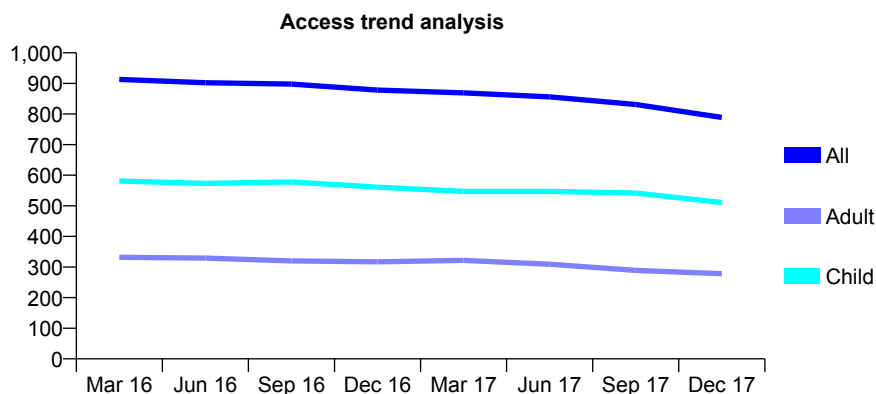
Q68 - Vital Signs At a Glance Contract Report for 898872/0001 - December 2017

Name or company name	MR NP WILLIS
Contract type name	GDS Contract
Purpose of contract	General
Contract start date	01/04/2006
Contract end date	

17/18 Contracted general activity (UDA)	2,800
Carry forward general activity (UDA)	0
17/18 Contracted orthodontic activity (UOA)	0
Carry forward orthodontic activity (UOA)	0
Baseline contract value	£82,542.02

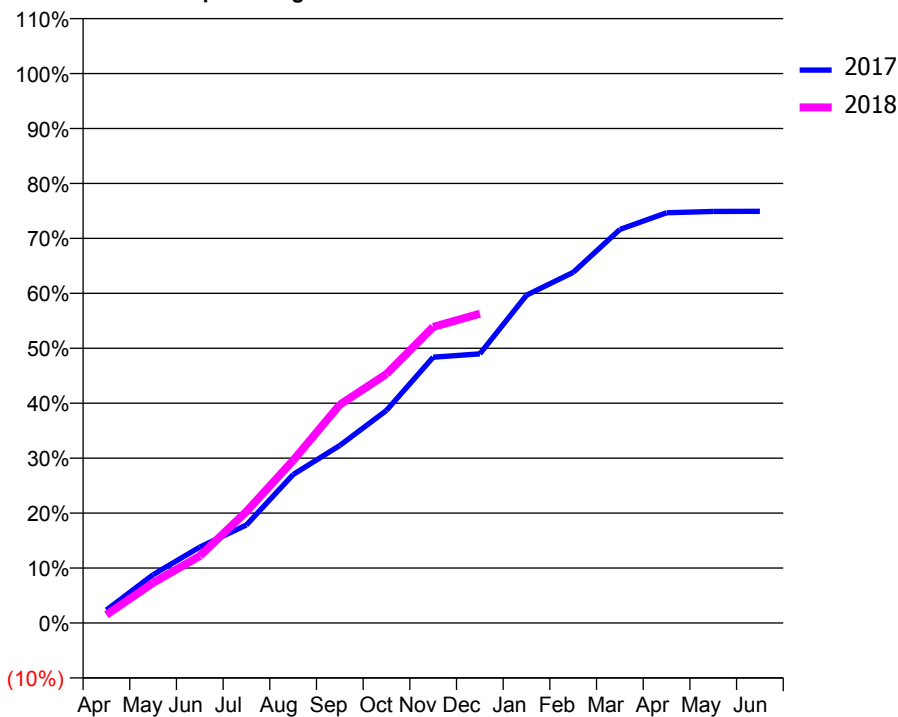
ACCESS*

Patients seen in 24 months	Total	Change since previous quarter
Quarter ending December 2016	878	
Quarter ending March 2017	869	↓
Quarter ending June 2017	856	↓
Quarter ending September 2017	831	↓
Quarter ending December 2017	789	↓
Variance since December 2016	(10.1%)	↓



ACTIVITY

Cumulative percentage of contracted UDA delivered 2017 & 2018



Month	Adjusted Scheduled Activity (UDA)	
	2017	2018
April	90	42
May	334	205
June	526	341
July	679	568
August	1,027	829
September	1,228	1,113
October	1,470	1,269
November	1,838	1,509
December	1,861	1,576
January	2,267	
February	2,425	
March	2,721	
April	2,837	
May	2,846	
June	2,847	

QUALITY

	Quantity	Base Number	Contract	AT	Region	England
% of FP17s for the same patient ID Re-attending within 3 months - Children	113	693	16.3%	9.5%	11.5%	12.0%
% of FP17s for the same patient ID Re-attending within 3 months - Adults	38	217	17.5%	15.0%	15.8%	15.9%
% of FP17s for the same patient ID Re-attending between 3 & 9 months - Children	437	693	63.1%	59.4%	60.5%	58.0%
% of FP17s for the same patient ID Re-attending between 3 & 9 months - Adults	108	217	49.8%	51.1%	51.8%	50.5%
% of FP17s for Band 1 Urgent Courses	6	832	0.7%	9.6%	9.5%	9.0%
% of FP17s Relating to Free Repair or Replacements	1	832	0.1%	0.6%	0.7%	0.8%
% of FP17s Relating to Continuations	2	832	0.2%	0.9%	1.0%	1.1%
% of Patients satisfied with the dentistry they have received	0	0	N/A	91.2%	92.1%	91.5%
% of Patients satisfied with the time they had to wait for an appointment	0	0	N/A	88.7%	88.3%	87.9%

* This is based on patients treated on this contract for their most recent course of treatment. Figures in italics indicate the base number of FP17s or Patient Questionnaire responses are less than 100. N/A is shown where the base number of responses is less than 10 during the period. % is calculated as Quantity/Base number*100

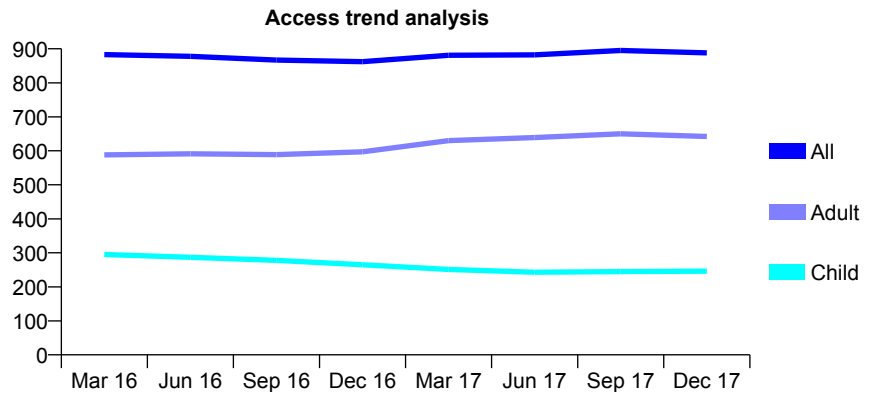
Q68 - Vital Signs At a Glance Contract Report for 906301/0001 - December 2017

Name or company name	Stoneylands Dental Practice
Contract type name	GDS Contract
Purpose of contract	General
Contract start date	01/04/2006
Contract end date	

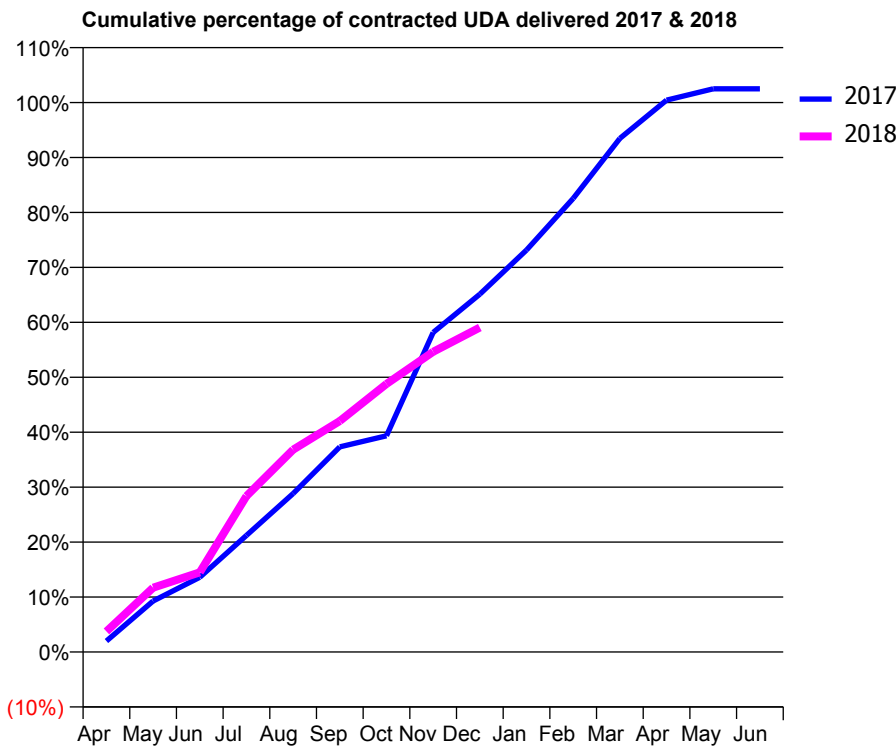
17/18 Contracted general activity (UDA)	2,000
Carry forward general activity (UDA)	-40
17/18 Contracted orthodontic activity (UOA)	0
Carry forward orthodontic activity (UOA)	0
Baseline contract value	£44,294.62

ACCESS*

Patients seen in 24 months	Total	Change since previous quarter
Quarter ending December 2016	862	
Quarter ending March 2017	881	↑
Quarter ending June 2017	882	→
Quarter ending September 2017	895	→
Quarter ending December 2017	888	→
Variance since December 2016	3.0%	↑



ACTIVITY



Month	Adjusted Scheduled Activity (UDA)	
	2017	2018
April	40	75
May	185	234
June	272	290
July	425	568
August	577	736
September	747	841
October	787	976
November	1,163	1,093
December	1,303	1,181
January	1,463	
February	1,651	
March	1,869	
April	2,008	
May	2,050	
June	2,050	

QUALITY

	Quantity	Base Number	Contract	AT	Region	England
% of FP17s for the same patient ID Re-attending within 3 months - Children	16	223	7.2%	9.5%	11.5%	12.0%
% of FP17s for the same patient ID Re-attending within 3 months - Adults	83	515	16.1%	15.0%	15.8%	15.9%
% of FP17s for the same patient ID Re-attending between 3 & 9 months - Children	92	223	41.3%	59.4%	60.5%	58.0%
% of FP17s for the same patient ID Re-attending between 3 & 9 months - Adults	195	515	37.9%	51.1%	51.8%	50.5%
% of FP17s for Band 1 Urgent Courses	80	661	12.1%	9.6%	9.5%	9.0%
% of FP17s Relating to Free Repair or Replacements	4	661	0.6%	0.6%	0.7%	0.8%
% of FP17s Relating to Continuations	2	661	0.3%	0.9%	1.0%	1.1%
% of Patients satisfied with the dentistry they have received	0	0	N/A	91.2%	92.1%	91.5%
% of Patients satisfied with the time they had to wait for an appointment	0	0	N/A	88.7%	88.3%	87.9%

* This is based on patients treated on this contract for their most recent course of treatment. Figures in italics indicate the base number of FP17s or Patient Questionnaire responses are less than 100. N/A is shown where the base number of responses is less than 10 during the period. % is calculated as Quantity/Base number*100

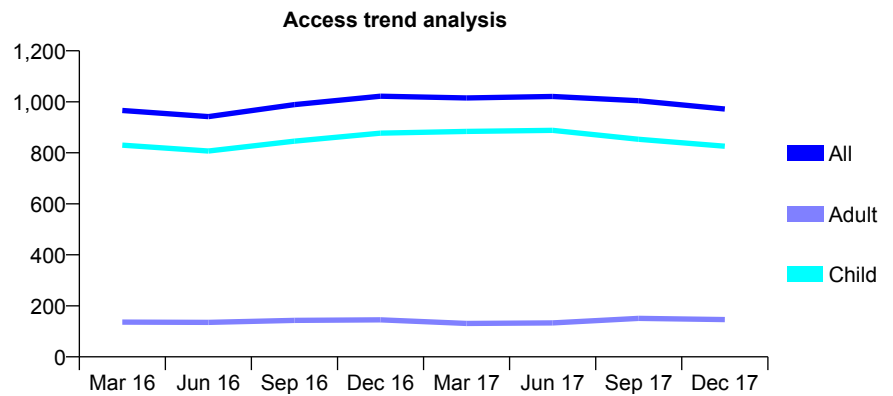
Q68 - Vital Signs At a Glance Contract Report for 906743/0001 - December 2017

Name or company name	MR PS NAYLER
Contract type name	GDS Contract
Purpose of contract	General
Contract start date	01/04/2006
Contract end date	

17/18 Contracted general activity (UDA)	1,799
Carry forward general activity (UDA)	0
17/18 Contracted orthodontic activity (UOA)	0
Carry forward orthodontic activity (UOA)	0
Baseline contract value	£38,722.17

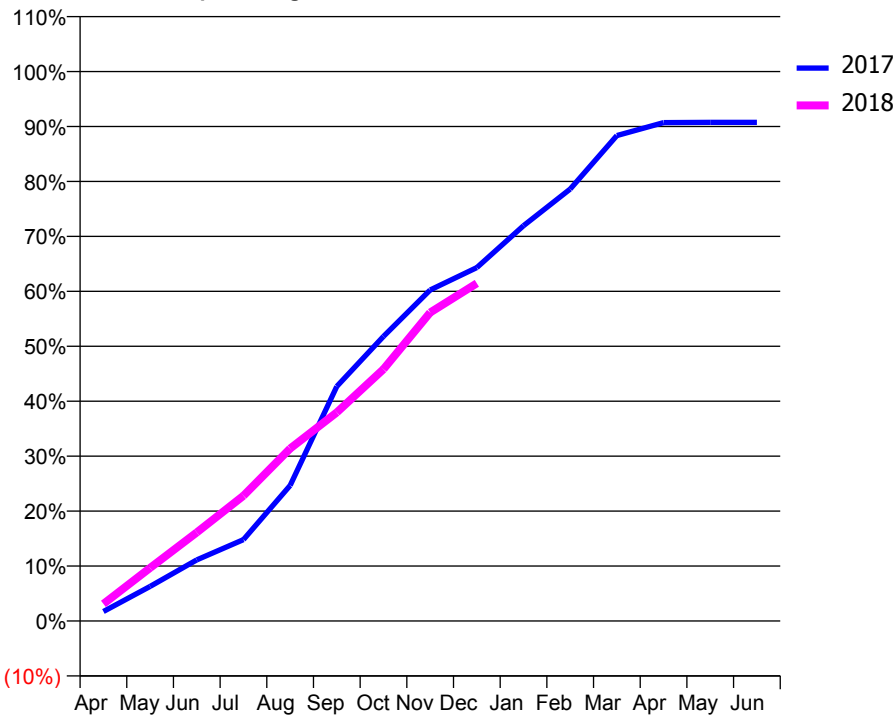
ACCESS*

Patients seen in 24 months	Total	Change since previous quarter
Quarter ending December 2016	1,022	
Quarter ending March 2017	1,015	→
Quarter ending June 2017	1,021	→
Quarter ending September 2017	1,004	↓
Quarter ending December 2017	972	↓
Variance since December 2016	(4.9%)	↓



ACTIVITY

Cumulative percentage of contracted UDA delivered 2017 & 2018



Month	Adjusted Scheduled Activity (UDA)	
	2017	2018
April	31	56
May	113	174
June	200	290
July	266	410
August	444	565
September	768	683
October	932	824
November	1,084	1,010
December	1,157	1,106
January	1,294	
February	1,414	
March	1,589	
April	1,632	
May	1,633	
June	1,633	

QUALITY

	Quantity	Base Number	Contract	AT	Region	England
% of FP17s for the same patient ID Re-attending within 3 months - Children	37	795	4.7%	9.5%	11.5%	12.0%
% of FP17s for the same patient ID Re-attending within 3 months - Adults	4	47	8.5%	15.0%	15.8%	15.9%
% of FP17s for the same patient ID Re-attending between 3 & 9 months - Children	423	795	53.2%	59.4%	60.5%	58.0%
% of FP17s for the same patient ID Re-attending between 3 & 9 months - Adults	21	47	44.7%	51.1%	51.8%	50.5%
% of FP17s for Band 1 Urgent Courses	19	816	2.3%	9.6%	9.5%	9.0%
% of FP17s Relating to Free Repair or Replacements	0	816	0.0%	0.6%	0.7%	0.8%
% of FP17s Relating to Continuations	0	816	0.0%	0.9%	1.0%	1.1%
% of Patients satisfied with the dentistry they have received	0	0	N/A	91.2%	92.1%	91.5%
% of Patients satisfied with the time they had to wait for an appointment	0	0	N/A	88.7%	88.3%	87.9%

* This is based on patients treated on this contract for their most recent course of treatment. Figures in italics indicate the base number of FP17s or Patient Questionnaire responses are less than 100. N/A is shown where the base number of responses is less than 10 during the period. % is calculated as Quantity/Base number*100

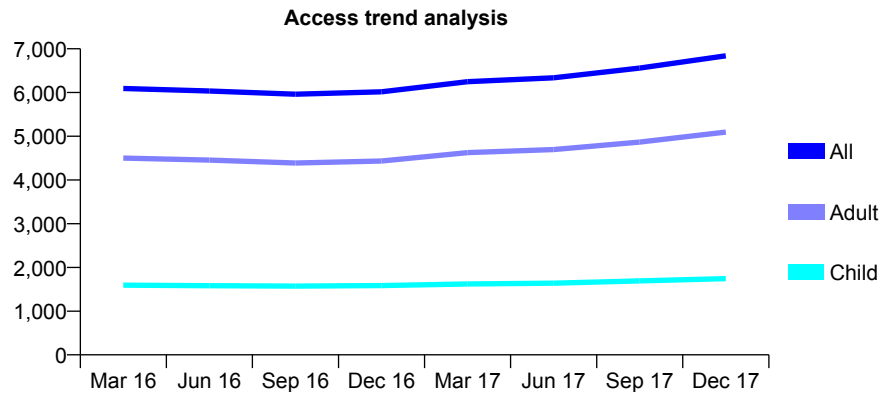
Q68 - Vital Signs At a Glance Contract Report for 906956/0002 - December 2017

Name or company name	MR KW GREY
Contract type name	GDS Contract
Purpose of contract	General
Contract start date	01/04/2006
Contract end date	

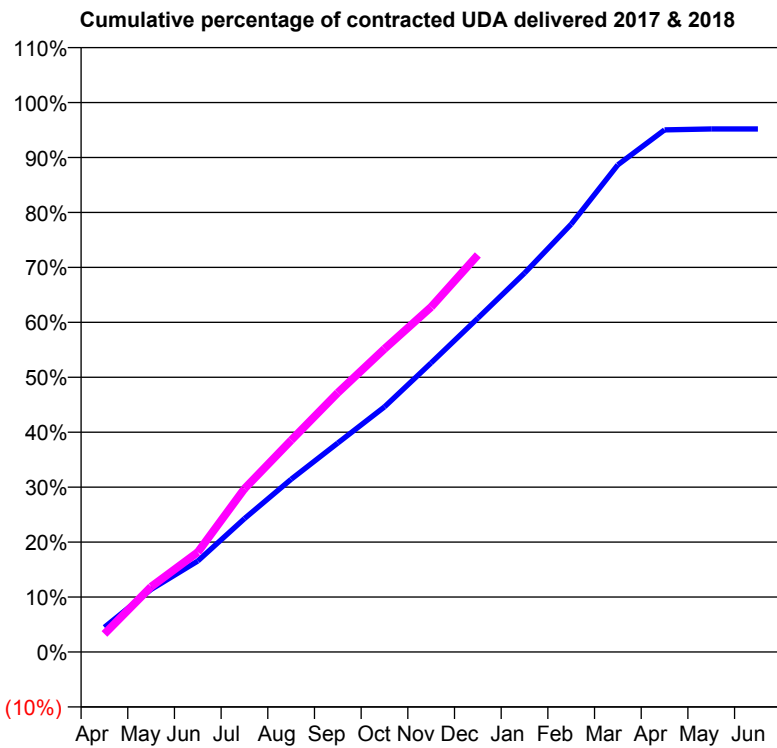
17/18 Contracted general activity (UDA)	21,423
Carry forward general activity (UDA)	0
17/18 Contracted orthodontic activity (UOA)	0
Carry forward orthodontic activity (UOA)	0
Baseline contract value	£634,967.61

ACCESS*

Patients seen in 24 months	Total	Change since previous quarter
Quarter ending December 2016	6,016	
Quarter ending March 2017	6,247	↑
Quarter ending June 2017	6,337	→
Quarter ending September 2017	6,558	↑
Quarter ending December 2017	6,839	↑
Variance since December 2016	13.7%	↑



ACTIVITY



Month	Adjusted Scheduled Activity (UDA)	
	2017	2018
April	964	706
May	2,440	2,547
June	3,550	3,894
July	5,202	6,368
August	6,734	8,254
September	8,147	10,109
October	9,559	11,821
November	11,273	13,453
December	13,017	15,478
January	14,773	
February	16,682	
March	18,995	
April	20,356	
May	20,391	
June	20,394	

QUALITY

	Quantity	Base Number	Contract	AT	Region	England
% of FP17s for the same patient ID Re-attending within 3 months - Children	65	1,530	4.2%	9.5%	11.5%	12.0%
% of FP17s for the same patient ID Re-attending within 3 months - Adults	657	4,617	14.2%	15.0%	15.8%	15.9%
% of FP17s for the same patient ID Re-attending between 3 & 9 months - Children	621	1,530	40.6%	59.4%	60.5%	58.0%
% of FP17s for the same patient ID Re-attending between 3 & 9 months - Adults	1,644	4,617	35.6%	51.1%	51.8%	50.5%
% of FP17s for Band 1 Urgent Courses	409	5,030	8.1%	9.6%	9.5%	9.0%
% of FP17s Relating to Free Repair or Replacements	61	5,030	1.2%	0.6%	0.7%	0.8%
% of FP17s Relating to Continuations	12	5,030	0.2%	0.9%	1.0%	1.1%
% of Patients satisfied with the dentistry they have received	6	7	N/A	91.2%	92.1%	91.5%
% of Patients satisfied with the time they had to wait for an appointment	6	7	N/A	88.7%	88.3%	87.9%

* This is based on patients treated on this contract for their most recent course of treatment. Figures in italics indicate the base number of FP17s or Patient Questionnaire responses are less than 100. N/A is shown where the base number of responses is less than 10 during the period. % is calculated as Quantity/Base number*100

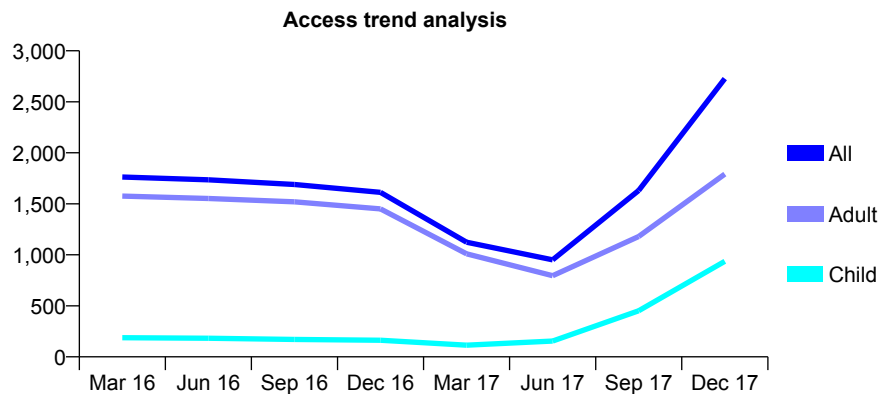
Q68 - Vital Signs At a Glance Contract Report for 907707/0001 - December 2017

Name or company name	MRS ZK KEYHANI NOORALII
Contract type name	GDS Contract
Purpose of contract	General
Contract start date	01/04/2006
Contract end date	

17/18 Contracted general activity (UDA)	6,857
Carry forward general activity (UDA)	0
17/18 Contracted orthodontic activity (UOA)	0
Carry forward orthodontic activity (UOA)	0
Baseline contract value	£166,095.55

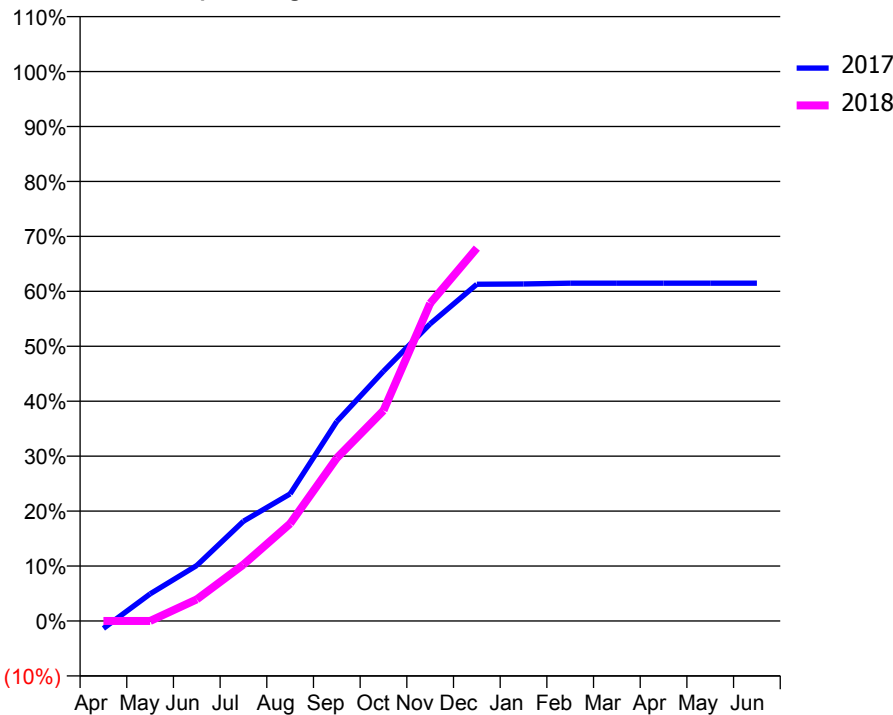
ACCESS*

Patients seen in 24 months	Total	Change since previous quarter
Quarter ending December 2016	1,613	
Quarter ending March 2017	1,124	↓
Quarter ending June 2017	951	↓
Quarter ending September 2017	1,631	↑
Quarter ending December 2017	2,727	↑
Variance since December 2016	69.1%	↑



ACTIVITY

Cumulative percentage of contracted UDA delivered 2017 & 2018



Month	Adjusted Scheduled Activity (UDA)	
	2017	2018
April	-94	0
May	339	0
June	693	270
July	1,246	705
August	1,587	1,216
September	2,490	2,035
October	3,117	2,627
November	3,708	3,965
December	4,203	4,653
January	4,206	
February	4,215	
March	4,215	
April	4,215	
May	4,215	
June	4,215	

QUALITY

	Quantity	Base Number	Contract	AT	Region	England
% of FP17s for the same patient ID Re-attending within 3 months - Children	17	941	1.8%	9.5%	11.5%	12.0%
% of FP17s for the same patient ID Re-attending within 3 months - Adults	67	1,632	4.1%	15.0%	15.8%	15.9%
% of FP17s for the same patient ID Re-attending between 3 & 9 months - Children	25	941	2.7%	59.4%	60.5%	58.0%
% of FP17s for the same patient ID Re-attending between 3 & 9 months - Adults	33	1,632	2.0%	51.1%	51.8%	50.5%
% of FP17s for Band 1 Urgent Courses	290	2,573	11.3%	9.6%	9.5%	9.0%
% of FP17s Relating to Free Repair or Replacements	1	2,573	0.0%	0.6%	0.7%	0.8%
% of FP17s Relating to Continuations	1	2,573	0.0%	0.9%	1.0%	1.1%
% of Patients satisfied with the dentistry they have received	1	2	N/A	91.2%	92.1%	91.5%
% of Patients satisfied with the time they had to wait for an appointment	1	2	N/A	88.7%	88.3%	87.9%

* This is based on patients treated on this contract for their most recent course of treatment. Figures in italics indicate the base number of FP17s or Patient Questionnaire responses are less than 100. N/A is shown where the base number of responses is less than 10 during the period. % is calculated as Quantity/Base number*100

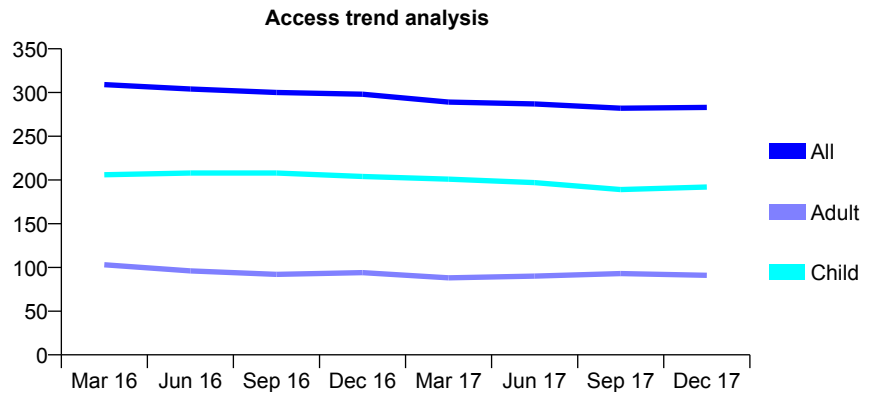
Q68 - Vital Signs At a Glance Contract Report for 911445/0001 - December 2017

Name or company name	MR JE REED
Contract type name	GDS Contract
Purpose of contract	General
Contract start date	01/04/2006
Contract end date	

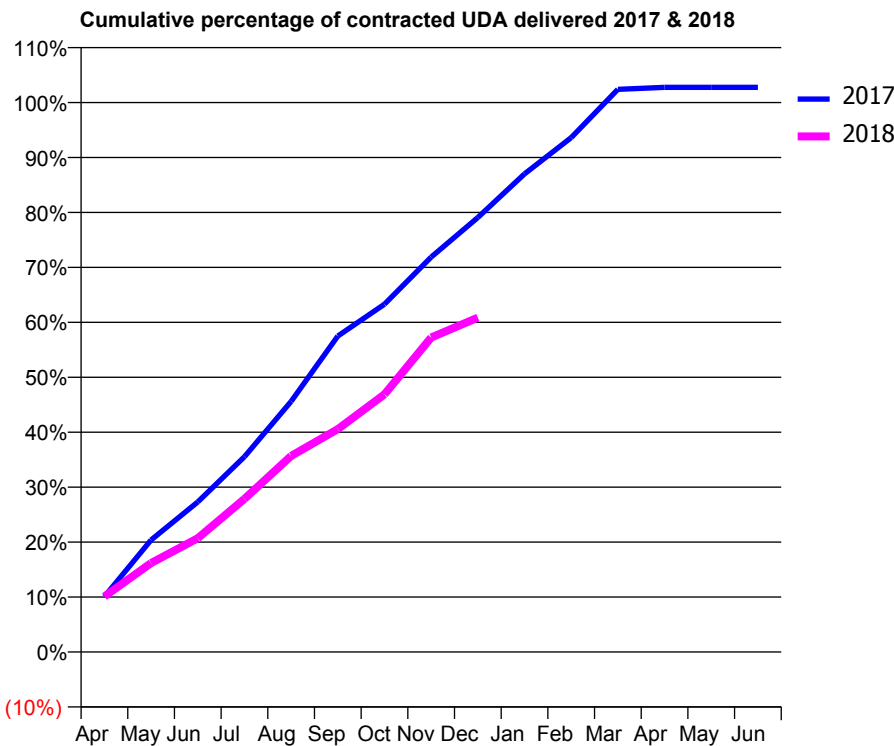
17/18 Contracted general activity (UDA)	825
Carry forward general activity (UDA)	-17
17/18 Contracted orthodontic activity (UOA)	0
Carry forward orthodontic activity (UOA)	0
Baseline contract value	£20,443.19

ACCESS*

Patients seen in 24 months	Total	Change since previous quarter
Quarter ending December 2016	298	
Quarter ending March 2017	289	↓
Quarter ending June 2017	287	→
Quarter ending September 2017	282	↓
Quarter ending December 2017	283	→
Variance since December 2016	(5.0%)	↓



ACTIVITY



Month	Adjusted Scheduled Activity (UDA)	
	2017	2018
April	83	83
May	168	134
June	225	171
July	293	230
August	376	294
September	474	335
October	522	387
November	593	472
December	652	502
January	718	
February	772	
March	845	
April	848	
May	848	
June	848	

QUALITY

	Quantity	Base Number	Contract	AT	Region	England
% of FP17s for the same patient ID Re-attending within 3 months - Children	26	259	10.0%	9.5%	11.5%	12.0%
% of FP17s for the same patient ID Re-attending within 3 months - Adults	11	66	16.7%	15.0%	15.8%	15.9%
% of FP17s for the same patient ID Re-attending between 3 & 9 months - Children	166	259	64.1%	59.4%	60.5%	58.0%
% of FP17s for the same patient ID Re-attending between 3 & 9 months - Adults	33	66	50.0%	51.1%	51.8%	50.5%
% of FP17s for Band 1 Urgent Courses	20	322	6.2%	9.6%	9.5%	9.0%
% of FP17s Relating to Free Repair or Replacements	0	322	0.0%	0.6%	0.7%	0.8%
% of FP17s Relating to Continuations	0	322	0.0%	0.9%	1.0%	1.1%
% of Patients satisfied with the dentistry they have received	0	0	N/A	91.2%	92.1%	91.5%
% of Patients satisfied with the time they had to wait for an appointment	0	0	N/A	88.7%	88.3%	87.9%

* This is based on patients treated on this contract for their most recent course of treatment. Figures in italics indicate the base number of FP17s or Patient Questionnaire responses are less than 100. N/A is shown where the base number of responses is less than 10 during the period. % is calculated as Quantity/Base number*100

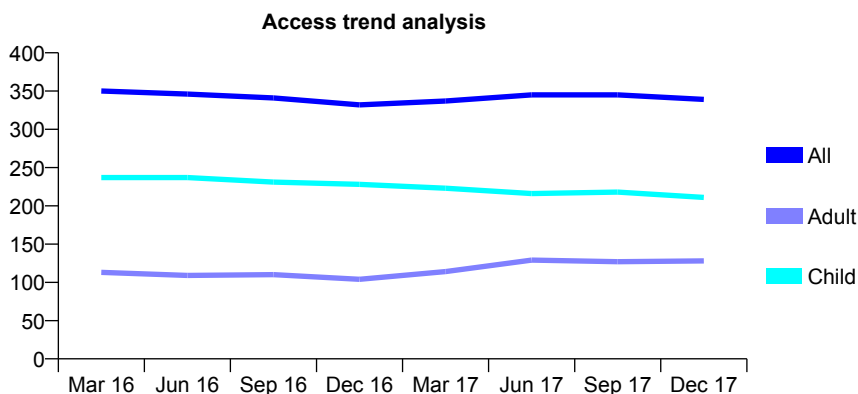
Q68 - Vital Signs At a Glance Contract Report for 911607/0001 - December 2017

Name or company name	MR NJ MARSHALL
Contract type name	GDS Contract
Purpose of contract	General
Contract start date	01/04/2006
Contract end date	

17/18 Contracted general activity (UDA)	756
Carry forward general activity (UDA)	-4
17/18 Contracted orthodontic activity (UOA)	0
Carry forward orthodontic activity (UOA)	0
Baseline contract value	£16,939.35

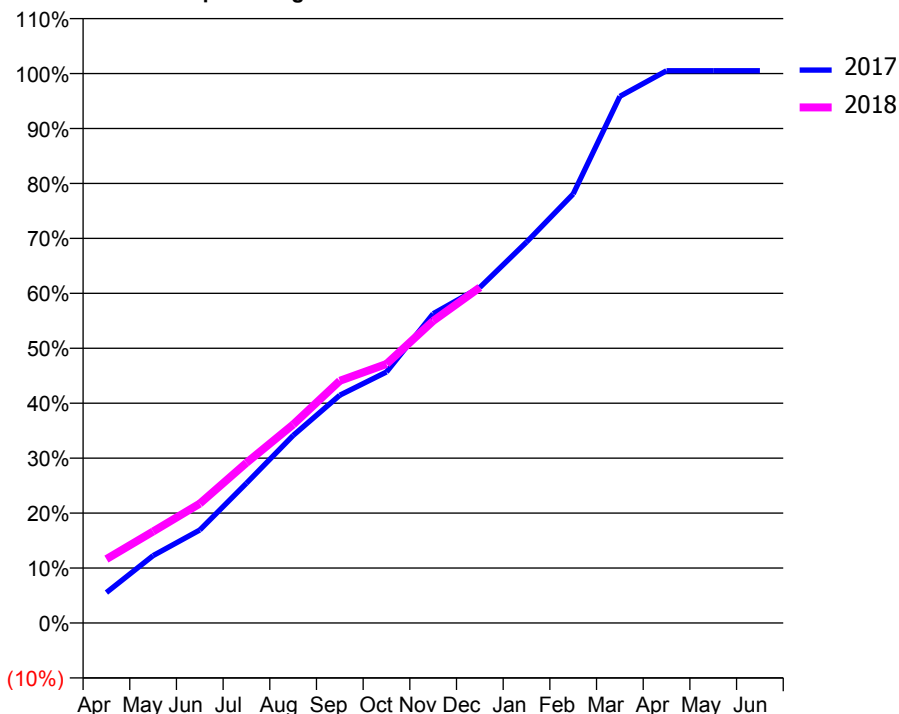
ACCESS*

Patients seen in 24 months	Total	Change since previous quarter
Quarter ending December 2016	332	
Quarter ending March 2017	337	→
Quarter ending June 2017	345	↑
Quarter ending September 2017	345	→
Quarter ending December 2017	339	↓
Variance since December 2016	2.1%	↑



ACTIVITY

Cumulative percentage of contracted UDA delivered 2017 & 2018



Month	Adjusted Scheduled Activity (UDA)	
	2017	2018
April	42	88
May	93	126
June	128	164
July	192	220
August	258	273
September	313	333
October	345	356
November	426	416
December	462	462
January	524	
February	590	
March	725	
April	760	
May	760	
June	760	

QUALITY

	Quantity	Base Number	Contract	AT	Region	England
% of FP17s for the same patient ID Re-attending within 3 months - Children	6	247	2.4%	9.5%	11.5%	12.0%
% of FP17s for the same patient ID Re-attending within 3 months - Adults	4	89	4.5%	15.0%	15.8%	15.9%
% of FP17s for the same patient ID Re-attending between 3 & 9 months - Children	189	247	76.5%	59.4%	60.5%	58.0%
% of FP17s for the same patient ID Re-attending between 3 & 9 months - Adults	59	89	66.3%	51.1%	51.8%	50.5%
% of FP17s for Band 1 Urgent Courses	8	317	2.5%	9.6%	9.5%	9.0%
% of FP17s Relating to Free Repair or Replacements	0	317	0.0%	0.6%	0.7%	0.8%
% of FP17s Relating to Continuations	0	317	0.0%	0.9%	1.0%	1.1%
% of Patients satisfied with the dentistry they have received	0	0	N/A	91.2%	92.1%	91.5%
% of Patients satisfied with the time they had to wait for an appointment	0	0	N/A	88.7%	88.3%	87.9%

* This is based on patients treated on this contract for their most recent course of treatment. Figures in italics indicate the base number of FP17s or Patient Questionnaire responses are less than 100. N/A is shown where the base number of responses is less than 10 during the period. % is calculated as Quantity/Base number*100

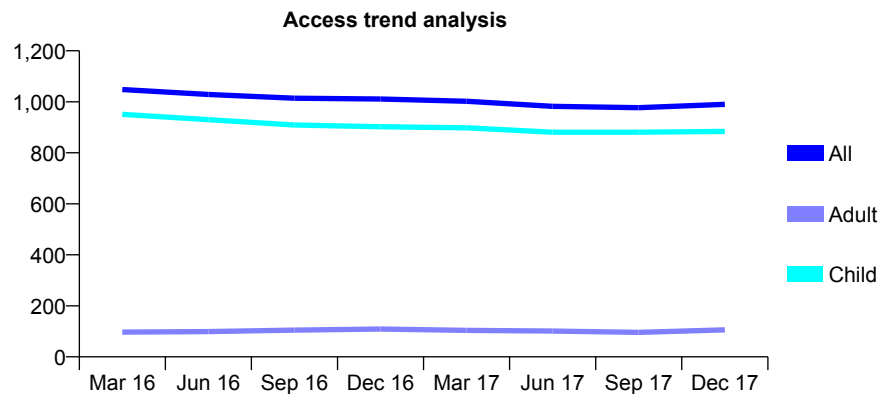
Q68 - Vital Signs At a Glance Contract Report for 913219/0001 - December 2017

Name or company name	MR AO REEVES
Contract type name	GDS Contract
Purpose of contract	General
Contract start date	01/04/2006
Contract end date	

17/18 Contracted general activity (UDA)	1,987
Carry forward general activity (UDA)	28
17/18 Contracted orthodontic activity (UOA)	0
Carry forward orthodontic activity (UOA)	0
Baseline contract value	£44,658.49

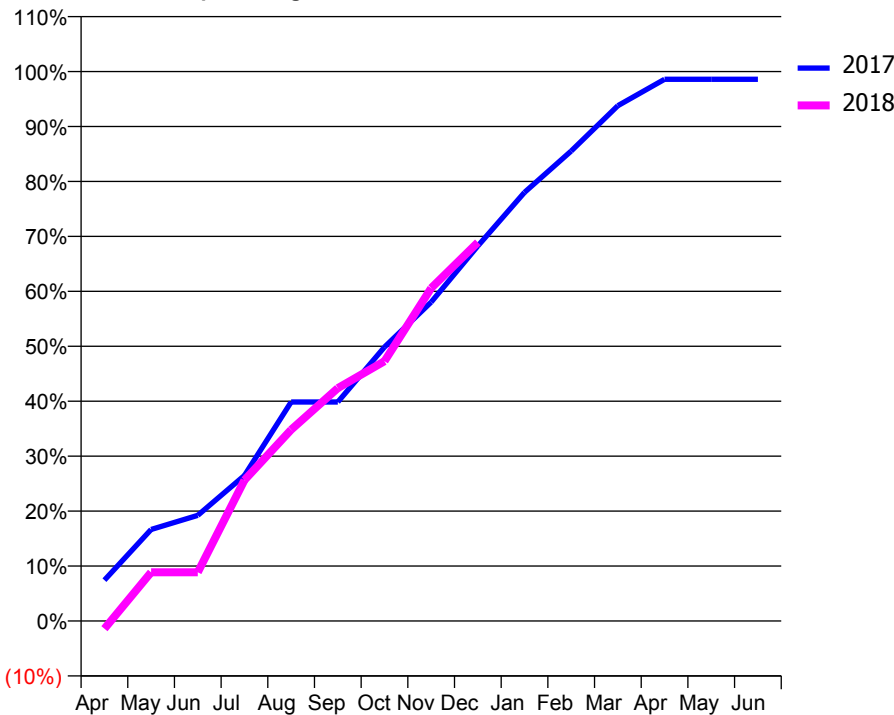
ACCESS*

Patients seen in 24 months	Total	Change since previous quarter
Quarter ending December 2016	1,011	
Quarter ending March 2017	1,002	→
Quarter ending June 2017	982	↓
Quarter ending September 2017	977	→
Quarter ending December 2017	990	→
Variance since December 2016	(2.1%)	↓



ACTIVITY

Cumulative percentage of contracted UDA delivered 2017 & 2018



Month	Adjusted Scheduled Activity (UDA)	
	2017	2018
April	148	-28
May	331	176
June	382	176
July	526	510
August	792	692
September	792	842
October	991	940
November	1,153	1,204
December	1,356	1,369
January	1,550	
February	1,699	
March	1,863	
April	1,959	
May	1,959	
June	1,959	

QUALITY

	Quantity	Base Number	Contract	AT	Region	England
% of FP17s for the same patient ID Re-attending within 3 months - Children	37	1,160	3.2%	9.5%	11.5%	12.0%
% of FP17s for the same patient ID Re-attending within 3 months - Adults	0	2	0.0%	15.0%	15.8%	15.9%
% of FP17s for the same patient ID Re-attending between 3 & 9 months - Children	916	1,160	79.0%	59.4%	60.5%	58.0%
% of FP17s for the same patient ID Re-attending between 3 & 9 months - Adults	1	2	50.0%	51.1%	51.8%	50.5%
% of FP17s for Band 1 Urgent Courses	30	1,097	2.7%	9.6%	9.5%	9.0%
% of FP17s Relating to Free Repair or Replacements	0	1,097	0.0%	0.6%	0.7%	0.8%
% of FP17s Relating to Continuations	0	1,097	0.0%	0.9%	1.0%	1.1%
% of Patients satisfied with the dentistry they have received	2	2	N/A	91.2%	92.1%	91.5%
% of Patients satisfied with the time they had to wait for an appointment	2	2	N/A	88.7%	88.3%	87.9%

* This is based on patients treated on this contract for their most recent course of treatment. Figures in italics indicate the base number of FP17s or Patient Questionnaire responses are less than 100. N/A is shown where the base number of responses is less than 10 during the period. % is calculated as Quantity/Base number*100

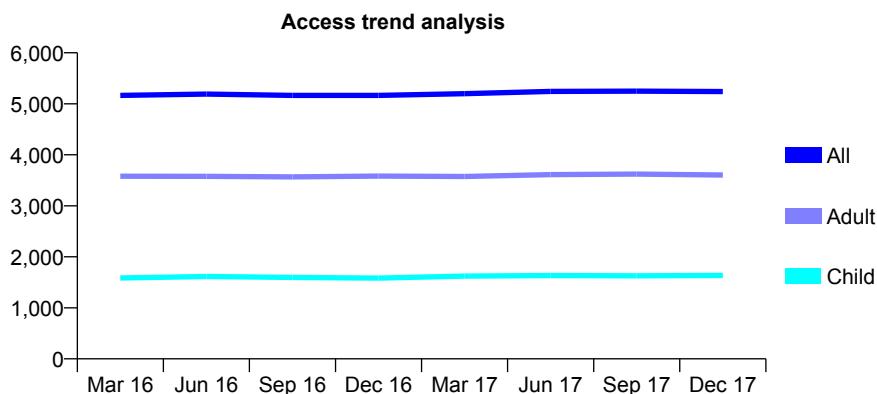
Q68 - Vital Signs At a Glance Contract Report for 913553/0001 - December 2017

Name or company name	MR AM BROWN
Contract type name	GDS Contract
Purpose of contract	General
Contract start date	01/04/2006
Contract end date	

17/18 Contracted general activity (UDA)	11,982
Carry forward general activity (UDA)	221
17/18 Contracted orthodontic activity (UOA)	0
Carry forward orthodontic activity (UOA)	0
Baseline contract value	£283,458.82

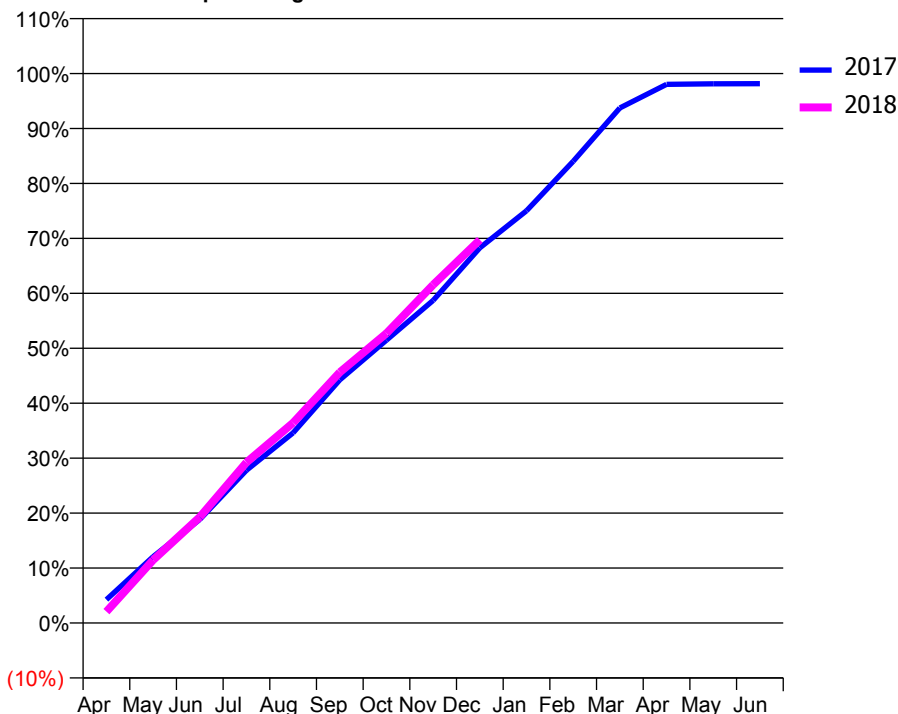
ACCESS*

Patients seen in 24 months	Total	Change since previous quarter
Quarter ending December 2016	5,166	
Quarter ending March 2017	5,199	→
Quarter ending June 2017	5,244	→
Quarter ending September 2017	5,249	→
Quarter ending December 2017	5,240	→
Variance since December 2016	1.4%	→



ACTIVITY

Cumulative percentage of contracted UDA delivered 2017 & 2018



Month	Adjusted Scheduled Activity (UDA)	
	2017	2018
April	510	248
May	1,447	1,373
June	2,256	2,311
July	3,332	3,503
August	4,148	4,365
September	5,303	5,469
October	6,169	6,317
November	7,034	7,375
December	8,182	8,356
January	8,989	
February	10,067	
March	11,229	
April	11,745	
May	11,757	
June	11,761	

QUALITY

	Quantity	Base Number	Contract	AT	Region	England
% of FP17s for the same patient ID Re-attending within 3 months - Children	117	2,027	5.8%	9.5%	11.5%	12.0%
% of FP17s for the same patient ID Re-attending within 3 months - Adults	414	3,864	10.7%	15.0%	15.8%	15.9%
% of FP17s for the same patient ID Re-attending between 3 & 9 months - Children	1,415	2,027	69.8%	59.4%	60.5%	58.0%
% of FP17s for the same patient ID Re-attending between 3 & 9 months - Adults	2,134	3,864	55.2%	51.1%	51.8%	50.5%
% of FP17s for Band 1 Urgent Courses	441	5,585	7.9%	9.6%	9.5%	9.0%
% of FP17s Relating to Free Repair or Replacements	13	5,585	0.2%	0.6%	0.7%	0.8%
% of FP17s Relating to Continuations	2	5,585	0.0%	0.9%	1.0%	1.1%
% of Patients satisfied with the dentistry they have received	3	3	N/A	91.2%	92.1%	91.5%
% of Patients satisfied with the time they had to wait for an appointment	3	3	N/A	88.7%	88.3%	87.9%

* This is based on patients treated on this contract for their most recent course of treatment. Figures in italics indicate the base number of FP17s or Patient Questionnaire responses are less than 100. N/A is shown where the base number of responses is less than 10 during the period. % is calculated as Quantity/Base number*100

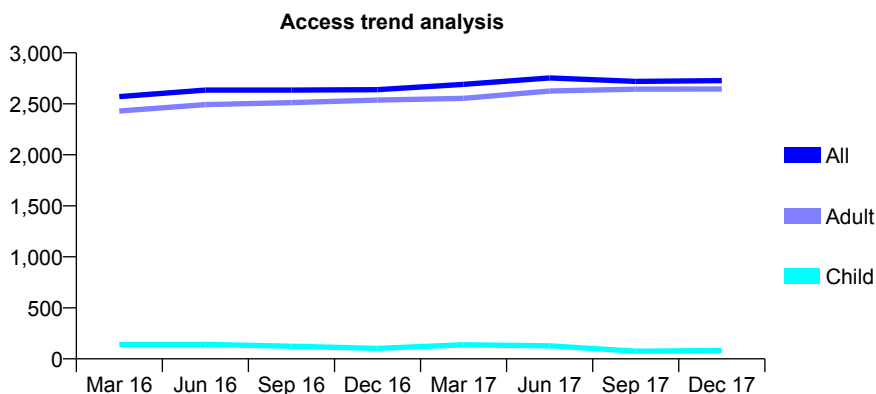
Q68 - Vital Signs At a Glance Contract Report for 914673/0002 - December 2017

Name or company name	MR M SEIFOURI
Contract type name	GDS Contract
Purpose of contract	General
Contract start date	01/08/2011
Contract end date	

17/18 Contracted general activity (UDA)	7,753
Carry forward general activity (UDA)	-37
17/18 Contracted orthodontic activity (UOA)	0
Carry forward orthodontic activity (UOA)	0
Baseline contract value	£226,560.36

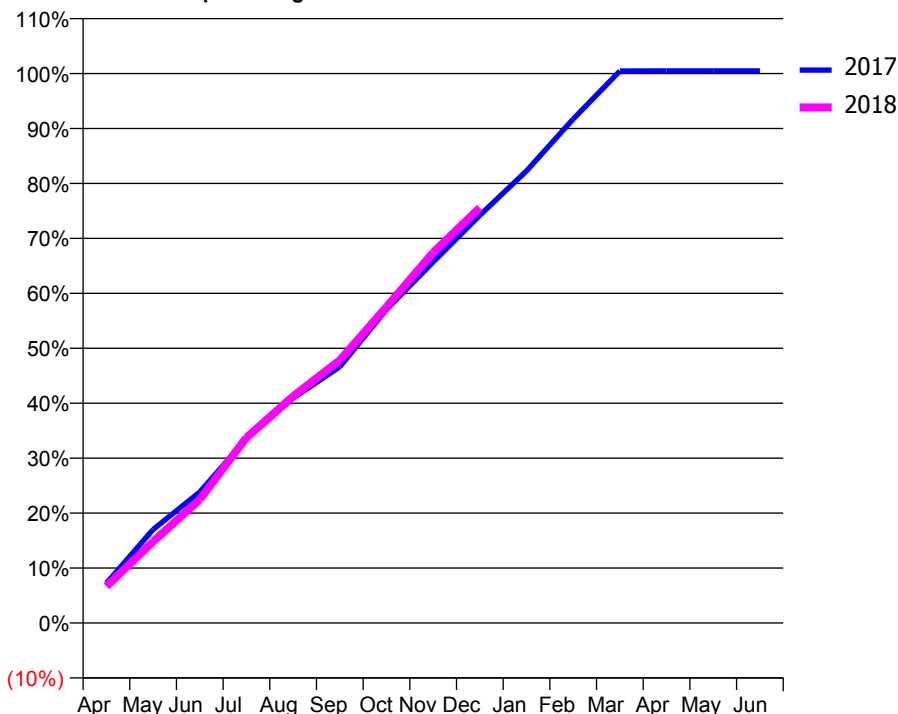
ACCESS*

Patients seen in 24 months	Total	Change since previous quarter
Quarter ending December 2016	2,639	
Quarter ending March 2017	2,691	→
Quarter ending June 2017	2,754	↑
Quarter ending September 2017	2,719	↓
Quarter ending December 2017	2,727	→
Variance since December 2016	3.3%	↑



ACTIVITY

Cumulative percentage of contracted UDA delivered 2017 & 2018



Month	Adjusted Scheduled Activity (UDA)	
	2017	2018
April	562	516
May	1,320	1,149
June	1,848	1,744
July	2,602	2,617
August	3,174	3,199
September	3,616	3,707
October	4,423	4,459
November	5,093	5,228
December	5,753	5,860
January	6,379	
February	7,110	
March	7,788	
April	7,790	
May	7,790	
June	7,790	

QUALITY

	Quantity	Base Number	Contract	AT	Region	England
% of FP17s for the same patient ID Re-attending within 3 months - Children	1	70	1.4%	9.5%	11.5%	12.0%
% of FP17s for the same patient ID Re-attending within 3 months - Adults	163	2,398	6.8%	15.0%	15.8%	15.9%
% of FP17s for the same patient ID Re-attending between 3 & 9 months - Children	12	70	17.1%	59.4%	60.5%	58.0%
% of FP17s for the same patient ID Re-attending between 3 & 9 months - Adults	906	2,398	37.8%	51.1%	51.8%	50.5%
% of FP17s for Band 1 Urgent Courses	31	2,467	1.3%	9.6%	9.5%	9.0%
% of FP17s Relating to Free Repair or Replacements	0	2,467	0.0%	0.6%	0.7%	0.8%
% of FP17s Relating to Continuations	0	2,467	0.0%	0.9%	1.0%	1.1%
% of Patients satisfied with the dentistry they have received	7	7	N/A	91.2%	92.1%	91.5%
% of Patients satisfied with the time they had to wait for an appointment	7	7	N/A	88.7%	88.3%	87.9%

* This is based on patients treated on this contract for their most recent course of treatment. Figures in italics indicate the base number of FP17s or Patient Questionnaire responses are less than 100. N/A is shown where the base number of responses is less than 10 during the period. % is calculated as Quantity/Base number*100

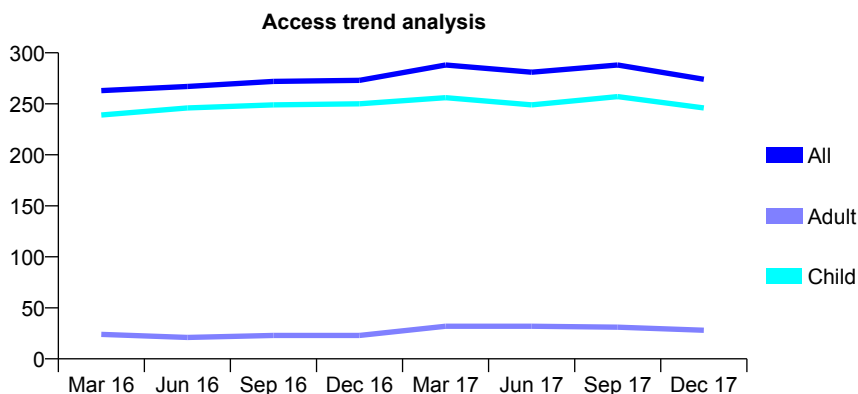
Q68 - Vital Signs At a Glance Contract Report for 916994/0001 - December 2017

Name or company name	MR MD SETTERS
Contract type name	GDS Contract
Purpose of contract	General
Contract start date	01/04/2006
Contract end date	

17/18 Contracted general activity (UDA)	425
Carry forward general activity (UDA)	0
17/18 Contracted orthodontic activity (UOA)	0
Carry forward orthodontic activity (UOA)	0
Baseline contract value	£10,418.72

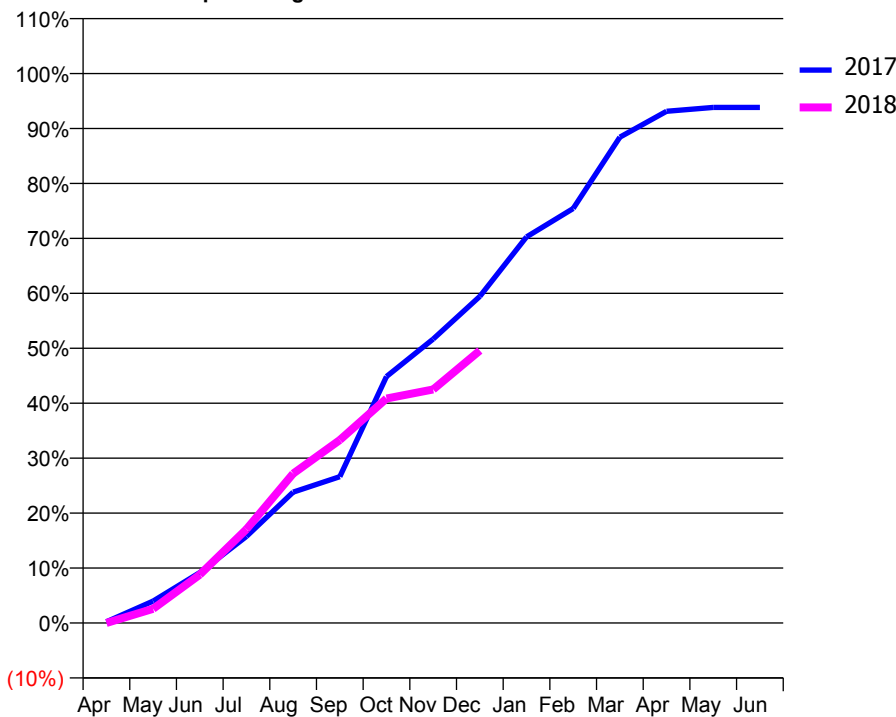
ACCESS*

Patients seen in 24 months	Total	Change since previous quarter
Quarter ending December 2016	273	
Quarter ending March 2017	288	↑
Quarter ending June 2017	281	↓
Quarter ending September 2017	288	↑
Quarter ending December 2017	274	↓
Variance since December 2016	0.4%	→



ACTIVITY

Cumulative percentage of contracted UDA delivered 2017 & 2018



Month	2017	2018
April	1	0
May	17	11
June	39	37
July	67	73
August	101	116
September	113	142
October	191	174
November	220	181
December	253	211
January	299	
February	321	
March	376	
April	396	
May	399	
June	399	

QUALITY

	Quantity	Base Number	Contract	AT	Region	England
% of FP17s for the same patient ID Re-attending within 3 months - Children	10	215	4.7%	9.5%	11.5%	12.0%
% of FP17s for the same patient ID Re-attending within 3 months - Adults	0	0	N/A	15.0%	15.8%	15.9%
% of FP17s for the same patient ID Re-attending between 3 & 9 months - Children	130	215	60.5%	59.4%	60.5%	58.0%
% of FP17s for the same patient ID Re-attending between 3 & 9 months - Adults	0	0	N/A	51.1%	51.8%	50.5%
% of FP17s for Band 1 Urgent Courses	4	185	2.2%	9.6%	9.5%	9.0%
% of FP17s Relating to Free Repair or Replacements	0	185	0.0%	0.6%	0.7%	0.8%
% of FP17s Relating to Continuations	0	185	0.0%	0.9%	1.0%	1.1%
% of Patients satisfied with the dentistry they have received	1	1	N/A	91.2%	92.1%	91.5%
% of Patients satisfied with the time they had to wait for an appointment	1	1	N/A	88.7%	88.3%	87.9%

* This is based on patients treated on this contract for their most recent course of treatment. Figures in italics indicate the base number of FP17s or Patient Questionnaire responses are less than 100. N/A is shown where the base number of responses is less than 10 during the period. % is calculated as Quantity/Base number*100

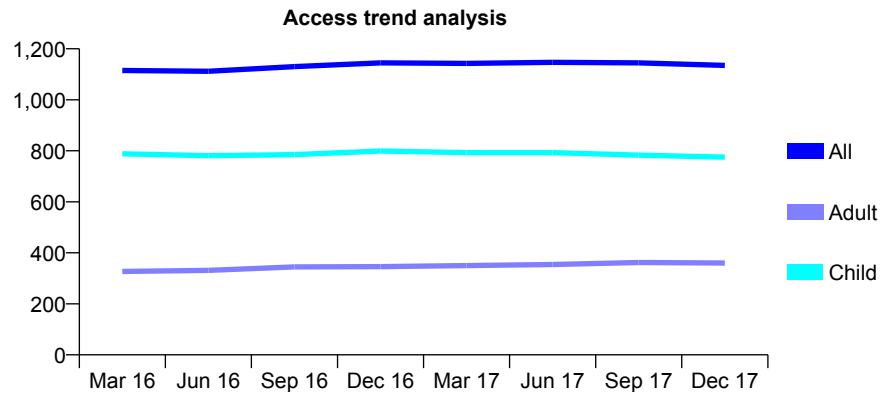
Q68 - Vital Signs At a Glance Contract Report for 917982/0001 - December 2017

Name or company name	MISS M SPEAKMAN
Contract type name	GDS Contract
Purpose of contract	General
Contract start date	01/04/2014
Contract end date	

17/18 Contracted general activity (UDA)	2,100
Carry forward general activity (UDA)	-42
17/18 Contracted orthodontic activity (UOA)	0
Carry forward orthodontic activity (UOA)	0
Baseline contract value	£47,195.93

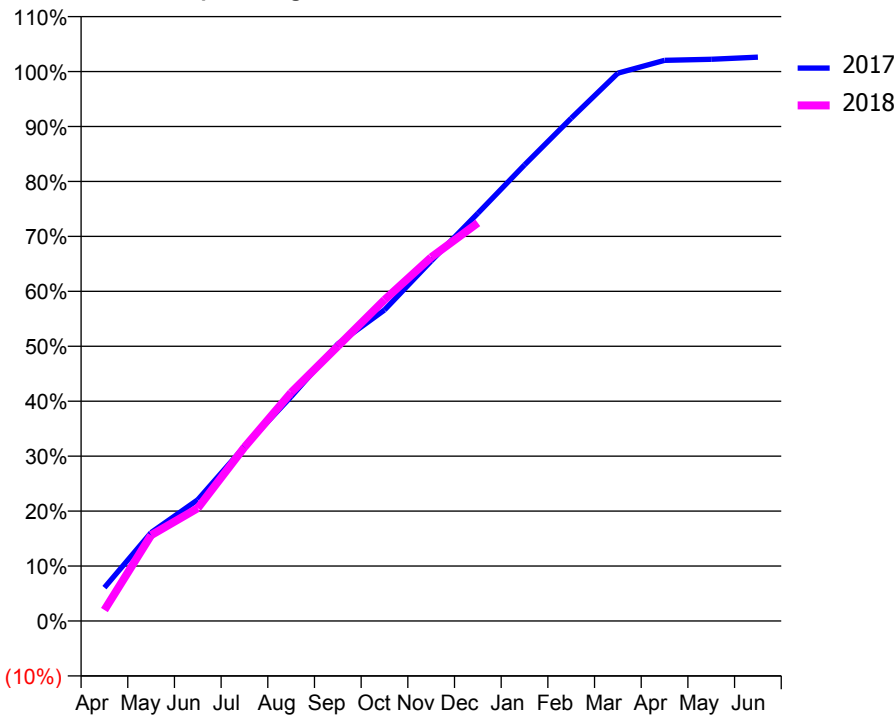
ACCESS*

Patients seen in 24 months	Total	Change since previous quarter
Quarter ending December 2016	1,145	
Quarter ending March 2017	1,143	→
Quarter ending June 2017	1,147	→
Quarter ending September 2017	1,145	→
Quarter ending December 2017	1,135	→
Variance since December 2016	(0.9%)	→



ACTIVITY

Cumulative percentage of contracted UDA delivered 2017 & 2018



Month	Adjusted Scheduled Activity (UDA)	
	2017	2018
April	128	42
May	338	328
June	463	431
July	667	664
August	857	873
September	1,059	1,050
October	1,189	1,227
November	1,376	1,390
December	1,558	1,522
January	1,743	
February	1,921	
March	2,094	
April	2,143	
May	2,147	
June	2,155	

QUALITY

	Quantity	Base Number	Contract	AT	Region	England
% of FP17s for the same patient ID Re-attending within 3 months - Children	47	911	5.2%	9.5%	11.5%	12.0%
% of FP17s for the same patient ID Re-attending within 3 months - Adults	12	232	5.2%	15.0%	15.8%	15.9%
% of FP17s for the same patient ID Re-attending between 3 & 9 months - Children	591	911	64.9%	59.4%	60.5%	58.0%
% of FP17s for the same patient ID Re-attending between 3 & 9 months - Adults	126	232	54.3%	51.1%	51.8%	50.5%
% of FP17s for Band 1 Urgent Courses	38	1,089	3.5%	9.6%	9.5%	9.0%
% of FP17s Relating to Free Repair or Replacements	0	1,089	0.0%	0.6%	0.7%	0.8%
% of FP17s Relating to Continuations	0	1,089	0.0%	0.9%	1.0%	1.1%
% of Patients satisfied with the dentistry they have received	1	1	N/A	91.2%	92.1%	91.5%
% of Patients satisfied with the time they had to wait for an appointment	1	1	N/A	88.7%	88.3%	87.9%

* This is based on patients treated on this contract for their most recent course of treatment. Figures in italics indicate the base number of FP17s or Patient Questionnaire responses are less than 100. N/A is shown where the base number of responses is less than 10 during the period. % is calculated as Quantity/Base number*100

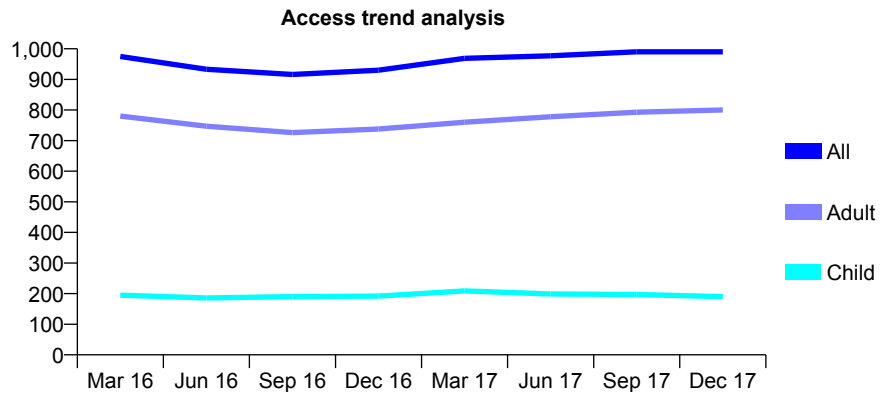
Q68 - Vital Signs At a Glance Contract Report for 919977/0001 - December 2017

Name or company name	MS JF ROYLE
Contract type name	GDS Contract
Purpose of contract	General
Contract start date	01/04/2006
Contract end date	

17/18 Contracted general activity (UDA)	2,800
Carry forward general activity (UDA)	0
17/18 Contracted orthodontic activity (UOA)	0
Carry forward orthodontic activity (UOA)	0
Baseline contract value	£71,098.94

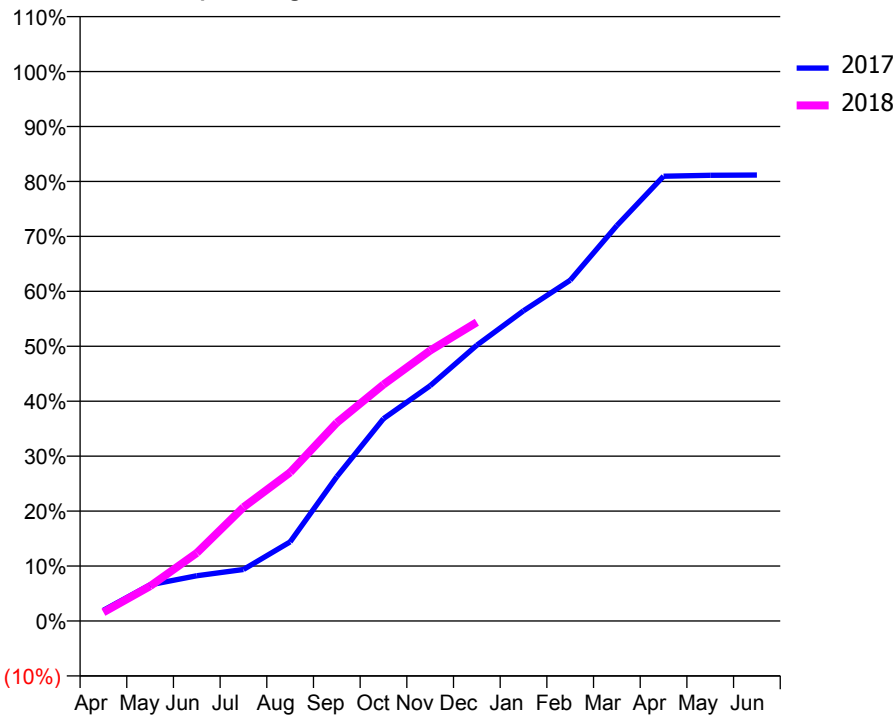
ACCESS*

Patients seen in 24 months	Total	Change since previous quarter
Quarter ending December 2016	930	
Quarter ending March 2017	969	↑
Quarter ending June 2017	977	→
Quarter ending September 2017	990	→
Quarter ending December 2017	990	→
Variance since December 2016	6.5%	↑



ACTIVITY

Cumulative percentage of contracted UDA delivered 2017 & 2018



Month	Adjusted Scheduled Activity (UDA)	
	2017	2018
April	54	45
May	185	177
June	231	347
July	262	580
August	403	757
September	735	1,011
October	1,031	1,205
November	1,199	1,378
December	1,405	1,522
January	1,581	
February	1,736	
March	2,015	
April	2,266	
May	2,271	
June	2,272	

QUALITY

	Quantity	Base Number	Contract	AT	Region	England
% of FP17s for the same patient ID Re-attending within 3 months - Children	12	151	7.9%	9.5%	11.5%	12.0%
% of FP17s for the same patient ID Re-attending within 3 months - Adults	117	699	16.7%	15.0%	15.8%	15.9%
% of FP17s for the same patient ID Re-attending between 3 & 9 months - Children	56	151	37.1%	59.4%	60.5%	58.0%
% of FP17s for the same patient ID Re-attending between 3 & 9 months - Adults	235	699	33.6%	51.1%	51.8%	50.5%
% of FP17s for Band 1 Urgent Courses	125	759	16.5%	9.6%	9.5%	9.0%
% of FP17s Relating to Free Repair or Replacements	12	759	1.6%	0.6%	0.7%	0.8%
% of FP17s Relating to Continuations	6	759	0.8%	0.9%	1.0%	1.1%
% of Patients satisfied with the dentistry they have received	1	1	N/A	91.2%	92.1%	91.5%
% of Patients satisfied with the time they had to wait for an appointment	1	1	N/A	88.7%	88.3%	87.9%

* This is based on patients treated on this contract for their most recent course of treatment. Figures in italics indicate the base number of FP17s or Patient Questionnaire responses are less than 100. N/A is shown where the base number of responses is less than 10 during the period. % is calculated as Quantity/Base number*100

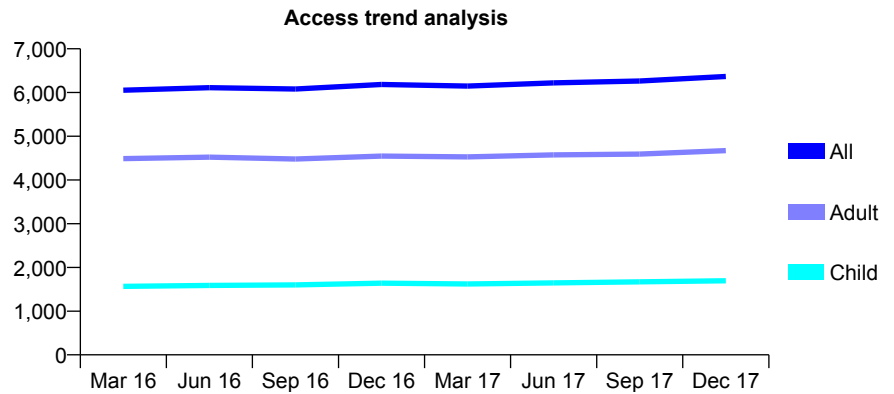
Q68 - Vital Signs At a Glance Contract Report for 921645/0004 - December 2017

Name or company name	Brightsmile Dental Care (Tadworth)
Contract type name	GDS Contract
Purpose of contract	General
Contract start date	01/04/2006
Contract end date	

17/18 Contracted general activity (UDA)	16,552
Carry forward general activity (UDA)	-332
17/18 Contracted orthodontic activity (UOA)	0
Carry forward orthodontic activity (UOA)	0
Baseline contract value	£449,443.98

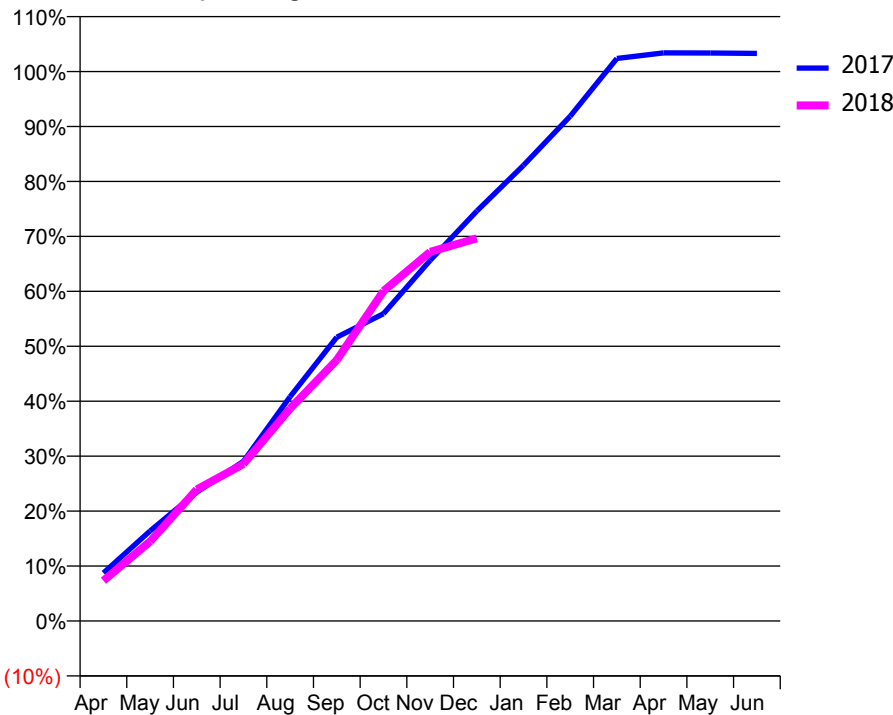
ACCESS*

Patients seen in 24 months	Total	Change since previous quarter
Quarter ending December 2016	6,183	
Quarter ending March 2017	6,147	→
Quarter ending June 2017	6,220	→
Quarter ending September 2017	6,263	→
Quarter ending December 2017	6,366	→
Variance since December 2016	3.0%	↑



ACTIVITY

Cumulative percentage of contracted UDA delivered 2017 & 2018



Month	Adjusted Scheduled Activity (UDA)	
	2017	2018
April	1,450	1,215
May	2,713	2,398
June	3,881	3,963
July	4,809	4,730
August	6,757	6,402
September	8,549	7,861
October	9,258	9,941
November	10,863	11,120
December	12,351	11,527
January	13,727	
February	15,207	
March	16,945	
April	17,112	
May	17,109	
June	17,097	

QUALITY

	Quantity	Base Number	Contract	AT	Region	England
% of FP17s for the same patient ID Re-attending within 3 months - Children	82	1,604	5.1%	9.5%	11.5%	12.0%
% of FP17s for the same patient ID Re-attending within 3 months - Adults	312	3,640	8.6%	15.0%	15.8%	15.9%
% of FP17s for the same patient ID Re-attending between 3 & 9 months - Children	841	1,604	52.4%	59.4%	60.5%	58.0%
% of FP17s for the same patient ID Re-attending between 3 & 9 months - Adults	1,691	3,640	46.5%	51.1%	51.8%	50.5%
% of FP17s for Band 1 Urgent Courses	263	4,624	5.7%	9.6%	9.5%	9.0%
% of FP17s Relating to Free Repair or Replacements	18	4,624	0.4%	0.6%	0.7%	0.8%
% of FP17s Relating to Continuations	6	4,624	0.1%	0.9%	1.0%	1.1%
% of Patients satisfied with the dentistry they have received	24	24	100.0%	91.2%	92.1%	91.5%
% of Patients satisfied with the time they had to wait for an appointment	23	24	95.8%	88.7%	88.3%	87.9%

* This is based on patients treated on this contract for their most recent course of treatment. Figures in italics indicate the base number of FP17s or Patient Questionnaire responses are less than 100. N/A is shown where the base number of responses is less than 10 during the period. % is calculated as Quantity/Base number*100

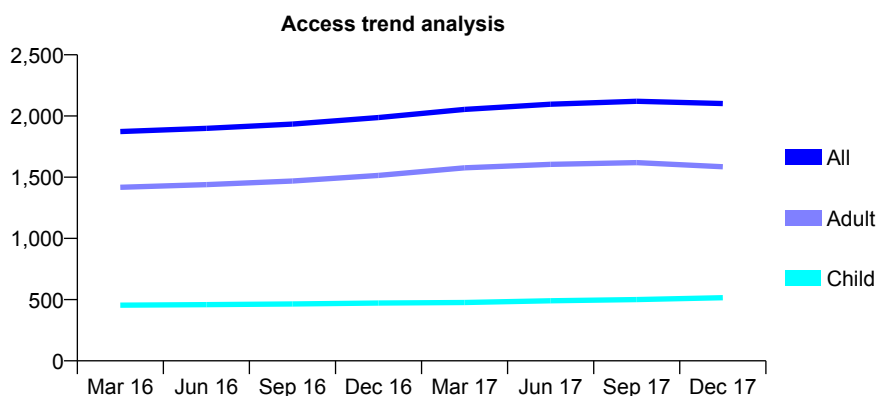
Q68 - Vital Signs At a Glance Contract Report for 921645/0005 - December 2017

Name or company name	Brightsmile Dental Care (Epsom)
Contract type name	GDS Contract
Purpose of contract	General
Contract start date	04/11/2009
Contract end date	

17/18 Contracted general activity (UDA)	5,000
Carry forward general activity (UDA)	-95
17/18 Contracted orthodontic activity (UOA)	0
Carry forward orthodontic activity (UOA)	0
Baseline contract value	£135,767.26

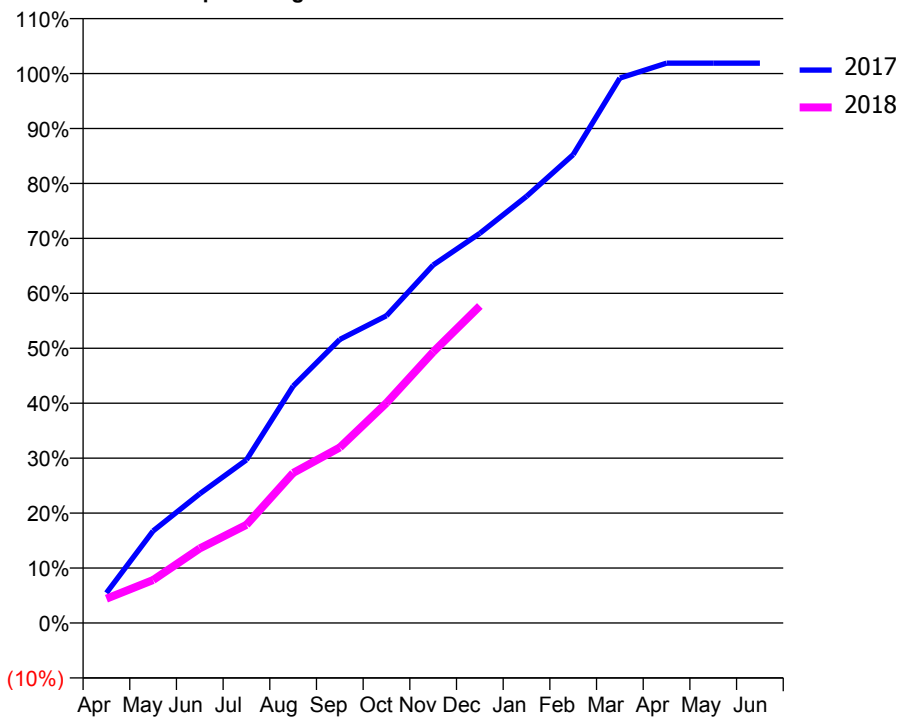
ACCESS*

Patients seen in 24 months	Total	Change since previous quarter
Quarter ending December 2016	1,987	
Quarter ending March 2017	2,054	↑
Quarter ending June 2017	2,096	↑
Quarter ending September 2017	2,120	→
Quarter ending December 2017	2,102	→
Variance since December 2016	5.8%	↑



ACTIVITY

Cumulative percentage of contracted UDA delivered 2017 & 2018



Month	Adjusted Scheduled Activity (UDA)	
	2017	2018
April	274	221
May	838	392
June	1,176	679
July	1,485	894
August	2,155	1,365
September	2,580	1,597
October	2,796	2,003
November	3,257	2,466
December	3,546	2,884
January	3,883	
February	4,262	
March	4,958	
April	5,095	
May	5,095	
June	5,095	

QUALITY

	Quantity	Base Number	Contract	AT	Region	England
% of FP17s for the same patient ID Re-attending within 3 months - Children	24	452	5.3%	9.5%	11.5%	12.0%
% of FP17s for the same patient ID Re-attending within 3 months - Adults	102	1,118	9.1%	15.0%	15.8%	15.9%
% of FP17s for the same patient ID Re-attending between 3 & 9 months - Children	209	452	46.2%	59.4%	60.5%	58.0%
% of FP17s for the same patient ID Re-attending between 3 & 9 months - Adults	446	1,118	39.9%	51.1%	51.8%	50.5%
% of FP17s for Band 1 Urgent Courses	52	1,139	4.6%	9.6%	9.5%	9.0%
% of FP17s Relating to Free Repair or Replacements	1	1,139	0.1%	0.6%	0.7%	0.8%
% of FP17s Relating to Continuations	0	1,139	0.0%	0.9%	1.0%	1.1%
% of Patients satisfied with the dentistry they have received	3	3	N/A	91.2%	92.1%	91.5%
% of Patients satisfied with the time they had to wait for an appointment	3	3	N/A	88.7%	88.3%	87.9%

* This is based on patients treated on this contract for their most recent course of treatment. Figures in italics indicate the base number of FP17s or Patient Questionnaire responses are less than 100. N/A is shown where the base number of responses is less than 10 during the period. % is calculated as Quantity/Base number*100

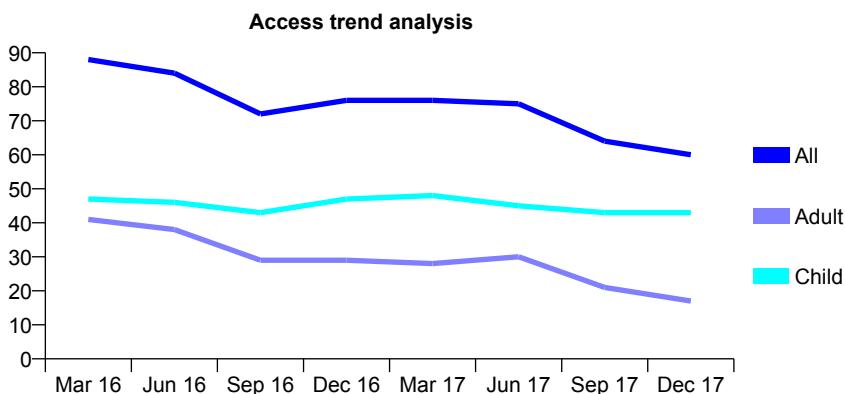
Q68 - Vital Signs At a Glance Contract Report for 921653/0001 - December 2017

Name or company name	MS RN CHADHA
Contract type name	GDS Contract
Purpose of contract	General
Contract start date	01/04/2006
Contract end date	

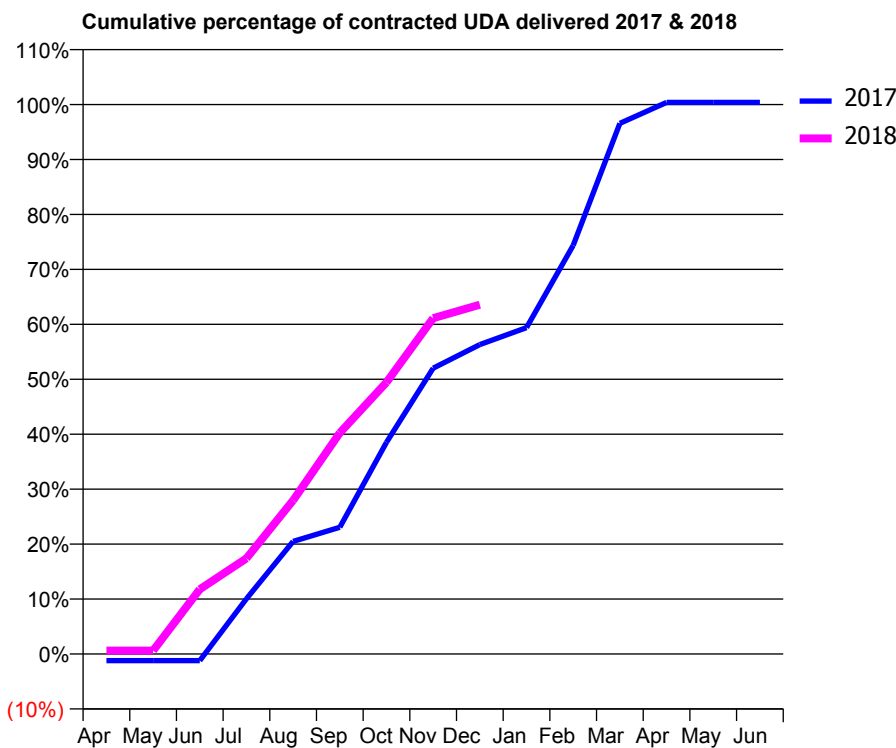
17/18 Contracted general activity (UDA)	163
Carry forward general activity (UDA)	-1
17/18 Contracted orthodontic activity (UOA)	0
Carry forward orthodontic activity (UOA)	0
Baseline contract value	£4,138.98

ACCESS*

Patients seen in 24 months	Total	Change since previous quarter
Quarter ending December 2016	76	
Quarter ending March 2017	76	→
Quarter ending June 2017	75	↓
Quarter ending September 2017	64	↓
Quarter ending December 2017	60	↓
Variance since December 2016	(21.1%)	↓



ACTIVITY



Month	Adjusted Scheduled Activity (UDA)	
	2017	2018
April	-2	1
May	-2	1
June	-2	19
July	16	28
August	33	46
September	38	66
October	63	81
November	85	100
December	92	104
January	97	
February	121	
March	157	
April	164	
May	164	
June	164	

QUALITY

	Quantity	Base Number	Contract	AT	Region	England
% of FP17s for the same patient ID Re-attending within 3 months - Children	2	44	4.5%	9.5%	11.5%	12.0%
% of FP17s for the same patient ID Re-attending within 3 months - Adults	1	10	10.0%	15.0%	15.8%	15.9%
% of FP17s for the same patient ID Re-attending between 3 & 9 months - Children	31	44	70.5%	59.4%	60.5%	58.0%
% of FP17s for the same patient ID Re-attending between 3 & 9 months - Adults	2	10	20.0%	51.1%	51.8%	50.5%
% of FP17s for Band 1 Urgent Courses	3	50	6.0%	9.6%	9.5%	9.0%
% of FP17s Relating to Free Repair or Replacements	0	50	0.0%	0.6%	0.7%	0.8%
% of FP17s Relating to Continuations	0	50	0.0%	0.9%	1.0%	1.1%
% of Patients satisfied with the dentistry they have received	0	0	N/A	91.2%	92.1%	91.5%
% of Patients satisfied with the time they had to wait for an appointment	0	0	N/A	88.7%	88.3%	87.9%

* This is based on patients treated on this contract for their most recent course of treatment. Figures in italics indicate the base number of FP17s or Patient Questionnaire responses are less than 100. N/A is shown where the base number of responses is less than 10 during the period. % is calculated as Quantity/Base number*100

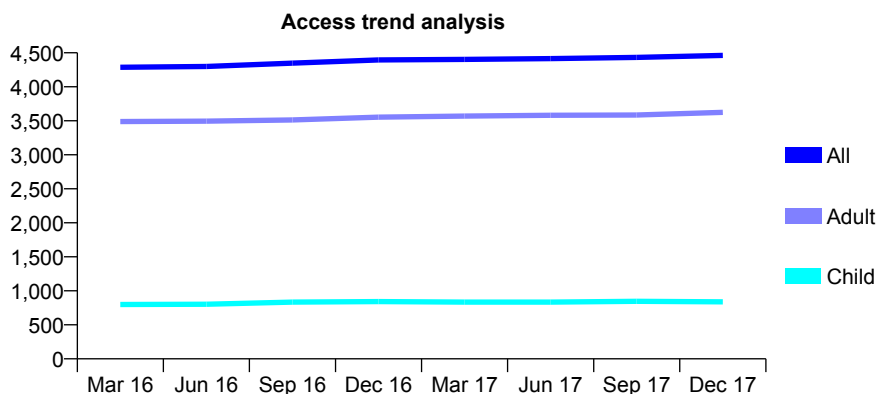
Q68 - Vital Signs At a Glance Contract Report for 921807/0001 - December 2017

Name or company name	MR RJ CURTIS
Contract type name	GDS Contract
Purpose of contract	General
Contract start date	01/04/2006
Contract end date	

17/18 Contracted general activity (UDA)	13,645
Carry forward general activity (UDA)	0
17/18 Contracted orthodontic activity (UOA)	0
Carry forward orthodontic activity (UOA)	0
Baseline contract value	£311,435.93

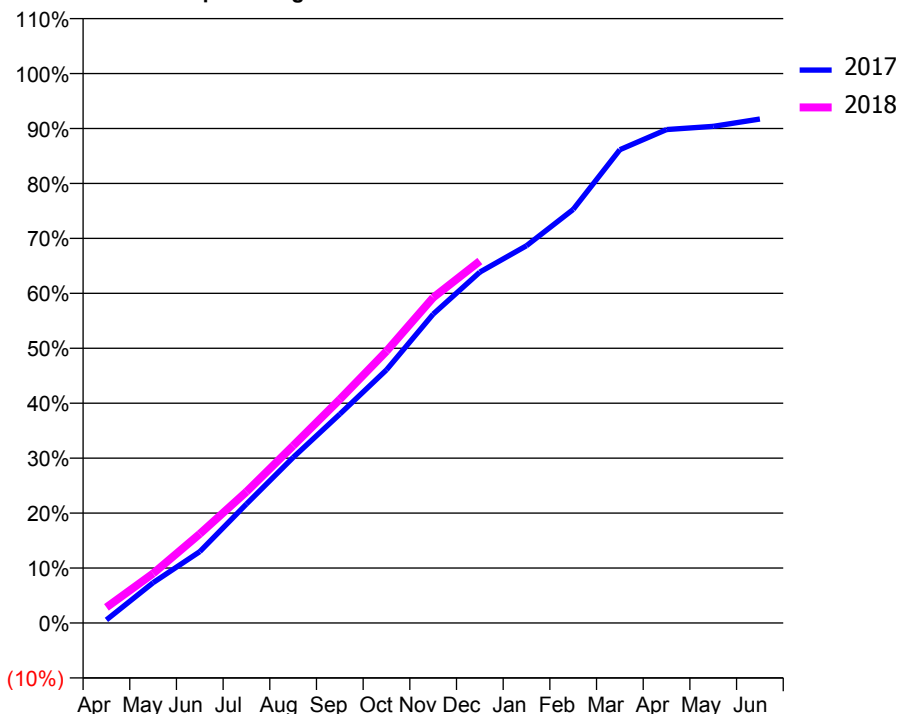
ACCESS*

Patients seen in 24 months	Total	Change since previous quarter
Quarter ending December 2016	4,396	
Quarter ending March 2017	4,403	→
Quarter ending June 2017	4,415	→
Quarter ending September 2017	4,432	→
Quarter ending December 2017	4,462	→
Variance since December 2016	1.5%	→



ACTIVITY

Cumulative percentage of contracted UDA delivered 2017 & 2018



Month	Adjusted Scheduled Activity (UDA)	
	2017	2018
April	77	389
May	1,002	1,231
June	1,772	2,213
July	2,957	3,260
August	4,109	4,401
September	5,186	5,554
October	6,288	6,749
November	7,671	8,080
December	8,714	8,988
January	9,368	
February	10,269	
March	11,752	
April	12,254	
May	12,331	
June	12,515	

QUALITY

	Quantity	Base Number	Contract	AT	Region	England
% of FP17s for the same patient ID Re-attending within 3 months - Children	45	932	4.8%	9.5%	11.5%	12.0%
% of FP17s for the same patient ID Re-attending within 3 months - Adults	570	4,052	14.1%	15.0%	15.8%	15.9%
% of FP17s for the same patient ID Re-attending between 3 & 9 months - Children	594	932	63.7%	59.4%	60.5%	58.0%
% of FP17s for the same patient ID Re-attending between 3 & 9 months - Adults	2,478	4,052	61.2%	51.1%	51.8%	50.5%
% of FP17s for Band 1 Urgent Courses	197	4,640	4.2%	9.6%	9.5%	9.0%
% of FP17s Relating to Free Repair or Replacements	24	4,640	0.5%	0.6%	0.7%	0.8%
% of FP17s Relating to Continuations	141	4,640	3.0%	0.9%	1.0%	1.1%
% of Patients satisfied with the dentistry they have received	8	8	N/A	91.2%	92.1%	91.5%
% of Patients satisfied with the time they had to wait for an appointment	7	8	N/A	88.7%	88.3%	87.9%

* This is based on patients treated on this contract for their most recent course of treatment. Figures in italics indicate the base number of FP17s or Patient Questionnaire responses are less than 100. N/A is shown where the base number of responses is less than 10 during the period. % is calculated as Quantity/Base number*100

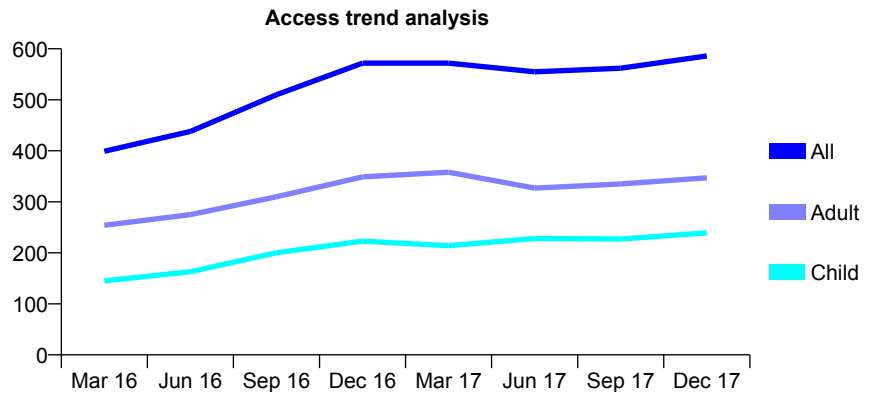
Q68 - Vital Signs At a Glance Contract Report for 929255/0001 - December 2017

Name or company name	MISS SR YOUSEF
Contract type name	GDS Contract
Purpose of contract	General
Contract start date	01/04/2006
Contract end date	

17/18 Contracted general activity (UDA)	1,311
Carry forward general activity (UDA)	34
17/18 Contracted orthodontic activity (UOA)	0
Carry forward orthodontic activity (UOA)	0
Baseline contract value	£29,716.93

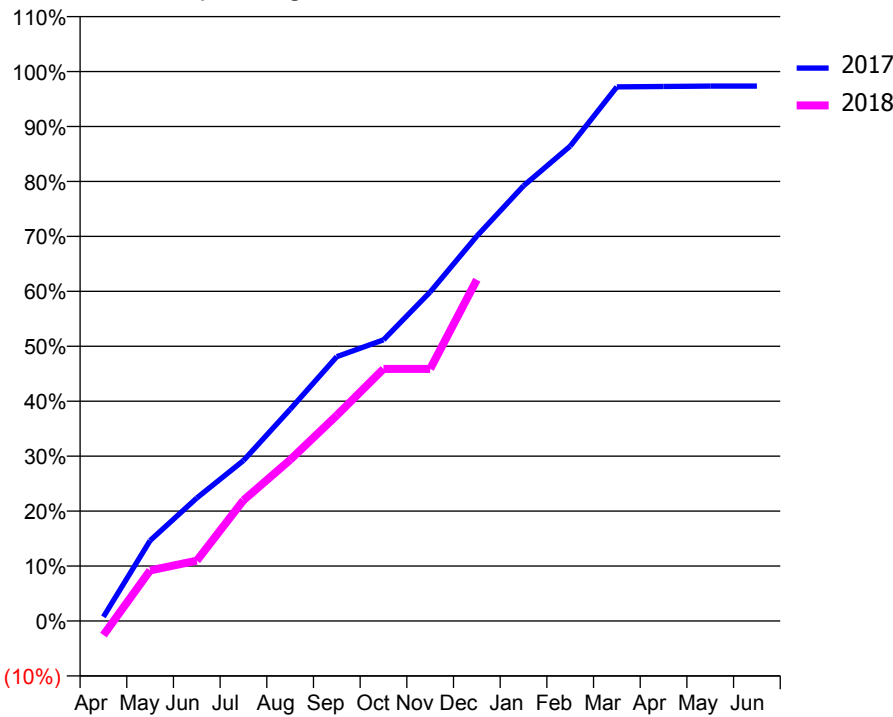
ACCESS*

Patients seen in 24 months	Total	Change since previous quarter
Quarter ending December 2016	572	
Quarter ending March 2017	572	→
Quarter ending June 2017	555	↓
Quarter ending September 2017	562	→
Quarter ending December 2017	586	↑
Variance since December 2016	2.4%	↑



ACTIVITY

Cumulative percentage of contracted UDA delivered 2017 & 2018



Month	Adjusted Scheduled Activity (UDA)	
	2017	2018
April	10	-34
May	192	121
June	294	144
July	383	288
August	505	384
September	631	491
October	671	601
November	785	601
December	918	814
January	1,038	
February	1,133	
March	1,274	
April	1,275	
May	1,276	
June	1,276	

QUALITY

	Quantity	Base Number	Contract	AT	Region	England
% of FP17s for the same patient ID Re-attending within 3 months - Children	14	228	6.1%	9.5%	11.5%	12.0%
% of FP17s for the same patient ID Re-attending within 3 months - Adults	35	334	10.5%	15.0%	15.8%	15.9%
% of FP17s for the same patient ID Re-attending between 3 & 9 months - Children	82	228	36.0%	59.4%	60.5%	58.0%
% of FP17s for the same patient ID Re-attending between 3 & 9 months - Adults	124	334	37.1%	51.1%	51.8%	50.5%
% of FP17s for Band 1 Urgent Courses	17	559	3.0%	9.6%	9.5%	9.0%
% of FP17s Relating to Free Repair or Replacements	0	559	0.0%	0.6%	0.7%	0.8%
% of FP17s Relating to Continuations	3	559	0.5%	0.9%	1.0%	1.1%
% of Patients satisfied with the dentistry they have received	1	1	N/A	91.2%	92.1%	91.5%
% of Patients satisfied with the time they had to wait for an appointment	1	1	N/A	88.7%	88.3%	87.9%

* This is based on patients treated on this contract for their most recent course of treatment. Figures in italics indicate the base number of FP17s or Patient Questionnaire responses are less than 100. N/A is shown where the base number of responses is less than 10 during the period. % is calculated as Quantity/Base number*100

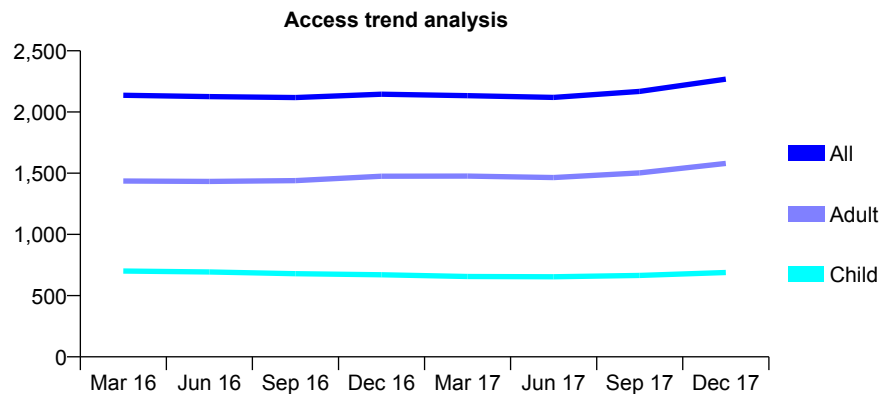
Q68 - Vital Signs At a Glance Contract Report for 931888/0001 - December 2017

Name or company name	MRS JN MASON
Contract type name	GDS Contract
Purpose of contract	General
Contract start date	01/04/2006
Contract end date	

17/18 Contracted general activity (UDA)	4,652
Carry forward general activity (UDA)	-62
17/18 Contracted orthodontic activity (UOA)	0
Carry forward orthodontic activity (UOA)	0
Baseline contract value	£108,721.58

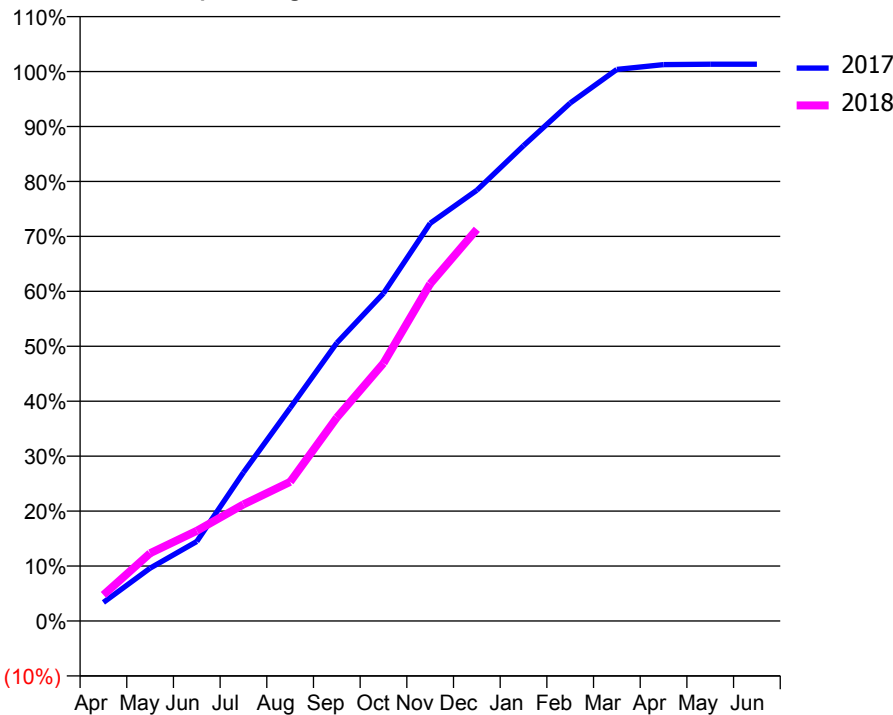
ACCESS*

Patients seen in 24 months	Total	Change since previous quarter
Quarter ending December 2016	2,145	
Quarter ending March 2017	2,133	→
Quarter ending June 2017	2,119	→
Quarter ending September 2017	2,168	↑
Quarter ending December 2017	2,269	↑
Variance since December 2016	5.8%	↑



ACTIVITY

Cumulative percentage of contracted UDA delivered 2017 & 2018



Month	Adjusted Scheduled Activity (UDA)	
	2017	2018
April	158	220
May	447	574
June	674	763
July	1,258	987
August	1,804	1,178
September	2,354	1,722
October	2,775	2,183
November	3,367	2,855
December	3,647	3,317
January	4,024	
February	4,386	
March	4,669	
April	4,710	
May	4,713	
June	4,713	

QUALITY

	Quantity	Base Number	Contract	AT	Region	England
% of FP17s for the same patient ID Re-attending within 3 months - Children	77	864	8.9%	9.5%	11.5%	12.0%
% of FP17s for the same patient ID Re-attending within 3 months - Adults	220	1,497	14.7%	15.0%	15.8%	15.9%
% of FP17s for the same patient ID Re-attending between 3 & 9 months - Children	576	864	66.7%	59.4%	60.5%	58.0%
% of FP17s for the same patient ID Re-attending between 3 & 9 months - Adults	738	1,497	49.3%	51.1%	51.8%	50.5%
% of FP17s for Band 1 Urgent Courses	88	1,647	5.3%	9.6%	9.5%	9.0%
% of FP17s Relating to Free Repair or Replacements	12	1,647	0.7%	0.6%	0.7%	0.8%
% of FP17s Relating to Continuations	45	1,647	2.7%	0.9%	1.0%	1.1%
% of Patients satisfied with the dentistry they have received	3	4	N/A	91.2%	92.1%	91.5%
% of Patients satisfied with the time they had to wait for an appointment	4	4	N/A	88.7%	88.3%	87.9%

* This is based on patients treated on this contract for their most recent course of treatment. Figures in italics indicate the base number of FP17s or Patient Questionnaire responses are less than 100. N/A is shown where the base number of responses is less than 10 during the period. % is calculated as Quantity/Base number*100

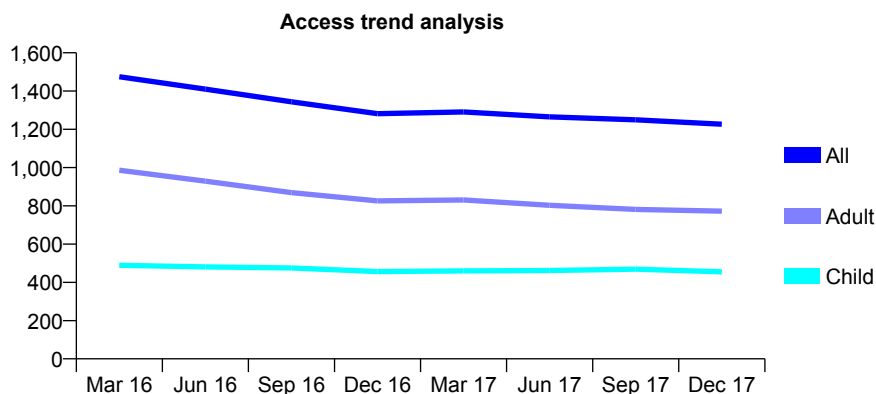
Q68 - Vital Signs At a Glance Contract Report for 932515/0003 - December 2017

Name or company name	MR F ASGHARI-COLIVERI
Contract type name	GDS Contract
Purpose of contract	General
Contract start date	01/04/2006
Contract end date	

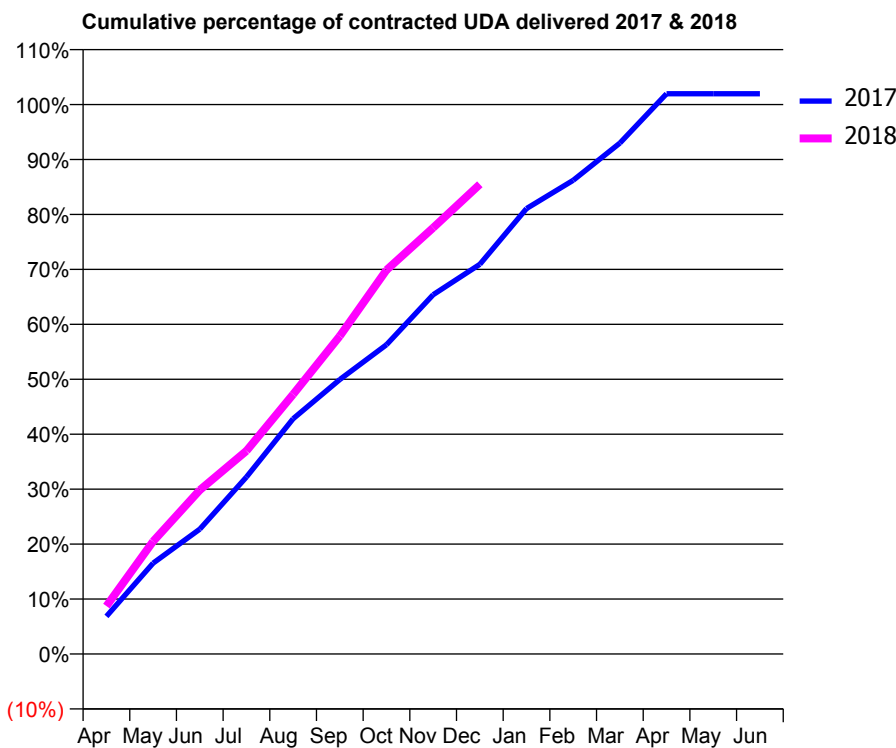
17/18 Contracted general activity (UDA)	3,568
Carry forward general activity (UDA)	-70
17/18 Contracted orthodontic activity (UOA)	0
Carry forward orthodontic activity (UOA)	0
Baseline contract value	£108,036.22

ACCESS*

Patients seen in 24 months	Total	Change since previous quarter
Quarter ending December 2016	1,282	
Quarter ending March 2017	1,291	→
Quarter ending June 2017	1,265	↓
Quarter ending September 2017	1,250	↓
Quarter ending December 2017	1,227	↓
Variance since December 2016	(4.3%)	↓



ACTIVITY



Month	Adjusted Scheduled Activity (UDA)	
	2017	2018
April	245	311
May	590	731
June	811	1,065
July	1,149	1,319
August	1,528	1,687
September	1,782	2,065
October	2,008	2,493
November	2,333	2,768
December	2,530	3,050
January	2,893	
February	3,076	
March	3,318	
April	3,638	
May	3,638	
June	3,638	

QUALITY

	Quantity	Base Number	Contract	AT	Region	England
% of FP17s for the same patient ID Re-attending within 3 months - Children	27	432	6.3%	9.5%	11.5%	12.0%
% of FP17s for the same patient ID Re-attending within 3 months - Adults	125	759	16.5%	15.0%	15.8%	15.9%
% of FP17s for the same patient ID Re-attending between 3 & 9 months - Children	207	432	47.9%	59.4%	60.5%	58.0%
% of FP17s for the same patient ID Re-attending between 3 & 9 months - Adults	324	759	42.7%	51.1%	51.8%	50.5%
% of FP17s for Band 1 Urgent Courses	114	1,109	10.3%	9.6%	9.5%	9.0%
% of FP17s Relating to Free Repair or Replacements	0	1,109	0.0%	0.6%	0.7%	0.8%
% of FP17s Relating to Continuations	23	1,109	2.1%	0.9%	1.0%	1.1%
% of Patients satisfied with the dentistry they have received	3	3	N/A	91.2%	92.1%	91.5%
% of Patients satisfied with the time they had to wait for an appointment	3	3	N/A	88.7%	88.3%	87.9%

* This is based on patients treated on this contract for their most recent course of treatment. Figures in italics indicate the base number of FP17s or Patient Questionnaire responses are less than 100. N/A is shown where the base number of responses is less than 10 during the period. % is calculated as Quantity/Base number*100

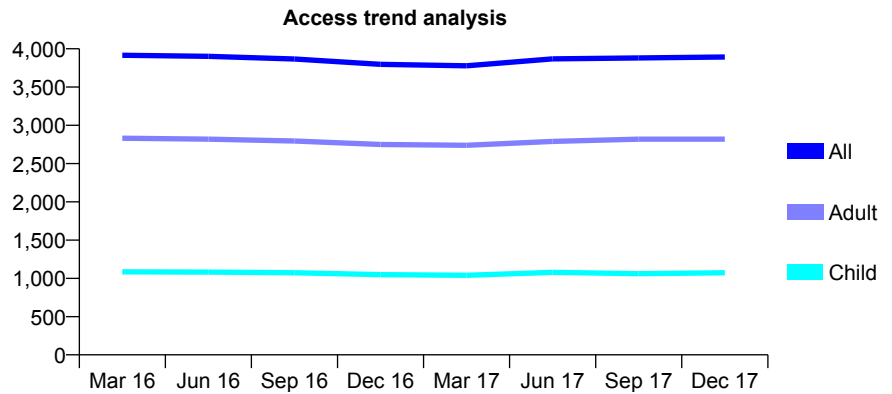
Q68 - Vital Signs At a Glance Contract Report for 932752/0003 - December 2017

Name or company name	MRS A CASTELLHEIM GHAREH
Contract type name	GDS Contract
Purpose of contract	General
Contract start date	01/01/2008
Contract end date	

17/18 Contracted general activity (UDA)	12,670
Carry forward general activity (UDA)	221
17/18 Contracted orthodontic activity (UOA)	0
Carry forward orthodontic activity (UOA)	0
Baseline contract value	£361,386.74

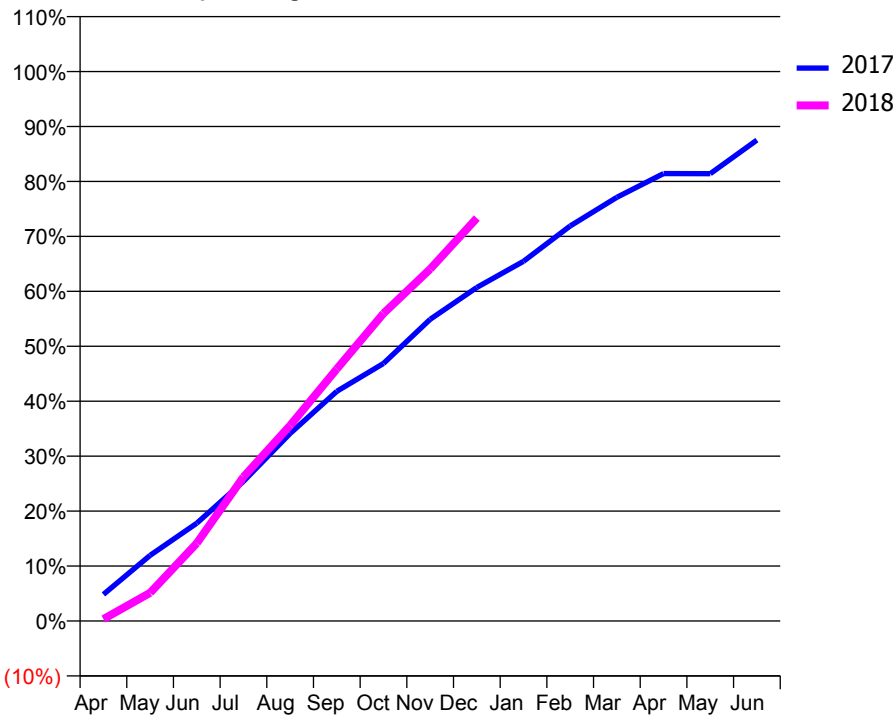
ACCESS*

Patients seen in 24 months	Total	Change since previous quarter
Quarter ending December 2016	3,797	
Quarter ending March 2017	3,778	→
Quarter ending June 2017	3,868	↑
Quarter ending September 2017	3,880	→
Quarter ending December 2017	3,892	→
Variance since December 2016	2.5%	↑



ACTIVITY

Cumulative percentage of contracted UDA delivered 2017 & 2018



Month	Adjusted Scheduled Activity (UDA)	
	2017	2018
April	612	45
May	1,513	651
June	2,254	1,795
July	3,221	3,323
August	4,323	4,509
September	5,296	5,813
October	5,939	7,090
November	6,958	8,116
December	7,691	9,290
January	8,293	
February	9,108	
March	9,771	
April	10,316	
May	10,315	
June	11,089	

QUALITY

	Quantity	Base Number	Contract	AT	Region	England
% of FP17s for the same patient ID Re-attending within 3 months - Children	47	1,259	3.7%	9.5%	11.5%	12.0%
% of FP17s for the same patient ID Re-attending within 3 months - Adults	231	3,048	7.6%	15.0%	15.8%	15.9%
% of FP17s for the same patient ID Re-attending between 3 & 9 months - Children	819	1,259	65.1%	59.4%	60.5%	58.0%
% of FP17s for the same patient ID Re-attending between 3 & 9 months - Adults	1,887	3,048	61.9%	51.1%	51.8%	50.5%
% of FP17s for Band 1 Urgent Courses	111	3,857	2.9%	9.6%	9.5%	9.0%
% of FP17s Relating to Free Repair or Replacements	5	3,857	0.1%	0.6%	0.7%	0.8%
% of FP17s Relating to Continuations	1	3,857	0.0%	0.9%	1.0%	1.1%
% of Patients satisfied with the dentistry they have received	3	3	N/A	91.2%	92.1%	91.5%
% of Patients satisfied with the time they had to wait for an appointment	2	3	N/A	88.7%	88.3%	87.9%

* This is based on patients treated on this contract for their most recent course of treatment. Figures in italics indicate the base number of FP17s or Patient Questionnaire responses are less than 100. N/A is shown where the base number of responses is less than 10 during the period. % is calculated as Quantity/Base number*100

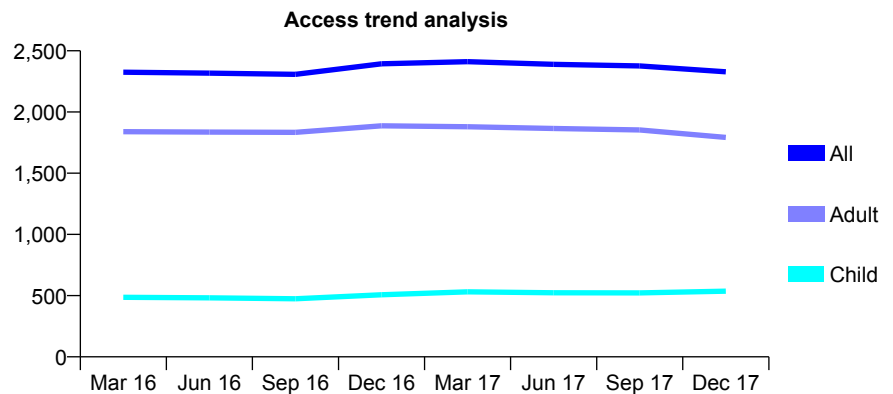
Q68 - Vital Signs At a Glance Contract Report for 934941/0002 - December 2017

Name or company name	MISS M JADIDI
Contract type name	GDS Contract
Purpose of contract	General
Contract start date	01/04/2006
Contract end date	

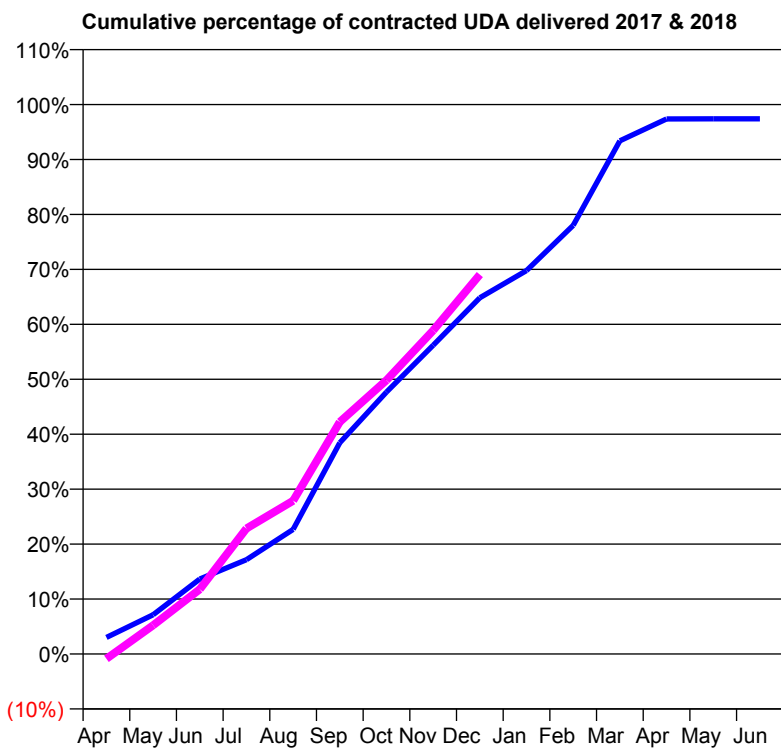
17/18 Contracted general activity (UDA)	5,290
Carry forward general activity (UDA)	138
17/18 Contracted orthodontic activity (UOA)	0
Carry forward orthodontic activity (UOA)	0
Baseline contract value	£129,253.14

ACCESS*

Patients seen in 24 months	Total	Change since previous quarter
Quarter ending December 2016	2,394	
Quarter ending March 2017	2,411	→
Quarter ending June 2017	2,389	→
Quarter ending September 2017	2,376	→
Quarter ending December 2017	2,328	↓
Variance since December 2016	(2.8%)	↓



ACTIVITY



Month	Adjusted Scheduled Activity (UDA)	
	2017	2018
April	159	-47
May	379	277
June	723	624
July	909	1,208
August	1,199	1,475
September	2,034	2,235
October	2,522	2,637
November	2,973	3,115
December	3,430	3,652
January	3,691	
February	4,126	
March	4,941	
April	5,151	
May	5,152	
June	5,152	

QUALITY

	Quantity	Base Number	Contract	AT	Region	England
% of FP17s for the same patient ID Re-attending within 3 months - Children	8	537	1.5%	9.5%	11.5%	12.0%
% of FP17s for the same patient ID Re-attending within 3 months - Adults	114	1,667	6.8%	15.0%	15.8%	15.9%
% of FP17s for the same patient ID Re-attending between 3 & 9 months - Children	255	537	47.5%	59.4%	60.5%	58.0%
% of FP17s for the same patient ID Re-attending between 3 & 9 months - Adults	783	1,667	47.0%	51.1%	51.8%	50.5%
% of FP17s for Band 1 Urgent Courses	127	2,093	6.1%	9.6%	9.5%	9.0%
% of FP17s Relating to Free Repair or Replacements	3	2,093	0.1%	0.6%	0.7%	0.8%
% of FP17s Relating to Continuations	0	2,093	0.0%	0.9%	1.0%	1.1%
% of Patients satisfied with the dentistry they have received	2	2	N/A	91.2%	92.1%	91.5%
% of Patients satisfied with the time they had to wait for an appointment	2	2	N/A	88.7%	88.3%	87.9%

* This is based on patients treated on this contract for their most recent course of treatment. Figures in italics indicate the base number of FP17s or Patient Questionnaire responses are less than 100. N/A is shown where the base number of responses is less than 10 during the period. % is calculated as Quantity/Base number*100

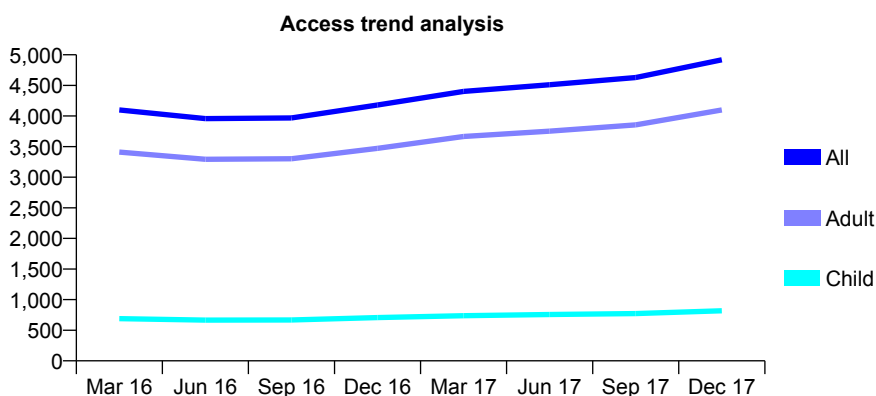
Q68 - Vital Signs At a Glance Contract Report for 937479/0001 - December 2017

Name or company name	Mr A Pitchforth and Miss M Elalami
Contract type name	GDS Contract
Purpose of contract	General
Contract start date	01/04/2006
Contract end date	

17/18 Contracted general activity (UDA)	12,952
Carry forward general activity (UDA)	299
17/18 Contracted orthodontic activity (UOA)	0
Carry forward orthodontic activity (UOA)	0
Baseline contract value	£305,811.11

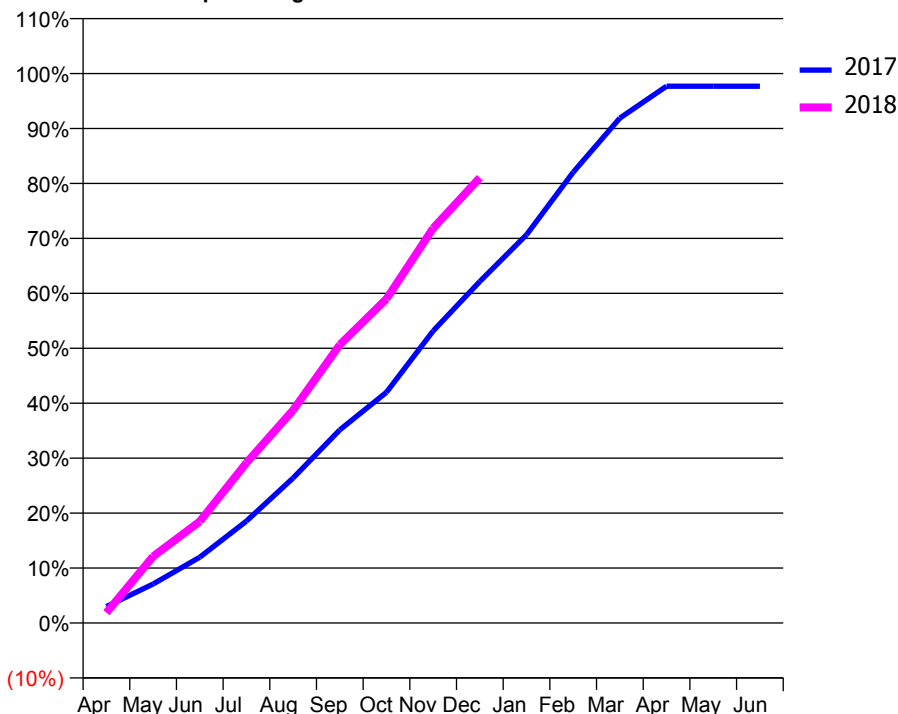
ACCESS*

Patients seen in 24 months	Total	Change since previous quarter
Quarter ending December 2016	4,180	
Quarter ending March 2017	4,403	↑
Quarter ending June 2017	4,511	↑
Quarter ending September 2017	4,629	↑
Quarter ending December 2017	4,919	↑
Variance since December 2016	17.7%	↑



ACTIVITY

Cumulative percentage of contracted UDA delivered 2017 & 2018



Month	Adjusted Scheduled Activity (UDA)	
	2017	2018
April	387	243
May	918	1,569
June	1,552	2,392
July	2,403	3,776
August	3,419	5,019
September	4,554	6,557
October	5,439	7,638
November	6,885	9,305
December	8,052	10,496
January	9,150	
February	10,624	
March	11,902	
April	12,653	
May	12,653	
June	12,653	

QUALITY

	Quantity	Base Number	Contract	AT	Region	England
% of FP17s for the same patient ID Re-attending within 3 months - Children	37	869	4.3%	9.5%	11.5%	12.0%
% of FP17s for the same patient ID Re-attending within 3 months - Adults	706	4,355	16.2%	15.0%	15.8%	15.9%
% of FP17s for the same patient ID Re-attending between 3 & 9 months - Children	471	869	54.2%	59.4%	60.5%	58.0%
% of FP17s for the same patient ID Re-attending between 3 & 9 months - Adults	1,942	4,355	44.6%	51.1%	51.8%	50.5%
% of FP17s for Band 1 Urgent Courses	572	4,920	11.6%	9.6%	9.5%	9.0%
% of FP17s Relating to Free Repair or Replacements	4	4,920	0.1%	0.6%	0.7%	0.8%
% of FP17s Relating to Continuations	53	4,920	1.1%	0.9%	1.0%	1.1%
% of Patients satisfied with the dentistry they have received	17	20	85.0%	91.2%	92.1%	91.5%
% of Patients satisfied with the time they had to wait for an appointment	19	20	95.0%	88.7%	88.3%	87.9%

* This is based on patients treated on this contract for their most recent course of treatment. Figures in italics indicate the base number of FP17s or Patient Questionnaire responses are less than 100. N/A is shown where the base number of responses is less than 10 during the period. % is calculated as Quantity/Base number*100

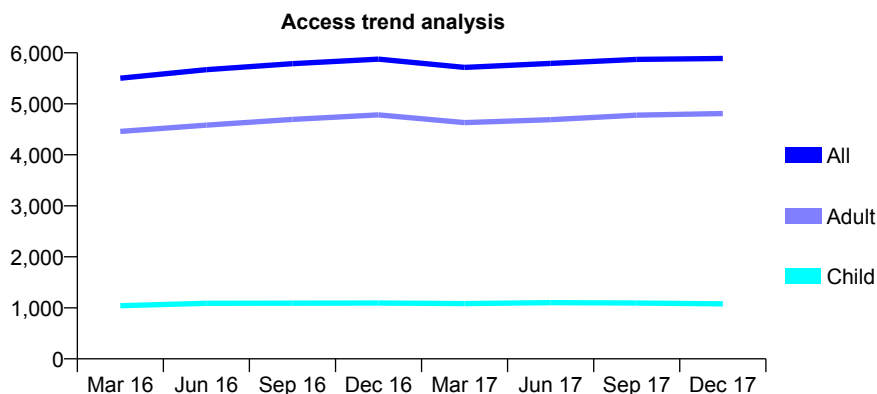
Q68 - Vital Signs At a Glance Contract Report for 937479/0003 - December 2017

Name or company name	Springfield Road Dental Surgery
Contract type name	GDS Contract
Purpose of contract	General
Contract start date	01/04/2006
Contract end date	

17/18 Contracted general activity (UDA)	19,978
Carry forward general activity (UDA)	-173
17/18 Contracted orthodontic activity (UOA)	0
Carry forward orthodontic activity (UOA)	0
Baseline contract value	£476,617.42

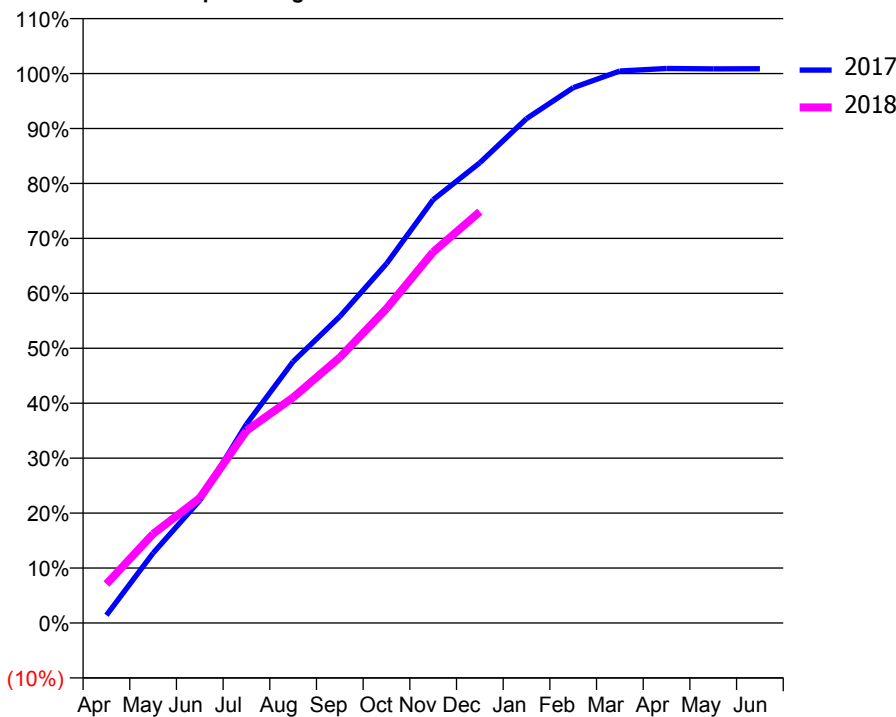
ACCESS*

Patients seen in 24 months	Total	Change since previous quarter
Quarter ending December 2016	5,877	
Quarter ending March 2017	5,715	↓
Quarter ending June 2017	5,793	→
Quarter ending September 2017	5,871	→
Quarter ending December 2017	5,888	→
Variance since December 2016	0.2%	→



ACTIVITY

Cumulative percentage of contracted UDA delivered 2017 & 2018



Month	Adjusted Scheduled Activity (UDA)	
	2017	2018
April	286	1,418
May	2,542	3,240
June	4,459	4,547
July	7,232	6,994
August	9,504	8,200
September	11,145	9,655
October	13,064	11,429
November	15,391	13,488
December	16,734	14,956
January	18,339	
February	19,464	
March	20,069	
April	20,159	
May	20,148	
June	20,150	

QUALITY

	Quantity	Base Number	Contract	AT	Region	England
% of FP17s for the same patient ID Re-attending within 3 months - Children	103	1,149	9.0%	9.5%	11.5%	12.0%
% of FP17s for the same patient ID Re-attending within 3 months - Adults	623	4,792	13.0%	15.0%	15.8%	15.9%
% of FP17s for the same patient ID Re-attending between 3 & 9 months - Children	628	1,149	54.7%	59.4%	60.5%	58.0%
% of FP17s for the same patient ID Re-attending between 3 & 9 months - Adults	2,147	4,792	44.8%	51.1%	51.8%	50.5%
% of FP17s for Band 1 Urgent Courses	653	5,902	11.1%	9.6%	9.5%	9.0%
% of FP17s Relating to Free Repair or Replacements	61	5,902	1.0%	0.6%	0.7%	0.8%
% of FP17s Relating to Continuations	34	5,902	0.6%	0.9%	1.0%	1.1%
% of Patients satisfied with the dentistry they have received	5	6	N/A	91.2%	92.1%	91.5%
% of Patients satisfied with the time they had to wait for an appointment	5	6	N/A	88.7%	88.3%	87.9%

* This is based on patients treated on this contract for their most recent course of treatment. Figures in italics indicate the base number of FP17s or Patient Questionnaire responses are less than 100. N/A is shown where the base number of responses is less than 10 during the period. % is calculated as Quantity/Base number*100

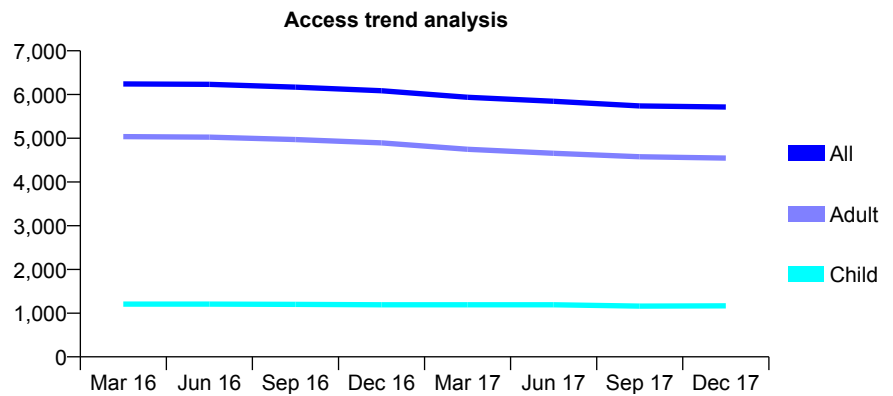
Q68 - Vital Signs At a Glance Contract Report for 939730/0001 - December 2017

Name or company name	Montpelier Dental Care
Contract type name	GDS Contract
Purpose of contract	General
Contract start date	01/04/2006
Contract end date	

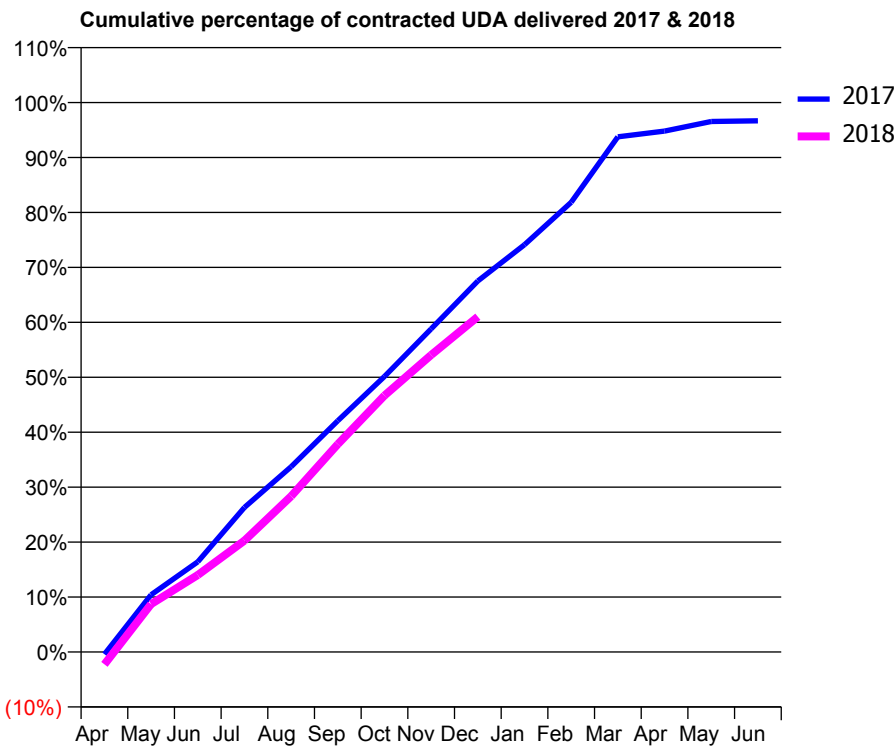
17/18 Contracted general activity (UDA)	16,305
Carry forward general activity (UDA)	543
17/18 Contracted orthodontic activity (UOA)	0
Carry forward orthodontic activity (UOA)	0
Baseline contract value	£438,741.40

ACCESS*

Patients seen in 24 months	Total	Change since previous quarter
Quarter ending December 2016	6,086	
Quarter ending March 2017	5,938	↓
Quarter ending June 2017	5,846	↓
Quarter ending September 2017	5,739	↓
Quarter ending December 2017	5,713	→
Variance since December 2016	(6.1%)	↓



ACTIVITY



Month	Adjusted Scheduled Activity (UDA)	
	2017	2018
April	-71	-368
May	1,699	1,423
June	2,678	2,287
July	4,292	3,307
August	5,499	4,623
September	6,863	6,166
October	8,178	7,612
November	9,589	8,815
December	11,008	9,949
January	12,085	
February	13,342	
March	15,287	
April	15,455	
May	15,743	
June	15,761	

QUALITY

	Quantity	Base Number	Contract	AT	Region	England
% of FP17s for the same patient ID Re-attending within 3 months - Children	84	1,108	7.6%	9.5%	11.5%	12.0%
% of FP17s for the same patient ID Re-attending within 3 months - Adults	790	4,309	18.3%	15.0%	15.8%	15.9%
% of FP17s for the same patient ID Re-attending between 3 & 9 months - Children	596	1,108	53.8%	59.4%	60.5%	58.0%
% of FP17s for the same patient ID Re-attending between 3 & 9 months - Adults	1,901	4,309	44.1%	51.1%	51.8%	50.5%
% of FP17s for Band 1 Urgent Courses	635	5,144	12.3%	9.6%	9.5%	9.0%
% of FP17s Relating to Free Repair or Replacements	43	5,144	0.8%	0.6%	0.7%	0.8%
% of FP17s Relating to Continuations	162	5,144	3.1%	0.9%	1.0%	1.1%
% of Patients satisfied with the dentistry they have received	6	6	N/A	91.2%	92.1%	91.5%
% of Patients satisfied with the time they had to wait for an appointment	5	6	N/A	88.7%	88.3%	87.9%

* This is based on patients treated on this contract for their most recent course of treatment. Figures in italics indicate the base number of FP17s or Patient Questionnaire responses are less than 100. N/A is shown where the base number of responses is less than 10 during the period. % is calculated as Quantity/Base number*100

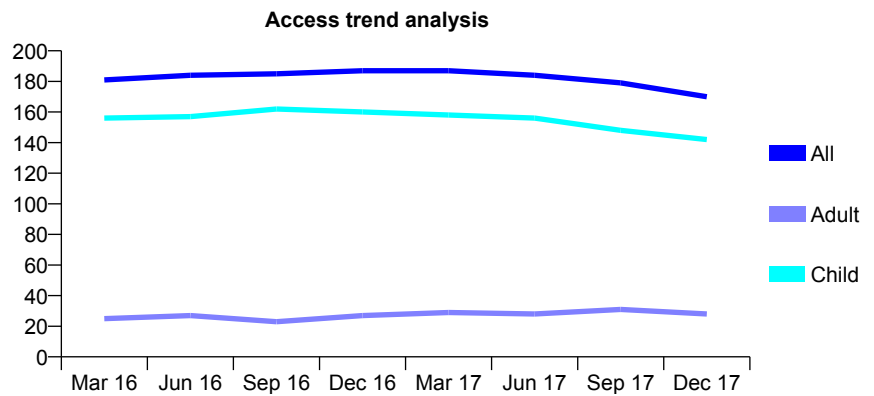
Q68 - Vital Signs At a Glance Contract Report for 940720/0001 - December 2017

Name or company name	MR CR GOVES
Contract type name	GDS Contract
Purpose of contract	General
Contract start date	01/04/2006
Contract end date	

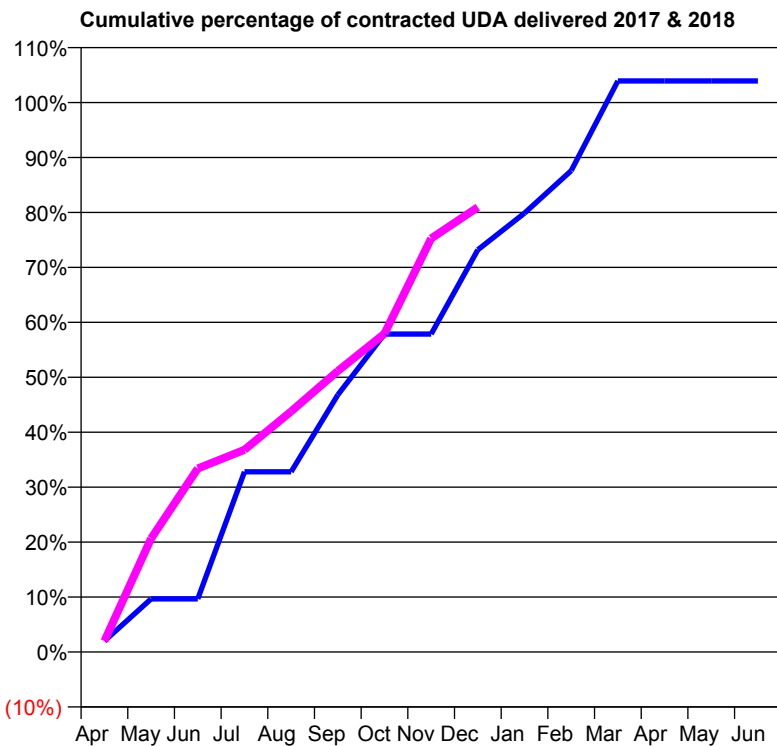
17/18 Contracted general activity (UDA)	300
Carry forward general activity (UDA)	-6
17/18 Contracted orthodontic activity (UOA)	0
Carry forward orthodontic activity (UOA)	0
Baseline contract value	£6,759.86

ACCESS*

Patients seen in 24 months	Total	Change since previous quarter
Quarter ending December 2016	187	
Quarter ending March 2017	187	→
Quarter ending June 2017	184	↓
Quarter ending September 2017	179	↓
Quarter ending December 2017	170	↓
Variance since December 2016	(9.1%)	↓



ACTIVITY



Month	Adjusted Scheduled Activity (UDA)	
	2017	2018
April	6	6
May	29	62
June	29	100
July	98	110
August	98	131
September	140	153
October	174	174
November	174	226
December	220	243
January	240	
February	263	
March	312	
April	312	
May	312	
June	312	

QUALITY

	Quantity	Base Number	Contract	AT	Region	England
% of FP17s for the same patient ID Re-attending within 3 months - Children	8	186	4.3%	9.5%	11.5%	12.0%
% of FP17s for the same patient ID Re-attending within 3 months - Adults	0	0	N/A	15.0%	15.8%	15.9%
% of FP17s for the same patient ID Re-attending between 3 & 9 months - Children	129	186	69.4%	59.4%	60.5%	58.0%
% of FP17s for the same patient ID Re-attending between 3 & 9 months - Adults	0	0	N/A	51.1%	51.8%	50.5%
% of FP17s for Band 1 Urgent Courses	4	186	2.2%	9.6%	9.5%	9.0%
% of FP17s Relating to Free Repair or Replacements	0	186	0.0%	0.6%	0.7%	0.8%
% of FP17s Relating to Continuations	3	186	1.6%	0.9%	1.0%	1.1%
% of Patients satisfied with the dentistry they have received	0	0	N/A	91.2%	92.1%	91.5%
% of Patients satisfied with the time they had to wait for an appointment	0	0	N/A	88.7%	88.3%	87.9%

* This is based on patients treated on this contract for their most recent course of treatment. Figures in italics indicate the base number of FP17s or Patient Questionnaire responses are less than 100. N/A is shown where the base number of responses is less than 10 during the period. % is calculated as Quantity/Base number*100

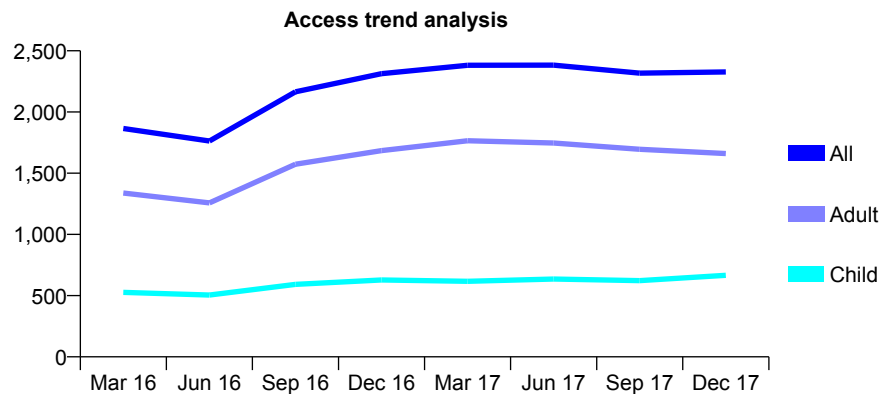
Q68 - Vital Signs At a Glance Contract Report for 941719/0001 - December 2017

Name or company name	MISS F SHAMELI
Contract type name	GDS Contract
Purpose of contract	General
Contract start date	01/04/2006
Contract end date	

17/18 Contracted general activity (UDA)	7,000
Carry forward general activity (UDA)	-56
17/18 Contracted orthodontic activity (UOA)	0
Carry forward orthodontic activity (UOA)	0
Baseline contract value	£167,083.38

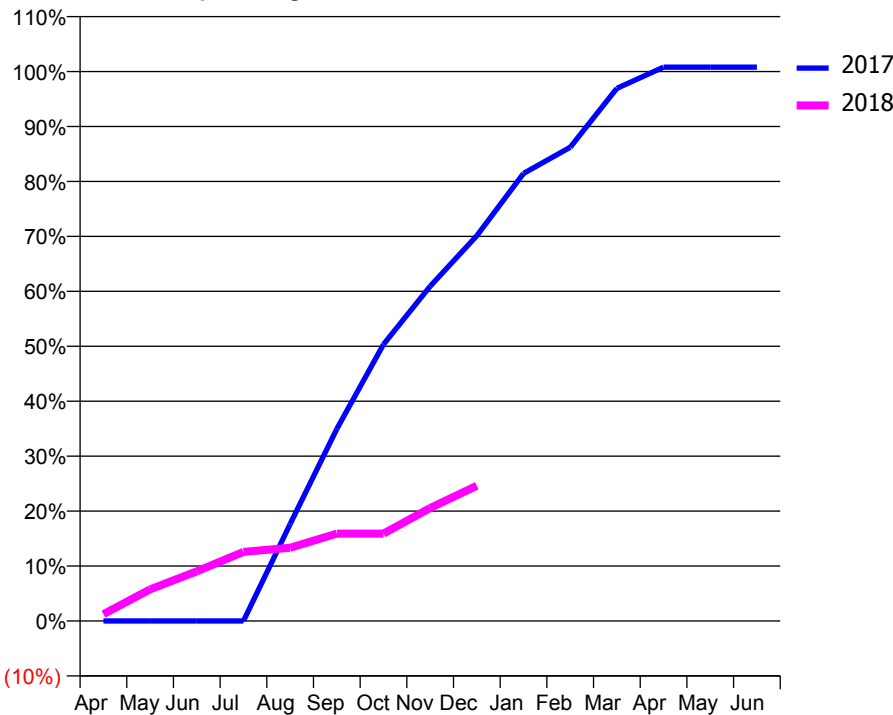
ACCESS*

Patients seen in 24 months	Total	Change since previous quarter
Quarter ending December 2016	2,313	
Quarter ending March 2017	2,382	↑
Quarter ending June 2017	2,383	→
Quarter ending September 2017	2,318	↓
Quarter ending December 2017	2,327	→
Variance since December 2016	0.6%	→



ACTIVITY

Cumulative percentage of contracted UDA delivered 2017 & 2018



Month	Adjusted Scheduled Activity (UDA)	
	2017	2018
April	0	88
May	0	404
June	0	633
July	0	880
August	1,236	934
September	2,447	1,114
October	3,524	1,114
November	4,264	1,440
December	4,908	1,723
January	5,701	
February	6,035	
March	6,786	
April	7,056	
May	7,056	
June	7,056	

QUALITY

	Quantity	Base Number	Contract	AT	Region	England
% of FP17s for the same patient ID Re-attending within 3 months - Children	24	471	5.1%	9.5%	11.5%	12.0%
% of FP17s for the same patient ID Re-attending within 3 months - Adults	49	650	7.5%	15.0%	15.8%	15.9%
% of FP17s for the same patient ID Re-attending between 3 & 9 months - Children	215	471	45.6%	59.4%	60.5%	58.0%
% of FP17s for the same patient ID Re-attending between 3 & 9 months - Adults	247	650	38.0%	51.1%	51.8%	50.5%
% of FP17s for Band 1 Urgent Courses	93	1,019	9.1%	9.6%	9.5%	9.0%
% of FP17s Relating to Free Repair or Replacements	0	1,019	0.0%	0.6%	0.7%	0.8%
% of FP17s Relating to Continuations	13	1,019	1.3%	0.9%	1.0%	1.1%
% of Patients satisfied with the dentistry they have received	2	4	N/A	91.2%	92.1%	91.5%
% of Patients satisfied with the time they had to wait for an appointment	3	4	N/A	88.7%	88.3%	87.9%

* This is based on patients treated on this contract for their most recent course of treatment. Figures in italics indicate the base number of FP17s or Patient Questionnaire responses are less than 100. N/A is shown where the base number of responses is less than 10 during the period. % is calculated as Quantity/Base number*100

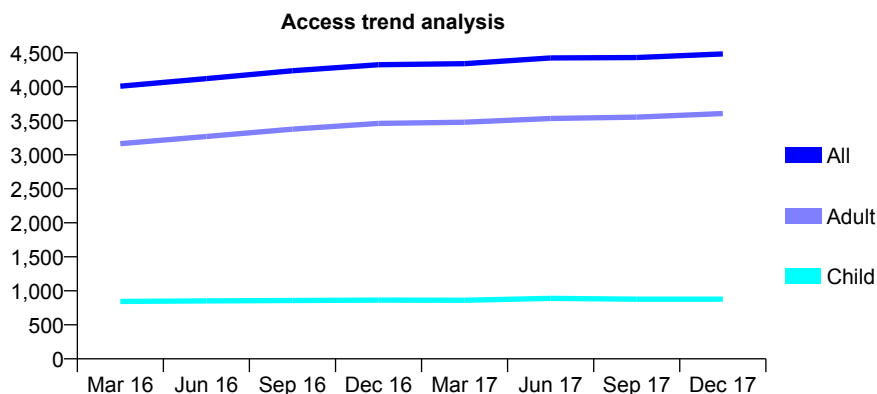
Q68 - Vital Signs At a Glance Contract Report for 941964/0001 - December 2017

Name or company name	MR C OUALI
Contract type name	GDS Contract
Purpose of contract	General
Contract start date	17/06/2011
Contract end date	

17/18 Contracted general activity (UDA)	13,410
Carry forward general activity (UDA)	-269
17/18 Contracted orthodontic activity (UOA)	0
Carry forward orthodontic activity (UOA)	0
Baseline contract value	£364,397.80

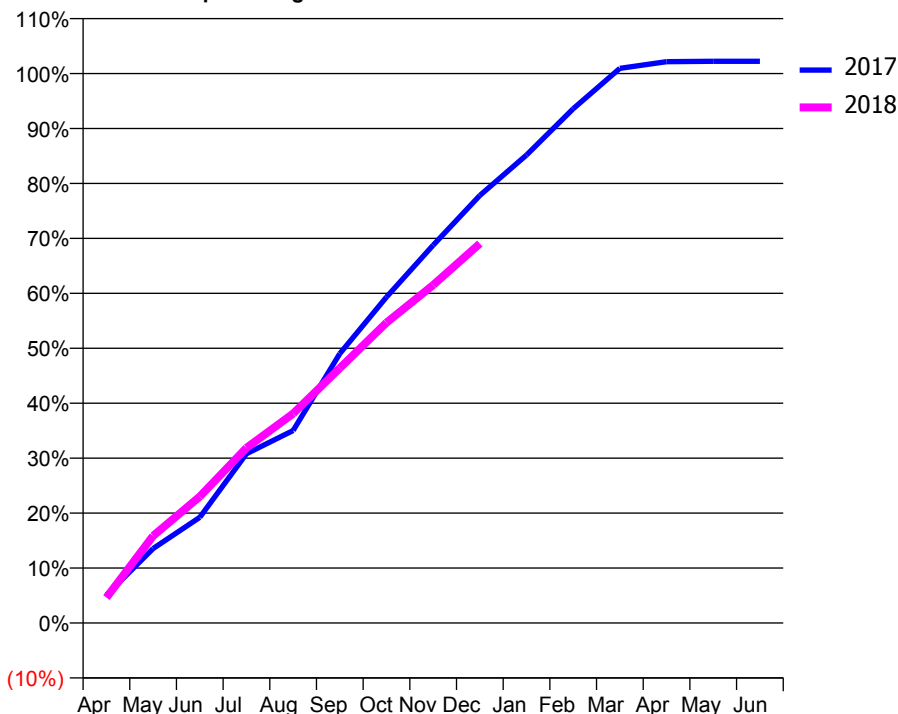
ACCESS*

Patients seen in 24 months	Total	Change since previous quarter
Quarter ending December 2016	4,325	
Quarter ending March 2017	4,341	→
Quarter ending June 2017	4,424	→
Quarter ending September 2017	4,431	→
Quarter ending December 2017	4,484	→
Variance since December 2016	3.7%	↑



ACTIVITY

Cumulative percentage of contracted UDA delivered 2017 & 2018



Month	Adjusted Scheduled Activity (UDA)	
	2017	2018
April	681	620
May	1,817	2,127
June	2,579	3,086
July	4,130	4,273
August	4,697	5,109
September	6,574	6,221
October	7,954	7,329
November	9,222	8,246
December	10,435	9,261
January	11,421	
February	12,551	
March	13,536	
April	13,699	
May	13,708	
June	13,709	

QUALITY

	Quantity	Base Number	Contract	AT	Region	England
% of FP17s for the same patient ID Re-attending within 3 months - Children	50	999	5.0%	9.5%	11.5%	12.0%
% of FP17s for the same patient ID Re-attending within 3 months - Adults	521	3,971	13.1%	15.0%	15.8%	15.9%
% of FP17s for the same patient ID Re-attending between 3 & 9 months - Children	721	999	72.2%	59.4%	60.5%	58.0%
% of FP17s for the same patient ID Re-attending between 3 & 9 months - Adults	2,501	3,971	63.0%	51.1%	51.8%	50.5%
% of FP17s for Band 1 Urgent Courses	352	4,880	7.2%	9.6%	9.5%	9.0%
% of FP17s Relating to Free Repair or Replacements	24	4,880	0.5%	0.6%	0.7%	0.8%
% of FP17s Relating to Continuations	3	4,880	0.1%	0.9%	1.0%	1.1%
% of Patients satisfied with the dentistry they have received	5	5	N/A	91.2%	92.1%	91.5%
% of Patients satisfied with the time they had to wait for an appointment	5	5	N/A	88.7%	88.3%	87.9%

* This is based on patients treated on this contract for their most recent course of treatment. Figures in italics indicate the base number of FP17s or Patient Questionnaire responses are less than 100. N/A is shown where the base number of responses is less than 10 during the period. % is calculated as Quantity/Base number*100

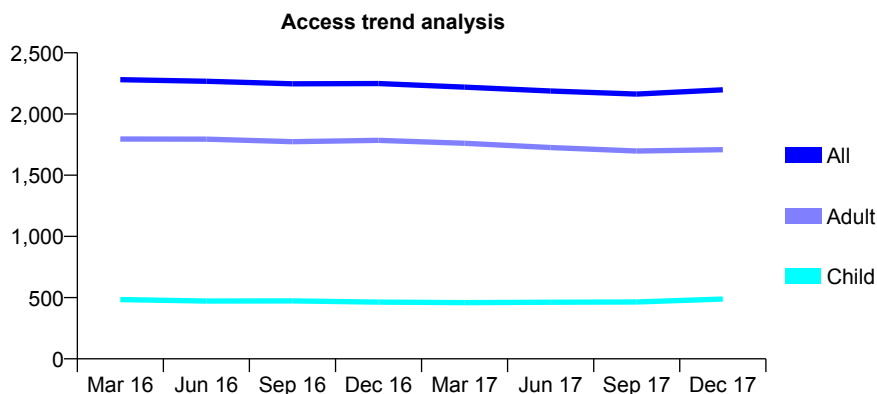
Q68 - Vital Signs At a Glance Contract Report for 946273/0001 - December 2017

Name or company name	MR M GHOLAMI
Contract type name	GDS Contract
Purpose of contract	General
Contract start date	01/04/2006
Contract end date	

17/18 Contracted general activity (UDA)	9,495
Carry forward general activity (UDA)	-190
17/18 Contracted orthodontic activity (UOA)	0
Carry forward orthodontic activity (UOA)	0
Baseline contract value	£256,456.51

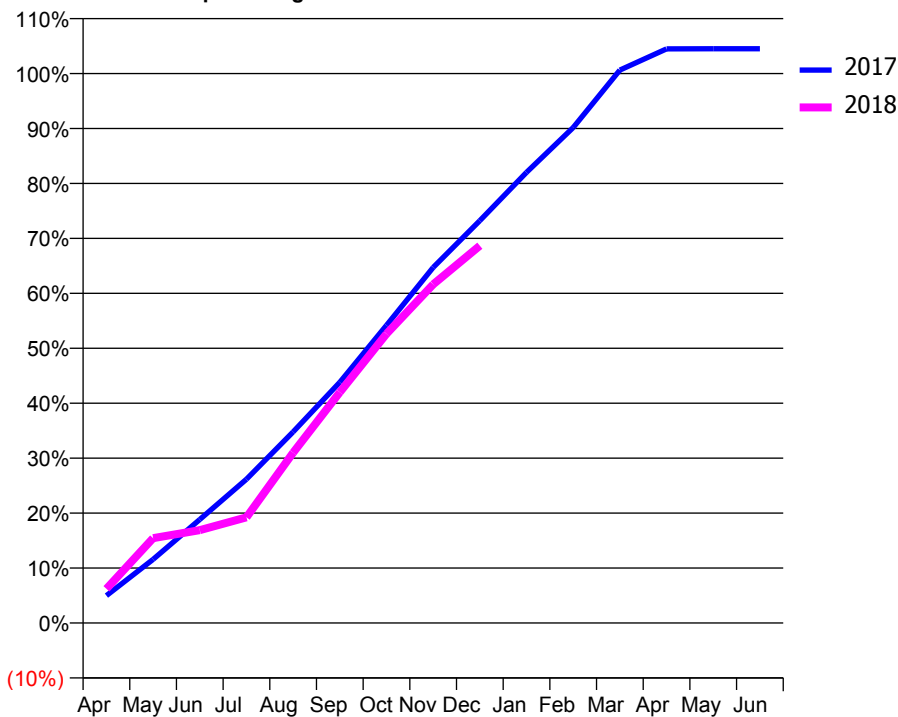
ACCESS*

Patients seen in 24 months	Total	Change since previous quarter
Quarter ending December 2016	2,249	
Quarter ending March 2017	2,220	↓
Quarter ending June 2017	2,188	↓
Quarter ending September 2017	2,163	↓
Quarter ending December 2017	2,198	→
Variance since December 2016	(2.3%)	↓



ACTIVITY

Cumulative percentage of contracted UDA delivered 2017 & 2018



Month	Adjusted Scheduled Activity (UDA)	
	2017	2018
April	474	591
May	1,100	1,466
June	1,789	1,605
July	2,484	1,826
August	3,302	2,943
September	4,160	3,987
October	5,144	4,995
November	6,144	5,852
December	6,952	6,520
January	7,787	
February	8,562	
March	9,554	
April	9,920	
May	9,923	
June	9,923	

QUALITY

	Quantity	Base Number	Contract	AT	Region	England
% of FP17s for the same patient ID Re-attending within 3 months - Children	25	445	5.6%	9.5%	11.5%	12.0%
% of FP17s for the same patient ID Re-attending within 3 months - Adults	268	1,870	14.3%	15.0%	15.8%	15.9%
% of FP17s for the same patient ID Re-attending between 3 & 9 months - Children	229	445	51.5%	59.4%	60.5%	58.0%
% of FP17s for the same patient ID Re-attending between 3 & 9 months - Adults	1,118	1,870	59.8%	51.1%	51.8%	50.5%
% of FP17s for Band 1 Urgent Courses	158	2,202	7.2%	9.6%	9.5%	9.0%
% of FP17s Relating to Free Repair or Replacements	0	2,202	0.0%	0.6%	0.7%	0.8%
% of FP17s Relating to Continuations	3	2,202	0.1%	0.9%	1.0%	1.1%
% of Patients satisfied with the dentistry they have received	3	3	N/A	91.2%	92.1%	91.5%
% of Patients satisfied with the time they had to wait for an appointment	3	3	N/A	88.7%	88.3%	87.9%

* This is based on patients treated on this contract for their most recent course of treatment. Figures in italics indicate the base number of FP17s or Patient Questionnaire responses are less than 100. N/A is shown where the base number of responses is less than 10 during the period. % is calculated as Quantity/Base number*100

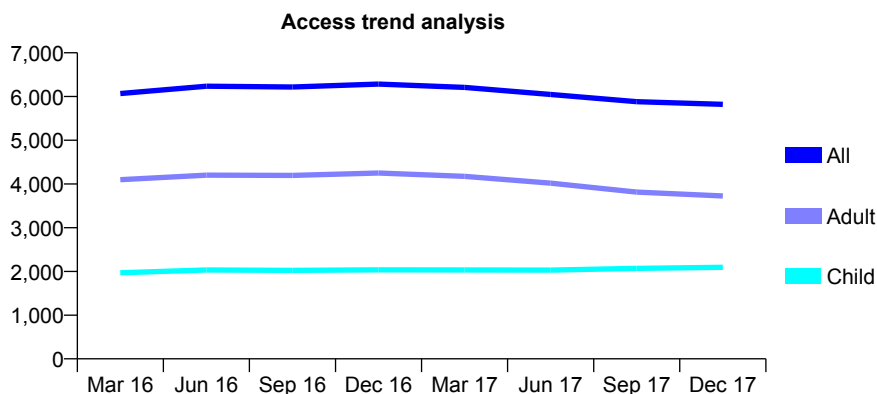
Q68 - Vital Signs At a Glance Contract Report for 947822/0001 - December 2017

Name or company name	MR HS DHALIWAL
Contract type name	GDS Contract
Purpose of contract	General
Contract start date	01/04/2009
Contract end date	

17/18 Contracted general activity (UDA)	13,500
Carry forward general activity (UDA)	-270
17/18 Contracted orthodontic activity (UOA)	0
Carry forward orthodontic activity (UOA)	0
Baseline contract value	£366,853.39

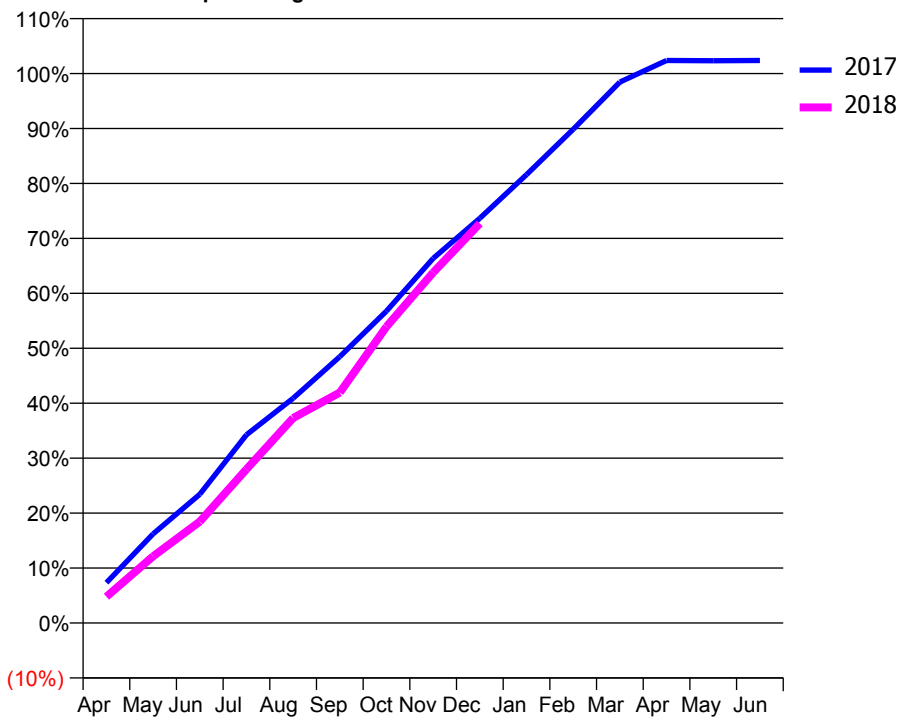
ACCESS*

Patients seen in 24 months	Total	Change since previous quarter
Quarter ending December 2016	6,286	
Quarter ending March 2017	6,207	↓
Quarter ending June 2017	6,048	↓
Quarter ending September 2017	5,882	↓
Quarter ending December 2017	5,820	↓
Variance since December 2016	(7.4%)	↓



ACTIVITY

Cumulative percentage of contracted UDA delivered 2017 & 2018



Month	Adjusted Scheduled Activity (UDA)	
	2017	2018
April	991	648
May	2,190	1,638
June	3,163	2,492
July	4,626	3,780
August	5,522	5,037
September	6,544	5,661
October	7,664	7,279
November	8,958	8,611
December	9,945	9,817
January	11,014	
February	12,129	
March	13,290	
April	13,819	
May	13,815	
June	13,819	

QUALITY

	Quantity	Base Number	Contract	AT	Region	England
% of FP17s for the same patient ID Re-attending within 3 months - Children	148	2,274	6.5%	9.5%	11.5%	12.0%
% of FP17s for the same patient ID Re-attending within 3 months - Adults	549	3,513	15.6%	15.0%	15.8%	15.9%
% of FP17s for the same patient ID Re-attending between 3 & 9 months - Children	1,239	2,274	54.5%	59.4%	60.5%	58.0%
% of FP17s for the same patient ID Re-attending between 3 & 9 months - Adults	1,746	3,513	49.7%	51.1%	51.8%	50.5%
% of FP17s for Band 1 Urgent Courses	526	5,508	9.5%	9.6%	9.5%	9.0%
% of FP17s Relating to Free Repair or Replacements	59	5,508	1.1%	0.6%	0.7%	0.8%
% of FP17s Relating to Continuations	46	5,508	0.8%	0.9%	1.0%	1.1%
% of Patients satisfied with the dentistry they have received	10	10	100.0%	91.2%	92.1%	91.5%
% of Patients satisfied with the time they had to wait for an appointment	7	10	70.0%	88.7%	88.3%	87.9%

* This is based on patients treated on this contract for their most recent course of treatment. Figures in italics indicate the base number of FP17s or Patient Questionnaire responses are less than 100. N/A is shown where the base number of responses is less than 10 during the period. % is calculated as Quantity/Base number*100

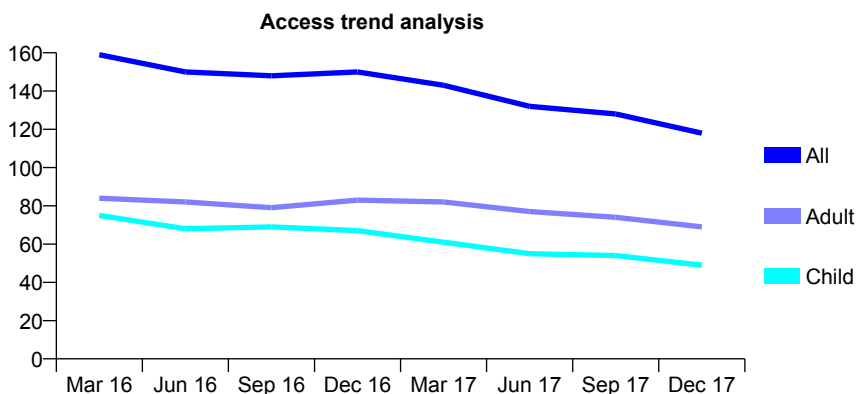
Q68 - Vital Signs At a Glance Contract Report for 949469/0001 - December 2017

Name or company name	MR HC PAGE
Contract type name	GDS Contract
Purpose of contract	General
Contract start date	01/10/2010
Contract end date	

17/18 Contracted general activity (UDA)	400
Carry forward general activity (UDA)	0
17/18 Contracted orthodontic activity (UOA)	0
Carry forward orthodontic activity (UOA)	0
Baseline contract value	£11,974.34

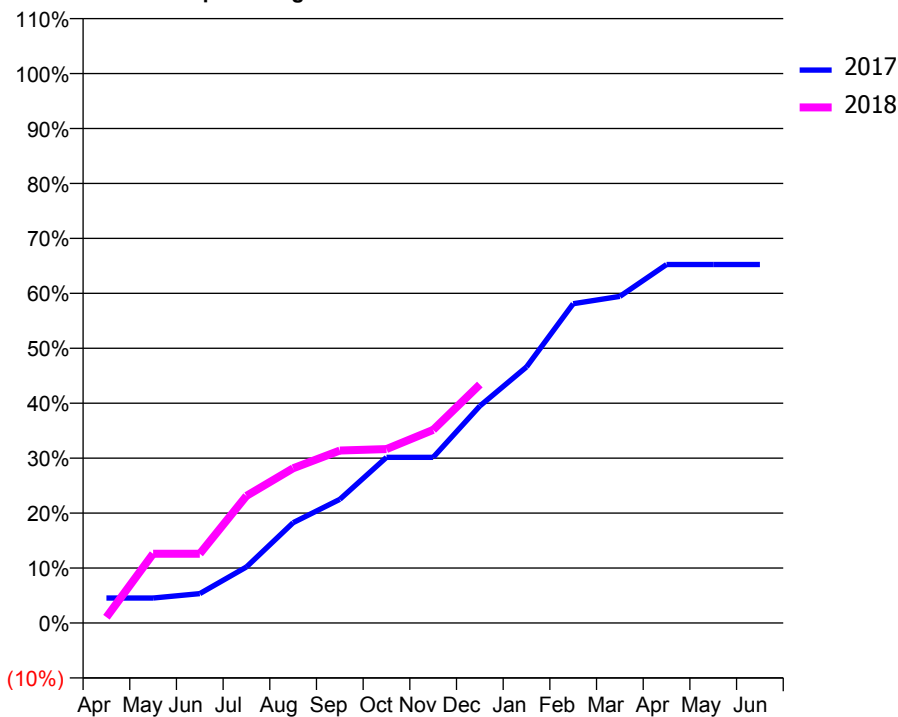
ACCESS*

Patients seen in 24 months	Total	Change since previous quarter
Quarter ending December 2016	150	
Quarter ending March 2017	143	↓
Quarter ending June 2017	132	↓
Quarter ending September 2017	128	↓
Quarter ending December 2017	118	↓
Variance since December 2016	(21.3%)	↓



ACTIVITY

Cumulative percentage of contracted UDA delivered 2017 & 2018



Month	Adjusted Scheduled Activity (UDA)	
	2017	2018
April	18	4
May	18	50
June	21	50
July	41	93
August	73	113
September	90	126
October	121	127
November	121	141
December	158	174
January	186	
February	232	
March	238	
April	261	
May	261	
June	261	

QUALITY

	Quantity	Base Number	Contract	AT	Region	England
% of FP17s for the same patient ID Re-attending within 3 months - Children	3	49	6.1%	9.5%	11.5%	12.0%
% of FP17s for the same patient ID Re-attending within 3 months - Adults	5	53	9.4%	15.0%	15.8%	15.9%
% of FP17s for the same patient ID Re-attending between 3 & 9 months - Children	30	49	61.2%	59.4%	60.5%	58.0%
% of FP17s for the same patient ID Re-attending between 3 & 9 months - Adults	26	53	49.1%	51.1%	51.8%	50.5%
% of FP17s for Band 1 Urgent Courses	3	93	3.2%	9.6%	9.5%	9.0%
% of FP17s Relating to Free Repair or Replacements	0	93	0.0%	0.6%	0.7%	0.8%
% of FP17s Relating to Continuations	2	93	2.2%	0.9%	1.0%	1.1%
% of Patients satisfied with the dentistry they have received	0	0	N/A	91.2%	92.1%	91.5%
% of Patients satisfied with the time they had to wait for an appointment	0	0	N/A	88.7%	88.3%	87.9%

* This is based on patients treated on this contract for their most recent course of treatment. Figures in italics indicate the base number of FP17s or Patient Questionnaire responses are less than 100. N/A is shown where the base number of responses is less than 10 during the period. % is calculated as Quantity/Base number*100

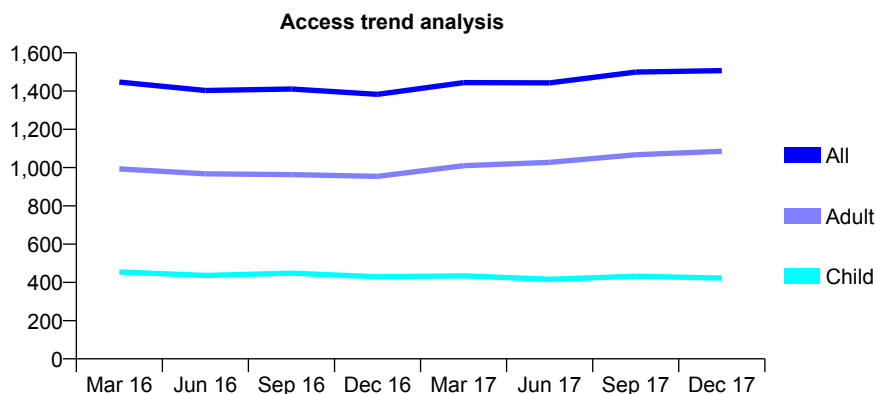
Q68 - Vital Signs At a Glance Contract Report for 949973/0001 - December 2017

Name or company name	MR A DARGAHI
Contract type name	GDS Contract
Purpose of contract	General
Contract start date	01/04/2006
Contract end date	

17/18 Contracted general activity (UDA)	5,000
Carry forward general activity (UDA)	-96
17/18 Contracted orthodontic activity (UOA)	0
Carry forward orthodontic activity (UOA)	0
Baseline contract value	£144,861.83

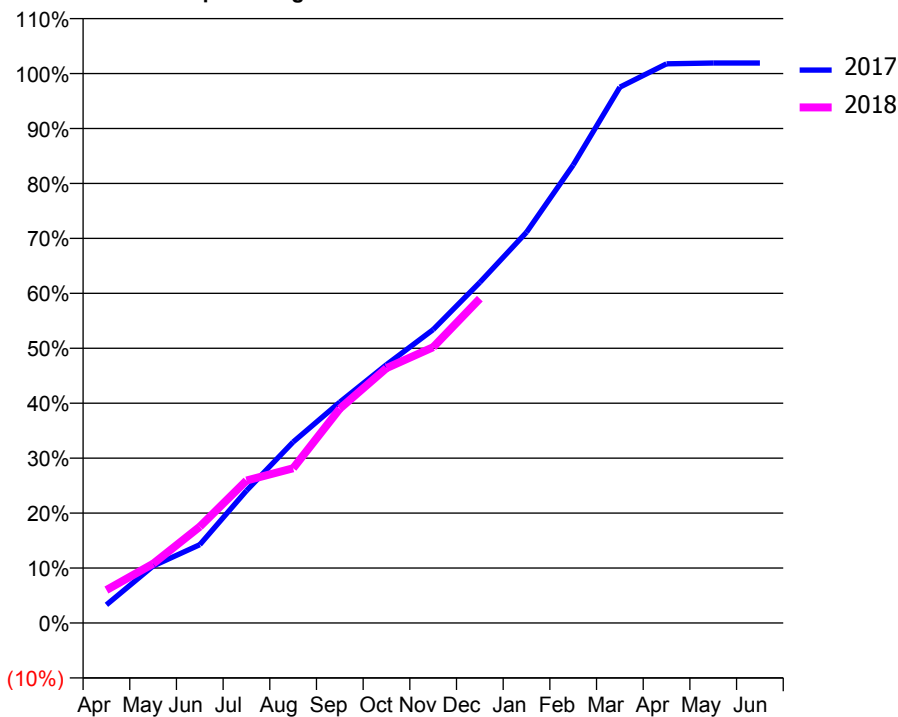
ACCESS*

Patients seen in 24 months	Total	Change since previous quarter
Quarter ending December 2016	1,383	
Quarter ending March 2017	1,444	↑
Quarter ending June 2017	1,443	→
Quarter ending September 2017	1,499	↑
Quarter ending December 2017	1,507	→
Variance since December 2016	9.0%	↑



ACTIVITY

Cumulative percentage of contracted UDA delivered 2017 & 2018



Month	Adjusted Scheduled Activity (UDA)	
	2017	2018
April	166	301
May	519	540
June	712	876
July	1,205	1,297
August	1,647	1,408
September	2,009	1,950
October	2,351	2,319
November	2,670	2,510
December	3,100	2,952
January	3,556	
February	4,168	
March	4,876	
April	5,089	
May	5,096	
June	5,096	

QUALITY

	Quantity	Base Number	Contract	AT	Region	England
% of FP17s for the same patient ID Re-attending within 3 months - Children	21	459	4.6%	9.5%	11.5%	12.0%
% of FP17s for the same patient ID Re-attending within 3 months - Adults	133	961	13.8%	15.0%	15.8%	15.9%
% of FP17s for the same patient ID Re-attending between 3 & 9 months - Children	299	459	65.1%	59.4%	60.5%	58.0%
% of FP17s for the same patient ID Re-attending between 3 & 9 months - Adults	451	961	46.9%	51.1%	51.8%	50.5%
% of FP17s for Band 1 Urgent Courses	134	1,315	10.2%	9.6%	9.5%	9.0%
% of FP17s Relating to Free Repair or Replacements	7	1,315	0.5%	0.6%	0.7%	0.8%
% of FP17s Relating to Continuations	15	1,315	1.1%	0.9%	1.0%	1.1%
% of Patients satisfied with the dentistry they have received	1	1	N/A	91.2%	92.1%	91.5%
% of Patients satisfied with the time they had to wait for an appointment	1	1	N/A	88.7%	88.3%	87.9%

* This is based on patients treated on this contract for their most recent course of treatment. Figures in italics indicate the base number of FP17s or Patient Questionnaire responses are less than 100. N/A is shown where the base number of responses is less than 10 during the period. % is calculated as Quantity/Base number*100

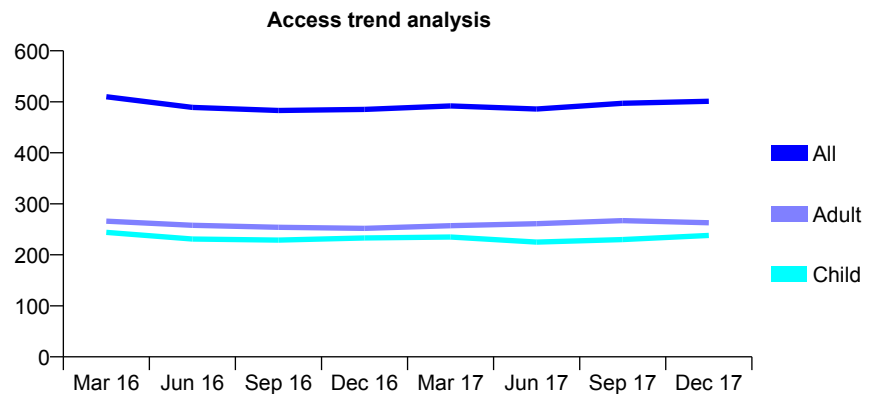
Q68 - Vital Signs At a Glance Contract Report for 953156/0001 - December 2017

Name or company name	The Dental Surgery Partnership
Contract type name	GDS Contract
Purpose of contract	General
Contract start date	01/10/2012
Contract end date	

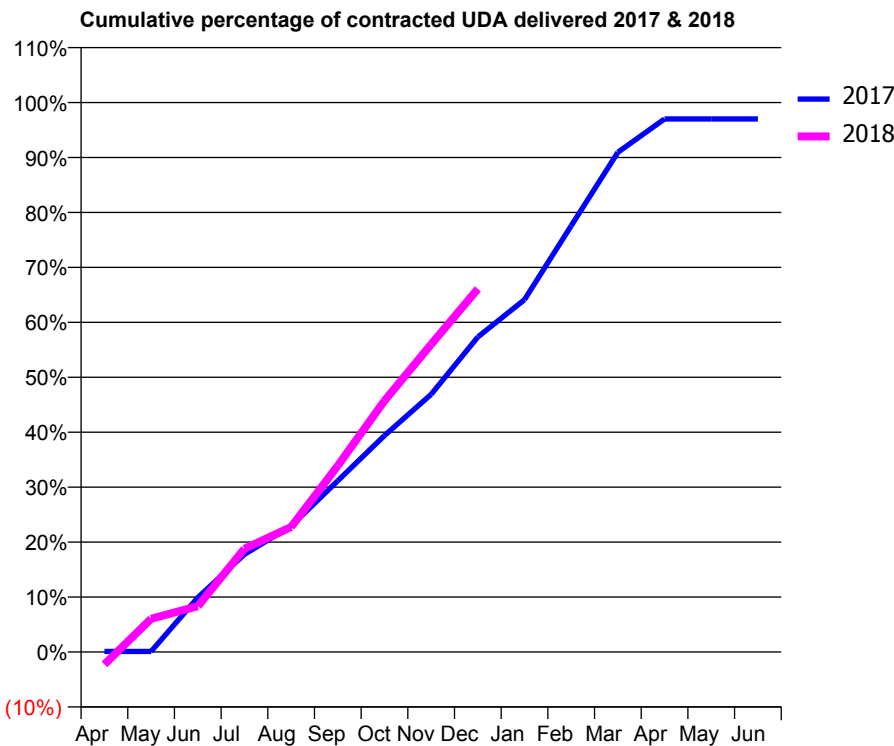
17/18 Contracted general activity (UDA)	1,666
Carry forward general activity (UDA)	49
17/18 Contracted orthodontic activity (UOA)	0
Carry forward orthodontic activity (UOA)	0
Baseline contract value	£37,443.90

ACCESS*

Patients seen in 24 months	Total	Change since previous quarter
Quarter ending December 2016	485	
Quarter ending March 2017	492	→
Quarter ending June 2017	486	↓
Quarter ending September 2017	497	↑
Quarter ending December 2017	501	→
Variance since December 2016	3.3%	↑



ACTIVITY



Month	Adjusted Scheduled Activity (UDA)	
	2017	2018
April	2	-38
May	2	101
June	165	139
July	296	313
August	382	379
September	519	565
October	656	762
November	781	933
December	955	1,101
January	1,068	
February	1,292	
March	1,515	
April	1,616	
May	1,616	
June	1,616	

QUALITY

	Quantity	Base Number	Contract	AT	Region	England
% of FP17s for the same patient ID Re-attending within 3 months - Children	10	222	4.5%	9.5%	11.5%	12.0%
% of FP17s for the same patient ID Re-attending within 3 months - Adults	17	241	7.1%	15.0%	15.8%	15.9%
% of FP17s for the same patient ID Re-attending between 3 & 9 months - Children	112	222	50.5%	59.4%	60.5%	58.0%
% of FP17s for the same patient ID Re-attending between 3 & 9 months - Adults	135	241	56.0%	51.1%	51.8%	50.5%
% of FP17s for Band 1 Urgent Courses	0	424	0.0%	9.6%	9.5%	9.0%
% of FP17s Relating to Free Repair or Replacements	0	424	0.0%	0.6%	0.7%	0.8%
% of FP17s Relating to Continuations	0	424	0.0%	0.9%	1.0%	1.1%
% of Patients satisfied with the dentistry they have received	0	0	N/A	91.2%	92.1%	91.5%
% of Patients satisfied with the time they had to wait for an appointment	0	0	N/A	88.7%	88.3%	87.9%

* This is based on patients treated on this contract for their most recent course of treatment. Figures in italics indicate the base number of FP17s or Patient Questionnaire responses are less than 100. N/A is shown where the base number of responses is less than 10 during the period. % is calculated as Quantity/Base number*100

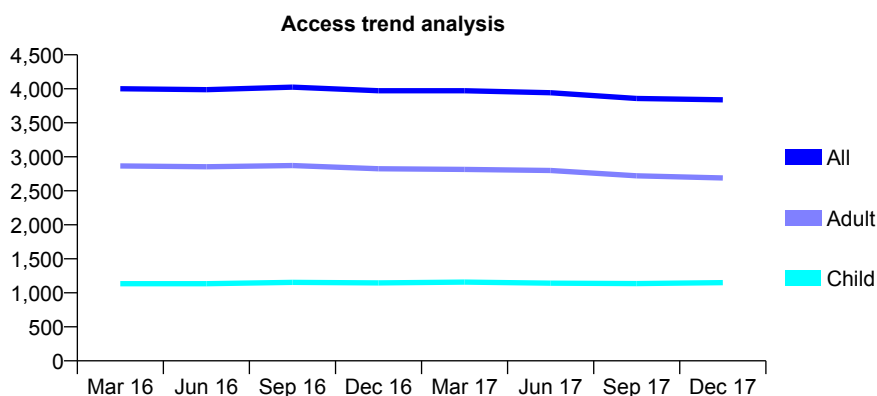
Q68 - Vital Signs At a Glance Contract Report for 959391/0001 - December 2017

Name or company name	MR MM BADRBEIGI
Contract type name	GDS Contract
Purpose of contract	General
Contract start date	01/04/2006
Contract end date	

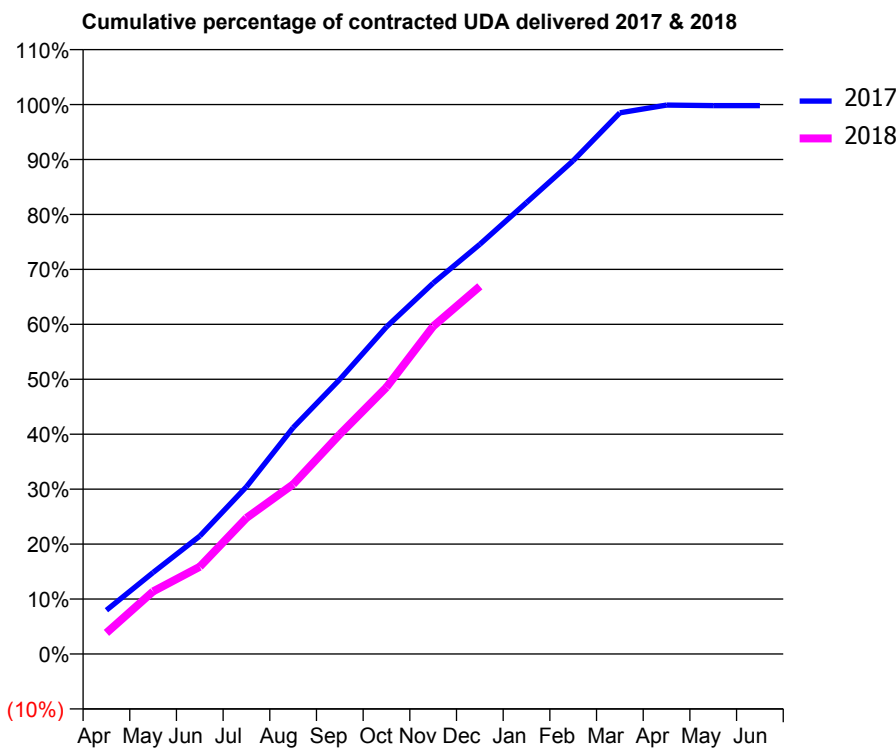
17/18 Contracted general activity (UDA)	12,138
Carry forward general activity (UDA)	26
17/18 Contracted orthodontic activity (UOA)	0
Carry forward orthodontic activity (UOA)	0
Baseline contract value	£320,777.24

ACCESS*

Patients seen in 24 months	Total	Change since previous quarter
Quarter ending December 2016	3,971	
Quarter ending March 2017	3,971	→
Quarter ending June 2017	3,942	→
Quarter ending September 2017	3,858	↓
Quarter ending December 2017	3,839	→
Variance since December 2016	(3.3%)	↓



ACTIVITY



Month	Adjusted Scheduled Activity (UDA)	
	2017	2018
April	967	468
May	1,801	1,383
June	2,605	1,928
July	3,696	3,006
August	5,000	3,747
September	6,066	4,852
October	7,227	5,893
November	8,193	7,239
December	9,051	8,121
January	9,973	
February	10,897	
March	11,954	
April	12,124	
May	12,112	
June	12,112	

QUALITY

	Quantity	Base Number	Contract	AT	Region	England
% of FP17s for the same patient ID Re-attending within 3 months - Children	44	1,137	3.9%	9.5%	11.5%	12.0%
% of FP17s for the same patient ID Re-attending within 3 months - Adults	225	2,259	10.0%	15.0%	15.8%	15.9%
% of FP17s for the same patient ID Re-attending between 3 & 9 months - Children	682	1,137	60.0%	59.4%	60.5%	58.0%
% of FP17s for the same patient ID Re-attending between 3 & 9 months - Adults	1,223	2,259	54.1%	51.1%	51.8%	50.5%
% of FP17s for Band 1 Urgent Courses	161	3,315	4.9%	9.6%	9.5%	9.0%
% of FP17s Relating to Free Repair or Replacements	10	3,315	0.3%	0.6%	0.7%	0.8%
% of FP17s Relating to Continuations	12	3,315	0.4%	0.9%	1.0%	1.1%
% of Patients satisfied with the dentistry they have received	6	6	N/A	91.2%	92.1%	91.5%
% of Patients satisfied with the time they had to wait for an appointment	6	6	N/A	88.7%	88.3%	87.9%

* This is based on patients treated on this contract for their most recent course of treatment. Figures in italics indicate the base number of FP17s or Patient Questionnaire responses are less than 100. N/A is shown where the base number of responses is less than 10 during the period. % is calculated as Quantity/Base number*100

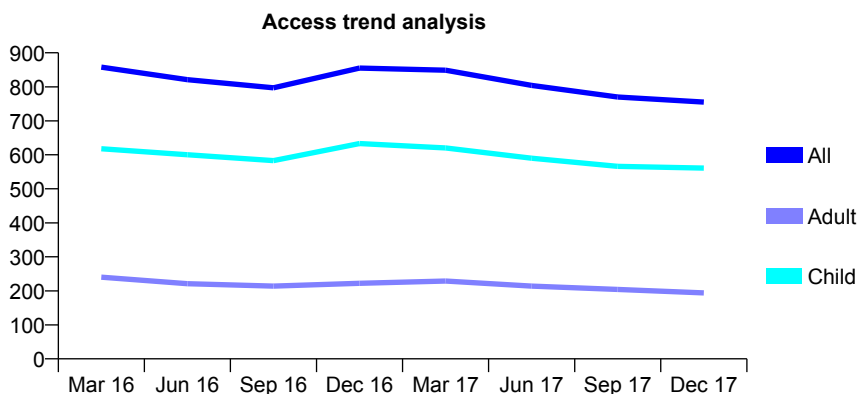
Q68 - Vital Signs At a Glance Contract Report for 960365/0001 - December 2017

Name or company name	MRS N HEIDARI-ROBINSON
Contract type name	GDS Contract
Purpose of contract	General
Contract start date	01/04/2012
Contract end date	

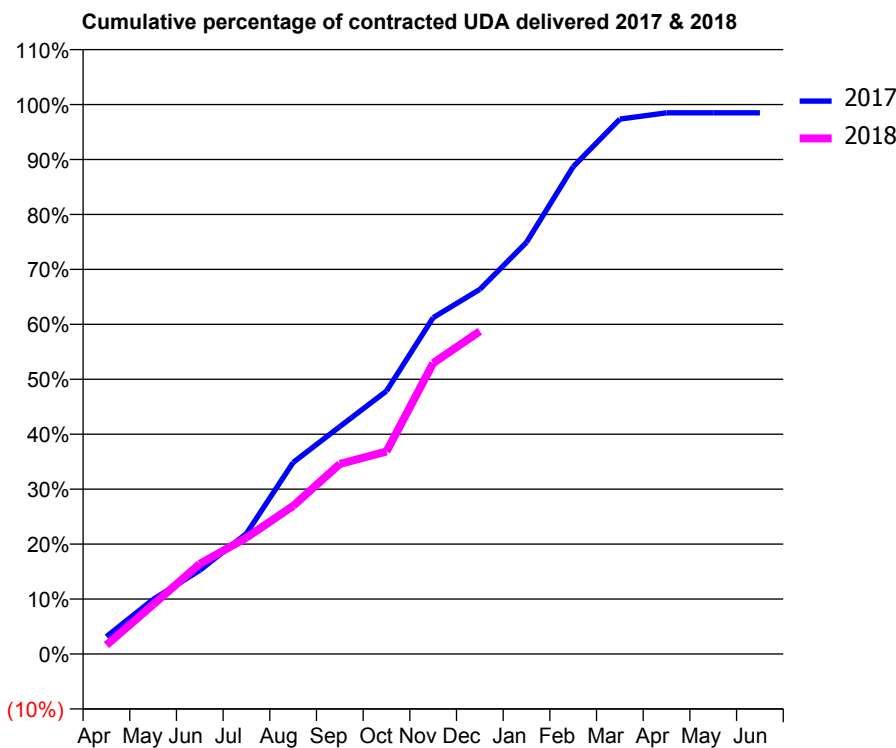
17/18 Contracted general activity (UDA)	3,300
Carry forward general activity (UDA)	50
17/18 Contracted orthodontic activity (UOA)	0
Carry forward orthodontic activity (UOA)	0
Baseline contract value	£81,928.95

ACCESS*

Patients seen in 24 months	Total	Change since previous quarter
Quarter ending December 2016	855	
Quarter ending March 2017	849	→
Quarter ending June 2017	804	↓
Quarter ending September 2017	770	↓
Quarter ending December 2017	755	↓
Variance since December 2016	(11.7%)	↓



ACTIVITY



Month	Adjusted Scheduled Activity (UDA)	
	2017	2018
April	104	54
May	328	296
June	502	542
July	724	699
August	1,151	890
September	1,366	1,142
October	1,580	1,216
November	2,020	1,747
December	2,190	1,938
January	2,472	
February	2,926	
March	3,213	
April	3,250	
May	3,250	
June	3,250	

QUALITY

	Quantity	Base Number	Contract	AT	Region	England
% of FP17s for the same patient ID Re-attending within 3 months - Children	152	819	18.6%	9.5%	11.5%	12.0%
% of FP17s for the same patient ID Re-attending within 3 months - Adults	36	154	23.4%	15.0%	15.8%	15.9%
% of FP17s for the same patient ID Re-attending between 3 & 9 months - Children	516	819	63.0%	59.4%	60.5%	58.0%
% of FP17s for the same patient ID Re-attending between 3 & 9 months - Adults	83	154	53.9%	51.1%	51.8%	50.5%
% of FP17s for Band 1 Urgent Courses	25	954	2.6%	9.6%	9.5%	9.0%
% of FP17s Relating to Free Repair or Replacements	1	954	0.1%	0.6%	0.7%	0.8%
% of FP17s Relating to Continuations	2	954	0.2%	0.9%	1.0%	1.1%
% of Patients satisfied with the dentistry they have received	1	1	N/A	91.2%	92.1%	91.5%
% of Patients satisfied with the time they had to wait for an appointment	1	1	N/A	88.7%	88.3%	87.9%

* This is based on patients treated on this contract for their most recent course of treatment. Figures in italics indicate the base number of FP17s or Patient Questionnaire responses are less than 100. N/A is shown where the base number of responses is less than 10 during the period. % is calculated as Quantity/Base number*100

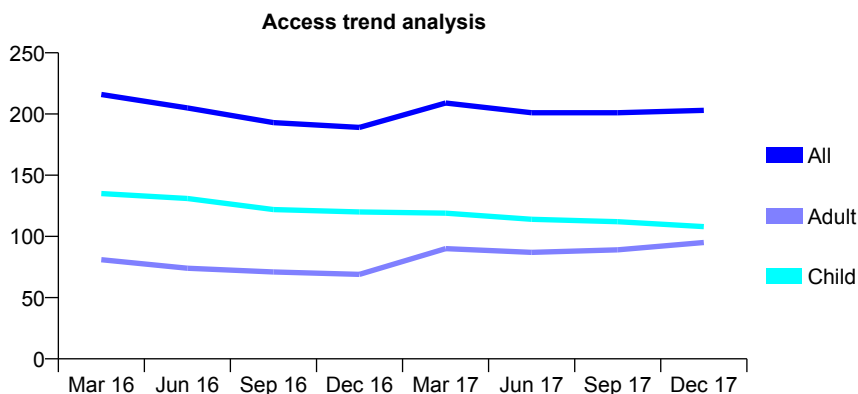
Q68 - Vital Signs At a Glance Contract Report for 962384/0001 - December 2017

Name or company name	MISS S JIWANI
Contract type name	GDS Contract
Purpose of contract	General
Contract start date	01/11/2011
Contract end date	

17/18 Contracted general activity (UDA)	470
Carry forward general activity (UDA)	17
17/18 Contracted orthodontic activity (UOA)	0
Carry forward orthodontic activity (UOA)	0
Baseline contract value	£12,346.60

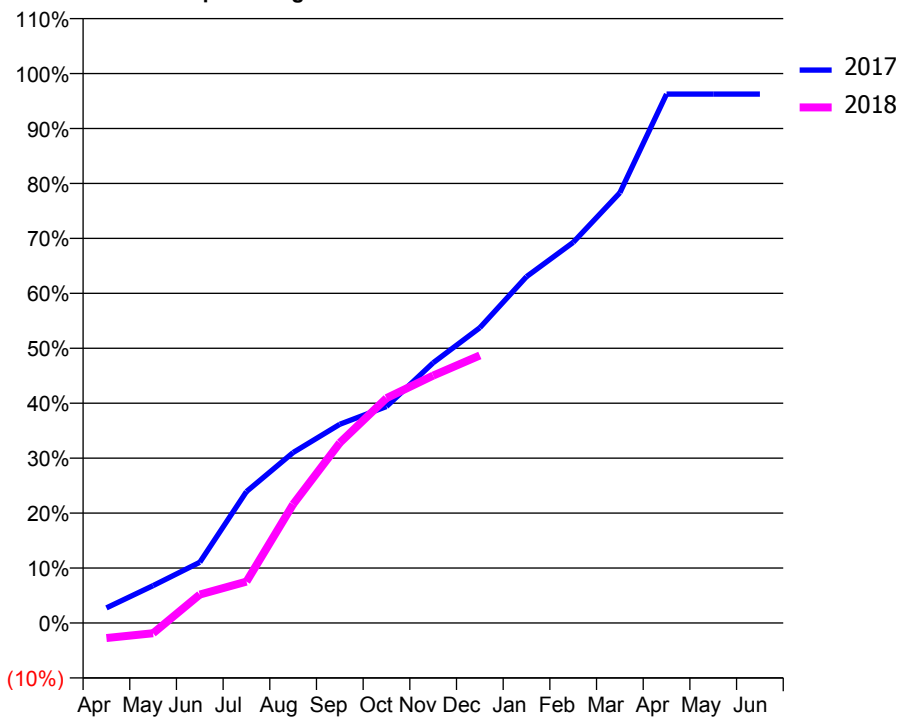
ACCESS*

Patients seen in 24 months	Total	Change since previous quarter
Quarter ending December 2016	189	
Quarter ending March 2017	209	↑
Quarter ending June 2017	201	↓
Quarter ending September 2017	201	→
Quarter ending December 2017	203	→
Variance since December 2016	7.4%	↑



ACTIVITY

Cumulative percentage of contracted UDA delivered 2017 & 2018



Month	Adjusted Scheduled Activity (UDA)	
	2017	2018
April	13	-13
May	32	-9
June	52	24
July	112	35
August	146	102
September	170	154
October	185	192
November	223	212
December	253	229
January	296	
February	326	
March	368	
April	452	
May	452	
June	452	

QUALITY

	Quantity	Base Number	Contract	AT	Region	England
% of FP17s for the same patient ID Re-attending within 3 months - Children	13	136	9.6%	9.5%	11.5%	12.0%
% of FP17s for the same patient ID Re-attending within 3 months - Adults	8	71	11.3%	15.0%	15.8%	15.9%
% of FP17s for the same patient ID Re-attending between 3 & 9 months - Children	86	136	63.2%	59.4%	60.5%	58.0%
% of FP17s for the same patient ID Re-attending between 3 & 9 months - Adults	39	71	54.9%	51.1%	51.8%	50.5%
% of FP17s for Band 1 Urgent Courses	9	165	5.5%	9.6%	9.5%	9.0%
% of FP17s Relating to Free Repair or Replacements	0	165	0.0%	0.6%	0.7%	0.8%
% of FP17s Relating to Continuations	0	165	0.0%	0.9%	1.0%	1.1%
% of Patients satisfied with the dentistry they have received	0	0	N/A	91.2%	92.1%	91.5%
% of Patients satisfied with the time they had to wait for an appointment	0	0	N/A	88.7%	88.3%	87.9%

* This is based on patients treated on this contract for their most recent course of treatment. Figures in italics indicate the base number of FP17s or Patient Questionnaire responses are less than 100. N/A is shown where the base number of responses is less than 10 during the period. % is calculated as Quantity/Base number*100

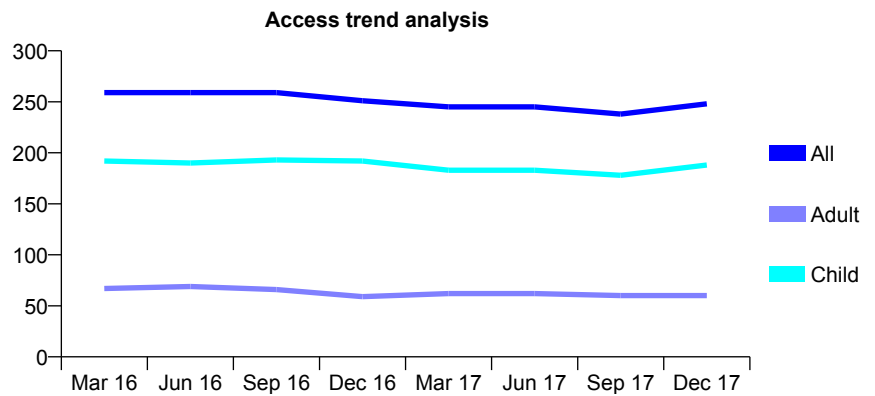
Q68 - Vital Signs At a Glance Contract Report for 963712/0001 - December 2017

Name or company name	MR RJ FRANCSICS
Contract type name	GDS Contract
Purpose of contract	General
Contract start date	01/06/2012
Contract end date	

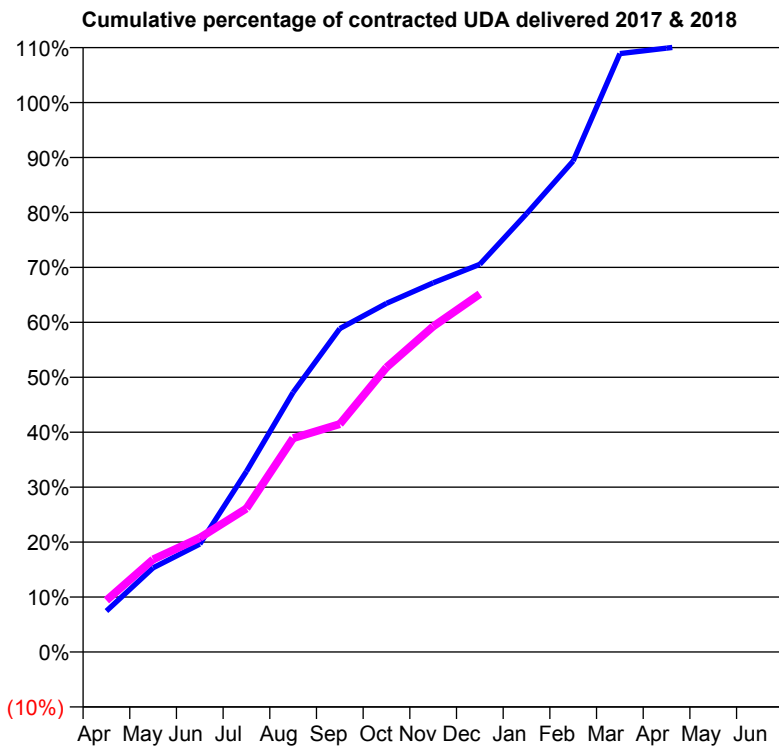
17/18 Contracted general activity (UDA)	510
Carry forward general activity (UDA)	-11
17/18 Contracted orthodontic activity (UOA)	0
Carry forward orthodontic activity (UOA)	0
Baseline contract value	£12,270.30

ACCESS*

Patients seen in 24 months	Total	Change since previous quarter
Quarter ending December 2016	251	
Quarter ending March 2017	245	↓
Quarter ending June 2017	245	→
Quarter ending September 2017	238	↓
Quarter ending December 2017	248	↑
Variance since December 2016	(1.2%)	↓



ACTIVITY



Adjusted Scheduled Activity (UDA)		
Month	2017	2018
April	38	48
May	78	86
June	100	106
July	168	133
August	241	198
September	300	212
October	324	264
November	343	302
December	360	332
January	407	
February	456	
March	555	
April	560	
May	565	
June	566	

QUALITY

	Quantity	Base Number	Contract	AT	Region	England
% of FP17s for the same patient ID Re-attending within 3 months - Children	4	180	2.2%	9.5%	11.5%	12.0%
% of FP17s for the same patient ID Re-attending within 3 months - Adults	5	39	12.8%	15.0%	15.8%	15.9%
% of FP17s for the same patient ID Re-attending between 3 & 9 months - Children	102	180	56.7%	59.4%	60.5%	58.0%
% of FP17s for the same patient ID Re-attending between 3 & 9 months - Adults	12	39	30.8%	51.1%	51.8%	50.5%
% of FP17s for Band 1 Urgent Courses	11	209	5.3%	9.6%	9.5%	9.0%
% of FP17s Relating to Free Repair or Replacements	0	209	0.0%	0.6%	0.7%	0.8%
% of FP17s Relating to Continuations	0	209	0.0%	0.9%	1.0%	1.1%
% of Patients satisfied with the dentistry they have received	1	1	N/A	91.2%	92.1%	91.5%
% of Patients satisfied with the time they had to wait for an appointment	1	1	N/A	88.7%	88.3%	87.9%

* This is based on patients treated on this contract for their most recent course of treatment. Figures in italics indicate the base number of FP17s or Patient Questionnaire responses are less than 100. N/A is shown where the base number of responses is less than 10 during the period. % is calculated as Quantity/Base number*100

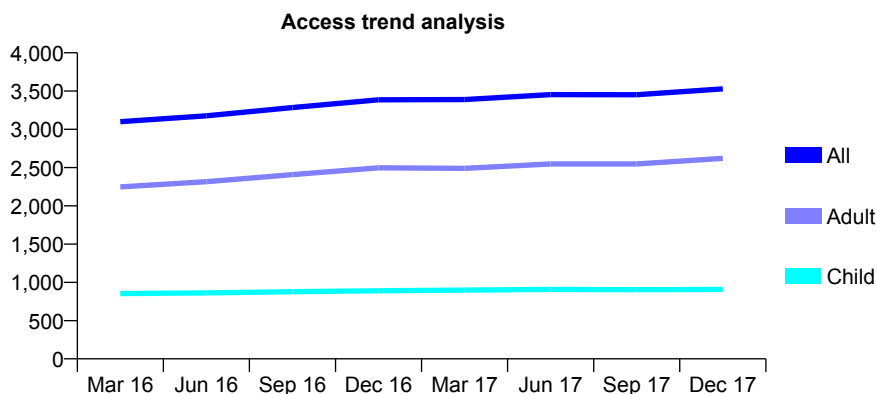
Q68 - Vital Signs At a Glance Contract Report for 972029/0001 - December 2017

Name or company name	MISS KM BOLES
Contract type name	GDS Contract
Purpose of contract	General
Contract start date	01/09/2013
Contract end date	

17/18 Contracted general activity (UDA)	8,284
Carry forward general activity (UDA)	-166
17/18 Contracted orthodontic activity (UOA)	0
Carry forward orthodontic activity (UOA)	0
Baseline contract value	£212,689.28

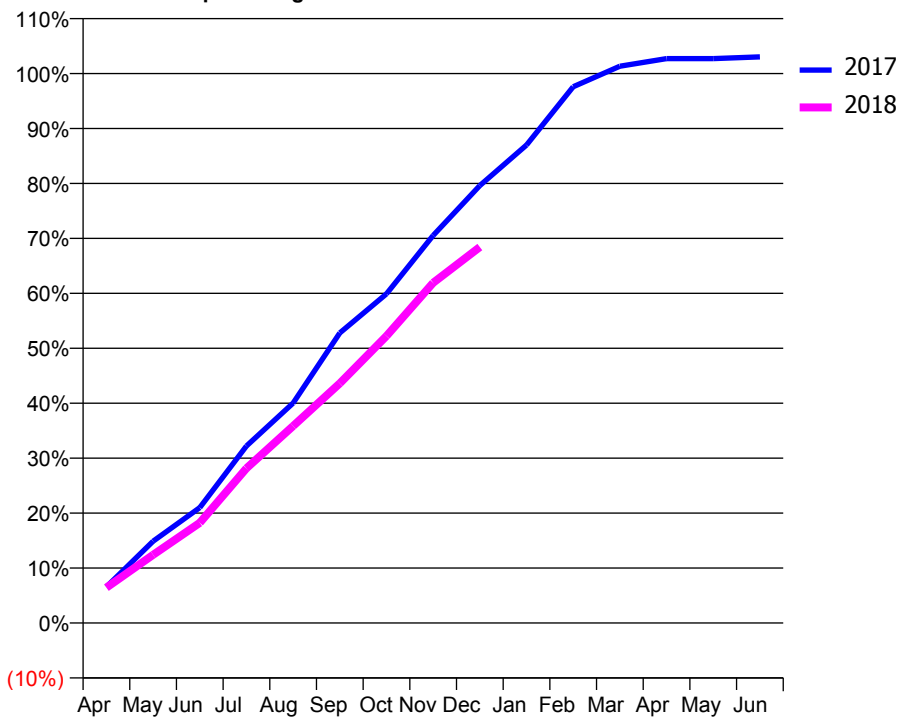
ACCESS*

Patients seen in 24 months	Total	Change since previous quarter
Quarter ending December 2016	3,386	
Quarter ending March 2017	3,389	→
Quarter ending June 2017	3,454	→
Quarter ending September 2017	3,452	→
Quarter ending December 2017	3,528	↑
Variance since December 2016	4.2%	↑



ACTIVITY

Cumulative percentage of contracted UDA delivered 2017 & 2018



Month	Adjusted Scheduled Activity (UDA)	
	2017	2018
April	545	534
May	1,233	1,029
June	1,740	1,511
July	2,669	2,334
August	3,317	2,970
September	4,373	3,614
October	4,962	4,327
November	5,844	5,130
December	6,595	5,667
January	7,206	
February	8,084	
March	8,395	
April	8,508	
May	8,509	
June	8,535	

QUALITY

	Quantity	Base Number	Contract	AT	Region	England
% of FP17s for the same patient ID Re-attending within 3 months - Children	89	994	9.0%	9.5%	11.5%	12.0%
% of FP17s for the same patient ID Re-attending within 3 months - Adults	325	2,393	13.6%	15.0%	15.8%	15.9%
% of FP17s for the same patient ID Re-attending between 3 & 9 months - Children	546	994	54.9%	59.4%	60.5%	58.0%
% of FP17s for the same patient ID Re-attending between 3 & 9 months - Adults	1,085	2,393	45.3%	51.1%	51.8%	50.5%
% of FP17s for Band 1 Urgent Courses	240	2,734	8.8%	9.6%	9.5%	9.0%
% of FP17s Relating to Free Repair or Replacements	9	2,734	0.3%	0.6%	0.7%	0.8%
% of FP17s Relating to Continuations	15	2,734	0.5%	0.9%	1.0%	1.1%
% of Patients satisfied with the dentistry they have received	1	2	N/A	91.2%	92.1%	91.5%
% of Patients satisfied with the time they had to wait for an appointment	1	2	N/A	88.7%	88.3%	87.9%

* This is based on patients treated on this contract for their most recent course of treatment. Figures in italics indicate the base number of FP17s or Patient Questionnaire responses are less than 100. N/A is shown where the base number of responses is less than 10 during the period. % is calculated as Quantity/Base number*100

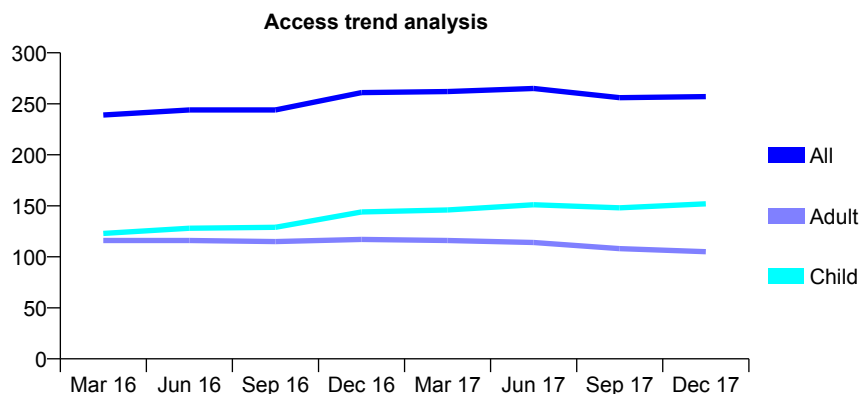
Q68 - Vital Signs At a Glance Contract Report for 974498/0001 - December 2017

Name or company name	MR MA TREMMEL
Contract type name	GDS Contract
Purpose of contract	General
Contract start date	24/12/2011
Contract end date	

17/18 Contracted general activity (UDA)	727
Carry forward general activity (UDA)	-15
17/18 Contracted orthodontic activity (UOA)	0
Carry forward orthodontic activity (UOA)	0
Baseline contract value	£16,574.43

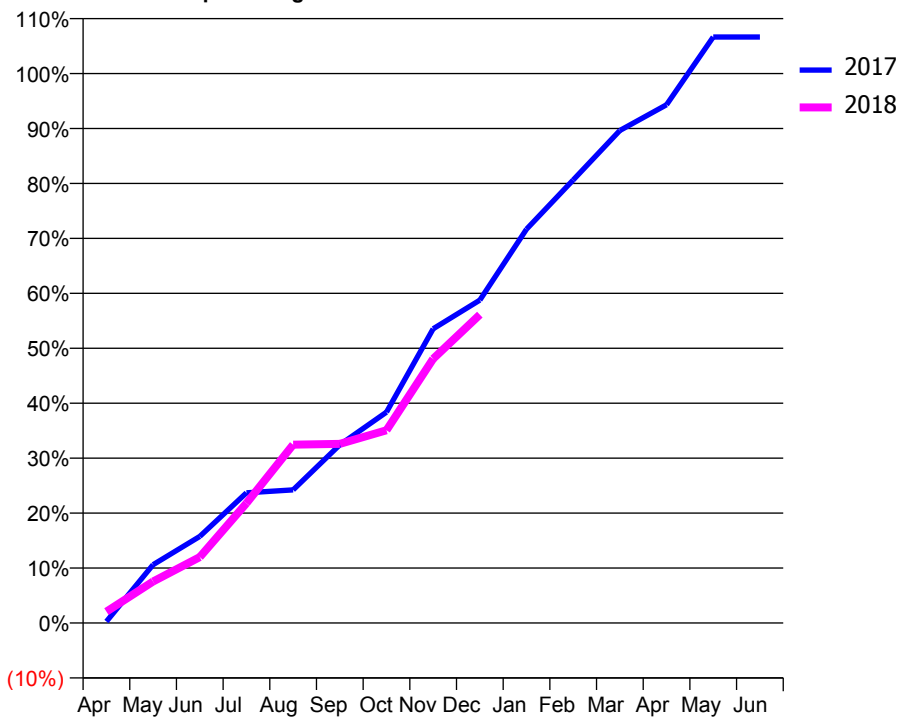
ACCESS*

Patients seen in 24 months	Total	Change since previous quarter
Quarter ending December 2016	261	
Quarter ending March 2017	262	→
Quarter ending June 2017	265	→
Quarter ending September 2017	256	↓
Quarter ending December 2017	257	→
Variance since December 2016	(1.5%)	↓



ACTIVITY

Cumulative percentage of contracted UDA delivered 2017 & 2018



Adjusted Scheduled Activity (UDA)		
Month	2017	2018
April	2	15
May	77	55
June	115	87
July	172	159
August	176	236
September	236	237
October	279	255
November	389	350
December	427	408
January	521	
February	586	
March	652	
April	686	
May	775	
June	775	

QUALITY

	Quantity	Base Number	Contract	AT	Region	England
% of FP17s for the same patient ID Re-attending within 3 months - Children	13	178	7.3%	9.5%	11.5%	12.0%
% of FP17s for the same patient ID Re-attending within 3 months - Adults	6	82	7.3%	15.0%	15.8%	15.9%
% of FP17s for the same patient ID Re-attending between 3 & 9 months - Children	101	178	56.7%	59.4%	60.5%	58.0%
% of FP17s for the same patient ID Re-attending between 3 & 9 months - Adults	47	82	57.3%	51.1%	51.8%	50.5%
% of FP17s for Band 1 Urgent Courses	10	220	4.5%	9.6%	9.5%	9.0%
% of FP17s Relating to Free Repair or Replacements	0	220	0.0%	0.6%	0.7%	0.8%
% of FP17s Relating to Continuations	3	220	1.4%	0.9%	1.0%	1.1%
% of Patients satisfied with the dentistry they have received	0	0	N/A	91.2%	92.1%	91.5%
% of Patients satisfied with the time they had to wait for an appointment	0	0	N/A	88.7%	88.3%	87.9%

* This is based on patients treated on this contract for their most recent course of treatment. Figures in italics indicate the base number of FP17s or Patient Questionnaire responses are less than 100. N/A is shown where the base number of responses is less than 10 during the period. % is calculated as Quantity/Base number*100

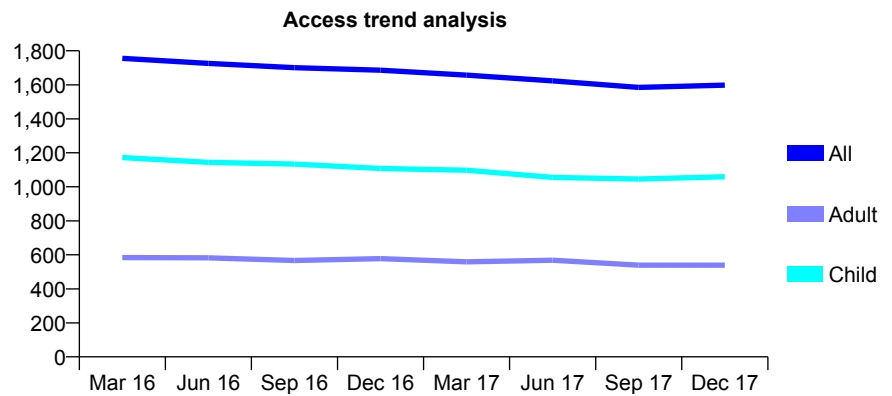
Q68 - Vital Signs At a Glance Contract Report for 979481/0001 - December 2017

Name or company name	Forestmead Dental Surgery
Contract type name	GDS Contract
Purpose of contract	General
Contract start date	01/04/2006
Contract end date	

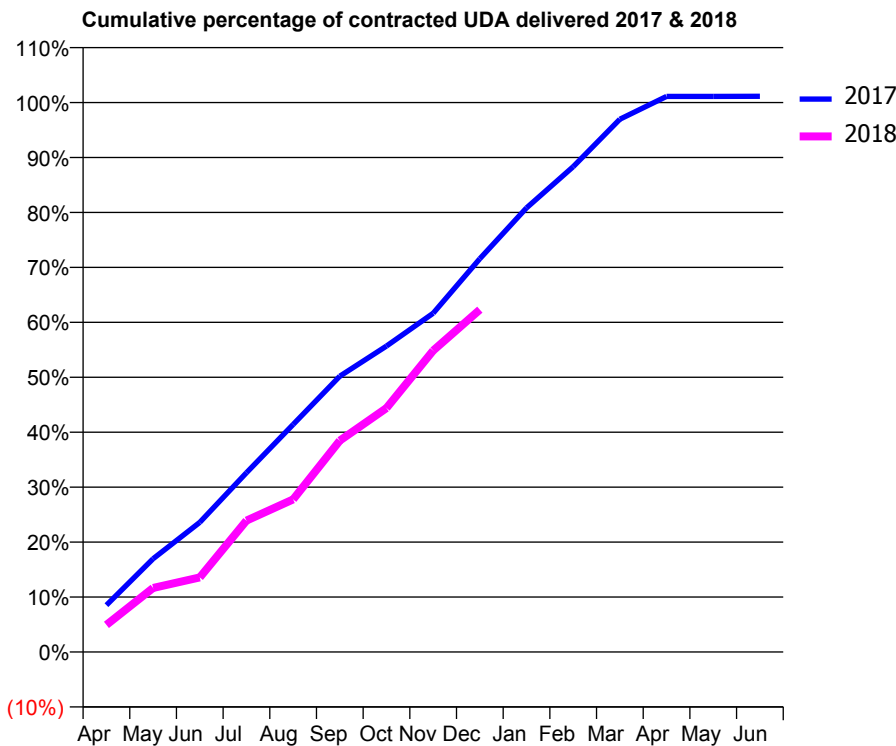
17/18 Contracted general activity (UDA)	3,100
Carry forward general activity (UDA)	-35
17/18 Contracted orthodontic activity (UOA)	0
Carry forward orthodontic activity (UOA)	0
Baseline contract value	£67,149.97

ACCESS*

Patients seen in 24 months	Total	Change since previous quarter
Quarter ending December 2016	1,686	
Quarter ending March 2017	1,657	↓
Quarter ending June 2017	1,623	↓
Quarter ending September 2017	1,585	↓
Quarter ending December 2017	1,598	→
Variance since December 2016	(5.2%)	↓



ACTIVITY



Month	Adjusted Scheduled Activity (UDA)	
	2017	2018
April	264	153
May	526	362
June	732	421
July	1,011	742
August	1,284	861
September	1,556	1,193
October	1,726	1,376
November	1,911	1,701
December	2,219	1,932
January	2,505	
February	2,738	
March	3,006	
April	3,134	
May	3,134	
June	3,135	

QUALITY

	Quantity	Base Number	Contract	AT	Region	England
% of FP17s for the same patient ID Re-attending within 3 months - Children	50	1,114	4.5%	9.5%	11.5%	12.0%
% of FP17s for the same patient ID Re-attending within 3 months - Adults	34	412	8.3%	15.0%	15.8%	15.9%
% of FP17s for the same patient ID Re-attending between 3 & 9 months - Children	691	1,114	62.0%	59.4%	60.5%	58.0%
% of FP17s for the same patient ID Re-attending between 3 & 9 months - Adults	210	412	51.0%	51.1%	51.8%	50.5%
% of FP17s for Band 1 Urgent Courses	65	1,426	4.6%	9.6%	9.5%	9.0%
% of FP17s Relating to Free Repair or Replacements	0	1,426	0.0%	0.6%	0.7%	0.8%
% of FP17s Relating to Continuations	9	1,426	0.6%	0.9%	1.0%	1.1%
% of Patients satisfied with the dentistry they have received	0	0	N/A	91.2%	92.1%	91.5%
% of Patients satisfied with the time they had to wait for an appointment	0	0	N/A	88.7%	88.3%	87.9%

* This is based on patients treated on this contract for their most recent course of treatment. Figures in italics indicate the base number of FP17s or Patient Questionnaire responses are less than 100. N/A is shown where the base number of responses is less than 10 during the period. % is calculated as Quantity/Base number*100

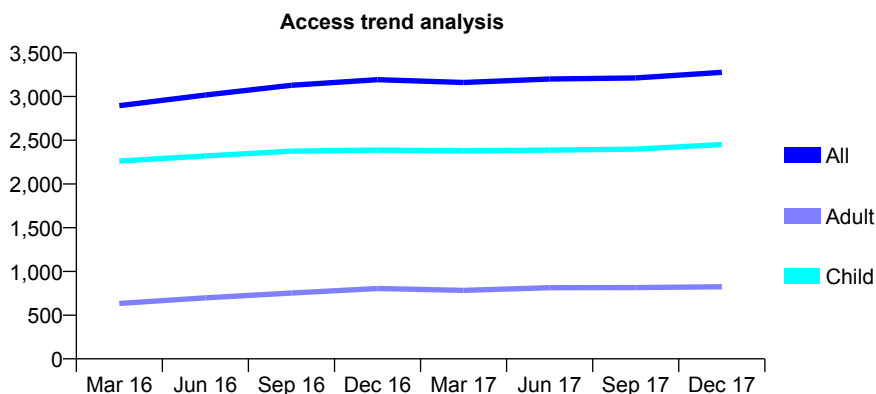
Q68 - Vital Signs At a Glance Contract Report for 981893/0001 - December 2017

Name or company name	MS MN VO
Contract type name	GDS Contract
Purpose of contract	General
Contract start date	18/08/2014
Contract end date	

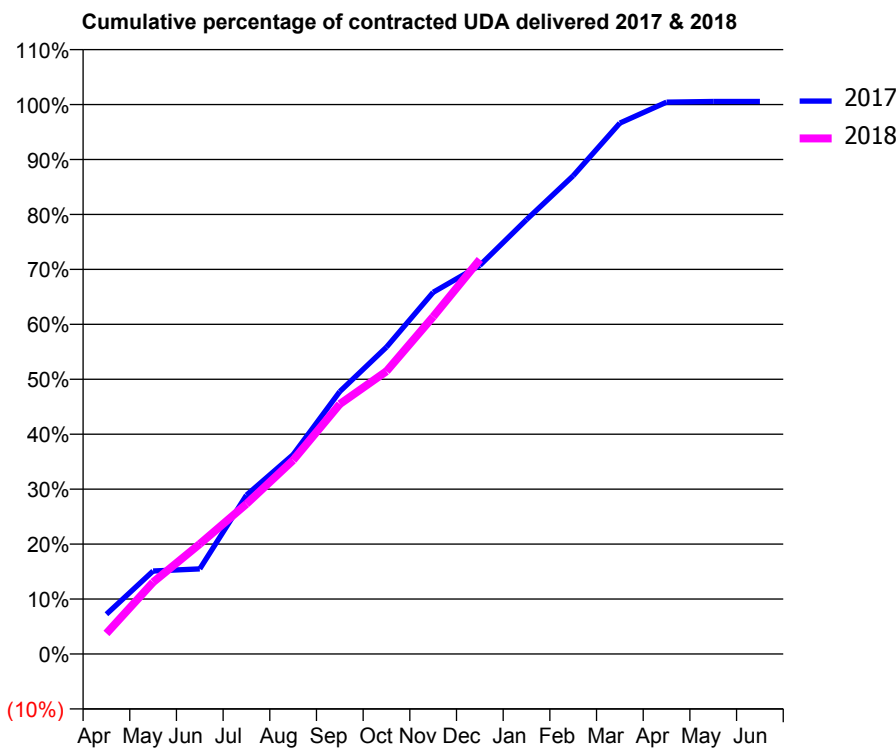
17/18 Contracted general activity (UDA)	6,000
Carry forward general activity (UDA)	-33
17/18 Contracted orthodontic activity (UOA)	0
Carry forward orthodontic activity (UOA)	0
Baseline contract value	£149,638.16

ACCESS*

Patients seen in 24 months	Total	Change since previous quarter
Quarter ending December 2016	3,192	
Quarter ending March 2017	3,161	→
Quarter ending June 2017	3,201	→
Quarter ending September 2017	3,213	→
Quarter ending December 2017	3,277	→
Variance since December 2016	2.7%	↑



ACTIVITY



Month	Adjusted Scheduled Activity (UDA)	
	2017	2018
April	435	225
May	906	785
June	930	1,202
July	1,734	1,639
August	2,178	2,116
September	2,866	2,729
October	3,352	3,087
November	3,949	3,683
December	4,243	4,307
January	4,743	
February	5,222	
March	5,797	
April	6,026	
May	6,033	
June	6,033	

QUALITY

	Quantity	Base Number	Contract	AT	Region	England
% of FP17s for the same patient ID Re-attending within 3 months - Children	182	2,672	6.8%	9.5%	11.5%	12.0%
% of FP17s for the same patient ID Re-attending within 3 months - Adults	31	395	7.8%	15.0%	15.8%	15.9%
% of FP17s for the same patient ID Re-attending between 3 & 9 months - Children	1,575	2,672	58.9%	59.4%	60.5%	58.0%
% of FP17s for the same patient ID Re-attending between 3 & 9 months - Adults	146	395	37.0%	51.1%	51.8%	50.5%
% of FP17s for Band 1 Urgent Courses	170	2,927	5.8%	9.6%	9.5%	9.0%
% of FP17s Relating to Free Repair or Replacements	0	2,927	0.0%	0.6%	0.7%	0.8%
% of FP17s Relating to Continuations	2	2,927	0.1%	0.9%	1.0%	1.1%
% of Patients satisfied with the dentistry they have received	4	4	N/A	91.2%	92.1%	91.5%
% of Patients satisfied with the time they had to wait for an appointment	4	4	N/A	88.7%	88.3%	87.9%

* This is based on patients treated on this contract for their most recent course of treatment. Figures in italics indicate the base number of FP17s or Patient Questionnaire responses are less than 100. N/A is shown where the base number of responses is less than 10 during the period. % is calculated as Quantity/Base number*100

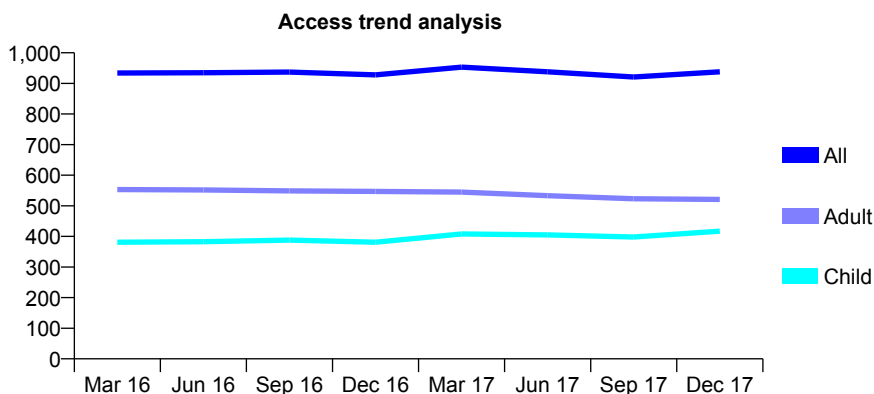
Q68 - Vital Signs At a Glance Contract Report for 982784/0001 - December 2017

Name or company name	MISS ME DAVIES
Contract type name	GDS Contract
Purpose of contract	General
Contract start date	01/04/2006
Contract end date	

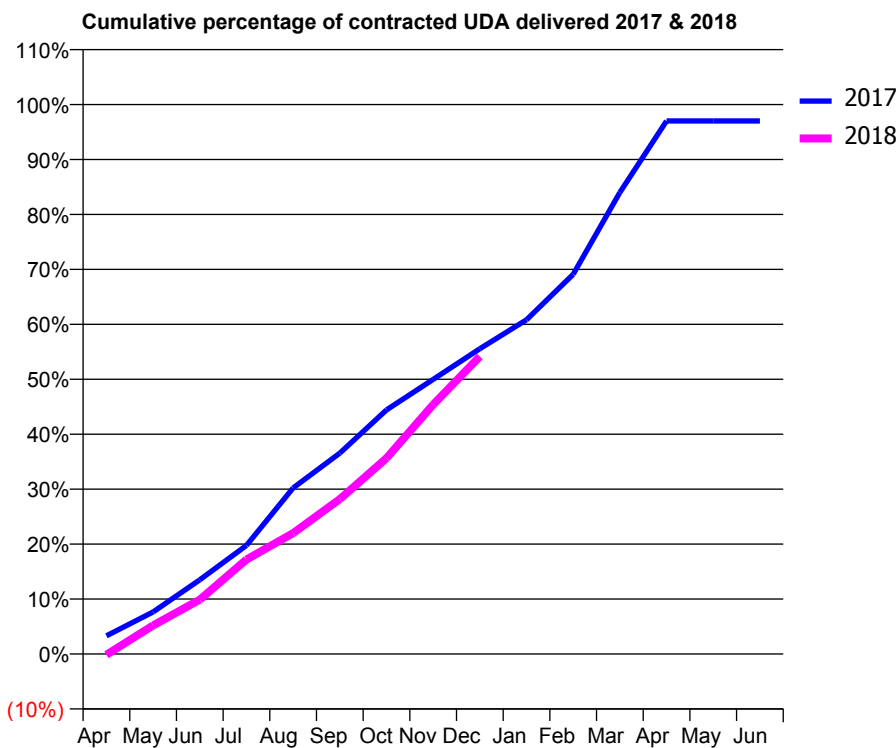
17/18 Contracted general activity (UDA)	2,505
Carry forward general activity (UDA)	75
17/18 Contracted orthodontic activity (UOA)	0
Carry forward orthodontic activity (UOA)	0
Baseline contract value	£58,433.92

ACCESS*

Patients seen in 24 months	Total	Change since previous quarter
Quarter ending December 2016	928	
Quarter ending March 2017	953	↑
Quarter ending June 2017	938	↓
Quarter ending September 2017	921	↓
Quarter ending December 2017	938	→
Variance since December 2016	1.1%	→



ACTIVITY



Month	Adjusted Scheduled Activity (UDA)	
	2017	2018
April	83	-4
May	192	131
June	338	248
July	495	430
August	757	551
September	916	706
October	1,113	893
November	1,252	1,137
December	1,392	1,357
January	1,523	
February	1,731	
March	2,104	
April	2,430	
May	2,430	
June	2,430	

QUALITY

	Quantity	Base Number	Contract	AT	Region	England
% of FP17s for the same patient ID Re-attending within 3 months - Children	24	561	4.3%	9.5%	11.5%	12.0%
% of FP17s for the same patient ID Re-attending within 3 months - Adults	46	588	7.8%	15.0%	15.8%	15.9%
% of FP17s for the same patient ID Re-attending between 3 & 9 months - Children	436	561	77.7%	59.4%	60.5%	58.0%
% of FP17s for the same patient ID Re-attending between 3 & 9 months - Adults	417	588	70.9%	51.1%	51.8%	50.5%
% of FP17s for Band 1 Urgent Courses	34	985	3.5%	9.6%	9.5%	9.0%
% of FP17s Relating to Free Repair or Replacements	6	985	0.6%	0.6%	0.7%	0.8%
% of FP17s Relating to Continuations	0	985	0.0%	0.9%	1.0%	1.1%
% of Patients satisfied with the dentistry they have received	0	0	N/A	91.2%	92.1%	91.5%
% of Patients satisfied with the time they had to wait for an appointment	0	0	N/A	88.7%	88.3%	87.9%

* This is based on patients treated on this contract for their most recent course of treatment. Figures in italics indicate the base number of FP17s or Patient Questionnaire responses are less than 100. N/A is shown where the base number of responses is less than 10 during the period. % is calculated as Quantity/Base number*100

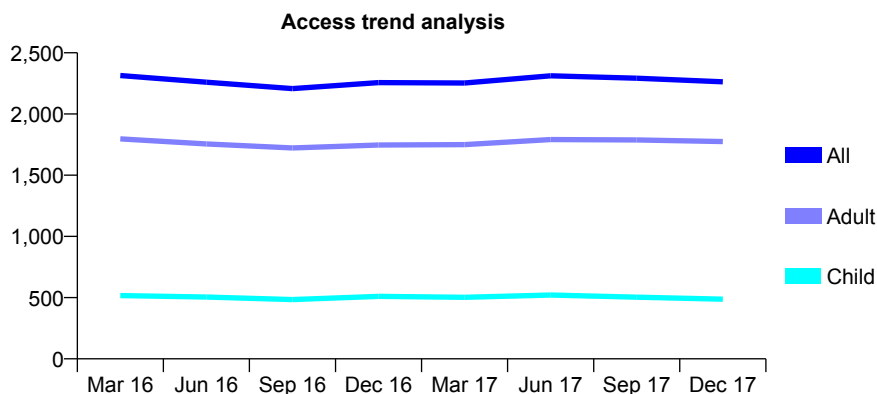
Q68 - Vital Signs At a Glance Contract Report for 993980/0002 - December 2017

Name or company name	MISS SH WILKINSON
Contract type name	GDS Contract
Purpose of contract	General
Contract start date	01/07/2007
Contract end date	

17/18 Contracted general activity (UDA)	6,500
Carry forward general activity (UDA)	161
17/18 Contracted orthodontic activity (UOA)	0
Carry forward orthodontic activity (UOA)	0
Baseline contract value	£166,872.11

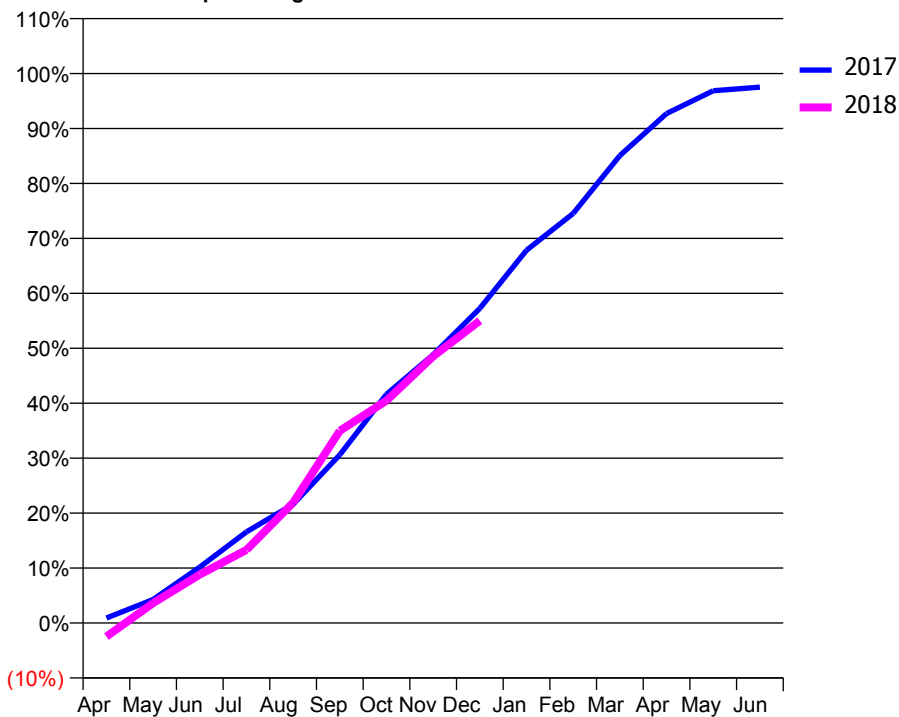
ACCESS*

Patients seen in 24 months	Total	Change since previous quarter
Quarter ending December 2016	2,257	
Quarter ending March 2017	2,253	→
Quarter ending June 2017	2,312	↑
Quarter ending September 2017	2,292	→
Quarter ending December 2017	2,263	↓
Variance since December 2016	0.3%	→



ACTIVITY

Cumulative percentage of contracted UDA delivered 2017 & 2018



Month	Adjusted Scheduled Activity (UDA)	
	2017	2018
April	59	-161
May	279	236
June	661	573
July	1,079	866
August	1,405	1,424
September	1,990	2,274
October	2,705	2,630
November	3,175	3,154
December	3,722	3,577
January	4,409	
February	4,845	
March	5,530	
April	6,026	
May	6,296	
June	6,339	

QUALITY

	Quantity	Base Number	Contract	AT	Region	England
% of FP17s for the same patient ID Re-attending within 3 months - Children	12	355	3.4%	9.5%	11.5%	12.0%
% of FP17s for the same patient ID Re-attending within 3 months - Adults	116	1,341	8.7%	15.0%	15.8%	15.9%
% of FP17s for the same patient ID Re-attending between 3 & 9 months - Children	145	355	40.8%	59.4%	60.5%	58.0%
% of FP17s for the same patient ID Re-attending between 3 & 9 months - Adults	507	1,341	37.8%	51.1%	51.8%	50.5%
% of FP17s for Band 1 Urgent Courses	31	1,426	2.2%	9.6%	9.5%	9.0%
% of FP17s Relating to Free Repair or Replacements	17	1,426	1.2%	0.6%	0.7%	0.8%
% of FP17s Relating to Continuations	6	1,426	0.4%	0.9%	1.0%	1.1%
% of Patients satisfied with the dentistry they have received	11	12	91.7%	91.2%	92.1%	91.5%
% of Patients satisfied with the time they had to wait for an appointment	12	12	100.0%	88.7%	88.3%	87.9%

* This is based on patients treated on this contract for their most recent course of treatment. Figures in italics indicate the base number of FP17s or Patient Questionnaire responses are less than 100. N/A is shown where the base number of responses is less than 10 during the period. % is calculated as Quantity/Base number*100

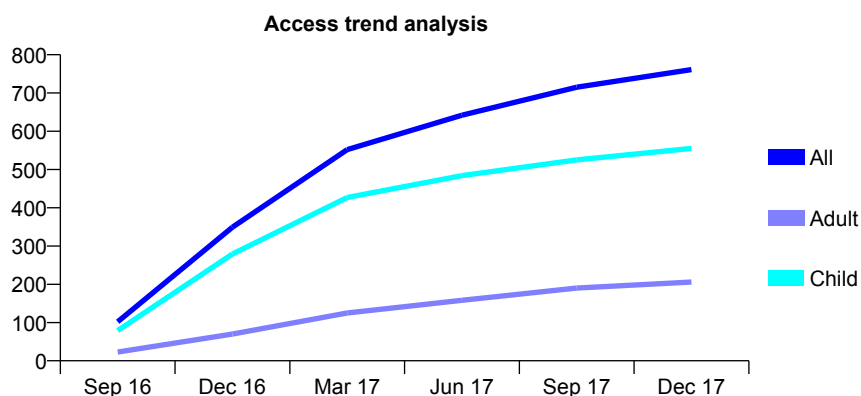
Q69 - Vital Signs At a Glance Contract Report for 100194/0000 - December 2017

Name or company name	Chalfont St Peter Partnership
Contract type name	GDS Contract
Purpose of contract	General
Contract start date	01/08/2016
Contract end date	

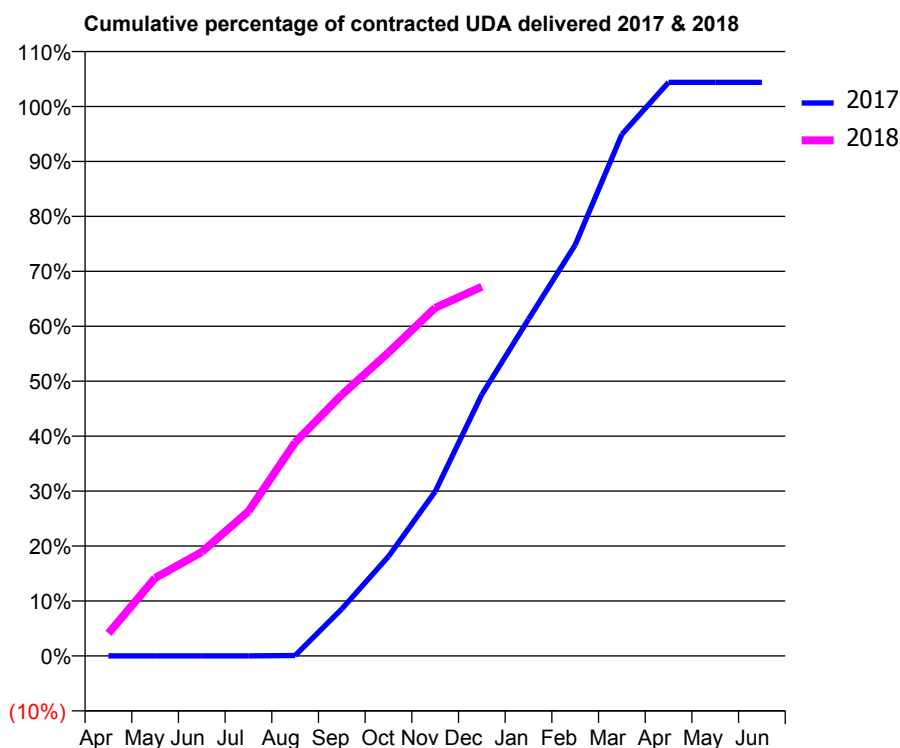
17/18 Contracted general activity (UDA)	1,600
Carry forward general activity (UDA)	-32
17/18 Contracted orthodontic activity (UOA)	0
Carry forward orthodontic activity (UOA)	0
Baseline contract value	£41,152.29

ACCESS*

Patients seen in 24 months	Total	Change since previous quarter
Quarter ending December 2016	349	
Quarter ending March 2017	552	↑
Quarter ending June 2017	642	↑
Quarter ending September 2017	715	↑
Quarter ending December 2017	761	↑
Variance since December 2016	118.1%	↑



ACTIVITY



Month	Adjusted Scheduled Activity (UDA)	
	2017	2018
April	0	66
May	0	227
June	0	303
July	0	421
August	1	622
September	91	761
October	193	884
November	319	1,013
December	508	1,075
January	654	
February	798	
March	1,013	
April	1,114	
May	1,114	
June	1,114	

QUALITY

	Quantity	Base Number	Contract	AT	Region	England
% of FP17s for the same patient ID Re-attending within 3 months - Children	25	570	4.4%	11.5%	11.5%	12.0%
% of FP17s for the same patient ID Re-attending within 3 months - Adults	9	123	7.3%	15.0%	15.8%	15.9%
% of FP17s for the same patient ID Re-attending between 3 & 9 months - Children	311	570	54.6%	57.7%	60.5%	58.0%
% of FP17s for the same patient ID Re-attending between 3 & 9 months - Adults	48	123	39.0%	48.4%	51.8%	50.5%
% of FP17s for Band 1 Urgent Courses	29	650	4.5%	9.7%	9.5%	9.0%
% of FP17s Relating to Free Repair or Replacements	0	650	0.0%	0.7%	0.7%	0.8%
% of FP17s Relating to Continuations	2	650	0.3%	0.8%	1.0%	1.1%
% of Patients satisfied with the dentistry they have received	1	1	N/A	93.3%	92.1%	91.5%
% of Patients satisfied with the time they had to wait for an appointment	1	1	N/A	89.7%	88.3%	87.9%

* This is based on patients treated on this contract for their most recent course of treatment. Figures in italics indicate the base number of FP17s or Patient Questionnaire responses are less than 100. N/A is shown where the base number of responses is less than 10 during the period. % is calculated as Quantity/Base number*100

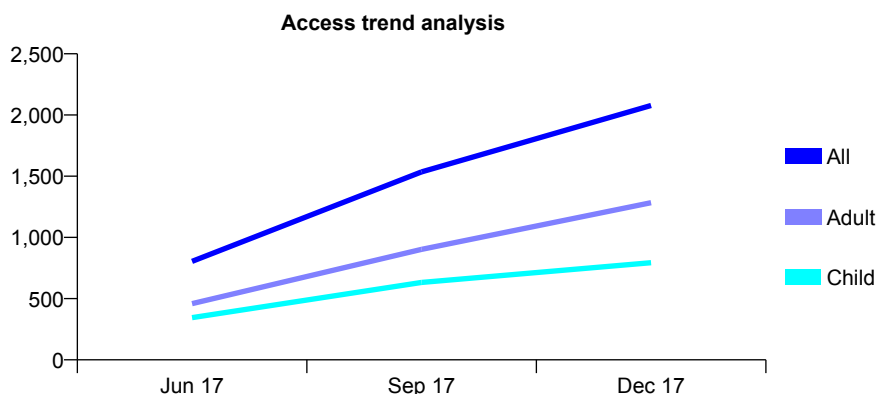
Q69 - Vital Signs At a Glance Contract Report for 100313/0000 - December 2017

Name or company name	OPTIMA CARE (MAIDENHEAD) Ltd
Contract type name	GDS Contract
Purpose of contract	General
Contract start date	01/04/2017
Contract end date	

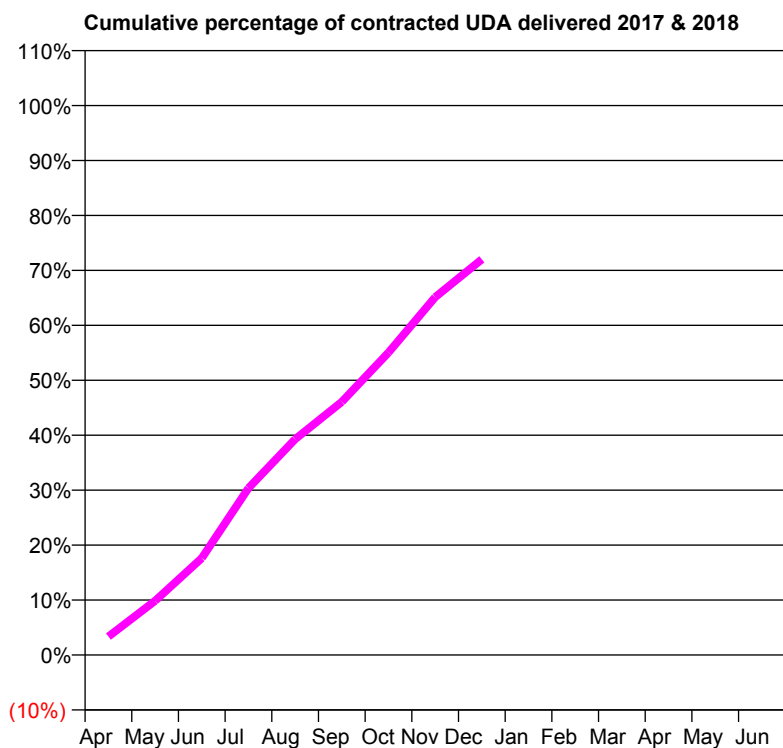
17/18 Contracted general activity (UDA)	6,864
Carry forward general activity (UDA)	0
17/18 Contracted orthodontic activity (UOA)	0
Carry forward orthodontic activity (UOA)	0
Baseline contract value	£178,340.16

ACCESS*

Patients seen in 24 months	Total	Change since previous quarter
Quarter ending December 2016	0	
Quarter ending March 2017	0	
Quarter ending June 2017	804	↑
Quarter ending September 2017	1,535	↑
Quarter ending December 2017	2,078	↑
Variance since December 2016	N/A	



ACTIVITY



Month	Adjusted Scheduled Activity (UDA)	
	2017	2018
April	0	231
May	0	677
June	0	1,210
July	0	2,085
August	0	2,696
September	0	3,162
October	0	3,778
November	0	4,470
December	0	4,943
January	0	
February	0	
March	0	
April	0	
May	0	
June	0	

QUALITY

	Quantity	Base Number	Contract	AT	Region	England
% of FP17s for the same patient ID Re-attending within 3 months - Children	68	1,019	6.7%	11.5%	11.5%	12.0%
% of FP17s for the same patient ID Re-attending within 3 months - Adults	105	1,538	6.8%	15.0%	15.8%	15.9%
% of FP17s for the same patient ID Re-attending between 3 & 9 months - Children	126	1,019	12.4%	57.7%	60.5%	58.0%
% of FP17s for the same patient ID Re-attending between 3 & 9 months - Adults	108	1,538	7.0%	48.4%	51.8%	50.5%
% of FP17s for Band 1 Urgent Courses	223	2,239	10.0%	9.7%	9.5%	9.0%
% of FP17s Relating to Free Repair or Replacements	1	2,239	0.0%	0.7%	0.7%	0.8%
% of FP17s Relating to Continuations	4	2,239	0.2%	0.8%	1.0%	1.1%
% of Patients satisfied with the dentistry they have received	2	2	N/A	93.3%	92.1%	91.5%
% of Patients satisfied with the time they had to wait for an appointment	2	2	N/A	89.7%	88.3%	87.9%

* This is based on patients treated on this contract for their most recent course of treatment. Figures in italics indicate the base number of FP17s or Patient Questionnaire responses are less than 100. N/A is shown where the base number of responses is less than 10 during the period. % is calculated as Quantity/Base number*100

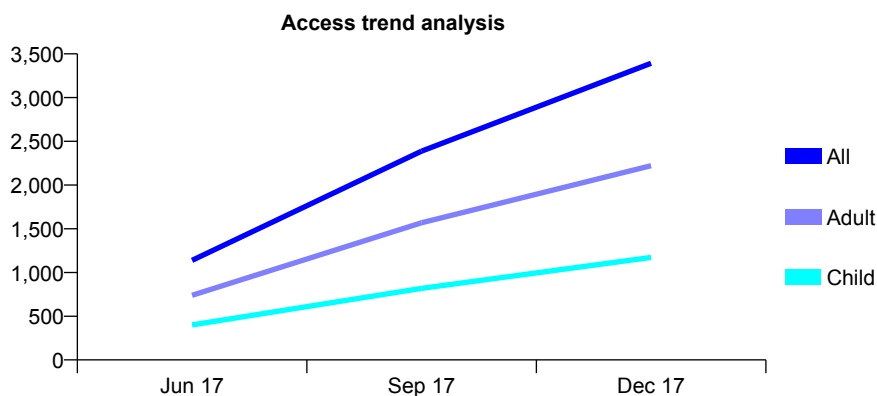
Q69 - Vital Signs At a Glance Contract Report for 100322/0000 - December 2017

Name or company name	Mr A Rai & Mr F Tahir
Contract type name	GDS Contract
Purpose of contract	General
Contract start date	01/04/2017
Contract end date	

17/18 Contracted general activity (UDA)	13,398
Carry forward general activity (UDA)	0
17/18 Contracted orthodontic activity (UOA)	0
Carry forward orthodontic activity (UOA)	0
Baseline contract value	£303,854.90

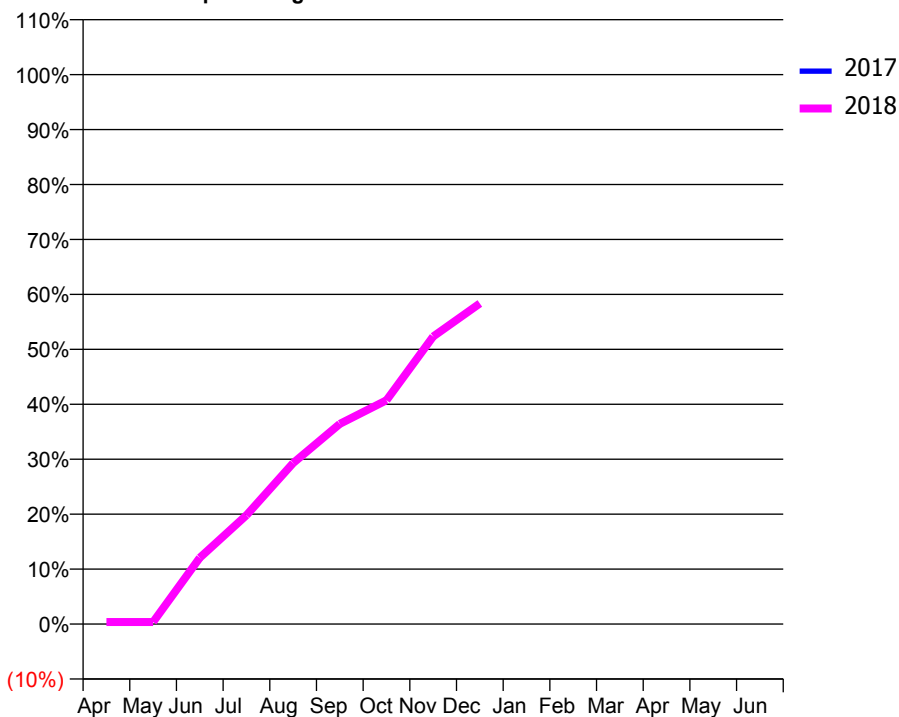
ACCESS*

Patients seen in 24 months	Total	Change since previous quarter
Quarter ending December 2016	0	
Quarter ending March 2017	0	
Quarter ending June 2017	1,139	↑
Quarter ending September 2017	2,387	↑
Quarter ending December 2017	3,393	↑
Variance since December 2016	N/A	



ACTIVITY

Cumulative percentage of contracted UDA delivered 2017 & 2018



Month	Adjusted Scheduled Activity (UDA)	
	2017	2018
April	0	49
May	0	49
June	0	1,617
July	0	2,653
August	0	3,927
September	0	4,882
October	0	5,456
November	0	7,011
December	0	7,819
January	0	
February	0	
March	0	
April	0	
May	0	
June	0	

QUALITY

	Quantity	Base Number	Contract	AT	Region	England
% of FP17s for the same patient ID Re-attending within 3 months - Children	70	1,470	4.8%	11.5%	11.5%	12.0%
% of FP17s for the same patient ID Re-attending within 3 months - Adults	272	3,006	9.0%	15.0%	15.8%	15.9%
% of FP17s for the same patient ID Re-attending between 3 & 9 months - Children	197	1,470	13.4%	57.7%	60.5%	58.0%
% of FP17s for the same patient ID Re-attending between 3 & 9 months - Adults	395	3,006	13.1%	48.4%	51.8%	50.5%
% of FP17s for Band 1 Urgent Courses	489	4,476	10.9%	9.7%	9.5%	9.0%
% of FP17s Relating to Free Repair or Replacements	14	4,476	0.3%	0.7%	0.7%	0.8%
% of FP17s Relating to Continuations	14	4,476	0.3%	0.8%	1.0%	1.1%
% of Patients satisfied with the dentistry they have received	2	3	N/A	93.3%	92.1%	91.5%
% of Patients satisfied with the time they had to wait for an appointment	3	3	N/A	89.7%	88.3%	87.9%

* This is based on patients treated on this contract for their most recent course of treatment. Figures in italics indicate the base number of FP17s or Patient Questionnaire responses are less than 100. N/A is shown where the base number of responses is less than 10 during the period. % is calculated as Quantity/Base number*100

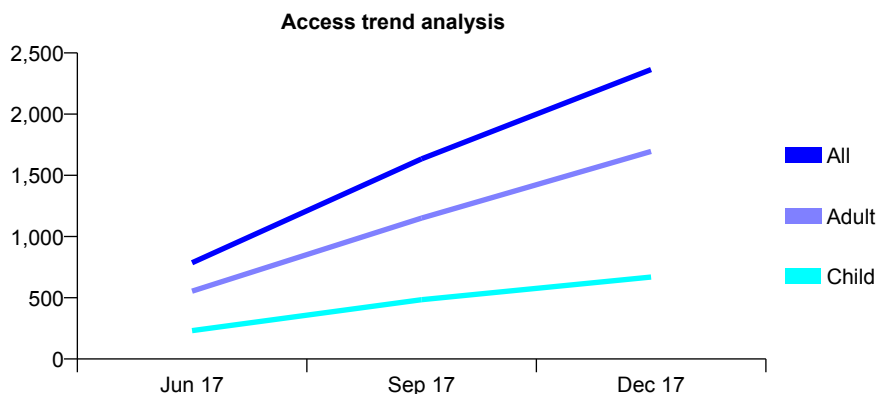
Q69 - Vital Signs At a Glance Contract Report for 100323/0000 - December 2017

Name or company name	Mr A Rai & Mr F Tahir
Contract type name	GDS Contract
Purpose of contract	General
Contract start date	01/04/2017
Contract end date	

17/18 Contracted general activity (UDA)	12,351
Carry forward general activity (UDA)	0
17/18 Contracted orthodontic activity (UOA)	0
Carry forward orthodontic activity (UOA)	0
Baseline contract value	£281,066.04

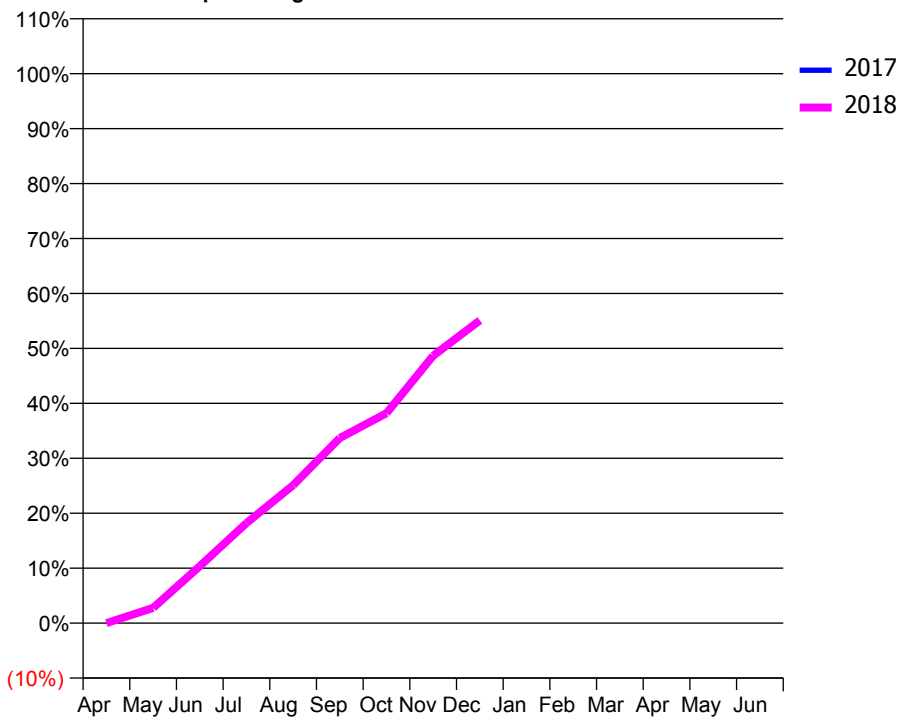
ACCESS*

Patients seen in 24 months	Total	Change since previous quarter
Quarter ending December 2016	0	
Quarter ending March 2017	0	
Quarter ending June 2017	786	↑
Quarter ending September 2017	1,635	↑
Quarter ending December 2017	2,364	↑
Variance since December 2016	N/A	



ACTIVITY

Cumulative percentage of contracted UDA delivered 2017 & 2018



Month	Adjusted Scheduled Activity (UDA)	
	2017	2018
April	0	0
May	0	342
June	0	1,281
July	0	2,248
August	0	3,102
September	0	4,162
October	0	4,720
November	0	6,011
December	0	6,806
January	0	
February	0	
March	0	
April	0	
May	0	
June	0	

QUALITY

	Quantity	Base Number	Contract	AT	Region	England
% of FP17s for the same patient ID Re-attending within 3 months - Children	39	877	4.4%	11.5%	11.5%	12.0%
% of FP17s for the same patient ID Re-attending within 3 months - Adults	381	2,487	15.3%	15.0%	15.8%	15.9%
% of FP17s for the same patient ID Re-attending between 3 & 9 months - Children	118	877	13.5%	57.7%	60.5%	58.0%
% of FP17s for the same patient ID Re-attending between 3 & 9 months - Adults	251	2,487	10.1%	48.4%	51.8%	50.5%
% of FP17s for Band 1 Urgent Courses	620	3,364	18.4%	9.7%	9.5%	9.0%
% of FP17s Relating to Free Repair or Replacements	25	3,364	0.7%	0.7%	0.7%	0.8%
% of FP17s Relating to Continuations	42	3,364	1.2%	0.8%	1.0%	1.1%
% of Patients satisfied with the dentistry they have received	2	2	N/A	93.3%	92.1%	91.5%
% of Patients satisfied with the time they had to wait for an appointment	1	2	N/A	89.7%	88.3%	87.9%

* This is based on patients treated on this contract for their most recent course of treatment. Figures in italics indicate the base number of FP17s or Patient Questionnaire responses are less than 100. N/A is shown where the base number of responses is less than 10 during the period. % is calculated as Quantity/Base number*100

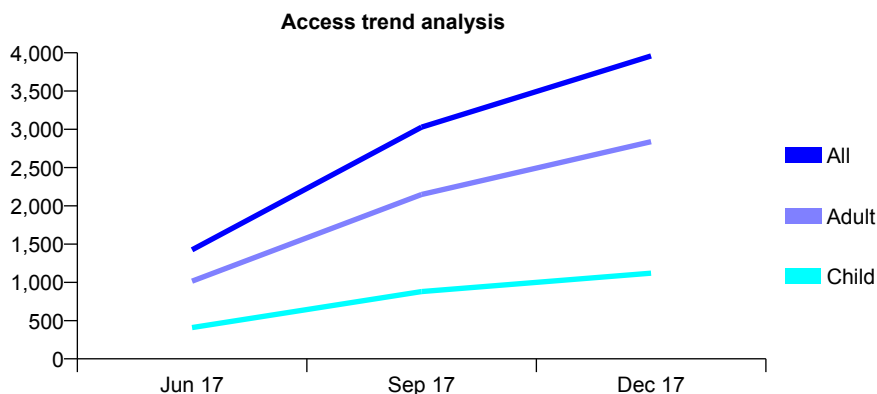
Q69 - Vital Signs At a Glance Contract Report for 100333/0000 - December 2017

Name or company name	Dentalcare Limited
Contract type name	GDS Contract
Purpose of contract	General
Contract start date	01/04/2017
Contract end date	

17/18 Contracted general activity (UDA)	14,474
Carry forward general activity (UDA)	0
17/18 Contracted orthodontic activity (UOA)	0
Carry forward orthodontic activity (UOA)	0
Baseline contract value	£329,352.30

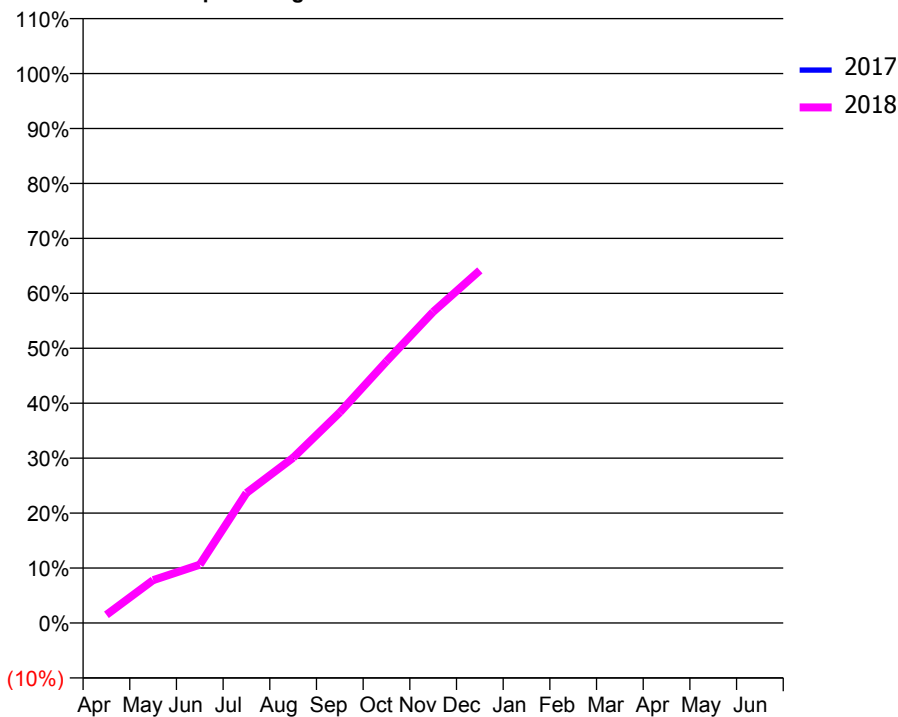
ACCESS*

Patients seen in 24 months	Total	Change since previous quarter
Quarter ending December 2016	0	
Quarter ending March 2017	0	
Quarter ending June 2017	1,424	↑
Quarter ending September 2017	3,028	↑
Quarter ending December 2017	3,959	↑
Variance since December 2016	N/A	



ACTIVITY

Cumulative percentage of contracted UDA delivered 2017 & 2018



Month	Adjusted Scheduled Activity (UDA)	
	2017	2018
April	0	216
May	0	1,130
June	0	1,538
July	0	3,428
August	0	4,355
September	0	5,549
October	0	6,894
November	0	8,198
December	0	9,287
January	0	
February	0	
March	0	
April	0	
May	0	
June	0	

QUALITY

	Quantity	Base Number	Contract	AT	Region	England
% of FP17s for the same patient ID Re-attending within 3 months - Children	52	1,414	3.7%	11.5%	11.5%	12.0%
% of FP17s for the same patient ID Re-attending within 3 months - Adults	458	3,870	11.8%	15.0%	15.8%	15.9%
% of FP17s for the same patient ID Re-attending between 3 & 9 months - Children	211	1,414	14.9%	57.7%	60.5%	58.0%
% of FP17s for the same patient ID Re-attending between 3 & 9 months - Adults	494	3,870	12.8%	48.4%	51.8%	50.5%
% of FP17s for Band 1 Urgent Courses	474	5,284	9.0%	9.7%	9.5%	9.0%
% of FP17s Relating to Free Repair or Replacements	59	5,284	1.1%	0.7%	0.7%	0.8%
% of FP17s Relating to Continuations	10	5,284	0.2%	0.8%	1.0%	1.1%
% of Patients satisfied with the dentistry they have received	5	5	N/A	93.3%	92.1%	91.5%
% of Patients satisfied with the time they had to wait for an appointment	3	5	N/A	89.7%	88.3%	87.9%

* This is based on patients treated on this contract for their most recent course of treatment. Figures in italics indicate the base number of FP17s or Patient Questionnaire responses are less than 100. N/A is shown where the base number of responses is less than 10 during the period. % is calculated as Quantity/Base number*100

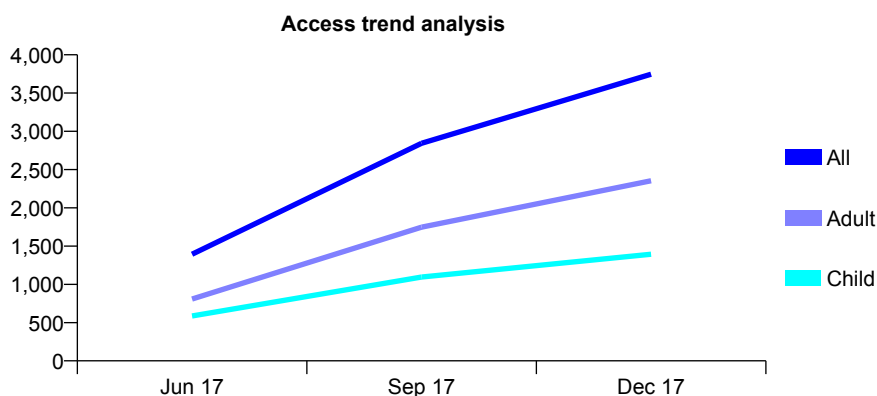
Q69 - Vital Signs At a Glance Contract Report for 100347/0000 - December 2017

Name or company name	PURESMILE EARLEY LTD
Contract type name	GDS Contract
Purpose of contract	General
Contract start date	01/04/2017
Contract end date	

17/18 Contracted general activity (UDA)	14,067
Carry forward general activity (UDA)	0
17/18 Contracted orthodontic activity (UOA)	0
Carry forward orthodontic activity (UOA)	0
Baseline contract value	£325,387.61

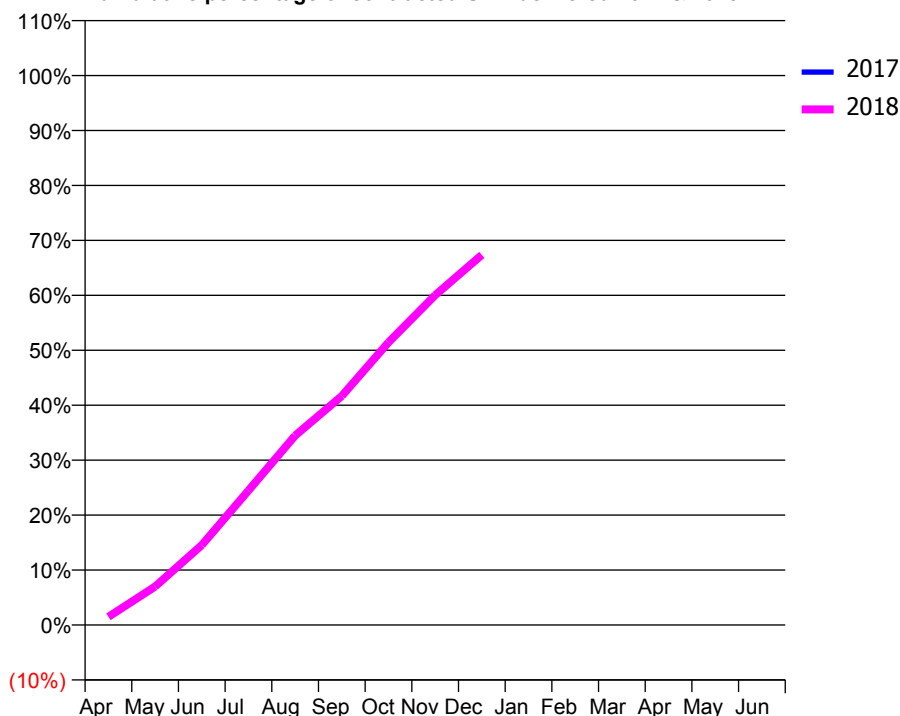
ACCESS*

Patients seen in 24 months	Total	Change since previous quarter
Quarter ending December 2016	0	
Quarter ending March 2017	0	
Quarter ending June 2017	1,393	↑
Quarter ending September 2017	2,844	↑
Quarter ending December 2017	3,747	↑
Variance since December 2016	N/A	



ACTIVITY

Cumulative percentage of contracted UDA delivered 2017 & 2018



Month	Adjusted Scheduled Activity (UDA)	
	2017	2018
April	0	209
May	0	983
June	0	2,047
July	0	3,441
August	0	4,850
September	0	5,862
October	0	7,236
November	0	8,444
December	0	9,475
January	0	
February	0	
March	0	
April	0	
May	0	
June	0	

QUALITY

	Quantity	Base Number	Contract	AT	Region	England
% of FP17s for the same patient ID Re-attending within 3 months - Children	84	1,745	4.8%	11.5%	11.5%	12.0%
% of FP17s for the same patient ID Re-attending within 3 months - Adults	245	2,953	8.3%	15.0%	15.8%	15.9%
% of FP17s for the same patient ID Re-attending between 3 & 9 months - Children	229	1,745	13.1%	57.7%	60.5%	58.0%
% of FP17s for the same patient ID Re-attending between 3 & 9 months - Adults	324	2,953	11.0%	48.4%	51.8%	50.5%
% of FP17s for Band 1 Urgent Courses	355	4,698	7.6%	9.7%	9.5%	9.0%
% of FP17s Relating to Free Repair or Replacements	58	4,698	1.2%	0.7%	0.7%	0.8%
% of FP17s Relating to Continuations	21	4,698	0.4%	0.8%	1.0%	1.1%
% of Patients satisfied with the dentistry they have received	7	8	N/A	93.3%	92.1%	91.5%
% of Patients satisfied with the time they had to wait for an appointment	6	8	N/A	89.7%	88.3%	87.9%

* This is based on patients treated on this contract for their most recent course of treatment. Figures in italics indicate the base number of FP17s or Patient Questionnaire responses are less than 100. N/A is shown where the base number of responses is less than 10 during the period. % is calculated as Quantity/Base number*100

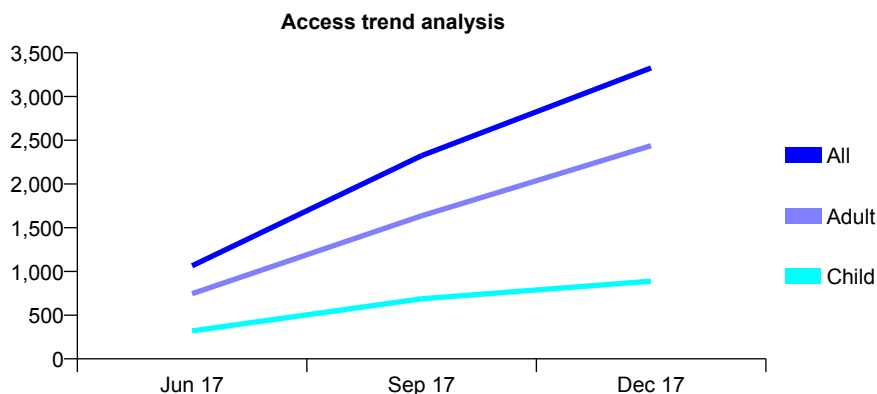
Q69 - Vital Signs At a Glance Contract Report for 100374/0000 - December 2017

Name or company name	Mr A Rai & Mr F Tahir
Contract type name	GDS Contract
Purpose of contract	General
Contract start date	01/04/2017
Contract end date	

17/18 Contracted general activity (UDA)	15,471
Carry forward general activity (UDA)	0
17/18 Contracted orthodontic activity (UOA)	0
Carry forward orthodontic activity (UOA)	0
Baseline contract value	£317,680.74

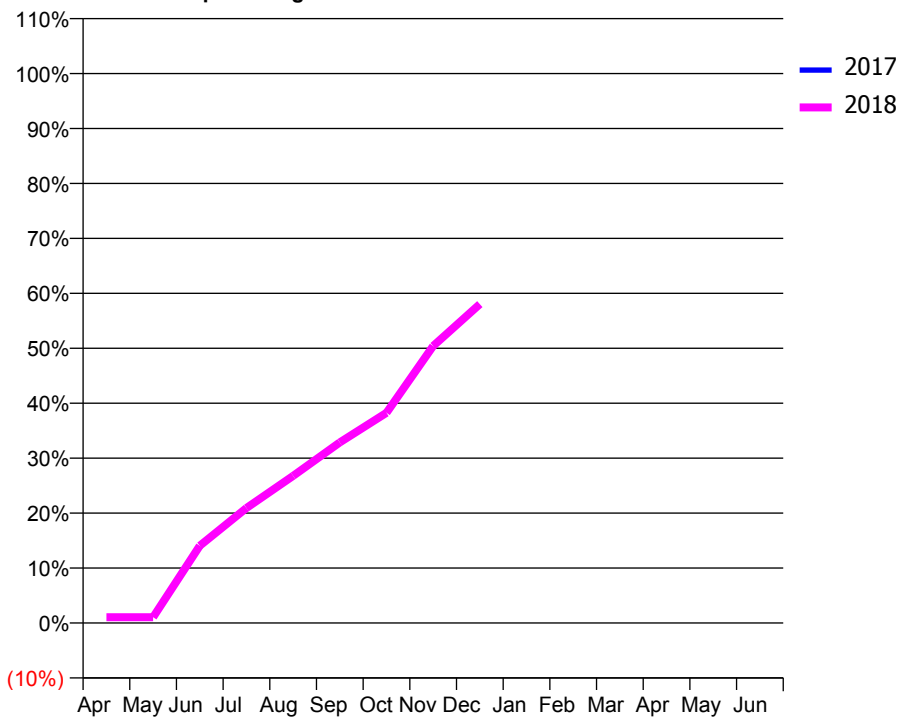
ACCESS*

Patients seen in 24 months	Total	Change since previous quarter
Quarter ending December 2016	0	
Quarter ending March 2017	0	
Quarter ending June 2017	1,064	↑
Quarter ending September 2017	2,323	↑
Quarter ending December 2017	3,327	↑
Variance since December 2016	N/A	



ACTIVITY

Cumulative percentage of contracted UDA delivered 2017 & 2018



Month	Adjusted Scheduled Activity (UDA)	
	2017	2018
April	0	163
May	0	163
June	0	2,174
July	0	3,238
August	0	4,143
September	0	5,084
October	0	5,918
November	0	7,798
December	0	8,978
January	0	
February	0	
March	0	
April	0	
May	0	
June	0	

QUALITY

	Quantity	Base Number	Contract	AT	Region	England
% of FP17s for the same patient ID Re-attending within 3 months - Children	66	1,193	5.5%	11.5%	11.5%	12.0%
% of FP17s for the same patient ID Re-attending within 3 months - Adults	442	3,452	12.8%	15.0%	15.8%	15.9%
% of FP17s for the same patient ID Re-attending between 3 & 9 months - Children	165	1,193	13.8%	57.7%	60.5%	58.0%
% of FP17s for the same patient ID Re-attending between 3 & 9 months - Adults	398	3,452	11.5%	48.4%	51.8%	50.5%
% of FP17s for Band 1 Urgent Courses	697	4,645	15.0%	9.7%	9.5%	9.0%
% of FP17s Relating to Free Repair or Replacements	9	4,645	0.2%	0.7%	0.7%	0.8%
% of FP17s Relating to Continuations	28	4,645	0.6%	0.8%	1.0%	1.1%
% of Patients satisfied with the dentistry they have received	2	4	N/A	93.3%	92.1%	91.5%
% of Patients satisfied with the time they had to wait for an appointment	2	4	N/A	89.7%	88.3%	87.9%

* This is based on patients treated on this contract for their most recent course of treatment. Figures in italics indicate the base number of FP17s or Patient Questionnaire responses are less than 100. N/A is shown where the base number of responses is less than 10 during the period. % is calculated as Quantity/Base number*100

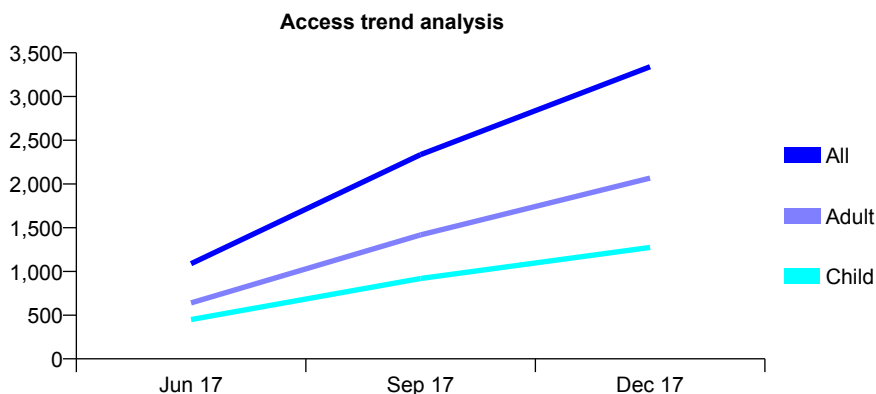
Q69 - Vital Signs At a Glance Contract Report for 100394/0000 - December 2017

Name or company name	Puresmile Marlow
Contract type name	GDS Contract
Purpose of contract	General
Contract start date	01/04/2017
Contract end date	

17/18 Contracted general activity (UDA)	12,000
Carry forward general activity (UDA)	0
17/18 Contracted orthodontic activity (UOA)	0
Carry forward orthodontic activity (UOA)	0
Baseline contract value	£254,630.06

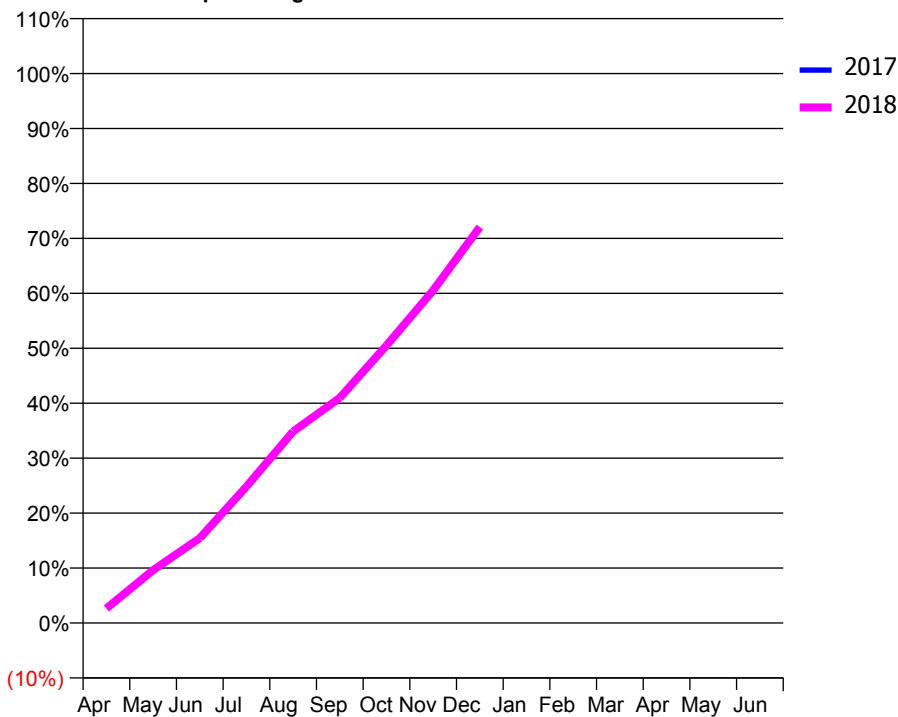
ACCESS*

Patients seen in 24 months	Total	Change since previous quarter
Quarter ending December 2016	0	
Quarter ending March 2017	0	
Quarter ending June 2017	1,088	↑
Quarter ending September 2017	2,336	↑
Quarter ending December 2017	3,341	↑
Variance since December 2016	N/A	



ACTIVITY

Cumulative percentage of contracted UDA delivered 2017 & 2018



Month	Adjusted Scheduled Activity (UDA)	
	2017	2018
April	0	319
May	0	1,155
June	0	1,855
July	0	2,979
August	0	4,182
September	0	4,918
October	0	6,062
November	0	7,265
December	0	8,647
January	0	
February	0	
March	0	
April	0	
May	0	
June	0	

QUALITY

	Quantity	Base Number	Contract	AT	Region	England
% of FP17s for the same patient ID Re-attending within 3 months - Children	69	1,595	4.3%	11.5%	11.5%	12.0%
% of FP17s for the same patient ID Re-attending within 3 months - Adults	327	2,711	12.1%	15.0%	15.8%	15.9%
% of FP17s for the same patient ID Re-attending between 3 & 9 months - Children	220	1,595	13.8%	57.7%	60.5%	58.0%
% of FP17s for the same patient ID Re-attending between 3 & 9 months - Adults	303	2,711	11.2%	48.4%	51.8%	50.5%
% of FP17s for Band 1 Urgent Courses	405	4,306	9.4%	9.7%	9.5%	9.0%
% of FP17s Relating to Free Repair or Replacements	33	4,306	0.8%	0.7%	0.7%	0.8%
% of FP17s Relating to Continuations	17	4,306	0.4%	0.8%	1.0%	1.1%
% of Patients satisfied with the dentistry they have received	3	4	N/A	93.3%	92.1%	91.5%
% of Patients satisfied with the time they had to wait for an appointment	4	4	N/A	89.7%	88.3%	87.9%

* This is based on patients treated on this contract for their most recent course of treatment. Figures in italics indicate the base number of FP17s or Patient Questionnaire responses are less than 100. N/A is shown where the base number of responses is less than 10 during the period. % is calculated as Quantity/Base number*100

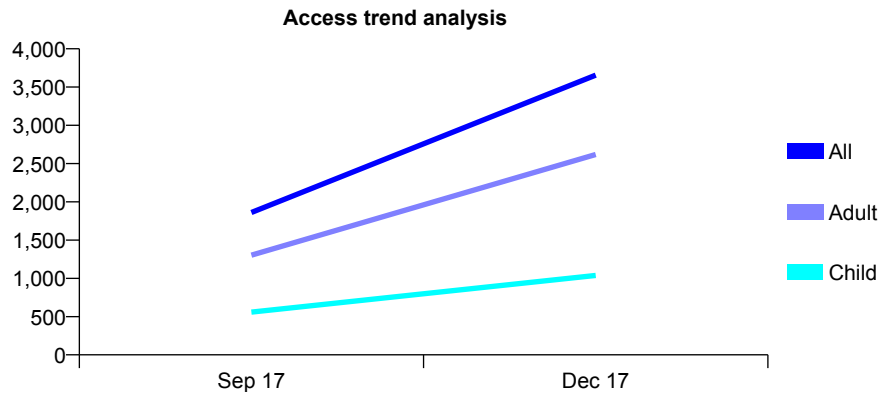
Q69 - Vital Signs At a Glance Contract Report for 100472/0000 - December 2017

Name or company name	Rodericks Dental Limited
Contract type name	GDS Contract
Purpose of contract	General
Contract start date	01/07/2017
Contract end date	

17/18 Contracted general activity (UDA)	13,544
Carry forward general activity (UDA)	0
17/18 Contracted orthodontic activity (UOA)	0
Carry forward orthodontic activity (UOA)	0
Baseline contract value	£351,587.93

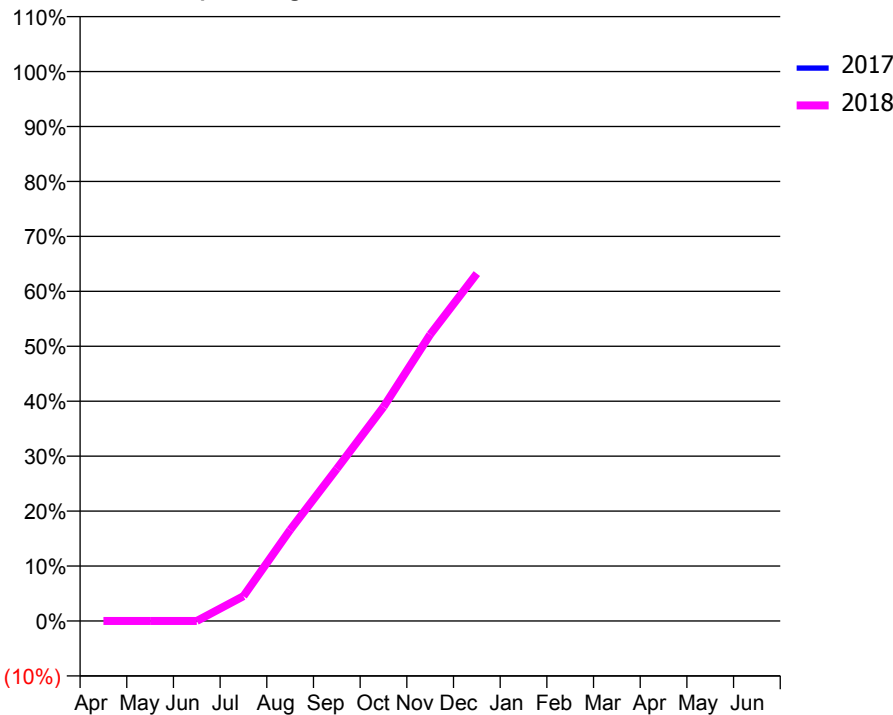
ACCESS*

Patients seen in 24 months	Total	Change since previous quarter
Quarter ending December 2016	0	
Quarter ending March 2017	0	
Quarter ending June 2017	0	
Quarter ending September 2017	1,861	↑
Quarter ending December 2017	3,656	↑
Variance since December 2016	N/A	



ACTIVITY

Cumulative percentage of contracted UDA delivered 2017 & 2018



Month	Adjusted Scheduled Activity (UDA)	
	2017	2018
April	0	0
May	0	0
June	0	0
July	0	612
August	0	2,247
September	0	3,753
October	0	5,278
November	0	7,062
December	0	8,563
January	0	
February	0	
March	0	
April	0	
May	0	
June	0	

QUALITY

	Quantity	Base Number	Contract	AT	Region	England
% of FP17s for the same patient ID Re-attending within 3 months - Children	38	1,084	3.5%	11.5%	11.5%	12.0%
% of FP17s for the same patient ID Re-attending within 3 months - Adults	237	2,887	8.2%	15.0%	15.8%	15.9%
% of FP17s for the same patient ID Re-attending between 3 & 9 months - Children	16	1,084	1.5%	57.7%	60.5%	58.0%
% of FP17s for the same patient ID Re-attending between 3 & 9 months - Adults	58	2,887	2.0%	48.4%	51.8%	50.5%
% of FP17s for Band 1 Urgent Courses	344	3,971	8.7%	9.7%	9.5%	9.0%
% of FP17s Relating to Free Repair or Replacements	24	3,971	0.6%	0.7%	0.7%	0.8%
% of FP17s Relating to Continuations	32	3,971	0.8%	0.8%	1.0%	1.1%
% of Patients satisfied with the dentistry they have received	5	5	N/A	93.3%	92.1%	91.5%
% of Patients satisfied with the time they had to wait for an appointment	5	5	N/A	89.7%	88.3%	87.9%

* This is based on patients treated on this contract for their most recent course of treatment. Figures in italics indicate the base number of FP17s or Patient Questionnaire responses are less than 100. N/A is shown where the base number of responses is less than 10 during the period. % is calculated as Quantity/Base number*100

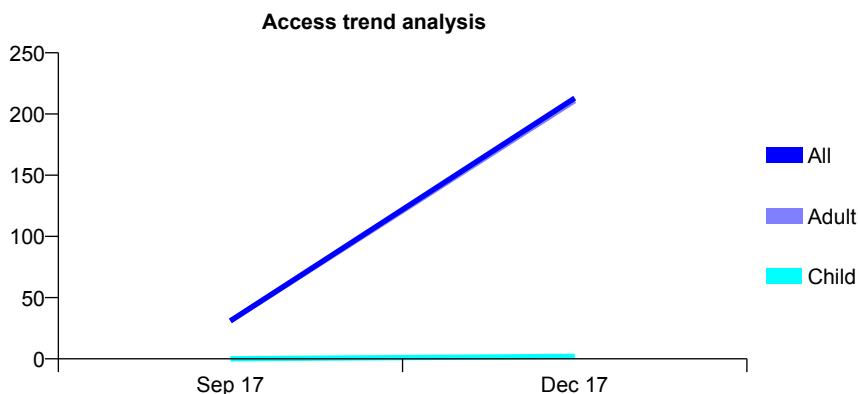
Q69 - Vital Signs At a Glance Contract Report for 100474/0000 - December 2017

Name or company name	Oxfordshire Priority Dental Service
Contract type name	PDS Contract
Purpose of contract	General
Contract start date	01/07/2017
Contract end date	31/03/2018

17/18 Contracted general activity (UDA)	2,000
Carry forward general activity (UDA)	0
17/18 Contracted orthodontic activity (UOA)	0
Carry forward orthodontic activity (UOA)	0
Baseline contract value	£0.00

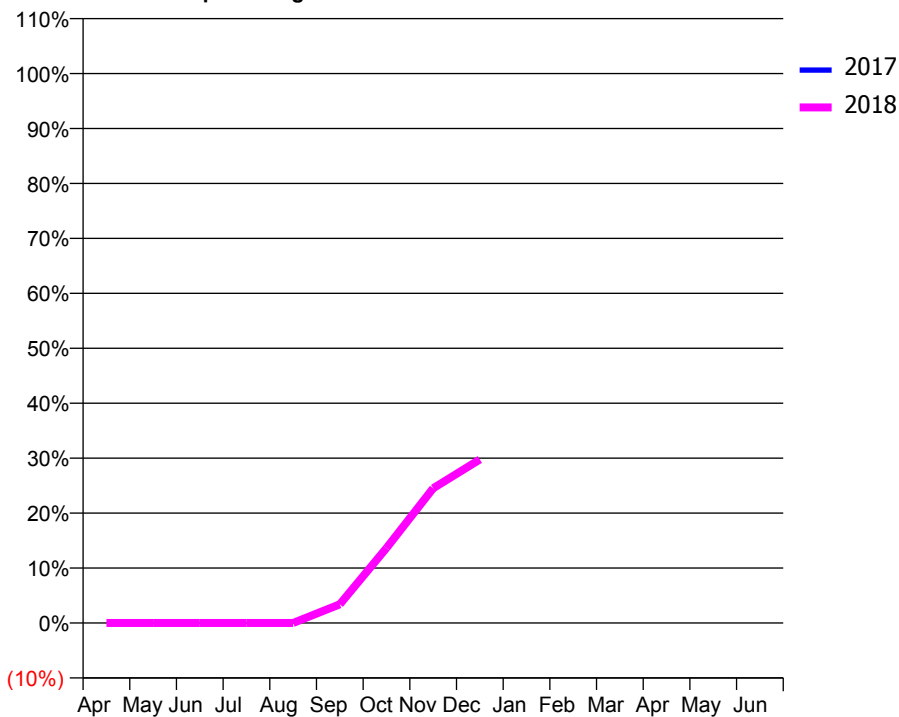
ACCESS*

Patients seen in 24 months	Total	Change since previous quarter
Quarter ending December 2016	0	
Quarter ending March 2017	0	
Quarter ending June 2017	0	
Quarter ending September 2017	31	↑
Quarter ending December 2017	213	↑
Variance since December 2016	N/A	



ACTIVITY

Cumulative percentage of contracted UDA delivered 2017 & 2018



Month	Adjusted Scheduled Activity (UDA)	
	2017	2018
April	0	0
May	0	0
June	0	0
July	0	0
August	0	0
September	0	68
October	0	273
November	0	490
December	0	595
January	0	
February	0	
March	0	
April	0	
May	0	
June	0	

QUALITY

	Quantity	Base Number	Contract	AT	Region	England
% of FP17s for the same patient ID Re-attending within 3 months - Children	0	1	0.0%	11.5%	11.5%	12.0%
% of FP17s for the same patient ID Re-attending within 3 months - Adults	0	228	0.0%	15.0%	15.8%	15.9%
% of FP17s for the same patient ID Re-attending between 3 & 9 months - Children	0	1	0.0%	57.7%	60.5%	58.0%
% of FP17s for the same patient ID Re-attending between 3 & 9 months - Adults	0	228	0.0%	48.4%	51.8%	50.5%
% of FP17s for Band 1 Urgent Courses	2	229	0.9%	9.7%	9.5%	9.0%
% of FP17s Relating to Free Repair or Replacements	0	229	0.0%	0.7%	0.7%	0.8%
% of FP17s Relating to Continuations	0	229	0.0%	0.8%	1.0%	1.1%
% of Patients satisfied with the dentistry they have received	1	1	N/A	93.3%	92.1%	91.5%
% of Patients satisfied with the time they had to wait for an appointment	0	1	N/A	89.7%	88.3%	87.9%

* This is based on patients treated on this contract for their most recent course of treatment. Figures in italics indicate the base number of FP17s or Patient Questionnaire responses are less than 100. N/A is shown where the base number of responses is less than 10 during the period. % is calculated as Quantity/Base number*100

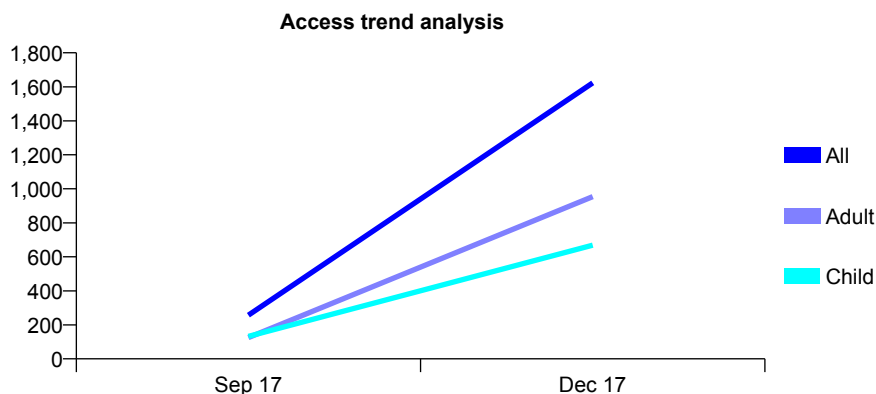
Q69 - Vital Signs At a Glance Contract Report for 100506/0000 - December 2017

Name or company name	Rodericks Dental Limited
Contract type name	GDS Contract
Purpose of contract	General
Contract start date	01/07/2017
Contract end date	

17/18 Contracted general activity (UDA)	8,750
Carry forward general activity (UDA)	0
17/18 Contracted orthodontic activity (UOA)	0
Carry forward orthodontic activity (UOA)	0
Baseline contract value	£229,828.01

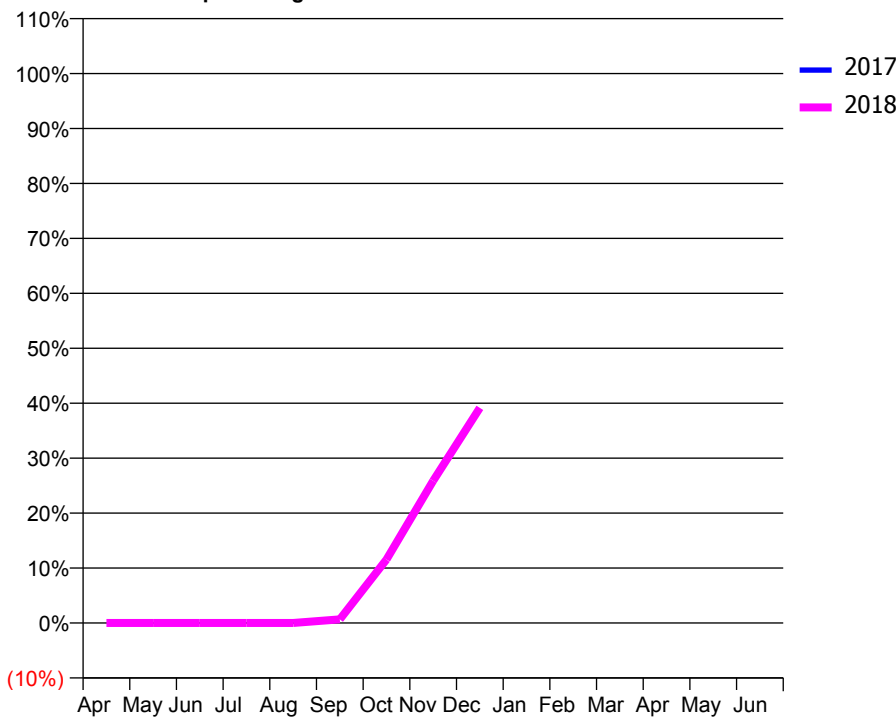
ACCESS*

Patients seen in 24 months	Total	Change since previous quarter
Quarter ending December 2016	0	
Quarter ending March 2017	0	
Quarter ending June 2017	0	
Quarter ending September 2017	257	↑
Quarter ending December 2017	1,623	↑
Variance since December 2016	N/A	



ACTIVITY

Cumulative percentage of contracted UDA delivered 2017 & 2018



Month	Adjusted Scheduled Activity (UDA)	
	2017	2018
April	0	0
May	0	0
June	0	0
July	0	0
August	0	0
September	0	59
October	0	1,012
November	0	2,264
December	0	3,425
January	0	
February	0	
March	0	
April	0	
May	0	
June	0	

QUALITY

	Quantity	Base Number	Contract	AT	Region	England
% of FP17s for the same patient ID Re-attending within 3 months - Children	13	656	2.0%	11.5%	11.5%	12.0%
% of FP17s for the same patient ID Re-attending within 3 months - Adults	68	1,016	6.7%	15.0%	15.8%	15.9%
% of FP17s for the same patient ID Re-attending between 3 & 9 months - Children	1	656	0.2%	57.7%	60.5%	58.0%
% of FP17s for the same patient ID Re-attending between 3 & 9 months - Adults	0	1,016	0.0%	48.4%	51.8%	50.5%
% of FP17s for Band 1 Urgent Courses	177	1,672	10.6%	9.7%	9.5%	9.0%
% of FP17s Relating to Free Repair or Replacements	12	1,672	0.7%	0.7%	0.7%	0.8%
% of FP17s Relating to Continuations	3	1,672	0.2%	0.8%	1.0%	1.1%
% of Patients satisfied with the dentistry they have received	0	0	N/A	93.3%	92.1%	91.5%
% of Patients satisfied with the time they had to wait for an appointment	0	0	N/A	89.7%	88.3%	87.9%

* This is based on patients treated on this contract for their most recent course of treatment. Figures in italics indicate the base number of FP17s or Patient Questionnaire responses are less than 100. N/A is shown where the base number of responses is less than 10 during the period. % is calculated as Quantity/Base number*100

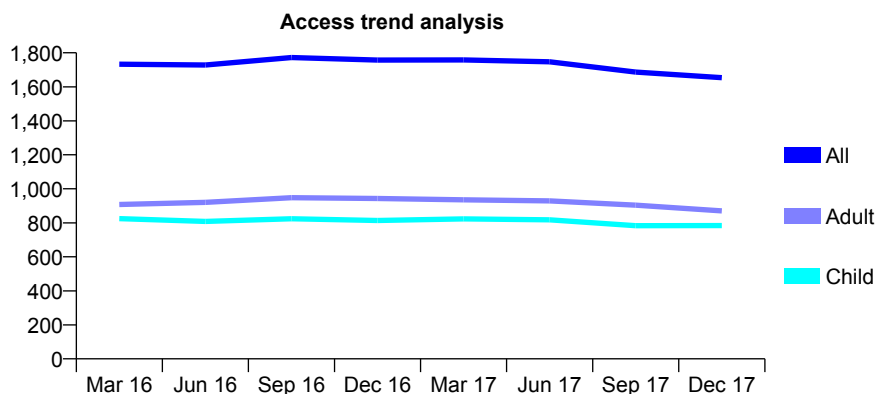
Q69 - Vital Signs At a Glance Contract Report for 101281/0060 - December 2017

Name or company name	OASIS DENTAL CARE LTD
Contract type name	GDS Contract
Purpose of contract	General
Contract start date	01/04/2006
Contract end date	

17/18 Contracted general activity (UDA)	3,680
Carry forward general activity (UDA)	-36
17/18 Contracted orthodontic activity (UOA)	0
Carry forward orthodontic activity (UOA)	0
Baseline contract value	£83,964.41

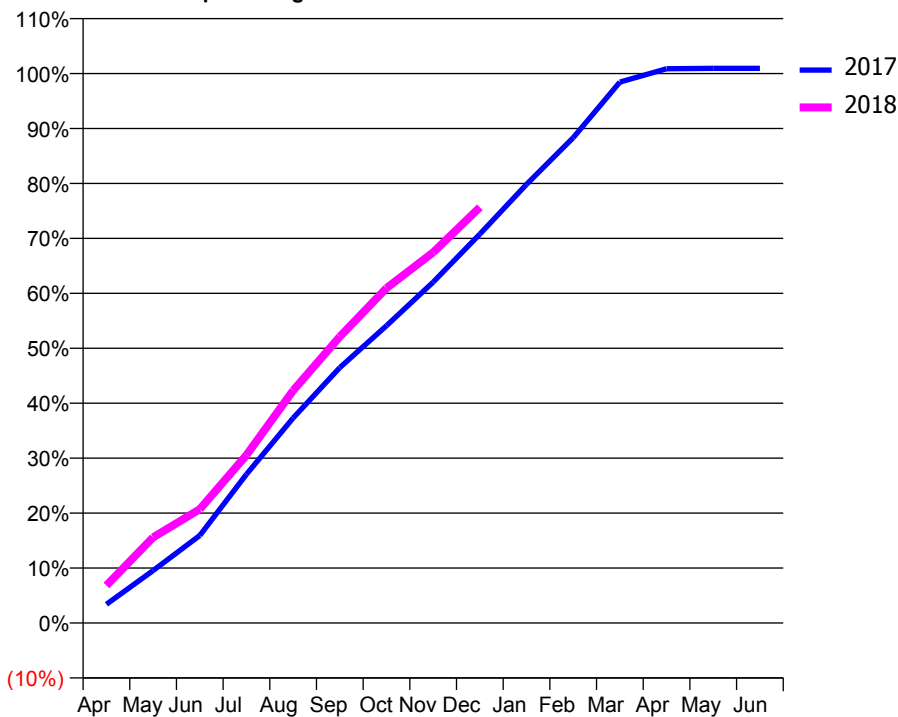
ACCESS*

Patients seen in 24 months	Total	Change since previous quarter
Quarter ending December 2016	1,757	
Quarter ending March 2017	1,758	→
Quarter ending June 2017	1,747	→
Quarter ending September 2017	1,687	↓
Quarter ending December 2017	1,654	↓
Variance since December 2016	(5.9%)	↓



ACTIVITY

Cumulative percentage of contracted UDA delivered 2017 & 2018



Month	Adjusted Scheduled Activity (UDA)	
	2017	2018
April	131	252
May	366	574
June	609	762
July	1,036	1,124
August	1,428	1,557
September	1,779	1,918
October	2,071	2,243
November	2,374	2,482
December	2,708	2,784
January	3,055	
February	3,380	
March	3,767	
April	3,860	
May	3,863	
June	3,863	

QUALITY

	Quantity	Base Number	Contract	AT	Region	England
% of FP17s for the same patient ID Re-attending within 3 months - Children	128	1,016	12.6%	11.5%	11.5%	12.0%
% of FP17s for the same patient ID Re-attending within 3 months - Adults	153	818	18.7%	15.0%	15.8%	15.9%
% of FP17s for the same patient ID Re-attending between 3 & 9 months - Children	631	1,016	62.1%	57.7%	60.5%	58.0%
% of FP17s for the same patient ID Re-attending between 3 & 9 months - Adults	435	818	53.2%	48.4%	51.8%	50.5%
% of FP17s for Band 1 Urgent Courses	180	1,773	10.2%	9.7%	9.5%	9.0%
% of FP17s Relating to Free Repair or Replacements	1	1,773	0.1%	0.7%	0.7%	0.8%
% of FP17s Relating to Continuations	20	1,773	1.1%	0.8%	1.0%	1.1%
% of Patients satisfied with the dentistry they have received	3	3	N/A	93.3%	92.1%	91.5%
% of Patients satisfied with the time they had to wait for an appointment	3	3	N/A	89.7%	88.3%	87.9%

* This is based on patients treated on this contract for their most recent course of treatment. Figures in italics indicate the base number of FP17s or Patient Questionnaire responses are less than 100. N/A is shown where the base number of responses is less than 10 during the period. % is calculated as Quantity/Base number*100

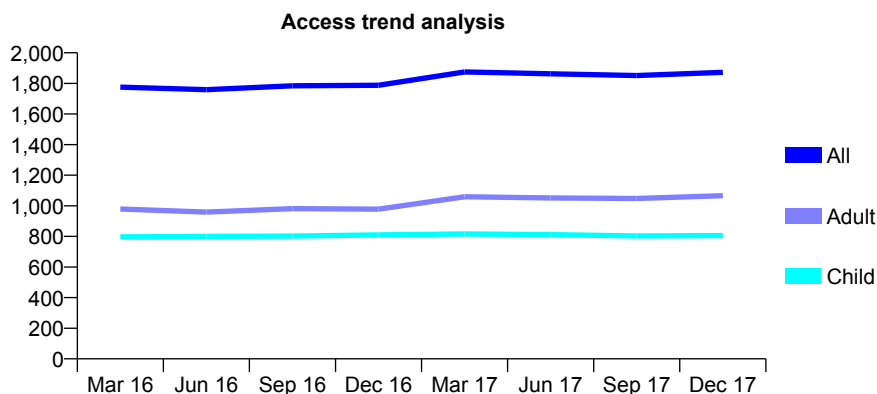
Q69 - Vital Signs At a Glance Contract Report for 101281/0061 - December 2017

Name or company name	OASIS DENTAL CARE LTD
Contract type name	GDS Contract
Purpose of contract	General
Contract start date	01/04/2006
Contract end date	

17/18 Contracted general activity (UDA)	4,153
Carry forward general activity (UDA)	-83
17/18 Contracted orthodontic activity (UOA)	0
Carry forward orthodontic activity (UOA)	0
Baseline contract value	£89,617.60

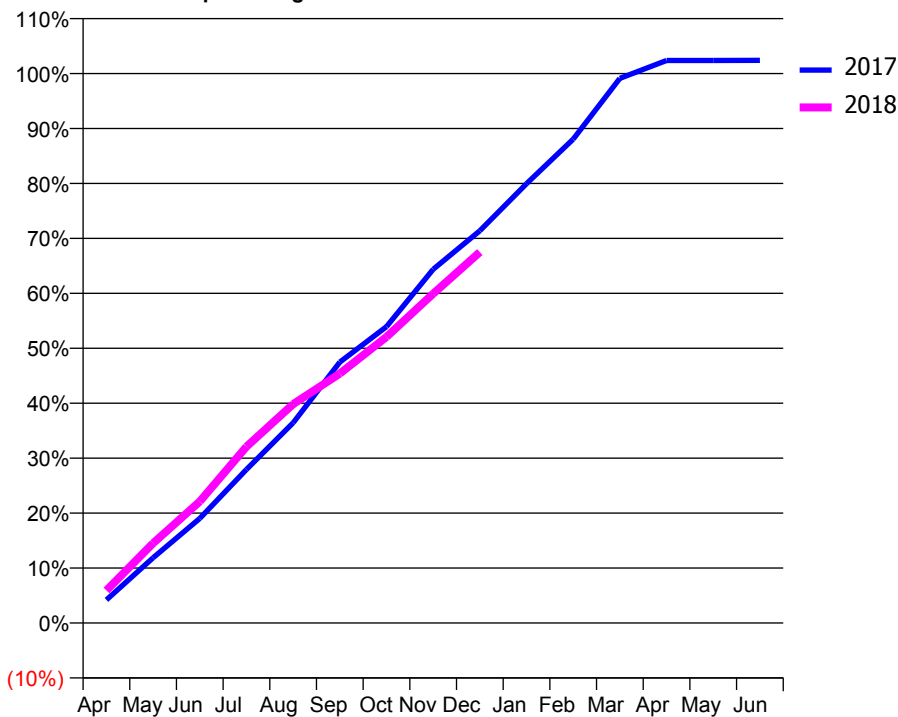
ACCESS*

Patients seen in 24 months	Total	Change since previous quarter
Quarter ending December 2016	1,788	
Quarter ending March 2017	1,875	↑
Quarter ending June 2017	1,863	→
Quarter ending September 2017	1,851	→
Quarter ending December 2017	1,872	→
Variance since December 2016	4.7%	↑



ACTIVITY

Cumulative percentage of contracted UDA delivered 2017 & 2018



Month	Adjusted Scheduled Activity (UDA)	
	2017	2018
April	175	246
May	493	603
June	791	919
July	1,160	1,333
August	1,513	1,655
September	1,972	1,885
October	2,240	2,163
November	2,673	2,489
December	2,964	2,803
January	3,320	
February	3,657	
March	4,116	
April	4,252	
May	4,252	
June	4,253	

QUALITY

	Quantity	Base Number	Contract	AT	Region	England
% of FP17s for the same patient ID Re-attending within 3 months - Children	51	821	6.2%	11.5%	11.5%	12.0%
% of FP17s for the same patient ID Re-attending within 3 months - Adults	120	872	13.8%	15.0%	15.8%	15.9%
% of FP17s for the same patient ID Re-attending between 3 & 9 months - Children	464	821	56.5%	57.7%	60.5%	58.0%
% of FP17s for the same patient ID Re-attending between 3 & 9 months - Adults	396	872	45.4%	48.4%	51.8%	50.5%
% of FP17s for Band 1 Urgent Courses	114	1,629	7.0%	9.7%	9.5%	9.0%
% of FP17s Relating to Free Repair or Replacements	2	1,629	0.1%	0.7%	0.7%	0.8%
% of FP17s Relating to Continuations	0	1,629	0.0%	0.8%	1.0%	1.1%
% of Patients satisfied with the dentistry they have received	2	2	N/A	93.3%	92.1%	91.5%
% of Patients satisfied with the time they had to wait for an appointment	2	2	N/A	89.7%	88.3%	87.9%

* This is based on patients treated on this contract for their most recent course of treatment. Figures in italics indicate the base number of FP17s or Patient Questionnaire responses are less than 100. N/A is shown where the base number of responses is less than 10 during the period. % is calculated as Quantity/Base number*100

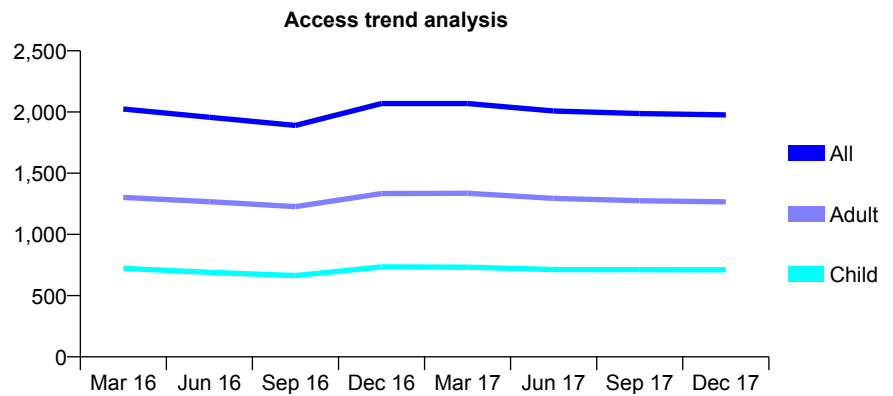
Q69 - Vital Signs At a Glance Contract Report for 101281/0073 - December 2017

Name or company name	OASIS DENTAL CARE LTD
Contract type name	GDS Contract
Purpose of contract	General
Contract start date	01/04/2006
Contract end date	

17/18 Contracted general activity (UDA)	4,800
Carry forward general activity (UDA)	-27
17/18 Contracted orthodontic activity (UOA)	0
Carry forward orthodontic activity (UOA)	0
Baseline contract value	£109,601.33

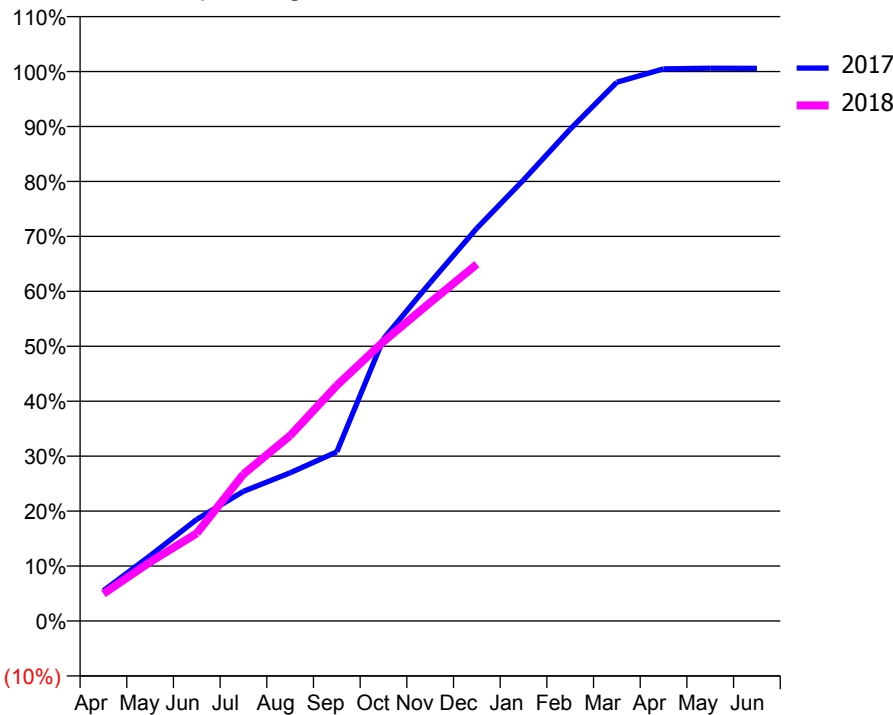
ACCESS*

Patients seen in 24 months	Total	Change since previous quarter
Quarter ending December 2016	2,069	
Quarter ending March 2017	2,069	→
Quarter ending June 2017	2,008	↓
Quarter ending September 2017	1,987	↓
Quarter ending December 2017	1,977	→
Variance since December 2016	(4.4%)	↓



ACTIVITY

Cumulative percentage of contracted UDA delivered 2017 & 2018



Month	Adjusted Scheduled Activity (UDA)	
	2017	2018
April	265	238
May	570	516
June	888	766
July	1,133	1,283
August	1,294	1,620
September	1,478	2,057
October	2,465	2,441
November	2,955	2,783
December	3,431	3,116
January	3,853	
February	4,296	
March	4,707	
April	4,823	
May	4,828	
June	4,827	

QUALITY

	Quantity	Base Number	Contract	AT	Region	England
% of FP17s for the same patient ID Re-attending within 3 months - Children	58	750	7.7%	11.5%	11.5%	12.0%
% of FP17s for the same patient ID Re-attending within 3 months - Adults	100	1,102	9.1%	15.0%	15.8%	15.9%
% of FP17s for the same patient ID Re-attending between 3 & 9 months - Children	457	750	60.9%	57.7%	60.5%	58.0%
% of FP17s for the same patient ID Re-attending between 3 & 9 months - Adults	681	1,102	61.8%	48.4%	51.8%	50.5%
% of FP17s for Band 1 Urgent Courses	105	1,784	5.9%	9.7%	9.5%	9.0%
% of FP17s Relating to Free Repair or Replacements	23	1,784	1.3%	0.7%	0.7%	0.8%
% of FP17s Relating to Continuations	2	1,784	0.1%	0.8%	1.0%	1.1%
% of Patients satisfied with the dentistry they have received	2	2	N/A	93.3%	92.1%	91.5%
% of Patients satisfied with the time they had to wait for an appointment	2	2	N/A	89.7%	88.3%	87.9%

* This is based on patients treated on this contract for their most recent course of treatment. Figures in italics indicate the base number of FP17s or Patient Questionnaire responses are less than 100. N/A is shown where the base number of responses is less than 10 during the period. % is calculated as Quantity/Base number*100

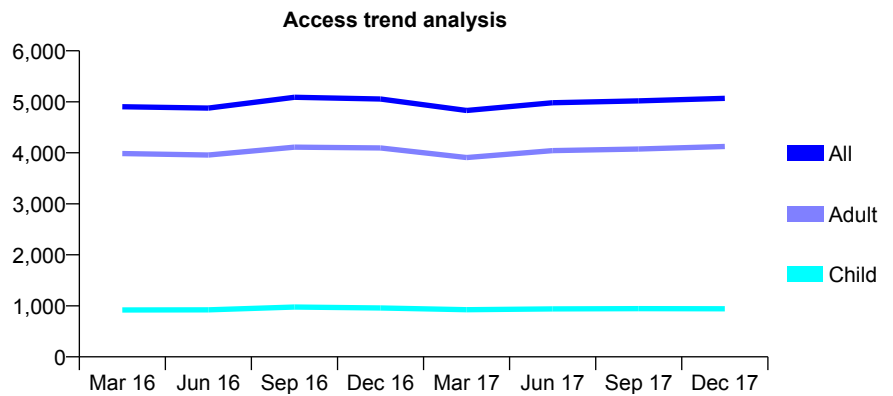
Q69 - Vital Signs At a Glance Contract Report for 101281/0074 - December 2017

Name or company name	OASIS DENTAL CARE LTD
Contract type name	GDS Contract
Purpose of contract	General
Contract start date	01/04/2006
Contract end date	

17/18 Contracted general activity (UDA)	12,288
Carry forward general activity (UDA)	0
17/18 Contracted orthodontic activity (UOA)	0
Carry forward orthodontic activity (UOA)	0
Baseline contract value	£273,694.44

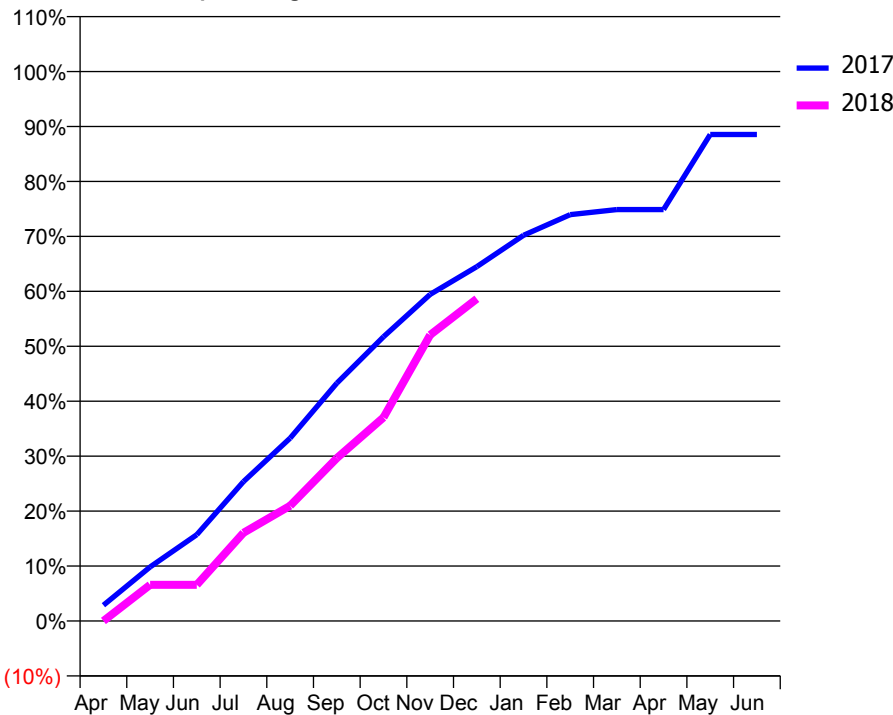
ACCESS*

Patients seen in 24 months	Total	Change since previous quarter
Quarter ending December 2016	5,054	
Quarter ending March 2017	4,831	↓
Quarter ending June 2017	4,981	↑
Quarter ending September 2017	5,019	→
Quarter ending December 2017	5,067	→
Variance since December 2016	0.3%	→



ACTIVITY

Cumulative percentage of contracted UDA delivered 2017 & 2018



Month	Adjusted Scheduled Activity (UDA)	
	2017	2018
April	354	0
May	1,210	810
June	1,930	810
July	3,119	1,973
August	4,089	2,579
September	5,319	3,641
October	6,355	4,551
November	7,305	6,398
December	7,924	7,205
January	8,625	
February	9,087	
March	9,200	
April	9,200	
May	10,880	
June	10,880	

QUALITY

	Quantity	Base Number	Contract	AT	Region	England
% of FP17s for the same patient ID Re-attending within 3 months - Children	35	886	4.0%	11.5%	11.5%	12.0%
% of FP17s for the same patient ID Re-attending within 3 months - Adults	354	3,531	10.0%	15.0%	15.8%	15.9%
% of FP17s for the same patient ID Re-attending between 3 & 9 months - Children	419	886	47.3%	57.7%	60.5%	58.0%
% of FP17s for the same patient ID Re-attending between 3 & 9 months - Adults	1,221	3,531	34.6%	48.4%	51.8%	50.5%
% of FP17s for Band 1 Urgent Courses	319	3,505	9.1%	9.7%	9.5%	9.0%
% of FP17s Relating to Free Repair or Replacements	4	3,505	0.1%	0.7%	0.7%	0.8%
% of FP17s Relating to Continuations	4	3,505	0.1%	0.8%	1.0%	1.1%
% of Patients satisfied with the dentistry they have received	3	3	N/A	93.3%	92.1%	91.5%
% of Patients satisfied with the time they had to wait for an appointment	3	3	N/A	89.7%	88.3%	87.9%

* This is based on patients treated on this contract for their most recent course of treatment. Figures in italics indicate the base number of FP17s or Patient Questionnaire responses are less than 100. N/A is shown where the base number of responses is less than 10 during the period. % is calculated as Quantity/Base number*100

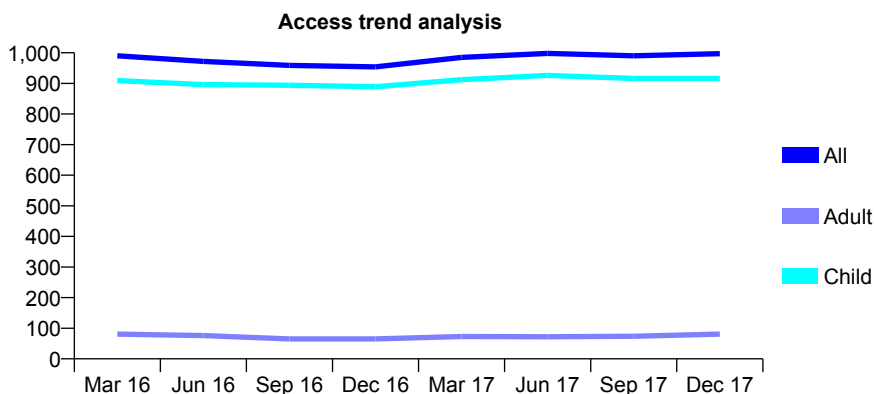
Q69 - Vital Signs At a Glance Contract Report for 101281/0099 - December 2017

Name or company name	OASIS DENTAL CARE LTD
Contract type name	GDS Contract
Purpose of contract	General
Contract start date	01/04/2006
Contract end date	

17/18 Contracted general activity (UDA)	1,883
Carry forward general activity (UDA)	0
17/18 Contracted orthodontic activity (UOA)	0
Carry forward orthodontic activity (UOA)	0
Baseline contract value	£41,355.70

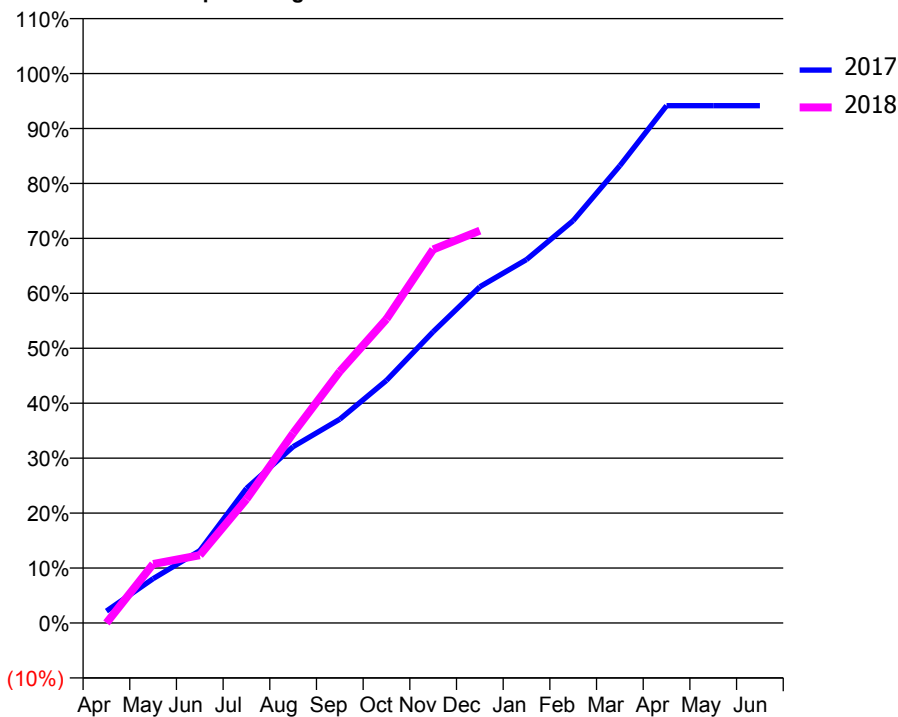
ACCESS*

Patients seen in 24 months	Total	Change since previous quarter
Quarter ending December 2016	954	
Quarter ending March 2017	985	↑
Quarter ending June 2017	998	→
Quarter ending September 2017	990	→
Quarter ending December 2017	997	→
Variance since December 2016	4.5%	↑



ACTIVITY

Cumulative percentage of contracted UDA delivered 2017 & 2018



Month	Adjusted Scheduled Activity (UDA)	
	2017	2018
April	41	0
May	152	202
June	248	232
July	461	424
August	604	651
September	698	862
October	831	1,042
November	998	1,280
December	1,152	1,344
January	1,245	
February	1,379	
March	1,567	
April	1,773	
May	1,773	
June	1,773	

QUALITY

	Quantity	Base Number	Contract	AT	Region	England
% of FP17s for the same patient ID Re-attending within 3 months - Children	67	1,138	5.9%	11.5%	11.5%	12.0%
% of FP17s for the same patient ID Re-attending within 3 months - Adults	0	1	0.0%	15.0%	15.8%	15.9%
% of FP17s for the same patient ID Re-attending between 3 & 9 months - Children	683	1,138	60.0%	57.7%	60.5%	58.0%
% of FP17s for the same patient ID Re-attending between 3 & 9 months - Adults	0	1	0.0%	48.4%	51.8%	50.5%
% of FP17s for Band 1 Urgent Courses	12	954	1.3%	9.7%	9.5%	9.0%
% of FP17s Relating to Free Repair or Replacements	0	954	0.0%	0.7%	0.7%	0.8%
% of FP17s Relating to Continuations	15	954	1.6%	0.8%	1.0%	1.1%
% of Patients satisfied with the dentistry they have received	0	0	N/A	93.3%	92.1%	91.5%
% of Patients satisfied with the time they had to wait for an appointment	0	0	N/A	89.7%	88.3%	87.9%

* This is based on patients treated on this contract for their most recent course of treatment. Figures in italics indicate the base number of FP17s or Patient Questionnaire responses are less than 100. N/A is shown where the base number of responses is less than 10 during the period. % is calculated as Quantity/Base number*100

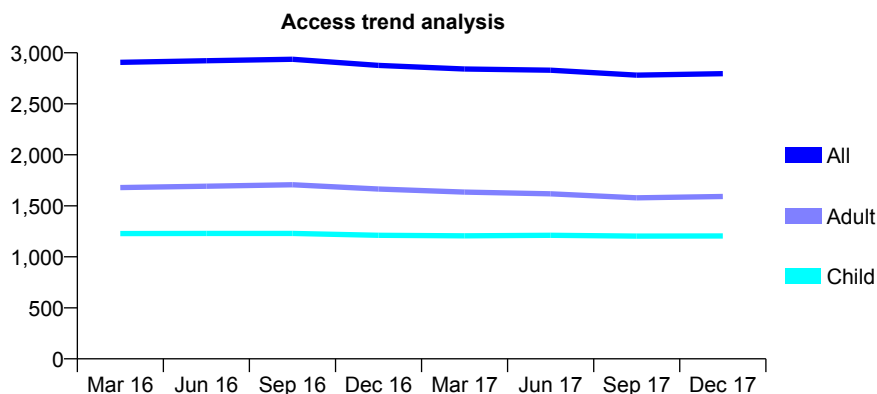
Q69 - Vital Signs At a Glance Contract Report for 101281/0100 - December 2017

Name or company name	OASIS DENTAL CARE LTD
Contract type name	GDS Contract
Purpose of contract	General
Contract start date	01/04/2006
Contract end date	

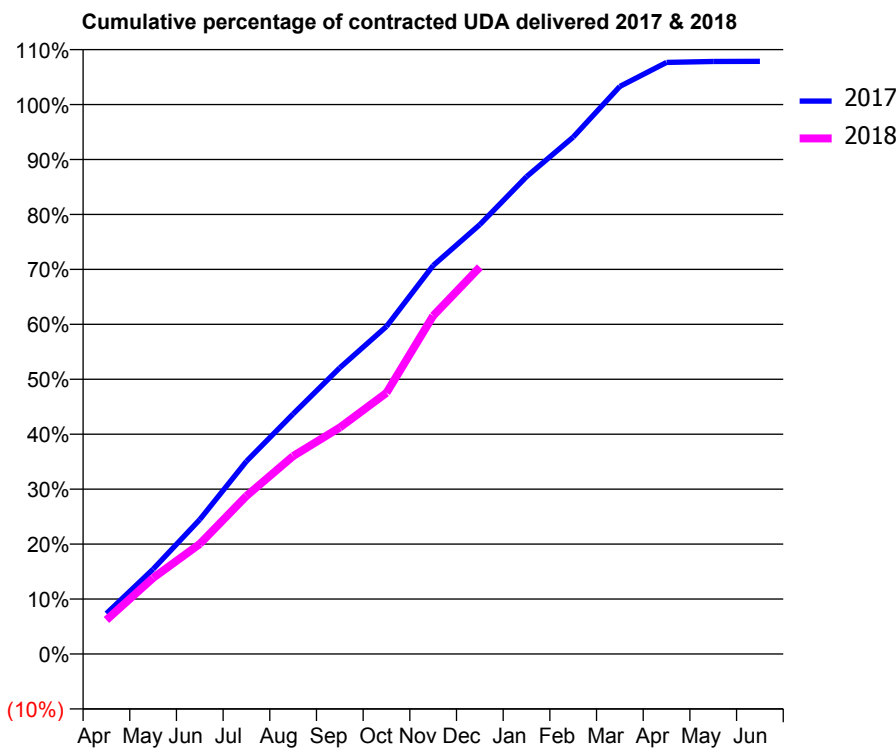
17/18 Contracted general activity (UDA)	7,179
Carry forward general activity (UDA)	-143
17/18 Contracted orthodontic activity (UOA)	0
Carry forward orthodontic activity (UOA)	0
Baseline contract value	£164,726.94

ACCESS*

Patients seen in 24 months	Total	Change since previous quarter
Quarter ending December 2016	2,876	
Quarter ending March 2017	2,841	↓
Quarter ending June 2017	2,829	→
Quarter ending September 2017	2,781	↓
Quarter ending December 2017	2,796	→
Variance since December 2016	(2.8%)	↓



ACTIVITY



Month	Adjusted Scheduled Activity (UDA)	
	2017	2018
April	529	445
May	1,109	994
June	1,756	1,437
July	2,517	2,065
August	3,137	2,586
September	3,740	2,960
October	4,280	3,412
November	5,076	4,418
December	5,611	5,054
January	6,235	
February	6,754	
March	7,415	
April	7,729	
May	7,740	
June	7,743	

QUALITY

	Quantity	Base Number	Contract	AT	Region	England
% of FP17s for the same patient ID Re-attending within 3 months - Children	141	1,501	9.4%	11.5%	11.5%	12.0%
% of FP17s for the same patient ID Re-attending within 3 months - Adults	292	1,665	17.5%	15.0%	15.8%	15.9%
% of FP17s for the same patient ID Re-attending between 3 & 9 months - Children	985	1,501	65.6%	57.7%	60.5%	58.0%
% of FP17s for the same patient ID Re-attending between 3 & 9 months - Adults	1,012	1,665	60.8%	48.4%	51.8%	50.5%
% of FP17s for Band 1 Urgent Courses	222	2,974	7.5%	9.7%	9.5%	9.0%
% of FP17s Relating to Free Repair or Replacements	31	2,974	1.0%	0.7%	0.7%	0.8%
% of FP17s Relating to Continuations	69	2,974	2.3%	0.8%	1.0%	1.1%
% of Patients satisfied with the dentistry they have received	4	4	N/A	93.3%	92.1%	91.5%
% of Patients satisfied with the time they had to wait for an appointment	4	4	N/A	89.7%	88.3%	87.9%

* This is based on patients treated on this contract for their most recent course of treatment. Figures in italics indicate the base number of FP17s or Patient Questionnaire responses are less than 100. N/A is shown where the base number of responses is less than 10 during the period. % is calculated as Quantity/Base number*100

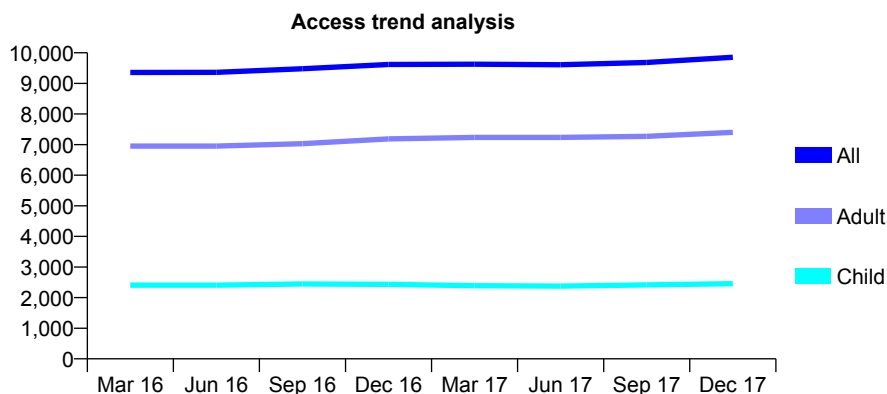
Q69 - Vital Signs At a Glance Contract Report for 101362/0004 - December 2017

Name or company name	Rodericks Dental Limited
Contract type name	GDS Contract
Purpose of contract	General
Contract start date	01/04/2007
Contract end date	

17/18 Contracted general activity (UDA)	28,406
Carry forward general activity (UDA)	1,025
17/18 Contracted orthodontic activity (UOA)	0
Carry forward orthodontic activity (UOA)	0
Baseline contract value	£683,070.49

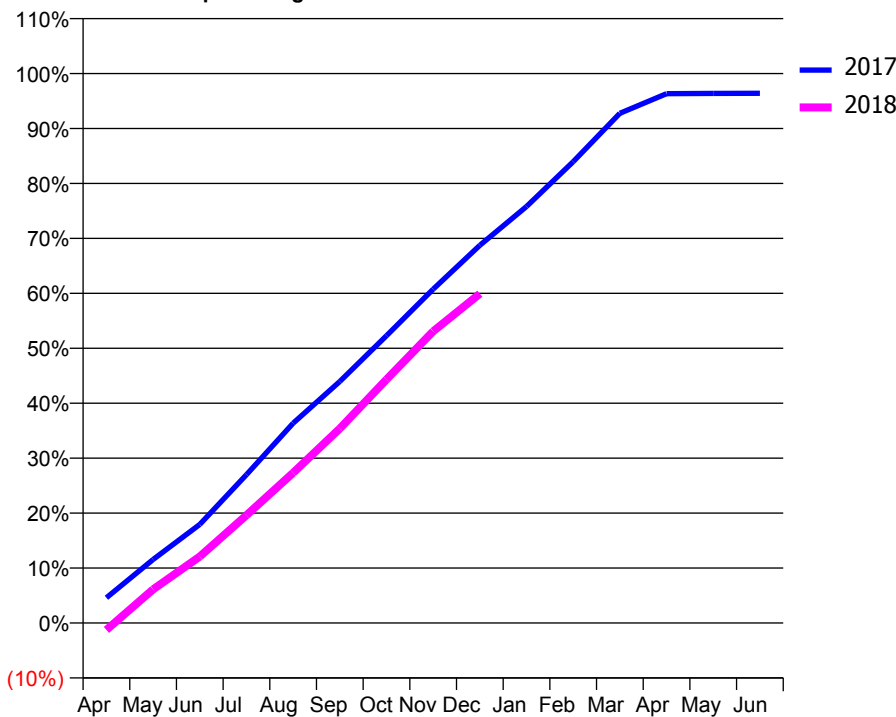
ACCESS*

Patients seen in 24 months	Total	Change since previous quarter
Quarter ending December 2016	9,620	
Quarter ending March 2017	9,627	→
Quarter ending June 2017	9,612	→
Quarter ending September 2017	9,686	→
Quarter ending December 2017	9,856	→
Variance since December 2016	2.5%	↑



ACTIVITY

Cumulative percentage of contracted UDA delivered 2017 & 2018



Month	Adjusted Scheduled Activity (UDA)	
	2017	2018
April	1,309	-361
May	3,284	1,739
June	5,096	3,435
July	7,666	5,574
August	10,327	7,765
September	12,486	10,055
October	14,853	12,593
November	17,257	15,080
December	19,528	17,022
January	21,528	
February	23,847	
March	26,346	
April	27,361	
May	27,378	
June	27,381	

QUALITY

	Quantity	Base Number	Contract	AT	Region	England
% of FP17s for the same patient ID Re-attending within 3 months - Children	190	2,603	7.3%	11.5%	11.5%	12.0%
% of FP17s for the same patient ID Re-attending within 3 months - Adults	925	6,499	14.2%	15.0%	15.8%	15.9%
% of FP17s for the same patient ID Re-attending between 3 & 9 months - Children	1,457	2,603	56.0%	57.7%	60.5%	58.0%
% of FP17s for the same patient ID Re-attending between 3 & 9 months - Adults	2,817	6,499	43.3%	48.4%	51.8%	50.5%
% of FP17s for Band 1 Urgent Courses	997	8,606	11.6%	9.7%	9.5%	9.0%
% of FP17s Relating to Free Repair or Replacements	82	8,606	1.0%	0.7%	0.7%	0.8%
% of FP17s Relating to Continuations	59	8,606	0.7%	0.8%	1.0%	1.1%
% of Patients satisfied with the dentistry they have received	17	17	100.0%	93.3%	92.1%	91.5%
% of Patients satisfied with the time they had to wait for an appointment	16	17	94.1%	89.7%	88.3%	87.9%

* This is based on patients treated on this contract for their most recent course of treatment. Figures in italics indicate the base number of FP17s or Patient Questionnaire responses are less than 100. N/A is shown where the base number of responses is less than 10 during the period. % is calculated as Quantity/Base number*100

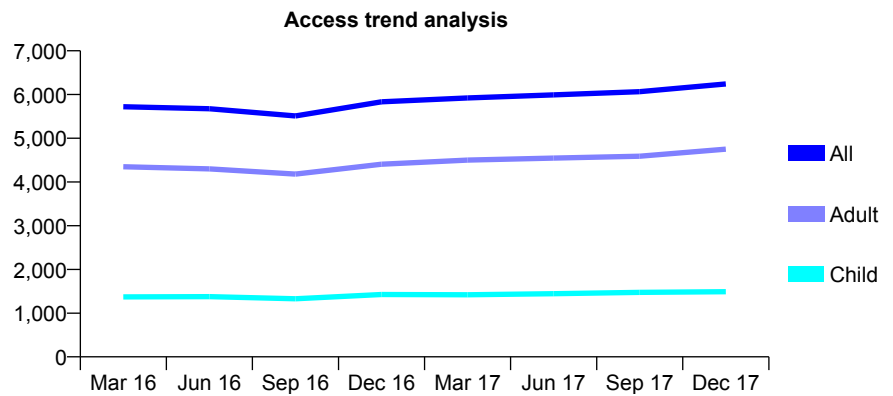
Q69 - Vital Signs At a Glance Contract Report for 101362/0016 - December 2017

Name or company name	Rodericks Dental Limited
Contract type name	GDS Contract
Purpose of contract	General
Contract start date	01/05/2009
Contract end date	

17/18 Contracted general activity (UDA)	14,000
Carry forward general activity (UDA)	136
17/18 Contracted orthodontic activity (UOA)	0
Carry forward orthodontic activity (UOA)	0
Baseline contract value	£330,296.26

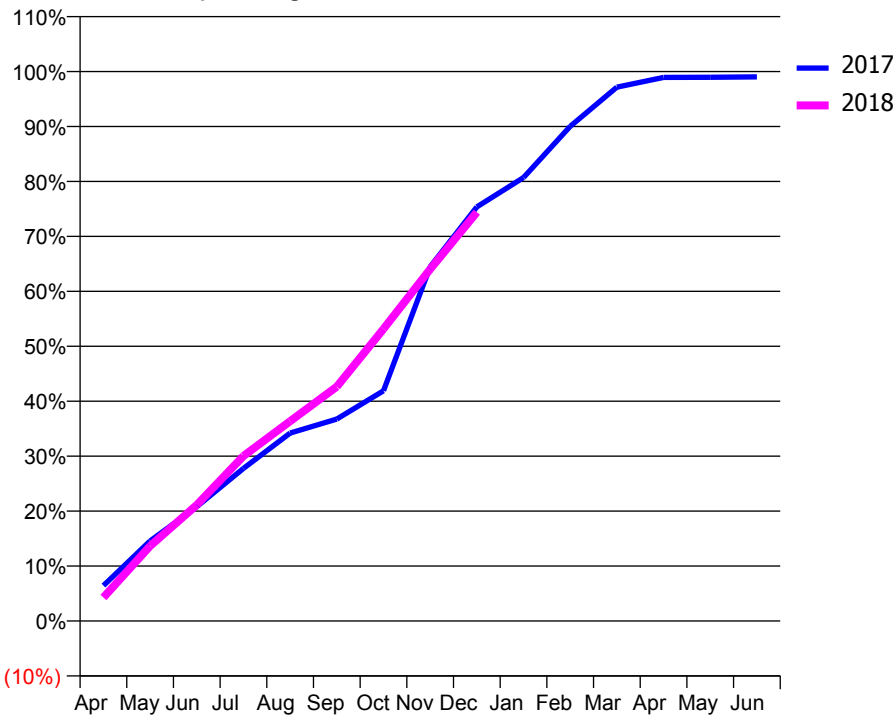
ACCESS*

Patients seen in 24 months	Total	Change since previous quarter
Quarter ending December 2016	5,833	
Quarter ending March 2017	5,921	→
Quarter ending June 2017	5,991	→
Quarter ending September 2017	6,065	→
Quarter ending December 2017	6,242	↑
Variance since December 2016	7.0%	↑



ACTIVITY

Cumulative percentage of contracted UDA delivered 2017 & 2018



Month	Adjusted Scheduled Activity (UDA)	
	2017	2018
April	901	601
May	2,039	1,910
June	2,913	2,957
July	3,888	4,204
August	4,790	5,091
September	5,145	5,972
October	5,865	7,441
November	9,026	8,965
December	10,551	10,413
January	11,297	
February	12,602	
March	13,603	
April	13,848	
May	13,853	
June	13,864	

QUALITY

	Quantity	Base Number	Contract	AT	Region	England
% of FP17s for the same patient ID Re-attending within 3 months - Children	77	1,594	4.8%	11.5%	11.5%	12.0%
% of FP17s for the same patient ID Re-attending within 3 months - Adults	326	3,775	8.6%	15.0%	15.8%	15.9%
% of FP17s for the same patient ID Re-attending between 3 & 9 months - Children	1,016	1,594	63.7%	57.7%	60.5%	58.0%
% of FP17s for the same patient ID Re-attending between 3 & 9 months - Adults	1,401	3,775	37.1%	48.4%	51.8%	50.5%
% of FP17s for Band 1 Urgent Courses	457	5,227	8.7%	9.7%	9.5%	9.0%
% of FP17s Relating to Free Repair or Replacements	48	5,227	0.9%	0.7%	0.7%	0.8%
% of FP17s Relating to Continuations	7	5,227	0.1%	0.8%	1.0%	1.1%
% of Patients satisfied with the dentistry they have received	6	6	N/A	93.3%	92.1%	91.5%
% of Patients satisfied with the time they had to wait for an appointment	6	6	N/A	89.7%	88.3%	87.9%

* This is based on patients treated on this contract for their most recent course of treatment. Figures in italics indicate the base number of FP17s or Patient Questionnaire responses are less than 100. N/A is shown where the base number of responses is less than 10 during the period. % is calculated as Quantity/Base number*100

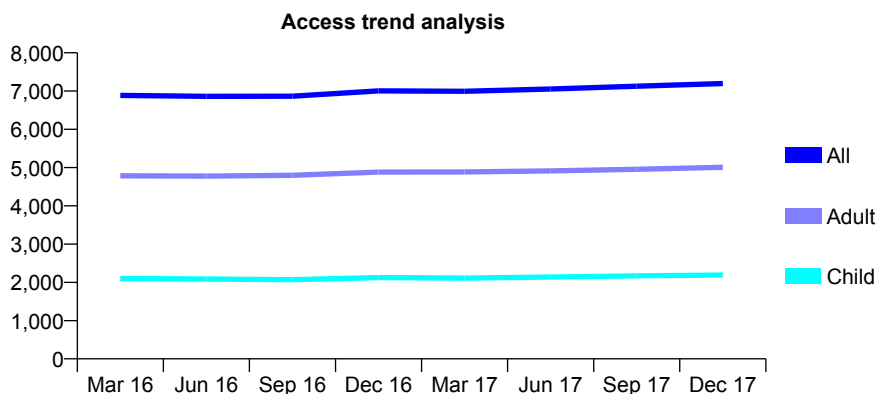
Q69 - Vital Signs At a Glance Contract Report for 101362/0017 - December 2017

Name or company name	Rodericks Dental Limited
Contract type name	GDS Contract
Purpose of contract	General
Contract start date	01/07/2009
Contract end date	

17/18 Contracted general activity (UDA)	22,048
Carry forward general activity (UDA)	0
17/18 Contracted orthodontic activity (UOA)	0
Carry forward orthodontic activity (UOA)	0
Baseline contract value	£551,158.69

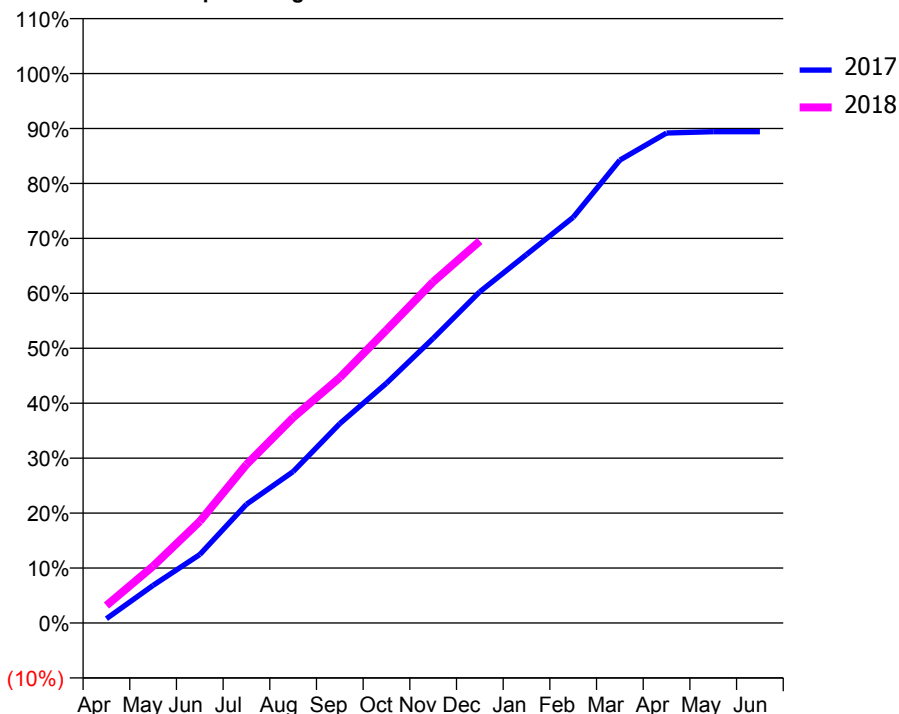
ACCESS*

Patients seen in 24 months	Total	Change since previous quarter
Quarter ending December 2016	7,004	
Quarter ending March 2017	6,993	→
Quarter ending June 2017	7,053	→
Quarter ending September 2017	7,127	→
Quarter ending December 2017	7,198	→
Variance since December 2016	2.8%	↑



ACTIVITY

Cumulative percentage of contracted UDA delivered 2017 & 2018



Month	Adjusted Scheduled Activity (UDA)	
	2017	2018
April	175	703
May	1,509	2,280
June	2,750	4,078
July	4,762	6,357
August	6,076	8,245
September	8,003	9,850
October	9,622	11,758
November	11,419	13,687
December	13,290	15,325
January	14,788	
February	16,276	
March	18,572	
April	19,662	
May	19,712	
June	19,711	

QUALITY

	Quantity	Base Number	Contract	AT	Region	England
% of FP17s for the same patient ID Re-attending within 3 months - Children	344	2,335	14.7%	11.5%	11.5%	12.0%
% of FP17s for the same patient ID Re-attending within 3 months - Adults	1,031	4,773	21.6%	15.0%	15.8%	15.9%
% of FP17s for the same patient ID Re-attending between 3 & 9 months - Children	1,111	2,335	47.6%	57.7%	60.5%	58.0%
% of FP17s for the same patient ID Re-attending between 3 & 9 months - Adults	1,745	4,773	36.6%	48.4%	51.8%	50.5%
% of FP17s for Band 1 Urgent Courses	1,365	6,647	20.5%	9.7%	9.5%	9.0%
% of FP17s Relating to Free Repair or Replacements	32	6,647	0.5%	0.7%	0.7%	0.8%
% of FP17s Relating to Continuations	25	6,647	0.4%	0.8%	1.0%	1.1%
% of Patients satisfied with the dentistry they have received	3	3	N/A	93.3%	92.1%	91.5%
% of Patients satisfied with the time they had to wait for an appointment	3	3	N/A	89.7%	88.3%	87.9%

* This is based on patients treated on this contract for their most recent course of treatment. Figures in italics indicate the base number of FP17s or Patient Questionnaire responses are less than 100. N/A is shown where the base number of responses is less than 10 during the period. % is calculated as Quantity/Base number*100

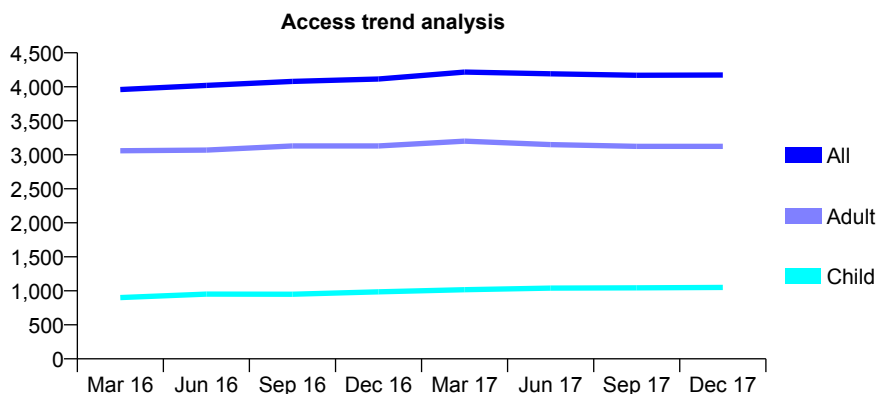
Q69 - Vital Signs At a Glance Contract Report for 101362/0019 - December 2017

Name or company name	Rodericks Dental Limited
Contract type name	GDS Contract
Purpose of contract	General
Contract start date	01/07/2009
Contract end date	

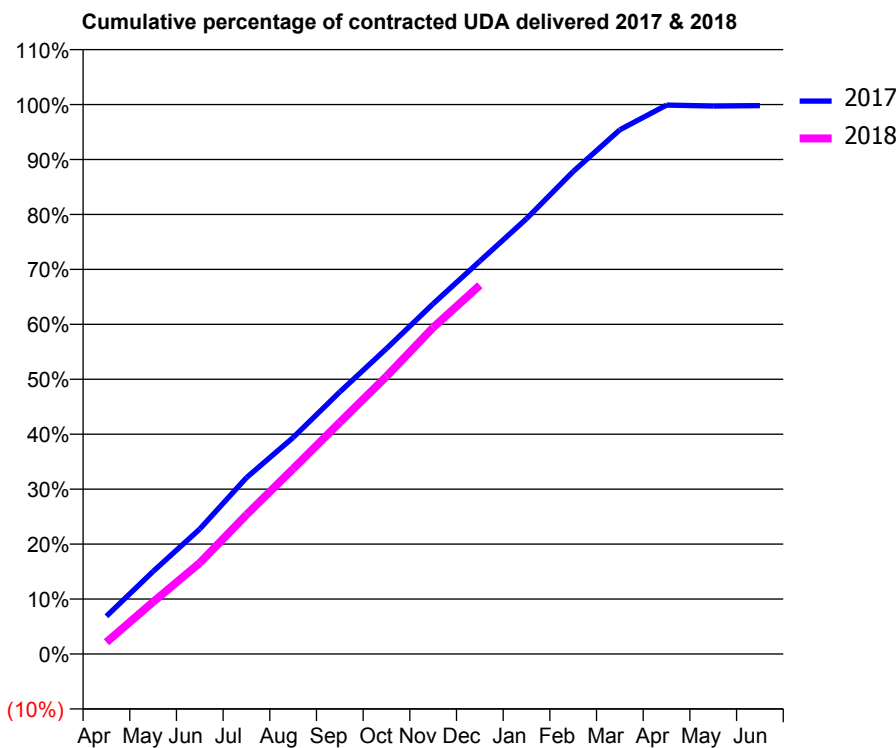
17/18 Contracted general activity (UDA)	10,000
Carry forward general activity (UDA)	21
17/18 Contracted orthodontic activity (UOA)	0
Carry forward orthodontic activity (UOA)	0
Baseline contract value	£235,925.90

ACCESS*

Patients seen in 24 months	Total	Change since previous quarter
Quarter ending December 2016	4,115	
Quarter ending March 2017	4,216	↑
Quarter ending June 2017	4,191	→
Quarter ending September 2017	4,170	→
Quarter ending December 2017	4,174	→
Variance since December 2016	1.4%	→



ACTIVITY



Month	Adjusted Scheduled Activity (UDA)	
	2017	2018
April	687	215
May	1,503	948
June	2,274	1,659
July	3,210	2,535
August	3,940	3,372
September	4,770	4,216
October	5,559	5,054
November	6,374	5,941
December	7,151	6,711
January	7,921	
February	8,781	
March	9,540	
April	9,989	
May	9,973	
June	9,979	

QUALITY

	Quantity	Base Number	Contract	AT	Region	England
% of FP17s for the same patient ID Re-attending within 3 months - Children	108	995	10.9%	11.5%	11.5%	12.0%
% of FP17s for the same patient ID Re-attending within 3 months - Adults	385	2,389	16.1%	15.0%	15.8%	15.9%
% of FP17s for the same patient ID Re-attending between 3 & 9 months - Children	485	995	48.7%	57.7%	60.5%	58.0%
% of FP17s for the same patient ID Re-attending between 3 & 9 months - Adults	863	2,389	36.1%	48.4%	51.8%	50.5%
% of FP17s for Band 1 Urgent Courses	341	2,738	12.5%	9.7%	9.5%	9.0%
% of FP17s Relating to Free Repair or Replacements	17	2,738	0.6%	0.7%	0.7%	0.8%
% of FP17s Relating to Continuations	14	2,738	0.5%	0.8%	1.0%	1.1%
% of Patients satisfied with the dentistry they have received	3	3	N/A	93.3%	92.1%	91.5%
% of Patients satisfied with the time they had to wait for an appointment	3	3	N/A	89.7%	88.3%	87.9%

* This is based on patients treated on this contract for their most recent course of treatment. Figures in italics indicate the base number of FP17s or Patient Questionnaire responses are less than 100. N/A is shown where the base number of responses is less than 10 during the period. % is calculated as Quantity/Base number*100

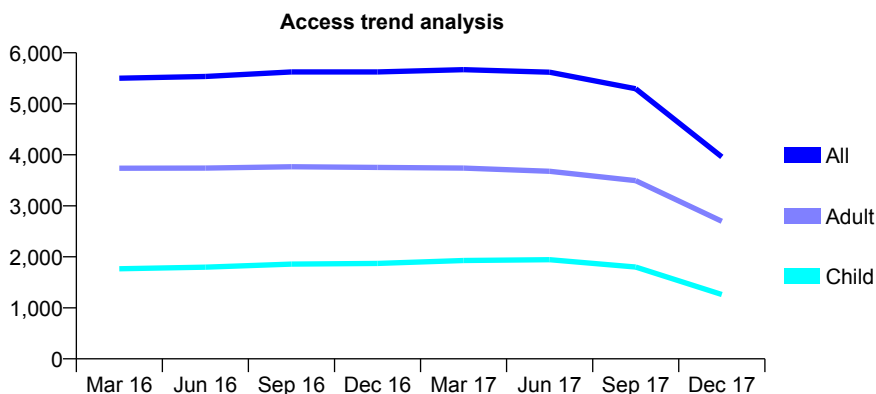
Q69 - Vital Signs At a Glance Contract Report for 101362/0031 - December 2017

Name or company name	Rodericks Dental Limited
Contract type name	PDS Plus Contract
Purpose of contract	General
Contract start date	01/09/2010
Contract end date	31/08/2017

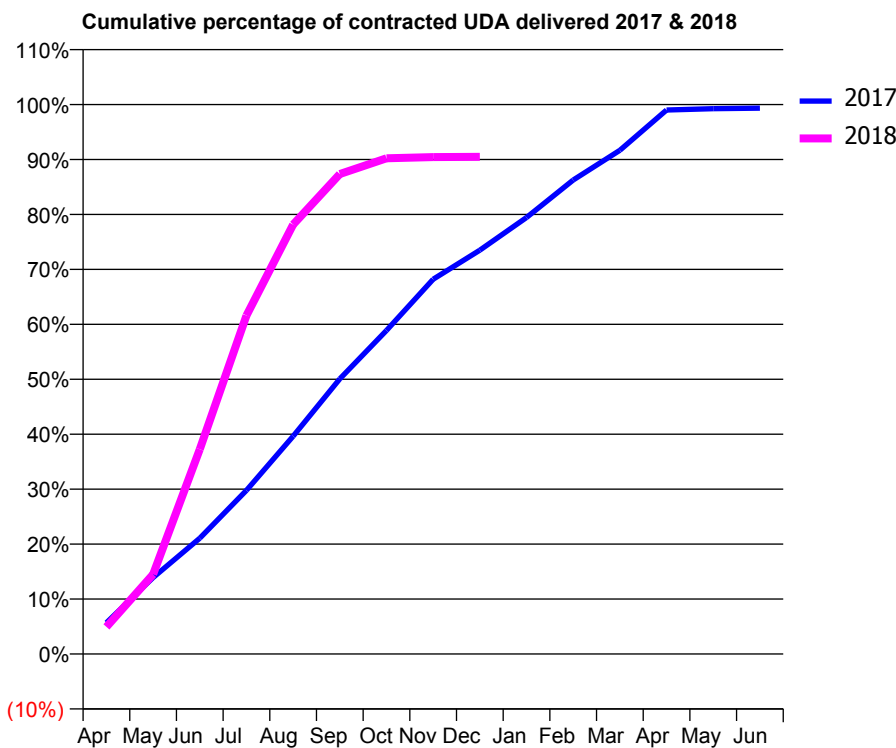
17/18 Contracted general activity (UDA)	6,250
Carry forward general activity (UDA)	104
17/18 Contracted orthodontic activity (UOA)	0
Carry forward orthodontic activity (UOA)	0
Baseline contract value	£82,430.71

ACCESS*

Patients seen in 24 months	Total	Change since previous quarter
Quarter ending December 2016	5,624	
Quarter ending March 2017	5,670	→
Quarter ending June 2017	5,620	→
Quarter ending September 2017	5,295	↓
Quarter ending December 2017	3,959	↓
Variance since December 2016	(29.6%)	↓



ACTIVITY



Month	Adjusted Scheduled Activity (UDA)	
	2017	2018
April	879	309
May	2,152	906
June	3,257	2,328
July	4,604	3,851
August	6,124	4,885
September	7,738	5,459
October	9,099	5,638
November	10,538	5,653
December	11,356	5,656
January	12,272	
February	13,328	
March	14,162	
April	15,295	
May	15,333	
June	15,346	

QUALITY

	Quantity	Base Number	Contract	AT	Region	England
% of FP17s for the same patient ID Re-attending within 3 months - Children	145	1,366	10.6%	11.5%	11.5%	12.0%
% of FP17s for the same patient ID Re-attending within 3 months - Adults	283	1,867	15.2%	15.0%	15.8%	15.9%
% of FP17s for the same patient ID Re-attending between 3 & 9 months - Children	633	1,366	46.3%	57.7%	60.5%	58.0%
% of FP17s for the same patient ID Re-attending between 3 & 9 months - Adults	431	1,867	23.1%	48.4%	51.8%	50.5%
% of FP17s for Band 1 Urgent Courses	268	2,779	9.6%	9.7%	9.5%	9.0%
% of FP17s Relating to Free Repair or Replacements	23	2,779	0.8%	0.7%	0.7%	0.8%
% of FP17s Relating to Continuations	6	2,779	0.2%	0.8%	1.0%	1.1%
% of Patients satisfied with the dentistry they have received	4	6	N/A	93.3%	92.1%	91.5%
% of Patients satisfied with the time they had to wait for an appointment	5	6	N/A	89.7%	88.3%	87.9%

* This is based on patients treated on this contract for their most recent course of treatment. Figures in italics indicate the base number of FP17s or Patient Questionnaire responses are less than 100. N/A is shown where the base number of responses is less than 10 during the period. % is calculated as Quantity/Base number*100

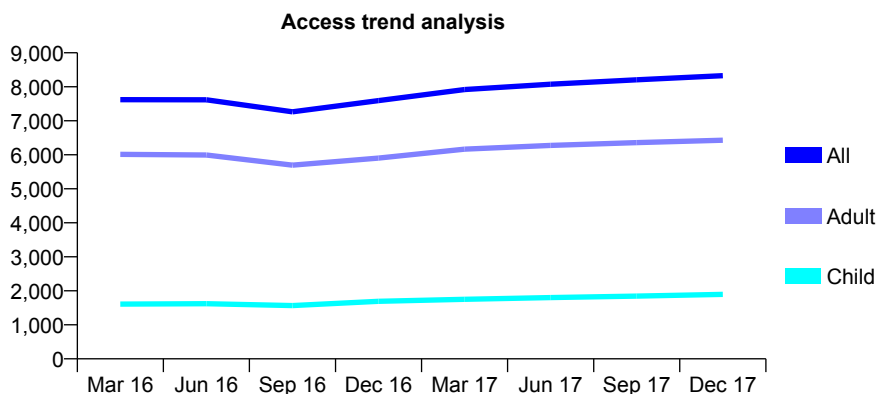
Q69 - Vital Signs At a Glance Contract Report for 101362/0035 - December 2017

Name or company name	Rodericks Dental Limited
Contract type name	PDS Plus Contract
Purpose of contract	General
Contract start date	21/02/2011
Contract end date	20/02/2018

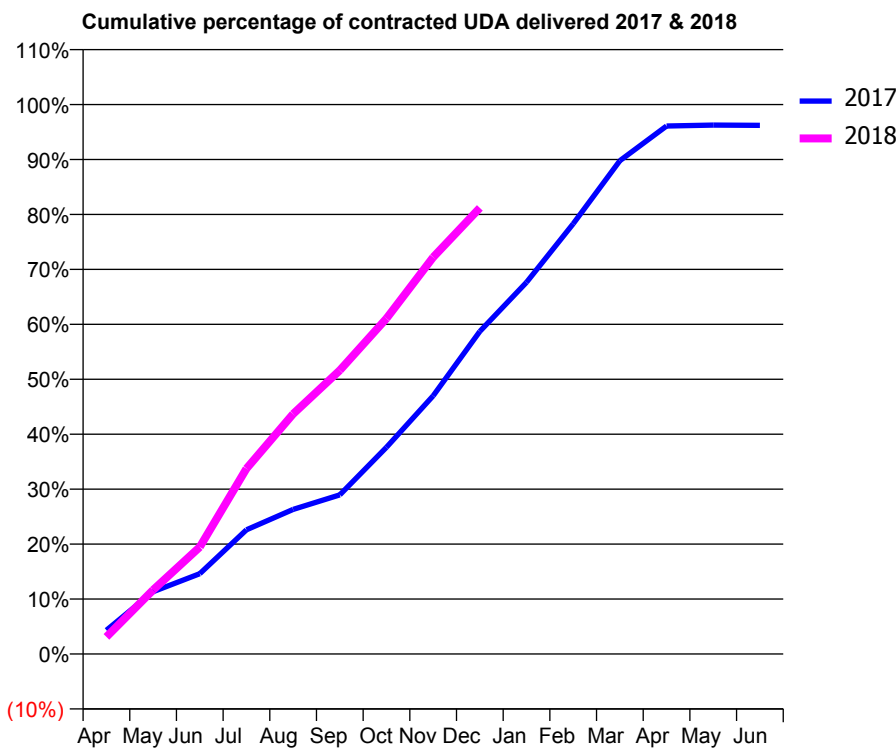
17/18 Contracted general activity (UDA)	17,871
Carry forward general activity (UDA)	0
17/18 Contracted orthodontic activity (UOA)	0
Carry forward orthodontic activity (UOA)	0
Baseline contract value	£263,925.61

ACCESS*

Patients seen in 24 months	Total	Change since previous quarter
Quarter ending December 2016	7,594	
Quarter ending March 2017	7,920	↑
Quarter ending June 2017	8,078	→
Quarter ending September 2017	8,204	→
Quarter ending December 2017	8,328	→
Variance since December 2016	9.7%	↑



ACTIVITY



Month	Adjusted Scheduled Activity (UDA)	
	2017	2018
April	867	556
May	2,273	2,082
June	2,928	3,480
July	4,524	6,029
August	5,268	7,807
September	5,796	9,226
October	7,532	10,913
November	9,406	12,904
December	11,753	14,509
January	13,540	
February	15,672	
March	17,968	
April	19,231	
May	19,263	
June	19,256	

QUALITY

	Quantity	Base Number	Contract	AT	Region	England
% of FP17s for the same patient ID Re-attending within 3 months - Children	154	1,985	7.8%	11.5%	11.5%	12.0%
% of FP17s for the same patient ID Re-attending within 3 months - Adults	780	6,065	12.9%	15.0%	15.8%	15.9%
% of FP17s for the same patient ID Re-attending between 3 & 9 months - Children	1,008	1,985	50.8%	57.7%	60.5%	58.0%
% of FP17s for the same patient ID Re-attending between 3 & 9 months - Adults	2,719	6,065	44.8%	48.4%	51.8%	50.5%
% of FP17s for Band 1 Urgent Courses	805	7,429	10.8%	9.7%	9.5%	9.0%
% of FP17s Relating to Free Repair or Replacements	41	7,429	0.6%	0.7%	0.7%	0.8%
% of FP17s Relating to Continuations	6	7,429	0.1%	0.8%	1.0%	1.1%
% of Patients satisfied with the dentistry they have received	9	9	N/A	93.3%	92.1%	91.5%
% of Patients satisfied with the time they had to wait for an appointment	7	9	N/A	89.7%	88.3%	87.9%

* This is based on patients treated on this contract for their most recent course of treatment. Figures in italics indicate the base number of FP17s or Patient Questionnaire responses are less than 100. N/A is shown where the base number of responses is less than 10 during the period. % is calculated as Quantity/Base number*100

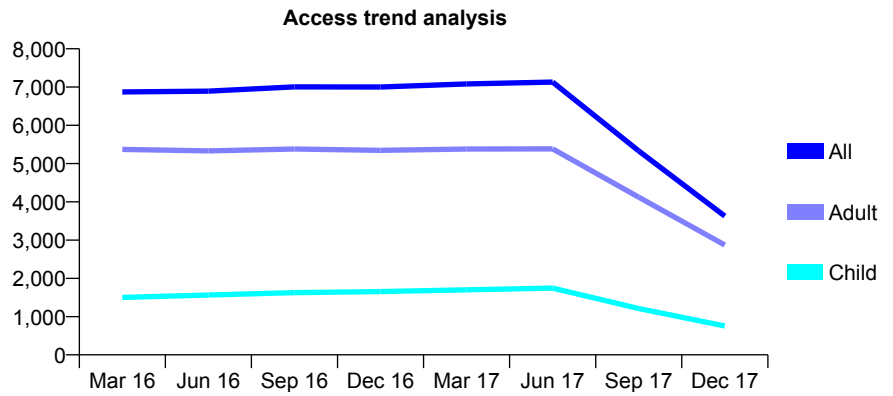
Q69 - Vital Signs At a Glance Contract Report for 101362/0037 - December 2017

Name or company name	Rodericks Dental Limited
Contract type name	PDS Plus Contract
Purpose of contract	General
Contract start date	01/01/2011
Contract end date	30/06/2017

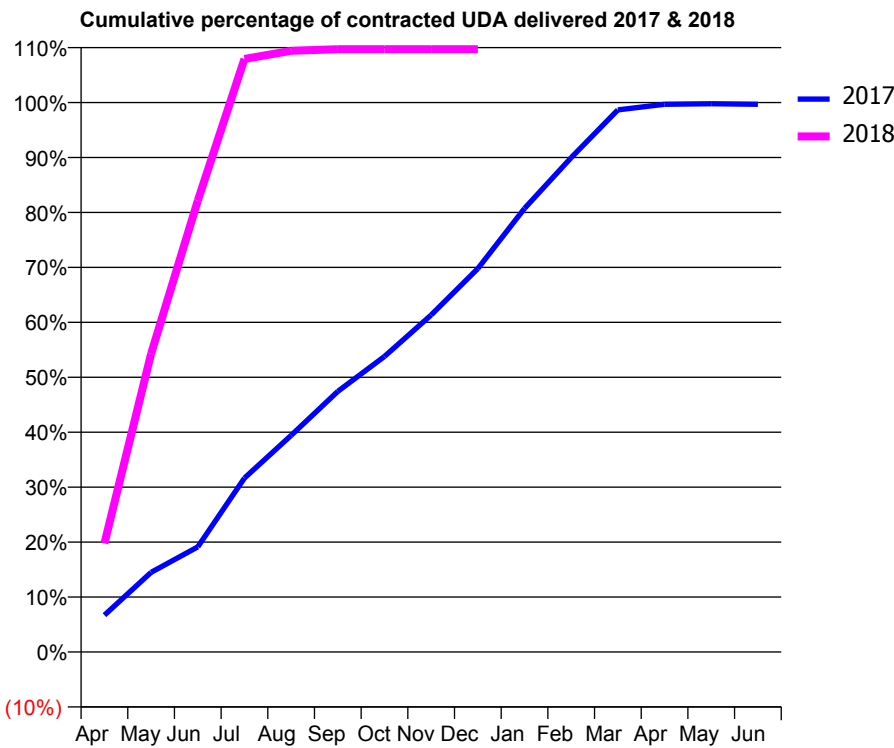
17/18 Contracted general activity (UDA)	4,500
Carry forward general activity (UDA)	0
17/18 Contracted orthodontic activity (UOA)	0
Carry forward orthodontic activity (UOA)	0
Baseline contract value	£72,673.61

ACCESS*

Patients seen in 24 months	Total	Change since previous quarter
Quarter ending December 2016	7,000	
Quarter ending March 2017	7,080	→
Quarter ending June 2017	7,129	→
Quarter ending September 2017	5,333	↓
Quarter ending December 2017	3,626	↓
Variance since December 2016	(48.2%)	↓



ACTIVITY



Month	Adjusted Scheduled Activity (UDA)	
	2017	2018
April	1,207	889
May	2,610	2,442
June	3,444	3,696
July	5,697	4,857
August	7,096	4,923
September	8,537	4,937
October	9,683	4,937
November	11,040	4,937
December	12,561	4,937
January	14,532	
February	16,196	
March	17,758	
April	17,944	
May	17,958	
June	17,942	

QUALITY

	Quantity	Base Number	Contract	AT	Region	England
% of FP17s for the same patient ID Re-attending within 3 months - Children	36	592	6.1%	11.5%	11.5%	12.0%
% of FP17s for the same patient ID Re-attending within 3 months - Adults	192	1,553	12.4%	15.0%	15.8%	15.9%
% of FP17s for the same patient ID Re-attending between 3 & 9 months - Children	290	592	49.0%	57.7%	60.5%	58.0%
% of FP17s for the same patient ID Re-attending between 3 & 9 months - Adults	598	1,553	38.5%	48.4%	51.8%	50.5%
% of FP17s for Band 1 Urgent Courses	174	2,026	8.6%	9.7%	9.5%	9.0%
% of FP17s Relating to Free Repair or Replacements	16	2,026	0.8%	0.7%	0.7%	0.8%
% of FP17s Relating to Continuations	25	2,026	1.2%	0.8%	1.0%	1.1%
% of Patients satisfied with the dentistry they have received	8	10	80.0%	93.3%	92.1%	91.5%
% of Patients satisfied with the time they had to wait for an appointment	8	10	80.0%	89.7%	88.3%	87.9%

* This is based on patients treated on this contract for their most recent course of treatment. Figures in italics indicate the base number of FP17s or Patient Questionnaire responses are less than 100. N/A is shown where the base number of responses is less than 10 during the period. % is calculated as Quantity/Base number*100

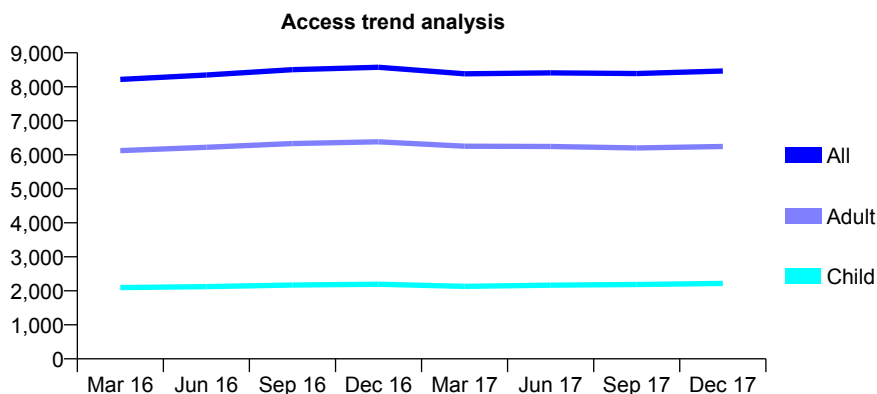
Q69 - Vital Signs At a Glance Contract Report for 101370/0073 - December 2017

Name or company name	Petrie Tucker and Partners Ltd
Contract type name	GDS Contract
Purpose of contract	General
Contract start date	01/08/2006
Contract end date	

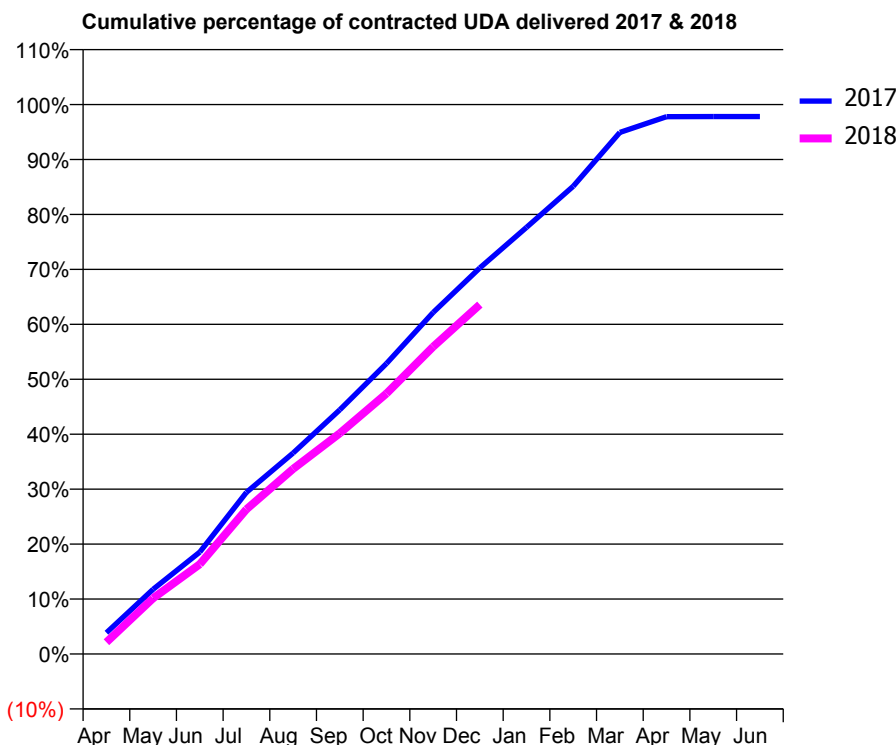
17/18 Contracted general activity (UDA)	22,500
Carry forward general activity (UDA)	496
17/18 Contracted orthodontic activity (UOA)	0
Carry forward orthodontic activity (UOA)	0
Baseline contract value	£597,462.02

ACCESS*

Patients seen in 24 months	Total	Change since previous quarter
Quarter ending December 2016	8,575	
Quarter ending March 2017	8,384	↓
Quarter ending June 2017	8,410	→
Quarter ending September 2017	8,389	→
Quarter ending December 2017	8,464	→
Variance since December 2016	(1.3%)	↓



ACTIVITY



Month	Adjusted Scheduled Activity (UDA)	
	2017	2018
April	871	481
May	2,650	2,283
June	4,176	3,680
July	6,622	5,925
August	8,229	7,582
September	10,003	9,042
October	11,897	10,665
November	13,984	12,583
December	15,808	14,309
January	17,468	
February	19,152	
March	21,355	
April	22,004	
May	22,006	
June	22,005	

QUALITY

	Quantity	Base Number	Contract	AT	Region	England
% of FP17s for the same patient ID Re-attending within 3 months - Children	130	2,209	5.9%	11.5%	11.5%	12.0%
% of FP17s for the same patient ID Re-attending within 3 months - Adults	642	5,423	11.8%	15.0%	15.8%	15.9%
% of FP17s for the same patient ID Re-attending between 3 & 9 months - Children	1,231	2,209	55.7%	57.7%	60.5%	58.0%
% of FP17s for the same patient ID Re-attending between 3 & 9 months - Adults	2,234	5,423	41.2%	48.4%	51.8%	50.5%
% of FP17s for Band 1 Urgent Courses	506	7,358	6.9%	9.7%	9.5%	9.0%
% of FP17s Relating to Free Repair or Replacements	39	7,358	0.5%	0.7%	0.7%	0.8%
% of FP17s Relating to Continuations	139	7,358	1.9%	0.8%	1.0%	1.1%
% of Patients satisfied with the dentistry they have received	13	14	92.9%	93.3%	92.1%	91.5%
% of Patients satisfied with the time they had to wait for an appointment	12	14	85.7%	89.7%	88.3%	87.9%

* This is based on patients treated on this contract for their most recent course of treatment. Figures in italics indicate the base number of FP17s or Patient Questionnaire responses are less than 100. N/A is shown where the base number of responses is less than 10 during the period. % is calculated as Quantity/Base number*100

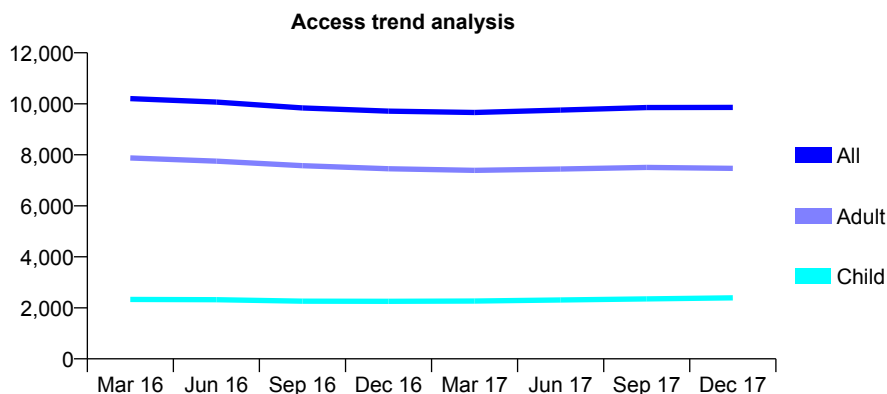
Q69 - Vital Signs At a Glance Contract Report for 101435/0014 - December 2017

Name or company name	IDH Limited
Contract type name	GDS Contract
Purpose of contract	General
Contract start date	01/04/2006
Contract end date	

17/18 Contracted general activity (UDA)	32,539
Carry forward general activity (UDA)	0
17/18 Contracted orthodontic activity (UOA)	0
Carry forward orthodontic activity (UOA)	0
Baseline contract value	£726,976.25

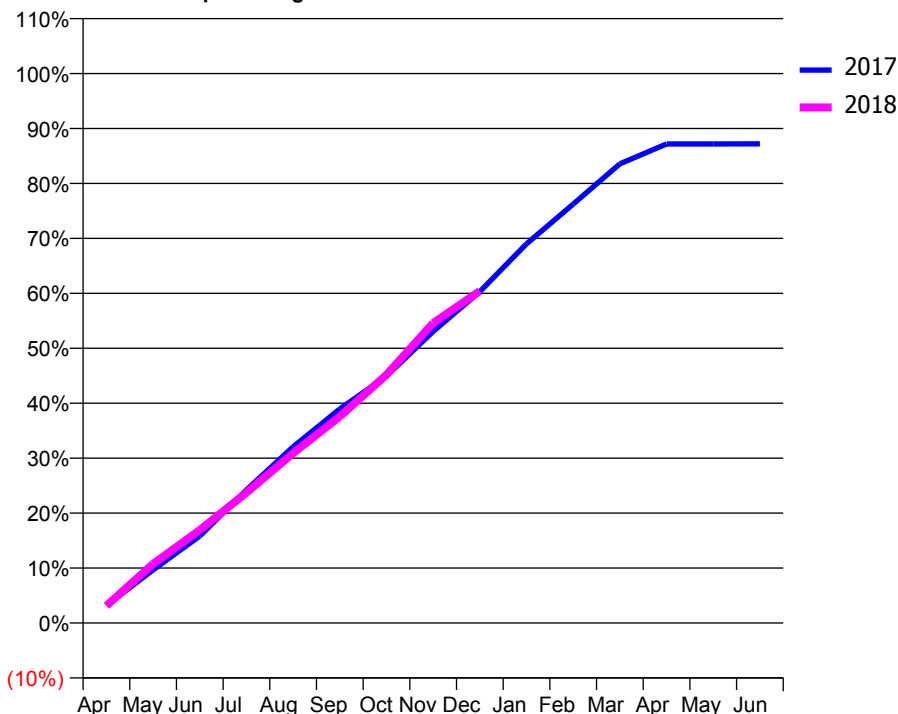
ACCESS*

Patients seen in 24 months	Total	Change since previous quarter
Quarter ending December 2016	9,711	
Quarter ending March 2017	9,659	→
Quarter ending June 2017	9,754	→
Quarter ending September 2017	9,855	→
Quarter ending December 2017	9,859	→
Variance since December 2016	1.5%	→



ACTIVITY

Cumulative percentage of contracted UDA delivered 2017 & 2018



Month	Adjusted Scheduled Activity (UDA)	
	2017	2018
April	1,035	1,021
May	3,147	3,500
June	5,155	5,504
July	7,884	7,716
August	10,432	10,059
September	12,676	12,231
October	14,619	14,698
November	17,264	17,764
December	19,624	19,659
January	22,449	
February	24,809	
March	27,190	
April	28,369	
May	28,370	
June	28,375	

QUALITY

	Quantity	Base Number	Contract	AT	Region	England
% of FP17s for the same patient ID Re-attending within 3 months - Children	148	2,379	6.2%	11.5%	11.5%	12.0%
% of FP17s for the same patient ID Re-attending within 3 months - Adults	646	6,260	10.3%	15.0%	15.8%	15.9%
% of FP17s for the same patient ID Re-attending between 3 & 9 months - Children	1,167	2,379	49.1%	57.7%	60.5%	58.0%
% of FP17s for the same patient ID Re-attending between 3 & 9 months - Adults	2,857	6,260	45.6%	48.4%	51.8%	50.5%
% of FP17s for Band 1 Urgent Courses	456	8,206	5.6%	9.7%	9.5%	9.0%
% of FP17s Relating to Free Repair or Replacements	28	8,206	0.3%	0.7%	0.7%	0.8%
% of FP17s Relating to Continuations	133	8,206	1.6%	0.8%	1.0%	1.1%
% of Patients satisfied with the dentistry they have received	24	24	100.0%	93.3%	92.1%	91.5%
% of Patients satisfied with the time they had to wait for an appointment	21	24	87.5%	89.7%	88.3%	87.9%

* This is based on patients treated on this contract for their most recent course of treatment. Figures in italics indicate the base number of FP17s or Patient Questionnaire responses are less than 100. N/A is shown where the base number of responses is less than 10 during the period. % is calculated as Quantity/Base number*100

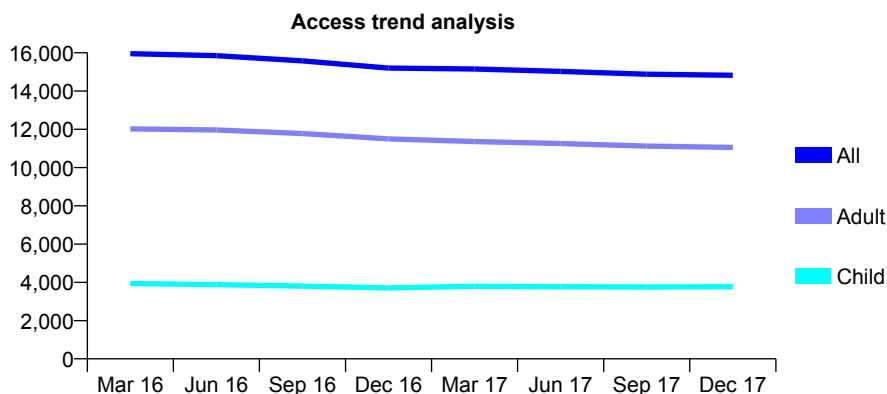
Q69 - Vital Signs At a Glance Contract Report for 101435/0035 - December 2017

Name or company name	IDH Limited
Contract type name	GDS Contract
Purpose of contract	General
Contract start date	01/04/2006
Contract end date	

17/18 Contracted general activity (UDA)	35,138
Carry forward general activity (UDA)	0
17/18 Contracted orthodontic activity (UOA)	0
Carry forward orthodontic activity (UOA)	0
Baseline contract value	£771,606.07

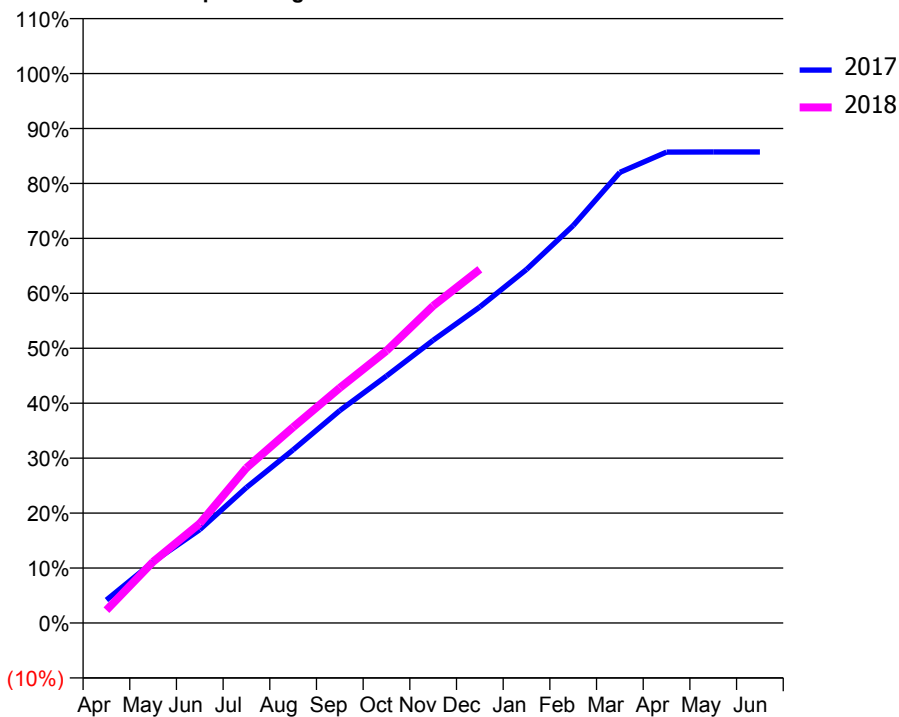
ACCESS*

Patients seen in 24 months	Total	Change since previous quarter
Quarter ending December 2016	15,201	
Quarter ending March 2017	15,151	→
Quarter ending June 2017	15,028	→
Quarter ending September 2017	14,882	→
Quarter ending December 2017	14,823	→
Variance since December 2016	(2.5%)	↓



ACTIVITY

Cumulative percentage of contracted UDA delivered 2017 & 2018



Month	Adjusted Scheduled Activity (UDA)	
	2017	2018
April	1,472	819
May	3,910	3,917
June	5,972	6,364
July	8,667	9,922
August	11,069	12,522
September	13,583	15,035
October	15,798	17,407
November	18,083	20,278
December	20,212	22,615
January	22,610	
February	25,412	
March	28,816	
April	30,113	
May	30,122	
June	30,118	

QUALITY

	Quantity	Base Number	Contract	AT	Region	England
% of FP17s for the same patient ID Re-attending within 3 months - Children	175	3,434	5.1%	11.5%	11.5%	12.0%
% of FP17s for the same patient ID Re-attending within 3 months - Adults	884	9,050	9.8%	15.0%	15.8%	15.9%
% of FP17s for the same patient ID Re-attending between 3 & 9 months - Children	1,611	3,434	46.9%	57.7%	60.5%	58.0%
% of FP17s for the same patient ID Re-attending between 3 & 9 months - Adults	3,539	9,050	39.1%	48.4%	51.8%	50.5%
% of FP17s for Band 1 Urgent Courses	843	11,818	7.1%	9.7%	9.5%	9.0%
% of FP17s Relating to Free Repair or Replacements	24	11,818	0.2%	0.7%	0.7%	0.8%
% of FP17s Relating to Continuations	112	11,818	0.9%	0.8%	1.0%	1.1%
% of Patients satisfied with the dentistry they have received	16	17	94.1%	93.3%	92.1%	91.5%
% of Patients satisfied with the time they had to wait for an appointment	15	17	88.2%	89.7%	88.3%	87.9%

* This is based on patients treated on this contract for their most recent course of treatment. Figures in italics indicate the base number of FP17s or Patient Questionnaire responses are less than 100. N/A is shown where the base number of responses is less than 10 during the period. % is calculated as Quantity/Base number*100

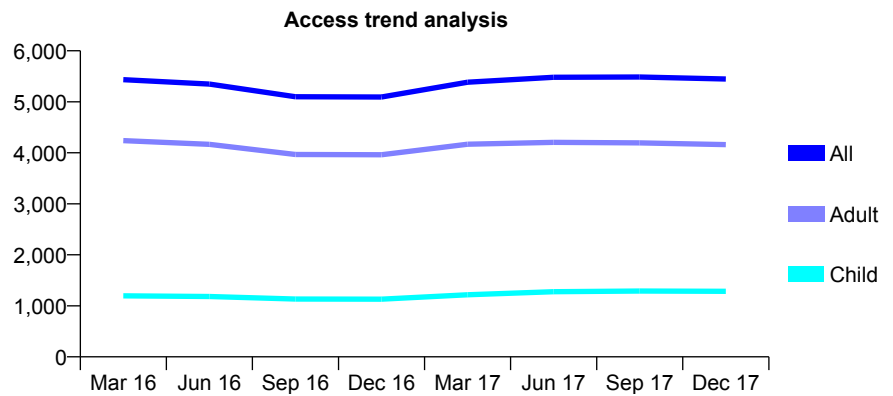
Q69 - Vital Signs At a Glance Contract Report for 101435/0054 - December 2017

Name or company name	IDH Limited
Contract type name	GDS Contract
Purpose of contract	General
Contract start date	01/12/2006
Contract end date	

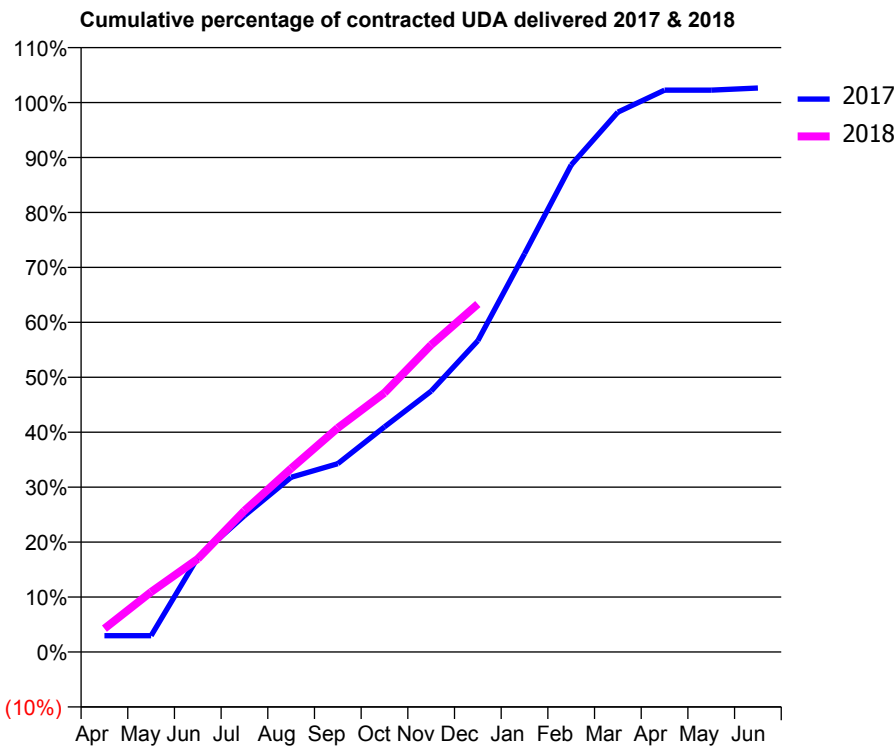
17/18 Contracted general activity (UDA)	13,010
Carry forward general activity (UDA)	-210
17/18 Contracted orthodontic activity (UOA)	0
Carry forward orthodontic activity (UOA)	0
Baseline contract value	£326,078.22

ACCESS*

Patients seen in 24 months	Total	Change since previous quarter
Quarter ending December 2016	5,093	
Quarter ending March 2017	5,385	↑
Quarter ending June 2017	5,481	→
Quarter ending September 2017	5,486	→
Quarter ending December 2017	5,446	→
Variance since December 2016	6.9%	↑



ACTIVITY



Month	Adjusted Scheduled Activity (UDA)	
	2017	2018
April	312	554
May	312	1,423
June	1,807	2,207
July	2,607	3,345
August	3,343	4,346
September	3,603	5,306
October	4,306	6,134
November	4,991	7,274
December	5,954	8,239
January	7,618	
February	9,315	
March	10,326	
April	10,746	
May	10,747	
June	10,788	

QUALITY

	Quantity	Base Number	Contract	AT	Region	England
% of FP17s for the same patient ID Re-attending within 3 months - Children	67	1,280	5.2%	11.5%	11.5%	12.0%
% of FP17s for the same patient ID Re-attending within 3 months - Adults	323	3,584	9.0%	15.0%	15.8%	15.9%
% of FP17s for the same patient ID Re-attending between 3 & 9 months - Children	634	1,280	49.5%	57.7%	60.5%	58.0%
% of FP17s for the same patient ID Re-attending between 3 & 9 months - Adults	1,728	3,584	48.2%	48.4%	51.8%	50.5%
% of FP17s for Band 1 Urgent Courses	337	4,547	7.4%	9.7%	9.5%	9.0%
% of FP17s Relating to Free Repair or Replacements	28	4,547	0.6%	0.7%	0.7%	0.8%
% of FP17s Relating to Continuations	36	4,547	0.8%	0.8%	1.0%	1.1%
% of Patients satisfied with the dentistry they have received	2	2	N/A	93.3%	92.1%	91.5%
% of Patients satisfied with the time they had to wait for an appointment	2	2	N/A	89.7%	88.3%	87.9%

* This is based on patients treated on this contract for their most recent course of treatment. Figures in italics indicate the base number of FP17s or Patient Questionnaire responses are less than 100. N/A is shown where the base number of responses is less than 10 during the period. % is calculated as Quantity/Base number*100

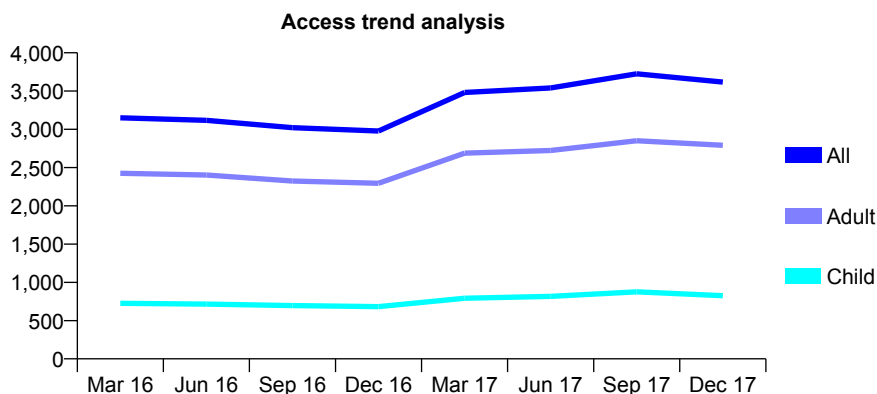
Q69 - Vital Signs At a Glance Contract Report for 101435/0109 - December 2017

Name or company name	IDH Limited
Contract type name	GDS Contract
Purpose of contract	General
Contract start date	01/07/2008
Contract end date	

17/18 Contracted general activity (UDA)	10,590
Carry forward general activity (UDA)	0
17/18 Contracted orthodontic activity (UOA)	0
Carry forward orthodontic activity (UOA)	0
Baseline contract value	£250,006.07

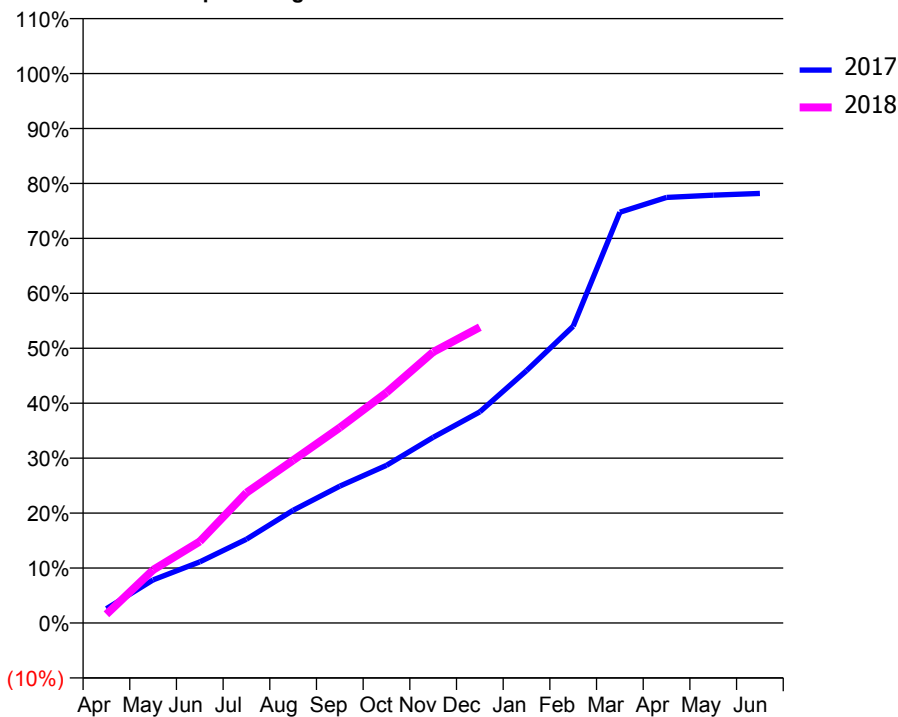
ACCESS*

Patients seen in 24 months	Total	Change since previous quarter
Quarter ending December 2016	2,978	
Quarter ending March 2017	3,482	↑
Quarter ending June 2017	3,540	→
Quarter ending September 2017	3,726	↑
Quarter ending December 2017	3,618	↓
Variance since December 2016	21.5%	↑



ACTIVITY

Cumulative percentage of contracted UDA delivered 2017 & 2018



Month	Adjusted Scheduled Activity (UDA)	
	2017	2018
April	277	167
May	832	1,025
June	1,179	1,572
July	1,616	2,511
August	2,173	3,137
September	2,637	3,765
October	3,039	4,442
November	3,578	5,223
December	4,069	5,702
January	4,864	
February	5,720	
March	7,917	
April	8,202	
May	8,246	
June	8,279	

QUALITY

	Quantity	Base Number	Contract	AT	Region	England
% of FP17s for the same patient ID Re-attending within 3 months - Children	58	830	7.0%	11.5%	11.5%	12.0%
% of FP17s for the same patient ID Re-attending within 3 months - Adults	283	2,190	12.9%	15.0%	15.8%	15.9%
% of FP17s for the same patient ID Re-attending between 3 & 9 months - Children	365	830	44.0%	57.7%	60.5%	58.0%
% of FP17s for the same patient ID Re-attending between 3 & 9 months - Adults	694	2,190	31.7%	48.4%	51.8%	50.5%
% of FP17s for Band 1 Urgent Courses	354	2,805	12.6%	9.7%	9.5%	9.0%
% of FP17s Relating to Free Repair or Replacements	5	2,805	0.2%	0.7%	0.7%	0.8%
% of FP17s Relating to Continuations	29	2,805	1.0%	0.8%	1.0%	1.1%
% of Patients satisfied with the dentistry they have received	3	3	N/A	93.3%	92.1%	91.5%
% of Patients satisfied with the time they had to wait for an appointment	2	3	N/A	89.7%	88.3%	87.9%

* This is based on patients treated on this contract for their most recent course of treatment. Figures in italics indicate the base number of FP17s or Patient Questionnaire responses are less than 100. N/A is shown where the base number of responses is less than 10 during the period. % is calculated as Quantity/Base number*100

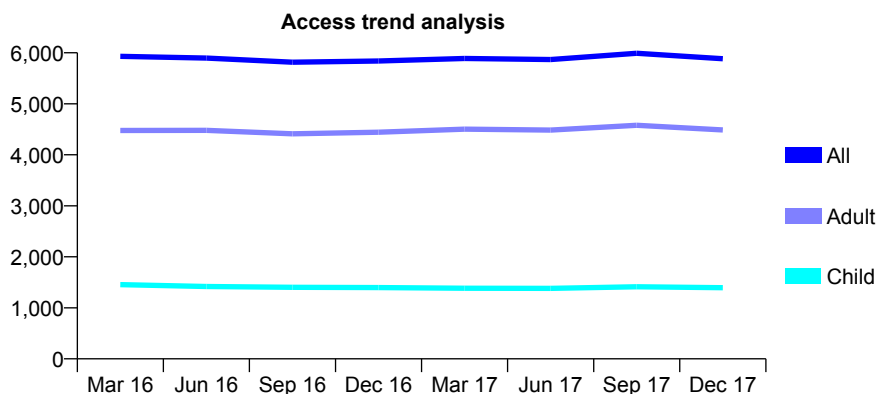
Q69 - Vital Signs At a Glance Contract Report for 102504/0001 - December 2017

Name or company name	Chess House (UK) Limited
Contract type name	GDS Contract
Purpose of contract	General
Contract start date	01/05/2010
Contract end date	

17/18 Contracted general activity (UDA)	15,018
Carry forward general activity (UDA)	50
17/18 Contracted orthodontic activity (UOA)	0
Carry forward orthodontic activity (UOA)	0
Baseline contract value	£344,041.41

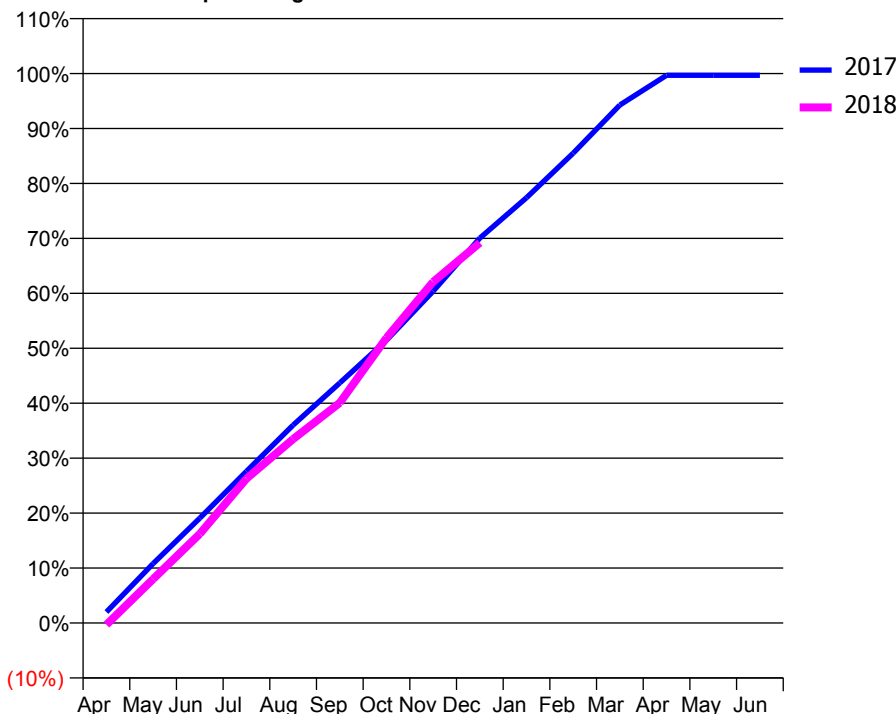
ACCESS*

Patients seen in 24 months	Total	Change since previous quarter
Quarter ending December 2016	5,840	
Quarter ending March 2017	5,888	→
Quarter ending June 2017	5,867	→
Quarter ending September 2017	5,992	↑
Quarter ending December 2017	5,883	↓
Variance since December 2016	0.7%	→



ACTIVITY

Cumulative percentage of contracted UDA delivered 2017 & 2018



Month	Adjusted Scheduled Activity (UDA)	
	2017	2018
April	314	-50
May	1,687	1,203
June	2,981	2,436
July	4,311	3,943
August	5,627	5,028
September	6,825	6,018
October	8,039	7,794
November	9,432	9,324
December	10,940	10,392
January	12,088	
February	13,354	
March	14,722	
April	15,568	
May	15,569	
June	15,569	

QUALITY

	Quantity	Base Number	Contract	AT	Region	England
% of FP17s for the same patient ID Re-attending within 3 months - Children	114	1,472	7.7%	11.5%	11.5%	12.0%
% of FP17s for the same patient ID Re-attending within 3 months - Adults	868	4,874	17.8%	15.0%	15.8%	15.9%
% of FP17s for the same patient ID Re-attending between 3 & 9 months - Children	747	1,472	50.7%	57.7%	60.5%	58.0%
% of FP17s for the same patient ID Re-attending between 3 & 9 months - Adults	2,531	4,874	51.9%	48.4%	51.8%	50.5%
% of FP17s for Band 1 Urgent Courses	842	5,838	14.4%	9.7%	9.5%	9.0%
% of FP17s Relating to Free Repair or Replacements	32	5,838	0.5%	0.7%	0.7%	0.8%
% of FP17s Relating to Continuations	86	5,838	1.5%	0.8%	1.0%	1.1%
% of Patients satisfied with the dentistry they have received	9	10	90.0%	93.3%	92.1%	91.5%
% of Patients satisfied with the time they had to wait for an appointment	9	10	90.0%	89.7%	88.3%	87.9%

* This is based on patients treated on this contract for their most recent course of treatment. Figures in italics indicate the base number of FP17s or Patient Questionnaire responses are less than 100. N/A is shown where the base number of responses is less than 10 during the period. % is calculated as Quantity/Base number*100

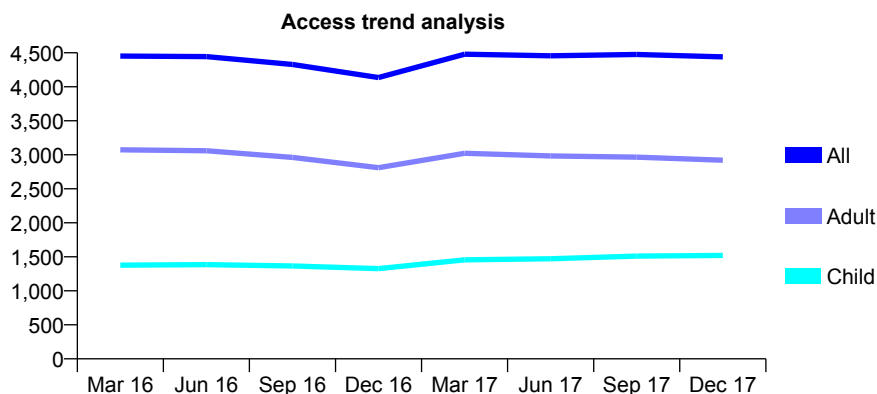
Q69 - Vital Signs At a Glance Contract Report for 103624/0001 - December 2017

Name or company name	CASTLE HILL DENTAL CARE LTD
Contract type name	GDS Contract
Purpose of contract	General
Contract start date	01/08/2012
Contract end date	

17/18 Contracted general activity (UDA)	8,250
Carry forward general activity (UDA)	-171
17/18 Contracted orthodontic activity (UOA)	0
Carry forward orthodontic activity (UOA)	0
Baseline contract value	£196,785.03

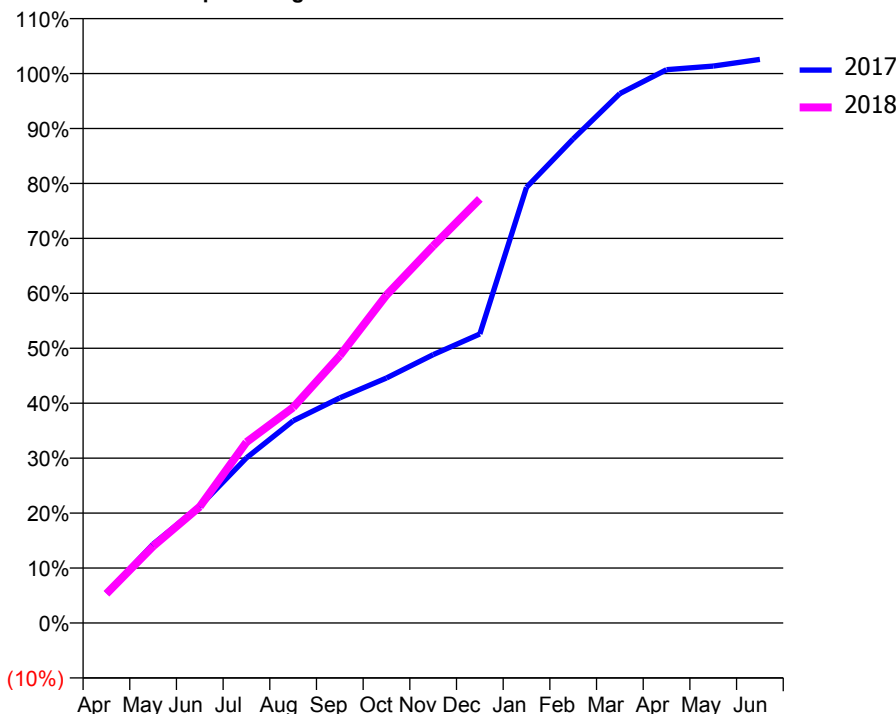
ACCESS*

Patients seen in 24 months	Total	Change since previous quarter
Quarter ending December 2016	4,137	
Quarter ending March 2017	4,479	↑
Quarter ending June 2017	4,455	→
Quarter ending September 2017	4,476	→
Quarter ending December 2017	4,441	→
Variance since December 2016	7.3%	↑



ACTIVITY

Cumulative percentage of contracted UDA delivered 2017 & 2018



Month	Adjusted Scheduled Activity (UDA)	
	2017	2018
April	464	440
May	1,231	1,153
June	1,825	1,748
July	2,578	2,716
August	3,157	3,236
September	3,515	4,013
October	3,826	4,924
November	4,191	5,661
December	4,512	6,367
January	6,802	
February	7,559	
March	8,268	
April	8,639	
May	8,696	
June	8,800	

QUALITY

	Quantity	Base Number	Contract	AT	Region	England
% of FP17s for the same patient ID Re-attending within 3 months - Children	90	1,350	6.7%	11.5%	11.5%	12.0%
% of FP17s for the same patient ID Re-attending within 3 months - Adults	344	2,385	14.4%	15.0%	15.8%	15.9%
% of FP17s for the same patient ID Re-attending between 3 & 9 months - Children	497	1,350	36.8%	57.7%	60.5%	58.0%
% of FP17s for the same patient ID Re-attending between 3 & 9 months - Adults	772	2,385	32.4%	48.4%	51.8%	50.5%
% of FP17s for Band 1 Urgent Courses	377	3,419	11.0%	9.7%	9.5%	9.0%
% of FP17s Relating to Free Repair or Replacements	16	3,419	0.5%	0.7%	0.7%	0.8%
% of FP17s Relating to Continuations	16	3,419	0.5%	0.8%	1.0%	1.1%
% of Patients satisfied with the dentistry they have received	3	4	N/A	93.3%	92.1%	91.5%
% of Patients satisfied with the time they had to wait for an appointment	2	4	N/A	89.7%	88.3%	87.9%

* This is based on patients treated on this contract for their most recent course of treatment. Figures in italics indicate the base number of FP17s or Patient Questionnaire responses are less than 100. N/A is shown where the base number of responses is less than 10 during the period. % is calculated as Quantity/Base number*100

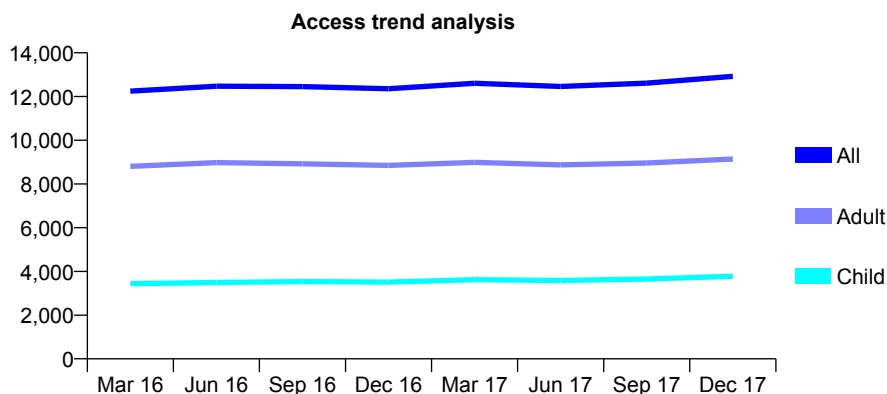
Q69 - Vital Signs At a Glance Contract Report for 104280/0001 - December 2017

Name or company name	BUSBY HOUSE DENTAL LTD
Contract type name	GDS Contract
Purpose of contract	General
Contract start date	01/10/2010
Contract end date	

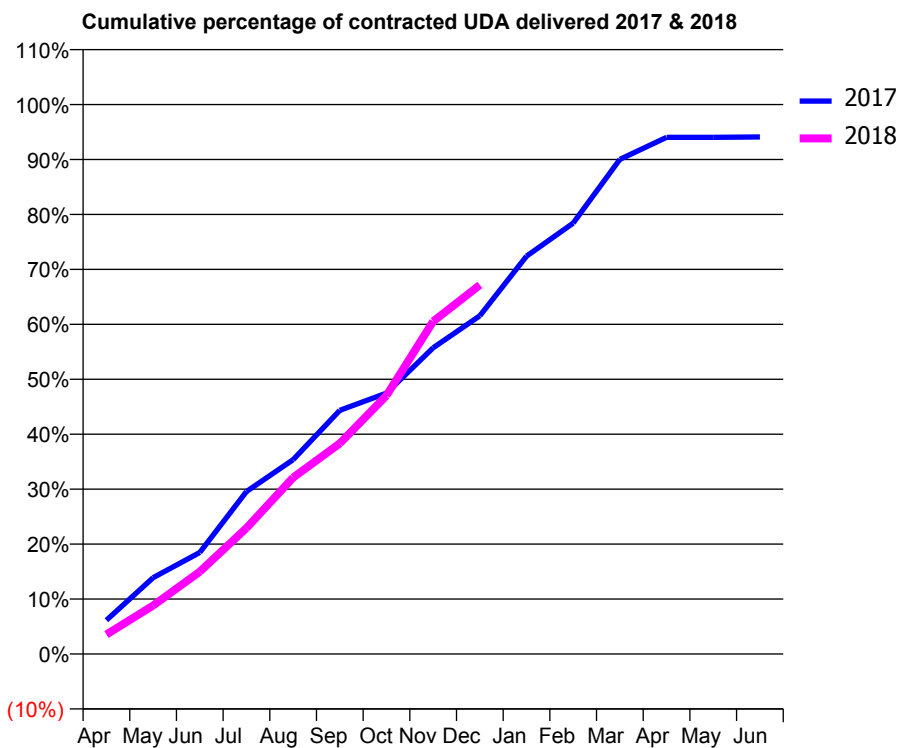
17/18 Contracted general activity (UDA)	29,407
Carry forward general activity (UDA)	0
17/18 Contracted orthodontic activity (UOA)	0
Carry forward orthodontic activity (UOA)	0
Baseline contract value	£705,293.91

ACCESS*

Patients seen in 24 months	Total	Change since previous quarter
Quarter ending December 2016	12,358	
Quarter ending March 2017	12,606	↑
Quarter ending June 2017	12,457	↓
Quarter ending September 2017	12,612	→
Quarter ending December 2017	12,924	↑
Variance since December 2016	4.6%	↑



ACTIVITY



Month	Adjusted Scheduled Activity (UDA)	
	2017	2018
April	1,881	1,047
May	4,249	2,597
June	5,651	4,408
July	9,046	6,741
August	10,819	9,442
September	13,565	11,274
October	14,518	13,831
November	17,041	17,803
December	18,824	19,748
January	22,140	
February	23,985	
March	27,533	
April	28,756	
May	28,757	
June	28,778	

QUALITY

	Quantity	Base Number	Contract	AT	Region	England
% of FP17s for the same patient ID Re-attending within 3 months - Children	328	4,225	7.8%	11.5%	11.5%	12.0%
% of FP17s for the same patient ID Re-attending within 3 months - Adults	1,495	9,175	16.3%	15.0%	15.8%	15.9%
% of FP17s for the same patient ID Re-attending between 3 & 9 months - Children	2,509	4,225	59.4%	57.7%	60.5%	58.0%
% of FP17s for the same patient ID Re-attending between 3 & 9 months - Adults	4,718	9,175	51.4%	48.4%	51.8%	50.5%
% of FP17s for Band 1 Urgent Courses	1,331	11,487	11.6%	9.7%	9.5%	9.0%
% of FP17s Relating to Free Repair or Replacements	75	11,487	0.7%	0.7%	0.7%	0.8%
% of FP17s Relating to Continuations	44	11,487	0.4%	0.8%	1.0%	1.1%
% of Patients satisfied with the dentistry they have received	14	14	100.0%	93.3%	92.1%	91.5%
% of Patients satisfied with the time they had to wait for an appointment	13	14	92.9%	89.7%	88.3%	87.9%

* This is based on patients treated on this contract for their most recent course of treatment. Figures in italics indicate the base number of FP17s or Patient Questionnaire responses are less than 100. N/A is shown where the base number of responses is less than 10 during the period. % is calculated as Quantity/Base number*100

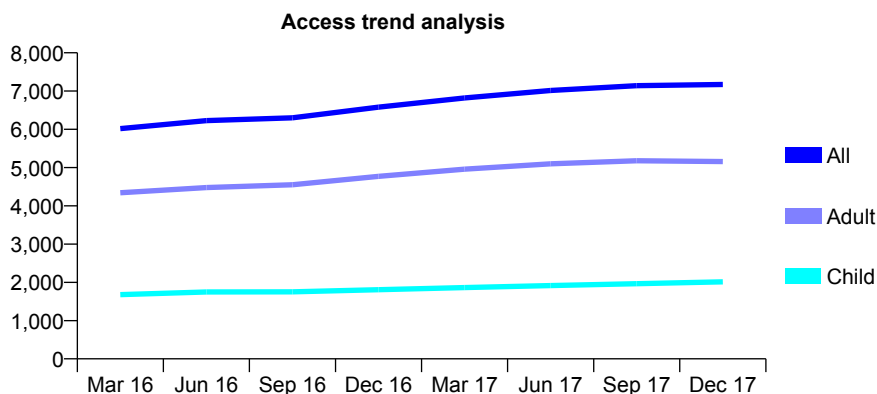
Q69 - Vital Signs At a Glance Contract Report for 104345/0001 - December 2017

Name or company name	Michael Fahami LTD
Contract type name	GDS Contract
Purpose of contract	General
Contract start date	01/08/2010
Contract end date	

17/18 Contracted general activity (UDA)	14,000
Carry forward general activity (UDA)	115
17/18 Contracted orthodontic activity (UOA)	0
Carry forward orthodontic activity (UOA)	0
Baseline contract value	£342,250.18

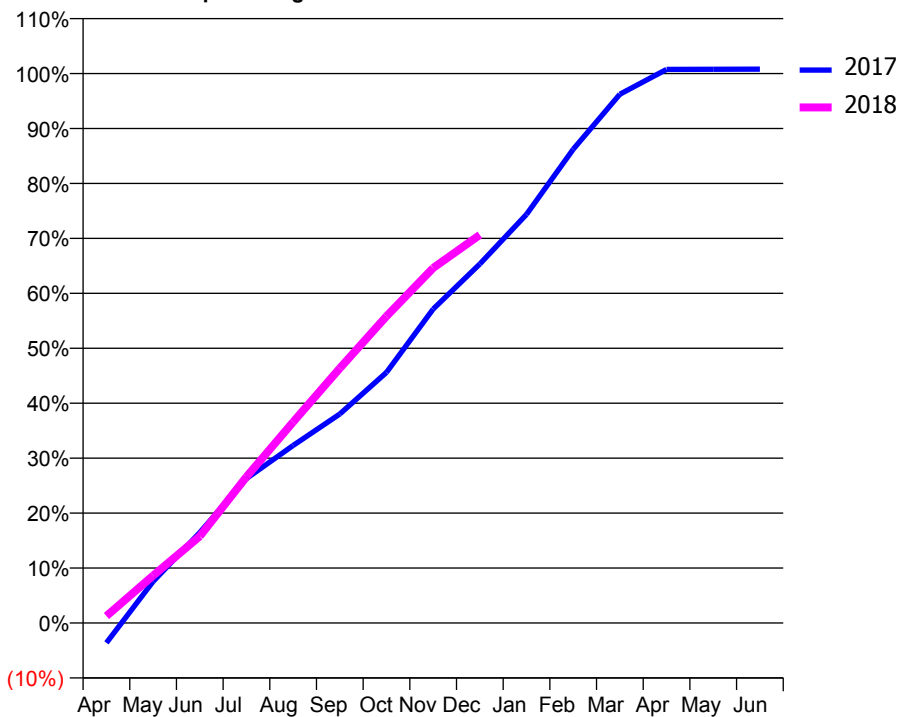
ACCESS*

Patients seen in 24 months	Total	Change since previous quarter
Quarter ending December 2016	6,579	
Quarter ending March 2017	6,820	↑
Quarter ending June 2017	7,016	↑
Quarter ending September 2017	7,141	→
Quarter ending December 2017	7,171	→
Variance since December 2016	9.0%	↑



ACTIVITY

Cumulative percentage of contracted UDA delivered 2017 & 2018



Month	Adjusted Scheduled Activity (UDA)	
	2017	2018
April	-527	177
May	1,102	1,207
June	2,398	2,210
July	3,830	3,724
August	4,706	5,120
September	5,540	6,492
October	6,642	7,815
November	8,318	9,045
December	9,514	9,889
January	10,828	
February	12,553	
March	14,010	
April	14,668	
May	14,673	
June	14,675	

QUALITY

	Quantity	Base Number	Contract	AT	Region	England
% of FP17s for the same patient ID Re-attending within 3 months - Children	121	2,017	6.0%	11.5%	11.5%	12.0%
% of FP17s for the same patient ID Re-attending within 3 months - Adults	555	4,596	12.1%	15.0%	15.8%	15.9%
% of FP17s for the same patient ID Re-attending between 3 & 9 months - Children	1,182	2,017	58.6%	57.7%	60.5%	58.0%
% of FP17s for the same patient ID Re-attending between 3 & 9 months - Adults	2,361	4,596	51.4%	48.4%	51.8%	50.5%
% of FP17s for Band 1 Urgent Courses	460	5,593	8.2%	9.7%	9.5%	9.0%
% of FP17s Relating to Free Repair or Replacements	30	5,593	0.5%	0.7%	0.7%	0.8%
% of FP17s Relating to Continuations	16	5,593	0.3%	0.8%	1.0%	1.1%
% of Patients satisfied with the dentistry they have received	13	13	100.0%	93.3%	92.1%	91.5%
% of Patients satisfied with the time they had to wait for an appointment	12	13	92.3%	89.7%	88.3%	87.9%

* This is based on patients treated on this contract for their most recent course of treatment. Figures in italics indicate the base number of FP17s or Patient Questionnaire responses are less than 100. N/A is shown where the base number of responses is less than 10 during the period. % is calculated as Quantity/Base number*100

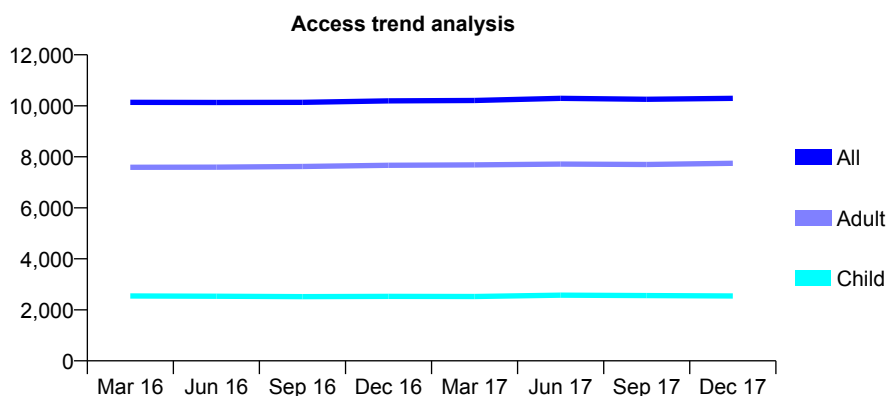
Q69 - Vital Signs At a Glance Contract Report for 105961/0001 - December 2017

Name or company name	Roundshill Dental Practice
Contract type name	GDS Contract
Purpose of contract	General
Contract start date	01/04/2006
Contract end date	

17/18 Contracted general activity (UDA)	22,935
Carry forward general activity (UDA)	216
17/18 Contracted orthodontic activity (UOA)	0
Carry forward orthodontic activity (UOA)	0
Baseline contract value	£586,285.42

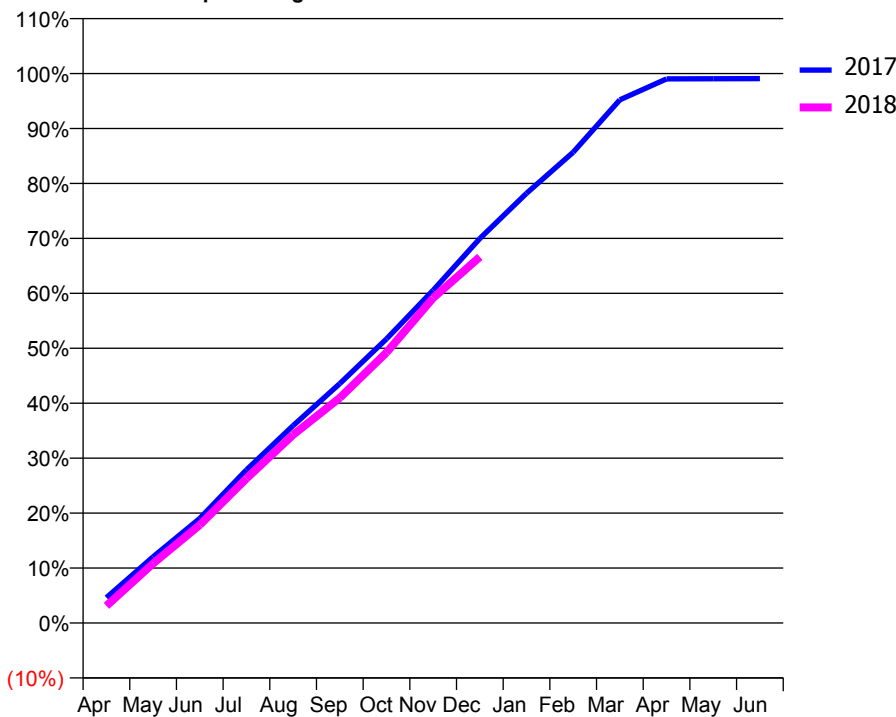
ACCESS*

Patients seen in 24 months	Total	Change since previous quarter
Quarter ending December 2016	10,196	
Quarter ending March 2017	10,210	→
Quarter ending June 2017	10,291	→
Quarter ending September 2017	10,257	→
Quarter ending December 2017	10,293	→
Variance since December 2016	1.0%	→



ACTIVITY

Cumulative percentage of contracted UDA delivered 2017 & 2018



Month	Adjusted Scheduled Activity (UDA)	
	2017	2018
April	1,060	716
May	2,765	2,486
June	4,366	4,095
July	6,390	6,030
August	8,239	7,855
September	9,991	9,400
October	11,860	11,292
November	13,890	13,564
December	16,051	15,281
January	17,934	
February	19,647	
March	21,835	
April	22,712	
May	22,718	
June	22,719	

QUALITY

	Quantity	Base Number	Contract	AT	Region	England
% of FP17s for the same patient ID Re-attending within 3 months - Children	179	2,520	7.1%	11.5%	11.5%	12.0%
% of FP17s for the same patient ID Re-attending within 3 months - Adults	1,019	7,003	14.6%	15.0%	15.8%	15.9%
% of FP17s for the same patient ID Re-attending between 3 & 9 months - Children	1,274	2,520	50.6%	57.7%	60.5%	58.0%
% of FP17s for the same patient ID Re-attending between 3 & 9 months - Adults	2,976	7,003	42.5%	48.4%	51.8%	50.5%
% of FP17s for Band 1 Urgent Courses	944	9,040	10.4%	9.7%	9.5%	9.0%
% of FP17s Relating to Free Repair or Replacements	128	9,040	1.4%	0.7%	0.7%	0.8%
% of FP17s Relating to Continuations	91	9,040	1.0%	0.8%	1.0%	1.1%
% of Patients satisfied with the dentistry they have received	21	23	91.3%	93.3%	92.1%	91.5%
% of Patients satisfied with the time they had to wait for an appointment	19	23	82.6%	89.7%	88.3%	87.9%

* This is based on patients treated on this contract for their most recent course of treatment. Figures in italics indicate the base number of FP17s or Patient Questionnaire responses are less than 100. N/A is shown where the base number of responses is less than 10 during the period. % is calculated as Quantity/Base number*100

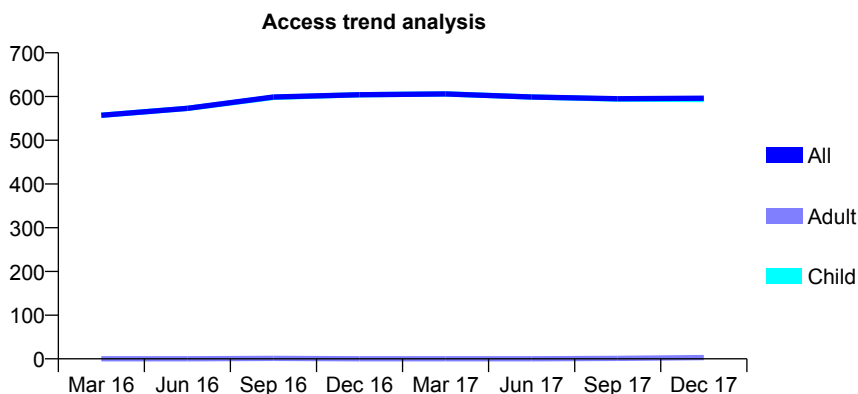
Q69 - Vital Signs At a Glance Contract Report for 108715/0001 - December 2017

Name or company name	Williams and Sanghera Dental Practice
Contract type name	GDS Contract
Purpose of contract	General
Contract start date	01/11/2014
Contract end date	

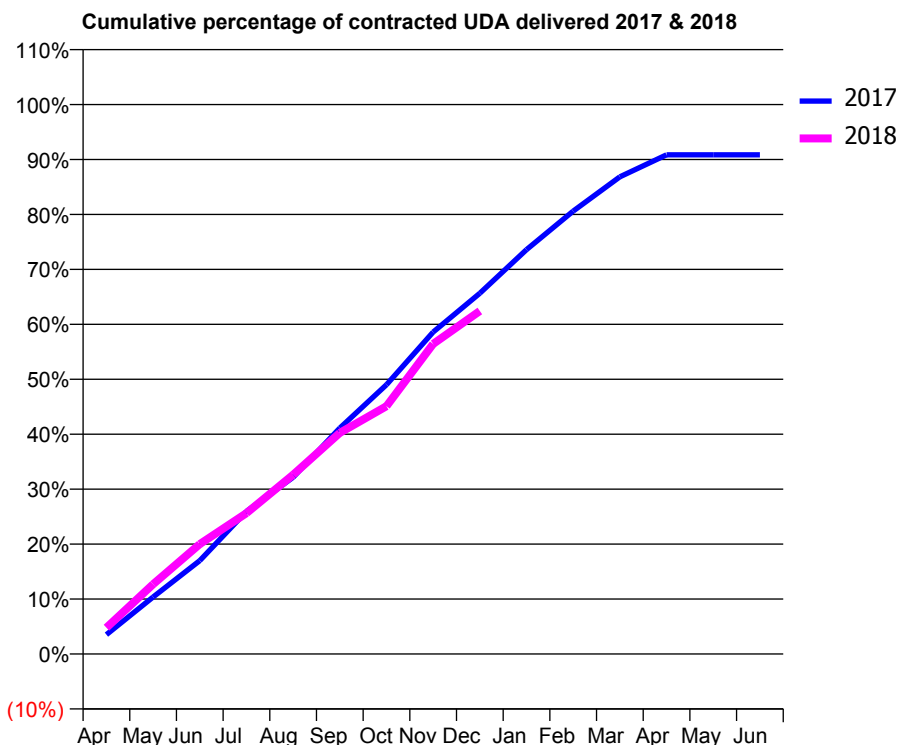
17/18 Contracted general activity (UDA)	1,425
Carry forward general activity (UDA)	0
17/18 Contracted orthodontic activity (UOA)	0
Carry forward orthodontic activity (UOA)	0
Baseline contract value	£25,937.22

ACCESS*

Patients seen in 24 months	Total	Change since previous quarter
Quarter ending December 2016	604	
Quarter ending March 2017	606	→
Quarter ending June 2017	599	↓
Quarter ending September 2017	595	→
Quarter ending December 2017	596	→
Variance since December 2016	(1.3%)	↓



ACTIVITY



Month	Adjusted Scheduled Activity (UDA)	
	2017	2018
April	50	68
May	148	181
June	242	285
July	370	365
August	458	465
September	586	573
October	698	643
November	835	804
December	935	890
January	1,049	
February	1,149	
March	1,237	
April	1,295	
May	1,295	
June	1,295	

QUALITY

	Quantity	Base Number	Contract	AT	Region	England
% of FP17s for the same patient ID Re-attending within 3 months - Children	48	724	6.6%	11.5%	11.5%	12.0%
% of FP17s for the same patient ID Re-attending within 3 months - Adults	0	0	N/A	15.0%	15.8%	15.9%
% of FP17s for the same patient ID Re-attending between 3 & 9 months - Children	538	724	74.3%	57.7%	60.5%	58.0%
% of FP17s for the same patient ID Re-attending between 3 & 9 months - Adults	0	0	N/A	48.4%	51.8%	50.5%
% of FP17s for Band 1 Urgent Courses	18	681	2.6%	9.7%	9.5%	9.0%
% of FP17s Relating to Free Repair or Replacements	0	681	0.0%	0.7%	0.7%	0.8%
% of FP17s Relating to Continuations	0	681	0.0%	0.8%	1.0%	1.1%
% of Patients satisfied with the dentistry they have received	0	0	N/A	93.3%	92.1%	91.5%
% of Patients satisfied with the time they had to wait for an appointment	0	0	N/A	89.7%	88.3%	87.9%

* This is based on patients treated on this contract for their most recent course of treatment. Figures in italics indicate the base number of FP17s or Patient Questionnaire responses are less than 100. N/A is shown where the base number of responses is less than 10 during the period. % is calculated as Quantity/Base number*100

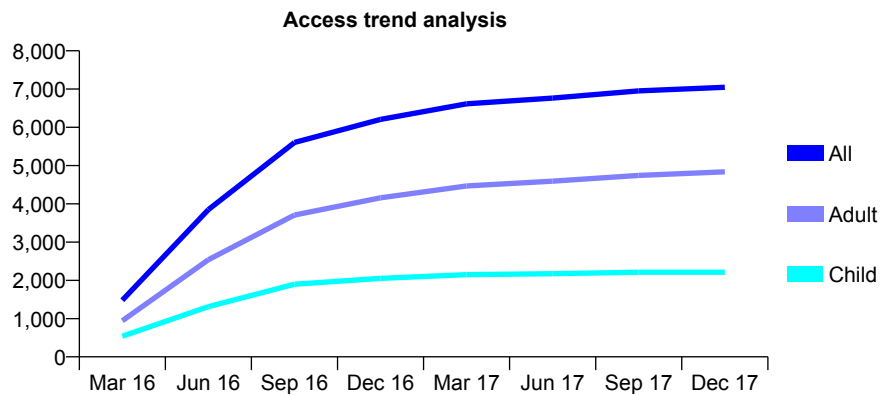
Q69 - Vital Signs At a Glance Contract Report for 111945/0001 - December 2017

Name or company name	Gloucester House Dental Practice
Contract type name	GDS Contract
Purpose of contract	General
Contract start date	01/02/2016
Contract end date	

17/18 Contracted general activity (UDA)	19,387
Carry forward general activity (UDA)	-387
17/18 Contracted orthodontic activity (UOA)	0
Carry forward orthodontic activity (UOA)	0
Baseline contract value	£567,001.19

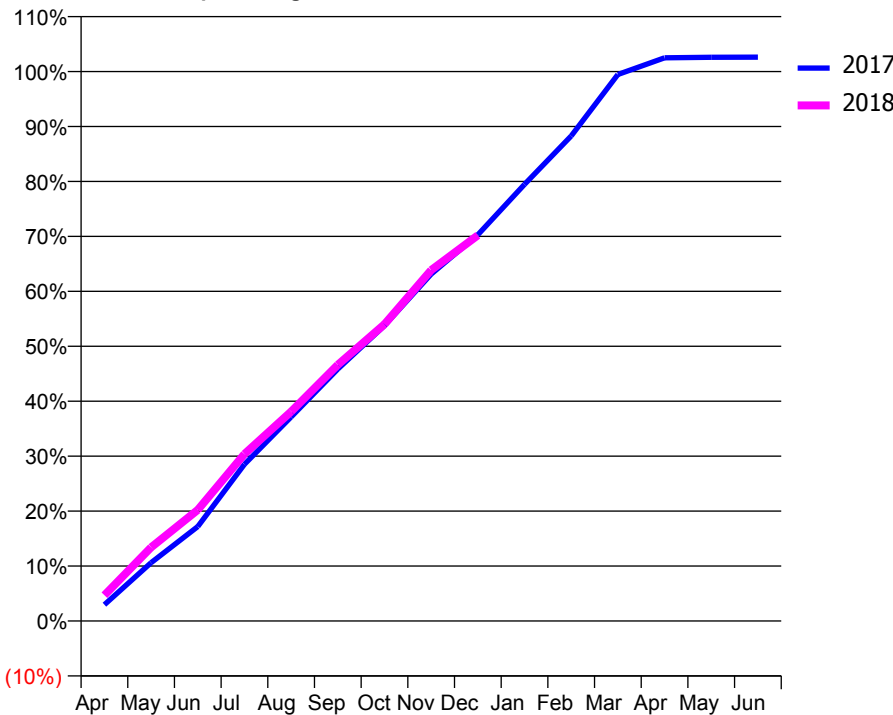
ACCESS*

Patients seen in 24 months	Total	Change since previous quarter
Quarter ending December 2016	6,206	
Quarter ending March 2017	6,616	↑
Quarter ending June 2017	6,764	↑
Quarter ending September 2017	6,954	↑
Quarter ending December 2017	7,048	→
Variance since December 2016	13.6%	↑



ACTIVITY

Cumulative percentage of contracted UDA delivered 2017 & 2018



Month	Adjusted Scheduled Activity (UDA)	
	2017	2018
April	577	909
May	2,058	2,597
June	3,335	3,923
July	5,529	5,894
August	7,199	7,390
September	8,889	9,040
October	10,424	10,472
November	12,240	12,380
December	13,628	13,606
January	15,405	
February	17,112	
March	19,281	
April	19,871	
May	19,890	
June	19,894	

QUALITY

	Quantity	Base Number	Contract	AT	Region	England
% of FP17s for the same patient ID Re-attending within 3 months - Children	185	2,762	6.7%	11.5%	11.5%	12.0%
% of FP17s for the same patient ID Re-attending within 3 months - Adults	765	5,796	13.2%	15.0%	15.8%	15.9%
% of FP17s for the same patient ID Re-attending between 3 & 9 months - Children	2,092	2,762	75.7%	57.7%	60.5%	58.0%
% of FP17s for the same patient ID Re-attending between 3 & 9 months - Adults	3,992	5,796	68.9%	48.4%	51.8%	50.5%
% of FP17s for Band 1 Urgent Courses	484	8,227	5.9%	9.7%	9.5%	9.0%
% of FP17s Relating to Free Repair or Replacements	50	8,227	0.6%	0.7%	0.7%	0.8%
% of FP17s Relating to Continuations	42	8,227	0.5%	0.8%	1.0%	1.1%
% of Patients satisfied with the dentistry they have received	9	10	90.0%	93.3%	92.1%	91.5%
% of Patients satisfied with the time they had to wait for an appointment	10	10	100.0%	89.7%	88.3%	87.9%

* This is based on patients treated on this contract for their most recent course of treatment. Figures in italics indicate the base number of FP17s or Patient Questionnaire responses are less than 100. N/A is shown where the base number of responses is less than 10 during the period. % is calculated as Quantity/Base number*100

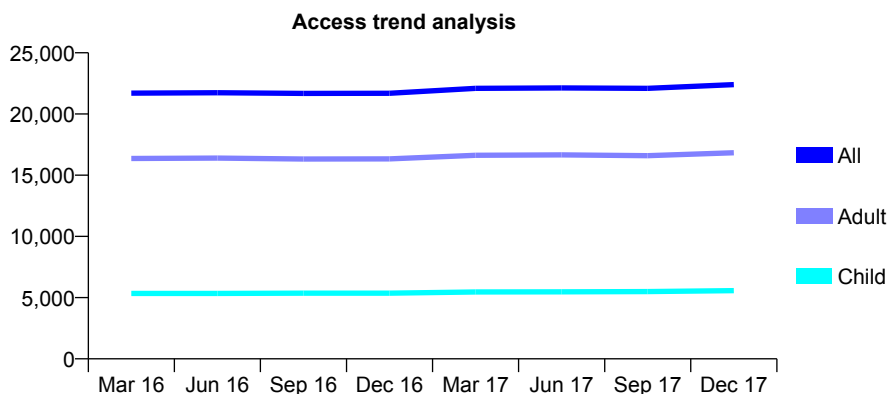
Q69 - Vital Signs At a Glance Contract Report for 111988/0001 - December 2017

Name or company name	OXFORD DENTAL CARE LTD
Contract type name	GDS Contract
Purpose of contract	General
Contract start date	01/04/2009
Contract end date	

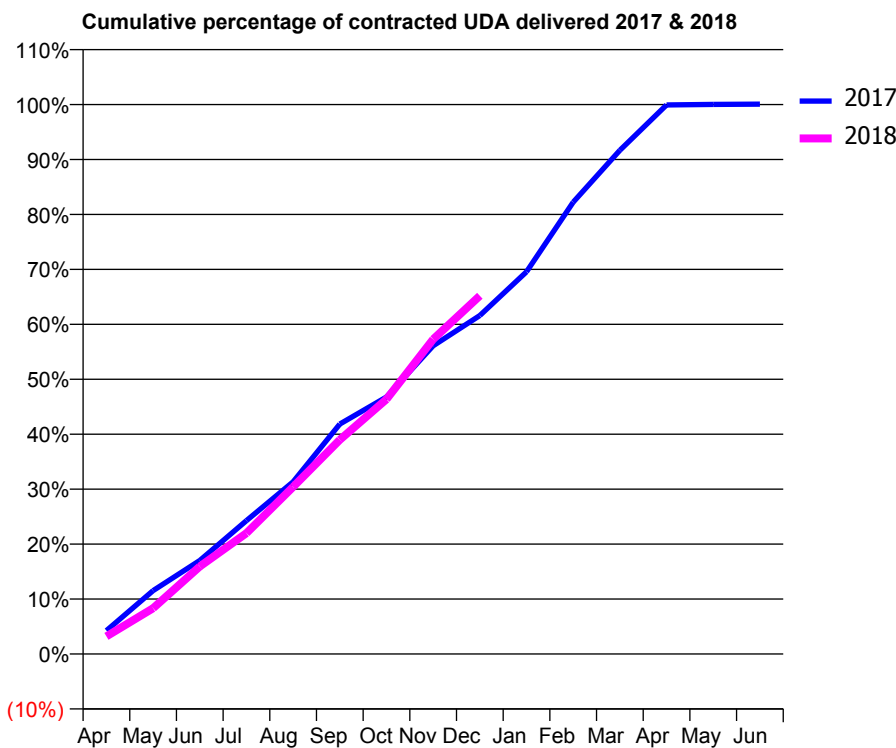
17/18 Contracted general activity (UDA)	56,758
Carry forward general activity (UDA)	-35
17/18 Contracted orthodontic activity (UOA)	0
Carry forward orthodontic activity (UOA)	0
Baseline contract value	£1,463,035.70

ACCESS*

Patients seen in 24 months	Total	Change since previous quarter
Quarter ending December 2016	21,697	
Quarter ending March 2017	22,096	→
Quarter ending June 2017	22,133	→
Quarter ending September 2017	22,096	→
Quarter ending December 2017	22,405	→
Variance since December 2016	3.3%	↑



ACTIVITY



Month	Adjusted Scheduled Activity (UDA)	
	2017	2018
April	2,418	1,823
May	6,543	4,731
June	9,659	9,043
July	13,786	12,487
August	17,786	17,263
September	23,752	22,124
October	26,551	26,319
November	31,841	32,515
December	34,967	37,009
January	39,481	
February	46,667	
March	52,028	
April	56,711	
May	56,773	
June	56,794	

QUALITY

	Quantity	Base Number	Contract	AT	Region	England
% of FP17s for the same patient ID Re-attending within 3 months - Children	478	5,807	8.2%	11.5%	11.5%	12.0%
% of FP17s for the same patient ID Re-attending within 3 months - Adults	2,875	16,304	17.6%	15.0%	15.8%	15.9%
% of FP17s for the same patient ID Re-attending between 3 & 9 months - Children	3,032	5,807	52.2%	57.7%	60.5%	58.0%
% of FP17s for the same patient ID Re-attending between 3 & 9 months - Adults	7,524	16,304	46.1%	48.4%	51.8%	50.5%
% of FP17s for Band 1 Urgent Courses	2,435	18,679	13.0%	9.7%	9.5%	9.0%
% of FP17s Relating to Free Repair or Replacements	245	18,679	1.3%	0.7%	0.7%	0.8%
% of FP17s Relating to Continuations	188	18,679	1.0%	0.8%	1.0%	1.1%
% of Patients satisfied with the dentistry they have received	14	16	87.5%	93.3%	92.1%	91.5%
% of Patients satisfied with the time they had to wait for an appointment	13	16	81.3%	89.7%	88.3%	87.9%

* This is based on patients treated on this contract for their most recent course of treatment. Figures in italics indicate the base number of FP17s or Patient Questionnaire responses are less than 100. N/A is shown where the base number of responses is less than 10 during the period. % is calculated as Quantity/Base number*100

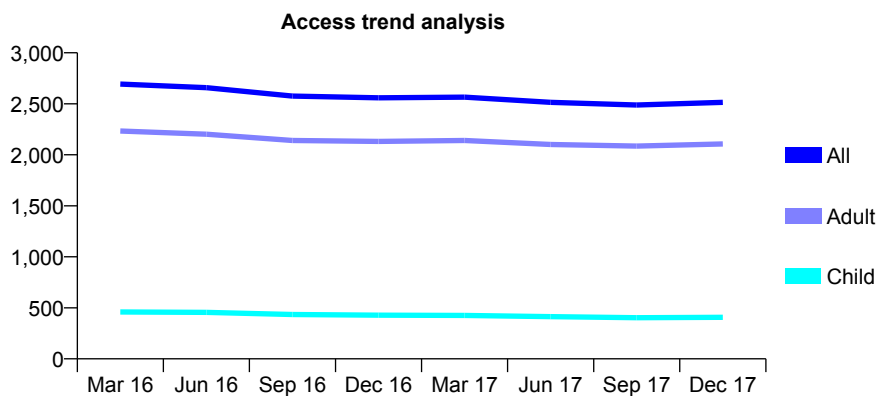
Q69 - Vital Signs At a Glance Contract Report for 113735/0001 - December 2017

Name or company name	E. Leondaki Ltd
Contract type name	GDS Contract
Purpose of contract	General
Contract start date	01/04/2009
Contract end date	

17/18 Contracted general activity (UDA)	8,160
Carry forward general activity (UDA)	-58
17/18 Contracted orthodontic activity (UOA)	0
Carry forward orthodontic activity (UOA)	0
Baseline contract value	£203,845.24

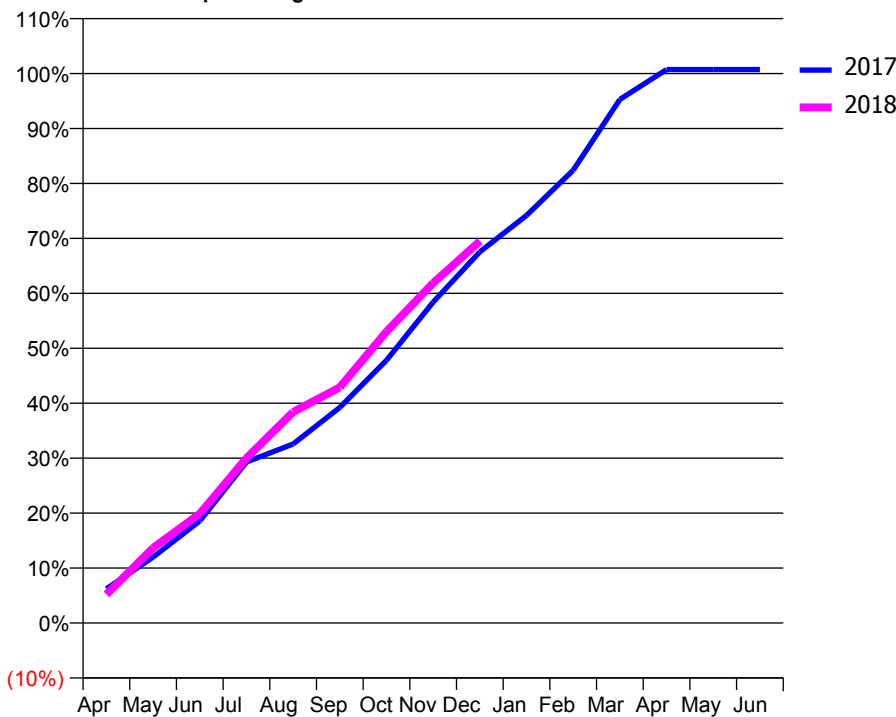
ACCESS*

Patients seen in 24 months	Total	Change since previous quarter
Quarter ending December 2016	2,559	
Quarter ending March 2017	2,566	→
Quarter ending June 2017	2,515	↓
Quarter ending September 2017	2,488	↓
Quarter ending December 2017	2,514	→
Variance since December 2016	(1.8%)	↓



ACTIVITY

Cumulative percentage of contracted UDA delivered 2017 & 2018



Month	Adjusted Scheduled Activity (UDA)	
	2017	2018
April	507	425
May	978	1,116
June	1,516	1,622
July	2,390	2,448
August	2,658	3,134
September	3,201	3,500
October	3,902	4,328
November	4,766	5,049
December	5,513	5,670
January	6,052	
February	6,725	
March	7,775	
April	8,218	
May	8,218	
June	8,218	

QUALITY

	Quantity	Base Number	Contract	AT	Region	England
% of FP17s for the same patient ID Re-attending within 3 months - Children	24	484	5.0%	11.5%	11.5%	12.0%
% of FP17s for the same patient ID Re-attending within 3 months - Adults	275	2,523	10.9%	15.0%	15.8%	15.9%
% of FP17s for the same patient ID Re-attending between 3 & 9 months - Children	347	484	71.7%	57.7%	60.5%	58.0%
% of FP17s for the same patient ID Re-attending between 3 & 9 months - Adults	1,732	2,523	68.6%	48.4%	51.8%	50.5%
% of FP17s for Band 1 Urgent Courses	76	2,852	2.7%	9.7%	9.5%	9.0%
% of FP17s Relating to Free Repair or Replacements	23	2,852	0.8%	0.7%	0.7%	0.8%
% of FP17s Relating to Continuations	45	2,852	1.6%	0.8%	1.0%	1.1%
% of Patients satisfied with the dentistry they have received	7	9	N/A	93.3%	92.1%	91.5%
% of Patients satisfied with the time they had to wait for an appointment	8	9	N/A	89.7%	88.3%	87.9%

* This is based on patients treated on this contract for their most recent course of treatment. Figures in italics indicate the base number of FP17s or Patient Questionnaire responses are less than 100. N/A is shown where the base number of responses is less than 10 during the period. % is calculated as Quantity/Base number*100

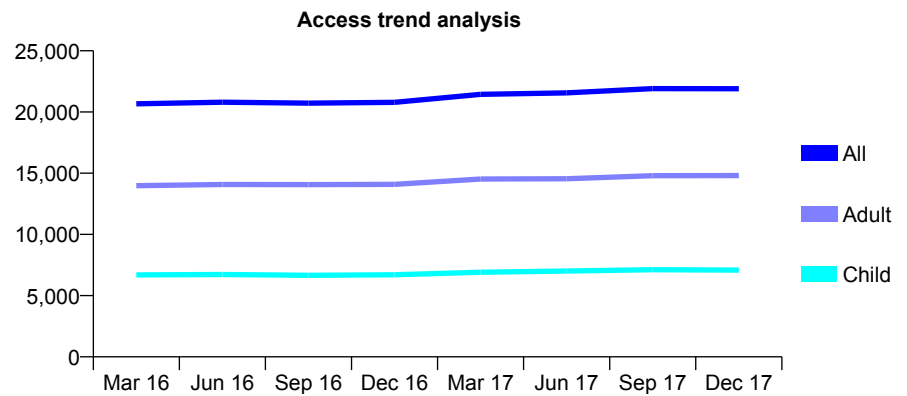
Q69 - Vital Signs At a Glance Contract Report for 113913/0001 - December 2017

Name or company name	Eastgate Dental Centre LTD
Contract type name	GDS Contract
Purpose of contract	General
Contract start date	01/11/2012
Contract end date	

17/18 Contracted general activity (UDA)	41,155
Carry forward general activity (UDA)	-473
17/18 Contracted orthodontic activity (UOA)	0
Carry forward orthodontic activity (UOA)	0
Baseline contract value	£1,051,839.79

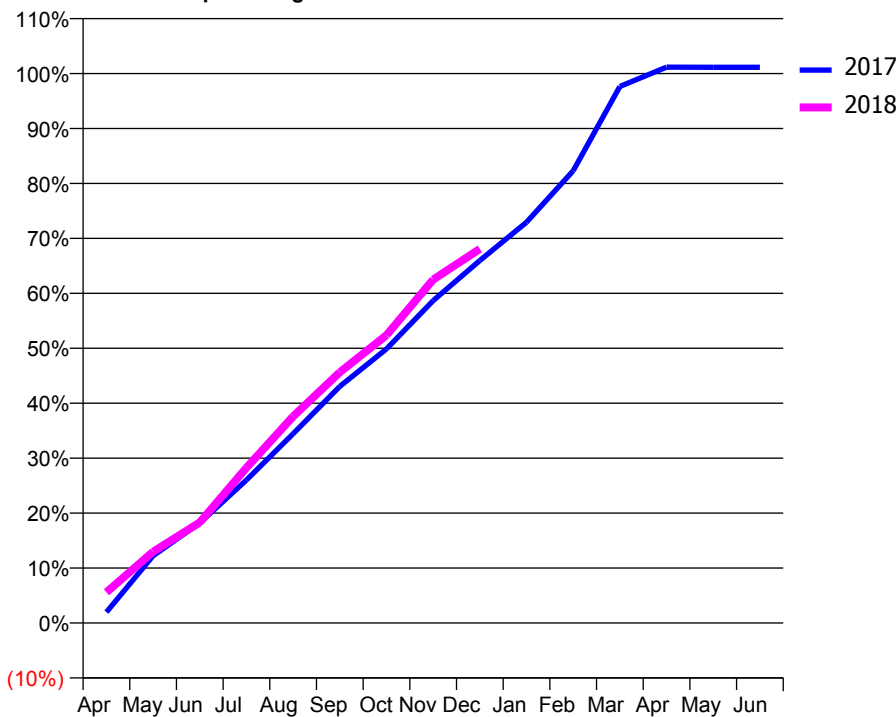
ACCESS*

Patients seen in 24 months	Total	Change since previous quarter
Quarter ending December 2016	20,795	
Quarter ending March 2017	21,439	↑
Quarter ending June 2017	21,560	→
Quarter ending September 2017	21,913	→
Quarter ending December 2017	21,905	→
Variance since December 2016	5.3%	↑



ACTIVITY

Cumulative percentage of contracted UDA delivered 2017 & 2018



Month	Adjusted Scheduled Activity (UDA)	
	2017	2018
April	832	2,303
May	5,144	5,335
June	7,654	7,532
July	10,941	11,635
August	14,477	15,475
September	18,098	18,782
October	20,959	21,554
November	24,657	25,717
December	27,720	28,018
January	30,652	
February	34,586	
March	41,030	
April	42,515	
May	42,500	
June	42,499	

QUALITY

	Quantity	Base Number	Contract	AT	Region	England
% of FP17s for the same patient ID Re-attending within 3 months - Children	585	7,304	8.0%	11.5%	11.5%	12.0%
% of FP17s for the same patient ID Re-attending within 3 months - Adults	1,780	12,540	14.2%	15.0%	15.8%	15.9%
% of FP17s for the same patient ID Re-attending between 3 & 9 months - Children	4,459	7,304	61.0%	57.7%	60.5%	58.0%
% of FP17s for the same patient ID Re-attending between 3 & 9 months - Adults	5,977	12,540	47.7%	48.4%	51.8%	50.5%
% of FP17s for Band 1 Urgent Courses	2,566	17,777	14.4%	9.7%	9.5%	9.0%
% of FP17s Relating to Free Repair or Replacements	48	17,777	0.3%	0.7%	0.7%	0.8%
% of FP17s Relating to Continuations	8	17,777	0.0%	0.8%	1.0%	1.1%
% of Patients satisfied with the dentistry they have received	22	22	100.0%	93.3%	92.1%	91.5%
% of Patients satisfied with the time they had to wait for an appointment	21	22	95.5%	89.7%	88.3%	87.9%

* This is based on patients treated on this contract for their most recent course of treatment. Figures in italics indicate the base number of FP17s or Patient Questionnaire responses are less than 100. N/A is shown where the base number of responses is less than 10 during the period. % is calculated as Quantity/Base number*100

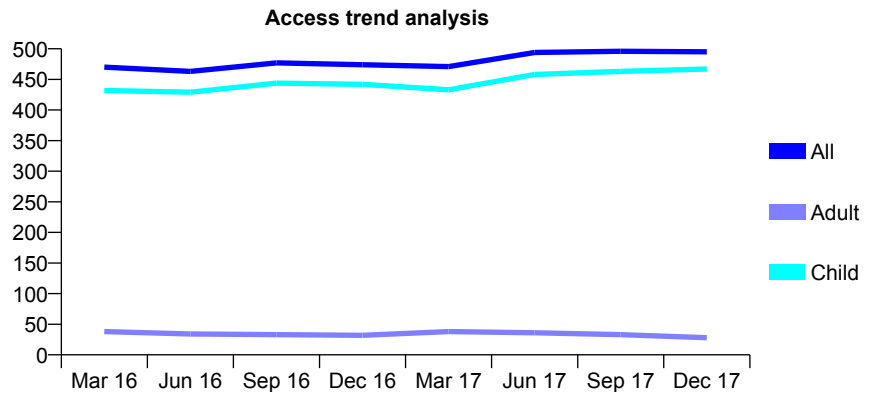
Q69 - Vital Signs At a Glance Contract Report for 114502/0001 - December 2017

Name or company name	Oakthorpe Dental
Contract type name	GDS Contract
Purpose of contract	General
Contract start date	01/04/2012
Contract end date	

17/18 Contracted general activity (UDA)	556
Carry forward general activity (UDA)	-11
17/18 Contracted orthodontic activity (UOA)	0
Carry forward orthodontic activity (UOA)	0
Baseline contract value	£15,188.14

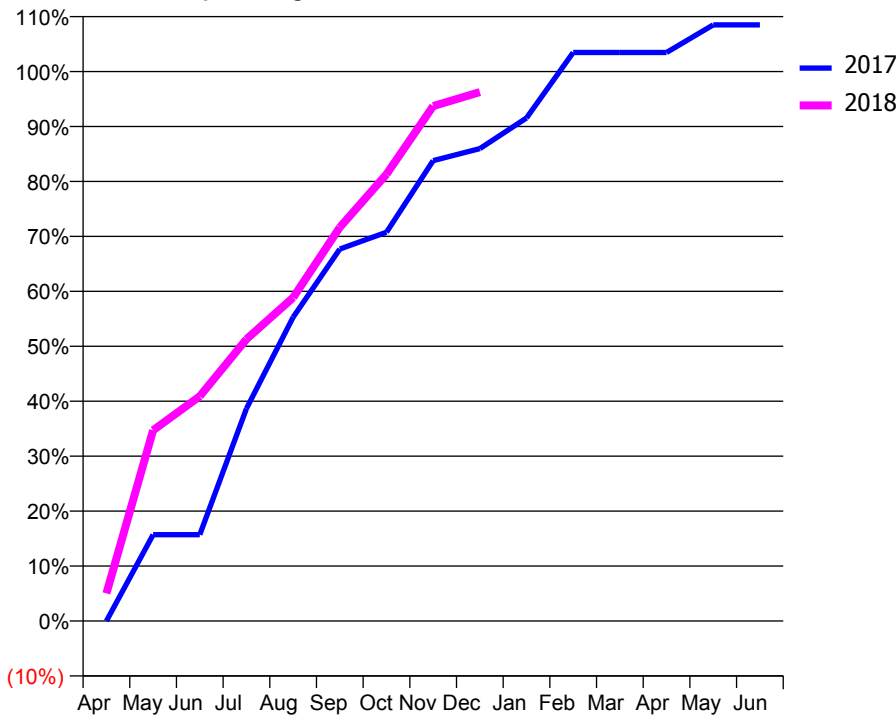
ACCESS*

Patients seen in 24 months	Total	Change since previous quarter
Quarter ending December 2016	474	
Quarter ending March 2017	471	→
Quarter ending June 2017	494	↑
Quarter ending September 2017	496	→
Quarter ending December 2017	495	→
Variance since December 2016	4.4%	↑



ACTIVITY

Cumulative percentage of contracted UDA delivered 2017 & 2018



Month	Adjusted Scheduled Activity (UDA)	
	2017	2018
April	0	28
May	87	193
June	87	227
July	215	285
August	307	327
September	376	398
October	393	452
November	466	521
December	478	535
January	509	
February	575	
March	575	
April	575	
May	603	
June	603	

QUALITY

	Quantity	Base Number	Contract	AT	Region	England
% of FP17s for the same patient ID Re-attending within 3 months - Children	21	438	4.8%	11.5%	11.5%	12.0%
% of FP17s for the same patient ID Re-attending within 3 months - Adults	0	2	0.0%	15.0%	15.8%	15.9%
% of FP17s for the same patient ID Re-attending between 3 & 9 months - Children	150	438	34.2%	57.7%	60.5%	58.0%
% of FP17s for the same patient ID Re-attending between 3 & 9 months - Adults	1	2	50.0%	48.4%	51.8%	50.5%
% of FP17s for Band 1 Urgent Courses	16	420	3.8%	9.7%	9.5%	9.0%
% of FP17s Relating to Free Repair or Replacements	0	420	0.0%	0.7%	0.7%	0.8%
% of FP17s Relating to Continuations	6	420	1.4%	0.8%	1.0%	1.1%
% of Patients satisfied with the dentistry they have received	0	0	N/A	93.3%	92.1%	91.5%
% of Patients satisfied with the time they had to wait for an appointment	0	0	N/A	89.7%	88.3%	87.9%

* This is based on patients treated on this contract for their most recent course of treatment. Figures in italics indicate the base number of FP17s or Patient Questionnaire responses are less than 100. N/A is shown where the base number of responses is less than 10 during the period. % is calculated as Quantity/Base number*100

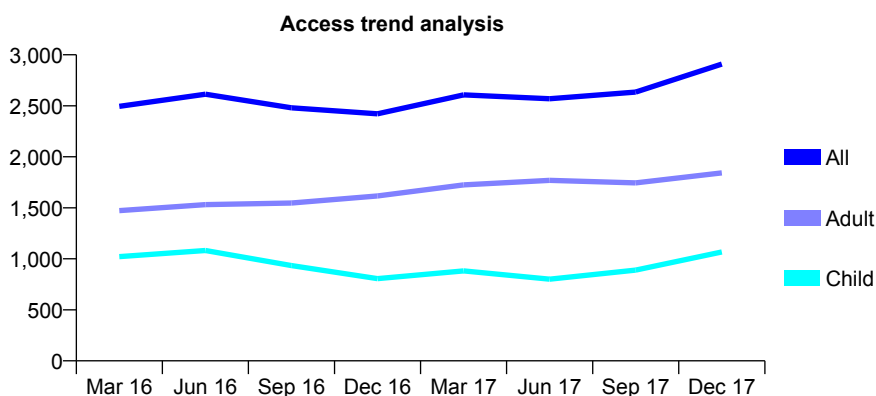
Q69 - Vital Signs At a Glance Contract Report for 114790/0001 - December 2017

Name or company name	GENTLE DENTAL CARE 4U LTD
Contract type name	GDS Contract
Purpose of contract	General
Contract start date	01/12/2012
Contract end date	

17/18 Contracted general activity (UDA)	4,899
Carry forward general activity (UDA)	-42
17/18 Contracted orthodontic activity (UOA)	0
Carry forward orthodontic activity (UOA)	0
Baseline contract value	£131,324.70

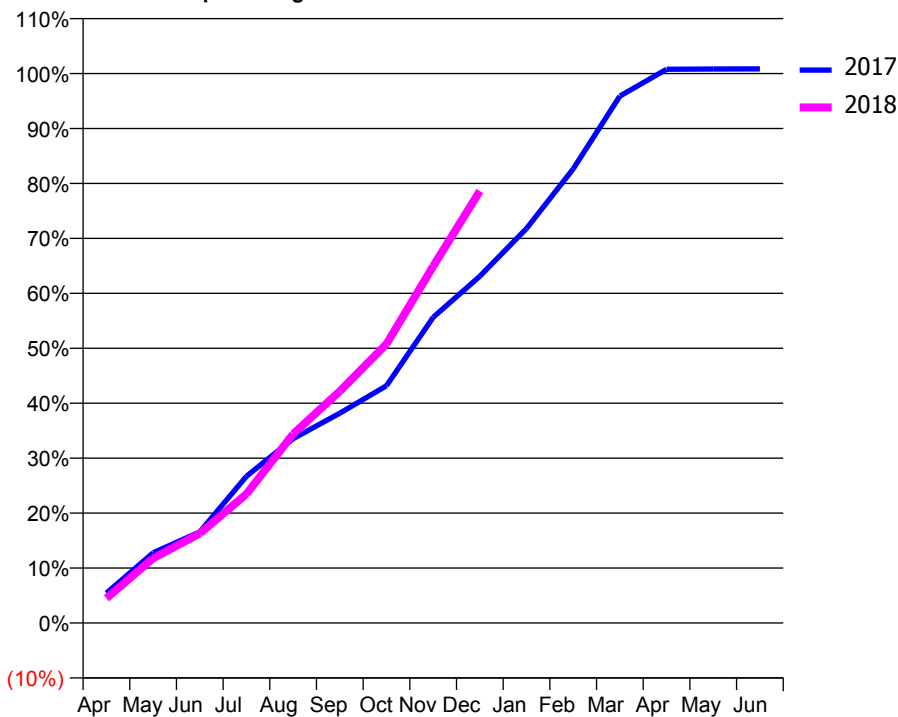
ACCESS*

Patients seen in 24 months	Total	Change since previous quarter
Quarter ending December 2016	2,422	
Quarter ending March 2017	2,607	↑
Quarter ending June 2017	2,569	↓
Quarter ending September 2017	2,634	↑
Quarter ending December 2017	2,909	↑
Variance since December 2016	20.1%	↑



ACTIVITY

Cumulative percentage of contracted UDA delivered 2017 & 2018



Month	Adjusted Scheduled Activity (UDA)	
	2017	2018
April	278	220
May	650	577
June	845	798
July	1,361	1,150
August	1,709	1,686
September	1,946	2,066
October	2,201	2,488
November	2,835	3,181
December	3,215	3,851
January	3,658	
February	4,211	
March	4,885	
April	5,135	
May	5,137	
June	5,138	

QUALITY

	Quantity	Base Number	Contract	AT	Region	England
% of FP17s for the same patient ID Re-attending within 3 months - Children	55	1,194	4.6%	11.5%	11.5%	12.0%
% of FP17s for the same patient ID Re-attending within 3 months - Adults	283	1,830	15.5%	15.0%	15.8%	15.9%
% of FP17s for the same patient ID Re-attending between 3 & 9 months - Children	442	1,194	37.0%	57.7%	60.5%	58.0%
% of FP17s for the same patient ID Re-attending between 3 & 9 months - Adults	980	1,830	53.6%	48.4%	51.8%	50.5%
% of FP17s for Band 1 Urgent Courses	196	2,238	8.8%	9.7%	9.5%	9.0%
% of FP17s Relating to Free Repair or Replacements	23	2,238	1.0%	0.7%	0.7%	0.8%
% of FP17s Relating to Continuations	1	2,238	0.0%	0.8%	1.0%	1.1%
% of Patients satisfied with the dentistry they have received	3	3	N/A	93.3%	92.1%	91.5%
% of Patients satisfied with the time they had to wait for an appointment	3	3	N/A	89.7%	88.3%	87.9%

* This is based on patients treated on this contract for their most recent course of treatment. Figures in italics indicate the base number of FP17s or Patient Questionnaire responses are less than 100. N/A is shown where the base number of responses is less than 10 during the period. % is calculated as Quantity/Base number*100

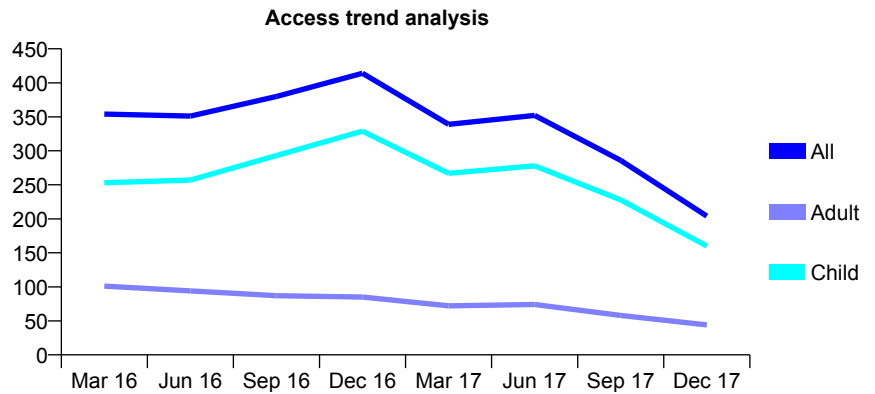
Q69 - Vital Signs At a Glance Contract Report for 115452/0001 - December 2017

Name or company name	Eynsham Dental Care
Contract type name	GDS Contract
Purpose of contract	General
Contract start date	01/09/2012
Contract end date	

17/18 Contracted general activity (UDA)	811
Carry forward general activity (UDA)	-9
17/18 Contracted orthodontic activity (UOA)	0
Carry forward orthodontic activity (UOA)	0
Baseline contract value	£19,310.98

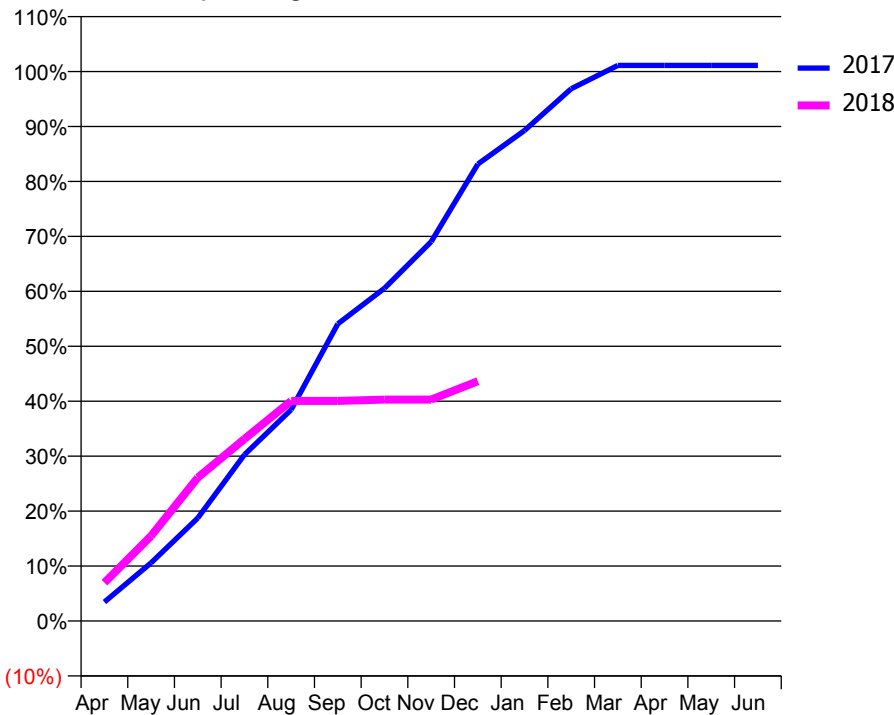
ACCESS*

Patients seen in 24 months	Total	Change since previous quarter
Quarter ending December 2016	414	
Quarter ending March 2017	339	↓
Quarter ending June 2017	352	↑
Quarter ending September 2017	286	↓
Quarter ending December 2017	204	↓
Variance since December 2016	(50.7%)	↓



ACTIVITY

Cumulative percentage of contracted UDA delivered 2017 & 2018



Month	Adjusted Scheduled Activity (UDA)	
	2017	2018
April	28	57
May	86	126
June	152	212
July	246	269
August	312	325
September	439	325
October	491	327
November	560	327
December	674	354
January	724	
February	786	
March	820	
April	820	
May	820	
June	820	

QUALITY

	Quantity	Base Number	Contract	AT	Region	England
% of FP17s for the same patient ID Re-attending within 3 months - Children	6	223	2.7%	11.5%	11.5%	12.0%
% of FP17s for the same patient ID Re-attending within 3 months - Adults	2	25	8.0%	15.0%	15.8%	15.9%
% of FP17s for the same patient ID Re-attending between 3 & 9 months - Children	125	223	56.1%	57.7%	60.5%	58.0%
% of FP17s for the same patient ID Re-attending between 3 & 9 months - Adults	12	25	48.0%	48.4%	51.8%	50.5%
% of FP17s for Band 1 Urgent Courses	5	248	2.0%	9.7%	9.5%	9.0%
% of FP17s Relating to Free Repair or Replacements	0	248	0.0%	0.7%	0.7%	0.8%
% of FP17s Relating to Continuations	0	248	0.0%	0.8%	1.0%	1.1%
% of Patients satisfied with the dentistry they have received	0	0	N/A	93.3%	92.1%	91.5%
% of Patients satisfied with the time they had to wait for an appointment	0	0	N/A	89.7%	88.3%	87.9%

* This is based on patients treated on this contract for their most recent course of treatment. Figures in italics indicate the base number of FP17s or Patient Questionnaire responses are less than 100. N/A is shown where the base number of responses is less than 10 during the period. % is calculated as Quantity/Base number*100

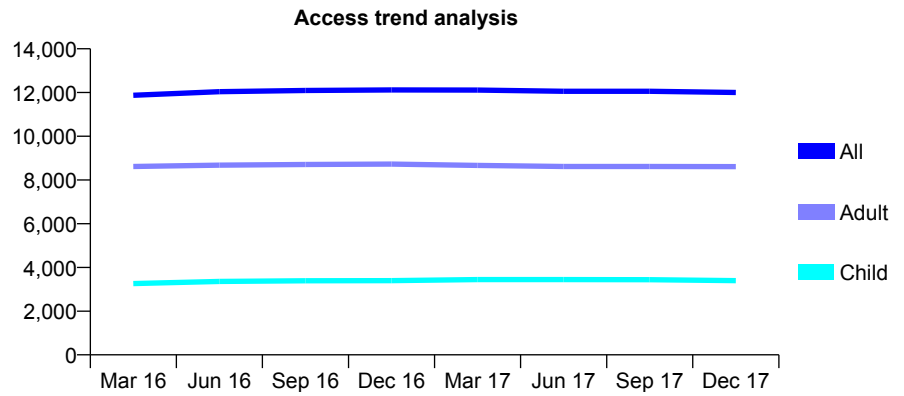
Q69 - Vital Signs At a Glance Contract Report for 115622/0001 - December 2017

Name or company name	Greytown Dental Practice
Contract type name	GDS Contract
Purpose of contract	General
Contract start date	01/04/2006
Contract end date	

17/18 Contracted general activity (UDA)	35,605
Carry forward general activity (UDA)	0
17/18 Contracted orthodontic activity (UOA)	0
Carry forward orthodontic activity (UOA)	0
Baseline contract value	£866,248.13

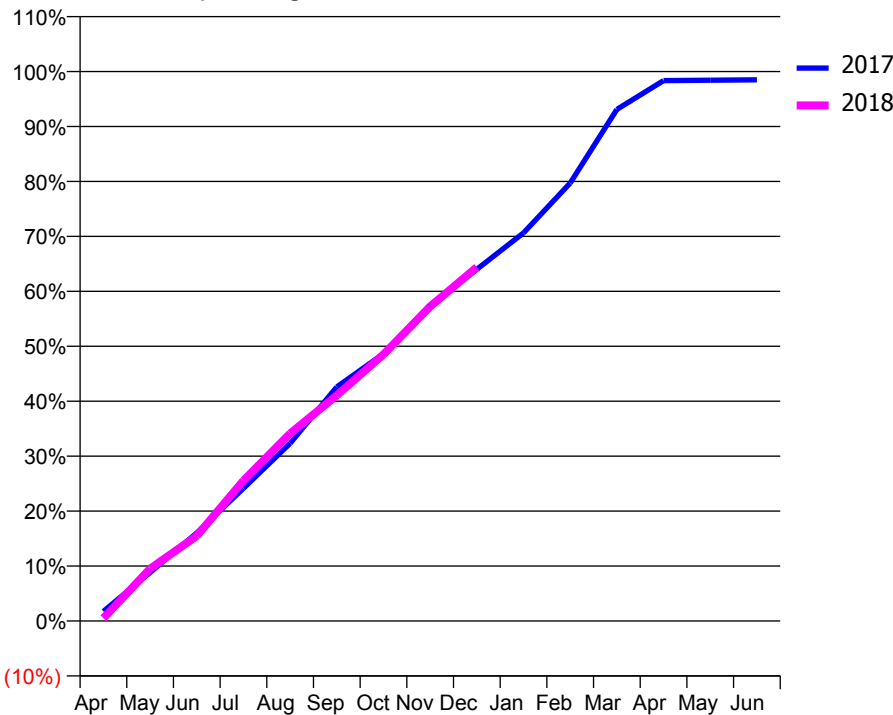
ACCESS*

Patients seen in 24 months	Total	Change since previous quarter
Quarter ending December 2016	12,120	
Quarter ending March 2017	12,111	→
Quarter ending June 2017	12,060	→
Quarter ending September 2017	12,055	→
Quarter ending December 2017	12,002	→
Variance since December 2016	(1.0%)	→



ACTIVITY

Cumulative percentage of contracted UDA delivered 2017 & 2018



Month	2017	2018
April	623	189
May	3,152	3,393
June	5,709	5,519
July	8,599	9,106
August	11,515	12,150
September	15,168	14,622
October	17,319	17,276
November	20,479	20,380
December	22,792	22,923
January	25,145	
February	28,380	
March	33,144	
April	35,010	
May	35,043	
June	35,065	

QUALITY

	Quantity	Base Number	Contract	AT	Region	England
% of FP17s for the same patient ID Re-attending within 3 months - Children	265	4,306	6.2%	11.5%	11.5%	12.0%
% of FP17s for the same patient ID Re-attending within 3 months - Adults	1,163	9,187	12.7%	15.0%	15.8%	15.9%
% of FP17s for the same patient ID Re-attending between 3 & 9 months - Children	3,040	4,306	70.6%	57.7%	60.5%	58.0%
% of FP17s for the same patient ID Re-attending between 3 & 9 months - Adults	5,137	9,187	55.9%	48.4%	51.8%	50.5%
% of FP17s for Band 1 Urgent Courses	922	12,130	7.6%	9.7%	9.5%	9.0%
% of FP17s Relating to Free Repair or Replacements	128	12,130	1.1%	0.7%	0.7%	0.8%
% of FP17s Relating to Continuations	44	12,130	0.4%	0.8%	1.0%	1.1%
% of Patients satisfied with the dentistry they have received	17	20	85.0%	93.3%	92.1%	91.5%
% of Patients satisfied with the time they had to wait for an appointment	19	20	95.0%	89.7%	88.3%	87.9%

* This is based on patients treated on this contract for their most recent course of treatment. Figures in italics indicate the base number of FP17s or Patient Questionnaire responses are less than 100. N/A is shown where the base number of responses is less than 10 during the period. % is calculated as Quantity/Base number*100

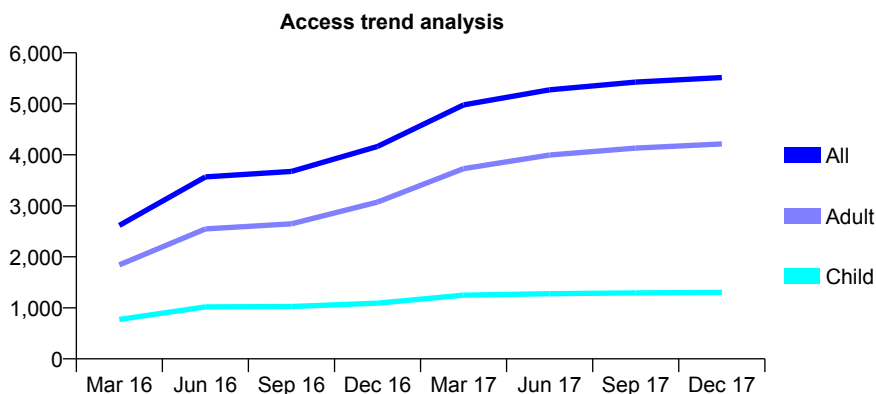
Q69 - Vital Signs At a Glance Contract Report for 116955/0001 - December 2017

Name or company name	The Morgan Clinic - Henley
Contract type name	GDS Contract
Purpose of contract	General
Contract start date	01/11/2015
Contract end date	

17/18 Contracted general activity (UDA)	21,364
Carry forward general activity (UDA)	0
17/18 Contracted orthodontic activity (UOA)	0
Carry forward orthodontic activity (UOA)	0
Baseline contract value	£597,045.46

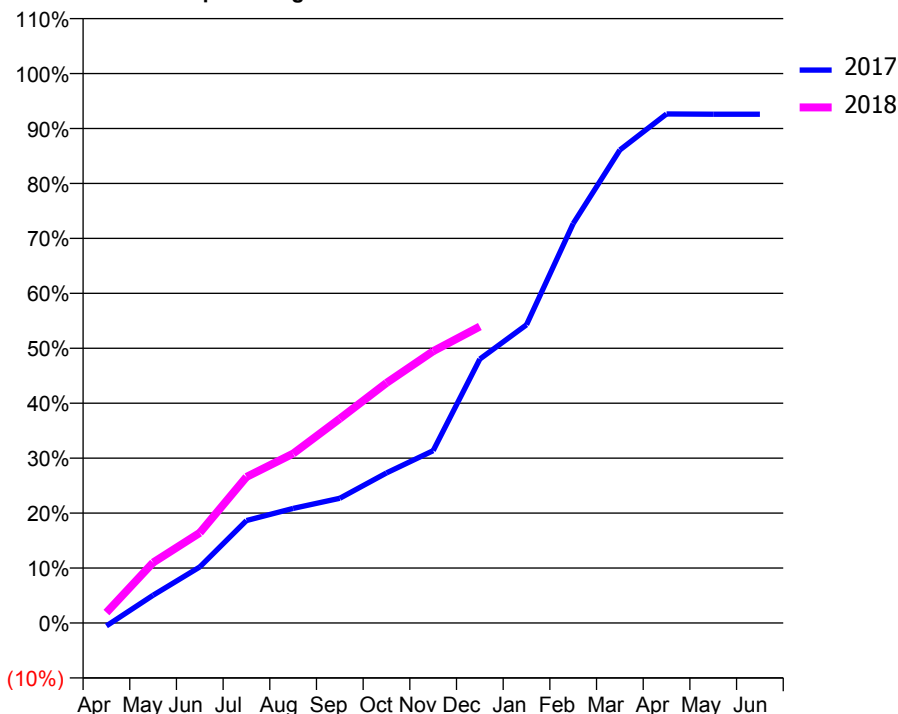
ACCESS*

Patients seen in 24 months	Total	Change since previous quarter
Quarter ending December 2016	4,163	
Quarter ending March 2017	4,978	↑
Quarter ending June 2017	5,274	↑
Quarter ending September 2017	5,427	↑
Quarter ending December 2017	5,514	→
Variance since December 2016	32.5%	↑



ACTIVITY

Cumulative percentage of contracted UDA delivered 2017 & 2018



Month	Adjusted Scheduled Activity (UDA)	
	2017	2018
April	-115	405
May	1,079	2,349
June	2,180	3,507
July	3,983	5,679
August	4,456	6,589
September	4,851	7,945
October	5,836	9,335
November	6,700	10,569
December	10,261	11,529
January	11,596	
February	15,532	
March	18,390	
April	19,794	
May	19,782	
June	19,780	

QUALITY

	Quantity	Base Number	Contract	AT	Region	England
% of FP17s for the same patient ID Re-attending within 3 months - Children	119	1,315	9.0%	11.5%	11.5%	12.0%
% of FP17s for the same patient ID Re-attending within 3 months - Adults	589	3,508	16.8%	15.0%	15.8%	15.9%
% of FP17s for the same patient ID Re-attending between 3 & 9 months - Children	761	1,315	57.9%	57.7%	60.5%	58.0%
% of FP17s for the same patient ID Re-attending between 3 & 9 months - Adults	1,680	3,508	47.9%	48.4%	51.8%	50.5%
% of FP17s for Band 1 Urgent Courses	531	4,384	12.1%	9.7%	9.5%	9.0%
% of FP17s Relating to Free Repair or Replacements	28	4,384	0.6%	0.7%	0.7%	0.8%
% of FP17s Relating to Continuations	30	4,384	0.7%	0.8%	1.0%	1.1%
% of Patients satisfied with the dentistry they have received	9	10	90.0%	93.3%	92.1%	91.5%
% of Patients satisfied with the time they had to wait for an appointment	9	10	90.0%	89.7%	88.3%	87.9%

* This is based on patients treated on this contract for their most recent course of treatment. Figures in italics indicate the base number of FP17s or Patient Questionnaire responses are less than 100. N/A is shown where the base number of responses is less than 10 during the period. % is calculated as Quantity/Base number*100

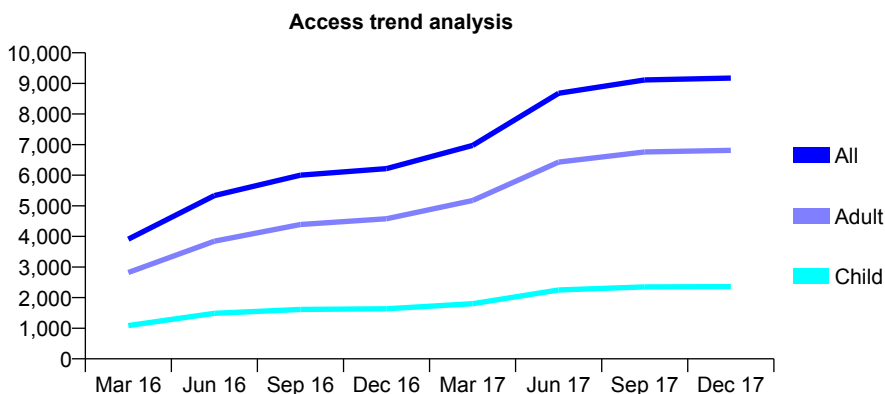
Q69 - Vital Signs At a Glance Contract Report for 117625/0001 - December 2017

Name or company name	The Morgan Clinic - Maidenhead
Contract type name	GDS Contract
Purpose of contract	General
Contract start date	01/11/2015
Contract end date	

17/18 Contracted general activity (UDA)	24,408
Carry forward general activity (UDA)	0
17/18 Contracted orthodontic activity (UOA)	0
Carry forward orthodontic activity (UOA)	0
Baseline contract value	£680,666.53

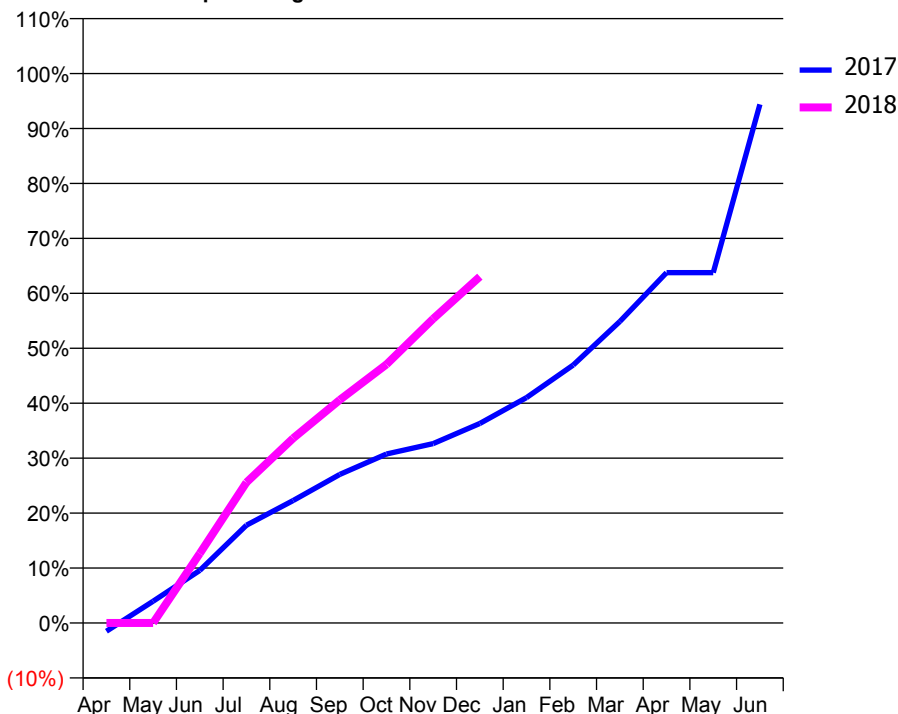
ACCESS*

Patients seen in 24 months	Total	Change since previous quarter
Quarter ending December 2016	6,214	
Quarter ending March 2017	6,976	↑
Quarter ending June 2017	8,679	↑
Quarter ending September 2017	9,112	↑
Quarter ending December 2017	9,173	→
Variance since December 2016	47.6%	↑



ACTIVITY

Cumulative percentage of contracted UDA delivered 2017 & 2018



Month	Adjusted Scheduled Activity (UDA)	
	2017	2018
April	-371	0
May	969	0
June	2,336	3,086
July	4,346	6,248
August	5,440	8,207
September	6,603	9,913
October	7,509	11,490
November	7,968	13,515
December	8,867	15,383
January	10,011	
February	11,460	
March	13,394	
April	15,563	
May	15,563	
June	23,036	

QUALITY

	Quantity	Base Number	Contract	AT	Region	England
% of FP17s for the same patient ID Re-attending within 3 months - Children	265	3,659	7.2%	11.5%	11.5%	12.0%
% of FP17s for the same patient ID Re-attending within 3 months - Adults	1,197	8,487	14.1%	15.0%	15.8%	15.9%
% of FP17s for the same patient ID Re-attending between 3 & 9 months - Children	2,000	3,659	54.7%	57.7%	60.5%	58.0%
% of FP17s for the same patient ID Re-attending between 3 & 9 months - Adults	3,638	8,487	42.9%	48.4%	51.8%	50.5%
% of FP17s for Band 1 Urgent Courses	904	7,761	11.6%	9.7%	9.5%	9.0%
% of FP17s Relating to Free Repair or Replacements	53	7,761	0.7%	0.7%	0.7%	0.8%
% of FP17s Relating to Continuations	29	7,761	0.4%	0.8%	1.0%	1.1%
% of Patients satisfied with the dentistry they have received	9	11	81.8%	93.3%	92.1%	91.5%
% of Patients satisfied with the time they had to wait for an appointment	8	11	72.7%	89.7%	88.3%	87.9%

* This is based on patients treated on this contract for their most recent course of treatment. Figures in italics indicate the base number of FP17s or Patient Questionnaire responses are less than 100. N/A is shown where the base number of responses is less than 10 during the period. % is calculated as Quantity/Base number*100

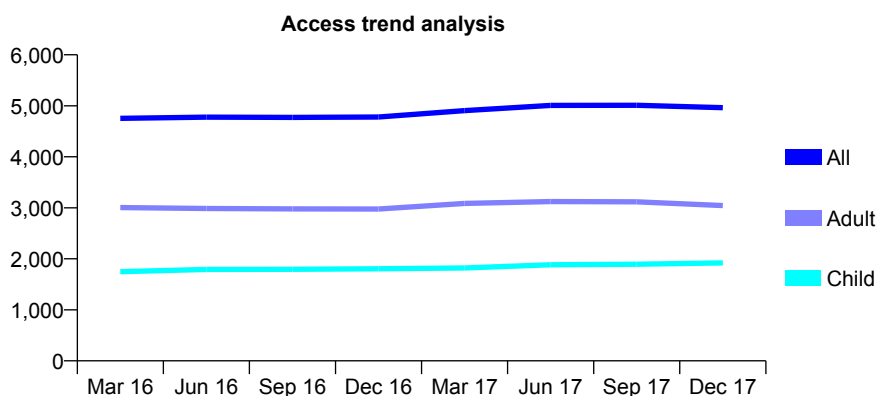
Q69 - Vital Signs At a Glance Contract Report for 118710/0001 - December 2017

Name or company name	Smile Care Cippenham Ltd
Contract type name	GDS Contract
Purpose of contract	General
Contract start date	01/07/2013
Contract end date	

17/18 Contracted general activity (UDA)	9,893
Carry forward general activity (UDA)	0
17/18 Contracted orthodontic activity (UOA)	0
Carry forward orthodontic activity (UOA)	0
Baseline contract value	£240,476.71

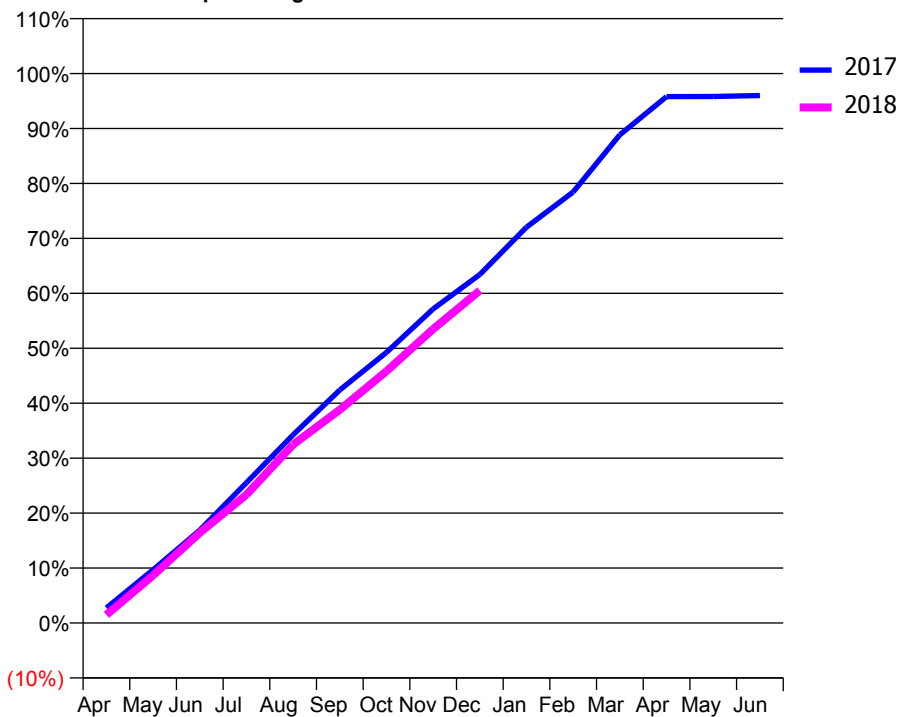
ACCESS*

Patients seen in 24 months	Total	Change since previous quarter
Quarter ending December 2016	4,781	
Quarter ending March 2017	4,907	↑
Quarter ending June 2017	5,007	↑
Quarter ending September 2017	5,011	→
Quarter ending December 2017	4,964	→
Variance since December 2016	3.8%	↑



ACTIVITY

Cumulative percentage of contracted UDA delivered 2017 & 2018



Month	Adjusted Scheduled Activity (UDA)	
	2017	2018
April	294	148
May	1,037	859
June	1,805	1,625
July	2,729	2,311
August	3,661	3,214
September	4,531	3,840
October	5,262	4,534
November	6,108	5,291
December	6,778	5,986
January	7,697	
February	8,383	
March	9,493	
April	10,236	
May	10,239	
June	10,257	

QUALITY

	Quantity	Base Number	Contract	AT	Region	England
% of FP17s for the same patient ID Re-attending within 3 months - Children	99	1,552	6.4%	11.5%	11.5%	12.0%
% of FP17s for the same patient ID Re-attending within 3 months - Adults	251	2,255	11.1%	15.0%	15.8%	15.9%
% of FP17s for the same patient ID Re-attending between 3 & 9 months - Children	609	1,552	39.2%	57.7%	60.5%	58.0%
% of FP17s for the same patient ID Re-attending between 3 & 9 months - Adults	823	2,255	36.5%	48.4%	51.8%	50.5%
% of FP17s for Band 1 Urgent Courses	325	2,900	11.2%	9.7%	9.5%	9.0%
% of FP17s Relating to Free Repair or Replacements	19	2,900	0.7%	0.7%	0.7%	0.8%
% of FP17s Relating to Continuations	9	2,900	0.3%	0.8%	1.0%	1.1%
% of Patients satisfied with the dentistry they have received	5	5	N/A	93.3%	92.1%	91.5%
% of Patients satisfied with the time they had to wait for an appointment	5	5	N/A	89.7%	88.3%	87.9%

* This is based on patients treated on this contract for their most recent course of treatment. Figures in italics indicate the base number of FP17s or Patient Questionnaire responses are less than 100. N/A is shown where the base number of responses is less than 10 during the period. % is calculated as Quantity/Base number*100

Q69 - Vital Signs At a Glance Contract Report for 122297/0001 - December 2017

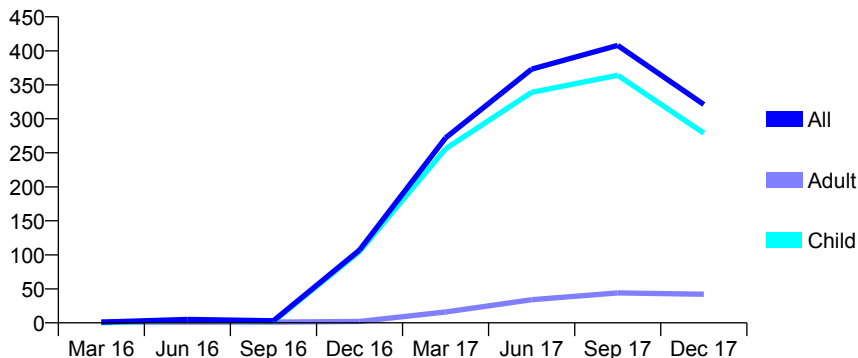
Name or company name	Makhani and Makhani
Contract type name	GDS Contract
Purpose of contract	General
Contract start date	01/04/2015
Contract end date	

17/18 Contracted general activity (UDA)	442
Carry forward general activity (UDA)	8
17/18 Contracted orthodontic activity (UOA)	0
Carry forward orthodontic activity (UOA)	0
Baseline contract value	£9,233.84

ACCESS*

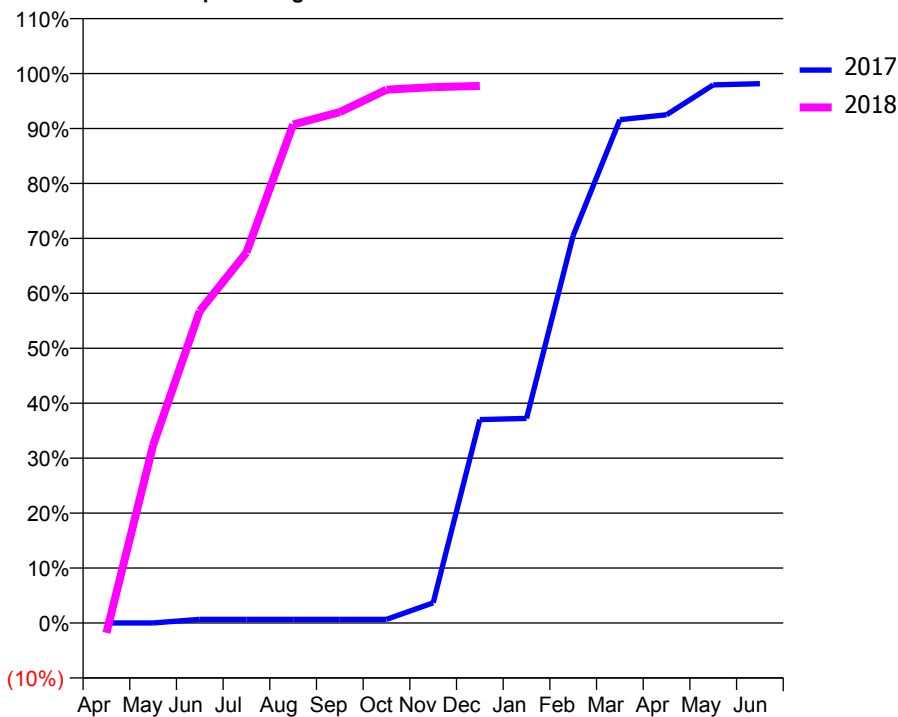
Patients seen in 24 months	Total	Change since previous quarter
Quarter ending December 2016	107	
Quarter ending March 2017	272	↑
Quarter ending June 2017	373	↑
Quarter ending September 2017	408	↑
Quarter ending December 2017	321	↓
Variance since December 2016	200.0%	↑

Access trend analysis



ACTIVITY

Cumulative percentage of contracted UDA delivered 2017 & 2018



Month	Adjusted Scheduled Activity (UDA)	
	2017	2018
April	0	-8
May	0	143
June	3	251
July	3	298
August	3	401
September	3	411
October	3	429
November	16	431
December	164	432
January	165	
February	312	
March	405	
April	409	
May	433	
June	434	

QUALITY

	Quantity	Base Number	Contract	AT	Region	England
% of FP17s for the same patient ID Re-attending within 3 months - Children	13	322	4.0%	11.5%	11.5%	12.0%
% of FP17s for the same patient ID Re-attending within 3 months - Adults	0	26	0.0%	15.0%	15.8%	15.9%
% of FP17s for the same patient ID Re-attending between 3 & 9 months - Children	142	322	44.1%	57.7%	60.5%	58.0%
% of FP17s for the same patient ID Re-attending between 3 & 9 months - Adults	3	26	11.5%	48.4%	51.8%	50.5%
% of FP17s for Band 1 Urgent Courses	0	323	0.0%	9.7%	9.5%	9.0%
% of FP17s Relating to Free Repair or Replacements	0	323	0.0%	0.7%	0.7%	0.8%
% of FP17s Relating to Continuations	1	323	0.3%	0.8%	1.0%	1.1%
% of Patients satisfied with the dentistry they have received	0	0	N/A	93.3%	92.1%	91.5%
% of Patients satisfied with the time they had to wait for an appointment	0	0	N/A	89.7%	88.3%	87.9%

* This is based on patients treated on this contract for their most recent course of treatment. Figures in italics indicate the base number of FP17s or Patient Questionnaire responses are less than 100. N/A is shown where the base number of responses is less than 10 during the period. % is calculated as Quantity/Base number*100

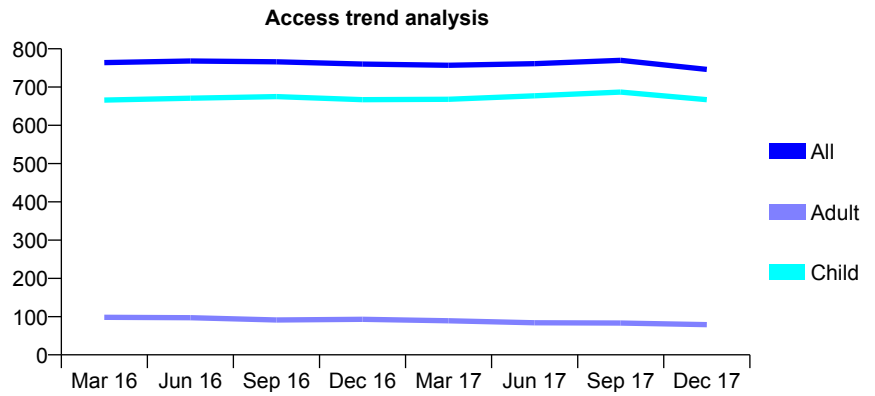
Q69 - Vital Signs At a Glance Contract Report for 122645/0001 - December 2017

Name or company name	THEALE SURGERY LIMITED
Contract type name	GDS Contract
Purpose of contract	General
Contract start date	01/12/2010
Contract end date	

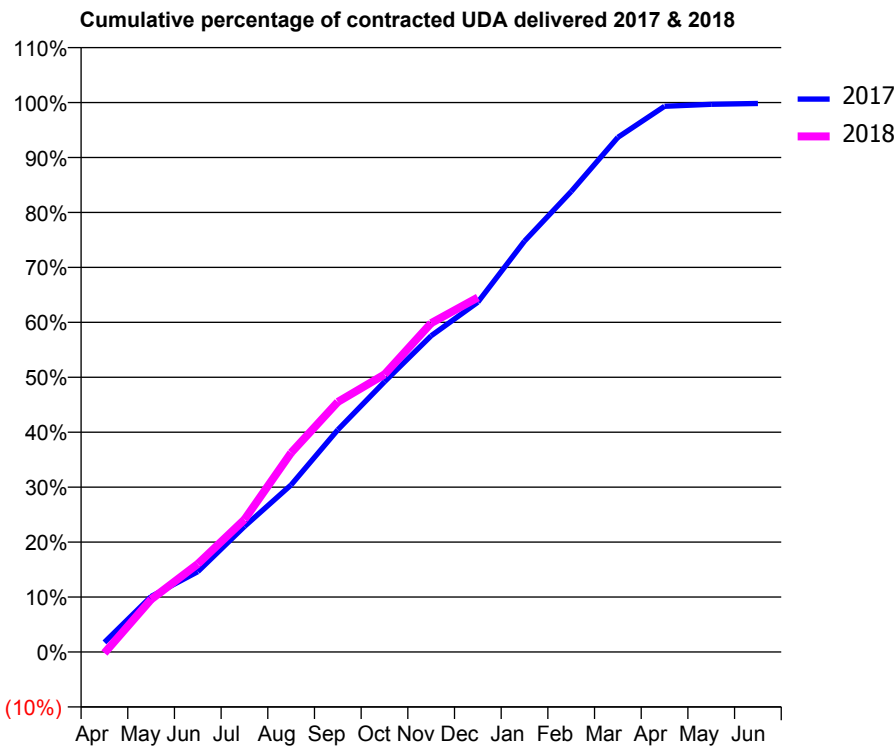
17/18 Contracted general activity (UDA)	2,000
Carry forward general activity (UDA)	4
17/18 Contracted orthodontic activity (UOA)	0
Carry forward orthodontic activity (UOA)	0
Baseline contract value	£42,759.53

ACCESS*

Patients seen in 24 months	Total	Change since previous quarter
Quarter ending December 2016	760	
Quarter ending March 2017	757	→
Quarter ending June 2017	761	→
Quarter ending September 2017	770	→
Quarter ending December 2017	746	↓
Variance since December 2016	(1.8%)	↓



ACTIVITY



Month	Adjusted Scheduled Activity (UDA)	
	2017	2018
April	35	-4
May	202	192
June	293	321
July	457	482
August	609	725
September	809	910
October	984	1,010
November	1,151	1,197
December	1,273	1,290
January	1,496	
February	1,676	
March	1,873	
April	1,986	
May	1,993	
June	1,996	

QUALITY

	Quantity	Base Number	Contract	AT	Region	England
% of FP17s for the same patient ID Re-attending within 3 months - Children	80	779	10.3%	11.5%	11.5%	12.0%
% of FP17s for the same patient ID Re-attending within 3 months - Adults	3	41	7.3%	15.0%	15.8%	15.9%
% of FP17s for the same patient ID Re-attending between 3 & 9 months - Children	433	779	55.6%	57.7%	60.5%	58.0%
% of FP17s for the same patient ID Re-attending between 3 & 9 months - Adults	26	41	63.4%	48.4%	51.8%	50.5%
% of FP17s for Band 1 Urgent Courses	27	754	3.6%	9.7%	9.5%	9.0%
% of FP17s Relating to Free Repair or Replacements	0	754	0.0%	0.7%	0.7%	0.8%
% of FP17s Relating to Continuations	0	754	0.0%	0.8%	1.0%	1.1%
% of Patients satisfied with the dentistry they have received	0	0	N/A	93.3%	92.1%	91.5%
% of Patients satisfied with the time they had to wait for an appointment	0	0	N/A	89.7%	88.3%	87.9%

* This is based on patients treated on this contract for their most recent course of treatment. Figures in italics indicate the base number of FP17s or Patient Questionnaire responses are less than 100. N/A is shown where the base number of responses is less than 10 during the period. % is calculated as Quantity/Base number*100

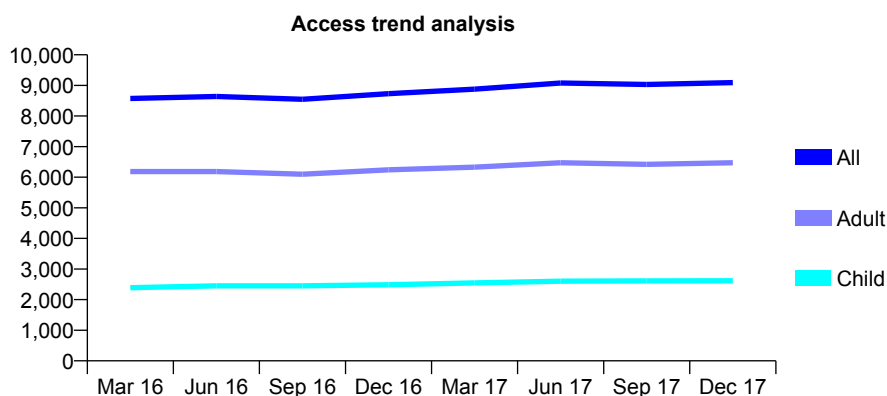
Q69 - Vital Signs At a Glance Contract Report for 122866/0001 - December 2017

Name or company name	Puresmile Reading Limited
Contract type name	GDS Contract
Purpose of contract	General
Contract start date	01/04/2012
Contract end date	

17/18 Contracted general activity (UDA)	29,025
Carry forward general activity (UDA)	649
17/18 Contracted orthodontic activity (UOA)	0
Carry forward orthodontic activity (UOA)	0
Baseline contract value	£728,254.91

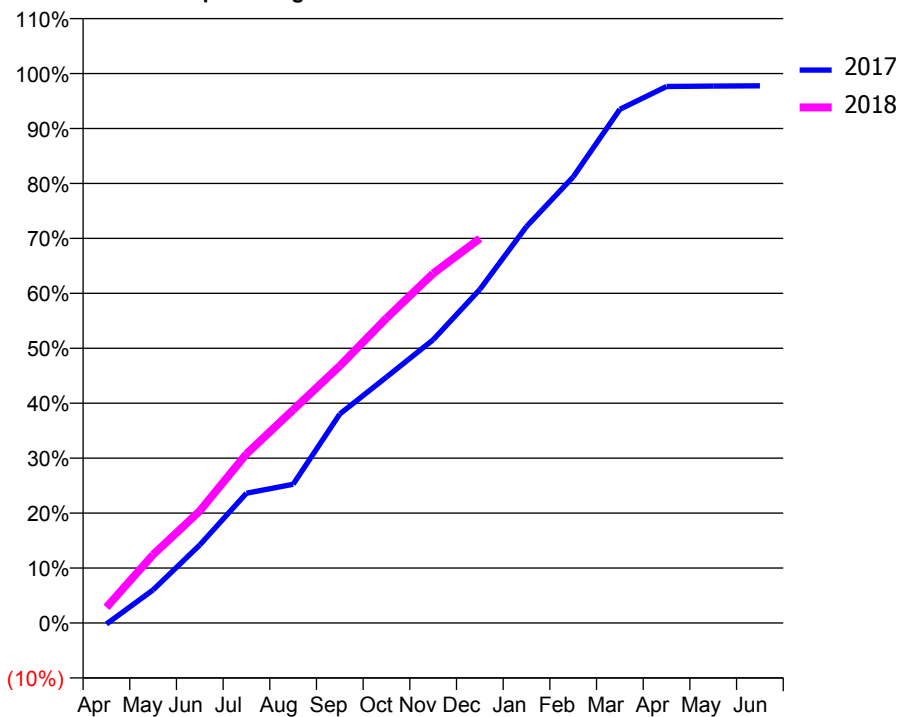
ACCESS*

Patients seen in 24 months	Total	Change since previous quarter
Quarter ending December 2016	8,729	
Quarter ending March 2017	8,876	→
Quarter ending June 2017	9,077	↑
Quarter ending September 2017	9,030	→
Quarter ending December 2017	9,092	→
Variance since December 2016	4.2%	↑



ACTIVITY

Cumulative percentage of contracted UDA delivered 2017 & 2018



Month	Adjusted Scheduled Activity (UDA)	
	2017	2018
April	-62	830
May	1,747	3,610
June	4,126	5,918
July	6,860	8,935
August	7,328	11,256
September	11,041	13,586
October	12,990	16,108
November	14,964	18,462
December	17,616	20,313
January	20,945	
February	23,564	
March	27,135	
April	28,340	
May	28,358	
June	28,376	

QUALITY

	Quantity	Base Number	Contract	AT	Region	England
% of FP17s for the same patient ID Re-attending within 3 months - Children	219	2,728	8.0%	11.5%	11.5%	12.0%
% of FP17s for the same patient ID Re-attending within 3 months - Adults	769	5,384	14.3%	15.0%	15.8%	15.9%
% of FP17s for the same patient ID Re-attending between 3 & 9 months - Children	1,454	2,728	53.3%	57.7%	60.5%	58.0%
% of FP17s for the same patient ID Re-attending between 3 & 9 months - Adults	2,311	5,384	42.9%	48.4%	51.8%	50.5%
% of FP17s for Band 1 Urgent Courses	375	7,670	4.9%	9.7%	9.5%	9.0%
% of FP17s Relating to Free Repair or Replacements	98	7,670	1.3%	0.7%	0.7%	0.8%
% of FP17s Relating to Continuations	27	7,670	0.4%	0.8%	1.0%	1.1%
% of Patients satisfied with the dentistry they have received	16	16	100.0%	93.3%	92.1%	91.5%
% of Patients satisfied with the time they had to wait for an appointment	13	16	81.3%	89.7%	88.3%	87.9%

* This is based on patients treated on this contract for their most recent course of treatment. Figures in italics indicate the base number of FP17s or Patient Questionnaire responses are less than 100. N/A is shown where the base number of responses is less than 10 during the period. % is calculated as Quantity/Base number*100

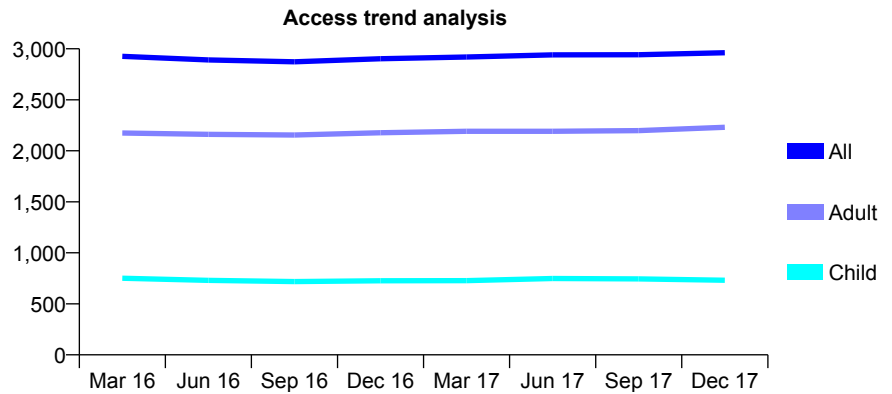
Q69 - Vital Signs At a Glance Contract Report for 127051/0001 - December 2017

Name or company name	Sensura (UK) Limited
Contract type name	GDS Contract
Purpose of contract	General
Contract start date	01/04/2012
Contract end date	

17/18 Contracted general activity (UDA)	11,300
Carry forward general activity (UDA)	-31
17/18 Contracted orthodontic activity (UOA)	0
Carry forward orthodontic activity (UOA)	0
Baseline contract value	£293,702.23

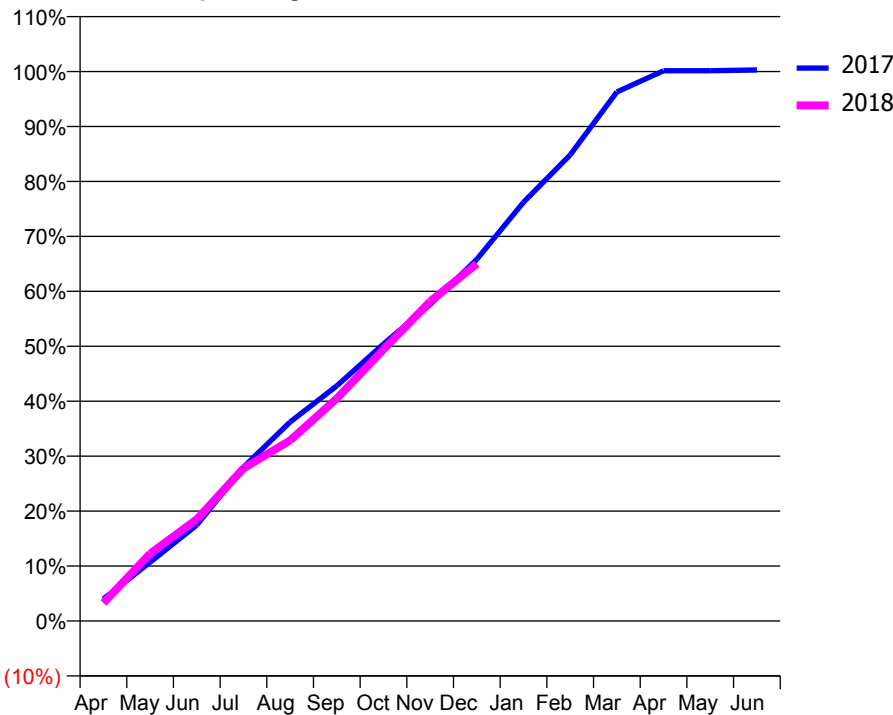
ACCESS*

Patients seen in 24 months	Total	Change since previous quarter
Quarter ending December 2016	2,903	
Quarter ending March 2017	2,919	→
Quarter ending June 2017	2,941	→
Quarter ending September 2017	2,942	→
Quarter ending December 2017	2,962	→
Variance since December 2016	2.0%	↑



ACTIVITY

Cumulative percentage of contracted UDA delivered 2017 & 2018



Month	Adjusted Scheduled Activity (UDA)	
	2017	2018
April	453	371
May	1,211	1,386
June	1,973	2,091
July	3,164	3,137
August	4,091	3,715
September	4,836	4,575
October	5,698	5,585
November	6,510	6,573
December	7,439	7,348
January	8,611	
February	9,586	
March	10,879	
April	11,315	
May	11,316	
June	11,332	

QUALITY

	Quantity	Base Number	Contract	AT	Region	England
% of FP17s for the same patient ID Re-attending within 3 months - Children	48	718	6.7%	11.5%	11.5%	12.0%
% of FP17s for the same patient ID Re-attending within 3 months - Adults	237	2,050	11.6%	15.0%	15.8%	15.9%
% of FP17s for the same patient ID Re-attending between 3 & 9 months - Children	363	718	50.6%	57.7%	60.5%	58.0%
% of FP17s for the same patient ID Re-attending between 3 & 9 months - Adults	958	2,050	46.7%	48.4%	51.8%	50.5%
% of FP17s for Band 1 Urgent Courses	222	2,576	8.6%	9.7%	9.5%	9.0%
% of FP17s Relating to Free Repair or Replacements	15	2,576	0.6%	0.7%	0.7%	0.8%
% of FP17s Relating to Continuations	1	2,576	0.0%	0.8%	1.0%	1.1%
% of Patients satisfied with the dentistry they have received	3	3	N/A	93.3%	92.1%	91.5%
% of Patients satisfied with the time they had to wait for an appointment	3	3	N/A	89.7%	88.3%	87.9%

* This is based on patients treated on this contract for their most recent course of treatment. Figures in italics indicate the base number of FP17s or Patient Questionnaire responses are less than 100. N/A is shown where the base number of responses is less than 10 during the period. % is calculated as Quantity/Base number*100

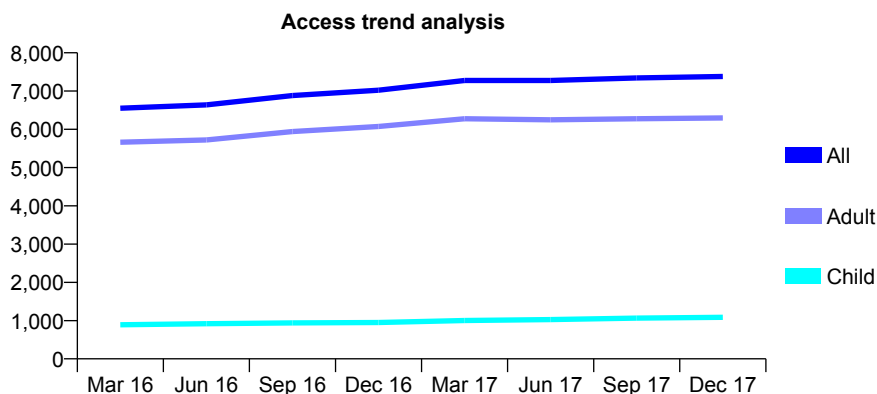
Q69 - Vital Signs At a Glance Contract Report for 127558/0001 - December 2017

Name or company name	Friar Street Dental Surgery
Contract type name	GDS Contract
Purpose of contract	General
Contract start date	01/04/2013
Contract end date	

17/18 Contracted general activity (UDA)	22,041
Carry forward general activity (UDA)	138
17/18 Contracted orthodontic activity (UOA)	0
Carry forward orthodontic activity (UOA)	0
Baseline contract value	£491,446.71

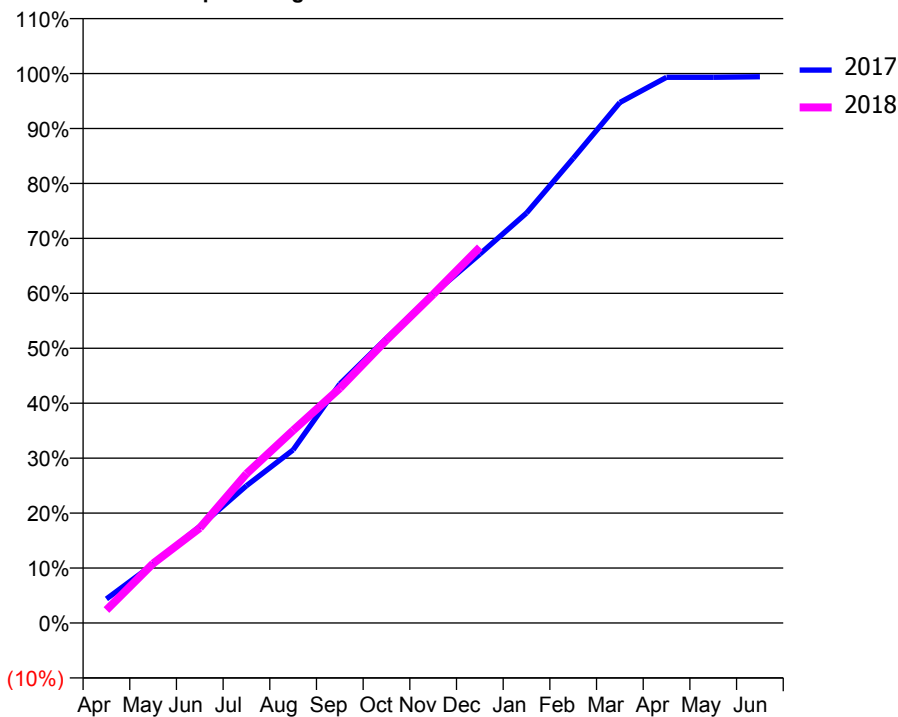
ACCESS*

Patients seen in 24 months	Total	Change since previous quarter
Quarter ending December 2016	7,023	
Quarter ending March 2017	7,277	↑
Quarter ending June 2017	7,277	→
Quarter ending September 2017	7,342	→
Quarter ending December 2017	7,382	→
Variance since December 2016	5.1%	↑



ACTIVITY

Cumulative percentage of contracted UDA delivered 2017 & 2018



Month	Adjusted Scheduled Activity (UDA)	
	2017	2018
April	1,004	520
May	2,452	2,390
June	4,031	3,808
July	5,728	5,990
August	7,222	7,724
September	9,973	9,418
October	11,877	11,352
November	13,724	13,180
December	15,390	15,069
January	17,105	
February	19,383	
March	21,715	
April	22,763	
May	22,766	
June	22,785	

QUALITY

	Quantity	Base Number	Contract	AT	Region	England
% of FP17s for the same patient ID Re-attending within 3 months - Children	115	1,156	9.9%	11.5%	11.5%	12.0%
% of FP17s for the same patient ID Re-attending within 3 months - Adults	835	6,033	13.8%	15.0%	15.8%	15.9%
% of FP17s for the same patient ID Re-attending between 3 & 9 months - Children	627	1,156	54.2%	57.7%	60.5%	58.0%
% of FP17s for the same patient ID Re-attending between 3 & 9 months - Adults	3,292	6,033	54.6%	48.4%	51.8%	50.5%
% of FP17s for Band 1 Urgent Courses	811	6,844	11.8%	9.7%	9.5%	9.0%
% of FP17s Relating to Free Repair or Replacements	79	6,844	1.2%	0.7%	0.7%	0.8%
% of FP17s Relating to Continuations	38	6,844	0.6%	0.8%	1.0%	1.1%
% of Patients satisfied with the dentistry they have received	5	5	N/A	93.3%	92.1%	91.5%
% of Patients satisfied with the time they had to wait for an appointment	4	5	N/A	89.7%	88.3%	87.9%

* This is based on patients treated on this contract for their most recent course of treatment. Figures in italics indicate the base number of FP17s or Patient Questionnaire responses are less than 100. N/A is shown where the base number of responses is less than 10 during the period. % is calculated as Quantity/Base number*100

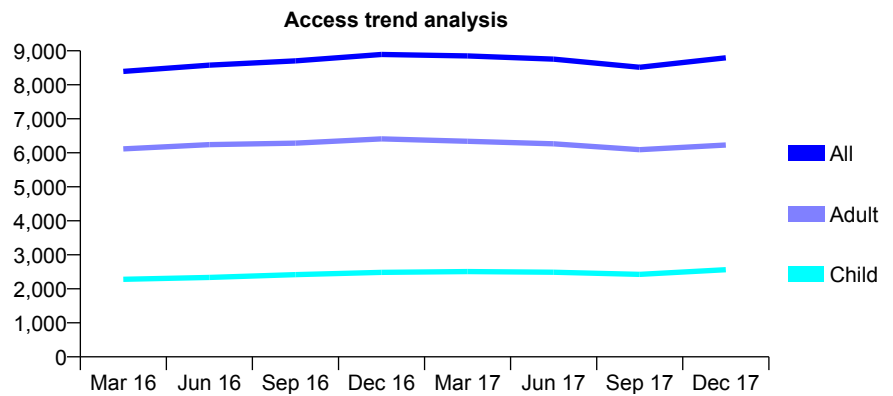
Q69 - Vital Signs At a Glance Contract Report for 128163/0004 - December 2017

Name or company name	Aspire Dental Care Limited
Contract type name	PDS Plus Contract
Purpose of contract	General
Contract start date	10/12/2012
Contract end date	31/08/2020

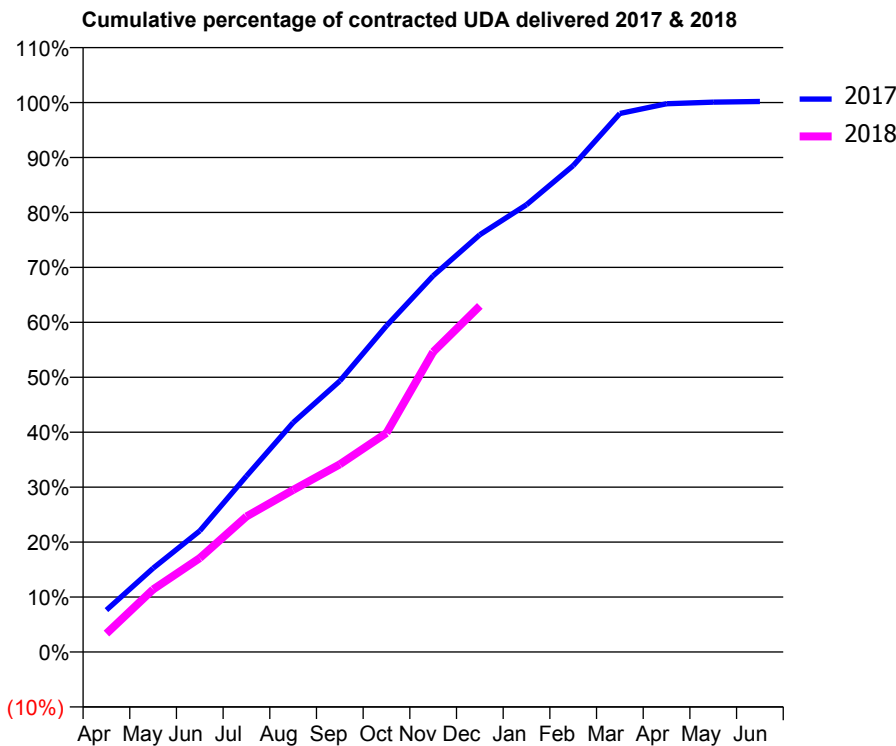
17/18 Contracted general activity (UDA)	24,000
Carry forward general activity (UDA)	0
17/18 Contracted orthodontic activity (UOA)	0
Carry forward orthodontic activity (UOA)	0
Baseline contract value	£322,993.81

ACCESS*

Patients seen in 24 months	Total	Change since previous quarter
Quarter ending December 2016	8,894	
Quarter ending March 2017	8,848	→
Quarter ending June 2017	8,755	↓
Quarter ending September 2017	8,517	↓
Quarter ending December 2017	8,794	↑
Variance since December 2016	(1.1%)	↓



ACTIVITY



Month	Adjusted Scheduled Activity (UDA)	
	2017	2018
April	1,902	809
May	3,808	2,732
June	5,506	4,102
July	7,993	5,922
August	10,421	7,079
September	12,310	8,198
October	14,821	9,568
November	17,092	13,107
December	18,953	15,114
January	20,317	
February	22,096	
March	24,460	
April	24,903	
May	24,979	
June	25,008	

QUALITY

	Quantity	Base Number	Contract	AT	Region	England
% of FP17s for the same patient ID Re-attending within 3 months - Children	186	2,190	8.5%	11.5%	11.5%	12.0%
% of FP17s for the same patient ID Re-attending within 3 months - Adults	1,109	4,953	22.4%	15.0%	15.8%	15.9%
% of FP17s for the same patient ID Re-attending between 3 & 9 months - Children	729	2,190	33.3%	57.7%	60.5%	58.0%
% of FP17s for the same patient ID Re-attending between 3 & 9 months - Adults	1,340	4,953	27.1%	48.4%	51.8%	50.5%
% of FP17s for Band 1 Urgent Courses	1,509	6,845	22.0%	9.7%	9.5%	9.0%
% of FP17s Relating to Free Repair or Replacements	33	6,845	0.5%	0.7%	0.7%	0.8%
% of FP17s Relating to Continuations	31	6,845	0.5%	0.8%	1.0%	1.1%
% of Patients satisfied with the dentistry they have received	14	16	87.5%	93.3%	92.1%	91.5%
% of Patients satisfied with the time they had to wait for an appointment	14	16	87.5%	89.7%	88.3%	87.9%

* This is based on patients treated on this contract for their most recent course of treatment. Figures in italics indicate the base number of FP17s or Patient Questionnaire responses are less than 100. N/A is shown where the base number of responses is less than 10 during the period. % is calculated as Quantity/Base number*100

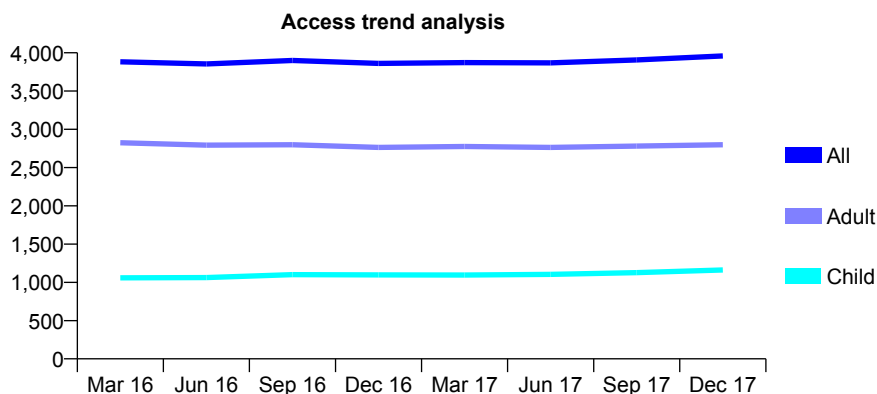
Q69 - Vital Signs At a Glance Contract Report for 128163/0005 - December 2017

Name or company name	Aspire Dental Care Limited
Contract type name	PDS Plus Contract
Purpose of contract	General
Contract start date	10/12/2012
Contract end date	31/03/2018

17/18 Contracted general activity (UDA)	12,000
Carry forward general activity (UDA)	0
17/18 Contracted orthodontic activity (UOA)	0
Carry forward orthodontic activity (UOA)	0
Baseline contract value	£161,488.43

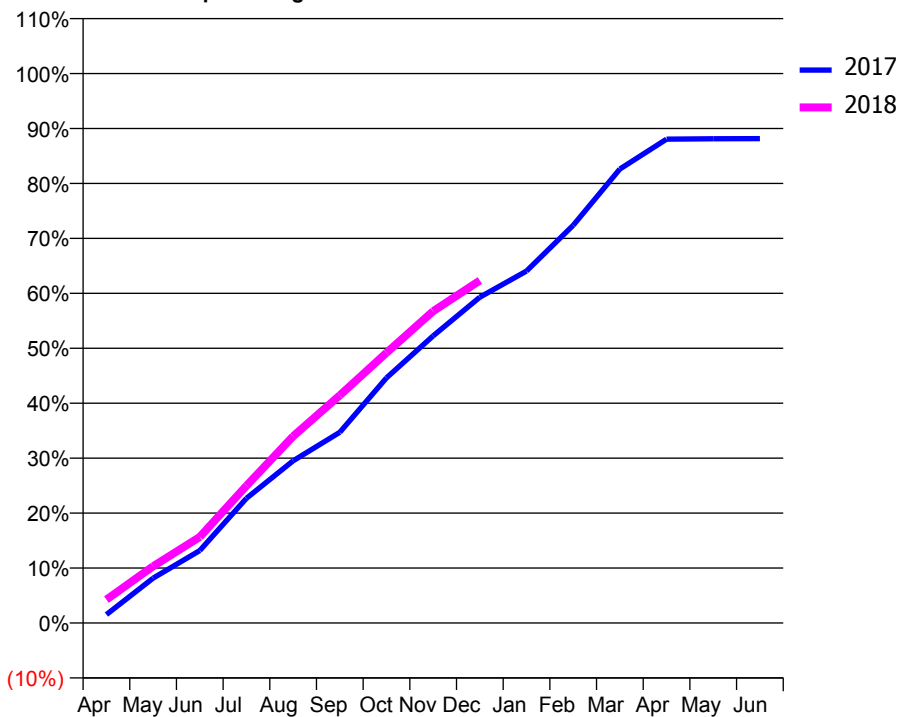
ACCESS*

Patients seen in 24 months	Total	Change since previous quarter
Quarter ending December 2016	3,861	
Quarter ending March 2017	3,872	→
Quarter ending June 2017	3,869	→
Quarter ending September 2017	3,906	→
Quarter ending December 2017	3,959	→
Variance since December 2016	2.5%	↑



ACTIVITY

Cumulative percentage of contracted UDA delivered 2017 & 2018



Month	Adjusted Scheduled Activity (UDA)	
	2017	2018
April	185	511
May	979	1,240
June	1,582	1,881
July	2,723	2,998
August	3,543	4,080
September	4,164	4,973
October	5,353	5,901
November	6,272	6,811
December	7,114	7,478
January	7,686	
February	8,684	
March	9,913	
April	10,567	
May	10,574	
June	10,577	

QUALITY

	Quantity	Base Number	Contract	AT	Region	England
% of FP17s for the same patient ID Re-attending within 3 months - Children	94	1,274	7.4%	11.5%	11.5%	12.0%
% of FP17s for the same patient ID Re-attending within 3 months - Adults	422	2,753	15.3%	15.0%	15.8%	15.9%
% of FP17s for the same patient ID Re-attending between 3 & 9 months - Children	726	1,274	57.0%	57.7%	60.5%	58.0%
% of FP17s for the same patient ID Re-attending between 3 & 9 months - Adults	1,337	2,753	48.6%	48.4%	51.8%	50.5%
% of FP17s for Band 1 Urgent Courses	441	3,795	11.6%	9.7%	9.5%	9.0%
% of FP17s Relating to Free Repair or Replacements	28	3,795	0.7%	0.7%	0.7%	0.8%
% of FP17s Relating to Continuations	27	3,795	0.7%	0.8%	1.0%	1.1%
% of Patients satisfied with the dentistry they have received	1	1	N/A	93.3%	92.1%	91.5%
% of Patients satisfied with the time they had to wait for an appointment	1	1	N/A	89.7%	88.3%	87.9%

* This is based on patients treated on this contract for their most recent course of treatment. Figures in italics indicate the base number of FP17s or Patient Questionnaire responses are less than 100. N/A is shown where the base number of responses is less than 10 during the period. % is calculated as Quantity/Base number*100

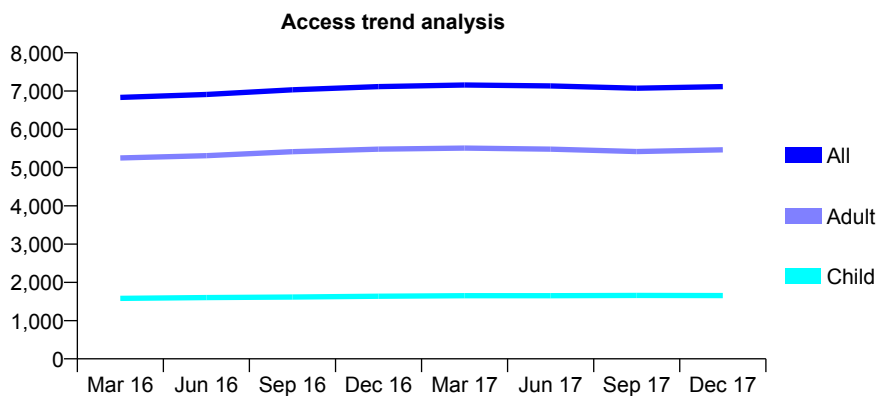
Q69 - Vital Signs At a Glance Contract Report for 128244/0001 - December 2017

Name or company name	The Dental Surgery Burnham Ltd
Contract type name	GDS Contract
Purpose of contract	General
Contract start date	01/04/2008
Contract end date	

17/18 Contracted general activity (UDA)	18,494
Carry forward general activity (UDA)	448
17/18 Contracted orthodontic activity (UOA)	0
Carry forward orthodontic activity (UOA)	0
Baseline contract value	£446,544.39

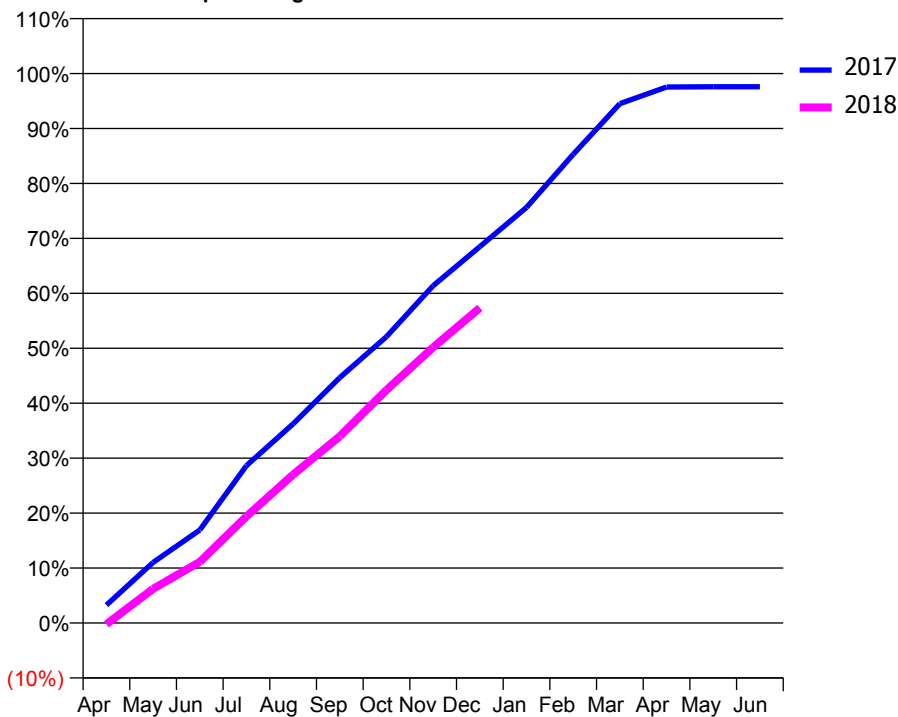
ACCESS*

Patients seen in 24 months	Total	Change since previous quarter
Quarter ending December 2016	7,118	
Quarter ending March 2017	7,159	→
Quarter ending June 2017	7,134	→
Quarter ending September 2017	7,075	→
Quarter ending December 2017	7,116	→
Variance since December 2016	(0.0%)	→



ACTIVITY

Cumulative percentage of contracted UDA delivered 2017 & 2018



Month	Adjusted Scheduled Activity (UDA)	
	2017	2018
April	602	-41
May	2,042	1,153
June	3,128	2,058
July	5,300	3,590
August	6,705	4,999
September	8,260	6,285
October	9,637	7,843
November	11,351	9,281
December	12,666	10,606
January	13,989	
February	15,773	
March	17,478	
April	18,041	
May	18,046	
June	18,046	

QUALITY

	Quantity	Base Number	Contract	AT	Region	England
% of FP17s for the same patient ID Re-attending within 3 months - Children	171	1,781	9.6%	11.5%	11.5%	12.0%
% of FP17s for the same patient ID Re-attending within 3 months - Adults	878	5,110	17.2%	15.0%	15.8%	15.9%
% of FP17s for the same patient ID Re-attending between 3 & 9 months - Children	1,100	1,781	61.8%	57.7%	60.5%	58.0%
% of FP17s for the same patient ID Re-attending between 3 & 9 months - Adults	2,374	5,110	46.5%	48.4%	51.8%	50.5%
% of FP17s for Band 1 Urgent Courses	466	5,531	8.4%	9.7%	9.5%	9.0%
% of FP17s Relating to Free Repair or Replacements	105	5,531	1.9%	0.7%	0.7%	0.8%
% of FP17s Relating to Continuations	47	5,531	0.8%	0.8%	1.0%	1.1%
% of Patients satisfied with the dentistry they have received	14	16	87.5%	93.3%	92.1%	91.5%
% of Patients satisfied with the time they had to wait for an appointment	15	16	93.8%	89.7%	88.3%	87.9%

* This is based on patients treated on this contract for their most recent course of treatment. Figures in italics indicate the base number of FP17s or Patient Questionnaire responses are less than 100. N/A is shown where the base number of responses is less than 10 during the period. % is calculated as Quantity/Base number*100

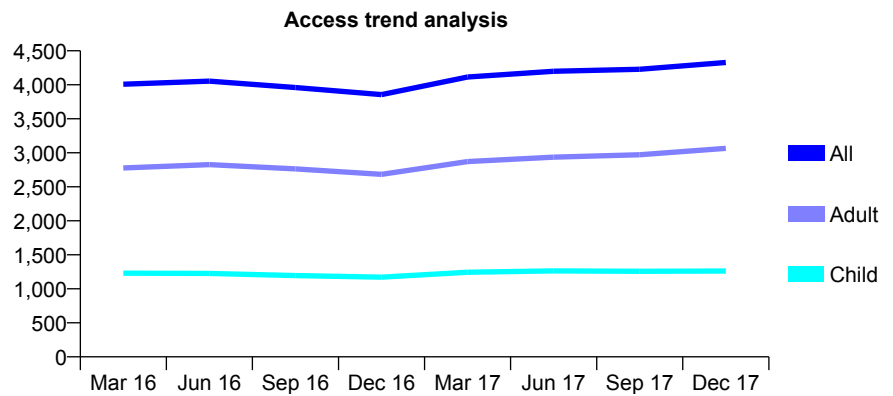
Q69 - Vital Signs At a Glance Contract Report for 129038/0001 - December 2017

Name or company name	Sinson and Sykes Dental Surgery
Contract type name	GDS Contract
Purpose of contract	General
Contract start date	01/04/2014
Contract end date	

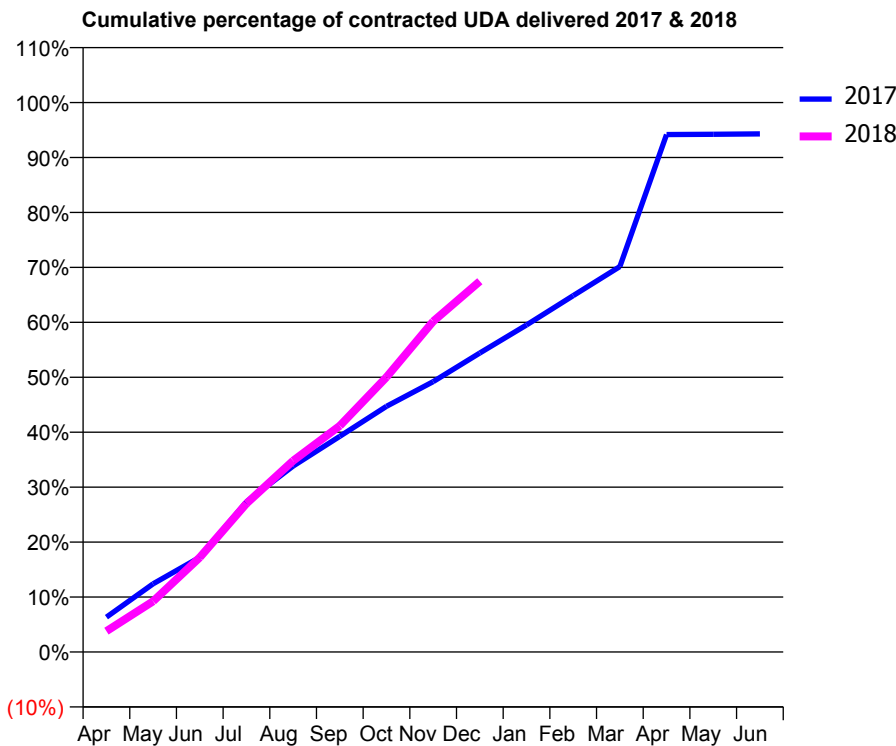
17/18 Contracted general activity (UDA)	12,500
Carry forward general activity (UDA)	0
17/18 Contracted orthodontic activity (UOA)	0
Carry forward orthodontic activity (UOA)	0
Baseline contract value	£304,288.58

ACCESS*

Patients seen in 24 months	Total	Change since previous quarter
Quarter ending December 2016	3,856	
Quarter ending March 2017	4,115	↑
Quarter ending June 2017	4,199	↑
Quarter ending September 2017	4,229	→
Quarter ending December 2017	4,328	↑
Variance since December 2016	12.2%	↑



ACTIVITY



Month	Adjusted Scheduled Activity (UDA)	
	2017	2018
April	794	473
May	1,553	1,156
June	2,155	2,153
July	3,417	3,378
August	4,229	4,353
September	4,905	5,146
October	5,588	6,254
November	6,151	7,521
December	6,803	8,433
January	7,441	
February	8,106	
March	8,767	
April	11,770	
May	11,777	
June	11,786	

QUALITY

	Quantity	Base Number	Contract	AT	Region	England
% of FP17s for the same patient ID Re-attending within 3 months - Children	191	2,026	9.4%	11.5%	11.5%	12.0%
% of FP17s for the same patient ID Re-attending within 3 months - Adults	652	4,669	14.0%	15.0%	15.8%	15.9%
% of FP17s for the same patient ID Re-attending between 3 & 9 months - Children	1,295	2,026	63.9%	57.7%	60.5%	58.0%
% of FP17s for the same patient ID Re-attending between 3 & 9 months - Adults	2,780	4,669	59.5%	48.4%	51.8%	50.5%
% of FP17s for Band 1 Urgent Courses	490	4,881	10.0%	9.7%	9.5%	9.0%
% of FP17s Relating to Free Repair or Replacements	9	4,881	0.2%	0.7%	0.7%	0.8%
% of FP17s Relating to Continuations	32	4,881	0.7%	0.8%	1.0%	1.1%
% of Patients satisfied with the dentistry they have received	5	7	N/A	93.3%	92.1%	91.5%
% of Patients satisfied with the time they had to wait for an appointment	6	7	N/A	89.7%	88.3%	87.9%

* This is based on patients treated on this contract for their most recent course of treatment. Figures in italics indicate the base number of FP17s or Patient Questionnaire responses are less than 100. N/A is shown where the base number of responses is less than 10 during the period. % is calculated as Quantity/Base number*100

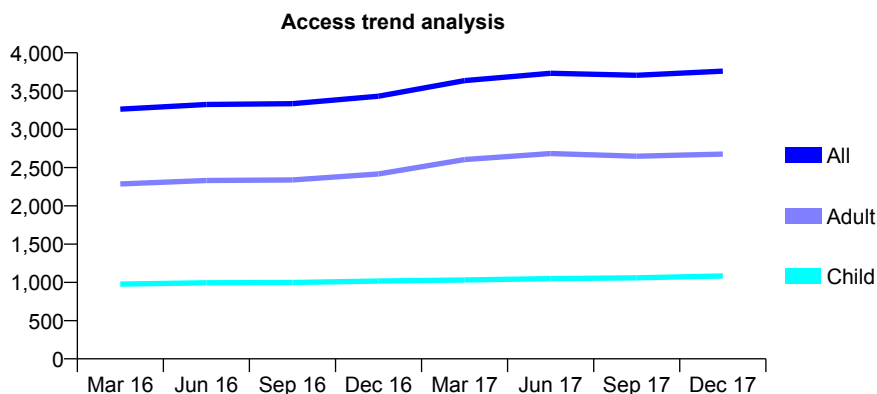
Q69 - Vital Signs At a Glance Contract Report for 129917/0001 - December 2017

Name or company name	Ash Tree House Dental
Contract type name	GDS Contract
Purpose of contract	General
Contract start date	21/08/2012
Contract end date	

17/18 Contracted general activity (UDA)	5,800
Carry forward general activity (UDA)	-25
17/18 Contracted orthodontic activity (UOA)	0
Carry forward orthodontic activity (UOA)	0
Baseline contract value	£127,734.27

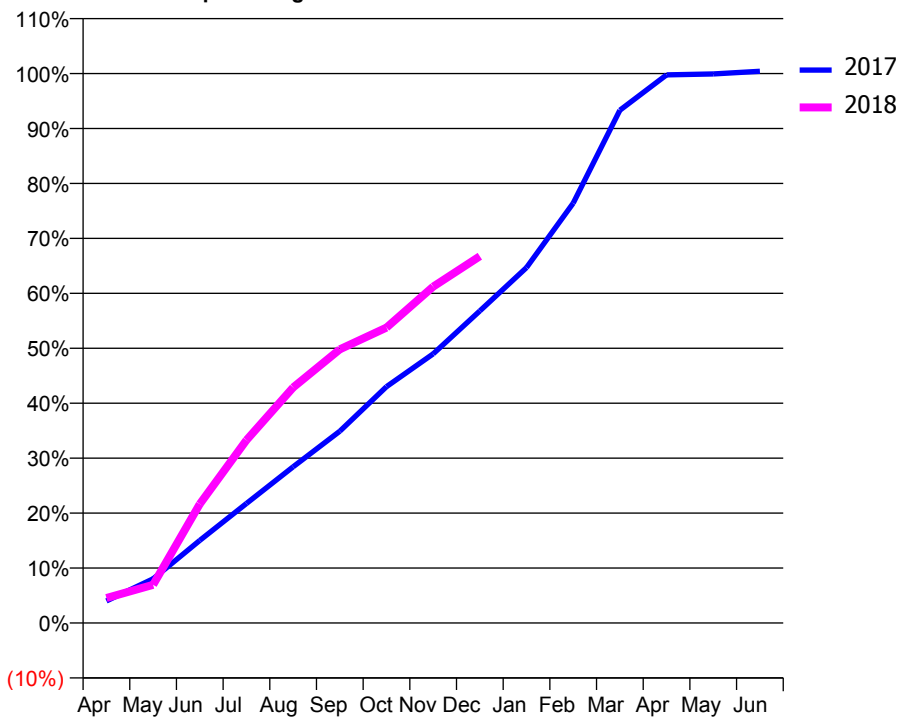
ACCESS*

Patients seen in 24 months	Total	Change since previous quarter
Quarter ending December 2016	3,433	
Quarter ending March 2017	3,636	↑
Quarter ending June 2017	3,732	↑
Quarter ending September 2017	3,706	→
Quarter ending December 2017	3,760	→
Variance since December 2016	9.5%	↑



ACTIVITY

Cumulative percentage of contracted UDA delivered 2017 & 2018



Month	Adjusted Scheduled Activity (UDA)	
	2017	2018
April	257	263
May	513	403
June	960	1,256
July	1,389	1,930
August	1,814	2,487
September	2,228	2,889
October	2,745	3,119
November	3,125	3,550
December	3,624	3,871
January	4,126	
February	4,875	
March	5,953	
April	6,364	
May	6,375	
June	6,405	

QUALITY

	Quantity	Base Number	Contract	AT	Region	England
% of FP17s for the same patient ID Re-attending within 3 months - Children	85	1,229	6.9%	11.5%	11.5%	12.0%
% of FP17s for the same patient ID Re-attending within 3 months - Adults	267	1,909	14.0%	15.0%	15.8%	15.9%
% of FP17s for the same patient ID Re-attending between 3 & 9 months - Children	753	1,229	61.3%	57.7%	60.5%	58.0%
% of FP17s for the same patient ID Re-attending between 3 & 9 months - Adults	862	1,909	45.2%	48.4%	51.8%	50.5%
% of FP17s for Band 1 Urgent Courses	183	2,078	8.8%	9.7%	9.5%	9.0%
% of FP17s Relating to Free Repair or Replacements	18	2,078	0.9%	0.7%	0.7%	0.8%
% of FP17s Relating to Continuations	7	2,078	0.3%	0.8%	1.0%	1.1%
% of Patients satisfied with the dentistry they have received	5	6	N/A	93.3%	92.1%	91.5%
% of Patients satisfied with the time they had to wait for an appointment	6	6	N/A	89.7%	88.3%	87.9%

* This is based on patients treated on this contract for their most recent course of treatment. Figures in italics indicate the base number of FP17s or Patient Questionnaire responses are less than 100. N/A is shown where the base number of responses is less than 10 during the period. % is calculated as Quantity/Base number*100

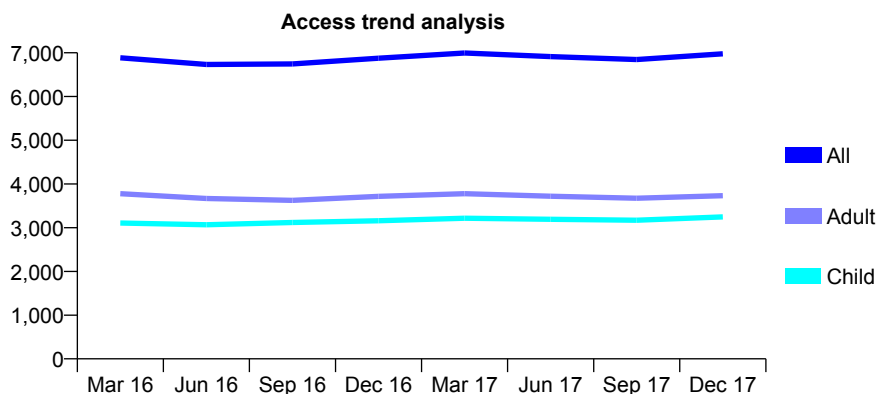
Q69 - Vital Signs At a Glance Contract Report for 130230/0001 - December 2017

Name or company name	WEXHAM ROAD DENTAL SURGERY LTD
Contract type name	GDS Contract
Purpose of contract	General
Contract start date	04/04/2008
Contract end date	

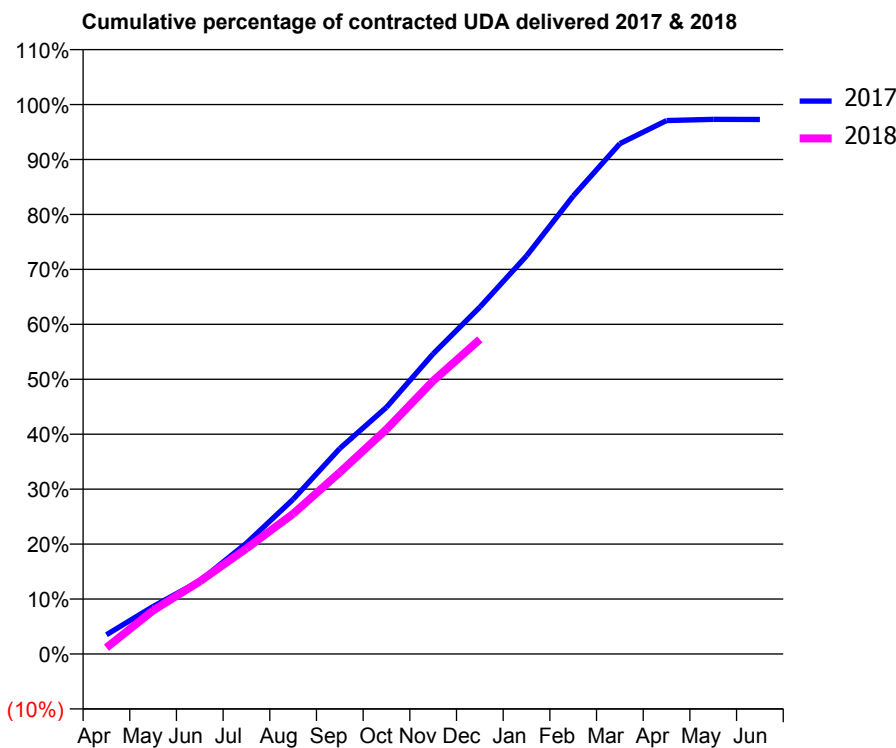
17/18 Contracted general activity (UDA)	16,630
Carry forward general activity (UDA)	453
17/18 Contracted orthodontic activity (UOA)	0
Carry forward orthodontic activity (UOA)	0
Baseline contract value	£540,751.72

ACCESS*

Patients seen in 24 months	Total	Change since previous quarter
Quarter ending December 2016	6,875	
Quarter ending March 2017	6,994	→
Quarter ending June 2017	6,912	↓
Quarter ending September 2017	6,847	→
Quarter ending December 2017	6,978	→
Variance since December 2016	1.5%	→



ACTIVITY



Month	Adjusted Scheduled Activity (UDA)	
	2017	2018
April	581	193
May	1,440	1,317
June	2,215	2,199
July	3,357	3,194
August	4,681	4,242
September	6,220	5,499
October	7,467	6,800
November	9,085	8,267
December	10,497	9,523
January	12,049	
February	13,859	
March	15,448	
April	16,143	
May	16,180	
June	16,178	

QUALITY

	Quantity	Base Number	Contract	AT	Region	England
% of FP17s for the same patient ID Re-attending within 3 months - Children	298	2,721	11.0%	11.5%	11.5%	12.0%
% of FP17s for the same patient ID Re-attending within 3 months - Adults	532	2,702	19.7%	15.0%	15.8%	15.9%
% of FP17s for the same patient ID Re-attending between 3 & 9 months - Children	925	2,721	34.0%	57.7%	60.5%	58.0%
% of FP17s for the same patient ID Re-attending between 3 & 9 months - Adults	713	2,702	26.4%	48.4%	51.8%	50.5%
% of FP17s for Band 1 Urgent Courses	801	4,449	18.0%	9.7%	9.5%	9.0%
% of FP17s Relating to Free Repair or Replacements	4	4,449	0.1%	0.7%	0.7%	0.8%
% of FP17s Relating to Continuations	15	4,449	0.3%	0.8%	1.0%	1.1%
% of Patients satisfied with the dentistry they have received	3	3	N/A	93.3%	92.1%	91.5%
% of Patients satisfied with the time they had to wait for an appointment	2	3	N/A	89.7%	88.3%	87.9%

* This is based on patients treated on this contract for their most recent course of treatment. Figures in italics indicate the base number of FP17s or Patient Questionnaire responses are less than 100. N/A is shown where the base number of responses is less than 10 during the period. % is calculated as Quantity/Base number*100

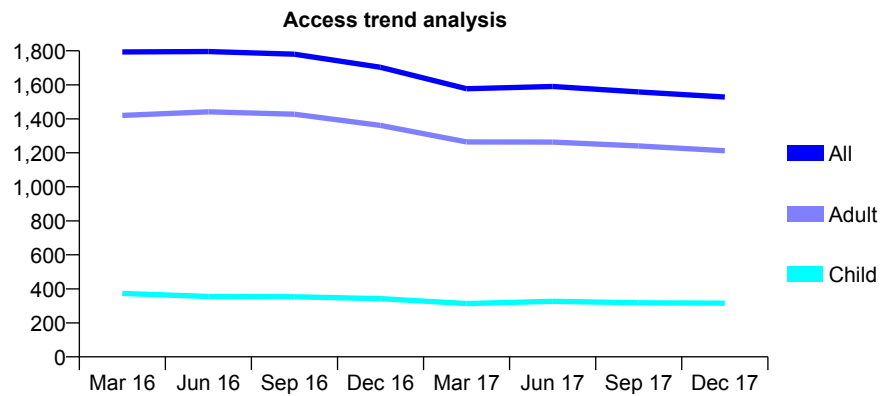
Q69 - Vital Signs At a Glance Contract Report for 131539/0001 - December 2017

Name or company name	Eurodental Limited
Contract type name	GDS Contract
Purpose of contract	General
Contract start date	01/01/2009
Contract end date	

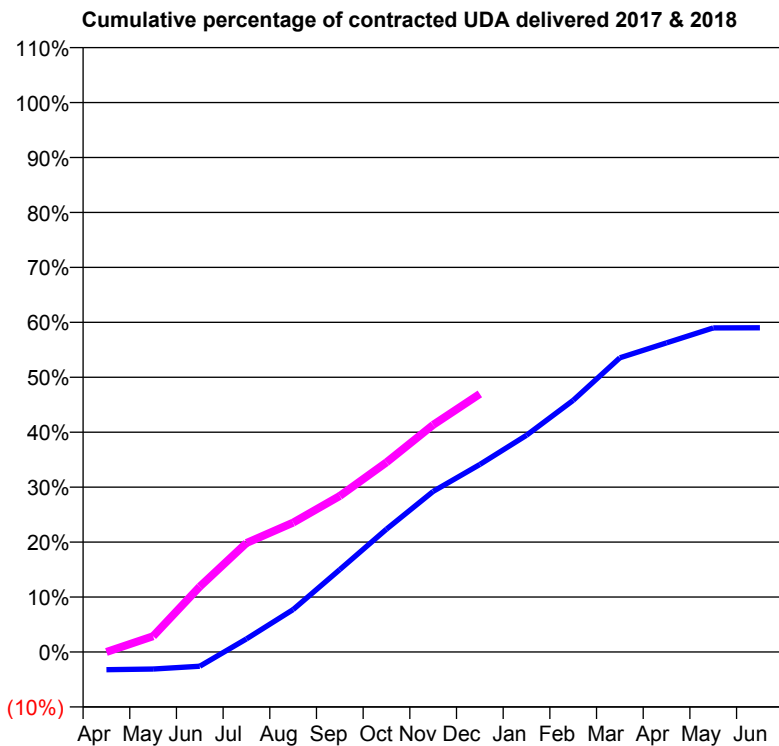
17/18 Contracted general activity (UDA)	8,541
Carry forward general activity (UDA)	0
17/18 Contracted orthodontic activity (UOA)	0
Carry forward orthodontic activity (UOA)	0
Baseline contract value	£204,286.50

ACCESS*

Patients seen in 24 months	Total	Change since previous quarter
Quarter ending December 2016	1,703	
Quarter ending March 2017	1,577	↓
Quarter ending June 2017	1,590	→
Quarter ending September 2017	1,558	↓
Quarter ending December 2017	1,528	↓
Variance since December 2016	(10.3%)	↓



ACTIVITY



Month	Adjusted Scheduled Activity (UDA)	
	2017	2018
April	-277	0
May	-266	246
June	-222	1,016
July	204	1,694
August	660	2,011
September	1,282	2,426
October	1,909	2,949
November	2,497	3,530
December	2,916	4,012
January	3,369	
February	3,912	
March	4,574	
April	4,806	
May	5,037	
June	5,040	

QUALITY

	Quantity	Base Number	Contract	AT	Region	England
% of FP17s for the same patient ID Re-attending within 3 months - Children	108	452	23.9%	11.5%	11.5%	12.0%
% of FP17s for the same patient ID Re-attending within 3 months - Adults	216	1,041	20.7%	15.0%	15.8%	15.9%
% of FP17s for the same patient ID Re-attending between 3 & 9 months - Children	223	452	49.3%	57.7%	60.5%	58.0%
% of FP17s for the same patient ID Re-attending between 3 & 9 months - Adults	419	1,041	40.2%	48.4%	51.8%	50.5%
% of FP17s for Band 1 Urgent Courses	235	1,351	17.4%	9.7%	9.5%	9.0%
% of FP17s Relating to Free Repair or Replacements	1	1,351	0.1%	0.7%	0.7%	0.8%
% of FP17s Relating to Continuations	28	1,351	2.1%	0.8%	1.0%	1.1%
% of Patients satisfied with the dentistry they have received	2	3	N/A	93.3%	92.1%	91.5%
% of Patients satisfied with the time they had to wait for an appointment	2	3	N/A	89.7%	88.3%	87.9%

* This is based on patients treated on this contract for their most recent course of treatment. Figures in italics indicate the base number of FP17s or Patient Questionnaire responses are less than 100. N/A is shown where the base number of responses is less than 10 during the period. % is calculated as Quantity/Base number*100

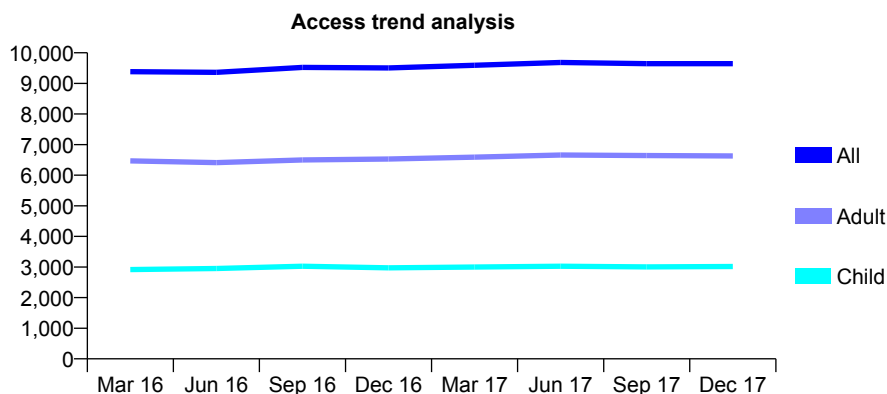
Q69 - Vital Signs At a Glance Contract Report for 133752/0001 - December 2017

Name or company name	Winnersh Dental Practice Ltd
Contract type name	GDS Contract
Purpose of contract	General
Contract start date	05/02/2010
Contract end date	

17/18 Contracted general activity (UDA)	23,809
Carry forward general activity (UDA)	-143
17/18 Contracted orthodontic activity (UOA)	0
Carry forward orthodontic activity (UOA)	0
Baseline contract value	£587,018.19

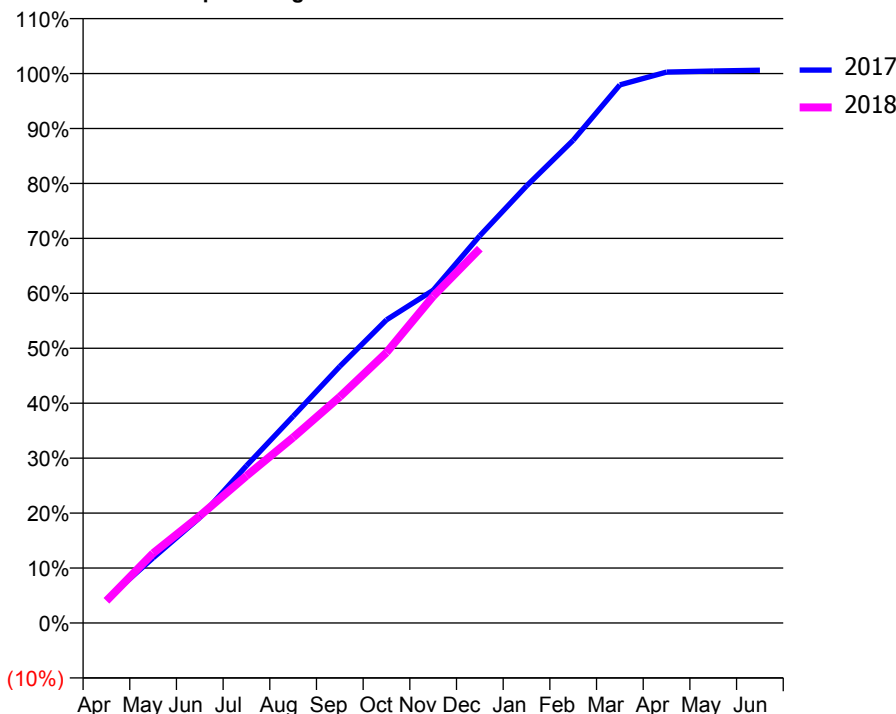
ACCESS*

Patients seen in 24 months	Total	Change since previous quarter
Quarter ending December 2016	9,504	
Quarter ending March 2017	9,593	→
Quarter ending June 2017	9,684	→
Quarter ending September 2017	9,646	→
Quarter ending December 2017	9,647	→
Variance since December 2016	1.5%	→



ACTIVITY

Cumulative percentage of contracted UDA delivered 2017 & 2018



Month	Adjusted Scheduled Activity (UDA)	
	2017	2018
April	1,015	963
May	2,824	3,026
June	4,566	4,644
July	6,815	6,375
August	8,956	8,037
September	11,119	9,804
October	13,135	11,719
November	14,420	14,161
December	16,779	16,221
January	18,934	
February	20,920	
March	23,315	
April	23,873	
May	23,916	
June	23,952	

QUALITY

	Quantity	Base Number	Contract	AT	Region	England
% of FP17s for the same patient ID Re-attending within 3 months - Children	321	3,447	9.3%	11.5%	11.5%	12.0%
% of FP17s for the same patient ID Re-attending within 3 months - Adults	909	6,149	14.8%	15.0%	15.8%	15.9%
% of FP17s for the same patient ID Re-attending between 3 & 9 months - Children	2,064	3,447	59.9%	57.7%	60.5%	58.0%
% of FP17s for the same patient ID Re-attending between 3 & 9 months - Adults	2,945	6,149	47.9%	48.4%	51.8%	50.5%
% of FP17s for Band 1 Urgent Courses	704	8,685	8.1%	9.7%	9.5%	9.0%
% of FP17s Relating to Free Repair or Replacements	98	8,685	1.1%	0.7%	0.7%	0.8%
% of FP17s Relating to Continuations	18	8,685	0.2%	0.8%	1.0%	1.1%
% of Patients satisfied with the dentistry they have received	9	9	N/A	93.3%	92.1%	91.5%
% of Patients satisfied with the time they had to wait for an appointment	9	9	N/A	89.7%	88.3%	87.9%

* This is based on patients treated on this contract for their most recent course of treatment. Figures in italics indicate the base number of FP17s or Patient Questionnaire responses are less than 100. N/A is shown where the base number of responses is less than 10 during the period. % is calculated as Quantity/Base number*100

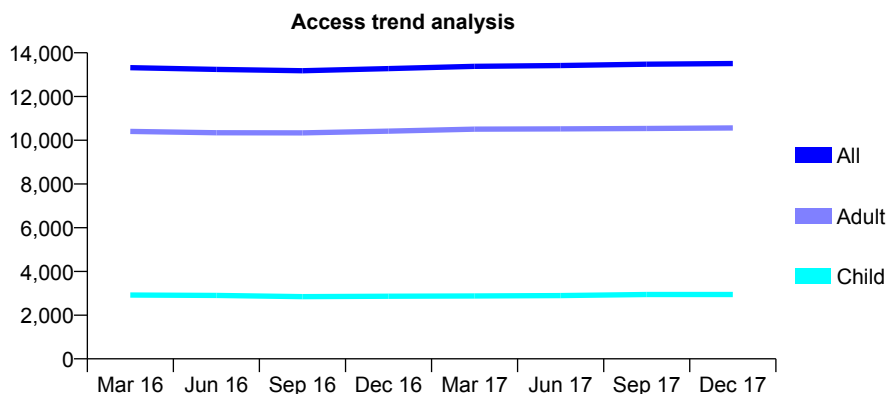
Q69 - Vital Signs At a Glance Contract Report for 134384/0001 - December 2017

Name or company name	Sam Health Ltd
Contract type name	GDS Contract
Purpose of contract	General
Contract start date	01/05/2013
Contract end date	

17/18 Contracted general activity (UDA)	40,939
Carry forward general activity (UDA)	-604
17/18 Contracted orthodontic activity (UOA)	0
Carry forward orthodontic activity (UOA)	0
Baseline contract value	£999,162.46

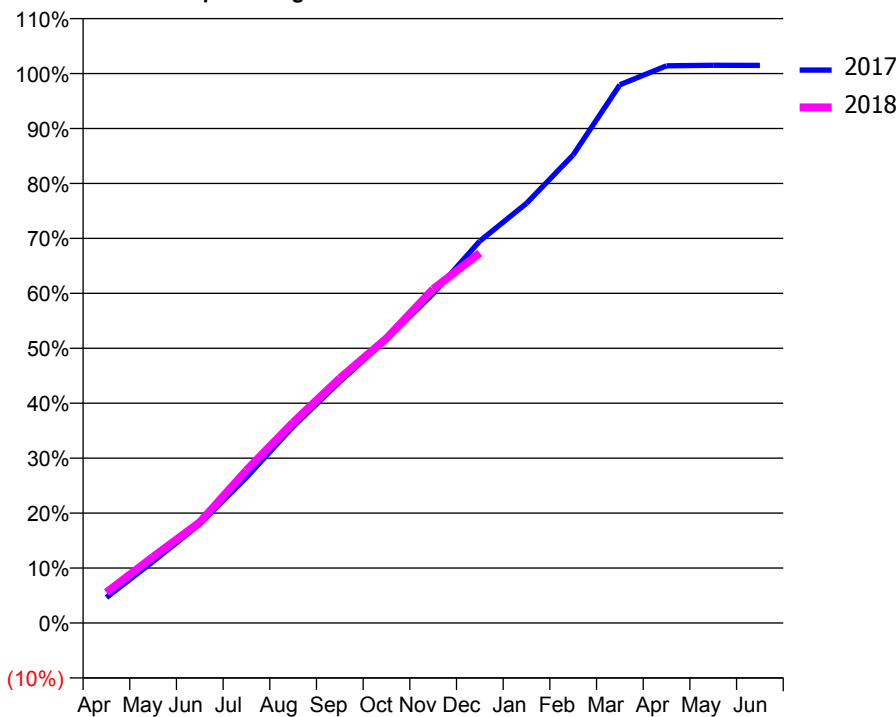
ACCESS*

Patients seen in 24 months	Total	Change since previous quarter
Quarter ending December 2016	13,279	
Quarter ending March 2017	13,381	→
Quarter ending June 2017	13,416	→
Quarter ending September 2017	13,478	→
Quarter ending December 2017	13,507	→
Variance since December 2016	1.7%	→



ACTIVITY

Cumulative percentage of contracted UDA delivered 2017 & 2018



Month	Adjusted Scheduled Activity (UDA)	
	2017	2018
April	1,901	2,279
May	4,583	4,934
June	7,378	7,505
July	10,851	11,380
August	14,644	14,949
September	17,991	18,235
October	21,134	21,204
November	24,540	24,883
December	28,457	27,566
January	31,271	
February	34,872	
March	40,101	
April	41,515	
May	41,552	
June	41,543	

QUALITY

	Quantity	Base Number	Contract	AT	Region	England
% of FP17s for the same patient ID Re-attending within 3 months - Children	342	3,304	10.4%	11.5%	11.5%	12.0%
% of FP17s for the same patient ID Re-attending within 3 months - Adults	2,117	10,694	19.8%	15.0%	15.8%	15.9%
% of FP17s for the same patient ID Re-attending between 3 & 9 months - Children	1,861	3,304	56.3%	57.7%	60.5%	58.0%
% of FP17s for the same patient ID Re-attending between 3 & 9 months - Adults	4,988	10,694	46.6%	48.4%	51.8%	50.5%
% of FP17s for Band 1 Urgent Courses	1,628	13,340	12.2%	9.7%	9.5%	9.0%
% of FP17s Relating to Free Repair or Replacements	172	13,340	1.3%	0.7%	0.7%	0.8%
% of FP17s Relating to Continuations	219	13,340	1.6%	0.8%	1.0%	1.1%
% of Patients satisfied with the dentistry they have received	19	20	95.0%	93.3%	92.1%	91.5%
% of Patients satisfied with the time they had to wait for an appointment	20	20	100.0%	89.7%	88.3%	87.9%

* This is based on patients treated on this contract for their most recent course of treatment. Figures in italics indicate the base number of FP17s or Patient Questionnaire responses are less than 100. N/A is shown where the base number of responses is less than 10 during the period. % is calculated as Quantity/Base number*100

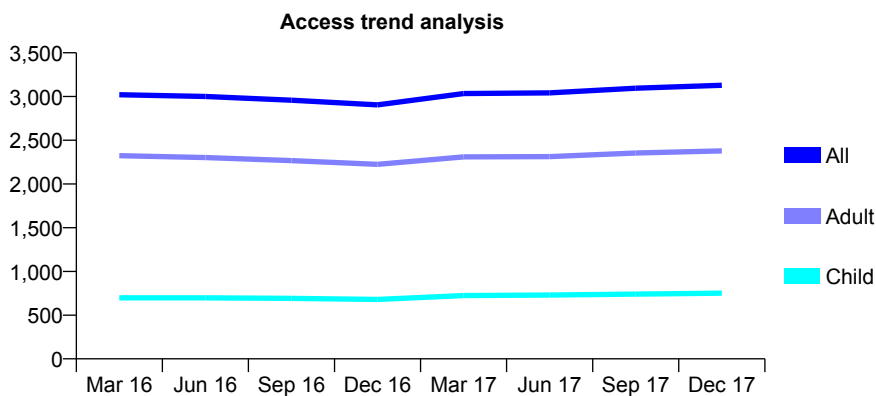
Q69 - Vital Signs At a Glance Contract Report for 136425/0001 - December 2017

Name or company name	Barsar Ltd
Contract type name	GDS Contract
Purpose of contract	General
Contract start date	01/09/2011
Contract end date	

17/18 Contracted general activity (UDA)	7,016
Carry forward general activity (UDA)	41
17/18 Contracted orthodontic activity (UOA)	0
Carry forward orthodontic activity (UOA)	0
Baseline contract value	£148,465.16

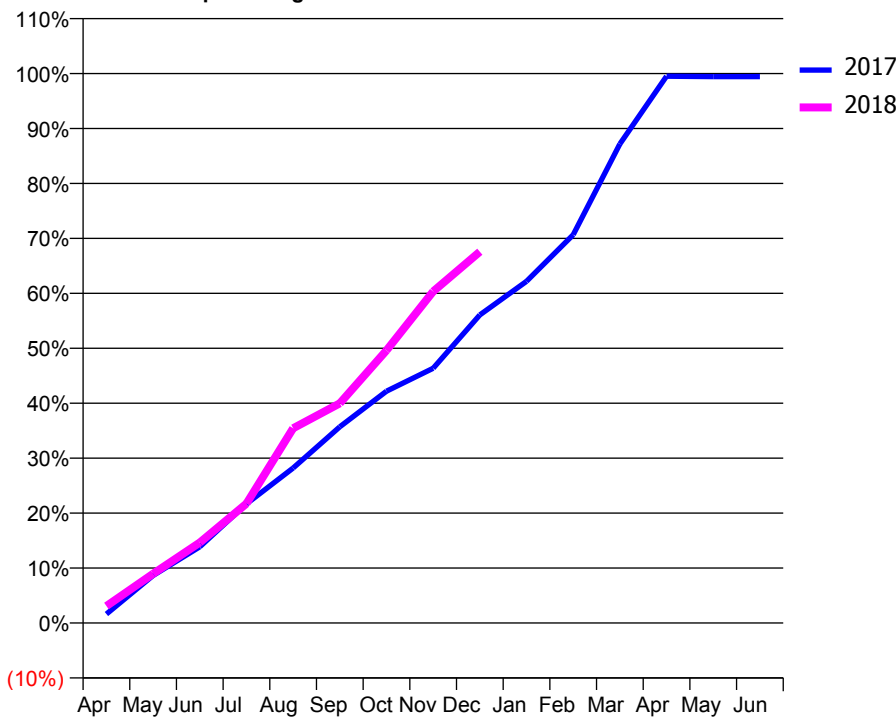
ACCESS*

Patients seen in 24 months	Total	Change since previous quarter
Quarter ending December 2016	2,904	
Quarter ending March 2017	3,034	↑
Quarter ending June 2017	3,042	→
Quarter ending September 2017	3,095	→
Quarter ending December 2017	3,129	→
Variance since December 2016	7.7%	↑



ACTIVITY

Cumulative percentage of contracted UDA delivered 2017 & 2018



Month	Adjusted Scheduled Activity (UDA)	
	2017	2018
April	114	217
May	607	630
June	974	1,027
July	1,522	1,524
August	1,978	2,486
September	2,506	2,806
October	2,961	3,481
November	3,252	4,234
December	3,934	4,740
January	4,363	
February	4,957	
March	6,117	
April	6,981	
May	6,977	
June	6,976	

QUALITY

	Quantity	Base Number	Contract	AT	Region	England
% of FP17s for the same patient ID Re-attending within 3 months - Children	69	774	8.9%	11.5%	11.5%	12.0%
% of FP17s for the same patient ID Re-attending within 3 months - Adults	467	2,425	19.3%	15.0%	15.8%	15.9%
% of FP17s for the same patient ID Re-attending between 3 & 9 months - Children	423	774	54.7%	57.7%	60.5%	58.0%
% of FP17s for the same patient ID Re-attending between 3 & 9 months - Adults	1,081	2,425	44.6%	48.4%	51.8%	50.5%
% of FP17s for Band 1 Urgent Courses	327	2,398	13.6%	9.7%	9.5%	9.0%
% of FP17s Relating to Free Repair or Replacements	29	2,398	1.2%	0.7%	0.7%	0.8%
% of FP17s Relating to Continuations	19	2,398	0.8%	0.8%	1.0%	1.1%
% of Patients satisfied with the dentistry they have received	6	6	N/A	93.3%	92.1%	91.5%
% of Patients satisfied with the time they had to wait for an appointment	6	6	N/A	89.7%	88.3%	87.9%

* This is based on patients treated on this contract for their most recent course of treatment. Figures in italics indicate the base number of FP17s or Patient Questionnaire responses are less than 100. N/A is shown where the base number of responses is less than 10 during the period. % is calculated as Quantity/Base number*100

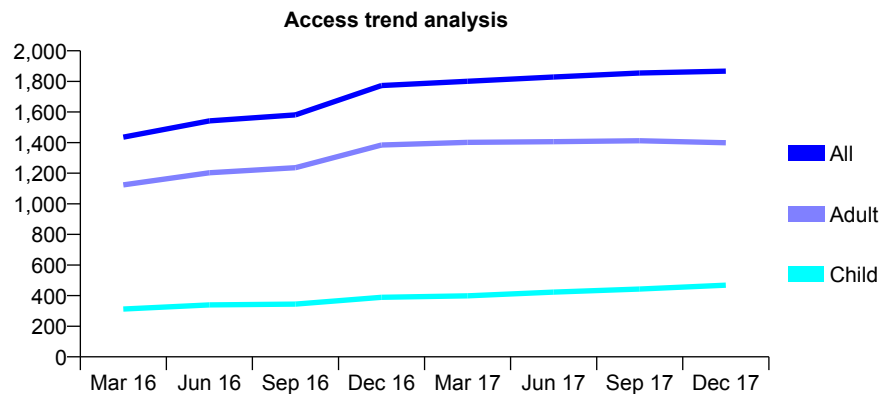
Q69 - Vital Signs At a Glance Contract Report for 136425/0002 - December 2017

Name or company name	Barsar Ltd
Contract type name	GDS Contract
Purpose of contract	General
Contract start date	20/01/2015
Contract end date	

17/18 Contracted general activity (UDA)	4,510
Carry forward general activity (UDA)	122
17/18 Contracted orthodontic activity (UOA)	0
Carry forward orthodontic activity (UOA)	0
Baseline contract value	£96,824.00

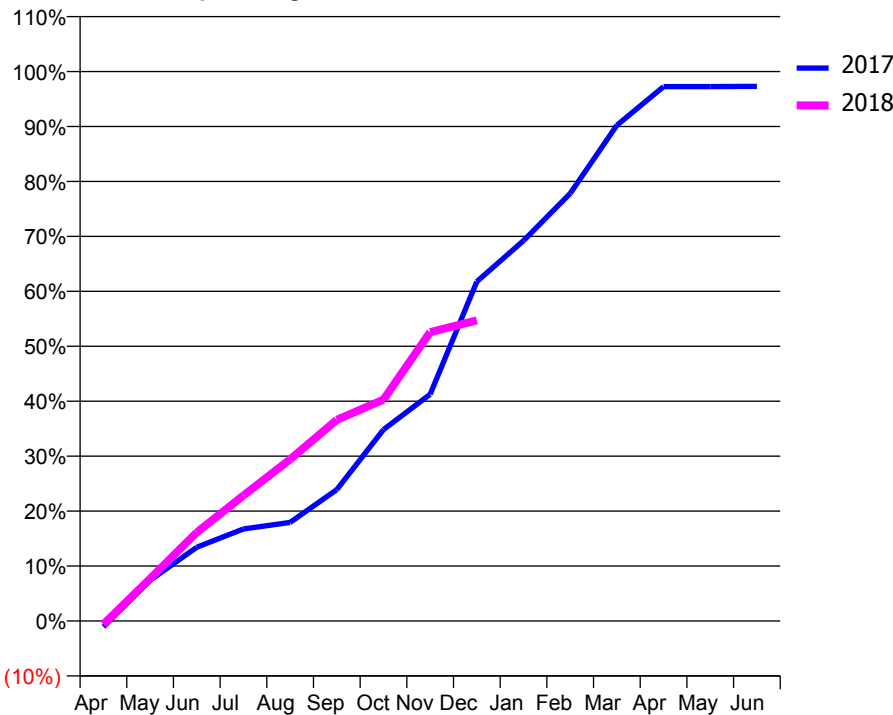
ACCESS*

Patients seen in 24 months	Total	Change since previous quarter
Quarter ending December 2016	1,773	
Quarter ending March 2017	1,801	→
Quarter ending June 2017	1,829	→
Quarter ending September 2017	1,855	→
Quarter ending December 2017	1,867	→
Variance since December 2016	5.3%	↑



ACTIVITY

Cumulative percentage of contracted UDA delivered 2017 & 2018



Month	Adjusted Scheduled Activity (UDA)	
	2017	2018
April	-49	-28
May	334	348
June	606	727
July	756	1,030
August	809	1,327
September	1,079	1,651
October	1,571	1,817
November	1,861	2,371
December	2,785	2,467
January	3,122	
February	3,509	
March	4,068	
April	4,386	
May	4,386	
June	4,388	

QUALITY

	Quantity	Base Number	Contract	AT	Region	England
% of FP17s for the same patient ID Re-attending within 3 months - Children	20	452	4.4%	11.5%	11.5%	12.0%
% of FP17s for the same patient ID Re-attending within 3 months - Adults	132	1,067	12.4%	15.0%	15.8%	15.9%
% of FP17s for the same patient ID Re-attending between 3 & 9 months - Children	244	452	54.0%	57.7%	60.5%	58.0%
% of FP17s for the same patient ID Re-attending between 3 & 9 months - Adults	468	1,067	43.9%	48.4%	51.8%	50.5%
% of FP17s for Band 1 Urgent Courses	193	1,395	13.8%	9.7%	9.5%	9.0%
% of FP17s Relating to Free Repair or Replacements	8	1,395	0.6%	0.7%	0.7%	0.8%
% of FP17s Relating to Continuations	1	1,395	0.1%	0.8%	1.0%	1.1%
% of Patients satisfied with the dentistry they have received	4	4	N/A	93.3%	92.1%	91.5%
% of Patients satisfied with the time they had to wait for an appointment	3	4	N/A	89.7%	88.3%	87.9%

* This is based on patients treated on this contract for their most recent course of treatment. Figures in italics indicate the base number of FP17s or Patient Questionnaire responses are less than 100. N/A is shown where the base number of responses is less than 10 during the period. % is calculated as Quantity/Base number*100

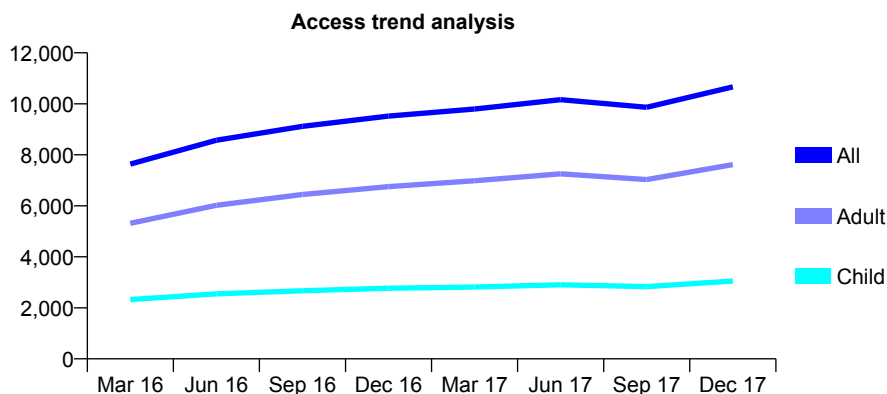
Q69 - Vital Signs At a Glance Contract Report for 137588/0006 - December 2017

Name or company name	Damira Dental Studios Ltd
Contract type name	Pilot Contract
Purpose of contract	General
Contract start date	01/04/2015
Contract end date	

17/18 Contracted general activity (UDA)	46,702
Carry forward general activity (UDA)	0
17/18 Contracted orthodontic activity (UOA)	0
Carry forward orthodontic activity (UOA)	0
Baseline contract value	£1,215,891.10

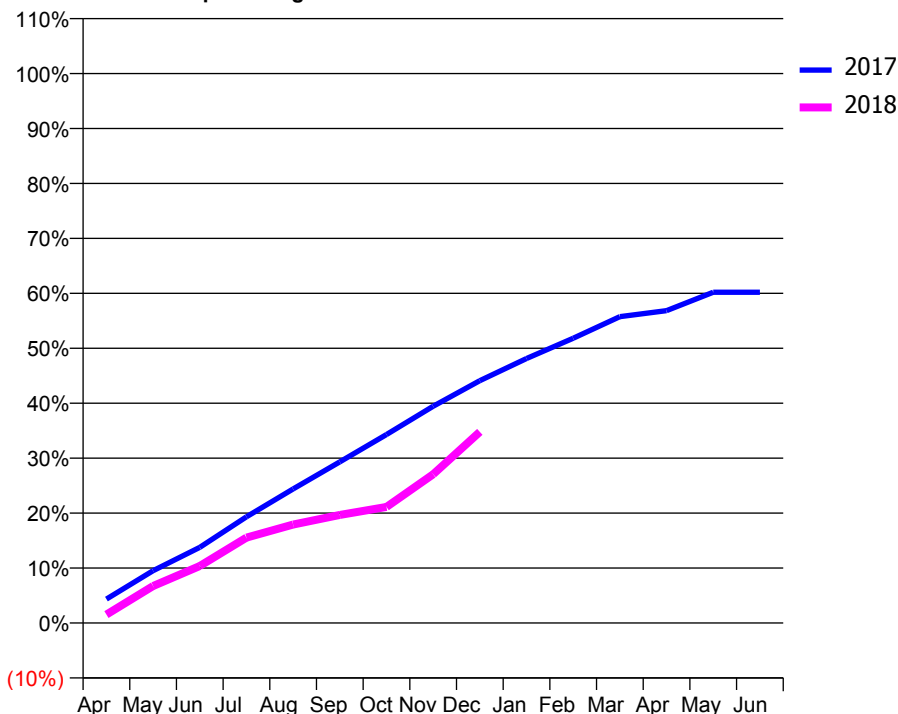
ACCESS*

Patients seen in 24 months	Total	Change since previous quarter
Quarter ending December 2016	9,520	
Quarter ending March 2017	9,797	↑
Quarter ending June 2017	10,161	↑
Quarter ending September 2017	9,863	↓
Quarter ending December 2017	10,665	↑
Variance since December 2016	12.0%	↑



ACTIVITY

Cumulative percentage of contracted UDA delivered 2017 & 2018



Month	Adjusted Scheduled Activity (UDA)	
	2017	2018
April	2,029	725
May	4,451	3,140
June	6,429	4,843
July	9,024	7,260
August	11,393	8,374
September	13,697	9,191
October	16,018	9,865
November	18,419	12,643
December	20,596	16,249
January	22,479	
February	24,199	
March	26,039	
April	26,550	
May	28,109	
June	28,110	

QUALITY

	Quantity	Base Number	Contract	AT	Region	England
% of FP17s for the same patient ID Re-attending within 3 months - Children	174	3,358	5.2%	11.5%	11.5%	12.0%
% of FP17s for the same patient ID Re-attending within 3 months - Adults	1,001	7,328	13.7%	15.0%	15.8%	15.9%
% of FP17s for the same patient ID Re-attending between 3 & 9 months - Children	2,035	3,358	60.6%	57.7%	60.5%	58.0%
% of FP17s for the same patient ID Re-attending between 3 & 9 months - Adults	3,359	7,328	45.8%	48.4%	51.8%	50.5%
% of FP17s for Band 1 Urgent Courses	1,046	9,651	10.8%	9.7%	9.5%	9.0%
% of FP17s Relating to Free Repair or Replacements	29	9,651	0.3%	0.7%	0.7%	0.8%
% of FP17s Relating to Continuations	71	9,651	0.7%	0.8%	1.0%	1.1%
% of Patients satisfied with the dentistry they have received	8	9	N/A	93.3%	92.1%	91.5%
% of Patients satisfied with the time they had to wait for an appointment	7	9	N/A	89.7%	88.3%	87.9%

* This is based on patients treated on this contract for their most recent course of treatment. Figures in italics indicate the base number of FP17s or Patient Questionnaire responses are less than 100. N/A is shown where the base number of responses is less than 10 during the period. % is calculated as Quantity/Base number*100

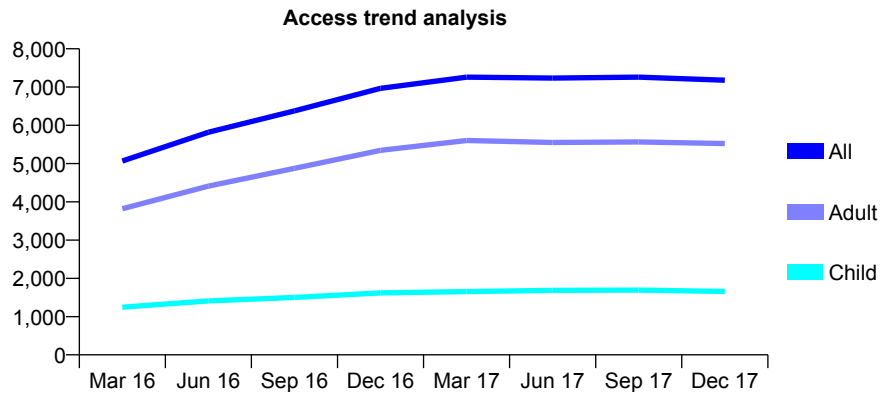
Q69 - Vital Signs At a Glance Contract Report for 137588/0007 - December 2017

Name or company name	Damira Dental Studios Ltd
Contract type name	GDS Contract
Purpose of contract	General
Contract start date	01/04/2015
Contract end date	

17/18 Contracted general activity (UDA)	22,500
Carry forward general activity (UDA)	531
17/18 Contracted orthodontic activity (UOA)	0
Carry forward orthodontic activity (UOA)	0
Baseline contract value	£549,148.54

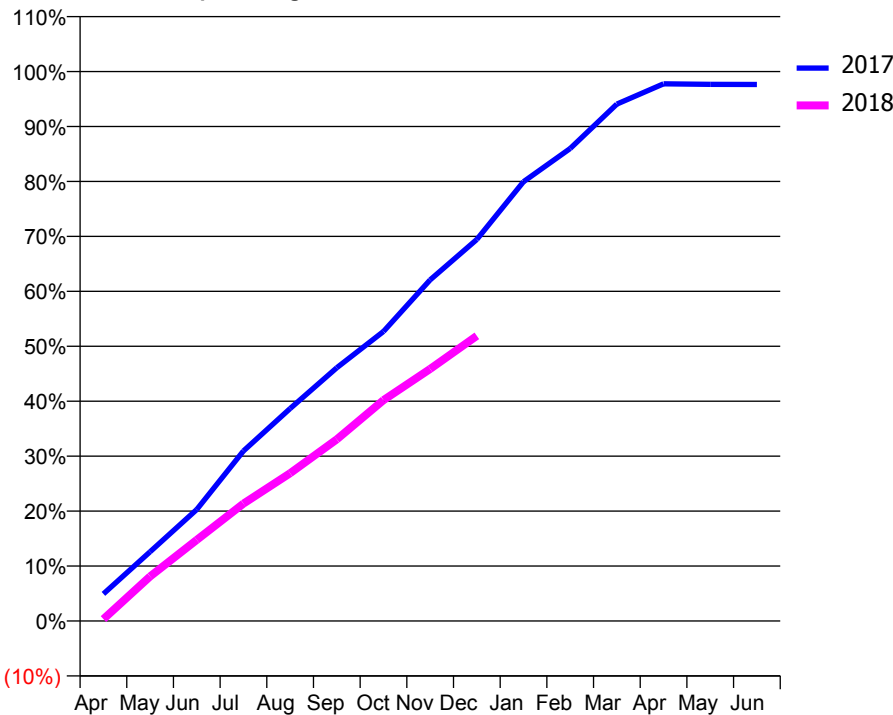
ACCESS*

Patients seen in 24 months	Total	Change since previous quarter
Quarter ending December 2016	6,965	
Quarter ending March 2017	7,260	↑
Quarter ending June 2017	7,234	→
Quarter ending September 2017	7,258	→
Quarter ending December 2017	7,180	↓
Variance since December 2016	3.1%	↑



ACTIVITY

Cumulative percentage of contracted UDA delivered 2017 & 2018



Month	Adjusted Scheduled Activity (UDA)	
	2017	2018
April	1,108	78
May	2,834	1,827
June	4,567	3,323
July	6,962	4,808
August	8,701	6,053
September	10,370	7,439
October	11,855	9,046
November	13,972	10,322
December	15,624	11,674
January	17,987	
February	19,346	
March	21,167	
April	21,997	
May	21,976	
June	21,969	

QUALITY

	Quantity	Base Number	Contract	AT	Region	England
% of FP17s for the same patient ID Re-attending within 3 months - Children	185	1,529	12.1%	11.5%	11.5%	12.0%
% of FP17s for the same patient ID Re-attending within 3 months - Adults	894	4,510	19.8%	15.0%	15.8%	15.9%
% of FP17s for the same patient ID Re-attending between 3 & 9 months - Children	691	1,529	45.2%	57.7%	60.5%	58.0%
% of FP17s for the same patient ID Re-attending between 3 & 9 months - Adults	1,666	4,510	36.9%	48.4%	51.8%	50.5%
% of FP17s for Band 1 Urgent Courses	1,477	5,707	25.9%	9.7%	9.5%	9.0%
% of FP17s Relating to Free Repair or Replacements	38	5,707	0.7%	0.7%	0.7%	0.8%
% of FP17s Relating to Continuations	33	5,707	0.6%	0.8%	1.0%	1.1%
% of Patients satisfied with the dentistry they have received	8	8	N/A	93.3%	92.1%	91.5%
% of Patients satisfied with the time they had to wait for an appointment	7	8	N/A	89.7%	88.3%	87.9%

* This is based on patients treated on this contract for their most recent course of treatment. Figures in italics indicate the base number of FP17s or Patient Questionnaire responses are less than 100. N/A is shown where the base number of responses is less than 10 during the period. % is calculated as Quantity/Base number*100

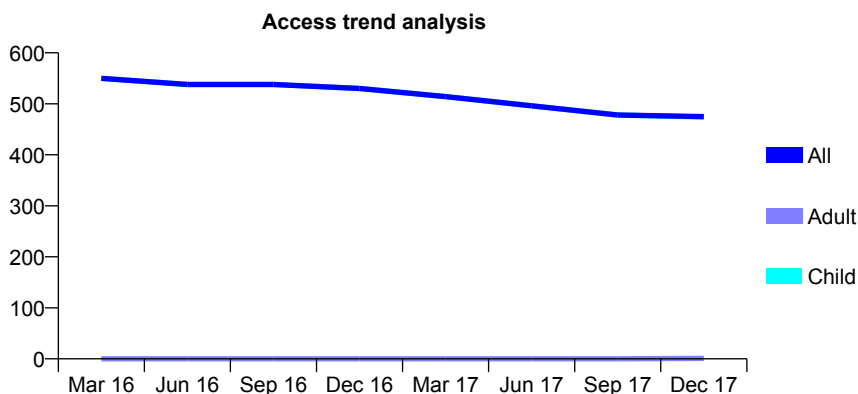
Q69 - Vital Signs At a Glance Contract Report for 138770/0001 - December 2017

Name or company name	Greystone Dental Surgery
Contract type name	GDS Contract
Purpose of contract	General
Contract start date	18/03/2014
Contract end date	

17/18 Contracted general activity (UDA)	963
Carry forward general activity (UDA)	0
17/18 Contracted orthodontic activity (UOA)	0
Carry forward orthodontic activity (UOA)	0
Baseline contract value	£17,235.60

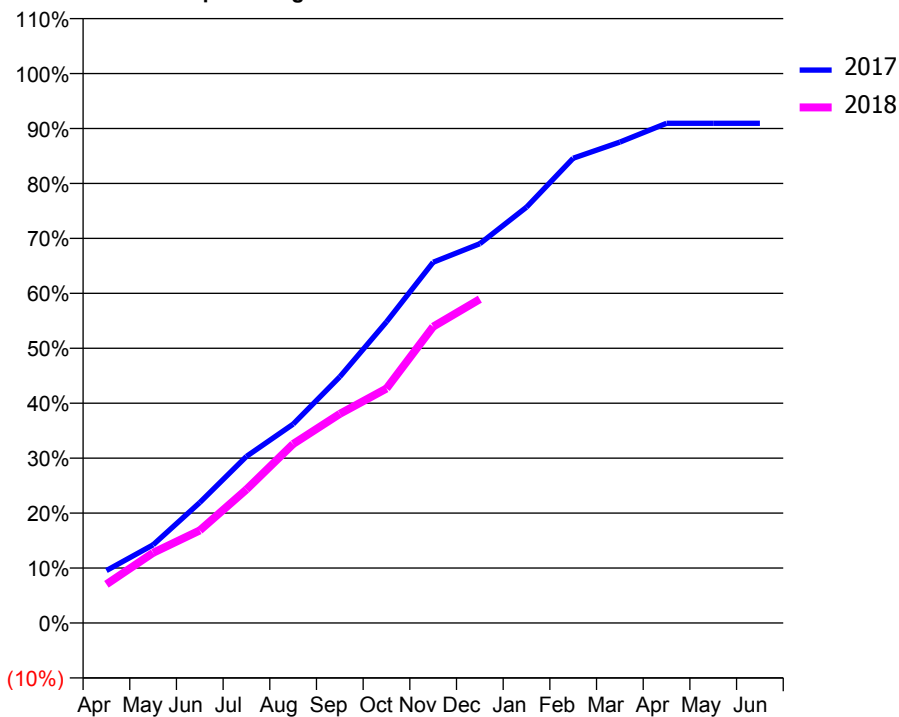
ACCESS*

Patients seen in 24 months	Total	Change since previous quarter
Quarter ending December 2016	530	
Quarter ending March 2017	514	↓
Quarter ending June 2017	496	↓
Quarter ending September 2017	478	↓
Quarter ending December 2017	475	→
Variance since December 2016	(10.4%)	↓



ACTIVITY

Cumulative percentage of contracted UDA delivered 2017 & 2018



Month	Adjusted Scheduled Activity (UDA)	
	2017	2018
April	92	68
May	137	123
June	211	162
July	292	234
August	349	314
September	432	367
October	528	411
November	632	519
December	665	568
January	729	
February	815	
March	843	
April	876	
May	876	
June	876	

QUALITY

	Quantity	Base Number	Contract	AT	Region	England
% of FP17s for the same patient ID Re-attending within 3 months - Children	28	477	5.9%	11.5%	11.5%	12.0%
% of FP17s for the same patient ID Re-attending within 3 months - Adults	0	0	N/A	15.0%	15.8%	15.9%
% of FP17s for the same patient ID Re-attending between 3 & 9 months - Children	307	477	64.4%	57.7%	60.5%	58.0%
% of FP17s for the same patient ID Re-attending between 3 & 9 months - Adults	0	0	N/A	48.4%	51.8%	50.5%
% of FP17s for Band 1 Urgent Courses	18	452	4.0%	9.7%	9.5%	9.0%
% of FP17s Relating to Free Repair or Replacements	0	452	0.0%	0.7%	0.7%	0.8%
% of FP17s Relating to Continuations	10	452	2.2%	0.8%	1.0%	1.1%
% of Patients satisfied with the dentistry they have received	1	1	N/A	93.3%	92.1%	91.5%
% of Patients satisfied with the time they had to wait for an appointment	1	1	N/A	89.7%	88.3%	87.9%

* This is based on patients treated on this contract for their most recent course of treatment. Figures in italics indicate the base number of FP17s or Patient Questionnaire responses are less than 100. N/A is shown where the base number of responses is less than 10 during the period. % is calculated as Quantity/Base number*100

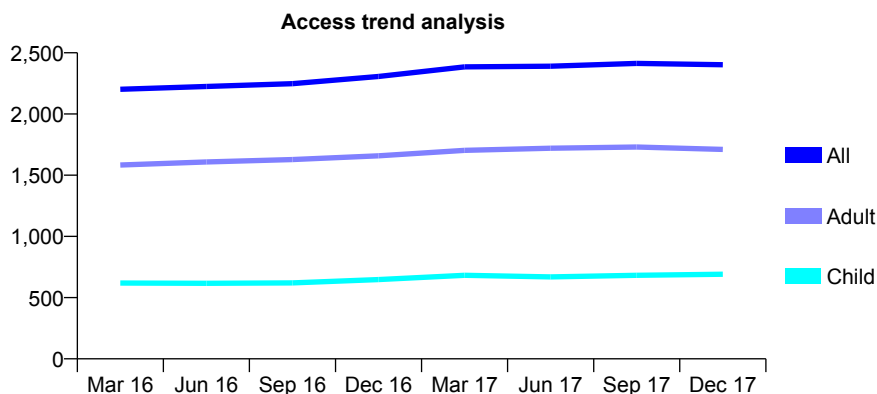
Q69 - Vital Signs At a Glance Contract Report for 139610/0002 - December 2017

Name or company name	OPTIMA CARE (MAIDENHEAD) Ltd
Contract type name	GDS Contract
Purpose of contract	General
Contract start date	24/09/2012
Contract end date	

17/18 Contracted general activity (UDA)	4,658
Carry forward general activity (UDA)	-73
17/18 Contracted orthodontic activity (UOA)	0
Carry forward orthodontic activity (UOA)	0
Baseline contract value	£107,639.22

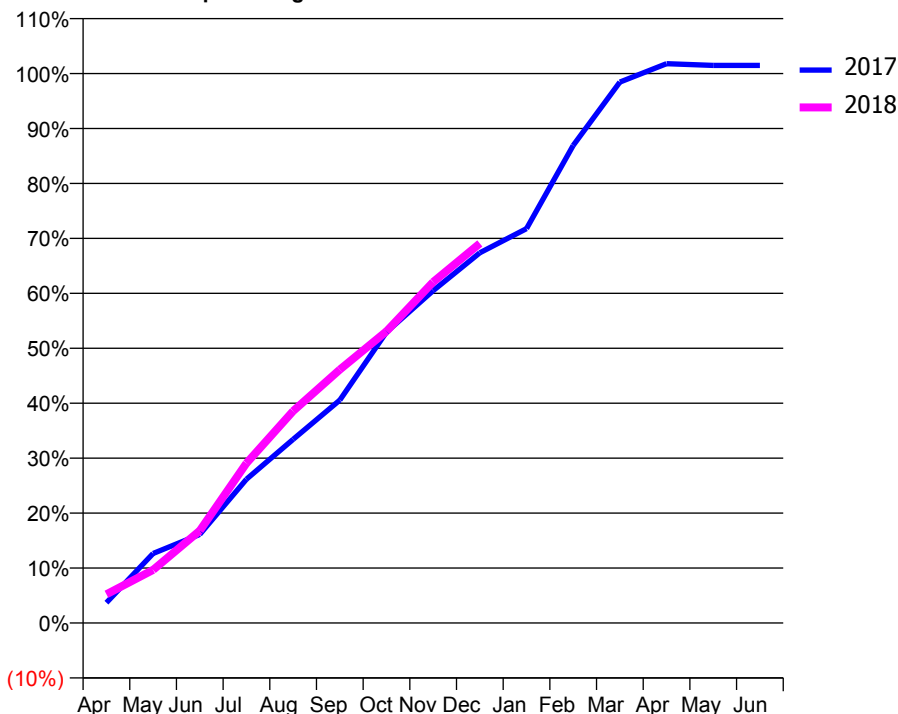
ACCESS*

Patients seen in 24 months	Total	Change since previous quarter
Quarter ending December 2016	2,307	
Quarter ending March 2017	2,385	↑
Quarter ending June 2017	2,390	→
Quarter ending September 2017	2,413	→
Quarter ending December 2017	2,402	→
Variance since December 2016	4.1%	↑



ACTIVITY

Cumulative percentage of contracted UDA delivered 2017 & 2018



Month	Adjusted Scheduled Activity (UDA)	
	2017	2018
April	186	243
May	637	451
June	811	783
July	1,317	1,355
August	1,682	1,796
September	2,040	2,149
October	2,663	2,473
November	3,043	2,891
December	3,389	3,218
January	3,610	
February	4,372	
March	4,951	
April	5,120	
May	5,105	
June	5,104	

QUALITY

	Quantity	Base Number	Contract	AT	Region	England
% of FP17s for the same patient ID Re-attending within 3 months - Children	50	635	7.9%	11.5%	11.5%	12.0%
% of FP17s for the same patient ID Re-attending within 3 months - Adults	111	1,315	8.4%	15.0%	15.8%	15.9%
% of FP17s for the same patient ID Re-attending between 3 & 9 months - Children	295	635	46.5%	57.7%	60.5%	58.0%
% of FP17s for the same patient ID Re-attending between 3 & 9 months - Adults	443	1,315	33.7%	48.4%	51.8%	50.5%
% of FP17s for Band 1 Urgent Courses	150	1,555	9.6%	9.7%	9.5%	9.0%
% of FP17s Relating to Free Repair or Replacements	4	1,555	0.3%	0.7%	0.7%	0.8%
% of FP17s Relating to Continuations	1	1,555	0.1%	0.8%	1.0%	1.1%
% of Patients satisfied with the dentistry they have received	2	2	N/A	93.3%	92.1%	91.5%
% of Patients satisfied with the time they had to wait for an appointment	2	2	N/A	89.7%	88.3%	87.9%

* This is based on patients treated on this contract for their most recent course of treatment. Figures in italics indicate the base number of FP17s or Patient Questionnaire responses are less than 100. N/A is shown where the base number of responses is less than 10 during the period. % is calculated as Quantity/Base number*100

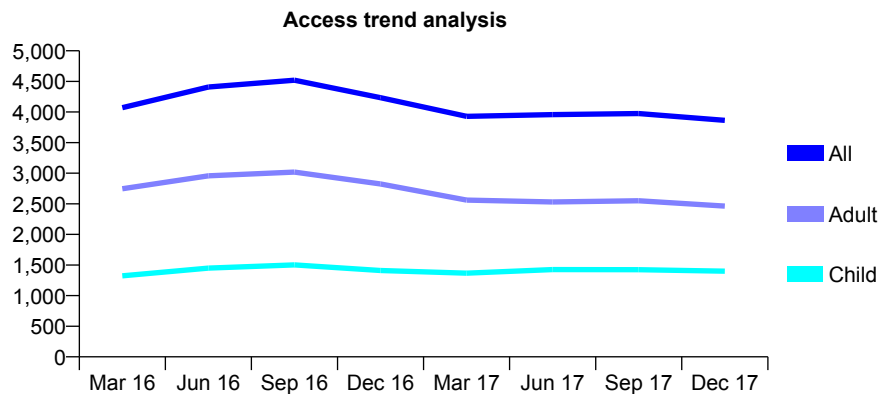
Q69 - Vital Signs At a Glance Contract Report for 139777/0001 - December 2017

Name or company name	Alluradent Ltd
Contract type name	GDS Contract
Purpose of contract	General
Contract start date	01/12/2010
Contract end date	

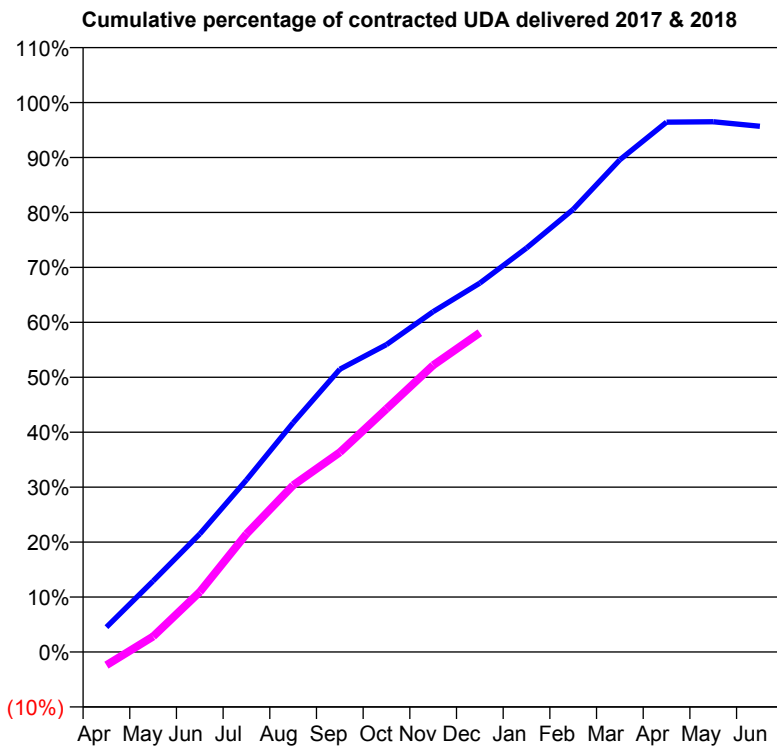
17/18 Contracted general activity (UDA)	6,996
Carry forward general activity (UDA)	278
17/18 Contracted orthodontic activity (UOA)	0
Carry forward orthodontic activity (UOA)	0
Baseline contract value	£161,169.33

ACCESS*

Patients seen in 24 months	Total	Change since previous quarter
Quarter ending December 2016	4,235	
Quarter ending March 2017	3,930	↓
Quarter ending June 2017	3,958	→
Quarter ending September 2017	3,974	→
Quarter ending December 2017	3,863	↓
Variance since December 2016	(8.8%)	↓



ACTIVITY



Month	Adjusted Scheduled Activity (UDA)	
	2017	2018
April	317	-169
May	903	197
June	1,503	766
July	2,192	1,504
August	2,919	2,124
September	3,600	2,543
October	3,914	3,095
November	4,334	3,651
December	4,697	4,065
January	5,143	
February	5,635	
March	6,267	
April	6,747	
May	6,751	
June	6,692	

QUALITY

	Quantity	Base Number	Contract	AT	Region	England
% of FP17s for the same patient ID Re-attending within 3 months - Children	105	1,331	7.9%	11.5%	11.5%	12.0%
% of FP17s for the same patient ID Re-attending within 3 months - Adults	296	2,045	14.5%	15.0%	15.8%	15.9%
% of FP17s for the same patient ID Re-attending between 3 & 9 months - Children	421	1,331	31.6%	57.7%	60.5%	58.0%
% of FP17s for the same patient ID Re-attending between 3 & 9 months - Adults	519	2,045	25.4%	48.4%	51.8%	50.5%
% of FP17s for Band 1 Urgent Courses	355	2,393	14.8%	9.7%	9.5%	9.0%
% of FP17s Relating to Free Repair or Replacements	18	2,393	0.8%	0.7%	0.7%	0.8%
% of FP17s Relating to Continuations	9	2,393	0.4%	0.8%	1.0%	1.1%
% of Patients satisfied with the dentistry they have received	7	7	N/A	93.3%	92.1%	91.5%
% of Patients satisfied with the time they had to wait for an appointment	6	7	N/A	89.7%	88.3%	87.9%

* This is based on patients treated on this contract for their most recent course of treatment. Figures in italics indicate the base number of FP17s or Patient Questionnaire responses are less than 100. N/A is shown where the base number of responses is less than 10 during the period. % is calculated as Quantity/Base number*100

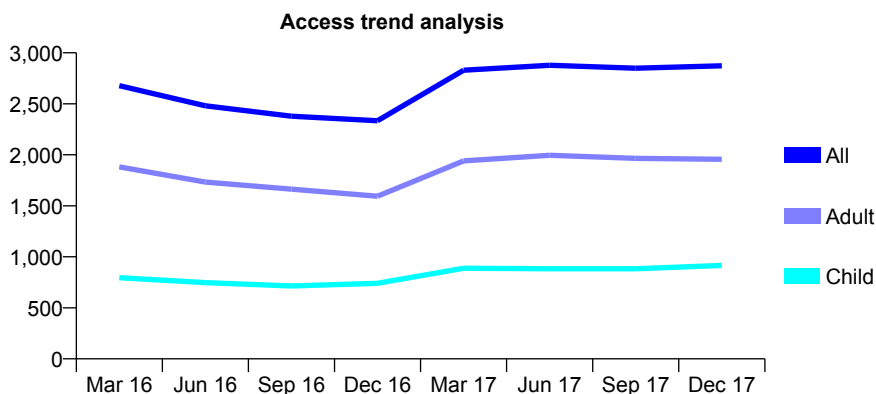
Q69 - Vital Signs At a Glance Contract Report for 139777/0002 - December 2017

Name or company name	Alluradent Ltd
Contract type name	GDS Contract
Purpose of contract	General
Contract start date	01/12/2010
Contract end date	

17/18 Contracted general activity (UDA)	6,300
Carry forward general activity (UDA)	231
17/18 Contracted orthodontic activity (UOA)	0
Carry forward orthodontic activity (UOA)	0
Baseline contract value	£144,874.68

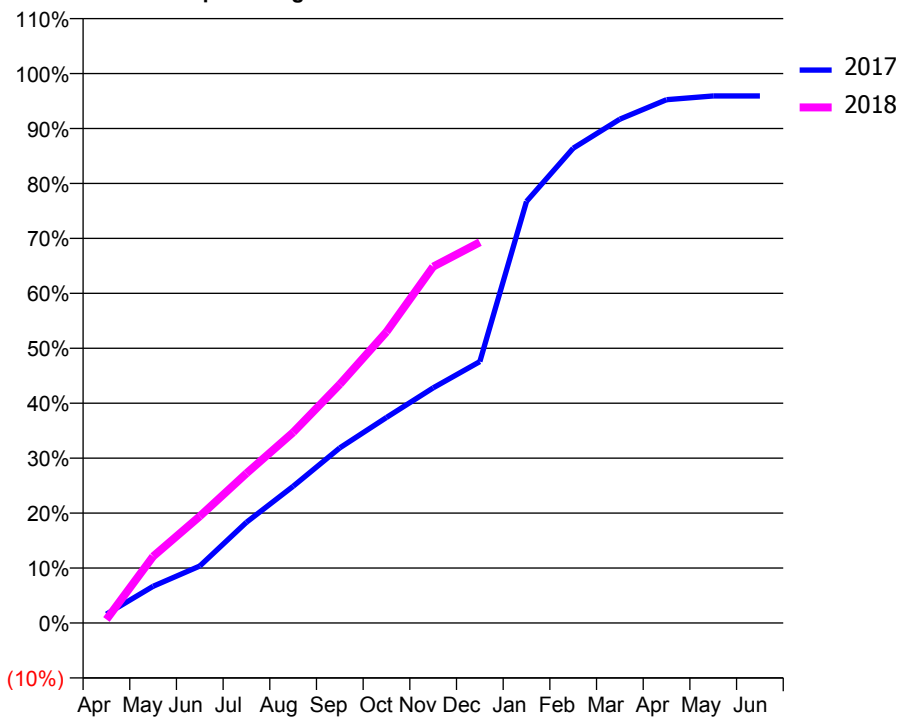
ACCESS*

Patients seen in 24 months	Total	Change since previous quarter
Quarter ending December 2016	2,334	
Quarter ending March 2017	2,829	↑
Quarter ending June 2017	2,878	→
Quarter ending September 2017	2,849	↓
Quarter ending December 2017	2,872	→
Variance since December 2016	23.1%	↑



ACTIVITY

Cumulative percentage of contracted UDA delivered 2017 & 2018



Month	Adjusted Scheduled Activity (UDA)	
	2017	2018
April	101	41
May	421	763
June	653	1,223
July	1,156	1,717
August	1,568	2,186
September	2,009	2,738
October	2,356	3,338
November	2,695	4,085
December	2,998	4,365
January	4,833	
February	5,444	
March	5,777	
April	6,000	
May	6,043	
June	6,043	

QUALITY

	Quantity	Base Number	Contract	AT	Region	England
% of FP17s for the same patient ID Re-attending within 3 months - Children	28	812	3.4%	11.5%	11.5%	12.0%
% of FP17s for the same patient ID Re-attending within 3 months - Adults	131	1,609	8.1%	15.0%	15.8%	15.9%
% of FP17s for the same patient ID Re-attending between 3 & 9 months - Children	266	812	32.8%	57.7%	60.5%	58.0%
% of FP17s for the same patient ID Re-attending between 3 & 9 months - Adults	460	1,609	28.6%	48.4%	51.8%	50.5%
% of FP17s for Band 1 Urgent Courses	386	2,301	16.8%	9.7%	9.5%	9.0%
% of FP17s Relating to Free Repair or Replacements	16	2,301	0.7%	0.7%	0.7%	0.8%
% of FP17s Relating to Continuations	9	2,301	0.4%	0.8%	1.0%	1.1%
% of Patients satisfied with the dentistry they have received	4	4	N/A	93.3%	92.1%	91.5%
% of Patients satisfied with the time they had to wait for an appointment	3	4	N/A	89.7%	88.3%	87.9%

* This is based on patients treated on this contract for their most recent course of treatment. Figures in italics indicate the base number of FP17s or Patient Questionnaire responses are less than 100. N/A is shown where the base number of responses is less than 10 during the period. % is calculated as Quantity/Base number*100

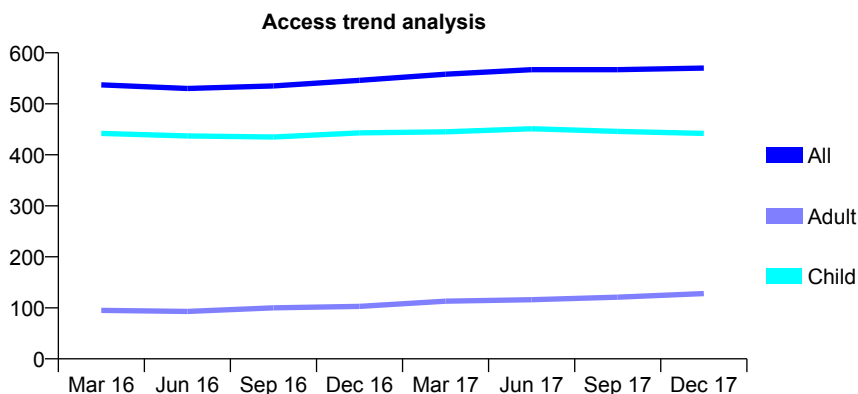
Q69 - Vital Signs At a Glance Contract Report for 139831/0001 - December 2017

Name or company name	High Street Dental Practice (Pangbourne) L
Contract type name	GDS Contract
Purpose of contract	General
Contract start date	01/08/2010
Contract end date	

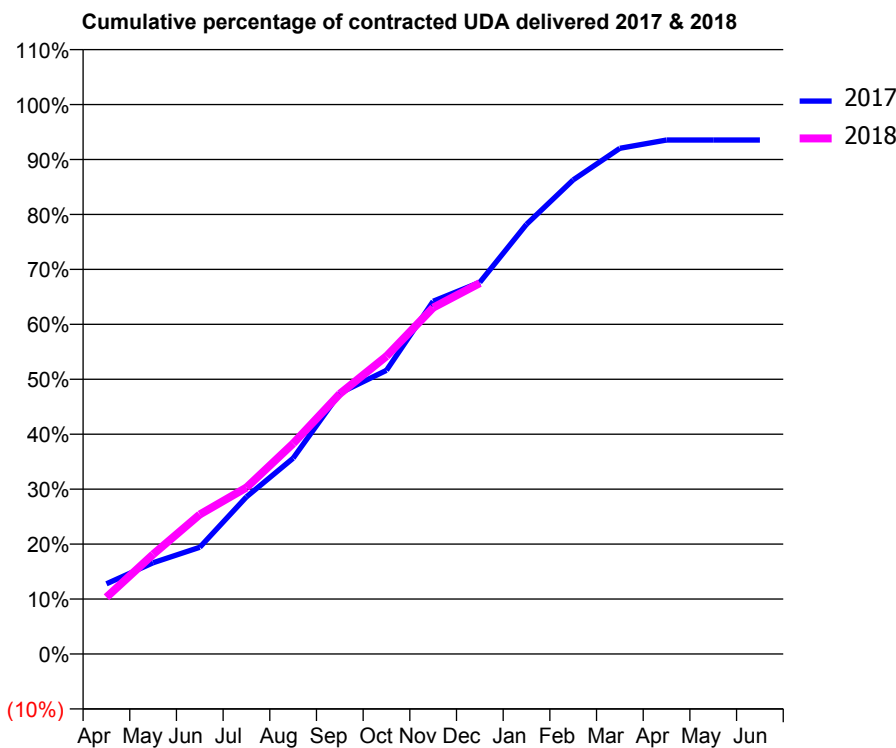
17/18 Contracted general activity (UDA)	940
Carry forward general activity (UDA)	0
17/18 Contracted orthodontic activity (UOA)	0
Carry forward orthodontic activity (UOA)	0
Baseline contract value	£17,347.18

ACCESS*

Patients seen in 24 months	Total	Change since previous quarter
Quarter ending December 2016	546	
Quarter ending March 2017	558	↑
Quarter ending June 2017	567	→
Quarter ending September 2017	567	→
Quarter ending December 2017	570	→
Variance since December 2016	4.4%	↑



ACTIVITY



Month	Adjusted Scheduled Activity (UDA)	
	2017	2018
April	120	97
May	156	170
June	183	239
July	269	285
August	335	360
September	446	445
October	485	509
November	603	592
December	636	634
January	735	
February	811	
March	865	
April	879	
May	879	
June	879	

QUALITY

	Quantity	Base Number	Contract	AT	Region	England
% of FP17s for the same patient ID Re-attending within 3 months - Children	20	495	4.0%	11.5%	11.5%	12.0%
% of FP17s for the same patient ID Re-attending within 3 months - Adults	3	77	3.9%	15.0%	15.8%	15.9%
% of FP17s for the same patient ID Re-attending between 3 & 9 months - Children	338	495	68.3%	57.7%	60.5%	58.0%
% of FP17s for the same patient ID Re-attending between 3 & 9 months - Adults	44	77	57.1%	48.4%	51.8%	50.5%
% of FP17s for Band 1 Urgent Courses	7	562	1.2%	9.7%	9.5%	9.0%
% of FP17s Relating to Free Repair or Replacements	0	562	0.0%	0.7%	0.7%	0.8%
% of FP17s Relating to Continuations	0	562	0.0%	0.8%	1.0%	1.1%
% of Patients satisfied with the dentistry they have received	0	0	N/A	93.3%	92.1%	91.5%
% of Patients satisfied with the time they had to wait for an appointment	0	0	N/A	89.7%	88.3%	87.9%

* This is based on patients treated on this contract for their most recent course of treatment. Figures in italics indicate the base number of FP17s or Patient Questionnaire responses are less than 100. N/A is shown where the base number of responses is less than 10 during the period. % is calculated as Quantity/Base number*100

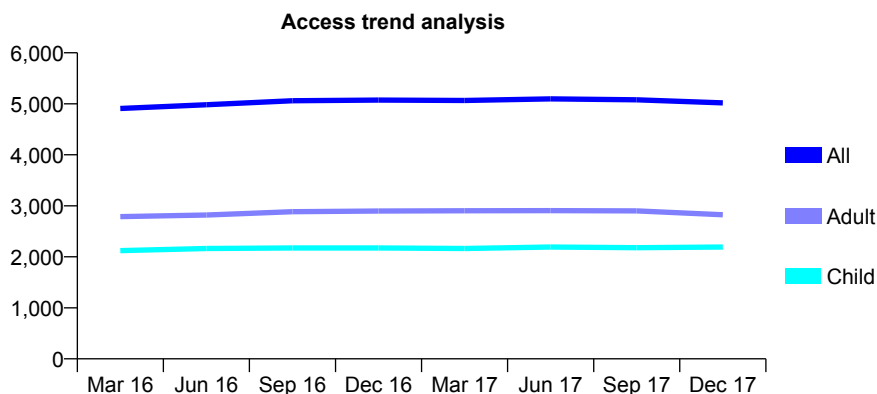
Q69 - Vital Signs At a Glance Contract Report for 140694/0001 - December 2017

Name or company name	Abbey D. Surgery Ltd
Contract type name	GDS Contract
Purpose of contract	General
Contract start date	01/04/2008
Contract end date	

17/18 Contracted general activity (UDA)	15,878
Carry forward general activity (UDA)	545
17/18 Contracted orthodontic activity (UOA)	0
Carry forward orthodontic activity (UOA)	0
Baseline contract value	£435,741.76

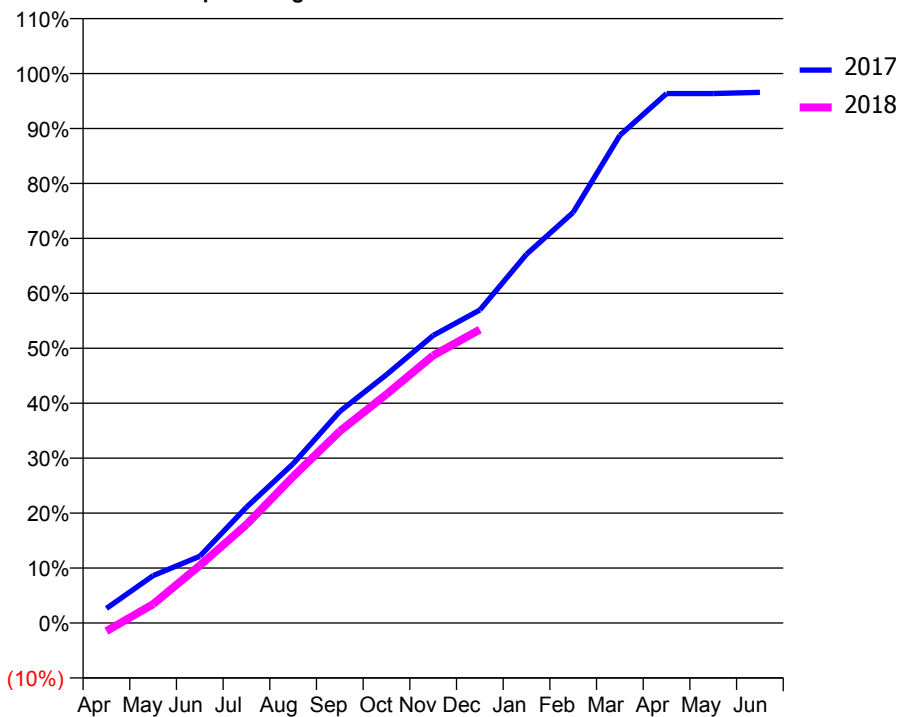
ACCESS*

Patients seen in 24 months	Total	Change since previous quarter
Quarter ending December 2016	5,074	
Quarter ending March 2017	5,066	→
Quarter ending June 2017	5,096	→
Quarter ending September 2017	5,079	→
Quarter ending December 2017	5,019	↓
Variance since December 2016	(1.1%)	↓



ACTIVITY

Cumulative percentage of contracted UDA delivered 2017 & 2018



Month	Adjusted Scheduled Activity (UDA)	
	2017	2018
April	421	-237
May	1,368	545
June	1,928	1,663
July	3,345	2,844
August	4,602	4,231
September	6,112	5,544
October	7,178	6,611
November	8,310	7,730
December	9,047	8,480
January	10,655	
February	11,866	
March	14,091	
April	15,299	
May	15,299	
June	15,334	

QUALITY

	Quantity	Base Number	Contract	AT	Region	England
% of FP17s for the same patient ID Re-attending within 3 months - Children	252	2,032	12.4%	11.5%	11.5%	12.0%
% of FP17s for the same patient ID Re-attending within 3 months - Adults	468	2,166	21.6%	15.0%	15.8%	15.9%
% of FP17s for the same patient ID Re-attending between 3 & 9 months - Children	751	2,032	37.0%	57.7%	60.5%	58.0%
% of FP17s for the same patient ID Re-attending between 3 & 9 months - Adults	543	2,166	25.1%	48.4%	51.8%	50.5%
% of FP17s for Band 1 Urgent Courses	510	3,066	16.6%	9.7%	9.5%	9.0%
% of FP17s Relating to Free Repair or Replacements	28	3,066	0.9%	0.7%	0.7%	0.8%
% of FP17s Relating to Continuations	36	3,066	1.2%	0.8%	1.0%	1.1%
% of Patients satisfied with the dentistry they have received	5	5	N/A	93.3%	92.1%	91.5%
% of Patients satisfied with the time they had to wait for an appointment	5	5	N/A	89.7%	88.3%	87.9%

* This is based on patients treated on this contract for their most recent course of treatment. Figures in italics indicate the base number of FP17s or Patient Questionnaire responses are less than 100. N/A is shown where the base number of responses is less than 10 during the period. % is calculated as Quantity/Base number*100

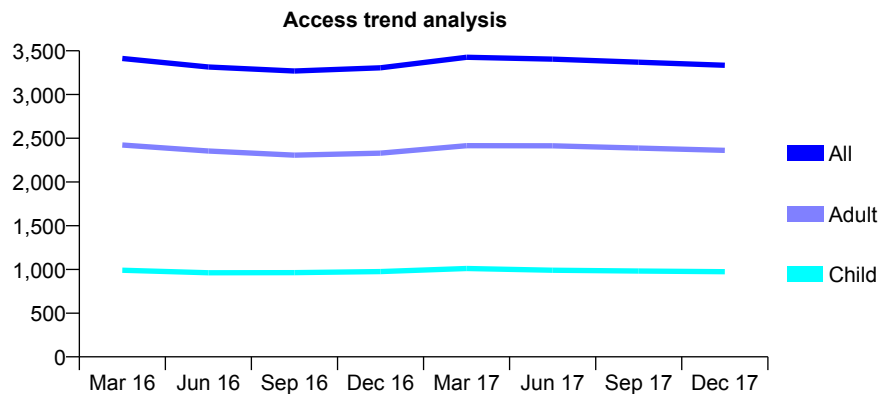
Q69 - Vital Signs At a Glance Contract Report for 142379/0001 - December 2017

Name or company name	Bicester Dental Care
Contract type name	GDS Contract
Purpose of contract	General
Contract start date	01/10/2011
Contract end date	

17/18 Contracted general activity (UDA)	12,694
Carry forward general activity (UDA)	0
17/18 Contracted orthodontic activity (UOA)	0
Carry forward orthodontic activity (UOA)	0
Baseline contract value	£327,517.83

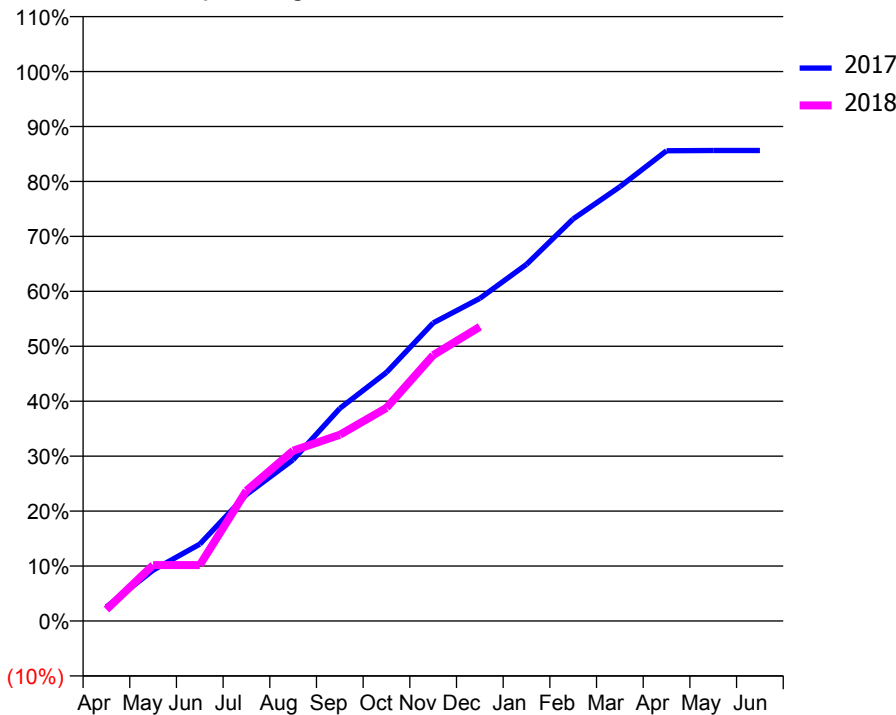
ACCESS*

Patients seen in 24 months	Total	Change since previous quarter
Quarter ending December 2016	3,305	
Quarter ending March 2017	3,426	↑
Quarter ending June 2017	3,404	→
Quarter ending September 2017	3,369	↓
Quarter ending December 2017	3,335	↓
Variance since December 2016	0.9%	→



ACTIVITY

Cumulative percentage of contracted UDA delivered 2017 & 2018



Month	Adjusted Scheduled Activity (UDA)	
	2017	2018
April	403	268
May	1,453	1,292
June	2,194	1,292
July	3,613	3,012
August	4,608	3,934
September	6,073	4,301
October	7,101	4,924
November	8,515	6,140
December	9,213	6,797
January	10,186	
February	11,483	
March	12,403	
April	13,432	
May	13,438	
June	13,438	

QUALITY

	Quantity	Base Number	Contract	AT	Region	England
% of FP17s for the same patient ID Re-attending within 3 months - Children	51	1,177	4.3%	11.5%	11.5%	12.0%
% of FP17s for the same patient ID Re-attending within 3 months - Adults	217	2,336	9.3%	15.0%	15.8%	15.9%
% of FP17s for the same patient ID Re-attending between 3 & 9 months - Children	796	1,177	67.6%	57.7%	60.5%	58.0%
% of FP17s for the same patient ID Re-attending between 3 & 9 months - Adults	1,366	2,336	58.5%	48.4%	51.8%	50.5%
% of FP17s for Band 1 Urgent Courses	236	3,146	7.5%	9.7%	9.5%	9.0%
% of FP17s Relating to Free Repair or Replacements	4	3,146	0.1%	0.7%	0.7%	0.8%
% of FP17s Relating to Continuations	8	3,146	0.3%	0.8%	1.0%	1.1%
% of Patients satisfied with the dentistry they have received	7	7	N/A	93.3%	92.1%	91.5%
% of Patients satisfied with the time they had to wait for an appointment	7	7	N/A	89.7%	88.3%	87.9%

* This is based on patients treated on this contract for their most recent course of treatment. Figures in italics indicate the base number of FP17s or Patient Questionnaire responses are less than 100. N/A is shown where the base number of responses is less than 10 during the period. % is calculated as Quantity/Base number*100

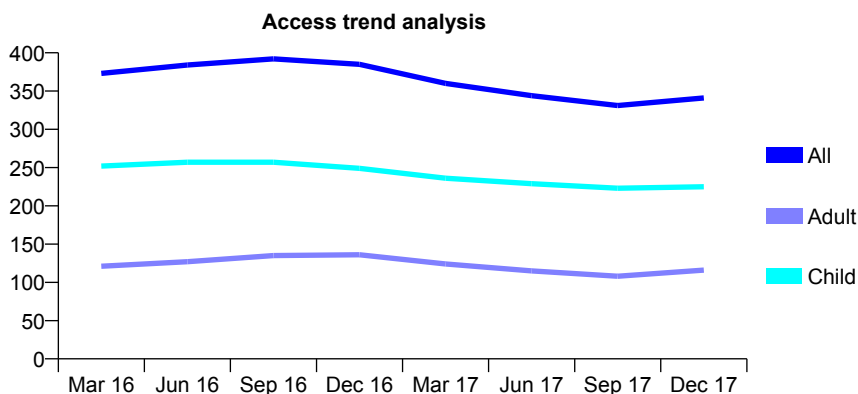
Q69 - Vital Signs At a Glance Contract Report for 143073/0001 - December 2017

Name or company name	MARKET SQUARE DENTAL PRACTICE P
Contract type name	GDS Contract
Purpose of contract	General
Contract start date	03/11/2014
Contract end date	

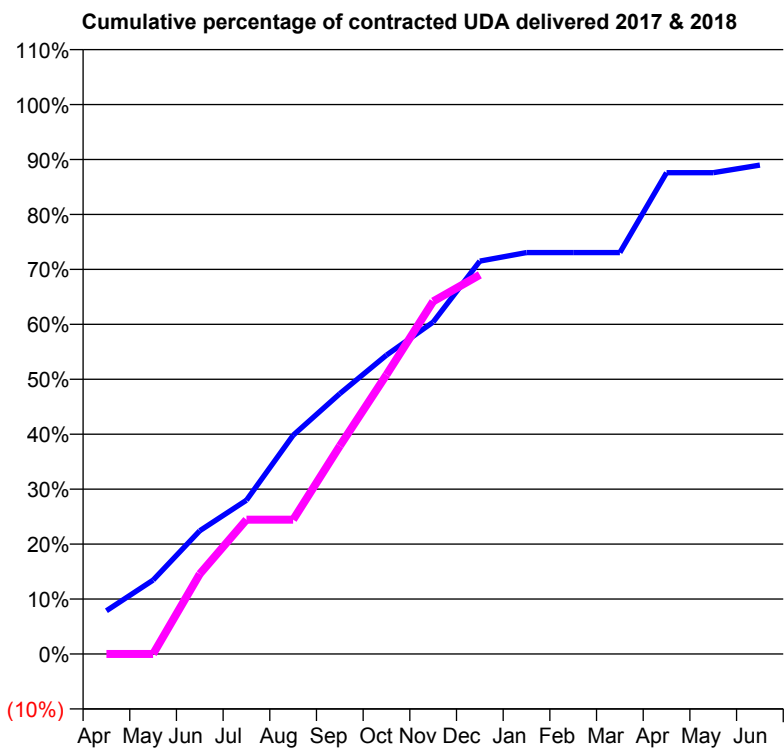
17/18 Contracted general activity (UDA)	648
Carry forward general activity (UDA)	0
17/18 Contracted orthodontic activity (UOA)	0
Carry forward orthodontic activity (UOA)	0
Baseline contract value	£17,065.85

ACCESS*

Patients seen in 24 months	Total	Change since previous quarter
Quarter ending December 2016	385	
Quarter ending March 2017	360	↓
Quarter ending June 2017	344	↓
Quarter ending September 2017	331	↓
Quarter ending December 2017	341	↑
Variance since December 2016	(11.4%)	↓



ACTIVITY



Adjusted Scheduled Activity (UDA)		
Month	2017	2018
April	51	0
May	87	0
June	145	94
July	181	158
August	258	158
September	307	245
October	352	329
November	391	416
December	463	447
January	473	
February	473	
March	473	
April	568	
May	568	
June	577	

QUALITY

	Quantity	Base Number	Contract	AT	Region	England
% of FP17s for the same patient ID Re-attending within 3 months - Children	8	269	3.0%	11.5%	11.5%	12.0%
% of FP17s for the same patient ID Re-attending within 3 months - Adults	13	87	14.9%	15.0%	15.8%	15.9%
% of FP17s for the same patient ID Re-attending between 3 & 9 months - Children	132	269	49.1%	57.7%	60.5%	58.0%
% of FP17s for the same patient ID Re-attending between 3 & 9 months - Adults	28	87	32.2%	48.4%	51.8%	50.5%
% of FP17s for Band 1 Urgent Courses	6	277	2.2%	9.7%	9.5%	9.0%
% of FP17s Relating to Free Repair or Replacements	0	277	0.0%	0.7%	0.7%	0.8%
% of FP17s Relating to Continuations	6	277	2.2%	0.8%	1.0%	1.1%
% of Patients satisfied with the dentistry they have received	0	0	N/A	93.3%	92.1%	91.5%
% of Patients satisfied with the time they had to wait for an appointment	0	0	N/A	89.7%	88.3%	87.9%

* This is based on patients treated on this contract for their most recent course of treatment. Figures in italics indicate the base number of FP17s or Patient Questionnaire responses are less than 100. N/A is shown where the base number of responses is less than 10 during the period. % is calculated as Quantity/Base number*100

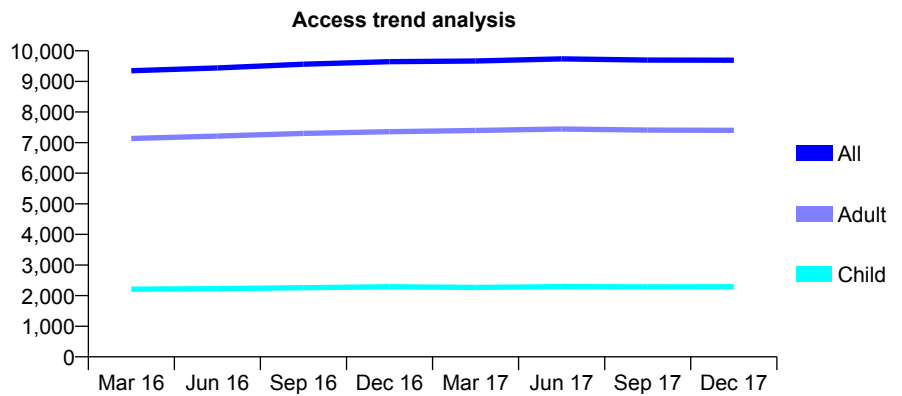
Q69 - Vital Signs At a Glance Contract Report for 143367/0001 - December 2017

Name or company name	Bloxdent Ltd
Contract type name	GDS Contract
Purpose of contract	General
Contract start date	01/01/2010
Contract end date	

17/18 Contracted general activity (UDA)	25,812
Carry forward general activity (UDA)	-268
17/18 Contracted orthodontic activity (UOA)	0
Carry forward orthodontic activity (UOA)	0
Baseline contract value	£656,627.44

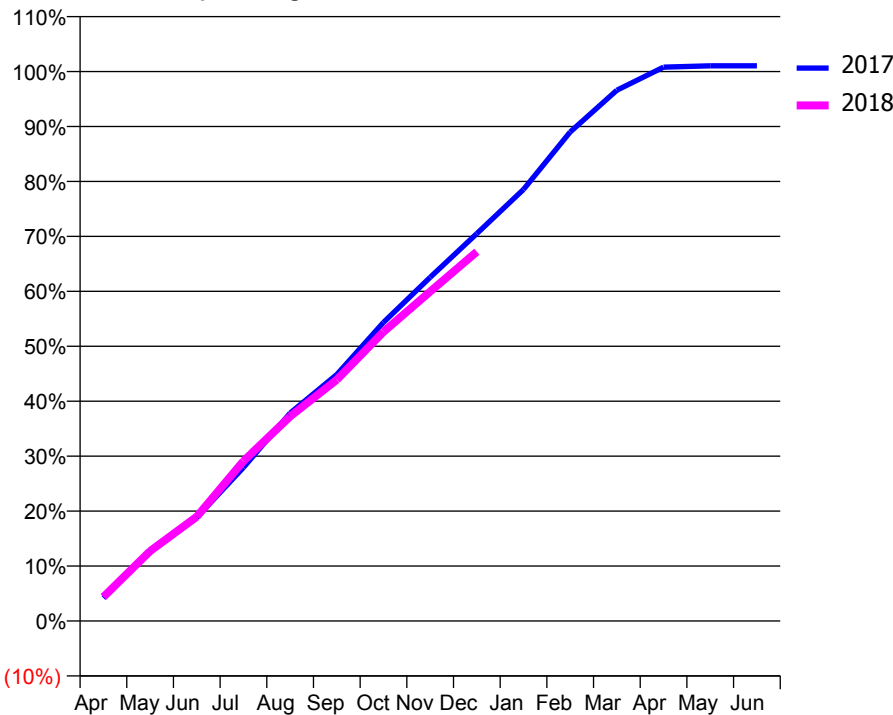
ACCESS*

Patients seen in 24 months	Total	Change since previous quarter
Quarter ending December 2016	9,645	
Quarter ending March 2017	9,667	→
Quarter ending June 2017	9,737	→
Quarter ending September 2017	9,697	→
Quarter ending December 2017	9,691	→
Variance since December 2016	0.5%	→



ACTIVITY

Cumulative percentage of contracted UDA delivered 2017 & 2018



Month	Adjusted Scheduled Activity (UDA)	
	2017	2018
April	1,082	1,130
May	3,317	3,287
June	4,866	4,902
July	7,213	7,513
August	9,771	9,611
September	11,581	11,332
October	14,030	13,581
November	16,147	15,475
December	18,197	17,347
January	20,273	
February	22,974	
March	24,935	
April	26,019	
May	26,081	
June	26,080	

QUALITY

	Quantity	Base Number	Contract	AT	Region	England
% of FP17s for the same patient ID Re-attending within 3 months - Children	206	2,800	7.4%	11.5%	11.5%	12.0%
% of FP17s for the same patient ID Re-attending within 3 months - Adults	1,099	7,865	14.0%	15.0%	15.8%	15.9%
% of FP17s for the same patient ID Re-attending between 3 & 9 months - Children	1,795	2,800	64.1%	57.7%	60.5%	58.0%
% of FP17s for the same patient ID Re-attending between 3 & 9 months - Adults	4,663	7,865	59.3%	48.4%	51.8%	50.5%
% of FP17s for Band 1 Urgent Courses	731	9,253	7.9%	9.7%	9.5%	9.0%
% of FP17s Relating to Free Repair or Replacements	167	9,253	1.8%	0.7%	0.7%	0.8%
% of FP17s Relating to Continuations	59	9,253	0.6%	0.8%	1.0%	1.1%
% of Patients satisfied with the dentistry they have received	12	12	100.0%	93.3%	92.1%	91.5%
% of Patients satisfied with the time they had to wait for an appointment	12	12	100.0%	89.7%	88.3%	87.9%

* This is based on patients treated on this contract for their most recent course of treatment. Figures in italics indicate the base number of FP17s or Patient Questionnaire responses are less than 100. N/A is shown where the base number of responses is less than 10 during the period. % is calculated as Quantity/Base number*100

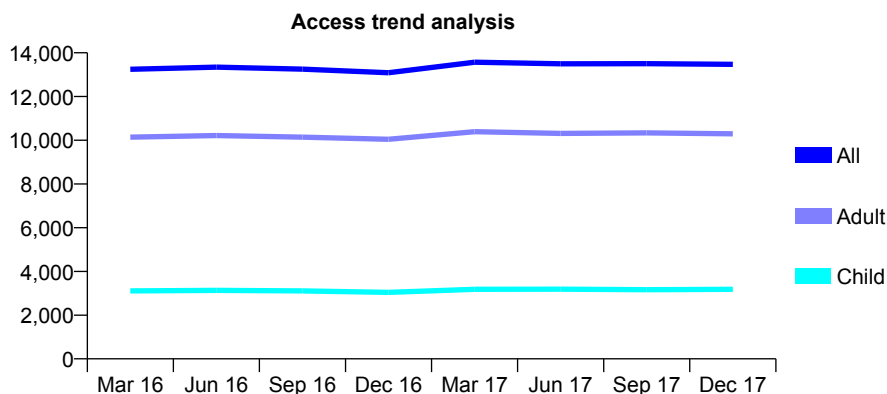
Q69 - Vital Signs At a Glance Contract Report for 143367/0002 - December 2017

Name or company name	Bloxdent Ltd
Contract type name	GDS Contract
Purpose of contract	General
Contract start date	01/01/2010
Contract end date	

17/18 Contracted general activity (UDA)	35,340
Carry forward general activity (UDA)	295
17/18 Contracted orthodontic activity (UOA)	0
Carry forward orthodontic activity (UOA)	0
Baseline contract value	£845,122.32

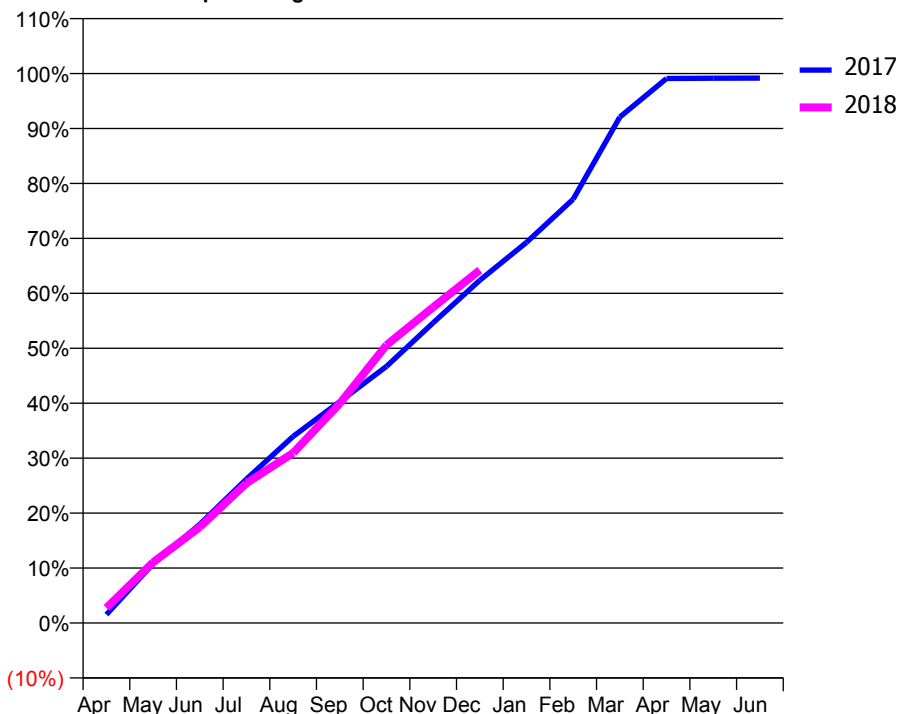
ACCESS*

Patients seen in 24 months	Total	Change since previous quarter
Quarter ending December 2016	13,087	
Quarter ending March 2017	13,569	↑
Quarter ending June 2017	13,497	→
Quarter ending September 2017	13,500	→
Quarter ending December 2017	13,473	→
Variance since December 2016	2.9%	↑



ACTIVITY

Cumulative percentage of contracted UDA delivered 2017 & 2018



Month	Adjusted Scheduled Activity (UDA)	
	2017	2018
April	548	969
May	3,816	3,910
June	6,354	6,170
July	9,255	8,992
August	12,006	10,941
September	14,244	14,118
October	16,508	17,873
November	19,310	20,315
December	22,044	22,695
January	24,481	
February	27,261	
March	32,537	
April	35,022	
May	35,038	
June	35,045	

QUALITY

	Quantity	Base Number	Contract	AT	Region	England
% of FP17s for the same patient ID Re-attending within 3 months - Children	312	3,822	8.2%	11.5%	11.5%	12.0%
% of FP17s for the same patient ID Re-attending within 3 months - Adults	1,886	11,294	16.7%	15.0%	15.8%	15.9%
% of FP17s for the same patient ID Re-attending between 3 & 9 months - Children	2,361	3,822	61.8%	57.7%	60.5%	58.0%
% of FP17s for the same patient ID Re-attending between 3 & 9 months - Adults	6,363	11,294	56.3%	48.4%	51.8%	50.5%
% of FP17s for Band 1 Urgent Courses	1,208	13,145	9.2%	9.7%	9.5%	9.0%
% of FP17s Relating to Free Repair or Replacements	312	13,145	2.4%	0.7%	0.7%	0.8%
% of FP17s Relating to Continuations	116	13,145	0.9%	0.8%	1.0%	1.1%
% of Patients satisfied with the dentistry they have received	15	18	83.3%	93.3%	92.1%	91.5%
% of Patients satisfied with the time they had to wait for an appointment	17	18	94.4%	89.7%	88.3%	87.9%

* This is based on patients treated on this contract for their most recent course of treatment. Figures in italics indicate the base number of FP17s or Patient Questionnaire responses are less than 100. N/A is shown where the base number of responses is less than 10 during the period. % is calculated as Quantity/Base number*100

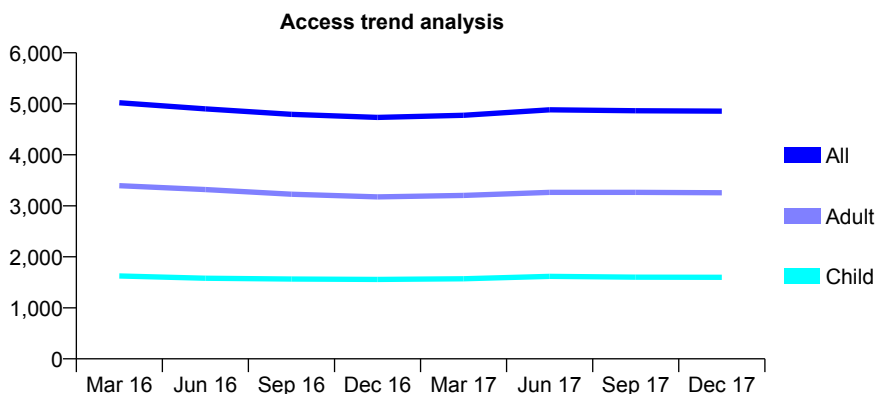
Q69 - Vital Signs At a Glance Contract Report for 145971/0001 - December 2017

Name or company name	Gill Brothers Dental Surgeries Ltd
Contract type name	GDS Contract
Purpose of contract	General
Contract start date	05/05/2009
Contract end date	

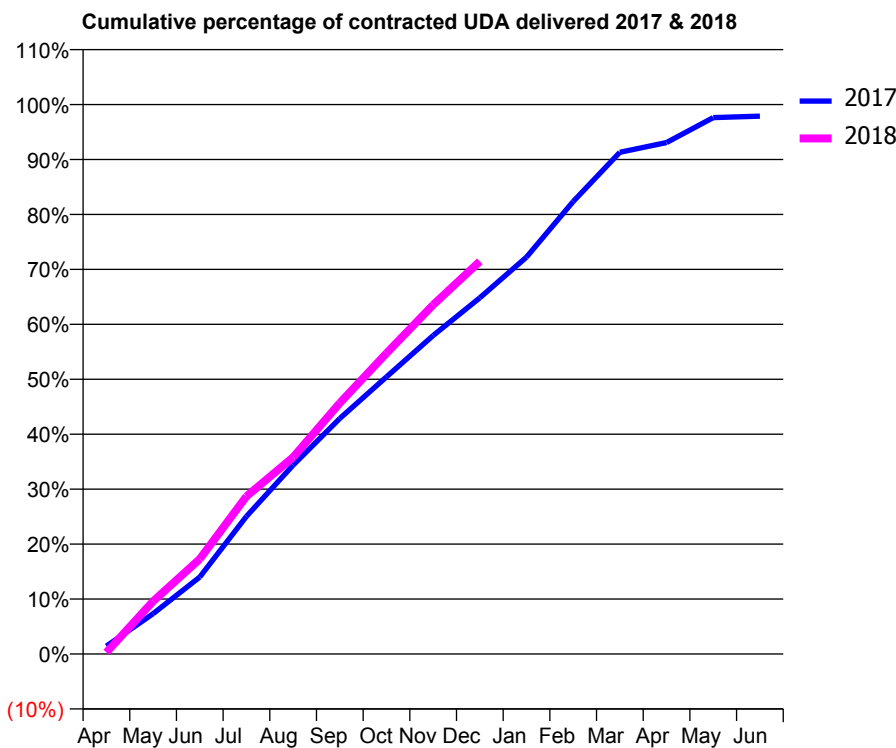
17/18 Contracted general activity (UDA)	16,940
Carry forward general activity (UDA)	370
17/18 Contracted orthodontic activity (UOA)	0
Carry forward orthodontic activity (UOA)	0
Baseline contract value	£441,001.79

ACCESS*

Patients seen in 24 months	Total	Change since previous quarter
Quarter ending December 2016	4,733	
Quarter ending March 2017	4,775	→
Quarter ending June 2017	4,883	↑
Quarter ending September 2017	4,864	→
Quarter ending December 2017	4,856	→
Variance since December 2016	2.6%	↑



ACTIVITY



Month	Adjusted Scheduled Activity (UDA)	
	2017	2018
April	252	52
May	1,282	1,625
June	2,451	2,928
July	4,380	4,861
August	6,010	6,066
September	7,493	7,738
October	8,814	9,271
November	10,130	10,765
December	11,330	12,105
January	12,624	
February	14,395	
March	15,960	
April	16,268	
May	17,063	
June	17,109	

QUALITY

	Quantity	Base Number	Contract	AT	Region	England
% of FP17s for the same patient ID Re-attending within 3 months - Children	68	1,679	4.1%	11.5%	11.5%	12.0%
% of FP17s for the same patient ID Re-attending within 3 months - Adults	358	3,138	11.4%	15.0%	15.8%	15.9%
% of FP17s for the same patient ID Re-attending between 3 & 9 months - Children	930	1,679	55.4%	57.7%	60.5%	58.0%
% of FP17s for the same patient ID Re-attending between 3 & 9 months - Adults	1,566	3,138	49.9%	48.4%	51.8%	50.5%
% of FP17s for Band 1 Urgent Courses	279	4,421	6.3%	9.7%	9.5%	9.0%
% of FP17s Relating to Free Repair or Replacements	28	4,421	0.6%	0.7%	0.7%	0.8%
% of FP17s Relating to Continuations	56	4,421	1.3%	0.8%	1.0%	1.1%
% of Patients satisfied with the dentistry they have received	6	6	N/A	93.3%	92.1%	91.5%
% of Patients satisfied with the time they had to wait for an appointment	5	6	N/A	89.7%	88.3%	87.9%

* This is based on patients treated on this contract for their most recent course of treatment. Figures in italics indicate the base number of FP17s or Patient Questionnaire responses are less than 100. N/A is shown where the base number of responses is less than 10 during the period. % is calculated as Quantity/Base number*100

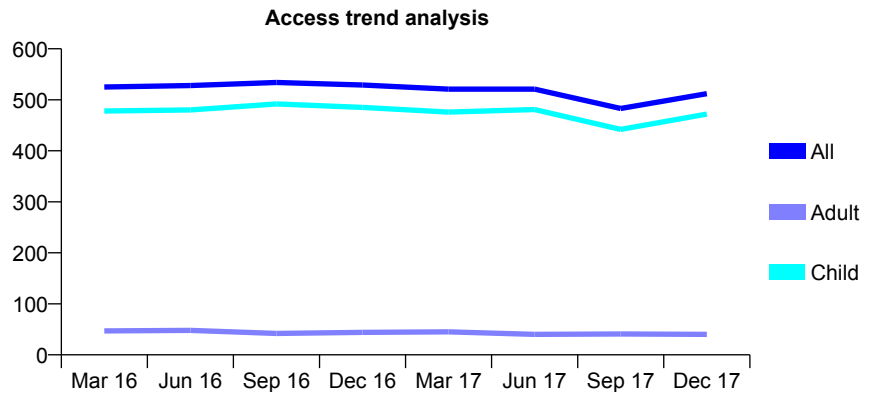
Q69 - Vital Signs At a Glance Contract Report for 147451/0001 - December 2017

Name or company name	Halldent Ltd
Contract type name	GDS Contract
Purpose of contract	General
Contract start date	01/01/2007
Contract end date	

17/18 Contracted general activity (UDA)	1,300
Carry forward general activity (UDA)	6
17/18 Contracted orthodontic activity (UOA)	0
Carry forward orthodontic activity (UOA)	0
Baseline contract value	£37,042.81

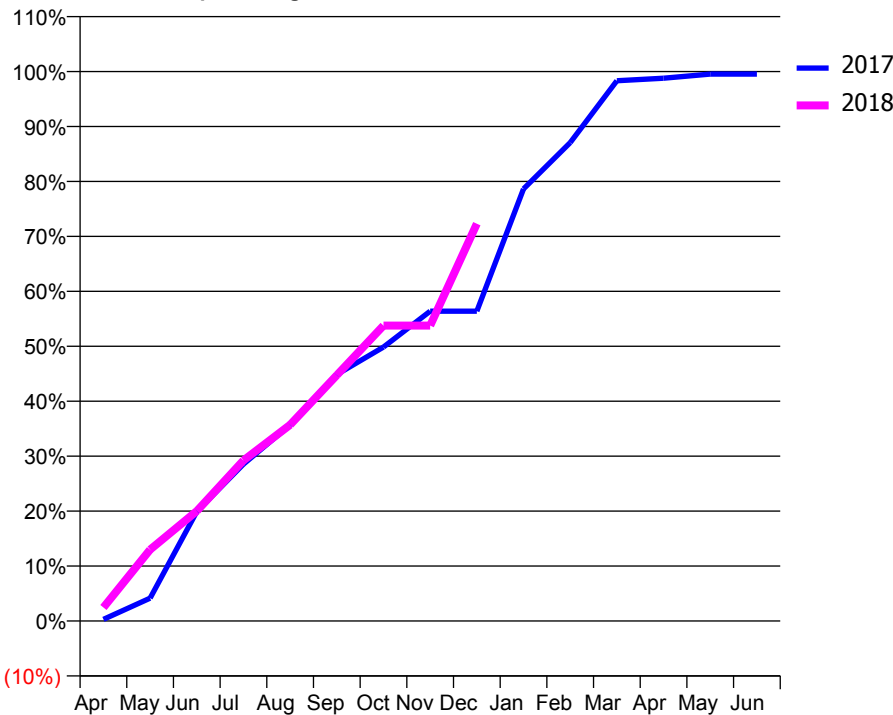
ACCESS*

Patients seen in 24 months	Total	Change since previous quarter
Quarter ending December 2016	529	
Quarter ending March 2017	521	↓
Quarter ending June 2017	521	→
Quarter ending September 2017	483	↓
Quarter ending December 2017	512	↑
Variance since December 2016	(3.2%)	↓



ACTIVITY

Cumulative percentage of contracted UDA delivered 2017 & 2018



Month	Adjusted Scheduled Activity (UDA)	
	2017	2018
April	4	32
May	54	169
June	259	260
July	371	380
August	464	464
September	583	582
October	648	699
November	733	699
December	733	940
January	1,022	
February	1,132	
March	1,278	
April	1,284	
May	1,294	
June	1,294	

QUALITY

	Quantity	Base Number	Contract	AT	Region	England
% of FP17s for the same patient ID Re-attending within 3 months - Children	66	644	10.2%	11.5%	11.5%	12.0%
% of FP17s for the same patient ID Re-attending within 3 months - Adults	0	1	0.0%	15.0%	15.8%	15.9%
% of FP17s for the same patient ID Re-attending between 3 & 9 months - Children	376	644	58.4%	57.7%	60.5%	58.0%
% of FP17s for the same patient ID Re-attending between 3 & 9 months - Adults	0	1	0.0%	48.4%	51.8%	50.5%
% of FP17s for Band 1 Urgent Courses	4	635	0.6%	9.7%	9.5%	9.0%
% of FP17s Relating to Free Repair or Replacements	0	635	0.0%	0.7%	0.7%	0.8%
% of FP17s Relating to Continuations	7	635	1.1%	0.8%	1.0%	1.1%
% of Patients satisfied with the dentistry they have received	0	0	N/A	93.3%	92.1%	91.5%
% of Patients satisfied with the time they had to wait for an appointment	0	0	N/A	89.7%	88.3%	87.9%

* This is based on patients treated on this contract for their most recent course of treatment. Figures in italics indicate the base number of FP17s or Patient Questionnaire responses are less than 100. N/A is shown where the base number of responses is less than 10 during the period. % is calculated as Quantity/Base number*100

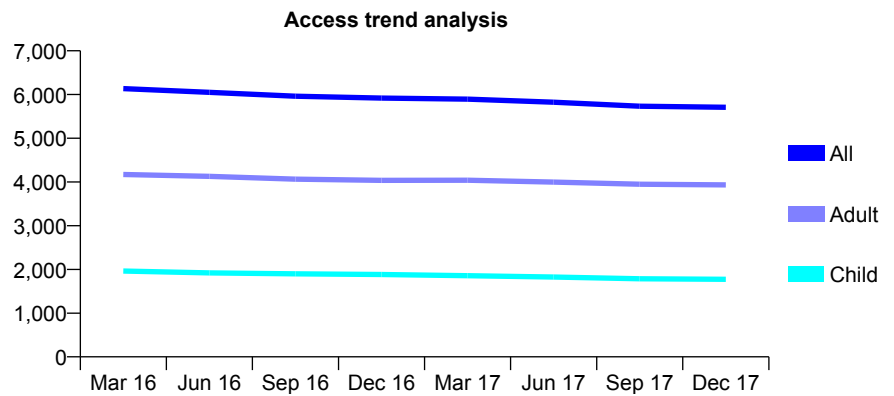
Q69 - Vital Signs At a Glance Contract Report for 148318/0001 - December 2017

Name or company name	Forlon Dental Surgeries Limited
Contract type name	GDS Contract
Purpose of contract	General
Contract start date	01/04/2006
Contract end date	

17/18 Contracted general activity (UDA)	12,850
Carry forward general activity (UDA)	399
17/18 Contracted orthodontic activity (UOA)	0
Carry forward orthodontic activity (UOA)	0
Baseline contract value	£303,130.95

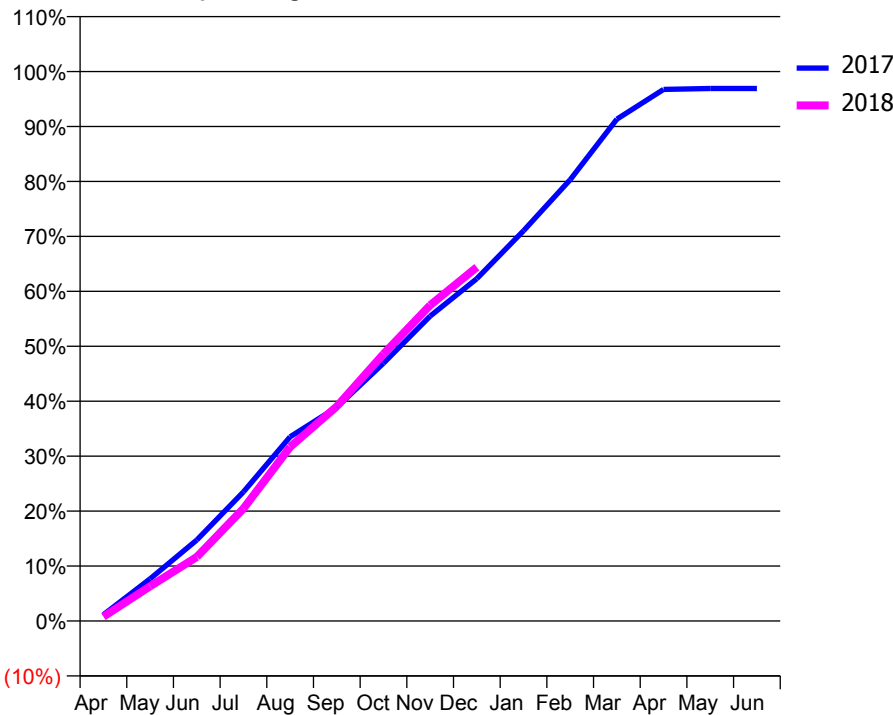
ACCESS*

Patients seen in 24 months	Total	Change since previous quarter
Quarter ending December 2016	5,919	
Quarter ending March 2017	5,895	→
Quarter ending June 2017	5,823	↓
Quarter ending September 2017	5,732	↓
Quarter ending December 2017	5,707	→
Variance since December 2016	(3.6%)	↓



ACTIVITY

Cumulative percentage of contracted UDA delivered 2017 & 2018



Month	Adjusted Scheduled Activity (UDA)	
	2017	2018
April	149	101
May	985	811
June	1,894	1,499
July	3,019	2,630
August	4,309	4,070
September	5,000	5,017
October	6,030	6,245
November	7,129	7,387
December	8,005	8,275
January	9,126	
February	10,320	
March	11,736	
April	12,430	
May	12,452	
June	12,451	

QUALITY

	Quantity	Base Number	Contract	AT	Region	England
% of FP17s for the same patient ID Re-attending within 3 months - Children	153	1,691	9.0%	11.5%	11.5%	12.0%
% of FP17s for the same patient ID Re-attending within 3 months - Adults	673	3,650	18.4%	15.0%	15.8%	15.9%
% of FP17s for the same patient ID Re-attending between 3 & 9 months - Children	736	1,691	43.5%	57.7%	60.5%	58.0%
% of FP17s for the same patient ID Re-attending between 3 & 9 months - Adults	1,574	3,650	43.1%	48.4%	51.8%	50.5%
% of FP17s for Band 1 Urgent Courses	530	4,552	11.6%	9.7%	9.5%	9.0%
% of FP17s Relating to Free Repair or Replacements	56	4,552	1.2%	0.7%	0.7%	0.8%
% of FP17s Relating to Continuations	48	4,552	1.1%	0.8%	1.0%	1.1%
% of Patients satisfied with the dentistry they have received	2	2	N/A	93.3%	92.1%	91.5%
% of Patients satisfied with the time they had to wait for an appointment	1	2	N/A	89.7%	88.3%	87.9%

* This is based on patients treated on this contract for their most recent course of treatment. Figures in italics indicate the base number of FP17s or Patient Questionnaire responses are less than 100. N/A is shown where the base number of responses is less than 10 during the period. % is calculated as Quantity/Base number*100

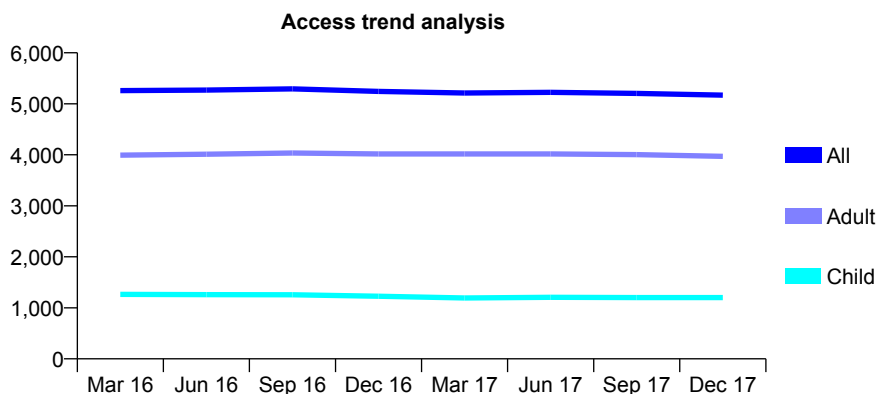
Q69 - Vital Signs At a Glance Contract Report for 149500/0001 - December 2017

Name or company name	OPTIMA CARE (HW) LTD
Contract type name	GDS Contract
Purpose of contract	General
Contract start date	01/11/2012
Contract end date	

17/18 Contracted general activity (UDA)	13,444
Carry forward general activity (UDA)	-269
17/18 Contracted orthodontic activity (UOA)	0
Carry forward orthodontic activity (UOA)	0
Baseline contract value	£320,486.29

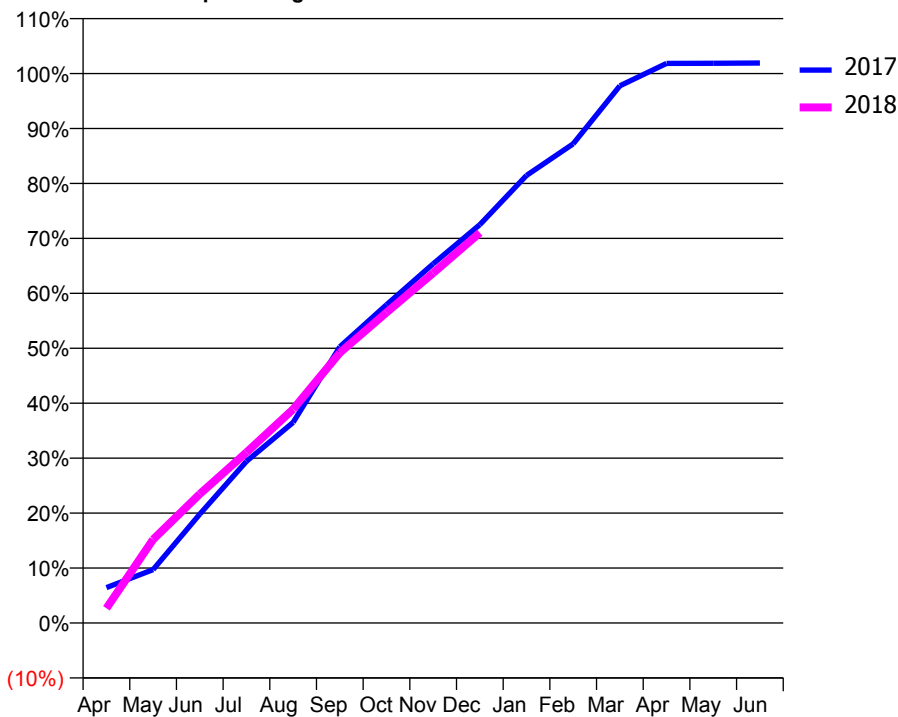
ACCESS*

Patients seen in 24 months	Total	Change since previous quarter
Quarter ending December 2016	5,244	
Quarter ending March 2017	5,212	→
Quarter ending June 2017	5,225	→
Quarter ending September 2017	5,205	→
Quarter ending December 2017	5,171	→
Variance since December 2016	(1.4%)	↓



ACTIVITY

Cumulative percentage of contracted UDA delivered 2017 & 2018



Month	Adjusted Scheduled Activity (UDA)	
	2017	2018
April	902	359
May	1,358	2,045
June	2,771	3,156
July	4,113	4,173
August	5,104	5,231
September	7,030	6,613
October	8,097	7,597
November	9,138	8,561
December	10,136	9,547
January	11,390	
February	12,193	
March	13,668	
April	14,239	
May	14,241	
June	14,248	

QUALITY

	Quantity	Base Number	Contract	AT	Region	England
% of FP17s for the same patient ID Re-attending within 3 months - Children	58	1,373	4.2%	11.5%	11.5%	12.0%
% of FP17s for the same patient ID Re-attending within 3 months - Adults	408	3,889	10.5%	15.0%	15.8%	15.9%
% of FP17s for the same patient ID Re-attending between 3 & 9 months - Children	777	1,373	56.6%	57.7%	60.5%	58.0%
% of FP17s for the same patient ID Re-attending between 3 & 9 months - Adults	1,972	3,889	50.7%	48.4%	51.8%	50.5%
% of FP17s for Band 1 Urgent Courses	303	4,972	6.1%	9.7%	9.5%	9.0%
% of FP17s Relating to Free Repair or Replacements	13	4,972	0.3%	0.7%	0.7%	0.8%
% of FP17s Relating to Continuations	15	4,972	0.3%	0.8%	1.0%	1.1%
% of Patients satisfied with the dentistry they have received	15	18	83.3%	93.3%	92.1%	91.5%
% of Patients satisfied with the time they had to wait for an appointment	17	18	94.4%	89.7%	88.3%	87.9%

* This is based on patients treated on this contract for their most recent course of treatment. Figures in italics indicate the base number of FP17s or Patient Questionnaire responses are less than 100. N/A is shown where the base number of responses is less than 10 during the period. % is calculated as Quantity/Base number*100

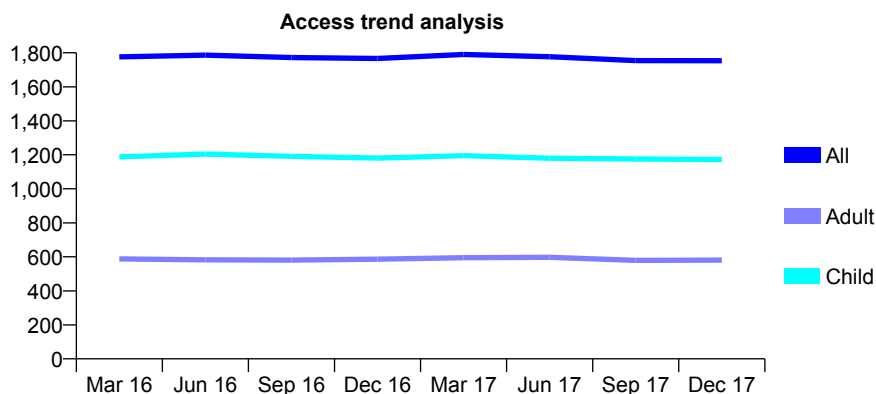
Q69 - Vital Signs At a Glance Contract Report for 151343/0001 - December 2017

Name or company name	York House Dental Practice
Contract type name	GDS Contract
Purpose of contract	General
Contract start date	01/05/2012
Contract end date	

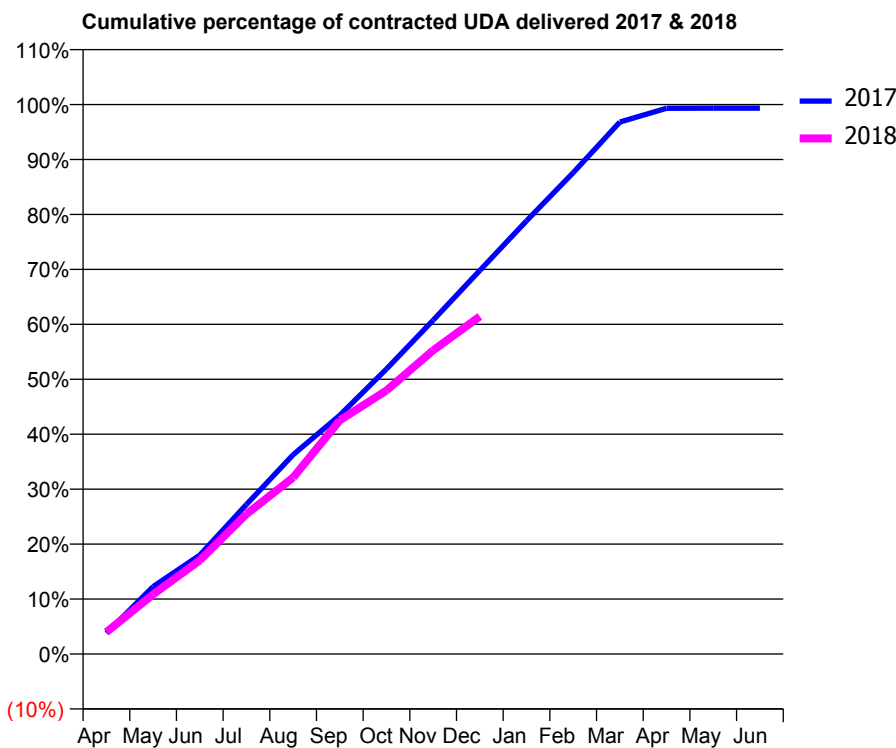
17/18 Contracted general activity (UDA)	4,439
Carry forward general activity (UDA)	-50
17/18 Contracted orthodontic activity (UOA)	0
Carry forward orthodontic activity (UOA)	0
Baseline contract value	£107,731.48

ACCESS*

Patients seen in 24 months	Total	Change since previous quarter
Quarter ending December 2016	1,767	
Quarter ending March 2017	1,790	→
Quarter ending June 2017	1,777	→
Quarter ending September 2017	1,754	↓
Quarter ending December 2017	1,753	→
Variance since December 2016	(0.8%)	→



ACTIVITY



Month	Adjusted Scheduled Activity (UDA)	
	2017	2018
April	169	177
May	544	482
June	799	757
July	1,208	1,131
August	1,610	1,426
September	1,929	1,888
October	2,303	2,130
November	2,697	2,454
December	3,099	2,727
January	3,499	
February	3,888	
March	4,298	
April	4,408	
May	4,409	
June	4,409	

QUALITY

	Quantity	Base Number	Contract	AT	Region	England
% of FP17s for the same patient ID Re-attending within 3 months - Children	92	1,378	6.7%	11.5%	11.5%	12.0%
% of FP17s for the same patient ID Re-attending within 3 months - Adults	89	434	20.5%	15.0%	15.8%	15.9%
% of FP17s for the same patient ID Re-attending between 3 & 9 months - Children	964	1,378	70.0%	57.7%	60.5%	58.0%
% of FP17s for the same patient ID Re-attending between 3 & 9 months - Adults	239	434	55.1%	48.4%	51.8%	50.5%
% of FP17s for Band 1 Urgent Courses	108	1,732	6.2%	9.7%	9.5%	9.0%
% of FP17s Relating to Free Repair or Replacements	0	1,732	0.0%	0.7%	0.7%	0.8%
% of FP17s Relating to Continuations	24	1,732	1.4%	0.8%	1.0%	1.1%
% of Patients satisfied with the dentistry they have received	4	4	N/A	93.3%	92.1%	91.5%
% of Patients satisfied with the time they had to wait for an appointment	3	4	N/A	89.7%	88.3%	87.9%

* This is based on patients treated on this contract for their most recent course of treatment. Figures in italics indicate the base number of FP17s or Patient Questionnaire responses are less than 100. N/A is shown where the base number of responses is less than 10 during the period. % is calculated as Quantity/Base number*100

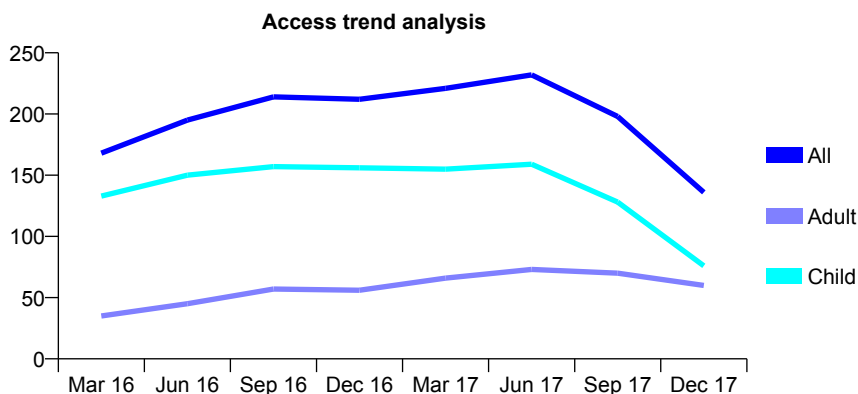
Q69 - Vital Signs At a Glance Contract Report for 152145/0001 - December 2017

Name or company name	Fullarton and Hughes Dental Partnership
Contract type name	GDS Contract
Purpose of contract	General
Contract start date	01/10/2015
Contract end date	

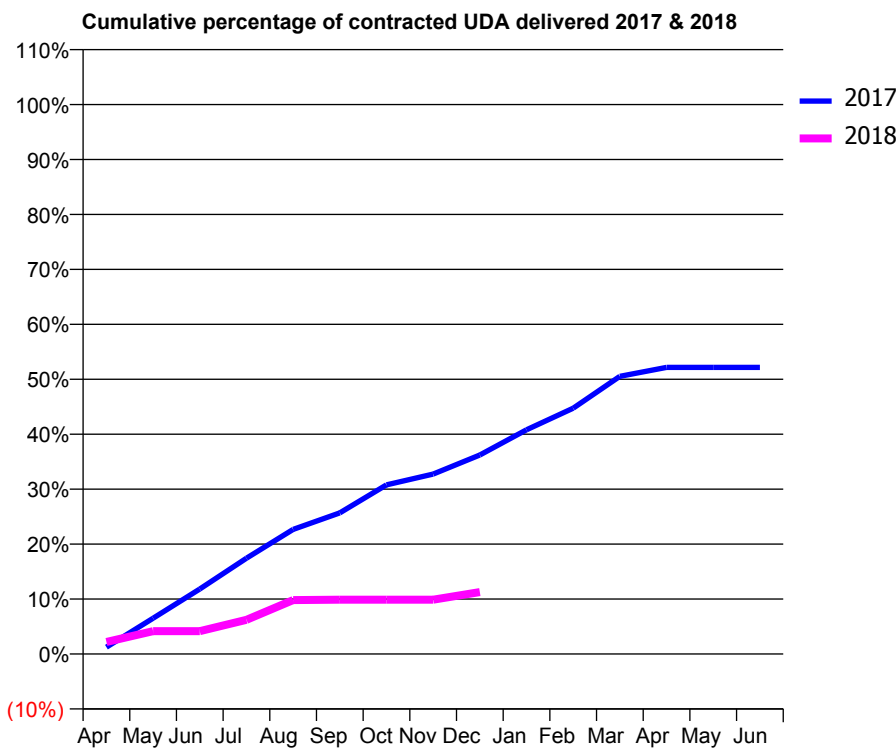
17/18 Contracted general activity (UDA)	1,594
Carry forward general activity (UDA)	0
17/18 Contracted orthodontic activity (UOA)	0
Carry forward orthodontic activity (UOA)	0
Baseline contract value	£34,753.85

ACCESS*

Patients seen in 24 months	Total	Change since previous quarter
Quarter ending December 2016	212	
Quarter ending March 2017	221	↑
Quarter ending June 2017	232	↑
Quarter ending September 2017	198	↓
Quarter ending December 2017	136	↓
Variance since December 2016	(35.8%)	↓



ACTIVITY



Month	Adjusted Scheduled Activity (UDA)	
	2017	2018
April	20	35
May	104	66
June	188	66
July	278	99
August	361	157
September	410	158
October	491	158
November	522	158
December	577	180
January	650	
February	713	
March	805	
April	831	
May	831	
June	831	

QUALITY

	Quantity	Base Number	Contract	AT	Region	England
% of FP17s for the same patient ID Re-attending within 3 months - Children	8	111	7.2%	11.5%	11.5%	12.0%
% of FP17s for the same patient ID Re-attending within 3 months - Adults	4	18	22.2%	15.0%	15.8%	15.9%
% of FP17s for the same patient ID Re-attending between 3 & 9 months - Children	51	111	45.9%	57.7%	60.5%	58.0%
% of FP17s for the same patient ID Re-attending between 3 & 9 months - Adults	10	18	55.6%	48.4%	51.8%	50.5%
% of FP17s for Band 1 Urgent Courses	4	114	3.5%	9.7%	9.5%	9.0%
% of FP17s Relating to Free Repair or Replacements	0	114	0.0%	0.7%	0.7%	0.8%
% of FP17s Relating to Continuations	0	114	0.0%	0.8%	1.0%	1.1%
% of Patients satisfied with the dentistry they have received	0	0	N/A	93.3%	92.1%	91.5%
% of Patients satisfied with the time they had to wait for an appointment	0	0	N/A	89.7%	88.3%	87.9%

* This is based on patients treated on this contract for their most recent course of treatment. Figures in italics indicate the base number of FP17s or Patient Questionnaire responses are less than 100. N/A is shown where the base number of responses is less than 10 during the period. % is calculated as Quantity/Base number*100

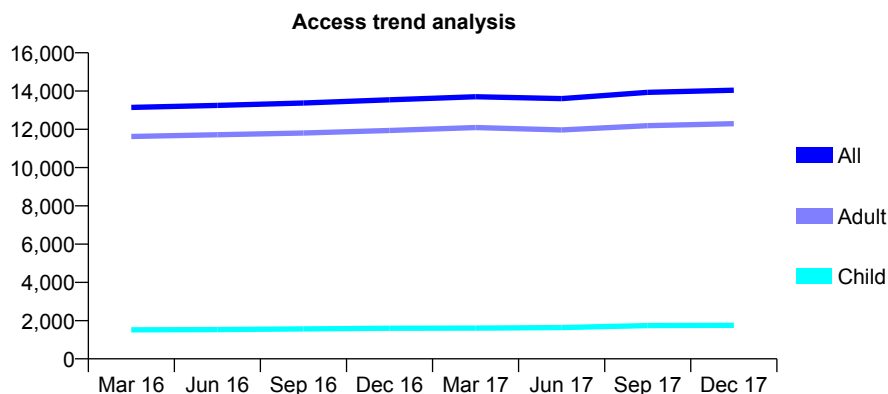
Q69 - Vital Signs At a Glance Contract Report for 152234/0001 - December 2017

Name or company name	Studental Ltd
Contract type name	GDS Contract
Purpose of contract	General
Contract start date	01/04/2009
Contract end date	

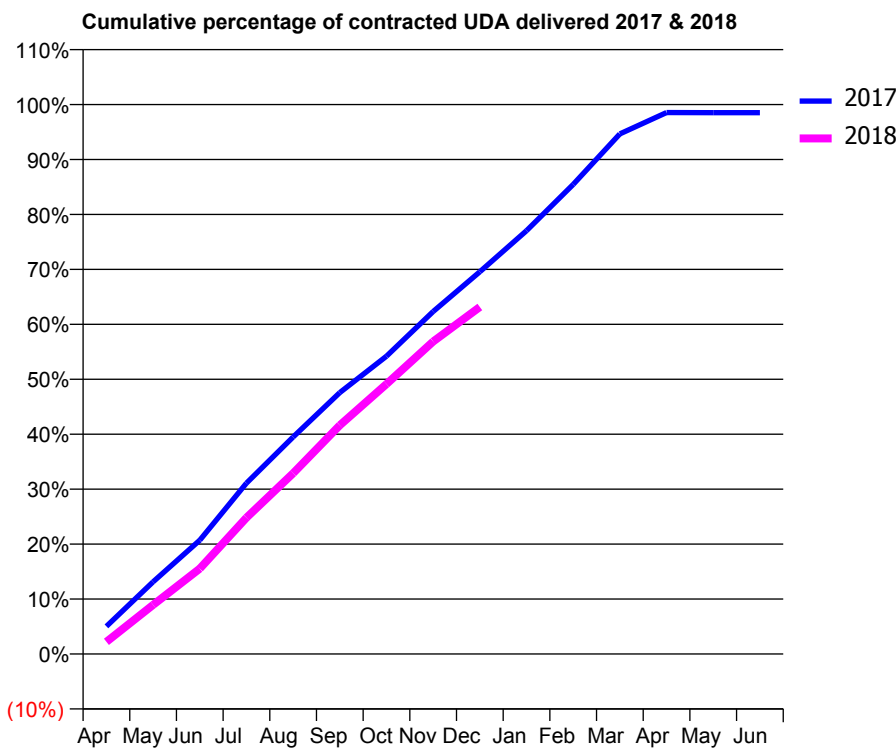
17/18 Contracted general activity (UDA)	34,000
Carry forward general activity (UDA)	503
17/18 Contracted orthodontic activity (UOA)	0
Carry forward orthodontic activity (UOA)	0
Baseline contract value	£873,131.18

ACCESS*

Patients seen in 24 months	Total	Change since previous quarter
Quarter ending December 2016	13,540	
Quarter ending March 2017	13,702	→
Quarter ending June 2017	13,604	→
Quarter ending September 2017	13,932	↑
Quarter ending December 2017	14,043	→
Variance since December 2016	3.7%	↑



ACTIVITY



Month	Adjusted Scheduled Activity (UDA)	
	2017	2018
April	1,711	754
May	4,464	3,041
June	7,043	5,284
July	10,577	8,438
August	13,428	11,187
September	16,174	14,156
October	18,429	16,701
November	21,196	19,338
December	23,649	21,472
January	26,189	
February	29,052	
March	32,179	
April	33,501	
May	33,493	
June	33,498	

QUALITY

	Quantity	Base Number	Contract	AT	Region	England
% of FP17s for the same patient ID Re-attending within 3 months - Children	109	1,803	6.0%	11.5%	11.5%	12.0%
% of FP17s for the same patient ID Re-attending within 3 months - Adults	971	9,474	10.2%	15.0%	15.8%	15.9%
% of FP17s for the same patient ID Re-attending between 3 & 9 months - Children	890	1,803	49.4%	57.7%	60.5%	58.0%
% of FP17s for the same patient ID Re-attending between 3 & 9 months - Adults	3,482	9,474	36.8%	48.4%	51.8%	50.5%
% of FP17s for Band 1 Urgent Courses	1,136	10,642	10.7%	9.7%	9.5%	9.0%
% of FP17s Relating to Free Repair or Replacements	82	10,642	0.8%	0.7%	0.7%	0.8%
% of FP17s Relating to Continuations	44	10,642	0.4%	0.8%	1.0%	1.1%
% of Patients satisfied with the dentistry they have received	9	9	N/A	93.3%	92.1%	91.5%
% of Patients satisfied with the time they had to wait for an appointment	8	9	N/A	89.7%	88.3%	87.9%

* This is based on patients treated on this contract for their most recent course of treatment. Figures in italics indicate the base number of FP17s or Patient Questionnaire responses are less than 100. N/A is shown where the base number of responses is less than 10 during the period. % is calculated as Quantity/Base number*100

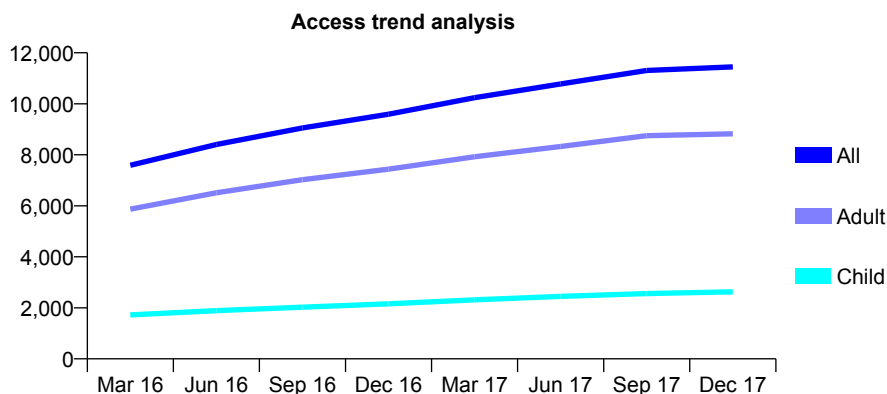
Q69 - Vital Signs At a Glance Contract Report for 152552/0001 - December 2017

Name or company name	Ahmed Aleishaker and Dinah Alshamma
Contract type name	GDS Contract
Purpose of contract	General
Contract start date	01/08/2015
Contract end date	

17/18 Contracted general activity (UDA)	27,953
Carry forward general activity (UDA)	427
17/18 Contracted orthodontic activity (UOA)	0
Carry forward orthodontic activity (UOA)	0
Baseline contract value	£729,658.70

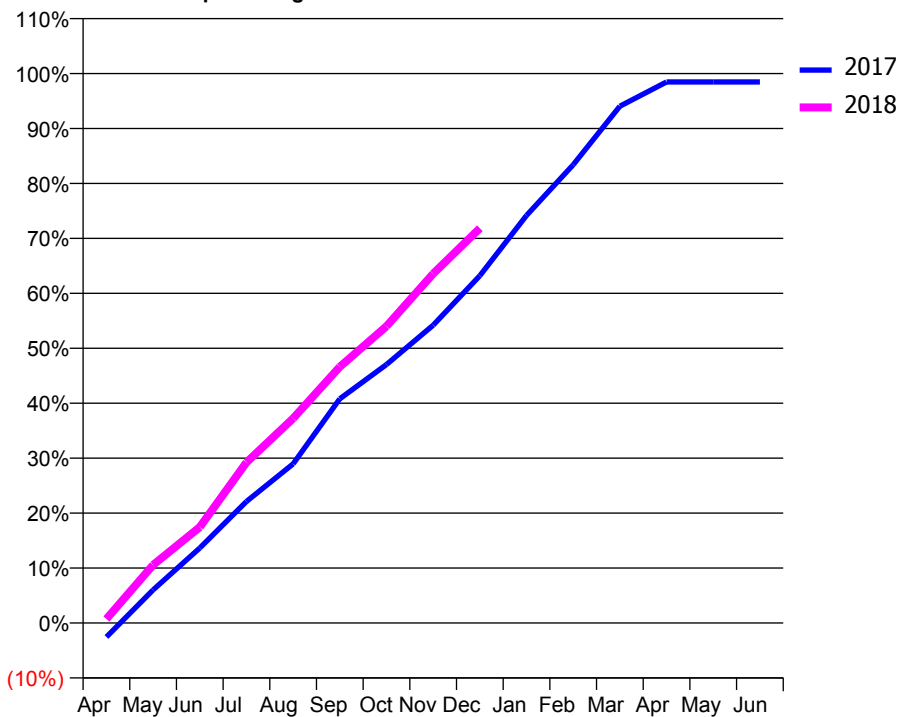
ACCESS*

Patients seen in 24 months	Total	Change since previous quarter
Quarter ending December 2016	9,594	
Quarter ending March 2017	10,241	↑
Quarter ending June 2017	10,777	↑
Quarter ending September 2017	11,307	↑
Quarter ending December 2017	11,449	→
Variance since December 2016	19.3%	↑



ACTIVITY

Cumulative percentage of contracted UDA delivered 2017 & 2018



Month	Adjusted Scheduled Activity (UDA)	
	2017	2018
April	-717	206
May	1,686	2,951
June	3,816	4,878
July	6,182	8,172
August	8,093	10,411
September	11,408	13,035
October	13,150	15,097
November	15,153	17,768
December	17,665	20,082
January	20,730	
February	23,312	
March	26,286	
April	27,526	
May	27,526	
June	27,526	

QUALITY

	Quantity	Base Number	Contract	AT	Region	England
% of FP17s for the same patient ID Re-attending within 3 months - Children	122	2,709	4.5%	11.5%	11.5%	12.0%
% of FP17s for the same patient ID Re-attending within 3 months - Adults	1,076	9,168	11.7%	15.0%	15.8%	15.9%
% of FP17s for the same patient ID Re-attending between 3 & 9 months - Children	1,386	2,709	51.2%	57.7%	60.5%	58.0%
% of FP17s for the same patient ID Re-attending between 3 & 9 months - Adults	5,100	9,168	55.6%	48.4%	51.8%	50.5%
% of FP17s for Band 1 Urgent Courses	634	11,168	5.7%	9.7%	9.5%	9.0%
% of FP17s Relating to Free Repair or Replacements	68	11,168	0.6%	0.7%	0.7%	0.8%
% of FP17s Relating to Continuations	65	11,168	0.6%	0.8%	1.0%	1.1%
% of Patients satisfied with the dentistry they have received	23	24	95.8%	93.3%	92.1%	91.5%
% of Patients satisfied with the time they had to wait for an appointment	22	24	91.7%	89.7%	88.3%	87.9%

* This is based on patients treated on this contract for their most recent course of treatment. Figures in italics indicate the base number of FP17s or Patient Questionnaire responses are less than 100. N/A is shown where the base number of responses is less than 10 during the period. % is calculated as Quantity/Base number*100

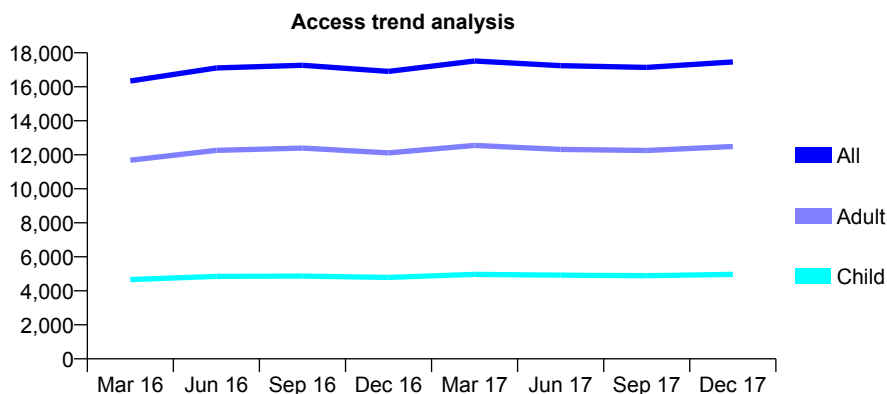
Q69 - Vital Signs At a Glance Contract Report for 153389/0001 - December 2017

Name or company name	Smile Care (Dental) Ltd
Contract type name	GDS Contract
Purpose of contract	General
Contract start date	10/03/2008
Contract end date	

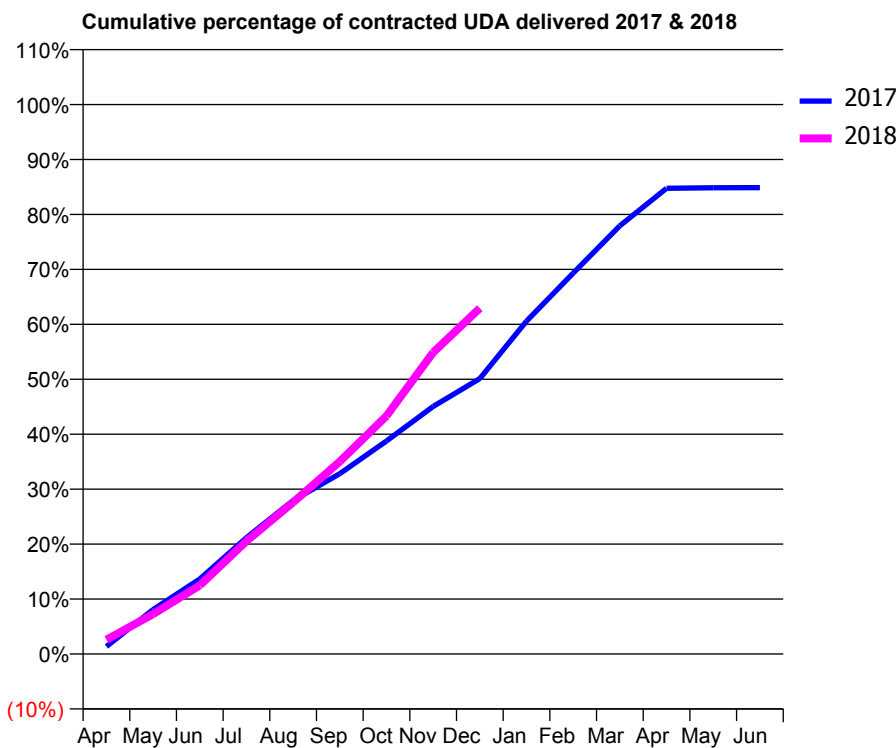
17/18 Contracted general activity (UDA)	45,370
Carry forward general activity (UDA)	0
17/18 Contracted orthodontic activity (UOA)	0
Carry forward orthodontic activity (UOA)	0
Baseline contract value	£1,204,639.89

ACCESS*

Patients seen in 24 months	Total	Change since previous quarter
Quarter ending December 2016	16,905	
Quarter ending March 2017	17,518	↑
Quarter ending June 2017	17,241	↓
Quarter ending September 2017	17,143	→
Quarter ending December 2017	17,463	→
Variance since December 2016	3.3%	↑



ACTIVITY



Month	Adjusted Scheduled Activity (UDA)	
	2017	2018
April	651	1,187
May	3,815	3,296
June	6,445	5,664
July	9,992	9,322
August	13,180	12,528
September	15,484	15,894
October	18,290	19,653
November	21,262	24,894
December	23,647	28,550
January	28,591	
February	32,709	
March	36,774	
April	39,986	
May	40,032	
June	40,046	

QUALITY

	Quantity	Base Number	Contract	AT	Region	England
% of FP17s for the same patient ID Re-attending within 3 months - Children	391	4,348	9.0%	11.5%	11.5%	12.0%
% of FP17s for the same patient ID Re-attending within 3 months - Adults	1,335	9,361	14.3%	15.0%	15.8%	15.9%
% of FP17s for the same patient ID Re-attending between 3 & 9 months - Children	1,592	4,348	36.6%	57.7%	60.5%	58.0%
% of FP17s for the same patient ID Re-attending between 3 & 9 months - Adults	2,501	9,361	26.7%	48.4%	51.8%	50.5%
% of FP17s for Band 1 Urgent Courses	2,043	11,465	17.8%	9.7%	9.5%	9.0%
% of FP17s Relating to Free Repair or Replacements	64	11,465	0.6%	0.7%	0.7%	0.8%
% of FP17s Relating to Continuations	28	11,465	0.2%	0.8%	1.0%	1.1%
% of Patients satisfied with the dentistry they have received	9	11	81.8%	93.3%	92.1%	91.5%
% of Patients satisfied with the time they had to wait for an appointment	9	11	81.8%	89.7%	88.3%	87.9%

* This is based on patients treated on this contract for their most recent course of treatment. Figures in italics indicate the base number of FP17s or Patient Questionnaire responses are less than 100. N/A is shown where the base number of responses is less than 10 during the period. % is calculated as Quantity/Base number*100

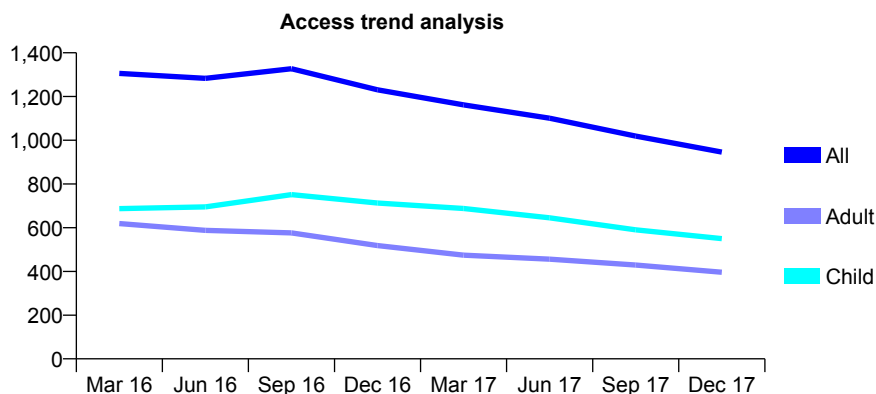
Q69 - Vital Signs At a Glance Contract Report for 154601/0001 - December 2017

Name or company name	Oxfordshire Priority Dental Service
Contract type name	PDS Contract
Purpose of contract	General
Contract start date	01/04/2006
Contract end date	31/03/2018

17/18 Contracted general activity (UDA)	3,000
Carry forward general activity (UDA)	0
17/18 Contracted orthodontic activity (UOA)	0
Carry forward orthodontic activity (UOA)	0
Baseline contract value	£0.00

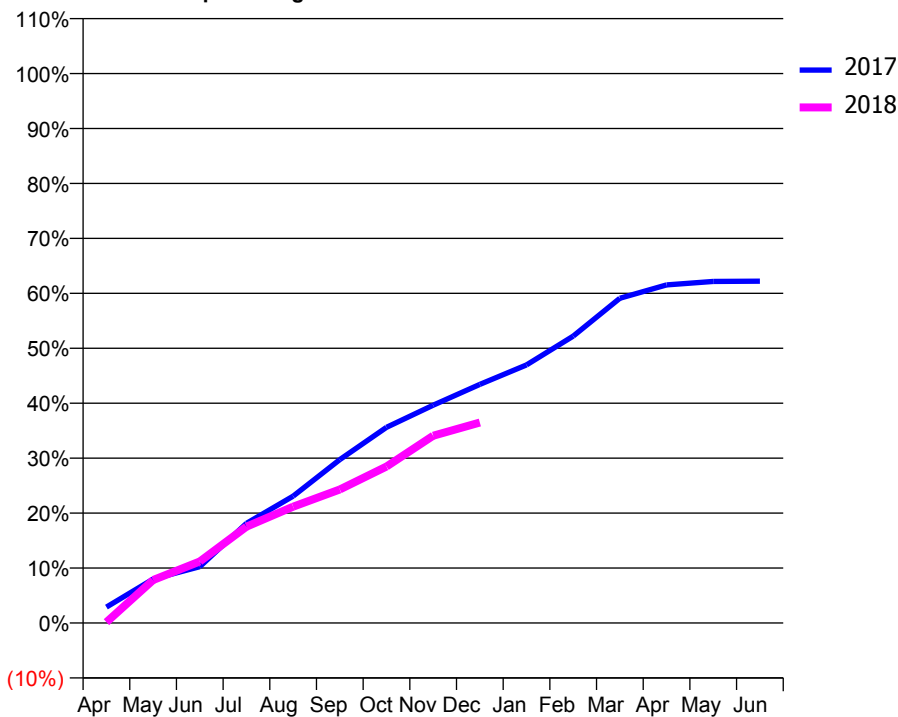
ACCESS*

Patients seen in 24 months	Total	Change since previous quarter
Quarter ending December 2016	1,231	
Quarter ending March 2017	1,162	↓
Quarter ending June 2017	1,101	↓
Quarter ending September 2017	1,019	↓
Quarter ending December 2017	946	↓
Variance since December 2016	(23.2%)	↓



ACTIVITY

Cumulative percentage of contracted UDA delivered 2017 & 2018



Adjusted Scheduled Activity (UDA)

Month	2017	2018
April	87	4
May	240	235
June	308	336
July	544	526
August	693	635
September	892	729
October	1,068	854
November	1,189	1,022
December	1,303	1,095
January	1,409	
February	1,566	
March	1,773	
April	1,846	
May	1,865	
June	1,866	

QUALITY

	Quantity	Base Number	Contract	AT	Region	England
% of FP17s for the same patient ID Re-attending within 3 months - Children	53	468	11.3%	11.5%	11.5%	12.0%
% of FP17s for the same patient ID Re-attending within 3 months - Adults	20	251	8.0%	15.0%	15.8%	15.9%
% of FP17s for the same patient ID Re-attending between 3 & 9 months - Children	169	468	36.1%	57.7%	60.5%	58.0%
% of FP17s for the same patient ID Re-attending between 3 & 9 months - Adults	56	251	22.3%	48.4%	51.8%	50.5%
% of FP17s for Band 1 Urgent Courses	114	679	16.8%	9.7%	9.5%	9.0%
% of FP17s Relating to Free Repair or Replacements	0	679	0.0%	0.7%	0.7%	0.8%
% of FP17s Relating to Continuations	3	679	0.4%	0.8%	1.0%	1.1%
% of Patients satisfied with the dentistry they have received	0	0	N/A	93.3%	92.1%	91.5%
% of Patients satisfied with the time they had to wait for an appointment	0	0	N/A	89.7%	88.3%	87.9%

* This is based on patients treated on this contract for their most recent course of treatment. Figures in italics indicate the base number of FP17s or Patient Questionnaire responses are less than 100. N/A is shown where the base number of responses is less than 10 during the period. % is calculated as Quantity/Base number*100

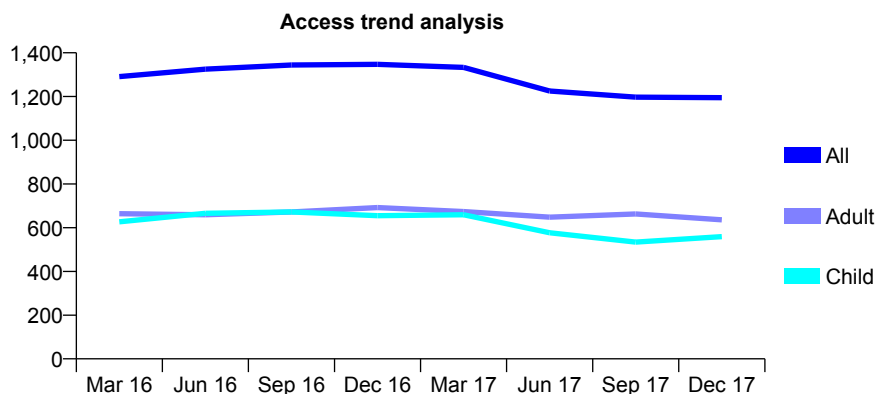
Q69 - Vital Signs At a Glance Contract Report for 154601/0002 - December 2017

Name or company name	Oxfordshire Priority Dental Service
Contract type name	PDS Contract
Purpose of contract	General and Orthodontic
Contract start date	01/04/2006
Contract end date	31/03/2018

17/18 Contracted general activity (UDA)	4,000
Carry forward general activity (UDA)	0
17/18 Contracted orthodontic activity (UOA)	1,350
Carry forward orthodontic activity (UOA)	0
Baseline contract value	£0.00

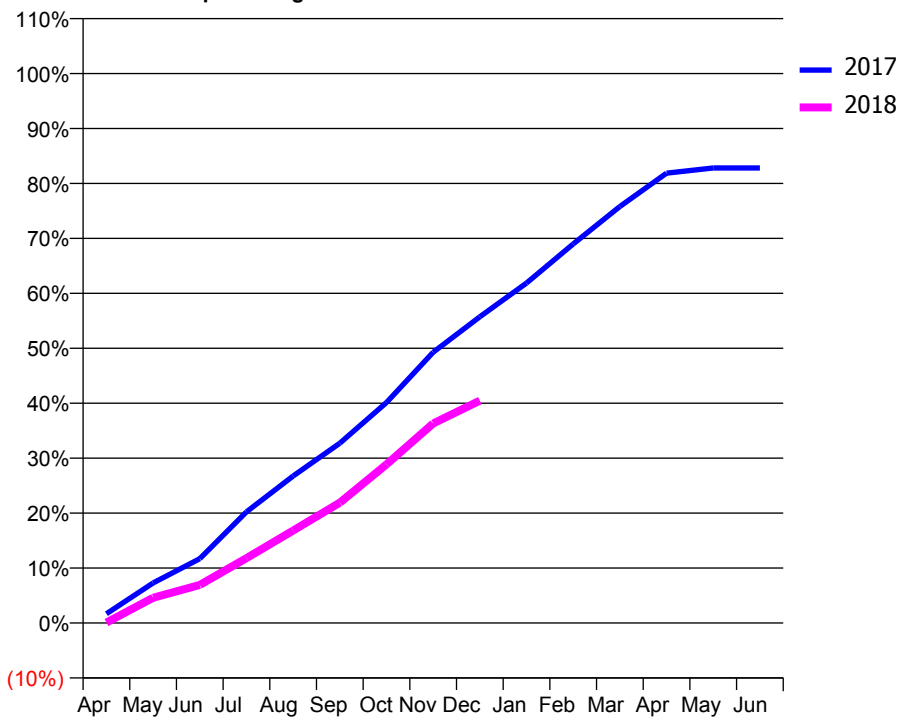
ACCESS*

Patients seen in 24 months	Total	Change since previous quarter
Quarter ending December 2016	1,347	
Quarter ending March 2017	1,333	↓
Quarter ending June 2017	1,225	↓
Quarter ending September 2017	1,197	↓
Quarter ending December 2017	1,195	→
Variance since December 2016	(11.3%)	↓



ACTIVITY

Cumulative percentage of contracted UDA delivered 2017 & 2018



Month	Adjusted Scheduled Activity (UDA)	
	2017	2018
April	68	3
May	292	184
June	468	277
July	809	472
August	1,070	673
September	1,309	876
October	1,605	1,154
November	1,971	1,453
December	2,229	1,619
January	2,475	
February	2,760	
March	3,032	
April	3,274	
May	3,312	
June	3,312	

QUALITY

	Quantity	Base Number	Contract	AT	Region	England
% of FP17s for the same patient ID Re-attending within 3 months - Children	63	554	11.4%	11.5%	11.5%	12.0%
% of FP17s for the same patient ID Re-attending within 3 months - Adults	27	488	5.5%	15.0%	15.8%	15.9%
% of FP17s for the same patient ID Re-attending between 3 & 9 months - Children	113	554	20.4%	57.7%	60.5%	58.0%
% of FP17s for the same patient ID Re-attending between 3 & 9 months - Adults	109	488	22.3%	48.4%	51.8%	50.5%
% of FP17s for Band 1 Urgent Courses	63	818	7.7%	9.7%	9.5%	9.0%
% of FP17s Relating to Free Repair or Replacements	0	818	0.0%	0.7%	0.7%	0.8%
% of FP17s Relating to Continuations	13	818	1.6%	0.8%	1.0%	1.1%
% of Patients satisfied with the dentistry they have received	0	0	N/A	93.3%	92.1%	91.5%
% of Patients satisfied with the time they had to wait for an appointment	0	0	N/A	89.7%	88.3%	87.9%

* This is based on patients treated on this contract for their most recent course of treatment. Figures in italics indicate the base number of FP17s or Patient Questionnaire responses are less than 100. N/A is shown where the base number of responses is less than 10 during the period. % is calculated as Quantity/Base number*100

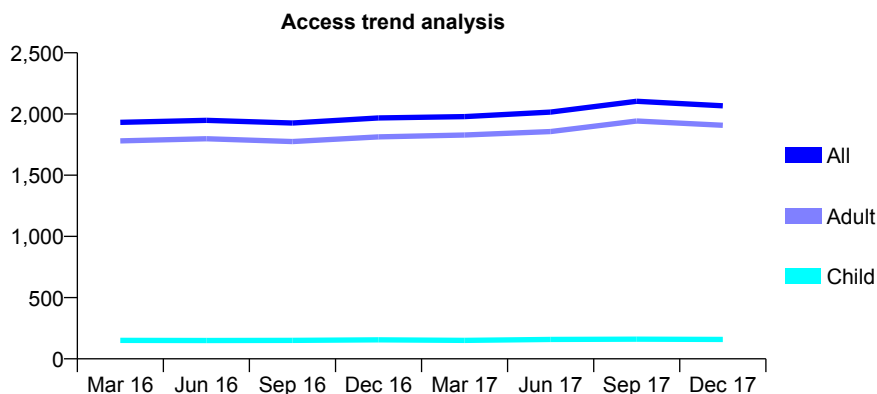
Q69 - Vital Signs At a Glance Contract Report for 154601/0003 - December 2017

Name or company name	Oxfordshire Priority Dental Service
Contract type name	PDS Contract
Purpose of contract	General
Contract start date	01/04/2006
Contract end date	31/03/2018

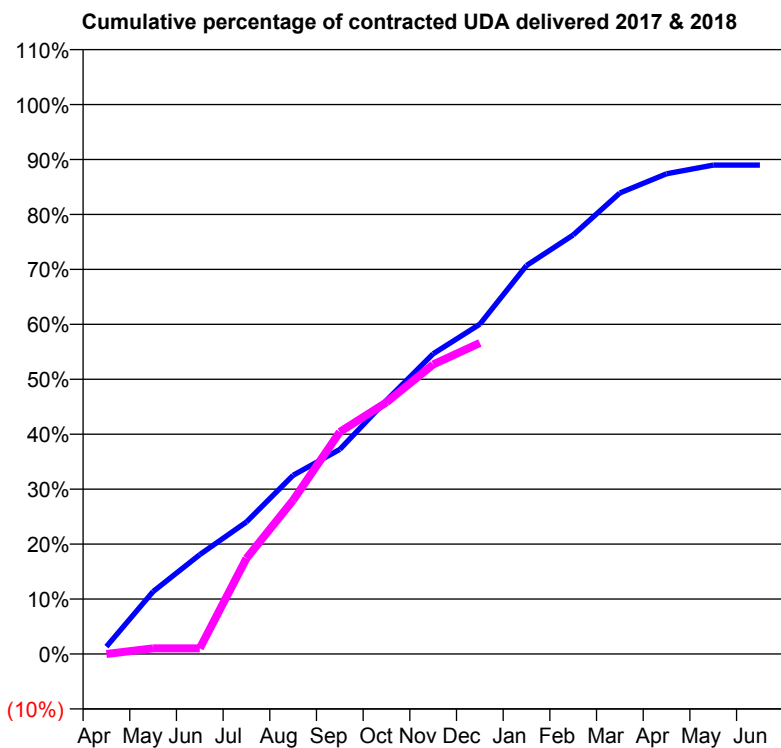
17/18 Contracted general activity (UDA)	4,000
Carry forward general activity (UDA)	0
17/18 Contracted orthodontic activity (UOA)	0
Carry forward orthodontic activity (UOA)	0
Baseline contract value	£0.00

ACCESS*

Patients seen in 24 months	Total	Change since previous quarter
Quarter ending December 2016	1,968	
Quarter ending March 2017	1,979	→
Quarter ending June 2017	2,016	→
Quarter ending September 2017	2,104	↑
Quarter ending December 2017	2,067	↓
Variance since December 2016	5.0%	↑



ACTIVITY



Adjusted Scheduled Activity (UDA)		
Month	2017	2018
April	54	0
May	455	41
June	724	41
July	961	696
August	1,301	1,120
September	1,489	1,616
October	1,847	1,832
November	2,185	2,108
December	2,401	2,264
January	2,828	
February	3,050	
March	3,356	
April	3,496	
May	3,559	
June	3,559	

QUALITY

	Quantity	Base Number	Contract	AT	Region	England
% of FP17s for the same patient ID Re-attending within 3 months - Children	9	299	3.0%	11.5%	11.5%	12.0%
% of FP17s for the same patient ID Re-attending within 3 months - Adults	56	1,885	3.0%	15.0%	15.8%	15.9%
% of FP17s for the same patient ID Re-attending between 3 & 9 months - Children	4	299	1.3%	57.7%	60.5%	58.0%
% of FP17s for the same patient ID Re-attending between 3 & 9 months - Adults	25	1,885	1.3%	48.4%	51.8%	50.5%
% of FP17s for Band 1 Urgent Courses	1,991	1,994	99.8%	9.7%	9.5%	9.0%
% of FP17s Relating to Free Repair or Replacements	0	1,994	0.0%	0.7%	0.7%	0.8%
% of FP17s Relating to Continuations	0	1,994	0.0%	0.8%	1.0%	1.1%
% of Patients satisfied with the dentistry they have received	1	1	N/A	93.3%	92.1%	91.5%
% of Patients satisfied with the time they had to wait for an appointment	1	1	N/A	89.7%	88.3%	87.9%

* This is based on patients treated on this contract for their most recent course of treatment. Figures in italics indicate the base number of FP17s or Patient Questionnaire responses are less than 100. N/A is shown where the base number of responses is less than 10 during the period. % is calculated as Quantity/Base number*100

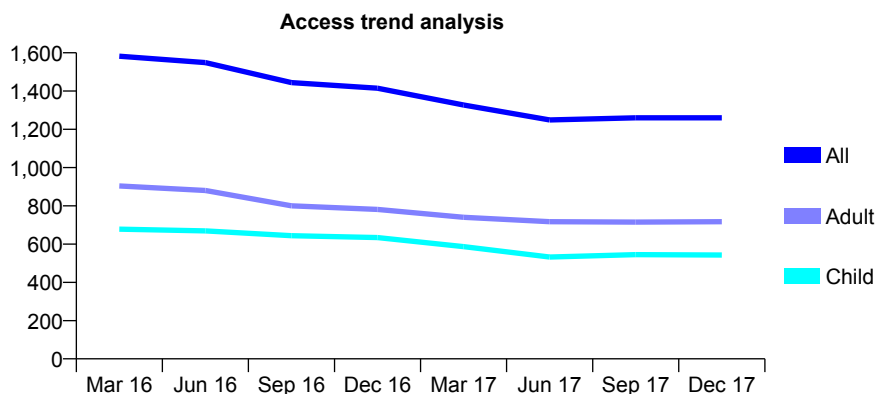
Q69 - Vital Signs At a Glance Contract Report for 154601/0004 - December 2017

Name or company name	Oxfordshire Priority Dental Service
Contract type name	PDS Contract
Purpose of contract	General
Contract start date	01/04/2006
Contract end date	31/03/2018

17/18 Contracted general activity (UDA)	5,000
Carry forward general activity (UDA)	0
17/18 Contracted orthodontic activity (UOA)	0
Carry forward orthodontic activity (UOA)	0
Baseline contract value	£0.00

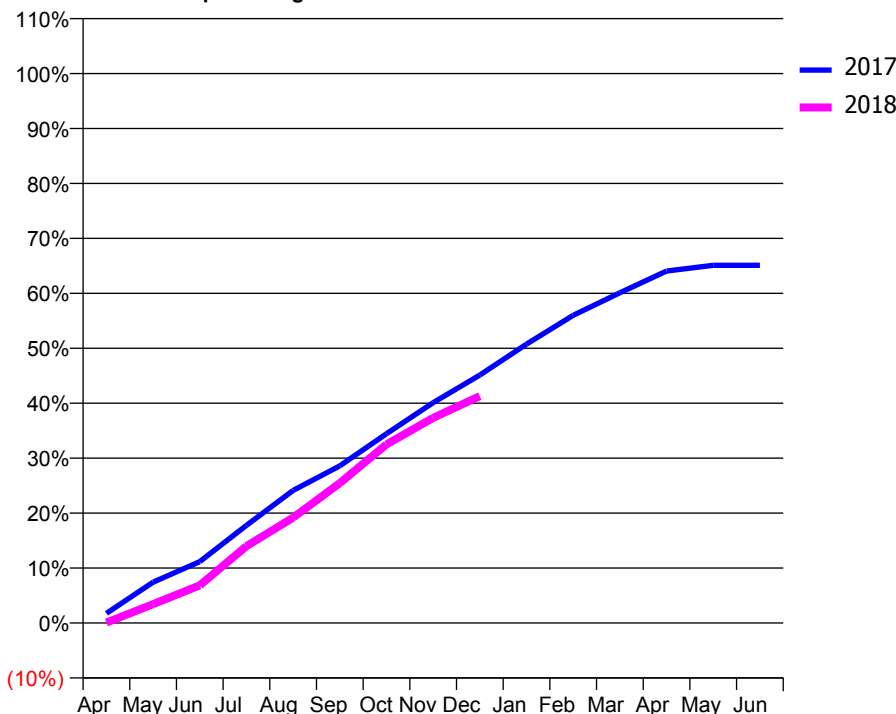
ACCESS*

Patients seen in 24 months	Total	Change since previous quarter
Quarter ending December 2016	1,415	
Quarter ending March 2017	1,327	↓
Quarter ending June 2017	1,249	↓
Quarter ending September 2017	1,260	→
Quarter ending December 2017	1,260	→
Variance since December 2016	(11.0%)	↓



ACTIVITY

Cumulative percentage of contracted UDA delivered 2017 & 2018



Month	Adjusted Scheduled Activity (UDA)	
	2017	2018
April	88	4
May	372	172
June	559	342
July	889	700
August	1,207	959
September	1,429	1,273
October	1,723	1,625
November	2,005	1,866
December	2,257	2,065
January	2,538	
February	2,800	
March	3,005	
April	3,202	
May	3,255	
June	3,255	

QUALITY

	Quantity	Base Number	Contract	AT	Region	England
% of FP17s for the same patient ID Re-attending within 3 months - Children	75	588	12.8%	11.5%	11.5%	12.0%
% of FP17s for the same patient ID Re-attending within 3 months - Adults	60	516	11.6%	15.0%	15.8%	15.9%
% of FP17s for the same patient ID Re-attending between 3 & 9 months - Children	189	588	32.1%	57.7%	60.5%	58.0%
% of FP17s for the same patient ID Re-attending between 3 & 9 months - Adults	98	516	19.0%	48.4%	51.8%	50.5%
% of FP17s for Band 1 Urgent Courses	201	1,010	19.9%	9.7%	9.5%	9.0%
% of FP17s Relating to Free Repair or Replacements	0	1,010	0.0%	0.7%	0.7%	0.8%
% of FP17s Relating to Continuations	19	1,010	1.9%	0.8%	1.0%	1.1%
% of Patients satisfied with the dentistry they have received	0	0	N/A	93.3%	92.1%	91.5%
% of Patients satisfied with the time they had to wait for an appointment	0	0	N/A	89.7%	88.3%	87.9%

* This is based on patients treated on this contract for their most recent course of treatment. Figures in italics indicate the base number of FP17s or Patient Questionnaire responses are less than 100. N/A is shown where the base number of responses is less than 10 during the period. % is calculated as Quantity/Base number*100

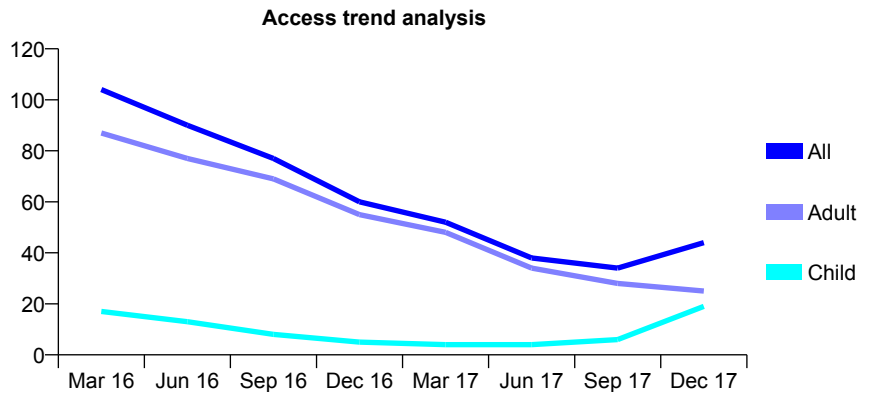
Q69 - Vital Signs At a Glance Contract Report for 154601/0005 - December 2017

Name or company name	Oxfordshire Priority Dental Service
Contract type name	PDS Contract
Purpose of contract	General
Contract start date	01/04/2006
Contract end date	31/03/2018

17/18 Contracted general activity (UDA)	1,000
Carry forward general activity (UDA)	0
17/18 Contracted orthodontic activity (UOA)	0
Carry forward orthodontic activity (UOA)	0
Baseline contract value	£0.00

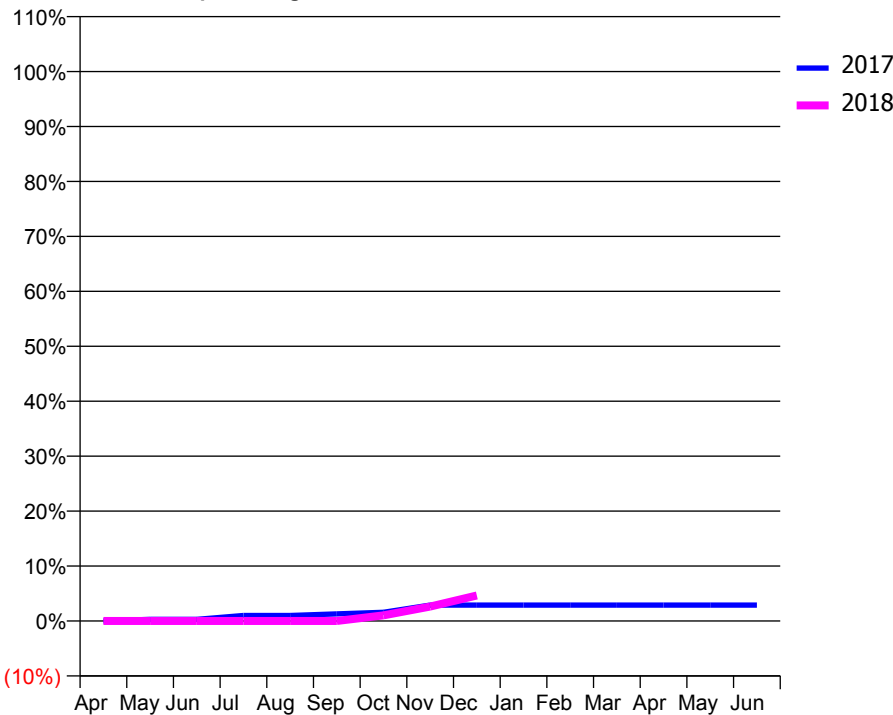
ACCESS*

Patients seen in 24 months	Total	Change since previous quarter
Quarter ending December 2016	60	
Quarter ending March 2017	52	↓
Quarter ending June 2017	38	↓
Quarter ending September 2017	34	↓
Quarter ending December 2017	44	↑
Variance since December 2016	(26.7%)	↓



ACTIVITY

Cumulative percentage of contracted UDA delivered 2017 & 2018



Month	Adjusted Scheduled Activity (UDA)	
	2017	2018
April	0	0
May	3	0
June	3	0
July	10	0
August	10	0
September	13	0
October	16	10
November	29	26
December	29	46
January	29	
February	29	
March	29	
April	29	
May	29	
June	29	

QUALITY

	Quantity	Base Number	Contract	AT	Region	England
% of FP17s for the same patient ID Re-attending within 3 months - Children	0	15	0.0%	11.5%	11.5%	12.0%
% of FP17s for the same patient ID Re-attending within 3 months - Adults	0	9	0.0%	15.0%	15.8%	15.9%
% of FP17s for the same patient ID Re-attending between 3 & 9 months - Children	0	15	0.0%	57.7%	60.5%	58.0%
% of FP17s for the same patient ID Re-attending between 3 & 9 months - Adults	0	9	0.0%	48.4%	51.8%	50.5%
% of FP17s for Band 1 Urgent Courses	2	24	8.3%	9.7%	9.5%	9.0%
% of FP17s Relating to Free Repair or Replacements	0	24	0.0%	0.7%	0.7%	0.8%
% of FP17s Relating to Continuations	0	24	0.0%	0.8%	1.0%	1.1%
% of Patients satisfied with the dentistry they have received	0	0	N/A	93.3%	92.1%	91.5%
% of Patients satisfied with the time they had to wait for an appointment	0	0	N/A	89.7%	88.3%	87.9%

* This is based on patients treated on this contract for their most recent course of treatment. Figures in italics indicate the base number of FP17s or Patient Questionnaire responses are less than 100. N/A is shown where the base number of responses is less than 10 during the period. % is calculated as Quantity/Base number*100

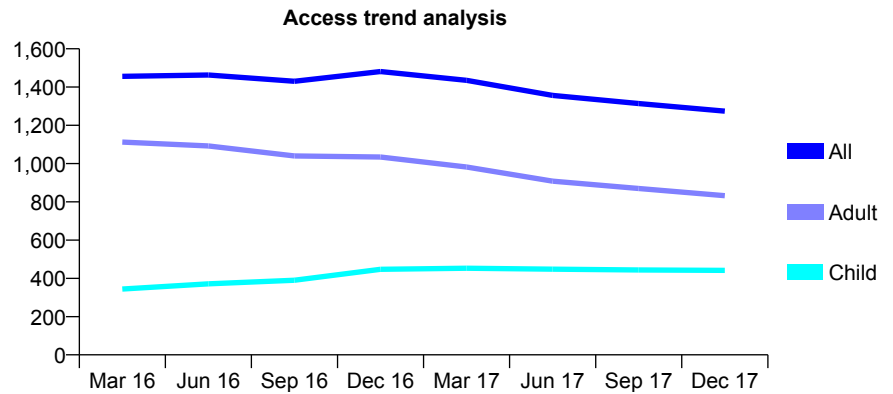
Q69 - Vital Signs At a Glance Contract Report for 154601/0006 - December 2017

Name or company name	Oxfordshire Priority Dental Service
Contract type name	PDS Contract
Purpose of contract	General
Contract start date	01/04/2006
Contract end date	31/03/2018

17/18 Contracted general activity (UDA)	4,000
Carry forward general activity (UDA)	0
17/18 Contracted orthodontic activity (UOA)	0
Carry forward orthodontic activity (UOA)	0
Baseline contract value	£0.00

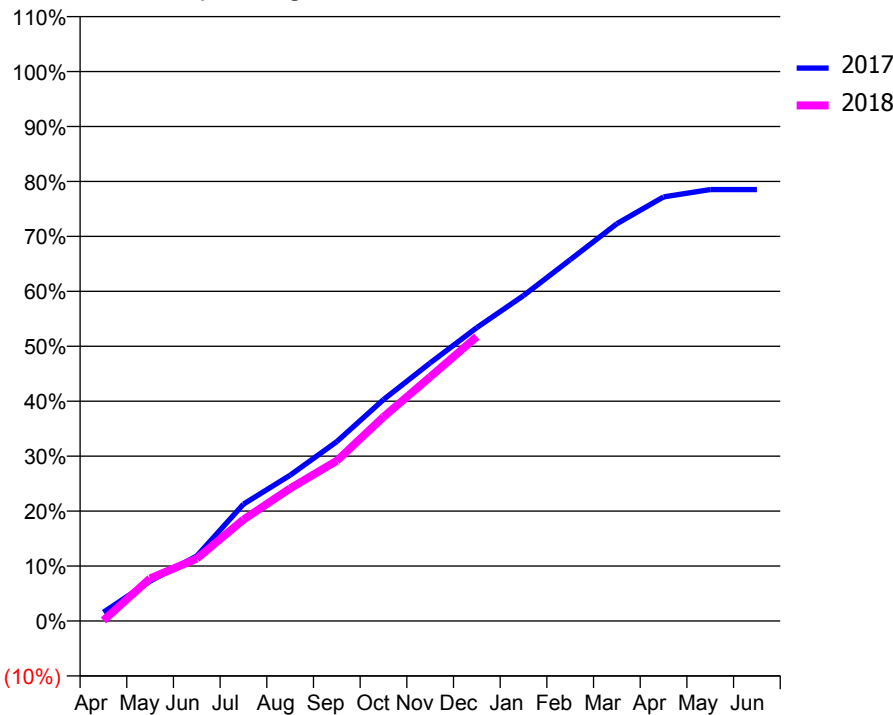
ACCESS*

Patients seen in 24 months	Total	Change since previous quarter
Quarter ending December 2016	1,481	
Quarter ending March 2017	1,435	↓
Quarter ending June 2017	1,356	↓
Quarter ending September 2017	1,314	↓
Quarter ending December 2017	1,274	↓
Variance since December 2016	(14.0%)	↓



ACTIVITY

Cumulative percentage of contracted UDA delivered 2017 & 2018



Month	Adjusted Scheduled Activity (UDA)	
	2017	2018
April	63	4
May	291	310
June	473	454
July	851	738
August	1,062	965
September	1,306	1,166
October	1,611	1,486
November	1,879	1,777
December	2,136	2,070
January	2,369	
February	2,630	
March	2,892	
April	3,087	
May	3,141	
June	3,141	

QUALITY

	Quantity	Base Number	Contract	AT	Region	England
% of FP17s for the same patient ID Re-attending within 3 months - Children	28	479	5.8%	11.5%	11.5%	12.0%
% of FP17s for the same patient ID Re-attending within 3 months - Adults	60	646	9.3%	15.0%	15.8%	15.9%
% of FP17s for the same patient ID Re-attending between 3 & 9 months - Children	117	479	24.4%	57.7%	60.5%	58.0%
% of FP17s for the same patient ID Re-attending between 3 & 9 months - Adults	184	646	28.5%	48.4%	51.8%	50.5%
% of FP17s for Band 1 Urgent Courses	215	1,035	20.8%	9.7%	9.5%	9.0%
% of FP17s Relating to Free Repair or Replacements	0	1,035	0.0%	0.7%	0.7%	0.8%
% of FP17s Relating to Continuations	6	1,035	0.6%	0.8%	1.0%	1.1%
% of Patients satisfied with the dentistry they have received	1	1	N/A	93.3%	92.1%	91.5%
% of Patients satisfied with the time they had to wait for an appointment	1	1	N/A	89.7%	88.3%	87.9%

* This is based on patients treated on this contract for their most recent course of treatment. Figures in italics indicate the base number of FP17s or Patient Questionnaire responses are less than 100. N/A is shown where the base number of responses is less than 10 during the period. % is calculated as Quantity/Base number*100

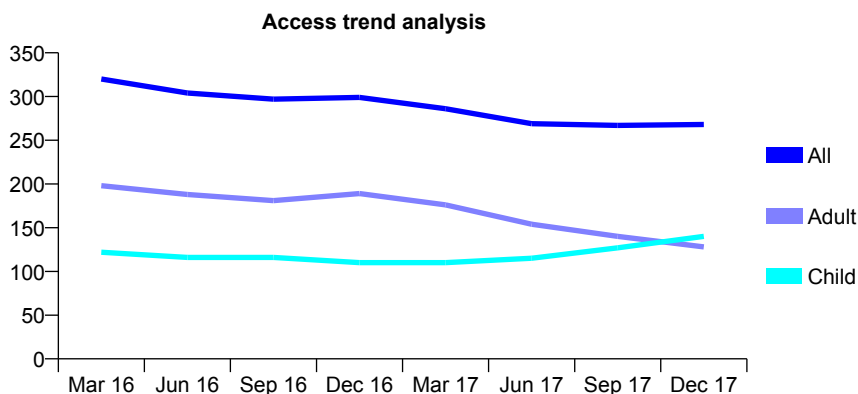
Q69 - Vital Signs At a Glance Contract Report for 154601/0007 - December 2017

Name or company name	Oxfordshire Priority Dental Service
Contract type name	PDS Contract
Purpose of contract	General
Contract start date	01/04/2006
Contract end date	31/03/2018

17/18 Contracted general activity (UDA)	1,000
Carry forward general activity (UDA)	0
17/18 Contracted orthodontic activity (UOA)	0
Carry forward orthodontic activity (UOA)	0
Baseline contract value	£0.00

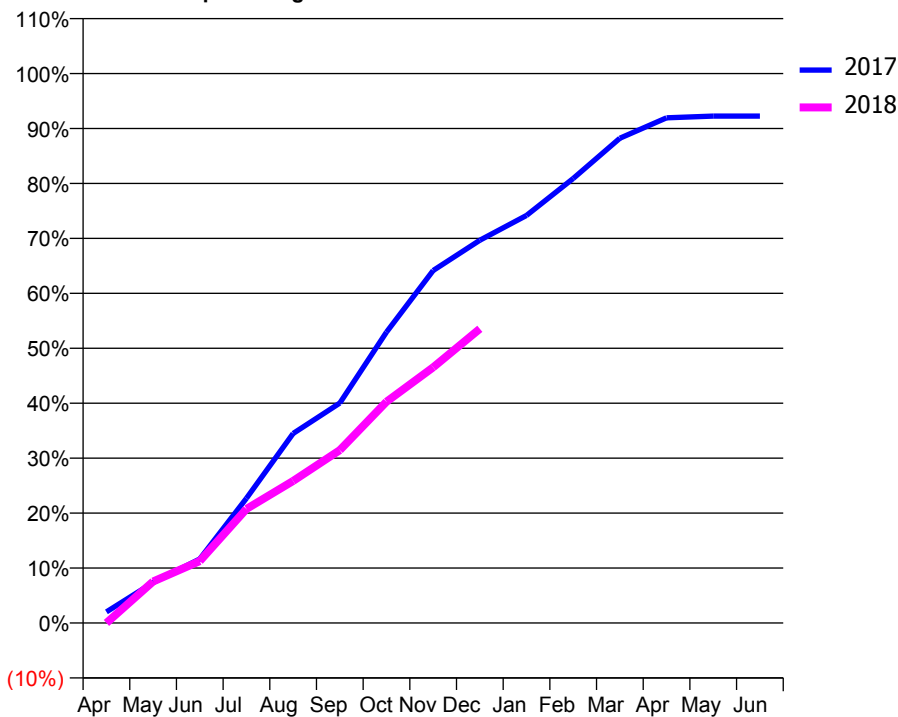
ACCESS*

Patients seen in 24 months	Total	Change since previous quarter
Quarter ending December 2016	299	
Quarter ending March 2017	286	↓
Quarter ending June 2017	269	↓
Quarter ending September 2017	267	→
Quarter ending December 2017	268	→
Variance since December 2016	(10.4%)	↓



ACTIVITY

Cumulative percentage of contracted UDA delivered 2017 & 2018



Month	Adjusted Scheduled Activity (UDA)	
	2017	2018
April	20	0
May	74	76
June	117	113
July	227	208
August	345	259
September	400	315
October	529	403
November	642	465
December	697	535
January	742	
February	809	
March	882	
April	919	
May	922	
June	922	

QUALITY

	Quantity	Base Number	Contract	AT	Region	England
% of FP17s for the same patient ID Re-attending within 3 months - Children	21	194	10.8%	11.5%	11.5%	12.0%
% of FP17s for the same patient ID Re-attending within 3 months - Adults	1	61	1.6%	15.0%	15.8%	15.9%
% of FP17s for the same patient ID Re-attending between 3 & 9 months - Children	89	194	45.9%	57.7%	60.5%	58.0%
% of FP17s for the same patient ID Re-attending between 3 & 9 months - Adults	33	61	54.1%	48.4%	51.8%	50.5%
% of FP17s for Band 1 Urgent Courses	7	237	3.0%	9.7%	9.5%	9.0%
% of FP17s Relating to Free Repair or Replacements	0	237	0.0%	0.7%	0.7%	0.8%
% of FP17s Relating to Continuations	8	237	3.4%	0.8%	1.0%	1.1%
% of Patients satisfied with the dentistry they have received	0	0	N/A	93.3%	92.1%	91.5%
% of Patients satisfied with the time they had to wait for an appointment	0	0	N/A	89.7%	88.3%	87.9%

* This is based on patients treated on this contract for their most recent course of treatment. Figures in italics indicate the base number of FP17s or Patient Questionnaire responses are less than 100. N/A is shown where the base number of responses is less than 10 during the period. % is calculated as Quantity/Base number*100

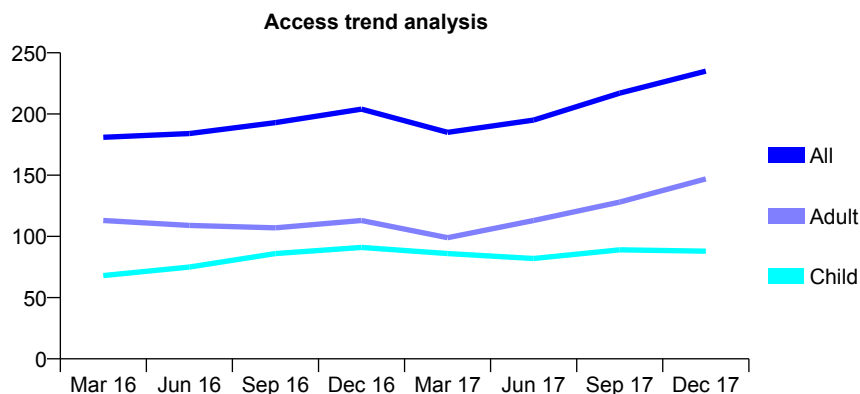
Q69 - Vital Signs At a Glance Contract Report for 154601/0008 - December 2017

Name or company name	Oxfordshire Priority Dental Service
Contract type name	PDS Contract
Purpose of contract	General
Contract start date	01/04/2006
Contract end date	31/03/2018

17/18 Contracted general activity (UDA)	1,000
Carry forward general activity (UDA)	0
17/18 Contracted orthodontic activity (UOA)	0
Carry forward orthodontic activity (UOA)	0
Baseline contract value	£0.00

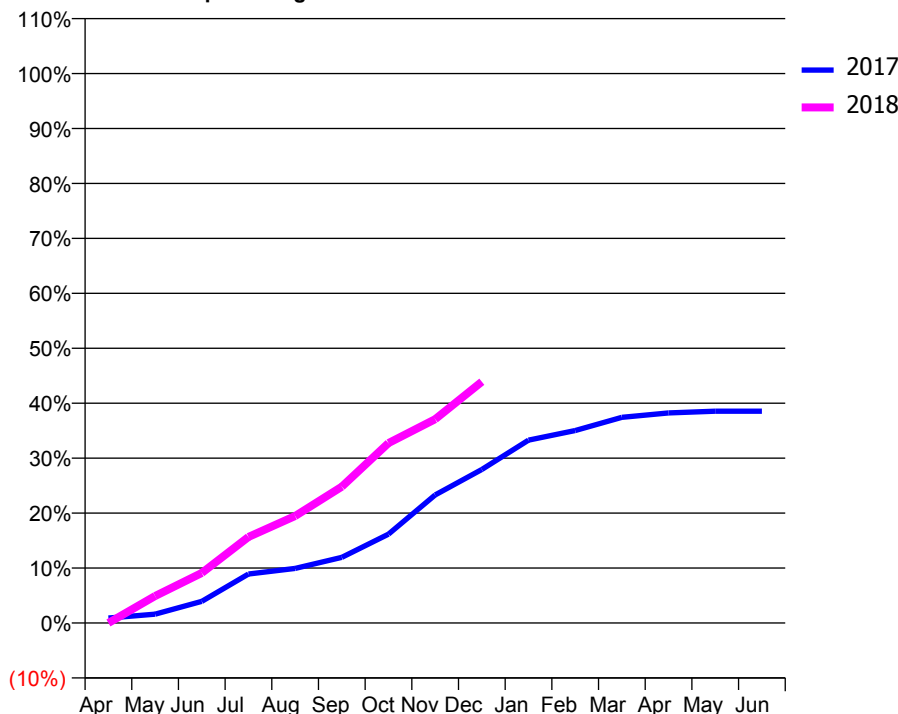
ACCESS*

Patients seen in 24 months	Total	Change since previous quarter
Quarter ending December 2016	204	
Quarter ending March 2017	185	↓
Quarter ending June 2017	195	↑
Quarter ending September 2017	217	↑
Quarter ending December 2017	235	↑
Variance since December 2016	15.2%	↑



ACTIVITY

Cumulative percentage of contracted UDA delivered 2017 & 2018



Month	Adjusted Scheduled Activity (UDA)	
	2017	2018
April	9	0
May	16	49
June	39	91
July	89	157
August	99	195
September	119	248
October	162	327
November	233	371
December	279	439
January	333	
February	350	
March	374	
April	382	
May	385	
June	385	

QUALITY

	Quantity	Base Number	Contract	AT	Region	England
% of FP17s for the same patient ID Re-attending within 3 months - Children	5	94	5.3%	11.5%	11.5%	12.0%
% of FP17s for the same patient ID Re-attending within 3 months - Adults	1	123	0.8%	15.0%	15.8%	15.9%
% of FP17s for the same patient ID Re-attending between 3 & 9 months - Children	18	94	19.1%	57.7%	60.5%	58.0%
% of FP17s for the same patient ID Re-attending between 3 & 9 months - Adults	27	123	22.0%	48.4%	51.8%	50.5%
% of FP17s for Band 1 Urgent Courses	10	212	4.7%	9.7%	9.5%	9.0%
% of FP17s Relating to Free Repair or Replacements	0	212	0.0%	0.7%	0.7%	0.8%
% of FP17s Relating to Continuations	1	212	0.5%	0.8%	1.0%	1.1%
% of Patients satisfied with the dentistry they have received	0	0	N/A	93.3%	92.1%	91.5%
% of Patients satisfied with the time they had to wait for an appointment	0	0	N/A	89.7%	88.3%	87.9%

* This is based on patients treated on this contract for their most recent course of treatment. Figures in italics indicate the base number of FP17s or Patient Questionnaire responses are less than 100. N/A is shown where the base number of responses is less than 10 during the period. % is calculated as Quantity/Base number*100

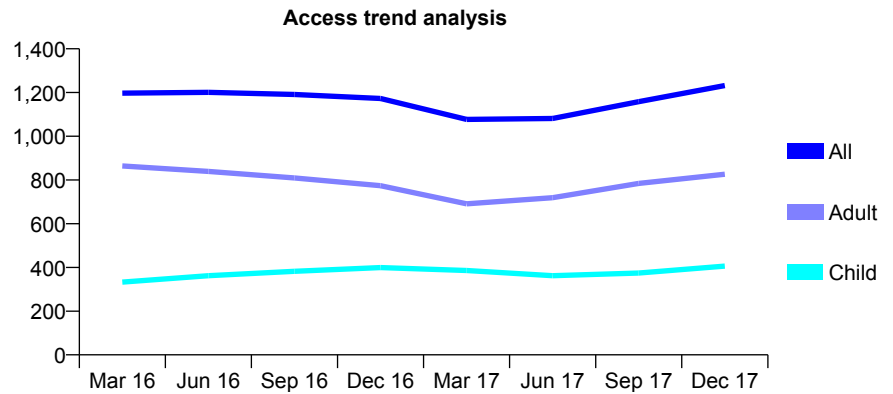
Q69 - Vital Signs At a Glance Contract Report for 154601/0009 - December 2017

Name or company name	Oxfordshire Priority Dental Service
Contract type name	PDS Contract
Purpose of contract	General
Contract start date	01/04/2006
Contract end date	31/03/2018

17/18 Contracted general activity (UDA)	3,000
Carry forward general activity (UDA)	0
17/18 Contracted orthodontic activity (UOA)	0
Carry forward orthodontic activity (UOA)	0
Baseline contract value	£0.00

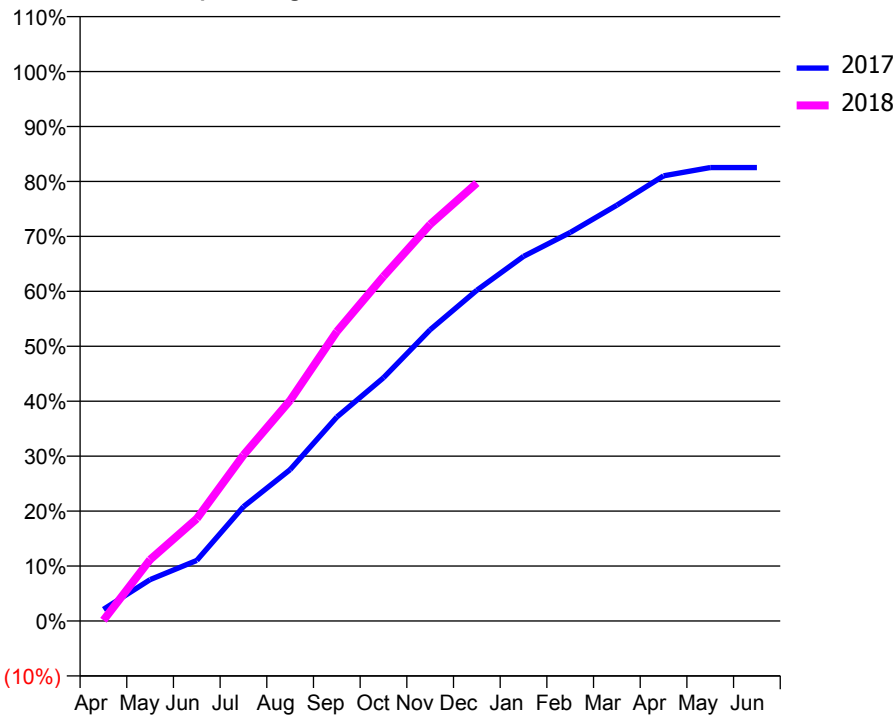
ACCESS*

Patients seen in 24 months	Total	Change since previous quarter
Quarter ending December 2016	1,173	
Quarter ending March 2017	1,077	↓
Quarter ending June 2017	1,081	→
Quarter ending September 2017	1,158	↑
Quarter ending December 2017	1,232	↑
Variance since December 2016	5.0%	↑



ACTIVITY

Cumulative percentage of contracted UDA delivered 2017 & 2018



Month	Adjusted Scheduled Activity (UDA)	
	2017	2018
April	64	4
May	226	336
June	331	558
July	625	906
August	827	1,205
September	1,113	1,580
October	1,328	1,882
November	1,590	2,165
December	1,806	2,391
January	1,991	
February	2,121	
March	2,270	
April	2,430	
May	2,476	
June	2,476	

QUALITY

	Quantity	Base Number	Contract	AT	Region	England
% of FP17s for the same patient ID Re-attending within 3 months - Children	32	475	6.7%	11.5%	11.5%	12.0%
% of FP17s for the same patient ID Re-attending within 3 months - Adults	95	854	11.1%	15.0%	15.8%	15.9%
% of FP17s for the same patient ID Re-attending between 3 & 9 months - Children	158	475	33.3%	57.7%	60.5%	58.0%
% of FP17s for the same patient ID Re-attending between 3 & 9 months - Adults	198	854	23.2%	48.4%	51.8%	50.5%
% of FP17s for Band 1 Urgent Courses	237	1,243	19.1%	9.7%	9.5%	9.0%
% of FP17s Relating to Free Repair or Replacements	0	1,243	0.0%	0.7%	0.7%	0.8%
% of FP17s Relating to Continuations	10	1,243	0.8%	0.8%	1.0%	1.1%
% of Patients satisfied with the dentistry they have received	1	1	N/A	93.3%	92.1%	91.5%
% of Patients satisfied with the time they had to wait for an appointment	0	1	N/A	89.7%	88.3%	87.9%

* This is based on patients treated on this contract for their most recent course of treatment. Figures in italics indicate the base number of FP17s or Patient Questionnaire responses are less than 100. N/A is shown where the base number of responses is less than 10 during the period. % is calculated as Quantity/Base number*100

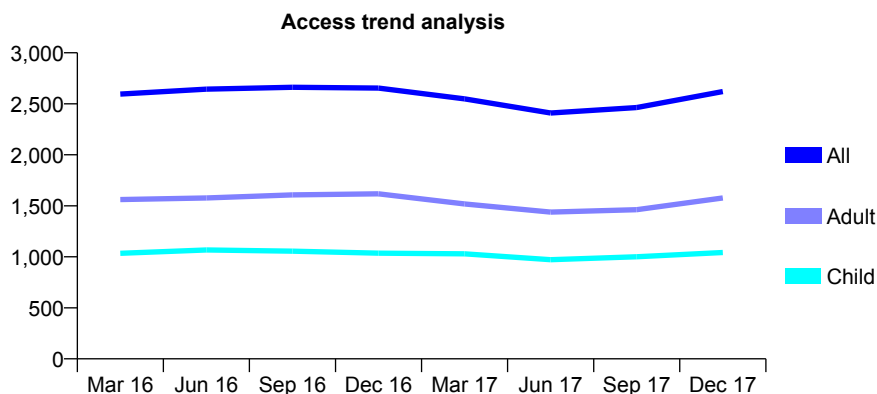
Q69 - Vital Signs At a Glance Contract Report for 154601/0010 - December 2017

Name or company name	Oxfordshire Priority Dental Service
Contract type name	PDS Contract
Purpose of contract	General
Contract start date	01/04/2006
Contract end date	31/03/2018

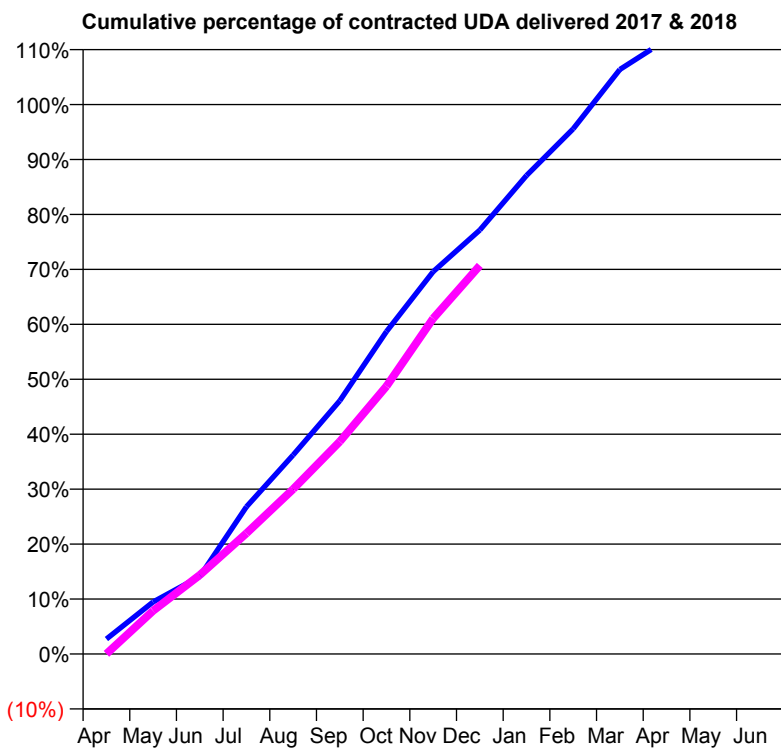
17/18 Contracted general activity (UDA)	5,400
Carry forward general activity (UDA)	0
17/18 Contracted orthodontic activity (UOA)	0
Carry forward orthodontic activity (UOA)	0
Baseline contract value	£0.00

ACCESS*

Patients seen in 24 months	Total	Change since previous quarter
Quarter ending December 2016	2,654	
Quarter ending March 2017	2,548	↓
Quarter ending June 2017	2,410	↓
Quarter ending September 2017	2,463	↑
Quarter ending December 2017	2,620	↑
Variance since December 2016	(1.3%)	↓



ACTIVITY



Adjusted Scheduled Activity (UDA)		
Month	2017	2018
April	147	2
May	512	425
June	763	777
July	1,448	1,186
August	1,956	1,621
September	2,489	2,089
October	3,169	2,632
November	3,758	3,298
December	4,166	3,818
January	4,703	
February	5,161	
March	5,745	
April	6,037	
May	6,094	
June	6,096	

QUALITY

	Quantity	Base Number	Contract	AT	Region	England
% of FP17s for the same patient ID Re-attending within 3 months - Children	65	945	6.9%	11.5%	11.5%	12.0%
% of FP17s for the same patient ID Re-attending within 3 months - Adults	90	1,126	8.0%	15.0%	15.8%	15.9%
% of FP17s for the same patient ID Re-attending between 3 & 9 months - Children	272	945	28.8%	57.7%	60.5%	58.0%
% of FP17s for the same patient ID Re-attending between 3 & 9 months - Adults	240	1,126	21.3%	48.4%	51.8%	50.5%
% of FP17s for Band 1 Urgent Courses	325	1,943	16.7%	9.7%	9.5%	9.0%
% of FP17s Relating to Free Repair or Replacements	0	1,943	0.0%	0.7%	0.7%	0.8%
% of FP17s Relating to Continuations	20	1,943	1.0%	0.8%	1.0%	1.1%
% of Patients satisfied with the dentistry they have received	0	0	N/A	93.3%	92.1%	91.5%
% of Patients satisfied with the time they had to wait for an appointment	0	0	N/A	89.7%	88.3%	87.9%

* This is based on patients treated on this contract for their most recent course of treatment. Figures in italics indicate the base number of FP17s or Patient Questionnaire responses are less than 100. N/A is shown where the base number of responses is less than 10 during the period. % is calculated as Quantity/Base number*100

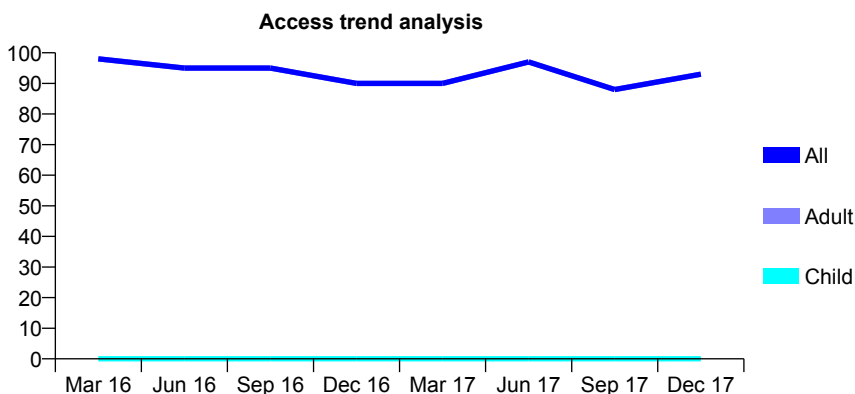
Q69 - Vital Signs At a Glance Contract Report for 154601/0012 - December 2017

Name or company name	Oxfordshire Priority Dental Service
Contract type name	PDS Contract
Purpose of contract	General
Contract start date	01/04/2006
Contract end date	31/03/2018

17/18 Contracted general activity (UDA)	100
Carry forward general activity (UDA)	0
17/18 Contracted orthodontic activity (UOA)	0
Carry forward orthodontic activity (UOA)	0
Baseline contract value	£0.00

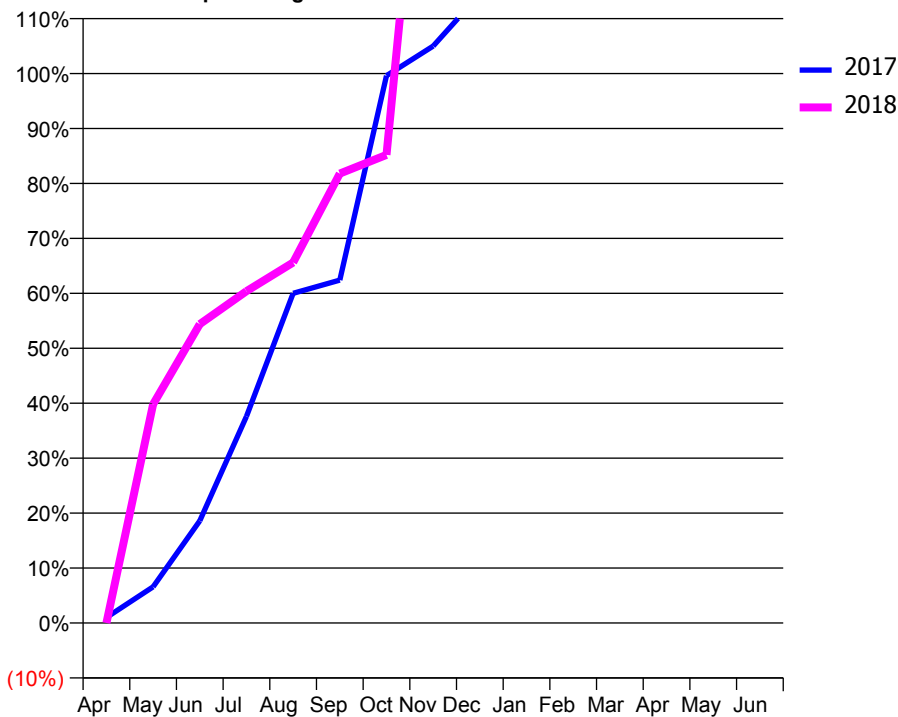
ACCESS*

Patients seen in 24 months	Total	Change since previous quarter
Quarter ending December 2016	90	
Quarter ending March 2017	90	→
Quarter ending June 2017	97	↑
Quarter ending September 2017	88	↓
Quarter ending December 2017	93	↑
Variance since December 2016	3.3%	↑



ACTIVITY

Cumulative percentage of contracted UDA delivered 2017 & 2018



Month	Adjusted Scheduled Activity (UDA)	
	2017	2018
April	1	0
May	7	40
June	19	54
July	38	60
August	60	66
September	62	82
October	100	85
November	105	171
December	114	177
January	136	
February	145	
March	156	
April	170	
May	177	
June	177	

QUALITY

	Quantity	Base Number	Contract	AT	Region	England
% of FP17s for the same patient ID Re-attending within 3 months - Children	0	0	N/A	11.5%	11.5%	12.0%
% of FP17s for the same patient ID Re-attending within 3 months - Adults	10	64	15.6%	15.0%	15.8%	15.9%
% of FP17s for the same patient ID Re-attending between 3 & 9 months - Children	0	0	N/A	57.7%	60.5%	58.0%
% of FP17s for the same patient ID Re-attending between 3 & 9 months - Adults	10	64	15.6%	48.4%	51.8%	50.5%
% of FP17s for Band 1 Urgent Courses	19	52	36.5%	9.7%	9.5%	9.0%
% of FP17s Relating to Free Repair or Replacements	0	52	0.0%	0.7%	0.7%	0.8%
% of FP17s Relating to Continuations	0	52	0.0%	0.8%	1.0%	1.1%
% of Patients satisfied with the dentistry they have received	0	0	N/A	93.3%	92.1%	91.5%
% of Patients satisfied with the time they had to wait for an appointment	0	0	N/A	89.7%	88.3%	87.9%

* This is based on patients treated on this contract for their most recent course of treatment. Figures in italics indicate the base number of FP17s or Patient Questionnaire responses are less than 100. N/A is shown where the base number of responses is less than 10 during the period. % is calculated as Quantity/Base number*100

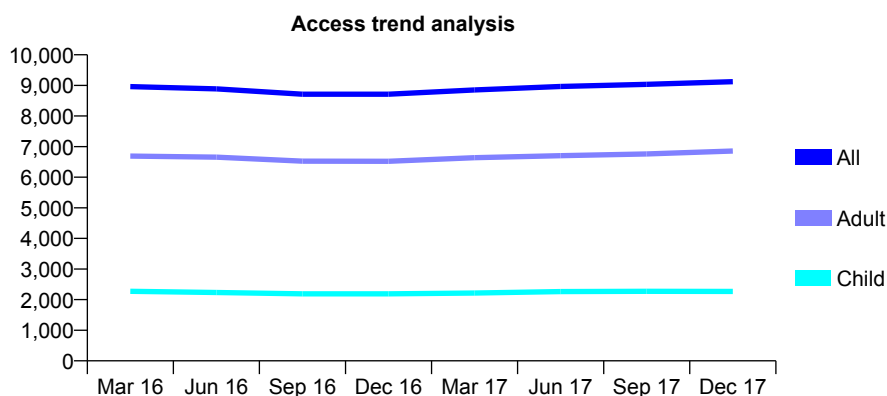
Q69 - Vital Signs At a Glance Contract Report for 155713/0001 - December 2017

Name or company name	NIGHTINGALE COTTAGE DENTAL PRAC
Contract type name	GDS Contract
Purpose of contract	General
Contract start date	01/04/2013
Contract end date	

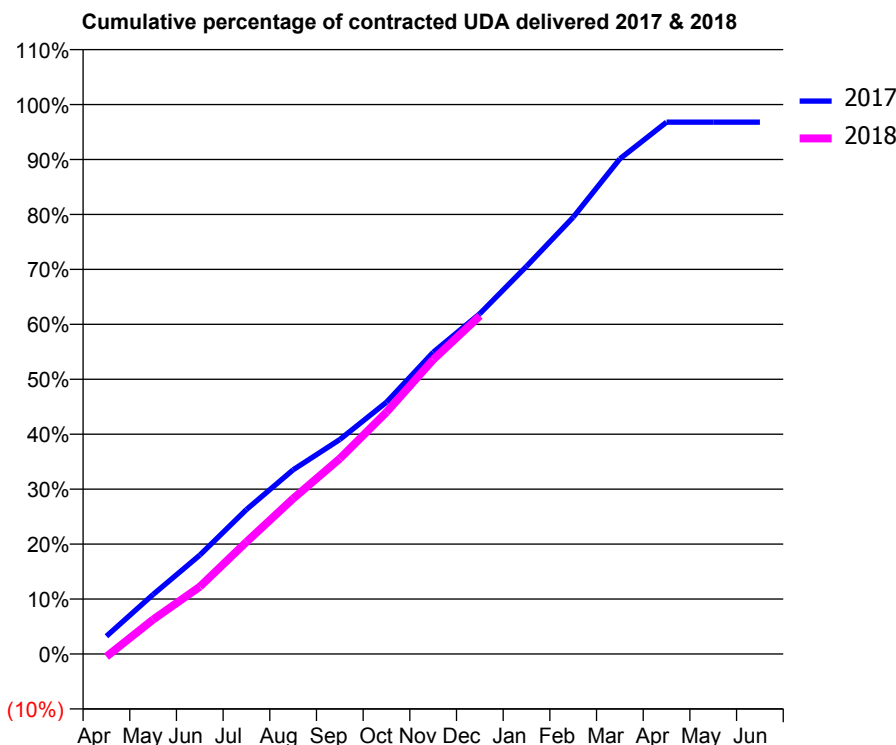
17/18 Contracted general activity (UDA)	24,761
Carry forward general activity (UDA)	793
17/18 Contracted orthodontic activity (UOA)	0
Carry forward orthodontic activity (UOA)	0
Baseline contract value	£554,482.83

ACCESS*

Patients seen in 24 months	Total	Change since previous quarter
Quarter ending December 2016	8,711	
Quarter ending March 2017	8,854	→
Quarter ending June 2017	8,966	→
Quarter ending September 2017	9,034	→
Quarter ending December 2017	9,124	→
Variance since December 2016	4.7%	↑



ACTIVITY



Month	Adjusted Scheduled Activity (UDA)	
	2017	2018
April	799	-126
May	2,683	1,553
June	4,455	3,034
July	6,508	5,049
August	8,298	7,003
September	9,664	8,804
October	11,347	10,896
November	13,593	13,264
December	15,340	15,238
January	17,472	
February	19,680	
March	22,311	
April	23,967	
May	23,968	
June	23,968	

QUALITY

	Quantity	Base Number	Contract	AT	Region	England
% of FP17s for the same patient ID Re-attending within 3 months - Children	165	2,639	6.3%	11.5%	11.5%	12.0%
% of FP17s for the same patient ID Re-attending within 3 months - Adults	790	6,837	11.6%	15.0%	15.8%	15.9%
% of FP17s for the same patient ID Re-attending between 3 & 9 months - Children	1,573	2,639	59.6%	57.7%	60.5%	58.0%
% of FP17s for the same patient ID Re-attending between 3 & 9 months - Adults	3,305	6,837	48.3%	48.4%	51.8%	50.5%
% of FP17s for Band 1 Urgent Courses	627	8,858	7.1%	9.7%	9.5%	9.0%
% of FP17s Relating to Free Repair or Replacements	54	8,858	0.6%	0.7%	0.7%	0.8%
% of FP17s Relating to Continuations	137	8,858	1.5%	0.8%	1.0%	1.1%
% of Patients satisfied with the dentistry they have received	14	15	93.3%	93.3%	92.1%	91.5%
% of Patients satisfied with the time they had to wait for an appointment	14	15	93.3%	89.7%	88.3%	87.9%

* This is based on patients treated on this contract for their most recent course of treatment. Figures in italics indicate the base number of FP17s or Patient Questionnaire responses are less than 100. N/A is shown where the base number of responses is less than 10 during the period. % is calculated as Quantity/Base number*100

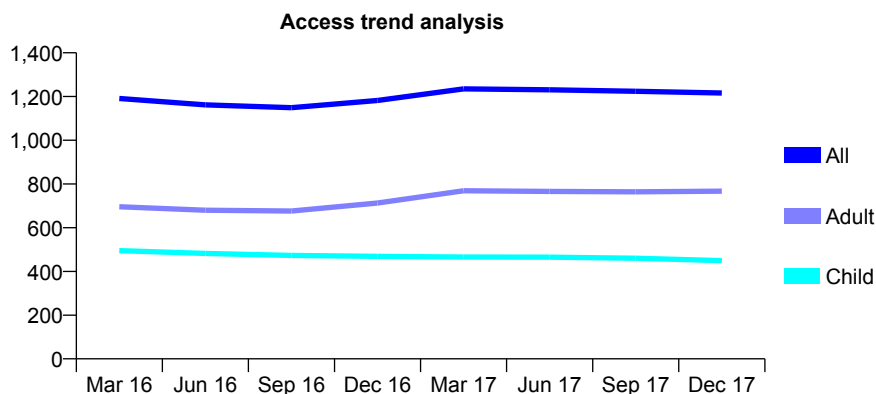
Q69 - Vital Signs At a Glance Contract Report for 156043/0001 - December 2017

Name or company name	Burghfield Dental Care Limited
Contract type name	GDS Contract
Purpose of contract	General
Contract start date	01/01/2013
Contract end date	

17/18 Contracted general activity (UDA)	3,945
Carry forward general activity (UDA)	-47
17/18 Contracted orthodontic activity (UOA)	0
Carry forward orthodontic activity (UOA)	0
Baseline contract value	£91,236.76

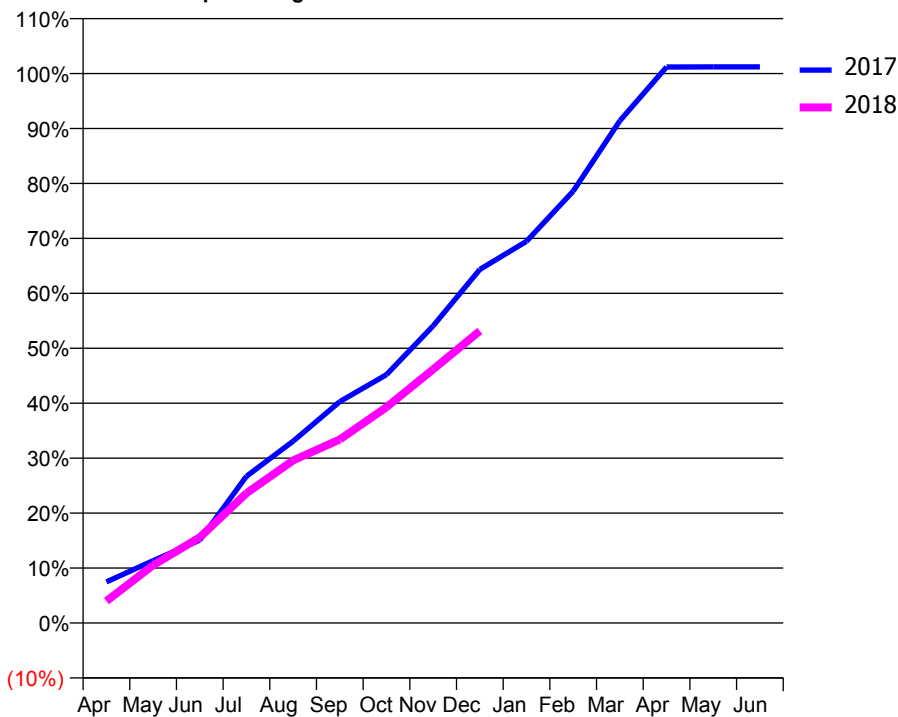
ACCESS*

Patients seen in 24 months	Total	Change since previous quarter
Quarter ending December 2016	1,182	
Quarter ending March 2017	1,235	↑
Quarter ending June 2017	1,231	→
Quarter ending September 2017	1,224	→
Quarter ending December 2017	1,216	→
Variance since December 2016	2.9%	↑



ACTIVITY

Cumulative percentage of contracted UDA delivered 2017 & 2018



Month	Adjusted Scheduled Activity (UDA)	
	2017	2018
April	296	157
May	447	415
June	595	615
July	1,054	932
August	1,305	1,168
September	1,589	1,318
October	1,783	1,550
November	2,133	1,821
December	2,538	2,097
January	2,740	
February	3,100	
March	3,606	
April	3,991	
May	3,992	
June	3,992	

QUALITY

	Quantity	Base Number	Contract	AT	Region	England
% of FP17s for the same patient ID Re-attending within 3 months - Children	47	553	8.5%	11.5%	11.5%	12.0%
% of FP17s for the same patient ID Re-attending within 3 months - Adults	72	775	9.3%	15.0%	15.8%	15.9%
% of FP17s for the same patient ID Re-attending between 3 & 9 months - Children	387	553	70.0%	57.7%	60.5%	58.0%
% of FP17s for the same patient ID Re-attending between 3 & 9 months - Adults	530	775	68.4%	48.4%	51.8%	50.5%
% of FP17s for Band 1 Urgent Courses	57	1,201	4.7%	9.7%	9.5%	9.0%
% of FP17s Relating to Free Repair or Replacements	6	1,201	0.5%	0.7%	0.7%	0.8%
% of FP17s Relating to Continuations	0	1,201	0.0%	0.8%	1.0%	1.1%
% of Patients satisfied with the dentistry they have received	3	3	N/A	93.3%	92.1%	91.5%
% of Patients satisfied with the time they had to wait for an appointment	3	3	N/A	89.7%	88.3%	87.9%

* This is based on patients treated on this contract for their most recent course of treatment. Figures in italics indicate the base number of FP17s or Patient Questionnaire responses are less than 100. N/A is shown where the base number of responses is less than 10 during the period. % is calculated as Quantity/Base number*100

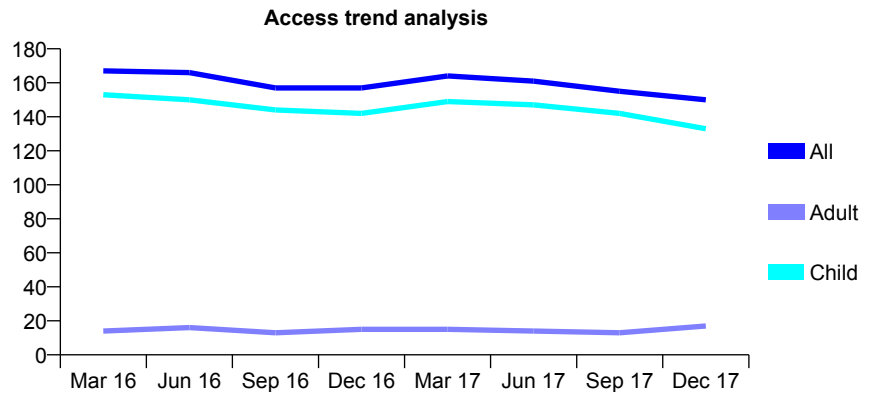
Q69 - Vital Signs At a Glance Contract Report for 157651/0001 - December 2017

Name or company name	Chesham Dental Care
Contract type name	GDS Contract
Purpose of contract	General
Contract start date	01/04/2011
Contract end date	

17/18 Contracted general activity (UDA)	550
Carry forward general activity (UDA)	16
17/18 Contracted orthodontic activity (UOA)	0
Carry forward orthodontic activity (UOA)	0
Baseline contract value	£13,863.55

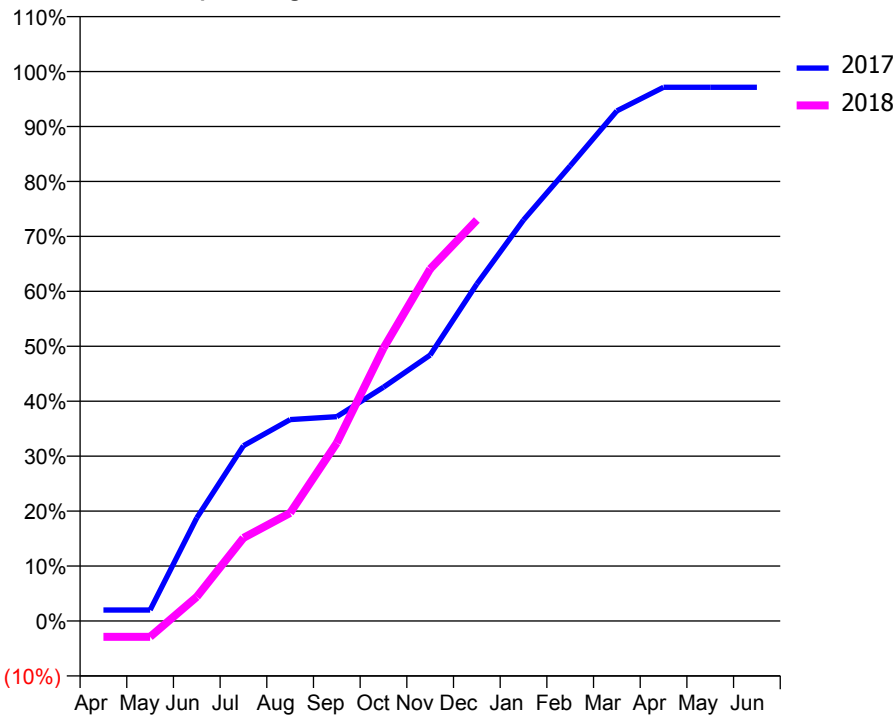
ACCESS*

Patients seen in 24 months	Total	Change since previous quarter
Quarter ending December 2016	157	
Quarter ending March 2017	164	↑
Quarter ending June 2017	161	↓
Quarter ending September 2017	155	↓
Quarter ending December 2017	150	↓
Variance since December 2016	(4.5%)	↓



ACTIVITY

Cumulative percentage of contracted UDA delivered 2017 & 2018



Month	Adjusted Scheduled Activity (UDA)	
	2017	2018
April	11	-16
May	11	-16
June	103	24
July	175	83
August	202	108
September	205	178
October	234	273
November	266	352
December	337	401
January	401	
February	456	
March	511	
April	534	
May	534	
June	534	

QUALITY

	Quantity	Base Number	Contract	AT	Region	England
% of FP17s for the same patient ID Re-attending within 3 months - Children	33	184	17.9%	11.5%	11.5%	12.0%
% of FP17s for the same patient ID Re-attending within 3 months - Adults	1	3	33.3%	15.0%	15.8%	15.9%
% of FP17s for the same patient ID Re-attending between 3 & 9 months - Children	115	184	62.5%	57.7%	60.5%	58.0%
% of FP17s for the same patient ID Re-attending between 3 & 9 months - Adults	2	3	66.7%	48.4%	51.8%	50.5%
% of FP17s for Band 1 Urgent Courses	2	172	1.2%	9.7%	9.5%	9.0%
% of FP17s Relating to Free Repair or Replacements	0	172	0.0%	0.7%	0.7%	0.8%
% of FP17s Relating to Continuations	0	172	0.0%	0.8%	1.0%	1.1%
% of Patients satisfied with the dentistry they have received	1	1	N/A	93.3%	92.1%	91.5%
% of Patients satisfied with the time they had to wait for an appointment	1	1	N/A	89.7%	88.3%	87.9%

* This is based on patients treated on this contract for their most recent course of treatment. Figures in italics indicate the base number of FP17s or Patient Questionnaire responses are less than 100. N/A is shown where the base number of responses is less than 10 during the period. % is calculated as Quantity/Base number*100

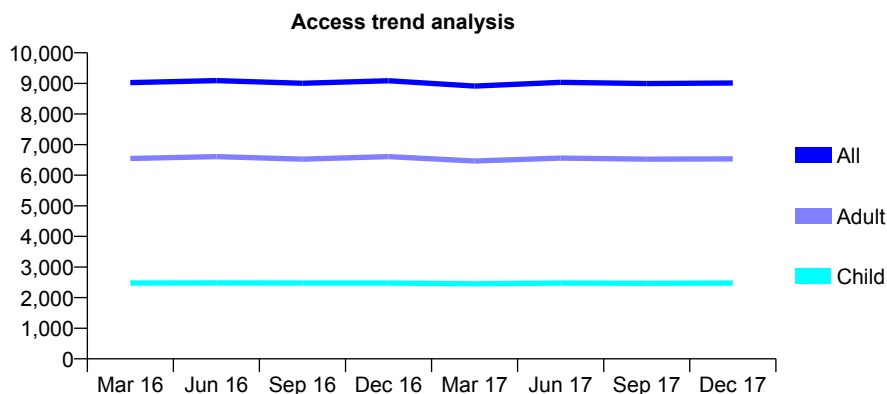
Q69 - Vital Signs At a Glance Contract Report for 157678/0001 - December 2017

Name or company name	PEACHCROFT DENTAL PRACTICE
Contract type name	GDS Contract
Purpose of contract	General
Contract start date	01/04/2011
Contract end date	

17/18 Contracted general activity (UDA)	26,527
Carry forward general activity (UDA)	0
17/18 Contracted orthodontic activity (UOA)	0
Carry forward orthodontic activity (UOA)	0
Baseline contract value	£546,822.65

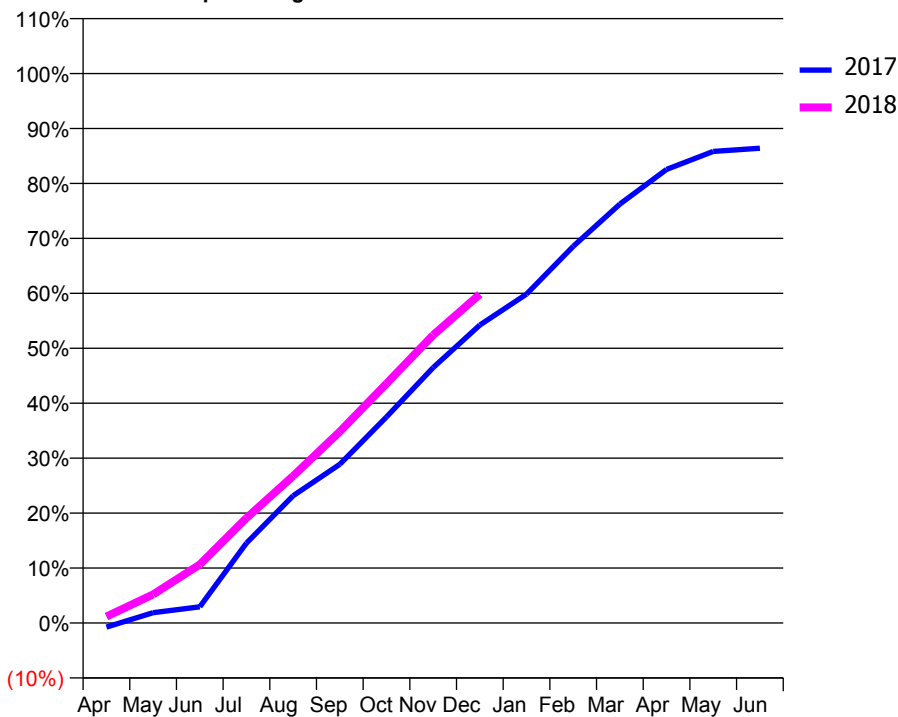
ACCESS*

Patients seen in 24 months	Total	Change since previous quarter
Quarter ending December 2016	9,088	
Quarter ending March 2017	8,912	↓
Quarter ending June 2017	9,036	→
Quarter ending September 2017	8,995	→
Quarter ending December 2017	9,011	→
Variance since December 2016	(0.8%)	→



ACTIVITY

Cumulative percentage of contracted UDA delivered 2017 & 2018



Month	Adjusted Scheduled Activity (UDA)	
	2017	2018
April	-202	315
May	500	1,380
June	783	2,824
July	3,859	5,068
August	6,146	7,095
September	7,663	9,241
October	9,949	11,557
November	12,333	13,903
December	14,382	15,874
January	15,875	
February	18,184	
March	20,224	
April	21,894	
May	22,768	
June	22,921	

QUALITY

	Quantity	Base Number	Contract	AT	Region	England
% of FP17s for the same patient ID Re-attending within 3 months - Children	120	2,658	4.5%	11.5%	11.5%	12.0%
% of FP17s for the same patient ID Re-attending within 3 months - Adults	757	6,581	11.5%	15.0%	15.8%	15.9%
% of FP17s for the same patient ID Re-attending between 3 & 9 months - Children	1,651	2,658	62.1%	57.7%	60.5%	58.0%
% of FP17s for the same patient ID Re-attending between 3 & 9 months - Adults	3,843	6,581	58.4%	48.4%	51.8%	50.5%
% of FP17s for Band 1 Urgent Courses	860	7,979	10.8%	9.7%	9.5%	9.0%
% of FP17s Relating to Free Repair or Replacements	29	7,979	0.4%	0.7%	0.7%	0.8%
% of FP17s Relating to Continuations	25	7,979	0.3%	0.8%	1.0%	1.1%
% of Patients satisfied with the dentistry they have received	8	9	N/A	93.3%	92.1%	91.5%
% of Patients satisfied with the time they had to wait for an appointment	8	9	N/A	89.7%	88.3%	87.9%

* This is based on patients treated on this contract for their most recent course of treatment. Figures in italics indicate the base number of FP17s or Patient Questionnaire responses are less than 100. N/A is shown where the base number of responses is less than 10 during the period. % is calculated as Quantity/Base number*100

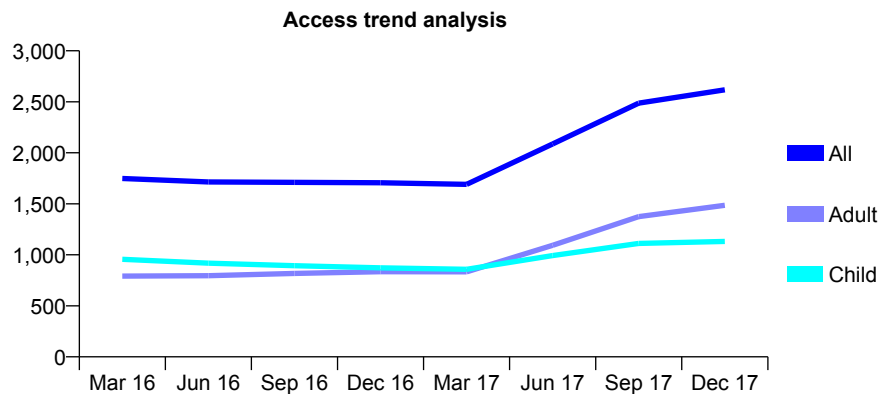
Q69 - Vital Signs At a Glance Contract Report for 159115/0001 - December 2017

Name or company name	The Dental Centre Ltd
Contract type name	GDS Contract
Purpose of contract	General
Contract start date	15/12/2007
Contract end date	

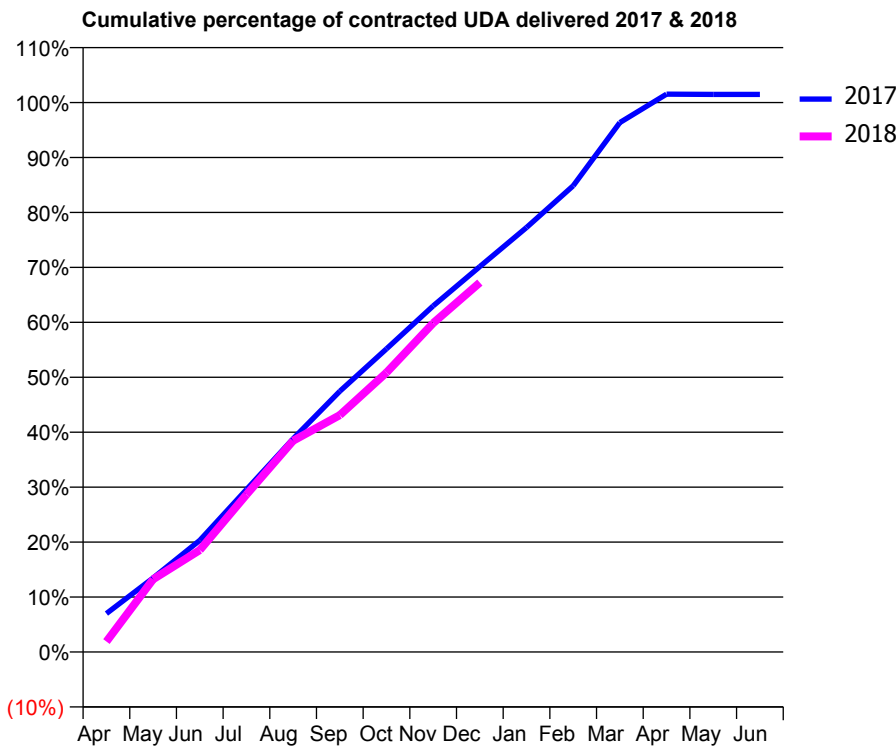
17/18 Contracted general activity (UDA)	8,160
Carry forward general activity (UDA)	-81
17/18 Contracted orthodontic activity (UOA)	0
Carry forward orthodontic activity (UOA)	0
Baseline contract value	£225,574.56

ACCESS*

Patients seen in 24 months	Total	Change since previous quarter
Quarter ending December 2016	1,706	
Quarter ending March 2017	1,691	→
Quarter ending June 2017	2,087	↑
Quarter ending September 2017	2,487	↑
Quarter ending December 2017	2,617	↑
Variance since December 2016	53.4%	↑



ACTIVITY



Month	Adjusted Scheduled Activity (UDA)	
	2017	2018
April	298	155
May	573	1,080
June	864	1,514
July	1,257	2,337
August	1,650	3,137
September	2,016	3,517
October	2,345	4,149
November	2,677	4,884
December	2,981	5,485
January	3,284	
February	3,606	
March	4,095	
April	4,315	
May	4,313	
June	4,313	

QUALITY

	Quantity	Base Number	Contract	AT	Region	England
% of FP17s for the same patient ID Re-attending within 3 months - Children	130	1,502	8.7%	11.5%	11.5%	12.0%
% of FP17s for the same patient ID Re-attending within 3 months - Adults	164	1,581	10.4%	15.0%	15.8%	15.9%
% of FP17s for the same patient ID Re-attending between 3 & 9 months - Children	750	1,502	49.9%	57.7%	60.5%	58.0%
% of FP17s for the same patient ID Re-attending between 3 & 9 months - Adults	522	1,581	33.0%	48.4%	51.8%	50.5%
% of FP17s for Band 1 Urgent Courses	171	2,988	5.7%	9.7%	9.5%	9.0%
% of FP17s Relating to Free Repair or Replacements	15	2,988	0.5%	0.7%	0.7%	0.8%
% of FP17s Relating to Continuations	24	2,988	0.8%	0.8%	1.0%	1.1%
% of Patients satisfied with the dentistry they have received	1	1	N/A	93.3%	92.1%	91.5%
% of Patients satisfied with the time they had to wait for an appointment	1	1	N/A	89.7%	88.3%	87.9%

* This is based on patients treated on this contract for their most recent course of treatment. Figures in italics indicate the base number of FP17s or Patient Questionnaire responses are less than 100. N/A is shown where the base number of responses is less than 10 during the period. % is calculated as Quantity/Base number*100

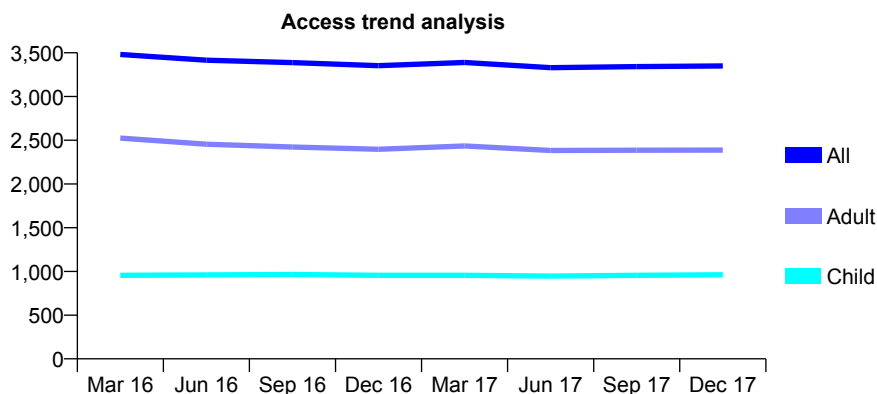
Q69 - Vital Signs At a Glance Contract Report for 159115/0004 - December 2017

Name or company name	The Dental Centre Ltd
Contract type name	GDS Contract
Purpose of contract	General
Contract start date	01/04/2008
Contract end date	

17/18 Contracted general activity (UDA)	12,449
Carry forward general activity (UDA)	6
17/18 Contracted orthodontic activity (UOA)	0
Carry forward orthodontic activity (UOA)	0
Baseline contract value	£355,506.54

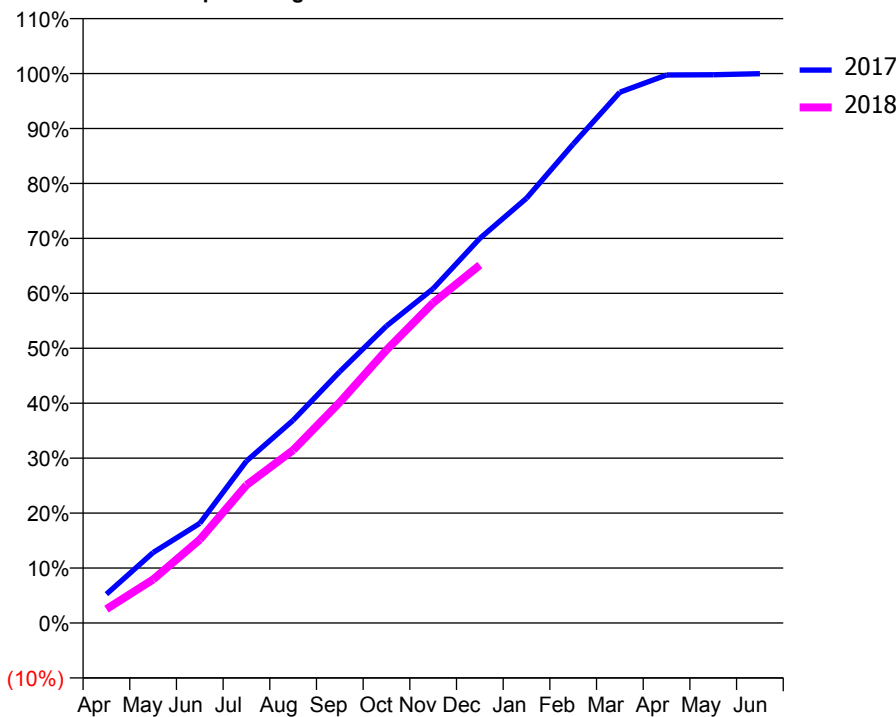
ACCESS*

Patients seen in 24 months	Total	Change since previous quarter
Quarter ending December 2016	3,353	
Quarter ending March 2017	3,389	→
Quarter ending June 2017	3,330	↓
Quarter ending September 2017	3,342	→
Quarter ending December 2017	3,350	→
Variance since December 2016	(0.1%)	→



ACTIVITY

Cumulative percentage of contracted UDA delivered 2017 & 2018



Month	Adjusted Scheduled Activity (UDA)	
	2017	2018
April	655	314
May	1,597	988
June	2,258	1,890
July	3,668	3,126
August	4,593	3,917
September	5,697	5,002
October	6,729	6,186
November	7,576	7,254
December	8,715	8,109
January	9,624	
February	10,851	
March	12,024	
April	12,413	
May	12,422	
June	12,444	

QUALITY

	Quantity	Base Number	Contract	AT	Region	England
% of FP17s for the same patient ID Re-attending within 3 months - Children	110	1,015	10.8%	11.5%	11.5%	12.0%
% of FP17s for the same patient ID Re-attending within 3 months - Adults	468	2,408	19.4%	15.0%	15.8%	15.9%
% of FP17s for the same patient ID Re-attending between 3 & 9 months - Children	553	1,015	54.5%	57.7%	60.5%	58.0%
% of FP17s for the same patient ID Re-attending between 3 & 9 months - Adults	1,144	2,408	47.5%	48.4%	51.8%	50.5%
% of FP17s for Band 1 Urgent Courses	364	3,251	11.2%	9.7%	9.5%	9.0%
% of FP17s Relating to Free Repair or Replacements	100	3,251	3.1%	0.7%	0.7%	0.8%
% of FP17s Relating to Continuations	36	3,251	1.1%	0.8%	1.0%	1.1%
% of Patients satisfied with the dentistry they have received	3	3	N/A	93.3%	92.1%	91.5%
% of Patients satisfied with the time they had to wait for an appointment	3	3	N/A	89.7%	88.3%	87.9%

* This is based on patients treated on this contract for their most recent course of treatment. Figures in italics indicate the base number of FP17s or Patient Questionnaire responses are less than 100. N/A is shown where the base number of responses is less than 10 during the period. % is calculated as Quantity/Base number*100

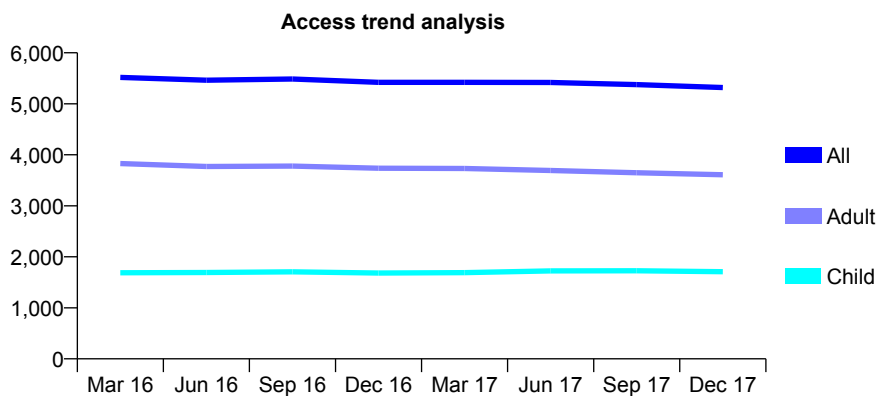
Q69 - Vital Signs At a Glance Contract Report for 162310/0001 - December 2017

Name or company name	WILDRIDINGS LTD
Contract type name	GDS Contract
Purpose of contract	General
Contract start date	24/09/2012
Contract end date	

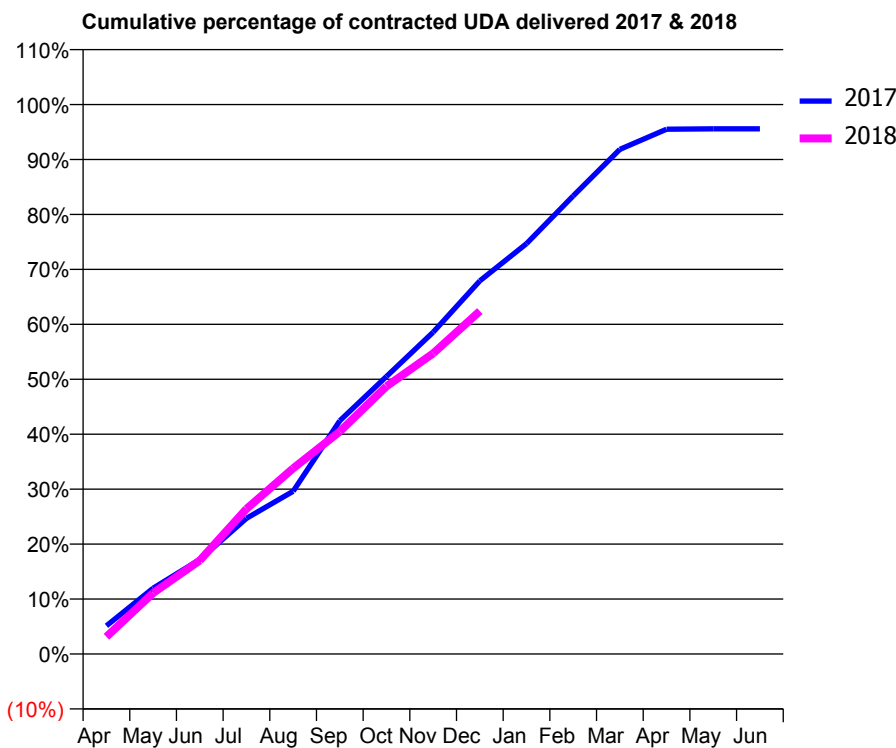
17/18 Contracted general activity (UDA)	17,822
Carry forward general activity (UDA)	0
17/18 Contracted orthodontic activity (UOA)	0
Carry forward orthodontic activity (UOA)	0
Baseline contract value	£480,874.55

ACCESS*

Patients seen in 24 months	Total	Change since previous quarter
Quarter ending December 2016	5,420	
Quarter ending March 2017	5,422	→
Quarter ending June 2017	5,418	→
Quarter ending September 2017	5,376	→
Quarter ending December 2017	5,318	↓
Variance since December 2016	(1.9%)	↓



ACTIVITY



Month	Adjusted Scheduled Activity (UDA)	
	2017	2018
April	913	560
May	2,133	1,977
June	3,063	3,032
July	4,400	4,707
August	5,278	6,023
September	7,566	7,217
October	9,004	8,683
November	10,438	9,750
December	12,101	11,120
January	13,310	
February	14,858	
March	16,369	
April	17,021	
May	17,032	
June	17,034	

QUALITY

	Quantity	Base Number	Contract	AT	Region	England
% of FP17s for the same patient ID Re-attending within 3 months - Children	177	1,774	10.0%	11.5%	11.5%	12.0%
% of FP17s for the same patient ID Re-attending within 3 months - Adults	624	3,383	18.4%	15.0%	15.8%	15.9%
% of FP17s for the same patient ID Re-attending between 3 & 9 months - Children	917	1,774	51.7%	57.7%	60.5%	58.0%
% of FP17s for the same patient ID Re-attending between 3 & 9 months - Adults	1,538	3,383	45.5%	48.4%	51.8%	50.5%
% of FP17s for Band 1 Urgent Courses	609	4,838	12.6%	9.7%	9.5%	9.0%
% of FP17s Relating to Free Repair or Replacements	37	4,838	0.8%	0.7%	0.7%	0.8%
% of FP17s Relating to Continuations	27	4,838	0.6%	0.8%	1.0%	1.1%
% of Patients satisfied with the dentistry they have received	14	15	93.3%	93.3%	92.1%	91.5%
% of Patients satisfied with the time they had to wait for an appointment	14	15	93.3%	89.7%	88.3%	87.9%

* This is based on patients treated on this contract for their most recent course of treatment. Figures in italics indicate the base number of FP17s or Patient Questionnaire responses are less than 100. N/A is shown where the base number of responses is less than 10 during the period. % is calculated as Quantity/Base number*100

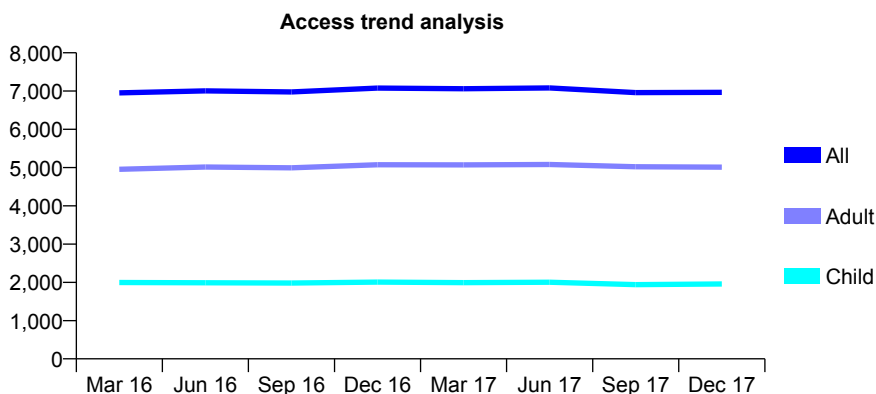
Q69 - Vital Signs At a Glance Contract Report for 162612/0001 - December 2017

Name or company name	Facial Aesthetics Dental Centre Ltd
Contract type name	GDS Contract
Purpose of contract	General
Contract start date	01/04/2008
Contract end date	

17/18 Contracted general activity (UDA)	15,974
Carry forward general activity (UDA)	-165
17/18 Contracted orthodontic activity (UOA)	0
Carry forward orthodontic activity (UOA)	0
Baseline contract value	£437,318.12

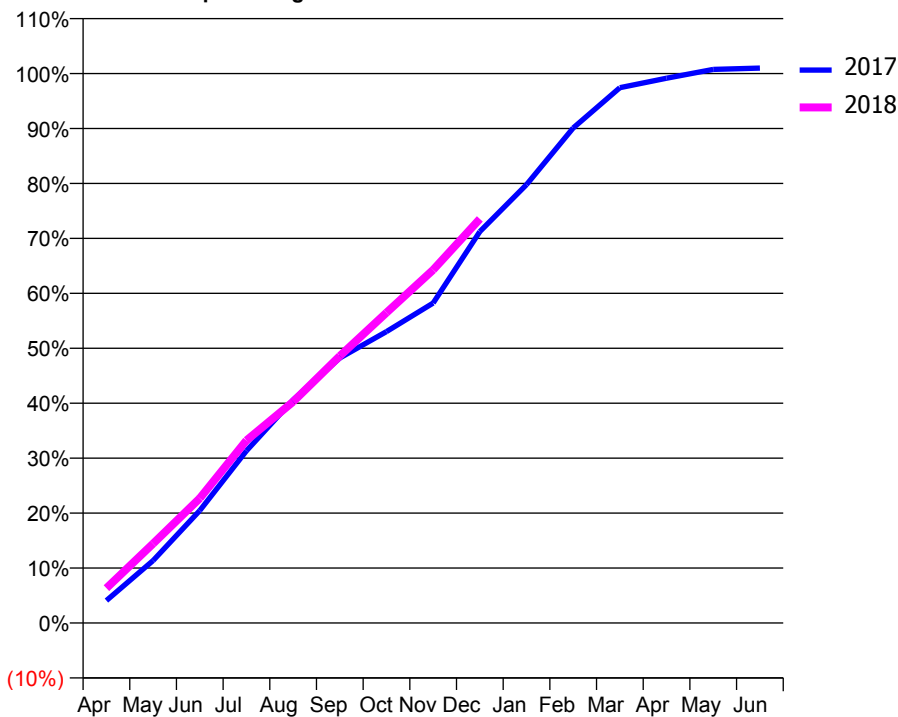
ACCESS*

Patients seen in 24 months	Total	Change since previous quarter
Quarter ending December 2016	7,077	
Quarter ending March 2017	7,062	→
Quarter ending June 2017	7,082	→
Quarter ending September 2017	6,961	↓
Quarter ending December 2017	6,968	→
Variance since December 2016	(1.5%)	↓



ACTIVITY

Cumulative percentage of contracted UDA delivered 2017 & 2018



Month	Adjusted Scheduled Activity (UDA)	
	2017	2018
April	679	1,012
May	1,888	2,309
June	3,401	3,625
July	5,207	5,308
August	6,746	6,432
September	8,013	7,761
October	8,812	9,022
November	9,675	10,268
December	11,836	11,748
January	13,255	
February	14,968	
March	16,184	
April	16,470	
May	16,737	
June	16,778	

QUALITY

	Quantity	Base Number	Contract	AT	Region	England
% of FP17s for the same patient ID Re-attending within 3 months - Children	135	2,210	6.1%	11.5%	11.5%	12.0%
% of FP17s for the same patient ID Re-attending within 3 months - Adults	751	4,807	15.6%	15.0%	15.8%	15.9%
% of FP17s for the same patient ID Re-attending between 3 & 9 months - Children	1,349	2,210	61.0%	57.7%	60.5%	58.0%
% of FP17s for the same patient ID Re-attending between 3 & 9 months - Adults	2,283	4,807	47.5%	48.4%	51.8%	50.5%
% of FP17s for Band 1 Urgent Courses	426	5,746	7.4%	9.7%	9.5%	9.0%
% of FP17s Relating to Free Repair or Replacements	77	5,746	1.3%	0.7%	0.7%	0.8%
% of FP17s Relating to Continuations	135	5,746	2.3%	0.8%	1.0%	1.1%
% of Patients satisfied with the dentistry they have received	7	7	N/A	93.3%	92.1%	91.5%
% of Patients satisfied with the time they had to wait for an appointment	6	7	N/A	89.7%	88.3%	87.9%

* This is based on patients treated on this contract for their most recent course of treatment. Figures in italics indicate the base number of FP17s or Patient Questionnaire responses are less than 100. N/A is shown where the base number of responses is less than 10 during the period. % is calculated as Quantity/Base number*100

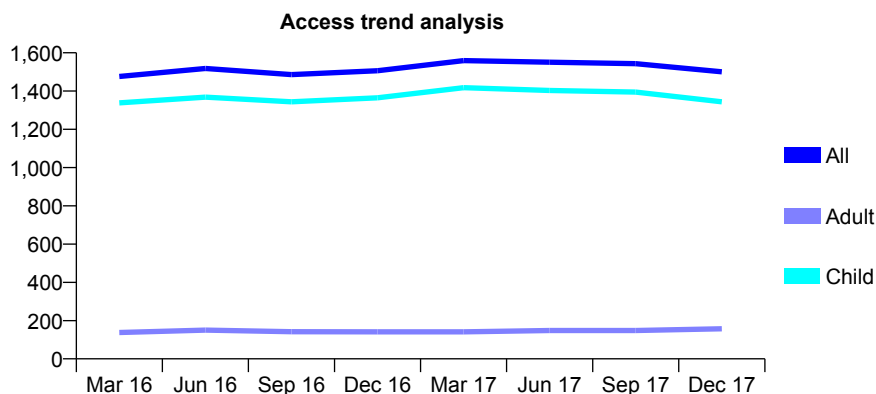
Q69 - Vital Signs At a Glance Contract Report for 163678/0001 - December 2017

Name or company name	Oaktree Dental Practice
Contract type name	GDS Contract
Purpose of contract	General
Contract start date	02/06/2014
Contract end date	

17/18 Contracted general activity (UDA)	2,944
Carry forward general activity (UDA)	29
17/18 Contracted orthodontic activity (UOA)	0
Carry forward orthodontic activity (UOA)	0
Baseline contract value	£52,656.59

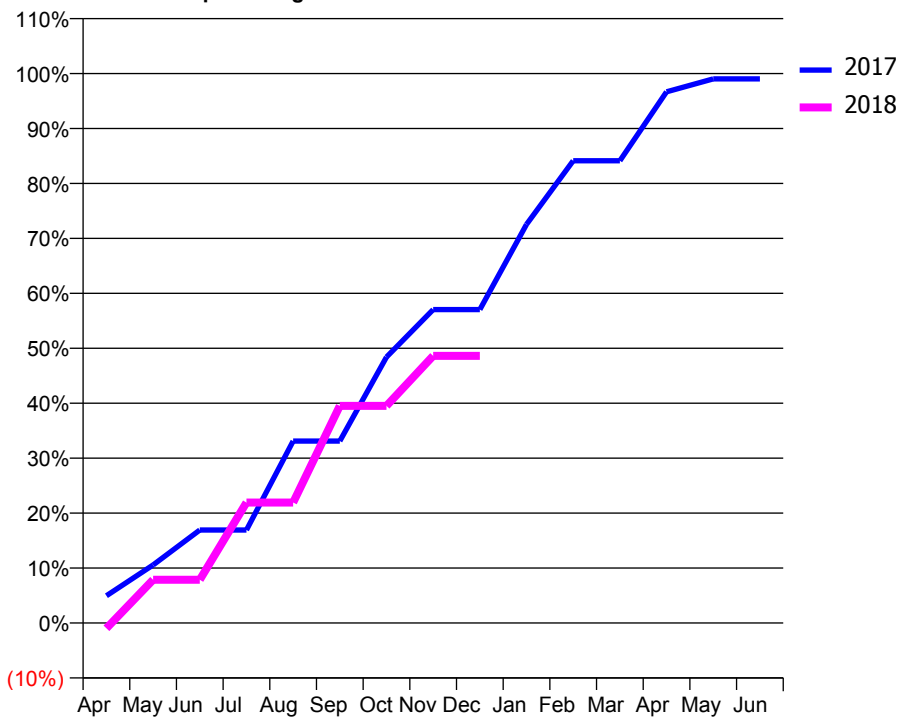
ACCESS*

Patients seen in 24 months	Total	Change since previous quarter
Quarter ending December 2016	1,506	
Quarter ending March 2017	1,559	↑
Quarter ending June 2017	1,551	→
Quarter ending September 2017	1,543	→
Quarter ending December 2017	1,501	↓
Variance since December 2016	(0.3%)	→



ACTIVITY

Cumulative percentage of contracted UDA delivered 2017 & 2018



Month	Adjusted Scheduled Activity (UDA)	
	2017	2018
April	146	-29
May	311	232
June	498	232
July	498	645
August	975	645
September	975	1,163
October	1,425	1,163
November	1,679	1,431
December	1,679	1,431
January	2,136	
February	2,477	
March	2,477	
April	2,846	
May	2,915	
June	2,915	

QUALITY

	Quantity	Base Number	Contract	AT	Region	England
% of FP17s for the same patient ID Re-attending within 3 months - Children	110	1,590	6.9%	11.5%	11.5%	12.0%
% of FP17s for the same patient ID Re-attending within 3 months - Adults	6	57	10.5%	15.0%	15.8%	15.9%
% of FP17s for the same patient ID Re-attending between 3 & 9 months - Children	1,067	1,590	67.1%	57.7%	60.5%	58.0%
% of FP17s for the same patient ID Re-attending between 3 & 9 months - Adults	39	57	68.4%	48.4%	51.8%	50.5%
% of FP17s for Band 1 Urgent Courses	41	1,288	3.2%	9.7%	9.5%	9.0%
% of FP17s Relating to Free Repair or Replacements	0	1,288	0.0%	0.7%	0.7%	0.8%
% of FP17s Relating to Continuations	13	1,288	1.0%	0.8%	1.0%	1.1%
% of Patients satisfied with the dentistry they have received	1	1	N/A	93.3%	92.1%	91.5%
% of Patients satisfied with the time they had to wait for an appointment	1	1	N/A	89.7%	88.3%	87.9%

* This is based on patients treated on this contract for their most recent course of treatment. Figures in italics indicate the base number of FP17s or Patient Questionnaire responses are less than 100. N/A is shown where the base number of responses is less than 10 during the period. % is calculated as Quantity/Base number*100

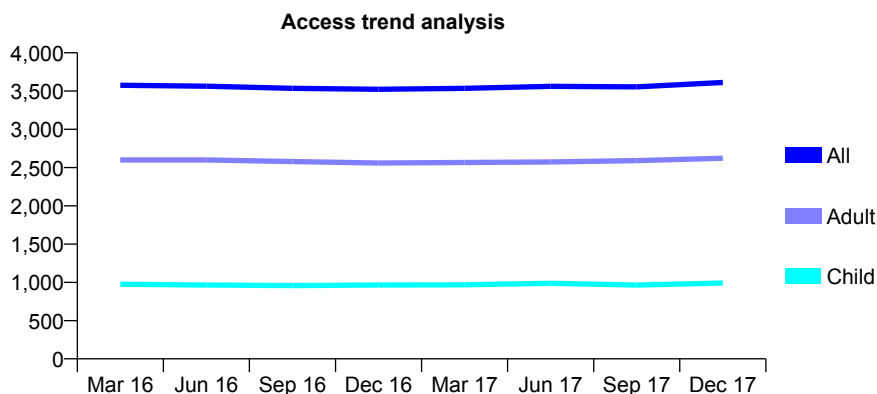
Q69 - Vital Signs At a Glance Contract Report for 164704/0001 - December 2017

Name or company name	White Smiles Ltd
Contract type name	GDS Contract
Purpose of contract	General
Contract start date	15/03/2008
Contract end date	

17/18 Contracted general activity (UDA)	11,033
Carry forward general activity (UDA)	0
17/18 Contracted orthodontic activity (UOA)	0
Carry forward orthodontic activity (UOA)	0
Baseline contract value	£316,430.81

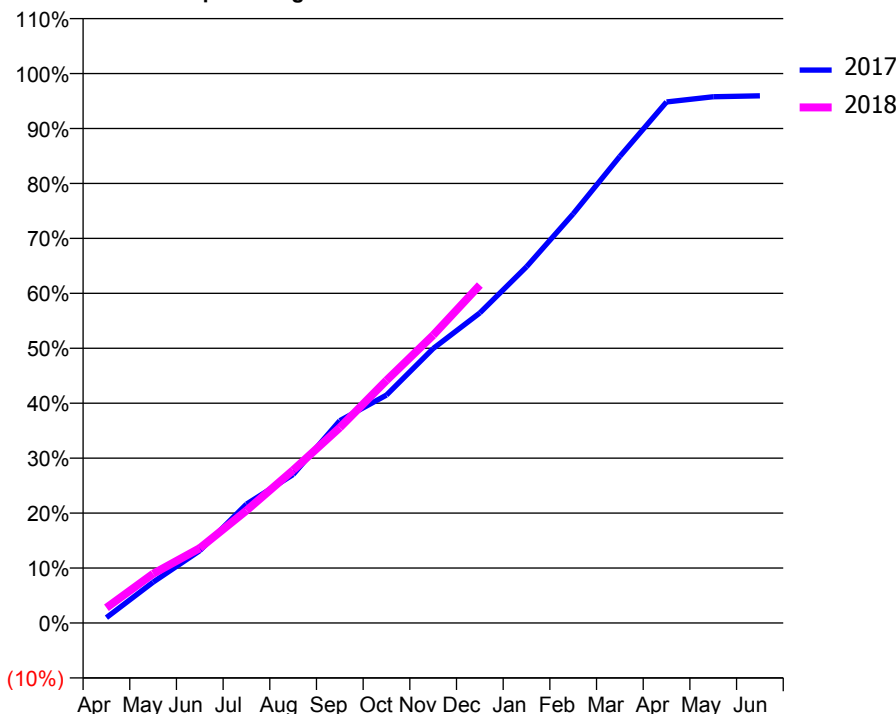
ACCESS*

Patients seen in 24 months	Total	Change since previous quarter
Quarter ending December 2016	3,523	
Quarter ending March 2017	3,535	→
Quarter ending June 2017	3,561	→
Quarter ending September 2017	3,554	→
Quarter ending December 2017	3,613	→
Variance since December 2016	2.6%	↑



ACTIVITY

Cumulative percentage of contracted UDA delivered 2017 & 2018



Month	Adjusted Scheduled Activity (UDA)	
	2017	2018
April	107	305
May	821	988
June	1,452	1,503
July	2,387	2,258
August	2,982	3,070
September	4,064	3,923
October	4,577	4,872
November	5,511	5,778
December	6,227	6,785
January	7,152	
February	8,216	
March	9,368	
April	10,462	
May	10,565	
June	10,584	

QUALITY

	Quantity	Base Number	Contract	AT	Region	England
% of FP17s for the same patient ID Re-attending within 3 months - Children	93	1,155	8.1%	11.5%	11.5%	12.0%
% of FP17s for the same patient ID Re-attending within 3 months - Adults	216	2,598	8.3%	15.0%	15.8%	15.9%
% of FP17s for the same patient ID Re-attending between 3 & 9 months - Children	712	1,155	61.6%	57.7%	60.5%	58.0%
% of FP17s for the same patient ID Re-attending between 3 & 9 months - Adults	1,472	2,598	56.7%	48.4%	51.8%	50.5%
% of FP17s for Band 1 Urgent Courses	211	3,382	6.2%	9.7%	9.5%	9.0%
% of FP17s Relating to Free Repair or Replacements	10	3,382	0.3%	0.7%	0.7%	0.8%
% of FP17s Relating to Continuations	1	3,382	0.0%	0.8%	1.0%	1.1%
% of Patients satisfied with the dentistry they have received	7	7	N/A	93.3%	92.1%	91.5%
% of Patients satisfied with the time they had to wait for an appointment	7	7	N/A	89.7%	88.3%	87.9%

* This is based on patients treated on this contract for their most recent course of treatment. Figures in italics indicate the base number of FP17s or Patient Questionnaire responses are less than 100. N/A is shown where the base number of responses is less than 10 during the period. % is calculated as Quantity/Base number*100

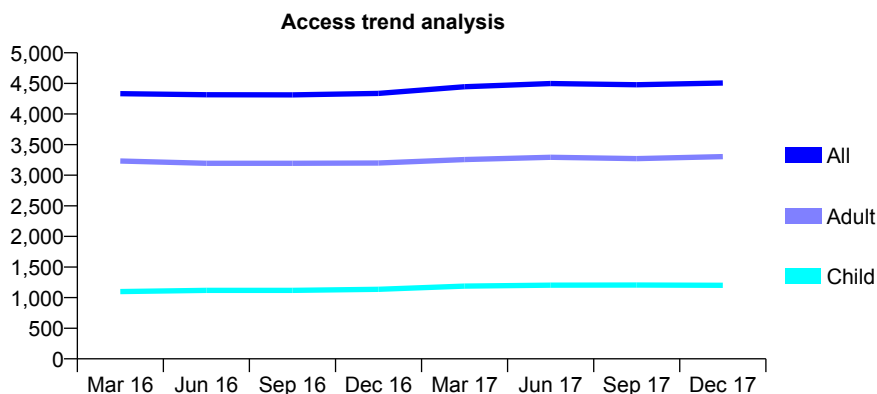
Q69 - Vital Signs At a Glance Contract Report for 165328/0001 - December 2017

Name or company name	Scandic Dental Care
Contract type name	GDS Contract
Purpose of contract	General
Contract start date	01/11/2011
Contract end date	

17/18 Contracted general activity (UDA)	17,011
Carry forward general activity (UDA)	525
17/18 Contracted orthodontic activity (UOA)	0
Carry forward orthodontic activity (UOA)	0
Baseline contract value	£468,656.26

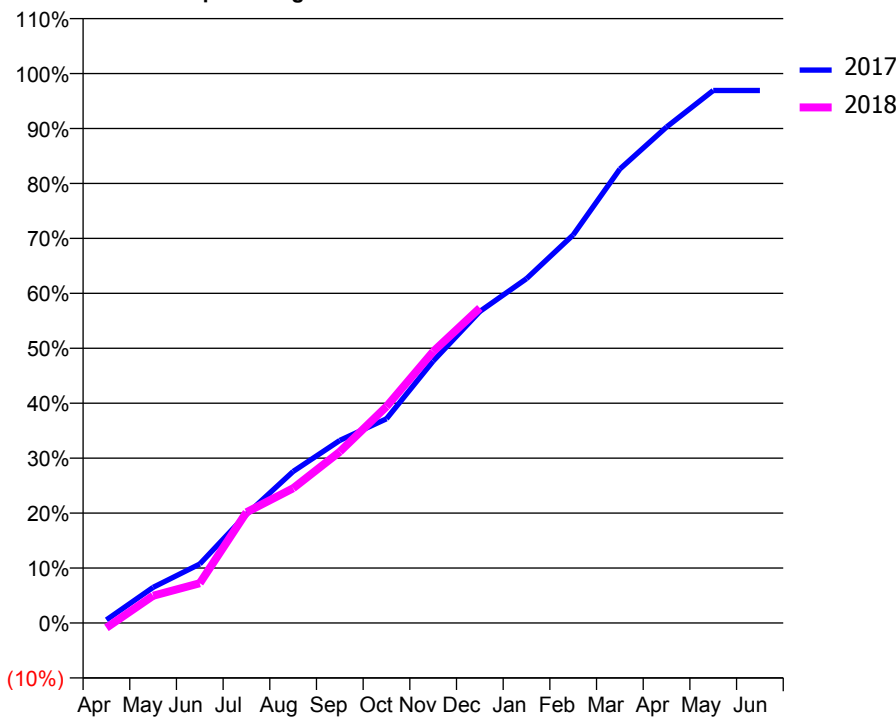
ACCESS*

Patients seen in 24 months	Total	Change since previous quarter
Quarter ending December 2016	4,336	
Quarter ending March 2017	4,445	↑
Quarter ending June 2017	4,498	→
Quarter ending September 2017	4,478	→
Quarter ending December 2017	4,506	→
Variance since December 2016	3.9%	↑



ACTIVITY

Cumulative percentage of contracted UDA delivered 2017 & 2018



Month	Adjusted Scheduled Activity (UDA)	
	2017	2018
April	96	-152
May	1,103	842
June	1,828	1,234
July	3,363	3,430
August	4,693	4,169
September	5,653	5,302
October	6,321	6,702
November	8,110	8,405
December	9,643	9,752
January	10,659	
February	12,013	
March	14,053	
April	15,356	
May	16,485	
June	16,486	

QUALITY

	Quantity	Base Number	Contract	AT	Region	England
% of FP17s for the same patient ID Re-attending within 3 months - Children	66	1,180	5.6%	11.5%	11.5%	12.0%
% of FP17s for the same patient ID Re-attending within 3 months - Adults	432	3,212	13.4%	15.0%	15.8%	15.9%
% of FP17s for the same patient ID Re-attending between 3 & 9 months - Children	638	1,180	54.1%	57.7%	60.5%	58.0%
% of FP17s for the same patient ID Re-attending between 3 & 9 months - Adults	1,622	3,212	50.5%	48.4%	51.8%	50.5%
% of FP17s for Band 1 Urgent Courses	316	3,777	8.4%	9.7%	9.5%	9.0%
% of FP17s Relating to Free Repair or Replacements	20	3,777	0.5%	0.7%	0.7%	0.8%
% of FP17s Relating to Continuations	2	3,777	0.1%	0.8%	1.0%	1.1%
% of Patients satisfied with the dentistry they have received	10	10	100.0%	93.3%	92.1%	91.5%
% of Patients satisfied with the time they had to wait for an appointment	8	10	80.0%	89.7%	88.3%	87.9%

* This is based on patients treated on this contract for their most recent course of treatment. Figures in italics indicate the base number of FP17s or Patient Questionnaire responses are less than 100. N/A is shown where the base number of responses is less than 10 during the period. % is calculated as Quantity/Base number*100

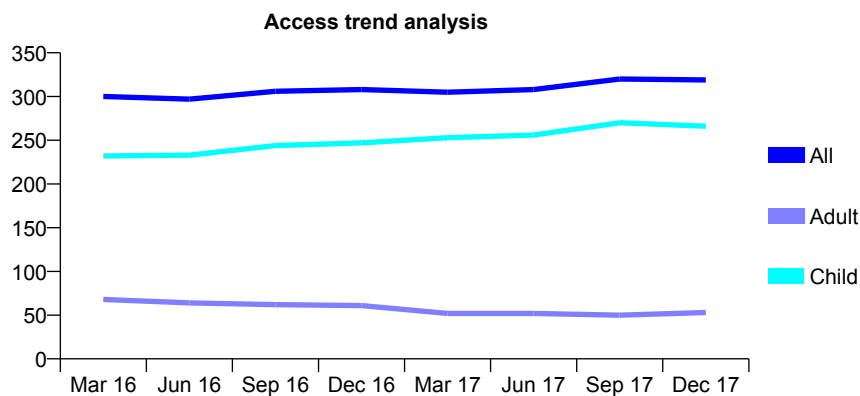
Q69 - Vital Signs At a Glance Contract Report for 166065/0001 - December 2017

Name or company name	The Elms Dental Practice
Contract type name	GDS Contract
Purpose of contract	General
Contract start date	01/04/2011
Contract end date	

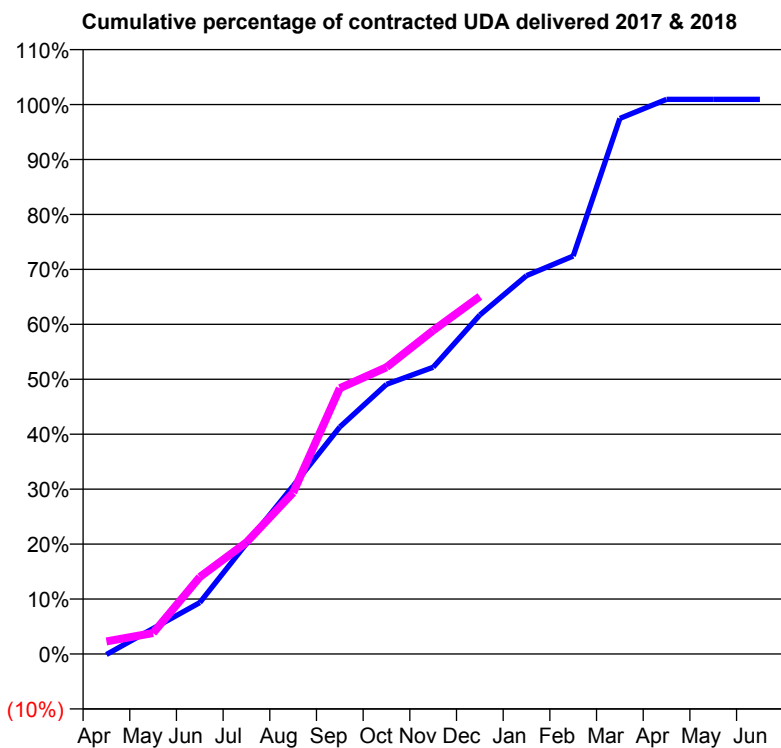
17/18 Contracted general activity (UDA)	840
Carry forward general activity (UDA)	-7
17/18 Contracted orthodontic activity (UOA)	0
Carry forward orthodontic activity (UOA)	0
Baseline contract value	£19,790.45

ACCESS*

Patients seen in 24 months	Total	Change since previous quarter
Quarter ending December 2016	308	
Quarter ending March 2017	305	→
Quarter ending June 2017	308	→
Quarter ending September 2017	320	↑
Quarter ending December 2017	319	→
Variance since December 2016	3.6%	↑



ACTIVITY



Month	Adjusted Scheduled Activity (UDA)	
	2017	2018
April	-1	19
May	39	32
June	79	118
July	169	171
August	257	247
September	347	406
October	412	438
November	438	495
December	518	547
January	578	
February	608	
March	819	
April	848	
May	848	
June	848	

QUALITY

	Quantity	Base Number	Contract	AT	Region	England
% of FP17s for the same patient ID Re-attending within 3 months - Children	22	319	6.9%	11.5%	11.5%	12.0%
% of FP17s for the same patient ID Re-attending within 3 months - Adults	2	33	6.1%	15.0%	15.8%	15.9%
% of FP17s for the same patient ID Re-attending between 3 & 9 months - Children	230	319	72.1%	57.7%	60.5%	58.0%
% of FP17s for the same patient ID Re-attending between 3 & 9 months - Adults	23	33	69.7%	48.4%	51.8%	50.5%
% of FP17s for Band 1 Urgent Courses	8	333	2.4%	9.7%	9.5%	9.0%
% of FP17s Relating to Free Repair or Replacements	0	333	0.0%	0.7%	0.7%	0.8%
% of FP17s Relating to Continuations	0	333	0.0%	0.8%	1.0%	1.1%
% of Patients satisfied with the dentistry they have received	0	0	N/A	93.3%	92.1%	91.5%
% of Patients satisfied with the time they had to wait for an appointment	0	0	N/A	89.7%	88.3%	87.9%

* This is based on patients treated on this contract for their most recent course of treatment. Figures in italics indicate the base number of FP17s or Patient Questionnaire responses are less than 100. N/A is shown where the base number of responses is less than 10 during the period. % is calculated as Quantity/Base number*100

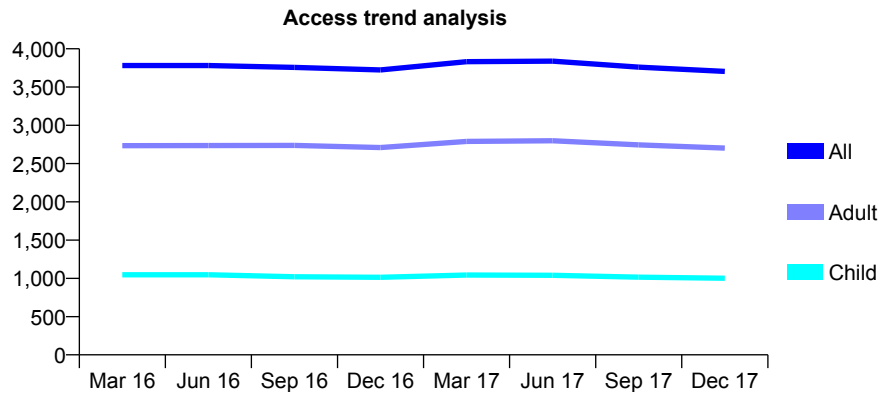
Q69 - Vital Signs At a Glance Contract Report for 166162/0001 - December 2017

Name or company name	Cressex Dental Practice
Contract type name	GDS Contract
Purpose of contract	General
Contract start date	02/08/2013
Contract end date	

17/18 Contracted general activity (UDA)	11,710
Carry forward general activity (UDA)	110
17/18 Contracted orthodontic activity (UOA)	0
Carry forward orthodontic activity (UOA)	0
Baseline contract value	£355,971.06

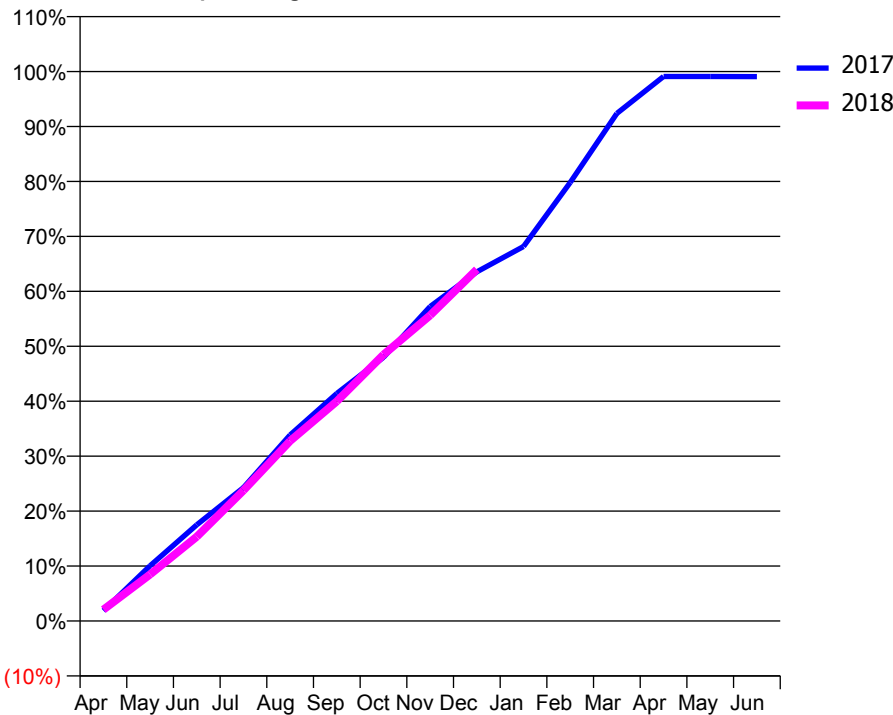
ACCESS*

Patients seen in 24 months	Total	Change since previous quarter
Quarter ending December 2016	3,724	
Quarter ending March 2017	3,832	↑
Quarter ending June 2017	3,839	→
Quarter ending September 2017	3,761	↓
Quarter ending December 2017	3,704	↓
Variance since December 2016	(0.5%)	→



ACTIVITY

Cumulative percentage of contracted UDA delivered 2017 & 2018



Month	Adjusted Scheduled Activity (UDA)	
	2017	2018
April	226	244
May	1,203	994
June	2,091	1,797
July	2,900	2,782
August	4,046	3,837
September	4,945	4,681
October	5,731	5,676
November	6,835	6,514
December	7,590	7,491
January	8,141	
February	9,532	
March	11,033	
April	11,835	
May	11,835	
June	11,834	

QUALITY

	Quantity	Base Number	Contract	AT	Region	England
% of FP17s for the same patient ID Re-attending within 3 months - Children	90	1,276	7.1%	11.5%	11.5%	12.0%
% of FP17s for the same patient ID Re-attending within 3 months - Adults	460	3,046	15.1%	15.0%	15.8%	15.9%
% of FP17s for the same patient ID Re-attending between 3 & 9 months - Children	904	1,276	70.8%	57.7%	60.5%	58.0%
% of FP17s for the same patient ID Re-attending between 3 & 9 months - Adults	1,811	3,046	59.5%	48.4%	51.8%	50.5%
% of FP17s for Band 1 Urgent Courses	299	4,053	7.4%	9.7%	9.5%	9.0%
% of FP17s Relating to Free Repair or Replacements	23	4,053	0.6%	0.7%	0.7%	0.8%
% of FP17s Relating to Continuations	69	4,053	1.7%	0.8%	1.0%	1.1%
% of Patients satisfied with the dentistry they have received	8	9	N/A	93.3%	92.1%	91.5%
% of Patients satisfied with the time they had to wait for an appointment	7	9	N/A	89.7%	88.3%	87.9%

* This is based on patients treated on this contract for their most recent course of treatment. Figures in italics indicate the base number of FP17s or Patient Questionnaire responses are less than 100. N/A is shown where the base number of responses is less than 10 during the period. % is calculated as Quantity/Base number*100

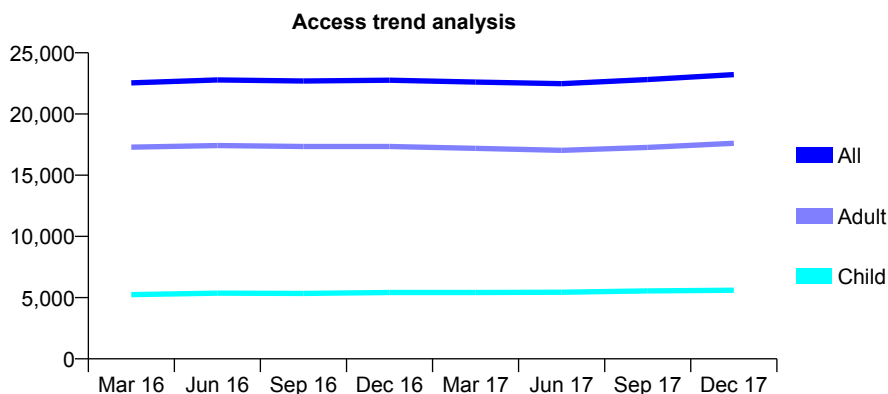
Q69 - Vital Signs At a Glance Contract Report for 166413/0001 - December 2017

Name or company name	ALAN LEWIS & ASSOCIATES LTD
Contract type name	GDS Contract
Purpose of contract	General
Contract start date	27/11/2009
Contract end date	

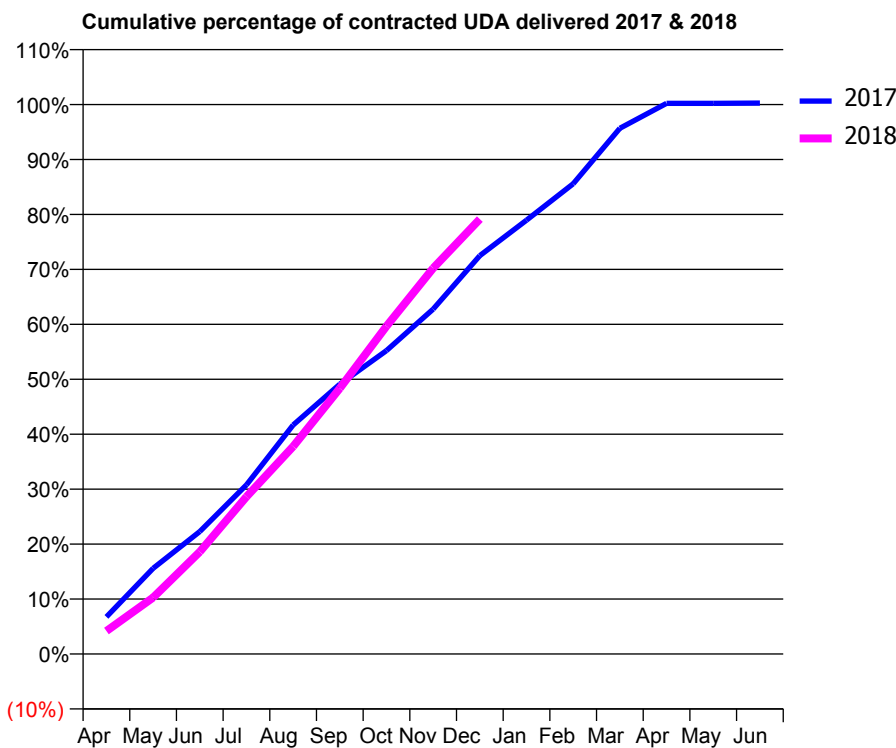
17/18 Contracted general activity (UDA)	59,263
Carry forward general activity (UDA)	-161
17/18 Contracted orthodontic activity (UOA)	0
Carry forward orthodontic activity (UOA)	0
Baseline contract value	£1,604,350.46

ACCESS*

Patients seen in 24 months	Total	Change since previous quarter
Quarter ending December 2016	22,763	
Quarter ending March 2017	22,611	→
Quarter ending June 2017	22,478	→
Quarter ending September 2017	22,814	→
Quarter ending December 2017	23,220	→
Variance since December 2016	2.0%	↑



ACTIVITY



Month	Adjusted Scheduled Activity (UDA)	
	2017	2018
April	4,321	2,484
May	9,983	6,090
June	14,274	11,023
July	19,702	16,970
August	26,675	22,382
September	31,425	28,660
October	35,346	35,353
November	40,173	41,611
December	46,401	46,903
January	50,532	
February	54,773	
March	61,234	
April	64,134	
May	64,142	
June	64,167	

QUALITY

	Quantity	Base Number	Contract	AT	Region	England
% of FP17s for the same patient ID Re-attending within 3 months - Children	383	5,788	6.6%	11.5%	11.5%	12.0%
% of FP17s for the same patient ID Re-attending within 3 months - Adults	1,864	15,772	11.8%	15.0%	15.8%	15.9%
% of FP17s for the same patient ID Re-attending between 3 & 9 months - Children	2,973	5,788	51.4%	57.7%	60.5%	58.0%
% of FP17s for the same patient ID Re-attending between 3 & 9 months - Adults	7,051	15,772	44.7%	48.4%	51.8%	50.5%
% of FP17s for Band 1 Urgent Courses	1,942	20,416	9.5%	9.7%	9.5%	9.0%
% of FP17s Relating to Free Repair or Replacements	151	20,416	0.7%	0.7%	0.7%	0.8%
% of FP17s Relating to Continuations	90	20,416	0.4%	0.8%	1.0%	1.1%
% of Patients satisfied with the dentistry they have received	14	15	93.3%	93.3%	92.1%	91.5%
% of Patients satisfied with the time they had to wait for an appointment	14	15	93.3%	89.7%	88.3%	87.9%

* This is based on patients treated on this contract for their most recent course of treatment. Figures in italics indicate the base number of FP17s or Patient Questionnaire responses are less than 100. N/A is shown where the base number of responses is less than 10 during the period. % is calculated as Quantity/Base number*100

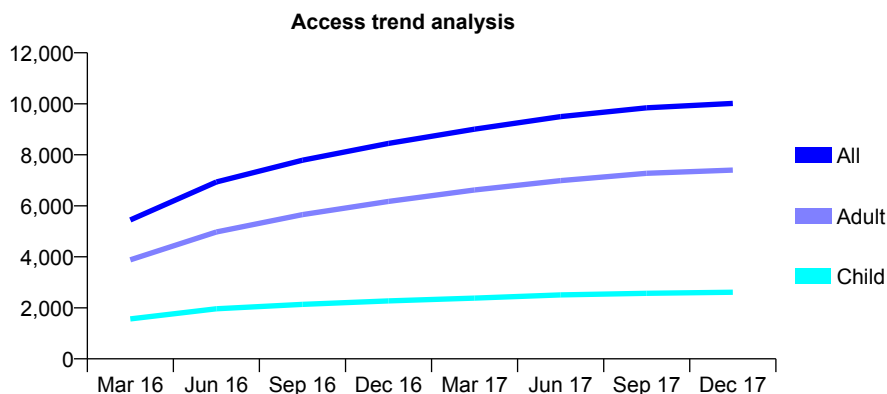
Q69 - Vital Signs At a Glance Contract Report for 166847/0001 - December 2017

Name or company name	Ratti GDS Contract Partnership
Contract type name	GDS Contract
Purpose of contract	General
Contract start date	01/10/2015
Contract end date	

17/18 Contracted general activity (UDA)	25,867
Carry forward general activity (UDA)	-91
17/18 Contracted orthodontic activity (UOA)	0
Carry forward orthodontic activity (UOA)	0
Baseline contract value	£619,180.41

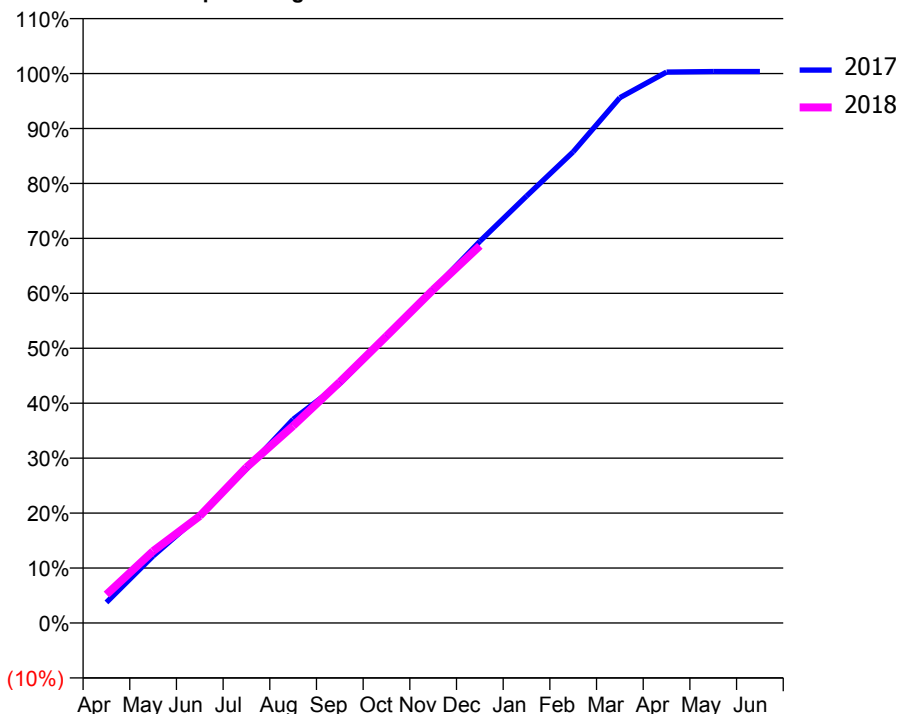
ACCESS*

Patients seen in 24 months	Total	Change since previous quarter
Quarter ending December 2016	8,446	
Quarter ending March 2017	9,004	↑
Quarter ending June 2017	9,496	↑
Quarter ending September 2017	9,843	↑
Quarter ending December 2017	10,015	→
Variance since December 2016	18.6%	↑



ACTIVITY

Cumulative percentage of contracted UDA delivered 2017 & 2018



Month	Adjusted Scheduled Activity (UDA)	
	2017	2018
April	970	1,342
May	3,156	3,388
June	5,066	5,038
July	7,251	7,326
August	9,590	9,283
September	11,271	11,344
October	13,468	13,507
November	15,698	15,688
December	17,965	17,755
January	20,093	
February	22,181	
March	24,731	
April	25,933	
May	25,956	
June	25,958	

QUALITY

	Quantity	Base Number	Contract	AT	Region	England
% of FP17s for the same patient ID Re-attending within 3 months - Children	254	2,944	8.6%	11.5%	11.5%	12.0%
% of FP17s for the same patient ID Re-attending within 3 months - Adults	1,029	7,527	13.7%	15.0%	15.8%	15.9%
% of FP17s for the same patient ID Re-attending between 3 & 9 months - Children	1,741	2,944	59.1%	57.7%	60.5%	58.0%
% of FP17s for the same patient ID Re-attending between 3 & 9 months - Adults	3,934	7,527	52.3%	48.4%	51.8%	50.5%
% of FP17s for Band 1 Urgent Courses	562	9,848	5.7%	9.7%	9.5%	9.0%
% of FP17s Relating to Free Repair or Replacements	131	9,848	1.3%	0.7%	0.7%	0.8%
% of FP17s Relating to Continuations	137	9,848	1.4%	0.8%	1.0%	1.1%
% of Patients satisfied with the dentistry they have received	16	16	100.0%	93.3%	92.1%	91.5%
% of Patients satisfied with the time they had to wait for an appointment	15	16	93.8%	89.7%	88.3%	87.9%

* This is based on patients treated on this contract for their most recent course of treatment. Figures in italics indicate the base number of FP17s or Patient Questionnaire responses are less than 100. N/A is shown where the base number of responses is less than 10 during the period. % is calculated as Quantity/Base number*100

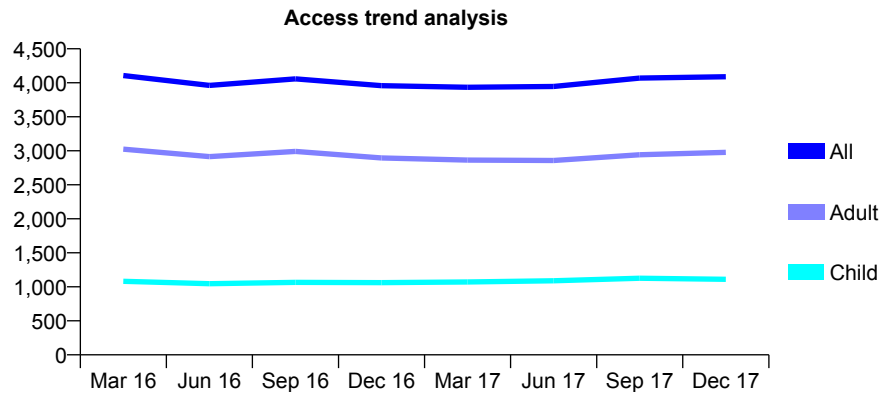
Q69 - Vital Signs At a Glance Contract Report for 167320/0001 - December 2017

Name or company name	MANOR DENTAL CARE
Contract type name	GDS Contract
Purpose of contract	General
Contract start date	01/06/2011
Contract end date	

17/18 Contracted general activity (UDA)	15,661
Carry forward general activity (UDA)	0
17/18 Contracted orthodontic activity (UOA)	0
Carry forward orthodontic activity (UOA)	0
Baseline contract value	£447,514.76

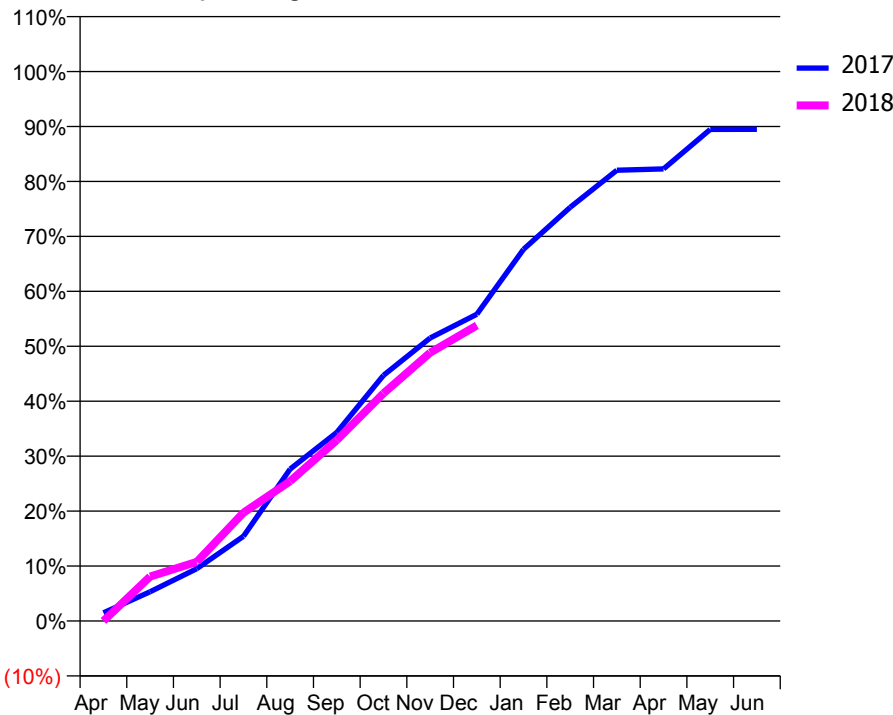
ACCESS*

Patients seen in 24 months	Total	Change since previous quarter
Quarter ending December 2016	3,957	
Quarter ending March 2017	3,934	→
Quarter ending June 2017	3,947	→
Quarter ending September 2017	4,069	↑
Quarter ending December 2017	4,089	→
Variance since December 2016	3.3%	↑



ACTIVITY

Cumulative percentage of contracted UDA delivered 2017 & 2018



Month	Adjusted Scheduled Activity (UDA)	
	2017	2018
April	233	0
May	834	1,269
June	1,493	1,686
July	2,415	3,086
August	4,329	3,987
September	5,376	5,155
October	7,003	6,489
November	8,067	7,650
December	8,742	8,423
January	10,594	
February	11,791	
March	12,847	
April	12,884	
May	14,012	
June	14,013	

QUALITY

	Quantity	Base Number	Contract	AT	Region	England
% of FP17s for the same patient ID Re-attending within 3 months - Children	114	1,104	10.3%	11.5%	11.5%	12.0%
% of FP17s for the same patient ID Re-attending within 3 months - Adults	370	2,581	14.3%	15.0%	15.8%	15.9%
% of FP17s for the same patient ID Re-attending between 3 & 9 months - Children	549	1,104	49.7%	57.7%	60.5%	58.0%
% of FP17s for the same patient ID Re-attending between 3 & 9 months - Adults	1,068	2,581	41.4%	48.4%	51.8%	50.5%
% of FP17s for Band 1 Urgent Courses	356	3,253	10.9%	9.7%	9.5%	9.0%
% of FP17s Relating to Free Repair or Replacements	14	3,253	0.4%	0.7%	0.7%	0.8%
% of FP17s Relating to Continuations	61	3,253	1.9%	0.8%	1.0%	1.1%
% of Patients satisfied with the dentistry they have received	3	4	N/A	93.3%	92.1%	91.5%
% of Patients satisfied with the time they had to wait for an appointment	3	4	N/A	89.7%	88.3%	87.9%

* This is based on patients treated on this contract for their most recent course of treatment. Figures in italics indicate the base number of FP17s or Patient Questionnaire responses are less than 100. N/A is shown where the base number of responses is less than 10 during the period. % is calculated as Quantity/Base number*100

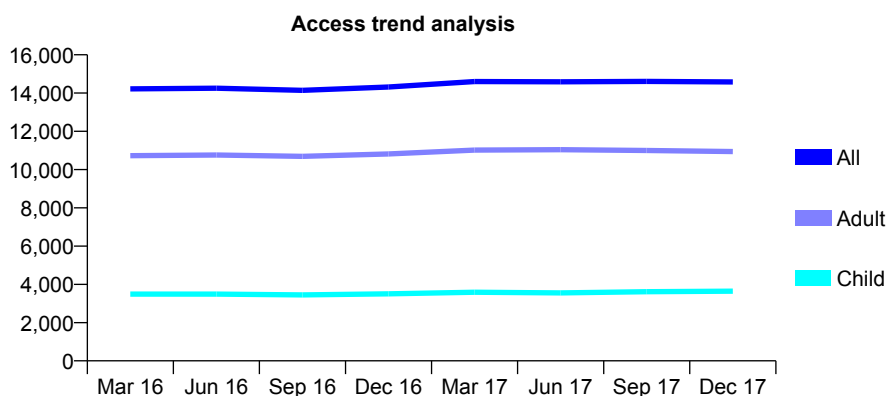
Q69 - Vital Signs At a Glance Contract Report for 167746/0001 - December 2017

Name or company name	Chipping Norton Dental Practice Limited
Contract type name	GDS Contract
Purpose of contract	General
Contract start date	01/09/2007
Contract end date	

17/18 Contracted general activity (UDA)	35,904
Carry forward general activity (UDA)	-207
17/18 Contracted orthodontic activity (UOA)	0
Carry forward orthodontic activity (UOA)	0
Baseline contract value	£863,280.91

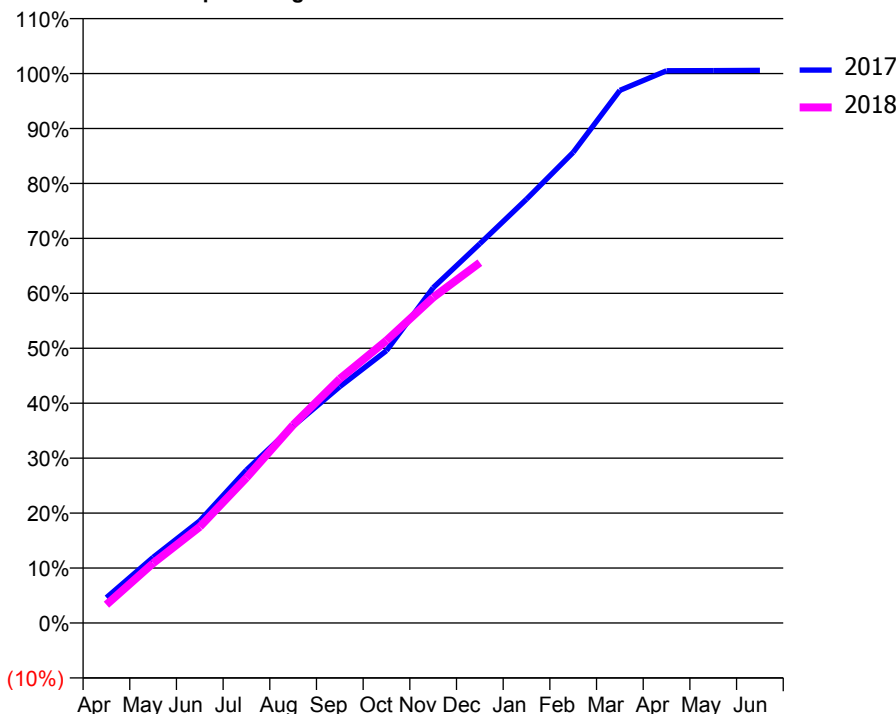
ACCESS*

Patients seen in 24 months	Total	Change since previous quarter
Quarter ending December 2016	14,319	
Quarter ending March 2017	14,604	→
Quarter ending June 2017	14,587	→
Quarter ending September 2017	14,608	→
Quarter ending December 2017	14,584	→
Variance since December 2016	1.9%	→



ACTIVITY

Cumulative percentage of contracted UDA delivered 2017 & 2018



Month	Adjusted Scheduled Activity (UDA)	
	2017	2018
April	1,656	1,202
May	4,292	3,906
June	6,681	6,290
July	9,999	9,495
August	12,862	12,941
September	15,447	15,954
October	17,795	18,458
November	21,909	21,271
December	24,783	23,548
January	27,698	
February	30,752	
March	34,801	
April	36,084	
May	36,090	
June	36,111	

QUALITY

	Quantity	Base Number	Contract	AT	Region	England
% of FP17s for the same patient ID Re-attending within 3 months - Children	212	3,440	6.2%	11.5%	11.5%	12.0%
% of FP17s for the same patient ID Re-attending within 3 months - Adults	1,222	9,575	12.8%	15.0%	15.8%	15.9%
% of FP17s for the same patient ID Re-attending between 3 & 9 months - Children	1,826	3,440	53.1%	57.7%	60.5%	58.0%
% of FP17s for the same patient ID Re-attending between 3 & 9 months - Adults	4,831	9,575	50.5%	48.4%	51.8%	50.5%
% of FP17s for Band 1 Urgent Courses	872	12,338	7.1%	9.7%	9.5%	9.0%
% of FP17s Relating to Free Repair or Replacements	109	12,338	0.9%	0.7%	0.7%	0.8%
% of FP17s Relating to Continuations	40	12,338	0.3%	0.8%	1.0%	1.1%
% of Patients satisfied with the dentistry they have received	17	17	100.0%	93.3%	92.1%	91.5%
% of Patients satisfied with the time they had to wait for an appointment	15	17	88.2%	89.7%	88.3%	87.9%

* This is based on patients treated on this contract for their most recent course of treatment. Figures in italics indicate the base number of FP17s or Patient Questionnaire responses are less than 100. N/A is shown where the base number of responses is less than 10 during the period. % is calculated as Quantity/Base number*100

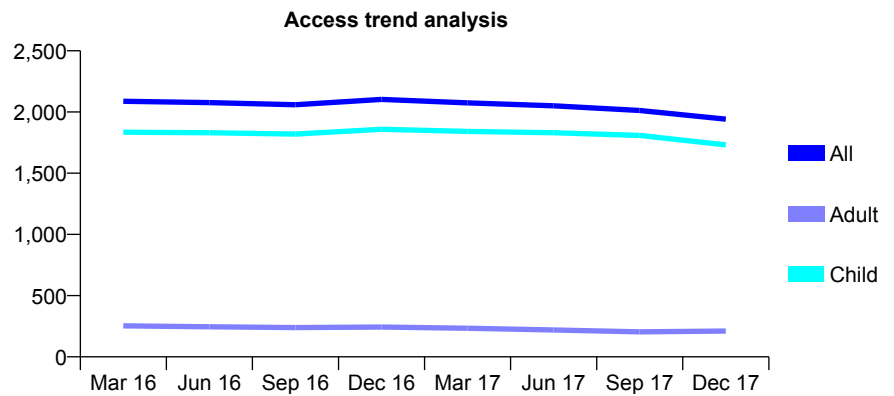
Q69 - Vital Signs At a Glance Contract Report for 169153/0001 - December 2017

Name or company name	Prospect Street Dental Practice
Contract type name	GDS Contract
Purpose of contract	General
Contract start date	27/11/2013
Contract end date	

17/18 Contracted general activity (UDA)	3,522
Carry forward general activity (UDA)	0
17/18 Contracted orthodontic activity (UOA)	0
Carry forward orthodontic activity (UOA)	0
Baseline contract value	£80,321.75

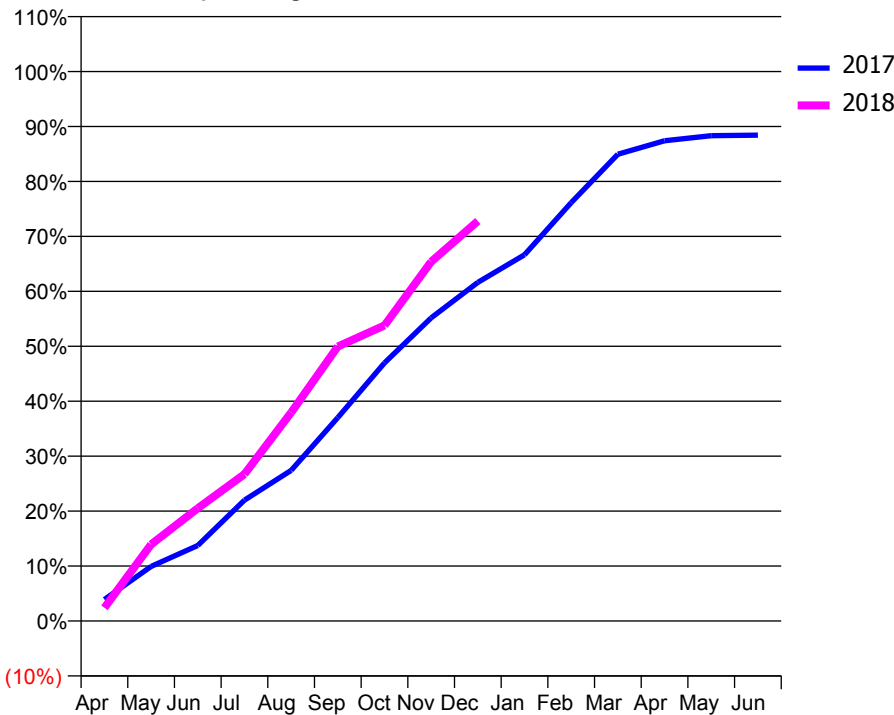
ACCESS*

Patients seen in 24 months	Total	Change since previous quarter
Quarter ending December 2016	2,103	
Quarter ending March 2017	2,075	↓
Quarter ending June 2017	2,051	↓
Quarter ending September 2017	2,013	↓
Quarter ending December 2017	1,942	↓
Variance since December 2016	(7.7%)	↓



ACTIVITY

Cumulative percentage of contracted UDA delivered 2017 & 2018



Month	Adjusted Scheduled Activity (UDA)	
	2017	2018
April	138	85
May	350	491
June	484	723
July	775	941
August	966	1,337
September	1,304	1,759
October	1,654	1,895
November	1,943	2,303
December	2,170	2,564
January	2,347	
February	2,682	
March	2,991	
April	3,078	
May	3,110	
June	3,114	

QUALITY

	Quantity	Base Number	Contract	AT	Region	England
% of FP17s for the same patient ID Re-attending within 3 months - Children	110	1,984	5.5%	11.5%	11.5%	12.0%
% of FP17s for the same patient ID Re-attending within 3 months - Adults	0	69	0.0%	15.0%	15.8%	15.9%
% of FP17s for the same patient ID Re-attending between 3 & 9 months - Children	1,315	1,984	66.3%	57.7%	60.5%	58.0%
% of FP17s for the same patient ID Re-attending between 3 & 9 months - Adults	42	69	60.9%	48.4%	51.8%	50.5%
% of FP17s for Band 1 Urgent Courses	45	1,957	2.3%	9.7%	9.5%	9.0%
% of FP17s Relating to Free Repair or Replacements	0	1,957	0.0%	0.7%	0.7%	0.8%
% of FP17s Relating to Continuations	0	1,957	0.0%	0.8%	1.0%	1.1%
% of Patients satisfied with the dentistry they have received	1	1	N/A	93.3%	92.1%	91.5%
% of Patients satisfied with the time they had to wait for an appointment	1	1	N/A	89.7%	88.3%	87.9%

* This is based on patients treated on this contract for their most recent course of treatment. Figures in italics indicate the base number of FP17s or Patient Questionnaire responses are less than 100. N/A is shown where the base number of responses is less than 10 during the period. % is calculated as Quantity/Base number*100

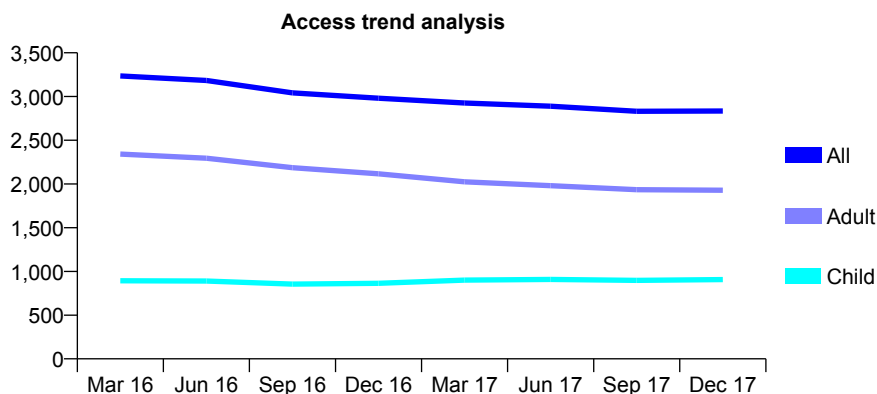
Q69 - Vital Signs At a Glance Contract Report for 169641/0001 - December 2017

Name or company name	Market Square Dental Practice
Contract type name	GDS Contract
Purpose of contract	General
Contract start date	01/06/2009
Contract end date	

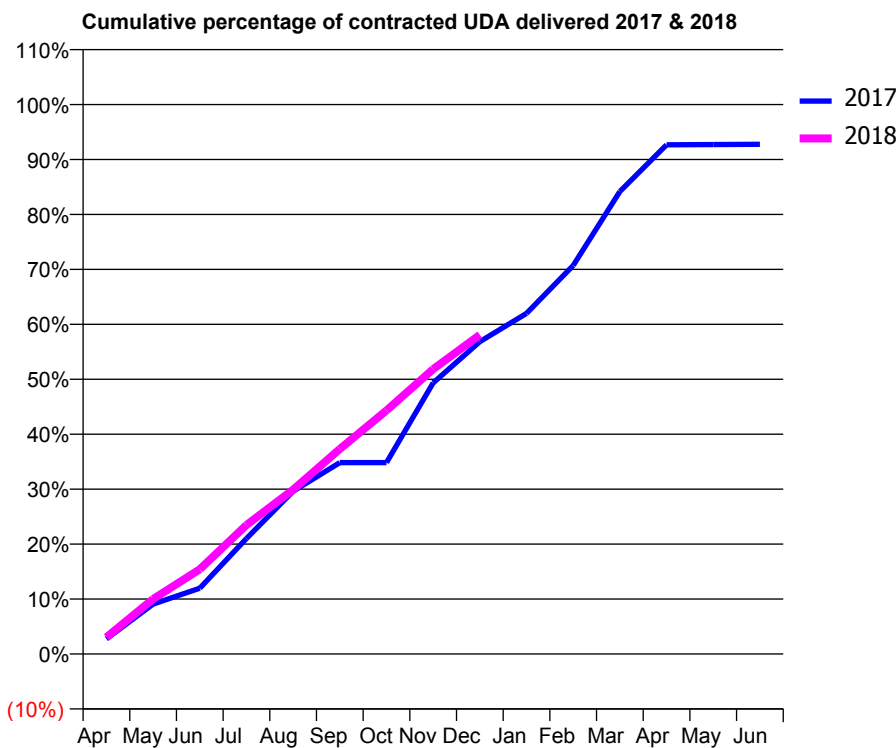
17/18 Contracted general activity (UDA)	9,124
Carry forward general activity (UDA)	0
17/18 Contracted orthodontic activity (UOA)	0
Carry forward orthodontic activity (UOA)	0
Baseline contract value	£218,141.45

ACCESS*

Patients seen in 24 months	Total	Change since previous quarter
Quarter ending December 2016	2,980	
Quarter ending March 2017	2,926	↓
Quarter ending June 2017	2,889	↓
Quarter ending September 2017	2,831	↓
Quarter ending December 2017	2,834	→
Variance since December 2016	(4.9%)	↓



ACTIVITY



Month	Adjusted Scheduled Activity (UDA)	
	2017	2018
April	256	278
May	841	913
June	1,109	1,408
July	1,948	2,141
August	2,743	2,729
September	3,226	3,404
October	3,226	4,045
November	4,570	4,730
December	5,264	5,300
January	5,741	
February	6,547	
March	7,794	
April	8,581	
May	8,587	
June	8,591	

QUALITY

	Quantity	Base Number	Contract	AT	Region	England
% of FP17s for the same patient ID Re-attending within 3 months - Children	87	1,047	8.3%	11.5%	11.5%	12.0%
% of FP17s for the same patient ID Re-attending within 3 months - Adults	358	2,188	16.4%	15.0%	15.8%	15.9%
% of FP17s for the same patient ID Re-attending between 3 & 9 months - Children	688	1,047	65.7%	57.7%	60.5%	58.0%
% of FP17s for the same patient ID Re-attending between 3 & 9 months - Adults	1,297	2,188	59.3%	48.4%	51.8%	50.5%
% of FP17s for Band 1 Urgent Courses	289	2,956	9.8%	9.7%	9.5%	9.0%
% of FP17s Relating to Free Repair or Replacements	21	2,956	0.7%	0.7%	0.7%	0.8%
% of FP17s Relating to Continuations	6	2,956	0.2%	0.8%	1.0%	1.1%
% of Patients satisfied with the dentistry they have received	3	4	N/A	93.3%	92.1%	91.5%
% of Patients satisfied with the time they had to wait for an appointment	3	4	N/A	89.7%	88.3%	87.9%

* This is based on patients treated on this contract for their most recent course of treatment. Figures in italics indicate the base number of FP17s or Patient Questionnaire responses are less than 100. N/A is shown where the base number of responses is less than 10 during the period. % is calculated as Quantity/Base number*100

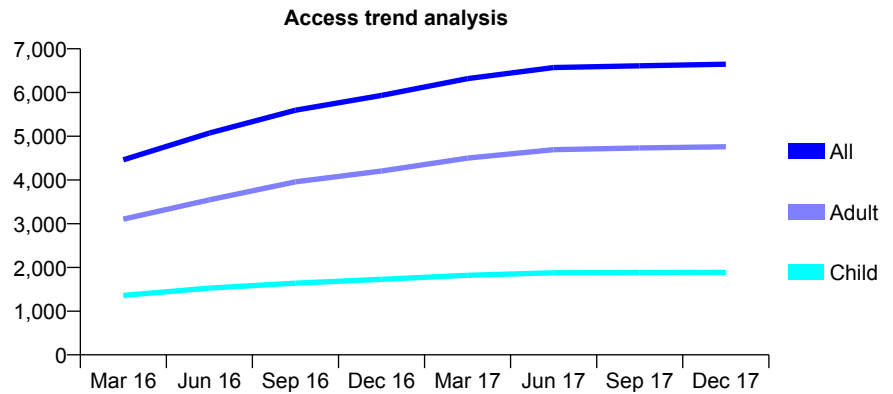
Q69 - Vital Signs At a Glance Contract Report for 173061/0001 - December 2017

Name or company name	The Dental Centre Carterton Practice
Contract type name	GDS Contract
Purpose of contract	General
Contract start date	01/09/2015
Contract end date	

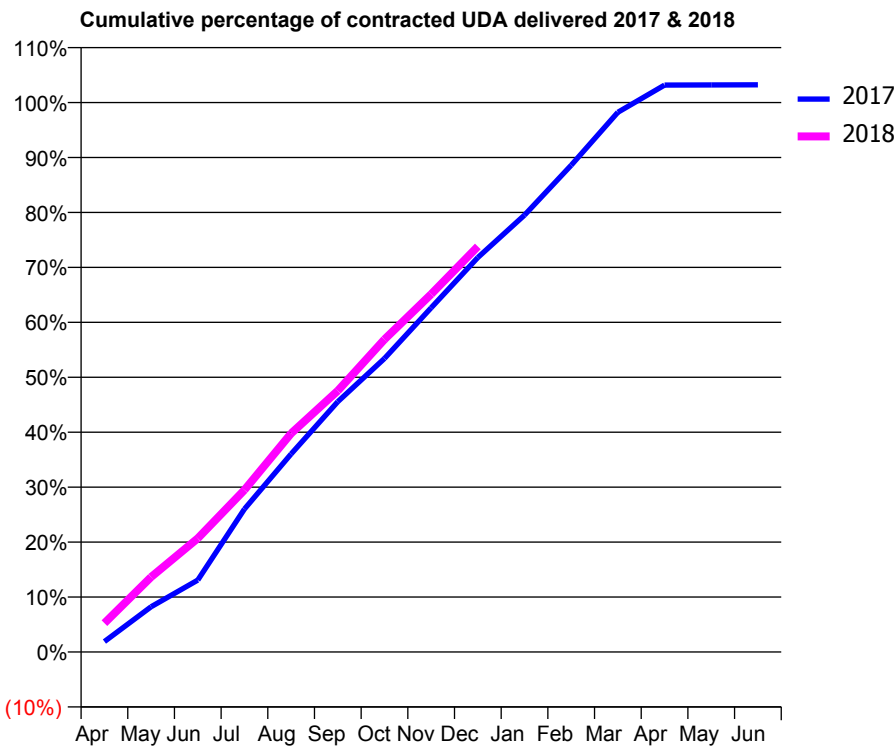
17/18 Contracted general activity (UDA)	16,735
Carry forward general activity (UDA)	-334
17/18 Contracted orthodontic activity (UOA)	0
Carry forward orthodontic activity (UOA)	0
Baseline contract value	£400,709.31

ACCESS*

Patients seen in 24 months	Total	Change since previous quarter
Quarter ending December 2016	5,935	
Quarter ending March 2017	6,317	↑
Quarter ending June 2017	6,570	↑
Quarter ending September 2017	6,612	→
Quarter ending December 2017	6,648	→
Variance since December 2016	12.0%	↑



ACTIVITY



Month	Adjusted Scheduled Activity (UDA)	
	2017	2018
April	318	877
May	1,379	2,286
June	2,189	3,464
July	4,355	4,938
August	6,034	6,659
September	7,624	7,960
October	8,942	9,521
November	10,484	10,897
December	12,015	12,353
January	13,305	
February	14,824	
March	16,438	
April	17,265	
May	17,268	
June	17,273	

QUALITY

	Quantity	Base Number	Contract	AT	Region	England
% of FP17s for the same patient ID Re-attending within 3 months - Children	299	2,296	13.0%	11.5%	11.5%	12.0%
% of FP17s for the same patient ID Re-attending within 3 months - Adults	709	4,883	14.5%	15.0%	15.8%	15.9%
% of FP17s for the same patient ID Re-attending between 3 & 9 months - Children	1,364	2,296	59.4%	57.7%	60.5%	58.0%
% of FP17s for the same patient ID Re-attending between 3 & 9 months - Adults	2,624	4,883	53.7%	48.4%	51.8%	50.5%
% of FP17s for Band 1 Urgent Courses	568	6,316	9.0%	9.7%	9.5%	9.0%
% of FP17s Relating to Free Repair or Replacements	75	6,316	1.2%	0.7%	0.7%	0.8%
% of FP17s Relating to Continuations	28	6,316	0.4%	0.8%	1.0%	1.1%
% of Patients satisfied with the dentistry they have received	7	7	N/A	93.3%	92.1%	91.5%
% of Patients satisfied with the time they had to wait for an appointment	5	7	N/A	89.7%	88.3%	87.9%

* This is based on patients treated on this contract for their most recent course of treatment. Figures in italics indicate the base number of FP17s or Patient Questionnaire responses are less than 100. N/A is shown where the base number of responses is less than 10 during the period. % is calculated as Quantity/Base number*100

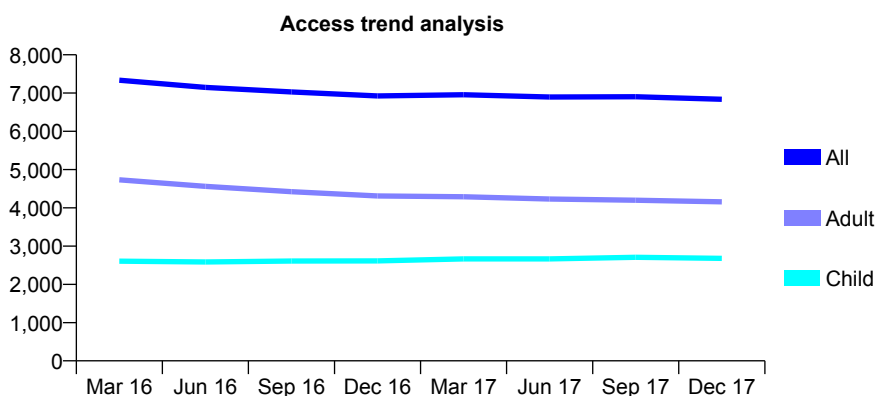
Q69 - Vital Signs At a Glance Contract Report for 175609/0001 - December 2017

Name or company name	Riverside Dental Centre Ltd
Contract type name	GDS Contract
Purpose of contract	General
Contract start date	01/07/2008
Contract end date	

17/18 Contracted general activity (UDA)	19,096
Carry forward general activity (UDA)	-47
17/18 Contracted orthodontic activity (UOA)	0
Carry forward orthodontic activity (UOA)	0
Baseline contract value	£569,168.14

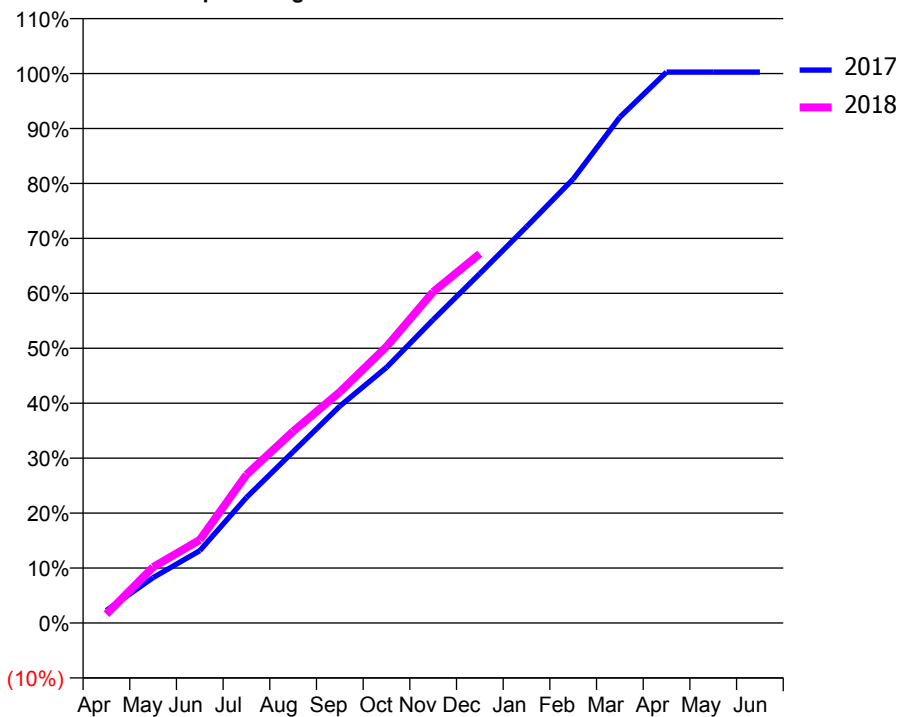
ACCESS*

Patients seen in 24 months	Total	Change since previous quarter
Quarter ending December 2016	6,923	
Quarter ending March 2017	6,955	→
Quarter ending June 2017	6,896	→
Quarter ending September 2017	6,903	→
Quarter ending December 2017	6,836	→
Variance since December 2016	(1.3%)	↓



ACTIVITY

Cumulative percentage of contracted UDA delivered 2017 & 2018



Month	Adjusted Scheduled Activity (UDA)	
	2017	2018
April	438	309
May	1,578	1,944
June	2,515	2,887
July	4,364	5,153
August	5,954	6,660
September	7,538	8,028
October	8,882	9,606
November	10,542	11,509
December	12,144	12,834
January	13,769	
February	15,431	
March	17,579	
April	19,146	
May	19,145	
June	19,144	

QUALITY

	Quantity	Base Number	Contract	AT	Region	England
% of FP17s for the same patient ID Re-attending within 3 months - Children	344	3,368	10.2%	11.5%	11.5%	12.0%
% of FP17s for the same patient ID Re-attending within 3 months - Adults	569	3,971	14.3%	15.0%	15.8%	15.9%
% of FP17s for the same patient ID Re-attending between 3 & 9 months - Children	2,221	3,368	65.9%	57.7%	60.5%	58.0%
% of FP17s for the same patient ID Re-attending between 3 & 9 months - Adults	2,040	3,971	51.4%	48.4%	51.8%	50.5%
% of FP17s for Band 1 Urgent Courses	489	6,652	7.4%	9.7%	9.5%	9.0%
% of FP17s Relating to Free Repair or Replacements	19	6,652	0.3%	0.7%	0.7%	0.8%
% of FP17s Relating to Continuations	106	6,652	1.6%	0.8%	1.0%	1.1%
% of Patients satisfied with the dentistry they have received	12	12	100.0%	93.3%	92.1%	91.5%
% of Patients satisfied with the time they had to wait for an appointment	12	12	100.0%	89.7%	88.3%	87.9%

* This is based on patients treated on this contract for their most recent course of treatment. Figures in italics indicate the base number of FP17s or Patient Questionnaire responses are less than 100. N/A is shown where the base number of responses is less than 10 during the period. % is calculated as Quantity/Base number*100

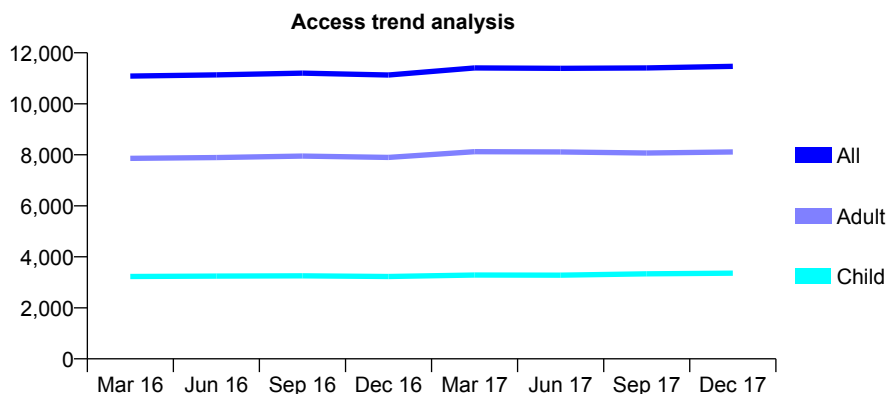
Q69 - Vital Signs At a Glance Contract Report for 176621/0001 - December 2017

Name or company name	Rodericks Ltd
Contract type name	GDS Contract
Purpose of contract	General
Contract start date	01/04/2008
Contract end date	

17/18 Contracted general activity (UDA)	29,400
Carry forward general activity (UDA)	9
17/18 Contracted orthodontic activity (UOA)	0
Carry forward orthodontic activity (UOA)	0
Baseline contract value	£693,764.33

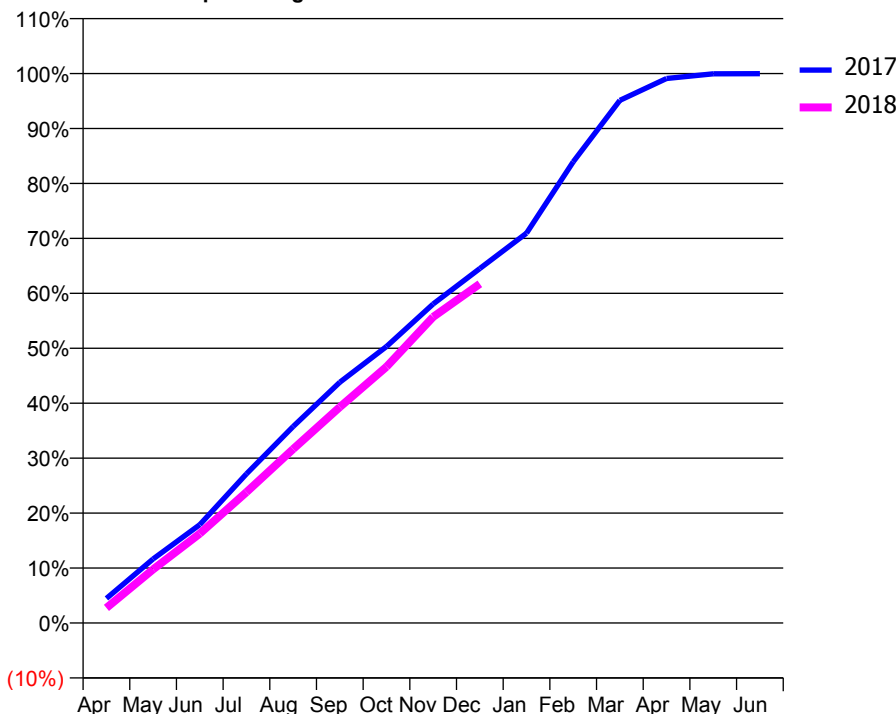
ACCESS*

Patients seen in 24 months	Total	Change since previous quarter
Quarter ending December 2016	11,131	
Quarter ending March 2017	11,408	↑
Quarter ending June 2017	11,393	→
Quarter ending September 2017	11,405	→
Quarter ending December 2017	11,467	→
Variance since December 2016	3.0%	↑



ACTIVITY

Cumulative percentage of contracted UDA delivered 2017 & 2018



Month	Adjusted Scheduled Activity (UDA)	
	2017	2018
April	1,314	808
May	3,430	2,872
June	5,261	4,784
July	7,979	7,000
August	10,513	9,303
September	12,883	11,555
October	14,793	13,712
November	17,068	16,375
December	18,965	18,144
January	20,861	
February	24,673	
March	27,960	
April	29,135	
May	29,384	
June	29,391	

QUALITY

	Quantity	Base Number	Contract	AT	Region	England
% of FP17s for the same patient ID Re-attending within 3 months - Children	260	3,598	7.2%	11.5%	11.5%	12.0%
% of FP17s for the same patient ID Re-attending within 3 months - Adults	1,212	7,663	15.8%	15.0%	15.8%	15.9%
% of FP17s for the same patient ID Re-attending between 3 & 9 months - Children	2,198	3,598	61.1%	57.7%	60.5%	58.0%
% of FP17s for the same patient ID Re-attending between 3 & 9 months - Adults	3,831	7,663	50.0%	48.4%	51.8%	50.5%
% of FP17s for Band 1 Urgent Courses	1,228	10,560	11.6%	9.7%	9.5%	9.0%
% of FP17s Relating to Free Repair or Replacements	73	10,560	0.7%	0.7%	0.7%	0.8%
% of FP17s Relating to Continuations	50	10,560	0.5%	0.8%	1.0%	1.1%
% of Patients satisfied with the dentistry they have received	11	12	91.7%	93.3%	92.1%	91.5%
% of Patients satisfied with the time they had to wait for an appointment	10	12	83.3%	89.7%	88.3%	87.9%

* This is based on patients treated on this contract for their most recent course of treatment. Figures in italics indicate the base number of FP17s or Patient Questionnaire responses are less than 100. N/A is shown where the base number of responses is less than 10 during the period. % is calculated as Quantity/Base number*100

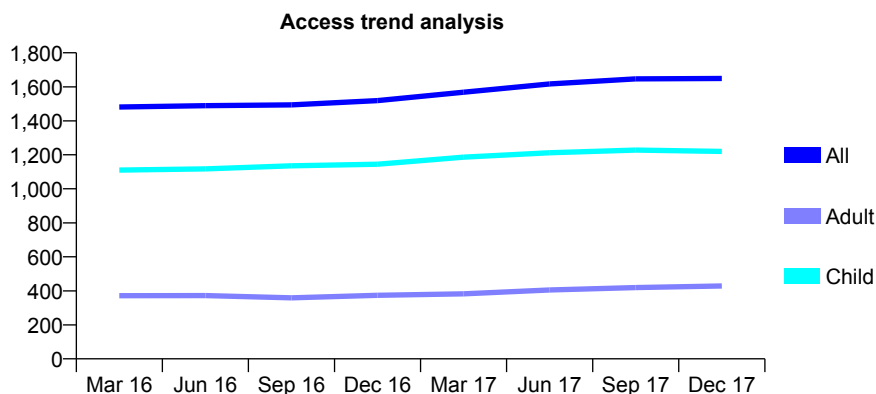
Q69 - Vital Signs At a Glance Contract Report for 177393/0001 - December 2017

Name or company name	Aston Clinton Dental
Contract type name	GDS Contract
Purpose of contract	General
Contract start date	01/04/2013
Contract end date	

17/18 Contracted general activity (UDA)	3,800
Carry forward general activity (UDA)	111
17/18 Contracted orthodontic activity (UOA)	0
Carry forward orthodontic activity (UOA)	0
Baseline contract value	£88,536.91

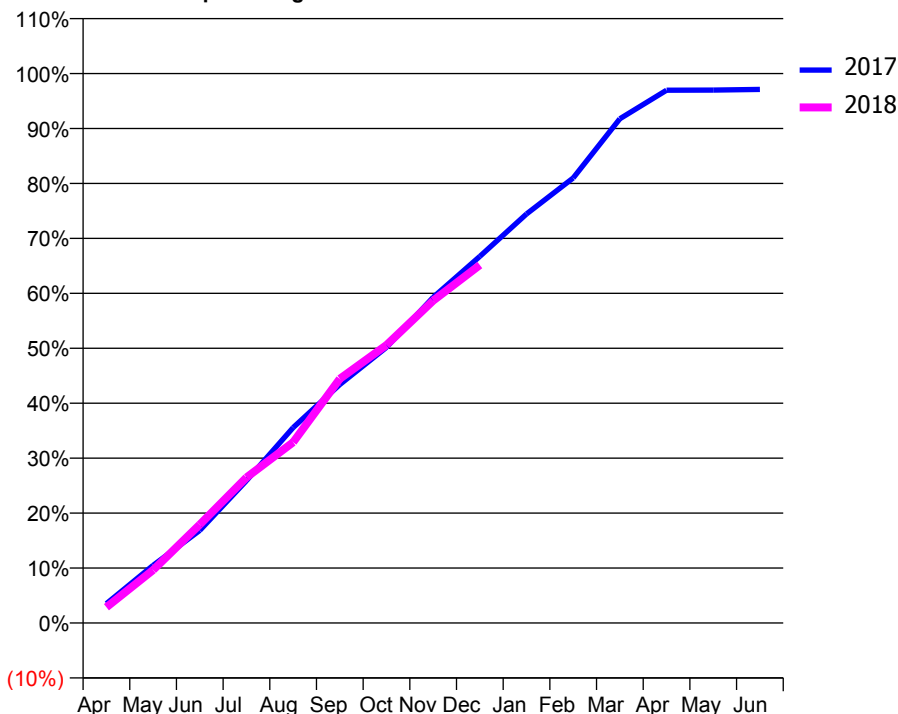
ACCESS*

Patients seen in 24 months	Total	Change since previous quarter
Quarter ending December 2016	1,519	
Quarter ending March 2017	1,568	↑
Quarter ending June 2017	1,617	↑
Quarter ending September 2017	1,647	→
Quarter ending December 2017	1,649	→
Variance since December 2016	8.6%	↑



ACTIVITY

Cumulative percentage of contracted UDA delivered 2017 & 2018



Month	Adjusted Scheduled Activity (UDA)	
	2017	2018
April	134	109
May	399	366
June	640	681
July	985	1,007
August	1,351	1,250
September	1,649	1,689
October	1,907	1,922
November	2,253	2,229
December	2,536	2,475
January	2,829	
February	3,078	
March	3,487	
April	3,685	
May	3,686	
June	3,690	

QUALITY

	Quantity	Base Number	Contract	AT	Region	England
% of FP17s for the same patient ID Re-attending within 3 months - Children	60	1,423	4.2%	11.5%	11.5%	12.0%
% of FP17s for the same patient ID Re-attending within 3 months - Adults	36	304	11.8%	15.0%	15.8%	15.9%
% of FP17s for the same patient ID Re-attending between 3 & 9 months - Children	969	1,423	68.1%	57.7%	60.5%	58.0%
% of FP17s for the same patient ID Re-attending between 3 & 9 months - Adults	148	304	48.7%	48.4%	51.8%	50.5%
% of FP17s for Band 1 Urgent Courses	51	1,634	3.1%	9.7%	9.5%	9.0%
% of FP17s Relating to Free Repair or Replacements	0	1,634	0.0%	0.7%	0.7%	0.8%
% of FP17s Relating to Continuations	0	1,634	0.0%	0.8%	1.0%	1.1%
% of Patients satisfied with the dentistry they have received	0	0	N/A	93.3%	92.1%	91.5%
% of Patients satisfied with the time they had to wait for an appointment	0	0	N/A	89.7%	88.3%	87.9%

* This is based on patients treated on this contract for their most recent course of treatment. Figures in italics indicate the base number of FP17s or Patient Questionnaire responses are less than 100. N/A is shown where the base number of responses is less than 10 during the period. % is calculated as Quantity/Base number*100

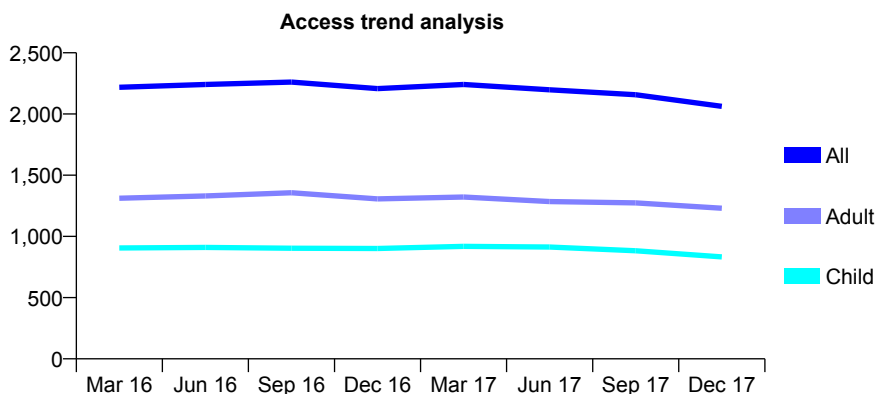
Q69 - Vital Signs At a Glance Contract Report for 177806/0001 - December 2017

Name or company name	Westwood Smile Care Ltd
Contract type name	GDS Contract
Purpose of contract	General
Contract start date	01/07/2013
Contract end date	

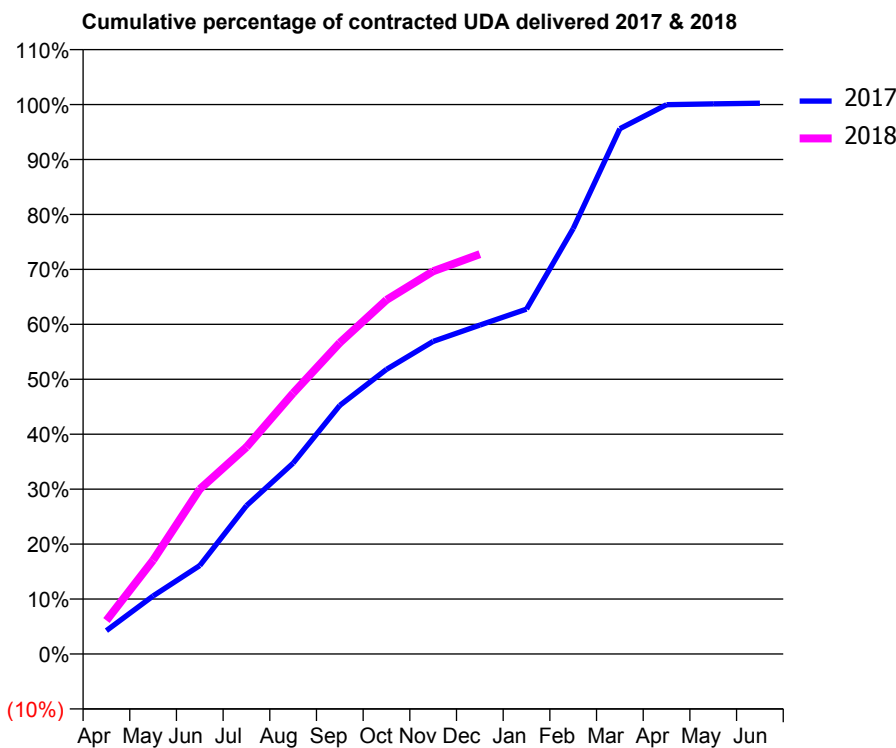
17/18 Contracted general activity (UDA)	3,150
Carry forward general activity (UDA)	-7
17/18 Contracted orthodontic activity (UOA)	0
Carry forward orthodontic activity (UOA)	0
Baseline contract value	£74,627.64

ACCESS*

Patients seen in 24 months	Total	Change since previous quarter
Quarter ending December 2016	2,208	
Quarter ending March 2017	2,241	→
Quarter ending June 2017	2,198	↓
Quarter ending September 2017	2,157	↓
Quarter ending December 2017	2,063	↓
Variance since December 2016	(6.6%)	↓



ACTIVITY



Month	Adjusted Scheduled Activity (UDA)	
	2017	2018
April	143	193
May	353	538
June	538	945
July	901	1,186
August	1,160	1,495
September	1,510	1,785
October	1,729	2,030
November	1,900	2,194
December	1,998	2,292
January	2,095	
February	2,585	
March	3,192	
April	3,338	
May	3,343	
June	3,347	

QUALITY

	Quantity	Base Number	Contract	AT	Region	England
% of FP17s for the same patient ID Re-attending within 3 months - Children	59	808	7.3%	11.5%	11.5%	12.0%
% of FP17s for the same patient ID Re-attending within 3 months - Adults	168	996	16.9%	15.0%	15.8%	15.9%
% of FP17s for the same patient ID Re-attending between 3 & 9 months - Children	482	808	59.7%	57.7%	60.5%	58.0%
% of FP17s for the same patient ID Re-attending between 3 & 9 months - Adults	434	996	43.6%	48.4%	51.8%	50.5%
% of FP17s for Band 1 Urgent Courses	52	1,036	5.0%	9.7%	9.5%	9.0%
% of FP17s Relating to Free Repair or Replacements	7	1,036	0.7%	0.7%	0.7%	0.8%
% of FP17s Relating to Continuations	7	1,036	0.7%	0.8%	1.0%	1.1%
% of Patients satisfied with the dentistry they have received	3	3	N/A	93.3%	92.1%	91.5%
% of Patients satisfied with the time they had to wait for an appointment	3	3	N/A	89.7%	88.3%	87.9%

* This is based on patients treated on this contract for their most recent course of treatment. Figures in italics indicate the base number of FP17s or Patient Questionnaire responses are less than 100. N/A is shown where the base number of responses is less than 10 during the period. % is calculated as Quantity/Base number*100

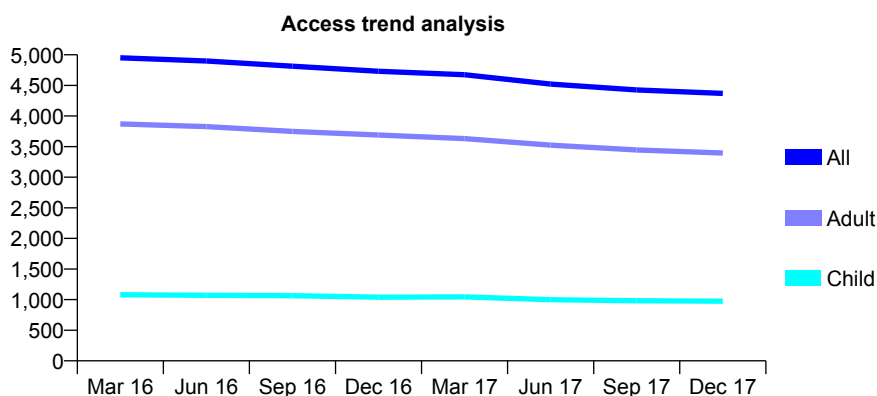
Q69 - Vital Signs At a Glance Contract Report for 177881/0001 - December 2017

Name or company name	The Burnham Dental Practice
Contract type name	GDS Contract
Purpose of contract	General
Contract start date	01/06/2010
Contract end date	

17/18 Contracted general activity (UDA)	14,629
Carry forward general activity (UDA)	0
17/18 Contracted orthodontic activity (UOA)	0
Carry forward orthodontic activity (UOA)	0
Baseline contract value	£430,334.78

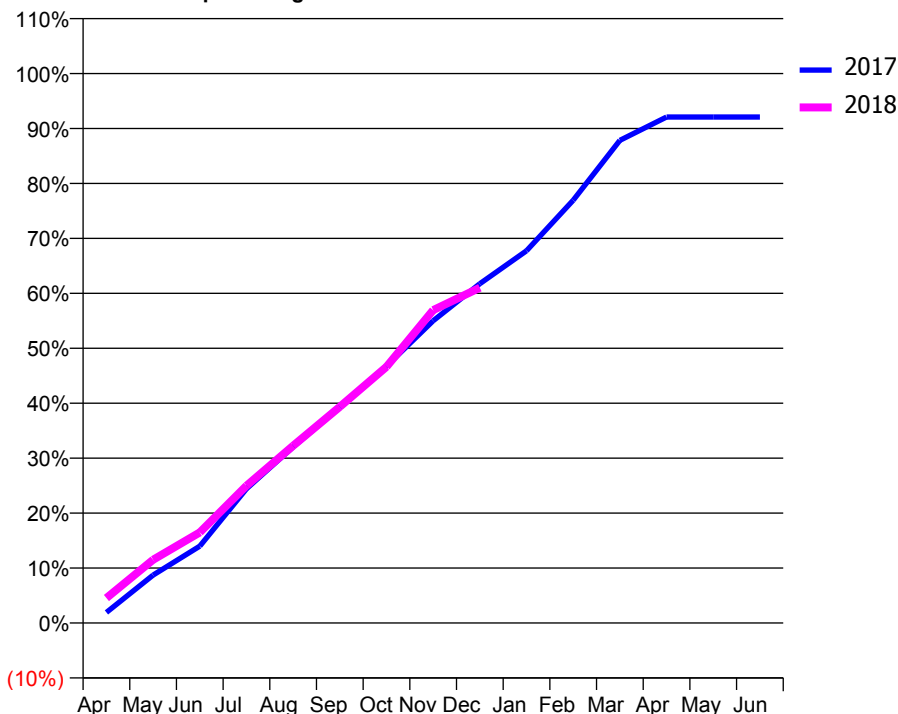
ACCESS*

Patients seen in 24 months	Total	Change since previous quarter
Quarter ending December 2016	4,731	
Quarter ending March 2017	4,675	↓
Quarter ending June 2017	4,521	↓
Quarter ending September 2017	4,427	↓
Quarter ending December 2017	4,370	↓
Variance since December 2016	(7.6%)	↓



ACTIVITY

Cumulative percentage of contracted UDA delivered 2017 & 2018



Month	Adjusted Scheduled Activity (UDA)	
	2017	2018
April	282	664
May	1,278	1,685
June	2,047	2,413
July	3,572	3,654
August	4,687	4,720
September	5,746	5,756
October	6,839	6,820
November	8,045	8,330
December	9,033	8,925
January	9,909	
February	11,257	
March	12,849	
April	13,470	
May	13,470	
June	13,472	

QUALITY

	Quantity	Base Number	Contract	AT	Region	England
% of FP17s for the same patient ID Re-attending within 3 months - Children	71	1,046	6.8%	11.5%	11.5%	12.0%
% of FP17s for the same patient ID Re-attending within 3 months - Adults	359	3,337	10.8%	15.0%	15.8%	15.9%
% of FP17s for the same patient ID Re-attending between 3 & 9 months - Children	651	1,046	62.2%	57.7%	60.5%	58.0%
% of FP17s for the same patient ID Re-attending between 3 & 9 months - Adults	2,015	3,337	60.4%	48.4%	51.8%	50.5%
% of FP17s for Band 1 Urgent Courses	239	4,156	5.8%	9.7%	9.5%	9.0%
% of FP17s Relating to Free Repair or Replacements	6	4,156	0.1%	0.7%	0.7%	0.8%
% of FP17s Relating to Continuations	52	4,156	1.3%	0.8%	1.0%	1.1%
% of Patients satisfied with the dentistry they have received	4	4	N/A	93.3%	92.1%	91.5%
% of Patients satisfied with the time they had to wait for an appointment	4	4	N/A	89.7%	88.3%	87.9%

* This is based on patients treated on this contract for their most recent course of treatment. Figures in italics indicate the base number of FP17s or Patient Questionnaire responses are less than 100. N/A is shown where the base number of responses is less than 10 during the period. % is calculated as Quantity/Base number*100

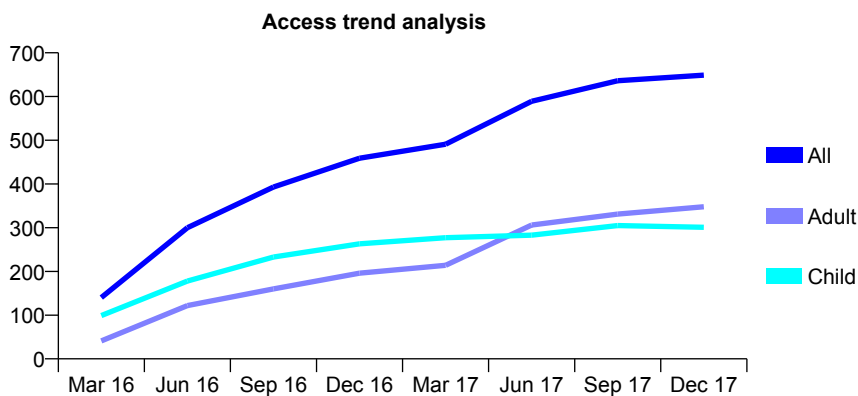
Q69 - Vital Signs At a Glance Contract Report for 181285/0001 - December 2017

Name or company name	David Barrett & John Coulter
Contract type name	GDS Contract
Purpose of contract	General
Contract start date	01/12/2015
Contract end date	

17/18 Contracted general activity (UDA)	1,509
Carry forward general activity (UDA)	0
17/18 Contracted orthodontic activity (UOA)	0
Carry forward orthodontic activity (UOA)	0
Baseline contract value	£36,092.27

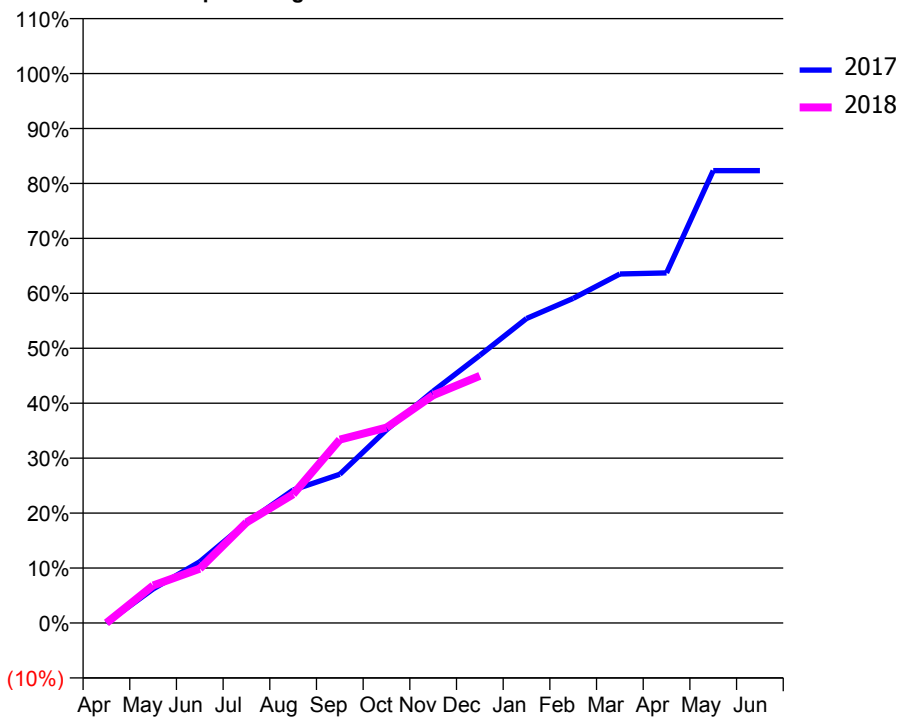
ACCESS*

Patients seen in 24 months	Total	Change since previous quarter
Quarter ending December 2016	459	
Quarter ending March 2017	491	↑
Quarter ending June 2017	589	↑
Quarter ending September 2017	636	↑
Quarter ending December 2017	649	↑
Variance since December 2016	41.4%	↑



ACTIVITY

Cumulative percentage of contracted UDA delivered 2017 & 2018



Month	Adjusted Scheduled Activity (UDA)	
	2017	2018
April	0	0
May	93	103
June	168	149
July	275	276
August	365	354
September	408	504
October	531	537
November	637	626
December	735	679
January	836	
February	891	
March	958	
April	961	
May	1,242	
June	1,242	

QUALITY

	Quantity	Base Number	Contract	AT	Region	England
% of FP17s for the same patient ID Re-attending within 3 months - Children	8	272	2.9%	11.5%	11.5%	12.0%
% of FP17s for the same patient ID Re-attending within 3 months - Adults	14	239	5.9%	15.0%	15.8%	15.9%
% of FP17s for the same patient ID Re-attending between 3 & 9 months - Children	131	272	48.2%	57.7%	60.5%	58.0%
% of FP17s for the same patient ID Re-attending between 3 & 9 months - Adults	61	239	25.5%	48.4%	51.8%	50.5%
% of FP17s for Band 1 Urgent Courses	3	398	0.8%	9.7%	9.5%	9.0%
% of FP17s Relating to Free Repair or Replacements	1	398	0.3%	0.7%	0.7%	0.8%
% of FP17s Relating to Continuations	1	398	0.3%	0.8%	1.0%	1.1%
% of Patients satisfied with the dentistry they have received	1	1	N/A	93.3%	92.1%	91.5%
% of Patients satisfied with the time they had to wait for an appointment	1	1	N/A	89.7%	88.3%	87.9%

* This is based on patients treated on this contract for their most recent course of treatment. Figures in italics indicate the base number of FP17s or Patient Questionnaire responses are less than 100. N/A is shown where the base number of responses is less than 10 during the period. % is calculated as Quantity/Base number*100

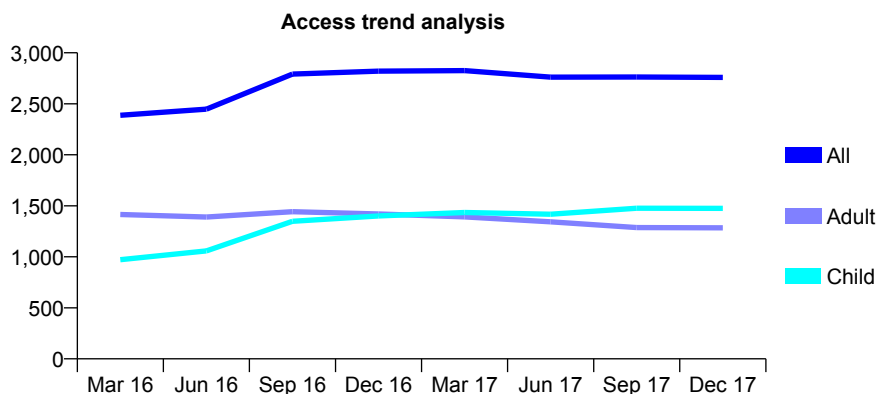
Q69 - Vital Signs At a Glance Contract Report for 181730/0004 - December 2017

Name or company name	Buckinghamshire Priority Dental Service
Contract type name	PDS Contract
Purpose of contract	General
Contract start date	26/10/2008
Contract end date	31/03/2019

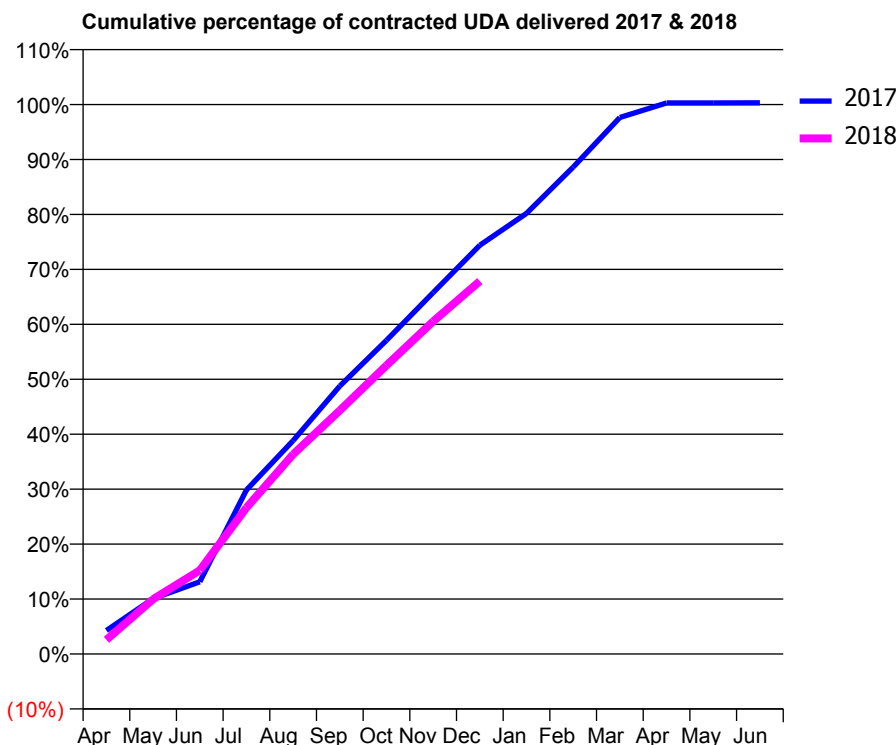
17/18 Contracted general activity (UDA)	7,259
Carry forward general activity (UDA)	0
17/18 Contracted orthodontic activity (UOA)	0
Carry forward orthodontic activity (UOA)	0
Baseline contract value	£0.00

ACCESS*

Patients seen in 24 months	Total	Change since previous quarter
Quarter ending December 2016	2,820	
Quarter ending March 2017	2,826	→
Quarter ending June 2017	2,761	↓
Quarter ending September 2017	2,763	→
Quarter ending December 2017	2,759	→
Variance since December 2016	(2.2%)	↓



ACTIVITY



Month	Adjusted Scheduled Activity (UDA)	
	2017	2018
April	311	187
May	732	725
June	954	1,105
July	2,168	1,933
August	2,820	2,638
September	3,540	3,218
October	4,144	3,812
November	4,774	4,394
December	5,400	4,926
January	5,822	
February	6,432	
March	7,088	
April	7,279	
May	7,280	
June	7,281	

QUALITY

	Quantity	Base Number	Contract	AT	Region	England
% of FP17s for the same patient ID Re-attending within 3 months - Children	259	1,600	16.2%	11.5%	11.5%	12.0%
% of FP17s for the same patient ID Re-attending within 3 months - Adults	123	946	13.0%	15.0%	15.8%	15.9%
% of FP17s for the same patient ID Re-attending between 3 & 9 months - Children	266	1,600	16.6%	57.7%	60.5%	58.0%
% of FP17s for the same patient ID Re-attending between 3 & 9 months - Adults	287	946	30.3%	48.4%	51.8%	50.5%
% of FP17s for Band 1 Urgent Courses	69	2,444	2.8%	9.7%	9.5%	9.0%
% of FP17s Relating to Free Repair or Replacements	0	2,444	0.0%	0.7%	0.7%	0.8%
% of FP17s Relating to Continuations	65	2,444	2.7%	0.8%	1.0%	1.1%
% of Patients satisfied with the dentistry they have received	3	4	N/A	93.3%	92.1%	91.5%
% of Patients satisfied with the time they had to wait for an appointment	2	4	N/A	89.7%	88.3%	87.9%

* This is based on patients treated on this contract for their most recent course of treatment. Figures in italics indicate the base number of FP17s or Patient Questionnaire responses are less than 100. N/A is shown where the base number of responses is less than 10 during the period. % is calculated as Quantity/Base number*100

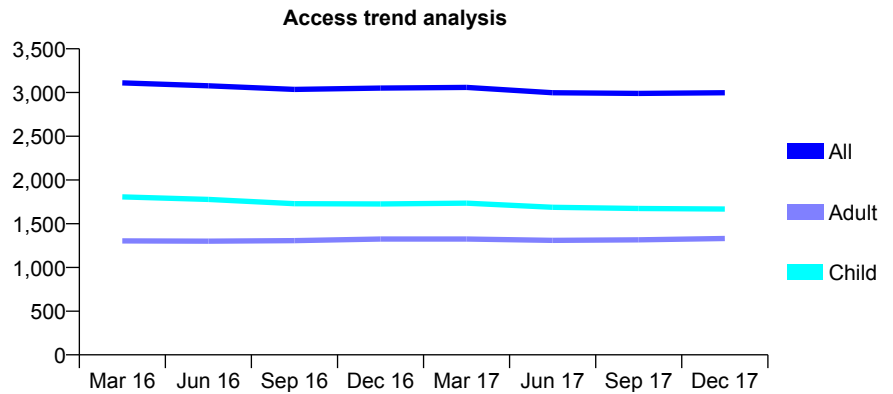
Q69 - Vital Signs At a Glance Contract Report for 182885/0002 - December 2017

Name or company name	CEDAR DENTAL CARE LTD
Contract type name	GDS Contract
Purpose of contract	General
Contract start date	31/03/2014
Contract end date	

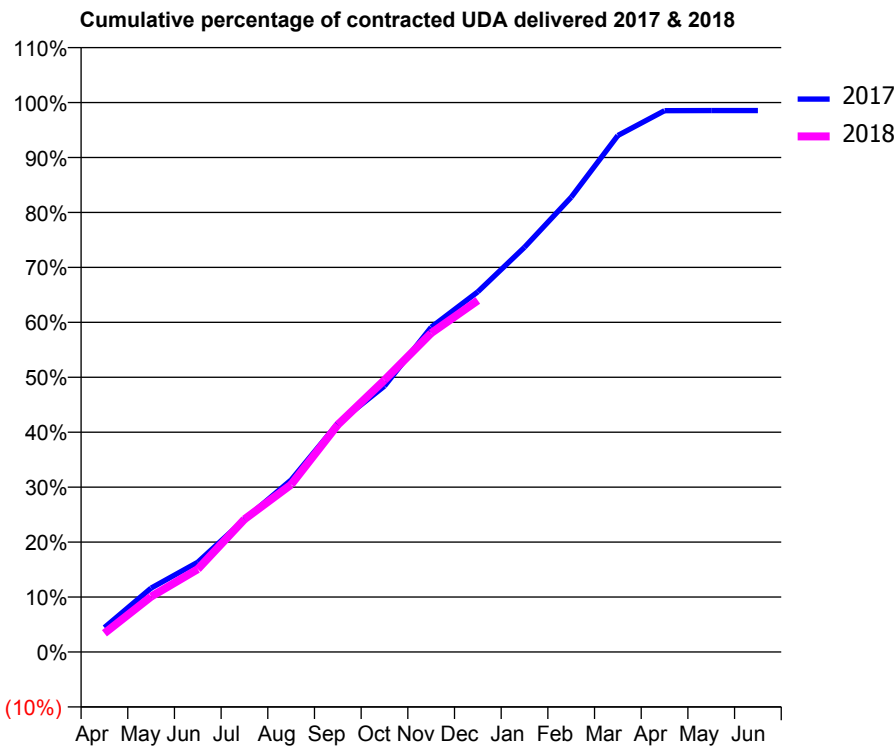
17/18 Contracted general activity (UDA)	8,200
Carry forward general activity (UDA)	120
17/18 Contracted orthodontic activity (UOA)	0
Carry forward orthodontic activity (UOA)	0
Baseline contract value	£160,993.67

ACCESS*

Patients seen in 24 months	Total	Change since previous quarter
Quarter ending December 2016	3,051	
Quarter ending March 2017	3,059	→
Quarter ending June 2017	2,997	↓
Quarter ending September 2017	2,990	→
Quarter ending December 2017	2,998	→
Variance since December 2016	(1.7%)	↓



ACTIVITY



Month	Adjusted Scheduled Activity (UDA)	
	2017	2018
April	365	280
May	955	826
June	1,340	1,237
July	1,979	1,982
August	2,568	2,499
September	3,413	3,391
October	3,968	4,059
November	4,846	4,758
December	5,375	5,246
January	6,040	
February	6,786	
March	7,709	
April	8,078	
May	8,080	
June	8,080	

QUALITY

	Quantity	Base Number	Contract	AT	Region	England
% of FP17s for the same patient ID Re-attending within 3 months - Children	188	2,206	8.5%	11.5%	11.5%	12.0%
% of FP17s for the same patient ID Re-attending within 3 months - Adults	233	1,385	16.8%	15.0%	15.8%	15.9%
% of FP17s for the same patient ID Re-attending between 3 & 9 months - Children	1,614	2,206	73.2%	57.7%	60.5%	58.0%
% of FP17s for the same patient ID Re-attending between 3 & 9 months - Adults	873	1,385	63.0%	48.4%	51.8%	50.5%
% of FP17s for Band 1 Urgent Courses	112	3,363	3.3%	9.7%	9.5%	9.0%
% of FP17s Relating to Free Repair or Replacements	17	3,363	0.5%	0.7%	0.7%	0.8%
% of FP17s Relating to Continuations	12	3,363	0.4%	0.8%	1.0%	1.1%
% of Patients satisfied with the dentistry they have received	2	2	N/A	93.3%	92.1%	91.5%
% of Patients satisfied with the time they had to wait for an appointment	2	2	N/A	89.7%	88.3%	87.9%

* This is based on patients treated on this contract for their most recent course of treatment. Figures in italics indicate the base number of FP17s or Patient Questionnaire responses are less than 100. N/A is shown where the base number of responses is less than 10 during the period. % is calculated as Quantity/Base number*100

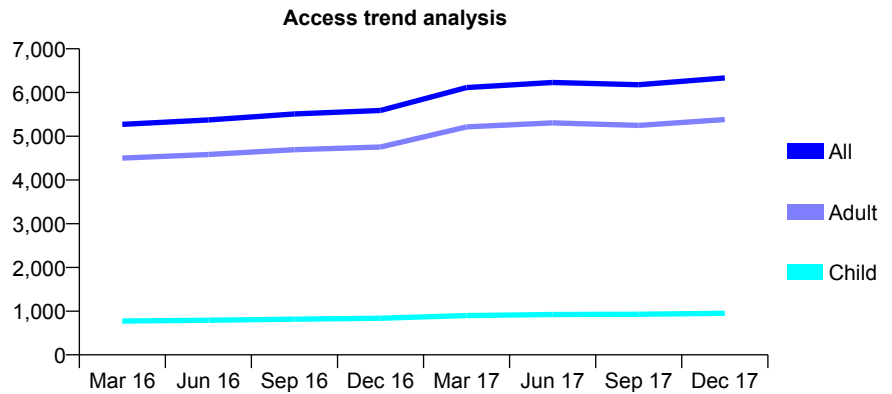
Q69 - Vital Signs At a Glance Contract Report for 183377/0001 - December 2017

Name or company name	Temple Street Dental Practice
Contract type name	GDS Contract
Purpose of contract	General
Contract start date	01/08/2012
Contract end date	

17/18 Contracted general activity (UDA)	13,000
Carry forward general activity (UDA)	105
17/18 Contracted orthodontic activity (UOA)	0
Carry forward orthodontic activity (UOA)	0
Baseline contract value	£313,127.34

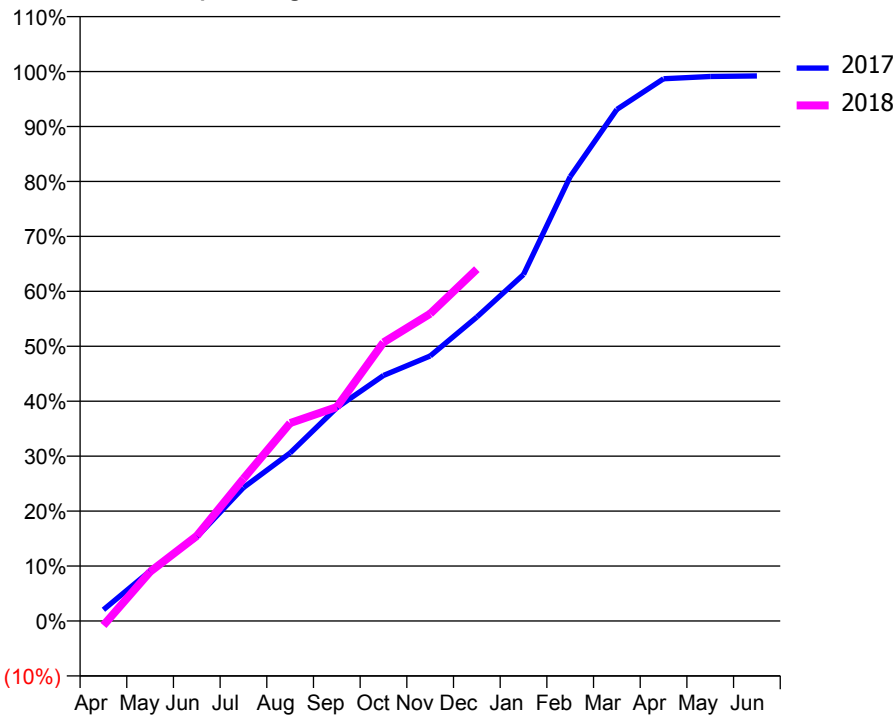
ACCESS*

Patients seen in 24 months	Total	Change since previous quarter
Quarter ending December 2016	5,589	
Quarter ending March 2017	6,114	↑
Quarter ending June 2017	6,229	→
Quarter ending September 2017	6,178	→
Quarter ending December 2017	6,333	↑
Variance since December 2016	13.3%	↑



ACTIVITY

Cumulative percentage of contracted UDA delivered 2017 & 2018



Month	Adjusted Scheduled Activity (UDA)	
	2017	2018
April	267	-105
May	1,184	1,166
June	1,987	2,015
July	3,156	3,367
August	3,976	4,684
September	5,044	5,060
October	5,809	6,591
November	6,271	7,271
December	7,190	8,323
January	8,196	
February	10,513	
March	12,104	
April	12,829	
May	12,882	
June	12,895	

QUALITY

	Quantity	Base Number	Contract	AT	Region	England
% of FP17s for the same patient ID Re-attending within 3 months - Children	57	883	6.5%	11.5%	11.5%	12.0%
% of FP17s for the same patient ID Re-attending within 3 months - Adults	381	3,813	10.0%	15.0%	15.8%	15.9%
% of FP17s for the same patient ID Re-attending between 3 & 9 months - Children	458	883	51.9%	57.7%	60.5%	58.0%
% of FP17s for the same patient ID Re-attending between 3 & 9 months - Adults	1,356	3,813	35.6%	48.4%	51.8%	50.5%
% of FP17s for Band 1 Urgent Courses	301	4,030	7.5%	9.7%	9.5%	9.0%
% of FP17s Relating to Free Repair or Replacements	18	4,030	0.4%	0.7%	0.7%	0.8%
% of FP17s Relating to Continuations	21	4,030	0.5%	0.8%	1.0%	1.1%
% of Patients satisfied with the dentistry they have received	3	3	N/A	93.3%	92.1%	91.5%
% of Patients satisfied with the time they had to wait for an appointment	3	3	N/A	89.7%	88.3%	87.9%

* This is based on patients treated on this contract for their most recent course of treatment. Figures in italics indicate the base number of FP17s or Patient Questionnaire responses are less than 100. N/A is shown where the base number of responses is less than 10 during the period. % is calculated as Quantity/Base number*100

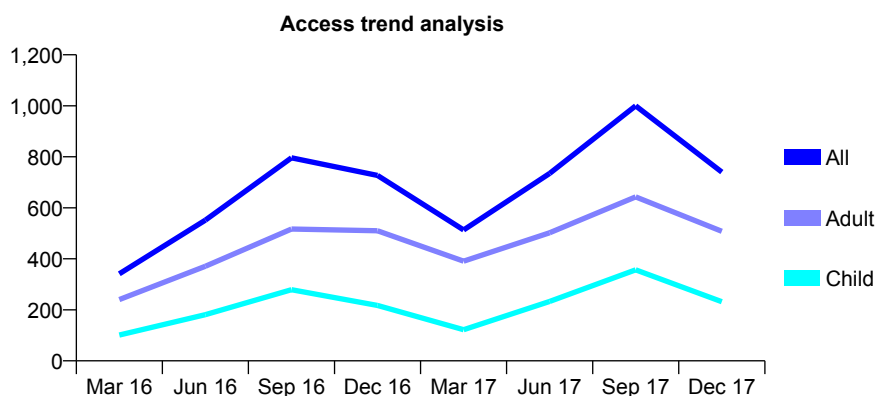
Q69 - Vital Signs At a Glance Contract Report for 183539/0001 - December 2017

Name or company name	Jeremy Potter, Arti Sharma and Shiva Ema
Contract type name	GDS Contract
Purpose of contract	General
Contract start date	01/04/2015
Contract end date	

17/18 Contracted general activity (UDA)	2,249
Carry forward general activity (UDA)	-29
17/18 Contracted orthodontic activity (UOA)	0
Carry forward orthodontic activity (UOA)	0
Baseline contract value	£62,010.77

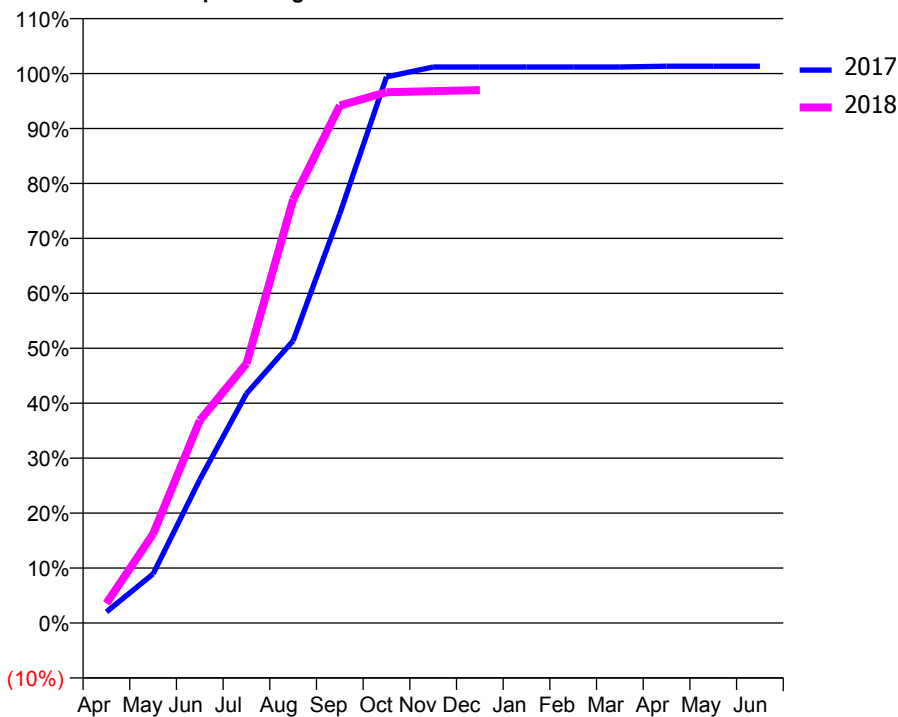
ACCESS*

Patients seen in 24 months	Total	Change since previous quarter
Quarter ending December 2016	727	
Quarter ending March 2017	513	↓
Quarter ending June 2017	735	↑
Quarter ending September 2017	1,000	↑
Quarter ending December 2017	740	↓
Variance since December 2016	1.8%	→



ACTIVITY

Cumulative percentage of contracted UDA delivered 2017 & 2018



Month	Adjusted Scheduled Activity (UDA)	
	2017	2018
April	46	81
May	201	365
June	587	829
July	939	1,062
August	1,155	1,733
September	1,675	2,118
October	2,235	2,173
November	2,276	2,177
December	2,276	2,181
January	2,276	
February	2,276	
March	2,276	
April	2,279	
May	2,279	
June	2,279	

QUALITY

	Quantity	Base Number	Contract	AT	Region	England
% of FP17s for the same patient ID Re-attending within 3 months - Children	13	373	3.5%	11.5%	11.5%	12.0%
% of FP17s for the same patient ID Re-attending within 3 months - Adults	54	557	9.7%	15.0%	15.8%	15.9%
% of FP17s for the same patient ID Re-attending between 3 & 9 months - Children	28	373	7.5%	57.7%	60.5%	58.0%
% of FP17s for the same patient ID Re-attending between 3 & 9 months - Adults	29	557	5.2%	48.4%	51.8%	50.5%
% of FP17s for Band 1 Urgent Courses	175	929	18.8%	9.7%	9.5%	9.0%
% of FP17s Relating to Free Repair or Replacements	1	929	0.1%	0.7%	0.7%	0.8%
% of FP17s Relating to Continuations	4	929	0.4%	0.8%	1.0%	1.1%
% of Patients satisfied with the dentistry they have received	0	0	N/A	93.3%	92.1%	91.5%
% of Patients satisfied with the time they had to wait for an appointment	0	0	N/A	89.7%	88.3%	87.9%

* This is based on patients treated on this contract for their most recent course of treatment. Figures in italics indicate the base number of FP17s or Patient Questionnaire responses are less than 100. N/A is shown where the base number of responses is less than 10 during the period. % is calculated as Quantity/Base number*100

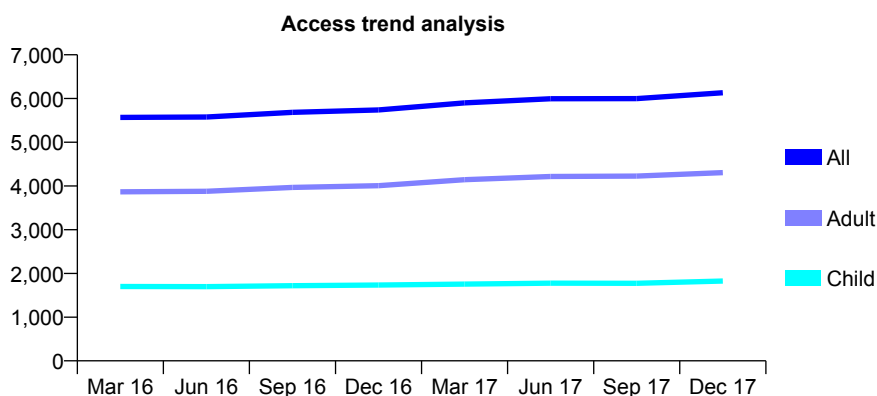
Q69 - Vital Signs At a Glance Contract Report for 184179/0001 - December 2017

Name or company name	Rodericks Limited and the Dental House Li
Contract type name	GDS Contract
Purpose of contract	General
Contract start date	01/12/2007
Contract end date	

17/18 Contracted general activity (UDA)	13,784
Carry forward general activity (UDA)	-2
17/18 Contracted orthodontic activity (UOA)	0
Carry forward orthodontic activity (UOA)	0
Baseline contract value	£318,359.56

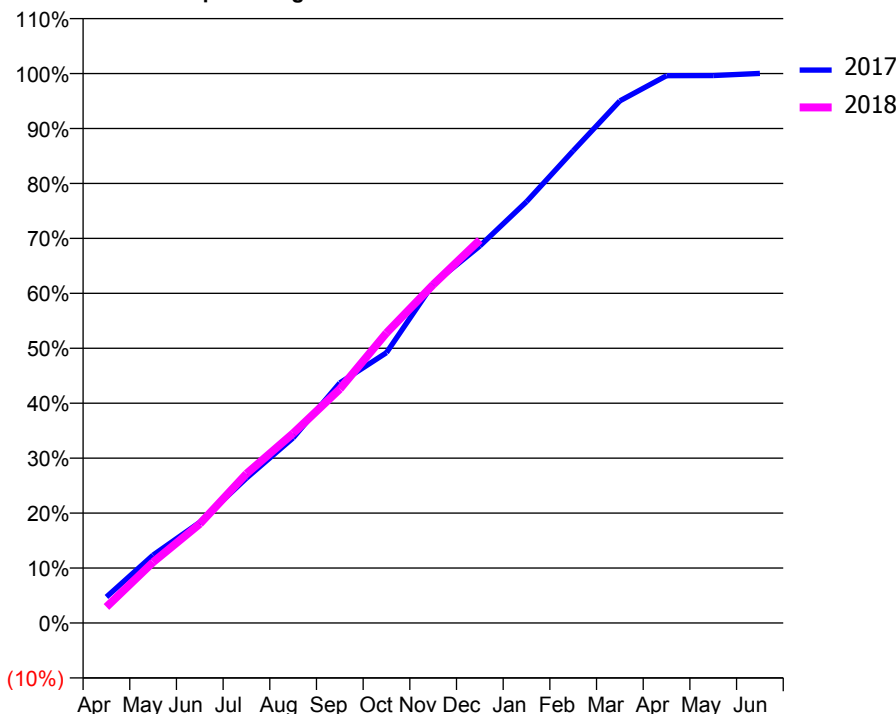
ACCESS*

Patients seen in 24 months	Total	Change since previous quarter
Quarter ending December 2016	5,739	
Quarter ending March 2017	5,899	↑
Quarter ending June 2017	5,995	→
Quarter ending September 2017	5,999	→
Quarter ending December 2017	6,133	↑
Variance since December 2016	6.9%	↑



ACTIVITY

Cumulative percentage of contracted UDA delivered 2017 & 2018



Month	Adjusted Scheduled Activity (UDA)	
	2017	2018
April	657	403
May	1,715	1,528
June	2,544	2,486
July	3,660	3,746
August	4,678	4,759
September	6,067	5,870
October	6,832	7,278
November	8,565	8,487
December	9,528	9,608
January	10,646	
February	11,931	
March	13,193	
April	13,829	
May	13,831	
June	13,886	

QUALITY

	Quantity	Base Number	Contract	AT	Region	England
% of FP17s for the same patient ID Re-attending within 3 months - Children	112	1,839	6.1%	11.5%	11.5%	12.0%
% of FP17s for the same patient ID Re-attending within 3 months - Adults	385	3,679	10.5%	15.0%	15.8%	15.9%
% of FP17s for the same patient ID Re-attending between 3 & 9 months - Children	772	1,839	42.0%	57.7%	60.5%	58.0%
% of FP17s for the same patient ID Re-attending between 3 & 9 months - Adults	1,309	3,679	35.6%	48.4%	51.8%	50.5%
% of FP17s for Band 1 Urgent Courses	332	5,178	6.4%	9.7%	9.5%	9.0%
% of FP17s Relating to Free Repair or Replacements	26	5,178	0.5%	0.7%	0.7%	0.8%
% of FP17s Relating to Continuations	46	5,178	0.9%	0.8%	1.0%	1.1%
% of Patients satisfied with the dentistry they have received	6	6	N/A	93.3%	92.1%	91.5%
% of Patients satisfied with the time they had to wait for an appointment	6	6	N/A	89.7%	88.3%	87.9%

* This is based on patients treated on this contract for their most recent course of treatment. Figures in italics indicate the base number of FP17s or Patient Questionnaire responses are less than 100. N/A is shown where the base number of responses is less than 10 during the period. % is calculated as Quantity/Base number*100

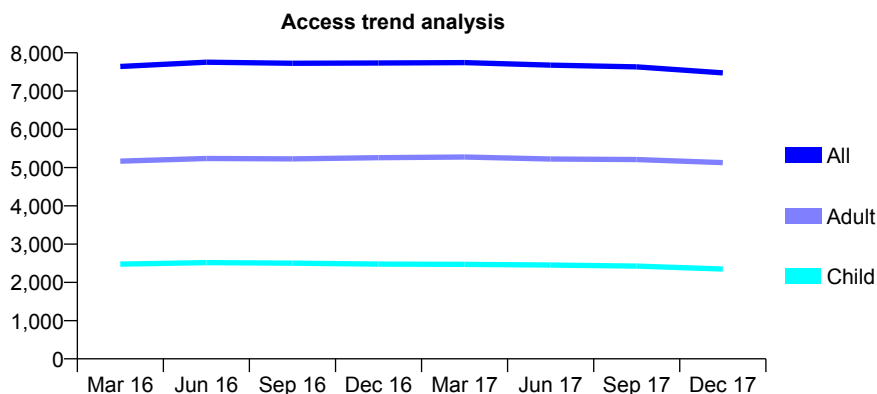
Q69 - Vital Signs At a Glance Contract Report for 184179/0002 - December 2017

Name or company name	Rodericks Limited and the Dental House Li
Contract type name	GDS Contract
Purpose of contract	General
Contract start date	01/04/2008
Contract end date	

17/18 Contracted general activity (UDA)	15,918
Carry forward general activity (UDA)	105
17/18 Contracted orthodontic activity (UOA)	0
Carry forward orthodontic activity (UOA)	0
Baseline contract value	£465,146.68

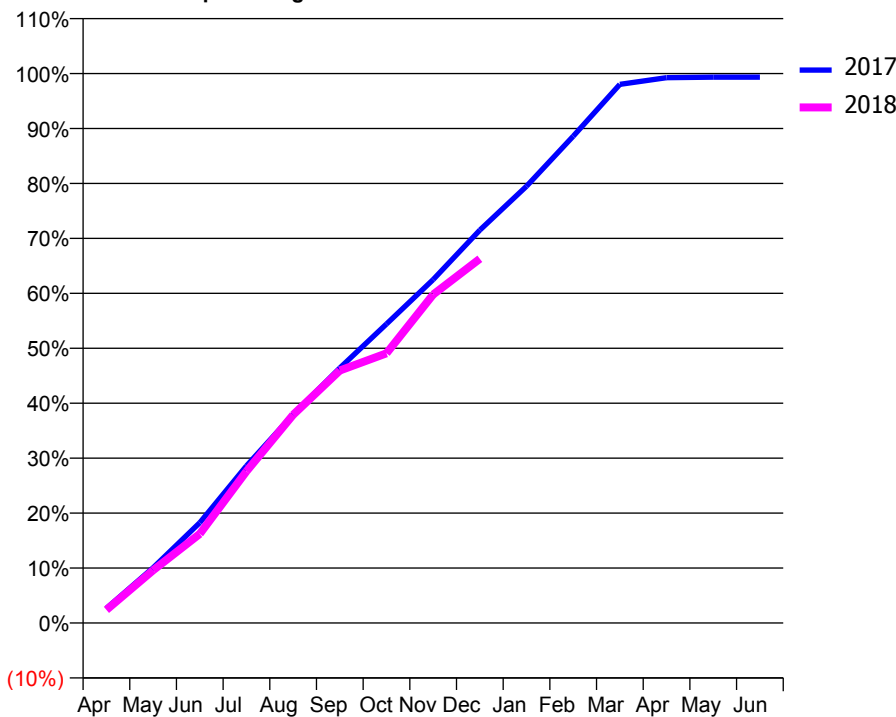
ACCESS*

Patients seen in 24 months	Total	Change since previous quarter
Quarter ending December 2016	7,734	
Quarter ending March 2017	7,745	→
Quarter ending June 2017	7,676	→
Quarter ending September 2017	7,631	→
Quarter ending December 2017	7,477	↓
Variance since December 2016	(3.3%)	↓



ACTIVITY

Cumulative percentage of contracted UDA delivered 2017 & 2018



Month	Adjusted Scheduled Activity (UDA)	
	2017	2018
April	426	382
May	1,602	1,528
June	2,906	2,583
July	4,552	4,396
August	6,045	6,032
September	7,386	7,315
October	8,663	7,811
November	9,951	9,515
December	11,382	10,549
January	12,654	
February	14,103	
March	15,604	
April	15,798	
May	15,813	
June	15,814	

QUALITY

	Quantity	Base Number	Contract	AT	Region	England
% of FP17s for the same patient ID Re-attending within 3 months - Children	165	2,065	8.0%	11.5%	11.5%	12.0%
% of FP17s for the same patient ID Re-attending within 3 months - Adults	467	4,058	11.5%	15.0%	15.8%	15.9%
% of FP17s for the same patient ID Re-attending between 3 & 9 months - Children	1,052	2,065	50.9%	57.7%	60.5%	58.0%
% of FP17s for the same patient ID Re-attending between 3 & 9 months - Adults	1,803	4,058	44.4%	48.4%	51.8%	50.5%
% of FP17s for Band 1 Urgent Courses	438	6,009	7.3%	9.7%	9.5%	9.0%
% of FP17s Relating to Free Repair or Replacements	53	6,009	0.9%	0.7%	0.7%	0.8%
% of FP17s Relating to Continuations	10	6,009	0.2%	0.8%	1.0%	1.1%
% of Patients satisfied with the dentistry they have received	8	9	N/A	93.3%	92.1%	91.5%
% of Patients satisfied with the time they had to wait for an appointment	7	9	N/A	89.7%	88.3%	87.9%

* This is based on patients treated on this contract for their most recent course of treatment. Figures in italics indicate the base number of FP17s or Patient Questionnaire responses are less than 100. N/A is shown where the base number of responses is less than 10 during the period. % is calculated as Quantity/Base number*100

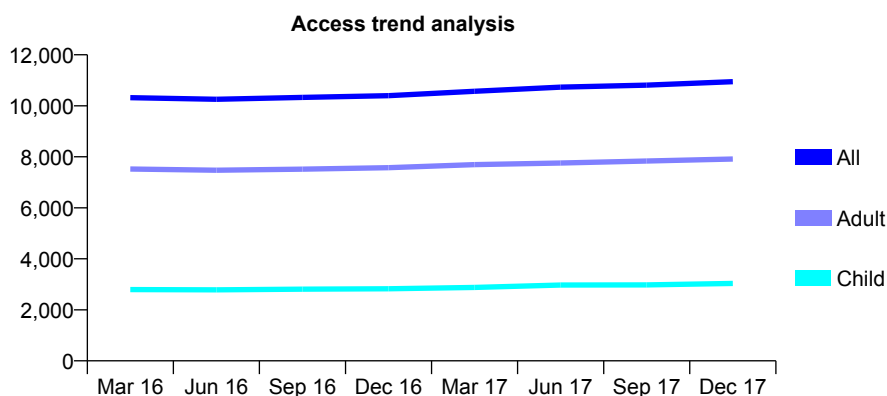
Q69 - Vital Signs At a Glance Contract Report for 184179/0003 - December 2017

Name or company name	Rodericks Limited and the Dental House Li
Contract type name	GDS Contract
Purpose of contract	General
Contract start date	16/11/2009
Contract end date	

17/18 Contracted general activity (UDA)	25,000
Carry forward general activity (UDA)	192
17/18 Contracted orthodontic activity (UOA)	0
Carry forward orthodontic activity (UOA)	0
Baseline contract value	£623,712.16

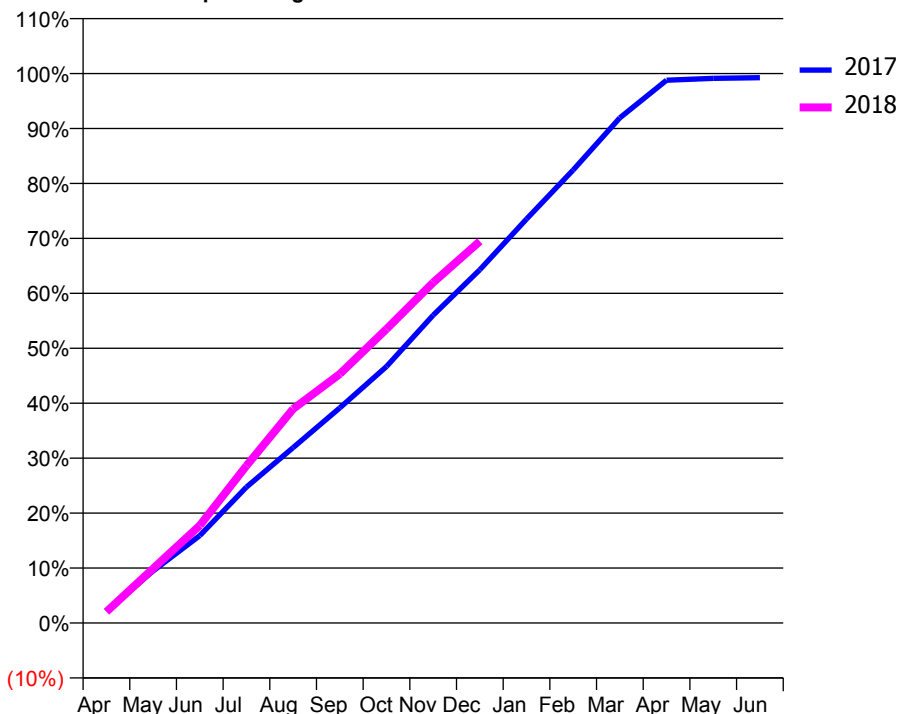
ACCESS*

Patients seen in 24 months	Total	Change since previous quarter
Quarter ending December 2016	10,397	
Quarter ending March 2017	10,569	→
Quarter ending June 2017	10,734	→
Quarter ending September 2017	10,811	→
Quarter ending December 2017	10,947	→
Variance since December 2016	5.3%	↑



ACTIVITY

Cumulative percentage of contracted UDA delivered 2017 & 2018



Month	Adjusted Scheduled Activity (UDA)	
	2017	2018
April	542	513
May	2,368	2,477
June	3,977	4,437
July	6,185	7,158
August	7,982	9,739
September	9,790	11,328
October	11,672	13,377
November	14,003	15,490
December	16,075	17,366
January	18,377	
February	20,611	
March	22,982	
April	24,695	
May	24,778	
June	24,809	

QUALITY

	Quantity	Base Number	Contract	AT	Region	England
% of FP17s for the same patient ID Re-attending within 3 months - Children	140	3,099	4.5%	11.5%	11.5%	12.0%
% of FP17s for the same patient ID Re-attending within 3 months - Adults	902	7,511	12.0%	15.0%	15.8%	15.9%
% of FP17s for the same patient ID Re-attending between 3 & 9 months - Children	1,865	3,099	60.2%	57.7%	60.5%	58.0%
% of FP17s for the same patient ID Re-attending between 3 & 9 months - Adults	3,920	7,511	52.2%	48.4%	51.8%	50.5%
% of FP17s for Band 1 Urgent Courses	540	8,985	6.0%	9.7%	9.5%	9.0%
% of FP17s Relating to Free Repair or Replacements	101	8,985	1.1%	0.7%	0.7%	0.8%
% of FP17s Relating to Continuations	57	8,985	0.6%	0.8%	1.0%	1.1%
% of Patients satisfied with the dentistry they have received	10	10	100.0%	93.3%	92.1%	91.5%
% of Patients satisfied with the time they had to wait for an appointment	9	10	90.0%	89.7%	88.3%	87.9%

* This is based on patients treated on this contract for their most recent course of treatment. Figures in italics indicate the base number of FP17s or Patient Questionnaire responses are less than 100. N/A is shown where the base number of responses is less than 10 during the period. % is calculated as Quantity/Base number*100

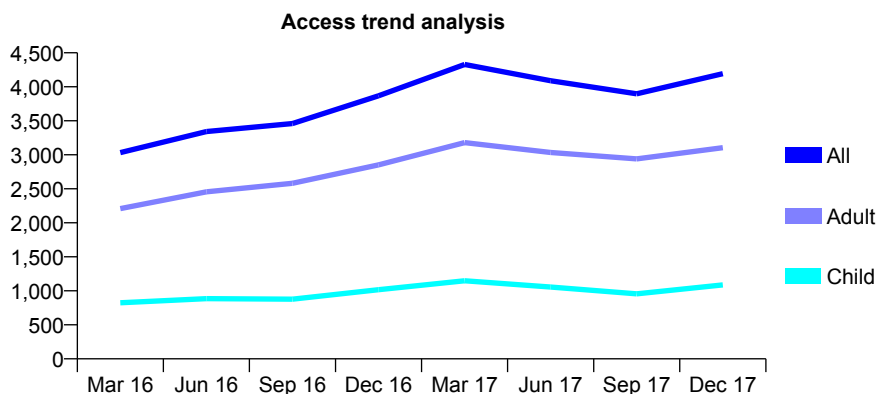
Q69 - Vital Signs At a Glance Contract Report for 184373/0001 - December 2017

Name or company name	Valentine MacGreevy, Arti Sharma and Shi
Contract type name	GDS Contract
Purpose of contract	General
Contract start date	01/04/2015
Contract end date	

17/18 Contracted general activity (UDA)	11,814
Carry forward general activity (UDA)	-160
17/18 Contracted orthodontic activity (UOA)	0
Carry forward orthodontic activity (UOA)	0
Baseline contract value	£316,442.48

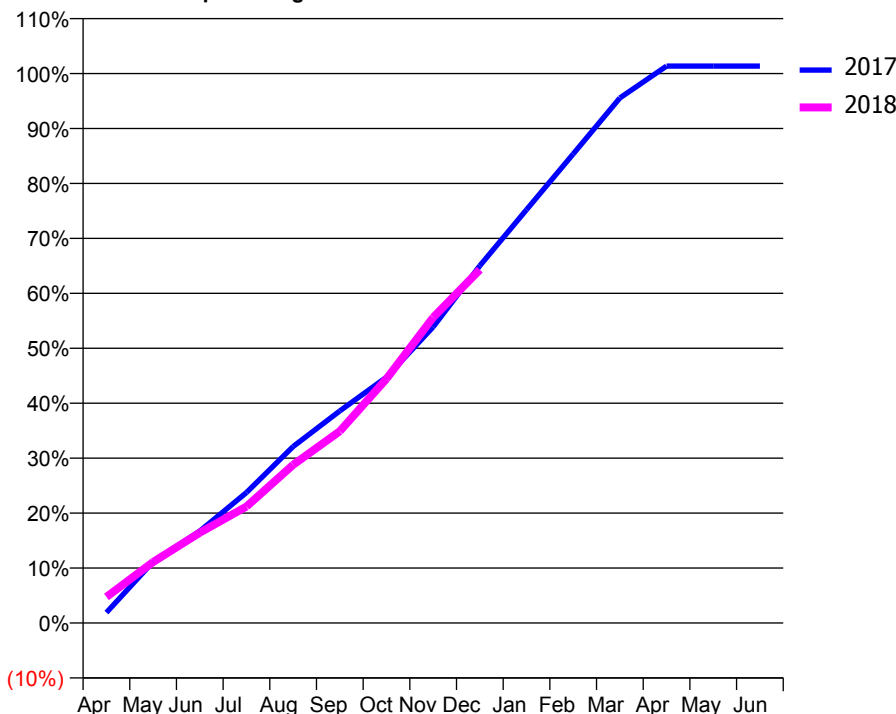
ACCESS*

Patients seen in 24 months	Total	Change since previous quarter
Quarter ending December 2016	3,868	
Quarter ending March 2017	4,328	↑
Quarter ending June 2017	4,089	↓
Quarter ending September 2017	3,897	↓
Quarter ending December 2017	4,193	↑
Variance since December 2016	8.4%	↑



ACTIVITY

Cumulative percentage of contracted UDA delivered 2017 & 2018



Month	Adjusted Scheduled Activity (UDA)	
	2017	2018
April	226	560
May	1,316	1,311
June	1,978	1,942
July	2,805	2,504
August	3,794	3,402
September	4,561	4,123
October	5,286	5,250
November	6,365	6,570
December	7,683	7,597
January	8,886	
February	10,084	
March	11,290	
April	11,974	
May	11,974	
June	11,974	

QUALITY

	Quantity	Base Number	Contract	AT	Region	England
% of FP17s for the same patient ID Re-attending within 3 months - Children	69	1,127	6.1%	11.5%	11.5%	12.0%
% of FP17s for the same patient ID Re-attending within 3 months - Adults	376	3,011	12.5%	15.0%	15.8%	15.9%
% of FP17s for the same patient ID Re-attending between 3 & 9 months - Children	618	1,127	54.8%	57.7%	60.5%	58.0%
% of FP17s for the same patient ID Re-attending between 3 & 9 months - Adults	1,602	3,011	53.2%	48.4%	51.8%	50.5%
% of FP17s for Band 1 Urgent Courses	458	3,827	12.0%	9.7%	9.5%	9.0%
% of FP17s Relating to Free Repair or Replacements	16	3,827	0.4%	0.7%	0.7%	0.8%
% of FP17s Relating to Continuations	25	3,827	0.7%	0.8%	1.0%	1.1%
% of Patients satisfied with the dentistry they have received	2	2	N/A	93.3%	92.1%	91.5%
% of Patients satisfied with the time they had to wait for an appointment	2	2	N/A	89.7%	88.3%	87.9%

* This is based on patients treated on this contract for their most recent course of treatment. Figures in italics indicate the base number of FP17s or Patient Questionnaire responses are less than 100. N/A is shown where the base number of responses is less than 10 during the period. % is calculated as Quantity/Base number*100

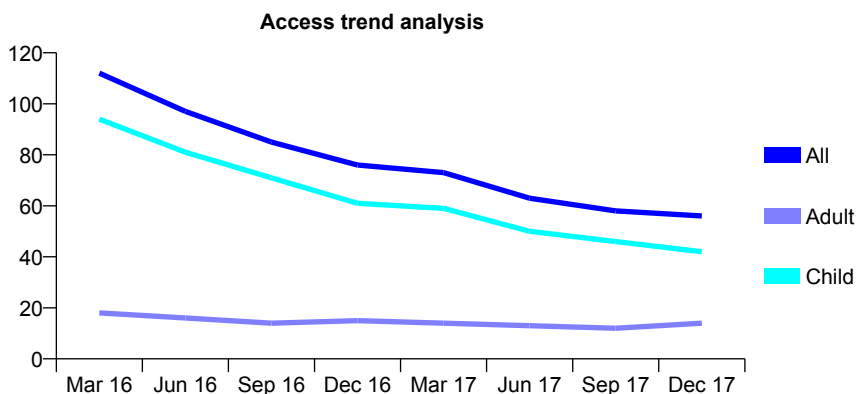
Q69 - Vital Signs At a Glance Contract Report for 186171/0001 - December 2017

Name or company name	MR AK MURGAI
Contract type name	GDS Contract
Purpose of contract	General
Contract start date	28/02/2014
Contract end date	

17/18 Contracted general activity (UDA)	200
Carry forward general activity (UDA)	0
17/18 Contracted orthodontic activity (UOA)	0
Carry forward orthodontic activity (UOA)	0
Baseline contract value	£4,714.03

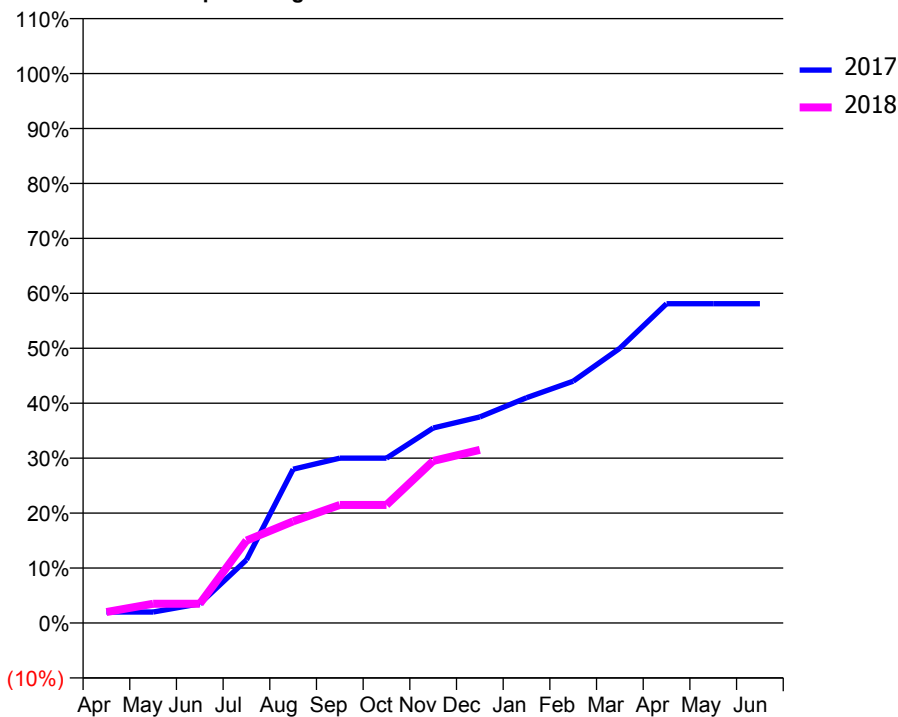
ACCESS*

Patients seen in 24 months	Total	Change since previous quarter
Quarter ending December 2016	76	
Quarter ending March 2017	73	↓
Quarter ending June 2017	63	↓
Quarter ending September 2017	58	↓
Quarter ending December 2017	56	↓
Variance since December 2016	(26.3%)	↓



ACTIVITY

Cumulative percentage of contracted UDA delivered 2017 & 2018



Adjusted Scheduled Activity (UDA)

Month	2017	2018
April	4	4
May	4	7
June	7	7
July	23	30
August	56	37
September	60	43
October	60	43
November	71	59
December	75	63
January	82	
February	88	
March	100	
April	116	
May	116	
June	116	

QUALITY

	Quantity	Base Number	Contract	AT	Region	England
% of FP17s for the same patient ID Re-attending within 3 months - Children	0	43	0.0%	11.5%	11.5%	12.0%
% of FP17s for the same patient ID Re-attending within 3 months - Adults	0	3	0.0%	15.0%	15.8%	15.9%
% of FP17s for the same patient ID Re-attending between 3 & 9 months - Children	21	43	48.8%	57.7%	60.5%	58.0%
% of FP17s for the same patient ID Re-attending between 3 & 9 months - Adults	1	3	33.3%	48.4%	51.8%	50.5%
% of FP17s for Band 1 Urgent Courses	0	41	0.0%	9.7%	9.5%	9.0%
% of FP17s Relating to Free Repair or Replacements	0	41	0.0%	0.7%	0.7%	0.8%
% of FP17s Relating to Continuations	0	41	0.0%	0.8%	1.0%	1.1%
% of Patients satisfied with the dentistry they have received	0	0	N/A	93.3%	92.1%	91.5%
% of Patients satisfied with the time they had to wait for an appointment	0	0	N/A	89.7%	88.3%	87.9%

* This is based on patients treated on this contract for their most recent course of treatment. Figures in italics indicate the base number of FP17s or Patient Questionnaire responses are less than 100. N/A is shown where the base number of responses is less than 10 during the period. % is calculated as Quantity/Base number*100

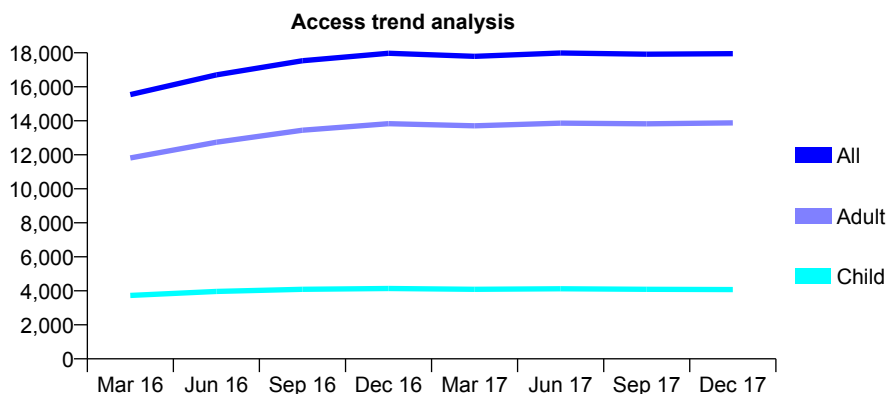
Q69 - Vital Signs At a Glance Contract Report for 186201/0001 - December 2017

Name or company name	Perfect Smile Bracknell Limited
Contract type name	GDS Contract
Purpose of contract	General
Contract start date	01/11/2014
Contract end date	

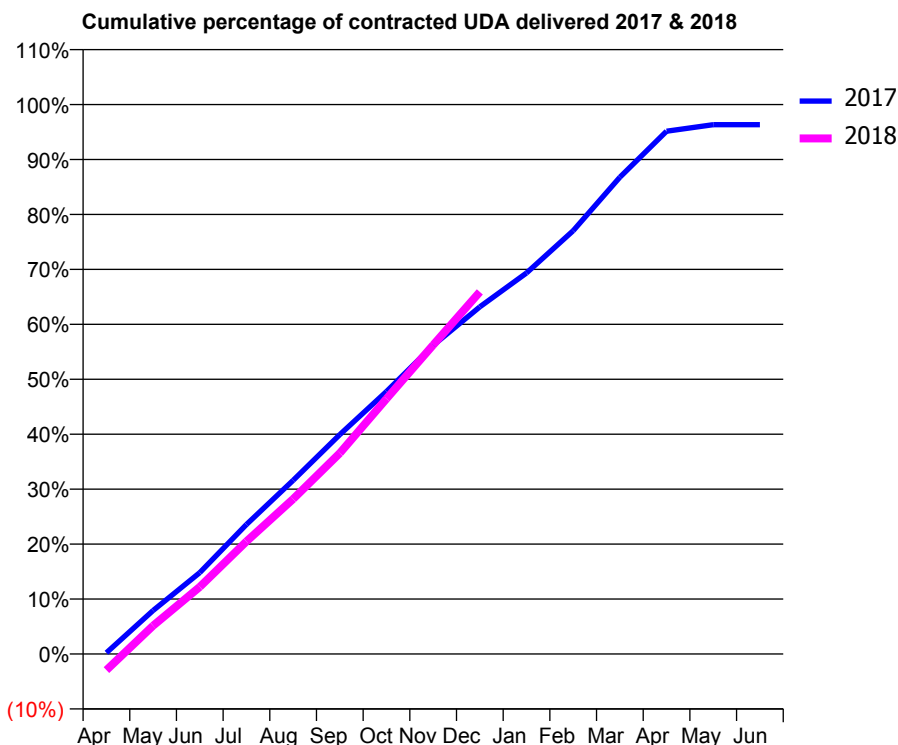
17/18 Contracted general activity (UDA)	48,508
Carry forward general activity (UDA)	1,856
17/18 Contracted orthodontic activity (UOA)	0
Carry forward orthodontic activity (UOA)	0
Baseline contract value	£1,219,032.85

ACCESS*

Patients seen in 24 months	Total	Change since previous quarter
Quarter ending December 2016	17,975	
Quarter ending March 2017	17,793	↓
Quarter ending June 2017	17,986	→
Quarter ending September 2017	17,919	→
Quarter ending December 2017	17,951	→
Variance since December 2016	(0.1%)	→



ACTIVITY



Month	Adjusted Scheduled Activity (UDA)	
	2017	2018
April	116	-1,430
May	4,003	2,499
June	7,478	5,933
July	11,895	9,944
August	15,950	13,679
September	20,144	17,735
October	24,104	22,536
November	28,339	27,282
December	31,876	31,966
January	34,977	
February	38,862	
March	43,770	
April	47,989	
May	48,593	
June	48,592	

QUALITY

	Quantity	Base Number	Contract	AT	Region	England
% of FP17s for the same patient ID Re-attending within 3 months - Children	329	4,130	8.0%	11.5%	11.5%	12.0%
% of FP17s for the same patient ID Re-attending within 3 months - Adults	2,903	13,888	20.9%	15.0%	15.8%	15.9%
% of FP17s for the same patient ID Re-attending between 3 & 9 months - Children	1,808	4,130	43.8%	57.7%	60.5%	58.0%
% of FP17s for the same patient ID Re-attending between 3 & 9 months - Adults	5,153	13,888	37.1%	48.4%	51.8%	50.5%
% of FP17s for Band 1 Urgent Courses	1,708	15,935	10.7%	9.7%	9.5%	9.0%
% of FP17s Relating to Free Repair or Replacements	155	15,935	1.0%	0.7%	0.7%	0.8%
% of FP17s Relating to Continuations	639	15,935	4.0%	0.8%	1.0%	1.1%
% of Patients satisfied with the dentistry they have received	20	24	83.3%	93.3%	92.1%	91.5%
% of Patients satisfied with the time they had to wait for an appointment	20	24	83.3%	89.7%	88.3%	87.9%

* This is based on patients treated on this contract for their most recent course of treatment. Figures in italics indicate the base number of FP17s or Patient Questionnaire responses are less than 100. N/A is shown where the base number of responses is less than 10 during the period. % is calculated as Quantity/Base number*100

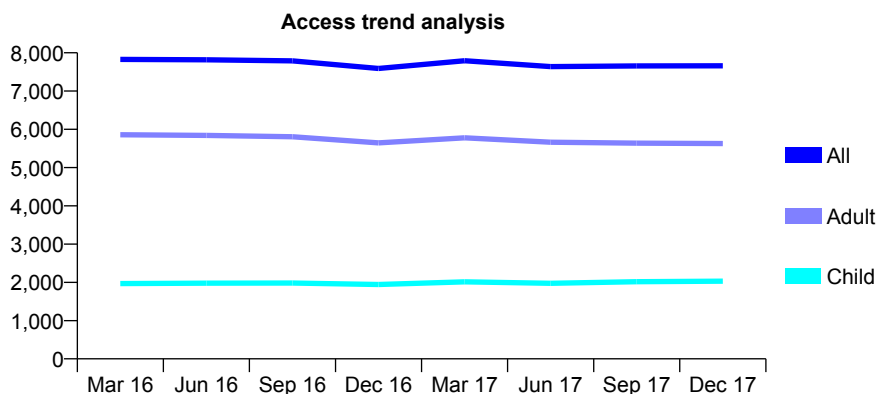
Q69 - Vital Signs At a Glance Contract Report for 186929/0001 - December 2017

Name or company name	Smile Care Twyford Limited
Contract type name	GDS Contract
Purpose of contract	General
Contract start date	01/07/2013
Contract end date	

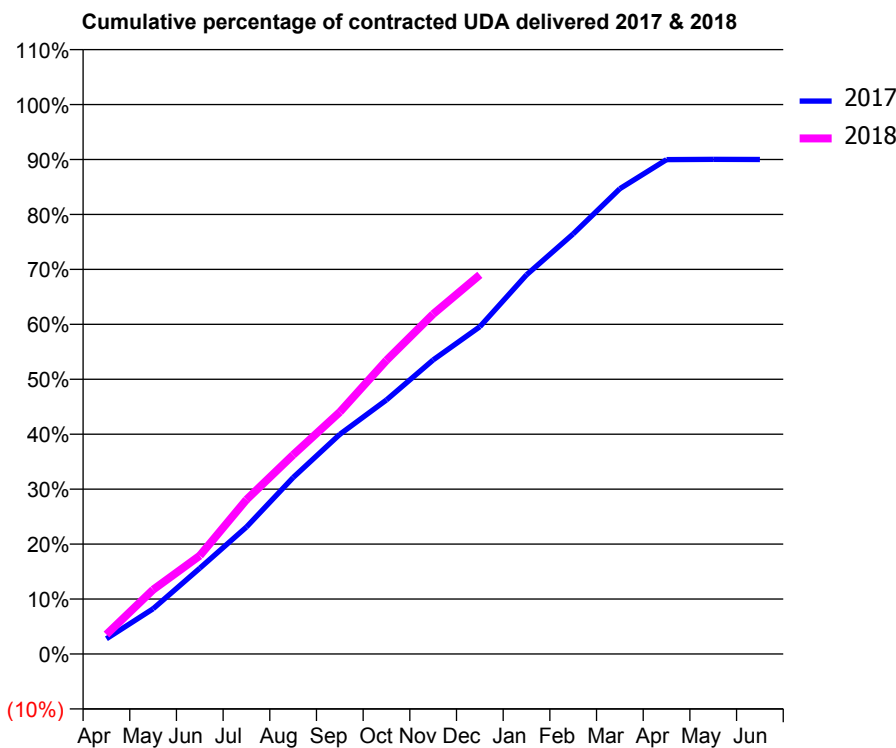
17/18 Contracted general activity (UDA)	15,956
Carry forward general activity (UDA)	0
17/18 Contracted orthodontic activity (UOA)	0
Carry forward orthodontic activity (UOA)	0
Baseline contract value	£378,917.86

ACCESS*

Patients seen in 24 months	Total	Change since previous quarter
Quarter ending December 2016	7,589	
Quarter ending March 2017	7,791	↑
Quarter ending June 2017	7,638	↓
Quarter ending September 2017	7,655	→
Quarter ending December 2017	7,660	→
Variance since December 2016	0.9%	→



ACTIVITY



Month	Adjusted Scheduled Activity (UDA)	
	2017	2018
April	478	568
May	1,418	1,867
June	2,689	2,857
July	3,981	4,483
August	5,535	5,784
September	6,891	7,024
October	7,969	8,527
November	9,221	9,871
December	10,265	11,009
January	11,889	
February	13,176	
March	14,591	
April	15,504	
May	15,513	
June	15,507	

QUALITY

	Quantity	Base Number	Contract	AT	Region	England
% of FP17s for the same patient ID Re-attending within 3 months - Children	129	2,088	6.2%	11.5%	11.5%	12.0%
% of FP17s for the same patient ID Re-attending within 3 months - Adults	746	5,241	14.2%	15.0%	15.8%	15.9%
% of FP17s for the same patient ID Re-attending between 3 & 9 months - Children	1,232	2,088	59.0%	57.7%	60.5%	58.0%
% of FP17s for the same patient ID Re-attending between 3 & 9 months - Adults	2,517	5,241	48.0%	48.4%	51.8%	50.5%
% of FP17s for Band 1 Urgent Courses	596	6,231	9.6%	9.7%	9.5%	9.0%
% of FP17s Relating to Free Repair or Replacements	29	6,231	0.5%	0.7%	0.7%	0.8%
% of FP17s Relating to Continuations	27	6,231	0.4%	0.8%	1.0%	1.1%
% of Patients satisfied with the dentistry they have received	7	7	N/A	93.3%	92.1%	91.5%
% of Patients satisfied with the time they had to wait for an appointment	7	7	N/A	89.7%	88.3%	87.9%

* This is based on patients treated on this contract for their most recent course of treatment. Figures in italics indicate the base number of FP17s or Patient Questionnaire responses are less than 100. N/A is shown where the base number of responses is less than 10 during the period. % is calculated as Quantity/Base number*100

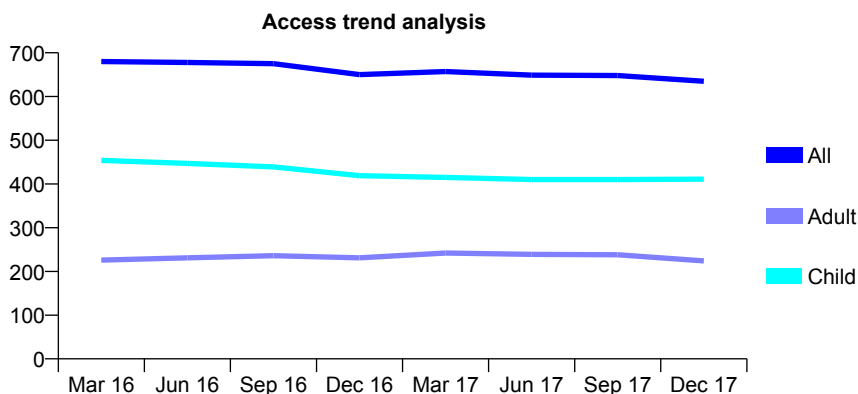
Q69 - Vital Signs At a Glance Contract Report for 188921/0001 - December 2017

Name or company name	Portman Healthcare Limited
Contract type name	GDS Contract
Purpose of contract	General
Contract start date	01/07/2009
Contract end date	

17/18 Contracted general activity (UDA)	1,308
Carry forward general activity (UDA)	13
17/18 Contracted orthodontic activity (UOA)	0
Carry forward orthodontic activity (UOA)	0
Baseline contract value	£31,273.00

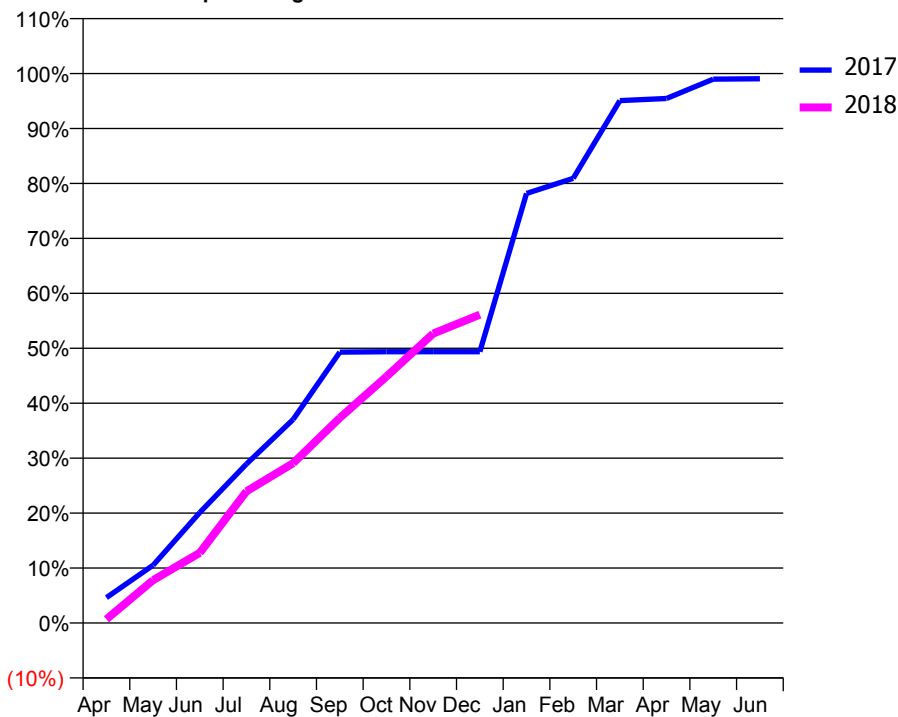
ACCESS*

Patients seen in 24 months	Total	Change since previous quarter
Quarter ending December 2016	650	
Quarter ending March 2017	657	→
Quarter ending June 2017	649	↓
Quarter ending September 2017	648	→
Quarter ending December 2017	635	↓
Variance since December 2016	(2.3%)	↓



ACTIVITY

Cumulative percentage of contracted UDA delivered 2017 & 2018



Month	Adjusted Scheduled Activity (UDA)	
	2017	2018
April	60	9
May	138	102
June	263	167
July	378	313
August	485	380
September	645	488
October	646	587
November	646	689
December	646	734
January	1,022	
February	1,058	
March	1,244	
April	1,249	
May	1,295	
June	1,296	

QUALITY

	Quantity	Base Number	Contract	AT	Region	England
% of FP17s for the same patient ID Re-attending within 3 months - Children	43	470	9.1%	11.5%	11.5%	12.0%
% of FP17s for the same patient ID Re-attending within 3 months - Adults	18	144	12.5%	15.0%	15.8%	15.9%
% of FP17s for the same patient ID Re-attending between 3 & 9 months - Children	261	470	55.5%	57.7%	60.5%	58.0%
% of FP17s for the same patient ID Re-attending between 3 & 9 months - Adults	63	144	43.8%	48.4%	51.8%	50.5%
% of FP17s for Band 1 Urgent Courses	17	564	3.0%	9.7%	9.5%	9.0%
% of FP17s Relating to Free Repair or Replacements	1	564	0.2%	0.7%	0.7%	0.8%
% of FP17s Relating to Continuations	1	564	0.2%	0.8%	1.0%	1.1%
% of Patients satisfied with the dentistry they have received	3	3	N/A	93.3%	92.1%	91.5%
% of Patients satisfied with the time they had to wait for an appointment	2	3	N/A	89.7%	88.3%	87.9%

* This is based on patients treated on this contract for their most recent course of treatment. Figures in italics indicate the base number of FP17s or Patient Questionnaire responses are less than 100. N/A is shown where the base number of responses is less than 10 during the period. % is calculated as Quantity/Base number*100

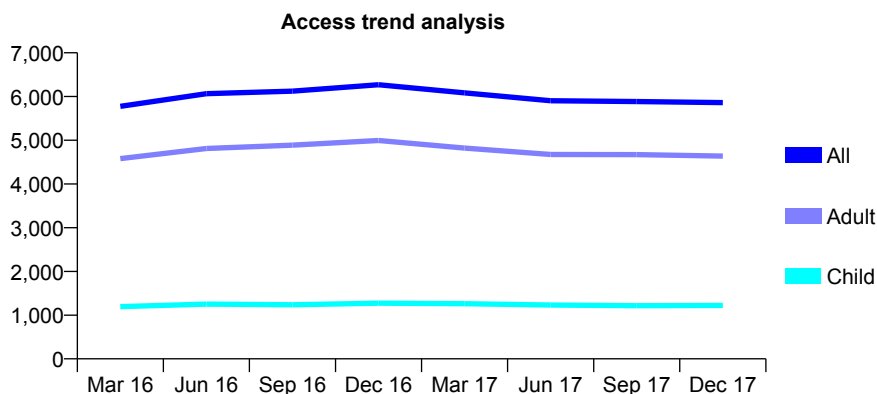
Q69 - Vital Signs At a Glance Contract Report for 189855/0001 - December 2017

Name or company name	Halford House Dental Partnership
Contract type name	GDS Contract
Purpose of contract	General
Contract start date	14/10/2014
Contract end date	

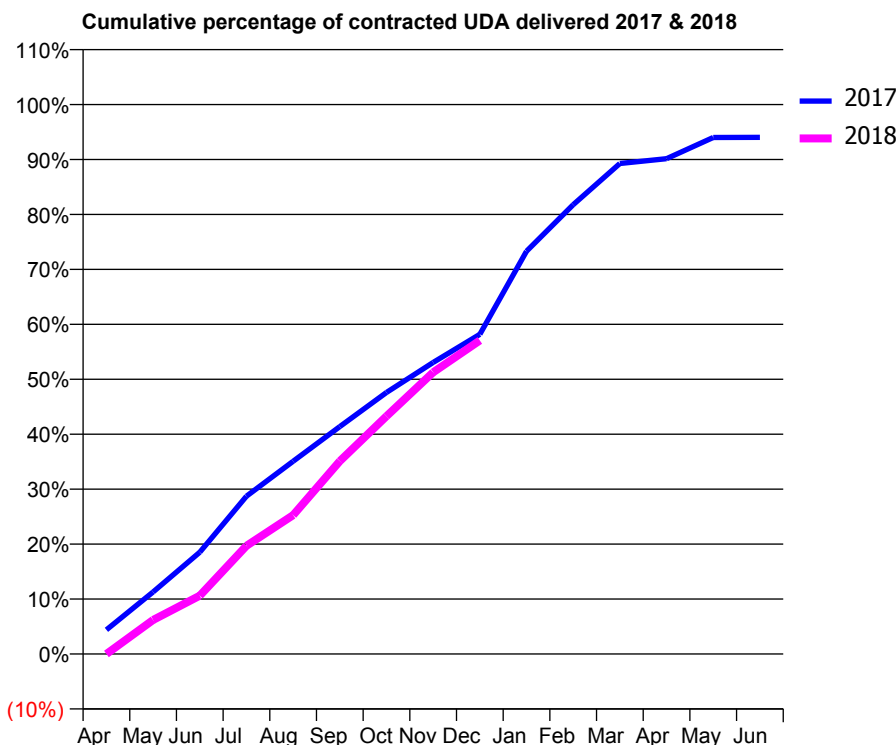
17/18 Contracted general activity (UDA)	19,855
Carry forward general activity (UDA)	0
17/18 Contracted orthodontic activity (UOA)	0
Carry forward orthodontic activity (UOA)	0
Baseline contract value	£436,017.23

ACCESS*

Patients seen in 24 months	Total	Change since previous quarter
Quarter ending December 2016	6,269	
Quarter ending March 2017	6,082	↓
Quarter ending June 2017	5,905	↓
Quarter ending September 2017	5,886	→
Quarter ending December 2017	5,861	→
Variance since December 2016	(6.5%)	↓



ACTIVITY



Month	Adjusted Scheduled Activity (UDA)	
	2017	2018
April	877	0
May	2,243	1,231
June	3,679	2,110
July	5,702	3,910
August	6,965	5,017
September	8,219	6,971
October	9,450	8,596
November	10,535	10,177
December	11,550	11,332
January	14,554	
February	16,235	
March	17,723	
April	17,898	
May	18,666	
June	18,670	

QUALITY

	Quantity	Base Number	Contract	AT	Region	England
% of FP17s for the same patient ID Re-attending within 3 months - Children	96	1,570	6.1%	11.5%	11.5%	12.0%
% of FP17s for the same patient ID Re-attending within 3 months - Adults	787	5,920	13.3%	15.0%	15.8%	15.9%
% of FP17s for the same patient ID Re-attending between 3 & 9 months - Children	1,091	1,570	69.5%	57.7%	60.5%	58.0%
% of FP17s for the same patient ID Re-attending between 3 & 9 months - Adults	3,756	5,920	63.4%	48.4%	51.8%	50.5%
% of FP17s for Band 1 Urgent Courses	488	6,967	7.0%	9.7%	9.5%	9.0%
% of FP17s Relating to Free Repair or Replacements	55	6,967	0.8%	0.7%	0.7%	0.8%
% of FP17s Relating to Continuations	147	6,967	2.1%	0.8%	1.0%	1.1%
% of Patients satisfied with the dentistry they have received	10	10	100.0%	93.3%	92.1%	91.5%
% of Patients satisfied with the time they had to wait for an appointment	9	10	90.0%	89.7%	88.3%	87.9%

* This is based on patients treated on this contract for their most recent course of treatment. Figures in italics indicate the base number of FP17s or Patient Questionnaire responses are less than 100. N/A is shown where the base number of responses is less than 10 during the period. % is calculated as Quantity/Base number*100

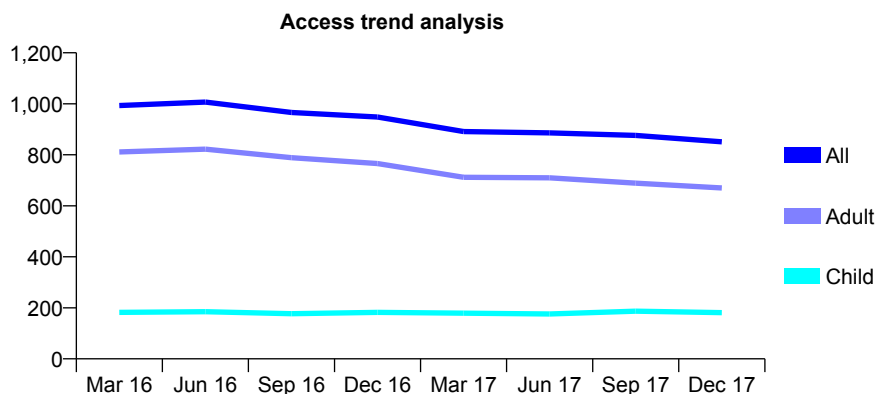
Q69 - Vital Signs At a Glance Contract Report for 190764/0001 - December 2017

Name or company name	The Dental Practice
Contract type name	GDS Contract
Purpose of contract	General
Contract start date	01/08/2012
Contract end date	

17/18 Contracted general activity (UDA)	4,946
Carry forward general activity (UDA)	0
17/18 Contracted orthodontic activity (UOA)	0
Carry forward orthodontic activity (UOA)	0
Baseline contract value	£119,132.91

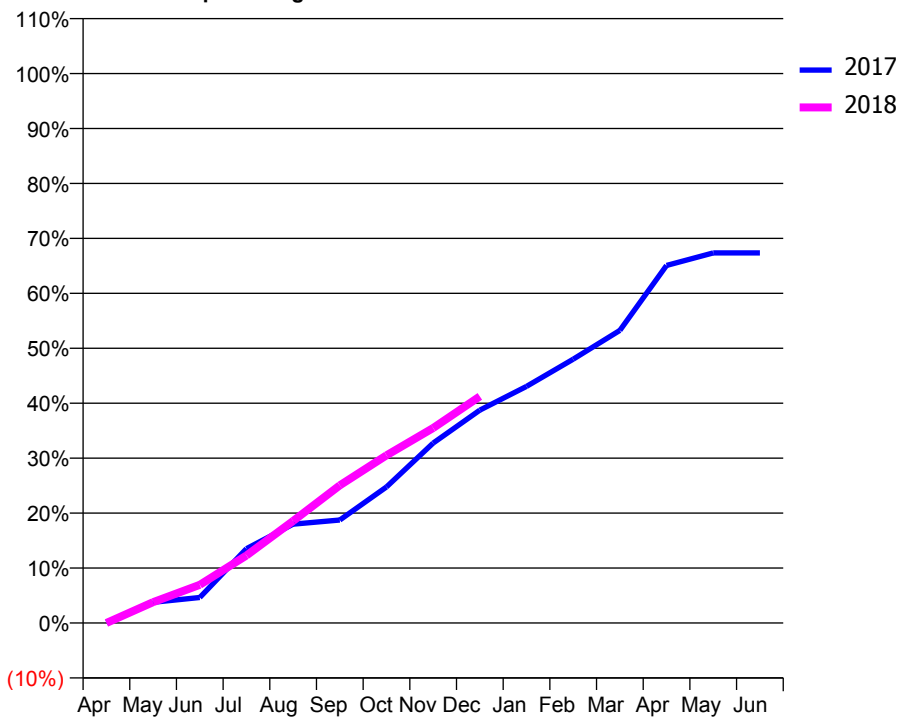
ACCESS*

Patients seen in 24 months	Total	Change since previous quarter
Quarter ending December 2016	948	
Quarter ending March 2017	891	↓
Quarter ending June 2017	886	→
Quarter ending September 2017	876	↓
Quarter ending December 2017	851	↓
Variance since December 2016	(10.2%)	↓



ACTIVITY

Cumulative percentage of contracted UDA delivered 2017 & 2018



Month	Adjusted Scheduled Activity (UDA)	
	2017	2018
April	6	0
May	187	187
June	229	344
July	669	608
August	890	919
September	927	1,239
October	1,224	1,509
November	1,619	1,755
December	1,916	2,040
January	2,130	
February	2,374	
March	2,634	
April	3,218	
May	3,332	
June	3,332	

QUALITY

	Quantity	Base Number	Contract	AT	Region	England
% of FP17s for the same patient ID Re-attending within 3 months - Children	20	197	10.2%	11.5%	11.5%	12.0%
% of FP17s for the same patient ID Re-attending within 3 months - Adults	144	679	21.2%	15.0%	15.8%	15.9%
% of FP17s for the same patient ID Re-attending between 3 & 9 months - Children	80	197	40.6%	57.7%	60.5%	58.0%
% of FP17s for the same patient ID Re-attending between 3 & 9 months - Adults	276	679	40.6%	48.4%	51.8%	50.5%
% of FP17s for Band 1 Urgent Courses	112	696	16.1%	9.7%	9.5%	9.0%
% of FP17s Relating to Free Repair or Replacements	7	696	1.0%	0.7%	0.7%	0.8%
% of FP17s Relating to Continuations	2	696	0.3%	0.8%	1.0%	1.1%
% of Patients satisfied with the dentistry they have received	3	3	N/A	93.3%	92.1%	91.5%
% of Patients satisfied with the time they had to wait for an appointment	3	3	N/A	89.7%	88.3%	87.9%

* This is based on patients treated on this contract for their most recent course of treatment. Figures in italics indicate the base number of FP17s or Patient Questionnaire responses are less than 100. N/A is shown where the base number of responses is less than 10 during the period. % is calculated as Quantity/Base number*100

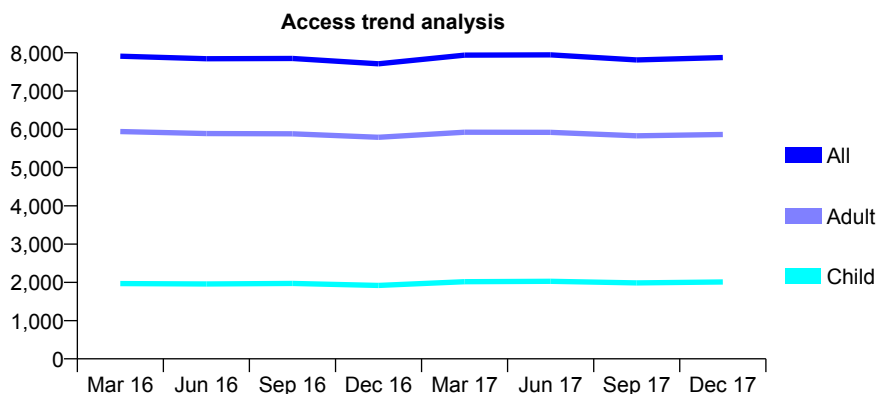
Q69 - Vital Signs At a Glance Contract Report for 193550/0001 - December 2017

Name or company name	Banbury Dental Surgery
Contract type name	GDS Contract
Purpose of contract	General
Contract start date	01/08/2009
Contract end date	

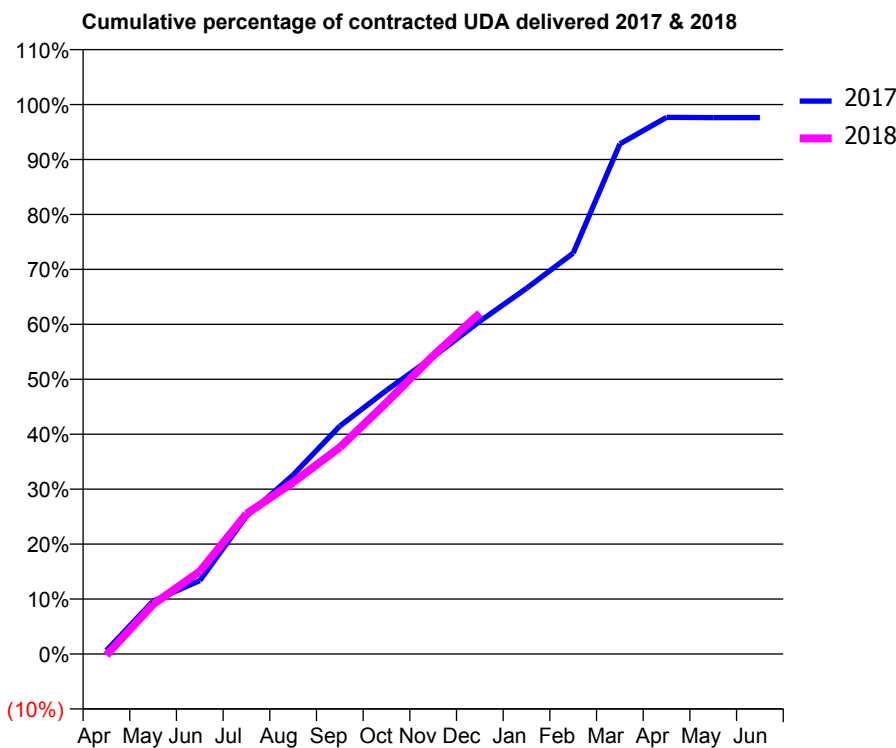
17/18 Contracted general activity (UDA)	22,000
Carry forward general activity (UDA)	526
17/18 Contracted orthodontic activity (UOA)	0
Carry forward orthodontic activity (UOA)	0
Baseline contract value	£494,548.80

ACCESS*

Patients seen in 24 months	Total	Change since previous quarter
Quarter ending December 2016	7,712	
Quarter ending March 2017	7,940	↑
Quarter ending June 2017	7,946	→
Quarter ending September 2017	7,815	↓
Quarter ending December 2017	7,877	→
Variance since December 2016	2.1%	↑



ACTIVITY



Month	Adjusted Scheduled Activity (UDA)	
	2017	2018
April	139	-50
May	2,117	1,991
June	2,938	3,305
July	5,518	5,616
August	7,172	6,875
September	9,126	8,273
October	10,558	10,068
November	11,898	11,948
December	13,320	13,642
January	14,641	
February	16,051	
March	20,421	
April	21,486	
May	21,474	
June	21,474	

QUALITY

	Quantity	Base Number	Contract	AT	Region	England
% of FP17s for the same patient ID Re-attending within 3 months - Children	171	2,318	7.4%	11.5%	11.5%	12.0%
% of FP17s for the same patient ID Re-attending within 3 months - Adults	814	6,082	13.4%	15.0%	15.8%	15.9%
% of FP17s for the same patient ID Re-attending between 3 & 9 months - Children	1,456	2,318	62.8%	57.7%	60.5%	58.0%
% of FP17s for the same patient ID Re-attending between 3 & 9 months - Adults	3,371	6,082	55.4%	48.4%	51.8%	50.5%
% of FP17s for Band 1 Urgent Courses	594	7,886	7.5%	9.7%	9.5%	9.0%
% of FP17s Relating to Free Repair or Replacements	87	7,886	1.1%	0.7%	0.7%	0.8%
% of FP17s Relating to Continuations	27	7,886	0.3%	0.8%	1.0%	1.1%
% of Patients satisfied with the dentistry they have received	14	19	73.7%	93.3%	92.1%	91.5%
% of Patients satisfied with the time they had to wait for an appointment	17	19	89.5%	89.7%	88.3%	87.9%

* This is based on patients treated on this contract for their most recent course of treatment. Figures in italics indicate the base number of FP17s or Patient Questionnaire responses are less than 100. N/A is shown where the base number of responses is less than 10 during the period. % is calculated as Quantity/Base number*100

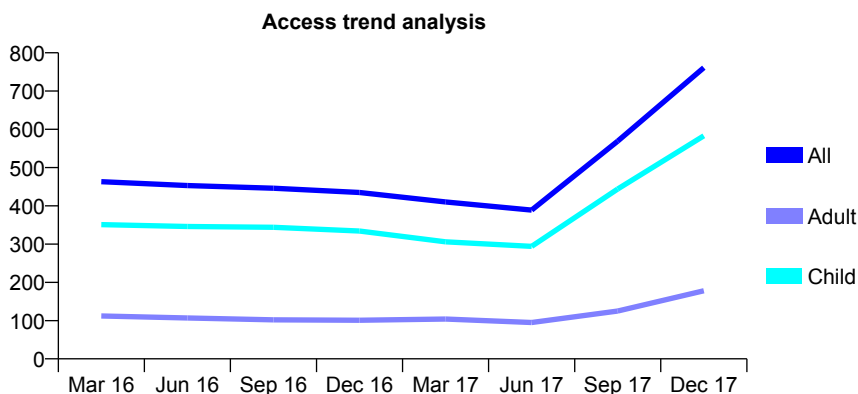
Q69 - Vital Signs At a Glance Contract Report for 195057/0001 - December 2017

Name or company name	AM Dentalcare
Contract type name	GDS Contract
Purpose of contract	General
Contract start date	01/09/2011
Contract end date	

17/18 Contracted general activity (UDA)	2,427
Carry forward general activity (UDA)	-11
17/18 Contracted orthodontic activity (UOA)	0
Carry forward orthodontic activity (UOA)	0
Baseline contract value	£58,010.77

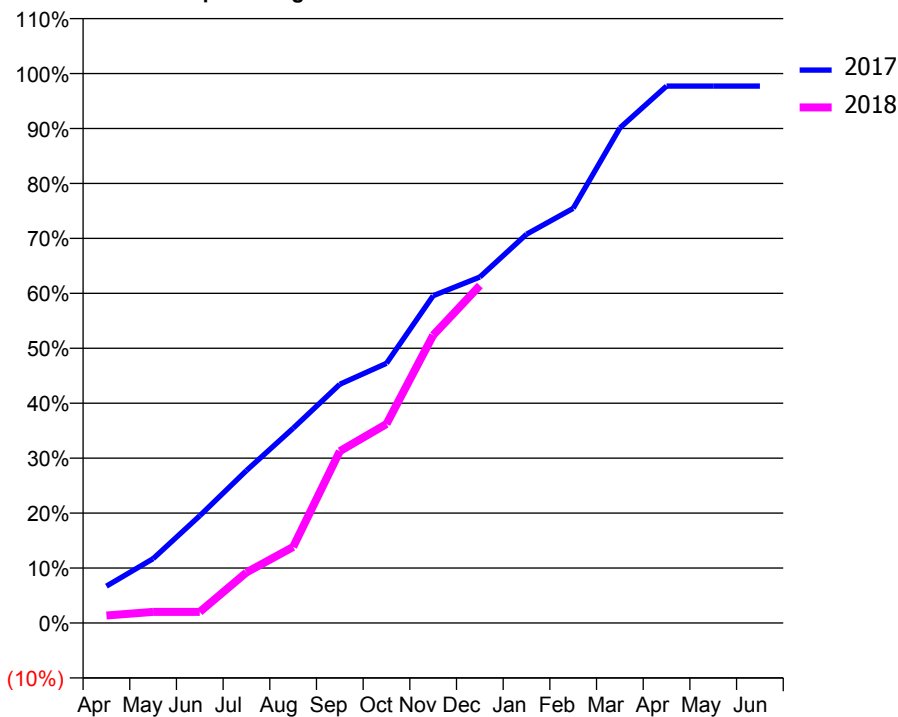
ACCESS*

Patients seen in 24 months	Total	Change since previous quarter
Quarter ending December 2016	435	
Quarter ending March 2017	410	↓
Quarter ending June 2017	389	↓
Quarter ending September 2017	569	↑
Quarter ending December 2017	761	↑
Variance since December 2016	74.9%	↑



ACTIVITY

Cumulative percentage of contracted UDA delivered 2017 & 2018



Month	Adjusted Scheduled Activity (UDA)	
	2017	2018
April	67	33
May	117	49
June	195	49
July	277	224
August	354	336
September	435	759
October	473	879
November	596	1,271
December	630	1,490
January	708	
February	755	
March	901	
April	977	
May	977	
June	977	

QUALITY

	Quantity	Base Number	Contract	AT	Region	England
% of FP17s for the same patient ID Re-attending within 3 months - Children	37	638	5.8%	11.5%	11.5%	12.0%
% of FP17s for the same patient ID Re-attending within 3 months - Adults	36	166	21.7%	15.0%	15.8%	15.9%
% of FP17s for the same patient ID Re-attending between 3 & 9 months - Children	180	638	28.2%	57.7%	60.5%	58.0%
% of FP17s for the same patient ID Re-attending between 3 & 9 months - Adults	26	166	15.7%	48.4%	51.8%	50.5%
% of FP17s for Band 1 Urgent Courses	65	766	8.5%	9.7%	9.5%	9.0%
% of FP17s Relating to Free Repair or Replacements	1	766	0.1%	0.7%	0.7%	0.8%
% of FP17s Relating to Continuations	13	766	1.7%	0.8%	1.0%	1.1%
% of Patients satisfied with the dentistry they have received	1	1	N/A	93.3%	92.1%	91.5%
% of Patients satisfied with the time they had to wait for an appointment	1	1	N/A	89.7%	88.3%	87.9%

* This is based on patients treated on this contract for their most recent course of treatment. Figures in italics indicate the base number of FP17s or Patient Questionnaire responses are less than 100. N/A is shown where the base number of responses is less than 10 during the period. % is calculated as Quantity/Base number*100

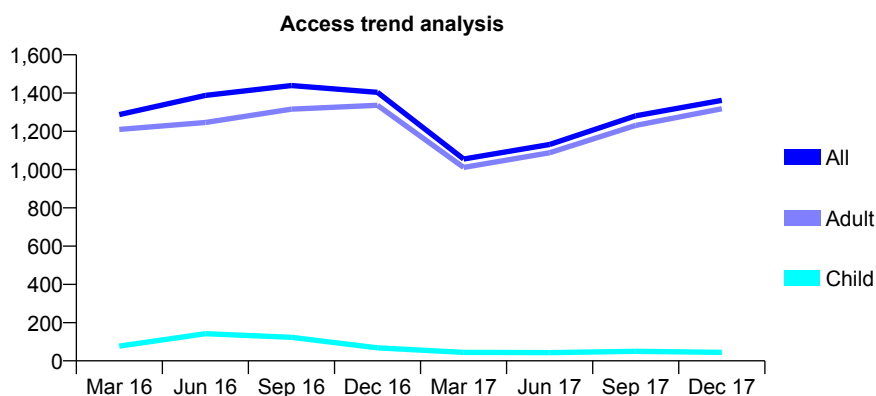
Q69 - Vital Signs At a Glance Contract Report for 195472/0001 - December 2017

Name or company name	DA CLINICS LTD
Contract type name	GDS Contract
Purpose of contract	General
Contract start date	01/04/2008
Contract end date	

17/18 Contracted general activity (UDA)	5,053
Carry forward general activity (UDA)	198
17/18 Contracted orthodontic activity (UOA)	0
Carry forward orthodontic activity (UOA)	0
Baseline contract value	£103,821.51

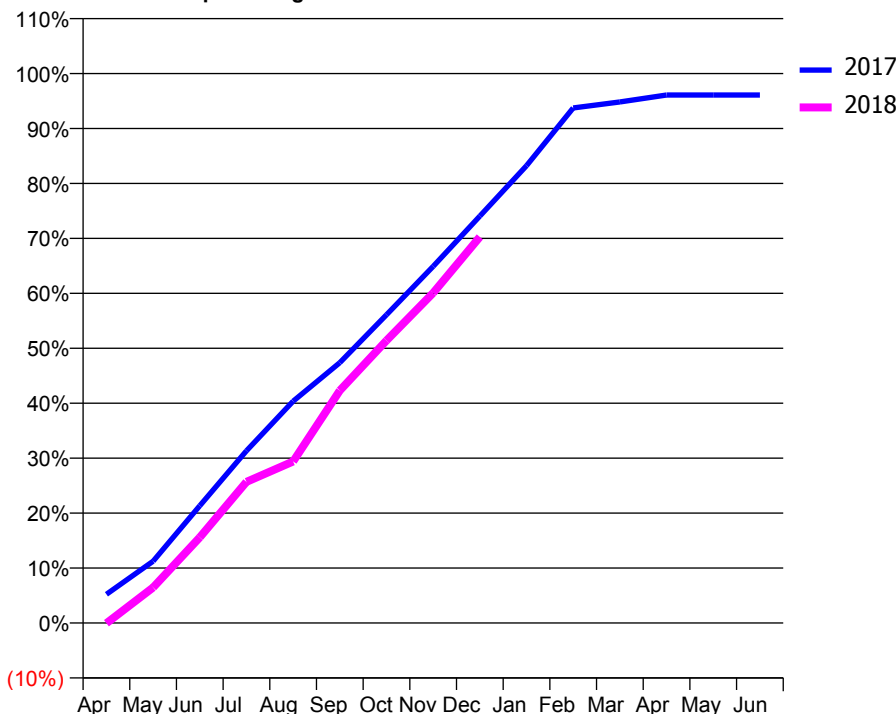
ACCESS*

Patients seen in 24 months	Total	Change since previous quarter
Quarter ending December 2016	1,404	
Quarter ending March 2017	1,055	↓
Quarter ending June 2017	1,131	↑
Quarter ending September 2017	1,281	↑
Quarter ending December 2017	1,362	↑
Variance since December 2016	(3.0%)	↓



ACTIVITY

Cumulative percentage of contracted UDA delivered 2017 & 2018



Month	Adjusted Scheduled Activity (UDA)	
	2017	2018
April	264	-4
May	568	326
June	1,078	788
July	1,584	1,298
August	2,040	1,486
September	2,394	2,137
October	2,834	2,597
November	3,279	3,036
December	3,742	3,551
January	4,205	
February	4,736	
March	4,792	
April	4,855	
May	4,855	
June	4,855	

QUALITY

	Quantity	Base Number	Contract	AT	Region	England
% of FP17s for the same patient ID Re-attending within 3 months - Children	0	52	0.0%	11.5%	11.5%	12.0%
% of FP17s for the same patient ID Re-attending within 3 months - Adults	189	1,884	10.0%	15.0%	15.8%	15.9%
% of FP17s for the same patient ID Re-attending between 3 & 9 months - Children	5	52	9.6%	57.7%	60.5%	58.0%
% of FP17s for the same patient ID Re-attending between 3 & 9 months - Adults	1,090	1,884	57.9%	48.4%	51.8%	50.5%
% of FP17s for Band 1 Urgent Courses	97	1,913	5.1%	9.7%	9.5%	9.0%
% of FP17s Relating to Free Repair or Replacements	19	1,913	1.0%	0.7%	0.7%	0.8%
% of FP17s Relating to Continuations	49	1,913	2.6%	0.8%	1.0%	1.1%
% of Patients satisfied with the dentistry they have received	2	2	N/A	93.3%	92.1%	91.5%
% of Patients satisfied with the time they had to wait for an appointment	2	2	N/A	89.7%	88.3%	87.9%

* This is based on patients treated on this contract for their most recent course of treatment. Figures in italics indicate the base number of FP17s or Patient Questionnaire responses are less than 100. N/A is shown where the base number of responses is less than 10 during the period. % is calculated as Quantity/Base number*100

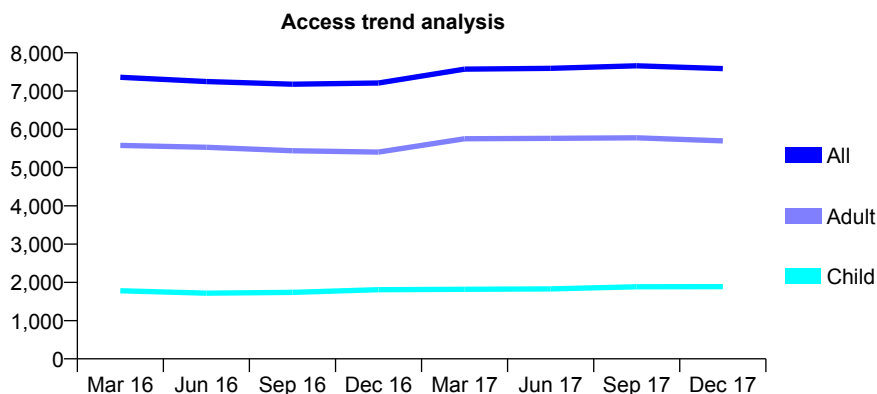
Q69 - Vital Signs At a Glance Contract Report for 195472/0002 - December 2017

Name or company name	DA CLINICS LTD
Contract type name	GDS Contract
Purpose of contract	General
Contract start date	01/04/2008
Contract end date	

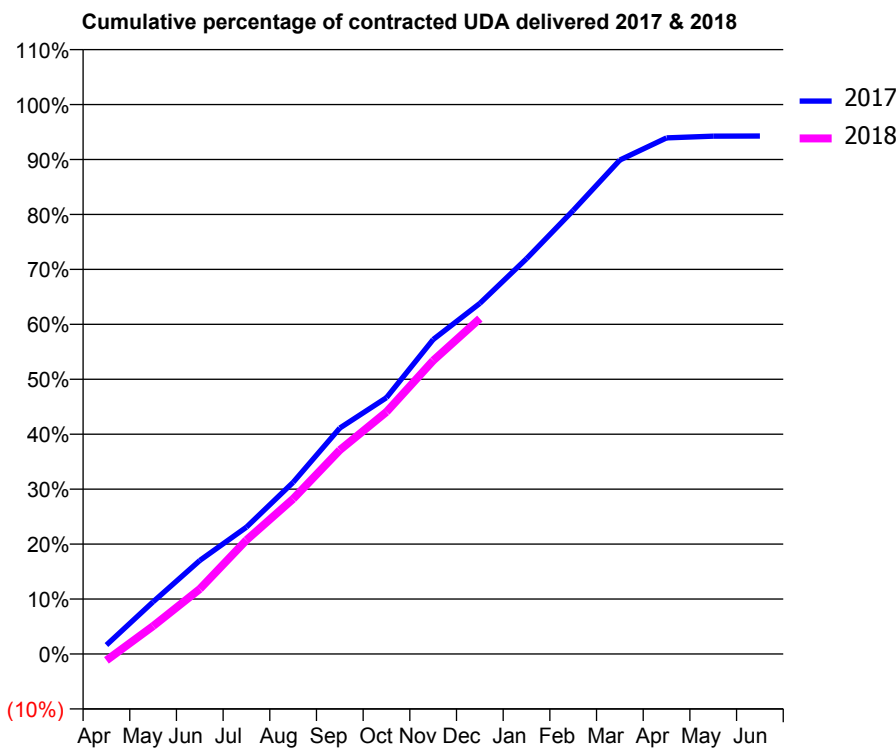
17/18 Contracted general activity (UDA)	22,660
Carry forward general activity (UDA)	907
17/18 Contracted orthodontic activity (UOA)	0
Carry forward orthodontic activity (UOA)	0
Baseline contract value	£550,886.02

ACCESS*

Patients seen in 24 months	Total	Change since previous quarter
Quarter ending December 2016	7,211	
Quarter ending March 2017	7,573	↑
Quarter ending June 2017	7,593	→
Quarter ending September 2017	7,661	→
Quarter ending December 2017	7,588	→
Variance since December 2016	5.2%	↑



ACTIVITY



Month	Adjusted Scheduled Activity (UDA)	
	2017	2018
April	369	-265
May	2,153	1,149
June	3,856	2,680
July	5,232	4,698
August	7,078	6,397
September	9,318	8,411
October	10,569	9,985
November	12,970	12,099
December	14,457	13,830
January	16,302	
February	18,294	
March	20,368	
April	21,282	
May	21,353	
June	21,363	

QUALITY

	Quantity	Base Number	Contract	AT	Region	England
% of FP17s for the same patient ID Re-attending within 3 months - Children	116	2,234	5.2%	11.5%	11.5%	12.0%
% of FP17s for the same patient ID Re-attending within 3 months - Adults	757	6,795	11.1%	15.0%	15.8%	15.9%
% of FP17s for the same patient ID Re-attending between 3 & 9 months - Children	1,458	2,234	65.3%	57.7%	60.5%	58.0%
% of FP17s for the same patient ID Re-attending between 3 & 9 months - Adults	4,387	6,795	64.6%	48.4%	51.8%	50.5%
% of FP17s for Band 1 Urgent Courses	405	8,496	4.8%	9.7%	9.5%	9.0%
% of FP17s Relating to Free Repair or Replacements	46	8,496	0.5%	0.7%	0.7%	0.8%
% of FP17s Relating to Continuations	82	8,496	1.0%	0.8%	1.0%	1.1%
% of Patients satisfied with the dentistry they have received	10	10	100.0%	93.3%	92.1%	91.5%
% of Patients satisfied with the time they had to wait for an appointment	9	10	90.0%	89.7%	88.3%	87.9%

* This is based on patients treated on this contract for their most recent course of treatment. Figures in italics indicate the base number of FP17s or Patient Questionnaire responses are less than 100. N/A is shown where the base number of responses is less than 10 during the period. % is calculated as Quantity/Base number*100

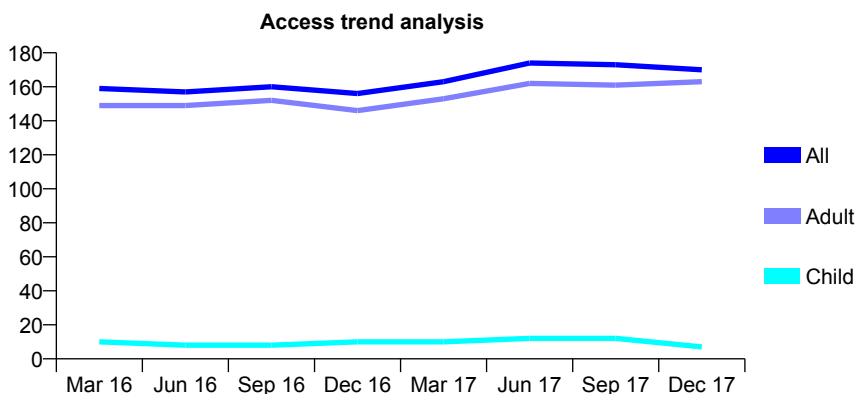
Q69 - Vital Signs At a Glance Contract Report for 195472/0003 - December 2017

Name or company name	DA CLINICS LTD
Contract type name	PDS Contract
Purpose of contract	General
Contract start date	01/04/2008
Contract end date	31/03/2019

17/18 Contracted general activity (UDA)	1,204
Carry forward general activity (UDA)	0
17/18 Contracted orthodontic activity (UOA)	0
Carry forward orthodontic activity (UOA)	0
Baseline contract value	£53,532.27

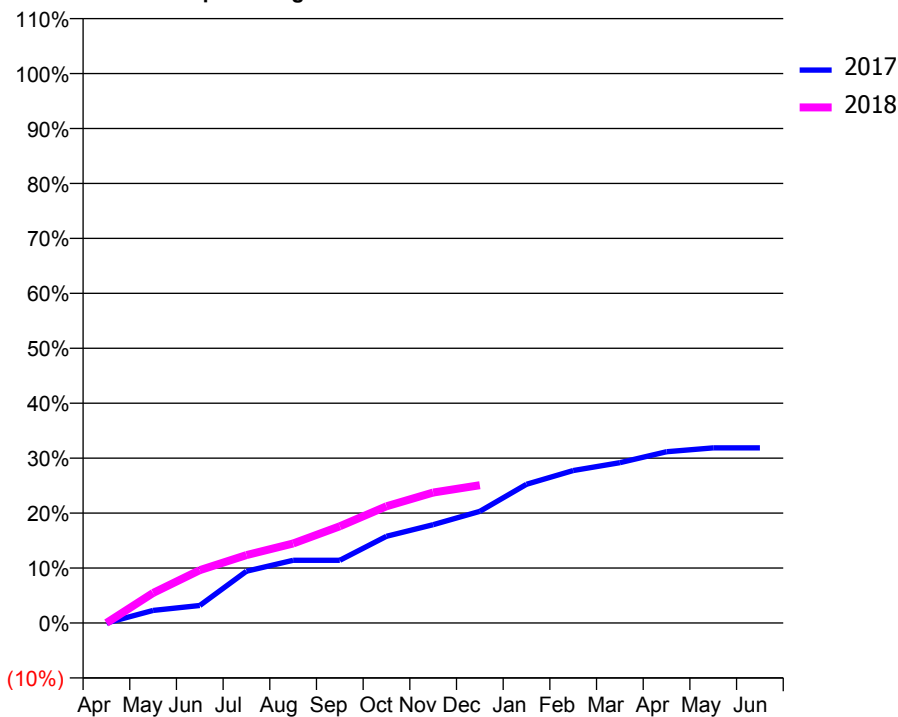
ACCESS*

Patients seen in 24 months	Total	Change since previous quarter
Quarter ending December 2016	156	
Quarter ending March 2017	163	↑
Quarter ending June 2017	174	↑
Quarter ending September 2017	173	→
Quarter ending December 2017	170	↓
Variance since December 2016	9.0%	↑



ACTIVITY

Cumulative percentage of contracted UDA delivered 2017 & 2018



Month	Adjusted Scheduled Activity (UDA)	
	2017	2018
April	0	0
May	28	66
June	38	116
July	113	149
August	137	174
September	137	212
October	190	256
November	215	286
December	245	302
January	304	
February	334	
March	351	
April	375	
May	384	
June	384	

QUALITY

	Quantity	Base Number	Contract	AT	Region	England
% of FP17s for the same patient ID Re-attending within 3 months - Children	0	32	0.0%	11.5%	11.5%	12.0%
% of FP17s for the same patient ID Re-attending within 3 months - Adults	1	226	0.4%	15.0%	15.8%	15.9%
% of FP17s for the same patient ID Re-attending between 3 & 9 months - Children	0	32	0.0%	57.7%	60.5%	58.0%
% of FP17s for the same patient ID Re-attending between 3 & 9 months - Adults	0	226	0.0%	48.4%	51.8%	50.5%
% of FP17s for Band 1 Urgent Courses	213	233	91.4%	9.7%	9.5%	9.0%
% of FP17s Relating to Free Repair or Replacements	0	233	0.0%	0.7%	0.7%	0.8%
% of FP17s Relating to Continuations	0	233	0.0%	0.8%	1.0%	1.1%
% of Patients satisfied with the dentistry they have received	0	0	N/A	93.3%	92.1%	91.5%
% of Patients satisfied with the time they had to wait for an appointment	0	0	N/A	89.7%	88.3%	87.9%

* This is based on patients treated on this contract for their most recent course of treatment. Figures in italics indicate the base number of FP17s or Patient Questionnaire responses are less than 100. N/A is shown where the base number of responses is less than 10 during the period. % is calculated as Quantity/Base number*100

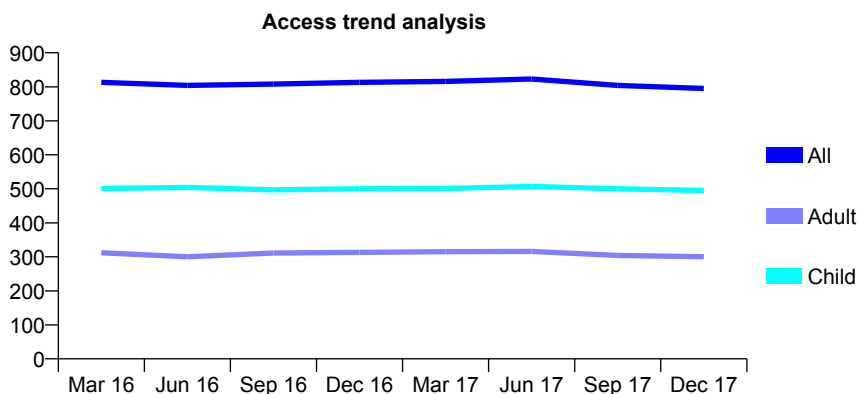
Q69 - Vital Signs At a Glance Contract Report for 195537/0001 - December 2017

Name or company name	Charlbury Dental Practice
Contract type name	GDS Contract
Purpose of contract	General
Contract start date	01/09/2012
Contract end date	

17/18 Contracted general activity (UDA)	2,183
Carry forward general activity (UDA)	-37
17/18 Contracted orthodontic activity (UOA)	0
Carry forward orthodontic activity (UOA)	0
Baseline contract value	£48,743.35

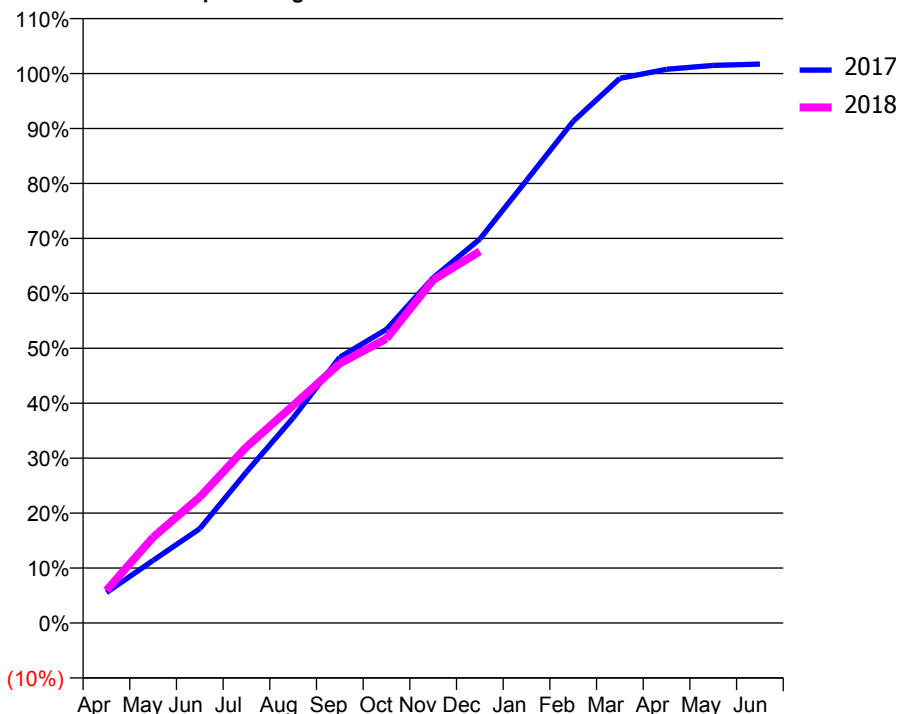
ACCESS*

Patients seen in 24 months	Total	Change since previous quarter
Quarter ending December 2016	813	
Quarter ending March 2017	816	→
Quarter ending June 2017	823	→
Quarter ending September 2017	804	↓
Quarter ending December 2017	795	↓
Variance since December 2016	(2.2%)	↓



ACTIVITY

Cumulative percentage of contracted UDA delivered 2017 & 2018



Month	Adjusted Scheduled Activity (UDA)	
	2017	2018
April	121	129
May	249	341
June	375	500
July	600	699
August	815	864
September	1,056	1,031
October	1,167	1,130
November	1,372	1,363
December	1,526	1,477
January	1,759	
February	1,993	
March	2,164	
April	2,200	
May	2,215	
June	2,220	

QUALITY

	Quantity	Base Number	Contract	AT	Region	England
% of FP17s for the same patient ID Re-attending within 3 months - Children	102	752	13.6%	11.5%	11.5%	12.0%
% of FP17s for the same patient ID Re-attending within 3 months - Adults	48	285	16.8%	15.0%	15.8%	15.9%
% of FP17s for the same patient ID Re-attending between 3 & 9 months - Children	549	752	73.0%	57.7%	60.5%	58.0%
% of FP17s for the same patient ID Re-attending between 3 & 9 months - Adults	177	285	62.1%	48.4%	51.8%	50.5%
% of FP17s for Band 1 Urgent Courses	39	1,000	3.9%	9.7%	9.5%	9.0%
% of FP17s Relating to Free Repair or Replacements	1	1,000	0.1%	0.7%	0.7%	0.8%
% of FP17s Relating to Continuations	23	1,000	2.3%	0.8%	1.0%	1.1%
% of Patients satisfied with the dentistry they have received	0	0	N/A	93.3%	92.1%	91.5%
% of Patients satisfied with the time they had to wait for an appointment	0	0	N/A	89.7%	88.3%	87.9%

* This is based on patients treated on this contract for their most recent course of treatment. Figures in italics indicate the base number of FP17s or Patient Questionnaire responses are less than 100. N/A is shown where the base number of responses is less than 10 during the period. % is calculated as Quantity/Base number*100

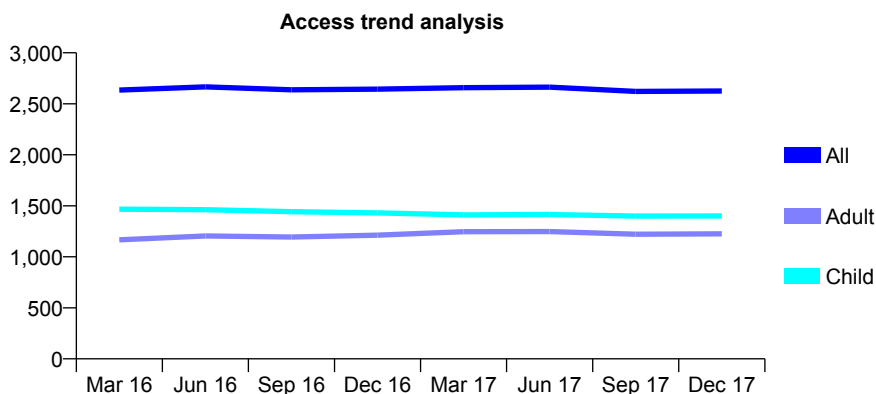
Q69 - Vital Signs At a Glance Contract Report for 197807/0001 - December 2017

Name or company name	Linden Dental Surgery Ltd
Contract type name	GDS Contract
Purpose of contract	General
Contract start date	01/04/2008
Contract end date	

17/18 Contracted general activity (UDA)	5,007
Carry forward general activity (UDA)	135
17/18 Contracted orthodontic activity (UOA)	0
Carry forward orthodontic activity (UOA)	0
Baseline contract value	£110,200.40

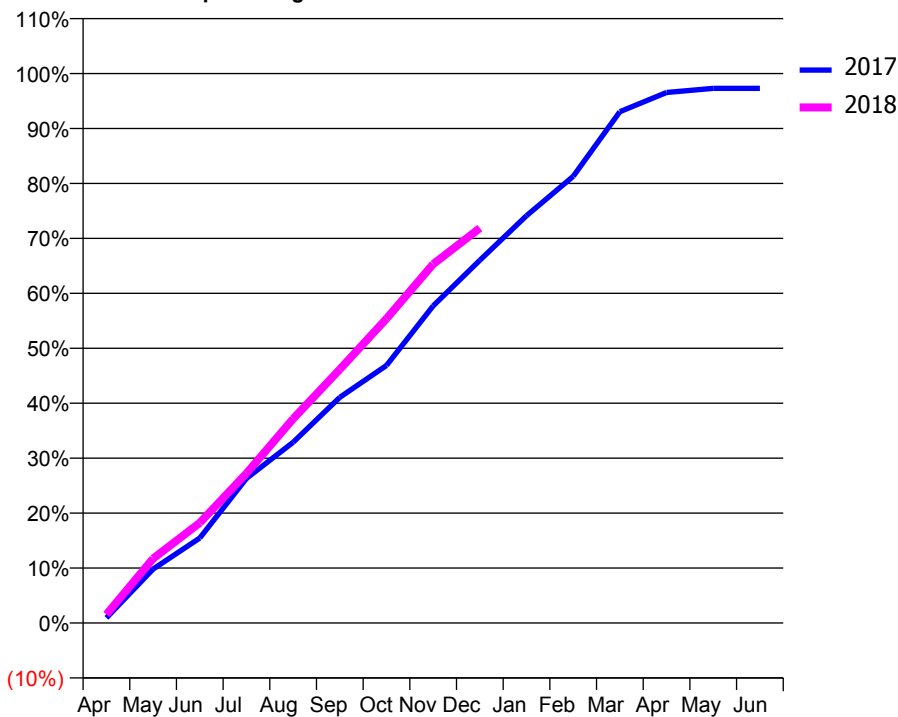
ACCESS*

Patients seen in 24 months	Total	Change since previous quarter
Quarter ending December 2016	2,644	
Quarter ending March 2017	2,658	→
Quarter ending June 2017	2,663	→
Quarter ending September 2017	2,621	↓
Quarter ending December 2017	2,626	→
Variance since December 2016	(0.7%)	→



ACTIVITY

Cumulative percentage of contracted UDA delivered 2017 & 2018



Month	Adjusted Scheduled Activity (UDA)	
	2017	2018
April	47	78
May	492	587
June	774	913
July	1,318	1,364
August	1,647	1,861
September	2,057	2,312
October	2,347	2,773
November	2,890	3,270
December	3,306	3,598
January	3,711	
February	4,069	
March	4,659	
April	4,834	
May	4,872	
June	4,872	

QUALITY

	Quantity	Base Number	Contract	AT	Region	England
% of FP17s for the same patient ID Re-attending within 3 months - Children	127	1,563	8.1%	11.5%	11.5%	12.0%
% of FP17s for the same patient ID Re-attending within 3 months - Adults	120	885	13.6%	15.0%	15.8%	15.9%
% of FP17s for the same patient ID Re-attending between 3 & 9 months - Children	813	1,563	52.0%	57.7%	60.5%	58.0%
% of FP17s for the same patient ID Re-attending between 3 & 9 months - Adults	319	885	36.0%	48.4%	51.8%	50.5%
% of FP17s for Band 1 Urgent Courses	171	2,329	7.3%	9.7%	9.5%	9.0%
% of FP17s Relating to Free Repair or Replacements	4	2,329	0.2%	0.7%	0.7%	0.8%
% of FP17s Relating to Continuations	5	2,329	0.2%	0.8%	1.0%	1.1%
% of Patients satisfied with the dentistry they have received	3	3	N/A	93.3%	92.1%	91.5%
% of Patients satisfied with the time they had to wait for an appointment	3	3	N/A	89.7%	88.3%	87.9%

* This is based on patients treated on this contract for their most recent course of treatment. Figures in italics indicate the base number of FP17s or Patient Questionnaire responses are less than 100. N/A is shown where the base number of responses is less than 10 during the period. % is calculated as Quantity/Base number*100

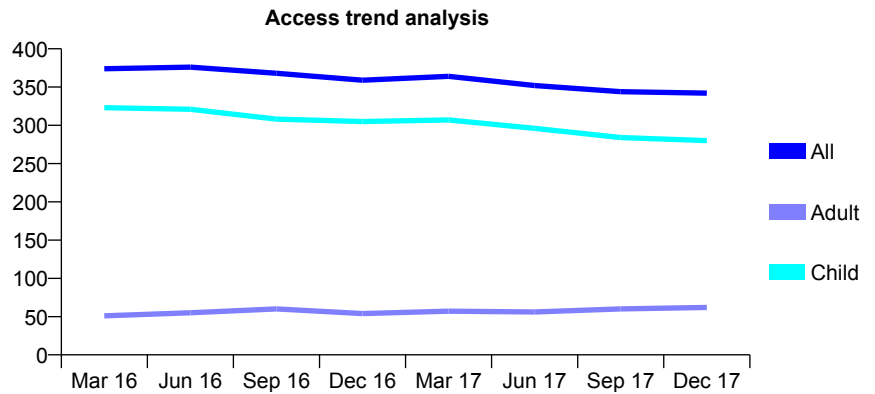
Q69 - Vital Signs At a Glance Contract Report for 198161/0001 - December 2017

Name or company name	Babber,Khabra and Frankel
Contract type name	GDS Contract
Purpose of contract	General
Contract start date	01/05/2012
Contract end date	

17/18 Contracted general activity (UDA)	870
Carry forward general activity (UDA)	15
17/18 Contracted orthodontic activity (UOA)	0
Carry forward orthodontic activity (UOA)	0
Baseline contract value	£21,217.65

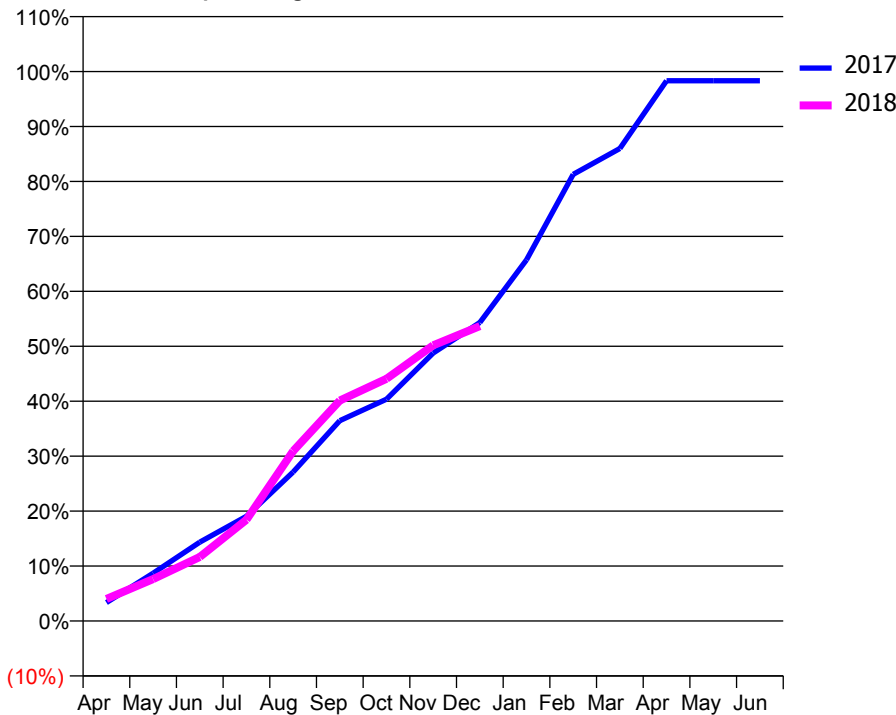
ACCESS*

Patients seen in 24 months	Total	Change since previous quarter
Quarter ending December 2016	359	
Quarter ending March 2017	364	→
Quarter ending June 2017	352	↓
Quarter ending September 2017	344	↓
Quarter ending December 2017	342	→
Variance since December 2016	(4.7%)	↓



ACTIVITY

Cumulative percentage of contracted UDA delivered 2017 & 2018



Month	Adjusted Scheduled Activity (UDA)	
	2017	2018
April	29	35
May	76	66
June	125	101
July	166	160
August	236	269
September	317	349
October	351	384
November	424	437
December	473	467
January	572	
February	707	
March	748	
April	855	
May	855	
June	855	

QUALITY

	Quantity	Base Number	Contract	AT	Region	England
% of FP17s for the same patient ID Re-attending within 3 months - Children	24	349	6.9%	11.5%	11.5%	12.0%
% of FP17s for the same patient ID Re-attending within 3 months - Adults	0	19	0.0%	15.0%	15.8%	15.9%
% of FP17s for the same patient ID Re-attending between 3 & 9 months - Children	232	349	66.5%	57.7%	60.5%	58.0%
% of FP17s for the same patient ID Re-attending between 3 & 9 months - Adults	14	19	73.7%	48.4%	51.8%	50.5%
% of FP17s for Band 1 Urgent Courses	9	314	2.9%	9.7%	9.5%	9.0%
% of FP17s Relating to Free Repair or Replacements	0	314	0.0%	0.7%	0.7%	0.8%
% of FP17s Relating to Continuations	0	314	0.0%	0.8%	1.0%	1.1%
% of Patients satisfied with the dentistry they have received	0	0	N/A	93.3%	92.1%	91.5%
% of Patients satisfied with the time they had to wait for an appointment	0	0	N/A	89.7%	88.3%	87.9%

* This is based on patients treated on this contract for their most recent course of treatment. Figures in italics indicate the base number of FP17s or Patient Questionnaire responses are less than 100. N/A is shown where the base number of responses is less than 10 during the period. % is calculated as Quantity/Base number*100

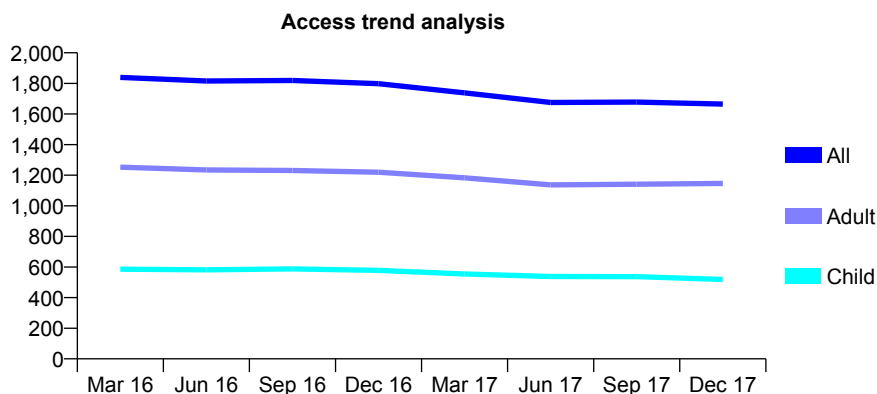
Q69 - Vital Signs At a Glance Contract Report for 198277/0001 - December 2017

Name or company name	IMOGEN DENTAL LTD
Contract type name	GDS Contract
Purpose of contract	General
Contract start date	01/09/2013
Contract end date	

17/18 Contracted general activity (UDA)	3,994
Carry forward general activity (UDA)	-83
17/18 Contracted orthodontic activity (UOA)	0
Carry forward orthodontic activity (UOA)	0
Baseline contract value	£98,722.05

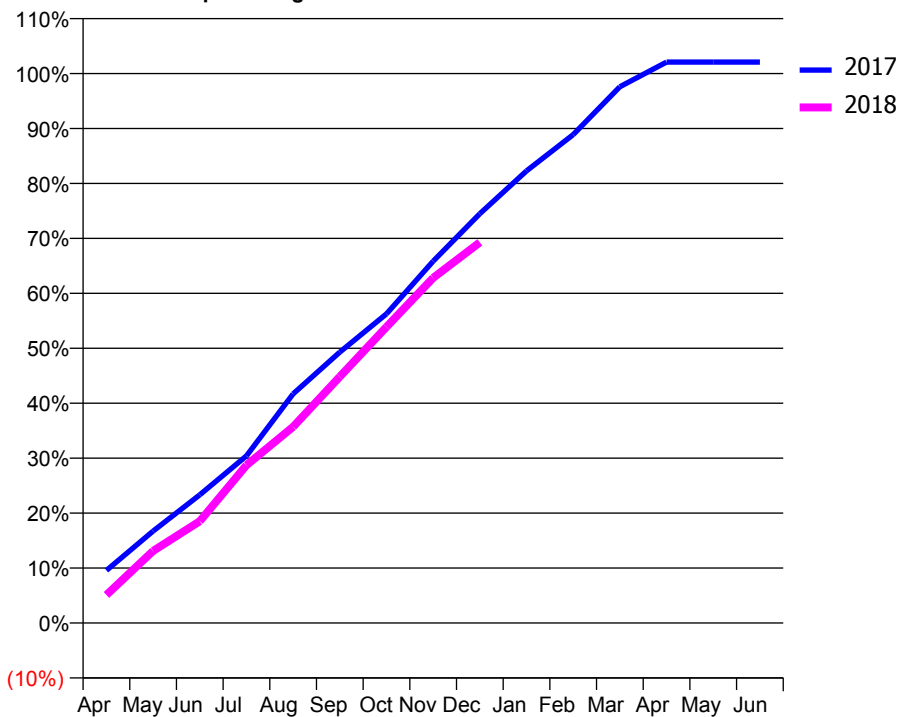
ACCESS*

Patients seen in 24 months	Total	Change since previous quarter
Quarter ending December 2016	1,798	
Quarter ending March 2017	1,738	↓
Quarter ending June 2017	1,675	↓
Quarter ending September 2017	1,678	→
Quarter ending December 2017	1,665	→
Variance since December 2016	(7.4%)	↓



ACTIVITY

Cumulative percentage of contracted UDA delivered 2017 & 2018



Month	Adjusted Scheduled Activity (UDA)	
	2017	2018
April	397	204
May	695	524
June	969	740
July	1,264	1,147
August	1,732	1,427
September	2,048	1,791
October	2,337	2,152
November	2,736	2,509
December	3,094	2,767
January	3,418	
February	3,692	
March	4,054	
April	4,240	
May	4,240	
June	4,240	

QUALITY

	Quantity	Base Number	Contract	AT	Region	England
% of FP17s for the same patient ID Re-attending within 3 months - Children	31	649	4.8%	11.5%	11.5%	12.0%
% of FP17s for the same patient ID Re-attending within 3 months - Adults	85	1,132	7.5%	15.0%	15.8%	15.9%
% of FP17s for the same patient ID Re-attending between 3 & 9 months - Children	502	649	77.3%	57.7%	60.5%	58.0%
% of FP17s for the same patient ID Re-attending between 3 & 9 months - Adults	665	1,132	58.7%	48.4%	51.8%	50.5%
% of FP17s for Band 1 Urgent Courses	126	1,681	7.5%	9.7%	9.5%	9.0%
% of FP17s Relating to Free Repair or Replacements	6	1,681	0.4%	0.7%	0.7%	0.8%
% of FP17s Relating to Continuations	3	1,681	0.2%	0.8%	1.0%	1.1%
% of Patients satisfied with the dentistry they have received	3	3	N/A	93.3%	92.1%	91.5%
% of Patients satisfied with the time they had to wait for an appointment	3	3	N/A	89.7%	88.3%	87.9%

* This is based on patients treated on this contract for their most recent course of treatment. Figures in italics indicate the base number of FP17s or Patient Questionnaire responses are less than 100. N/A is shown where the base number of responses is less than 10 during the period. % is calculated as Quantity/Base number*100

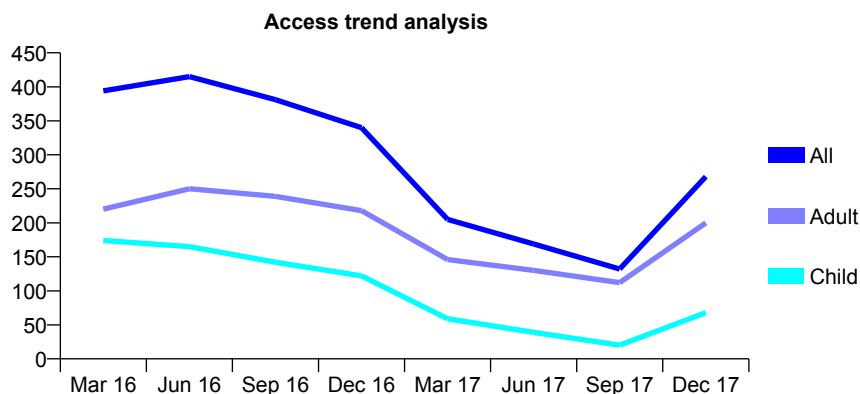
Q69 - Vital Signs At a Glance Contract Report for 198609/0001 - December 2017

Name or company name	Cornhill Dental Centre Practice Partnership
Contract type name	GDS Contract
Purpose of contract	General
Contract start date	23/06/2014
Contract end date	

17/18 Contracted general activity (UDA)	796
Carry forward general activity (UDA)	0
17/18 Contracted orthodontic activity (UOA)	0
Carry forward orthodontic activity (UOA)	0
Baseline contract value	£15,801.22

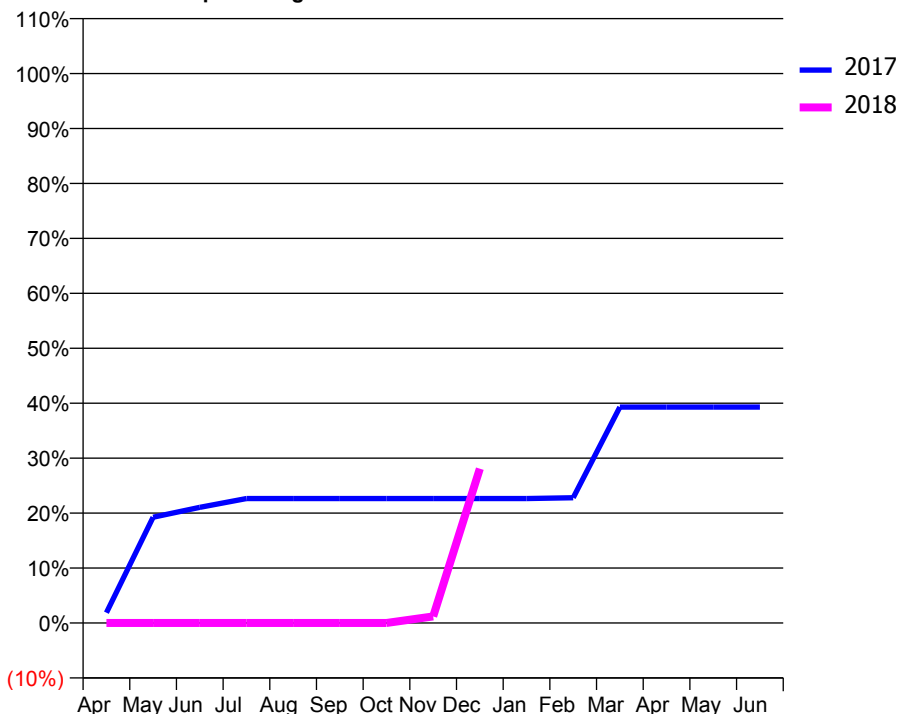
ACCESS*

Patients seen in 24 months	Total	Change since previous quarter
Quarter ending December 2016	340	
Quarter ending March 2017	205	↓
Quarter ending June 2017	169	↓
Quarter ending September 2017	132	↓
Quarter ending December 2017	268	↑
Variance since December 2016	(21.2%)	↓



ACTIVITY

Cumulative percentage of contracted UDA delivered 2017 & 2018



Month	Adjusted Scheduled Activity (UDA)	
	2017	2018
April	15	0
May	153	0
June	168	0
July	180	0
August	180	0
September	180	0
October	180	0
November	180	10
December	180	224
January	180	
February	181	
March	313	
April	313	
May	313	
June	313	

QUALITY

	Quantity	Base Number	Contract	AT	Region	England
% of FP17s for the same patient ID Re-attending within 3 months - Children	0	39	0.0%	11.5%	11.5%	12.0%
% of FP17s for the same patient ID Re-attending within 3 months - Adults	0	112	0.0%	15.0%	15.8%	15.9%
% of FP17s for the same patient ID Re-attending between 3 & 9 months - Children	0	39	0.0%	57.7%	60.5%	58.0%
% of FP17s for the same patient ID Re-attending between 3 & 9 months - Adults	0	112	0.0%	48.4%	51.8%	50.5%
% of FP17s for Band 1 Urgent Courses	28	151	18.5%	9.7%	9.5%	9.0%
% of FP17s Relating to Free Repair or Replacements	0	151	0.0%	0.7%	0.7%	0.8%
% of FP17s Relating to Continuations	0	151	0.0%	0.8%	1.0%	1.1%
% of Patients satisfied with the dentistry they have received	0	0	N/A	93.3%	92.1%	91.5%
% of Patients satisfied with the time they had to wait for an appointment	0	0	N/A	89.7%	88.3%	87.9%

* This is based on patients treated on this contract for their most recent course of treatment. Figures in italics indicate the base number of FP17s or Patient Questionnaire responses are less than 100. N/A is shown where the base number of responses is less than 10 during the period. % is calculated as Quantity/Base number*100

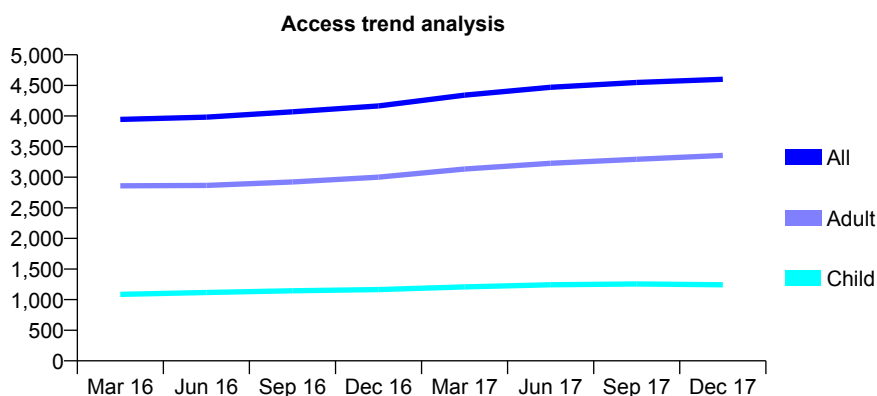
Q69 - Vital Signs At a Glance Contract Report for 198757/0001 - December 2017

Name or company name	Valley DC Ltd
Contract type name	GDS Contract
Purpose of contract	General
Contract start date	01/09/2008
Contract end date	

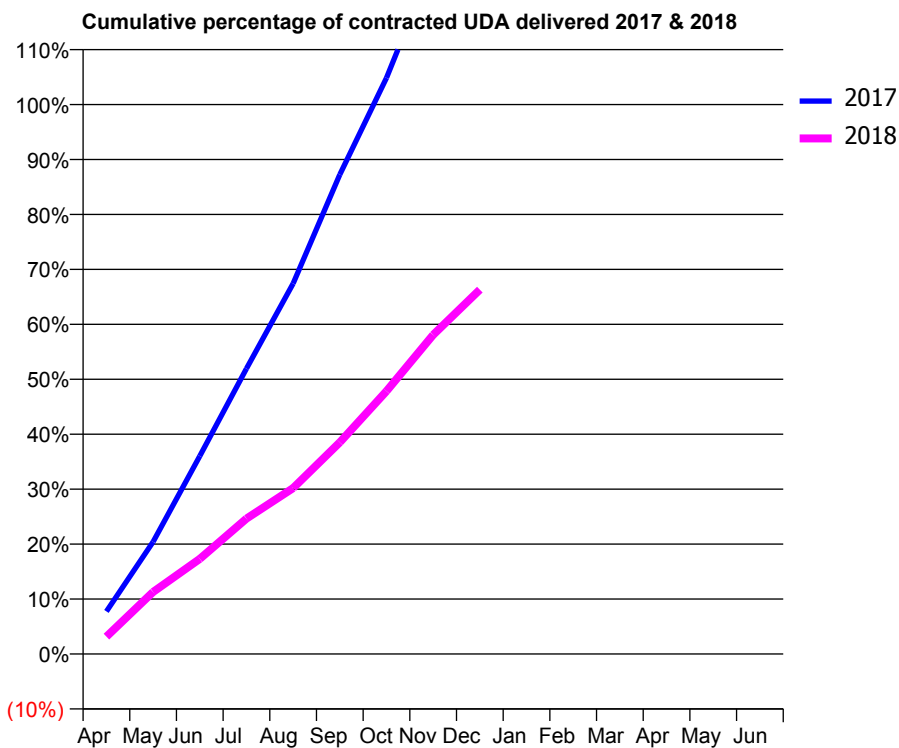
17/18 Contracted general activity (UDA)	15,824
Carry forward general activity (UDA)	0
17/18 Contracted orthodontic activity (UOA)	0
Carry forward orthodontic activity (UOA)	0
Baseline contract value	£462,293.06

ACCESS*

Patients seen in 24 months	Total	Change since previous quarter
Quarter ending December 2016	4,164	
Quarter ending March 2017	4,342	↑
Quarter ending June 2017	4,470	↑
Quarter ending September 2017	4,549	→
Quarter ending December 2017	4,600	→
Variance since December 2016	10.5%	↑



ACTIVITY



Month	Adjusted Scheduled Activity (UDA)	
	2017	2018
April	511	502
May	1,346	1,787
June	2,376	2,740
July	3,424	3,899
August	4,445	4,778
September	5,753	6,094
October	6,912	7,571
November	8,292	9,189
December	9,381	10,491
January	10,572	
February	12,164	
March	13,795	
April	14,556	
May	14,559	
June	14,547	

QUALITY

	Quantity	Base Number	Contract	AT	Region	England
% of FP17s for the same patient ID Re-attending within 3 months - Children	177	1,482	11.9%	11.5%	11.5%	12.0%
% of FP17s for the same patient ID Re-attending within 3 months - Adults	1,154	3,965	29.1%	15.0%	15.8%	15.9%
% of FP17s for the same patient ID Re-attending between 3 & 9 months - Children	815	1,482	55.0%	57.7%	60.5%	58.0%
% of FP17s for the same patient ID Re-attending between 3 & 9 months - Adults	1,593	3,965	40.2%	48.4%	51.8%	50.5%
% of FP17s for Band 1 Urgent Courses	385	4,272	9.0%	9.7%	9.5%	9.0%
% of FP17s Relating to Free Repair or Replacements	125	4,272	2.9%	0.7%	0.7%	0.8%
% of FP17s Relating to Continuations	234	4,272	5.5%	0.8%	1.0%	1.1%
% of Patients satisfied with the dentistry they have received	2	2	N/A	93.3%	92.1%	91.5%
% of Patients satisfied with the time they had to wait for an appointment	2	2	N/A	89.7%	88.3%	87.9%

* This is based on patients treated on this contract for their most recent course of treatment. Figures in italics indicate the base number of FP17s or Patient Questionnaire responses are less than 100. N/A is shown where the base number of responses is less than 10 during the period. % is calculated as Quantity/Base number*100

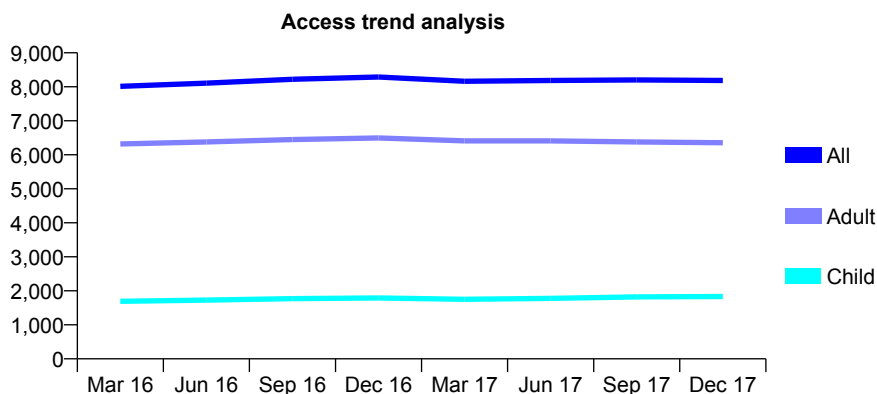
Q69 - Vital Signs At a Glance Contract Report for 199974/0001 - December 2017

Name or company name	Dhami Dental Surgeons Ltd
Contract type name	GDS Contract
Purpose of contract	General
Contract start date	01/10/2007
Contract end date	

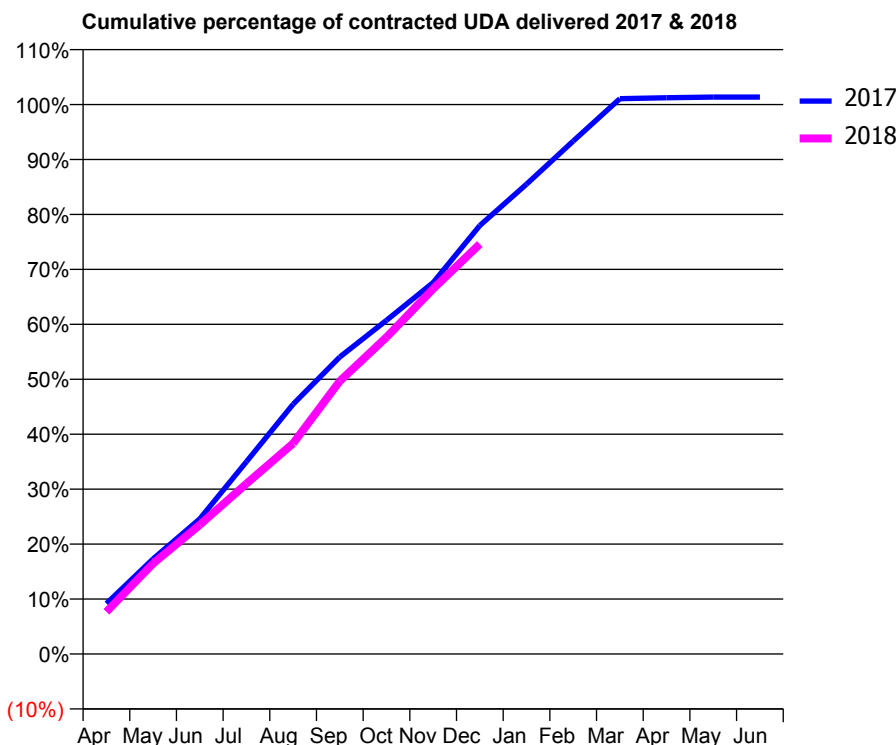
17/18 Contracted general activity (UDA)	18,199
Carry forward general activity (UDA)	-256
17/18 Contracted orthodontic activity (UOA)	0
Carry forward orthodontic activity (UOA)	0
Baseline contract value	£435,222.11

ACCESS*

Patients seen in 24 months	Total	Change since previous quarter
Quarter ending December 2016	8,287	
Quarter ending March 2017	8,161	↓
Quarter ending June 2017	8,186	→
Quarter ending September 2017	8,200	→
Quarter ending December 2017	8,187	→
Variance since December 2016	(1.2%)	↓



ACTIVITY



Month	Adjusted Scheduled Activity (UDA)	
	2017	2018
April	1,739	1,397
May	3,278	2,996
June	4,654	4,276
July	6,626	5,644
August	8,605	6,975
September	10,231	9,036
October	11,493	10,492
November	12,796	12,092
December	14,760	13,577
January	16,185	
February	17,668	
March	19,127	
April	19,158	
May	19,182	
June	19,183	

QUALITY

	Quantity	Base Number	Contract	AT	Region	England
% of FP17s for the same patient ID Re-attending within 3 months - Children	121	1,981	6.1%	11.5%	11.5%	12.0%
% of FP17s for the same patient ID Re-attending within 3 months - Adults	636	5,449	11.7%	15.0%	15.8%	15.9%
% of FP17s for the same patient ID Re-attending between 3 & 9 months - Children	1,145	1,981	57.8%	57.7%	60.5%	58.0%
% of FP17s for the same patient ID Re-attending between 3 & 9 months - Adults	2,343	5,449	43.0%	48.4%	51.8%	50.5%
% of FP17s for Band 1 Urgent Courses	916	7,386	12.4%	9.7%	9.5%	9.0%
% of FP17s Relating to Free Repair or Replacements	13	7,386	0.2%	0.7%	0.7%	0.8%
% of FP17s Relating to Continuations	10	7,386	0.1%	0.8%	1.0%	1.1%
% of Patients satisfied with the dentistry they have received	13	15	86.7%	93.3%	92.1%	91.5%
% of Patients satisfied with the time they had to wait for an appointment	15	15	100.0%	89.7%	88.3%	87.9%

* This is based on patients treated on this contract for their most recent course of treatment. Figures in italics indicate the base number of FP17s or Patient Questionnaire responses are less than 100. N/A is shown where the base number of responses is less than 10 during the period. % is calculated as Quantity/Base number*100

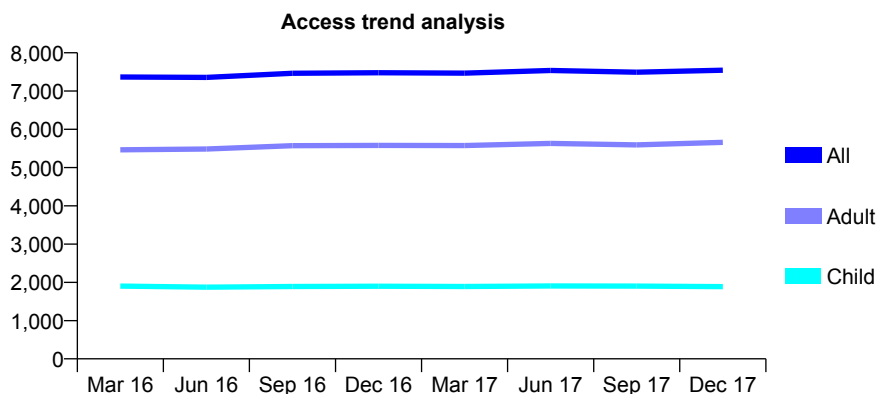
Q69 - Vital Signs At a Glance Contract Report for 210226/0002 - December 2017

Name or company name	MR R RATTAN
Contract type name	GDS Contract
Purpose of contract	General
Contract start date	01/04/2006
Contract end date	

17/18 Contracted general activity (UDA)	22,000
Carry forward general activity (UDA)	22
17/18 Contracted orthodontic activity (UOA)	0
Carry forward orthodontic activity (UOA)	0
Baseline contract value	£615,563.79

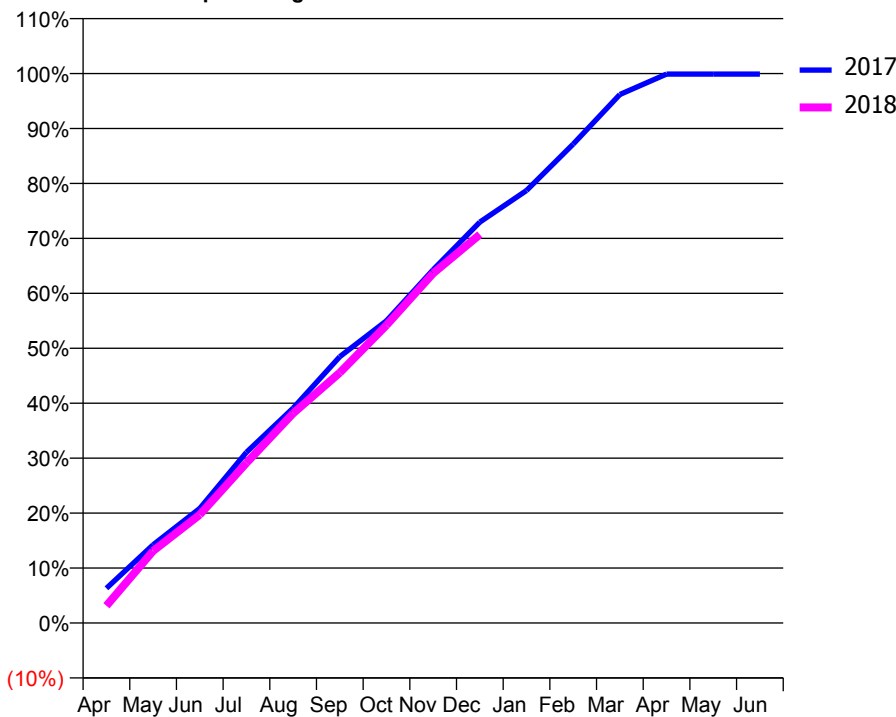
ACCESS*

Patients seen in 24 months	Total	Change since previous quarter
Quarter ending December 2016	7,479	
Quarter ending March 2017	7,467	→
Quarter ending June 2017	7,539	→
Quarter ending September 2017	7,492	→
Quarter ending December 2017	7,546	→
Variance since December 2016	0.9%	→



ACTIVITY

Cumulative percentage of contracted UDA delivered 2017 & 2018



Month	Adjusted Scheduled Activity (UDA)	
	2017	2018
April	1,393	690
May	3,132	2,888
June	4,586	4,338
July	6,838	6,410
August	8,605	8,393
September	10,663	10,021
October	12,102	11,926
November	14,142	14,003
December	16,048	15,552
January	17,318	
February	19,174	
March	21,162	
April	21,977	
May	21,978	
June	21,979	

QUALITY

	Quantity	Base Number	Contract	AT	Region	England
% of FP17s for the same patient ID Re-attending within 3 months - Children	185	2,242	8.3%	11.5%	11.5%	12.0%
% of FP17s for the same patient ID Re-attending within 3 months - Adults	823	5,895	14.0%	15.0%	15.8%	15.9%
% of FP17s for the same patient ID Re-attending between 3 & 9 months - Children	1,385	2,242	61.8%	57.7%	60.5%	58.0%
% of FP17s for the same patient ID Re-attending between 3 & 9 months - Adults	3,073	5,895	52.1%	48.4%	51.8%	50.5%
% of FP17s for Band 1 Urgent Courses	731	7,759	9.4%	9.7%	9.5%	9.0%
% of FP17s Relating to Free Repair or Replacements	36	7,759	0.5%	0.7%	0.7%	0.8%
% of FP17s Relating to Continuations	122	7,759	1.6%	0.8%	1.0%	1.1%
% of Patients satisfied with the dentistry they have received	10	11	90.9%	93.3%	92.1%	91.5%
% of Patients satisfied with the time they had to wait for an appointment	9	11	81.8%	89.7%	88.3%	87.9%

* This is based on patients treated on this contract for their most recent course of treatment. Figures in italics indicate the base number of FP17s or Patient Questionnaire responses are less than 100. N/A is shown where the base number of responses is less than 10 during the period. % is calculated as Quantity/Base number*100

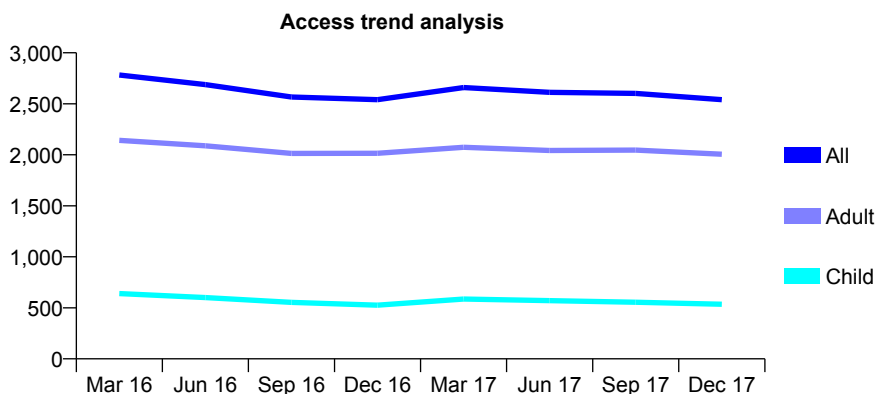
Q69 - Vital Signs At a Glance Contract Report for 217352/0001 - December 2017

Name or company name	Carling Dental Practice
Contract type name	GDS Contract
Purpose of contract	General
Contract start date	01/04/2006
Contract end date	

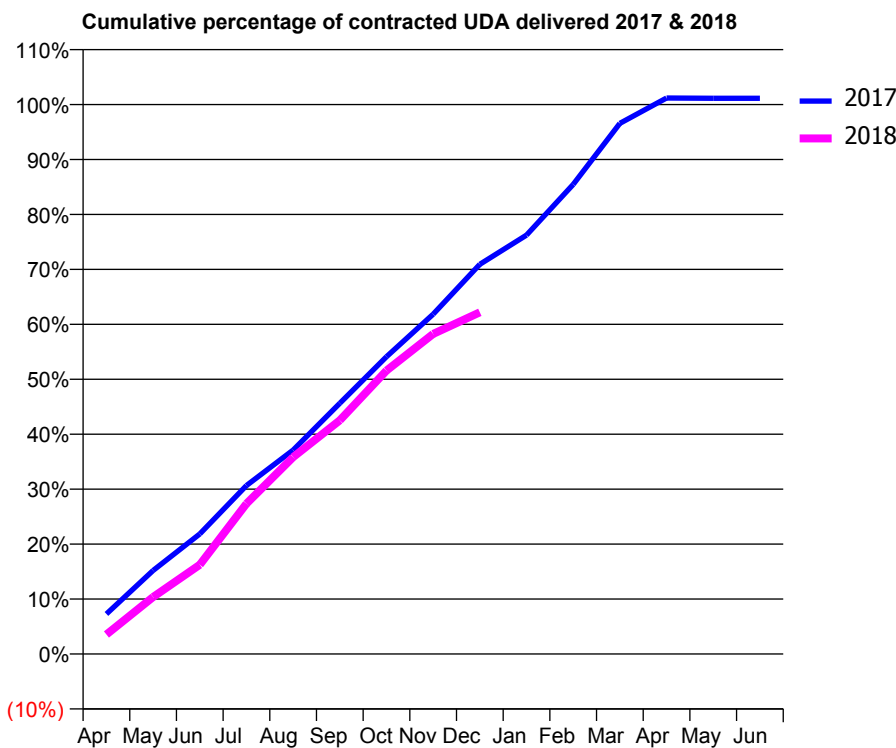
17/18 Contracted general activity (UDA)	7,354
Carry forward general activity (UDA)	-83
17/18 Contracted orthodontic activity (UOA)	0
Carry forward orthodontic activity (UOA)	0
Baseline contract value	£213,337.07

ACCESS*

Patients seen in 24 months	Total	Change since previous quarter
Quarter ending December 2016	2,541	
Quarter ending March 2017	2,660	↑
Quarter ending June 2017	2,613	↓
Quarter ending September 2017	2,602	→
Quarter ending December 2017	2,541	↓
Variance since December 2016	0.0%	→



ACTIVITY



Month	Adjusted Scheduled Activity (UDA)	
	2017	2018
April	536	262
May	1,117	764
June	1,607	1,194
July	2,255	2,012
August	2,730	2,635
September	3,356	3,127
October	3,978	3,794
November	4,548	4,283
December	5,216	4,573
January	5,606	
February	6,285	
March	7,102	
April	7,440	
May	7,437	
June	7,437	

QUALITY

	Quantity	Base Number	Contract	AT	Region	England
% of FP17s for the same patient ID Re-attending within 3 months - Children	23	556	4.1%	11.5%	11.5%	12.0%
% of FP17s for the same patient ID Re-attending within 3 months - Adults	234	1,953	12.0%	15.0%	15.8%	15.9%
% of FP17s for the same patient ID Re-attending between 3 & 9 months - Children	231	556	41.5%	57.7%	60.5%	58.0%
% of FP17s for the same patient ID Re-attending between 3 & 9 months - Adults	712	1,953	36.5%	48.4%	51.8%	50.5%
% of FP17s for Band 1 Urgent Courses	368	2,345	15.7%	9.7%	9.5%	9.0%
% of FP17s Relating to Free Repair or Replacements	26	2,345	1.1%	0.7%	0.7%	0.8%
% of FP17s Relating to Continuations	3	2,345	0.1%	0.8%	1.0%	1.1%
% of Patients satisfied with the dentistry they have received	3	3	N/A	93.3%	92.1%	91.5%
% of Patients satisfied with the time they had to wait for an appointment	3	3	N/A	89.7%	88.3%	87.9%

* This is based on patients treated on this contract for their most recent course of treatment. Figures in italics indicate the base number of FP17s or Patient Questionnaire responses are less than 100. N/A is shown where the base number of responses is less than 10 during the period. % is calculated as Quantity/Base number*100

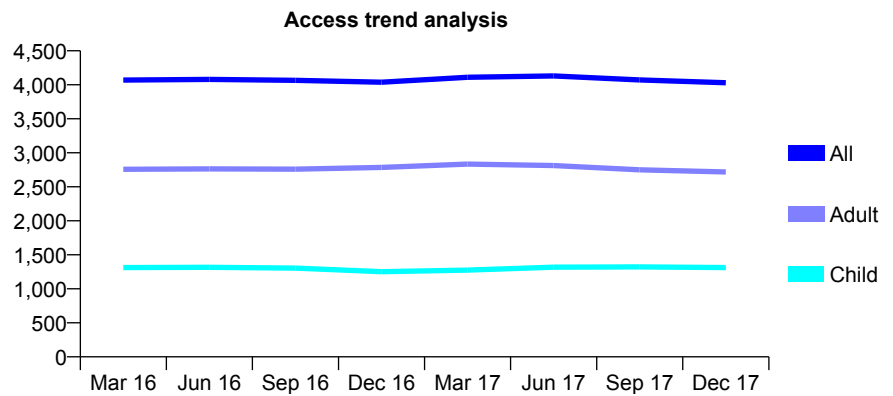
Q69 - Vital Signs At a Glance Contract Report for 220248/0001 - December 2017

Name or company name	MR MK SULEIMAN
Contract type name	GDS Contract
Purpose of contract	General
Contract start date	01/04/2006
Contract end date	

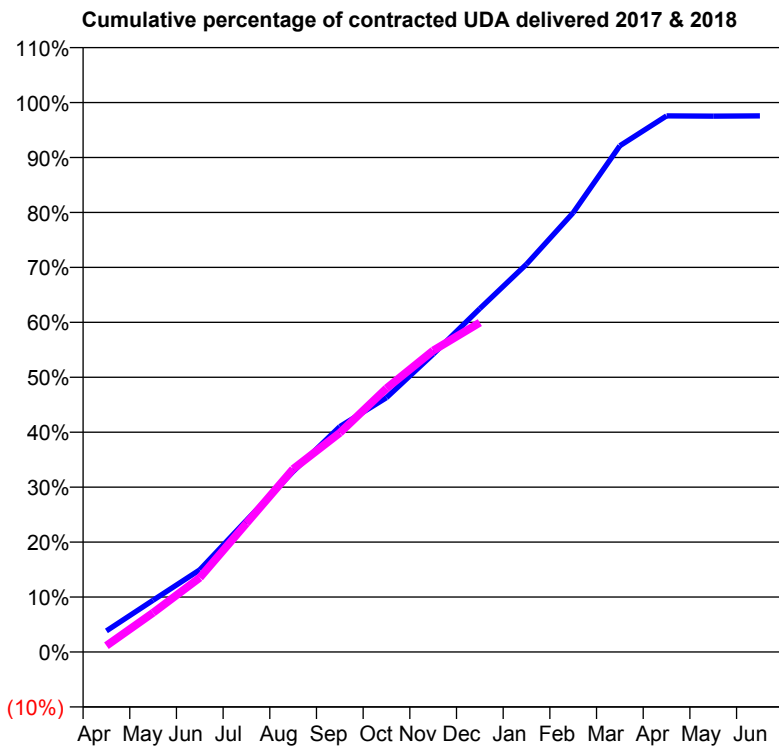
17/18 Contracted general activity (UDA)	7,313
Carry forward general activity (UDA)	185
17/18 Contracted orthodontic activity (UOA)	0
Carry forward orthodontic activity (UOA)	0
Baseline contract value	£160,707.60

ACCESS*

Patients seen in 24 months	Total	Change since previous quarter
Quarter ending December 2016	4,038	
Quarter ending March 2017	4,110	→
Quarter ending June 2017	4,131	→
Quarter ending September 2017	4,072	↓
Quarter ending December 2017	4,030	↓
Variance since December 2016	(0.2%)	→



ACTIVITY



Month	Adjusted Scheduled Activity (UDA)	
	2017	2018
April	293	85
May	717	523
June	1,137	990
July	1,823	1,713
August	2,497	2,436
September	3,121	2,917
October	3,521	3,510
November	4,123	4,011
December	4,754	4,384
January	5,369	
February	6,080	
March	7,007	
April	7,420	
May	7,417	
June	7,421	

QUALITY

	Quantity	Base Number	Contract	AT	Region	England
% of FP17s for the same patient ID Re-attending within 3 months - Children	123	1,426	8.6%	11.5%	11.5%	12.0%
% of FP17s for the same patient ID Re-attending within 3 months - Adults	398	2,620	15.2%	15.0%	15.8%	15.9%
% of FP17s for the same patient ID Re-attending between 3 & 9 months - Children	811	1,426	56.9%	57.7%	60.5%	58.0%
% of FP17s for the same patient ID Re-attending between 3 & 9 months - Adults	1,450	2,620	55.3%	48.4%	51.8%	50.5%
% of FP17s for Band 1 Urgent Courses	154	2,502	6.2%	9.7%	9.5%	9.0%
% of FP17s Relating to Free Repair or Replacements	54	2,502	2.2%	0.7%	0.7%	0.8%
% of FP17s Relating to Continuations	16	2,502	0.6%	0.8%	1.0%	1.1%
% of Patients satisfied with the dentistry they have received	2	3	N/A	93.3%	92.1%	91.5%
% of Patients satisfied with the time they had to wait for an appointment	2	3	N/A	89.7%	88.3%	87.9%

* This is based on patients treated on this contract for their most recent course of treatment. Figures in italics indicate the base number of FP17s or Patient Questionnaire responses are less than 100. N/A is shown where the base number of responses is less than 10 during the period. % is calculated as Quantity/Base number*100

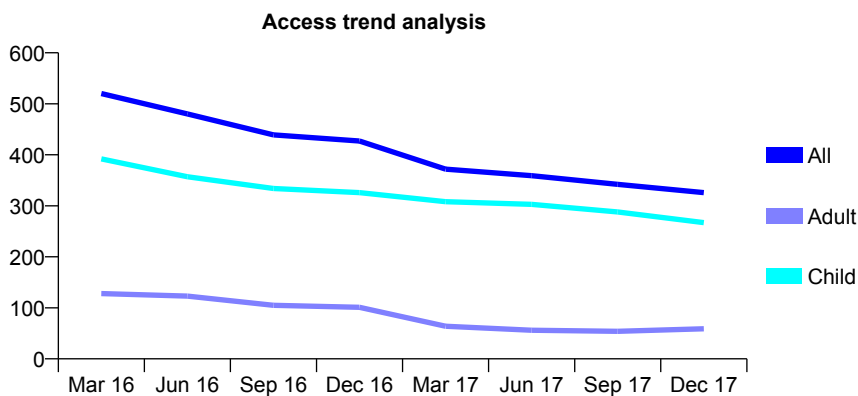
Q69 - Vital Signs At a Glance Contract Report for 220426/0001 - December 2017

Name or company name	MR MD JACKSON
Contract type name	GDS Contract
Purpose of contract	General
Contract start date	01/04/2006
Contract end date	

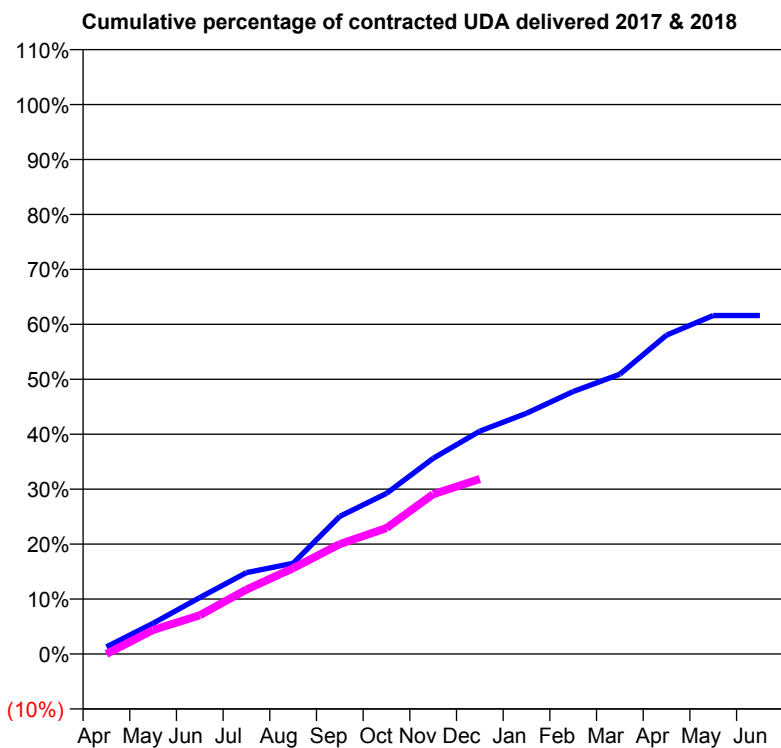
17/18 Contracted general activity (UDA)	1,236
Carry forward general activity (UDA)	0
17/18 Contracted orthodontic activity (UOA)	0
Carry forward orthodontic activity (UOA)	0
Baseline contract value	£29,560.69

ACCESS*

Patients seen in 24 months	Total	Change since previous quarter
Quarter ending December 2016	427	
Quarter ending March 2017	372	↓
Quarter ending June 2017	359	↓
Quarter ending September 2017	342	↓
Quarter ending December 2017	326	↓
Variance since December 2016	(23.7%)	↓



ACTIVITY



Month	Adjusted Scheduled Activity (UDA)	
	2017	2018
April	16	0
May	69	54
June	127	87
July	183	145
August	204	193
September	310	247
October	361	283
November	440	359
December	501	394
January	541	
February	590	
March	629	
April	717	
May	761	
June	761	

QUALITY

	Quantity	Base Number	Contract	AT	Region	England
% of FP17s for the same patient ID Re-attending within 3 months - Children	66	423	15.6%	11.5%	11.5%	12.0%
% of FP17s for the same patient ID Re-attending within 3 months - Adults	1	14	7.1%	15.0%	15.8%	15.9%
% of FP17s for the same patient ID Re-attending between 3 & 9 months - Children	268	423	63.4%	57.7%	60.5%	58.0%
% of FP17s for the same patient ID Re-attending between 3 & 9 months - Adults	8	14	57.1%	48.4%	51.8%	50.5%
% of FP17s for Band 1 Urgent Courses	3	319	0.9%	9.7%	9.5%	9.0%
% of FP17s Relating to Free Repair or Replacements	0	319	0.0%	0.7%	0.7%	0.8%
% of FP17s Relating to Continuations	0	319	0.0%	0.8%	1.0%	1.1%
% of Patients satisfied with the dentistry they have received	0	0	N/A	93.3%	92.1%	91.5%
% of Patients satisfied with the time they had to wait for an appointment	0	0	N/A	89.7%	88.3%	87.9%

* This is based on patients treated on this contract for their most recent course of treatment. Figures in italics indicate the base number of FP17s or Patient Questionnaire responses are less than 100. N/A is shown where the base number of responses is less than 10 during the period. % is calculated as Quantity/Base number*100

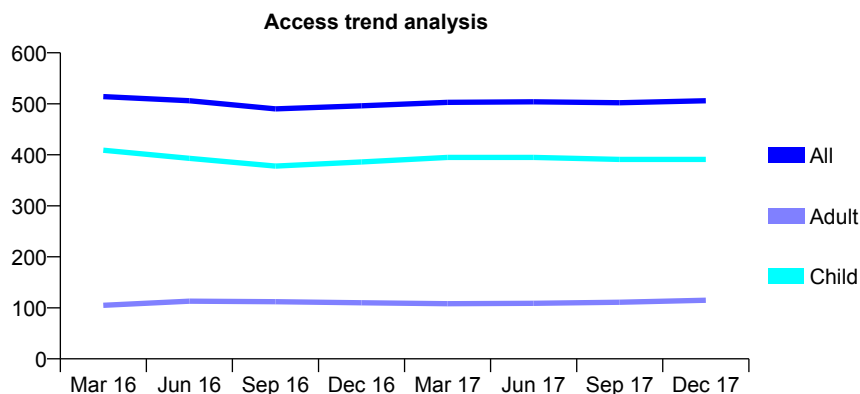
Q69 - Vital Signs At a Glance Contract Report for 220817/0001 - December 2017

Name or company name	MR PJ ALLEN
Contract type name	GDS Contract
Purpose of contract	General
Contract start date	01/04/2006
Contract end date	

17/18 Contracted general activity (UDA)	1,191
Carry forward general activity (UDA)	10
17/18 Contracted orthodontic activity (UOA)	0
Carry forward orthodontic activity (UOA)	0
Baseline contract value	£28,744.00

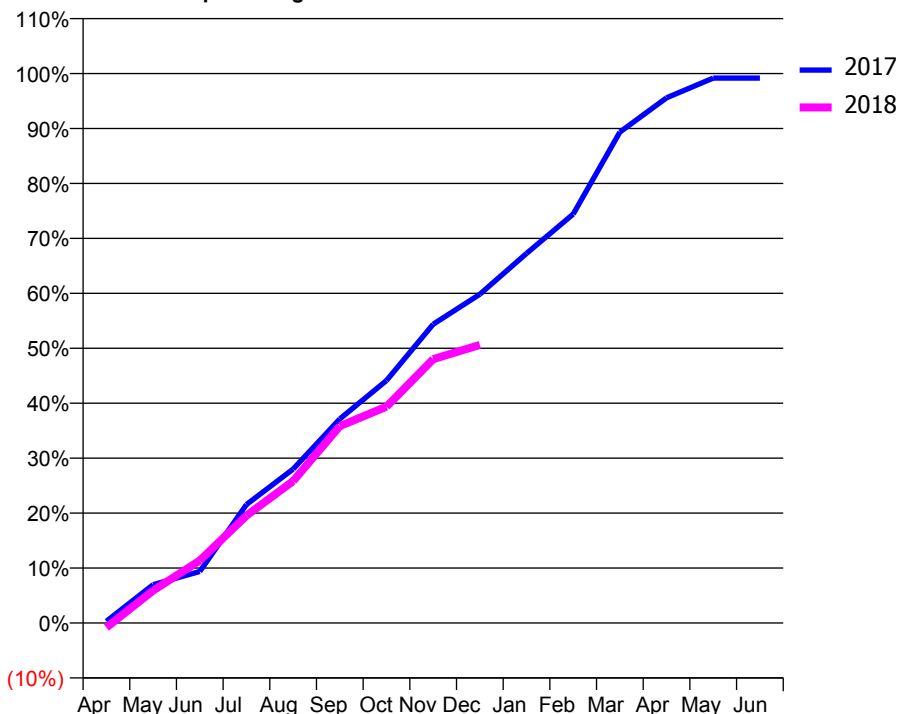
ACCESS*

Patients seen in 24 months	Total	Change since previous quarter
Quarter ending December 2016	496	
Quarter ending March 2017	503	→
Quarter ending June 2017	504	→
Quarter ending September 2017	502	→
Quarter ending December 2017	506	→
Variance since December 2016	2.0%	↑



ACTIVITY

Cumulative percentage of contracted UDA delivered 2017 & 2018



Month	Adjusted Scheduled Activity (UDA)	
	2017	2018
April	4	-10
May	83	70
June	112	135
July	257	233
August	334	308
September	442	427
October	526	469
November	648	572
December	713	603
January	801	
February	886	
March	1,064	
April	1,138	
May	1,181	
June	1,181	

QUALITY

	Quantity	Base Number	Contract	AT	Region	England
% of FP17s for the same patient ID Re-attending within 3 months - Children	18	415	4.3%	11.5%	11.5%	12.0%
% of FP17s for the same patient ID Re-attending within 3 months - Adults	6	74	8.1%	15.0%	15.8%	15.9%
% of FP17s for the same patient ID Re-attending between 3 & 9 months - Children	283	415	68.2%	57.7%	60.5%	58.0%
% of FP17s for the same patient ID Re-attending between 3 & 9 months - Adults	44	74	59.5%	48.4%	51.8%	50.5%
% of FP17s for Band 1 Urgent Courses	4	448	0.9%	9.7%	9.5%	9.0%
% of FP17s Relating to Free Repair or Replacements	0	448	0.0%	0.7%	0.7%	0.8%
% of FP17s Relating to Continuations	0	448	0.0%	0.8%	1.0%	1.1%
% of Patients satisfied with the dentistry they have received	1	1	N/A	93.3%	92.1%	91.5%
% of Patients satisfied with the time they had to wait for an appointment	1	1	N/A	89.7%	88.3%	87.9%

* This is based on patients treated on this contract for their most recent course of treatment. Figures in italics indicate the base number of FP17s or Patient Questionnaire responses are less than 100. N/A is shown where the base number of responses is less than 10 during the period. % is calculated as Quantity/Base number*100

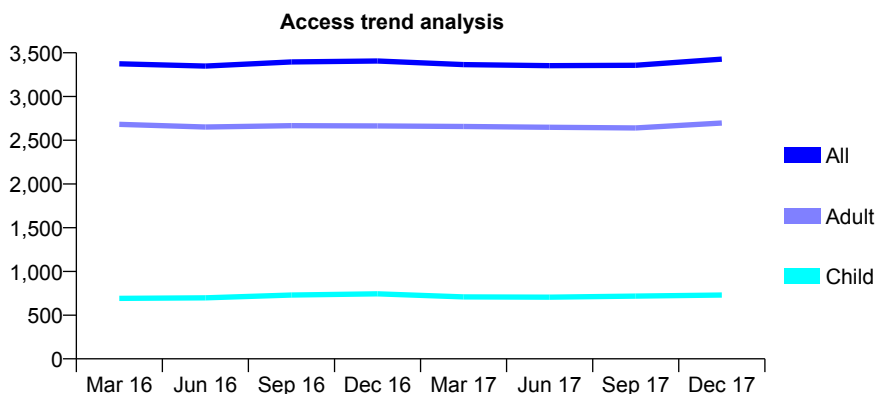
Q69 - Vital Signs At a Glance Contract Report for 221384/0001 - December 2017

Name or company name	Carling Dental Practice
Contract type name	GDS Contract
Purpose of contract	General
Contract start date	01/04/2006
Contract end date	

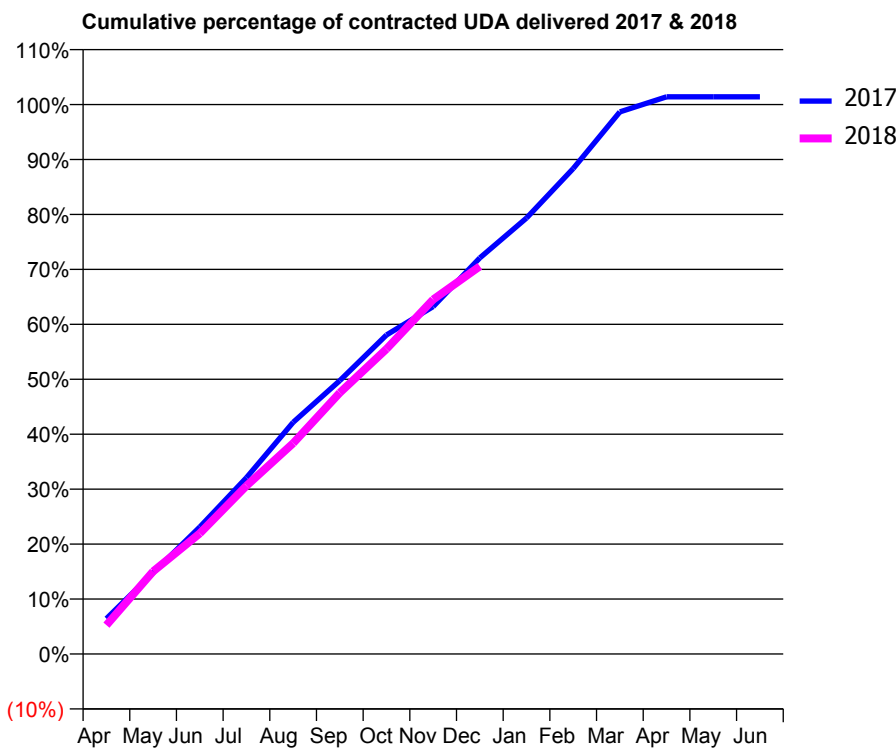
17/18 Contracted general activity (UDA)	7,565
Carry forward general activity (UDA)	-107
17/18 Contracted orthodontic activity (UOA)	0
Carry forward orthodontic activity (UOA)	0
Baseline contract value	£181,847.12

ACCESS*

Patients seen in 24 months	Total	Change since previous quarter
Quarter ending December 2016	3,406	
Quarter ending March 2017	3,365	↓
Quarter ending June 2017	3,353	→
Quarter ending September 2017	3,358	→
Quarter ending December 2017	3,427	↑
Variance since December 2016	0.6%	→



ACTIVITY



Month	Adjusted Scheduled Activity (UDA)	
	2017	2018
April	487	397
May	1,119	1,137
June	1,749	1,660
July	2,428	2,317
August	3,189	2,901
September	3,765	3,597
October	4,393	4,199
November	4,783	4,881
December	5,453	5,337
January	6,002	
February	6,683	
March	7,463	
April	7,672	
May	7,672	
June	7,672	

QUALITY

	Quantity	Base Number	Contract	AT	Region	England
% of FP17s for the same patient ID Re-attending within 3 months - Children	13	700	1.9%	11.5%	11.5%	12.0%
% of FP17s for the same patient ID Re-attending within 3 months - Adults	146	2,461	5.9%	15.0%	15.8%	15.9%
% of FP17s for the same patient ID Re-attending between 3 & 9 months - Children	242	700	34.6%	57.7%	60.5%	58.0%
% of FP17s for the same patient ID Re-attending between 3 & 9 months - Adults	904	2,461	36.7%	48.4%	51.8%	50.5%
% of FP17s for Band 1 Urgent Courses	171	3,046	5.6%	9.7%	9.5%	9.0%
% of FP17s Relating to Free Repair or Replacements	28	3,046	0.9%	0.7%	0.7%	0.8%
% of FP17s Relating to Continuations	2	3,046	0.1%	0.8%	1.0%	1.1%
% of Patients satisfied with the dentistry they have received	4	4	N/A	93.3%	92.1%	91.5%
% of Patients satisfied with the time they had to wait for an appointment	4	4	N/A	89.7%	88.3%	87.9%

* This is based on patients treated on this contract for their most recent course of treatment. Figures in italics indicate the base number of FP17s or Patient Questionnaire responses are less than 100. N/A is shown where the base number of responses is less than 10 during the period. % is calculated as Quantity/Base number*100

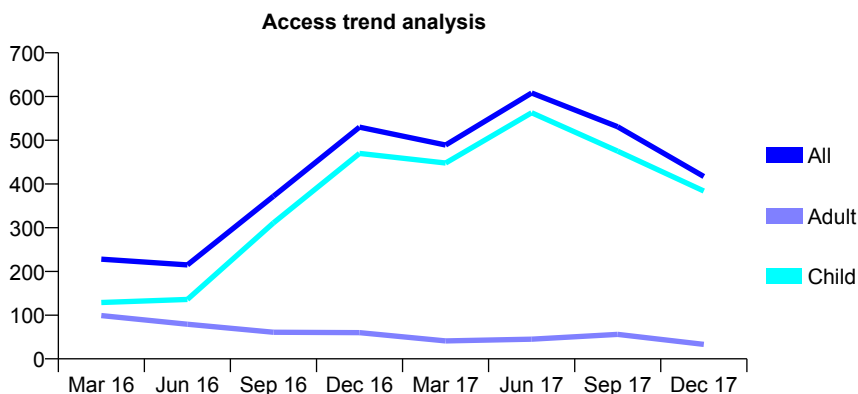
Q69 - Vital Signs At a Glance Contract Report for 230456/0001 - December 2017

Name or company name	MRS BM MACMILLAN
Contract type name	GDS Contract
Purpose of contract	General
Contract start date	01/04/2006
Contract end date	

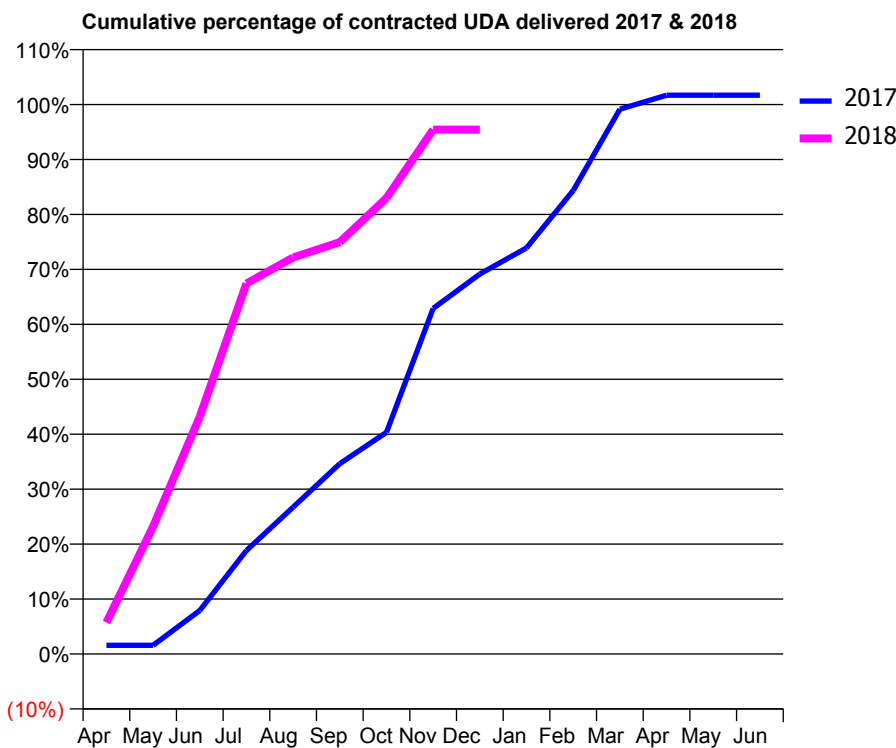
17/18 Contracted general activity (UDA)	950
Carry forward general activity (UDA)	-16
17/18 Contracted orthodontic activity (UOA)	0
Carry forward orthodontic activity (UOA)	0
Baseline contract value	£22,718.97

ACCESS*

Patients seen in 24 months	Total	Change since previous quarter
Quarter ending December 2016	530	
Quarter ending March 2017	489	↓
Quarter ending June 2017	608	↑
Quarter ending September 2017	531	↓
Quarter ending December 2017	417	↓
Variance since December 2016	(21.3%)	↓



ACTIVITY



Month	Adjusted Scheduled Activity (UDA)	
	2017	2018
April	15	55
May	15	221
June	75	410
July	179	641
August	254	686
September	329	712
October	383	788
November	597	907
December	657	907
January	702	
February	801	
March	942	
April	966	
May	966	
June	966	

QUALITY

	Quantity	Base Number	Contract	AT	Region	England
% of FP17s for the same patient ID Re-attending within 3 months - Children	26	593	4.4%	11.5%	11.5%	12.0%
% of FP17s for the same patient ID Re-attending within 3 months - Adults	1	58	1.7%	15.0%	15.8%	15.9%
% of FP17s for the same patient ID Re-attending between 3 & 9 months - Children	184	593	31.0%	57.7%	60.5%	58.0%
% of FP17s for the same patient ID Re-attending between 3 & 9 months - Adults	2	58	3.4%	48.4%	51.8%	50.5%
% of FP17s for Band 1 Urgent Courses	23	630	3.7%	9.7%	9.5%	9.0%
% of FP17s Relating to Free Repair or Replacements	0	630	0.0%	0.7%	0.7%	0.8%
% of FP17s Relating to Continuations	0	630	0.0%	0.8%	1.0%	1.1%
% of Patients satisfied with the dentistry they have received	0	0	N/A	93.3%	92.1%	91.5%
% of Patients satisfied with the time they had to wait for an appointment	0	0	N/A	89.7%	88.3%	87.9%

* This is based on patients treated on this contract for their most recent course of treatment. Figures in italics indicate the base number of FP17s or Patient Questionnaire responses are less than 100. N/A is shown where the base number of responses is less than 10 during the period. % is calculated as Quantity/Base number*100

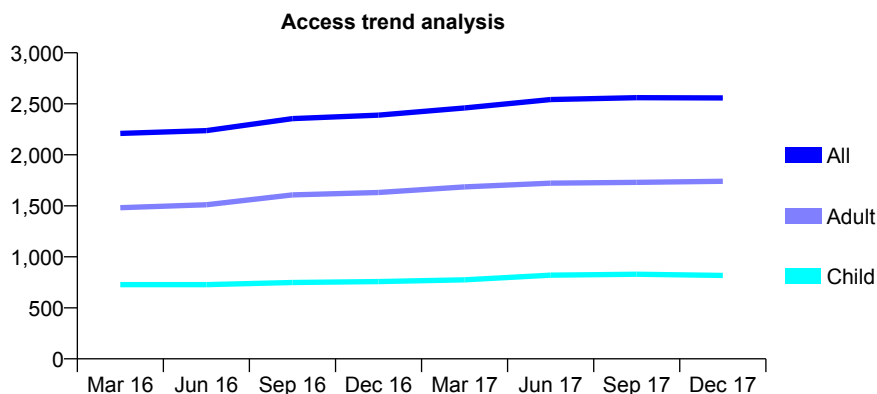
Q69 - Vital Signs At a Glance Contract Report for 231878/0001 - December 2017

Name or company name	MR AF GAON
Contract type name	GDS Contract
Purpose of contract	General
Contract start date	01/04/2006
Contract end date	

17/18 Contracted general activity (UDA)	6,049
Carry forward general activity (UDA)	-121
17/18 Contracted orthodontic activity (UOA)	0
Carry forward orthodontic activity (UOA)	0
Baseline contract value	£177,936.64

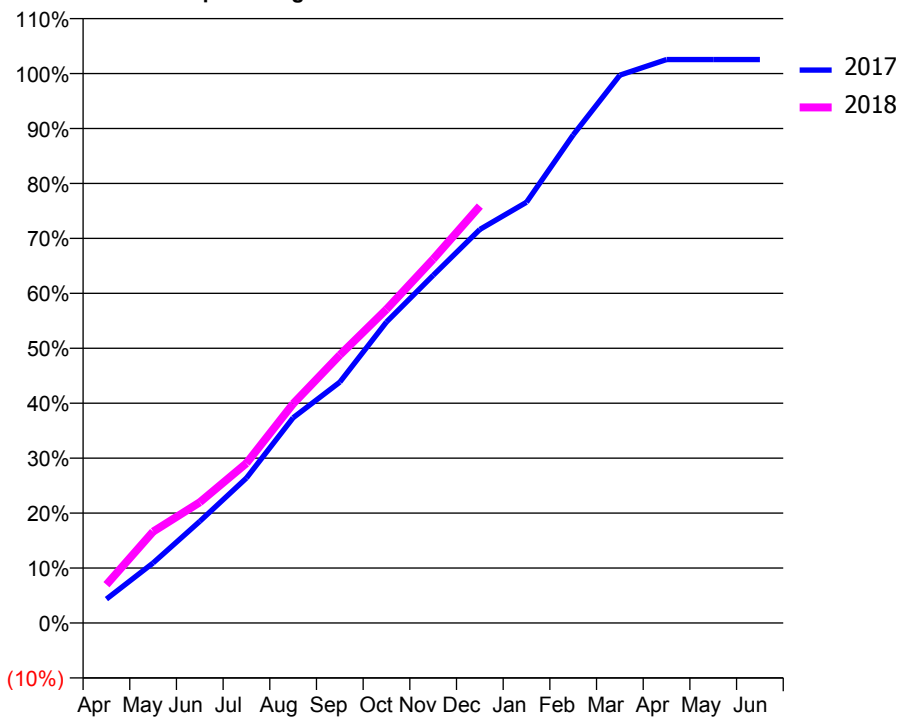
ACCESS*

Patients seen in 24 months	Total	Change since previous quarter
Quarter ending December 2016	2,389	
Quarter ending March 2017	2,460	↑
Quarter ending June 2017	2,542	↑
Quarter ending September 2017	2,560	→
Quarter ending December 2017	2,558	→
Variance since December 2016	7.1%	↑



ACTIVITY

Cumulative percentage of contracted UDA delivered 2017 & 2018



Month	Adjusted Scheduled Activity (UDA)	
	2017	2018
April	264	422
May	661	1,006
June	1,120	1,329
July	1,596	1,759
August	2,260	2,415
September	2,652	2,950
October	3,314	3,453
November	3,827	4,006
December	4,332	4,590
January	4,632	
February	5,374	
March	6,031	
April	6,202	
May	6,202	
June	6,202	

QUALITY

	Quantity	Base Number	Contract	AT	Region	England
% of FP17s for the same patient ID Re-attending within 3 months - Children	71	959	7.4%	11.5%	11.5%	12.0%
% of FP17s for the same patient ID Re-attending within 3 months - Adults	201	1,762	11.4%	15.0%	15.8%	15.9%
% of FP17s for the same patient ID Re-attending between 3 & 9 months - Children	619	959	64.5%	57.7%	60.5%	58.0%
% of FP17s for the same patient ID Re-attending between 3 & 9 months - Adults	1,011	1,762	57.4%	48.4%	51.8%	50.5%
% of FP17s for Band 1 Urgent Courses	115	2,637	4.4%	9.7%	9.5%	9.0%
% of FP17s Relating to Free Repair or Replacements	0	2,637	0.0%	0.7%	0.7%	0.8%
% of FP17s Relating to Continuations	9	2,637	0.3%	0.8%	1.0%	1.1%
% of Patients satisfied with the dentistry they have received	9	9	N/A	93.3%	92.1%	91.5%
% of Patients satisfied with the time they had to wait for an appointment	8	9	N/A	89.7%	88.3%	87.9%

* This is based on patients treated on this contract for their most recent course of treatment. Figures in italics indicate the base number of FP17s or Patient Questionnaire responses are less than 100. N/A is shown where the base number of responses is less than 10 during the period. % is calculated as Quantity/Base number*100

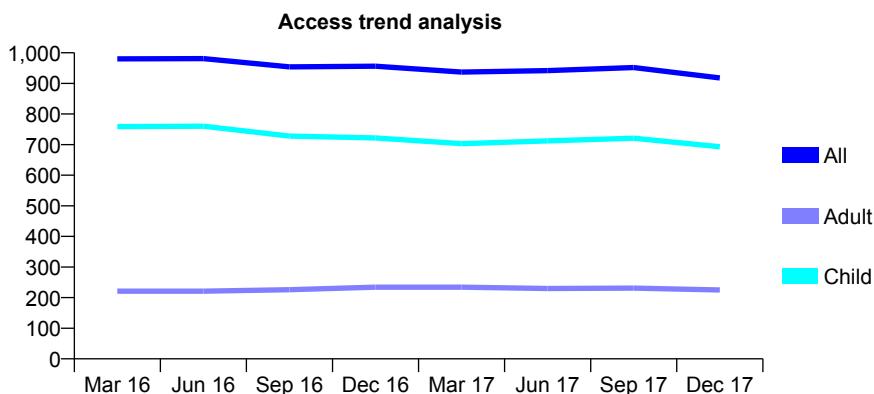
Q69 - Vital Signs At a Glance Contract Report for 233269/0001 - December 2017

Name or company name	MR JD BARLOW
Contract type name	GDS Contract
Purpose of contract	General
Contract start date	01/04/2006
Contract end date	

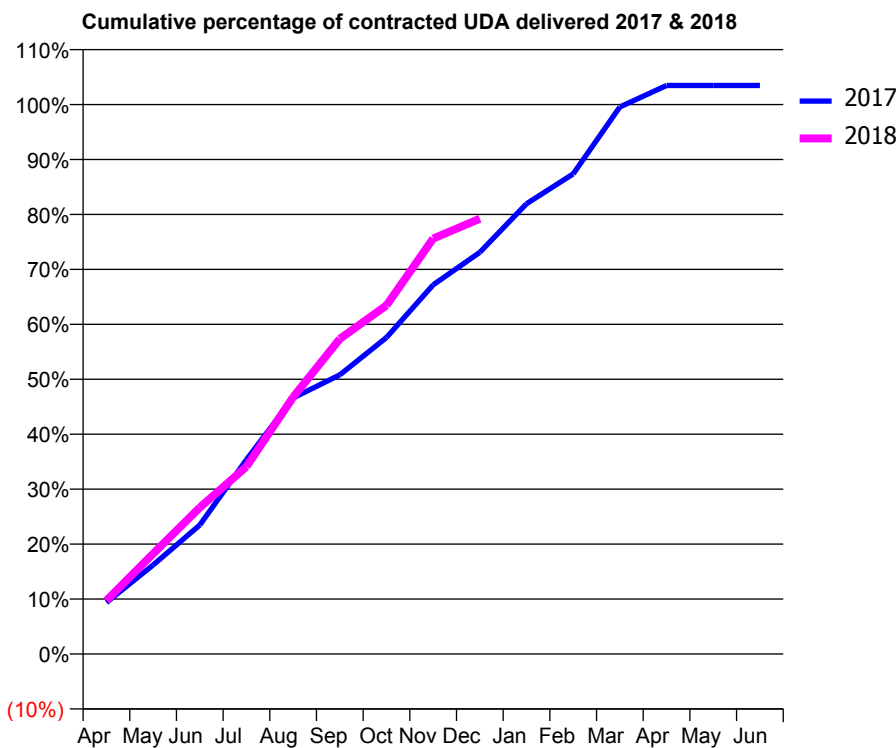
17/18 Contracted general activity (UDA)	1,471
Carry forward general activity (UDA)	-29
17/18 Contracted orthodontic activity (UOA)	0
Carry forward orthodontic activity (UOA)	0
Baseline contract value	£32,685.00

ACCESS*

Patients seen in 24 months	Total	Change since previous quarter
Quarter ending December 2016	956	
Quarter ending March 2017	937	↓
Quarter ending June 2017	942	→
Quarter ending September 2017	952	→
Quarter ending December 2017	918	↓
Variance since December 2016	(4.0%)	↓



ACTIVITY



Month	Adjusted Scheduled Activity (UDA)	
	2017	2018
April	138	143
May	238	269
June	345	392
July	520	502
August	685	688
September	747	844
October	847	933
November	988	1,112
December	1,075	1,165
January	1,205	
February	1,285	
March	1,464	
April	1,522	
May	1,522	
June	1,522	

QUALITY

	Quantity	Base Number	Contract	AT	Region	England
% of FP17s for the same patient ID Re-attending within 3 months - Children	32	735	4.4%	11.5%	11.5%	12.0%
% of FP17s for the same patient ID Re-attending within 3 months - Adults	6	131	4.6%	15.0%	15.8%	15.9%
% of FP17s for the same patient ID Re-attending between 3 & 9 months - Children	395	735	53.7%	57.7%	60.5%	58.0%
% of FP17s for the same patient ID Re-attending between 3 & 9 months - Adults	49	131	37.4%	48.4%	51.8%	50.5%
% of FP17s for Band 1 Urgent Courses	21	829	2.5%	9.7%	9.5%	9.0%
% of FP17s Relating to Free Repair or Replacements	0	829	0.0%	0.7%	0.7%	0.8%
% of FP17s Relating to Continuations	6	829	0.7%	0.8%	1.0%	1.1%
% of Patients satisfied with the dentistry they have received	2	2	N/A	93.3%	92.1%	91.5%
% of Patients satisfied with the time they had to wait for an appointment	2	2	N/A	89.7%	88.3%	87.9%

* This is based on patients treated on this contract for their most recent course of treatment. Figures in italics indicate the base number of FP17s or Patient Questionnaire responses are less than 100. N/A is shown where the base number of responses is less than 10 during the period. % is calculated as Quantity/Base number*100

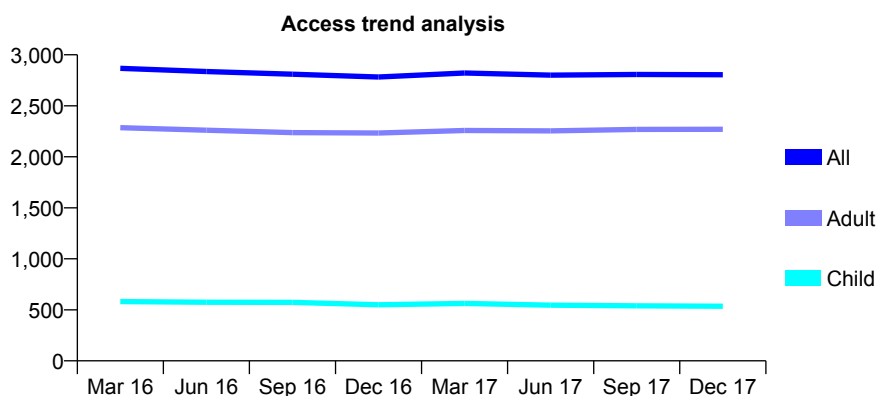
Q69 - Vital Signs At a Glance Contract Report for 234907/0001 - December 2017

Name or company name	MRS SV TAFFT
Contract type name	GDS Contract
Purpose of contract	General
Contract start date	01/04/2006
Contract end date	

17/18 Contracted general activity (UDA)	8,926
Carry forward general activity (UDA)	-46
17/18 Contracted orthodontic activity (UOA)	0
Carry forward orthodontic activity (UOA)	0
Baseline contract value	£213,399.56

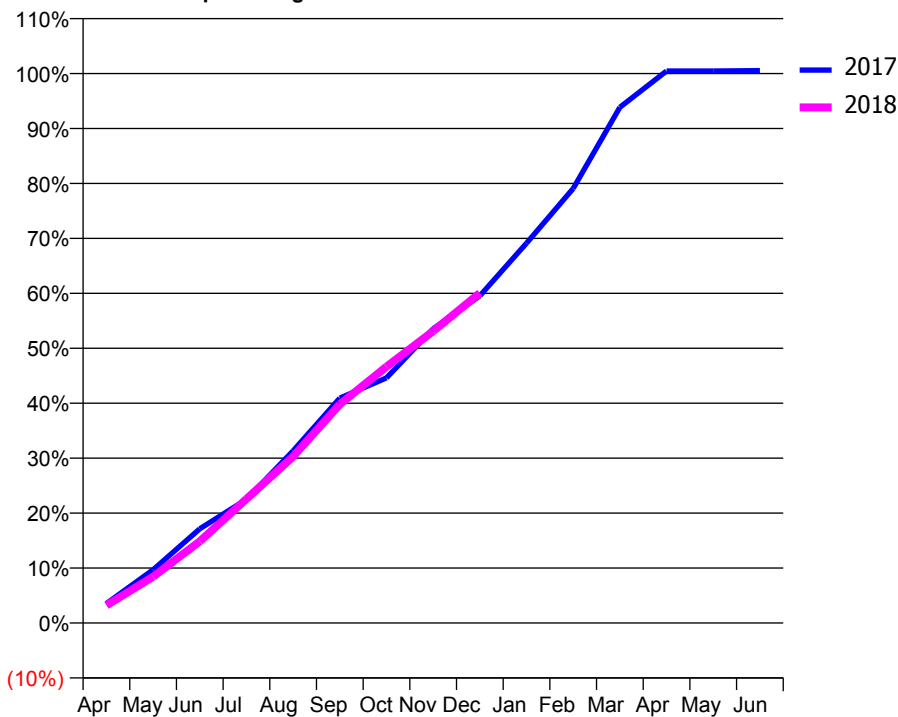
ACCESS*

Patients seen in 24 months	Total	Change since previous quarter
Quarter ending December 2016	2,783	
Quarter ending March 2017	2,821	→
Quarter ending June 2017	2,800	→
Quarter ending September 2017	2,807	→
Quarter ending December 2017	2,805	→
Variance since December 2016	0.8%	→



ACTIVITY

Cumulative percentage of contracted UDA delivered 2017 & 2018



Month	Adjusted Scheduled Activity (UDA)	
	2017	2018
April	317	286
May	864	753
June	1,531	1,327
July	2,010	2,016
August	2,796	2,704
September	3,652	3,553
October	3,981	4,163
November	4,779	4,741
December	5,314	5,360
January	6,171	
February	7,059	
March	8,378	
April	8,967	
May	8,966	
June	8,973	

QUALITY

	Quantity	Base Number	Contract	AT	Region	England
% of FP17s for the same patient ID Re-attending within 3 months - Children	63	642	9.8%	11.5%	11.5%	12.0%
% of FP17s for the same patient ID Re-attending within 3 months - Adults	278	2,475	11.2%	15.0%	15.8%	15.9%
% of FP17s for the same patient ID Re-attending between 3 & 9 months - Children	431	642	67.1%	57.7%	60.5%	58.0%
% of FP17s for the same patient ID Re-attending between 3 & 9 months - Adults	1,673	2,475	67.6%	48.4%	51.8%	50.5%
% of FP17s for Band 1 Urgent Courses	114	2,915	3.9%	9.7%	9.5%	9.0%
% of FP17s Relating to Free Repair or Replacements	16	2,915	0.5%	0.7%	0.7%	0.8%
% of FP17s Relating to Continuations	33	2,915	1.1%	0.8%	1.0%	1.1%
% of Patients satisfied with the dentistry they have received	3	3	N/A	93.3%	92.1%	91.5%
% of Patients satisfied with the time they had to wait for an appointment	2	3	N/A	89.7%	88.3%	87.9%

* This is based on patients treated on this contract for their most recent course of treatment. Figures in italics indicate the base number of FP17s or Patient Questionnaire responses are less than 100. N/A is shown where the base number of responses is less than 10 during the period. % is calculated as Quantity/Base number*100

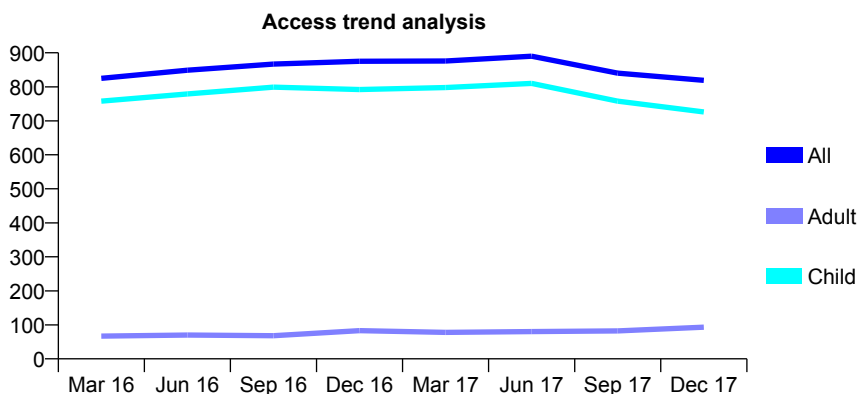
Q69 - Vital Signs At a Glance Contract Report for 235849/0001 - December 2017

Name or company name	MR JM BROWN
Contract type name	GDS Contract
Purpose of contract	General
Contract start date	01/04/2006
Contract end date	

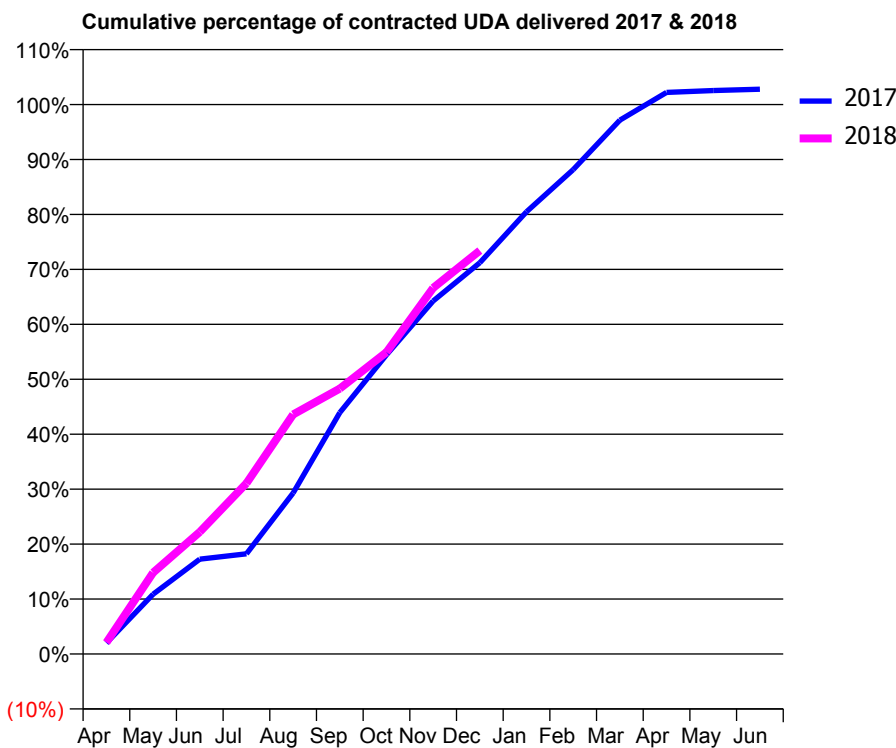
17/18 Contracted general activity (UDA)	1,254
Carry forward general activity (UDA)	-25
17/18 Contracted orthodontic activity (UOA)	0
Carry forward orthodontic activity (UOA)	0
Baseline contract value	£23,627.27

ACCESS*

Patients seen in 24 months	Total	Change since previous quarter
Quarter ending December 2016	875	
Quarter ending March 2017	876	→
Quarter ending June 2017	890	→
Quarter ending September 2017	840	↓
Quarter ending December 2017	819	↓
Variance since December 2016	(6.4%)	↓



ACTIVITY



Month	Adjusted Scheduled Activity (UDA)	
	2017	2018
April	25	26
May	136	186
June	217	279
July	229	390
August	368	547
September	551	606
October	683	689
November	806	835
December	893	921
January	1,009	
February	1,105	
March	1,218	
April	1,282	
May	1,286	
June	1,289	

QUALITY

	Quantity	Base Number	Contract	AT	Region	England
% of FP17s for the same patient ID Re-attending within 3 months - Children	40	834	4.8%	11.5%	11.5%	12.0%
% of FP17s for the same patient ID Re-attending within 3 months - Adults	0	0	N/A	15.0%	15.8%	15.9%
% of FP17s for the same patient ID Re-attending between 3 & 9 months - Children	496	834	59.5%	57.7%	60.5%	58.0%
% of FP17s for the same patient ID Re-attending between 3 & 9 months - Adults	0	0	N/A	48.4%	51.8%	50.5%
% of FP17s for Band 1 Urgent Courses	24	772	3.1%	9.7%	9.5%	9.0%
% of FP17s Relating to Free Repair or Replacements	0	772	0.0%	0.7%	0.7%	0.8%
% of FP17s Relating to Continuations	0	772	0.0%	0.8%	1.0%	1.1%
% of Patients satisfied with the dentistry they have received	0	0	N/A	93.3%	92.1%	91.5%
% of Patients satisfied with the time they had to wait for an appointment	0	0	N/A	89.7%	88.3%	87.9%

* This is based on patients treated on this contract for their most recent course of treatment. Figures in italics indicate the base number of FP17s or Patient Questionnaire responses are less than 100. N/A is shown where the base number of responses is less than 10 during the period. % is calculated as Quantity/Base number*100

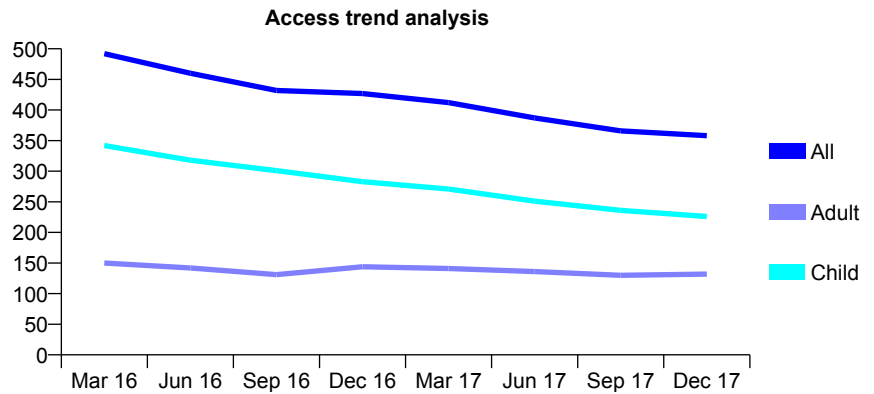
Q69 - Vital Signs At a Glance Contract Report for 237558/0001 - December 2017

Name or company name	MR AS TIERNEY
Contract type name	GDS Contract
Purpose of contract	General
Contract start date	02/07/2012
Contract end date	

17/18 Contracted general activity (UDA)	675
Carry forward general activity (UDA)	0
17/18 Contracted orthodontic activity (UOA)	0
Carry forward orthodontic activity (UOA)	0
Baseline contract value	£12,274.72

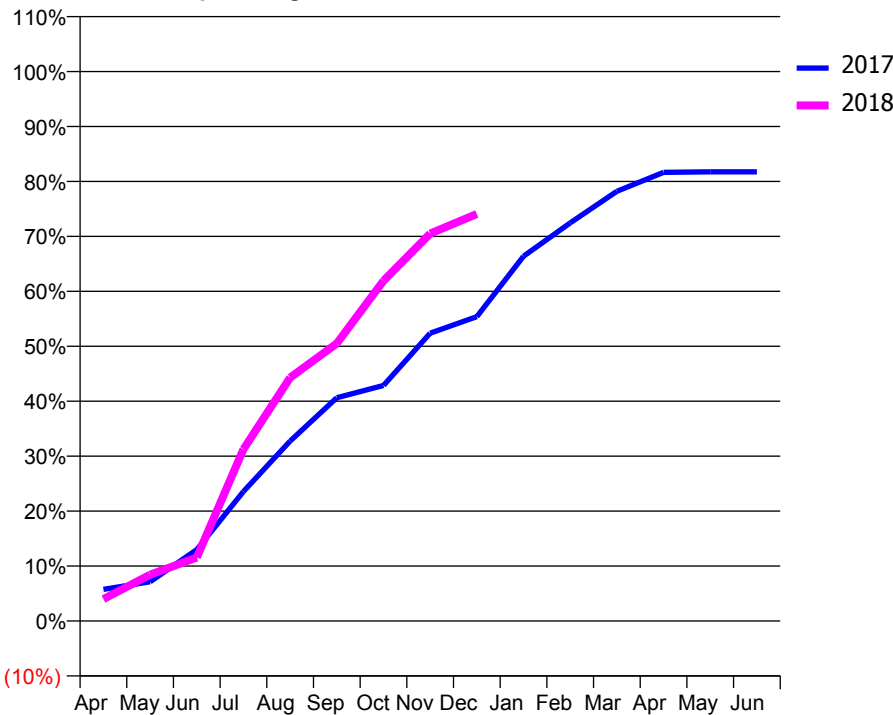
ACCESS*

Patients seen in 24 months	Total	Change since previous quarter
Quarter ending December 2016	427	
Quarter ending March 2017	412	↓
Quarter ending June 2017	387	↓
Quarter ending September 2017	366	↓
Quarter ending December 2017	358	↓
Variance since December 2016	(16.2%)	↓



ACTIVITY

Cumulative percentage of contracted UDA delivered 2017 & 2018



Month	Adjusted Scheduled Activity (UDA)	
	2017	2018
April	54	27
May	67	57
June	122	78
July	221	211
August	307	299
September	381	341
October	402	418
November	491	476
December	520	500
January	623	
February	680	
March	734	
April	766	
May	767	
June	767	

QUALITY

	Quantity	Base Number	Contract	AT	Region	England
% of FP17s for the same patient ID Re-attending within 3 months - Children	7	279	2.5%	11.5%	11.5%	12.0%
% of FP17s for the same patient ID Re-attending within 3 months - Adults	7	61	11.5%	15.0%	15.8%	15.9%
% of FP17s for the same patient ID Re-attending between 3 & 9 months - Children	210	279	75.3%	57.7%	60.5%	58.0%
% of FP17s for the same patient ID Re-attending between 3 & 9 months - Adults	42	61	68.9%	48.4%	51.8%	50.5%
% of FP17s for Band 1 Urgent Courses	0	313	0.0%	9.7%	9.5%	9.0%
% of FP17s Relating to Free Repair or Replacements	0	313	0.0%	0.7%	0.7%	0.8%
% of FP17s Relating to Continuations	0	313	0.0%	0.8%	1.0%	1.1%
% of Patients satisfied with the dentistry they have received	0	0	N/A	93.3%	92.1%	91.5%
% of Patients satisfied with the time they had to wait for an appointment	0	0	N/A	89.7%	88.3%	87.9%

* This is based on patients treated on this contract for their most recent course of treatment. Figures in italics indicate the base number of FP17s or Patient Questionnaire responses are less than 100. N/A is shown where the base number of responses is less than 10 during the period. % is calculated as Quantity/Base number*100

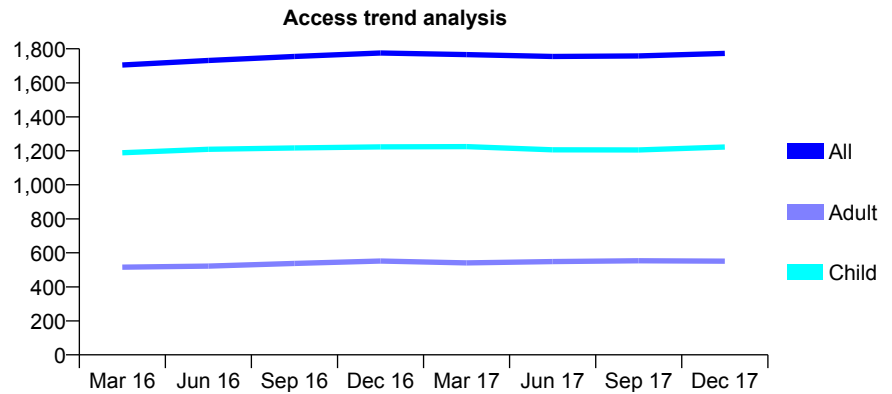
Q69 - Vital Signs At a Glance Contract Report for 237620/0001 - December 2017

Name or company name	MISS NJ BEARDSLEY
Contract type name	GDS Contract
Purpose of contract	General
Contract start date	01/04/2006
Contract end date	

17/18 Contracted general activity (UDA)	5,732
Carry forward general activity (UDA)	68
17/18 Contracted orthodontic activity (UOA)	0
Carry forward orthodontic activity (UOA)	0
Baseline contract value	£149,657.56

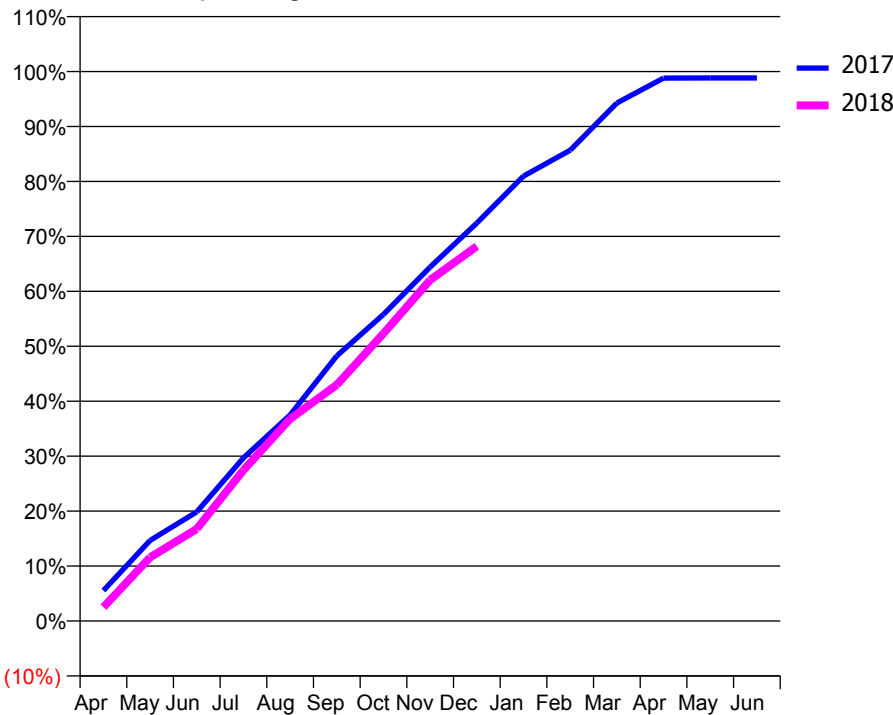
ACCESS*

Patients seen in 24 months	Total	Change since previous quarter
Quarter ending December 2016	1,775	
Quarter ending March 2017	1,766	→
Quarter ending June 2017	1,755	→
Quarter ending September 2017	1,758	→
Quarter ending December 2017	1,773	→
Variance since December 2016	(0.1%)	→



ACTIVITY

Cumulative percentage of contracted UDA delivered 2017 & 2018



Month	Adjusted Scheduled Activity (UDA)	
	2017	2018
April	318	144
May	841	664
June	1,138	960
July	1,701	1,574
August	2,150	2,108
September	2,766	2,465
October	3,198	3,000
November	3,692	3,558
December	4,152	3,909
January	4,641	
February	4,911	
March	5,403	
April	5,664	
May	5,665	
June	5,665	

QUALITY

	Quantity	Base Number	Contract	AT	Region	England
% of FP17s for the same patient ID Re-attending within 3 months - Children	162	1,504	10.8%	11.5%	11.5%	12.0%
% of FP17s for the same patient ID Re-attending within 3 months - Adults	56	478	11.7%	15.0%	15.8%	15.9%
% of FP17s for the same patient ID Re-attending between 3 & 9 months - Children	941	1,504	62.6%	57.7%	60.5%	58.0%
% of FP17s for the same patient ID Re-attending between 3 & 9 months - Adults	302	478	63.2%	48.4%	51.8%	50.5%
% of FP17s for Band 1 Urgent Courses	64	1,881	3.4%	9.7%	9.5%	9.0%
% of FP17s Relating to Free Repair or Replacements	2	1,881	0.1%	0.7%	0.7%	0.8%
% of FP17s Relating to Continuations	11	1,881	0.6%	0.8%	1.0%	1.1%
% of Patients satisfied with the dentistry they have received	3	3	N/A	93.3%	92.1%	91.5%
% of Patients satisfied with the time they had to wait for an appointment	3	3	N/A	89.7%	88.3%	87.9%

* This is based on patients treated on this contract for their most recent course of treatment. Figures in italics indicate the base number of FP17s or Patient Questionnaire responses are less than 100. N/A is shown where the base number of responses is less than 10 during the period. % is calculated as Quantity/Base number*100

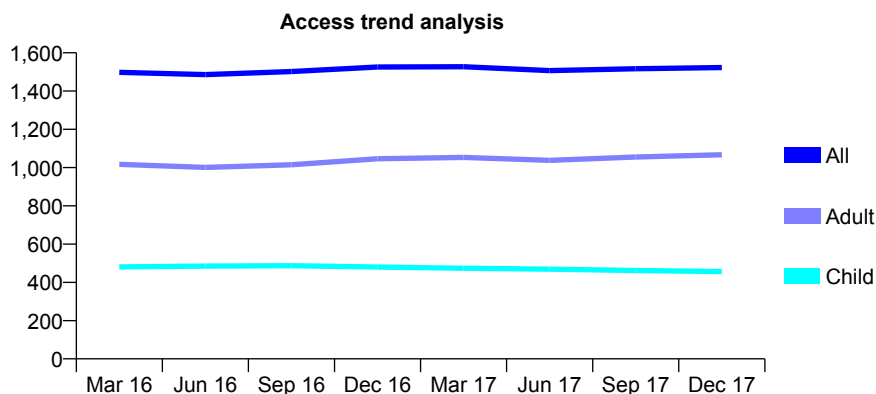
Q69 - Vital Signs At a Glance Contract Report for 238082/0001 - December 2017

Name or company name	MR SK GRAY
Contract type name	GDS Contract
Purpose of contract	General
Contract start date	01/04/2006
Contract end date	

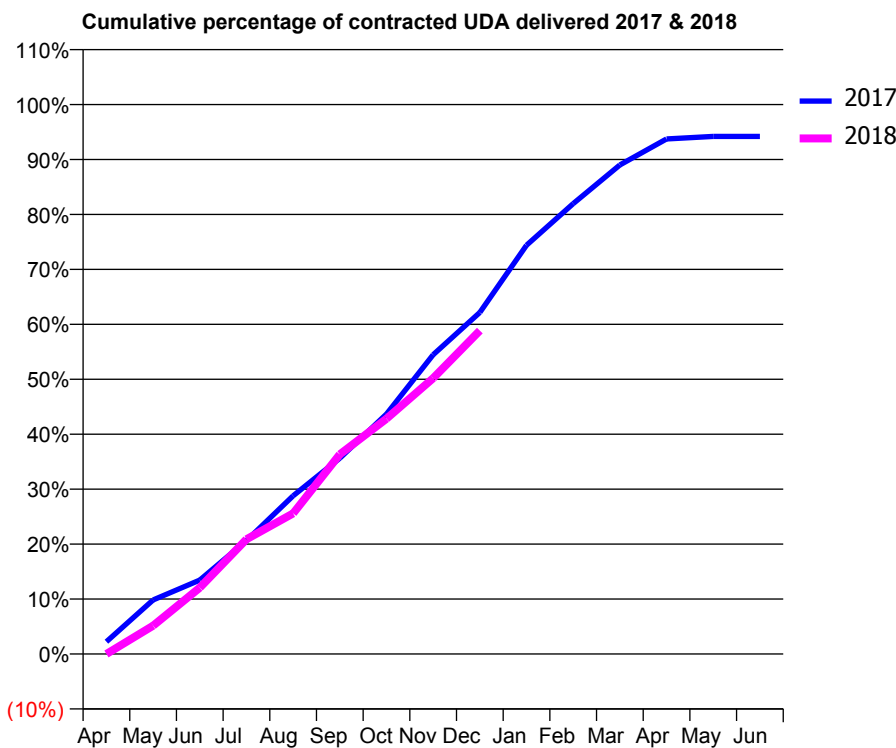
17/18 Contracted general activity (UDA)	3,750
Carry forward general activity (UDA)	0
17/18 Contracted orthodontic activity (UOA)	0
Carry forward orthodontic activity (UOA)	0
Baseline contract value	£89,686.56

ACCESS*

Patients seen in 24 months	Total	Change since previous quarter
Quarter ending December 2016	1,526	
Quarter ending March 2017	1,527	→
Quarter ending June 2017	1,507	↓
Quarter ending September 2017	1,517	→
Quarter ending December 2017	1,523	→
Variance since December 2016	(0.2%)	→



ACTIVITY



Month	Adjusted Scheduled Activity (UDA)	
	2017	2018
April	84	0
May	369	194
June	505	452
July	774	783
August	1,080	960
September	1,337	1,363
October	1,637	1,606
November	2,042	1,883
December	2,331	2,207
January	2,790	
February	3,074	
March	3,337	
April	3,515	
May	3,532	
June	3,532	

QUALITY

	Quantity	Base Number	Contract	AT	Region	England
% of FP17s for the same patient ID Re-attending within 3 months - Children	13	468	2.8%	11.5%	11.5%	12.0%
% of FP17s for the same patient ID Re-attending within 3 months - Adults	105	1,004	10.5%	15.0%	15.8%	15.9%
% of FP17s for the same patient ID Re-attending between 3 & 9 months - Children	271	468	57.9%	57.7%	60.5%	58.0%
% of FP17s for the same patient ID Re-attending between 3 & 9 months - Adults	577	1,004	57.5%	48.4%	51.8%	50.5%
% of FP17s for Band 1 Urgent Courses	53	1,355	3.9%	9.7%	9.5%	9.0%
% of FP17s Relating to Free Repair or Replacements	5	1,355	0.4%	0.7%	0.7%	0.8%
% of FP17s Relating to Continuations	9	1,355	0.7%	0.8%	1.0%	1.1%
% of Patients satisfied with the dentistry they have received	0	2	N/A	93.3%	92.1%	91.5%
% of Patients satisfied with the time they had to wait for an appointment	1	2	N/A	89.7%	88.3%	87.9%

* This is based on patients treated on this contract for their most recent course of treatment. Figures in italics indicate the base number of FP17s or Patient Questionnaire responses are less than 100. N/A is shown where the base number of responses is less than 10 during the period. % is calculated as Quantity/Base number*100

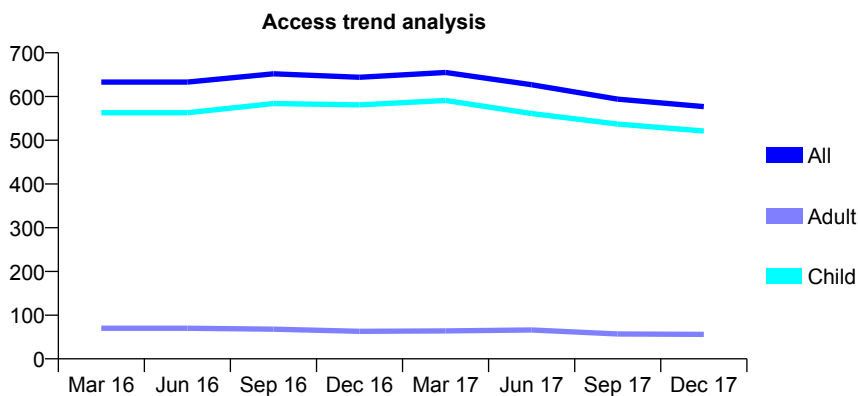
Q69 - Vital Signs At a Glance Contract Report for 239275/0001 - December 2017

Name or company name	RHDC Partners
Contract type name	GDS Contract
Purpose of contract	General
Contract start date	01/04/2006
Contract end date	

17/18 Contracted general activity (UDA)	870
Carry forward general activity (UDA)	-7
17/18 Contracted orthodontic activity (UOA)	0
Carry forward orthodontic activity (UOA)	0
Baseline contract value	£20,800.75

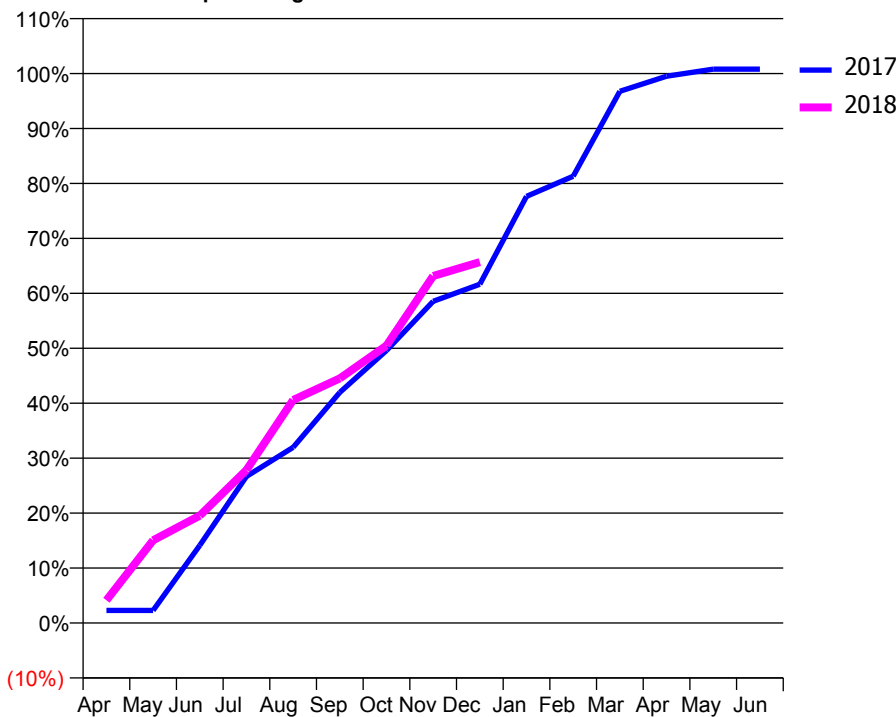
ACCESS*

Patients seen in 24 months	Total	Change since previous quarter
Quarter ending December 2016	644	
Quarter ending March 2017	655	→
Quarter ending June 2017	627	↓
Quarter ending September 2017	594	↓
Quarter ending December 2017	577	↓
Variance since December 2016	(10.4%)	↓



ACTIVITY

Cumulative percentage of contracted UDA delivered 2017 & 2018



Month	Adjusted Scheduled Activity (UDA)	
	2017	2018
April	20	36
May	20	131
June	123	170
July	232	242
August	278	353
September	365	387
October	431	439
November	509	549
December	536	571
January	675	
February	707	
March	842	
April	866	
May	877	
June	877	

QUALITY

	Quantity	Base Number	Contract	AT	Region	England
% of FP17s for the same patient ID Re-attending within 3 months - Children	24	454	5.3%	11.5%	11.5%	12.0%
% of FP17s for the same patient ID Re-attending within 3 months - Adults	0	0	N/A	15.0%	15.8%	15.9%
% of FP17s for the same patient ID Re-attending between 3 & 9 months - Children	260	454	57.3%	57.7%	60.5%	58.0%
% of FP17s for the same patient ID Re-attending between 3 & 9 months - Adults	0	0	N/A	48.4%	51.8%	50.5%
% of FP17s for Band 1 Urgent Courses	2	429	0.5%	9.7%	9.5%	9.0%
% of FP17s Relating to Free Repair or Replacements	0	429	0.0%	0.7%	0.7%	0.8%
% of FP17s Relating to Continuations	4	429	0.9%	0.8%	1.0%	1.1%
% of Patients satisfied with the dentistry they have received	0	0	N/A	93.3%	92.1%	91.5%
% of Patients satisfied with the time they had to wait for an appointment	0	0	N/A	89.7%	88.3%	87.9%

* This is based on patients treated on this contract for their most recent course of treatment. Figures in italics indicate the base number of FP17s or Patient Questionnaire responses are less than 100. N/A is shown where the base number of responses is less than 10 during the period. % is calculated as Quantity/Base number*100

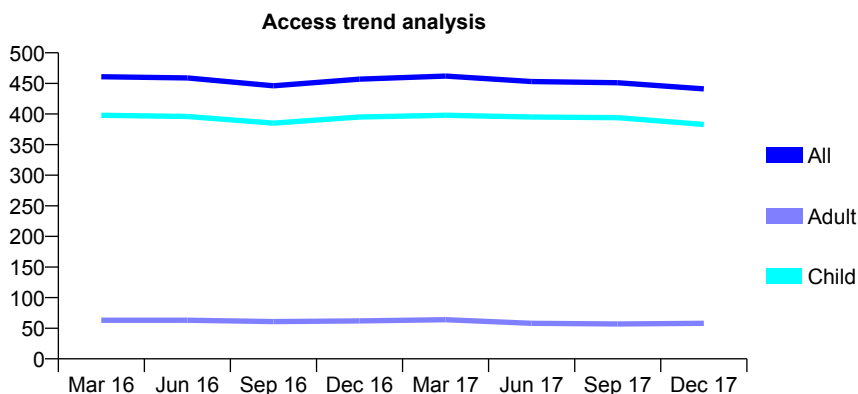
Q69 - Vital Signs At a Glance Contract Report for 244287/0001 - December 2017

Name or company name	MR CR HARRIS
Contract type name	GDS Contract
Purpose of contract	General
Contract start date	01/04/2006
Contract end date	

17/18 Contracted general activity (UDA)	1,083
Carry forward general activity (UDA)	-21
17/18 Contracted orthodontic activity (UOA)	0
Carry forward orthodontic activity (UOA)	0
Baseline contract value	£23,476.34

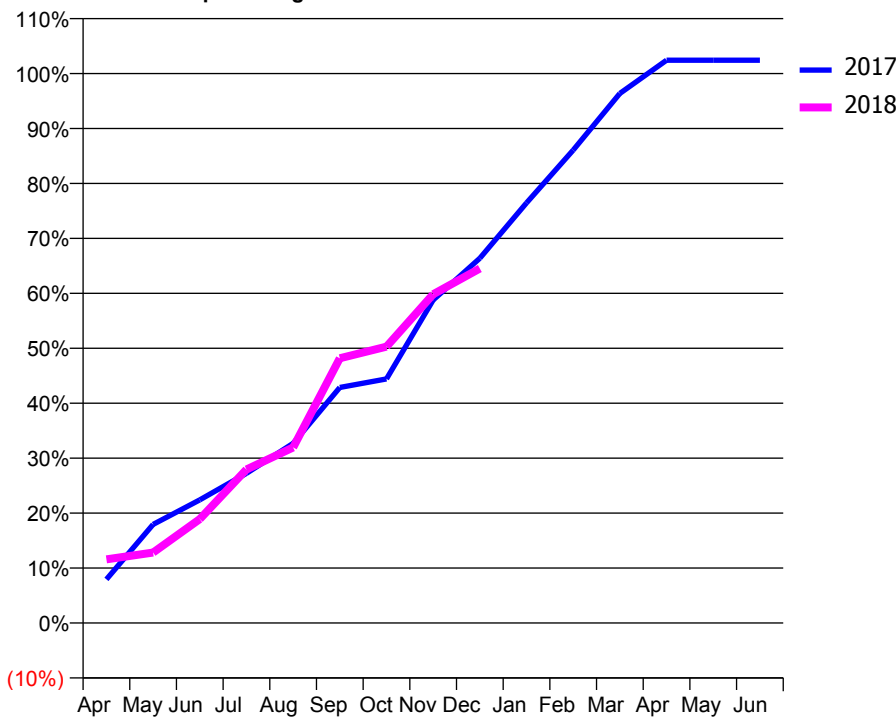
ACCESS*

Patients seen in 24 months	Total	Change since previous quarter
Quarter ending December 2016	457	
Quarter ending March 2017	462	→
Quarter ending June 2017	453	↓
Quarter ending September 2017	451	→
Quarter ending December 2017	441	↓
Variance since December 2016	(3.5%)	↓



ACTIVITY

Cumulative percentage of contracted UDA delivered 2017 & 2018



Month	Adjusted Scheduled Activity (UDA)	
	2017	2018
April	86	126
May	194	139
June	243	205
July	295	303
August	354	346
September	464	522
October	481	545
November	637	648
December	719	699
January	828	
February	932	
March	1,044	
April	1,109	
May	1,109	
June	1,109	

QUALITY

	Quantity	Base Number	Contract	AT	Region	England
% of FP17s for the same patient ID Re-attending within 3 months - Children	30	455	6.6%	11.5%	11.5%	12.0%
% of FP17s for the same patient ID Re-attending within 3 months - Adults	2	25	8.0%	15.0%	15.8%	15.9%
% of FP17s for the same patient ID Re-attending between 3 & 9 months - Children	299	455	65.7%	57.7%	60.5%	58.0%
% of FP17s for the same patient ID Re-attending between 3 & 9 months - Adults	17	25	68.0%	48.4%	51.8%	50.5%
% of FP17s for Band 1 Urgent Courses	18	451	4.0%	9.7%	9.5%	9.0%
% of FP17s Relating to Free Repair or Replacements	0	451	0.0%	0.7%	0.7%	0.8%
% of FP17s Relating to Continuations	5	451	1.1%	0.8%	1.0%	1.1%
% of Patients satisfied with the dentistry they have received	0	0	N/A	93.3%	92.1%	91.5%
% of Patients satisfied with the time they had to wait for an appointment	0	0	N/A	89.7%	88.3%	87.9%

* This is based on patients treated on this contract for their most recent course of treatment. Figures in italics indicate the base number of FP17s or Patient Questionnaire responses are less than 100. N/A is shown where the base number of responses is less than 10 during the period. % is calculated as Quantity/Base number*100

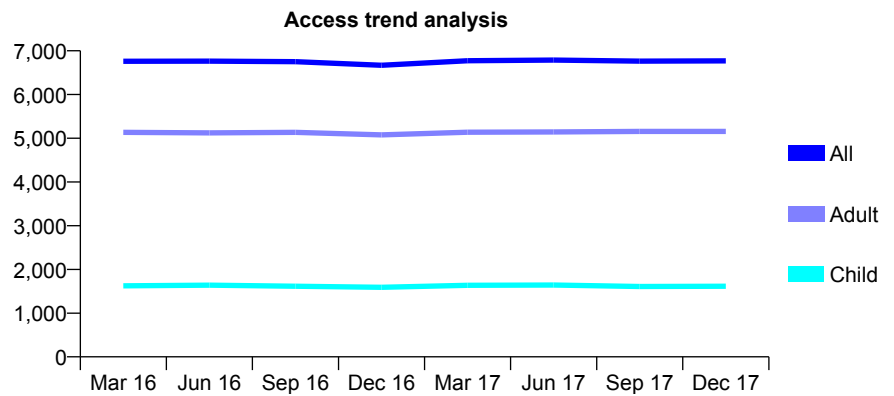
Q69 - Vital Signs At a Glance Contract Report for 250511/0001 - December 2017

Name or company name	Mr BS Degun and Mr DS Jheeta
Contract type name	GDS Contract
Purpose of contract	General
Contract start date	01/04/2006
Contract end date	

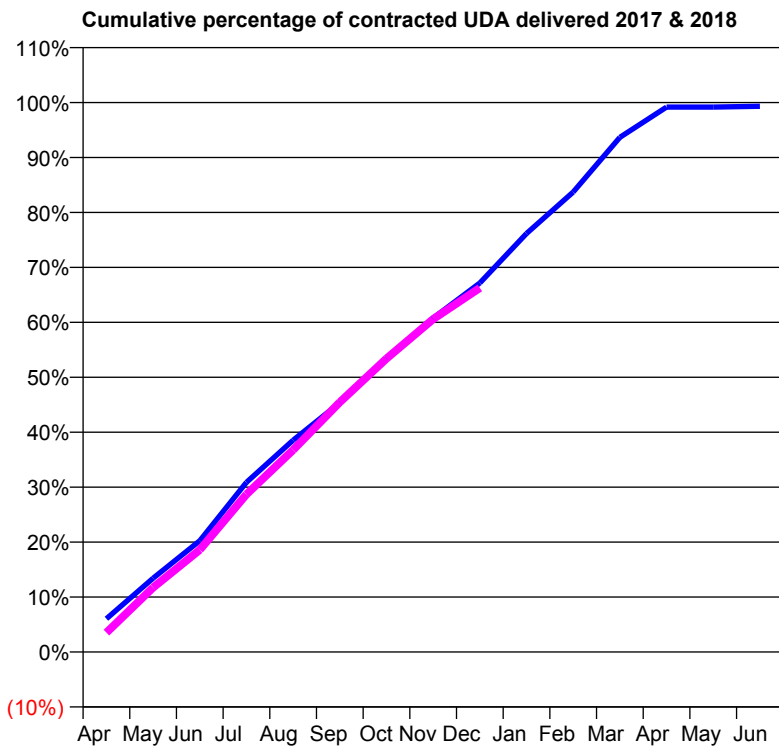
17/18 Contracted general activity (UDA)	21,463
Carry forward general activity (UDA)	150
17/18 Contracted orthodontic activity (UOA)	0
Carry forward orthodontic activity (UOA)	0
Baseline contract value	£542,369.94

ACCESS*

Patients seen in 24 months	Total	Change since previous quarter
Quarter ending December 2016	6,670	
Quarter ending March 2017	6,773	→
Quarter ending June 2017	6,788	→
Quarter ending September 2017	6,765	→
Quarter ending December 2017	6,770	→
Variance since December 2016	1.5%	→



ACTIVITY



Month	Adjusted Scheduled Activity (UDA)	
	2017	2018
April	1,302	759
May	2,885	2,520
June	4,346	3,994
July	6,629	6,159
August	8,274	7,891
September	9,735	9,759
October	11,473	11,460
November	13,044	13,004
December	14,414	14,219
January	16,347	
February	17,967	
March	20,101	
April	21,283	
May	21,286	
June	21,313	

QUALITY

	Quantity	Base Number	Contract	AT	Region	England
% of FP17s for the same patient ID Re-attending within 3 months - Children	145	1,748	8.3%	11.5%	11.5%	12.0%
% of FP17s for the same patient ID Re-attending within 3 months - Adults	577	4,516	12.8%	15.0%	15.8%	15.9%
% of FP17s for the same patient ID Re-attending between 3 & 9 months - Children	1,032	1,748	59.0%	57.7%	60.5%	58.0%
% of FP17s for the same patient ID Re-attending between 3 & 9 months - Adults	2,158	4,516	47.8%	48.4%	51.8%	50.5%
% of FP17s for Band 1 Urgent Courses	547	5,889	9.3%	9.7%	9.5%	9.0%
% of FP17s Relating to Free Repair or Replacements	31	5,889	0.5%	0.7%	0.7%	0.8%
% of FP17s Relating to Continuations	23	5,889	0.4%	0.8%	1.0%	1.1%
% of Patients satisfied with the dentistry they have received	4	5	N/A	93.3%	92.1%	91.5%
% of Patients satisfied with the time they had to wait for an appointment	3	5	N/A	89.7%	88.3%	87.9%

* This is based on patients treated on this contract for their most recent course of treatment. Figures in italics indicate the base number of FP17s or Patient Questionnaire responses are less than 100. N/A is shown where the base number of responses is less than 10 during the period. % is calculated as Quantity/Base number*100

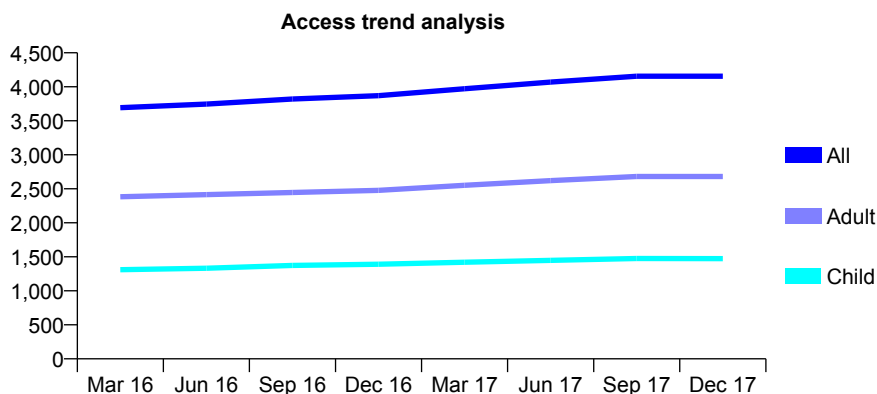
Q69 - Vital Signs At a Glance Contract Report for 250929/0001 - December 2017

Name or company name	MR JS GILL
Contract type name	GDS Contract
Purpose of contract	General
Contract start date	01/04/2006
Contract end date	

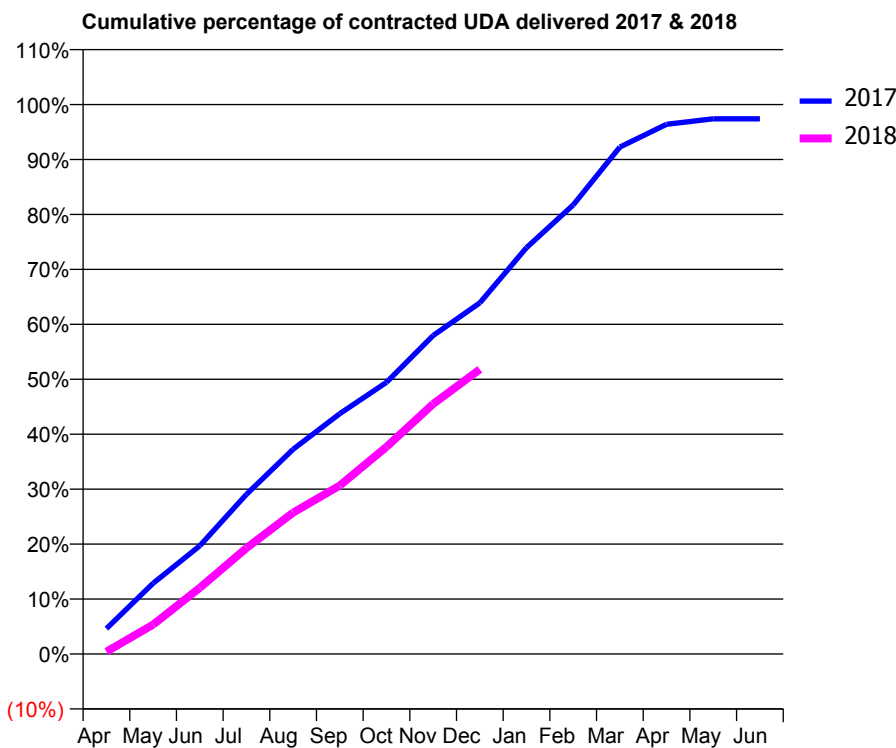
17/18 Contracted general activity (UDA)	15,780
Carry forward general activity (UDA)	410
17/18 Contracted orthodontic activity (UOA)	0
Carry forward orthodontic activity (UOA)	0
Baseline contract value	£492,421.74

ACCESS*

Patients seen in 24 months	Total	Change since previous quarter
Quarter ending December 2016	3,870	
Quarter ending March 2017	3,972	↑
Quarter ending June 2017	4,070	↑
Quarter ending September 2017	4,156	↑
Quarter ending December 2017	4,155	→
Variance since December 2016	7.4%	↑



ACTIVITY



Month	Adjusted Scheduled Activity (UDA)	
	2017	2018
April	731	66
May	2,033	846
June	3,106	1,901
July	4,586	3,042
August	5,882	4,061
September	6,901	4,839
October	7,801	5,949
November	9,146	7,180
December	10,084	8,173
January	11,671	
February	12,894	
March	14,556	
April	15,211	
May	15,370	
June	15,371	

QUALITY

	Quantity	Base Number	Contract	AT	Region	England
% of FP17s for the same patient ID Re-attending within 3 months - Children	101	1,603	6.3%	11.5%	11.5%	12.0%
% of FP17s for the same patient ID Re-attending within 3 months - Adults	289	2,265	12.8%	15.0%	15.8%	15.9%
% of FP17s for the same patient ID Re-attending between 3 & 9 months - Children	1,016	1,603	63.4%	57.7%	60.5%	58.0%
% of FP17s for the same patient ID Re-attending between 3 & 9 months - Adults	1,037	2,265	45.8%	48.4%	51.8%	50.5%
% of FP17s for Band 1 Urgent Courses	498	3,639	13.7%	9.7%	9.5%	9.0%
% of FP17s Relating to Free Repair or Replacements	43	3,639	1.2%	0.7%	0.7%	0.8%
% of FP17s Relating to Continuations	9	3,639	0.2%	0.8%	1.0%	1.1%
% of Patients satisfied with the dentistry they have received	3	4	N/A	93.3%	92.1%	91.5%
% of Patients satisfied with the time they had to wait for an appointment	4	4	N/A	89.7%	88.3%	87.9%

* This is based on patients treated on this contract for their most recent course of treatment. Figures in italics indicate the base number of FP17s or Patient Questionnaire responses are less than 100. N/A is shown where the base number of responses is less than 10 during the period. % is calculated as Quantity/Base number*100

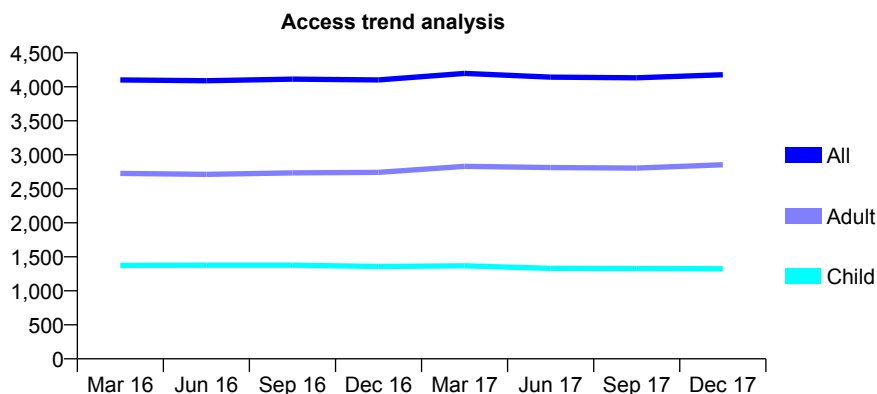
Q69 - Vital Signs At a Glance Contract Report for 253359/0001 - December 2017

Name or company name	MR MA LADAK
Contract type name	GDS Contract
Purpose of contract	General
Contract start date	01/04/2006
Contract end date	

17/18 Contracted general activity (UDA)	11,021
Carry forward general activity (UDA)	404
17/18 Contracted orthodontic activity (UOA)	0
Carry forward orthodontic activity (UOA)	0
Baseline contract value	£355,548.94

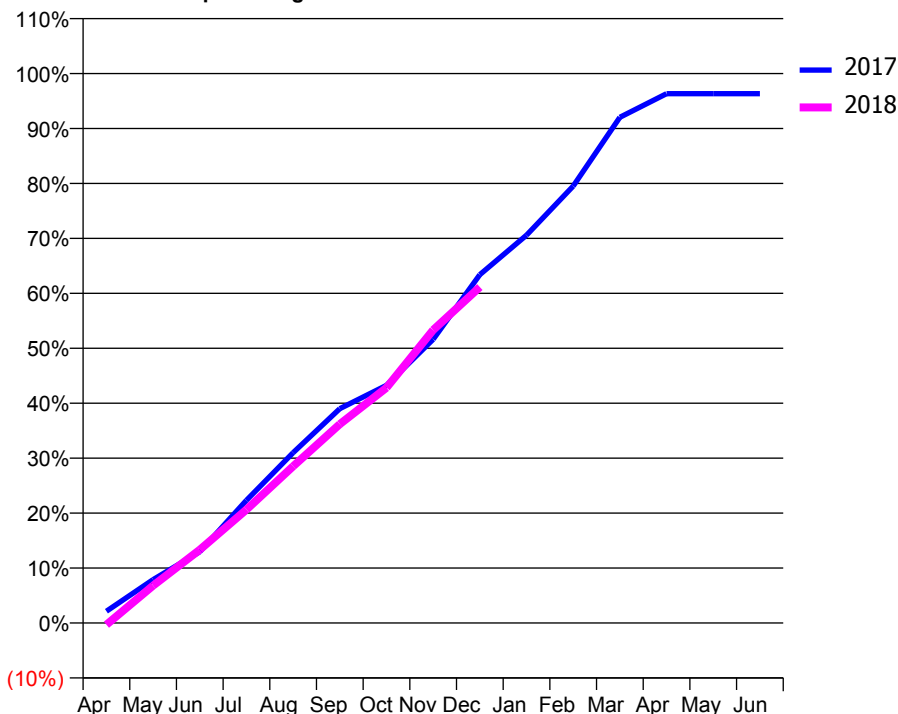
ACCESS*

Patients seen in 24 months	Total	Change since previous quarter
Quarter ending December 2016	4,101	
Quarter ending March 2017	4,198	↑
Quarter ending June 2017	4,142	↓
Quarter ending September 2017	4,133	→
Quarter ending December 2017	4,178	→
Variance since December 2016	1.9%	→



ACTIVITY

Cumulative percentage of contracted UDA delivered 2017 & 2018



Month	Adjusted Scheduled Activity (UDA)	
	2017	2018
April	236	-35
May	871	749
June	1,430	1,469
July	2,462	2,275
August	3,416	3,143
September	4,300	3,989
October	4,768	4,718
November	5,691	5,876
December	6,987	6,737
January	7,778	
February	8,762	
March	10,144	
April	10,617	
May	10,617	
June	10,617	

QUALITY

	Quantity	Base Number	Contract	AT	Region	England
% of FP17s for the same patient ID Re-attending within 3 months - Children	110	1,572	7.0%	11.5%	11.5%	12.0%
% of FP17s for the same patient ID Re-attending within 3 months - Adults	369	2,835	13.0%	15.0%	15.8%	15.9%
% of FP17s for the same patient ID Re-attending between 3 & 9 months - Children	1,082	1,572	68.8%	57.7%	60.5%	58.0%
% of FP17s for the same patient ID Re-attending between 3 & 9 months - Adults	1,663	2,835	58.7%	48.4%	51.8%	50.5%
% of FP17s for Band 1 Urgent Courses	292	4,168	7.0%	9.7%	9.5%	9.0%
% of FP17s Relating to Free Repair or Replacements	17	4,168	0.4%	0.7%	0.7%	0.8%
% of FP17s Relating to Continuations	46	4,168	1.1%	0.8%	1.0%	1.1%
% of Patients satisfied with the dentistry they have received	3	3	N/A	93.3%	92.1%	91.5%
% of Patients satisfied with the time they had to wait for an appointment	3	3	N/A	89.7%	88.3%	87.9%

* This is based on patients treated on this contract for their most recent course of treatment. Figures in italics indicate the base number of FP17s or Patient Questionnaire responses are less than 100. N/A is shown where the base number of responses is less than 10 during the period. % is calculated as Quantity/Base number*100

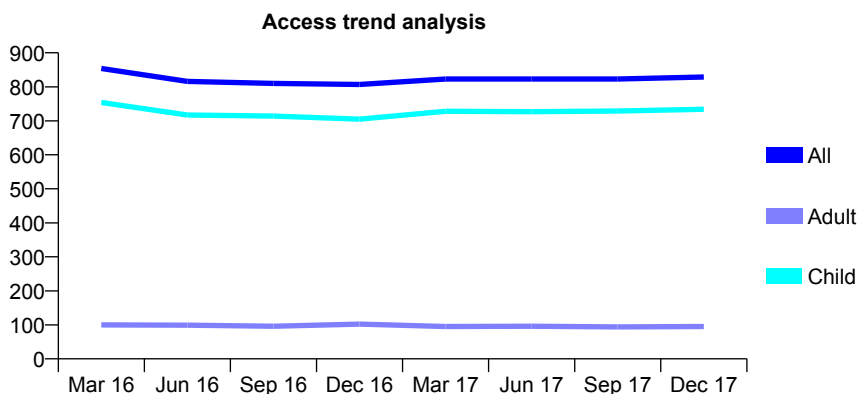
Q69 - Vital Signs At a Glance Contract Report for 253731/0001 - December 2017

Name or company name	MR V KUMAR
Contract type name	GDS Contract
Purpose of contract	General
Contract start date	01/04/2006
Contract end date	

17/18 Contracted general activity (UDA)	1,570
Carry forward general activity (UDA)	0
17/18 Contracted orthodontic activity (UOA)	0
Carry forward orthodontic activity (UOA)	0
Baseline contract value	£40,974.31

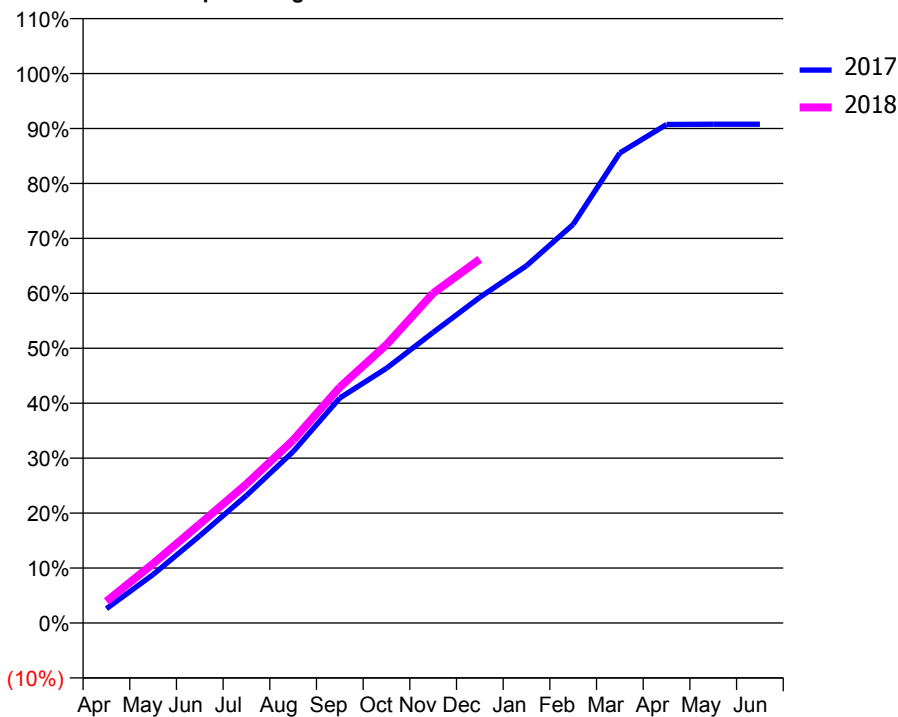
ACCESS*

Patients seen in 24 months	Total	Change since previous quarter
Quarter ending December 2016	807	
Quarter ending March 2017	823	→
Quarter ending June 2017	823	→
Quarter ending September 2017	823	→
Quarter ending December 2017	829	→
Variance since December 2016	2.7%	↑



ACTIVITY

Cumulative percentage of contracted UDA delivered 2017 & 2018



Month	Adjusted Scheduled Activity (UDA)	
	2017	2018
April	41	62
May	139	170
June	249	283
July	364	397
August	490	522
September	643	674
October	728	795
November	830	942
December	931	1,040
January	1,021	
February	1,139	
March	1,343	
April	1,424	
May	1,425	
June	1,425	

QUALITY

	Quantity	Base Number	Contract	AT	Region	England
% of FP17s for the same patient ID Re-attending within 3 months - Children	45	919	4.9%	11.5%	11.5%	12.0%
% of FP17s for the same patient ID Re-attending within 3 months - Adults	5	32	15.6%	15.0%	15.8%	15.9%
% of FP17s for the same patient ID Re-attending between 3 & 9 months - Children	638	919	69.4%	57.7%	60.5%	58.0%
% of FP17s for the same patient ID Re-attending between 3 & 9 months - Adults	14	32	43.8%	48.4%	51.8%	50.5%
% of FP17s for Band 1 Urgent Courses	18	878	2.1%	9.7%	9.5%	9.0%
% of FP17s Relating to Free Repair or Replacements	0	878	0.0%	0.7%	0.7%	0.8%
% of FP17s Relating to Continuations	12	878	1.4%	0.8%	1.0%	1.1%
% of Patients satisfied with the dentistry they have received	2	2	N/A	93.3%	92.1%	91.5%
% of Patients satisfied with the time they had to wait for an appointment	2	2	N/A	89.7%	88.3%	87.9%

* This is based on patients treated on this contract for their most recent course of treatment. Figures in italics indicate the base number of FP17s or Patient Questionnaire responses are less than 100. N/A is shown where the base number of responses is less than 10 during the period. % is calculated as Quantity/Base number*100

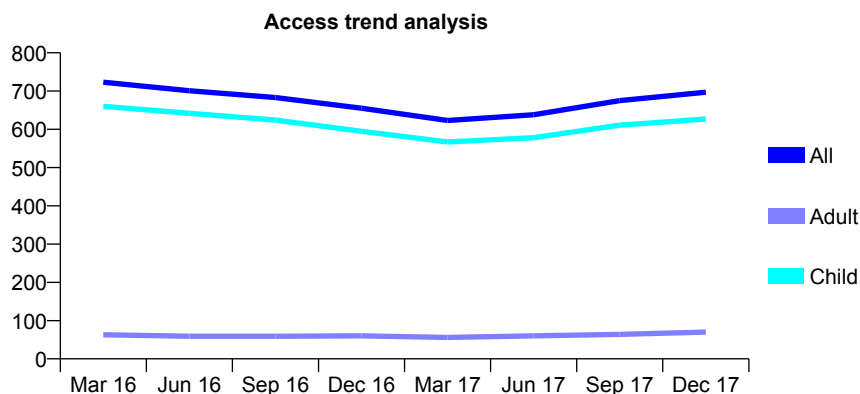
Q69 - Vital Signs At a Glance Contract Report for 257273/0001 - December 2017

Name or company name	MR NP ARNOLD
Contract type name	GDS Contract
Purpose of contract	General
Contract start date	01/04/2006
Contract end date	

17/18 Contracted general activity (UDA)	1,246
Carry forward general activity (UDA)	0
17/18 Contracted orthodontic activity (UOA)	0
Carry forward orthodontic activity (UOA)	0
Baseline contract value	£24,285.15

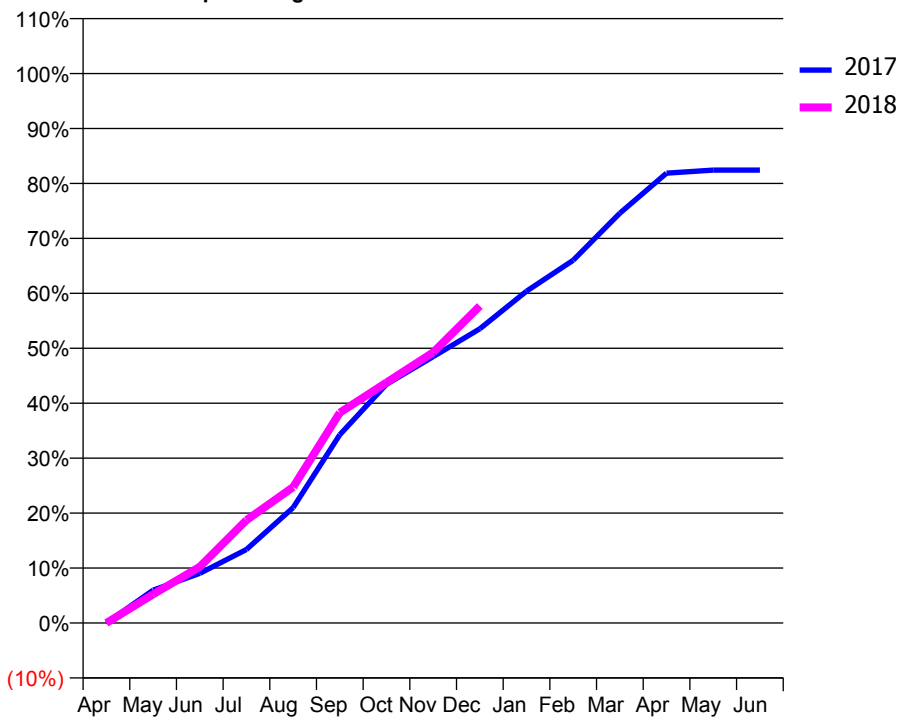
ACCESS*

Patients seen in 24 months	Total	Change since previous quarter
Quarter ending December 2016	655	
Quarter ending March 2017	623	↓
Quarter ending June 2017	638	↑
Quarter ending September 2017	675	↑
Quarter ending December 2017	697	↑
Variance since December 2016	6.4%	↑



ACTIVITY

Cumulative percentage of contracted UDA delivered 2017 & 2018



Month	Adjusted Scheduled Activity (UDA)	
	2017	2018
April	0	0
May	74	65
June	113	127
July	167	233
August	262	308
September	427	477
October	541	545
November	604	614
December	667	719
January	752	
February	823	
March	929	
April	1,020	
May	1,027	
June	1,027	

QUALITY

	Quantity	Base Number	Contract	AT	Region	England
% of FP17s for the same patient ID Re-attending within 3 months - Children	29	723	4.0%	11.5%	11.5%	12.0%
% of FP17s for the same patient ID Re-attending within 3 months - Adults	0	1	0.0%	15.0%	15.8%	15.9%
% of FP17s for the same patient ID Re-attending between 3 & 9 months - Children	380	723	52.6%	57.7%	60.5%	58.0%
% of FP17s for the same patient ID Re-attending between 3 & 9 months - Adults	0	1	0.0%	48.4%	51.8%	50.5%
% of FP17s for Band 1 Urgent Courses	19	634	3.0%	9.7%	9.5%	9.0%
% of FP17s Relating to Free Repair or Replacements	0	634	0.0%	0.7%	0.7%	0.8%
% of FP17s Relating to Continuations	0	634	0.0%	0.8%	1.0%	1.1%
% of Patients satisfied with the dentistry they have received	2	2	N/A	93.3%	92.1%	91.5%
% of Patients satisfied with the time they had to wait for an appointment	2	2	N/A	89.7%	88.3%	87.9%

* This is based on patients treated on this contract for their most recent course of treatment. Figures in italics indicate the base number of FP17s or Patient Questionnaire responses are less than 100. N/A is shown where the base number of responses is less than 10 during the period. % is calculated as Quantity/Base number*100

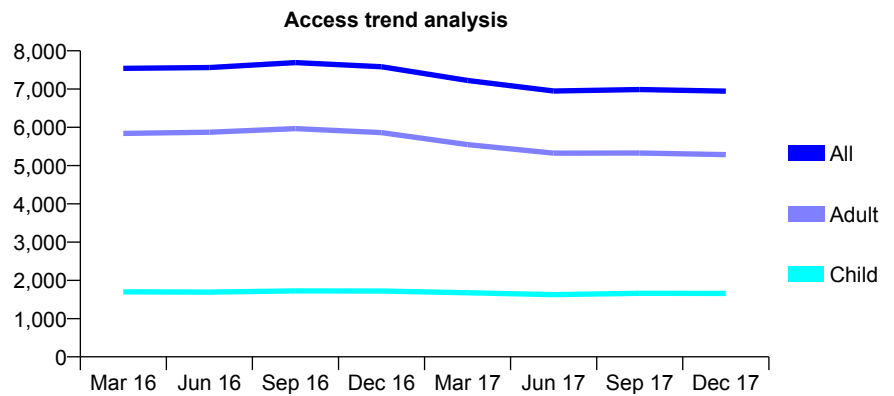
Q69 - Vital Signs At a Glance Contract Report for 258989/0001 - December 2017

Name or company name	MR AA CUMMING
Contract type name	GDS Contract
Purpose of contract	General
Contract start date	01/04/2006
Contract end date	

17/18 Contracted general activity (UDA)	19,500
Carry forward general activity (UDA)	-35
17/18 Contracted orthodontic activity (UOA)	0
Carry forward orthodontic activity (UOA)	0
Baseline contract value	£613,970.54

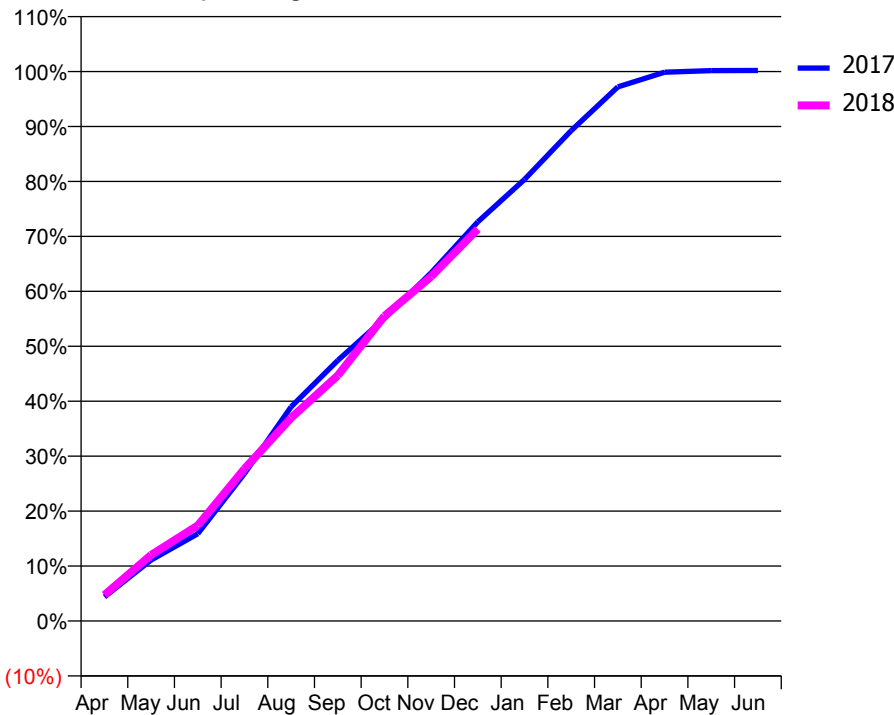
ACCESS*

Patients seen in 24 months	Total	Change since previous quarter
Quarter ending December 2016	7,582	
Quarter ending March 2017	7,223	↓
Quarter ending June 2017	6,950	↓
Quarter ending September 2017	6,988	→
Quarter ending December 2017	6,945	→
Variance since December 2016	(8.4%)	↓



ACTIVITY

Cumulative percentage of contracted UDA delivered 2017 & 2018



Month	Adjusted Scheduled Activity (UDA)	
	2017	2018
April	855	923
May	2,164	2,343
June	3,097	3,389
July	5,233	5,400
August	7,603	7,210
September	9,251	8,712
October	10,740	10,825
November	12,360	12,227
December	14,167	13,909
January	15,671	
February	17,404	
March	18,956	
April	19,477	
May	19,532	
June	19,536	

QUALITY

	Quantity	Base Number	Contract	AT	Region	England
% of FP17s for the same patient ID Re-attending within 3 months - Children	110	1,524	7.2%	11.5%	11.5%	12.0%
% of FP17s for the same patient ID Re-attending within 3 months - Adults	1,115	5,039	22.1%	15.0%	15.8%	15.9%
% of FP17s for the same patient ID Re-attending between 3 & 9 months - Children	615	1,524	40.4%	57.7%	60.5%	58.0%
% of FP17s for the same patient ID Re-attending between 3 & 9 months - Adults	1,887	5,039	37.4%	48.4%	51.8%	50.5%
% of FP17s for Band 1 Urgent Courses	443	6,322	7.0%	9.7%	9.5%	9.0%
% of FP17s Relating to Free Repair or Replacements	85	6,322	1.3%	0.7%	0.7%	0.8%
% of FP17s Relating to Continuations	260	6,322	4.1%	0.8%	1.0%	1.1%
% of Patients satisfied with the dentistry they have received	9	10	90.0%	93.3%	92.1%	91.5%
% of Patients satisfied with the time they had to wait for an appointment	8	10	80.0%	89.7%	88.3%	87.9%

* This is based on patients treated on this contract for their most recent course of treatment. Figures in italics indicate the base number of FP17s or Patient Questionnaire responses are less than 100. N/A is shown where the base number of responses is less than 10 during the period. % is calculated as Quantity/Base number*100

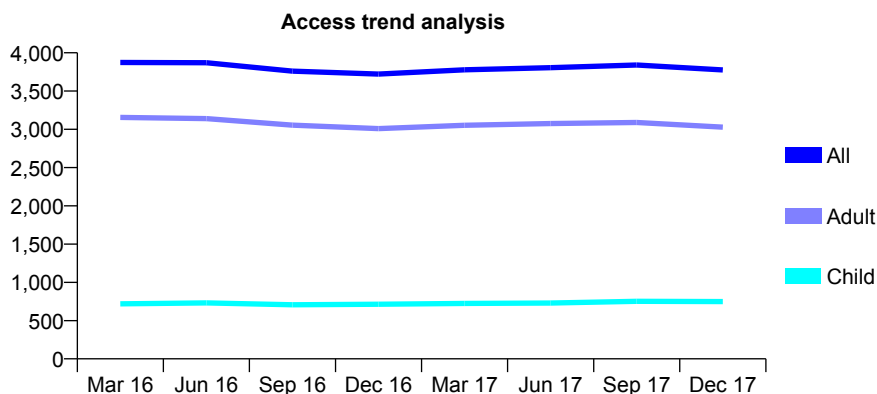
Q69 - Vital Signs At a Glance Contract Report for 263400/0001 - December 2017

Name or company name	MR TP WINDSOR
Contract type name	GDS Contract
Purpose of contract	General
Contract start date	01/04/2006
Contract end date	

17/18 Contracted general activity (UDA)	12,294
Carry forward general activity (UDA)	0
17/18 Contracted orthodontic activity (UOA)	0
Carry forward orthodontic activity (UOA)	0
Baseline contract value	£293,381.18

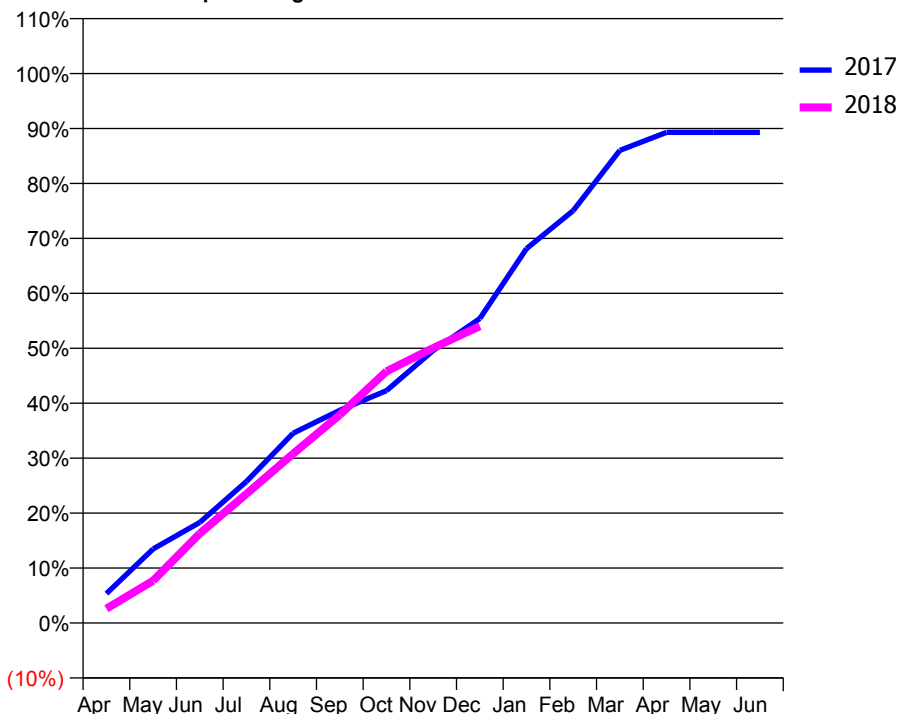
ACCESS*

Patients seen in 24 months	Total	Change since previous quarter
Quarter ending December 2016	3,722	
Quarter ending March 2017	3,778	→
Quarter ending June 2017	3,806	→
Quarter ending September 2017	3,841	→
Quarter ending December 2017	3,776	↓
Variance since December 2016	1.5%	→



ACTIVITY

Cumulative percentage of contracted UDA delivered 2017 & 2018



Month	Adjusted Scheduled Activity (UDA)	
	2017	2018
April	659	322
May	1,657	946
June	2,251	2,004
July	3,167	2,889
August	4,246	3,786
September	4,760	4,659
October	5,199	5,631
November	6,097	6,153
December	6,814	6,644
January	8,374	
February	9,226	
March	10,575	
April	10,978	
May	10,977	
June	10,978	

QUALITY

	Quantity	Base Number	Contract	AT	Region	England
% of FP17s for the same patient ID Re-attending within 3 months - Children	43	741	5.8%	11.5%	11.5%	12.0%
% of FP17s for the same patient ID Re-attending within 3 months - Adults	388	2,937	13.2%	15.0%	15.8%	15.9%
% of FP17s for the same patient ID Re-attending between 3 & 9 months - Children	420	741	56.7%	57.7%	60.5%	58.0%
% of FP17s for the same patient ID Re-attending between 3 & 9 months - Adults	1,706	2,937	58.1%	48.4%	51.8%	50.5%
% of FP17s for Band 1 Urgent Courses	424	3,483	12.2%	9.7%	9.5%	9.0%
% of FP17s Relating to Free Repair or Replacements	25	3,483	0.7%	0.7%	0.7%	0.8%
% of FP17s Relating to Continuations	14	3,483	0.4%	0.8%	1.0%	1.1%
% of Patients satisfied with the dentistry they have received	3	3	N/A	93.3%	92.1%	91.5%
% of Patients satisfied with the time they had to wait for an appointment	3	3	N/A	89.7%	88.3%	87.9%

* This is based on patients treated on this contract for their most recent course of treatment. Figures in italics indicate the base number of FP17s or Patient Questionnaire responses are less than 100. N/A is shown where the base number of responses is less than 10 during the period. % is calculated as Quantity/Base number*100

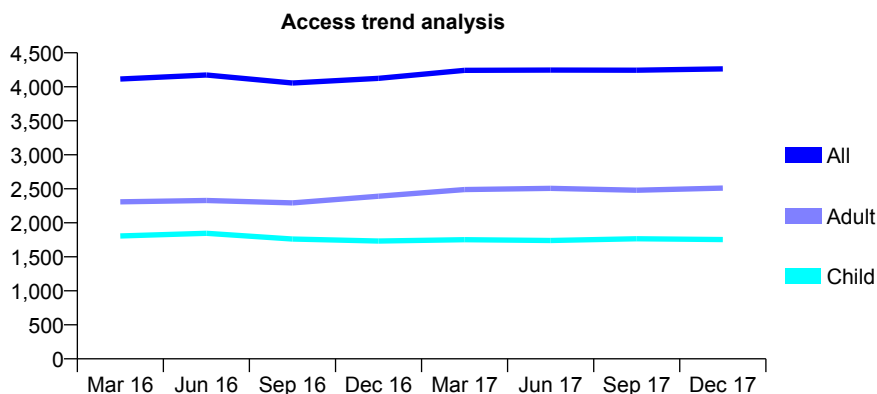
Q69 - Vital Signs At a Glance Contract Report for 269913/0002 - December 2017

Name or company name	MISS NZ ALI
Contract type name	GDS Contract
Purpose of contract	General
Contract start date	01/06/2006
Contract end date	

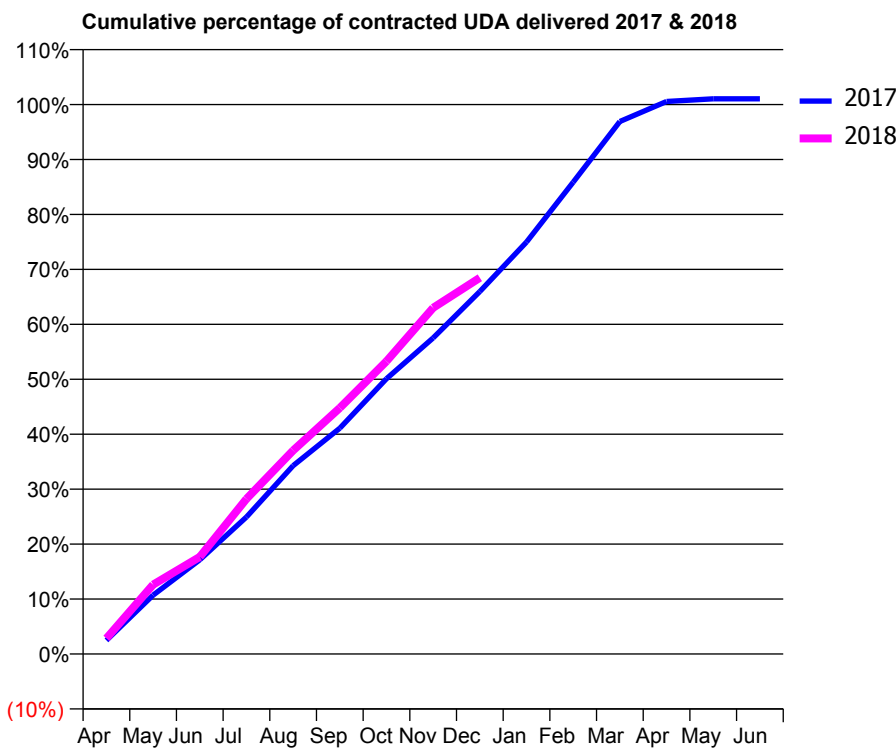
17/18 Contracted general activity (UDA)	12,851
Carry forward general activity (UDA)	-137
17/18 Contracted orthodontic activity (UOA)	0
Carry forward orthodontic activity (UOA)	0
Baseline contract value	£389,425.59

ACCESS*

Patients seen in 24 months	Total	Change since previous quarter
Quarter ending December 2016	4,124	
Quarter ending March 2017	4,242	↑
Quarter ending June 2017	4,247	→
Quarter ending September 2017	4,245	→
Quarter ending December 2017	4,264	→
Variance since December 2016	3.4%	↑



ACTIVITY



Month	Adjusted Scheduled Activity (UDA)	
	2017	2018
April	331	366
May	1,432	1,624
June	2,293	2,271
July	3,331	3,628
August	4,582	4,760
September	5,492	5,756
October	6,694	6,847
November	7,689	8,096
December	8,818	8,800
January	10,019	
February	11,475	
March	12,952	
April	13,439	
May	13,502	
June	13,503	

QUALITY

	Quantity	Base Number	Contract	AT	Region	England
% of FP17s for the same patient ID Re-attending within 3 months - Children	119	1,454	8.2%	11.5%	11.5%	12.0%
% of FP17s for the same patient ID Re-attending within 3 months - Adults	277	1,660	16.7%	15.0%	15.8%	15.9%
% of FP17s for the same patient ID Re-attending between 3 & 9 months - Children	411	1,454	28.3%	57.7%	60.5%	58.0%
% of FP17s for the same patient ID Re-attending between 3 & 9 months - Adults	500	1,660	30.1%	48.4%	51.8%	50.5%
% of FP17s for Band 1 Urgent Courses	430	2,945	14.6%	9.7%	9.5%	9.0%
% of FP17s Relating to Free Repair or Replacements	13	2,945	0.4%	0.7%	0.7%	0.8%
% of FP17s Relating to Continuations	0	2,945	0.0%	0.8%	1.0%	1.1%
% of Patients satisfied with the dentistry they have received	13	14	92.9%	93.3%	92.1%	91.5%
% of Patients satisfied with the time they had to wait for an appointment	11	14	78.6%	89.7%	88.3%	87.9%

* This is based on patients treated on this contract for their most recent course of treatment. Figures in italics indicate the base number of FP17s or Patient Questionnaire responses are less than 100. N/A is shown where the base number of responses is less than 10 during the period. % is calculated as Quantity/Base number*100

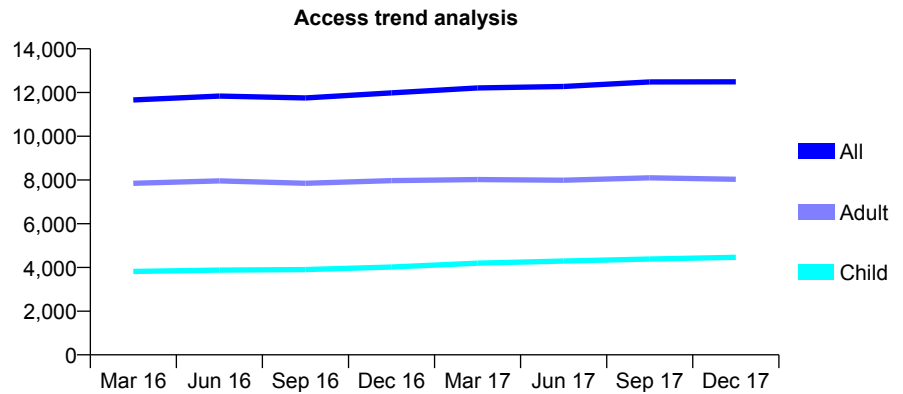
Q69 - Vital Signs At a Glance Contract Report for 270563/0001 - December 2017

Name or company name	MR RS DHARWAR
Contract type name	GDS Contract
Purpose of contract	General
Contract start date	01/04/2006
Contract end date	

17/18 Contracted general activity (UDA)	31,189
Carry forward general activity (UDA)	659
17/18 Contracted orthodontic activity (UOA)	0
Carry forward orthodontic activity (UOA)	0
Baseline contract value	£798,758.72

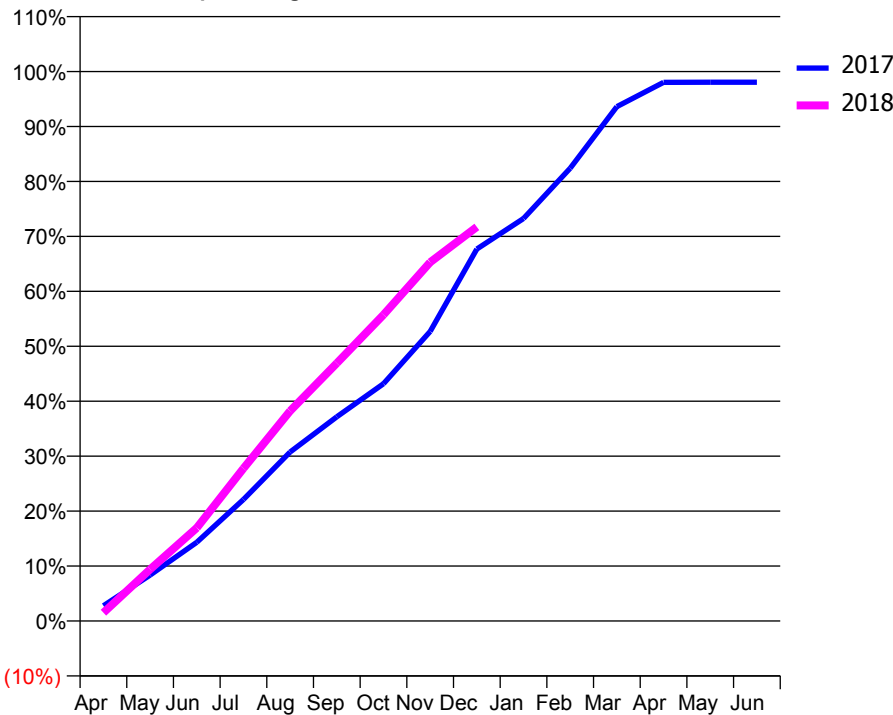
ACCESS*

Patients seen in 24 months	Total	Change since previous quarter
Quarter ending December 2016	11,985	
Quarter ending March 2017	12,207	→
Quarter ending June 2017	12,277	→
Quarter ending September 2017	12,483	→
Quarter ending December 2017	12,490	→
Variance since December 2016	4.2%	↑



ACTIVITY

Cumulative percentage of contracted UDA delivered 2017 & 2018



Month	Adjusted Scheduled Activity (UDA)	
	2017	2018
April	933	470
May	2,813	2,934
June	4,829	5,283
July	7,455	8,665
August	10,358	11,928
September	12,518	14,631
October	14,544	17,382
November	17,748	20,361
December	22,800	22,368
January	24,678	
February	27,752	
March	31,536	
April	33,018	
May	33,025	
June	33,026	

QUALITY

	Quantity	Base Number	Contract	AT	Region	England
% of FP17s for the same patient ID Re-attending within 3 months - Children	344	4,617	7.5%	11.5%	11.5%	12.0%
% of FP17s for the same patient ID Re-attending within 3 months - Adults	1,032	7,000	14.7%	15.0%	15.8%	15.9%
% of FP17s for the same patient ID Re-attending between 3 & 9 months - Children	2,694	4,617	58.3%	57.7%	60.5%	58.0%
% of FP17s for the same patient ID Re-attending between 3 & 9 months - Adults	3,195	7,000	45.6%	48.4%	51.8%	50.5%
% of FP17s for Band 1 Urgent Courses	1,111	10,660	10.4%	9.7%	9.5%	9.0%
% of FP17s Relating to Free Repair or Replacements	80	10,660	0.8%	0.7%	0.7%	0.8%
% of FP17s Relating to Continuations	52	10,660	0.5%	0.8%	1.0%	1.1%
% of Patients satisfied with the dentistry they have received	16	17	94.1%	93.3%	92.1%	91.5%
% of Patients satisfied with the time they had to wait for an appointment	12	17	70.6%	89.7%	88.3%	87.9%

* This is based on patients treated on this contract for their most recent course of treatment. Figures in italics indicate the base number of FP17s or Patient Questionnaire responses are less than 100. N/A is shown where the base number of responses is less than 10 during the period. % is calculated as Quantity/Base number*100

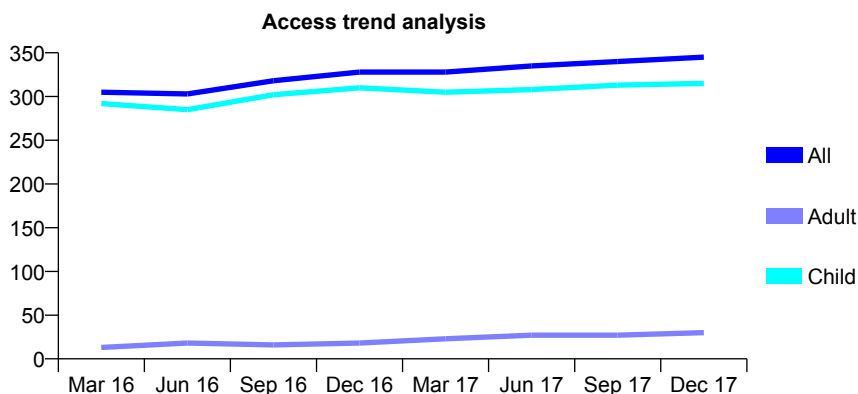
Q69 - Vital Signs At a Glance Contract Report for 272558/0001 - December 2017

Name or company name	MRS OF QADEER
Contract type name	GDS Contract
Purpose of contract	General
Contract start date	04/09/2012
Contract end date	

17/18 Contracted general activity (UDA)	809
Carry forward general activity (UDA)	-12
17/18 Contracted orthodontic activity (UOA)	0
Carry forward orthodontic activity (UOA)	0
Baseline contract value	£23,281.42

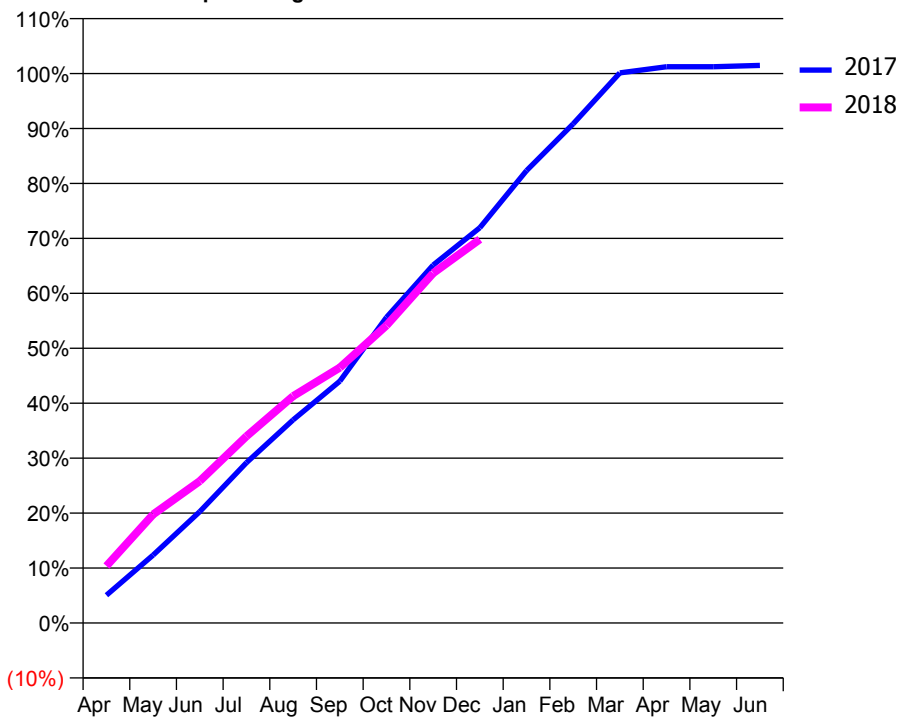
ACCESS*

Patients seen in 24 months	Total	Change since previous quarter
Quarter ending December 2016	328	
Quarter ending March 2017	328	→
Quarter ending June 2017	335	↑
Quarter ending September 2017	340	→
Quarter ending December 2017	345	→
Variance since December 2016	5.2%	↑



ACTIVITY

Cumulative percentage of contracted UDA delivered 2017 & 2018



Month	Adjusted Scheduled Activity (UDA)	
	2017	2018
April	41	84
May	100	160
June	164	209
July	236	275
August	299	334
September	356	376
October	450	438
November	527	515
December	582	565
January	666	
February	735	
March	810	
April	819	
May	819	
June	821	

QUALITY

	Quantity	Base Number	Contract	AT	Region	England
% of FP17s for the same patient ID Re-attending within 3 months - Children	28	443	6.3%	11.5%	11.5%	12.0%
% of FP17s for the same patient ID Re-attending within 3 months - Adults	1	15	6.7%	15.0%	15.8%	15.9%
% of FP17s for the same patient ID Re-attending between 3 & 9 months - Children	315	443	71.1%	57.7%	60.5%	58.0%
% of FP17s for the same patient ID Re-attending between 3 & 9 months - Adults	8	15	53.3%	48.4%	51.8%	50.5%
% of FP17s for Band 1 Urgent Courses	0	448	0.0%	9.7%	9.5%	9.0%
% of FP17s Relating to Free Repair or Replacements	0	448	0.0%	0.7%	0.7%	0.8%
% of FP17s Relating to Continuations	15	448	3.3%	0.8%	1.0%	1.1%
% of Patients satisfied with the dentistry they have received	2	2	N/A	93.3%	92.1%	91.5%
% of Patients satisfied with the time they had to wait for an appointment	2	2	N/A	89.7%	88.3%	87.9%

* This is based on patients treated on this contract for their most recent course of treatment. Figures in italics indicate the base number of FP17s or Patient Questionnaire responses are less than 100. N/A is shown where the base number of responses is less than 10 during the period. % is calculated as Quantity/Base number*100

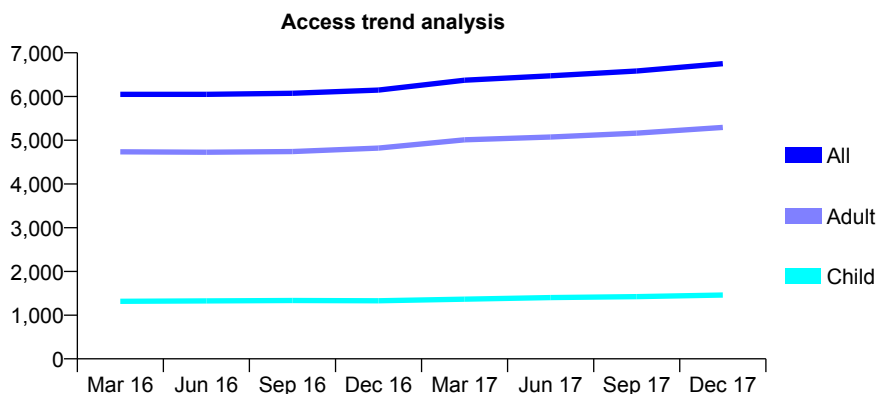
Q69 - Vital Signs At a Glance Contract Report for 272728/0001 - December 2017

Name or company name	MRS RK DHARWAR
Contract type name	GDS Contract
Purpose of contract	General
Contract start date	01/02/2011
Contract end date	

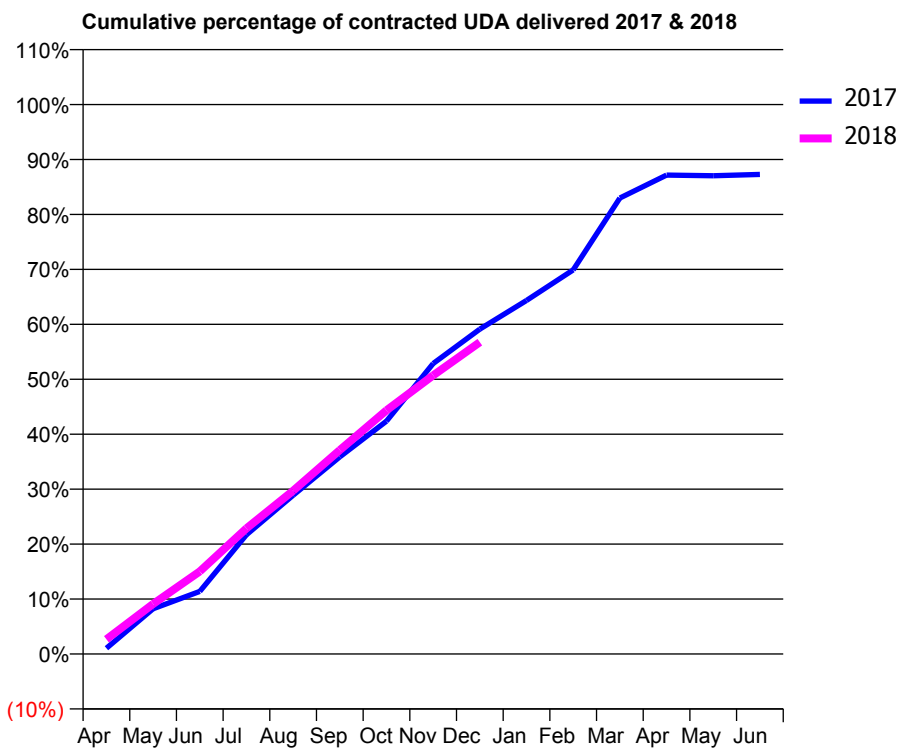
17/18 Contracted general activity (UDA)	22,500
Carry forward general activity (UDA)	0
17/18 Contracted orthodontic activity (UOA)	0
Carry forward orthodontic activity (UOA)	0
Baseline contract value	£566,222.17

ACCESS*

Patients seen in 24 months	Total	Change since previous quarter
Quarter ending December 2016	6,149	
Quarter ending March 2017	6,374	↑
Quarter ending June 2017	6,475	→
Quarter ending September 2017	6,585	→
Quarter ending December 2017	6,751	↑
Variance since December 2016	9.8%	↑



ACTIVITY



Month	Adjusted Scheduled Activity (UDA)	
	2017	2018
April	239	604
May	1,855	2,050
June	2,564	3,383
July	4,885	5,145
August	6,499	6,688
September	8,070	8,353
October	9,533	9,980
November	11,896	11,409
December	13,303	12,770
January	14,475	
February	15,730	
March	18,673	
April	19,610	
May	19,584	
June	19,635	

QUALITY

	Quantity	Base Number	Contract	AT	Region	England
% of FP17s for the same patient ID Re-attending within 3 months - Children	86	1,776	4.8%	11.5%	11.5%	12.0%
% of FP17s for the same patient ID Re-attending within 3 months - Adults	584	5,768	10.1%	15.0%	15.8%	15.9%
% of FP17s for the same patient ID Re-attending between 3 & 9 months - Children	1,204	1,776	67.8%	57.7%	60.5%	58.0%
% of FP17s for the same patient ID Re-attending between 3 & 9 months - Adults	3,709	5,768	64.3%	48.4%	51.8%	50.5%
% of FP17s for Band 1 Urgent Courses	556	7,149	7.8%	9.7%	9.5%	9.0%
% of FP17s Relating to Free Repair or Replacements	55	7,149	0.8%	0.7%	0.7%	0.8%
% of FP17s Relating to Continuations	19	7,149	0.3%	0.8%	1.0%	1.1%
% of Patients satisfied with the dentistry they have received	7	7	N/A	93.3%	92.1%	91.5%
% of Patients satisfied with the time they had to wait for an appointment	7	7	N/A	89.7%	88.3%	87.9%

* This is based on patients treated on this contract for their most recent course of treatment. Figures in italics indicate the base number of FP17s or Patient Questionnaire responses are less than 100. N/A is shown where the base number of responses is less than 10 during the period. % is calculated as Quantity/Base number*100

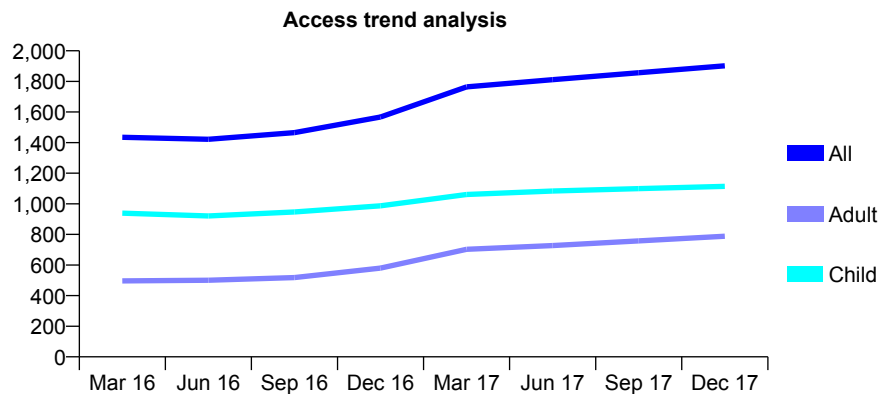
Q69 - Vital Signs At a Glance Contract Report for 278637/0001 - December 2017

Name or company name	MR AK MURGAI
Contract type name	GDS Contract
Purpose of contract	General
Contract start date	01/02/2012
Contract end date	

17/18 Contracted general activity (UDA)	5,500
Carry forward general activity (UDA)	136
17/18 Contracted orthodontic activity (UOA)	0
Carry forward orthodontic activity (UOA)	0
Baseline contract value	£133,431.04

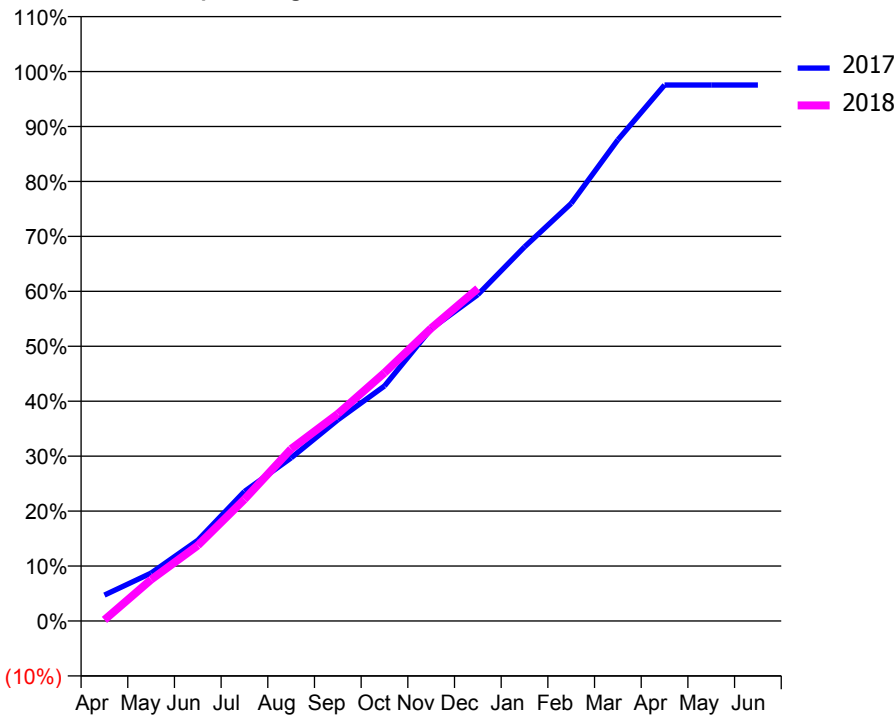
ACCESS*

Patients seen in 24 months	Total	Change since previous quarter
Quarter ending December 2016	1,567	
Quarter ending March 2017	1,764	↑
Quarter ending June 2017	1,811	↑
Quarter ending September 2017	1,857	↑
Quarter ending December 2017	1,902	↑
Variance since December 2016	21.4%	↑



ACTIVITY

Cumulative percentage of contracted UDA delivered 2017 & 2018



Month	Adjusted Scheduled Activity (UDA)	
	2017	2018
April	259	11
May	480	414
June	808	756
July	1,297	1,218
August	1,633	1,723
September	2,013	2,074
October	2,352	2,484
November	2,924	2,930
December	3,267	3,328
January	3,745	
February	4,180	
March	4,817	
April	5,365	
May	5,365	
June	5,365	

QUALITY

	Quantity	Base Number	Contract	AT	Region	England
% of FP17s for the same patient ID Re-attending within 3 months - Children	80	1,283	6.2%	11.5%	11.5%	12.0%
% of FP17s for the same patient ID Re-attending within 3 months - Adults	141	758	18.6%	15.0%	15.8%	15.9%
% of FP17s for the same patient ID Re-attending between 3 & 9 months - Children	814	1,283	63.4%	57.7%	60.5%	58.0%
% of FP17s for the same patient ID Re-attending between 3 & 9 months - Adults	350	758	46.2%	48.4%	51.8%	50.5%
% of FP17s for Band 1 Urgent Courses	149	1,889	7.9%	9.7%	9.5%	9.0%
% of FP17s Relating to Free Repair or Replacements	3	1,889	0.2%	0.7%	0.7%	0.8%
% of FP17s Relating to Continuations	2	1,889	0.1%	0.8%	1.0%	1.1%
% of Patients satisfied with the dentistry they have received	5	5	N/A	93.3%	92.1%	91.5%
% of Patients satisfied with the time they had to wait for an appointment	5	5	N/A	89.7%	88.3%	87.9%

* This is based on patients treated on this contract for their most recent course of treatment. Figures in italics indicate the base number of FP17s or Patient Questionnaire responses are less than 100. N/A is shown where the base number of responses is less than 10 during the period. % is calculated as Quantity/Base number*100

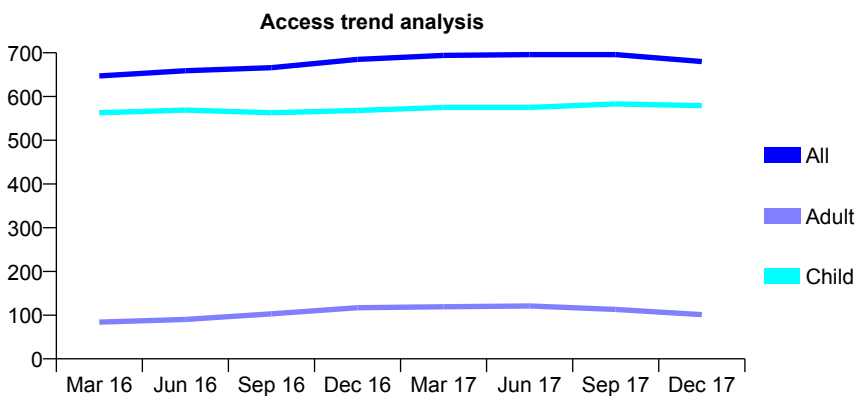
Q69 - Vital Signs At a Glance Contract Report for 279978/0002 - December 2017

Name or company name	MR AG PAUL
Contract type name	GDS Contract
Purpose of contract	General
Contract start date	19/01/2015
Contract end date	

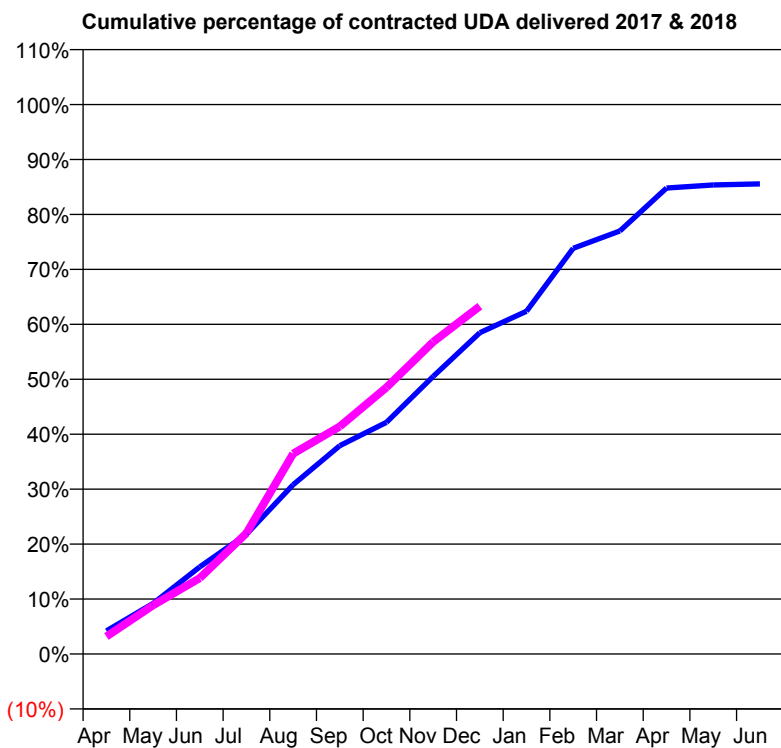
17/18 Contracted general activity (UDA)	2,000
Carry forward general activity (UDA)	0
17/18 Contracted orthodontic activity (UOA)	0
Carry forward orthodontic activity (UOA)	0
Baseline contract value	£52,230.77

ACCESS*

Patients seen in 24 months	Total	Change since previous quarter
Quarter ending December 2016	685	
Quarter ending March 2017	694	→
Quarter ending June 2017	696	→
Quarter ending September 2017	696	→
Quarter ending December 2017	680	↓
Variance since December 2016	(0.7%)	→



ACTIVITY



Month	Adjusted Scheduled Activity (UDA)	
	2017	2018
April	84	64
May	184	177
June	317	276
July	436	440
August	616	729
September	758	828
October	843	970
November	1,010	1,136
December	1,170	1,266
January	1,248	
February	1,477	
March	1,540	
April	1,696	
May	1,707	
June	1,711	

QUALITY

	Quantity	Base Number	Contract	AT	Region	England
% of FP17s for the same patient ID Re-attending within 3 months - Children	44	707	6.2%	11.5%	11.5%	12.0%
% of FP17s for the same patient ID Re-attending within 3 months - Adults	2	41	4.9%	15.0%	15.8%	15.9%
% of FP17s for the same patient ID Re-attending between 3 & 9 months - Children	456	707	64.5%	57.7%	60.5%	58.0%
% of FP17s for the same patient ID Re-attending between 3 & 9 months - Adults	26	41	63.4%	48.4%	51.8%	50.5%
% of FP17s for Band 1 Urgent Courses	9	660	1.4%	9.7%	9.5%	9.0%
% of FP17s Relating to Free Repair or Replacements	0	660	0.0%	0.7%	0.7%	0.8%
% of FP17s Relating to Continuations	0	660	0.0%	0.8%	1.0%	1.1%
% of Patients satisfied with the dentistry they have received	0	0	N/A	93.3%	92.1%	91.5%
% of Patients satisfied with the time they had to wait for an appointment	0	0	N/A	89.7%	88.3%	87.9%

* This is based on patients treated on this contract for their most recent course of treatment. Figures in italics indicate the base number of FP17s or Patient Questionnaire responses are less than 100. N/A is shown where the base number of responses is less than 10 during the period. % is calculated as Quantity/Base number*100

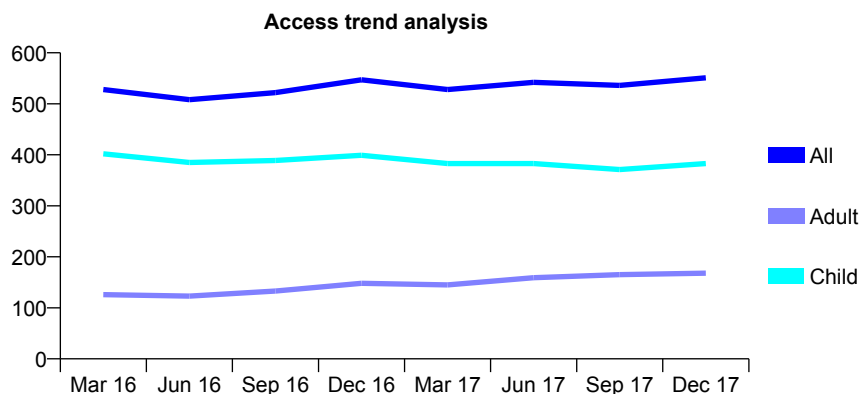
Q69 - Vital Signs At a Glance Contract Report for 289442/0003 - December 2017

Name or company name	Mr Ahmed Alshafi
Contract type name	GDS Contract
Purpose of contract	General
Contract start date	02/04/2013
Contract end date	

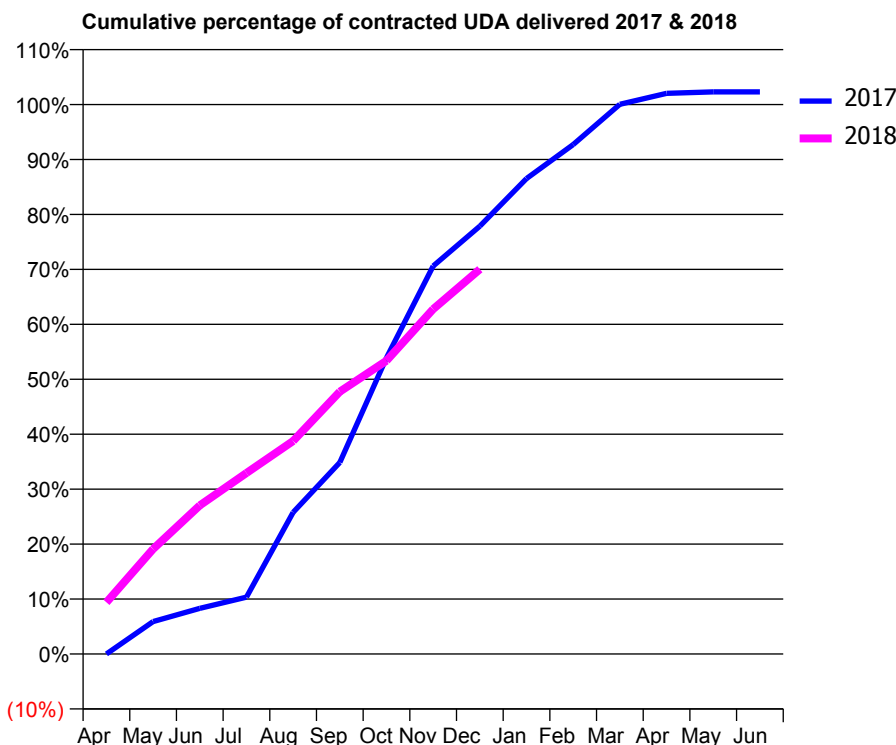
17/18 Contracted general activity (UDA)	1,500
Carry forward general activity (UDA)	-23
17/18 Contracted orthodontic activity (UOA)	0
Carry forward orthodontic activity (UOA)	0
Baseline contract value	£33,127.23

ACCESS*

Patients seen in 24 months	Total	Change since previous quarter
Quarter ending December 2016	547	
Quarter ending March 2017	528	↓
Quarter ending June 2017	542	↑
Quarter ending September 2017	536	↓
Quarter ending December 2017	551	↑
Variance since December 2016	0.7%	→



ACTIVITY



Month	Adjusted Scheduled Activity (UDA)	
	2017	2018
April	0	141
May	69	287
June	97	406
July	121	494
August	302	582
September	408	716
October	631	801
November	826	942
December	911	1,050
January	1,012	
February	1,085	
March	1,171	
April	1,194	
May	1,197	
June	1,197	

QUALITY

	Quantity	Base Number	Contract	AT	Region	England
% of FP17s for the same patient ID Re-attending within 3 months - Children	22	431	5.1%	11.5%	11.5%	12.0%
% of FP17s for the same patient ID Re-attending within 3 months - Adults	9	137	6.6%	15.0%	15.8%	15.9%
% of FP17s for the same patient ID Re-attending between 3 & 9 months - Children	242	431	56.1%	57.7%	60.5%	58.0%
% of FP17s for the same patient ID Re-attending between 3 & 9 months - Adults	62	137	45.3%	48.4%	51.8%	50.5%
% of FP17s for Band 1 Urgent Courses	16	546	2.9%	9.7%	9.5%	9.0%
% of FP17s Relating to Free Repair or Replacements	1	546	0.2%	0.7%	0.7%	0.8%
% of FP17s Relating to Continuations	0	546	0.0%	0.8%	1.0%	1.1%
% of Patients satisfied with the dentistry they have received	1	1	N/A	93.3%	92.1%	91.5%
% of Patients satisfied with the time they had to wait for an appointment	1	1	N/A	89.7%	88.3%	87.9%

* This is based on patients treated on this contract for their most recent course of treatment. Figures in italics indicate the base number of FP17s or Patient Questionnaire responses are less than 100. N/A is shown where the base number of responses is less than 10 during the period. % is calculated as Quantity/Base number*100

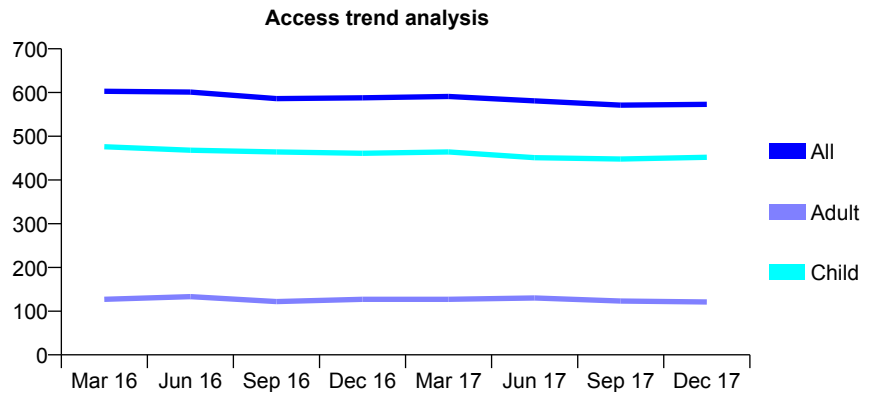
Q69 - Vital Signs At a Glance Contract Report for 302201/0002 - December 2017

Name or company name	MR ND HATTON
Contract type name	GDS Contract
Purpose of contract	General
Contract start date	17/06/2013
Contract end date	

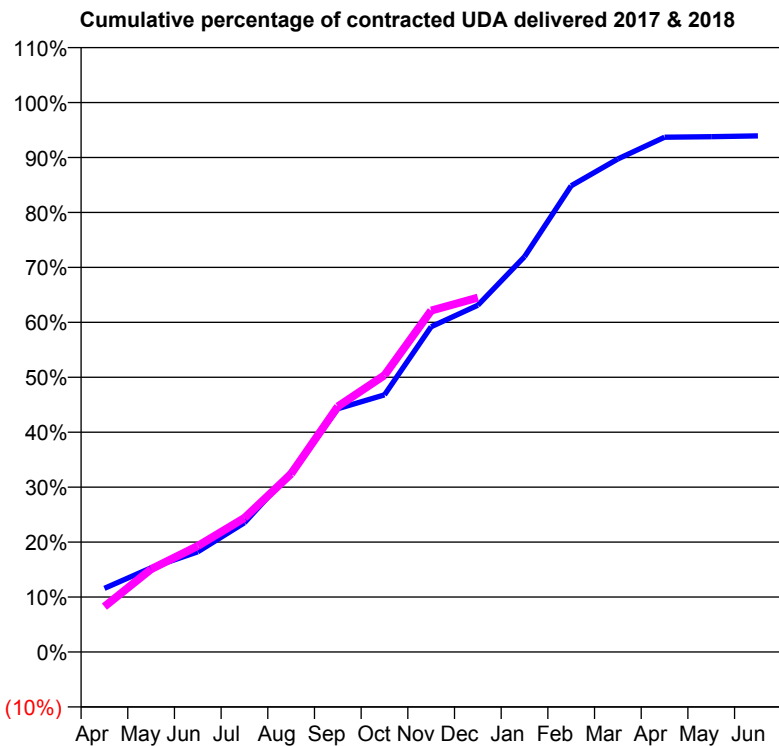
17/18 Contracted general activity (UDA)	1,233
Carry forward general activity (UDA)	0
17/18 Contracted orthodontic activity (UOA)	0
Carry forward orthodontic activity (UOA)	0
Baseline contract value	£27,738.83

ACCESS*

Patients seen in 24 months	Total	Change since previous quarter
Quarter ending December 2016	588	
Quarter ending March 2017	591	→
Quarter ending June 2017	581	↓
Quarter ending September 2017	571	↓
Quarter ending December 2017	573	→
Variance since December 2016	(2.6%)	↓



ACTIVITY



Month	Adjusted Scheduled Activity (UDA)	
	2017	2018
April	143	102
May	189	186
June	225	238
July	290	301
August	404	400
September	546	551
October	577	621
November	730	766
December	778	795
January	887	
February	1,046	
March	1,106	
April	1,155	
May	1,156	
June	1,158	

QUALITY

	Quantity	Base Number	Contract	AT	Region	England
% of FP17s for the same patient ID Re-attending within 3 months - Children	34	558	6.1%	11.5%	11.5%	12.0%
% of FP17s for the same patient ID Re-attending within 3 months - Adults	4	64	6.3%	15.0%	15.8%	15.9%
% of FP17s for the same patient ID Re-attending between 3 & 9 months - Children	393	558	70.4%	57.7%	60.5%	58.0%
% of FP17s for the same patient ID Re-attending between 3 & 9 months - Adults	50	64	78.1%	48.4%	51.8%	50.5%
% of FP17s for Band 1 Urgent Courses	1	580	0.2%	9.7%	9.5%	9.0%
% of FP17s Relating to Free Repair or Replacements	0	580	0.0%	0.7%	0.7%	0.8%
% of FP17s Relating to Continuations	1	580	0.2%	0.8%	1.0%	1.1%
% of Patients satisfied with the dentistry they have received	0	0	N/A	93.3%	92.1%	91.5%
% of Patients satisfied with the time they had to wait for an appointment	0	0	N/A	89.7%	88.3%	87.9%

* This is based on patients treated on this contract for their most recent course of treatment. Figures in italics indicate the base number of FP17s or Patient Questionnaire responses are less than 100. N/A is shown where the base number of responses is less than 10 during the period. % is calculated as Quantity/Base number*100

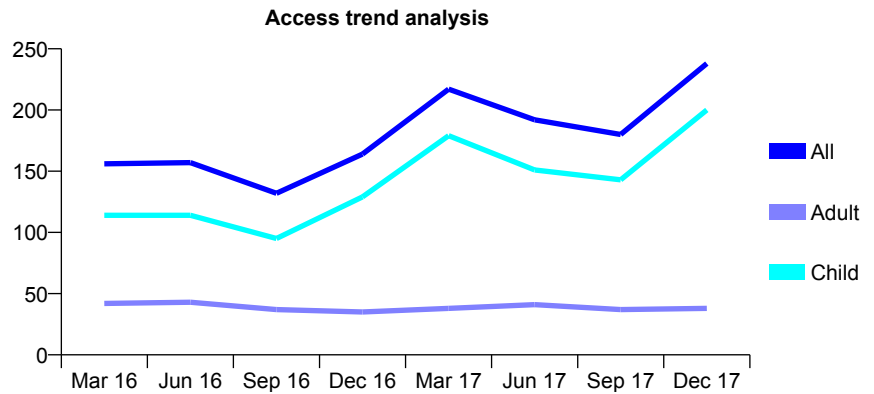
Q69 - Vital Signs At a Glance Contract Report for 308242/0001 - December 2017

Name or company name	Dr Balaji
Contract type name	GDS Contract
Purpose of contract	General
Contract start date	01/04/2006
Contract end date	

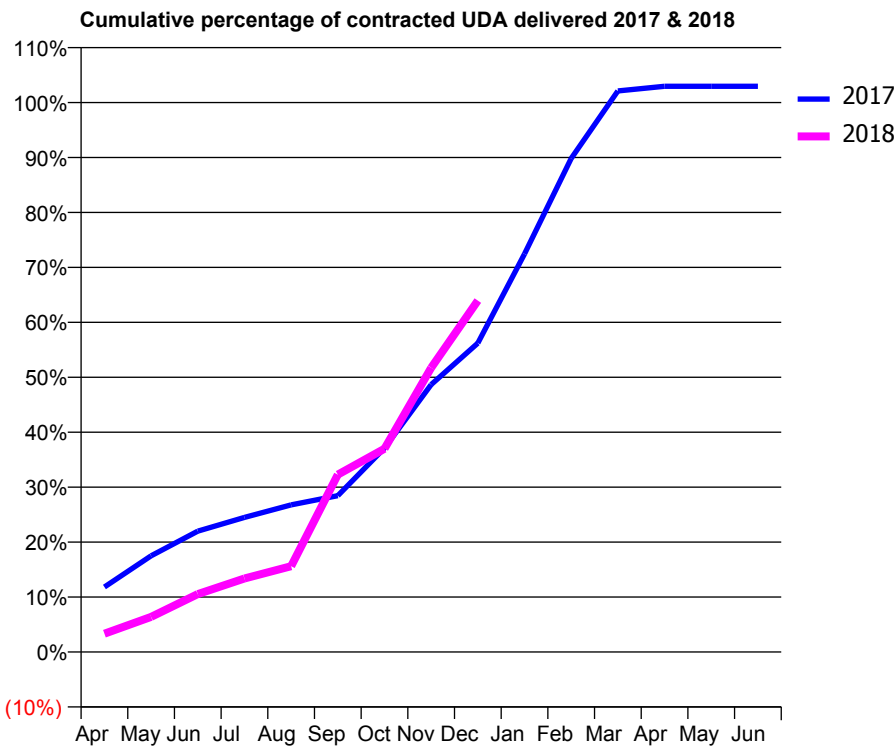
17/18 Contracted general activity (UDA)	360
Carry forward general activity (UDA)	-7
17/18 Contracted orthodontic activity (UOA)	0
Carry forward orthodontic activity (UOA)	0
Baseline contract value	£9,596.48

ACCESS*

Patients seen in 24 months	Total	Change since previous quarter
Quarter ending December 2016	164	
Quarter ending March 2017	217	↑
Quarter ending June 2017	192	↓
Quarter ending September 2017	180	↓
Quarter ending December 2017	238	↑
Variance since December 2016	45.1%	↑



ACTIVITY



Adjusted Scheduled Activity (UDA)		
Month	2017	2018
April	43	12
May	63	23
June	79	38
July	88	48
August	96	56
September	102	116
October	134	133
November	175	186
December	202	230
January	261	
February	323	
March	368	
April	371	
May	371	
June	371	

QUALITY

	Quantity	Base Number	Contract	AT	Region	England
% of FP17s for the same patient ID Re-attending within 3 months - Children	4	167	2.4%	11.5%	11.5%	12.0%
% of FP17s for the same patient ID Re-attending within 3 months - Adults	0	18	0.0%	15.0%	15.8%	15.9%
% of FP17s for the same patient ID Re-attending between 3 & 9 months - Children	46	167	27.5%	57.7%	60.5%	58.0%
% of FP17s for the same patient ID Re-attending between 3 & 9 months - Adults	7	18	38.9%	48.4%	51.8%	50.5%
% of FP17s for Band 1 Urgent Courses	6	182	3.3%	9.7%	9.5%	9.0%
% of FP17s Relating to Free Repair or Replacements	0	182	0.0%	0.7%	0.7%	0.8%
% of FP17s Relating to Continuations	0	182	0.0%	0.8%	1.0%	1.1%
% of Patients satisfied with the dentistry they have received	0	0	N/A	93.3%	92.1%	91.5%
% of Patients satisfied with the time they had to wait for an appointment	0	0	N/A	89.7%	88.3%	87.9%

* This is based on patients treated on this contract for their most recent course of treatment. Figures in italics indicate the base number of FP17s or Patient Questionnaire responses are less than 100. N/A is shown where the base number of responses is less than 10 during the period. % is calculated as Quantity/Base number*100

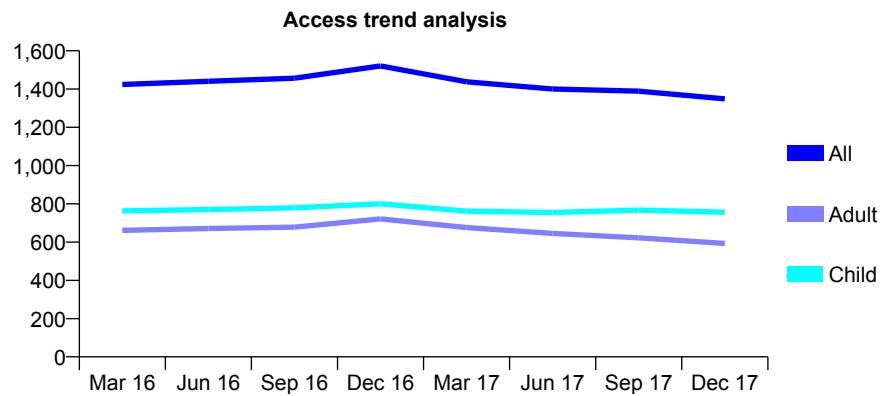
Q69 - Vital Signs At a Glance Contract Report for 318833/0001 - December 2017

Name or company name	MR JS ROOPRA
Contract type name	GDS Contract
Purpose of contract	General
Contract start date	01/04/2006
Contract end date	

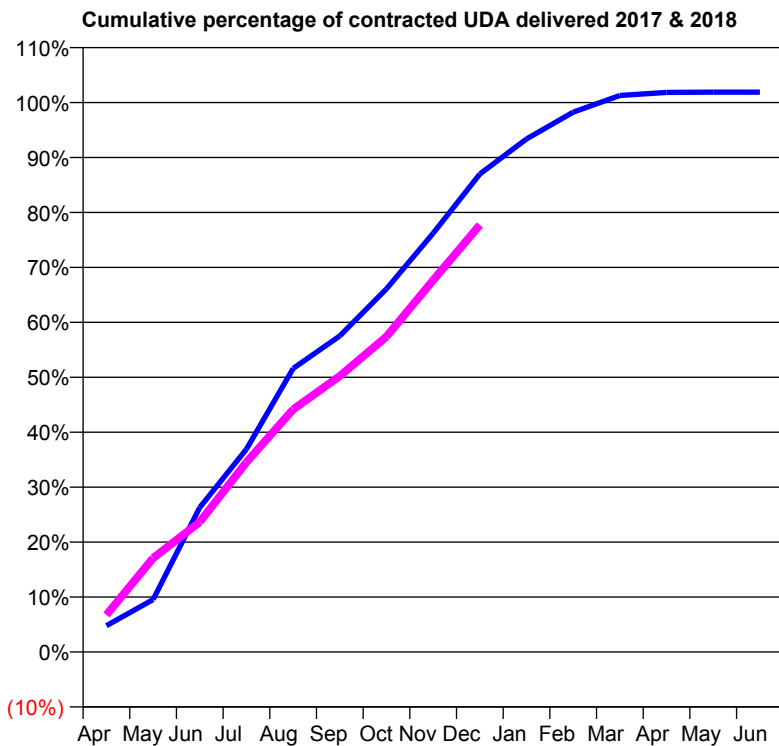
17/18 Contracted general activity (UDA)	2,969
Carry forward general activity (UDA)	-55
17/18 Contracted orthodontic activity (UOA)	0
Carry forward orthodontic activity (UOA)	0
Baseline contract value	£56,882.13

ACCESS*

Patients seen in 24 months	Total	Change since previous quarter
Quarter ending December 2016	1,521	
Quarter ending March 2017	1,438	↓
Quarter ending June 2017	1,400	↓
Quarter ending September 2017	1,389	→
Quarter ending December 2017	1,349	↓
Variance since December 2016	(11.3%)	↓



ACTIVITY



Month	Adjusted Scheduled Activity (UDA)	
	2017	2018
April	142	201
May	283	508
June	782	703
July	1,096	1,026
August	1,532	1,311
September	1,708	1,491
October	1,962	1,704
November	2,262	2,009
December	2,583	2,308
January	2,772	
February	2,917	
March	3,007	
April	3,024	
May	3,025	
June	3,025	

QUALITY

	Quantity	Base Number	Contract	AT	Region	England
% of FP17s for the same patient ID Re-attending within 3 months - Children	37	736	5.0%	11.5%	11.5%	12.0%
% of FP17s for the same patient ID Re-attending within 3 months - Adults	50	407	12.3%	15.0%	15.8%	15.9%
% of FP17s for the same patient ID Re-attending between 3 & 9 months - Children	435	736	59.1%	57.7%	60.5%	58.0%
% of FP17s for the same patient ID Re-attending between 3 & 9 months - Adults	168	407	41.3%	48.4%	51.8%	50.5%
% of FP17s for Band 1 Urgent Courses	48	1,125	4.3%	9.7%	9.5%	9.0%
% of FP17s Relating to Free Repair or Replacements	0	1,125	0.0%	0.7%	0.7%	0.8%
% of FP17s Relating to Continuations	12	1,125	1.1%	0.8%	1.0%	1.1%
% of Patients satisfied with the dentistry they have received	0	0	N/A	93.3%	92.1%	91.5%
% of Patients satisfied with the time they had to wait for an appointment	0	0	N/A	89.7%	88.3%	87.9%

* This is based on patients treated on this contract for their most recent course of treatment. Figures in italics indicate the base number of FP17s or Patient Questionnaire responses are less than 100. N/A is shown where the base number of responses is less than 10 during the period. % is calculated as Quantity/Base number*100

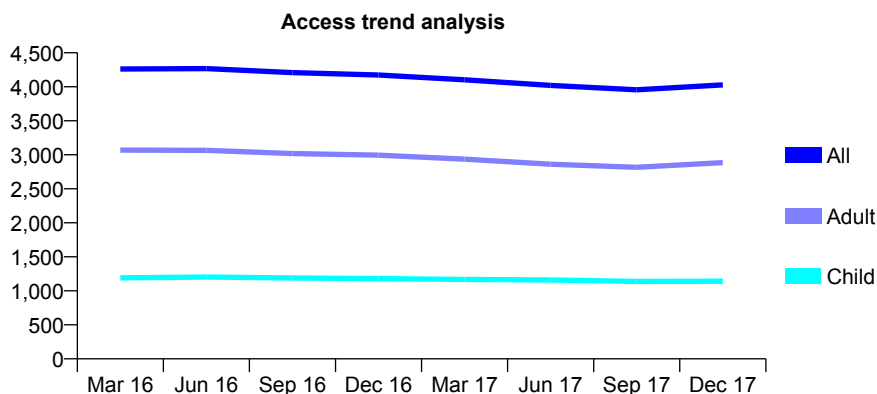
Q69 - Vital Signs At a Glance Contract Report for 318922/0001 - December 2017

Name or company name	Nicholas Harrison & Caitlin Devlin
Contract type name	GDS Contract
Purpose of contract	General
Contract start date	01/04/2006
Contract end date	

17/18 Contracted general activity (UDA)	10,982
Carry forward general activity (UDA)	0
17/18 Contracted orthodontic activity (UOA)	0
Carry forward orthodontic activity (UOA)	0
Baseline contract value	£261,655.86

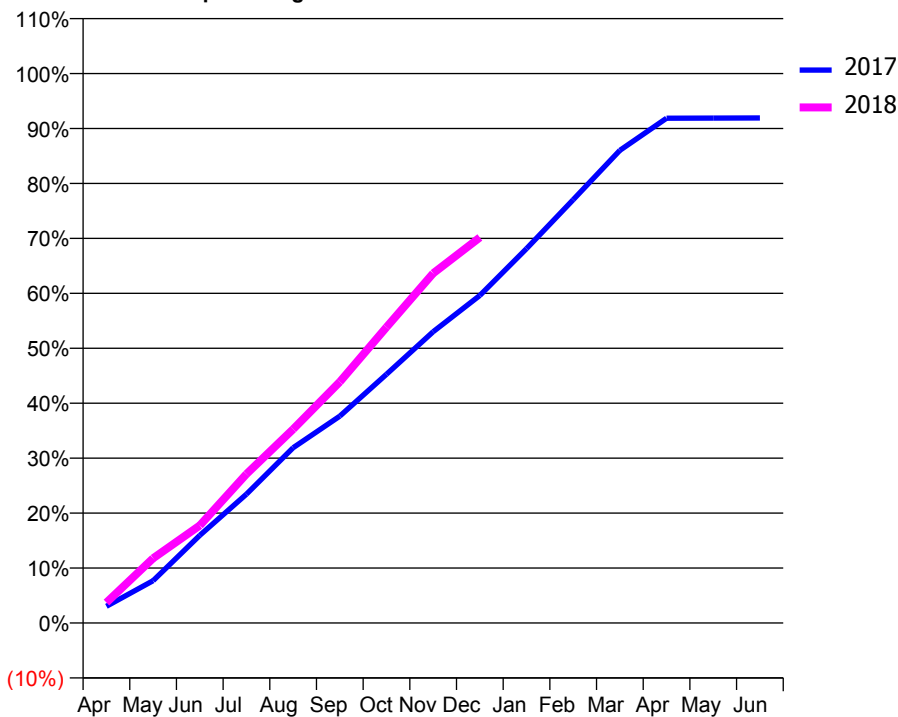
ACCESS*

Patients seen in 24 months	Total	Change since previous quarter
Quarter ending December 2016	4,174	
Quarter ending March 2017	4,103	↓
Quarter ending June 2017	4,021	↓
Quarter ending September 2017	3,955	↓
Quarter ending December 2017	4,028	→
Variance since December 2016	(3.5%)	↓



ACTIVITY

Cumulative percentage of contracted UDA delivered 2017 & 2018



Month	Adjusted Scheduled Activity (UDA)	
	2017	2018
April	335	410
May	847	1,294
June	1,752	1,950
July	2,576	2,978
August	3,503	3,873
September	4,134	4,820
October	4,972	5,912
November	5,821	6,988
December	6,547	7,705
January	7,483	
February	8,461	
March	9,445	
April	10,088	
May	10,090	
June	10,093	

QUALITY

	Quantity	Base Number	Contract	AT	Region	England
% of FP17s for the same patient ID Re-attending within 3 months - Children	104	1,428	7.3%	11.5%	11.5%	12.0%
% of FP17s for the same patient ID Re-attending within 3 months - Adults	438	3,245	13.5%	15.0%	15.8%	15.9%
% of FP17s for the same patient ID Re-attending between 3 & 9 months - Children	990	1,428	69.3%	57.7%	60.5%	58.0%
% of FP17s for the same patient ID Re-attending between 3 & 9 months - Adults	2,129	3,245	65.6%	48.4%	51.8%	50.5%
% of FP17s for Band 1 Urgent Courses	297	4,389	6.8%	9.7%	9.5%	9.0%
% of FP17s Relating to Free Repair or Replacements	14	4,389	0.3%	0.7%	0.7%	0.8%
% of FP17s Relating to Continuations	14	4,389	0.3%	0.8%	1.0%	1.1%
% of Patients satisfied with the dentistry they have received	2	2	N/A	93.3%	92.1%	91.5%
% of Patients satisfied with the time they had to wait for an appointment	2	2	N/A	89.7%	88.3%	87.9%

* This is based on patients treated on this contract for their most recent course of treatment. Figures in italics indicate the base number of FP17s or Patient Questionnaire responses are less than 100. N/A is shown where the base number of responses is less than 10 during the period. % is calculated as Quantity/Base number*100

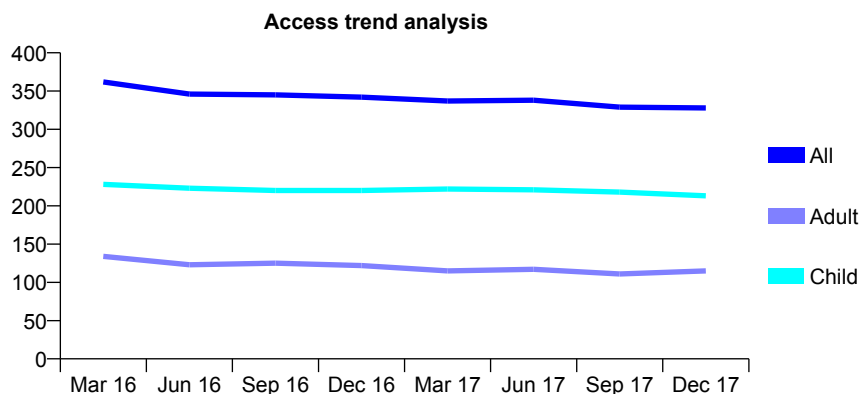
Q69 - Vital Signs At a Glance Contract Report for 322261/0001 - December 2017

Name or company name	MR BS COUSINS
Contract type name	GDS Contract
Purpose of contract	General
Contract start date	01/04/2006
Contract end date	

17/18 Contracted general activity (UDA)	984
Carry forward general activity (UDA)	23
17/18 Contracted orthodontic activity (UOA)	0
Carry forward orthodontic activity (UOA)	0
Baseline contract value	£24,429.72

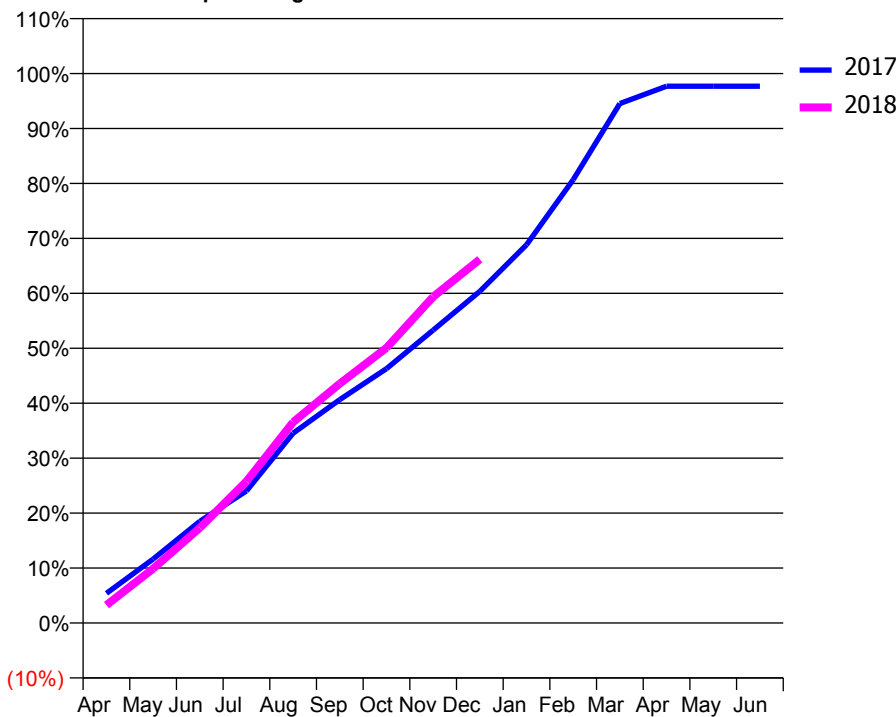
ACCESS*

Patients seen in 24 months	Total	Change since previous quarter
Quarter ending December 2016	342	
Quarter ending March 2017	337	↓
Quarter ending June 2017	338	→
Quarter ending September 2017	329	↓
Quarter ending December 2017	328	→
Variance since December 2016	(4.1%)	↓



ACTIVITY

Cumulative percentage of contracted UDA delivered 2017 & 2018



Month	Adjusted Scheduled Activity (UDA)	
	2017	2018
April	53	32
May	114	97
June	182	170
July	237	254
August	340	360
September	400	429
October	455	493
November	525	584
December	594	651
January	677	
February	794	
March	930	
April	961	
May	961	
June	961	

QUALITY

	Quantity	Base Number	Contract	AT	Region	England
% of FP17s for the same patient ID Re-attending within 3 months - Children	25	301	8.3%	11.5%	11.5%	12.0%
% of FP17s for the same patient ID Re-attending within 3 months - Adults	16	86	18.6%	15.0%	15.8%	15.9%
% of FP17s for the same patient ID Re-attending between 3 & 9 months - Children	227	301	75.4%	57.7%	60.5%	58.0%
% of FP17s for the same patient ID Re-attending between 3 & 9 months - Adults	55	86	64.0%	48.4%	51.8%	50.5%
% of FP17s for Band 1 Urgent Courses	7	371	1.9%	9.7%	9.5%	9.0%
% of FP17s Relating to Free Repair or Replacements	0	371	0.0%	0.7%	0.7%	0.8%
% of FP17s Relating to Continuations	0	371	0.0%	0.8%	1.0%	1.1%
% of Patients satisfied with the dentistry they have received	0	0	N/A	93.3%	92.1%	91.5%
% of Patients satisfied with the time they had to wait for an appointment	0	0	N/A	89.7%	88.3%	87.9%

* This is based on patients treated on this contract for their most recent course of treatment. Figures in italics indicate the base number of FP17s or Patient Questionnaire responses are less than 100. N/A is shown where the base number of responses is less than 10 during the period. % is calculated as Quantity/Base number*100

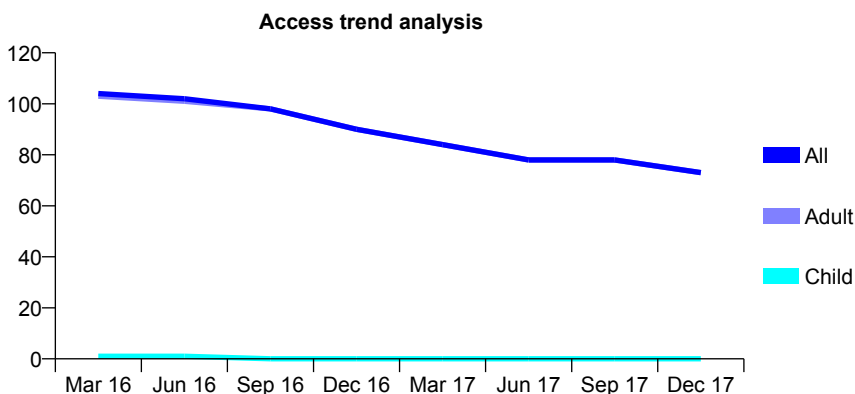
Q69 - Vital Signs At a Glance Contract Report for 323373/0003 - December 2017

Name or company name	MR GF HOLLIS
Contract type name	GDS Contract
Purpose of contract	General
Contract start date	01/04/2006
Contract end date	

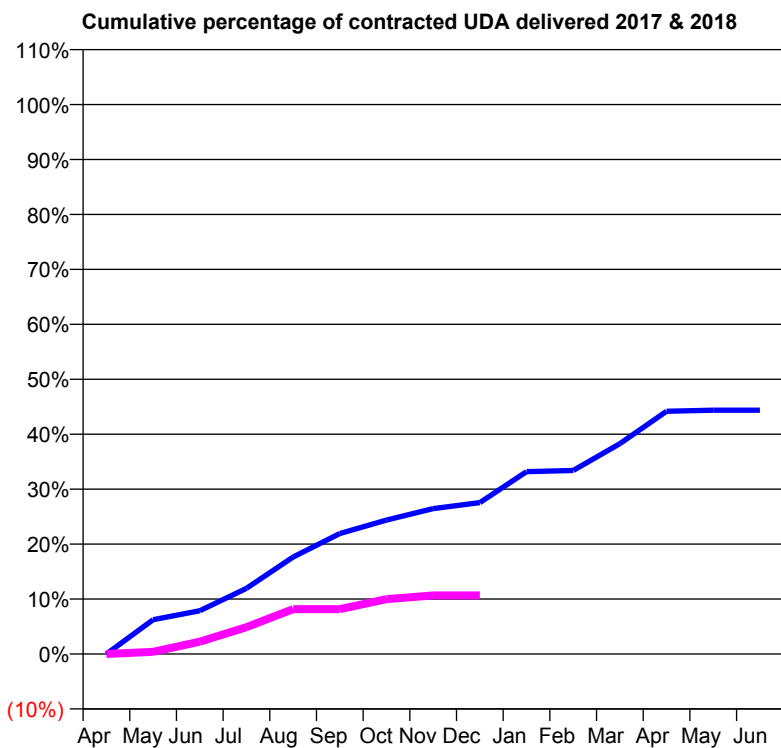
17/18 Contracted general activity (UDA)	1,474
Carry forward general activity (UDA)	0
17/18 Contracted orthodontic activity (UOA)	0
Carry forward orthodontic activity (UOA)	0
Baseline contract value	£41,500.48

ACCESS*

Patients seen in 24 months	Total	Change since previous quarter
Quarter ending December 2016	90	
Quarter ending March 2017	84	↓
Quarter ending June 2017	78	↓
Quarter ending September 2017	78	→
Quarter ending December 2017	73	↓
Variance since December 2016	(18.9%)	↓



ACTIVITY



Month	Adjusted Scheduled Activity (UDA)	
	2017	2018
April	0	0
May	92	6
June	116	33
July	176	72
August	260	120
September	323	120
October	359	147
November	390	157
December	406	157
January	489	
February	492	
March	564	
April	651	
May	654	
June	654	

QUALITY

	Quantity	Base Number	Contract	AT	Region	England
% of FP17s for the same patient ID Re-attending within 3 months - Children	0	0	N/A	11.5%	11.5%	12.0%
% of FP17s for the same patient ID Re-attending within 3 months - Adults	3	69	4.3%	15.0%	15.8%	15.9%
% of FP17s for the same patient ID Re-attending between 3 & 9 months - Children	0	0	N/A	57.7%	60.5%	58.0%
% of FP17s for the same patient ID Re-attending between 3 & 9 months - Adults	44	69	63.8%	48.4%	51.8%	50.5%
% of FP17s for Band 1 Urgent Courses	2	60	3.3%	9.7%	9.5%	9.0%
% of FP17s Relating to Free Repair or Replacements	0	60	0.0%	0.7%	0.7%	0.8%
% of FP17s Relating to Continuations	0	60	0.0%	0.8%	1.0%	1.1%
% of Patients satisfied with the dentistry they have received	0	0	N/A	93.3%	92.1%	91.5%
% of Patients satisfied with the time they had to wait for an appointment	0	0	N/A	89.7%	88.3%	87.9%

* This is based on patients treated on this contract for their most recent course of treatment. Figures in italics indicate the base number of FP17s or Patient Questionnaire responses are less than 100. N/A is shown where the base number of responses is less than 10 during the period. % is calculated as Quantity/Base number*100

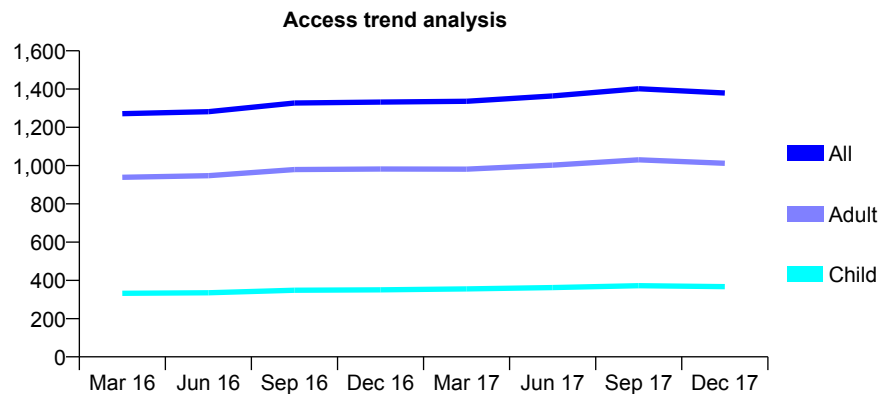
Q69 - Vital Signs At a Glance Contract Report for 323977/0001 - December 2017

Name or company name	MR JR WHITLOCK
Contract type name	GDS Contract
Purpose of contract	General
Contract start date	01/04/2006
Contract end date	

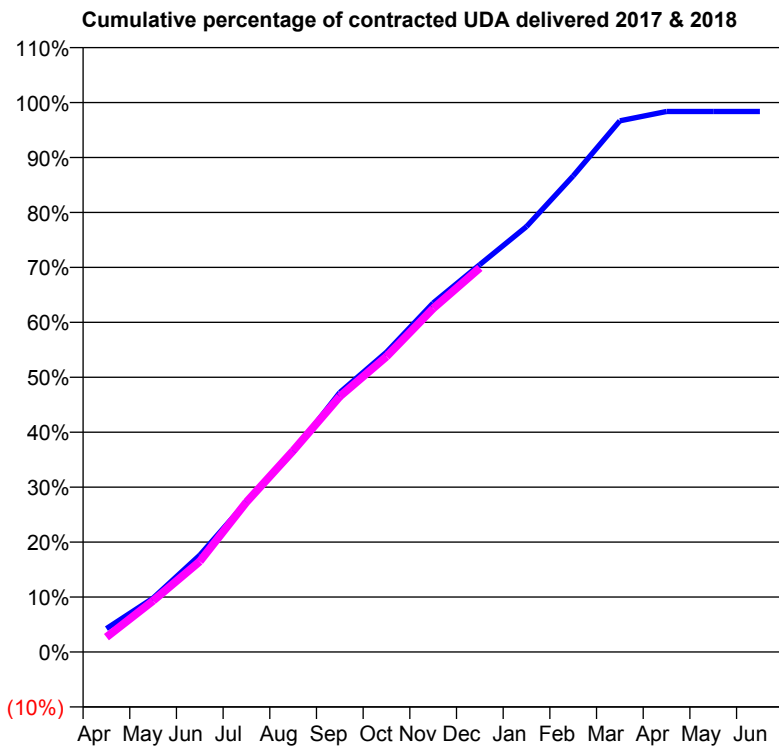
17/18 Contracted general activity (UDA)	4,200
Carry forward general activity (UDA)	69
17/18 Contracted orthodontic activity (UOA)	0
Carry forward orthodontic activity (UOA)	0
Baseline contract value	£105,142.25

ACCESS*

Patients seen in 24 months	Total	Change since previous quarter
Quarter ending December 2016	1,332	
Quarter ending March 2017	1,336	→
Quarter ending June 2017	1,364	↑
Quarter ending September 2017	1,402	↑
Quarter ending December 2017	1,379	↓
Variance since December 2016	3.5%	↑



ACTIVITY



Month	Adjusted Scheduled Activity (UDA)	
	2017	2018
April	178	114
May	412	392
June	741	693
July	1,148	1,146
August	1,528	1,538
September	1,984	1,953
October	2,291	2,258
November	2,668	2,626
December	2,961	2,935
January	3,251	
February	3,639	
March	4,060	
April	4,131	
May	4,131	
June	4,131	

QUALITY

	Quantity	Base Number	Contract	AT	Region	England
% of FP17s for the same patient ID Re-attending within 3 months - Children	46	498	9.2%	11.5%	11.5%	12.0%
% of FP17s for the same patient ID Re-attending within 3 months - Adults	166	1,301	12.8%	15.0%	15.8%	15.9%
% of FP17s for the same patient ID Re-attending between 3 & 9 months - Children	331	498	66.5%	57.7%	60.5%	58.0%
% of FP17s for the same patient ID Re-attending between 3 & 9 months - Adults	915	1,301	70.3%	48.4%	51.8%	50.5%
% of FP17s for Band 1 Urgent Courses	82	1,752	4.7%	9.7%	9.5%	9.0%
% of FP17s Relating to Free Repair or Replacements	0	1,752	0.0%	0.7%	0.7%	0.8%
% of FP17s Relating to Continuations	0	1,752	0.0%	0.8%	1.0%	1.1%
% of Patients satisfied with the dentistry they have received	4	4	N/A	93.3%	92.1%	91.5%
% of Patients satisfied with the time they had to wait for an appointment	4	4	N/A	89.7%	88.3%	87.9%

* This is based on patients treated on this contract for their most recent course of treatment. Figures in italics indicate the base number of FP17s or Patient Questionnaire responses are less than 100. N/A is shown where the base number of responses is less than 10 during the period. % is calculated as Quantity/Base number*100

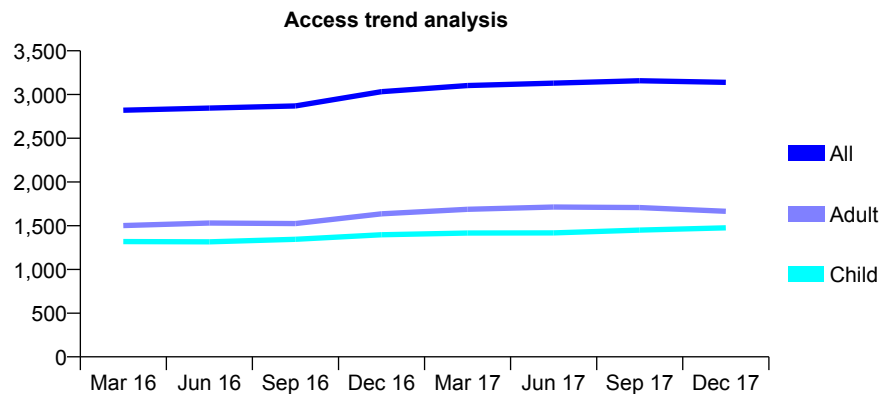
Q69 - Vital Signs At a Glance Contract Report for 326240/0001 - December 2017

Name or company name	MR NS SEHRA
Contract type name	GDS Contract
Purpose of contract	General
Contract start date	01/04/2006
Contract end date	

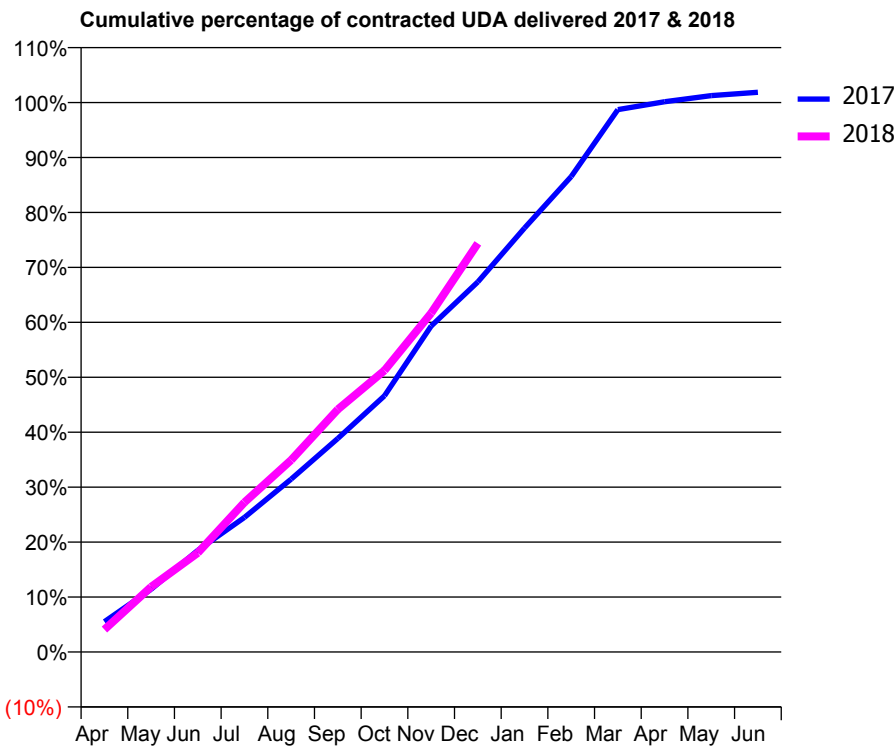
17/18 Contracted general activity (UDA)	11,428
Carry forward general activity (UDA)	-220
17/18 Contracted orthodontic activity (UOA)	0
Carry forward orthodontic activity (UOA)	0
Baseline contract value	£385,691.71

ACCESS*

Patients seen in 24 months	Total	Change since previous quarter
Quarter ending December 2016	3,032	
Quarter ending March 2017	3,103	↑
Quarter ending June 2017	3,130	→
Quarter ending September 2017	3,157	→
Quarter ending December 2017	3,140	→
Variance since December 2016	3.6%	↑



ACTIVITY



Month	Adjusted Scheduled Activity (UDA)	
	2017	2018
April	655	468
May	1,358	1,354
June	2,198	2,063
July	2,912	3,112
August	3,740	3,993
September	4,618	5,045
October	5,543	5,855
November	7,052	7,047
December	8,004	8,500
January	9,171	
February	10,283	
March	11,732	
April	11,903	
May	12,033	
June	12,106	

QUALITY

	Quantity	Base Number	Contract	AT	Region	England
% of FP17s for the same patient ID Re-attending within 3 months - Children	114	1,819	6.3%	11.5%	11.5%	12.0%
% of FP17s for the same patient ID Re-attending within 3 months - Adults	193	1,340	14.4%	15.0%	15.8%	15.9%
% of FP17s for the same patient ID Re-attending between 3 & 9 months - Children	1,214	1,819	66.7%	57.7%	60.5%	58.0%
% of FP17s for the same patient ID Re-attending between 3 & 9 months - Adults	678	1,340	50.6%	48.4%	51.8%	50.5%
% of FP17s for Band 1 Urgent Courses	399	3,030	13.2%	9.7%	9.5%	9.0%
% of FP17s Relating to Free Repair or Replacements	3	3,030	0.1%	0.7%	0.7%	0.8%
% of FP17s Relating to Continuations	0	3,030	0.0%	0.8%	1.0%	1.1%
% of Patients satisfied with the dentistry they have received	1	2	N/A	93.3%	92.1%	91.5%
% of Patients satisfied with the time they had to wait for an appointment	2	2	N/A	89.7%	88.3%	87.9%

* This is based on patients treated on this contract for their most recent course of treatment. Figures in italics indicate the base number of FP17s or Patient Questionnaire responses are less than 100. N/A is shown where the base number of responses is less than 10 during the period. % is calculated as Quantity/Base number*100

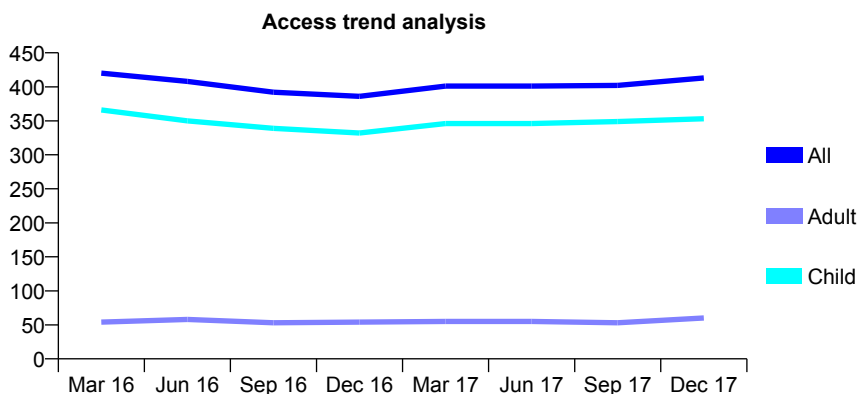
Q69 - Vital Signs At a Glance Contract Report for 327387/0001 - December 2017

Name or company name	Pond House Dental Partnership
Contract type name	GDS Contract
Purpose of contract	General
Contract start date	01/04/2006
Contract end date	

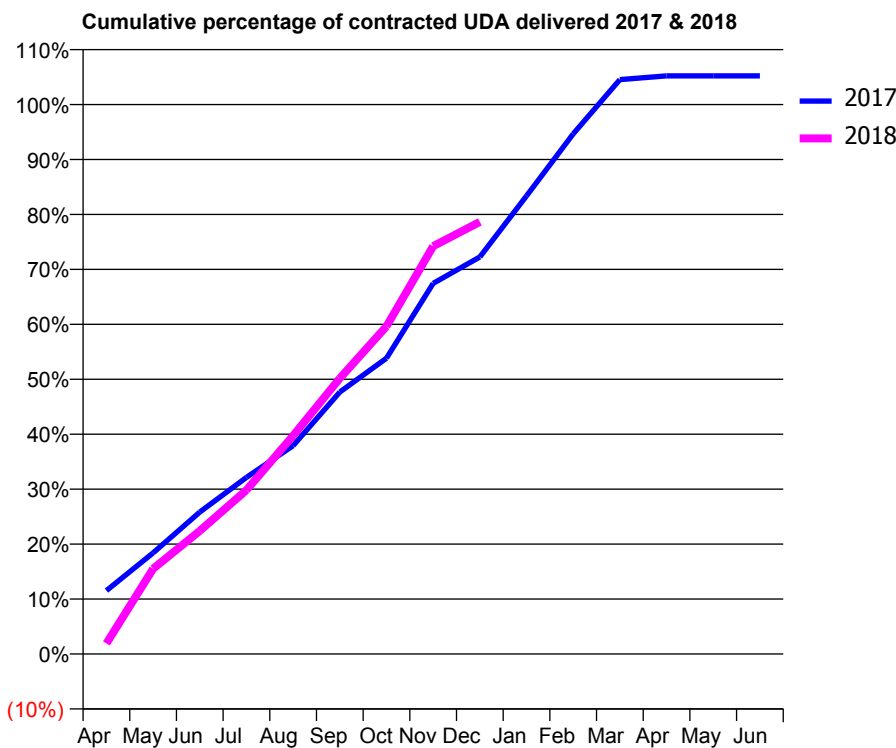
17/18 Contracted general activity (UDA)	728
Carry forward general activity (UDA)	-14
17/18 Contracted orthodontic activity (UOA)	0
Carry forward orthodontic activity (UOA)	0
Baseline contract value	£13,974.94

ACCESS*

Patients seen in 24 months	Total	Change since previous quarter
Quarter ending December 2016	386	
Quarter ending March 2017	401	↑
Quarter ending June 2017	401	→
Quarter ending September 2017	402	→
Quarter ending December 2017	413	↑
Variance since December 2016	7.0%	↑



ACTIVITY



Month	Adjusted Scheduled Activity (UDA)	
	2017	2018
April	84	14
May	134	113
June	188	163
July	234	217
August	276	289
September	347	365
October	392	434
November	491	540
December	526	572
January	607	
February	689	
March	761	
April	766	
May	766	
June	766	

QUALITY

	Quantity	Base Number	Contract	AT	Region	England
% of FP17s for the same patient ID Re-attending within 3 months - Children	14	371	3.8%	11.5%	11.5%	12.0%
% of FP17s for the same patient ID Re-attending within 3 months - Adults	0	16	0.0%	15.0%	15.8%	15.9%
% of FP17s for the same patient ID Re-attending between 3 & 9 months - Children	195	371	52.6%	57.7%	60.5%	58.0%
% of FP17s for the same patient ID Re-attending between 3 & 9 months - Adults	10	16	62.5%	48.4%	51.8%	50.5%
% of FP17s for Band 1 Urgent Courses	2	384	0.5%	9.7%	9.5%	9.0%
% of FP17s Relating to Free Repair or Replacements	0	384	0.0%	0.7%	0.7%	0.8%
% of FP17s Relating to Continuations	1	384	0.3%	0.8%	1.0%	1.1%
% of Patients satisfied with the dentistry they have received	0	0	N/A	93.3%	92.1%	91.5%
% of Patients satisfied with the time they had to wait for an appointment	0	0	N/A	89.7%	88.3%	87.9%

* This is based on patients treated on this contract for their most recent course of treatment. Figures in italics indicate the base number of FP17s or Patient Questionnaire responses are less than 100. N/A is shown where the base number of responses is less than 10 during the period. % is calculated as Quantity/Base number*100

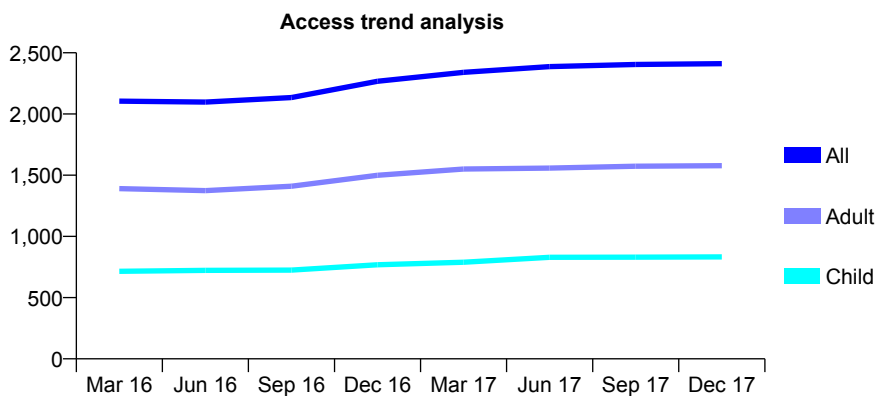
Q69 - Vital Signs At a Glance Contract Report for 332119/0003 - December 2017

Name or company name	SC Dental Studio Ltd
Contract type name	GDS Contract
Purpose of contract	General
Contract start date	24/12/2009
Contract end date	

17/18 Contracted general activity (UDA)	3,150
Carry forward general activity (UDA)	-65
17/18 Contracted orthodontic activity (UOA)	0
Carry forward orthodontic activity (UOA)	0
Baseline contract value	£92,845.33

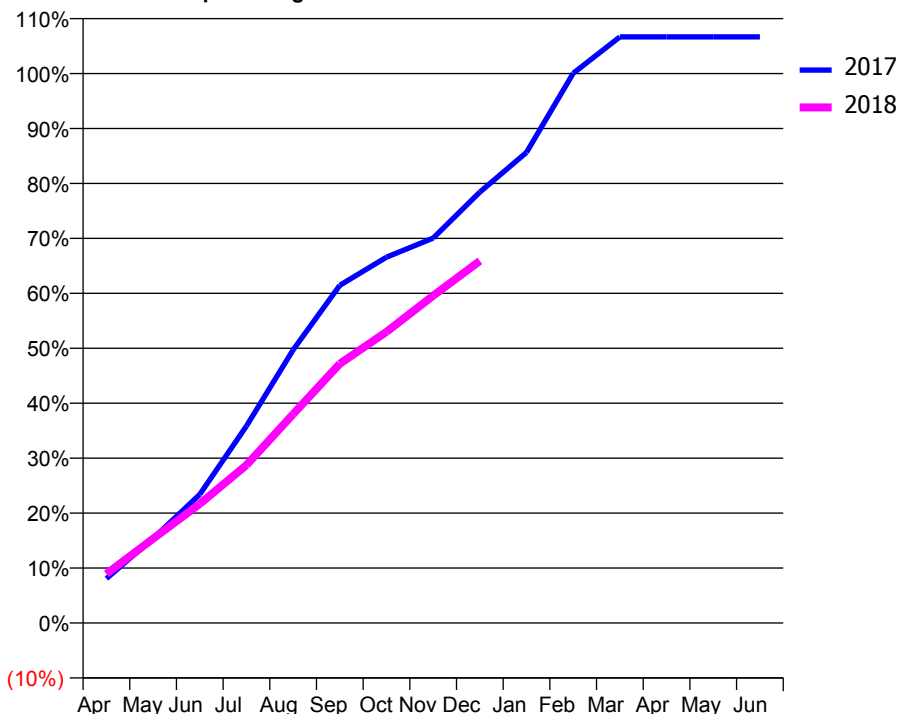
ACCESS*

Patients seen in 24 months	Total	Change since previous quarter
Quarter ending December 2016	2,267	
Quarter ending March 2017	2,340	↑
Quarter ending June 2017	2,387	↑
Quarter ending September 2017	2,405	→
Quarter ending December 2017	2,411	→
Variance since December 2016	6.4%	↑



ACTIVITY

Cumulative percentage of contracted UDA delivered 2017 & 2018



Month	Adjusted Scheduled Activity (UDA)	
	2017	2018
April	265	282
May	505	483
June	767	683
July	1,174	905
August	1,628	1,198
September	2,013	1,486
October	2,181	1,669
November	2,295	1,876
December	2,569	2,076
January	2,806	
February	3,277	
March	3,494	
April	3,494	
May	3,494	
June	3,494	

QUALITY

	Quantity	Base Number	Contract	AT	Region	England
% of FP17s for the same patient ID Re-attending within 3 months - Children	102	781	13.1%	11.5%	11.5%	12.0%
% of FP17s for the same patient ID Re-attending within 3 months - Adults	144	1,059	13.6%	15.0%	15.8%	15.9%
% of FP17s for the same patient ID Re-attending between 3 & 9 months - Children	332	781	42.5%	57.7%	60.5%	58.0%
% of FP17s for the same patient ID Re-attending between 3 & 9 months - Adults	309	1,059	29.2%	48.4%	51.8%	50.5%
% of FP17s for Band 1 Urgent Courses	175	767	22.8%	9.7%	9.5%	9.0%
% of FP17s Relating to Free Repair or Replacements	0	767	0.0%	0.7%	0.7%	0.8%
% of FP17s Relating to Continuations	7	767	0.9%	0.8%	1.0%	1.1%
% of Patients satisfied with the dentistry they have received	1	1	N/A	93.3%	92.1%	91.5%
% of Patients satisfied with the time they had to wait for an appointment	1	1	N/A	89.7%	88.3%	87.9%

* This is based on patients treated on this contract for their most recent course of treatment. Figures in italics indicate the base number of FP17s or Patient Questionnaire responses are less than 100. N/A is shown where the base number of responses is less than 10 during the period. % is calculated as Quantity/Base number*100

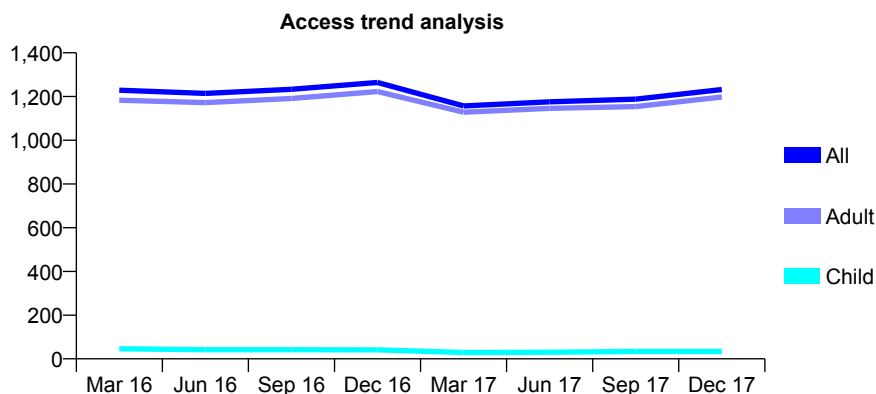
Q69 - Vital Signs At a Glance Contract Report for 332119/0005 - December 2017

Name or company name	SC Dental Studio Ltd
Contract type name	GDS Contract
Purpose of contract	General
Contract start date	01/04/2013
Contract end date	

17/18 Contracted general activity (UDA)	5,175
Carry forward general activity (UDA)	-107
17/18 Contracted orthodontic activity (UOA)	0
Carry forward orthodontic activity (UOA)	0
Baseline contract value	£267,040.17

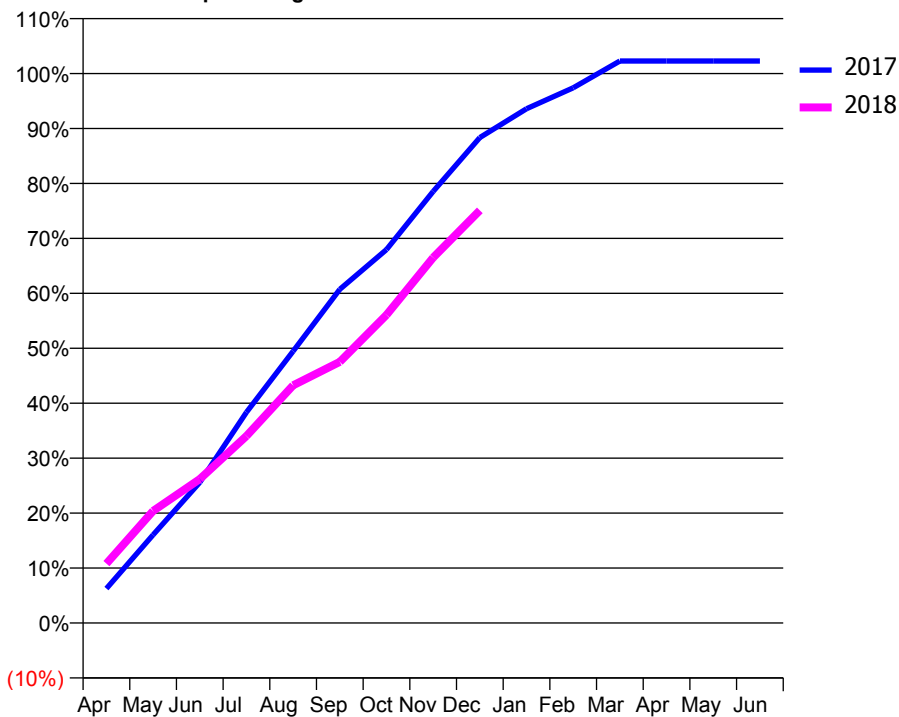
ACCESS*

Patients seen in 24 months	Total	Change since previous quarter
Quarter ending December 2016	1,264	
Quarter ending March 2017	1,157	↓
Quarter ending June 2017	1,176	→
Quarter ending September 2017	1,188	→
Quarter ending December 2017	1,232	↑
Variance since December 2016	(2.5%)	↓



ACTIVITY

Cumulative percentage of contracted UDA delivered 2017 & 2018



Month	Adjusted Scheduled Activity (UDA)	
	2017	2018
April	338	560
May	864	1,055
June	1,377	1,356
July	2,064	1,761
August	2,662	2,238
September	3,269	2,460
October	3,658	2,901
November	4,227	3,441
December	4,755	3,886
January	5,037	
February	5,242	
March	5,504	
April	5,504	
May	5,504	
June	5,504	

QUALITY

	Quantity	Base Number	Contract	AT	Region	England
% of FP17s for the same patient ID Re-attending within 3 months - Children	0	42	0.0%	11.5%	11.5%	12.0%
% of FP17s for the same patient ID Re-attending within 3 months - Adults	4	747	0.5%	15.0%	15.8%	15.9%
% of FP17s for the same patient ID Re-attending between 3 & 9 months - Children	2	42	4.8%	57.7%	60.5%	58.0%
% of FP17s for the same patient ID Re-attending between 3 & 9 months - Adults	41	747	5.5%	48.4%	51.8%	50.5%
% of FP17s for Band 1 Urgent Courses	0	789	0.0%	9.7%	9.5%	9.0%
% of FP17s Relating to Free Repair or Replacements	0	789	0.0%	0.7%	0.7%	0.8%
% of FP17s Relating to Continuations	4	789	0.5%	0.8%	1.0%	1.1%
% of Patients satisfied with the dentistry they have received	2	2	N/A	93.3%	92.1%	91.5%
% of Patients satisfied with the time they had to wait for an appointment	2	2	N/A	89.7%	88.3%	87.9%

* This is based on patients treated on this contract for their most recent course of treatment. Figures in italics indicate the base number of FP17s or Patient Questionnaire responses are less than 100. N/A is shown where the base number of responses is less than 10 during the period. % is calculated as Quantity/Base number*100

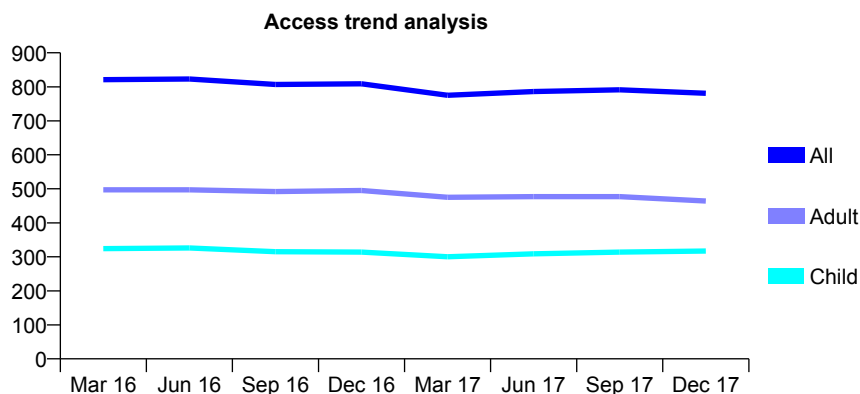
Q69 - Vital Signs At a Glance Contract Report for 334944/0001 - December 2017

Name or company name	MISS NP MCVEIGH
Contract type name	GDS Contract
Purpose of contract	General
Contract start date	01/04/2006
Contract end date	

17/18 Contracted general activity (UDA)	1,760
Carry forward general activity (UDA)	29
17/18 Contracted orthodontic activity (UOA)	0
Carry forward orthodontic activity (UOA)	0
Baseline contract value	£43,012.06

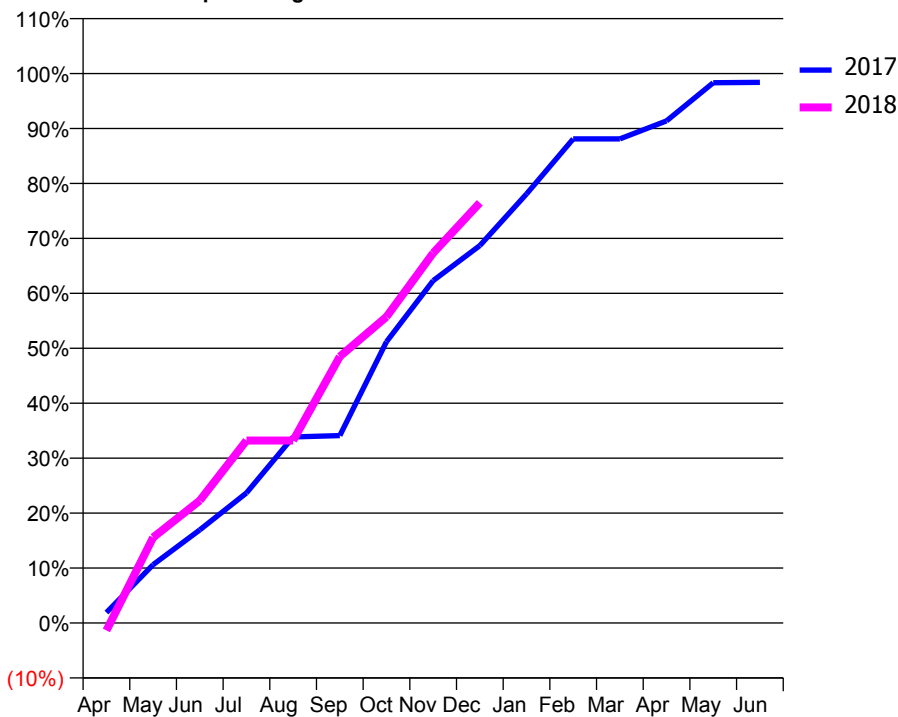
ACCESS*

Patients seen in 24 months	Total	Change since previous quarter
Quarter ending December 2016	809	
Quarter ending March 2017	775	↓
Quarter ending June 2017	786	→
Quarter ending September 2017	791	→
Quarter ending December 2017	781	↓
Variance since December 2016	(3.5%)	↓



ACTIVITY

Cumulative percentage of contracted UDA delivered 2017 & 2018



Month	Adjusted Scheduled Activity (UDA)	
	2017	2018
April	33	-24
May	187	274
June	298	392
July	417	585
August	596	585
September	600	853
October	901	981
November	1,096	1,185
December	1,209	1,346
January	1,374	
February	1,550	
March	1,550	
April	1,608	
May	1,731	
June	1,732	

QUALITY

	Quantity	Base Number	Contract	AT	Region	England
% of FP17s for the same patient ID Re-attending within 3 months - Children	7	414	1.7%	11.5%	11.5%	12.0%
% of FP17s for the same patient ID Re-attending within 3 months - Adults	36	598	6.0%	15.0%	15.8%	15.9%
% of FP17s for the same patient ID Re-attending between 3 & 9 months - Children	294	414	71.0%	57.7%	60.5%	58.0%
% of FP17s for the same patient ID Re-attending between 3 & 9 months - Adults	467	598	78.1%	48.4%	51.8%	50.5%
% of FP17s for Band 1 Urgent Courses	15	909	1.7%	9.7%	9.5%	9.0%
% of FP17s Relating to Free Repair or Replacements	4	909	0.4%	0.7%	0.7%	0.8%
% of FP17s Relating to Continuations	2	909	0.2%	0.8%	1.0%	1.1%
% of Patients satisfied with the dentistry they have received	3	3	N/A	93.3%	92.1%	91.5%
% of Patients satisfied with the time they had to wait for an appointment	3	3	N/A	89.7%	88.3%	87.9%

* This is based on patients treated on this contract for their most recent course of treatment. Figures in italics indicate the base number of FP17s or Patient Questionnaire responses are less than 100. N/A is shown where the base number of responses is less than 10 during the period. % is calculated as Quantity/Base number*100

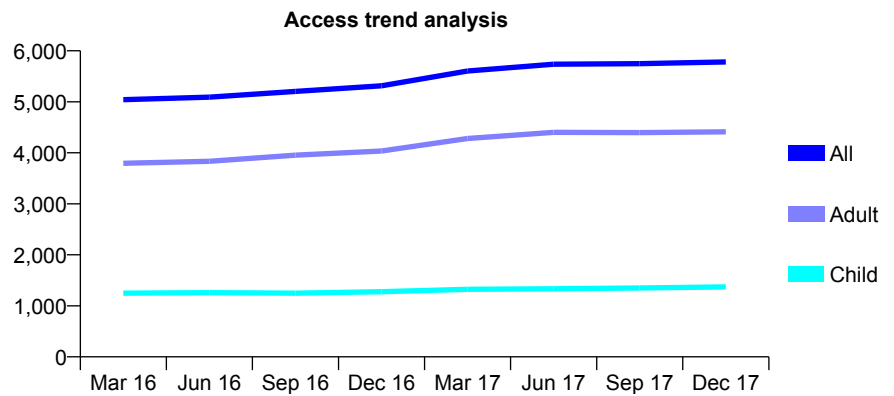
Q69 - Vital Signs At a Glance Contract Report for 335304/0001 - December 2017

Name or company name	Mr L Powell & Ms R Murray
Contract type name	GDS Contract
Purpose of contract	General
Contract start date	01/04/2006
Contract end date	

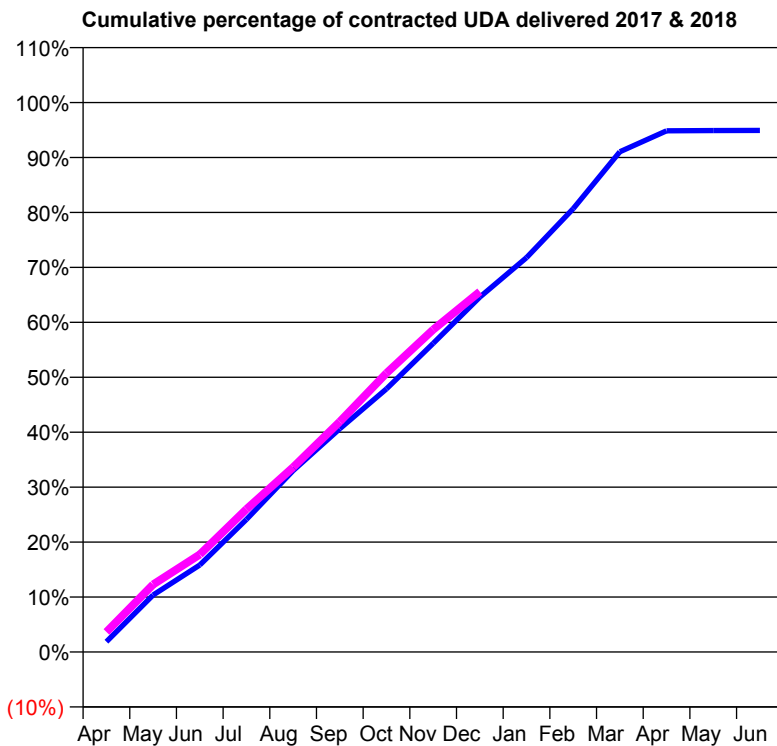
17/18 Contracted general activity (UDA)	17,123
Carry forward general activity (UDA)	0
17/18 Contracted orthodontic activity (UOA)	0
Carry forward orthodontic activity (UOA)	0
Baseline contract value	£395,502.65

ACCESS*

Patients seen in 24 months	Total	Change since previous quarter
Quarter ending December 2016	5,313	
Quarter ending March 2017	5,605	↑
Quarter ending June 2017	5,737	↑
Quarter ending September 2017	5,747	→
Quarter ending December 2017	5,781	→
Variance since December 2016	8.8%	↑



ACTIVITY



Month	Adjusted Scheduled Activity (UDA)	
	2017	2018
April	322	624
May	1,778	2,103
June	2,710	3,039
July	4,131	4,451
August	5,655	5,756
September	6,960	7,178
October	8,201	8,690
November	9,617	10,046
December	11,058	11,230
January	12,288	
February	13,816	
March	15,588	
April	16,241	
May	16,250	
June	16,254	

QUALITY

	Quantity	Base Number	Contract	AT	Region	England
% of FP17s for the same patient ID Re-attending within 3 months - Children	101	1,664	6.1%	11.5%	11.5%	12.0%
% of FP17s for the same patient ID Re-attending within 3 months - Adults	992	5,273	18.8%	15.0%	15.8%	15.9%
% of FP17s for the same patient ID Re-attending between 3 & 9 months - Children	1,091	1,664	65.6%	57.7%	60.5%	58.0%
% of FP17s for the same patient ID Re-attending between 3 & 9 months - Adults	2,806	5,273	53.2%	48.4%	51.8%	50.5%
% of FP17s for Band 1 Urgent Courses	770	6,584	11.7%	9.7%	9.5%	9.0%
% of FP17s Relating to Free Repair or Replacements	98	6,584	1.5%	0.7%	0.7%	0.8%
% of FP17s Relating to Continuations	62	6,584	0.9%	0.8%	1.0%	1.1%
% of Patients satisfied with the dentistry they have received	17	17	100.0%	93.3%	92.1%	91.5%
% of Patients satisfied with the time they had to wait for an appointment	14	17	82.4%	89.7%	88.3%	87.9%

* This is based on patients treated on this contract for their most recent course of treatment. Figures in italics indicate the base number of FP17s or Patient Questionnaire responses are less than 100. N/A is shown where the base number of responses is less than 10 during the period. % is calculated as Quantity/Base number*100

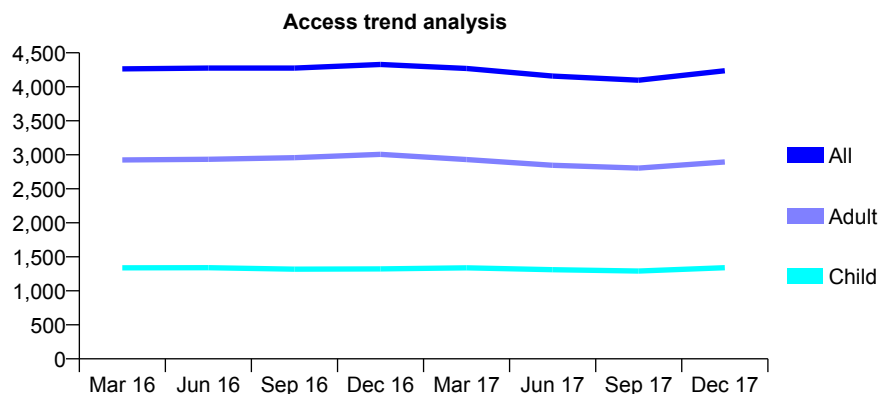
Q69 - Vital Signs At a Glance Contract Report for 336785/0001 - December 2017

Name or company name	MRS KS RADIA
Contract type name	GDS Contract
Purpose of contract	General
Contract start date	01/04/2006
Contract end date	

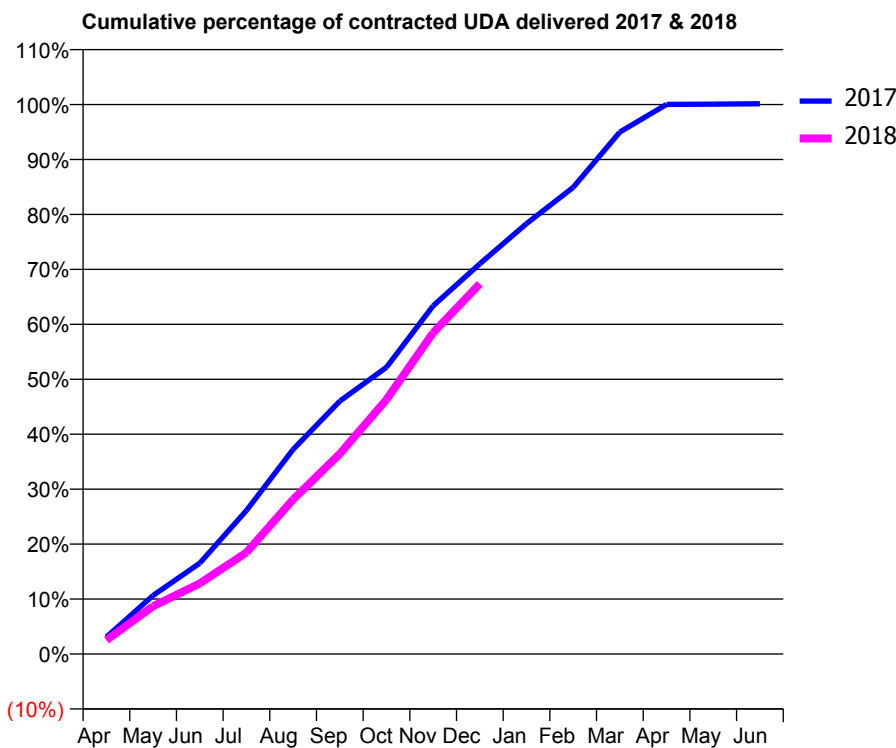
17/18 Contracted general activity (UDA)	8,951
Carry forward general activity (UDA)	-11
17/18 Contracted orthodontic activity (UOA)	0
Carry forward orthodontic activity (UOA)	0
Baseline contract value	£291,275.71

ACCESS*

Patients seen in 24 months	Total	Change since previous quarter
Quarter ending December 2016	4,329	
Quarter ending March 2017	4,269	↓
Quarter ending June 2017	4,158	↓
Quarter ending September 2017	4,097	↓
Quarter ending December 2017	4,237	↑
Variance since December 2016	(2.1%)	↓



ACTIVITY



Month	Adjusted Scheduled Activity (UDA)	
	2017	2018
April	276	226
May	954	779
June	1,481	1,150
July	2,339	1,653
August	3,333	2,519
September	4,119	3,261
October	4,672	4,146
November	5,672	5,235
December	6,356	6,032
January	7,010	
February	7,602	
March	8,503	
April	8,953	
May	8,956	
June	8,962	

QUALITY

	Quantity	Base Number	Contract	AT	Region	England
% of FP17s for the same patient ID Re-attending within 3 months - Children	90	1,624	5.5%	11.5%	11.5%	12.0%
% of FP17s for the same patient ID Re-attending within 3 months - Adults	399	2,973	13.4%	15.0%	15.8%	15.9%
% of FP17s for the same patient ID Re-attending between 3 & 9 months - Children	1,118	1,624	68.8%	57.7%	60.5%	58.0%
% of FP17s for the same patient ID Re-attending between 3 & 9 months - Adults	1,402	2,973	47.2%	48.4%	51.8%	50.5%
% of FP17s for Band 1 Urgent Courses	299	3,603	8.3%	9.7%	9.5%	9.0%
% of FP17s Relating to Free Repair or Replacements	23	3,603	0.6%	0.7%	0.7%	0.8%
% of FP17s Relating to Continuations	5	3,603	0.1%	0.8%	1.0%	1.1%
% of Patients satisfied with the dentistry they have received	31	33	93.9%	93.3%	92.1%	91.5%
% of Patients satisfied with the time they had to wait for an appointment	29	33	87.9%	89.7%	88.3%	87.9%

* This is based on patients treated on this contract for their most recent course of treatment. Figures in italics indicate the base number of FP17s or Patient Questionnaire responses are less than 100. N/A is shown where the base number of responses is less than 10 during the period. % is calculated as Quantity/Base number*100

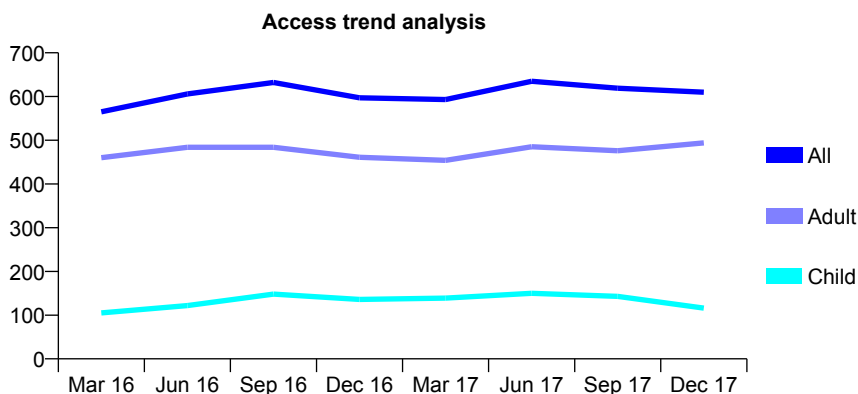
Q69 - Vital Signs At a Glance Contract Report for 336785/0002 - December 2017

Name or company name	MRS KS RADIA
Contract type name	GDS Contract
Purpose of contract	General
Contract start date	01/04/2009
Contract end date	

17/18 Contracted general activity (UDA)	1,050
Carry forward general activity (UDA)	-6
17/18 Contracted orthodontic activity (UOA)	0
Carry forward orthodontic activity (UOA)	0
Baseline contract value	£28,473.82

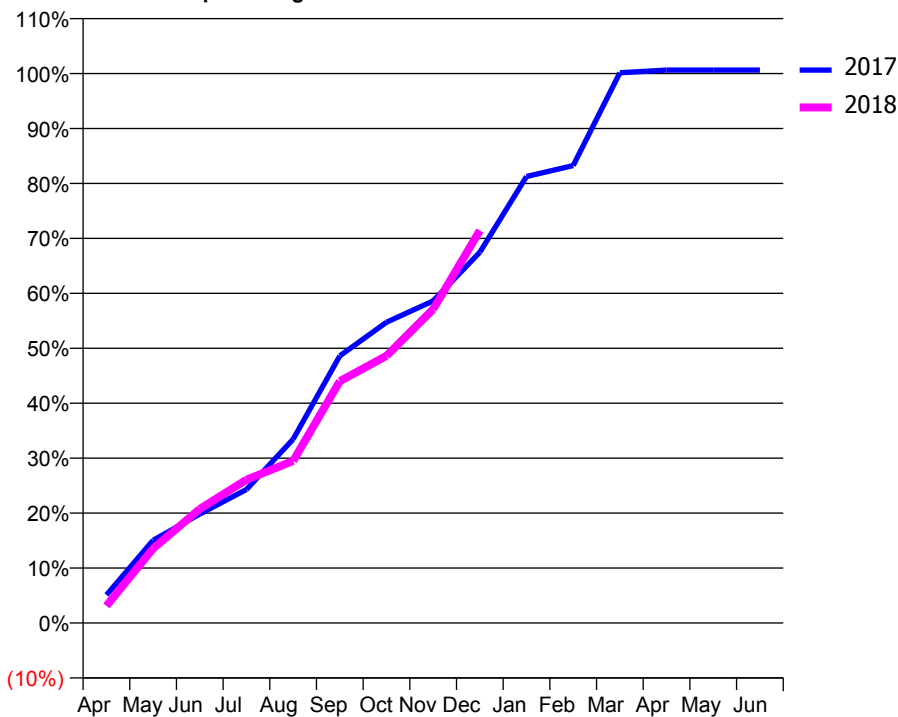
ACCESS*

Patients seen in 24 months	Total	Change since previous quarter
Quarter ending December 2016	597	
Quarter ending March 2017	593	→
Quarter ending June 2017	635	↑
Quarter ending September 2017	619	↓
Quarter ending December 2017	610	↓
Variance since December 2016	2.2%	↑



ACTIVITY

Cumulative percentage of contracted UDA delivered 2017 & 2018



Month	Adjusted Scheduled Activity (UDA)	
	2017	2018
April	54	33
May	158	142
June	208	218
July	255	274
August	351	310
September	511	462
October	575	511
November	615	600
December	708	750
January	853	
February	874	
March	1,051	
April	1,057	
May	1,057	
June	1,057	

QUALITY

	Quantity	Base Number	Contract	AT	Region	England
% of FP17s for the same patient ID Re-attending within 3 months - Children	5	144	3.5%	11.5%	11.5%	12.0%
% of FP17s for the same patient ID Re-attending within 3 months - Adults	13	465	2.8%	15.0%	15.8%	15.9%
% of FP17s for the same patient ID Re-attending between 3 & 9 months - Children	67	144	46.5%	57.7%	60.5%	58.0%
% of FP17s for the same patient ID Re-attending between 3 & 9 months - Adults	94	465	20.2%	48.4%	51.8%	50.5%
% of FP17s for Band 1 Urgent Courses	65	603	10.8%	9.7%	9.5%	9.0%
% of FP17s Relating to Free Repair or Replacements	1	603	0.2%	0.7%	0.7%	0.8%
% of FP17s Relating to Continuations	0	603	0.0%	0.8%	1.0%	1.1%
% of Patients satisfied with the dentistry they have received	1	1	N/A	93.3%	92.1%	91.5%
% of Patients satisfied with the time they had to wait for an appointment	1	1	N/A	89.7%	88.3%	87.9%

* This is based on patients treated on this contract for their most recent course of treatment. Figures in italics indicate the base number of FP17s or Patient Questionnaire responses are less than 100. N/A is shown where the base number of responses is less than 10 during the period. % is calculated as Quantity/Base number*100

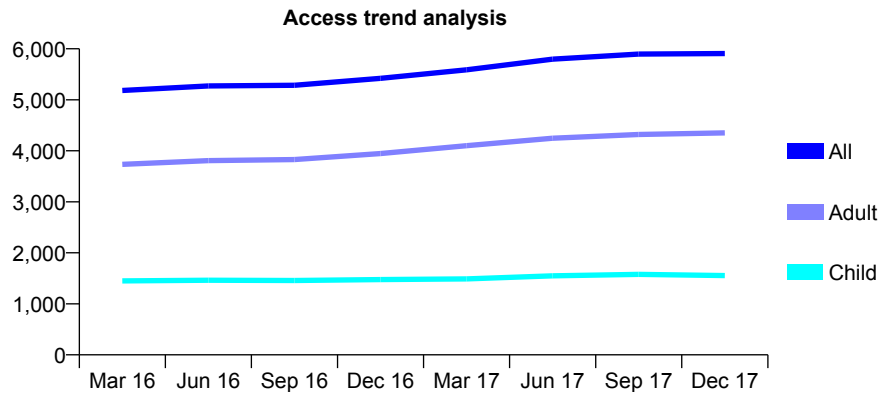
Q69 - Vital Signs At a Glance Contract Report for 337765/0001 - December 2017

Name or company name	MR SI YOUNG
Contract type name	GDS Contract
Purpose of contract	General
Contract start date	01/04/2006
Contract end date	

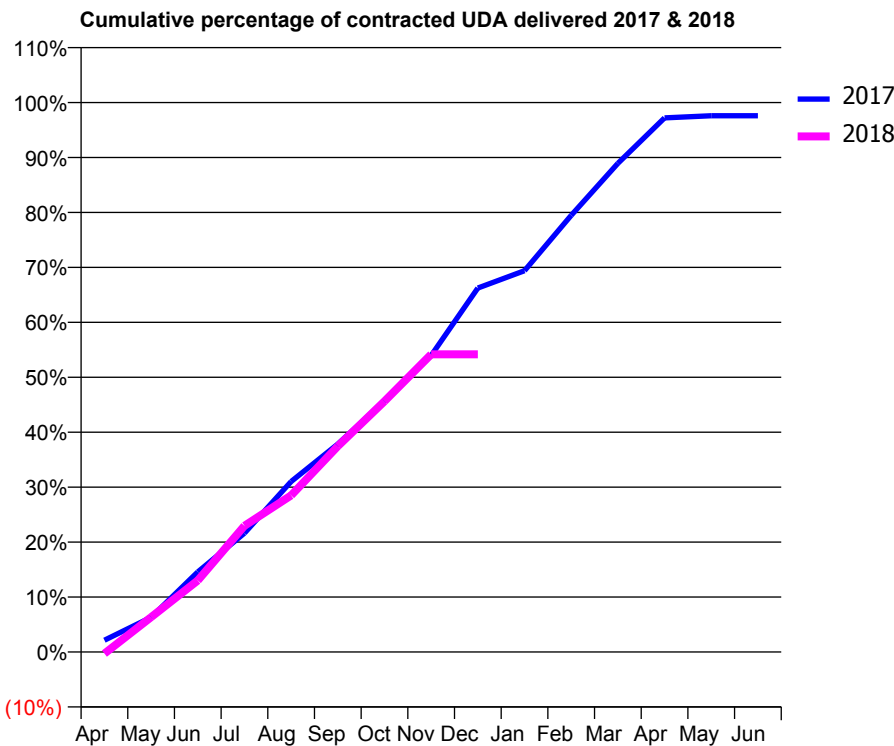
17/18 Contracted general activity (UDA)	15,338
Carry forward general activity (UDA)	372
17/18 Contracted orthodontic activity (UOA)	0
Carry forward orthodontic activity (UOA)	0
Baseline contract value	£395,570.74

ACCESS*

Patients seen in 24 months	Total	Change since previous quarter
Quarter ending December 2016	5,422	
Quarter ending March 2017	5,589	↑
Quarter ending June 2017	5,798	↑
Quarter ending September 2017	5,896	→
Quarter ending December 2017	5,906	→
Variance since December 2016	8.9%	↑



ACTIVITY



Month	Adjusted Scheduled Activity (UDA)	
	2017	2018
April	331	-46
May	971	975
June	2,234	1,995
July	3,317	3,523
August	4,759	4,373
September	5,803	5,744
October	7,003	6,999
November	8,275	8,308
December	10,158	8,308
January	10,643	
February	12,189	
March	13,640	
April	14,908	
May	14,967	
June	14,967	

QUALITY

	Quantity	Base Number	Contract	AT	Region	England
% of FP17s for the same patient ID Re-attending within 3 months - Children	71	1,497	4.7%	11.5%	11.5%	12.0%
% of FP17s for the same patient ID Re-attending within 3 months - Adults	443	3,177	13.9%	15.0%	15.8%	15.9%
% of FP17s for the same patient ID Re-attending between 3 & 9 months - Children	874	1,497	58.4%	57.7%	60.5%	58.0%
% of FP17s for the same patient ID Re-attending between 3 & 9 months - Adults	907	3,177	28.5%	48.4%	51.8%	50.5%
% of FP17s for Band 1 Urgent Courses	567	4,219	13.4%	9.7%	9.5%	9.0%
% of FP17s Relating to Free Repair or Replacements	18	4,219	0.4%	0.7%	0.7%	0.8%
% of FP17s Relating to Continuations	6	4,219	0.1%	0.8%	1.0%	1.1%
% of Patients satisfied with the dentistry they have received	9	9	N/A	93.3%	92.1%	91.5%
% of Patients satisfied with the time they had to wait for an appointment	9	9	N/A	89.7%	88.3%	87.9%

* This is based on patients treated on this contract for their most recent course of treatment. Figures in italics indicate the base number of FP17s or Patient Questionnaire responses are less than 100. N/A is shown where the base number of responses is less than 10 during the period. % is calculated as Quantity/Base number*100

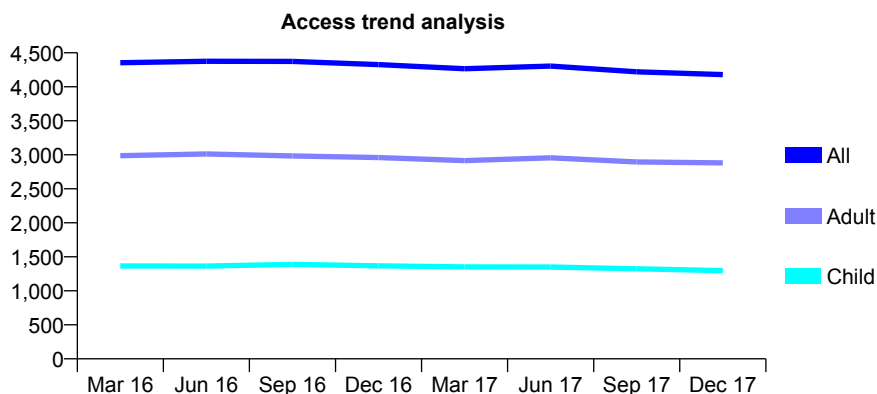
Q69 - Vital Signs At a Glance Contract Report for 338761/0002 - December 2017

Name or company name	Broadshires Dental Practice
Contract type name	GDS Contract
Purpose of contract	General
Contract start date	01/04/2006
Contract end date	

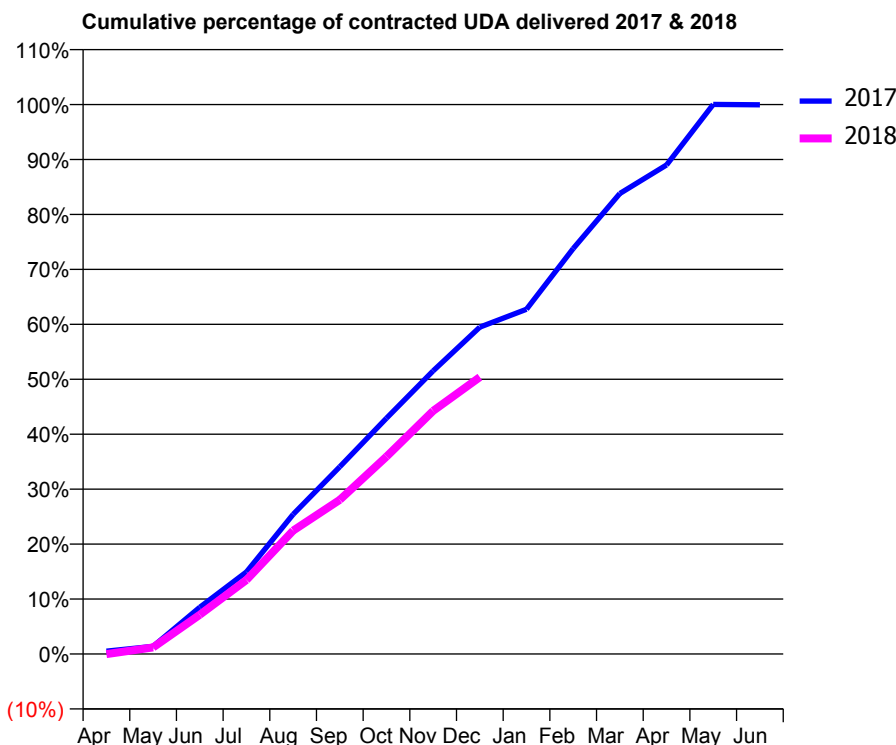
17/18 Contracted general activity (UDA)	11,111
Carry forward general activity (UDA)	6
17/18 Contracted orthodontic activity (UOA)	0
Carry forward orthodontic activity (UOA)	0
Baseline contract value	£265,771.46

ACCESS*

Patients seen in 24 months	Total	Change since previous quarter
Quarter ending December 2016	4,327	
Quarter ending March 2017	4,266	↓
Quarter ending June 2017	4,305	→
Quarter ending September 2017	4,220	↓
Quarter ending December 2017	4,179	→
Variance since December 2016	(3.4%)	↓



ACTIVITY



Month	Adjusted Scheduled Activity (UDA)	
	2017	2018
April	58	-5
May	154	134
June	946	793
July	1,660	1,498
August	2,823	2,496
September	3,787	3,117
October	4,767	3,991
November	5,725	4,915
December	6,610	5,598
January	6,971	
February	8,198	
March	9,311	
April	9,890	
May	11,114	
June	11,106	

QUALITY

	Quantity	Base Number	Contract	AT	Region	England
% of FP17s for the same patient ID Re-attending within 3 months - Children	107	1,362	7.9%	11.5%	11.5%	12.0%
% of FP17s for the same patient ID Re-attending within 3 months - Adults	390	2,965	13.2%	15.0%	15.8%	15.9%
% of FP17s for the same patient ID Re-attending between 3 & 9 months - Children	874	1,362	64.2%	57.7%	60.5%	58.0%
% of FP17s for the same patient ID Re-attending between 3 & 9 months - Adults	1,777	2,965	59.9%	48.4%	51.8%	50.5%
% of FP17s for Band 1 Urgent Courses	352	3,370	10.4%	9.7%	9.5%	9.0%
% of FP17s Relating to Free Repair or Replacements	5	3,370	0.1%	0.7%	0.7%	0.8%
% of FP17s Relating to Continuations	43	3,370	1.3%	0.8%	1.0%	1.1%
% of Patients satisfied with the dentistry they have received	2	2	N/A	93.3%	92.1%	91.5%
% of Patients satisfied with the time they had to wait for an appointment	2	2	N/A	89.7%	88.3%	87.9%

* This is based on patients treated on this contract for their most recent course of treatment. Figures in italics indicate the base number of FP17s or Patient Questionnaire responses are less than 100. N/A is shown where the base number of responses is less than 10 during the period. % is calculated as Quantity/Base number*100

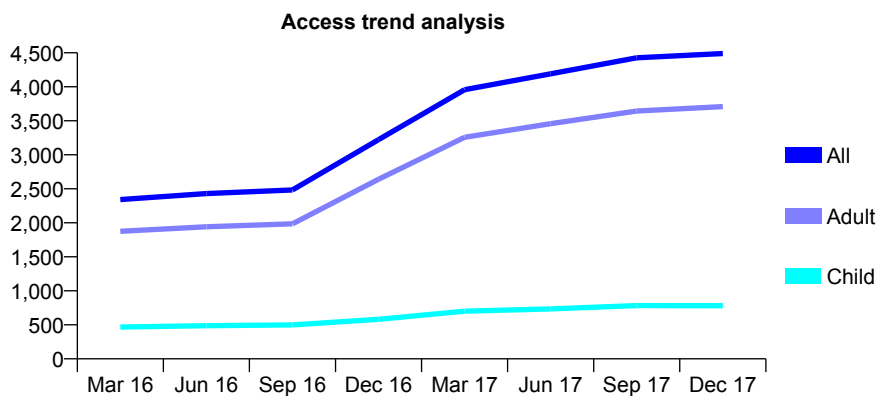
Q69 - Vital Signs At a Glance Contract Report for 339946/0001 - December 2017

Name or company name	Mrs RK Kakad
Contract type name	GDS Contract
Purpose of contract	General
Contract start date	01/04/2006
Contract end date	

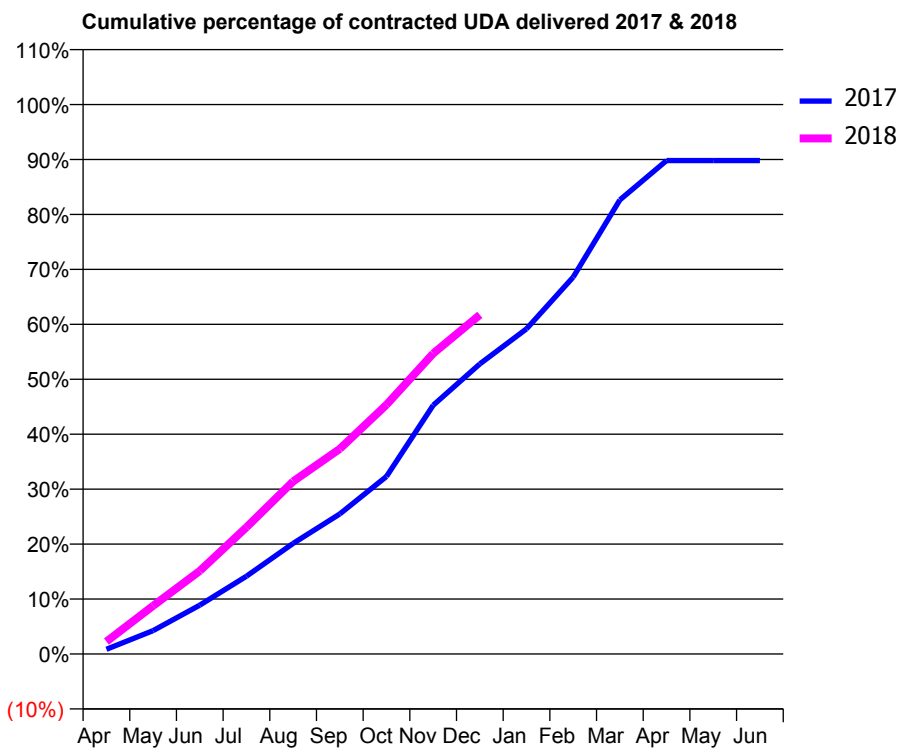
17/18 Contracted general activity (UDA)	17,125
Carry forward general activity (UDA)	0
17/18 Contracted orthodontic activity (UOA)	0
Carry forward orthodontic activity (UOA)	0
Baseline contract value	£372,295.69

ACCESS*

Patients seen in 24 months	Total	Change since previous quarter
Quarter ending December 2016	3,222	
Quarter ending March 2017	3,958	↑
Quarter ending June 2017	4,191	↑
Quarter ending September 2017	4,427	↑
Quarter ending December 2017	4,489	→
Variance since December 2016	39.3%	↑



ACTIVITY



Month	Adjusted Scheduled Activity (UDA)	
	2017	2018
April	109	390
May	538	1,501
June	1,124	2,589
July	1,793	3,951
August	2,547	5,381
September	3,225	6,392
October	4,089	7,770
November	5,729	9,366
December	6,681	10,570
January	7,490	
February	8,679	
March	10,457	
April	11,365	
May	11,363	
June	11,365	

QUALITY

	Quantity	Base Number	Contract	AT	Region	England
% of FP17s for the same patient ID Re-attending within 3 months - Children	47	910	5.2%	11.5%	11.5%	12.0%
% of FP17s for the same patient ID Re-attending within 3 months - Adults	740	4,258	17.4%	15.0%	15.8%	15.9%
% of FP17s for the same patient ID Re-attending between 3 & 9 months - Children	549	910	60.3%	57.7%	60.5%	58.0%
% of FP17s for the same patient ID Re-attending between 3 & 9 months - Adults	2,130	4,258	50.0%	48.4%	51.8%	50.5%
% of FP17s for Band 1 Urgent Courses	455	4,838	9.4%	9.7%	9.5%	9.0%
% of FP17s Relating to Free Repair or Replacements	51	4,838	1.1%	0.7%	0.7%	0.8%
% of FP17s Relating to Continuations	53	4,838	1.1%	0.8%	1.0%	1.1%
% of Patients satisfied with the dentistry they have received	11	11	100.0%	93.3%	92.1%	91.5%
% of Patients satisfied with the time they had to wait for an appointment	11	11	100.0%	89.7%	88.3%	87.9%

* This is based on patients treated on this contract for their most recent course of treatment. Figures in italics indicate the base number of FP17s or Patient Questionnaire responses are less than 100. N/A is shown where the base number of responses is less than 10 during the period. % is calculated as Quantity/Base number*100

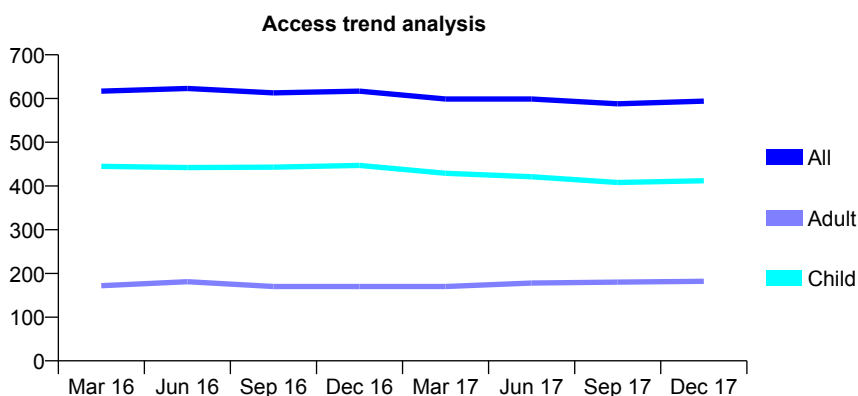
Q69 - Vital Signs At a Glance Contract Report for 341495/0001 - December 2017

Name or company name	Byways Dental Practice
Contract type name	GDS Contract
Purpose of contract	General
Contract start date	01/04/2006
Contract end date	

17/18 Contracted general activity (UDA)	2,359
Carry forward general activity (UDA)	0
17/18 Contracted orthodontic activity (UOA)	0
Carry forward orthodontic activity (UOA)	0
Baseline contract value	£61,833.24

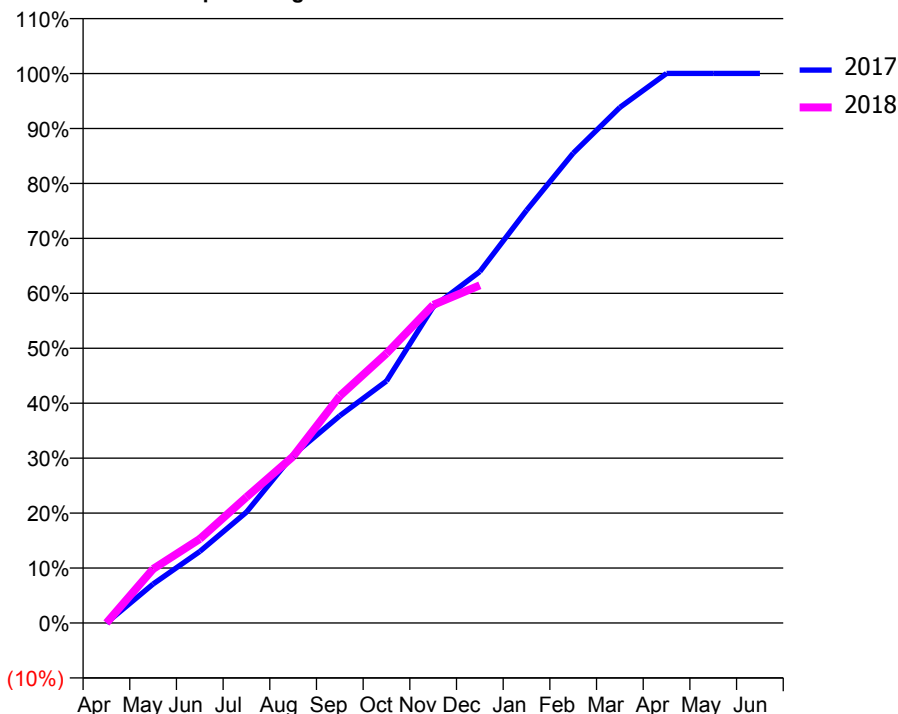
ACCESS*

Patients seen in 24 months	Total	Change since previous quarter
Quarter ending December 2016	617	
Quarter ending March 2017	599	↓
Quarter ending June 2017	599	→
Quarter ending September 2017	588	↓
Quarter ending December 2017	594	→
Variance since December 2016	(3.7%)	↓



ACTIVITY

Cumulative percentage of contracted UDA delivered 2017 & 2018



Month	Adjusted Scheduled Activity (UDA)	
	2017	2018
April	0	0
May	167	232
June	307	361
July	476	540
August	722	715
September	890	975
October	1,039	1,157
November	1,357	1,366
December	1,509	1,450
January	1,772	
February	2,017	
March	2,213	
April	2,360	
May	2,360	
June	2,360	

QUALITY

	Quantity	Base Number	Contract	AT	Region	England
% of FP17s for the same patient ID Re-attending within 3 months - Children	28	528	5.3%	11.5%	11.5%	12.0%
% of FP17s for the same patient ID Re-attending within 3 months - Adults	5	129	3.9%	15.0%	15.8%	15.9%
% of FP17s for the same patient ID Re-attending between 3 & 9 months - Children	422	528	79.9%	57.7%	60.5%	58.0%
% of FP17s for the same patient ID Re-attending between 3 & 9 months - Adults	93	129	72.1%	48.4%	51.8%	50.5%
% of FP17s for Band 1 Urgent Courses	19	603	3.2%	9.7%	9.5%	9.0%
% of FP17s Relating to Free Repair or Replacements	0	603	0.0%	0.7%	0.7%	0.8%
% of FP17s Relating to Continuations	0	603	0.0%	0.8%	1.0%	1.1%
% of Patients satisfied with the dentistry they have received	1	1	N/A	93.3%	92.1%	91.5%
% of Patients satisfied with the time they had to wait for an appointment	1	1	N/A	89.7%	88.3%	87.9%

* This is based on patients treated on this contract for their most recent course of treatment. Figures in italics indicate the base number of FP17s or Patient Questionnaire responses are less than 100. N/A is shown where the base number of responses is less than 10 during the period. % is calculated as Quantity/Base number*100

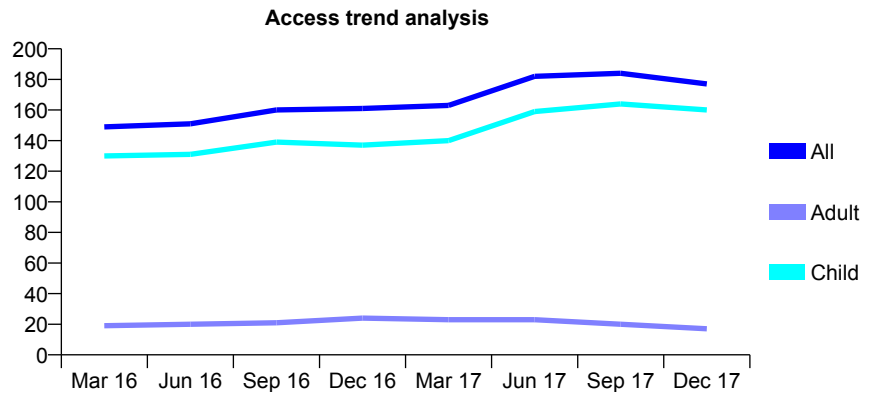
Q69 - Vital Signs At a Glance Contract Report for 343099/0001 - December 2017

Name or company name	MRS E MUKSINOVIC
Contract type name	GDS Contract
Purpose of contract	General
Contract start date	01/04/2006
Contract end date	

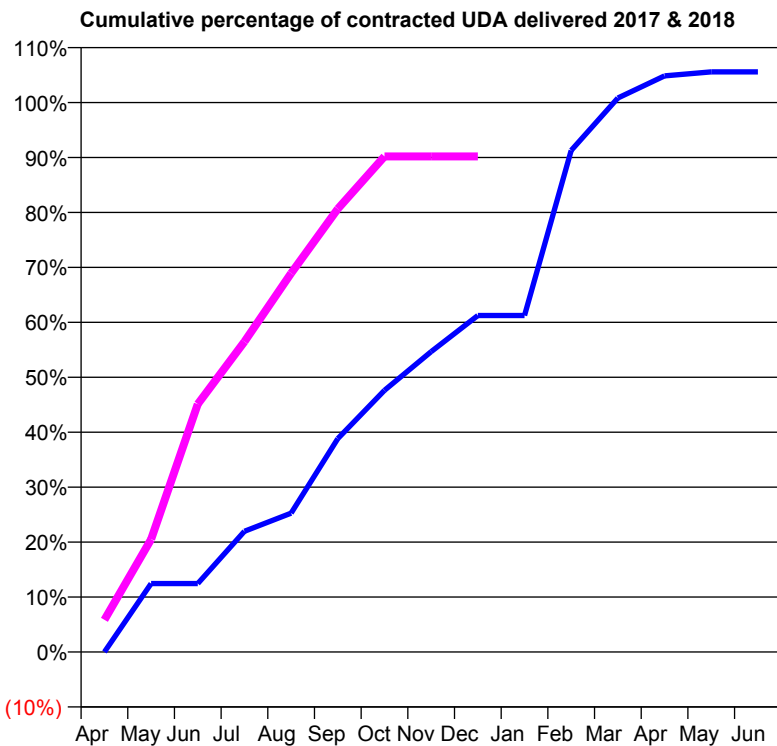
17/18 Contracted general activity (UDA)	273
Carry forward general activity (UDA)	-5
17/18 Contracted orthodontic activity (UOA)	0
Carry forward orthodontic activity (UOA)	0
Baseline contract value	£6,528.51

ACCESS*

Patients seen in 24 months	Total	Change since previous quarter
Quarter ending December 2016	161	
Quarter ending March 2017	163	→
Quarter ending June 2017	182	↑
Quarter ending September 2017	184	→
Quarter ending December 2017	177	↓
Variance since December 2016	9.9%	↑



ACTIVITY



Month	Adjusted Scheduled Activity (UDA)	
	2017	2018
April	0	16
May	34	56
June	34	123
July	60	154
August	69	188
September	106	220
October	130	246
November	149	246
December	167	246
January	167	
February	249	
March	275	
April	286	
May	288	
June	288	

QUALITY

	Quantity	Base Number	Contract	AT	Region	England
% of FP17s for the same patient ID Re-attending within 3 months - Children	10	151	6.6%	11.5%	11.5%	12.0%
% of FP17s for the same patient ID Re-attending within 3 months - Adults	0	3	0.0%	15.0%	15.8%	15.9%
% of FP17s for the same patient ID Re-attending between 3 & 9 months - Children	60	151	39.7%	57.7%	60.5%	58.0%
% of FP17s for the same patient ID Re-attending between 3 & 9 months - Adults	1	3	33.3%	48.4%	51.8%	50.5%
% of FP17s for Band 1 Urgent Courses	1	143	0.7%	9.7%	9.5%	9.0%
% of FP17s Relating to Free Repair or Replacements	0	143	0.0%	0.7%	0.7%	0.8%
% of FP17s Relating to Continuations	0	143	0.0%	0.8%	1.0%	1.1%
% of Patients satisfied with the dentistry they have received	1	1	N/A	93.3%	92.1%	91.5%
% of Patients satisfied with the time they had to wait for an appointment	1	1	N/A	89.7%	88.3%	87.9%

* This is based on patients treated on this contract for their most recent course of treatment. Figures in italics indicate the base number of FP17s or Patient Questionnaire responses are less than 100. N/A is shown where the base number of responses is less than 10 during the period. % is calculated as Quantity/Base number*100

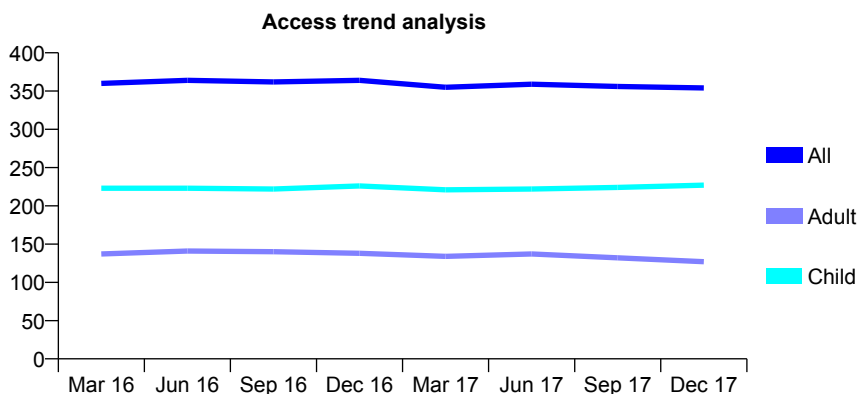
Q69 - Vital Signs At a Glance Contract Report for 344192/0001 - December 2017

Name or company name	MR KV KARLEKAR
Contract type name	GDS Contract
Purpose of contract	General
Contract start date	01/09/2013
Contract end date	

17/18 Contracted general activity (UDA)	1,141
Carry forward general activity (UDA)	0
17/18 Contracted orthodontic activity (UOA)	0
Carry forward orthodontic activity (UOA)	0
Baseline contract value	£29,234.56

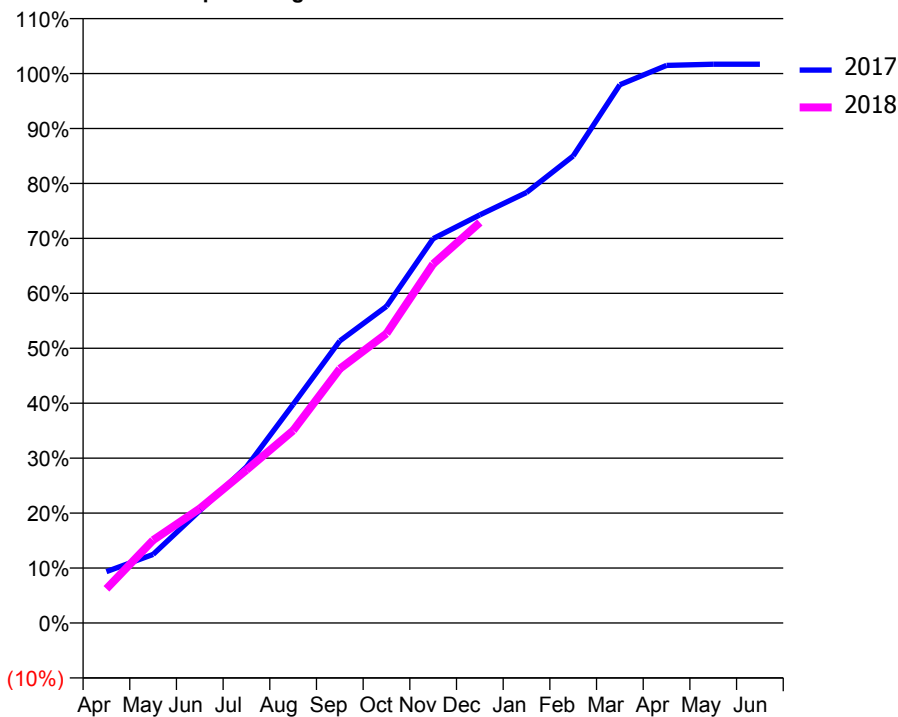
ACCESS*

Patients seen in 24 months	Total	Change since previous quarter
Quarter ending December 2016	364	
Quarter ending March 2017	355	↓
Quarter ending June 2017	359	→
Quarter ending September 2017	356	→
Quarter ending December 2017	354	→
Variance since December 2016	(2.7%)	↓



ACTIVITY

Cumulative percentage of contracted UDA delivered 2017 & 2018



Month	Adjusted Scheduled Activity (UDA)	
	2017	2018
April	108	71
May	145	172
June	237	238
July	329	318
August	461	400
September	595	528
October	668	601
November	811	745
December	861	832
January	909	
February	986	
March	1,136	
April	1,177	
May	1,180	
June	1,180	

QUALITY

	Quantity	Base Number	Contract	AT	Region	England
% of FP17s for the same patient ID Re-attending within 3 months - Children	13	261	5.0%	11.5%	11.5%	12.0%
% of FP17s for the same patient ID Re-attending within 3 months - Adults	4	79	5.1%	15.0%	15.8%	15.9%
% of FP17s for the same patient ID Re-attending between 3 & 9 months - Children	140	261	53.6%	57.7%	60.5%	58.0%
% of FP17s for the same patient ID Re-attending between 3 & 9 months - Adults	38	79	48.1%	48.4%	51.8%	50.5%
% of FP17s for Band 1 Urgent Courses	13	318	4.1%	9.7%	9.5%	9.0%
% of FP17s Relating to Free Repair or Replacements	1	318	0.3%	0.7%	0.7%	0.8%
% of FP17s Relating to Continuations	2	318	0.6%	0.8%	1.0%	1.1%
% of Patients satisfied with the dentistry they have received	0	0	N/A	93.3%	92.1%	91.5%
% of Patients satisfied with the time they had to wait for an appointment	0	0	N/A	89.7%	88.3%	87.9%

* This is based on patients treated on this contract for their most recent course of treatment. Figures in italics indicate the base number of FP17s or Patient Questionnaire responses are less than 100. N/A is shown where the base number of responses is less than 10 during the period. % is calculated as Quantity/Base number*100

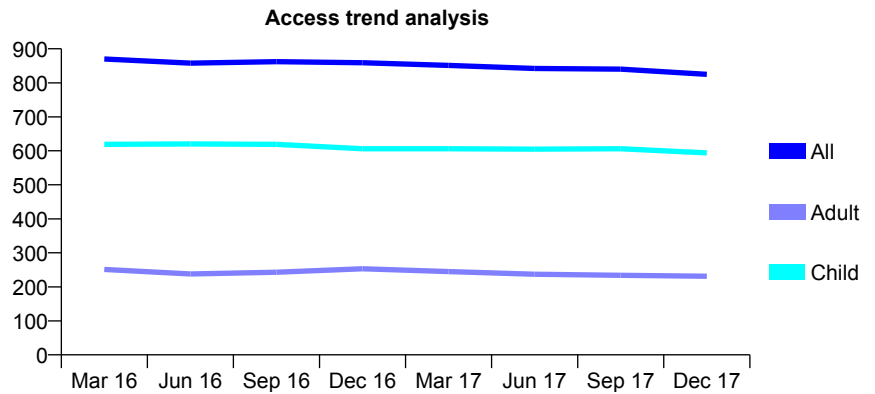
Q69 - Vital Signs At a Glance Contract Report for 344311/0001 - December 2017

Name or company name	MR VG CHUGANI
Contract type name	GDS Contract
Purpose of contract	General
Contract start date	01/04/2006
Contract end date	

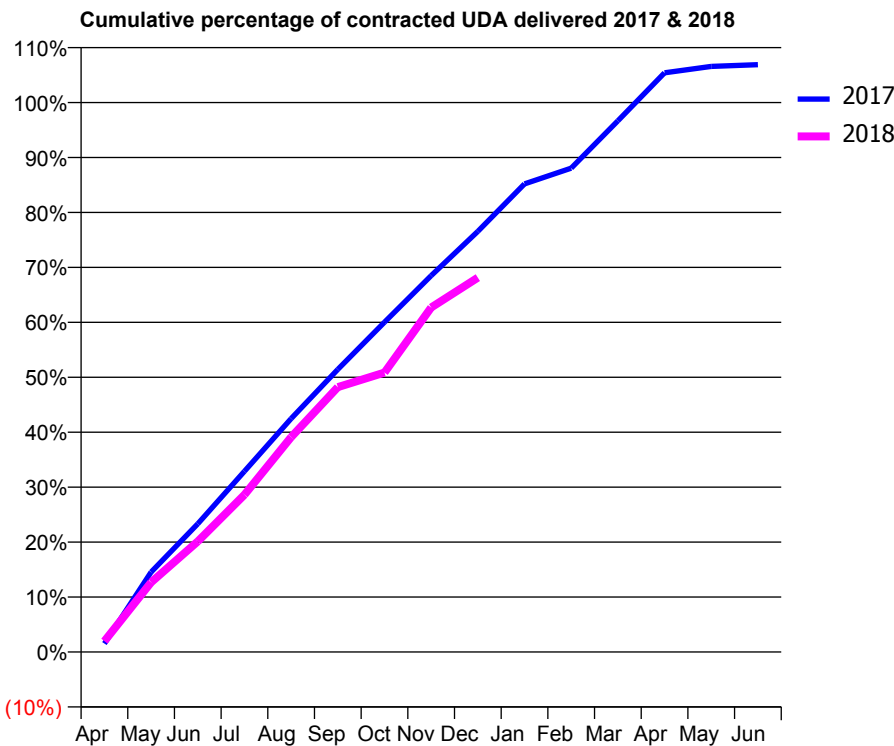
17/18 Contracted general activity (UDA)	1,570
Carry forward general activity (UDA)	-31
17/18 Contracted orthodontic activity (UOA)	0
Carry forward orthodontic activity (UOA)	0
Baseline contract value	£37,537.01

ACCESS*

Patients seen in 24 months	Total	Change since previous quarter
Quarter ending December 2016	859	
Quarter ending March 2017	851	→
Quarter ending June 2017	842	↓
Quarter ending September 2017	840	→
Quarter ending December 2017	825	↓
Variance since December 2016	(4.0%)	↓



ACTIVITY



Month	Adjusted Scheduled Activity (UDA)	
	2017	2018
April	24	31
May	228	199
June	366	316
July	517	449
August	667	614
September	807	757
October	942	798
November	1,075	984
December	1,202	1,070
January	1,337	
February	1,383	
March	1,518	
April	1,655	
May	1,673	
June	1,678	

QUALITY

	Quantity	Base Number	Contract	AT	Region	England
% of FP17s for the same patient ID Re-attending within 3 months - Children	57	721	7.9%	11.5%	11.5%	12.0%
% of FP17s for the same patient ID Re-attending within 3 months - Adults	13	140	9.3%	15.0%	15.8%	15.9%
% of FP17s for the same patient ID Re-attending between 3 & 9 months - Children	449	721	62.3%	57.7%	60.5%	58.0%
% of FP17s for the same patient ID Re-attending between 3 & 9 months - Adults	67	140	47.9%	48.4%	51.8%	50.5%
% of FP17s for Band 1 Urgent Courses	39	744	5.2%	9.7%	9.5%	9.0%
% of FP17s Relating to Free Repair or Replacements	2	744	0.3%	0.7%	0.7%	0.8%
% of FP17s Relating to Continuations	1	744	0.1%	0.8%	1.0%	1.1%
% of Patients satisfied with the dentistry they have received	0	0	N/A	93.3%	92.1%	91.5%
% of Patients satisfied with the time they had to wait for an appointment	0	0	N/A	89.7%	88.3%	87.9%

* This is based on patients treated on this contract for their most recent course of treatment. Figures in italics indicate the base number of FP17s or Patient Questionnaire responses are less than 100. N/A is shown where the base number of responses is less than 10 during the period. % is calculated as Quantity/Base number*100

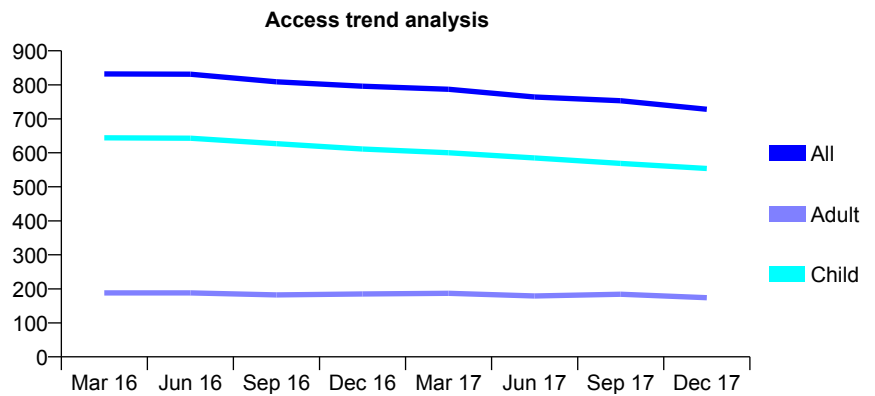
Q69 - Vital Signs At a Glance Contract Report for 351458/0001 - December 2017

Name or company name	McAleavey and Padget
Contract type name	GDS Contract
Purpose of contract	General
Contract start date	01/04/2006
Contract end date	

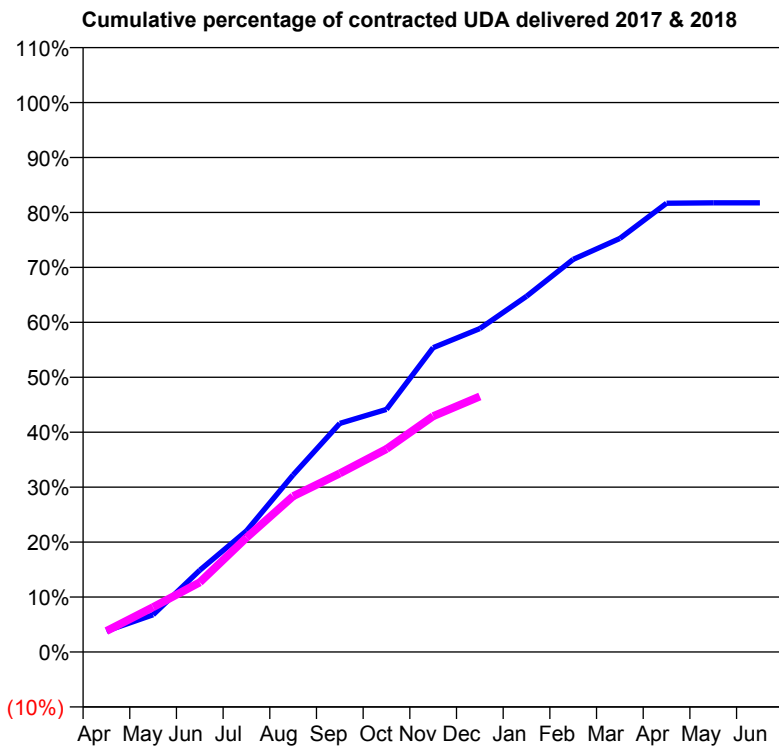
17/18 Contracted general activity (UDA)	1,443
Carry forward general activity (UDA)	0
17/18 Contracted orthodontic activity (UOA)	0
Carry forward orthodontic activity (UOA)	0
Baseline contract value	£34,406.11

ACCESS*

Patients seen in 24 months	Total	Change since previous quarter
Quarter ending December 2016	796	
Quarter ending March 2017	787	↓
Quarter ending June 2017	764	↓
Quarter ending September 2017	753	↓
Quarter ending December 2017	728	↓
Variance since December 2016	(8.5%)	↓



ACTIVITY



Month	Adjusted Scheduled Activity (UDA)	
	2017	2018
April	55	55
May	98	118
June	215	183
July	318	300
August	465	409
September	600	469
October	637	533
November	799	619
December	849	671
January	934	
February	1,031	
March	1,086	
April	1,178	
May	1,179	
June	1,179	

QUALITY

	Quantity	Base Number	Contract	AT	Region	England
% of FP17s for the same patient ID Re-attending within 3 months - Children	16	528	3.0%	11.5%	11.5%	12.0%
% of FP17s for the same patient ID Re-attending within 3 months - Adults	3	62	4.8%	15.0%	15.8%	15.9%
% of FP17s for the same patient ID Re-attending between 3 & 9 months - Children	288	528	54.5%	57.7%	60.5%	58.0%
% of FP17s for the same patient ID Re-attending between 3 & 9 months - Adults	34	62	54.8%	48.4%	51.8%	50.5%
% of FP17s for Band 1 Urgent Courses	1	522	0.2%	9.7%	9.5%	9.0%
% of FP17s Relating to Free Repair or Replacements	0	522	0.0%	0.7%	0.7%	0.8%
% of FP17s Relating to Continuations	5	522	1.0%	0.8%	1.0%	1.1%
% of Patients satisfied with the dentistry they have received	0	0	N/A	93.3%	92.1%	91.5%
% of Patients satisfied with the time they had to wait for an appointment	0	0	N/A	89.7%	88.3%	87.9%

* This is based on patients treated on this contract for their most recent course of treatment. Figures in italics indicate the base number of FP17s or Patient Questionnaire responses are less than 100. N/A is shown where the base number of responses is less than 10 during the period. % is calculated as Quantity/Base number*100

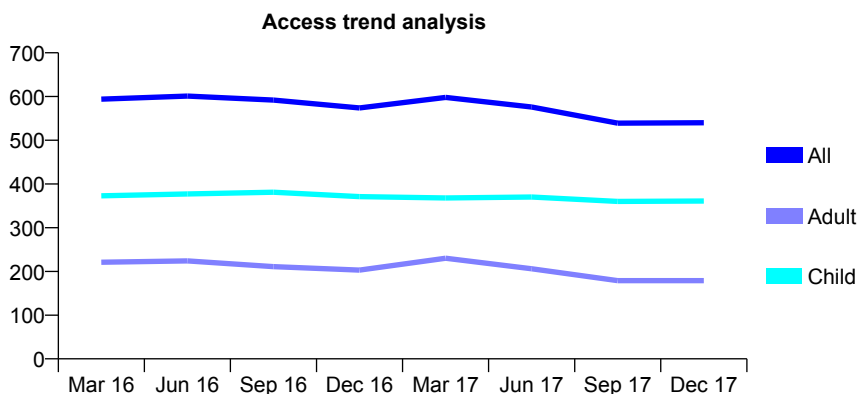
Q69 - Vital Signs At a Glance Contract Report for 353434/0001 - December 2017

Name or company name	MR RS DHILLON
Contract type name	GDS Contract
Purpose of contract	General
Contract start date	01/04/2006
Contract end date	

17/18 Contracted general activity (UDA)	1,018
Carry forward general activity (UDA)	-6
17/18 Contracted orthodontic activity (UOA)	0
Carry forward orthodontic activity (UOA)	0
Baseline contract value	£27,527.54

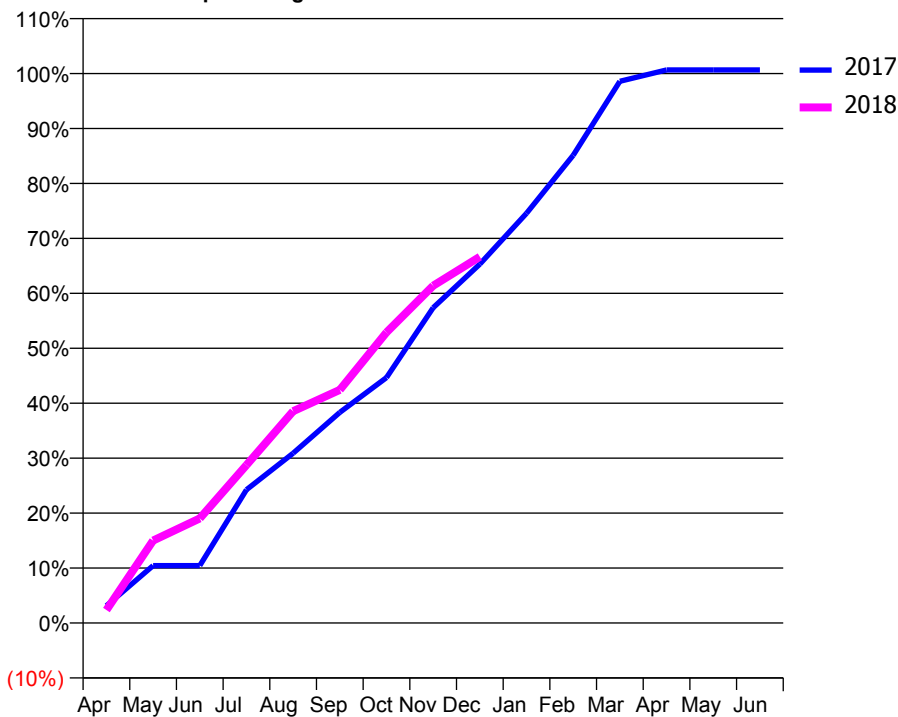
ACCESS*

Patients seen in 24 months	Total	Change since previous quarter
Quarter ending December 2016	574	
Quarter ending March 2017	598	↑
Quarter ending June 2017	576	↓
Quarter ending September 2017	539	↓
Quarter ending December 2017	540	→
Variance since December 2016	(5.9%)	↓



ACTIVITY

Cumulative percentage of contracted UDA delivered 2017 & 2018



Month	Adjusted Scheduled Activity (UDA)	
	2017	2018
April	32	24
May	106	153
June	106	194
July	247	293
August	315	392
September	390	432
October	455	538
November	584	625
December	665	678
January	759	
February	867	
March	1,004	
April	1,025	
May	1,025	
June	1,025	

QUALITY

	Quantity	Base Number	Contract	AT	Region	England
% of FP17s for the same patient ID Re-attending within 3 months - Children	31	380	8.2%	11.5%	11.5%	12.0%
% of FP17s for the same patient ID Re-attending within 3 months - Adults	11	122	9.0%	15.0%	15.8%	15.9%
% of FP17s for the same patient ID Re-attending between 3 & 9 months - Children	203	380	53.4%	57.7%	60.5%	58.0%
% of FP17s for the same patient ID Re-attending between 3 & 9 months - Adults	68	122	55.7%	48.4%	51.8%	50.5%
% of FP17s for Band 1 Urgent Courses	22	487	4.5%	9.7%	9.5%	9.0%
% of FP17s Relating to Free Repair or Replacements	3	487	0.6%	0.7%	0.7%	0.8%
% of FP17s Relating to Continuations	0	487	0.0%	0.8%	1.0%	1.1%
% of Patients satisfied with the dentistry they have received	1	1	N/A	93.3%	92.1%	91.5%
% of Patients satisfied with the time they had to wait for an appointment	1	1	N/A	89.7%	88.3%	87.9%

* This is based on patients treated on this contract for their most recent course of treatment. Figures in italics indicate the base number of FP17s or Patient Questionnaire responses are less than 100. N/A is shown where the base number of responses is less than 10 during the period. % is calculated as Quantity/Base number*100

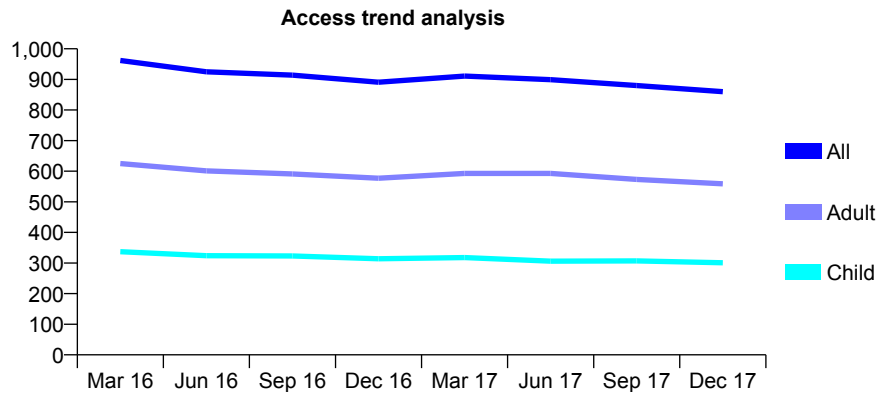
Q69 - Vital Signs At a Glance Contract Report for 355763/0001 - December 2017

Name or company name	MR AJ DANDAPAT
Contract type name	GDS Contract
Purpose of contract	General
Contract start date	01/04/2006
Contract end date	

17/18 Contracted general activity (UDA)	3,556
Carry forward general activity (UDA)	39
17/18 Contracted orthodontic activity (UOA)	0
Carry forward orthodontic activity (UOA)	0
Baseline contract value	£90,885.30

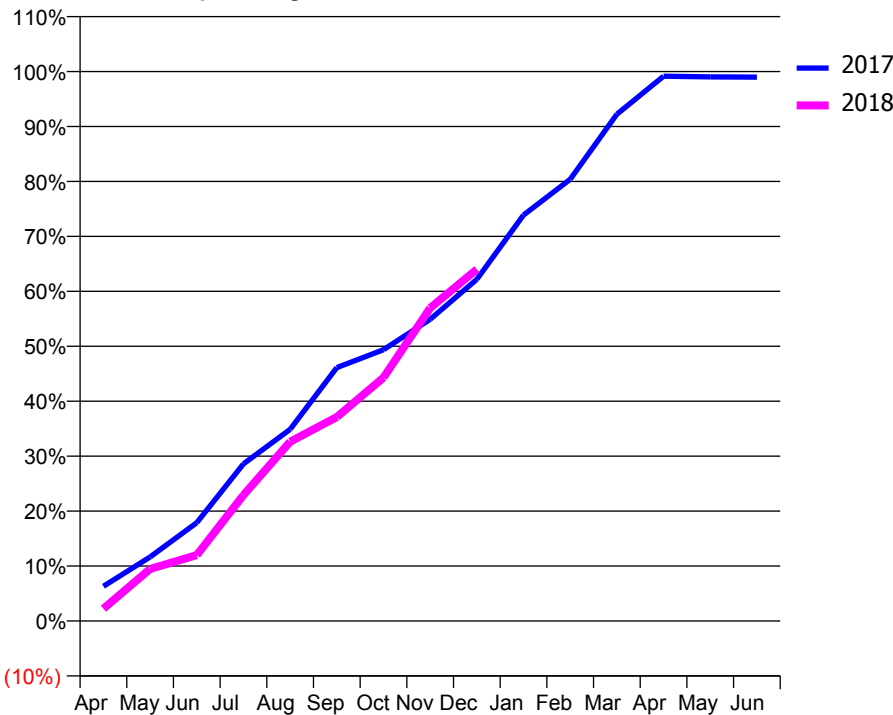
ACCESS*

Patients seen in 24 months	Total	Change since previous quarter
Quarter ending December 2016	891	
Quarter ending March 2017	911	↑
Quarter ending June 2017	899	↓
Quarter ending September 2017	880	↓
Quarter ending December 2017	860	↓
Variance since December 2016	(3.5%)	↓



ACTIVITY

Cumulative percentage of contracted UDA delivered 2017 & 2018



Month	Adjusted Scheduled Activity (UDA)	
	2017	2018
April	234	80
May	431	337
June	662	427
July	1,058	815
August	1,290	1,160
September	1,705	1,320
October	1,826	1,575
November	2,031	2,026
December	2,299	2,276
January	2,732	
February	2,972	
March	3,411	
April	3,667	
May	3,662	
June	3,660	

QUALITY

	Quantity	Base Number	Contract	AT	Region	England
% of FP17s for the same patient ID Re-attending within 3 months - Children	71	482	14.7%	11.5%	11.5%	12.0%
% of FP17s for the same patient ID Re-attending within 3 months - Adults	71	613	11.6%	15.0%	15.8%	15.9%
% of FP17s for the same patient ID Re-attending between 3 & 9 months - Children	334	482	69.3%	57.7%	60.5%	58.0%
% of FP17s for the same patient ID Re-attending between 3 & 9 months - Adults	429	613	70.0%	48.4%	51.8%	50.5%
% of FP17s for Band 1 Urgent Courses	32	1,033	3.1%	9.7%	9.5%	9.0%
% of FP17s Relating to Free Repair or Replacements	24	1,033	2.3%	0.7%	0.7%	0.8%
% of FP17s Relating to Continuations	2	1,033	0.2%	0.8%	1.0%	1.1%
% of Patients satisfied with the dentistry they have received	2	2	N/A	93.3%	92.1%	91.5%
% of Patients satisfied with the time they had to wait for an appointment	1	2	N/A	89.7%	88.3%	87.9%

* This is based on patients treated on this contract for their most recent course of treatment. Figures in italics indicate the base number of FP17s or Patient Questionnaire responses are less than 100. N/A is shown where the base number of responses is less than 10 during the period. % is calculated as Quantity/Base number*100

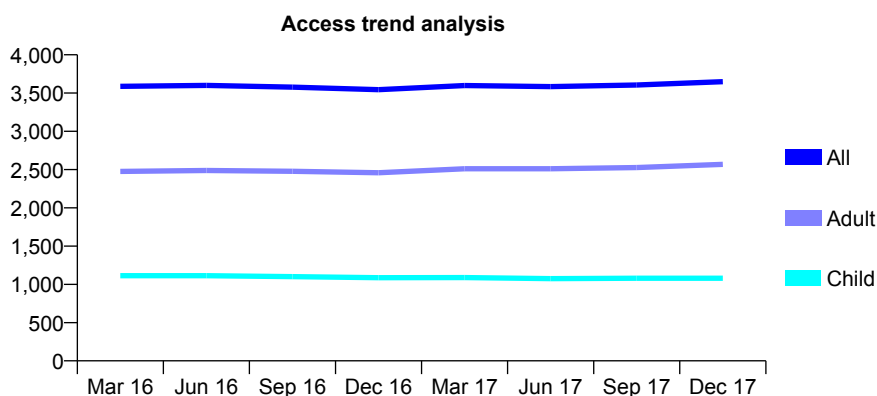
Q69 - Vital Signs At a Glance Contract Report for 356581/0001 - December 2017

Name or company name	MR ZR ANWAR
Contract type name	GDS Contract
Purpose of contract	General
Contract start date	28/07/2012
Contract end date	

17/18 Contracted general activity (UDA)	9,276
Carry forward general activity (UDA)	108
17/18 Contracted orthodontic activity (UOA)	0
Carry forward orthodontic activity (UOA)	0
Baseline contract value	£218,868.42

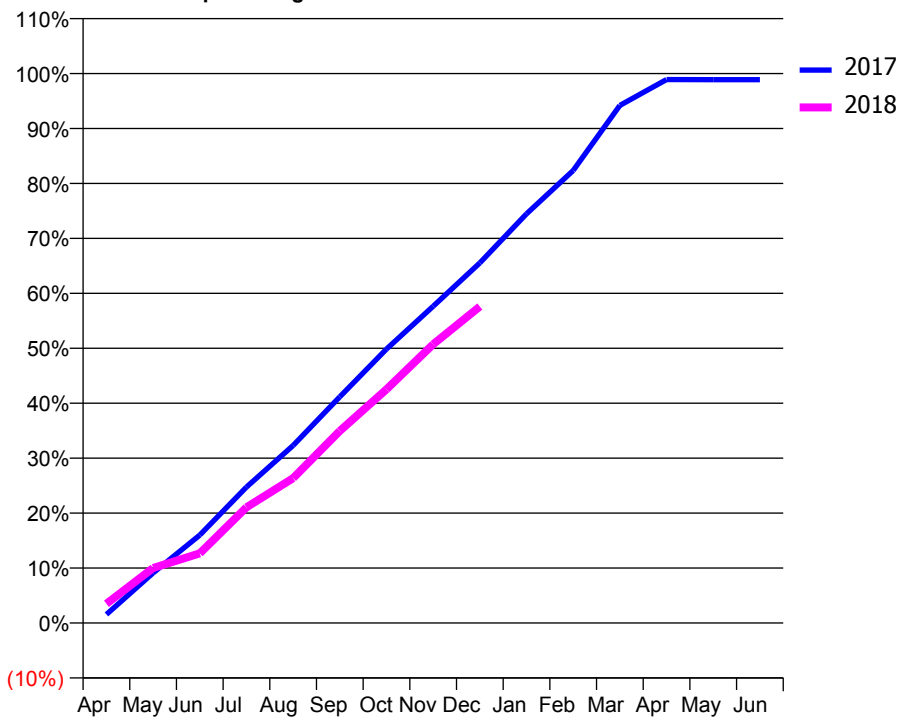
ACCESS*

Patients seen in 24 months	Total	Change since previous quarter
Quarter ending December 2016	3,545	
Quarter ending March 2017	3,599	→
Quarter ending June 2017	3,585	→
Quarter ending September 2017	3,605	→
Quarter ending December 2017	3,648	→
Variance since December 2016	2.9%	↑



ACTIVITY

Cumulative percentage of contracted UDA delivered 2017 & 2018



Month	Adjusted Scheduled Activity (UDA)	
	2017	2018
April	149	325
May	868	928
June	1,525	1,176
July	2,357	1,952
August	3,078	2,447
September	3,923	3,242
October	4,748	3,945
November	5,492	4,705
December	6,242	5,343
January	7,094	
February	7,845	
March	8,973	
April	9,422	
May	9,419	
June	9,419	

QUALITY

	Quantity	Base Number	Contract	AT	Region	England
% of FP17s for the same patient ID Re-attending within 3 months - Children	79	1,240	6.4%	11.5%	11.5%	12.0%
% of FP17s for the same patient ID Re-attending within 3 months - Adults	238	2,141	11.1%	15.0%	15.8%	15.9%
% of FP17s for the same patient ID Re-attending between 3 & 9 months - Children	933	1,240	75.2%	57.7%	60.5%	58.0%
% of FP17s for the same patient ID Re-attending between 3 & 9 months - Adults	881	2,141	41.1%	48.4%	51.8%	50.5%
% of FP17s for Band 1 Urgent Courses	246	3,183	7.7%	9.7%	9.5%	9.0%
% of FP17s Relating to Free Repair or Replacements	18	3,183	0.6%	0.7%	0.7%	0.8%
% of FP17s Relating to Continuations	2	3,183	0.1%	0.8%	1.0%	1.1%
% of Patients satisfied with the dentistry they have received	5	5	N/A	93.3%	92.1%	91.5%
% of Patients satisfied with the time they had to wait for an appointment	5	5	N/A	89.7%	88.3%	87.9%

* This is based on patients treated on this contract for their most recent course of treatment. Figures in italics indicate the base number of FP17s or Patient Questionnaire responses are less than 100. N/A is shown where the base number of responses is less than 10 during the period. % is calculated as Quantity/Base number*100

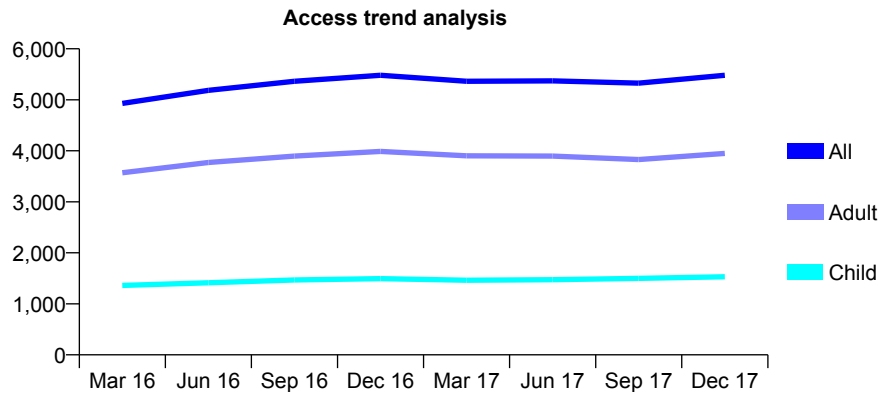
Q69 - Vital Signs At a Glance Contract Report for 359270/0019 - December 2017

Name or company name	MR AF RAI
Contract type name	GDS Contract
Purpose of contract	General
Contract start date	01/11/2012
Contract end date	

17/18 Contracted general activity (UDA)	13,000
Carry forward general activity (UDA)	284
17/18 Contracted orthodontic activity (UOA)	0
Carry forward orthodontic activity (UOA)	0
Baseline contract value	£318,938.79

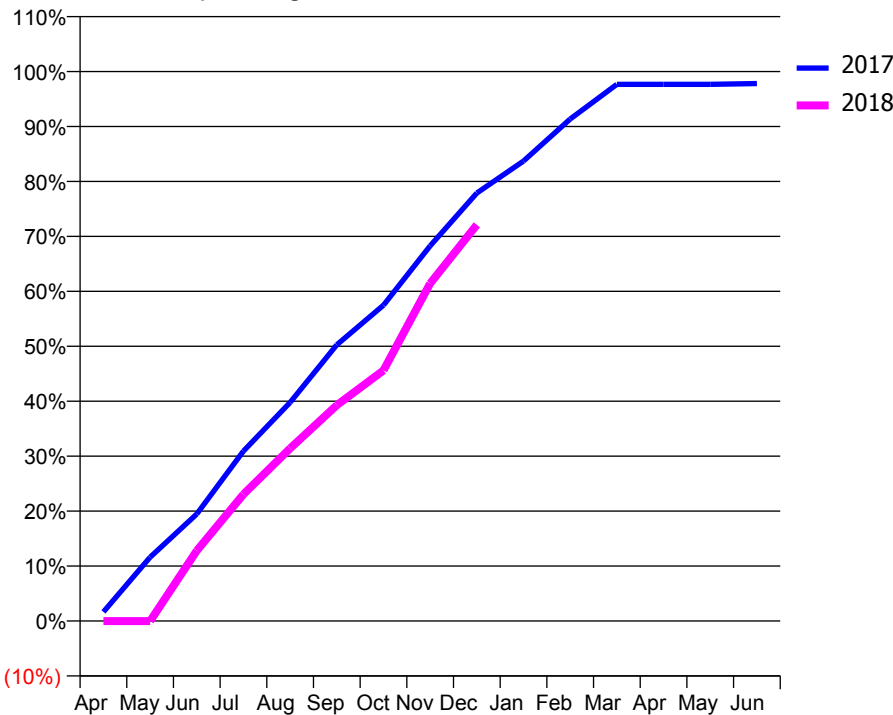
ACCESS*

Patients seen in 24 months	Total	Change since previous quarter
Quarter ending December 2016	5,482	
Quarter ending March 2017	5,364	↓
Quarter ending June 2017	5,372	→
Quarter ending September 2017	5,327	→
Quarter ending December 2017	5,480	↑
Variance since December 2016	(0.0%)	→



ACTIVITY

Cumulative percentage of contracted UDA delivered 2017 & 2018



Month	Adjusted Scheduled Activity (UDA)	
	2017	2018
April	216	-5
May	1,510	-5
June	2,532	1,663
July	4,022	2,999
August	5,173	4,083
September	6,535	5,106
October	7,471	5,930
November	8,876	7,986
December	10,124	9,374
January	10,881	
February	11,876	
March	12,696	
April	12,696	
May	12,696	
June	12,716	

QUALITY

	Quantity	Base Number	Contract	AT	Region	England
% of FP17s for the same patient ID Re-attending within 3 months - Children	123	1,675	7.3%	11.5%	11.5%	12.0%
% of FP17s for the same patient ID Re-attending within 3 months - Adults	475	3,432	13.8%	15.0%	15.8%	15.9%
% of FP17s for the same patient ID Re-attending between 3 & 9 months - Children	911	1,675	54.4%	57.7%	60.5%	58.0%
% of FP17s for the same patient ID Re-attending between 3 & 9 months - Adults	1,387	3,432	40.4%	48.4%	51.8%	50.5%
% of FP17s for Band 1 Urgent Courses	595	5,089	11.7%	9.7%	9.5%	9.0%
% of FP17s Relating to Free Repair or Replacements	49	5,089	1.0%	0.7%	0.7%	0.8%
% of FP17s Relating to Continuations	70	5,089	1.4%	0.8%	1.0%	1.1%
% of Patients satisfied with the dentistry they have received	6	6	N/A	93.3%	92.1%	91.5%
% of Patients satisfied with the time they had to wait for an appointment	4	6	N/A	89.7%	88.3%	87.9%

* This is based on patients treated on this contract for their most recent course of treatment. Figures in italics indicate the base number of FP17s or Patient Questionnaire responses are less than 100. N/A is shown where the base number of responses is less than 10 during the period. % is calculated as Quantity/Base number*100

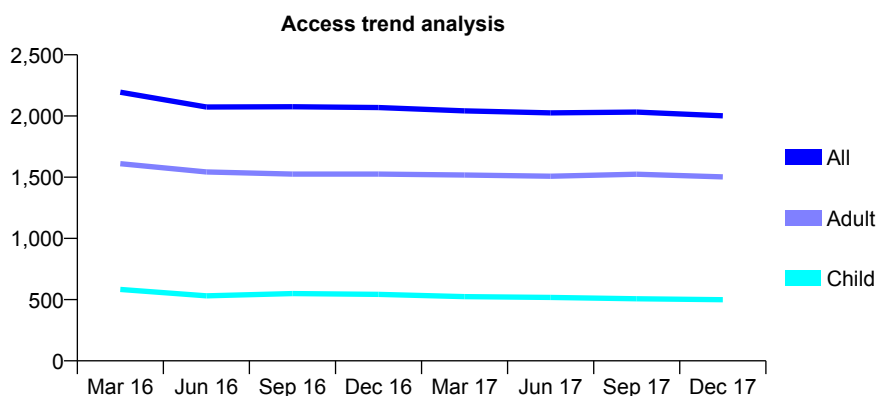
Q69 - Vital Signs At a Glance Contract Report for 360589/0001 - December 2017

Name or company name	Carling Dental Practice
Contract type name	GDS Contract
Purpose of contract	General
Contract start date	01/04/2006
Contract end date	

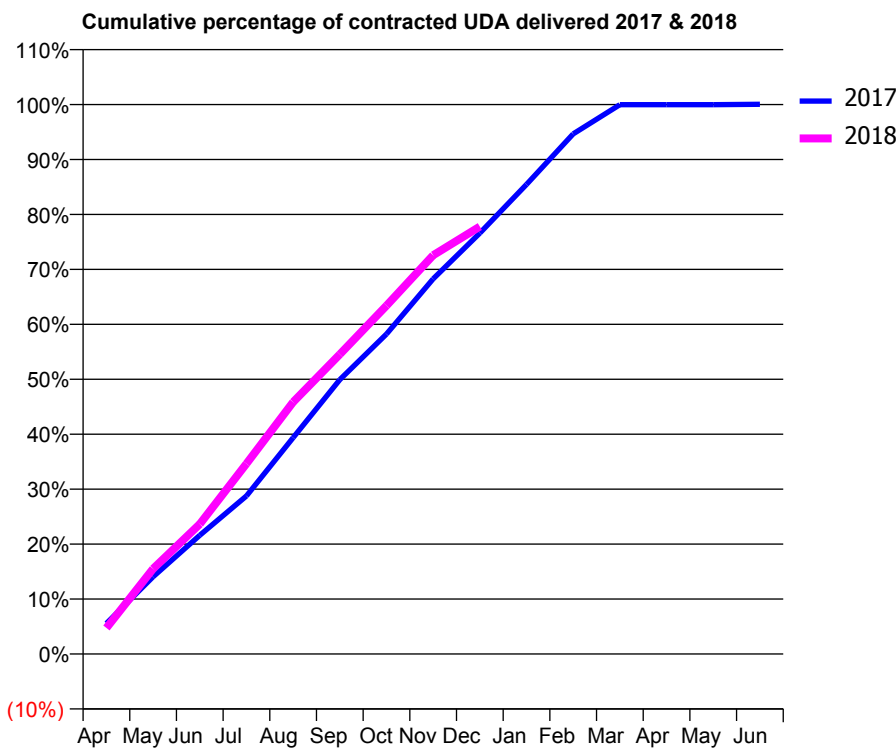
17/18 Contracted general activity (UDA)	5,446
Carry forward general activity (UDA)	-1
17/18 Contracted orthodontic activity (UOA)	0
Carry forward orthodontic activity (UOA)	0
Baseline contract value	£149,155.54

ACCESS*

Patients seen in 24 months	Total	Change since previous quarter
Quarter ending December 2016	2,069	
Quarter ending March 2017	2,042	↓
Quarter ending June 2017	2,026	→
Quarter ending September 2017	2,032	→
Quarter ending December 2017	2,002	↓
Variance since December 2016	(3.2%)	↓



ACTIVITY



Month	Adjusted Scheduled Activity (UDA)	
	2017	2018
April	304	258
May	766	845
June	1,176	1,288
July	1,567	1,886
August	2,145	2,497
September	2,720	2,970
October	3,171	3,452
November	3,718	3,953
December	4,172	4,236
January	4,654	
February	5,155	
March	5,444	
April	5,444	
May	5,444	
June	5,448	

QUALITY

	Quantity	Base Number	Contract	AT	Region	England
% of FP17s for the same patient ID Re-attending within 3 months - Children	33	570	5.8%	11.5%	11.5%	12.0%
% of FP17s for the same patient ID Re-attending within 3 months - Adults	230	1,711	13.4%	15.0%	15.8%	15.9%
% of FP17s for the same patient ID Re-attending between 3 & 9 months - Children	311	570	54.6%	57.7%	60.5%	58.0%
% of FP17s for the same patient ID Re-attending between 3 & 9 months - Adults	823	1,711	48.1%	48.4%	51.8%	50.5%
% of FP17s for Band 1 Urgent Courses	279	2,277	12.3%	9.7%	9.5%	9.0%
% of FP17s Relating to Free Repair or Replacements	77	2,277	3.4%	0.7%	0.7%	0.8%
% of FP17s Relating to Continuations	0	2,277	0.0%	0.8%	1.0%	1.1%
% of Patients satisfied with the dentistry they have received	2	2	N/A	93.3%	92.1%	91.5%
% of Patients satisfied with the time they had to wait for an appointment	2	2	N/A	89.7%	88.3%	87.9%

* This is based on patients treated on this contract for their most recent course of treatment. Figures in italics indicate the base number of FP17s or Patient Questionnaire responses are less than 100. N/A is shown where the base number of responses is less than 10 during the period. % is calculated as Quantity/Base number*100

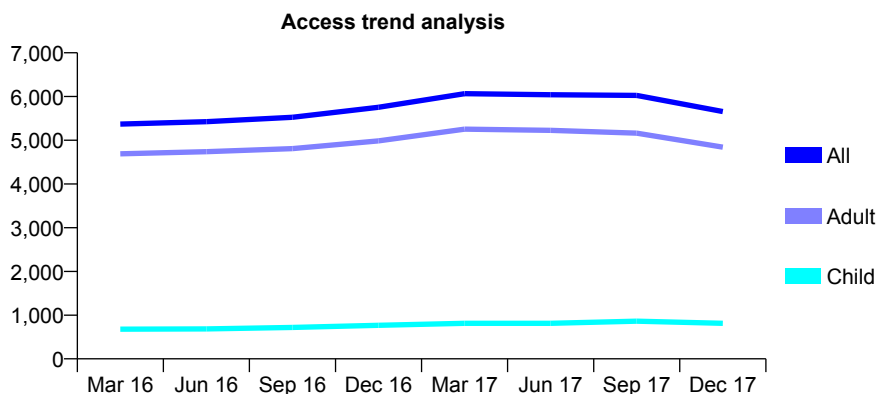
Q69 - Vital Signs At a Glance Contract Report for 385905/0001 - December 2017

Name or company name	Mr S Kaura and Mr T Tariq
Contract type name	GDS Contract
Purpose of contract	General
Contract start date	01/04/2006
Contract end date	

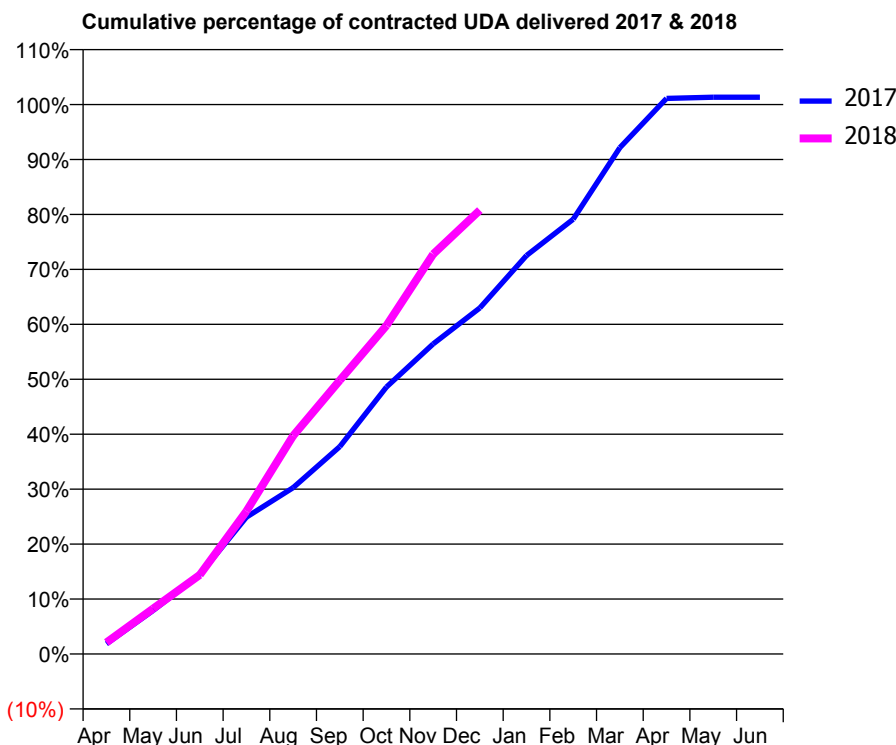
17/18 Contracted general activity (UDA)	10,897
Carry forward general activity (UDA)	-144
17/18 Contracted orthodontic activity (UOA)	0
Carry forward orthodontic activity (UOA)	0
Baseline contract value	£314,047.29

ACCESS*

Patients seen in 24 months	Total	Change since previous quarter
Quarter ending December 2016	5,753	
Quarter ending March 2017	6,065	↑
Quarter ending June 2017	6,040	→
Quarter ending September 2017	6,024	→
Quarter ending December 2017	5,655	↓
Variance since December 2016	(1.7%)	↓



ACTIVITY



Month	Adjusted Scheduled Activity (UDA)	
	2017	2018
April	201	229
May	863	901
June	1,575	1,569
July	2,715	2,833
August	3,298	4,327
September	4,114	5,429
October	5,296	6,513
November	6,150	7,930
December	6,862	8,803
January	7,903	
February	8,622	
March	10,042	
April	11,019	
May	11,041	
June	11,041	

QUALITY

	Quantity	Base Number	Contract	AT	Region	England
% of FP17s for the same patient ID Re-attending within 3 months - Children	39	603	6.5%	11.5%	11.5%	12.0%
% of FP17s for the same patient ID Re-attending within 3 months - Adults	429	3,308	13.0%	15.0%	15.8%	15.9%
% of FP17s for the same patient ID Re-attending between 3 & 9 months - Children	165	603	27.4%	57.7%	60.5%	58.0%
% of FP17s for the same patient ID Re-attending between 3 & 9 months - Adults	1,063	3,308	32.1%	48.4%	51.8%	50.5%
% of FP17s for Band 1 Urgent Courses	921	3,436	26.8%	9.7%	9.5%	9.0%
% of FP17s Relating to Free Repair or Replacements	4	3,436	0.1%	0.7%	0.7%	0.8%
% of FP17s Relating to Continuations	27	3,436	0.8%	0.8%	1.0%	1.1%
% of Patients satisfied with the dentistry they have received	6	8	N/A	93.3%	92.1%	91.5%
% of Patients satisfied with the time they had to wait for an appointment	8	8	N/A	89.7%	88.3%	87.9%

* This is based on patients treated on this contract for their most recent course of treatment. Figures in italics indicate the base number of FP17s or Patient Questionnaire responses are less than 100. N/A is shown where the base number of responses is less than 10 during the period. % is calculated as Quantity/Base number*100

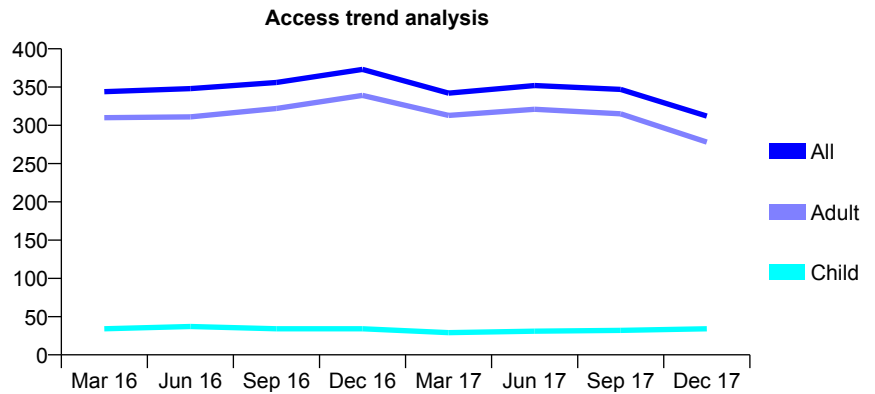
Q69 - Vital Signs At a Glance Contract Report for 385905/0003 - December 2017

Name or company name	Mr S Kaura and Mr T Tariq
Contract type name	PDS Contract
Purpose of contract	General
Contract start date	01/04/2006
Contract end date	31/03/2019

17/18 Contracted general activity (UDA)	3,488
Carry forward general activity (UDA)	0
17/18 Contracted orthodontic activity (UOA)	0
Carry forward orthodontic activity (UOA)	0
Baseline contract value	£103,987.26

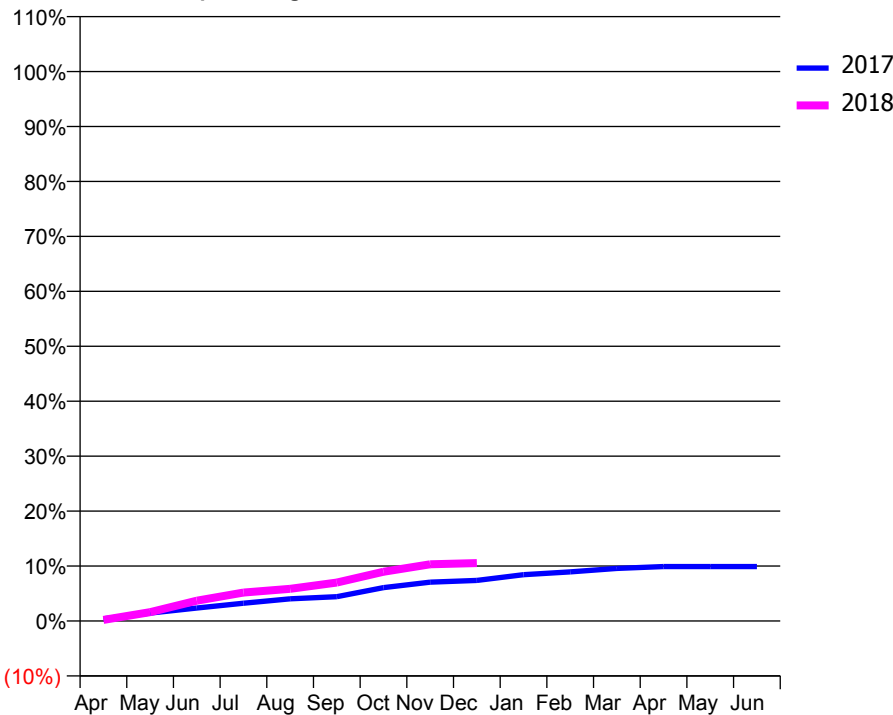
ACCESS*

Patients seen in 24 months	Total	Change since previous quarter
Quarter ending December 2016	373	
Quarter ending March 2017	342	↓
Quarter ending June 2017	352	↑
Quarter ending September 2017	347	↓
Quarter ending December 2017	312	↓
Variance since December 2016	(16.4%)	↓



ACTIVITY

Cumulative percentage of contracted UDA delivered 2017 & 2018



Month	Adjusted Scheduled Activity (UDA)	
	2017	2018
April	14	7
May	51	56
June	82	129
July	113	181
August	141	205
September	155	244
October	212	312
November	247	360
December	258	368
January	294	
February	312	
March	334	
April	346	
May	346	
June	346	

QUALITY

	Quantity	Base Number	Contract	AT	Region	England
% of FP17s for the same patient ID Re-attending within 3 months - Children	2	38	5.3%	11.5%	11.5%	12.0%
% of FP17s for the same patient ID Re-attending within 3 months - Adults	5	245	2.0%	15.0%	15.8%	15.9%
% of FP17s for the same patient ID Re-attending between 3 & 9 months - Children	0	38	0.0%	57.7%	60.5%	58.0%
% of FP17s for the same patient ID Re-attending between 3 & 9 months - Adults	1	245	0.4%	48.4%	51.8%	50.5%
% of FP17s for Band 1 Urgent Courses	244	267	91.4%	9.7%	9.5%	9.0%
% of FP17s Relating to Free Repair or Replacements	0	267	0.0%	0.7%	0.7%	0.8%
% of FP17s Relating to Continuations	1	267	0.4%	0.8%	1.0%	1.1%
% of Patients satisfied with the dentistry they have received	0	0	N/A	93.3%	92.1%	91.5%
% of Patients satisfied with the time they had to wait for an appointment	0	0	N/A	89.7%	88.3%	87.9%

* This is based on patients treated on this contract for their most recent course of treatment. Figures in italics indicate the base number of FP17s or Patient Questionnaire responses are less than 100. N/A is shown where the base number of responses is less than 10 during the period. % is calculated as Quantity/Base number*100

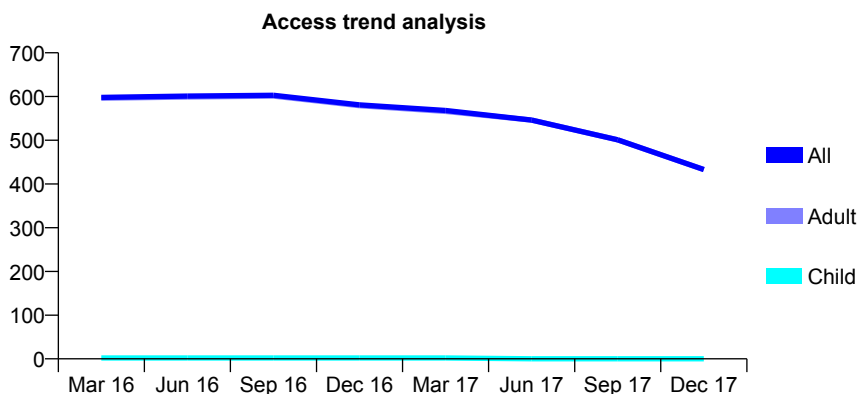
Q69 - Vital Signs At a Glance Contract Report for 566039/0001 - December 2017

Name or company name	MS AR LOCKYER
Contract type name	GDS Contract
Purpose of contract	General
Contract start date	01/04/2006
Contract end date	

17/18 Contracted general activity (UDA)	1,167
Carry forward general activity (UDA)	0
17/18 Contracted orthodontic activity (UOA)	0
Carry forward orthodontic activity (UOA)	0
Baseline contract value	£31,187.48

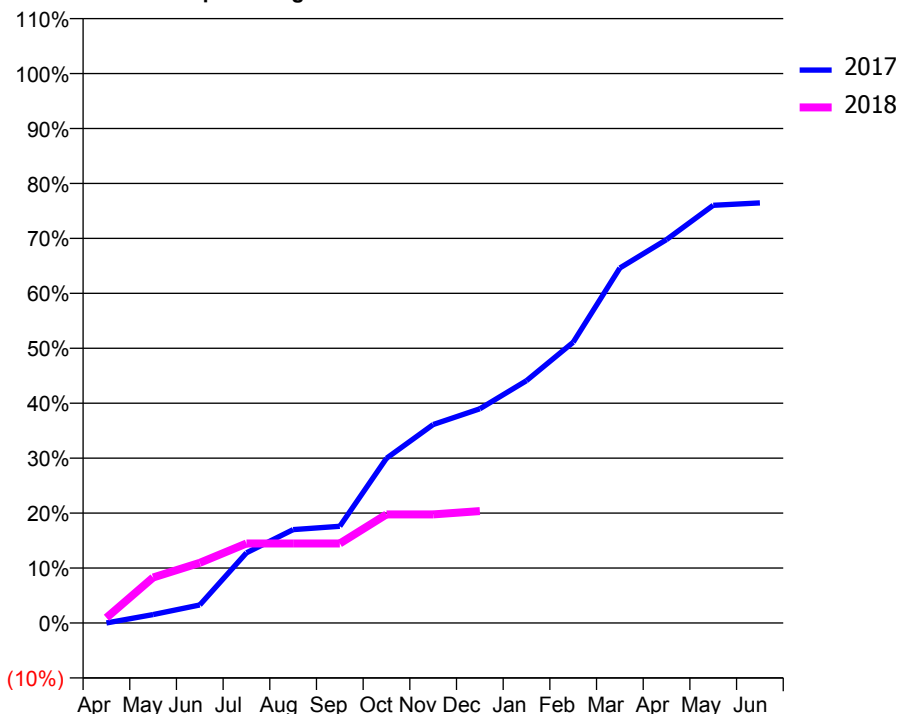
ACCESS*

Patients seen in 24 months	Total	Change since previous quarter
Quarter ending December 2016	581	
Quarter ending March 2017	568	↓
Quarter ending June 2017	546	↓
Quarter ending September 2017	501	↓
Quarter ending December 2017	433	↓
Variance since December 2016	(25.5%)	↓



ACTIVITY

Cumulative percentage of contracted UDA delivered 2017 & 2018



Month	Adjusted Scheduled Activity (UDA)	
	2017	2018
April	0	11
May	43	97
June	92	128
July	358	169
August	476	169
September	493	169
October	840	231
November	1,011	231
December	1,092	238
January	1,235	
February	1,431	
March	1,809	
April	1,954	
May	2,129	
June	2,141	

QUALITY

	Quantity	Base Number	Contract	AT	Region	England
% of FP17s for the same patient ID Re-attending within 3 months - Children	0	0	N/A	11.5%	11.5%	12.0%
% of FP17s for the same patient ID Re-attending within 3 months - Adults	24	143	16.8%	15.0%	15.8%	15.9%
% of FP17s for the same patient ID Re-attending between 3 & 9 months - Children	0	0	N/A	57.7%	60.5%	58.0%
% of FP17s for the same patient ID Re-attending between 3 & 9 months - Adults	29	143	20.3%	48.4%	51.8%	50.5%
% of FP17s for Band 1 Urgent Courses	6	96	6.3%	9.7%	9.5%	9.0%
% of FP17s Relating to Free Repair or Replacements	1	96	1.0%	0.7%	0.7%	0.8%
% of FP17s Relating to Continuations	13	96	13.5%	0.8%	1.0%	1.1%
% of Patients satisfied with the dentistry they have received	1	1	N/A	93.3%	92.1%	91.5%
% of Patients satisfied with the time they had to wait for an appointment	1	1	N/A	89.7%	88.3%	87.9%

* This is based on patients treated on this contract for their most recent course of treatment. Figures in italics indicate the base number of FP17s or Patient Questionnaire responses are less than 100. N/A is shown where the base number of responses is less than 10 during the period. % is calculated as Quantity/Base number*100

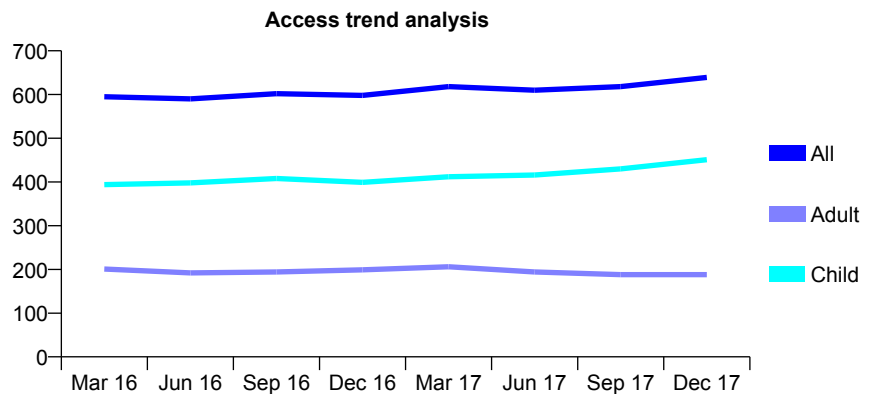
Q69 - Vital Signs At a Glance Contract Report for 566039/0005 - December 2017

Name or company name	MS AR LOCKYER
Contract type name	GDS Contract
Purpose of contract	General
Contract start date	01/04/2006
Contract end date	

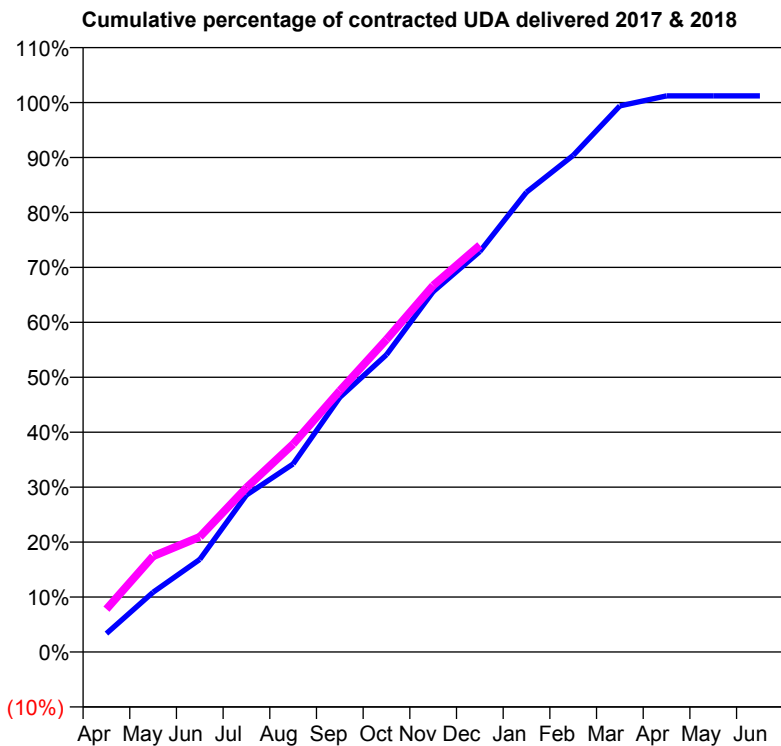
17/18 Contracted general activity (UDA)	1,000
Carry forward general activity (UDA)	-12
17/18 Contracted orthodontic activity (UOA)	0
Carry forward orthodontic activity (UOA)	0
Baseline contract value	£26,731.63

ACCESS*

Patients seen in 24 months	Total	Change since previous quarter
Quarter ending December 2016	598	
Quarter ending March 2017	618	↑
Quarter ending June 2017	610	↓
Quarter ending September 2017	618	→
Quarter ending December 2017	639	↑
Variance since December 2016	6.9%	↑



ACTIVITY



Month	Adjusted Scheduled Activity (UDA)	
	2017	2018
April	35	78
May	113	174
June	175	210
July	297	299
August	356	378
September	482	475
October	563	569
November	682	667
December	758	740
January	870	
February	940	
March	1,034	
April	1,053	
May	1,053	
June	1,053	

QUALITY

	Quantity	Base Number	Contract	AT	Region	England
% of FP17s for the same patient ID Re-attending within 3 months - Children	20	428	4.7%	11.5%	11.5%	12.0%
% of FP17s for the same patient ID Re-attending within 3 months - Adults	9	121	7.4%	15.0%	15.8%	15.9%
% of FP17s for the same patient ID Re-attending between 3 & 9 months - Children	206	428	48.1%	57.7%	60.5%	58.0%
% of FP17s for the same patient ID Re-attending between 3 & 9 months - Adults	52	121	43.0%	48.4%	51.8%	50.5%
% of FP17s for Band 1 Urgent Courses	11	538	2.0%	9.7%	9.5%	9.0%
% of FP17s Relating to Free Repair or Replacements	0	538	0.0%	0.7%	0.7%	0.8%
% of FP17s Relating to Continuations	1	538	0.2%	0.8%	1.0%	1.1%
% of Patients satisfied with the dentistry they have received	1	1	N/A	93.3%	92.1%	91.5%
% of Patients satisfied with the time they had to wait for an appointment	1	1	N/A	89.7%	88.3%	87.9%

* This is based on patients treated on this contract for their most recent course of treatment. Figures in italics indicate the base number of FP17s or Patient Questionnaire responses are less than 100. N/A is shown where the base number of responses is less than 10 during the period. % is calculated as Quantity/Base number*100

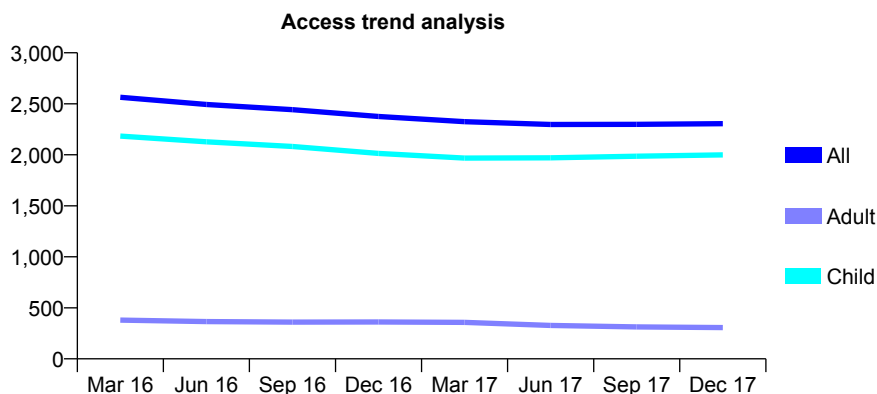
Q69 - Vital Signs At a Glance Contract Report for 566551/0001 - December 2017

Name or company name	MR GB DERRY
Contract type name	GDS Contract
Purpose of contract	General
Contract start date	01/04/2006
Contract end date	

17/18 Contracted general activity (UDA)	5,000
Carry forward general activity (UDA)	53
17/18 Contracted orthodontic activity (UOA)	0
Carry forward orthodontic activity (UOA)	0
Baseline contract value	£136,896.12

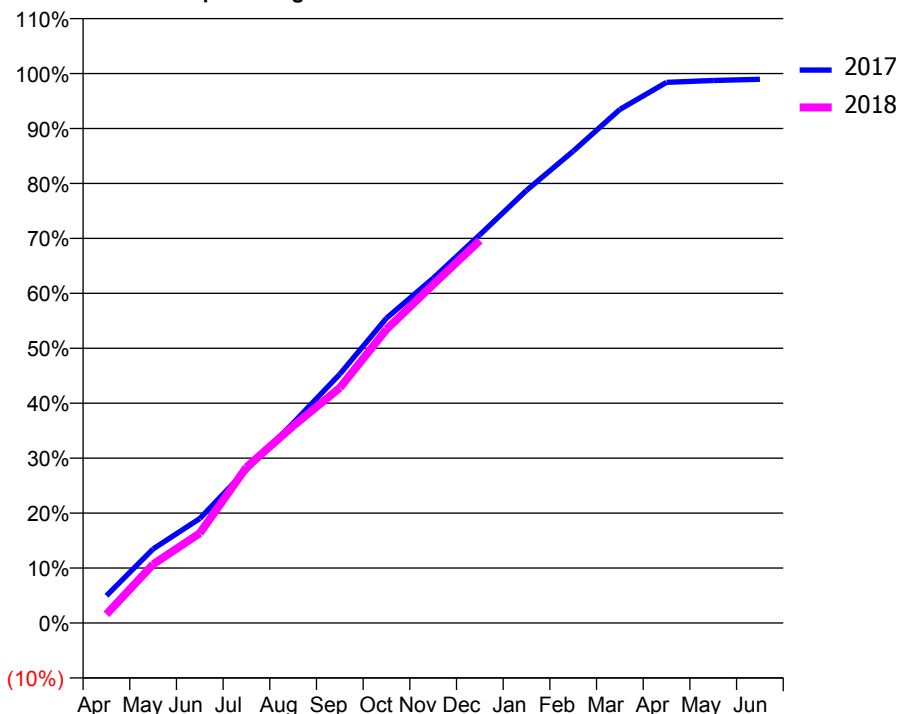
ACCESS*

Patients seen in 24 months	Total	Change since previous quarter
Quarter ending December 2016	2,376	
Quarter ending March 2017	2,325	↓
Quarter ending June 2017	2,297	↓
Quarter ending September 2017	2,299	→
Quarter ending December 2017	2,305	→
Variance since December 2016	(3.0%)	↓



ACTIVITY

Cumulative percentage of contracted UDA delivered 2017 & 2018



Month	Adjusted Scheduled Activity (UDA)	
	2017	2018
April	249	80
May	675	534
June	950	817
July	1,394	1,418
August	1,820	1,793
September	2,264	2,139
October	2,774	2,672
November	3,137	3,081
December	3,533	3,480
January	3,937	
February	4,294	
March	4,673	
April	4,920	
May	4,937	
June	4,948	

QUALITY

	Quantity	Base Number	Contract	AT	Region	England
% of FP17s for the same patient ID Re-attending within 3 months - Children	236	2,882	8.2%	11.5%	11.5%	12.0%
% of FP17s for the same patient ID Re-attending within 3 months - Adults	10	142	7.0%	15.0%	15.8%	15.9%
% of FP17s for the same patient ID Re-attending between 3 & 9 months - Children	2,110	2,882	73.2%	57.7%	60.5%	58.0%
% of FP17s for the same patient ID Re-attending between 3 & 9 months - Adults	108	142	76.1%	48.4%	51.8%	50.5%
% of FP17s for Band 1 Urgent Courses	96	2,791	3.4%	9.7%	9.5%	9.0%
% of FP17s Relating to Free Repair or Replacements	0	2,791	0.0%	0.7%	0.7%	0.8%
% of FP17s Relating to Continuations	0	2,791	0.0%	0.8%	1.0%	1.1%
% of Patients satisfied with the dentistry they have received	2	2	N/A	93.3%	92.1%	91.5%
% of Patients satisfied with the time they had to wait for an appointment	1	2	N/A	89.7%	88.3%	87.9%

* This is based on patients treated on this contract for their most recent course of treatment. Figures in italics indicate the base number of FP17s or Patient Questionnaire responses are less than 100. N/A is shown where the base number of responses is less than 10 during the period. % is calculated as Quantity/Base number*100

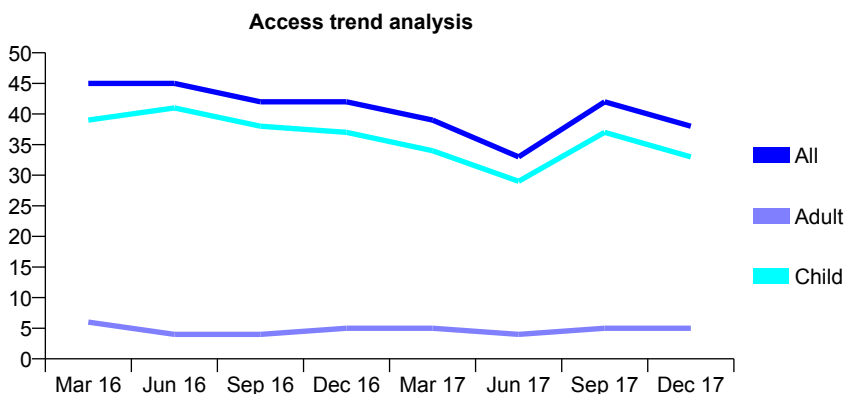
Q69 - Vital Signs At a Glance Contract Report for 568430/0001 - December 2017

Name or company name	MR PG CRUCI
Contract type name	GDS Contract
Purpose of contract	General
Contract start date	01/04/2006
Contract end date	

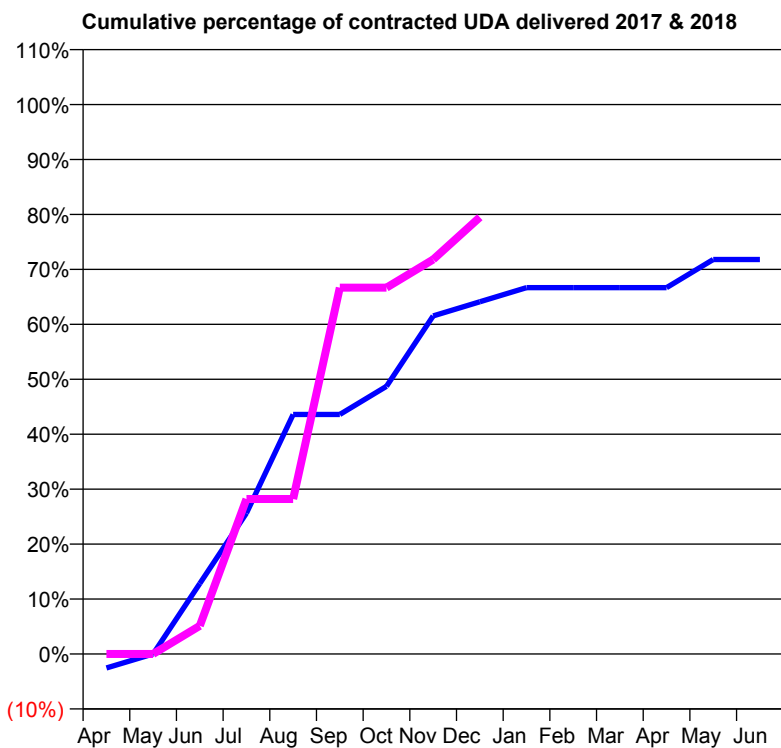
17/18 Contracted general activity (UDA)	39
Carry forward general activity (UDA)	0
17/18 Contracted orthodontic activity (UOA)	0
Carry forward orthodontic activity (UOA)	0
Baseline contract value	£918.19

ACCESS*

Patients seen in 24 months	Total	Change since previous quarter
Quarter ending December 2016	42	
Quarter ending March 2017	39	↓
Quarter ending June 2017	33	↓
Quarter ending September 2017	42	↑
Quarter ending December 2017	38	↓
Variance since December 2016	(9.5%)	↓



ACTIVITY



Month	Adjusted Scheduled Activity (UDA)	
	2017	2018
April	-1	0
May	0	0
June	5	2
July	10	11
August	17	11
September	17	26
October	19	26
November	24	28
December	25	31
January	26	
February	26	
March	26	
April	26	
May	28	
June	28	

QUALITY

	Quantity	Base Number	Contract	AT	Region	England
% of FP17s for the same patient ID Re-attending within 3 months - Children	1	30	3.3%	11.5%	11.5%	12.0%
% of FP17s for the same patient ID Re-attending within 3 months - Adults	0	0	N/A	15.0%	15.8%	15.9%
% of FP17s for the same patient ID Re-attending between 3 & 9 months - Children	5	30	16.7%	57.7%	60.5%	58.0%
% of FP17s for the same patient ID Re-attending between 3 & 9 months - Adults	0	0	N/A	48.4%	51.8%	50.5%
% of FP17s for Band 1 Urgent Courses	0	28	0.0%	9.7%	9.5%	9.0%
% of FP17s Relating to Free Repair or Replacements	0	28	0.0%	0.7%	0.7%	0.8%
% of FP17s Relating to Continuations	0	28	0.0%	0.8%	1.0%	1.1%
% of Patients satisfied with the dentistry they have received	0	0	N/A	93.3%	92.1%	91.5%
% of Patients satisfied with the time they had to wait for an appointment	0	0	N/A	89.7%	88.3%	87.9%

* This is based on patients treated on this contract for their most recent course of treatment. Figures in italics indicate the base number of FP17s or Patient Questionnaire responses are less than 100. N/A is shown where the base number of responses is less than 10 during the period. % is calculated as Quantity/Base number*100

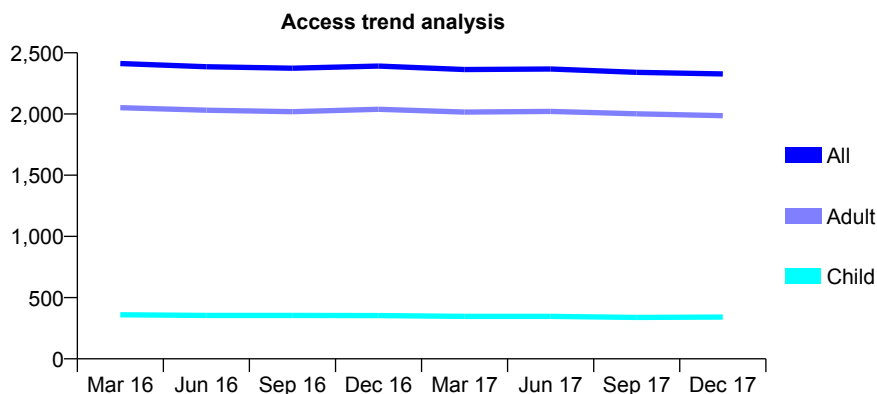
Q69 - Vital Signs At a Glance Contract Report for 575682/0001 - December 2017

Name or company name	MR HJ COULL
Contract type name	GDS Contract
Purpose of contract	General
Contract start date	01/04/2006
Contract end date	

17/18 Contracted general activity (UDA)	6,812
Carry forward general activity (UDA)	-104
17/18 Contracted orthodontic activity (UOA)	0
Carry forward orthodontic activity (UOA)	0
Baseline contract value	£162,901.36

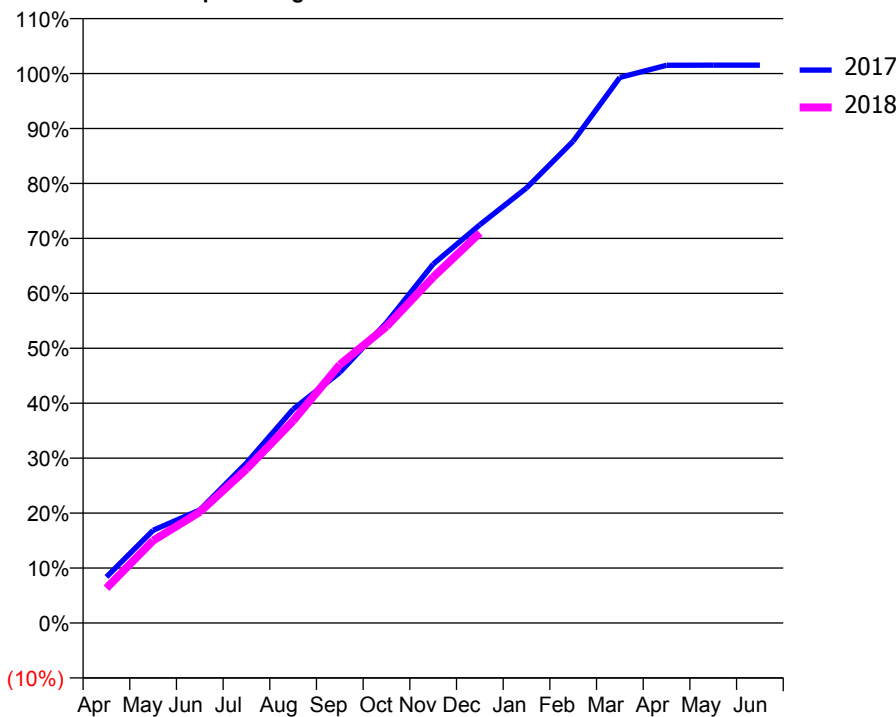
ACCESS*

Patients seen in 24 months	Total	Change since previous quarter
Quarter ending December 2016	2,392	
Quarter ending March 2017	2,363	↓
Quarter ending June 2017	2,368	→
Quarter ending September 2017	2,340	↓
Quarter ending December 2017	2,327	→
Variance since December 2016	(2.7%)	↓



ACTIVITY

Cumulative percentage of contracted UDA delivered 2017 & 2018



Month	Adjusted Scheduled Activity (UDA)	
	2017	2018
April	572	432
May	1,150	1,023
June	1,401	1,377
July	1,985	1,909
August	2,651	2,507
September	3,107	3,203
October	3,723	3,676
November	4,450	4,287
December	4,937	4,836
January	5,393	
February	5,973	
March	6,764	
April	6,914	
May	6,916	
June	6,916	

QUALITY

	Quantity	Base Number	Contract	AT	Region	England
% of FP17s for the same patient ID Re-attending within 3 months - Children	15	385	3.9%	11.5%	11.5%	12.0%
% of FP17s for the same patient ID Re-attending within 3 months - Adults	167	2,131	7.8%	15.0%	15.8%	15.9%
% of FP17s for the same patient ID Re-attending between 3 & 9 months - Children	273	385	70.9%	57.7%	60.5%	58.0%
% of FP17s for the same patient ID Re-attending between 3 & 9 months - Adults	1,428	2,131	67.0%	48.4%	51.8%	50.5%
% of FP17s for Band 1 Urgent Courses	143	2,463	5.8%	9.7%	9.5%	9.0%
% of FP17s Relating to Free Repair or Replacements	8	2,463	0.3%	0.7%	0.7%	0.8%
% of FP17s Relating to Continuations	17	2,463	0.7%	0.8%	1.0%	1.1%
% of Patients satisfied with the dentistry they have received	4	4	N/A	93.3%	92.1%	91.5%
% of Patients satisfied with the time they had to wait for an appointment	4	4	N/A	89.7%	88.3%	87.9%

* This is based on patients treated on this contract for their most recent course of treatment. Figures in italics indicate the base number of FP17s or Patient Questionnaire responses are less than 100. N/A is shown where the base number of responses is less than 10 during the period. % is calculated as Quantity/Base number*100

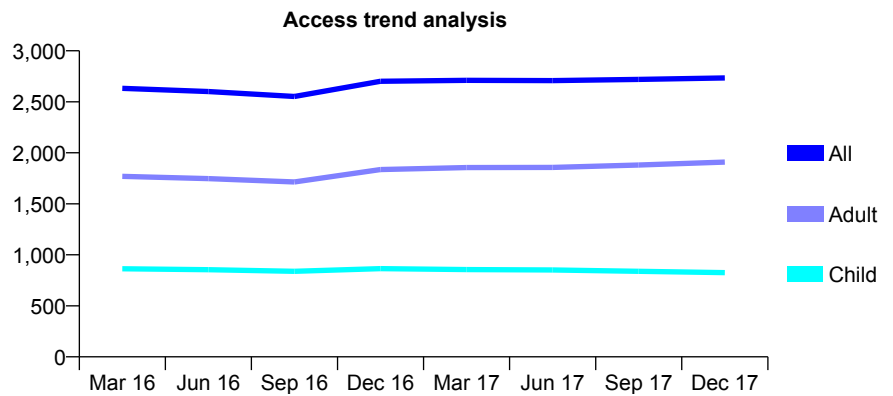
Q69 - Vital Signs At a Glance Contract Report for 578967/0001 - December 2017

Name or company name	Lion House Dental Practice
Contract type name	GDS Contract
Purpose of contract	General
Contract start date	01/04/2006
Contract end date	

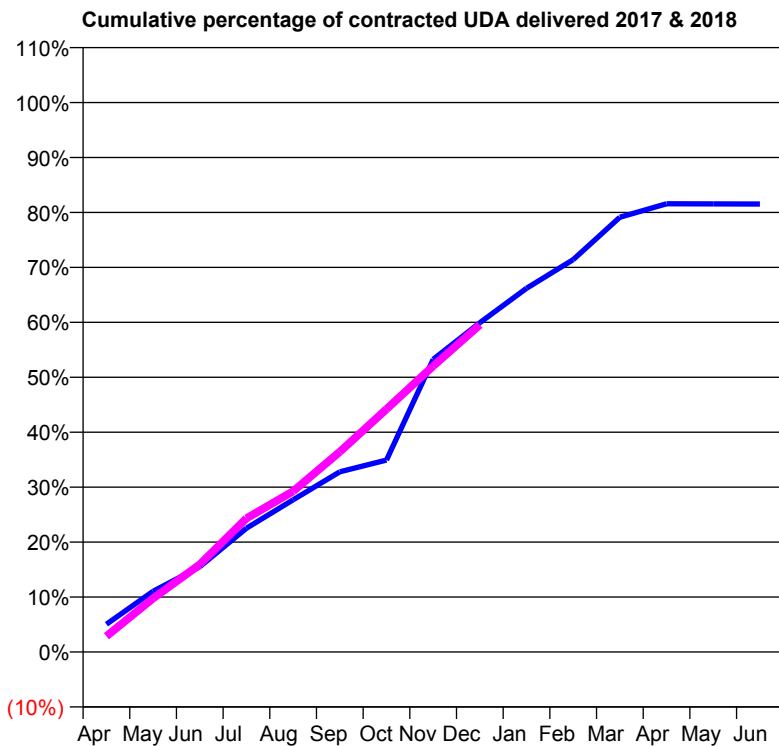
17/18 Contracted general activity (UDA)	7,646
Carry forward general activity (UDA)	0
17/18 Contracted orthodontic activity (UOA)	0
Carry forward orthodontic activity (UOA)	0
Baseline contract value	£182,845.55

ACCESS*

Patients seen in 24 months	Total	Change since previous quarter
Quarter ending December 2016	2,701	
Quarter ending March 2017	2,711	→
Quarter ending June 2017	2,708	→
Quarter ending September 2017	2,719	→
Quarter ending December 2017	2,734	→
Variance since December 2016	1.2%	→



ACTIVITY



Month	Adjusted Scheduled Activity (UDA)	
	2017	2018
April	387	219
May	845	746
June	1,186	1,218
July	1,722	1,859
August	2,117	2,237
September	2,507	2,785
October	2,671	3,380
November	4,072	3,979
December	4,582	4,553
January	5,060	
February	5,460	
March	6,050	
April	6,238	
May	6,235	
June	6,234	

QUALITY

	Quantity	Base Number	Contract	AT	Region	England
% of FP17s for the same patient ID Re-attending within 3 months - Children	63	997	6.3%	11.5%	11.5%	12.0%
% of FP17s for the same patient ID Re-attending within 3 months - Adults	205	1,871	11.0%	15.0%	15.8%	15.9%
% of FP17s for the same patient ID Re-attending between 3 & 9 months - Children	696	997	69.8%	57.7%	60.5%	58.0%
% of FP17s for the same patient ID Re-attending between 3 & 9 months - Adults	1,044	1,871	55.8%	48.4%	51.8%	50.5%
% of FP17s for Band 1 Urgent Courses	276	2,739	10.1%	9.7%	9.5%	9.0%
% of FP17s Relating to Free Repair or Replacements	13	2,739	0.5%	0.7%	0.7%	0.8%
% of FP17s Relating to Continuations	2	2,739	0.1%	0.8%	1.0%	1.1%
% of Patients satisfied with the dentistry they have received	7	7	N/A	93.3%	92.1%	91.5%
% of Patients satisfied with the time they had to wait for an appointment	6	7	N/A	89.7%	88.3%	87.9%

* This is based on patients treated on this contract for their most recent course of treatment. Figures in italics indicate the base number of FP17s or Patient Questionnaire responses are less than 100. N/A is shown where the base number of responses is less than 10 during the period. % is calculated as Quantity/Base number*100

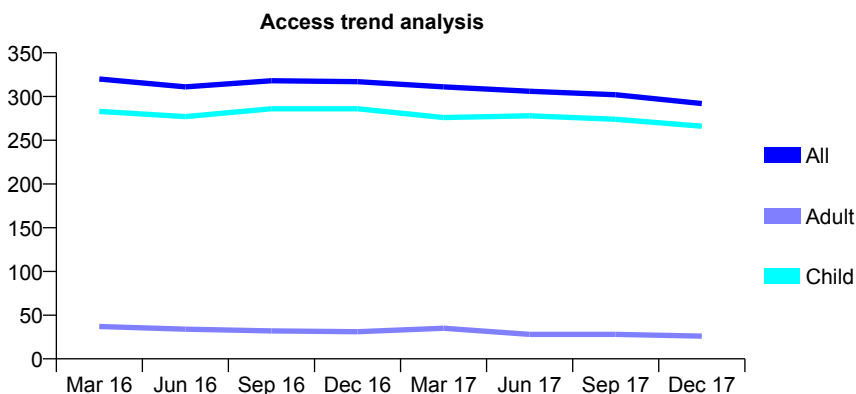
Q69 - Vital Signs At a Glance Contract Report for 630209/0001 - December 2017

Name or company name	MR CR NIXON
Contract type name	GDS Contract
Purpose of contract	General
Contract start date	01/04/2006
Contract end date	

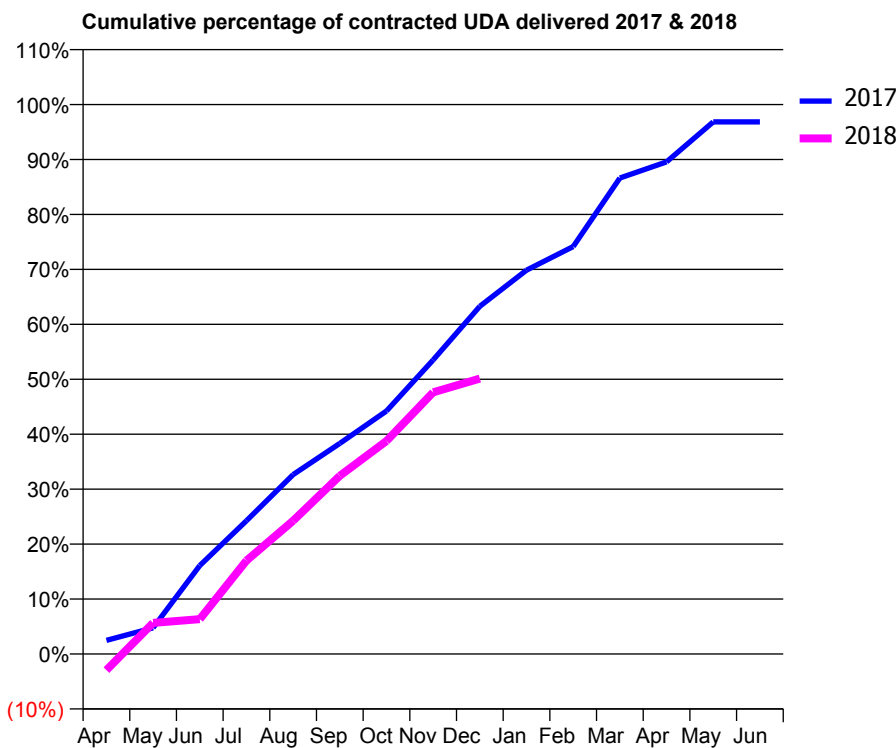
17/18 Contracted general activity (UDA)	441
Carry forward general activity (UDA)	14
17/18 Contracted orthodontic activity (UOA)	0
Carry forward orthodontic activity (UOA)	0
Baseline contract value	£10,267.13

ACCESS*

Patients seen in 24 months	Total	Change since previous quarter
Quarter ending December 2016	317	
Quarter ending March 2017	311	↓
Quarter ending June 2017	306	↓
Quarter ending September 2017	302	↓
Quarter ending December 2017	292	↓
Variance since December 2016	(7.9%)	↓



ACTIVITY



Month	Adjusted Scheduled Activity (UDA)	
	2017	2018
April	11	-13
May	21	25
June	71	28
July	107	75
August	144	107
September	169	143
October	195	171
November	236	210
December	279	221
January	308	
February	327	
March	382	
April	395	
May	427	
June	427	

QUALITY

	Quantity	Base Number	Contract	AT	Region	England
% of FP17s for the same patient ID Re-attending within 3 months - Children	5	260	1.9%	11.5%	11.5%	12.0%
% of FP17s for the same patient ID Re-attending within 3 months - Adults	0	11	0.0%	15.0%	15.8%	15.9%
% of FP17s for the same patient ID Re-attending between 3 & 9 months - Children	180	260	69.2%	57.7%	60.5%	58.0%
% of FP17s for the same patient ID Re-attending between 3 & 9 months - Adults	8	11	72.7%	48.4%	51.8%	50.5%
% of FP17s for Band 1 Urgent Courses	0	232	0.0%	9.7%	9.5%	9.0%
% of FP17s Relating to Free Repair or Replacements	0	232	0.0%	0.7%	0.7%	0.8%
% of FP17s Relating to Continuations	0	232	0.0%	0.8%	1.0%	1.1%
% of Patients satisfied with the dentistry they have received	0	0	N/A	93.3%	92.1%	91.5%
% of Patients satisfied with the time they had to wait for an appointment	0	0	N/A	89.7%	88.3%	87.9%

* This is based on patients treated on this contract for their most recent course of treatment. Figures in italics indicate the base number of FP17s or Patient Questionnaire responses are less than 100. N/A is shown where the base number of responses is less than 10 during the period. % is calculated as Quantity/Base number*100

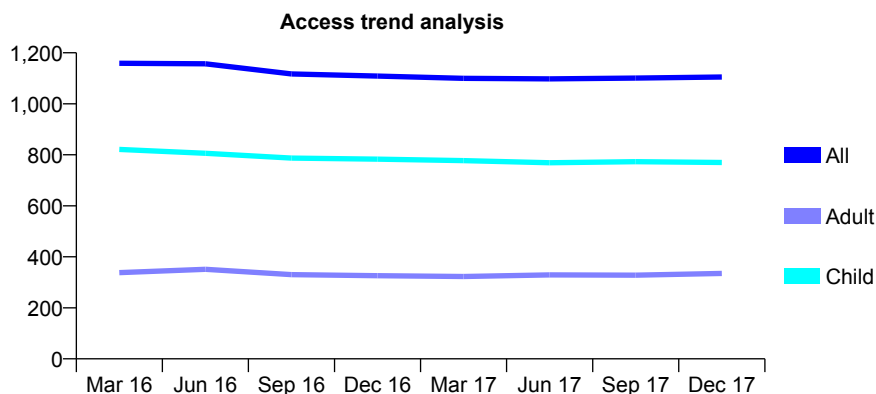
Q69 - Vital Signs At a Glance Contract Report for 630640/0001 - December 2017

Name or company name	MRS ME SHAW
Contract type name	GDS Contract
Purpose of contract	General
Contract start date	01/04/2006
Contract end date	

17/18 Contracted general activity (UDA)	2,164
Carry forward general activity (UDA)	0
17/18 Contracted orthodontic activity (UOA)	0
Carry forward orthodontic activity (UOA)	0
Baseline contract value	£47,644.45

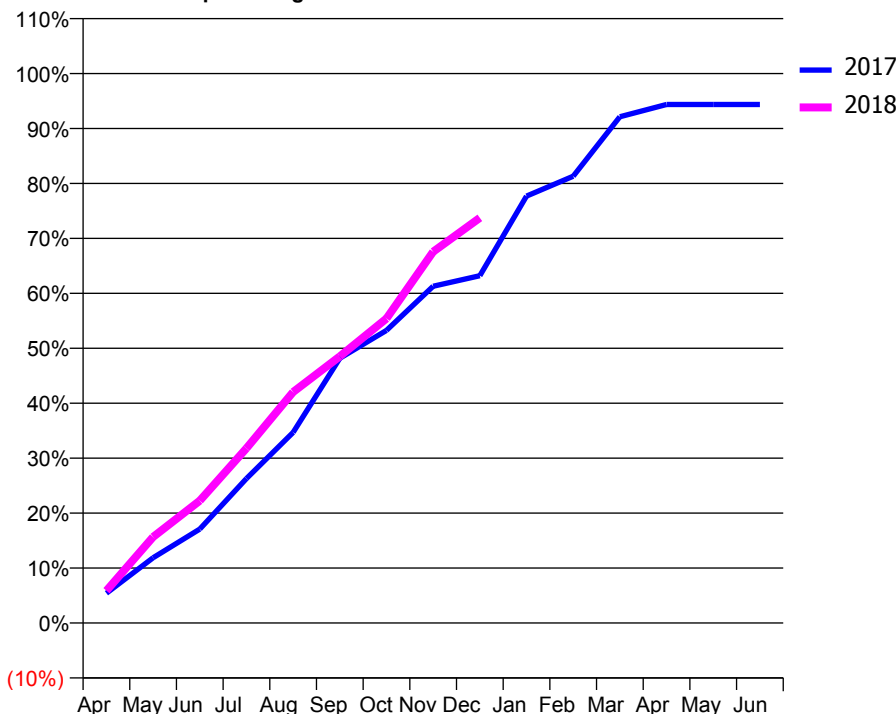
ACCESS*

Patients seen in 24 months	Total	Change since previous quarter
Quarter ending December 2016	1,109	
Quarter ending March 2017	1,100	→
Quarter ending June 2017	1,098	→
Quarter ending September 2017	1,101	→
Quarter ending December 2017	1,105	→
Variance since December 2016	(0.4%)	→



ACTIVITY

Cumulative percentage of contracted UDA delivered 2017 & 2018



Month	Adjusted Scheduled Activity (UDA)	
	2017	2018
April	117	128
May	257	339
June	370	482
July	569	688
August	751	910
September	1,043	1,050
October	1,153	1,199
November	1,326	1,462
December	1,368	1,596
January	1,681	
February	1,759	
March	1,994	
April	2,042	
May	2,042	
June	2,042	

QUALITY

	Quantity	Base Number	Contract	AT	Region	England
% of FP17s for the same patient ID Re-attending within 3 months - Children	51	1,060	4.8%	11.5%	11.5%	12.0%
% of FP17s for the same patient ID Re-attending within 3 months - Adults	12	255	4.7%	15.0%	15.8%	15.9%
% of FP17s for the same patient ID Re-attending between 3 & 9 months - Children	784	1,060	74.0%	57.7%	60.5%	58.0%
% of FP17s for the same patient ID Re-attending between 3 & 9 months - Adults	141	255	55.3%	48.4%	51.8%	50.5%
% of FP17s for Band 1 Urgent Courses	18	1,275	1.4%	9.7%	9.5%	9.0%
% of FP17s Relating to Free Repair or Replacements	1	1,275	0.1%	0.7%	0.7%	0.8%
% of FP17s Relating to Continuations	0	1,275	0.0%	0.8%	1.0%	1.1%
% of Patients satisfied with the dentistry they have received	1	1	N/A	93.3%	92.1%	91.5%
% of Patients satisfied with the time they had to wait for an appointment	1	1	N/A	89.7%	88.3%	87.9%

* This is based on patients treated on this contract for their most recent course of treatment. Figures in italics indicate the base number of FP17s or Patient Questionnaire responses are less than 100. N/A is shown where the base number of responses is less than 10 during the period. % is calculated as Quantity/Base number*100

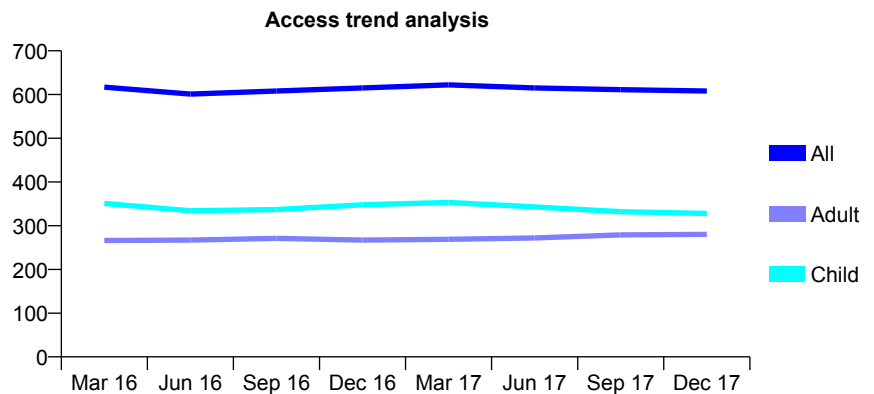
Q69 - Vital Signs At a Glance Contract Report for 631043/0001 - December 2017

Name or company name	MR PR COLLINS
Contract type name	GDS Contract
Purpose of contract	General
Contract start date	01/04/2006
Contract end date	

17/18 Contracted general activity (UDA)	1,226
Carry forward general activity (UDA)	-23
17/18 Contracted orthodontic activity (UOA)	0
Carry forward orthodontic activity (UOA)	0
Baseline contract value	£31,430.11

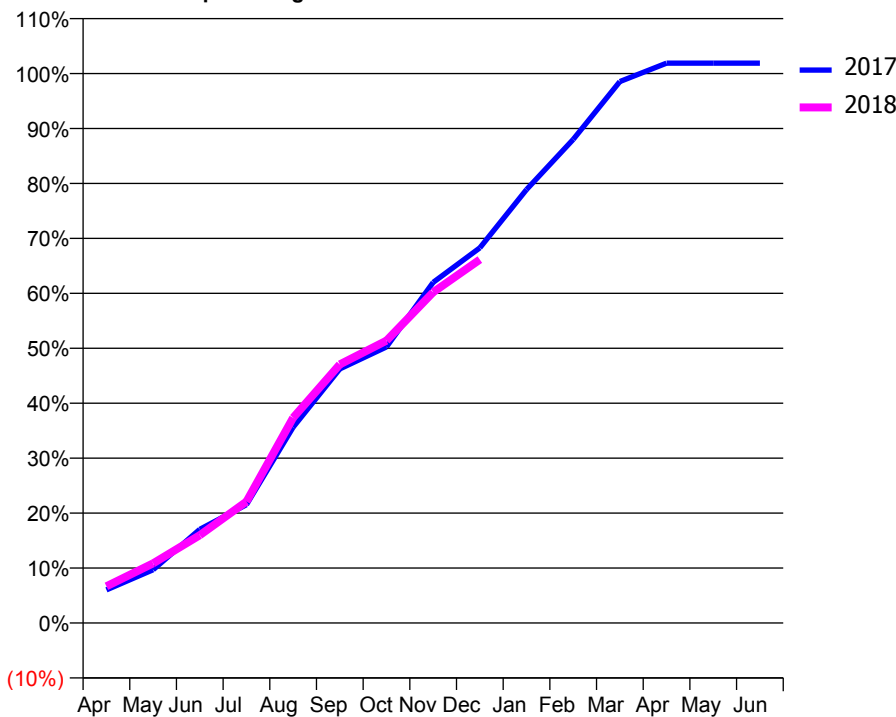
ACCESS*

Patients seen in 24 months	Total	Change since previous quarter
Quarter ending December 2016	615	
Quarter ending March 2017	622	→
Quarter ending June 2017	615	↓
Quarter ending September 2017	611	→
Quarter ending December 2017	608	→
Variance since December 2016	(1.1%)	↓



ACTIVITY

Cumulative percentage of contracted UDA delivered 2017 & 2018



Month	Adjusted Scheduled Activity (UDA)	
	2017	2018
April	74	82
May	119	133
June	209	196
July	264	271
August	437	458
September	567	577
October	616	630
November	760	738
December	837	811
January	967	
February	1,079	
March	1,208	
April	1,249	
May	1,249	
June	1,249	

QUALITY

	Quantity	Base Number	Contract	AT	Region	England
% of FP17s for the same patient ID Re-attending within 3 months - Children	15	328	4.6%	11.5%	11.5%	12.0%
% of FP17s for the same patient ID Re-attending within 3 months - Adults	14	177	7.9%	15.0%	15.8%	15.9%
% of FP17s for the same patient ID Re-attending between 3 & 9 months - Children	159	328	48.5%	57.7%	60.5%	58.0%
% of FP17s for the same patient ID Re-attending between 3 & 9 months - Adults	84	177	47.5%	48.4%	51.8%	50.5%
% of FP17s for Band 1 Urgent Courses	0	478	0.0%	9.7%	9.5%	9.0%
% of FP17s Relating to Free Repair or Replacements	0	478	0.0%	0.7%	0.7%	0.8%
% of FP17s Relating to Continuations	7	478	1.5%	0.8%	1.0%	1.1%
% of Patients satisfied with the dentistry they have received	1	1	N/A	93.3%	92.1%	91.5%
% of Patients satisfied with the time they had to wait for an appointment	1	1	N/A	89.7%	88.3%	87.9%

* This is based on patients treated on this contract for their most recent course of treatment. Figures in italics indicate the base number of FP17s or Patient Questionnaire responses are less than 100. N/A is shown where the base number of responses is less than 10 during the period. % is calculated as Quantity/Base number*100

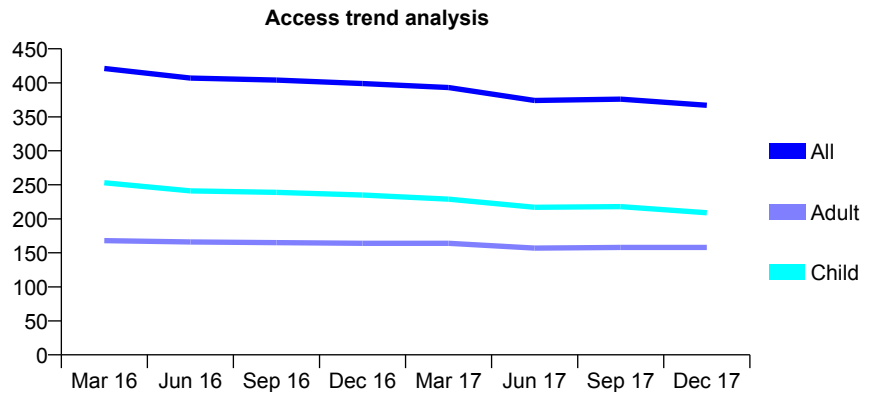
Q69 - Vital Signs At a Glance Contract Report for 631582/0001 - December 2017

Name or company name	MR NM GOLDSMITH
Contract type name	GDS Contract
Purpose of contract	General
Contract start date	01/04/2006
Contract end date	

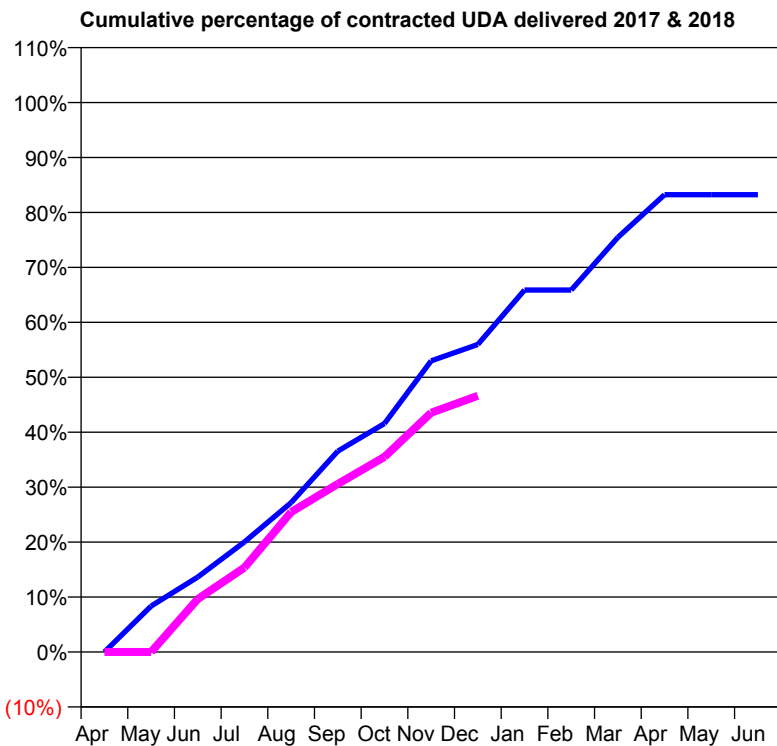
17/18 Contracted general activity (UDA)	758
Carry forward general activity (UDA)	0
17/18 Contracted orthodontic activity (UOA)	0
Carry forward orthodontic activity (UOA)	0
Baseline contract value	£20,877.65

ACCESS*

Patients seen in 24 months	Total	Change since previous quarter
Quarter ending December 2016	399	
Quarter ending March 2017	393	↓
Quarter ending June 2017	374	↓
Quarter ending September 2017	376	→
Quarter ending December 2017	367	↓
Variance since December 2016	(8.0%)	↓



ACTIVITY



Month	Adjusted Scheduled Activity (UDA)	
	2017	2018
April	0	0
May	63	0
June	103	73
July	152	117
August	206	193
September	277	232
October	315	269
November	402	330
December	424	353
January	499	
February	499	
March	572	
April	631	
May	631	
June	631	

QUALITY

	Quantity	Base Number	Contract	AT	Region	England
% of FP17s for the same patient ID Re-attending within 3 months - Children	14	263	5.3%	11.5%	11.5%	12.0%
% of FP17s for the same patient ID Re-attending within 3 months - Adults	5	105	4.8%	15.0%	15.8%	15.9%
% of FP17s for the same patient ID Re-attending between 3 & 9 months - Children	186	263	70.7%	57.7%	60.5%	58.0%
% of FP17s for the same patient ID Re-attending between 3 & 9 months - Adults	68	105	64.8%	48.4%	51.8%	50.5%
% of FP17s for Band 1 Urgent Courses	17	322	5.3%	9.7%	9.5%	9.0%
% of FP17s Relating to Free Repair or Replacements	0	322	0.0%	0.7%	0.7%	0.8%
% of FP17s Relating to Continuations	3	322	0.9%	0.8%	1.0%	1.1%
% of Patients satisfied with the dentistry they have received	1	1	N/A	93.3%	92.1%	91.5%
% of Patients satisfied with the time they had to wait for an appointment	1	1	N/A	89.7%	88.3%	87.9%

* This is based on patients treated on this contract for their most recent course of treatment. Figures in italics indicate the base number of FP17s or Patient Questionnaire responses are less than 100. N/A is shown where the base number of responses is less than 10 during the period. % is calculated as Quantity/Base number*100

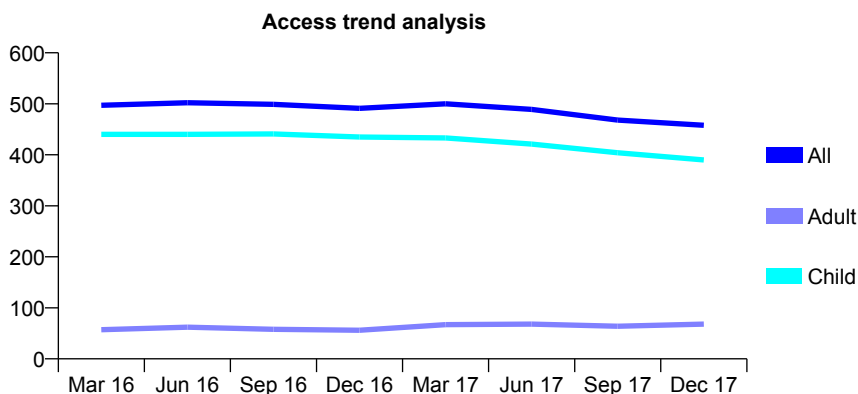
Q69 - Vital Signs At a Glance Contract Report for 632635/0001 - December 2017

Name or company name	Blanchard and Castle
Contract type name	GDS Contract
Purpose of contract	General
Contract start date	04/11/2006
Contract end date	

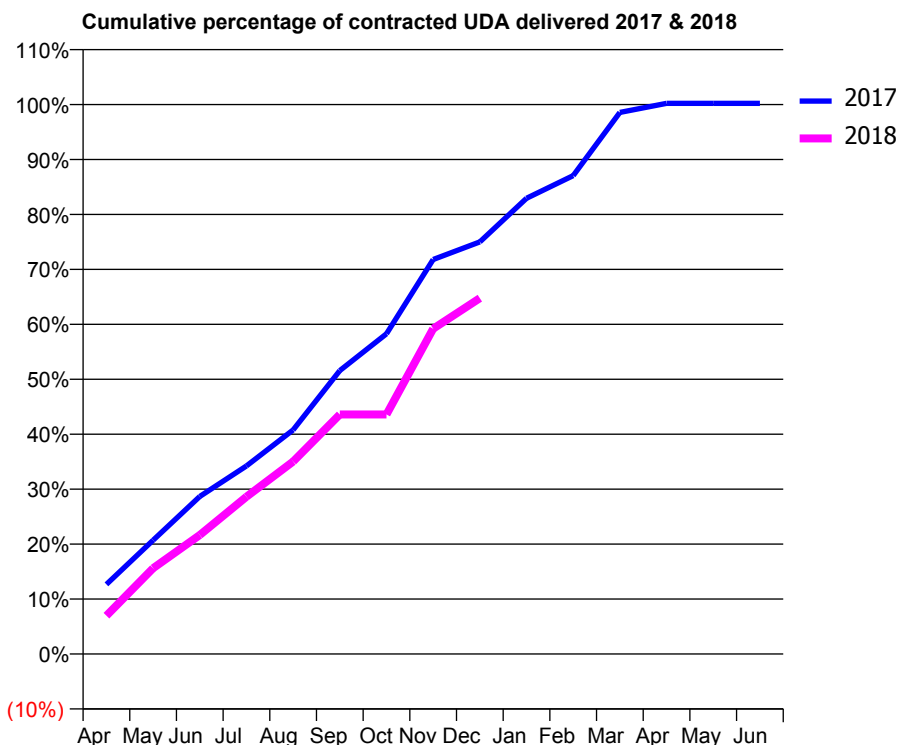
17/18 Contracted general activity (UDA)	846
Carry forward general activity (UDA)	-1
17/18 Contracted orthodontic activity (UOA)	0
Carry forward orthodontic activity (UOA)	0
Baseline contract value	£15,430.93

ACCESS*

Patients seen in 24 months	Total	Change since previous quarter
Quarter ending December 2016	491	
Quarter ending March 2017	500	→
Quarter ending June 2017	489	↓
Quarter ending September 2017	468	↓
Quarter ending December 2017	458	↓
Variance since December 2016	(6.7%)	↓



ACTIVITY



Month	Adjusted Scheduled Activity (UDA)	
	2017	2018
April	107	59
May	175	132
June	243	183
July	290	242
August	345	296
September	436	369
October	493	369
November	607	501
December	634	548
January	702	
February	737	
March	834	
April	848	
May	848	
June	848	

QUALITY

	Quantity	Base Number	Contract	AT	Region	England
% of FP17s for the same patient ID Re-attending within 3 months - Children	12	432	2.8%	11.5%	11.5%	12.0%
% of FP17s for the same patient ID Re-attending within 3 months - Adults	2	21	9.5%	15.0%	15.8%	15.9%
% of FP17s for the same patient ID Re-attending between 3 & 9 months - Children	268	432	62.0%	57.7%	60.5%	58.0%
% of FP17s for the same patient ID Re-attending between 3 & 9 months - Adults	9	21	42.9%	48.4%	51.8%	50.5%
% of FP17s for Band 1 Urgent Courses	4	446	0.9%	9.7%	9.5%	9.0%
% of FP17s Relating to Free Repair or Replacements	0	446	0.0%	0.7%	0.7%	0.8%
% of FP17s Relating to Continuations	0	446	0.0%	0.8%	1.0%	1.1%
% of Patients satisfied with the dentistry they have received	0	0	N/A	93.3%	92.1%	91.5%
% of Patients satisfied with the time they had to wait for an appointment	0	0	N/A	89.7%	88.3%	87.9%

* This is based on patients treated on this contract for their most recent course of treatment. Figures in italics indicate the base number of FP17s or Patient Questionnaire responses are less than 100. N/A is shown where the base number of responses is less than 10 during the period. % is calculated as Quantity/Base number*100

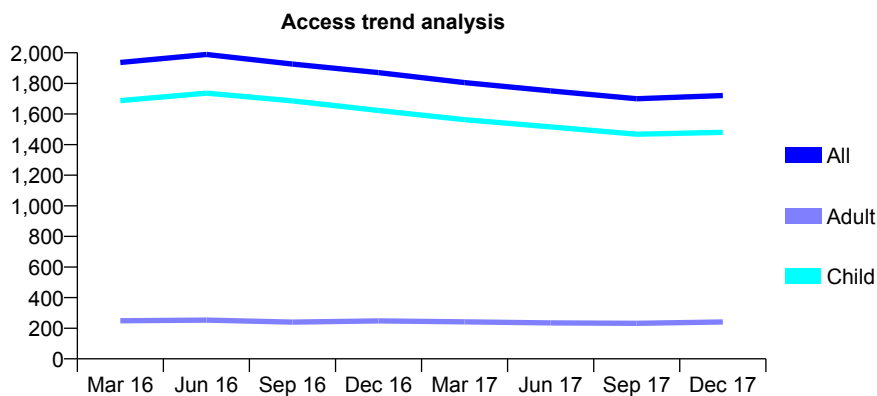
Q69 - Vital Signs At a Glance Contract Report for 641464/0004 - December 2017

Name or company name	Robin John Denville and Stanley David Dut
Contract type name	GDS Contract
Purpose of contract	General
Contract start date	02/06/2012
Contract end date	

17/18 Contracted general activity (UDA)	4,414
Carry forward general activity (UDA)	-87
17/18 Contracted orthodontic activity (UOA)	0
Carry forward orthodontic activity (UOA)	0
Baseline contract value	£98,773.77

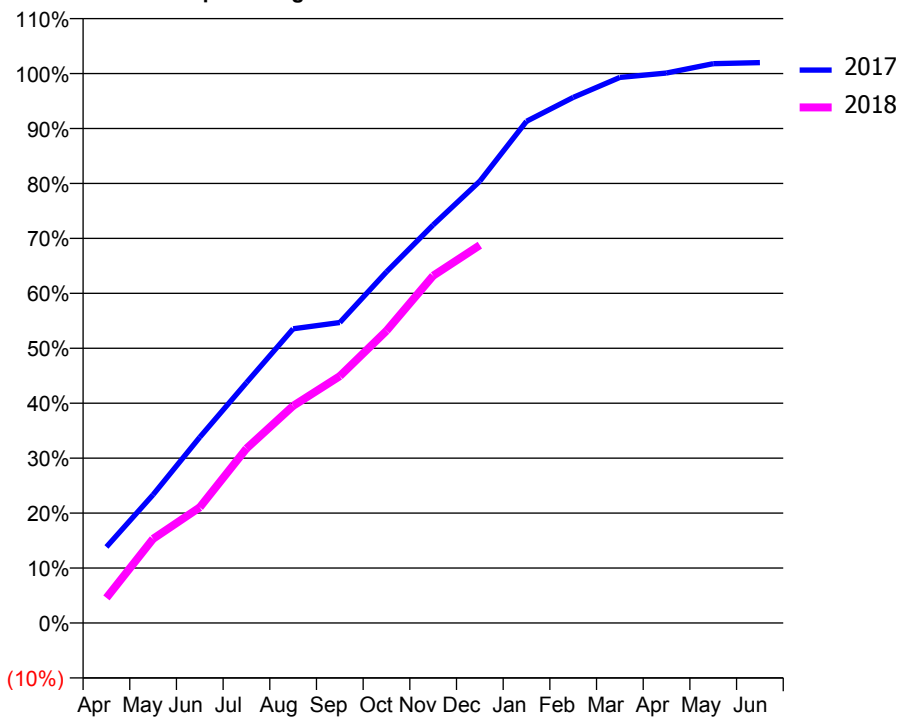
ACCESS*

Patients seen in 24 months	Total	Change since previous quarter
Quarter ending December 2016	1,871	
Quarter ending March 2017	1,805	↓
Quarter ending June 2017	1,751	↓
Quarter ending September 2017	1,700	↓
Quarter ending December 2017	1,721	→
Variance since December 2016	(8.0%)	↓



ACTIVITY

Cumulative percentage of contracted UDA delivered 2017 & 2018



Month	Adjusted Scheduled Activity (UDA)	
	2017	2018
April	611	202
May	1,031	677
June	1,492	929
July	1,930	1,401
August	2,363	1,744
September	2,413	1,983
October	2,820	2,347
November	3,198	2,790
December	3,549	3,035
January	4,030	
February	4,222	
March	4,382	
April	4,418	
May	4,493	
June	4,501	

QUALITY

	Quantity	Base Number	Contract	AT	Region	England
% of FP17s for the same patient ID Re-attending within 3 months - Children	143	1,906	7.5%	11.5%	11.5%	12.0%
% of FP17s for the same patient ID Re-attending within 3 months - Adults	8	84	9.5%	15.0%	15.8%	15.9%
% of FP17s for the same patient ID Re-attending between 3 & 9 months - Children	1,193	1,906	62.6%	57.7%	60.5%	58.0%
% of FP17s for the same patient ID Re-attending between 3 & 9 months - Adults	42	84	50.0%	48.4%	51.8%	50.5%
% of FP17s for Band 1 Urgent Courses	76	1,836	4.1%	9.7%	9.5%	9.0%
% of FP17s Relating to Free Repair or Replacements	0	1,836	0.0%	0.7%	0.7%	0.8%
% of FP17s Relating to Continuations	0	1,836	0.0%	0.8%	1.0%	1.1%
% of Patients satisfied with the dentistry they have received	0	0	N/A	93.3%	92.1%	91.5%
% of Patients satisfied with the time they had to wait for an appointment	0	0	N/A	89.7%	88.3%	87.9%

* This is based on patients treated on this contract for their most recent course of treatment. Figures in italics indicate the base number of FP17s or Patient Questionnaire responses are less than 100. N/A is shown where the base number of responses is less than 10 during the period. % is calculated as Quantity/Base number*100

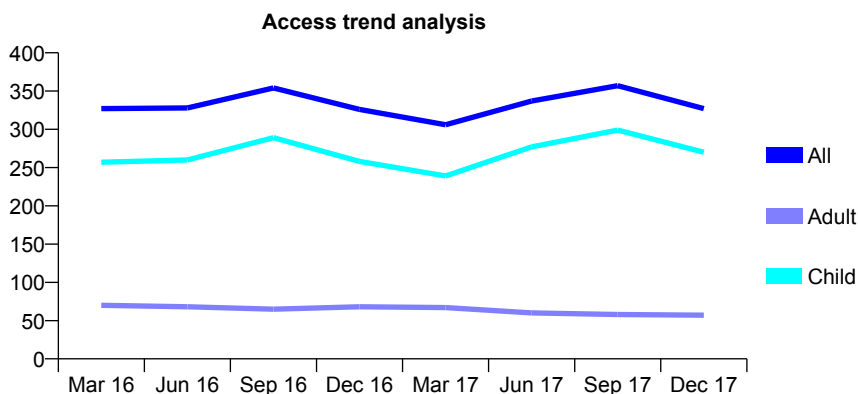
Q69 - Vital Signs At a Glance Contract Report for 642215/0001 - December 2017

Name or company name	MISS EH NICHOLS
Contract type name	GDS Contract
Purpose of contract	General
Contract start date	01/04/2006
Contract end date	

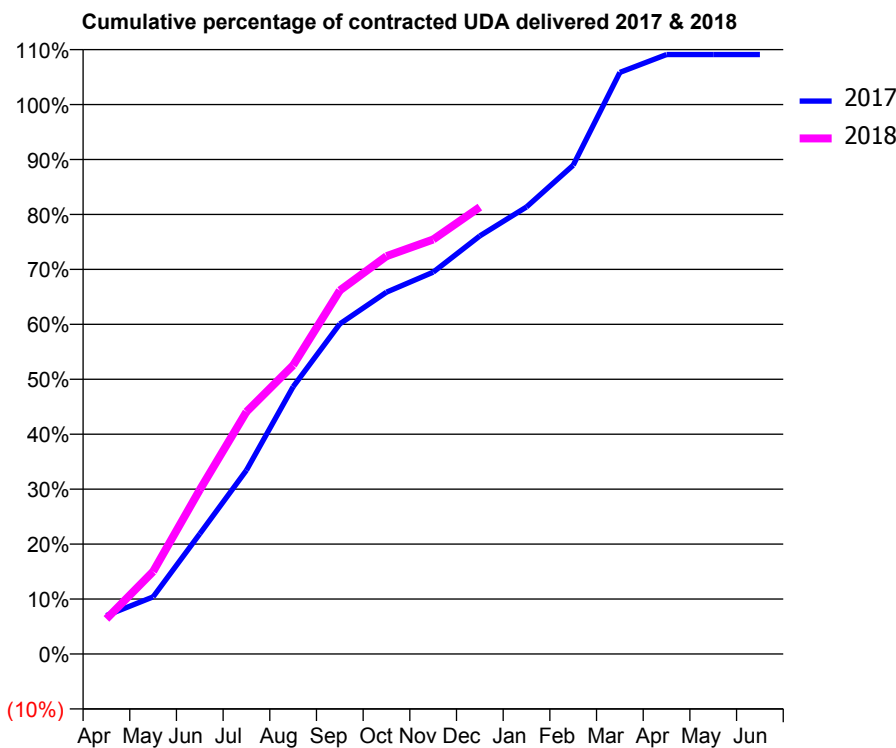
17/18 Contracted general activity (UDA)	500
Carry forward general activity (UDA)	-10
17/18 Contracted orthodontic activity (UOA)	0
Carry forward orthodontic activity (UOA)	0
Baseline contract value	£11,691.08

ACCESS*

Patients seen in 24 months	Total	Change since previous quarter
Quarter ending December 2016	326	
Quarter ending March 2017	306	↓
Quarter ending June 2017	337	↑
Quarter ending September 2017	357	↑
Quarter ending December 2017	327	↓
Variance since December 2016	0.3%	→



ACTIVITY



Month	Adjusted Scheduled Activity (UDA)	
	2017	2018
April	35	32
May	52	75
June	109	149
July	167	220
August	243	263
September	300	331
October	329	362
November	347	377
December	380	407
January	407	
February	445	
March	529	
April	545	
May	545	
June	545	

QUALITY

	Quantity	Base Number	Contract	AT	Region	England
% of FP17s for the same patient ID Re-attending within 3 months - Children	16	297	5.4%	11.5%	11.5%	12.0%
% of FP17s for the same patient ID Re-attending within 3 months - Adults	0	12	0.0%	15.0%	15.8%	15.9%
% of FP17s for the same patient ID Re-attending between 3 & 9 months - Children	99	297	33.3%	57.7%	60.5%	58.0%
% of FP17s for the same patient ID Re-attending between 3 & 9 months - Adults	5	12	41.7%	48.4%	51.8%	50.5%
% of FP17s for Band 1 Urgent Courses	13	297	4.4%	9.7%	9.5%	9.0%
% of FP17s Relating to Free Repair or Replacements	0	297	0.0%	0.7%	0.7%	0.8%
% of FP17s Relating to Continuations	0	297	0.0%	0.8%	1.0%	1.1%
% of Patients satisfied with the dentistry they have received	0	0	N/A	93.3%	92.1%	91.5%
% of Patients satisfied with the time they had to wait for an appointment	0	0	N/A	89.7%	88.3%	87.9%

* This is based on patients treated on this contract for their most recent course of treatment. Figures in italics indicate the base number of FP17s or Patient Questionnaire responses are less than 100. N/A is shown where the base number of responses is less than 10 during the period. % is calculated as Quantity/Base number*100

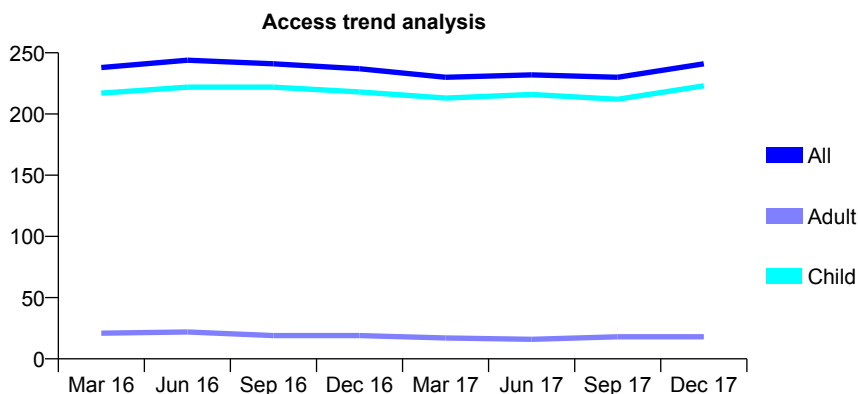
Q69 - Vital Signs At a Glance Contract Report for 644188/0001 - December 2017

Name or company name	MR PC CHEN
Contract type name	GDS Contract
Purpose of contract	General
Contract start date	01/04/2006
Contract end date	

17/18 Contracted general activity (UDA)	381
Carry forward general activity (UDA)	6
17/18 Contracted orthodontic activity (UOA)	0
Carry forward orthodontic activity (UOA)	0
Baseline contract value	£9,111.20

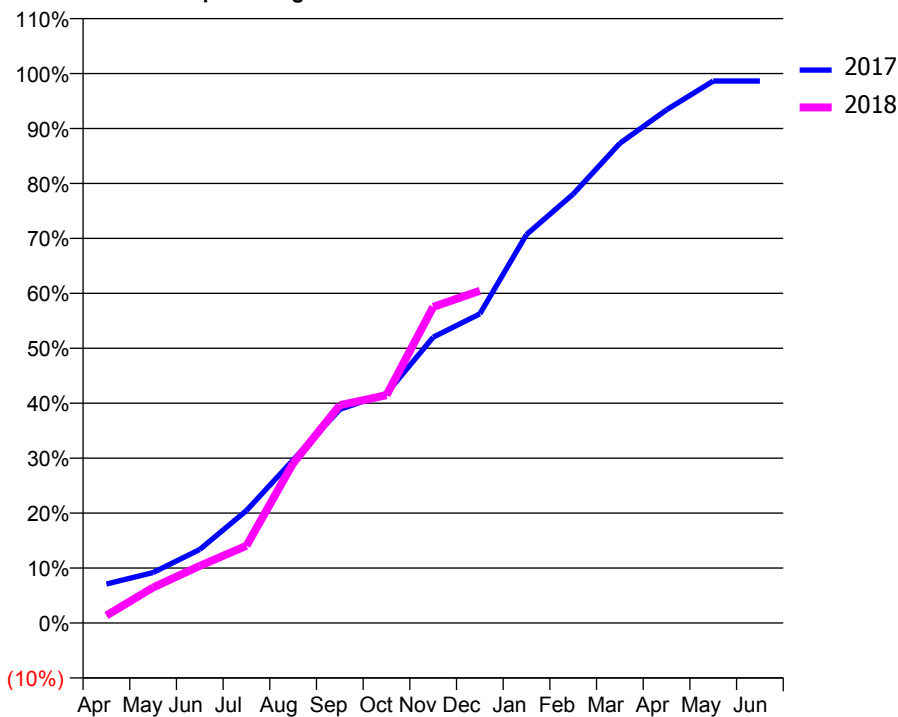
ACCESS*

Patients seen in 24 months	Total	Change since previous quarter
Quarter ending December 2016	237	
Quarter ending March 2017	230	↓
Quarter ending June 2017	232	→
Quarter ending September 2017	230	→
Quarter ending December 2017	241	↑
Variance since December 2016	1.7%	→



ACTIVITY

Cumulative percentage of contracted UDA delivered 2017 & 2018



Month	Adjusted Scheduled Activity (UDA)	
	2017	2018
April	27	5
May	35	25
June	51	40
July	78	54
August	113	111
September	148	151
October	159	158
November	198	219
December	214	230
January	269	
February	297	
March	333	
April	356	
May	376	
June	376	

QUALITY

	Quantity	Base Number	Contract	AT	Region	England
% of FP17s for the same patient ID Re-attending within 3 months - Children	16	214	7.5%	11.5%	11.5%	12.0%
% of FP17s for the same patient ID Re-attending within 3 months - Adults	0	2	0.0%	15.0%	15.8%	15.9%
% of FP17s for the same patient ID Re-attending between 3 & 9 months - Children	121	214	56.5%	57.7%	60.5%	58.0%
% of FP17s for the same patient ID Re-attending between 3 & 9 months - Adults	2	2	100.0%	48.4%	51.8%	50.5%
% of FP17s for Band 1 Urgent Courses	7	183	3.8%	9.7%	9.5%	9.0%
% of FP17s Relating to Free Repair or Replacements	0	183	0.0%	0.7%	0.7%	0.8%
% of FP17s Relating to Continuations	0	183	0.0%	0.8%	1.0%	1.1%
% of Patients satisfied with the dentistry they have received	0	0	N/A	93.3%	92.1%	91.5%
% of Patients satisfied with the time they had to wait for an appointment	0	0	N/A	89.7%	88.3%	87.9%

* This is based on patients treated on this contract for their most recent course of treatment. Figures in italics indicate the base number of FP17s or Patient Questionnaire responses are less than 100. N/A is shown where the base number of responses is less than 10 during the period. % is calculated as Quantity/Base number*100

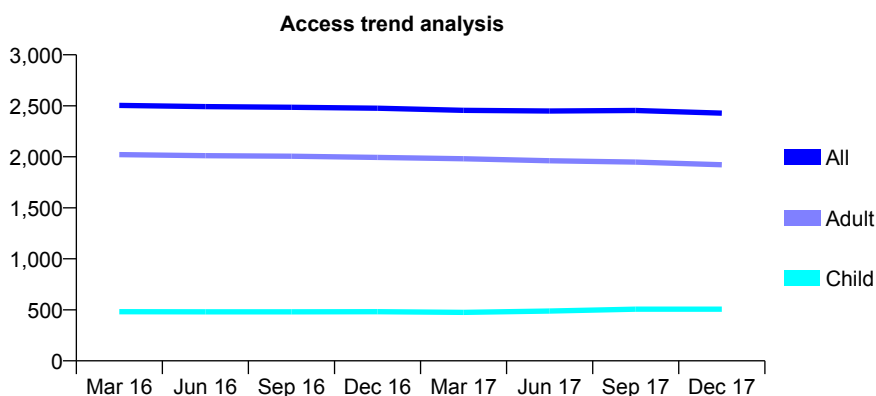
Q69 - Vital Signs At a Glance Contract Report for 648744/0001 - December 2017

Name or company name	MR NV BADIANI
Contract type name	GDS Contract
Purpose of contract	General
Contract start date	01/04/2006
Contract end date	

17/18 Contracted general activity (UDA)	5,082
Carry forward general activity (UDA)	-74
17/18 Contracted orthodontic activity (UOA)	0
Carry forward orthodontic activity (UOA)	0
Baseline contract value	£125,032.23

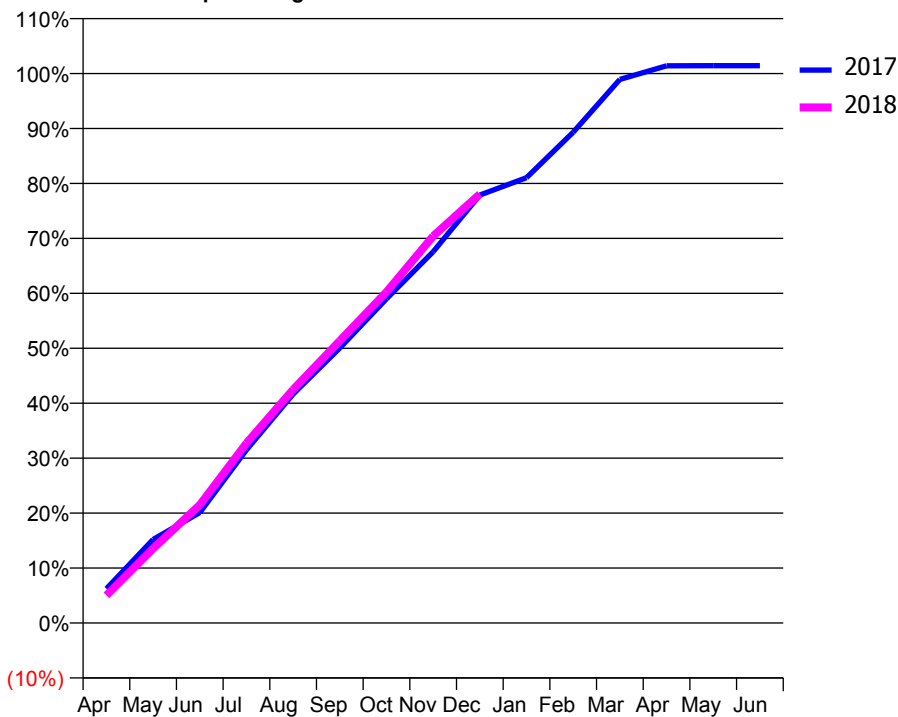
ACCESS*

Patients seen in 24 months	Total	Change since previous quarter
Quarter ending December 2016	2,476	
Quarter ending March 2017	2,456	→
Quarter ending June 2017	2,449	→
Quarter ending September 2017	2,454	→
Quarter ending December 2017	2,428	↓
Variance since December 2016	(1.9%)	↓



ACTIVITY

Cumulative percentage of contracted UDA delivered 2017 & 2018



Month	Adjusted Scheduled Activity (UDA)	
	2017	2018
April	330	256
May	803	689
June	1,062	1,092
July	1,665	1,663
August	2,202	2,159
September	2,646	2,611
October	3,118	3,062
November	3,571	3,579
December	4,116	3,967
January	4,283	
February	4,720	
March	5,228	
April	5,358	
May	5,360	
June	5,360	

QUALITY

	Quantity	Base Number	Contract	AT	Region	England
% of FP17s for the same patient ID Re-attending within 3 months - Children	31	562	5.5%	11.5%	11.5%	12.0%
% of FP17s for the same patient ID Re-attending within 3 months - Adults	216	1,812	11.9%	15.0%	15.8%	15.9%
% of FP17s for the same patient ID Re-attending between 3 & 9 months - Children	325	562	57.8%	57.7%	60.5%	58.0%
% of FP17s for the same patient ID Re-attending between 3 & 9 months - Adults	782	1,812	43.2%	48.4%	51.8%	50.5%
% of FP17s for Band 1 Urgent Courses	375	2,287	16.4%	9.7%	9.5%	9.0%
% of FP17s Relating to Free Repair or Replacements	0	2,287	0.0%	0.7%	0.7%	0.8%
% of FP17s Relating to Continuations	4	2,287	0.2%	0.8%	1.0%	1.1%
% of Patients satisfied with the dentistry they have received	4	4	N/A	93.3%	92.1%	91.5%
% of Patients satisfied with the time they had to wait for an appointment	4	4	N/A	89.7%	88.3%	87.9%

* This is based on patients treated on this contract for their most recent course of treatment. Figures in italics indicate the base number of FP17s or Patient Questionnaire responses are less than 100. N/A is shown where the base number of responses is less than 10 during the period. % is calculated as Quantity/Base number*100

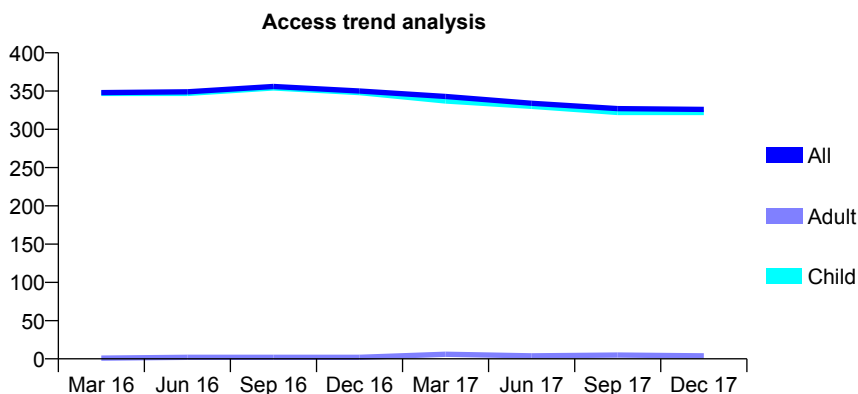
Q69 - Vital Signs At a Glance Contract Report for 649988/0001 - December 2017

Name or company name	MISS SE MACGILLIVRAY
Contract type name	GDS Contract
Purpose of contract	General
Contract start date	01/04/2006
Contract end date	

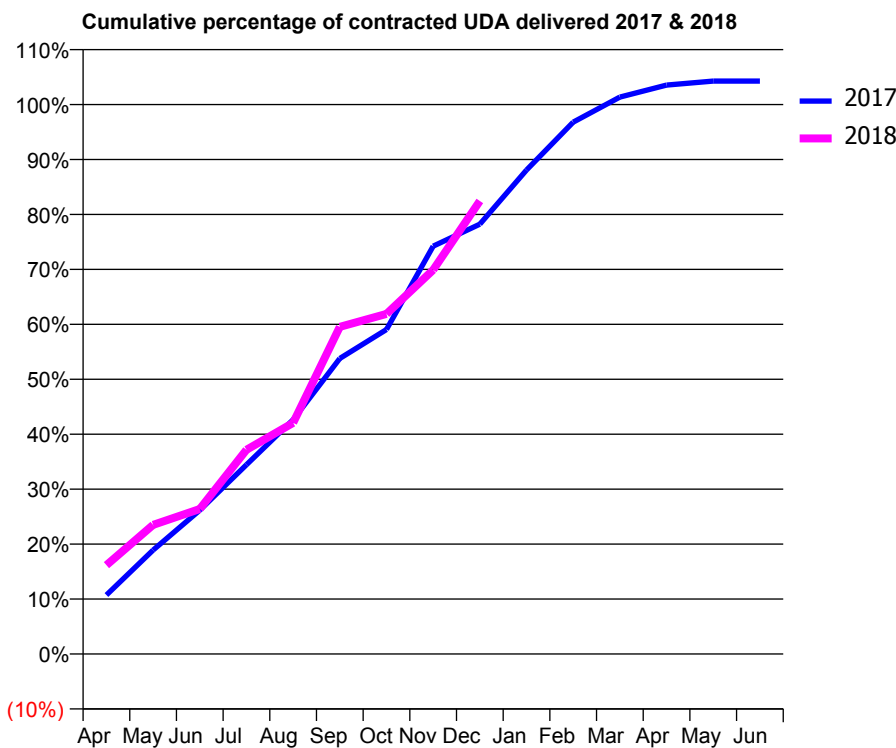
17/18 Contracted general activity (UDA)	550
Carry forward general activity (UDA)	-11
17/18 Contracted orthodontic activity (UOA)	0
Carry forward orthodontic activity (UOA)	0
Baseline contract value	£13,098.84

ACCESS*

Patients seen in 24 months	Total	Change since previous quarter
Quarter ending December 2016	350	
Quarter ending March 2017	343	↓
Quarter ending June 2017	334	↓
Quarter ending September 2017	327	↓
Quarter ending December 2017	326	→
Variance since December 2016	(6.9%)	↓



ACTIVITY



Month	Adjusted Scheduled Activity (UDA)	
	2017	2018
April	59	89
May	104	129
June	144	145
July	189	204
August	235	231
September	296	327
October	325	340
November	408	384
December	430	453
January	484	
February	532	
March	557	
April	569	
May	573	
June	573	

QUALITY

	Quantity	Base Number	Contract	AT	Region	England
% of FP17s for the same patient ID Re-attending within 3 months - Children	29	383	7.6%	11.5%	11.5%	12.0%
% of FP17s for the same patient ID Re-attending within 3 months - Adults	0	0	N/A	15.0%	15.8%	15.9%
% of FP17s for the same patient ID Re-attending between 3 & 9 months - Children	264	383	68.9%	57.7%	60.5%	58.0%
% of FP17s for the same patient ID Re-attending between 3 & 9 months - Adults	0	0	N/A	48.4%	51.8%	50.5%
% of FP17s for Band 1 Urgent Courses	2	370	0.5%	9.7%	9.5%	9.0%
% of FP17s Relating to Free Repair or Replacements	0	370	0.0%	0.7%	0.7%	0.8%
% of FP17s Relating to Continuations	0	370	0.0%	0.8%	1.0%	1.1%
% of Patients satisfied with the dentistry they have received	3	3	N/A	93.3%	92.1%	91.5%
% of Patients satisfied with the time they had to wait for an appointment	2	3	N/A	89.7%	88.3%	87.9%

* This is based on patients treated on this contract for their most recent course of treatment. Figures in italics indicate the base number of FP17s or Patient Questionnaire responses are less than 100. N/A is shown where the base number of responses is less than 10 during the period. % is calculated as Quantity/Base number*100

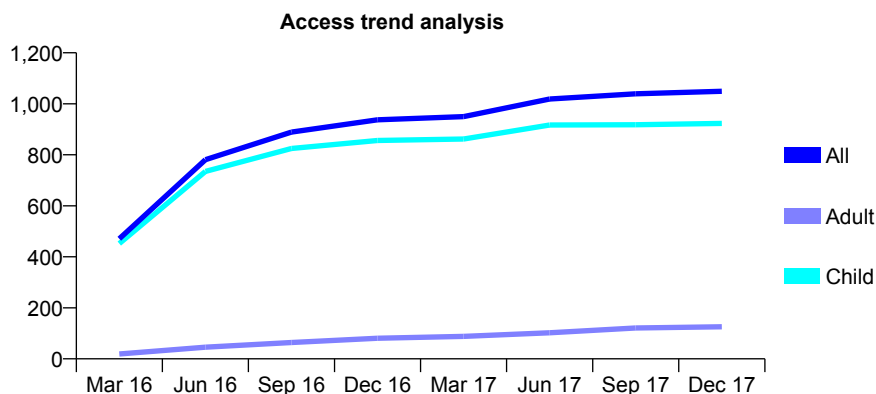
Q69 - Vital Signs At a Glance Contract Report for 660361/0002 - December 2017

Name or company name	MRS SK RAJANI
Contract type name	GDS Contract
Purpose of contract	General
Contract start date	01/09/2015
Contract end date	

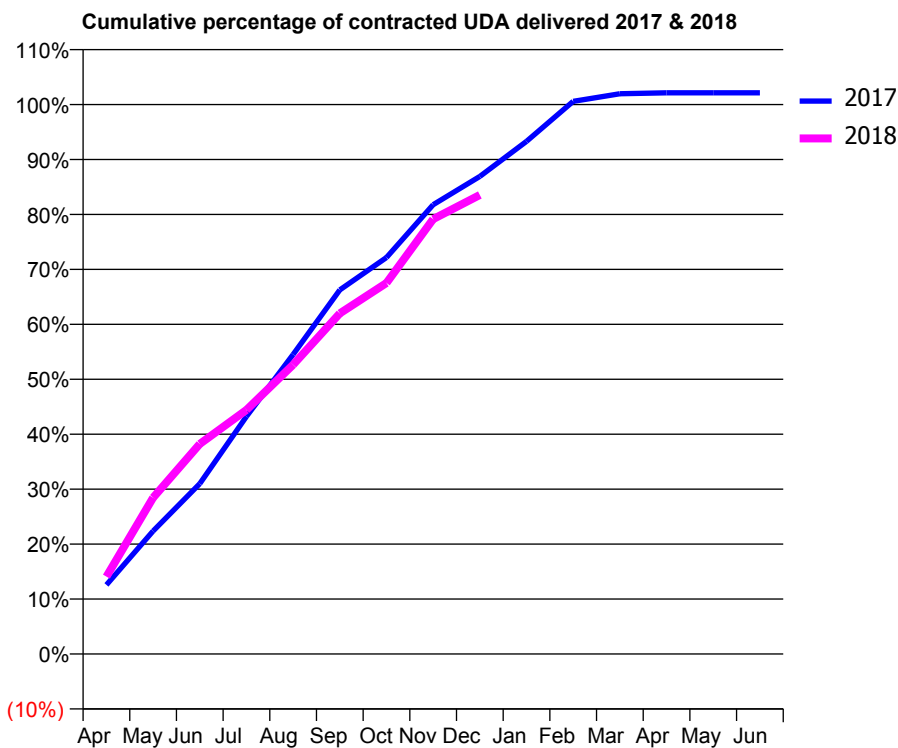
17/18 Contracted general activity (UDA)	1,803
Carry forward general activity (UDA)	-36
17/18 Contracted orthodontic activity (UOA)	0
Carry forward orthodontic activity (UOA)	0
Baseline contract value	£36,466.12

ACCESS*

Patients seen in 24 months	Total	Change since previous quarter
Quarter ending December 2016	937	
Quarter ending March 2017	950	→
Quarter ending June 2017	1,019	↑
Quarter ending September 2017	1,039	→
Quarter ending December 2017	1,049	→
Variance since December 2016	12.0%	↑



ACTIVITY



Month	Adjusted Scheduled Activity (UDA)	
	2017	2018
April	227	254
May	404	513
June	559	689
July	780	801
August	983	949
September	1,195	1,118
October	1,301	1,217
November	1,474	1,427
December	1,567	1,506
January	1,682	
February	1,813	
March	1,838	
April	1,841	
May	1,841	
June	1,841	

QUALITY

	Quantity	Base Number	Contract	AT	Region	England
% of FP17s for the same patient ID Re-attending within 3 months - Children	51	1,033	4.9%	11.5%	11.5%	12.0%
% of FP17s for the same patient ID Re-attending within 3 months - Adults	1	46	2.2%	15.0%	15.8%	15.9%
% of FP17s for the same patient ID Re-attending between 3 & 9 months - Children	545	1,033	52.8%	57.7%	60.5%	58.0%
% of FP17s for the same patient ID Re-attending between 3 & 9 months - Adults	21	46	45.7%	48.4%	51.8%	50.5%
% of FP17s for Band 1 Urgent Courses	15	1,078	1.4%	9.7%	9.5%	9.0%
% of FP17s Relating to Free Repair or Replacements	0	1,078	0.0%	0.7%	0.7%	0.8%
% of FP17s Relating to Continuations	7	1,078	0.6%	0.8%	1.0%	1.1%
% of Patients satisfied with the dentistry they have received	0	1	N/A	93.3%	92.1%	91.5%
% of Patients satisfied with the time they had to wait for an appointment	0	1	N/A	89.7%	88.3%	87.9%

* This is based on patients treated on this contract for their most recent course of treatment. Figures in italics indicate the base number of FP17s or Patient Questionnaire responses are less than 100. N/A is shown where the base number of responses is less than 10 during the period. % is calculated as Quantity/Base number*100

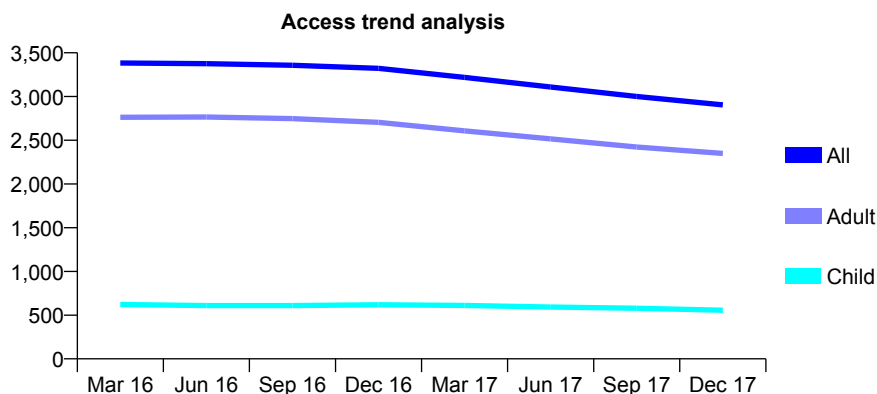
Q69 - Vital Signs At a Glance Contract Report for 673927/0001 - December 2017

Name or company name	MR DG DUGGAN
Contract type name	GDS Contract
Purpose of contract	General
Contract start date	01/04/2006
Contract end date	

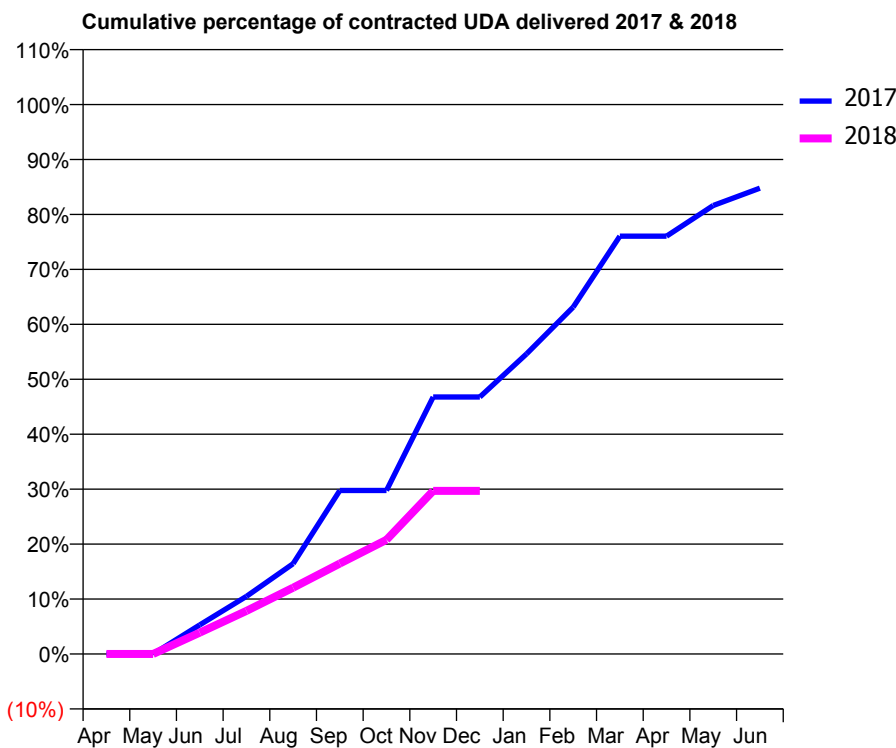
17/18 Contracted general activity (UDA)	11,284
Carry forward general activity (UDA)	0
17/18 Contracted orthodontic activity (UOA)	0
Carry forward orthodontic activity (UOA)	0
Baseline contract value	£269,844.26

ACCESS*

Patients seen in 24 months	Total	Change since previous quarter
Quarter ending December 2016	3,323	
Quarter ending March 2017	3,218	↓
Quarter ending June 2017	3,109	↓
Quarter ending September 2017	3,001	↓
Quarter ending December 2017	2,905	↓
Variance since December 2016	(12.6%)	↓



ACTIVITY



Month	Adjusted Scheduled Activity (UDA)	
	2017	2018
April	0	0
May	0	0
June	598	438
July	1,183	887
August	1,855	1,361
September	3,357	1,858
October	3,357	2,346
November	5,278	3,352
December	5,278	3,352
January	6,162	
February	7,124	
March	8,581	
April	8,581	
May	9,209	
June	9,567	

QUALITY

	Quantity	Base Number	Contract	AT	Region	England
% of FP17s for the same patient ID Re-attending within 3 months - Children	46	631	7.3%	11.5%	11.5%	12.0%
% of FP17s for the same patient ID Re-attending within 3 months - Adults	239	1,973	12.1%	15.0%	15.8%	15.9%
% of FP17s for the same patient ID Re-attending between 3 & 9 months - Children	473	631	75.0%	57.7%	60.5%	58.0%
% of FP17s for the same patient ID Re-attending between 3 & 9 months - Adults	1,437	1,973	72.8%	48.4%	51.8%	50.5%
% of FP17s for Band 1 Urgent Courses	78	2,069	3.8%	9.7%	9.5%	9.0%
% of FP17s Relating to Free Repair or Replacements	8	2,069	0.4%	0.7%	0.7%	0.8%
% of FP17s Relating to Continuations	32	2,069	1.5%	0.8%	1.0%	1.1%
% of Patients satisfied with the dentistry they have received	1	1	N/A	93.3%	92.1%	91.5%
% of Patients satisfied with the time they had to wait for an appointment	1	1	N/A	89.7%	88.3%	87.9%

* This is based on patients treated on this contract for their most recent course of treatment. Figures in italics indicate the base number of FP17s or Patient Questionnaire responses are less than 100. N/A is shown where the base number of responses is less than 10 during the period. % is calculated as Quantity/Base number*100

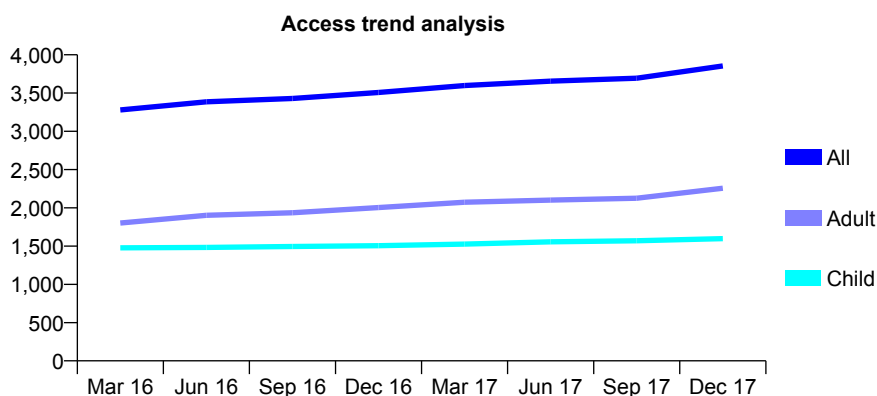
Q69 - Vital Signs At a Glance Contract Report for 678279/0001 - December 2017

Name or company name	MR C WONG
Contract type name	GDS Contract
Purpose of contract	General
Contract start date	01/04/2006
Contract end date	

17/18 Contracted general activity (UDA)	9,000
Carry forward general activity (UDA)	-180
17/18 Contracted orthodontic activity (UOA)	0
Carry forward orthodontic activity (UOA)	0
Baseline contract value	£234,057.20

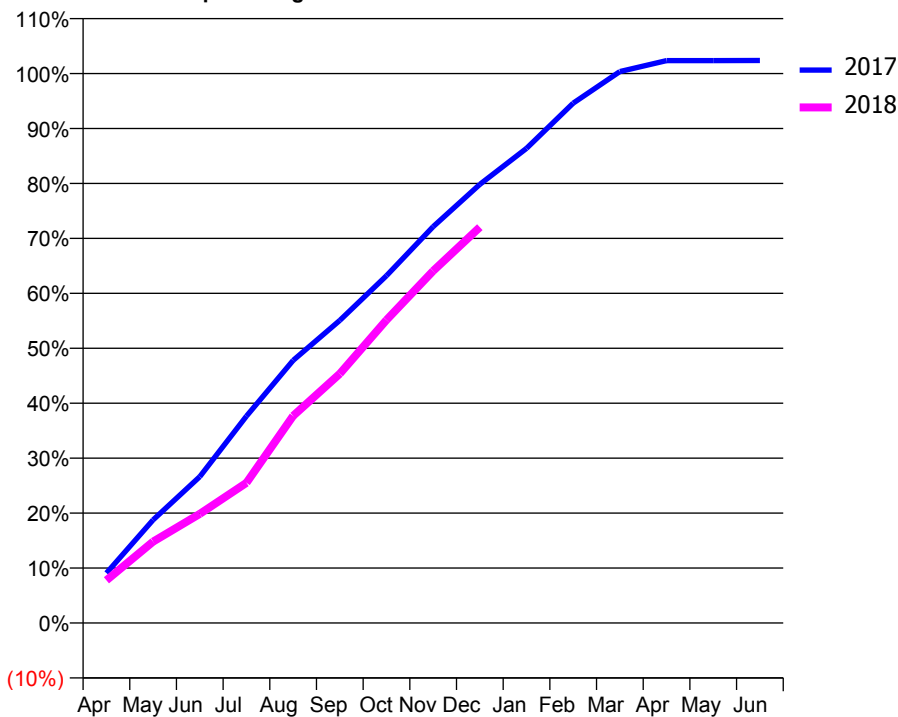
ACCESS*

Patients seen in 24 months	Total	Change since previous quarter
Quarter ending December 2016	3,508	
Quarter ending March 2017	3,599	↑
Quarter ending June 2017	3,656	→
Quarter ending September 2017	3,694	→
Quarter ending December 2017	3,854	↑
Variance since December 2016	9.9%	↑



ACTIVITY

Cumulative percentage of contracted UDA delivered 2017 & 2018



Month	Adjusted Scheduled Activity (UDA)	
	2017	2018
April	818	701
May	1,690	1,333
June	2,397	1,787
July	3,389	2,296
August	4,301	3,392
September	4,956	4,084
October	5,687	4,963
November	6,493	5,766
December	7,183	6,483
January	7,773	
February	8,515	
March	9,033	
April	9,211	
May	9,210	
June	9,212	

QUALITY

	Quantity	Base Number	Contract	AT	Region	England
% of FP17s for the same patient ID Re-attending within 3 months - Children	127	1,759	7.2%	11.5%	11.5%	12.0%
% of FP17s for the same patient ID Re-attending within 3 months - Adults	236	2,044	11.5%	15.0%	15.8%	15.9%
% of FP17s for the same patient ID Re-attending between 3 & 9 months - Children	983	1,759	55.9%	57.7%	60.5%	58.0%
% of FP17s for the same patient ID Re-attending between 3 & 9 months - Adults	964	2,044	47.2%	48.4%	51.8%	50.5%
% of FP17s for Band 1 Urgent Courses	203	2,987	6.8%	9.7%	9.5%	9.0%
% of FP17s Relating to Free Repair or Replacements	7	2,987	0.2%	0.7%	0.7%	0.8%
% of FP17s Relating to Continuations	41	2,987	1.4%	0.8%	1.0%	1.1%
% of Patients satisfied with the dentistry they have received	4	4	N/A	93.3%	92.1%	91.5%
% of Patients satisfied with the time they had to wait for an appointment	3	4	N/A	89.7%	88.3%	87.9%

* This is based on patients treated on this contract for their most recent course of treatment. Figures in italics indicate the base number of FP17s or Patient Questionnaire responses are less than 100. N/A is shown where the base number of responses is less than 10 during the period. % is calculated as Quantity/Base number*100

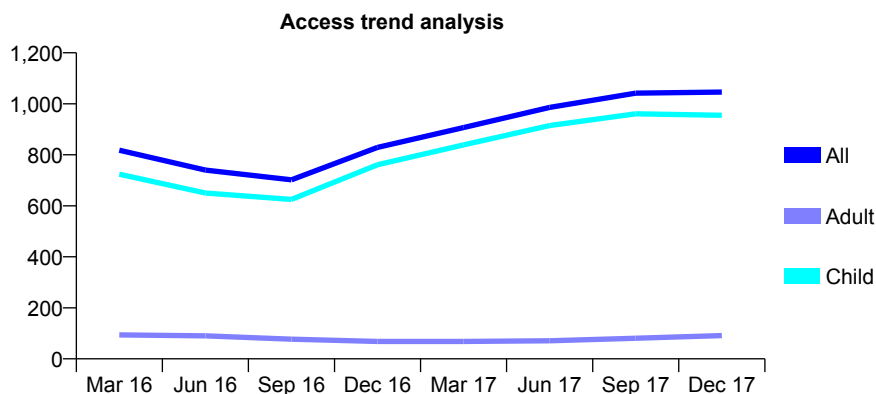
Q69 - Vital Signs At a Glance Contract Report for 678600/0001 - December 2017

Name or company name	MISS CE MCCLELLAND
Contract type name	GDS Contract
Purpose of contract	General
Contract start date	01/04/2006
Contract end date	

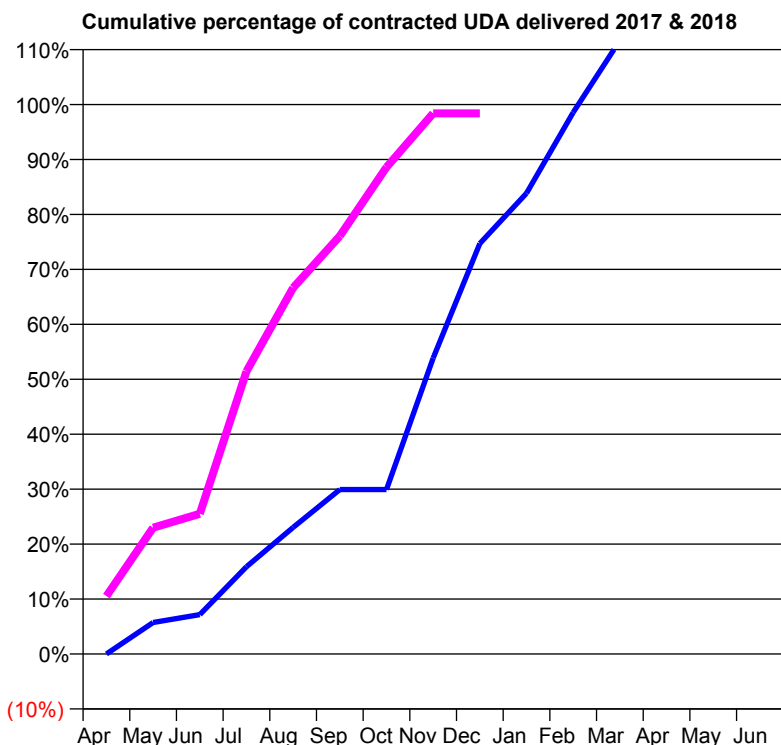
17/18 Contracted general activity (UDA)	1,700
Carry forward general activity (UDA)	-34
17/18 Contracted orthodontic activity (UOA)	0
Carry forward orthodontic activity (UOA)	0
Baseline contract value	£40,653.60

ACCESS*

Patients seen in 24 months	Total	Change since previous quarter
Quarter ending December 2016	829	
Quarter ending March 2017	907	↑
Quarter ending June 2017	986	↑
Quarter ending September 2017	1,042	↑
Quarter ending December 2017	1,046	→
Variance since December 2016	26.2%	↑



ACTIVITY



Month	Adjusted Scheduled Activity (UDA)	
	2017	2018
April	0	179
May	98	391
June	122	434
July	270	874
August	392	1,133
September	509	1,293
October	509	1,506
November	916	1,673
December	1,270	1,673
January	1,426	
February	1,675	
March	1,898	
April	2,004	
May	2,004	
June	2,004	

QUALITY

	Quantity	Base Number	Contract	AT	Region	England
% of FP17s for the same patient ID Re-attending within 3 months - Children	125	1,158	10.8%	11.5%	11.5%	12.0%
% of FP17s for the same patient ID Re-attending within 3 months - Adults	2	27	7.4%	15.0%	15.8%	15.9%
% of FP17s for the same patient ID Re-attending between 3 & 9 months - Children	652	1,158	56.3%	57.7%	60.5%	58.0%
% of FP17s for the same patient ID Re-attending between 3 & 9 months - Adults	18	27	66.7%	48.4%	51.8%	50.5%
% of FP17s for Band 1 Urgent Courses	33	1,119	2.9%	9.7%	9.5%	9.0%
% of FP17s Relating to Free Repair or Replacements	0	1,119	0.0%	0.7%	0.7%	0.8%
% of FP17s Relating to Continuations	0	1,119	0.0%	0.8%	1.0%	1.1%
% of Patients satisfied with the dentistry they have received	3	3	N/A	93.3%	92.1%	91.5%
% of Patients satisfied with the time they had to wait for an appointment	3	3	N/A	89.7%	88.3%	87.9%

* This is based on patients treated on this contract for their most recent course of treatment. Figures in italics indicate the base number of FP17s or Patient Questionnaire responses are less than 100. N/A is shown where the base number of responses is less than 10 during the period. % is calculated as Quantity/Base number*100

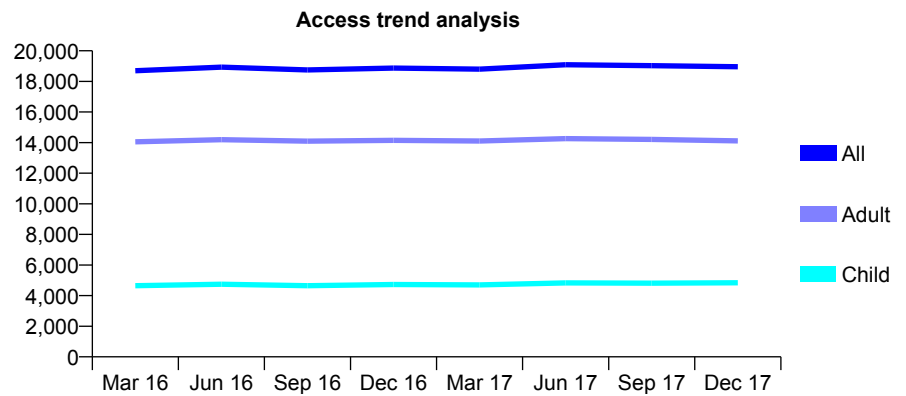
Q69 - Vital Signs At a Glance Contract Report for 678732/0001 - December 2017

Name or company name	MR V MISTRY
Contract type name	GDS Contract
Purpose of contract	General
Contract start date	01/04/2006
Contract end date	

17/18 Contracted general activity (UDA)	40,260
Carry forward general activity (UDA)	-805
17/18 Contracted orthodontic activity (UOA)	0
Carry forward orthodontic activity (UOA)	0
Baseline contract value	£1,150,310.11

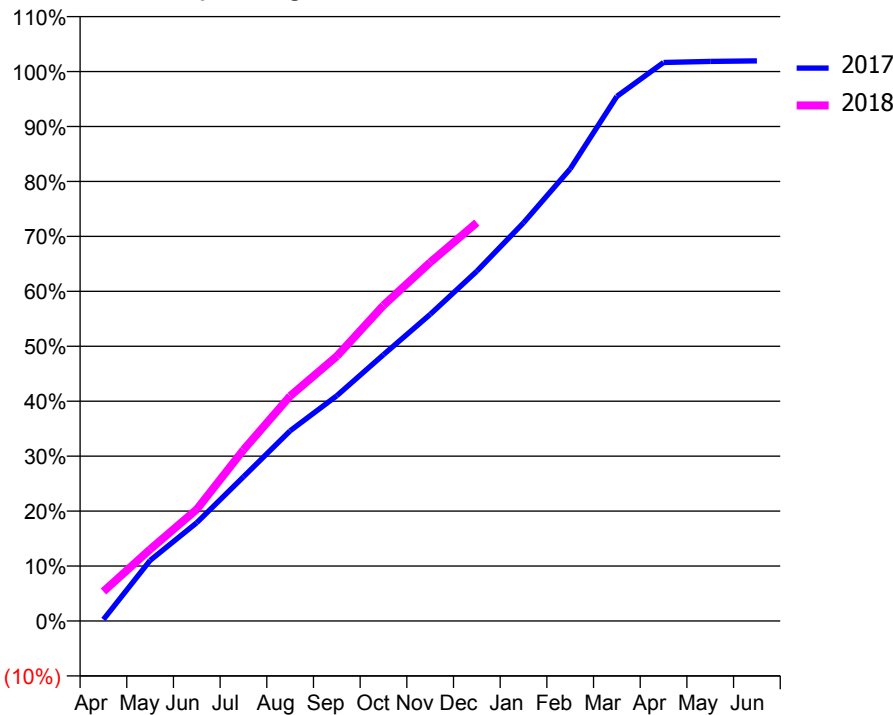
ACCESS*

Patients seen in 24 months	Total	Change since previous quarter
Quarter ending December 2016	18,872	
Quarter ending March 2017	18,806	→
Quarter ending June 2017	19,090	→
Quarter ending September 2017	19,029	→
Quarter ending December 2017	18,955	→
Variance since December 2016	0.4%	→



ACTIVITY

Cumulative percentage of contracted UDA delivered 2017 & 2018



Month	Adjusted Scheduled Activity (UDA)	
	2017	2018
April	112	2,167
May	4,622	5,254
June	7,493	8,181
July	10,993	12,539
August	14,499	16,488
September	17,167	19,398
October	20,299	23,129
November	23,363	26,278
December	26,652	29,186
January	30,340	
February	34,446	
March	39,977	
April	42,558	
May	42,642	
June	42,675	

QUALITY

	Quantity	Base Number	Contract	AT	Region	England
% of FP17s for the same patient ID Re-attending within 3 months - Children	322	4,399	7.3%	11.5%	11.5%	12.0%
% of FP17s for the same patient ID Re-attending within 3 months - Adults	2,173	11,976	18.1%	15.0%	15.8%	15.9%
% of FP17s for the same patient ID Re-attending between 3 & 9 months - Children	2,039	4,399	46.4%	57.7%	60.5%	58.0%
% of FP17s for the same patient ID Re-attending between 3 & 9 months - Adults	4,298	11,976	35.9%	48.4%	51.8%	50.5%
% of FP17s for Band 1 Urgent Courses	2,824	14,028	20.1%	9.7%	9.5%	9.0%
% of FP17s Relating to Free Repair or Replacements	293	14,028	2.1%	0.7%	0.7%	0.8%
% of FP17s Relating to Continuations	127	14,028	0.9%	0.8%	1.0%	1.1%
% of Patients satisfied with the dentistry they have received	15	16	93.8%	93.3%	92.1%	91.5%
% of Patients satisfied with the time they had to wait for an appointment	12	16	75.0%	89.7%	88.3%	87.9%

* This is based on patients treated on this contract for their most recent course of treatment. Figures in italics indicate the base number of FP17s or Patient Questionnaire responses are less than 100. N/A is shown where the base number of responses is less than 10 during the period. % is calculated as Quantity/Base number*100

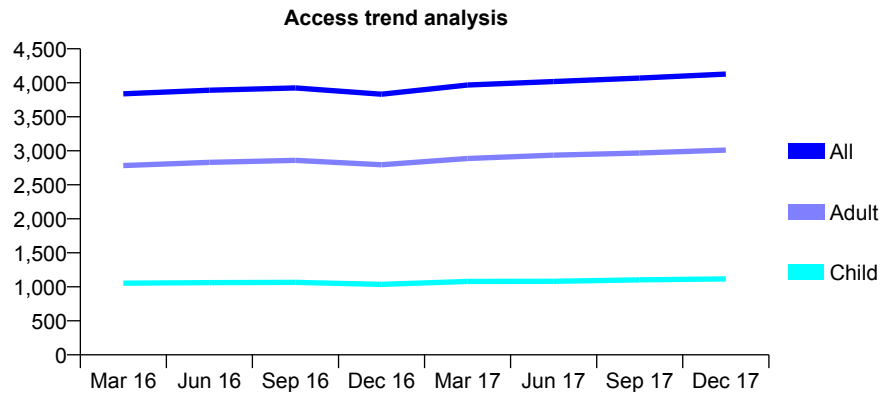
Q69 - Vital Signs At a Glance Contract Report for 683396/0001 - December 2017

Name or company name	Bourbon Street Dental Care
Contract type name	GDS Contract
Purpose of contract	General
Contract start date	01/04/2006
Contract end date	

17/18 Contracted general activity (UDA)	11,630
Carry forward general activity (UDA)	29
17/18 Contracted orthodontic activity (UOA)	0
Carry forward orthodontic activity (UOA)	0
Baseline contract value	£359,721.19

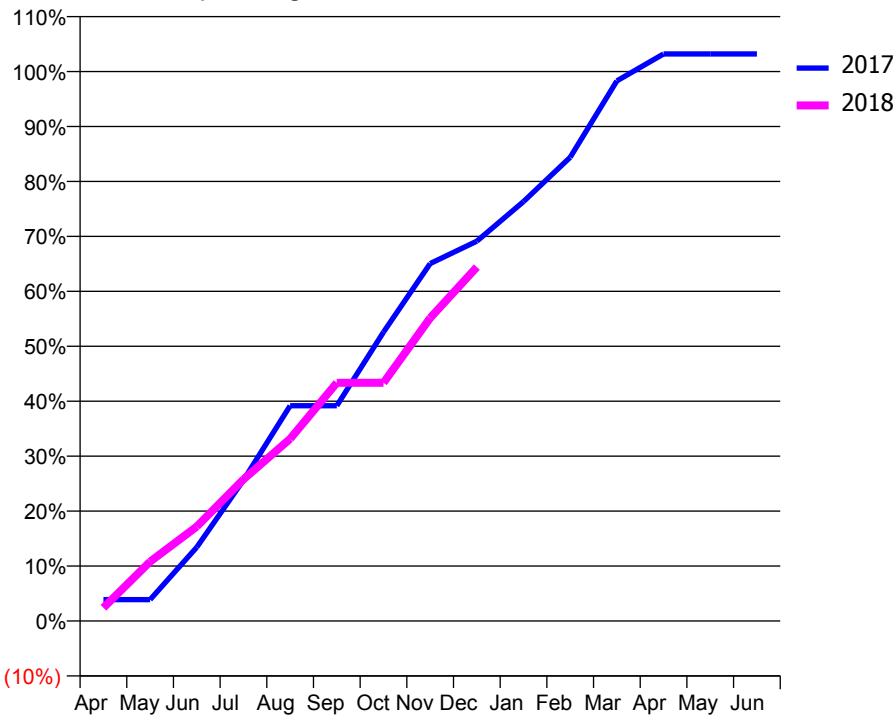
ACCESS*

Patients seen in 24 months	Total	Change since previous quarter
Quarter ending December 2016	3,832	
Quarter ending March 2017	3,967	↑
Quarter ending June 2017	4,018	→
Quarter ending September 2017	4,070	→
Quarter ending December 2017	4,128	→
Variance since December 2016	7.7%	↑



ACTIVITY

Cumulative percentage of contracted UDA delivered 2017 & 2018



Month	Adjusted Scheduled Activity (UDA)	
	2017	2018
April	453	281
May	453	1,258
June	1,562	1,999
July	2,982	2,998
August	4,557	3,858
September	4,557	5,042
October	6,115	5,042
November	7,564	6,415
December	8,039	7,491
January	8,879	
February	9,816	
March	11,433	
April	12,003	
May	12,003	
June	12,003	

QUALITY

	Quantity	Base Number	Contract	AT	Region	England
% of FP17s for the same patient ID Re-attending within 3 months - Children	79	947	8.3%	11.5%	11.5%	12.0%
% of FP17s for the same patient ID Re-attending within 3 months - Adults	270	2,199	12.3%	15.0%	15.8%	15.9%
% of FP17s for the same patient ID Re-attending between 3 & 9 months - Children	414	947	43.7%	57.7%	60.5%	58.0%
% of FP17s for the same patient ID Re-attending between 3 & 9 months - Adults	625	2,199	28.4%	48.4%	51.8%	50.5%
% of FP17s for Band 1 Urgent Courses	126	2,947	4.3%	9.7%	9.5%	9.0%
% of FP17s Relating to Free Repair or Replacements	9	2,947	0.3%	0.7%	0.7%	0.8%
% of FP17s Relating to Continuations	75	2,947	2.5%	0.8%	1.0%	1.1%
% of Patients satisfied with the dentistry they have received	4	4	N/A	93.3%	92.1%	91.5%
% of Patients satisfied with the time they had to wait for an appointment	4	4	N/A	89.7%	88.3%	87.9%

* This is based on patients treated on this contract for their most recent course of treatment. Figures in italics indicate the base number of FP17s or Patient Questionnaire responses are less than 100. N/A is shown where the base number of responses is less than 10 during the period. % is calculated as Quantity/Base number*100

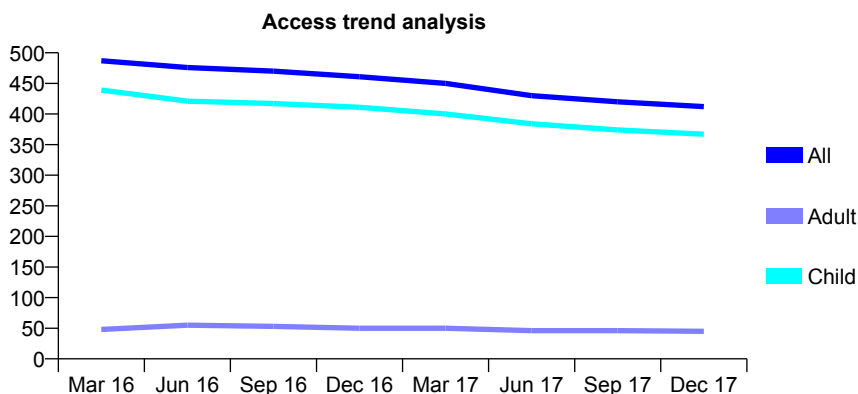
Q69 - Vital Signs At a Glance Contract Report for 683760/0001 - December 2017

Name or company name	MR CJ MORRIS
Contract type name	GDS Contract
Purpose of contract	General
Contract start date	01/12/2013
Contract end date	

17/18 Contracted general activity (UDA)	1,443
Carry forward general activity (UDA)	29
17/18 Contracted orthodontic activity (UOA)	0
Carry forward orthodontic activity (UOA)	0
Baseline contract value	£29,469.46

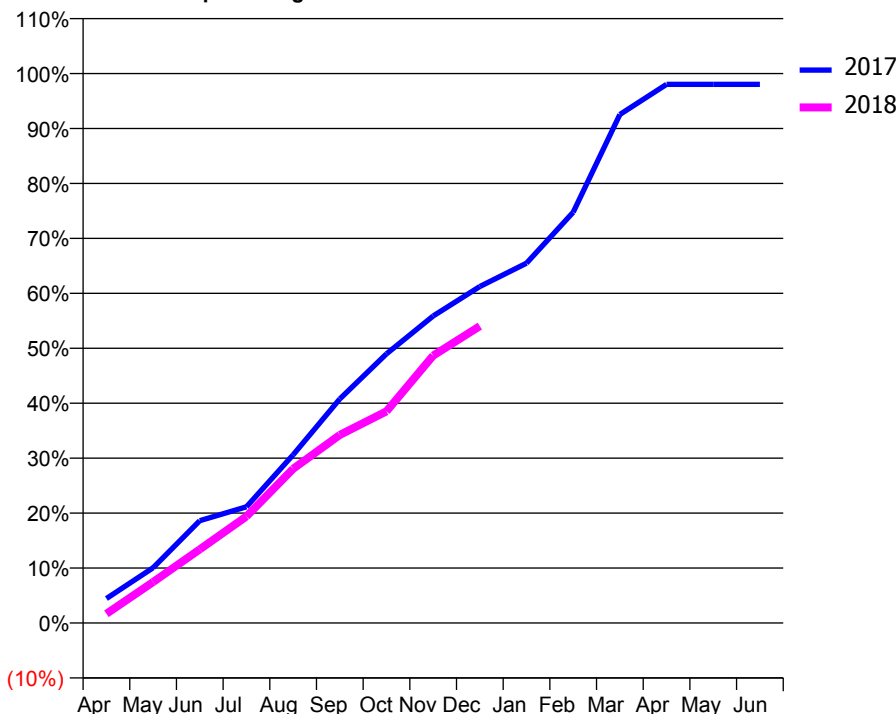
ACCESS*

Patients seen in 24 months	Total	Change since previous quarter
Quarter ending December 2016	461	
Quarter ending March 2017	450	↓
Quarter ending June 2017	430	↓
Quarter ending September 2017	420	↓
Quarter ending December 2017	412	↓
Variance since December 2016	(10.6%)	↓



ACTIVITY

Cumulative percentage of contracted UDA delivered 2017 & 2018



Month	Adjusted Scheduled Activity (UDA)	
	2017	2018
April	64	24
May	145	108
June	269	193
July	305	280
August	442	405
September	588	494
October	707	556
November	806	702
December	884	780
January	945	
February	1,079	
March	1,335	
April	1,415	
May	1,415	
June	1,415	

QUALITY

	Quantity	Base Number	Contract	AT	Region	England
% of FP17s for the same patient ID Re-attending within 3 months - Children	49	420	11.7%	11.5%	11.5%	12.0%
% of FP17s for the same patient ID Re-attending within 3 months - Adults	1	6	16.7%	15.0%	15.8%	15.9%
% of FP17s for the same patient ID Re-attending between 3 & 9 months - Children	257	420	61.2%	57.7%	60.5%	58.0%
% of FP17s for the same patient ID Re-attending between 3 & 9 months - Adults	4	6	66.7%	48.4%	51.8%	50.5%
% of FP17s for Band 1 Urgent Courses	29	390	7.4%	9.7%	9.5%	9.0%
% of FP17s Relating to Free Repair or Replacements	0	390	0.0%	0.7%	0.7%	0.8%
% of FP17s Relating to Continuations	0	390	0.0%	0.8%	1.0%	1.1%
% of Patients satisfied with the dentistry they have received	0	0	N/A	93.3%	92.1%	91.5%
% of Patients satisfied with the time they had to wait for an appointment	0	0	N/A	89.7%	88.3%	87.9%

* This is based on patients treated on this contract for their most recent course of treatment. Figures in italics indicate the base number of FP17s or Patient Questionnaire responses are less than 100. N/A is shown where the base number of responses is less than 10 during the period. % is calculated as Quantity/Base number*100

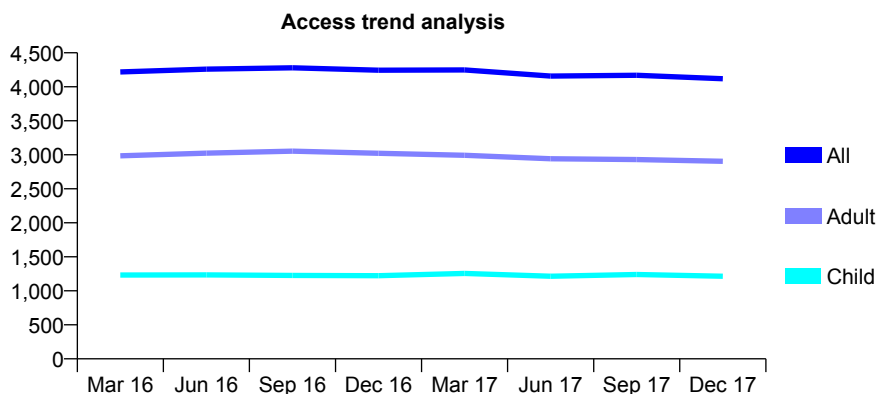
Q69 - Vital Signs At a Glance Contract Report for 684163/0001 - December 2017

Name or company name	MR PW NILAND
Contract type name	GDS Contract
Purpose of contract	General
Contract start date	01/11/2007
Contract end date	

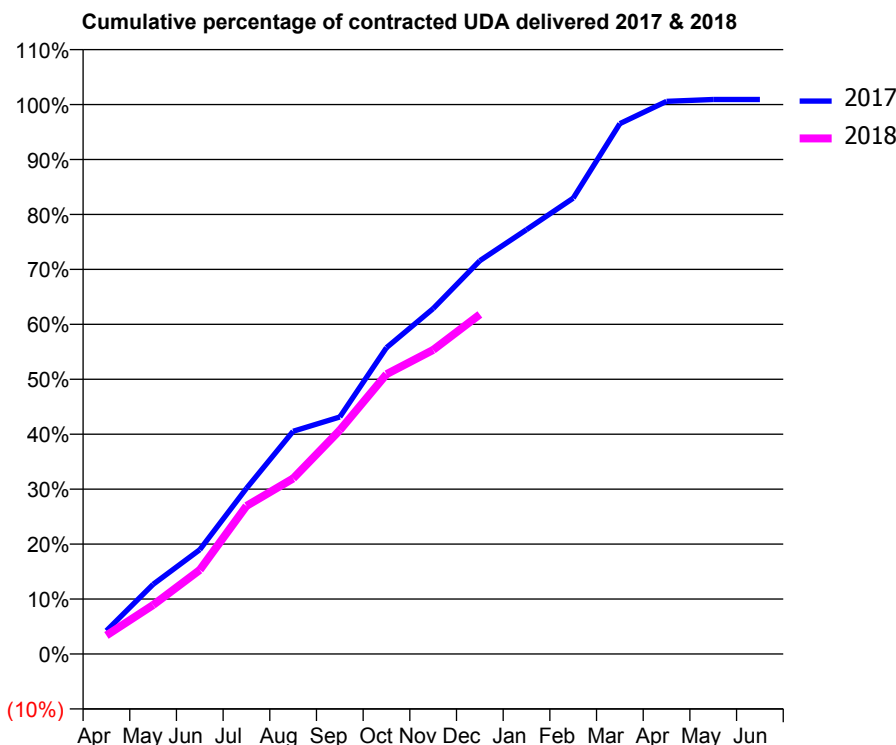
17/18 Contracted general activity (UDA)	10,400
Carry forward general activity (UDA)	-96
17/18 Contracted orthodontic activity (UOA)	0
Carry forward orthodontic activity (UOA)	0
Baseline contract value	£304,778.54

ACCESS*

Patients seen in 24 months	Total	Change since previous quarter
Quarter ending December 2016	4,244	
Quarter ending March 2017	4,249	→
Quarter ending June 2017	4,158	↓
Quarter ending September 2017	4,170	→
Quarter ending December 2017	4,119	↓
Variance since December 2016	(2.9%)	↓



ACTIVITY



Month	Adjusted Scheduled Activity (UDA)	
	2017	2018
April	440	353
May	1,318	927
June	1,975	1,591
July	3,137	2,803
August	4,215	3,324
September	4,486	4,236
October	5,798	5,297
November	6,537	5,756
December	7,443	6,427
January	8,032	
February	8,627	
March	10,038	
April	10,460	
May	10,496	
June	10,496	

QUALITY

	Quantity	Base Number	Contract	AT	Region	England
% of FP17s for the same patient ID Re-attending within 3 months - Children	69	1,179	5.9%	11.5%	11.5%	12.0%
% of FP17s for the same patient ID Re-attending within 3 months - Adults	265	2,266	11.7%	15.0%	15.8%	15.9%
% of FP17s for the same patient ID Re-attending between 3 & 9 months - Children	647	1,179	54.9%	57.7%	60.5%	58.0%
% of FP17s for the same patient ID Re-attending between 3 & 9 months - Adults	914	2,266	40.3%	48.4%	51.8%	50.5%
% of FP17s for Band 1 Urgent Courses	96	3,245	3.0%	9.7%	9.5%	9.0%
% of FP17s Relating to Free Repair or Replacements	11	3,245	0.3%	0.7%	0.7%	0.8%
% of FP17s Relating to Continuations	95	3,245	2.9%	0.8%	1.0%	1.1%
% of Patients satisfied with the dentistry they have received	6	6	N/A	93.3%	92.1%	91.5%
% of Patients satisfied with the time they had to wait for an appointment	5	6	N/A	89.7%	88.3%	87.9%

* This is based on patients treated on this contract for their most recent course of treatment. Figures in italics indicate the base number of FP17s or Patient Questionnaire responses are less than 100. N/A is shown where the base number of responses is less than 10 during the period. % is calculated as Quantity/Base number*100

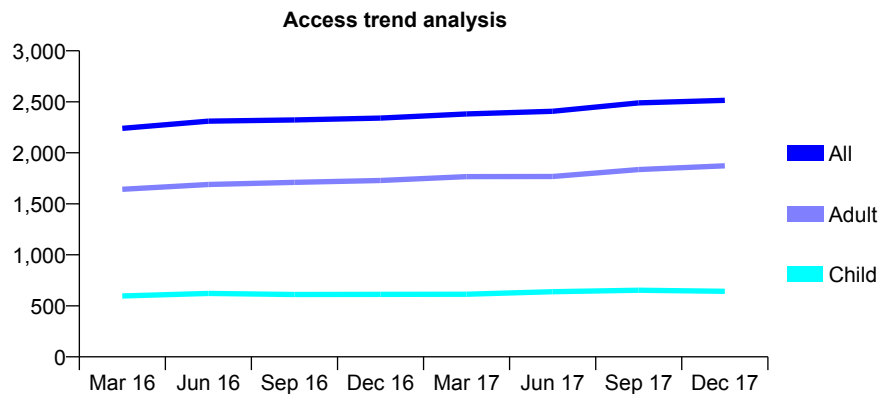
Q69 - Vital Signs At a Glance Contract Report for 688118/0001 - December 2017

Name or company name	MR C SANTODOMINGO RUBIDO
Contract type name	GDS Contract
Purpose of contract	General
Contract start date	01/04/2014
Contract end date	

17/18 Contracted general activity (UDA)	7,974
Carry forward general activity (UDA)	-79
17/18 Contracted orthodontic activity (UOA)	0
Carry forward orthodontic activity (UOA)	0
Baseline contract value	£198,901.53

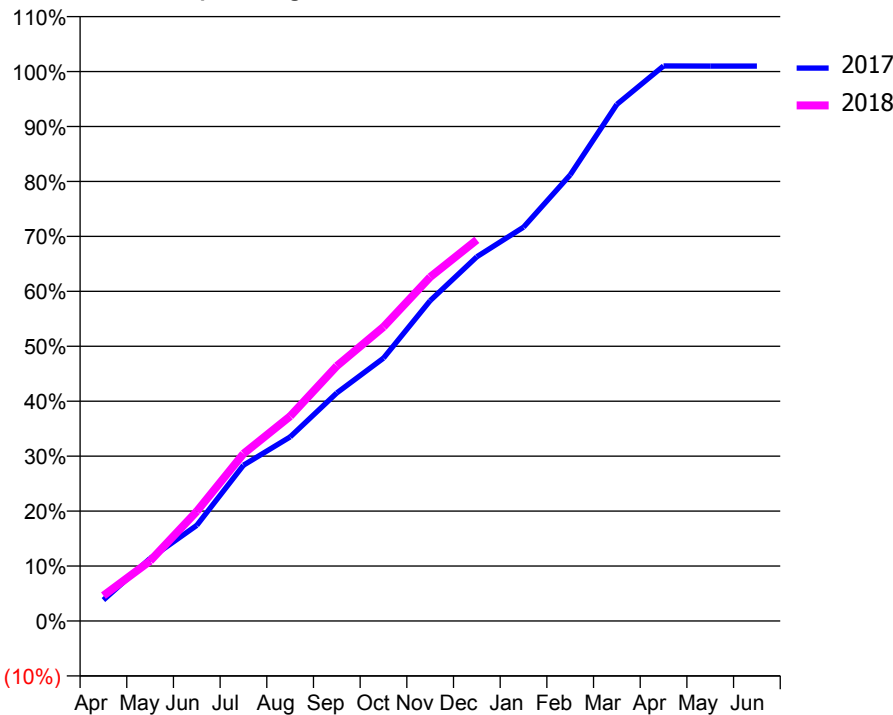
ACCESS*

Patients seen in 24 months	Total	Change since previous quarter
Quarter ending December 2016	2,341	
Quarter ending March 2017	2,381	→
Quarter ending June 2017	2,407	→
Quarter ending September 2017	2,489	↑
Quarter ending December 2017	2,515	→
Variance since December 2016	7.4%	↑



ACTIVITY

Cumulative percentage of contracted UDA delivered 2017 & 2018



Month	Adjusted Scheduled Activity (UDA)	
	2017	2018
April	305	369
May	909	871
June	1,388	1,592
July	2,260	2,427
August	2,672	2,971
September	3,310	3,700
October	3,814	4,268
November	4,648	4,992
December	5,286	5,532
January	5,714	
February	6,473	
March	7,498	
April	8,054	
May	8,053	
June	8,053	

QUALITY

	Quantity	Base Number	Contract	AT	Region	England
% of FP17s for the same patient ID Re-attending within 3 months - Children	30	602	5.0%	11.5%	11.5%	12.0%
% of FP17s for the same patient ID Re-attending within 3 months - Adults	185	1,621	11.4%	15.0%	15.8%	15.9%
% of FP17s for the same patient ID Re-attending between 3 & 9 months - Children	278	602	46.2%	57.7%	60.5%	58.0%
% of FP17s for the same patient ID Re-attending between 3 & 9 months - Adults	679	1,621	41.9%	48.4%	51.8%	50.5%
% of FP17s for Band 1 Urgent Courses	156	2,054	7.6%	9.7%	9.5%	9.0%
% of FP17s Relating to Free Repair or Replacements	8	2,054	0.4%	0.7%	0.7%	0.8%
% of FP17s Relating to Continuations	0	2,054	0.0%	0.8%	1.0%	1.1%
% of Patients satisfied with the dentistry they have received	4	4	N/A	93.3%	92.1%	91.5%
% of Patients satisfied with the time they had to wait for an appointment	4	4	N/A	89.7%	88.3%	87.9%

* This is based on patients treated on this contract for their most recent course of treatment. Figures in italics indicate the base number of FP17s or Patient Questionnaire responses are less than 100. N/A is shown where the base number of responses is less than 10 during the period. % is calculated as Quantity/Base number*100

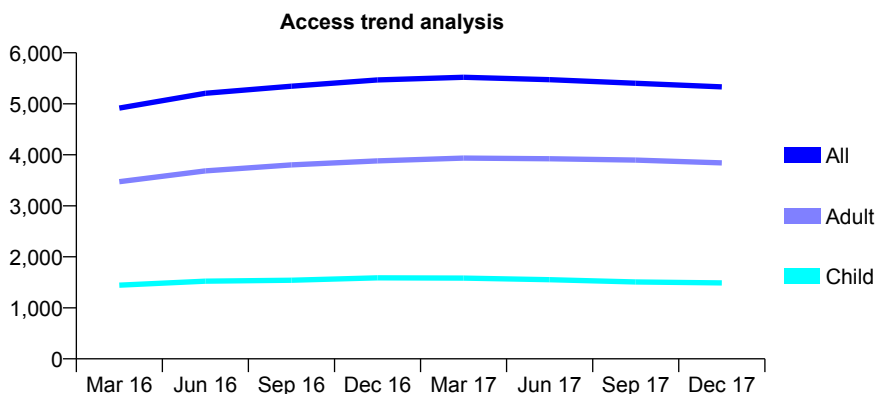
Q69 - Vital Signs At a Glance Contract Report for 689955/0001 - December 2017

Name or company name	MR DS MALLI
Contract type name	GDS Contract
Purpose of contract	General
Contract start date	01/10/2014
Contract end date	

17/18 Contracted general activity (UDA)	12,508
Carry forward general activity (UDA)	255
17/18 Contracted orthodontic activity (UOA)	0
Carry forward orthodontic activity (UOA)	0
Baseline contract value	£343,414.54

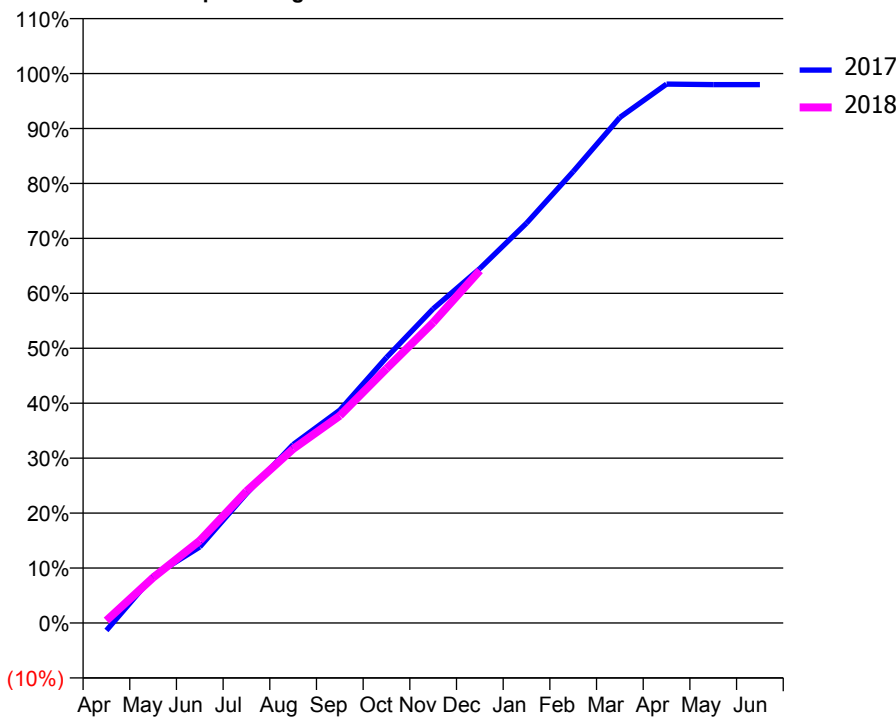
ACCESS*

Patients seen in 24 months	Total	Change since previous quarter
Quarter ending December 2016	5,467	
Quarter ending March 2017	5,519	→
Quarter ending June 2017	5,473	→
Quarter ending September 2017	5,403	↓
Quarter ending December 2017	5,332	↓
Variance since December 2016	(2.5%)	↓



ACTIVITY

Cumulative percentage of contracted UDA delivered 2017 & 2018



Month	Adjusted Scheduled Activity (UDA)	
	2017	2018
April	-173	55
May	1,067	1,035
June	1,732	1,876
July	2,946	3,002
August	4,062	3,963
September	4,845	4,718
October	6,045	5,789
November	7,153	6,840
December	8,071	8,024
January	9,103	
February	10,275	
March	11,507	
April	12,267	
May	12,255	
June	12,254	

QUALITY

	Quantity	Base Number	Contract	AT	Region	England
% of FP17s for the same patient ID Re-attending within 3 months - Children	62	1,239	5.0%	11.5%	11.5%	12.0%
% of FP17s for the same patient ID Re-attending within 3 months - Adults	318	3,148	10.1%	15.0%	15.8%	15.9%
% of FP17s for the same patient ID Re-attending between 3 & 9 months - Children	526	1,239	42.5%	57.7%	60.5%	58.0%
% of FP17s for the same patient ID Re-attending between 3 & 9 months - Adults	1,495	3,148	47.5%	48.4%	51.8%	50.5%
% of FP17s for Band 1 Urgent Courses	227	4,039	5.6%	9.7%	9.5%	9.0%
% of FP17s Relating to Free Repair or Replacements	12	4,039	0.3%	0.7%	0.7%	0.8%
% of FP17s Relating to Continuations	12	4,039	0.3%	0.8%	1.0%	1.1%
% of Patients satisfied with the dentistry they have received	2	3	N/A	93.3%	92.1%	91.5%
% of Patients satisfied with the time they had to wait for an appointment	2	3	N/A	89.7%	88.3%	87.9%

* This is based on patients treated on this contract for their most recent course of treatment. Figures in italics indicate the base number of FP17s or Patient Questionnaire responses are less than 100. N/A is shown where the base number of responses is less than 10 during the period. % is calculated as Quantity/Base number*100

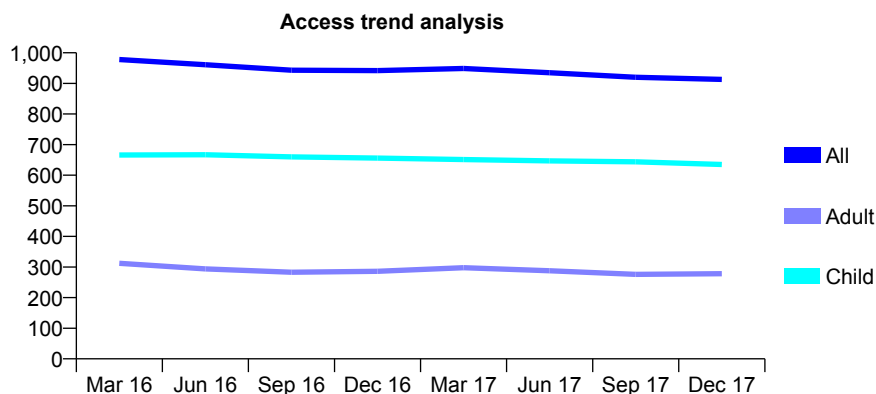
Q69 - Vital Signs At a Glance Contract Report for 691259/0001 - December 2017

Name or company name	MRS N MAJEVADIA
Contract type name	GDS Contract
Purpose of contract	General
Contract start date	01/04/2014
Contract end date	

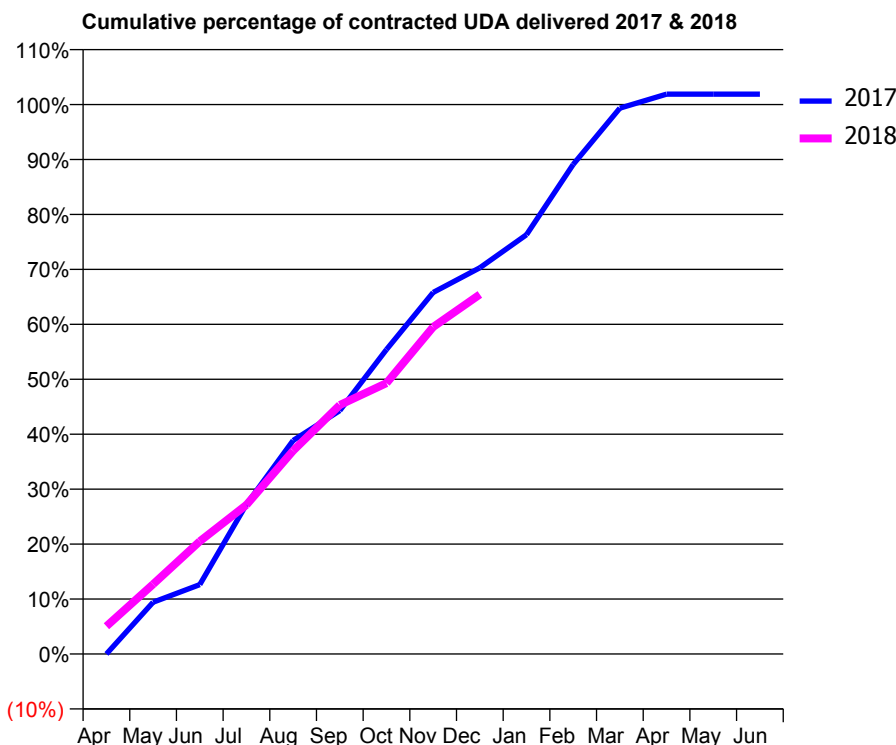
17/18 Contracted general activity (UDA)	2,400
Carry forward general activity (UDA)	-31
17/18 Contracted orthodontic activity (UOA)	0
Carry forward orthodontic activity (UOA)	0
Baseline contract value	£55,129.05

ACCESS*

Patients seen in 24 months	Total	Change since previous quarter
Quarter ending December 2016	942	
Quarter ending March 2017	949	→
Quarter ending June 2017	935	↓
Quarter ending September 2017	920	↓
Quarter ending December 2017	913	→
Variance since December 2016	(3.1%)	↓



ACTIVITY



Month	Adjusted Scheduled Activity (UDA)	
	2017	2018
April	0	121
May	226	305
June	303	492
July	654	651
August	933	888
September	1,063	1,088
October	1,330	1,183
November	1,579	1,429
December	1,687	1,570
January	1,832	
February	2,138	
March	2,384	
April	2,445	
May	2,445	
June	2,445	

QUALITY

	Quantity	Base Number	Contract	AT	Region	England
% of FP17s for the same patient ID Re-attending within 3 months - Children	68	767	8.9%	11.5%	11.5%	12.0%
% of FP17s for the same patient ID Re-attending within 3 months - Adults	40	196	20.4%	15.0%	15.8%	15.9%
% of FP17s for the same patient ID Re-attending between 3 & 9 months - Children	478	767	62.3%	57.7%	60.5%	58.0%
% of FP17s for the same patient ID Re-attending between 3 & 9 months - Adults	116	196	59.2%	48.4%	51.8%	50.5%
% of FP17s for Band 1 Urgent Courses	37	927	4.0%	9.7%	9.5%	9.0%
% of FP17s Relating to Free Repair or Replacements	2	927	0.2%	0.7%	0.7%	0.8%
% of FP17s Relating to Continuations	21	927	2.3%	0.8%	1.0%	1.1%
% of Patients satisfied with the dentistry they have received	0	0	N/A	93.3%	92.1%	91.5%
% of Patients satisfied with the time they had to wait for an appointment	0	0	N/A	89.7%	88.3%	87.9%

* This is based on patients treated on this contract for their most recent course of treatment. Figures in italics indicate the base number of FP17s or Patient Questionnaire responses are less than 100. N/A is shown where the base number of responses is less than 10 during the period. % is calculated as Quantity/Base number*100

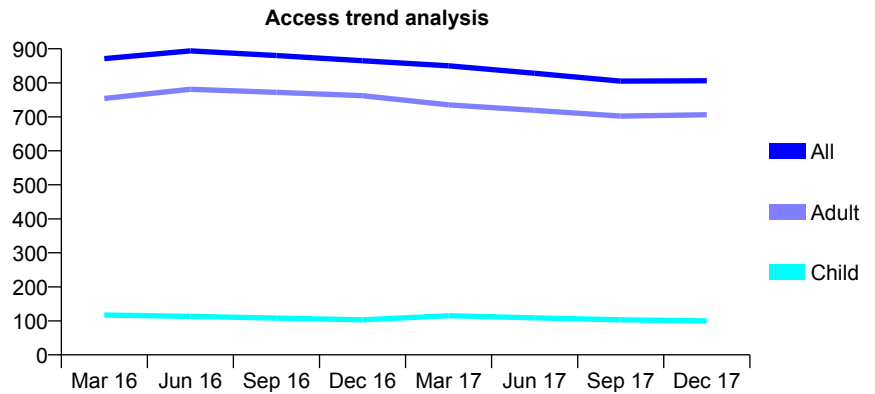
Q69 - Vital Signs At a Glance Contract Report for 691259/0002 - December 2017

Name or company name	MRS N MAJEVADIA
Contract type name	GDS Contract
Purpose of contract	General
Contract start date	01/08/2014
Contract end date	

17/18 Contracted general activity (UDA)	3,008
Carry forward general activity (UDA)	31
17/18 Contracted orthodontic activity (UOA)	0
Carry forward orthodontic activity (UOA)	0
Baseline contract value	£72,640.11

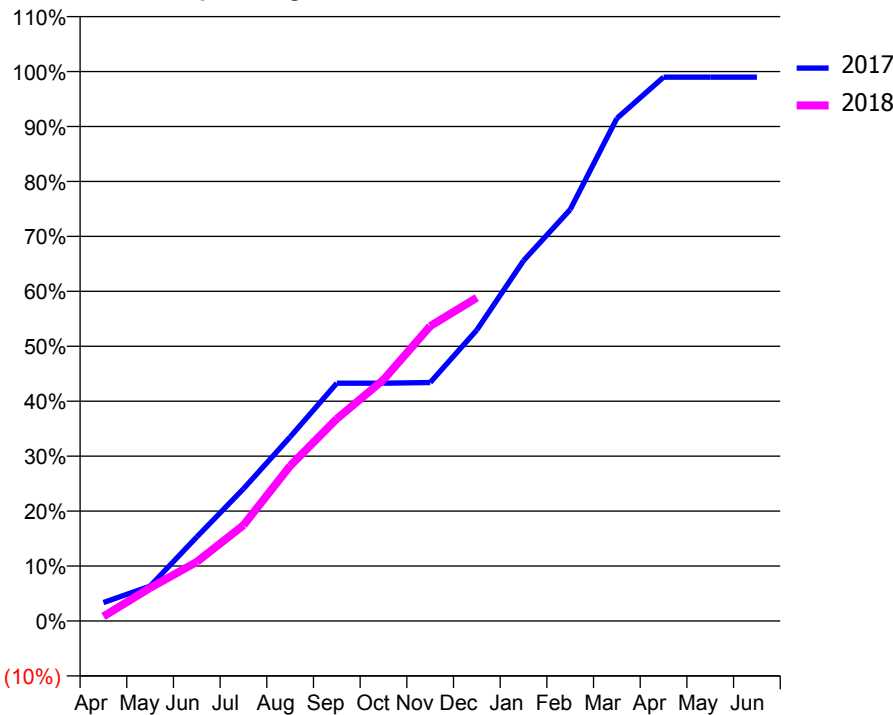
ACCESS*

Patients seen in 24 months	Total	Change since previous quarter
Quarter ending December 2016	865	
Quarter ending March 2017	850	↓
Quarter ending June 2017	828	↓
Quarter ending September 2017	805	↓
Quarter ending December 2017	806	→
Variance since December 2016	(6.8%)	↓



ACTIVITY

Cumulative percentage of contracted UDA delivered 2017 & 2018



Month	Adjusted Scheduled Activity (UDA)	
	2017	2018
April	101	25
May	191	181
June	460	323
July	724	524
August	1,008	849
September	1,302	1,107
October	1,302	1,321
November	1,305	1,614
December	1,593	1,770
January	1,973	
February	2,252	
March	2,751	
April	2,977	
May	2,977	
June	2,977	

QUALITY

	Quantity	Base Number	Contract	AT	Region	England
% of FP17s for the same patient ID Re-attending within 3 months - Children	6	102	5.9%	11.5%	11.5%	12.0%
% of FP17s for the same patient ID Re-attending within 3 months - Adults	59	692	8.5%	15.0%	15.8%	15.9%
% of FP17s for the same patient ID Re-attending between 3 & 9 months - Children	61	102	59.8%	57.7%	60.5%	58.0%
% of FP17s for the same patient ID Re-attending between 3 & 9 months - Adults	449	692	64.9%	48.4%	51.8%	50.5%
% of FP17s for Band 1 Urgent Courses	19	735	2.6%	9.7%	9.5%	9.0%
% of FP17s Relating to Free Repair or Replacements	1	735	0.1%	0.7%	0.7%	0.8%
% of FP17s Relating to Continuations	5	735	0.7%	0.8%	1.0%	1.1%
% of Patients satisfied with the dentistry they have received	1	2	N/A	93.3%	92.1%	91.5%
% of Patients satisfied with the time they had to wait for an appointment	2	2	N/A	89.7%	88.3%	87.9%

* This is based on patients treated on this contract for their most recent course of treatment. Figures in italics indicate the base number of FP17s or Patient Questionnaire responses are less than 100. N/A is shown where the base number of responses is less than 10 during the period. % is calculated as Quantity/Base number*100

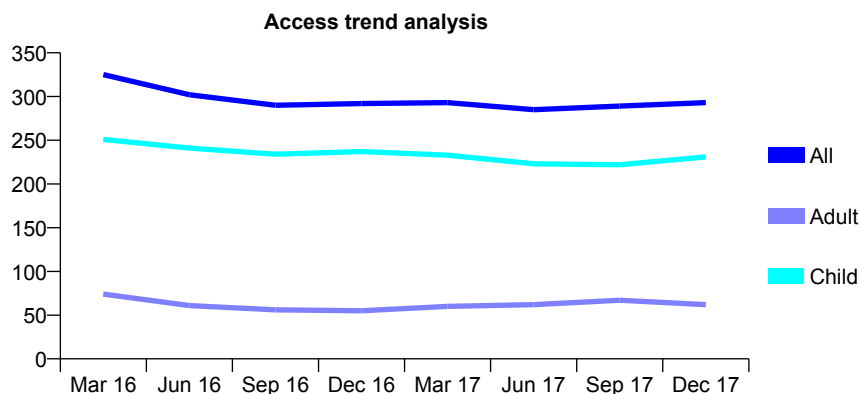
Q69 - Vital Signs At a Glance Contract Report for 725773/0001 - December 2017

Name or company name	MR MC MARTIN
Contract type name	GDS Contract
Purpose of contract	General
Contract start date	01/04/2006
Contract end date	

17/18 Contracted general activity (UDA)	600
Carry forward general activity (UDA)	12
17/18 Contracted orthodontic activity (UOA)	0
Carry forward orthodontic activity (UOA)	0
Baseline contract value	£14,354.46

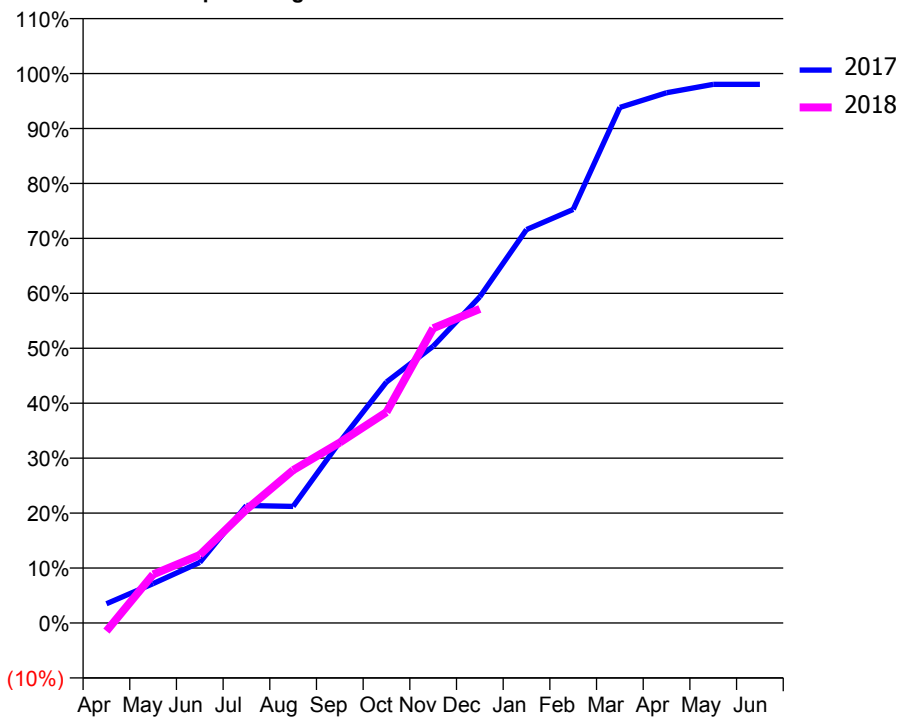
ACCESS*

Patients seen in 24 months	Total	Change since previous quarter
Quarter ending December 2016	292	
Quarter ending March 2017	293	→
Quarter ending June 2017	285	↓
Quarter ending September 2017	289	→
Quarter ending December 2017	293	→
Variance since December 2016	0.3%	→



ACTIVITY

Cumulative percentage of contracted UDA delivered 2017 & 2018



Month	Adjusted Scheduled Activity (UDA)	
	2017	2018
April	21	-9
May	43	53
June	66	74
July	128	124
August	127	167
September	198	197
October	263	230
November	302	322
December	356	343
January	430	
February	452	
March	563	
April	579	
May	588	
June	588	

QUALITY

	Quantity	Base Number	Contract	AT	Region	England
% of FP17s for the same patient ID Re-attending within 3 months - Children	12	263	4.6%	11.5%	11.5%	12.0%
% of FP17s for the same patient ID Re-attending within 3 months - Adults	3	33	9.1%	15.0%	15.8%	15.9%
% of FP17s for the same patient ID Re-attending between 3 & 9 months - Children	179	263	68.1%	57.7%	60.5%	58.0%
% of FP17s for the same patient ID Re-attending between 3 & 9 months - Adults	20	33	60.6%	48.4%	51.8%	50.5%
% of FP17s for Band 1 Urgent Courses	10	277	3.6%	9.7%	9.5%	9.0%
% of FP17s Relating to Free Repair or Replacements	0	277	0.0%	0.7%	0.7%	0.8%
% of FP17s Relating to Continuations	0	277	0.0%	0.8%	1.0%	1.1%
% of Patients satisfied with the dentistry they have received	0	0	N/A	93.3%	92.1%	91.5%
% of Patients satisfied with the time they had to wait for an appointment	0	0	N/A	89.7%	88.3%	87.9%

* This is based on patients treated on this contract for their most recent course of treatment. Figures in italics indicate the base number of FP17s or Patient Questionnaire responses are less than 100. N/A is shown where the base number of responses is less than 10 during the period. % is calculated as Quantity/Base number*100

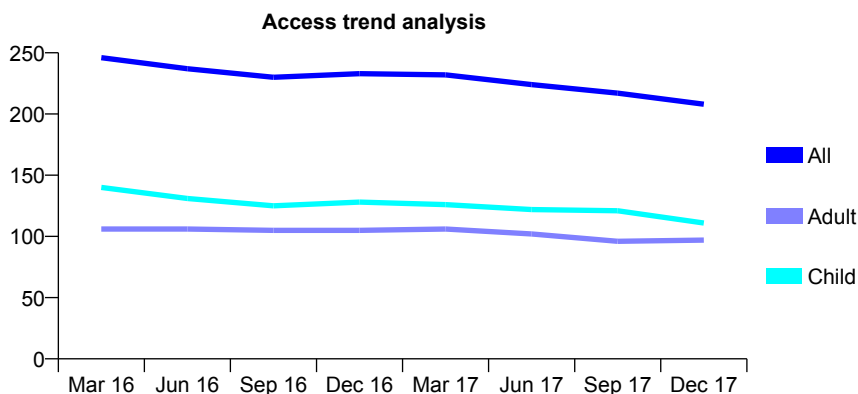
Q69 - Vital Signs At a Glance Contract Report for 732605/0002 - December 2017

Name or company name	MR DW COX
Contract type name	GDS Contract
Purpose of contract	General
Contract start date	01/04/2006
Contract end date	

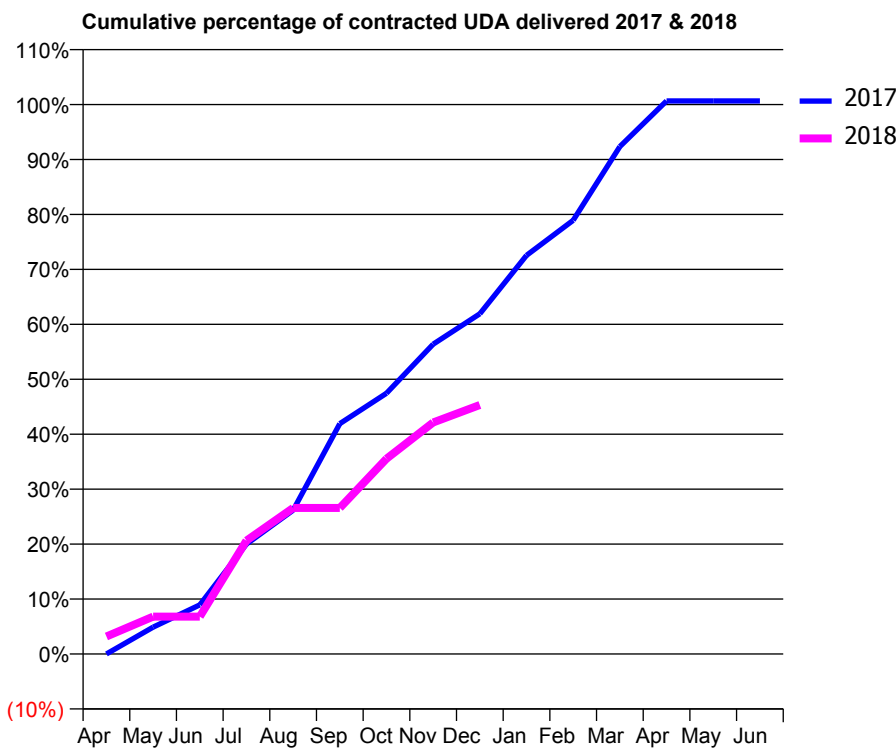
17/18 Contracted general activity (UDA)	470
Carry forward general activity (UDA)	-3
17/18 Contracted orthodontic activity (UOA)	0
Carry forward orthodontic activity (UOA)	0
Baseline contract value	£10,872.18

ACCESS*

Patients seen in 24 months	Total	Change since previous quarter
Quarter ending December 2016	233	
Quarter ending March 2017	232	→
Quarter ending June 2017	224	↓
Quarter ending September 2017	217	↓
Quarter ending December 2017	208	↓
Variance since December 2016	(10.7%)	↓



ACTIVITY



Month	Adjusted Scheduled Activity (UDA)	
	2017	2018
April	0	15
May	23	32
June	42	32
July	94	97
August	123	125
September	197	125
October	223	167
November	265	198
December	291	213
January	341	
February	371	
March	434	
April	473	
May	473	
June	473	

QUALITY

	Quantity	Base Number	Contract	AT	Region	England
% of FP17s for the same patient ID Re-attending within 3 months - Children	1	111	0.9%	11.5%	11.5%	12.0%
% of FP17s for the same patient ID Re-attending within 3 months - Adults	1	57	1.8%	15.0%	15.8%	15.9%
% of FP17s for the same patient ID Re-attending between 3 & 9 months - Children	86	111	77.5%	57.7%	60.5%	58.0%
% of FP17s for the same patient ID Re-attending between 3 & 9 months - Adults	38	57	66.7%	48.4%	51.8%	50.5%
% of FP17s for Band 1 Urgent Courses	0	154	0.0%	9.7%	9.5%	9.0%
% of FP17s Relating to Free Repair or Replacements	0	154	0.0%	0.7%	0.7%	0.8%
% of FP17s Relating to Continuations	1	154	0.6%	0.8%	1.0%	1.1%
% of Patients satisfied with the dentistry they have received	0	0	N/A	93.3%	92.1%	91.5%
% of Patients satisfied with the time they had to wait for an appointment	0	0	N/A	89.7%	88.3%	87.9%

* This is based on patients treated on this contract for their most recent course of treatment. Figures in italics indicate the base number of FP17s or Patient Questionnaire responses are less than 100. N/A is shown where the base number of responses is less than 10 during the period. % is calculated as Quantity/Base number*100

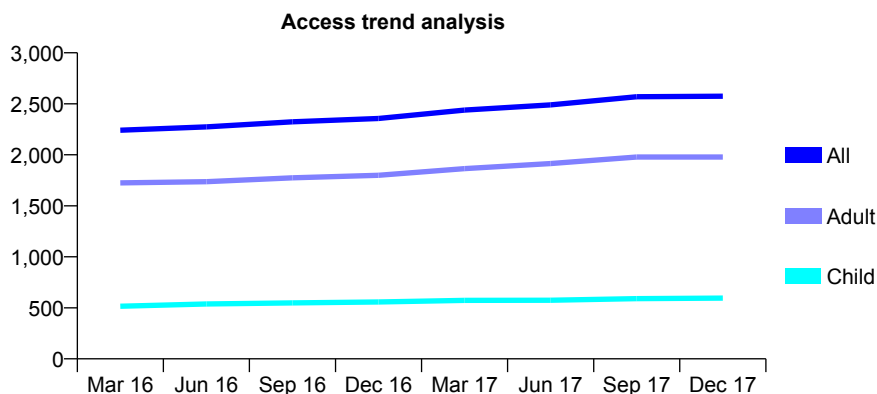
Q69 - Vital Signs At a Glance Contract Report for 736686/0002 - December 2017

Name or company name	MR DA DUFFY
Contract type name	PDS Contract
Purpose of contract	General
Contract start date	01/04/2006
Contract end date	31/03/2018

17/18 Contracted general activity (UDA)	6,186
Carry forward general activity (UDA)	0
17/18 Contracted orthodontic activity (UOA)	0
Carry forward orthodontic activity (UOA)	0
Baseline contract value	£163,049.47

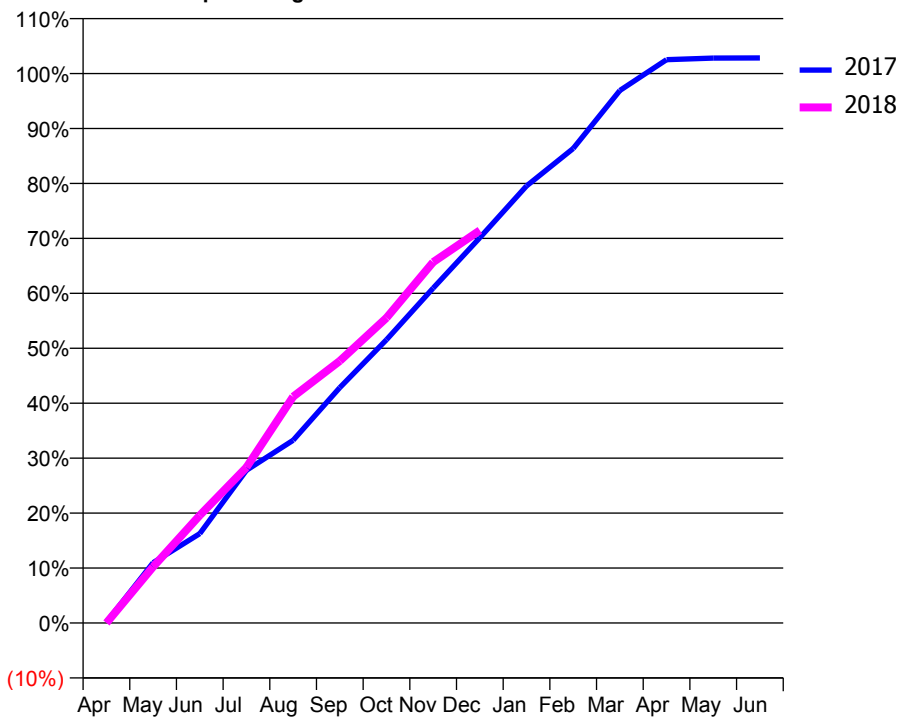
ACCESS*

Patients seen in 24 months	Total	Change since previous quarter
Quarter ending December 2016	2,356	
Quarter ending March 2017	2,438	↑
Quarter ending June 2017	2,490	↑
Quarter ending September 2017	2,569	↑
Quarter ending December 2017	2,575	→
Variance since December 2016	9.3%	↑



ACTIVITY

Cumulative percentage of contracted UDA delivered 2017 & 2018



Month	Adjusted Scheduled Activity (UDA)	
	2017	2018
April	12	0
May	679	633
June	1,006	1,213
July	1,719	1,753
August	2,058	2,548
September	2,650	2,951
October	3,189	3,436
November	3,771	4,063
December	4,338	4,420
January	4,920	
February	5,341	
March	5,995	
April	6,341	
May	6,359	
June	6,360	

QUALITY

	Quantity	Base Number	Contract	AT	Region	England
% of FP17s for the same patient ID Re-attending within 3 months - Children	23	536	4.3%	11.5%	11.5%	12.0%
% of FP17s for the same patient ID Re-attending within 3 months - Adults	218	1,970	11.1%	15.0%	15.8%	15.9%
% of FP17s for the same patient ID Re-attending between 3 & 9 months - Children	269	536	50.2%	57.7%	60.5%	58.0%
% of FP17s for the same patient ID Re-attending between 3 & 9 months - Adults	1,119	1,970	56.8%	48.4%	51.8%	50.5%
% of FP17s for Band 1 Urgent Courses	211	2,341	9.0%	9.7%	9.5%	9.0%
% of FP17s Relating to Free Repair or Replacements	7	2,341	0.3%	0.7%	0.7%	0.8%
% of FP17s Relating to Continuations	0	2,341	0.0%	0.8%	1.0%	1.1%
% of Patients satisfied with the dentistry they have received	5	5	N/A	93.3%	92.1%	91.5%
% of Patients satisfied with the time they had to wait for an appointment	5	5	N/A	89.7%	88.3%	87.9%

* This is based on patients treated on this contract for their most recent course of treatment. Figures in italics indicate the base number of FP17s or Patient Questionnaire responses are less than 100. N/A is shown where the base number of responses is less than 10 during the period. % is calculated as Quantity/Base number*100

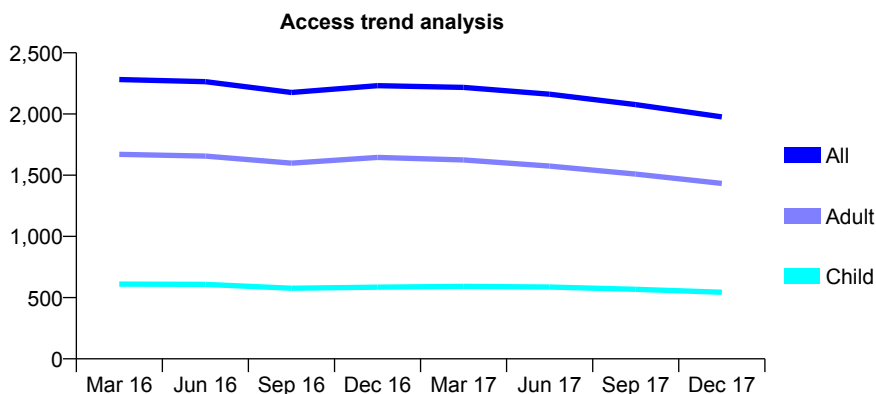
Q69 - Vital Signs At a Glance Contract Report for 737356/0001 - December 2017

Name or company name	MISS MJ HARDMAN
Contract type name	GDS Contract
Purpose of contract	General
Contract start date	01/04/2006
Contract end date	

17/18 Contracted general activity (UDA)	6,493
Carry forward general activity (UDA)	0
17/18 Contracted orthodontic activity (UOA)	0
Carry forward orthodontic activity (UOA)	0
Baseline contract value	£155,008.07

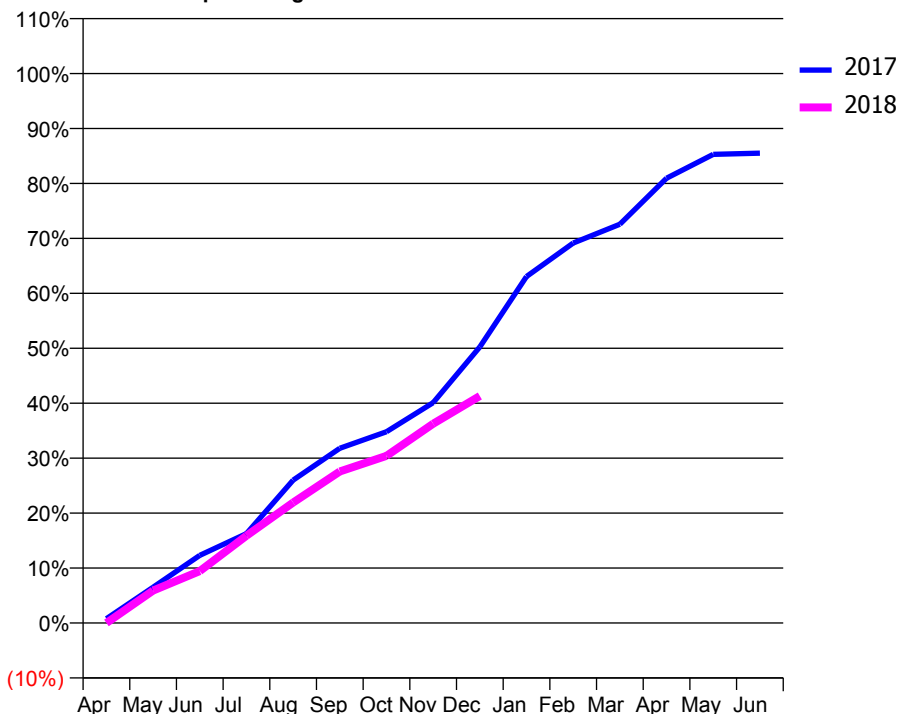
ACCESS*

Patients seen in 24 months	Total	Change since previous quarter
Quarter ending December 2016	2,231	
Quarter ending March 2017	2,217	→
Quarter ending June 2017	2,162	↓
Quarter ending September 2017	2,077	↓
Quarter ending December 2017	1,977	↓
Variance since December 2016	(11.4%)	↓



ACTIVITY

Cumulative percentage of contracted UDA delivered 2017 & 2018



Month	Adjusted Scheduled Activity (UDA)	
	2017	2018
April	52	0
May	423	384
June	800	614
July	1,056	1,031
August	1,689	1,424
September	2,065	1,791
October	2,260	1,975
November	2,603	2,355
December	3,263	2,683
January	4,095	
February	4,490	
March	4,711	
April	5,256	
May	5,537	
June	5,551	

QUALITY

	Quantity	Base Number	Contract	AT	Region	England
% of FP17s for the same patient ID Re-attending within 3 months - Children	23	603	3.8%	11.5%	11.5%	12.0%
% of FP17s for the same patient ID Re-attending within 3 months - Adults	97	1,221	7.9%	15.0%	15.8%	15.9%
% of FP17s for the same patient ID Re-attending between 3 & 9 months - Children	386	603	64.0%	57.7%	60.5%	58.0%
% of FP17s for the same patient ID Re-attending between 3 & 9 months - Adults	777	1,221	63.6%	48.4%	51.8%	50.5%
% of FP17s for Band 1 Urgent Courses	29	1,404	2.1%	9.7%	9.5%	9.0%
% of FP17s Relating to Free Repair or Replacements	9	1,404	0.6%	0.7%	0.7%	0.8%
% of FP17s Relating to Continuations	4	1,404	0.3%	0.8%	1.0%	1.1%
% of Patients satisfied with the dentistry they have received	2	2	N/A	93.3%	92.1%	91.5%
% of Patients satisfied with the time they had to wait for an appointment	2	2	N/A	89.7%	88.3%	87.9%

* This is based on patients treated on this contract for their most recent course of treatment. Figures in italics indicate the base number of FP17s or Patient Questionnaire responses are less than 100. N/A is shown where the base number of responses is less than 10 during the period. % is calculated as Quantity/Base number*100

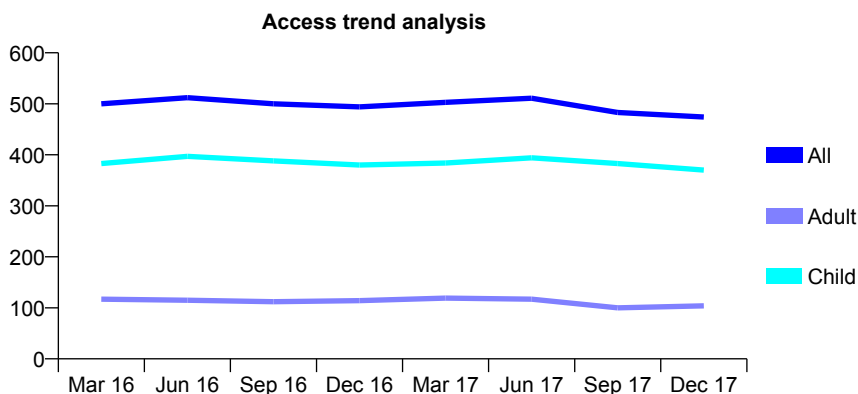
Q69 - Vital Signs At a Glance Contract Report for 740616/0001 - December 2017

Name or company name	MR R PARMAR
Contract type name	GDS Contract
Purpose of contract	General
Contract start date	01/04/2006
Contract end date	

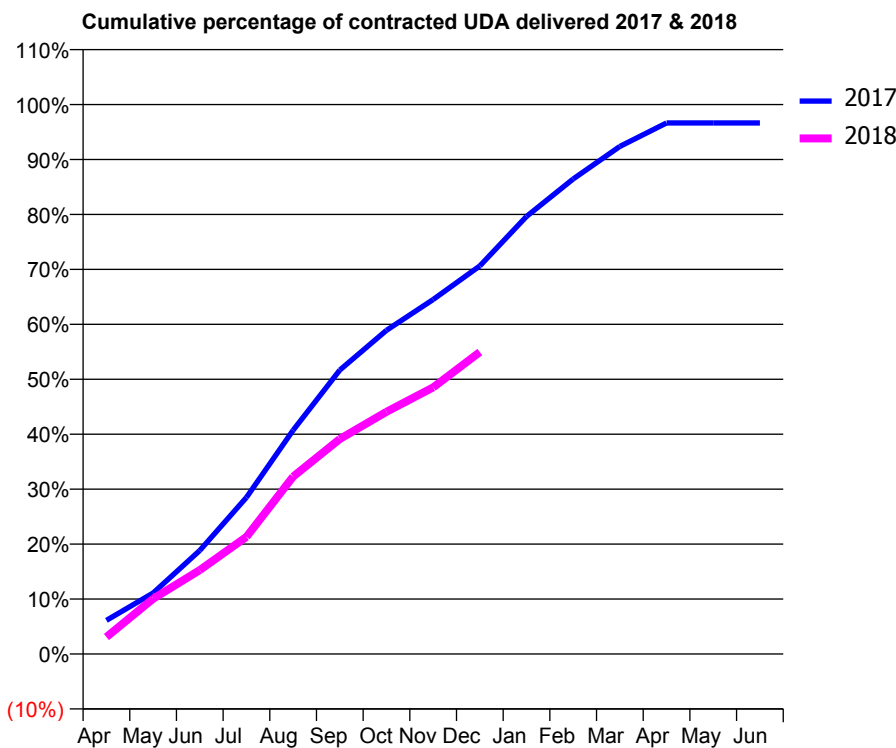
17/18 Contracted general activity (UDA)	750
Carry forward general activity (UDA)	26
17/18 Contracted orthodontic activity (UOA)	0
Carry forward orthodontic activity (UOA)	0
Baseline contract value	£16,609.39

ACCESS*

Patients seen in 24 months	Total	Change since previous quarter
Quarter ending December 2016	494	
Quarter ending March 2017	503	→
Quarter ending June 2017	511	→
Quarter ending September 2017	483	↓
Quarter ending December 2017	474	↓
Variance since December 2016	(4.0%)	↓



ACTIVITY



Month	Adjusted Scheduled Activity (UDA)	
	2017	2018
April	46	23
May	83	75
June	141	115
July	214	160
August	305	242
September	388	293
October	442	331
November	484	364
December	530	412
January	597	
February	648	
March	693	
April	725	
May	725	
June	725	

QUALITY

	Quantity	Base Number	Contract	AT	Region	England
% of FP17s for the same patient ID Re-attending within 3 months - Children	16	371	4.3%	11.5%	11.5%	12.0%
% of FP17s for the same patient ID Re-attending within 3 months - Adults	6	27	22.2%	15.0%	15.8%	15.9%
% of FP17s for the same patient ID Re-attending between 3 & 9 months - Children	218	371	58.8%	57.7%	60.5%	58.0%
% of FP17s for the same patient ID Re-attending between 3 & 9 months - Adults	10	27	37.0%	48.4%	51.8%	50.5%
% of FP17s for Band 1 Urgent Courses	11	376	2.9%	9.7%	9.5%	9.0%
% of FP17s Relating to Free Repair or Replacements	0	376	0.0%	0.7%	0.7%	0.8%
% of FP17s Relating to Continuations	4	376	1.1%	0.8%	1.0%	1.1%
% of Patients satisfied with the dentistry they have received	3	3	N/A	93.3%	92.1%	91.5%
% of Patients satisfied with the time they had to wait for an appointment	3	3	N/A	89.7%	88.3%	87.9%

* This is based on patients treated on this contract for their most recent course of treatment. Figures in italics indicate the base number of FP17s or Patient Questionnaire responses are less than 100. N/A is shown where the base number of responses is less than 10 during the period. % is calculated as Quantity/Base number*100

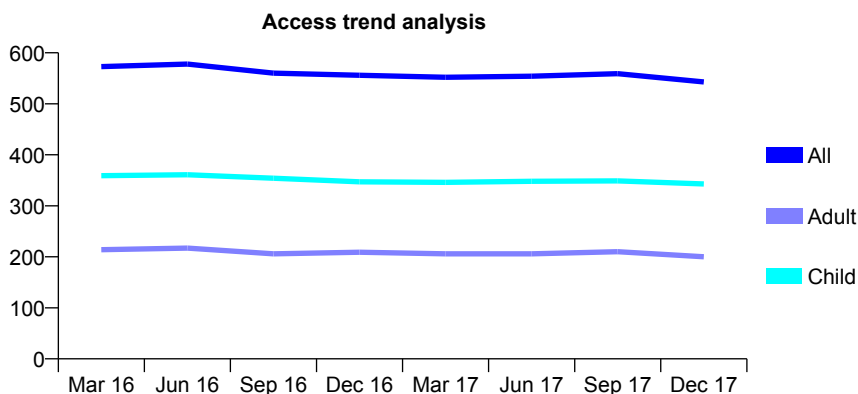
Q69 - Vital Signs At a Glance Contract Report for 741523/0001 - December 2017

Name or company name	MR JE MILLER
Contract type name	GDS Contract
Purpose of contract	General
Contract start date	01/07/2007
Contract end date	

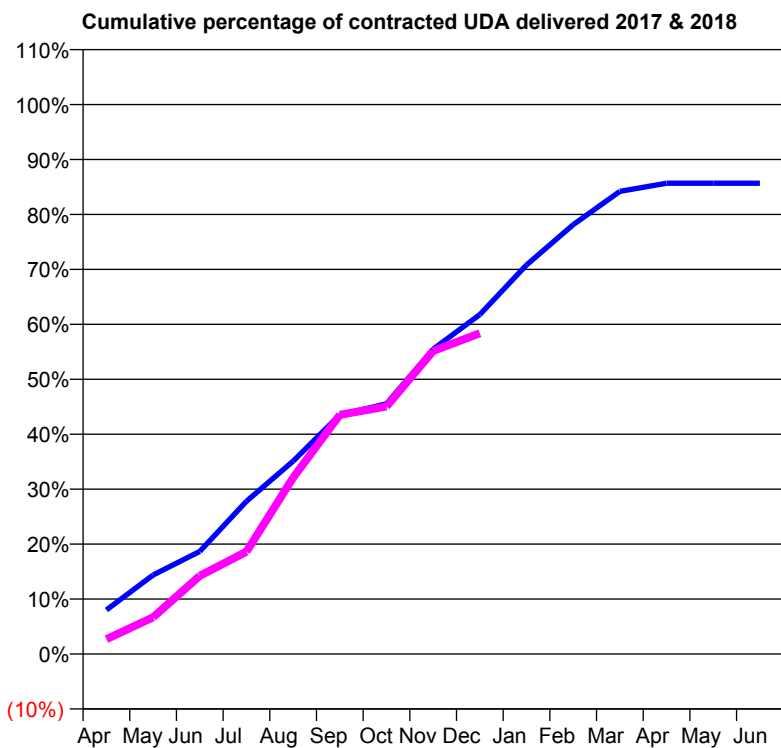
17/18 Contracted general activity (UDA)	850
Carry forward general activity (UDA)	0
17/18 Contracted orthodontic activity (UOA)	0
Carry forward orthodontic activity (UOA)	0
Baseline contract value	£20,328.33

ACCESS*

Patients seen in 24 months	Total	Change since previous quarter
Quarter ending December 2016	556	
Quarter ending March 2017	552	→
Quarter ending June 2017	554	→
Quarter ending September 2017	559	→
Quarter ending December 2017	543	↓
Variance since December 2016	(2.3%)	↓



ACTIVITY



Month	Adjusted Scheduled Activity (UDA)	
	2017	2018
April	76	23
May	137	57
June	177	121
July	264	158
August	333	273
September	413	370
October	433	383
November	527	469
December	587	496
January	673	
February	742	
March	800	
April	814	
May	814	
June	814	

QUALITY

	Quantity	Base Number	Contract	AT	Region	England
% of FP17s for the same patient ID Re-attending within 3 months - Children	7	286	2.4%	11.5%	11.5%	12.0%
% of FP17s for the same patient ID Re-attending within 3 months - Adults	9	131	6.9%	15.0%	15.8%	15.9%
% of FP17s for the same patient ID Re-attending between 3 & 9 months - Children	120	286	42.0%	57.7%	60.5%	58.0%
% of FP17s for the same patient ID Re-attending between 3 & 9 months - Adults	47	131	35.9%	48.4%	51.8%	50.5%
% of FP17s for Band 1 Urgent Courses	21	407	5.2%	9.7%	9.5%	9.0%
% of FP17s Relating to Free Repair or Replacements	0	407	0.0%	0.7%	0.7%	0.8%
% of FP17s Relating to Continuations	1	407	0.2%	0.8%	1.0%	1.1%
% of Patients satisfied with the dentistry they have received	0	0	N/A	93.3%	92.1%	91.5%
% of Patients satisfied with the time they had to wait for an appointment	0	0	N/A	89.7%	88.3%	87.9%

* This is based on patients treated on this contract for their most recent course of treatment. Figures in italics indicate the base number of FP17s or Patient Questionnaire responses are less than 100. N/A is shown where the base number of responses is less than 10 during the period. % is calculated as Quantity/Base number*100

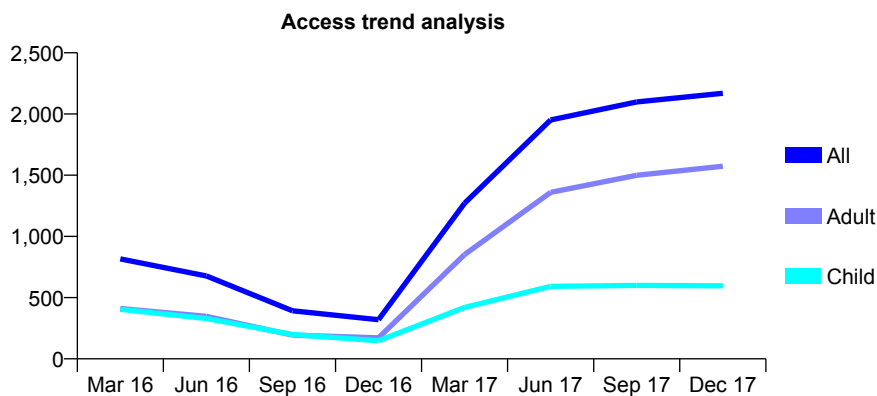
Q69 - Vital Signs At a Glance Contract Report for 746762/0001 - December 2017

Name or company name	MR S BHATIA
Contract type name	GDS Contract
Purpose of contract	General
Contract start date	01/04/2006
Contract end date	

17/18 Contracted general activity (UDA)	7,056
Carry forward general activity (UDA)	0
17/18 Contracted orthodontic activity (UOA)	0
Carry forward orthodontic activity (UOA)	0
Baseline contract value	£177,080.00

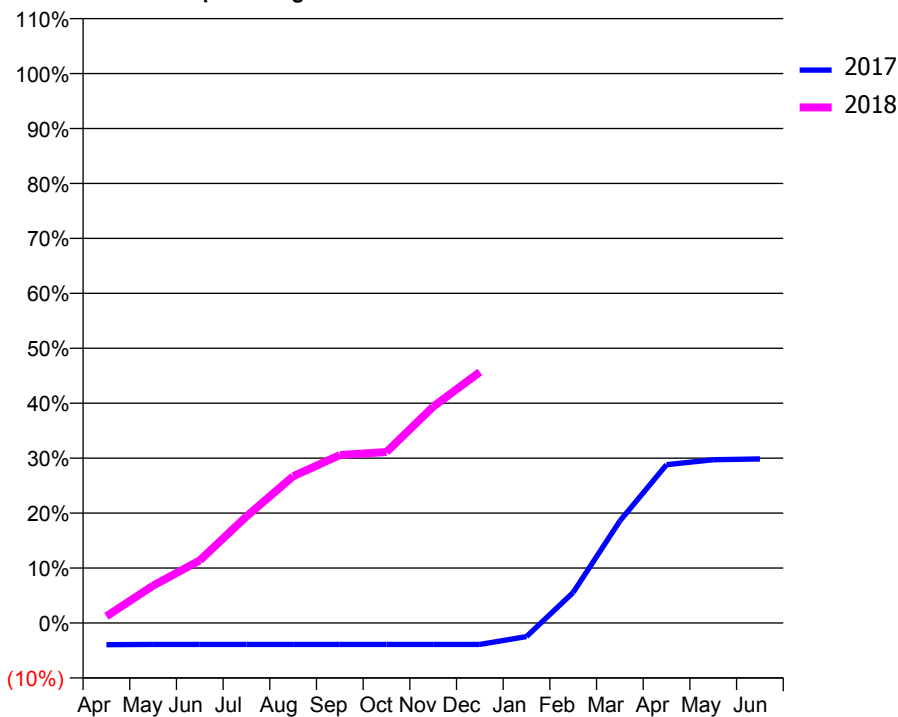
ACCESS*

Patients seen in 24 months	Total	Change since previous quarter
Quarter ending December 2016	320	
Quarter ending March 2017	1,272	↑
Quarter ending June 2017	1,952	↑
Quarter ending September 2017	2,099	↑
Quarter ending December 2017	2,169	↑
Variance since December 2016	577.8%	↑



ACTIVITY

Cumulative percentage of contracted UDA delivered 2017 & 2018



Month	Adjusted Scheduled Activity (UDA)	
	2017	2018
April	-247	87
May	-244	481
June	-244	805
July	-244	1,370
August	-244	1,884
September	-244	2,156
October	-244	2,195
November	-244	2,778
December	-244	3,224
January	-155	
February	347	
March	1,159	
April	1,800	
May	1,856	
June	1,865	

QUALITY

	Quantity	Base Number	Contract	AT	Region	England
% of FP17s for the same patient ID Re-attending within 3 months - Children	29	694	4.2%	11.5%	11.5%	12.0%
% of FP17s for the same patient ID Re-attending within 3 months - Adults	200	1,774	11.3%	15.0%	15.8%	15.9%
% of FP17s for the same patient ID Re-attending between 3 & 9 months - Children	203	694	29.3%	57.7%	60.5%	58.0%
% of FP17s for the same patient ID Re-attending between 3 & 9 months - Adults	530	1,774	29.9%	48.4%	51.8%	50.5%
% of FP17s for Band 1 Urgent Courses	146	2,021	7.2%	9.7%	9.5%	9.0%
% of FP17s Relating to Free Repair or Replacements	10	2,021	0.5%	0.7%	0.7%	0.8%
% of FP17s Relating to Continuations	4	2,021	0.2%	0.8%	1.0%	1.1%
% of Patients satisfied with the dentistry they have received	5	5	N/A	93.3%	92.1%	91.5%
% of Patients satisfied with the time they had to wait for an appointment	4	5	N/A	89.7%	88.3%	87.9%

* This is based on patients treated on this contract for their most recent course of treatment. Figures in italics indicate the base number of FP17s or Patient Questionnaire responses are less than 100. N/A is shown where the base number of responses is less than 10 during the period. % is calculated as Quantity/Base number*100

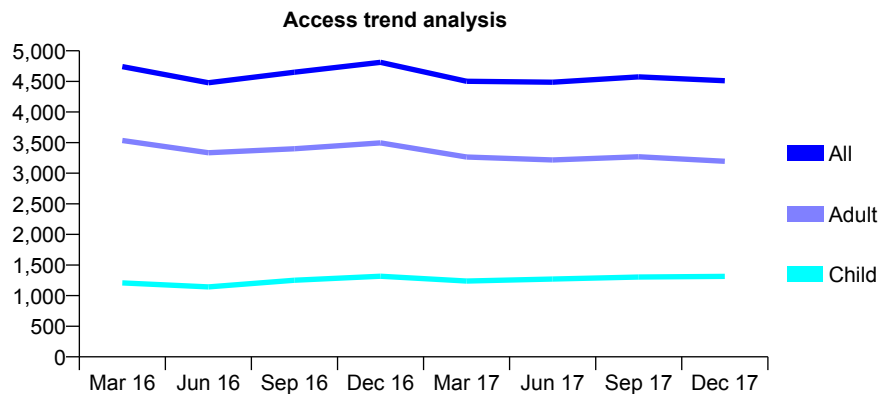
Q69 - Vital Signs At a Glance Contract Report for 746762/0002 - December 2017

Name or company name	MR S BHATIA
Contract type name	GDS Contract
Purpose of contract	General
Contract start date	01/04/2006
Contract end date	

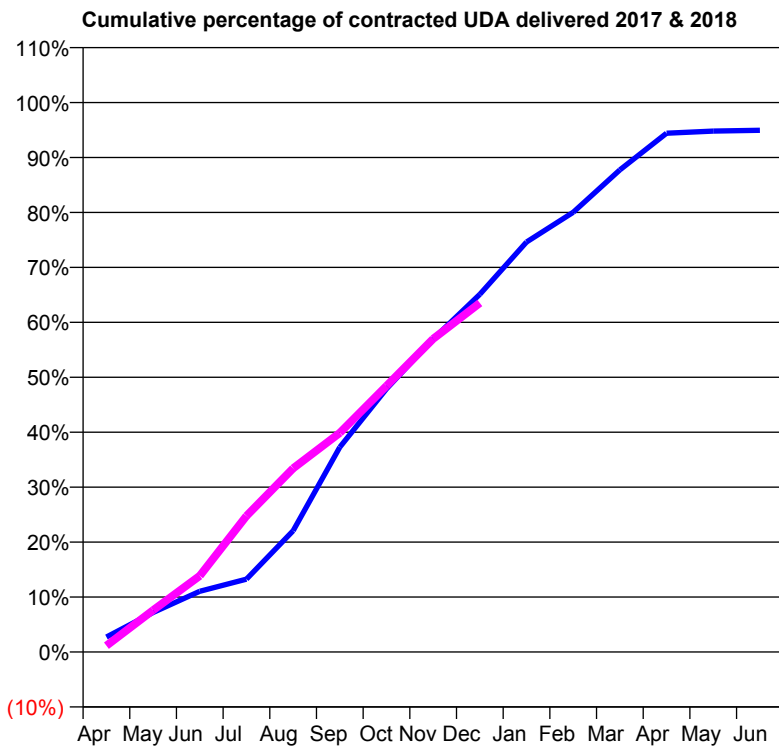
17/18 Contracted general activity (UDA)	8,311
Carry forward general activity (UDA)	0
17/18 Contracted orthodontic activity (UOA)	0
Carry forward orthodontic activity (UOA)	0
Baseline contract value	£216,542.75

ACCESS*

Patients seen in 24 months	Total	Change since previous quarter
Quarter ending December 2016	4,812	
Quarter ending March 2017	4,503	↓
Quarter ending June 2017	4,488	→
Quarter ending September 2017	4,573	→
Quarter ending December 2017	4,510	↓
Variance since December 2016	(6.3%)	↓



ACTIVITY



Month	Adjusted Scheduled Activity (UDA)	
	2017	2018
April	226	96
May	598	632
June	919	1,153
July	1,102	2,058
August	1,834	2,779
September	3,099	3,316
October	3,981	4,024
November	4,735	4,736
December	5,409	5,278
January	6,201	
February	6,651	
March	7,292	
April	7,846	
May	7,879	
June	7,892	

QUALITY

	Quantity	Base Number	Contract	AT	Region	England
% of FP17s for the same patient ID Re-attending within 3 months - Children	46	1,043	4.4%	11.5%	11.5%	12.0%
% of FP17s for the same patient ID Re-attending within 3 months - Adults	186	2,269	8.2%	15.0%	15.8%	15.9%
% of FP17s for the same patient ID Re-attending between 3 & 9 months - Children	346	1,043	33.2%	57.7%	60.5%	58.0%
% of FP17s for the same patient ID Re-attending between 3 & 9 months - Adults	619	2,269	27.3%	48.4%	51.8%	50.5%
% of FP17s for Band 1 Urgent Courses	168	3,019	5.6%	9.7%	9.5%	9.0%
% of FP17s Relating to Free Repair or Replacements	9	3,019	0.3%	0.7%	0.7%	0.8%
% of FP17s Relating to Continuations	7	3,019	0.2%	0.8%	1.0%	1.1%
% of Patients satisfied with the dentistry they have received	11	11	100.0%	93.3%	92.1%	91.5%
% of Patients satisfied with the time they had to wait for an appointment	11	11	100.0%	89.7%	88.3%	87.9%

* This is based on patients treated on this contract for their most recent course of treatment. Figures in italics indicate the base number of FP17s or Patient Questionnaire responses are less than 100. N/A is shown where the base number of responses is less than 10 during the period. % is calculated as Quantity/Base number*100

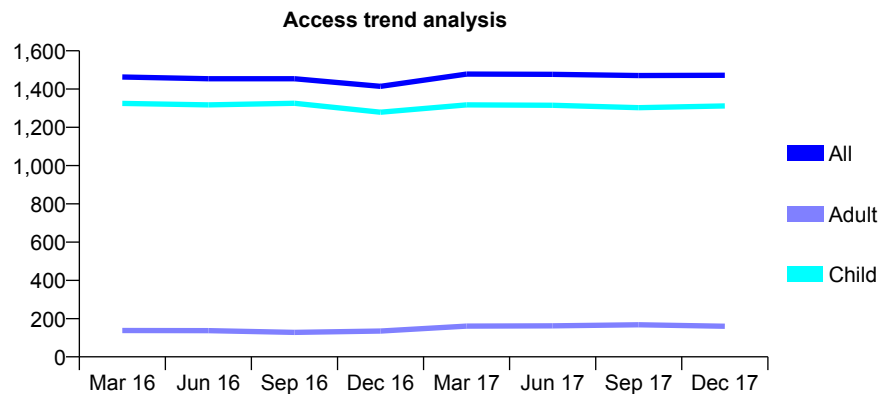
Q69 - Vital Signs At a Glance Contract Report for 749664/0001 - December 2017

Name or company name	MISS BB KANAS
Contract type name	GDS Contract
Purpose of contract	General
Contract start date	01/04/2006
Contract end date	

17/18 Contracted general activity (UDA)	2,650
Carry forward general activity (UDA)	36
17/18 Contracted orthodontic activity (UOA)	0
Carry forward orthodontic activity (UOA)	0
Baseline contract value	£63,371.18

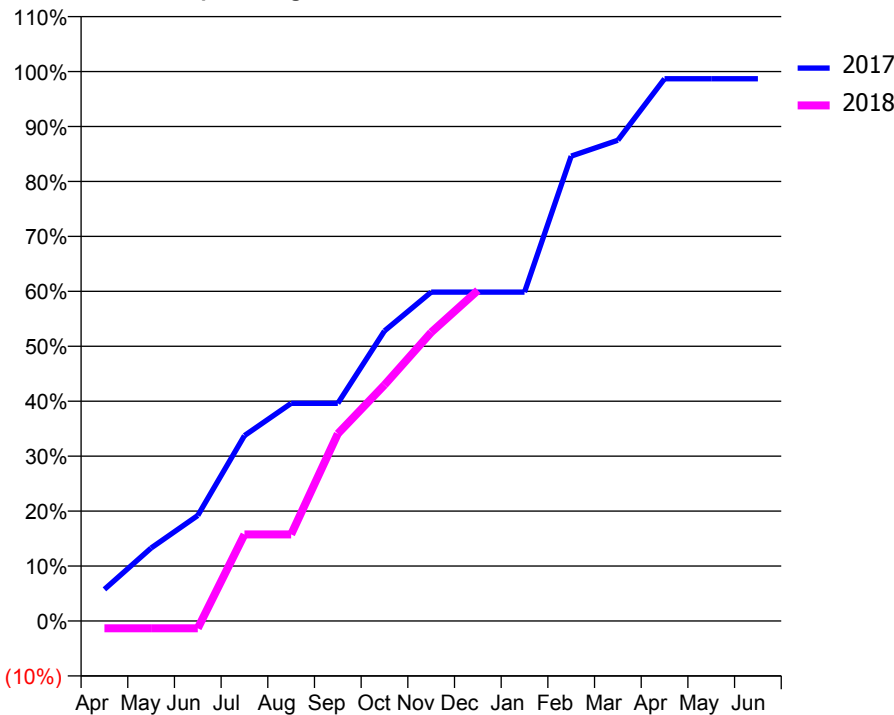
ACCESS*

Patients seen in 24 months	Total	Change since previous quarter
Quarter ending December 2016	1,414	
Quarter ending March 2017	1,478	↑
Quarter ending June 2017	1,477	→
Quarter ending September 2017	1,471	→
Quarter ending December 2017	1,472	→
Variance since December 2016	4.1%	↑



ACTIVITY

Cumulative percentage of contracted UDA delivered 2017 & 2018



Month	Adjusted Scheduled Activity (UDA)	
	2017	2018
April	153	-36
May	352	-36
June	509	-36
July	894	417
August	1,050	417
September	1,050	903
October	1,399	1,139
November	1,586	1,392
December	1,586	1,595
January	1,586	
February	2,242	
March	2,318	
April	2,615	
May	2,615	
June	2,615	

QUALITY

	Quantity	Base Number	Contract	AT	Region	England
% of FP17s for the same patient ID Re-attending within 3 months - Children	102	1,573	6.5%	11.5%	11.5%	12.0%
% of FP17s for the same patient ID Re-attending within 3 months - Adults	4	60	6.7%	15.0%	15.8%	15.9%
% of FP17s for the same patient ID Re-attending between 3 & 9 months - Children	860	1,573	54.7%	57.7%	60.5%	58.0%
% of FP17s for the same patient ID Re-attending between 3 & 9 months - Adults	34	60	56.7%	48.4%	51.8%	50.5%
% of FP17s for Band 1 Urgent Courses	63	1,392	4.5%	9.7%	9.5%	9.0%
% of FP17s Relating to Free Repair or Replacements	0	1,392	0.0%	0.7%	0.7%	0.8%
% of FP17s Relating to Continuations	0	1,392	0.0%	0.8%	1.0%	1.1%
% of Patients satisfied with the dentistry they have received	0	0	N/A	93.3%	92.1%	91.5%
% of Patients satisfied with the time they had to wait for an appointment	0	0	N/A	89.7%	88.3%	87.9%

* This is based on patients treated on this contract for their most recent course of treatment. Figures in italics indicate the base number of FP17s or Patient Questionnaire responses are less than 100. N/A is shown where the base number of responses is less than 10 during the period. % is calculated as Quantity/Base number*100

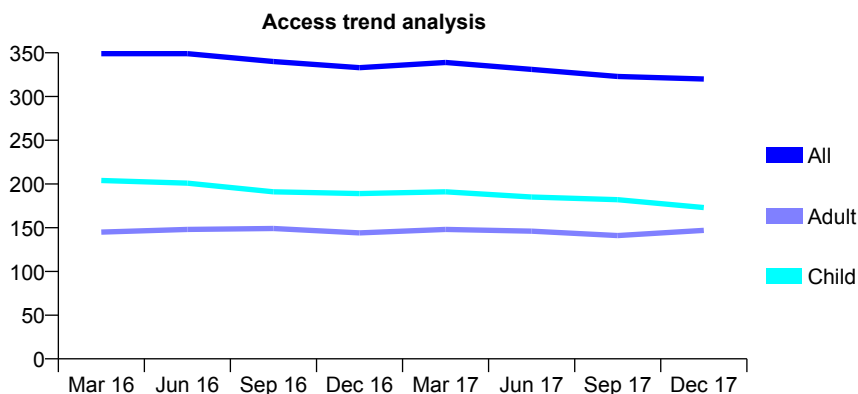
Q69 - Vital Signs At a Glance Contract Report for 754730/0001 - December 2017

Name or company name	MR D SCHOFIELD
Contract type name	GDS Contract
Purpose of contract	General
Contract start date	01/04/2006
Contract end date	

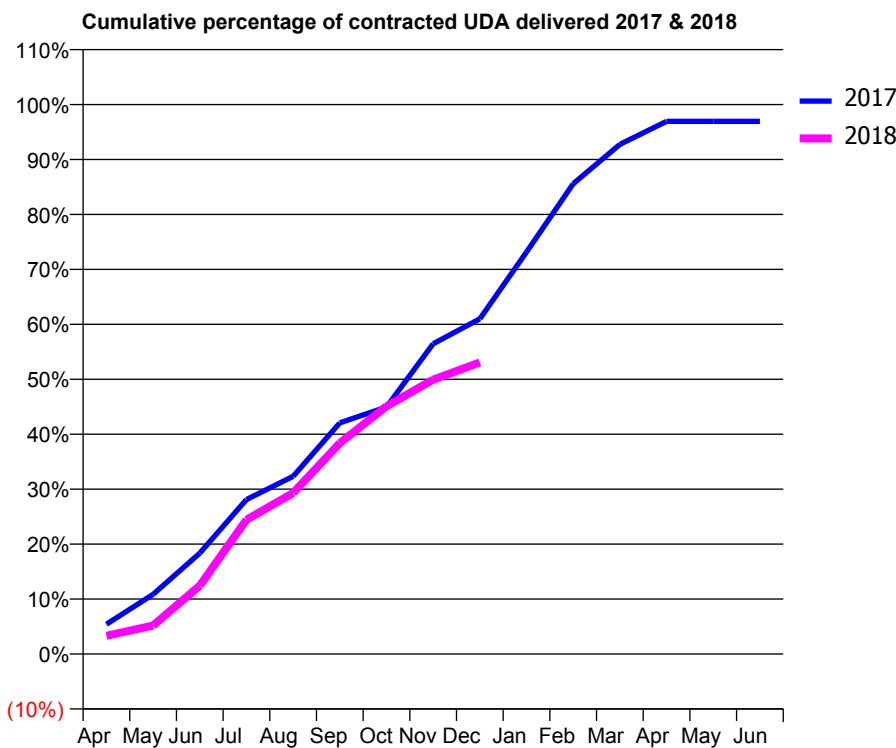
17/18 Contracted general activity (UDA)	645
Carry forward general activity (UDA)	20
17/18 Contracted orthodontic activity (UOA)	0
Carry forward orthodontic activity (UOA)	0
Baseline contract value	£14,611.46

ACCESS*

Patients seen in 24 months	Total	Change since previous quarter
Quarter ending December 2016	333	
Quarter ending March 2017	339	→
Quarter ending June 2017	331	↓
Quarter ending September 2017	323	↓
Quarter ending December 2017	320	→
Variance since December 2016	(3.9%)	↓



ACTIVITY



Month	Adjusted Scheduled Activity (UDA)	
	2017	2018
April	35	21
May	70	33
June	118	80
July	181	158
August	209	189
September	271	248
October	290	291
November	364	322
December	393	342
January	472	
February	552	
March	598	
April	625	
May	625	
June	625	

QUALITY

	Quantity	Base Number	Contract	AT	Region	England
% of FP17s for the same patient ID Re-attending within 3 months - Children	11	204	5.4%	11.5%	11.5%	12.0%
% of FP17s for the same patient ID Re-attending within 3 months - Adults	12	118	10.2%	15.0%	15.8%	15.9%
% of FP17s for the same patient ID Re-attending between 3 & 9 months - Children	163	204	79.9%	57.7%	60.5%	58.0%
% of FP17s for the same patient ID Re-attending between 3 & 9 months - Adults	68	118	57.6%	48.4%	51.8%	50.5%
% of FP17s for Band 1 Urgent Courses	21	308	6.8%	9.7%	9.5%	9.0%
% of FP17s Relating to Free Repair or Replacements	0	308	0.0%	0.7%	0.7%	0.8%
% of FP17s Relating to Continuations	2	308	0.6%	0.8%	1.0%	1.1%
% of Patients satisfied with the dentistry they have received	0	0	N/A	93.3%	92.1%	91.5%
% of Patients satisfied with the time they had to wait for an appointment	0	0	N/A	89.7%	88.3%	87.9%

* This is based on patients treated on this contract for their most recent course of treatment. Figures in italics indicate the base number of FP17s or Patient Questionnaire responses are less than 100. N/A is shown where the base number of responses is less than 10 during the period. % is calculated as Quantity/Base number*100

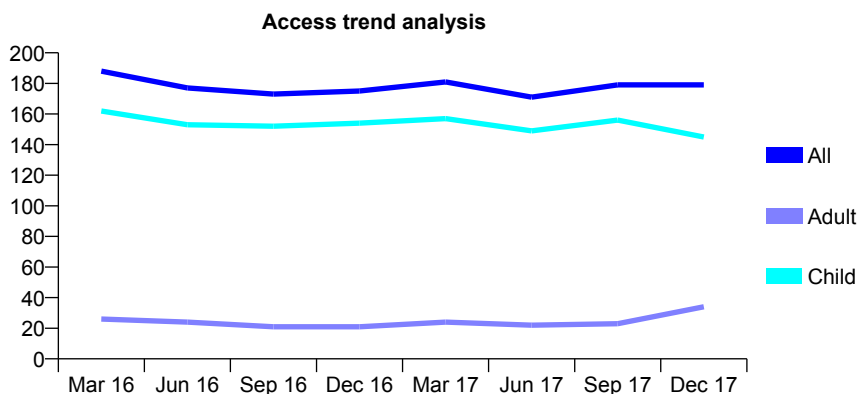
Q69 - Vital Signs At a Glance Contract Report for 762199/0001 - December 2017

Name or company name	MR F MOTTACKI
Contract type name	GDS Contract
Purpose of contract	General
Contract start date	01/04/2006
Contract end date	

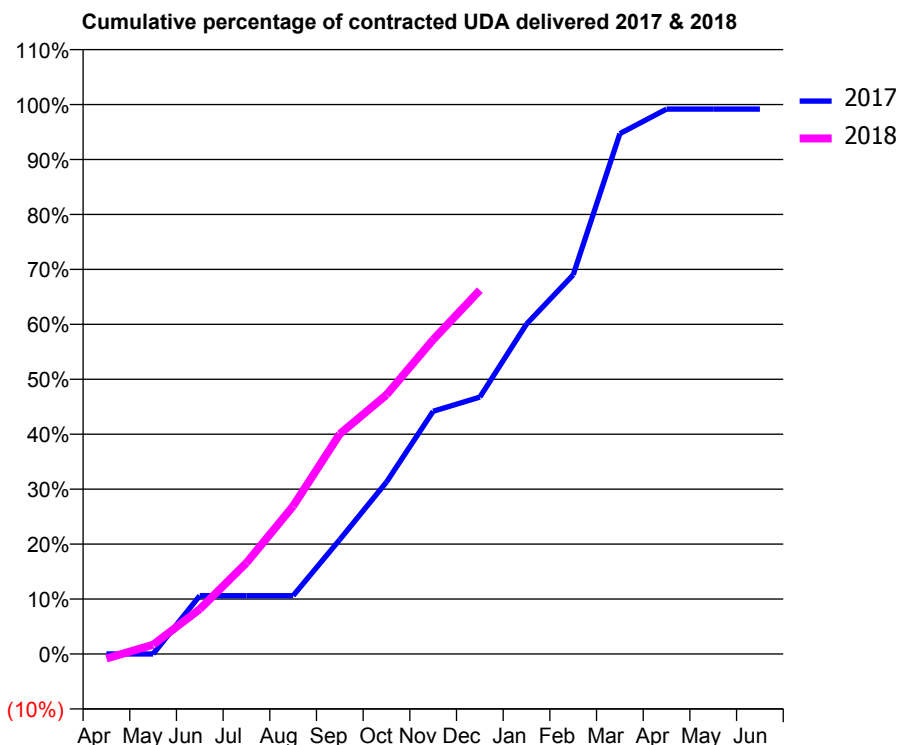
17/18 Contracted general activity (UDA)	358
Carry forward general activity (UDA)	3
17/18 Contracted orthodontic activity (UOA)	0
Carry forward orthodontic activity (UOA)	0
Baseline contract value	£8,684.41

ACCESS*

Patients seen in 24 months	Total	Change since previous quarter
Quarter ending December 2016	175	
Quarter ending March 2017	181	↑
Quarter ending June 2017	171	↓
Quarter ending September 2017	179	↑
Quarter ending December 2017	179	→
Variance since December 2016	2.3%	↑



ACTIVITY



Month	Adjusted Scheduled Activity (UDA)	
	2017	2018
April	0	-3
May	0	6
June	38	29
July	38	59
August	38	96
September	75	143
October	112	169
November	158	205
December	167	237
January	215	
February	247	
March	339	
April	355	
May	355	
June	355	

QUALITY

	Quantity	Base Number	Contract	AT	Region	England
% of FP17s for the same patient ID Re-attending within 3 months - Children	4	106	3.8%	11.5%	11.5%	12.0%
% of FP17s for the same patient ID Re-attending within 3 months - Adults	2	23	8.7%	15.0%	15.8%	15.9%
% of FP17s for the same patient ID Re-attending between 3 & 9 months - Children	48	106	45.3%	57.7%	60.5%	58.0%
% of FP17s for the same patient ID Re-attending between 3 & 9 months - Adults	5	23	21.7%	48.4%	51.8%	50.5%
% of FP17s for Band 1 Urgent Courses	5	118	4.2%	9.7%	9.5%	9.0%
% of FP17s Relating to Free Repair or Replacements	0	118	0.0%	0.7%	0.7%	0.8%
% of FP17s Relating to Continuations	0	118	0.0%	0.8%	1.0%	1.1%
% of Patients satisfied with the dentistry they have received	0	0	N/A	93.3%	92.1%	91.5%
% of Patients satisfied with the time they had to wait for an appointment	0	0	N/A	89.7%	88.3%	87.9%

* This is based on patients treated on this contract for their most recent course of treatment. Figures in italics indicate the base number of FP17s or Patient Questionnaire responses are less than 100. N/A is shown where the base number of responses is less than 10 during the period. % is calculated as Quantity/Base number*100

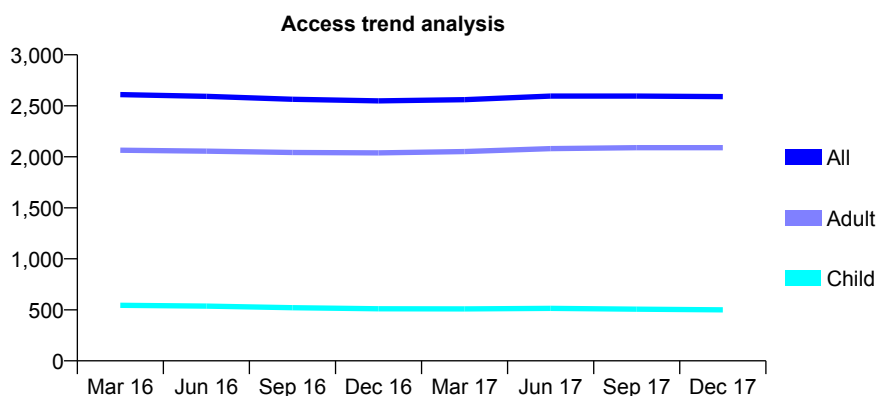
Q69 - Vital Signs At a Glance Contract Report for 762717/0001 - December 2017

Name or company name	MR R PATEL
Contract type name	GDS Contract
Purpose of contract	General
Contract start date	01/04/2007
Contract end date	

17/18 Contracted general activity (UDA)	7,599
Carry forward general activity (UDA)	33
17/18 Contracted orthodontic activity (UOA)	0
Carry forward orthodontic activity (UOA)	0
Baseline contract value	£167,428.79

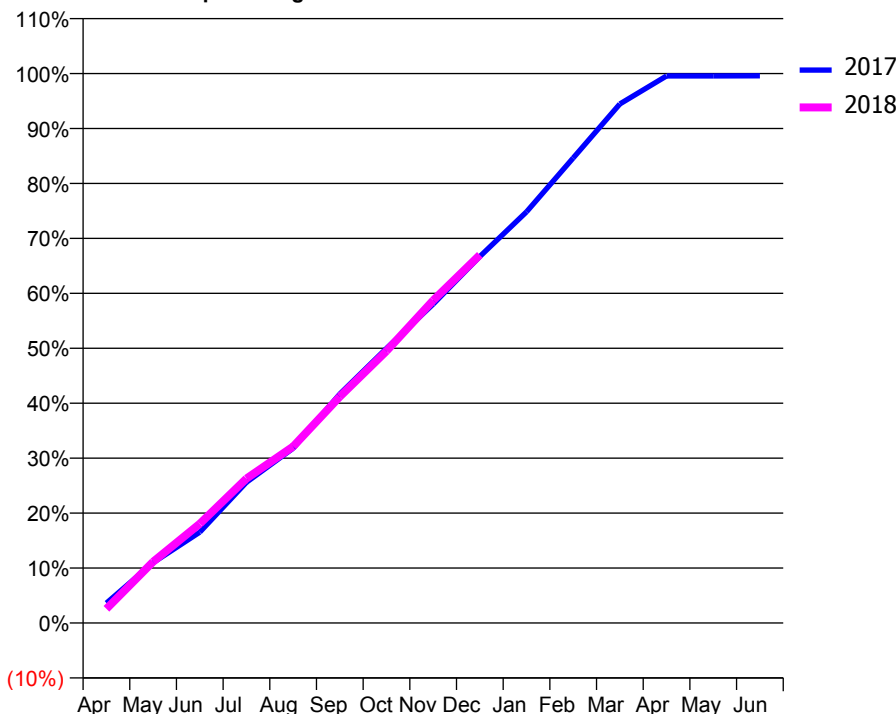
ACCESS*

Patients seen in 24 months	Total	Change since previous quarter
Quarter ending December 2016	2,549	
Quarter ending March 2017	2,560	→
Quarter ending June 2017	2,596	→
Quarter ending September 2017	2,595	→
Quarter ending December 2017	2,590	→
Variance since December 2016	1.6%	→



ACTIVITY

Cumulative percentage of contracted UDA delivered 2017 & 2018



Month	Adjusted Scheduled Activity (UDA)	
	2017	2018
April	276	196
May	835	848
June	1,257	1,373
July	1,946	1,997
August	2,416	2,441
September	3,168	3,131
October	3,799	3,761
November	4,410	4,461
December	5,068	5,091
January	5,686	
February	6,432	
March	7,178	
April	7,565	
May	7,565	
June	7,567	

QUALITY

	Quantity	Base Number	Contract	AT	Region	England
% of FP17s for the same patient ID Re-attending within 3 months - Children	38	630	6.0%	11.5%	11.5%	12.0%
% of FP17s for the same patient ID Re-attending within 3 months - Adults	379	2,609	14.5%	15.0%	15.8%	15.9%
% of FP17s for the same patient ID Re-attending between 3 & 9 months - Children	432	630	68.6%	57.7%	60.5%	58.0%
% of FP17s for the same patient ID Re-attending between 3 & 9 months - Adults	1,732	2,609	66.4%	48.4%	51.8%	50.5%
% of FP17s for Band 1 Urgent Courses	197	3,046	6.5%	9.7%	9.5%	9.0%
% of FP17s Relating to Free Repair or Replacements	47	3,046	1.5%	0.7%	0.7%	0.8%
% of FP17s Relating to Continuations	30	3,046	1.0%	0.8%	1.0%	1.1%
% of Patients satisfied with the dentistry they have received	1	1	N/A	93.3%	92.1%	91.5%
% of Patients satisfied with the time they had to wait for an appointment	1	1	N/A	89.7%	88.3%	87.9%

* This is based on patients treated on this contract for their most recent course of treatment. Figures in italics indicate the base number of FP17s or Patient Questionnaire responses are less than 100. N/A is shown where the base number of responses is less than 10 during the period. % is calculated as Quantity/Base number*100

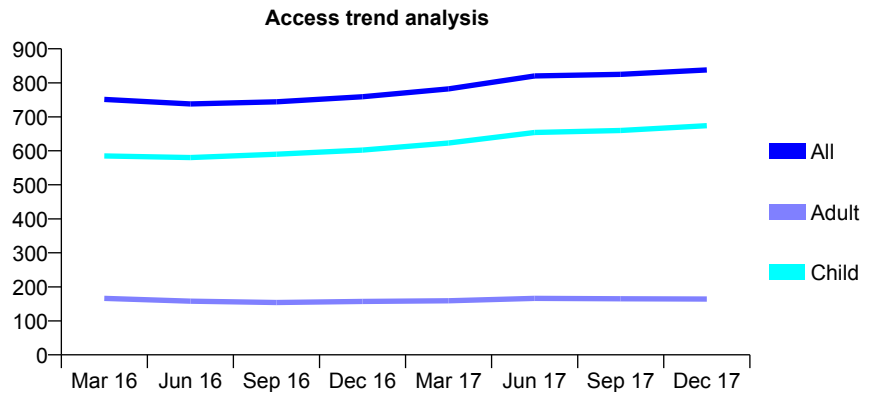
Q69 - Vital Signs At a Glance Contract Report for 766461/0002 - December 2017

Name or company name	MR J MURUGUPPILLAI
Contract type name	GDS Contract
Purpose of contract	General
Contract start date	30/07/2008
Contract end date	

17/18 Contracted general activity (UDA)	1,226
Carry forward general activity (UDA)	22
17/18 Contracted orthodontic activity (UOA)	0
Carry forward orthodontic activity (UOA)	0
Baseline contract value	£26,669.34

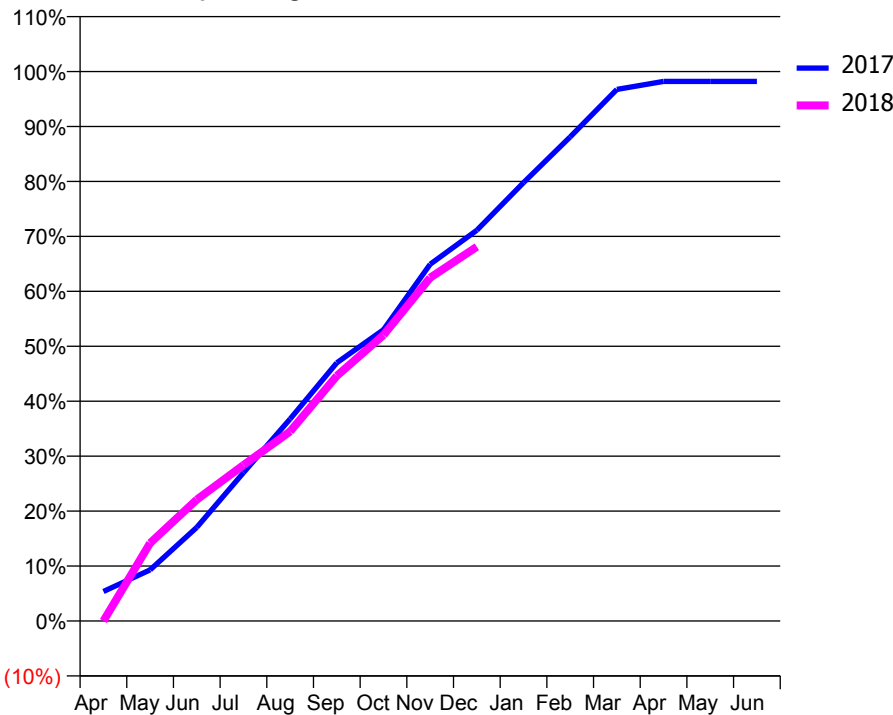
ACCESS*

Patients seen in 24 months	Total	Change since previous quarter
Quarter ending December 2016	759	
Quarter ending March 2017	782	↑
Quarter ending June 2017	820	↑
Quarter ending September 2017	825	→
Quarter ending December 2017	838	→
Variance since December 2016	10.4%	↑



ACTIVITY

Cumulative percentage of contracted UDA delivered 2017 & 2018



Month	Adjusted Scheduled Activity (UDA)	
	2017	2018
April	66	0
May	114	174
June	209	271
July	331	348
August	451	423
September	576	547
October	650	638
November	796	766
December	872	835
January	978	
February	1,080	
March	1,186	
April	1,204	
May	1,204	
June	1,204	

QUALITY

	Quantity	Base Number	Contract	AT	Region	England
% of FP17s for the same patient ID Re-attending within 3 months - Children	21	679	3.1%	11.5%	11.5%	12.0%
% of FP17s for the same patient ID Re-attending within 3 months - Adults	8	84	9.5%	15.0%	15.8%	15.9%
% of FP17s for the same patient ID Re-attending between 3 & 9 months - Children	399	679	58.8%	57.7%	60.5%	58.0%
% of FP17s for the same patient ID Re-attending between 3 & 9 months - Adults	30	84	35.7%	48.4%	51.8%	50.5%
% of FP17s for Band 1 Urgent Courses	0	745	0.0%	9.7%	9.5%	9.0%
% of FP17s Relating to Free Repair or Replacements	0	745	0.0%	0.7%	0.7%	0.8%
% of FP17s Relating to Continuations	0	745	0.0%	0.8%	1.0%	1.1%
% of Patients satisfied with the dentistry they have received	0	0	N/A	93.3%	92.1%	91.5%
% of Patients satisfied with the time they had to wait for an appointment	0	0	N/A	89.7%	88.3%	87.9%

* This is based on patients treated on this contract for their most recent course of treatment. Figures in italics indicate the base number of FP17s or Patient Questionnaire responses are less than 100. N/A is shown where the base number of responses is less than 10 during the period. % is calculated as Quantity/Base number*100

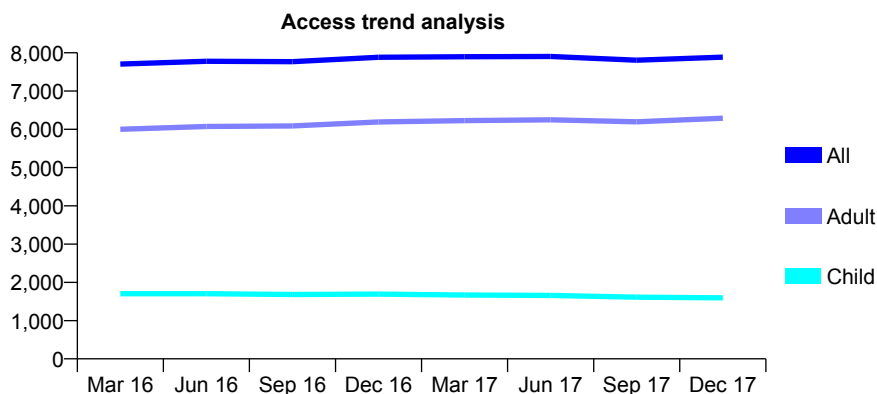
Q69 - Vital Signs At a Glance Contract Report for 767670/0001 - December 2017

Name or company name	MRS K DOULGERIDOU-KOSTOPOULOU
Contract type name	GDS Contract
Purpose of contract	General
Contract start date	01/04/2006
Contract end date	

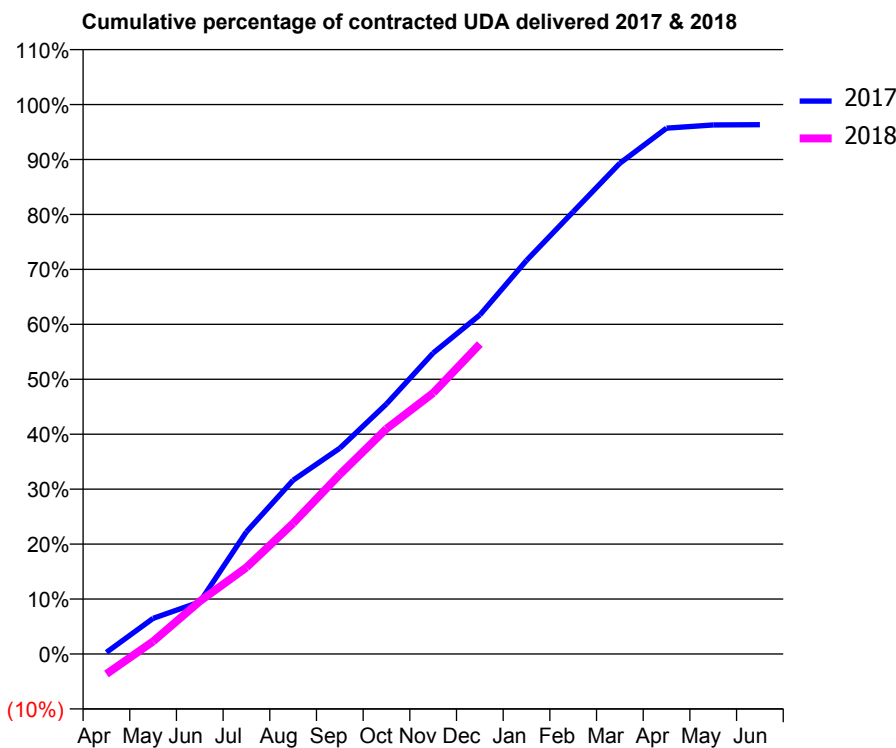
17/18 Contracted general activity (UDA)	24,000
Carry forward general activity (UDA)	879
17/18 Contracted orthodontic activity (UOA)	0
Carry forward orthodontic activity (UOA)	0
Baseline contract value	£525,031.95

ACCESS*

Patients seen in 24 months	Total	Change since previous quarter
Quarter ending December 2016	7,883	
Quarter ending March 2017	7,896	→
Quarter ending June 2017	7,905	→
Quarter ending September 2017	7,807	↓
Quarter ending December 2017	7,885	→
Variance since December 2016	0.0%	→



ACTIVITY



Month	Adjusted Scheduled Activity (UDA)	
	2017	2018
April	72	-879
May	1,558	550
June	2,274	2,306
July	5,341	3,785
August	7,593	5,708
September	8,989	7,841
October	10,925	9,842
November	13,150	11,399
December	14,808	13,538
January	17,193	
February	19,317	
March	21,434	
April	22,967	
May	23,106	
June	23,121	

QUALITY

	Quantity	Base Number	Contract	AT	Region	England
% of FP17s for the same patient ID Re-attending within 3 months - Children	107	1,696	6.3%	11.5%	11.5%	12.0%
% of FP17s for the same patient ID Re-attending within 3 months - Adults	808	6,149	13.1%	15.0%	15.8%	15.9%
% of FP17s for the same patient ID Re-attending between 3 & 9 months - Children	1,031	1,696	60.8%	57.7%	60.5%	58.0%
% of FP17s for the same patient ID Re-attending between 3 & 9 months - Adults	3,281	6,149	53.4%	48.4%	51.8%	50.5%
% of FP17s for Band 1 Urgent Courses	124	7,131	1.7%	9.7%	9.5%	9.0%
% of FP17s Relating to Free Repair or Replacements	33	7,131	0.5%	0.7%	0.7%	0.8%
% of FP17s Relating to Continuations	96	7,131	1.3%	0.8%	1.0%	1.1%
% of Patients satisfied with the dentistry they have received	18	21	85.7%	93.3%	92.1%	91.5%
% of Patients satisfied with the time they had to wait for an appointment	19	21	90.5%	89.7%	88.3%	87.9%

* This is based on patients treated on this contract for their most recent course of treatment. Figures in italics indicate the base number of FP17s or Patient Questionnaire responses are less than 100. N/A is shown where the base number of responses is less than 10 during the period. % is calculated as Quantity/Base number*100

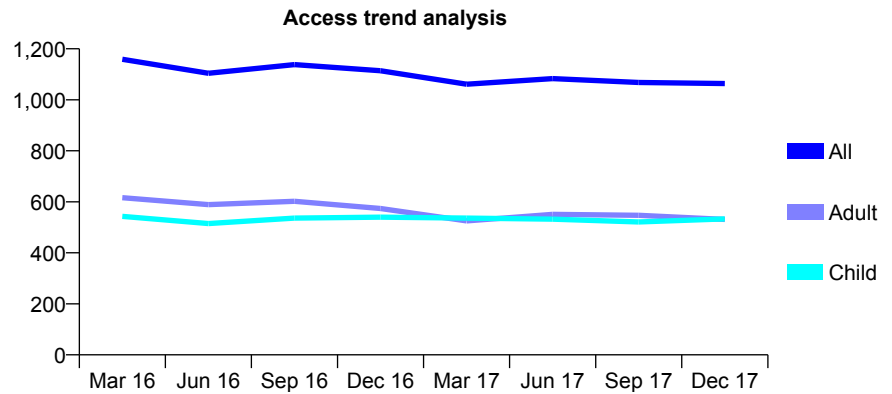
Q69 - Vital Signs At a Glance Contract Report for 768405/0001 - December 2017

Name or company name	MR H SANDHU
Contract type name	GDS Contract
Purpose of contract	General
Contract start date	01/04/2006
Contract end date	

17/18 Contracted general activity (UDA)	3,000
Carry forward general activity (UDA)	-19
17/18 Contracted orthodontic activity (UOA)	0
Carry forward orthodontic activity (UOA)	0
Baseline contract value	£64,396.63

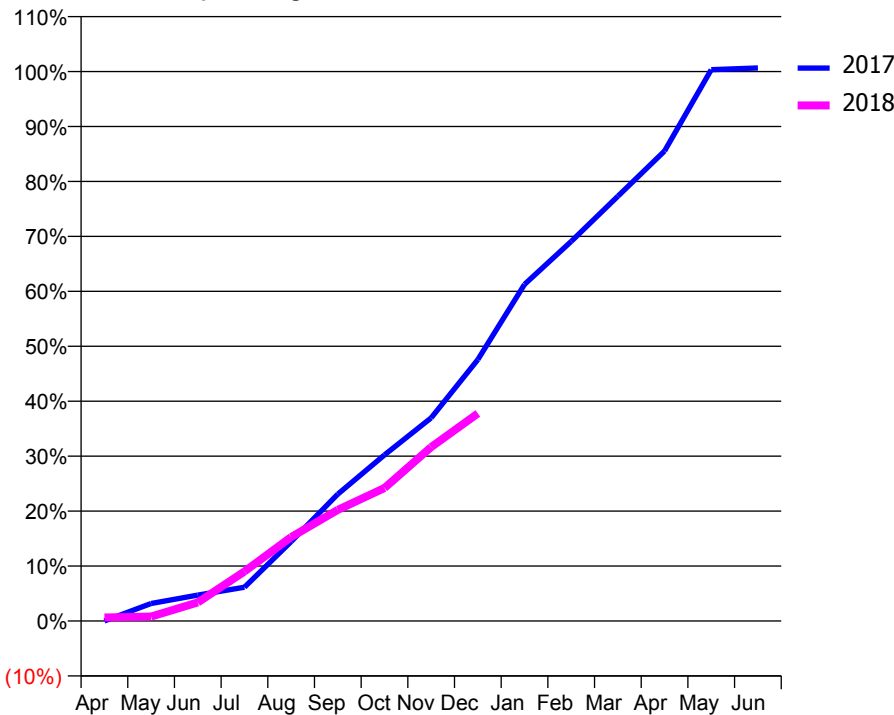
ACCESS*

Patients seen in 24 months	Total	Change since previous quarter
Quarter ending December 2016	1,114	
Quarter ending March 2017	1,061	↓
Quarter ending June 2017	1,083	↑
Quarter ending September 2017	1,068	↓
Quarter ending December 2017	1,064	→
Variance since December 2016	(4.5%)	↓



ACTIVITY

Cumulative percentage of contracted UDA delivered 2017 & 2018



Month	Adjusted Scheduled Activity (UDA)	
	2017	2018
April	0	19
May	95	24
June	141	101
July	184	270
August	433	458
September	693	607
October	906	726
November	1,109	950
December	1,427	1,133
January	1,838	
February	2,072	
March	2,319	
April	2,566	
May	3,010	
June	3,020	

QUALITY

	Quantity	Base Number	Contract	AT	Region	England
% of FP17s for the same patient ID Re-attending within 3 months - Children	29	472	6.1%	11.5%	11.5%	12.0%
% of FP17s for the same patient ID Re-attending within 3 months - Adults	49	300	16.3%	15.0%	15.8%	15.9%
% of FP17s for the same patient ID Re-attending between 3 & 9 months - Children	208	472	44.1%	57.7%	60.5%	58.0%
% of FP17s for the same patient ID Re-attending between 3 & 9 months - Adults	93	300	31.0%	48.4%	51.8%	50.5%
% of FP17s for Band 1 Urgent Courses	56	560	10.0%	9.7%	9.5%	9.0%
% of FP17s Relating to Free Repair or Replacements	6	560	1.1%	0.7%	0.7%	0.8%
% of FP17s Relating to Continuations	7	560	1.3%	0.8%	1.0%	1.1%
% of Patients satisfied with the dentistry they have received	1	1	N/A	93.3%	92.1%	91.5%
% of Patients satisfied with the time they had to wait for an appointment	1	1	N/A	89.7%	88.3%	87.9%

* This is based on patients treated on this contract for their most recent course of treatment. Figures in italics indicate the base number of FP17s or Patient Questionnaire responses are less than 100. N/A is shown where the base number of responses is less than 10 during the period. % is calculated as Quantity/Base number*100

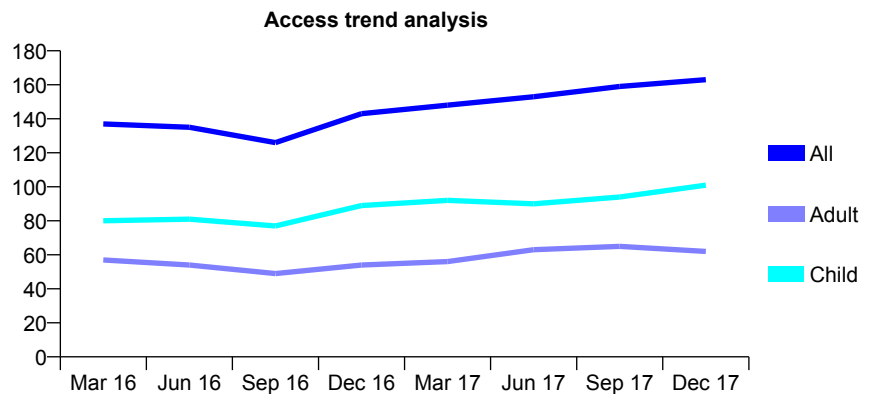
Q69 - Vital Signs At a Glance Contract Report for 768618/0001 - December 2017

Name or company name	MR PS NAGI
Contract type name	GDS Contract
Purpose of contract	General
Contract start date	05/02/2008
Contract end date	

17/18 Contracted general activity (UDA)	270
Carry forward general activity (UDA)	-5
17/18 Contracted orthodontic activity (UOA)	0
Carry forward orthodontic activity (UOA)	0
Baseline contract value	£6,457.86

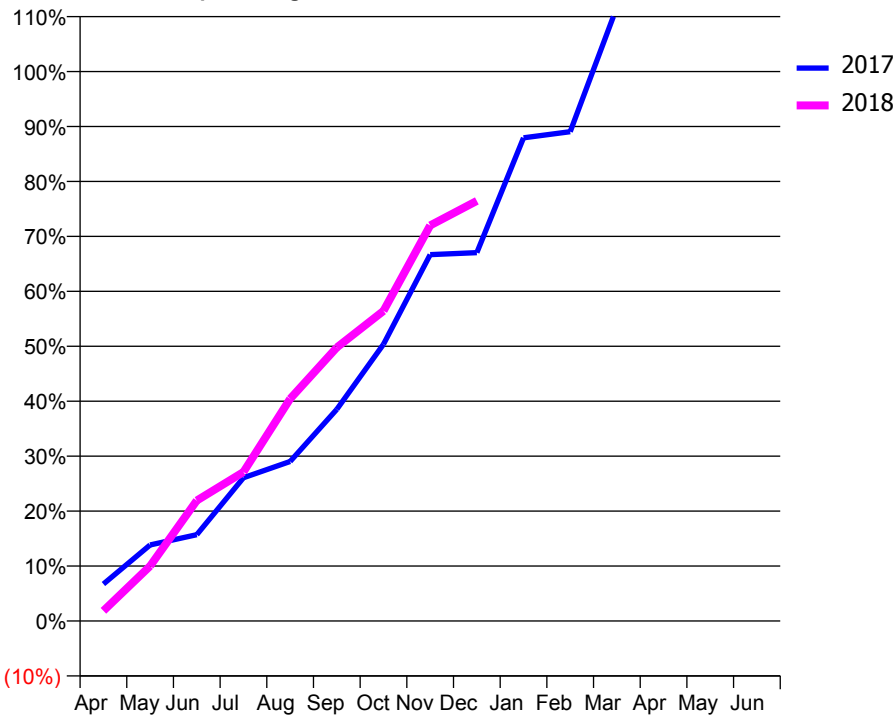
ACCESS*

Patients seen in 24 months	Total	Change since previous quarter
Quarter ending December 2016	143	
Quarter ending March 2017	148	↑
Quarter ending June 2017	153	↑
Quarter ending September 2017	159	↑
Quarter ending December 2017	163	↑
Variance since December 2016	14.0%	↑



ACTIVITY

Cumulative percentage of contracted UDA delivered 2017 & 2018



Month	Adjusted Scheduled Activity (UDA)	
	2017	2018
April	18	5
May	37	27
June	42	59
July	70	73
August	78	109
September	104	134
October	136	152
November	180	194
December	181	206
January	237	
February	240	
March	301	
April	324	
May	332	
June	334	

QUALITY

	Quantity	Base Number	Contract	AT	Region	England
% of FP17s for the same patient ID Re-attending within 3 months - Children	12	102	11.8%	11.5%	11.5%	12.0%
% of FP17s for the same patient ID Re-attending within 3 months - Adults	3	35	8.6%	15.0%	15.8%	15.9%
% of FP17s for the same patient ID Re-attending between 3 & 9 months - Children	40	102	39.2%	57.7%	60.5%	58.0%
% of FP17s for the same patient ID Re-attending between 3 & 9 months - Adults	12	35	34.3%	48.4%	51.8%	50.5%
% of FP17s for Band 1 Urgent Courses	2	121	1.7%	9.7%	9.5%	9.0%
% of FP17s Relating to Free Repair or Replacements	0	121	0.0%	0.7%	0.7%	0.8%
% of FP17s Relating to Continuations	0	121	0.0%	0.8%	1.0%	1.1%
% of Patients satisfied with the dentistry they have received	0	0	N/A	93.3%	92.1%	91.5%
% of Patients satisfied with the time they had to wait for an appointment	0	0	N/A	89.7%	88.3%	87.9%

* This is based on patients treated on this contract for their most recent course of treatment. Figures in italics indicate the base number of FP17s or Patient Questionnaire responses are less than 100. N/A is shown where the base number of responses is less than 10 during the period. % is calculated as Quantity/Base number*100

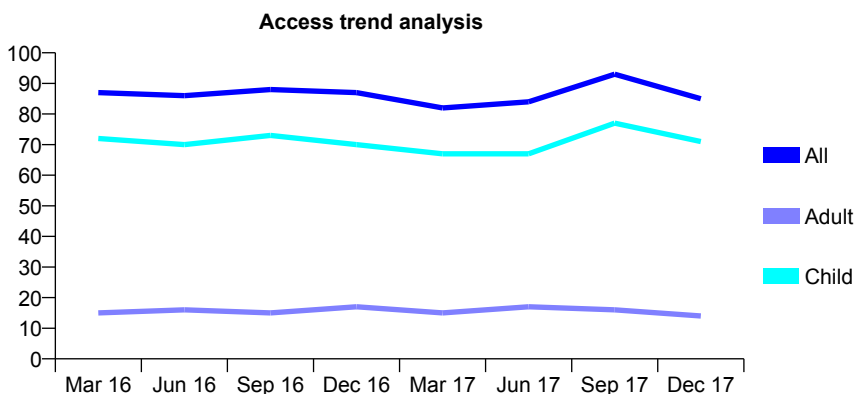
Q69 - Vital Signs At a Glance Contract Report for 768766/0001 - December 2017

Name or company name	MR S PATEL
Contract type name	GDS Contract
Purpose of contract	General
Contract start date	01/07/2006
Contract end date	

17/18 Contracted general activity (UDA)	190
Carry forward general activity (UDA)	0
17/18 Contracted orthodontic activity (UOA)	0
Carry forward orthodontic activity (UOA)	0
Baseline contract value	£4,543.64

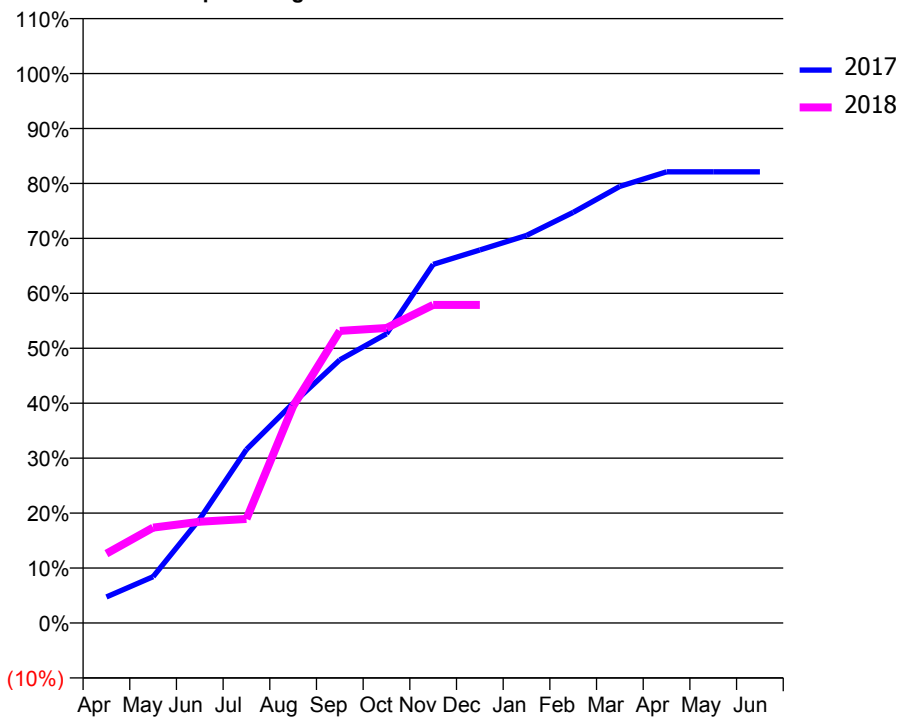
ACCESS*

Patients seen in 24 months	Total	Change since previous quarter
Quarter ending December 2016	87	
Quarter ending March 2017	82	↓
Quarter ending June 2017	84	↑
Quarter ending September 2017	93	↑
Quarter ending December 2017	85	↓
Variance since December 2016	(2.3%)	↓



ACTIVITY

Cumulative percentage of contracted UDA delivered 2017 & 2018



Month	Adjusted Scheduled Activity (UDA)	
	2017	2018
April	9	24
May	16	33
June	36	35
July	60	36
August	76	75
September	91	101
October	100	102
November	124	110
December	129	110
January	134	
February	142	
March	151	
April	156	
May	156	
June	156	

QUALITY

	Quantity	Base Number	Contract	AT	Region	England
% of FP17s for the same patient ID Re-attending within 3 months - Children	5	69	7.2%	11.5%	11.5%	12.0%
% of FP17s for the same patient ID Re-attending within 3 months - Adults	0	2	0.0%	15.0%	15.8%	15.9%
% of FP17s for the same patient ID Re-attending between 3 & 9 months - Children	25	69	36.2%	57.7%	60.5%	58.0%
% of FP17s for the same patient ID Re-attending between 3 & 9 months - Adults	1	2	50.0%	48.4%	51.8%	50.5%
% of FP17s for Band 1 Urgent Courses	0	64	0.0%	9.7%	9.5%	9.0%
% of FP17s Relating to Free Repair or Replacements	0	64	0.0%	0.7%	0.7%	0.8%
% of FP17s Relating to Continuations	0	64	0.0%	0.8%	1.0%	1.1%
% of Patients satisfied with the dentistry they have received	0	0	N/A	93.3%	92.1%	91.5%
% of Patients satisfied with the time they had to wait for an appointment	0	0	N/A	89.7%	88.3%	87.9%

* This is based on patients treated on this contract for their most recent course of treatment. Figures in italics indicate the base number of FP17s or Patient Questionnaire responses are less than 100. N/A is shown where the base number of responses is less than 10 during the period. % is calculated as Quantity/Base number*100

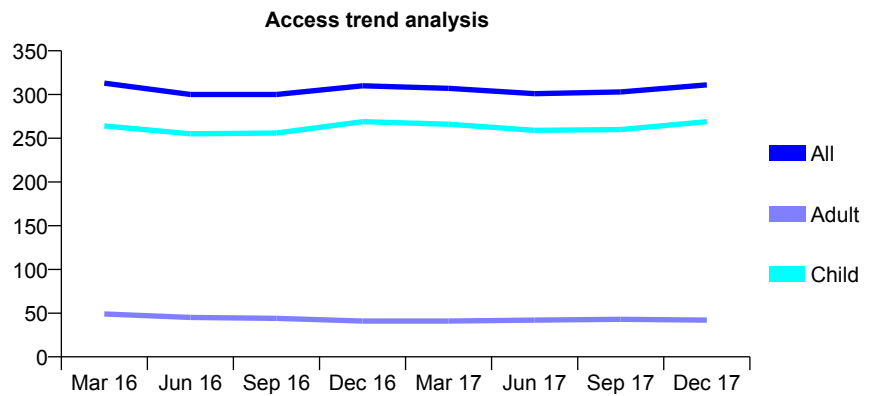
Q69 - Vital Signs At a Glance Contract Report for 772909/0001 - December 2017

Name or company name	MR JS JUGDEV
Contract type name	GDS Contract
Purpose of contract	General
Contract start date	01/02/2008
Contract end date	

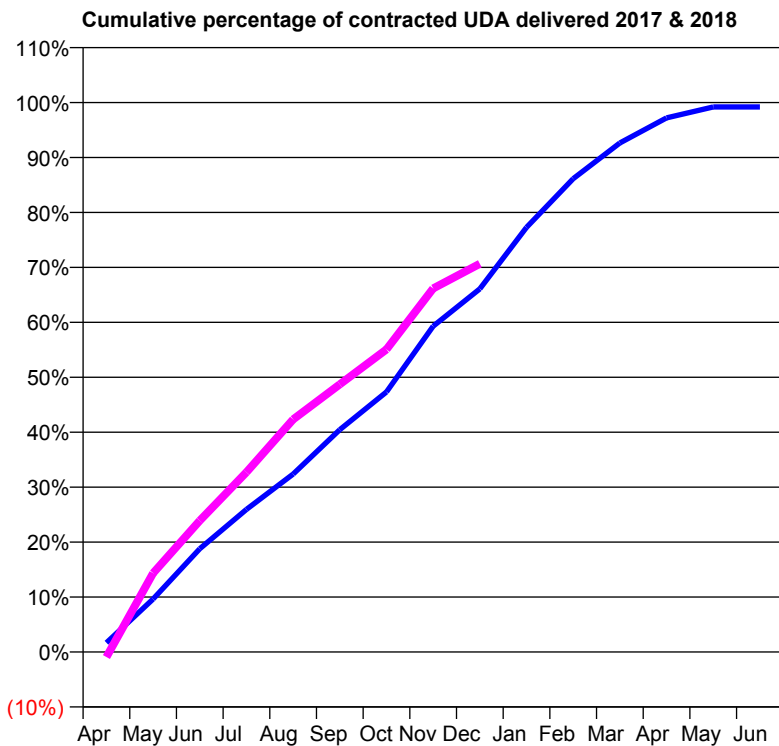
17/18 Contracted general activity (UDA)	649
Carry forward general activity (UDA)	6
17/18 Contracted orthodontic activity (UOA)	0
Carry forward orthodontic activity (UOA)	0
Baseline contract value	£15,321.54

ACCESS*

Patients seen in 24 months	Total	Change since previous quarter
Quarter ending December 2016	310	
Quarter ending March 2017	307	→
Quarter ending June 2017	301	↓
Quarter ending September 2017	303	→
Quarter ending December 2017	311	↑
Variance since December 2016	0.3%	→



ACTIVITY



Month	Adjusted Scheduled Activity (UDA)	
	2017	2018
April	11	-6
May	63	93
June	122	155
July	168	212
August	210	275
September	263	316
October	307	357
November	385	429
December	429	459
January	502	
February	559	
March	601	
April	631	
May	644	
June	644	

QUALITY

	Quantity	Base Number	Contract	AT	Region	England
% of FP17s for the same patient ID Re-attending within 3 months - Children	19	341	5.6%	11.5%	11.5%	12.0%
% of FP17s for the same patient ID Re-attending within 3 months - Adults	0	18	0.0%	15.0%	15.8%	15.9%
% of FP17s for the same patient ID Re-attending between 3 & 9 months - Children	243	341	71.3%	57.7%	60.5%	58.0%
% of FP17s for the same patient ID Re-attending between 3 & 9 months - Adults	17	18	94.4%	48.4%	51.8%	50.5%
% of FP17s for Band 1 Urgent Courses	8	327	2.4%	9.7%	9.5%	9.0%
% of FP17s Relating to Free Repair or Replacements	0	327	0.0%	0.7%	0.7%	0.8%
% of FP17s Relating to Continuations	0	327	0.0%	0.8%	1.0%	1.1%
% of Patients satisfied with the dentistry they have received	0	0	N/A	93.3%	92.1%	91.5%
% of Patients satisfied with the time they had to wait for an appointment	0	0	N/A	89.7%	88.3%	87.9%

* This is based on patients treated on this contract for their most recent course of treatment. Figures in italics indicate the base number of FP17s or Patient Questionnaire responses are less than 100. N/A is shown where the base number of responses is less than 10 during the period. % is calculated as Quantity/Base number*100

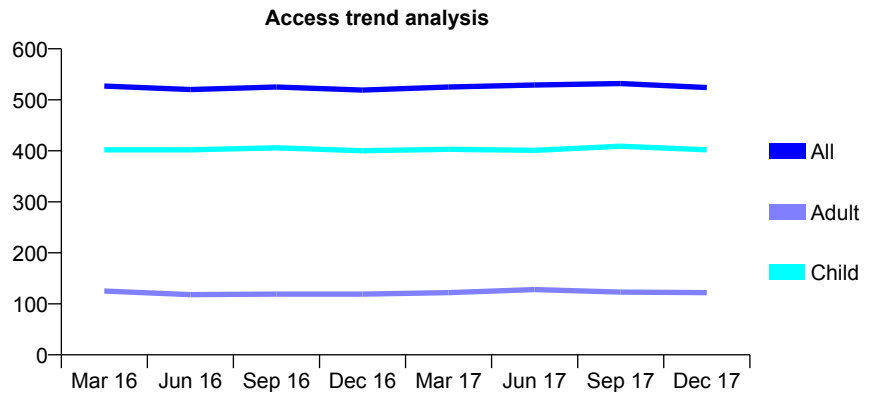
Q69 - Vital Signs At a Glance Contract Report for 783463/0001 - December 2017

Name or company name	MR SP DAHLMAN
Contract type name	GDS Contract
Purpose of contract	General
Contract start date	01/04/2006
Contract end date	

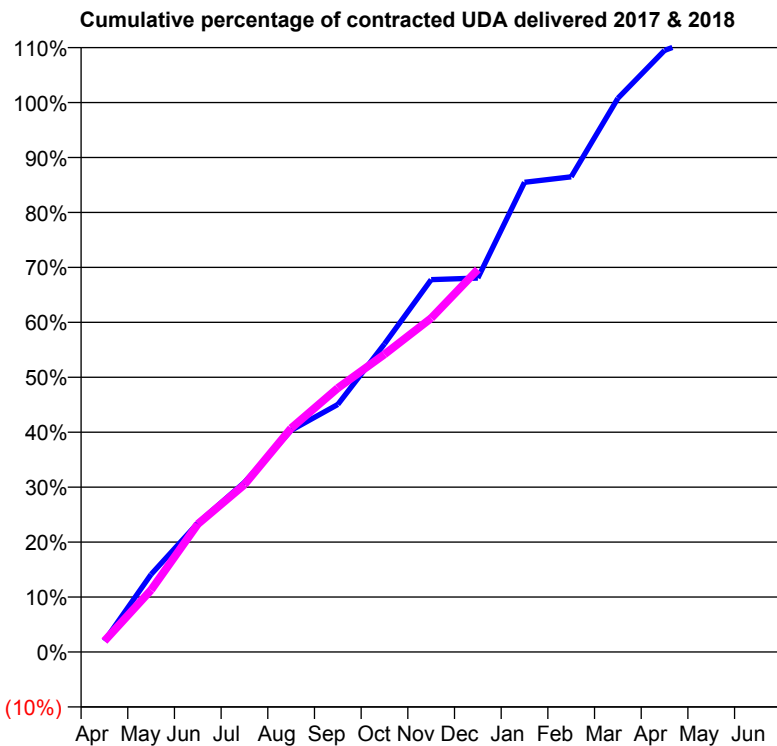
17/18 Contracted general activity (UDA)	700
Carry forward general activity (UDA)	-14
17/18 Contracted orthodontic activity (UOA)	0
Carry forward orthodontic activity (UOA)	0
Baseline contract value	£16,739.72

ACCESS*

Patients seen in 24 months	Total	Change since previous quarter
Quarter ending December 2016	519	
Quarter ending March 2017	525	→
Quarter ending June 2017	529	→
Quarter ending September 2017	532	→
Quarter ending December 2017	524	↓
Variance since December 2016	1.0%	→



ACTIVITY



Month	Adjusted Scheduled Activity (UDA)	
	2017	2018
April	14	14
May	99	79
June	164	163
July	216	213
August	282	285
September	315	336
October	392	379
November	474	425
December	476	487
January	598	
February	605	
March	705	
April	766	
May	788	
June	788	

QUALITY

	Quantity	Base Number	Contract	AT	Region	England
% of FP17s for the same patient ID Re-attending within 3 months - Children	9	365	2.5%	11.5%	11.5%	12.0%
% of FP17s for the same patient ID Re-attending within 3 months - Adults	2	49	4.1%	15.0%	15.8%	15.9%
% of FP17s for the same patient ID Re-attending between 3 & 9 months - Children	189	365	51.8%	57.7%	60.5%	58.0%
% of FP17s for the same patient ID Re-attending between 3 & 9 months - Adults	14	49	28.6%	48.4%	51.8%	50.5%
% of FP17s for Band 1 Urgent Courses	1	366	0.3%	9.7%	9.5%	9.0%
% of FP17s Relating to Free Repair or Replacements	0	366	0.0%	0.7%	0.7%	0.8%
% of FP17s Relating to Continuations	0	366	0.0%	0.8%	1.0%	1.1%
% of Patients satisfied with the dentistry they have received	1	1	N/A	93.3%	92.1%	91.5%
% of Patients satisfied with the time they had to wait for an appointment	1	1	N/A	89.7%	88.3%	87.9%

* This is based on patients treated on this contract for their most recent course of treatment. Figures in italics indicate the base number of FP17s or Patient Questionnaire responses are less than 100. N/A is shown where the base number of responses is less than 10 during the period. % is calculated as Quantity/Base number*100

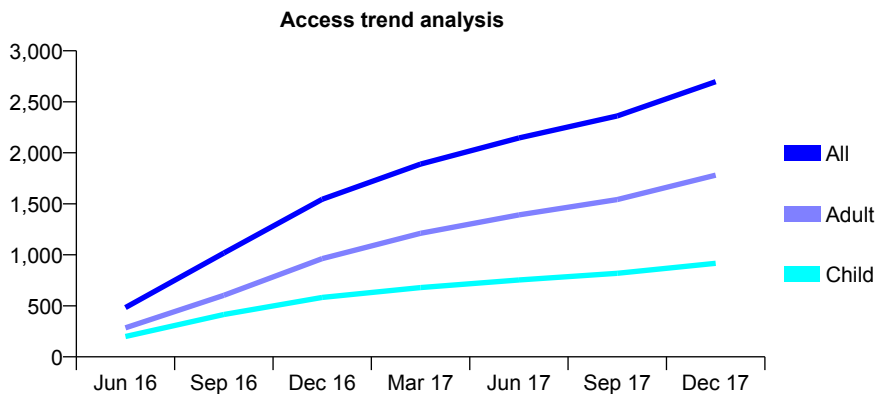
Q69 - Vital Signs At a Glance Contract Report for 788236/0001 - December 2017

Name or company name	MR N SHAH
Contract type name	GDS Contract
Purpose of contract	General
Contract start date	01/11/2015
Contract end date	

17/18 Contracted general activity (UDA)	6,219
Carry forward general activity (UDA)	134
17/18 Contracted orthodontic activity (UOA)	0
Carry forward orthodontic activity (UOA)	0
Baseline contract value	£136,882.15

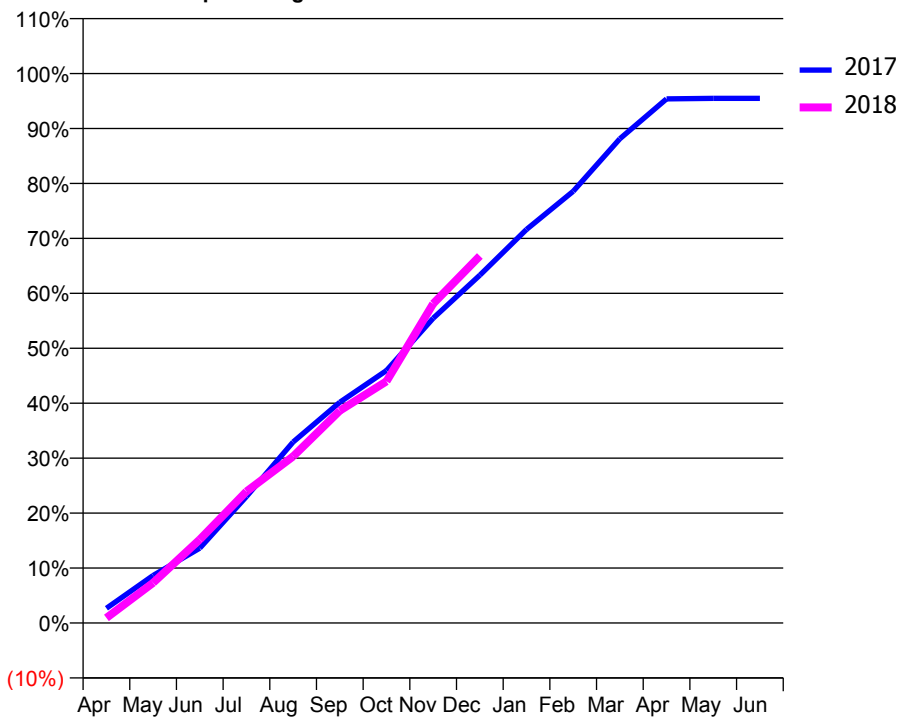
ACCESS*

Patients seen in 24 months	Total	Change since previous quarter
Quarter ending December 2016	1,545	
Quarter ending March 2017	1,890	↑
Quarter ending June 2017	2,146	↑
Quarter ending September 2017	2,361	↑
Quarter ending December 2017	2,698	↑
Variance since December 2016	74.6%	↑



ACTIVITY

Cumulative percentage of contracted UDA delivered 2017 & 2018



Month	Adjusted Scheduled Activity (UDA)	
	2017	2018
April	173	57
May	560	455
June	882	945
July	1,489	1,488
August	2,130	1,886
September	2,599	2,403
October	2,972	2,735
November	3,588	3,613
December	4,095	4,154
January	4,633	
February	5,081	
March	5,701	
April	6,169	
May	6,175	
June	6,175	

QUALITY

	Quantity	Base Number	Contract	AT	Region	England
% of FP17s for the same patient ID Re-attending within 3 months - Children	81	991	8.2%	11.5%	11.5%	12.0%
% of FP17s for the same patient ID Re-attending within 3 months - Adults	258	1,555	16.6%	15.0%	15.8%	15.9%
% of FP17s for the same patient ID Re-attending between 3 & 9 months - Children	431	991	43.5%	57.7%	60.5%	58.0%
% of FP17s for the same patient ID Re-attending between 3 & 9 months - Adults	501	1,555	32.2%	48.4%	51.8%	50.5%
% of FP17s for Band 1 Urgent Courses	257	2,364	10.9%	9.7%	9.5%	9.0%
% of FP17s Relating to Free Repair or Replacements	5	2,364	0.2%	0.7%	0.7%	0.8%
% of FP17s Relating to Continuations	19	2,364	0.8%	0.8%	1.0%	1.1%
% of Patients satisfied with the dentistry they have received	4	4	N/A	93.3%	92.1%	91.5%
% of Patients satisfied with the time they had to wait for an appointment	4	4	N/A	89.7%	88.3%	87.9%

* This is based on patients treated on this contract for their most recent course of treatment. Figures in italics indicate the base number of FP17s or Patient Questionnaire responses are less than 100. N/A is shown where the base number of responses is less than 10 during the period. % is calculated as Quantity/Base number*100

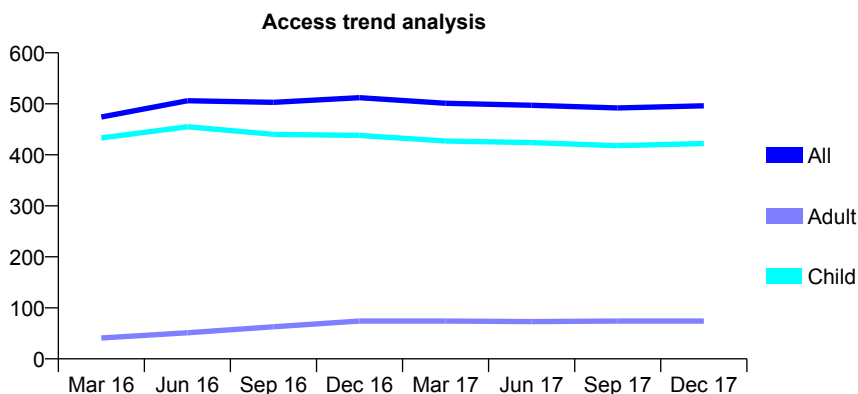
Q69 - Vital Signs At a Glance Contract Report for 789224/0001 - December 2017

Name or company name	MR SM MUGHAL
Contract type name	GDS Contract
Purpose of contract	General
Contract start date	01/01/2015
Contract end date	

17/18 Contracted general activity (UDA)	986
Carry forward general activity (UDA)	-11
17/18 Contracted orthodontic activity (UOA)	0
Carry forward orthodontic activity (UOA)	0
Baseline contract value	£21,600.61

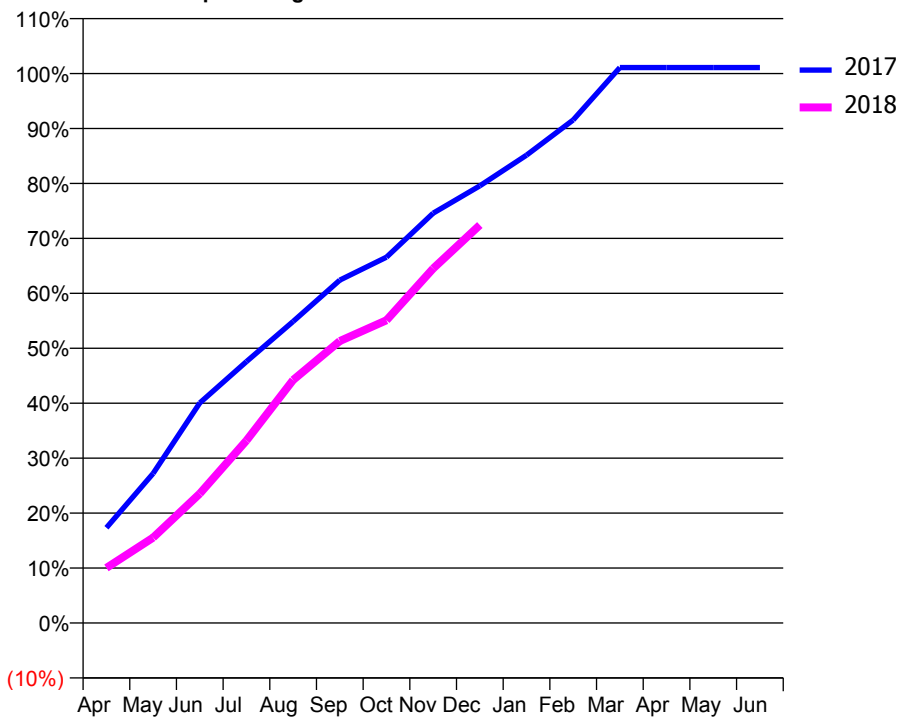
ACCESS*

Patients seen in 24 months	Total	Change since previous quarter
Quarter ending December 2016	512	
Quarter ending March 2017	501	↓
Quarter ending June 2017	497	→
Quarter ending September 2017	492	↓
Quarter ending December 2017	496	→
Variance since December 2016	(3.1%)	↓



ACTIVITY

Cumulative percentage of contracted UDA delivered 2017 & 2018



Month	Adjusted Scheduled Activity (UDA)	
	2017	2018
April	171	99
May	268	153
June	395	232
July	469	327
August	541	436
September	615	506
October	656	543
November	735	636
December	784	714
January	839	
February	903	
March	997	
April	997	
May	997	
June	997	

QUALITY

	Quantity	Base Number	Contract	AT	Region	England
% of FP17s for the same patient ID Re-attending within 3 months - Children	30	511	5.9%	11.5%	11.5%	12.0%
% of FP17s for the same patient ID Re-attending within 3 months - Adults	3	33	9.1%	15.0%	15.8%	15.9%
% of FP17s for the same patient ID Re-attending between 3 & 9 months - Children	313	511	61.3%	57.7%	60.5%	58.0%
% of FP17s for the same patient ID Re-attending between 3 & 9 months - Adults	22	33	66.7%	48.4%	51.8%	50.5%
% of FP17s for Band 1 Urgent Courses	15	542	2.8%	9.7%	9.5%	9.0%
% of FP17s Relating to Free Repair or Replacements	0	542	0.0%	0.7%	0.7%	0.8%
% of FP17s Relating to Continuations	0	542	0.0%	0.8%	1.0%	1.1%
% of Patients satisfied with the dentistry they have received	0	0	N/A	93.3%	92.1%	91.5%
% of Patients satisfied with the time they had to wait for an appointment	0	0	N/A	89.7%	88.3%	87.9%

* This is based on patients treated on this contract for their most recent course of treatment. Figures in italics indicate the base number of FP17s or Patient Questionnaire responses are less than 100. N/A is shown where the base number of responses is less than 10 during the period. % is calculated as Quantity/Base number*100

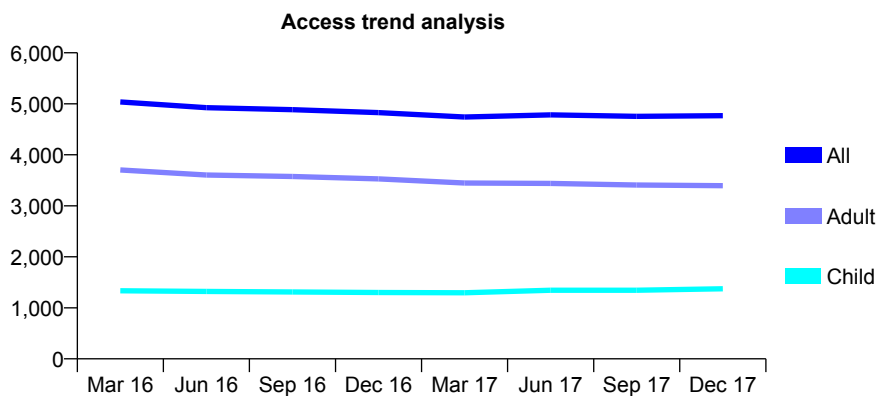
Q69 - Vital Signs At a Glance Contract Report for 789429/0001 - December 2017

Name or company name	MRS A SIDHU
Contract type name	GDS Contract
Purpose of contract	General
Contract start date	01/06/2009
Contract end date	

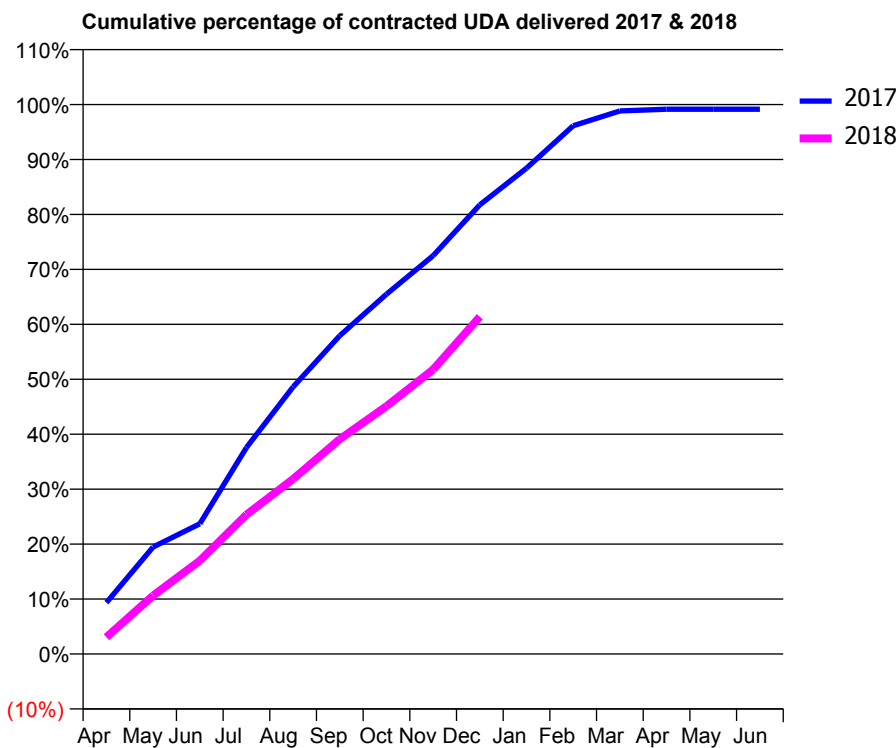
17/18 Contracted general activity (UDA)	14,000
Carry forward general activity (UDA)	124
17/18 Contracted orthodontic activity (UOA)	0
Carry forward orthodontic activity (UOA)	0
Baseline contract value	£350,732.27

ACCESS*

Patients seen in 24 months	Total	Change since previous quarter
Quarter ending December 2016	4,828	
Quarter ending March 2017	4,742	↓
Quarter ending June 2017	4,783	→
Quarter ending September 2017	4,753	→
Quarter ending December 2017	4,768	→
Variance since December 2016	(1.2%)	↓



ACTIVITY



Month	Adjusted Scheduled Activity (UDA)	
	2017	2018
April	1,362	429
May	2,835	1,490
June	3,450	2,377
July	5,470	3,554
August	7,079	4,461
September	8,435	5,474
October	9,536	6,316
November	10,557	7,249
December	11,901	8,593
January	12,873	
February	13,999	
March	14,388	
April	14,437	
May	14,437	
June	14,437	

QUALITY

	Quantity	Base Number	Contract	AT	Region	England
% of FP17s for the same patient ID Re-attending within 3 months - Children	103	1,379	7.5%	11.5%	11.5%	12.0%
% of FP17s for the same patient ID Re-attending within 3 months - Adults	400	2,902	13.8%	15.0%	15.8%	15.9%
% of FP17s for the same patient ID Re-attending between 3 & 9 months - Children	659	1,379	47.8%	57.7%	60.5%	58.0%
% of FP17s for the same patient ID Re-attending between 3 & 9 months - Adults	1,172	2,902	40.4%	48.4%	51.8%	50.5%
% of FP17s for Band 1 Urgent Courses	410	4,226	9.7%	9.7%	9.5%	9.0%
% of FP17s Relating to Free Repair or Replacements	39	4,226	0.9%	0.7%	0.7%	0.8%
% of FP17s Relating to Continuations	100	4,226	2.4%	0.8%	1.0%	1.1%
% of Patients satisfied with the dentistry they have received	9	9	N/A	93.3%	92.1%	91.5%
% of Patients satisfied with the time they had to wait for an appointment	9	9	N/A	89.7%	88.3%	87.9%

* This is based on patients treated on this contract for their most recent course of treatment. Figures in italics indicate the base number of FP17s or Patient Questionnaire responses are less than 100. N/A is shown where the base number of responses is less than 10 during the period. % is calculated as Quantity/Base number*100

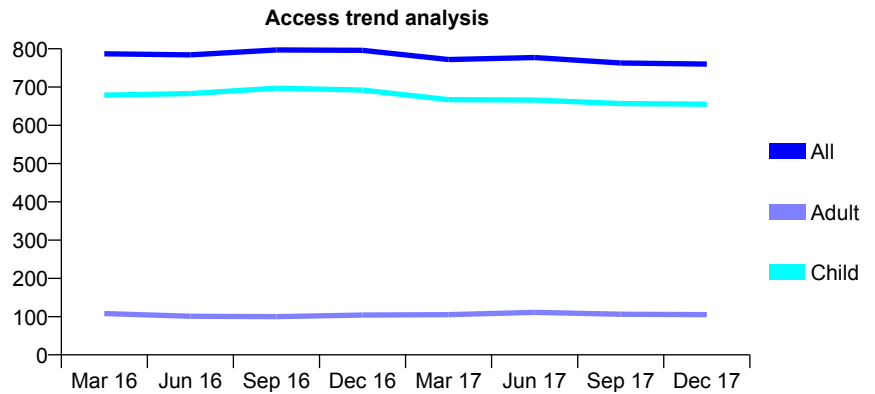
Q69 - Vital Signs At a Glance Contract Report for 810282/0001 - December 2017

Name or company name	MR CJ MORRELL
Contract type name	GDS Contract
Purpose of contract	General
Contract start date	01/04/2006
Contract end date	

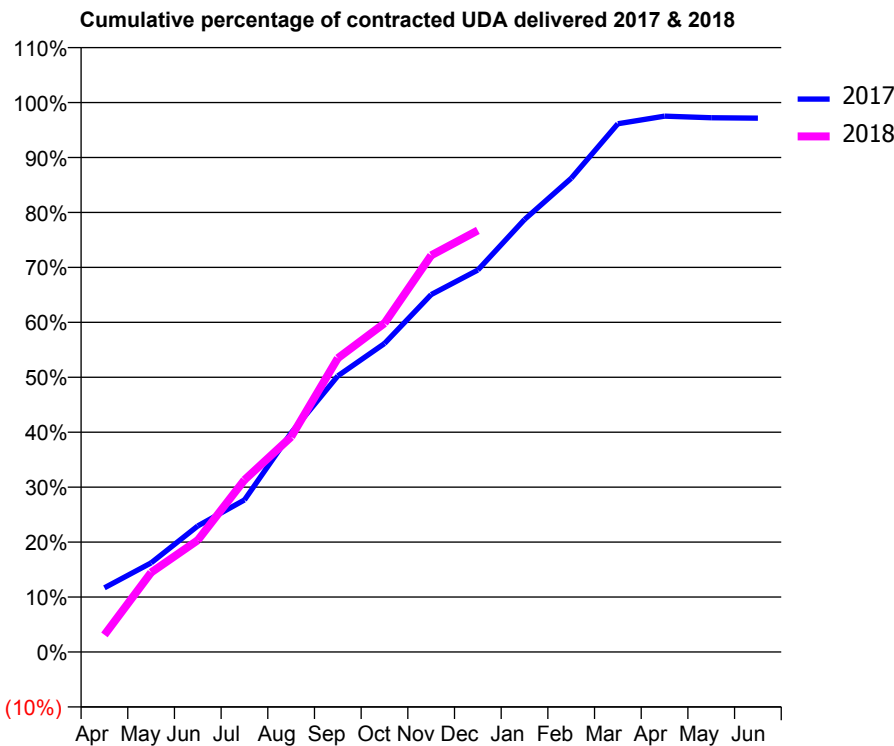
17/18 Contracted general activity (UDA)	1,100
Carry forward general activity (UDA)	32
17/18 Contracted orthodontic activity (UOA)	0
Carry forward orthodontic activity (UOA)	0
Baseline contract value	£21,534.16

ACCESS*

Patients seen in 24 months	Total	Change since previous quarter
Quarter ending December 2016	796	
Quarter ending March 2017	772	↓
Quarter ending June 2017	777	→
Quarter ending September 2017	763	↓
Quarter ending December 2017	760	→
Variance since December 2016	(4.5%)	↓



ACTIVITY



Month	Adjusted Scheduled Activity (UDA)	
	2017	2018
April	128	34
May	178	159
June	252	224
July	304	344
August	439	431
September	553	588
October	618	658
November	716	794
December	765	844
January	866	
February	948	
March	1,058	
April	1,073	
May	1,070	
June	1,069	

QUALITY

	Quantity	Base Number	Contract	AT	Region	England
% of FP17s for the same patient ID Re-attending within 3 months - Children	39	661	5.9%	11.5%	11.5%	12.0%
% of FP17s for the same patient ID Re-attending within 3 months - Adults	7	58	12.1%	15.0%	15.8%	15.9%
% of FP17s for the same patient ID Re-attending between 3 & 9 months - Children	313	661	47.4%	57.7%	60.5%	58.0%
% of FP17s for the same patient ID Re-attending between 3 & 9 months - Adults	22	58	37.9%	48.4%	51.8%	50.5%
% of FP17s for Band 1 Urgent Courses	34	692	4.9%	9.7%	9.5%	9.0%
% of FP17s Relating to Free Repair or Replacements	0	692	0.0%	0.7%	0.7%	0.8%
% of FP17s Relating to Continuations	0	692	0.0%	0.8%	1.0%	1.1%
% of Patients satisfied with the dentistry they have received	0	0	N/A	93.3%	92.1%	91.5%
% of Patients satisfied with the time they had to wait for an appointment	0	0	N/A	89.7%	88.3%	87.9%

* This is based on patients treated on this contract for their most recent course of treatment. Figures in italics indicate the base number of FP17s or Patient Questionnaire responses are less than 100. N/A is shown where the base number of responses is less than 10 during the period. % is calculated as Quantity/Base number*100

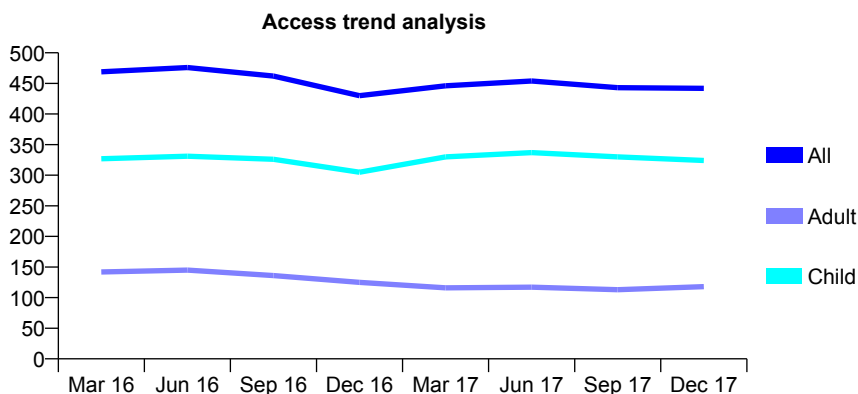
Q69 - Vital Signs At a Glance Contract Report for 811769/0001 - December 2017

Name or company name	MR PP BRODIE
Contract type name	GDS Contract
Purpose of contract	General
Contract start date	01/04/2006
Contract end date	

17/18 Contracted general activity (UDA)	1,000
Carry forward general activity (UDA)	0
17/18 Contracted orthodontic activity (UOA)	0
Carry forward orthodontic activity (UOA)	0
Baseline contract value	£23,914.40

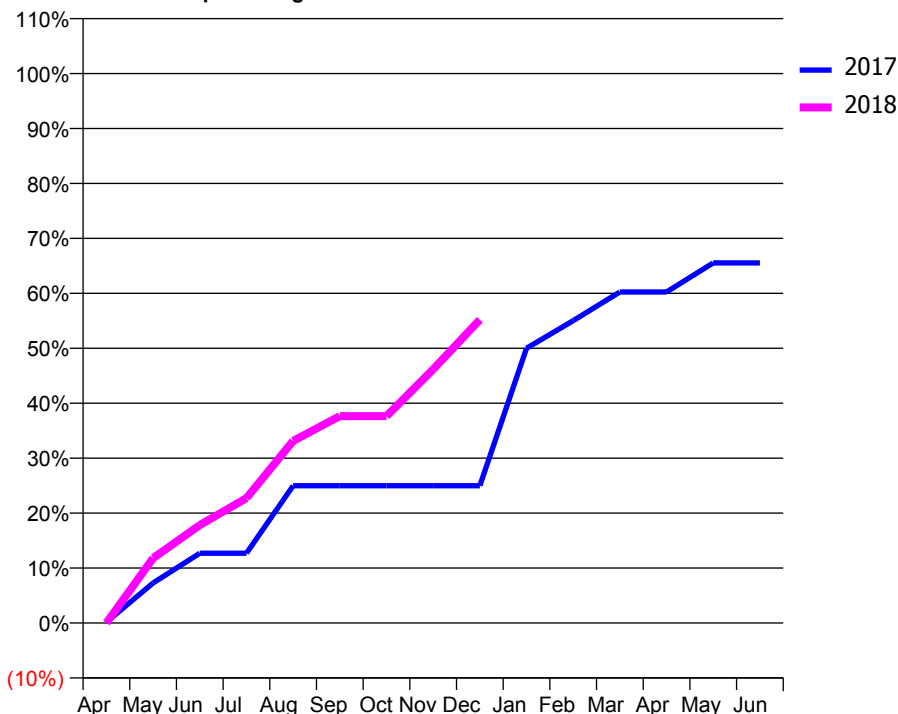
ACCESS*

Patients seen in 24 months	Total	Change since previous quarter
Quarter ending December 2016	430	
Quarter ending March 2017	446	↑
Quarter ending June 2017	454	→
Quarter ending September 2017	443	↓
Quarter ending December 2017	442	→
Variance since December 2016	2.8%	↑



ACTIVITY

Cumulative percentage of contracted UDA delivered 2017 & 2018



Month	Adjusted Scheduled Activity (UDA)	
	2017	2018
April	2	0
May	109	118
June	190	178
July	190	227
August	375	331
September	375	376
October	375	376
November	375	462
December	375	552
January	750	
February	825	
March	904	
April	904	
May	983	
June	983	

QUALITY

	Quantity	Base Number	Contract	AT	Region	England
% of FP17s for the same patient ID Re-attending within 3 months - Children	14	378	3.7%	11.5%	11.5%	12.0%
% of FP17s for the same patient ID Re-attending within 3 months - Adults	9	68	13.2%	15.0%	15.8%	15.9%
% of FP17s for the same patient ID Re-attending between 3 & 9 months - Children	268	378	70.9%	57.7%	60.5%	58.0%
% of FP17s for the same patient ID Re-attending between 3 & 9 months - Adults	44	68	64.7%	48.4%	51.8%	50.5%
% of FP17s for Band 1 Urgent Courses	6	392	1.5%	9.7%	9.5%	9.0%
% of FP17s Relating to Free Repair or Replacements	0	392	0.0%	0.7%	0.7%	0.8%
% of FP17s Relating to Continuations	0	392	0.0%	0.8%	1.0%	1.1%
% of Patients satisfied with the dentistry they have received	2	2	N/A	93.3%	92.1%	91.5%
% of Patients satisfied with the time they had to wait for an appointment	2	2	N/A	89.7%	88.3%	87.9%

* This is based on patients treated on this contract for their most recent course of treatment. Figures in italics indicate the base number of FP17s or Patient Questionnaire responses are less than 100. N/A is shown where the base number of responses is less than 10 during the period. % is calculated as Quantity/Base number*100

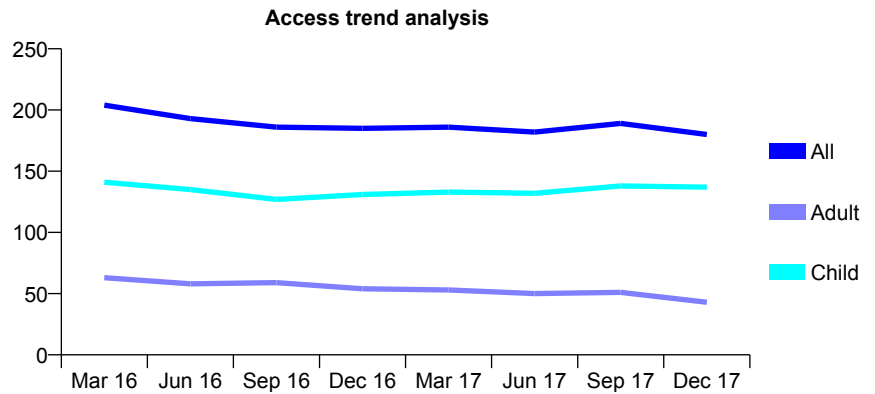
Q69 - Vital Signs At a Glance Contract Report for 812757/0001 - December 2017

Name or company name	MR C HURST
Contract type name	GDS Contract
Purpose of contract	General
Contract start date	01/04/2006
Contract end date	

17/18 Contracted general activity (UDA)	500
Carry forward general activity (UDA)	3
17/18 Contracted orthodontic activity (UOA)	0
Carry forward orthodontic activity (UOA)	0
Baseline contract value	£11,953.83

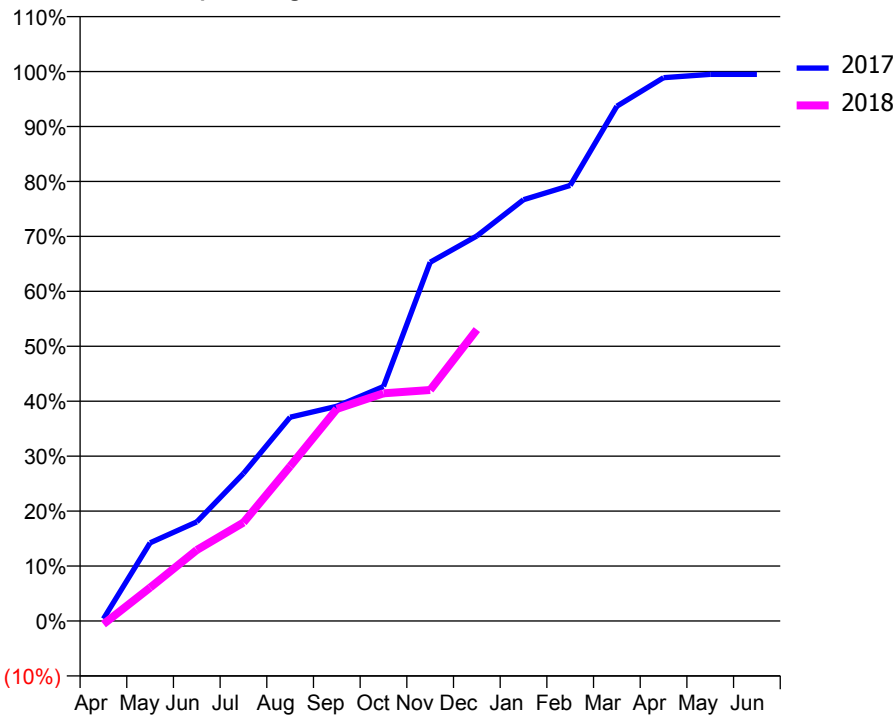
ACCESS*

Patients seen in 24 months	Total	Change since previous quarter
Quarter ending December 2016	185	
Quarter ending March 2017	186	→
Quarter ending June 2017	182	↓
Quarter ending September 2017	189	↑
Quarter ending December 2017	180	↓
Variance since December 2016	(2.7%)	↓



ACTIVITY

Cumulative percentage of contracted UDA delivered 2017 & 2018



Month	Adjusted Scheduled Activity (UDA)	
	2017	2018
April	2	-3
May	71	30
June	90	65
July	134	90
August	185	141
September	195	193
October	213	207
November	326	210
December	350	265
January	383	
February	396	
March	468	
April	494	
May	497	
June	497	

QUALITY

	Quantity	Base Number	Contract	AT	Region	England
% of FP17s for the same patient ID Re-attending within 3 months - Children	9	136	6.6%	11.5%	11.5%	12.0%
% of FP17s for the same patient ID Re-attending within 3 months - Adults	18	44	40.9%	15.0%	15.8%	15.9%
% of FP17s for the same patient ID Re-attending between 3 & 9 months - Children	80	136	58.8%	57.7%	60.5%	58.0%
% of FP17s for the same patient ID Re-attending between 3 & 9 months - Adults	18	44	40.9%	48.4%	51.8%	50.5%
% of FP17s for Band 1 Urgent Courses	6	168	3.6%	9.7%	9.5%	9.0%
% of FP17s Relating to Free Repair or Replacements	0	168	0.0%	0.7%	0.7%	0.8%
% of FP17s Relating to Continuations	6	168	3.6%	0.8%	1.0%	1.1%
% of Patients satisfied with the dentistry they have received	0	0	N/A	93.3%	92.1%	91.5%
% of Patients satisfied with the time they had to wait for an appointment	0	0	N/A	89.7%	88.3%	87.9%

* This is based on patients treated on this contract for their most recent course of treatment. Figures in italics indicate the base number of FP17s or Patient Questionnaire responses are less than 100. N/A is shown where the base number of responses is less than 10 during the period. % is calculated as Quantity/Base number*100

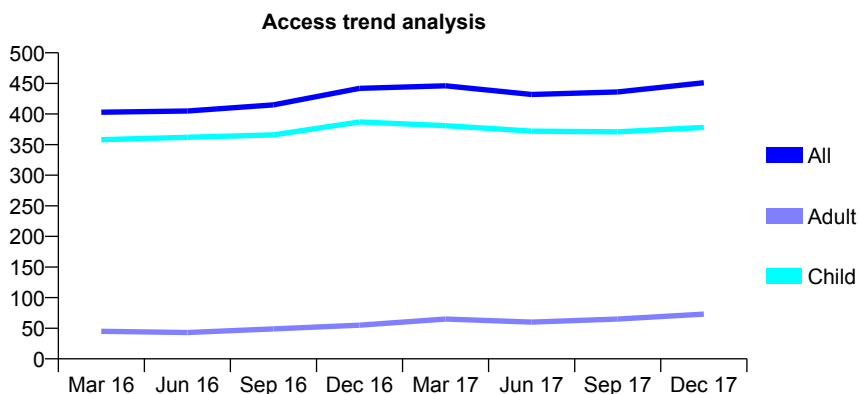
Q69 - Vital Signs At a Glance Contract Report for 815039/0001 - December 2017

Name or company name	MR PC BRASH
Contract type name	GDS Contract
Purpose of contract	General
Contract start date	01/04/2006
Contract end date	

17/18 Contracted general activity (UDA)	760
Carry forward general activity (UDA)	-15
17/18 Contracted orthodontic activity (UOA)	0
Carry forward orthodontic activity (UOA)	0
Baseline contract value	£20,252.53

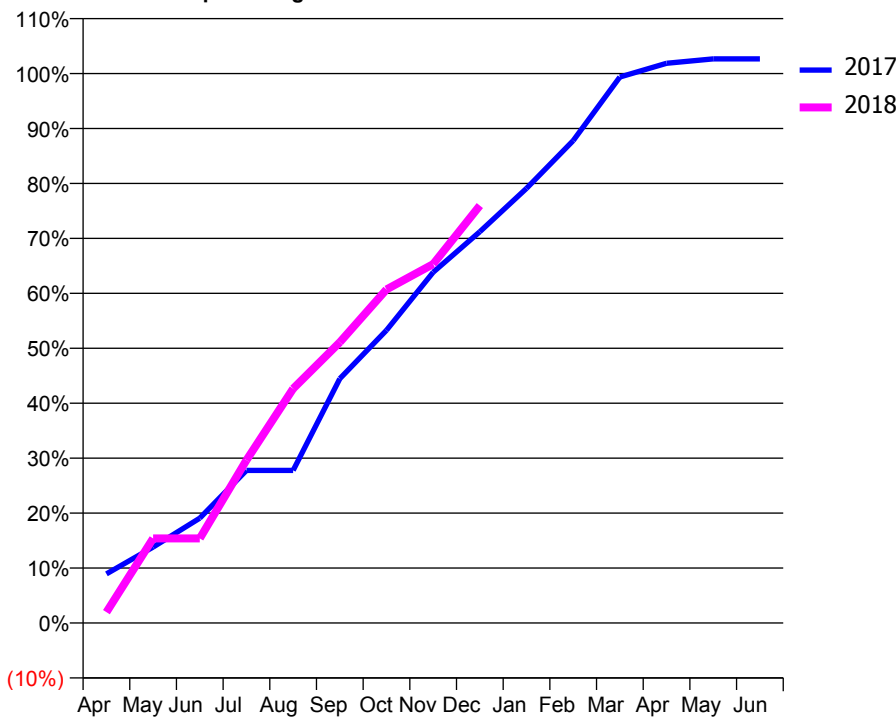
ACCESS*

Patients seen in 24 months	Total	Change since previous quarter
Quarter ending December 2016	442	
Quarter ending March 2017	446	→
Quarter ending June 2017	432	↓
Quarter ending September 2017	436	→
Quarter ending December 2017	451	↑
Variance since December 2016	2.0%	↑



ACTIVITY

Cumulative percentage of contracted UDA delivered 2017 & 2018



Month	Adjusted Scheduled Activity (UDA)	
	2017	2018
April	68	15
May	105	117
June	145	117
July	211	225
August	211	324
September	338	388
October	405	461
November	485	496
December	541	577
January	601	
February	667	
March	755	
April	774	
May	780	
June	780	

QUALITY

	Quantity	Base Number	Contract	AT	Region	England
% of FP17s for the same patient ID Re-attending within 3 months - Children	16	385	4.2%	11.5%	11.5%	12.0%
% of FP17s for the same patient ID Re-attending within 3 months - Adults	1	23	4.3%	15.0%	15.8%	15.9%
% of FP17s for the same patient ID Re-attending between 3 & 9 months - Children	194	385	50.4%	57.7%	60.5%	58.0%
% of FP17s for the same patient ID Re-attending between 3 & 9 months - Adults	9	23	39.1%	48.4%	51.8%	50.5%
% of FP17s for Band 1 Urgent Courses	2	391	0.5%	9.7%	9.5%	9.0%
% of FP17s Relating to Free Repair or Replacements	0	391	0.0%	0.7%	0.7%	0.8%
% of FP17s Relating to Continuations	0	391	0.0%	0.8%	1.0%	1.1%
% of Patients satisfied with the dentistry they have received	0	0	N/A	93.3%	92.1%	91.5%
% of Patients satisfied with the time they had to wait for an appointment	0	0	N/A	89.7%	88.3%	87.9%

* This is based on patients treated on this contract for their most recent course of treatment. Figures in italics indicate the base number of FP17s or Patient Questionnaire responses are less than 100. N/A is shown where the base number of responses is less than 10 during the period. % is calculated as Quantity/Base number*100

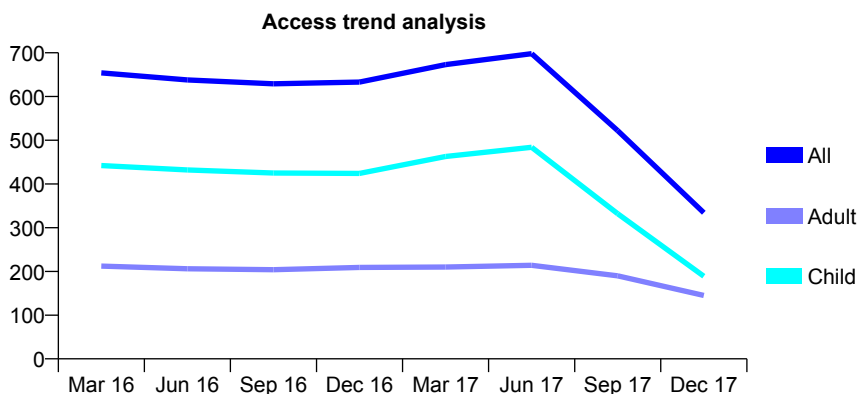
Q69 - Vital Signs At a Glance Contract Report for 815128/0001 - December 2017

Name or company name	Handa and Majeবাদia
Contract type name	GDS Contract
Purpose of contract	General
Contract start date	01/04/2006
Contract end date	31/05/2017

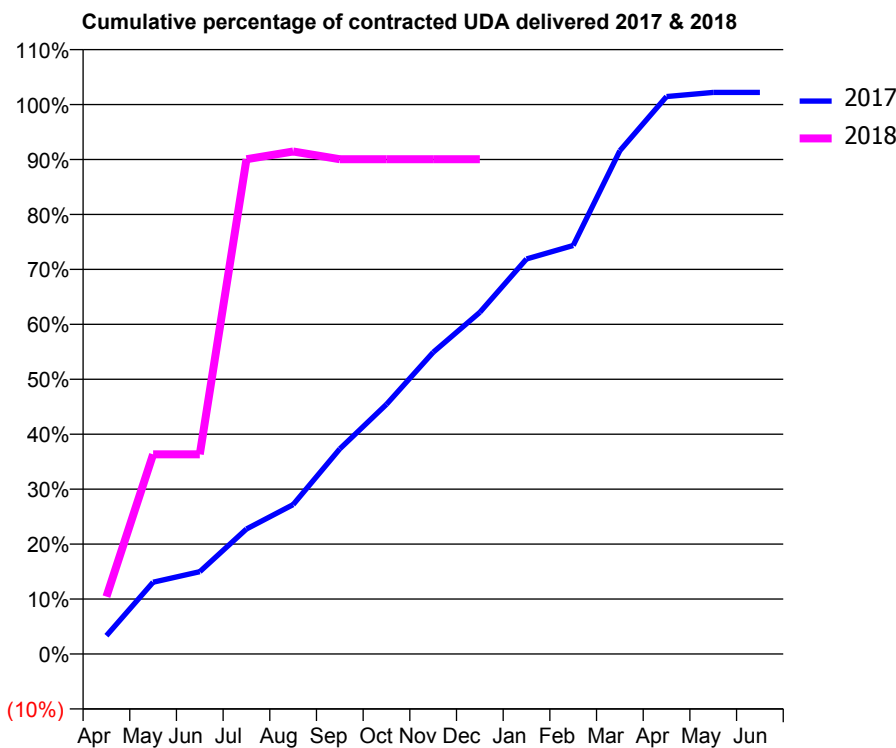
17/18 Contracted general activity (UDA)	285
Carry forward general activity (UDA)	0
17/18 Contracted orthodontic activity (UOA)	0
Carry forward orthodontic activity (UOA)	0
Baseline contract value	£6,882.77

ACCESS*

Patients seen in 24 months	Total	Change since previous quarter
Quarter ending December 2016	633	
Quarter ending March 2017	673	↑
Quarter ending June 2017	698	↑
Quarter ending September 2017	522	↓
Quarter ending December 2017	334	↓
Variance since December 2016	(47.2%)	↓



ACTIVITY



Month	Adjusted Scheduled Activity (UDA)	
	2017	2018
April	57	30
May	224	104
June	257	104
July	390	257
August	466	261
September	639	257
October	778	257
November	940	257
December	1,065	257
January	1,231	
February	1,273	
March	1,568	
April	1,737	
May	1,750	
June	1,750	

QUALITY

	Quantity	Base Number	Contract	AT	Region	England
% of FP17s for the same patient ID Re-attending within 3 months - Children	16	141	11.3%	11.5%	11.5%	12.0%
% of FP17s for the same patient ID Re-attending within 3 months - Adults	17	48	35.4%	15.0%	15.8%	15.9%
% of FP17s for the same patient ID Re-attending between 3 & 9 months - Children	33	141	23.4%	57.7%	60.5%	58.0%
% of FP17s for the same patient ID Re-attending between 3 & 9 months - Adults	10	48	20.8%	48.4%	51.8%	50.5%
% of FP17s for Band 1 Urgent Courses	18	118	15.3%	9.7%	9.5%	9.0%
% of FP17s Relating to Free Repair or Replacements	0	118	0.0%	0.7%	0.7%	0.8%
% of FP17s Relating to Continuations	1	118	0.8%	0.8%	1.0%	1.1%
% of Patients satisfied with the dentistry they have received	1	1	N/A	93.3%	92.1%	91.5%
% of Patients satisfied with the time they had to wait for an appointment	1	1	N/A	89.7%	88.3%	87.9%

* This is based on patients treated on this contract for their most recent course of treatment. Figures in italics indicate the base number of FP17s or Patient Questionnaire responses are less than 100. N/A is shown where the base number of responses is less than 10 during the period. % is calculated as Quantity/Base number*100

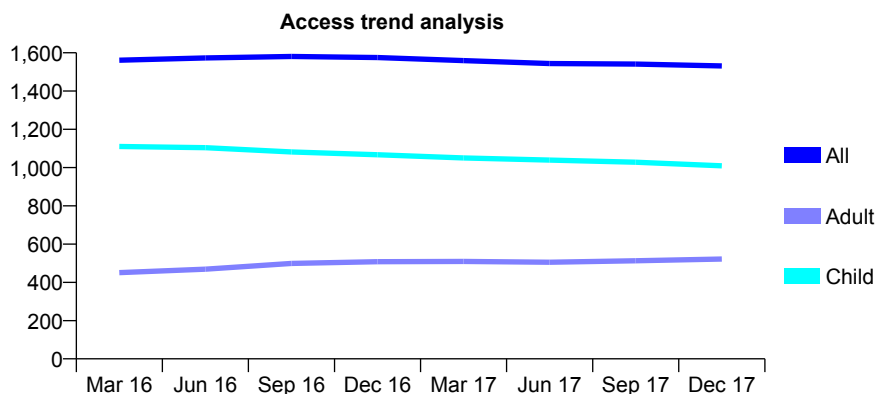
Q69 - Vital Signs At a Glance Contract Report for 820334/0001 - December 2017

Name or company name	MR A BABOOLAL
Contract type name	GDS Contract
Purpose of contract	General
Contract start date	01/04/2006
Contract end date	

17/18 Contracted general activity (UDA)	3,755
Carry forward general activity (UDA)	-31
17/18 Contracted orthodontic activity (UOA)	0
Carry forward orthodontic activity (UOA)	0
Baseline contract value	£89,608.45

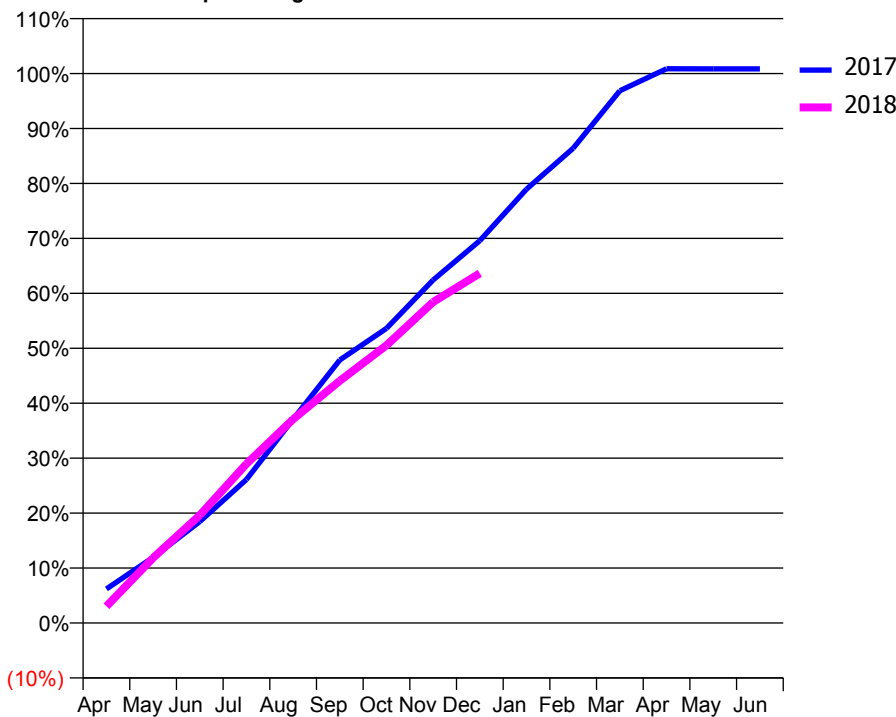
ACCESS*

Patients seen in 24 months	Total	Change since previous quarter
Quarter ending December 2016	1,575	
Quarter ending March 2017	1,559	↓
Quarter ending June 2017	1,544	→
Quarter ending September 2017	1,541	→
Quarter ending December 2017	1,531	→
Variance since December 2016	(2.8%)	↓



ACTIVITY

Cumulative percentage of contracted UDA delivered 2017 & 2018



Month	Adjusted Scheduled Activity (UDA)	
	2017	2018
April	233	115
May	449	445
June	693	737
July	981	1,087
August	1,393	1,393
September	1,798	1,655
October	2,013	1,898
November	2,344	2,193
December	2,613	2,389
January	2,964	
February	3,244	
March	3,637	
April	3,787	
May	3,786	
June	3,786	

QUALITY

	Quantity	Base Number	Contract	AT	Region	England
% of FP17s for the same patient ID Re-attending within 3 months - Children	88	1,291	6.8%	11.5%	11.5%	12.0%
% of FP17s for the same patient ID Re-attending within 3 months - Adults	30	455	6.6%	15.0%	15.8%	15.9%
% of FP17s for the same patient ID Re-attending between 3 & 9 months - Children	936	1,291	72.5%	57.7%	60.5%	58.0%
% of FP17s for the same patient ID Re-attending between 3 & 9 months - Adults	331	455	72.7%	48.4%	51.8%	50.5%
% of FP17s for Band 1 Urgent Courses	67	1,640	4.1%	9.7%	9.5%	9.0%
% of FP17s Relating to Free Repair or Replacements	0	1,640	0.0%	0.7%	0.7%	0.8%
% of FP17s Relating to Continuations	17	1,640	1.0%	0.8%	1.0%	1.1%
% of Patients satisfied with the dentistry they have received	2	2	N/A	93.3%	92.1%	91.5%
% of Patients satisfied with the time they had to wait for an appointment	2	2	N/A	89.7%	88.3%	87.9%

* This is based on patients treated on this contract for their most recent course of treatment. Figures in italics indicate the base number of FP17s or Patient Questionnaire responses are less than 100. N/A is shown where the base number of responses is less than 10 during the period. % is calculated as Quantity/Base number*100

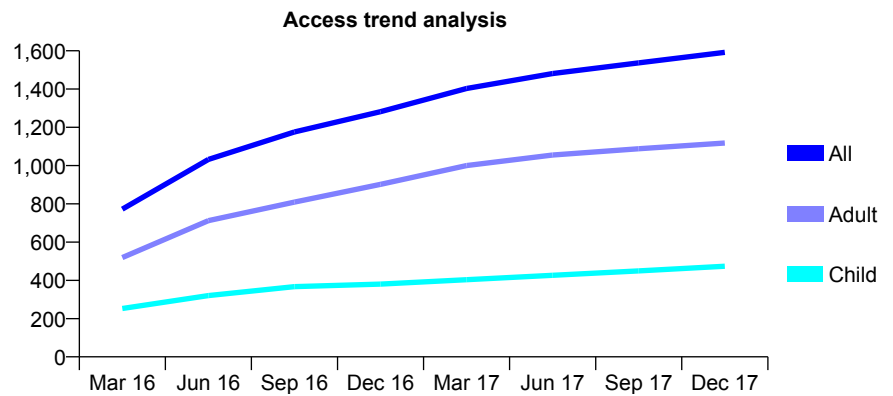
Q69 - Vital Signs At a Glance Contract Report for 826634/0001 - December 2017

Name or company name	MR G SNYMAN
Contract type name	GDS Contract
Purpose of contract	General
Contract start date	01/04/2006
Contract end date	

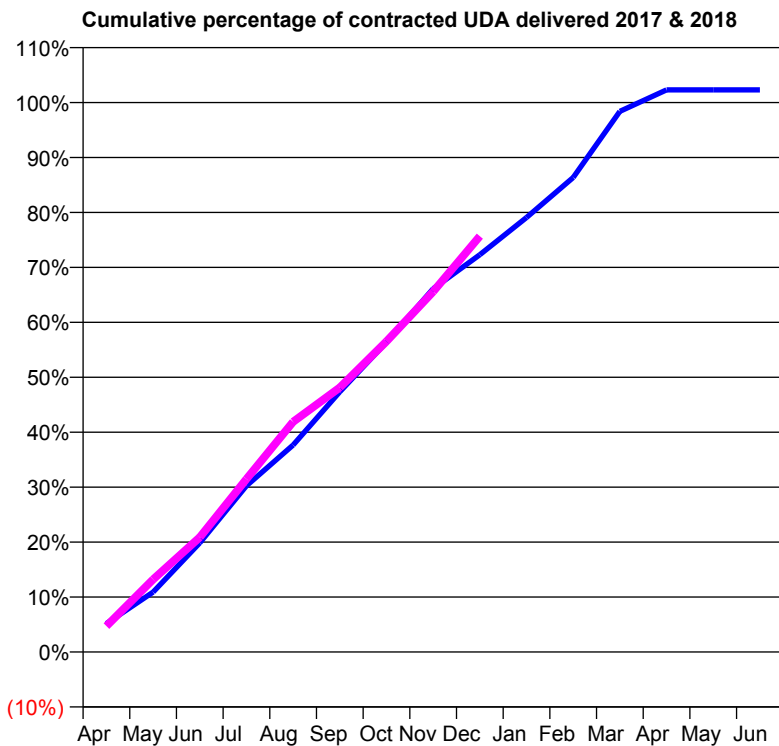
17/18 Contracted general activity (UDA)	7,134
Carry forward general activity (UDA)	-142
17/18 Contracted orthodontic activity (UOA)	0
Carry forward orthodontic activity (UOA)	0
Baseline contract value	£451,921.51

ACCESS*

Patients seen in 24 months	Total	Change since previous quarter
Quarter ending December 2016	1,282	
Quarter ending March 2017	1,403	↑
Quarter ending June 2017	1,481	↑
Quarter ending September 2017	1,537	↑
Quarter ending December 2017	1,592	↑
Variance since December 2016	24.2%	↑



ACTIVITY



Month	Adjusted Scheduled Activity (UDA)	
	2017	2018
April	370	336
May	779	942
June	1,417	1,490
July	2,158	2,247
August	2,688	2,989
September	3,379	3,435
October	4,022	4,034
November	4,716	4,679
December	5,158	5,400
January	5,640	
February	6,160	
March	7,020	
April	7,298	
May	7,298	
June	7,298	

QUALITY

	Quantity	Base Number	Contract	AT	Region	England
% of FP17s for the same patient ID Re-attending within 3 months - Children	5	461	1.1%	11.5%	11.5%	12.0%
% of FP17s for the same patient ID Re-attending within 3 months - Adults	5	787	0.6%	15.0%	15.8%	15.9%
% of FP17s for the same patient ID Re-attending between 3 & 9 months - Children	29	461	6.3%	57.7%	60.5%	58.0%
% of FP17s for the same patient ID Re-attending between 3 & 9 months - Adults	11	787	1.4%	48.4%	51.8%	50.5%
% of FP17s for Band 1 Urgent Courses	3	1,188	0.3%	9.7%	9.5%	9.0%
% of FP17s Relating to Free Repair or Replacements	0	1,188	0.0%	0.7%	0.7%	0.8%
% of FP17s Relating to Continuations	1	1,188	0.1%	0.8%	1.0%	1.1%
% of Patients satisfied with the dentistry they have received	3	3	N/A	93.3%	92.1%	91.5%
% of Patients satisfied with the time they had to wait for an appointment	3	3	N/A	89.7%	88.3%	87.9%

* This is based on patients treated on this contract for their most recent course of treatment. Figures in italics indicate the base number of FP17s or Patient Questionnaire responses are less than 100. N/A is shown where the base number of responses is less than 10 during the period. % is calculated as Quantity/Base number*100

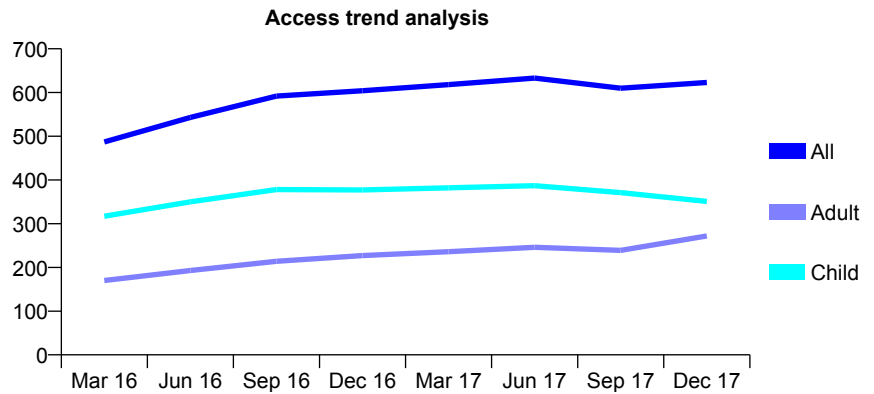
Q69 - Vital Signs At a Glance Contract Report for 829064/0001 - December 2017

Name or company name	MRS PP KOTHARI
Contract type name	GDS Contract
Purpose of contract	General
Contract start date	01/04/2006
Contract end date	

17/18 Contracted general activity (UDA)	1,400
Carry forward general activity (UDA)	0
17/18 Contracted orthodontic activity (UOA)	0
Carry forward orthodontic activity (UOA)	0
Baseline contract value	£32,573.88

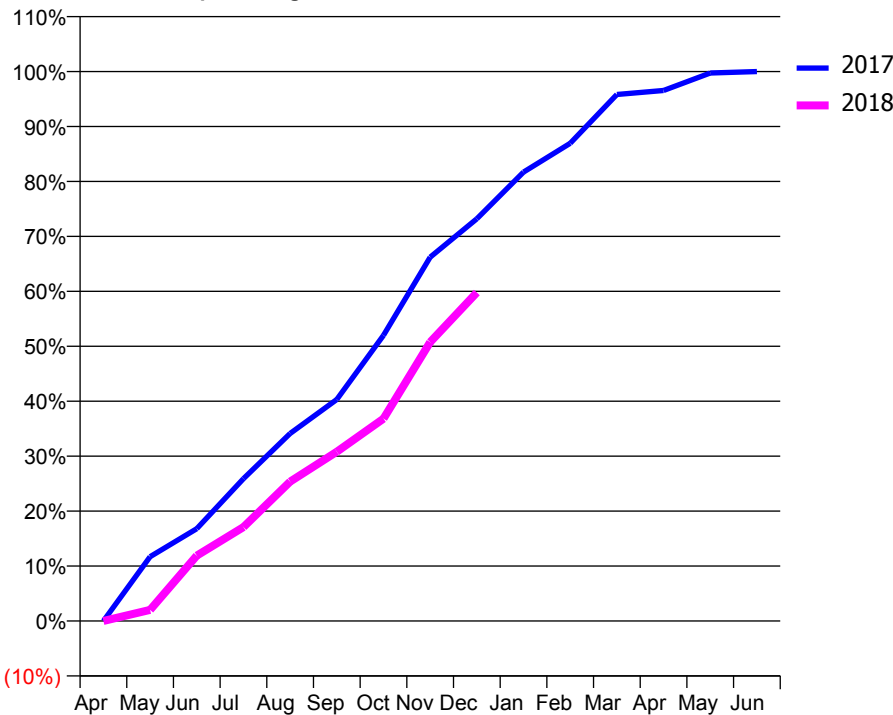
ACCESS*

Patients seen in 24 months	Total	Change since previous quarter
Quarter ending December 2016	604	
Quarter ending March 2017	618	↑
Quarter ending June 2017	633	↑
Quarter ending September 2017	610	↓
Quarter ending December 2017	623	↑
Variance since December 2016	3.1%	↑



ACTIVITY

Cumulative percentage of contracted UDA delivered 2017 & 2018



Month	Adjusted Scheduled Activity (UDA)	
	2017	2018
April	0	0
May	164	28
June	235	167
July	363	239
August	478	355
September	564	431
October	728	516
November	927	710
December	1,025	837
January	1,144	
February	1,217	
March	1,341	
April	1,352	
May	1,396	
June	1,400	

QUALITY

	Quantity	Base Number	Contract	AT	Region	England
% of FP17s for the same patient ID Re-attending within 3 months - Children	14	368	3.8%	11.5%	11.5%	12.0%
% of FP17s for the same patient ID Re-attending within 3 months - Adults	6	136	4.4%	15.0%	15.8%	15.9%
% of FP17s for the same patient ID Re-attending between 3 & 9 months - Children	238	368	64.7%	57.7%	60.5%	58.0%
% of FP17s for the same patient ID Re-attending between 3 & 9 months - Adults	48	136	35.3%	48.4%	51.8%	50.5%
% of FP17s for Band 1 Urgent Courses	46	458	10.0%	9.7%	9.5%	9.0%
% of FP17s Relating to Free Repair or Replacements	1	458	0.2%	0.7%	0.7%	0.8%
% of FP17s Relating to Continuations	0	458	0.0%	0.8%	1.0%	1.1%
% of Patients satisfied with the dentistry they have received	1	1	N/A	93.3%	92.1%	91.5%
% of Patients satisfied with the time they had to wait for an appointment	1	1	N/A	89.7%	88.3%	87.9%

* This is based on patients treated on this contract for their most recent course of treatment. Figures in italics indicate the base number of FP17s or Patient Questionnaire responses are less than 100. N/A is shown where the base number of responses is less than 10 during the period. % is calculated as Quantity/Base number*100

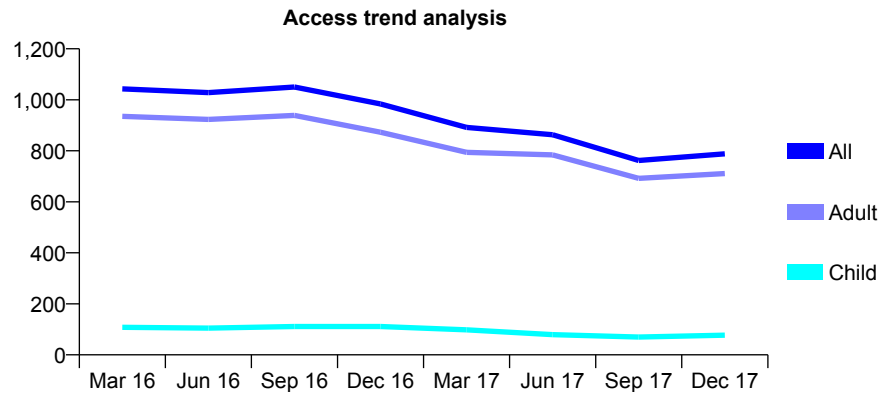
Q69 - Vital Signs At a Glance Contract Report for 829471/0006 - December 2017

Name or company name	SMILE CARE SLOUGH LTD
Contract type name	GDS Contract
Purpose of contract	General
Contract start date	01/04/2006
Contract end date	

17/18 Contracted general activity (UDA)	3,143
Carry forward general activity (UDA)	0
17/18 Contracted orthodontic activity (UOA)	0
Carry forward orthodontic activity (UOA)	0
Baseline contract value	£255,508.85

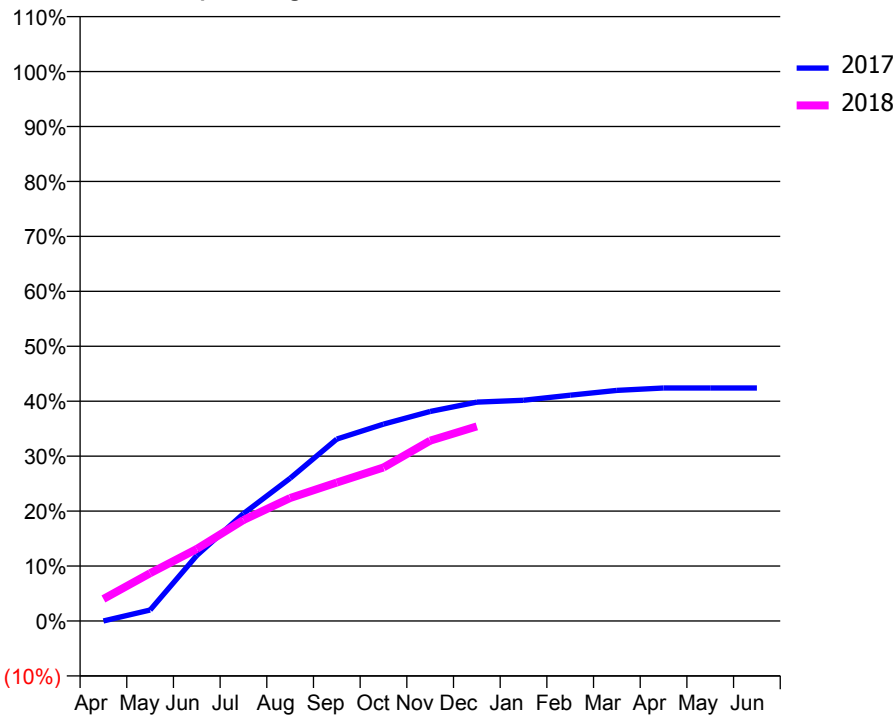
ACCESS*

Patients seen in 24 months	Total	Change since previous quarter
Quarter ending December 2016	984	
Quarter ending March 2017	892	↓
Quarter ending June 2017	863	↓
Quarter ending September 2017	762	↓
Quarter ending December 2017	788	↑
Variance since December 2016	(19.9%)	↓



ACTIVITY

Cumulative percentage of contracted UDA delivered 2017 & 2018



Month	Adjusted Scheduled Activity (UDA)	
	2017	2018
April	0	126
May	63	273
June	375	412
July	615	578
August	816	703
September	1,041	792
October	1,126	878
November	1,198	1,031
December	1,252	1,113
January	1,263	
February	1,292	
March	1,319	
April	1,333	
May	1,333	
June	1,333	

QUALITY

	Quantity	Base Number	Contract	AT	Region	England
% of FP17s for the same patient ID Re-attending within 3 months - Children	4	158	2.5%	11.5%	11.5%	12.0%
% of FP17s for the same patient ID Re-attending within 3 months - Adults	10	770	1.3%	15.0%	15.8%	15.9%
% of FP17s for the same patient ID Re-attending between 3 & 9 months - Children	0	158	0.0%	57.7%	60.5%	58.0%
% of FP17s for the same patient ID Re-attending between 3 & 9 months - Adults	4	770	0.5%	48.4%	51.8%	50.5%
% of FP17s for Band 1 Urgent Courses	905	917	98.7%	9.7%	9.5%	9.0%
% of FP17s Relating to Free Repair or Replacements	0	917	0.0%	0.7%	0.7%	0.8%
% of FP17s Relating to Continuations	0	917	0.0%	0.8%	1.0%	1.1%
% of Patients satisfied with the dentistry they have received	2	3	N/A	93.3%	92.1%	91.5%
% of Patients satisfied with the time they had to wait for an appointment	2	3	N/A	89.7%	88.3%	87.9%

* This is based on patients treated on this contract for their most recent course of treatment. Figures in italics indicate the base number of FP17s or Patient Questionnaire responses are less than 100. N/A is shown where the base number of responses is less than 10 during the period. % is calculated as Quantity/Base number*100

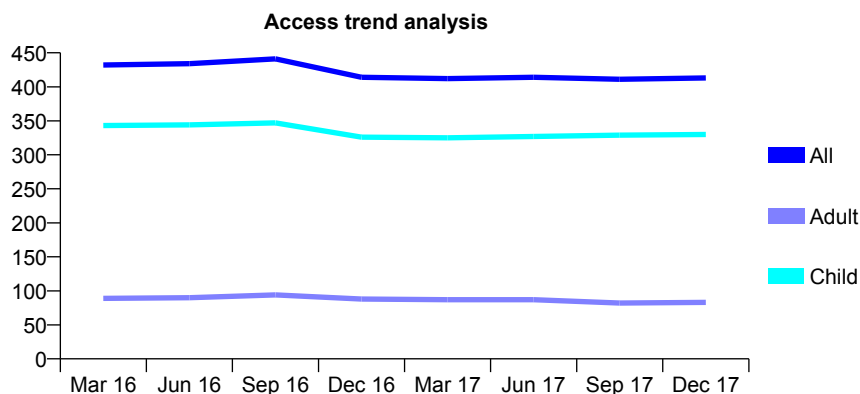
Q69 - Vital Signs At a Glance Contract Report for 830119/0001 - December 2017

Name or company name	MR MJ MCKENNY
Contract type name	GDS Contract
Purpose of contract	General
Contract start date	01/04/2008
Contract end date	

17/18 Contracted general activity (UDA)	732
Carry forward general activity (UDA)	-14
17/18 Contracted orthodontic activity (UOA)	0
Carry forward orthodontic activity (UOA)	0
Baseline contract value	£16,441.44

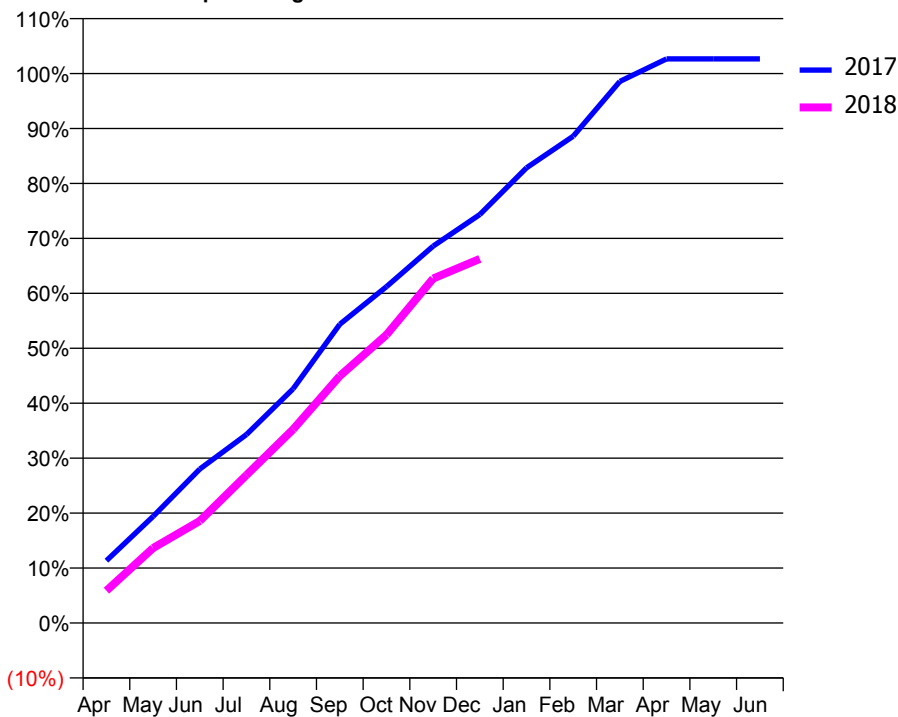
ACCESS*

Patients seen in 24 months	Total	Change since previous quarter
Quarter ending December 2016	414	
Quarter ending March 2017	412	→
Quarter ending June 2017	414	→
Quarter ending September 2017	411	→
Quarter ending December 2017	413	→
Variance since December 2016	(0.2%)	→



ACTIVITY

Cumulative percentage of contracted UDA delivered 2017 & 2018



Month	Adjusted Scheduled Activity (UDA)	
	2017	2018
April	83	43
May	142	100
June	205	136
July	251	197
August	312	258
September	398	329
October	448	384
November	502	459
December	544	485
January	606	
February	648	
March	721	
April	751	
May	751	
June	751	

QUALITY

	Quantity	Base Number	Contract	AT	Region	England
% of FP17s for the same patient ID Re-attending within 3 months - Children	12	331	3.6%	11.5%	11.5%	12.0%
% of FP17s for the same patient ID Re-attending within 3 months - Adults	5	48	10.4%	15.0%	15.8%	15.9%
% of FP17s for the same patient ID Re-attending between 3 & 9 months - Children	183	331	55.3%	57.7%	60.5%	58.0%
% of FP17s for the same patient ID Re-attending between 3 & 9 months - Adults	20	48	41.7%	48.4%	51.8%	50.5%
% of FP17s for Band 1 Urgent Courses	0	357	0.0%	9.7%	9.5%	9.0%
% of FP17s Relating to Free Repair or Replacements	0	357	0.0%	0.7%	0.7%	0.8%
% of FP17s Relating to Continuations	6	357	1.7%	0.8%	1.0%	1.1%
% of Patients satisfied with the dentistry they have received	1	1	N/A	93.3%	92.1%	91.5%
% of Patients satisfied with the time they had to wait for an appointment	1	1	N/A	89.7%	88.3%	87.9%

* This is based on patients treated on this contract for their most recent course of treatment. Figures in italics indicate the base number of FP17s or Patient Questionnaire responses are less than 100. N/A is shown where the base number of responses is less than 10 during the period. % is calculated as Quantity/Base number*100

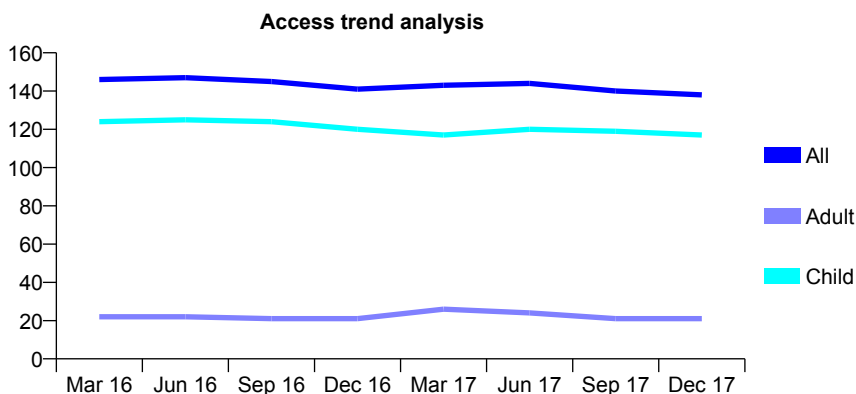
Q69 - Vital Signs At a Glance Contract Report for 830429/0001 - December 2017

Name or company name	MRS CA PEERS
Contract type name	GDS Contract
Purpose of contract	General
Contract start date	01/04/2006
Contract end date	

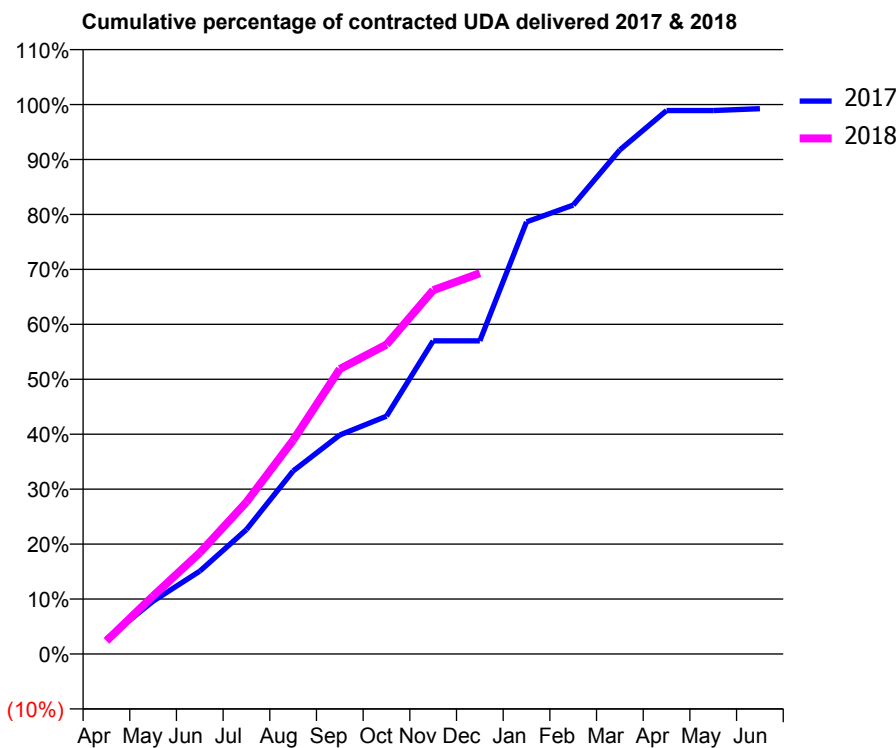
17/18 Contracted general activity (UDA)	293
Carry forward general activity (UDA)	3
17/18 Contracted orthodontic activity (UOA)	0
Carry forward orthodontic activity (UOA)	0
Baseline contract value	£7,008.42

ACCESS*

Patients seen in 24 months	Total	Change since previous quarter
Quarter ending December 2016	141	
Quarter ending March 2017	143	→
Quarter ending June 2017	144	→
Quarter ending September 2017	140	↓
Quarter ending December 2017	138	↓
Variance since December 2016	(2.1%)	↓



ACTIVITY



Month	Adjusted Scheduled Activity (UDA)	
	2017	2018
April	8	7
May	28	31
June	44	54
July	66	81
August	98	114
September	117	152
October	127	165
November	167	194
December	167	203
January	230	
February	239	
March	269	
April	290	
May	290	
June	291	

QUALITY

	Quantity	Base Number	Contract	AT	Region	England
% of FP17s for the same patient ID Re-attending within 3 months - Children	9	148	6.1%	11.5%	11.5%	12.0%
% of FP17s for the same patient ID Re-attending within 3 months - Adults	1	17	5.9%	15.0%	15.8%	15.9%
% of FP17s for the same patient ID Re-attending between 3 & 9 months - Children	110	148	74.3%	57.7%	60.5%	58.0%
% of FP17s for the same patient ID Re-attending between 3 & 9 months - Adults	14	17	82.4%	48.4%	51.8%	50.5%
% of FP17s for Band 1 Urgent Courses	0	150	0.0%	9.7%	9.5%	9.0%
% of FP17s Relating to Free Repair or Replacements	0	150	0.0%	0.7%	0.7%	0.8%
% of FP17s Relating to Continuations	3	150	2.0%	0.8%	1.0%	1.1%
% of Patients satisfied with the dentistry they have received	0	0	N/A	93.3%	92.1%	91.5%
% of Patients satisfied with the time they had to wait for an appointment	0	0	N/A	89.7%	88.3%	87.9%

* This is based on patients treated on this contract for their most recent course of treatment. Figures in italics indicate the base number of FP17s or Patient Questionnaire responses are less than 100. N/A is shown where the base number of responses is less than 10 during the period. % is calculated as Quantity/Base number*100

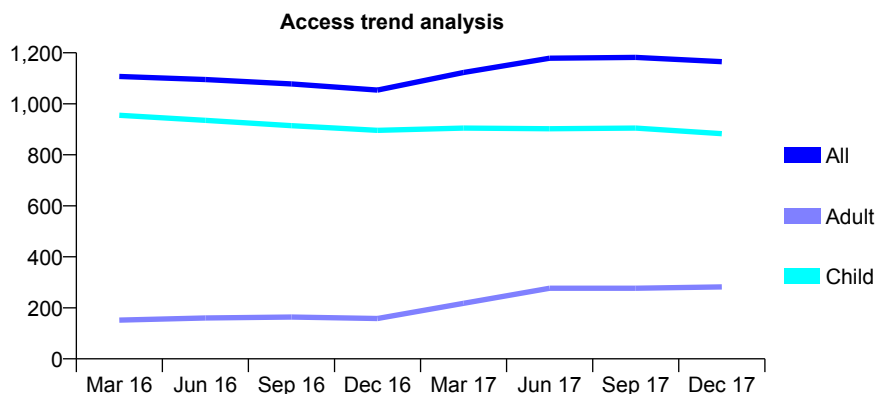
Q69 - Vital Signs At a Glance Contract Report for 834815/0001 - December 2017

Name or company name	Watlington Dental Centre
Contract type name	GDS Contract
Purpose of contract	General
Contract start date	01/04/2006
Contract end date	

17/18 Contracted general activity (UDA)	2,300
Carry forward general activity (UDA)	-46
17/18 Contracted orthodontic activity (UOA)	0
Carry forward orthodontic activity (UOA)	0
Baseline contract value	£54,990.53

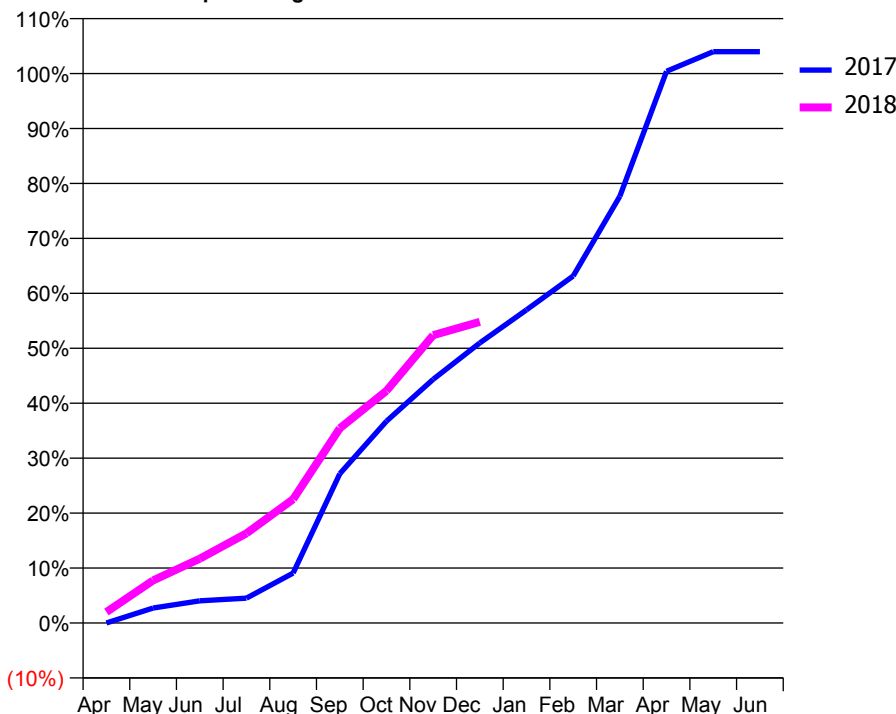
ACCESS*

Patients seen in 24 months	Total	Change since previous quarter
Quarter ending December 2016	1,054	
Quarter ending March 2017	1,123	↑
Quarter ending June 2017	1,179	↑
Quarter ending September 2017	1,182	→
Quarter ending December 2017	1,165	↓
Variance since December 2016	10.5%	↑



ACTIVITY

Cumulative percentage of contracted UDA delivered 2017 & 2018



Adjusted Scheduled Activity (UDA)

Month	2017	2018
April	0	46
May	63	178
June	93	269
July	104	375
August	209	518
September	625	815
October	845	972
November	1,020	1,205
December	1,172	1,261
January	1,311	
February	1,452	
March	1,787	
April	2,309	
May	2,391	
June	2,391	

QUALITY

	Quantity	Base Number	Contract	AT	Region	England
% of FP17s for the same patient ID Re-attending within 3 months - Children	57	908	6.3%	11.5%	11.5%	12.0%
% of FP17s for the same patient ID Re-attending within 3 months - Adults	6	144	4.2%	15.0%	15.8%	15.9%
% of FP17s for the same patient ID Re-attending between 3 & 9 months - Children	595	908	65.5%	57.7%	60.5%	58.0%
% of FP17s for the same patient ID Re-attending between 3 & 9 months - Adults	24	144	16.7%	48.4%	51.8%	50.5%
% of FP17s for Band 1 Urgent Courses	17	819	2.1%	9.7%	9.5%	9.0%
% of FP17s Relating to Free Repair or Replacements	0	819	0.0%	0.7%	0.7%	0.8%
% of FP17s Relating to Continuations	0	819	0.0%	0.8%	1.0%	1.1%
% of Patients satisfied with the dentistry they have received	3	3	N/A	93.3%	92.1%	91.5%
% of Patients satisfied with the time they had to wait for an appointment	3	3	N/A	89.7%	88.3%	87.9%

* This is based on patients treated on this contract for their most recent course of treatment. Figures in italics indicate the base number of FP17s or Patient Questionnaire responses are less than 100. N/A is shown where the base number of responses is less than 10 during the period. % is calculated as Quantity/Base number*100

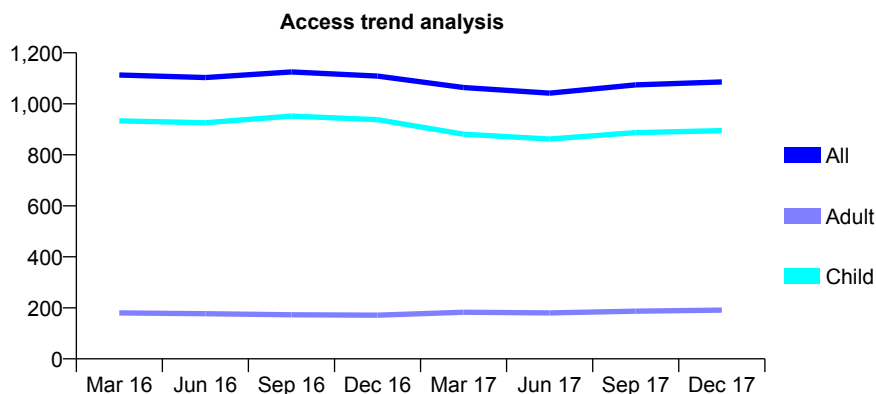
Q69 - Vital Signs At a Glance Contract Report for 839175/0004 - December 2017

Name or company name	MR U BOSE
Contract type name	GDS Contract
Purpose of contract	General
Contract start date	01/01/2013
Contract end date	

17/18 Contracted general activity (UDA)	3,000
Carry forward general activity (UDA)	-40
17/18 Contracted orthodontic activity (UOA)	0
Carry forward orthodontic activity (UOA)	0
Baseline contract value	£75,469.40

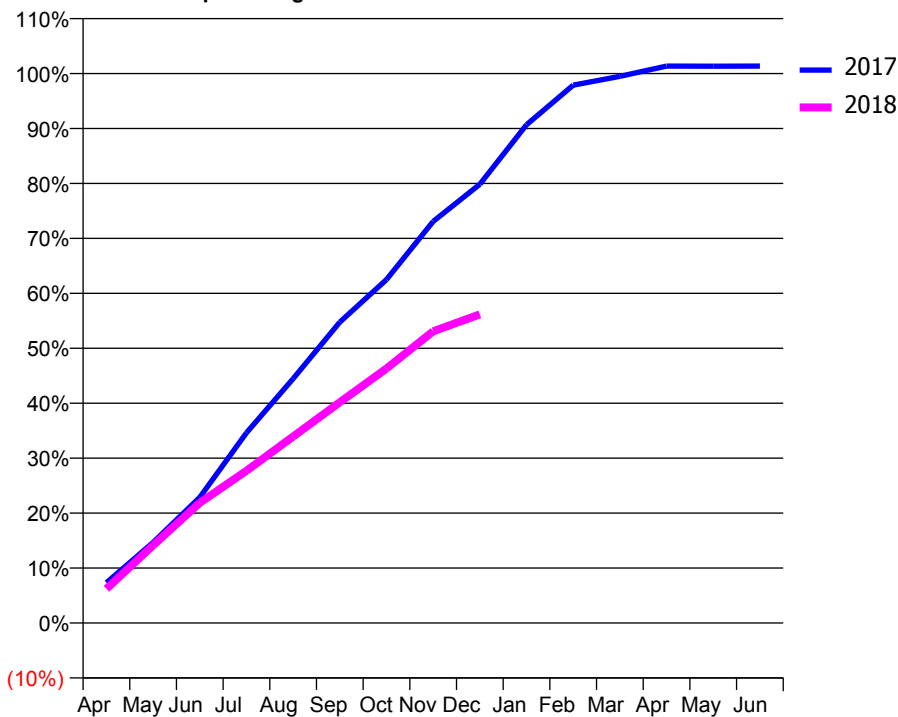
ACCESS*

Patients seen in 24 months	Total	Change since previous quarter
Quarter ending December 2016	1,109	
Quarter ending March 2017	1,064	↓
Quarter ending June 2017	1,042	↓
Quarter ending September 2017	1,074	↑
Quarter ending December 2017	1,086	→
Variance since December 2016	(2.1%)	↓



ACTIVITY

Cumulative percentage of contracted UDA delivered 2017 & 2018



Month	Adjusted Scheduled Activity (UDA)	
	2017	2018
April	220	187
May	440	424
June	686	656
July	1,038	831
August	1,334	1,018
September	1,643	1,205
October	1,875	1,389
November	2,192	1,592
December	2,395	1,685
January	2,720	
February	2,937	
March	2,985	
April	3,041	
May	3,040	
June	3,041	

QUALITY

	Quantity	Base Number	Contract	AT	Region	England
% of FP17s for the same patient ID Re-attending within 3 months - Children	85	1,200	7.1%	11.5%	11.5%	12.0%
% of FP17s for the same patient ID Re-attending within 3 months - Adults	6	97	6.2%	15.0%	15.8%	15.9%
% of FP17s for the same patient ID Re-attending between 3 & 9 months - Children	663	1,200	55.3%	57.7%	60.5%	58.0%
% of FP17s for the same patient ID Re-attending between 3 & 9 months - Adults	44	97	45.4%	48.4%	51.8%	50.5%
% of FP17s for Band 1 Urgent Courses	0	1,254	0.0%	9.7%	9.5%	9.0%
% of FP17s Relating to Free Repair or Replacements	0	1,254	0.0%	0.7%	0.7%	0.8%
% of FP17s Relating to Continuations	0	1,254	0.0%	0.8%	1.0%	1.1%
% of Patients satisfied with the dentistry they have received	1	1	N/A	93.3%	92.1%	91.5%
% of Patients satisfied with the time they had to wait for an appointment	1	1	N/A	89.7%	88.3%	87.9%

* This is based on patients treated on this contract for their most recent course of treatment. Figures in italics indicate the base number of FP17s or Patient Questionnaire responses are less than 100. N/A is shown where the base number of responses is less than 10 during the period. % is calculated as Quantity/Base number*100

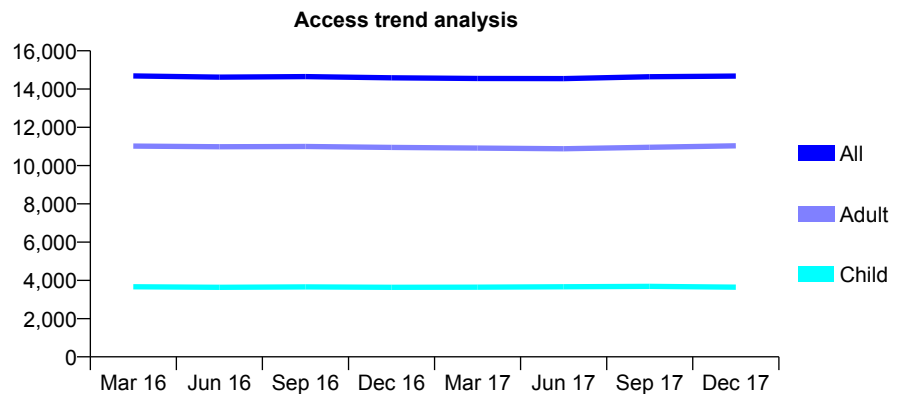
Q69 - Vital Signs At a Glance Contract Report for 842834/0001 - December 2017

Name or company name	MR HR LABBANI MOTLAGH
Contract type name	GDS Contract
Purpose of contract	General
Contract start date	01/12/2009
Contract end date	

17/18 Contracted general activity (UDA)	36,100
Carry forward general activity (UDA)	-175
17/18 Contracted orthodontic activity (UOA)	0
Carry forward orthodontic activity (UOA)	0
Baseline contract value	£1,055,515.13

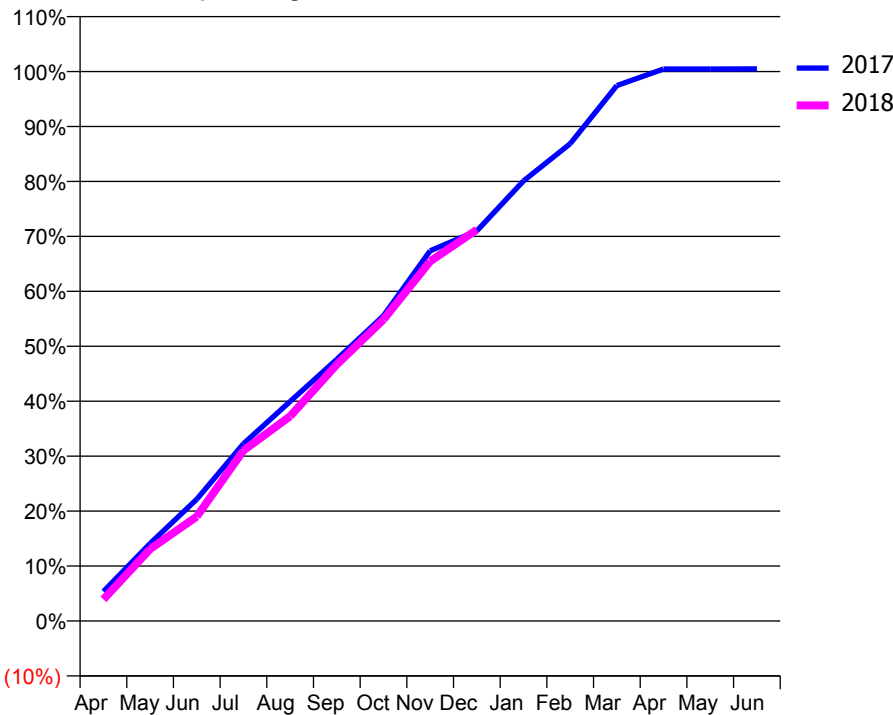
ACCESS*

Patients seen in 24 months	Total	Change since previous quarter
Quarter ending December 2016	14,585	
Quarter ending March 2017	14,553	→
Quarter ending June 2017	14,546	→
Quarter ending September 2017	14,642	→
Quarter ending December 2017	14,678	→
Variance since December 2016	0.6%	→



ACTIVITY

Cumulative percentage of contracted UDA delivered 2017 & 2018



Month	Adjusted Scheduled Activity (UDA)	
	2017	2018
April	2,022	1,424
May	5,301	4,728
June	8,321	6,864
July	12,115	11,196
August	15,004	13,452
September	17,879	16,851
October	20,862	19,806
November	25,294	23,635
December	26,653	25,710
January	30,075	
February	32,613	
March	36,584	
April	37,718	
May	37,716	
June	37,719	

QUALITY

	Quantity	Base Number	Contract	AT	Region	England
% of FP17s for the same patient ID Re-attending within 3 months - Children	38	3,648	1.0%	11.5%	11.5%	12.0%
% of FP17s for the same patient ID Re-attending within 3 months - Adults	423	9,836	4.3%	15.0%	15.8%	15.9%
% of FP17s for the same patient ID Re-attending between 3 & 9 months - Children	2,004	3,648	54.9%	57.7%	60.5%	58.0%
% of FP17s for the same patient ID Re-attending between 3 & 9 months - Adults	5,551	9,836	56.4%	48.4%	51.8%	50.5%
% of FP17s for Band 1 Urgent Courses	135	12,846	1.1%	9.7%	9.5%	9.0%
% of FP17s Relating to Free Repair or Replacements	1	12,846	0.0%	0.7%	0.7%	0.8%
% of FP17s Relating to Continuations	30	12,846	0.2%	0.8%	1.0%	1.1%
% of Patients satisfied with the dentistry they have received	90	94	95.7%	93.3%	92.1%	91.5%
% of Patients satisfied with the time they had to wait for an appointment	93	94	98.9%	89.7%	88.3%	87.9%

* This is based on patients treated on this contract for their most recent course of treatment. Figures in italics indicate the base number of FP17s or Patient Questionnaire responses are less than 100. N/A is shown where the base number of responses is less than 10 during the period. % is calculated as Quantity/Base number*100

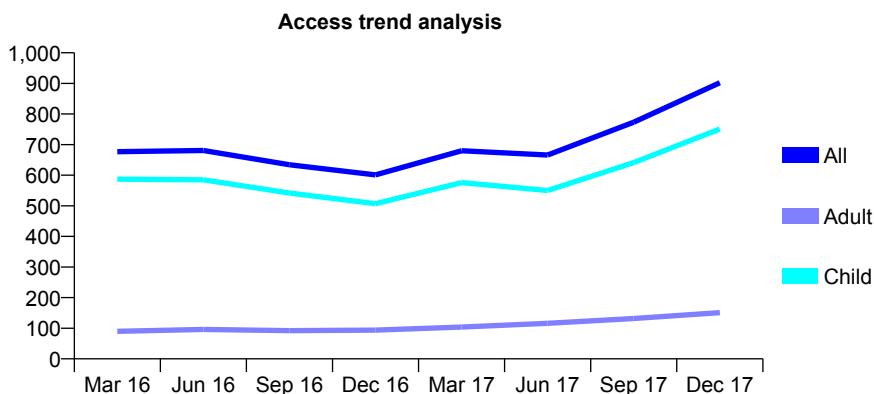
Q69 - Vital Signs At a Glance Contract Report for 847054/0001 - December 2017

Name or company name	MR RA HUGHES
Contract type name	GDS Contract
Purpose of contract	General
Contract start date	01/04/2006
Contract end date	

17/18 Contracted general activity (UDA)	1,526
Carry forward general activity (UDA)	0
17/18 Contracted orthodontic activity (UOA)	0
Carry forward orthodontic activity (UOA)	0
Baseline contract value	£40,097.88

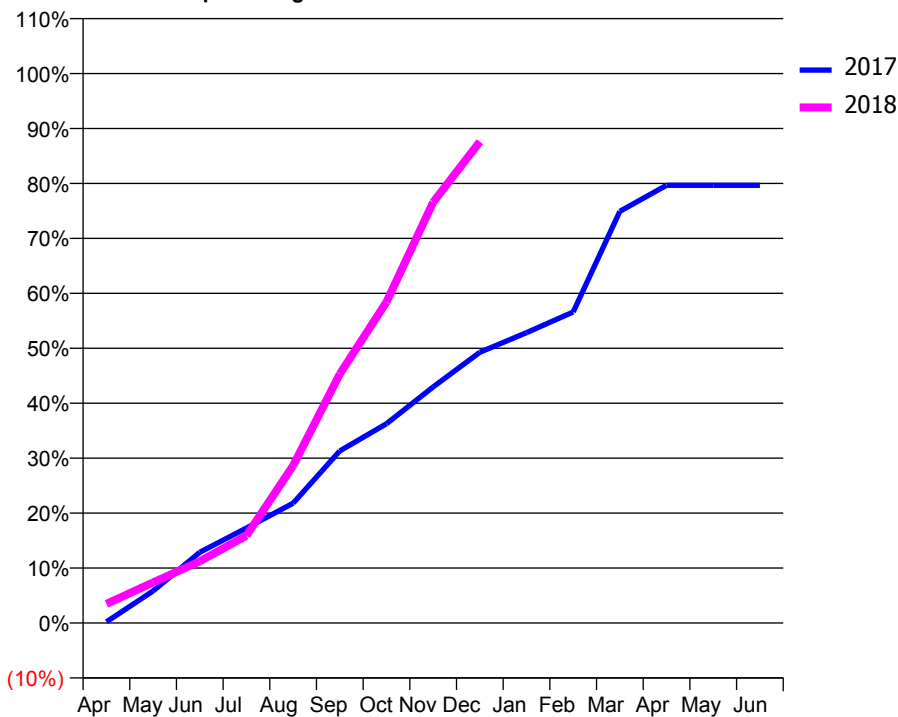
ACCESS*

Patients seen in 24 months	Total	Change since previous quarter
Quarter ending December 2016	601	
Quarter ending March 2017	680	↑
Quarter ending June 2017	666	↓
Quarter ending September 2017	773	↑
Quarter ending December 2017	902	↑
Variance since December 2016	50.1%	↑



ACTIVITY

Cumulative percentage of contracted UDA delivered 2017 & 2018



Month	Adjusted Scheduled Activity (UDA)	
	2017	2018
April	3	53
May	89	113
June	196	171
July	264	243
August	333	437
September	478	691
October	553	891
November	656	1,169
December	752	1,337
January	806	
February	864	
March	1,143	
April	1,216	
May	1,216	
June	1,216	

QUALITY

	Quantity	Base Number	Contract	AT	Region	England
% of FP17s for the same patient ID Re-attending within 3 months - Children	59	904	6.5%	11.5%	11.5%	12.0%
% of FP17s for the same patient ID Re-attending within 3 months - Adults	10	76	13.2%	15.0%	15.8%	15.9%
% of FP17s for the same patient ID Re-attending between 3 & 9 months - Children	436	904	48.2%	57.7%	60.5%	58.0%
% of FP17s for the same patient ID Re-attending between 3 & 9 months - Adults	15	76	19.7%	48.4%	51.8%	50.5%
% of FP17s for Band 1 Urgent Courses	34	927	3.7%	9.7%	9.5%	9.0%
% of FP17s Relating to Free Repair or Replacements	0	927	0.0%	0.7%	0.7%	0.8%
% of FP17s Relating to Continuations	1	927	0.1%	0.8%	1.0%	1.1%
% of Patients satisfied with the dentistry they have received	0	0	N/A	93.3%	92.1%	91.5%
% of Patients satisfied with the time they had to wait for an appointment	0	0	N/A	89.7%	88.3%	87.9%

* This is based on patients treated on this contract for their most recent course of treatment. Figures in italics indicate the base number of FP17s or Patient Questionnaire responses are less than 100. N/A is shown where the base number of responses is less than 10 during the period. % is calculated as Quantity/Base number*100

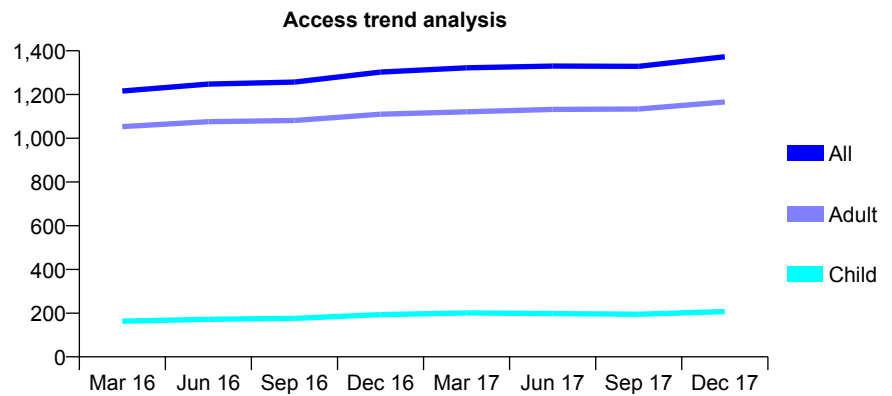
Q69 - Vital Signs At a Glance Contract Report for 848077/0001 - December 2017

Name or company name	MISS NP MCVEIGH
Contract type name	GDS Contract
Purpose of contract	General
Contract start date	01/04/2006
Contract end date	

17/18 Contracted general activity (UDA)	4,472
Carry forward general activity (UDA)	0
17/18 Contracted orthodontic activity (UOA)	0
Carry forward orthodontic activity (UOA)	0
Baseline contract value	£94,609.01

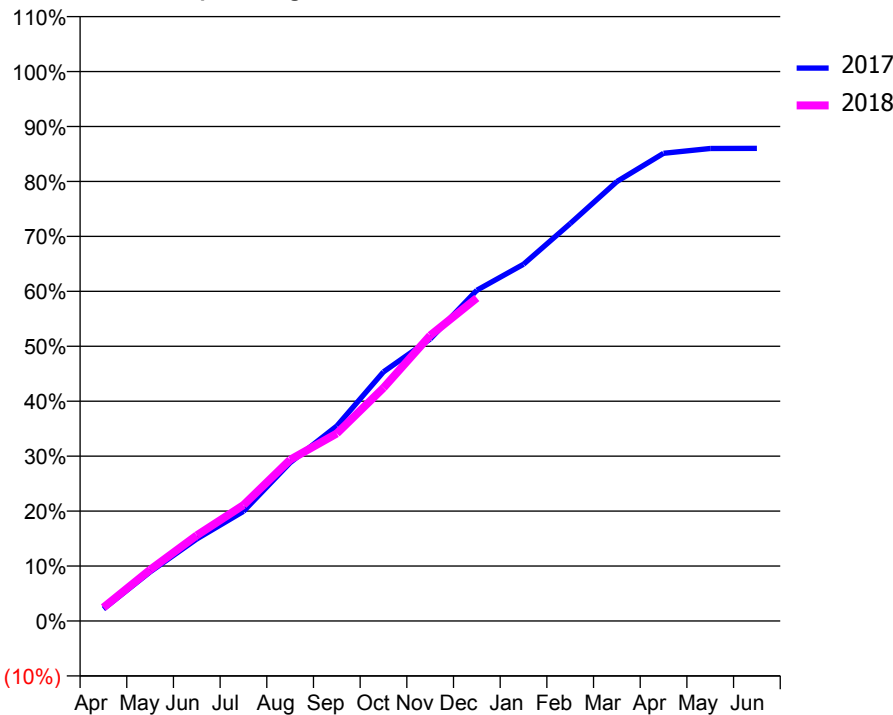
ACCESS*

Patients seen in 24 months	Total	Change since previous quarter
Quarter ending December 2016	1,303	
Quarter ending March 2017	1,322	→
Quarter ending June 2017	1,330	→
Quarter ending September 2017	1,329	→
Quarter ending December 2017	1,373	↑
Variance since December 2016	5.4%	↑



ACTIVITY

Cumulative percentage of contracted UDA delivered 2017 & 2018



Month	Adjusted Scheduled Activity (UDA)	
	2017	2018
April	99	111
May	399	417
June	668	697
July	893	944
August	1,289	1,313
September	1,587	1,526
October	2,028	1,898
November	2,294	2,324
December	2,691	2,628
January	2,903	
February	3,234	
March	3,576	
April	3,806	
May	3,846	
June	3,847	

QUALITY

	Quantity	Base Number	Contract	AT	Region	England
% of FP17s for the same patient ID Re-attending within 3 months - Children	13	250	5.2%	11.5%	11.5%	12.0%
% of FP17s for the same patient ID Re-attending within 3 months - Adults	209	1,525	13.7%	15.0%	15.8%	15.9%
% of FP17s for the same patient ID Re-attending between 3 & 9 months - Children	158	250	63.2%	57.7%	60.5%	58.0%
% of FP17s for the same patient ID Re-attending between 3 & 9 months - Adults	1,058	1,525	69.4%	48.4%	51.8%	50.5%
% of FP17s for Band 1 Urgent Courses	137	1,645	8.3%	9.7%	9.5%	9.0%
% of FP17s Relating to Free Repair or Replacements	14	1,645	0.9%	0.7%	0.7%	0.8%
% of FP17s Relating to Continuations	2	1,645	0.1%	0.8%	1.0%	1.1%
% of Patients satisfied with the dentistry they have received	2	2	N/A	93.3%	92.1%	91.5%
% of Patients satisfied with the time they had to wait for an appointment	2	2	N/A	89.7%	88.3%	87.9%

* This is based on patients treated on this contract for their most recent course of treatment. Figures in italics indicate the base number of FP17s or Patient Questionnaire responses are less than 100. N/A is shown where the base number of responses is less than 10 during the period. % is calculated as Quantity/Base number*100

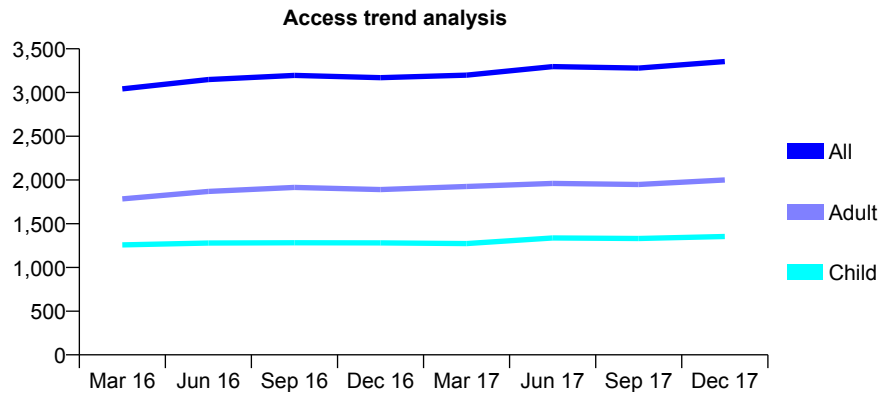
Q69 - Vital Signs At a Glance Contract Report for 854166/0001 - December 2017

Name or company name	MRS JP BENNETT
Contract type name	GDS Contract
Purpose of contract	General
Contract start date	01/04/2006
Contract end date	

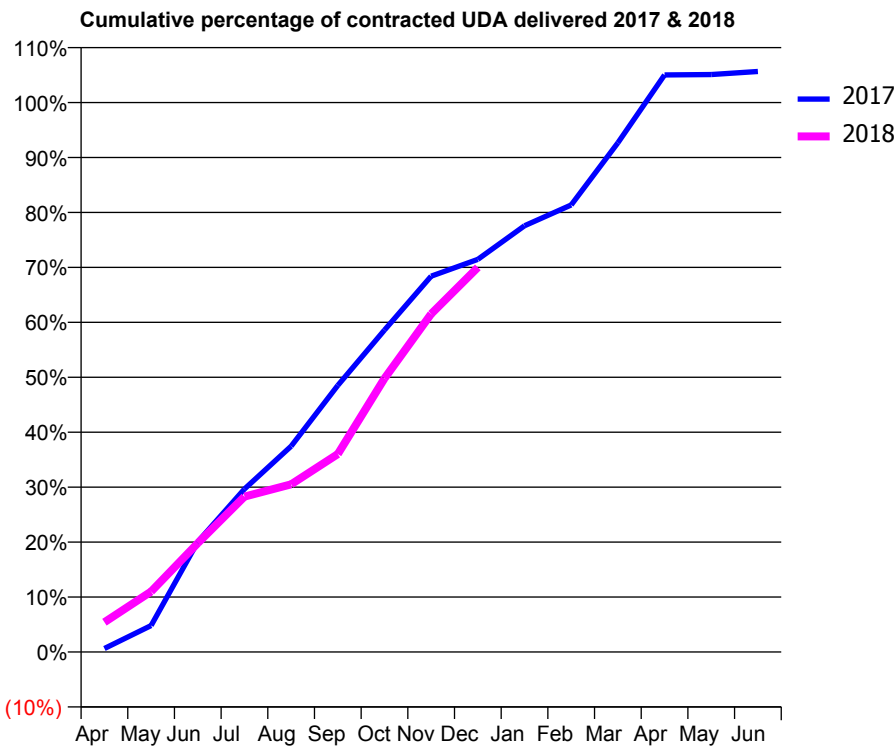
17/18 Contracted general activity (UDA)	5,698
Carry forward general activity (UDA)	-118
17/18 Contracted orthodontic activity (UOA)	0
Carry forward orthodontic activity (UOA)	0
Baseline contract value	£113,797.57

ACCESS*

Patients seen in 24 months	Total	Change since previous quarter
Quarter ending December 2016	3,170	
Quarter ending March 2017	3,199	→
Quarter ending June 2017	3,297	↑
Quarter ending September 2017	3,279	→
Quarter ending December 2017	3,354	↑
Variance since December 2016	5.8%	↑



ACTIVITY



Adjusted Scheduled Activity (UDA)		
Month	2017	2018
April	38	310
May	286	627
June	1,189	1,129
July	1,758	1,612
August	2,219	1,738
September	2,875	2,052
October	3,472	2,837
November	4,053	3,506
December	4,234	3,988
January	4,597	
February	4,821	
March	5,491	
April	6,223	
May	6,228	
June	6,261	

QUALITY

	Quantity	Base Number	Contract	AT	Region	England
% of FP17s for the same patient ID Re-attending within 3 months - Children	162	1,777	9.1%	11.5%	11.5%	12.0%
% of FP17s for the same patient ID Re-attending within 3 months - Adults	480	2,034	23.6%	15.0%	15.8%	15.9%
% of FP17s for the same patient ID Re-attending between 3 & 9 months - Children	1,062	1,777	59.8%	57.7%	60.5%	58.0%
% of FP17s for the same patient ID Re-attending between 3 & 9 months - Adults	796	2,034	39.1%	48.4%	51.8%	50.5%
% of FP17s for Band 1 Urgent Courses	255	2,519	10.1%	9.7%	9.5%	9.0%
% of FP17s Relating to Free Repair or Replacements	12	2,519	0.5%	0.7%	0.7%	0.8%
% of FP17s Relating to Continuations	1	2,519	0.0%	0.8%	1.0%	1.1%
% of Patients satisfied with the dentistry they have received	0	0	N/A	93.3%	92.1%	91.5%
% of Patients satisfied with the time they had to wait for an appointment	0	0	N/A	89.7%	88.3%	87.9%

* This is based on patients treated on this contract for their most recent course of treatment. Figures in italics indicate the base number of FP17s or Patient Questionnaire responses are less than 100. N/A is shown where the base number of responses is less than 10 during the period. % is calculated as Quantity/Base number*100

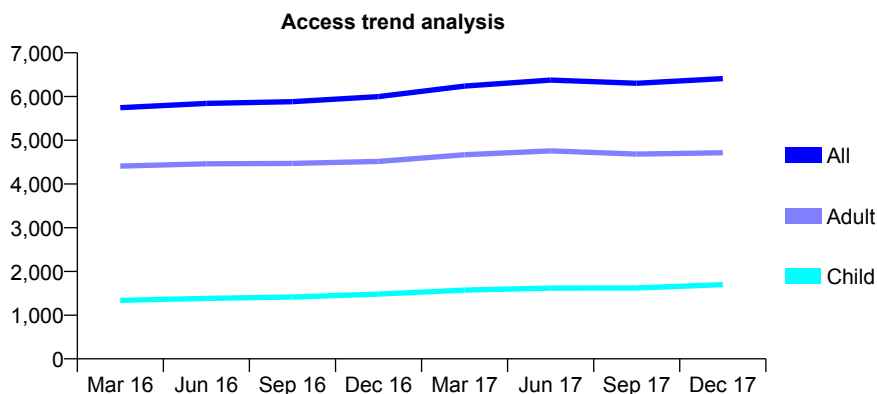
Q69 - Vital Signs At a Glance Contract Report for 889660/0001 - December 2017

Name or company name	MR B AHMED
Contract type name	GDS Contract
Purpose of contract	General
Contract start date	25/07/2012
Contract end date	

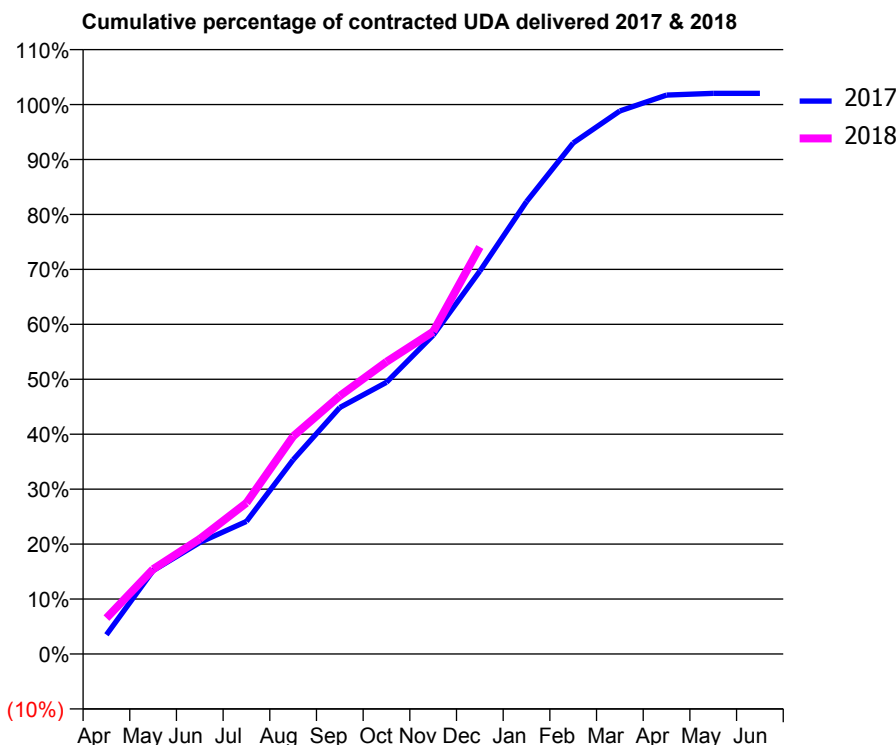
17/18 Contracted general activity (UDA)	13,000
Carry forward general activity (UDA)	-270
17/18 Contracted orthodontic activity (UOA)	0
Carry forward orthodontic activity (UOA)	0
Baseline contract value	£312,585.89

ACCESS*

Patients seen in 24 months	Total	Change since previous quarter
Quarter ending December 2016	5,999	
Quarter ending March 2017	6,239	↑
Quarter ending June 2017	6,376	↑
Quarter ending September 2017	6,303	↓
Quarter ending December 2017	6,411	→
Variance since December 2016	6.9%	↑



ACTIVITY



Month	Adjusted Scheduled Activity (UDA)	
	2017	2018
April	475	851
May	2,053	2,008
June	2,746	2,725
July	3,264	3,577
August	4,780	5,149
September	6,064	6,104
October	6,685	6,914
November	7,842	7,627
December	9,421	9,629
January	11,129	
February	12,575	
March	13,360	
April	13,751	
May	13,794	
June	13,795	

QUALITY

	Quantity	Base Number	Contract	AT	Region	England
% of FP17s for the same patient ID Re-attending within 3 months - Children	107	1,802	5.9%	11.5%	11.5%	12.0%
% of FP17s for the same patient ID Re-attending within 3 months - Adults	502	4,774	10.5%	15.0%	15.8%	15.9%
% of FP17s for the same patient ID Re-attending between 3 & 9 months - Children	1,115	1,802	61.9%	57.7%	60.5%	58.0%
% of FP17s for the same patient ID Re-attending between 3 & 9 months - Adults	2,678	4,774	56.1%	48.4%	51.8%	50.5%
% of FP17s for Band 1 Urgent Courses	507	5,660	9.0%	9.7%	9.5%	9.0%
% of FP17s Relating to Free Repair or Replacements	32	5,660	0.6%	0.7%	0.7%	0.8%
% of FP17s Relating to Continuations	10	5,660	0.2%	0.8%	1.0%	1.1%
% of Patients satisfied with the dentistry they have received	15	17	88.2%	93.3%	92.1%	91.5%
% of Patients satisfied with the time they had to wait for an appointment	17	17	100.0%	89.7%	88.3%	87.9%

* This is based on patients treated on this contract for their most recent course of treatment. Figures in italics indicate the base number of FP17s or Patient Questionnaire responses are less than 100. N/A is shown where the base number of responses is less than 10 during the period. % is calculated as Quantity/Base number*100

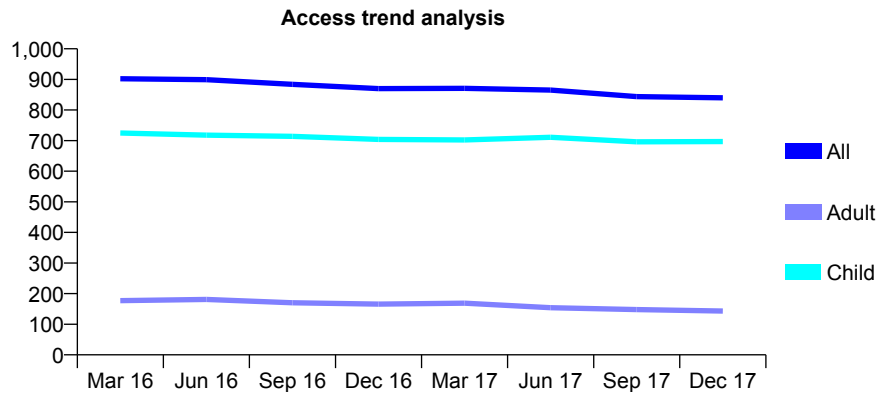
Q69 - Vital Signs At a Glance Contract Report for 905763/0001 - December 2017

Name or company name	MR HR PATEL
Contract type name	GDS Contract
Purpose of contract	General
Contract start date	01/04/2006
Contract end date	

17/18 Contracted general activity (UDA)	2,000
Carry forward general activity (UDA)	-30
17/18 Contracted orthodontic activity (UOA)	0
Carry forward orthodontic activity (UOA)	0
Baseline contract value	£45,059.13

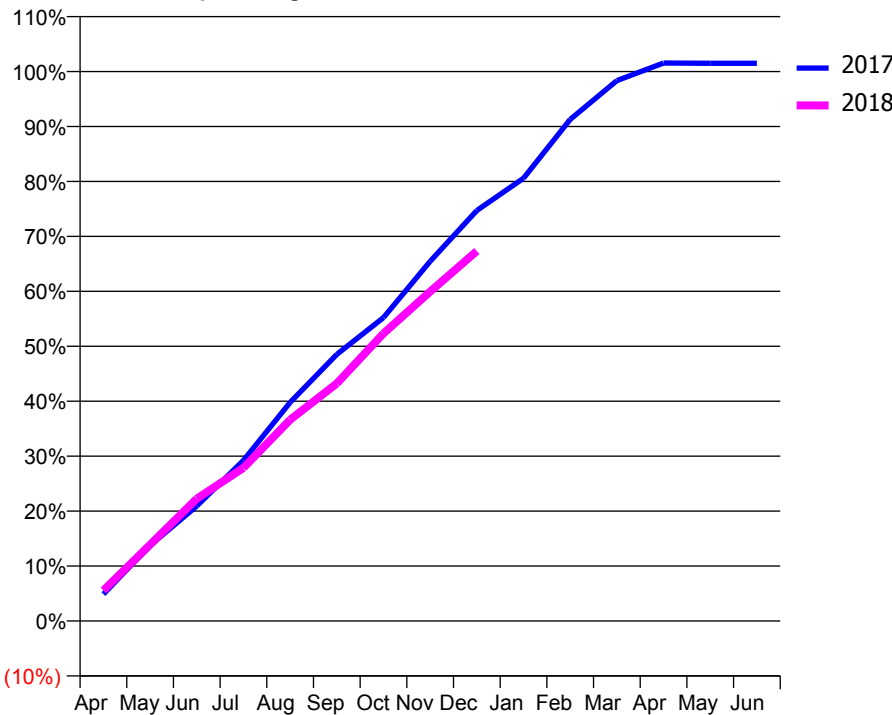
ACCESS*

Patients seen in 24 months	Total	Change since previous quarter
Quarter ending December 2016	870	
Quarter ending March 2017	871	→
Quarter ending June 2017	865	→
Quarter ending September 2017	844	↓
Quarter ending December 2017	840	→
Variance since December 2016	(3.4%)	↓



ACTIVITY

Cumulative percentage of contracted UDA delivered 2017 & 2018



Month	Adjusted Scheduled Activity (UDA)	
	2017	2018
April	98	111
May	275	278
June	419	445
July	585	558
August	796	732
September	970	864
October	1,104	1,047
November	1,309	1,199
December	1,494	1,346
January	1,611	
February	1,826	
March	1,967	
April	2,031	
May	2,030	
June	2,030	

QUALITY

	Quantity	Base Number	Contract	AT	Region	England
% of FP17s for the same patient ID Re-attending within 3 months - Children	63	797	7.9%	11.5%	11.5%	12.0%
% of FP17s for the same patient ID Re-attending within 3 months - Adults	22	107	20.6%	15.0%	15.8%	15.9%
% of FP17s for the same patient ID Re-attending between 3 & 9 months - Children	467	797	58.6%	57.7%	60.5%	58.0%
% of FP17s for the same patient ID Re-attending between 3 & 9 months - Adults	58	107	54.2%	48.4%	51.8%	50.5%
% of FP17s for Band 1 Urgent Courses	42	844	5.0%	9.7%	9.5%	9.0%
% of FP17s Relating to Free Repair or Replacements	0	844	0.0%	0.7%	0.7%	0.8%
% of FP17s Relating to Continuations	0	844	0.0%	0.8%	1.0%	1.1%
% of Patients satisfied with the dentistry they have received	0	0	N/A	93.3%	92.1%	91.5%
% of Patients satisfied with the time they had to wait for an appointment	0	0	N/A	89.7%	88.3%	87.9%

* This is based on patients treated on this contract for their most recent course of treatment. Figures in italics indicate the base number of FP17s or Patient Questionnaire responses are less than 100. N/A is shown where the base number of responses is less than 10 during the period. % is calculated as Quantity/Base number*100

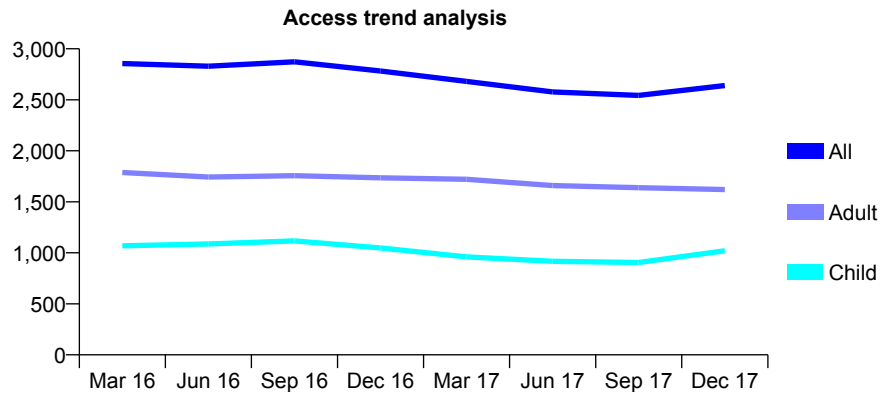
Q69 - Vital Signs At a Glance Contract Report for 905860/0004 - December 2017

Name or company name	MR A MAKHANI
Contract type name	GDS Contract
Purpose of contract	General
Contract start date	01/04/2006
Contract end date	

17/18 Contracted general activity (UDA)	6,297
Carry forward general activity (UDA)	105
17/18 Contracted orthodontic activity (UOA)	0
Carry forward orthodontic activity (UOA)	0
Baseline contract value	£155,870.83

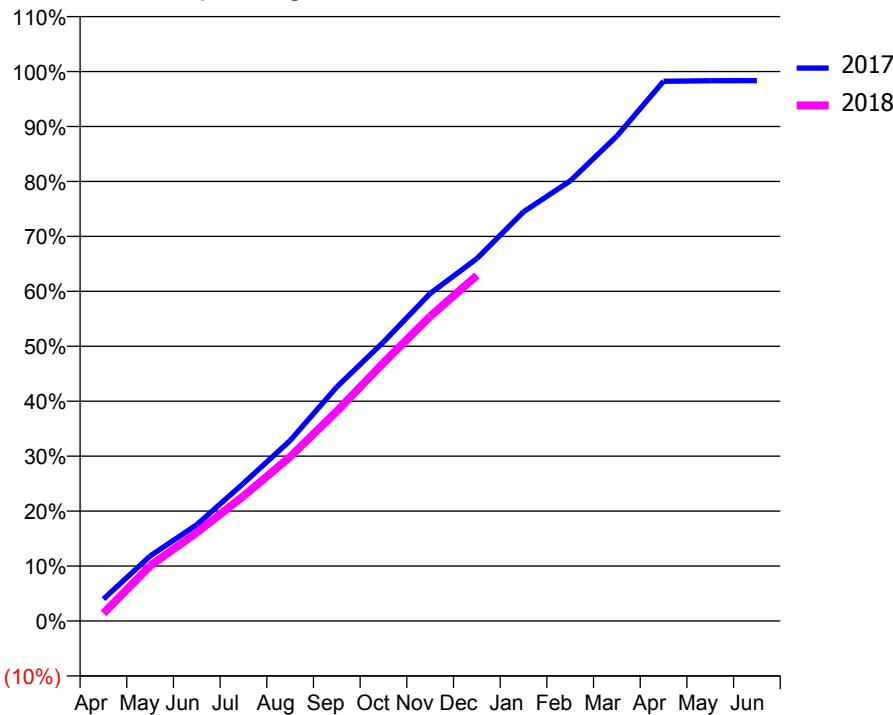
ACCESS*

Patients seen in 24 months	Total	Change since previous quarter
Quarter ending December 2016	2,783	
Quarter ending March 2017	2,681	↓
Quarter ending June 2017	2,577	↓
Quarter ending September 2017	2,543	↓
Quarter ending December 2017	2,640	↑
Variance since December 2016	(5.1%)	↓



ACTIVITY

Cumulative percentage of contracted UDA delivered 2017 & 2018



Month	Adjusted Scheduled Activity (UDA)	
	2017	2018
April	251	88
May	745	634
June	1,104	1,013
July	1,578	1,432
August	2,068	1,882
September	2,683	2,405
October	3,197	2,959
November	3,754	3,491
December	4,153	3,960
January	4,690	
February	5,043	
March	5,556	
April	6,184	
May	6,191	
June	6,192	

QUALITY

	Quantity	Base Number	Contract	AT	Region	England
% of FP17s for the same patient ID Re-attending within 3 months - Children	62	1,041	6.0%	11.5%	11.5%	12.0%
% of FP17s for the same patient ID Re-attending within 3 months - Adults	212	1,419	14.9%	15.0%	15.8%	15.9%
% of FP17s for the same patient ID Re-attending between 3 & 9 months - Children	471	1,041	45.2%	57.7%	60.5%	58.0%
% of FP17s for the same patient ID Re-attending between 3 & 9 months - Adults	604	1,419	42.6%	48.4%	51.8%	50.5%
% of FP17s for Band 1 Urgent Courses	170	2,189	7.8%	9.7%	9.5%	9.0%
% of FP17s Relating to Free Repair or Replacements	15	2,189	0.7%	0.7%	0.7%	0.8%
% of FP17s Relating to Continuations	3	2,189	0.1%	0.8%	1.0%	1.1%
% of Patients satisfied with the dentistry they have received	5	5	N/A	93.3%	92.1%	91.5%
% of Patients satisfied with the time they had to wait for an appointment	4	5	N/A	89.7%	88.3%	87.9%

* This is based on patients treated on this contract for their most recent course of treatment. Figures in italics indicate the base number of FP17s or Patient Questionnaire responses are less than 100. N/A is shown where the base number of responses is less than 10 during the period. % is calculated as Quantity/Base number*100

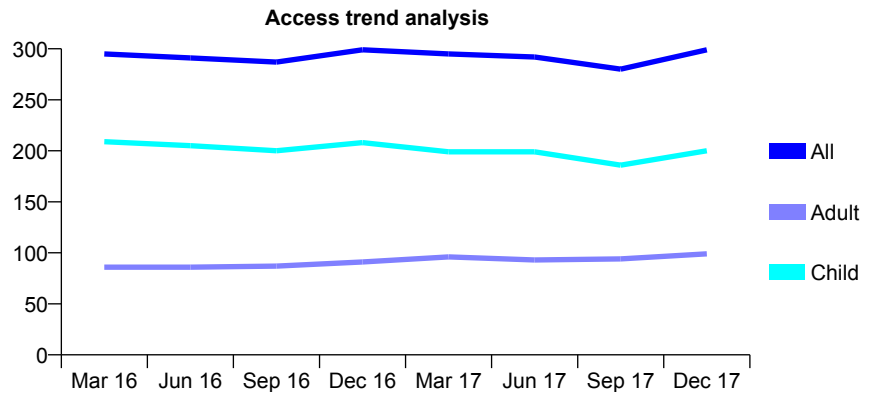
Q69 - Vital Signs At a Glance Contract Report for 911658/0001 - December 2017

Name or company name	KH Lee Dental Prtace
Contract type name	GDS Contract
Purpose of contract	General
Contract start date	01/04/2006
Contract end date	

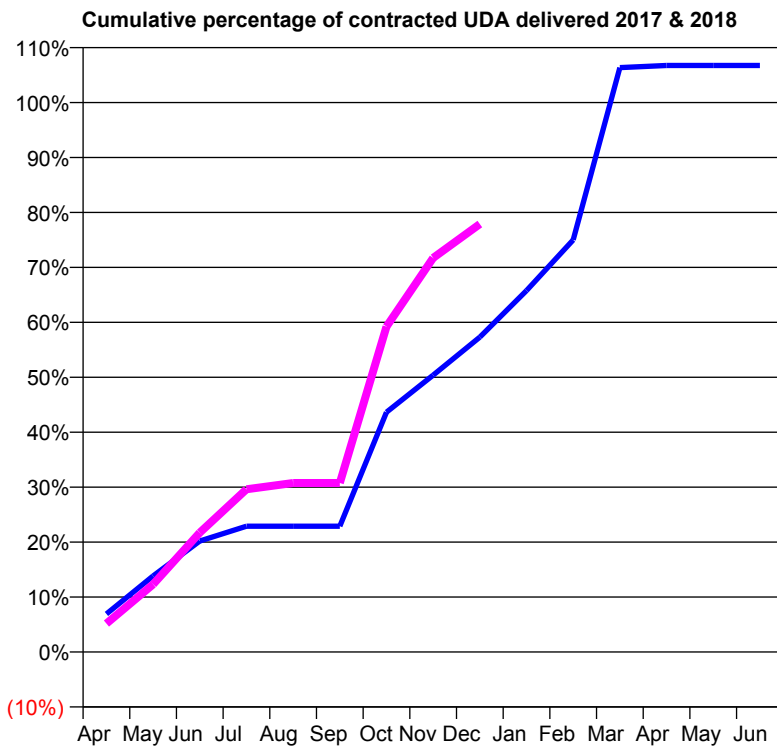
17/18 Contracted general activity (UDA)	520
Carry forward general activity (UDA)	-10
17/18 Contracted orthodontic activity (UOA)	0
Carry forward orthodontic activity (UOA)	0
Baseline contract value	£12,081.86

ACCESS*

Patients seen in 24 months	Total	Change since previous quarter
Quarter ending December 2016	299	
Quarter ending March 2017	295	↓
Quarter ending June 2017	292	↓
Quarter ending September 2017	280	↓
Quarter ending December 2017	299	↑
Variance since December 2016	0.0%	→



ACTIVITY



Month	Adjusted Scheduled Activity (UDA)	
	2017	2018
April	36	27
May	72	64
June	105	113
July	119	154
August	119	160
September	119	160
October	227	308
November	262	373
December	298	405
January	342	
February	390	
March	553	
April	555	
May	555	
June	555	

QUALITY

	Quantity	Base Number	Contract	AT	Region	England
% of FP17s for the same patient ID Re-attending within 3 months - Children	8	205	3.9%	11.5%	11.5%	12.0%
% of FP17s for the same patient ID Re-attending within 3 months - Adults	1	54	1.9%	15.0%	15.8%	15.9%
% of FP17s for the same patient ID Re-attending between 3 & 9 months - Children	120	205	58.5%	57.7%	60.5%	58.0%
% of FP17s for the same patient ID Re-attending between 3 & 9 months - Adults	21	54	38.9%	48.4%	51.8%	50.5%
% of FP17s for Band 1 Urgent Courses	0	257	0.0%	9.7%	9.5%	9.0%
% of FP17s Relating to Free Repair or Replacements	0	257	0.0%	0.7%	0.7%	0.8%
% of FP17s Relating to Continuations	0	257	0.0%	0.8%	1.0%	1.1%
% of Patients satisfied with the dentistry they have received	0	0	N/A	93.3%	92.1%	91.5%
% of Patients satisfied with the time they had to wait for an appointment	0	0	N/A	89.7%	88.3%	87.9%

* This is based on patients treated on this contract for their most recent course of treatment. Figures in italics indicate the base number of FP17s or Patient Questionnaire responses are less than 100. N/A is shown where the base number of responses is less than 10 during the period. % is calculated as Quantity/Base number*100

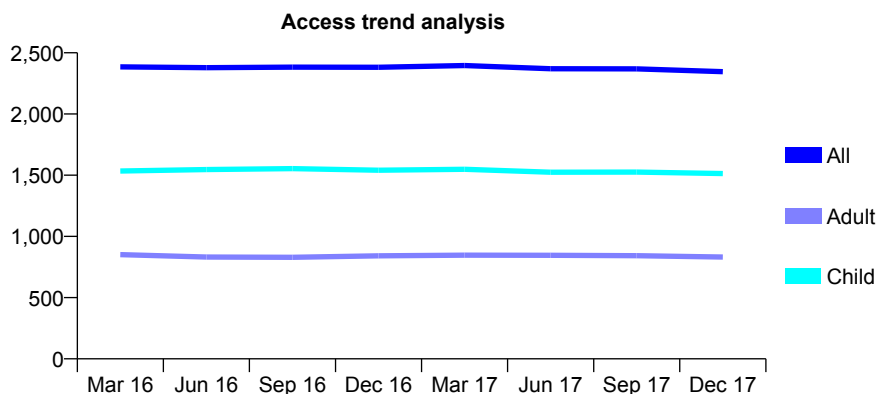
Q69 - Vital Signs At a Glance Contract Report for 912344/0001 - December 2017

Name or company name	MISS LE DAVIES
Contract type name	GDS Contract
Purpose of contract	General
Contract start date	01/04/2006
Contract end date	

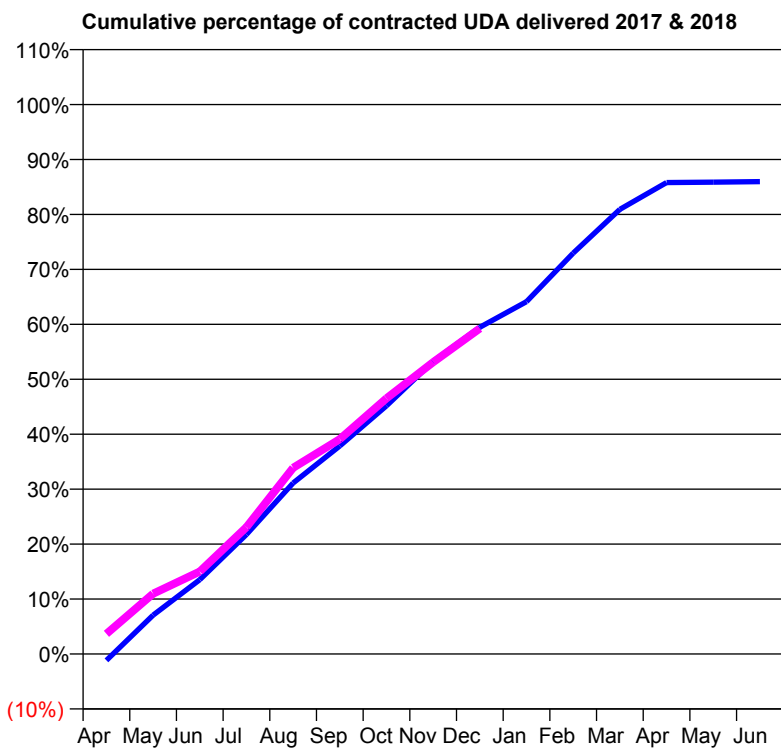
17/18 Contracted general activity (UDA)	5,439
Carry forward general activity (UDA)	0
17/18 Contracted orthodontic activity (UOA)	0
Carry forward orthodontic activity (UOA)	0
Baseline contract value	£113,513.55

ACCESS*

Patients seen in 24 months	Total	Change since previous quarter
Quarter ending December 2016	2,382	
Quarter ending March 2017	2,396	→
Quarter ending June 2017	2,370	↓
Quarter ending September 2017	2,369	→
Quarter ending December 2017	2,346	→
Variance since December 2016	(1.5%)	↓



ACTIVITY



Month	Adjusted Scheduled Activity (UDA)	
	2017	2018
April	-64	200
May	384	598
June	736	816
July	1,184	1,256
August	1,693	1,844
September	2,060	2,127
October	2,458	2,531
November	2,897	2,889
December	3,235	3,223
January	3,488	
February	3,969	
March	4,401	
April	4,666	
May	4,670	
June	4,676	

QUALITY

	Quantity	Base Number	Contract	AT	Region	England
% of FP17s for the same patient ID Re-attending within 3 months - Children	127	1,437	8.8%	11.5%	11.5%	12.0%
% of FP17s for the same patient ID Re-attending within 3 months - Adults	129	638	20.2%	15.0%	15.8%	15.9%
% of FP17s for the same patient ID Re-attending between 3 & 9 months - Children	621	1,437	43.2%	57.7%	60.5%	58.0%
% of FP17s for the same patient ID Re-attending between 3 & 9 months - Adults	210	638	32.9%	48.4%	51.8%	50.5%
% of FP17s for Band 1 Urgent Courses	149	1,921	7.8%	9.7%	9.5%	9.0%
% of FP17s Relating to Free Repair or Replacements	0	1,921	0.0%	0.7%	0.7%	0.8%
% of FP17s Relating to Continuations	0	1,921	0.0%	0.8%	1.0%	1.1%
% of Patients satisfied with the dentistry they have received	5	5	N/A	93.3%	92.1%	91.5%
% of Patients satisfied with the time they had to wait for an appointment	5	5	N/A	89.7%	88.3%	87.9%

* This is based on patients treated on this contract for their most recent course of treatment. Figures in italics indicate the base number of FP17s or Patient Questionnaire responses are less than 100. N/A is shown where the base number of responses is less than 10 during the period. % is calculated as Quantity/Base number*100

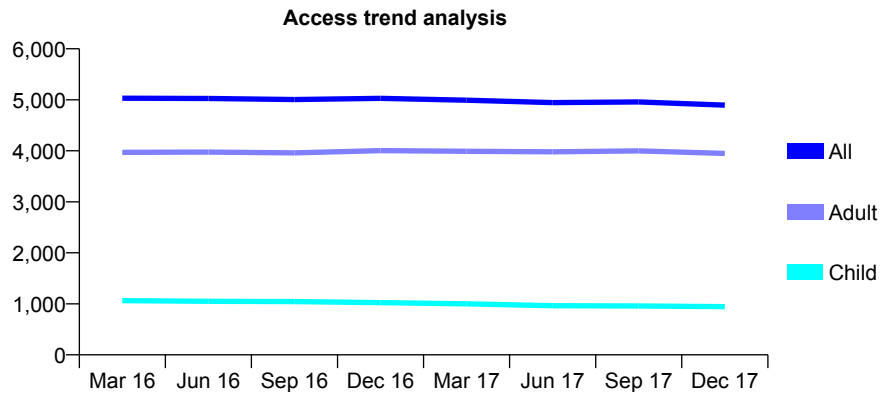
Q69 - Vital Signs At a Glance Contract Report for 915211/0001 - December 2017

Name or company name	MISS A CHANDARIA
Contract type name	GDS Contract
Purpose of contract	General
Contract start date	01/04/2006
Contract end date	

17/18 Contracted general activity (UDA)	12,723
Carry forward general activity (UDA)	110
17/18 Contracted orthodontic activity (UOA)	0
Carry forward orthodontic activity (UOA)	0
Baseline contract value	£303,329.64

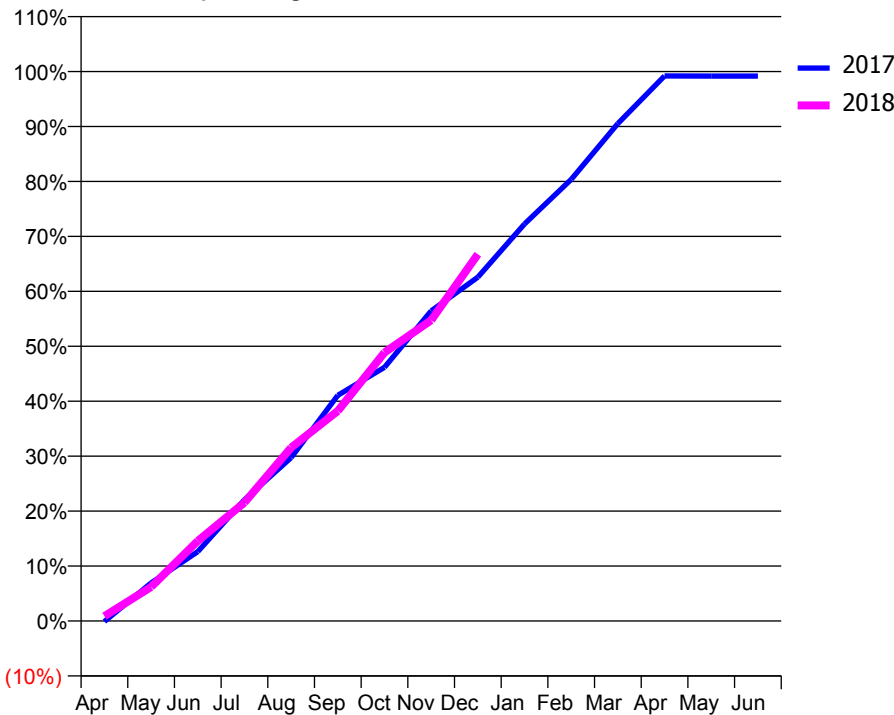
ACCESS*

Patients seen in 24 months	Total	Change since previous quarter
Quarter ending December 2016	5,029	
Quarter ending March 2017	4,992	→
Quarter ending June 2017	4,944	→
Quarter ending September 2017	4,957	→
Quarter ending December 2017	4,895	↓
Variance since December 2016	(2.7%)	↓



ACTIVITY

Cumulative percentage of contracted UDA delivered 2017 & 2018



Month	Adjusted Scheduled Activity (UDA)	
	2017	2018
April	-14	113
May	917	789
June	1,672	1,855
July	2,921	2,745
August	3,936	4,016
September	5,436	4,863
October	6,108	6,217
November	7,468	6,964
December	8,280	8,493
January	9,560	
February	10,633	
March	11,978	
April	13,123	
May	13,122	
June	13,122	

QUALITY

	Quantity	Base Number	Contract	AT	Region	England
% of FP17s for the same patient ID Re-attending within 3 months - Children	57	911	6.3%	11.5%	11.5%	12.0%
% of FP17s for the same patient ID Re-attending within 3 months - Adults	368	3,742	9.8%	15.0%	15.8%	15.9%
% of FP17s for the same patient ID Re-attending between 3 & 9 months - Children	404	911	44.3%	57.7%	60.5%	58.0%
% of FP17s for the same patient ID Re-attending between 3 & 9 months - Adults	2,078	3,742	55.5%	48.4%	51.8%	50.5%
% of FP17s for Band 1 Urgent Courses	373	4,162	9.0%	9.7%	9.5%	9.0%
% of FP17s Relating to Free Repair or Replacements	8	4,162	0.2%	0.7%	0.7%	0.8%
% of FP17s Relating to Continuations	10	4,162	0.2%	0.8%	1.0%	1.1%
% of Patients satisfied with the dentistry they have received	16	16	100.0%	93.3%	92.1%	91.5%
% of Patients satisfied with the time they had to wait for an appointment	14	16	87.5%	89.7%	88.3%	87.9%

* This is based on patients treated on this contract for their most recent course of treatment. Figures in italics indicate the base number of FP17s or Patient Questionnaire responses are less than 100. N/A is shown where the base number of responses is less than 10 during the period. % is calculated as Quantity/Base number*100

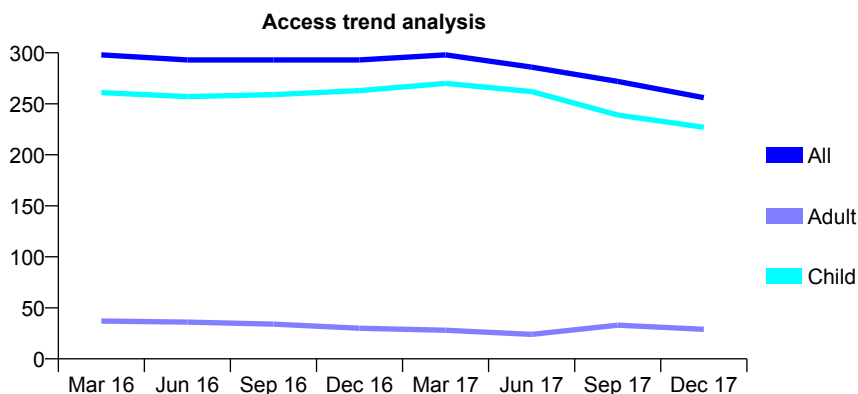
Q69 - Vital Signs At a Glance Contract Report for 915564/0001 - December 2017

Name or company name	MR JM PATEL
Contract type name	GDS Contract
Purpose of contract	General
Contract start date	01/04/2006
Contract end date	

17/18 Contracted general activity (UDA)	580
Carry forward general activity (UDA)	1
17/18 Contracted orthodontic activity (UOA)	0
Carry forward orthodontic activity (UOA)	0
Baseline contract value	£11,223.77

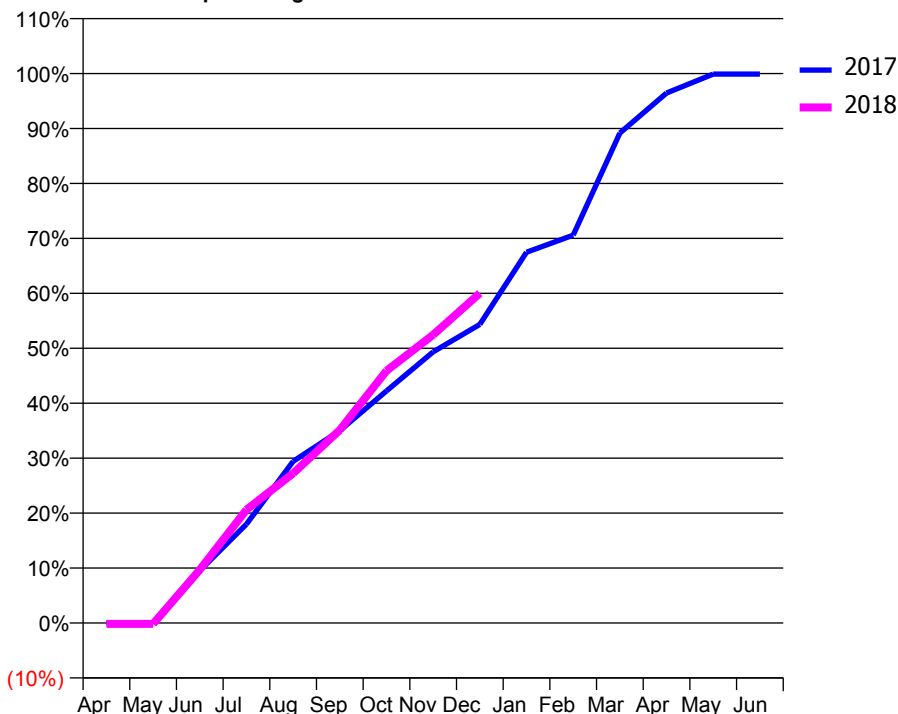
ACCESS*

Patients seen in 24 months	Total	Change since previous quarter
Quarter ending December 2016	293	
Quarter ending March 2017	298	→
Quarter ending June 2017	286	↓
Quarter ending September 2017	272	↓
Quarter ending December 2017	256	↓
Variance since December 2016	(12.6%)	↓



ACTIVITY

Cumulative percentage of contracted UDA delivered 2017 & 2018



Month	Adjusted Scheduled Activity (UDA)	
	2017	2018
April	0	-1
May	0	-1
June	55	56
July	104	120
August	171	158
September	203	204
October	245	266
November	286	304
December	315	348
January	391	
February	409	
March	517	
April	559	
May	579	
June	579	

QUALITY

	Quantity	Base Number	Contract	AT	Region	England
% of FP17s for the same patient ID Re-attending within 3 months - Children	12	301	4.0%	11.5%	11.5%	12.0%
% of FP17s for the same patient ID Re-attending within 3 months - Adults	0	0	N/A	15.0%	15.8%	15.9%
% of FP17s for the same patient ID Re-attending between 3 & 9 months - Children	230	301	76.4%	57.7%	60.5%	58.0%
% of FP17s for the same patient ID Re-attending between 3 & 9 months - Adults	0	0	N/A	48.4%	51.8%	50.5%
% of FP17s for Band 1 Urgent Courses	11	253	4.3%	9.7%	9.5%	9.0%
% of FP17s Relating to Free Repair or Replacements	0	253	0.0%	0.7%	0.7%	0.8%
% of FP17s Relating to Continuations	0	253	0.0%	0.8%	1.0%	1.1%
% of Patients satisfied with the dentistry they have received	0	0	N/A	93.3%	92.1%	91.5%
% of Patients satisfied with the time they had to wait for an appointment	0	0	N/A	89.7%	88.3%	87.9%

* This is based on patients treated on this contract for their most recent course of treatment. Figures in italics indicate the base number of FP17s or Patient Questionnaire responses are less than 100. N/A is shown where the base number of responses is less than 10 during the period. % is calculated as Quantity/Base number*100

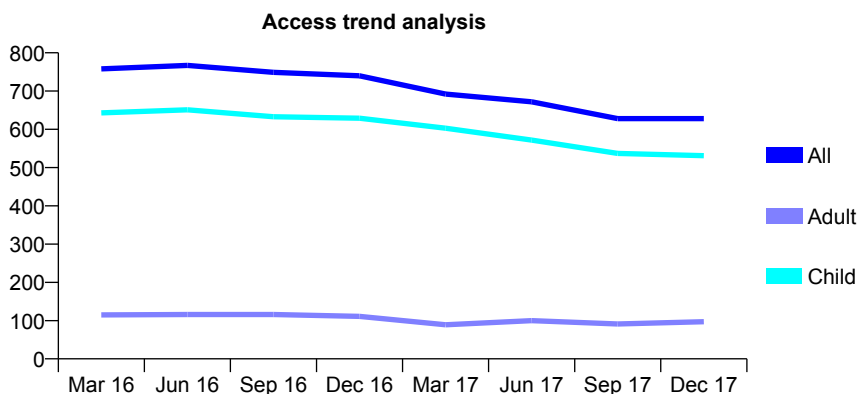
Q69 - Vital Signs At a Glance Contract Report for 916439/0001 - December 2017

Name or company name	MR A SYED
Contract type name	GDS Contract
Purpose of contract	General
Contract start date	01/04/2006
Contract end date	

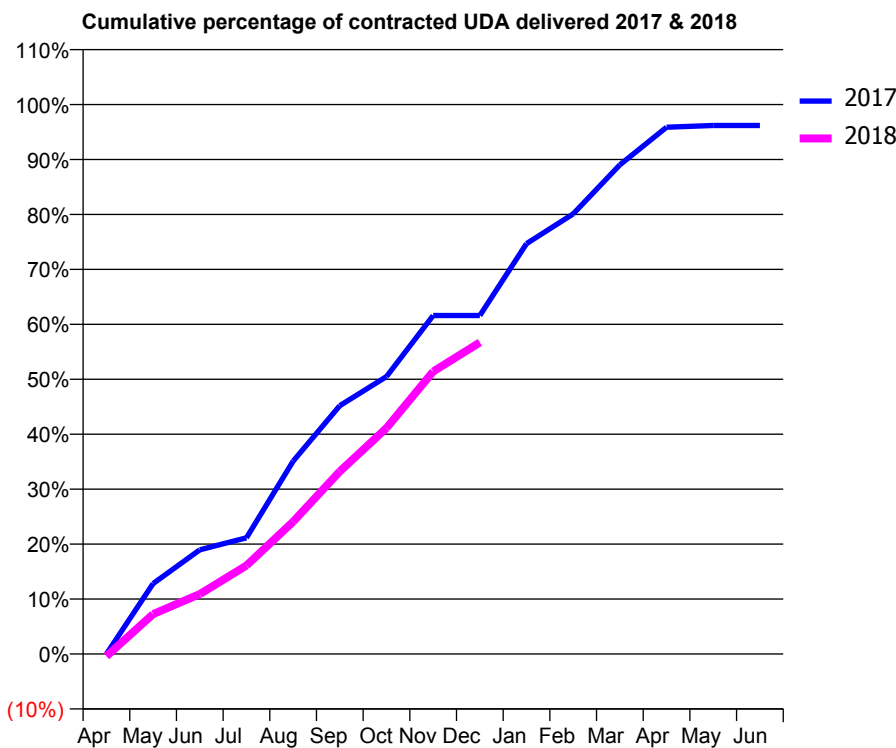
17/18 Contracted general activity (UDA)	963
Carry forward general activity (UDA)	37
17/18 Contracted orthodontic activity (UOA)	0
Carry forward orthodontic activity (UOA)	0
Baseline contract value	£21,928.78

ACCESS*

Patients seen in 24 months	Total	Change since previous quarter
Quarter ending December 2016	740	
Quarter ending March 2017	692	↓
Quarter ending June 2017	672	↓
Quarter ending September 2017	628	↓
Quarter ending December 2017	628	→
Variance since December 2016	(15.1%)	↓



ACTIVITY



Month	Adjusted Scheduled Activity (UDA)	
	2017	2018
April	0	-4
May	123	70
June	183	105
July	204	155
August	338	232
September	435	320
October	486	396
November	593	495
December	593	546
January	719	
February	771	
March	857	
April	923	
May	926	
June	926	

QUALITY

	Quantity	Base Number	Contract	AT	Region	England
% of FP17s for the same patient ID Re-attending within 3 months - Children	15	516	2.9%	11.5%	11.5%	12.0%
% of FP17s for the same patient ID Re-attending within 3 months - Adults	0	31	0.0%	15.0%	15.8%	15.9%
% of FP17s for the same patient ID Re-attending between 3 & 9 months - Children	293	516	56.8%	57.7%	60.5%	58.0%
% of FP17s for the same patient ID Re-attending between 3 & 9 months - Adults	13	31	41.9%	48.4%	51.8%	50.5%
% of FP17s for Band 1 Urgent Courses	0	494	0.0%	9.7%	9.5%	9.0%
% of FP17s Relating to Free Repair or Replacements	0	494	0.0%	0.7%	0.7%	0.8%
% of FP17s Relating to Continuations	0	494	0.0%	0.8%	1.0%	1.1%
% of Patients satisfied with the dentistry they have received	0	0	N/A	93.3%	92.1%	91.5%
% of Patients satisfied with the time they had to wait for an appointment	0	0	N/A	89.7%	88.3%	87.9%

* This is based on patients treated on this contract for their most recent course of treatment. Figures in italics indicate the base number of FP17s or Patient Questionnaire responses are less than 100. N/A is shown where the base number of responses is less than 10 during the period. % is calculated as Quantity/Base number*100

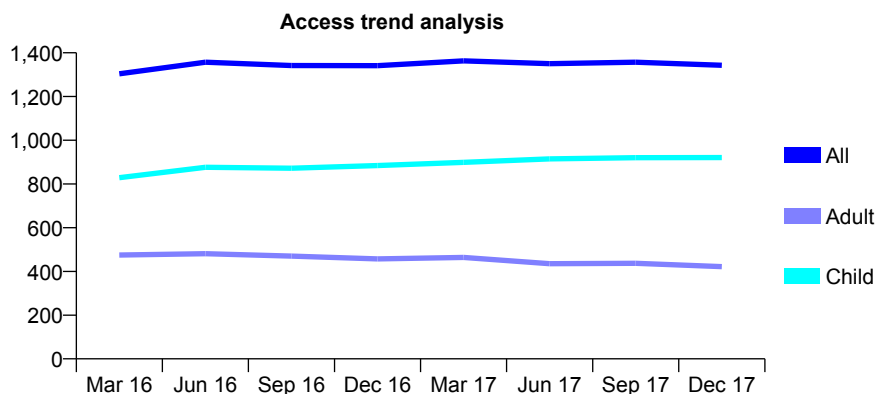
Q69 - Vital Signs At a Glance Contract Report for 917044/0001 - December 2017

Name or company name	MISS M KHANNA
Contract type name	GDS Contract
Purpose of contract	General
Contract start date	01/04/2006
Contract end date	

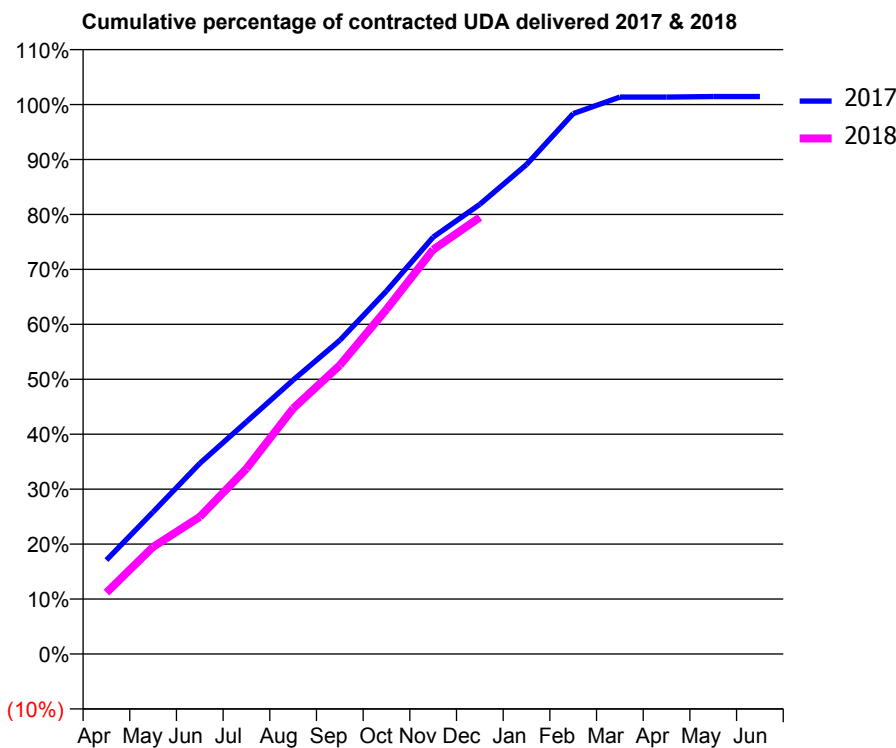
17/18 Contracted general activity (UDA)	3,000
Carry forward general activity (UDA)	-43
17/18 Contracted orthodontic activity (UOA)	0
Carry forward orthodontic activity (UOA)	0
Baseline contract value	£63,632.55

ACCESS*

Patients seen in 24 months	Total	Change since previous quarter
Quarter ending December 2016	1,341	
Quarter ending March 2017	1,363	→
Quarter ending June 2017	1,350	→
Quarter ending September 2017	1,357	→
Quarter ending December 2017	1,343	↓
Variance since December 2016	0.1%	→



ACTIVITY



Month	Adjusted Scheduled Activity (UDA)	
	2017	2018
April	513	336
May	776	585
June	1,041	749
July	1,268	1,013
August	1,496	1,341
September	1,713	1,576
October	1,982	1,882
November	2,276	2,207
December	2,455	2,384
January	2,672	
February	2,951	
March	3,041	
April	3,041	
May	3,044	
June	3,044	

QUALITY

	Quantity	Base Number	Contract	AT	Region	England
% of FP17s for the same patient ID Re-attending within 3 months - Children	73	1,007	7.2%	11.5%	11.5%	12.0%
% of FP17s for the same patient ID Re-attending within 3 months - Adults	28	272	10.3%	15.0%	15.8%	15.9%
% of FP17s for the same patient ID Re-attending between 3 & 9 months - Children	468	1,007	46.5%	57.7%	60.5%	58.0%
% of FP17s for the same patient ID Re-attending between 3 & 9 months - Adults	105	272	38.6%	48.4%	51.8%	50.5%
% of FP17s for Band 1 Urgent Courses	34	1,277	2.7%	9.7%	9.5%	9.0%
% of FP17s Relating to Free Repair or Replacements	1	1,277	0.1%	0.7%	0.7%	0.8%
% of FP17s Relating to Continuations	17	1,277	1.3%	0.8%	1.0%	1.1%
% of Patients satisfied with the dentistry they have received	1	1	N/A	93.3%	92.1%	91.5%
% of Patients satisfied with the time they had to wait for an appointment	1	1	N/A	89.7%	88.3%	87.9%

* This is based on patients treated on this contract for their most recent course of treatment. Figures in italics indicate the base number of FP17s or Patient Questionnaire responses are less than 100. N/A is shown where the base number of responses is less than 10 during the period. % is calculated as Quantity/Base number*100

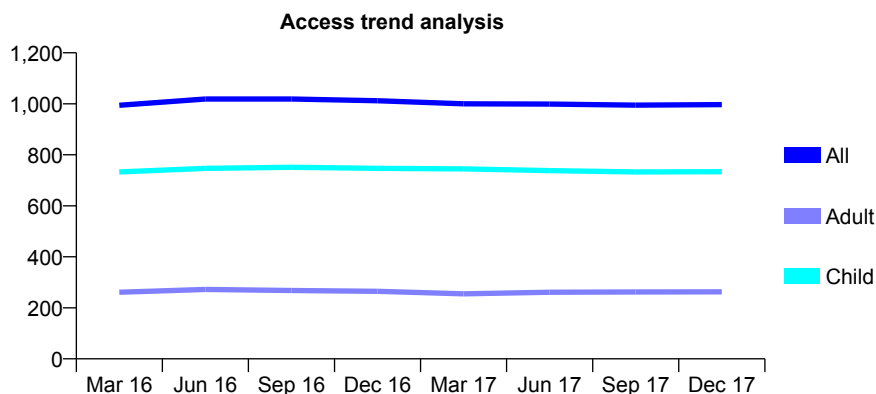
Q69 - Vital Signs At a Glance Contract Report for 919306/0001 - December 2017

Name or company name	20/20 Dental Practice Limited
Contract type name	GDS Contract
Purpose of contract	General
Contract start date	01/04/2006
Contract end date	

17/18 Contracted general activity (UDA)	3,200
Carry forward general activity (UDA)	-8
17/18 Contracted orthodontic activity (UOA)	0
Carry forward orthodontic activity (UOA)	0
Baseline contract value	£74,367.82

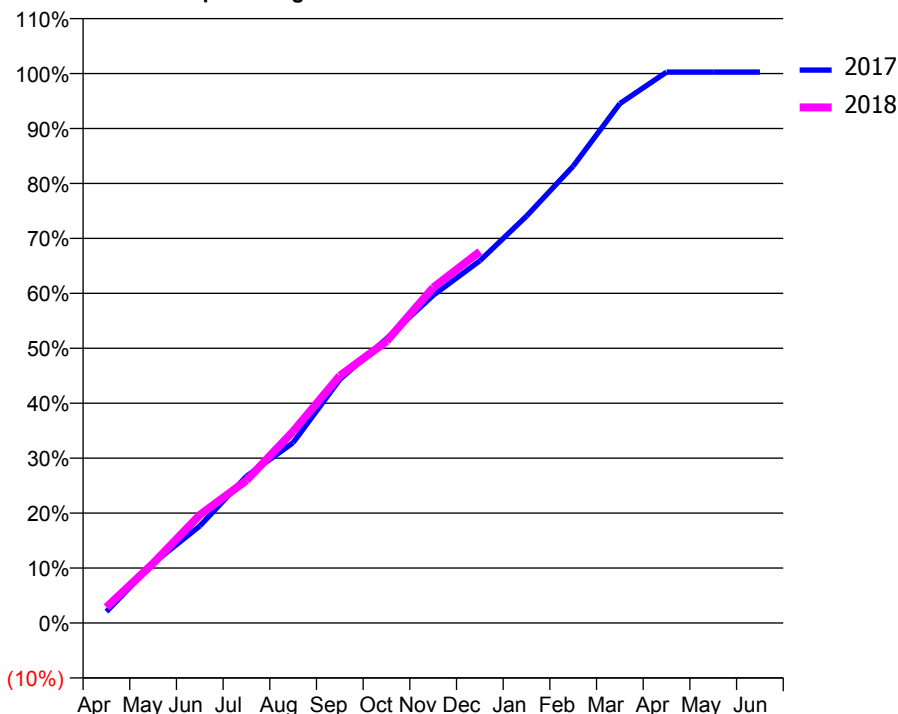
ACCESS*

Patients seen in 24 months	Total	Change since previous quarter
Quarter ending December 2016	1,012	
Quarter ending March 2017	1,000	↓
Quarter ending June 2017	999	→
Quarter ending September 2017	995	→
Quarter ending December 2017	997	→
Variance since December 2016	(1.5%)	↓



ACTIVITY

Cumulative percentage of contracted UDA delivered 2017 & 2018



Month	Adjusted Scheduled Activity (UDA)	
	2017	2018
April	67	92
May	348	348
June	565	629
July	854	830
August	1,050	1,116
September	1,418	1,440
October	1,656	1,640
November	1,908	1,954
December	2,110	2,163
January	2,369	
February	2,661	
March	3,025	
April	3,208	
May	3,208	
June	3,208	

QUALITY

	Quantity	Base Number	Contract	AT	Region	England
% of FP17s for the same patient ID Re-attending within 3 months - Children	106	1,014	10.5%	11.5%	11.5%	12.0%
% of FP17s for the same patient ID Re-attending within 3 months - Adults	69	239	28.9%	15.0%	15.8%	15.9%
% of FP17s for the same patient ID Re-attending between 3 & 9 months - Children	697	1,014	68.7%	57.7%	60.5%	58.0%
% of FP17s for the same patient ID Re-attending between 3 & 9 months - Adults	134	239	56.1%	48.4%	51.8%	50.5%
% of FP17s for Band 1 Urgent Courses	47	1,141	4.1%	9.7%	9.5%	9.0%
% of FP17s Relating to Free Repair or Replacements	0	1,141	0.0%	0.7%	0.7%	0.8%
% of FP17s Relating to Continuations	5	1,141	0.4%	0.8%	1.0%	1.1%
% of Patients satisfied with the dentistry they have received	1	1	N/A	93.3%	92.1%	91.5%
% of Patients satisfied with the time they had to wait for an appointment	1	1	N/A	89.7%	88.3%	87.9%

* This is based on patients treated on this contract for their most recent course of treatment. Figures in italics indicate the base number of FP17s or Patient Questionnaire responses are less than 100. N/A is shown where the base number of responses is less than 10 during the period. % is calculated as Quantity/Base number*100

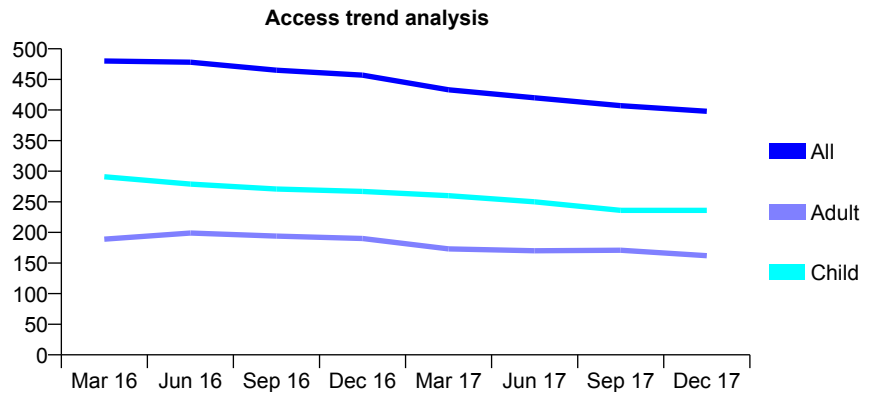
Q69 - Vital Signs At a Glance Contract Report for 920525/0001 - December 2017

Name or company name	Dr T Moehl and Dr P Samra
Contract type name	GDS Contract
Purpose of contract	General
Contract start date	01/04/2006
Contract end date	

17/18 Contracted general activity (UDA)	1,635
Carry forward general activity (UDA)	0
17/18 Contracted orthodontic activity (UOA)	0
Carry forward orthodontic activity (UOA)	0
Baseline contract value	£39,496.10

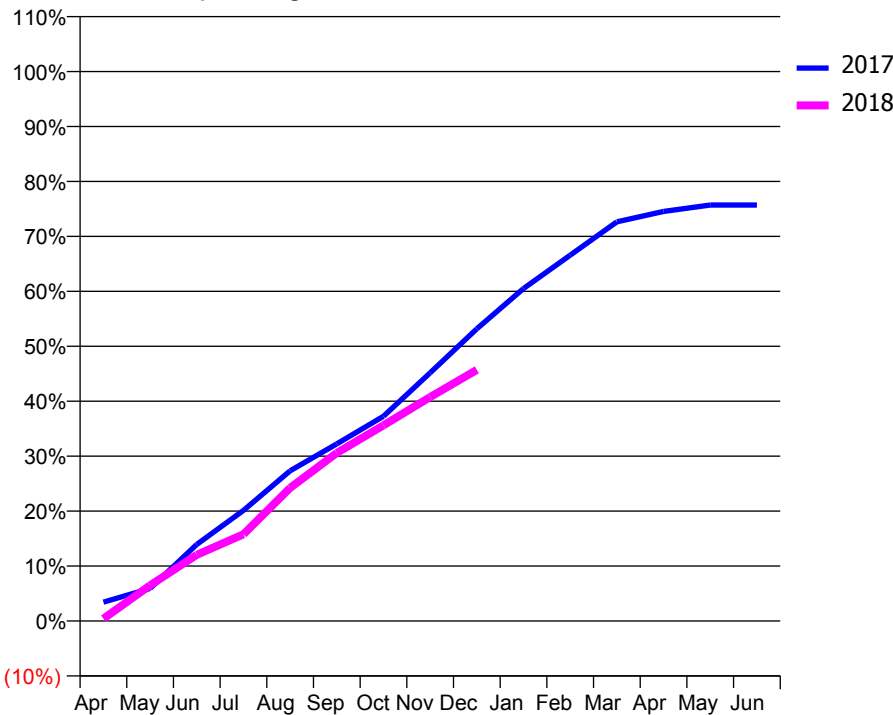
ACCESS*

Patients seen in 24 months	Total	Change since previous quarter
Quarter ending December 2016	457	
Quarter ending March 2017	433	↓
Quarter ending June 2017	420	↓
Quarter ending September 2017	407	↓
Quarter ending December 2017	398	↓
Variance since December 2016	(12.9%)	↓



ACTIVITY

Cumulative percentage of contracted UDA delivered 2017 & 2018



Month	Adjusted Scheduled Activity (UDA)	
	2017	2018
April	56	7
May	97	106
June	228	197
July	329	258
August	447	396
September	527	500
October	609	582
November	738	666
December	869	747
January	989	
February	1,089	
March	1,188	
April	1,219	
May	1,238	
June	1,238	

QUALITY

	Quantity	Base Number	Contract	AT	Region	England
% of FP17s for the same patient ID Re-attending within 3 months - Children	11	222	5.0%	11.5%	11.5%	12.0%
% of FP17s for the same patient ID Re-attending within 3 months - Adults	35	134	26.1%	15.0%	15.8%	15.9%
% of FP17s for the same patient ID Re-attending between 3 & 9 months - Children	109	222	49.1%	57.7%	60.5%	58.0%
% of FP17s for the same patient ID Re-attending between 3 & 9 months - Adults	72	134	53.7%	48.4%	51.8%	50.5%
% of FP17s for Band 1 Urgent Courses	1	334	0.3%	9.7%	9.5%	9.0%
% of FP17s Relating to Free Repair or Replacements	0	334	0.0%	0.7%	0.7%	0.8%
% of FP17s Relating to Continuations	8	334	2.4%	0.8%	1.0%	1.1%
% of Patients satisfied with the dentistry they have received	1	1	N/A	93.3%	92.1%	91.5%
% of Patients satisfied with the time they had to wait for an appointment	1	1	N/A	89.7%	88.3%	87.9%

* This is based on patients treated on this contract for their most recent course of treatment. Figures in italics indicate the base number of FP17s or Patient Questionnaire responses are less than 100. N/A is shown where the base number of responses is less than 10 during the period. % is calculated as Quantity/Base number*100

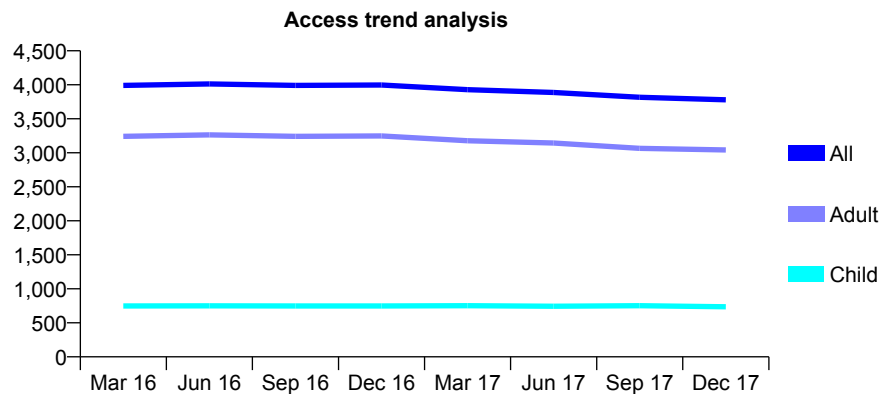
Q69 - Vital Signs At a Glance Contract Report for 920592/0001 - December 2017

Name or company name	MR AJ CROSBIE
Contract type name	GDS Contract
Purpose of contract	General
Contract start date	01/02/2009
Contract end date	

17/18 Contracted general activity (UDA)	10,001
Carry forward general activity (UDA)	0
17/18 Contracted orthodontic activity (UOA)	0
Carry forward orthodontic activity (UOA)	0
Baseline contract value	£235,867.06

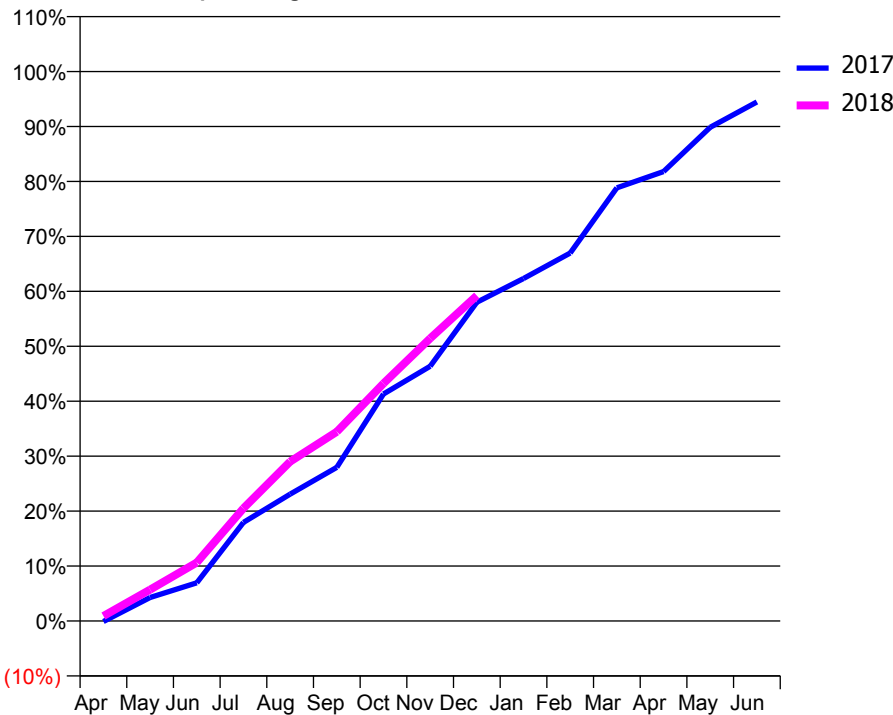
ACCESS*

Patients seen in 24 months	Total	Change since previous quarter
Quarter ending December 2016	3,998	
Quarter ending March 2017	3,929	↓
Quarter ending June 2017	3,888	↓
Quarter ending September 2017	3,817	↓
Quarter ending December 2017	3,780	→
Variance since December 2016	(5.5%)	↓



ACTIVITY

Cumulative percentage of contracted UDA delivered 2017 & 2018



Month	Adjusted Scheduled Activity (UDA)	
	2017	2018
April	-11	90
May	428	572
June	696	1,063
July	1,794	2,052
August	2,310	2,901
September	2,798	3,444
October	4,132	4,324
November	4,637	5,143
December	5,802	5,924
January	6,234	
February	6,697	
March	7,883	
April	8,181	
May	8,987	
June	9,447	

QUALITY

	Quantity	Base Number	Contract	AT	Region	England
% of FP17s for the same patient ID Re-attending within 3 months - Children	33	708	4.7%	11.5%	11.5%	12.0%
% of FP17s for the same patient ID Re-attending within 3 months - Adults	463	3,214	14.4%	15.0%	15.8%	15.9%
% of FP17s for the same patient ID Re-attending between 3 & 9 months - Children	420	708	59.3%	57.7%	60.5%	58.0%
% of FP17s for the same patient ID Re-attending between 3 & 9 months - Adults	1,866	3,214	58.1%	48.4%	51.8%	50.5%
% of FP17s for Band 1 Urgent Courses	180	3,140	5.7%	9.7%	9.5%	9.0%
% of FP17s Relating to Free Repair or Replacements	57	3,140	1.8%	0.7%	0.7%	0.8%
% of FP17s Relating to Continuations	25	3,140	0.8%	0.8%	1.0%	1.1%
% of Patients satisfied with the dentistry they have received	9	9	N/A	93.3%	92.1%	91.5%
% of Patients satisfied with the time they had to wait for an appointment	9	9	N/A	89.7%	88.3%	87.9%

* This is based on patients treated on this contract for their most recent course of treatment. Figures in italics indicate the base number of FP17s or Patient Questionnaire responses are less than 100. N/A is shown where the base number of responses is less than 10 during the period. % is calculated as Quantity/Base number*100

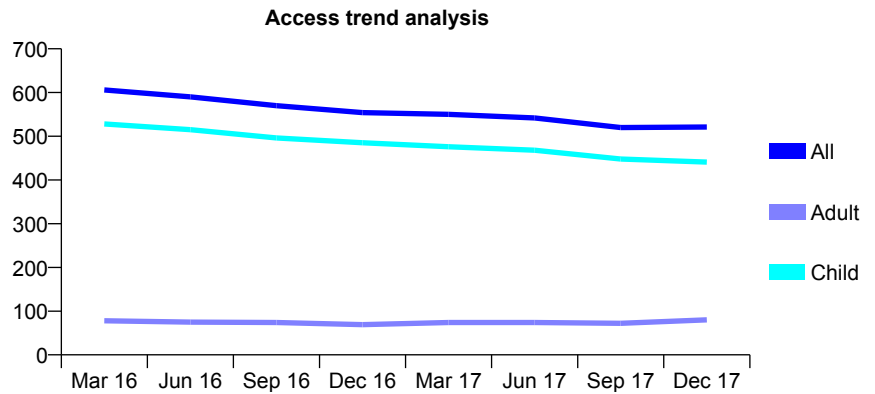
Q69 - Vital Signs At a Glance Contract Report for 920738/0002 - December 2017

Name or company name	MR A KOTHARI
Contract type name	GDS Contract
Purpose of contract	General
Contract start date	01/04/2006
Contract end date	

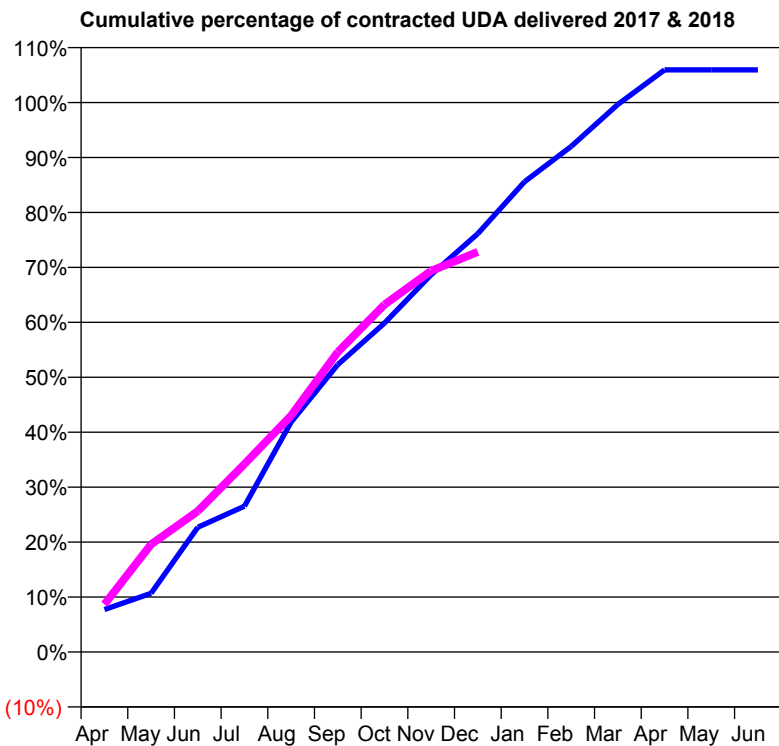
17/18 Contracted general activity (UDA)	945
Carry forward general activity (UDA)	-18
17/18 Contracted orthodontic activity (UOA)	0
Carry forward orthodontic activity (UOA)	0
Baseline contract value	£22,550.34

ACCESS*

Patients seen in 24 months	Total	Change since previous quarter
Quarter ending December 2016	554	
Quarter ending March 2017	550	→
Quarter ending June 2017	542	↓
Quarter ending September 2017	520	↓
Quarter ending December 2017	521	→
Variance since December 2016	(6.0%)	↓



ACTIVITY



Month	Adjusted Scheduled Activity (UDA)	
	2017	2018
April	73	82
May	101	185
June	215	242
July	251	323
August	395	407
September	494	516
October	566	598
November	649	656
December	720	688
January	809	
February	869	
March	942	
April	1,001	
May	1,001	
June	1,001	

QUALITY

	Quantity	Base Number	Contract	AT	Region	England
% of FP17s for the same patient ID Re-attending within 3 months - Children	35	557	6.3%	11.5%	11.5%	12.0%
% of FP17s for the same patient ID Re-attending within 3 months - Adults	0	28	0.0%	15.0%	15.8%	15.9%
% of FP17s for the same patient ID Re-attending between 3 & 9 months - Children	373	557	67.0%	57.7%	60.5%	58.0%
% of FP17s for the same patient ID Re-attending between 3 & 9 months - Adults	15	28	53.6%	48.4%	51.8%	50.5%
% of FP17s for Band 1 Urgent Courses	10	532	1.9%	9.7%	9.5%	9.0%
% of FP17s Relating to Free Repair or Replacements	0	532	0.0%	0.7%	0.7%	0.8%
% of FP17s Relating to Continuations	0	532	0.0%	0.8%	1.0%	1.1%
% of Patients satisfied with the dentistry they have received	0	0	N/A	93.3%	92.1%	91.5%
% of Patients satisfied with the time they had to wait for an appointment	0	0	N/A	89.7%	88.3%	87.9%

* This is based on patients treated on this contract for their most recent course of treatment. Figures in italics indicate the base number of FP17s or Patient Questionnaire responses are less than 100. N/A is shown where the base number of responses is less than 10 during the period. % is calculated as Quantity/Base number*100

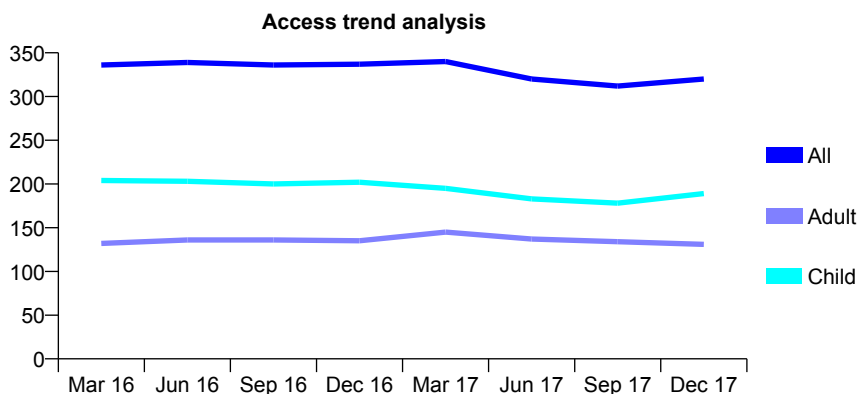
Q69 - Vital Signs At a Glance Contract Report for 921270/0001 - December 2017

Name or company name	MR MN GOSZTONYI
Contract type name	GDS Contract
Purpose of contract	General
Contract start date	01/04/2006
Contract end date	

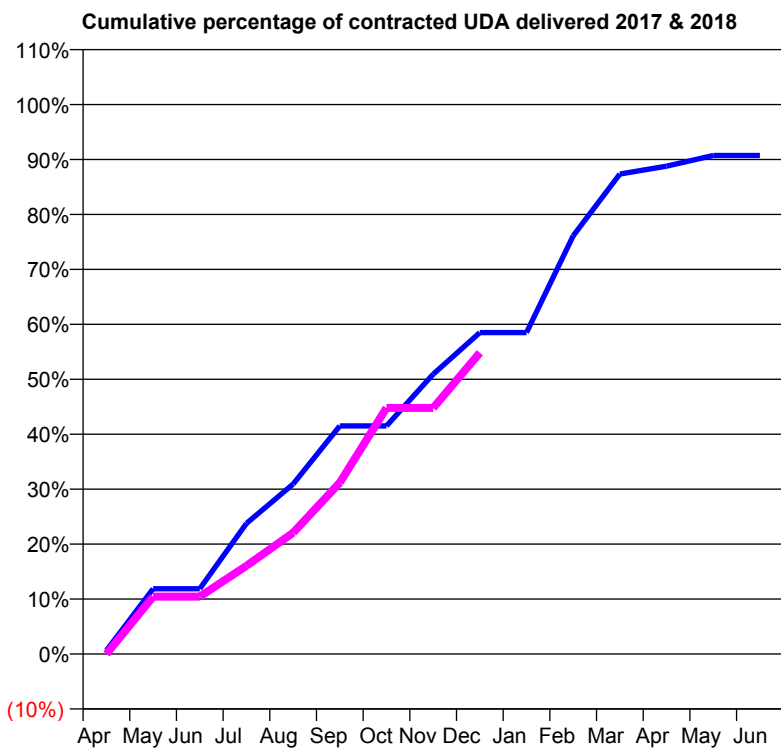
17/18 Contracted general activity (UDA)	766
Carry forward general activity (UDA)	0
17/18 Contracted orthodontic activity (UOA)	0
Carry forward orthodontic activity (UOA)	0
Baseline contract value	£17,210.93

ACCESS*

Patients seen in 24 months	Total	Change since previous quarter
Quarter ending December 2016	337	
Quarter ending March 2017	340	→
Quarter ending June 2017	320	↓
Quarter ending September 2017	312	↓
Quarter ending December 2017	320	↑
Variance since December 2016	(5.0%)	↓



ACTIVITY



Month	Adjusted Scheduled Activity (UDA)	
	2017	2018
April	5	0
May	91	80
June	91	80
July	182	123
August	237	169
September	318	239
October	318	343
November	390	343
December	448	420
January	448	
February	583	
March	669	
April	680	
May	695	
June	695	

QUALITY

	Quantity	Base Number	Contract	AT	Region	England
% of FP17s for the same patient ID Re-attending within 3 months - Children	15	222	6.8%	11.5%	11.5%	12.0%
% of FP17s for the same patient ID Re-attending within 3 months - Adults	2	91	2.2%	15.0%	15.8%	15.9%
% of FP17s for the same patient ID Re-attending between 3 & 9 months - Children	152	222	68.5%	57.7%	60.5%	58.0%
% of FP17s for the same patient ID Re-attending between 3 & 9 months - Adults	60	91	65.9%	48.4%	51.8%	50.5%
% of FP17s for Band 1 Urgent Courses	0	297	0.0%	9.7%	9.5%	9.0%
% of FP17s Relating to Free Repair or Replacements	0	297	0.0%	0.7%	0.7%	0.8%
% of FP17s Relating to Continuations	6	297	2.0%	0.8%	1.0%	1.1%
% of Patients satisfied with the dentistry they have received	0	0	N/A	93.3%	92.1%	91.5%
% of Patients satisfied with the time they had to wait for an appointment	0	0	N/A	89.7%	88.3%	87.9%

* This is based on patients treated on this contract for their most recent course of treatment. Figures in italics indicate the base number of FP17s or Patient Questionnaire responses are less than 100. N/A is shown where the base number of responses is less than 10 during the period. % is calculated as Quantity/Base number*100

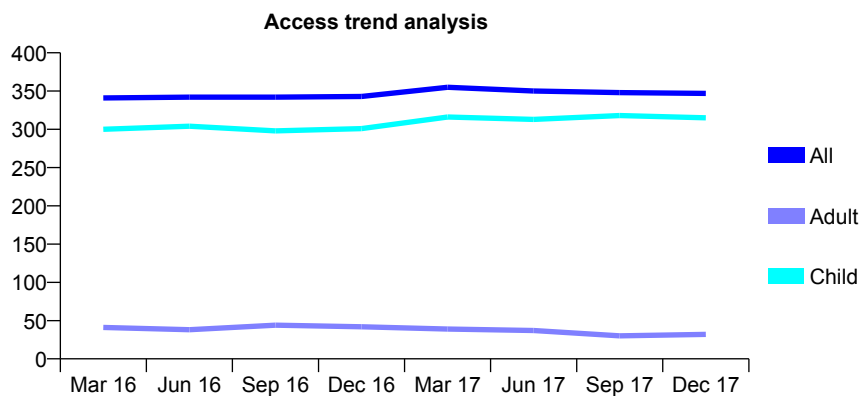
Q69 - Vital Signs At a Glance Contract Report for 924865/0003 - December 2017

Name or company name	Owlsmoor Dental Surgery
Contract type name	GDS Contract
Purpose of contract	General
Contract start date	28/05/2013
Contract end date	

17/18 Contracted general activity (UDA)	675
Carry forward general activity (UDA)	-13
17/18 Contracted orthodontic activity (UOA)	0
Carry forward orthodontic activity (UOA)	0
Baseline contract value	£17,919.24

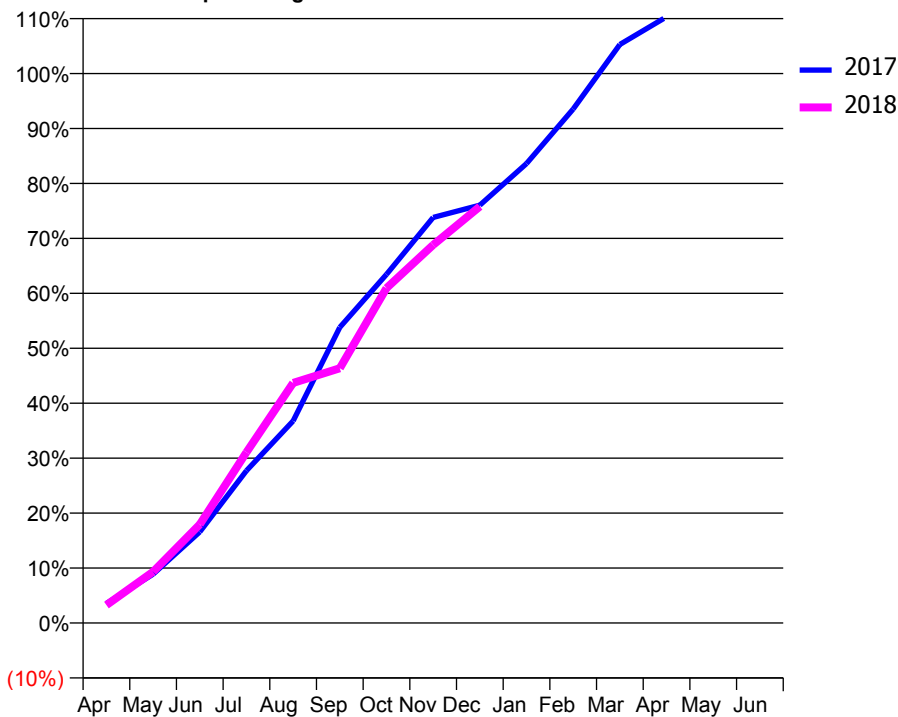
ACCESS*

Patients seen in 24 months	Total	Change since previous quarter
Quarter ending December 2016	343	
Quarter ending March 2017	355	↑
Quarter ending June 2017	350	↓
Quarter ending September 2017	348	→
Quarter ending December 2017	347	→
Variance since December 2016	1.2%	→



ACTIVITY

Cumulative percentage of contracted UDA delivered 2017 & 2018



Month	Adjusted Scheduled Activity (UDA)	
	2017	2018
April	24	22
May	60	63
June	112	121
July	187	210
August	248	295
September	363	313
October	428	411
November	498	464
December	513	512
January	564	
February	631	
March	711	
April	745	
May	746	
June	746	

QUALITY

	Quantity	Base Number	Contract	AT	Region	England
% of FP17s for the same patient ID Re-attending within 3 months - Children	39	360	10.8%	11.5%	11.5%	12.0%
% of FP17s for the same patient ID Re-attending within 3 months - Adults	1	12	8.3%	15.0%	15.8%	15.9%
% of FP17s for the same patient ID Re-attending between 3 & 9 months - Children	214	360	59.4%	57.7%	60.5%	58.0%
% of FP17s for the same patient ID Re-attending between 3 & 9 months - Adults	9	12	75.0%	48.4%	51.8%	50.5%
% of FP17s for Band 1 Urgent Courses	8	349	2.3%	9.7%	9.5%	9.0%
% of FP17s Relating to Free Repair or Replacements	3	349	0.9%	0.7%	0.7%	0.8%
% of FP17s Relating to Continuations	6	349	1.7%	0.8%	1.0%	1.1%
% of Patients satisfied with the dentistry they have received	0	0	N/A	93.3%	92.1%	91.5%
% of Patients satisfied with the time they had to wait for an appointment	0	0	N/A	89.7%	88.3%	87.9%

* This is based on patients treated on this contract for their most recent course of treatment. Figures in italics indicate the base number of FP17s or Patient Questionnaire responses are less than 100. N/A is shown where the base number of responses is less than 10 during the period. % is calculated as Quantity/Base number*100

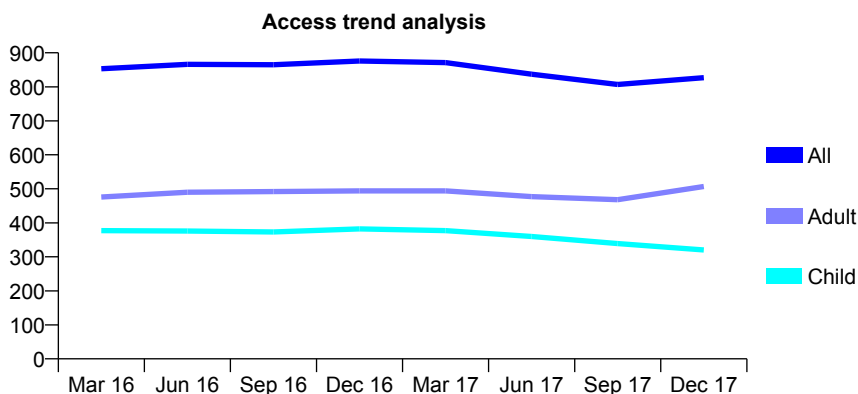
Q69 - Vital Signs At a Glance Contract Report for 925446/0001 - December 2017

Name or company name	310 Dental Care
Contract type name	GDS Contract
Purpose of contract	General
Contract start date	01/04/2009
Contract end date	

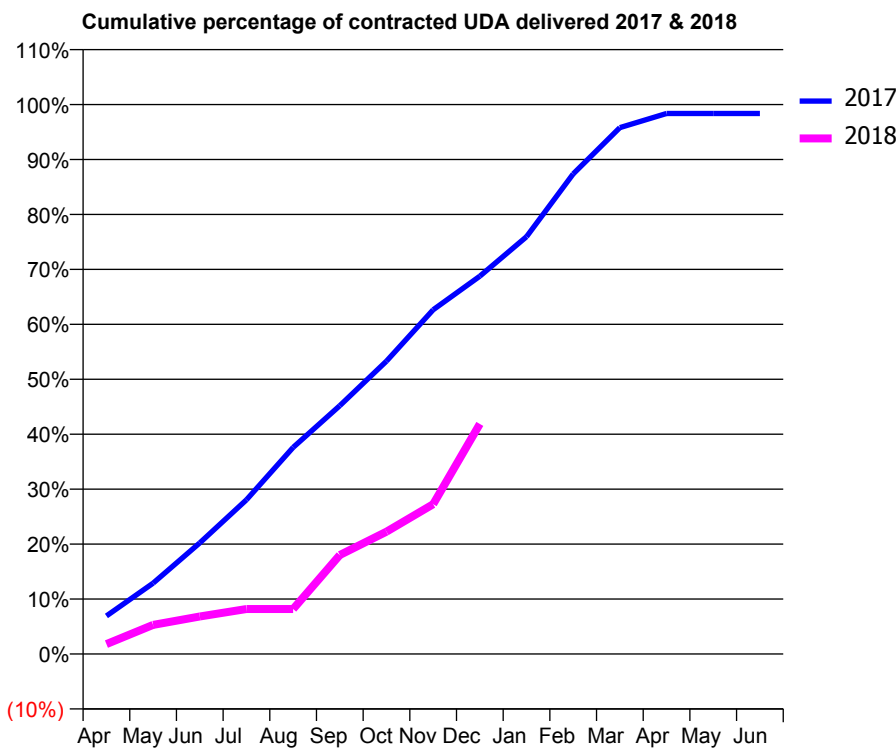
17/18 Contracted general activity (UDA)	2,734
Carry forward general activity (UDA)	47
17/18 Contracted orthodontic activity (UOA)	0
Carry forward orthodontic activity (UOA)	0
Baseline contract value	£65,366.99

ACCESS*

Patients seen in 24 months	Total	Change since previous quarter
Quarter ending December 2016	876	
Quarter ending March 2017	871	→
Quarter ending June 2017	837	↓
Quarter ending September 2017	807	↓
Quarter ending December 2017	827	↑
Variance since December 2016	(5.6%)	↓



ACTIVITY



Month	Adjusted Scheduled Activity (UDA)	
	2017	2018
April	197	49
May	367	145
June	575	187
July	798	224
August	1,069	224
September	1,285	492
October	1,516	609
November	1,781	745
December	1,955	1,145
January	2,159	
February	2,484	
March	2,724	
April	2,796	
May	2,796	
June	2,796	

QUALITY

	Quantity	Base Number	Contract	AT	Region	England
% of FP17s for the same patient ID Re-attending within 3 months - Children	30	284	10.6%	11.5%	11.5%	12.0%
% of FP17s for the same patient ID Re-attending within 3 months - Adults	22	307	7.2%	15.0%	15.8%	15.9%
% of FP17s for the same patient ID Re-attending between 3 & 9 months - Children	120	284	42.3%	57.7%	60.5%	58.0%
% of FP17s for the same patient ID Re-attending between 3 & 9 months - Adults	137	307	44.6%	48.4%	51.8%	50.5%
% of FP17s for Band 1 Urgent Courses	39	556	7.0%	9.7%	9.5%	9.0%
% of FP17s Relating to Free Repair or Replacements	1	556	0.2%	0.7%	0.7%	0.8%
% of FP17s Relating to Continuations	0	556	0.0%	0.8%	1.0%	1.1%
% of Patients satisfied with the dentistry they have received	1	1	N/A	93.3%	92.1%	91.5%
% of Patients satisfied with the time they had to wait for an appointment	1	1	N/A	89.7%	88.3%	87.9%

* This is based on patients treated on this contract for their most recent course of treatment. Figures in italics indicate the base number of FP17s or Patient Questionnaire responses are less than 100. N/A is shown where the base number of responses is less than 10 during the period. % is calculated as Quantity/Base number*100

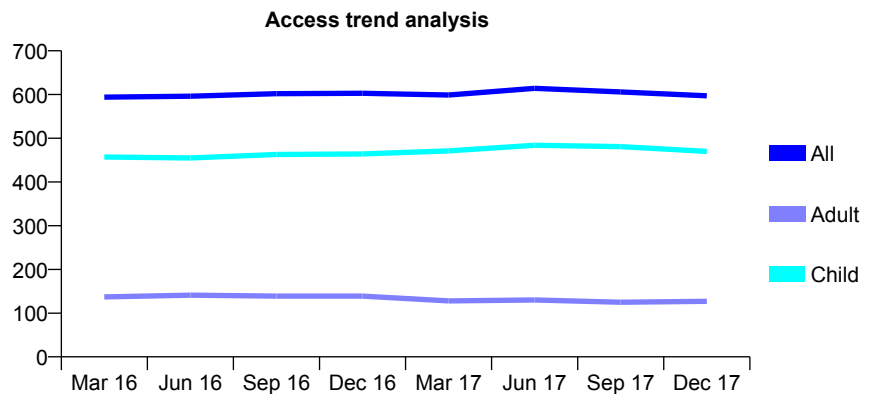
Q69 - Vital Signs At a Glance Contract Report for 926361/0001 - December 2017

Name or company name	DR F TALHI
Contract type name	GDS Contract
Purpose of contract	General
Contract start date	01/04/2006
Contract end date	

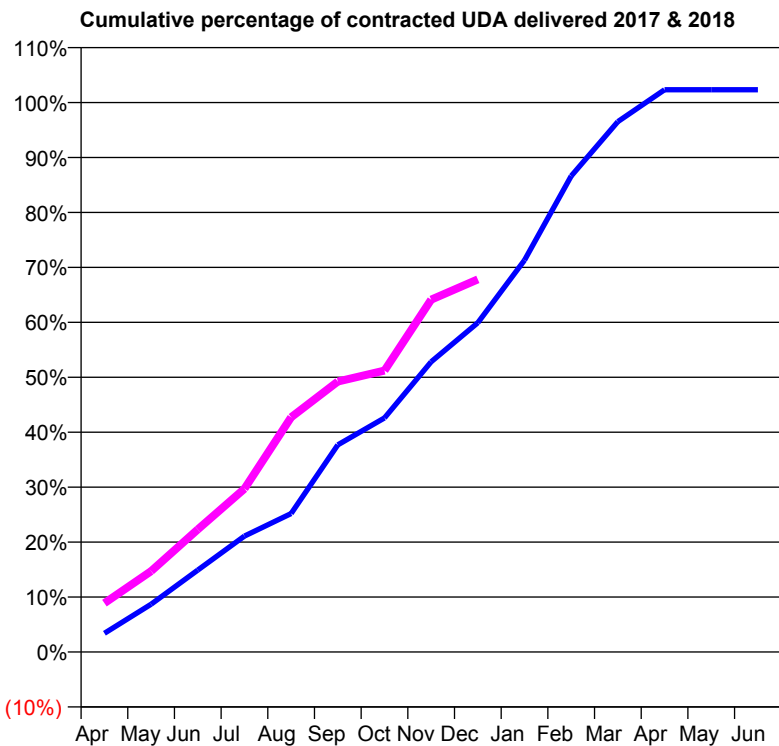
17/18 Contracted general activity (UDA)	1,000
Carry forward general activity (UDA)	-20
17/18 Contracted orthodontic activity (UOA)	0
Carry forward orthodontic activity (UOA)	0
Baseline contract value	£23,635.97

ACCESS*

Patients seen in 24 months	Total	Change since previous quarter
Quarter ending December 2016	603	
Quarter ending March 2017	599	→
Quarter ending June 2017	614	↑
Quarter ending September 2017	606	↓
Quarter ending December 2017	597	↓
Variance since December 2016	(1.0%)	→



ACTIVITY



Month	Adjusted Scheduled Activity (UDA)	
	2017	2018
April	34	89
May	87	147
June	149	223
July	211	297
August	252	427
September	377	492
October	426	512
November	528	641
December	599	678
January	713	
February	866	
March	965	
April	1,023	
May	1,023	
June	1,023	

QUALITY

	Quantity	Base Number	Contract	AT	Region	England
% of FP17s for the same patient ID Re-attending within 3 months - Children	16	393	4.1%	11.5%	11.5%	12.0%
% of FP17s for the same patient ID Re-attending within 3 months - Adults	6	91	6.6%	15.0%	15.8%	15.9%
% of FP17s for the same patient ID Re-attending between 3 & 9 months - Children	240	393	61.1%	57.7%	60.5%	58.0%
% of FP17s for the same patient ID Re-attending between 3 & 9 months - Adults	50	91	54.9%	48.4%	51.8%	50.5%
% of FP17s for Band 1 Urgent Courses	1	469	0.2%	9.7%	9.5%	9.0%
% of FP17s Relating to Free Repair or Replacements	0	469	0.0%	0.7%	0.7%	0.8%
% of FP17s Relating to Continuations	2	469	0.4%	0.8%	1.0%	1.1%
% of Patients satisfied with the dentistry they have received	1	1	N/A	93.3%	92.1%	91.5%
% of Patients satisfied with the time they had to wait for an appointment	1	1	N/A	89.7%	88.3%	87.9%

* This is based on patients treated on this contract for their most recent course of treatment. Figures in italics indicate the base number of FP17s or Patient Questionnaire responses are less than 100. N/A is shown where the base number of responses is less than 10 during the period. % is calculated as Quantity/Base number*100

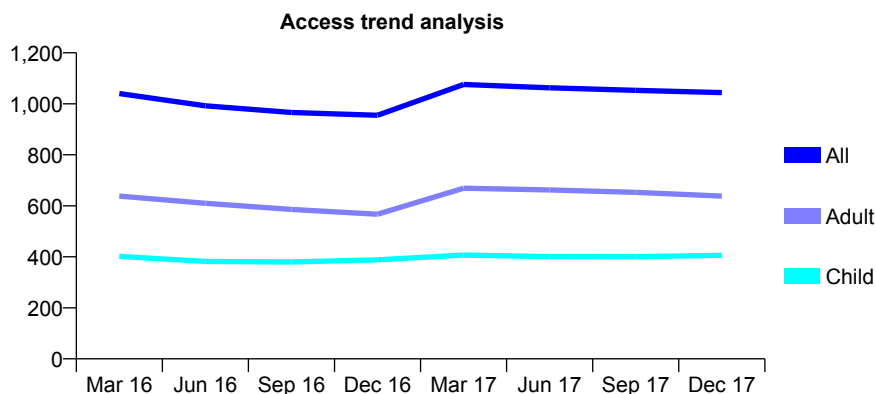
Q69 - Vital Signs At a Glance Contract Report for 930997/0002 - December 2017

Name or company name	MR PF MITCHELL
Contract type name	GDS Contract
Purpose of contract	General
Contract start date	11/05/2012
Contract end date	

17/18 Contracted general activity (UDA)	1,914
Carry forward general activity (UDA)	17
17/18 Contracted orthodontic activity (UOA)	0
Carry forward orthodontic activity (UOA)	0
Baseline contract value	£45,405.85

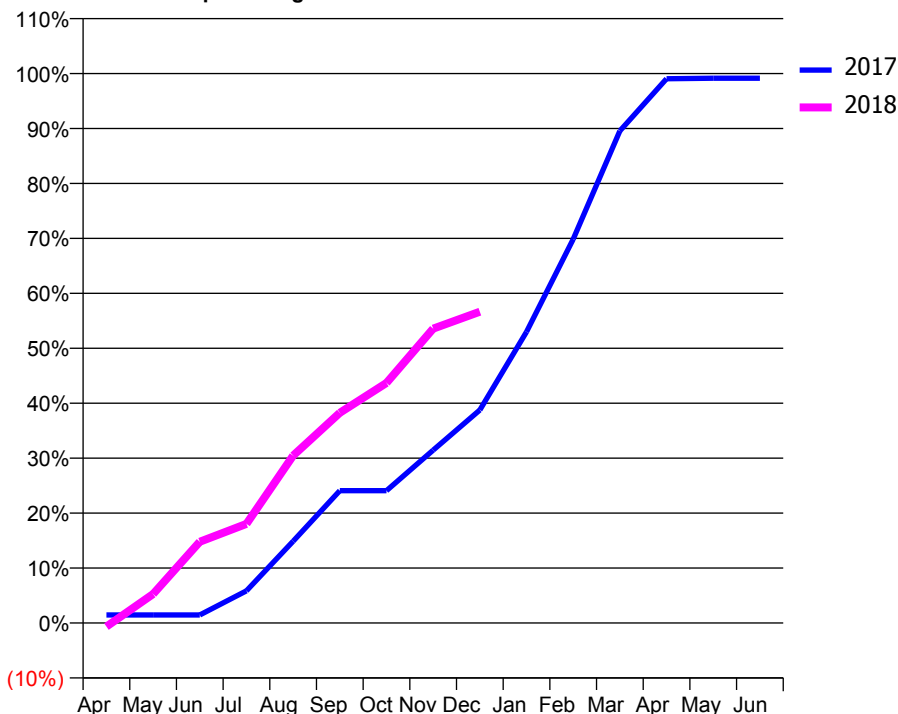
ACCESS*

Patients seen in 24 months	Total	Change since previous quarter
Quarter ending December 2016	955	
Quarter ending March 2017	1,076	↑
Quarter ending June 2017	1,063	↓
Quarter ending September 2017	1,053	→
Quarter ending December 2017	1,044	→
Variance since December 2016	9.3%	↑



ACTIVITY

Cumulative percentage of contracted UDA delivered 2017 & 2018



Month	Adjusted Scheduled Activity (UDA)	
	2017	2018
April	28	-13
May	28	101
June	28	283
July	112	345
August	285	583
September	461	732
October	461	836
November	602	1,025
December	742	1,084
January	1,014	
February	1,337	
March	1,714	
April	1,896	
May	1,898	
June	1,898	

QUALITY

	Quantity	Base Number	Contract	AT	Region	England
% of FP17s for the same patient ID Re-attending within 3 months - Children	11	335	3.3%	11.5%	11.5%	12.0%
% of FP17s for the same patient ID Re-attending within 3 months - Adults	27	405	6.7%	15.0%	15.8%	15.9%
% of FP17s for the same patient ID Re-attending between 3 & 9 months - Children	139	335	41.5%	57.7%	60.5%	58.0%
% of FP17s for the same patient ID Re-attending between 3 & 9 months - Adults	152	405	37.5%	48.4%	51.8%	50.5%
% of FP17s for Band 1 Urgent Courses	2	653	0.3%	9.7%	9.5%	9.0%
% of FP17s Relating to Free Repair or Replacements	0	653	0.0%	0.7%	0.7%	0.8%
% of FP17s Relating to Continuations	0	653	0.0%	0.8%	1.0%	1.1%
% of Patients satisfied with the dentistry they have received	0	0	N/A	93.3%	92.1%	91.5%
% of Patients satisfied with the time they had to wait for an appointment	0	0	N/A	89.7%	88.3%	87.9%

* This is based on patients treated on this contract for their most recent course of treatment. Figures in italics indicate the base number of FP17s or Patient Questionnaire responses are less than 100. N/A is shown where the base number of responses is less than 10 during the period. % is calculated as Quantity/Base number*100

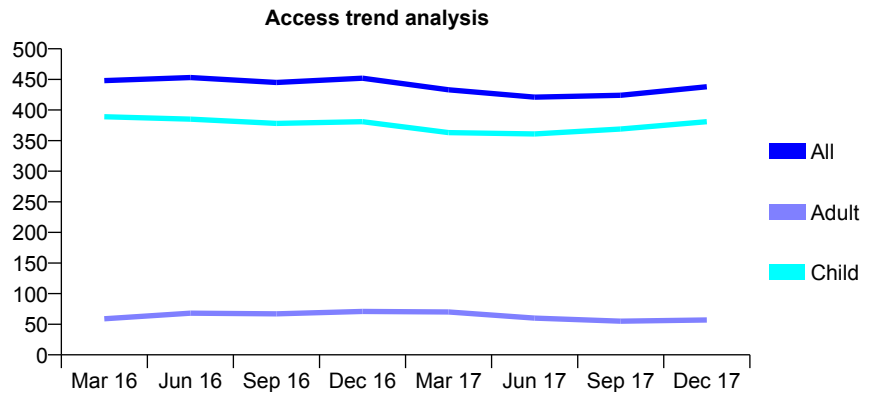
Q69 - Vital Signs At a Glance Contract Report for 939374/0001 - December 2017

Name or company name	MR MS PATEL
Contract type name	GDS Contract
Purpose of contract	General
Contract start date	01/04/2006
Contract end date	

17/18 Contracted general activity (UDA)	989
Carry forward general activity (UDA)	-18
17/18 Contracted orthodontic activity (UOA)	0
Carry forward orthodontic activity (UOA)	0
Baseline contract value	£23,965.51

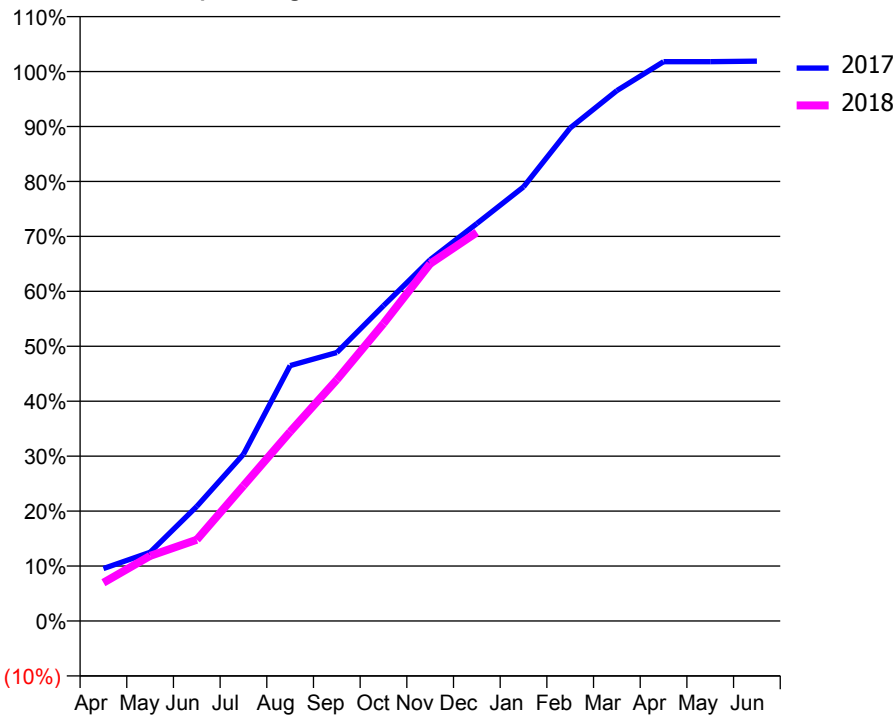
ACCESS*

Patients seen in 24 months	Total	Change since previous quarter
Quarter ending December 2016	452	
Quarter ending March 2017	433	↓
Quarter ending June 2017	421	↓
Quarter ending September 2017	424	→
Quarter ending December 2017	438	↑
Variance since December 2016	(3.1%)	↓



ACTIVITY

Cumulative percentage of contracted UDA delivered 2017 & 2018



Month	Adjusted Scheduled Activity (UDA)	
	2017	2018
April	94	69
May	124	117
June	206	146
July	300	243
August	460	341
September	483	434
October	567	535
November	650	643
December	715	700
January	781	
February	887	
March	955	
April	1,007	
May	1,007	
June	1,008	

QUALITY

	Quantity	Base Number	Contract	AT	Region	England
% of FP17s for the same patient ID Re-attending within 3 months - Children	27	362	7.5%	11.5%	11.5%	12.0%
% of FP17s for the same patient ID Re-attending within 3 months - Adults	1	20	5.0%	15.0%	15.8%	15.9%
% of FP17s for the same patient ID Re-attending between 3 & 9 months - Children	180	362	49.7%	57.7%	60.5%	58.0%
% of FP17s for the same patient ID Re-attending between 3 & 9 months - Adults	10	20	50.0%	48.4%	51.8%	50.5%
% of FP17s for Band 1 Urgent Courses	13	367	3.5%	9.7%	9.5%	9.0%
% of FP17s Relating to Free Repair or Replacements	0	367	0.0%	0.7%	0.7%	0.8%
% of FP17s Relating to Continuations	0	367	0.0%	0.8%	1.0%	1.1%
% of Patients satisfied with the dentistry they have received	1	1	N/A	93.3%	92.1%	91.5%
% of Patients satisfied with the time they had to wait for an appointment	1	1	N/A	89.7%	88.3%	87.9%

* This is based on patients treated on this contract for their most recent course of treatment. Figures in italics indicate the base number of FP17s or Patient Questionnaire responses are less than 100. N/A is shown where the base number of responses is less than 10 during the period. % is calculated as Quantity/Base number*100

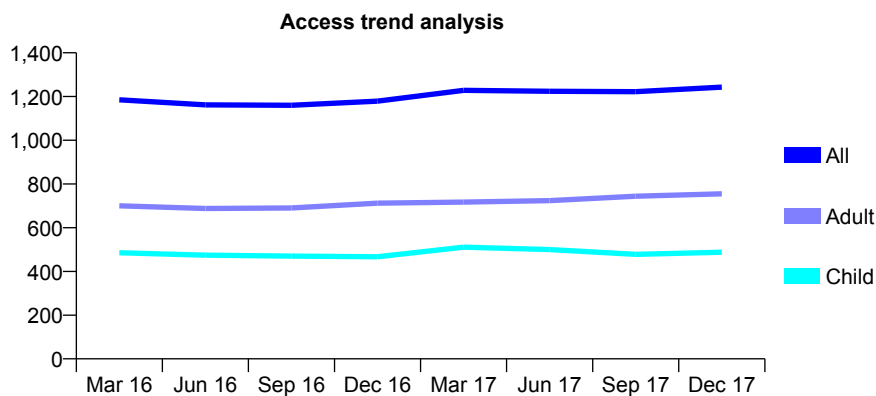
Q69 - Vital Signs At a Glance Contract Report for 946818/0002 - December 2017

Name or company name	MR S NAJAFI
Contract type name	GDS Contract
Purpose of contract	General
Contract start date	01/04/2006
Contract end date	

17/18 Contracted general activity (UDA)	3,330
Carry forward general activity (UDA)	14
17/18 Contracted orthodontic activity (UOA)	0
Carry forward orthodontic activity (UOA)	0
Baseline contract value	£80,339.39

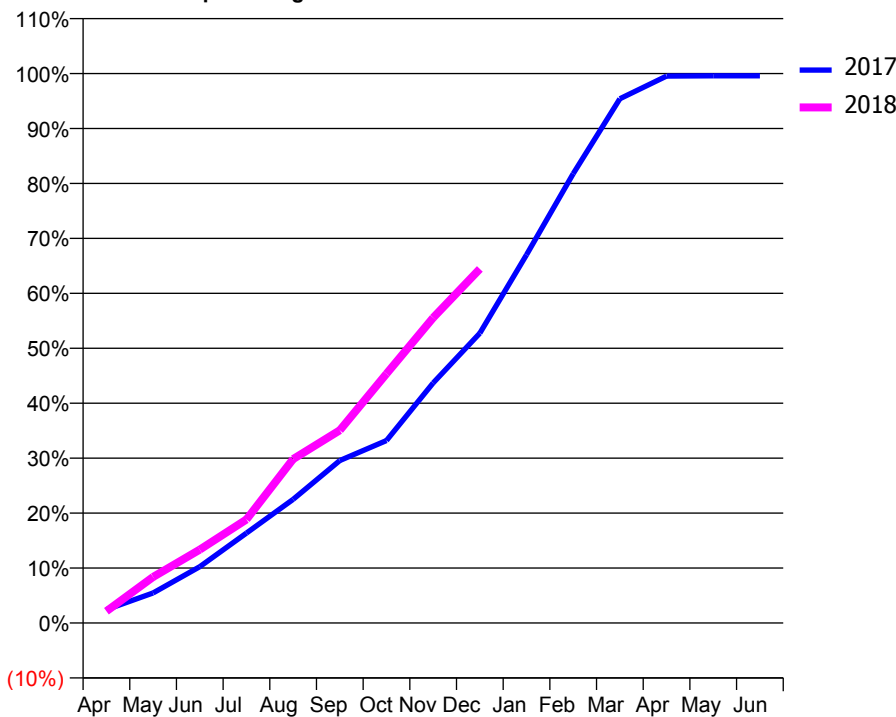
ACCESS*

Patients seen in 24 months	Total	Change since previous quarter
Quarter ending December 2016	1,179	
Quarter ending March 2017	1,228	↑
Quarter ending June 2017	1,224	→
Quarter ending September 2017	1,222	→
Quarter ending December 2017	1,243	→
Variance since December 2016	5.4%	↑



ACTIVITY

Cumulative percentage of contracted UDA delivered 2017 & 2018



Month	Adjusted Scheduled Activity (UDA)	
	2017	2018
April	81	71
May	183	279
June	342	445
July	545	628
August	750	993
September	985	1,168
October	1,106	1,511
November	1,455	1,850
December	1,756	2,146
January	2,231	
February	2,723	
March	3,177	
April	3,314	
May	3,316	
June	3,316	

QUALITY

	Quantity	Base Number	Contract	AT	Region	England
% of FP17s for the same patient ID Re-attending within 3 months - Children	54	567	9.5%	11.5%	11.5%	12.0%
% of FP17s for the same patient ID Re-attending within 3 months - Adults	56	609	9.2%	15.0%	15.8%	15.9%
% of FP17s for the same patient ID Re-attending between 3 & 9 months - Children	372	567	65.6%	57.7%	60.5%	58.0%
% of FP17s for the same patient ID Re-attending between 3 & 9 months - Adults	383	609	62.9%	48.4%	51.8%	50.5%
% of FP17s for Band 1 Urgent Courses	41	1,120	3.7%	9.7%	9.5%	9.0%
% of FP17s Relating to Free Repair or Replacements	4	1,120	0.4%	0.7%	0.7%	0.8%
% of FP17s Relating to Continuations	1	1,120	0.1%	0.8%	1.0%	1.1%
% of Patients satisfied with the dentistry they have received	1	1	N/A	93.3%	92.1%	91.5%
% of Patients satisfied with the time they had to wait for an appointment	1	1	N/A	89.7%	88.3%	87.9%

* This is based on patients treated on this contract for their most recent course of treatment. Figures in italics indicate the base number of FP17s or Patient Questionnaire responses are less than 100. N/A is shown where the base number of responses is less than 10 during the period. % is calculated as Quantity/Base number*100

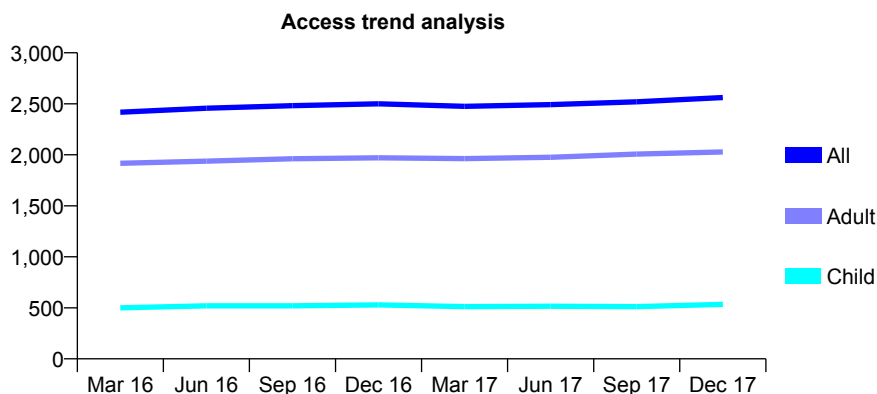
Q69 - Vital Signs At a Glance Contract Report for 947504/0001 - December 2017

Name or company name	MISS C RADOS
Contract type name	GDS Contract
Purpose of contract	General
Contract start date	01/04/2014
Contract end date	

17/18 Contracted general activity (UDA)	6,996
Carry forward general activity (UDA)	0
17/18 Contracted orthodontic activity (UOA)	0
Carry forward orthodontic activity (UOA)	0
Baseline contract value	£177,431.24

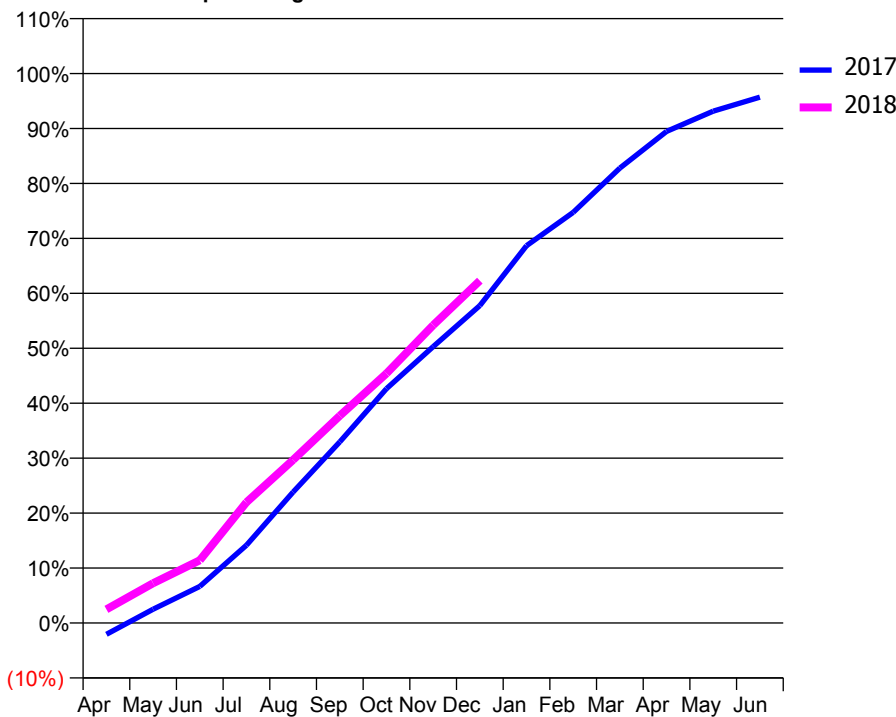
ACCESS*

Patients seen in 24 months	Total	Change since previous quarter
Quarter ending December 2016	2,500	
Quarter ending March 2017	2,475	↓
Quarter ending June 2017	2,492	→
Quarter ending September 2017	2,519	→
Quarter ending December 2017	2,562	→
Variance since December 2016	2.5%	↑



ACTIVITY

Cumulative percentage of contracted UDA delivered 2017 & 2018



Month	Adjusted Scheduled Activity (UDA)	
	2017	2018
April	-152	174
May	184	507
June	490	799
July	1,040	1,538
August	1,752	2,077
September	2,422	2,639
October	3,132	3,177
November	3,695	3,791
December	4,244	4,359
January	5,044	
February	5,490	
March	6,081	
April	6,571	
May	6,842	
June	7,030	

QUALITY

	Quantity	Base Number	Contract	AT	Region	England
% of FP17s for the same patient ID Re-attending within 3 months - Children	65	730	8.9%	11.5%	11.5%	12.0%
% of FP17s for the same patient ID Re-attending within 3 months - Adults	313	2,255	13.9%	15.0%	15.8%	15.9%
% of FP17s for the same patient ID Re-attending between 3 & 9 months - Children	475	730	65.1%	57.7%	60.5%	58.0%
% of FP17s for the same patient ID Re-attending between 3 & 9 months - Adults	1,350	2,255	59.9%	48.4%	51.8%	50.5%
% of FP17s for Band 1 Urgent Courses	271	2,639	10.3%	9.7%	9.5%	9.0%
% of FP17s Relating to Free Repair or Replacements	3	2,639	0.1%	0.7%	0.7%	0.8%
% of FP17s Relating to Continuations	18	2,639	0.7%	0.8%	1.0%	1.1%
% of Patients satisfied with the dentistry they have received	4	4	N/A	93.3%	92.1%	91.5%
% of Patients satisfied with the time they had to wait for an appointment	3	4	N/A	89.7%	88.3%	87.9%

* This is based on patients treated on this contract for their most recent course of treatment. Figures in italics indicate the base number of FP17s or Patient Questionnaire responses are less than 100. N/A is shown where the base number of responses is less than 10 during the period. % is calculated as Quantity/Base number*100

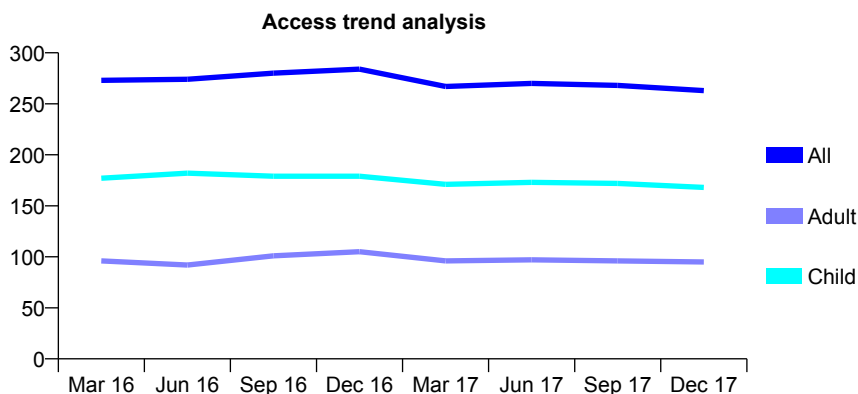
Q69 - Vital Signs At a Glance Contract Report for 950122/0001 - December 2017

Name or company name	MR EH MIDDLETON
Contract type name	GDS Contract
Purpose of contract	General
Contract start date	01/04/2006
Contract end date	

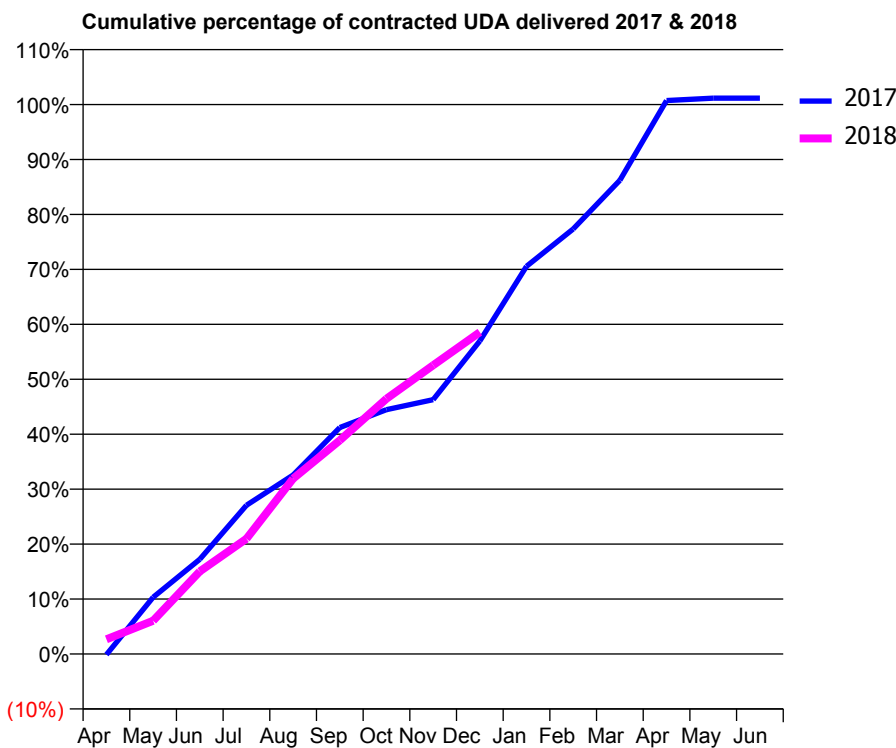
17/18 Contracted general activity (UDA)	716
Carry forward general activity (UDA)	-8
17/18 Contracted orthodontic activity (UOA)	0
Carry forward orthodontic activity (UOA)	0
Baseline contract value	£18,969.67

ACCESS*

Patients seen in 24 months	Total	Change since previous quarter
Quarter ending December 2016	284	
Quarter ending March 2017	267	↓
Quarter ending June 2017	270	→
Quarter ending September 2017	268	→
Quarter ending December 2017	263	↓
Variance since December 2016	(7.4%)	↓



ACTIVITY



Month	Adjusted Scheduled Activity (UDA)	
	2017	2018
April	-1	19
May	74	43
June	123	108
July	194	150
August	233	229
September	295	278
October	318	333
November	331	376
December	408	419
January	505	
February	554	
March	617	
April	721	
May	724	
June	724	

QUALITY

	Quantity	Base Number	Contract	AT	Region	England
% of FP17s for the same patient ID Re-attending within 3 months - Children	19	161	11.8%	11.5%	11.5%	12.0%
% of FP17s for the same patient ID Re-attending within 3 months - Adults	32	87	36.8%	15.0%	15.8%	15.9%
% of FP17s for the same patient ID Re-attending between 3 & 9 months - Children	83	161	51.6%	57.7%	60.5%	58.0%
% of FP17s for the same patient ID Re-attending between 3 & 9 months - Adults	30	87	34.5%	48.4%	51.8%	50.5%
% of FP17s for Band 1 Urgent Courses	22	205	10.7%	9.7%	9.5%	9.0%
% of FP17s Relating to Free Repair or Replacements	0	205	0.0%	0.7%	0.7%	0.8%
% of FP17s Relating to Continuations	0	205	0.0%	0.8%	1.0%	1.1%
% of Patients satisfied with the dentistry they have received	0	0	N/A	93.3%	92.1%	91.5%
% of Patients satisfied with the time they had to wait for an appointment	0	0	N/A	89.7%	88.3%	87.9%

* This is based on patients treated on this contract for their most recent course of treatment. Figures in italics indicate the base number of FP17s or Patient Questionnaire responses are less than 100. N/A is shown where the base number of responses is less than 10 during the period. % is calculated as Quantity/Base number*100

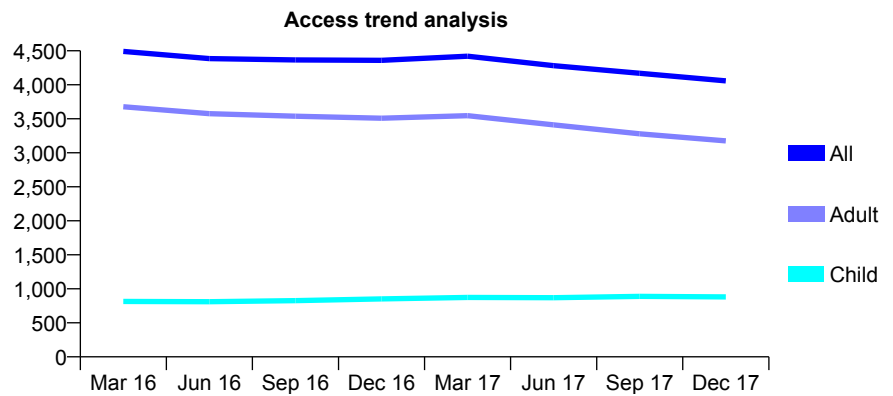
Q69 - Vital Signs At a Glance Contract Report for 959766/0001 - December 2017

Name or company name	MR S SABBAGHI-SARABI
Contract type name	GDS Contract
Purpose of contract	General
Contract start date	01/04/2006
Contract end date	

17/18 Contracted general activity (UDA)	11,188
Carry forward general activity (UDA)	0
17/18 Contracted orthodontic activity (UOA)	0
Carry forward orthodontic activity (UOA)	0
Baseline contract value	£273,508.61

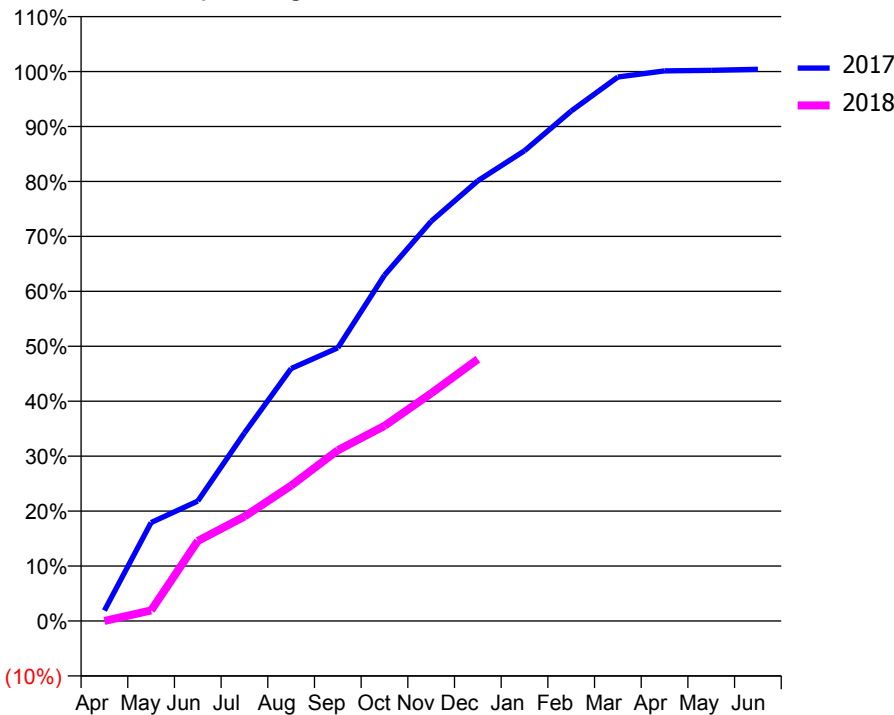
ACCESS*

Patients seen in 24 months	Total	Change since previous quarter
Quarter ending December 2016	4,359	
Quarter ending March 2017	4,420	→
Quarter ending June 2017	4,281	↓
Quarter ending September 2017	4,169	↓
Quarter ending December 2017	4,057	↓
Variance since December 2016	(6.9%)	↓



ACTIVITY

Cumulative percentage of contracted UDA delivered 2017 & 2018



Month	Adjusted Scheduled Activity (UDA)	
	2017	2018
April	234	0
May	2,205	217
June	2,687	1,631
July	4,212	2,126
August	5,655	2,757
September	6,119	3,477
October	7,747	3,973
November	8,954	4,636
December	9,861	5,331
January	10,533	
February	11,422	
March	12,185	
April	12,322	
May	12,335	
June	12,358	

QUALITY

	Quantity	Base Number	Contract	AT	Region	England
% of FP17s for the same patient ID Re-attending within 3 months - Children	45	639	7.0%	11.5%	11.5%	12.0%
% of FP17s for the same patient ID Re-attending within 3 months - Adults	269	2,324	11.6%	15.0%	15.8%	15.9%
% of FP17s for the same patient ID Re-attending between 3 & 9 months - Children	230	639	36.0%	57.7%	60.5%	58.0%
% of FP17s for the same patient ID Re-attending between 3 & 9 months - Adults	885	2,324	38.1%	48.4%	51.8%	50.5%
% of FP17s for Band 1 Urgent Courses	425	2,841	15.0%	9.7%	9.5%	9.0%
% of FP17s Relating to Free Repair or Replacements	15	2,841	0.5%	0.7%	0.7%	0.8%
% of FP17s Relating to Continuations	2	2,841	0.1%	0.8%	1.0%	1.1%
% of Patients satisfied with the dentistry they have received	0	0	N/A	93.3%	92.1%	91.5%
% of Patients satisfied with the time they had to wait for an appointment	0	0	N/A	89.7%	88.3%	87.9%

* This is based on patients treated on this contract for their most recent course of treatment. Figures in italics indicate the base number of FP17s or Patient Questionnaire responses are less than 100. N/A is shown where the base number of responses is less than 10 during the period. % is calculated as Quantity/Base number*100

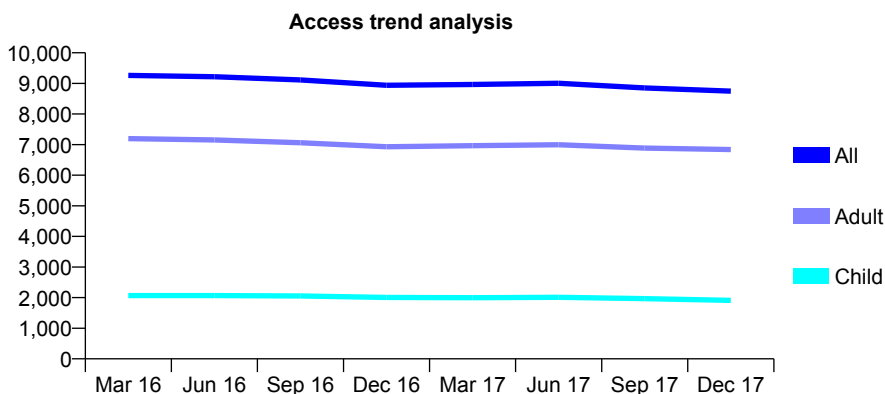
Q69 - Vital Signs At a Glance Contract Report for 961450/0001 - December 2017

Name or company name	Wootton House Dental Partnership
Contract type name	GDS Contract
Purpose of contract	General
Contract start date	21/05/2010
Contract end date	

17/18 Contracted general activity (UDA)	26,774
Carry forward general activity (UDA)	408
17/18 Contracted orthodontic activity (UOA)	0
Carry forward orthodontic activity (UOA)	0
Baseline contract value	£657,430.99

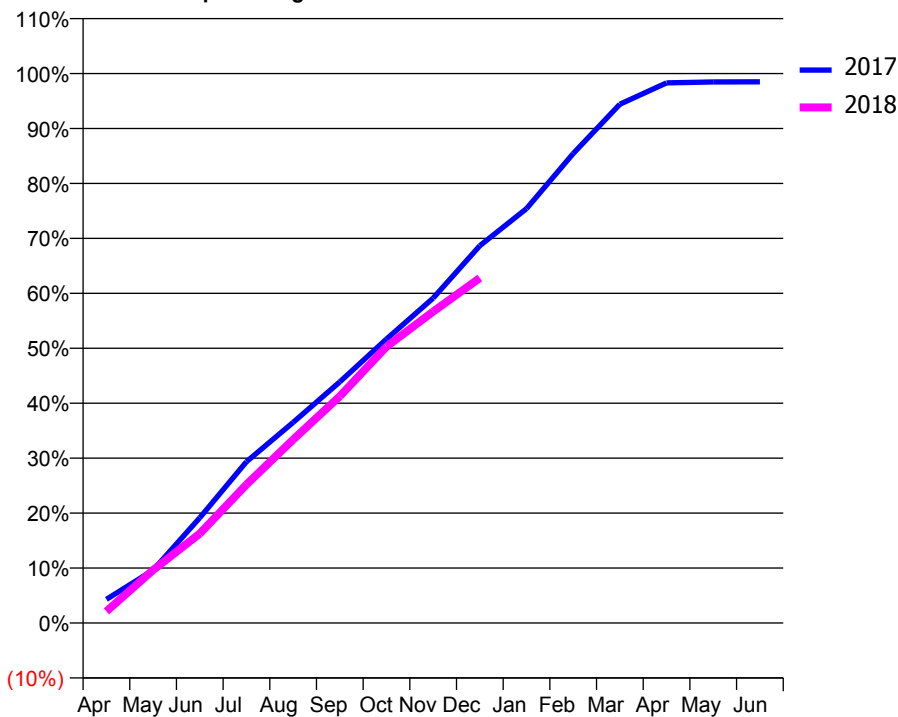
ACCESS*

Patients seen in 24 months	Total	Change since previous quarter
Quarter ending December 2016	8,938	
Quarter ending March 2017	8,966	→
Quarter ending June 2017	9,005	→
Quarter ending September 2017	8,853	↓
Quarter ending December 2017	8,748	↓
Variance since December 2016	(2.1%)	↓



ACTIVITY

Cumulative percentage of contracted UDA delivered 2017 & 2018



Month	Adjusted Scheduled Activity (UDA)	
	2017	2018
April	1,152	569
May	2,577	2,580
June	5,130	4,359
July	7,857	6,749
August	9,773	8,936
September	11,753	11,049
October	13,835	13,464
November	15,833	15,175
December	18,384	16,811
January	20,190	
February	22,870	
March	25,277	
April	26,314	
May	26,365	
June	26,366	

QUALITY

	Quantity	Base Number	Contract	AT	Region	England
% of FP17s for the same patient ID Re-attending within 3 months - Children	175	2,337	7.5%	11.5%	11.5%	12.0%
% of FP17s for the same patient ID Re-attending within 3 months - Adults	1,162	7,392	15.7%	15.0%	15.8%	15.9%
% of FP17s for the same patient ID Re-attending between 3 & 9 months - Children	1,578	2,337	67.5%	57.7%	60.5%	58.0%
% of FP17s for the same patient ID Re-attending between 3 & 9 months - Adults	3,911	7,392	52.9%	48.4%	51.8%	50.5%
% of FP17s for Band 1 Urgent Courses	743	9,203	8.1%	9.7%	9.5%	9.0%
% of FP17s Relating to Free Repair or Replacements	79	9,203	0.9%	0.7%	0.7%	0.8%
% of FP17s Relating to Continuations	88	9,203	1.0%	0.8%	1.0%	1.1%
% of Patients satisfied with the dentistry they have received	21	23	91.3%	93.3%	92.1%	91.5%
% of Patients satisfied with the time they had to wait for an appointment	22	23	95.7%	89.7%	88.3%	87.9%

* This is based on patients treated on this contract for their most recent course of treatment. Figures in italics indicate the base number of FP17s or Patient Questionnaire responses are less than 100. N/A is shown where the base number of responses is less than 10 during the period. % is calculated as Quantity/Base number*100

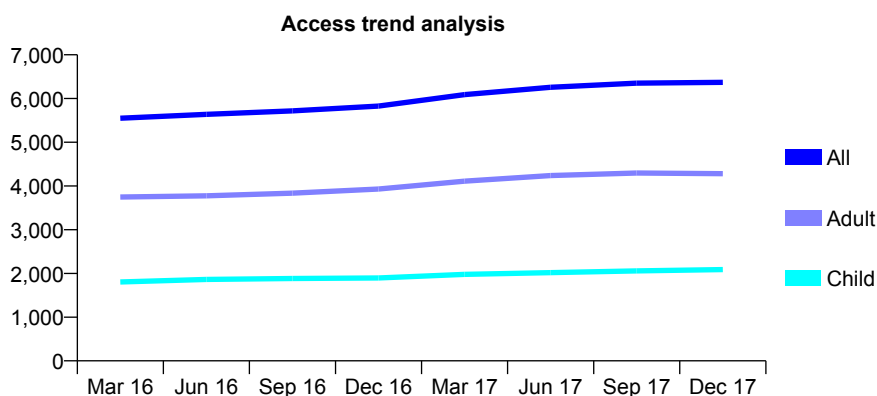
Q69 - Vital Signs At a Glance Contract Report for 962392/0001 - December 2017

Name or company name	MR N PATEL
Contract type name	GDS Contract
Purpose of contract	General
Contract start date	01/04/2008
Contract end date	

17/18 Contracted general activity (UDA)	12,712
Carry forward general activity (UDA)	358
17/18 Contracted orthodontic activity (UOA)	0
Carry forward orthodontic activity (UOA)	0
Baseline contract value	£316,376.08

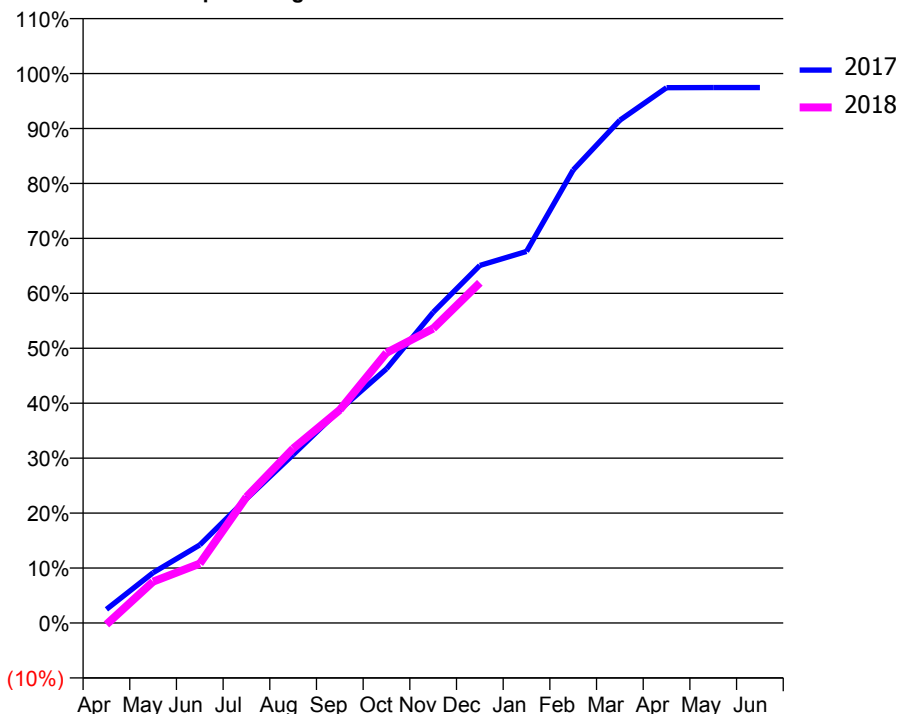
ACCESS*

Patients seen in 24 months	Total	Change since previous quarter
Quarter ending December 2016	5,826	
Quarter ending March 2017	6,089	↑
Quarter ending June 2017	6,257	↑
Quarter ending September 2017	6,353	→
Quarter ending December 2017	6,369	→
Variance since December 2016	9.3%	↑



ACTIVITY

Cumulative percentage of contracted UDA delivered 2017 & 2018



Month	Adjusted Scheduled Activity (UDA)	
	2017	2018
April	349	-34
May	1,280	957
June	1,986	1,374
July	3,161	2,915
August	4,283	4,036
September	5,428	4,930
October	6,471	6,251
November	7,908	6,812
December	9,098	7,871
January	9,455	
February	11,529	
March	12,793	
April	13,621	
May	13,626	
June	13,625	

QUALITY

	Quantity	Base Number	Contract	AT	Region	England
% of FP17s for the same patient ID Re-attending within 3 months - Children	186	2,559	7.3%	11.5%	11.5%	12.0%
% of FP17s for the same patient ID Re-attending within 3 months - Adults	443	3,517	12.6%	15.0%	15.8%	15.9%
% of FP17s for the same patient ID Re-attending between 3 & 9 months - Children	1,839	2,559	71.9%	57.7%	60.5%	58.0%
% of FP17s for the same patient ID Re-attending between 3 & 9 months - Adults	1,756	3,517	49.9%	48.4%	51.8%	50.5%
% of FP17s for Band 1 Urgent Courses	224	4,945	4.5%	9.7%	9.5%	9.0%
% of FP17s Relating to Free Repair or Replacements	26	4,945	0.5%	0.7%	0.7%	0.8%
% of FP17s Relating to Continuations	31	4,945	0.6%	0.8%	1.0%	1.1%
% of Patients satisfied with the dentistry they have received	6	6	N/A	93.3%	92.1%	91.5%
% of Patients satisfied with the time they had to wait for an appointment	6	6	N/A	89.7%	88.3%	87.9%

* This is based on patients treated on this contract for their most recent course of treatment. Figures in italics indicate the base number of FP17s or Patient Questionnaire responses are less than 100. N/A is shown where the base number of responses is less than 10 during the period. % is calculated as Quantity/Base number*100

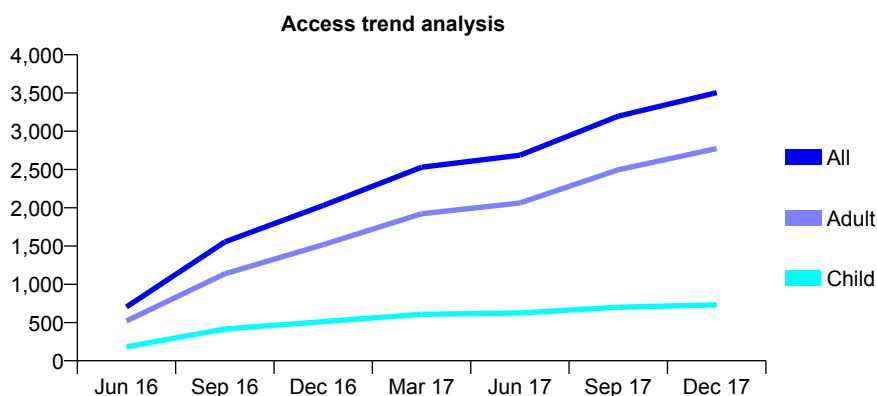
Q70 - Vital Signs At a Glance Contract Report for 100088/0000 - December 2017

Name or company name	Portsea Dental Care Ltd
Contract type name	GDS Contract
Purpose of contract	General
Contract start date	01/04/2016
Contract end date	

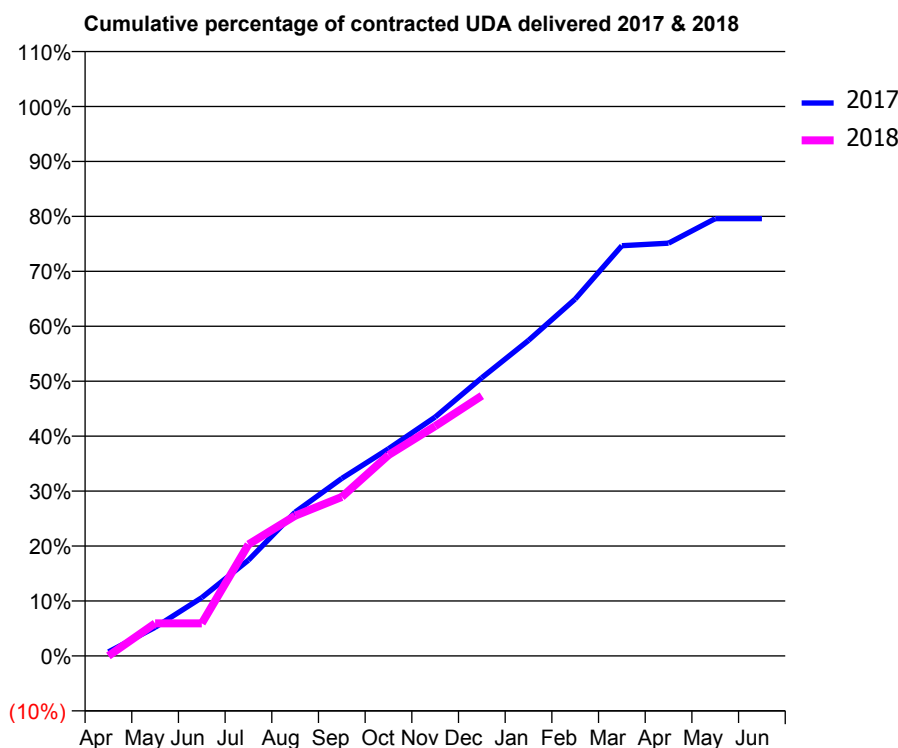
17/18 Contracted general activity (UDA)	17,002
Carry forward general activity (UDA)	0
17/18 Contracted orthodontic activity (UOA)	0
Carry forward orthodontic activity (UOA)	0
Baseline contract value	£380,543.56

ACCESS*

Patients seen in 24 months	Total	Change since previous quarter
Quarter ending December 2016	2,030	
Quarter ending March 2017	2,529	↑
Quarter ending June 2017	2,686	↑
Quarter ending September 2017	3,197	↑
Quarter ending December 2017	3,504	↑
Variance since December 2016	72.6%	↑



ACTIVITY



Month	Adjusted Scheduled Activity (UDA)	
	2017	2018
April	127	0
May	885	1,011
June	1,805	1,011
July	2,965	3,453
August	4,450	4,340
September	5,496	4,919
October	6,410	6,216
November	7,392	7,113
December	8,607	8,053
January	9,764	
February	11,044	
March	12,694	
April	12,772	
May	13,531	
June	13,531	

QUALITY

	Quantity	Base Number	Contract	AT	Region	England
% of FP17s for the same patient ID Re-attending within 3 months - Children	53	665	8.0%	10.4%	11.5%	12.0%
% of FP17s for the same patient ID Re-attending within 3 months - Adults	417	2,550	16.4%	14.7%	15.8%	15.9%
% of FP17s for the same patient ID Re-attending between 3 & 9 months - Children	264	665	39.7%	60.3%	60.5%	58.0%
% of FP17s for the same patient ID Re-attending between 3 & 9 months - Adults	719	2,550	28.2%	52.1%	51.8%	50.5%
% of FP17s for Band 1 Urgent Courses	1,071	3,008	35.6%	9.8%	9.5%	9.0%
% of FP17s Relating to Free Repair or Replacements	13	3,008	0.4%	0.6%	0.7%	0.8%
% of FP17s Relating to Continuations	25	3,008	0.8%	1.1%	1.0%	1.1%
% of Patients satisfied with the dentistry they have received	1	1	N/A	92.0%	92.1%	91.5%
% of Patients satisfied with the time they had to wait for an appointment	1	1	N/A	88.8%	88.3%	87.9%

* This is based on patients treated on this contract for their most recent course of treatment. Figures in italics indicate the base number of FP17s or Patient Questionnaire responses are less than 100. N/A is shown where the base number of responses is less than 10 during the period. % is calculated as Quantity/Base number*100

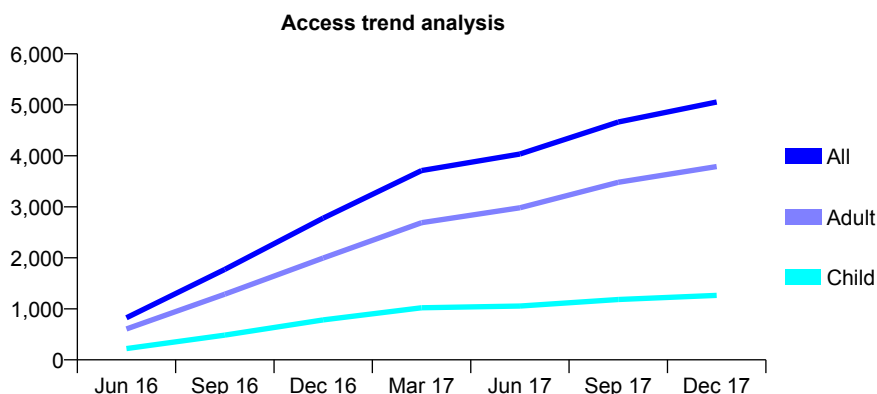
Q70 - Vital Signs At a Glance Contract Report for 100089/0000 - December 2017

Name or company name	Hilsea Dental Care Ltd
Contract type name	GDS Contract
Purpose of contract	General
Contract start date	01/04/2016
Contract end date	

17/18 Contracted general activity (UDA)	17,002
Carry forward general activity (UDA)	75
17/18 Contracted orthodontic activity (UOA)	0
Carry forward orthodontic activity (UOA)	0
Baseline contract value	£380,543.56

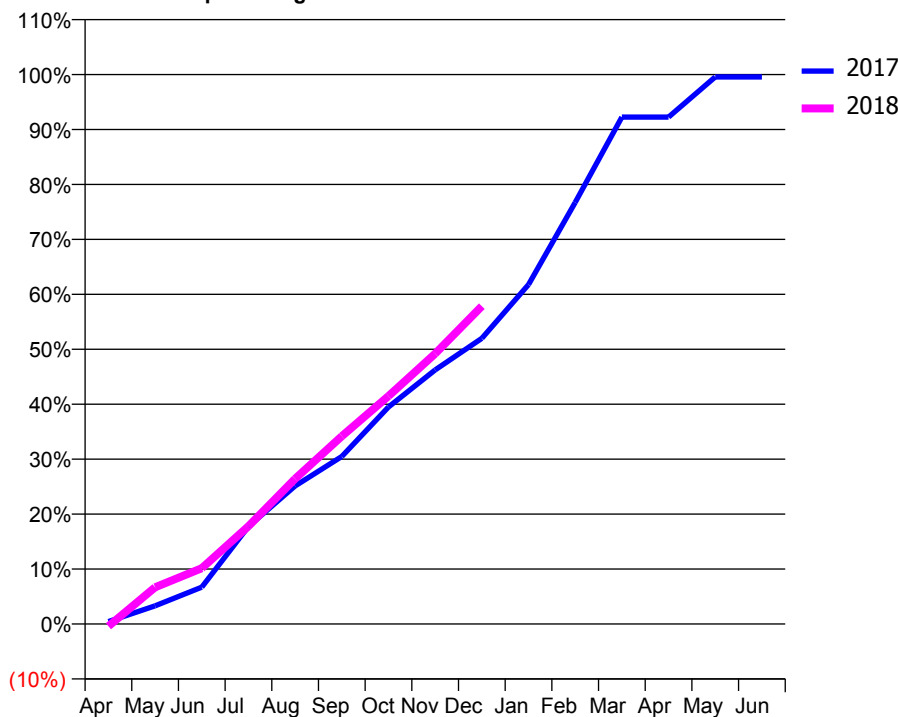
ACCESS*

Patients seen in 24 months	Total	Change since previous quarter
Quarter ending December 2016	2,779	
Quarter ending March 2017	3,710	↑
Quarter ending June 2017	4,035	↑
Quarter ending September 2017	4,664	↑
Quarter ending December 2017	5,055	↑
Variance since December 2016	81.9%	↑



ACTIVITY

Cumulative percentage of contracted UDA delivered 2017 & 2018



Month	Adjusted Scheduled Activity (UDA)	
	2017	2018
April	75	-74
May	564	1,137
June	1,141	1,725
July	3,016	3,028
August	4,272	4,496
September	5,184	5,811
October	6,713	7,051
November	7,860	8,364
December	8,840	9,835
January	10,503	
February	13,046	
March	15,685	
April	15,685	
May	16,928	
June	16,927	

QUALITY

	Quantity	Base Number	Contract	AT	Region	England
% of FP17s for the same patient ID Re-attending within 3 months - Children	114	1,098	10.4%	10.4%	11.5%	12.0%
% of FP17s for the same patient ID Re-attending within 3 months - Adults	585	3,253	18.0%	14.7%	15.8%	15.9%
% of FP17s for the same patient ID Re-attending between 3 & 9 months - Children	471	1,098	42.9%	60.3%	60.5%	58.0%
% of FP17s for the same patient ID Re-attending between 3 & 9 months - Adults	952	3,253	29.3%	52.1%	51.8%	50.5%
% of FP17s for Band 1 Urgent Courses	1,027	4,022	25.5%	9.8%	9.5%	9.0%
% of FP17s Relating to Free Repair or Replacements	24	4,022	0.6%	0.6%	0.7%	0.8%
% of FP17s Relating to Continuations	59	4,022	1.5%	1.1%	1.0%	1.1%
% of Patients satisfied with the dentistry they have received	7	7	N/A	92.0%	92.1%	91.5%
% of Patients satisfied with the time they had to wait for an appointment	7	7	N/A	88.8%	88.3%	87.9%

* This is based on patients treated on this contract for their most recent course of treatment. Figures in italics indicate the base number of FP17s or Patient Questionnaire responses are less than 100. N/A is shown where the base number of responses is less than 10 during the period. % is calculated as Quantity/Base number*100

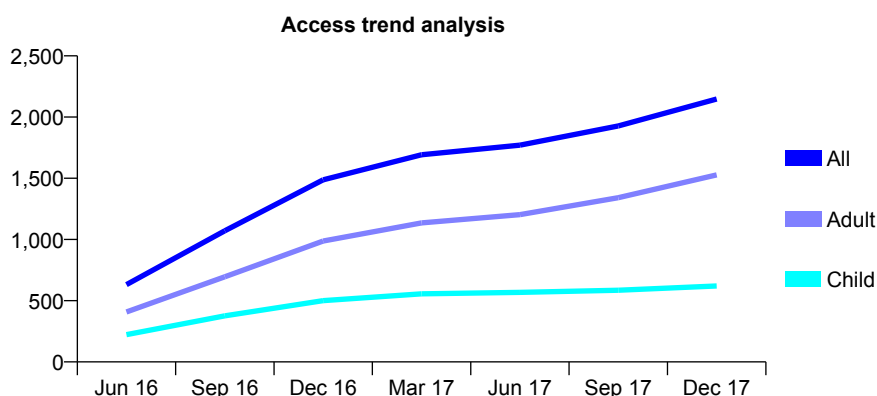
Q70 - Vital Signs At a Glance Contract Report for 100091/0000 - December 2017

Name or company name	Paulsgrove Dental Care Ltd
Contract type name	GDS Contract
Purpose of contract	General
Contract start date	01/04/2016
Contract end date	

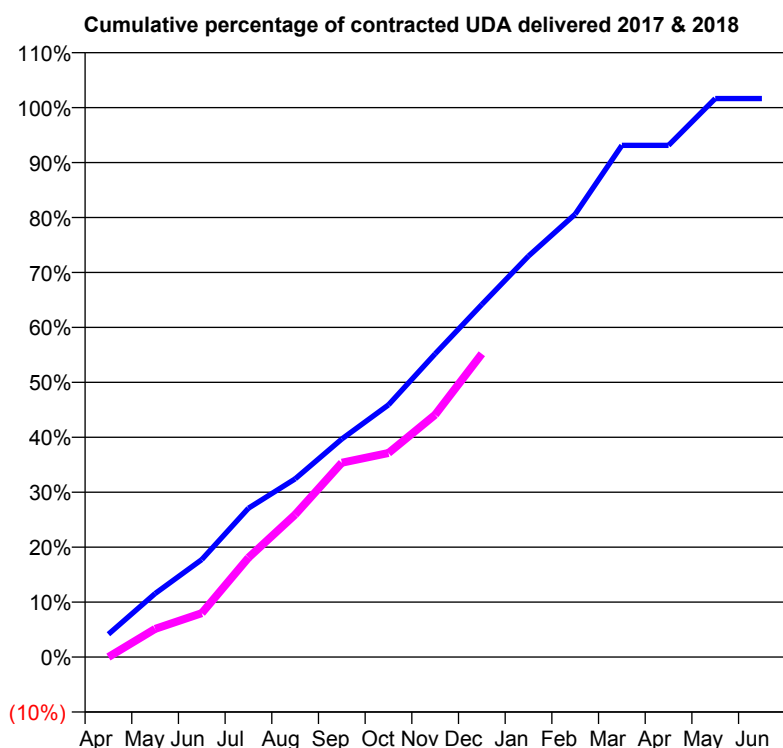
17/18 Contracted general activity (UDA)	7,002
Carry forward general activity (UDA)	0
17/18 Contracted orthodontic activity (UOA)	0
Carry forward orthodontic activity (UOA)	0
Baseline contract value	£159,624.29

ACCESS*

Patients seen in 24 months	Total	Change since previous quarter
Quarter ending December 2016	1,487	
Quarter ending March 2017	1,692	↑
Quarter ending June 2017	1,771	↑
Quarter ending September 2017	1,928	↑
Quarter ending December 2017	2,148	↑
Variance since December 2016	44.5%	↑



ACTIVITY



Month	Adjusted Scheduled Activity (UDA)	
	2017	2018
April	291	0
May	810	360
June	1,243	560
July	1,898	1,266
August	2,271	1,816
September	2,779	2,477
October	3,213	2,600
November	3,864	3,088
December	4,493	3,864
January	5,110	
February	5,644	
March	6,521	
April	6,521	
May	7,116	
June	7,116	

QUALITY

	Quantity	Base Number	Contract	AT	Region	England
% of FP17s for the same patient ID Re-attending within 3 months - Children	52	618	8.4%	10.4%	11.5%	12.0%
% of FP17s for the same patient ID Re-attending within 3 months - Adults	158	1,408	11.2%	14.7%	15.8%	15.9%
% of FP17s for the same patient ID Re-attending between 3 & 9 months - Children	356	618	57.6%	60.3%	60.5%	58.0%
% of FP17s for the same patient ID Re-attending between 3 & 9 months - Adults	571	1,408	40.6%	52.1%	51.8%	50.5%
% of FP17s for Band 1 Urgent Courses	500	1,866	26.8%	9.8%	9.5%	9.0%
% of FP17s Relating to Free Repair or Replacements	3	1,866	0.2%	0.6%	0.7%	0.8%
% of FP17s Relating to Continuations	21	1,866	1.1%	1.1%	1.0%	1.1%
% of Patients satisfied with the dentistry they have received	2	3	N/A	92.0%	92.1%	91.5%
% of Patients satisfied with the time they had to wait for an appointment	3	3	N/A	88.8%	88.3%	87.9%

* This is based on patients treated on this contract for their most recent course of treatment. Figures in italics indicate the base number of FP17s or Patient Questionnaire responses are less than 100. N/A is shown where the base number of responses is less than 10 during the period. % is calculated as Quantity/Base number*100

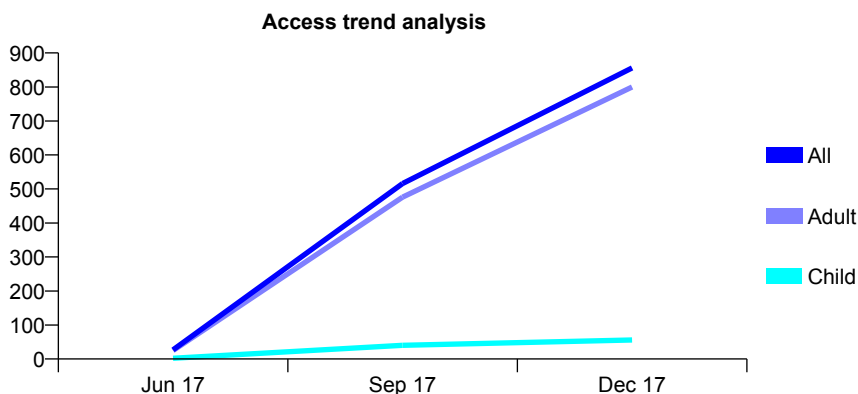
Q70 - Vital Signs At a Glance Contract Report for 100326/0000 - December 2017

Name or company name	Access Dental Ltd
Contract type name	PDS Contract
Purpose of contract	General
Contract start date	01/04/2017
Contract end date	31/03/2020

17/18 Contracted general activity (UDA)	3,402
Carry forward general activity (UDA)	0
17/18 Contracted orthodontic activity (UOA)	0
Carry forward orthodontic activity (UOA)	0
Baseline contract value	£222,205.75

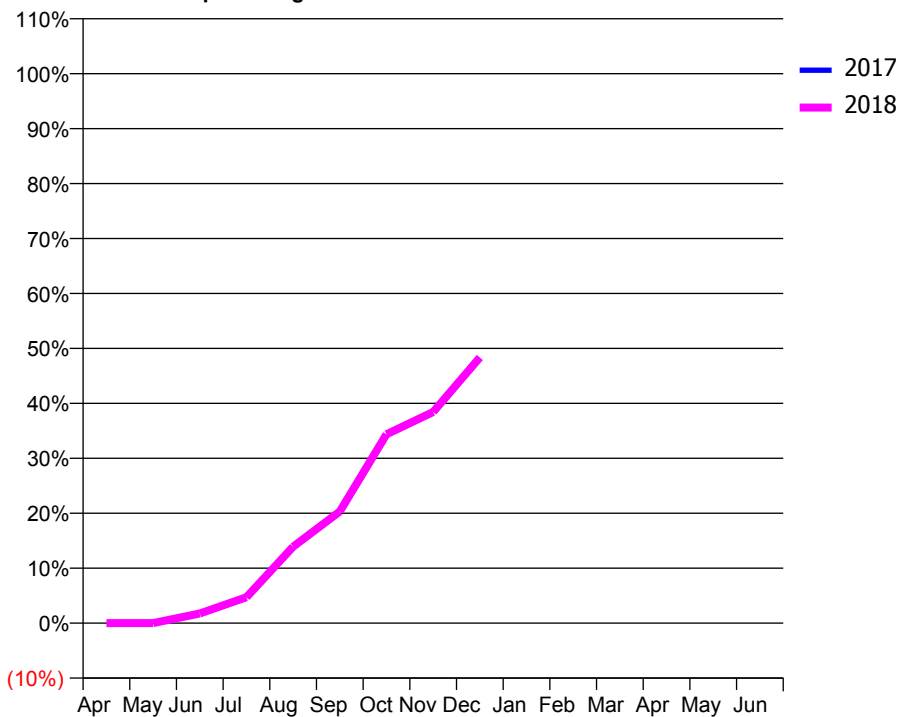
ACCESS*

Patients seen in 24 months	Total	Change since previous quarter
Quarter ending December 2016	0	
Quarter ending March 2017	0	
Quarter ending June 2017	27	↑
Quarter ending September 2017	516	↑
Quarter ending December 2017	856	↑
Variance since December 2016	N/A	



ACTIVITY

Cumulative percentage of contracted UDA delivered 2017 & 2018



Month	Adjusted Scheduled Activity (UDA)	
	2017	2018
April	0	0
May	0	0
June	0	60
July	0	161
August	0	474
September	0	691
October	0	1,170
November	0	1,307
December	0	1,645
January	0	
February	0	
March	0	
April	0	
May	0	
June	0	

QUALITY

	Quantity	Base Number	Contract	AT	Region	England
% of FP17s for the same patient ID Re-attending within 3 months - Children	4	167	2.4%	10.4%	11.5%	12.0%
% of FP17s for the same patient ID Re-attending within 3 months - Adults	12	1,621	0.7%	14.7%	15.8%	15.9%
% of FP17s for the same patient ID Re-attending between 3 & 9 months - Children	0	167	0.0%	60.3%	60.5%	58.0%
% of FP17s for the same patient ID Re-attending between 3 & 9 months - Adults	3	1,621	0.2%	52.1%	51.8%	50.5%
% of FP17s for Band 1 Urgent Courses	1,758	1,788	98.3%	9.8%	9.5%	9.0%
% of FP17s Relating to Free Repair or Replacements	0	1,788	0.0%	0.6%	0.7%	0.8%
% of FP17s Relating to Continuations	0	1,788	0.0%	1.1%	1.0%	1.1%
% of Patients satisfied with the dentistry they have received	1	1	N/A	92.0%	92.1%	91.5%
% of Patients satisfied with the time they had to wait for an appointment	1	1	N/A	88.8%	88.3%	87.9%

* This is based on patients treated on this contract for their most recent course of treatment. Figures in italics indicate the base number of FP17s or Patient Questionnaire responses are less than 100. N/A is shown where the base number of responses is less than 10 during the period. % is calculated as Quantity/Base number*100

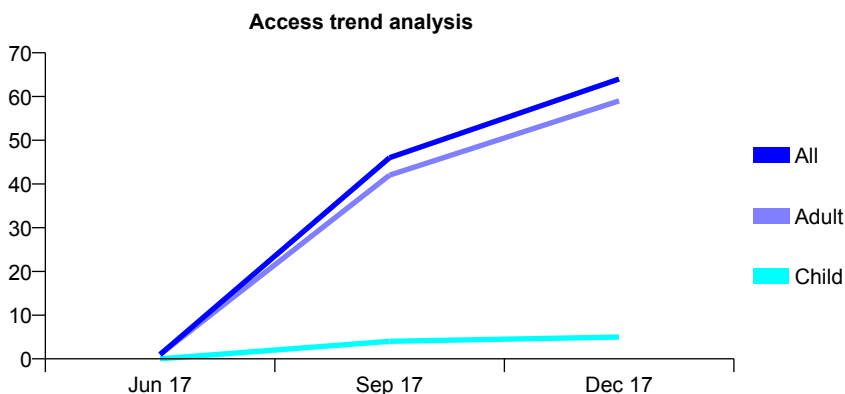
Q70 - Vital Signs At a Glance Contract Report for 100327/0000 - December 2017

Name or company name	Access Dental Ltd
Contract type name	PDS Contract
Purpose of contract	General
Contract start date	01/04/2017
Contract end date	31/03/2020

17/18 Contracted general activity (UDA)	720
Carry forward general activity (UDA)	0
17/18 Contracted orthodontic activity (UOA)	0
Carry forward orthodontic activity (UOA)	0
Baseline contract value	£58,766.39

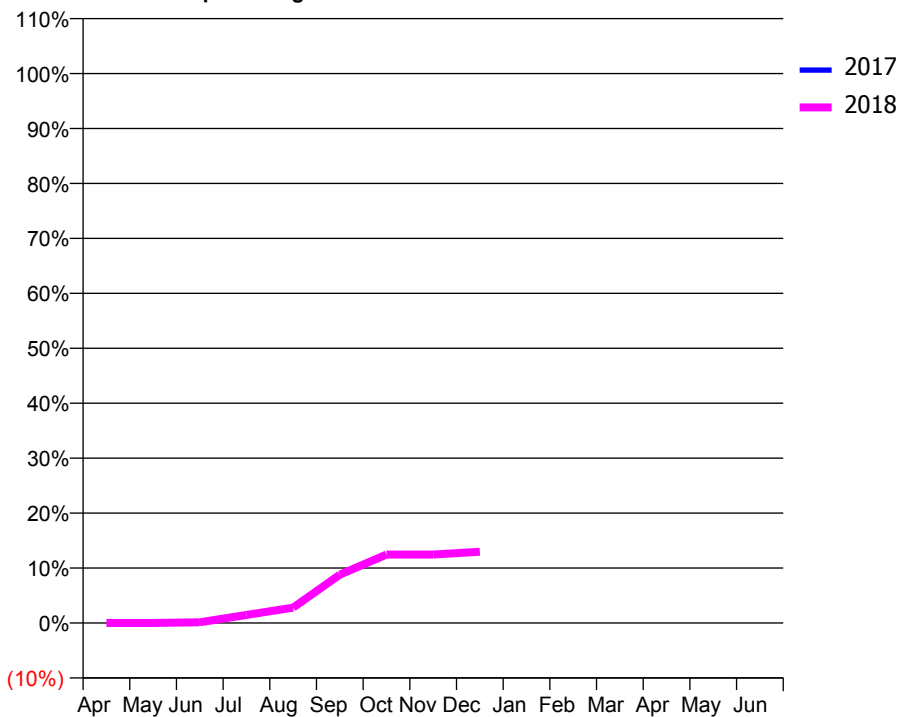
ACCESS*

Patients seen in 24 months	Total	Change since previous quarter
Quarter ending December 2016	0	
Quarter ending March 2017	0	
Quarter ending June 2017	1	↑
Quarter ending September 2017	46	↑
Quarter ending December 2017	64	↑
Variance since December 2016	N/A	



ACTIVITY

Cumulative percentage of contracted UDA delivered 2017 & 2018



Month	Adjusted Scheduled Activity (UDA)	
	2017	2018
April	0	0
May	0	0
June	0	1
July	0	11
August	0	20
September	0	63
October	0	90
November	0	90
December	0	93
January	0	
February	0	
March	0	
April	0	
May	0	
June	0	

QUALITY

	Quantity	Base Number	Contract	AT	Region	England
% of FP17s for the same patient ID Re-attending within 3 months - Children	0	19	0.0%	10.4%	11.5%	12.0%
% of FP17s for the same patient ID Re-attending within 3 months - Adults	1	124	0.8%	14.7%	15.8%	15.9%
% of FP17s for the same patient ID Re-attending between 3 & 9 months - Children	0	19	0.0%	60.3%	60.5%	58.0%
% of FP17s for the same patient ID Re-attending between 3 & 9 months - Adults	0	124	0.0%	52.1%	51.8%	50.5%
% of FP17s for Band 1 Urgent Courses	142	143	99.3%	9.8%	9.5%	9.0%
% of FP17s Relating to Free Repair or Replacements	0	143	0.0%	0.6%	0.7%	0.8%
% of FP17s Relating to Continuations	0	143	0.0%	1.1%	1.0%	1.1%
% of Patients satisfied with the dentistry they have received	0	0	N/A	92.0%	92.1%	91.5%
% of Patients satisfied with the time they had to wait for an appointment	0	0	N/A	88.8%	88.3%	87.9%

* This is based on patients treated on this contract for their most recent course of treatment. Figures in italics indicate the base number of FP17s or Patient Questionnaire responses are less than 100. N/A is shown where the base number of responses is less than 10 during the period. % is calculated as Quantity/Base number*100

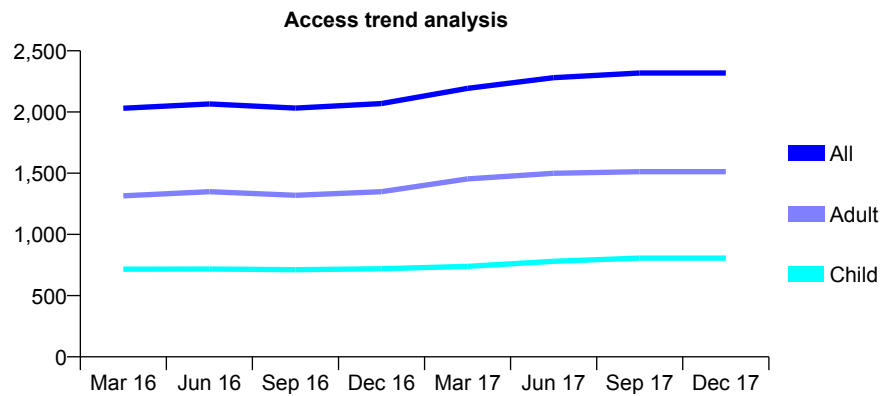
Q70 - Vital Signs At a Glance Contract Report for 101281/0122 - December 2017

Name or company name	OASIS DENTAL CARE LTD
Contract type name	GDS Contract
Purpose of contract	General
Contract start date	01/04/2006
Contract end date	

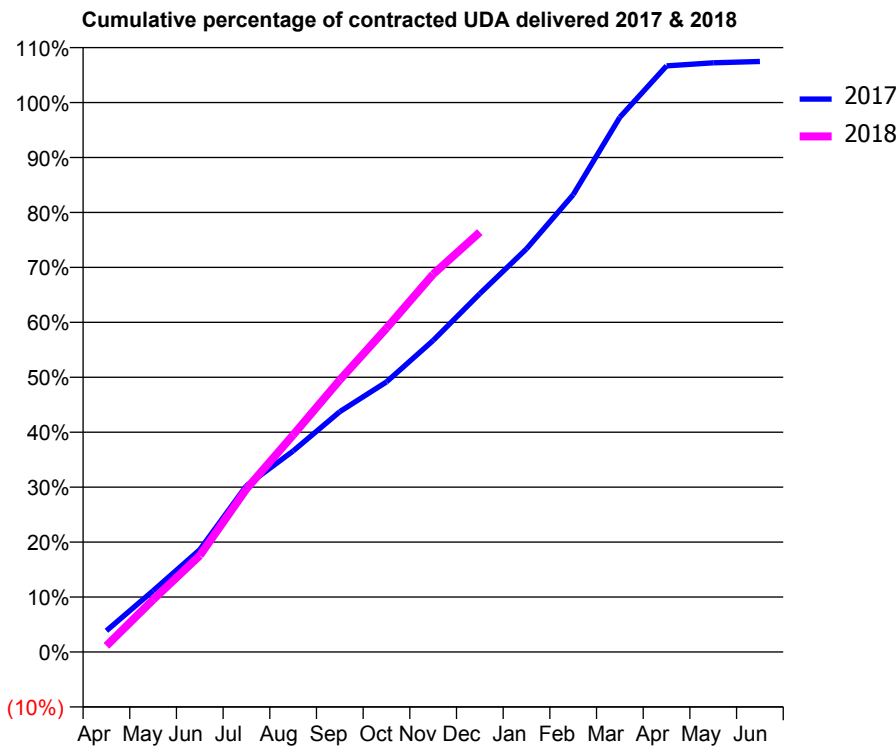
17/18 Contracted general activity (UDA)	4,652
Carry forward general activity (UDA)	0
17/18 Contracted orthodontic activity (UOA)	0
Carry forward orthodontic activity (UOA)	0
Baseline contract value	£110,157.11

ACCESS*

Patients seen in 24 months	Total	Change since previous quarter
Quarter ending December 2016	2,069	
Quarter ending March 2017	2,193	↑
Quarter ending June 2017	2,280	↑
Quarter ending September 2017	2,319	→
Quarter ending December 2017	2,319	→
Variance since December 2016	12.1%	↑



ACTIVITY



Month	Adjusted Scheduled Activity (UDA)	
	2017	2018
April	181	52
May	518	443
June	866	817
July	1,408	1,381
August	1,702	1,838
September	2,035	2,303
October	2,287	2,742
November	2,637	3,198
December	3,034	3,555
January	3,413	
February	3,872	
March	4,527	
April	4,963	
May	4,988	
June	4,999	

QUALITY

	Quantity	Base Number	Contract	AT	Region	England
% of FP17s for the same patient ID Re-attending within 3 months - Children	85	905	9.4%	10.4%	11.5%	12.0%
% of FP17s for the same patient ID Re-attending within 3 months - Adults	228	1,392	16.4%	14.7%	15.8%	15.9%
% of FP17s for the same patient ID Re-attending between 3 & 9 months - Children	497	905	54.9%	60.3%	60.5%	58.0%
% of FP17s for the same patient ID Re-attending between 3 & 9 months - Adults	627	1,392	45.0%	52.1%	51.8%	50.5%
% of FP17s for Band 1 Urgent Courses	264	2,033	13.0%	9.8%	9.5%	9.0%
% of FP17s Relating to Free Repair or Replacements	0	2,033	0.0%	0.6%	0.7%	0.8%
% of FP17s Relating to Continuations	25	2,033	1.2%	1.1%	1.0%	1.1%
% of Patients satisfied with the dentistry they have received	3	3	N/A	92.0%	92.1%	91.5%
% of Patients satisfied with the time they had to wait for an appointment	3	3	N/A	88.8%	88.3%	87.9%

* This is based on patients treated on this contract for their most recent course of treatment. Figures in italics indicate the base number of FP17s or Patient Questionnaire responses are less than 100. N/A is shown where the base number of responses is less than 10 during the period. % is calculated as Quantity/Base number*100

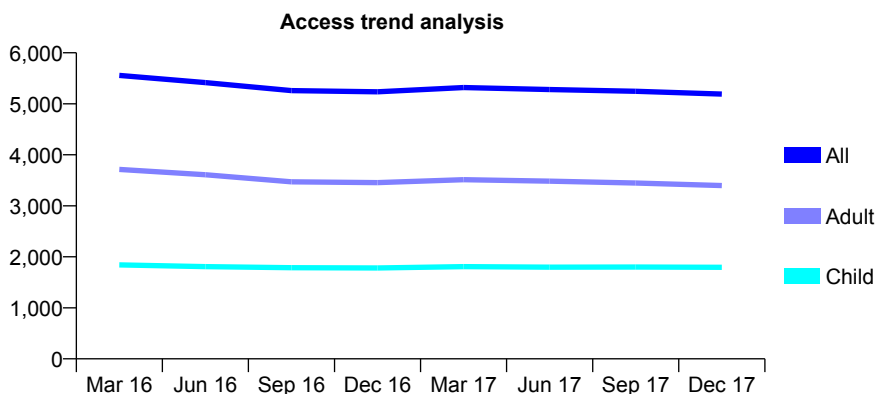
Q70 - Vital Signs At a Glance Contract Report for 101281/0124 - December 2017

Name or company name	OASIS DENTAL CARE LTD
Contract type name	GDS Contract
Purpose of contract	General
Contract start date	01/04/2006
Contract end date	

17/18 Contracted general activity (UDA)	13,263
Carry forward general activity (UDA)	0
17/18 Contracted orthodontic activity (UOA)	0
Carry forward orthodontic activity (UOA)	0
Baseline contract value	£319,952.21

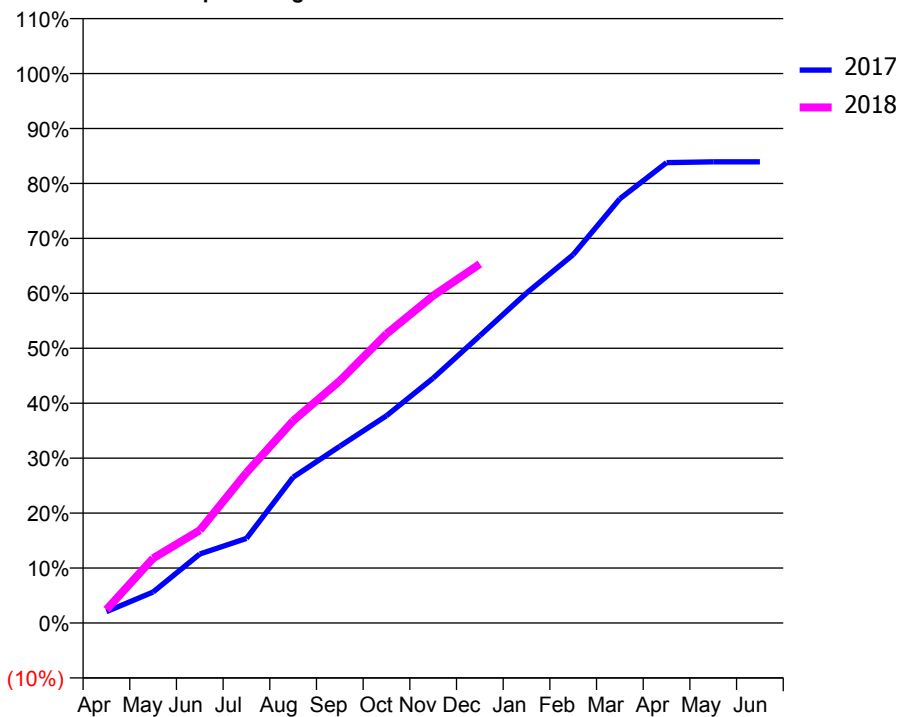
ACCESS*

Patients seen in 24 months	Total	Change since previous quarter
Quarter ending December 2016	5,235	
Quarter ending March 2017	5,319	→
Quarter ending June 2017	5,281	→
Quarter ending September 2017	5,245	→
Quarter ending December 2017	5,192	↓
Variance since December 2016	(0.8%)	→



ACTIVITY

Cumulative percentage of contracted UDA delivered 2017 & 2018



Month	Adjusted Scheduled Activity (UDA)	
	2017	2018
April	275	323
May	749	1,563
June	1,665	2,239
July	2,043	3,628
August	3,520	4,879
September	4,265	5,845
October	5,002	6,981
November	5,912	7,900
December	6,935	8,667
January	7,964	
February	8,890	
March	10,240	
April	11,112	
May	11,131	
June	11,131	

QUALITY

	Quantity	Base Number	Contract	AT	Region	England
% of FP17s for the same patient ID Re-attending within 3 months - Children	171	1,856	9.2%	10.4%	11.5%	12.0%
% of FP17s for the same patient ID Re-attending within 3 months - Adults	538	3,289	16.4%	14.7%	15.8%	15.9%
% of FP17s for the same patient ID Re-attending between 3 & 9 months - Children	991	1,856	53.4%	60.3%	60.5%	58.0%
% of FP17s for the same patient ID Re-attending between 3 & 9 months - Adults	1,508	3,289	45.8%	52.1%	51.8%	50.5%
% of FP17s for Band 1 Urgent Courses	417	4,729	8.8%	9.8%	9.5%	9.0%
% of FP17s Relating to Free Repair or Replacements	83	4,729	1.8%	0.6%	0.7%	0.8%
% of FP17s Relating to Continuations	123	4,729	2.6%	1.1%	1.0%	1.1%
% of Patients satisfied with the dentistry they have received	2	2	N/A	92.0%	92.1%	91.5%
% of Patients satisfied with the time they had to wait for an appointment	2	2	N/A	88.8%	88.3%	87.9%

* This is based on patients treated on this contract for their most recent course of treatment. Figures in italics indicate the base number of FP17s or Patient Questionnaire responses are less than 100. N/A is shown where the base number of responses is less than 10 during the period. % is calculated as Quantity/Base number*100

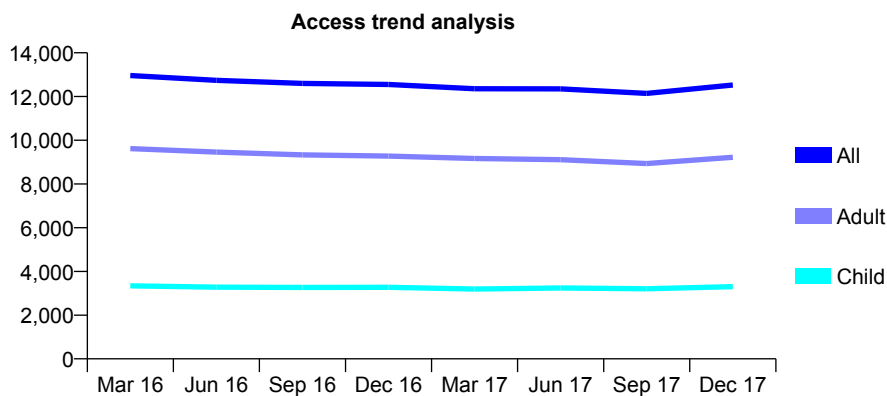
Q70 - Vital Signs At a Glance Contract Report for 101281/0193 - December 2017

Name or company name	OASIS DENTAL CARE LTD
Contract type name	GDS Contract
Purpose of contract	General
Contract start date	01/02/2009
Contract end date	

17/18 Contracted general activity (UDA)	35,100
Carry forward general activity (UDA)	0
17/18 Contracted orthodontic activity (UOA)	0
Carry forward orthodontic activity (UOA)	0
Baseline contract value	£757,347.23

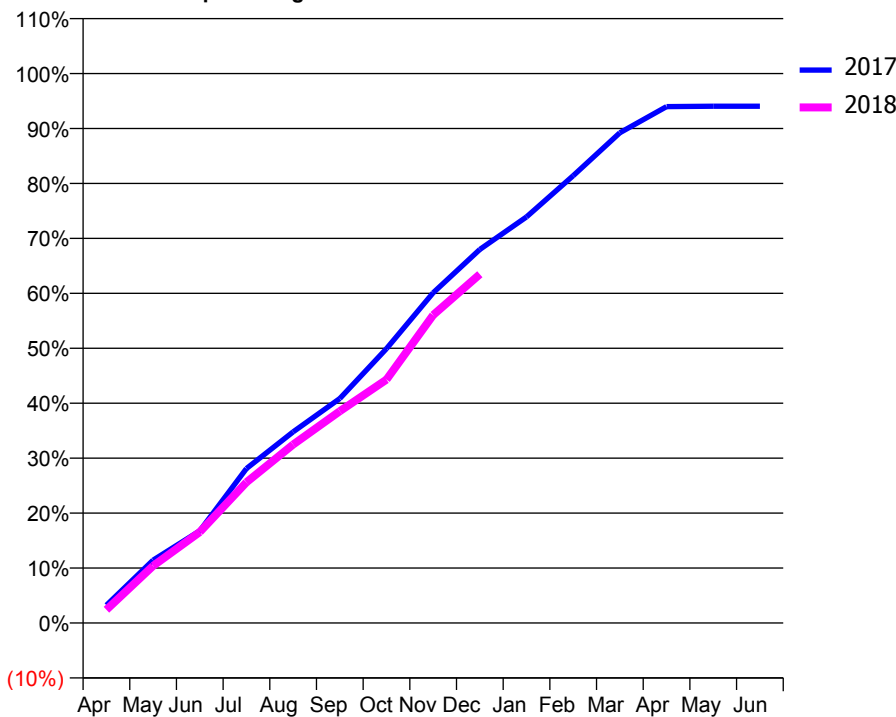
ACCESS*

Patients seen in 24 months	Total	Change since previous quarter
Quarter ending December 2016	12,550	
Quarter ending March 2017	12,354	↓
Quarter ending June 2017	12,351	→
Quarter ending September 2017	12,141	↓
Quarter ending December 2017	12,524	↑
Variance since December 2016	(0.2%)	→



ACTIVITY

Cumulative percentage of contracted UDA delivered 2017 & 2018



Adjusted Scheduled Activity (UDA)

Month	2017	2018
April	1,107	848
May	3,920	3,652
June	5,739	5,815
July	9,622	8,989
August	11,902	11,400
September	13,987	13,529
October	17,085	15,549
November	20,567	19,674
December	23,271	22,274
January	25,292	
February	27,860	
March	30,539	
April	32,168	
May	32,190	
June	32,192	

QUALITY

	Quantity	Base Number	Contract	AT	Region	England
% of FP17s for the same patient ID Re-attending within 3 months - Children	282	3,796	7.4%	10.4%	11.5%	12.0%
% of FP17s for the same patient ID Re-attending within 3 months - Adults	1,233	10,166	12.1%	14.7%	15.8%	15.9%
% of FP17s for the same patient ID Re-attending between 3 & 9 months - Children	2,274	3,796	59.9%	60.3%	60.5%	58.0%
% of FP17s for the same patient ID Re-attending between 3 & 9 months - Adults	6,095	10,166	60.0%	52.1%	51.8%	50.5%
% of FP17s for Band 1 Urgent Courses	1,470	13,090	11.2%	9.8%	9.5%	9.0%
% of FP17s Relating to Free Repair or Replacements	66	13,090	0.5%	0.6%	0.7%	0.8%
% of FP17s Relating to Continuations	96	13,090	0.7%	1.1%	1.0%	1.1%
% of Patients satisfied with the dentistry they have received	9	11	81.8%	92.0%	92.1%	91.5%
% of Patients satisfied with the time they had to wait for an appointment	9	11	81.8%	88.8%	88.3%	87.9%

* This is based on patients treated on this contract for their most recent course of treatment. Figures in italics indicate the base number of FP17s or Patient Questionnaire responses are less than 100. N/A is shown where the base number of responses is less than 10 during the period. % is calculated as Quantity/Base number*100

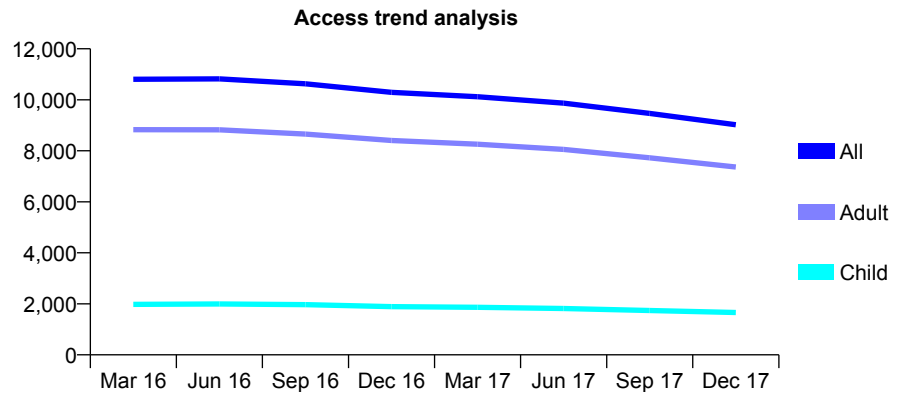
Q70 - Vital Signs At a Glance Contract Report for 101338/0001 - December 2017

Name or company name	Whitecross Dental Care Limited
Contract type name	GDS Contract
Purpose of contract	General
Contract start date	01/04/2006
Contract end date	

17/18 Contracted general activity (UDA)	23,000
Carry forward general activity (UDA)	0
17/18 Contracted orthodontic activity (UOA)	0
Carry forward orthodontic activity (UOA)	0
Baseline contract value	£556,915.10

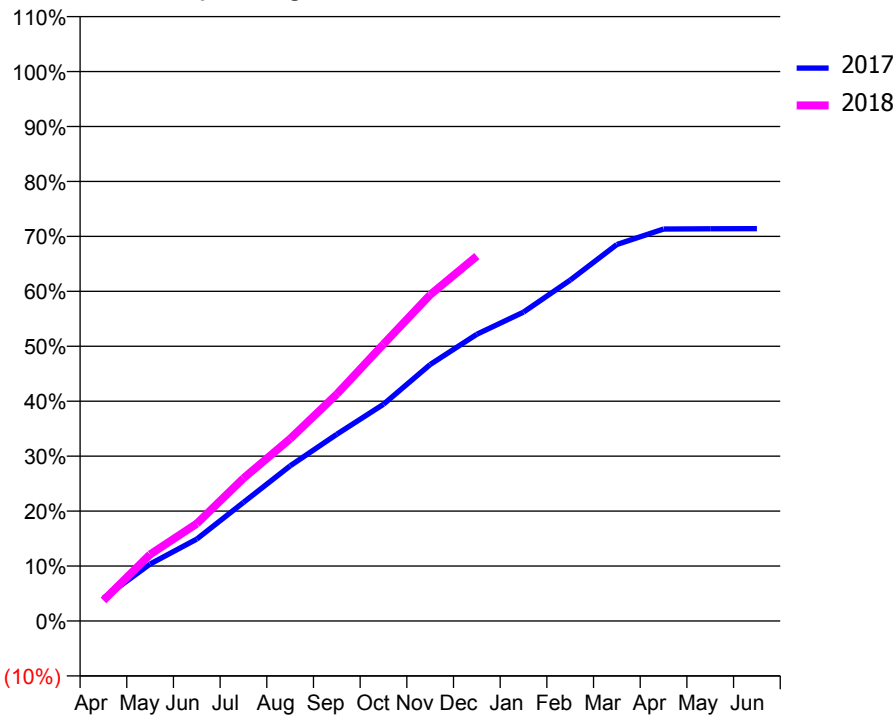
ACCESS*

Patients seen in 24 months	Total	Change since previous quarter
Quarter ending December 2016	10,293	
Quarter ending March 2017	10,120	↓
Quarter ending June 2017	9,870	↓
Quarter ending September 2017	9,465	↓
Quarter ending December 2017	9,024	↓
Variance since December 2016	(12.3%)	↓



ACTIVITY

Cumulative percentage of contracted UDA delivered 2017 & 2018



Month	Adjusted Scheduled Activity (UDA)	
	2017	2018
April	1,406	861
May	3,496	2,789
June	5,028	4,076
July	7,273	5,977
August	9,519	7,628
September	11,457	9,498
October	13,292	11,589
November	15,734	13,652
December	17,588	15,273
January	18,946	
February	20,908	
March	23,093	
April	24,042	
May	24,061	
June	24,063	

QUALITY

	Quantity	Base Number	Contract	AT	Region	England
% of FP17s for the same patient ID Re-attending within 3 months - Children	109	1,516	7.2%	10.4%	11.5%	12.0%
% of FP17s for the same patient ID Re-attending within 3 months - Adults	795	6,307	12.6%	14.7%	15.8%	15.9%
% of FP17s for the same patient ID Re-attending between 3 & 9 months - Children	681	1,516	44.9%	60.3%	60.5%	58.0%
% of FP17s for the same patient ID Re-attending between 3 & 9 months - Adults	2,621	6,307	41.6%	52.1%	51.8%	50.5%
% of FP17s for Band 1 Urgent Courses	770	7,398	10.4%	9.8%	9.5%	9.0%
% of FP17s Relating to Free Repair or Replacements	44	7,398	0.6%	0.6%	0.7%	0.8%
% of FP17s Relating to Continuations	156	7,398	2.1%	1.1%	1.0%	1.1%
% of Patients satisfied with the dentistry they have received	5	6	N/A	92.0%	92.1%	91.5%
% of Patients satisfied with the time they had to wait for an appointment	3	6	N/A	88.8%	88.3%	87.9%

* This is based on patients treated on this contract for their most recent course of treatment. Figures in italics indicate the base number of FP17s or Patient Questionnaire responses are less than 100. N/A is shown where the base number of responses is less than 10 during the period. % is calculated as Quantity/Base number*100

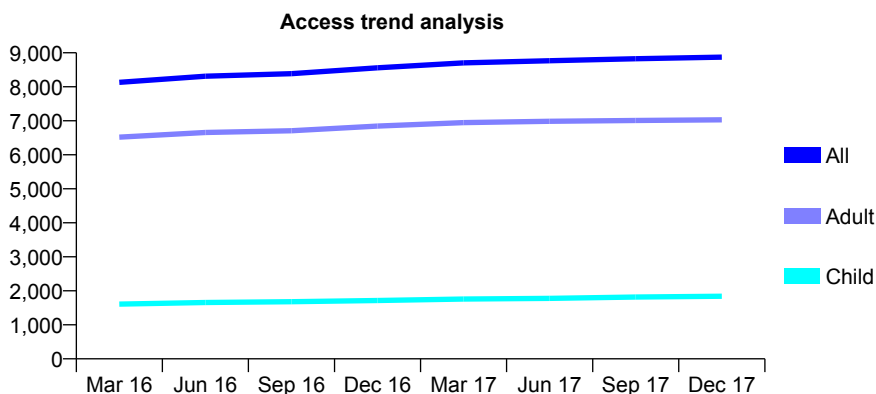
Q70 - Vital Signs At a Glance Contract Report for 101338/0002 - December 2017

Name or company name	Whitecross Dental Care Limited
Contract type name	GDS Contract
Purpose of contract	General
Contract start date	01/04/2006
Contract end date	

17/18 Contracted general activity (UDA)	26,962
Carry forward general activity (UDA)	614
17/18 Contracted orthodontic activity (UOA)	0
Carry forward orthodontic activity (UOA)	0
Baseline contract value	£652,849.79

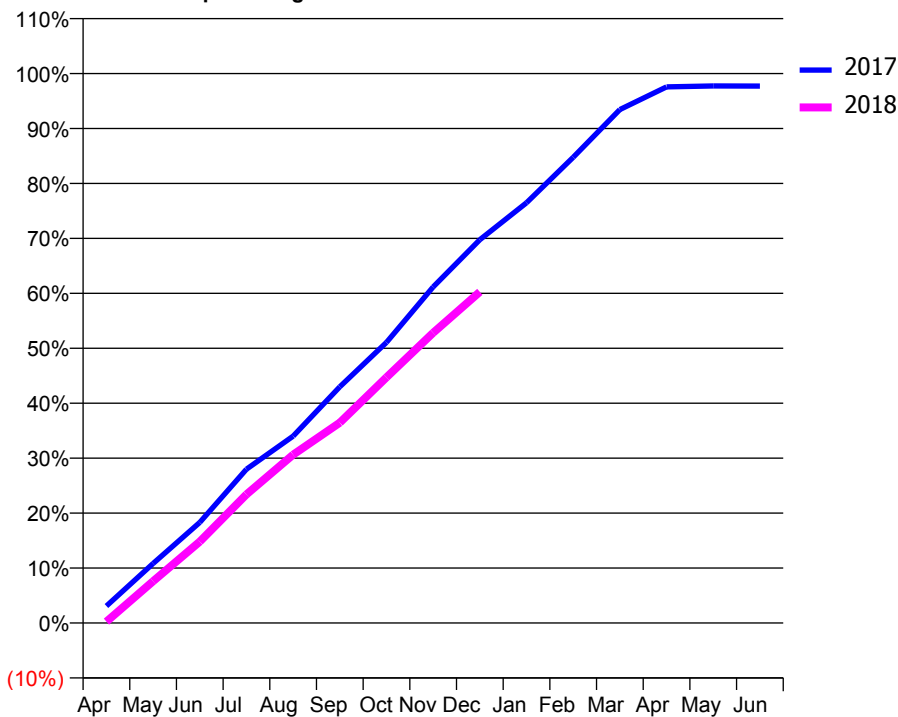
ACCESS*

Patients seen in 24 months	Total	Change since previous quarter
Quarter ending December 2016	8,559	
Quarter ending March 2017	8,704	→
Quarter ending June 2017	8,766	→
Quarter ending September 2017	8,825	→
Quarter ending December 2017	8,872	→
Variance since December 2016	3.7%	↑



ACTIVITY

Cumulative percentage of contracted UDA delivered 2017 & 2018



Month	Adjusted Scheduled Activity (UDA)	
	2017	2018
April	832	70
May	2,920	2,049
June	4,934	3,994
July	7,550	6,308
August	9,168	8,258
September	11,593	9,834
October	13,772	12,052
November	16,491	14,240
December	18,810	16,251
January	20,619	
February	22,850	
March	25,196	
April	26,308	
May	26,350	
June	26,348	

QUALITY

	Quantity	Base Number	Contract	AT	Region	England
% of FP17s for the same patient ID Re-attending within 3 months - Children	99	1,712	5.8%	10.4%	11.5%	12.0%
% of FP17s for the same patient ID Re-attending within 3 months - Adults	780	6,697	11.6%	14.7%	15.8%	15.9%
% of FP17s for the same patient ID Re-attending between 3 & 9 months - Children	866	1,712	50.6%	60.3%	60.5%	58.0%
% of FP17s for the same patient ID Re-attending between 3 & 9 months - Adults	3,505	6,697	52.3%	52.1%	51.8%	50.5%
% of FP17s for Band 1 Urgent Courses	699	7,959	8.8%	9.8%	9.5%	9.0%
% of FP17s Relating to Free Repair or Replacements	39	7,959	0.5%	0.6%	0.7%	0.8%
% of FP17s Relating to Continuations	145	7,959	1.8%	1.1%	1.0%	1.1%
% of Patients satisfied with the dentistry they have received	9	10	90.0%	92.0%	92.1%	91.5%
% of Patients satisfied with the time they had to wait for an appointment	10	10	100.0%	88.8%	88.3%	87.9%

* This is based on patients treated on this contract for their most recent course of treatment. Figures in italics indicate the base number of FP17s or Patient Questionnaire responses are less than 100. N/A is shown where the base number of responses is less than 10 during the period. % is calculated as Quantity/Base number*100

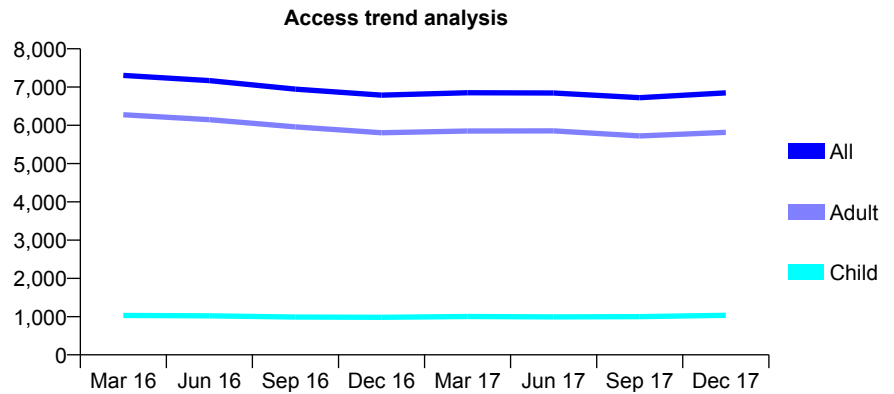
Q70 - Vital Signs At a Glance Contract Report for 101338/0003 - December 2017

Name or company name	Whitecross Dental Care Limited
Contract type name	GDS Contract
Purpose of contract	General
Contract start date	01/04/2006
Contract end date	

17/18 Contracted general activity (UDA)	20,000
Carry forward general activity (UDA)	0
17/18 Contracted orthodontic activity (UOA)	0
Carry forward orthodontic activity (UOA)	0
Baseline contract value	£564,703.55

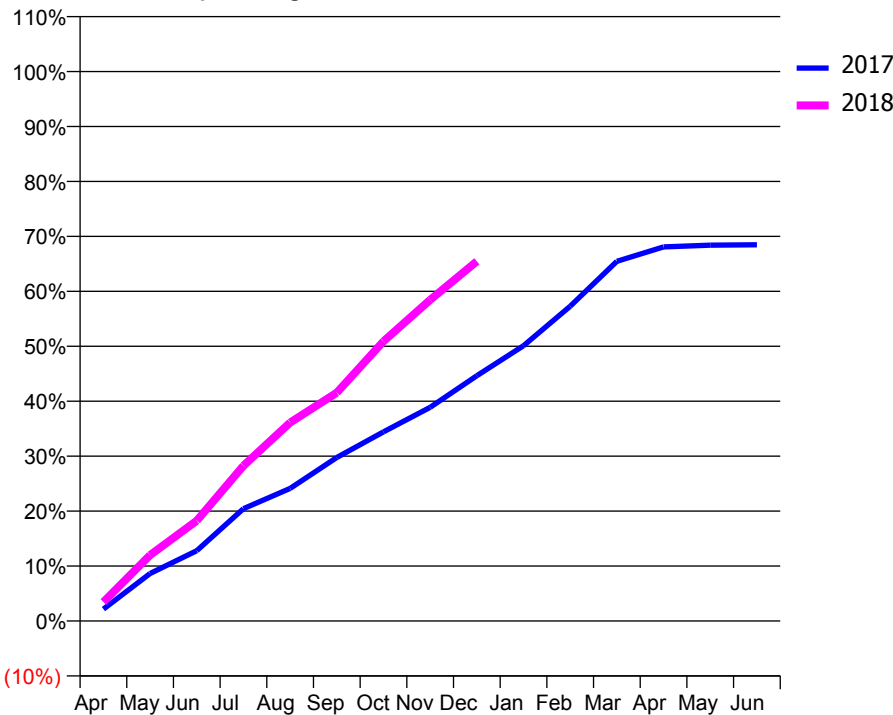
ACCESS*

Patients seen in 24 months	Total	Change since previous quarter
Quarter ending December 2016	6,790	
Quarter ending March 2017	6,852	→
Quarter ending June 2017	6,844	→
Quarter ending September 2017	6,721	↓
Quarter ending December 2017	6,849	→
Variance since December 2016	0.9%	→



ACTIVITY

Cumulative percentage of contracted UDA delivered 2017 & 2018



Month	Adjusted Scheduled Activity (UDA)	
	2017	2018
April	525	690
May	2,101	2,398
June	3,113	3,651
July	4,970	5,654
August	5,863	7,225
September	7,230	8,312
October	8,360	10,178
November	9,447	11,692
December	10,845	13,091
January	12,169	
February	13,914	
March	15,903	
April	16,542	
May	16,617	
June	16,635	

QUALITY

	Quantity	Base Number	Contract	AT	Region	England
% of FP17s for the same patient ID Re-attending within 3 months - Children	97	1,079	9.0%	10.4%	11.5%	12.0%
% of FP17s for the same patient ID Re-attending within 3 months - Adults	586	5,156	11.4%	14.7%	15.8%	15.9%
% of FP17s for the same patient ID Re-attending between 3 & 9 months - Children	459	1,079	42.5%	60.3%	60.5%	58.0%
% of FP17s for the same patient ID Re-attending between 3 & 9 months - Adults	2,028	5,156	39.3%	52.1%	51.8%	50.5%
% of FP17s for Band 1 Urgent Courses	692	5,895	11.7%	9.8%	9.5%	9.0%
% of FP17s Relating to Free Repair or Replacements	60	5,895	1.0%	0.6%	0.7%	0.8%
% of FP17s Relating to Continuations	118	5,895	2.0%	1.1%	1.0%	1.1%
% of Patients satisfied with the dentistry they have received	6	9	N/A	92.0%	92.1%	91.5%
% of Patients satisfied with the time they had to wait for an appointment	7	9	N/A	88.8%	88.3%	87.9%

* This is based on patients treated on this contract for their most recent course of treatment. Figures in italics indicate the base number of FP17s or Patient Questionnaire responses are less than 100. N/A is shown where the base number of responses is less than 10 during the period. % is calculated as Quantity/Base number*100

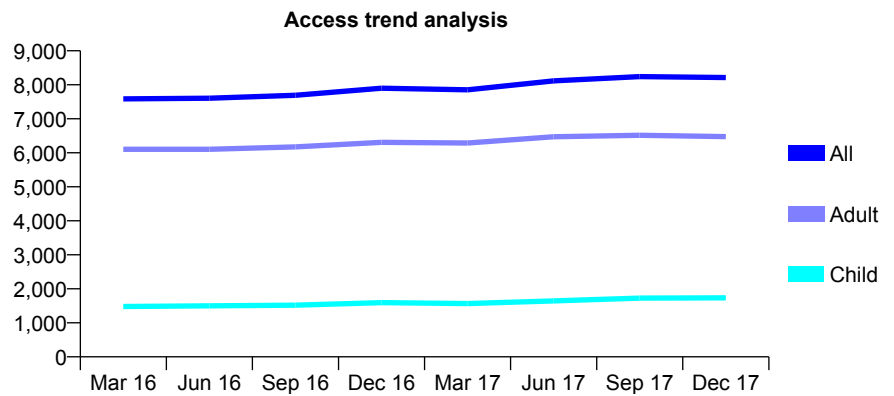
Q70 - Vital Signs At a Glance Contract Report for 101338/0015 - December 2017

Name or company name	Whitecross Dental Care Limited
Contract type name	GDS Contract
Purpose of contract	General
Contract start date	01/04/2006
Contract end date	

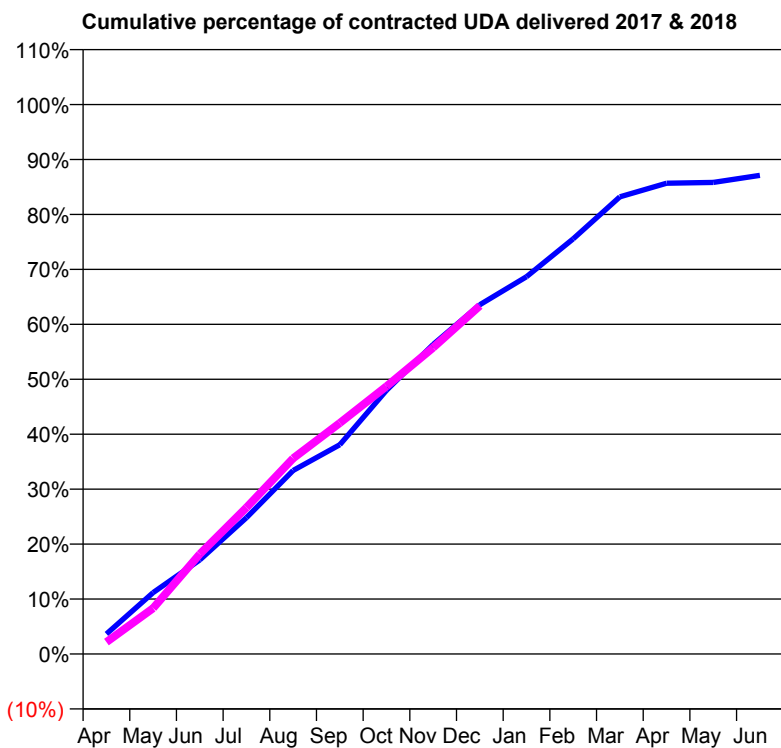
17/18 Contracted general activity (UDA)	23,000
Carry forward general activity (UDA)	0
17/18 Contracted orthodontic activity (UOA)	0
Carry forward orthodontic activity (UOA)	0
Baseline contract value	£649,409.09

ACCESS*

Patients seen in 24 months	Total	Change since previous quarter
Quarter ending December 2016	7,901	
Quarter ending March 2017	7,852	→
Quarter ending June 2017	8,117	↑
Quarter ending September 2017	8,243	→
Quarter ending December 2017	8,212	→
Variance since December 2016	3.9%	↑



ACTIVITY



Month	Adjusted Scheduled Activity (UDA)	
	2017	2018
April	898	499
May	2,743	1,919
June	4,205	4,183
July	6,089	6,129
August	8,201	8,192
September	9,348	9,669
October	11,783	11,206
November	13,828	12,821
December	15,608	14,574
January	16,855	
February	18,547	
March	20,425	
April	21,033	
May	21,066	
June	21,383	

QUALITY

	Quantity	Base Number	Contract	AT	Region	England
% of FP17s for the same patient ID Re-attending within 3 months - Children	89	1,732	5.1%	10.4%	11.5%	12.0%
% of FP17s for the same patient ID Re-attending within 3 months - Adults	808	5,816	13.9%	14.7%	15.8%	15.9%
% of FP17s for the same patient ID Re-attending between 3 & 9 months - Children	893	1,732	51.6%	60.3%	60.5%	58.0%
% of FP17s for the same patient ID Re-attending between 3 & 9 months - Adults	2,057	5,816	35.4%	52.1%	51.8%	50.5%
% of FP17s for Band 1 Urgent Courses	557	7,115	7.8%	9.8%	9.5%	9.0%
% of FP17s Relating to Free Repair or Replacements	13	7,115	0.2%	0.6%	0.7%	0.8%
% of FP17s Relating to Continuations	158	7,115	2.2%	1.1%	1.0%	1.1%
% of Patients satisfied with the dentistry they have received	8	11	72.7%	92.0%	92.1%	91.5%
% of Patients satisfied with the time they had to wait for an appointment	8	11	72.7%	88.8%	88.3%	87.9%

* This is based on patients treated on this contract for their most recent course of treatment. Figures in italics indicate the base number of FP17s or Patient Questionnaire responses are less than 100. N/A is shown where the base number of responses is less than 10 during the period. % is calculated as Quantity/Base number*100

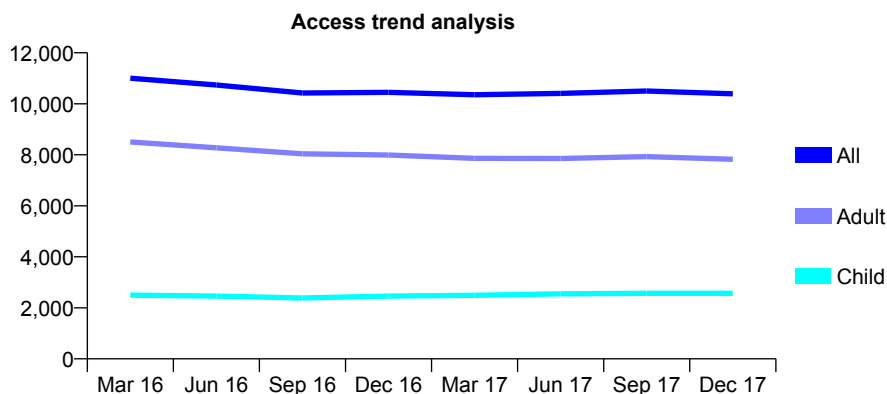
Q70 - Vital Signs At a Glance Contract Report for 101338/0018 - December 2017

Name or company name	Whitecross Dental Care Limited
Contract type name	GDS Contract
Purpose of contract	General
Contract start date	01/04/2006
Contract end date	

17/18 Contracted general activity (UDA)	28,215
Carry forward general activity (UDA)	0
17/18 Contracted orthodontic activity (UOA)	0
Carry forward orthodontic activity (UOA)	0
Baseline contract value	£739,666.26

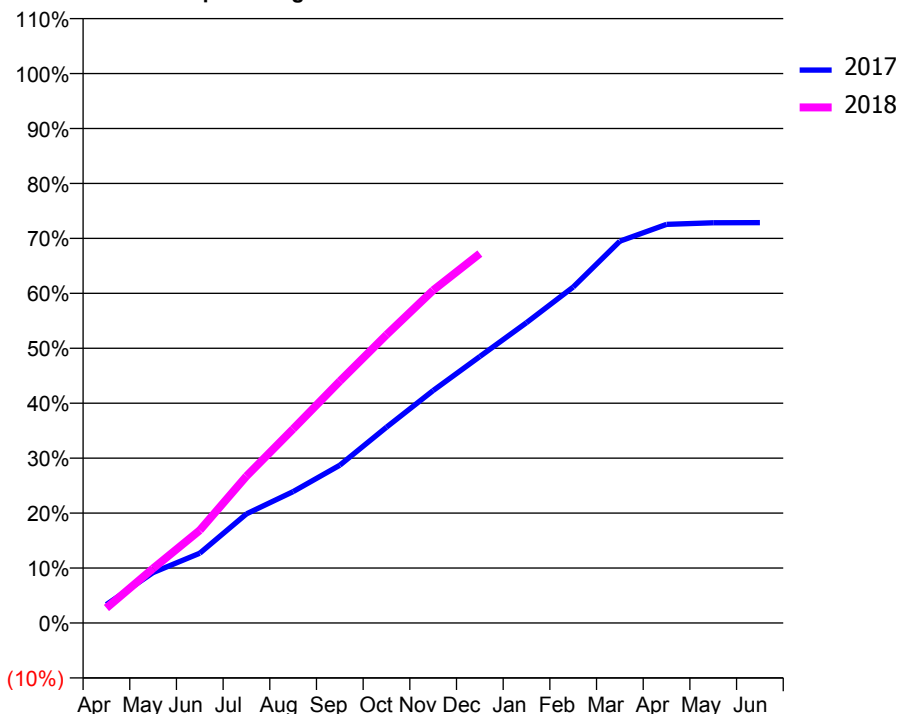
ACCESS*

Patients seen in 24 months	Total	Change since previous quarter
Quarter ending December 2016	10,450	
Quarter ending March 2017	10,353	→
Quarter ending June 2017	10,409	→
Quarter ending September 2017	10,501	→
Quarter ending December 2017	10,394	↓
Variance since December 2016	(0.5%)	→



ACTIVITY

Cumulative percentage of contracted UDA delivered 2017 & 2018



Month	Adjusted Scheduled Activity (UDA)	
	2017	2018
April	1,158	770
May	3,167	2,801
June	4,387	4,759
July	6,856	7,542
August	8,252	9,966
September	9,906	12,417
October	12,292	14,800
November	14,597	17,084
December	16,731	18,970
January	18,859	
February	21,095	
March	23,975	
April	25,033	
May	25,136	
June	25,143	

QUALITY

	Quantity	Base Number	Contract	AT	Region	England
% of FP17s for the same patient ID Re-attending within 3 months - Children	102	2,476	4.1%	10.4%	11.5%	12.0%
% of FP17s for the same patient ID Re-attending within 3 months - Adults	501	6,805	7.4%	14.7%	15.8%	15.9%
% of FP17s for the same patient ID Re-attending between 3 & 9 months - Children	1,156	2,476	46.7%	60.3%	60.5%	58.0%
% of FP17s for the same patient ID Re-attending between 3 & 9 months - Adults	1,947	6,805	28.6%	52.1%	51.8%	50.5%
% of FP17s for Band 1 Urgent Courses	702	8,877	7.9%	9.8%	9.5%	9.0%
% of FP17s Relating to Free Repair or Replacements	30	8,877	0.3%	0.6%	0.7%	0.8%
% of FP17s Relating to Continuations	81	8,877	0.9%	1.1%	1.0%	1.1%
% of Patients satisfied with the dentistry they have received	3	4	N/A	92.0%	92.1%	91.5%
% of Patients satisfied with the time they had to wait for an appointment	2	4	N/A	88.8%	88.3%	87.9%

* This is based on patients treated on this contract for their most recent course of treatment. Figures in italics indicate the base number of FP17s or Patient Questionnaire responses are less than 100. N/A is shown where the base number of responses is less than 10 during the period. % is calculated as Quantity/Base number*100

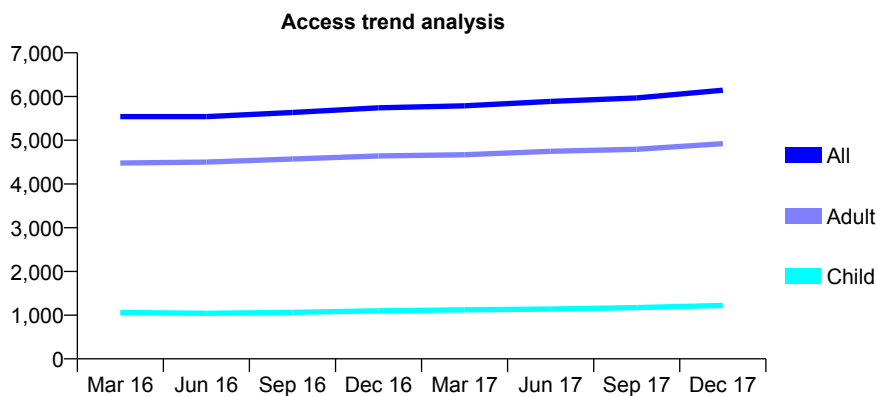
Q70 - Vital Signs At a Glance Contract Report for 101338/0026 - December 2017

Name or company name	Whitecross Dental Care Limited
Contract type name	GDS Contract
Purpose of contract	General
Contract start date	01/04/2006
Contract end date	

17/18 Contracted general activity (UDA)	16,392
Carry forward general activity (UDA)	0
17/18 Contracted orthodontic activity (UOA)	0
Carry forward orthodontic activity (UOA)	0
Baseline contract value	£396,910.96

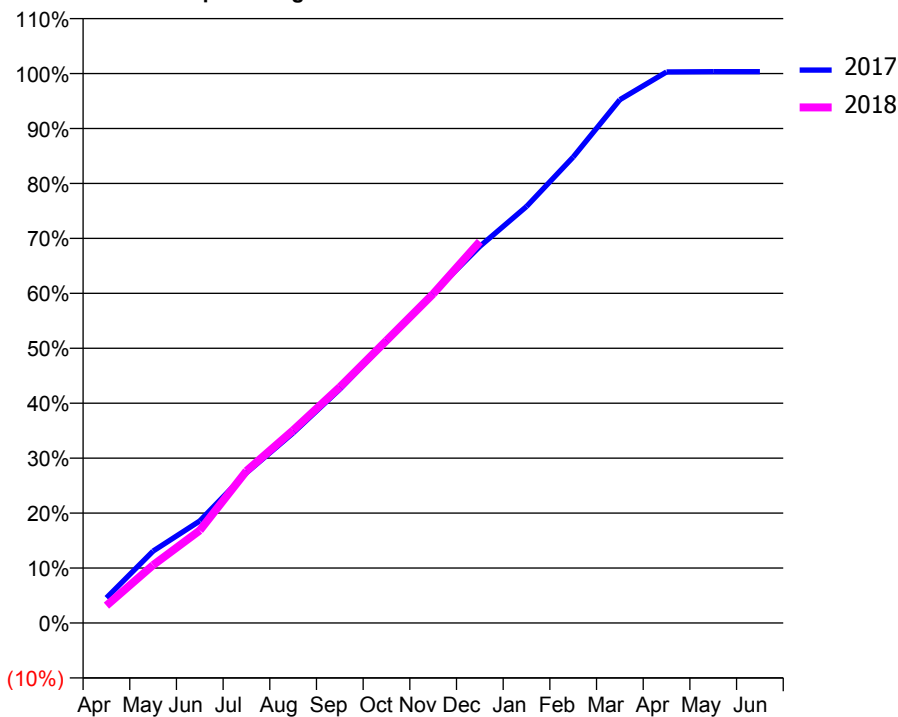
ACCESS*

Patients seen in 24 months	Total	Change since previous quarter
Quarter ending December 2016	5,741	
Quarter ending March 2017	5,787	→
Quarter ending June 2017	5,887	→
Quarter ending September 2017	5,968	→
Quarter ending December 2017	6,144	↑
Variance since December 2016	7.0%	↑



ACTIVITY

Cumulative percentage of contracted UDA delivered 2017 & 2018



Month	Adjusted Scheduled Activity (UDA)	
	2017	2018
April	750	518
May	2,147	1,727
June	3,044	2,763
July	4,482	4,536
August	5,670	5,750
September	6,974	7,037
October	8,406	8,429
November	9,839	9,819
December	11,236	11,377
January	12,425	
February	13,900	
March	15,613	
April	16,440	
May	16,448	
June	16,448	

QUALITY

	Quantity	Base Number	Contract	AT	Region	England
% of FP17s for the same patient ID Re-attending within 3 months - Children	53	1,266	4.2%	10.4%	11.5%	12.0%
% of FP17s for the same patient ID Re-attending within 3 months - Adults	438	5,017	8.7%	14.7%	15.8%	15.9%
% of FP17s for the same patient ID Re-attending between 3 & 9 months - Children	811	1,266	64.1%	60.3%	60.5%	58.0%
% of FP17s for the same patient ID Re-attending between 3 & 9 months - Adults	2,984	5,017	59.5%	52.1%	51.8%	50.5%
% of FP17s for Band 1 Urgent Courses	480	5,969	8.0%	9.8%	9.5%	9.0%
% of FP17s Relating to Free Repair or Replacements	26	5,969	0.4%	0.6%	0.7%	0.8%
% of FP17s Relating to Continuations	68	5,969	1.1%	1.1%	1.0%	1.1%
% of Patients satisfied with the dentistry they have received	8	9	N/A	92.0%	92.1%	91.5%
% of Patients satisfied with the time they had to wait for an appointment	9	9	N/A	88.8%	88.3%	87.9%

* This is based on patients treated on this contract for their most recent course of treatment. Figures in italics indicate the base number of FP17s or Patient Questionnaire responses are less than 100. N/A is shown where the base number of responses is less than 10 during the period. % is calculated as Quantity/Base number*100

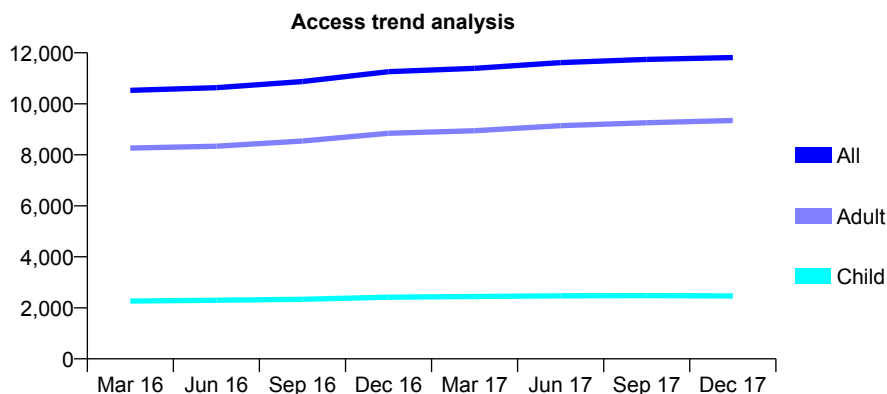
Q70 - Vital Signs At a Glance Contract Report for 101338/0034 - December 2017

Name or company name	Whitecross Dental Care Limited
Contract type name	GDS Contract
Purpose of contract	General
Contract start date	01/04/2006
Contract end date	

17/18 Contracted general activity (UDA)	34,000
Carry forward general activity (UDA)	0
17/18 Contracted orthodontic activity (UOA)	0
Carry forward orthodontic activity (UOA)	0
Baseline contract value	£959,996.05

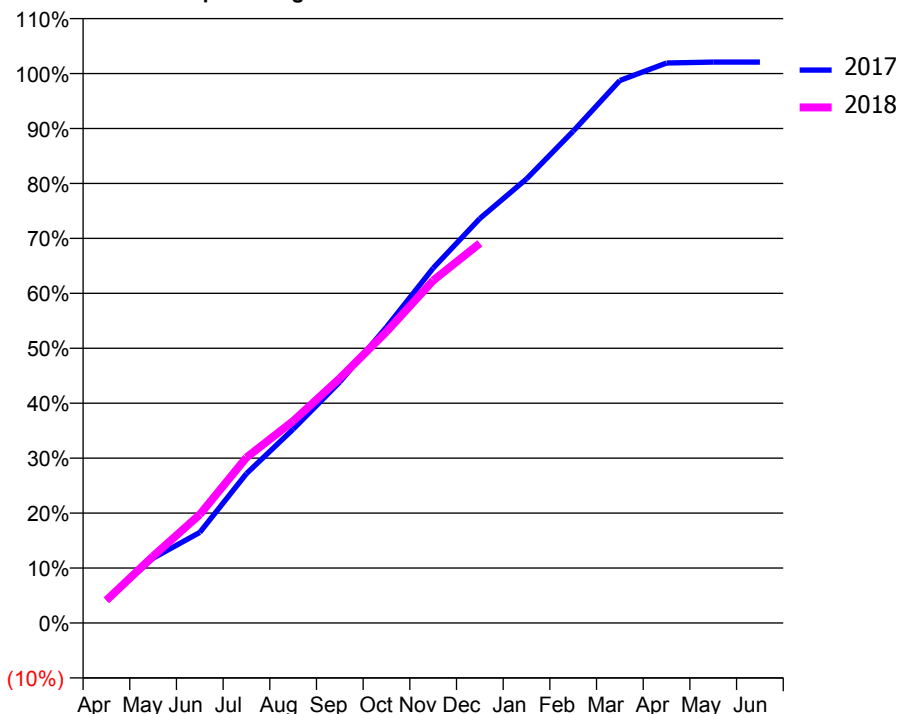
ACCESS*

Patients seen in 24 months	Total	Change since previous quarter
Quarter ending December 2016	11,262	
Quarter ending March 2017	11,389	→
Quarter ending June 2017	11,618	↑
Quarter ending September 2017	11,739	→
Quarter ending December 2017	11,815	→
Variance since December 2016	4.9%	↑



ACTIVITY

Cumulative percentage of contracted UDA delivered 2017 & 2018



QUALITY

	Quantity	Base Number	Contract	AT	Region	England
% of FP17s for the same patient ID Re-attending within 3 months - Children	190	2,527	7.5%	10.4%	11.5%	12.0%
% of FP17s for the same patient ID Re-attending within 3 months - Adults	1,316	8,793	15.0%	14.7%	15.8%	15.9%
% of FP17s for the same patient ID Re-attending between 3 & 9 months - Children	1,446	2,527	57.2%	60.3%	60.5%	58.0%
% of FP17s for the same patient ID Re-attending between 3 & 9 months - Adults	3,794	8,793	43.1%	52.1%	51.8%	50.5%
% of FP17s for Band 1 Urgent Courses	1,093	10,826	10.1%	9.8%	9.5%	9.0%
% of FP17s Relating to Free Repair or Replacements	92	10,826	0.8%	0.6%	0.7%	0.8%
% of FP17s Relating to Continuations	286	10,826	2.6%	1.1%	1.0%	1.1%
% of Patients satisfied with the dentistry they have received	10	11	90.9%	92.0%	92.1%	91.5%
% of Patients satisfied with the time they had to wait for an appointment	8	11	72.7%	88.8%	88.3%	87.9%

* This is based on patients treated on this contract for their most recent course of treatment. Figures in italics indicate the base number of FP17s or Patient Questionnaire responses are less than 100. N/A is shown where the base number of responses is less than 10 during the period. % is calculated as Quantity/Base number*100

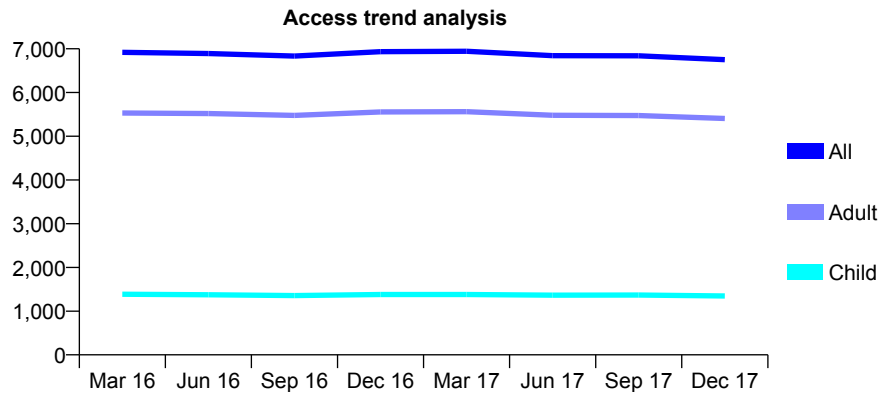
Q70 - Vital Signs At a Glance Contract Report for 101338/0036 - December 2017

Name or company name	Whitecross Dental Care Limited
Contract type name	GDS Contract
Purpose of contract	General
Contract start date	01/04/2006
Contract end date	

17/18 Contracted general activity (UDA)	20,250
Carry forward general activity (UDA)	240
17/18 Contracted orthodontic activity (UOA)	0
Carry forward orthodontic activity (UOA)	0
Baseline contract value	£571,762.36

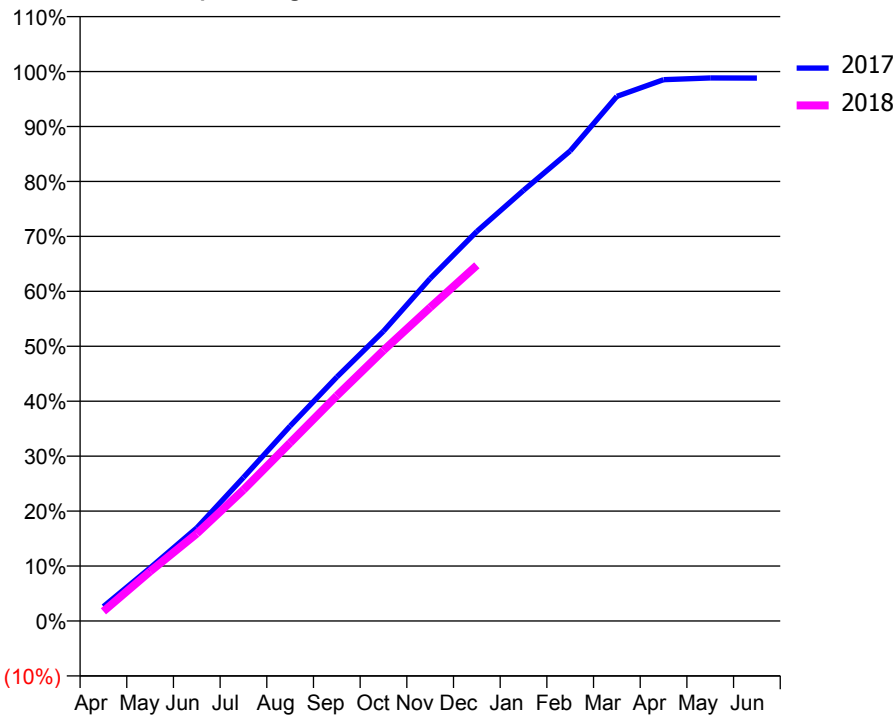
ACCESS*

Patients seen in 24 months	Total	Change since previous quarter
Quarter ending December 2016	6,935	
Quarter ending March 2017	6,943	→
Quarter ending June 2017	6,844	↓
Quarter ending September 2017	6,840	→
Quarter ending December 2017	6,752	↓
Variance since December 2016	(2.6%)	↓



ACTIVITY

Cumulative percentage of contracted UDA delivered 2017 & 2018



Month	Adjusted Scheduled Activity (UDA)	
	2017	2018
April	533	357
May	1,958	1,825
June	3,432	3,222
July	5,289	4,833
August	7,189	6,567
September	8,988	8,302
October	10,679	9,972
November	12,620	11,556
December	14,356	13,110
January	15,869	
February	17,323	
March	19,337	
April	19,951	
May	20,010	
June	20,009	

QUALITY

	Quantity	Base Number	Contract	AT	Region	England
% of FP17s for the same patient ID Re-attending within 3 months - Children	86	1,264	6.8%	10.4%	11.5%	12.0%
% of FP17s for the same patient ID Re-attending within 3 months - Adults	638	5,168	12.3%	14.7%	15.8%	15.9%
% of FP17s for the same patient ID Re-attending between 3 & 9 months - Children	681	1,264	53.9%	60.3%	60.5%	58.0%
% of FP17s for the same patient ID Re-attending between 3 & 9 months - Adults	2,593	5,168	50.2%	52.1%	51.8%	50.5%
% of FP17s for Band 1 Urgent Courses	665	6,167	10.8%	9.8%	9.5%	9.0%
% of FP17s Relating to Free Repair or Replacements	73	6,167	1.2%	0.6%	0.7%	0.8%
% of FP17s Relating to Continuations	150	6,167	2.4%	1.1%	1.0%	1.1%
% of Patients satisfied with the dentistry they have received	5	5	N/A	92.0%	92.1%	91.5%
% of Patients satisfied with the time they had to wait for an appointment	5	5	N/A	88.8%	88.3%	87.9%

* This is based on patients treated on this contract for their most recent course of treatment. Figures in italics indicate the base number of FP17s or Patient Questionnaire responses are less than 100. N/A is shown where the base number of responses is less than 10 during the period. % is calculated as Quantity/Base number*100

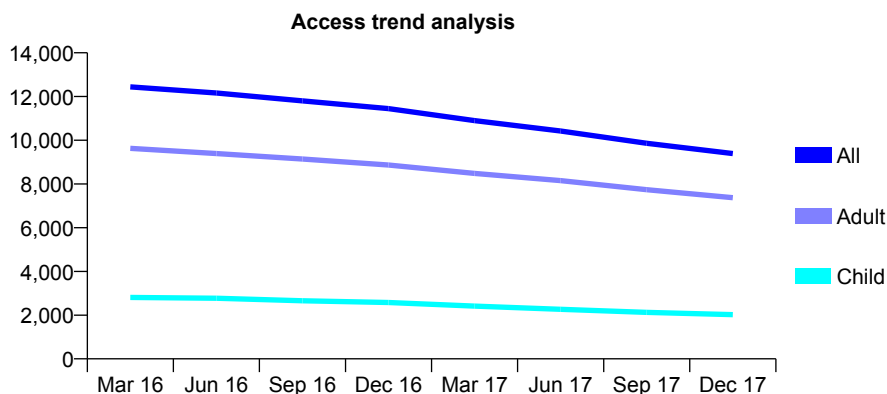
Q70 - Vital Signs At a Glance Contract Report for 101338/0038 - December 2017

Name or company name	Whitecross Dental Care Limited
Contract type name	GDS Contract
Purpose of contract	General
Contract start date	01/04/2006
Contract end date	

17/18 Contracted general activity (UDA)	27,000
Carry forward general activity (UDA)	0
17/18 Contracted orthodontic activity (UOA)	0
Carry forward orthodontic activity (UOA)	0
Baseline contract value	£834,527.05

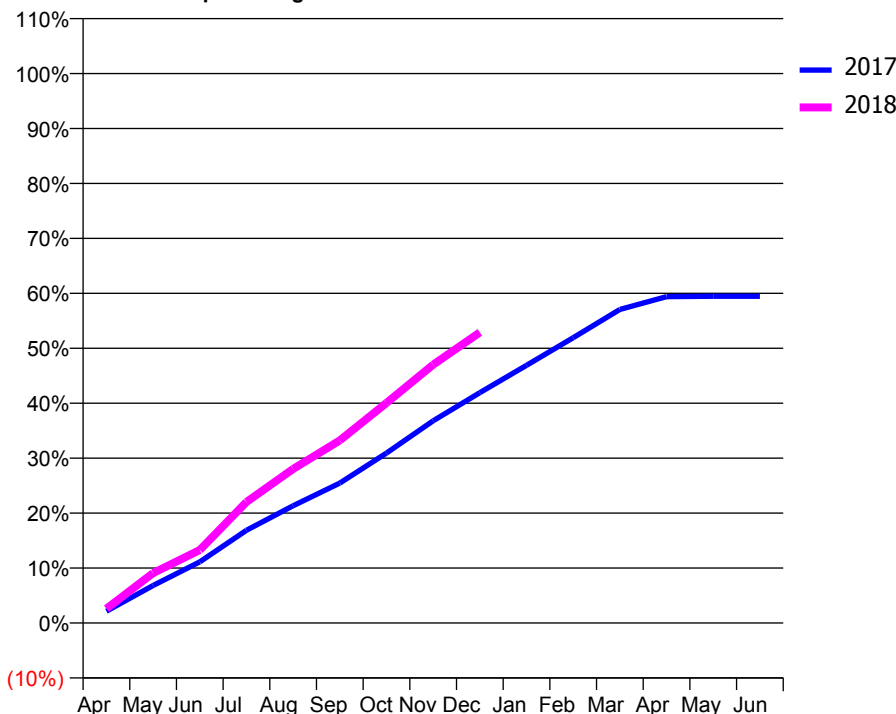
ACCESS*

Patients seen in 24 months	Total	Change since previous quarter
Quarter ending December 2016	11,446	
Quarter ending March 2017	10,897	↓
Quarter ending June 2017	10,421	↓
Quarter ending September 2017	9,863	↓
Quarter ending December 2017	9,394	↓
Variance since December 2016	(17.9%)	↓



ACTIVITY

Cumulative percentage of contracted UDA delivered 2017 & 2018



Month	Adjusted Scheduled Activity (UDA)	
	2017	2018
April	748	703
May	2,383	2,456
June	3,879	3,590
July	5,882	5,946
August	7,439	7,571
September	8,876	8,975
October	10,773	10,816
November	12,818	12,692
December	14,603	14,279
January	16,340	
February	18,084	
March	19,883	
April	20,688	
May	20,717	
June	20,715	

QUALITY

	Quantity	Base Number	Contract	AT	Region	England
% of FP17s for the same patient ID Re-attending within 3 months - Children	109	1,819	6.0%	10.4%	11.5%	12.0%
% of FP17s for the same patient ID Re-attending within 3 months - Adults	633	6,399	9.9%	14.7%	15.8%	15.9%
% of FP17s for the same patient ID Re-attending between 3 & 9 months - Children	874	1,819	48.0%	60.3%	60.5%	58.0%
% of FP17s for the same patient ID Re-attending between 3 & 9 months - Adults	2,678	6,399	41.9%	52.1%	51.8%	50.5%
% of FP17s for Band 1 Urgent Courses	534	7,765	6.9%	9.8%	9.5%	9.0%
% of FP17s Relating to Free Repair or Replacements	59	7,765	0.8%	0.6%	0.7%	0.8%
% of FP17s Relating to Continuations	108	7,765	1.4%	1.1%	1.0%	1.1%
% of Patients satisfied with the dentistry they have received	9	10	90.0%	92.0%	92.1%	91.5%
% of Patients satisfied with the time they had to wait for an appointment	7	10	70.0%	88.8%	88.3%	87.9%

* This is based on patients treated on this contract for their most recent course of treatment. Figures in italics indicate the base number of FP17s or Patient Questionnaire responses are less than 100. N/A is shown where the base number of responses is less than 10 during the period. % is calculated as Quantity/Base number*100

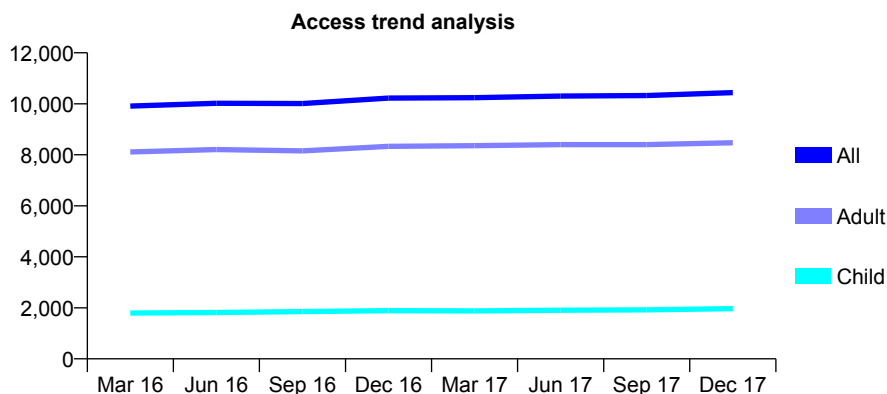
Q70 - Vital Signs At a Glance Contract Report for 101338/0047 - December 2017

Name or company name	Whitecross Dental Care Limited
Contract type name	GDS Contract
Purpose of contract	General
Contract start date	01/04/2007
Contract end date	

17/18 Contracted general activity (UDA)	34,779
Carry forward general activity (UDA)	1,321
17/18 Contracted orthodontic activity (UOA)	0
Carry forward orthodontic activity (UOA)	0
Baseline contract value	£1,016,283.85

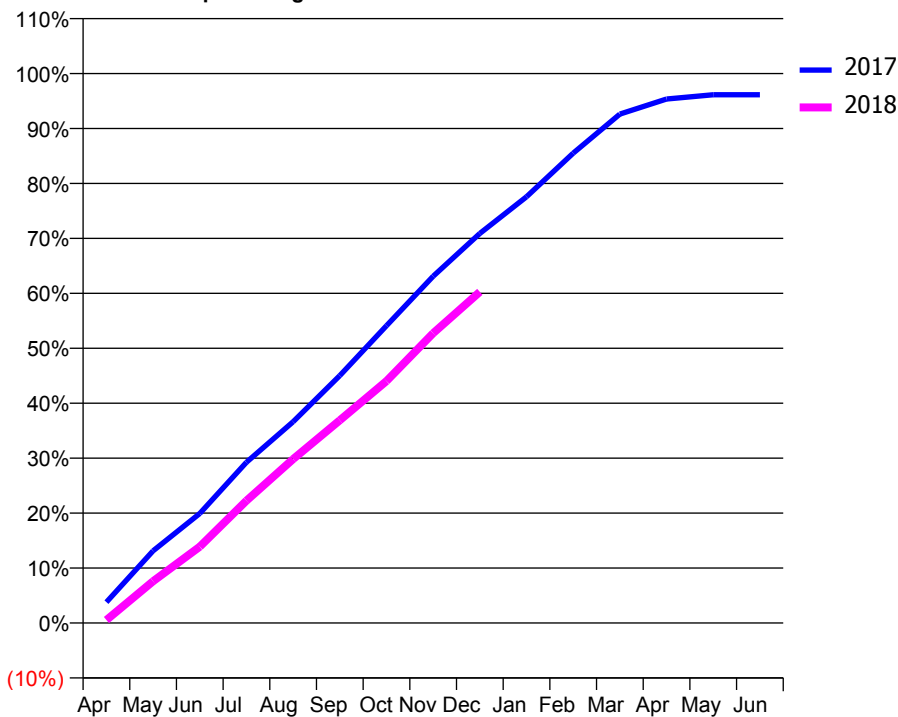
ACCESS*

Patients seen in 24 months	Total	Change since previous quarter
Quarter ending December 2016	10,225	
Quarter ending March 2017	10,239	→
Quarter ending June 2017	10,304	→
Quarter ending September 2017	10,322	→
Quarter ending December 2017	10,438	→
Variance since December 2016	2.1%	↑



ACTIVITY

Cumulative percentage of contracted UDA delivered 2017 & 2018



Month	Adjusted Scheduled Activity (UDA)	
	2017	2018
April	1,302	194
May	4,498	2,642
June	6,825	4,834
July	10,021	7,742
August	12,546	10,379
September	15,418	12,835
October	18,533	15,313
November	21,617	18,341
December	24,287	20,963
January	26,566	
February	29,289	
March	31,718	
April	32,660	
May	32,926	
June	32,930	

QUALITY

	Quantity	Base Number	Contract	AT	Region	England
% of FP17s for the same patient ID Re-attending within 3 months - Children	115	1,879	6.1%	10.4%	11.5%	12.0%
% of FP17s for the same patient ID Re-attending within 3 months - Adults	1,183	7,881	15.0%	14.7%	15.8%	15.9%
% of FP17s for the same patient ID Re-attending between 3 & 9 months - Children	981	1,879	52.2%	60.3%	60.5%	58.0%
% of FP17s for the same patient ID Re-attending between 3 & 9 months - Adults	3,819	7,881	48.5%	52.1%	51.8%	50.5%
% of FP17s for Band 1 Urgent Courses	634	9,235	6.9%	9.8%	9.5%	9.0%
% of FP17s Relating to Free Repair or Replacements	67	9,235	0.7%	0.6%	0.7%	0.8%
% of FP17s Relating to Continuations	318	9,235	3.4%	1.1%	1.0%	1.1%
% of Patients satisfied with the dentistry they have received	12	15	80.0%	92.0%	92.1%	91.5%
% of Patients satisfied with the time they had to wait for an appointment	10	15	66.7%	88.8%	88.3%	87.9%

* This is based on patients treated on this contract for their most recent course of treatment. Figures in italics indicate the base number of FP17s or Patient Questionnaire responses are less than 100. N/A is shown where the base number of responses is less than 10 during the period. % is calculated as Quantity/Base number*100

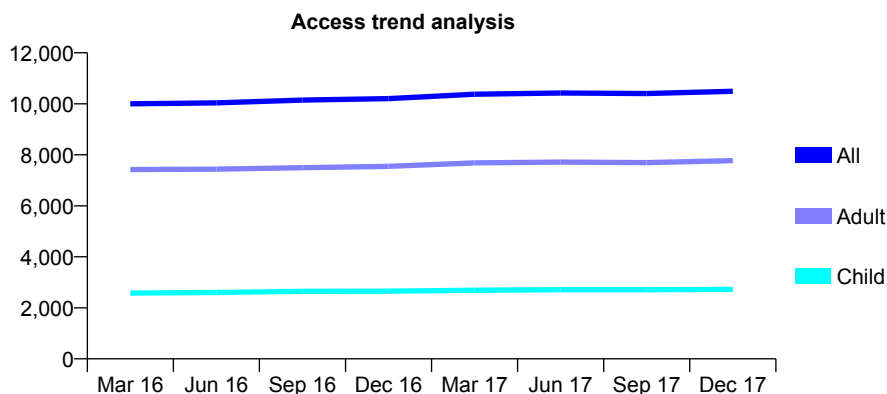
Q70 - Vital Signs At a Glance Contract Report for 101338/0070 - December 2017

Name or company name	Whitecross Dental Care Limited
Contract type name	GDS Contract
Purpose of contract	General
Contract start date	01/11/2008
Contract end date	

17/18 Contracted general activity (UDA)	29,000
Carry forward general activity (UDA)	0
17/18 Contracted orthodontic activity (UOA)	0
Carry forward orthodontic activity (UOA)	0
Baseline contract value	£695,157.88

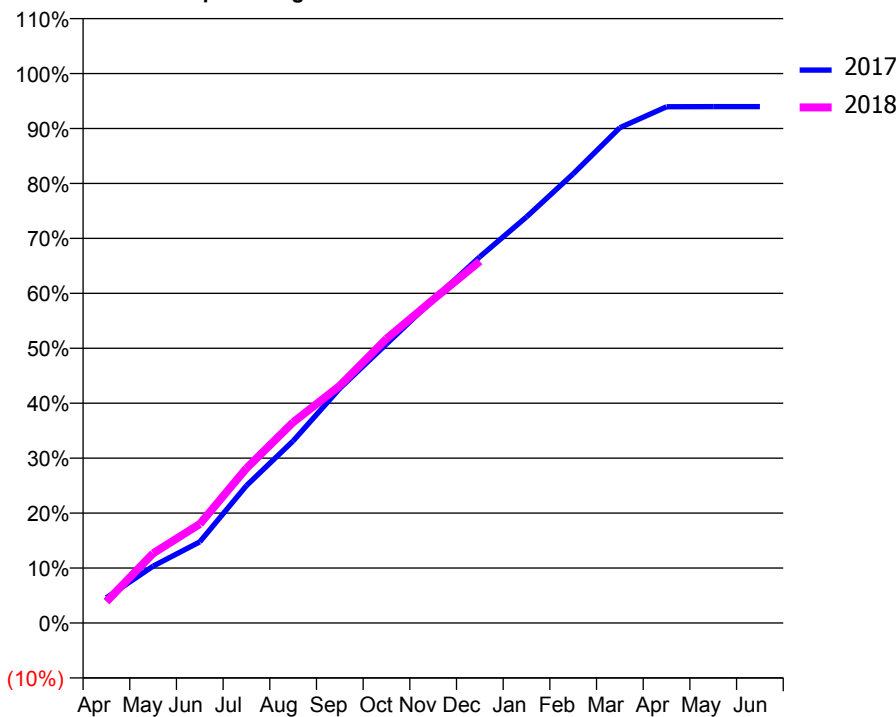
ACCESS*

Patients seen in 24 months	Total	Change since previous quarter
Quarter ending December 2016	10,202	
Quarter ending March 2017	10,376	→
Quarter ending June 2017	10,425	→
Quarter ending September 2017	10,404	→
Quarter ending December 2017	10,491	→
Variance since December 2016	2.8%	↑



ACTIVITY

Cumulative percentage of contracted UDA delivered 2017 & 2018



Month	Adjusted Scheduled Activity (UDA)	
	2017	2018
April	1,325	1,131
May	2,977	3,675
June	4,245	5,227
July	7,187	8,170
August	9,528	10,593
September	12,273	12,526
October	14,600	15,000
November	16,916	17,069
December	19,164	19,088
January	21,248	
February	23,501	
March	25,918	
April	27,009	
May	27,018	
June	27,018	

QUALITY

	Quantity	Base Number	Contract	AT	Region	England
% of FP17s for the same patient ID Re-attending within 3 months - Children	147	2,551	5.8%	10.4%	11.5%	12.0%
% of FP17s for the same patient ID Re-attending within 3 months - Adults	901	7,119	12.7%	14.7%	15.8%	15.9%
% of FP17s for the same patient ID Re-attending between 3 & 9 months - Children	1,340	2,551	52.5%	60.3%	60.5%	58.0%
% of FP17s for the same patient ID Re-attending between 3 & 9 months - Adults	3,605	7,119	50.6%	52.1%	51.8%	50.5%
% of FP17s for Band 1 Urgent Courses	695	9,224	7.5%	9.8%	9.5%	9.0%
% of FP17s Relating to Free Repair or Replacements	26	9,224	0.3%	0.6%	0.7%	0.8%
% of FP17s Relating to Continuations	158	9,224	1.7%	1.1%	1.0%	1.1%
% of Patients satisfied with the dentistry they have received	8	9	N/A	92.0%	92.1%	91.5%
% of Patients satisfied with the time they had to wait for an appointment	9	9	N/A	88.8%	88.3%	87.9%

* This is based on patients treated on this contract for their most recent course of treatment. Figures in italics indicate the base number of FP17s or Patient Questionnaire responses are less than 100. N/A is shown where the base number of responses is less than 10 during the period. % is calculated as Quantity/Base number*100

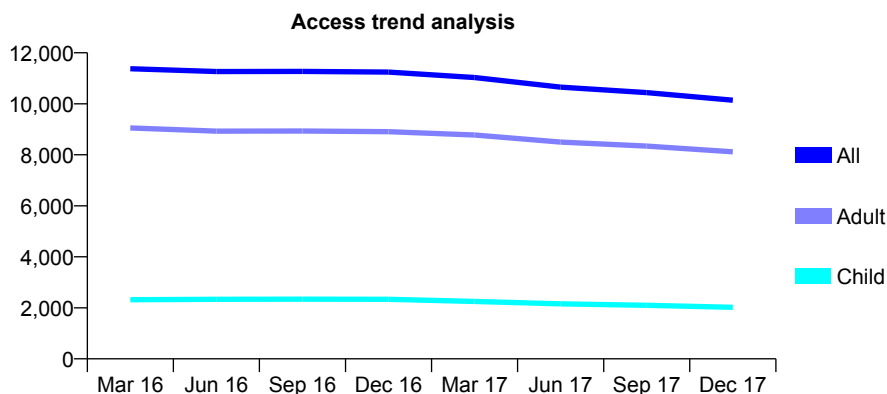
Q70 - Vital Signs At a Glance Contract Report for 101338/0072 - December 2017

Name or company name	Whitecross Dental Care Limited
Contract type name	GDS Contract
Purpose of contract	General
Contract start date	01/01/2009
Contract end date	

17/18 Contracted general activity (UDA)	30,069
Carry forward general activity (UDA)	0
17/18 Contracted orthodontic activity (UOA)	0
Carry forward orthodontic activity (UOA)	0
Baseline contract value	£816,528.79

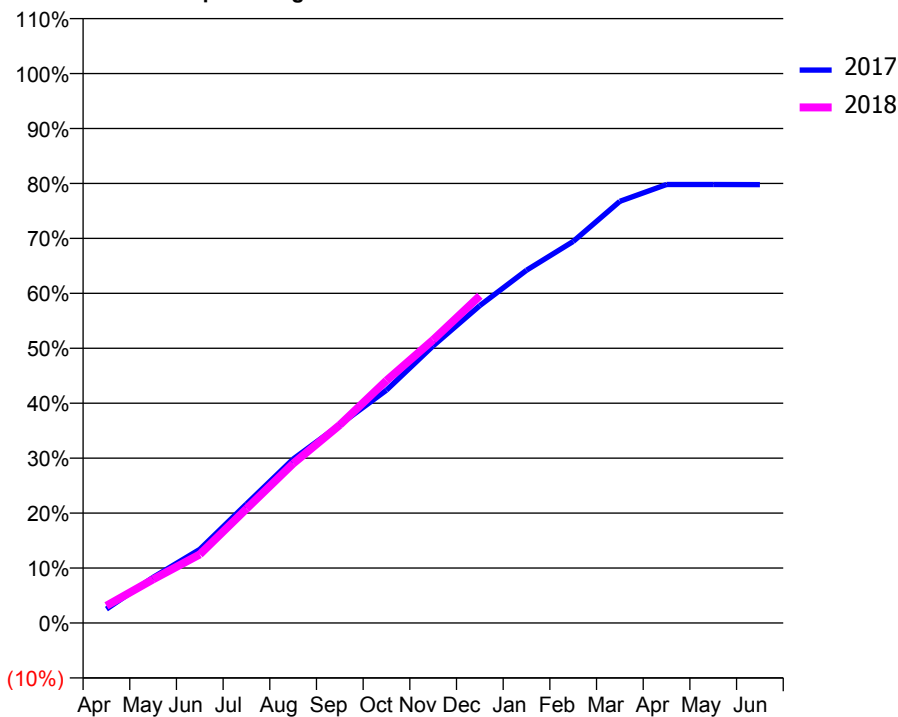
ACCESS*

Patients seen in 24 months	Total	Change since previous quarter
Quarter ending December 2016	11,243	
Quarter ending March 2017	11,030	↓
Quarter ending June 2017	10,653	↓
Quarter ending September 2017	10,438	↓
Quarter ending December 2017	10,139	↓
Variance since December 2016	(9.8%)	↓



ACTIVITY

Cumulative percentage of contracted UDA delivered 2017 & 2018



QUALITY

	Quantity	Base Number	Contract	AT	Region	England
% of FP17s for the same patient ID Re-attending within 3 months - Children	70	1,601	4.4%	10.4%	11.5%	12.0%
% of FP17s for the same patient ID Re-attending within 3 months - Adults	648	6,452	10.0%	14.7%	15.8%	15.9%
% of FP17s for the same patient ID Re-attending between 3 & 9 months - Children	691	1,601	43.2%	60.3%	60.5%	58.0%
% of FP17s for the same patient ID Re-attending between 3 & 9 months - Adults	2,604	6,452	40.4%	52.1%	51.8%	50.5%
% of FP17s for Band 1 Urgent Courses	648	7,636	8.5%	9.8%	9.5%	9.0%
% of FP17s Relating to Free Repair or Replacements	56	7,636	0.7%	0.6%	0.7%	0.8%
% of FP17s Relating to Continuations	85	7,636	1.1%	1.1%	1.0%	1.1%
% of Patients satisfied with the dentistry they have received	8	8	N/A	92.0%	92.1%	91.5%
% of Patients satisfied with the time they had to wait for an appointment	8	8	N/A	88.8%	88.3%	87.9%

* This is based on patients treated on this contract for their most recent course of treatment. Figures in italics indicate the base number of FP17s or Patient Questionnaire responses are less than 100. N/A is shown where the base number of responses is less than 10 during the period. % is calculated as Quantity/Base number*100

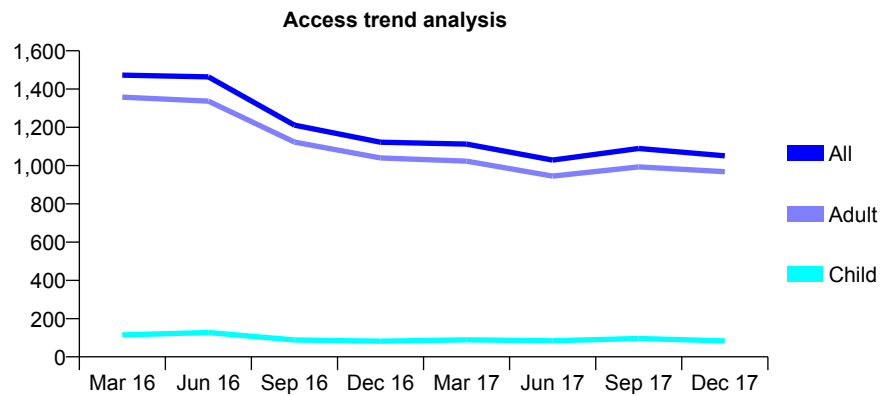
Q70 - Vital Signs At a Glance Contract Report for 101338/0073 - December 2017

Name or company name	Whitecross Dental Care Limited
Contract type name	GDS Contract
Purpose of contract	General
Contract start date	01/01/2009
Contract end date	

17/18 Contracted general activity (UDA)	6,653
Carry forward general activity (UDA)	0
17/18 Contracted orthodontic activity (UOA)	0
Carry forward orthodontic activity (UOA)	0
Baseline contract value	£183,426.91

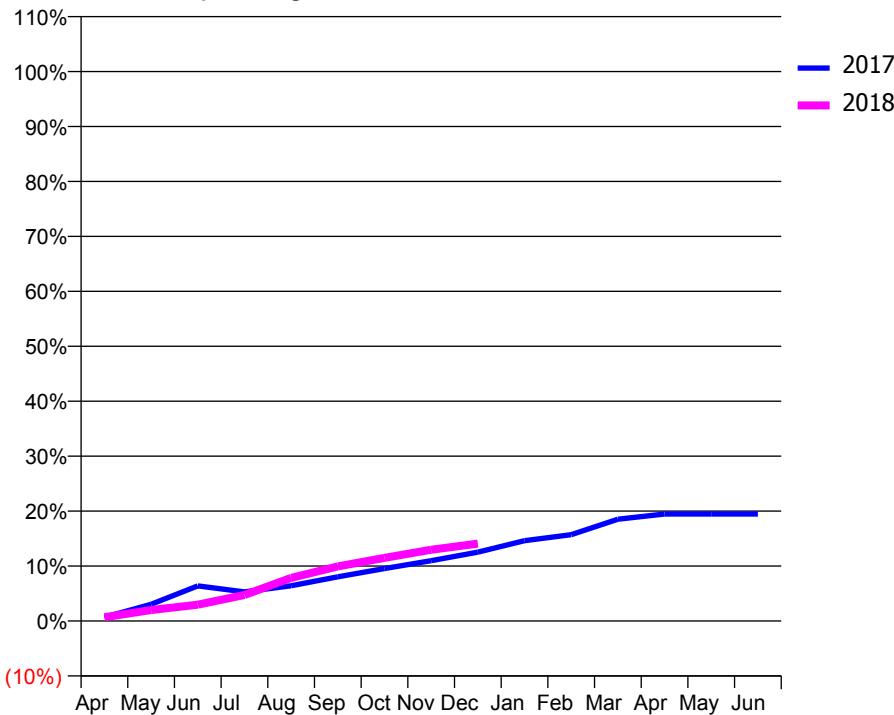
ACCESS*

Patients seen in 24 months	Total	Change since previous quarter
Quarter ending December 2016	1,122	
Quarter ending March 2017	1,112	→
Quarter ending June 2017	1,029	↓
Quarter ending September 2017	1,089	↑
Quarter ending December 2017	1,051	↓
Variance since December 2016	(6.3%)	↓



ACTIVITY

Cumulative percentage of contracted UDA delivered 2017 & 2018



Month	Adjusted Scheduled Activity (UDA)	
	2017	2018
April	47	47
May	203	134
June	425	198
July	352	316
August	427	522
September	535	661
October	636	764
November	731	862
December	834	938
January	972	
February	1,045	
March	1,233	
April	1,296	
May	1,296	
June	1,296	

QUALITY

	Quantity	Base Number	Contract	AT	Region	England
% of FP17s for the same patient ID Re-attending within 3 months - Children	6	83	7.2%	10.4%	11.5%	12.0%
% of FP17s for the same patient ID Re-attending within 3 months - Adults	67	747	9.0%	14.7%	15.8%	15.9%
% of FP17s for the same patient ID Re-attending between 3 & 9 months - Children	9	83	10.8%	60.3%	60.5%	58.0%
% of FP17s for the same patient ID Re-attending between 3 & 9 months - Adults	51	747	6.8%	52.1%	51.8%	50.5%
% of FP17s for Band 1 Urgent Courses	740	778	95.1%	9.8%	9.5%	9.0%
% of FP17s Relating to Free Repair or Replacements	0	778	0.0%	0.6%	0.7%	0.8%
% of FP17s Relating to Continuations	0	778	0.0%	1.1%	1.0%	1.1%
% of Patients satisfied with the dentistry they have received	1	1	N/A	92.0%	92.1%	91.5%
% of Patients satisfied with the time they had to wait for an appointment	1	1	N/A	88.8%	88.3%	87.9%

* This is based on patients treated on this contract for their most recent course of treatment. Figures in italics indicate the base number of FP17s or Patient Questionnaire responses are less than 100. N/A is shown where the base number of responses is less than 10 during the period. % is calculated as Quantity/Base number*100

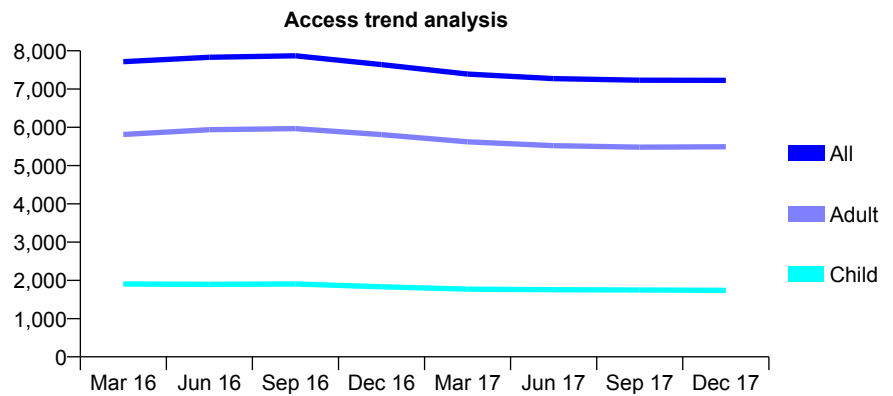
Q70 - Vital Signs At a Glance Contract Report for 101338/0076 - December 2017

Name or company name	Whitecross Dental Care Limited
Contract type name	GDS Contract
Purpose of contract	General
Contract start date	01/02/2009
Contract end date	

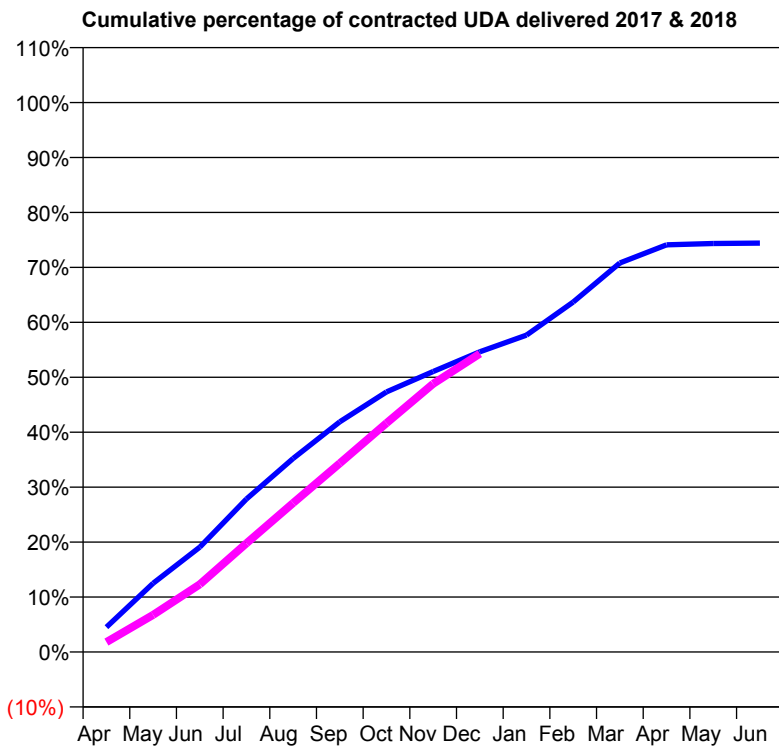
17/18 Contracted general activity (UDA)	23,464
Carry forward general activity (UDA)	0
17/18 Contracted orthodontic activity (UOA)	0
Carry forward orthodontic activity (UOA)	0
Baseline contract value	£546,515.53

ACCESS*

Patients seen in 24 months	Total	Change since previous quarter
Quarter ending December 2016	7,639	
Quarter ending March 2017	7,391	↓
Quarter ending June 2017	7,274	↓
Quarter ending September 2017	7,230	→
Quarter ending December 2017	7,229	→
Variance since December 2016	(5.4%)	↓



ACTIVITY



Month	Adjusted Scheduled Activity (UDA)	
	2017	2018
April	1,061	424
May	2,926	1,587
June	4,465	2,890
July	6,518	4,645
August	8,243	6,363
September	9,803	8,061
October	11,077	9,776
November	11,946	11,451
December	12,786	12,740
January	13,496	
February	14,902	
March	16,566	
April	17,340	
May	17,396	
June	17,416	

QUALITY

	Quantity	Base Number	Contract	AT	Region	England
% of FP17s for the same patient ID Re-attending within 3 months - Children	85	1,756	4.8%	10.4%	11.5%	12.0%
% of FP17s for the same patient ID Re-attending within 3 months - Adults	634	4,983	12.7%	14.7%	15.8%	15.9%
% of FP17s for the same patient ID Re-attending between 3 & 9 months - Children	895	1,756	51.0%	60.3%	60.5%	58.0%
% of FP17s for the same patient ID Re-attending between 3 & 9 months - Adults	2,252	4,983	45.2%	52.1%	51.8%	50.5%
% of FP17s for Band 1 Urgent Courses	514	6,399	8.0%	9.8%	9.5%	9.0%
% of FP17s Relating to Free Repair or Replacements	15	6,399	0.2%	0.6%	0.7%	0.8%
% of FP17s Relating to Continuations	82	6,399	1.3%	1.1%	1.0%	1.1%
% of Patients satisfied with the dentistry they have received	9	10	90.0%	92.0%	92.1%	91.5%
% of Patients satisfied with the time they had to wait for an appointment	7	10	70.0%	88.8%	88.3%	87.9%

* This is based on patients treated on this contract for their most recent course of treatment. Figures in italics indicate the base number of FP17s or Patient Questionnaire responses are less than 100. N/A is shown where the base number of responses is less than 10 during the period. % is calculated as Quantity/Base number*100

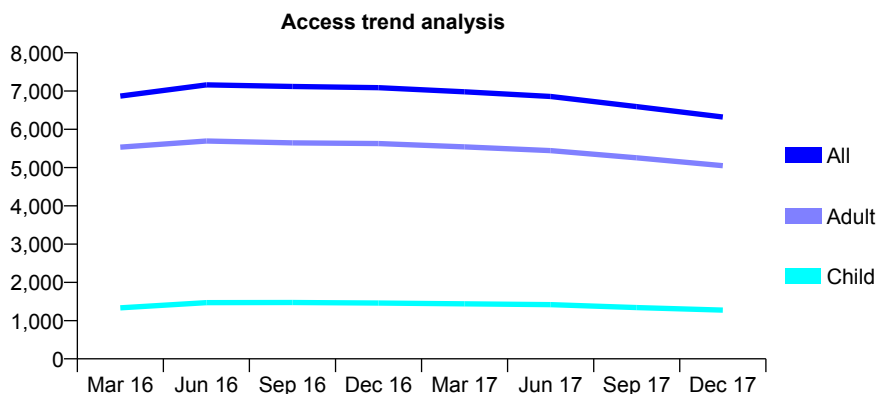
Q70 - Vital Signs At a Glance Contract Report for 101338/0094 - December 2017

Name or company name	Whitecross Dental Care Limited
Contract type name	GDS Contract
Purpose of contract	General
Contract start date	14/09/2009
Contract end date	

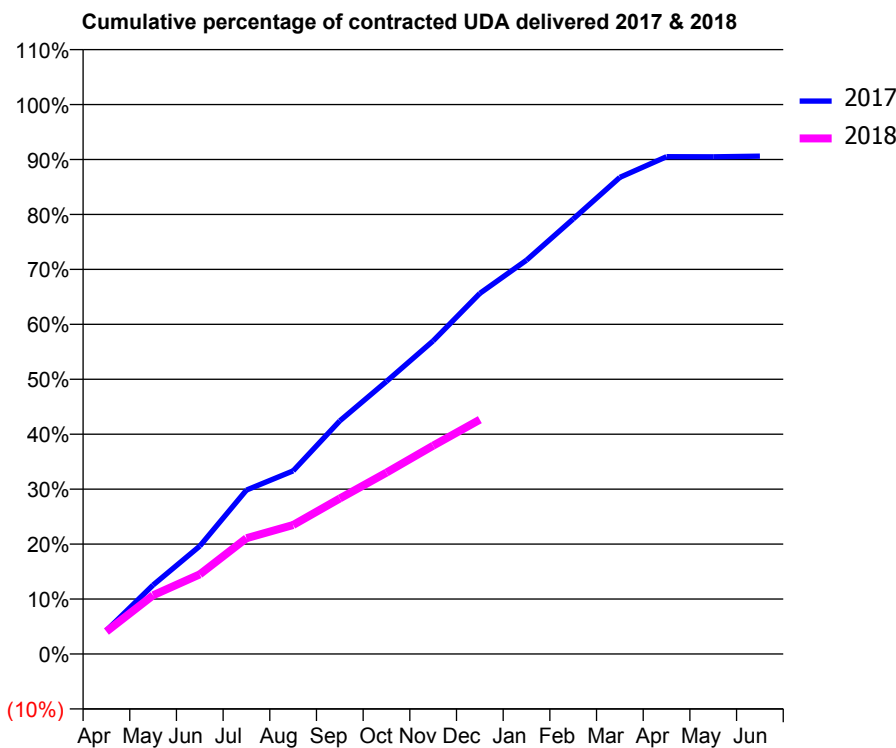
17/18 Contracted general activity (UDA)	20,000
Carry forward general activity (UDA)	0
17/18 Contracted orthodontic activity (UOA)	0
Carry forward orthodontic activity (UOA)	0
Baseline contract value	£553,205.56

ACCESS*

Patients seen in 24 months	Total	Change since previous quarter
Quarter ending December 2016	7,087	
Quarter ending March 2017	6,981	↓
Quarter ending June 2017	6,860	↓
Quarter ending September 2017	6,595	↓
Quarter ending December 2017	6,322	↓
Variance since December 2016	(10.8%)	↓



ACTIVITY



Month	Adjusted Scheduled Activity (UDA)	
	2017	2018
April	855	816
May	2,512	2,138
June	3,929	2,902
July	5,966	4,217
August	6,666	4,695
September	8,484	5,663
October	9,921	6,604
November	11,400	7,582
December	13,126	8,531
January	14,332	
February	15,836	
March	17,347	
April	18,099	
May	18,096	
June	18,122	

QUALITY

	Quantity	Base Number	Contract	AT	Region	England
% of FP17s for the same patient ID Re-attending within 3 months - Children	29	802	3.6%	10.4%	11.5%	12.0%
% of FP17s for the same patient ID Re-attending within 3 months - Adults	327	3,177	10.3%	14.7%	15.8%	15.9%
% of FP17s for the same patient ID Re-attending between 3 & 9 months - Children	281	802	35.0%	60.3%	60.5%	58.0%
% of FP17s for the same patient ID Re-attending between 3 & 9 months - Adults	983	3,177	30.9%	52.1%	51.8%	50.5%
% of FP17s for Band 1 Urgent Courses	273	3,710	7.4%	9.8%	9.5%	9.0%
% of FP17s Relating to Free Repair or Replacements	17	3,710	0.5%	0.6%	0.7%	0.8%
% of FP17s Relating to Continuations	63	3,710	1.7%	1.1%	1.0%	1.1%
% of Patients satisfied with the dentistry they have received	3	4	N/A	92.0%	92.1%	91.5%
% of Patients satisfied with the time they had to wait for an appointment	3	4	N/A	88.8%	88.3%	87.9%

* This is based on patients treated on this contract for their most recent course of treatment. Figures in italics indicate the base number of FP17s or Patient Questionnaire responses are less than 100. N/A is shown where the base number of responses is less than 10 during the period. % is calculated as Quantity/Base number*100

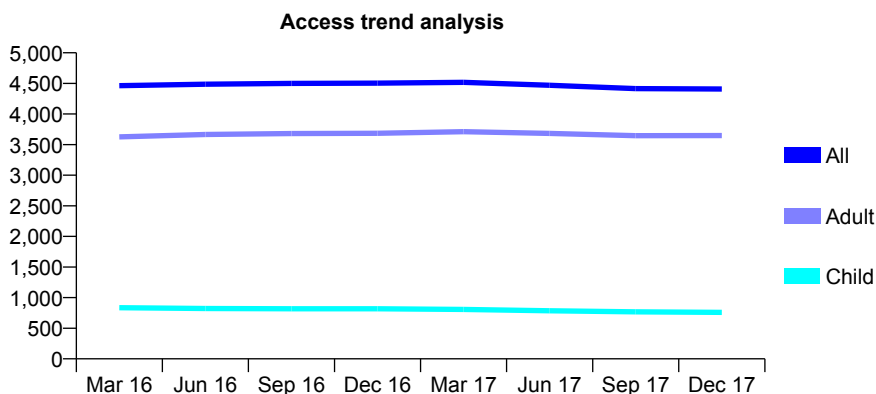
Q70 - Vital Signs At a Glance Contract Report for 101338/0095 - December 2017

Name or company name	Whitecross Dental Care Limited
Contract type name	GDS Contract
Purpose of contract	General
Contract start date	02/09/2009
Contract end date	

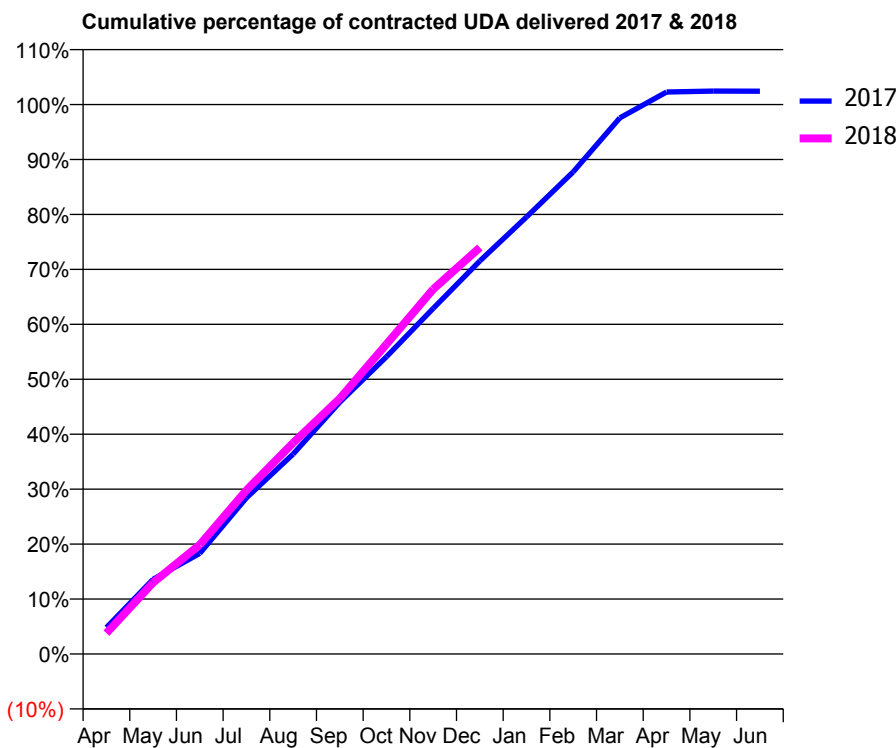
17/18 Contracted general activity (UDA)	12,000
Carry forward general activity (UDA)	0
17/18 Contracted orthodontic activity (UOA)	0
Carry forward orthodontic activity (UOA)	0
Baseline contract value	£331,923.35

ACCESS*

Patients seen in 24 months	Total	Change since previous quarter
Quarter ending December 2016	4,504	
Quarter ending March 2017	4,518	→
Quarter ending June 2017	4,470	↓
Quarter ending September 2017	4,415	↓
Quarter ending December 2017	4,408	→
Variance since December 2016	(2.1%)	↓



ACTIVITY



Month	Adjusted Scheduled Activity (UDA)	
	2017	2018
April	579	455
May	1,633	1,561
June	2,197	2,385
July	3,412	3,579
August	4,367	4,611
September	5,499	5,580
October	6,493	6,766
November	7,546	7,966
December	8,582	8,878
January	9,545	
February	10,528	
March	11,706	
April	12,273	
May	12,294	
June	12,292	

QUALITY

	Quantity	Base Number	Contract	AT	Region	England
% of FP17s for the same patient ID Re-attending within 3 months - Children	40	813	4.9%	10.4%	11.5%	12.0%
% of FP17s for the same patient ID Re-attending within 3 months - Adults	270	3,383	8.0%	14.7%	15.8%	15.9%
% of FP17s for the same patient ID Re-attending between 3 & 9 months - Children	490	813	60.3%	60.3%	60.5%	58.0%
% of FP17s for the same patient ID Re-attending between 3 & 9 months - Adults	831	3,383	24.6%	52.1%	51.8%	50.5%
% of FP17s for Band 1 Urgent Courses	238	3,981	6.0%	9.8%	9.5%	9.0%
% of FP17s Relating to Free Repair or Replacements	8	3,981	0.2%	0.6%	0.7%	0.8%
% of FP17s Relating to Continuations	37	3,981	0.9%	1.1%	1.0%	1.1%
% of Patients satisfied with the dentistry they have received	7	7	N/A	92.0%	92.1%	91.5%
% of Patients satisfied with the time they had to wait for an appointment	6	7	N/A	88.8%	88.3%	87.9%

* This is based on patients treated on this contract for their most recent course of treatment. Figures in italics indicate the base number of FP17s or Patient Questionnaire responses are less than 100. N/A is shown where the base number of responses is less than 10 during the period. % is calculated as Quantity/Base number*100

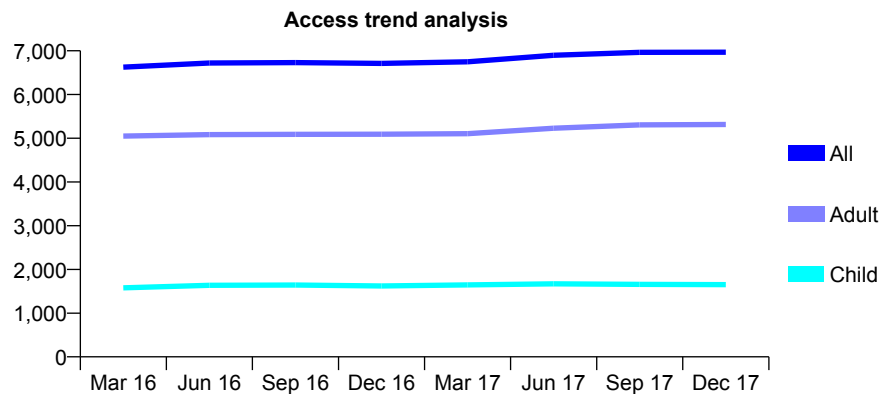
Q70 - Vital Signs At a Glance Contract Report for 101338/0096 - December 2017

Name or company name	Whitecross Dental Care Limited
Contract type name	GDS Contract
Purpose of contract	General
Contract start date	01/09/2009
Contract end date	

17/18 Contracted general activity (UDA)	25,081
Carry forward general activity (UDA)	0
17/18 Contracted orthodontic activity (UOA)	0
Carry forward orthodontic activity (UOA)	0
Baseline contract value	£674,310.23

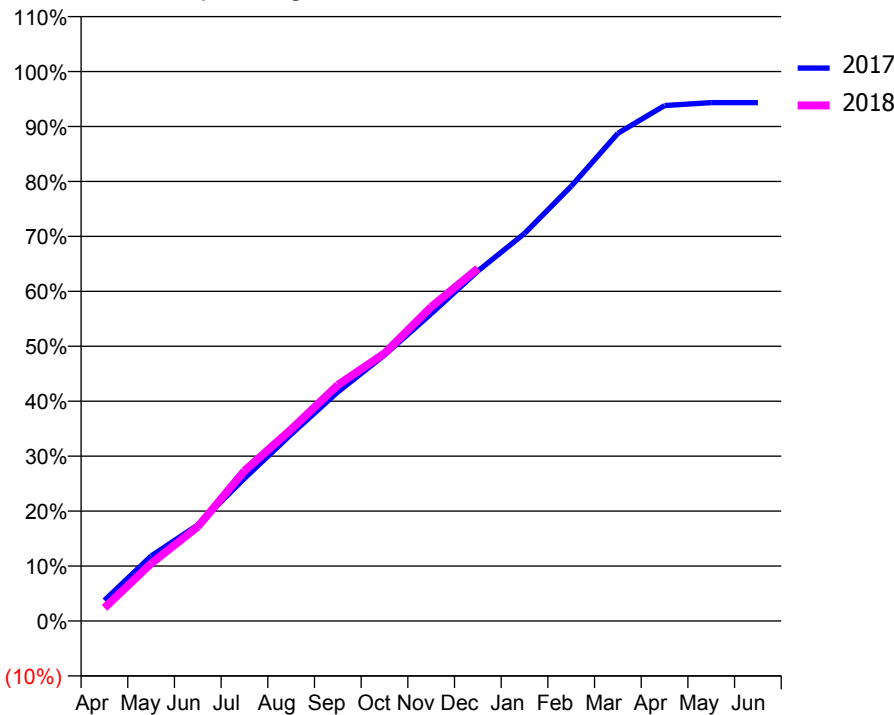
ACCESS*

Patients seen in 24 months	Total	Change since previous quarter
Quarter ending December 2016	6,712	
Quarter ending March 2017	6,749	→
Quarter ending June 2017	6,898	↑
Quarter ending September 2017	6,965	→
Quarter ending December 2017	6,969	→
Variance since December 2016	3.8%	↑



ACTIVITY

Cumulative percentage of contracted UDA delivered 2017 & 2018



Month	Adjusted Scheduled Activity (UDA)	
	2017	2018
April	882	597
May	2,790	2,625
June	4,123	4,305
July	6,119	6,854
August	8,015	8,750
September	9,830	10,777
October	11,416	12,220
November	13,188	14,335
December	15,023	16,097
January	16,632	
February	18,658	
March	20,930	
April	22,123	
May	22,247	
June	22,246	

QUALITY

	Quantity	Base Number	Contract	AT	Region	England
% of FP17s for the same patient ID Re-attending within 3 months - Children	121	1,698	7.1%	10.4%	11.5%	12.0%
% of FP17s for the same patient ID Re-attending within 3 months - Adults	593	5,479	10.8%	14.7%	15.8%	15.9%
% of FP17s for the same patient ID Re-attending between 3 & 9 months - Children	884	1,698	52.1%	60.3%	60.5%	58.0%
% of FP17s for the same patient ID Re-attending between 3 & 9 months - Adults	2,982	5,479	54.4%	52.1%	51.8%	50.5%
% of FP17s for Band 1 Urgent Courses	809	6,755	12.0%	9.8%	9.5%	9.0%
% of FP17s Relating to Free Repair or Replacements	65	6,755	1.0%	0.6%	0.7%	0.8%
% of FP17s Relating to Continuations	76	6,755	1.1%	1.1%	1.0%	1.1%
% of Patients satisfied with the dentistry they have received	6	8	N/A	92.0%	92.1%	91.5%
% of Patients satisfied with the time they had to wait for an appointment	5	8	N/A	88.8%	88.3%	87.9%

* This is based on patients treated on this contract for their most recent course of treatment. Figures in italics indicate the base number of FP17s or Patient Questionnaire responses are less than 100. N/A is shown where the base number of responses is less than 10 during the period. % is calculated as Quantity/Base number*100

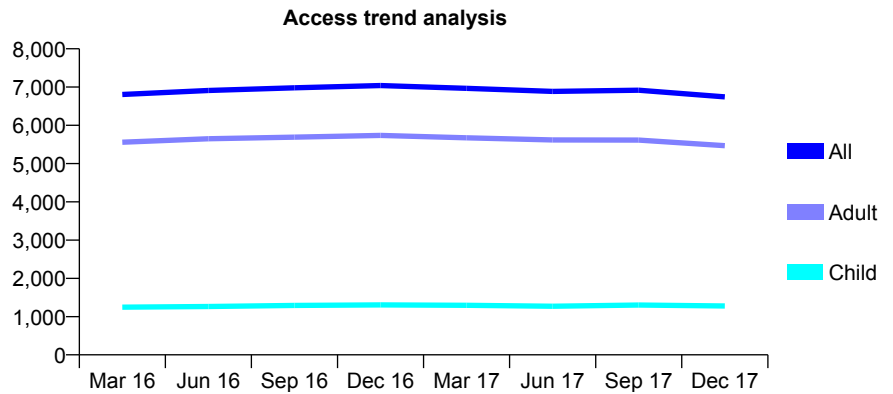
Q70 - Vital Signs At a Glance Contract Report for 101338/0129 - December 2017

Name or company name	Whitecross Dental Care Limited
Contract type name	GDS Contract
Purpose of contract	General
Contract start date	25/10/2010
Contract end date	

17/18 Contracted general activity (UDA)	21,000
Carry forward general activity (UDA)	503
17/18 Contracted orthodontic activity (UOA)	0
Carry forward orthodontic activity (UOA)	0
Baseline contract value	£495,540.34

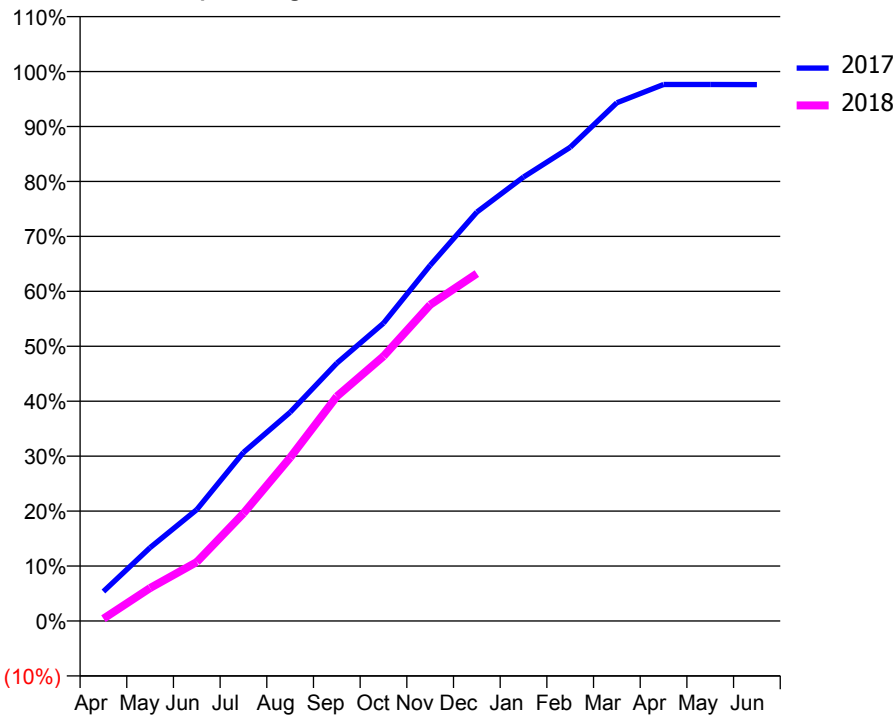
ACCESS*

Patients seen in 24 months	Total	Change since previous quarter
Quarter ending December 2016	7,041	
Quarter ending March 2017	6,968	↓
Quarter ending June 2017	6,888	↓
Quarter ending September 2017	6,916	→
Quarter ending December 2017	6,745	↓
Variance since December 2016	(4.2%)	↓



ACTIVITY

Cumulative percentage of contracted UDA delivered 2017 & 2018



Month	Adjusted Scheduled Activity (UDA)	
	2017	2018
April	1,129	90
May	2,803	1,260
June	4,260	2,255
July	6,442	4,117
August	7,979	6,246
September	9,851	8,582
October	11,382	10,117
November	13,594	12,087
December	15,627	13,278
January	16,966	
February	18,105	
March	19,804	
April	20,503	
May	20,504	
June	20,497	

QUALITY

	Quantity	Base Number	Contract	AT	Region	England
% of FP17s for the same patient ID Re-attending within 3 months - Children	102	1,363	7.5%	10.4%	11.5%	12.0%
% of FP17s for the same patient ID Re-attending within 3 months - Adults	692	5,326	13.0%	14.7%	15.8%	15.9%
% of FP17s for the same patient ID Re-attending between 3 & 9 months - Children	742	1,363	54.4%	60.3%	60.5%	58.0%
% of FP17s for the same patient ID Re-attending between 3 & 9 months - Adults	2,474	5,326	46.5%	52.1%	51.8%	50.5%
% of FP17s for Band 1 Urgent Courses	440	6,359	6.9%	9.8%	9.5%	9.0%
% of FP17s Relating to Free Repair or Replacements	71	6,359	1.1%	0.6%	0.7%	0.8%
% of FP17s Relating to Continuations	101	6,359	1.6%	1.1%	1.0%	1.1%
% of Patients satisfied with the dentistry they have received	7	7	N/A	92.0%	92.1%	91.5%
% of Patients satisfied with the time they had to wait for an appointment	6	7	N/A	88.8%	88.3%	87.9%

* This is based on patients treated on this contract for their most recent course of treatment. Figures in italics indicate the base number of FP17s or Patient Questionnaire responses are less than 100. N/A is shown where the base number of responses is less than 10 during the period. % is calculated as Quantity/Base number*100

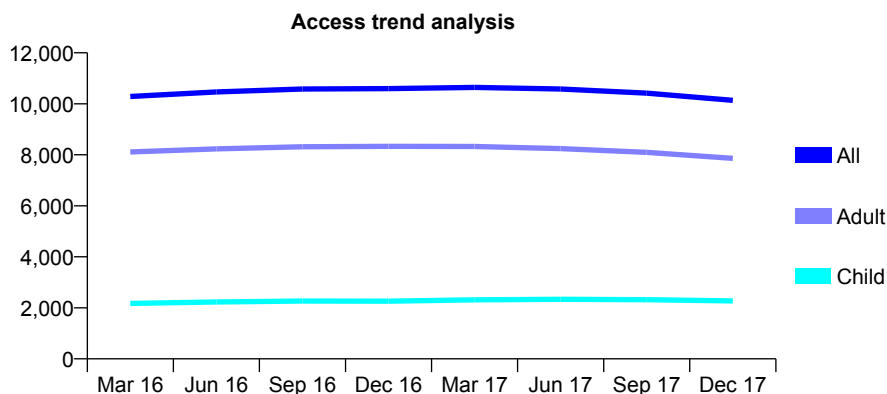
Q70 - Vital Signs At a Glance Contract Report for 101338/0132 - December 2017

Name or company name	Whitecross Dental Care Limited
Contract type name	GDS Contract
Purpose of contract	General
Contract start date	01/09/2011
Contract end date	

17/18 Contracted general activity (UDA)	22,493
Carry forward general activity (UDA)	0
17/18 Contracted orthodontic activity (UOA)	0
Carry forward orthodontic activity (UOA)	0
Baseline contract value	£604,943.37

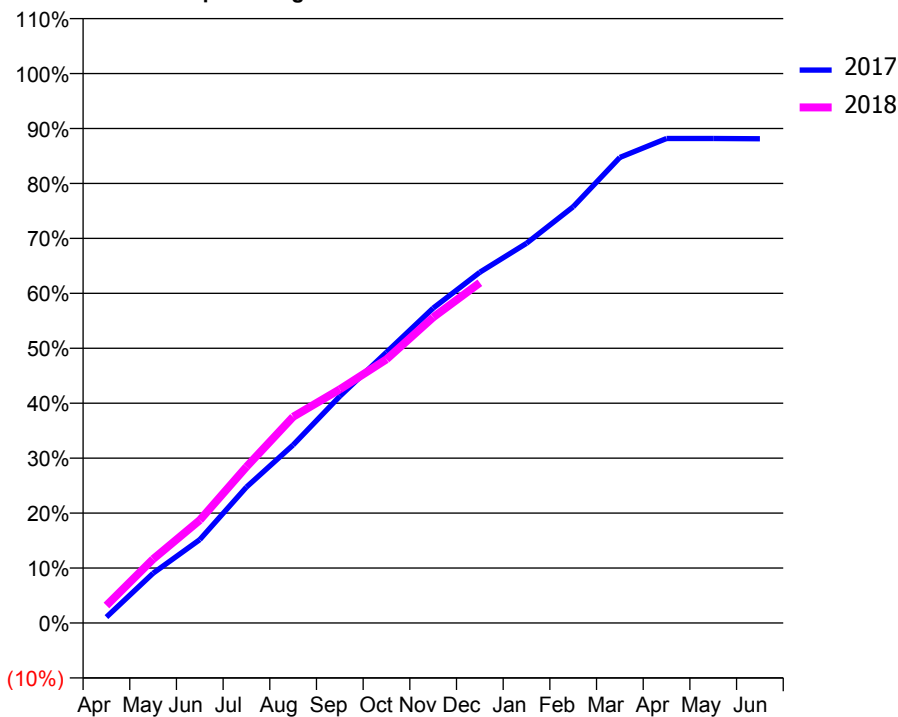
ACCESS*

Patients seen in 24 months	Total	Change since previous quarter
Quarter ending December 2016	10,596	
Quarter ending March 2017	10,641	→
Quarter ending June 2017	10,582	→
Quarter ending September 2017	10,420	↓
Quarter ending December 2017	10,135	↓
Variance since December 2016	(4.4%)	↓



ACTIVITY

Cumulative percentage of contracted UDA delivered 2017 & 2018



Month	Adjusted Scheduled Activity (UDA)	
	2017	2018
April	302	716
May	2,536	2,617
June	4,246	4,211
July	6,926	6,394
August	9,075	8,441
September	11,549	9,565
October	13,794	10,791
November	16,040	12,513
December	17,871	13,927
January	19,343	
February	21,202	
March	23,721	
April	24,686	
May	24,681	
June	24,669	

QUALITY

	Quantity	Base Number	Contract	AT	Region	England
% of FP17s for the same patient ID Re-attending within 3 months - Children	109	1,991	5.5%	10.4%	11.5%	12.0%
% of FP17s for the same patient ID Re-attending within 3 months - Adults	650	6,212	10.5%	14.7%	15.8%	15.9%
% of FP17s for the same patient ID Re-attending between 3 & 9 months - Children	1,147	1,991	57.6%	60.3%	60.5%	58.0%
% of FP17s for the same patient ID Re-attending between 3 & 9 months - Adults	2,493	6,212	40.1%	52.1%	51.8%	50.5%
% of FP17s for Band 1 Urgent Courses	903	7,728	11.7%	9.8%	9.5%	9.0%
% of FP17s Relating to Free Repair or Replacements	43	7,728	0.6%	0.6%	0.7%	0.8%
% of FP17s Relating to Continuations	70	7,728	0.9%	1.1%	1.0%	1.1%
% of Patients satisfied with the dentistry they have received	12	15	80.0%	92.0%	92.1%	91.5%
% of Patients satisfied with the time they had to wait for an appointment	12	15	80.0%	88.8%	88.3%	87.9%

* This is based on patients treated on this contract for their most recent course of treatment. Figures in italics indicate the base number of FP17s or Patient Questionnaire responses are less than 100. N/A is shown where the base number of responses is less than 10 during the period. % is calculated as Quantity/Base number*100

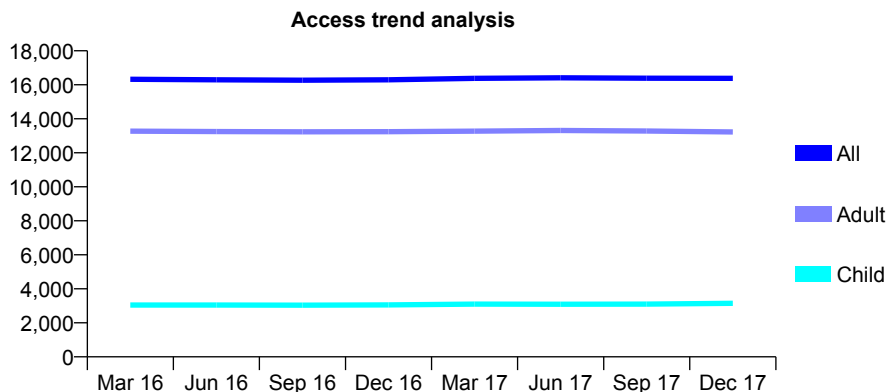
Q70 - Vital Signs At a Glance Contract Report for 101338/0133 - December 2017

Name or company name	Whitecross Dental Care Limited
Contract type name	GDS Contract
Purpose of contract	General
Contract start date	01/09/2011
Contract end date	

17/18 Contracted general activity (UDA)	40,500
Carry forward general activity (UDA)	0
17/18 Contracted orthodontic activity (UOA)	0
Carry forward orthodontic activity (UOA)	0
Baseline contract value	£1,192,964.06

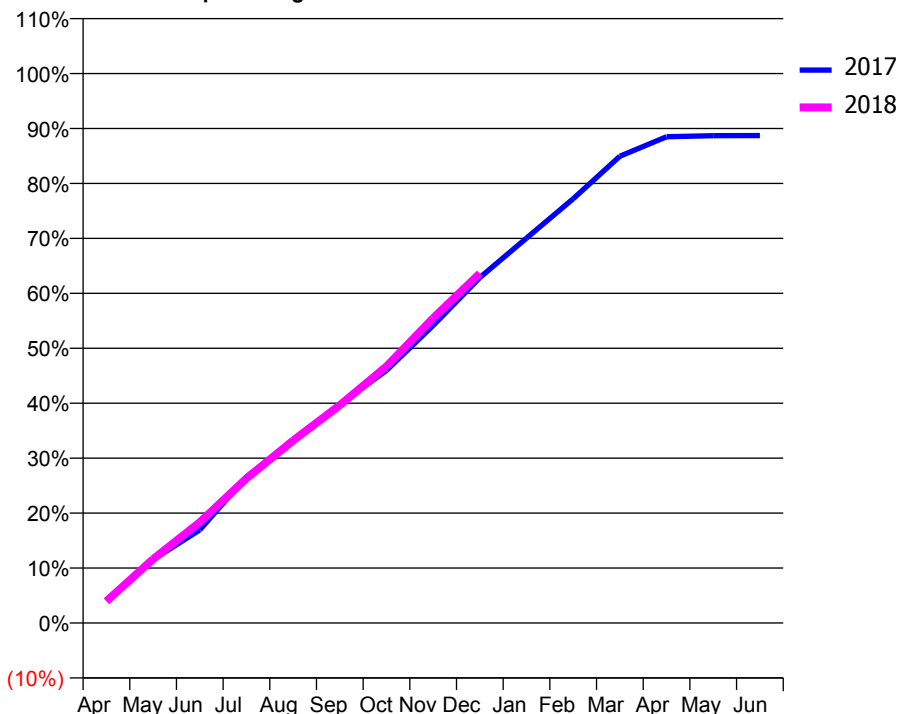
ACCESS*

Patients seen in 24 months	Total	Change since previous quarter
Quarter ending December 2016	16,298	
Quarter ending March 2017	16,377	→
Quarter ending June 2017	16,410	→
Quarter ending September 2017	16,389	→
Quarter ending December 2017	16,377	→
Variance since December 2016	0.5%	→



ACTIVITY

Cumulative percentage of contracted UDA delivered 2017 & 2018



Month	Adjusted Scheduled Activity (UDA)	
	2017	2018
April	1,735	1,607
May	4,804	4,716
June	7,052	7,425
July	11,072	10,660
August	13,740	13,452
September	16,557	16,057
October	19,128	18,913
November	22,525	22,467
December	26,156	25,765
January	29,142	
February	32,122	
March	35,335	
April	36,815	
May	36,889	
June	36,899	

QUALITY

	Quantity	Base Number	Contract	AT	Region	England
% of FP17s for the same patient ID Re-attending within 3 months - Children	162	3,273	4.9%	10.4%	11.5%	12.0%
% of FP17s for the same patient ID Re-attending within 3 months - Adults	1,498	13,286	11.3%	14.7%	15.8%	15.9%
% of FP17s for the same patient ID Re-attending between 3 & 9 months - Children	2,101	3,273	64.2%	60.3%	60.5%	58.0%
% of FP17s for the same patient ID Re-attending between 3 & 9 months - Adults	6,257	13,286	47.1%	52.1%	51.8%	50.5%
% of FP17s for Band 1 Urgent Courses	1,036	14,806	7.0%	9.8%	9.5%	9.0%
% of FP17s Relating to Free Repair or Replacements	78	14,806	0.5%	0.6%	0.7%	0.8%
% of FP17s Relating to Continuations	164	14,806	1.1%	1.1%	1.0%	1.1%
% of Patients satisfied with the dentistry they have received	15	15	100.0%	92.0%	92.1%	91.5%
% of Patients satisfied with the time they had to wait for an appointment	15	15	100.0%	88.8%	88.3%	87.9%

* This is based on patients treated on this contract for their most recent course of treatment. Figures in italics indicate the base number of FP17s or Patient Questionnaire responses are less than 100. N/A is shown where the base number of responses is less than 10 during the period. % is calculated as Quantity/Base number*100

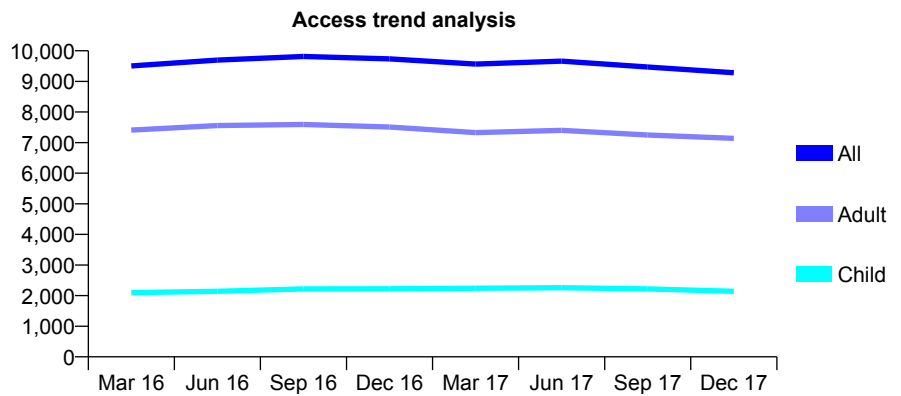
Q70 - Vital Signs At a Glance Contract Report for 101362/0039 - December 2017

Name or company name	Rodericks Dental Limited
Contract type name	GDS Contract
Purpose of contract	General
Contract start date	03/10/2011
Contract end date	

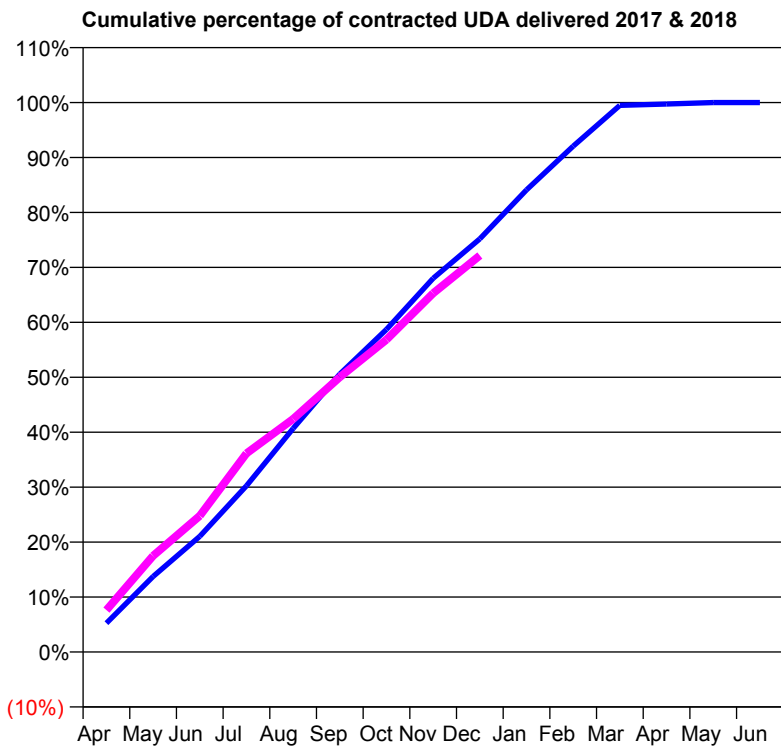
17/18 Contracted general activity (UDA)	26,613
Carry forward general activity (UDA)	0
17/18 Contracted orthodontic activity (UOA)	0
Carry forward orthodontic activity (UOA)	0
Baseline contract value	£735,193.05

ACCESS*

Patients seen in 24 months	Total	Change since previous quarter
Quarter ending December 2016	9,735	
Quarter ending March 2017	9,567	↓
Quarter ending June 2017	9,661	→
Quarter ending September 2017	9,469	↓
Quarter ending December 2017	9,283	↓
Variance since December 2016	(4.6%)	↓



ACTIVITY



Month	Adjusted Scheduled Activity (UDA)	
	2017	2018
April	1,401	2,033
May	3,657	4,658
June	5,602	6,599
July	8,052	9,617
August	10,824	11,285
September	13,461	13,312
October	15,627	15,131
November	18,101	17,376
December	20,013	19,200
January	22,379	
February	24,500	
March	26,478	
April	26,543	
May	26,614	
June	26,614	

QUALITY

	Quantity	Base Number	Contract	AT	Region	England
% of FP17s for the same patient ID Re-attending within 3 months - Children	270	2,353	11.5%	10.4%	11.5%	12.0%
% of FP17s for the same patient ID Re-attending within 3 months - Adults	1,088	6,548	16.6%	14.7%	15.8%	15.9%
% of FP17s for the same patient ID Re-attending between 3 & 9 months - Children	1,252	2,353	53.2%	60.3%	60.5%	58.0%
% of FP17s for the same patient ID Re-attending between 3 & 9 months - Adults	2,423	6,548	37.0%	52.1%	51.8%	50.5%
% of FP17s for Band 1 Urgent Courses	2,500	8,854	28.2%	9.8%	9.5%	9.0%
% of FP17s Relating to Free Repair or Replacements	109	8,854	1.2%	0.6%	0.7%	0.8%
% of FP17s Relating to Continuations	16	8,854	0.2%	1.1%	1.0%	1.1%
% of Patients satisfied with the dentistry they have received	15	16	93.8%	92.0%	92.1%	91.5%
% of Patients satisfied with the time they had to wait for an appointment	12	16	75.0%	88.8%	88.3%	87.9%

* This is based on patients treated on this contract for their most recent course of treatment. Figures in italics indicate the base number of FP17s or Patient Questionnaire responses are less than 100. N/A is shown where the base number of responses is less than 10 during the period. % is calculated as Quantity/Base number*100

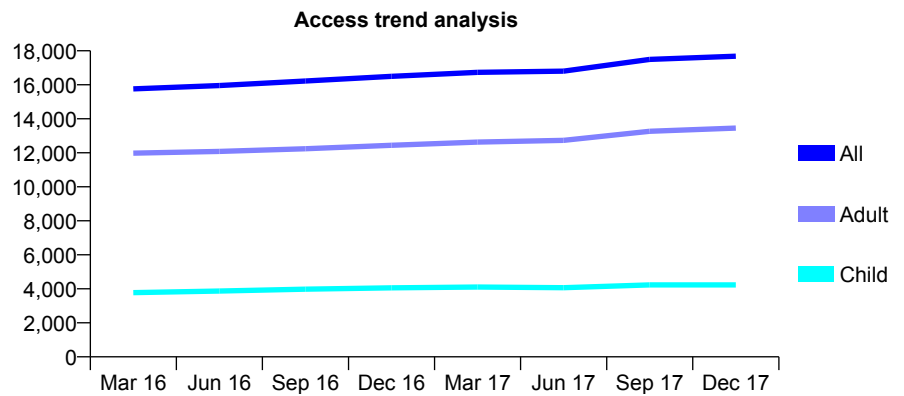
Q70 - Vital Signs At a Glance Contract Report for 101362/0043 - December 2017

Name or company name	Rodericks Dental Limited
Contract type name	GDS Contract
Purpose of contract	General
Contract start date	11/02/2012
Contract end date	

17/18 Contracted general activity (UDA)	52,655
Carry forward general activity (UDA)	0
17/18 Contracted orthodontic activity (UOA)	0
Carry forward orthodontic activity (UOA)	0
Baseline contract value	£1,379,814.61

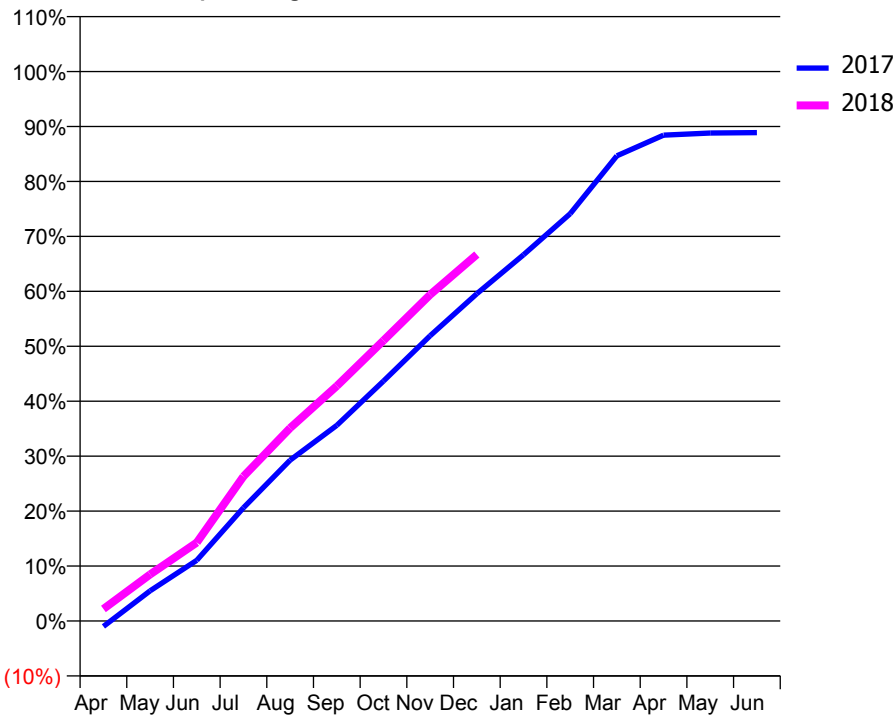
ACCESS*

Patients seen in 24 months	Total	Change since previous quarter
Quarter ending December 2016	16,497	
Quarter ending March 2017	16,737	→
Quarter ending June 2017	16,805	→
Quarter ending September 2017	17,495	↑
Quarter ending December 2017	17,680	→
Variance since December 2016	7.2%	↑



ACTIVITY

Cumulative percentage of contracted UDA delivered 2017 & 2018



Month	Adjusted Scheduled Activity (UDA)	
	2017	2018
April	-535	1,162
May	2,894	4,465
June	5,824	7,521
July	10,857	13,862
August	15,421	18,499
September	18,747	22,527
October	22,991	26,884
November	27,339	31,271
December	31,364	35,123
January	35,089	
February	39,035	
March	44,572	
April	46,550	
May	46,759	
June	46,792	

QUALITY

	Quantity	Base Number	Contract	AT	Region	England
% of FP17s for the same patient ID Re-attending within 3 months - Children	343	4,514	7.6%	10.4%	11.5%	12.0%
% of FP17s for the same patient ID Re-attending within 3 months - Adults	1,840	12,781	14.4%	14.7%	15.8%	15.9%
% of FP17s for the same patient ID Re-attending between 3 & 9 months - Children	2,660	4,514	58.9%	60.3%	60.5%	58.0%
% of FP17s for the same patient ID Re-attending between 3 & 9 months - Adults	6,414	12,781	50.2%	52.1%	51.8%	50.5%
% of FP17s for Band 1 Urgent Courses	1,693	16,317	10.4%	9.8%	9.5%	9.0%
% of FP17s Relating to Free Repair or Replacements	114	16,317	0.7%	0.6%	0.7%	0.8%
% of FP17s Relating to Continuations	23	16,317	0.1%	1.1%	1.0%	1.1%
% of Patients satisfied with the dentistry they have received	10	10	100.0%	92.0%	92.1%	91.5%
% of Patients satisfied with the time they had to wait for an appointment	9	10	90.0%	88.8%	88.3%	87.9%

* This is based on patients treated on this contract for their most recent course of treatment. Figures in italics indicate the base number of FP17s or Patient Questionnaire responses are less than 100. N/A is shown where the base number of responses is less than 10 during the period. % is calculated as Quantity/Base number*100

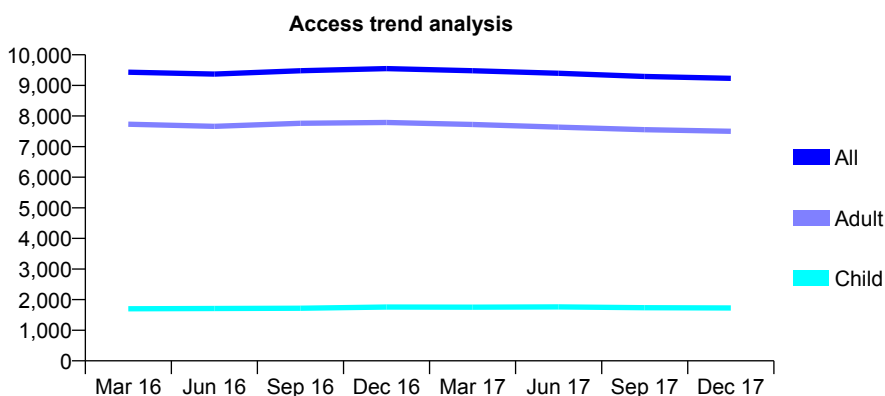
Q70 - Vital Signs At a Glance Contract Report for 101435/0008 - December 2017

Name or company name	IDH Limited
Contract type name	GDS Contract
Purpose of contract	General
Contract start date	01/04/2006
Contract end date	

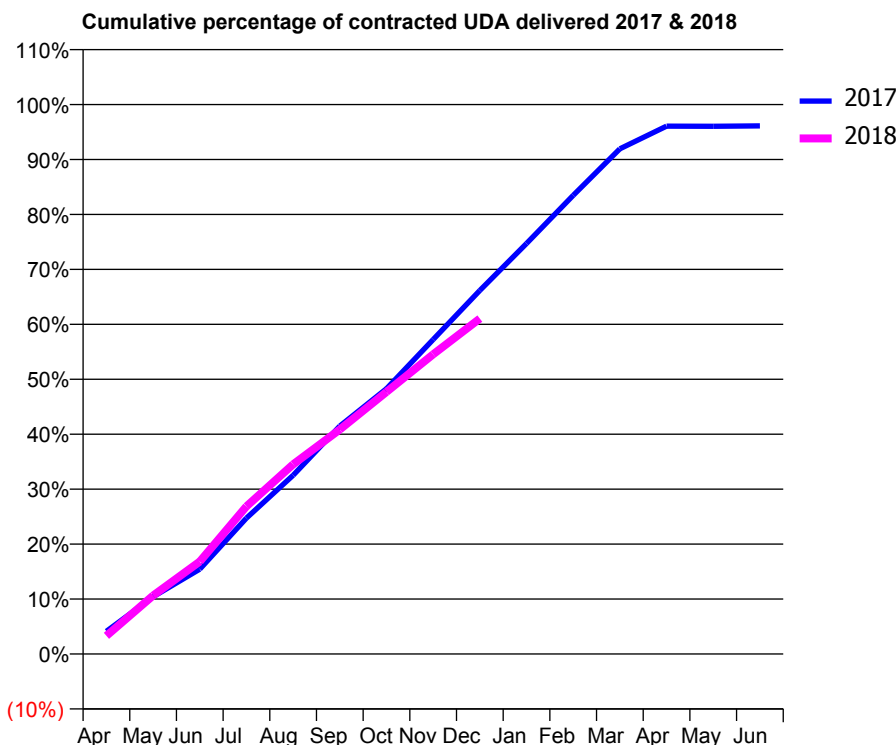
17/18 Contracted general activity (UDA)	31,000
Carry forward general activity (UDA)	0
17/18 Contracted orthodontic activity (UOA)	0
Carry forward orthodontic activity (UOA)	0
Baseline contract value	£750,624.69

ACCESS*

Patients seen in 24 months	Total	Change since previous quarter
Quarter ending December 2016	9,549	
Quarter ending March 2017	9,478	→
Quarter ending June 2017	9,397	→
Quarter ending September 2017	9,290	↓
Quarter ending December 2017	9,230	→
Variance since December 2016	(3.3%)	↓



ACTIVITY



Month	Adjusted Scheduled Activity (UDA)	
	2017	2018
April	1,282	1,025
May	3,230	3,302
June	4,789	5,221
July	7,668	8,329
August	10,087	10,699
September	12,859	12,661
October	14,963	14,790
November	17,739	16,904
December	20,508	18,924
January	23,162	
February	25,875	
March	28,500	
April	29,780	
May	29,773	
June	29,792	

QUALITY

	Quantity	Base Number	Contract	AT	Region	England
% of FP17s for the same patient ID Re-attending within 3 months - Children	80	1,550	5.2%	10.4%	11.5%	12.0%
% of FP17s for the same patient ID Re-attending within 3 months - Adults	559	5,948	9.4%	14.7%	15.8%	15.9%
% of FP17s for the same patient ID Re-attending between 3 & 9 months - Children	766	1,550	49.4%	60.3%	60.5%	58.0%
% of FP17s for the same patient ID Re-attending between 3 & 9 months - Adults	2,245	5,948	37.7%	52.1%	51.8%	50.5%
% of FP17s for Band 1 Urgent Courses	302	7,086	4.3%	9.8%	9.5%	9.0%
% of FP17s Relating to Free Repair or Replacements	40	7,086	0.6%	0.6%	0.7%	0.8%
% of FP17s Relating to Continuations	116	7,086	1.6%	1.1%	1.0%	1.1%
% of Patients satisfied with the dentistry they have received	7	8	N/A	92.0%	92.1%	91.5%
% of Patients satisfied with the time they had to wait for an appointment	7	8	N/A	88.8%	88.3%	87.9%

* This is based on patients treated on this contract for their most recent course of treatment. Figures in italics indicate the base number of FP17s or Patient Questionnaire responses are less than 100. N/A is shown where the base number of responses is less than 10 during the period. % is calculated as Quantity/Base number*100

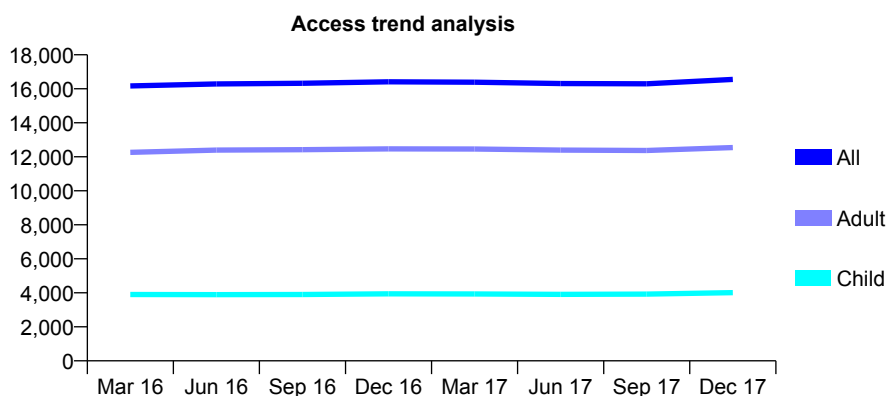
Q70 - Vital Signs At a Glance Contract Report for 101435/0016 - December 2017

Name or company name	IDH Limited
Contract type name	GDS Contract
Purpose of contract	General
Contract start date	01/04/2006
Contract end date	

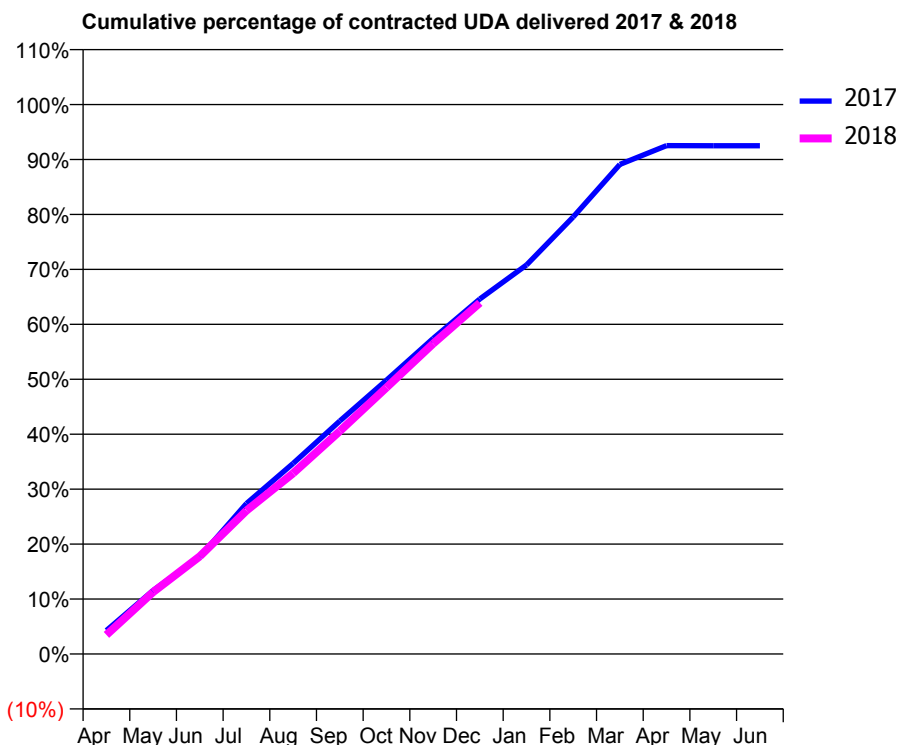
17/18 Contracted general activity (UDA)	47,133
Carry forward general activity (UDA)	0
17/18 Contracted orthodontic activity (UOA)	0
Carry forward orthodontic activity (UOA)	0
Baseline contract value	£1,052,675.21

ACCESS*

Patients seen in 24 months	Total	Change since previous quarter
Quarter ending December 2016	16,411	
Quarter ending March 2017	16,392	→
Quarter ending June 2017	16,306	→
Quarter ending September 2017	16,297	→
Quarter ending December 2017	16,553	→
Variance since December 2016	0.9%	→



ACTIVITY



Month	Adjusted Scheduled Activity (UDA)	
	2017	2018
April	2,022	1,643
May	5,452	5,315
June	8,329	8,380
July	12,911	12,305
August	16,346	15,505
September	19,990	19,121
October	23,483	22,859
November	27,065	26,622
December	30,450	30,126
January	33,366	
February	37,484	
March	41,998	
April	43,603	
May	43,598	
June	43,600	

QUALITY

	Quantity	Base Number	Contract	AT	Region	England
% of FP17s for the same patient ID Re-attending within 3 months - Children	203	4,074	5.0%	10.4%	11.5%	12.0%
% of FP17s for the same patient ID Re-attending within 3 months - Adults	1,101	12,022	9.2%	14.7%	15.8%	15.9%
% of FP17s for the same patient ID Re-attending between 3 & 9 months - Children	2,415	4,074	59.3%	60.3%	60.5%	58.0%
% of FP17s for the same patient ID Re-attending between 3 & 9 months - Adults	6,727	12,022	56.0%	52.1%	51.8%	50.5%
% of FP17s for Band 1 Urgent Courses	578	15,361	3.8%	9.8%	9.5%	9.0%
% of FP17s Relating to Free Repair or Replacements	65	15,361	0.4%	0.6%	0.7%	0.8%
% of FP17s Relating to Continuations	214	15,361	1.4%	1.1%	1.0%	1.1%
% of Patients satisfied with the dentistry they have received	11	11	100.0%	92.0%	92.1%	91.5%
% of Patients satisfied with the time they had to wait for an appointment	9	11	81.8%	88.8%	88.3%	87.9%

* This is based on patients treated on this contract for their most recent course of treatment. Figures in italics indicate the base number of FP17s or Patient Questionnaire responses are less than 100. N/A is shown where the base number of responses is less than 10 during the period. % is calculated as Quantity/Base number*100

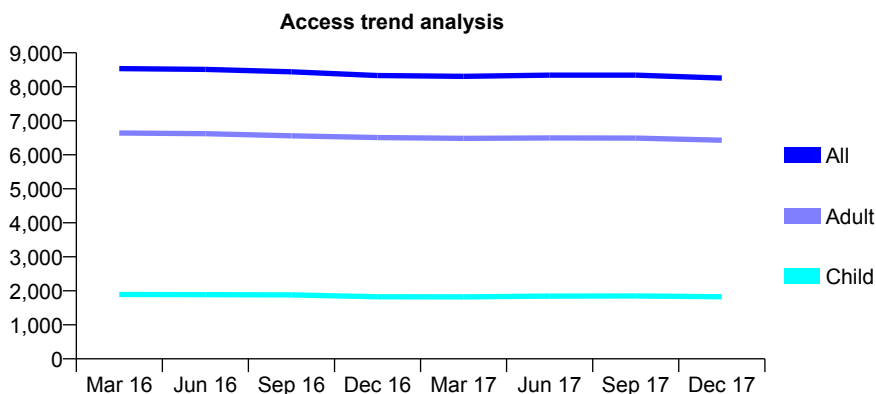
Q70 - Vital Signs At a Glance Contract Report for 101435/0022 - December 2017

Name or company name	IDH Limited
Contract type name	GDS Contract
Purpose of contract	General
Contract start date	01/04/2006
Contract end date	

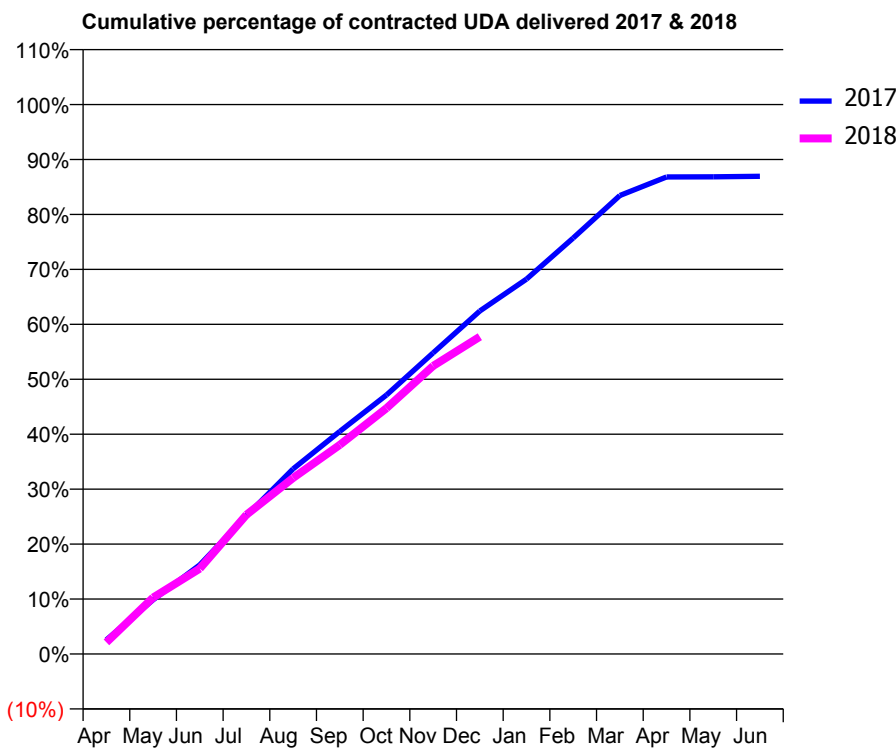
17/18 Contracted general activity (UDA)	23,473
Carry forward general activity (UDA)	0
17/18 Contracted orthodontic activity (UOA)	0
Carry forward orthodontic activity (UOA)	0
Baseline contract value	£560,631.66

ACCESS*

Patients seen in 24 months	Total	Change since previous quarter
Quarter ending December 2016	8,333	
Quarter ending March 2017	8,307	→
Quarter ending June 2017	8,342	→
Quarter ending September 2017	8,343	→
Quarter ending December 2017	8,255	↓
Variance since December 2016	(0.9%)	→



ACTIVITY



Month	Adjusted Scheduled Activity (UDA)	
	2017	2018
April	630	497
May	2,411	2,414
June	3,969	3,646
July	6,159	5,949
August	8,246	7,521
September	9,913	8,932
October	11,535	10,502
November	13,412	12,308
December	15,276	13,556
January	16,696	
February	18,524	
March	20,420	
April	21,246	
May	21,250	
June	21,277	

QUALITY

	Quantity	Base Number	Contract	AT	Region	England
% of FP17s for the same patient ID Re-attending within 3 months - Children	91	1,706	5.3%	10.4%	11.5%	12.0%
% of FP17s for the same patient ID Re-attending within 3 months - Adults	493	5,340	9.2%	14.7%	15.8%	15.9%
% of FP17s for the same patient ID Re-attending between 3 & 9 months - Children	640	1,706	37.5%	60.3%	60.5%	58.0%
% of FP17s for the same patient ID Re-attending between 3 & 9 months - Adults	1,897	5,340	35.5%	52.1%	51.8%	50.5%
% of FP17s for Band 1 Urgent Courses	431	6,653	6.5%	9.8%	9.5%	9.0%
% of FP17s Relating to Free Repair or Replacements	19	6,653	0.3%	0.6%	0.7%	0.8%
% of FP17s Relating to Continuations	69	6,653	1.0%	1.1%	1.0%	1.1%
% of Patients satisfied with the dentistry they have received	1	2	N/A	92.0%	92.1%	91.5%
% of Patients satisfied with the time they had to wait for an appointment	1	2	N/A	88.8%	88.3%	87.9%

* This is based on patients treated on this contract for their most recent course of treatment. Figures in italics indicate the base number of FP17s or Patient Questionnaire responses are less than 100. N/A is shown where the base number of responses is less than 10 during the period. % is calculated as Quantity/Base number*100

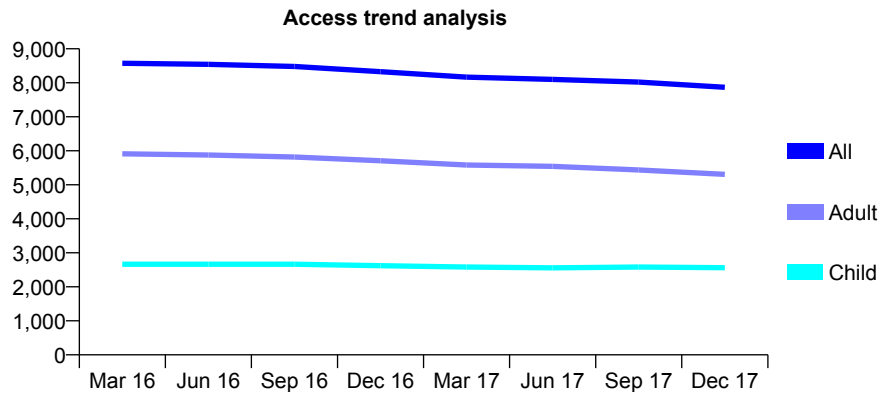
Q70 - Vital Signs At a Glance Contract Report for 101435/0023 - December 2017

Name or company name	IDH Limited
Contract type name	GDS Contract
Purpose of contract	General
Contract start date	01/04/2006
Contract end date	

17/18 Contracted general activity (UDA)	21,343
Carry forward general activity (UDA)	0
17/18 Contracted orthodontic activity (UOA)	0
Carry forward orthodontic activity (UOA)	0
Baseline contract value	£614,436.14

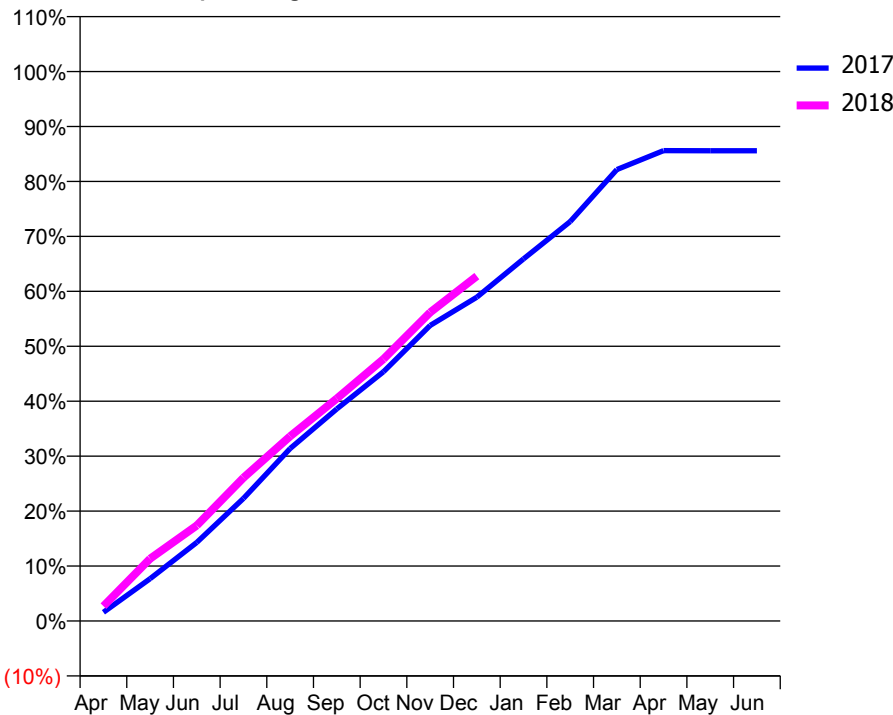
ACCESS*

Patients seen in 24 months	Total	Change since previous quarter
Quarter ending December 2016	8,327	
Quarter ending March 2017	8,165	↓
Quarter ending June 2017	8,101	→
Quarter ending September 2017	8,020	→
Quarter ending December 2017	7,870	↓
Variance since December 2016	(5.5%)	↓



ACTIVITY

Cumulative percentage of contracted UDA delivered 2017 & 2018



Month	Adjusted Scheduled Activity (UDA)	
	2017	2018
April	337	578
May	1,646	2,421
June	3,054	3,709
July	4,765	5,565
August	6,698	7,176
September	8,239	8,641
October	9,684	10,176
November	11,480	11,986
December	12,579	13,395
January	14,063	
February	15,517	
March	17,535	
April	18,268	
May	18,267	
June	18,267	

QUALITY

	Quantity	Base Number	Contract	AT	Region	England
% of FP17s for the same patient ID Re-attending within 3 months - Children	149	2,547	5.9%	10.4%	11.5%	12.0%
% of FP17s for the same patient ID Re-attending within 3 months - Adults	396	4,485	8.8%	14.7%	15.8%	15.9%
% of FP17s for the same patient ID Re-attending between 3 & 9 months - Children	1,465	2,547	57.5%	60.3%	60.5%	58.0%
% of FP17s for the same patient ID Re-attending between 3 & 9 months - Adults	2,374	4,485	52.9%	52.1%	51.8%	50.5%
% of FP17s for Band 1 Urgent Courses	363	6,719	5.4%	9.8%	9.5%	9.0%
% of FP17s Relating to Free Repair or Replacements	18	6,719	0.3%	0.6%	0.7%	0.8%
% of FP17s Relating to Continuations	85	6,719	1.3%	1.1%	1.0%	1.1%
% of Patients satisfied with the dentistry they have received	5	5	N/A	92.0%	92.1%	91.5%
% of Patients satisfied with the time they had to wait for an appointment	5	5	N/A	88.8%	88.3%	87.9%

* This is based on patients treated on this contract for their most recent course of treatment. Figures in italics indicate the base number of FP17s or Patient Questionnaire responses are less than 100. N/A is shown where the base number of responses is less than 10 during the period. % is calculated as Quantity/Base number*100

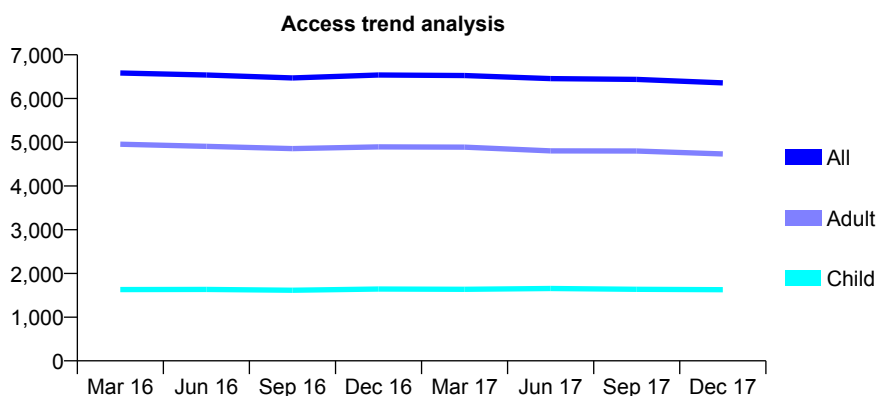
Q70 - Vital Signs At a Glance Contract Report for 101435/0024 - December 2017

Name or company name	IDH Limited
Contract type name	GDS Contract
Purpose of contract	General
Contract start date	01/04/2006
Contract end date	

17/18 Contracted general activity (UDA)	16,619
Carry forward general activity (UDA)	105
17/18 Contracted orthodontic activity (UOA)	0
Carry forward orthodontic activity (UOA)	0
Baseline contract value	£363,719.57

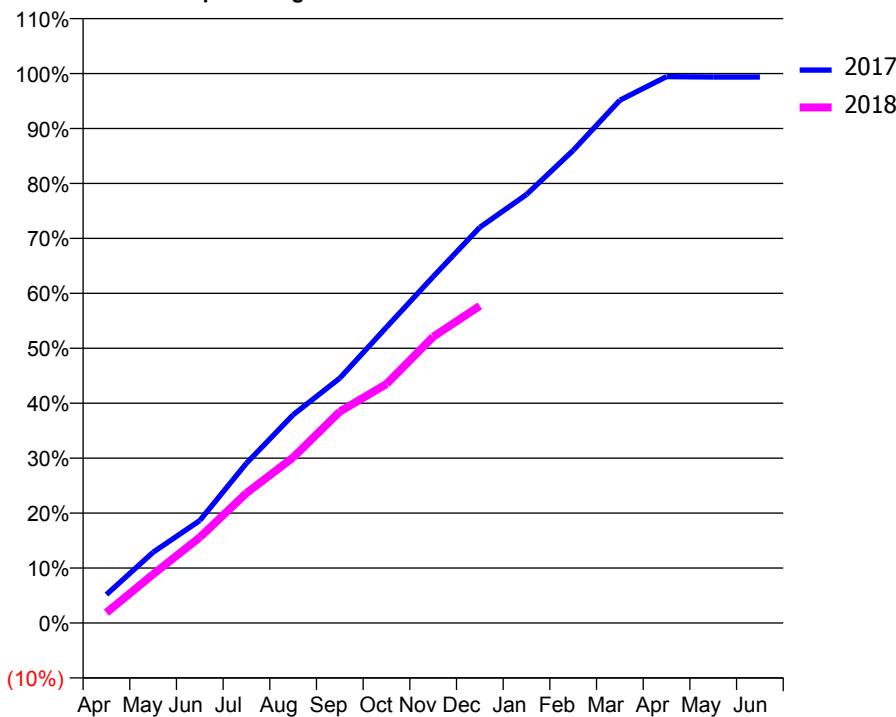
ACCESS*

Patients seen in 24 months	Total	Change since previous quarter
Quarter ending December 2016	6,539	
Quarter ending March 2017	6,525	→
Quarter ending June 2017	6,457	↓
Quarter ending September 2017	6,437	→
Quarter ending December 2017	6,359	↓
Variance since December 2016	(2.8%)	↓



ACTIVITY

Cumulative percentage of contracted UDA delivered 2017 & 2018



Month	Adjusted Scheduled Activity (UDA)	
	2017	2018
April	861	312
May	2,140	1,473
June	3,100	2,589
July	4,832	3,931
August	6,296	5,007
September	7,405	6,394
October	8,945	7,228
November	10,476	8,656
December	11,969	9,594
January	12,960	
February	14,294	
March	15,813	
April	16,526	
May	16,514	
June	16,514	

QUALITY

	Quantity	Base Number	Contract	AT	Region	England
% of FP17s for the same patient ID Re-attending within 3 months - Children	83	1,428	5.8%	10.4%	11.5%	12.0%
% of FP17s for the same patient ID Re-attending within 3 months - Adults	451	3,747	12.0%	14.7%	15.8%	15.9%
% of FP17s for the same patient ID Re-attending between 3 & 9 months - Children	791	1,428	55.4%	60.3%	60.5%	58.0%
% of FP17s for the same patient ID Re-attending between 3 & 9 months - Adults	1,441	3,747	38.5%	52.1%	51.8%	50.5%
% of FP17s for Band 1 Urgent Courses	434	4,886	8.9%	9.8%	9.5%	9.0%
% of FP17s Relating to Free Repair or Replacements	5	4,886	0.1%	0.6%	0.7%	0.8%
% of FP17s Relating to Continuations	49	4,886	1.0%	1.1%	1.0%	1.1%
% of Patients satisfied with the dentistry they have received	3	4	N/A	92.0%	92.1%	91.5%
% of Patients satisfied with the time they had to wait for an appointment	4	4	N/A	88.8%	88.3%	87.9%

* This is based on patients treated on this contract for their most recent course of treatment. Figures in italics indicate the base number of FP17s or Patient Questionnaire responses are less than 100. N/A is shown where the base number of responses is less than 10 during the period. % is calculated as Quantity/Base number*100

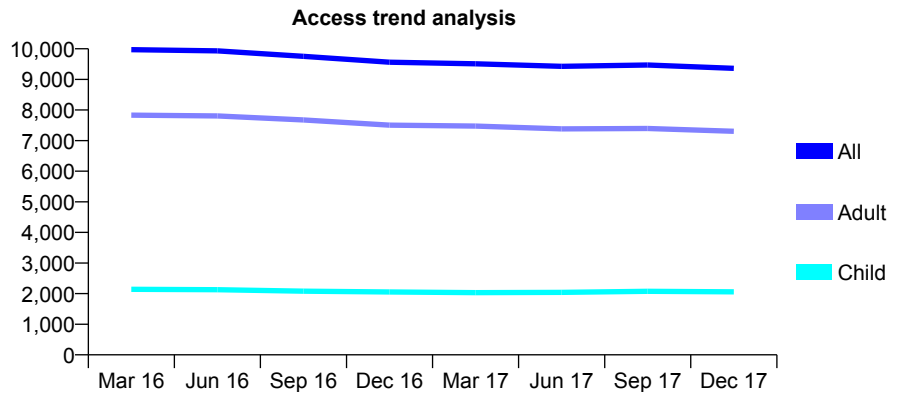
Q70 - Vital Signs At a Glance Contract Report for 101435/0025 - December 2017

Name or company name	IDH Limited
Contract type name	GDS Contract
Purpose of contract	General
Contract start date	01/04/2006
Contract end date	

17/18 Contracted general activity (UDA)	26,500
Carry forward general activity (UDA)	0
17/18 Contracted orthodontic activity (UOA)	0
Carry forward orthodontic activity (UOA)	0
Baseline contract value	£668,137.35

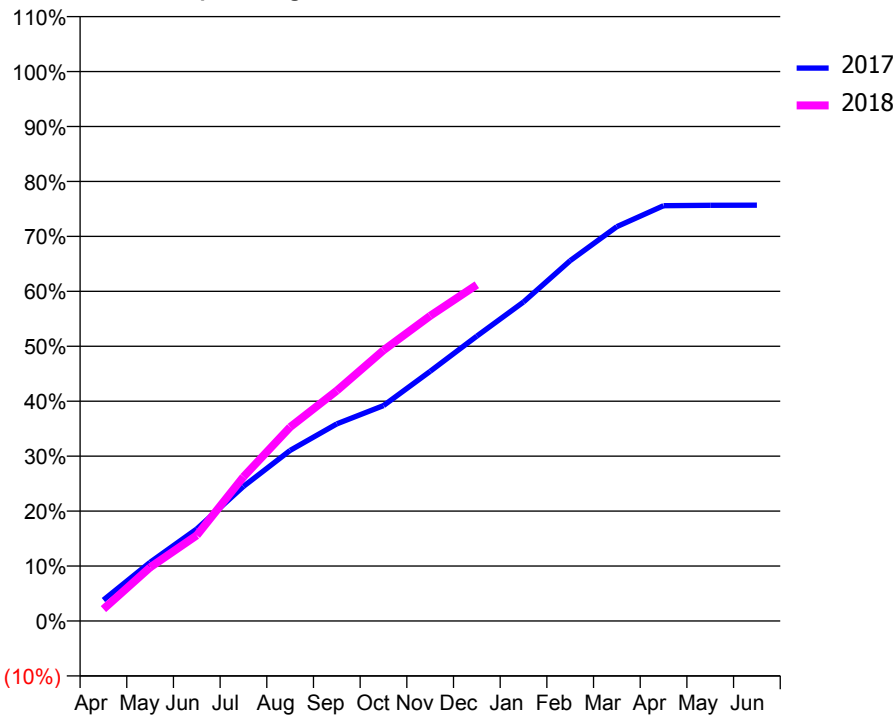
ACCESS*

Patients seen in 24 months	Total	Change since previous quarter
Quarter ending December 2016	9,562	
Quarter ending March 2017	9,508	→
Quarter ending June 2017	9,427	→
Quarter ending September 2017	9,472	→
Quarter ending December 2017	9,362	↓
Variance since December 2016	(2.1%)	↓



ACTIVITY

Cumulative percentage of contracted UDA delivered 2017 & 2018



Month	Adjusted Scheduled Activity (UDA)	
	2017	2018
April	1,138	577
May	3,174	2,587
June	4,974	4,131
July	7,275	6,952
August	9,216	9,350
September	10,654	11,107
October	11,637	13,058
November	13,489	14,717
December	15,390	16,213
January	17,237	
February	19,473	
March	21,306	
April	22,440	
May	22,462	
June	22,468	

QUALITY

	Quantity	Base Number	Contract	AT	Region	England
% of FP17s for the same patient ID Re-attending within 3 months - Children	132	1,991	6.6%	10.4%	11.5%	12.0%
% of FP17s for the same patient ID Re-attending within 3 months - Adults	755	6,414	11.8%	14.7%	15.8%	15.9%
% of FP17s for the same patient ID Re-attending between 3 & 9 months - Children	959	1,991	48.2%	60.3%	60.5%	58.0%
% of FP17s for the same patient ID Re-attending between 3 & 9 months - Adults	2,943	6,414	45.9%	52.1%	51.8%	50.5%
% of FP17s for Band 1 Urgent Courses	643	7,898	8.1%	9.8%	9.5%	9.0%
% of FP17s Relating to Free Repair or Replacements	36	7,898	0.5%	0.6%	0.7%	0.8%
% of FP17s Relating to Continuations	109	7,898	1.4%	1.1%	1.0%	1.1%
% of Patients satisfied with the dentistry they have received	8	8	N/A	92.0%	92.1%	91.5%
% of Patients satisfied with the time they had to wait for an appointment	8	8	N/A	88.8%	88.3%	87.9%

* This is based on patients treated on this contract for their most recent course of treatment. Figures in italics indicate the base number of FP17s or Patient Questionnaire responses are less than 100. N/A is shown where the base number of responses is less than 10 during the period. % is calculated as Quantity/Base number*100

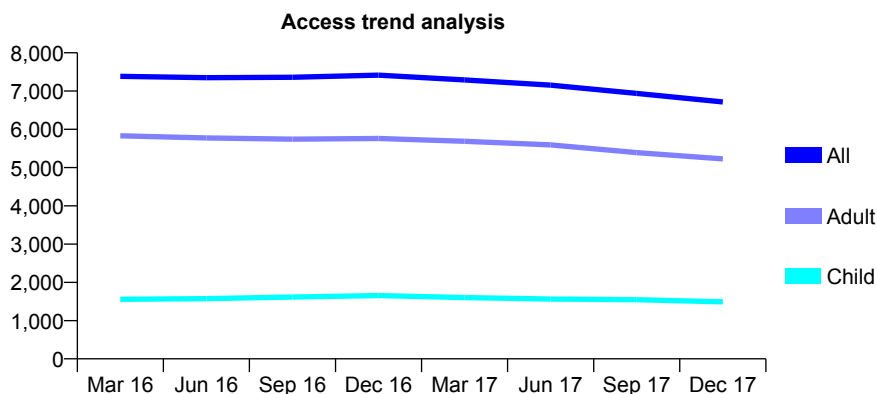
Q70 - Vital Signs At a Glance Contract Report for 101435/0045 - December 2017

Name or company name	IDH Limited
Contract type name	GDS Contract
Purpose of contract	General
Contract start date	02/04/2006
Contract end date	

17/18 Contracted general activity (UDA)	24,500
Carry forward general activity (UDA)	0
17/18 Contracted orthodontic activity (UOA)	0
Carry forward orthodontic activity (UOA)	0
Baseline contract value	£569,514.29

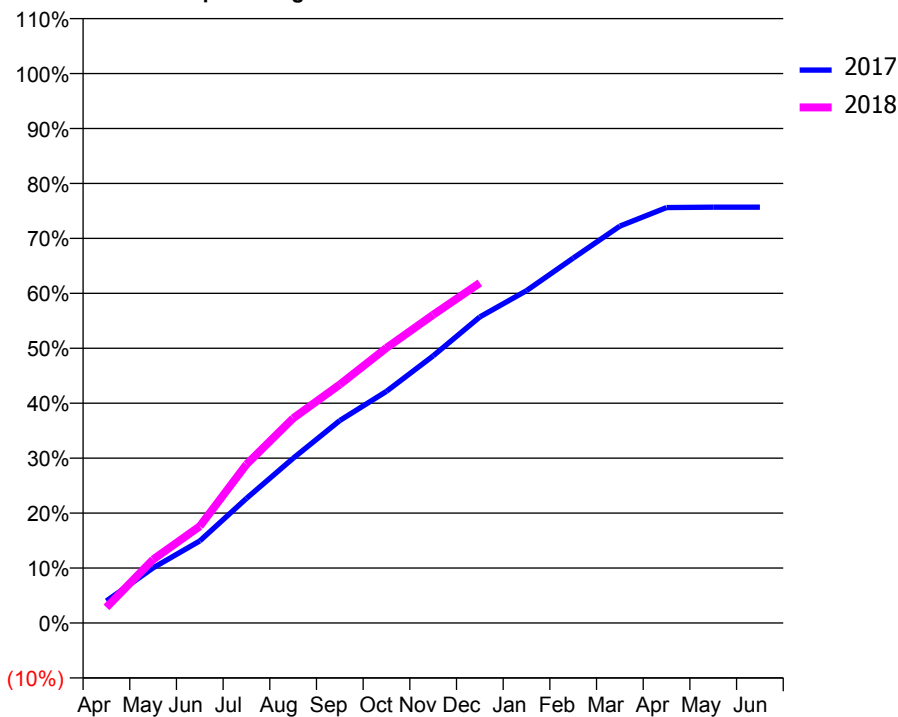
ACCESS*

Patients seen in 24 months	Total	Change since previous quarter
Quarter ending December 2016	7,416	
Quarter ending March 2017	7,289	↓
Quarter ending June 2017	7,156	↓
Quarter ending September 2017	6,937	↓
Quarter ending December 2017	6,716	↓
Variance since December 2016	(9.4%)	↓



ACTIVITY

Cumulative percentage of contracted UDA delivered 2017 & 2018



Month	Adjusted Scheduled Activity (UDA)	
	2017	2018
April	1,223	699
May	3,061	2,834
June	4,556	4,313
July	6,915	7,074
August	9,147	9,128
September	11,237	10,636
October	12,857	12,267
November	14,828	13,744
December	16,991	15,165
January	18,447	
February	20,256	
March	22,033	
April	23,060	
May	23,080	
June	23,080	

QUALITY

	Quantity	Base Number	Contract	AT	Region	England
% of FP17s for the same patient ID Re-attending within 3 months - Children	92	1,443	6.4%	10.4%	11.5%	12.0%
% of FP17s for the same patient ID Re-attending within 3 months - Adults	644	4,843	13.3%	14.7%	15.8%	15.9%
% of FP17s for the same patient ID Re-attending between 3 & 9 months - Children	686	1,443	47.5%	60.3%	60.5%	58.0%
% of FP17s for the same patient ID Re-attending between 3 & 9 months - Adults	2,215	4,843	45.7%	52.1%	51.8%	50.5%
% of FP17s for Band 1 Urgent Courses	533	5,856	9.1%	9.8%	9.5%	9.0%
% of FP17s Relating to Free Repair or Replacements	61	5,856	1.0%	0.6%	0.7%	0.8%
% of FP17s Relating to Continuations	33	5,856	0.6%	1.1%	1.0%	1.1%
% of Patients satisfied with the dentistry they have received	3	4	N/A	92.0%	92.1%	91.5%
% of Patients satisfied with the time they had to wait for an appointment	4	4	N/A	88.8%	88.3%	87.9%

* This is based on patients treated on this contract for their most recent course of treatment. Figures in italics indicate the base number of FP17s or Patient Questionnaire responses are less than 100. N/A is shown where the base number of responses is less than 10 during the period. % is calculated as Quantity/Base number*100

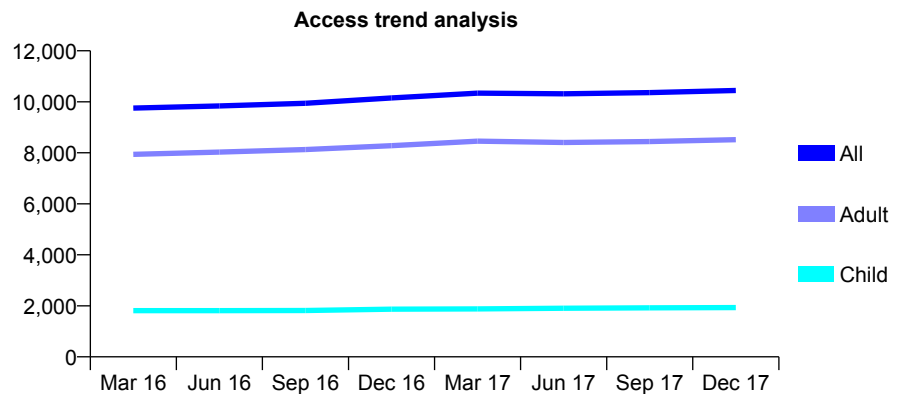
Q70 - Vital Signs At a Glance Contract Report for 101435/0046 - December 2017

Name or company name	IDH Limited
Contract type name	GDS Contract
Purpose of contract	General
Contract start date	16/10/2006
Contract end date	

17/18 Contracted general activity (UDA)	28,000
Carry forward general activity (UDA)	677
17/18 Contracted orthodontic activity (UOA)	0
Carry forward orthodontic activity (UOA)	0
Baseline contract value	£677,983.61

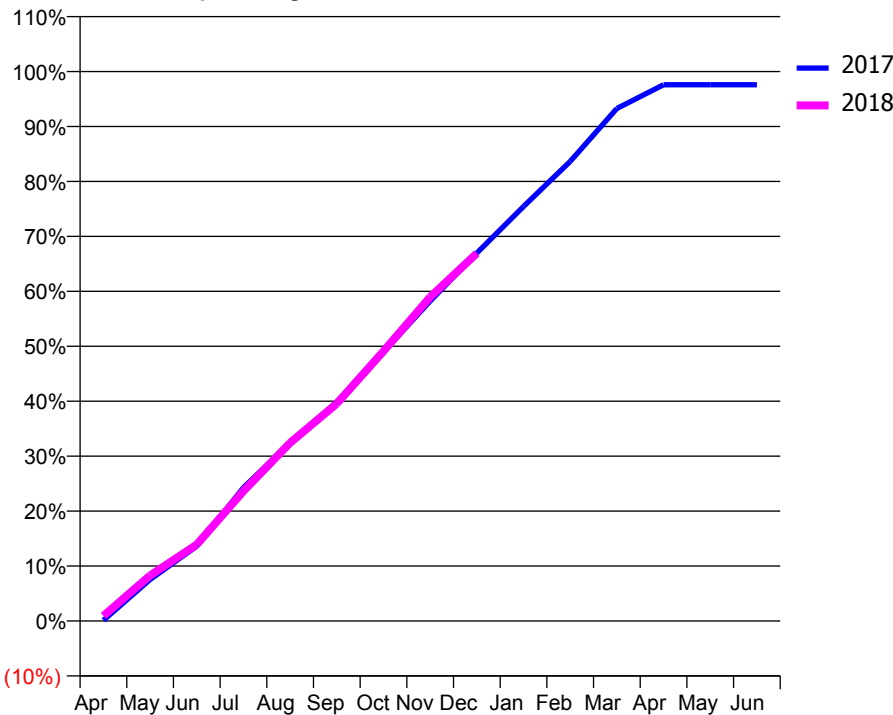
ACCESS*

Patients seen in 24 months	Total	Change since previous quarter
Quarter ending December 2016	10,151	
Quarter ending March 2017	10,339	→
Quarter ending June 2017	10,312	→
Quarter ending September 2017	10,363	→
Quarter ending December 2017	10,446	→
Variance since December 2016	2.9%	↑



ACTIVITY

Cumulative percentage of contracted UDA delivered 2017 & 2018



Month	Adjusted Scheduled Activity (UDA)	
	2017	2018
April	41	260
May	2,116	2,320
June	3,817	3,895
July	6,799	6,619
August	9,082	9,080
September	11,154	11,082
October	13,711	13,751
November	16,306	16,505
December	18,752	18,735
January	21,124	
February	23,419	
March	26,116	
April	27,325	
May	27,323	
June	27,323	

QUALITY

	Quantity	Base Number	Contract	AT	Region	England
% of FP17s for the same patient ID Re-attending within 3 months - Children	104	2,003	5.2%	10.4%	11.5%	12.0%
% of FP17s for the same patient ID Re-attending within 3 months - Adults	946	8,210	11.5%	14.7%	15.8%	15.9%
% of FP17s for the same patient ID Re-attending between 3 & 9 months - Children	1,140	2,003	56.9%	60.3%	60.5%	58.0%
% of FP17s for the same patient ID Re-attending between 3 & 9 months - Adults	4,241	8,210	51.7%	52.1%	51.8%	50.5%
% of FP17s for Band 1 Urgent Courses	747	9,679	7.7%	9.8%	9.5%	9.0%
% of FP17s Relating to Free Repair or Replacements	33	9,679	0.3%	0.6%	0.7%	0.8%
% of FP17s Relating to Continuations	170	9,679	1.8%	1.1%	1.0%	1.1%
% of Patients satisfied with the dentistry they have received	15	15	100.0%	92.0%	92.1%	91.5%
% of Patients satisfied with the time they had to wait for an appointment	9	15	60.0%	88.8%	88.3%	87.9%

* This is based on patients treated on this contract for their most recent course of treatment. Figures in italics indicate the base number of FP17s or Patient Questionnaire responses are less than 100. N/A is shown where the base number of responses is less than 10 during the period. % is calculated as Quantity/Base number*100

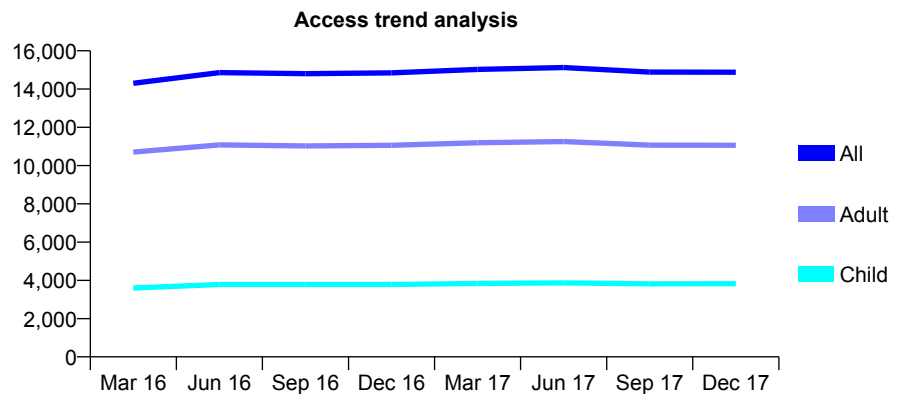
Q70 - Vital Signs At a Glance Contract Report for 101435/0058 - December 2017

Name or company name	IDH Limited
Contract type name	GDS Contract
Purpose of contract	General
Contract start date	01/03/2007
Contract end date	

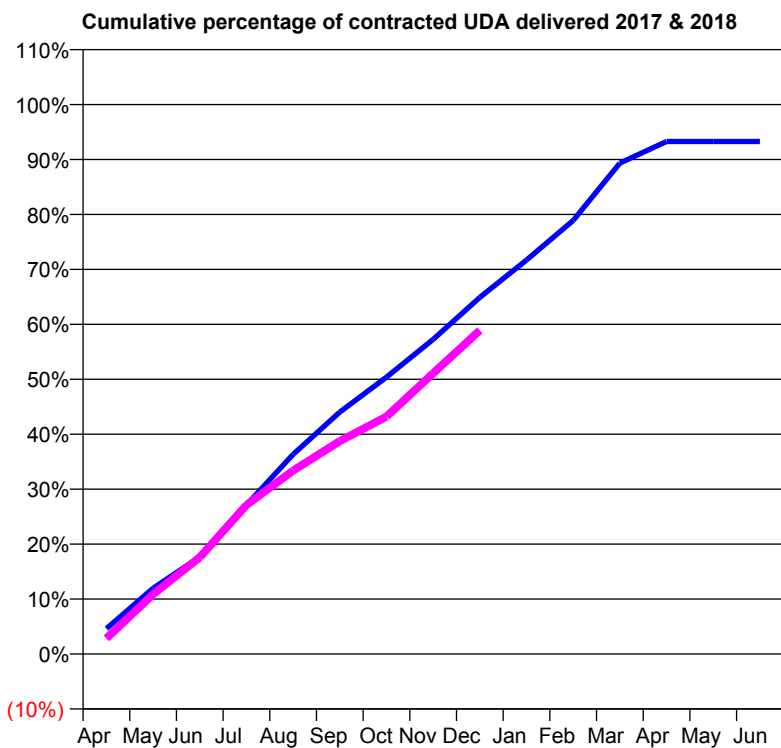
17/18 Contracted general activity (UDA)	45,500
Carry forward general activity (UDA)	0
17/18 Contracted orthodontic activity (UOA)	0
Carry forward orthodontic activity (UOA)	0
Baseline contract value	£1,053,484.08

ACCESS*

Patients seen in 24 months	Total	Change since previous quarter
Quarter ending December 2016	14,843	
Quarter ending March 2017	15,027	→
Quarter ending June 2017	15,122	→
Quarter ending September 2017	14,885	↓
Quarter ending December 2017	14,880	→
Variance since December 2016	0.2%	→



ACTIVITY



Month	Adjusted Scheduled Activity (UDA)	
	2017	2018
April	2,107	1,297
May	5,454	4,951
June	8,045	8,012
July	12,353	12,336
August	16,539	15,192
September	20,034	17,627
October	22,926	19,664
November	26,052	23,249
December	29,533	26,804
January	32,622	
February	35,904	
March	40,649	
April	42,433	
May	42,437	
June	42,436	

QUALITY

	Quantity	Base Number	Contract	AT	Region	England
% of FP17s for the same patient ID Re-attending within 3 months - Children	219	3,566	6.1%	10.4%	11.5%	12.0%
% of FP17s for the same patient ID Re-attending within 3 months - Adults	954	9,162	10.4%	14.7%	15.8%	15.9%
% of FP17s for the same patient ID Re-attending between 3 & 9 months - Children	1,918	3,566	53.8%	60.3%	60.5%	58.0%
% of FP17s for the same patient ID Re-attending between 3 & 9 months - Adults	4,434	9,162	48.4%	52.1%	51.8%	50.5%
% of FP17s for Band 1 Urgent Courses	1,215	11,969	10.2%	9.8%	9.5%	9.0%
% of FP17s Relating to Free Repair or Replacements	42	11,969	0.4%	0.6%	0.7%	0.8%
% of FP17s Relating to Continuations	129	11,969	1.1%	1.1%	1.0%	1.1%
% of Patients satisfied with the dentistry they have received	6	6	N/A	92.0%	92.1%	91.5%
% of Patients satisfied with the time they had to wait for an appointment	6	6	N/A	88.8%	88.3%	87.9%

* This is based on patients treated on this contract for their most recent course of treatment. Figures in italics indicate the base number of FP17s or Patient Questionnaire responses are less than 100. N/A is shown where the base number of responses is less than 10 during the period. % is calculated as Quantity/Base number*100

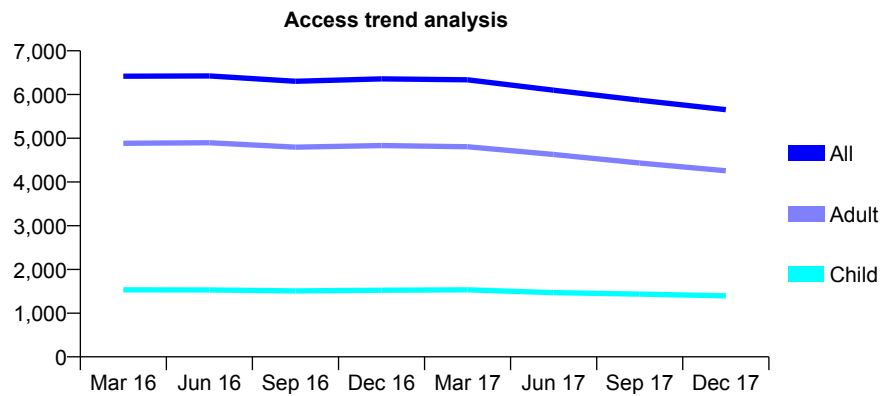
Q70 - Vital Signs At a Glance Contract Report for 101435/0079 - December 2017

Name or company name	IDH Limited
Contract type name	GDS Contract
Purpose of contract	General
Contract start date	02/01/2008
Contract end date	

17/18 Contracted general activity (UDA)	17,000
Carry forward general activity (UDA)	0
17/18 Contracted orthodontic activity (UOA)	0
Carry forward orthodontic activity (UOA)	0
Baseline contract value	£413,665.69

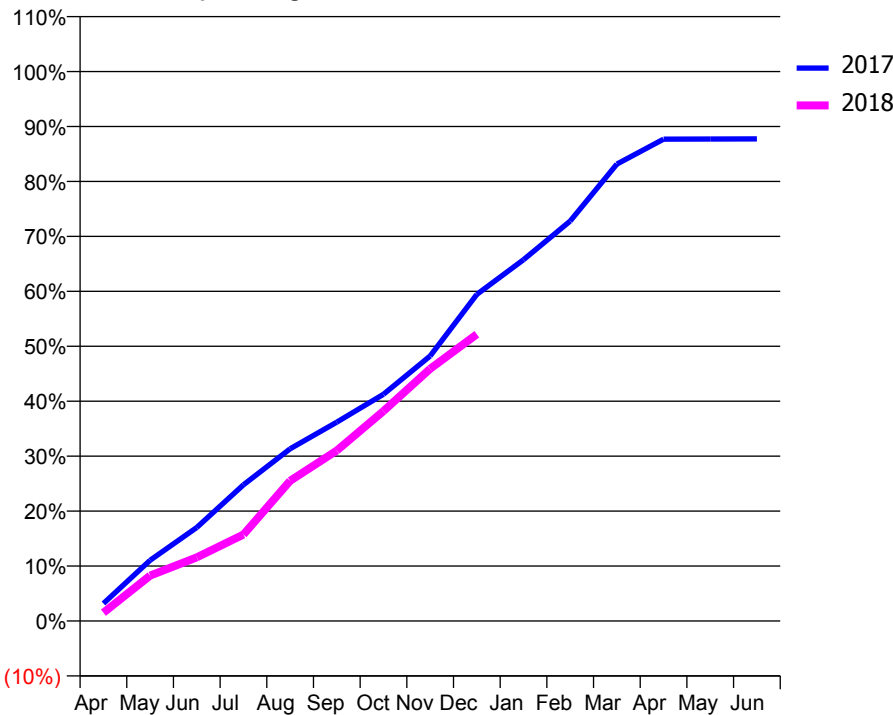
ACCESS*

Patients seen in 24 months	Total	Change since previous quarter
Quarter ending December 2016	6,359	
Quarter ending March 2017	6,337	→
Quarter ending June 2017	6,098	↓
Quarter ending September 2017	5,870	↓
Quarter ending December 2017	5,653	↓
Variance since December 2016	(11.1%)	↓



ACTIVITY

Cumulative percentage of contracted UDA delivered 2017 & 2018



Month	Adjusted Scheduled Activity (UDA)	
	2017	2018
April	544	259
May	1,880	1,403
June	2,896	1,969
July	4,215	2,676
August	5,327	4,337
September	6,154	5,275
October	7,017	6,497
November	8,198	7,801
December	10,103	8,873
January	11,176	
February	12,372	
March	14,135	
April	14,907	
May	14,911	
June	14,917	

QUALITY

	Quantity	Base Number	Contract	AT	Region	England
% of FP17s for the same patient ID Re-attending within 3 months - Children	85	1,330	6.4%	10.4%	11.5%	12.0%
% of FP17s for the same patient ID Re-attending within 3 months - Adults	453	3,807	11.9%	14.7%	15.8%	15.9%
% of FP17s for the same patient ID Re-attending between 3 & 9 months - Children	778	1,330	58.5%	60.3%	60.5%	58.0%
% of FP17s for the same patient ID Re-attending between 3 & 9 months - Adults	2,153	3,807	56.6%	52.1%	51.8%	50.5%
% of FP17s for Band 1 Urgent Courses	458	4,782	9.6%	9.8%	9.5%	9.0%
% of FP17s Relating to Free Repair or Replacements	34	4,782	0.7%	0.6%	0.7%	0.8%
% of FP17s Relating to Continuations	39	4,782	0.8%	1.1%	1.0%	1.1%
% of Patients satisfied with the dentistry they have received	4	4	N/A	92.0%	92.1%	91.5%
% of Patients satisfied with the time they had to wait for an appointment	4	4	N/A	88.8%	88.3%	87.9%

* This is based on patients treated on this contract for their most recent course of treatment. Figures in italics indicate the base number of FP17s or Patient Questionnaire responses are less than 100. N/A is shown where the base number of responses is less than 10 during the period. % is calculated as Quantity/Base number*100

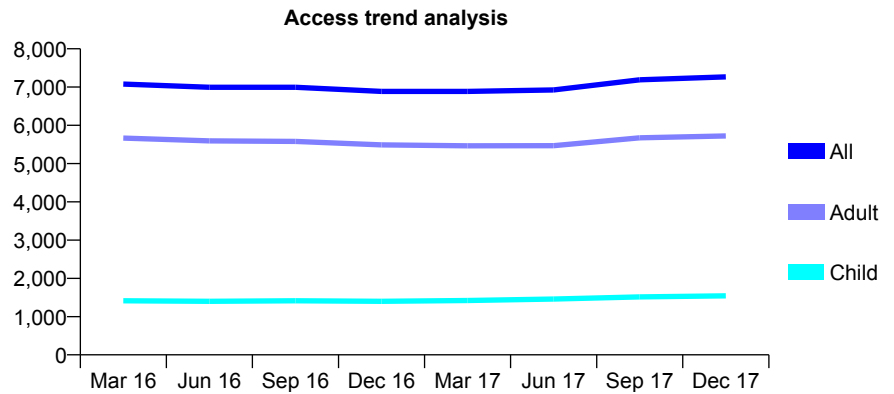
Q70 - Vital Signs At a Glance Contract Report for 101435/0092 - December 2017

Name or company name	IDH Limited
Contract type name	GDS Contract
Purpose of contract	General
Contract start date	01/04/2008
Contract end date	

17/18 Contracted general activity (UDA)	24,000
Carry forward general activity (UDA)	0
17/18 Contracted orthodontic activity (UOA)	0
Carry forward orthodontic activity (UOA)	0
Baseline contract value	£581,128.81

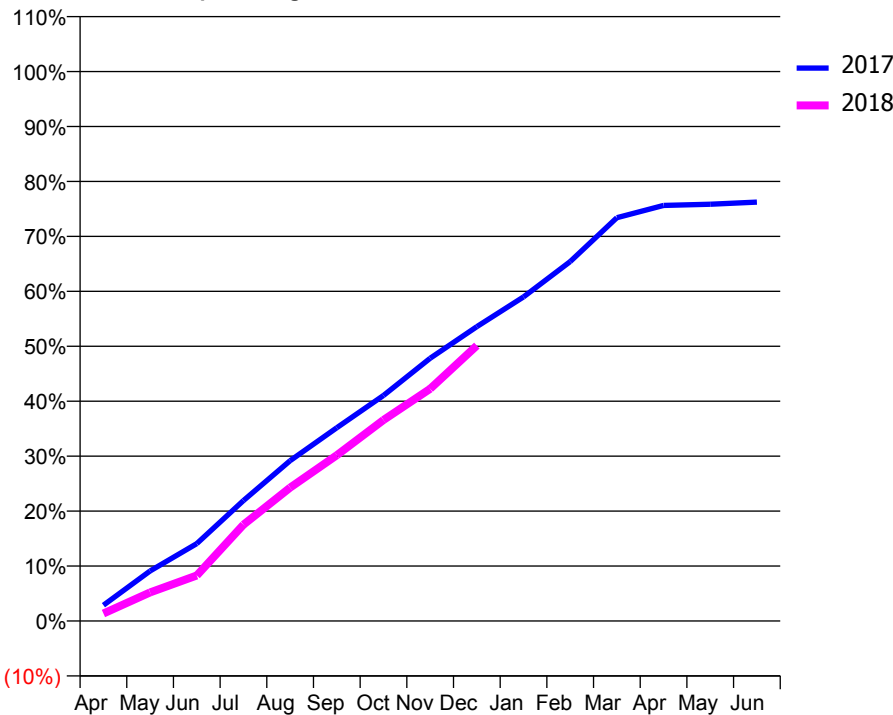
ACCESS*

Patients seen in 24 months	Total	Change since previous quarter
Quarter ending December 2016	6,888	
Quarter ending March 2017	6,886	→
Quarter ending June 2017	6,926	→
Quarter ending September 2017	7,190	↑
Quarter ending December 2017	7,267	→
Variance since December 2016	5.5%	↑



ACTIVITY

Cumulative percentage of contracted UDA delivered 2017 & 2018



Month	Adjusted Scheduled Activity (UDA)	
	2017	2018
April	693	329
May	2,184	1,250
June	3,380	1,989
July	5,262	4,210
August	7,001	5,829
September	8,439	7,242
October	9,850	8,780
November	11,479	10,143
December	12,854	12,031
January	14,158	
February	15,697	
March	17,614	
April	18,148	
May	18,206	
June	18,297	

QUALITY

	Quantity	Base Number	Contract	AT	Region	England
% of FP17s for the same patient ID Re-attending within 3 months - Children	48	1,500	3.2%	10.4%	11.5%	12.0%
% of FP17s for the same patient ID Re-attending within 3 months - Adults	494	5,269	9.4%	14.7%	15.8%	15.9%
% of FP17s for the same patient ID Re-attending between 3 & 9 months - Children	908	1,500	60.5%	60.3%	60.5%	58.0%
% of FP17s for the same patient ID Re-attending between 3 & 9 months - Adults	2,385	5,269	45.3%	52.1%	51.8%	50.5%
% of FP17s for Band 1 Urgent Courses	600	6,464	9.3%	9.8%	9.5%	9.0%
% of FP17s Relating to Free Repair or Replacements	25	6,464	0.4%	0.6%	0.7%	0.8%
% of FP17s Relating to Continuations	42	6,464	0.6%	1.1%	1.0%	1.1%
% of Patients satisfied with the dentistry they have received	5	5	N/A	92.0%	92.1%	91.5%
% of Patients satisfied with the time they had to wait for an appointment	4	5	N/A	88.8%	88.3%	87.9%

* This is based on patients treated on this contract for their most recent course of treatment. Figures in italics indicate the base number of FP17s or Patient Questionnaire responses are less than 100. N/A is shown where the base number of responses is less than 10 during the period. % is calculated as Quantity/Base number*100

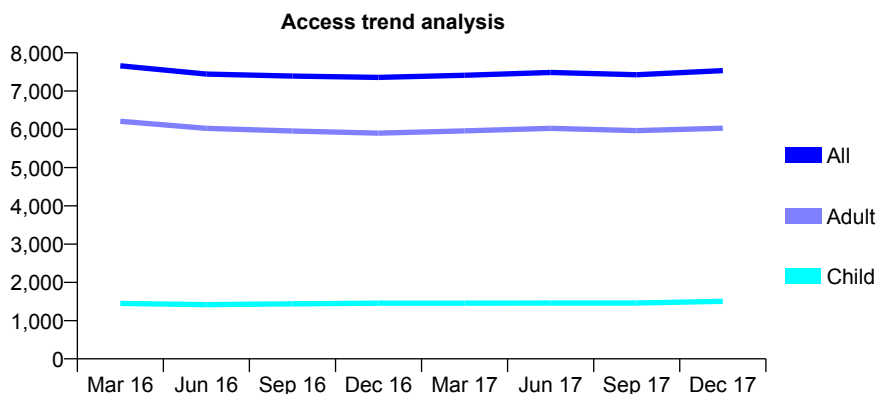
Q70 - Vital Signs At a Glance Contract Report for 101435/0094 - December 2017

Name or company name	IDH Limited
Contract type name	GDS Contract
Purpose of contract	General
Contract start date	01/06/2008
Contract end date	

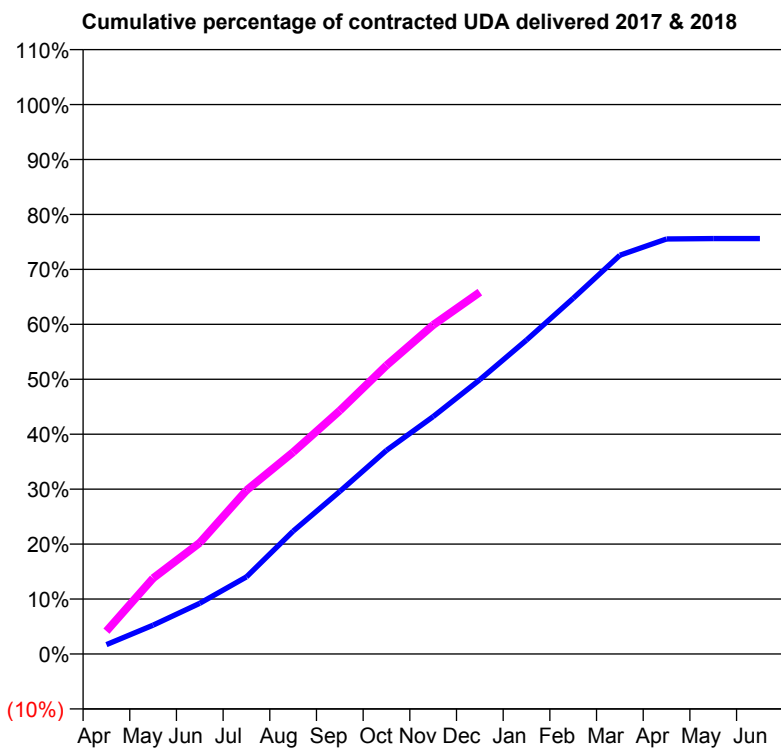
17/18 Contracted general activity (UDA)	20,873
Carry forward general activity (UDA)	0
17/18 Contracted orthodontic activity (UOA)	0
Carry forward orthodontic activity (UOA)	0
Baseline contract value	£477,445.63

ACCESS*

Patients seen in 24 months	Total	Change since previous quarter
Quarter ending December 2016	7,357	
Quarter ending March 2017	7,414	→
Quarter ending June 2017	7,485	→
Quarter ending September 2017	7,425	→
Quarter ending December 2017	7,533	→
Variance since December 2016	2.4%	↑



ACTIVITY



Month	Adjusted Scheduled Activity (UDA)	
	2017	2018
April	417	866
May	1,285	2,882
June	2,264	4,228
July	3,439	6,217
August	5,478	7,665
September	7,248	9,245
October	9,083	10,965
November	10,584	12,498
December	12,234	13,743
January	14,001	
February	15,859	
March	17,782	
April	18,505	
May	18,523	
June	18,523	

QUALITY

	Quantity	Base Number	Contract	AT	Region	England
% of FP17s for the same patient ID Re-attending within 3 months - Children	85	1,540	5.5%	10.4%	11.5%	12.0%
% of FP17s for the same patient ID Re-attending within 3 months - Adults	881	6,132	14.4%	14.7%	15.8%	15.9%
% of FP17s for the same patient ID Re-attending between 3 & 9 months - Children	835	1,540	54.2%	60.3%	60.5%	58.0%
% of FP17s for the same patient ID Re-attending between 3 & 9 months - Adults	3,016	6,132	49.2%	52.1%	51.8%	50.5%
% of FP17s for Band 1 Urgent Courses	884	7,328	12.1%	9.8%	9.5%	9.0%
% of FP17s Relating to Free Repair or Replacements	36	7,328	0.5%	0.6%	0.7%	0.8%
% of FP17s Relating to Continuations	51	7,328	0.7%	1.1%	1.0%	1.1%
% of Patients satisfied with the dentistry they have received	11	13	84.6%	92.0%	92.1%	91.5%
% of Patients satisfied with the time they had to wait for an appointment	10	13	76.9%	88.8%	88.3%	87.9%

* This is based on patients treated on this contract for their most recent course of treatment. Figures in italics indicate the base number of FP17s or Patient Questionnaire responses are less than 100. N/A is shown where the base number of responses is less than 10 during the period. % is calculated as Quantity/Base number*100

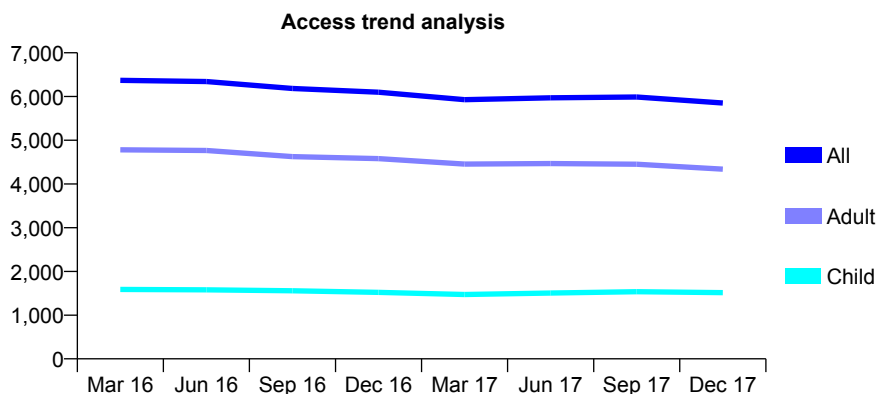
Q70 - Vital Signs At a Glance Contract Report for 101435/0104 - December 2017

Name or company name	IDH Limited
Contract type name	GDS Contract
Purpose of contract	General
Contract start date	01/08/2008
Contract end date	

17/18 Contracted general activity (UDA)	18,500
Carry forward general activity (UDA)	0
17/18 Contracted orthodontic activity (UOA)	0
Carry forward orthodontic activity (UOA)	0
Baseline contract value	£454,728.52

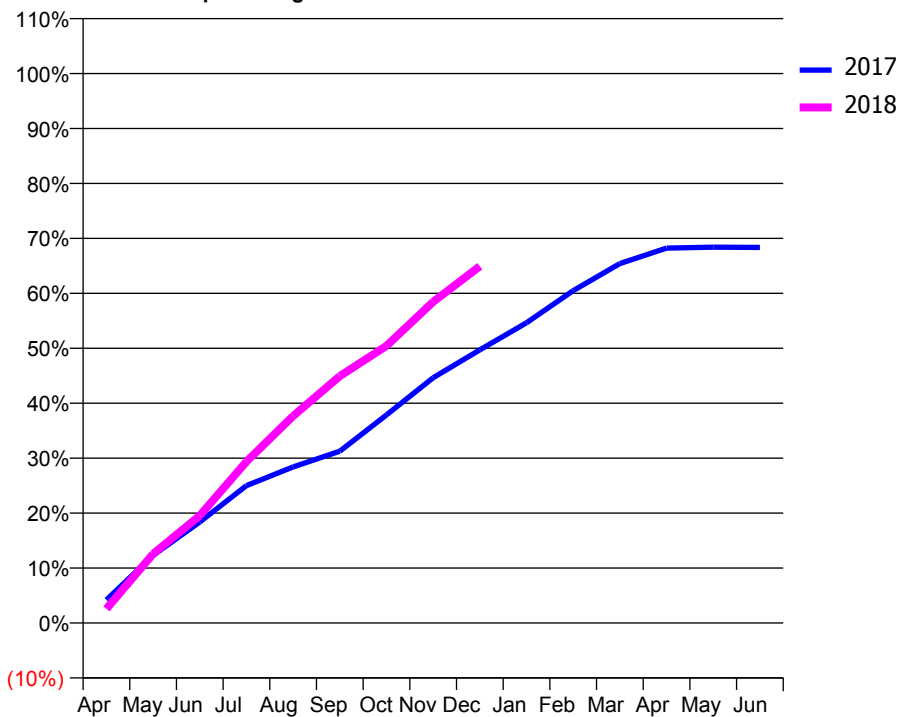
ACCESS*

Patients seen in 24 months	Total	Change since previous quarter
Quarter ending December 2016	6,100	
Quarter ending March 2017	5,927	↓
Quarter ending June 2017	5,971	→
Quarter ending September 2017	5,988	→
Quarter ending December 2017	5,853	↓
Variance since December 2016	(4.0%)	↓



ACTIVITY

Cumulative percentage of contracted UDA delivered 2017 & 2018



Month	Adjusted Scheduled Activity (UDA)	
	2017	2018
April	1,001	478
May	2,925	2,328
June	4,363	3,617
July	5,937	5,435
August	6,744	6,971
September	7,424	8,313
October	8,993	9,332
November	10,601	10,813
December	11,805	12,010
January	12,976	
February	14,365	
March	15,534	
April	16,204	
May	16,241	
June	16,230	

QUALITY

	Quantity	Base Number	Contract	AT	Region	England
% of FP17s for the same patient ID Re-attending within 3 months - Children	74	1,646	4.5%	10.4%	11.5%	12.0%
% of FP17s for the same patient ID Re-attending within 3 months - Adults	343	3,892	8.8%	14.7%	15.8%	15.9%
% of FP17s for the same patient ID Re-attending between 3 & 9 months - Children	883	1,646	53.6%	60.3%	60.5%	58.0%
% of FP17s for the same patient ID Re-attending between 3 & 9 months - Adults	2,067	3,892	53.1%	52.1%	51.8%	50.5%
% of FP17s for Band 1 Urgent Courses	256	5,293	4.8%	9.8%	9.5%	9.0%
% of FP17s Relating to Free Repair or Replacements	31	5,293	0.6%	0.6%	0.7%	0.8%
% of FP17s Relating to Continuations	27	5,293	0.5%	1.1%	1.0%	1.1%
% of Patients satisfied with the dentistry they have received	4	4	N/A	92.0%	92.1%	91.5%
% of Patients satisfied with the time they had to wait for an appointment	4	4	N/A	88.8%	88.3%	87.9%

* This is based on patients treated on this contract for their most recent course of treatment. Figures in italics indicate the base number of FP17s or Patient Questionnaire responses are less than 100. N/A is shown where the base number of responses is less than 10 during the period. % is calculated as Quantity/Base number*100

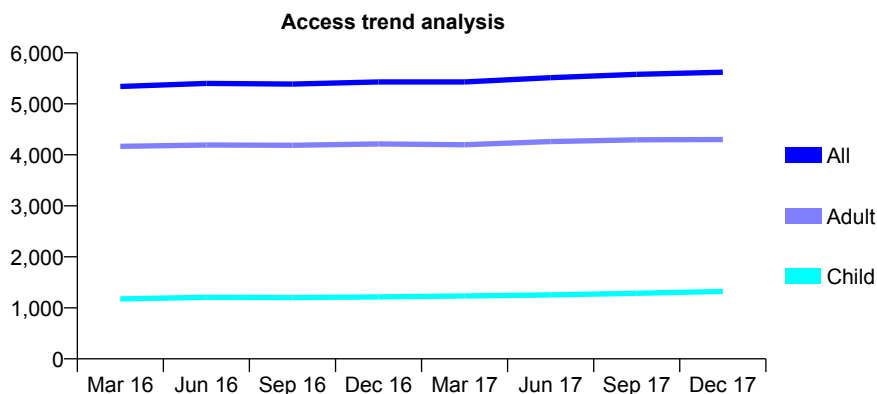
Q70 - Vital Signs At a Glance Contract Report for 101435/0105 - December 2017

Name or company name	IDH Limited
Contract type name	GDS Contract
Purpose of contract	General
Contract start date	01/08/2008
Contract end date	

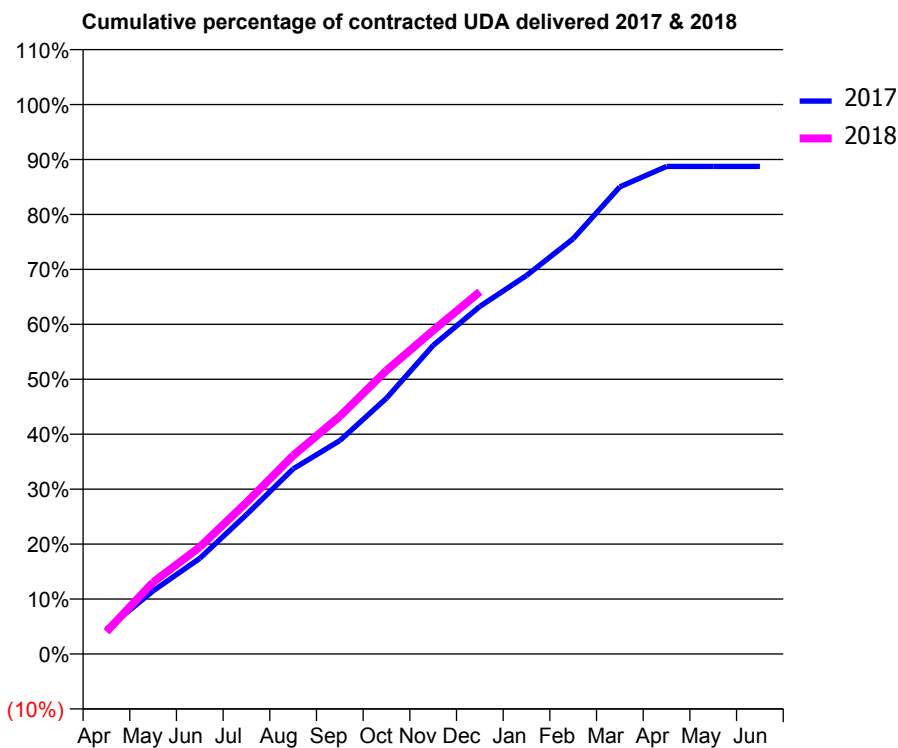
17/18 Contracted general activity (UDA)	13,500
Carry forward general activity (UDA)	0
17/18 Contracted orthodontic activity (UOA)	0
Carry forward orthodontic activity (UOA)	0
Baseline contract value	£326,767.58

ACCESS*

Patients seen in 24 months	Total	Change since previous quarter
Quarter ending December 2016	5,428	
Quarter ending March 2017	5,430	→
Quarter ending June 2017	5,513	→
Quarter ending September 2017	5,579	→
Quarter ending December 2017	5,620	→
Variance since December 2016	3.5%	↑



ACTIVITY



Month	Adjusted Scheduled Activity (UDA)	
	2017	2018
April	679	548
May	1,723	1,765
June	2,611	2,628
July	3,807	3,724
August	5,055	4,876
September	5,824	5,840
October	6,984	6,966
November	8,426	7,951
December	9,488	8,899
January	10,333	
February	11,336	
March	12,754	
April	13,309	
May	13,309	
June	13,309	

QUALITY

	Quantity	Base Number	Contract	AT	Region	England
% of FP17s for the same patient ID Re-attending within 3 months - Children	67	1,379	4.9%	10.4%	11.5%	12.0%
% of FP17s for the same patient ID Re-attending within 3 months - Adults	457	4,374	10.4%	14.7%	15.8%	15.9%
% of FP17s for the same patient ID Re-attending between 3 & 9 months - Children	854	1,379	61.9%	60.3%	60.5%	58.0%
% of FP17s for the same patient ID Re-attending between 3 & 9 months - Adults	2,572	4,374	58.8%	52.1%	51.8%	50.5%
% of FP17s for Band 1 Urgent Courses	426	5,465	7.8%	9.8%	9.5%	9.0%
% of FP17s Relating to Free Repair or Replacements	25	5,465	0.5%	0.6%	0.7%	0.8%
% of FP17s Relating to Continuations	39	5,465	0.7%	1.1%	1.0%	1.1%
% of Patients satisfied with the dentistry they have received	6	6	N/A	92.0%	92.1%	91.5%
% of Patients satisfied with the time they had to wait for an appointment	5	6	N/A	88.8%	88.3%	87.9%

* This is based on patients treated on this contract for their most recent course of treatment. Figures in italics indicate the base number of FP17s or Patient Questionnaire responses are less than 100. N/A is shown where the base number of responses is less than 10 during the period. % is calculated as Quantity/Base number*100

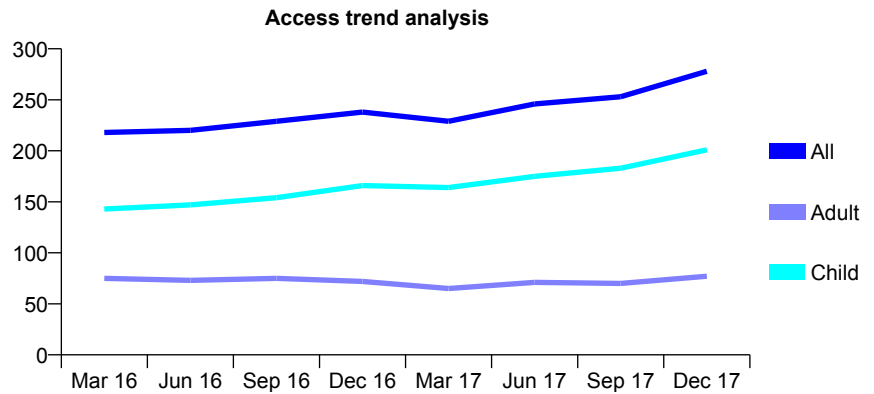
Q70 - Vital Signs At a Glance Contract Report for 101680/0001 - December 2017

Name or company name	Mrs S Robinson
Contract type name	GDS Contract
Purpose of contract	General
Contract start date	01/09/2012
Contract end date	

17/18 Contracted general activity (UDA)	600
Carry forward general activity (UDA)	0
17/18 Contracted orthodontic activity (UOA)	0
Carry forward orthodontic activity (UOA)	0
Baseline contract value	£13,128.75

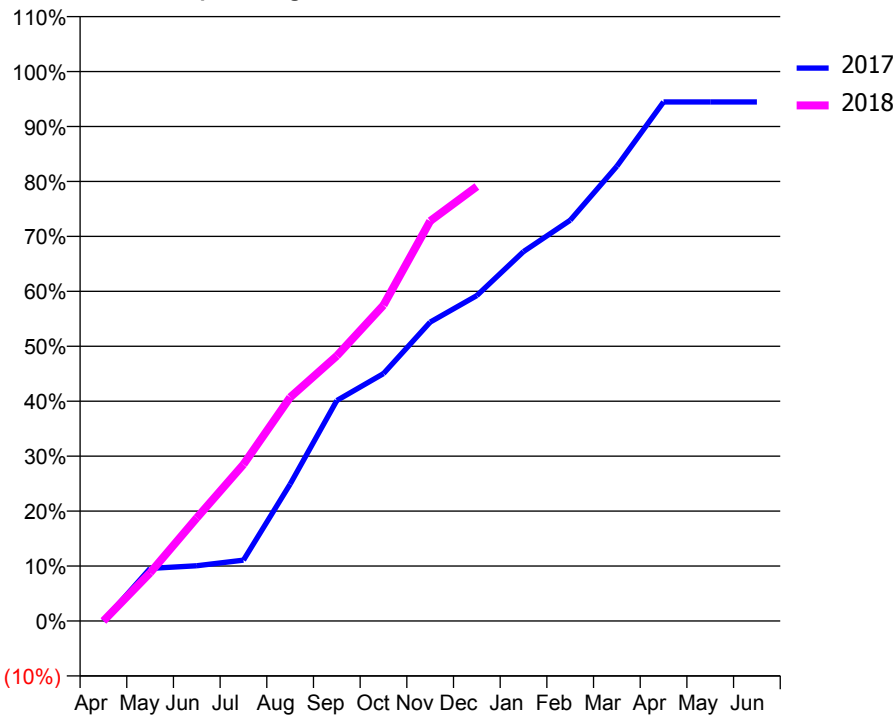
ACCESS*

Patients seen in 24 months	Total	Change since previous quarter
Quarter ending December 2016	238	
Quarter ending March 2017	229	↓
Quarter ending June 2017	246	↑
Quarter ending September 2017	253	↑
Quarter ending December 2017	278	↑
Variance since December 2016	16.8%	↑



ACTIVITY

Cumulative percentage of contracted UDA delivered 2017 & 2018



Month	Adjusted Scheduled Activity (UDA)	
	2017	2018
April	0	0
May	57	53
June	60	113
July	66	171
August	149	244
September	241	290
October	270	345
November	326	437
December	355	474
January	403	
February	438	
March	497	
April	567	
May	567	
June	567	

QUALITY

	Quantity	Base Number	Contract	AT	Region	England
% of FP17s for the same patient ID Re-attending within 3 months - Children	32	256	12.5%	10.4%	11.5%	12.0%
% of FP17s for the same patient ID Re-attending within 3 months - Adults	11	77	14.3%	14.7%	15.8%	15.9%
% of FP17s for the same patient ID Re-attending between 3 & 9 months - Children	140	256	54.7%	60.3%	60.5%	58.0%
% of FP17s for the same patient ID Re-attending between 3 & 9 months - Adults	38	77	49.4%	52.1%	51.8%	50.5%
% of FP17s for Band 1 Urgent Courses	12	294	4.1%	9.8%	9.5%	9.0%
% of FP17s Relating to Free Repair or Replacements	0	294	0.0%	0.6%	0.7%	0.8%
% of FP17s Relating to Continuations	0	294	0.0%	1.1%	1.0%	1.1%
% of Patients satisfied with the dentistry they have received	0	0	N/A	92.0%	92.1%	91.5%
% of Patients satisfied with the time they had to wait for an appointment	0	0	N/A	88.8%	88.3%	87.9%

* This is based on patients treated on this contract for their most recent course of treatment. Figures in italics indicate the base number of FP17s or Patient Questionnaire responses are less than 100. N/A is shown where the base number of responses is less than 10 during the period. % is calculated as Quantity/Base number*100

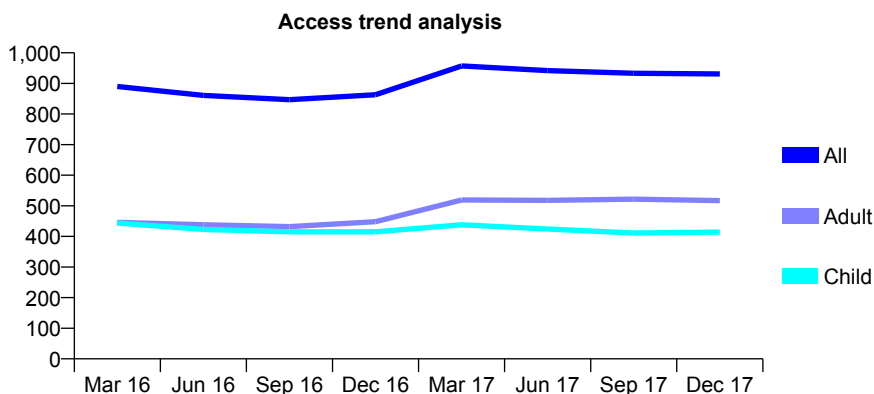
Q70 - Vital Signs At a Glance Contract Report for 101923/0001 - December 2017

Name or company name	Bounty Road Dental Practice Partnership
Contract type name	GDS Contract
Purpose of contract	General
Contract start date	01/04/2009
Contract end date	

17/18 Contracted general activity (UDA)	3,000
Carry forward general activity (UDA)	48
17/18 Contracted orthodontic activity (UOA)	0
Carry forward orthodontic activity (UOA)	0
Baseline contract value	£65,818.66

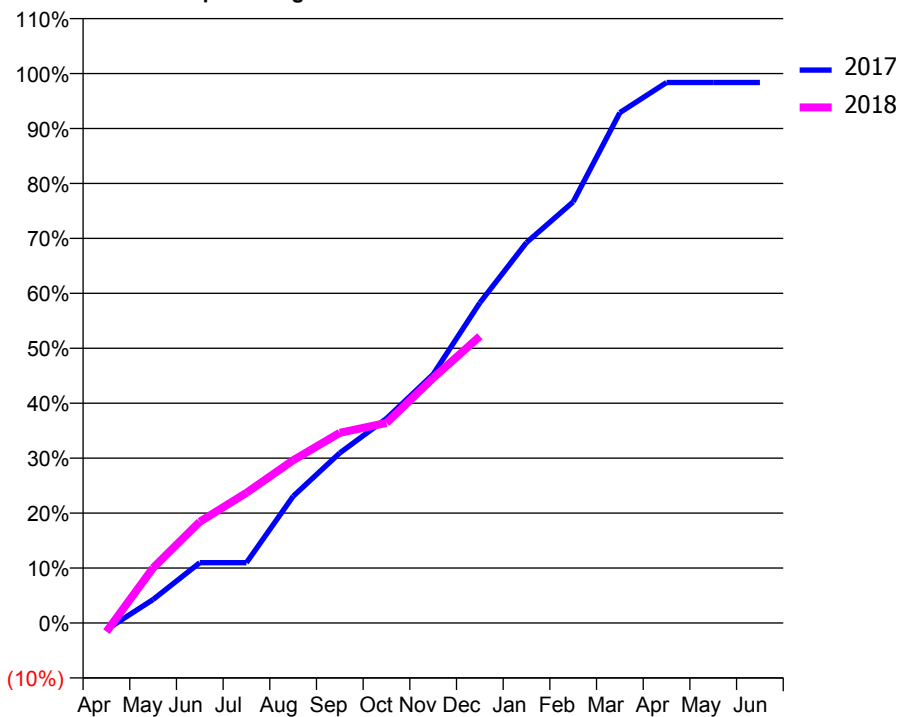
ACCESS*

Patients seen in 24 months	Total	Change since previous quarter
Quarter ending December 2016	863	
Quarter ending March 2017	957	↑
Quarter ending June 2017	942	↓
Quarter ending September 2017	933	→
Quarter ending December 2017	931	→
Variance since December 2016	7.9%	↑



ACTIVITY

Cumulative percentage of contracted UDA delivered 2017 & 2018



Month	Adjusted Scheduled Activity (UDA)	
	2017	2018
April	-37	-48
May	129	301
June	329	553
July	329	711
August	692	888
September	929	1,038
October	1,117	1,093
November	1,358	1,338
December	1,748	1,566
January	2,077	
February	2,300	
March	2,786	
April	2,951	
May	2,951	
June	2,951	

QUALITY

	Quantity	Base Number	Contract	AT	Region	England
% of FP17s for the same patient ID Re-attending within 3 months - Children	26	471	5.5%	10.4%	11.5%	12.0%
% of FP17s for the same patient ID Re-attending within 3 months - Adults	74	428	17.3%	14.7%	15.8%	15.9%
% of FP17s for the same patient ID Re-attending between 3 & 9 months - Children	329	471	69.9%	60.3%	60.5%	58.0%
% of FP17s for the same patient ID Re-attending between 3 & 9 months - Adults	230	428	53.7%	52.1%	51.8%	50.5%
% of FP17s for Band 1 Urgent Courses	64	833	7.7%	9.8%	9.5%	9.0%
% of FP17s Relating to Free Repair or Replacements	1	833	0.1%	0.6%	0.7%	0.8%
% of FP17s Relating to Continuations	20	833	2.4%	1.1%	1.0%	1.1%
% of Patients satisfied with the dentistry they have received	1	1	N/A	92.0%	92.1%	91.5%
% of Patients satisfied with the time they had to wait for an appointment	1	1	N/A	88.8%	88.3%	87.9%

* This is based on patients treated on this contract for their most recent course of treatment. Figures in italics indicate the base number of FP17s or Patient Questionnaire responses are less than 100. N/A is shown where the base number of responses is less than 10 during the period. % is calculated as Quantity/Base number*100

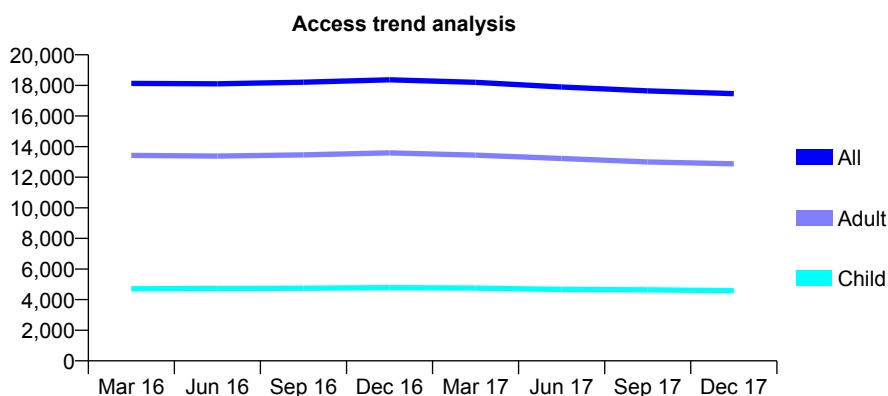
Q70 - Vital Signs At a Glance Contract Report for 102482/0001 - December 2017

Name or company name	Marfield Saint James Partnership
Contract type name	GDS Contract
Purpose of contract	General
Contract start date	01/04/2011
Contract end date	

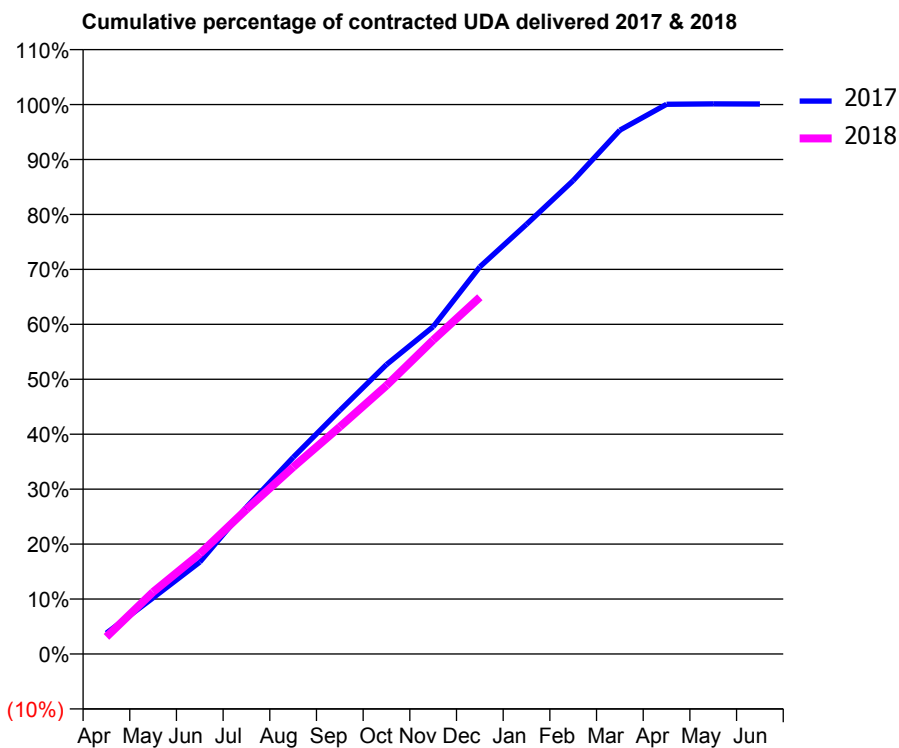
17/18 Contracted general activity (UDA)	45,758
Carry forward general activity (UDA)	0
17/18 Contracted orthodontic activity (UOA)	0
Carry forward orthodontic activity (UOA)	0
Baseline contract value	£1,490,461.06

ACCESS*

Patients seen in 24 months	Total	Change since previous quarter
Quarter ending December 2016	18,369	
Quarter ending March 2017	18,197	→
Quarter ending June 2017	17,896	↓
Quarter ending September 2017	17,640	↓
Quarter ending December 2017	17,464	→
Variance since December 2016	(4.9%)	↓



ACTIVITY



Month	Adjusted Scheduled Activity (UDA)	
	2017	2018
April	1,732	1,432
May	4,675	5,172
June	7,659	8,347
July	12,228	12,039
August	16,368	15,566
September	20,282	18,913
October	24,097	22,358
November	27,258	26,145
December	32,236	29,711
January	35,782	
February	39,426	
March	43,625	
April	45,778	
May	45,805	
June	45,804	

QUALITY

	Quantity	Base Number	Contract	AT	Region	England
% of FP17s for the same patient ID Re-attending within 3 months - Children	342	5,501	6.2%	10.4%	11.5%	12.0%
% of FP17s for the same patient ID Re-attending within 3 months - Adults	1,757	14,529	12.1%	14.7%	15.8%	15.9%
% of FP17s for the same patient ID Re-attending between 3 & 9 months - Children	3,866	5,501	70.3%	60.3%	60.5%	58.0%
% of FP17s for the same patient ID Re-attending between 3 & 9 months - Adults	9,722	14,529	66.9%	52.1%	51.8%	50.5%
% of FP17s for Band 1 Urgent Courses	1,408	18,834	7.5%	9.8%	9.5%	9.0%
% of FP17s Relating to Free Repair or Replacements	80	18,834	0.4%	0.6%	0.7%	0.8%
% of FP17s Relating to Continuations	46	18,834	0.2%	1.1%	1.0%	1.1%
% of Patients satisfied with the dentistry they have received	17	18	94.4%	92.0%	92.1%	91.5%
% of Patients satisfied with the time they had to wait for an appointment	15	18	83.3%	88.8%	88.3%	87.9%

* This is based on patients treated on this contract for their most recent course of treatment. Figures in italics indicate the base number of FP17s or Patient Questionnaire responses are less than 100. N/A is shown where the base number of responses is less than 10 during the period. % is calculated as Quantity/Base number*100

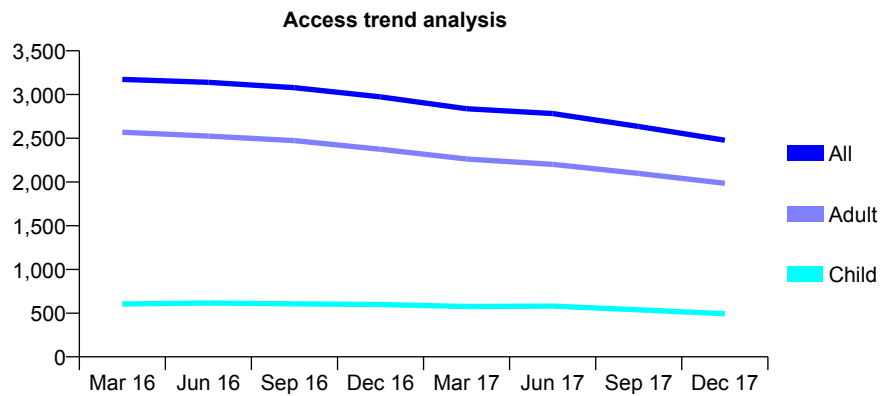
Q70 - Vital Signs At a Glance Contract Report for 102571/0001 - December 2017

Name or company name	Dr R Mihoc
Contract type name	GDS Contract
Purpose of contract	General
Contract start date	01/07/2010
Contract end date	

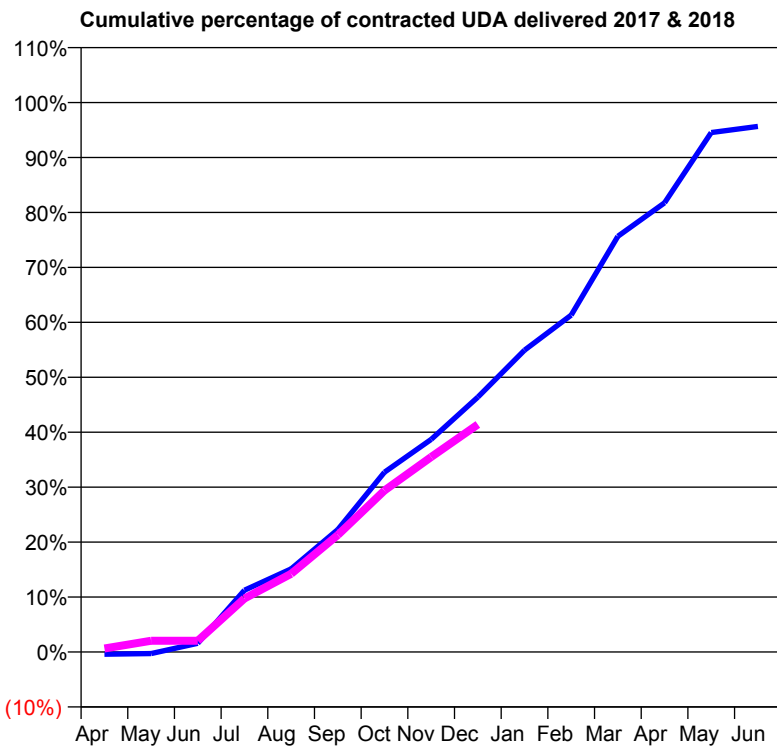
17/18 Contracted general activity (UDA)	6,421
Carry forward general activity (UDA)	0
17/18 Contracted orthodontic activity (UOA)	0
Carry forward orthodontic activity (UOA)	0
Baseline contract value	£138,317.80

ACCESS*

Patients seen in 24 months	Total	Change since previous quarter
Quarter ending December 2016	2,973	
Quarter ending March 2017	2,838	↓
Quarter ending June 2017	2,782	↓
Quarter ending September 2017	2,635	↓
Quarter ending December 2017	2,478	↓
Variance since December 2016	(16.6%)	↓



ACTIVITY



Month	Adjusted Scheduled Activity (UDA)	
	2017	2018
April	-28	42
May	-19	132
June	102	132
July	722	625
August	972	914
September	1,431	1,367
October	2,101	1,887
November	2,484	2,278
December	2,979	2,659
January	3,526	
February	3,937	
March	4,858	
April	5,248	
May	6,070	
June	6,142	

QUALITY

	Quantity	Base Number	Contract	AT	Region	England
% of FP17s for the same patient ID Re-attending within 3 months - Children	9	357	2.5%	10.4%	11.5%	12.0%
% of FP17s for the same patient ID Re-attending within 3 months - Adults	33	1,246	2.6%	14.7%	15.8%	15.9%
% of FP17s for the same patient ID Re-attending between 3 & 9 months - Children	165	357	46.2%	60.3%	60.5%	58.0%
% of FP17s for the same patient ID Re-attending between 3 & 9 months - Adults	596	1,246	47.8%	52.1%	51.8%	50.5%
% of FP17s for Band 1 Urgent Courses	1	1,209	0.1%	9.8%	9.5%	9.0%
% of FP17s Relating to Free Repair or Replacements	0	1,209	0.0%	0.6%	0.7%	0.8%
% of FP17s Relating to Continuations	0	1,209	0.0%	1.1%	1.0%	1.1%
% of Patients satisfied with the dentistry they have received	2	4	N/A	92.0%	92.1%	91.5%
% of Patients satisfied with the time they had to wait for an appointment	4	4	N/A	88.8%	88.3%	87.9%

* This is based on patients treated on this contract for their most recent course of treatment. Figures in italics indicate the base number of FP17s or Patient Questionnaire responses are less than 100. N/A is shown where the base number of responses is less than 10 during the period. % is calculated as Quantity/Base number*100

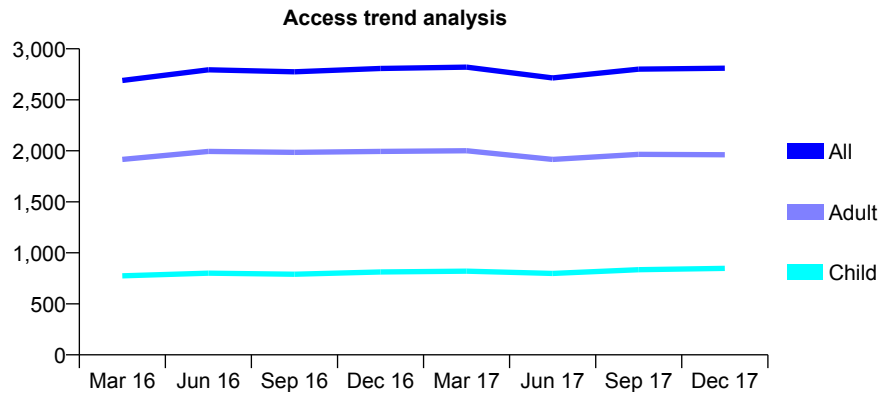
Q70 - Vital Signs At a Glance Contract Report for 103187/0001 - December 2017

Name or company name	Southsea Dental Care Ltd
Contract type name	GDS Contract
Purpose of contract	General
Contract start date	01/07/2008
Contract end date	

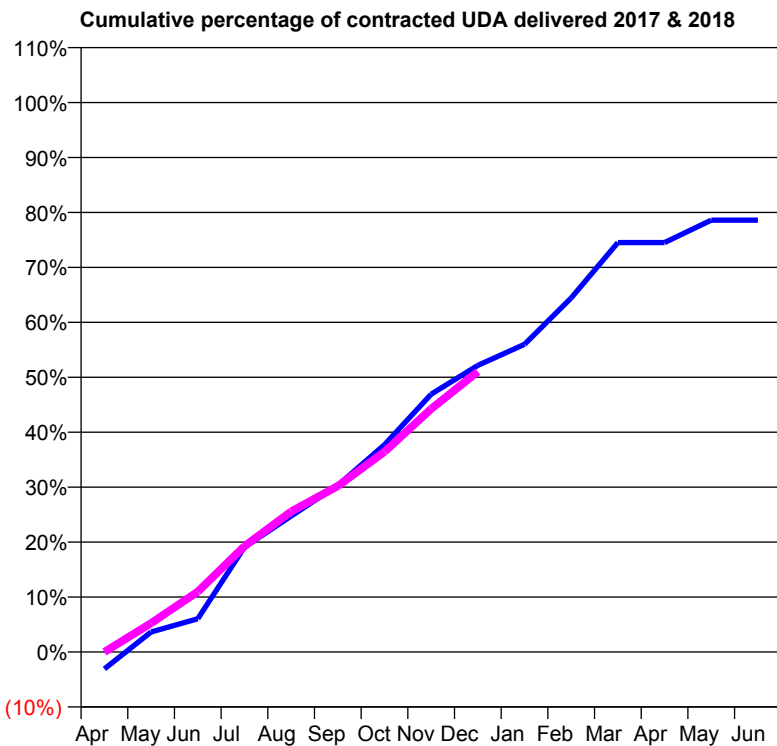
17/18 Contracted general activity (UDA)	13,737
Carry forward general activity (UDA)	0
17/18 Contracted orthodontic activity (UOA)	0
Carry forward orthodontic activity (UOA)	0
Baseline contract value	£327,165.83

ACCESS*

Patients seen in 24 months	Total	Change since previous quarter
Quarter ending December 2016	2,807	
Quarter ending March 2017	2,820	→
Quarter ending June 2017	2,714	↓
Quarter ending September 2017	2,800	↑
Quarter ending December 2017	2,810	→
Variance since December 2016	0.1%	→



ACTIVITY



Month	Adjusted Scheduled Activity (UDA)	
	2017	2018
April	-426	0
May	502	721
June	830	1,507
July	2,622	2,644
August	3,398	3,513
September	4,169	4,148
October	5,181	5,006
November	6,446	6,077
December	7,165	7,010
January	7,693	
February	8,853	
March	10,235	
April	10,235	
May	10,795	
June	10,795	

QUALITY

	Quantity	Base Number	Contract	AT	Region	England
% of FP17s for the same patient ID Re-attending within 3 months - Children	53	750	7.1%	10.4%	11.5%	12.0%
% of FP17s for the same patient ID Re-attending within 3 months - Adults	242	1,650	14.7%	14.7%	15.8%	15.9%
% of FP17s for the same patient ID Re-attending between 3 & 9 months - Children	311	750	41.5%	60.3%	60.5%	58.0%
% of FP17s for the same patient ID Re-attending between 3 & 9 months - Adults	737	1,650	44.7%	52.1%	51.8%	50.5%
% of FP17s for Band 1 Urgent Courses	284	2,279	12.5%	9.8%	9.5%	9.0%
% of FP17s Relating to Free Repair or Replacements	25	2,279	1.1%	0.6%	0.7%	0.8%
% of FP17s Relating to Continuations	17	2,279	0.7%	1.1%	1.0%	1.1%
% of Patients satisfied with the dentistry they have received	2	2	N/A	92.0%	92.1%	91.5%
% of Patients satisfied with the time they had to wait for an appointment	2	2	N/A	88.8%	88.3%	87.9%

* This is based on patients treated on this contract for their most recent course of treatment. Figures in italics indicate the base number of FP17s or Patient Questionnaire responses are less than 100. N/A is shown where the base number of responses is less than 10 during the period. % is calculated as Quantity/Base number*100

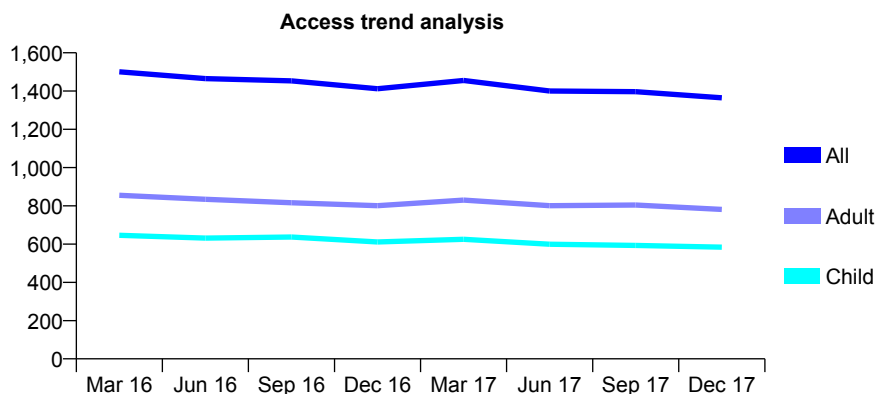
Q70 - Vital Signs At a Glance Contract Report for 103608/0001 - December 2017

Name or company name	Aaron Campbell
Contract type name	GDS Contract
Purpose of contract	General
Contract start date	01/09/2011
Contract end date	

17/18 Contracted general activity (UDA)	3,900
Carry forward general activity (UDA)	127
17/18 Contracted orthodontic activity (UOA)	0
Carry forward orthodontic activity (UOA)	0
Baseline contract value	£103,674.38

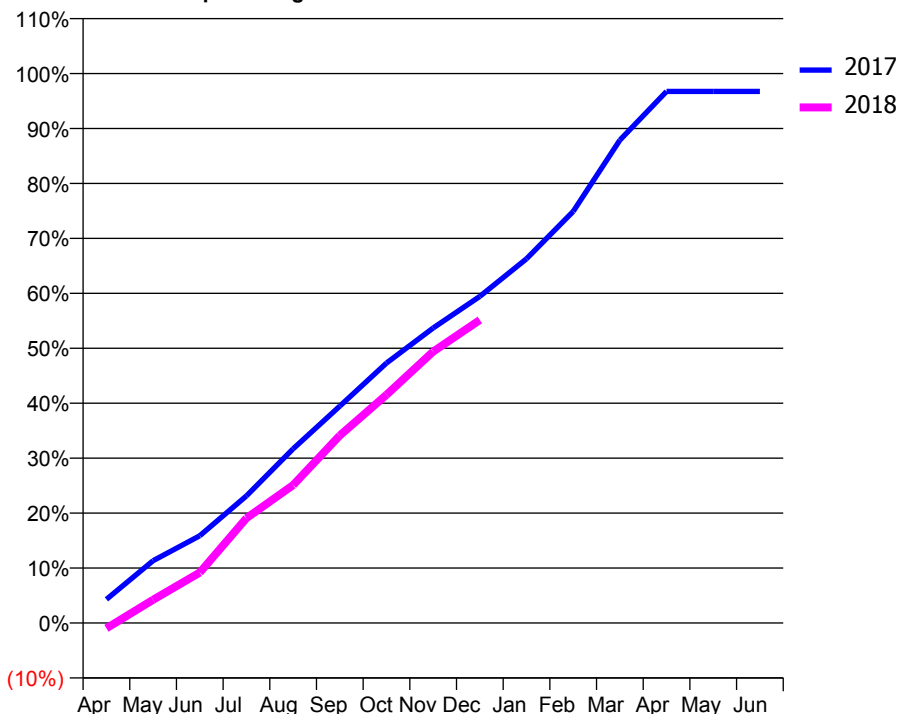
ACCESS*

Patients seen in 24 months	Total	Change since previous quarter
Quarter ending December 2016	1,412	
Quarter ending March 2017	1,455	↑
Quarter ending June 2017	1,400	↓
Quarter ending September 2017	1,397	→
Quarter ending December 2017	1,365	↓
Variance since December 2016	(3.3%)	↓



ACTIVITY

Cumulative percentage of contracted UDA delivered 2017 & 2018



Month	Adjusted Scheduled Activity (UDA)	
	2017	2018
April	168	-39
May	442	165
June	619	358
July	903	745
August	1,237	979
September	1,539	1,331
October	1,845	1,620
November	2,094	1,926
December	2,319	2,151
January	2,585	
February	2,921	
March	3,427	
April	3,772	
May	3,772	
June	3,772	

QUALITY

	Quantity	Base Number	Contract	AT	Region	England
% of FP17s for the same patient ID Re-attending within 3 months - Children	30	674	4.5%	10.4%	11.5%	12.0%
% of FP17s for the same patient ID Re-attending within 3 months - Adults	89	757	11.8%	14.7%	15.8%	15.9%
% of FP17s for the same patient ID Re-attending between 3 & 9 months - Children	435	674	64.5%	60.3%	60.5%	58.0%
% of FP17s for the same patient ID Re-attending between 3 & 9 months - Adults	464	757	61.3%	52.1%	51.8%	50.5%
% of FP17s for Band 1 Urgent Courses	76	1,314	5.8%	9.8%	9.5%	9.0%
% of FP17s Relating to Free Repair or Replacements	3	1,314	0.2%	0.6%	0.7%	0.8%
% of FP17s Relating to Continuations	7	1,314	0.5%	1.1%	1.0%	1.1%
% of Patients satisfied with the dentistry they have received	0	0	N/A	92.0%	92.1%	91.5%
% of Patients satisfied with the time they had to wait for an appointment	0	0	N/A	88.8%	88.3%	87.9%

* This is based on patients treated on this contract for their most recent course of treatment. Figures in italics indicate the base number of FP17s or Patient Questionnaire responses are less than 100. N/A is shown where the base number of responses is less than 10 during the period. % is calculated as Quantity/Base number*100

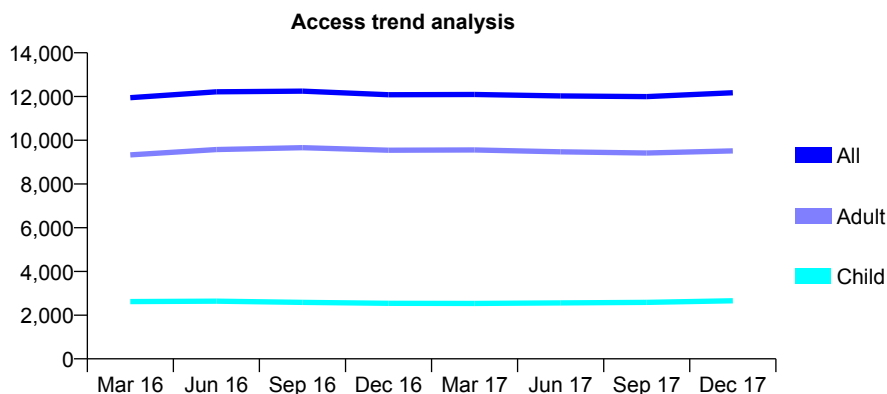
Q70 - Vital Signs At a Glance Contract Report for 105414/0001 - December 2017

Name or company name	First Choice Dental Limited
Contract type name	GDS Contract
Purpose of contract	General
Contract start date	01/04/2006
Contract end date	

17/18 Contracted general activity (UDA)	41,208
Carry forward general activity (UDA)	0
17/18 Contracted orthodontic activity (UOA)	0
Carry forward orthodontic activity (UOA)	0
Baseline contract value	£1,333,492.49

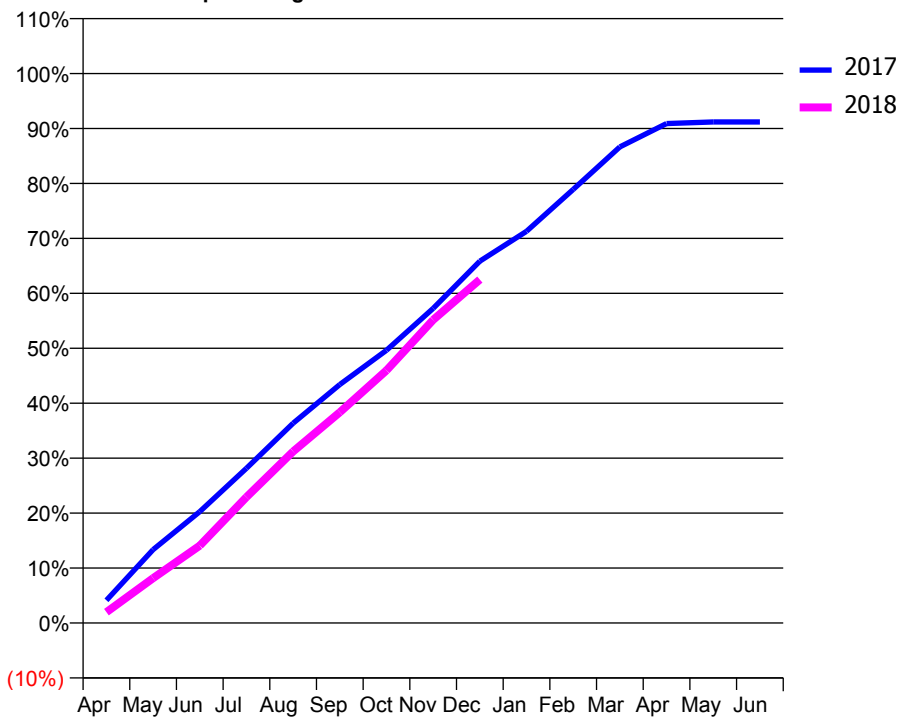
ACCESS*

Patients seen in 24 months	Total	Change since previous quarter
Quarter ending December 2016	12,083	
Quarter ending March 2017	12,094	→
Quarter ending June 2017	12,029	→
Quarter ending September 2017	11,995	→
Quarter ending December 2017	12,171	→
Variance since December 2016	0.7%	→



ACTIVITY

Cumulative percentage of contracted UDA delivered 2017 & 2018



Month	Adjusted Scheduled Activity (UDA)	
	2017	2018
April	1,700	811
May	5,508	3,366
June	8,352	5,803
July	11,603	9,448
August	14,982	12,860
September	17,887	15,806
October	20,457	18,949
November	23,592	22,734
December	27,138	25,755
January	29,377	
February	32,514	
March	35,701	
April	37,458	
May	37,575	
June	37,575	

QUALITY

	Quantity	Base Number	Contract	AT	Region	England
% of FP17s for the same patient ID Re-attending within 3 months - Children	171	2,858	6.0%	10.4%	11.5%	12.0%
% of FP17s for the same patient ID Re-attending within 3 months - Adults	1,208	9,132	13.2%	14.7%	15.8%	15.9%
% of FP17s for the same patient ID Re-attending between 3 & 9 months - Children	1,469	2,858	51.4%	60.3%	60.5%	58.0%
% of FP17s for the same patient ID Re-attending between 3 & 9 months - Adults	3,858	9,132	42.2%	52.1%	51.8%	50.5%
% of FP17s for Band 1 Urgent Courses	740	11,189	6.6%	9.8%	9.5%	9.0%
% of FP17s Relating to Free Repair or Replacements	69	11,189	0.6%	0.6%	0.7%	0.8%
% of FP17s Relating to Continuations	195	11,189	1.7%	1.1%	1.0%	1.1%
% of Patients satisfied with the dentistry they have received	15	16	93.8%	92.0%	92.1%	91.5%
% of Patients satisfied with the time they had to wait for an appointment	15	16	93.8%	88.8%	88.3%	87.9%

* This is based on patients treated on this contract for their most recent course of treatment. Figures in italics indicate the base number of FP17s or Patient Questionnaire responses are less than 100. N/A is shown where the base number of responses is less than 10 during the period. % is calculated as Quantity/Base number*100

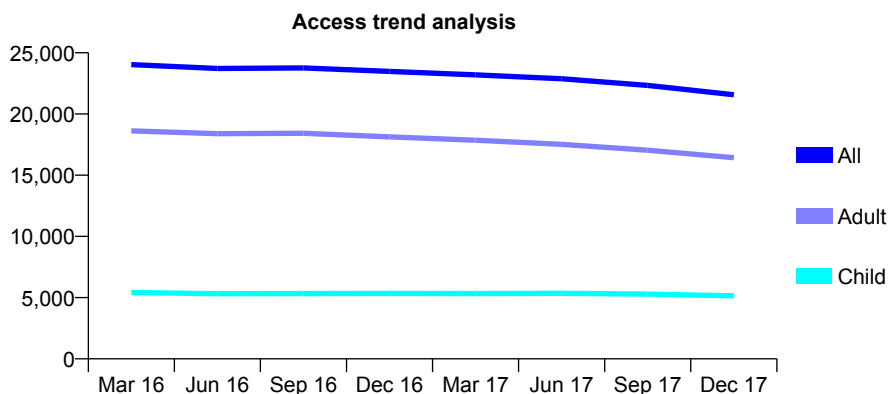
Q70 - Vital Signs At a Glance Contract Report for 105414/0006 - December 2017

Name or company name	First Choice Dental Limited
Contract type name	GDS Contract
Purpose of contract	General
Contract start date	02/04/2006
Contract end date	

17/18 Contracted general activity (UDA)	59,192
Carry forward general activity (UDA)	0
17/18 Contracted orthodontic activity (UOA)	0
Carry forward orthodontic activity (UOA)	0
Baseline contract value	£1,896,350.67

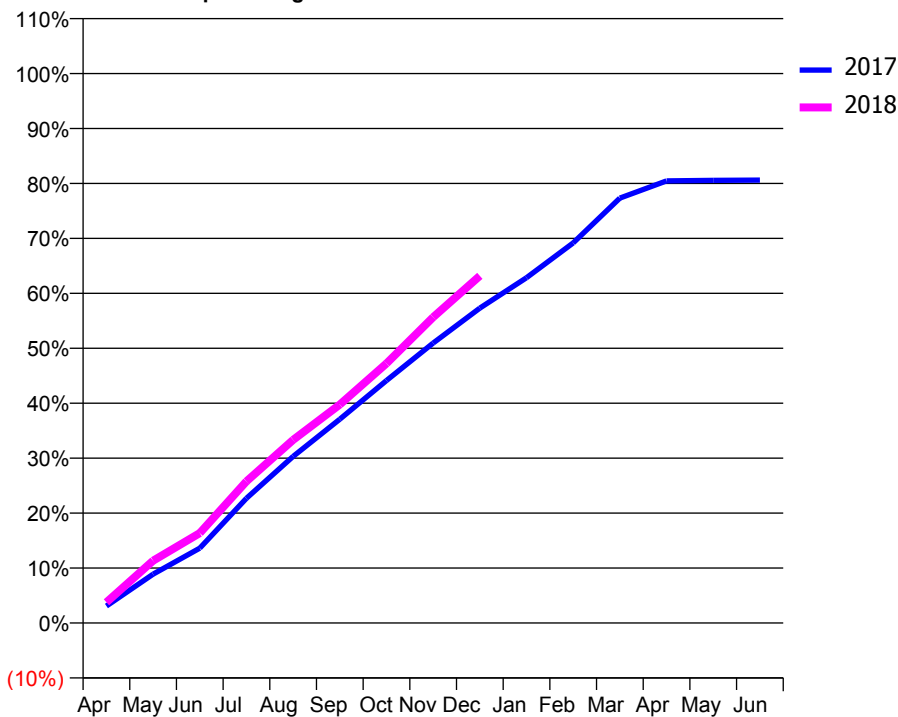
ACCESS*

Patients seen in 24 months	Total	Change since previous quarter
Quarter ending December 2016	23,478	
Quarter ending March 2017	23,197	↓
Quarter ending June 2017	22,882	↓
Quarter ending September 2017	22,332	↓
Quarter ending December 2017	21,576	↓
Variance since December 2016	(8.1%)	↓



ACTIVITY

Cumulative percentage of contracted UDA delivered 2017 & 2018



Month	Adjusted Scheduled Activity (UDA)	
	2017	2018
April	2,151	2,228
May	6,159	6,710
June	9,437	9,683
July	15,729	15,260
August	21,008	19,724
September	25,714	23,541
October	30,591	27,958
November	35,319	32,946
December	39,719	37,399
January	43,544	
February	47,935	
March	53,590	
April	55,763	
May	55,823	
June	55,858	

QUALITY

	Quantity	Base Number	Contract	AT	Region	England
% of FP17s for the same patient ID Re-attending within 3 months - Children	205	4,555	4.5%	10.4%	11.5%	12.0%
% of FP17s for the same patient ID Re-attending within 3 months - Adults	1,089	12,705	8.6%	14.7%	15.8%	15.9%
% of FP17s for the same patient ID Re-attending between 3 & 9 months - Children	2,233	4,555	49.0%	60.3%	60.5%	58.0%
% of FP17s for the same patient ID Re-attending between 3 & 9 months - Adults	5,739	12,705	45.2%	52.1%	51.8%	50.5%
% of FP17s for Band 1 Urgent Courses	983	16,242	6.1%	9.8%	9.5%	9.0%
% of FP17s Relating to Free Repair or Replacements	66	16,242	0.4%	0.6%	0.7%	0.8%
% of FP17s Relating to Continuations	168	16,242	1.0%	1.1%	1.0%	1.1%
% of Patients satisfied with the dentistry they have received	15	15	100.0%	92.0%	92.1%	91.5%
% of Patients satisfied with the time they had to wait for an appointment	10	15	66.7%	88.8%	88.3%	87.9%

* This is based on patients treated on this contract for their most recent course of treatment. Figures in italics indicate the base number of FP17s or Patient Questionnaire responses are less than 100. N/A is shown where the base number of responses is less than 10 during the period. % is calculated as Quantity/Base number*100

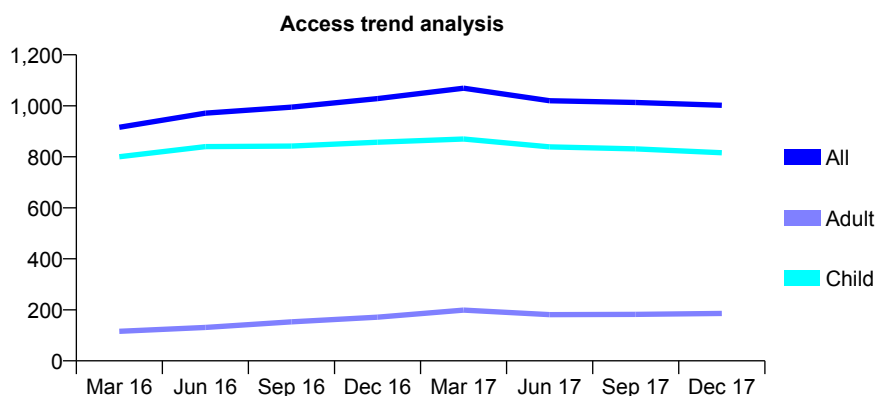
Q70 - Vital Signs At a Glance Contract Report for 106488/0001 - December 2017

Name or company name	Solent House Dental Centre
Contract type name	GDS Contract
Purpose of contract	General
Contract start date	01/04/2015
Contract end date	

17/18 Contracted general activity (UDA)	1,991
Carry forward general activity (UDA)	0
17/18 Contracted orthodontic activity (UOA)	0
Carry forward orthodontic activity (UOA)	0
Baseline contract value	£52,475.36

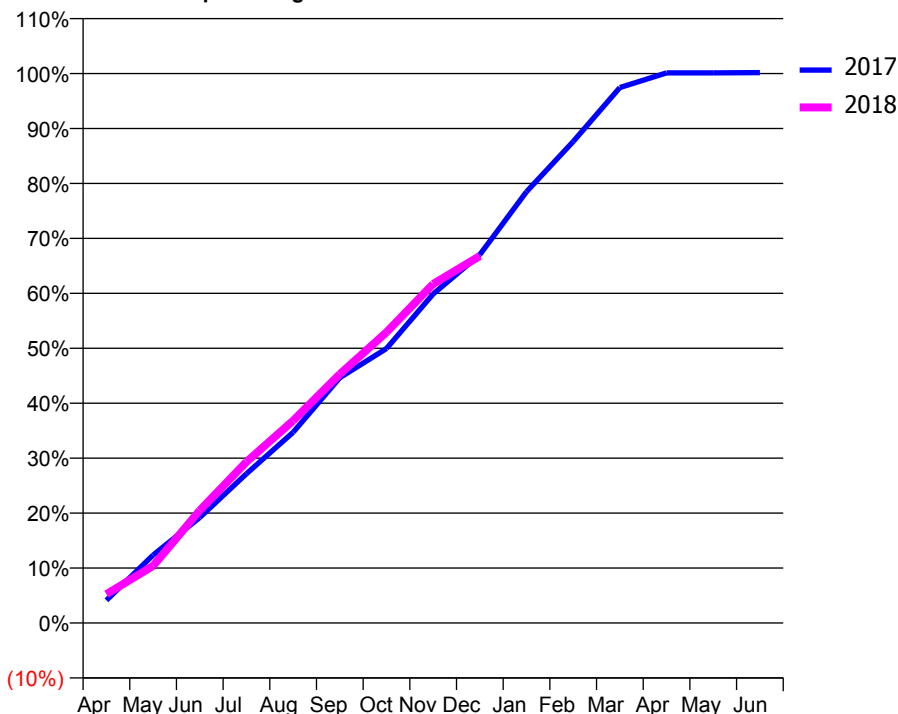
ACCESS*

Patients seen in 24 months	Total	Change since previous quarter
Quarter ending December 2016	1,028	
Quarter ending March 2017	1,069	↑
Quarter ending June 2017	1,020	↓
Quarter ending September 2017	1,013	→
Quarter ending December 2017	1,002	↓
Variance since December 2016	(2.5%)	↓



ACTIVITY

Cumulative percentage of contracted UDA delivered 2017 & 2018



Month	Adjusted Scheduled Activity (UDA)	
	2017	2018
April	82	104
May	246	207
June	383	408
July	541	584
August	691	733
September	889	902
October	995	1,053
November	1,192	1,228
December	1,335	1,330
January	1,563	
February	1,745	
March	1,940	
April	1,993	
May	1,993	
June	1,994	

QUALITY

	Quantity	Base Number	Contract	AT	Region	England
% of FP17s for the same patient ID Re-attending within 3 months - Children	49	956	5.1%	10.4%	11.5%	12.0%
% of FP17s for the same patient ID Re-attending within 3 months - Adults	8	110	7.3%	14.7%	15.8%	15.9%
% of FP17s for the same patient ID Re-attending between 3 & 9 months - Children	723	956	75.6%	60.3%	60.5%	58.0%
% of FP17s for the same patient ID Re-attending between 3 & 9 months - Adults	72	110	65.5%	52.1%	51.8%	50.5%
% of FP17s for Band 1 Urgent Courses	29	1,030	2.8%	9.8%	9.5%	9.0%
% of FP17s Relating to Free Repair or Replacements	0	1,030	0.0%	0.6%	0.7%	0.8%
% of FP17s Relating to Continuations	0	1,030	0.0%	1.1%	1.0%	1.1%
% of Patients satisfied with the dentistry they have received	4	4	N/A	92.0%	92.1%	91.5%
% of Patients satisfied with the time they had to wait for an appointment	4	4	N/A	88.8%	88.3%	87.9%

* This is based on patients treated on this contract for their most recent course of treatment. Figures in italics indicate the base number of FP17s or Patient Questionnaire responses are less than 100. N/A is shown where the base number of responses is less than 10 during the period. % is calculated as Quantity/Base number*100

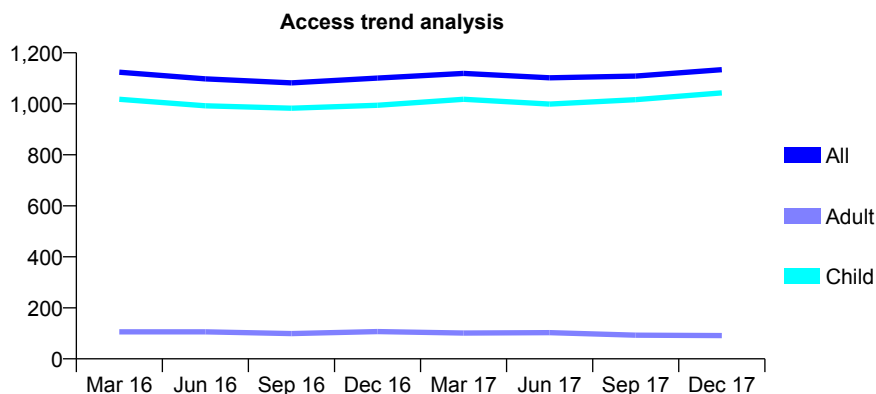
Q70 - Vital Signs At a Glance Contract Report for 106615/0001 - December 2017

Name or company name	Westphal & Srinivasan
Contract type name	GDS Contract
Purpose of contract	General
Contract start date	01/03/2012
Contract end date	

17/18 Contracted general activity (UDA)	3,136
Carry forward general activity (UDA)	62
17/18 Contracted orthodontic activity (UOA)	0
Carry forward orthodontic activity (UOA)	0
Baseline contract value	£91,171.96

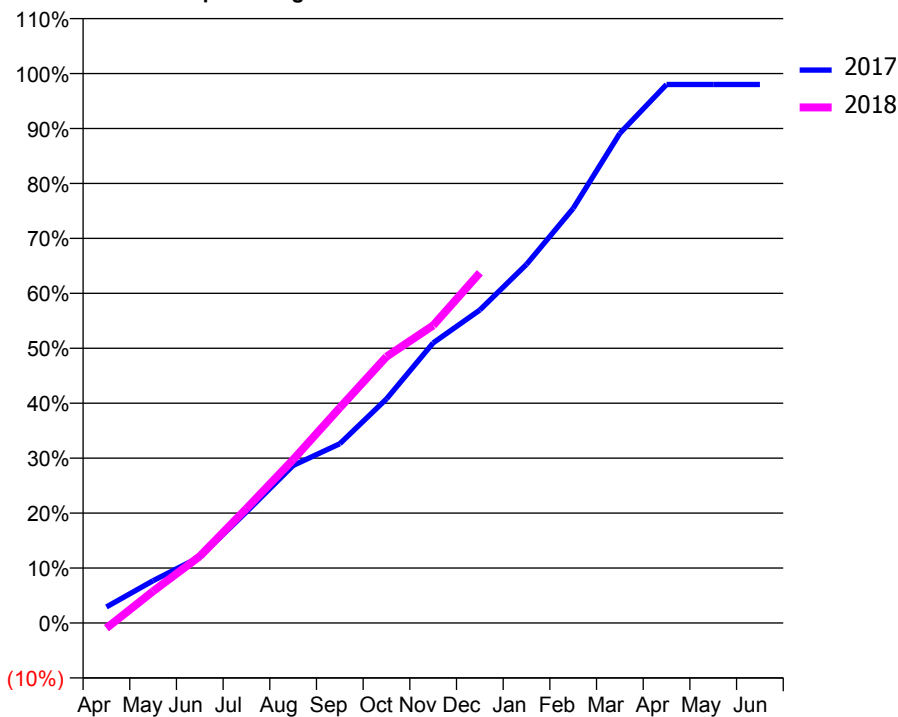
ACCESS*

Patients seen in 24 months	Total	Change since previous quarter
Quarter ending December 2016	1,101	
Quarter ending March 2017	1,119	→
Quarter ending June 2017	1,102	↓
Quarter ending September 2017	1,109	→
Quarter ending December 2017	1,134	↑
Variance since December 2016	3.0%	↑



ACTIVITY

Cumulative percentage of contracted UDA delivered 2017 & 2018



Adjusted Scheduled Activity (UDA)		
Month	2017	2018
April	92	-30
May	241	181
June	377	381
July	634	653
August	899	933
September	1,023	1,229
October	1,279	1,520
November	1,599	1,698
December	1,786	1,999
January	2,046	
February	2,367	
March	2,795	
April	3,073	
May	3,073	
June	3,073	

QUALITY

	Quantity	Base Number	Contract	AT	Region	England
% of FP17s for the same patient ID Re-attending within 3 months - Children	201	1,418	14.2%	10.4%	11.5%	12.0%
% of FP17s for the same patient ID Re-attending within 3 months - Adults	0	0	N/A	14.7%	15.8%	15.9%
% of FP17s for the same patient ID Re-attending between 3 & 9 months - Children	906	1,418	63.9%	60.3%	60.5%	58.0%
% of FP17s for the same patient ID Re-attending between 3 & 9 months - Adults	0	0	N/A	52.1%	51.8%	50.5%
% of FP17s for Band 1 Urgent Courses	23	1,290	1.8%	9.8%	9.5%	9.0%
% of FP17s Relating to Free Repair or Replacements	0	1,290	0.0%	0.6%	0.7%	0.8%
% of FP17s Relating to Continuations	9	1,290	0.7%	1.1%	1.0%	1.1%
% of Patients satisfied with the dentistry they have received	1	1	N/A	92.0%	92.1%	91.5%
% of Patients satisfied with the time they had to wait for an appointment	1	1	N/A	88.8%	88.3%	87.9%

* This is based on patients treated on this contract for their most recent course of treatment. Figures in italics indicate the base number of FP17s or Patient Questionnaire responses are less than 100. N/A is shown where the base number of responses is less than 10 during the period. % is calculated as Quantity/Base number*100

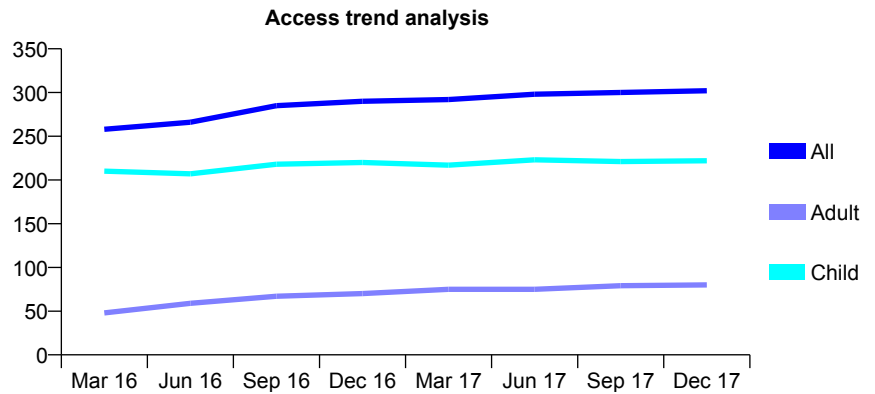
Q70 - Vital Signs At a Glance Contract Report for 106763/0001 - December 2017

Name or company name	The Dental Centre Cowplain Ltd
Contract type name	GDS Contract
Purpose of contract	General
Contract start date	01/05/2015
Contract end date	

17/18 Contracted general activity (UDA)	700
Carry forward general activity (UDA)	0
17/18 Contracted orthodontic activity (UOA)	0
Carry forward orthodontic activity (UOA)	0
Baseline contract value	£16,156.80

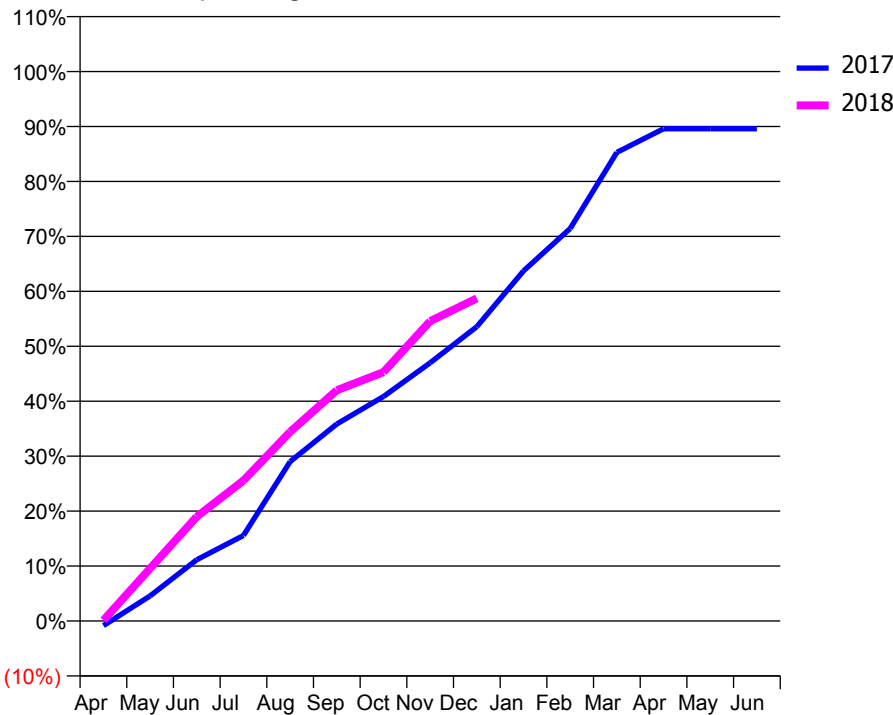
ACCESS*

Patients seen in 24 months	Total	Change since previous quarter
Quarter ending December 2016	290	
Quarter ending March 2017	292	→
Quarter ending June 2017	298	↑
Quarter ending September 2017	300	→
Quarter ending December 2017	302	→
Variance since December 2016	4.1%	↑



ACTIVITY

Cumulative percentage of contracted UDA delivered 2017 & 2018



Month	Adjusted Scheduled Activity (UDA)	
	2017	2018
April	-6	1
May	32	67
June	78	133
July	109	179
August	203	241
September	251	294
October	286	317
November	329	382
December	375	411
January	446	
February	500	
March	597	
April	627	
May	627	
June	627	

QUALITY

	Quantity	Base Number	Contract	AT	Region	England
% of FP17s for the same patient ID Re-attending within 3 months - Children	9	246	3.7%	10.4%	11.5%	12.0%
% of FP17s for the same patient ID Re-attending within 3 months - Adults	7	44	15.9%	14.7%	15.8%	15.9%
% of FP17s for the same patient ID Re-attending between 3 & 9 months - Children	162	246	65.9%	60.3%	60.5%	58.0%
% of FP17s for the same patient ID Re-attending between 3 & 9 months - Adults	22	44	50.0%	52.1%	51.8%	50.5%
% of FP17s for Band 1 Urgent Courses	0	275	0.0%	9.8%	9.5%	9.0%
% of FP17s Relating to Free Repair or Replacements	0	275	0.0%	0.6%	0.7%	0.8%
% of FP17s Relating to Continuations	6	275	2.2%	1.1%	1.0%	1.1%
% of Patients satisfied with the dentistry they have received	0	0	N/A	92.0%	92.1%	91.5%
% of Patients satisfied with the time they had to wait for an appointment	0	0	N/A	88.8%	88.3%	87.9%

* This is based on patients treated on this contract for their most recent course of treatment. Figures in italics indicate the base number of FP17s or Patient Questionnaire responses are less than 100. N/A is shown where the base number of responses is less than 10 during the period. % is calculated as Quantity/Base number*100

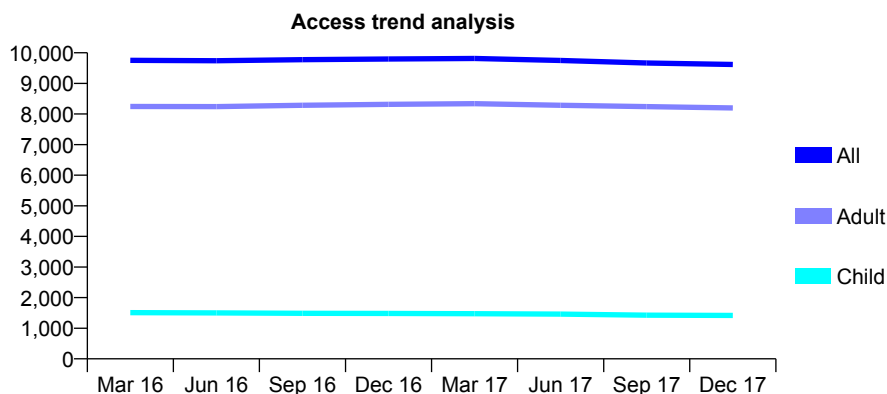
Q70 - Vital Signs At a Glance Contract Report for 108669/0001 - December 2017

Name or company name	Knibbs Dental Surgery Limited
Contract type name	GDS Contract
Purpose of contract	General
Contract start date	01/04/2007
Contract end date	

17/18 Contracted general activity (UDA)	29,497
Carry forward general activity (UDA)	0
17/18 Contracted orthodontic activity (UOA)	0
Carry forward orthodontic activity (UOA)	0
Baseline contract value	£841,266.62

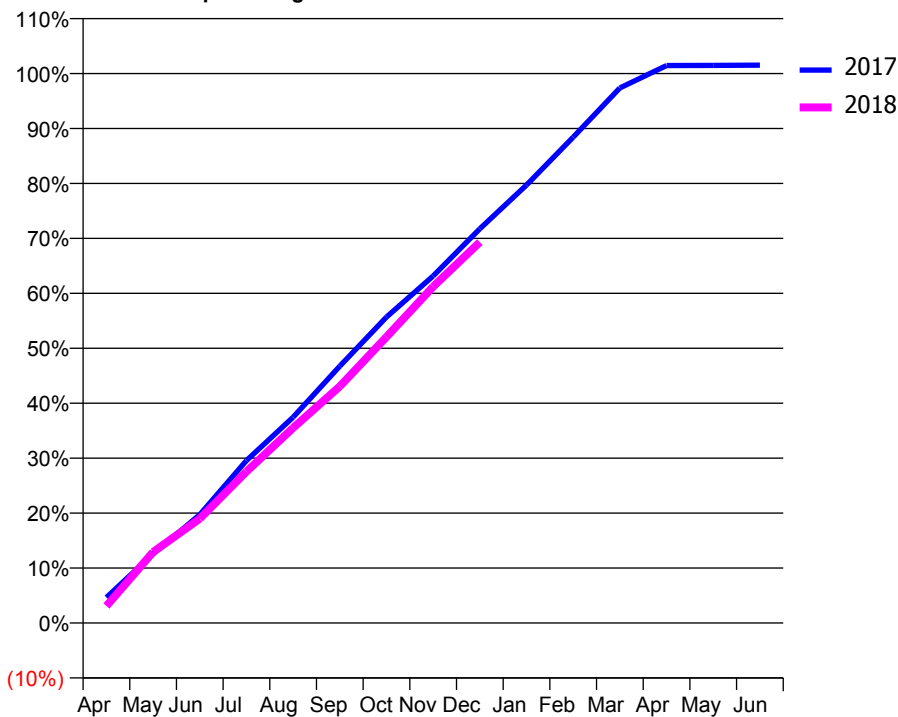
ACCESS*

Patients seen in 24 months	Total	Change since previous quarter
Quarter ending December 2016	9,799	
Quarter ending March 2017	9,813	→
Quarter ending June 2017	9,751	→
Quarter ending September 2017	9,665	→
Quarter ending December 2017	9,618	→
Variance since December 2016	(1.8%)	↓



ACTIVITY

Cumulative percentage of contracted UDA delivered 2017 & 2018



Month	Adjusted Scheduled Activity (UDA)	
	2017	2018
April	1,373	915
May	3,712	3,808
June	5,815	5,598
July	8,723	8,130
August	11,045	10,474
September	13,793	12,705
October	16,424	15,361
November	18,631	18,057
December	21,161	20,444
January	23,512	
February	26,084	
March	28,720	
April	29,926	
May	29,930	
June	29,943	

QUALITY

	Quantity	Base Number	Contract	AT	Region	England
% of FP17s for the same patient ID Re-attending within 3 months - Children	115	1,772	6.5%	10.4%	11.5%	12.0%
% of FP17s for the same patient ID Re-attending within 3 months - Adults	1,704	10,490	16.2%	14.7%	15.8%	15.9%
% of FP17s for the same patient ID Re-attending between 3 & 9 months - Children	1,227	1,772	69.2%	60.3%	60.5%	58.0%
% of FP17s for the same patient ID Re-attending between 3 & 9 months - Adults	6,630	10,490	63.2%	52.1%	51.8%	50.5%
% of FP17s for Band 1 Urgent Courses	1,038	11,631	8.9%	9.8%	9.5%	9.0%
% of FP17s Relating to Free Repair or Replacements	138	11,631	1.2%	0.6%	0.7%	0.8%
% of FP17s Relating to Continuations	118	11,631	1.0%	1.1%	1.0%	1.1%
% of Patients satisfied with the dentistry they have received	10	11	90.9%	92.0%	92.1%	91.5%
% of Patients satisfied with the time they had to wait for an appointment	11	11	100.0%	88.8%	88.3%	87.9%

* This is based on patients treated on this contract for their most recent course of treatment. Figures in italics indicate the base number of FP17s or Patient Questionnaire responses are less than 100. N/A is shown where the base number of responses is less than 10 during the period. % is calculated as Quantity/Base number*100

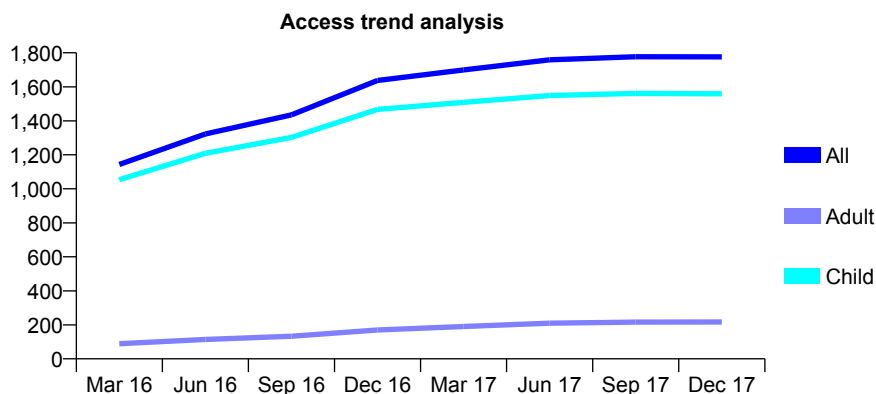
Q70 - Vital Signs At a Glance Contract Report for 109770/0001 - December 2017

Name or company name	Marlott Road Partnership
Contract type name	GDS Contract
Purpose of contract	General
Contract start date	21/07/2015
Contract end date	

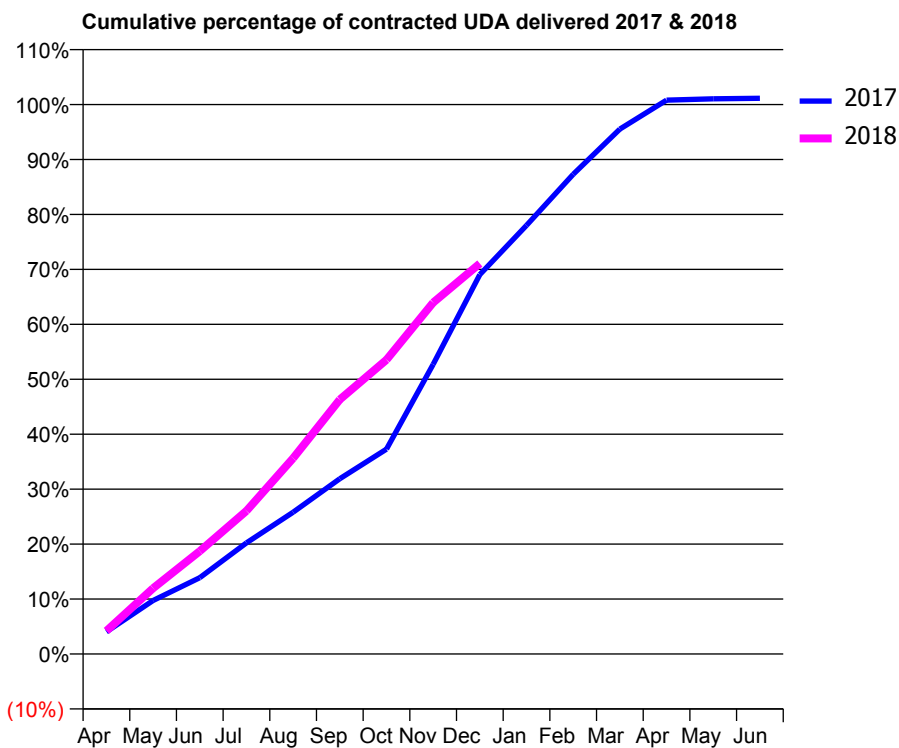
17/18 Contracted general activity (UDA)	3,290
Carry forward general activity (UDA)	0
17/18 Contracted orthodontic activity (UOA)	0
Carry forward orthodontic activity (UOA)	0
Baseline contract value	£83,588.77

ACCESS*

Patients seen in 24 months	Total	Change since previous quarter
Quarter ending December 2016	1,637	
Quarter ending March 2017	1,699	↑
Quarter ending June 2017	1,759	↑
Quarter ending September 2017	1,777	→
Quarter ending December 2017	1,776	→
Variance since December 2016	8.5%	↑



ACTIVITY



Month	Adjusted Scheduled Activity (UDA)	
	2017	2018
April	133	138
May	321	394
June	457	616
July	665	857
August	849	1,173
September	1,050	1,523
October	1,227	1,762
November	1,734	2,104
December	2,271	2,338
January	2,567	
February	2,872	
March	3,143	
April	3,316	
May	3,324	
June	3,327	

QUALITY

	Quantity	Base Number	Contract	AT	Region	England
% of FP17s for the same patient ID Re-attending within 3 months - Children	134	1,530	8.8%	10.4%	11.5%	12.0%
% of FP17s for the same patient ID Re-attending within 3 months - Adults	13	81	16.0%	14.7%	15.8%	15.9%
% of FP17s for the same patient ID Re-attending between 3 & 9 months - Children	620	1,530	40.5%	60.3%	60.5%	58.0%
% of FP17s for the same patient ID Re-attending between 3 & 9 months - Adults	27	81	33.3%	52.1%	51.8%	50.5%
% of FP17s for Band 1 Urgent Courses	90	1,514	5.9%	9.8%	9.5%	9.0%
% of FP17s Relating to Free Repair or Replacements	0	1,514	0.0%	0.6%	0.7%	0.8%
% of FP17s Relating to Continuations	3	1,514	0.2%	1.1%	1.0%	1.1%
% of Patients satisfied with the dentistry they have received	1	1	N/A	92.0%	92.1%	91.5%
% of Patients satisfied with the time they had to wait for an appointment	1	1	N/A	88.8%	88.3%	87.9%

* This is based on patients treated on this contract for their most recent course of treatment. Figures in italics indicate the base number of FP17s or Patient Questionnaire responses are less than 100. N/A is shown where the base number of responses is less than 10 during the period. % is calculated as Quantity/Base number*100

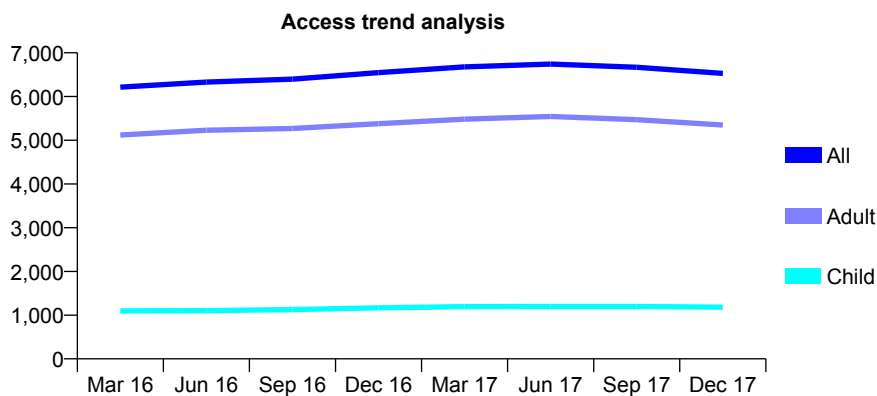
Q70 - Vital Signs At a Glance Contract Report for 109878/0001 - December 2017

Name or company name	Hampshire Terrace Dental Care
Contract type name	GDS Contract
Purpose of contract	General
Contract start date	01/09/2011
Contract end date	

17/18 Contracted general activity (UDA)	17,197
Carry forward general activity (UDA)	89
17/18 Contracted orthodontic activity (UOA)	0
Carry forward orthodontic activity (UOA)	0
Baseline contract value	£433,701.56

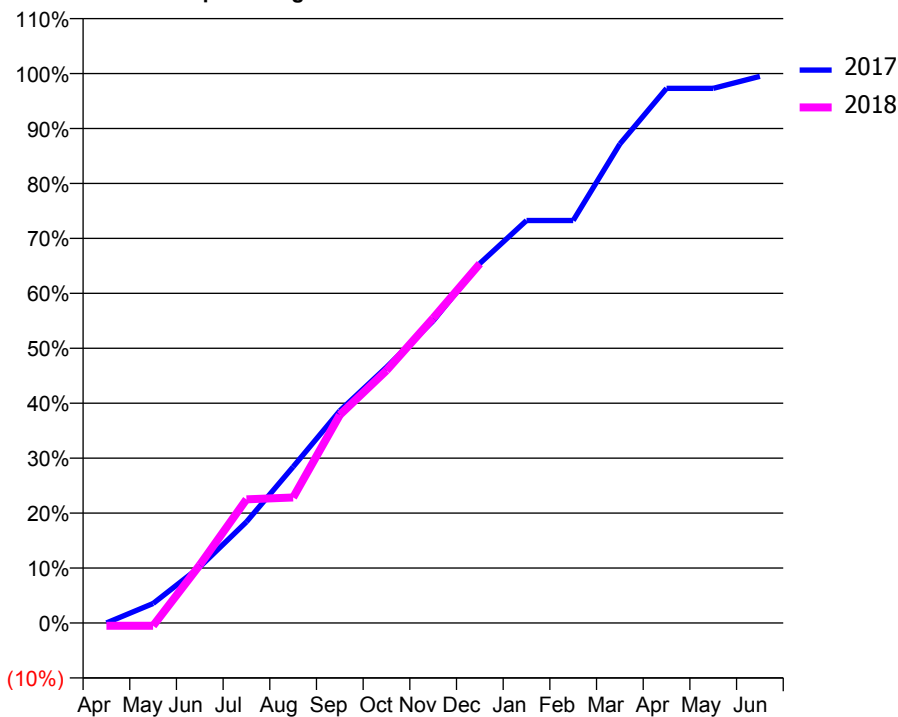
ACCESS*

Patients seen in 24 months	Total	Change since previous quarter
Quarter ending December 2016	6,547	
Quarter ending March 2017	6,677	→
Quarter ending June 2017	6,742	→
Quarter ending September 2017	6,669	↓
Quarter ending December 2017	6,529	↓
Variance since December 2016	(0.3%)	→



ACTIVITY

Cumulative percentage of contracted UDA delivered 2017 & 2018



Month	Adjusted Scheduled Activity (UDA)	
	2017	2018
April	0	-89
May	613	-89
June	1,753	1,818
July	3,164	3,870
August	4,891	3,930
September	6,643	6,511
October	8,004	7,902
November	9,453	9,540
December	11,253	11,245
January	12,595	
February	12,595	
March	14,990	
April	16,732	
May	16,732	
June	17,108	

QUALITY

	Quantity	Base Number	Contract	AT	Region	England
% of FP17s for the same patient ID Re-attending within 3 months - Children	97	1,518	6.4%	10.4%	11.5%	12.0%
% of FP17s for the same patient ID Re-attending within 3 months - Adults	891	6,295	14.2%	14.7%	15.8%	15.9%
% of FP17s for the same patient ID Re-attending between 3 & 9 months - Children	893	1,518	58.8%	60.3%	60.5%	58.0%
% of FP17s for the same patient ID Re-attending between 3 & 9 months - Adults	3,631	6,295	57.7%	52.1%	51.8%	50.5%
% of FP17s for Band 1 Urgent Courses	419	5,768	7.3%	9.8%	9.5%	9.0%
% of FP17s Relating to Free Repair or Replacements	41	5,768	0.7%	0.6%	0.7%	0.8%
% of FP17s Relating to Continuations	17	5,768	0.3%	1.1%	1.0%	1.1%
% of Patients satisfied with the dentistry they have received	8	9	N/A	92.0%	92.1%	91.5%
% of Patients satisfied with the time they had to wait for an appointment	8	9	N/A	88.8%	88.3%	87.9%

* This is based on patients treated on this contract for their most recent course of treatment. Figures in italics indicate the base number of FP17s or Patient Questionnaire responses are less than 100. N/A is shown where the base number of responses is less than 10 during the period. % is calculated as Quantity/Base number*100

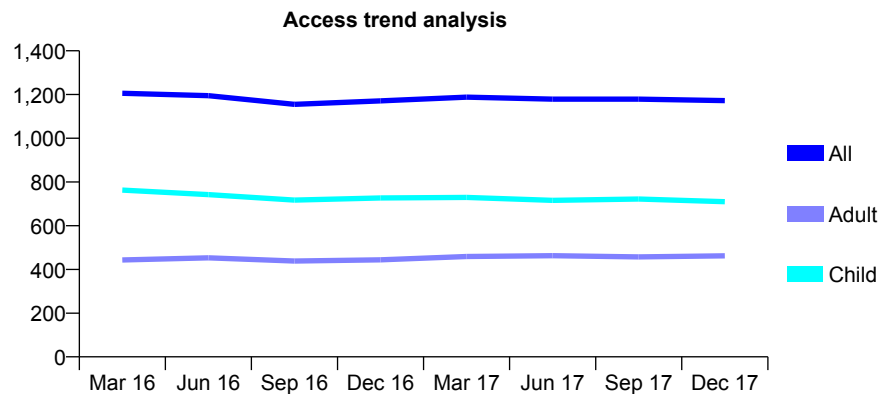
Q70 - Vital Signs At a Glance Contract Report for 109916/0001 - December 2017

Name or company name	Parchment Street Dental Practice Partners
Contract type name	GDS Contract
Purpose of contract	General
Contract start date	28/06/2010
Contract end date	

17/18 Contracted general activity (UDA)	2,885
Carry forward general activity (UDA)	22
17/18 Contracted orthodontic activity (UOA)	0
Carry forward orthodontic activity (UOA)	0
Baseline contract value	£62,371.14

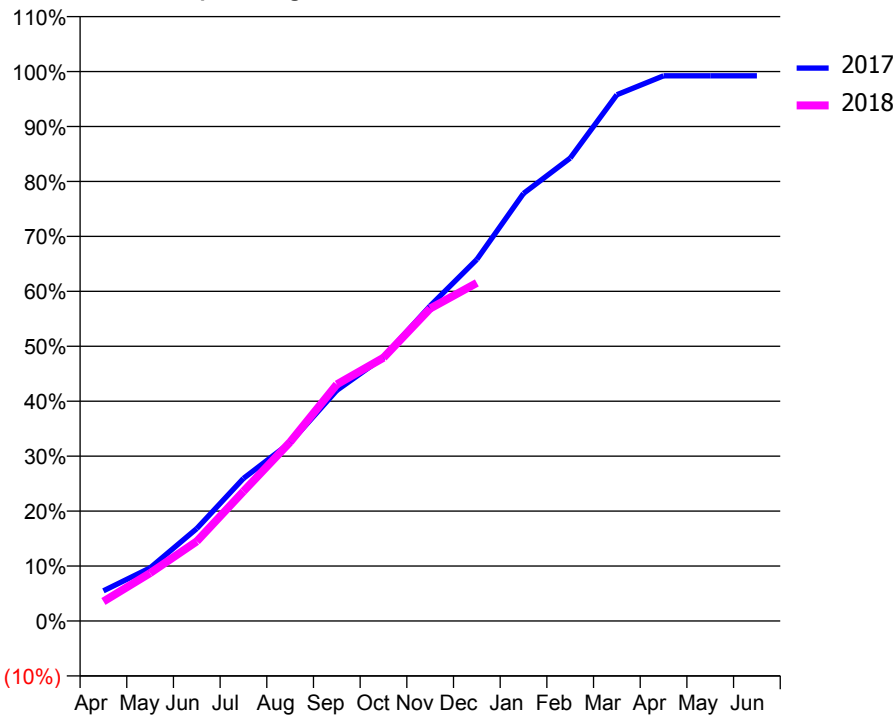
ACCESS*

Patients seen in 24 months	Total	Change since previous quarter
Quarter ending December 2016	1,171	
Quarter ending March 2017	1,188	→
Quarter ending June 2017	1,179	→
Quarter ending September 2017	1,179	→
Quarter ending December 2017	1,172	→
Variance since December 2016	0.1%	→



ACTIVITY

Cumulative percentage of contracted UDA delivered 2017 & 2018



Month	Adjusted Scheduled Activity (UDA)	
	2017	2018
April	158	102
May	279	252
June	485	418
July	749	681
August	937	940
September	1,211	1,242
October	1,385	1,382
November	1,655	1,641
December	1,898	1,775
January	2,245	
February	2,430	
March	2,763	
April	2,862	
May	2,862	
June	2,862	

QUALITY

	Quantity	Base Number	Contract	AT	Region	England
% of FP17s for the same patient ID Re-attending within 3 months - Children	44	840	5.2%	10.4%	11.5%	12.0%
% of FP17s for the same patient ID Re-attending within 3 months - Adults	41	346	11.8%	14.7%	15.8%	15.9%
% of FP17s for the same patient ID Re-attending between 3 & 9 months - Children	600	840	71.4%	60.3%	60.5%	58.0%
% of FP17s for the same patient ID Re-attending between 3 & 9 months - Adults	192	346	55.5%	52.1%	51.8%	50.5%
% of FP17s for Band 1 Urgent Courses	38	1,113	3.4%	9.8%	9.5%	9.0%
% of FP17s Relating to Free Repair or Replacements	0	1,113	0.0%	0.6%	0.7%	0.8%
% of FP17s Relating to Continuations	6	1,113	0.5%	1.1%	1.0%	1.1%
% of Patients satisfied with the dentistry they have received	0	0	N/A	92.0%	92.1%	91.5%
% of Patients satisfied with the time they had to wait for an appointment	0	0	N/A	88.8%	88.3%	87.9%

* This is based on patients treated on this contract for their most recent course of treatment. Figures in italics indicate the base number of FP17s or Patient Questionnaire responses are less than 100. N/A is shown where the base number of responses is less than 10 during the period. % is calculated as Quantity/Base number*100

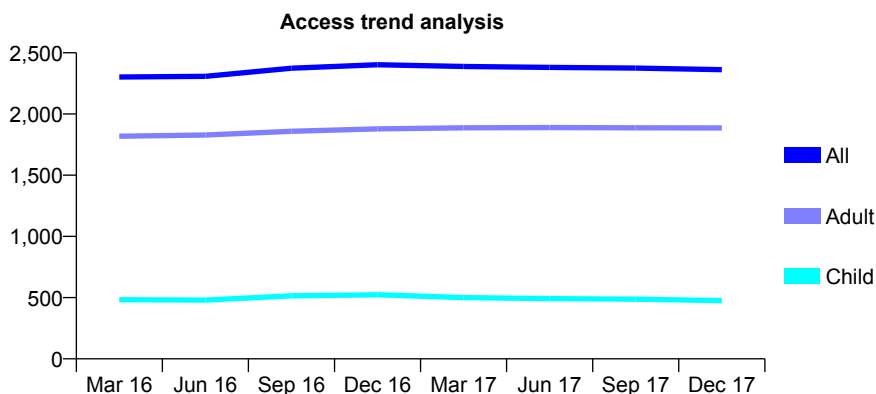
Q70 - Vital Signs At a Glance Contract Report for 110485/0001 - December 2017

Name or company name	Mr M C Omar
Contract type name	GDS Contract
Purpose of contract	General
Contract start date	01/10/2013
Contract end date	

17/18 Contracted general activity (UDA)	7,987
Carry forward general activity (UDA)	0
17/18 Contracted orthodontic activity (UOA)	0
Carry forward orthodontic activity (UOA)	0
Baseline contract value	£179,181.52

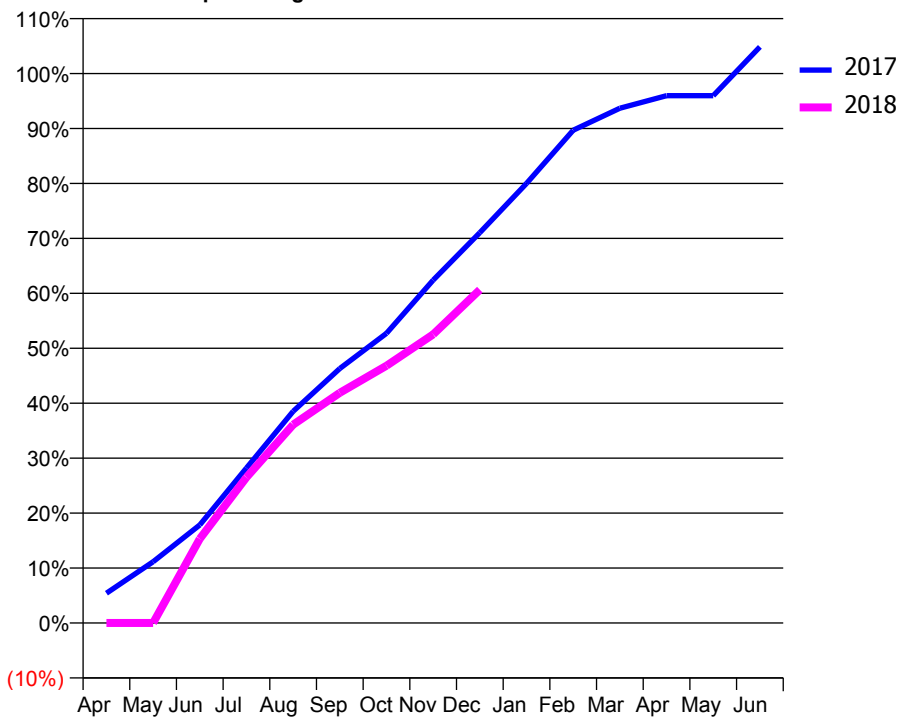
ACCESS*

Patients seen in 24 months	Total	Change since previous quarter
Quarter ending December 2016	2,402	
Quarter ending March 2017	2,388	→
Quarter ending June 2017	2,381	→
Quarter ending September 2017	2,375	→
Quarter ending December 2017	2,362	→
Variance since December 2016	(1.7%)	↓



ACTIVITY

Cumulative percentage of contracted UDA delivered 2017 & 2018



Month	Adjusted Scheduled Activity (UDA)	
	2017	2018
April	432	0
May	890	0
June	1,425	1,224
July	2,254	2,117
August	3,076	2,883
September	3,698	3,346
October	4,211	3,739
November	4,984	4,195
December	5,673	4,845
January	6,389	
February	7,162	
March	7,483	
April	7,665	
May	7,665	
June	8,373	

QUALITY

	Quantity	Base Number	Contract	AT	Region	England
% of FP17s for the same patient ID Re-attending within 3 months - Children	49	654	7.5%	10.4%	11.5%	12.0%
% of FP17s for the same patient ID Re-attending within 3 months - Adults	279	2,157	12.9%	14.7%	15.8%	15.9%
% of FP17s for the same patient ID Re-attending between 3 & 9 months - Children	466	654	71.3%	60.3%	60.5%	58.0%
% of FP17s for the same patient ID Re-attending between 3 & 9 months - Adults	1,177	2,157	54.6%	52.1%	51.8%	50.5%
% of FP17s for Band 1 Urgent Courses	117	2,413	4.8%	9.8%	9.5%	9.0%
% of FP17s Relating to Free Repair or Replacements	25	2,413	1.0%	0.6%	0.7%	0.8%
% of FP17s Relating to Continuations	9	2,413	0.4%	1.1%	1.0%	1.1%
% of Patients satisfied with the dentistry they have received	3	4	N/A	92.0%	92.1%	91.5%
% of Patients satisfied with the time they had to wait for an appointment	4	4	N/A	88.8%	88.3%	87.9%

* This is based on patients treated on this contract for their most recent course of treatment. Figures in italics indicate the base number of FP17s or Patient Questionnaire responses are less than 100. N/A is shown where the base number of responses is less than 10 during the period. % is calculated as Quantity/Base number*100

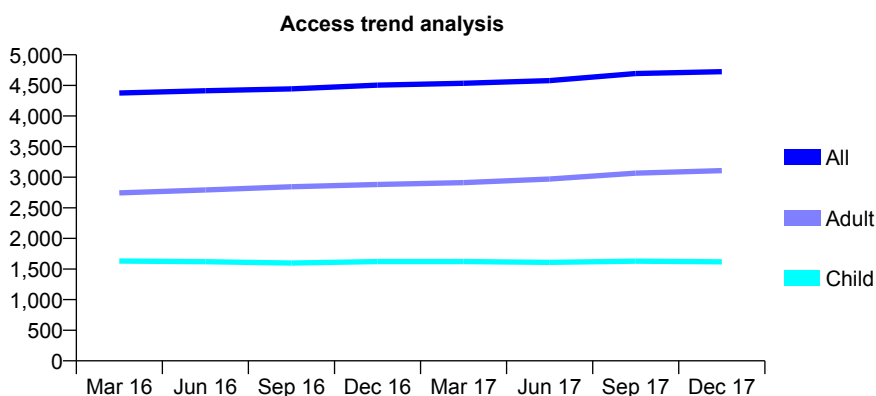
Q70 - Vital Signs At a Glance Contract Report for 110663/0001 - December 2017

Name or company name	Lake Road Dental Practice
Contract type name	GDS Contract
Purpose of contract	General
Contract start date	01/07/2010
Contract end date	

17/18 Contracted general activity (UDA)	17,225
Carry forward general activity (UDA)	235
17/18 Contracted orthodontic activity (UOA)	0
Carry forward orthodontic activity (UOA)	0
Baseline contract value	£476,792.71

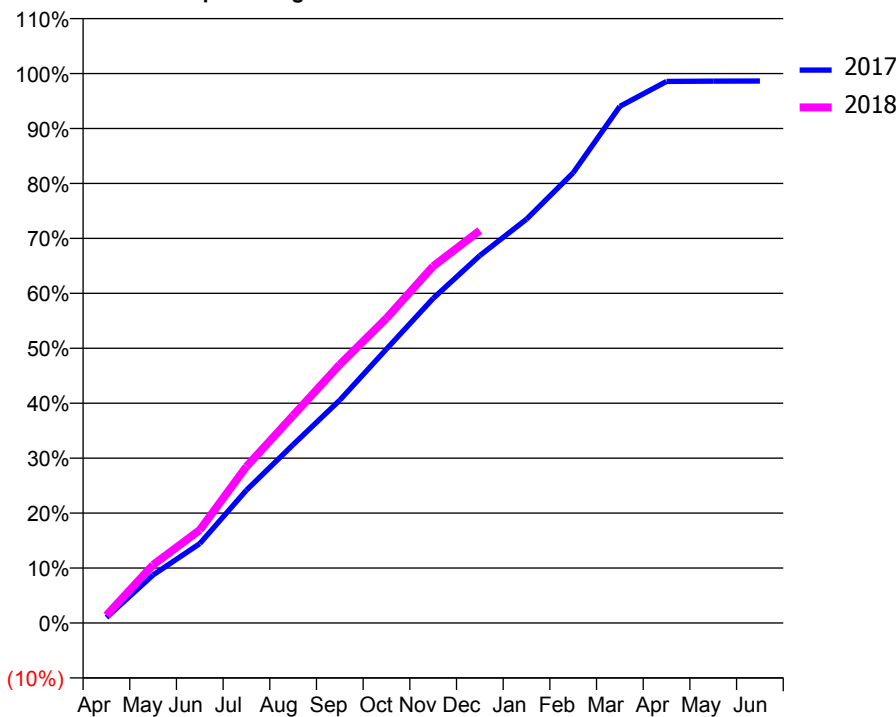
ACCESS*

Patients seen in 24 months	Total	Change since previous quarter
Quarter ending December 2016	4,505	
Quarter ending March 2017	4,535	→
Quarter ending June 2017	4,579	→
Quarter ending September 2017	4,694	↑
Quarter ending December 2017	4,725	→
Variance since December 2016	4.9%	↑



ACTIVITY

Cumulative percentage of contracted UDA delivered 2017 & 2018



Month	Adjusted Scheduled Activity (UDA)	
	2017	2018
April	172	241
May	1,507	1,825
June	2,491	2,917
July	4,167	4,905
August	5,591	6,505
September	6,987	8,102
October	8,589	9,554
November	10,176	11,183
December	11,517	12,302
January	12,660	
February	14,113	
March	16,197	
April	16,978	
May	16,984	
June	16,990	

QUALITY

	Quantity	Base Number	Contract	AT	Region	England
% of FP17s for the same patient ID Re-attending within 3 months - Children	150	2,568	5.8%	10.4%	11.5%	12.0%
% of FP17s for the same patient ID Re-attending within 3 months - Adults	438	3,856	11.4%	14.7%	15.8%	15.9%
% of FP17s for the same patient ID Re-attending between 3 & 9 months - Children	1,948	2,568	75.9%	60.3%	60.5%	58.0%
% of FP17s for the same patient ID Re-attending between 3 & 9 months - Adults	2,397	3,856	62.2%	52.1%	51.8%	50.5%
% of FP17s for Band 1 Urgent Courses	692	6,052	11.4%	9.8%	9.5%	9.0%
% of FP17s Relating to Free Repair or Replacements	44	6,052	0.7%	0.6%	0.7%	0.8%
% of FP17s Relating to Continuations	44	6,052	0.7%	1.1%	1.0%	1.1%
% of Patients satisfied with the dentistry they have received	2	2	N/A	92.0%	92.1%	91.5%
% of Patients satisfied with the time they had to wait for an appointment	2	2	N/A	88.8%	88.3%	87.9%

* This is based on patients treated on this contract for their most recent course of treatment. Figures in italics indicate the base number of FP17s or Patient Questionnaire responses are less than 100. N/A is shown where the base number of responses is less than 10 during the period. % is calculated as Quantity/Base number*100

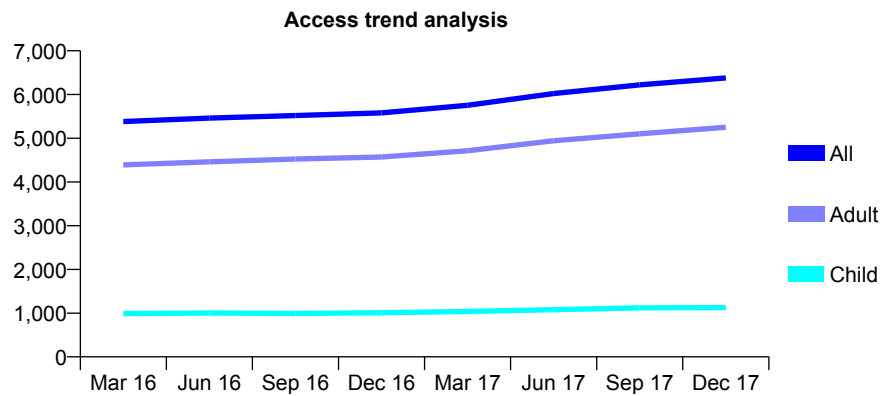
Q70 - Vital Signs At a Glance Contract Report for 110701/0001 - December 2017

Name or company name	Dr H Dhatt
Contract type name	GDS Contract
Purpose of contract	General
Contract start date	01/04/2010
Contract end date	

17/18 Contracted general activity (UDA)	18,000
Carry forward general activity (UDA)	0
17/18 Contracted orthodontic activity (UOA)	0
Carry forward orthodontic activity (UOA)	0
Baseline contract value	£473,706.89

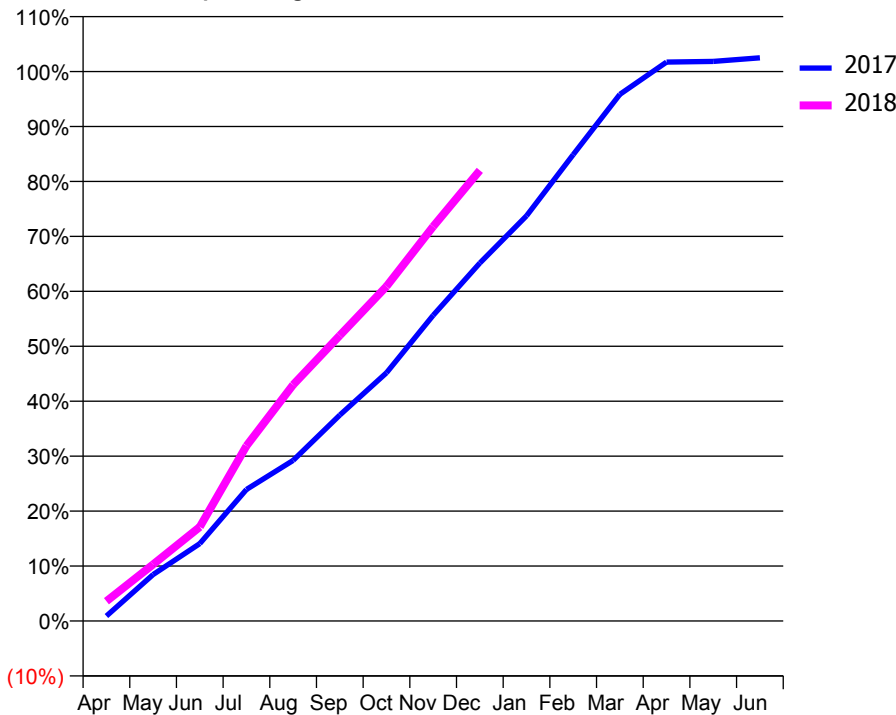
ACCESS*

Patients seen in 24 months	Total	Change since previous quarter
Quarter ending December 2016	5,579	
Quarter ending March 2017	5,754	↑
Quarter ending June 2017	6,021	↑
Quarter ending September 2017	6,221	↑
Quarter ending December 2017	6,379	↑
Variance since December 2016	14.3%	↑



ACTIVITY

Cumulative percentage of contracted UDA delivered 2017 & 2018



Month	Adjusted Scheduled Activity (UDA)	
	2017	2018
April	164	647
May	1,524	1,853
June	2,537	3,083
July	4,308	5,737
August	5,263	7,738
September	6,745	9,356
October	8,131	10,961
November	10,014	12,924
December	11,724	14,763
January	13,271	
February	15,278	
March	17,251	
April	18,308	
May	18,332	
June	18,447	

QUALITY

	Quantity	Base Number	Contract	AT	Region	England
% of FP17s for the same patient ID Re-attending within 3 months - Children	69	1,266	5.5%	10.4%	11.5%	12.0%
% of FP17s for the same patient ID Re-attending within 3 months - Adults	696	5,443	12.8%	14.7%	15.8%	15.9%
% of FP17s for the same patient ID Re-attending between 3 & 9 months - Children	760	1,266	60.0%	60.3%	60.5%	58.0%
% of FP17s for the same patient ID Re-attending between 3 & 9 months - Adults	2,650	5,443	48.7%	52.1%	51.8%	50.5%
% of FP17s for Band 1 Urgent Courses	978	5,908	16.6%	9.8%	9.5%	9.0%
% of FP17s Relating to Free Repair or Replacements	1	5,908	0.0%	0.6%	0.7%	0.8%
% of FP17s Relating to Continuations	16	5,908	0.3%	1.1%	1.0%	1.1%
% of Patients satisfied with the dentistry they have received	4	4	N/A	92.0%	92.1%	91.5%
% of Patients satisfied with the time they had to wait for an appointment	4	4	N/A	88.8%	88.3%	87.9%

* This is based on patients treated on this contract for their most recent course of treatment. Figures in italics indicate the base number of FP17s or Patient Questionnaire responses are less than 100. N/A is shown where the base number of responses is less than 10 during the period. % is calculated as Quantity/Base number*100

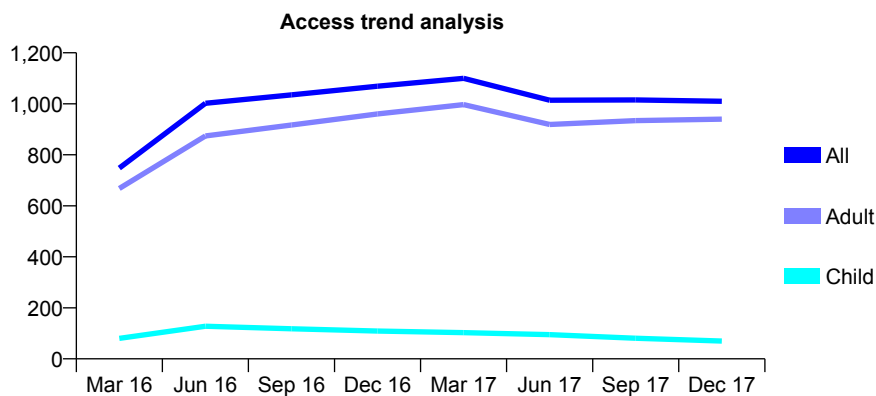
Q70 - Vital Signs At a Glance Contract Report for 111643/0001 - December 2017

Name or company name	West Hill Dental Care
Contract type name	GDS Contract
Purpose of contract	General
Contract start date	01/02/2014
Contract end date	

17/18 Contracted general activity (UDA)	7,439
Carry forward general activity (UDA)	55
17/18 Contracted orthodontic activity (UOA)	0
Carry forward orthodontic activity (UOA)	0
Baseline contract value	£161,407.53

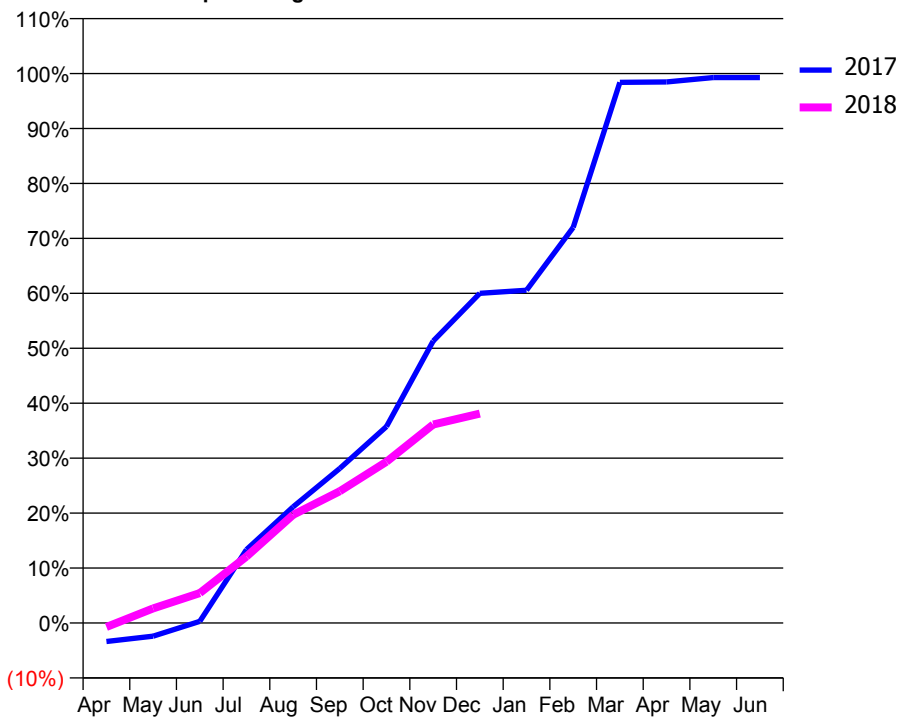
ACCESS*

Patients seen in 24 months	Total	Change since previous quarter
Quarter ending December 2016	1,069	
Quarter ending March 2017	1,100	↑
Quarter ending June 2017	1,014	↓
Quarter ending September 2017	1,015	→
Quarter ending December 2017	1,010	→
Variance since December 2016	(5.5%)	↓



ACTIVITY

Cumulative percentage of contracted UDA delivered 2017 & 2018



Month	Adjusted Scheduled Activity (UDA)	
	2017	2018
April	-252	-55
May	-180	197
June	23	405
July	993	899
August	1,574	1,466
September	2,093	1,784
October	2,659	2,183
November	3,818	2,687
December	4,463	2,835
January	4,505	
February	5,355	
March	7,319	
April	7,325	
May	7,383	
June	7,383	

QUALITY

	Quantity	Base Number	Contract	AT	Region	England
% of FP17s for the same patient ID Re-attending within 3 months - Children	1	58	1.7%	10.4%	11.5%	12.0%
% of FP17s for the same patient ID Re-attending within 3 months - Adults	40	656	6.1%	14.7%	15.8%	15.9%
% of FP17s for the same patient ID Re-attending between 3 & 9 months - Children	14	58	24.1%	60.3%	60.5%	58.0%
% of FP17s for the same patient ID Re-attending between 3 & 9 months - Adults	223	656	34.0%	52.1%	51.8%	50.5%
% of FP17s for Band 1 Urgent Courses	83	697	11.9%	9.8%	9.5%	9.0%
% of FP17s Relating to Free Repair or Replacements	8	697	1.1%	0.6%	0.7%	0.8%
% of FP17s Relating to Continuations	3	697	0.4%	1.1%	1.0%	1.1%
% of Patients satisfied with the dentistry they have received	3	3	N/A	92.0%	92.1%	91.5%
% of Patients satisfied with the time they had to wait for an appointment	3	3	N/A	88.8%	88.3%	87.9%

* This is based on patients treated on this contract for their most recent course of treatment. Figures in italics indicate the base number of FP17s or Patient Questionnaire responses are less than 100. N/A is shown where the base number of responses is less than 10 during the period. % is calculated as Quantity/Base number*100

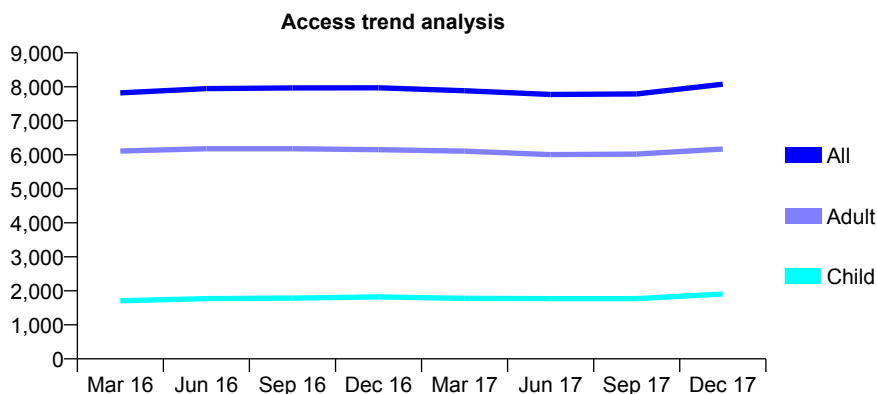
Q70 - Vital Signs At a Glance Contract Report for 112410/0001 - December 2017

Name or company name	Dale Road Oral Care Ltd
Contract type name	GDS Contract
Purpose of contract	General
Contract start date	01/09/2010
Contract end date	

17/18 Contracted general activity (UDA)	30,000
Carry forward general activity (UDA)	812
17/18 Contracted orthodontic activity (UOA)	0
Carry forward orthodontic activity (UOA)	0
Baseline contract value	£712,739.38

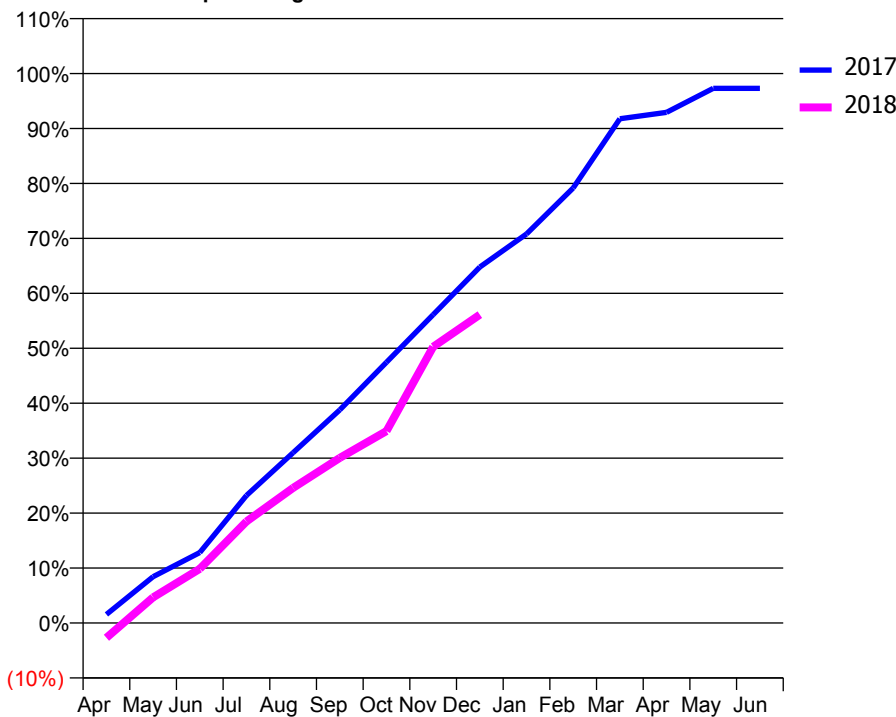
ACCESS*

Patients seen in 24 months	Total	Change since previous quarter
Quarter ending December 2016	7,972	
Quarter ending March 2017	7,883	↓
Quarter ending June 2017	7,773	↓
Quarter ending September 2017	7,791	→
Quarter ending December 2017	8,077	↑
Variance since December 2016	1.3%	→



ACTIVITY

Cumulative percentage of contracted UDA delivered 2017 & 2018



Month	Adjusted Scheduled Activity (UDA)	
	2017	2018
April	467	-812
May	2,527	1,403
June	3,847	2,957
July	6,966	5,544
August	9,302	7,381
September	11,636	9,016
October	14,235	10,478
November	16,835	15,082
December	19,431	16,839
January	21,240	
February	23,755	
March	27,532	
April	27,878	
May	29,189	
June	29,188	

QUALITY

	Quantity	Base Number	Contract	AT	Region	England
% of FP17s for the same patient ID Re-attending within 3 months - Children	205	2,023	10.1%	10.4%	11.5%	12.0%
% of FP17s for the same patient ID Re-attending within 3 months - Adults	1,017	5,597	18.2%	14.7%	15.8%	15.9%
% of FP17s for the same patient ID Re-attending between 3 & 9 months - Children	1,018	2,023	50.3%	60.3%	60.5%	58.0%
% of FP17s for the same patient ID Re-attending between 3 & 9 months - Adults	2,550	5,597	45.6%	52.1%	51.8%	50.5%
% of FP17s for Band 1 Urgent Courses	751	7,116	10.6%	9.8%	9.5%	9.0%
% of FP17s Relating to Free Repair or Replacements	34	7,116	0.5%	0.6%	0.7%	0.8%
% of FP17s Relating to Continuations	237	7,116	3.3%	1.1%	1.0%	1.1%
% of Patients satisfied with the dentistry they have received	6	7	N/A	92.0%	92.1%	91.5%
% of Patients satisfied with the time they had to wait for an appointment	5	7	N/A	88.8%	88.3%	87.9%

* This is based on patients treated on this contract for their most recent course of treatment. Figures in italics indicate the base number of FP17s or Patient Questionnaire responses are less than 100. N/A is shown where the base number of responses is less than 10 during the period. % is calculated as Quantity/Base number*100

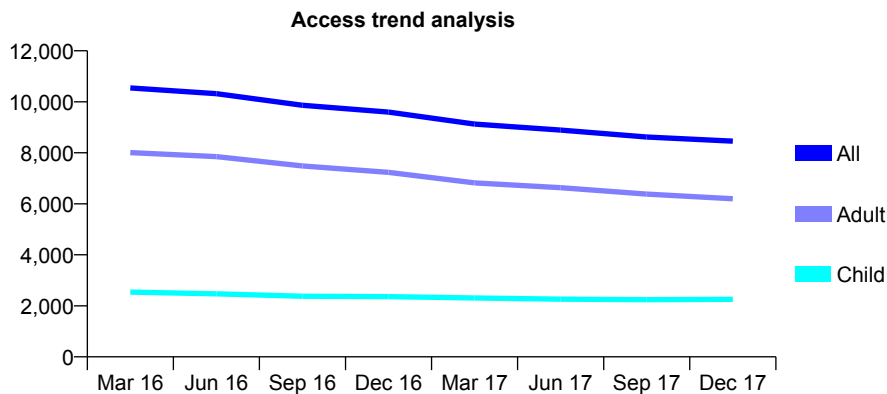
Q70 - Vital Signs At a Glance Contract Report for 112488/0004 - December 2017

Name or company name	Integrated Dental Holdings
Contract type name	GDS Contract
Purpose of contract	General
Contract start date	01/01/2009
Contract end date	

17/18 Contracted general activity (UDA)	29,968
Carry forward general activity (UDA)	0
17/18 Contracted orthodontic activity (UOA)	0
Carry forward orthodontic activity (UOA)	0
Baseline contract value	£695,341.85

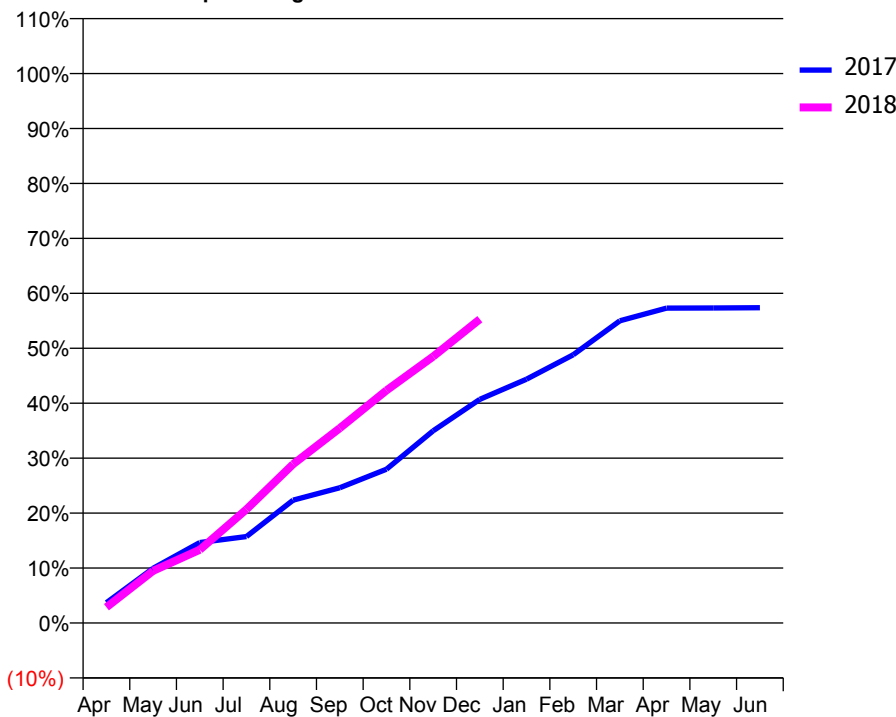
ACCESS*

Patients seen in 24 months	Total	Change since previous quarter
Quarter ending December 2016	9,597	
Quarter ending March 2017	9,129	↓
Quarter ending June 2017	8,892	↓
Quarter ending September 2017	8,622	↓
Quarter ending December 2017	8,456	↓
Variance since December 2016	(11.9%)	↓



ACTIVITY

Cumulative percentage of contracted UDA delivered 2017 & 2018



Month	Adjusted Scheduled Activity (UDA)	
	2017	2018
April	1,330	865
May	3,583	2,848
June	5,271	3,999
July	5,658	6,200
August	8,045	8,664
September	8,851	10,629
October	10,064	12,687
November	12,583	14,536
December	14,642	16,568
January	15,958	
February	17,561	
March	19,786	
April	20,609	
May	20,618	
June	20,636	

QUALITY

	Quantity	Base Number	Contract	AT	Region	England
% of FP17s for the same patient ID Re-attending within 3 months - Children	153	2,050	7.5%	10.4%	11.5%	12.0%
% of FP17s for the same patient ID Re-attending within 3 months - Adults	681	4,893	13.9%	14.7%	15.8%	15.9%
% of FP17s for the same patient ID Re-attending between 3 & 9 months - Children	841	2,050	41.0%	60.3%	60.5%	58.0%
% of FP17s for the same patient ID Re-attending between 3 & 9 months - Adults	1,894	4,893	38.7%	52.1%	51.8%	50.5%
% of FP17s for Band 1 Urgent Courses	723	6,578	11.0%	9.8%	9.5%	9.0%
% of FP17s Relating to Free Repair or Replacements	28	6,578	0.4%	0.6%	0.7%	0.8%
% of FP17s Relating to Continuations	40	6,578	0.6%	1.1%	1.0%	1.1%
% of Patients satisfied with the dentistry they have received	3	5	N/A	92.0%	92.1%	91.5%
% of Patients satisfied with the time they had to wait for an appointment	2	5	N/A	88.8%	88.3%	87.9%

* This is based on patients treated on this contract for their most recent course of treatment. Figures in italics indicate the base number of FP17s or Patient Questionnaire responses are less than 100. N/A is shown where the base number of responses is less than 10 during the period. % is calculated as Quantity/Base number*100

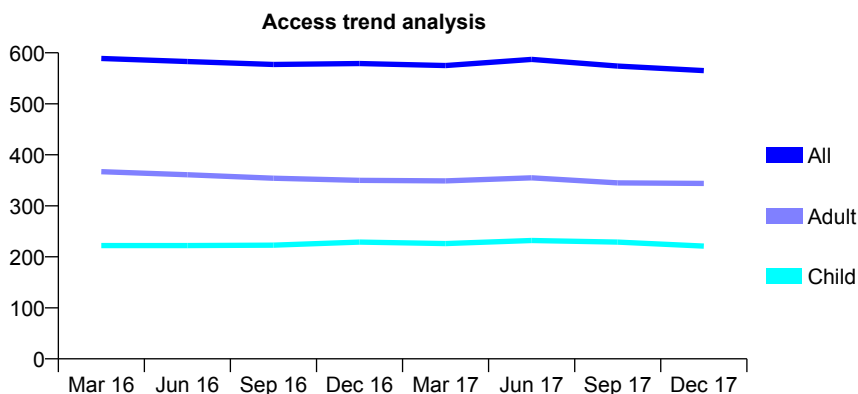
Q70 - Vital Signs At a Glance Contract Report for 112593/0001 - December 2017

Name or company name	Mrs T C Martin
Contract type name	GDS Contract
Purpose of contract	General
Contract start date	01/01/2012
Contract end date	

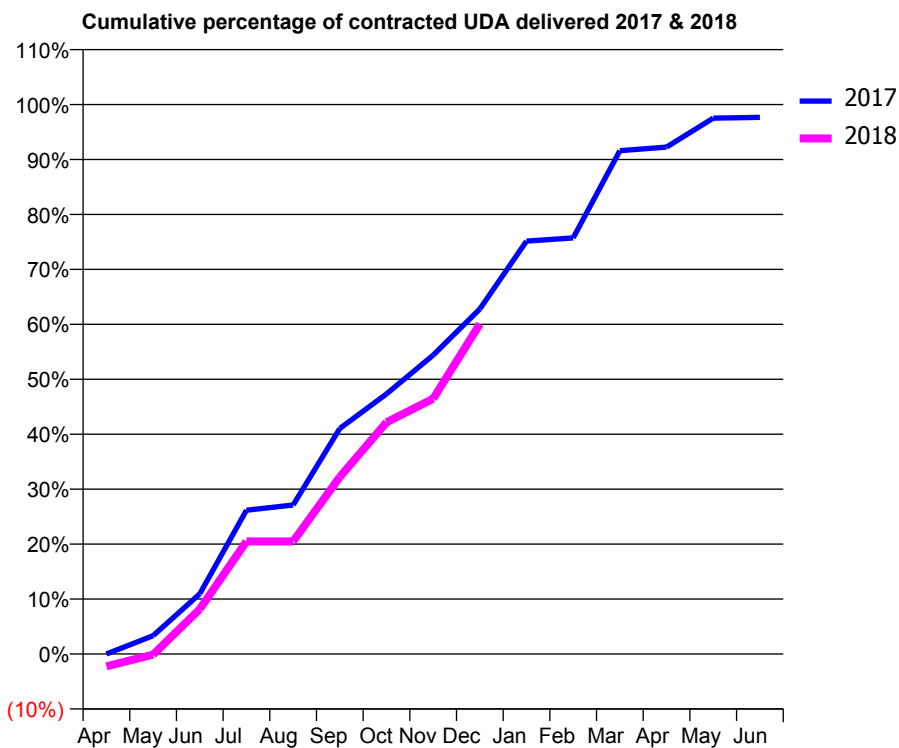
17/18 Contracted general activity (UDA)	1,407
Carry forward general activity (UDA)	32
17/18 Contracted orthodontic activity (UOA)	0
Carry forward orthodontic activity (UOA)	0
Baseline contract value	£35,116.64

ACCESS*

Patients seen in 24 months	Total	Change since previous quarter
Quarter ending December 2016	579	
Quarter ending March 2017	575	→
Quarter ending June 2017	587	↑
Quarter ending September 2017	574	↓
Quarter ending December 2017	565	↓
Variance since December 2016	(2.4%)	↓



ACTIVITY



Month	Adjusted Scheduled Activity (UDA)	
	2017	2018
April	0	-32
May	47	-2
June	154	115
July	368	288
August	381	288
September	577	453
October	666	593
November	765	654
December	884	845
January	1,057	
February	1,065	
March	1,289	
April	1,298	
May	1,372	
June	1,374	

QUALITY

	Quantity	Base Number	Contract	AT	Region	England
% of FP17s for the same patient ID Re-attending within 3 months - Children	18	243	7.4%	10.4%	11.5%	12.0%
% of FP17s for the same patient ID Re-attending within 3 months - Adults	37	330	11.2%	14.7%	15.8%	15.9%
% of FP17s for the same patient ID Re-attending between 3 & 9 months - Children	148	243	60.9%	60.3%	60.5%	58.0%
% of FP17s for the same patient ID Re-attending between 3 & 9 months - Adults	200	330	60.6%	52.1%	51.8%	50.5%
% of FP17s for Band 1 Urgent Courses	10	527	1.9%	9.8%	9.5%	9.0%
% of FP17s Relating to Free Repair or Replacements	3	527	0.6%	0.6%	0.7%	0.8%
% of FP17s Relating to Continuations	0	527	0.0%	1.1%	1.0%	1.1%
% of Patients satisfied with the dentistry they have received	2	2	N/A	92.0%	92.1%	91.5%
% of Patients satisfied with the time they had to wait for an appointment	2	2	N/A	88.8%	88.3%	87.9%

* This is based on patients treated on this contract for their most recent course of treatment. Figures in italics indicate the base number of FP17s or Patient Questionnaire responses are less than 100. N/A is shown where the base number of responses is less than 10 during the period. % is calculated as Quantity/Base number*100

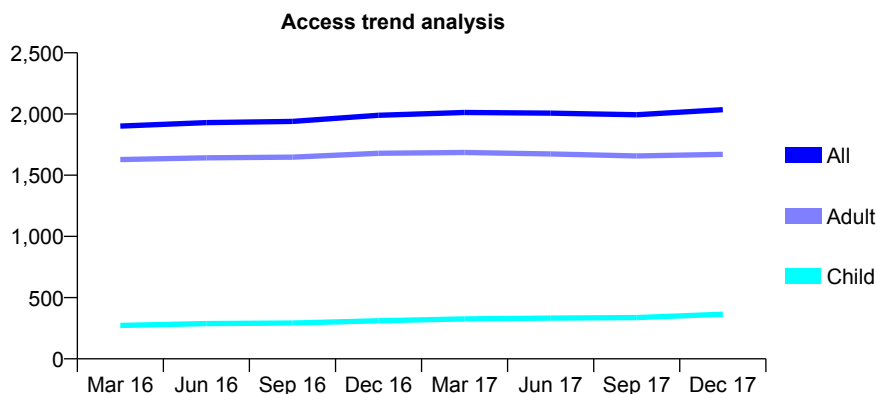
Q70 - Vital Signs At a Glance Contract Report for 112690/0001 - December 2017

Name or company name	The Grove Dental Practice
Contract type name	GDS Contract
Purpose of contract	General
Contract start date	28/03/2014
Contract end date	

17/18 Contracted general activity (UDA)	5,028
Carry forward general activity (UDA)	0
17/18 Contracted orthodontic activity (UOA)	0
Carry forward orthodontic activity (UOA)	0
Baseline contract value	£116,940.35

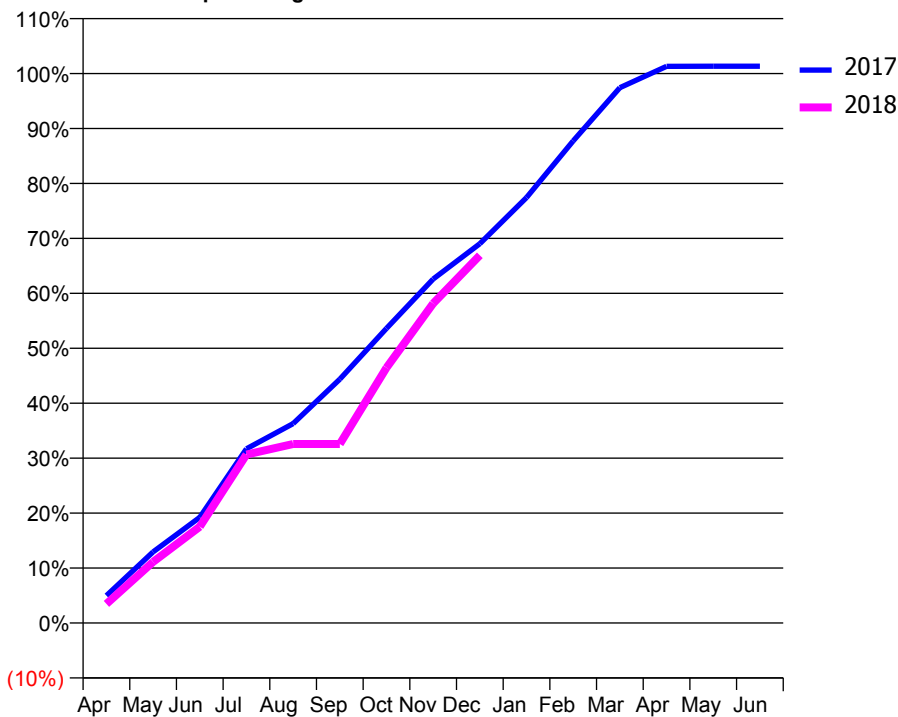
ACCESS*

Patients seen in 24 months	Total	Change since previous quarter
Quarter ending December 2016	1,990	
Quarter ending March 2017	2,012	→
Quarter ending June 2017	2,007	→
Quarter ending September 2017	1,994	→
Quarter ending December 2017	2,035	↑
Variance since December 2016	2.3%	↑



ACTIVITY

Cumulative percentage of contracted UDA delivered 2017 & 2018



Month	Adjusted Scheduled Activity (UDA)	
	2017	2018
April	251	176
May	650	560
June	967	881
July	1,594	1,542
August	1,824	1,638
September	2,231	1,638
October	2,696	2,336
November	3,147	2,924
December	3,471	3,365
January	3,893	
February	4,411	
March	4,898	
April	5,094	
May	5,095	
June	5,095	

QUALITY

	Quantity	Base Number	Contract	AT	Region	England
% of FP17s for the same patient ID Re-attending within 3 months - Children	23	389	5.9%	10.4%	11.5%	12.0%
% of FP17s for the same patient ID Re-attending within 3 months - Adults	222	1,854	12.0%	14.7%	15.8%	15.9%
% of FP17s for the same patient ID Re-attending between 3 & 9 months - Children	235	389	60.4%	60.3%	60.5%	58.0%
% of FP17s for the same patient ID Re-attending between 3 & 9 months - Adults	1,143	1,854	61.7%	52.1%	51.8%	50.5%
% of FP17s for Band 1 Urgent Courses	278	2,123	13.1%	9.8%	9.5%	9.0%
% of FP17s Relating to Free Repair or Replacements	17	2,123	0.8%	0.6%	0.7%	0.8%
% of FP17s Relating to Continuations	0	2,123	0.0%	1.1%	1.0%	1.1%
% of Patients satisfied with the dentistry they have received	3	3	N/A	92.0%	92.1%	91.5%
% of Patients satisfied with the time they had to wait for an appointment	3	3	N/A	88.8%	88.3%	87.9%

* This is based on patients treated on this contract for their most recent course of treatment. Figures in italics indicate the base number of FP17s or Patient Questionnaire responses are less than 100. N/A is shown where the base number of responses is less than 10 during the period. % is calculated as Quantity/Base number*100

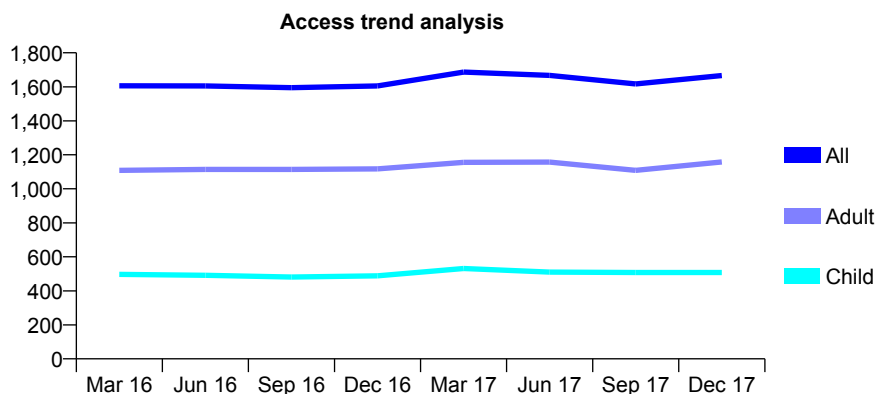
Q70 - Vital Signs At a Glance Contract Report for 112844/0001 - December 2017

Name or company name	Tadley Dental Care Partnership
Contract type name	GDS Contract
Purpose of contract	General
Contract start date	09/03/2012
Contract end date	

17/18 Contracted general activity (UDA)	4,130
Carry forward general activity (UDA)	0
17/18 Contracted orthodontic activity (UOA)	0
Carry forward orthodontic activity (UOA)	0
Baseline contract value	£108,726.00

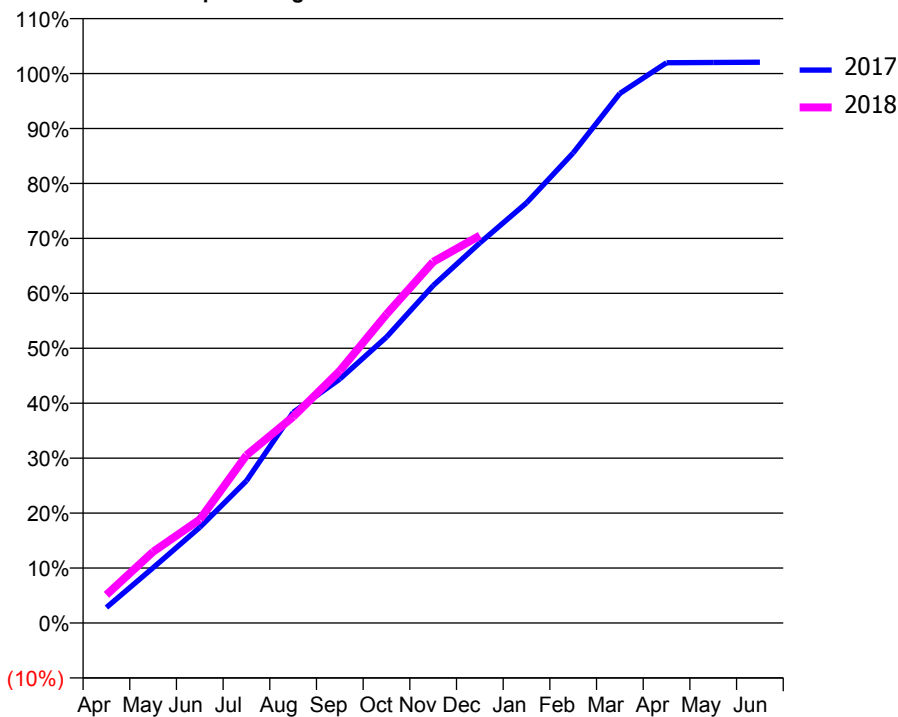
ACCESS*

Patients seen in 24 months	Total	Change since previous quarter
Quarter ending December 2016	1,605	
Quarter ending March 2017	1,687	↑
Quarter ending June 2017	1,667	↓
Quarter ending September 2017	1,617	↓
Quarter ending December 2017	1,666	↑
Variance since December 2016	3.8%	↑



ACTIVITY

Cumulative percentage of contracted UDA delivered 2017 & 2018



Month	Adjusted Scheduled Activity (UDA)	
	2017	2018
April	117	212
May	416	536
June	719	778
July	1,069	1,261
August	1,583	1,550
September	1,834	1,895
October	2,150	2,321
November	2,536	2,715
December	2,857	2,912
January	3,158	
February	3,533	
March	3,981	
April	4,211	
May	4,213	
June	4,215	

QUALITY

	Quantity	Base Number	Contract	AT	Region	England
% of FP17s for the same patient ID Re-attending within 3 months - Children	21	580	3.6%	10.4%	11.5%	12.0%
% of FP17s for the same patient ID Re-attending within 3 months - Adults	103	1,297	7.9%	14.7%	15.8%	15.9%
% of FP17s for the same patient ID Re-attending between 3 & 9 months - Children	200	580	34.5%	60.3%	60.5%	58.0%
% of FP17s for the same patient ID Re-attending between 3 & 9 months - Adults	414	1,297	31.9%	52.1%	51.8%	50.5%
% of FP17s for Band 1 Urgent Courses	138	1,753	7.9%	9.8%	9.5%	9.0%
% of FP17s Relating to Free Repair or Replacements	6	1,753	0.3%	0.6%	0.7%	0.8%
% of FP17s Relating to Continuations	2	1,753	0.1%	1.1%	1.0%	1.1%
% of Patients satisfied with the dentistry they have received	2	2	N/A	92.0%	92.1%	91.5%
% of Patients satisfied with the time they had to wait for an appointment	2	2	N/A	88.8%	88.3%	87.9%

* This is based on patients treated on this contract for their most recent course of treatment. Figures in italics indicate the base number of FP17s or Patient Questionnaire responses are less than 100. N/A is shown where the base number of responses is less than 10 during the period. % is calculated as Quantity/Base number*100

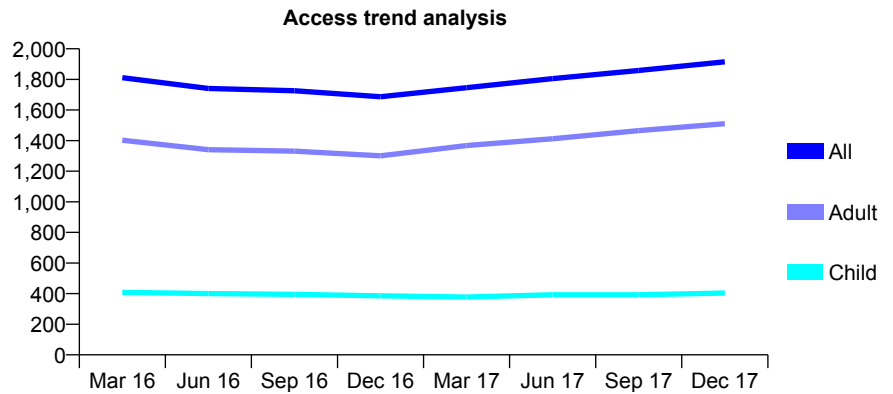
Q70 - Vital Signs At a Glance Contract Report for 115304/0001 - December 2017

Name or company name	Ms A Modarresi-Tehrani
Contract type name	GDS Contract
Purpose of contract	General
Contract start date	10/08/2012
Contract end date	

17/18 Contracted general activity (UDA)	4,462
Carry forward general activity (UDA)	0
17/18 Contracted orthodontic activity (UOA)	0
Carry forward orthodontic activity (UOA)	0
Baseline contract value	£124,179.36

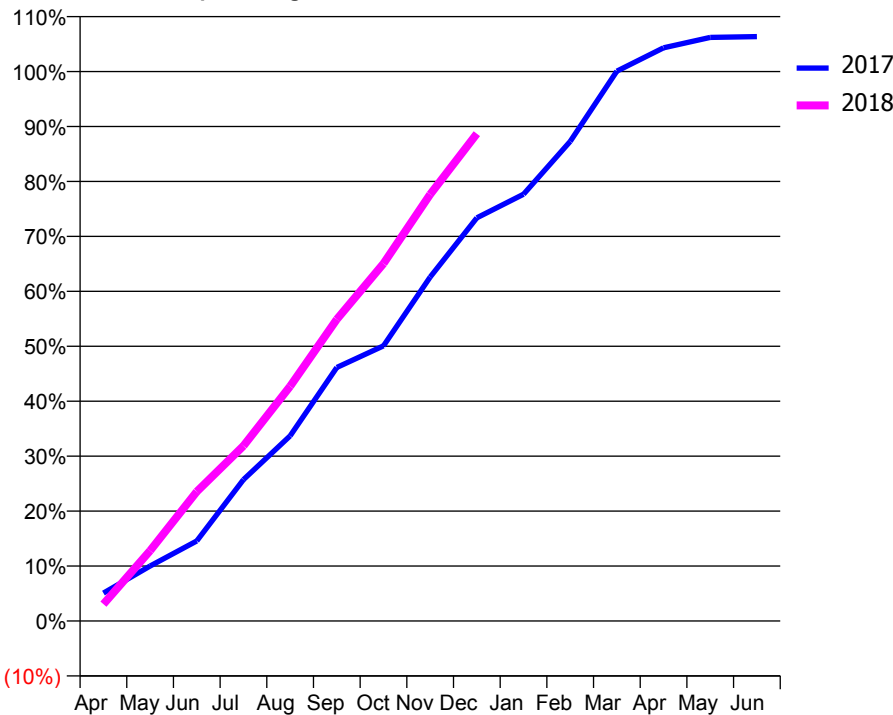
ACCESS*

Patients seen in 24 months	Total	Change since previous quarter
Quarter ending December 2016	1,687	
Quarter ending March 2017	1,746	↑
Quarter ending June 2017	1,805	↑
Quarter ending September 2017	1,858	↑
Quarter ending December 2017	1,915	↑
Variance since December 2016	13.5%	↑



ACTIVITY

Cumulative percentage of contracted UDA delivered 2017 & 2018



Month	Adjusted Scheduled Activity (UDA)	
	2017	2018
April	226	137
May	446	571
June	650	1,051
July	1,148	1,422
August	1,504	1,906
September	2,059	2,450
October	2,235	2,903
November	2,793	3,464
December	3,274	3,957
January	3,465	
February	3,894	
March	4,465	
April	4,654	
May	4,738	
June	4,745	

QUALITY

	Quantity	Base Number	Contract	AT	Region	England
% of FP17s for the same patient ID Re-attending within 3 months - Children	22	415	5.3%	10.4%	11.5%	12.0%
% of FP17s for the same patient ID Re-attending within 3 months - Adults	217	1,670	13.0%	14.7%	15.8%	15.9%
% of FP17s for the same patient ID Re-attending between 3 & 9 months - Children	195	415	47.0%	60.3%	60.5%	58.0%
% of FP17s for the same patient ID Re-attending between 3 & 9 months - Adults	785	1,670	47.0%	52.1%	51.8%	50.5%
% of FP17s for Band 1 Urgent Courses	172	1,941	8.9%	9.8%	9.5%	9.0%
% of FP17s Relating to Free Repair or Replacements	2	1,941	0.1%	0.6%	0.7%	0.8%
% of FP17s Relating to Continuations	8	1,941	0.4%	1.1%	1.0%	1.1%
% of Patients satisfied with the dentistry they have received	5	5	N/A	92.0%	92.1%	91.5%
% of Patients satisfied with the time they had to wait for an appointment	5	5	N/A	88.8%	88.3%	87.9%

* This is based on patients treated on this contract for their most recent course of treatment. Figures in italics indicate the base number of FP17s or Patient Questionnaire responses are less than 100. N/A is shown where the base number of responses is less than 10 during the period. % is calculated as Quantity/Base number*100

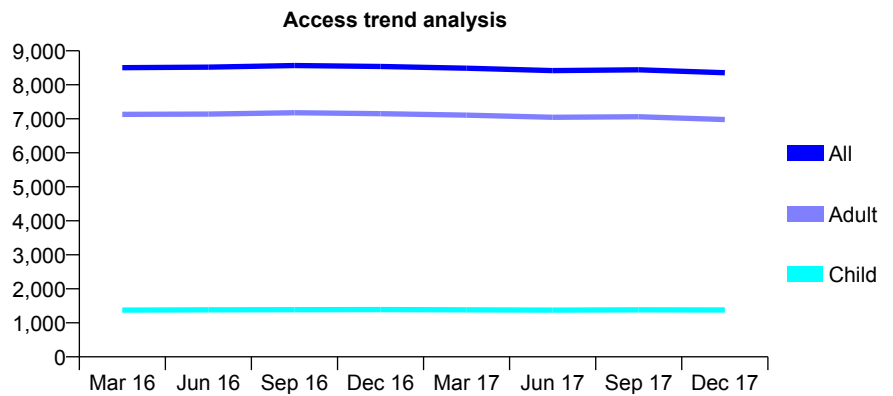
Q70 - Vital Signs At a Glance Contract Report for 115363/0001 - December 2017

Name or company name	Holmoak Dental Practice
Contract type name	GDS Contract
Purpose of contract	General
Contract start date	01/04/2009
Contract end date	

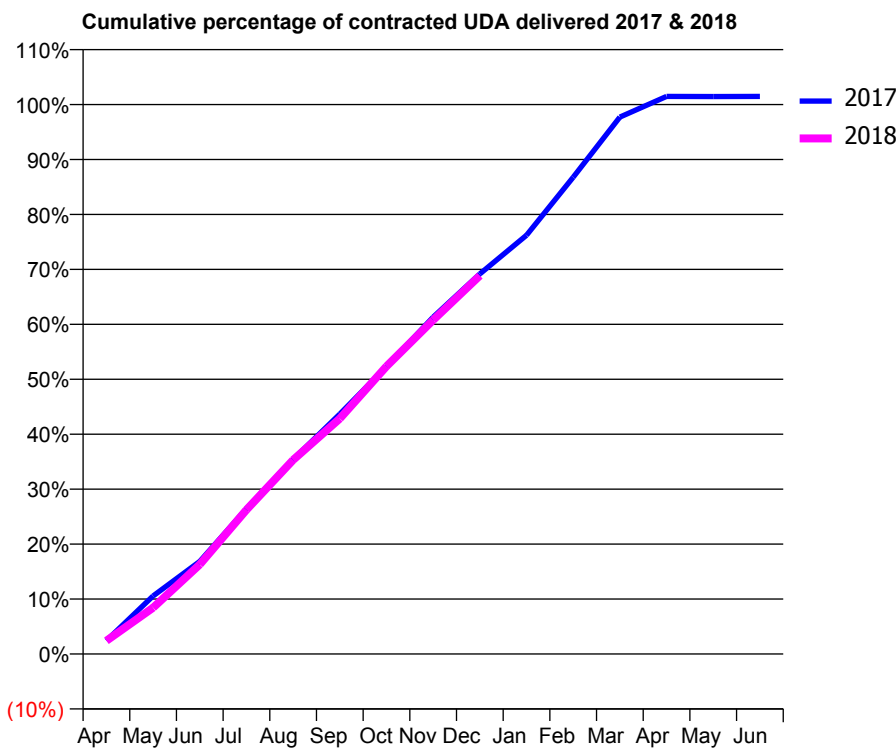
17/18 Contracted general activity (UDA)	28,000
Carry forward general activity (UDA)	0
17/18 Contracted orthodontic activity (UOA)	0
Carry forward orthodontic activity (UOA)	0
Baseline contract value	£728,658.50

ACCESS*

Patients seen in 24 months	Total	Change since previous quarter
Quarter ending December 2016	8,541	
Quarter ending March 2017	8,490	→
Quarter ending June 2017	8,419	→
Quarter ending September 2017	8,442	→
Quarter ending December 2017	8,355	↓
Variance since December 2016	(2.2%)	↓



ACTIVITY



Month	Adjusted Scheduled Activity (UDA)	
	2017	2018
April	684	676
May	2,962	2,361
June	4,716	4,562
July	7,404	7,351
August	9,918	9,892
September	12,229	11,993
October	14,646	14,658
November	17,168	17,018
December	19,369	19,278
January	21,339	
February	24,297	
March	27,362	
April	28,412	
May	28,404	
June	28,409	

QUALITY

	Quantity	Base Number	Contract	AT	Region	England
% of FP17s for the same patient ID Re-attending within 3 months - Children	118	1,519	7.8%	10.4%	11.5%	12.0%
% of FP17s for the same patient ID Re-attending within 3 months - Adults	1,309	7,946	16.5%	14.7%	15.8%	15.9%
% of FP17s for the same patient ID Re-attending between 3 & 9 months - Children	935	1,519	61.6%	60.3%	60.5%	58.0%
% of FP17s for the same patient ID Re-attending between 3 & 9 months - Adults	4,727	7,946	59.5%	52.1%	51.8%	50.5%
% of FP17s for Band 1 Urgent Courses	855	8,997	9.5%	9.8%	9.5%	9.0%
% of FP17s Relating to Free Repair or Replacements	97	8,997	1.1%	0.6%	0.7%	0.8%
% of FP17s Relating to Continuations	100	8,997	1.1%	1.1%	1.0%	1.1%
% of Patients satisfied with the dentistry they have received	11	12	91.7%	92.0%	92.1%	91.5%
% of Patients satisfied with the time they had to wait for an appointment	11	12	91.7%	88.8%	88.3%	87.9%

* This is based on patients treated on this contract for their most recent course of treatment. Figures in italics indicate the base number of FP17s or Patient Questionnaire responses are less than 100. N/A is shown where the base number of responses is less than 10 during the period. % is calculated as Quantity/Base number*100

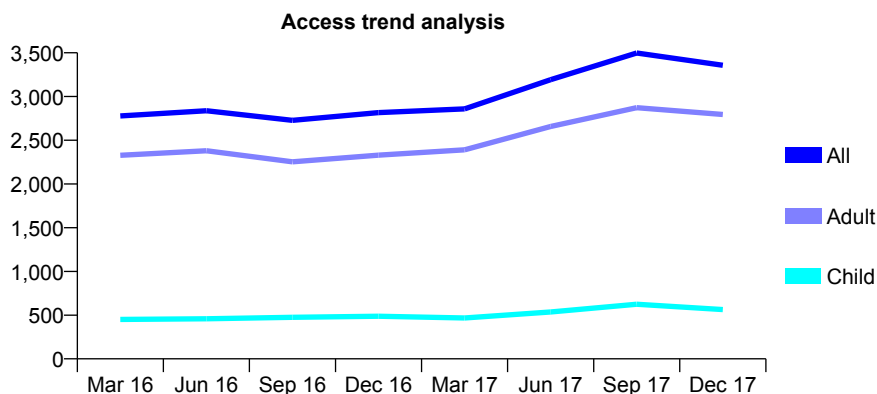
Q70 - Vital Signs At a Glance Contract Report for 117463/0001 - December 2017

Name or company name	Jonathan Mynors-Wallis, Jayne Mynors-Wa
Contract type name	PDS Plus Contract
Purpose of contract	General
Contract start date	01/01/2011
Contract end date	31/12/2020

17/18 Contracted general activity (UDA)	6,000
Carry forward general activity (UDA)	0
17/18 Contracted orthodontic activity (UOA)	0
Carry forward orthodontic activity (UOA)	0
Baseline contract value	£126,574.85

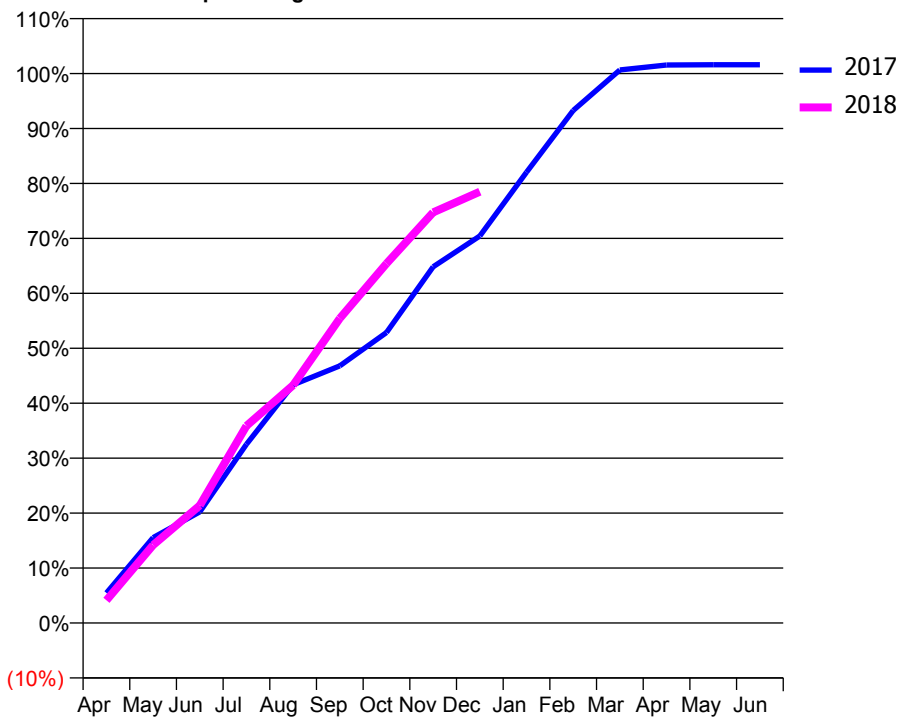
ACCESS*

Patients seen in 24 months	Total	Change since previous quarter
Quarter ending December 2016	2,816	
Quarter ending March 2017	2,858	→
Quarter ending June 2017	3,193	↑
Quarter ending September 2017	3,498	↑
Quarter ending December 2017	3,357	↓
Variance since December 2016	19.2%	↑



ACTIVITY

Cumulative percentage of contracted UDA delivered 2017 & 2018



Month	Adjusted Scheduled Activity (UDA)	
	2017	2018
April	328	248
May	933	850
June	1,214	1,284
July	1,952	2,153
August	2,601	2,596
September	2,807	3,326
October	3,173	3,924
November	3,890	4,484
December	4,227	4,709
January	4,922	
February	5,596	
March	6,039	
April	6,093	
May	6,096	
June	6,096	

QUALITY

	Quantity	Base Number	Contract	AT	Region	England
% of FP17s for the same patient ID Re-attending within 3 months - Children	28	717	3.9%	10.4%	11.5%	12.0%
% of FP17s for the same patient ID Re-attending within 3 months - Adults	245	2,713	9.0%	14.7%	15.8%	15.9%
% of FP17s for the same patient ID Re-attending between 3 & 9 months - Children	259	717	36.1%	60.3%	60.5%	58.0%
% of FP17s for the same patient ID Re-attending between 3 & 9 months - Adults	553	2,713	20.4%	52.1%	51.8%	50.5%
% of FP17s for Band 1 Urgent Courses	32	2,260	1.4%	9.8%	9.5%	9.0%
% of FP17s Relating to Free Repair or Replacements	23	2,260	1.0%	0.6%	0.7%	0.8%
% of FP17s Relating to Continuations	62	2,260	2.7%	1.1%	1.0%	1.1%
% of Patients satisfied with the dentistry they have received	3	4	N/A	92.0%	92.1%	91.5%
% of Patients satisfied with the time they had to wait for an appointment	4	4	N/A	88.8%	88.3%	87.9%

* This is based on patients treated on this contract for their most recent course of treatment. Figures in italics indicate the base number of FP17s or Patient Questionnaire responses are less than 100. N/A is shown where the base number of responses is less than 10 during the period. % is calculated as Quantity/Base number*100

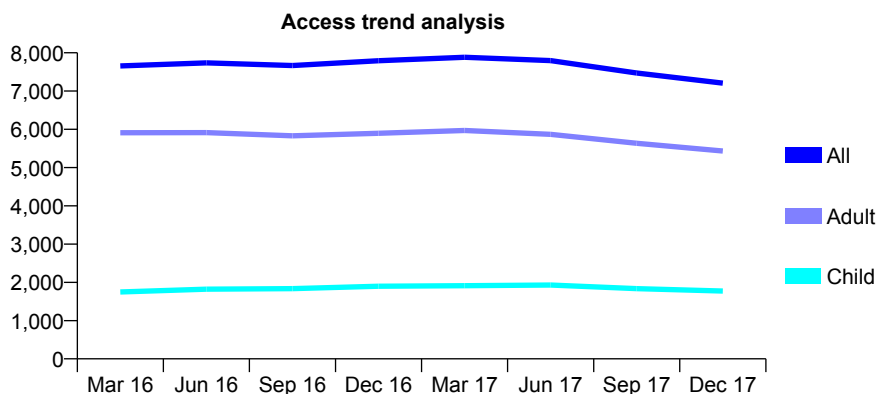
Q70 - Vital Signs At a Glance Contract Report for 118060/0025 - December 2017

Name or company name	Genix Healthcare Ltd
Contract type name	GDS Contract
Purpose of contract	General
Contract start date	24/01/2011
Contract end date	

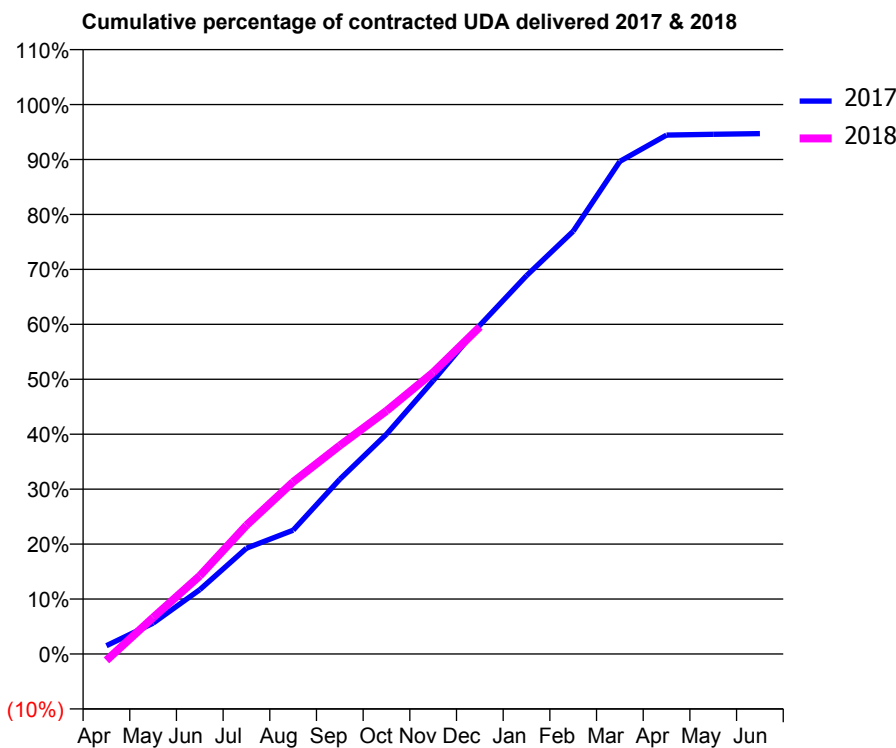
17/18 Contracted general activity (UDA)	21,000
Carry forward general activity (UDA)	1,114
17/18 Contracted orthodontic activity (UOA)	0
Carry forward orthodontic activity (UOA)	0
Baseline contract value	£530,532.93

ACCESS*

Patients seen in 24 months	Total	Change since previous quarter
Quarter ending December 2016	7,794	
Quarter ending March 2017	7,884	→
Quarter ending June 2017	7,796	↓
Quarter ending September 2017	7,472	↓
Quarter ending December 2017	7,206	↓
Variance since December 2016	(7.5%)	↓



ACTIVITY



Month	Adjusted Scheduled Activity (UDA)	
	2017	2018
April	318	-245
May	1,182	1,393
June	2,460	2,988
July	4,046	4,919
August	4,733	6,578
September	6,678	7,966
October	8,402	9,293
November	10,445	10,762
December	12,564	12,506
January	14,460	
February	16,158	
March	18,828	
April	19,829	
May	19,860	
June	19,886	

QUALITY

	Quantity	Base Number	Contract	AT	Region	England
% of FP17s for the same patient ID Re-attending within 3 months - Children	98	1,694	5.8%	10.4%	11.5%	12.0%
% of FP17s for the same patient ID Re-attending within 3 months - Adults	752	5,273	14.3%	14.7%	15.8%	15.9%
% of FP17s for the same patient ID Re-attending between 3 & 9 months - Children	1,013	1,694	59.8%	60.3%	60.5%	58.0%
% of FP17s for the same patient ID Re-attending between 3 & 9 months - Adults	3,067	5,273	58.2%	52.1%	51.8%	50.5%
% of FP17s for Band 1 Urgent Courses	455	6,505	7.0%	9.8%	9.5%	9.0%
% of FP17s Relating to Free Repair or Replacements	95	6,505	1.5%	0.6%	0.7%	0.8%
% of FP17s Relating to Continuations	15	6,505	0.2%	1.1%	1.0%	1.1%
% of Patients satisfied with the dentistry they have received	5	6	N/A	92.0%	92.1%	91.5%
% of Patients satisfied with the time they had to wait for an appointment	4	6	N/A	88.8%	88.3%	87.9%

* This is based on patients treated on this contract for their most recent course of treatment. Figures in italics indicate the base number of FP17s or Patient Questionnaire responses are less than 100. N/A is shown where the base number of responses is less than 10 during the period. % is calculated as Quantity/Base number*100

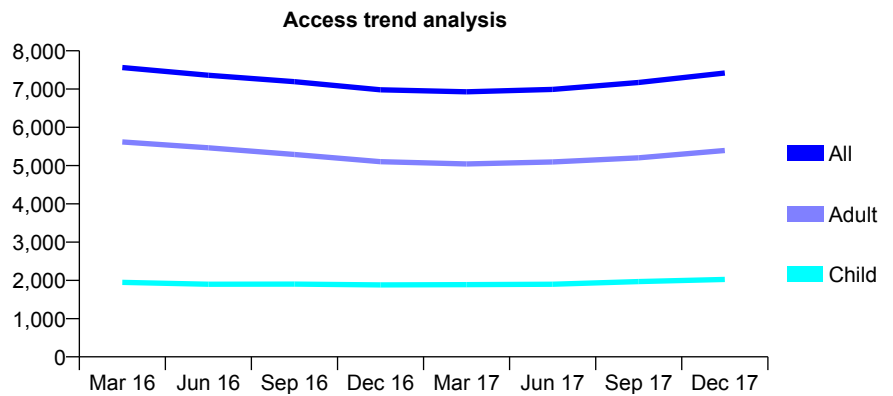
Q70 - Vital Signs At a Glance Contract Report for 118060/0026 - December 2017

Name or company name	Genix Healthcare Ltd
Contract type name	GDS Contract
Purpose of contract	General
Contract start date	01/04/2011
Contract end date	

17/18 Contracted general activity (UDA)	21,000
Carry forward general activity (UDA)	1,410
17/18 Contracted orthodontic activity (UOA)	0
Carry forward orthodontic activity (UOA)	0
Baseline contract value	£530,532.93

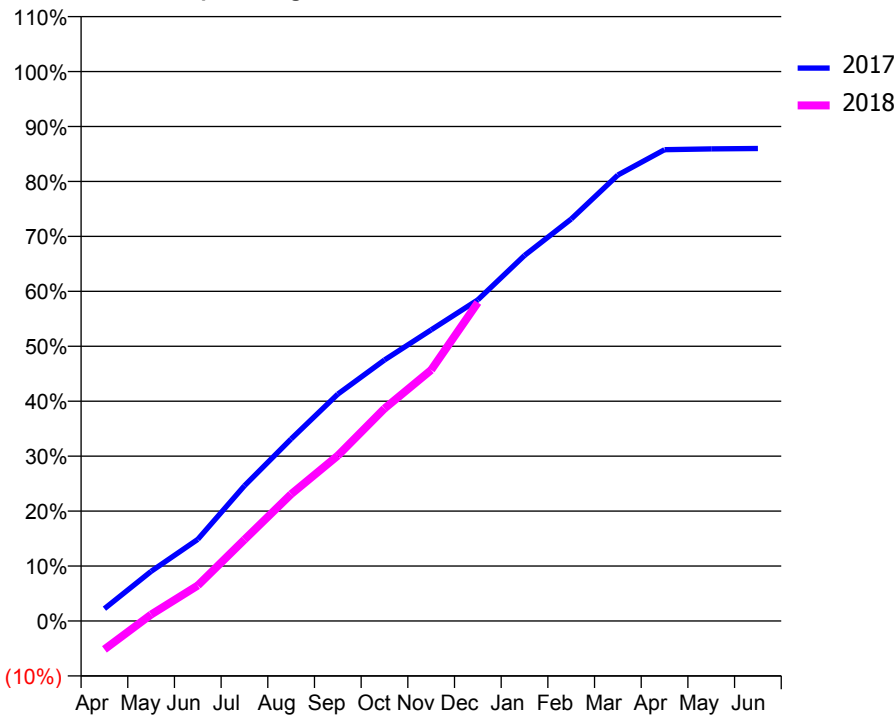
ACCESS*

Patients seen in 24 months	Total	Change since previous quarter
Quarter ending December 2016	6,980	
Quarter ending March 2017	6,929	→
Quarter ending June 2017	6,990	→
Quarter ending September 2017	7,171	↑
Quarter ending December 2017	7,420	↑
Variance since December 2016	6.3%	↑



ACTIVITY

Cumulative percentage of contracted UDA delivered 2017 & 2018



Month	Adjusted Scheduled Activity (UDA)	
	2017	2018
April	452	-1,086
May	1,819	249
June	2,990	1,357
July	4,953	3,112
August	6,669	4,849
September	8,312	6,321
October	9,563	8,119
November	10,664	9,595
December	11,763	12,173
January	13,387	
February	14,723	
March	16,334	
April	17,260	
May	17,291	
June	17,305	

QUALITY

	Quantity	Base Number	Contract	AT	Region	England
% of FP17s for the same patient ID Re-attending within 3 months - Children	131	2,162	6.1%	10.4%	11.5%	12.0%
% of FP17s for the same patient ID Re-attending within 3 months - Adults	540	5,589	9.7%	14.7%	15.8%	15.9%
% of FP17s for the same patient ID Re-attending between 3 & 9 months - Children	1,201	2,162	55.6%	60.3%	60.5%	58.0%
% of FP17s for the same patient ID Re-attending between 3 & 9 months - Adults	2,978	5,589	53.3%	52.1%	51.8%	50.5%
% of FP17s for Band 1 Urgent Courses	751	7,238	10.4%	9.8%	9.5%	9.0%
% of FP17s Relating to Free Repair or Replacements	53	7,238	0.7%	0.6%	0.7%	0.8%
% of FP17s Relating to Continuations	50	7,238	0.7%	1.1%	1.0%	1.1%
% of Patients satisfied with the dentistry they have received	6	7	N/A	92.0%	92.1%	91.5%
% of Patients satisfied with the time they had to wait for an appointment	7	7	N/A	88.8%	88.3%	87.9%

* This is based on patients treated on this contract for their most recent course of treatment. Figures in italics indicate the base number of FP17s or Patient Questionnaire responses are less than 100. N/A is shown where the base number of responses is less than 10 during the period. % is calculated as Quantity/Base number*100

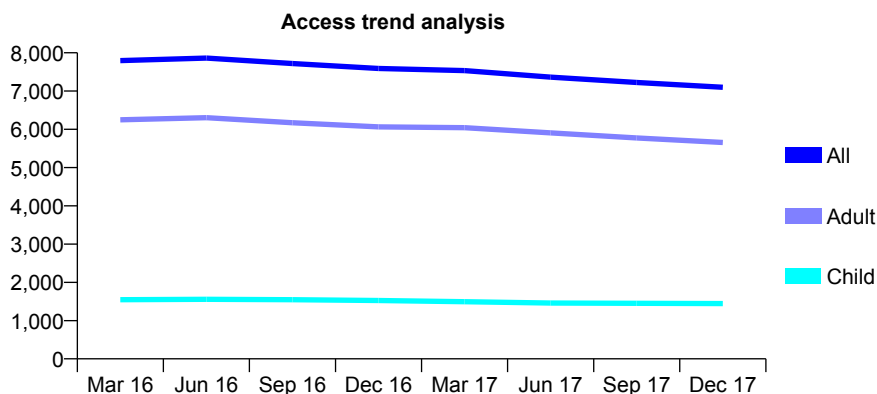
Q70 - Vital Signs At a Glance Contract Report for 118133/0001 - December 2017

Name or company name	Mrs P Oghabi Sajjadi & Ms P Soltani
Contract type name	GDS Contract
Purpose of contract	General
Contract start date	01/11/2010
Contract end date	

17/18 Contracted general activity (UDA)	23,000
Carry forward general activity (UDA)	0
17/18 Contracted orthodontic activity (UOA)	0
Carry forward orthodontic activity (UOA)	0
Baseline contract value	£563,711.80

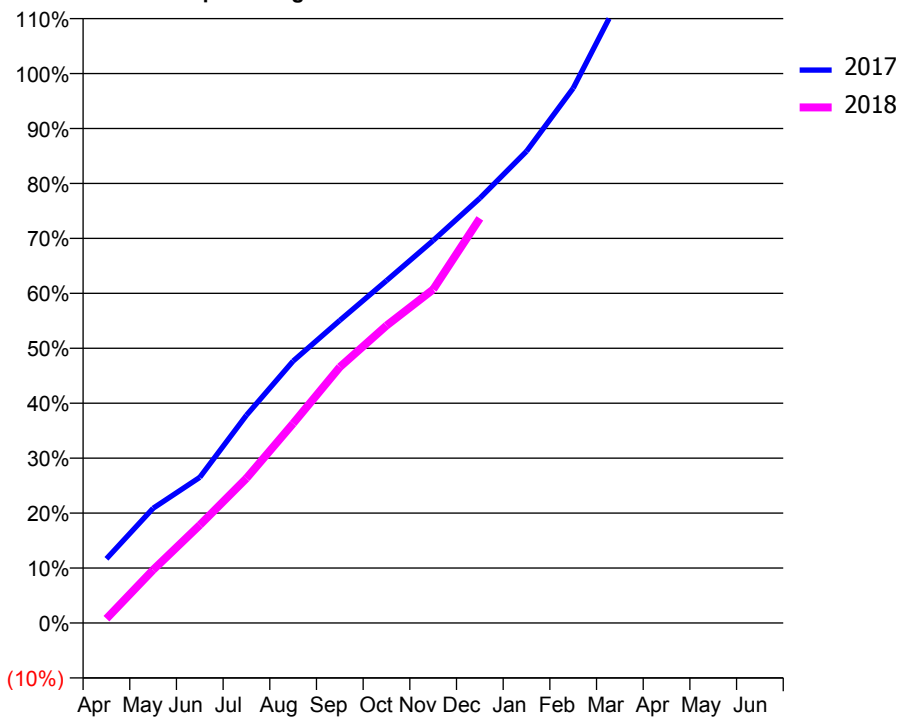
ACCESS*

Patients seen in 24 months	Total	Change since previous quarter
Quarter ending December 2016	7,591	
Quarter ending March 2017	7,536	→
Quarter ending June 2017	7,365	↓
Quarter ending September 2017	7,224	↓
Quarter ending December 2017	7,099	↓
Variance since December 2016	(6.5%)	↓



ACTIVITY

Cumulative percentage of contracted UDA delivered 2017 & 2018



Month	Adjusted Scheduled Activity (UDA)	
	2017	2018
April	2,685	182
May	4,802	2,226
June	6,098	4,099
July	8,696	6,057
August	10,964	8,352
September	12,665	10,712
October	14,329	12,450
November	16,012	13,963
December	17,778	16,935
January	19,742	
February	22,385	
March	26,177	
April	27,813	
May	28,040	
June	28,071	

QUALITY

	Quantity	Base Number	Contract	AT	Region	England
% of FP17s for the same patient ID Re-attending within 3 months - Children	116	1,556	7.5%	10.4%	11.5%	12.0%
% of FP17s for the same patient ID Re-attending within 3 months - Adults	953	6,049	15.8%	14.7%	15.8%	15.9%
% of FP17s for the same patient ID Re-attending between 3 & 9 months - Children	913	1,556	58.7%	60.3%	60.5%	58.0%
% of FP17s for the same patient ID Re-attending between 3 & 9 months - Adults	3,413	6,049	56.4%	52.1%	51.8%	50.5%
% of FP17s for Band 1 Urgent Courses	502	6,969	7.2%	9.8%	9.5%	9.0%
% of FP17s Relating to Free Repair or Replacements	47	6,969	0.7%	0.6%	0.7%	0.8%
% of FP17s Relating to Continuations	172	6,969	2.5%	1.1%	1.0%	1.1%
% of Patients satisfied with the dentistry they have received	10	11	90.9%	92.0%	92.1%	91.5%
% of Patients satisfied with the time they had to wait for an appointment	8	11	72.7%	88.8%	88.3%	87.9%

* This is based on patients treated on this contract for their most recent course of treatment. Figures in italics indicate the base number of FP17s or Patient Questionnaire responses are less than 100. N/A is shown where the base number of responses is less than 10 during the period. % is calculated as Quantity/Base number*100

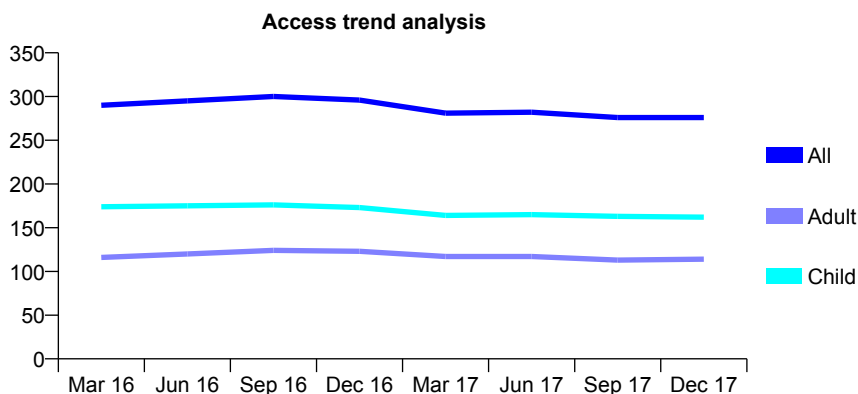
Q70 - Vital Signs At a Glance Contract Report for 118451/0001 - December 2017

Name or company name	Adriana Lackova
Contract type name	GDS Contract
Purpose of contract	General
Contract start date	01/07/2011
Contract end date	

17/18 Contracted general activity (UDA)	1,000
Carry forward general activity (UDA)	30
17/18 Contracted orthodontic activity (UOA)	0
Carry forward orthodontic activity (UOA)	0
Baseline contract value	£19,468.98

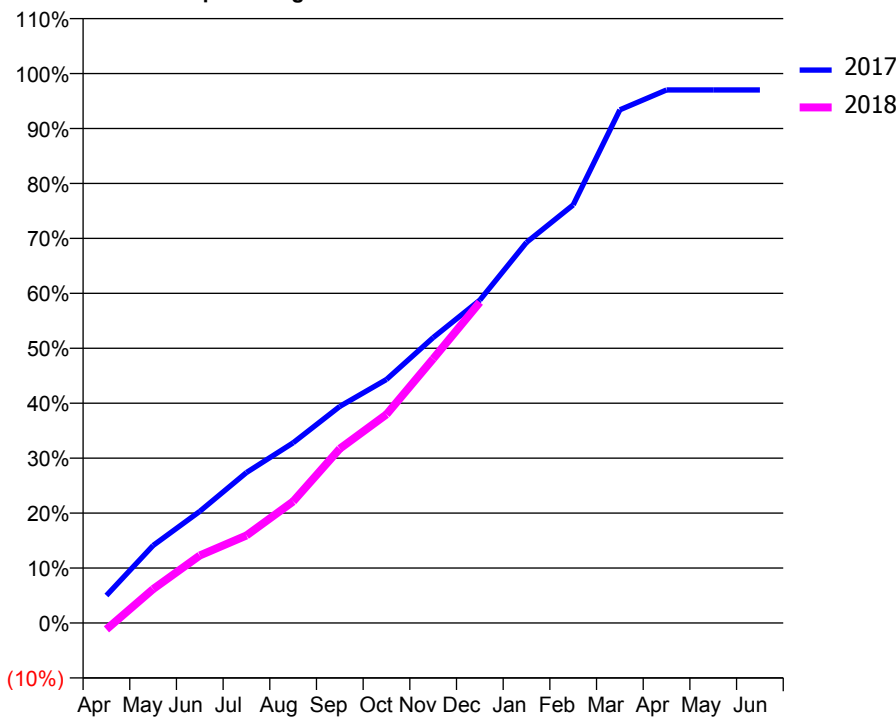
ACCESS*

Patients seen in 24 months	Total	Change since previous quarter
Quarter ending December 2016	296	
Quarter ending March 2017	281	↓
Quarter ending June 2017	282	→
Quarter ending September 2017	276	↓
Quarter ending December 2017	276	→
Variance since December 2016	(6.8%)	↓



ACTIVITY

Cumulative percentage of contracted UDA delivered 2017 & 2018



Month	Adjusted Scheduled Activity (UDA)	
	2017	2018
April	50	-12
May	141	62
June	203	123
July	274	159
August	328	221
September	394	317
October	443	380
November	519	481
December	588	584
January	693	
February	761	
March	934	
April	970	
May	970	
June	970	

QUALITY

	Quantity	Base Number	Contract	AT	Region	England
% of FP17s for the same patient ID Re-attending within 3 months - Children	40	213	18.8%	10.4%	11.5%	12.0%
% of FP17s for the same patient ID Re-attending within 3 months - Adults	21	108	19.4%	14.7%	15.8%	15.9%
% of FP17s for the same patient ID Re-attending between 3 & 9 months - Children	129	213	60.6%	60.3%	60.5%	58.0%
% of FP17s for the same patient ID Re-attending between 3 & 9 months - Adults	64	108	59.3%	52.1%	51.8%	50.5%
% of FP17s for Band 1 Urgent Courses	9	306	2.9%	9.8%	9.5%	9.0%
% of FP17s Relating to Free Repair or Replacements	0	306	0.0%	0.6%	0.7%	0.8%
% of FP17s Relating to Continuations	1	306	0.3%	1.1%	1.0%	1.1%
% of Patients satisfied with the dentistry they have received	0	0	N/A	92.0%	92.1%	91.5%
% of Patients satisfied with the time they had to wait for an appointment	0	0	N/A	88.8%	88.3%	87.9%

* This is based on patients treated on this contract for their most recent course of treatment. Figures in italics indicate the base number of FP17s or Patient Questionnaire responses are less than 100. N/A is shown where the base number of responses is less than 10 during the period. % is calculated as Quantity/Base number*100

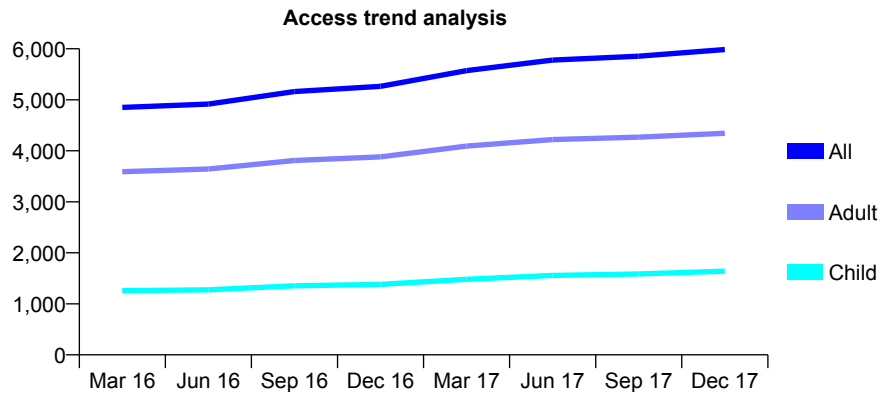
Q70 - Vital Signs At a Glance Contract Report for 119016/0001 - December 2017

Name or company name	Alton Dental Ltd
Contract type name	GDS Contract
Purpose of contract	General
Contract start date	01/12/2010
Contract end date	

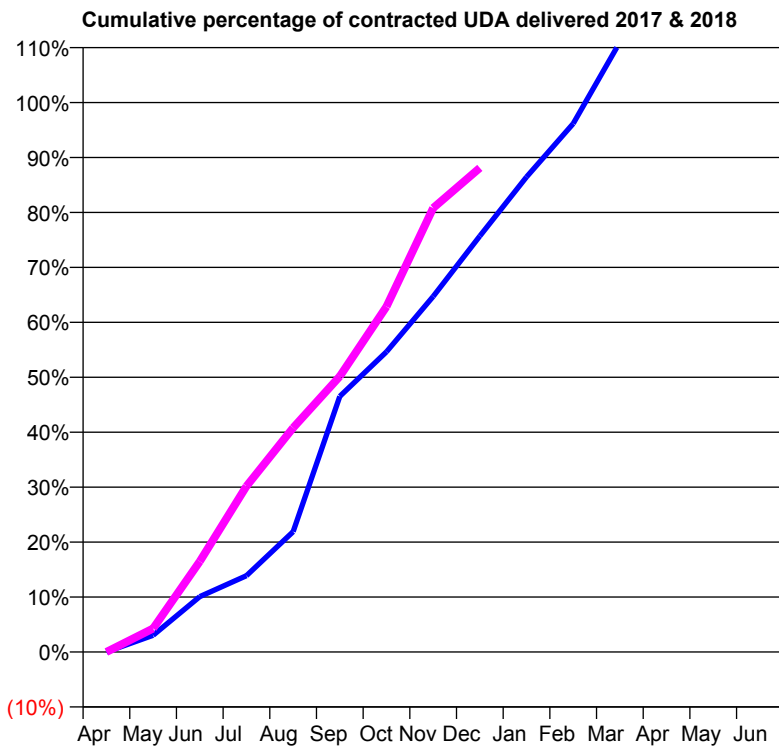
17/18 Contracted general activity (UDA)	9,051
Carry forward general activity (UDA)	0
17/18 Contracted orthodontic activity (UOA)	0
Carry forward orthodontic activity (UOA)	0
Baseline contract value	£283,439.90

ACCESS*

Patients seen in 24 months	Total	Change since previous quarter
Quarter ending December 2016	5,264	
Quarter ending March 2017	5,572	↑
Quarter ending June 2017	5,778	↑
Quarter ending September 2017	5,854	→
Quarter ending December 2017	5,985	↑
Variance since December 2016	13.7%	↑



ACTIVITY



Month	Adjusted Scheduled Activity (UDA)	
	2017	2018
April	0	0
May	275	387
June	913	1,492
July	1,258	2,731
August	1,983	3,693
September	4,212	4,540
October	4,945	5,691
November	5,856	7,312
December	6,851	7,974
January	7,826	
February	8,702	
March	10,045	
April	11,212	
May	11,781	
June	11,787	

QUALITY

	Quantity	Base Number	Contract	AT	Region	England
% of FP17s for the same patient ID Re-attending within 3 months - Children	111	1,518	7.3%	10.4%	11.5%	12.0%
% of FP17s for the same patient ID Re-attending within 3 months - Adults	581	4,011	14.5%	14.7%	15.8%	15.9%
% of FP17s for the same patient ID Re-attending between 3 & 9 months - Children	731	1,518	48.2%	60.3%	60.5%	58.0%
% of FP17s for the same patient ID Re-attending between 3 & 9 months - Adults	1,822	4,011	45.4%	52.1%	51.8%	50.5%
% of FP17s for Band 1 Urgent Courses	422	4,286	9.8%	9.8%	9.5%	9.0%
% of FP17s Relating to Free Repair or Replacements	14	4,286	0.3%	0.6%	0.7%	0.8%
% of FP17s Relating to Continuations	11	4,286	0.3%	1.1%	1.0%	1.1%
% of Patients satisfied with the dentistry they have received	6	7	N/A	92.0%	92.1%	91.5%
% of Patients satisfied with the time they had to wait for an appointment	7	7	N/A	88.8%	88.3%	87.9%

* This is based on patients treated on this contract for their most recent course of treatment. Figures in italics indicate the base number of FP17s or Patient Questionnaire responses are less than 100. N/A is shown where the base number of responses is less than 10 during the period. % is calculated as Quantity/Base number*100

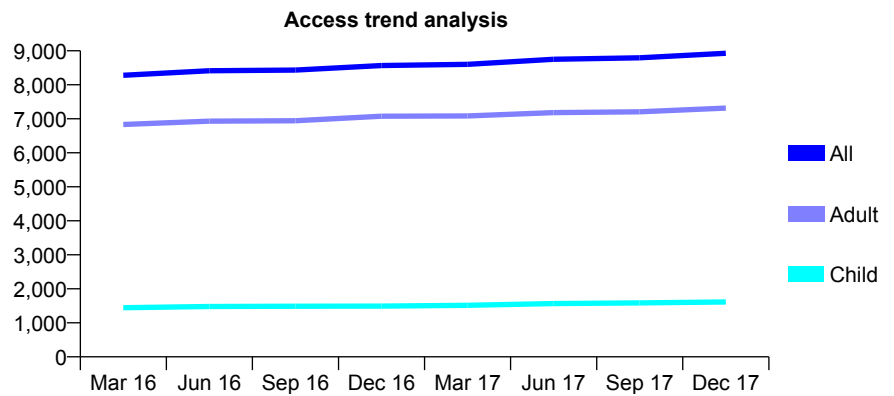
Q70 - Vital Signs At a Glance Contract Report for 119652/0001 - December 2017

Name or company name	Westbourne Dental Practice
Contract type name	GDS Contract
Purpose of contract	General
Contract start date	01/04/2011
Contract end date	

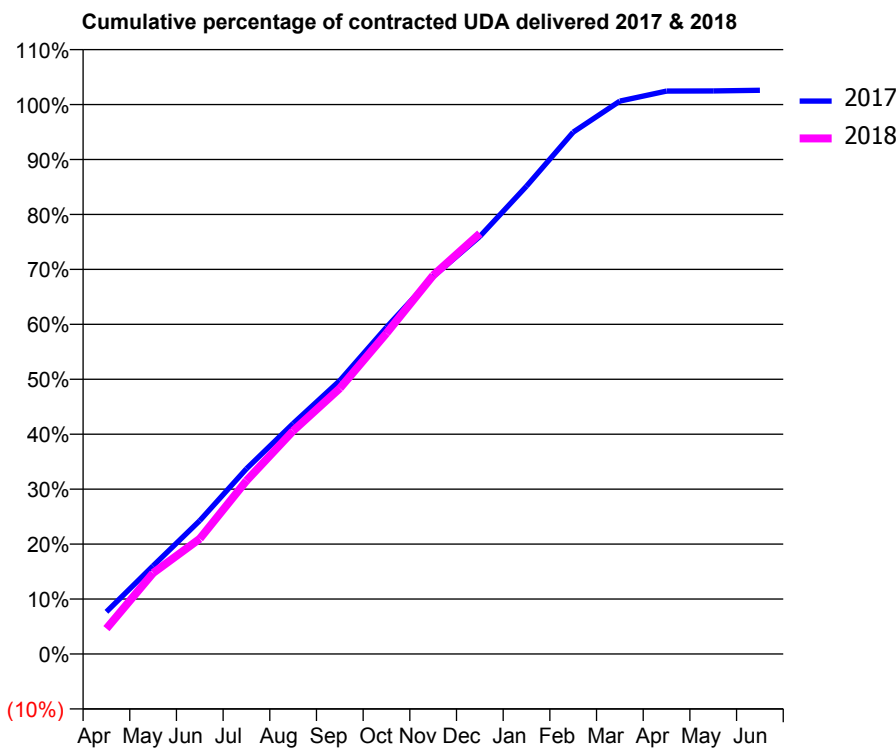
17/18 Contracted general activity (UDA)	22,000
Carry forward general activity (UDA)	0
17/18 Contracted orthodontic activity (UOA)	0
Carry forward orthodontic activity (UOA)	0
Baseline contract value	£520,285.71

ACCESS*

Patients seen in 24 months	Total	Change since previous quarter
Quarter ending December 2016	8,568	
Quarter ending March 2017	8,601	→
Quarter ending June 2017	8,750	→
Quarter ending September 2017	8,793	→
Quarter ending December 2017	8,929	→
Variance since December 2016	4.2%	↑



ACTIVITY



Month	Adjusted Scheduled Activity (UDA)	
	2017	2018
April	1,692	1,016
May	3,534	3,242
June	5,341	4,615
July	7,416	6,935
August	9,225	8,936
September	10,948	10,640
October	13,082	12,841
November	15,112	15,159
December	16,721	16,834
January	18,731	
February	20,891	
March	22,140	
April	22,537	
May	22,541	
June	22,568	

QUALITY

	Quantity	Base Number	Contract	AT	Region	England
% of FP17s for the same patient ID Re-attending within 3 months - Children	120	1,651	7.3%	10.4%	11.5%	12.0%
% of FP17s for the same patient ID Re-attending within 3 months - Adults	673	6,720	10.0%	14.7%	15.8%	15.9%
% of FP17s for the same patient ID Re-attending between 3 & 9 months - Children	819	1,651	49.6%	60.3%	60.5%	58.0%
% of FP17s for the same patient ID Re-attending between 3 & 9 months - Adults	3,088	6,720	46.0%	52.1%	51.8%	50.5%
% of FP17s for Band 1 Urgent Courses	373	8,130	4.6%	9.8%	9.5%	9.0%
% of FP17s Relating to Free Repair or Replacements	25	8,130	0.3%	0.6%	0.7%	0.8%
% of FP17s Relating to Continuations	227	8,130	2.8%	1.1%	1.0%	1.1%
% of Patients satisfied with the dentistry they have received	11	12	91.7%	92.0%	92.1%	91.5%
% of Patients satisfied with the time they had to wait for an appointment	11	12	91.7%	88.8%	88.3%	87.9%

* This is based on patients treated on this contract for their most recent course of treatment. Figures in italics indicate the base number of FP17s or Patient Questionnaire responses are less than 100. N/A is shown where the base number of responses is less than 10 during the period. % is calculated as Quantity/Base number*100

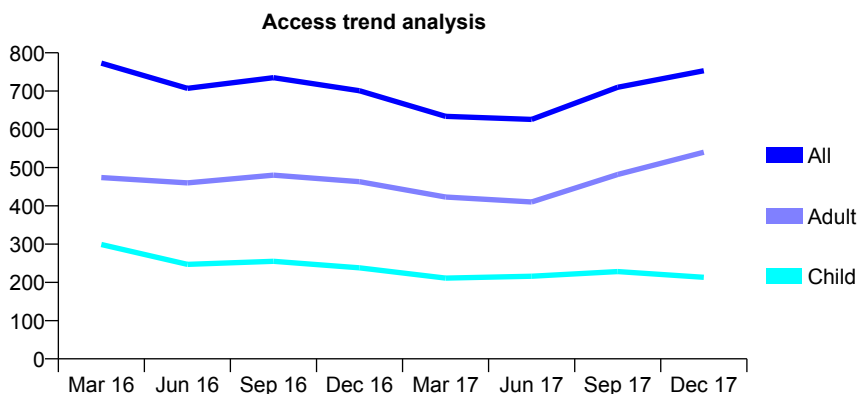
Q70 - Vital Signs At a Glance Contract Report for 119830/0001 - December 2017

Name or company name	Millhams Road Partnership
Contract type name	GDS Contract
Purpose of contract	General
Contract start date	01/04/2012
Contract end date	

17/18 Contracted general activity (UDA)	2,495
Carry forward general activity (UDA)	0
17/18 Contracted orthodontic activity (UOA)	0
Carry forward orthodontic activity (UOA)	0
Baseline contract value	£65,451.07

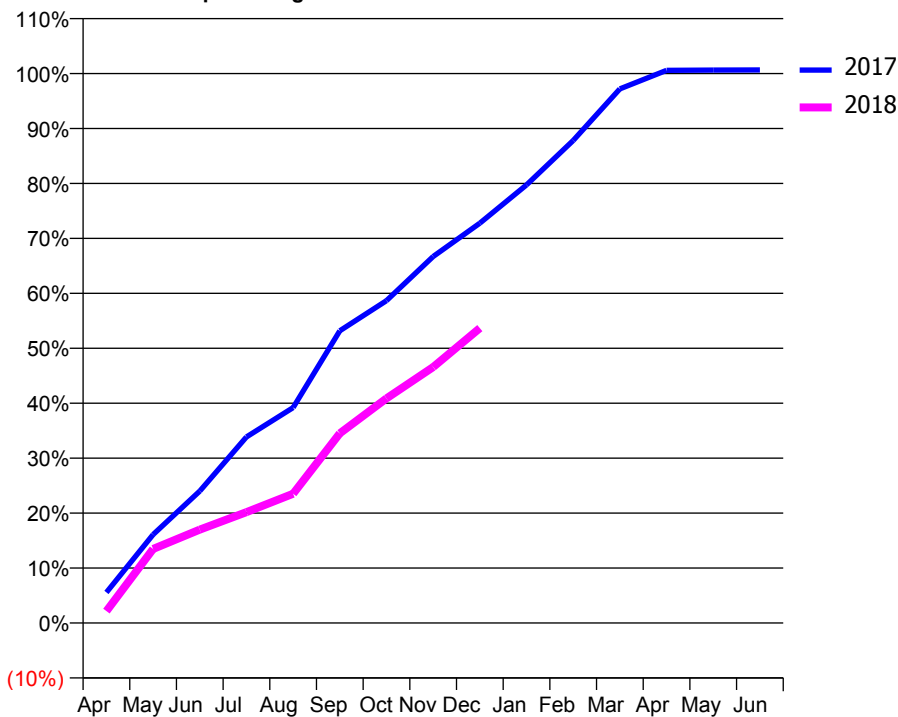
ACCESS*

Patients seen in 24 months	Total	Change since previous quarter
Quarter ending December 2016	701	
Quarter ending March 2017	634	↓
Quarter ending June 2017	626	↓
Quarter ending September 2017	710	↑
Quarter ending December 2017	753	↑
Variance since December 2016	7.4%	↑



ACTIVITY

Cumulative percentage of contracted UDA delivered 2017 & 2018



Adjusted Scheduled Activity (UDA)		
Month	2017	2018
April	139	54
May	402	336
June	599	424
July	845	504
August	978	587
September	1,327	861
October	1,463	1,020
November	1,664	1,162
December	1,815	1,339
January	1,989	
February	2,191	
March	2,425	
April	2,509	
May	2,510	
June	2,511	

QUALITY

	Quantity	Base Number	Contract	AT	Region	England
% of FP17s for the same patient ID Re-attending within 3 months - Children	8	277	2.9%	10.4%	11.5%	12.0%
% of FP17s for the same patient ID Re-attending within 3 months - Adults	52	612	8.5%	14.7%	15.8%	15.9%
% of FP17s for the same patient ID Re-attending between 3 & 9 months - Children	62	277	22.4%	60.3%	60.5%	58.0%
% of FP17s for the same patient ID Re-attending between 3 & 9 months - Adults	147	612	24.0%	52.1%	51.8%	50.5%
% of FP17s for Band 1 Urgent Courses	105	842	12.5%	9.8%	9.5%	9.0%
% of FP17s Relating to Free Repair or Replacements	7	842	0.8%	0.6%	0.7%	0.8%
% of FP17s Relating to Continuations	6	842	0.7%	1.1%	1.0%	1.1%
% of Patients satisfied with the dentistry they have received	0	0	N/A	92.0%	92.1%	91.5%
% of Patients satisfied with the time they had to wait for an appointment	0	0	N/A	88.8%	88.3%	87.9%

* This is based on patients treated on this contract for their most recent course of treatment. Figures in italics indicate the base number of FP17s or Patient Questionnaire responses are less than 100. N/A is shown where the base number of responses is less than 10 during the period. % is calculated as Quantity/Base number*100

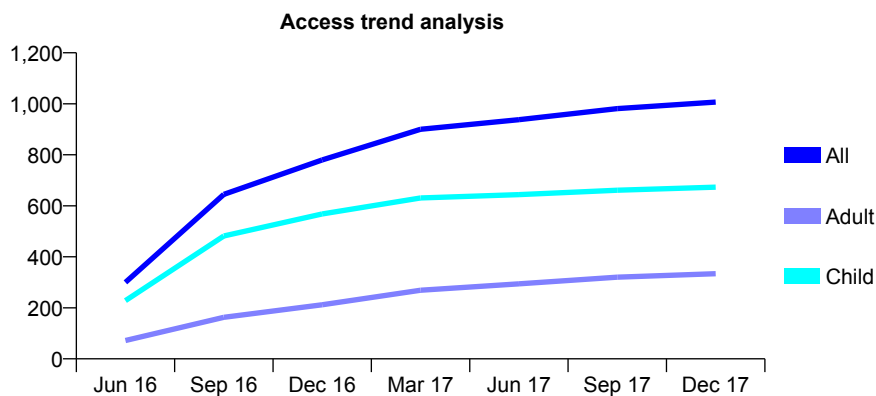
Q70 - Vital Signs At a Glance Contract Report for 120189/0001 - December 2017

Name or company name	Heatherstone House NHS Partnership
Contract type name	GDS Contract
Purpose of contract	General
Contract start date	01/04/2016
Contract end date	

17/18 Contracted general activity (UDA)	2,000
Carry forward general activity (UDA)	0
17/18 Contracted orthodontic activity (UOA)	0
Carry forward orthodontic activity (UOA)	0
Baseline contract value	£60,114.67

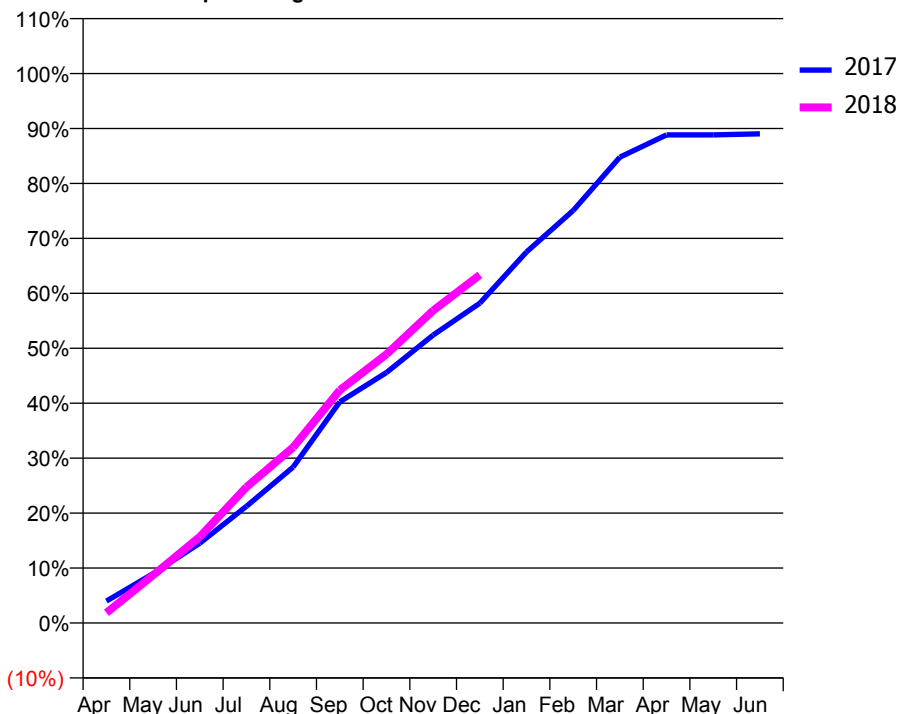
ACCESS*

Patients seen in 24 months	Total	Change since previous quarter
Quarter ending December 2016	780	
Quarter ending March 2017	900	↑
Quarter ending June 2017	938	↑
Quarter ending September 2017	981	↑
Quarter ending December 2017	1,007	↑
Variance since December 2016	29.1%	↑



ACTIVITY

Cumulative percentage of contracted UDA delivered 2017 & 2018



Month	Adjusted Scheduled Activity (UDA)	
	2017	2018
April	87	37
May	196	174
June	317	314
July	463	495
August	619	639
September	878	848
October	995	978
November	1,143	1,137
December	1,270	1,267
January	1,474	
February	1,638	
March	1,850	
April	1,938	
May	1,938	
June	1,942	

QUALITY

	Quantity	Base Number	Contract	AT	Region	England
% of FP17s for the same patient ID Re-attending within 3 months - Children	48	776	6.2%	10.4%	11.5%	12.0%
% of FP17s for the same patient ID Re-attending within 3 months - Adults	19	259	7.3%	14.7%	15.8%	15.9%
% of FP17s for the same patient ID Re-attending between 3 & 9 months - Children	517	776	66.6%	60.3%	60.5%	58.0%
% of FP17s for the same patient ID Re-attending between 3 & 9 months - Adults	146	259	56.4%	52.1%	51.8%	50.5%
% of FP17s for Band 1 Urgent Courses	56	960	5.8%	9.8%	9.5%	9.0%
% of FP17s Relating to Free Repair or Replacements	0	960	0.0%	0.6%	0.7%	0.8%
% of FP17s Relating to Continuations	0	960	0.0%	1.1%	1.0%	1.1%
% of Patients satisfied with the dentistry they have received	0	0	N/A	92.0%	92.1%	91.5%
% of Patients satisfied with the time they had to wait for an appointment	0	0	N/A	88.8%	88.3%	87.9%

* This is based on patients treated on this contract for their most recent course of treatment. Figures in italics indicate the base number of FP17s or Patient Questionnaire responses are less than 100. N/A is shown where the base number of responses is less than 10 during the period. % is calculated as Quantity/Base number*100

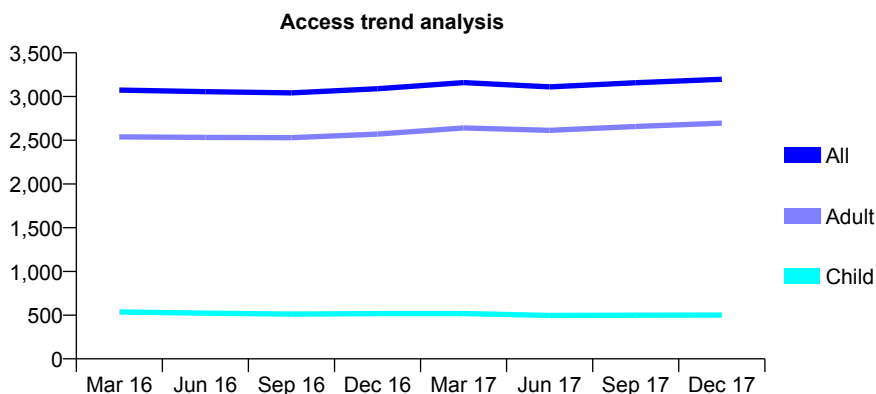
Q70 - Vital Signs At a Glance Contract Report for 120669/0001 - December 2017

Name or company name	Gowers Dental Surgery Limited
Contract type name	GDS Contract
Purpose of contract	General
Contract start date	01/04/2009
Contract end date	

17/18 Contracted general activity (UDA)	11,705
Carry forward general activity (UDA)	415
17/18 Contracted orthodontic activity (UOA)	0
Carry forward orthodontic activity (UOA)	0
Baseline contract value	£305,229.10

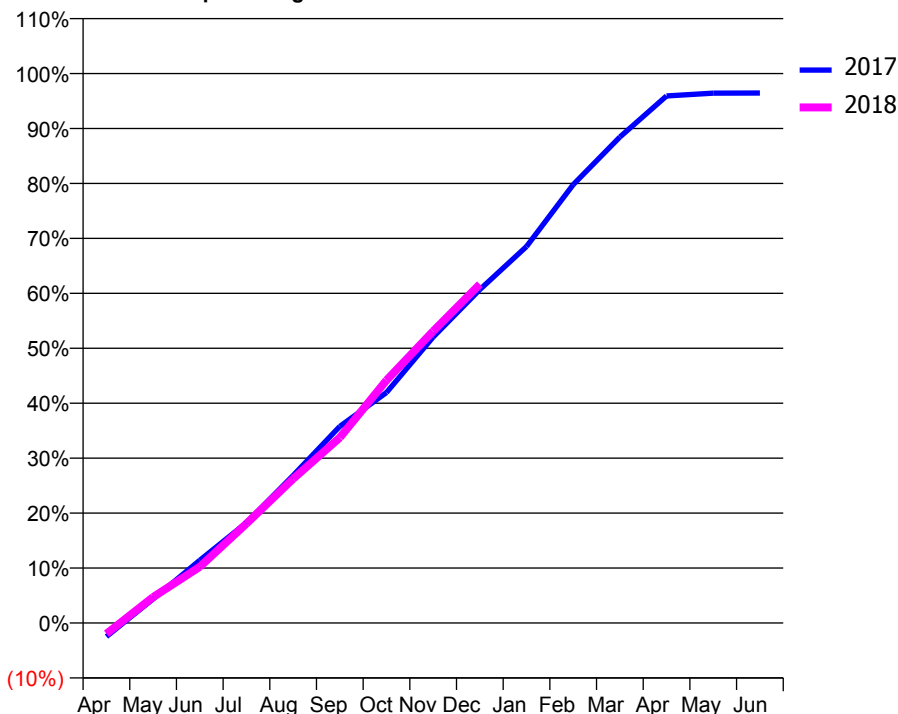
ACCESS*

Patients seen in 24 months	Total	Change since previous quarter
Quarter ending December 2016	3,089	
Quarter ending March 2017	3,159	↑
Quarter ending June 2017	3,110	↓
Quarter ending September 2017	3,157	→
Quarter ending December 2017	3,197	→
Variance since December 2016	3.5%	↑



ACTIVITY

Cumulative percentage of contracted UDA delivered 2017 & 2018



Month	Adjusted Scheduled Activity (UDA)	
	2017	2018
April	-292	-232
May	514	554
June	1,337	1,196
July	2,137	2,117
August	3,143	3,072
September	4,187	3,950
October	4,908	5,170
November	6,092	6,217
December	7,104	7,216
January	8,020	
February	9,339	
March	10,353	
April	11,226	
May	11,286	
June	11,289	

QUALITY

	Quantity	Base Number	Contract	AT	Region	England
% of FP17s for the same patient ID Re-attending within 3 months - Children	43	583	7.4%	10.4%	11.5%	12.0%
% of FP17s for the same patient ID Re-attending within 3 months - Adults	616	3,360	18.3%	14.7%	15.8%	15.9%
% of FP17s for the same patient ID Re-attending between 3 & 9 months - Children	373	583	64.0%	60.3%	60.5%	58.0%
% of FP17s for the same patient ID Re-attending between 3 & 9 months - Adults	2,029	3,360	60.4%	52.1%	51.8%	50.5%
% of FP17s for Band 1 Urgent Courses	355	3,672	9.7%	9.8%	9.5%	9.0%
% of FP17s Relating to Free Repair or Replacements	13	3,672	0.4%	0.6%	0.7%	0.8%
% of FP17s Relating to Continuations	98	3,672	2.7%	1.1%	1.0%	1.1%
% of Patients satisfied with the dentistry they have received	6	6	N/A	92.0%	92.1%	91.5%
% of Patients satisfied with the time they had to wait for an appointment	6	6	N/A	88.8%	88.3%	87.9%

* This is based on patients treated on this contract for their most recent course of treatment. Figures in italics indicate the base number of FP17s or Patient Questionnaire responses are less than 100. N/A is shown where the base number of responses is less than 10 during the period. % is calculated as Quantity/Base number*100

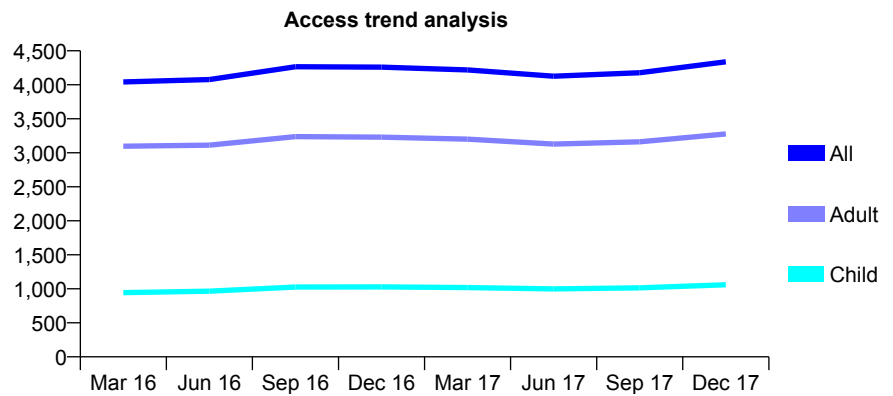
Q70 - Vital Signs At a Glance Contract Report for 121061/0001 - December 2017

Name or company name	Dental Concepts Whitchurch
Contract type name	GDS Contract
Purpose of contract	General
Contract start date	10/09/2010
Contract end date	

17/18 Contracted general activity (UDA)	11,000
Carry forward general activity (UDA)	234
17/18 Contracted orthodontic activity (UOA)	0
Carry forward orthodontic activity (UOA)	0
Baseline contract value	£276,054.89

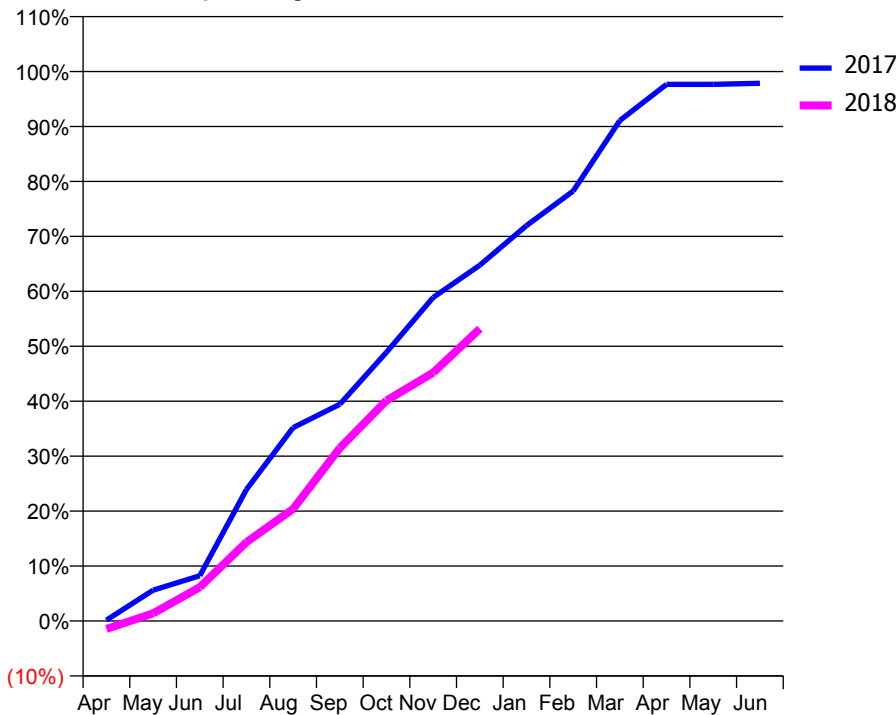
ACCESS*

Patients seen in 24 months	Total	Change since previous quarter
Quarter ending December 2016	4,259	
Quarter ending March 2017	4,219	→
Quarter ending June 2017	4,127	↓
Quarter ending September 2017	4,177	→
Quarter ending December 2017	4,338	↑
Variance since December 2016	1.9%	→



ACTIVITY

Cumulative percentage of contracted UDA delivered 2017 & 2018



Month	Adjusted Scheduled Activity (UDA)	
	2017	2018
April	18	-160
May	619	153
June	905	677
July	2,633	1,579
August	3,872	2,244
September	4,339	3,464
October	5,381	4,415
November	6,478	4,970
December	7,122	5,849
January	7,917	
February	8,607	
March	10,018	
April	10,742	
May	10,742	
June	10,765	

QUALITY

	Quantity	Base Number	Contract	AT	Region	England
% of FP17s for the same patient ID Re-attending within 3 months - Children	69	1,140	6.1%	10.4%	11.5%	12.0%
% of FP17s for the same patient ID Re-attending within 3 months - Adults	266	2,916	9.1%	14.7%	15.8%	15.9%
% of FP17s for the same patient ID Re-attending between 3 & 9 months - Children	691	1,140	60.6%	60.3%	60.5%	58.0%
% of FP17s for the same patient ID Re-attending between 3 & 9 months - Adults	1,423	2,916	48.8%	52.1%	51.8%	50.5%
% of FP17s for Band 1 Urgent Courses	290	3,713	7.8%	9.8%	9.5%	9.0%
% of FP17s Relating to Free Repair or Replacements	29	3,713	0.8%	0.6%	0.7%	0.8%
% of FP17s Relating to Continuations	6	3,713	0.2%	1.1%	1.0%	1.1%
% of Patients satisfied with the dentistry they have received	5	5	N/A	92.0%	92.1%	91.5%
% of Patients satisfied with the time they had to wait for an appointment	4	5	N/A	88.8%	88.3%	87.9%

* This is based on patients treated on this contract for their most recent course of treatment. Figures in italics indicate the base number of FP17s or Patient Questionnaire responses are less than 100. N/A is shown where the base number of responses is less than 10 during the period. % is calculated as Quantity/Base number*100

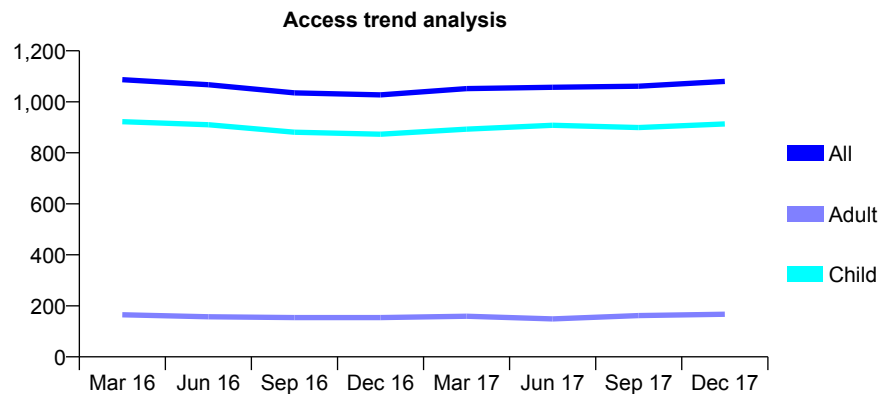
Q70 - Vital Signs At a Glance Contract Report for 122920/0001 - December 2017

Name or company name	Ms Briony Wood
Contract type name	GDS Contract
Purpose of contract	General
Contract start date	01/08/2011
Contract end date	

17/18 Contracted general activity (UDA)	2,260
Carry forward general activity (UDA)	65
17/18 Contracted orthodontic activity (UOA)	0
Carry forward orthodontic activity (UOA)	0
Baseline contract value	£57,166.27

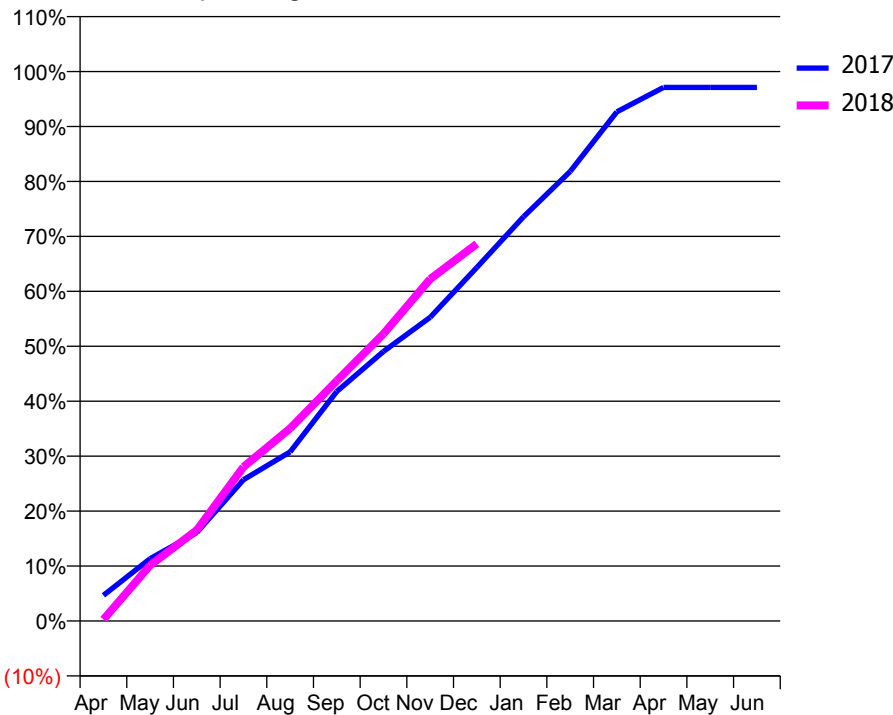
ACCESS*

Patients seen in 24 months	Total	Change since previous quarter
Quarter ending December 2016	1,027	
Quarter ending March 2017	1,052	↑
Quarter ending June 2017	1,057	→
Quarter ending September 2017	1,061	→
Quarter ending December 2017	1,080	→
Variance since December 2016	5.2%	↑



ACTIVITY

Cumulative percentage of contracted UDA delivered 2017 & 2018



Month	Adjusted Scheduled Activity (UDA)	
	2017	2018
April	106	6
May	256	229
June	364	374
July	581	634
August	696	792
September	944	988
October	1,109	1,181
November	1,249	1,406
December	1,454	1,551
January	1,663	
February	1,849	
March	2,094	
April	2,195	
May	2,195	
June	2,195	

QUALITY

	Quantity	Base Number	Contract	AT	Region	England
% of FP17s for the same patient ID Re-attending within 3 months - Children	102	1,295	7.9%	10.4%	11.5%	12.0%
% of FP17s for the same patient ID Re-attending within 3 months - Adults	4	66	6.1%	14.7%	15.8%	15.9%
% of FP17s for the same patient ID Re-attending between 3 & 9 months - Children	930	1,295	71.8%	60.3%	60.5%	58.0%
% of FP17s for the same patient ID Re-attending between 3 & 9 months - Adults	47	66	71.2%	52.1%	51.8%	50.5%
% of FP17s for Band 1 Urgent Courses	45	1,276	3.5%	9.8%	9.5%	9.0%
% of FP17s Relating to Free Repair or Replacements	0	1,276	0.0%	0.6%	0.7%	0.8%
% of FP17s Relating to Continuations	0	1,276	0.0%	1.1%	1.0%	1.1%
% of Patients satisfied with the dentistry they have received	3	3	N/A	92.0%	92.1%	91.5%
% of Patients satisfied with the time they had to wait for an appointment	3	3	N/A	88.8%	88.3%	87.9%

* This is based on patients treated on this contract for their most recent course of treatment. Figures in italics indicate the base number of FP17s or Patient Questionnaire responses are less than 100. N/A is shown where the base number of responses is less than 10 during the period. % is calculated as Quantity/Base number*100

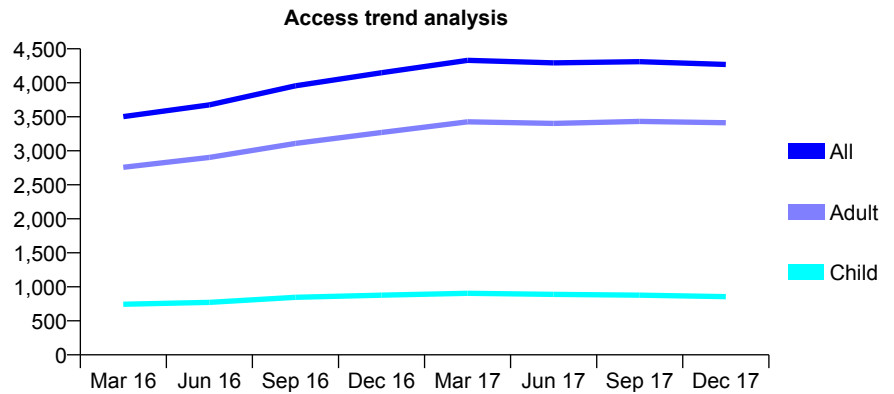
Q70 - Vital Signs At a Glance Contract Report for 124370/0001 - December 2017

Name or company name	Best Practice CDA Ltd
Contract type name	GDS Contract
Purpose of contract	General
Contract start date	16/03/2010
Contract end date	

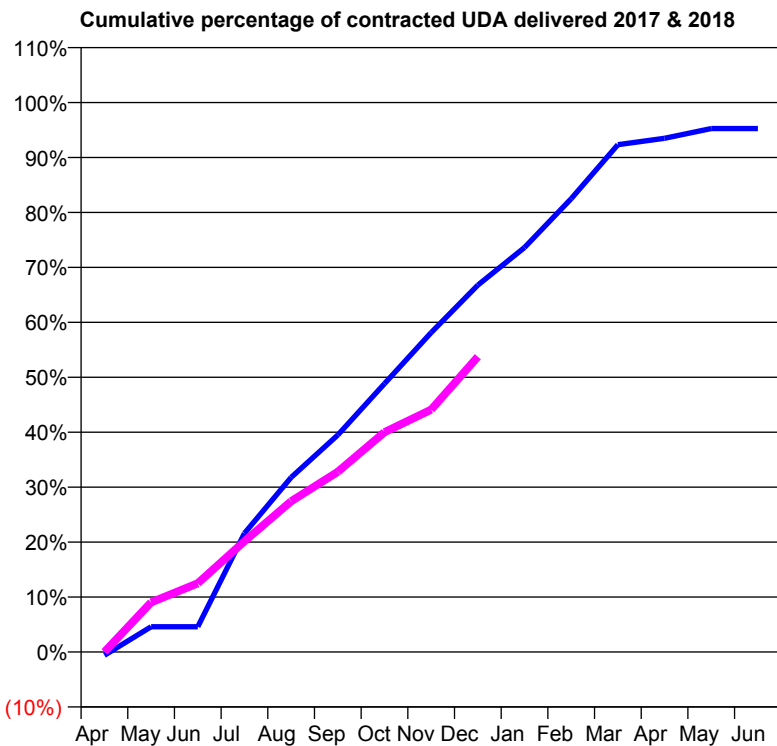
17/18 Contracted general activity (UDA)	15,000
Carry forward general activity (UDA)	0
17/18 Contracted orthodontic activity (UOA)	0
Carry forward orthodontic activity (UOA)	0
Baseline contract value	£389,684.51

ACCESS*

Patients seen in 24 months	Total	Change since previous quarter
Quarter ending December 2016	4,148	
Quarter ending March 2017	4,330	↑
Quarter ending June 2017	4,293	→
Quarter ending September 2017	4,310	→
Quarter ending December 2017	4,269	→
Variance since December 2016	2.9%	↑



ACTIVITY



Month	Adjusted Scheduled Activity (UDA)	
	2017	2018
April	-84	0
May	634	1,357
June	634	1,876
July	2,972	3,024
August	4,370	4,116
September	5,431	4,921
October	6,716	6,001
November	7,995	6,615
December	9,182	8,059
January	10,122	
February	11,345	
March	12,695	
April	12,858	
May	13,101	
June	13,101	

QUALITY

	Quantity	Base Number	Contract	AT	Region	England
% of FP17s for the same patient ID Re-attending within 3 months - Children	47	890	5.3%	10.4%	11.5%	12.0%
% of FP17s for the same patient ID Re-attending within 3 months - Adults	482	3,532	13.6%	14.7%	15.8%	15.9%
% of FP17s for the same patient ID Re-attending between 3 & 9 months - Children	605	890	68.0%	60.3%	60.5%	58.0%
% of FP17s for the same patient ID Re-attending between 3 & 9 months - Adults	1,918	3,532	54.3%	52.1%	51.8%	50.5%
% of FP17s for Band 1 Urgent Courses	491	4,254	11.5%	9.8%	9.5%	9.0%
% of FP17s Relating to Free Repair or Replacements	21	4,254	0.5%	0.6%	0.7%	0.8%
% of FP17s Relating to Continuations	120	4,254	2.8%	1.1%	1.0%	1.1%
% of Patients satisfied with the dentistry they have received	3	3	N/A	92.0%	92.1%	91.5%
% of Patients satisfied with the time they had to wait for an appointment	2	3	N/A	88.8%	88.3%	87.9%

* This is based on patients treated on this contract for their most recent course of treatment. Figures in italics indicate the base number of FP17s or Patient Questionnaire responses are less than 100. N/A is shown where the base number of responses is less than 10 during the period. % is calculated as Quantity/Base number*100

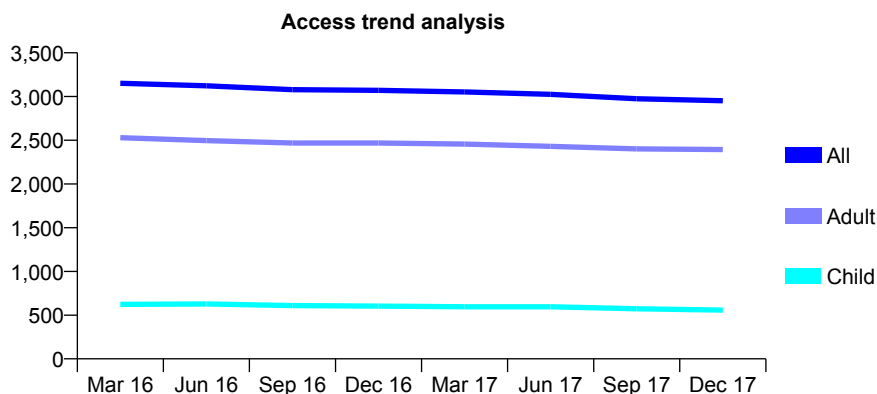
Q70 - Vital Signs At a Glance Contract Report for 124745/0001 - December 2017

Name or company name	Mr B J Richardson & Mr C M Winterbottom
Contract type name	GDS Contract
Purpose of contract	General
Contract start date	01/04/2013
Contract end date	

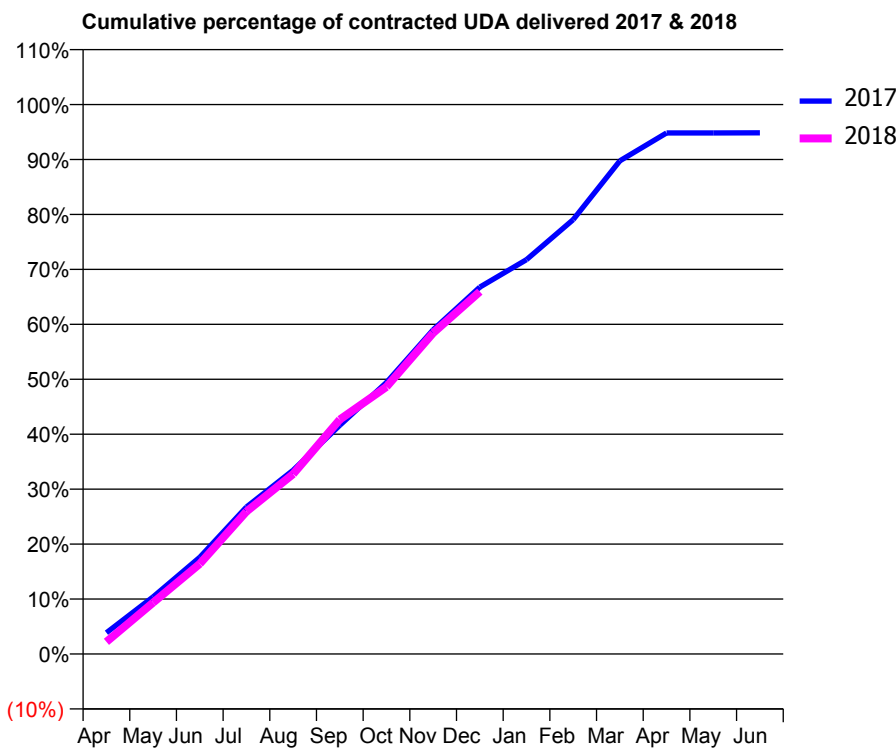
17/18 Contracted general activity (UDA)	12,311
Carry forward general activity (UDA)	0
17/18 Contracted orthodontic activity (UOA)	0
Carry forward orthodontic activity (UOA)	0
Baseline contract value	£314,483.34

ACCESS*

Patients seen in 24 months	Total	Change since previous quarter
Quarter ending December 2016	3,071	
Quarter ending March 2017	3,052	→
Quarter ending June 2017	3,025	→
Quarter ending September 2017	2,974	↓
Quarter ending December 2017	2,951	→
Variance since December 2016	(3.9%)	↓



ACTIVITY



Month	Adjusted Scheduled Activity (UDA)	
	2017	2018
April	477	275
May	1,279	1,152
June	2,167	2,022
July	3,295	3,192
August	4,119	4,031
September	5,126	5,252
October	6,085	5,984
November	7,265	7,192
December	8,221	8,118
January	8,836	
February	9,733	
March	11,048	
April	11,673	
May	11,673	
June	11,678	

QUALITY

	Quantity	Base Number	Contract	AT	Region	England
% of FP17s for the same patient ID Re-attending within 3 months - Children	63	796	7.9%	10.4%	11.5%	12.0%
% of FP17s for the same patient ID Re-attending within 3 months - Adults	515	3,395	15.2%	14.7%	15.8%	15.9%
% of FP17s for the same patient ID Re-attending between 3 & 9 months - Children	601	796	75.5%	60.3%	60.5%	58.0%
% of FP17s for the same patient ID Re-attending between 3 & 9 months - Adults	2,485	3,395	73.2%	52.1%	51.8%	50.5%
% of FP17s for Band 1 Urgent Courses	306	3,953	7.7%	9.8%	9.5%	9.0%
% of FP17s Relating to Free Repair or Replacements	4	3,953	0.1%	0.6%	0.7%	0.8%
% of FP17s Relating to Continuations	46	3,953	1.2%	1.1%	1.0%	1.1%
% of Patients satisfied with the dentistry they have received	6	6	N/A	92.0%	92.1%	91.5%
% of Patients satisfied with the time they had to wait for an appointment	6	6	N/A	88.8%	88.3%	87.9%

* This is based on patients treated on this contract for their most recent course of treatment. Figures in italics indicate the base number of FP17s or Patient Questionnaire responses are less than 100. N/A is shown where the base number of responses is less than 10 during the period. % is calculated as Quantity/Base number*100

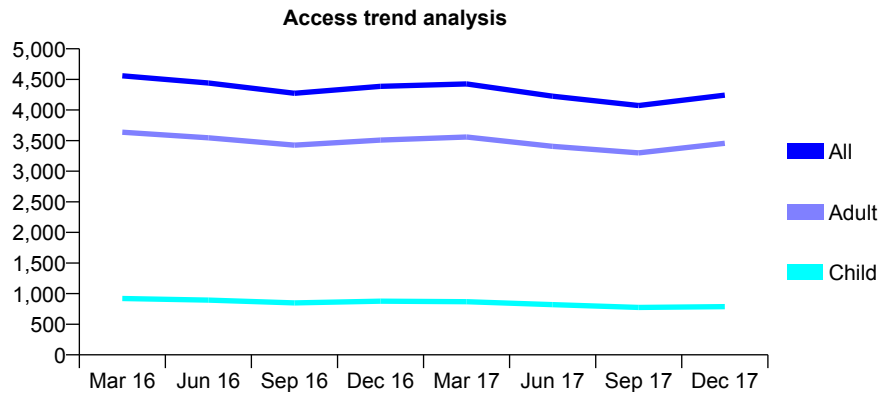
Q70 - Vital Signs At a Glance Contract Report for 125598/0002 - December 2017

Name or company name	Allington Dental Care
Contract type name	GDS Contract
Purpose of contract	General
Contract start date	01/11/2011
Contract end date	

17/18 Contracted general activity (UDA)	15,000
Carry forward general activity (UDA)	0
17/18 Contracted orthodontic activity (UOA)	0
Carry forward orthodontic activity (UOA)	0
Baseline contract value	£479,716.07

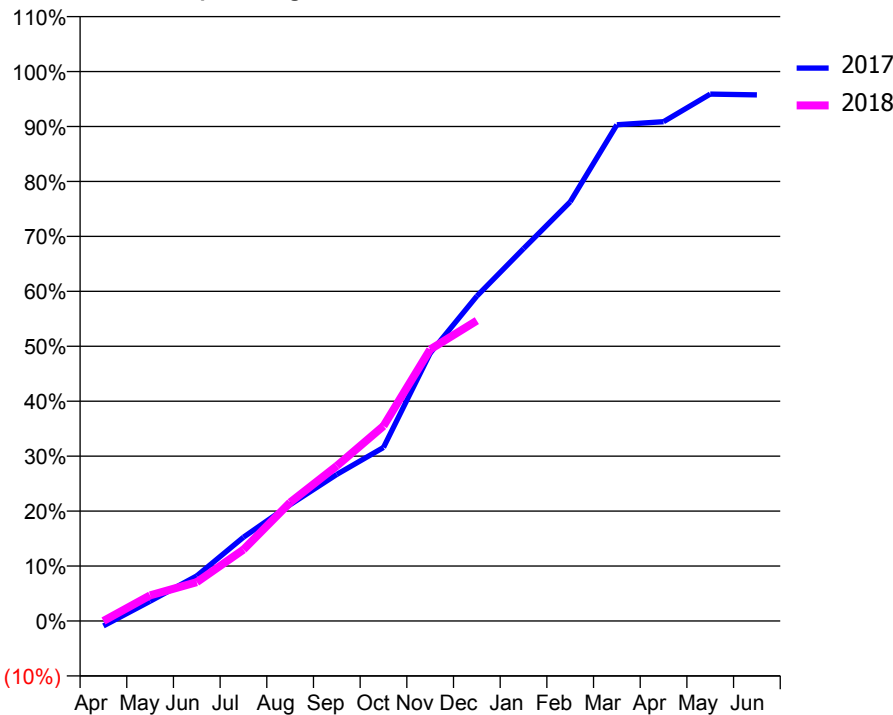
ACCESS*

Patients seen in 24 months	Total	Change since previous quarter
Quarter ending December 2016	4,386	
Quarter ending March 2017	4,427	→
Quarter ending June 2017	4,226	↓
Quarter ending September 2017	4,074	↓
Quarter ending December 2017	4,244	↑
Variance since December 2016	(3.2%)	↓



ACTIVITY

Cumulative percentage of contracted UDA delivered 2017 & 2018



Month	Adjusted Scheduled Activity (UDA)	
	2017	2018
April	-137	0
May	541	699
June	1,233	1,063
July	2,288	1,950
August	3,177	3,238
September	4,001	4,234
October	4,737	5,322
November	7,311	7,414
December	8,871	8,200
January	10,163	
February	11,443	
March	13,545	
April	13,629	
May	14,383	
June	14,362	

QUALITY

	Quantity	Base Number	Contract	AT	Region	England
% of FP17s for the same patient ID Re-attending within 3 months - Children	147	902	16.3%	10.4%	11.5%	12.0%
% of FP17s for the same patient ID Re-attending within 3 months - Adults	635	3,777	16.8%	14.7%	15.8%	15.9%
% of FP17s for the same patient ID Re-attending between 3 & 9 months - Children	453	902	50.2%	60.3%	60.5%	58.0%
% of FP17s for the same patient ID Re-attending between 3 & 9 months - Adults	2,032	3,777	53.8%	52.1%	51.8%	50.5%
% of FP17s for Band 1 Urgent Courses	310	4,354	7.1%	9.8%	9.5%	9.0%
% of FP17s Relating to Free Repair or Replacements	12	4,354	0.3%	0.6%	0.7%	0.8%
% of FP17s Relating to Continuations	155	4,354	3.6%	1.1%	1.0%	1.1%
% of Patients satisfied with the dentistry they have received	5	7	N/A	92.0%	92.1%	91.5%
% of Patients satisfied with the time they had to wait for an appointment	3	7	N/A	88.8%	88.3%	87.9%

* This is based on patients treated on this contract for their most recent course of treatment. Figures in italics indicate the base number of FP17s or Patient Questionnaire responses are less than 100. N/A is shown where the base number of responses is less than 10 during the period. % is calculated as Quantity/Base number*100

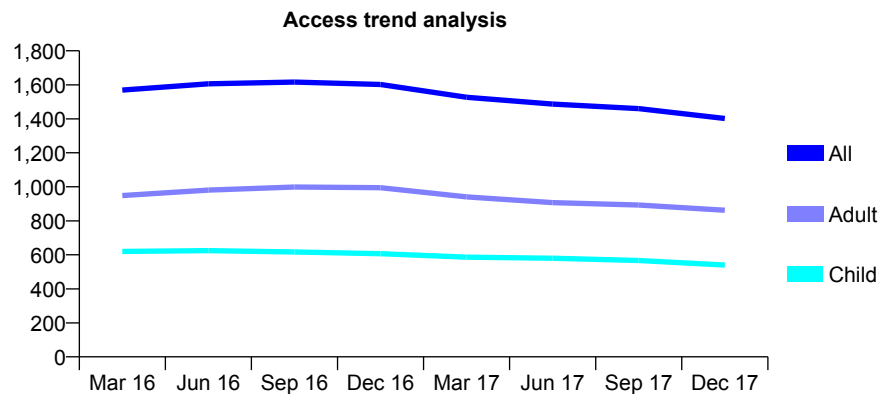
Q70 - Vital Signs At a Glance Contract Report for 125776/0006 - December 2017

Name or company name	Apex Dental Care Ltd
Contract type name	GDS Contract
Purpose of contract	General
Contract start date	03/08/2009
Contract end date	

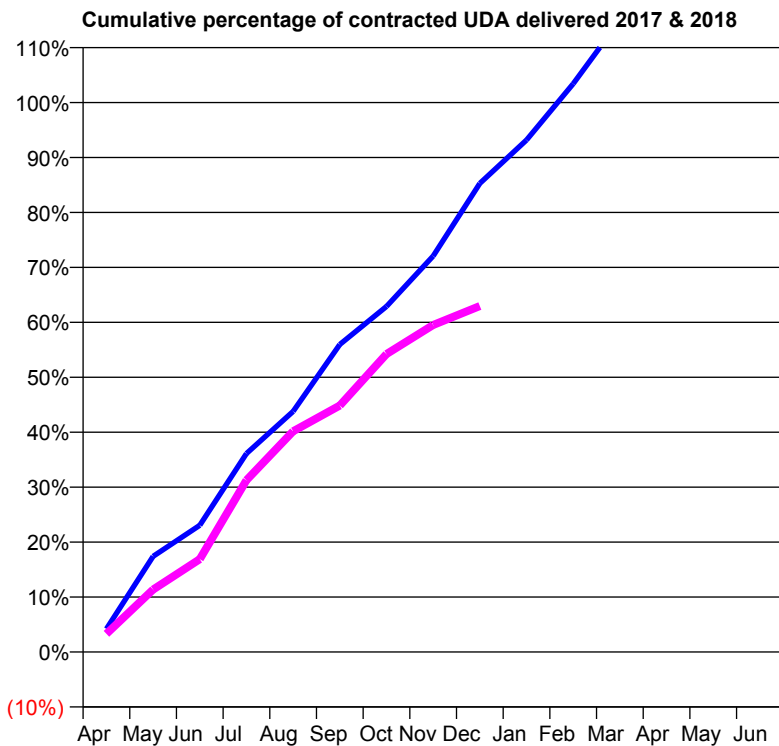
17/18 Contracted general activity (UDA)	3,549
Carry forward general activity (UDA)	0
17/18 Contracted orthodontic activity (UOA)	0
Carry forward orthodontic activity (UOA)	0
Baseline contract value	£79,614.52

ACCESS*

Patients seen in 24 months	Total	Change since previous quarter
Quarter ending December 2016	1,602	
Quarter ending March 2017	1,527	↓
Quarter ending June 2017	1,487	↓
Quarter ending September 2017	1,460	↓
Quarter ending December 2017	1,402	↓
Variance since December 2016	(12.5%)	↓



ACTIVITY



Month	Adjusted Scheduled Activity (UDA)	
	2017	2018
April	149	118
May	618	403
June	819	600
July	1,282	1,109
August	1,554	1,426
September	1,986	1,592
October	2,232	1,924
November	2,557	2,112
December	3,026	2,234
January	3,307	
February	3,670	
March	4,079	
April	4,185	
May	4,208	
June	4,208	

QUALITY

	Quantity	Base Number	Contract	AT	Region	England
% of FP17s for the same patient ID Re-attending within 3 months - Children	51	586	8.7%	10.4%	11.5%	12.0%
% of FP17s for the same patient ID Re-attending within 3 months - Adults	129	785	16.4%	14.7%	15.8%	15.9%
% of FP17s for the same patient ID Re-attending between 3 & 9 months - Children	383	586	65.4%	60.3%	60.5%	58.0%
% of FP17s for the same patient ID Re-attending between 3 & 9 months - Adults	454	785	57.8%	52.1%	51.8%	50.5%
% of FP17s for Band 1 Urgent Courses	151	1,313	11.5%	9.8%	9.5%	9.0%
% of FP17s Relating to Free Repair or Replacements	2	1,313	0.2%	0.6%	0.7%	0.8%
% of FP17s Relating to Continuations	1	1,313	0.1%	1.1%	1.0%	1.1%
% of Patients satisfied with the dentistry they have received	1	1	N/A	92.0%	92.1%	91.5%
% of Patients satisfied with the time they had to wait for an appointment	1	1	N/A	88.8%	88.3%	87.9%

* This is based on patients treated on this contract for their most recent course of treatment. Figures in italics indicate the base number of FP17s or Patient Questionnaire responses are less than 100. N/A is shown where the base number of responses is less than 10 during the period. % is calculated as Quantity/Base number*100

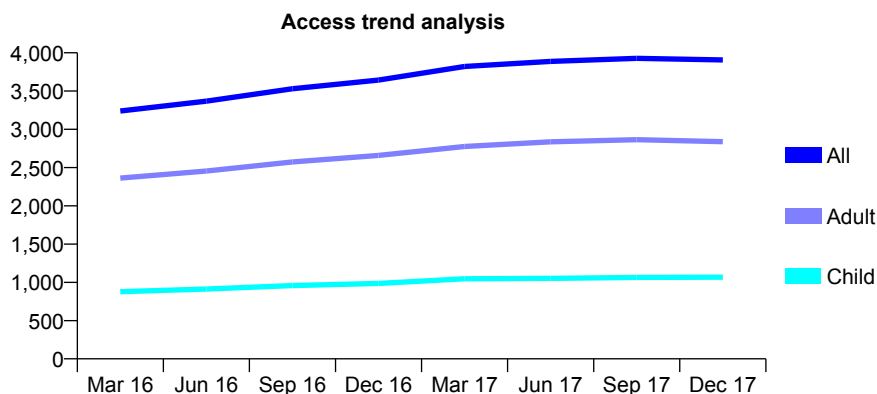
Q70 - Vital Signs At a Glance Contract Report for 125776/0012 - December 2017

Name or company name	Apex Dental Care Ltd
Contract type name	GDS Contract
Purpose of contract	General
Contract start date	01/09/2011
Contract end date	

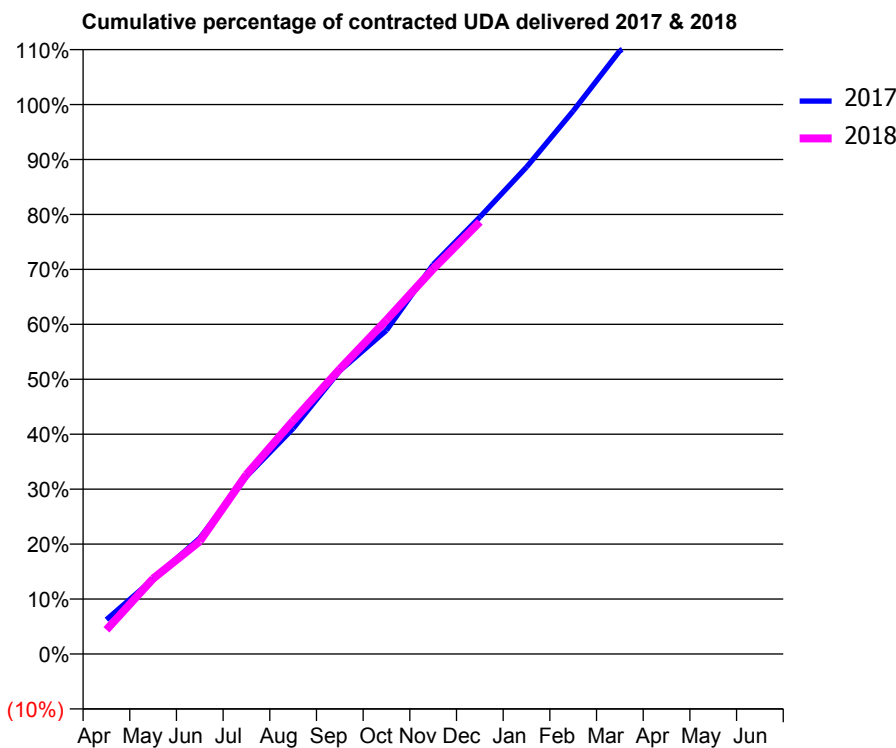
17/18 Contracted general activity (UDA)	10,000
Carry forward general activity (UDA)	0
17/18 Contracted orthodontic activity (UOA)	0
Carry forward orthodontic activity (UOA)	0
Baseline contract value	£276,223.13

ACCESS*

Patients seen in 24 months	Total	Change since previous quarter
Quarter ending December 2016	3,644	
Quarter ending March 2017	3,822	↑
Quarter ending June 2017	3,888	→
Quarter ending September 2017	3,928	→
Quarter ending December 2017	3,907	→
Variance since December 2016	7.2%	↑



ACTIVITY



Month	Adjusted Scheduled Activity (UDA)	
	2017	2018
April	626	440
May	1,362	1,373
June	2,111	2,051
July	3,232	3,267
August	4,106	4,245
September	5,156	5,186
October	5,891	6,077
November	7,087	7,007
December	7,951	7,864
January	8,861	
February	9,882	
March	10,979	
April	11,400	
May	11,393	
June	11,395	

QUALITY

	Quantity	Base Number	Contract	AT	Region	England
% of FP17s for the same patient ID Re-attending within 3 months - Children	64	1,134	5.6%	10.4%	11.5%	12.0%
% of FP17s for the same patient ID Re-attending within 3 months - Adults	387	3,178	12.2%	14.7%	15.8%	15.9%
% of FP17s for the same patient ID Re-attending between 3 & 9 months - Children	801	1,134	70.6%	60.3%	60.5%	58.0%
% of FP17s for the same patient ID Re-attending between 3 & 9 months - Adults	2,016	3,178	63.4%	52.1%	51.8%	50.5%
% of FP17s for Band 1 Urgent Courses	381	4,157	9.2%	9.8%	9.5%	9.0%
% of FP17s Relating to Free Repair or Replacements	31	4,157	0.7%	0.6%	0.7%	0.8%
% of FP17s Relating to Continuations	10	4,157	0.2%	1.1%	1.0%	1.1%
% of Patients satisfied with the dentistry they have received	5	7	N/A	92.0%	92.1%	91.5%
% of Patients satisfied with the time they had to wait for an appointment	6	7	N/A	88.8%	88.3%	87.9%

* This is based on patients treated on this contract for their most recent course of treatment. Figures in italics indicate the base number of FP17s or Patient Questionnaire responses are less than 100. N/A is shown where the base number of responses is less than 10 during the period. % is calculated as Quantity/Base number*100

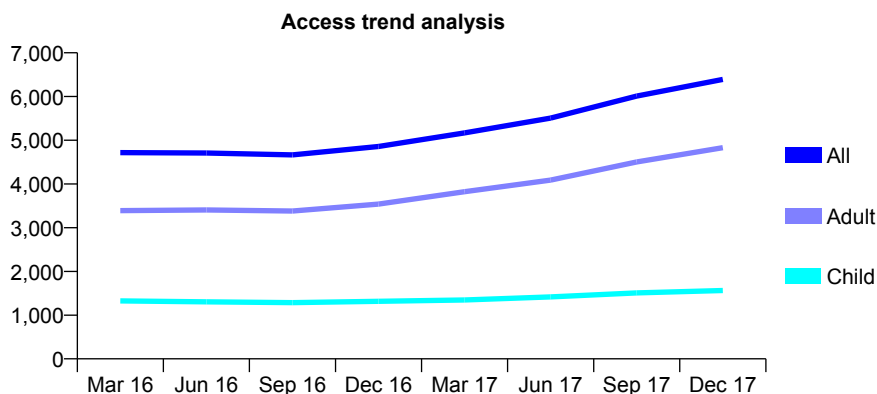
Q70 - Vital Signs At a Glance Contract Report for 125776/0015 - December 2017

Name or company name	Apex Dental Care Ltd
Contract type name	GDS Contract
Purpose of contract	General
Contract start date	01/06/2013
Contract end date	

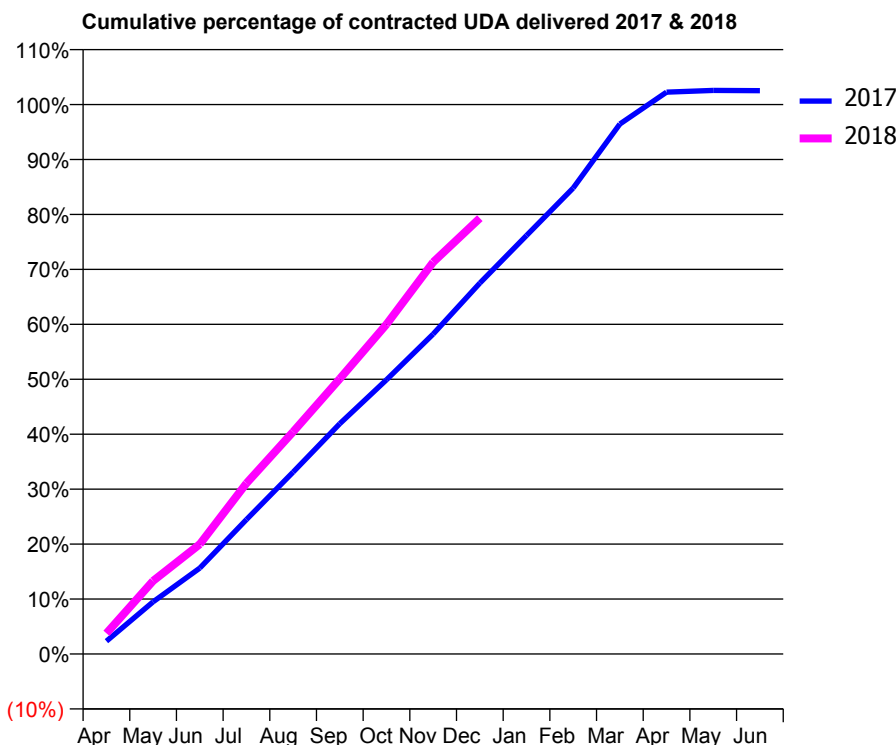
17/18 Contracted general activity (UDA)	16,814
Carry forward general activity (UDA)	0
17/18 Contracted orthodontic activity (UOA)	0
Carry forward orthodontic activity (UOA)	0
Baseline contract value	£389,225.19

ACCESS*

Patients seen in 24 months	Total	Change since previous quarter
Quarter ending December 2016	4,857	
Quarter ending March 2017	5,168	↑
Quarter ending June 2017	5,507	↑
Quarter ending September 2017	6,011	↑
Quarter ending December 2017	6,392	↑
Variance since December 2016	31.6%	↑



ACTIVITY



Month	Adjusted Scheduled Activity (UDA)	
	2017	2018
April	350	633
May	1,426	2,238
June	2,345	3,359
July	3,670	5,224
August	4,968	6,800
September	6,287	8,425
October	7,485	10,087
November	8,734	11,989
December	10,125	13,337
January	11,424	
February	12,721	
March	14,466	
April	15,339	
May	15,383	
June	15,379	

QUALITY

	Quantity	Base Number	Contract	AT	Region	England
% of FP17s for the same patient ID Re-attending within 3 months - Children	112	1,807	6.2%	10.4%	11.5%	12.0%
% of FP17s for the same patient ID Re-attending within 3 months - Adults	713	5,284	13.5%	14.7%	15.8%	15.9%
% of FP17s for the same patient ID Re-attending between 3 & 9 months - Children	1,009	1,807	55.8%	60.3%	60.5%	58.0%
% of FP17s for the same patient ID Re-attending between 3 & 9 months - Adults	2,308	5,284	43.7%	52.1%	51.8%	50.5%
% of FP17s for Band 1 Urgent Courses	926	6,744	13.7%	9.8%	9.5%	9.0%
% of FP17s Relating to Free Repair or Replacements	23	6,744	0.3%	0.6%	0.7%	0.8%
% of FP17s Relating to Continuations	46	6,744	0.7%	1.1%	1.0%	1.1%
% of Patients satisfied with the dentistry they have received	3	3	N/A	92.0%	92.1%	91.5%
% of Patients satisfied with the time they had to wait for an appointment	3	3	N/A	88.8%	88.3%	87.9%

* This is based on patients treated on this contract for their most recent course of treatment. Figures in italics indicate the base number of FP17s or Patient Questionnaire responses are less than 100. N/A is shown where the base number of responses is less than 10 during the period. % is calculated as Quantity/Base number*100

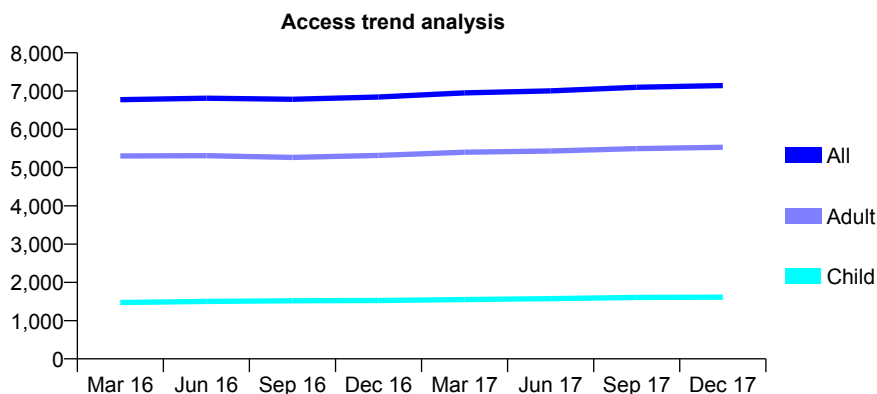
Q70 - Vital Signs At a Glance Contract Report for 127116/0002 - December 2017

Name or company name	Mr R Gyening & Miss N Hussain
Contract type name	GDS Contract
Purpose of contract	General
Contract start date	01/07/2012
Contract end date	

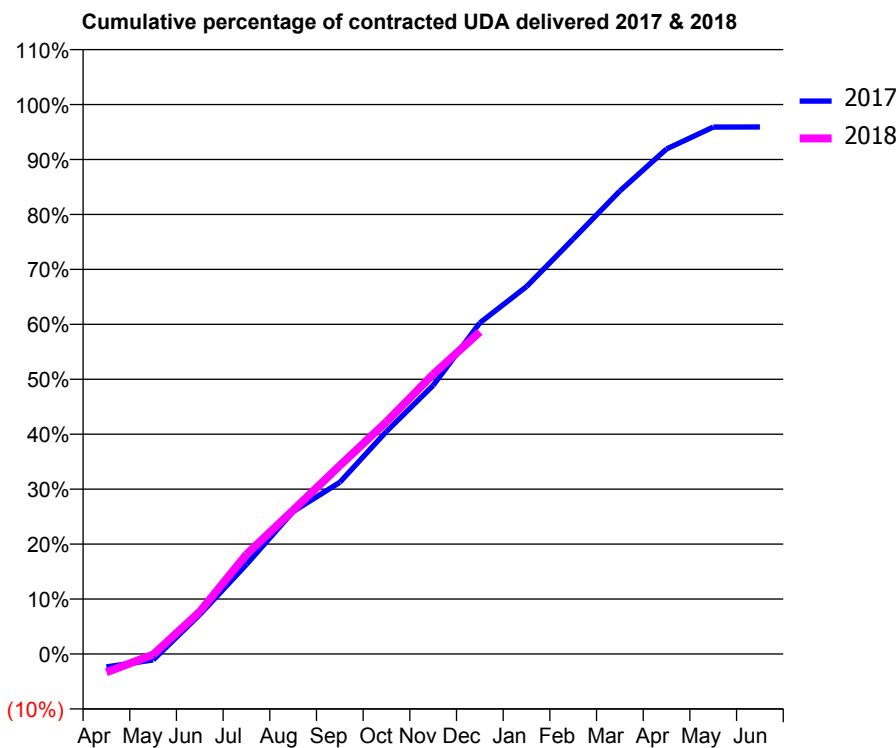
17/18 Contracted general activity (UDA)	20,000
Carry forward general activity (UDA)	804
17/18 Contracted orthodontic activity (UOA)	0
Carry forward orthodontic activity (UOA)	0
Baseline contract value	£527,192.42

ACCESS*

Patients seen in 24 months	Total	Change since previous quarter
Quarter ending December 2016	6,845	
Quarter ending March 2017	6,952	→
Quarter ending June 2017	7,006	→
Quarter ending September 2017	7,098	→
Quarter ending December 2017	7,145	→
Variance since December 2016	4.4%	↑



ACTIVITY



Month	Adjusted Scheduled Activity (UDA)	
	2017	2018
April	-467	-669
May	-218	-28
June	1,412	1,540
July	3,210	3,628
August	5,105	5,236
September	6,150	6,859
October	7,976	8,452
November	9,626	10,179
December	11,867	11,724
January	13,163	
February	14,868	
March	16,590	
April	18,094	
May	18,881	
June	18,884	

QUALITY

	Quantity	Base Number	Contract	AT	Region	England
% of FP17s for the same patient ID Re-attending within 3 months - Children	102	1,790	5.7%	10.4%	11.5%	12.0%
% of FP17s for the same patient ID Re-attending within 3 months - Adults	763	5,790	13.2%	14.7%	15.8%	15.9%
% of FP17s for the same patient ID Re-attending between 3 & 9 months - Children	1,166	1,790	65.1%	60.3%	60.5%	58.0%
% of FP17s for the same patient ID Re-attending between 3 & 9 months - Adults	3,374	5,790	58.3%	52.1%	51.8%	50.5%
% of FP17s for Band 1 Urgent Courses	593	6,235	9.5%	9.8%	9.5%	9.0%
% of FP17s Relating to Free Repair or Replacements	27	6,235	0.4%	0.6%	0.7%	0.8%
% of FP17s Relating to Continuations	31	6,235	0.5%	1.1%	1.0%	1.1%
% of Patients satisfied with the dentistry they have received	5	6	N/A	92.0%	92.1%	91.5%
% of Patients satisfied with the time they had to wait for an appointment	5	6	N/A	88.8%	88.3%	87.9%

* This is based on patients treated on this contract for their most recent course of treatment. Figures in italics indicate the base number of FP17s or Patient Questionnaire responses are less than 100. N/A is shown where the base number of responses is less than 10 during the period. % is calculated as Quantity/Base number*100

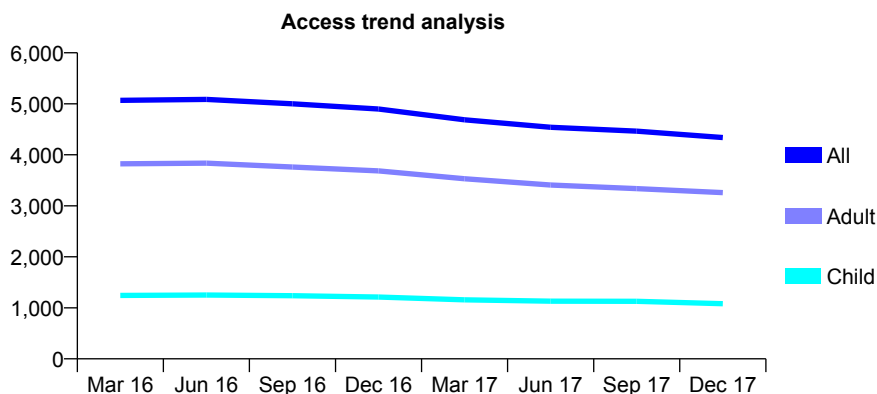
Q70 - Vital Signs At a Glance Contract Report for 127116/0004 - December 2017

Name or company name	Mr R Gyening & Miss N Hussain
Contract type name	GDS Contract
Purpose of contract	General
Contract start date	01/07/2012
Contract end date	

17/18 Contracted general activity (UDA)	13,200
Carry forward general activity (UDA)	0
17/18 Contracted orthodontic activity (UOA)	0
Carry forward orthodontic activity (UOA)	0
Baseline contract value	£367,729.88

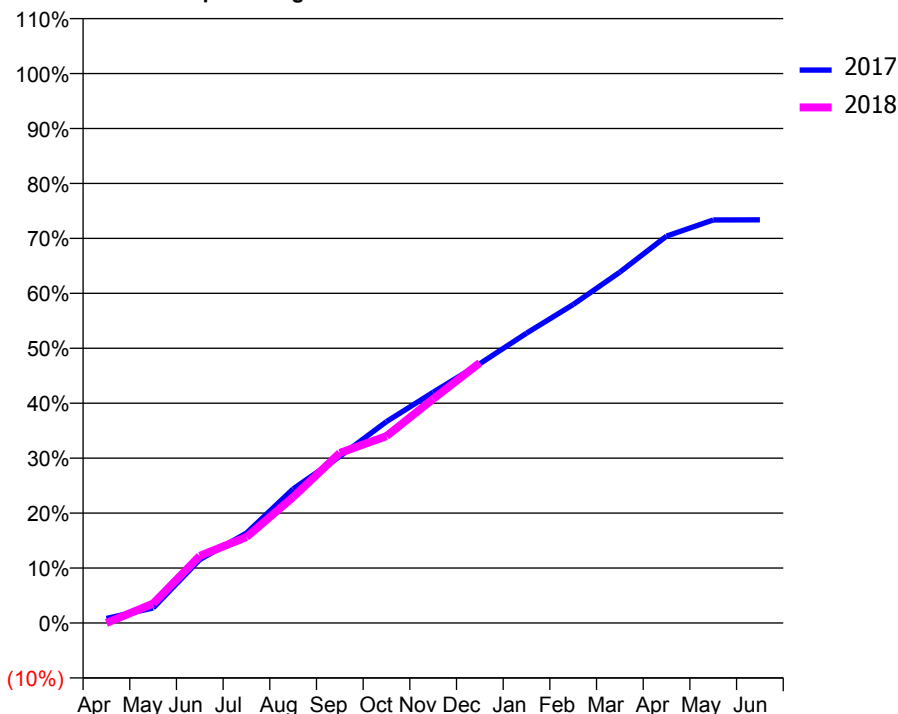
ACCESS*

Patients seen in 24 months	Total	Change since previous quarter
Quarter ending December 2016	4,898	
Quarter ending March 2017	4,687	↓
Quarter ending June 2017	4,540	↓
Quarter ending September 2017	4,463	↓
Quarter ending December 2017	4,339	↓
Variance since December 2016	(11.4%)	↓



ACTIVITY

Cumulative percentage of contracted UDA delivered 2017 & 2018



Month	Adjusted Scheduled Activity (UDA)	
	2017	2018
April	111	0
May	360	467
June	1,525	1,612
July	2,161	2,065
August	3,219	3,024
September	4,003	4,085
October	4,839	4,488
November	5,544	5,384
December	6,227	6,251
January	6,961	
February	7,651	
March	8,430	
April	9,295	
May	9,683	
June	9,684	

QUALITY

	Quantity	Base Number	Contract	AT	Region	England
% of FP17s for the same patient ID Re-attending within 3 months - Children	72	1,082	6.7%	10.4%	11.5%	12.0%
% of FP17s for the same patient ID Re-attending within 3 months - Adults	557	3,308	16.8%	14.7%	15.8%	15.9%
% of FP17s for the same patient ID Re-attending between 3 & 9 months - Children	578	1,082	53.4%	60.3%	60.5%	58.0%
% of FP17s for the same patient ID Re-attending between 3 & 9 months - Adults	1,724	3,308	52.1%	52.1%	51.8%	50.5%
% of FP17s for Band 1 Urgent Courses	416	3,703	11.2%	9.8%	9.5%	9.0%
% of FP17s Relating to Free Repair or Replacements	12	3,703	0.3%	0.6%	0.7%	0.8%
% of FP17s Relating to Continuations	6	3,703	0.2%	1.1%	1.0%	1.1%
% of Patients satisfied with the dentistry they have received	1	1	N/A	92.0%	92.1%	91.5%
% of Patients satisfied with the time they had to wait for an appointment	1	1	N/A	88.8%	88.3%	87.9%

* This is based on patients treated on this contract for their most recent course of treatment. Figures in italics indicate the base number of FP17s or Patient Questionnaire responses are less than 100. N/A is shown where the base number of responses is less than 10 during the period. % is calculated as Quantity/Base number*100

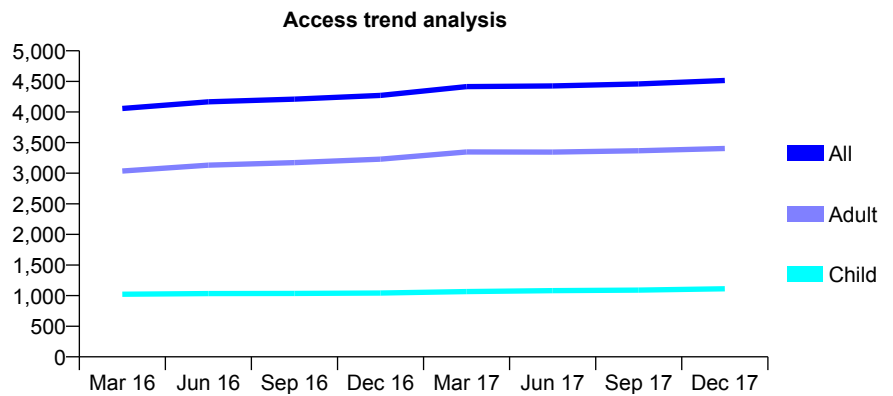
Q70 - Vital Signs At a Glance Contract Report for 128392/0001 - December 2017

Name or company name	Dr L Tangsiri
Contract type name	GDS Contract
Purpose of contract	General
Contract start date	25/09/2009
Contract end date	

17/18 Contracted general activity (UDA)	10,368
Carry forward general activity (UDA)	0
17/18 Contracted orthodontic activity (UOA)	0
Carry forward orthodontic activity (UOA)	0
Baseline contract value	£237,285.41

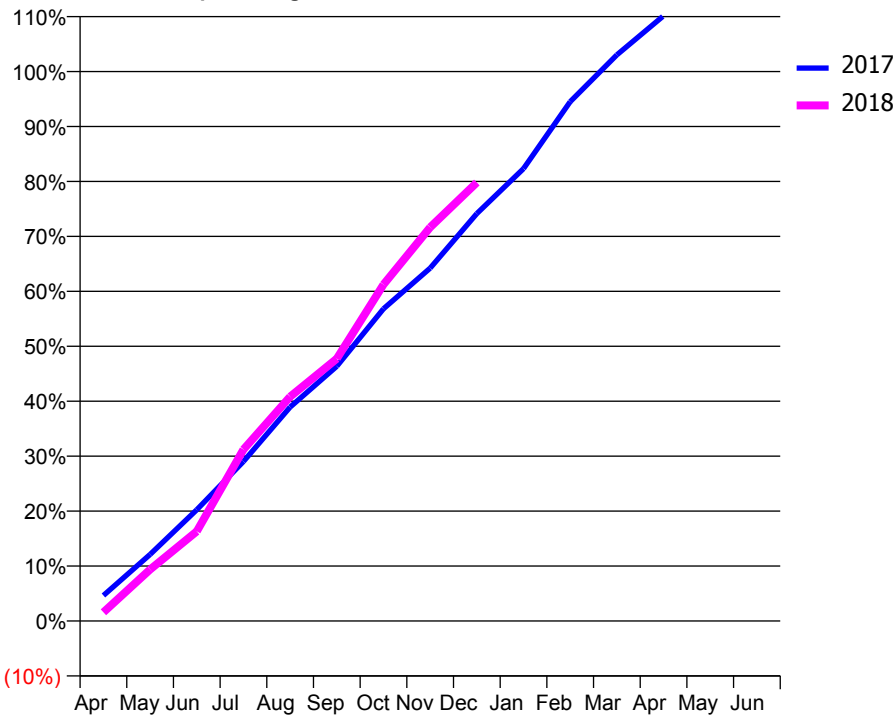
ACCESS*

Patients seen in 24 months	Total	Change since previous quarter
Quarter ending December 2016	4,272	
Quarter ending March 2017	4,415	↑
Quarter ending June 2017	4,427	→
Quarter ending September 2017	4,459	→
Quarter ending December 2017	4,516	→
Variance since December 2016	5.7%	↑



ACTIVITY

Cumulative percentage of contracted UDA delivered 2017 & 2018



Month	Adjusted Scheduled Activity (UDA)	
	2017	2018
April	481	166
May	1,257	972
June	2,100	1,692
July	3,010	3,238
August	4,037	4,234
September	4,806	4,949
October	5,891	6,348
November	6,659	7,429
December	7,689	8,273
January	8,535	
February	9,800	
March	10,682	
April	11,419	
May	11,461	
June	11,464	

QUALITY

	Quantity	Base Number	Contract	AT	Region	England
% of FP17s for the same patient ID Re-attending within 3 months - Children	54	1,223	4.4%	10.4%	11.5%	12.0%
% of FP17s for the same patient ID Re-attending within 3 months - Adults	407	3,655	11.1%	14.7%	15.8%	15.9%
% of FP17s for the same patient ID Re-attending between 3 & 9 months - Children	799	1,223	65.3%	60.3%	60.5%	58.0%
% of FP17s for the same patient ID Re-attending between 3 & 9 months - Adults	2,111	3,655	57.8%	52.1%	51.8%	50.5%
% of FP17s for Band 1 Urgent Courses	272	4,605	5.9%	9.8%	9.5%	9.0%
% of FP17s Relating to Free Repair or Replacements	13	4,605	0.3%	0.6%	0.7%	0.8%
% of FP17s Relating to Continuations	78	4,605	1.7%	1.1%	1.0%	1.1%
% of Patients satisfied with the dentistry they have received	3	4	N/A	92.0%	92.1%	91.5%
% of Patients satisfied with the time they had to wait for an appointment	3	4	N/A	88.8%	88.3%	87.9%

* This is based on patients treated on this contract for their most recent course of treatment. Figures in italics indicate the base number of FP17s or Patient Questionnaire responses are less than 100. N/A is shown where the base number of responses is less than 10 during the period. % is calculated as Quantity/Base number*100

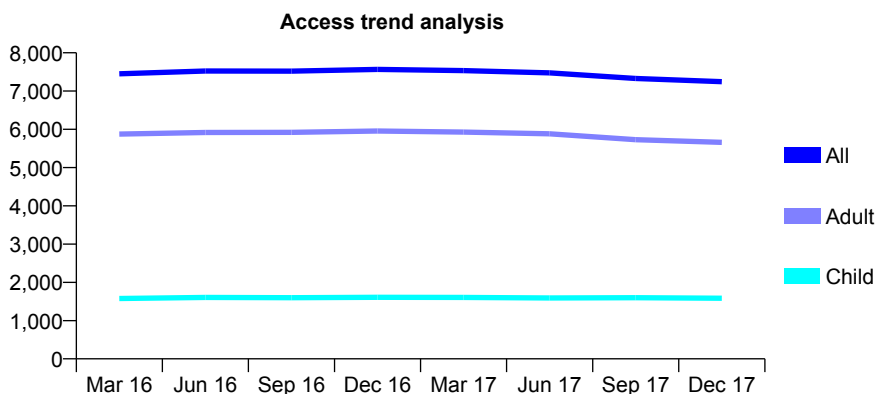
Q70 - Vital Signs At a Glance Contract Report for 128678/0001 - December 2017

Name or company name	SCA Trafalgar Dental Services Ltd
Contract type name	GDS Contract
Purpose of contract	General
Contract start date	01/04/2009
Contract end date	

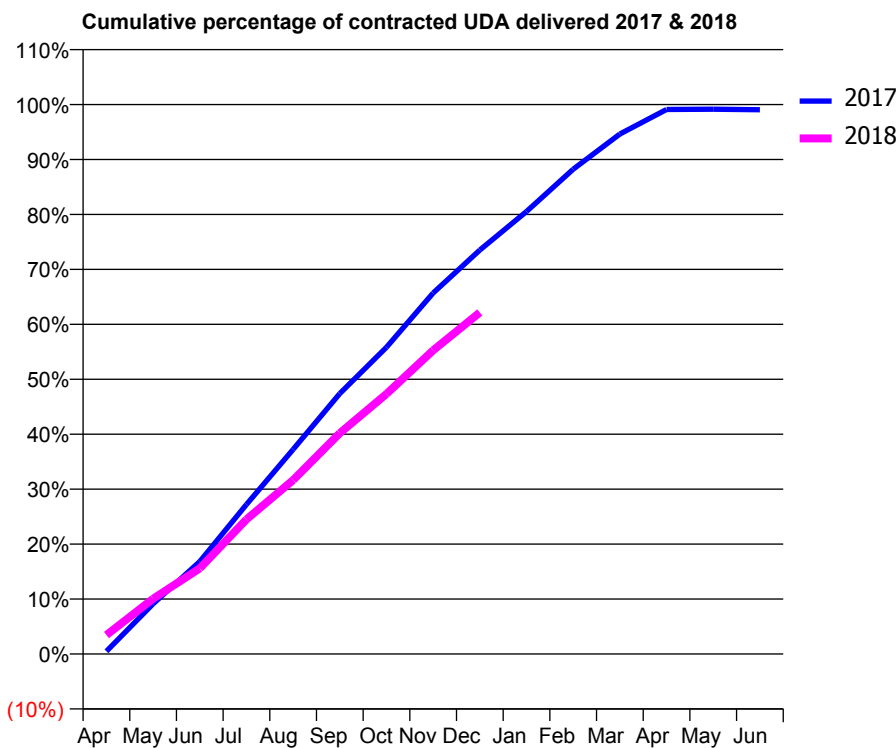
17/18 Contracted general activity (UDA)	21,352
Carry forward general activity (UDA)	0
17/18 Contracted orthodontic activity (UOA)	0
Carry forward orthodontic activity (UOA)	0
Baseline contract value	£550,912.78

ACCESS*

Patients seen in 24 months	Total	Change since previous quarter
Quarter ending December 2016	7,565	
Quarter ending March 2017	7,534	→
Quarter ending June 2017	7,475	→
Quarter ending September 2017	7,329	↓
Quarter ending December 2017	7,245	↓
Variance since December 2016	(4.2%)	↓



ACTIVITY



Month	Adjusted Scheduled Activity (UDA)	
	2017	2018
April	107	739
May	1,950	2,148
June	3,593	3,329
July	5,809	5,232
August	7,949	6,760
September	10,122	8,582
October	11,918	10,106
November	14,029	11,799
December	15,696	13,275
January	17,193	
February	18,839	
March	20,208	
April	21,156	
May	21,171	
June	21,150	

QUALITY

	Quantity	Base Number	Contract	AT	Region	England
% of FP17s for the same patient ID Re-attending within 3 months - Children	100	1,612	6.2%	10.4%	11.5%	12.0%
% of FP17s for the same patient ID Re-attending within 3 months - Adults	632	5,603	11.3%	14.7%	15.8%	15.9%
% of FP17s for the same patient ID Re-attending between 3 & 9 months - Children	862	1,612	53.5%	60.3%	60.5%	58.0%
% of FP17s for the same patient ID Re-attending between 3 & 9 months - Adults	2,937	5,603	52.4%	52.1%	51.8%	50.5%
% of FP17s for Band 1 Urgent Courses	1,508	6,703	22.5%	9.8%	9.5%	9.0%
% of FP17s Relating to Free Repair or Replacements	14	6,703	0.2%	0.6%	0.7%	0.8%
% of FP17s Relating to Continuations	15	6,703	0.2%	1.1%	1.0%	1.1%
% of Patients satisfied with the dentistry they have received	4	5	N/A	92.0%	92.1%	91.5%
% of Patients satisfied with the time they had to wait for an appointment	4	5	N/A	88.8%	88.3%	87.9%

* This is based on patients treated on this contract for their most recent course of treatment. Figures in italics indicate the base number of FP17s or Patient Questionnaire responses are less than 100. N/A is shown where the base number of responses is less than 10 during the period. % is calculated as Quantity/Base number*100

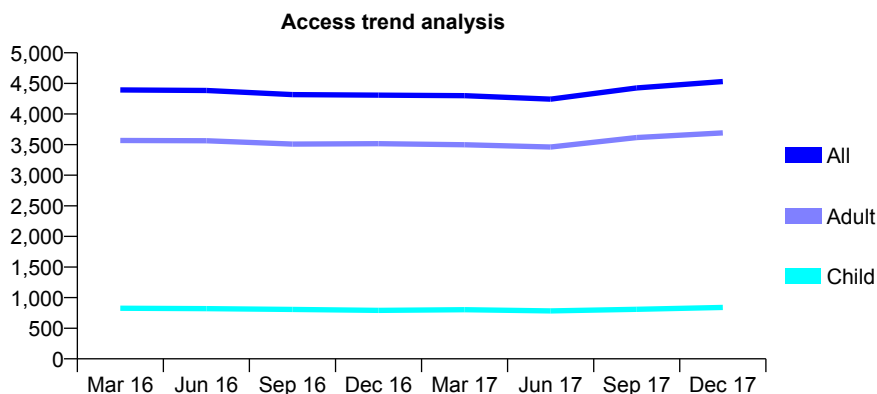
Q70 - Vital Signs At a Glance Contract Report for 128678/0002 - December 2017

Name or company name	SCA Trafalgar Dental Services Ltd
Contract type name	GDS Contract
Purpose of contract	General
Contract start date	10/02/2013
Contract end date	

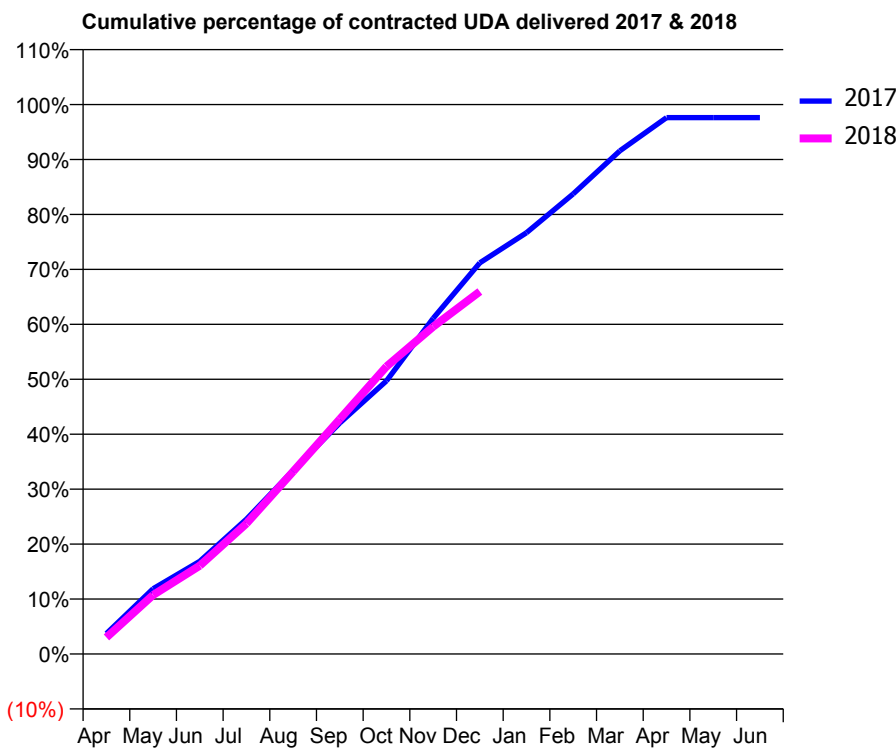
17/18 Contracted general activity (UDA)	16,000
Carry forward general activity (UDA)	0
17/18 Contracted orthodontic activity (UOA)	0
Carry forward orthodontic activity (UOA)	0
Baseline contract value	£483,463.28

ACCESS*

Patients seen in 24 months	Total	Change since previous quarter
Quarter ending December 2016	4,308	
Quarter ending March 2017	4,300	→
Quarter ending June 2017	4,244	↓
Quarter ending September 2017	4,425	↑
Quarter ending December 2017	4,531	↑
Variance since December 2016	5.2%	↑



ACTIVITY



Month	Adjusted Scheduled Activity (UDA)	
	2017	2018
April	595	484
May	1,901	1,716
June	2,700	2,573
July	3,926	3,801
August	5,346	5,312
September	6,728	6,839
October	7,952	8,374
November	9,776	9,531
December	11,391	10,555
January	12,266	
February	13,397	
March	14,651	
April	15,618	
May	15,618	
June	15,618	

QUALITY

	Quantity	Base Number	Contract	AT	Region	England
% of FP17s for the same patient ID Re-attending within 3 months - Children	120	1,005	11.9%	10.4%	11.5%	12.0%
% of FP17s for the same patient ID Re-attending within 3 months - Adults	952	4,621	20.6%	14.7%	15.8%	15.9%
% of FP17s for the same patient ID Re-attending between 3 & 9 months - Children	606	1,005	60.3%	60.3%	60.5%	58.0%
% of FP17s for the same patient ID Re-attending between 3 & 9 months - Adults	2,553	4,621	55.2%	52.1%	51.8%	50.5%
% of FP17s for Band 1 Urgent Courses	627	5,187	12.1%	9.8%	9.5%	9.0%
% of FP17s Relating to Free Repair or Replacements	53	5,187	1.0%	0.6%	0.7%	0.8%
% of FP17s Relating to Continuations	63	5,187	1.2%	1.1%	1.0%	1.1%
% of Patients satisfied with the dentistry they have received	8	9	N/A	92.0%	92.1%	91.5%
% of Patients satisfied with the time they had to wait for an appointment	8	9	N/A	88.8%	88.3%	87.9%

* This is based on patients treated on this contract for their most recent course of treatment. Figures in italics indicate the base number of FP17s or Patient Questionnaire responses are less than 100. N/A is shown where the base number of responses is less than 10 during the period. % is calculated as Quantity/Base number*100

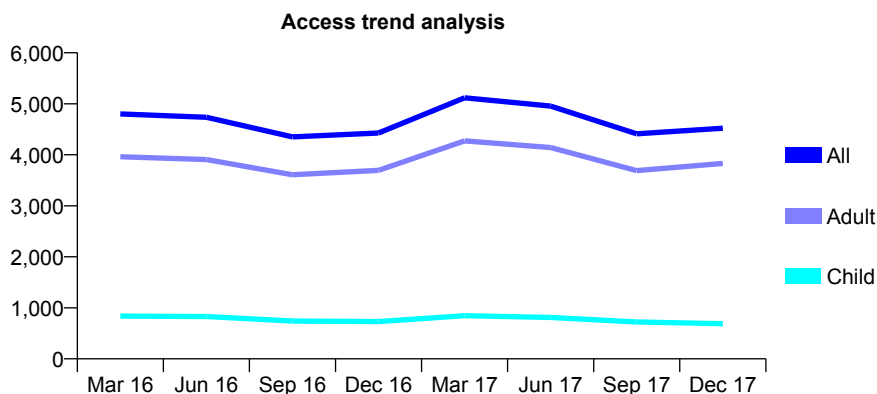
Q70 - Vital Signs At a Glance Contract Report for 129135/0001 - December 2017

Name or company name	Mr M Rzepski & Mrs A Grycz-Rzepaska
Contract type name	GDS Contract
Purpose of contract	General
Contract start date	01/04/2006
Contract end date	

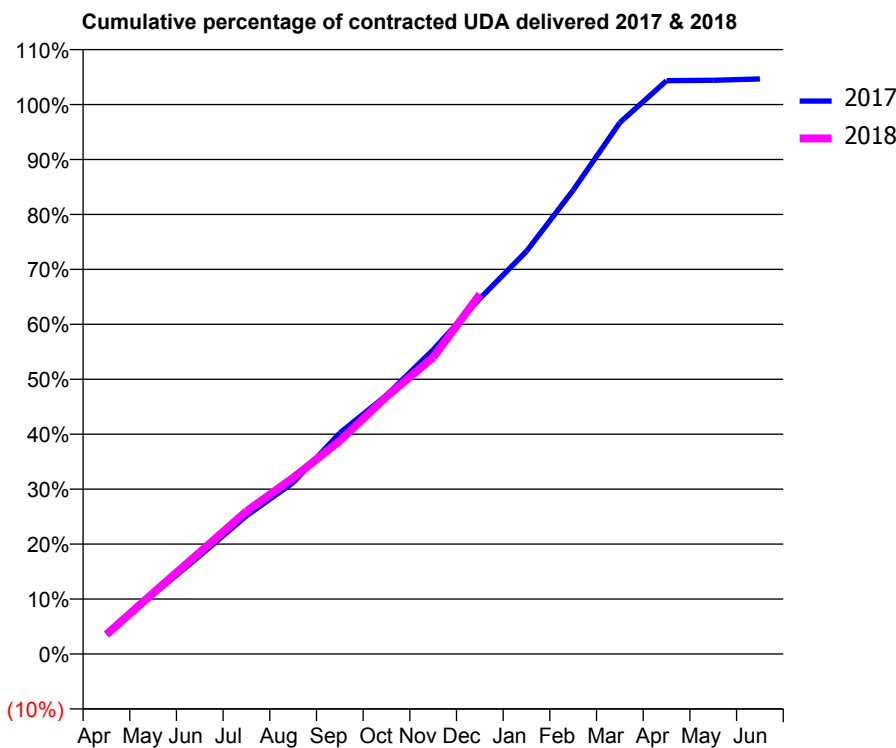
17/18 Contracted general activity (UDA)	14,316
Carry forward general activity (UDA)	0
17/18 Contracted orthodontic activity (UOA)	0
Carry forward orthodontic activity (UOA)	0
Baseline contract value	£296,188.66

ACCESS*

Patients seen in 24 months	Total	Change since previous quarter
Quarter ending December 2016	4,427	
Quarter ending March 2017	5,118	↑
Quarter ending June 2017	4,955	↓
Quarter ending September 2017	4,413	↓
Quarter ending December 2017	4,522	↑
Variance since December 2016	2.1%	↑



ACTIVITY



Month	Adjusted Scheduled Activity (UDA)	
	2017	2018
April	516	508
May	1,551	1,589
June	2,561	2,654
July	3,602	3,718
August	4,466	4,593
September	5,759	5,558
October	6,743	6,708
November	7,926	7,732
December	9,261	9,370
January	10,492	
February	12,086	
March	13,846	
April	14,938	
May	14,946	
June	14,981	

QUALITY

	Quantity	Base Number	Contract	AT	Region	England
% of FP17s for the same patient ID Re-attending within 3 months - Children	58	906	6.4%	10.4%	11.5%	12.0%
% of FP17s for the same patient ID Re-attending within 3 months - Adults	693	5,052	13.7%	14.7%	15.8%	15.9%
% of FP17s for the same patient ID Re-attending between 3 & 9 months - Children	628	906	69.3%	60.3%	60.5%	58.0%
% of FP17s for the same patient ID Re-attending between 3 & 9 months - Adults	3,249	5,052	64.3%	52.1%	51.8%	50.5%
% of FP17s for Band 1 Urgent Courses	314	5,362	5.9%	9.8%	9.5%	9.0%
% of FP17s Relating to Free Repair or Replacements	36	5,362	0.7%	0.6%	0.7%	0.8%
% of FP17s Relating to Continuations	126	5,362	2.3%	1.1%	1.0%	1.1%
% of Patients satisfied with the dentistry they have received	6	6	N/A	92.0%	92.1%	91.5%
% of Patients satisfied with the time they had to wait for an appointment	6	6	N/A	88.8%	88.3%	87.9%

* This is based on patients treated on this contract for their most recent course of treatment. Figures in italics indicate the base number of FP17s or Patient Questionnaire responses are less than 100. N/A is shown where the base number of responses is less than 10 during the period. % is calculated as Quantity/Base number*100

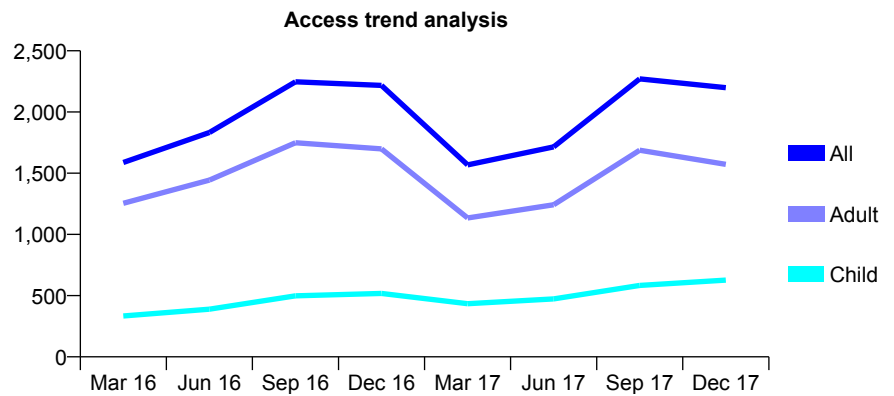
Q70 - Vital Signs At a Glance Contract Report for 129135/0002 - December 2017

Name or company name	Mr M Rzepcki & Mrs A Grycz-Rzepcka
Contract type name	PDS Plus Contract
Purpose of contract	General
Contract start date	01/12/2010
Contract end date	30/11/2020

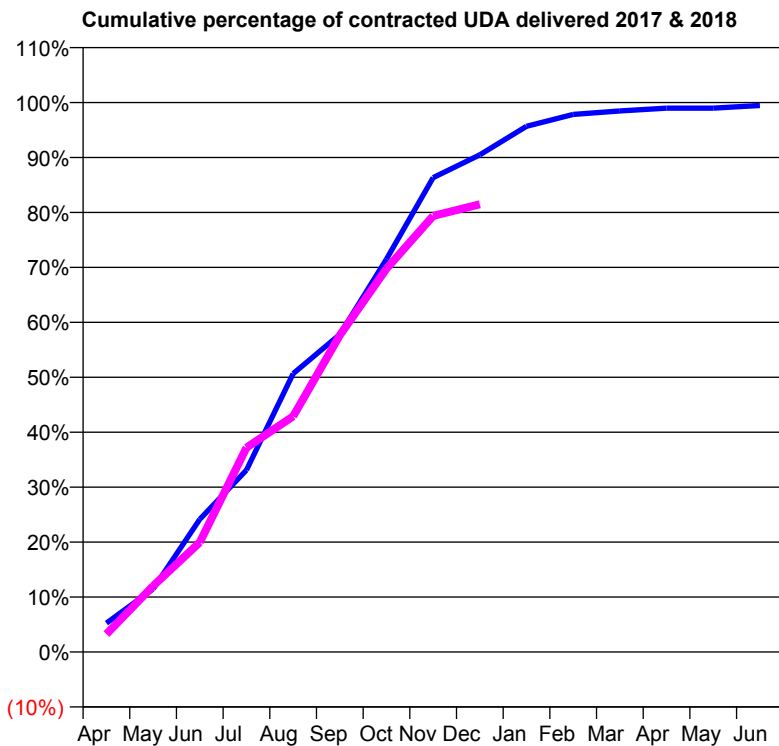
17/18 Contracted general activity (UDA)	6,000
Carry forward general activity (UDA)	32
17/18 Contracted orthodontic activity (UOA)	0
Carry forward orthodontic activity (UOA)	0
Baseline contract value	£102,171.93

ACCESS*

Patients seen in 24 months	Total	Change since previous quarter
Quarter ending December 2016	2,217	
Quarter ending March 2017	1,568	↓
Quarter ending June 2017	1,715	↑
Quarter ending September 2017	2,271	↑
Quarter ending December 2017	2,199	↓
Variance since December 2016	(0.8%)	→



ACTIVITY



Month	Adjusted Scheduled Activity (UDA)	
	2017	2018
April	315	195
May	689	721
June	1,450	1,198
July	1,987	2,231
August	3,039	2,574
September	3,468	3,458
October	4,290	4,185
November	5,180	4,762
December	5,429	4,889
January	5,741	
February	5,870	
March	5,907	
April	5,938	
May	5,938	
June	5,968	

QUALITY

	Quantity	Base Number	Contract	AT	Region	England
% of FP17s for the same patient ID Re-attending within 3 months - Children	39	726	5.4%	10.4%	11.5%	12.0%
% of FP17s for the same patient ID Re-attending within 3 months - Adults	184	2,062	8.9%	14.7%	15.8%	15.9%
% of FP17s for the same patient ID Re-attending between 3 & 9 months - Children	292	726	40.2%	60.3%	60.5%	58.0%
% of FP17s for the same patient ID Re-attending between 3 & 9 months - Adults	645	2,062	31.3%	52.1%	51.8%	50.5%
% of FP17s for Band 1 Urgent Courses	181	2,748	6.6%	9.8%	9.5%	9.0%
% of FP17s Relating to Free Repair or Replacements	6	2,748	0.2%	0.6%	0.7%	0.8%
% of FP17s Relating to Continuations	92	2,748	3.3%	1.1%	1.0%	1.1%
% of Patients satisfied with the dentistry they have received	2	2	N/A	92.0%	92.1%	91.5%
% of Patients satisfied with the time they had to wait for an appointment	2	2	N/A	88.8%	88.3%	87.9%

* This is based on patients treated on this contract for their most recent course of treatment. Figures in italics indicate the base number of FP17s or Patient Questionnaire responses are less than 100. N/A is shown where the base number of responses is less than 10 during the period. % is calculated as Quantity/Base number*100

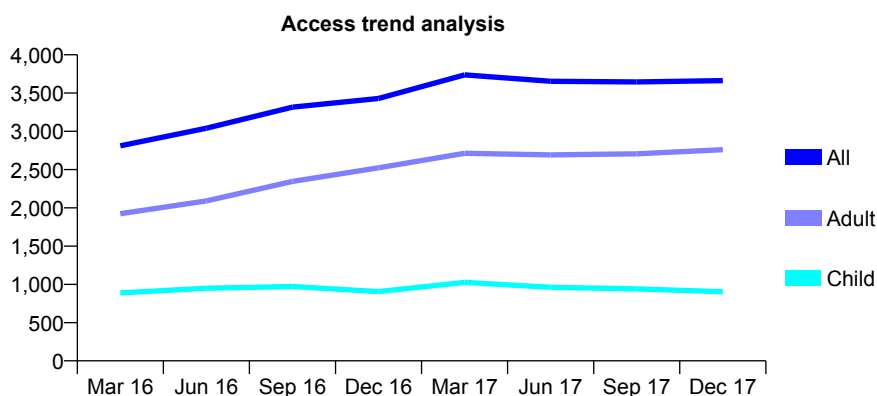
Q70 - Vital Signs At a Glance Contract Report for 129992/0008 - December 2017

Name or company name	Somerset Partnership NHS Foundation Tru
Contract type name	PDS Contract
Purpose of contract	General
Contract start date	01/04/2015
Contract end date	31/03/2020

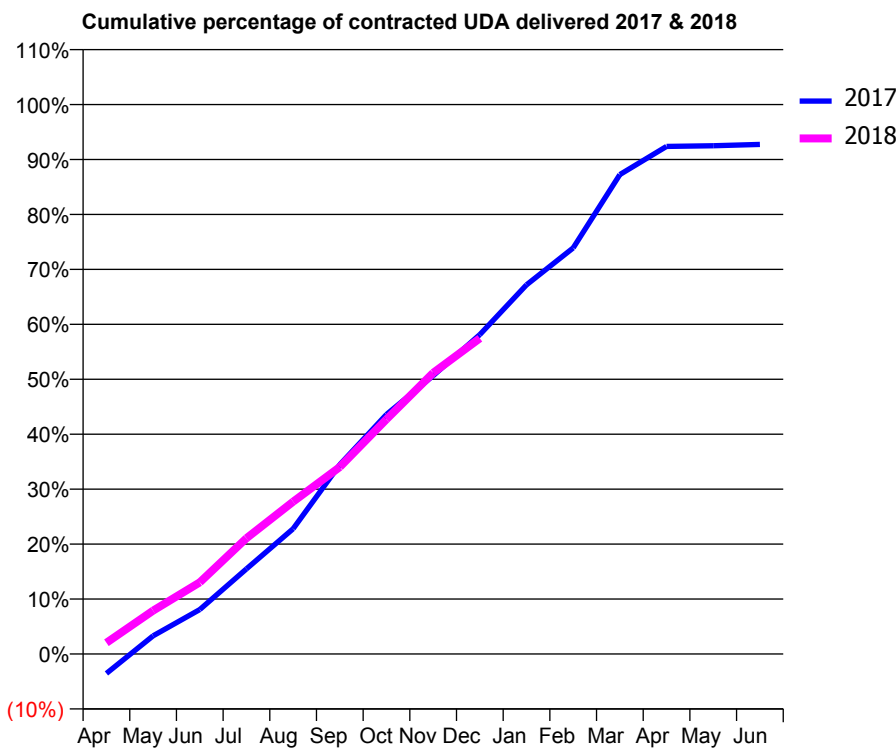
17/18 Contracted general activity (UDA)	9,333
Carry forward general activity (UDA)	0
17/18 Contracted orthodontic activity (UOA)	0
Carry forward orthodontic activity (UOA)	0
Baseline contract value	£1,182,860.93

ACCESS*

Patients seen in 24 months	Total	Change since previous quarter
Quarter ending December 2016	3,429	
Quarter ending March 2017	3,737	↑
Quarter ending June 2017	3,654	↓
Quarter ending September 2017	3,646	→
Quarter ending December 2017	3,663	→
Variance since December 2016	6.8%	↑



ACTIVITY



Month	Adjusted Scheduled Activity (UDA)	
	2017	2018
April	-331	191
May	309	737
June	755	1,216
July	1,446	1,967
August	2,128	2,588
September	3,218	3,175
October	4,068	3,987
November	4,728	4,776
December	5,426	5,362
January	6,270	
February	6,898	
March	8,142	
April	8,621	
May	8,633	
June	8,654	

QUALITY

	Quantity	Base Number	Contract	AT	Region	England
% of FP17s for the same patient ID Re-attending within 3 months - Children	58	895	6.5%	10.4%	11.5%	12.0%
% of FP17s for the same patient ID Re-attending within 3 months - Adults	295	2,471	11.9%	14.7%	15.8%	15.9%
% of FP17s for the same patient ID Re-attending between 3 & 9 months - Children	378	895	42.2%	60.3%	60.5%	58.0%
% of FP17s for the same patient ID Re-attending between 3 & 9 months - Adults	1,334	2,471	54.0%	52.1%	51.8%	50.5%
% of FP17s for Band 1 Urgent Courses	134	3,117	4.3%	9.8%	9.5%	9.0%
% of FP17s Relating to Free Repair or Replacements	12	3,117	0.4%	0.6%	0.7%	0.8%
% of FP17s Relating to Continuations	62	3,117	2.0%	1.1%	1.0%	1.1%
% of Patients satisfied with the dentistry they have received	2	2	N/A	92.0%	92.1%	91.5%
% of Patients satisfied with the time they had to wait for an appointment	1	2	N/A	88.8%	88.3%	87.9%

* This is based on patients treated on this contract for their most recent course of treatment. Figures in italics indicate the base number of FP17s or Patient Questionnaire responses are less than 100. N/A is shown where the base number of responses is less than 10 during the period. % is calculated as Quantity/Base number*100

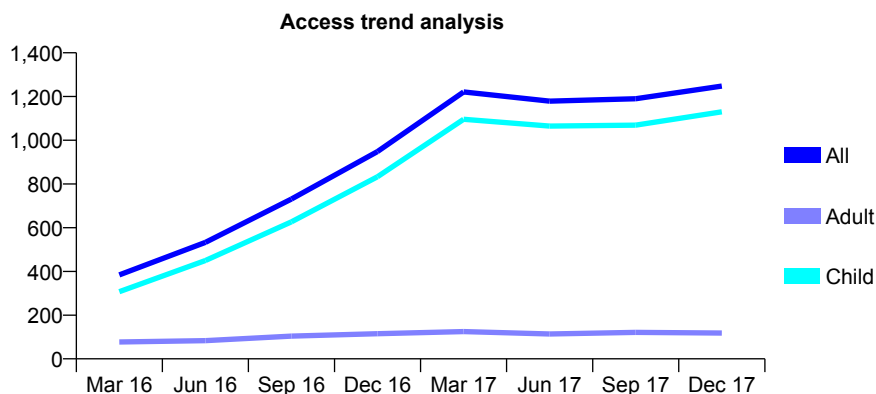
Q70 - Vital Signs At a Glance Contract Report for 129992/0009 - December 2017

Name or company name	Somerset Partnership NHS Foundation Tru
Contract type name	PDS Contract
Purpose of contract	General
Contract start date	01/04/2015
Contract end date	31/03/2020

17/18 Contracted general activity (UDA)	4,666
Carry forward general activity (UDA)	0
17/18 Contracted orthodontic activity (UOA)	0
Carry forward orthodontic activity (UOA)	0
Baseline contract value	£394,292.26

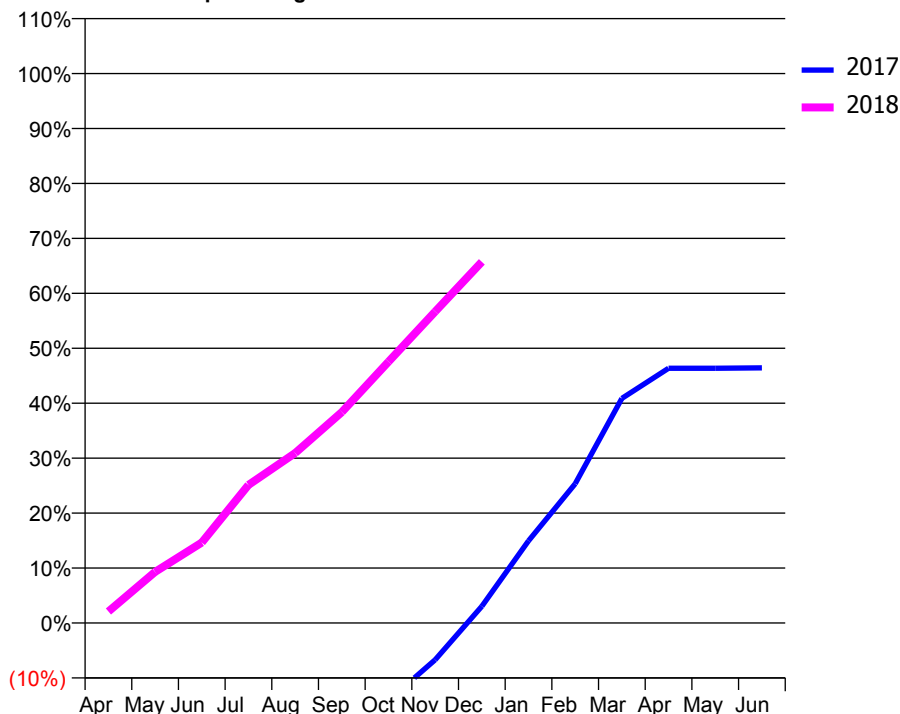
ACCESS*

Patients seen in 24 months	Total	Change since previous quarter
Quarter ending December 2016	948	
Quarter ending March 2017	1,221	↑
Quarter ending June 2017	1,179	↓
Quarter ending September 2017	1,190	→
Quarter ending December 2017	1,248	↑
Variance since December 2016	31.6%	↑



ACTIVITY

Cumulative percentage of contracted UDA delivered 2017 & 2018



Month	Adjusted Scheduled Activity (UDA)	
	2017	2018
April	-2,486	98
May	-2,273	434
June	-2,025	683
July	-1,776	1,173
August	-1,571	1,443
September	-1,104	1,791
October	-661	2,218
November	-313	2,645
December	142	3,067
January	698	
February	1,182	
March	1,907	
April	2,163	
May	2,163	
June	2,166	

QUALITY

	Quantity	Base Number	Contract	AT	Region	England
% of FP17s for the same patient ID Re-attending within 3 months - Children	70	1,257	5.6%	10.4%	11.5%	12.0%
% of FP17s for the same patient ID Re-attending within 3 months - Adults	1	95	1.1%	14.7%	15.8%	15.9%
% of FP17s for the same patient ID Re-attending between 3 & 9 months - Children	101	1,257	8.0%	60.3%	60.5%	58.0%
% of FP17s for the same patient ID Re-attending between 3 & 9 months - Adults	9	95	9.5%	52.1%	51.8%	50.5%
% of FP17s for Band 1 Urgent Courses	15	1,241	1.2%	9.8%	9.5%	9.0%
% of FP17s Relating to Free Repair or Replacements	0	1,241	0.0%	0.6%	0.7%	0.8%
% of FP17s Relating to Continuations	13	1,241	1.0%	1.1%	1.0%	1.1%
% of Patients satisfied with the dentistry they have received	0	0	N/A	92.0%	92.1%	91.5%
% of Patients satisfied with the time they had to wait for an appointment	0	0	N/A	88.8%	88.3%	87.9%

* This is based on patients treated on this contract for their most recent course of treatment. Figures in italics indicate the base number of FP17s or Patient Questionnaire responses are less than 100. N/A is shown where the base number of responses is less than 10 during the period. % is calculated as Quantity/Base number*100

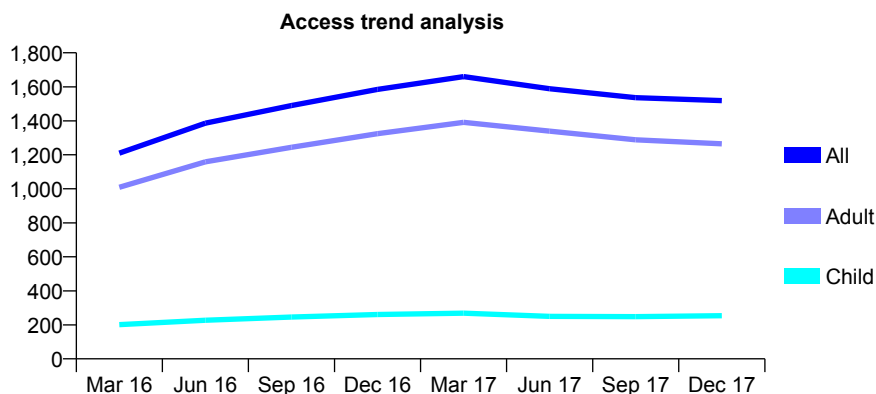
Q70 - Vital Signs At a Glance Contract Report for 129992/0010 - December 2017

Name or company name	Somerset Partnership NHS Foundation Tru
Contract type name	PDS Contract
Purpose of contract	General
Contract start date	01/04/2015
Contract end date	31/03/2020

17/18 Contracted general activity (UDA)	4,666
Carry forward general activity (UDA)	0
17/18 Contracted orthodontic activity (UOA)	0
Carry forward orthodontic activity (UOA)	0
Baseline contract value	£566,845.60

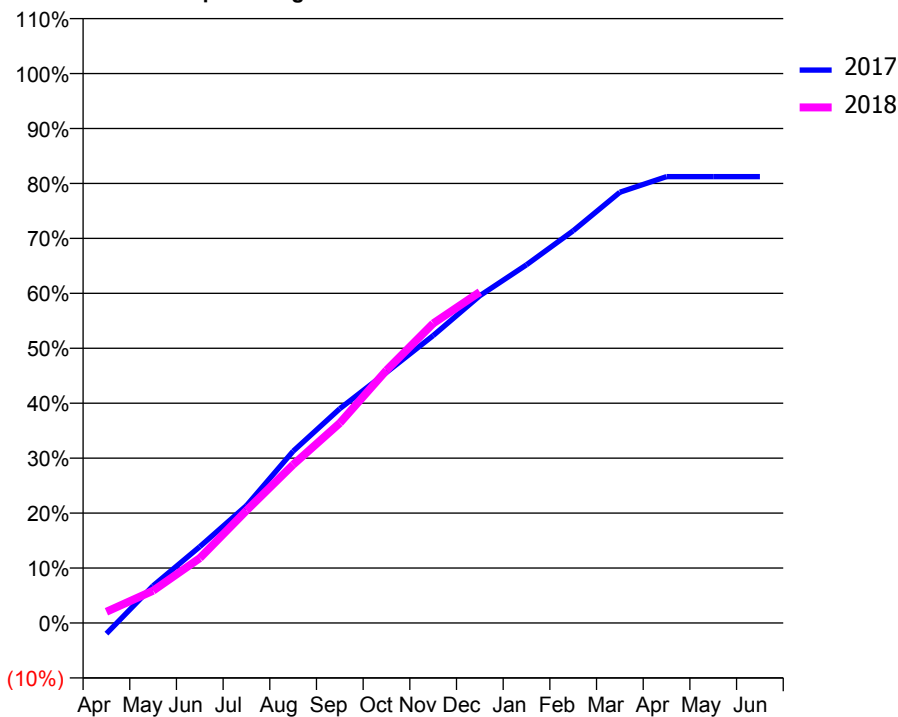
ACCESS*

Patients seen in 24 months	Total	Change since previous quarter
Quarter ending December 2016	1,585	
Quarter ending March 2017	1,660	↑
Quarter ending June 2017	1,589	↓
Quarter ending September 2017	1,536	↓
Quarter ending December 2017	1,519	↓
Variance since December 2016	(4.2%)	↓



ACTIVITY

Cumulative percentage of contracted UDA delivered 2017 & 2018



Month	Adjusted Scheduled Activity (UDA)	
	2017	2018
April	-91	96
May	316	275
June	648	551
July	997	955
August	1,459	1,345
September	1,820	1,698
October	2,128	2,146
November	2,440	2,543
December	2,779	2,811
January	3,041	
February	3,331	
March	3,658	
April	3,790	
May	3,790	
June	3,790	

QUALITY

	Quantity	Base Number	Contract	AT	Region	England
% of FP17s for the same patient ID Re-attending within 3 months - Children	10	199	5.0%	10.4%	11.5%	12.0%
% of FP17s for the same patient ID Re-attending within 3 months - Adults	91	884	10.3%	14.7%	15.8%	15.9%
% of FP17s for the same patient ID Re-attending between 3 & 9 months - Children	40	199	20.1%	60.3%	60.5%	58.0%
% of FP17s for the same patient ID Re-attending between 3 & 9 months - Adults	219	884	24.8%	52.1%	51.8%	50.5%
% of FP17s for Band 1 Urgent Courses	82	1,034	7.9%	9.8%	9.5%	9.0%
% of FP17s Relating to Free Repair or Replacements	4	1,034	0.4%	0.6%	0.7%	0.8%
% of FP17s Relating to Continuations	9	1,034	0.9%	1.1%	1.0%	1.1%
% of Patients satisfied with the dentistry they have received	2	2	N/A	92.0%	92.1%	91.5%
% of Patients satisfied with the time they had to wait for an appointment	2	2	N/A	88.8%	88.3%	87.9%

* This is based on patients treated on this contract for their most recent course of treatment. Figures in italics indicate the base number of FP17s or Patient Questionnaire responses are less than 100. N/A is shown where the base number of responses is less than 10 during the period. % is calculated as Quantity/Base number*100

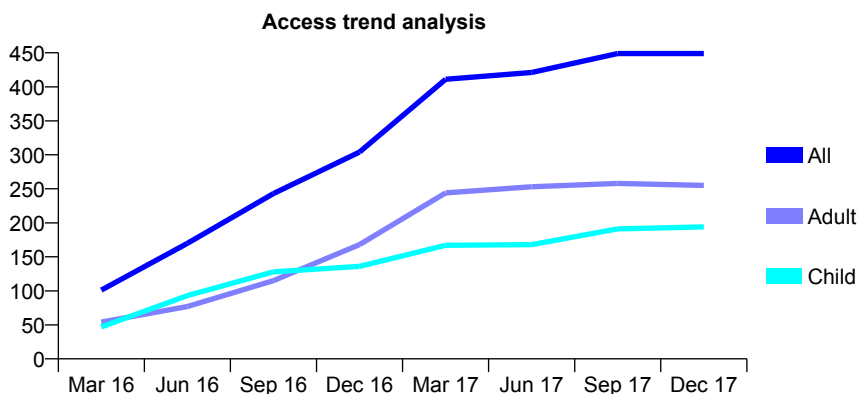
Q70 - Vital Signs At a Glance Contract Report for 129992/0011 - December 2017

Name or company name	Somerset Partnership NHS Foundation Tru
Contract type name	PDS Contract
Purpose of contract	General
Contract start date	01/04/2015
Contract end date	31/03/2020

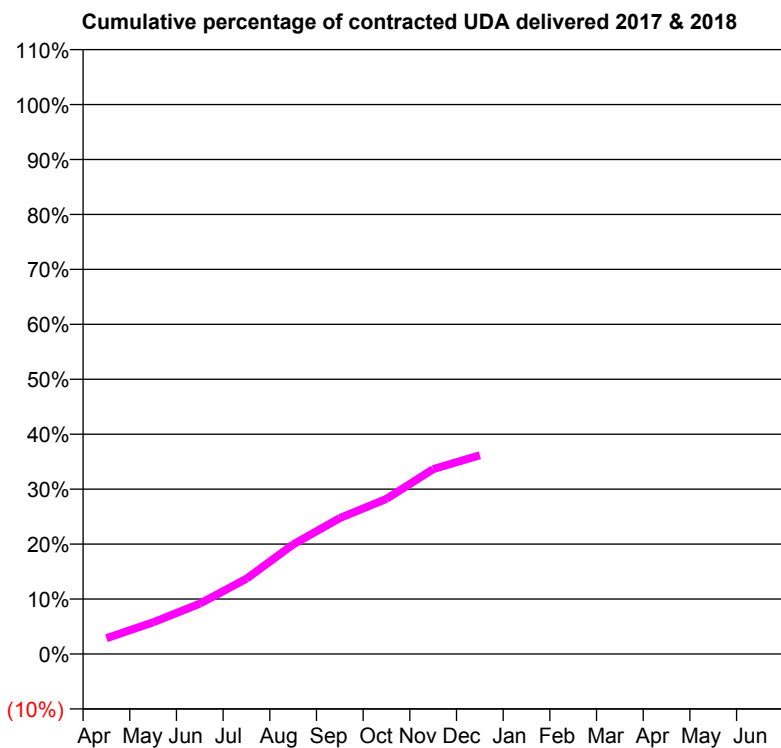
17/18 Contracted general activity (UDA)	2,333
Carry forward general activity (UDA)	0
17/18 Contracted orthodontic activity (UOA)	0
Carry forward orthodontic activity (UOA)	0
Baseline contract value	£188,948.53

ACCESS*

Patients seen in 24 months	Total	Change since previous quarter
Quarter ending December 2016	304	
Quarter ending March 2017	411	↑
Quarter ending June 2017	421	↑
Quarter ending September 2017	449	↑
Quarter ending December 2017	449	→
Variance since December 2016	47.7%	↑



ACTIVITY



Month	Adjusted Scheduled Activity (UDA)	
	2017	2018
April	-1,666	67
May	-1,602	134
June	-1,483	214
July	-1,363	320
August	-1,211	465
September	-1,095	577
October	-1,005	659
November	-901	785
December	-776	844
January	-673	
February	-507	
March	-345	
April	-258	
May	-258	
June	-258	

QUALITY

	Quantity	Base Number	Contract	AT	Region	England
% of FP17s for the same patient ID Re-attending within 3 months - Children	2	186	1.1%	10.4%	11.5%	12.0%
% of FP17s for the same patient ID Re-attending within 3 months - Adults	1	171	0.6%	14.7%	15.8%	15.9%
% of FP17s for the same patient ID Re-attending between 3 & 9 months - Children	2	186	1.1%	60.3%	60.5%	58.0%
% of FP17s for the same patient ID Re-attending between 3 & 9 months - Adults	1	171	0.6%	52.1%	51.8%	50.5%
% of FP17s for Band 1 Urgent Courses	10	329	3.0%	9.8%	9.5%	9.0%
% of FP17s Relating to Free Repair or Replacements	0	329	0.0%	0.6%	0.7%	0.8%
% of FP17s Relating to Continuations	0	329	0.0%	1.1%	1.0%	1.1%
% of Patients satisfied with the dentistry they have received	0	0	N/A	92.0%	92.1%	91.5%
% of Patients satisfied with the time they had to wait for an appointment	0	0	N/A	88.8%	88.3%	87.9%

* This is based on patients treated on this contract for their most recent course of treatment. Figures in italics indicate the base number of FP17s or Patient Questionnaire responses are less than 100. N/A is shown where the base number of responses is less than 10 during the period. % is calculated as Quantity/Base number*100

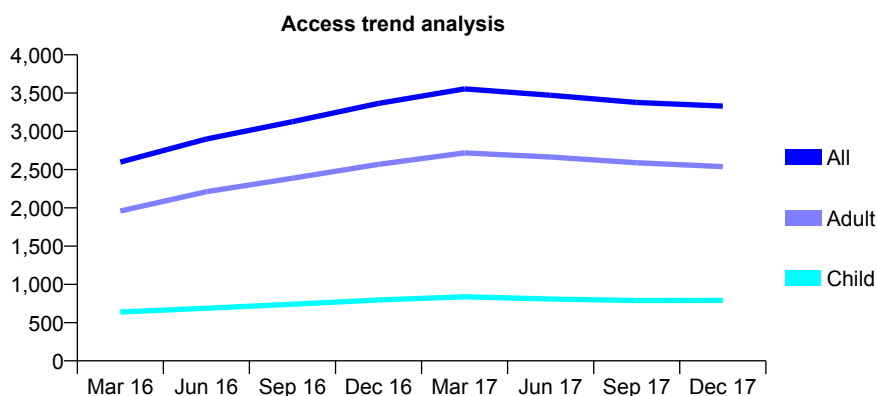
Q70 - Vital Signs At a Glance Contract Report for 129992/0012 - December 2017

Name or company name	Somerset Partnership NHS Foundation Tru
Contract type name	PDS Contract
Purpose of contract	General
Contract start date	01/04/2015
Contract end date	31/03/2020

17/18 Contracted general activity (UDA)	10,500
Carry forward general activity (UDA)	0
17/18 Contracted orthodontic activity (UOA)	0
Carry forward orthodontic activity (UOA)	0
Baseline contract value	£267,350.95

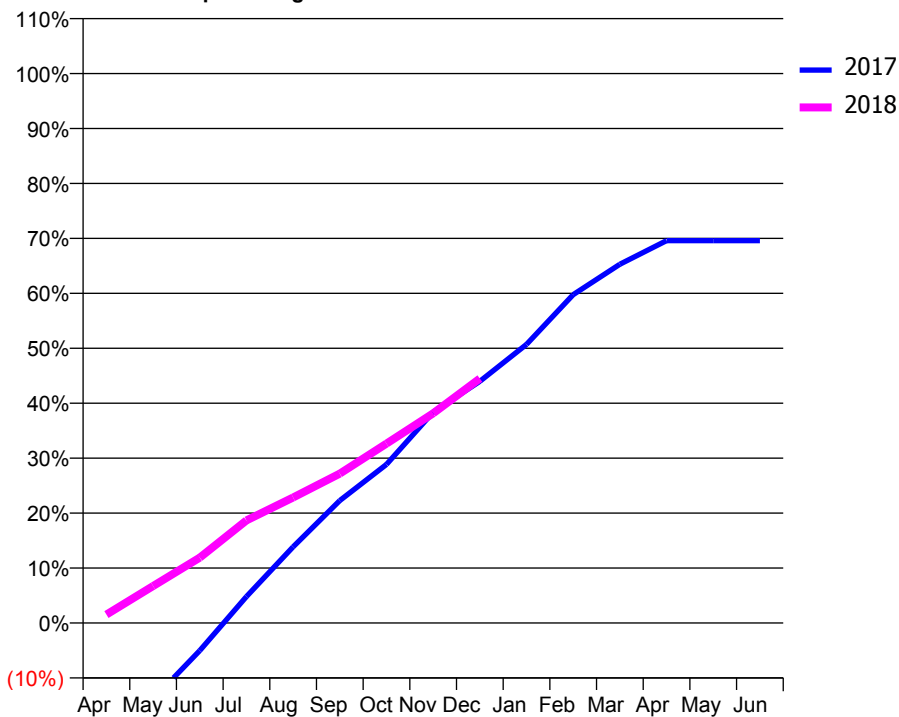
ACCESS*

Patients seen in 24 months	Total	Change since previous quarter
Quarter ending December 2016	3,365	
Quarter ending March 2017	3,555	↑
Quarter ending June 2017	3,471	↓
Quarter ending September 2017	3,377	↓
Quarter ending December 2017	3,329	↓
Variance since December 2016	(1.1%)	↓



ACTIVITY

Cumulative percentage of contracted UDA delivered 2017 & 2018



Month	Adjusted Scheduled Activity (UDA)	
	2017	2018
April	-2,203	163
May	-1,461	707
June	-530	1,250
July	506	1,962
August	1,456	2,400
September	2,339	2,855
October	3,030	3,430
November	4,030	4,007
December	4,617	4,672
January	5,324	
February	6,275	
March	6,856	
April	7,306	
May	7,307	
June	7,307	

QUALITY

	Quantity	Base Number	Contract	AT	Region	England
% of FP17s for the same patient ID Re-attending within 3 months - Children	24	547	4.4%	10.4%	11.5%	12.0%
% of FP17s for the same patient ID Re-attending within 3 months - Adults	222	1,815	12.2%	14.7%	15.8%	15.9%
% of FP17s for the same patient ID Re-attending between 3 & 9 months - Children	192	547	35.1%	60.3%	60.5%	58.0%
% of FP17s for the same patient ID Re-attending between 3 & 9 months - Adults	744	1,815	41.0%	52.1%	51.8%	50.5%
% of FP17s for Band 1 Urgent Courses	300	2,205	13.6%	9.8%	9.5%	9.0%
% of FP17s Relating to Free Repair or Replacements	11	2,205	0.5%	0.6%	0.7%	0.8%
% of FP17s Relating to Continuations	32	2,205	1.5%	1.1%	1.0%	1.1%
% of Patients satisfied with the dentistry they have received	17	18	94.4%	92.0%	92.1%	91.5%
% of Patients satisfied with the time they had to wait for an appointment	15	18	83.3%	88.8%	88.3%	87.9%

* This is based on patients treated on this contract for their most recent course of treatment. Figures in italics indicate the base number of FP17s or Patient Questionnaire responses are less than 100. N/A is shown where the base number of responses is less than 10 during the period. % is calculated as Quantity/Base number*100

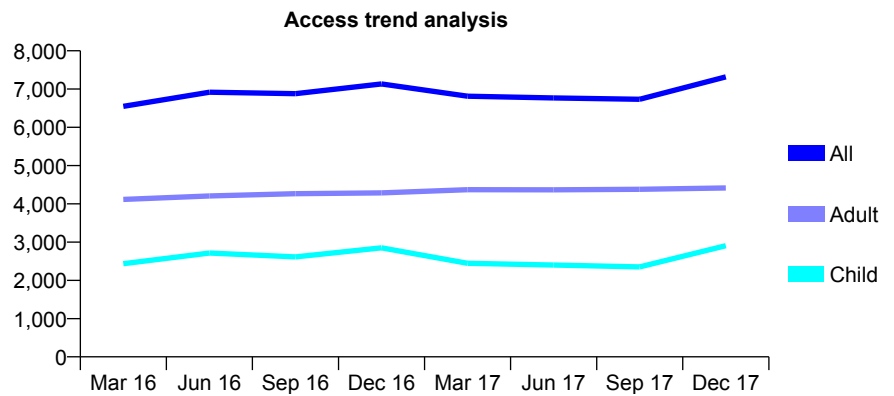
Q70 - Vital Signs At a Glance Contract Report for 130400/0001 - December 2017

Name or company name	M & A Dentmet Ltd
Contract type name	GDS Contract
Purpose of contract	General
Contract start date	01/09/2009
Contract end date	

17/18 Contracted general activity (UDA)	13,601
Carry forward general activity (UDA)	0
17/18 Contracted orthodontic activity (UOA)	0
Carry forward orthodontic activity (UOA)	0
Baseline contract value	£349,173.45

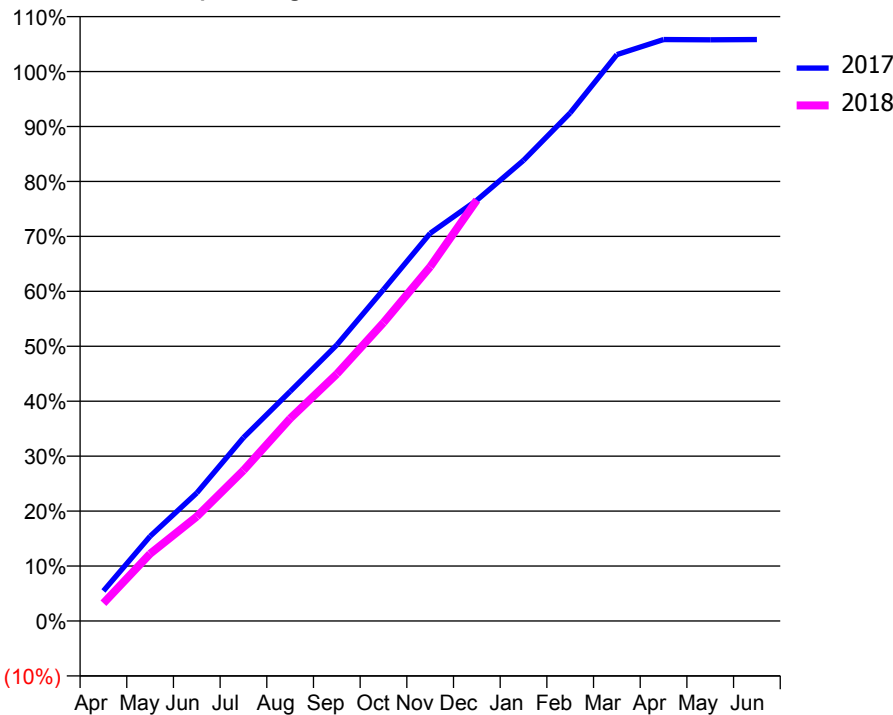
ACCESS*

Patients seen in 24 months	Total	Change since previous quarter
Quarter ending December 2016	7,134	
Quarter ending March 2017	6,814	↓
Quarter ending June 2017	6,767	→
Quarter ending September 2017	6,733	→
Quarter ending December 2017	7,320	↑
Variance since December 2016	2.6%	↑



ACTIVITY

Cumulative percentage of contracted UDA delivered 2017 & 2018



Month	Adjusted Scheduled Activity (UDA)	
	2017	2018
April	744	442
May	2,097	1,665
June	3,171	2,585
July	4,539	3,726
August	5,683	5,013
September	6,833	6,115
October	8,203	7,386
November	9,595	8,766
December	10,416	10,418
January	11,400	
February	12,576	
March	14,020	
April	14,391	
May	14,386	
June	14,391	

QUALITY

	Quantity	Base Number	Contract	AT	Region	England
% of FP17s for the same patient ID Re-attending within 3 months - Children	79	2,610	3.0%	10.4%	11.5%	12.0%
% of FP17s for the same patient ID Re-attending within 3 months - Adults	362	4,079	8.9%	14.7%	15.8%	15.9%
% of FP17s for the same patient ID Re-attending between 3 & 9 months - Children	1,036	2,610	39.7%	60.3%	60.5%	58.0%
% of FP17s for the same patient ID Re-attending between 3 & 9 months - Adults	2,294	4,079	56.2%	52.1%	51.8%	50.5%
% of FP17s for Band 1 Urgent Courses	399	6,477	6.2%	9.8%	9.5%	9.0%
% of FP17s Relating to Free Repair or Replacements	10	6,477	0.2%	0.6%	0.7%	0.8%
% of FP17s Relating to Continuations	0	6,477	0.0%	1.1%	1.0%	1.1%
% of Patients satisfied with the dentistry they have received	6	7	N/A	92.0%	92.1%	91.5%
% of Patients satisfied with the time they had to wait for an appointment	7	7	N/A	88.8%	88.3%	87.9%

* This is based on patients treated on this contract for their most recent course of treatment. Figures in italics indicate the base number of FP17s or Patient Questionnaire responses are less than 100. N/A is shown where the base number of responses is less than 10 during the period. % is calculated as Quantity/Base number*100

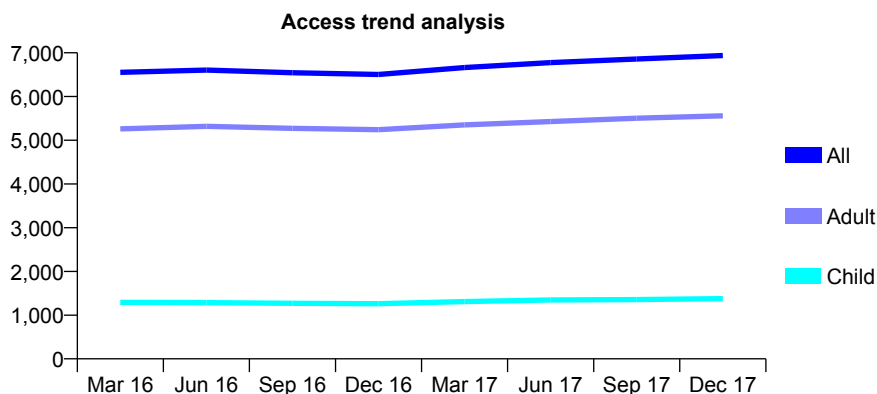
Q70 - Vital Signs At a Glance Contract Report for 130931/0001 - December 2017

Name or company name	Palmerston Precinct Practice Limited
Contract type name	GDS Contract
Purpose of contract	General
Contract start date	01/04/2008
Contract end date	

17/18 Contracted general activity (UDA)	20,100
Carry forward general activity (UDA)	0
17/18 Contracted orthodontic activity (UOA)	0
Carry forward orthodontic activity (UOA)	0
Baseline contract value	£481,642.22

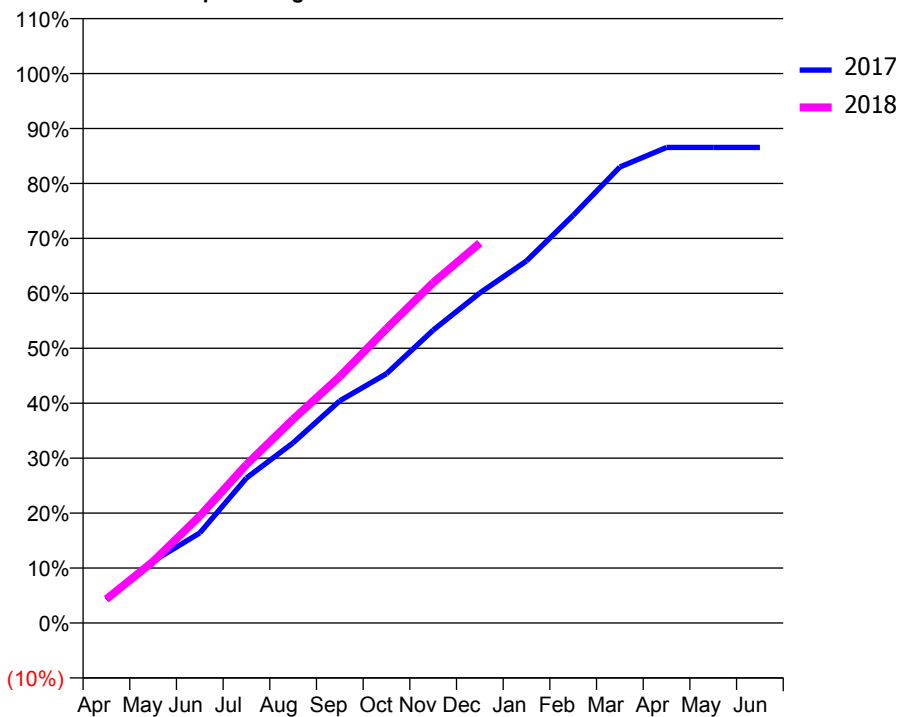
ACCESS*

Patients seen in 24 months	Total	Change since previous quarter
Quarter ending December 2016	6,503	
Quarter ending March 2017	6,662	↑
Quarter ending June 2017	6,777	→
Quarter ending September 2017	6,859	→
Quarter ending December 2017	6,937	→
Variance since December 2016	6.7%	↑



ACTIVITY

Cumulative percentage of contracted UDA delivered 2017 & 2018



Month	Adjusted Scheduled Activity (UDA)	
	2017	2018
April	974	877
May	2,587	2,252
June	3,770	3,912
July	6,072	5,798
August	7,544	7,457
September	9,299	9,015
October	10,437	10,767
November	12,259	12,448
December	13,816	13,901
January	15,155	
February	17,063	
March	19,088	
April	19,908	
May	19,908	
June	19,905	

QUALITY

	Quantity	Base Number	Contract	AT	Region	England
% of FP17s for the same patient ID Re-attending within 3 months - Children	58	1,498	3.9%	10.4%	11.5%	12.0%
% of FP17s for the same patient ID Re-attending within 3 months - Adults	517	5,246	9.9%	14.7%	15.8%	15.9%
% of FP17s for the same patient ID Re-attending between 3 & 9 months - Children	877	1,498	58.5%	60.3%	60.5%	58.0%
% of FP17s for the same patient ID Re-attending between 3 & 9 months - Adults	2,641	5,246	50.3%	52.1%	51.8%	50.5%
% of FP17s for Band 1 Urgent Courses	236	6,430	3.7%	9.8%	9.5%	9.0%
% of FP17s Relating to Free Repair or Replacements	29	6,430	0.5%	0.6%	0.7%	0.8%
% of FP17s Relating to Continuations	103	6,430	1.6%	1.1%	1.0%	1.1%
% of Patients satisfied with the dentistry they have received	9	9	N/A	92.0%	92.1%	91.5%
% of Patients satisfied with the time they had to wait for an appointment	7	9	N/A	88.8%	88.3%	87.9%

* This is based on patients treated on this contract for their most recent course of treatment. Figures in italics indicate the base number of FP17s or Patient Questionnaire responses are less than 100. N/A is shown where the base number of responses is less than 10 during the period. % is calculated as Quantity/Base number*100

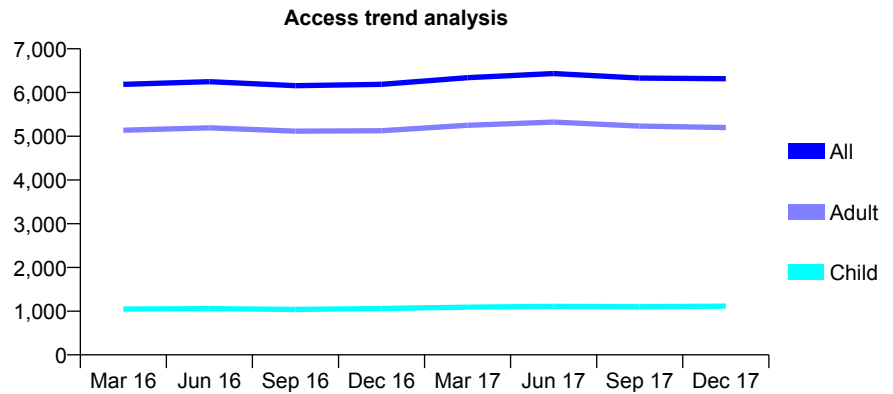
Q70 - Vital Signs At a Glance Contract Report for 131024/0001 - December 2017

Name or company name	Dr NF Portelli & Dr RO Smallwood
Contract type name	GDS Contract
Purpose of contract	General
Contract start date	01/12/2012
Contract end date	

17/18 Contracted general activity (UDA)	16,665
Carry forward general activity (UDA)	0
17/18 Contracted orthodontic activity (UOA)	0
Carry forward orthodontic activity (UOA)	0
Baseline contract value	£349,976.08

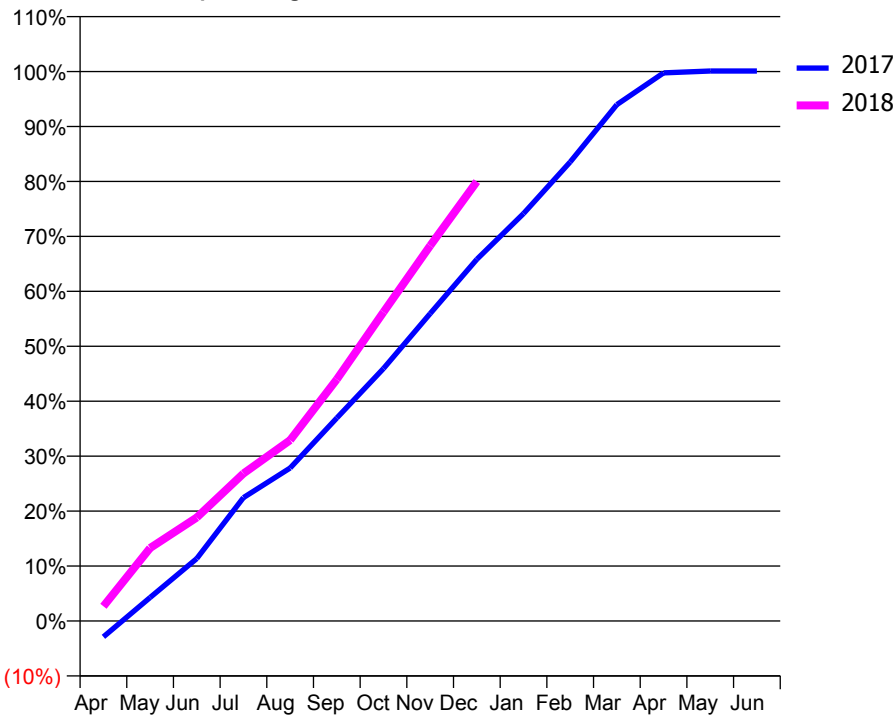
ACCESS*

Patients seen in 24 months	Total	Change since previous quarter
Quarter ending December 2016	6,186	
Quarter ending March 2017	6,340	↑
Quarter ending June 2017	6,433	→
Quarter ending September 2017	6,331	↓
Quarter ending December 2017	6,314	→
Variance since December 2016	2.1%	↑



ACTIVITY

Cumulative percentage of contracted UDA delivered 2017 & 2018



Month	Adjusted Scheduled Activity (UDA)	
	2017	2018
April	-482	449
May	712	2,213
June	1,894	3,139
July	3,743	4,474
August	4,641	5,486
September	6,156	7,328
October	7,656	9,370
November	9,325	11,383
December	10,969	13,326
January	12,356	
February	13,923	
March	15,662	
April	16,622	
May	16,680	
June	16,680	

QUALITY

	Quantity	Base Number	Contract	AT	Region	England
% of FP17s for the same patient ID Re-attending within 3 months - Children	114	1,369	8.3%	10.4%	11.5%	12.0%
% of FP17s for the same patient ID Re-attending within 3 months - Adults	939	6,607	14.2%	14.7%	15.8%	15.9%
% of FP17s for the same patient ID Re-attending between 3 & 9 months - Children	850	1,369	62.1%	60.3%	60.5%	58.0%
% of FP17s for the same patient ID Re-attending between 3 & 9 months - Adults	4,016	6,607	60.8%	52.1%	51.8%	50.5%
% of FP17s for Band 1 Urgent Courses	403	7,469	5.4%	9.8%	9.5%	9.0%
% of FP17s Relating to Free Repair or Replacements	67	7,469	0.9%	0.6%	0.7%	0.8%
% of FP17s Relating to Continuations	89	7,469	1.2%	1.1%	1.0%	1.1%
% of Patients satisfied with the dentistry they have received	10	10	100.0%	92.0%	92.1%	91.5%
% of Patients satisfied with the time they had to wait for an appointment	10	10	100.0%	88.8%	88.3%	87.9%

* This is based on patients treated on this contract for their most recent course of treatment. Figures in italics indicate the base number of FP17s or Patient Questionnaire responses are less than 100. N/A is shown where the base number of responses is less than 10 during the period. % is calculated as Quantity/Base number*100

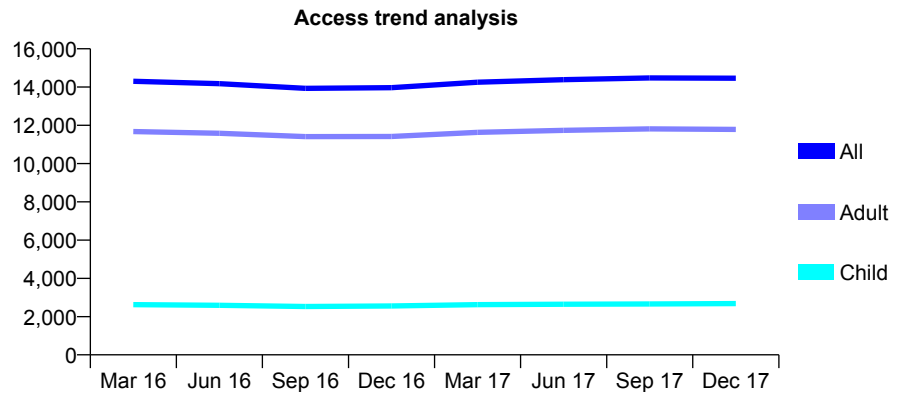
Q70 - Vital Signs At a Glance Contract Report for 132063/0001 - December 2017

Name or company name	Wellum House Dental Practice
Contract type name	GDS Contract
Purpose of contract	General
Contract start date	01/04/2011
Contract end date	

17/18 Contracted general activity (UDA)	38,250
Carry forward general activity (UDA)	1,125
17/18 Contracted orthodontic activity (UOA)	0
Carry forward orthodontic activity (UOA)	0
Baseline contract value	£1,128,753.17

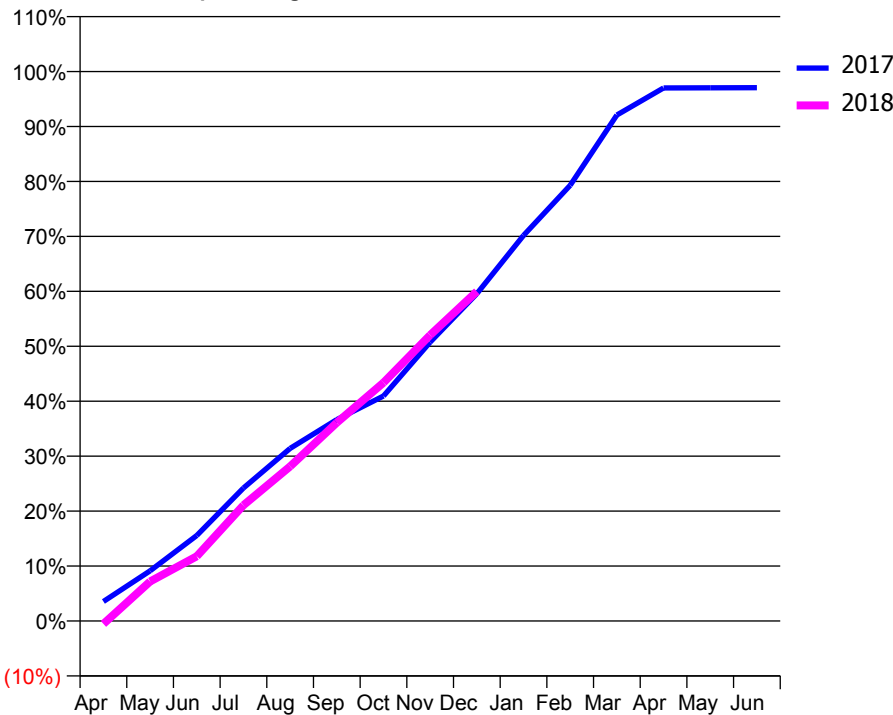
ACCESS*

Patients seen in 24 months	Total	Change since previous quarter
Quarter ending December 2016	13,965	
Quarter ending March 2017	14,256	↑
Quarter ending June 2017	14,385	→
Quarter ending September 2017	14,477	→
Quarter ending December 2017	14,466	→
Variance since December 2016	3.6%	↑



ACTIVITY

Cumulative percentage of contracted UDA delivered 2017 & 2018



Month	Adjusted Scheduled Activity (UDA)	
	2017	2018
April	1,359	-210
May	3,494	2,749
June	5,954	4,506
July	9,257	8,065
August	12,011	10,760
September	14,018	13,805
October	15,667	16,588
November	19,414	19,908
December	22,785	22,941
January	26,836	
February	30,333	
March	35,224	
April	37,107	
May	37,118	
June	37,125	

QUALITY

	Quantity	Base Number	Contract	AT	Region	England
% of FP17s for the same patient ID Re-attending within 3 months - Children	191	3,089	6.2%	10.4%	11.5%	12.0%
% of FP17s for the same patient ID Re-attending within 3 months - Adults	1,211	10,710	11.3%	14.7%	15.8%	15.9%
% of FP17s for the same patient ID Re-attending between 3 & 9 months - Children	1,873	3,089	60.6%	60.3%	60.5%	58.0%
% of FP17s for the same patient ID Re-attending between 3 & 9 months - Adults	6,266	10,710	58.5%	52.1%	51.8%	50.5%
% of FP17s for Band 1 Urgent Courses	972	12,979	7.5%	9.8%	9.5%	9.0%
% of FP17s Relating to Free Repair or Replacements	80	12,979	0.6%	0.6%	0.7%	0.8%
% of FP17s Relating to Continuations	62	12,979	0.5%	1.1%	1.0%	1.1%
% of Patients satisfied with the dentistry they have received	8	9	N/A	92.0%	92.1%	91.5%
% of Patients satisfied with the time they had to wait for an appointment	8	9	N/A	88.8%	88.3%	87.9%

* This is based on patients treated on this contract for their most recent course of treatment. Figures in italics indicate the base number of FP17s or Patient Questionnaire responses are less than 100. N/A is shown where the base number of responses is less than 10 during the period. % is calculated as Quantity/Base number*100

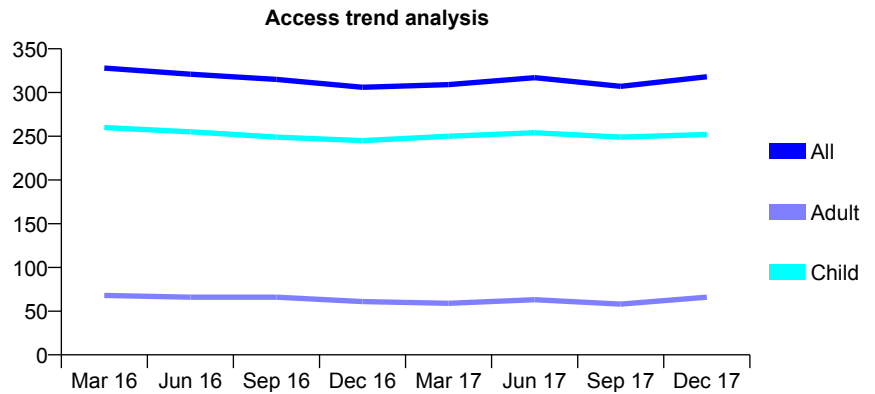
Q70 - Vital Signs At a Glance Contract Report for 133183/0001 - December 2017

Name or company name	Heath Dental Suite
Contract type name	GDS Contract
Purpose of contract	General
Contract start date	01/09/2012
Contract end date	

17/18 Contracted general activity (UDA)	450
Carry forward general activity (UDA)	0
17/18 Contracted orthodontic activity (UOA)	0
Carry forward orthodontic activity (UOA)	0
Baseline contract value	£11,138.95

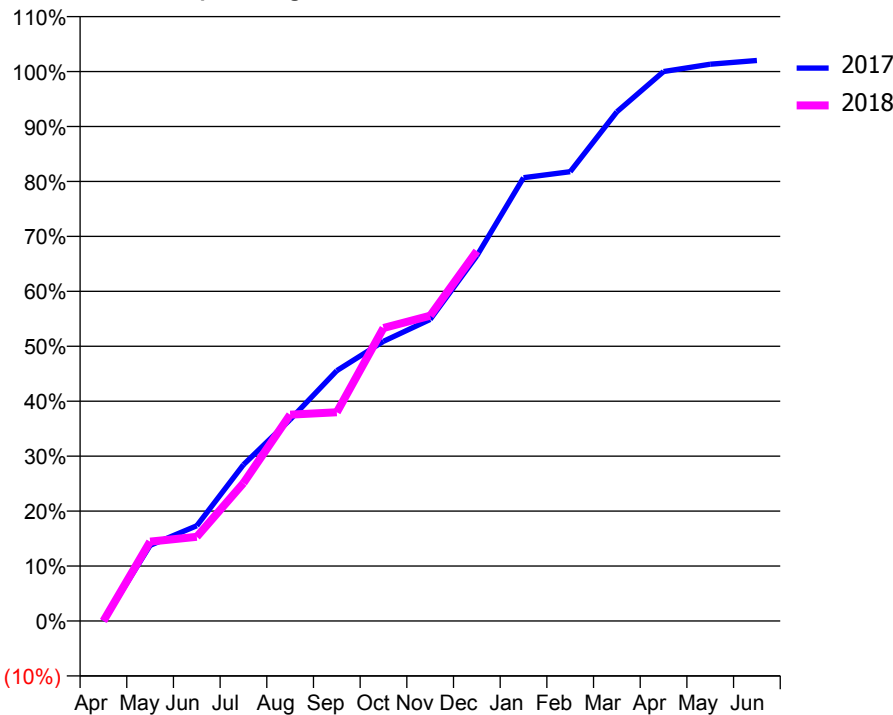
ACCESS*

Patients seen in 24 months	Total	Change since previous quarter
Quarter ending December 2016	306	
Quarter ending March 2017	309	→
Quarter ending June 2017	317	↑
Quarter ending September 2017	307	↓
Quarter ending December 2017	318	↑
Variance since December 2016	3.9%	↑



ACTIVITY

Cumulative percentage of contracted UDA delivered 2017 & 2018



Month	Adjusted Scheduled Activity (UDA)	
	2017	2018
April	0	0
May	62	65
June	78	69
July	128	113
August	165	169
September	205	171
October	229	240
November	247	250
December	299	303
January	363	
February	368	
March	417	
April	450	
May	456	
June	459	

QUALITY

	Quantity	Base Number	Contract	AT	Region	England
% of FP17s for the same patient ID Re-attending within 3 months - Children	2	233	0.9%	10.4%	11.5%	12.0%
% of FP17s for the same patient ID Re-attending within 3 months - Adults	0	31	0.0%	14.7%	15.8%	15.9%
% of FP17s for the same patient ID Re-attending between 3 & 9 months - Children	127	233	54.5%	60.3%	60.5%	58.0%
% of FP17s for the same patient ID Re-attending between 3 & 9 months - Adults	19	31	61.3%	52.1%	51.8%	50.5%
% of FP17s for Band 1 Urgent Courses	0	228	0.0%	9.8%	9.5%	9.0%
% of FP17s Relating to Free Repair or Replacements	0	228	0.0%	0.6%	0.7%	0.8%
% of FP17s Relating to Continuations	0	228	0.0%	1.1%	1.0%	1.1%
% of Patients satisfied with the dentistry they have received	0	0	N/A	92.0%	92.1%	91.5%
% of Patients satisfied with the time they had to wait for an appointment	0	0	N/A	88.8%	88.3%	87.9%

* This is based on patients treated on this contract for their most recent course of treatment. Figures in italics indicate the base number of FP17s or Patient Questionnaire responses are less than 100. N/A is shown where the base number of responses is less than 10 during the period. % is calculated as Quantity/Base number*100

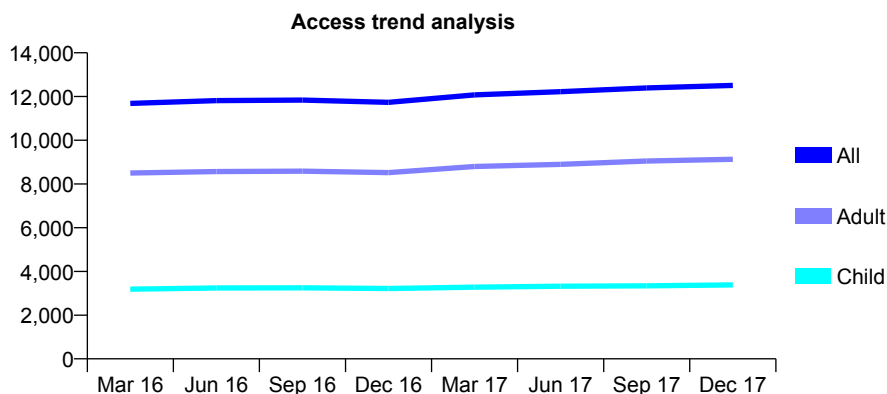
Q70 - Vital Signs At a Glance Contract Report for 133302/0001 - December 2017

Name or company name	Fleet Dental Centre limited
Contract type name	GDS Contract
Purpose of contract	General
Contract start date	01/04/2013
Contract end date	

17/18 Contracted general activity (UDA)	25,346
Carry forward general activity (UDA)	0
17/18 Contracted orthodontic activity (UOA)	0
Carry forward orthodontic activity (UOA)	0
Baseline contract value	£615,854.82

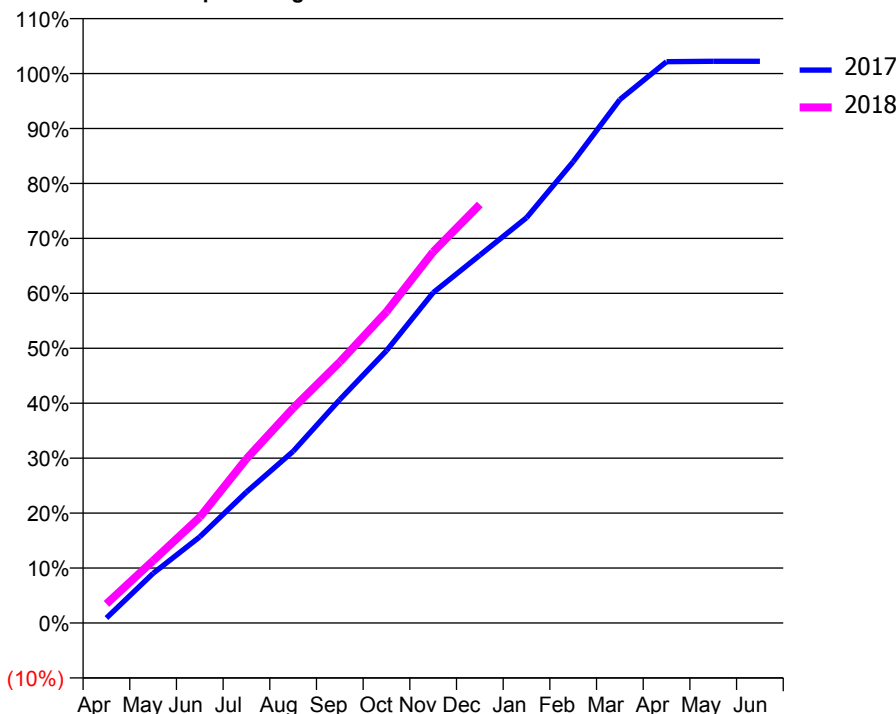
ACCESS*

Patients seen in 24 months	Total	Change since previous quarter
Quarter ending December 2016	11,734	
Quarter ending March 2017	12,077	↑
Quarter ending June 2017	12,222	→
Quarter ending September 2017	12,392	→
Quarter ending December 2017	12,511	→
Variance since December 2016	6.6%	↑



ACTIVITY

Cumulative percentage of contracted UDA delivered 2017 & 2018



Month	Adjusted Scheduled Activity (UDA)	
	2017	2018
April	229	881
May	2,288	2,876
June	3,979	4,883
July	6,043	7,576
August	7,919	9,914
September	10,306	12,041
October	12,565	14,357
November	15,238	17,118
December	16,968	19,302
January	18,692	
February	21,280	
March	24,143	
April	25,892	
May	25,910	
June	25,910	

QUALITY

	Quantity	Base Number	Contract	AT	Region	England
% of FP17s for the same patient ID Re-attending within 3 months - Children	251	4,026	6.2%	10.4%	11.5%	12.0%
% of FP17s for the same patient ID Re-attending within 3 months - Adults	1,196	9,948	12.0%	14.7%	15.8%	15.9%
% of FP17s for the same patient ID Re-attending between 3 & 9 months - Children	2,547	4,026	63.3%	60.3%	60.5%	58.0%
% of FP17s for the same patient ID Re-attending between 3 & 9 months - Adults	5,600	9,948	56.3%	52.1%	51.8%	50.5%
% of FP17s for Band 1 Urgent Courses	601	11,994	5.0%	9.8%	9.5%	9.0%
% of FP17s Relating to Free Repair or Replacements	54	11,994	0.5%	0.6%	0.7%	0.8%
% of FP17s Relating to Continuations	57	11,994	0.5%	1.1%	1.0%	1.1%
% of Patients satisfied with the dentistry they have received	32	34	94.1%	92.0%	92.1%	91.5%
% of Patients satisfied with the time they had to wait for an appointment	34	34	100.0%	88.8%	88.3%	87.9%

* This is based on patients treated on this contract for their most recent course of treatment. Figures in italics indicate the base number of FP17s or Patient Questionnaire responses are less than 100. N/A is shown where the base number of responses is less than 10 during the period. % is calculated as Quantity/Base number*100

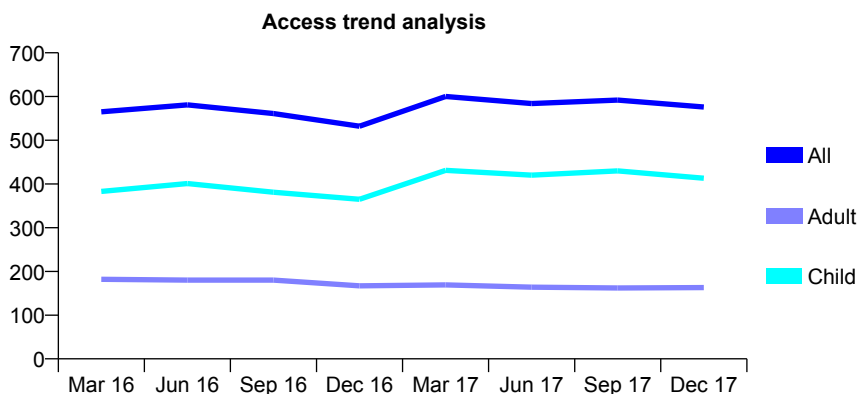
Q70 - Vital Signs At a Glance Contract Report for 134074/0001 - December 2017

Name or company name	Dr Pawel Kiersz and Dr Ewelina Kiersz
Contract type name	GDS Contract
Purpose of contract	General
Contract start date	30/04/2010
Contract end date	

17/18 Contracted general activity (UDA)	1,389
Carry forward general activity (UDA)	0
17/18 Contracted orthodontic activity (UOA)	0
Carry forward orthodontic activity (UOA)	0
Baseline contract value	£29,881.54

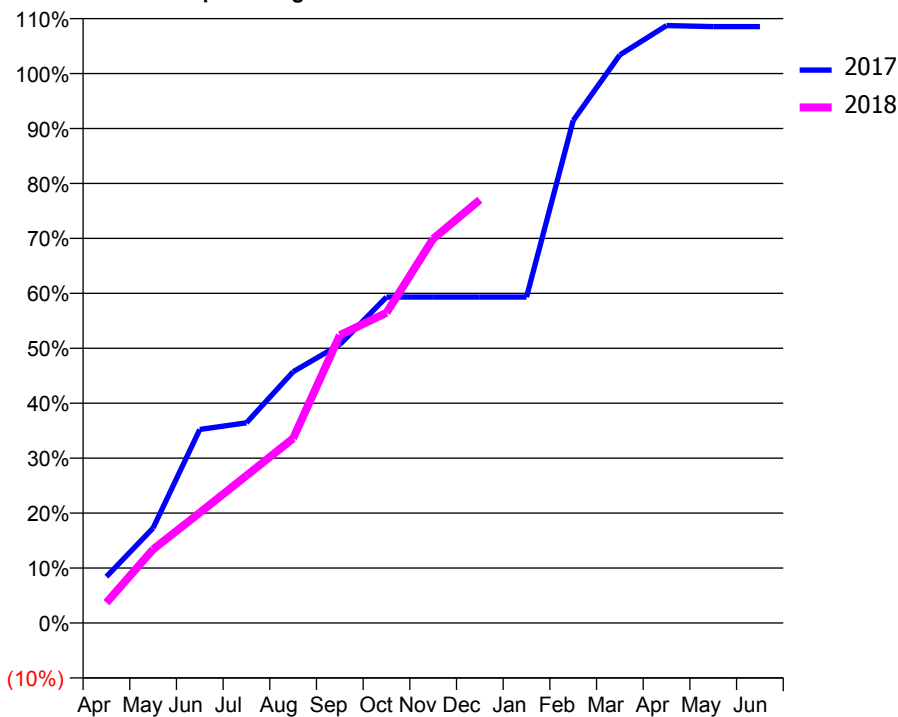
ACCESS*

Patients seen in 24 months	Total	Change since previous quarter
Quarter ending December 2016	532	
Quarter ending March 2017	600	↑
Quarter ending June 2017	584	↓
Quarter ending September 2017	592	→
Quarter ending December 2017	576	↓
Variance since December 2016	8.3%	↑



ACTIVITY

Cumulative percentage of contracted UDA delivered 2017 & 2018



Month	Adjusted Scheduled Activity (UDA)	
	2017	2018
April	117	51
May	240	186
June	489	279
July	506	373
August	635	467
September	704	727
October	824	784
November	824	971
December	824	1,070
January	824	
February	1,270	
March	1,436	
April	1,510	
May	1,507	
June	1,507	

QUALITY

	Quantity	Base Number	Contract	AT	Region	England
% of FP17s for the same patient ID Re-attending within 3 months - Children	56	521	10.7%	10.4%	11.5%	12.0%
% of FP17s for the same patient ID Re-attending within 3 months - Adults	26	137	19.0%	14.7%	15.8%	15.9%
% of FP17s for the same patient ID Re-attending between 3 & 9 months - Children	316	521	60.7%	60.3%	60.5%	58.0%
% of FP17s for the same patient ID Re-attending between 3 & 9 months - Adults	71	137	51.8%	52.1%	51.8%	50.5%
% of FP17s for Band 1 Urgent Courses	29	620	4.7%	9.8%	9.5%	9.0%
% of FP17s Relating to Free Repair or Replacements	0	620	0.0%	0.6%	0.7%	0.8%
% of FP17s Relating to Continuations	5	620	0.8%	1.1%	1.0%	1.1%
% of Patients satisfied with the dentistry they have received	0	0	N/A	92.0%	92.1%	91.5%
% of Patients satisfied with the time they had to wait for an appointment	0	0	N/A	88.8%	88.3%	87.9%

* This is based on patients treated on this contract for their most recent course of treatment. Figures in italics indicate the base number of FP17s or Patient Questionnaire responses are less than 100. N/A is shown where the base number of responses is less than 10 during the period. % is calculated as Quantity/Base number*100

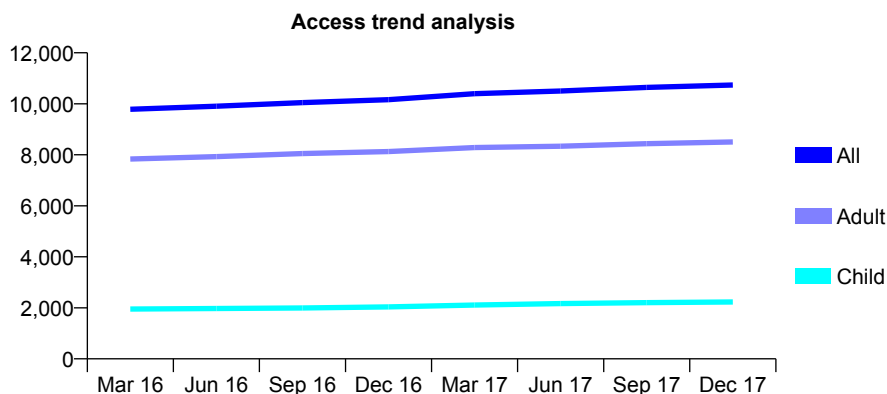
Q70 - Vital Signs At a Glance Contract Report for 136042/0001 - December 2017

Name or company name	Mr M Shahi
Contract type name	PDS Contract
Purpose of contract	General
Contract start date	01/04/2006
Contract end date	31/03/2026

17/18 Contracted general activity (UDA)	28,500
Carry forward general activity (UDA)	0
17/18 Contracted orthodontic activity (UOA)	0
Carry forward orthodontic activity (UOA)	0
Baseline contract value	£911,934.36

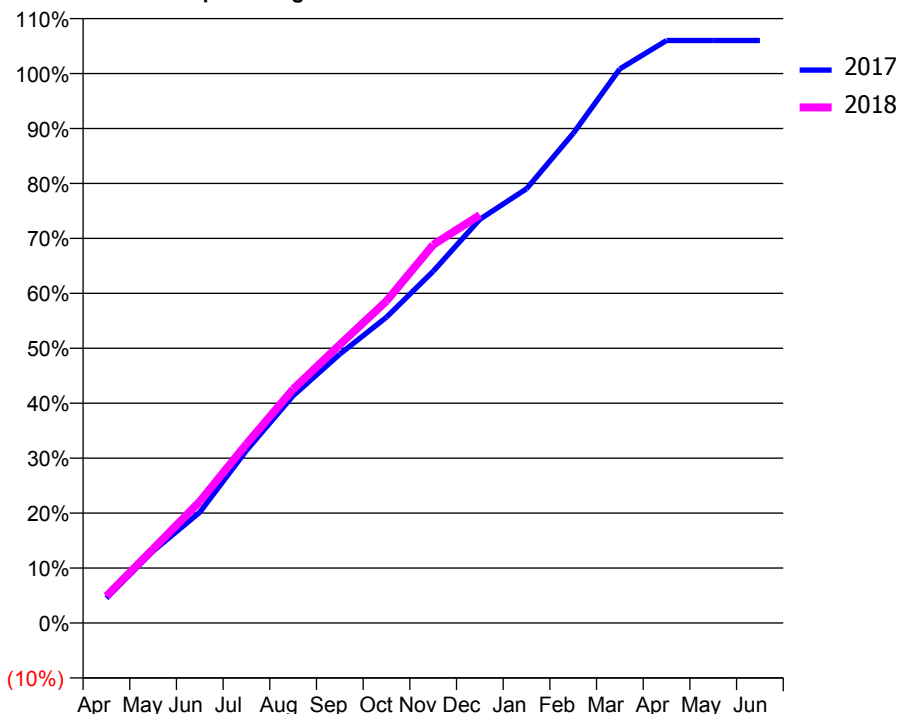
ACCESS*

Patients seen in 24 months	Total	Change since previous quarter
Quarter ending December 2016	10,164	
Quarter ending March 2017	10,395	↑
Quarter ending June 2017	10,503	→
Quarter ending September 2017	10,641	→
Quarter ending December 2017	10,735	→
Variance since December 2016	5.6%	↑



ACTIVITY

Cumulative percentage of contracted UDA delivered 2017 & 2018



Month	Adjusted Scheduled Activity (UDA)	
	2017	2018
April	1,290	1,391
May	3,732	3,841
June	5,745	6,302
July	8,950	9,285
August	11,790	12,126
September	13,943	14,440
October	15,863	16,696
November	18,243	19,620
December	20,937	21,157
January	22,521	
February	25,394	
March	28,740	
April	30,216	
May	30,216	
June	30,216	

QUALITY

	Quantity	Base Number	Contract	AT	Region	England
% of FP17s for the same patient ID Re-attending within 3 months - Children	50	2,049	2.4%	10.4%	11.5%	12.0%
% of FP17s for the same patient ID Re-attending within 3 months - Adults	321	7,045	4.6%	14.7%	15.8%	15.9%
% of FP17s for the same patient ID Re-attending between 3 & 9 months - Children	587	2,049	28.6%	60.3%	60.5%	58.0%
% of FP17s for the same patient ID Re-attending between 3 & 9 months - Adults	1,625	7,045	23.1%	52.1%	51.8%	50.5%
% of FP17s for Band 1 Urgent Courses	90	8,565	1.1%	9.8%	9.5%	9.0%
% of FP17s Relating to Free Repair or Replacements	13	8,565	0.2%	0.6%	0.7%	0.8%
% of FP17s Relating to Continuations	30	8,565	0.4%	1.1%	1.0%	1.1%
% of Patients satisfied with the dentistry they have received	34	36	94.4%	92.0%	92.1%	91.5%
% of Patients satisfied with the time they had to wait for an appointment	34	36	94.4%	88.8%	88.3%	87.9%

* This is based on patients treated on this contract for their most recent course of treatment. Figures in italics indicate the base number of FP17s or Patient Questionnaire responses are less than 100. N/A is shown where the base number of responses is less than 10 during the period. % is calculated as Quantity/Base number*100

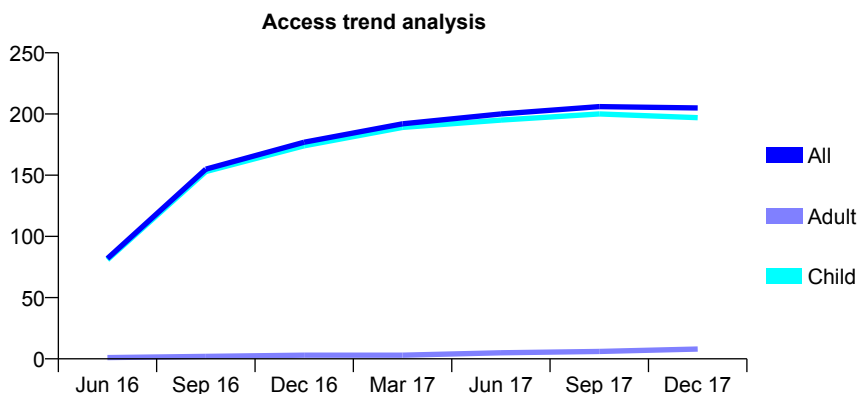
Q70 - Vital Signs At a Glance Contract Report for 136514/0001 - December 2017

Name or company name	Parkstone Dental Practice
Contract type name	GDS Contract
Purpose of contract	General
Contract start date	01/04/2016
Contract end date	

17/18 Contracted general activity (UDA)	350
Carry forward general activity (UDA)	0
17/18 Contracted orthodontic activity (UOA)	0
Carry forward orthodontic activity (UOA)	0
Baseline contract value	£9,319.39

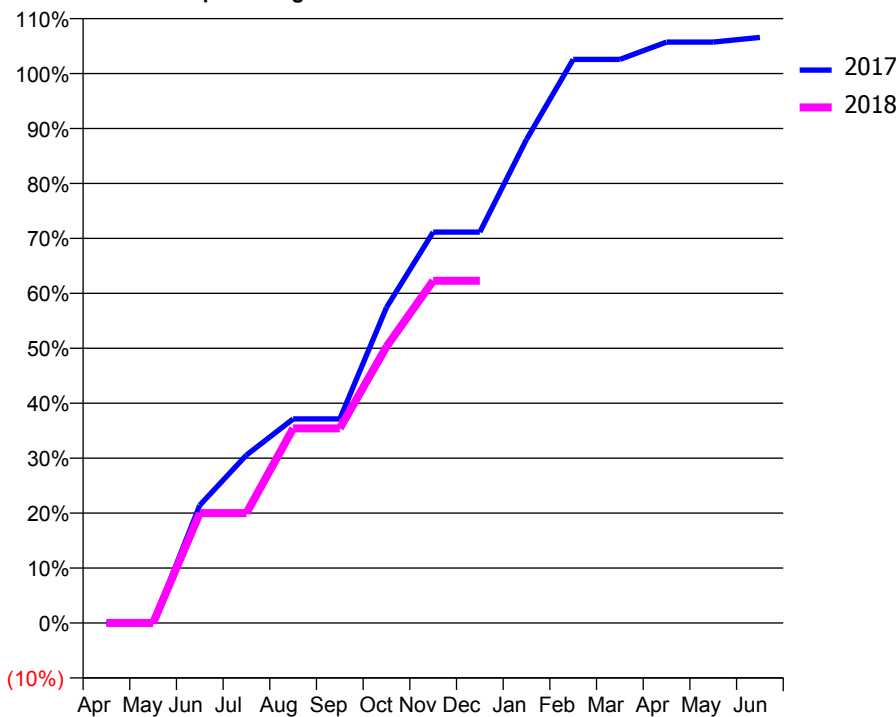
ACCESS*

Patients seen in 24 months	Total	Change since previous quarter
Quarter ending December 2016	177	
Quarter ending March 2017	192	↑
Quarter ending June 2017	200	↑
Quarter ending September 2017	206	↑
Quarter ending December 2017	205	→
Variance since December 2016	15.8%	↑



ACTIVITY

Cumulative percentage of contracted UDA delivered 2017 & 2018



Month	Adjusted Scheduled Activity (UDA)	
	2017	2018
April	0	0
May	0	0
June	75	70
July	107	70
August	130	124
September	130	124
October	201	176
November	249	218
December	249	218
January	308	
February	359	
March	359	
April	370	
May	370	
June	373	

QUALITY

	Quantity	Base Number	Contract	AT	Region	England
% of FP17s for the same patient ID Re-attending within 3 months - Children	13	217	6.0%	10.4%	11.5%	12.0%
% of FP17s for the same patient ID Re-attending within 3 months - Adults	0	0	N/A	14.7%	15.8%	15.9%
% of FP17s for the same patient ID Re-attending between 3 & 9 months - Children	153	217	70.5%	60.3%	60.5%	58.0%
% of FP17s for the same patient ID Re-attending between 3 & 9 months - Adults	0	0	N/A	52.1%	51.8%	50.5%
% of FP17s for Band 1 Urgent Courses	0	203	0.0%	9.8%	9.5%	9.0%
% of FP17s Relating to Free Repair or Replacements	0	203	0.0%	0.6%	0.7%	0.8%
% of FP17s Relating to Continuations	0	203	0.0%	1.1%	1.0%	1.1%
% of Patients satisfied with the dentistry they have received	0	0	N/A	92.0%	92.1%	91.5%
% of Patients satisfied with the time they had to wait for an appointment	0	0	N/A	88.8%	88.3%	87.9%

* This is based on patients treated on this contract for their most recent course of treatment. Figures in italics indicate the base number of FP17s or Patient Questionnaire responses are less than 100. N/A is shown where the base number of responses is less than 10 during the period. % is calculated as Quantity/Base number*100

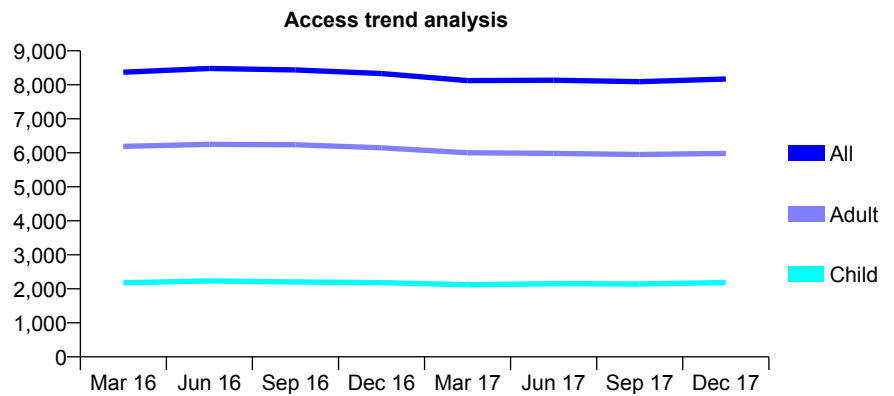
Q70 - Vital Signs At a Glance Contract Report for 137588/0001 - December 2017

Name or company name	Damira Dental Studios Ltd
Contract type name	GDS Contract
Purpose of contract	General
Contract start date	01/08/2011
Contract end date	

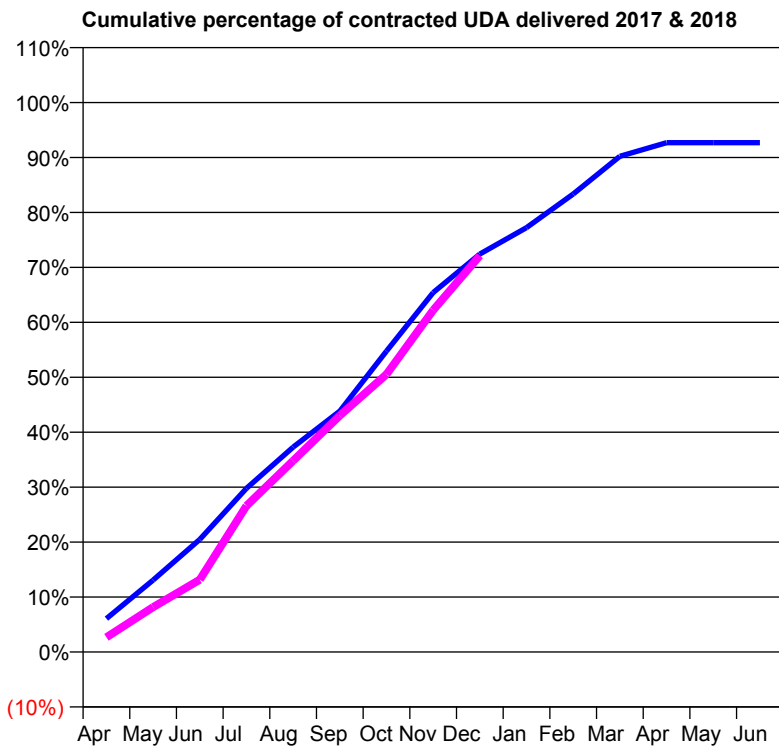
17/18 Contracted general activity (UDA)	20,000
Carry forward general activity (UDA)	0
17/18 Contracted orthodontic activity (UOA)	0
Carry forward orthodontic activity (UOA)	0
Baseline contract value	£524,149.54

ACCESS*

Patients seen in 24 months	Total	Change since previous quarter
Quarter ending December 2016	8,330	
Quarter ending March 2017	8,123	↓
Quarter ending June 2017	8,134	→
Quarter ending September 2017	8,094	→
Quarter ending December 2017	8,170	→
Variance since December 2016	(1.9%)	↓



ACTIVITY



Month	Adjusted Scheduled Activity (UDA)	
	2017	2018
April	1,216	536
May	2,619	1,633
June	4,097	2,634
July	5,959	5,320
August	7,456	6,961
September	8,770	8,608
October	10,953	10,108
November	13,080	12,444
December	14,486	14,426
January	15,448	
February	16,671	
March	18,042	
April	18,538	
May	18,538	
June	18,538	

QUALITY

	Quantity	Base Number	Contract	AT	Region	England
% of FP17s for the same patient ID Re-attending within 3 months - Children	84	2,658	3.2%	10.4%	11.5%	12.0%
% of FP17s for the same patient ID Re-attending within 3 months - Adults	517	6,608	7.8%	14.7%	15.8%	15.9%
% of FP17s for the same patient ID Re-attending between 3 & 9 months - Children	1,765	2,658	66.4%	60.3%	60.5%	58.0%
% of FP17s for the same patient ID Re-attending between 3 & 9 months - Adults	4,357	6,608	65.9%	52.1%	51.8%	50.5%
% of FP17s for Band 1 Urgent Courses	224	8,034	2.8%	9.8%	9.5%	9.0%
% of FP17s Relating to Free Repair or Replacements	40	8,034	0.5%	0.6%	0.7%	0.8%
% of FP17s Relating to Continuations	10	8,034	0.1%	1.1%	1.0%	1.1%
% of Patients satisfied with the dentistry they have received	4	5	N/A	92.0%	92.1%	91.5%
% of Patients satisfied with the time they had to wait for an appointment	4	5	N/A	88.8%	88.3%	87.9%

* This is based on patients treated on this contract for their most recent course of treatment. Figures in italics indicate the base number of FP17s or Patient Questionnaire responses are less than 100. N/A is shown where the base number of responses is less than 10 during the period. % is calculated as Quantity/Base number*100

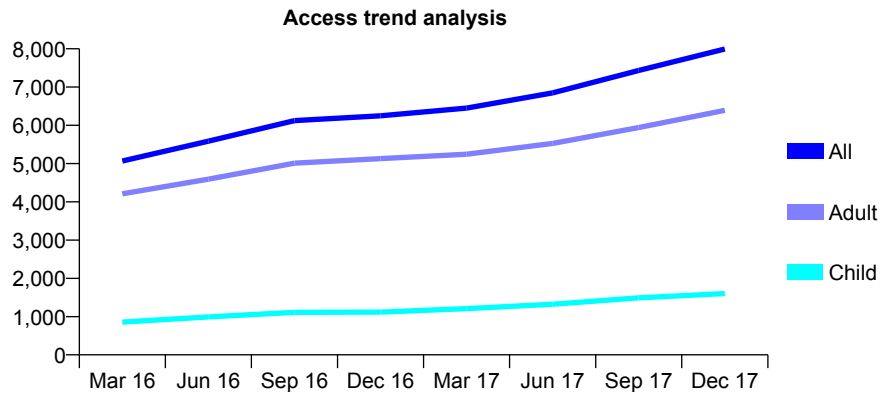
Q70 - Vital Signs At a Glance Contract Report for 137588/0002 - December 2017

Name or company name	Damira Dental Studios Ltd
Contract type name	GDS Contract
Purpose of contract	General
Contract start date	20/03/2013
Contract end date	

17/18 Contracted general activity (UDA)	23,402
Carry forward general activity (UDA)	0
17/18 Contracted orthodontic activity (UOA)	0
Carry forward orthodontic activity (UOA)	0
Baseline contract value	£699,002.82

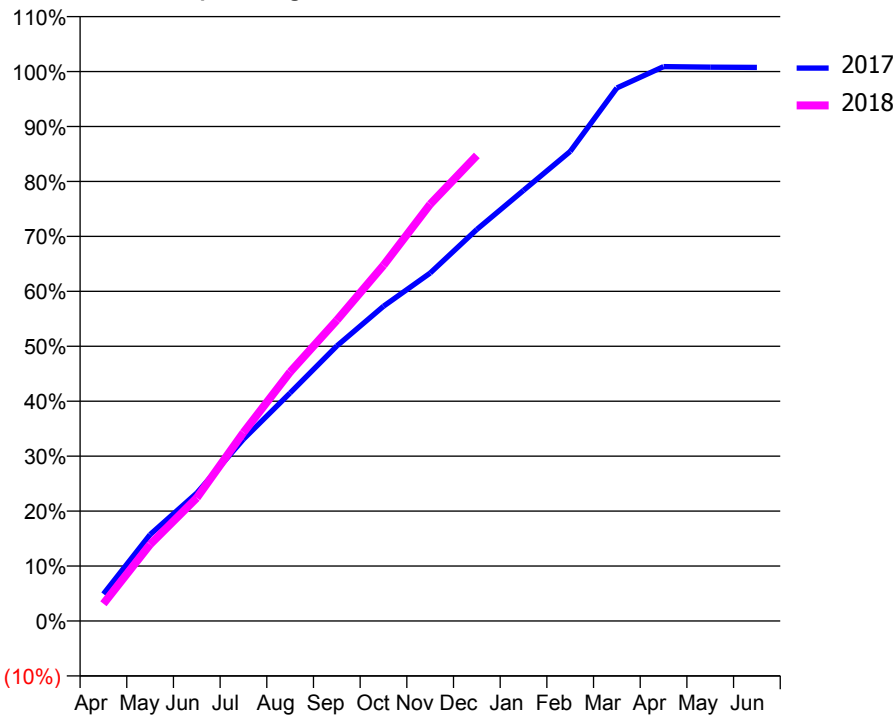
ACCESS*

Patients seen in 24 months	Total	Change since previous quarter
Quarter ending December 2016	6,248	
Quarter ending March 2017	6,451	↑
Quarter ending June 2017	6,849	↑
Quarter ending September 2017	7,434	↑
Quarter ending December 2017	7,995	↑
Variance since December 2016	28.0%	↑



ACTIVITY

Cumulative percentage of contracted UDA delivered 2017 & 2018



Month	Adjusted Scheduled Activity (UDA)	
	2017	2018
April	1,151	738
May	3,683	3,261
June	5,451	5,243
July	7,741	8,029
August	9,716	10,605
September	11,712	12,806
October	13,407	15,149
November	14,822	17,749
December	16,676	19,826
January	18,338	
February	19,999	
March	22,701	
April	23,610	
May	23,590	
June	23,575	

QUALITY

	Quantity	Base Number	Contract	AT	Region	England
% of FP17s for the same patient ID Re-attending within 3 months - Children	181	1,816	10.0%	10.4%	11.5%	12.0%
% of FP17s for the same patient ID Re-attending within 3 months - Adults	1,598	6,962	23.0%	14.7%	15.8%	15.9%
% of FP17s for the same patient ID Re-attending between 3 & 9 months - Children	781	1,816	43.0%	60.3%	60.5%	58.0%
% of FP17s for the same patient ID Re-attending between 3 & 9 months - Adults	2,156	6,962	31.0%	52.1%	51.8%	50.5%
% of FP17s for Band 1 Urgent Courses	2,310	8,488	27.2%	9.8%	9.5%	9.0%
% of FP17s Relating to Free Repair or Replacements	65	8,488	0.8%	0.6%	0.7%	0.8%
% of FP17s Relating to Continuations	38	8,488	0.4%	1.1%	1.0%	1.1%
% of Patients satisfied with the dentistry they have received	29	29	100.0%	92.0%	92.1%	91.5%
% of Patients satisfied with the time they had to wait for an appointment	27	29	93.1%	88.8%	88.3%	87.9%

* This is based on patients treated on this contract for their most recent course of treatment. Figures in italics indicate the base number of FP17s or Patient Questionnaire responses are less than 100. N/A is shown where the base number of responses is less than 10 during the period. % is calculated as Quantity/Base number*100

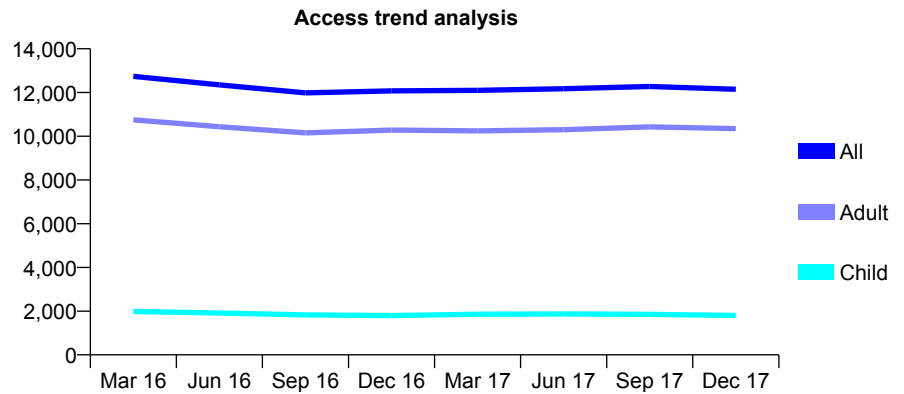
Q70 - Vital Signs At a Glance Contract Report for 137588/0003 - December 2017

Name or company name	Damira Dental Studios Ltd
Contract type name	GDS Contract
Purpose of contract	General
Contract start date	01/04/2013
Contract end date	

17/18 Contracted general activity (UDA)	30,000
Carry forward general activity (UDA)	1,202
17/18 Contracted orthodontic activity (UOA)	0
Carry forward orthodontic activity (UOA)	0
Baseline contract value	£805,356.65

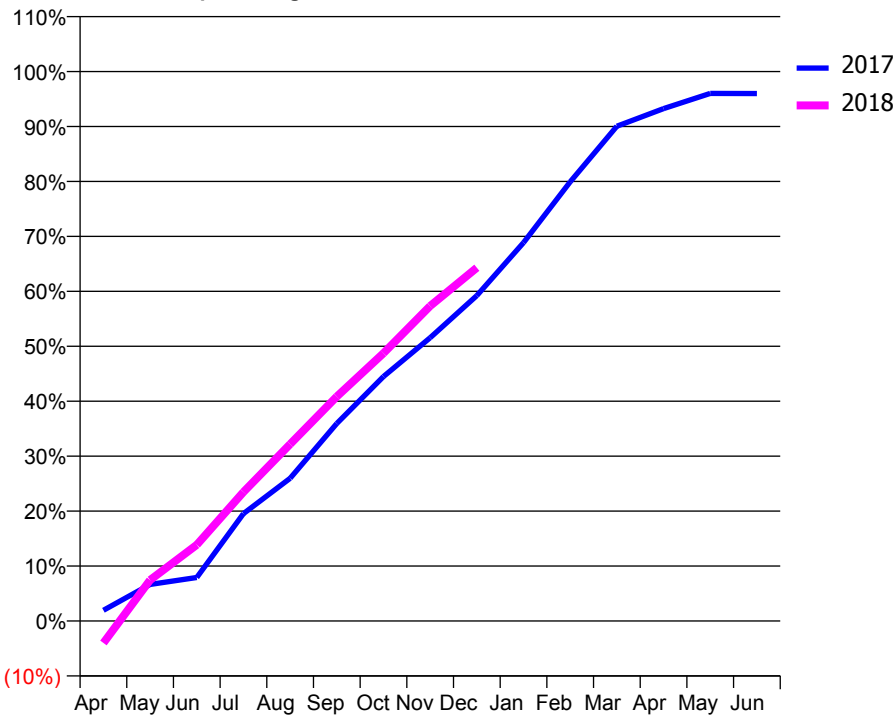
ACCESS*

Patients seen in 24 months	Total	Change since previous quarter
Quarter ending December 2016	12,077	
Quarter ending March 2017	12,100	→
Quarter ending June 2017	12,172	→
Quarter ending September 2017	12,277	→
Quarter ending December 2017	12,150	↓
Variance since December 2016	0.6%	→



ACTIVITY

Cumulative percentage of contracted UDA delivered 2017 & 2018



Month	Adjusted Scheduled Activity (UDA)	
	2017	2018
April	585	-1,202
May	1,997	2,239
June	2,378	4,161
July	5,862	7,041
August	7,791	9,660
September	10,784	12,259
October	13,350	14,623
November	15,469	17,199
December	17,770	19,288
January	20,654	
February	23,979	
March	27,011	
April	27,972	
May	28,800	
June	28,798	

QUALITY

	Quantity	Base Number	Contract	AT	Region	England
% of FP17s for the same patient ID Re-attending within 3 months - Children	256	1,859	13.8%	10.4%	11.5%	12.0%
% of FP17s for the same patient ID Re-attending within 3 months - Adults	2,062	10,025	20.6%	14.7%	15.8%	15.9%
% of FP17s for the same patient ID Re-attending between 3 & 9 months - Children	529	1,859	28.5%	60.3%	60.5%	58.0%
% of FP17s for the same patient ID Re-attending between 3 & 9 months - Adults	1,656	10,025	16.5%	52.1%	51.8%	50.5%
% of FP17s for Band 1 Urgent Courses	7,153	11,046	64.8%	9.8%	9.5%	9.0%
% of FP17s Relating to Free Repair or Replacements	48	11,046	0.4%	0.6%	0.7%	0.8%
% of FP17s Relating to Continuations	24	11,046	0.2%	1.1%	1.0%	1.1%
% of Patients satisfied with the dentistry they have received	6	9	N/A	92.0%	92.1%	91.5%
% of Patients satisfied with the time they had to wait for an appointment	8	9	N/A	88.8%	88.3%	87.9%

* This is based on patients treated on this contract for their most recent course of treatment. Figures in italics indicate the base number of FP17s or Patient Questionnaire responses are less than 100. N/A is shown where the base number of responses is less than 10 during the period. % is calculated as Quantity/Base number*100

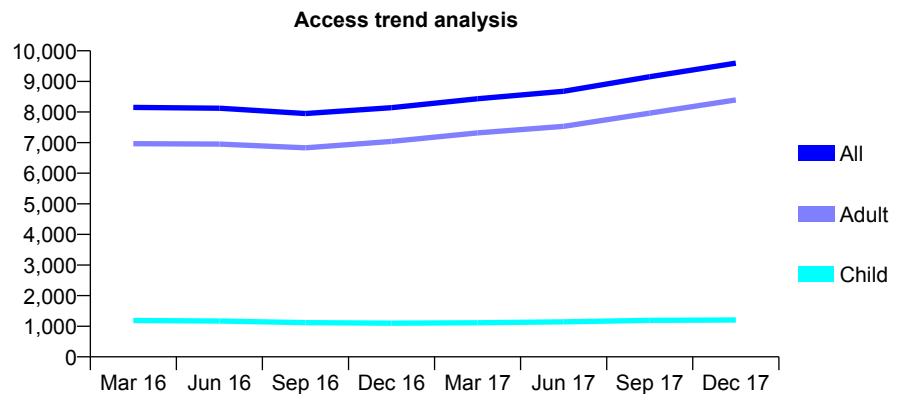
Q70 - Vital Signs At a Glance Contract Report for 137588/0004 - December 2017

Name or company name	Damira Dental Studios Ltd
Contract type name	GDS Contract
Purpose of contract	General
Contract start date	01/04/2013
Contract end date	

17/18 Contracted general activity (UDA)	20,000
Carry forward general activity (UDA)	0
17/18 Contracted orthodontic activity (UOA)	0
Carry forward orthodontic activity (UOA)	0
Baseline contract value	£611,514.92

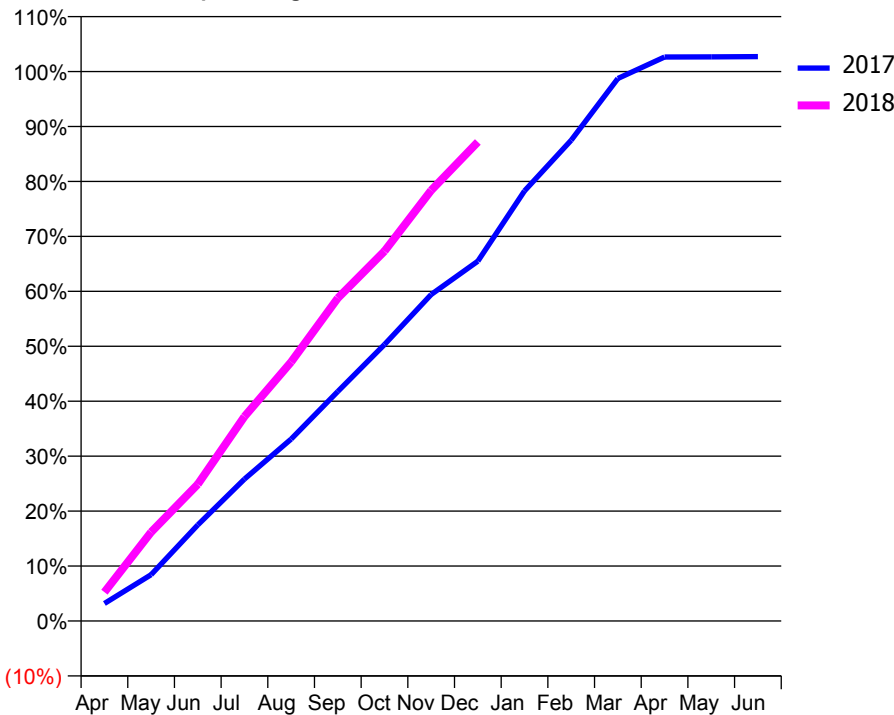
ACCESS*

Patients seen in 24 months	Total	Change since previous quarter
Quarter ending December 2016	8,140	
Quarter ending March 2017	8,432	↑
Quarter ending June 2017	8,676	↑
Quarter ending September 2017	9,152	↑
Quarter ending December 2017	9,596	↑
Variance since December 2016	17.9%	↑



ACTIVITY

Cumulative percentage of contracted UDA delivered 2017 & 2018



Month	Adjusted Scheduled Activity (UDA)	
	2017	2018
April	636	1,053
May	1,688	3,233
June	3,496	4,978
July	5,169	7,442
August	6,624	9,429
September	8,357	11,751
October	10,066	13,461
November	11,885	15,673
December	13,097	17,434
January	15,654	
February	17,499	
March	19,746	
April	20,528	
May	20,533	
June	20,543	

QUALITY

	Quantity	Base Number	Contract	AT	Region	England
% of FP17s for the same patient ID Re-attending within 3 months - Children	126	1,477	8.5%	10.4%	11.5%	12.0%
% of FP17s for the same patient ID Re-attending within 3 months - Adults	1,381	8,759	15.8%	14.7%	15.8%	15.9%
% of FP17s for the same patient ID Re-attending between 3 & 9 months - Children	584	1,477	39.5%	60.3%	60.5%	58.0%
% of FP17s for the same patient ID Re-attending between 3 & 9 months - Adults	2,446	8,759	27.9%	52.1%	51.8%	50.5%
% of FP17s for Band 1 Urgent Courses	5,389	9,864	54.6%	9.8%	9.5%	9.0%
% of FP17s Relating to Free Repair or Replacements	75	9,864	0.8%	0.6%	0.7%	0.8%
% of FP17s Relating to Continuations	31	9,864	0.3%	1.1%	1.0%	1.1%
% of Patients satisfied with the dentistry they have received	18	18	100.0%	92.0%	92.1%	91.5%
% of Patients satisfied with the time they had to wait for an appointment	16	18	88.9%	88.8%	88.3%	87.9%

* This is based on patients treated on this contract for their most recent course of treatment. Figures in italics indicate the base number of FP17s or Patient Questionnaire responses are less than 100. N/A is shown where the base number of responses is less than 10 during the period. % is calculated as Quantity/Base number*100

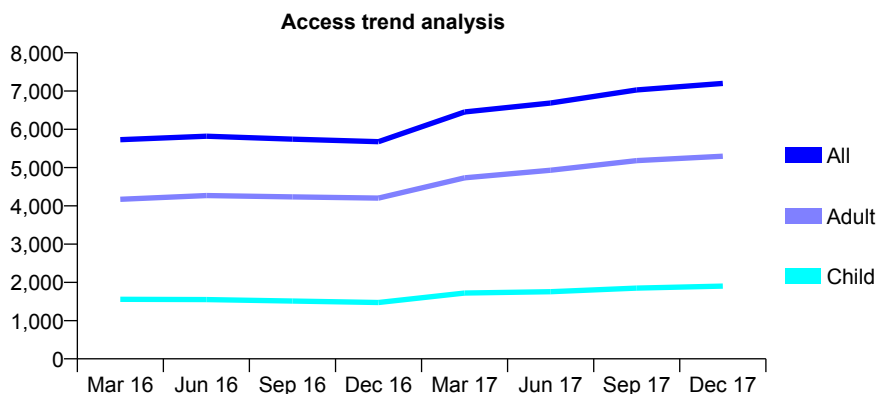
Q70 - Vital Signs At a Glance Contract Report for 137588/0005 - December 2017

Name or company name	Damira Dental Studios Ltd
Contract type name	GDS Contract
Purpose of contract	General
Contract start date	01/04/2013
Contract end date	

17/18 Contracted general activity (UDA)	20,000
Carry forward general activity (UDA)	1
17/18 Contracted orthodontic activity (UOA)	0
Carry forward orthodontic activity (UOA)	0
Baseline contract value	£553,288.90

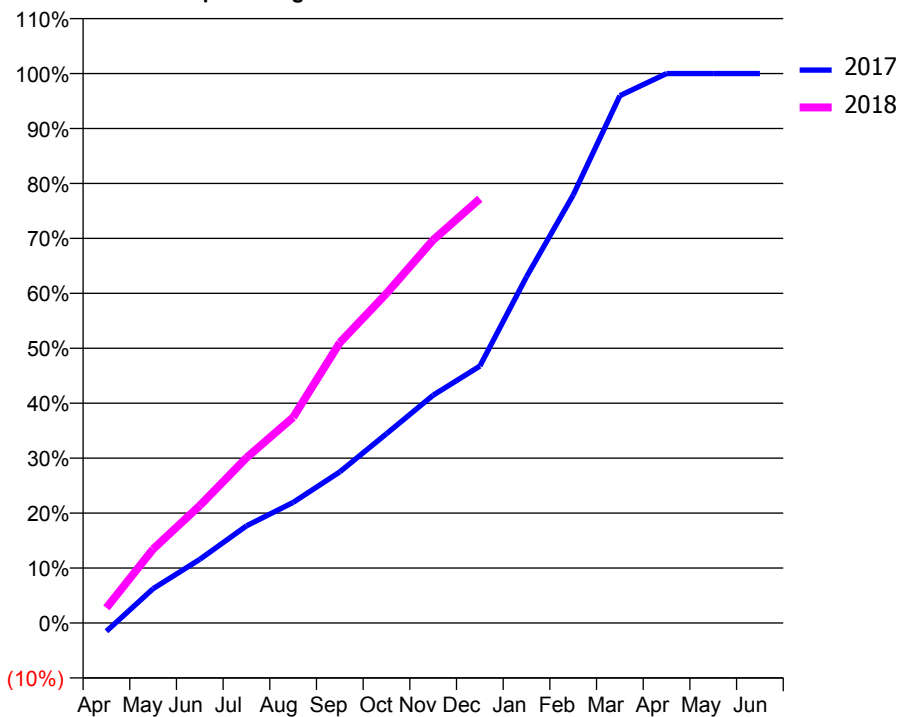
ACCESS*

Patients seen in 24 months	Total	Change since previous quarter
Quarter ending December 2016	5,675	
Quarter ending March 2017	6,453	↑
Quarter ending June 2017	6,686	↑
Quarter ending September 2017	7,030	↑
Quarter ending December 2017	7,199	↑
Variance since December 2016	26.9%	↑



ACTIVITY

Cumulative percentage of contracted UDA delivered 2017 & 2018



Month	Adjusted Scheduled Activity (UDA)	
	2017	2018
April	-302	549
May	1,250	2,694
June	2,318	4,273
July	3,534	6,018
August	4,388	7,489
September	5,503	10,205
October	6,890	11,995
November	8,290	13,939
December	9,351	15,441
January	12,602	
February	15,575	
March	19,191	
April	20,001	
May	20,001	
June	19,999	

QUALITY

	Quantity	Base Number	Contract	AT	Region	England
% of FP17s for the same patient ID Re-attending within 3 months - Children	156	1,683	9.3%	10.4%	11.5%	12.0%
% of FP17s for the same patient ID Re-attending within 3 months - Adults	817	4,548	18.0%	14.7%	15.8%	15.9%
% of FP17s for the same patient ID Re-attending between 3 & 9 months - Children	733	1,683	43.6%	60.3%	60.5%	58.0%
% of FP17s for the same patient ID Re-attending between 3 & 9 months - Adults	1,670	4,548	36.7%	52.1%	51.8%	50.5%
% of FP17s for Band 1 Urgent Courses	1,518	5,943	25.5%	9.8%	9.5%	9.0%
% of FP17s Relating to Free Repair or Replacements	58	5,943	1.0%	0.6%	0.7%	0.8%
% of FP17s Relating to Continuations	8	5,943	0.1%	1.1%	1.0%	1.1%
% of Patients satisfied with the dentistry they have received	13	15	86.7%	92.0%	92.1%	91.5%
% of Patients satisfied with the time they had to wait for an appointment	13	15	86.7%	88.8%	88.3%	87.9%

* This is based on patients treated on this contract for their most recent course of treatment. Figures in italics indicate the base number of FP17s or Patient Questionnaire responses are less than 100. N/A is shown where the base number of responses is less than 10 during the period. % is calculated as Quantity/Base number*100

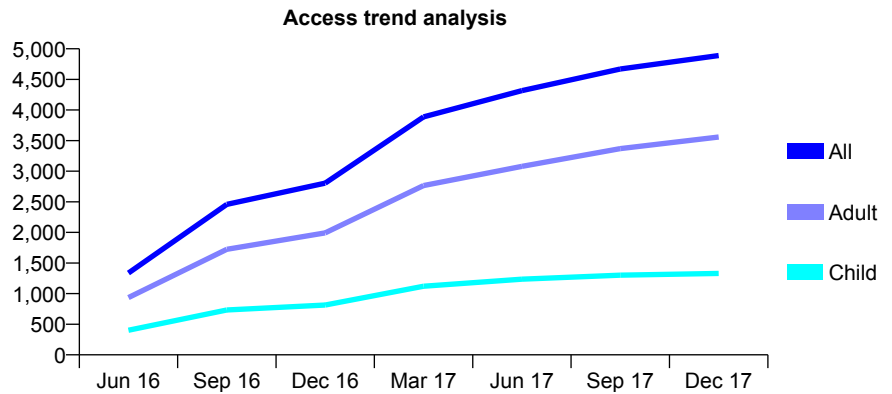
Q70 - Vital Signs At a Glance Contract Report for 137588/0009 - December 2017

Name or company name	Damira Dental Studios Ltd
Contract type name	GDS Contract
Purpose of contract	General
Contract start date	01/04/2016
Contract end date	

17/18 Contracted general activity (UDA)	15,480
Carry forward general activity (UDA)	505
17/18 Contracted orthodontic activity (UOA)	0
Carry forward orthodontic activity (UOA)	0
Baseline contract value	£418,905.29

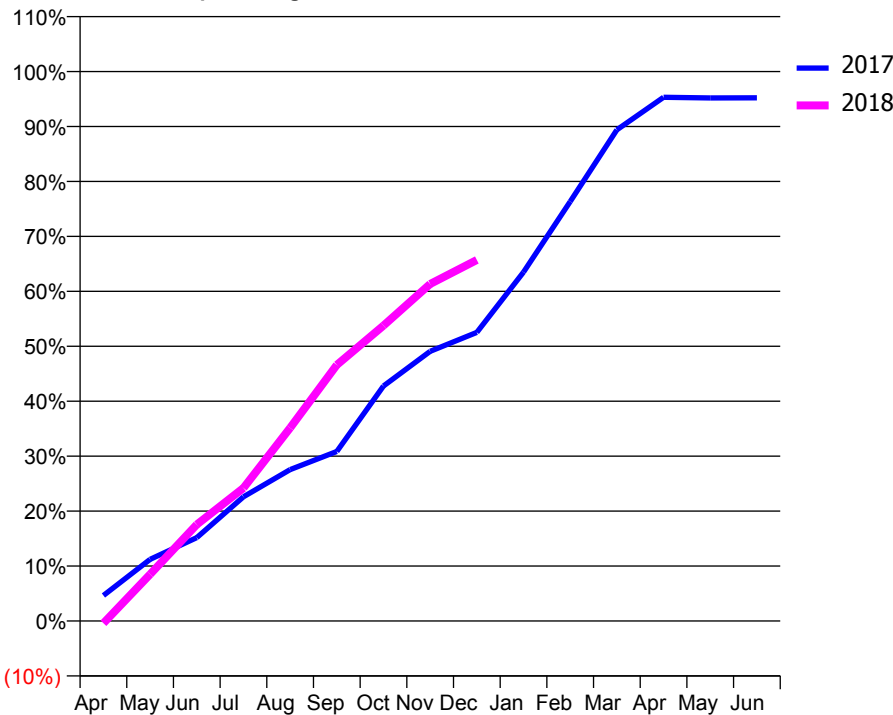
ACCESS*

Patients seen in 24 months	Total	Change since previous quarter
Quarter ending December 2016	2,805	
Quarter ending March 2017	3,887	↑
Quarter ending June 2017	4,316	↑
Quarter ending September 2017	4,671	↑
Quarter ending December 2017	4,889	↑
Variance since December 2016	74.3%	↑



ACTIVITY

Cumulative percentage of contracted UDA delivered 2017 & 2018



Month	Adjusted Scheduled Activity (UDA)	
	2017	2018
April	730	-66
May	1,764	1,317
June	2,385	2,716
July	3,556	3,747
August	4,330	5,443
September	4,851	7,213
October	6,725	8,322
November	7,718	9,493
December	8,257	10,171
January	9,984	
February	12,003	
March	14,055	
April	14,985	
May	14,966	
June	14,968	

QUALITY

	Quantity	Base Number	Contract	AT	Region	England
% of FP17s for the same patient ID Re-attending within 3 months - Children	94	1,252	7.5%	10.4%	11.5%	12.0%
% of FP17s for the same patient ID Re-attending within 3 months - Adults	461	3,287	14.0%	14.7%	15.8%	15.9%
% of FP17s for the same patient ID Re-attending between 3 & 9 months - Children	642	1,252	51.3%	60.3%	60.5%	58.0%
% of FP17s for the same patient ID Re-attending between 3 & 9 months - Adults	1,592	3,287	48.4%	52.1%	51.8%	50.5%
% of FP17s for Band 1 Urgent Courses	506	4,197	12.1%	9.8%	9.5%	9.0%
% of FP17s Relating to Free Repair or Replacements	55	4,197	1.3%	0.6%	0.7%	0.8%
% of FP17s Relating to Continuations	6	4,197	0.1%	1.1%	1.0%	1.1%
% of Patients satisfied with the dentistry they have received	5	6	N/A	92.0%	92.1%	91.5%
% of Patients satisfied with the time they had to wait for an appointment	6	6	N/A	88.8%	88.3%	87.9%

* This is based on patients treated on this contract for their most recent course of treatment. Figures in italics indicate the base number of FP17s or Patient Questionnaire responses are less than 100. N/A is shown where the base number of responses is less than 10 during the period. % is calculated as Quantity/Base number*100

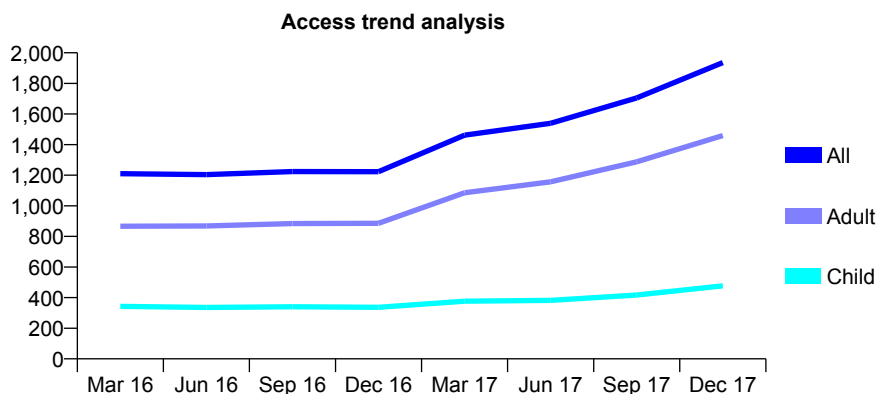
Q70 - Vital Signs At a Glance Contract Report for 138274/0001 - December 2017

Name or company name	Bembridge Dental Practice
Contract type name	GDS Contract
Purpose of contract	General
Contract start date	11/10/2012
Contract end date	

17/18 Contracted general activity (UDA)	4,563
Carry forward general activity (UDA)	0
17/18 Contracted orthodontic activity (UOA)	0
Carry forward orthodontic activity (UOA)	0
Baseline contract value	£121,270.07

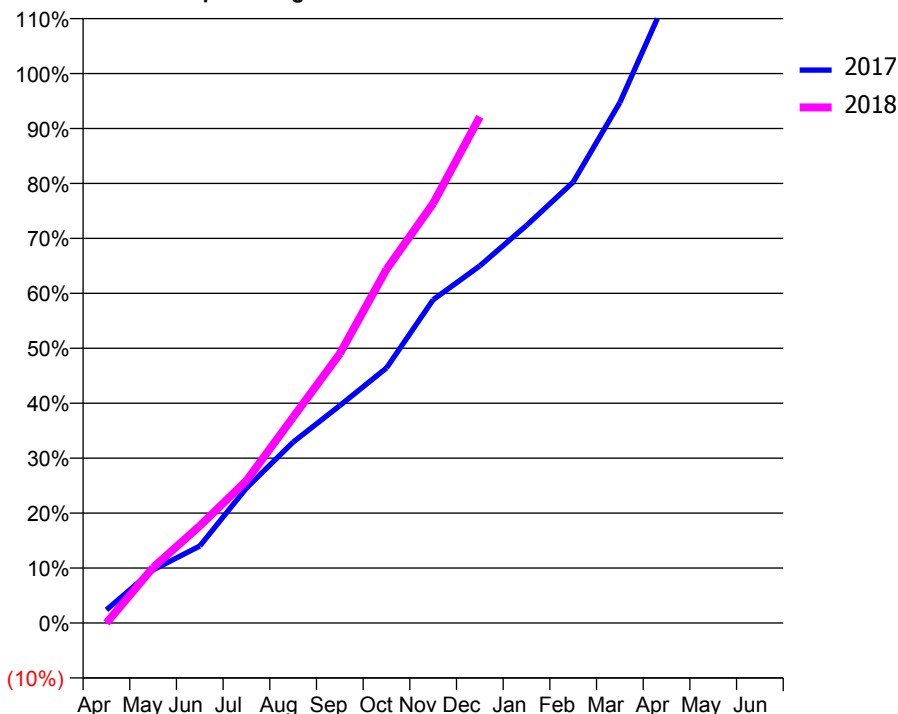
ACCESS*

Patients seen in 24 months	Total	Change since previous quarter
Quarter ending December 2016	1,223	
Quarter ending March 2017	1,462	↑
Quarter ending June 2017	1,539	↑
Quarter ending September 2017	1,705	↑
Quarter ending December 2017	1,936	↑
Variance since December 2016	58.3%	↑



ACTIVITY

Cumulative percentage of contracted UDA delivered 2017 & 2018



Month	Adjusted Scheduled Activity (UDA)	
	2017	2018
April	109	0
May	441	461
June	639	806
July	1,121	1,182
August	1,502	1,710
September	1,806	2,236
October	2,117	2,937
November	2,685	3,484
December	2,966	4,204
January	3,302	
February	3,661	
March	4,323	
April	5,191	
May	5,149	
June	5,149	

QUALITY

	Quantity	Base Number	Contract	AT	Region	England
% of FP17s for the same patient ID Re-attending within 3 months - Children	29	521	5.6%	10.4%	11.5%	12.0%
% of FP17s for the same patient ID Re-attending within 3 months - Adults	179	1,670	10.7%	14.7%	15.8%	15.9%
% of FP17s for the same patient ID Re-attending between 3 & 9 months - Children	234	521	44.9%	60.3%	60.5%	58.0%
% of FP17s for the same patient ID Re-attending between 3 & 9 months - Adults	785	1,670	47.0%	52.1%	51.8%	50.5%
% of FP17s for Band 1 Urgent Courses	64	1,935	3.3%	9.8%	9.5%	9.0%
% of FP17s Relating to Free Repair or Replacements	22	1,935	1.1%	0.6%	0.7%	0.8%
% of FP17s Relating to Continuations	6	1,935	0.3%	1.1%	1.0%	1.1%
% of Patients satisfied with the dentistry they have received	4	4	N/A	92.0%	92.1%	91.5%
% of Patients satisfied with the time they had to wait for an appointment	4	4	N/A	88.8%	88.3%	87.9%

* This is based on patients treated on this contract for their most recent course of treatment. Figures in italics indicate the base number of FP17s or Patient Questionnaire responses are less than 100. N/A is shown where the base number of responses is less than 10 during the period. % is calculated as Quantity/Base number*100

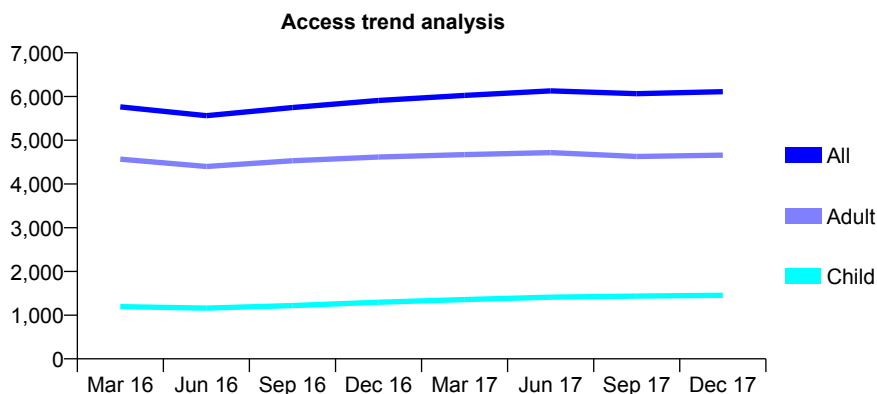
Q70 - Vital Signs At a Glance Contract Report for 138622/0001 - December 2017

Name or company name	Weymouth and Bridges Dental Practice Pa
Contract type name	GDS Contract
Purpose of contract	General
Contract start date	01/04/2006
Contract end date	

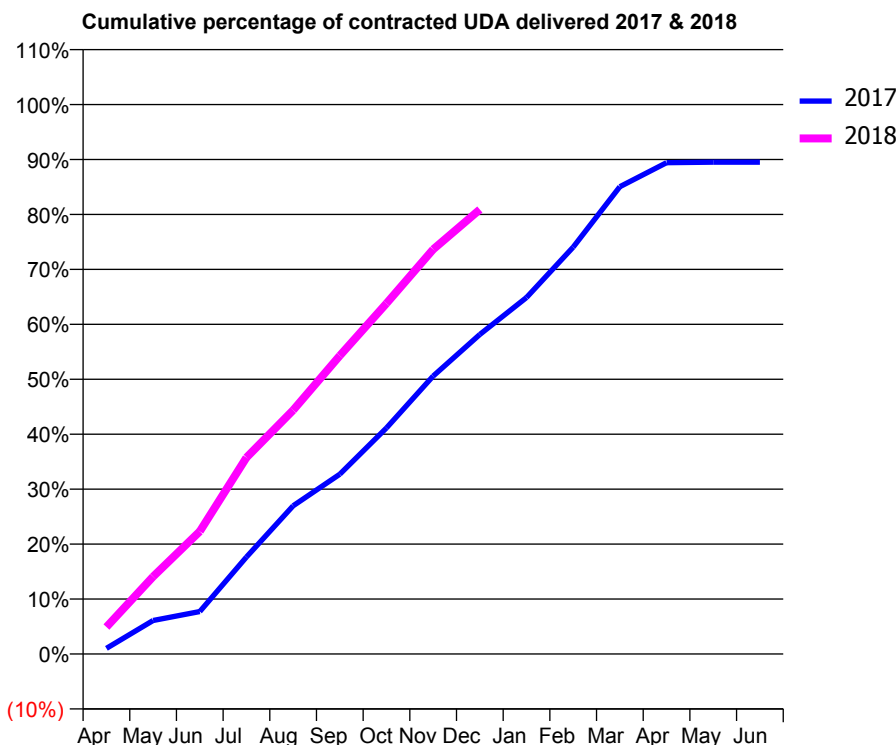
17/18 Contracted general activity (UDA)	16,000
Carry forward general activity (UDA)	0
17/18 Contracted orthodontic activity (UOA)	0
Carry forward orthodontic activity (UOA)	0
Baseline contract value	£387,419.20

ACCESS*

Patients seen in 24 months	Total	Change since previous quarter
Quarter ending December 2016	5,911	
Quarter ending March 2017	6,027	→
Quarter ending June 2017	6,128	→
Quarter ending September 2017	6,064	↓
Quarter ending December 2017	6,112	→
Variance since December 2016	3.4%	↑



ACTIVITY



Month	Adjusted Scheduled Activity (UDA)	
	2017	2018
April	198	785
May	1,167	2,253
June	1,481	3,570
July	3,378	5,723
August	5,162	7,098
September	6,262	8,689
October	7,876	10,208
November	9,679	11,783
December	11,131	12,942
January	12,416	
February	14,171	
March	16,278	
April	17,112	
May	17,133	
June	17,130	

QUALITY

	Quantity	Base Number	Contract	AT	Region	England
% of FP17s for the same patient ID Re-attending within 3 months - Children	74	1,554	4.8%	10.4%	11.5%	12.0%
% of FP17s for the same patient ID Re-attending within 3 months - Adults	470	4,570	10.3%	14.7%	15.8%	15.9%
% of FP17s for the same patient ID Re-attending between 3 & 9 months - Children	944	1,554	60.7%	60.3%	60.5%	58.0%
% of FP17s for the same patient ID Re-attending between 3 & 9 months - Adults	2,371	4,570	51.9%	52.1%	51.8%	50.5%
% of FP17s for Band 1 Urgent Courses	251	5,754	4.4%	9.8%	9.5%	9.0%
% of FP17s Relating to Free Repair or Replacements	33	5,754	0.6%	0.6%	0.7%	0.8%
% of FP17s Relating to Continuations	77	5,754	1.3%	1.1%	1.0%	1.1%
% of Patients satisfied with the dentistry they have received	8	10	80.0%	92.0%	92.1%	91.5%
% of Patients satisfied with the time they had to wait for an appointment	10	10	100.0%	88.8%	88.3%	87.9%

* This is based on patients treated on this contract for their most recent course of treatment. Figures in italics indicate the base number of FP17s or Patient Questionnaire responses are less than 100. N/A is shown where the base number of responses is less than 10 during the period. % is calculated as Quantity/Base number*100

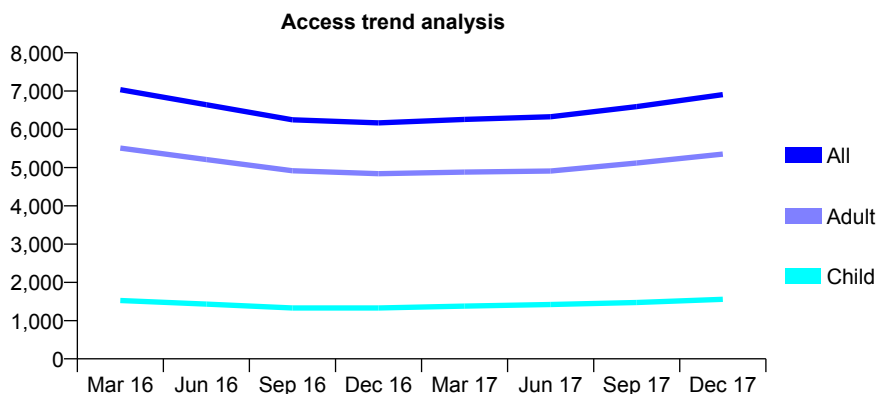
Q70 - Vital Signs At a Glance Contract Report for 138622/0002 - December 2017

Name or company name	Weymouth and Bridges Dental Practice Pa
Contract type name	GDS Contract
Purpose of contract	General
Contract start date	01/04/2006
Contract end date	

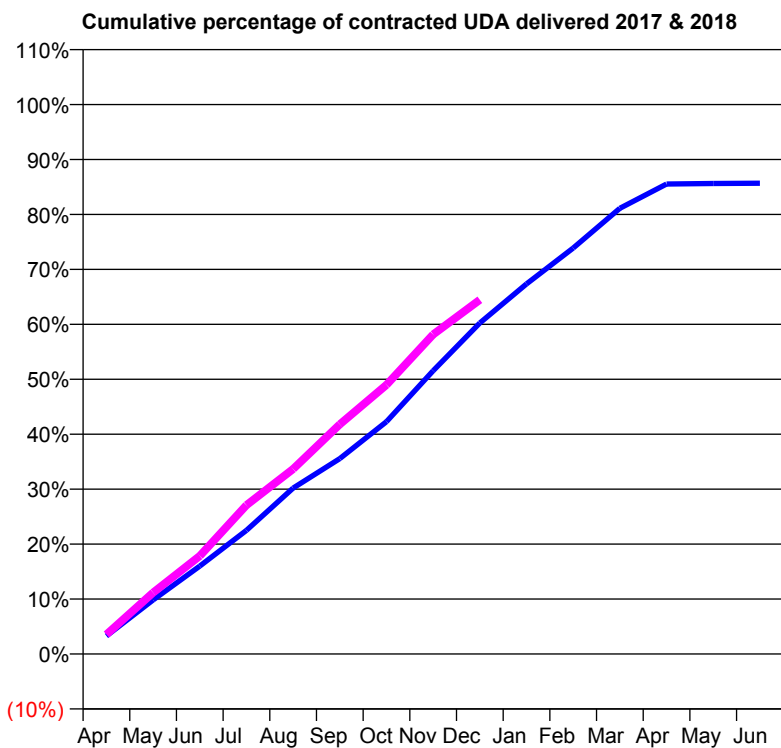
17/18 Contracted general activity (UDA)	21,500
Carry forward general activity (UDA)	0
17/18 Contracted orthodontic activity (UOA)	0
Carry forward orthodontic activity (UOA)	0
Baseline contract value	£520,594.54

ACCESS*

Patients seen in 24 months	Total	Change since previous quarter
Quarter ending December 2016	6,169	
Quarter ending March 2017	6,258	→
Quarter ending June 2017	6,328	→
Quarter ending September 2017	6,593	↑
Quarter ending December 2017	6,908	↑
Variance since December 2016	12.0%	↑



ACTIVITY



Month	Adjusted Scheduled Activity (UDA)	
	2017	2018
April	708	764
May	2,118	2,400
June	3,442	3,839
July	4,841	5,828
August	6,491	7,239
September	7,648	8,986
October	9,093	10,532
November	11,083	12,506
December	12,952	13,860
January	14,481	
February	15,886	
March	17,438	
April	18,387	
May	18,411	
June	18,422	

QUALITY

	Quantity	Base Number	Contract	AT	Region	England
% of FP17s for the same patient ID Re-attending within 3 months - Children	88	1,637	5.4%	10.4%	11.5%	12.0%
% of FP17s for the same patient ID Re-attending within 3 months - Adults	382	4,903	7.8%	14.7%	15.8%	15.9%
% of FP17s for the same patient ID Re-attending between 3 & 9 months - Children	845	1,637	51.6%	60.3%	60.5%	58.0%
% of FP17s for the same patient ID Re-attending between 3 & 9 months - Adults	1,902	4,903	38.8%	52.1%	51.8%	50.5%
% of FP17s for Band 1 Urgent Courses	294	6,139	4.8%	9.8%	9.5%	9.0%
% of FP17s Relating to Free Repair or Replacements	22	6,139	0.4%	0.6%	0.7%	0.8%
% of FP17s Relating to Continuations	58	6,139	0.9%	1.1%	1.0%	1.1%
% of Patients satisfied with the dentistry they have received	7	7	N/A	92.0%	92.1%	91.5%
% of Patients satisfied with the time they had to wait for an appointment	4	7	N/A	88.8%	88.3%	87.9%

* This is based on patients treated on this contract for their most recent course of treatment. Figures in italics indicate the base number of FP17s or Patient Questionnaire responses are less than 100. N/A is shown where the base number of responses is less than 10 during the period. % is calculated as Quantity/Base number*100

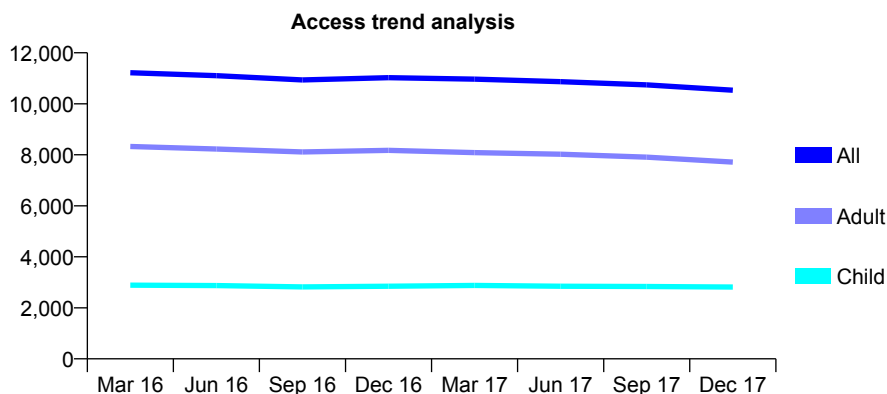
Q70 - Vital Signs At a Glance Contract Report for 138649/0001 - December 2017

Name or company name	Lordshill Dental Partnership
Contract type name	GDS Contract
Purpose of contract	General
Contract start date	01/09/2012
Contract end date	

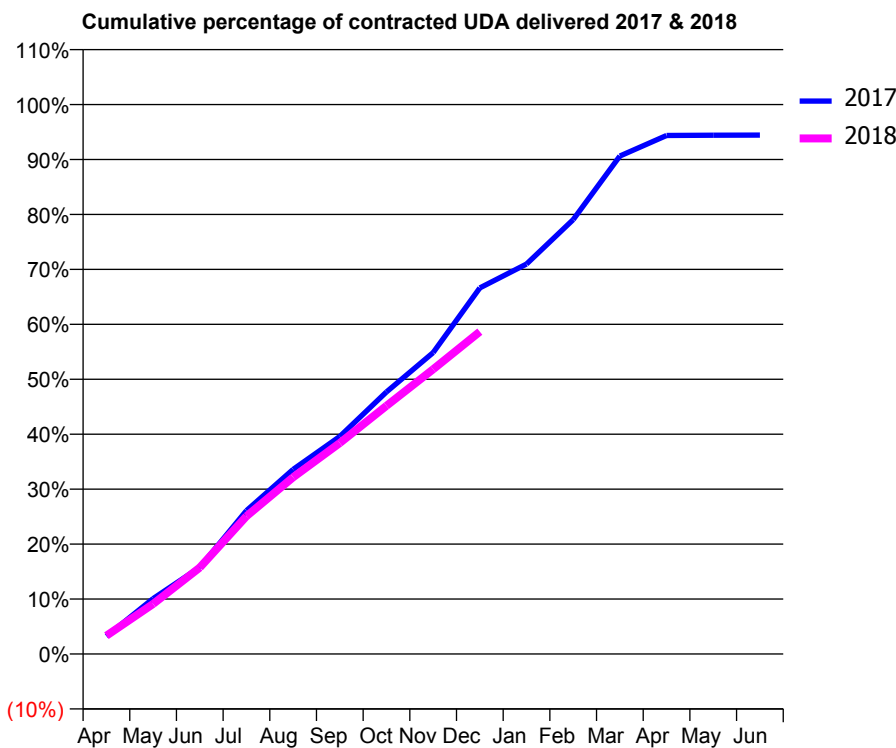
17/18 Contracted general activity (UDA)	39,000
Carry forward general activity (UDA)	0
17/18 Contracted orthodontic activity (UOA)	0
Carry forward orthodontic activity (UOA)	0
Baseline contract value	£1,079,280.74

ACCESS*

Patients seen in 24 months	Total	Change since previous quarter
Quarter ending December 2016	11,023	
Quarter ending March 2017	10,966	→
Quarter ending June 2017	10,869	→
Quarter ending September 2017	10,742	↓
Quarter ending December 2017	10,532	↓
Variance since December 2016	(4.5%)	↓



ACTIVITY



Month	Adjusted Scheduled Activity (UDA)	
	2017	2018
April	1,132	1,304
May	3,530	3,557
June	5,524	6,139
July	9,133	9,778
August	11,759	12,549
September	13,860	14,979
October	16,696	17,618
November	19,200	20,213
December	23,317	22,881
January	24,842	
February	27,669	
March	31,718	
April	33,025	
May	33,045	
June	33,054	

QUALITY

	Quantity	Base Number	Contract	AT	Region	England
% of FP17s for the same patient ID Re-attending within 3 months - Children	217	2,790	7.8%	10.4%	11.5%	12.0%
% of FP17s for the same patient ID Re-attending within 3 months - Adults	1,188	6,881	17.3%	14.7%	15.8%	15.9%
% of FP17s for the same patient ID Re-attending between 3 & 9 months - Children	1,355	2,790	48.6%	60.3%	60.5%	58.0%
% of FP17s for the same patient ID Re-attending between 3 & 9 months - Adults	3,025	6,881	44.0%	52.1%	51.8%	50.5%
% of FP17s for Band 1 Urgent Courses	743	8,865	8.4%	9.8%	9.5%	9.0%
% of FP17s Relating to Free Repair or Replacements	105	8,865	1.2%	0.6%	0.7%	0.8%
% of FP17s Relating to Continuations	278	8,865	3.1%	1.1%	1.0%	1.1%
% of Patients satisfied with the dentistry they have received	7	9	N/A	92.0%	92.1%	91.5%
% of Patients satisfied with the time they had to wait for an appointment	9	9	N/A	88.8%	88.3%	87.9%

* This is based on patients treated on this contract for their most recent course of treatment. Figures in italics indicate the base number of FP17s or Patient Questionnaire responses are less than 100. N/A is shown where the base number of responses is less than 10 during the period. % is calculated as Quantity/Base number*100

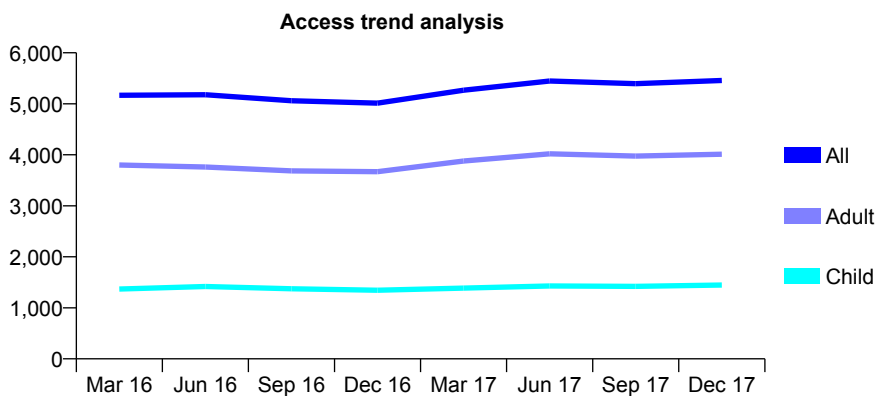
Q70 - Vital Signs At a Glance Contract Report for 139165/0001 - December 2017

Name or company name	Smile Dental Care Limited
Contract type name	GDS Contract
Purpose of contract	General
Contract start date	01/04/2009
Contract end date	

17/18 Contracted general activity (UDA)	14,950
Carry forward general activity (UDA)	0
17/18 Contracted orthodontic activity (UOA)	0
Carry forward orthodontic activity (UOA)	0
Baseline contract value	£395,799.23

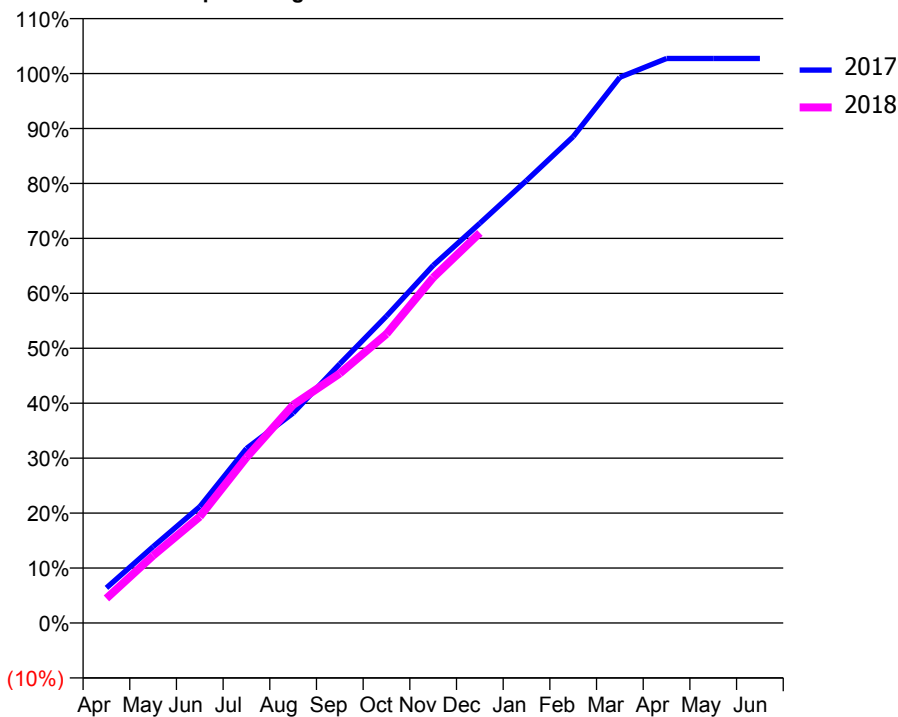
ACCESS*

Patients seen in 24 months	Total	Change since previous quarter
Quarter ending December 2016	5,014	
Quarter ending March 2017	5,266	↑
Quarter ending June 2017	5,448	↑
Quarter ending September 2017	5,396	→
Quarter ending December 2017	5,458	→
Variance since December 2016	8.9%	↑



ACTIVITY

Cumulative percentage of contracted UDA delivered 2017 & 2018



Month	Adjusted Scheduled Activity (UDA)	
	2017	2018
April	955	671
May	2,077	1,832
June	3,166	2,892
July	4,745	4,503
August	5,714	5,935
September	7,050	6,791
October	8,351	7,862
November	9,727	9,399
December	10,876	10,613
January	12,040	
February	13,231	
March	14,848	
April	15,357	
May	15,358	
June	15,358	

QUALITY

	Quantity	Base Number	Contract	AT	Region	England
% of FP17s for the same patient ID Re-attending within 3 months - Children	142	1,830	7.8%	10.4%	11.5%	12.0%
% of FP17s for the same patient ID Re-attending within 3 months - Adults	694	4,993	13.9%	14.7%	15.8%	15.9%
% of FP17s for the same patient ID Re-attending between 3 & 9 months - Children	1,123	1,830	61.4%	60.3%	60.5%	58.0%
% of FP17s for the same patient ID Re-attending between 3 & 9 months - Adults	3,143	4,993	62.9%	52.1%	51.8%	50.5%
% of FP17s for Band 1 Urgent Courses	585	6,507	9.0%	9.8%	9.5%	9.0%
% of FP17s Relating to Free Repair or Replacements	57	6,507	0.9%	0.6%	0.7%	0.8%
% of FP17s Relating to Continuations	10	6,507	0.2%	1.1%	1.0%	1.1%
% of Patients satisfied with the dentistry they have received	3	3	N/A	92.0%	92.1%	91.5%
% of Patients satisfied with the time they had to wait for an appointment	3	3	N/A	88.8%	88.3%	87.9%

* This is based on patients treated on this contract for their most recent course of treatment. Figures in italics indicate the base number of FP17s or Patient Questionnaire responses are less than 100. N/A is shown where the base number of responses is less than 10 during the period. % is calculated as Quantity/Base number*100

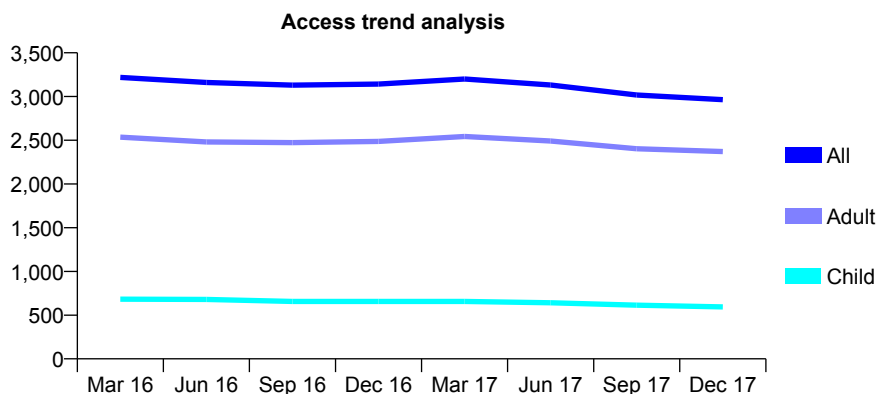
Q70 - Vital Signs At a Glance Contract Report for 139181/0003 - December 2017

Name or company name	Bassett Dental Practice Ltd
Contract type name	GDS Contract
Purpose of contract	General
Contract start date	01/04/2010
Contract end date	

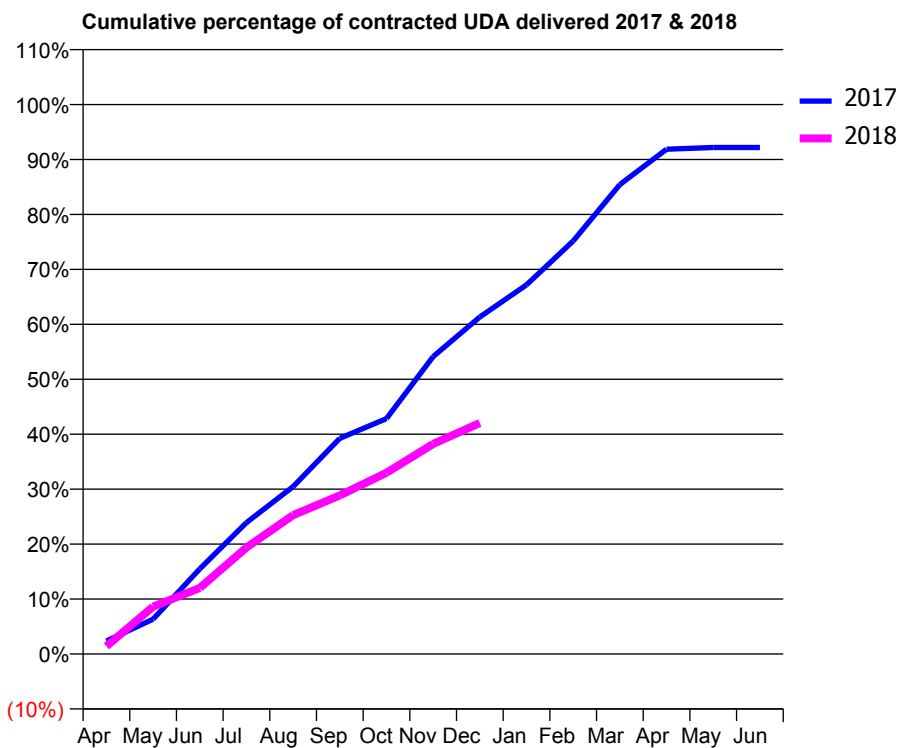
17/18 Contracted general activity (UDA)	10,973
Carry forward general activity (UDA)	0
17/18 Contracted orthodontic activity (UOA)	0
Carry forward orthodontic activity (UOA)	0
Baseline contract value	£261,020.55

ACCESS*

Patients seen in 24 months	Total	Change since previous quarter
Quarter ending December 2016	3,143	
Quarter ending March 2017	3,200	→
Quarter ending June 2017	3,132	↓
Quarter ending September 2017	3,017	↓
Quarter ending December 2017	2,964	↓
Variance since December 2016	(5.7%)	↓



ACTIVITY



Month	Adjusted Scheduled Activity (UDA)	
	2017	2018
April	259	156
May	698	947
June	1,700	1,319
July	2,623	2,126
August	3,342	2,774
September	4,306	3,168
October	4,701	3,620
November	5,938	4,196
December	6,731	4,614
January	7,373	
February	8,247	
March	9,375	
April	10,080	
May	10,114	
June	10,115	

QUALITY

	Quantity	Base Number	Contract	AT	Region	England
% of FP17s for the same patient ID Re-attending within 3 months - Children	42	583	7.2%	10.4%	11.5%	12.0%
% of FP17s for the same patient ID Re-attending within 3 months - Adults	411	2,289	18.0%	14.7%	15.8%	15.9%
% of FP17s for the same patient ID Re-attending between 3 & 9 months - Children	351	583	60.2%	60.3%	60.5%	58.0%
% of FP17s for the same patient ID Re-attending between 3 & 9 months - Adults	1,354	2,289	59.2%	52.1%	51.8%	50.5%
% of FP17s for Band 1 Urgent Courses	223	2,557	8.7%	9.8%	9.5%	9.0%
% of FP17s Relating to Free Repair or Replacements	33	2,557	1.3%	0.6%	0.7%	0.8%
% of FP17s Relating to Continuations	78	2,557	3.1%	1.1%	1.0%	1.1%
% of Patients satisfied with the dentistry they have received	2	2	N/A	92.0%	92.1%	91.5%
% of Patients satisfied with the time they had to wait for an appointment	2	2	N/A	88.8%	88.3%	87.9%

* This is based on patients treated on this contract for their most recent course of treatment. Figures in italics indicate the base number of FP17s or Patient Questionnaire responses are less than 100. N/A is shown where the base number of responses is less than 10 during the period. % is calculated as Quantity/Base number*100

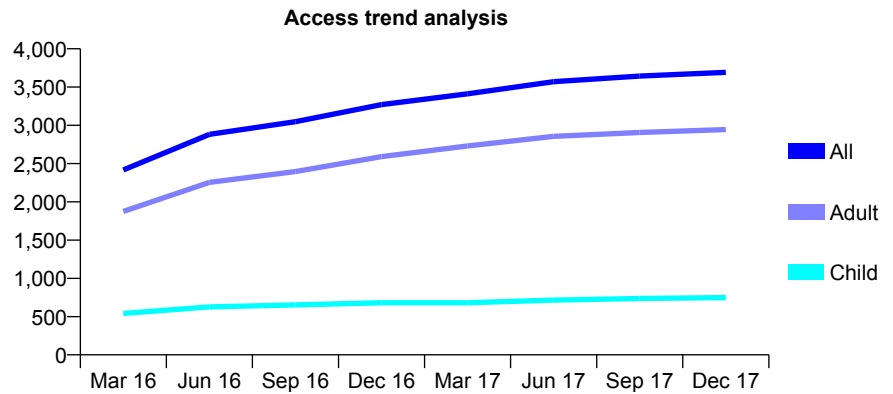
Q70 - Vital Signs At a Glance Contract Report for 139661/0001 - December 2017

Name or company name	Swapnil Krishnarao Shinde
Contract type name	GDS Contract
Purpose of contract	General
Contract start date	01/09/2015
Contract end date	

17/18 Contracted general activity (UDA)	9,544
Carry forward general activity (UDA)	0
17/18 Contracted orthodontic activity (UOA)	0
Carry forward orthodontic activity (UOA)	0
Baseline contract value	£217,203.95

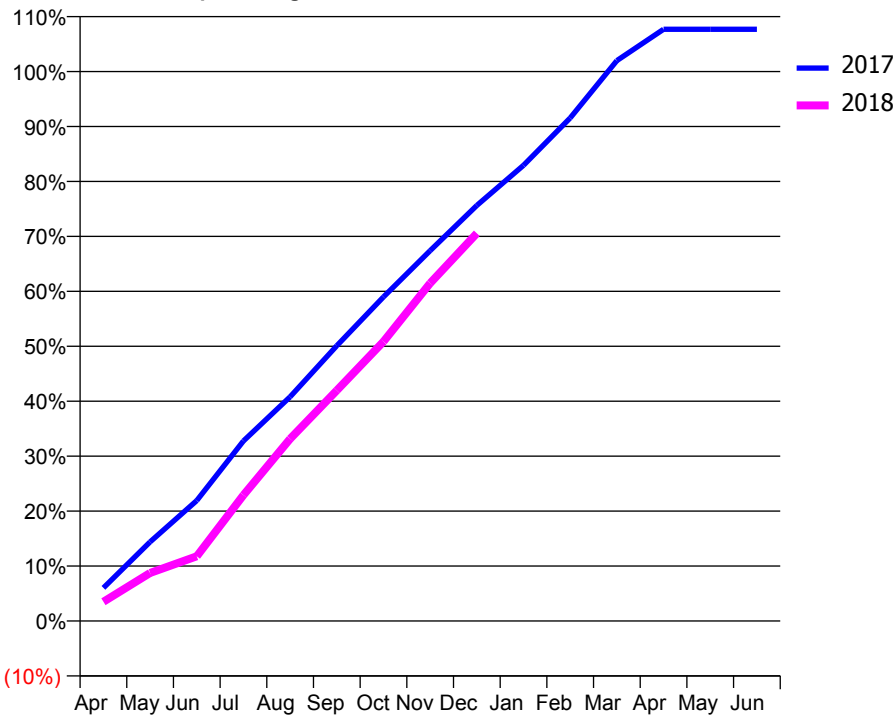
ACCESS*

Patients seen in 24 months	Total	Change since previous quarter
Quarter ending December 2016	3,271	
Quarter ending March 2017	3,412	↑
Quarter ending June 2017	3,571	↑
Quarter ending September 2017	3,643	↑
Quarter ending December 2017	3,692	→
Variance since December 2016	12.9%	↑



ACTIVITY

Cumulative percentage of contracted UDA delivered 2017 & 2018



Month	Adjusted Scheduled Activity (UDA)	
	2017	2018
April	575	335
May	1,375	835
June	2,094	1,125
July	3,127	2,188
August	3,895	3,166
September	4,781	4,006
October	5,629	4,852
November	6,433	5,867
December	7,218	6,733
January	7,916	
February	8,738	
March	9,732	
April	10,278	
May	10,277	
June	10,277	

QUALITY

	Quantity	Base Number	Contract	AT	Region	England
% of FP17s for the same patient ID Re-attending within 3 months - Children	42	864	4.9%	10.4%	11.5%	12.0%
% of FP17s for the same patient ID Re-attending within 3 months - Adults	432	3,448	12.5%	14.7%	15.8%	15.9%
% of FP17s for the same patient ID Re-attending between 3 & 9 months - Children	520	864	60.2%	60.3%	60.5%	58.0%
% of FP17s for the same patient ID Re-attending between 3 & 9 months - Adults	2,301	3,448	66.7%	52.1%	51.8%	50.5%
% of FP17s for Band 1 Urgent Courses	166	3,491	4.8%	9.8%	9.5%	9.0%
% of FP17s Relating to Free Repair or Replacements	15	3,491	0.4%	0.6%	0.7%	0.8%
% of FP17s Relating to Continuations	9	3,491	0.3%	1.1%	1.0%	1.1%
% of Patients satisfied with the dentistry they have received	2	2	N/A	92.0%	92.1%	91.5%
% of Patients satisfied with the time they had to wait for an appointment	1	2	N/A	88.8%	88.3%	87.9%

* This is based on patients treated on this contract for their most recent course of treatment. Figures in italics indicate the base number of FP17s or Patient Questionnaire responses are less than 100. N/A is shown where the base number of responses is less than 10 during the period. % is calculated as Quantity/Base number*100

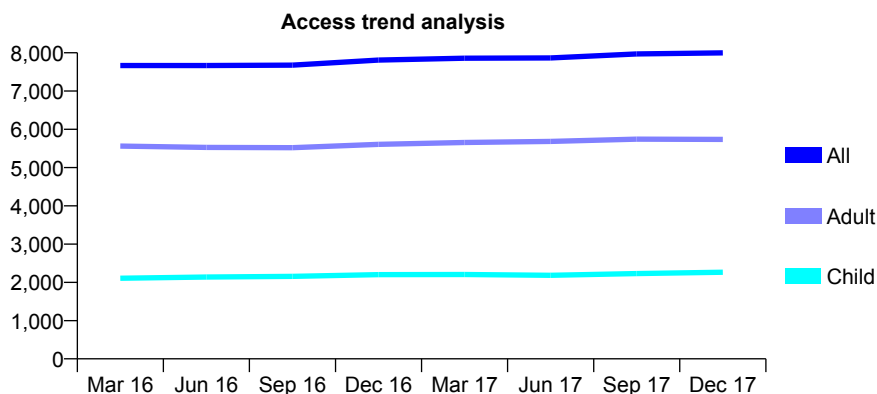
Q70 - Vital Signs At a Glance Contract Report for 141003/0001 - December 2017

Name or company name	Rensburg Pty Limited
Contract type name	GDS Contract
Purpose of contract	General
Contract start date	01/11/2010
Contract end date	

17/18 Contracted general activity (UDA)	18,000
Carry forward general activity (UDA)	0
17/18 Contracted orthodontic activity (UOA)	0
Carry forward orthodontic activity (UOA)	0
Baseline contract value	£430,624.62

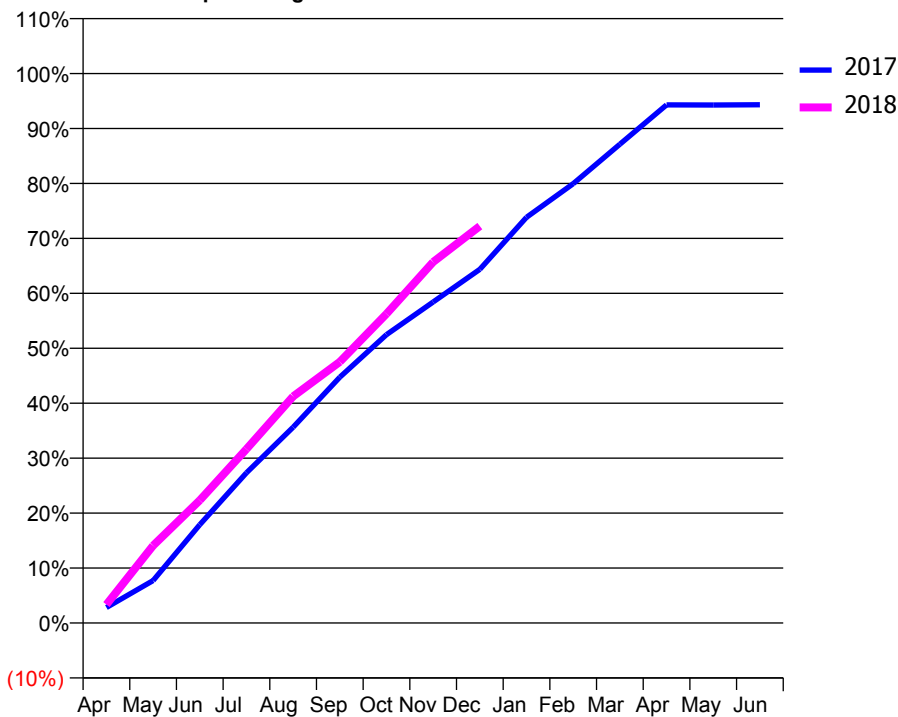
ACCESS*

Patients seen in 24 months	Total	Change since previous quarter
Quarter ending December 2016	7,809	
Quarter ending March 2017	7,860	→
Quarter ending June 2017	7,867	→
Quarter ending September 2017	7,970	→
Quarter ending December 2017	7,999	→
Variance since December 2016	2.4%	↑



ACTIVITY

Cumulative percentage of contracted UDA delivered 2017 & 2018



Month	Adjusted Scheduled Activity (UDA)	
	2017	2018
April	509	604
May	1,392	2,538
June	3,223	4,022
July	4,920	5,697
August	6,416	7,425
September	8,053	8,555
October	9,446	10,127
November	10,518	11,826
December	11,587	13,002
January	13,290	
February	14,391	
March	15,682	
April	16,972	
May	16,969	
June	16,976	

QUALITY

	Quantity	Base Number	Contract	AT	Region	England
% of FP17s for the same patient ID Re-attending within 3 months - Children	108	2,355	4.6%	10.4%	11.5%	12.0%
% of FP17s for the same patient ID Re-attending within 3 months - Adults	567	5,031	11.3%	14.7%	15.8%	15.9%
% of FP17s for the same patient ID Re-attending between 3 & 9 months - Children	1,293	2,355	54.9%	60.3%	60.5%	58.0%
% of FP17s for the same patient ID Re-attending between 3 & 9 months - Adults	2,093	5,031	41.6%	52.1%	51.8%	50.5%
% of FP17s for Band 1 Urgent Courses	570	6,730	8.5%	9.8%	9.5%	9.0%
% of FP17s Relating to Free Repair or Replacements	10	6,730	0.1%	0.6%	0.7%	0.8%
% of FP17s Relating to Continuations	14	6,730	0.2%	1.1%	1.0%	1.1%
% of Patients satisfied with the dentistry they have received	9	11	81.8%	92.0%	92.1%	91.5%
% of Patients satisfied with the time they had to wait for an appointment	11	11	100.0%	88.8%	88.3%	87.9%

* This is based on patients treated on this contract for their most recent course of treatment. Figures in italics indicate the base number of FP17s or Patient Questionnaire responses are less than 100. N/A is shown where the base number of responses is less than 10 during the period. % is calculated as Quantity/Base number*100

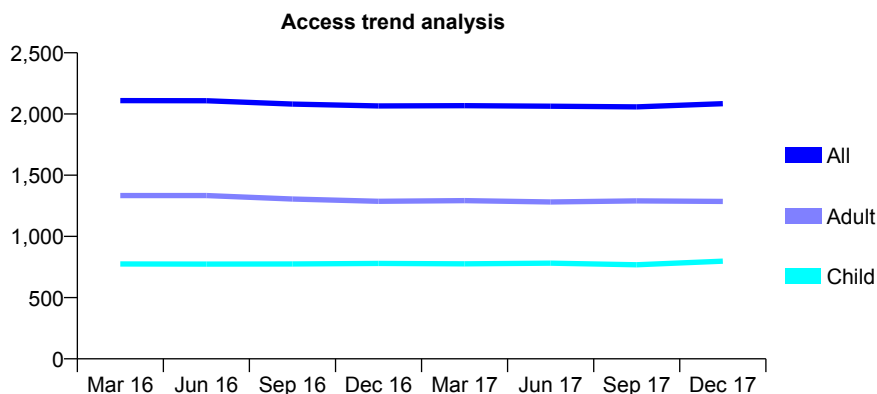
Q70 - Vital Signs At a Glance Contract Report for 144592/0001 - December 2017

Name or company name	Van Der Merwe
Contract type name	GDS Contract
Purpose of contract	General
Contract start date	01/04/2014
Contract end date	

17/18 Contracted general activity (UDA)	6,197
Carry forward general activity (UDA)	0
17/18 Contracted orthodontic activity (UOA)	0
Carry forward orthodontic activity (UOA)	0
Baseline contract value	£138,627.83

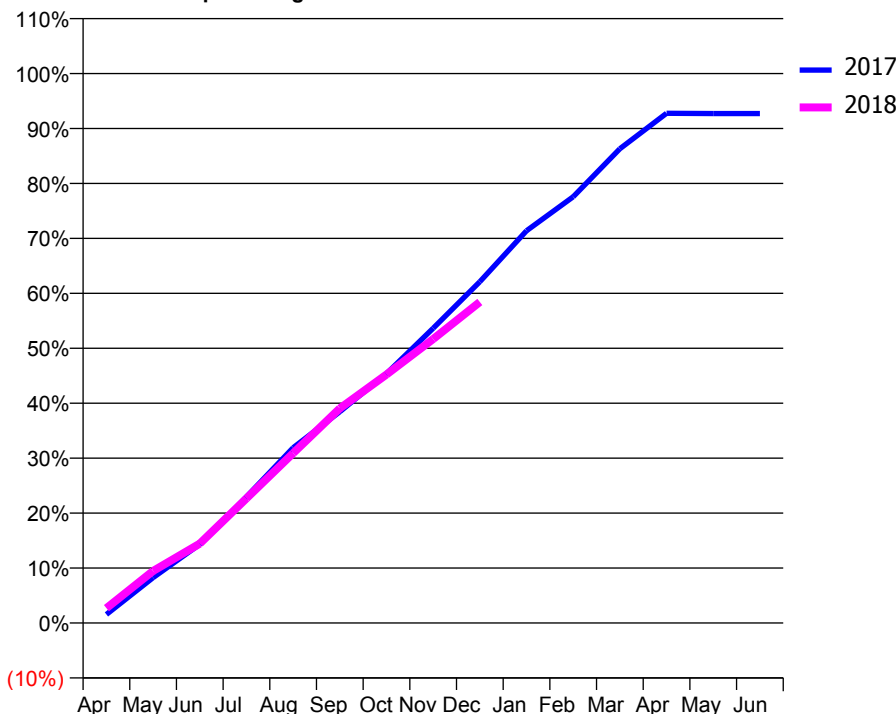
ACCESS*

Patients seen in 24 months	Total	Change since previous quarter
Quarter ending December 2016	2,066	
Quarter ending March 2017	2,068	→
Quarter ending June 2017	2,064	→
Quarter ending September 2017	2,058	→
Quarter ending December 2017	2,084	→
Variance since December 2016	0.9%	→



ACTIVITY

Cumulative percentage of contracted UDA delivered 2017 & 2018



Month	Adjusted Scheduled Activity (UDA)	
	2017	2018
April	96	168
May	511	587
June	888	896
July	1,423	1,406
August	1,977	1,916
September	2,383	2,420
October	2,813	2,802
November	3,325	3,202
December	3,849	3,620
January	4,423	
February	4,807	
March	5,348	
April	5,748	
May	5,745	
June	5,746	

QUALITY

	Quantity	Base Number	Contract	AT	Region	England
% of FP17s for the same patient ID Re-attending within 3 months - Children	44	947	4.6%	10.4%	11.5%	12.0%
% of FP17s for the same patient ID Re-attending within 3 months - Adults	162	1,354	12.0%	14.7%	15.8%	15.9%
% of FP17s for the same patient ID Re-attending between 3 & 9 months - Children	662	947	69.9%	60.3%	60.5%	58.0%
% of FP17s for the same patient ID Re-attending between 3 & 9 months - Adults	892	1,354	65.9%	52.1%	51.8%	50.5%
% of FP17s for Band 1 Urgent Courses	108	2,189	4.9%	9.8%	9.5%	9.0%
% of FP17s Relating to Free Repair or Replacements	12	2,189	0.5%	0.6%	0.7%	0.8%
% of FP17s Relating to Continuations	3	2,189	0.1%	1.1%	1.0%	1.1%
% of Patients satisfied with the dentistry they have received	0	0	N/A	92.0%	92.1%	91.5%
% of Patients satisfied with the time they had to wait for an appointment	0	0	N/A	88.8%	88.3%	87.9%

* This is based on patients treated on this contract for their most recent course of treatment. Figures in italics indicate the base number of FP17s or Patient Questionnaire responses are less than 100. N/A is shown where the base number of responses is less than 10 during the period. % is calculated as Quantity/Base number*100

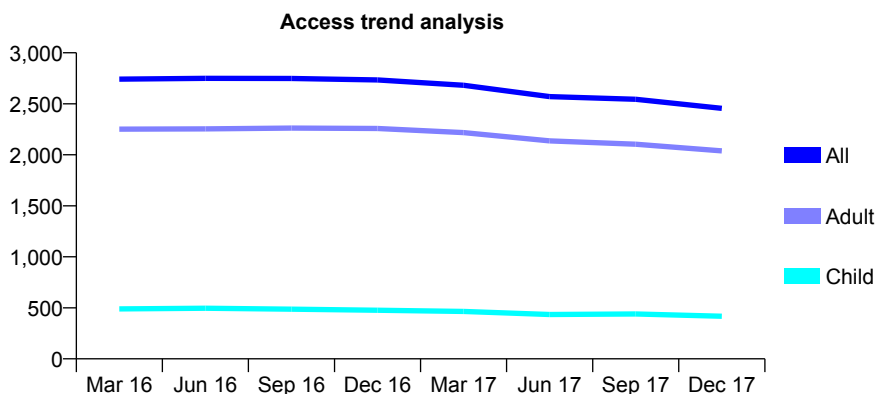
Q70 - Vital Signs At a Glance Contract Report for 145068/0001 - December 2017

Name or company name	Island Dental Care
Contract type name	GDS Contract
Purpose of contract	General
Contract start date	01/04/2015
Contract end date	

17/18 Contracted general activity (UDA)	10,138
Carry forward general activity (UDA)	138
17/18 Contracted orthodontic activity (UOA)	0
Carry forward orthodontic activity (UOA)	0
Baseline contract value	£228,189.37

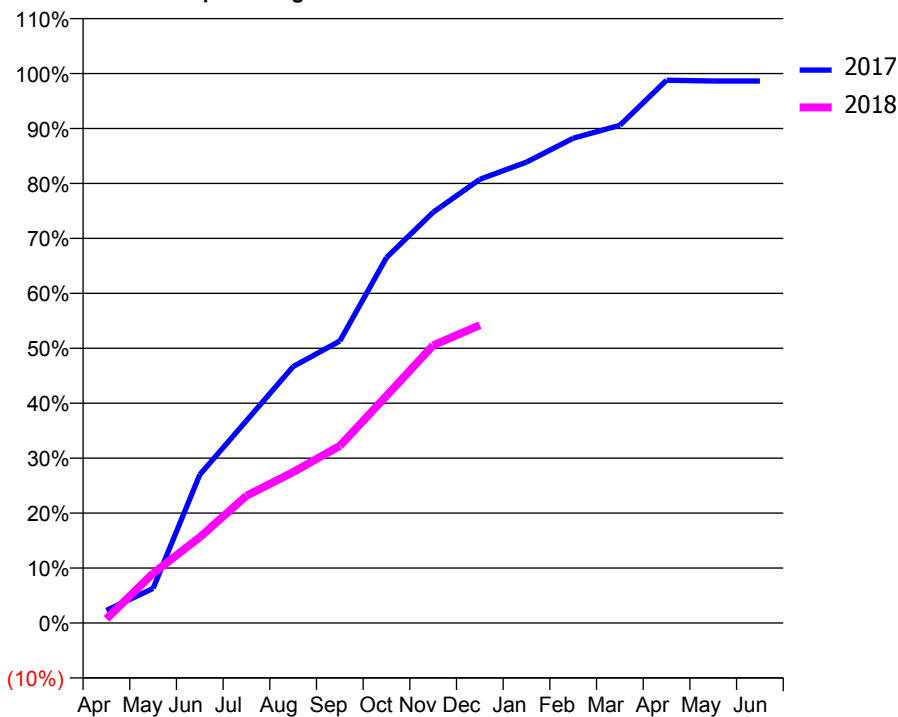
ACCESS*

Patients seen in 24 months	Total	Change since previous quarter
Quarter ending December 2016	2,734	
Quarter ending March 2017	2,682	↓
Quarter ending June 2017	2,571	↓
Quarter ending September 2017	2,544	↓
Quarter ending December 2017	2,455	↓
Variance since December 2016	(10.2%)	↓



ACTIVITY

Cumulative percentage of contracted UDA delivered 2017 & 2018



Month	Adjusted Scheduled Activity (UDA)	
	2017	2018
April	232	77
May	640	917
June	2,737	1,583
July	3,734	2,347
August	4,733	2,784
September	5,202	3,268
October	6,743	4,192
November	7,578	5,124
December	8,186	5,496
January	8,503	
February	8,945	
March	9,183	
April	10,013	
May	10,000	
June	10,000	

QUALITY

	Quantity	Base Number	Contract	AT	Region	England
% of FP17s for the same patient ID Re-attending within 3 months - Children	14	425	3.3%	10.4%	11.5%	12.0%
% of FP17s for the same patient ID Re-attending within 3 months - Adults	206	2,311	8.9%	14.7%	15.8%	15.9%
% of FP17s for the same patient ID Re-attending between 3 & 9 months - Children	268	425	63.1%	60.3%	60.5%	58.0%
% of FP17s for the same patient ID Re-attending between 3 & 9 months - Adults	1,524	2,311	65.9%	52.1%	51.8%	50.5%
% of FP17s for Band 1 Urgent Courses	73	2,382	3.1%	9.8%	9.5%	9.0%
% of FP17s Relating to Free Repair or Replacements	16	2,382	0.7%	0.6%	0.7%	0.8%
% of FP17s Relating to Continuations	9	2,382	0.4%	1.1%	1.0%	1.1%
% of Patients satisfied with the dentistry they have received	8	8	N/A	92.0%	92.1%	91.5%
% of Patients satisfied with the time they had to wait for an appointment	6	8	N/A	88.8%	88.3%	87.9%

* This is based on patients treated on this contract for their most recent course of treatment. Figures in italics indicate the base number of FP17s or Patient Questionnaire responses are less than 100. N/A is shown where the base number of responses is less than 10 during the period. % is calculated as Quantity/Base number*100

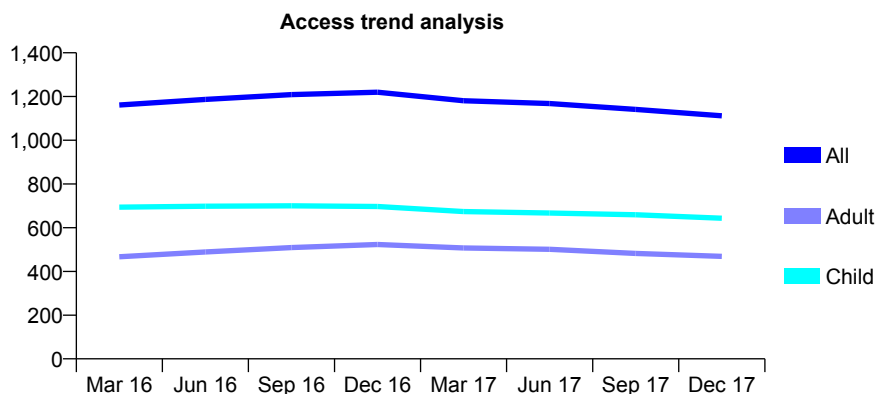
Q70 - Vital Signs At a Glance Contract Report for 145122/0001 - December 2017

Name or company name	Stubbington Avenue Dental Practice
Contract type name	GDS Contract
Purpose of contract	General
Contract start date	01/01/2015
Contract end date	

17/18 Contracted general activity (UDA)	2,990
Carry forward general activity (UDA)	0
17/18 Contracted orthodontic activity (UOA)	0
Carry forward orthodontic activity (UOA)	0
Baseline contract value	£67,086.58

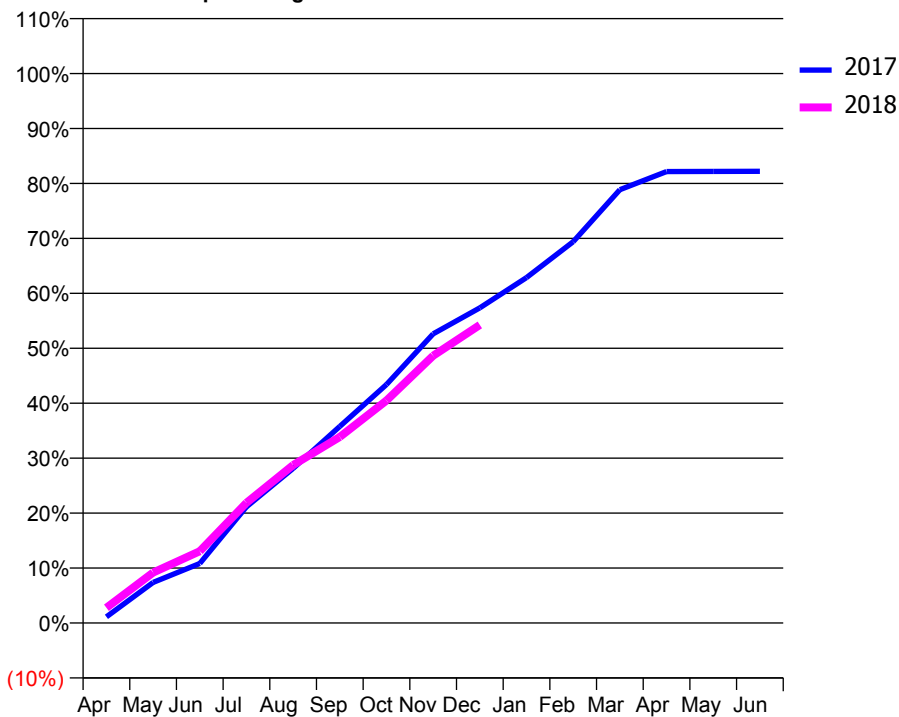
ACCESS*

Patients seen in 24 months	Total	Change since previous quarter
Quarter ending December 2016	1,220	
Quarter ending March 2017	1,181	↓
Quarter ending June 2017	1,168	↓
Quarter ending September 2017	1,141	↓
Quarter ending December 2017	1,112	↓
Variance since December 2016	(8.9%)	↓



ACTIVITY

Cumulative percentage of contracted UDA delivered 2017 & 2018



Adjusted Scheduled Activity (UDA)		
Month	2017	2018
April	34	83
May	221	275
June	324	390
July	632	654
August	842	860
September	1,070	1,012
October	1,298	1,211
November	1,573	1,455
December	1,715	1,622
January	1,880	
February	2,075	
March	2,358	
April	2,456	
May	2,457	
June	2,458	

QUALITY

	Quantity	Base Number	Contract	AT	Region	England
% of FP17s for the same patient ID Re-attending within 3 months - Children	19	802	2.4%	10.4%	11.5%	12.0%
% of FP17s for the same patient ID Re-attending within 3 months - Adults	35	470	7.4%	14.7%	15.8%	15.9%
% of FP17s for the same patient ID Re-attending between 3 & 9 months - Children	635	802	79.2%	60.3%	60.5%	58.0%
% of FP17s for the same patient ID Re-attending between 3 & 9 months - Adults	340	470	72.3%	52.1%	51.8%	50.5%
% of FP17s for Band 1 Urgent Courses	29	1,198	2.4%	9.8%	9.5%	9.0%
% of FP17s Relating to Free Repair or Replacements	1	1,198	0.1%	0.6%	0.7%	0.8%
% of FP17s Relating to Continuations	0	1,198	0.0%	1.1%	1.0%	1.1%
% of Patients satisfied with the dentistry they have received	0	0	N/A	92.0%	92.1%	91.5%
% of Patients satisfied with the time they had to wait for an appointment	0	0	N/A	88.8%	88.3%	87.9%

* This is based on patients treated on this contract for their most recent course of treatment. Figures in italics indicate the base number of FP17s or Patient Questionnaire responses are less than 100. N/A is shown where the base number of responses is less than 10 during the period. % is calculated as Quantity/Base number*100

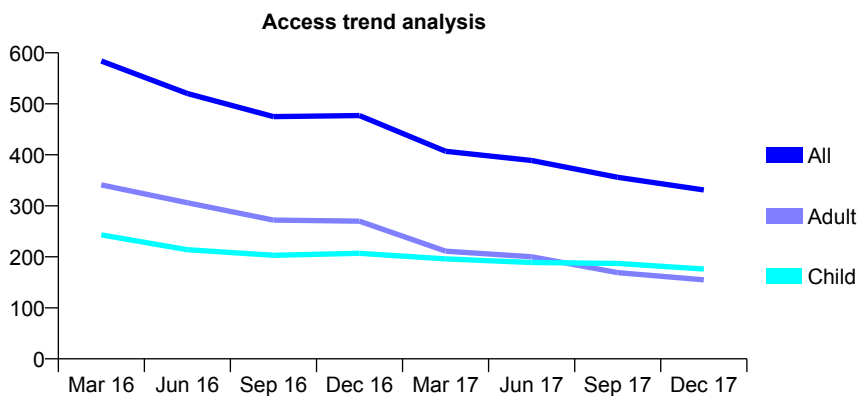
Q70 - Vital Signs At a Glance Contract Report for 145785/0001 - December 2017

Name or company name	The Anchorage Practice Limited
Contract type name	GDS Contract
Purpose of contract	General
Contract start date	01/09/2008
Contract end date	

17/18 Contracted general activity (UDA)	1,850
Carry forward general activity (UDA)	0
17/18 Contracted orthodontic activity (UOA)	0
Carry forward orthodontic activity (UOA)	0
Baseline contract value	£42,589.13

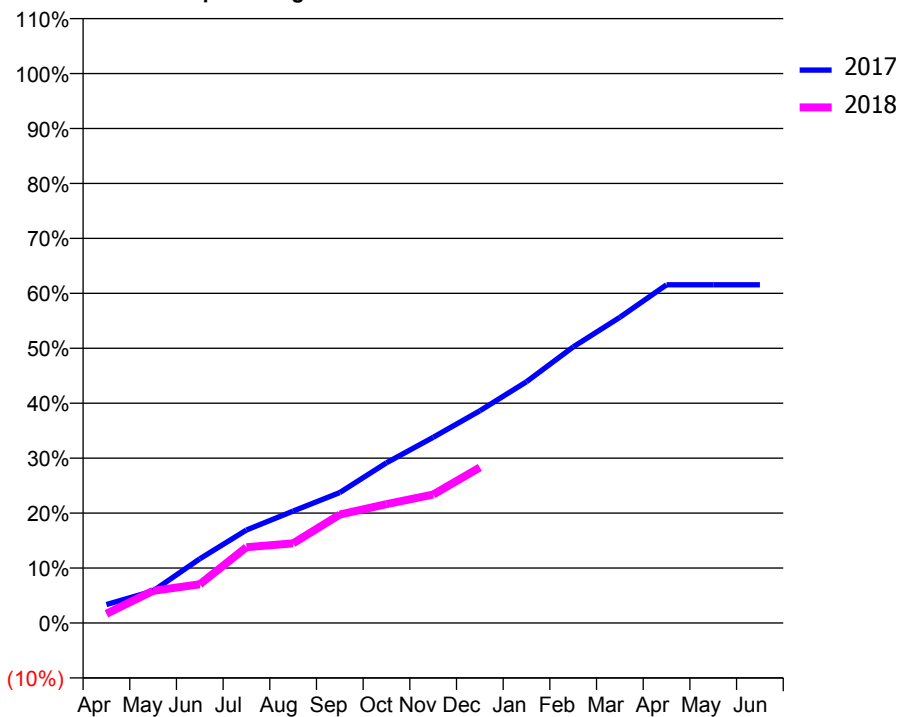
ACCESS*

Patients seen in 24 months	Total	Change since previous quarter
Quarter ending December 2016	477	
Quarter ending March 2017	407	↓
Quarter ending June 2017	389	↓
Quarter ending September 2017	356	↓
Quarter ending December 2017	331	↓
Variance since December 2016	(30.6%)	↓



ACTIVITY

Cumulative percentage of contracted UDA delivered 2017 & 2018



Month	Adjusted Scheduled Activity (UDA)	
	2017	2018
April	62	31
May	108	108
June	216	130
July	313	255
August	377	268
September	439	365
October	539	400
November	625	432
December	714	524
January	812	
February	929	
March	1,029	
April	1,139	
May	1,139	
June	1,139	

QUALITY

	Quantity	Base Number	Contract	AT	Region	England
% of FP17s for the same patient ID Re-attending within 3 months - Children	30	212	14.2%	10.4%	11.5%	12.0%
% of FP17s for the same patient ID Re-attending within 3 months - Adults	22	128	17.2%	14.7%	15.8%	15.9%
% of FP17s for the same patient ID Re-attending between 3 & 9 months - Children	118	212	55.7%	60.3%	60.5%	58.0%
% of FP17s for the same patient ID Re-attending between 3 & 9 months - Adults	76	128	59.4%	52.1%	51.8%	50.5%
% of FP17s for Band 1 Urgent Courses	4	301	1.3%	9.8%	9.5%	9.0%
% of FP17s Relating to Free Repair or Replacements	0	301	0.0%	0.6%	0.7%	0.8%
% of FP17s Relating to Continuations	0	301	0.0%	1.1%	1.0%	1.1%
% of Patients satisfied with the dentistry they have received	1	1	N/A	92.0%	92.1%	91.5%
% of Patients satisfied with the time they had to wait for an appointment	1	1	N/A	88.8%	88.3%	87.9%

* This is based on patients treated on this contract for their most recent course of treatment. Figures in italics indicate the base number of FP17s or Patient Questionnaire responses are less than 100. N/A is shown where the base number of responses is less than 10 during the period. % is calculated as Quantity/Base number*100

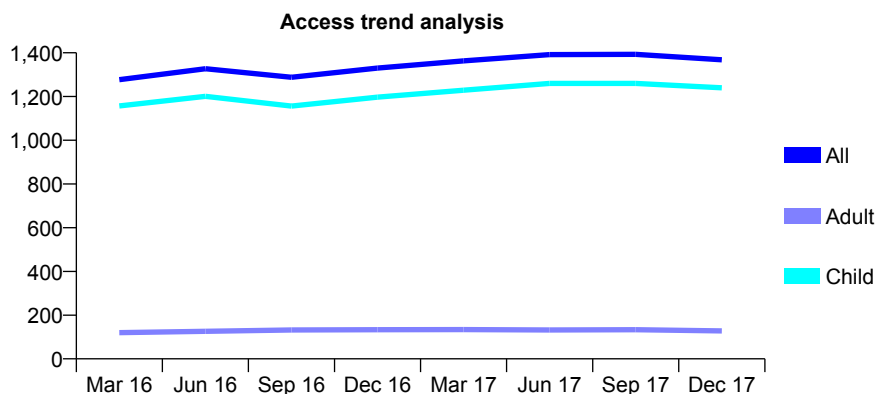
Q70 - Vital Signs At a Glance Contract Report for 146005/0001 - December 2017

Name or company name	Mr T F Visser
Contract type name	GDS Contract
Purpose of contract	General
Contract start date	02/06/2014
Contract end date	

17/18 Contracted general activity (UDA)	2,910
Carry forward general activity (UDA)	0
17/18 Contracted orthodontic activity (UOA)	0
Carry forward orthodontic activity (UOA)	0
Baseline contract value	£63,632.69

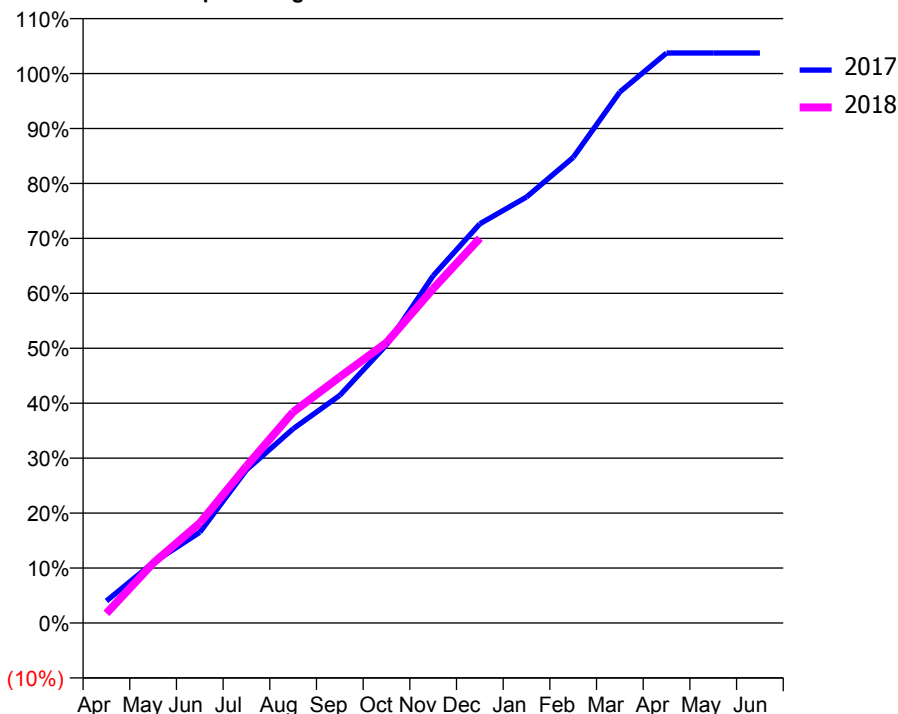
ACCESS*

Patients seen in 24 months	Total	Change since previous quarter
Quarter ending December 2016	1,330	
Quarter ending March 2017	1,363	↑
Quarter ending June 2017	1,392	↑
Quarter ending September 2017	1,393	→
Quarter ending December 2017	1,368	↓
Variance since December 2016	2.9%	↑



ACTIVITY

Cumulative percentage of contracted UDA delivered 2017 & 2018



Month	Adjusted Scheduled Activity (UDA)	
	2017	2018
April	117	51
May	319	317
June	481	530
July	811	831
August	1,028	1,118
September	1,206	1,303
October	1,473	1,485
November	1,839	1,771
December	2,114	2,037
January	2,256	
February	2,466	
March	2,812	
April	3,018	
May	3,018	
June	3,018	

QUALITY

	Quantity	Base Number	Contract	AT	Region	England
% of FP17s for the same patient ID Re-attending within 3 months - Children	92	1,533	6.0%	10.4%	11.5%	12.0%
% of FP17s for the same patient ID Re-attending within 3 months - Adults	3	48	6.3%	14.7%	15.8%	15.9%
% of FP17s for the same patient ID Re-attending between 3 & 9 months - Children	1,055	1,533	68.8%	60.3%	60.5%	58.0%
% of FP17s for the same patient ID Re-attending between 3 & 9 months - Adults	37	48	77.1%	52.1%	51.8%	50.5%
% of FP17s for Band 1 Urgent Courses	47	1,463	3.2%	9.8%	9.5%	9.0%
% of FP17s Relating to Free Repair or Replacements	0	1,463	0.0%	0.6%	0.7%	0.8%
% of FP17s Relating to Continuations	13	1,463	0.9%	1.1%	1.0%	1.1%
% of Patients satisfied with the dentistry they have received	1	1	N/A	92.0%	92.1%	91.5%
% of Patients satisfied with the time they had to wait for an appointment	1	1	N/A	88.8%	88.3%	87.9%

* This is based on patients treated on this contract for their most recent course of treatment. Figures in italics indicate the base number of FP17s or Patient Questionnaire responses are less than 100. N/A is shown where the base number of responses is less than 10 during the period. % is calculated as Quantity/Base number*100

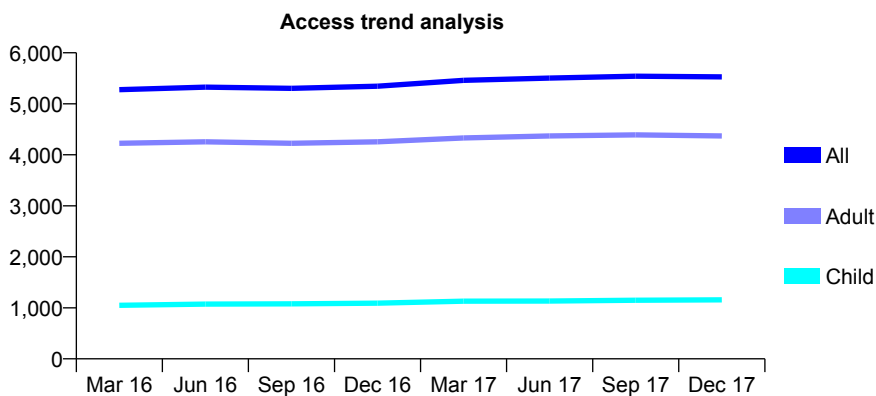
Q70 - Vital Signs At a Glance Contract Report for 146447/0001 - December 2017

Name or company name	Dentapol Ltd
Contract type name	GDS Contract
Purpose of contract	General
Contract start date	01/11/2006
Contract end date	

17/18 Contracted general activity (UDA)	16,000
Carry forward general activity (UDA)	0
17/18 Contracted orthodontic activity (UOA)	0
Carry forward orthodontic activity (UOA)	0
Baseline contract value	£460,090.80

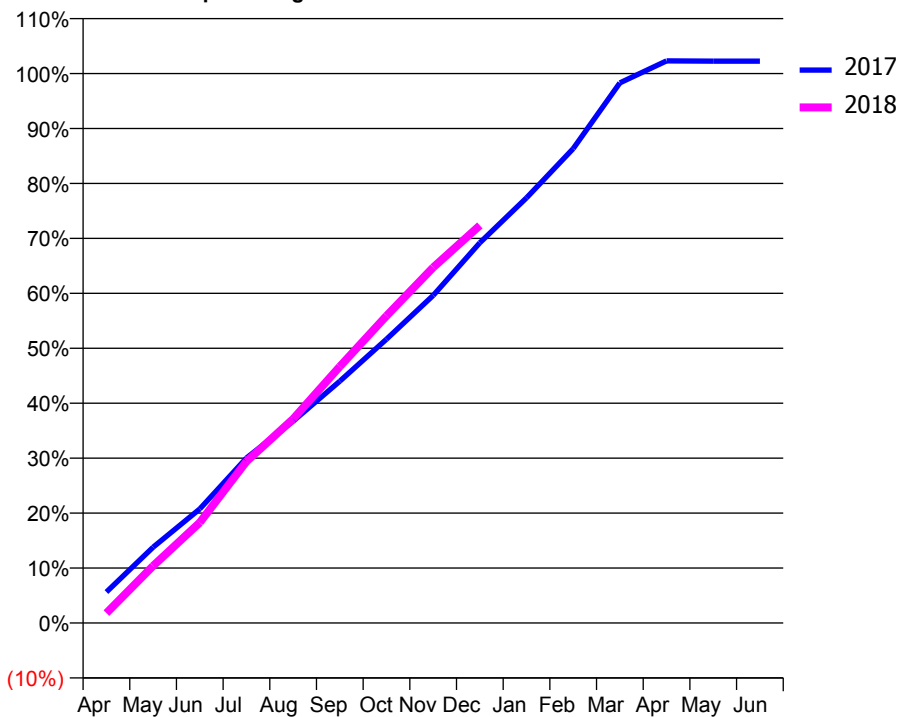
ACCESS*

Patients seen in 24 months	Total	Change since previous quarter
Quarter ending December 2016	5,345	
Quarter ending March 2017	5,461	↑
Quarter ending June 2017	5,504	→
Quarter ending September 2017	5,540	→
Quarter ending December 2017	5,527	→
Variance since December 2016	3.4%	↑



ACTIVITY

Cumulative percentage of contracted UDA delivered 2017 & 2018



Month	Adjusted Scheduled Activity (UDA)	
	2017	2018
April	901	290
May	2,208	1,665
June	3,320	2,924
July	4,805	4,702
August	5,875	5,944
September	7,041	7,467
October	8,263	8,945
November	9,537	10,353
December	11,072	11,577
January	12,381	
February	13,811	
March	15,728	
April	16,367	
May	16,360	
June	16,361	

QUALITY

	Quantity	Base Number	Contract	AT	Region	England
% of FP17s for the same patient ID Re-attending within 3 months - Children	78	1,267	6.2%	10.4%	11.5%	12.0%
% of FP17s for the same patient ID Re-attending within 3 months - Adults	728	4,955	14.7%	14.7%	15.8%	15.9%
% of FP17s for the same patient ID Re-attending between 3 & 9 months - Children	844	1,267	66.6%	60.3%	60.5%	58.0%
% of FP17s for the same patient ID Re-attending between 3 & 9 months - Adults	2,991	4,955	60.4%	52.1%	51.8%	50.5%
% of FP17s for Band 1 Urgent Courses	570	5,938	9.6%	9.8%	9.5%	9.0%
% of FP17s Relating to Free Repair or Replacements	97	5,938	1.6%	0.6%	0.7%	0.8%
% of FP17s Relating to Continuations	43	5,938	0.7%	1.1%	1.0%	1.1%
% of Patients satisfied with the dentistry they have received	6	7	N/A	92.0%	92.1%	91.5%
% of Patients satisfied with the time they had to wait for an appointment	7	7	N/A	88.8%	88.3%	87.9%

* This is based on patients treated on this contract for their most recent course of treatment. Figures in italics indicate the base number of FP17s or Patient Questionnaire responses are less than 100. N/A is shown where the base number of responses is less than 10 during the period. % is calculated as Quantity/Base number*100

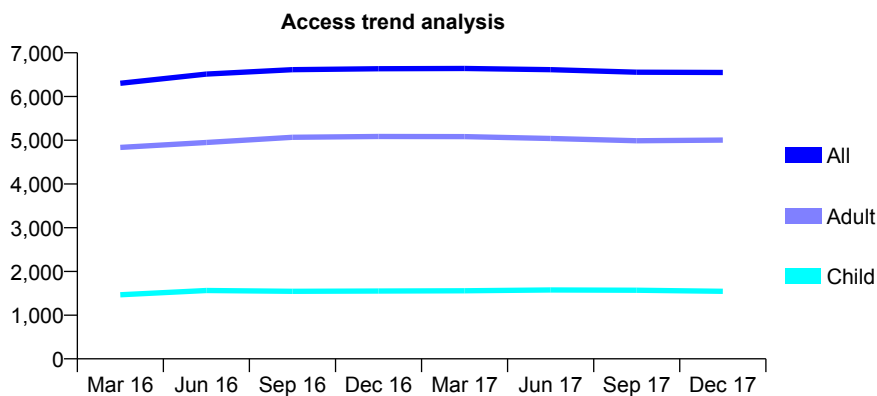
Q70 - Vital Signs At a Glance Contract Report for 146447/0002 - December 2017

Name or company name	Dentapol Ltd
Contract type name	GDS Contract
Purpose of contract	General
Contract start date	01/01/2007
Contract end date	

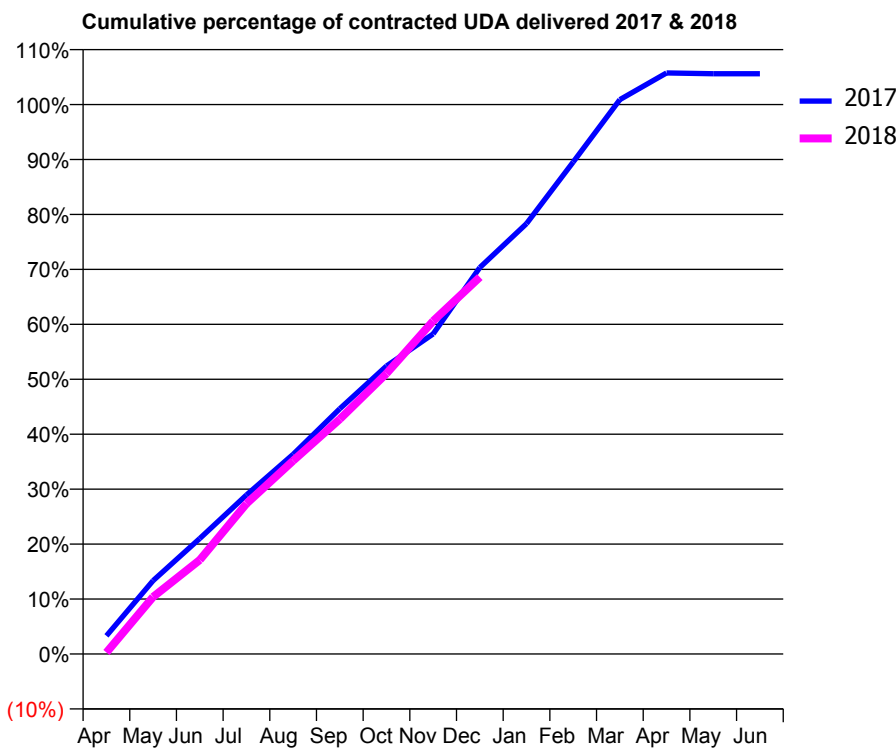
17/18 Contracted general activity (UDA)	24,000
Carry forward general activity (UDA)	0
17/18 Contracted orthodontic activity (UOA)	0
Carry forward orthodontic activity (UOA)	0
Baseline contract value	£589,976.02

ACCESS*

Patients seen in 24 months	Total	Change since previous quarter
Quarter ending December 2016	6,635	
Quarter ending March 2017	6,641	→
Quarter ending June 2017	6,615	→
Quarter ending September 2017	6,555	→
Quarter ending December 2017	6,550	→
Variance since December 2016	(1.3%)	↓



ACTIVITY



Month	Adjusted Scheduled Activity (UDA)	
	2017	2018
April	795	69
May	3,207	2,495
June	5,046	4,106
July	6,944	6,565
August	8,721	8,442
September	10,715	10,258
October	12,577	12,248
November	13,980	14,546
December	16,883	16,461
January	18,796	
February	21,488	
March	24,212	
April	25,376	
May	25,346	
June	25,346	

QUALITY

	Quantity	Base Number	Contract	AT	Region	England
% of FP17s for the same patient ID Re-attending within 3 months - Children	204	1,654	12.3%	10.4%	11.5%	12.0%
% of FP17s for the same patient ID Re-attending within 3 months - Adults	1,036	4,989	20.8%	14.7%	15.8%	15.9%
% of FP17s for the same patient ID Re-attending between 3 & 9 months - Children	936	1,654	56.6%	60.3%	60.5%	58.0%
% of FP17s for the same patient ID Re-attending between 3 & 9 months - Adults	2,566	4,989	51.4%	52.1%	51.8%	50.5%
% of FP17s for Band 1 Urgent Courses	919	6,267	14.7%	9.8%	9.5%	9.0%
% of FP17s Relating to Free Repair or Replacements	31	6,267	0.5%	0.6%	0.7%	0.8%
% of FP17s Relating to Continuations	51	6,267	0.8%	1.1%	1.0%	1.1%
% of Patients satisfied with the dentistry they have received	9	9	N/A	92.0%	92.1%	91.5%
% of Patients satisfied with the time they had to wait for an appointment	9	9	N/A	88.8%	88.3%	87.9%

* This is based on patients treated on this contract for their most recent course of treatment. Figures in italics indicate the base number of FP17s or Patient Questionnaire responses are less than 100. N/A is shown where the base number of responses is less than 10 during the period. % is calculated as Quantity/Base number*100

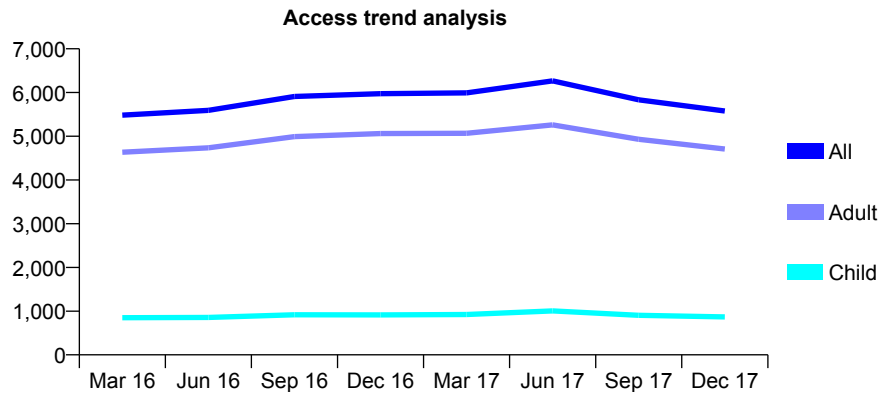
Q70 - Vital Signs At a Glance Contract Report for 146447/0003 - December 2017

Name or company name	Dentapol Ltd
Contract type name	GDS Contract
Purpose of contract	General
Contract start date	01/01/2007
Contract end date	

17/18 Contracted general activity (UDA)	19,806
Carry forward general activity (UDA)	29
17/18 Contracted orthodontic activity (UOA)	0
Carry forward orthodontic activity (UOA)	0
Baseline contract value	£540,876.33

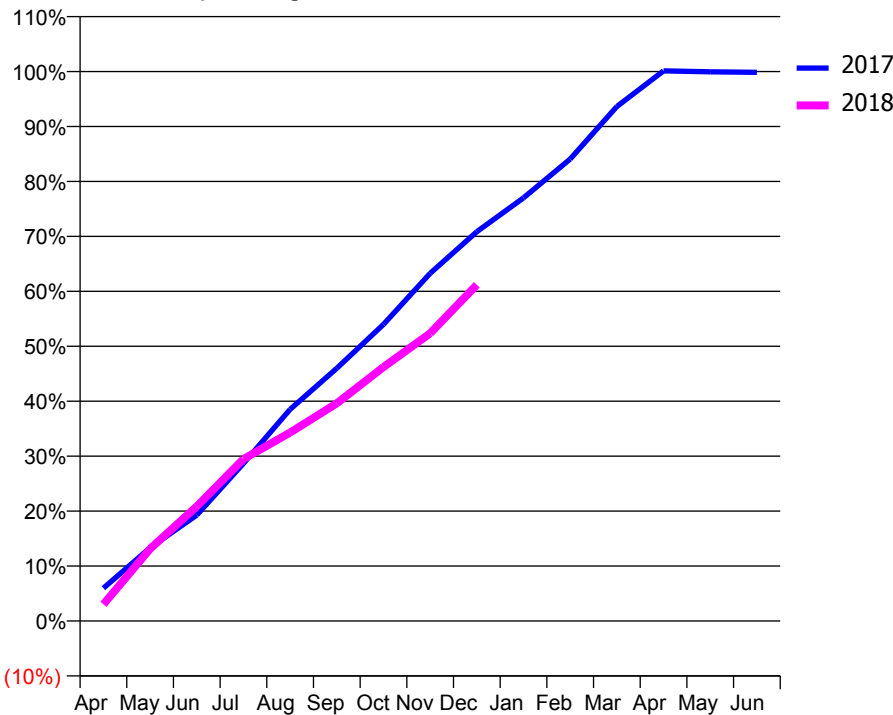
ACCESS*

Patients seen in 24 months	Total	Change since previous quarter
Quarter ending December 2016	5,974	
Quarter ending March 2017	5,991	→
Quarter ending June 2017	6,266	↑
Quarter ending September 2017	5,833	↓
Quarter ending December 2017	5,576	↓
Variance since December 2016	(6.7%)	↓



ACTIVITY

Cumulative percentage of contracted UDA delivered 2017 & 2018



Month	Adjusted Scheduled Activity (UDA)	
	2017	2018
April	1,185	601
May	2,643	2,603
June	3,818	4,132
July	5,679	5,839
August	7,628	6,795
September	9,111	7,848
October	10,693	9,155
November	12,532	10,370
December	14,030	12,118
January	15,255	
February	16,652	
March	18,547	
April	19,830	
May	19,796	
June	19,776	

QUALITY

	Quantity	Base Number	Contract	AT	Region	England
% of FP17s for the same patient ID Re-attending within 3 months - Children	46	1,059	4.3%	10.4%	11.5%	12.0%
% of FP17s for the same patient ID Re-attending within 3 months - Adults	533	5,728	9.3%	14.7%	15.8%	15.9%
% of FP17s for the same patient ID Re-attending between 3 & 9 months - Children	558	1,059	52.7%	60.3%	60.5%	58.0%
% of FP17s for the same patient ID Re-attending between 3 & 9 months - Adults	3,248	5,728	56.7%	52.1%	51.8%	50.5%
% of FP17s for Band 1 Urgent Courses	899	6,296	14.3%	9.8%	9.5%	9.0%
% of FP17s Relating to Free Repair or Replacements	43	6,296	0.7%	0.6%	0.7%	0.8%
% of FP17s Relating to Continuations	27	6,296	0.4%	1.1%	1.0%	1.1%
% of Patients satisfied with the dentistry they have received	5	5	N/A	92.0%	92.1%	91.5%
% of Patients satisfied with the time they had to wait for an appointment	5	5	N/A	88.8%	88.3%	87.9%

* This is based on patients treated on this contract for their most recent course of treatment. Figures in italics indicate the base number of FP17s or Patient Questionnaire responses are less than 100. N/A is shown where the base number of responses is less than 10 during the period. % is calculated as Quantity/Base number*100

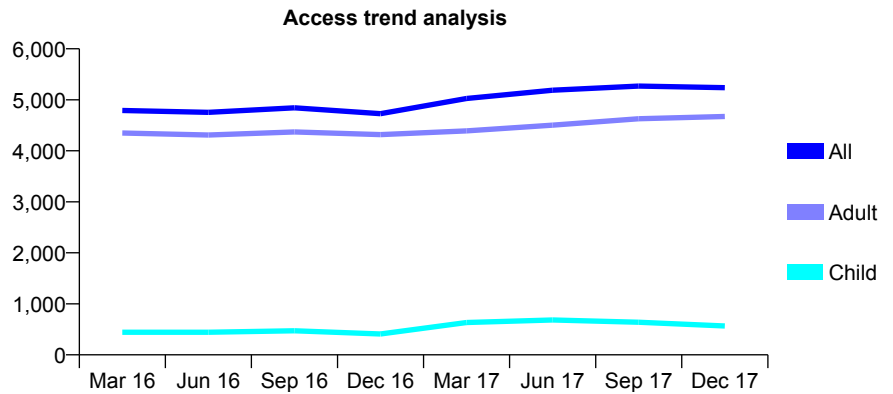
Q70 - Vital Signs At a Glance Contract Report for 146447/0004 - December 2017

Name or company name	Dentapol Ltd
Contract type name	GDS Contract
Purpose of contract	General
Contract start date	01/01/2007
Contract end date	

17/18 Contracted general activity (UDA)	18,910
Carry forward general activity (UDA)	0
17/18 Contracted orthodontic activity (UOA)	0
Carry forward orthodontic activity (UOA)	0
Baseline contract value	£536,769.21

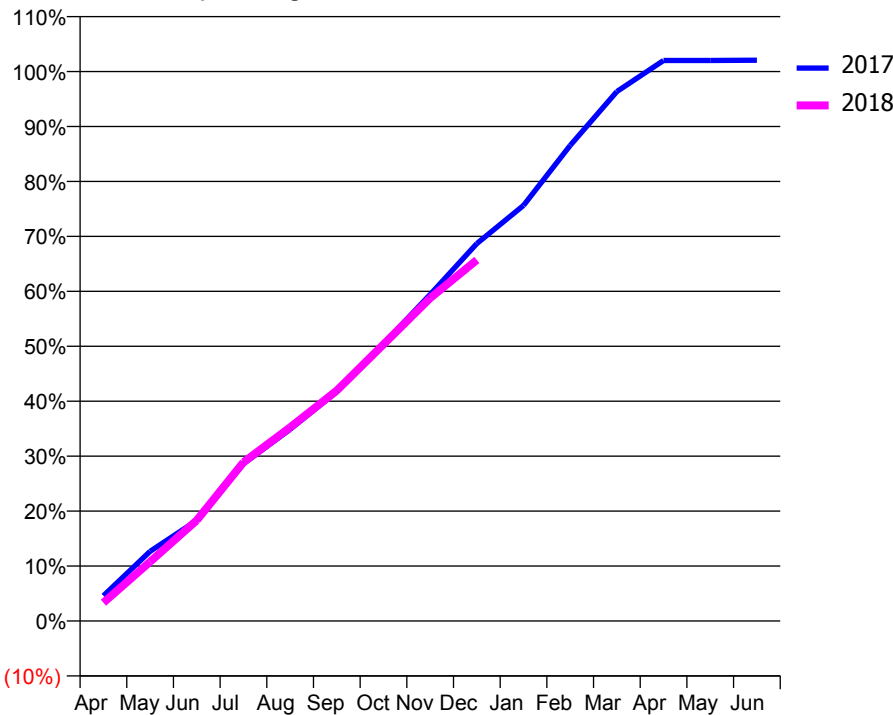
ACCESS*

Patients seen in 24 months	Total	Change since previous quarter
Quarter ending December 2016	4,728	
Quarter ending March 2017	5,027	↑
Quarter ending June 2017	5,188	↑
Quarter ending September 2017	5,268	→
Quarter ending December 2017	5,237	→
Variance since December 2016	10.8%	↑



ACTIVITY

Cumulative percentage of contracted UDA delivered 2017 & 2018



Month	Adjusted Scheduled Activity (UDA)	
	2017	2018
April	870	629
May	2,399	2,039
June	3,464	3,468
July	5,412	5,463
August	6,599	6,665
September	7,896	7,932
October	9,541	9,521
November	11,235	11,113
December	12,990	12,424
January	14,303	
February	16,368	
March	18,222	
April	19,290	
May	19,290	
June	19,297	

QUALITY

	Quantity	Base Number	Contract	AT	Region	England
% of FP17s for the same patient ID Re-attending within 3 months - Children	69	695	9.9%	10.4%	11.5%	12.0%
% of FP17s for the same patient ID Re-attending within 3 months - Adults	961	5,485	17.5%	14.7%	15.8%	15.9%
% of FP17s for the same patient ID Re-attending between 3 & 9 months - Children	225	695	32.4%	60.3%	60.5%	58.0%
% of FP17s for the same patient ID Re-attending between 3 & 9 months - Adults	2,700	5,485	49.2%	52.1%	51.8%	50.5%
% of FP17s for Band 1 Urgent Courses	773	5,728	13.5%	9.8%	9.5%	9.0%
% of FP17s Relating to Free Repair or Replacements	78	5,728	1.4%	0.6%	0.7%	0.8%
% of FP17s Relating to Continuations	66	5,728	1.2%	1.1%	1.0%	1.1%
% of Patients satisfied with the dentistry they have received	5	6	N/A	92.0%	92.1%	91.5%
% of Patients satisfied with the time they had to wait for an appointment	6	6	N/A	88.8%	88.3%	87.9%

* This is based on patients treated on this contract for their most recent course of treatment. Figures in italics indicate the base number of FP17s or Patient Questionnaire responses are less than 100. N/A is shown where the base number of responses is less than 10 during the period. % is calculated as Quantity/Base number*100

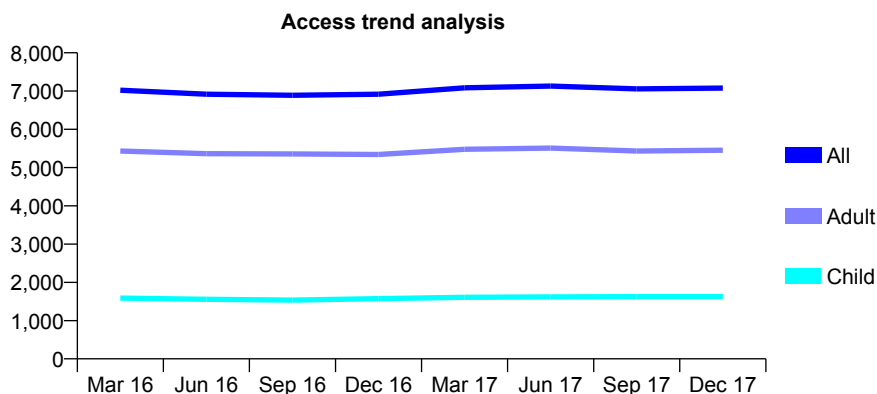
Q70 - Vital Signs At a Glance Contract Report for 146447/0005 - December 2017

Name or company name	Dentapol Ltd
Contract type name	GDS Contract
Purpose of contract	General
Contract start date	01/01/2009
Contract end date	

17/18 Contracted general activity (UDA)	21,000
Carry forward general activity (UDA)	0
17/18 Contracted orthodontic activity (UOA)	0
Carry forward orthodontic activity (UOA)	0
Baseline contract value	£456,537.78

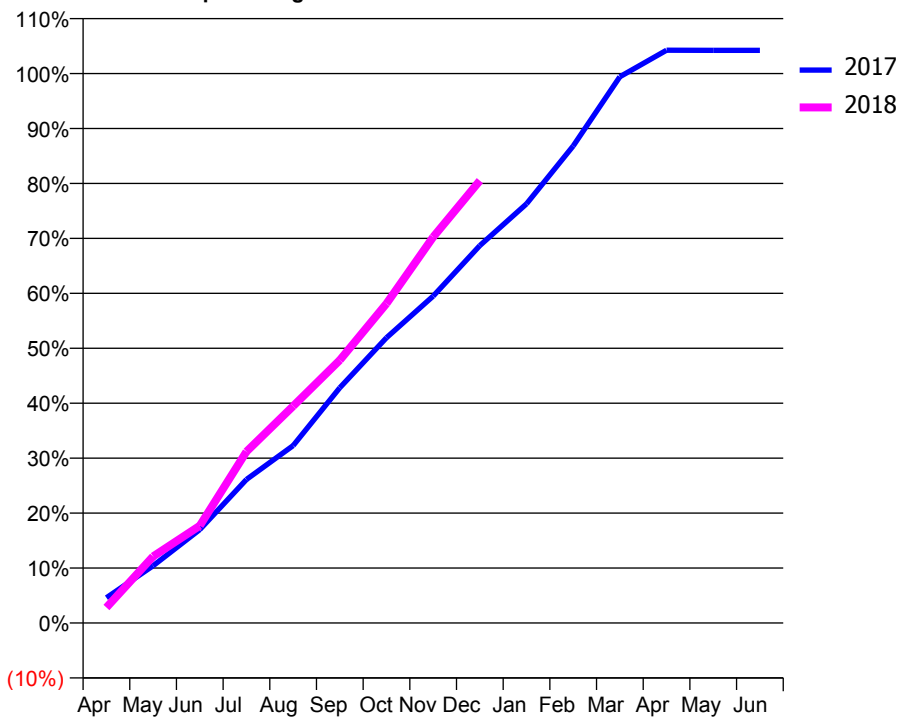
ACCESS*

Patients seen in 24 months	Total	Change since previous quarter
Quarter ending December 2016	6,916	
Quarter ending March 2017	7,085	↑
Quarter ending June 2017	7,130	→
Quarter ending September 2017	7,057	↓
Quarter ending December 2017	7,079	→
Variance since December 2016	2.4%	↑



ACTIVITY

Cumulative percentage of contracted UDA delivered 2017 & 2018



Month	Adjusted Scheduled Activity (UDA)	
	2017	2018
April	964	592
May	2,188	2,544
June	3,570	3,717
July	5,487	6,551
August	6,781	8,289
September	8,990	10,047
October	10,901	12,208
November	12,491	14,751
December	14,423	16,907
January	16,021	
February	18,230	
March	20,874	
April	21,888	
May	21,886	
June	21,885	

QUALITY

	Quantity	Base Number	Contract	AT	Region	England
% of FP17s for the same patient ID Re-attending within 3 months - Children	112	1,900	5.9%	10.4%	11.5%	12.0%
% of FP17s for the same patient ID Re-attending within 3 months - Adults	817	6,288	13.0%	14.7%	15.8%	15.9%
% of FP17s for the same patient ID Re-attending between 3 & 9 months - Children	1,270	1,900	66.8%	60.3%	60.5%	58.0%
% of FP17s for the same patient ID Re-attending between 3 & 9 months - Adults	4,112	6,288	65.4%	52.1%	51.8%	50.5%
% of FP17s for Band 1 Urgent Courses	552	7,750	7.1%	9.8%	9.5%	9.0%
% of FP17s Relating to Free Repair or Replacements	125	7,750	1.6%	0.6%	0.7%	0.8%
% of FP17s Relating to Continuations	70	7,750	0.9%	1.1%	1.0%	1.1%
% of Patients satisfied with the dentistry they have received	9	10	90.0%	92.0%	92.1%	91.5%
% of Patients satisfied with the time they had to wait for an appointment	10	10	100.0%	88.8%	88.3%	87.9%

* This is based on patients treated on this contract for their most recent course of treatment. Figures in italics indicate the base number of FP17s or Patient Questionnaire responses are less than 100. N/A is shown where the base number of responses is less than 10 during the period. % is calculated as Quantity/Base number*100

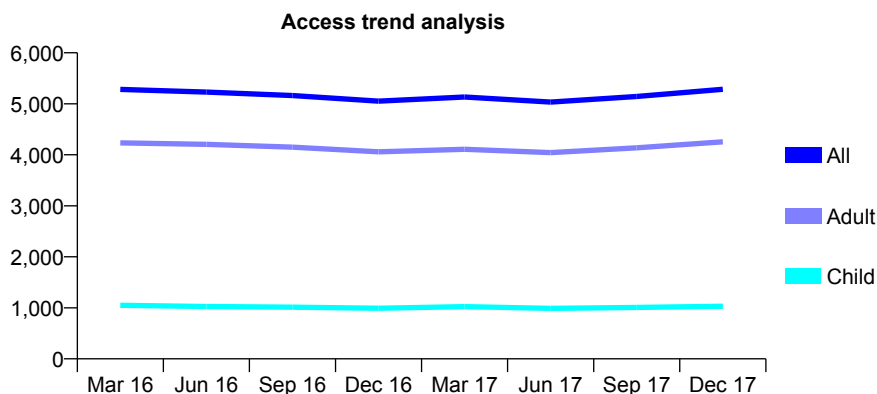
Q70 - Vital Signs At a Glance Contract Report for 146447/0006 - December 2017

Name or company name	Dentapol Ltd
Contract type name	PDS Plus Contract
Purpose of contract	General
Contract start date	01/12/2010
Contract end date	30/11/2020

17/18 Contracted general activity (UDA)	13,000
Carry forward general activity (UDA)	0
17/18 Contracted orthodontic activity (UOA)	0
Carry forward orthodontic activity (UOA)	0
Baseline contract value	£220,271.17

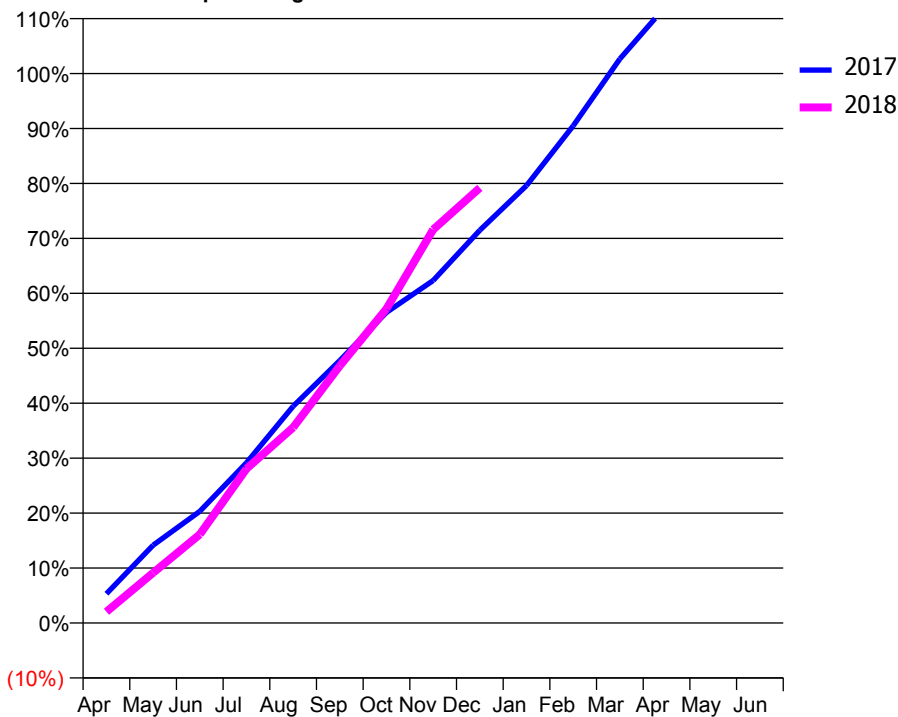
ACCESS*

Patients seen in 24 months	Total	Change since previous quarter
Quarter ending December 2016	5,051	
Quarter ending March 2017	5,133	→
Quarter ending June 2017	5,033	↓
Quarter ending September 2017	5,143	↑
Quarter ending December 2017	5,286	↑
Variance since December 2016	4.7%	↑



ACTIVITY

Cumulative percentage of contracted UDA delivered 2017 & 2018



Month	Adjusted Scheduled Activity (UDA)	
	2017	2018
April	693	267
May	1,841	1,189
June	2,641	2,098
July	3,790	3,648
August	5,129	4,627
September	6,209	6,083
October	7,349	7,434
November	8,103	9,308
December	9,291	10,296
January	10,350	
February	11,763	
March	13,345	
April	14,612	
May	14,600	
June	14,674	

QUALITY

	Quantity	Base Number	Contract	AT	Region	England
% of FP17s for the same patient ID Re-attending within 3 months - Children	82	1,186	6.9%	10.4%	11.5%	12.0%
% of FP17s for the same patient ID Re-attending within 3 months - Adults	694	4,595	15.1%	14.7%	15.8%	15.9%
% of FP17s for the same patient ID Re-attending between 3 & 9 months - Children	713	1,186	60.1%	60.3%	60.5%	58.0%
% of FP17s for the same patient ID Re-attending between 3 & 9 months - Adults	2,133	4,595	46.4%	52.1%	51.8%	50.5%
% of FP17s for Band 1 Urgent Courses	525	5,082	10.3%	9.8%	9.5%	9.0%
% of FP17s Relating to Free Repair or Replacements	31	5,082	0.6%	0.6%	0.7%	0.8%
% of FP17s Relating to Continuations	41	5,082	0.8%	1.1%	1.0%	1.1%
% of Patients satisfied with the dentistry they have received	6	7	N/A	92.0%	92.1%	91.5%
% of Patients satisfied with the time they had to wait for an appointment	6	7	N/A	88.8%	88.3%	87.9%

* This is based on patients treated on this contract for their most recent course of treatment. Figures in italics indicate the base number of FP17s or Patient Questionnaire responses are less than 100. N/A is shown where the base number of responses is less than 10 during the period. % is calculated as Quantity/Base number*100

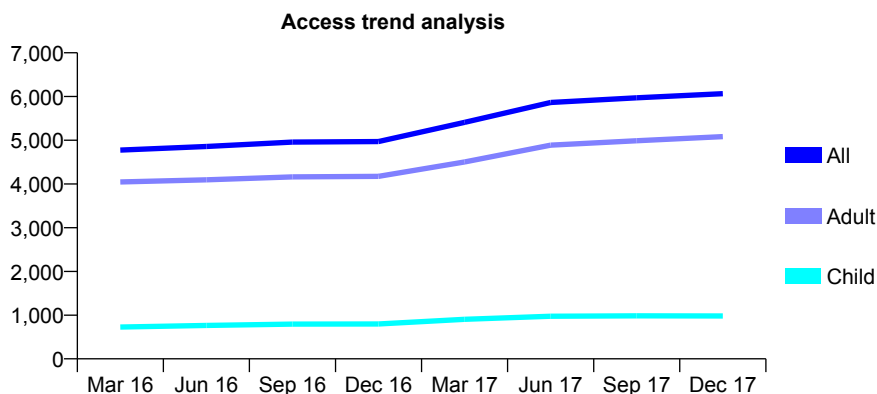
Q70 - Vital Signs At a Glance Contract Report for 146447/0007 - December 2017

Name or company name	Dentapol Ltd
Contract type name	PDS Plus Contract
Purpose of contract	General
Contract start date	01/12/2010
Contract end date	30/11/2020

17/18 Contracted general activity (UDA)	16,400
Carry forward general activity (UDA)	0
17/18 Contracted orthodontic activity (UOA)	0
Carry forward orthodontic activity (UOA)	0
Baseline contract value	£280,371.86

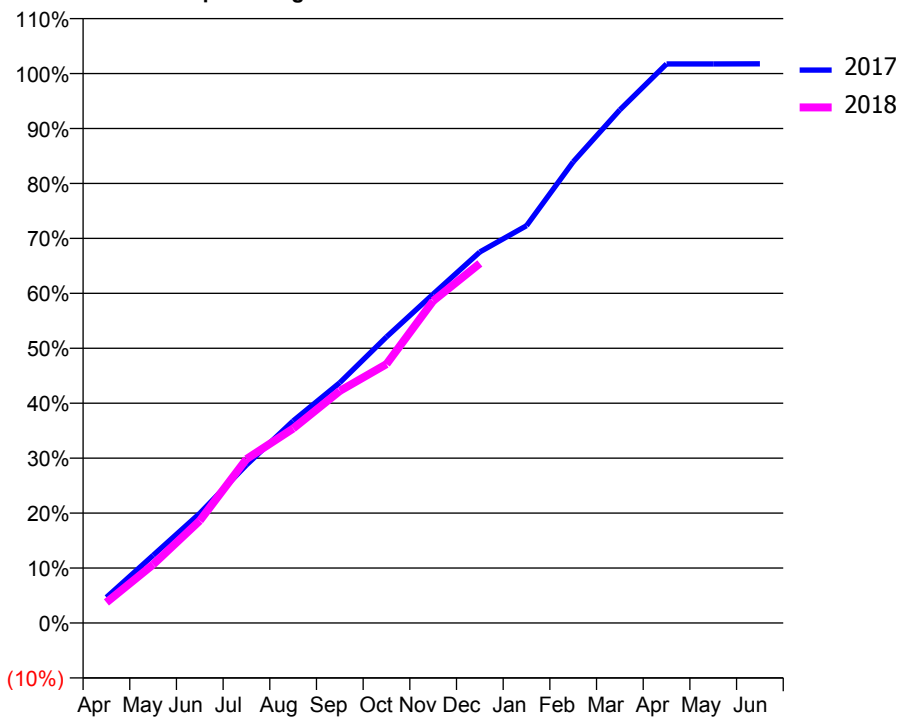
ACCESS*

Patients seen in 24 months	Total	Change since previous quarter
Quarter ending December 2016	4,971	
Quarter ending March 2017	5,408	↑
Quarter ending June 2017	5,864	↑
Quarter ending September 2017	5,972	→
Quarter ending December 2017	6,064	→
Variance since December 2016	22.0%	↑



ACTIVITY

Cumulative percentage of contracted UDA delivered 2017 & 2018



Month	Adjusted Scheduled Activity (UDA)	
	2017	2018
April	765	616
May	2,021	1,743
June	3,275	3,055
July	4,718	4,892
August	6,032	5,804
September	7,174	6,925
October	8,538	7,728
November	9,815	9,611
December	11,072	10,731
January	11,859	
February	13,764	
March	15,314	
April	16,685	
May	16,687	
June	16,688	

QUALITY

	Quantity	Base Number	Contract	AT	Region	England
% of FP17s for the same patient ID Re-attending within 3 months - Children	61	1,041	5.9%	10.4%	11.5%	12.0%
% of FP17s for the same patient ID Re-attending within 3 months - Adults	614	5,064	12.1%	14.7%	15.8%	15.9%
% of FP17s for the same patient ID Re-attending between 3 & 9 months - Children	637	1,041	61.2%	60.3%	60.5%	58.0%
% of FP17s for the same patient ID Re-attending between 3 & 9 months - Adults	2,249	5,064	44.4%	52.1%	51.8%	50.5%
% of FP17s for Band 1 Urgent Courses	519	5,474	9.5%	9.8%	9.5%	9.0%
% of FP17s Relating to Free Repair or Replacements	32	5,474	0.6%	0.6%	0.7%	0.8%
% of FP17s Relating to Continuations	26	5,474	0.5%	1.1%	1.0%	1.1%
% of Patients satisfied with the dentistry they have received	9	10	90.0%	92.0%	92.1%	91.5%
% of Patients satisfied with the time they had to wait for an appointment	9	10	90.0%	88.8%	88.3%	87.9%

* This is based on patients treated on this contract for their most recent course of treatment. Figures in italics indicate the base number of FP17s or Patient Questionnaire responses are less than 100. N/A is shown where the base number of responses is less than 10 during the period. % is calculated as Quantity/Base number*100

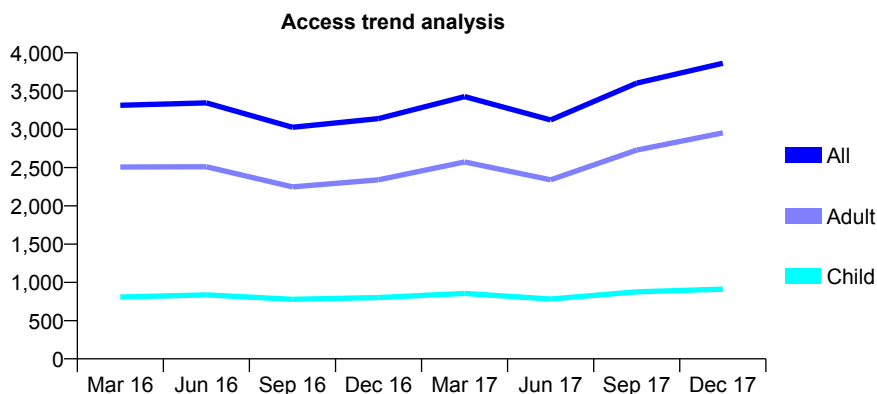
Q70 - Vital Signs At a Glance Contract Report for 146447/0008 - December 2017

Name or company name	Dentapol Ltd
Contract type name	PDS Plus Contract
Purpose of contract	General
Contract start date	01/02/2011
Contract end date	30/11/2020

17/18 Contracted general activity (UDA)	9,000
Carry forward general activity (UDA)	0
17/18 Contracted orthodontic activity (UOA)	0
Carry forward orthodontic activity (UOA)	0
Baseline contract value	£152,495.42

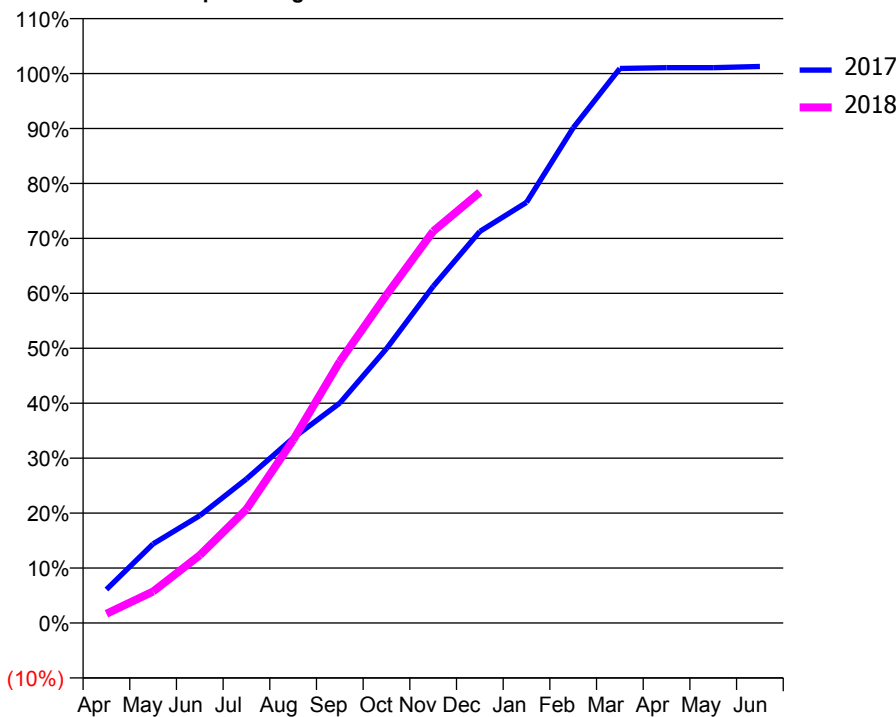
ACCESS*

Patients seen in 24 months	Total	Change since previous quarter
Quarter ending December 2016	3,140	
Quarter ending March 2017	3,428	↑
Quarter ending June 2017	3,122	↓
Quarter ending September 2017	3,604	↑
Quarter ending December 2017	3,863	↑
Variance since December 2016	23.0%	↑



ACTIVITY

Cumulative percentage of contracted UDA delivered 2017 & 2018



Month	Adjusted Scheduled Activity (UDA)	
	2017	2018
April	550	151
May	1,296	516
June	1,760	1,110
July	2,359	1,863
August	3,029	2,997
September	3,603	4,284
October	4,494	5,375
November	5,513	6,416
December	6,413	7,054
January	6,890	
February	8,109	
March	9,083	
April	9,096	
May	9,095	
June	9,115	

QUALITY

	Quantity	Base Number	Contract	AT	Region	England
% of FP17s for the same patient ID Re-attending within 3 months - Children	20	950	2.1%	10.4%	11.5%	12.0%
% of FP17s for the same patient ID Re-attending within 3 months - Adults	168	2,949	5.7%	14.7%	15.8%	15.9%
% of FP17s for the same patient ID Re-attending between 3 & 9 months - Children	423	950	44.5%	60.3%	60.5%	58.0%
% of FP17s for the same patient ID Re-attending between 3 & 9 months - Adults	910	2,949	30.9%	52.1%	51.8%	50.5%
% of FP17s for Band 1 Urgent Courses	585	3,885	15.1%	9.8%	9.5%	9.0%
% of FP17s Relating to Free Repair or Replacements	37	3,885	1.0%	0.6%	0.7%	0.8%
% of FP17s Relating to Continuations	6	3,885	0.2%	1.1%	1.0%	1.1%
% of Patients satisfied with the dentistry they have received	6	11	54.5%	92.0%	92.1%	91.5%
% of Patients satisfied with the time they had to wait for an appointment	8	11	72.7%	88.8%	88.3%	87.9%

* This is based on patients treated on this contract for their most recent course of treatment. Figures in italics indicate the base number of FP17s or Patient Questionnaire responses are less than 100. N/A is shown where the base number of responses is less than 10 during the period. % is calculated as Quantity/Base number*100

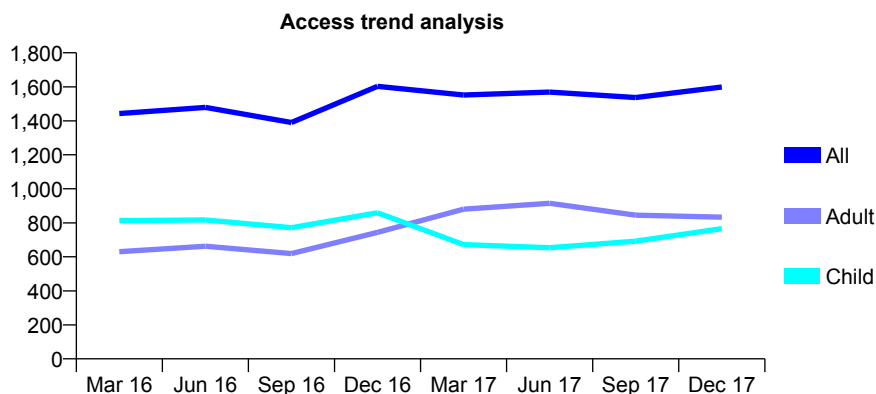
Q70 - Vital Signs At a Glance Contract Report for 146447/0009 - December 2017

Name or company name	Dentapol Ltd
Contract type name	PDS Plus Contract
Purpose of contract	General
Contract start date	01/02/2011
Contract end date	30/11/2020

17/18 Contracted general activity (UDA)	3,000
Carry forward general activity (UDA)	0
17/18 Contracted orthodontic activity (UOA)	0
Carry forward orthodontic activity (UOA)	0
Baseline contract value	£50,831.80

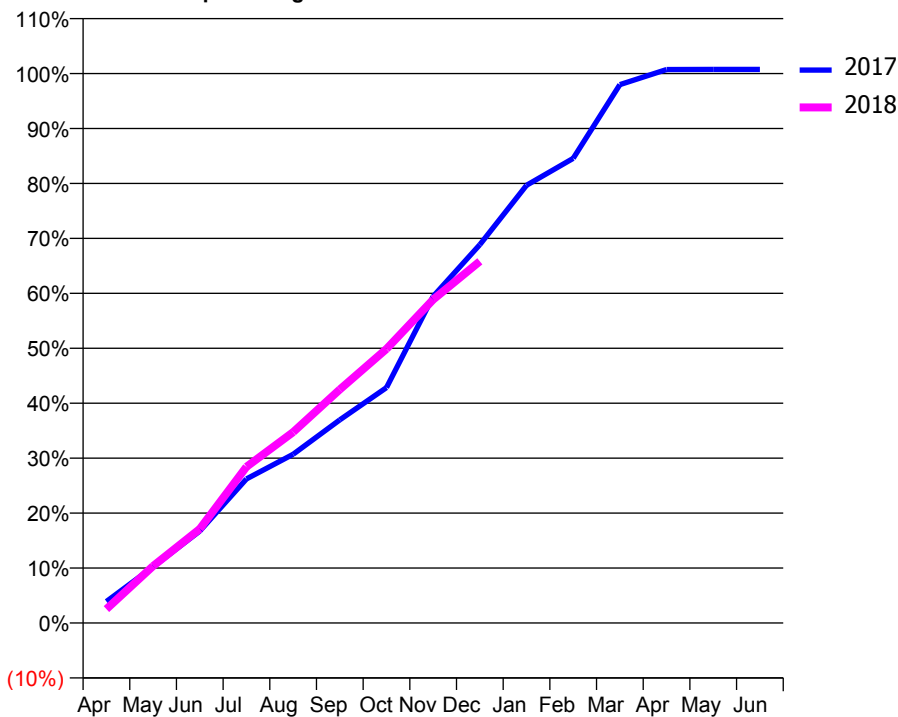
ACCESS*

Patients seen in 24 months	Total	Change since previous quarter
Quarter ending December 2016	1,603	
Quarter ending March 2017	1,552	↓
Quarter ending June 2017	1,569	→
Quarter ending September 2017	1,537	↓
Quarter ending December 2017	1,599	↑
Variance since December 2016	(0.2%)	→



ACTIVITY

Cumulative percentage of contracted UDA delivered 2017 & 2018



Month	Adjusted Scheduled Activity (UDA)	
	2017	2018
April	117	76
May	307	311
June	502	513
July	787	853
August	921	1,042
September	1,109	1,275
October	1,286	1,497
November	1,783	1,766
December	2,066	1,975
January	2,390	
February	2,537	
March	2,939	
April	3,021	
May	3,023	
June	3,023	

QUALITY

	Quantity	Base Number	Contract	AT	Region	England
% of FP17s for the same patient ID Re-attending within 3 months - Children	13	826	1.6%	10.4%	11.5%	12.0%
% of FP17s for the same patient ID Re-attending within 3 months - Adults	8	821	1.0%	14.7%	15.8%	15.9%
% of FP17s for the same patient ID Re-attending between 3 & 9 months - Children	355	826	43.0%	60.3%	60.5%	58.0%
% of FP17s for the same patient ID Re-attending between 3 & 9 months - Adults	136	821	16.6%	52.1%	51.8%	50.5%
% of FP17s for Band 1 Urgent Courses	59	1,605	3.7%	9.8%	9.5%	9.0%
% of FP17s Relating to Free Repair or Replacements	2	1,605	0.1%	0.6%	0.7%	0.8%
% of FP17s Relating to Continuations	4	1,605	0.2%	1.1%	1.0%	1.1%
% of Patients satisfied with the dentistry they have received	3	3	N/A	92.0%	92.1%	91.5%
% of Patients satisfied with the time they had to wait for an appointment	3	3	N/A	88.8%	88.3%	87.9%

* This is based on patients treated on this contract for their most recent course of treatment. Figures in italics indicate the base number of FP17s or Patient Questionnaire responses are less than 100. N/A is shown where the base number of responses is less than 10 during the period. % is calculated as Quantity/Base number*100

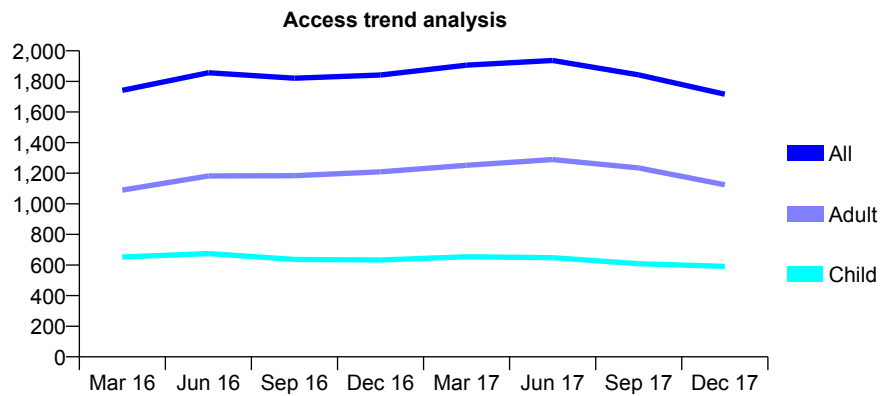
Q70 - Vital Signs At a Glance Contract Report for 147133/0001 - December 2017

Name or company name	Royal Terrace Dental Practice
Contract type name	GDS Contract
Purpose of contract	General
Contract start date	01/04/2015
Contract end date	

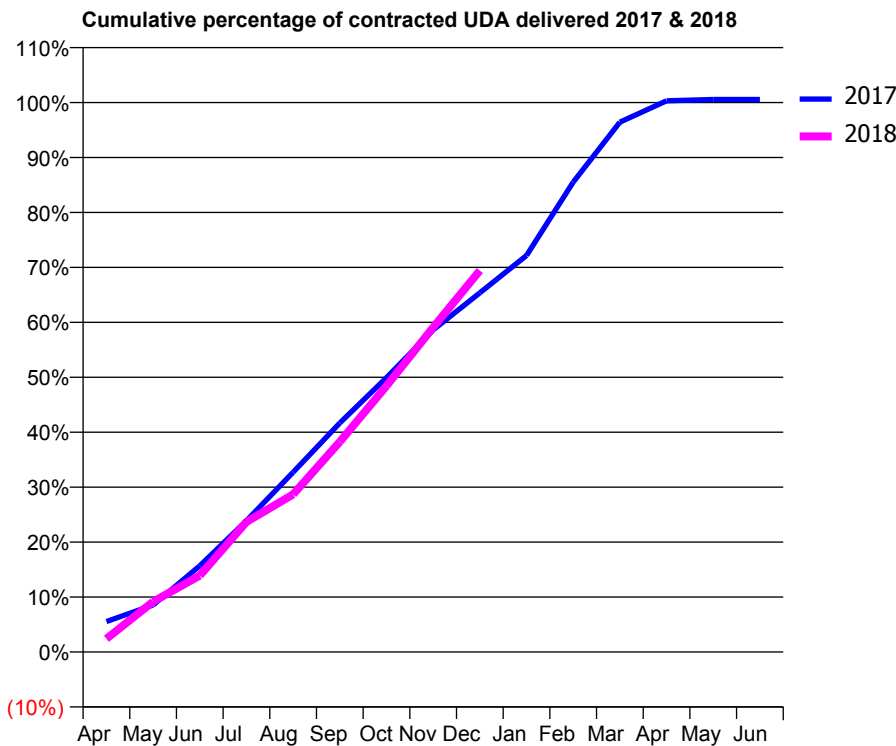
17/18 Contracted general activity (UDA)	2,883
Carry forward general activity (UDA)	0
17/18 Contracted orthodontic activity (UOA)	0
Carry forward orthodontic activity (UOA)	0
Baseline contract value	£67,894.36

ACCESS*

Patients seen in 24 months	Total	Change since previous quarter
Quarter ending December 2016	1,842	
Quarter ending March 2017	1,906	↑
Quarter ending June 2017	1,937	→
Quarter ending September 2017	1,843	↓
Quarter ending December 2017	1,716	↓
Variance since December 2016	(6.8%)	↓



ACTIVITY



Month	Adjusted Scheduled Activity (UDA)	
	2017	2018
April	160	69
May	246	264
June	453	401
July	689	683
August	943	828
September	1,202	1,103
October	1,440	1,396
November	1,690	1,703
December	1,885	2,001
January	2,080	
February	2,465	
March	2,780	
April	2,892	
May	2,899	
June	2,899	

QUALITY

	Quantity	Base Number	Contract	AT	Region	England
% of FP17s for the same patient ID Re-attending within 3 months - Children	18	515	3.5%	10.4%	11.5%	12.0%
% of FP17s for the same patient ID Re-attending within 3 months - Adults	161	1,104	14.6%	14.7%	15.8%	15.9%
% of FP17s for the same patient ID Re-attending between 3 & 9 months - Children	189	515	36.7%	60.3%	60.5%	58.0%
% of FP17s for the same patient ID Re-attending between 3 & 9 months - Adults	344	1,104	31.2%	52.1%	51.8%	50.5%
% of FP17s for Band 1 Urgent Courses	67	1,037	6.5%	9.8%	9.5%	9.0%
% of FP17s Relating to Free Repair or Replacements	20	1,037	1.9%	0.6%	0.7%	0.8%
% of FP17s Relating to Continuations	6	1,037	0.6%	1.1%	1.0%	1.1%
% of Patients satisfied with the dentistry they have received	2	2	N/A	92.0%	92.1%	91.5%
% of Patients satisfied with the time they had to wait for an appointment	2	2	N/A	88.8%	88.3%	87.9%

* This is based on patients treated on this contract for their most recent course of treatment. Figures in italics indicate the base number of FP17s or Patient Questionnaire responses are less than 100. N/A is shown where the base number of responses is less than 10 during the period. % is calculated as Quantity/Base number*100

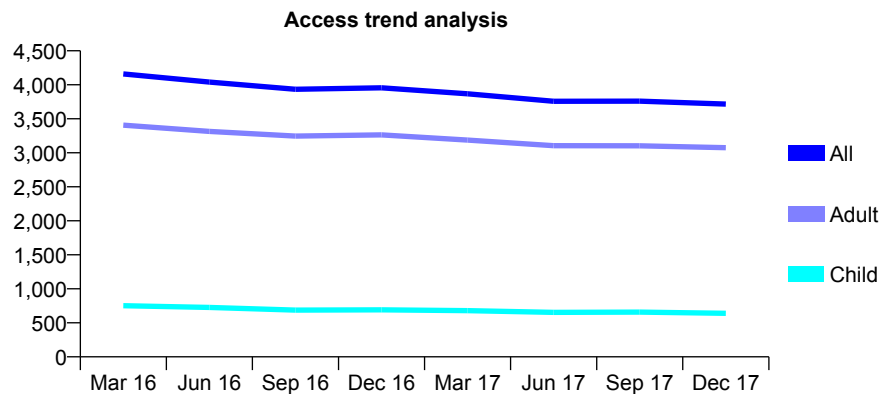
Q70 - Vital Signs At a Glance Contract Report for 147435/0001 - December 2017

Name or company name	Fieldream Ltd
Contract type name	GDS Contract
Purpose of contract	General
Contract start date	01/08/2007
Contract end date	

17/18 Contracted general activity (UDA)	13,238
Carry forward general activity (UDA)	0
17/18 Contracted orthodontic activity (UOA)	0
Carry forward orthodontic activity (UOA)	0
Baseline contract value	£291,859.01

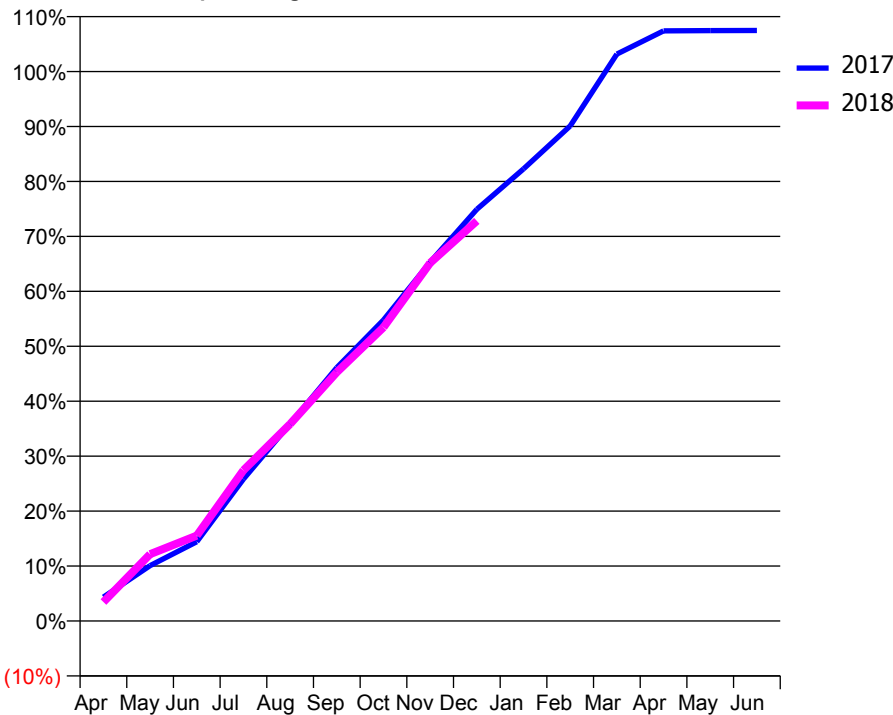
ACCESS*

Patients seen in 24 months	Total	Change since previous quarter
Quarter ending December 2016	3,955	
Quarter ending March 2017	3,867	↓
Quarter ending June 2017	3,758	↓
Quarter ending September 2017	3,760	→
Quarter ending December 2017	3,716	↓
Variance since December 2016	(6.0%)	↓



ACTIVITY

Cumulative percentage of contracted UDA delivered 2017 & 2018



Month	Adjusted Scheduled Activity (UDA)	
	2017	2018
April	577	459
May	1,335	1,611
June	1,909	2,056
July	3,420	3,632
August	4,753	4,747
September	6,107	5,993
October	7,251	7,077
November	8,645	8,628
December	9,917	9,638
January	10,893	
February	11,926	
March	13,659	
April	14,218	
May	14,222	
June	14,225	

QUALITY

	Quantity	Base Number	Contract	AT	Region	England
% of FP17s for the same patient ID Re-attending within 3 months - Children	71	817	8.7%	10.4%	11.5%	12.0%
% of FP17s for the same patient ID Re-attending within 3 months - Adults	498	3,514	14.2%	14.7%	15.8%	15.9%
% of FP17s for the same patient ID Re-attending between 3 & 9 months - Children	561	817	68.7%	60.3%	60.5%	58.0%
% of FP17s for the same patient ID Re-attending between 3 & 9 months - Adults	2,267	3,514	64.5%	52.1%	51.8%	50.5%
% of FP17s for Band 1 Urgent Courses	140	4,086	3.4%	9.8%	9.5%	9.0%
% of FP17s Relating to Free Repair or Replacements	14	4,086	0.3%	0.6%	0.7%	0.8%
% of FP17s Relating to Continuations	27	4,086	0.7%	1.1%	1.0%	1.1%
% of Patients satisfied with the dentistry they have received	12	14	85.7%	92.0%	92.1%	91.5%
% of Patients satisfied with the time they had to wait for an appointment	13	14	92.9%	88.8%	88.3%	87.9%

* This is based on patients treated on this contract for their most recent course of treatment. Figures in italics indicate the base number of FP17s or Patient Questionnaire responses are less than 100. N/A is shown where the base number of responses is less than 10 during the period. % is calculated as Quantity/Base number*100

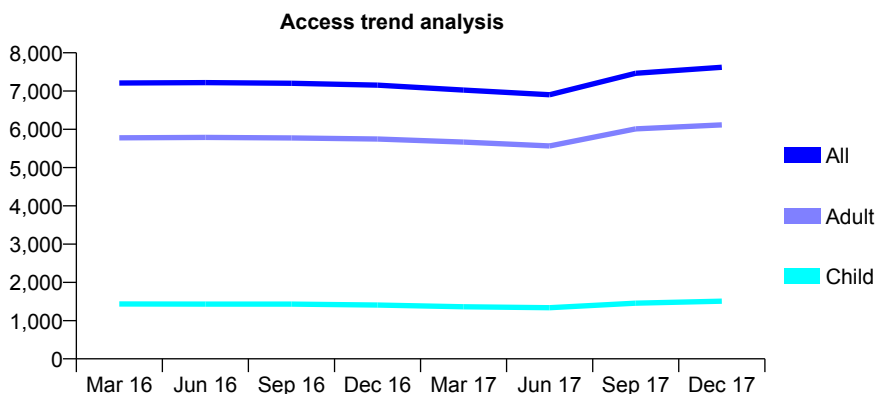
Q70 - Vital Signs At a Glance Contract Report for 149802/0001 - December 2017

Name or company name	Dental Care Centre
Contract type name	GDS Contract
Purpose of contract	General
Contract start date	01/11/2009
Contract end date	

17/18 Contracted general activity (UDA)	23,000
Carry forward general activity (UDA)	0
17/18 Contracted orthodontic activity (UOA)	0
Carry forward orthodontic activity (UOA)	0
Baseline contract value	£577,584.57

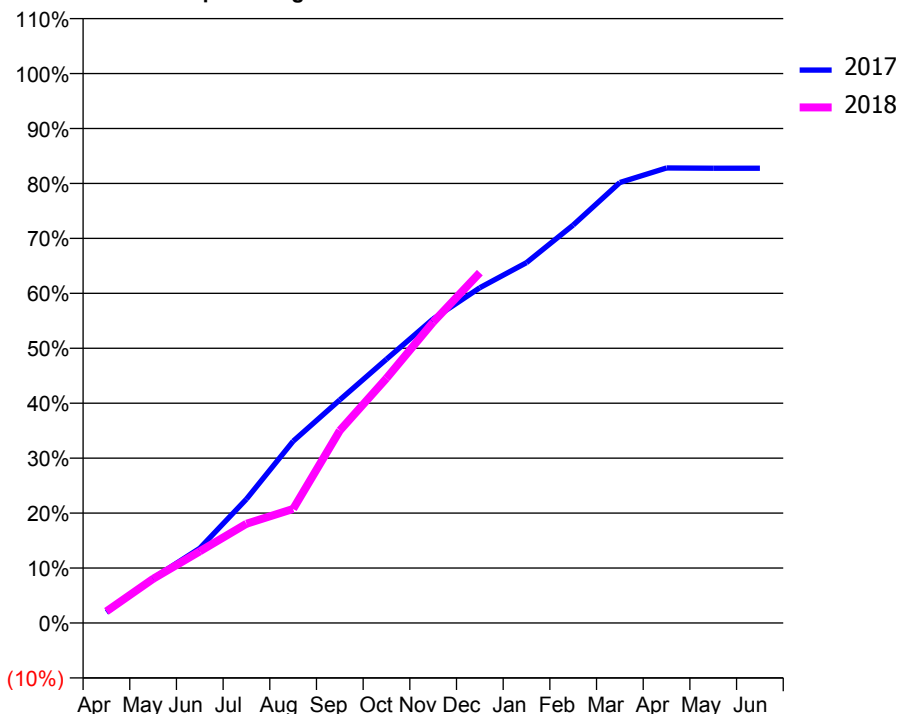
ACCESS*

Patients seen in 24 months	Total	Change since previous quarter
Quarter ending December 2016	7,153	
Quarter ending March 2017	7,027	↓
Quarter ending June 2017	6,903	↓
Quarter ending September 2017	7,466	↑
Quarter ending December 2017	7,622	↑
Variance since December 2016	6.6%	↑



ACTIVITY

Cumulative percentage of contracted UDA delivered 2017 & 2018



Month	Adjusted Scheduled Activity (UDA)	
	2017	2018
April	445	487
May	1,850	1,849
June	3,093	3,001
July	5,131	4,157
August	7,530	4,774
September	9,238	8,059
October	10,925	10,244
November	12,591	12,592
December	13,882	14,663
January	14,918	
February	16,479	
March	18,236	
April	18,841	
May	18,830	
June	18,831	

QUALITY

	Quantity	Base Number	Contract	AT	Region	England
% of FP17s for the same patient ID Re-attending within 3 months - Children	62	1,790	3.5%	10.4%	11.5%	12.0%
% of FP17s for the same patient ID Re-attending within 3 months - Adults	584	6,884	8.5%	14.7%	15.8%	15.9%
% of FP17s for the same patient ID Re-attending between 3 & 9 months - Children	1,004	1,790	56.1%	60.3%	60.5%	58.0%
% of FP17s for the same patient ID Re-attending between 3 & 9 months - Adults	3,671	6,884	53.3%	52.1%	51.8%	50.5%
% of FP17s for Band 1 Urgent Courses	402	7,414	5.4%	9.8%	9.5%	9.0%
% of FP17s Relating to Free Repair or Replacements	57	7,414	0.8%	0.6%	0.7%	0.8%
% of FP17s Relating to Continuations	38	7,414	0.5%	1.1%	1.0%	1.1%
% of Patients satisfied with the dentistry they have received	6	8	N/A	92.0%	92.1%	91.5%
% of Patients satisfied with the time they had to wait for an appointment	6	8	N/A	88.8%	88.3%	87.9%

* This is based on patients treated on this contract for their most recent course of treatment. Figures in italics indicate the base number of FP17s or Patient Questionnaire responses are less than 100. N/A is shown where the base number of responses is less than 10 during the period. % is calculated as Quantity/Base number*100

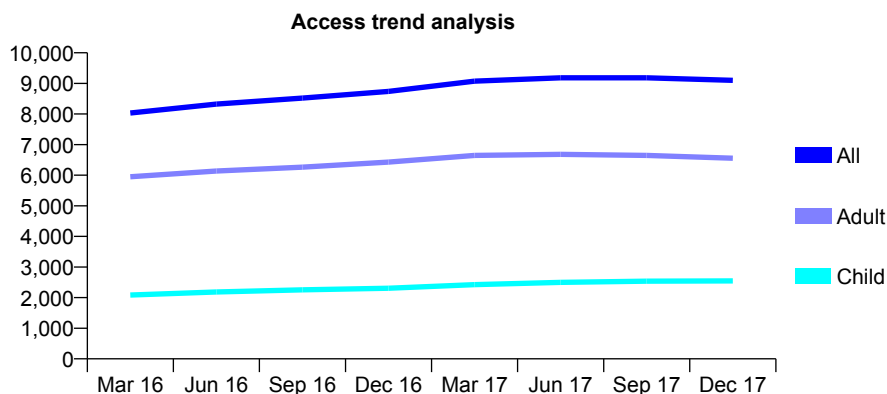
Q70 - Vital Signs At a Glance Contract Report for 149802/0003 - December 2017

Name or company name	Dental Care Centre
Contract type name	GDS Contract
Purpose of contract	General
Contract start date	15/06/2010
Contract end date	

17/18 Contracted general activity (UDA)	23,000
Carry forward general activity (UDA)	0
17/18 Contracted orthodontic activity (UOA)	0
Carry forward orthodontic activity (UOA)	0
Baseline contract value	£582,068.75

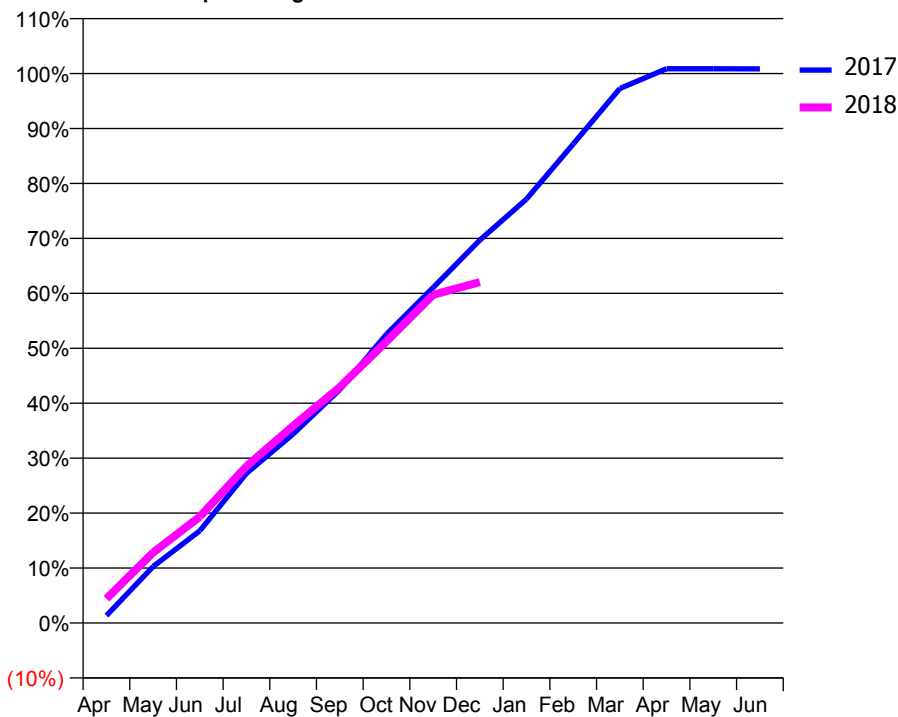
ACCESS*

Patients seen in 24 months	Total	Change since previous quarter
Quarter ending December 2016	8,740	
Quarter ending March 2017	9,073	↑
Quarter ending June 2017	9,181	→
Quarter ending September 2017	9,183	→
Quarter ending December 2017	9,101	→
Variance since December 2016	4.1%	↑



ACTIVITY

Cumulative percentage of contracted UDA delivered 2017 & 2018



Month	Adjusted Scheduled Activity (UDA)	
	2017	2018
April	309	1,021
May	2,339	2,949
June	3,816	4,452
July	6,199	6,561
August	7,828	8,254
September	9,666	9,876
October	11,955	11,786
November	13,889	13,740
December	15,854	14,268
January	17,552	
February	19,827	
March	22,131	
April	22,947	
May	22,948	
June	22,941	

QUALITY

	Quantity	Base Number	Contract	AT	Region	England
% of FP17s for the same patient ID Re-attending within 3 months - Children	196	2,524	7.8%	10.4%	11.5%	12.0%
% of FP17s for the same patient ID Re-attending within 3 months - Adults	713	5,848	12.2%	14.7%	15.8%	15.9%
% of FP17s for the same patient ID Re-attending between 3 & 9 months - Children	1,452	2,524	57.5%	60.3%	60.5%	58.0%
% of FP17s for the same patient ID Re-attending between 3 & 9 months - Adults	3,398	5,848	58.1%	52.1%	51.8%	50.5%
% of FP17s for Band 1 Urgent Courses	582	7,918	7.4%	9.8%	9.5%	9.0%
% of FP17s Relating to Free Repair or Replacements	59	7,918	0.7%	0.6%	0.7%	0.8%
% of FP17s Relating to Continuations	31	7,918	0.4%	1.1%	1.0%	1.1%
% of Patients satisfied with the dentistry they have received	5	5	N/A	92.0%	92.1%	91.5%
% of Patients satisfied with the time they had to wait for an appointment	5	5	N/A	88.8%	88.3%	87.9%

* This is based on patients treated on this contract for their most recent course of treatment. Figures in italics indicate the base number of FP17s or Patient Questionnaire responses are less than 100. N/A is shown where the base number of responses is less than 10 during the period. % is calculated as Quantity/Base number*100

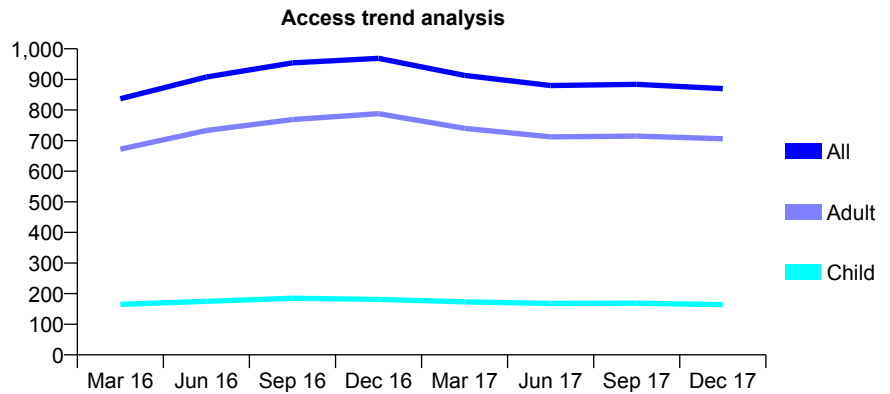
Q70 - Vital Signs At a Glance Contract Report for 151041/0001 - December 2017

Name or company name	Dr Sravan Arcot
Contract type name	GDS Contract
Purpose of contract	General
Contract start date	05/12/2014
Contract end date	

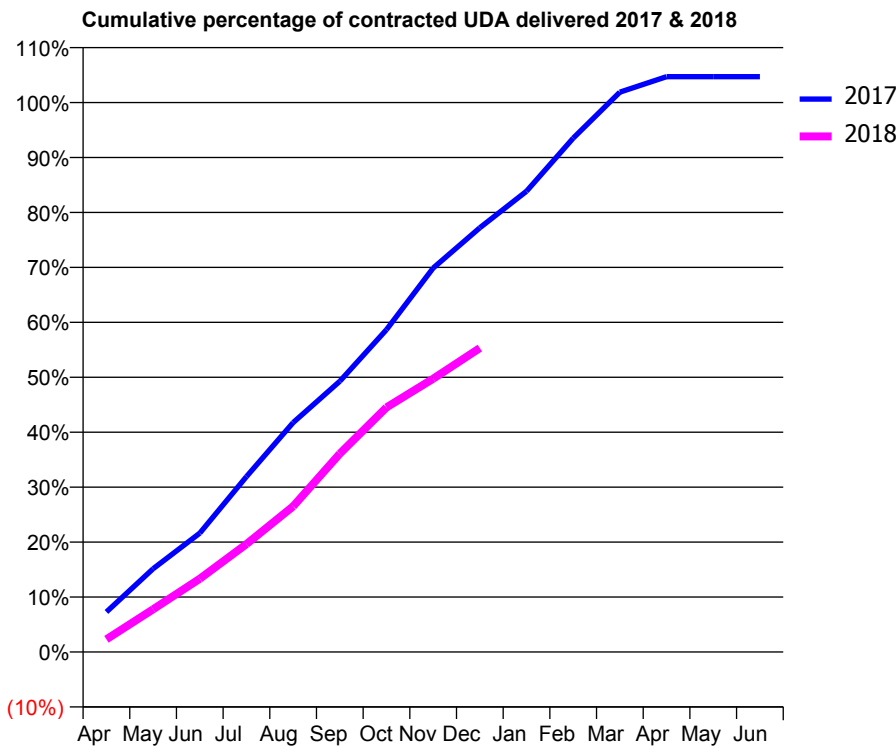
17/18 Contracted general activity (UDA)	3,587
Carry forward general activity (UDA)	0
17/18 Contracted orthodontic activity (UOA)	0
Carry forward orthodontic activity (UOA)	0
Baseline contract value	£103,767.86

ACCESS*

Patients seen in 24 months	Total	Change since previous quarter
Quarter ending December 2016	969	
Quarter ending March 2017	913	↓
Quarter ending June 2017	880	↓
Quarter ending September 2017	884	→
Quarter ending December 2017	870	↓
Variance since December 2016	(10.2%)	↓



ACTIVITY



Month	Adjusted Scheduled Activity (UDA)	
	2017	2018
April	262	83
May	544	279
June	776	479
July	1,145	705
August	1,498	951
September	1,768	1,295
October	2,104	1,597
November	2,506	1,784
December	2,770	1,984
January	3,008	
February	3,354	
March	3,655	
April	3,756	
May	3,756	
June	3,756	

QUALITY

	Quantity	Base Number	Contract	AT	Region	England
% of FP17s for the same patient ID Re-attending within 3 months - Children	14	169	8.3%	10.4%	11.5%	12.0%
% of FP17s for the same patient ID Re-attending within 3 months - Adults	146	737	19.8%	14.7%	15.8%	15.9%
% of FP17s for the same patient ID Re-attending between 3 & 9 months - Children	90	169	53.3%	60.3%	60.5%	58.0%
% of FP17s for the same patient ID Re-attending between 3 & 9 months - Adults	307	737	41.7%	52.1%	51.8%	50.5%
% of FP17s for Band 1 Urgent Courses	106	879	12.1%	9.8%	9.5%	9.0%
% of FP17s Relating to Free Repair or Replacements	26	879	3.0%	0.6%	0.7%	0.8%
% of FP17s Relating to Continuations	6	879	0.7%	1.1%	1.0%	1.1%
% of Patients satisfied with the dentistry they have received	1	2	N/A	92.0%	92.1%	91.5%
% of Patients satisfied with the time they had to wait for an appointment	2	2	N/A	88.8%	88.3%	87.9%

* This is based on patients treated on this contract for their most recent course of treatment. Figures in italics indicate the base number of FP17s or Patient Questionnaire responses are less than 100. N/A is shown where the base number of responses is less than 10 during the period. % is calculated as Quantity/Base number*100

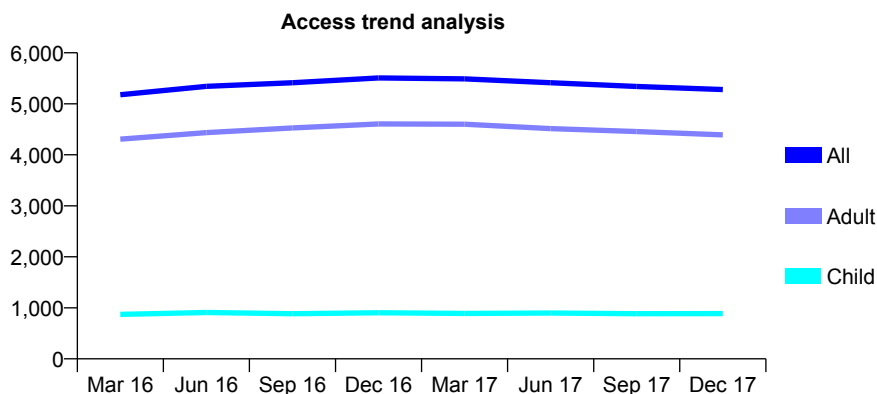
Q70 - Vital Signs At a Glance Contract Report for 155020/0001 - December 2017

Name or company name	Old Christchurch Road Partnership
Contract type name	GDS Contract
Purpose of contract	General
Contract start date	01/04/2006
Contract end date	

17/18 Contracted general activity (UDA)	15,383
Carry forward general activity (UDA)	0
17/18 Contracted orthodontic activity (UOA)	0
Carry forward orthodontic activity (UOA)	0
Baseline contract value	£462,497.12

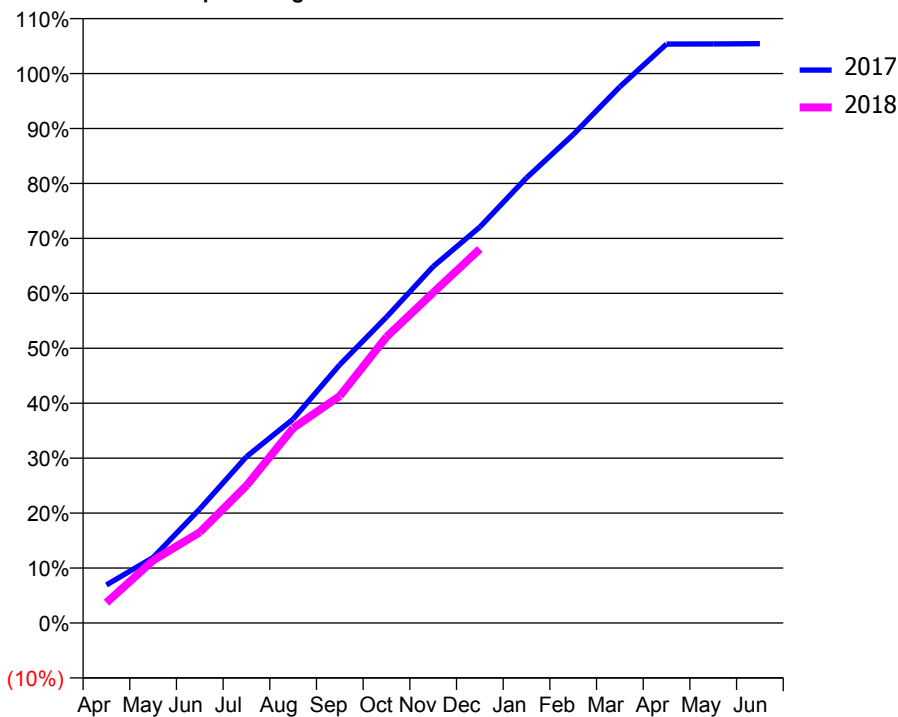
ACCESS*

Patients seen in 24 months	Total	Change since previous quarter
Quarter ending December 2016	5,508	
Quarter ending March 2017	5,489	→
Quarter ending June 2017	5,413	↓
Quarter ending September 2017	5,341	↓
Quarter ending December 2017	5,279	↓
Variance since December 2016	(4.2%)	↓



ACTIVITY

Cumulative percentage of contracted UDA delivered 2017 & 2018



Month	Adjusted Scheduled Activity (UDA)	
	2017	2018
April	1,065	571
May	1,835	1,753
June	3,195	2,539
July	4,658	3,848
August	5,708	5,454
September	7,233	6,356
October	8,567	8,009
November	9,981	9,247
December	11,083	10,468
January	12,461	
February	13,671	
March	15,013	
April	16,206	
May	16,209	
June	16,218	

QUALITY

	Quantity	Base Number	Contract	AT	Region	England
% of FP17s for the same patient ID Re-attending within 3 months - Children	71	963	7.4%	10.4%	11.5%	12.0%
% of FP17s for the same patient ID Re-attending within 3 months - Adults	474	4,129	11.5%	14.7%	15.8%	15.9%
% of FP17s for the same patient ID Re-attending between 3 & 9 months - Children	551	963	57.2%	60.3%	60.5%	58.0%
% of FP17s for the same patient ID Re-attending between 3 & 9 months - Adults	2,162	4,129	52.4%	52.1%	51.8%	50.5%
% of FP17s for Band 1 Urgent Courses	273	4,677	5.8%	9.8%	9.5%	9.0%
% of FP17s Relating to Free Repair or Replacements	39	4,677	0.8%	0.6%	0.7%	0.8%
% of FP17s Relating to Continuations	76	4,677	1.6%	1.1%	1.0%	1.1%
% of Patients satisfied with the dentistry they have received	4	4	N/A	92.0%	92.1%	91.5%
% of Patients satisfied with the time they had to wait for an appointment	4	4	N/A	88.8%	88.3%	87.9%

* This is based on patients treated on this contract for their most recent course of treatment. Figures in italics indicate the base number of FP17s or Patient Questionnaire responses are less than 100. N/A is shown where the base number of responses is less than 10 during the period. % is calculated as Quantity/Base number*100

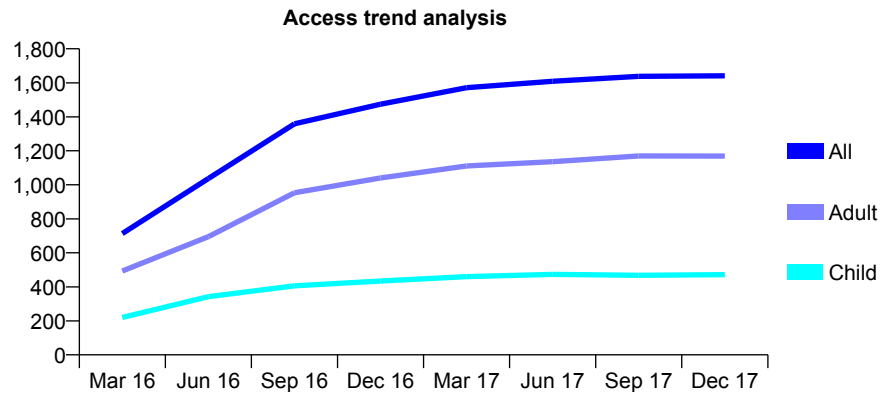
Q70 - Vital Signs At a Glance Contract Report for 156884/0001 - December 2017

Name or company name	West End Smile Centre Limited
Contract type name	GDS Contract
Purpose of contract	General
Contract start date	01/11/2015
Contract end date	

17/18 Contracted general activity (UDA)	4,828
Carry forward general activity (UDA)	156
17/18 Contracted orthodontic activity (UOA)	0
Carry forward orthodontic activity (UOA)	0
Baseline contract value	£116,855.68

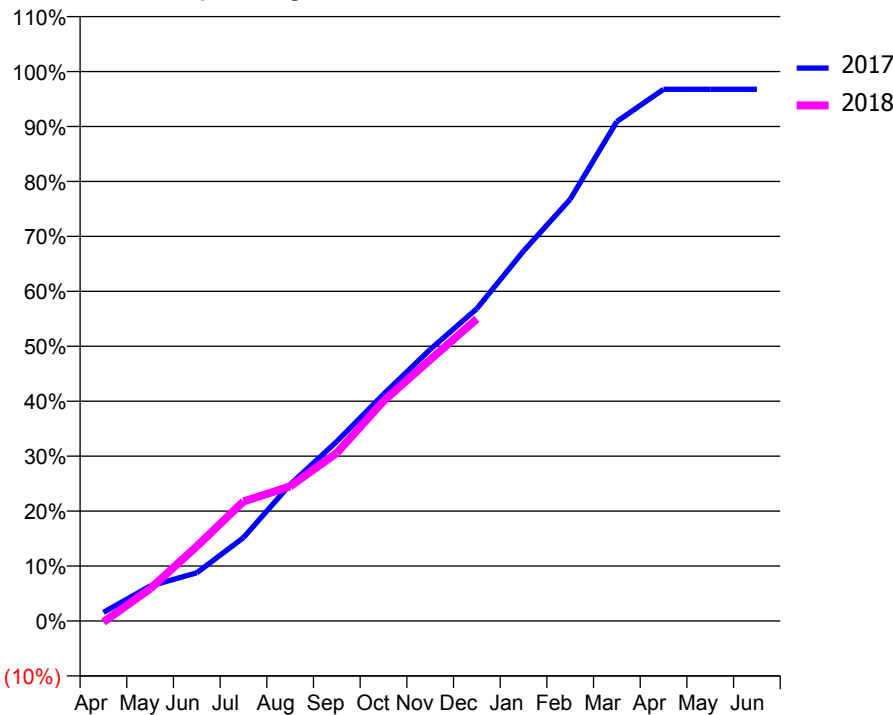
ACCESS*

Patients seen in 24 months	Total	Change since previous quarter
Quarter ending December 2016	1,474	
Quarter ending March 2017	1,571	↑
Quarter ending June 2017	1,609	↑
Quarter ending September 2017	1,638	→
Quarter ending December 2017	1,641	→
Variance since December 2016	11.3%	↑



ACTIVITY

Cumulative percentage of contracted UDA delivered 2017 & 2018



Month	Adjusted Scheduled Activity (UDA)	
	2017	2018
April	76	-10
May	307	283
June	423	656
July	733	1,050
August	1,200	1,183
September	1,577	1,477
October	1,993	1,932
November	2,385	2,296
December	2,744	2,655
January	3,251	
February	3,706	
March	4,388	
April	4,671	
May	4,671	
June	4,671	

QUALITY

	Quantity	Base Number	Contract	AT	Region	England
% of FP17s for the same patient ID Re-attending within 3 months - Children	24	493	4.9%	10.4%	11.5%	12.0%
% of FP17s for the same patient ID Re-attending within 3 months - Adults	86	953	9.0%	14.7%	15.8%	15.9%
% of FP17s for the same patient ID Re-attending between 3 & 9 months - Children	283	493	57.4%	60.3%	60.5%	58.0%
% of FP17s for the same patient ID Re-attending between 3 & 9 months - Adults	356	953	37.4%	52.1%	51.8%	50.5%
% of FP17s for Band 1 Urgent Courses	49	1,340	3.7%	9.8%	9.5%	9.0%
% of FP17s Relating to Free Repair or Replacements	6	1,340	0.4%	0.6%	0.7%	0.8%
% of FP17s Relating to Continuations	4	1,340	0.3%	1.1%	1.0%	1.1%
% of Patients satisfied with the dentistry they have received	12	13	92.3%	92.0%	92.1%	91.5%
% of Patients satisfied with the time they had to wait for an appointment	13	13	100.0%	88.8%	88.3%	87.9%

* This is based on patients treated on this contract for their most recent course of treatment. Figures in italics indicate the base number of FP17s or Patient Questionnaire responses are less than 100. N/A is shown where the base number of responses is less than 10 during the period. % is calculated as Quantity/Base number*100

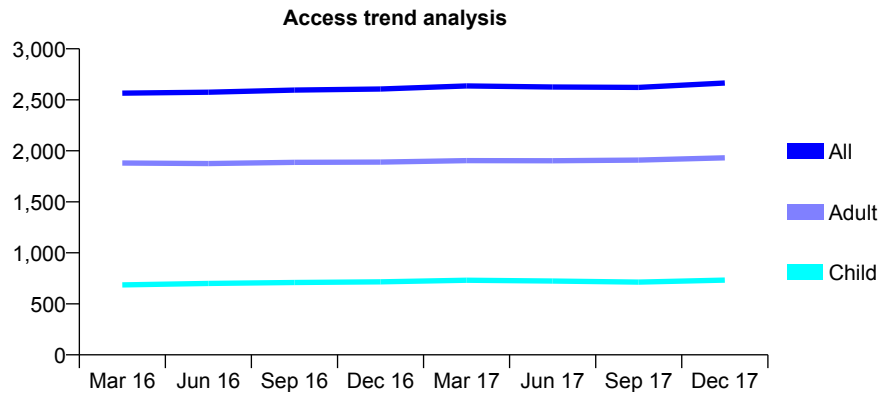
Q70 - Vital Signs At a Glance Contract Report for 158720/0001 - December 2017

Name or company name	Mr A Dargahi
Contract type name	GDS Contract
Purpose of contract	General
Contract start date	13/04/2009
Contract end date	

17/18 Contracted general activity (UDA)	7,168
Carry forward general activity (UDA)	0
17/18 Contracted orthodontic activity (UOA)	0
Carry forward orthodontic activity (UOA)	0
Baseline contract value	£244,619.51

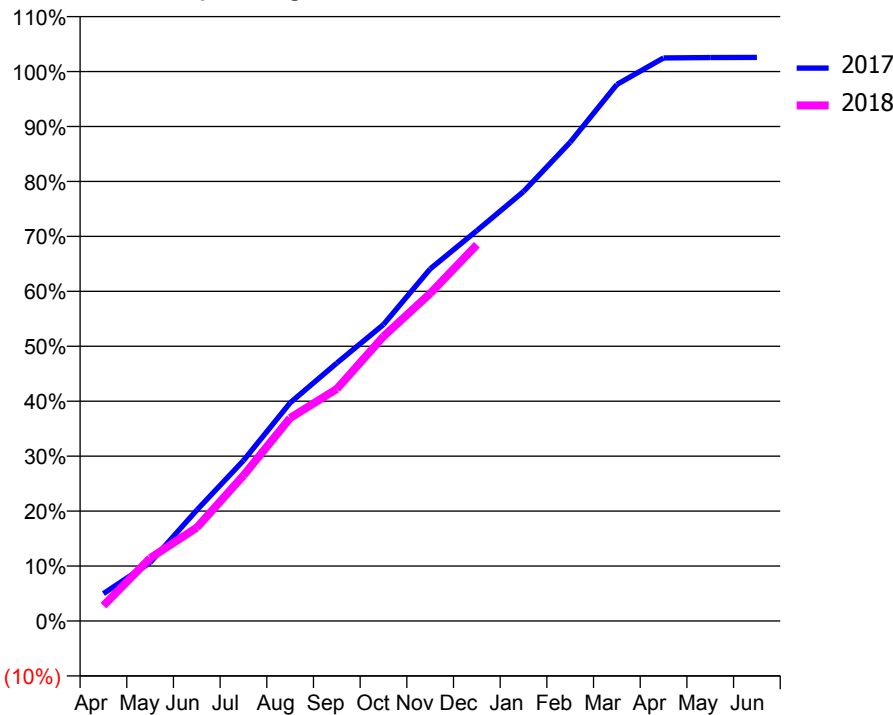
ACCESS*

Patients seen in 24 months	Total	Change since previous quarter
Quarter ending December 2016	2,606	
Quarter ending March 2017	2,636	→
Quarter ending June 2017	2,626	→
Quarter ending September 2017	2,622	→
Quarter ending December 2017	2,665	→
Variance since December 2016	2.3%	↑



ACTIVITY

Cumulative percentage of contracted UDA delivered 2017 & 2018



Month	Adjusted Scheduled Activity (UDA)	
	2017	2018
April	358	201
May	763	820
June	1,447	1,219
July	2,093	1,898
August	2,847	2,648
September	3,366	3,028
October	3,868	3,713
November	4,594	4,274
December	5,093	4,908
January	5,601	
February	6,245	
March	6,998	
April	7,344	
May	7,350	
June	7,352	

QUALITY

	Quantity	Base Number	Contract	AT	Region	England
% of FP17s for the same patient ID Re-attending within 3 months - Children	34	757	4.5%	10.4%	11.5%	12.0%
% of FP17s for the same patient ID Re-attending within 3 months - Adults	232	1,923	12.1%	14.7%	15.8%	15.9%
% of FP17s for the same patient ID Re-attending between 3 & 9 months - Children	447	757	59.0%	60.3%	60.5%	58.0%
% of FP17s for the same patient ID Re-attending between 3 & 9 months - Adults	1,012	1,923	52.6%	52.1%	51.8%	50.5%
% of FP17s for Band 1 Urgent Courses	231	2,523	9.2%	9.8%	9.5%	9.0%
% of FP17s Relating to Free Repair or Replacements	5	2,523	0.2%	0.6%	0.7%	0.8%
% of FP17s Relating to Continuations	22	2,523	0.9%	1.1%	1.0%	1.1%
% of Patients satisfied with the dentistry they have received	3	3	N/A	92.0%	92.1%	91.5%
% of Patients satisfied with the time they had to wait for an appointment	3	3	N/A	88.8%	88.3%	87.9%

* This is based on patients treated on this contract for their most recent course of treatment. Figures in italics indicate the base number of FP17s or Patient Questionnaire responses are less than 100. N/A is shown where the base number of responses is less than 10 during the period. % is calculated as Quantity/Base number*100

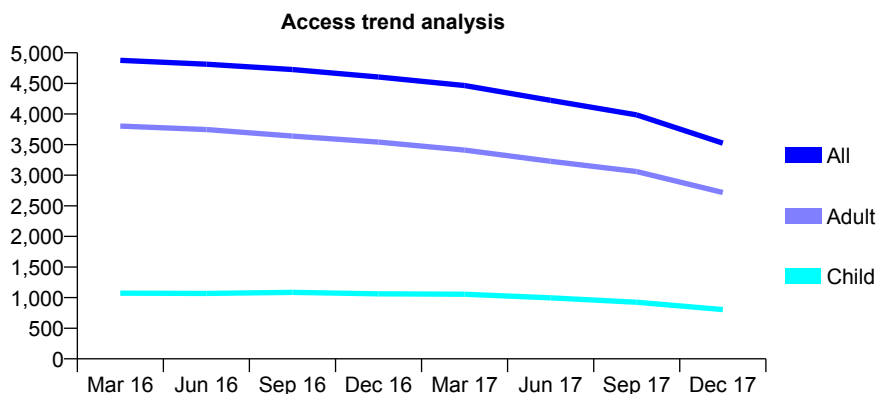
Q70 - Vital Signs At a Glance Contract Report for 159239/0001 - December 2017

Name or company name	South England Dental Practice Partnership
Contract type name	GDS Contract
Purpose of contract	General
Contract start date	01/05/2013
Contract end date	30/11/2017

17/18 Contracted general activity (UDA)	10,000
Carry forward general activity (UDA)	0
17/18 Contracted orthodontic activity (UOA)	0
Carry forward orthodontic activity (UOA)	0
Baseline contract value	£256,726.31

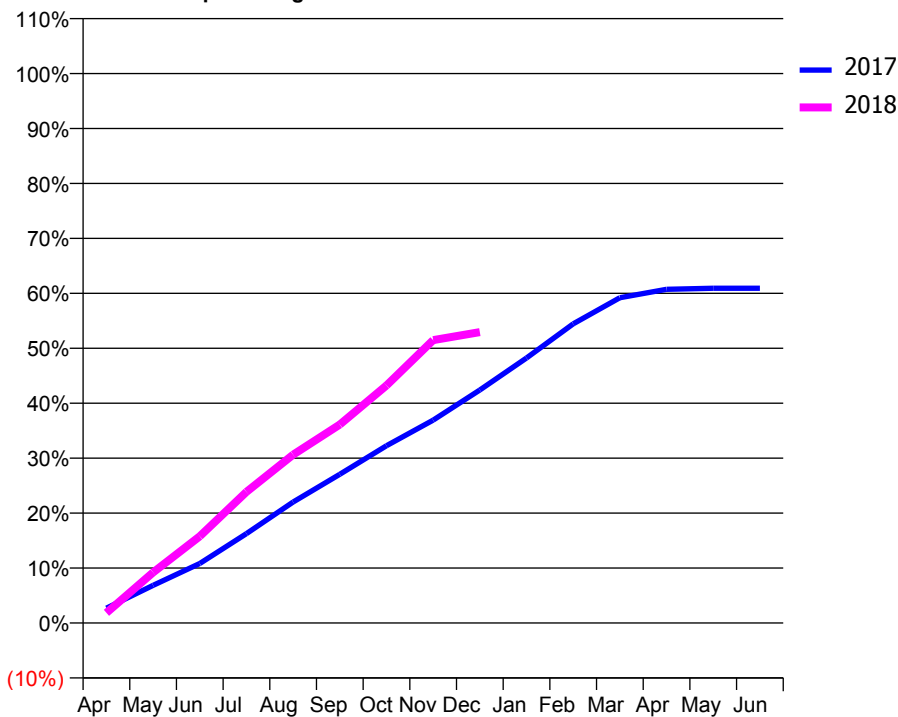
ACCESS*

Patients seen in 24 months	Total	Change since previous quarter
Quarter ending December 2016	4,604	
Quarter ending March 2017	4,465	↓
Quarter ending June 2017	4,224	↓
Quarter ending September 2017	3,986	↓
Quarter ending December 2017	3,524	↓
Variance since December 2016	(23.5%)	↓



ACTIVITY

Cumulative percentage of contracted UDA delivered 2017 & 2018



Month	Adjusted Scheduled Activity (UDA)	
	2017	2018
April	473	187
May	1,201	920
June	1,897	1,579
July	2,848	2,387
August	3,852	3,064
September	4,736	3,612
October	5,646	4,323
November	6,460	5,149
December	7,421	5,294
January	8,442	
February	9,529	
March	10,362	
April	10,628	
May	10,660	
June	10,660	

QUALITY

	Quantity	Base Number	Contract	AT	Region	England
% of FP17s for the same patient ID Re-attending within 3 months - Children	48	667	7.2%	10.4%	11.5%	12.0%
% of FP17s for the same patient ID Re-attending within 3 months - Adults	306	2,060	14.9%	14.7%	15.8%	15.9%
% of FP17s for the same patient ID Re-attending between 3 & 9 months - Children	350	667	52.5%	60.3%	60.5%	58.0%
% of FP17s for the same patient ID Re-attending between 3 & 9 months - Adults	838	2,060	40.7%	52.1%	51.8%	50.5%
% of FP17s for Band 1 Urgent Courses	846	2,588	32.7%	9.8%	9.5%	9.0%
% of FP17s Relating to Free Repair or Replacements	20	2,588	0.8%	0.6%	0.7%	0.8%
% of FP17s Relating to Continuations	12	2,588	0.5%	1.1%	1.0%	1.1%
% of Patients satisfied with the dentistry they have received	3	5	N/A	92.0%	92.1%	91.5%
% of Patients satisfied with the time they had to wait for an appointment	4	5	N/A	88.8%	88.3%	87.9%

* This is based on patients treated on this contract for their most recent course of treatment. Figures in italics indicate the base number of FP17s or Patient Questionnaire responses are less than 100. N/A is shown where the base number of responses is less than 10 during the period. % is calculated as Quantity/Base number*100

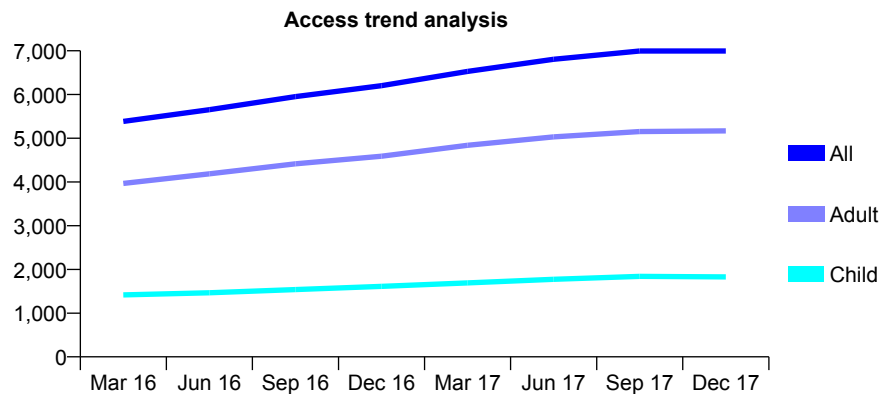
Q70 - Vital Signs At a Glance Contract Report for 159360/0001 - December 2017

Name or company name	Smile4life Ltd
Contract type name	GDS Contract
Purpose of contract	General
Contract start date	01/12/2010
Contract end date	

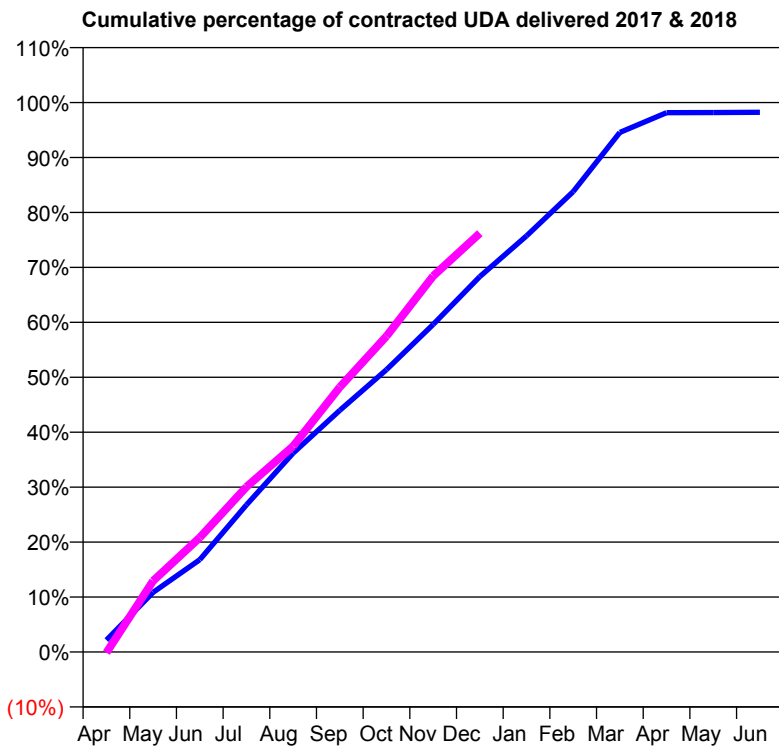
17/18 Contracted general activity (UDA)	16,230
Carry forward general activity (UDA)	288
17/18 Contracted orthodontic activity (UOA)	0
Carry forward orthodontic activity (UOA)	0
Baseline contract value	£427,907.92

ACCESS*

Patients seen in 24 months	Total	Change since previous quarter
Quarter ending December 2016	6,201	
Quarter ending March 2017	6,530	↑
Quarter ending June 2017	6,805	↑
Quarter ending September 2017	6,994	↑
Quarter ending December 2017	6,996	→
Variance since December 2016	12.8%	↑



ACTIVITY



Month	Adjusted Scheduled Activity (UDA)	
	2017	2018
April	352	-20
May	1,761	2,101
June	2,727	3,380
July	4,345	4,877
August	5,874	6,078
September	7,139	7,822
October	8,339	9,330
November	9,674	11,105
December	11,089	12,370
January	12,291	
February	13,599	
March	15,347	
April	15,929	
May	15,934	
June	15,942	

QUALITY

	Quantity	Base Number	Contract	AT	Region	England
% of FP17s for the same patient ID Re-attending within 3 months - Children	144	2,212	6.5%	10.4%	11.5%	12.0%
% of FP17s for the same patient ID Re-attending within 3 months - Adults	802	5,772	13.9%	14.7%	15.8%	15.9%
% of FP17s for the same patient ID Re-attending between 3 & 9 months - Children	1,467	2,212	66.3%	60.3%	60.5%	58.0%
% of FP17s for the same patient ID Re-attending between 3 & 9 months - Adults	3,458	5,772	59.9%	52.1%	51.8%	50.5%
% of FP17s for Band 1 Urgent Courses	684	7,263	9.4%	9.8%	9.5%	9.0%
% of FP17s Relating to Free Repair or Replacements	60	7,263	0.8%	0.6%	0.7%	0.8%
% of FP17s Relating to Continuations	40	7,263	0.6%	1.1%	1.0%	1.1%
% of Patients satisfied with the dentistry they have received	7	7	N/A	92.0%	92.1%	91.5%
% of Patients satisfied with the time they had to wait for an appointment	7	7	N/A	88.8%	88.3%	87.9%

* This is based on patients treated on this contract for their most recent course of treatment. Figures in italics indicate the base number of FP17s or Patient Questionnaire responses are less than 100. N/A is shown where the base number of responses is less than 10 during the period. % is calculated as Quantity/Base number*100

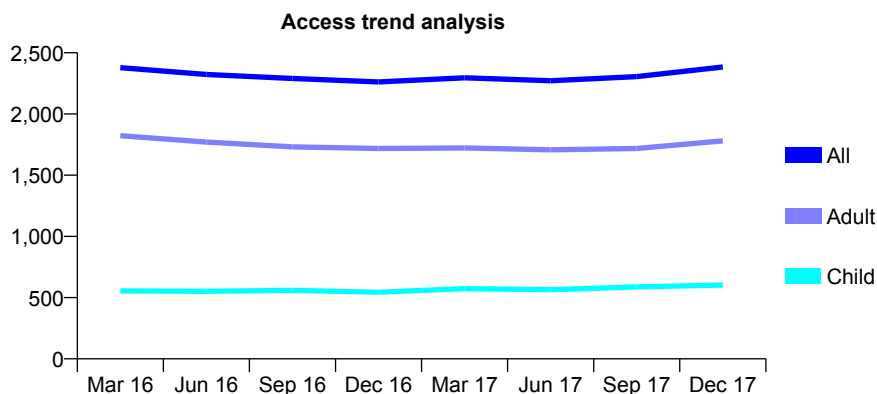
Q70 - Vital Signs At a Glance Contract Report for 160326/0002 - December 2017

Name or company name	Burridge Dental Practice Ltd
Contract type name	GDS Contract
Purpose of contract	General
Contract start date	02/01/2012
Contract end date	

17/18 Contracted general activity (UDA)	6,100
Carry forward general activity (UDA)	28
17/18 Contracted orthodontic activity (UOA)	0
Carry forward orthodontic activity (UOA)	0
Baseline contract value	£153,868.18

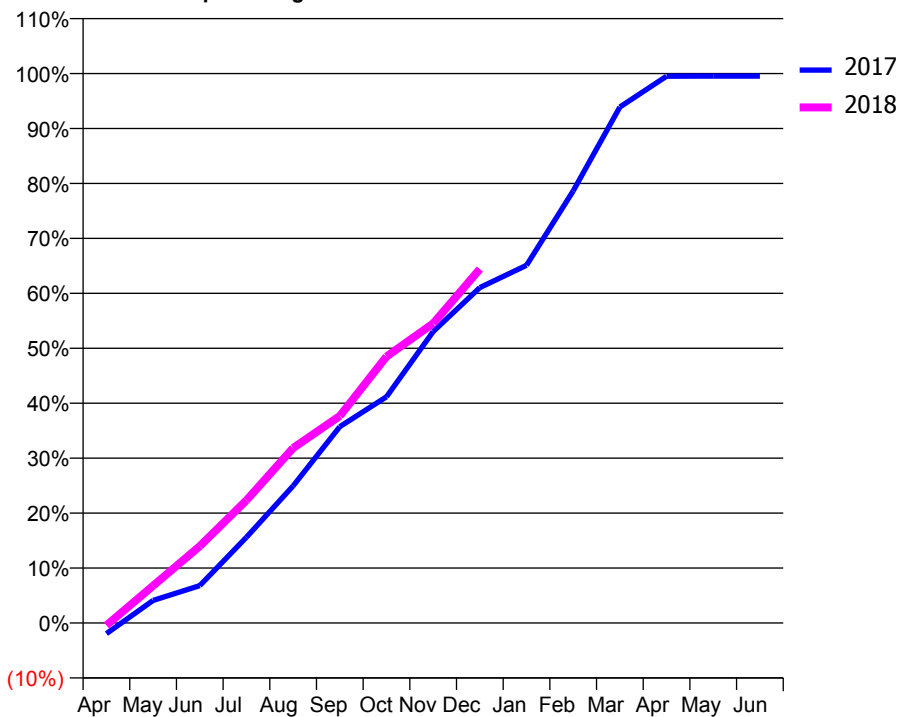
ACCESS*

Patients seen in 24 months	Total	Change since previous quarter
Quarter ending December 2016	2,262	
Quarter ending March 2017	2,296	→
Quarter ending June 2017	2,272	↓
Quarter ending September 2017	2,306	→
Quarter ending December 2017	2,384	↑
Variance since December 2016	5.4%	↑



ACTIVITY

Cumulative percentage of contracted UDA delivered 2017 & 2018



Month	Adjusted Scheduled Activity (UDA)	
	2017	2018
April	-119	-28
May	250	413
June	415	854
July	952	1,362
August	1,522	1,943
September	2,180	2,298
October	2,512	2,958
November	3,235	3,326
December	3,724	3,929
January	3,970	
February	4,797	
March	5,729	
April	6,071	
May	6,072	
June	6,072	

QUALITY

	Quantity	Base Number	Contract	AT	Region	England
% of FP17s for the same patient ID Re-attending within 3 months - Children	62	743	8.3%	10.4%	11.5%	12.0%
% of FP17s for the same patient ID Re-attending within 3 months - Adults	235	1,912	12.3%	14.7%	15.8%	15.9%
% of FP17s for the same patient ID Re-attending between 3 & 9 months - Children	433	743	58.3%	60.3%	60.5%	58.0%
% of FP17s for the same patient ID Re-attending between 3 & 9 months - Adults	1,073	1,912	56.1%	52.1%	51.8%	50.5%
% of FP17s for Band 1 Urgent Courses	140	2,356	5.9%	9.8%	9.5%	9.0%
% of FP17s Relating to Free Repair or Replacements	16	2,356	0.7%	0.6%	0.7%	0.8%
% of FP17s Relating to Continuations	45	2,356	1.9%	1.1%	1.0%	1.1%
% of Patients satisfied with the dentistry they have received	3	3	N/A	92.0%	92.1%	91.5%
% of Patients satisfied with the time they had to wait for an appointment	3	3	N/A	88.8%	88.3%	87.9%

* This is based on patients treated on this contract for their most recent course of treatment. Figures in italics indicate the base number of FP17s or Patient Questionnaire responses are less than 100. N/A is shown where the base number of responses is less than 10 during the period. % is calculated as Quantity/Base number*100

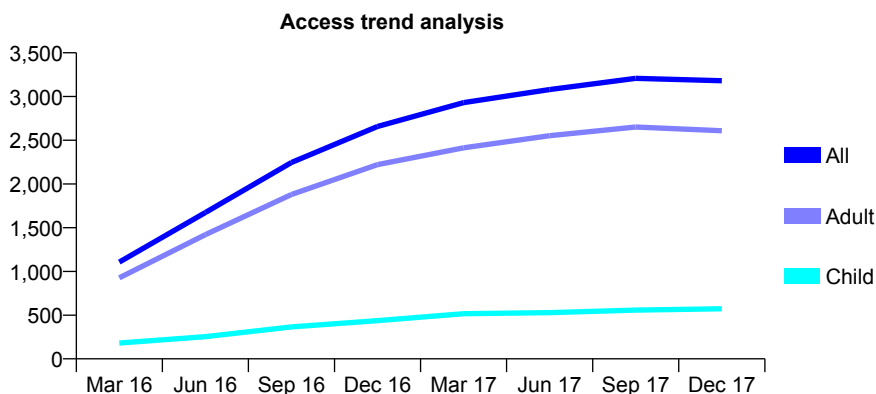
Q70 - Vital Signs At a Glance Contract Report for 161888/0001 - December 2017

Name or company name	Hamid Alavi
Contract type name	GDS Contract
Purpose of contract	General
Contract start date	01/11/2015
Contract end date	

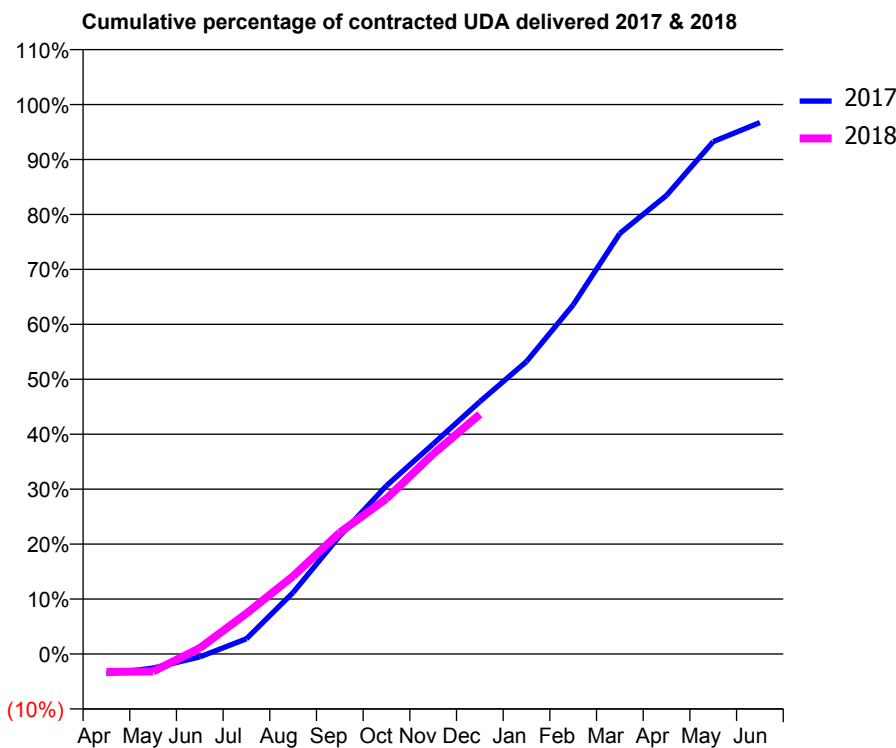
17/18 Contracted general activity (UDA)	13,137
Carry forward general activity (UDA)	431
17/18 Contracted orthodontic activity (UOA)	0
Carry forward orthodontic activity (UOA)	0
Baseline contract value	£292,440.34

ACCESS*

Patients seen in 24 months	Total	Change since previous quarter
Quarter ending December 2016	2,658	
Quarter ending March 2017	2,930	↑
Quarter ending June 2017	3,080	↑
Quarter ending September 2017	3,208	↑
Quarter ending December 2017	3,181	→
Variance since December 2016	19.7%	↑



ACTIVITY



Month	Adjusted Scheduled Activity (UDA)	
	2017	2018
April	-475	-431
May	-340	-419
June	-70	141
July	366	970
August	1,470	1,864
September	2,825	2,905
October	4,024	3,715
November	5,024	4,785
December	6,033	5,731
January	6,992	
February	8,348	
March	10,056	
April	10,965	
May	12,249	
June	12,706	

QUALITY

	Quantity	Base Number	Contract	AT	Region	England
% of FP17s for the same patient ID Re-attending within 3 months - Children	58	483	12.0%	10.4%	11.5%	12.0%
% of FP17s for the same patient ID Re-attending within 3 months - Adults	328	2,243	14.6%	14.7%	15.8%	15.9%
% of FP17s for the same patient ID Re-attending between 3 & 9 months - Children	178	483	36.9%	60.3%	60.5%	58.0%
% of FP17s for the same patient ID Re-attending between 3 & 9 months - Adults	827	2,243	36.9%	52.1%	51.8%	50.5%
% of FP17s for Band 1 Urgent Courses	200	2,028	9.9%	9.8%	9.5%	9.0%
% of FP17s Relating to Free Repair or Replacements	8	2,028	0.4%	0.6%	0.7%	0.8%
% of FP17s Relating to Continuations	19	2,028	0.9%	1.1%	1.0%	1.1%
% of Patients satisfied with the dentistry they have received	3	3	N/A	92.0%	92.1%	91.5%
% of Patients satisfied with the time they had to wait for an appointment	3	3	N/A	88.8%	88.3%	87.9%

* This is based on patients treated on this contract for their most recent course of treatment. Figures in italics indicate the base number of FP17s or Patient Questionnaire responses are less than 100. N/A is shown where the base number of responses is less than 10 during the period. % is calculated as Quantity/Base number*100

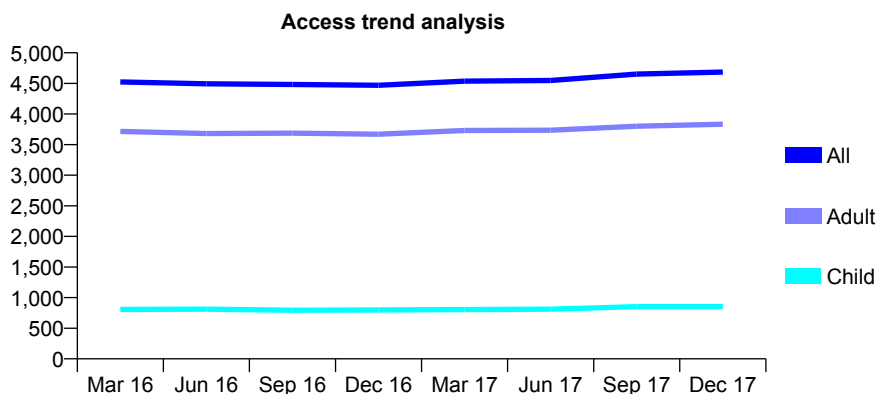
Q70 - Vital Signs At a Glance Contract Report for 163295/0001 - December 2017

Name or company name	Chequers Dental Partnership
Contract type name	GDS Contract
Purpose of contract	General
Contract start date	01/04/2009
Contract end date	

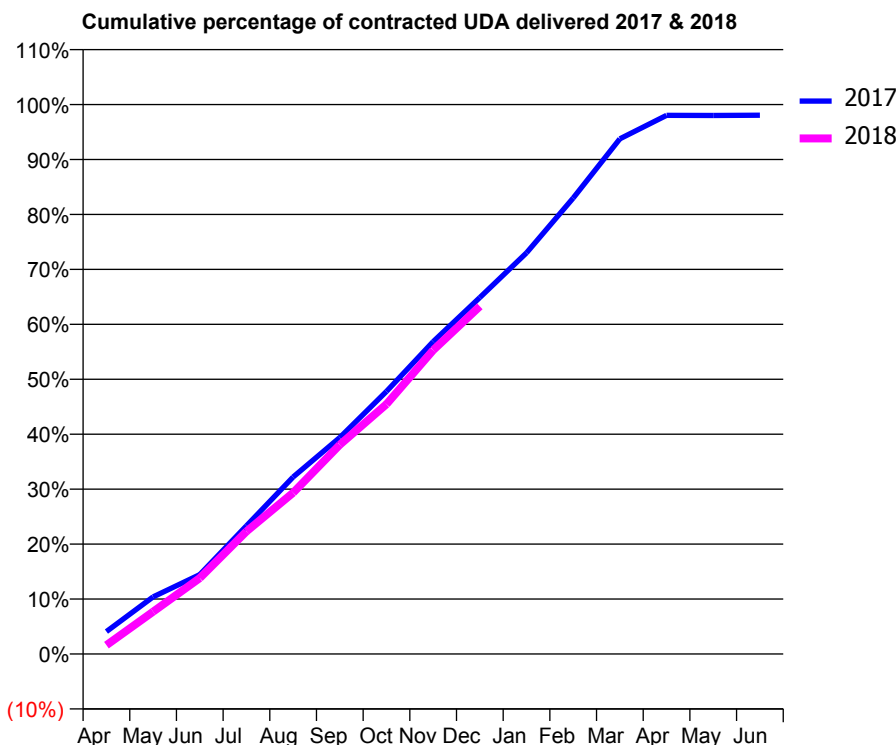
17/18 Contracted general activity (UDA)	16,000
Carry forward general activity (UDA)	313
17/18 Contracted orthodontic activity (UOA)	0
Carry forward orthodontic activity (UOA)	0
Baseline contract value	£414,372.25

ACCESS*

Patients seen in 24 months	Total	Change since previous quarter
Quarter ending December 2016	4,469	
Quarter ending March 2017	4,536	→
Quarter ending June 2017	4,548	→
Quarter ending September 2017	4,652	↑
Quarter ending December 2017	4,686	→
Variance since December 2016	4.9%	↑



ACTIVITY



Month	Adjusted Scheduled Activity (UDA)	
	2017	2018
April	652	258
May	1,663	1,231
June	2,311	2,213
July	3,734	3,568
August	5,155	4,696
September	6,303	6,094
October	7,645	7,275
November	9,096	8,846
December	10,379	10,123
January	11,682	
February	13,279	
March	15,000	
April	15,683	
May	15,682	
June	15,687	

QUALITY

	Quantity	Base Number	Contract	AT	Region	England
% of FP17s for the same patient ID Re-attending within 3 months - Children	74	988	7.5%	10.4%	11.5%	12.0%
% of FP17s for the same patient ID Re-attending within 3 months - Adults	632	4,171	15.2%	14.7%	15.8%	15.9%
% of FP17s for the same patient ID Re-attending between 3 & 9 months - Children	568	988	57.5%	60.3%	60.5%	58.0%
% of FP17s for the same patient ID Re-attending between 3 & 9 months - Adults	2,104	4,171	50.4%	52.1%	51.8%	50.5%
% of FP17s for Band 1 Urgent Courses	476	4,930	9.7%	9.8%	9.5%	9.0%
% of FP17s Relating to Free Repair or Replacements	73	4,930	1.5%	0.6%	0.7%	0.8%
% of FP17s Relating to Continuations	51	4,930	1.0%	1.1%	1.0%	1.1%
% of Patients satisfied with the dentistry they have received	4	4	N/A	92.0%	92.1%	91.5%
% of Patients satisfied with the time they had to wait for an appointment	4	4	N/A	88.8%	88.3%	87.9%

* This is based on patients treated on this contract for their most recent course of treatment. Figures in italics indicate the base number of FP17s or Patient Questionnaire responses are less than 100. N/A is shown where the base number of responses is less than 10 during the period. % is calculated as Quantity/Base number*100

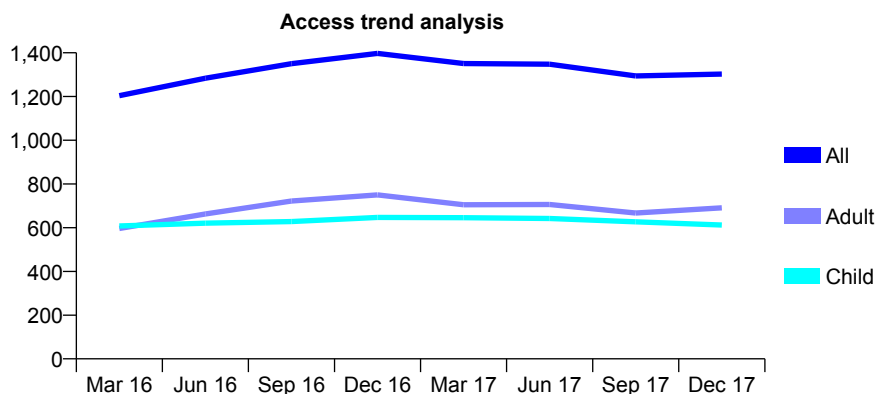
Q70 - Vital Signs At a Glance Contract Report for 163376/0001 - December 2017

Name or company name	Northbourne Dental Partners
Contract type name	GDS Contract
Purpose of contract	General
Contract start date	01/09/2014
Contract end date	

17/18 Contracted general activity (UDA)	4,002
Carry forward general activity (UDA)	0
17/18 Contracted orthodontic activity (UOA)	0
Carry forward orthodontic activity (UOA)	0
Baseline contract value	£107,562.46

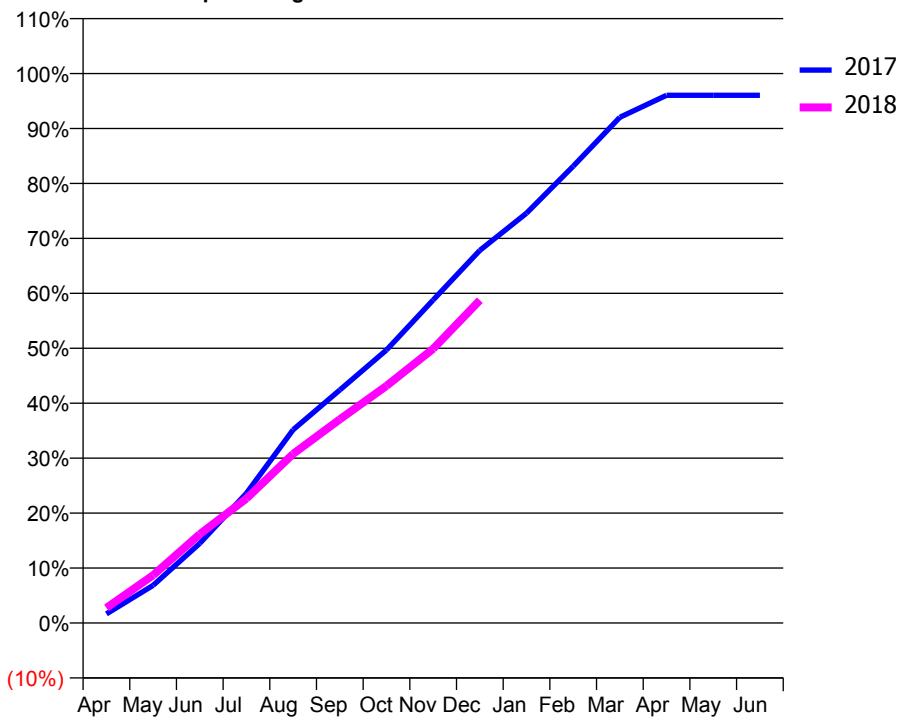
ACCESS*

Patients seen in 24 months	Total	Change since previous quarter
Quarter ending December 2016	1,397	
Quarter ending March 2017	1,351	↓
Quarter ending June 2017	1,348	→
Quarter ending September 2017	1,294	↓
Quarter ending December 2017	1,303	→
Variance since December 2016	(6.7%)	↓



ACTIVITY

Cumulative percentage of contracted UDA delivered 2017 & 2018



Month	Adjusted Scheduled Activity (UDA)	
	2017	2018
April	67	110
May	274	349
June	581	647
July	945	907
August	1,408	1,232
September	1,697	1,483
October	1,988	1,727
November	2,353	1,997
December	2,714	2,350
January	2,985	
February	3,327	
March	3,683	
April	3,843	
May	3,843	
June	3,843	

QUALITY

	Quantity	Base Number	Contract	AT	Region	England
% of FP17s for the same patient ID Re-attending within 3 months - Children	129	996	13.0%	10.4%	11.5%	12.0%
% of FP17s for the same patient ID Re-attending within 3 months - Adults	47	531	8.9%	14.7%	15.8%	15.9%
% of FP17s for the same patient ID Re-attending between 3 & 9 months - Children	710	996	71.3%	60.3%	60.5%	58.0%
% of FP17s for the same patient ID Re-attending between 3 & 9 months - Adults	140	531	26.4%	52.1%	51.8%	50.5%
% of FP17s for Band 1 Urgent Courses	296	1,449	20.4%	9.8%	9.5%	9.0%
% of FP17s Relating to Free Repair or Replacements	4	1,449	0.3%	0.6%	0.7%	0.8%
% of FP17s Relating to Continuations	4	1,449	0.3%	1.1%	1.0%	1.1%
% of Patients satisfied with the dentistry they have received	0	0	N/A	92.0%	92.1%	91.5%
% of Patients satisfied with the time they had to wait for an appointment	0	0	N/A	88.8%	88.3%	87.9%

* This is based on patients treated on this contract for their most recent course of treatment. Figures in italics indicate the base number of FP17s or Patient Questionnaire responses are less than 100. N/A is shown where the base number of responses is less than 10 during the period. % is calculated as Quantity/Base number*100

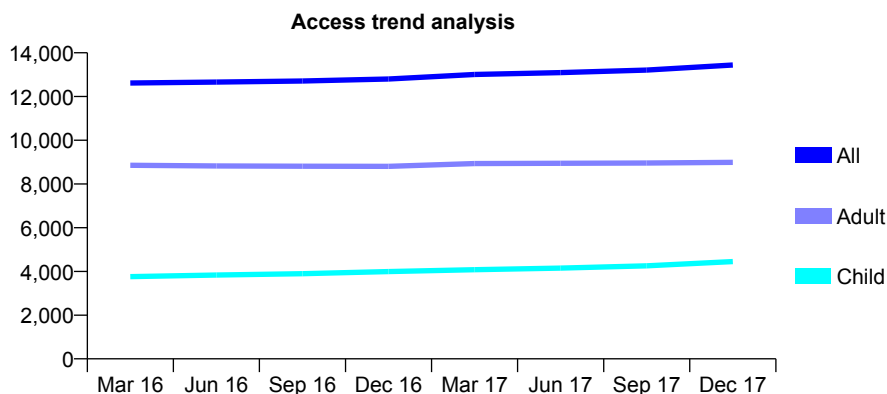
Q70 - Vital Signs At a Glance Contract Report for 163457/0029 - December 2017

Name or company name	Solent Dental Services
Contract type name	PDS Contract
Purpose of contract	General
Contract start date	01/04/2013
Contract end date	31/03/2019

17/18 Contracted general activity (UDA)	29,478
Carry forward general activity (UDA)	798
17/18 Contracted orthodontic activity (UOA)	0
Carry forward orthodontic activity (UOA)	0
Baseline contract value	£4,608,204.30

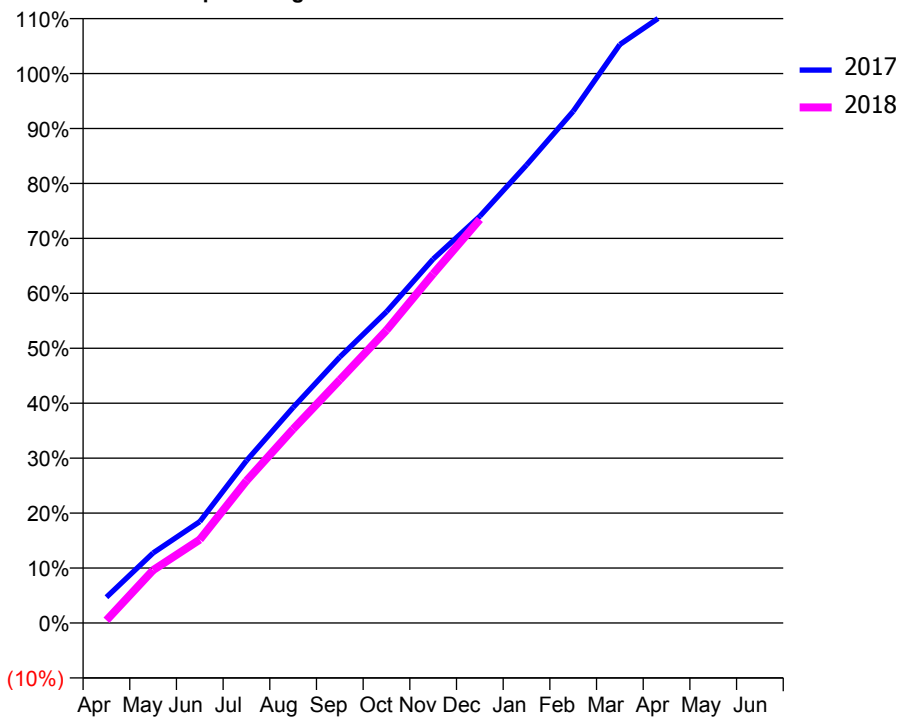
ACCESS*

Patients seen in 24 months	Total	Change since previous quarter
Quarter ending December 2016	12,800	
Quarter ending March 2017	13,010	→
Quarter ending June 2017	13,092	→
Quarter ending September 2017	13,209	→
Quarter ending December 2017	13,441	→
Variance since December 2016	5.0%	↑



ACTIVITY

Cumulative percentage of contracted UDA delivered 2017 & 2018



Month	Adjusted Scheduled Activity (UDA)	
	2017	2018
April	1,382	146
May	3,756	2,838
June	5,441	4,476
July	8,706	7,629
August	11,562	10,407
September	14,266	13,042
October	16,702	15,704
November	19,527	18,733
December	21,818	21,647
January	24,567	
February	27,454	
March	31,032	
April	32,740	
May	33,100	
June	33,333	

QUALITY

	Quantity	Base Number	Contract	AT	Region	England
% of FP17s for the same patient ID Re-attending within 3 months - Children	606	5,449	11.1%	10.4%	11.5%	12.0%
% of FP17s for the same patient ID Re-attending within 3 months - Adults	1,218	8,240	14.8%	14.7%	15.8%	15.9%
% of FP17s for the same patient ID Re-attending between 3 & 9 months - Children	2,203	5,449	40.4%	60.3%	60.5%	58.0%
% of FP17s for the same patient ID Re-attending between 3 & 9 months - Adults	3,704	8,240	45.0%	52.1%	51.8%	50.5%
% of FP17s for Band 1 Urgent Courses	872	12,563	6.9%	9.8%	9.5%	9.0%
% of FP17s Relating to Free Repair or Replacements	36	12,563	0.3%	0.6%	0.7%	0.8%
% of FP17s Relating to Continuations	242	12,563	1.9%	1.1%	1.0%	1.1%
% of Patients satisfied with the dentistry they have received	8	8	N/A	92.0%	92.1%	91.5%
% of Patients satisfied with the time they had to wait for an appointment	4	8	N/A	88.8%	88.3%	87.9%

* This is based on patients treated on this contract for their most recent course of treatment. Figures in italics indicate the base number of FP17s or Patient Questionnaire responses are less than 100. N/A is shown where the base number of responses is less than 10 during the period. % is calculated as Quantity/Base number*100

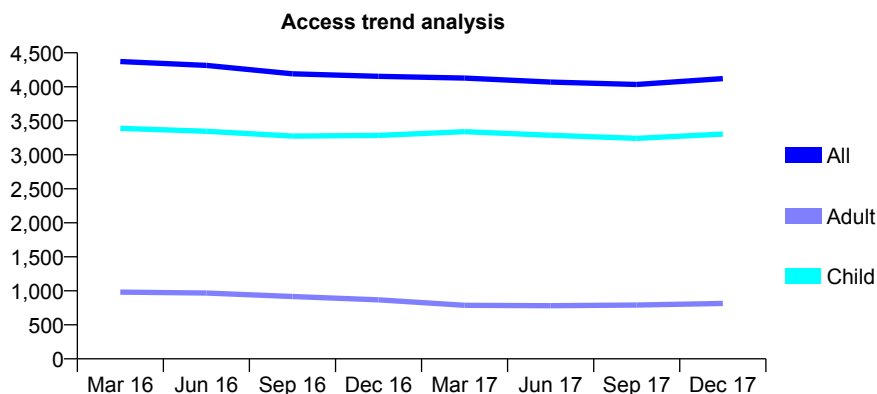
Q70 - Vital Signs At a Glance Contract Report for 163457/0030 - December 2017

Name or company name	Solent Dental Services
Contract type name	PDS Contract
Purpose of contract	General
Contract start date	01/04/2013
Contract end date	31/03/2019

17/18 Contracted general activity (UDA)	18,978
Carry forward general activity (UDA)	0
17/18 Contracted orthodontic activity (UOA)	0
Carry forward orthodontic activity (UOA)	0
Baseline contract value	£2,963,542.94

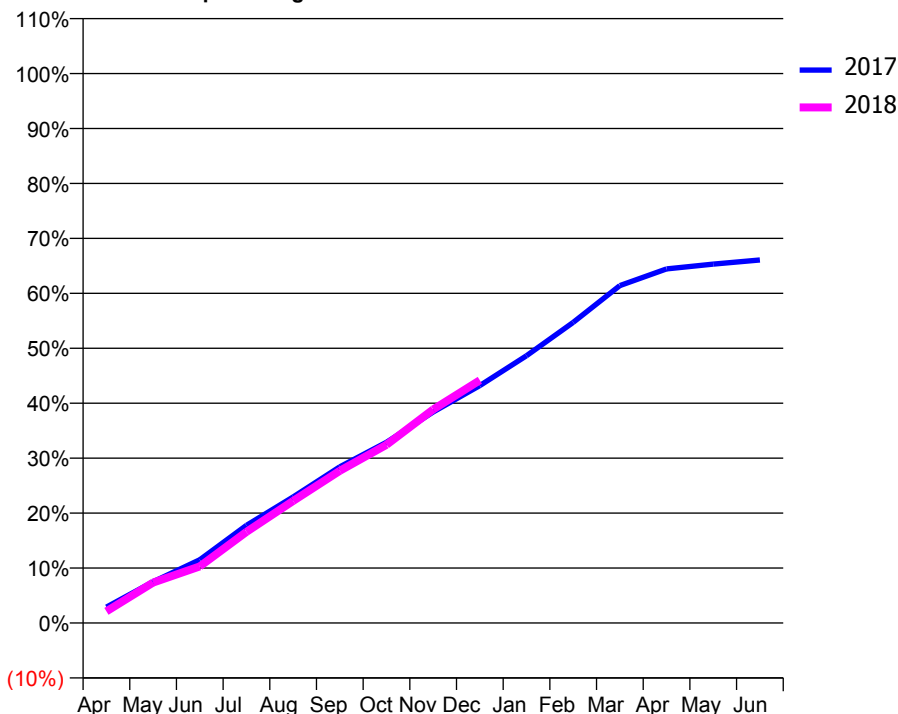
ACCESS*

Patients seen in 24 months	Total	Change since previous quarter
Quarter ending December 2016	4,154	
Quarter ending March 2017	4,129	→
Quarter ending June 2017	4,070	↓
Quarter ending September 2017	4,035	→
Quarter ending December 2017	4,120	↑
Variance since December 2016	(0.8%)	→



ACTIVITY

Cumulative percentage of contracted UDA delivered 2017 & 2018



Month	Adjusted Scheduled Activity (UDA)	
	2017	2018
April	549	401
May	1,427	1,398
June	2,185	1,956
July	3,374	3,147
August	4,356	4,215
September	5,397	5,257
October	6,242	6,153
November	7,288	7,376
December	8,200	8,385
January	9,231	
February	10,381	
March	11,653	
April	12,229	
May	12,395	
June	12,538	

QUALITY

	Quantity	Base Number	Contract	AT	Region	England
% of FP17s for the same patient ID Re-attending within 3 months - Children	388	3,873	10.0%	10.4%	11.5%	12.0%
% of FP17s for the same patient ID Re-attending within 3 months - Adults	50	719	7.0%	14.7%	15.8%	15.9%
% of FP17s for the same patient ID Re-attending between 3 & 9 months - Children	997	3,873	25.7%	60.3%	60.5%	58.0%
% of FP17s for the same patient ID Re-attending between 3 & 9 months - Adults	104	719	14.5%	52.1%	51.8%	50.5%
% of FP17s for Band 1 Urgent Courses	282	4,120	6.8%	9.8%	9.5%	9.0%
% of FP17s Relating to Free Repair or Replacements	8	4,120	0.2%	0.6%	0.7%	0.8%
% of FP17s Relating to Continuations	65	4,120	1.6%	1.1%	1.0%	1.1%
% of Patients satisfied with the dentistry they have received	3	3	N/A	92.0%	92.1%	91.5%
% of Patients satisfied with the time they had to wait for an appointment	3	3	N/A	88.8%	88.3%	87.9%

* This is based on patients treated on this contract for their most recent course of treatment. Figures in italics indicate the base number of FP17s or Patient Questionnaire responses are less than 100. N/A is shown where the base number of responses is less than 10 during the period. % is calculated as Quantity/Base number*100

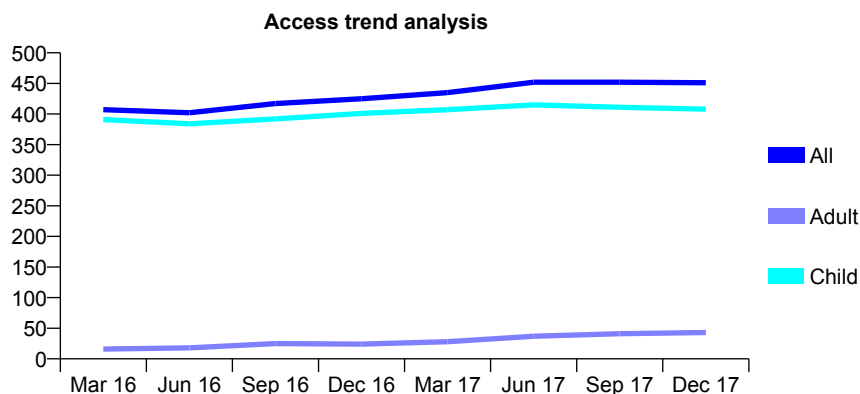
Q70 - Vital Signs At a Glance Contract Report for 163694/0001 - December 2017

Name or company name	Stoke Road Dental Partnership
Contract type name	GDS Contract
Purpose of contract	General
Contract start date	15/09/2008
Contract end date	

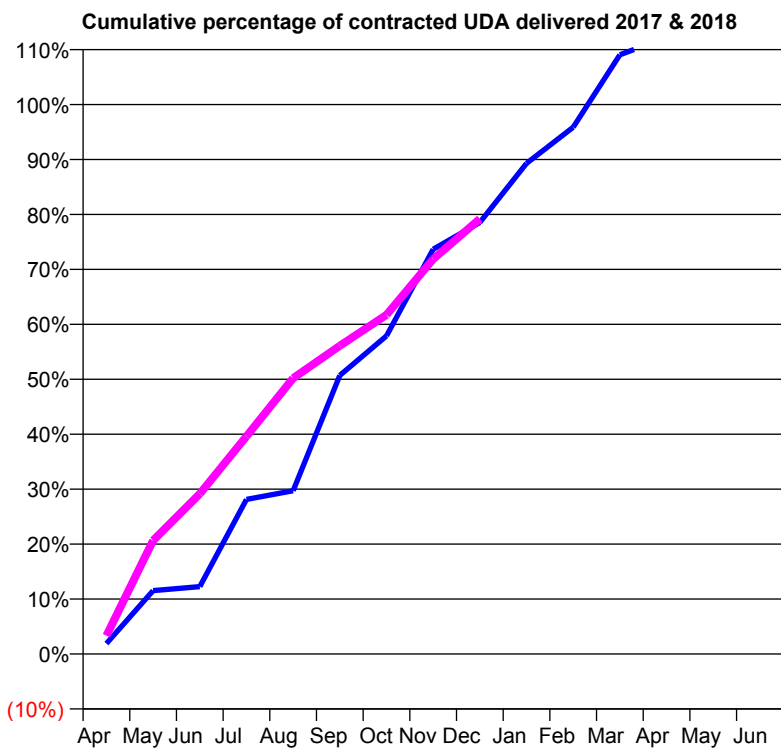
17/18 Contracted general activity (UDA)	577
Carry forward general activity (UDA)	0
17/18 Contracted orthodontic activity (UOA)	0
Carry forward orthodontic activity (UOA)	0
Baseline contract value	£16,101.07

ACCESS*

Patients seen in 24 months	Total	Change since previous quarter
Quarter ending December 2016	425	
Quarter ending March 2017	435	↑
Quarter ending June 2017	452	↑
Quarter ending September 2017	452	→
Quarter ending December 2017	451	→
Variance since December 2016	6.1%	↑



ACTIVITY



Month	Adjusted Scheduled Activity (UDA)	
	2017	2018
April	11	19
May	67	119
June	71	168
July	162	229
August	171	290
September	293	324
October	334	356
November	425	415
December	453	457
January	515	
February	553	
March	629	
April	648	
May	648	
June	648	

QUALITY

	Quantity	Base Number	Contract	AT	Region	England
% of FP17s for the same patient ID Re-attending within 3 months - Children	18	373	4.8%	10.4%	11.5%	12.0%
% of FP17s for the same patient ID Re-attending within 3 months - Adults	0	0	N/A	14.7%	15.8%	15.9%
% of FP17s for the same patient ID Re-attending between 3 & 9 months - Children	196	373	52.5%	60.3%	60.5%	58.0%
% of FP17s for the same patient ID Re-attending between 3 & 9 months - Adults	0	0	N/A	52.1%	51.8%	50.5%
% of FP17s for Band 1 Urgent Courses	15	360	4.2%	9.8%	9.5%	9.0%
% of FP17s Relating to Free Repair or Replacements	0	360	0.0%	0.6%	0.7%	0.8%
% of FP17s Relating to Continuations	0	360	0.0%	1.1%	1.0%	1.1%
% of Patients satisfied with the dentistry they have received	0	0	N/A	92.0%	92.1%	91.5%
% of Patients satisfied with the time they had to wait for an appointment	0	0	N/A	88.8%	88.3%	87.9%

* This is based on patients treated on this contract for their most recent course of treatment. Figures in italics indicate the base number of FP17s or Patient Questionnaire responses are less than 100. N/A is shown where the base number of responses is less than 10 during the period. % is calculated as Quantity/Base number*100

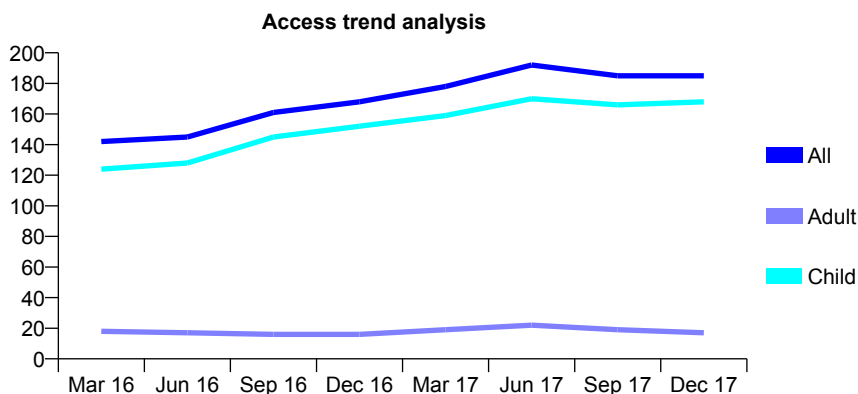
Q70 - Vital Signs At a Glance Contract Report for 164488/0001 - December 2017

Name or company name	Mr JJR Gollings
Contract type name	GDS Contract
Purpose of contract	General
Contract start date	01/04/2012
Contract end date	

17/18 Contracted general activity (UDA)	275
Carry forward general activity (UDA)	0
17/18 Contracted orthodontic activity (UOA)	0
Carry forward orthodontic activity (UOA)	0
Baseline contract value	£7,327.07

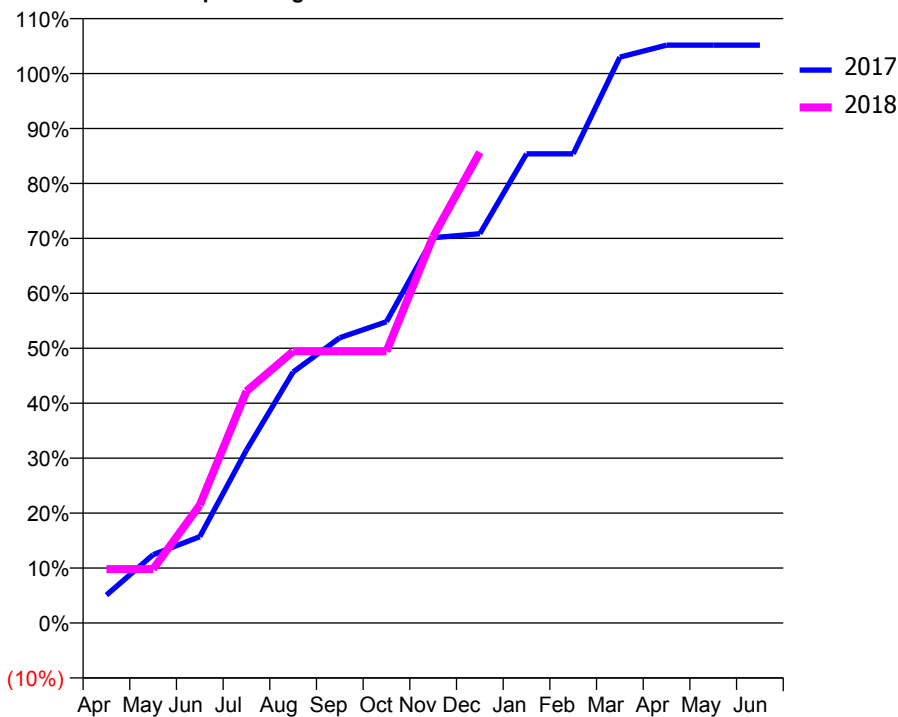
ACCESS*

Patients seen in 24 months	Total	Change since previous quarter
Quarter ending December 2016	168	
Quarter ending March 2017	178	↑
Quarter ending June 2017	192	↑
Quarter ending September 2017	185	↓
Quarter ending December 2017	185	→
Variance since December 2016	10.1%	↑



ACTIVITY

Cumulative percentage of contracted UDA delivered 2017 & 2018



Month	Adjusted Scheduled Activity (UDA)	
	2017	2018
April	14	27
May	34	27
June	43	59
July	87	116
August	126	136
September	143	136
October	151	136
November	193	193
December	195	236
January	235	
February	235	
March	283	
April	289	
May	289	
June	289	

QUALITY

	Quantity	Base Number	Contract	AT	Region	England
% of FP17s for the same patient ID Re-attending within 3 months - Children	4	185	2.2%	10.4%	11.5%	12.0%
% of FP17s for the same patient ID Re-attending within 3 months - Adults	1	14	7.1%	14.7%	15.8%	15.9%
% of FP17s for the same patient ID Re-attending between 3 & 9 months - Children	100	185	54.1%	60.3%	60.5%	58.0%
% of FP17s for the same patient ID Re-attending between 3 & 9 months - Adults	8	14	57.1%	52.1%	51.8%	50.5%
% of FP17s for Band 1 Urgent Courses	3	193	1.6%	9.8%	9.5%	9.0%
% of FP17s Relating to Free Repair or Replacements	0	193	0.0%	0.6%	0.7%	0.8%
% of FP17s Relating to Continuations	0	193	0.0%	1.1%	1.0%	1.1%
% of Patients satisfied with the dentistry they have received	0	0	N/A	92.0%	92.1%	91.5%
% of Patients satisfied with the time they had to wait for an appointment	0	0	N/A	88.8%	88.3%	87.9%

* This is based on patients treated on this contract for their most recent course of treatment. Figures in italics indicate the base number of FP17s or Patient Questionnaire responses are less than 100. N/A is shown where the base number of responses is less than 10 during the period. % is calculated as Quantity/Base number*100

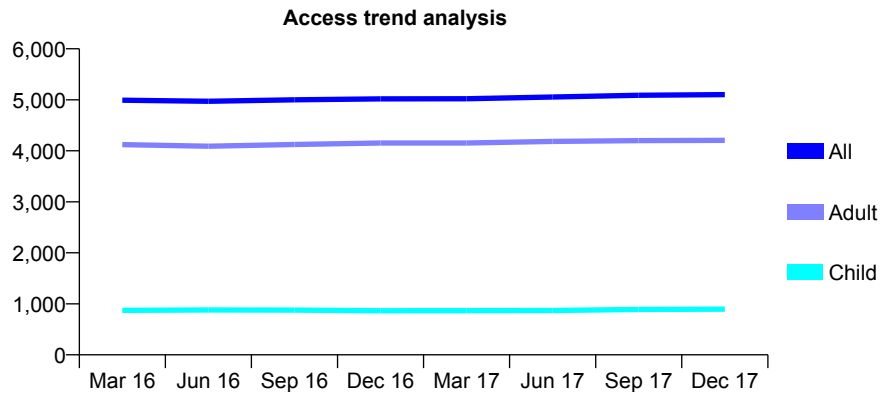
Q70 - Vital Signs At a Glance Contract Report for 164534/0001 - December 2017

Name or company name	Triangle Surgery Ltd
Contract type name	GDS Contract
Purpose of contract	General
Contract start date	01/04/2011
Contract end date	

17/18 Contracted general activity (UDA)	17,591
Carry forward general activity (UDA)	-232
17/18 Contracted orthodontic activity (UOA)	0
Carry forward orthodontic activity (UOA)	0
Baseline contract value	£552,360.18

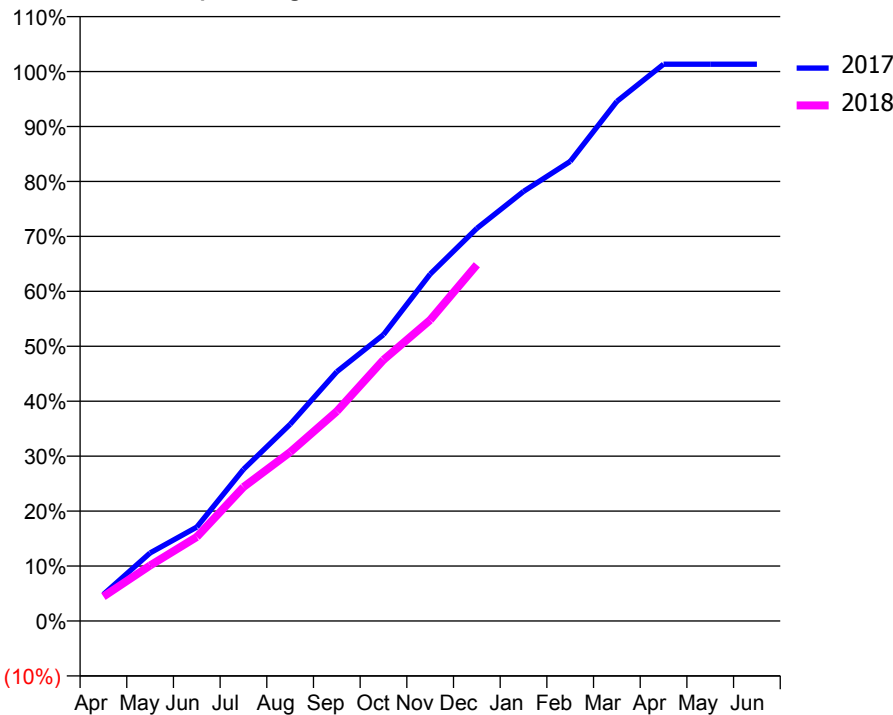
ACCESS*

Patients seen in 24 months	Total	Change since previous quarter
Quarter ending December 2016	5,017	
Quarter ending March 2017	5,021	→
Quarter ending June 2017	5,054	→
Quarter ending September 2017	5,090	→
Quarter ending December 2017	5,101	→
Variance since December 2016	1.7%	→



ACTIVITY

Cumulative percentage of contracted UDA delivered 2017 & 2018



Month	Adjusted Scheduled Activity (UDA)	
	2017	2018
April	853	784
May	2,177	1,776
June	3,006	2,690
July	4,856	4,290
August	6,297	5,408
September	7,979	6,711
October	9,166	8,358
November	11,107	9,636
December	12,571	11,406
January	13,753	
February	14,712	
March	16,634	
April	17,823	
May	17,823	
June	17,823	

QUALITY

	Quantity	Base Number	Contract	AT	Region	England
% of FP17s for the same patient ID Re-attending within 3 months - Children	52	995	5.2%	10.4%	11.5%	12.0%
% of FP17s for the same patient ID Re-attending within 3 months - Adults	599	4,589	13.1%	14.7%	15.8%	15.9%
% of FP17s for the same patient ID Re-attending between 3 & 9 months - Children	618	995	62.1%	60.3%	60.5%	58.0%
% of FP17s for the same patient ID Re-attending between 3 & 9 months - Adults	2,619	4,589	57.1%	52.1%	51.8%	50.5%
% of FP17s for Band 1 Urgent Courses	515	5,139	10.0%	9.8%	9.5%	9.0%
% of FP17s Relating to Free Repair or Replacements	61	5,139	1.2%	0.6%	0.7%	0.8%
% of FP17s Relating to Continuations	53	5,139	1.0%	1.1%	1.0%	1.1%
% of Patients satisfied with the dentistry they have received	17	17	100.0%	92.0%	92.1%	91.5%
% of Patients satisfied with the time they had to wait for an appointment	17	17	100.0%	88.8%	88.3%	87.9%

* This is based on patients treated on this contract for their most recent course of treatment. Figures in italics indicate the base number of FP17s or Patient Questionnaire responses are less than 100. N/A is shown where the base number of responses is less than 10 during the period. % is calculated as Quantity/Base number*100

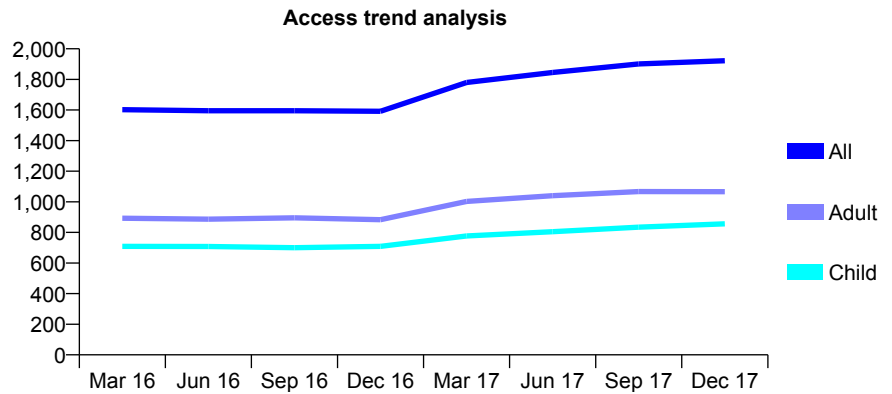
Q70 - Vital Signs At a Glance Contract Report for 166340/0001 - December 2017

Name or company name	Mr & Mrs Gabriel
Contract type name	GDS Contract
Purpose of contract	General
Contract start date	01/04/2008
Contract end date	

17/18 Contracted general activity (UDA)	3,292
Carry forward general activity (UDA)	0
17/18 Contracted orthodontic activity (UOA)	0
Carry forward orthodontic activity (UOA)	0
Baseline contract value	£84,312.18

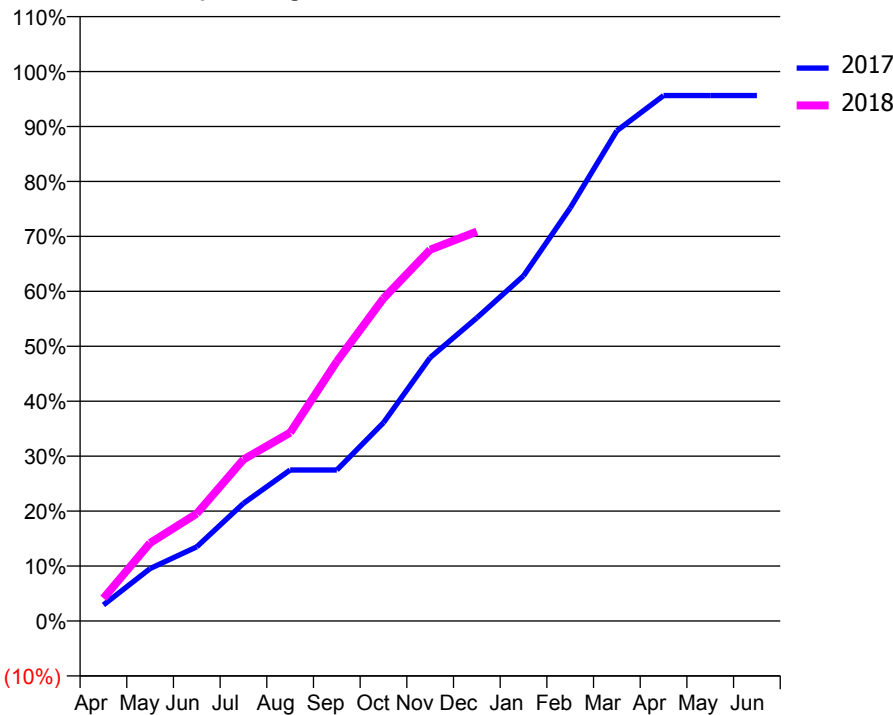
ACCESS*

Patients seen in 24 months	Total	Change since previous quarter
Quarter ending December 2016	1,592	
Quarter ending March 2017	1,780	↑
Quarter ending June 2017	1,845	↑
Quarter ending September 2017	1,901	↑
Quarter ending December 2017	1,922	→
Variance since December 2016	20.7%	↑



ACTIVITY

Cumulative percentage of contracted UDA delivered 2017 & 2018



Month	Adjusted Scheduled Activity (UDA)	
	2017	2018
April	96	136
May	314	468
June	445	644
July	705	968
August	904	1,128
September	904	1,555
October	1,188	1,933
November	1,578	2,225
December	1,816	2,333
January	2,068	
February	2,475	
March	2,937	
April	3,148	
May	3,148	
June	3,148	

QUALITY

	Quantity	Base Number	Contract	AT	Region	England
% of FP17s for the same patient ID Re-attending within 3 months - Children	87	1,068	8.1%	10.4%	11.5%	12.0%
% of FP17s for the same patient ID Re-attending within 3 months - Adults	136	1,149	11.8%	14.7%	15.8%	15.9%
% of FP17s for the same patient ID Re-attending between 3 & 9 months - Children	691	1,068	64.7%	60.3%	60.5%	58.0%
% of FP17s for the same patient ID Re-attending between 3 & 9 months - Adults	718	1,149	62.5%	52.1%	51.8%	50.5%
% of FP17s for Band 1 Urgent Courses	77	1,368	5.6%	9.8%	9.5%	9.0%
% of FP17s Relating to Free Repair or Replacements	0	1,368	0.0%	0.6%	0.7%	0.8%
% of FP17s Relating to Continuations	8	1,368	0.6%	1.1%	1.0%	1.1%
% of Patients satisfied with the dentistry they have received	2	2	N/A	92.0%	92.1%	91.5%
% of Patients satisfied with the time they had to wait for an appointment	2	2	N/A	88.8%	88.3%	87.9%

* This is based on patients treated on this contract for their most recent course of treatment. Figures in italics indicate the base number of FP17s or Patient Questionnaire responses are less than 100. N/A is shown where the base number of responses is less than 10 during the period. % is calculated as Quantity/Base number*100

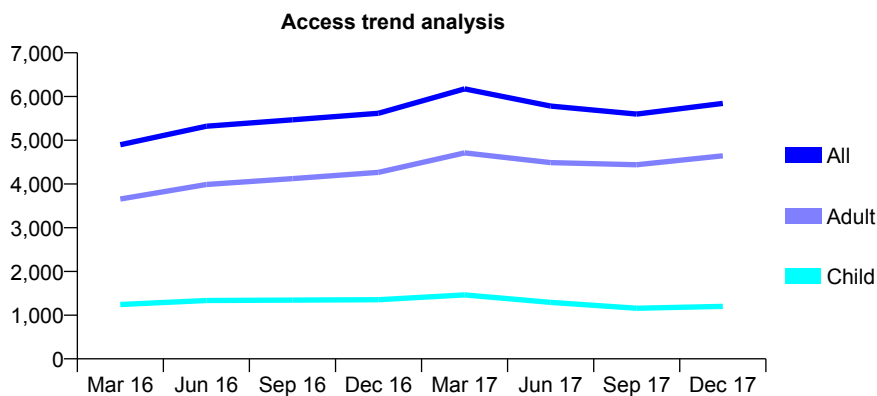
Q70 - Vital Signs At a Glance Contract Report for 167029/0001 - December 2017

Name or company name	The Dental Practice
Contract type name	GDS Contract
Purpose of contract	General
Contract start date	01/04/2015
Contract end date	

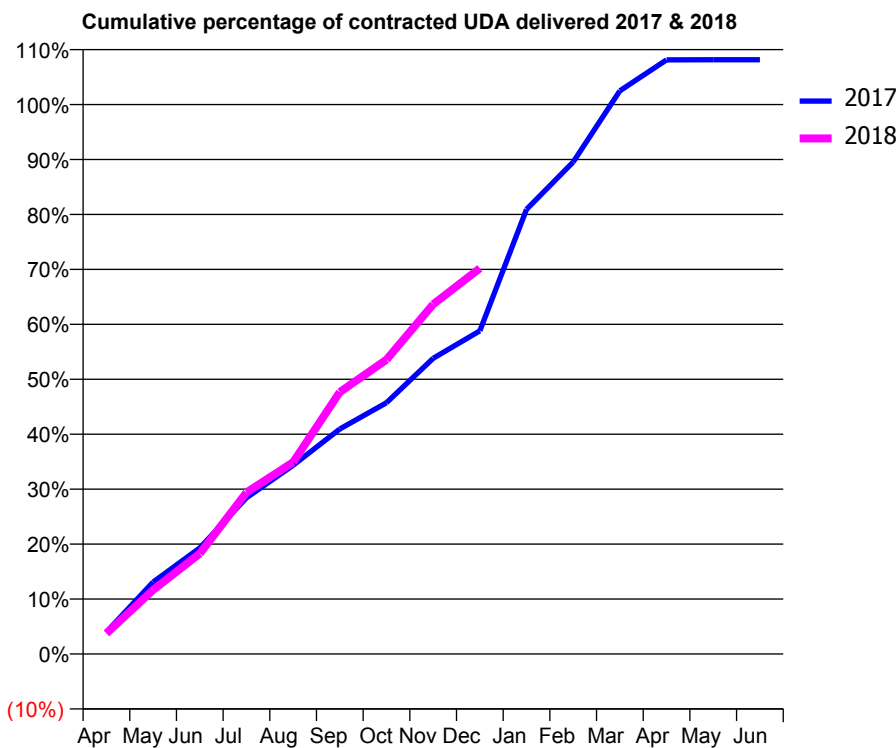
17/18 Contracted general activity (UDA)	16,368
Carry forward general activity (UDA)	0
17/18 Contracted orthodontic activity (UOA)	0
Carry forward orthodontic activity (UOA)	0
Baseline contract value	£461,811.50

ACCESS*

Patients seen in 24 months	Total	Change since previous quarter
Quarter ending December 2016	5,618	
Quarter ending March 2017	6,174	↑
Quarter ending June 2017	5,780	↓
Quarter ending September 2017	5,597	↓
Quarter ending December 2017	5,844	↑
Variance since December 2016	4.0%	↑



ACTIVITY



Month	Adjusted Scheduled Activity (UDA)	
	2017	2018
April	659	614
May	2,142	1,908
June	3,159	2,993
July	4,652	4,812
August	5,622	5,713
September	6,702	7,804
October	7,485	8,767
November	8,806	10,417
December	9,628	11,488
January	13,246	
February	14,653	
March	16,776	
April	17,697	
May	17,700	
June	17,703	

QUALITY

	Quantity	Base Number	Contract	AT	Region	England
% of FP17s for the same patient ID Re-attending within 3 months - Children	91	1,222	7.4%	10.4%	11.5%	12.0%
% of FP17s for the same patient ID Re-attending within 3 months - Adults	888	4,404	20.2%	14.7%	15.8%	15.9%
% of FP17s for the same patient ID Re-attending between 3 & 9 months - Children	709	1,222	58.0%	60.3%	60.5%	58.0%
% of FP17s for the same patient ID Re-attending between 3 & 9 months - Adults	1,909	4,404	43.3%	52.1%	51.8%	50.5%
% of FP17s for Band 1 Urgent Courses	530	5,288	10.0%	9.8%	9.5%	9.0%
% of FP17s Relating to Free Repair or Replacements	140	5,288	2.6%	0.6%	0.7%	0.8%
% of FP17s Relating to Continuations	189	5,288	3.6%	1.1%	1.0%	1.1%
% of Patients satisfied with the dentistry they have received	14	14	100.0%	92.0%	92.1%	91.5%
% of Patients satisfied with the time they had to wait for an appointment	11	14	78.6%	88.8%	88.3%	87.9%

* This is based on patients treated on this contract for their most recent course of treatment. Figures in italics indicate the base number of FP17s or Patient Questionnaire responses are less than 100. N/A is shown where the base number of responses is less than 10 during the period. % is calculated as Quantity/Base number*100

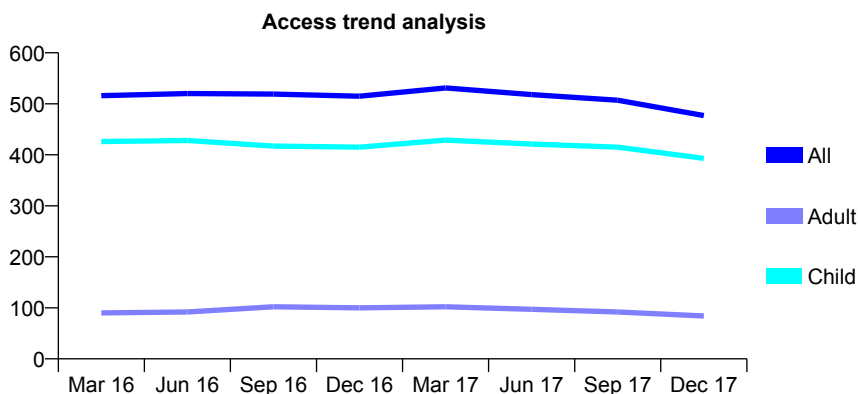
Q70 - Vital Signs At a Glance Contract Report for 167878/0001 - December 2017

Name or company name	The Lodge Dental Partnership
Contract type name	GDS Contract
Purpose of contract	General
Contract start date	01/03/2011
Contract end date	

17/18 Contracted general activity (UDA)	825
Carry forward general activity (UDA)	0
17/18 Contracted orthodontic activity (UOA)	0
Carry forward orthodontic activity (UOA)	0
Baseline contract value	£20,048.99

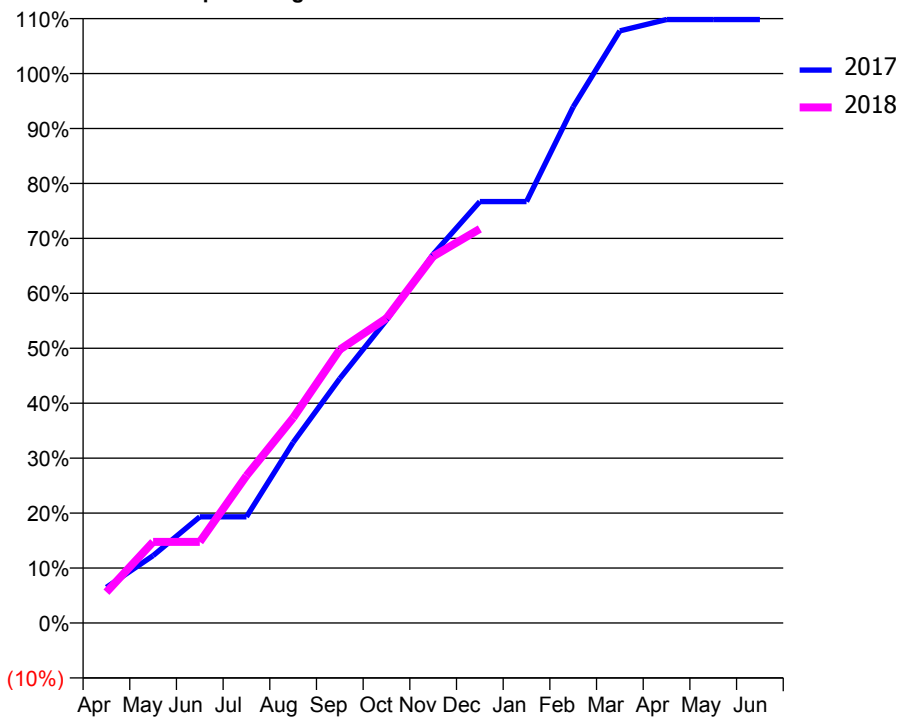
ACCESS*

Patients seen in 24 months	Total	Change since previous quarter
Quarter ending December 2016	515	
Quarter ending March 2017	531	↑
Quarter ending June 2017	518	↓
Quarter ending September 2017	507	↓
Quarter ending December 2017	477	↓
Variance since December 2016	(7.4%)	↓



ACTIVITY

Cumulative percentage of contracted UDA delivered 2017 & 2018



Month	Adjusted Scheduled Activity (UDA)	
	2017	2018
April	54	46
May	101	122
June	159	122
July	159	221
August	271	308
September	367	411
October	455	458
November	554	550
December	633	592
January	633	
February	775	
March	889	
April	906	
May	906	
June	906	

QUALITY

	Quantity	Base Number	Contract	AT	Region	England
% of FP17s for the same patient ID Re-attending within 3 months - Children	43	492	8.7%	10.4%	11.5%	12.0%
% of FP17s for the same patient ID Re-attending within 3 months - Adults	3	33	9.1%	14.7%	15.8%	15.9%
% of FP17s for the same patient ID Re-attending between 3 & 9 months - Children	328	492	66.7%	60.3%	60.5%	58.0%
% of FP17s for the same patient ID Re-attending between 3 & 9 months - Adults	24	33	72.7%	52.1%	51.8%	50.5%
% of FP17s for Band 1 Urgent Courses	38	508	7.5%	9.8%	9.5%	9.0%
% of FP17s Relating to Free Repair or Replacements	0	508	0.0%	0.6%	0.7%	0.8%
% of FP17s Relating to Continuations	7	508	1.4%	1.1%	1.0%	1.1%
% of Patients satisfied with the dentistry they have received	0	0	N/A	92.0%	92.1%	91.5%
% of Patients satisfied with the time they had to wait for an appointment	0	0	N/A	88.8%	88.3%	87.9%

* This is based on patients treated on this contract for their most recent course of treatment. Figures in italics indicate the base number of FP17s or Patient Questionnaire responses are less than 100. N/A is shown where the base number of responses is less than 10 during the period. % is calculated as Quantity/Base number*100

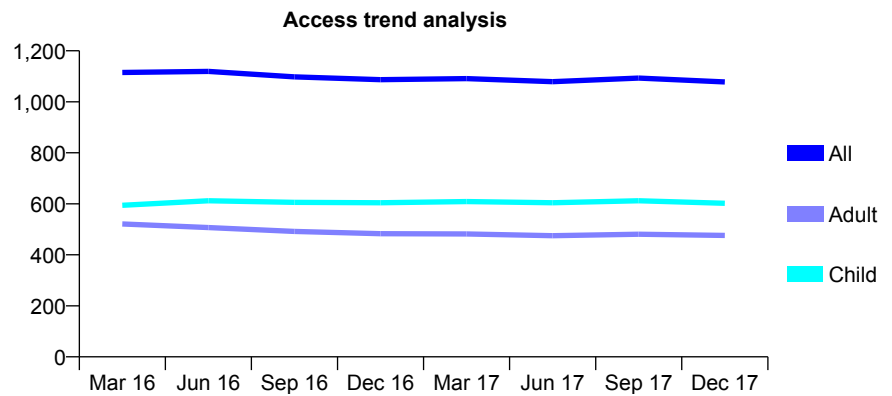
Q70 - Vital Signs At a Glance Contract Report for 168165/0001 - December 2017

Name or company name	Stalbridge Dental Practice Ltd
Contract type name	GDS Contract
Purpose of contract	General
Contract start date	01/04/2008
Contract end date	

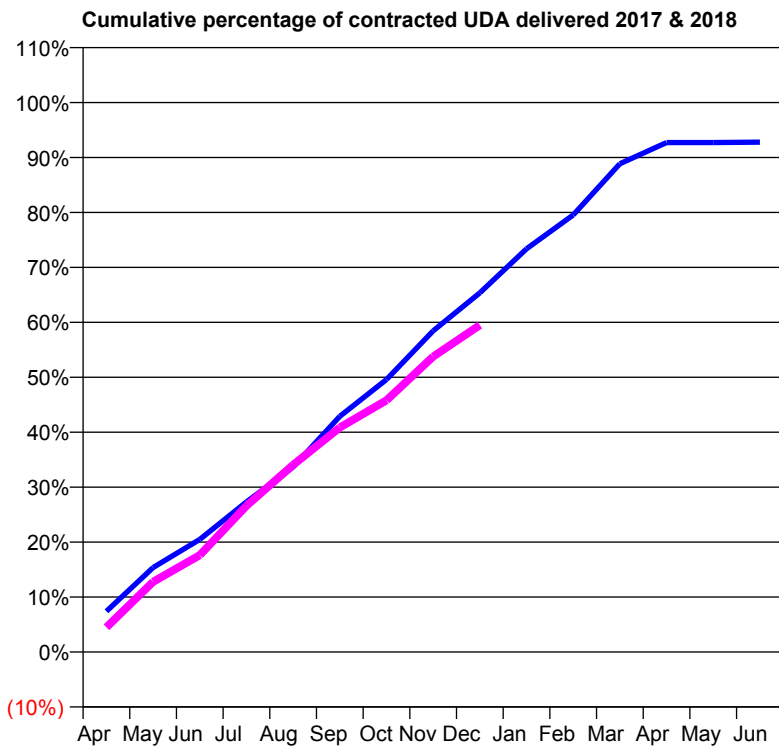
17/18 Contracted general activity (UDA)	3,669
Carry forward general activity (UDA)	0
17/18 Contracted orthodontic activity (UOA)	0
Carry forward orthodontic activity (UOA)	0
Baseline contract value	£94,003.49

ACCESS*

Patients seen in 24 months	Total	Change since previous quarter
Quarter ending December 2016	1,087	
Quarter ending March 2017	1,091	→
Quarter ending June 2017	1,079	↓
Quarter ending September 2017	1,093	→
Quarter ending December 2017	1,078	↓
Variance since December 2016	(0.8%)	→



ACTIVITY



Month	Adjusted Scheduled Activity (UDA)	
	2017	2018
April	272	165
May	564	469
June	752	647
July	1,002	976
August	1,236	1,250
September	1,574	1,499
October	1,820	1,681
November	2,145	1,973
December	2,398	2,183
January	2,692	
February	2,918	
March	3,260	
April	3,402	
May	3,402	
June	3,404	

QUALITY

	Quantity	Base Number	Contract	AT	Region	England
% of FP17s for the same patient ID Re-attending within 3 months - Children	23	665	3.5%	10.4%	11.5%	12.0%
% of FP17s for the same patient ID Re-attending within 3 months - Adults	57	426	13.4%	14.7%	15.8%	15.9%
% of FP17s for the same patient ID Re-attending between 3 & 9 months - Children	462	665	69.5%	60.3%	60.5%	58.0%
% of FP17s for the same patient ID Re-attending between 3 & 9 months - Adults	259	426	60.8%	52.1%	51.8%	50.5%
% of FP17s for Band 1 Urgent Courses	4	1,043	0.4%	9.8%	9.5%	9.0%
% of FP17s Relating to Free Repair or Replacements	0	1,043	0.0%	0.6%	0.7%	0.8%
% of FP17s Relating to Continuations	29	1,043	2.8%	1.1%	1.0%	1.1%
% of Patients satisfied with the dentistry they have received	2	2	N/A	92.0%	92.1%	91.5%
% of Patients satisfied with the time they had to wait for an appointment	2	2	N/A	88.8%	88.3%	87.9%

* This is based on patients treated on this contract for their most recent course of treatment. Figures in italics indicate the base number of FP17s or Patient Questionnaire responses are less than 100. N/A is shown where the base number of responses is less than 10 during the period. % is calculated as Quantity/Base number*100

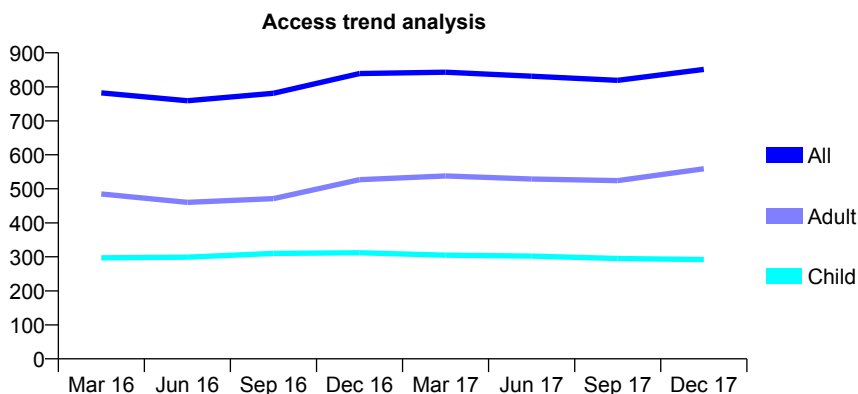
Q70 - Vital Signs At a Glance Contract Report for 169250/0001 - December 2017

Name or company name	Mrs E Aslani
Contract type name	GDS Contract
Purpose of contract	General
Contract start date	05/06/2009
Contract end date	

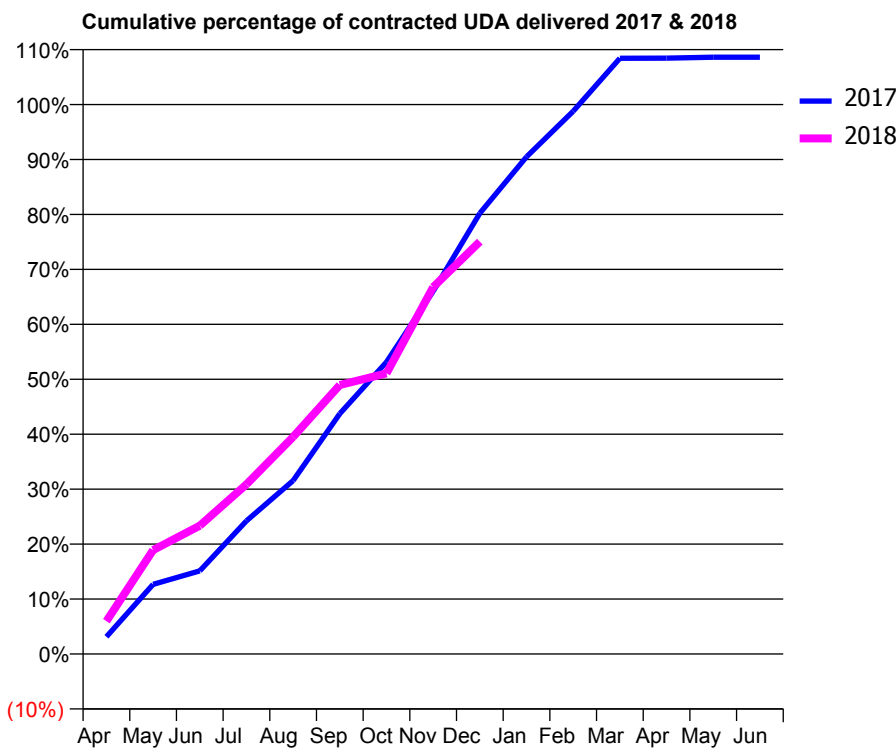
17/18 Contracted general activity (UDA)	2,300
Carry forward general activity (UDA)	0
17/18 Contracted orthodontic activity (UOA)	0
Carry forward orthodontic activity (UOA)	0
Baseline contract value	£51,994.49

ACCESS*

Patients seen in 24 months	Total	Change since previous quarter
Quarter ending December 2016	839	
Quarter ending March 2017	843	→
Quarter ending June 2017	831	↓
Quarter ending September 2017	819	↓
Quarter ending December 2017	851	↑
Variance since December 2016	1.4%	→



ACTIVITY



Month	Adjusted Scheduled Activity (UDA)	
	2017	2018
April	72	137
May	291	435
June	348	537
July	557	710
August	726	909
September	1,006	1,126
October	1,222	1,174
November	1,518	1,536
December	1,845	1,726
January	2,081	
February	2,272	
March	2,493	
April	2,494	
May	2,498	
June	2,498	

QUALITY

	Quantity	Base Number	Contract	AT	Region	England
% of FP17s for the same patient ID Re-attending within 3 months - Children	28	350	8.0%	10.4%	11.5%	12.0%
% of FP17s for the same patient ID Re-attending within 3 months - Adults	117	626	18.7%	14.7%	15.8%	15.9%
% of FP17s for the same patient ID Re-attending between 3 & 9 months - Children	229	350	65.4%	60.3%	60.5%	58.0%
% of FP17s for the same patient ID Re-attending between 3 & 9 months - Adults	363	626	58.0%	52.1%	51.8%	50.5%
% of FP17s for Band 1 Urgent Courses	65	969	6.7%	9.8%	9.5%	9.0%
% of FP17s Relating to Free Repair or Replacements	2	969	0.2%	0.6%	0.7%	0.8%
% of FP17s Relating to Continuations	5	969	0.5%	1.1%	1.0%	1.1%
% of Patients satisfied with the dentistry they have received	0	0	N/A	92.0%	92.1%	91.5%
% of Patients satisfied with the time they had to wait for an appointment	0	0	N/A	88.8%	88.3%	87.9%

* This is based on patients treated on this contract for their most recent course of treatment. Figures in italics indicate the base number of FP17s or Patient Questionnaire responses are less than 100. N/A is shown where the base number of responses is less than 10 during the period. % is calculated as Quantity/Base number*100

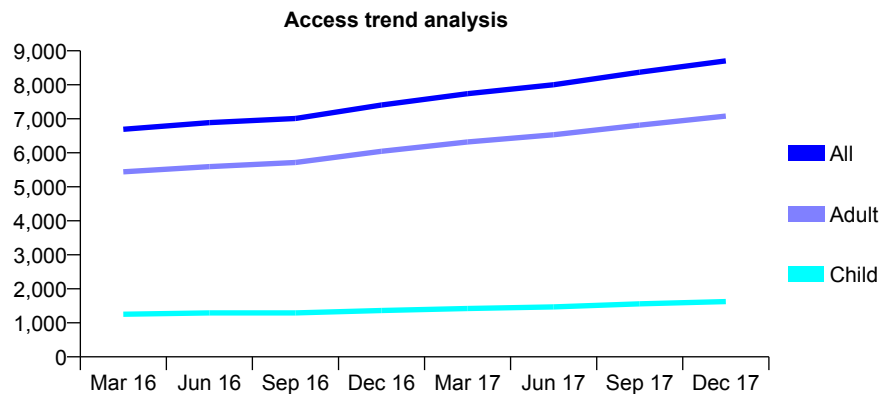
Q70 - Vital Signs At a Glance Contract Report for 169315/0001 - December 2017

Name or company name	M A & K T Cottrell
Contract type name	GDS Contract
Purpose of contract	General
Contract start date	01/04/2011
Contract end date	

17/18 Contracted general activity (UDA)	24,444
Carry forward general activity (UDA)	71
17/18 Contracted orthodontic activity (UOA)	0
Carry forward orthodontic activity (UOA)	0
Baseline contract value	£617,658.83

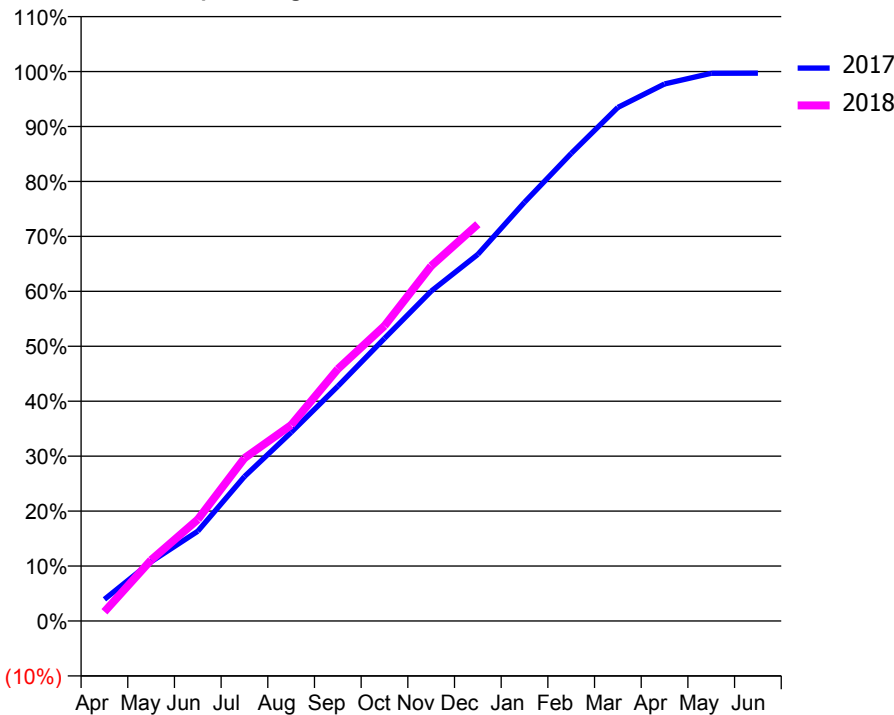
ACCESS*

Patients seen in 24 months	Total	Change since previous quarter
Quarter ending December 2016	7,406	
Quarter ending March 2017	7,741	↑
Quarter ending June 2017	8,001	↑
Quarter ending September 2017	8,371	↑
Quarter ending December 2017	8,705	↑
Variance since December 2016	17.5%	↑



ACTIVITY

Cumulative percentage of contracted UDA delivered 2017 & 2018



Month	Adjusted Scheduled Activity (UDA)	
	2017	2018
April	965	412
May	2,639	2,714
June	3,993	4,518
July	6,426	7,247
August	8,389	8,717
September	10,441	11,207
October	12,571	13,129
November	14,672	15,792
December	16,309	17,650
January	18,626	
February	20,800	
March	22,849	
April	23,892	
May	24,363	
June	24,372	

QUALITY

	Quantity	Base Number	Contract	AT	Region	England
% of FP17s for the same patient ID Re-attending within 3 months - Children	164	2,038	8.0%	10.4%	11.5%	12.0%
% of FP17s for the same patient ID Re-attending within 3 months - Adults	829	7,237	11.5%	14.7%	15.8%	15.9%
% of FP17s for the same patient ID Re-attending between 3 & 9 months - Children	1,154	2,038	56.6%	60.3%	60.5%	58.0%
% of FP17s for the same patient ID Re-attending between 3 & 9 months - Adults	2,944	7,237	40.7%	52.1%	51.8%	50.5%
% of FP17s for Band 1 Urgent Courses	510	8,620	5.9%	9.8%	9.5%	9.0%
% of FP17s Relating to Free Repair or Replacements	8	8,620	0.1%	0.6%	0.7%	0.8%
% of FP17s Relating to Continuations	82	8,620	1.0%	1.1%	1.0%	1.1%
% of Patients satisfied with the dentistry they have received	9	9	N/A	92.0%	92.1%	91.5%
% of Patients satisfied with the time they had to wait for an appointment	8	9	N/A	88.8%	88.3%	87.9%

* This is based on patients treated on this contract for their most recent course of treatment. Figures in italics indicate the base number of FP17s or Patient Questionnaire responses are less than 100. N/A is shown where the base number of responses is less than 10 during the period. % is calculated as Quantity/Base number*100

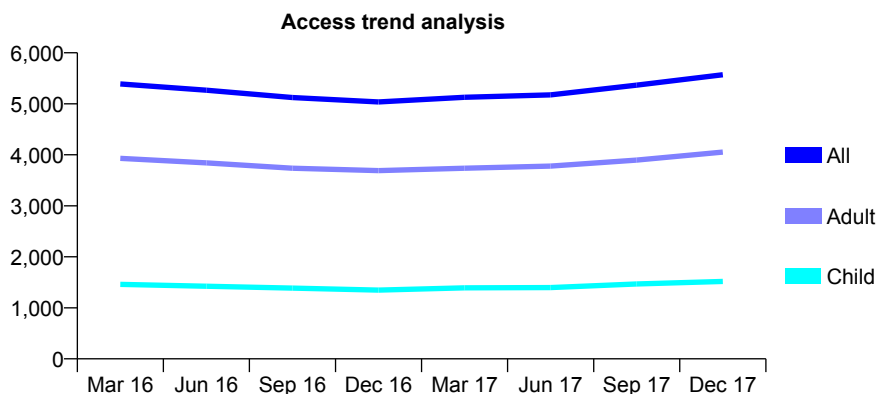
Q70 - Vital Signs At a Glance Contract Report for 170046/0001 - December 2017

Name or company name	Mr T Darling
Contract type name	GDS Contract
Purpose of contract	General and Orthodontic
Contract start date	01/12/2012
Contract end date	

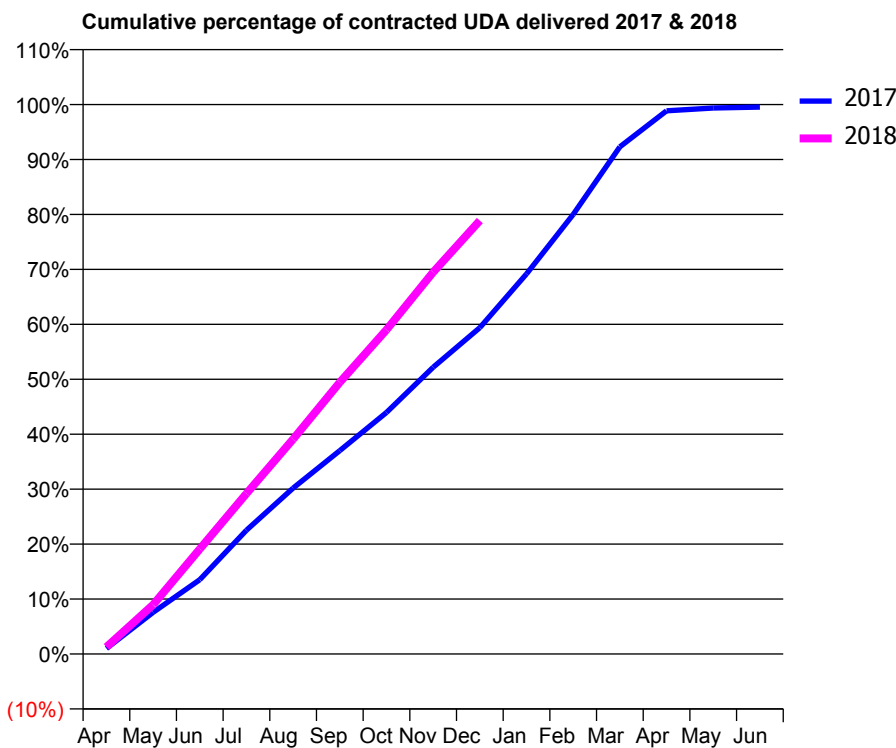
17/18 Contracted general activity (UDA)	13,766
Carry forward general activity (UDA)	64
17/18 Contracted orthodontic activity (UOA)	221
Carry forward orthodontic activity (UOA)	0
Baseline contract value	£349,656.57

ACCESS*

Patients seen in 24 months	Total	Change since previous quarter
Quarter ending December 2016	5,036	
Quarter ending March 2017	5,128	→
Quarter ending June 2017	5,175	→
Quarter ending September 2017	5,366	↑
Quarter ending December 2017	5,571	↑
Variance since December 2016	10.6%	↑



ACTIVITY



Month	Adjusted Scheduled Activity (UDA)	
	2017	2018
April	138	174
May	1,043	1,236
June	1,861	2,629
July	3,103	4,019
August	4,157	5,385
September	5,097	6,808
October	6,052	8,123
November	7,184	9,565
December	8,175	10,858
January	9,522	
February	11,011	
March	12,705	
April	13,608	
May	13,676	
June	13,701	

QUALITY

	Quantity	Base Number	Contract	AT	Region	England
% of FP17s for the same patient ID Re-attending within 3 months - Children	111	1,546	7.2%	10.4%	11.5%	12.0%
% of FP17s for the same patient ID Re-attending within 3 months - Adults	517	3,925	13.2%	14.7%	15.8%	15.9%
% of FP17s for the same patient ID Re-attending between 3 & 9 months - Children	766	1,546	49.5%	60.3%	60.5%	58.0%
% of FP17s for the same patient ID Re-attending between 3 & 9 months - Adults	1,740	3,925	44.3%	52.1%	51.8%	50.5%
% of FP17s for Band 1 Urgent Courses	376	5,046	7.5%	9.8%	9.5%	9.0%
% of FP17s Relating to Free Repair or Replacements	0	5,046	0.0%	0.6%	0.7%	0.8%
% of FP17s Relating to Continuations	110	5,046	2.2%	1.1%	1.0%	1.1%
% of Patients satisfied with the dentistry they have received	3	3	N/A	92.0%	92.1%	91.5%
% of Patients satisfied with the time they had to wait for an appointment	3	3	N/A	88.8%	88.3%	87.9%

* This is based on patients treated on this contract for their most recent course of treatment. Figures in italics indicate the base number of FP17s or Patient Questionnaire responses are less than 100. N/A is shown where the base number of responses is less than 10 during the period. % is calculated as Quantity/Base number*100

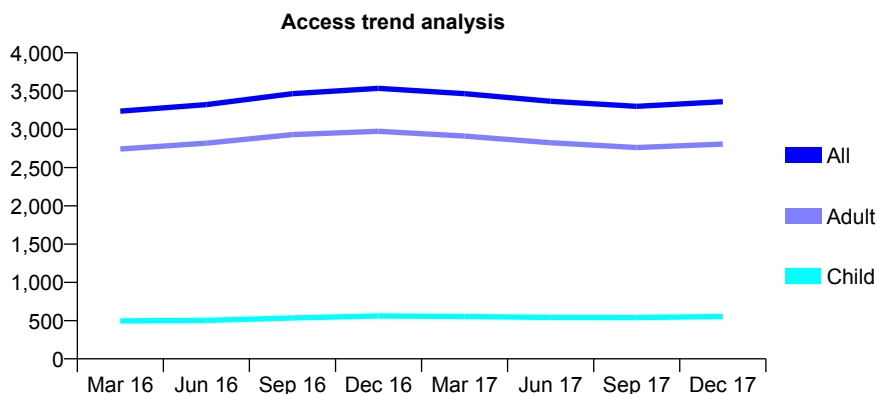
Q70 - Vital Signs At a Glance Contract Report for 170127/0001 - December 2017

Name or company name	The Erfans
Contract type name	GDS Contract
Purpose of contract	General
Contract start date	16/04/2012
Contract end date	

17/18 Contracted general activity (UDA)	9,107
Carry forward general activity (UDA)	0
17/18 Contracted orthodontic activity (UOA)	0
Carry forward orthodontic activity (UOA)	0
Baseline contract value	£226,523.67

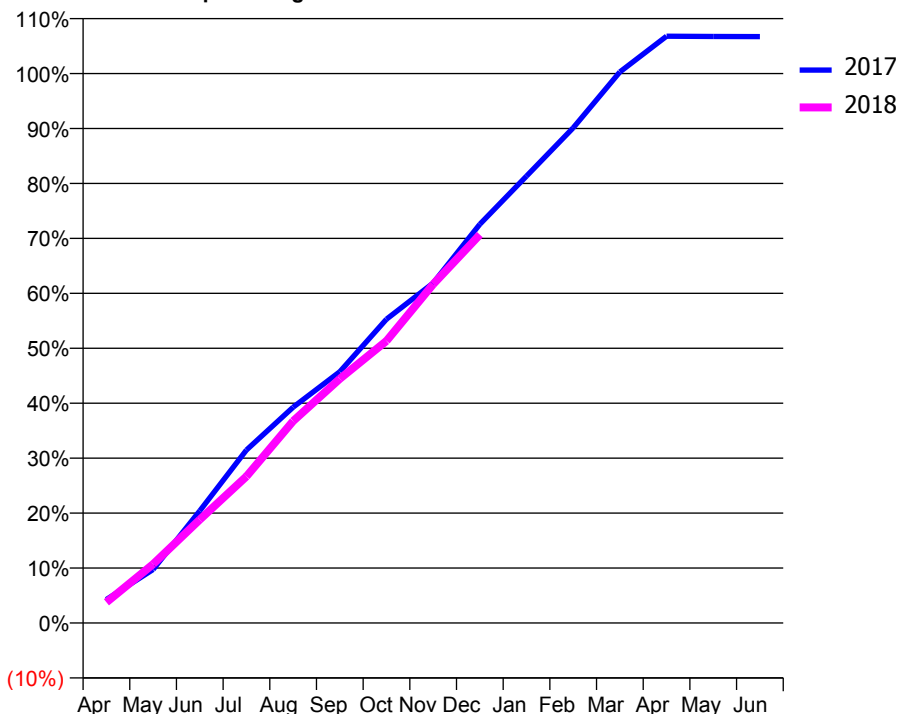
ACCESS*

Patients seen in 24 months	Total	Change since previous quarter
Quarter ending December 2016	3,536	
Quarter ending March 2017	3,465	↓
Quarter ending June 2017	3,366	↓
Quarter ending September 2017	3,301	↓
Quarter ending December 2017	3,361	→
Variance since December 2016	(4.9%)	↓



ACTIVITY

Cumulative percentage of contracted UDA delivered 2017 & 2018



Month	Adjusted Scheduled Activity (UDA)	
	2017	2018
April	389	343
May	888	977
June	1,860	1,714
July	2,867	2,430
August	3,576	3,347
September	4,164	4,047
October	5,035	4,674
November	5,634	5,615
December	6,609	6,436
January	7,408	
February	8,207	
March	9,134	
April	9,725	
May	9,721	
June	9,718	

QUALITY

	Quantity	Base Number	Contract	AT	Region	England
% of FP17s for the same patient ID Re-attending within 3 months - Children	32	489	6.5%	10.4%	11.5%	12.0%
% of FP17s for the same patient ID Re-attending within 3 months - Adults	273	2,789	9.8%	14.7%	15.8%	15.9%
% of FP17s for the same patient ID Re-attending between 3 & 9 months - Children	267	489	54.6%	60.3%	60.5%	58.0%
% of FP17s for the same patient ID Re-attending between 3 & 9 months - Adults	1,784	2,789	64.0%	52.1%	51.8%	50.5%
% of FP17s for Band 1 Urgent Courses	163	3,077	5.3%	9.8%	9.5%	9.0%
% of FP17s Relating to Free Repair or Replacements	21	3,077	0.7%	0.6%	0.7%	0.8%
% of FP17s Relating to Continuations	55	3,077	1.8%	1.1%	1.0%	1.1%
% of Patients satisfied with the dentistry they have received	6	8	N/A	92.0%	92.1%	91.5%
% of Patients satisfied with the time they had to wait for an appointment	7	8	N/A	88.8%	88.3%	87.9%

* This is based on patients treated on this contract for their most recent course of treatment. Figures in italics indicate the base number of FP17s or Patient Questionnaire responses are less than 100. N/A is shown where the base number of responses is less than 10 during the period. % is calculated as Quantity/Base number*100

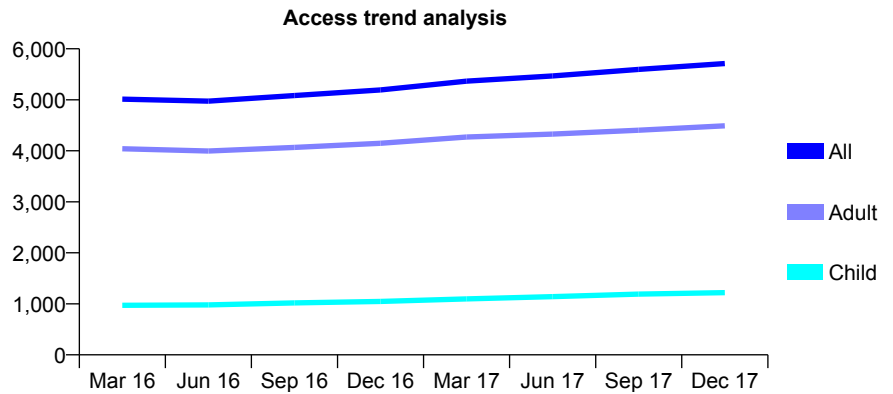
Q70 - Vital Signs At a Glance Contract Report for 170542/0001 - December 2017

Name or company name	Mr A Ebodi Deljoujin
Contract type name	GDS Contract
Purpose of contract	General
Contract start date	01/10/2010
Contract end date	

17/18 Contracted general activity (UDA)	17,076
Carry forward general activity (UDA)	0
17/18 Contracted orthodontic activity (UOA)	0
Carry forward orthodontic activity (UOA)	0
Baseline contract value	£410,167.17

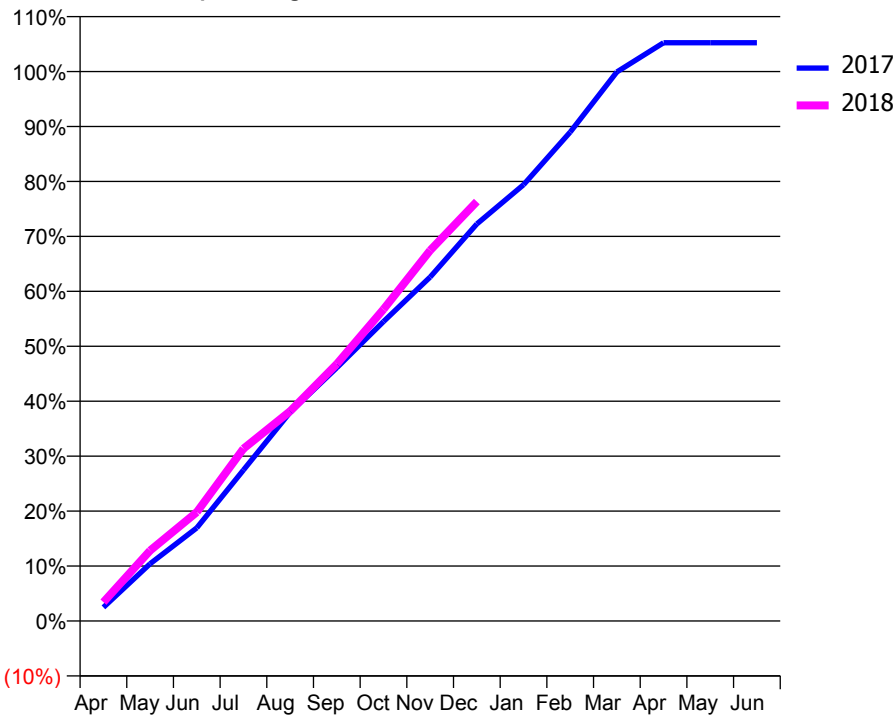
ACCESS*

Patients seen in 24 months	Total	Change since previous quarter
Quarter ending December 2016	5,193	
Quarter ending March 2017	5,367	↑
Quarter ending June 2017	5,468	→
Quarter ending September 2017	5,595	↑
Quarter ending December 2017	5,710	↑
Variance since December 2016	10.0%	↑



ACTIVITY

Cumulative percentage of contracted UDA delivered 2017 & 2018



Month	Adjusted Scheduled Activity (UDA)	
	2017	2018
April	426	587
May	1,780	2,191
June	2,894	3,382
July	4,695	5,355
August	6,488	6,521
September	7,871	7,989
October	9,303	9,685
November	10,688	11,518
December	12,337	13,033
January	13,555	
February	15,192	
March	17,063	
April	17,972	
May	17,972	
June	17,969	

QUALITY

	Quantity	Base Number	Contract	AT	Region	England
% of FP17s for the same patient ID Re-attending within 3 months - Children	96	1,437	6.7%	10.4%	11.5%	12.0%
% of FP17s for the same patient ID Re-attending within 3 months - Adults	697	5,364	13.0%	14.7%	15.8%	15.9%
% of FP17s for the same patient ID Re-attending between 3 & 9 months - Children	877	1,437	61.0%	60.3%	60.5%	58.0%
% of FP17s for the same patient ID Re-attending between 3 & 9 months - Adults	3,506	5,364	65.4%	52.1%	51.8%	50.5%
% of FP17s for Band 1 Urgent Courses	468	6,455	7.3%	9.8%	9.5%	9.0%
% of FP17s Relating to Free Repair or Replacements	25	6,455	0.4%	0.6%	0.7%	0.8%
% of FP17s Relating to Continuations	96	6,455	1.5%	1.1%	1.0%	1.1%
% of Patients satisfied with the dentistry they have received	8	9	N/A	92.0%	92.1%	91.5%
% of Patients satisfied with the time they had to wait for an appointment	9	9	N/A	88.8%	88.3%	87.9%

* This is based on patients treated on this contract for their most recent course of treatment. Figures in italics indicate the base number of FP17s or Patient Questionnaire responses are less than 100. N/A is shown where the base number of responses is less than 10 during the period. % is calculated as Quantity/Base number*100

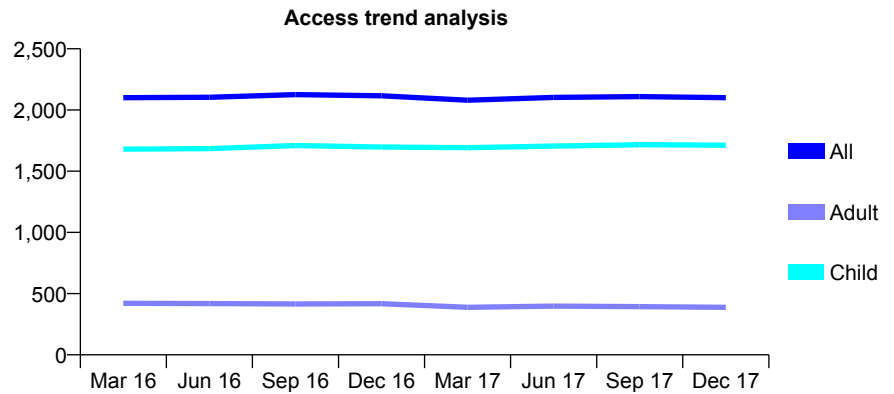
Q70 - Vital Signs At a Glance Contract Report for 171921/0001 - December 2017

Name or company name	Beauchamp House Dental Surgery
Contract type name	GDS Contract
Purpose of contract	General
Contract start date	01/04/2009
Contract end date	

17/18 Contracted general activity (UDA)	5,000
Carry forward general activity (UDA)	0
17/18 Contracted orthodontic activity (UOA)	0
Carry forward orthodontic activity (UOA)	0
Baseline contract value	£154,970.13

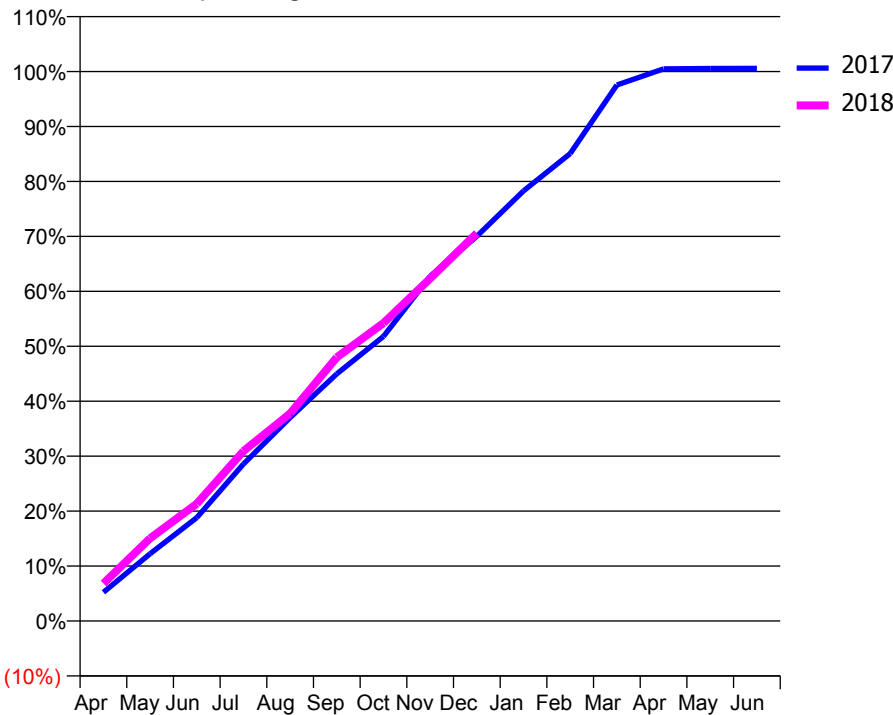
ACCESS*

Patients seen in 24 months	Total	Change since previous quarter
Quarter ending December 2016	2,116	
Quarter ending March 2017	2,080	↓
Quarter ending June 2017	2,103	→
Quarter ending September 2017	2,110	→
Quarter ending December 2017	2,101	→
Variance since December 2016	(0.7%)	→



ACTIVITY

Cumulative percentage of contracted UDA delivered 2017 & 2018



Month	Adjusted Scheduled Activity (UDA)	
	2017	2018
April	261	342
May	612	753
June	941	1,067
July	1,429	1,547
August	1,851	1,888
September	2,249	2,399
October	2,589	2,712
November	3,137	3,117
December	3,501	3,529
January	3,914	
February	4,253	
March	4,877	
April	5,024	
May	5,027	
June	5,028	

QUALITY

	Quantity	Base Number	Contract	AT	Region	England
% of FP17s for the same patient ID Re-attending within 3 months - Children	169	2,197	7.7%	10.4%	11.5%	12.0%
% of FP17s for the same patient ID Re-attending within 3 months - Adults	47	249	18.9%	14.7%	15.8%	15.9%
% of FP17s for the same patient ID Re-attending between 3 & 9 months - Children	1,564	2,197	71.2%	60.3%	60.5%	58.0%
% of FP17s for the same patient ID Re-attending between 3 & 9 months - Adults	139	249	55.8%	52.1%	51.8%	50.5%
% of FP17s for Band 1 Urgent Courses	86	2,355	3.7%	9.8%	9.5%	9.0%
% of FP17s Relating to Free Repair or Replacements	0	2,355	0.0%	0.6%	0.7%	0.8%
% of FP17s Relating to Continuations	0	2,355	0.0%	1.1%	1.0%	1.1%
% of Patients satisfied with the dentistry they have received	1	1	N/A	92.0%	92.1%	91.5%
% of Patients satisfied with the time they had to wait for an appointment	1	1	N/A	88.8%	88.3%	87.9%

* This is based on patients treated on this contract for their most recent course of treatment. Figures in italics indicate the base number of FP17s or Patient Questionnaire responses are less than 100. N/A is shown where the base number of responses is less than 10 during the period. % is calculated as Quantity/Base number*100

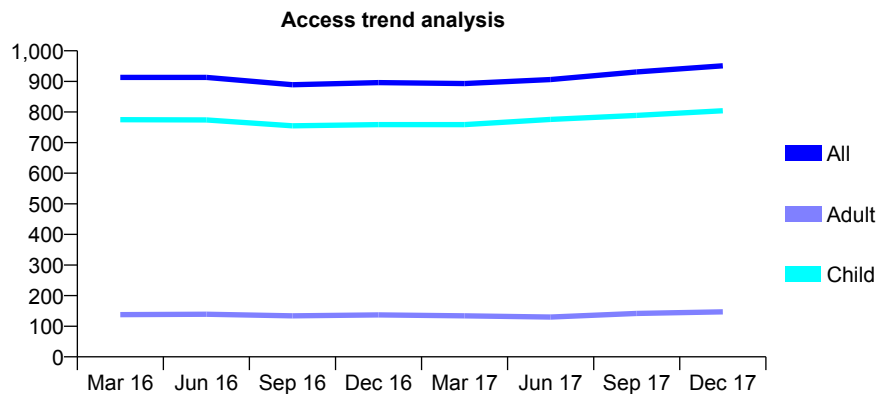
Q70 - Vital Signs At a Glance Contract Report for 173363/0001 - December 2017

Name or company name	MLL Portchester
Contract type name	GDS Contract
Purpose of contract	General
Contract start date	01/10/2009
Contract end date	

17/18 Contracted general activity (UDA)	1,430
Carry forward general activity (UDA)	0
17/18 Contracted orthodontic activity (UOA)	0
Carry forward orthodontic activity (UOA)	0
Baseline contract value	£36,645.91

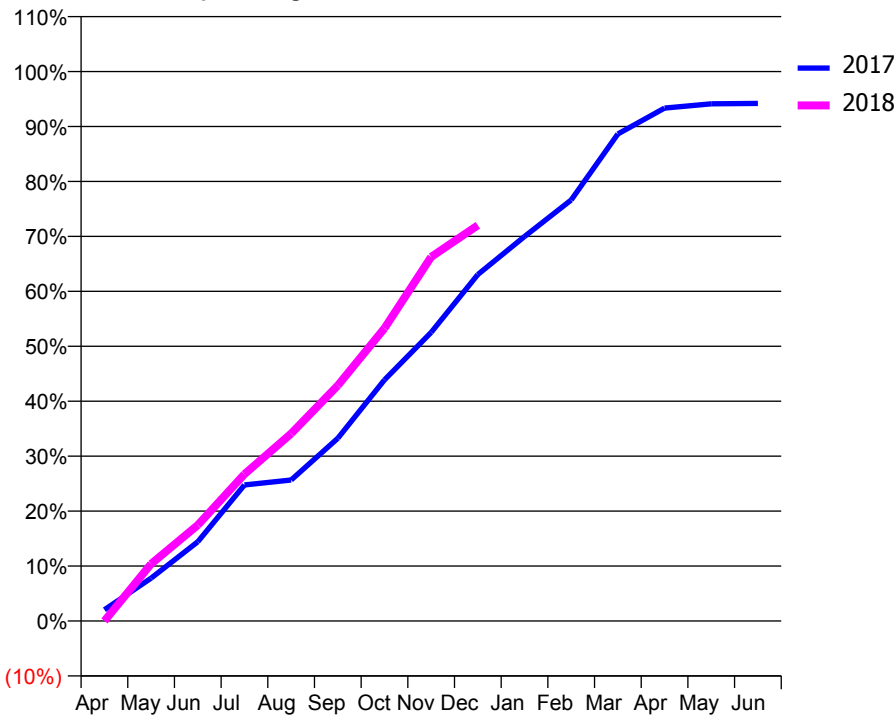
ACCESS*

Patients seen in 24 months	Total	Change since previous quarter
Quarter ending December 2016	896	
Quarter ending March 2017	893	→
Quarter ending June 2017	906	→
Quarter ending September 2017	931	↑
Quarter ending December 2017	951	↑
Variance since December 2016	6.1%	↑



ACTIVITY

Cumulative percentage of contracted UDA delivered 2017 & 2018



Month	Adjusted Scheduled Activity (UDA)	
	2017	2018
April	29	0
May	112	149
June	206	250
July	354	382
August	367	488
September	476	613
October	628	762
November	751	947
December	902	1,030
January	1,001	
February	1,096	
March	1,268	
April	1,335	
May	1,346	
June	1,347	

QUALITY

	Quantity	Base Number	Contract	AT	Region	England
% of FP17s for the same patient ID Re-attending within 3 months - Children	21	709	3.0%	10.4%	11.5%	12.0%
% of FP17s for the same patient ID Re-attending within 3 months - Adults	1	44	2.3%	14.7%	15.8%	15.9%
% of FP17s for the same patient ID Re-attending between 3 & 9 months - Children	282	709	39.8%	60.3%	60.5%	58.0%
% of FP17s for the same patient ID Re-attending between 3 & 9 months - Adults	12	44	27.3%	52.1%	51.8%	50.5%
% of FP17s for Band 1 Urgent Courses	29	696	4.2%	9.8%	9.5%	9.0%
% of FP17s Relating to Free Repair or Replacements	0	696	0.0%	0.6%	0.7%	0.8%
% of FP17s Relating to Continuations	0	696	0.0%	1.1%	1.0%	1.1%
% of Patients satisfied with the dentistry they have received	2	2	N/A	92.0%	92.1%	91.5%
% of Patients satisfied with the time they had to wait for an appointment	1	2	N/A	88.8%	88.3%	87.9%

* This is based on patients treated on this contract for their most recent course of treatment. Figures in italics indicate the base number of FP17s or Patient Questionnaire responses are less than 100. N/A is shown where the base number of responses is less than 10 during the period. % is calculated as Quantity/Base number*100

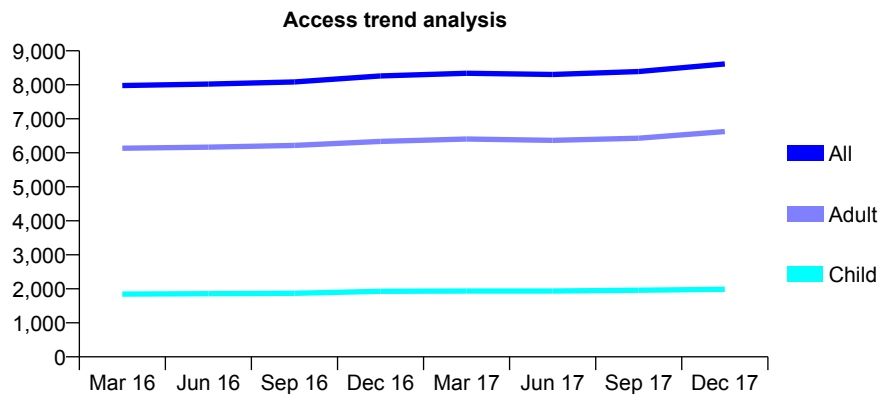
Q70 - Vital Signs At a Glance Contract Report for 175226/0001 - December 2017

Name or company name	Forest Gate Dental Practice
Contract type name	GDS Contract
Purpose of contract	General
Contract start date	01/04/2009
Contract end date	

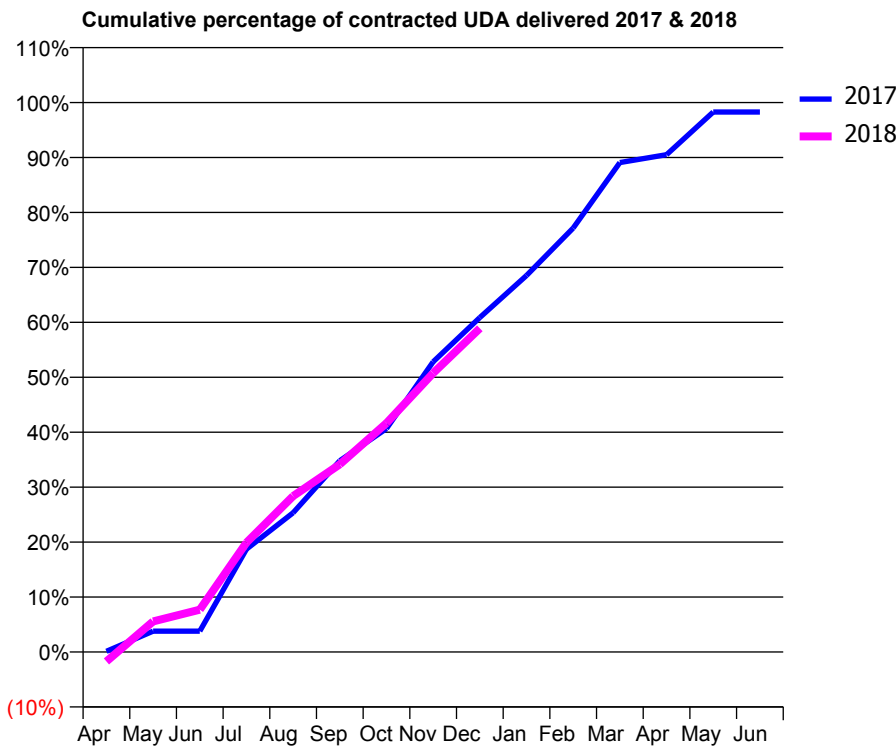
17/18 Contracted general activity (UDA)	26,029
Carry forward general activity (UDA)	452
17/18 Contracted orthodontic activity (UOA)	0
Carry forward orthodontic activity (UOA)	0
Baseline contract value	£771,570.74

ACCESS*

Patients seen in 24 months	Total	Change since previous quarter
Quarter ending December 2016	8,261	
Quarter ending March 2017	8,340	→
Quarter ending June 2017	8,302	→
Quarter ending September 2017	8,389	→
Quarter ending December 2017	8,614	↑
Variance since December 2016	4.3%	↑



ACTIVITY



Month	Adjusted Scheduled Activity (UDA)	
	2017	2018
April	35	-452
May	985	1,449
June	985	2,008
July	4,872	5,184
August	6,597	7,384
September	9,059	8,889
October	10,581	10,844
November	13,751	13,212
December	15,846	15,330
January	17,832	
February	20,085	
March	23,186	
April	23,555	
May	25,577	
June	25,577	

QUALITY

	Quantity	Base Number	Contract	AT	Region	England
% of FP17s for the same patient ID Re-attending within 3 months - Children	116	2,010	5.8%	10.4%	11.5%	12.0%
% of FP17s for the same patient ID Re-attending within 3 months - Adults	1,121	6,876	16.3%	14.7%	15.8%	15.9%
% of FP17s for the same patient ID Re-attending between 3 & 9 months - Children	1,158	2,010	57.6%	60.3%	60.5%	58.0%
% of FP17s for the same patient ID Re-attending between 3 & 9 months - Adults	3,366	6,876	49.0%	52.1%	51.8%	50.5%
% of FP17s for Band 1 Urgent Courses	607	8,230	7.4%	9.8%	9.5%	9.0%
% of FP17s Relating to Free Repair or Replacements	87	8,230	1.1%	0.6%	0.7%	0.8%
% of FP17s Relating to Continuations	278	8,230	3.4%	1.1%	1.0%	1.1%
% of Patients satisfied with the dentistry they have received	7	8	N/A	92.0%	92.1%	91.5%
% of Patients satisfied with the time they had to wait for an appointment	6	8	N/A	88.8%	88.3%	87.9%

* This is based on patients treated on this contract for their most recent course of treatment. Figures in italics indicate the base number of FP17s or Patient Questionnaire responses are less than 100. N/A is shown where the base number of responses is less than 10 during the period. % is calculated as Quantity/Base number*100

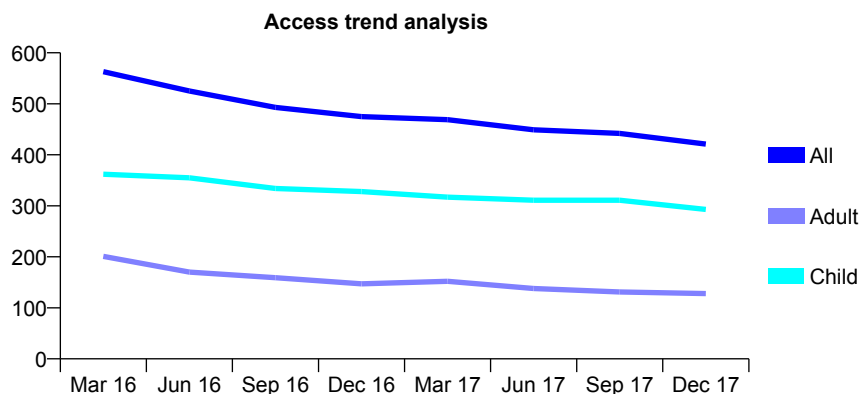
Q70 - Vital Signs At a Glance Contract Report for 177148/0001 - December 2017

Name or company name	Miss S K Dau
Contract type name	GDS Contract
Purpose of contract	General
Contract start date	01/02/2014
Contract end date	

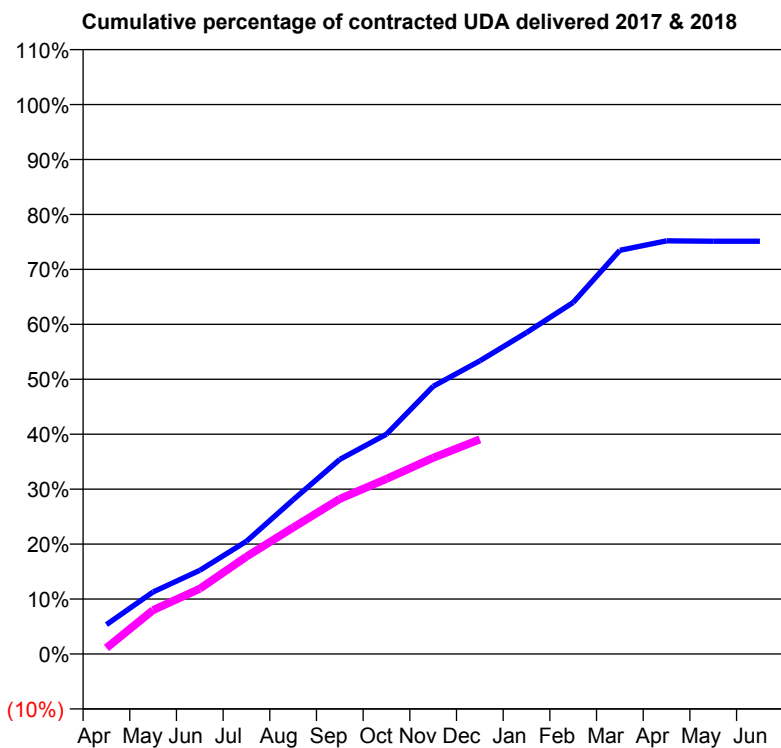
17/18 Contracted general activity (UDA)	1,500
Carry forward general activity (UDA)	0
17/18 Contracted orthodontic activity (UOA)	0
Carry forward orthodontic activity (UOA)	0
Baseline contract value	£35,668.94

ACCESS*

Patients seen in 24 months	Total	Change since previous quarter
Quarter ending December 2016	475	
Quarter ending March 2017	469	↓
Quarter ending June 2017	449	↓
Quarter ending September 2017	442	↓
Quarter ending December 2017	421	↓
Variance since December 2016	(11.4%)	↓



ACTIVITY



Month	Adjusted Scheduled Activity (UDA)	
	2017	2018
April	80	17
May	169	120
June	228	178
July	308	266
August	421	345
September	531	424
October	600	478
November	731	536
December	800	586
January	878	
February	960	
March	1,102	
April	1,128	
May	1,127	
June	1,127	

QUALITY

	Quantity	Base Number	Contract	AT	Region	England
% of FP17s for the same patient ID Re-attending within 3 months - Children	15	361	4.2%	10.4%	11.5%	12.0%
% of FP17s for the same patient ID Re-attending within 3 months - Adults	1	83	1.2%	14.7%	15.8%	15.9%
% of FP17s for the same patient ID Re-attending between 3 & 9 months - Children	252	361	69.8%	60.3%	60.5%	58.0%
% of FP17s for the same patient ID Re-attending between 3 & 9 months - Adults	56	83	67.5%	52.1%	51.8%	50.5%
% of FP17s for Band 1 Urgent Courses	19	425	4.5%	9.8%	9.5%	9.0%
% of FP17s Relating to Free Repair or Replacements	0	425	0.0%	0.6%	0.7%	0.8%
% of FP17s Relating to Continuations	1	425	0.2%	1.1%	1.0%	1.1%
% of Patients satisfied with the dentistry they have received	1	1	N/A	92.0%	92.1%	91.5%
% of Patients satisfied with the time they had to wait for an appointment	1	1	N/A	88.8%	88.3%	87.9%

* This is based on patients treated on this contract for their most recent course of treatment. Figures in italics indicate the base number of FP17s or Patient Questionnaire responses are less than 100. N/A is shown where the base number of responses is less than 10 during the period. % is calculated as Quantity/Base number*100

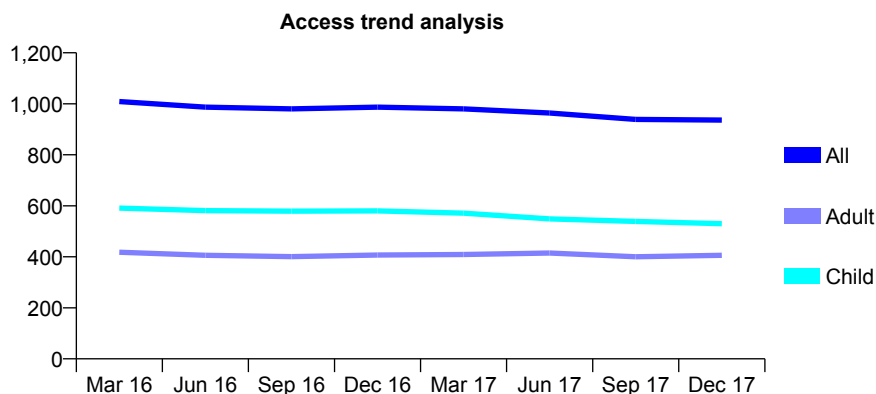
Q70 - Vital Signs At a Glance Contract Report for 177571/0001 - December 2017

Name or company name	Mr M Dellafera
Contract type name	GDS Contract
Purpose of contract	General
Contract start date	01/07/2008
Contract end date	

17/18 Contracted general activity (UDA)	2,600
Carry forward general activity (UDA)	0
17/18 Contracted orthodontic activity (UOA)	0
Carry forward orthodontic activity (UOA)	0
Baseline contract value	£59,108.00

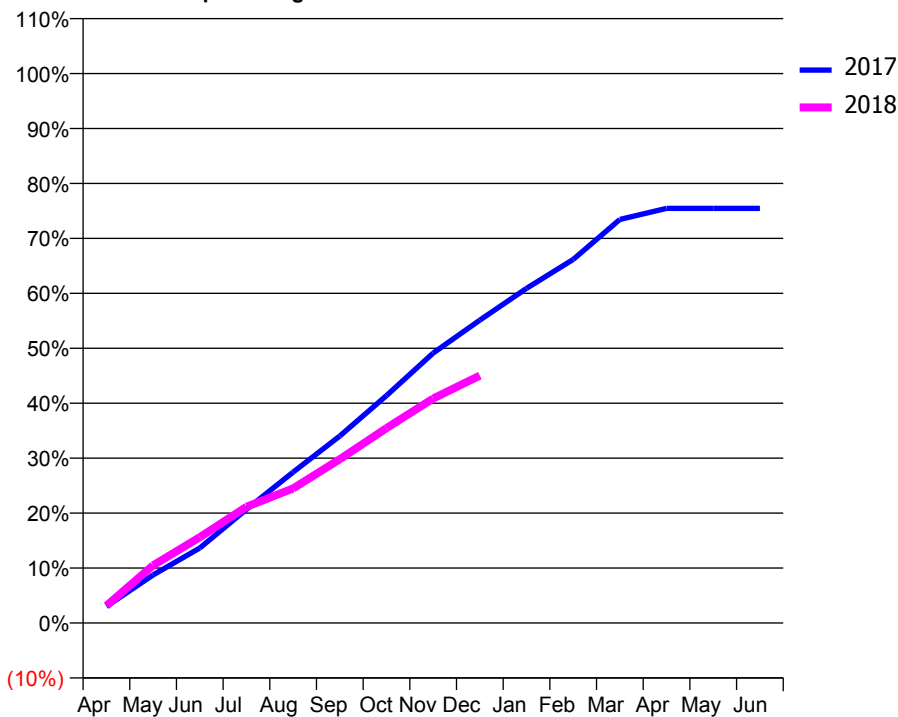
ACCESS*

Patients seen in 24 months	Total	Change since previous quarter
Quarter ending December 2016	987	
Quarter ending March 2017	980	→
Quarter ending June 2017	964	↓
Quarter ending September 2017	939	↓
Quarter ending December 2017	936	→
Variance since December 2016	(5.2%)	↓



ACTIVITY

Cumulative percentage of contracted UDA delivered 2017 & 2018



Month	Adjusted Scheduled Activity (UDA)	
	2017	2018
April	79	82
May	227	273
June	355	406
July	538	550
August	714	637
September	885	775
October	1,076	922
November	1,278	1,062
December	1,433	1,171
January	1,583	
February	1,720	
March	1,909	
April	1,962	
May	1,962	
June	1,962	

QUALITY

	Quantity	Base Number	Contract	AT	Region	England
% of FP17s for the same patient ID Re-attending within 3 months - Children	31	622	5.0%	10.4%	11.5%	12.0%
% of FP17s for the same patient ID Re-attending within 3 months - Adults	32	337	9.5%	14.7%	15.8%	15.9%
% of FP17s for the same patient ID Re-attending between 3 & 9 months - Children	453	622	72.8%	60.3%	60.5%	58.0%
% of FP17s for the same patient ID Re-attending between 3 & 9 months - Adults	214	337	63.5%	52.1%	51.8%	50.5%
% of FP17s for Band 1 Urgent Courses	39	920	4.2%	9.8%	9.5%	9.0%
% of FP17s Relating to Free Repair or Replacements	0	920	0.0%	0.6%	0.7%	0.8%
% of FP17s Relating to Continuations	6	920	0.7%	1.1%	1.0%	1.1%
% of Patients satisfied with the dentistry they have received	0	0	N/A	92.0%	92.1%	91.5%
% of Patients satisfied with the time they had to wait for an appointment	0	0	N/A	88.8%	88.3%	87.9%

* This is based on patients treated on this contract for their most recent course of treatment. Figures in italics indicate the base number of FP17s or Patient Questionnaire responses are less than 100. N/A is shown where the base number of responses is less than 10 during the period. % is calculated as Quantity/Base number*100

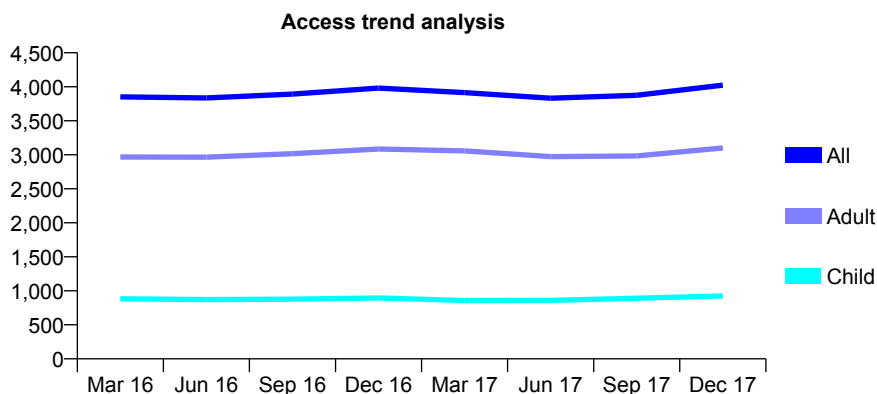
Q70 - Vital Signs At a Glance Contract Report for 179418/0001 - December 2017

Name or company name	Moonlight Dental Surgeries Ltd
Contract type name	GDS Contract
Purpose of contract	General
Contract start date	01/10/2008
Contract end date	

17/18 Contracted general activity (UDA)	14,000
Carry forward general activity (UDA)	97
17/18 Contracted orthodontic activity (UOA)	0
Carry forward orthodontic activity (UOA)	0
Baseline contract value	£350,012.29

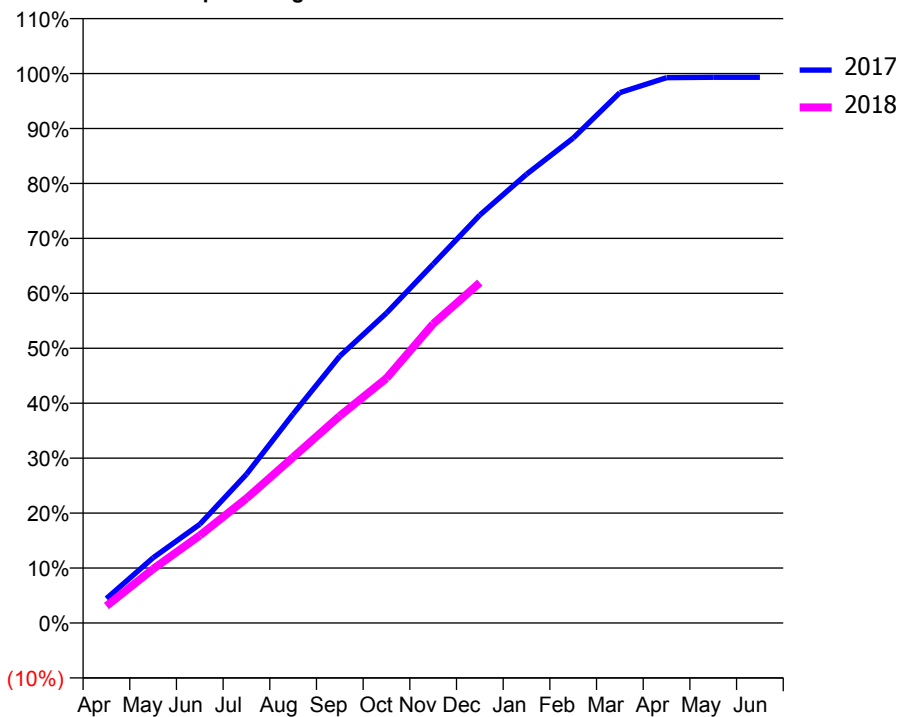
ACCESS*

Patients seen in 24 months	Total	Change since previous quarter
Quarter ending December 2016	3,982	
Quarter ending March 2017	3,915	↓
Quarter ending June 2017	3,832	↓
Quarter ending September 2017	3,876	→
Quarter ending December 2017	4,024	↑
Variance since December 2016	1.1%	→



ACTIVITY

Cumulative percentage of contracted UDA delivered 2017 & 2018



Month	Adjusted Scheduled Activity (UDA)	
	2017	2018
April	622	432
May	1,664	1,377
June	2,515	2,229
July	3,790	3,175
August	5,325	4,223
September	6,801	5,278
October	7,896	6,235
November	9,144	7,623
December	10,396	8,673
January	11,433	
February	12,355	
March	13,514	
April	13,894	
May	13,903	
June	13,903	

QUALITY

	Quantity	Base Number	Contract	AT	Region	England
% of FP17s for the same patient ID Re-attending within 3 months - Children	65	1,283	5.1%	10.4%	11.5%	12.0%
% of FP17s for the same patient ID Re-attending within 3 months - Adults	333	3,538	9.4%	14.7%	15.8%	15.9%
% of FP17s for the same patient ID Re-attending between 3 & 9 months - Children	860	1,283	67.0%	60.3%	60.5%	58.0%
% of FP17s for the same patient ID Re-attending between 3 & 9 months - Adults	2,278	3,538	64.4%	52.1%	51.8%	50.5%
% of FP17s for Band 1 Urgent Courses	258	4,653	5.5%	9.8%	9.5%	9.0%
% of FP17s Relating to Free Repair or Replacements	33	4,653	0.7%	0.6%	0.7%	0.8%
% of FP17s Relating to Continuations	17	4,653	0.4%	1.1%	1.0%	1.1%
% of Patients satisfied with the dentistry they have received	8	8	N/A	92.0%	92.1%	91.5%
% of Patients satisfied with the time they had to wait for an appointment	8	8	N/A	88.8%	88.3%	87.9%

* This is based on patients treated on this contract for their most recent course of treatment. Figures in italics indicate the base number of FP17s or Patient Questionnaire responses are less than 100. N/A is shown where the base number of responses is less than 10 during the period. % is calculated as Quantity/Base number*100

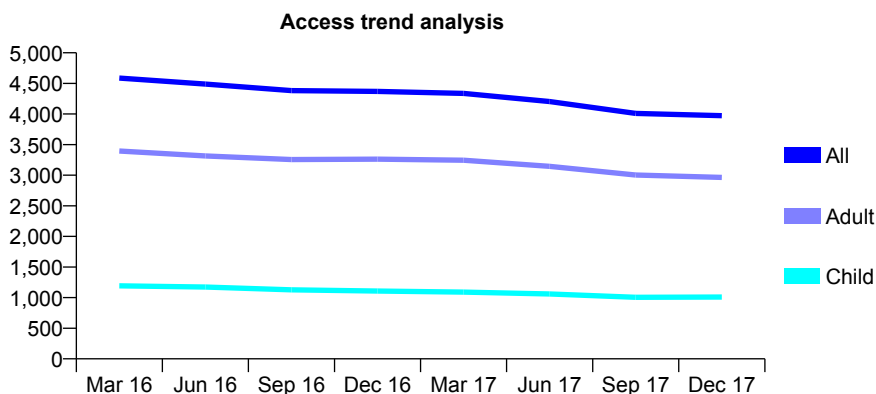
Q70 - Vital Signs At a Glance Contract Report for 179981/0001 - December 2017

Name or company name	Tolpuddle Dental Practice Ltd
Contract type name	GDS Contract
Purpose of contract	General
Contract start date	06/04/2007
Contract end date	

17/18 Contracted general activity (UDA)	10,000
Carry forward general activity (UDA)	0
17/18 Contracted orthodontic activity (UOA)	0
Carry forward orthodontic activity (UOA)	0
Baseline contract value	£253,761.44

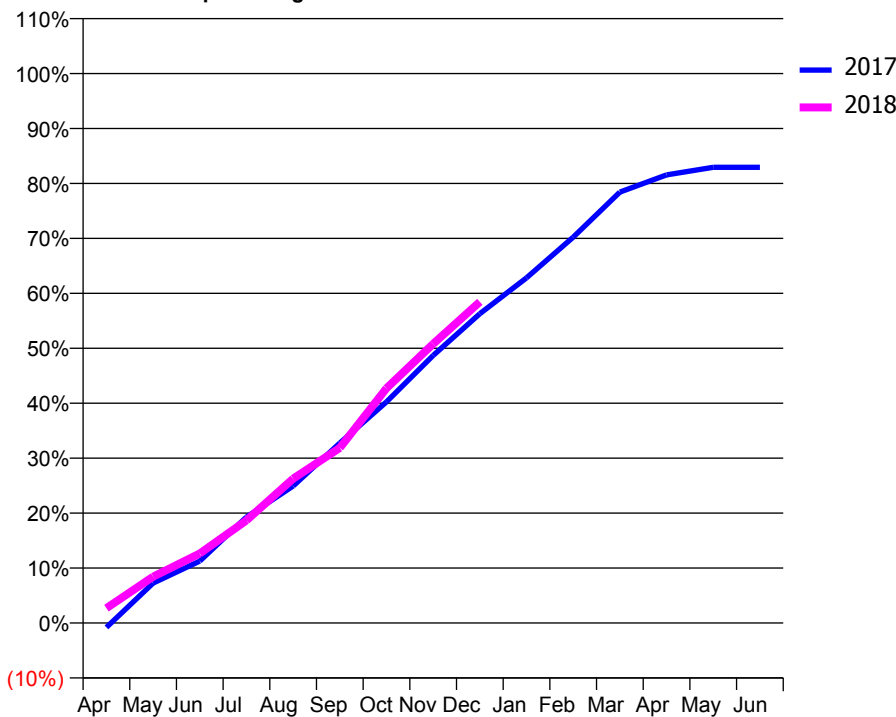
ACCESS*

Patients seen in 24 months	Total	Change since previous quarter
Quarter ending December 2016	4,370	
Quarter ending March 2017	4,336	→
Quarter ending June 2017	4,203	↓
Quarter ending September 2017	4,009	↓
Quarter ending December 2017	3,973	→
Variance since December 2016	(9.1%)	↓



ACTIVITY

Cumulative percentage of contracted UDA delivered 2017 & 2018



Month	Adjusted Scheduled Activity (UDA)	
	2017	2018
April	-108	271
May	982	842
June	1,523	1,267
July	2,603	1,868
August	3,366	2,627
September	4,422	3,188
October	5,434	4,273
November	6,574	5,080
December	7,600	5,844
January	8,479	
February	9,479	
March	10,586	
April	11,008	
May	11,197	
June	11,197	

QUALITY

	Quantity	Base Number	Contract	AT	Region	England
% of FP17s for the same patient ID Re-attending within 3 months - Children	24	840	2.9%	10.4%	11.5%	12.0%
% of FP17s for the same patient ID Re-attending within 3 months - Adults	238	2,405	9.9%	14.7%	15.8%	15.9%
% of FP17s for the same patient ID Re-attending between 3 & 9 months - Children	499	840	59.4%	60.3%	60.5%	58.0%
% of FP17s for the same patient ID Re-attending between 3 & 9 months - Adults	1,473	2,405	61.2%	52.1%	51.8%	50.5%
% of FP17s for Band 1 Urgent Courses	169	2,936	5.8%	9.8%	9.5%	9.0%
% of FP17s Relating to Free Repair or Replacements	16	2,936	0.5%	0.6%	0.7%	0.8%
% of FP17s Relating to Continuations	16	2,936	0.5%	1.1%	1.0%	1.1%
% of Patients satisfied with the dentistry they have received	8	8	N/A	92.0%	92.1%	91.5%
% of Patients satisfied with the time they had to wait for an appointment	7	8	N/A	88.8%	88.3%	87.9%

* This is based on patients treated on this contract for their most recent course of treatment. Figures in italics indicate the base number of FP17s or Patient Questionnaire responses are less than 100. N/A is shown where the base number of responses is less than 10 during the period. % is calculated as Quantity/Base number*100

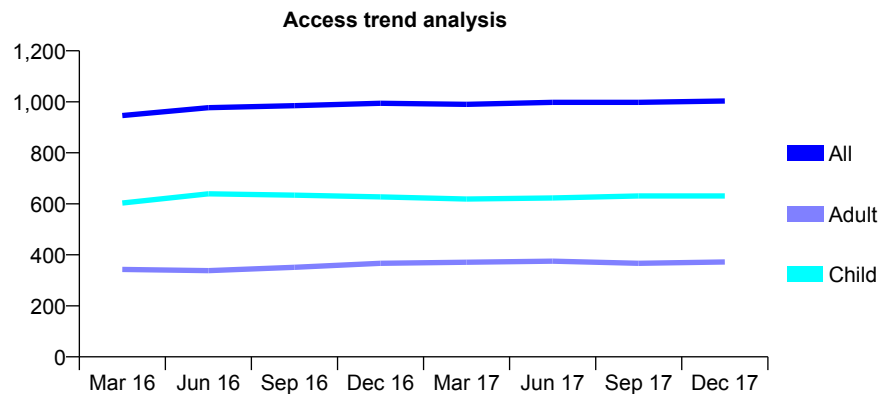
Q70 - Vital Signs At a Glance Contract Report for 180211/0001 - December 2017

Name or company name	Mr R Morgan
Contract type name	GDS Contract
Purpose of contract	General
Contract start date	01/04/2006
Contract end date	

17/18 Contracted general activity (UDA)	2,150
Carry forward general activity (UDA)	0
17/18 Contracted orthodontic activity (UOA)	0
Carry forward orthodontic activity (UOA)	0
Baseline contract value	£48,242.21

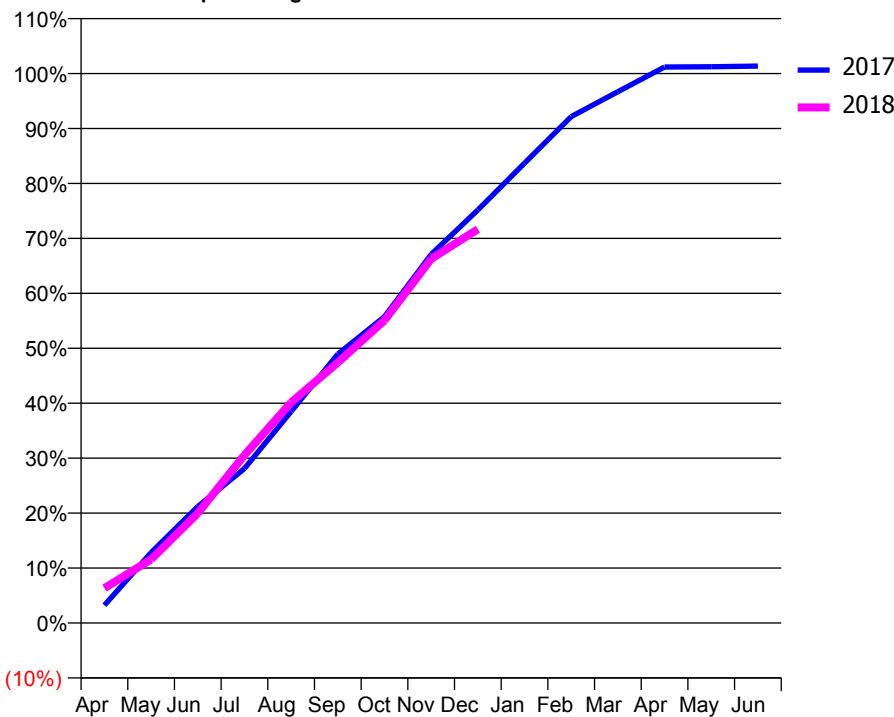
ACCESS*

Patients seen in 24 months	Total	Change since previous quarter
Quarter ending December 2016	994	
Quarter ending March 2017	990	→
Quarter ending June 2017	998	→
Quarter ending September 2017	998	→
Quarter ending December 2017	1,003	→
Variance since December 2016	0.9%	→



ACTIVITY

Cumulative percentage of contracted UDA delivered 2017 & 2018



Month	Adjusted Scheduled Activity (UDA)	
	2017	2018
April	70	137
May	276	249
June	456	430
July	604	657
August	828	863
September	1,052	1,019
October	1,199	1,184
November	1,442	1,424
December	1,616	1,541
January	1,799	
February	1,981	
March	2,079	
April	2,175	
May	2,176	
June	2,179	

QUALITY

	Quantity	Base Number	Contract	AT	Region	England
% of FP17s for the same patient ID Re-attending within 3 months - Children	58	840	6.9%	10.4%	11.5%	12.0%
% of FP17s for the same patient ID Re-attending within 3 months - Adults	33	316	10.4%	14.7%	15.8%	15.9%
% of FP17s for the same patient ID Re-attending between 3 & 9 months - Children	630	840	75.0%	60.3%	60.5%	58.0%
% of FP17s for the same patient ID Re-attending between 3 & 9 months - Adults	181	316	57.3%	52.1%	51.8%	50.5%
% of FP17s for Band 1 Urgent Courses	45	1,079	4.2%	9.8%	9.5%	9.0%
% of FP17s Relating to Free Repair or Replacements	0	1,079	0.0%	0.6%	0.7%	0.8%
% of FP17s Relating to Continuations	0	1,079	0.0%	1.1%	1.0%	1.1%
% of Patients satisfied with the dentistry they have received	0	0	N/A	92.0%	92.1%	91.5%
% of Patients satisfied with the time they had to wait for an appointment	0	0	N/A	88.8%	88.3%	87.9%

* This is based on patients treated on this contract for their most recent course of treatment. Figures in italics indicate the base number of FP17s or Patient Questionnaire responses are less than 100. N/A is shown where the base number of responses is less than 10 during the period. % is calculated as Quantity/Base number*100

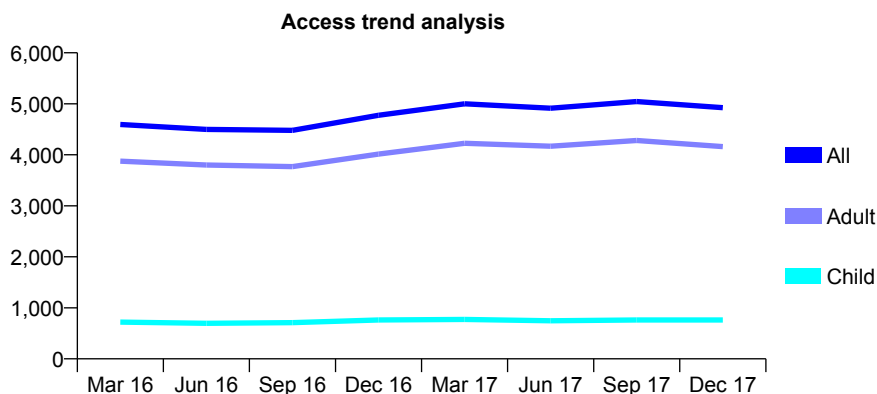
Q70 - Vital Signs At a Glance Contract Report for 180548/0001 - December 2017

Name or company name	West Hill Dental Clinic Ltd
Contract type name	GDS Contract
Purpose of contract	General
Contract start date	01/10/2008
Contract end date	

17/18 Contracted general activity (UDA)	21,750
Carry forward general activity (UDA)	0
17/18 Contracted orthodontic activity (UOA)	0
Carry forward orthodontic activity (UOA)	0
Baseline contract value	£490,737.63

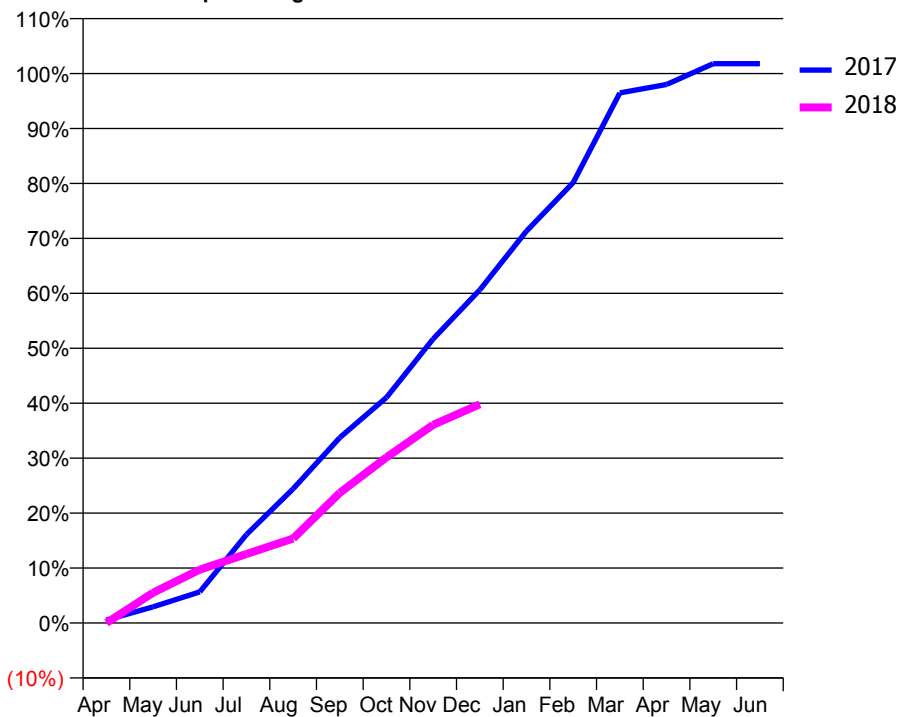
ACCESS*

Patients seen in 24 months	Total	Change since previous quarter
Quarter ending December 2016	4,775	
Quarter ending March 2017	4,999	↑
Quarter ending June 2017	4,914	↓
Quarter ending September 2017	5,044	↑
Quarter ending December 2017	4,924	↓
Variance since December 2016	3.1%	↑



ACTIVITY

Cumulative percentage of contracted UDA delivered 2017 & 2018



Month	Adjusted Scheduled Activity (UDA)	
	2017	2018
April	119	0
May	640	1,203
June	1,233	2,113
July	3,501	2,730
August	5,310	3,346
September	7,337	5,153
October	8,930	6,559
November	11,243	7,848
December	13,185	8,660
January	15,515	
February	17,433	
March	20,984	
April	21,317	
May	22,140	
June	22,140	

QUALITY

	Quantity	Base Number	Contract	AT	Region	England
% of FP17s for the same patient ID Re-attending within 3 months - Children	34	711	4.8%	10.4%	11.5%	12.0%
% of FP17s for the same patient ID Re-attending within 3 months - Adults	418	3,251	12.9%	14.7%	15.8%	15.9%
% of FP17s for the same patient ID Re-attending between 3 & 9 months - Children	379	711	53.3%	60.3%	60.5%	58.0%
% of FP17s for the same patient ID Re-attending between 3 & 9 months - Adults	1,248	3,251	38.4%	52.1%	51.8%	50.5%
% of FP17s for Band 1 Urgent Courses	868	3,692	23.5%	9.8%	9.5%	9.0%
% of FP17s Relating to Free Repair or Replacements	15	3,692	0.4%	0.6%	0.7%	0.8%
% of FP17s Relating to Continuations	16	3,692	0.4%	1.1%	1.0%	1.1%
% of Patients satisfied with the dentistry they have received	5	5	N/A	92.0%	92.1%	91.5%
% of Patients satisfied with the time they had to wait for an appointment	5	5	N/A	88.8%	88.3%	87.9%

* This is based on patients treated on this contract for their most recent course of treatment. Figures in italics indicate the base number of FP17s or Patient Questionnaire responses are less than 100. N/A is shown where the base number of responses is less than 10 during the period. % is calculated as Quantity/Base number*100

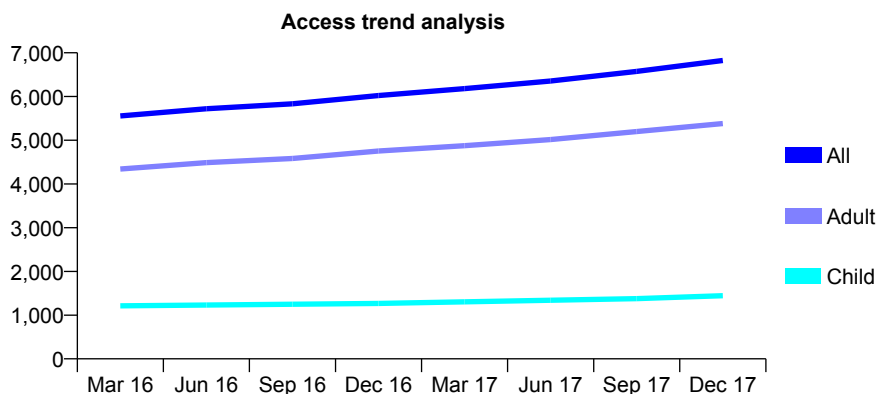
Q70 - Vital Signs At a Glance Contract Report for 181145/0001 - December 2017

Name or company name	Adelstone Dental Care Ltd
Contract type name	GDS Contract
Purpose of contract	General
Contract start date	01/04/2008
Contract end date	

17/18 Contracted general activity (UDA)	19,600
Carry forward general activity (UDA)	0
17/18 Contracted orthodontic activity (UOA)	0
Carry forward orthodontic activity (UOA)	0
Baseline contract value	£553,409.50

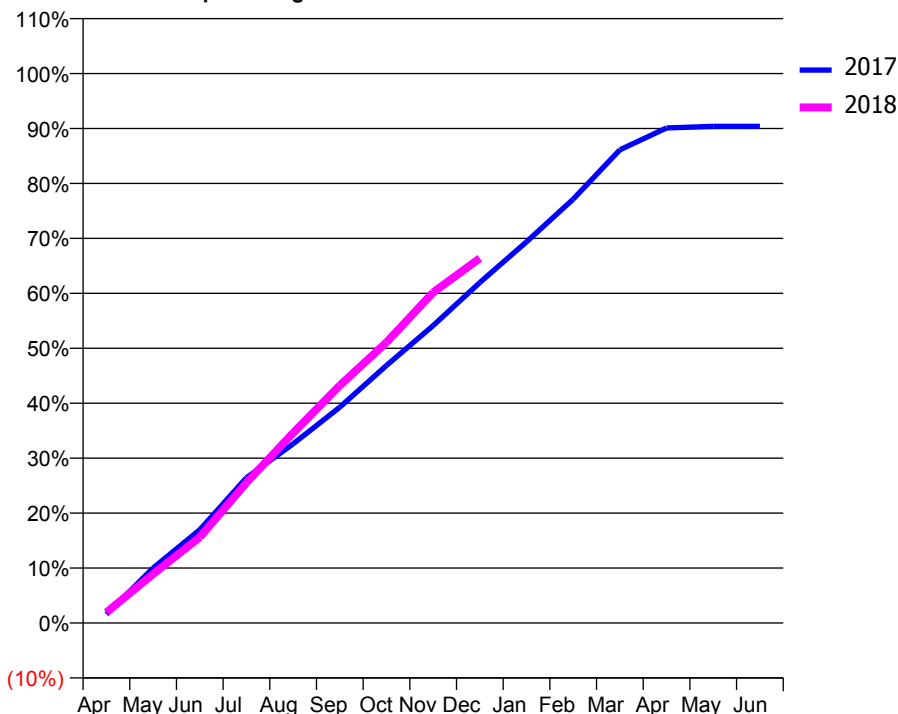
ACCESS*

Patients seen in 24 months	Total	Change since previous quarter
Quarter ending December 2016	6,021	
Quarter ending March 2017	6,180	↑
Quarter ending June 2017	6,356	↑
Quarter ending September 2017	6,575	↑
Quarter ending December 2017	6,824	↑
Variance since December 2016	13.3%	↑



ACTIVITY

Cumulative percentage of contracted UDA delivered 2017 & 2018



Month	Adjusted Scheduled Activity (UDA)	
	2017	2018
April	313	378
May	1,960	1,750
June	3,328	3,058
July	5,184	5,006
August	6,388	6,780
September	7,697	8,473
October	9,186	10,009
November	10,607	11,793
December	12,144	13,010
January	13,598	
February	15,116	
March	16,879	
April	17,659	
May	17,717	
June	17,717	

QUALITY

	Quantity	Base Number	Contract	AT	Region	England
% of FP17s for the same patient ID Re-attending within 3 months - Children	89	1,548	5.7%	10.4%	11.5%	12.0%
% of FP17s for the same patient ID Re-attending within 3 months - Adults	478	5,425	8.8%	14.7%	15.8%	15.9%
% of FP17s for the same patient ID Re-attending between 3 & 9 months - Children	882	1,548	57.0%	60.3%	60.5%	58.0%
% of FP17s for the same patient ID Re-attending between 3 & 9 months - Adults	3,068	5,425	56.6%	52.1%	51.8%	50.5%
% of FP17s for Band 1 Urgent Courses	250	6,590	3.8%	9.8%	9.5%	9.0%
% of FP17s Relating to Free Repair or Replacements	26	6,590	0.4%	0.6%	0.7%	0.8%
% of FP17s Relating to Continuations	103	6,590	1.6%	1.1%	1.0%	1.1%
% of Patients satisfied with the dentistry they have received	10	10	100.0%	92.0%	92.1%	91.5%
% of Patients satisfied with the time they had to wait for an appointment	7	10	70.0%	88.8%	88.3%	87.9%

* This is based on patients treated on this contract for their most recent course of treatment. Figures in italics indicate the base number of FP17s or Patient Questionnaire responses are less than 100. N/A is shown where the base number of responses is less than 10 during the period. % is calculated as Quantity/Base number*100

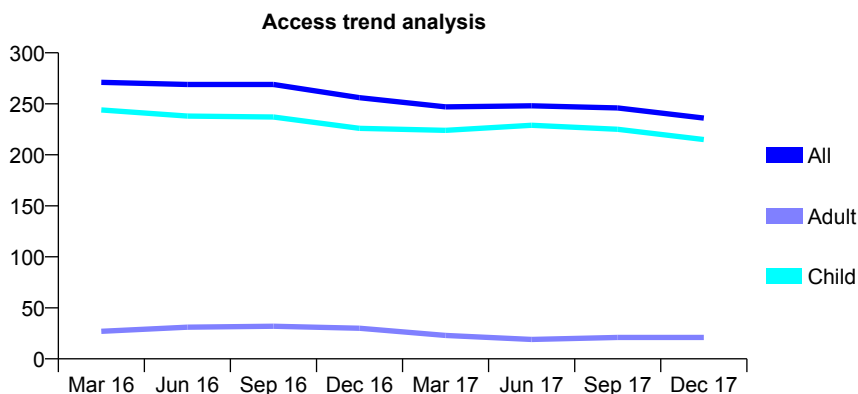
Q70 - Vital Signs At a Glance Contract Report for 182400/0001 - December 2017

Name or company name	MIELIE LTD
Contract type name	GDS Contract
Purpose of contract	General
Contract start date	01/02/2008
Contract end date	

17/18 Contracted general activity (UDA)	520
Carry forward general activity (UDA)	0
17/18 Contracted orthodontic activity (UOA)	0
Carry forward orthodontic activity (UOA)	0
Baseline contract value	£12,669.49

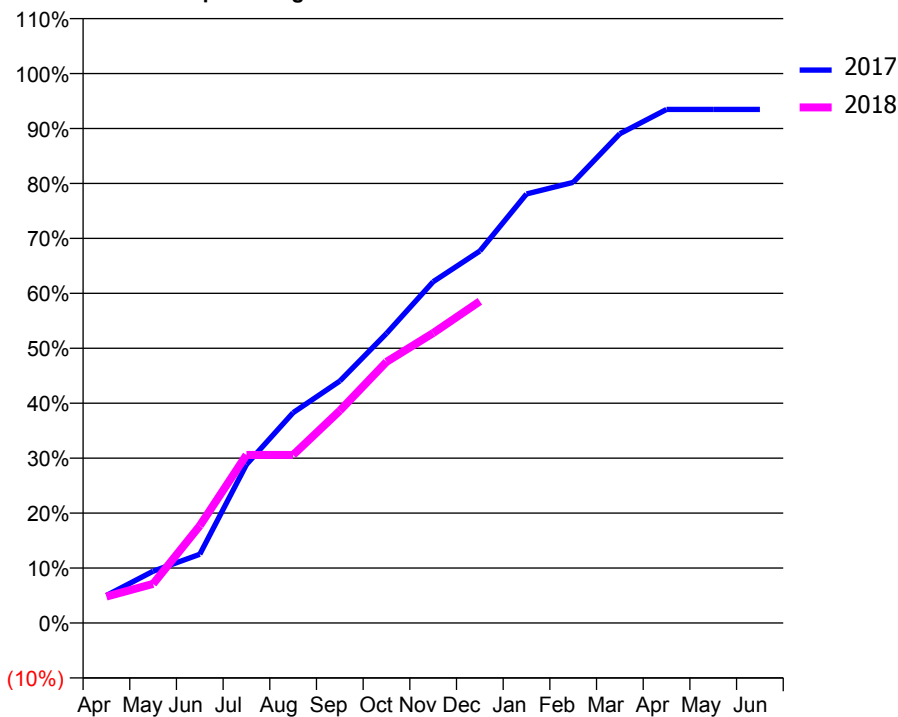
ACCESS*

Patients seen in 24 months	Total	Change since previous quarter
Quarter ending December 2016	256	
Quarter ending March 2017	247	↓
Quarter ending June 2017	248	→
Quarter ending September 2017	246	→
Quarter ending December 2017	236	↓
Variance since December 2016	(7.8%)	↓



ACTIVITY

Cumulative percentage of contracted UDA delivered 2017 & 2018



Month	Adjusted Scheduled Activity (UDA)	
	2017	2018
April	26	25
May	49	37
June	65	92
July	150	159
August	199	159
September	229	201
October	274	247
November	323	274
December	352	304
January	406	
February	417	
March	463	
April	486	
May	486	
June	486	

QUALITY

	Quantity	Base Number	Contract	AT	Region	England
% of FP17s for the same patient ID Re-attending within 3 months - Children	8	231	3.5%	10.4%	11.5%	12.0%
% of FP17s for the same patient ID Re-attending within 3 months - Adults	0	4	0.0%	14.7%	15.8%	15.9%
% of FP17s for the same patient ID Re-attending between 3 & 9 months - Children	148	231	64.1%	60.3%	60.5%	58.0%
% of FP17s for the same patient ID Re-attending between 3 & 9 months - Adults	3	4	75.0%	52.1%	51.8%	50.5%
% of FP17s for Band 1 Urgent Courses	2	222	0.9%	9.8%	9.5%	9.0%
% of FP17s Relating to Free Repair or Replacements	0	222	0.0%	0.6%	0.7%	0.8%
% of FP17s Relating to Continuations	2	222	0.9%	1.1%	1.0%	1.1%
% of Patients satisfied with the dentistry they have received	0	0	N/A	92.0%	92.1%	91.5%
% of Patients satisfied with the time they had to wait for an appointment	0	0	N/A	88.8%	88.3%	87.9%

* This is based on patients treated on this contract for their most recent course of treatment. Figures in italics indicate the base number of FP17s or Patient Questionnaire responses are less than 100. N/A is shown where the base number of responses is less than 10 during the period. % is calculated as Quantity/Base number*100

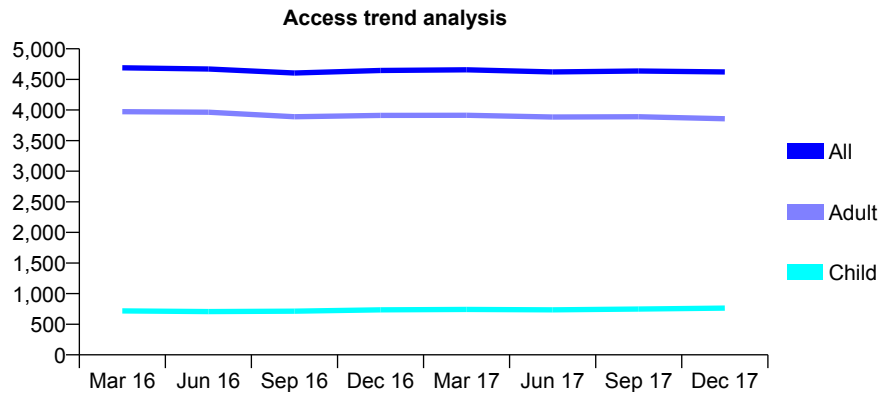
Q70 - Vital Signs At a Glance Contract Report for 183016/0001 - December 2017

Name or company name	Mr M R Alam
Contract type name	GDS Contract
Purpose of contract	General
Contract start date	01/11/2013
Contract end date	

17/18 Contracted general activity (UDA)	15,102
Carry forward general activity (UDA)	0
17/18 Contracted orthodontic activity (UOA)	0
Carry forward orthodontic activity (UOA)	0
Baseline contract value	£355,199.04

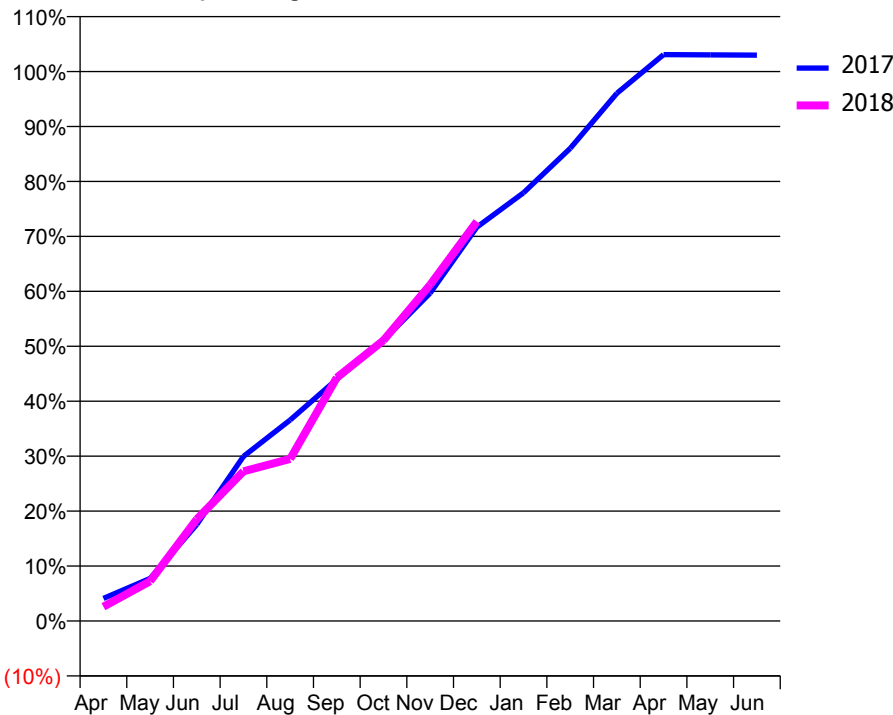
ACCESS*

Patients seen in 24 months	Total	Change since previous quarter
Quarter ending December 2016	4,647	
Quarter ending March 2017	4,656	→
Quarter ending June 2017	4,622	→
Quarter ending September 2017	4,637	→
Quarter ending December 2017	4,621	→
Variance since December 2016	(0.6%)	→



ACTIVITY

Cumulative percentage of contracted UDA delivered 2017 & 2018



Month	Adjusted Scheduled Activity (UDA)	
	2017	2018
April	622	395
May	1,170	1,094
June	2,652	2,799
July	4,525	4,115
August	5,523	4,456
September	6,644	6,690
October	7,717	7,714
November	9,013	9,240
December	10,824	10,979
January	11,771	
February	12,989	
March	14,503	
April	15,566	
May	15,559	
June	15,550	

QUALITY

	Quantity	Base Number	Contract	AT	Region	England
% of FP17s for the same patient ID Re-attending within 3 months - Children	35	896	3.9%	10.4%	11.5%	12.0%
% of FP17s for the same patient ID Re-attending within 3 months - Adults	508	4,207	12.1%	14.7%	15.8%	15.9%
% of FP17s for the same patient ID Re-attending between 3 & 9 months - Children	596	896	66.5%	60.3%	60.5%	58.0%
% of FP17s for the same patient ID Re-attending between 3 & 9 months - Adults	2,217	4,207	52.7%	52.1%	51.8%	50.5%
% of FP17s for Band 1 Urgent Courses	290	4,741	6.1%	9.8%	9.5%	9.0%
% of FP17s Relating to Free Repair or Replacements	65	4,741	1.4%	0.6%	0.7%	0.8%
% of FP17s Relating to Continuations	80	4,741	1.7%	1.1%	1.0%	1.1%
% of Patients satisfied with the dentistry they have received	3	5	N/A	92.0%	92.1%	91.5%
% of Patients satisfied with the time they had to wait for an appointment	5	5	N/A	88.8%	88.3%	87.9%

* This is based on patients treated on this contract for their most recent course of treatment. Figures in italics indicate the base number of FP17s or Patient Questionnaire responses are less than 100. N/A is shown where the base number of responses is less than 10 during the period. % is calculated as Quantity/Base number*100

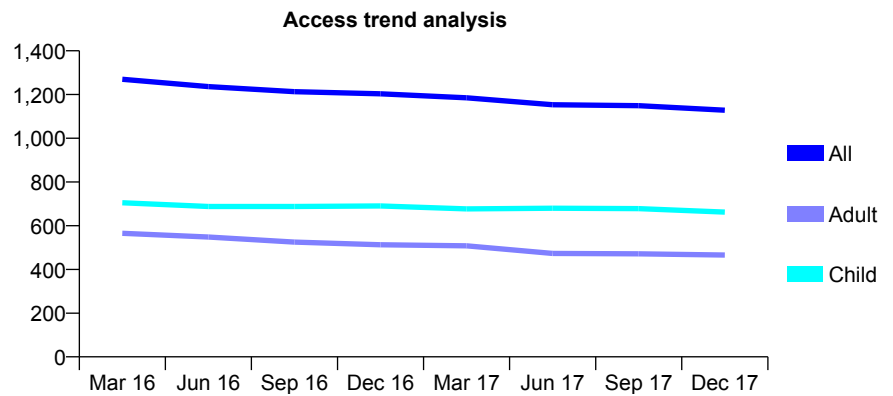
Q70 - Vital Signs At a Glance Contract Report for 183814/0001 - December 2017

Name or company name	St Francis Practice Ltd
Contract type name	GDS Contract
Purpose of contract	General
Contract start date	01/09/2007
Contract end date	

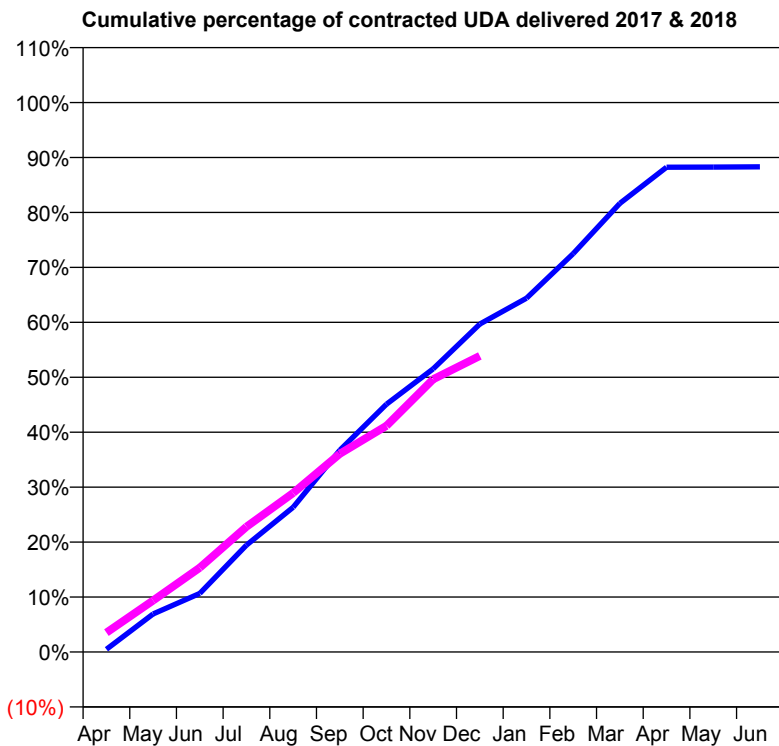
17/18 Contracted general activity (UDA)	3,000
Carry forward general activity (UDA)	0
17/18 Contracted orthodontic activity (UOA)	0
Carry forward orthodontic activity (UOA)	0
Baseline contract value	£70,685.27

ACCESS*

Patients seen in 24 months	Total	Change since previous quarter
Quarter ending December 2016	1,203	
Quarter ending March 2017	1,185	↓
Quarter ending June 2017	1,153	↓
Quarter ending September 2017	1,149	→
Quarter ending December 2017	1,128	↓
Variance since December 2016	(6.2%)	↓



ACTIVITY



Month	Adjusted Scheduled Activity (UDA)	
	2017	2018
April	15	106
May	208	282
June	320	461
July	584	684
August	790	868
September	1,102	1,082
October	1,353	1,235
November	1,546	1,489
December	1,791	1,616
January	1,932	
February	2,175	
March	2,449	
April	2,647	
May	2,648	
June	2,649	

QUALITY

	Quantity	Base Number	Contract	AT	Region	England
% of FP17s for the same patient ID Re-attending within 3 months - Children	31	725	4.3%	10.4%	11.5%	12.0%
% of FP17s for the same patient ID Re-attending within 3 months - Adults	56	407	13.8%	14.7%	15.8%	15.9%
% of FP17s for the same patient ID Re-attending between 3 & 9 months - Children	420	725	57.9%	60.3%	60.5%	58.0%
% of FP17s for the same patient ID Re-attending between 3 & 9 months - Adults	218	407	53.6%	52.1%	51.8%	50.5%
% of FP17s for Band 1 Urgent Courses	52	1,052	4.9%	9.8%	9.5%	9.0%
% of FP17s Relating to Free Repair or Replacements	4	1,052	0.4%	0.6%	0.7%	0.8%
% of FP17s Relating to Continuations	1	1,052	0.1%	1.1%	1.0%	1.1%
% of Patients satisfied with the dentistry they have received	0	0	N/A	92.0%	92.1%	91.5%
% of Patients satisfied with the time they had to wait for an appointment	0	0	N/A	88.8%	88.3%	87.9%

* This is based on patients treated on this contract for their most recent course of treatment. Figures in italics indicate the base number of FP17s or Patient Questionnaire responses are less than 100. N/A is shown where the base number of responses is less than 10 during the period. % is calculated as Quantity/Base number*100

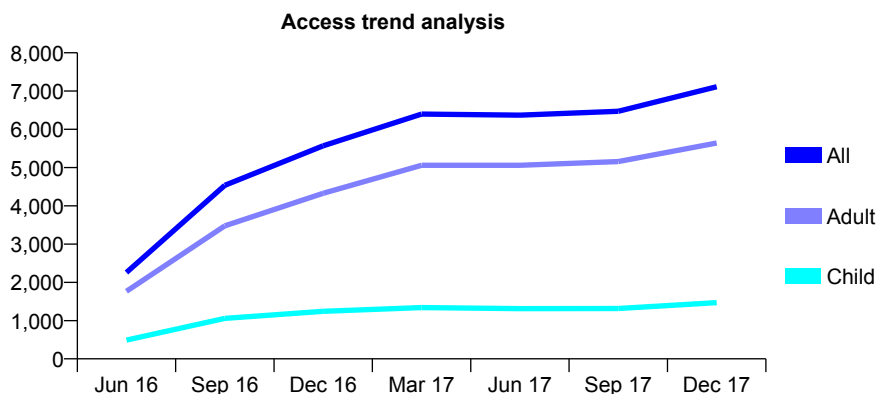
Q70 - Vital Signs At a Glance Contract Report for 185353/0001 - December 2017

Name or company name	Jonathan Mynors-Wallis, Jayne Mynors-Wa
Contract type name	GDS Contract
Purpose of contract	General
Contract start date	01/04/2016
Contract end date	

17/18 Contracted general activity (UDA)	20,108
Carry forward general activity (UDA)	0
17/18 Contracted orthodontic activity (UOA)	0
Carry forward orthodontic activity (UOA)	0
Baseline contract value	£597,375.57

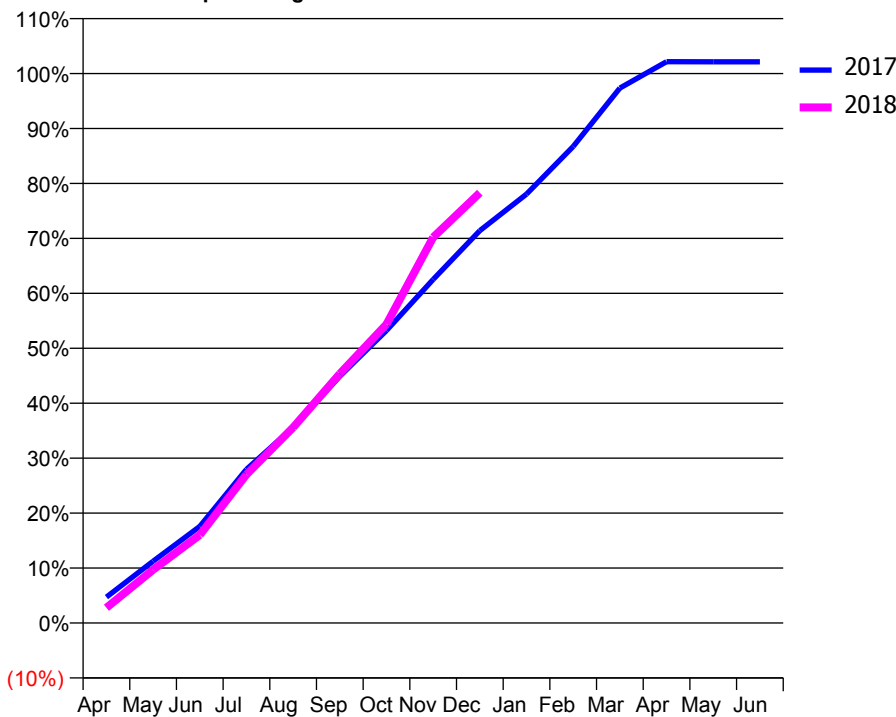
ACCESS*

Patients seen in 24 months	Total	Change since previous quarter
Quarter ending December 2016	5,568	
Quarter ending March 2017	6,399	↑
Quarter ending June 2017	6,371	→
Quarter ending September 2017	6,472	→
Quarter ending December 2017	7,112	↑
Variance since December 2016	27.7%	↑



ACTIVITY

Cumulative percentage of contracted UDA delivered 2017 & 2018



Month	Adjusted Scheduled Activity (UDA)	
	2017	2018
April	961	561
May	2,289	1,951
June	3,579	3,225
July	5,688	5,435
August	7,246	7,157
September	9,138	9,125
October	10,834	10,935
November	12,722	14,112
December	14,529	15,744
January	15,881	
February	17,643	
March	19,807	
April	20,785	
May	20,782	
June	20,782	

QUALITY

	Quantity	Base Number	Contract	AT	Region	England
% of FP17s for the same patient ID Re-attending within 3 months - Children	118	1,797	6.6%	10.4%	11.5%	12.0%
% of FP17s for the same patient ID Re-attending within 3 months - Adults	904	6,479	14.0%	14.7%	15.8%	15.9%
% of FP17s for the same patient ID Re-attending between 3 & 9 months - Children	1,045	1,797	58.2%	60.3%	60.5%	58.0%
% of FP17s for the same patient ID Re-attending between 3 & 9 months - Adults	2,783	6,479	43.0%	52.1%	51.8%	50.5%
% of FP17s for Band 1 Urgent Courses	714	7,809	9.1%	9.8%	9.5%	9.0%
% of FP17s Relating to Free Repair or Replacements	180	7,809	2.3%	0.6%	0.7%	0.8%
% of FP17s Relating to Continuations	199	7,809	2.5%	1.1%	1.0%	1.1%
% of Patients satisfied with the dentistry they have received	17	17	100.0%	92.0%	92.1%	91.5%
% of Patients satisfied with the time they had to wait for an appointment	14	17	82.4%	88.8%	88.3%	87.9%

* This is based on patients treated on this contract for their most recent course of treatment. Figures in italics indicate the base number of FP17s or Patient Questionnaire responses are less than 100. N/A is shown where the base number of responses is less than 10 during the period. % is calculated as Quantity/Base number*100

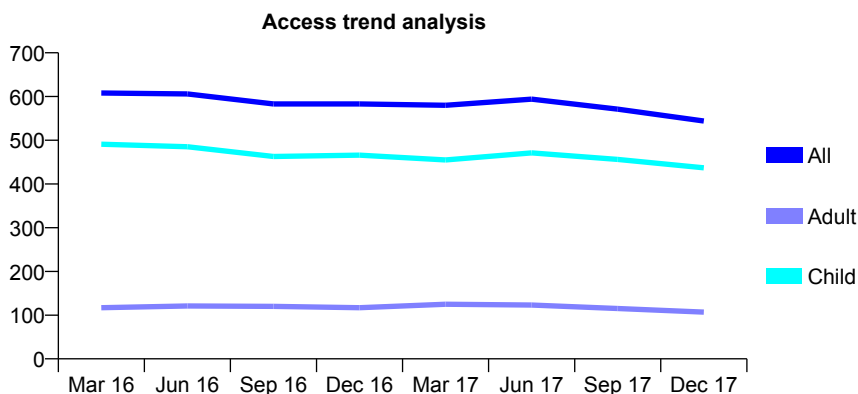
Q70 - Vital Signs At a Glance Contract Report for 185485/0001 - December 2017

Name or company name	Mr A M Setchell
Contract type name	GDS Contract
Purpose of contract	General
Contract start date	01/04/2012
Contract end date	

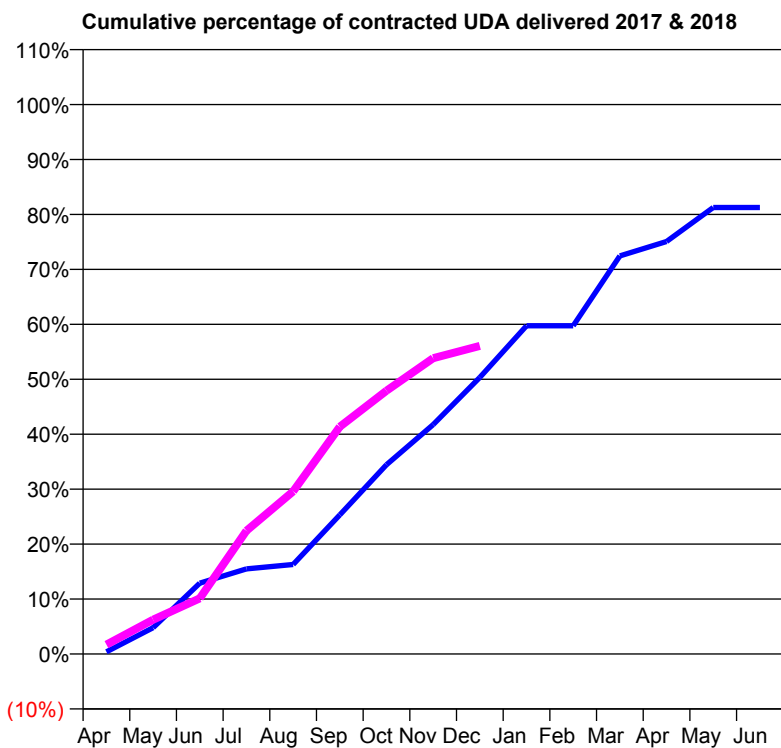
17/18 Contracted general activity (UDA)	1,000
Carry forward general activity (UDA)	0
17/18 Contracted orthodontic activity (UOA)	0
Carry forward orthodontic activity (UOA)	0
Baseline contract value	£23,718.22

ACCESS*

Patients seen in 24 months	Total	Change since previous quarter
Quarter ending December 2016	583	
Quarter ending March 2017	580	→
Quarter ending June 2017	594	↑
Quarter ending September 2017	571	↓
Quarter ending December 2017	544	↓
Variance since December 2016	(6.7%)	↓



ACTIVITY



Month	Adjusted Scheduled Activity (UDA)	
	2017	2018
April	4	17
May	48	62
June	129	101
July	155	224
August	163	296
September	253	414
October	344	479
November	417	538
December	503	561
January	597	
February	597	
March	724	
April	751	
May	813	
June	813	

QUALITY

	Quantity	Base Number	Contract	AT	Region	England
% of FP17s for the same patient ID Re-attending within 3 months - Children	29	445	6.5%	10.4%	11.5%	12.0%
% of FP17s for the same patient ID Re-attending within 3 months - Adults	6	46	13.0%	14.7%	15.8%	15.9%
% of FP17s for the same patient ID Re-attending between 3 & 9 months - Children	225	445	50.6%	60.3%	60.5%	58.0%
% of FP17s for the same patient ID Re-attending between 3 & 9 months - Adults	18	46	39.1%	52.1%	51.8%	50.5%
% of FP17s for Band 1 Urgent Courses	18	432	4.2%	9.8%	9.5%	9.0%
% of FP17s Relating to Free Repair or Replacements	0	432	0.0%	0.6%	0.7%	0.8%
% of FP17s Relating to Continuations	1	432	0.2%	1.1%	1.0%	1.1%
% of Patients satisfied with the dentistry they have received	1	1	N/A	92.0%	92.1%	91.5%
% of Patients satisfied with the time they had to wait for an appointment	1	1	N/A	88.8%	88.3%	87.9%

* This is based on patients treated on this contract for their most recent course of treatment. Figures in italics indicate the base number of FP17s or Patient Questionnaire responses are less than 100. N/A is shown where the base number of responses is less than 10 during the period. % is calculated as Quantity/Base number*100

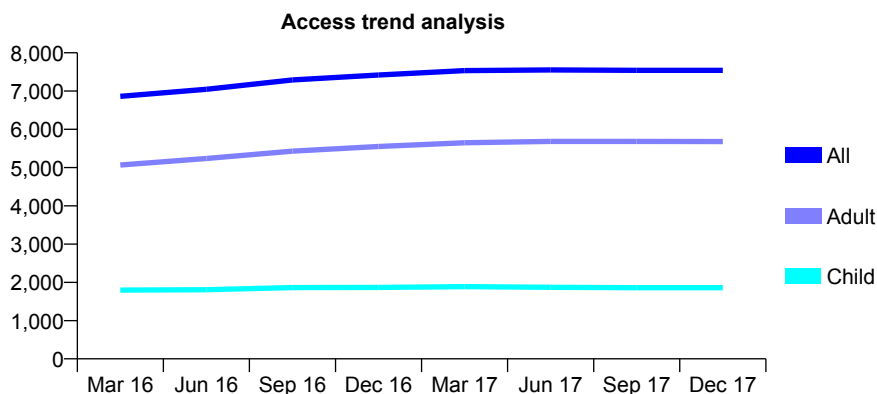
Q70 - Vital Signs At a Glance Contract Report for 185523/0001 - December 2017

Name or company name	Gull Coppice Dental Practice Partnership
Contract type name	GDS Contract
Purpose of contract	General
Contract start date	01/05/2015
Contract end date	

17/18 Contracted general activity (UDA)	23,300
Carry forward general activity (UDA)	0
17/18 Contracted orthodontic activity (UOA)	0
Carry forward orthodontic activity (UOA)	0
Baseline contract value	£610,008.24

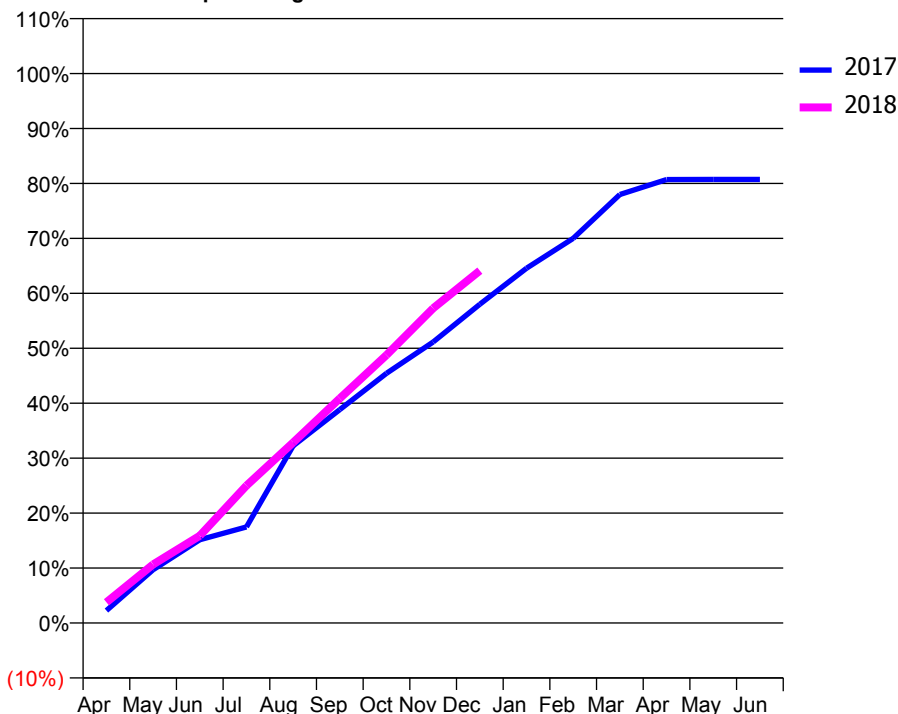
ACCESS*

Patients seen in 24 months	Total	Change since previous quarter
Quarter ending December 2016	7,420	
Quarter ending March 2017	7,534	→
Quarter ending June 2017	7,553	→
Quarter ending September 2017	7,542	→
Quarter ending December 2017	7,541	→
Variance since December 2016	1.6%	→



ACTIVITY

Cumulative percentage of contracted UDA delivered 2017 & 2018



Month	Adjusted Scheduled Activity (UDA)	
	2017	2018
April	588	877
May	2,500	2,483
June	3,909	3,699
July	4,512	5,826
August	8,320	7,654
September	10,020	9,527
October	11,724	11,362
November	13,196	13,345
December	14,967	14,939
January	16,659	
February	18,062	
March	20,116	
April	20,820	
May	20,824	
June	20,824	

QUALITY

	Quantity	Base Number	Contract	AT	Region	England
% of FP17s for the same patient ID Re-attending within 3 months - Children	77	1,971	3.9%	10.4%	11.5%	12.0%
% of FP17s for the same patient ID Re-attending within 3 months - Adults	526	5,849	9.0%	14.7%	15.8%	15.9%
% of FP17s for the same patient ID Re-attending between 3 & 9 months - Children	986	1,971	50.0%	60.3%	60.5%	58.0%
% of FP17s for the same patient ID Re-attending between 3 & 9 months - Adults	3,145	5,849	53.8%	52.1%	51.8%	50.5%
% of FP17s for Band 1 Urgent Courses	296	7,461	4.0%	9.8%	9.5%	9.0%
% of FP17s Relating to Free Repair or Replacements	47	7,461	0.6%	0.6%	0.7%	0.8%
% of FP17s Relating to Continuations	141	7,461	1.9%	1.1%	1.0%	1.1%
% of Patients satisfied with the dentistry they have received	6	6	N/A	92.0%	92.1%	91.5%
% of Patients satisfied with the time they had to wait for an appointment	5	6	N/A	88.8%	88.3%	87.9%

* This is based on patients treated on this contract for their most recent course of treatment. Figures in italics indicate the base number of FP17s or Patient Questionnaire responses are less than 100. N/A is shown where the base number of responses is less than 10 during the period. % is calculated as Quantity/Base number*100

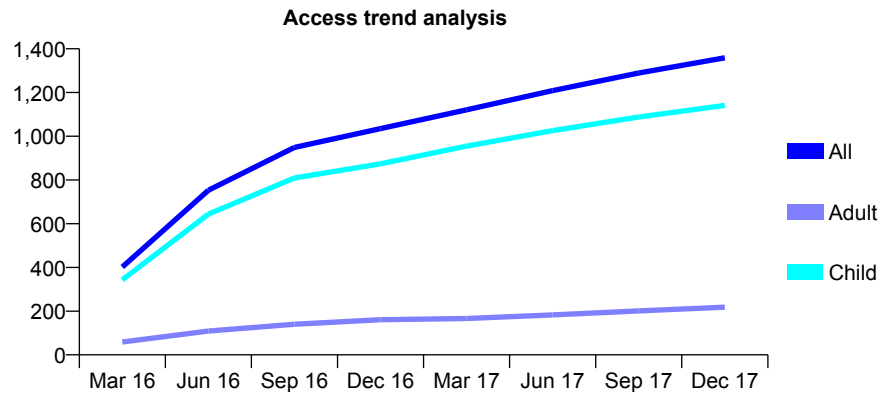
Q70 - Vital Signs At a Glance Contract Report for 186406/0001 - December 2017

Name or company name	Clear Dentistry
Contract type name	GDS Contract
Purpose of contract	General
Contract start date	04/01/2016
Contract end date	

17/18 Contracted general activity (UDA)	3,800
Carry forward general activity (UDA)	0
17/18 Contracted orthodontic activity (UOA)	0
Carry forward orthodontic activity (UOA)	0
Baseline contract value	£83,153.74

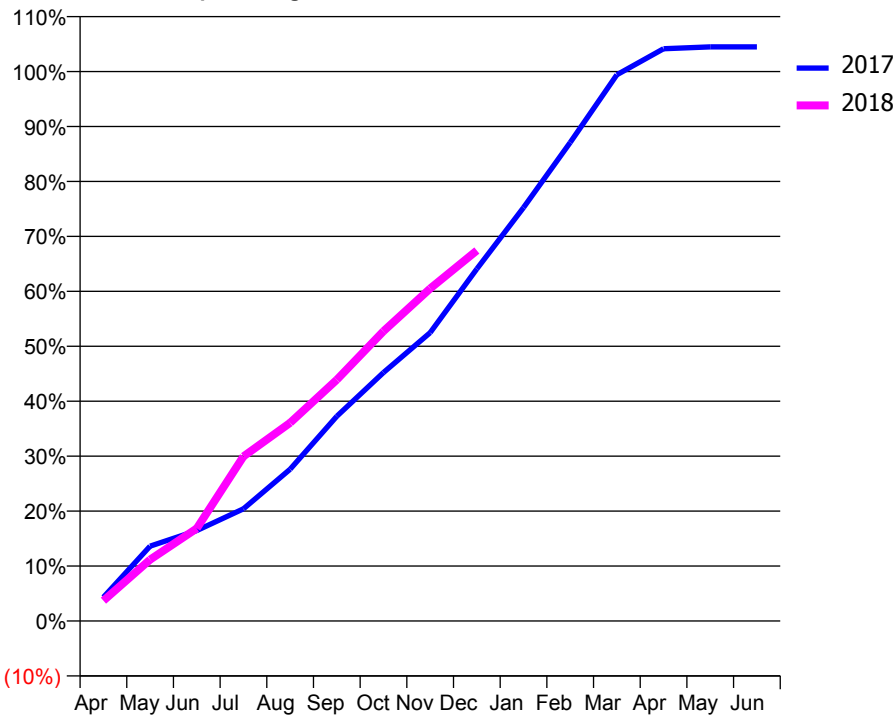
ACCESS*

Patients seen in 24 months	Total	Change since previous quarter
Quarter ending December 2016	1,035	
Quarter ending March 2017	1,121	↑
Quarter ending June 2017	1,209	↑
Quarter ending September 2017	1,289	↑
Quarter ending December 2017	1,359	↑
Variance since December 2016	31.3%	↑



ACTIVITY

Cumulative percentage of contracted UDA delivered 2017 & 2018



Month	Adjusted Scheduled Activity (UDA)	
	2017	2018
April	165	140
May	517	425
June	626	640
July	776	1,138
August	1,049	1,371
September	1,416	1,668
October	1,718	2,005
November	1,994	2,300
December	2,435	2,562
January	2,859	
February	3,309	
March	3,777	
April	3,957	
May	3,970	
June	3,970	

QUALITY

	Quantity	Base Number	Contract	AT	Region	England
% of FP17s for the same patient ID Re-attending within 3 months - Children	106	1,407	7.5%	10.4%	11.5%	12.0%
% of FP17s for the same patient ID Re-attending within 3 months - Adults	32	147	21.8%	14.7%	15.8%	15.9%
% of FP17s for the same patient ID Re-attending between 3 & 9 months - Children	875	1,407	62.2%	60.3%	60.5%	58.0%
% of FP17s for the same patient ID Re-attending between 3 & 9 months - Adults	99	147	67.3%	52.1%	51.8%	50.5%
% of FP17s for Band 1 Urgent Courses	58	1,476	3.9%	9.8%	9.5%	9.0%
% of FP17s Relating to Free Repair or Replacements	1	1,476	0.1%	0.6%	0.7%	0.8%
% of FP17s Relating to Continuations	0	1,476	0.0%	1.1%	1.0%	1.1%
% of Patients satisfied with the dentistry they have received	0	0	N/A	92.0%	92.1%	91.5%
% of Patients satisfied with the time they had to wait for an appointment	0	0	N/A	88.8%	88.3%	87.9%

* This is based on patients treated on this contract for their most recent course of treatment. Figures in italics indicate the base number of FP17s or Patient Questionnaire responses are less than 100. N/A is shown where the base number of responses is less than 10 during the period. % is calculated as Quantity/Base number*100

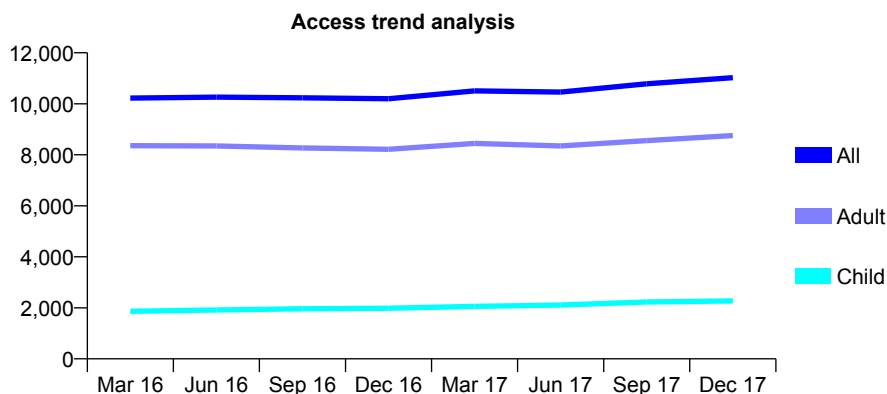
Q70 - Vital Signs At a Glance Contract Report for 186511/0001 - December 2017

Name or company name	Iosis Clinic Ltd
Contract type name	GDS Contract
Purpose of contract	General
Contract start date	06/09/2010
Contract end date	

17/18 Contracted general activity (UDA)	26,613
Carry forward general activity (UDA)	639
17/18 Contracted orthodontic activity (UOA)	0
Carry forward orthodontic activity (UOA)	0
Baseline contract value	£1,363,625.61

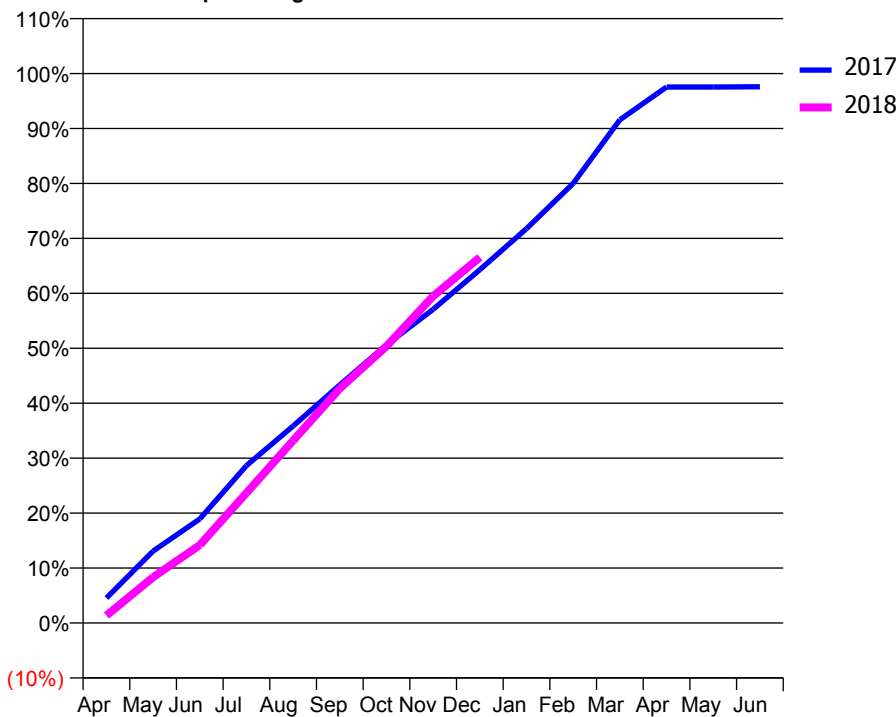
ACCESS*

Patients seen in 24 months	Total	Change since previous quarter
Quarter ending December 2016	10,199	
Quarter ending March 2017	10,506	↑
Quarter ending June 2017	10,460	→
Quarter ending September 2017	10,786	↑
Quarter ending December 2017	11,027	↑
Variance since December 2016	8.1%	↑



ACTIVITY

Cumulative percentage of contracted UDA delivered 2017 & 2018



Month	Adjusted Scheduled Activity (UDA)	
	2017	2018
April	1,210	363
May	3,484	2,220
June	5,040	3,776
July	7,624	6,301
August	9,544	8,838
September	11,532	11,356
October	13,476	13,403
November	15,193	15,834
December	17,113	17,711
January	19,101	
February	21,289	
March	24,367	
April	25,957	
May	25,959	
June	25,973	

QUALITY

	Quantity	Base Number	Contract	AT	Region	England
% of FP17s for the same patient ID Re-attending within 3 months - Children	164	2,423	6.8%	10.4%	11.5%	12.0%
% of FP17s for the same patient ID Re-attending within 3 months - Adults	1,306	8,156	16.0%	14.7%	15.8%	15.9%
% of FP17s for the same patient ID Re-attending between 3 & 9 months - Children	1,250	2,423	51.6%	60.3%	60.5%	58.0%
% of FP17s for the same patient ID Re-attending between 3 & 9 months - Adults	3,197	8,156	39.2%	52.1%	51.8%	50.5%
% of FP17s for Band 1 Urgent Courses	2,002	9,976	20.1%	9.8%	9.5%	9.0%
% of FP17s Relating to Free Repair or Replacements	41	9,976	0.4%	0.6%	0.7%	0.8%
% of FP17s Relating to Continuations	106	9,976	1.1%	1.1%	1.0%	1.1%
% of Patients satisfied with the dentistry they have received	20	20	100.0%	92.0%	92.1%	91.5%
% of Patients satisfied with the time they had to wait for an appointment	18	20	90.0%	88.8%	88.3%	87.9%

* This is based on patients treated on this contract for their most recent course of treatment. Figures in italics indicate the base number of FP17s or Patient Questionnaire responses are less than 100. N/A is shown where the base number of responses is less than 10 during the period. % is calculated as Quantity/Base number*100

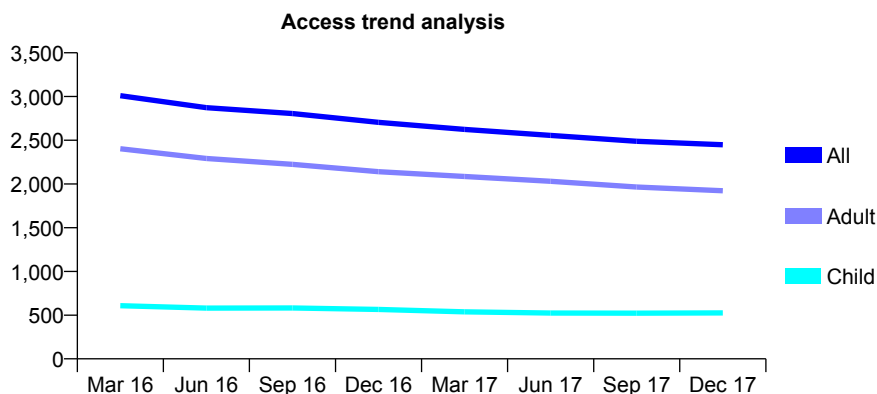
Q70 - Vital Signs At a Glance Contract Report for 187291/0001 - December 2017

Name or company name	Karami & Motamedi
Contract type name	GDS Contract
Purpose of contract	General
Contract start date	01/02/2014
Contract end date	

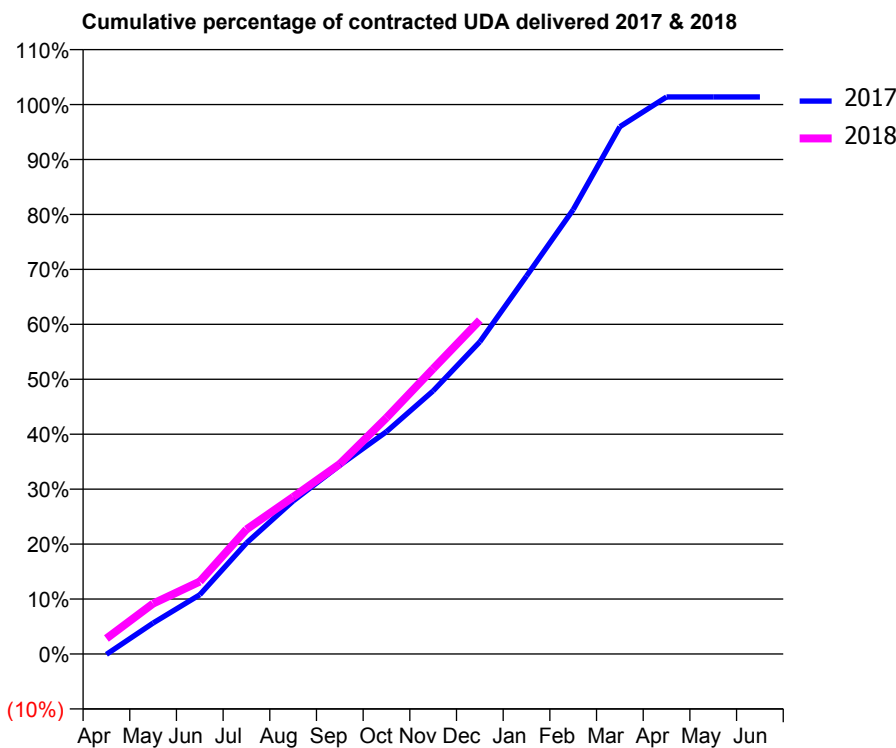
17/18 Contracted general activity (UDA)	7,262
Carry forward general activity (UDA)	-100
17/18 Contracted orthodontic activity (UOA)	0
Carry forward orthodontic activity (UOA)	0
Baseline contract value	£163,104.82

ACCESS*

Patients seen in 24 months	Total	Change since previous quarter
Quarter ending December 2016	2,705	
Quarter ending March 2017	2,624	↓
Quarter ending June 2017	2,555	↓
Quarter ending September 2017	2,488	↓
Quarter ending December 2017	2,449	↓
Variance since December 2016	(9.5%)	↓



ACTIVITY



Month	Adjusted Scheduled Activity (UDA)	
	2017	2018
April	-6	205
May	410	668
June	783	957
July	1,467	1,647
August	2,022	2,076
September	2,494	2,513
October	2,938	3,122
November	3,478	3,770
December	4,127	4,412
January	4,995	
February	5,873	
March	6,969	
April	7,362	
May	7,362	
June	7,362	

QUALITY

	Quantity	Base Number	Contract	AT	Region	England
% of FP17s for the same patient ID Re-attending within 3 months - Children	18	507	3.6%	10.4%	11.5%	12.0%
% of FP17s for the same patient ID Re-attending within 3 months - Adults	266	1,879	14.2%	14.7%	15.8%	15.9%
% of FP17s for the same patient ID Re-attending between 3 & 9 months - Children	216	507	42.6%	60.3%	60.5%	58.0%
% of FP17s for the same patient ID Re-attending between 3 & 9 months - Adults	840	1,879	44.7%	52.1%	51.8%	50.5%
% of FP17s for Band 1 Urgent Courses	247	2,235	11.1%	9.8%	9.5%	9.0%
% of FP17s Relating to Free Repair or Replacements	2	2,235	0.1%	0.6%	0.7%	0.8%
% of FP17s Relating to Continuations	8	2,235	0.4%	1.1%	1.0%	1.1%
% of Patients satisfied with the dentistry they have received	3	3	N/A	92.0%	92.1%	91.5%
% of Patients satisfied with the time they had to wait for an appointment	2	3	N/A	88.8%	88.3%	87.9%

* This is based on patients treated on this contract for their most recent course of treatment. Figures in italics indicate the base number of FP17s or Patient Questionnaire responses are less than 100. N/A is shown where the base number of responses is less than 10 during the period. % is calculated as Quantity/Base number*100

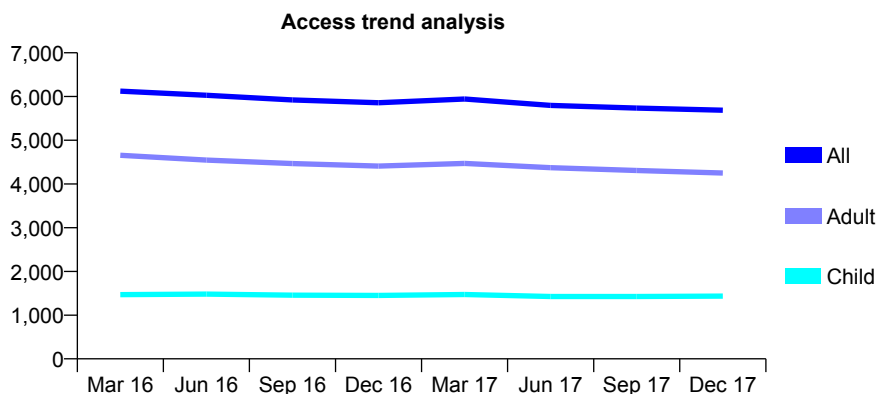
Q70 - Vital Signs At a Glance Contract Report for 187453/0001 - December 2017

Name or company name	Chalet Hill Dental Centre
Contract type name	GDS Contract
Purpose of contract	General
Contract start date	01/01/2013
Contract end date	

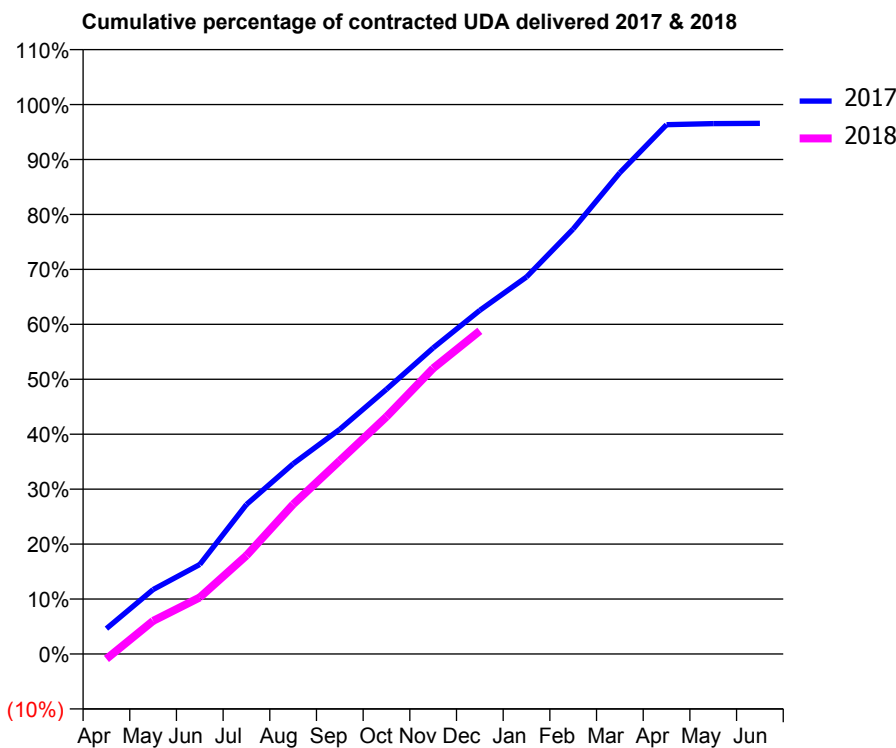
17/18 Contracted general activity (UDA)	20,000
Carry forward general activity (UDA)	685
17/18 Contracted orthodontic activity (UOA)	0
Carry forward orthodontic activity (UOA)	0
Baseline contract value	£482,698.96

ACCESS*

Patients seen in 24 months	Total	Change since previous quarter
Quarter ending December 2016	5,859	
Quarter ending March 2017	5,942	→
Quarter ending June 2017	5,798	↓
Quarter ending September 2017	5,735	↓
Quarter ending December 2017	5,686	→
Variance since December 2016	(3.0%)	↓



ACTIVITY



Month	Adjusted Scheduled Activity (UDA)	
	2017	2018
April	924	-183
May	2,347	1,205
June	3,258	2,059
July	5,443	3,586
August	6,924	5,448
September	8,180	7,040
October	9,637	8,639
November	11,142	10,396
December	12,511	11,764
January	13,723	
February	15,468	
March	17,517	
April	19,267	
May	19,303	
June	19,315	

QUALITY

	Quantity	Base Number	Contract	AT	Region	England
% of FP17s for the same patient ID Re-attending within 3 months - Children	194	1,615	12.0%	10.4%	11.5%	12.0%
% of FP17s for the same patient ID Re-attending within 3 months - Adults	611	4,423	13.8%	14.7%	15.8%	15.9%
% of FP17s for the same patient ID Re-attending between 3 & 9 months - Children	940	1,615	58.2%	60.3%	60.5%	58.0%
% of FP17s for the same patient ID Re-attending between 3 & 9 months - Adults	2,515	4,423	56.9%	52.1%	51.8%	50.5%
% of FP17s for Band 1 Urgent Courses	402	5,503	7.3%	9.8%	9.5%	9.0%
% of FP17s Relating to Free Repair or Replacements	48	5,503	0.9%	0.6%	0.7%	0.8%
% of FP17s Relating to Continuations	14	5,503	0.3%	1.1%	1.0%	1.1%
% of Patients satisfied with the dentistry they have received	7	7	N/A	92.0%	92.1%	91.5%
% of Patients satisfied with the time they had to wait for an appointment	7	7	N/A	88.8%	88.3%	87.9%

* This is based on patients treated on this contract for their most recent course of treatment. Figures in italics indicate the base number of FP17s or Patient Questionnaire responses are less than 100. N/A is shown where the base number of responses is less than 10 during the period. % is calculated as Quantity/Base number*100

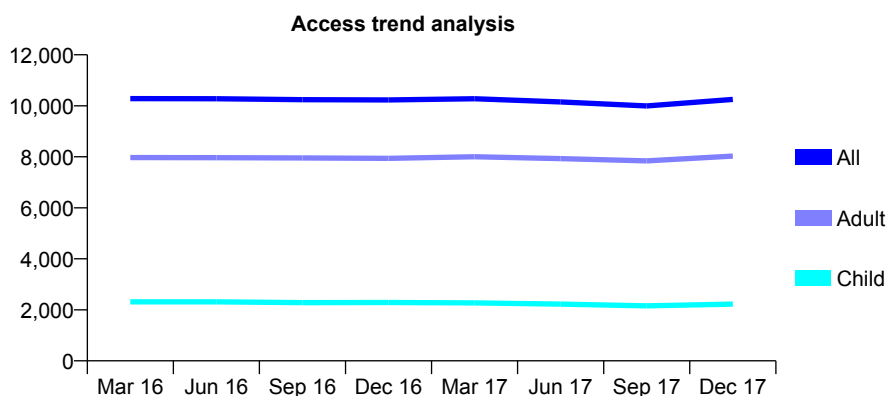
Q70 - Vital Signs At a Glance Contract Report for 188530/0001 - December 2017

Name or company name	Dr Elaine Weaver
Contract type name	GDS Contract
Purpose of contract	General
Contract start date	01/04/2009
Contract end date	

17/18 Contracted general activity (UDA)	26,437
Carry forward general activity (UDA)	0
17/18 Contracted orthodontic activity (UOA)	0
Carry forward orthodontic activity (UOA)	0
Baseline contract value	£832,239.11

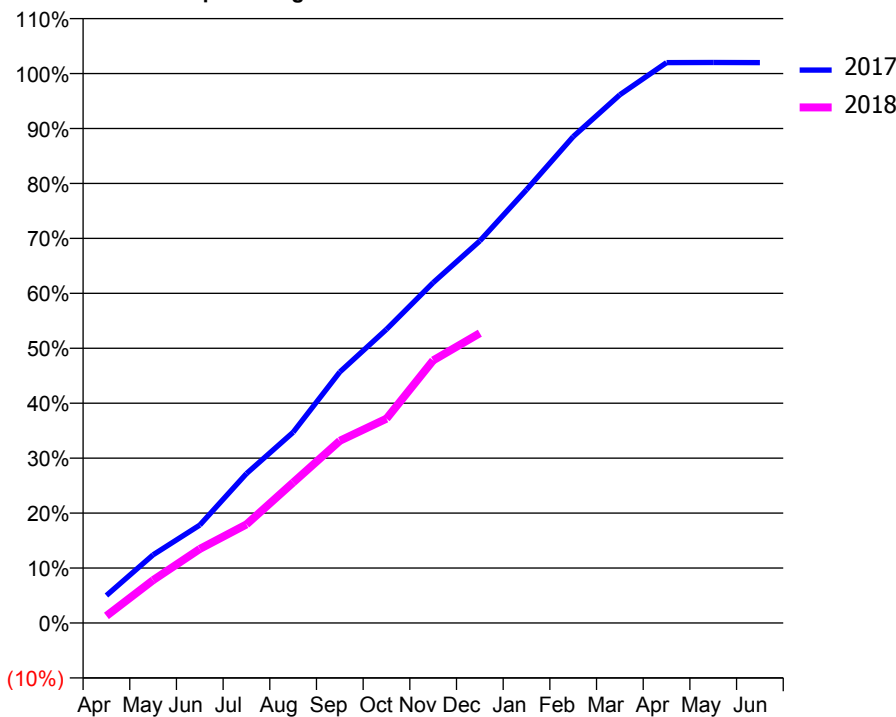
ACCESS*

Patients seen in 24 months	Total	Change since previous quarter
Quarter ending December 2016	10,230	
Quarter ending March 2017	10,277	→
Quarter ending June 2017	10,154	↓
Quarter ending September 2017	9,997	↓
Quarter ending December 2017	10,251	↑
Variance since December 2016	0.2%	→



ACTIVITY

Cumulative percentage of contracted UDA delivered 2017 & 2018



Month	Adjusted Scheduled Activity (UDA)	
	2017	2018
April	1,327	343
May	3,282	2,064
June	4,713	3,563
July	7,188	4,745
August	9,176	6,760
September	12,080	8,764
October	14,129	9,832
November	16,373	12,636
December	18,383	13,946
January	20,845	
February	23,400	
March	25,412	
April	26,963	
May	26,964	
June	26,963	

QUALITY

	Quantity	Base Number	Contract	AT	Region	England
% of FP17s for the same patient ID Re-attending within 3 months - Children	153	2,244	6.8%	10.4%	11.5%	12.0%
% of FP17s for the same patient ID Re-attending within 3 months - Adults	1,136	7,780	14.6%	14.7%	15.8%	15.9%
% of FP17s for the same patient ID Re-attending between 3 & 9 months - Children	1,133	2,244	50.5%	60.3%	60.5%	58.0%
% of FP17s for the same patient ID Re-attending between 3 & 9 months - Adults	3,376	7,780	43.4%	52.1%	51.8%	50.5%
% of FP17s for Band 1 Urgent Courses	715	9,153	7.8%	9.8%	9.5%	9.0%
% of FP17s Relating to Free Repair or Replacements	68	9,153	0.7%	0.6%	0.7%	0.8%
% of FP17s Relating to Continuations	95	9,153	1.0%	1.1%	1.0%	1.1%
% of Patients satisfied with the dentistry they have received	8	8	N/A	92.0%	92.1%	91.5%
% of Patients satisfied with the time they had to wait for an appointment	8	8	N/A	88.8%	88.3%	87.9%

* This is based on patients treated on this contract for their most recent course of treatment. Figures in italics indicate the base number of FP17s or Patient Questionnaire responses are less than 100. N/A is shown where the base number of responses is less than 10 during the period. % is calculated as Quantity/Base number*100

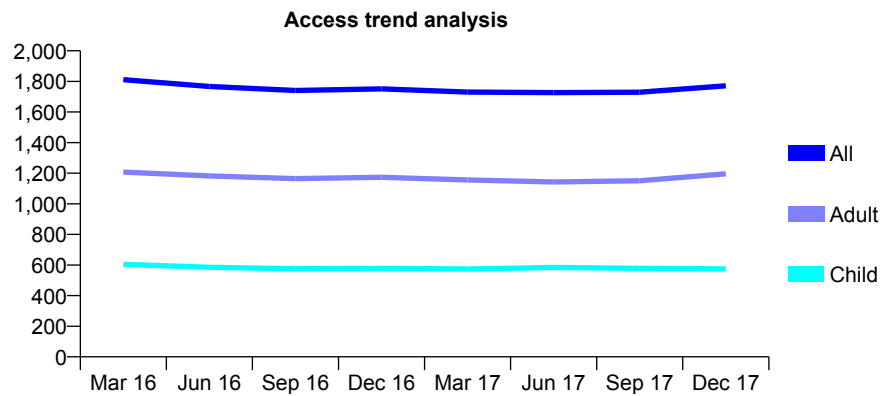
Q70 - Vital Signs At a Glance Contract Report for 190195/0006 - December 2017

Name or company name	Xeon Smiles UK Ltd
Contract type name	GDS Contract
Purpose of contract	General and Orthodontic
Contract start date	09/06/2008
Contract end date	

17/18 Contracted general activity (UDA)	4,501
Carry forward general activity (UDA)	0
17/18 Contracted orthodontic activity (UOA)	240
Carry forward orthodontic activity (UOA)	0
Baseline contract value	£119,695.57

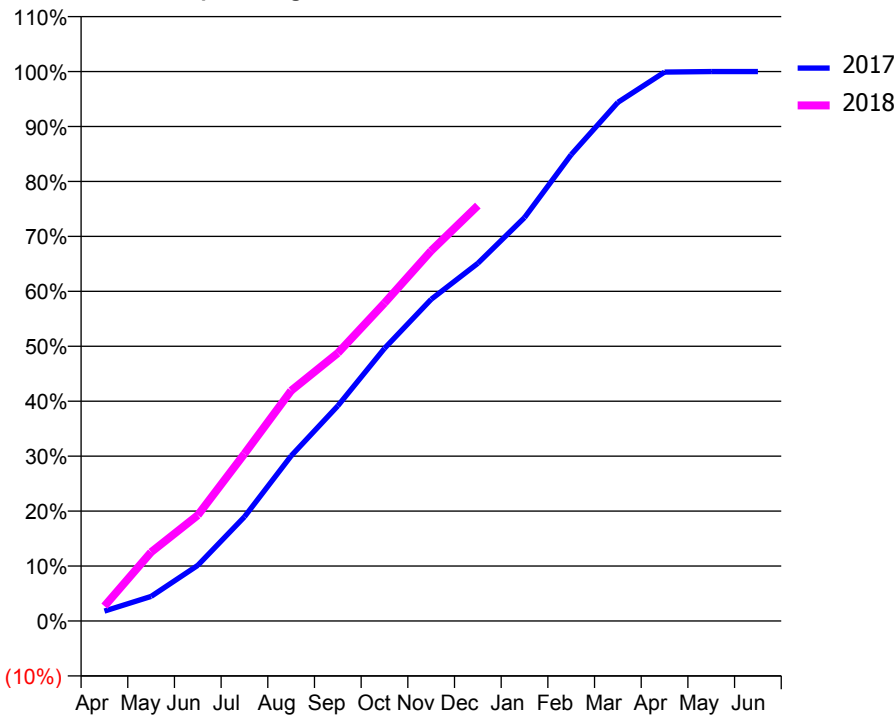
ACCESS*

Patients seen in 24 months	Total	Change since previous quarter
Quarter ending December 2016	1,751	
Quarter ending March 2017	1,730	↓
Quarter ending June 2017	1,727	→
Quarter ending September 2017	1,729	→
Quarter ending December 2017	1,771	↑
Variance since December 2016	1.1%	→



ACTIVITY

Cumulative percentage of contracted UDA delivered 2017 & 2018



Month	Adjusted Scheduled Activity (UDA)	
	2017	2018
April	81	121
May	201	564
June	456	867
July	854	1,370
August	1,353	1,887
September	1,762	2,195
October	2,234	2,605
November	2,635	3,032
December	2,930	3,403
January	3,304	
February	3,820	
March	4,249	
April	4,497	
May	4,501	
June	4,501	

QUALITY

	Quantity	Base Number	Contract	AT	Region	England
% of FP17s for the same patient ID Re-attending within 3 months - Children	42	699	6.0%	10.4%	11.5%	12.0%
% of FP17s for the same patient ID Re-attending within 3 months - Adults	155	1,319	11.8%	14.7%	15.8%	15.9%
% of FP17s for the same patient ID Re-attending between 3 & 9 months - Children	458	699	65.5%	60.3%	60.5%	58.0%
% of FP17s for the same patient ID Re-attending between 3 & 9 months - Adults	762	1,319	57.8%	52.1%	51.8%	50.5%
% of FP17s for Band 1 Urgent Courses	121	1,901	6.4%	9.8%	9.5%	9.0%
% of FP17s Relating to Free Repair or Replacements	11	1,901	0.6%	0.6%	0.7%	0.8%
% of FP17s Relating to Continuations	11	1,901	0.6%	1.1%	1.0%	1.1%
% of Patients satisfied with the dentistry they have received	4	5	N/A	92.0%	92.1%	91.5%
% of Patients satisfied with the time they had to wait for an appointment	5	5	N/A	88.8%	88.3%	87.9%

* This is based on patients treated on this contract for their most recent course of treatment. Figures in italics indicate the base number of FP17s or Patient Questionnaire responses are less than 100. N/A is shown where the base number of responses is less than 10 during the period. % is calculated as Quantity/Base number*100

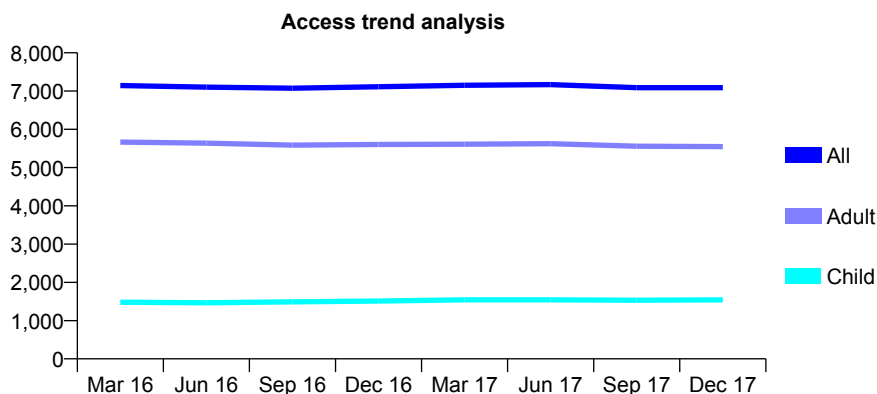
Q70 - Vital Signs At a Glance Contract Report for 190233/0001 - December 2017

Name or company name	Dentalcare Limited
Contract type name	GDS Contract
Purpose of contract	General
Contract start date	13/12/2010
Contract end date	

17/18 Contracted general activity (UDA)	19,865
Carry forward general activity (UDA)	0
17/18 Contracted orthodontic activity (UOA)	0
Carry forward orthodontic activity (UOA)	0
Baseline contract value	£484,699.96

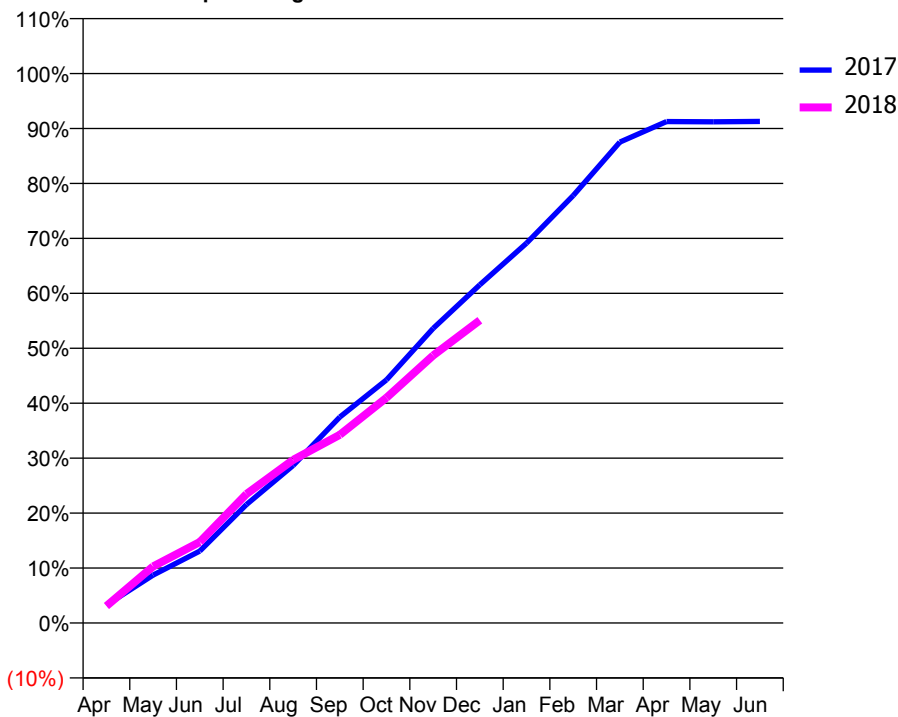
ACCESS*

Patients seen in 24 months	Total	Change since previous quarter
Quarter ending December 2016	7,114	
Quarter ending March 2017	7,152	→
Quarter ending June 2017	7,167	→
Quarter ending September 2017	7,089	↓
Quarter ending December 2017	7,087	→
Variance since December 2016	(0.4%)	→



ACTIVITY

Cumulative percentage of contracted UDA delivered 2017 & 2018



Month	Adjusted Scheduled Activity (UDA)	
	2017	2018
April	647	617
May	1,734	2,047
June	2,602	2,927
July	4,285	4,664
August	5,697	5,896
September	7,445	6,803
October	8,790	8,142
November	10,649	9,674
December	12,226	10,945
January	13,732	
February	15,455	
March	17,386	
April	18,126	
May	18,116	
June	18,131	

QUALITY

	Quantity	Base Number	Contract	AT	Region	England
% of FP17s for the same patient ID Re-attending within 3 months - Children	90	1,561	5.8%	10.4%	11.5%	12.0%
% of FP17s for the same patient ID Re-attending within 3 months - Adults	470	4,929	9.5%	14.7%	15.8%	15.9%
% of FP17s for the same patient ID Re-attending between 3 & 9 months - Children	1,021	1,561	65.4%	60.3%	60.5%	58.0%
% of FP17s for the same patient ID Re-attending between 3 & 9 months - Adults	2,722	4,929	55.2%	52.1%	51.8%	50.5%
% of FP17s for Band 1 Urgent Courses	509	6,144	8.3%	9.8%	9.5%	9.0%
% of FP17s Relating to Free Repair or Replacements	16	6,144	0.3%	0.6%	0.7%	0.8%
% of FP17s Relating to Continuations	0	6,144	0.0%	1.1%	1.0%	1.1%
% of Patients satisfied with the dentistry they have received	5	5	N/A	92.0%	92.1%	91.5%
% of Patients satisfied with the time they had to wait for an appointment	3	5	N/A	88.8%	88.3%	87.9%

* This is based on patients treated on this contract for their most recent course of treatment. Figures in italics indicate the base number of FP17s or Patient Questionnaire responses are less than 100. N/A is shown where the base number of responses is less than 10 during the period. % is calculated as Quantity/Base number*100

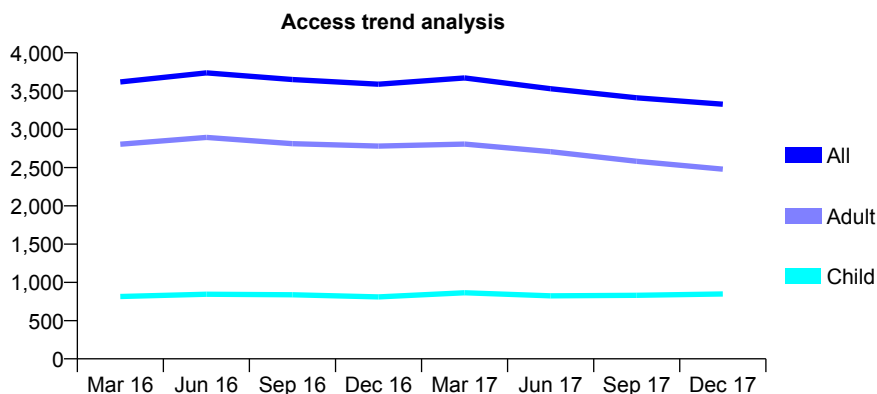
Q70 - Vital Signs At a Glance Contract Report for 190543/0001 - December 2017

Name or company name	University of Portsmouth Services Limited
Contract type name	PDS Plus Contract
Purpose of contract	General
Contract start date	01/09/2010
Contract end date	28/02/2018

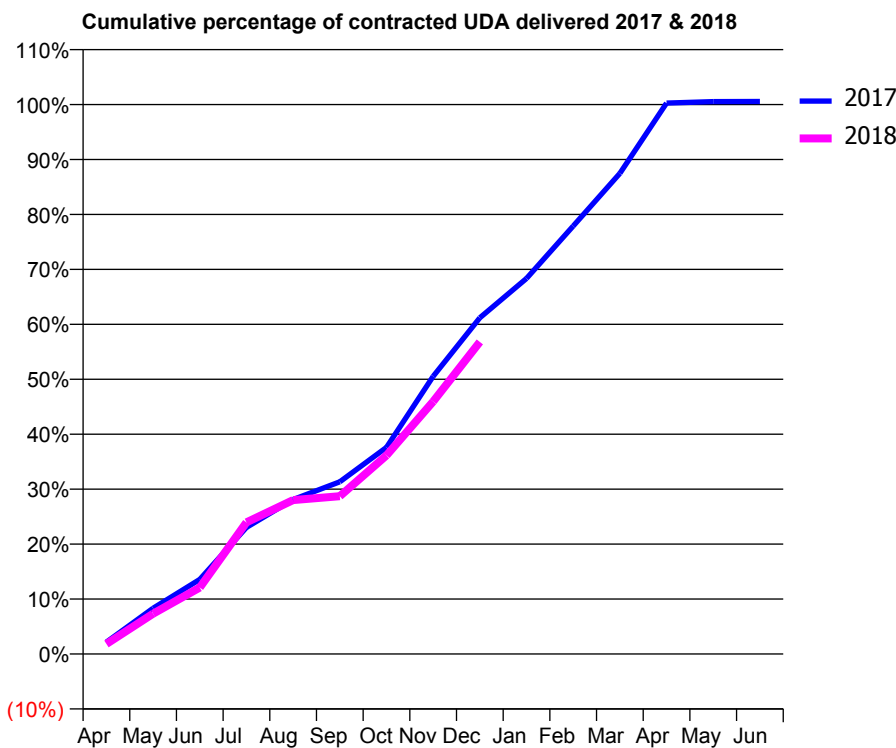
17/18 Contracted general activity (UDA)	9,900
Carry forward general activity (UDA)	-59
17/18 Contracted orthodontic activity (UOA)	0
Carry forward orthodontic activity (UOA)	0
Baseline contract value	£0.00

ACCESS*

Patients seen in 24 months	Total	Change since previous quarter
Quarter ending December 2016	3,590	
Quarter ending March 2017	3,671	↑
Quarter ending June 2017	3,530	↓
Quarter ending September 2017	3,412	↓
Quarter ending December 2017	3,328	↓
Variance since December 2016	(7.3%)	↓



ACTIVITY



Month	Adjusted Scheduled Activity (UDA)	
	2017	2018
April	234	182
May	901	727
June	1,466	1,198
July	2,489	2,371
August	3,037	2,773
September	3,386	2,842
October	4,062	3,579
November	5,457	4,550
December	6,609	5,624
January	7,382	
February	8,411	
March	9,446	
April	10,828	
May	10,856	
June	10,859	

QUALITY

	Quantity	Base Number	Contract	AT	Region	England
% of FP17s for the same patient ID Re-attending within 3 months - Children	66	741	8.9%	10.4%	11.5%	12.0%
% of FP17s for the same patient ID Re-attending within 3 months - Adults	484	1,971	24.6%	14.7%	15.8%	15.9%
% of FP17s for the same patient ID Re-attending between 3 & 9 months - Children	265	741	35.8%	60.3%	60.5%	58.0%
% of FP17s for the same patient ID Re-attending between 3 & 9 months - Adults	708	1,971	35.9%	52.1%	51.8%	50.5%
% of FP17s for Band 1 Urgent Courses	601	2,243	26.8%	9.8%	9.5%	9.0%
% of FP17s Relating to Free Repair or Replacements	0	2,243	0.0%	0.6%	0.7%	0.8%
% of FP17s Relating to Continuations	7	2,243	0.3%	1.1%	1.0%	1.1%
% of Patients satisfied with the dentistry they have received	2	2	N/A	92.0%	92.1%	91.5%
% of Patients satisfied with the time they had to wait for an appointment	2	2	N/A	88.8%	88.3%	87.9%

* This is based on patients treated on this contract for their most recent course of treatment. Figures in italics indicate the base number of FP17s or Patient Questionnaire responses are less than 100. N/A is shown where the base number of responses is less than 10 during the period. % is calculated as Quantity/Base number*100

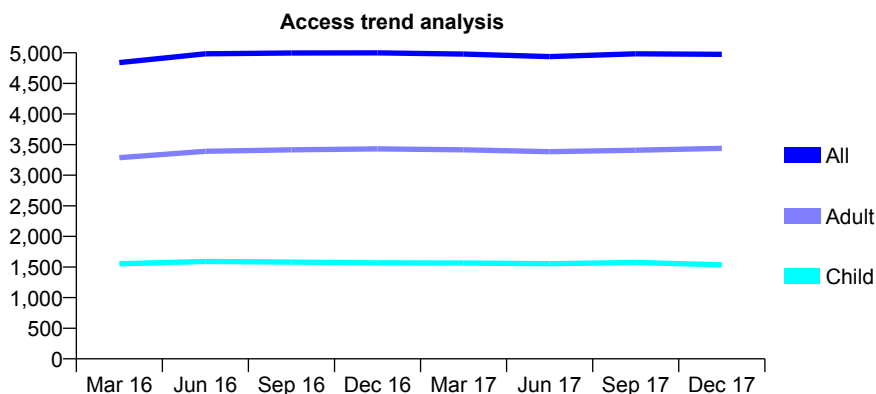
Q70 - Vital Signs At a Glance Contract Report for 190985/0001 - December 2017

Name or company name	Miss P Kotecha
Contract type name	GDS Contract
Purpose of contract	General
Contract start date	01/12/2013
Contract end date	

17/18 Contracted general activity (UDA)	12,555
Carry forward general activity (UDA)	0
17/18 Contracted orthodontic activity (UOA)	0
Carry forward orthodontic activity (UOA)	0
Baseline contract value	£333,410.48

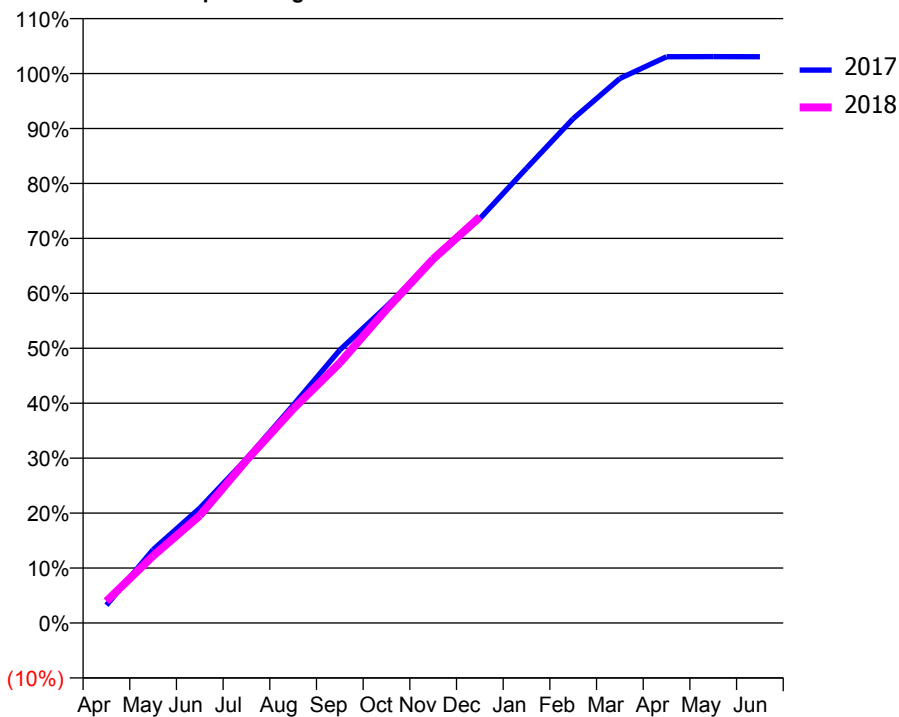
ACCESS*

Patients seen in 24 months	Total	Change since previous quarter
Quarter ending December 2016	4,998	
Quarter ending March 2017	4,979	→
Quarter ending June 2017	4,938	→
Quarter ending September 2017	4,983	→
Quarter ending December 2017	4,974	→
Variance since December 2016	(0.5%)	→



ACTIVITY

Cumulative percentage of contracted UDA delivered 2017 & 2018



Month	Adjusted Scheduled Activity (UDA)	
	2017	2018
April	406	499
May	1,677	1,534
June	2,626	2,453
July	3,749	3,717
August	4,978	4,891
September	6,239	5,944
October	7,234	7,167
November	8,290	8,316
December	9,239	9,279
January	10,391	
February	11,524	
March	12,440	
April	12,937	
May	12,939	
June	12,936	

QUALITY

	Quantity	Base Number	Contract	AT	Region	England
% of FP17s for the same patient ID Re-attending within 3 months - Children	112	1,913	5.9%	10.4%	11.5%	12.0%
% of FP17s for the same patient ID Re-attending within 3 months - Adults	317	3,541	9.0%	14.7%	15.8%	15.9%
% of FP17s for the same patient ID Re-attending between 3 & 9 months - Children	1,360	1,913	71.1%	60.3%	60.5%	58.0%
% of FP17s for the same patient ID Re-attending between 3 & 9 months - Adults	2,170	3,541	61.3%	52.1%	51.8%	50.5%
% of FP17s for Band 1 Urgent Courses	197	5,151	3.8%	9.8%	9.5%	9.0%
% of FP17s Relating to Free Repair or Replacements	10	5,151	0.2%	0.6%	0.7%	0.8%
% of FP17s Relating to Continuations	16	5,151	0.3%	1.1%	1.0%	1.1%
% of Patients satisfied with the dentistry they have received	4	5	N/A	92.0%	92.1%	91.5%
% of Patients satisfied with the time they had to wait for an appointment	4	5	N/A	88.8%	88.3%	87.9%

* This is based on patients treated on this contract for their most recent course of treatment. Figures in italics indicate the base number of FP17s or Patient Questionnaire responses are less than 100. N/A is shown where the base number of responses is less than 10 during the period. % is calculated as Quantity/Base number*100

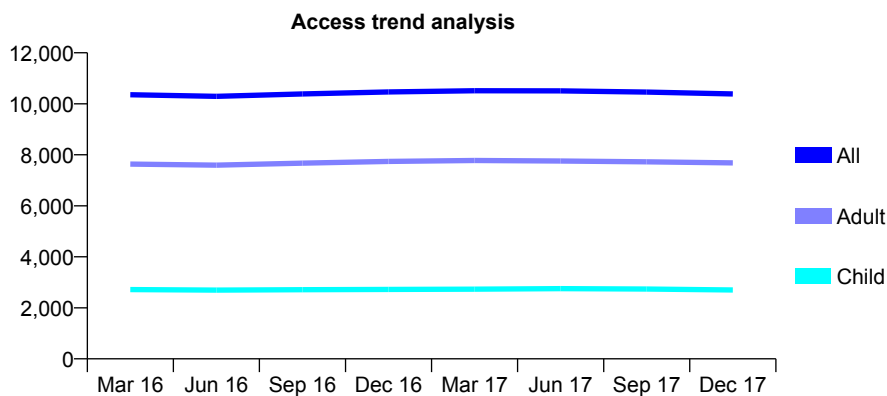
Q70 - Vital Signs At a Glance Contract Report for 191183/0001 - December 2017

Name or company name	SCA Healthcare
Contract type name	GDS Contract
Purpose of contract	General
Contract start date	13/09/2008
Contract end date	

17/18 Contracted general activity (UDA)	36,115
Carry forward general activity (UDA)	0
17/18 Contracted orthodontic activity (UOA)	0
Carry forward orthodontic activity (UOA)	0
Baseline contract value	£1,090,009.21

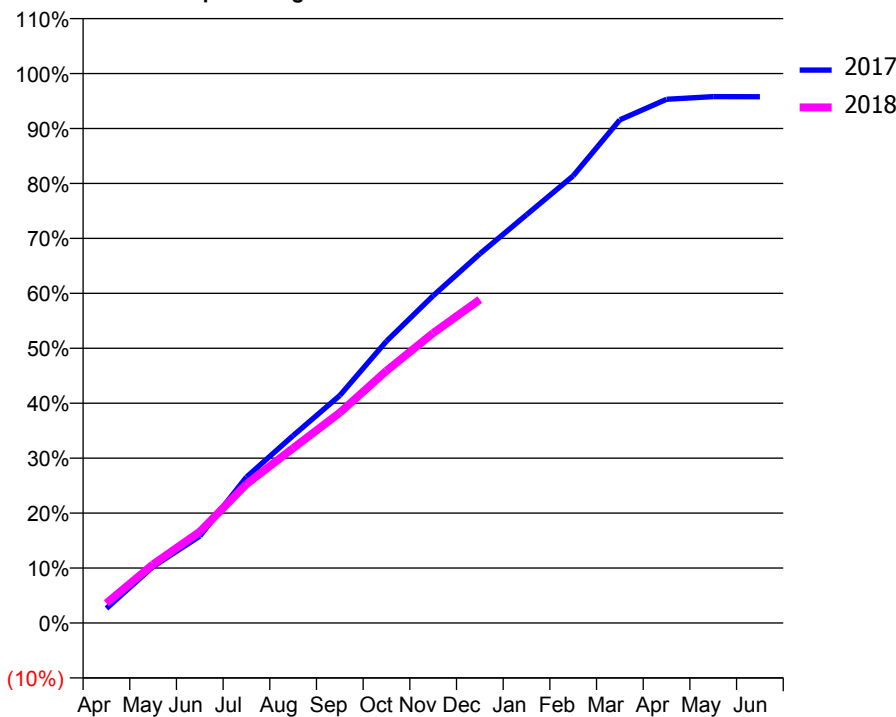
ACCESS*

Patients seen in 24 months	Total	Change since previous quarter
Quarter ending December 2016	10,464	
Quarter ending March 2017	10,511	→
Quarter ending June 2017	10,507	→
Quarter ending September 2017	10,460	→
Quarter ending December 2017	10,387	→
Variance since December 2016	(0.7%)	→



ACTIVITY

Cumulative percentage of contracted UDA delivered 2017 & 2018



Month	Adjusted Scheduled Activity (UDA)	
	2017	2018
April	963	1,300
May	3,714	3,861
June	5,706	6,001
July	9,592	9,124
August	12,321	11,490
September	14,956	13,829
October	18,521	16,580
November	21,511	19,053
December	24,262	21,259
January	26,835	
February	29,392	
March	33,067	
April	34,423	
May	34,597	
June	34,585	

QUALITY

	Quantity	Base Number	Contract	AT	Region	England
% of FP17s for the same patient ID Re-attending within 3 months - Children	245	3,173	7.7%	10.4%	11.5%	12.0%
% of FP17s for the same patient ID Re-attending within 3 months - Adults	1,255	8,575	14.6%	14.7%	15.8%	15.9%
% of FP17s for the same patient ID Re-attending between 3 & 9 months - Children	2,119	3,173	66.8%	60.3%	60.5%	58.0%
% of FP17s for the same patient ID Re-attending between 3 & 9 months - Adults	5,376	8,575	62.7%	52.1%	51.8%	50.5%
% of FP17s for Band 1 Urgent Courses	749	11,089	6.8%	9.8%	9.5%	9.0%
% of FP17s Relating to Free Repair or Replacements	99	11,089	0.9%	0.6%	0.7%	0.8%
% of FP17s Relating to Continuations	113	11,089	1.0%	1.1%	1.0%	1.1%
% of Patients satisfied with the dentistry they have received	7	7	N/A	92.0%	92.1%	91.5%
% of Patients satisfied with the time they had to wait for an appointment	7	7	N/A	88.8%	88.3%	87.9%

* This is based on patients treated on this contract for their most recent course of treatment. Figures in italics indicate the base number of FP17s or Patient Questionnaire responses are less than 100. N/A is shown where the base number of responses is less than 10 during the period. % is calculated as Quantity/Base number*100

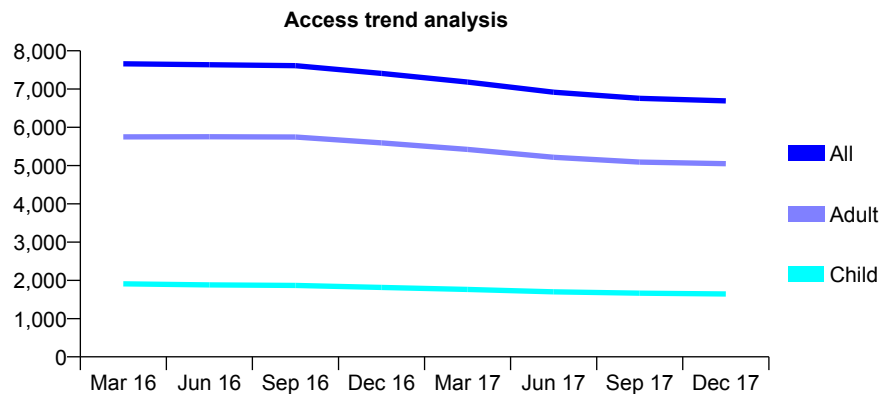
Q70 - Vital Signs At a Glance Contract Report for 191183/0002 - December 2017

Name or company name	SCA Healthcare
Contract type name	GDS Contract
Purpose of contract	General
Contract start date	01/10/2008
Contract end date	

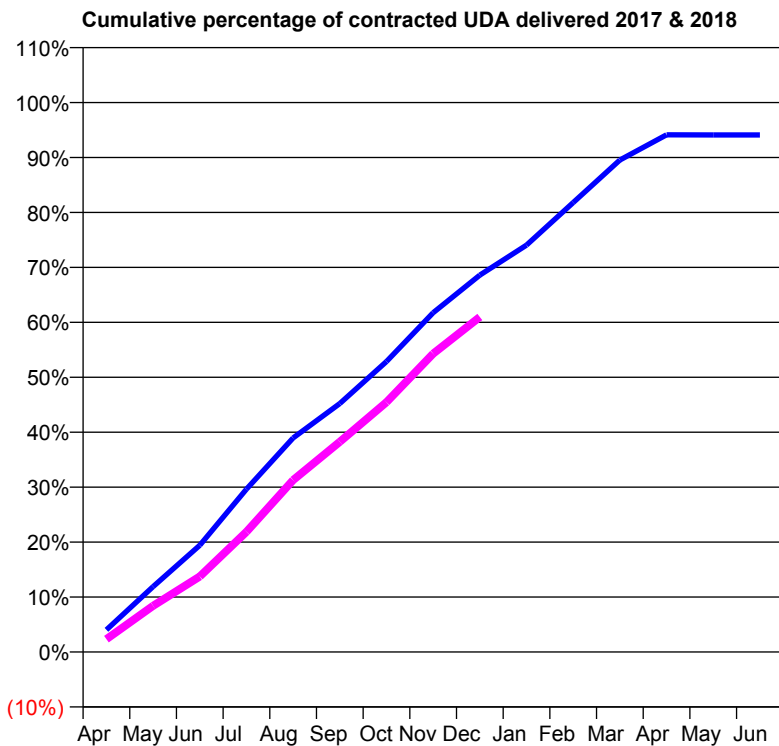
17/18 Contracted general activity (UDA)	21,000
Carry forward general activity (UDA)	0
17/18 Contracted orthodontic activity (UOA)	0
Carry forward orthodontic activity (UOA)	0
Baseline contract value	£494,438.58

ACCESS*

Patients seen in 24 months	Total	Change since previous quarter
Quarter ending December 2016	7,408	
Quarter ending March 2017	7,182	↓
Quarter ending June 2017	6,917	↓
Quarter ending September 2017	6,756	↓
Quarter ending December 2017	6,690	→
Variance since December 2016	(9.7%)	↓



ACTIVITY



Month	Adjusted Scheduled Activity (UDA)	
	2017	2018
April	910	493
May	2,677	1,768
June	4,370	2,885
July	6,669	4,595
August	8,766	6,572
September	10,173	8,032
October	11,897	9,550
November	13,891	11,402
December	15,434	12,805
January	16,663	
February	18,404	
March	20,143	
April	21,174	
May	21,171	
June	21,172	

QUALITY

	Quantity	Base Number	Contract	AT	Region	England
% of FP17s for the same patient ID Re-attending within 3 months - Children	177	1,892	9.4%	10.4%	11.5%	12.0%
% of FP17s for the same patient ID Re-attending within 3 months - Adults	771	5,103	15.1%	14.7%	15.8%	15.9%
% of FP17s for the same patient ID Re-attending between 3 & 9 months - Children	1,187	1,892	62.7%	60.3%	60.5%	58.0%
% of FP17s for the same patient ID Re-attending between 3 & 9 months - Adults	2,692	5,103	52.8%	52.1%	51.8%	50.5%
% of FP17s for Band 1 Urgent Courses	820	6,579	12.5%	9.8%	9.5%	9.0%
% of FP17s Relating to Free Repair or Replacements	40	6,579	0.6%	0.6%	0.7%	0.8%
% of FP17s Relating to Continuations	23	6,579	0.3%	1.1%	1.0%	1.1%
% of Patients satisfied with the dentistry they have received	3	3	N/A	92.0%	92.1%	91.5%
% of Patients satisfied with the time they had to wait for an appointment	3	3	N/A	88.8%	88.3%	87.9%

* This is based on patients treated on this contract for their most recent course of treatment. Figures in italics indicate the base number of FP17s or Patient Questionnaire responses are less than 100. N/A is shown where the base number of responses is less than 10 during the period. % is calculated as Quantity/Base number*100

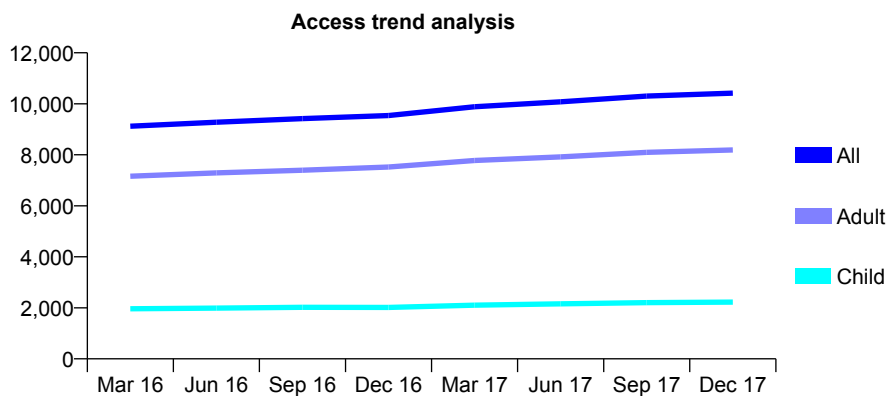
Q70 - Vital Signs At a Glance Contract Report for 191183/0003 - December 2017

Name or company name	SCA Healthcare
Contract type name	GDS Contract
Purpose of contract	General
Contract start date	01/10/2008
Contract end date	

17/18 Contracted general activity (UDA)	31,000
Carry forward general activity (UDA)	0
17/18 Contracted orthodontic activity (UOA)	0
Carry forward orthodontic activity (UOA)	0
Baseline contract value	£854,010.09

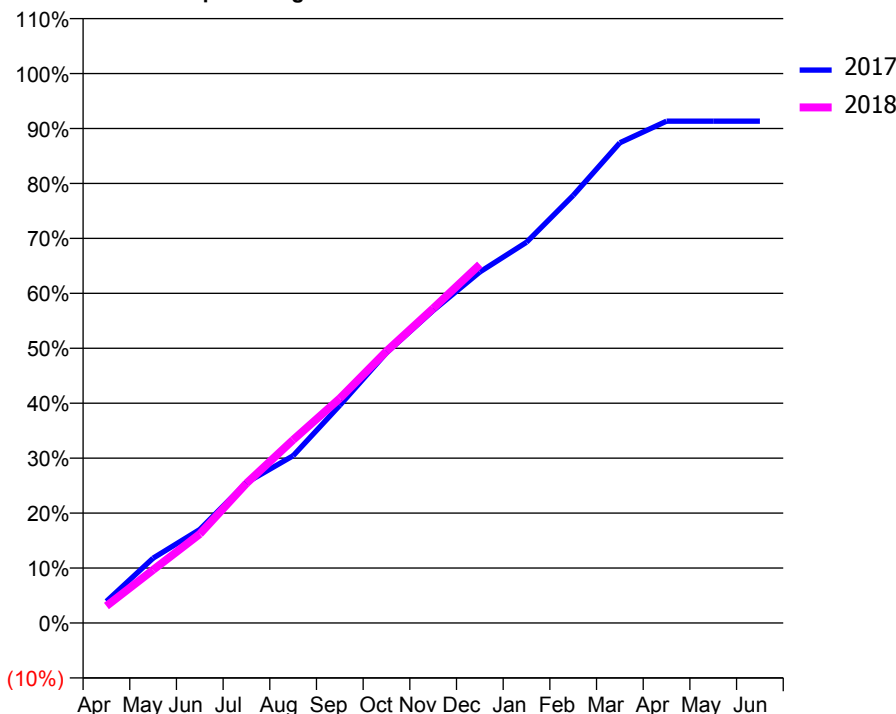
ACCESS*

Patients seen in 24 months	Total	Change since previous quarter
Quarter ending December 2016	9,538	
Quarter ending March 2017	9,885	↑
Quarter ending June 2017	10,076	→
Quarter ending September 2017	10,301	↑
Quarter ending December 2017	10,416	→
Variance since December 2016	9.2%	↑



ACTIVITY

Cumulative percentage of contracted UDA delivered 2017 & 2018



Month	Adjusted Scheduled Activity (UDA)	
	2017	2018
April	1,220	957
May	3,662	2,995
June	5,278	5,022
July	7,914	7,880
August	9,440	10,331
September	12,277	12,671
October	15,243	15,333
November	17,631	17,752
December	19,807	20,222
January	21,480	
February	24,123	
March	27,092	
April	28,312	
May	28,311	
June	28,313	

QUALITY

	Quantity	Base Number	Contract	AT	Region	England
% of FP17s for the same patient ID Re-attending within 3 months - Children	151	2,588	5.8%	10.4%	11.5%	12.0%
% of FP17s for the same patient ID Re-attending within 3 months - Adults	1,073	8,715	12.3%	14.7%	15.8%	15.9%
% of FP17s for the same patient ID Re-attending between 3 & 9 months - Children	1,693	2,588	65.4%	60.3%	60.5%	58.0%
% of FP17s for the same patient ID Re-attending between 3 & 9 months - Adults	4,566	8,715	52.4%	52.1%	51.8%	50.5%
% of FP17s for Band 1 Urgent Courses	570	9,915	5.7%	9.8%	9.5%	9.0%
% of FP17s Relating to Free Repair or Replacements	51	9,915	0.5%	0.6%	0.7%	0.8%
% of FP17s Relating to Continuations	23	9,915	0.2%	1.1%	1.0%	1.1%
% of Patients satisfied with the dentistry they have received	15	15	100.0%	92.0%	92.1%	91.5%
% of Patients satisfied with the time they had to wait for an appointment	15	15	100.0%	88.8%	88.3%	87.9%

* This is based on patients treated on this contract for their most recent course of treatment. Figures in italics indicate the base number of FP17s or Patient Questionnaire responses are less than 100. N/A is shown where the base number of responses is less than 10 during the period. % is calculated as Quantity/Base number*100

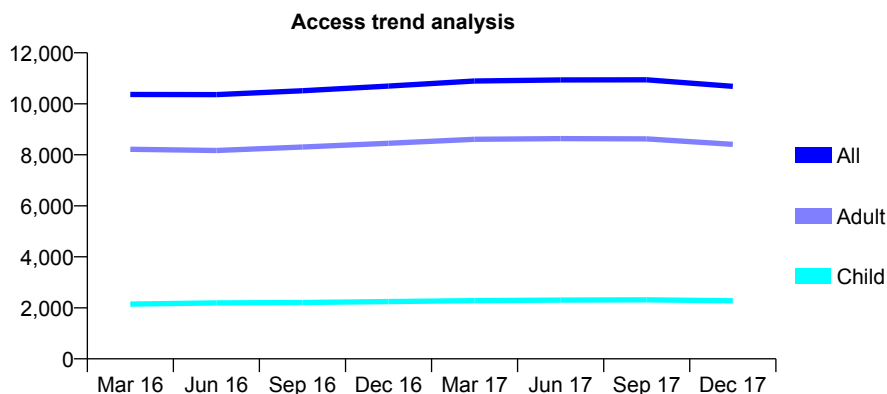
Q70 - Vital Signs At a Glance Contract Report for 191183/0004 - December 2017

Name or company name	SCA Healthcare
Contract type name	GDS Contract
Purpose of contract	General
Contract start date	01/04/2011
Contract end date	

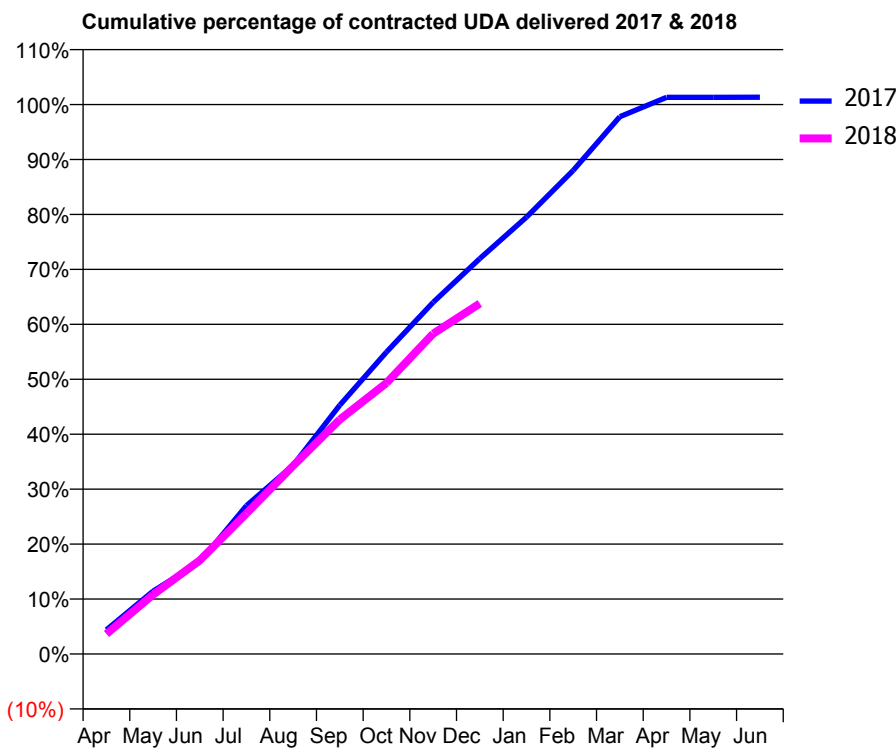
17/18 Contracted general activity (UDA)	30,000
Carry forward general activity (UDA)	0
17/18 Contracted orthodontic activity (UOA)	0
Carry forward orthodontic activity (UOA)	0
Baseline contract value	£770,178.92

ACCESS*

Patients seen in 24 months	Total	Change since previous quarter
Quarter ending December 2016	10,696	
Quarter ending March 2017	10,894	→
Quarter ending June 2017	10,937	→
Quarter ending September 2017	10,943	→
Quarter ending December 2017	10,684	↓
Variance since December 2016	(0.1%)	→



ACTIVITY



Month	Adjusted Scheduled Activity (UDA)	
	2017	2018
April	1,292	1,094
May	3,361	3,244
June	4,923	5,117
July	7,930	7,676
August	10,088	10,278
September	13,307	12,801
October	16,142	14,799
November	18,802	17,493
December	21,142	19,135
January	23,358	
February	25,850	
March	28,723	
April	29,759	
May	29,760	
June	29,763	

QUALITY

	Quantity	Base Number	Contract	AT	Region	England
% of FP17s for the same patient ID Re-attending within 3 months - Children	230	2,503	9.2%	10.4%	11.5%	12.0%
% of FP17s for the same patient ID Re-attending within 3 months - Adults	1,245	9,062	13.7%	14.7%	15.8%	15.9%
% of FP17s for the same patient ID Re-attending between 3 & 9 months - Children	1,526	2,503	61.0%	60.3%	60.5%	58.0%
% of FP17s for the same patient ID Re-attending between 3 & 9 months - Adults	5,682	9,062	62.7%	52.1%	51.8%	50.5%
% of FP17s for Band 1 Urgent Courses	1,119	10,978	10.2%	9.8%	9.5%	9.0%
% of FP17s Relating to Free Repair or Replacements	55	10,978	0.5%	0.6%	0.7%	0.8%
% of FP17s Relating to Continuations	42	10,978	0.4%	1.1%	1.0%	1.1%
% of Patients satisfied with the dentistry they have received	9	9	N/A	92.0%	92.1%	91.5%
% of Patients satisfied with the time they had to wait for an appointment	8	9	N/A	88.8%	88.3%	87.9%

* This is based on patients treated on this contract for their most recent course of treatment. Figures in italics indicate the base number of FP17s or Patient Questionnaire responses are less than 100. N/A is shown where the base number of responses is less than 10 during the period. % is calculated as Quantity/Base number*100

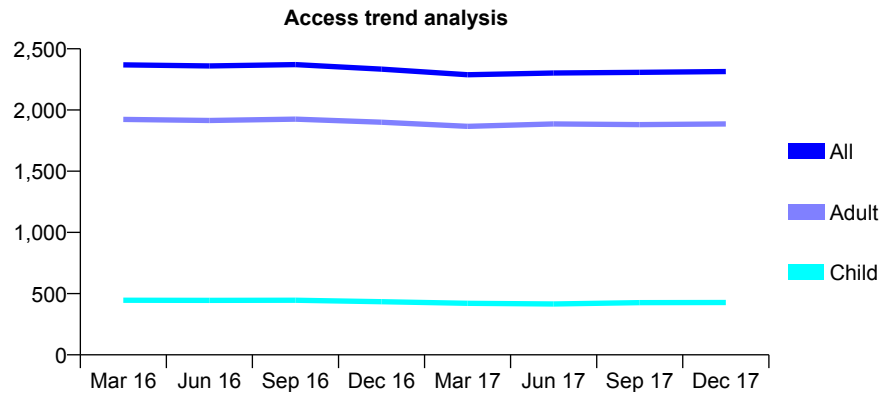
Q70 - Vital Signs At a Glance Contract Report for 191302/0001 - December 2017

Name or company name	Mr M C Omar
Contract type name	GDS Contract
Purpose of contract	General
Contract start date	01/10/2013
Contract end date	

17/18 Contracted general activity (UDA)	8,401
Carry forward general activity (UDA)	4
17/18 Contracted orthodontic activity (UOA)	0
Carry forward orthodontic activity (UOA)	0
Baseline contract value	£189,623.41

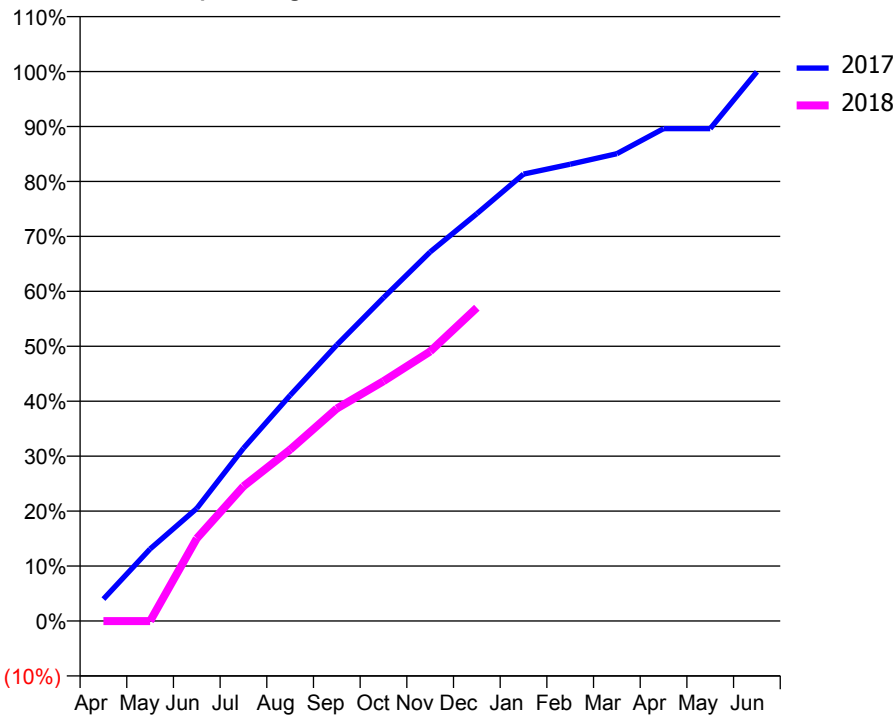
ACCESS*

Patients seen in 24 months	Total	Change since previous quarter
Quarter ending December 2016	2,334	
Quarter ending March 2017	2,288	↓
Quarter ending June 2017	2,302	→
Quarter ending September 2017	2,308	→
Quarter ending December 2017	2,314	→
Variance since December 2016	(0.9%)	→



ACTIVITY

Cumulative percentage of contracted UDA delivered 2017 & 2018



Month	Adjusted Scheduled Activity (UDA)	
	2017	2018
April	336	-4
May	1,102	-4
June	1,722	1,264
July	2,640	2,060
August	3,450	2,621
September	4,220	3,248
October	4,942	3,667
November	5,641	4,120
December	6,227	4,789
January	6,834	
February	6,984	
March	7,145	
April	7,529	
May	7,529	
June	8,397	

QUALITY

	Quantity	Base Number	Contract	AT	Region	England
% of FP17s for the same patient ID Re-attending within 3 months - Children	26	605	4.3%	10.4%	11.5%	12.0%
% of FP17s for the same patient ID Re-attending within 3 months - Adults	205	2,425	8.5%	14.7%	15.8%	15.9%
% of FP17s for the same patient ID Re-attending between 3 & 9 months - Children	440	605	72.7%	60.3%	60.5%	58.0%
% of FP17s for the same patient ID Re-attending between 3 & 9 months - Adults	1,560	2,425	64.3%	52.1%	51.8%	50.5%
% of FP17s for Band 1 Urgent Courses	106	2,425	4.4%	9.8%	9.5%	9.0%
% of FP17s Relating to Free Repair or Replacements	3	2,425	0.1%	0.6%	0.7%	0.8%
% of FP17s Relating to Continuations	5	2,425	0.2%	1.1%	1.0%	1.1%
% of Patients satisfied with the dentistry they have received	5	6	N/A	92.0%	92.1%	91.5%
% of Patients satisfied with the time they had to wait for an appointment	5	6	N/A	88.8%	88.3%	87.9%

* This is based on patients treated on this contract for their most recent course of treatment. Figures in italics indicate the base number of FP17s or Patient Questionnaire responses are less than 100. N/A is shown where the base number of responses is less than 10 during the period. % is calculated as Quantity/Base number*100

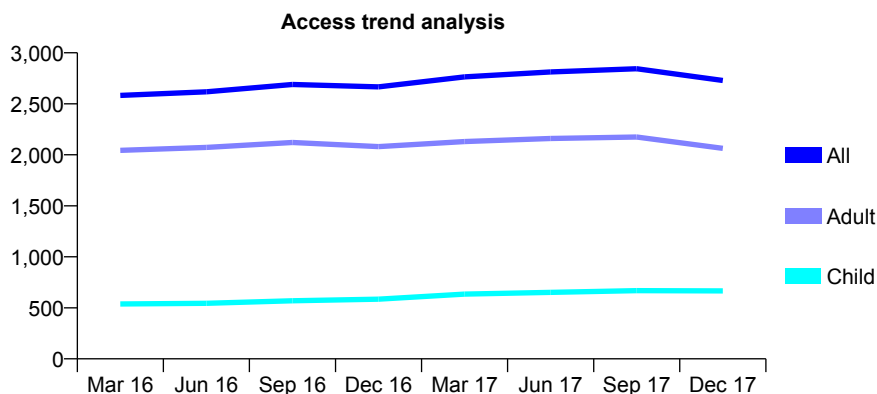
Q70 - Vital Signs At a Glance Contract Report for 192317/0001 - December 2017

Name or company name	Smile Care Dorset Limited
Contract type name	GDS Contract
Purpose of contract	General
Contract start date	01/01/2013
Contract end date	

17/18 Contracted general activity (UDA)	9,883
Carry forward general activity (UDA)	0
17/18 Contracted orthodontic activity (UOA)	0
Carry forward orthodontic activity (UOA)	0
Baseline contract value	£229,080.46

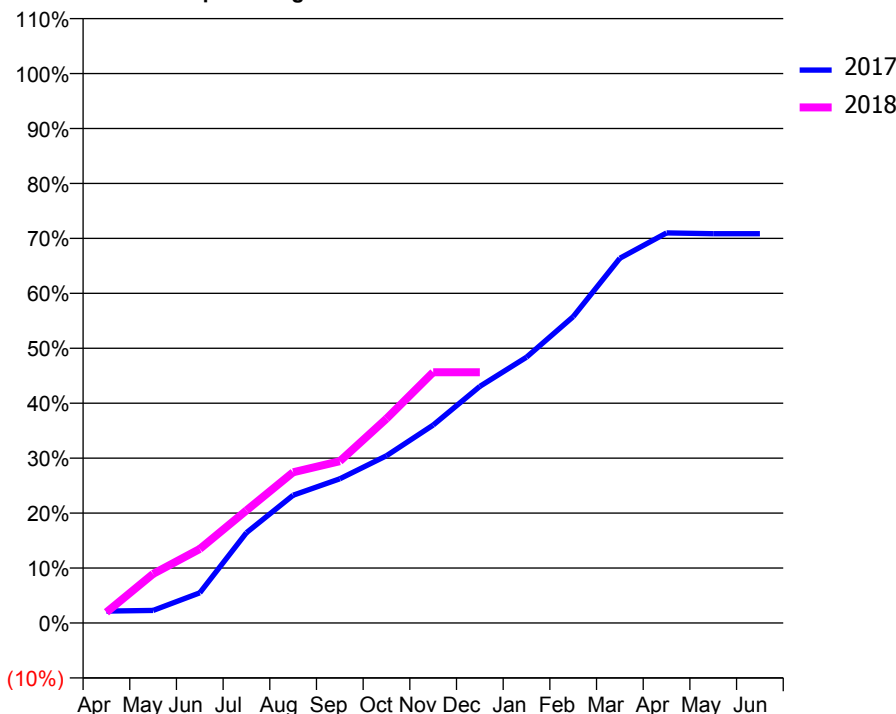
ACCESS*

Patients seen in 24 months	Total	Change since previous quarter
Quarter ending December 2016	2,666	
Quarter ending March 2017	2,764	↑
Quarter ending June 2017	2,812	→
Quarter ending September 2017	2,844	→
Quarter ending December 2017	2,729	↓
Variance since December 2016	2.4%	↑



ACTIVITY

Cumulative percentage of contracted UDA delivered 2017 & 2018



Month	Adjusted Scheduled Activity (UDA)	
	2017	2018
April	215	194
May	227	883
June	543	1,332
July	1,625	2,026
August	2,298	2,710
September	2,594	2,909
October	3,009	3,675
November	3,560	4,510
December	4,255	4,510
January	4,782	
February	5,511	
March	6,561	
April	7,016	
May	7,001	
June	7,001	

QUALITY

	Quantity	Base Number	Contract	AT	Region	England
% of FP17s for the same patient ID Re-attending within 3 months - Children	42	548	7.7%	10.4%	11.5%	12.0%
% of FP17s for the same patient ID Re-attending within 3 months - Adults	302	1,657	18.2%	14.7%	15.8%	15.9%
% of FP17s for the same patient ID Re-attending between 3 & 9 months - Children	213	548	38.9%	60.3%	60.5%	58.0%
% of FP17s for the same patient ID Re-attending between 3 & 9 months - Adults	608	1,657	36.7%	52.1%	51.8%	50.5%
% of FP17s for Band 1 Urgent Courses	224	2,059	10.9%	9.8%	9.5%	9.0%
% of FP17s Relating to Free Repair or Replacements	64	2,059	3.1%	0.6%	0.7%	0.8%
% of FP17s Relating to Continuations	6	2,059	0.3%	1.1%	1.0%	1.1%
% of Patients satisfied with the dentistry they have received	3	3	N/A	92.0%	92.1%	91.5%
% of Patients satisfied with the time they had to wait for an appointment	3	3	N/A	88.8%	88.3%	87.9%

* This is based on patients treated on this contract for their most recent course of treatment. Figures in italics indicate the base number of FP17s or Patient Questionnaire responses are less than 100. N/A is shown where the base number of responses is less than 10 during the period. % is calculated as Quantity/Base number*100

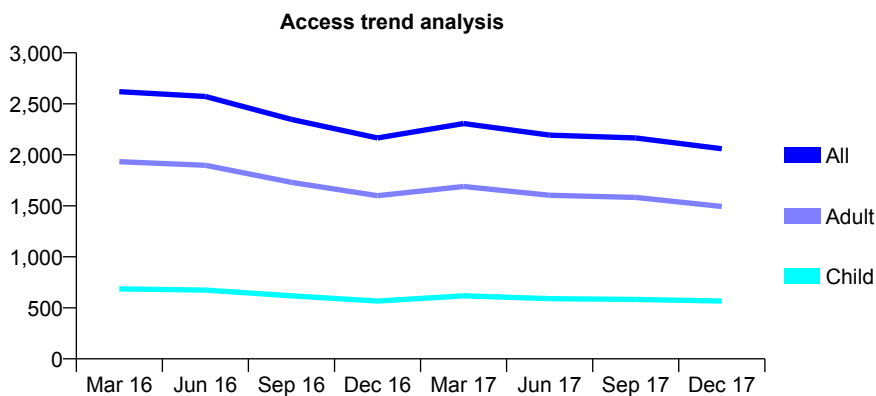
Q70 - Vital Signs At a Glance Contract Report for 192317/0002 - December 2017

Name or company name	Smile Care Dorset Limited
Contract type name	GDS Contract
Purpose of contract	General
Contract start date	01/01/2013
Contract end date	

17/18 Contracted general activity (UDA)	7,000
Carry forward general activity (UDA)	0
17/18 Contracted orthodontic activity (UOA)	0
Carry forward orthodontic activity (UOA)	0
Baseline contract value	£152,737.25

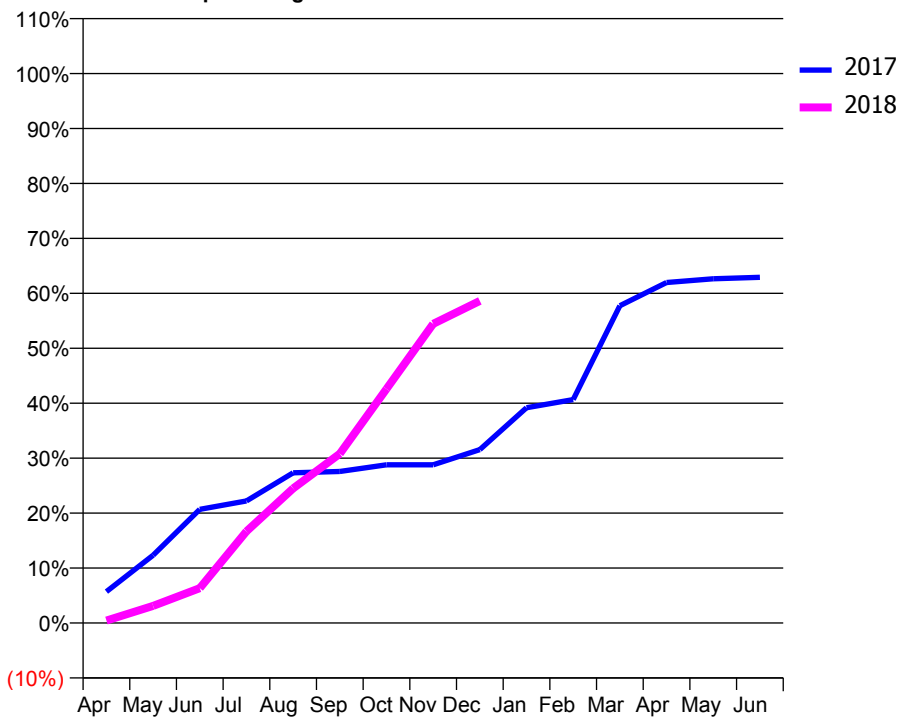
ACCESS*

Patients seen in 24 months	Total	Change since previous quarter
Quarter ending December 2016	2,166	
Quarter ending March 2017	2,306	↑
Quarter ending June 2017	2,193	↓
Quarter ending September 2017	2,165	↓
Quarter ending December 2017	2,060	↓
Variance since December 2016	(4.9%)	↓



ACTIVITY

Cumulative percentage of contracted UDA delivered 2017 & 2018



Month	Adjusted Scheduled Activity (UDA)	
	2017	2018
April	400	31
May	864	218
June	1,449	445
July	1,555	1,168
August	1,914	1,715
September	1,931	2,156
October	2,016	2,982
November	2,016	3,812
December	2,209	4,104
January	2,743	
February	2,846	
March	4,042	
April	4,338	
May	4,386	
June	4,404	

QUALITY

	Quantity	Base Number	Contract	AT	Region	England
% of FP17s for the same patient ID Re-attending within 3 months - Children	23	485	4.7%	10.4%	11.5%	12.0%
% of FP17s for the same patient ID Re-attending within 3 months - Adults	178	1,299	13.7%	14.7%	15.8%	15.9%
% of FP17s for the same patient ID Re-attending between 3 & 9 months - Children	198	485	40.8%	60.3%	60.5%	58.0%
% of FP17s for the same patient ID Re-attending between 3 & 9 months - Adults	516	1,299	39.7%	52.1%	51.8%	50.5%
% of FP17s for Band 1 Urgent Courses	161	1,636	9.8%	9.8%	9.5%	9.0%
% of FP17s Relating to Free Repair or Replacements	18	1,636	1.1%	0.6%	0.7%	0.8%
% of FP17s Relating to Continuations	5	1,636	0.3%	1.1%	1.0%	1.1%
% of Patients satisfied with the dentistry they have received	1	1	N/A	92.0%	92.1%	91.5%
% of Patients satisfied with the time they had to wait for an appointment	0	1	N/A	88.8%	88.3%	87.9%

* This is based on patients treated on this contract for their most recent course of treatment. Figures in italics indicate the base number of FP17s or Patient Questionnaire responses are less than 100. N/A is shown where the base number of responses is less than 10 during the period. % is calculated as Quantity/Base number*100

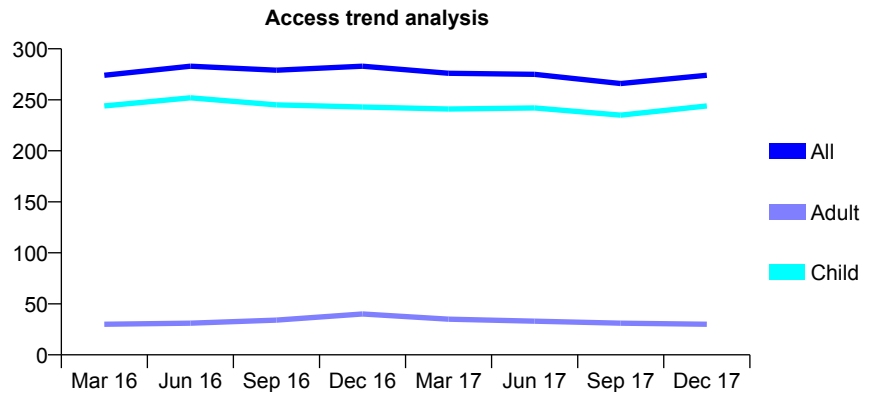
Q70 - Vital Signs At a Glance Contract Report for 194085/0001 - December 2017

Name or company name	PEZO LTD
Contract type name	GDS Contract
Purpose of contract	General
Contract start date	01/02/2008
Contract end date	

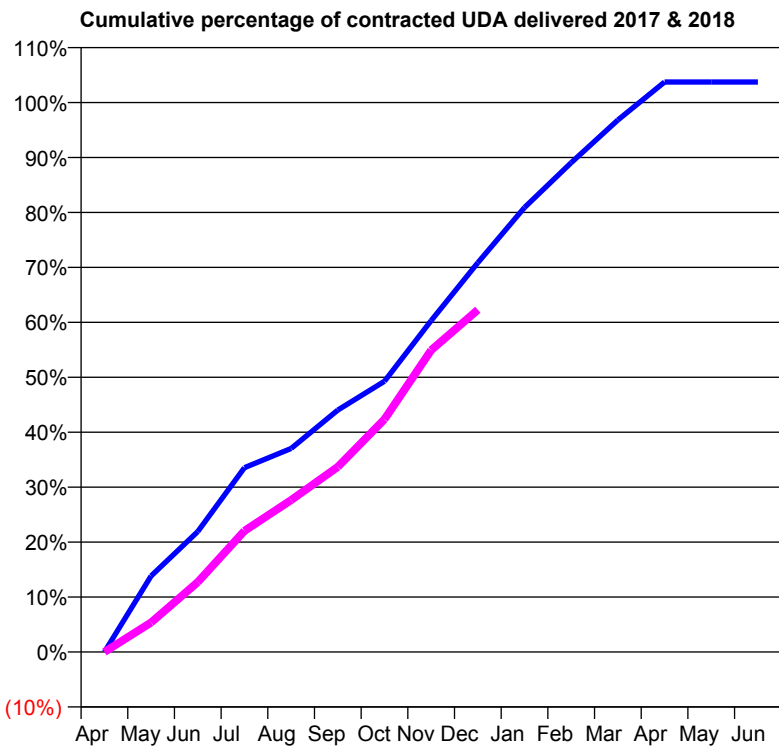
17/18 Contracted general activity (UDA)	520
Carry forward general activity (UDA)	0
17/18 Contracted orthodontic activity (UOA)	0
Carry forward orthodontic activity (UOA)	0
Baseline contract value	£12,669.48

ACCESS*

Patients seen in 24 months	Total	Change since previous quarter
Quarter ending December 2016	283	
Quarter ending March 2017	276	↓
Quarter ending June 2017	275	→
Quarter ending September 2017	266	↓
Quarter ending December 2017	274	↑
Variance since December 2016	(3.2%)	↓



ACTIVITY



Month	Adjusted Scheduled Activity (UDA)	
	2017	2018
April	0	0
May	72	28
June	114	66
July	174	115
August	193	144
September	229	175
October	256	220
November	314	286
December	368	324
January	421	
February	463	
March	503	
April	539	
May	539	
June	539	

QUALITY

	Quantity	Base Number	Contract	AT	Region	England
% of FP17s for the same patient ID Re-attending within 3 months - Children	13	285	4.6%	10.4%	11.5%	12.0%
% of FP17s for the same patient ID Re-attending within 3 months - Adults	1	6	16.7%	14.7%	15.8%	15.9%
% of FP17s for the same patient ID Re-attending between 3 & 9 months - Children	176	285	61.8%	60.3%	60.5%	58.0%
% of FP17s for the same patient ID Re-attending between 3 & 9 months - Adults	3	6	50.0%	52.1%	51.8%	50.5%
% of FP17s for Band 1 Urgent Courses	9	263	3.4%	9.8%	9.5%	9.0%
% of FP17s Relating to Free Repair or Replacements	0	263	0.0%	0.6%	0.7%	0.8%
% of FP17s Relating to Continuations	1	263	0.4%	1.1%	1.0%	1.1%
% of Patients satisfied with the dentistry they have received	0	0	N/A	92.0%	92.1%	91.5%
% of Patients satisfied with the time they had to wait for an appointment	0	0	N/A	88.8%	88.3%	87.9%

* This is based on patients treated on this contract for their most recent course of treatment. Figures in italics indicate the base number of FP17s or Patient Questionnaire responses are less than 100. N/A is shown where the base number of responses is less than 10 during the period. % is calculated as Quantity/Base number*100

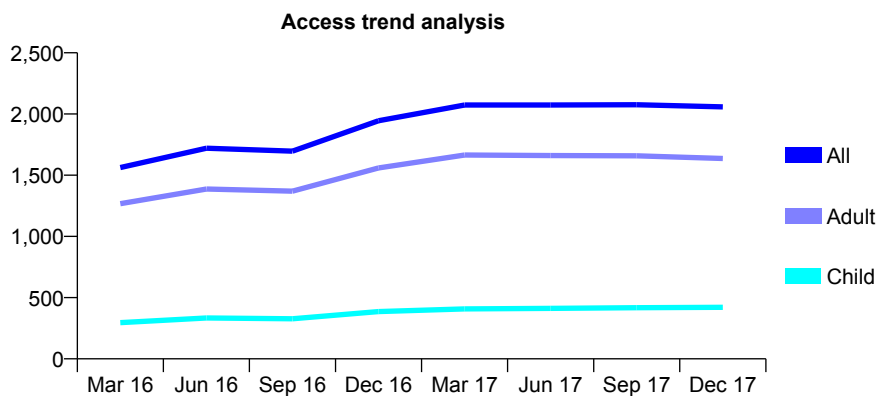
Q70 - Vital Signs At a Glance Contract Report for 194158/0001 - December 2017

Name or company name	Mrs DS Banuri
Contract type name	GDS Contract
Purpose of contract	General
Contract start date	01/04/2011
Contract end date	

17/18 Contracted general activity (UDA)	7,000
Carry forward general activity (UDA)	0
17/18 Contracted orthodontic activity (UOA)	0
Carry forward orthodontic activity (UOA)	0
Baseline contract value	£144,485.99

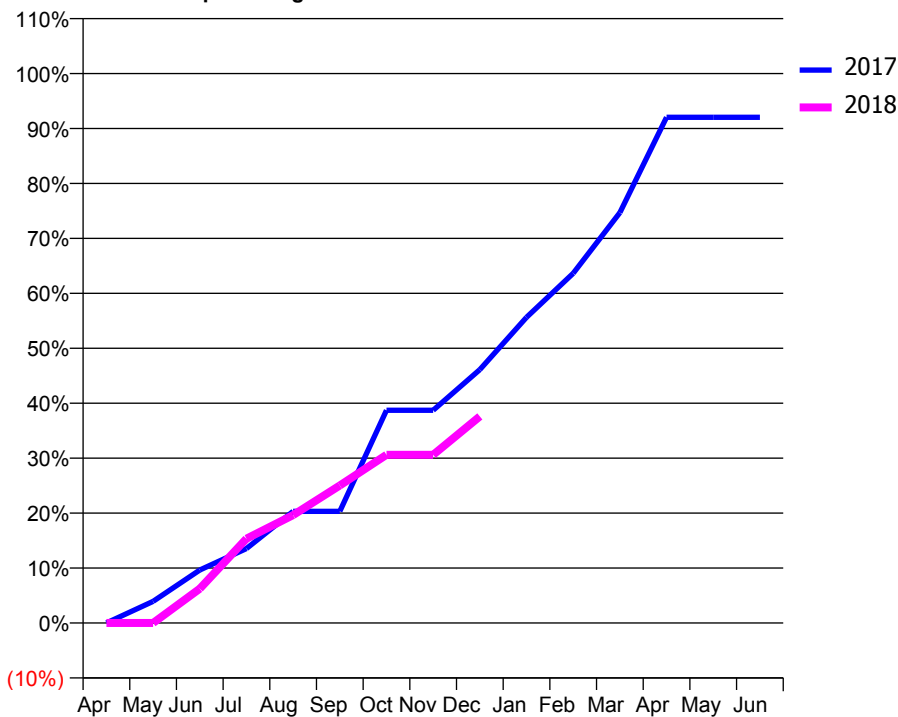
ACCESS*

Patients seen in 24 months	Total	Change since previous quarter
Quarter ending December 2016	1,945	
Quarter ending March 2017	2,073	↑
Quarter ending June 2017	2,073	→
Quarter ending September 2017	2,076	→
Quarter ending December 2017	2,058	→
Variance since December 2016	5.8%	↑



ACTIVITY

Cumulative percentage of contracted UDA delivered 2017 & 2018



Month	Adjusted Scheduled Activity (UDA)	
	2017	2018
April	0	0
May	316	0
June	771	437
July	1,084	1,075
August	1,627	1,375
September	1,627	1,752
October	3,097	2,143
November	3,097	2,143
December	3,690	2,632
January	4,451	
February	5,091	
March	5,974	
April	7,363	
May	7,363	
June	7,363	

QUALITY

	Quantity	Base Number	Contract	AT	Region	England
% of FP17s for the same patient ID Re-attending within 3 months - Children	23	470	4.9%	10.4%	11.5%	12.0%
% of FP17s for the same patient ID Re-attending within 3 months - Adults	211	1,712	12.3%	14.7%	15.8%	15.9%
% of FP17s for the same patient ID Re-attending between 3 & 9 months - Children	308	470	65.5%	60.3%	60.5%	58.0%
% of FP17s for the same patient ID Re-attending between 3 & 9 months - Adults	945	1,712	55.2%	52.1%	51.8%	50.5%
% of FP17s for Band 1 Urgent Courses	55	1,573	3.5%	9.8%	9.5%	9.0%
% of FP17s Relating to Free Repair or Replacements	0	1,573	0.0%	0.6%	0.7%	0.8%
% of FP17s Relating to Continuations	47	1,573	3.0%	1.1%	1.0%	1.1%
% of Patients satisfied with the dentistry they have received	3	3	N/A	92.0%	92.1%	91.5%
% of Patients satisfied with the time they had to wait for an appointment	3	3	N/A	88.8%	88.3%	87.9%

* This is based on patients treated on this contract for their most recent course of treatment. Figures in italics indicate the base number of FP17s or Patient Questionnaire responses are less than 100. N/A is shown where the base number of responses is less than 10 during the period. % is calculated as Quantity/Base number*100

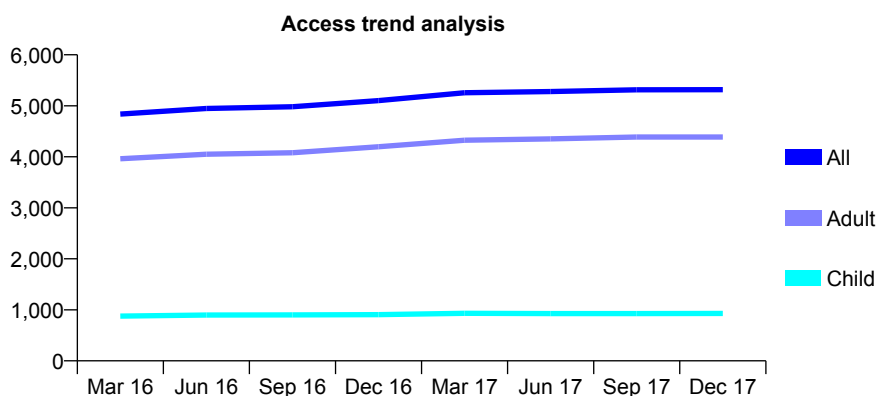
Q70 - Vital Signs At a Glance Contract Report for 194808/0001 - December 2017

Name or company name	Paul Bester and Forbes Watson Limited Lia
Contract type name	GDS Contract
Purpose of contract	General
Contract start date	01/07/2013
Contract end date	

17/18 Contracted general activity (UDA)	19,000
Carry forward general activity (UDA)	0
17/18 Contracted orthodontic activity (UOA)	0
Carry forward orthodontic activity (UOA)	0
Baseline contract value	£490,781.75

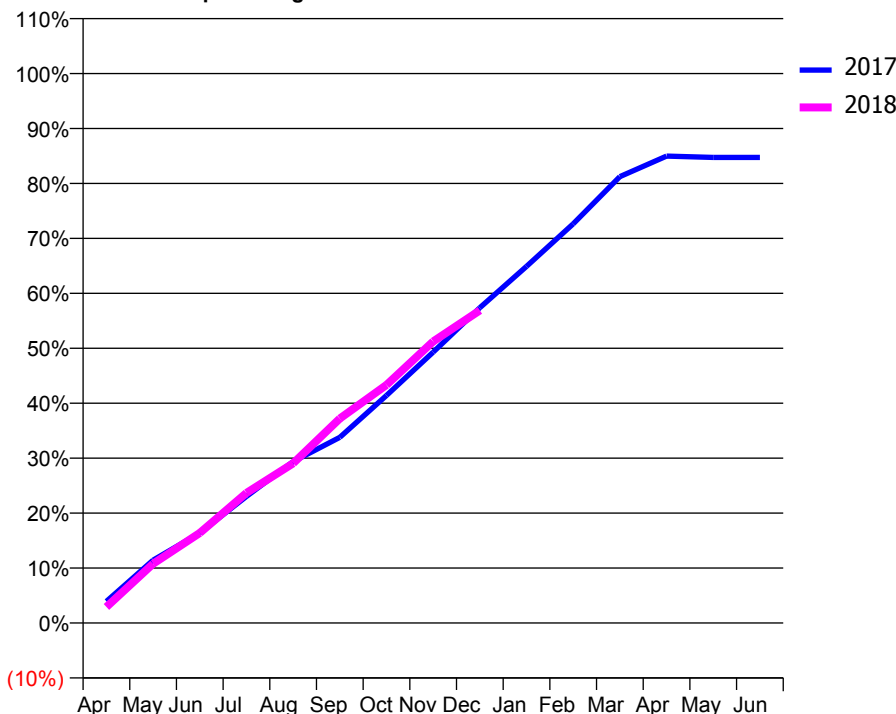
ACCESS*

Patients seen in 24 months	Total	Change since previous quarter
Quarter ending December 2016	5,103	
Quarter ending March 2017	5,257	↑
Quarter ending June 2017	5,279	→
Quarter ending September 2017	5,315	→
Quarter ending December 2017	5,317	→
Variance since December 2016	4.2%	↑



ACTIVITY

Cumulative percentage of contracted UDA delivered 2017 & 2018



Month	Adjusted Scheduled Activity (UDA)	
	2017	2018
April	751	554
May	2,173	2,047
June	3,114	3,116
July	4,379	4,497
August	5,582	5,522
September	6,422	7,071
October	7,867	8,231
November	9,365	9,734
December	10,902	10,809
January	12,333	
February	13,802	
March	15,434	
April	16,142	
May	16,098	
June	16,098	

QUALITY

	Quantity	Base Number	Contract	AT	Region	England
% of FP17s for the same patient ID Re-attending within 3 months - Children	155	1,134	13.7%	10.4%	11.5%	12.0%
% of FP17s for the same patient ID Re-attending within 3 months - Adults	718	4,759	15.1%	14.7%	15.8%	15.9%
% of FP17s for the same patient ID Re-attending between 3 & 9 months - Children	649	1,134	57.2%	60.3%	60.5%	58.0%
% of FP17s for the same patient ID Re-attending between 3 & 9 months - Adults	2,751	4,759	57.8%	52.1%	51.8%	50.5%
% of FP17s for Band 1 Urgent Courses	298	5,575	5.3%	9.8%	9.5%	9.0%
% of FP17s Relating to Free Repair or Replacements	66	5,575	1.2%	0.6%	0.7%	0.8%
% of FP17s Relating to Continuations	49	5,575	0.9%	1.1%	1.0%	1.1%
% of Patients satisfied with the dentistry they have received	8	8	N/A	92.0%	92.1%	91.5%
% of Patients satisfied with the time they had to wait for an appointment	8	8	N/A	88.8%	88.3%	87.9%

* This is based on patients treated on this contract for their most recent course of treatment. Figures in italics indicate the base number of FP17s or Patient Questionnaire responses are less than 100. N/A is shown where the base number of responses is less than 10 during the period. % is calculated as Quantity/Base number*100

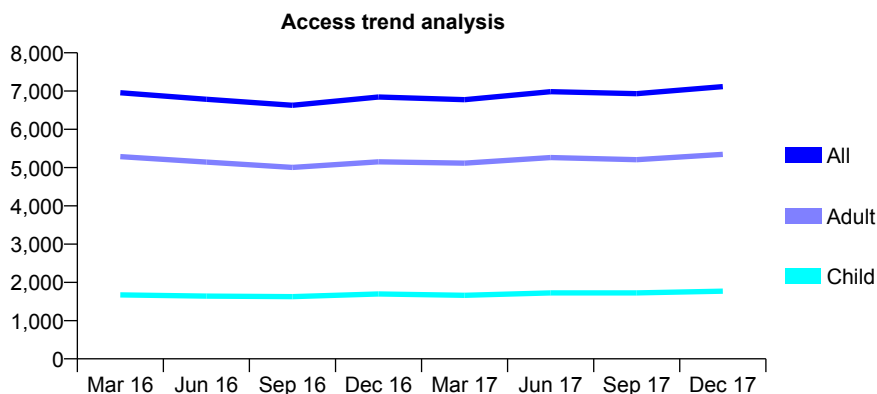
Q70 - Vital Signs At a Glance Contract Report for 195871/0001 - December 2017

Name or company name	Dental Group Ltd
Contract type name	GDS Contract
Purpose of contract	General
Contract start date	01/04/2012
Contract end date	

17/18 Contracted general activity (UDA)	19,090
Carry forward general activity (UDA)	287
17/18 Contracted orthodontic activity (UOA)	0
Carry forward orthodontic activity (UOA)	0
Baseline contract value	£539,311.81

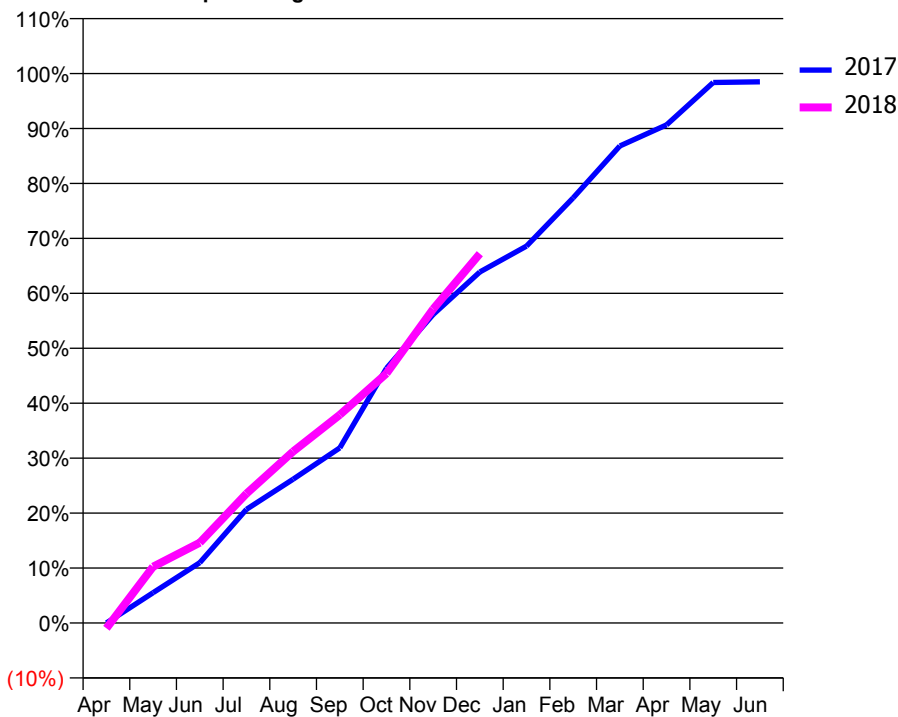
ACCESS*

Patients seen in 24 months	Total	Change since previous quarter
Quarter ending December 2016	6,846	
Quarter ending March 2017	6,774	↓
Quarter ending June 2017	6,985	↑
Quarter ending September 2017	6,932	→
Quarter ending December 2017	7,115	↑
Variance since December 2016	3.9%	↑



ACTIVITY

Cumulative percentage of contracted UDA delivered 2017 & 2018



Month	Adjusted Scheduled Activity (UDA)	
	2017	2018
April	-2	-190
May	1,054	1,956
June	2,094	2,790
July	3,951	4,497
August	4,996	5,961
September	6,083	7,235
October	8,849	8,670
November	10,718	10,908
December	12,196	12,831
January	13,092	
February	14,769	
March	16,574	
April	17,307	
May	18,778	
June	18,802	

QUALITY

	Quantity	Base Number	Contract	AT	Region	England
% of FP17s for the same patient ID Re-attending within 3 months - Children	164	2,037	8.1%	10.4%	11.5%	12.0%
% of FP17s for the same patient ID Re-attending within 3 months - Adults	909	5,799	15.7%	14.7%	15.8%	15.9%
% of FP17s for the same patient ID Re-attending between 3 & 9 months - Children	1,088	2,037	53.4%	60.3%	60.5%	58.0%
% of FP17s for the same patient ID Re-attending between 3 & 9 months - Adults	2,818	5,799	48.6%	52.1%	51.8%	50.5%
% of FP17s for Band 1 Urgent Courses	634	6,474	9.8%	9.8%	9.5%	9.0%
% of FP17s Relating to Free Repair or Replacements	21	6,474	0.3%	0.6%	0.7%	0.8%
% of FP17s Relating to Continuations	110	6,474	1.7%	1.1%	1.0%	1.1%
% of Patients satisfied with the dentistry they have received	7	8	N/A	92.0%	92.1%	91.5%
% of Patients satisfied with the time they had to wait for an appointment	6	8	N/A	88.8%	88.3%	87.9%

* This is based on patients treated on this contract for their most recent course of treatment. Figures in italics indicate the base number of FP17s or Patient Questionnaire responses are less than 100. N/A is shown where the base number of responses is less than 10 during the period. % is calculated as Quantity/Base number*100

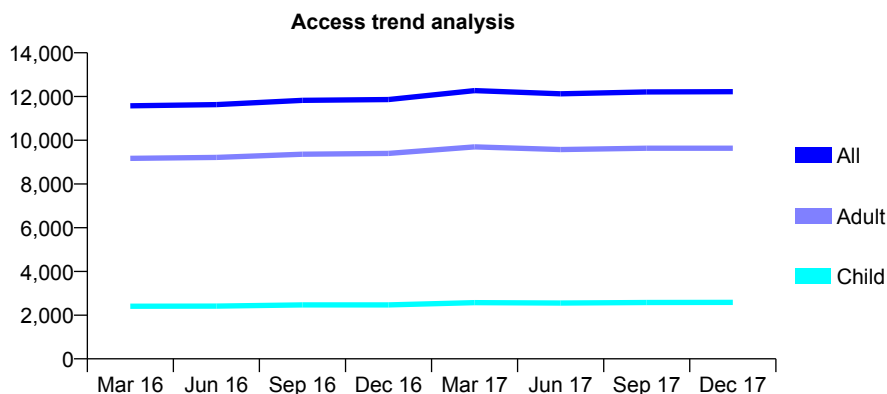
Q70 - Vital Signs At a Glance Contract Report for 195901/0001 - December 2017

Name or company name	Dr Anushika Brogan
Contract type name	GDS Contract
Purpose of contract	General
Contract start date	08/09/2007
Contract end date	

17/18 Contracted general activity (UDA)	29,887
Carry forward general activity (UDA)	939
17/18 Contracted orthodontic activity (UOA)	0
Carry forward orthodontic activity (UOA)	0
Baseline contract value	£787,716.71

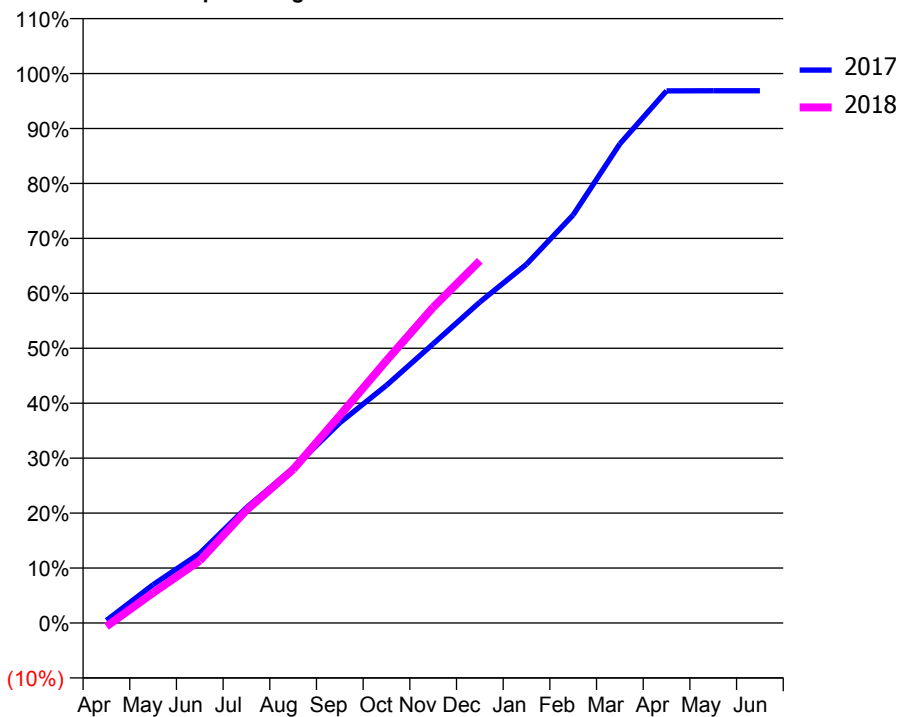
ACCESS*

Patients seen in 24 months	Total	Change since previous quarter
Quarter ending December 2016	11,864	
Quarter ending March 2017	12,272	↑
Quarter ending June 2017	12,125	↓
Quarter ending September 2017	12,212	→
Quarter ending December 2017	12,219	→
Variance since December 2016	3.0%	↑



ACTIVITY

Cumulative percentage of contracted UDA delivered 2017 & 2018



Month	Adjusted Scheduled Activity (UDA)	
	2017	2018
April	142	-189
May	2,088	1,642
June	3,792	3,390
July	6,281	6,138
August	8,420	8,348
September	10,892	11,292
October	12,930	14,275
November	15,181	17,173
December	17,455	19,704
January	19,511	
February	22,199	
March	26,065	
April	28,942	
May	28,948	
June	28,947	

QUALITY

	Quantity	Base Number	Contract	AT	Region	England
% of FP17s for the same patient ID Re-attending within 3 months - Children	149	2,958	5.0%	10.4%	11.5%	12.0%
% of FP17s for the same patient ID Re-attending within 3 months - Adults	1,111	9,492	11.7%	14.7%	15.8%	15.9%
% of FP17s for the same patient ID Re-attending between 3 & 9 months - Children	1,808	2,958	61.1%	60.3%	60.5%	58.0%
% of FP17s for the same patient ID Re-attending between 3 & 9 months - Adults	4,467	9,492	47.1%	52.1%	51.8%	50.5%
% of FP17s for Band 1 Urgent Courses	1,235	11,204	11.0%	9.8%	9.5%	9.0%
% of FP17s Relating to Free Repair or Replacements	53	11,204	0.5%	0.6%	0.7%	0.8%
% of FP17s Relating to Continuations	28	11,204	0.2%	1.1%	1.0%	1.1%
% of Patients satisfied with the dentistry they have received	7	7	N/A	92.0%	92.1%	91.5%
% of Patients satisfied with the time they had to wait for an appointment	5	7	N/A	88.8%	88.3%	87.9%

* This is based on patients treated on this contract for their most recent course of treatment. Figures in italics indicate the base number of FP17s or Patient Questionnaire responses are less than 100. N/A is shown where the base number of responses is less than 10 during the period. % is calculated as Quantity/Base number*100

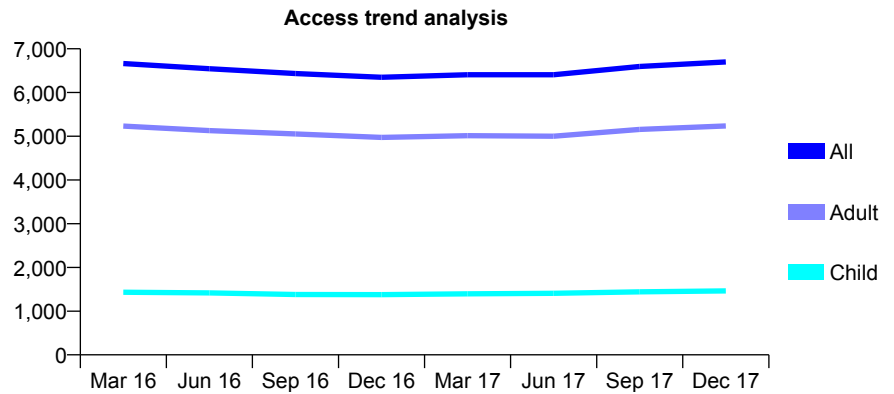
Q70 - Vital Signs At a Glance Contract Report for 196398/0001 - December 2017

Name or company name	Mazdak Eyrumlu & Azad Eyrumlu
Contract type name	GDS Contract
Purpose of contract	General
Contract start date	01/12/2010
Contract end date	

17/18 Contracted general activity (UDA)	21,600
Carry forward general activity (UDA)	141
17/18 Contracted orthodontic activity (UOA)	0
Carry forward orthodontic activity (UOA)	0
Baseline contract value	£645,801.94

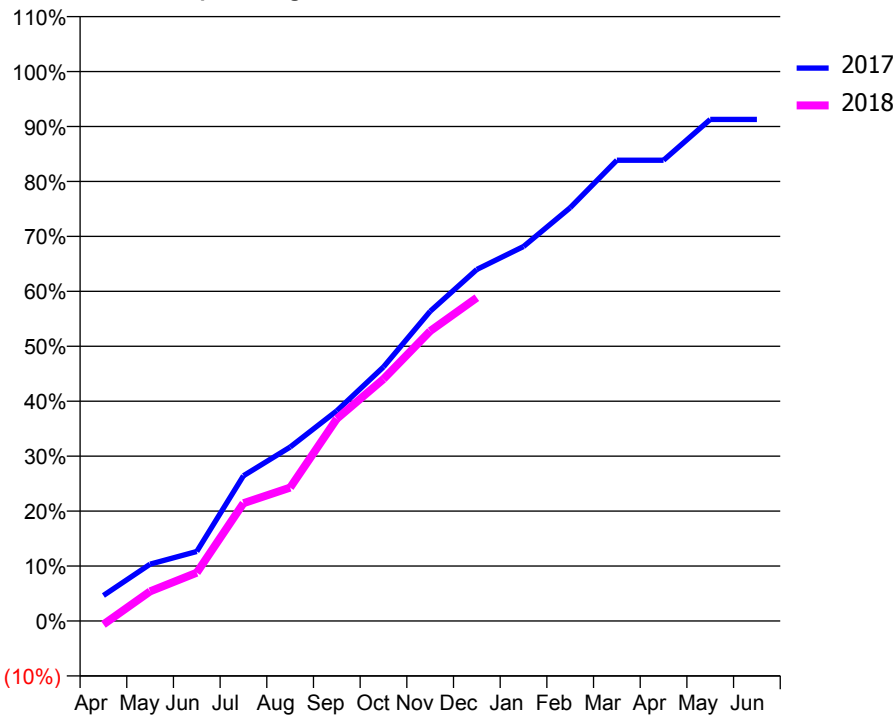
ACCESS*

Patients seen in 24 months	Total	Change since previous quarter
Quarter ending December 2016	6,348	
Quarter ending March 2017	6,407	→
Quarter ending June 2017	6,407	→
Quarter ending September 2017	6,597	↑
Quarter ending December 2017	6,699	→
Variance since December 2016	5.5%	↑



ACTIVITY

Cumulative percentage of contracted UDA delivered 2017 & 2018



Month	Adjusted Scheduled Activity (UDA)	
	2017	2018
April	1,002	-141
May	2,235	1,166
June	2,733	1,902
July	5,713	4,631
August	6,836	5,243
September	8,262	7,949
October	9,987	9,509
November	12,176	11,399
December	13,821	12,709
January	14,721	
February	16,245	
March	18,115	
April	18,115	
May	19,719	
June	19,719	

QUALITY

	Quantity	Base Number	Contract	AT	Region	England
% of FP17s for the same patient ID Re-attending within 3 months - Children	108	1,539	7.0%	10.4%	11.5%	12.0%
% of FP17s for the same patient ID Re-attending within 3 months - Adults	1,068	5,874	18.2%	14.7%	15.8%	15.9%
% of FP17s for the same patient ID Re-attending between 3 & 9 months - Children	927	1,539	60.2%	60.3%	60.5%	58.0%
% of FP17s for the same patient ID Re-attending between 3 & 9 months - Adults	3,139	5,874	53.4%	52.1%	51.8%	50.5%
% of FP17s for Band 1 Urgent Courses	828	6,837	12.1%	9.8%	9.5%	9.0%
% of FP17s Relating to Free Repair or Replacements	72	6,837	1.1%	0.6%	0.7%	0.8%
% of FP17s Relating to Continuations	277	6,837	4.1%	1.1%	1.0%	1.1%
% of Patients satisfied with the dentistry they have received	4	6	N/A	92.0%	92.1%	91.5%
% of Patients satisfied with the time they had to wait for an appointment	5	6	N/A	88.8%	88.3%	87.9%

* This is based on patients treated on this contract for their most recent course of treatment. Figures in italics indicate the base number of FP17s or Patient Questionnaire responses are less than 100. N/A is shown where the base number of responses is less than 10 during the period. % is calculated as Quantity/Base number*100

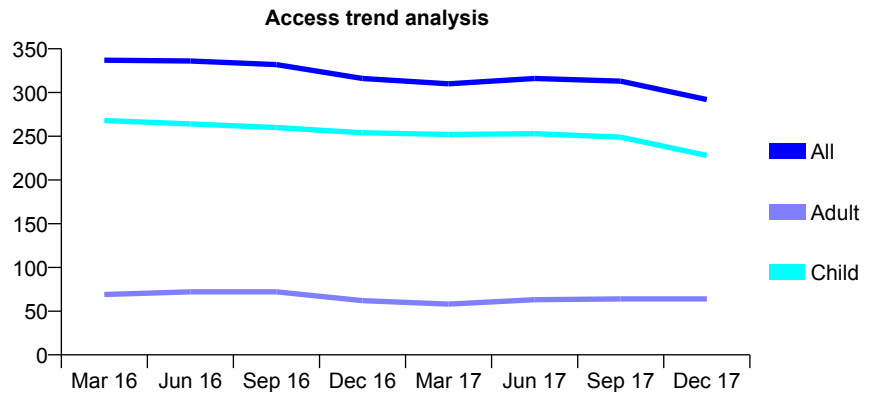
Q70 - Vital Signs At a Glance Contract Report for 197556/0001 - December 2017

Name or company name	M Sehat
Contract type name	GDS Contract
Purpose of contract	General
Contract start date	15/09/2010
Contract end date	

17/18 Contracted general activity (UDA)	480
Carry forward general activity (UDA)	0
17/18 Contracted orthodontic activity (UOA)	0
Carry forward orthodontic activity (UOA)	0
Baseline contract value	£12,297.91

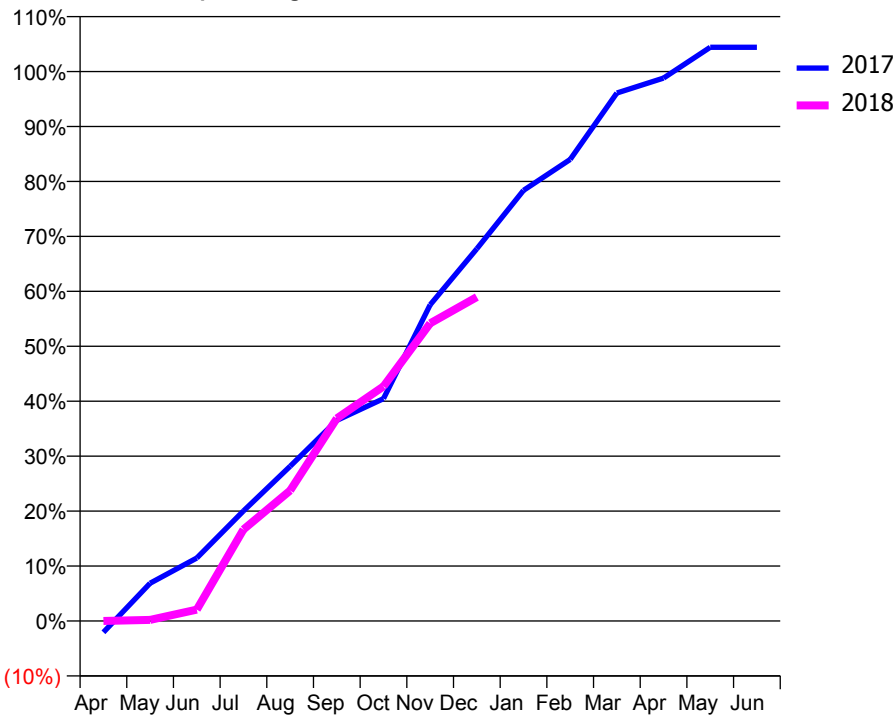
ACCESS*

Patients seen in 24 months	Total	Change since previous quarter
Quarter ending December 2016	316	
Quarter ending March 2017	310	↓
Quarter ending June 2017	316	→
Quarter ending September 2017	313	→
Quarter ending December 2017	292	↓
Variance since December 2016	(7.6%)	↓



ACTIVITY

Cumulative percentage of contracted UDA delivered 2017 & 2018



Month	Adjusted Scheduled Activity (UDA)	
	2017	2018
April	-10	0
May	33	1
June	55	10
July	96	80
August	135	114
September	175	177
October	194	205
November	276	260
December	325	283
January	376	
February	403	
March	461	
April	474	
May	501	
June	501	

QUALITY

	Quantity	Base Number	Contract	AT	Region	England
% of FP17s for the same patient ID Re-attending within 3 months - Children	8	226	3.5%	10.4%	11.5%	12.0%
% of FP17s for the same patient ID Re-attending within 3 months - Adults	1	32	3.1%	14.7%	15.8%	15.9%
% of FP17s for the same patient ID Re-attending between 3 & 9 months - Children	123	226	54.4%	60.3%	60.5%	58.0%
% of FP17s for the same patient ID Re-attending between 3 & 9 months - Adults	11	32	34.4%	52.1%	51.8%	50.5%
% of FP17s for Band 1 Urgent Courses	0	226	0.0%	9.8%	9.5%	9.0%
% of FP17s Relating to Free Repair or Replacements	0	226	0.0%	0.6%	0.7%	0.8%
% of FP17s Relating to Continuations	0	226	0.0%	1.1%	1.0%	1.1%
% of Patients satisfied with the dentistry they have received	0	0	N/A	92.0%	92.1%	91.5%
% of Patients satisfied with the time they had to wait for an appointment	0	0	N/A	88.8%	88.3%	87.9%

* This is based on patients treated on this contract for their most recent course of treatment. Figures in italics indicate the base number of FP17s or Patient Questionnaire responses are less than 100. N/A is shown where the base number of responses is less than 10 during the period. % is calculated as Quantity/Base number*100

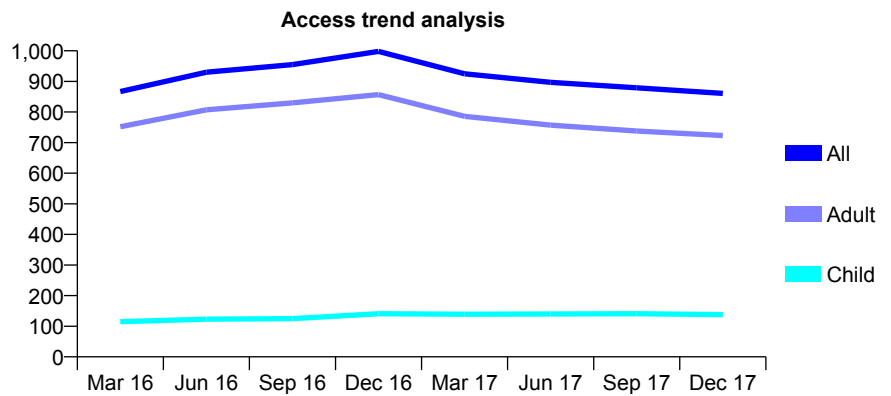
Q70 - Vital Signs At a Glance Contract Report for 198528/0001 - December 2017

Name or company name	Littlemoor Dental Surgery
Contract type name	GDS Contract
Purpose of contract	General
Contract start date	02/01/2015
Contract end date	

17/18 Contracted general activity (UDA)	4,717
Carry forward general activity (UDA)	0
17/18 Contracted orthodontic activity (UOA)	0
Carry forward orthodontic activity (UOA)	0
Baseline contract value	£113,785.76

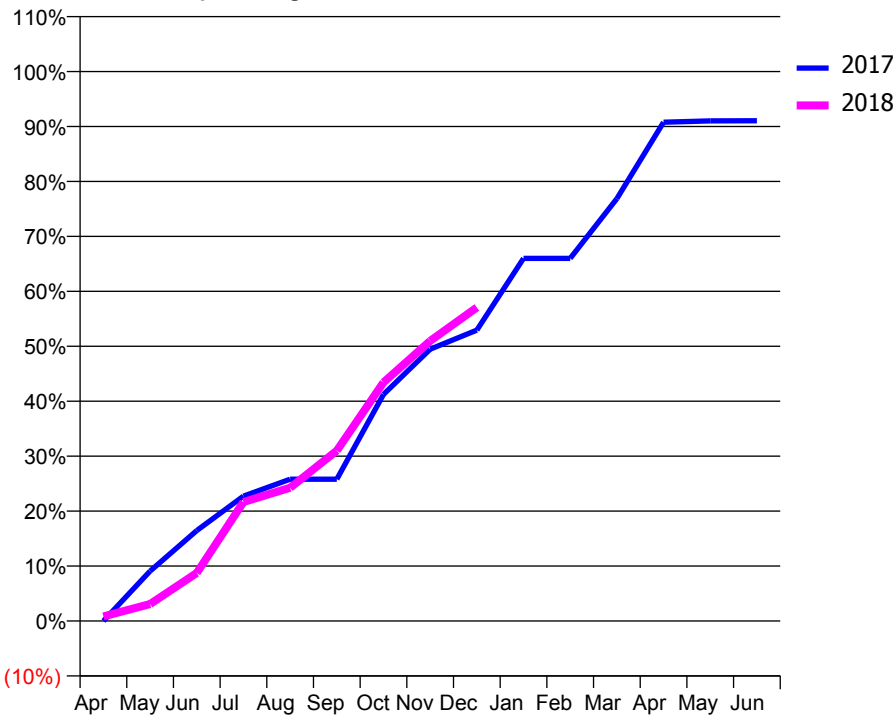
ACCESS*

Patients seen in 24 months	Total	Change since previous quarter
Quarter ending December 2016	998	
Quarter ending March 2017	925	↓
Quarter ending June 2017	897	↓
Quarter ending September 2017	879	↓
Quarter ending December 2017	861	↓
Variance since December 2016	(13.7%)	↓



ACTIVITY

Cumulative percentage of contracted UDA delivered 2017 & 2018



Month	Adjusted Scheduled Activity (UDA)	
	2017	2018
April	0	39
May	429	145
June	777	412
July	1,072	1,021
August	1,217	1,144
September	1,217	1,463
October	1,945	2,049
November	2,333	2,404
December	2,498	2,692
January	3,112	
February	3,112	
March	3,625	
April	4,282	
May	4,294	
June	4,295	

QUALITY

	Quantity	Base Number	Contract	AT	Region	England
% of FP17s for the same patient ID Re-attending within 3 months - Children	12	171	7.0%	10.4%	11.5%	12.0%
% of FP17s for the same patient ID Re-attending within 3 months - Adults	207	919	22.5%	14.7%	15.8%	15.9%
% of FP17s for the same patient ID Re-attending between 3 & 9 months - Children	93	171	54.4%	60.3%	60.5%	58.0%
% of FP17s for the same patient ID Re-attending between 3 & 9 months - Adults	423	919	46.0%	52.1%	51.8%	50.5%
% of FP17s for Band 1 Urgent Courses	83	913	9.1%	9.8%	9.5%	9.0%
% of FP17s Relating to Free Repair or Replacements	27	913	3.0%	0.6%	0.7%	0.8%
% of FP17s Relating to Continuations	27	913	3.0%	1.1%	1.0%	1.1%
% of Patients satisfied with the dentistry they have received	3	3	N/A	92.0%	92.1%	91.5%
% of Patients satisfied with the time they had to wait for an appointment	3	3	N/A	88.8%	88.3%	87.9%

* This is based on patients treated on this contract for their most recent course of treatment. Figures in italics indicate the base number of FP17s or Patient Questionnaire responses are less than 100. N/A is shown where the base number of responses is less than 10 during the period. % is calculated as Quantity/Base number*100

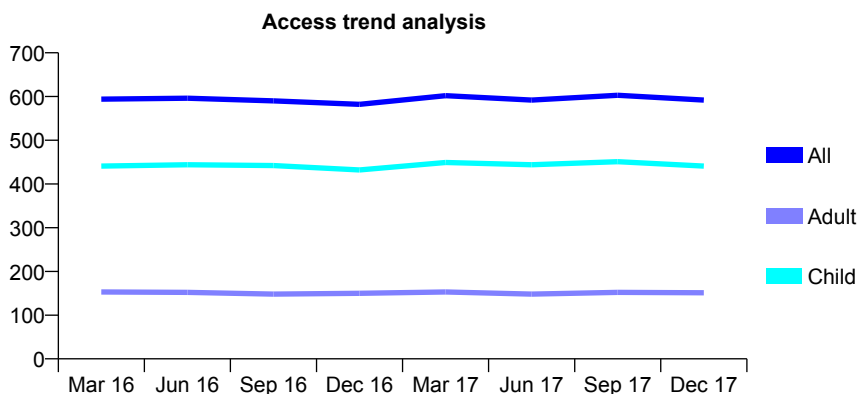
Q70 - Vital Signs At a Glance Contract Report for 198714/0001 - December 2017

Name or company name	Dr Uzma Rashid Ahmed
Contract type name	GDS Contract
Purpose of contract	General
Contract start date	01/05/2014
Contract end date	

17/18 Contracted general activity (UDA)	1,462
Carry forward general activity (UDA)	0
17/18 Contracted orthodontic activity (UOA)	0
Carry forward orthodontic activity (UOA)	0
Baseline contract value	£37,346.65

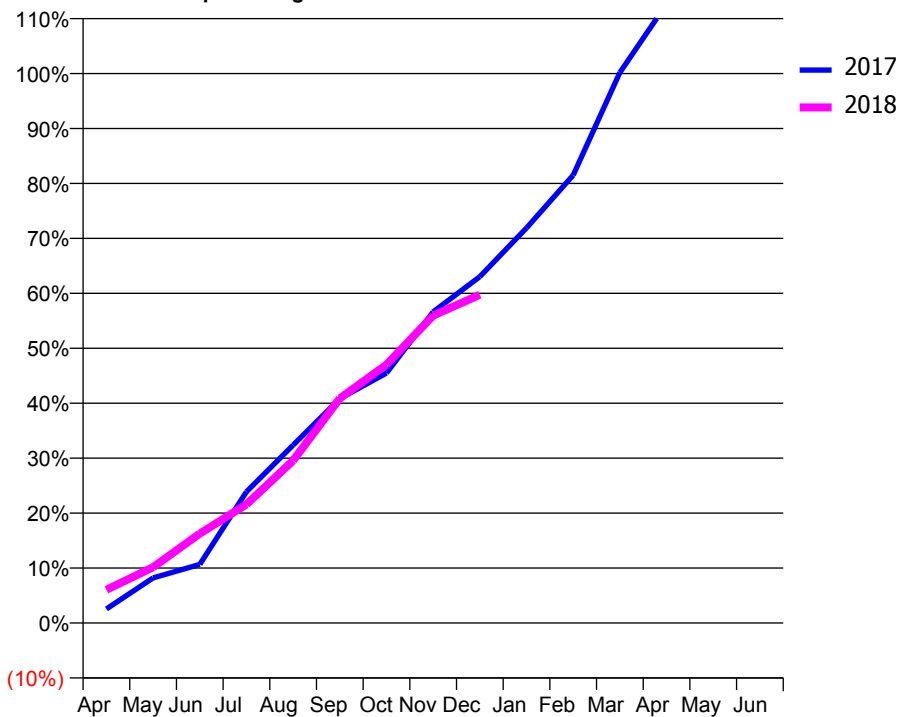
ACCESS*

Patients seen in 24 months	Total	Change since previous quarter
Quarter ending December 2016	582	
Quarter ending March 2017	602	↑
Quarter ending June 2017	592	↓
Quarter ending September 2017	603	→
Quarter ending December 2017	592	↓
Variance since December 2016	1.7%	→



ACTIVITY

Cumulative percentage of contracted UDA delivered 2017 & 2018



Month	Adjusted Scheduled Activity (UDA)	
	2017	2018
April	37	89
May	120	148
June	156	238
July	349	316
August	473	432
September	597	598
October	665	687
November	828	818
December	922	873
January	1,051	
February	1,192	
March	1,465	
April	1,647	
May	1,653	
June	1,653	

QUALITY

	Quantity	Base Number	Contract	AT	Region	England
% of FP17s for the same patient ID Re-attending within 3 months - Children	40	556	7.2%	10.4%	11.5%	12.0%
% of FP17s for the same patient ID Re-attending within 3 months - Adults	20	112	17.9%	14.7%	15.8%	15.9%
% of FP17s for the same patient ID Re-attending between 3 & 9 months - Children	390	556	70.1%	60.3%	60.5%	58.0%
% of FP17s for the same patient ID Re-attending between 3 & 9 months - Adults	69	112	61.6%	52.1%	51.8%	50.5%
% of FP17s for Band 1 Urgent Courses	27	578	4.7%	9.8%	9.5%	9.0%
% of FP17s Relating to Free Repair or Replacements	0	578	0.0%	0.6%	0.7%	0.8%
% of FP17s Relating to Continuations	6	578	1.0%	1.1%	1.0%	1.1%
% of Patients satisfied with the dentistry they have received	0	0	N/A	92.0%	92.1%	91.5%
% of Patients satisfied with the time they had to wait for an appointment	0	0	N/A	88.8%	88.3%	87.9%

* This is based on patients treated on this contract for their most recent course of treatment. Figures in italics indicate the base number of FP17s or Patient Questionnaire responses are less than 100. N/A is shown where the base number of responses is less than 10 during the period. % is calculated as Quantity/Base number*100

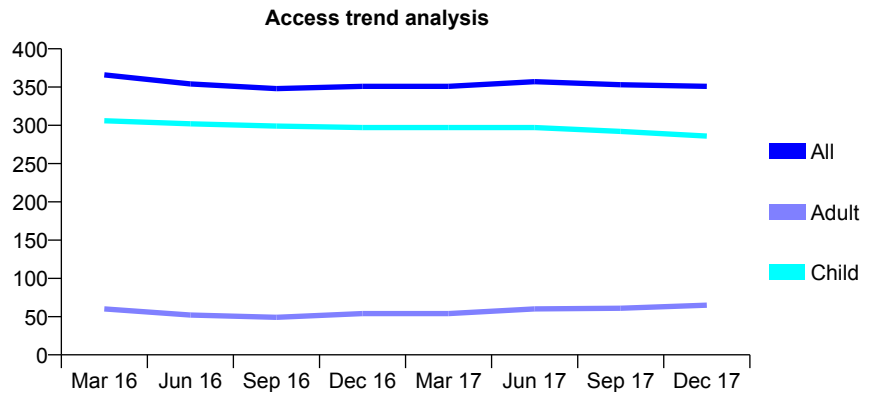
Q70 - Vital Signs At a Glance Contract Report for 198870/0001 - December 2017

Name or company name	Brown Henning Partnership
Contract type name	GDS Contract
Purpose of contract	General
Contract start date	01/01/2014
Contract end date	

17/18 Contracted general activity (UDA)	800
Carry forward general activity (UDA)	0
17/18 Contracted orthodontic activity (UOA)	0
Carry forward orthodontic activity (UOA)	0
Baseline contract value	£20,513.76

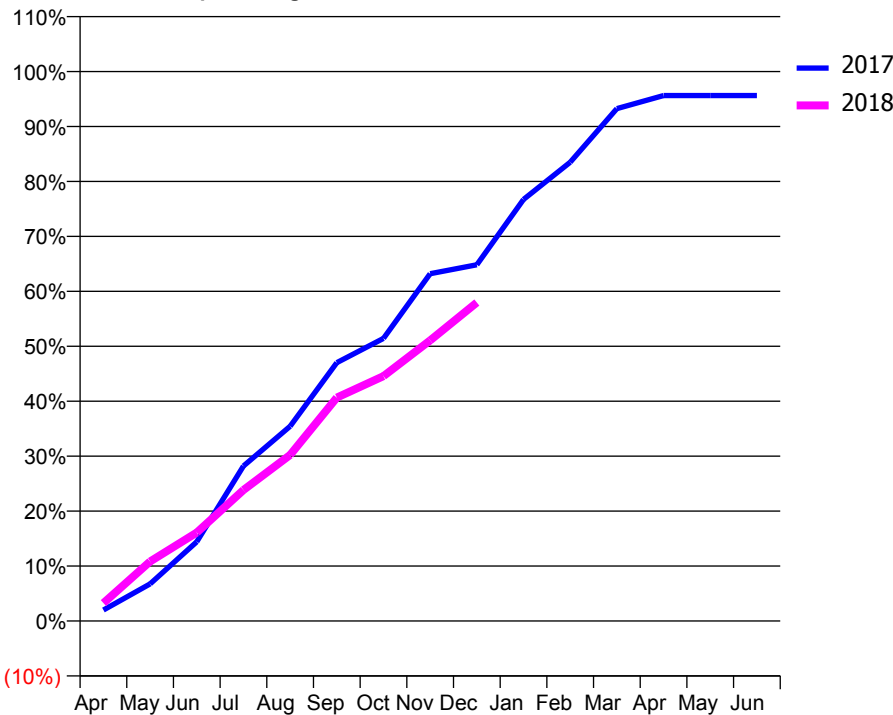
ACCESS*

Patients seen in 24 months	Total	Change since previous quarter
Quarter ending December 2016	351	
Quarter ending March 2017	351	→
Quarter ending June 2017	357	→
Quarter ending September 2017	353	↓
Quarter ending December 2017	351	→
Variance since December 2016	0.0%	→



ACTIVITY

Cumulative percentage of contracted UDA delivered 2017 & 2018



Month	Adjusted Scheduled Activity (UDA)	
	2017	2018
April	16	26
May	54	87
June	115	129
July	226	191
August	284	242
September	376	325
October	411	357
November	506	409
December	519	464
January	614	
February	668	
March	746	
April	765	
May	765	
June	765	

QUALITY

	Quantity	Base Number	Contract	AT	Region	England
% of FP17s for the same patient ID Re-attending within 3 months - Children	15	364	4.1%	10.4%	11.5%	12.0%
% of FP17s for the same patient ID Re-attending within 3 months - Adults	0	32	0.0%	14.7%	15.8%	15.9%
% of FP17s for the same patient ID Re-attending between 3 & 9 months - Children	286	364	78.6%	60.3%	60.5%	58.0%
% of FP17s for the same patient ID Re-attending between 3 & 9 months - Adults	26	32	81.3%	52.1%	51.8%	50.5%
% of FP17s for Band 1 Urgent Courses	8	381	2.1%	9.8%	9.5%	9.0%
% of FP17s Relating to Free Repair or Replacements	0	381	0.0%	0.6%	0.7%	0.8%
% of FP17s Relating to Continuations	0	381	0.0%	1.1%	1.0%	1.1%
% of Patients satisfied with the dentistry they have received	2	2	N/A	92.0%	92.1%	91.5%
% of Patients satisfied with the time they had to wait for an appointment	2	2	N/A	88.8%	88.3%	87.9%

* This is based on patients treated on this contract for their most recent course of treatment. Figures in italics indicate the base number of FP17s or Patient Questionnaire responses are less than 100. N/A is shown where the base number of responses is less than 10 during the period. % is calculated as Quantity/Base number*100

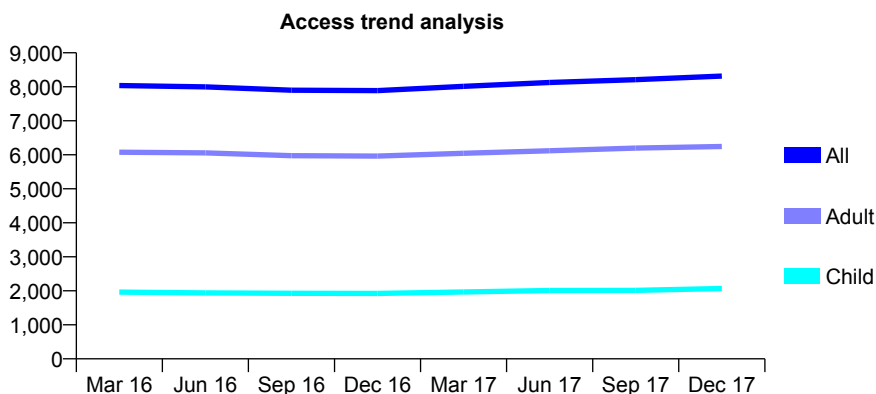
Q70 - Vital Signs At a Glance Contract Report for 199230/0001 - December 2017

Name or company name	Olivers Battery Dental Surgery
Contract type name	GDS Contract
Purpose of contract	General
Contract start date	01/04/2013
Contract end date	

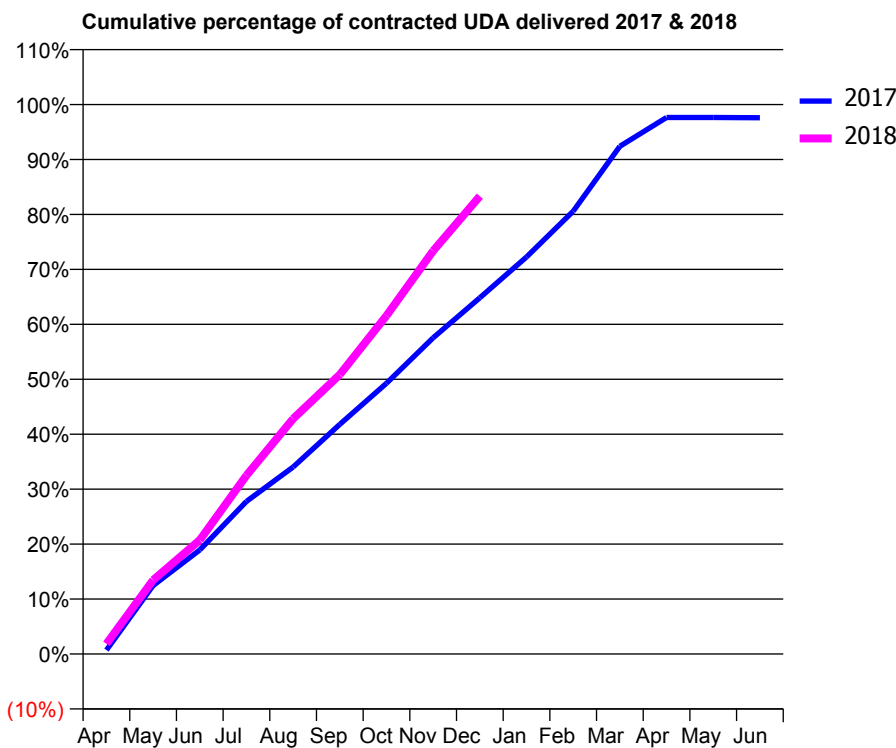
17/18 Contracted general activity (UDA)	22,752
Carry forward general activity (UDA)	547
17/18 Contracted orthodontic activity (UOA)	0
Carry forward orthodontic activity (UOA)	0
Baseline contract value	£769,768.21

ACCESS*

Patients seen in 24 months	Total	Change since previous quarter
Quarter ending December 2016	7,888	
Quarter ending March 2017	8,013	→
Quarter ending June 2017	8,128	→
Quarter ending September 2017	8,210	→
Quarter ending December 2017	8,316	→
Variance since December 2016	5.4%	↑



ACTIVITY



Month	Adjusted Scheduled Activity (UDA)	
	2017	2018
April	163	422
May	2,834	3,062
June	4,309	4,717
July	6,317	7,396
August	7,743	9,743
September	9,512	11,572
October	11,212	14,010
November	13,091	16,692
December	14,751	18,956
January	16,440	
February	18,331	
March	21,021	
April	22,213	
May	22,214	
June	22,204	

QUALITY

	Quantity	Base Number	Contract	AT	Region	England
% of FP17s for the same patient ID Re-attending within 3 months - Children	179	2,704	6.6%	10.4%	11.5%	12.0%
% of FP17s for the same patient ID Re-attending within 3 months - Adults	974	6,610	14.7%	14.7%	15.8%	15.9%
% of FP17s for the same patient ID Re-attending between 3 & 9 months - Children	1,841	2,704	68.1%	60.3%	60.5%	58.0%
% of FP17s for the same patient ID Re-attending between 3 & 9 months - Adults	2,586	6,610	39.1%	52.1%	51.8%	50.5%
% of FP17s for Band 1 Urgent Courses	995	8,862	11.2%	9.8%	9.5%	9.0%
% of FP17s Relating to Free Repair or Replacements	29	8,862	0.3%	0.6%	0.7%	0.8%
% of FP17s Relating to Continuations	40	8,862	0.5%	1.1%	1.0%	1.1%
% of Patients satisfied with the dentistry they have received	10	10	100.0%	92.0%	92.1%	91.5%
% of Patients satisfied with the time they had to wait for an appointment	10	10	100.0%	88.8%	88.3%	87.9%

* This is based on patients treated on this contract for their most recent course of treatment. Figures in italics indicate the base number of FP17s or Patient Questionnaire responses are less than 100. N/A is shown where the base number of responses is less than 10 during the period. % is calculated as Quantity/Base number*100

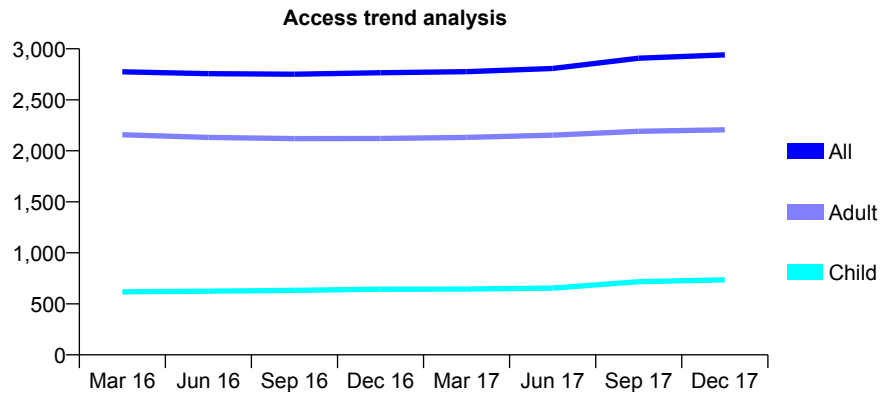
Q70 - Vital Signs At a Glance Contract Report for 199338/0001 - December 2017

Name or company name	The Partnership of Spring Road Dental
Contract type name	GDS Contract
Purpose of contract	General
Contract start date	01/07/2012
Contract end date	

17/18 Contracted general activity (UDA)	10,000
Carry forward general activity (UDA)	0
17/18 Contracted orthodontic activity (UOA)	0
Carry forward orthodontic activity (UOA)	0
Baseline contract value	£217,946.38

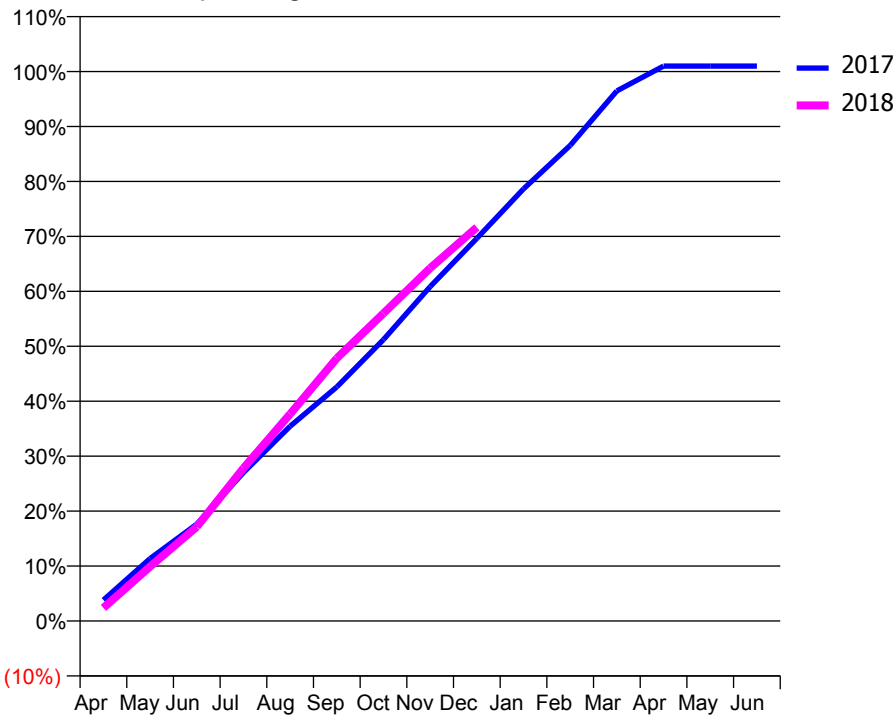
ACCESS*

Patients seen in 24 months	Total	Change since previous quarter
Quarter ending December 2016	2,765	
Quarter ending March 2017	2,776	→
Quarter ending June 2017	2,807	→
Quarter ending September 2017	2,908	↑
Quarter ending December 2017	2,941	→
Variance since December 2016	6.4%	↑



ACTIVITY

Cumulative percentage of contracted UDA delivered 2017 & 2018



Month	Adjusted Scheduled Activity (UDA)	
	2017	2018
April	383	240
May	1,136	991
June	1,762	1,715
July	2,702	2,783
August	3,545	3,769
September	4,260	4,781
October	5,121	5,600
November	6,086	6,422
December	6,962	7,165
January	7,865	
February	8,654	
March	9,647	
April	10,099	
May	10,099	
June	10,099	

QUALITY

	Quantity	Base Number	Contract	AT	Region	England
% of FP17s for the same patient ID Re-attending within 3 months - Children	49	923	5.3%	10.4%	11.5%	12.0%
% of FP17s for the same patient ID Re-attending within 3 months - Adults	371	2,941	12.6%	14.7%	15.8%	15.9%
% of FP17s for the same patient ID Re-attending between 3 & 9 months - Children	668	923	72.4%	60.3%	60.5%	58.0%
% of FP17s for the same patient ID Re-attending between 3 & 9 months - Adults	2,191	2,941	74.5%	52.1%	51.8%	50.5%
% of FP17s for Band 1 Urgent Courses	170	3,642	4.7%	9.8%	9.5%	9.0%
% of FP17s Relating to Free Repair or Replacements	21	3,642	0.6%	0.6%	0.7%	0.8%
% of FP17s Relating to Continuations	54	3,642	1.5%	1.1%	1.0%	1.1%
% of Patients satisfied with the dentistry they have received	3	3	N/A	92.0%	92.1%	91.5%
% of Patients satisfied with the time they had to wait for an appointment	3	3	N/A	88.8%	88.3%	87.9%

* This is based on patients treated on this contract for their most recent course of treatment. Figures in italics indicate the base number of FP17s or Patient Questionnaire responses are less than 100. N/A is shown where the base number of responses is less than 10 during the period. % is calculated as Quantity/Base number*100

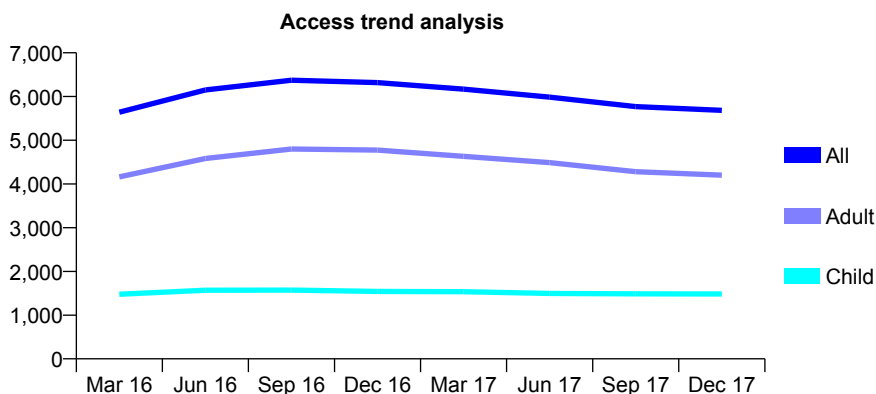
Q70 - Vital Signs At a Glance Contract Report for 199699/0001 - December 2017

Name or company name	Brighter Smile Dental Practice
Contract type name	GDS Contract
Purpose of contract	General
Contract start date	01/05/2010
Contract end date	

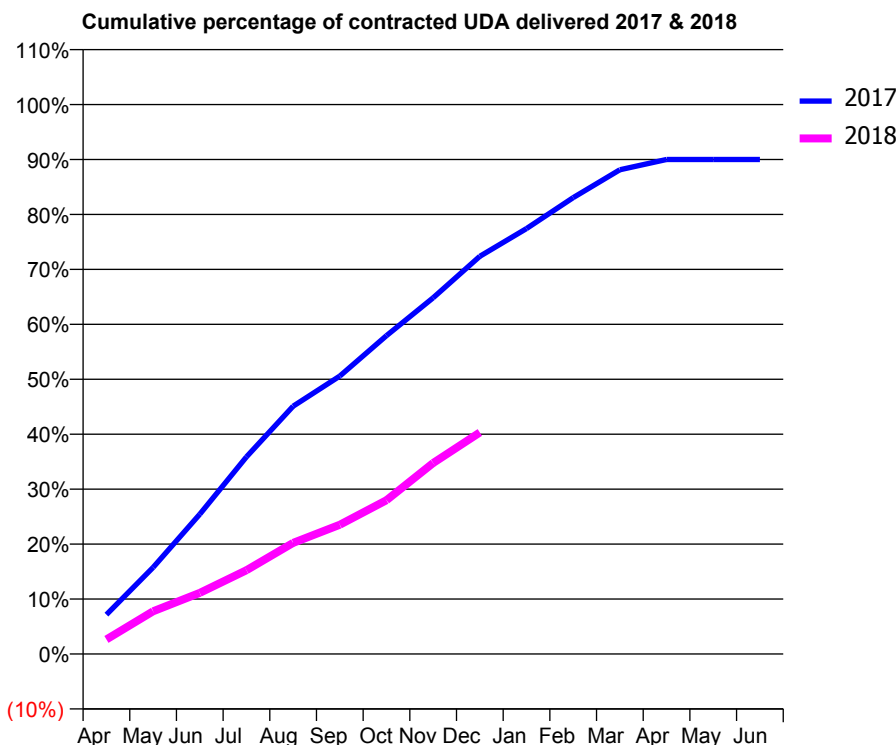
17/18 Contracted general activity (UDA)	17,855
Carry forward general activity (UDA)	0
17/18 Contracted orthodontic activity (UOA)	0
Carry forward orthodontic activity (UOA)	0
Baseline contract value	£422,326.02

ACCESS*

Patients seen in 24 months	Total	Change since previous quarter
Quarter ending December 2016	6,318	
Quarter ending March 2017	6,169	↓
Quarter ending June 2017	5,985	↓
Quarter ending September 2017	5,769	↓
Quarter ending December 2017	5,684	↓
Variance since December 2016	(10.0%)	↓



ACTIVITY



Month	Adjusted Scheduled Activity (UDA)	
	2017	2018
April	1,280	473
May	2,815	1,389
June	4,544	1,986
July	6,406	2,725
August	8,054	3,613
September	9,033	4,201
October	10,343	5,000
November	11,577	6,205
December	12,923	7,200
January	13,825	
February	14,830	
March	15,735	
April	16,069	
May	16,069	
June	16,069	

QUALITY

	Quantity	Base Number	Contract	AT	Region	England
% of FP17s for the same patient ID Re-attending within 3 months - Children	54	1,553	3.5%	10.4%	11.5%	12.0%
% of FP17s for the same patient ID Re-attending within 3 months - Adults	152	2,894	5.3%	14.7%	15.8%	15.9%
% of FP17s for the same patient ID Re-attending between 3 & 9 months - Children	970	1,553	62.5%	60.3%	60.5%	58.0%
% of FP17s for the same patient ID Re-attending between 3 & 9 months - Adults	1,722	2,894	59.5%	52.1%	51.8%	50.5%
% of FP17s for Band 1 Urgent Courses	165	4,254	3.9%	9.8%	9.5%	9.0%
% of FP17s Relating to Free Repair or Replacements	2	4,254	0.0%	0.6%	0.7%	0.8%
% of FP17s Relating to Continuations	12	4,254	0.3%	1.1%	1.0%	1.1%
% of Patients satisfied with the dentistry they have received	2	2	N/A	92.0%	92.1%	91.5%
% of Patients satisfied with the time they had to wait for an appointment	1	2	N/A	88.8%	88.3%	87.9%

* This is based on patients treated on this contract for their most recent course of treatment. Figures in italics indicate the base number of FP17s or Patient Questionnaire responses are less than 100. N/A is shown where the base number of responses is less than 10 during the period. % is calculated as Quantity/Base number*100

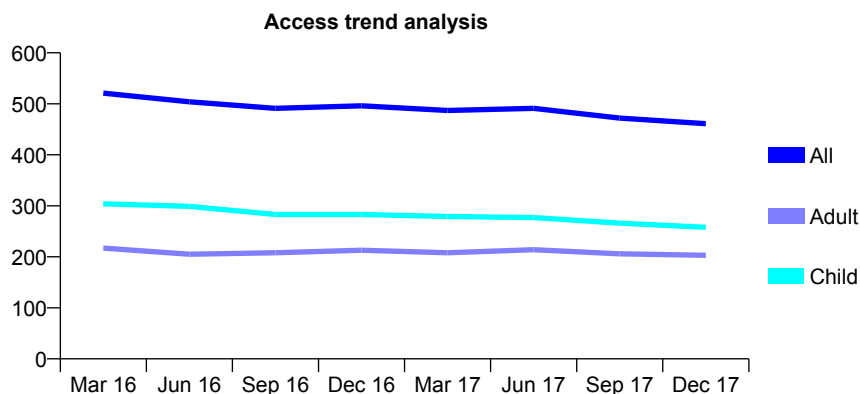
Q70 - Vital Signs At a Glance Contract Report for 199842/0001 - December 2017

Name or company name	Dr F Asghari
Contract type name	GDS Contract
Purpose of contract	General
Contract start date	17/01/2009
Contract end date	

17/18 Contracted general activity (UDA)	1,533
Carry forward general activity (UDA)	0
17/18 Contracted orthodontic activity (UOA)	0
Carry forward orthodontic activity (UOA)	0
Baseline contract value	£33,189.40

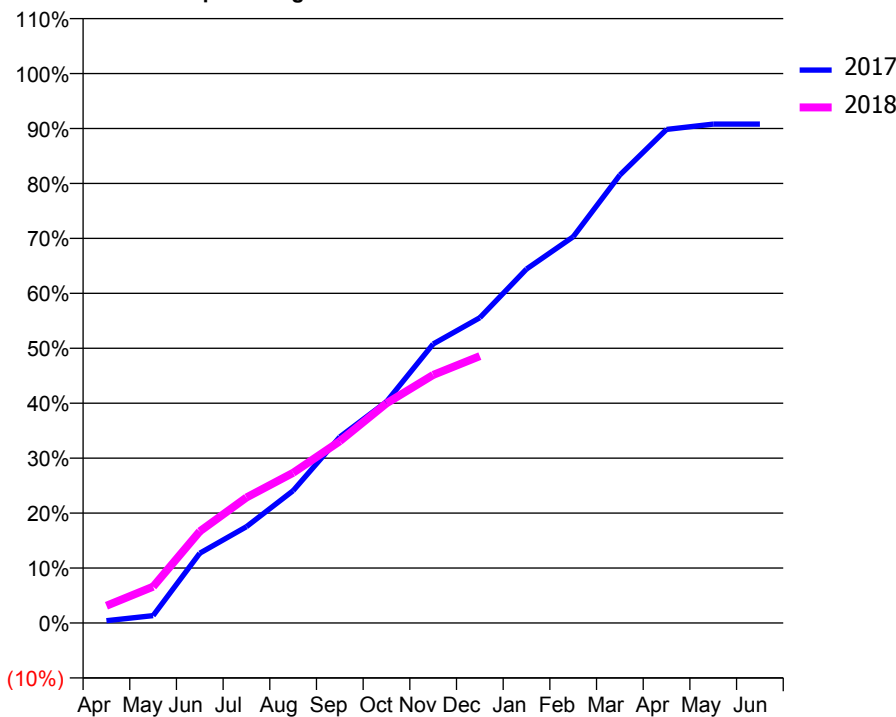
ACCESS*

Patients seen in 24 months	Total	Change since previous quarter
Quarter ending December 2016	496	
Quarter ending March 2017	487	↓
Quarter ending June 2017	491	→
Quarter ending September 2017	472	↓
Quarter ending December 2017	461	↓
Variance since December 2016	(7.1%)	↓



ACTIVITY

Cumulative percentage of contracted UDA delivered 2017 & 2018



Adjusted Scheduled Activity (UDA)

Month	2017	2018
April	7	48
May	21	101
June	195	256
July	269	350
August	369	419
September	519	507
October	617	613
November	779	692
December	852	745
January	987	
February	1,077	
March	1,250	
April	1,377	
May	1,392	
June	1,392	

QUALITY

	Quantity	Base Number	Contract	AT	Region	England
% of FP17s for the same patient ID Re-attending within 3 months - Children	11	301	3.7%	10.4%	11.5%	12.0%
% of FP17s for the same patient ID Re-attending within 3 months - Adults	5	113	4.4%	14.7%	15.8%	15.9%
% of FP17s for the same patient ID Re-attending between 3 & 9 months - Children	220	301	73.1%	60.3%	60.5%	58.0%
% of FP17s for the same patient ID Re-attending between 3 & 9 months - Adults	58	113	51.3%	52.1%	51.8%	50.5%
% of FP17s for Band 1 Urgent Courses	13	380	3.4%	9.8%	9.5%	9.0%
% of FP17s Relating to Free Repair or Replacements	0	380	0.0%	0.6%	0.7%	0.8%
% of FP17s Relating to Continuations	0	380	0.0%	1.1%	1.0%	1.1%
% of Patients satisfied with the dentistry they have received	0	0	N/A	92.0%	92.1%	91.5%
% of Patients satisfied with the time they had to wait for an appointment	0	0	N/A	88.8%	88.3%	87.9%

* This is based on patients treated on this contract for their most recent course of treatment. Figures in italics indicate the base number of FP17s or Patient Questionnaire responses are less than 100. N/A is shown where the base number of responses is less than 10 during the period. % is calculated as Quantity/Base number*100

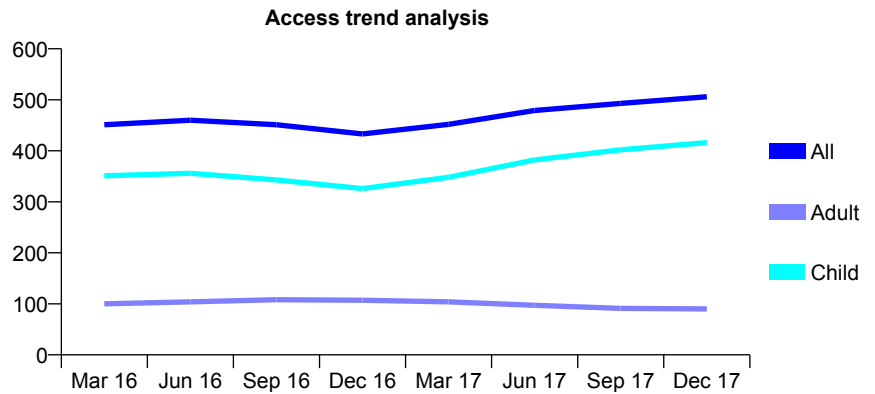
Q70 - Vital Signs At a Glance Contract Report for 210420/0001 - December 2017

Name or company name	Poundbury Dental Practice
Contract type name	GDS Contract
Purpose of contract	General
Contract start date	01/04/2006
Contract end date	

17/18 Contracted general activity (UDA)	952
Carry forward general activity (UDA)	0
17/18 Contracted orthodontic activity (UOA)	0
Carry forward orthodontic activity (UOA)	0
Baseline contract value	£22,532.98

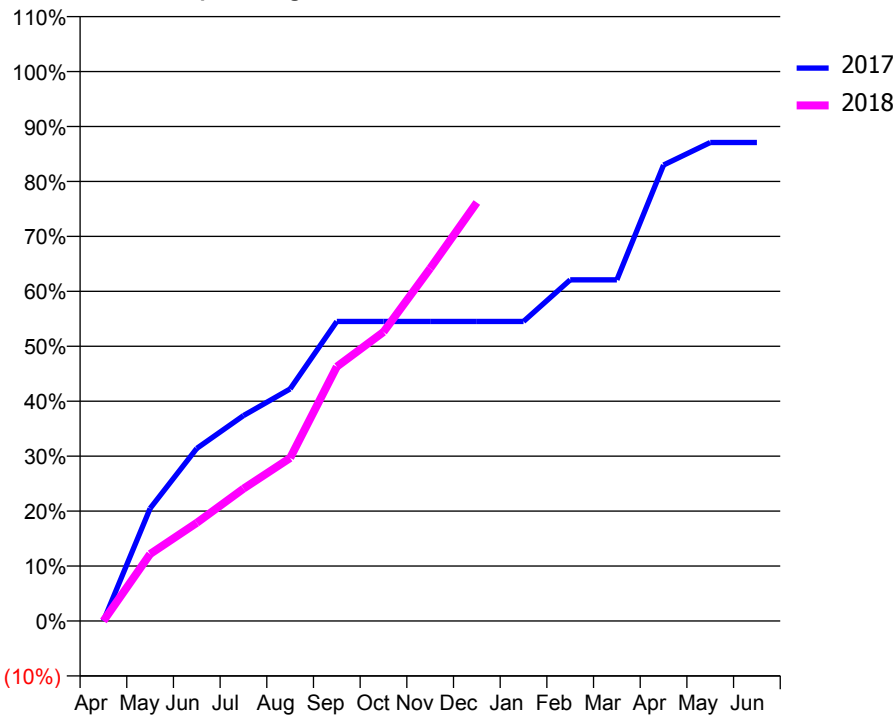
ACCESS*

Patients seen in 24 months	Total	Change since previous quarter
Quarter ending December 2016	433	
Quarter ending March 2017	452	↑
Quarter ending June 2017	479	↑
Quarter ending September 2017	493	↑
Quarter ending December 2017	506	↑
Variance since December 2016	16.9%	↑



ACTIVITY

Cumulative percentage of contracted UDA delivered 2017 & 2018



Month	Adjusted Scheduled Activity (UDA)	
	2017	2018
April	0	0
May	195	116
June	299	170
July	356	229
August	402	282
September	519	441
October	519	501
November	519	611
December	519	725
January	519	
February	591	
March	591	
April	790	
May	829	
June	829	

QUALITY

	Quantity	Base Number	Contract	AT	Region	England
% of FP17s for the same patient ID Re-attending within 3 months - Children	75	731	10.3%	10.4%	11.5%	12.0%
% of FP17s for the same patient ID Re-attending within 3 months - Adults	1	56	1.8%	14.7%	15.8%	15.9%
% of FP17s for the same patient ID Re-attending between 3 & 9 months - Children	334	731	45.7%	60.3%	60.5%	58.0%
% of FP17s for the same patient ID Re-attending between 3 & 9 months - Adults	17	56	30.4%	52.1%	51.8%	50.5%
% of FP17s for Band 1 Urgent Courses	5	579	0.9%	9.8%	9.5%	9.0%
% of FP17s Relating to Free Repair or Replacements	0	579	0.0%	0.6%	0.7%	0.8%
% of FP17s Relating to Continuations	6	579	1.0%	1.1%	1.0%	1.1%
% of Patients satisfied with the dentistry they have received	0	0	N/A	92.0%	92.1%	91.5%
% of Patients satisfied with the time they had to wait for an appointment	0	0	N/A	88.8%	88.3%	87.9%

* This is based on patients treated on this contract for their most recent course of treatment. Figures in italics indicate the base number of FP17s or Patient Questionnaire responses are less than 100. N/A is shown where the base number of responses is less than 10 during the period. % is calculated as Quantity/Base number*100

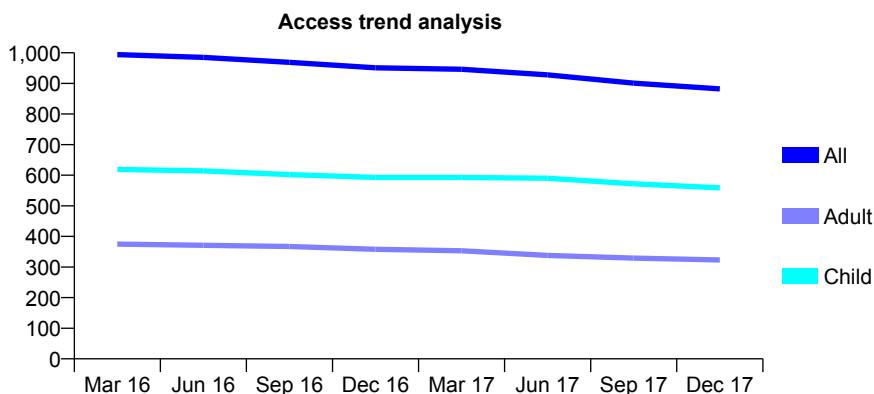
Q70 - Vital Signs At a Glance Contract Report for 213195/0001 - December 2017

Name or company name	MR RH BOND
Contract type name	GDS Contract
Purpose of contract	General
Contract start date	01/04/2006
Contract end date	

17/18 Contracted general activity (UDA)	1,913
Carry forward general activity (UDA)	33
17/18 Contracted orthodontic activity (UOA)	0
Carry forward orthodontic activity (UOA)	0
Baseline contract value	£42,045.53

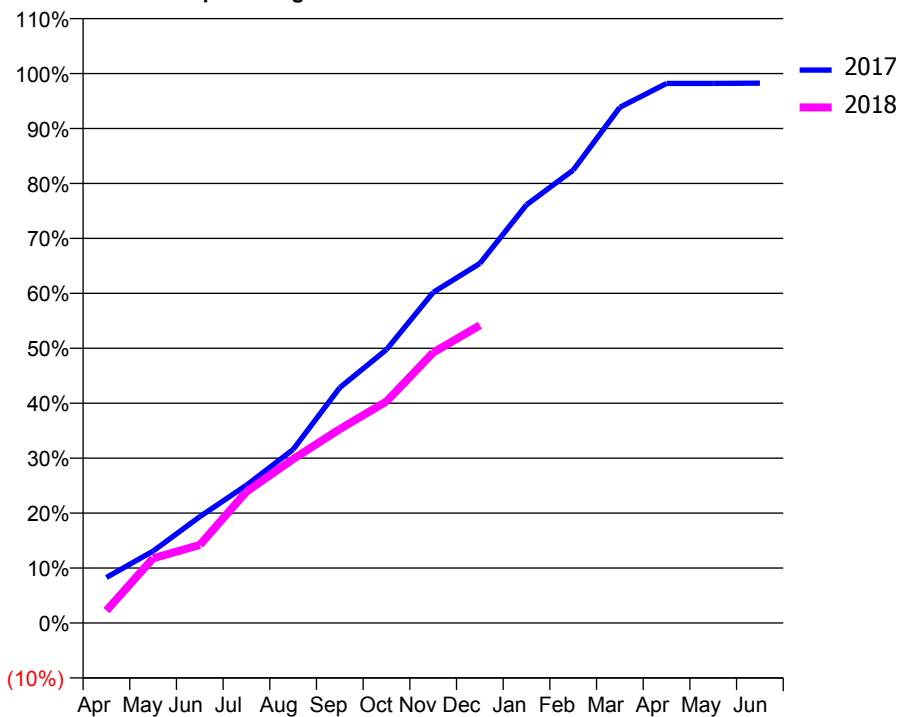
ACCESS*

Patients seen in 24 months	Total	Change since previous quarter
Quarter ending December 2016	951	
Quarter ending March 2017	946	→
Quarter ending June 2017	928	↓
Quarter ending September 2017	901	↓
Quarter ending December 2017	882	↓
Variance since December 2016	(7.3%)	↓



ACTIVITY

Cumulative percentage of contracted UDA delivered 2017 & 2018



Month	Adjusted Scheduled Activity (UDA)	
	2017	2018
April	158	43
May	251	226
June	370	272
July	480	457
August	604	571
September	820	675
October	952	771
November	1,151	942
December	1,252	1,036
January	1,456	
February	1,577	
March	1,795	
April	1,879	
May	1,879	
June	1,880	

QUALITY

	Quantity	Base Number	Contract	AT	Region	England
% of FP17s for the same patient ID Re-attending within 3 months - Children	41	635	6.5%	10.4%	11.5%	12.0%
% of FP17s for the same patient ID Re-attending within 3 months - Adults	25	230	10.9%	14.7%	15.8%	15.9%
% of FP17s for the same patient ID Re-attending between 3 & 9 months - Children	432	635	68.0%	60.3%	60.5%	58.0%
% of FP17s for the same patient ID Re-attending between 3 & 9 months - Adults	153	230	66.5%	52.1%	51.8%	50.5%
% of FP17s for Band 1 Urgent Courses	26	810	3.2%	9.8%	9.5%	9.0%
% of FP17s Relating to Free Repair or Replacements	1	810	0.1%	0.6%	0.7%	0.8%
% of FP17s Relating to Continuations	0	810	0.0%	1.1%	1.0%	1.1%
% of Patients satisfied with the dentistry they have received	1	1	N/A	92.0%	92.1%	91.5%
% of Patients satisfied with the time they had to wait for an appointment	1	1	N/A	88.8%	88.3%	87.9%

* This is based on patients treated on this contract for their most recent course of treatment. Figures in italics indicate the base number of FP17s or Patient Questionnaire responses are less than 100. N/A is shown where the base number of responses is less than 10 during the period. % is calculated as Quantity/Base number*100

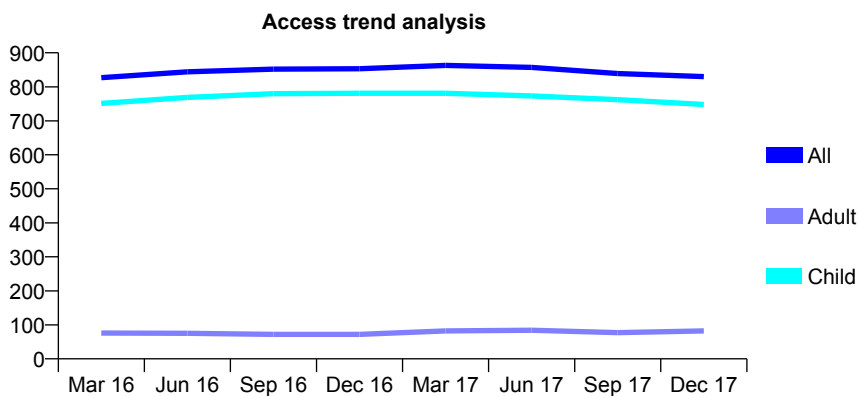
Q70 - Vital Signs At a Glance Contract Report for 215767/0001 - December 2017

Name or company name	Maximilian Waller
Contract type name	GDS Contract
Purpose of contract	General
Contract start date	01/04/2006
Contract end date	

17/18 Contracted general activity (UDA)	1,620
Carry forward general activity (UDA)	0
17/18 Contracted orthodontic activity (UOA)	0
Carry forward orthodontic activity (UOA)	0
Baseline contract value	£41,203.60

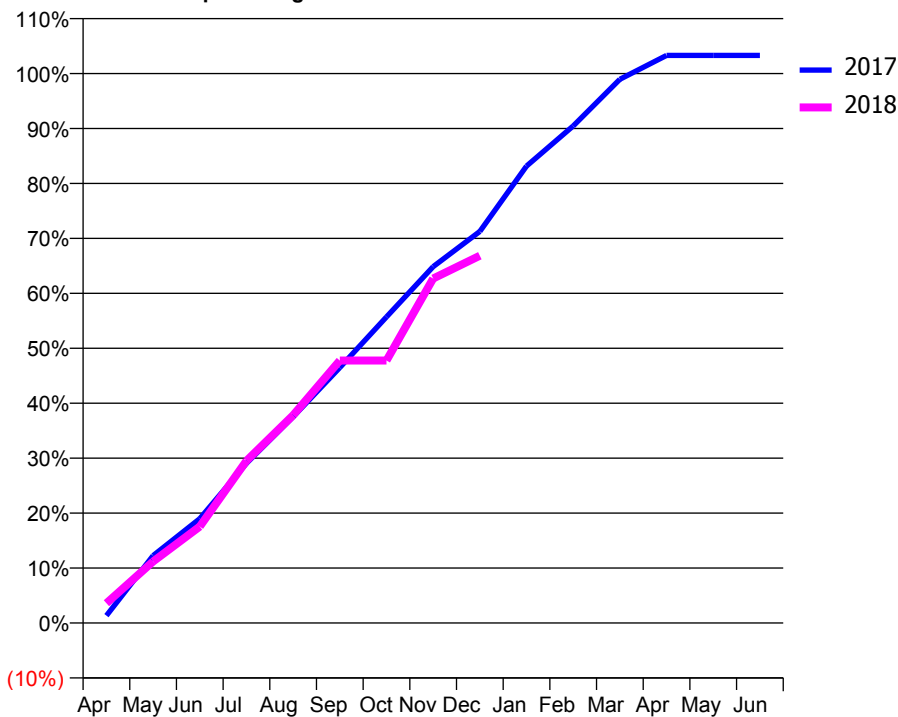
ACCESS*

Patients seen in 24 months	Total	Change since previous quarter
Quarter ending December 2016	853	
Quarter ending March 2017	863	→
Quarter ending June 2017	857	→
Quarter ending September 2017	839	↓
Quarter ending December 2017	830	↓
Variance since December 2016	(2.7%)	↓



ACTIVITY

Cumulative percentage of contracted UDA delivered 2017 & 2018



Month	Adjusted Scheduled Activity (UDA)	
	2017	2018
April	22	58
May	199	181
June	308	285
July	471	478
August	608	613
September	753	774
October	903	774
November	1,051	1,016
December	1,154	1,083
January	1,347	
February	1,465	
March	1,603	
April	1,673	
May	1,673	
June	1,673	

QUALITY

	Quantity	Base Number	Contract	AT	Region	England
% of FP17s for the same patient ID Re-attending within 3 months - Children	51	835	6.1%	10.4%	11.5%	12.0%
% of FP17s for the same patient ID Re-attending within 3 months - Adults	1	26	3.8%	14.7%	15.8%	15.9%
% of FP17s for the same patient ID Re-attending between 3 & 9 months - Children	609	835	72.9%	60.3%	60.5%	58.0%
% of FP17s for the same patient ID Re-attending between 3 & 9 months - Adults	20	26	76.9%	52.1%	51.8%	50.5%
% of FP17s for Band 1 Urgent Courses	29	815	3.6%	9.8%	9.5%	9.0%
% of FP17s Relating to Free Repair or Replacements	0	815	0.0%	0.6%	0.7%	0.8%
% of FP17s Relating to Continuations	9	815	1.1%	1.1%	1.0%	1.1%
% of Patients satisfied with the dentistry they have received	1	1	N/A	92.0%	92.1%	91.5%
% of Patients satisfied with the time they had to wait for an appointment	1	1	N/A	88.8%	88.3%	87.9%

* This is based on patients treated on this contract for their most recent course of treatment. Figures in italics indicate the base number of FP17s or Patient Questionnaire responses are less than 100. N/A is shown where the base number of responses is less than 10 during the period. % is calculated as Quantity/Base number*100

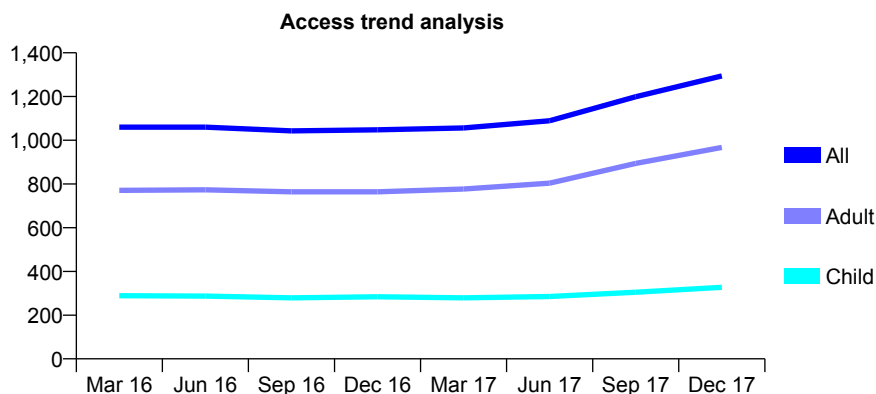
Q70 - Vital Signs At a Glance Contract Report for 215872/0002 - December 2017

Name or company name	Ian White Dentistry
Contract type name	GDS Contract
Purpose of contract	General
Contract start date	01/04/2006
Contract end date	

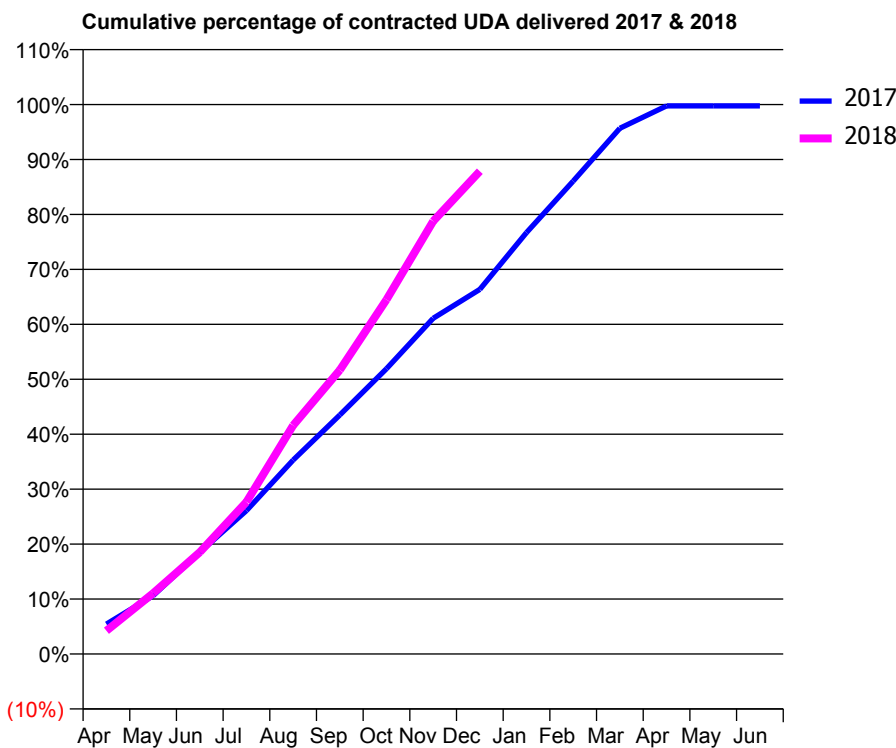
17/18 Contracted general activity (UDA)	3,235
Carry forward general activity (UDA)	8
17/18 Contracted orthodontic activity (UOA)	0
Carry forward orthodontic activity (UOA)	0
Baseline contract value	£81,553.80

ACCESS*

Patients seen in 24 months	Total	Change since previous quarter
Quarter ending December 2016	1,048	
Quarter ending March 2017	1,056	→
Quarter ending June 2017	1,089	↑
Quarter ending September 2017	1,199	↑
Quarter ending December 2017	1,294	↑
Variance since December 2016	23.5%	↑



ACTIVITY



Month	Adjusted Scheduled Activity (UDA)	
	2017	2018
April	176	137
May	343	357
June	599	599
July	844	895
August	1,142	1,346
September	1,407	1,672
October	1,679	2,087
November	1,977	2,548
December	2,147	2,842
January	2,481	
February	2,784	
March	3,095	
April	3,227	
May	3,227	
June	3,227	

QUALITY

	Quantity	Base Number	Contract	AT	Region	England
% of FP17s for the same patient ID Re-attending within 3 months - Children	19	378	5.0%	10.4%	11.5%	12.0%
% of FP17s for the same patient ID Re-attending within 3 months - Adults	108	1,123	9.6%	14.7%	15.8%	15.9%
% of FP17s for the same patient ID Re-attending between 3 & 9 months - Children	226	378	59.8%	60.3%	60.5%	58.0%
% of FP17s for the same patient ID Re-attending between 3 & 9 months - Adults	705	1,123	62.8%	52.1%	51.8%	50.5%
% of FP17s for Band 1 Urgent Courses	75	1,437	5.2%	9.8%	9.5%	9.0%
% of FP17s Relating to Free Repair or Replacements	0	1,437	0.0%	0.6%	0.7%	0.8%
% of FP17s Relating to Continuations	7	1,437	0.5%	1.1%	1.0%	1.1%
% of Patients satisfied with the dentistry they have received	2	2	N/A	92.0%	92.1%	91.5%
% of Patients satisfied with the time they had to wait for an appointment	2	2	N/A	88.8%	88.3%	87.9%

* This is based on patients treated on this contract for their most recent course of treatment. Figures in italics indicate the base number of FP17s or Patient Questionnaire responses are less than 100. N/A is shown where the base number of responses is less than 10 during the period. % is calculated as Quantity/Base number*100

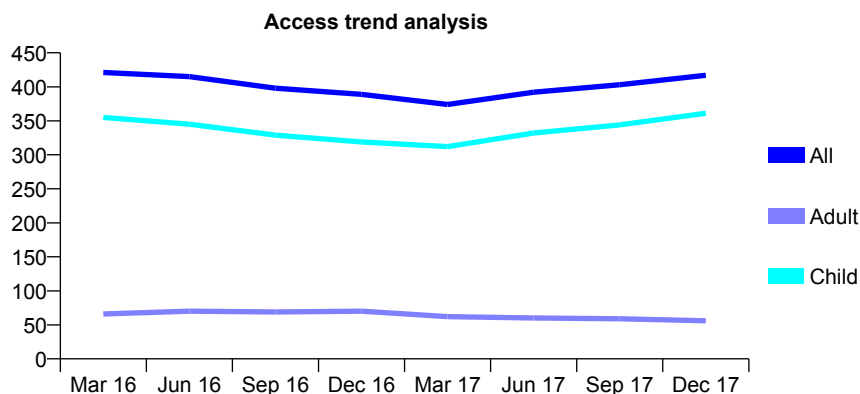
Q70 - Vital Signs At a Glance Contract Report for 218898/0001 - December 2017

Name or company name	Bright Blue Dental Practice
Contract type name	GDS Contract
Purpose of contract	General
Contract start date	01/04/2006
Contract end date	

17/18 Contracted general activity (UDA)	680
Carry forward general activity (UDA)	0
17/18 Contracted orthodontic activity (UOA)	0
Carry forward orthodontic activity (UOA)	0
Baseline contract value	£16,086.78

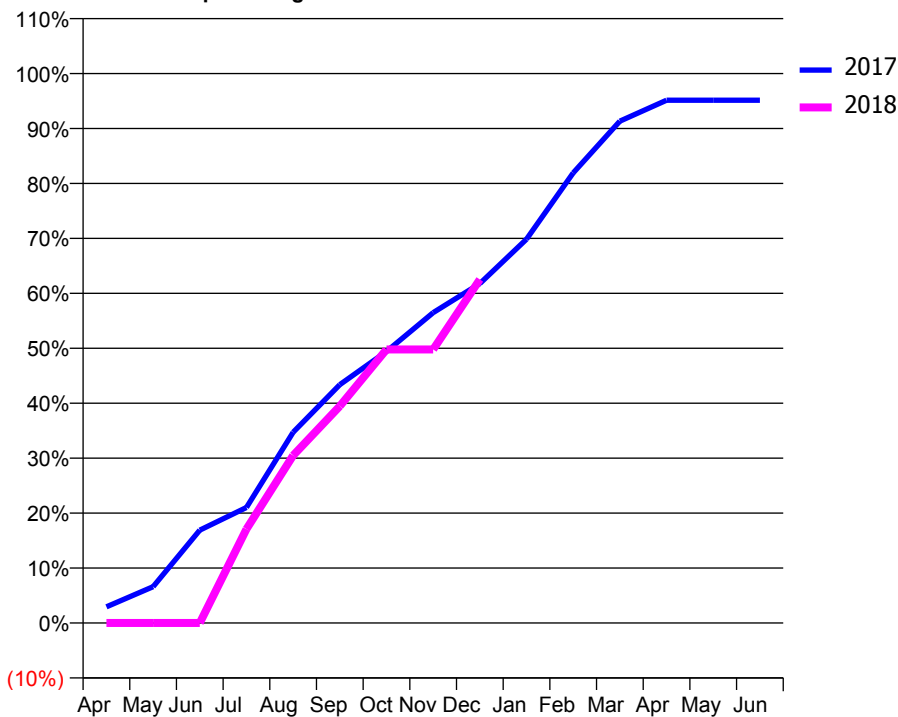
ACCESS*

Patients seen in 24 months	Total	Change since previous quarter
Quarter ending December 2016	389	
Quarter ending March 2017	374	↓
Quarter ending June 2017	392	↑
Quarter ending September 2017	403	↑
Quarter ending December 2017	417	↑
Variance since December 2016	7.2%	↑



ACTIVITY

Cumulative percentage of contracted UDA delivered 2017 & 2018



Month	Adjusted Scheduled Activity (UDA)	
	2017	2018
April	20	0
May	45	0
June	115	0
July	143	116
August	236	207
September	295	268
October	336	339
November	384	339
December	420	425
January	475	
February	557	
March	621	
April	647	
May	647	
June	647	

QUALITY

	Quantity	Base Number	Contract	AT	Region	England
% of FP17s for the same patient ID Re-attending within 3 months - Children	17	349	4.9%	10.4%	11.5%	12.0%
% of FP17s for the same patient ID Re-attending within 3 months - Adults	0	9	0.0%	14.7%	15.8%	15.9%
% of FP17s for the same patient ID Re-attending between 3 & 9 months - Children	169	349	48.4%	60.3%	60.5%	58.0%
% of FP17s for the same patient ID Re-attending between 3 & 9 months - Adults	1	9	11.1%	52.1%	51.8%	50.5%
% of FP17s for Band 1 Urgent Courses	6	342	1.8%	9.8%	9.5%	9.0%
% of FP17s Relating to Free Repair or Replacements	0	342	0.0%	0.6%	0.7%	0.8%
% of FP17s Relating to Continuations	7	342	2.0%	1.1%	1.0%	1.1%
% of Patients satisfied with the dentistry they have received	0	0	N/A	92.0%	92.1%	91.5%
% of Patients satisfied with the time they had to wait for an appointment	0	0	N/A	88.8%	88.3%	87.9%

* This is based on patients treated on this contract for their most recent course of treatment. Figures in italics indicate the base number of FP17s or Patient Questionnaire responses are less than 100. N/A is shown where the base number of responses is less than 10 during the period. % is calculated as Quantity/Base number*100

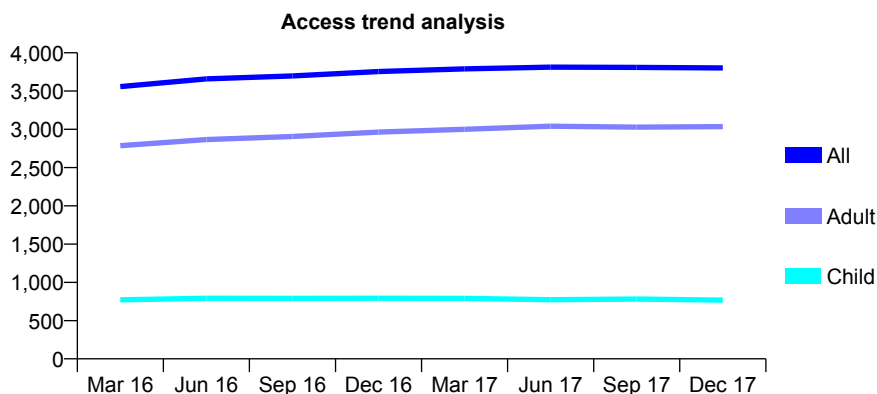
Q70 - Vital Signs At a Glance Contract Report for 219177/0001 - December 2017

Name or company name	MR PN LOCKYER
Contract type name	GDS Contract
Purpose of contract	General
Contract start date	01/04/2006
Contract end date	

17/18 Contracted general activity (UDA)	12,000
Carry forward general activity (UDA)	0
17/18 Contracted orthodontic activity (UOA)	0
Carry forward orthodontic activity (UOA)	0
Baseline contract value	£297,271.31

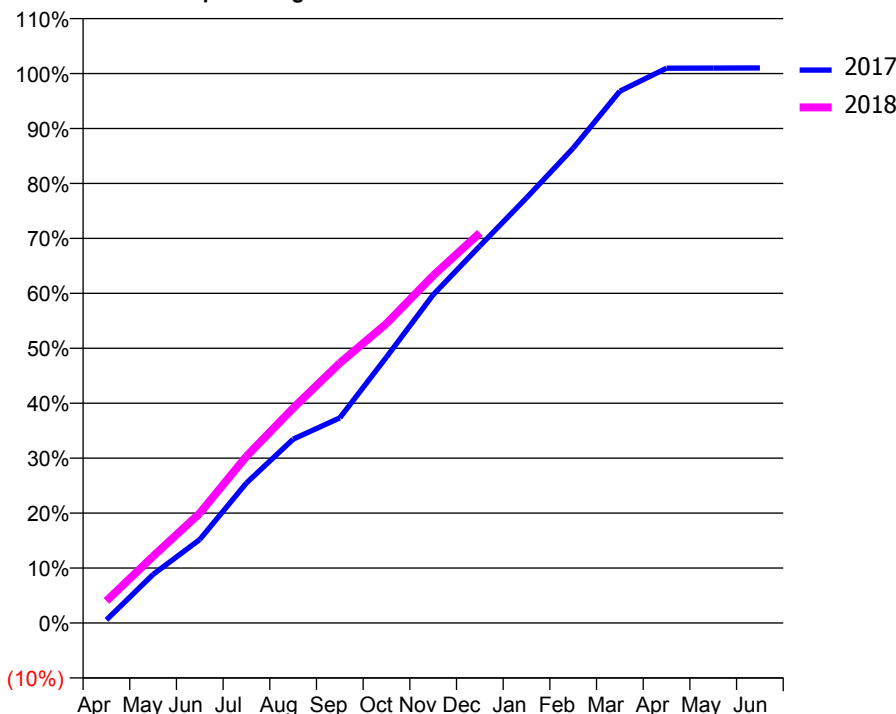
ACCESS*

Patients seen in 24 months	Total	Change since previous quarter
Quarter ending December 2016	3,755	
Quarter ending March 2017	3,790	→
Quarter ending June 2017	3,813	→
Quarter ending September 2017	3,810	→
Quarter ending December 2017	3,802	→
Variance since December 2016	1.3%	→



ACTIVITY

Cumulative percentage of contracted UDA delivered 2017 & 2018



Month	Adjusted Scheduled Activity (UDA)	
	2017	2018
April	70	481
May	1,062	1,458
June	1,826	2,399
July	3,059	3,640
August	4,013	4,692
September	4,480	5,678
October	5,809	6,540
November	7,167	7,586
December	8,234	8,520
January	9,284	
February	10,372	
March	11,614	
April	12,116	
May	12,119	
June	12,122	

QUALITY

	Quantity	Base Number	Contract	AT	Region	England
% of FP17s for the same patient ID Re-attending within 3 months - Children	59	912	6.5%	10.4%	11.5%	12.0%
% of FP17s for the same patient ID Re-attending within 3 months - Adults	753	3,689	20.4%	14.7%	15.8%	15.9%
% of FP17s for the same patient ID Re-attending between 3 & 9 months - Children	653	912	71.6%	60.3%	60.5%	58.0%
% of FP17s for the same patient ID Re-attending between 3 & 9 months - Adults	2,261	3,689	61.3%	52.1%	51.8%	50.5%
% of FP17s for Band 1 Urgent Courses	605	4,378	13.8%	9.8%	9.5%	9.0%
% of FP17s Relating to Free Repair or Replacements	19	4,378	0.4%	0.6%	0.7%	0.8%
% of FP17s Relating to Continuations	79	4,378	1.8%	1.1%	1.0%	1.1%
% of Patients satisfied with the dentistry they have received	2	2	N/A	92.0%	92.1%	91.5%
% of Patients satisfied with the time they had to wait for an appointment	2	2	N/A	88.8%	88.3%	87.9%

* This is based on patients treated on this contract for their most recent course of treatment. Figures in italics indicate the base number of FP17s or Patient Questionnaire responses are less than 100. N/A is shown where the base number of responses is less than 10 during the period. % is calculated as Quantity/Base number*100

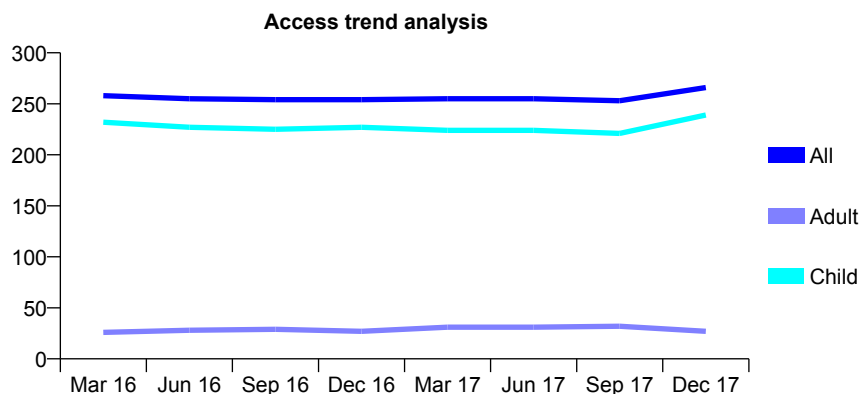
Q70 - Vital Signs At a Glance Contract Report for 219908/0001 - December 2017

Name or company name	MR RD HUGHES
Contract type name	GDS Contract
Purpose of contract	General
Contract start date	01/04/2006
Contract end date	

17/18 Contracted general activity (UDA)	550
Carry forward general activity (UDA)	0
17/18 Contracted orthodontic activity (UOA)	0
Carry forward orthodontic activity (UOA)	0
Baseline contract value	£11,725.43

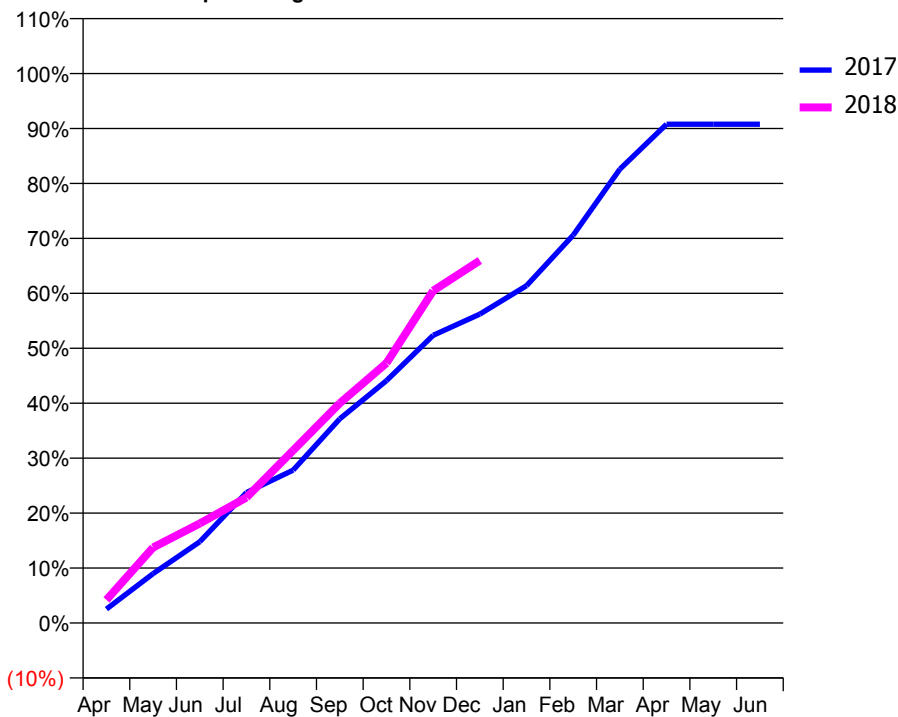
ACCESS*

Patients seen in 24 months	Total	Change since previous quarter
Quarter ending December 2016	254	
Quarter ending March 2017	255	→
Quarter ending June 2017	255	→
Quarter ending September 2017	253	→
Quarter ending December 2017	266	↑
Variance since December 2016	4.7%	↑



ACTIVITY

Cumulative percentage of contracted UDA delivered 2017 & 2018



Month	Adjusted Scheduled Activity (UDA)	
	2017	2018
April	14	23
May	49	76
June	81	100
July	131	126
August	153	173
September	204	220
October	243	260
November	288	333
December	309	363
January	338	
February	388	
March	454	
April	499	
May	499	
June	499	

QUALITY

	Quantity	Base Number	Contract	AT	Region	England
% of FP17s for the same patient ID Re-attending within 3 months - Children	17	304	5.6%	10.4%	11.5%	12.0%
% of FP17s for the same patient ID Re-attending within 3 months - Adults	0	0	N/A	14.7%	15.8%	15.9%
% of FP17s for the same patient ID Re-attending between 3 & 9 months - Children	192	304	63.2%	60.3%	60.5%	58.0%
% of FP17s for the same patient ID Re-attending between 3 & 9 months - Adults	0	0	N/A	52.1%	51.8%	50.5%
% of FP17s for Band 1 Urgent Courses	10	276	3.6%	9.8%	9.5%	9.0%
% of FP17s Relating to Free Repair or Replacements	0	276	0.0%	0.6%	0.7%	0.8%
% of FP17s Relating to Continuations	0	276	0.0%	1.1%	1.0%	1.1%
% of Patients satisfied with the dentistry they have received	0	0	N/A	92.0%	92.1%	91.5%
% of Patients satisfied with the time they had to wait for an appointment	0	0	N/A	88.8%	88.3%	87.9%

* This is based on patients treated on this contract for their most recent course of treatment. Figures in italics indicate the base number of FP17s or Patient Questionnaire responses are less than 100. N/A is shown where the base number of responses is less than 10 during the period. % is calculated as Quantity/Base number*100

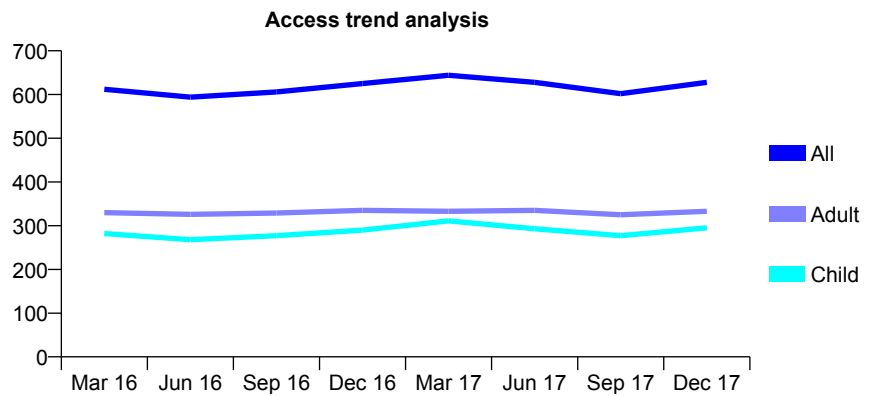
Q70 - Vital Signs At a Glance Contract Report for 221252/0001 - December 2017

Name or company name	MR JR LIPPETT
Contract type name	GDS Contract
Purpose of contract	General and Orthodontic
Contract start date	01/04/2006
Contract end date	

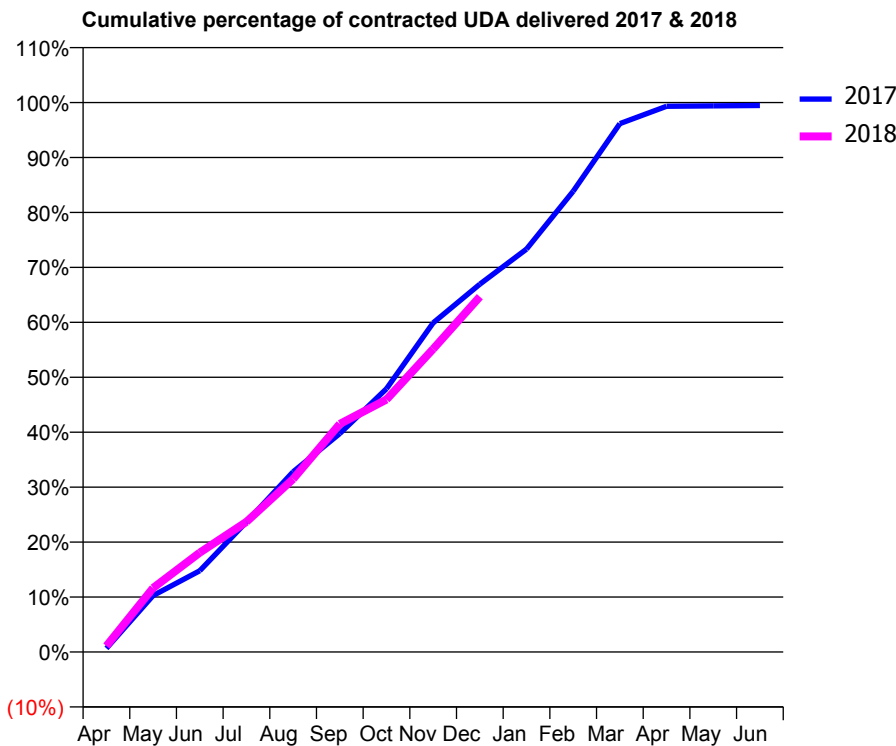
17/18 Contracted general activity (UDA)	1,500
Carry forward general activity (UDA)	8
17/18 Contracted orthodontic activity (UOA)	131
Carry forward orthodontic activity (UOA)	0
Baseline contract value	£47,918.76

ACCESS*

Patients seen in 24 months	Total	Change since previous quarter
Quarter ending December 2016	625	
Quarter ending March 2017	644	↑
Quarter ending June 2017	628	↓
Quarter ending September 2017	602	↓
Quarter ending December 2017	628	↑
Variance since December 2016	0.5%	→



ACTIVITY



Month	Adjusted Scheduled Activity (UDA)	
	2017	2018
April	10	16
May	154	175
June	222	271
July	355	355
August	492	472
September	597	623
October	719	689
November	898	827
December	1,004	970
January	1,100	
February	1,258	
March	1,442	
April	1,490	
May	1,491	
June	1,492	

QUALITY

	Quantity	Base Number	Contract	AT	Region	England
% of FP17s for the same patient ID Re-attending within 3 months - Children	17	377	4.5%	10.4%	11.5%	12.0%
% of FP17s for the same patient ID Re-attending within 3 months - Adults	26	276	9.4%	14.7%	15.8%	15.9%
% of FP17s for the same patient ID Re-attending between 3 & 9 months - Children	218	377	57.8%	60.3%	60.5%	58.0%
% of FP17s for the same patient ID Re-attending between 3 & 9 months - Adults	131	276	47.5%	52.1%	51.8%	50.5%
% of FP17s for Band 1 Urgent Courses	24	608	3.9%	9.8%	9.5%	9.0%
% of FP17s Relating to Free Repair or Replacements	0	608	0.0%	0.6%	0.7%	0.8%
% of FP17s Relating to Continuations	2	608	0.3%	1.1%	1.0%	1.1%
% of Patients satisfied with the dentistry they have received	0	0	N/A	92.0%	92.1%	91.5%
% of Patients satisfied with the time they had to wait for an appointment	0	0	N/A	88.8%	88.3%	87.9%

* This is based on patients treated on this contract for their most recent course of treatment. Figures in italics indicate the base number of FP17s or Patient Questionnaire responses are less than 100. N/A is shown where the base number of responses is less than 10 during the period. % is calculated as Quantity/Base number*100

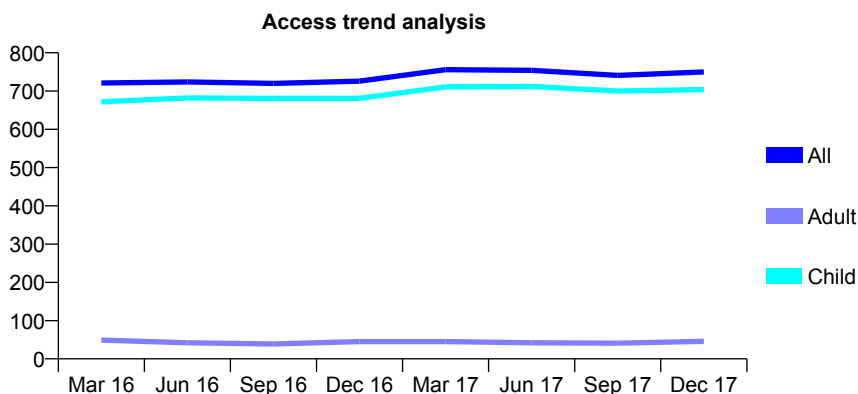
Q70 - Vital Signs At a Glance Contract Report for 224219/0001 - December 2017

Name or company name	MR GL BROOKE-JONES
Contract type name	GDS Contract
Purpose of contract	General
Contract start date	01/04/2006
Contract end date	

17/18 Contracted general activity (UDA)	1,370
Carry forward general activity (UDA)	0
17/18 Contracted orthodontic activity (UOA)	0
Carry forward orthodontic activity (UOA)	0
Baseline contract value	£28,259.65

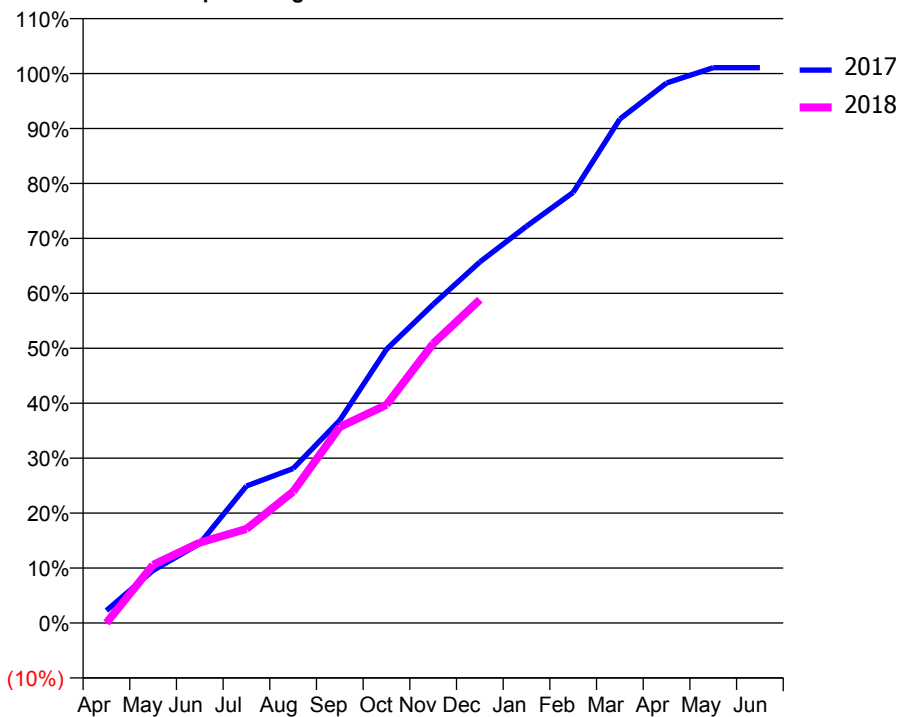
ACCESS*

Patients seen in 24 months	Total	Change since previous quarter
Quarter ending December 2016	726	
Quarter ending March 2017	756	↑
Quarter ending June 2017	754	→
Quarter ending September 2017	741	↓
Quarter ending December 2017	750	→
Variance since December 2016	3.3%	↑



ACTIVITY

Cumulative percentage of contracted UDA delivered 2017 & 2018



Month	Adjusted Scheduled Activity (UDA)	
	2017	2018
April	31	0
May	131	145
June	198	201
July	342	235
August	385	328
September	505	489
October	682	544
November	794	697
December	900	806
January	989	
February	1,074	
March	1,257	
April	1,346	
May	1,384	
June	1,384	

QUALITY

	Quantity	Base Number	Contract	AT	Region	England
% of FP17s for the same patient ID Re-attending within 3 months - Children	41	697	5.9%	10.4%	11.5%	12.0%
% of FP17s for the same patient ID Re-attending within 3 months - Adults	0	2	0.0%	14.7%	15.8%	15.9%
% of FP17s for the same patient ID Re-attending between 3 & 9 months - Children	406	697	58.2%	60.3%	60.5%	58.0%
% of FP17s for the same patient ID Re-attending between 3 & 9 months - Adults	1	2	50.0%	52.1%	51.8%	50.5%
% of FP17s for Band 1 Urgent Courses	32	610	5.2%	9.8%	9.5%	9.0%
% of FP17s Relating to Free Repair or Replacements	0	610	0.0%	0.6%	0.7%	0.8%
% of FP17s Relating to Continuations	0	610	0.0%	1.1%	1.0%	1.1%
% of Patients satisfied with the dentistry they have received	1	1	N/A	92.0%	92.1%	91.5%
% of Patients satisfied with the time they had to wait for an appointment	1	1	N/A	88.8%	88.3%	87.9%

* This is based on patients treated on this contract for their most recent course of treatment. Figures in italics indicate the base number of FP17s or Patient Questionnaire responses are less than 100. N/A is shown where the base number of responses is less than 10 during the period. % is calculated as Quantity/Base number*100

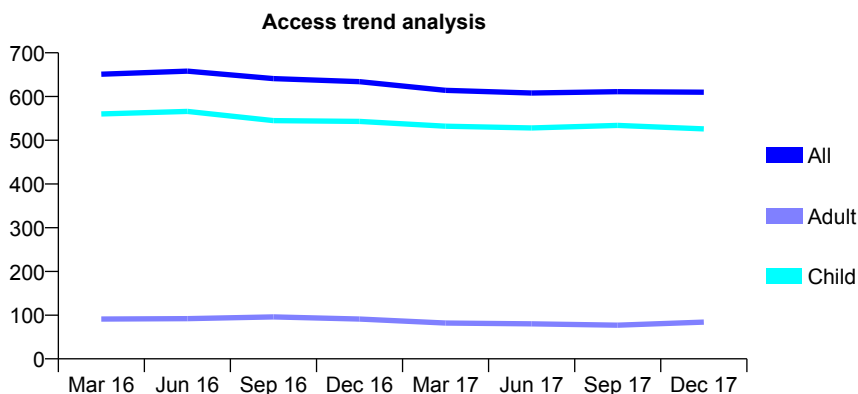
Q70 - Vital Signs At a Glance Contract Report for 230693/0001 - December 2017

Name or company name	Fryern Dental Practice
Contract type name	GDS Contract
Purpose of contract	General
Contract start date	01/04/2006
Contract end date	

17/18 Contracted general activity (UDA)	1,018
Carry forward general activity (UDA)	17
17/18 Contracted orthodontic activity (UOA)	0
Carry forward orthodontic activity (UOA)	0
Baseline contract value	£21,254.89

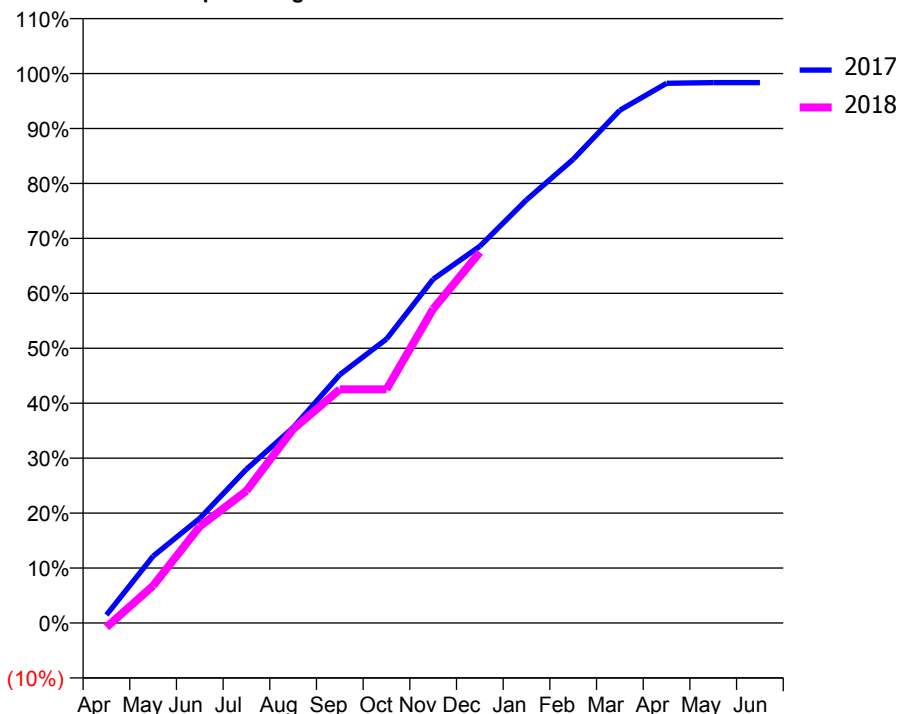
ACCESS*

Patients seen in 24 months	Total	Change since previous quarter
Quarter ending December 2016	634	
Quarter ending March 2017	614	↓
Quarter ending June 2017	608	→
Quarter ending September 2017	611	→
Quarter ending December 2017	610	→
Variance since December 2016	(3.8%)	↓



ACTIVITY

Cumulative percentage of contracted UDA delivered 2017 & 2018



Month	Adjusted Scheduled Activity (UDA)	
	2017	2018
April	15	-8
May	124	69
June	194	179
July	285	245
August	362	359
September	460	433
October	526	433
November	637	582
December	698	687
January	784	
February	859	
March	950	
April	1,000	
May	1,001	
June	1,001	

QUALITY

	Quantity	Base Number	Contract	AT	Region	England
% of FP17s for the same patient ID Re-attending within 3 months - Children	21	636	3.3%	10.4%	11.5%	12.0%
% of FP17s for the same patient ID Re-attending within 3 months - Adults	0	3	0.0%	14.7%	15.8%	15.9%
% of FP17s for the same patient ID Re-attending between 3 & 9 months - Children	416	636	65.4%	60.3%	60.5%	58.0%
% of FP17s for the same patient ID Re-attending between 3 & 9 months - Adults	2	3	66.7%	52.1%	51.8%	50.5%
% of FP17s for Band 1 Urgent Courses	0	595	0.0%	9.8%	9.5%	9.0%
% of FP17s Relating to Free Repair or Replacements	0	595	0.0%	0.6%	0.7%	0.8%
% of FP17s Relating to Continuations	0	595	0.0%	1.1%	1.0%	1.1%
% of Patients satisfied with the dentistry they have received	0	0	N/A	92.0%	92.1%	91.5%
% of Patients satisfied with the time they had to wait for an appointment	0	0	N/A	88.8%	88.3%	87.9%

* This is based on patients treated on this contract for their most recent course of treatment. Figures in italics indicate the base number of FP17s or Patient Questionnaire responses are less than 100. N/A is shown where the base number of responses is less than 10 during the period. % is calculated as Quantity/Base number*100

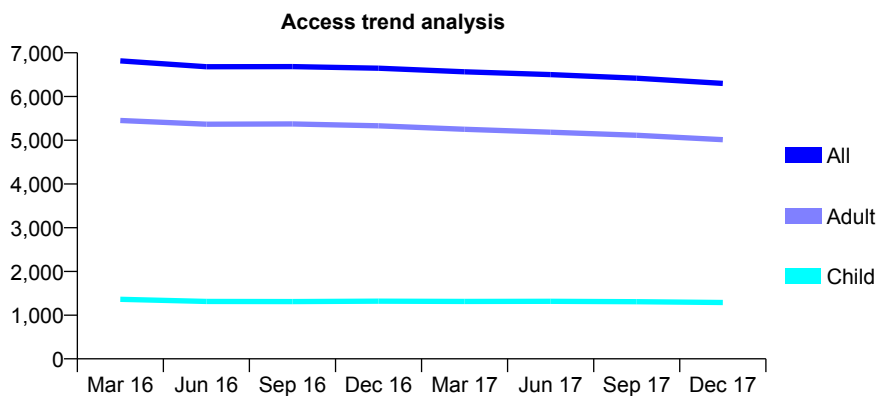
Q70 - Vital Signs At a Glance Contract Report for 232629/0001 - December 2017

Name or company name	MR W CREEDON
Contract type name	GDS Contract
Purpose of contract	General
Contract start date	01/04/2006
Contract end date	

17/18 Contracted general activity (UDA)	17,406
Carry forward general activity (UDA)	0
17/18 Contracted orthodontic activity (UOA)	0
Carry forward orthodontic activity (UOA)	0
Baseline contract value	£478,809.58

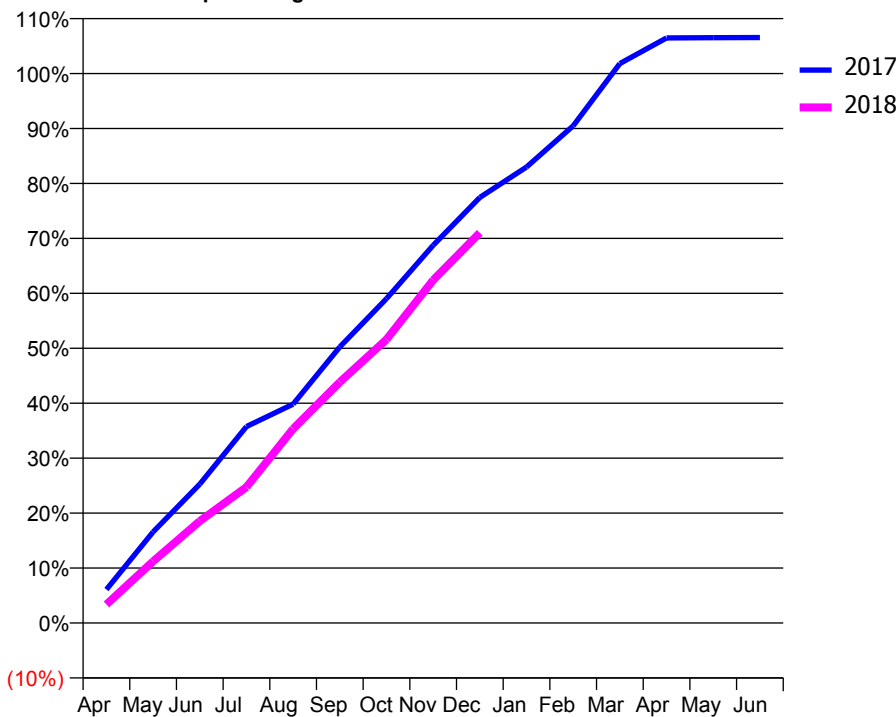
ACCESS*

Patients seen in 24 months	Total	Change since previous quarter
Quarter ending December 2016	6,648	
Quarter ending March 2017	6,566	↓
Quarter ending June 2017	6,501	→
Quarter ending September 2017	6,420	↓
Quarter ending December 2017	6,301	↓
Variance since December 2016	(5.2%)	↓



ACTIVITY

Cumulative percentage of contracted UDA delivered 2017 & 2018



Month	Adjusted Scheduled Activity (UDA)	
	2017	2018
April	1,063	589
May	2,888	1,954
June	4,400	3,228
July	6,222	4,305
August	6,934	6,152
September	8,747	7,629
October	10,277	8,982
November	11,965	10,863
December	13,479	12,361
January	14,442	
February	15,749	
March	17,720	
April	18,531	
May	18,543	
June	18,545	

QUALITY

	Quantity	Base Number	Contract	AT	Region	England
% of FP17s for the same patient ID Re-attending within 3 months - Children	151	1,628	9.3%	10.4%	11.5%	12.0%
% of FP17s for the same patient ID Re-attending within 3 months - Adults	746	5,490	13.6%	14.7%	15.8%	15.9%
% of FP17s for the same patient ID Re-attending between 3 & 9 months - Children	1,040	1,628	63.9%	60.3%	60.5%	58.0%
% of FP17s for the same patient ID Re-attending between 3 & 9 months - Adults	3,225	5,490	58.7%	52.1%	51.8%	50.5%
% of FP17s for Band 1 Urgent Courses	1,033	6,668	15.5%	9.8%	9.5%	9.0%
% of FP17s Relating to Free Repair or Replacements	52	6,668	0.8%	0.6%	0.7%	0.8%
% of FP17s Relating to Continuations	32	6,668	0.5%	1.1%	1.0%	1.1%
% of Patients satisfied with the dentistry they have received	11	11	100.0%	92.0%	92.1%	91.5%
% of Patients satisfied with the time they had to wait for an appointment	11	11	100.0%	88.8%	88.3%	87.9%

* This is based on patients treated on this contract for their most recent course of treatment. Figures in italics indicate the base number of FP17s or Patient Questionnaire responses are less than 100. N/A is shown where the base number of responses is less than 10 during the period. % is calculated as Quantity/Base number*100

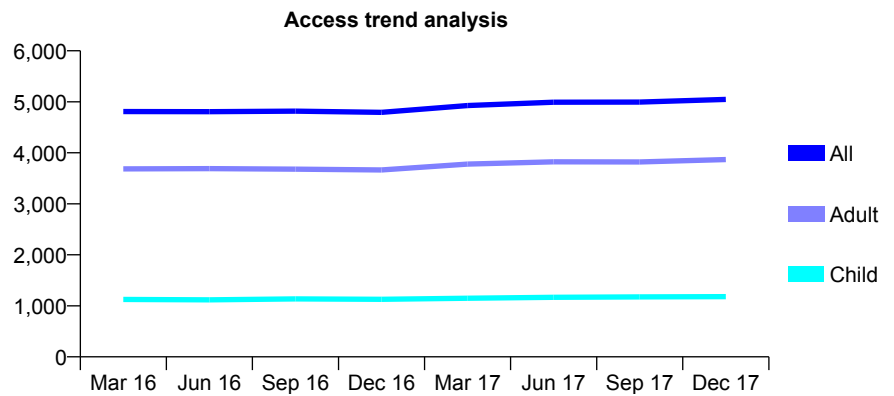
Q70 - Vital Signs At a Glance Contract Report for 237973/0001 - December 2017

Name or company name	MR S KHANNA
Contract type name	GDS Contract
Purpose of contract	General
Contract start date	01/04/2006
Contract end date	

17/18 Contracted general activity (UDA)	12,122
Carry forward general activity (UDA)	0
17/18 Contracted orthodontic activity (UOA)	0
Carry forward orthodontic activity (UOA)	0
Baseline contract value	£378,173.65

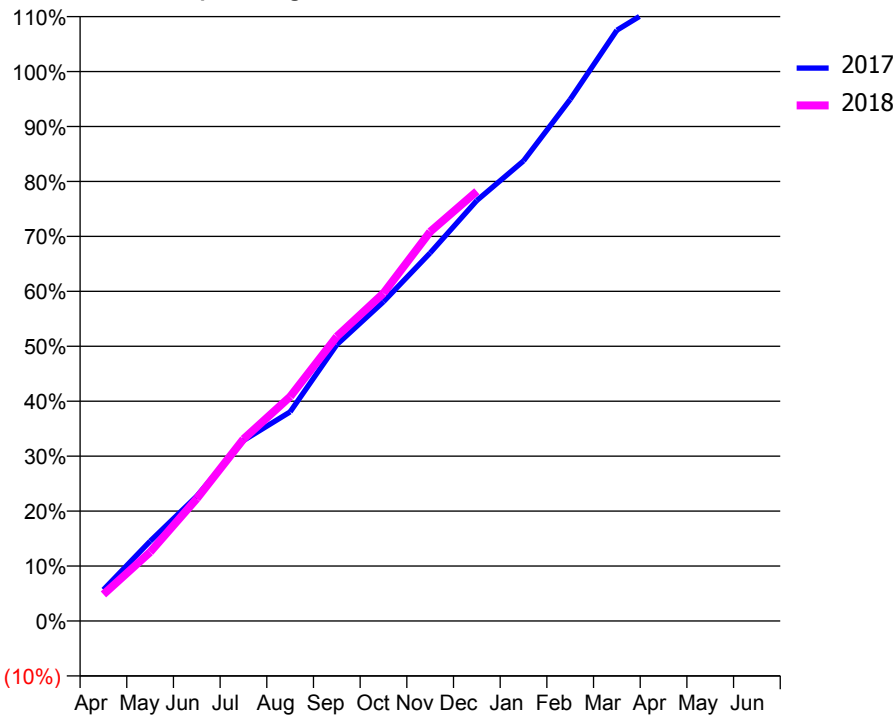
ACCESS*

Patients seen in 24 months	Total	Change since previous quarter
Quarter ending December 2016	4,793	
Quarter ending March 2017	4,927	↑
Quarter ending June 2017	4,991	→
Quarter ending September 2017	4,995	→
Quarter ending December 2017	5,047	→
Variance since December 2016	5.3%	↑



ACTIVITY

Cumulative percentage of contracted UDA delivered 2017 & 2018



Month	Adjusted Scheduled Activity (UDA)	
	2017	2018
April	691	585
May	1,760	1,521
June	2,754	2,698
July	3,982	4,014
August	4,613	4,949
September	6,096	6,275
October	7,042	7,231
November	8,121	8,588
December	9,277	9,480
January	10,150	
February	11,505	
March	13,033	
April	13,658	
May	13,668	
June	13,668	

QUALITY

	Quantity	Base Number	Contract	AT	Region	England
% of FP17s for the same patient ID Re-attending within 3 months - Children	90	1,342	6.7%	10.4%	11.5%	12.0%
% of FP17s for the same patient ID Re-attending within 3 months - Adults	490	3,448	14.2%	14.7%	15.8%	15.9%
% of FP17s for the same patient ID Re-attending between 3 & 9 months - Children	862	1,342	64.2%	60.3%	60.5%	58.0%
% of FP17s for the same patient ID Re-attending between 3 & 9 months - Adults	1,022	3,448	29.6%	52.1%	51.8%	50.5%
% of FP17s for Band 1 Urgent Courses	434	4,508	9.6%	9.8%	9.5%	9.0%
% of FP17s Relating to Free Repair or Replacements	22	4,508	0.5%	0.6%	0.7%	0.8%
% of FP17s Relating to Continuations	87	4,508	1.9%	1.1%	1.0%	1.1%
% of Patients satisfied with the dentistry they have received	29	31	93.5%	92.0%	92.1%	91.5%
% of Patients satisfied with the time they had to wait for an appointment	28	31	90.3%	88.8%	88.3%	87.9%

* This is based on patients treated on this contract for their most recent course of treatment. Figures in italics indicate the base number of FP17s or Patient Questionnaire responses are less than 100. N/A is shown where the base number of responses is less than 10 during the period. % is calculated as Quantity/Base number*100

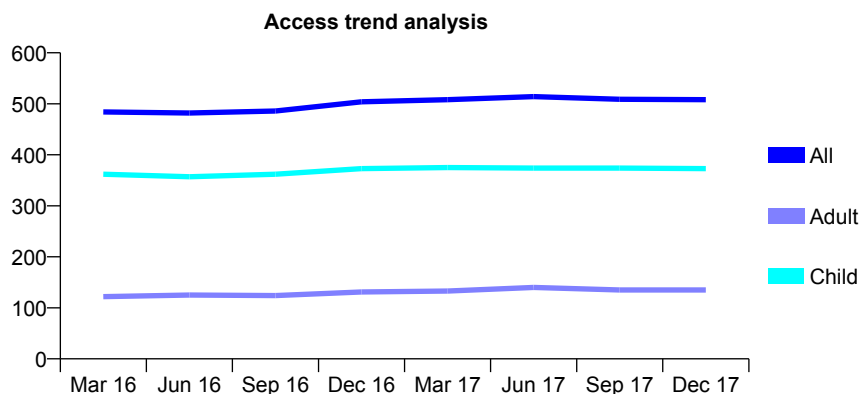
Q70 - Vital Signs At a Glance Contract Report for 244627/0001 - December 2017

Name or company name	MR MM WAUGH
Contract type name	GDS Contract
Purpose of contract	General
Contract start date	01/04/2006
Contract end date	

17/18 Contracted general activity (UDA)	1,099
Carry forward general activity (UDA)	0
17/18 Contracted orthodontic activity (UOA)	0
Carry forward orthodontic activity (UOA)	0
Baseline contract value	£32,000.67

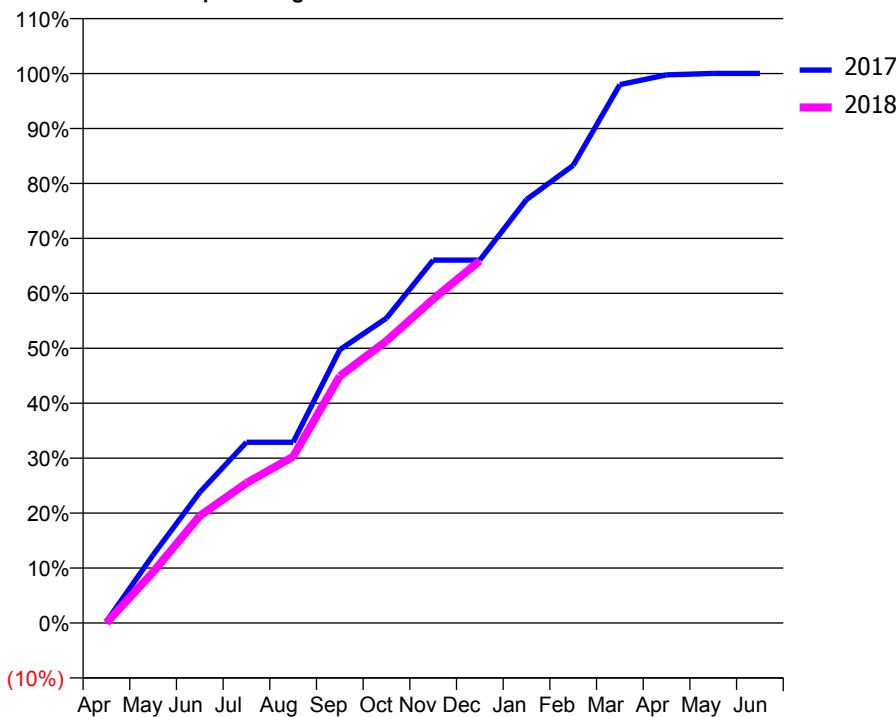
ACCESS*

Patients seen in 24 months	Total	Change since previous quarter
Quarter ending December 2016	504	
Quarter ending March 2017	508	→
Quarter ending June 2017	514	→
Quarter ending September 2017	509	→
Quarter ending December 2017	508	→
Variance since December 2016	0.8%	→



ACTIVITY

Cumulative percentage of contracted UDA delivered 2017 & 2018



Month	Adjusted Scheduled Activity (UDA)	
	2017	2018
April	3	0
May	136	102
June	261	214
July	362	280
August	362	333
September	547	494
October	610	564
November	726	648
December	726	725
January	847	
February	915	
March	1,077	
April	1,096	
May	1,099	
June	1,099	

QUALITY

	Quantity	Base Number	Contract	AT	Region	England
% of FP17s for the same patient ID Re-attending within 3 months - Children	25	472	5.3%	10.4%	11.5%	12.0%
% of FP17s for the same patient ID Re-attending within 3 months - Adults	2	80	2.5%	14.7%	15.8%	15.9%
% of FP17s for the same patient ID Re-attending between 3 & 9 months - Children	359	472	76.1%	60.3%	60.5%	58.0%
% of FP17s for the same patient ID Re-attending between 3 & 9 months - Adults	56	80	70.0%	52.1%	51.8%	50.5%
% of FP17s for Band 1 Urgent Courses	18	532	3.4%	9.8%	9.5%	9.0%
% of FP17s Relating to Free Repair or Replacements	0	532	0.0%	0.6%	0.7%	0.8%
% of FP17s Relating to Continuations	4	532	0.8%	1.1%	1.0%	1.1%
% of Patients satisfied with the dentistry they have received	0	0	N/A	92.0%	92.1%	91.5%
% of Patients satisfied with the time they had to wait for an appointment	0	0	N/A	88.8%	88.3%	87.9%

* This is based on patients treated on this contract for their most recent course of treatment. Figures in italics indicate the base number of FP17s or Patient Questionnaire responses are less than 100. N/A is shown where the base number of responses is less than 10 during the period. % is calculated as Quantity/Base number*100

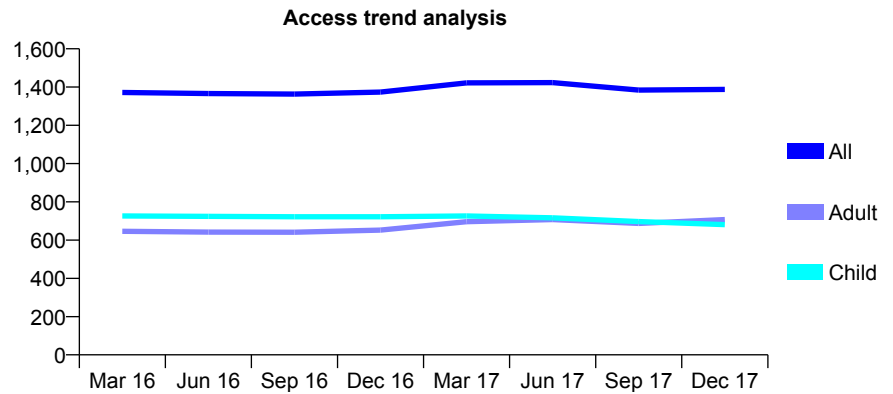
Q70 - Vital Signs At a Glance Contract Report for 253227/0001 - December 2017

Name or company name	Joanna William
Contract type name	GDS Contract
Purpose of contract	General
Contract start date	01/05/2007
Contract end date	

17/18 Contracted general activity (UDA)	3,350
Carry forward general activity (UDA)	6
17/18 Contracted orthodontic activity (UOA)	0
Carry forward orthodontic activity (UOA)	0
Baseline contract value	£76,105.95

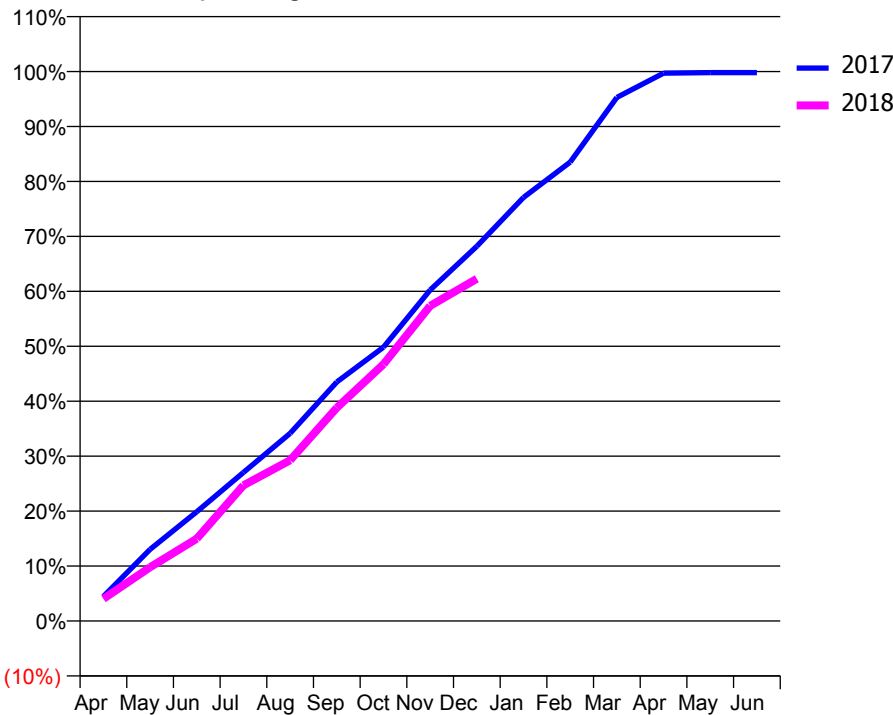
ACCESS*

Patients seen in 24 months	Total	Change since previous quarter
Quarter ending December 2016	1,374	
Quarter ending March 2017	1,422	↑
Quarter ending June 2017	1,423	→
Quarter ending September 2017	1,384	↓
Quarter ending December 2017	1,388	→
Variance since December 2016	1.0%	→



ACTIVITY

Cumulative percentage of contracted UDA delivered 2017 & 2018



Month	Adjusted Scheduled Activity (UDA)	
	2017	2018
April	150	135
May	437	328
June	667	502
July	906	827
August	1,144	980
September	1,457	1,300
October	1,670	1,566
November	2,018	1,921
December	2,285	2,087
January	2,582	
February	2,798	
March	3,192	
April	3,340	
May	3,343	
June	3,343	

QUALITY

	Quantity	Base Number	Contract	AT	Region	England
% of FP17s for the same patient ID Re-attending within 3 months - Children	56	799	7.0%	10.4%	11.5%	12.0%
% of FP17s for the same patient ID Re-attending within 3 months - Adults	71	634	11.2%	14.7%	15.8%	15.9%
% of FP17s for the same patient ID Re-attending between 3 & 9 months - Children	544	799	68.1%	60.3%	60.5%	58.0%
% of FP17s for the same patient ID Re-attending between 3 & 9 months - Adults	392	634	61.8%	52.1%	51.8%	50.5%
% of FP17s for Band 1 Urgent Courses	64	1,327	4.8%	9.8%	9.5%	9.0%
% of FP17s Relating to Free Repair or Replacements	2	1,327	0.2%	0.6%	0.7%	0.8%
% of FP17s Relating to Continuations	2	1,327	0.2%	1.1%	1.0%	1.1%
% of Patients satisfied with the dentistry they have received	1	1	N/A	92.0%	92.1%	91.5%
% of Patients satisfied with the time they had to wait for an appointment	1	1	N/A	88.8%	88.3%	87.9%

* This is based on patients treated on this contract for their most recent course of treatment. Figures in italics indicate the base number of FP17s or Patient Questionnaire responses are less than 100. N/A is shown where the base number of responses is less than 10 during the period. % is calculated as Quantity/Base number*100

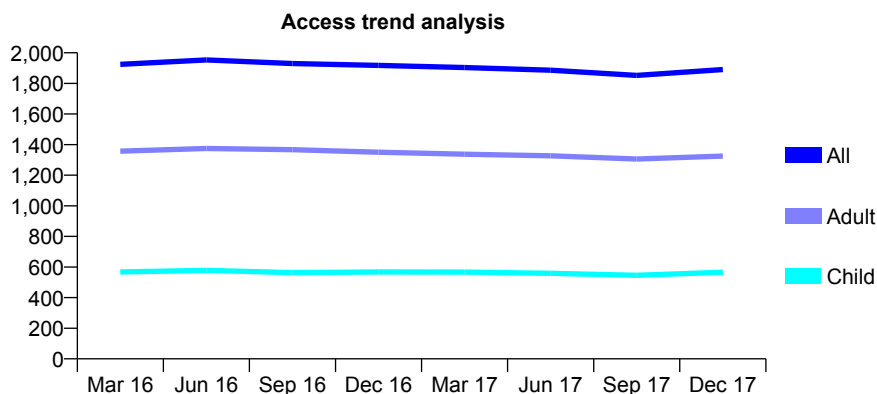
Q70 - Vital Signs At a Glance Contract Report for 253804/0001 - December 2017

Name or company name	MRS SC FENTON
Contract type name	GDS Contract
Purpose of contract	General
Contract start date	01/04/2006
Contract end date	

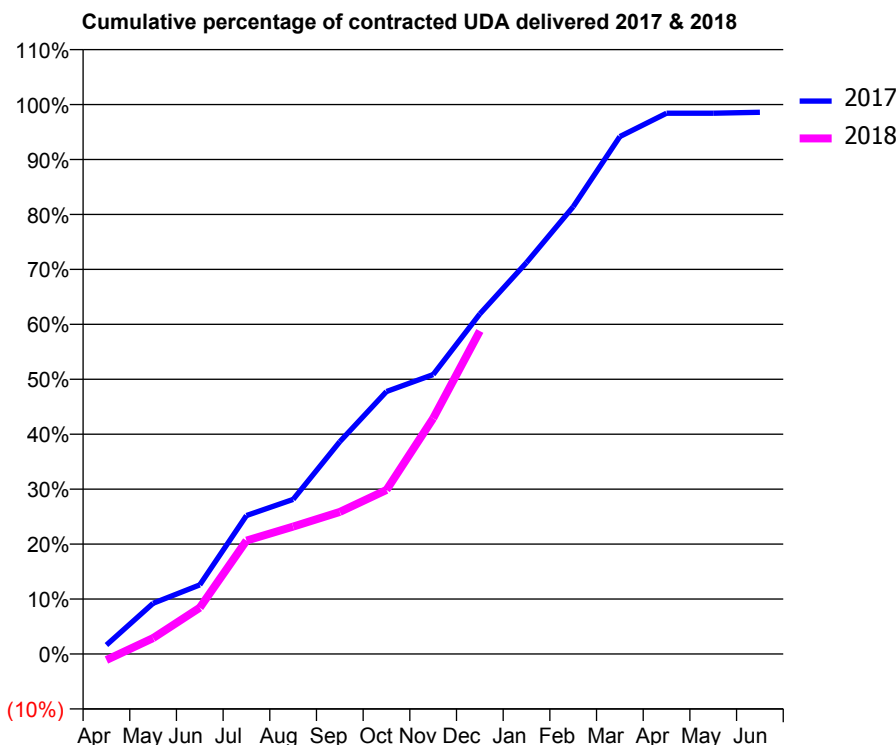
17/18 Contracted general activity (UDA)	6,500
Carry forward general activity (UDA)	92
17/18 Contracted orthodontic activity (UOA)	0
Carry forward orthodontic activity (UOA)	0
Baseline contract value	£153,930.91

ACCESS*

Patients seen in 24 months	Total	Change since previous quarter
Quarter ending December 2016	1,918	
Quarter ending March 2017	1,904	→
Quarter ending June 2017	1,886	→
Quarter ending September 2017	1,852	↓
Quarter ending December 2017	1,891	↑
Variance since December 2016	(1.4%)	↓



ACTIVITY



Month	Adjusted Scheduled Activity (UDA)	
	2017	2018
April	106	-72
May	600	189
June	818	548
July	1,638	1,342
August	1,830	1,507
September	2,512	1,681
October	3,104	1,940
November	3,305	2,787
December	4,024	3,820
January	4,630	
February	5,291	
March	6,121	
April	6,397	
May	6,396	
June	6,407	

QUALITY

	Quantity	Base Number	Contract	AT	Region	England
% of FP17s for the same patient ID Re-attending within 3 months - Children	31	608	5.1%	10.4%	11.5%	12.0%
% of FP17s for the same patient ID Re-attending within 3 months - Adults	256	1,539	16.6%	14.7%	15.8%	15.9%
% of FP17s for the same patient ID Re-attending between 3 & 9 months - Children	438	608	72.0%	60.3%	60.5%	58.0%
% of FP17s for the same patient ID Re-attending between 3 & 9 months - Adults	975	1,539	63.4%	52.1%	51.8%	50.5%
% of FP17s for Band 1 Urgent Courses	153	2,014	7.6%	9.8%	9.5%	9.0%
% of FP17s Relating to Free Repair or Replacements	28	2,014	1.4%	0.6%	0.7%	0.8%
% of FP17s Relating to Continuations	12	2,014	0.6%	1.1%	1.0%	1.1%
% of Patients satisfied with the dentistry they have received	1	1	N/A	92.0%	92.1%	91.5%
% of Patients satisfied with the time they had to wait for an appointment	0	1	N/A	88.8%	88.3%	87.9%

* This is based on patients treated on this contract for their most recent course of treatment. Figures in italics indicate the base number of FP17s or Patient Questionnaire responses are less than 100. N/A is shown where the base number of responses is less than 10 during the period. % is calculated as Quantity/Base number*100

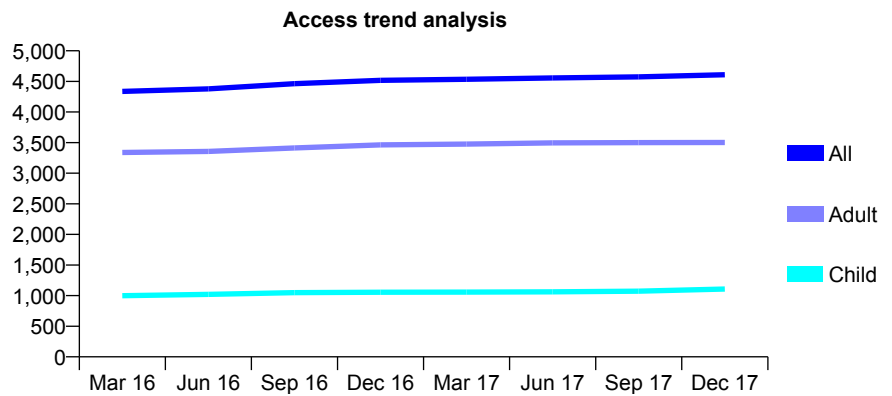
Q70 - Vital Signs At a Glance Contract Report for 256617/0002 - December 2017

Name or company name	MR NK TANK
Contract type name	GDS Contract
Purpose of contract	General
Contract start date	01/07/2006
Contract end date	

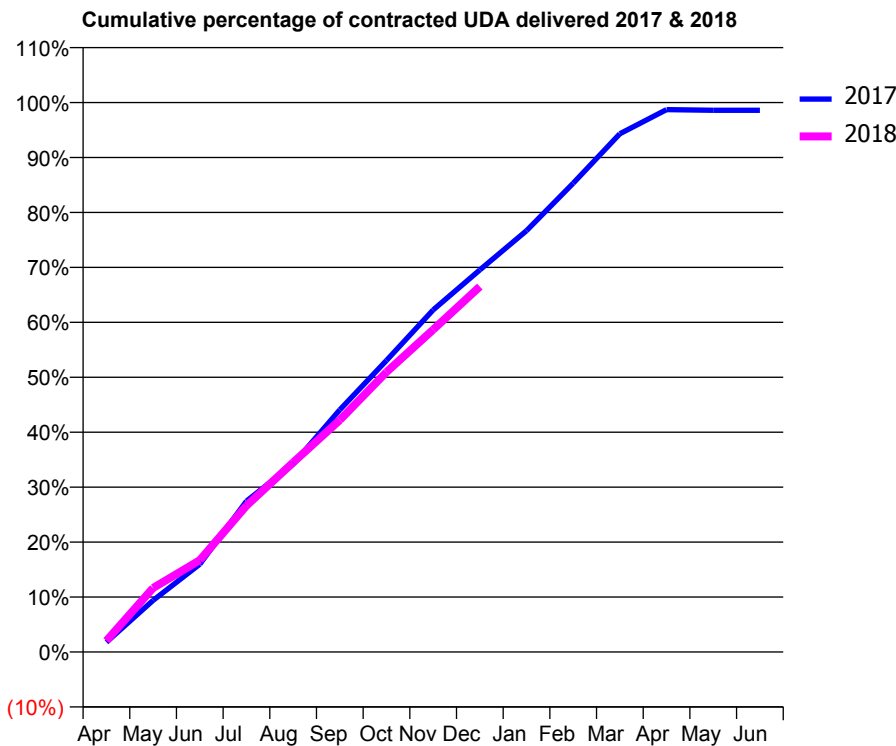
17/18 Contracted general activity (UDA)	12,500
Carry forward general activity (UDA)	176
17/18 Contracted orthodontic activity (UOA)	0
Carry forward orthodontic activity (UOA)	0
Baseline contract value	£353,204.30

ACCESS*

Patients seen in 24 months	Total	Change since previous quarter
Quarter ending December 2016	4,517	
Quarter ending March 2017	4,534	→
Quarter ending June 2017	4,557	→
Quarter ending September 2017	4,574	→
Quarter ending December 2017	4,610	→
Variance since December 2016	2.1%	↑



ACTIVITY



Month	Adjusted Scheduled Activity (UDA)	
	2017	2018
April	223	255
May	1,174	1,456
June	1,999	2,088
July	3,434	3,330
August	4,276	4,311
September	5,510	5,277
October	6,633	6,370
November	7,783	7,334
December	8,693	8,312
January	9,585	
February	10,664	
March	11,788	
April	12,338	
May	12,323	
June	12,324	

QUALITY

	Quantity	Base Number	Contract	AT	Region	England
% of FP17s for the same patient ID Re-attending within 3 months - Children	83	1,286	6.5%	10.4%	11.5%	12.0%
% of FP17s for the same patient ID Re-attending within 3 months - Adults	562	3,645	15.4%	14.7%	15.8%	15.9%
% of FP17s for the same patient ID Re-attending between 3 & 9 months - Children	864	1,286	67.2%	60.3%	60.5%	58.0%
% of FP17s for the same patient ID Re-attending between 3 & 9 months - Adults	1,888	3,645	51.8%	52.1%	51.8%	50.5%
% of FP17s for Band 1 Urgent Courses	519	4,669	11.1%	9.8%	9.5%	9.0%
% of FP17s Relating to Free Repair or Replacements	60	4,669	1.3%	0.6%	0.7%	0.8%
% of FP17s Relating to Continuations	19	4,669	0.4%	1.1%	1.0%	1.1%
% of Patients satisfied with the dentistry they have received	8	8	N/A	92.0%	92.1%	91.5%
% of Patients satisfied with the time they had to wait for an appointment	7	8	N/A	88.8%	88.3%	87.9%

* This is based on patients treated on this contract for their most recent course of treatment. Figures in italics indicate the base number of FP17s or Patient Questionnaire responses are less than 100. N/A is shown where the base number of responses is less than 10 during the period. % is calculated as Quantity/Base number*100

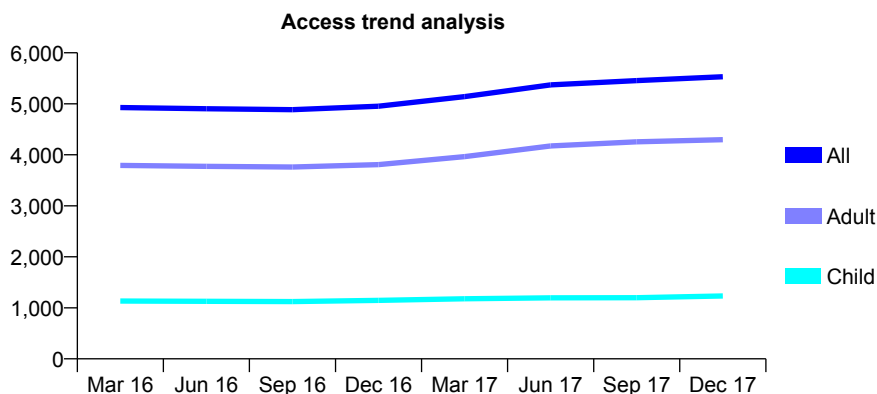
Q70 - Vital Signs At a Glance Contract Report for 258385/0001 - December 2017

Name or company name	MR PD WOODHOUSE
Contract type name	GDS Contract
Purpose of contract	General
Contract start date	01/04/2006
Contract end date	

17/18 Contracted general activity (UDA)	14,269
Carry forward general activity (UDA)	0
17/18 Contracted orthodontic activity (UOA)	0
Carry forward orthodontic activity (UOA)	0
Baseline contract value	£424,456.14

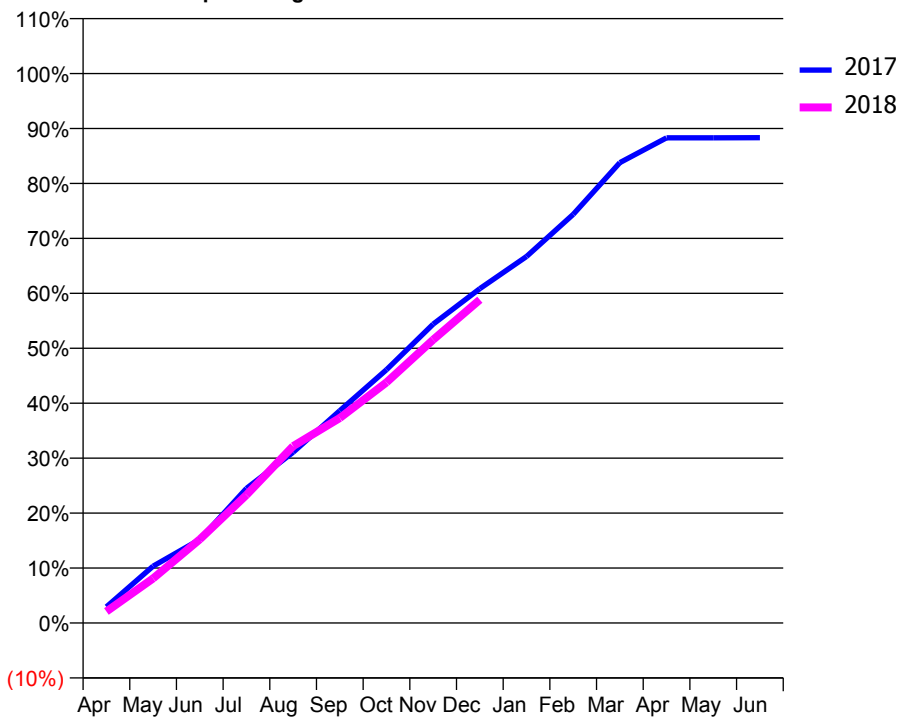
ACCESS*

Patients seen in 24 months	Total	Change since previous quarter
Quarter ending December 2016	4,954	
Quarter ending March 2017	5,142	↑
Quarter ending June 2017	5,370	↑
Quarter ending September 2017	5,454	→
Quarter ending December 2017	5,530	→
Variance since December 2016	11.6%	↑



ACTIVITY

Cumulative percentage of contracted UDA delivered 2017 & 2018



Month	Adjusted Scheduled Activity (UDA)	
	2017	2018
April	419	301
May	1,476	1,159
June	2,168	2,172
July	3,494	3,327
August	4,435	4,595
September	5,515	5,323
October	6,577	6,250
November	7,762	7,355
December	8,681	8,396
January	9,516	
February	10,611	
March	11,954	
April	12,598	
May	12,600	
June	12,603	

QUALITY

	Quantity	Base Number	Contract	AT	Region	England
% of FP17s for the same patient ID Re-attending within 3 months - Children	96	1,485	6.5%	10.4%	11.5%	12.0%
% of FP17s for the same patient ID Re-attending within 3 months - Adults	873	5,236	16.7%	14.7%	15.8%	15.9%
% of FP17s for the same patient ID Re-attending between 3 & 9 months - Children	965	1,485	65.0%	60.3%	60.5%	58.0%
% of FP17s for the same patient ID Re-attending between 3 & 9 months - Adults	2,800	5,236	53.5%	52.1%	51.8%	50.5%
% of FP17s for Band 1 Urgent Courses	474	4,769	9.9%	9.8%	9.5%	9.0%
% of FP17s Relating to Free Repair or Replacements	32	4,769	0.7%	0.6%	0.7%	0.8%
% of FP17s Relating to Continuations	89	4,769	1.9%	1.1%	1.0%	1.1%
% of Patients satisfied with the dentistry they have received	10	10	100.0%	92.0%	92.1%	91.5%
% of Patients satisfied with the time they had to wait for an appointment	10	10	100.0%	88.8%	88.3%	87.9%

* This is based on patients treated on this contract for their most recent course of treatment. Figures in italics indicate the base number of FP17s or Patient Questionnaire responses are less than 100. N/A is shown where the base number of responses is less than 10 during the period. % is calculated as Quantity/Base number*100

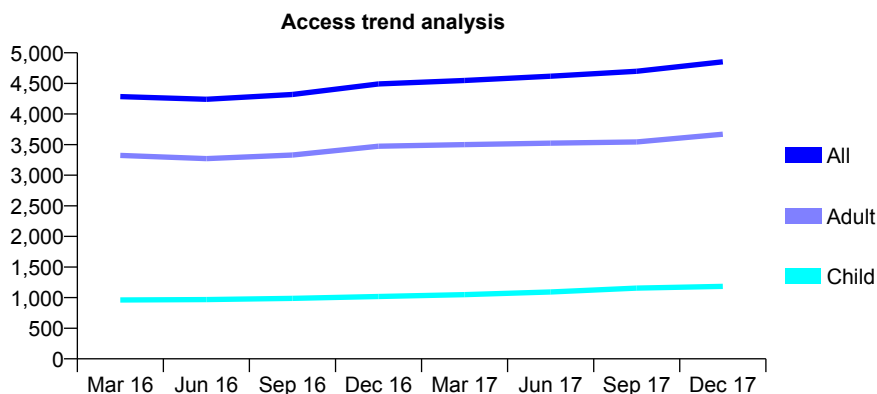
Q70 - Vital Signs At a Glance Contract Report for 262471/0001 - December 2017

Name or company name	MR B ANSARI
Contract type name	GDS Contract
Purpose of contract	General
Contract start date	01/04/2006
Contract end date	

17/18 Contracted general activity (UDA)	14,743
Carry forward general activity (UDA)	0
17/18 Contracted orthodontic activity (UOA)	0
Carry forward orthodontic activity (UOA)	0
Baseline contract value	£365,514.06

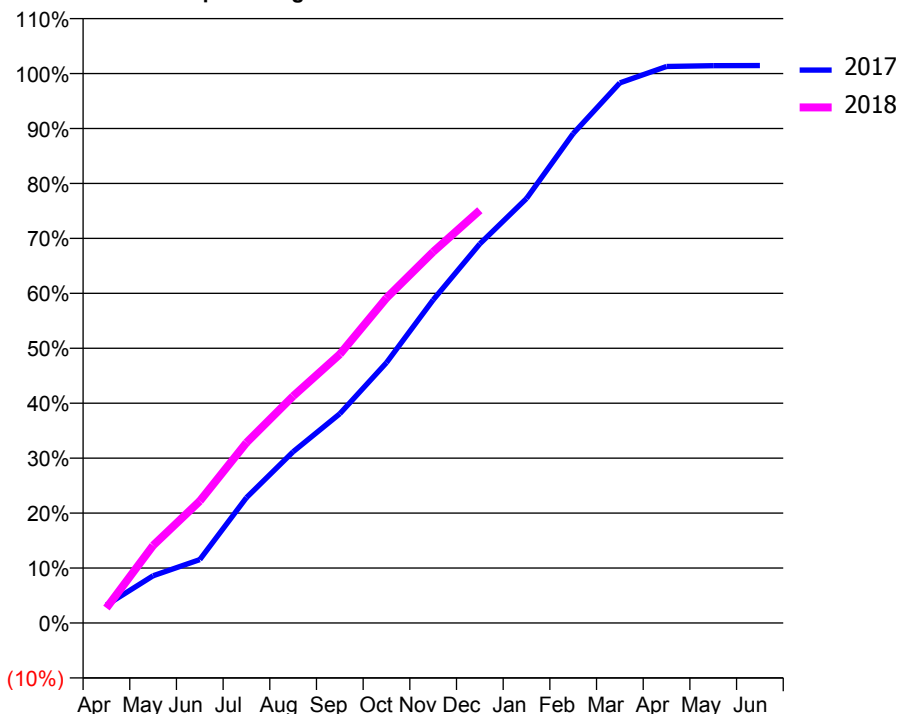
ACCESS*

Patients seen in 24 months	Total	Change since previous quarter
Quarter ending December 2016	4,492	
Quarter ending March 2017	4,549	→
Quarter ending June 2017	4,617	→
Quarter ending September 2017	4,698	→
Quarter ending December 2017	4,854	↑
Variance since December 2016	8.1%	↑



ACTIVITY

Cumulative percentage of contracted UDA delivered 2017 & 2018



Month	Adjusted Scheduled Activity (UDA)	
	2017	2018
April	481	402
May	1,267	2,079
June	1,702	3,271
July	3,366	4,838
August	4,596	6,087
September	5,614	7,210
October	6,986	8,720
November	8,672	9,957
December	10,172	11,075
January	11,391	
February	13,131	
March	14,492	
April	14,931	
May	14,954	
June	14,956	

QUALITY

	Quantity	Base Number	Contract	AT	Region	England
% of FP17s for the same patient ID Re-attending within 3 months - Children	149	1,280	11.6%	10.4%	11.5%	12.0%
% of FP17s for the same patient ID Re-attending within 3 months - Adults	500	3,077	16.2%	14.7%	15.8%	15.9%
% of FP17s for the same patient ID Re-attending between 3 & 9 months - Children	664	1,280	51.9%	60.3%	60.5%	58.0%
% of FP17s for the same patient ID Re-attending between 3 & 9 months - Adults	1,354	3,077	44.0%	52.1%	51.8%	50.5%
% of FP17s for Band 1 Urgent Courses	637	4,204	15.2%	9.8%	9.5%	9.0%
% of FP17s Relating to Free Repair or Replacements	12	4,204	0.3%	0.6%	0.7%	0.8%
% of FP17s Relating to Continuations	19	4,204	0.5%	1.1%	1.0%	1.1%
% of Patients satisfied with the dentistry they have received	7	8	N/A	92.0%	92.1%	91.5%
% of Patients satisfied with the time they had to wait for an appointment	7	8	N/A	88.8%	88.3%	87.9%

* This is based on patients treated on this contract for their most recent course of treatment. Figures in italics indicate the base number of FP17s or Patient Questionnaire responses are less than 100. N/A is shown where the base number of responses is less than 10 during the period. % is calculated as Quantity/Base number*100

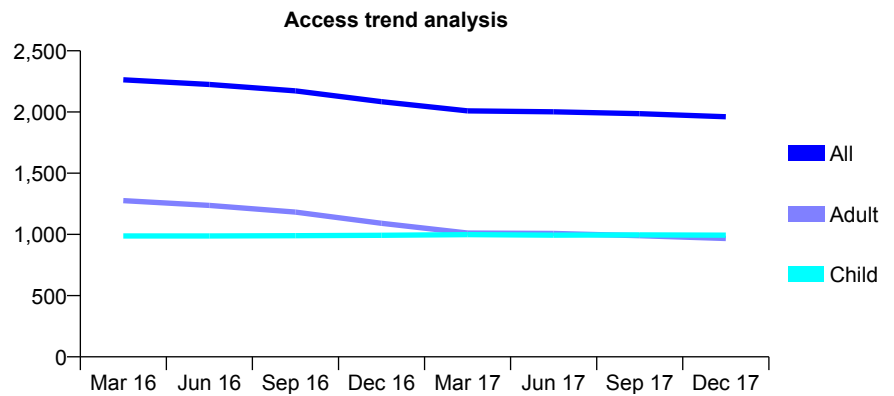
Q70 - Vital Signs At a Glance Contract Report for 263338/0001 - December 2017

Name or company name	MR GS WILBY-LOPEZ
Contract type name	GDS Contract
Purpose of contract	General
Contract start date	29/09/2006
Contract end date	

17/18 Contracted general activity (UDA)	5,000
Carry forward general activity (UDA)	120
17/18 Contracted orthodontic activity (UOA)	0
Carry forward orthodontic activity (UOA)	0
Baseline contract value	£121,210.73

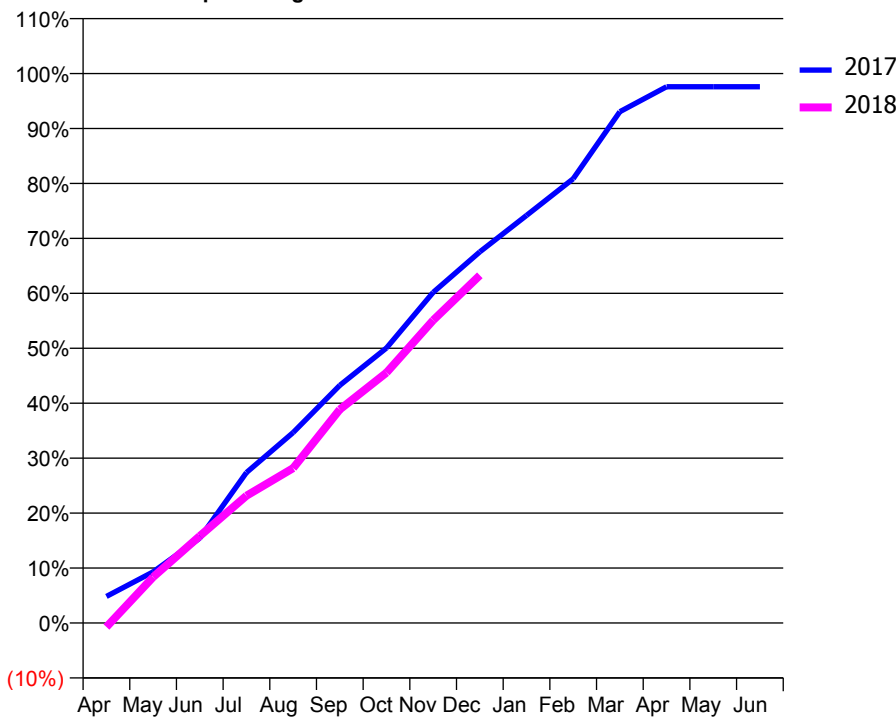
ACCESS*

Patients seen in 24 months	Total	Change since previous quarter
Quarter ending December 2016	2,084	
Quarter ending March 2017	2,009	↓
Quarter ending June 2017	2,002	→
Quarter ending September 2017	1,986	→
Quarter ending December 2017	1,961	↓
Variance since December 2016	(5.9%)	↓



ACTIVITY

Cumulative percentage of contracted UDA delivered 2017 & 2018



Month	Adjusted Scheduled Activity (UDA)	
	2017	2018
April	242	-37
May	466	418
June	773	791
July	1,370	1,158
August	1,734	1,409
September	2,162	1,943
October	2,503	2,278
November	3,009	2,755
December	3,377	3,164
January	3,709	
February	4,043	
March	4,653	
April	4,879	
May	4,879	
June	4,879	

QUALITY

	Quantity	Base Number	Contract	AT	Region	England
% of FP17s for the same patient ID Re-attending within 3 months - Children	69	1,230	5.6%	10.4%	11.5%	12.0%
% of FP17s for the same patient ID Re-attending within 3 months - Adults	158	1,120	14.1%	14.7%	15.8%	15.9%
% of FP17s for the same patient ID Re-attending between 3 & 9 months - Children	908	1,230	73.8%	60.3%	60.5%	58.0%
% of FP17s for the same patient ID Re-attending between 3 & 9 months - Adults	787	1,120	70.3%	52.1%	51.8%	50.5%
% of FP17s for Band 1 Urgent Courses	151	2,191	6.9%	9.8%	9.5%	9.0%
% of FP17s Relating to Free Repair or Replacements	18	2,191	0.8%	0.6%	0.7%	0.8%
% of FP17s Relating to Continuations	37	2,191	1.7%	1.1%	1.0%	1.1%
% of Patients satisfied with the dentistry they have received	5	5	N/A	92.0%	92.1%	91.5%
% of Patients satisfied with the time they had to wait for an appointment	4	5	N/A	88.8%	88.3%	87.9%

* This is based on patients treated on this contract for their most recent course of treatment. Figures in italics indicate the base number of FP17s or Patient Questionnaire responses are less than 100. N/A is shown where the base number of responses is less than 10 during the period. % is calculated as Quantity/Base number*100

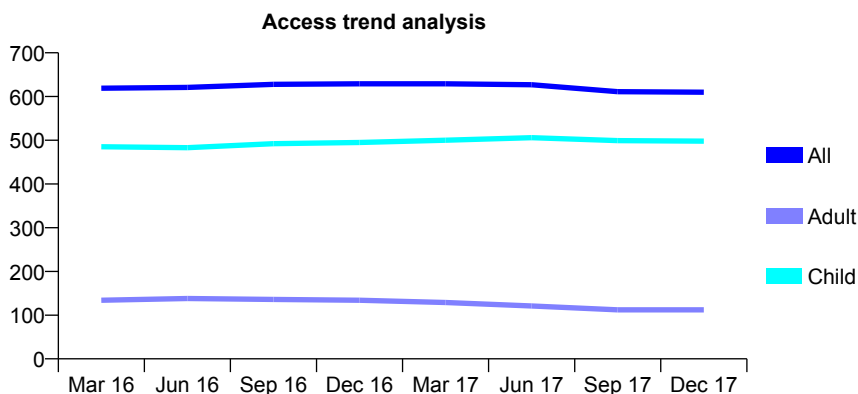
Q70 - Vital Signs At a Glance Contract Report for 305154/0001 - December 2017

Name or company name	MR PD KENNY
Contract type name	GDS Contract
Purpose of contract	General
Contract start date	01/04/2006
Contract end date	

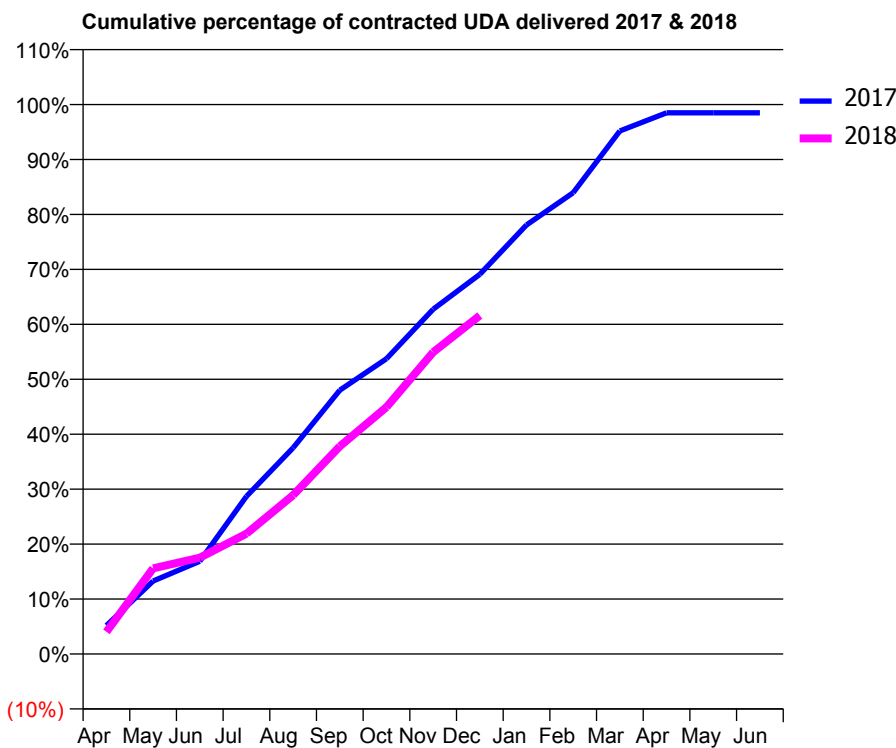
17/18 Contracted general activity (UDA)	1,350
Carry forward general activity (UDA)	20
17/18 Contracted orthodontic activity (UOA)	0
Carry forward orthodontic activity (UOA)	0
Baseline contract value	£28,942.72

ACCESS*

Patients seen in 24 months	Total	Change since previous quarter
Quarter ending December 2016	629	
Quarter ending March 2017	629	→
Quarter ending June 2017	627	→
Quarter ending September 2017	611	↓
Quarter ending December 2017	610	→
Variance since December 2016	(3.0%)	↓



ACTIVITY



Month	Adjusted Scheduled Activity (UDA)	
	2017	2018
April	70	54
May	179	210
June	228	237
July	387	296
August	507	390
September	648	510
October	725	607
November	847	742
December	933	832
January	1,054	
February	1,133	
March	1,285	
April	1,330	
May	1,330	
June	1,330	

QUALITY

	Quantity	Base Number	Contract	AT	Region	England
% of FP17s for the same patient ID Re-attending within 3 months - Children	40	675	5.9%	10.4%	11.5%	12.0%
% of FP17s for the same patient ID Re-attending within 3 months - Adults	11	63	17.5%	14.7%	15.8%	15.9%
% of FP17s for the same patient ID Re-attending between 3 & 9 months - Children	499	675	73.9%	60.3%	60.5%	58.0%
% of FP17s for the same patient ID Re-attending between 3 & 9 months - Adults	32	63	50.8%	52.1%	51.8%	50.5%
% of FP17s for Band 1 Urgent Courses	13	702	1.9%	9.8%	9.5%	9.0%
% of FP17s Relating to Free Repair or Replacements	0	702	0.0%	0.6%	0.7%	0.8%
% of FP17s Relating to Continuations	1	702	0.1%	1.1%	1.0%	1.1%
% of Patients satisfied with the dentistry they have received	0	0	N/A	92.0%	92.1%	91.5%
% of Patients satisfied with the time they had to wait for an appointment	0	0	N/A	88.8%	88.3%	87.9%

* This is based on patients treated on this contract for their most recent course of treatment. Figures in italics indicate the base number of FP17s or Patient Questionnaire responses are less than 100. N/A is shown where the base number of responses is less than 10 during the period. % is calculated as Quantity/Base number*100

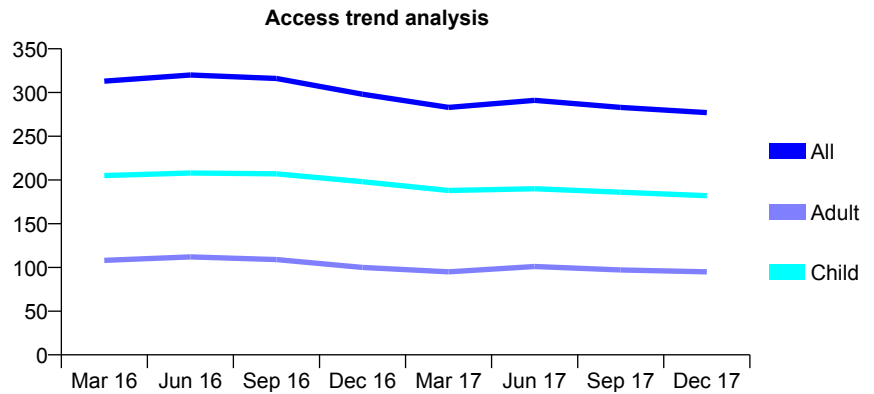
Q70 - Vital Signs At a Glance Contract Report for 305650/0001 - December 2017

Name or company name	MR SP KING
Contract type name	GDS Contract
Purpose of contract	General
Contract start date	01/10/2012
Contract end date	

17/18 Contracted general activity (UDA)	650
Carry forward general activity (UDA)	0
17/18 Contracted orthodontic activity (UOA)	0
Carry forward orthodontic activity (UOA)	0
Baseline contract value	£15,247.30

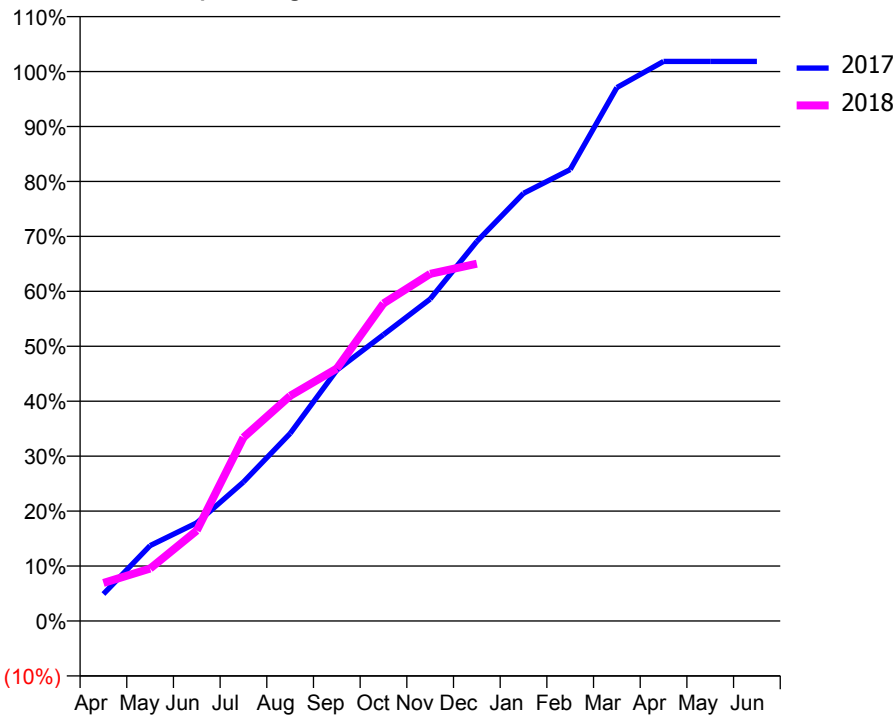
ACCESS*

Patients seen in 24 months	Total	Change since previous quarter
Quarter ending December 2016	298	
Quarter ending March 2017	283	↓
Quarter ending June 2017	291	↑
Quarter ending September 2017	283	↓
Quarter ending December 2017	277	↓
Variance since December 2016	(7.0%)	↓



ACTIVITY

Cumulative percentage of contracted UDA delivered 2017 & 2018



Month	Adjusted Scheduled Activity (UDA)	
	2017	2018
April	32	45
May	89	62
June	116	107
July	164	217
August	222	266
September	297	299
October	339	376
November	381	411
December	449	423
January	506	
February	534	
March	631	
April	662	
May	662	
June	662	

QUALITY

	Quantity	Base Number	Contract	AT	Region	England
% of FP17s for the same patient ID Re-attending within 3 months - Children	13	171	7.6%	10.4%	11.5%	12.0%
% of FP17s for the same patient ID Re-attending within 3 months - Adults	9	69	13.0%	14.7%	15.8%	15.9%
% of FP17s for the same patient ID Re-attending between 3 & 9 months - Children	99	171	57.9%	60.3%	60.5%	58.0%
% of FP17s for the same patient ID Re-attending between 3 & 9 months - Adults	29	69	42.0%	52.1%	51.8%	50.5%
% of FP17s for Band 1 Urgent Courses	3	226	1.3%	9.8%	9.5%	9.0%
% of FP17s Relating to Free Repair or Replacements	0	226	0.0%	0.6%	0.7%	0.8%
% of FP17s Relating to Continuations	4	226	1.8%	1.1%	1.0%	1.1%
% of Patients satisfied with the dentistry they have received	1	1	N/A	92.0%	92.1%	91.5%
% of Patients satisfied with the time they had to wait for an appointment	1	1	N/A	88.8%	88.3%	87.9%

* This is based on patients treated on this contract for their most recent course of treatment. Figures in italics indicate the base number of FP17s or Patient Questionnaire responses are less than 100. N/A is shown where the base number of responses is less than 10 during the period. % is calculated as Quantity/Base number*100

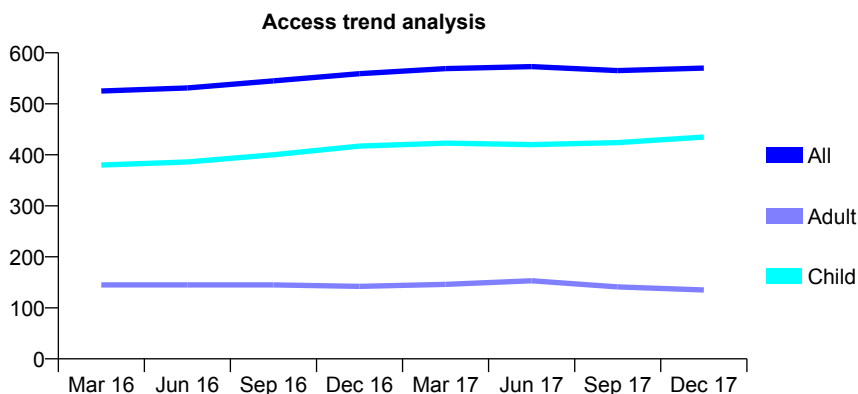
Q70 - Vital Signs At a Glance Contract Report for 307181/0001 - December 2017

Name or company name	Dr Samit Chitre
Contract type name	GDS Contract
Purpose of contract	General
Contract start date	01/04/2006
Contract end date	

17/18 Contracted general activity (UDA)	1,000
Carry forward general activity (UDA)	0
17/18 Contracted orthodontic activity (UOA)	0
Carry forward orthodontic activity (UOA)	0
Baseline contract value	£23,011.71

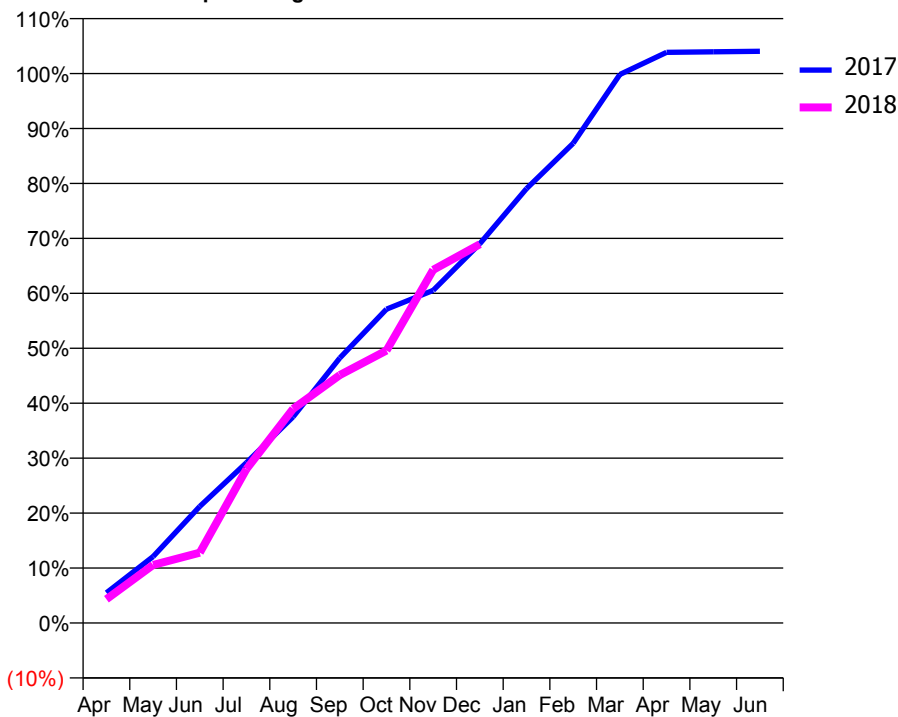
ACCESS*

Patients seen in 24 months	Total	Change since previous quarter
Quarter ending December 2016	559	
Quarter ending March 2017	569	→
Quarter ending June 2017	573	→
Quarter ending September 2017	565	↓
Quarter ending December 2017	570	→
Variance since December 2016	2.0%	→



ACTIVITY

Cumulative percentage of contracted UDA delivered 2017 & 2018



Month	Adjusted Scheduled Activity (UDA)	
	2017	2018
April	55	43
May	121	106
June	212	128
July	292	280
August	375	390
September	482	451
October	571	496
November	605	643
December	690	689
January	790	
February	873	
March	998	
April	1,038	
May	1,039	
June	1,040	

QUALITY

	Quantity	Base Number	Contract	AT	Region	England
% of FP17s for the same patient ID Re-attending within 3 months - Children	32	517	6.2%	10.4%	11.5%	12.0%
% of FP17s for the same patient ID Re-attending within 3 months - Adults	7	68	10.3%	14.7%	15.8%	15.9%
% of FP17s for the same patient ID Re-attending between 3 & 9 months - Children	361	517	69.8%	60.3%	60.5%	58.0%
% of FP17s for the same patient ID Re-attending between 3 & 9 months - Adults	28	68	41.2%	52.1%	51.8%	50.5%
% of FP17s for Band 1 Urgent Courses	36	544	6.6%	9.8%	9.5%	9.0%
% of FP17s Relating to Free Repair or Replacements	1	544	0.2%	0.6%	0.7%	0.8%
% of FP17s Relating to Continuations	1	544	0.2%	1.1%	1.0%	1.1%
% of Patients satisfied with the dentistry they have received	0	0	N/A	92.0%	92.1%	91.5%
% of Patients satisfied with the time they had to wait for an appointment	0	0	N/A	88.8%	88.3%	87.9%

* This is based on patients treated on this contract for their most recent course of treatment. Figures in italics indicate the base number of FP17s or Patient Questionnaire responses are less than 100. N/A is shown where the base number of responses is less than 10 during the period. % is calculated as Quantity/Base number*100

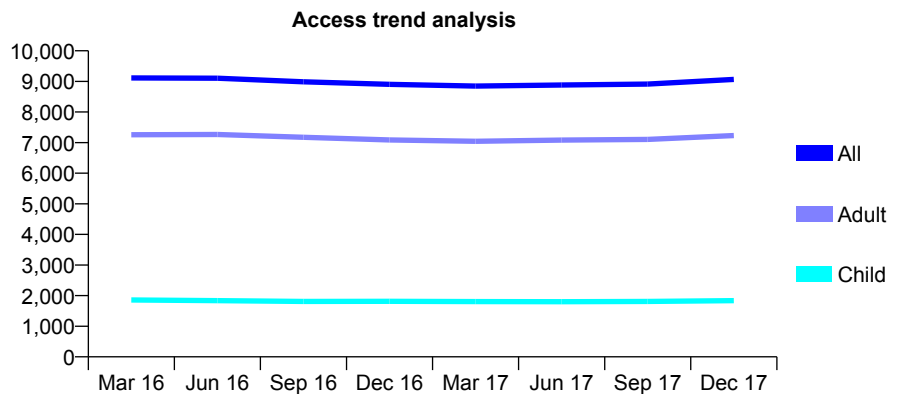
Q70 - Vital Signs At a Glance Contract Report for 321532/0001 - December 2017

Name or company name	Maple House Dental Practice
Contract type name	GDS Contract
Purpose of contract	General
Contract start date	01/04/2006
Contract end date	

17/18 Contracted general activity (UDA)	25,659
Carry forward general activity (UDA)	976
17/18 Contracted orthodontic activity (UOA)	0
Carry forward orthodontic activity (UOA)	0
Baseline contract value	£567,408.33

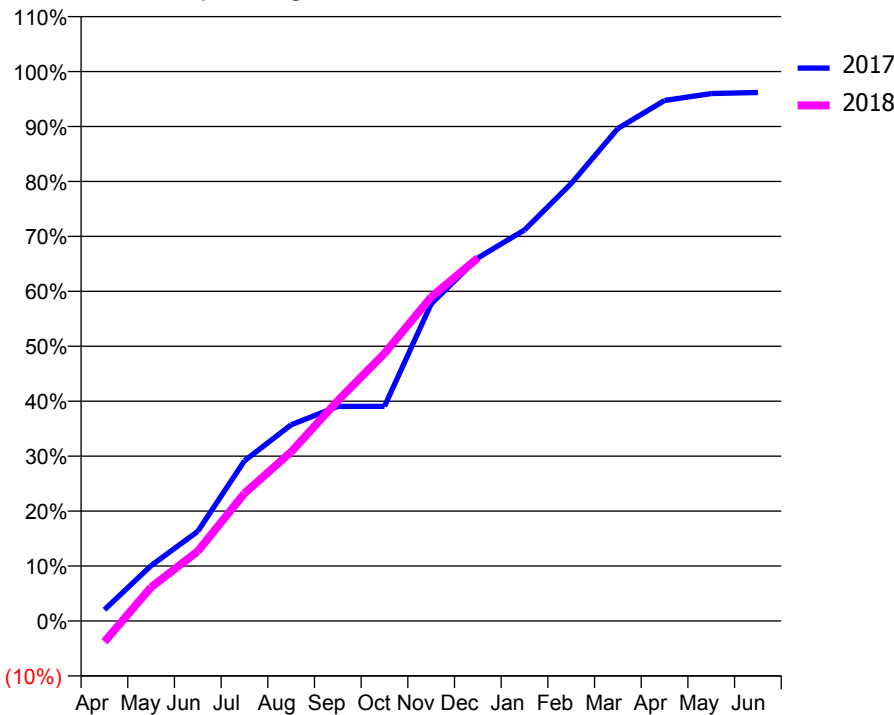
ACCESS*

Patients seen in 24 months	Total	Change since previous quarter
Quarter ending December 2016	8,902	
Quarter ending March 2017	8,848	→
Quarter ending June 2017	8,884	→
Quarter ending September 2017	8,915	→
Quarter ending December 2017	9,067	→
Variance since December 2016	1.9%	→



ACTIVITY

Cumulative percentage of contracted UDA delivered 2017 & 2018



Month	Adjusted Scheduled Activity (UDA)	
	2017	2018
April	528	-976
May	2,586	1,577
June	4,190	3,262
July	7,484	5,961
August	9,164	7,897
September	10,020	10,289
October	10,020	12,494
November	14,811	15,128
December	16,951	16,950
January	18,262	
February	20,426	
March	22,996	
April	24,305	
May	24,628	
June	24,682	

QUALITY

	Quantity	Base Number	Contract	AT	Region	England
% of FP17s for the same patient ID Re-attending within 3 months - Children	141	2,282	6.2%	10.4%	11.5%	12.0%
% of FP17s for the same patient ID Re-attending within 3 months - Adults	1,128	8,814	12.8%	14.7%	15.8%	15.9%
% of FP17s for the same patient ID Re-attending between 3 & 9 months - Children	1,470	2,282	64.4%	60.3%	60.5%	58.0%
% of FP17s for the same patient ID Re-attending between 3 & 9 months - Adults	5,689	8,814	64.5%	52.1%	51.8%	50.5%
% of FP17s for Band 1 Urgent Courses	498	9,614	5.2%	9.8%	9.5%	9.0%
% of FP17s Relating to Free Repair or Replacements	113	9,614	1.2%	0.6%	0.7%	0.8%
% of FP17s Relating to Continuations	186	9,614	1.9%	1.1%	1.0%	1.1%
% of Patients satisfied with the dentistry they have received	12	12	100.0%	92.0%	92.1%	91.5%
% of Patients satisfied with the time they had to wait for an appointment	12	12	100.0%	88.8%	88.3%	87.9%

* This is based on patients treated on this contract for their most recent course of treatment. Figures in italics indicate the base number of FP17s or Patient Questionnaire responses are less than 100. N/A is shown where the base number of responses is less than 10 during the period. % is calculated as Quantity/Base number*100

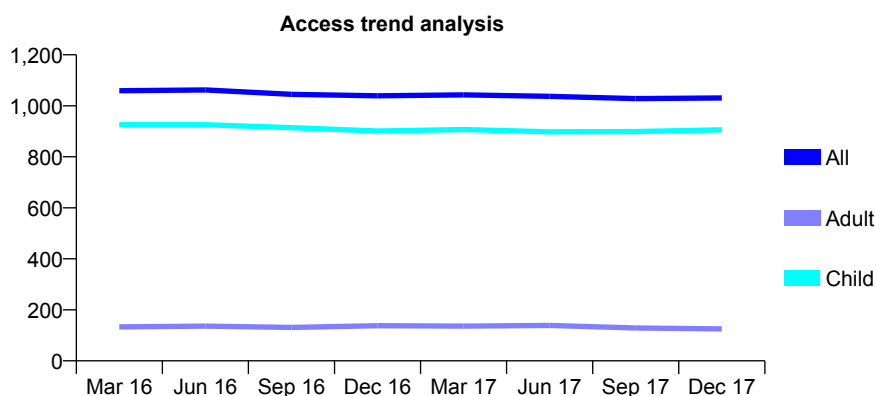
Q70 - Vital Signs At a Glance Contract Report for 321788/0001 - December 2017

Name or company name	MR GH MORRIS
Contract type name	GDS Contract
Purpose of contract	General
Contract start date	01/04/2006
Contract end date	

17/18 Contracted general activity (UDA)	2,150
Carry forward general activity (UDA)	0
17/18 Contracted orthodontic activity (UOA)	0
Carry forward orthodontic activity (UOA)	0
Baseline contract value	£52,459.35

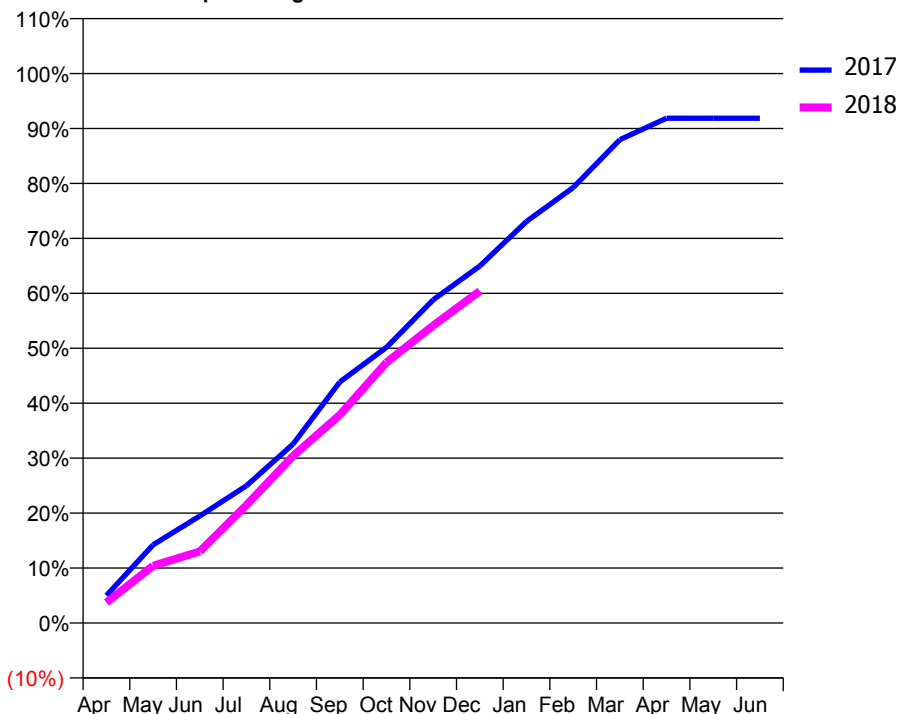
ACCESS*

Patients seen in 24 months	Total	Change since previous quarter
Quarter ending December 2016	1,039	
Quarter ending March 2017	1,043	→
Quarter ending June 2017	1,037	→
Quarter ending September 2017	1,028	→
Quarter ending December 2017	1,031	→
Variance since December 2016	(0.8%)	→



ACTIVITY

Cumulative percentage of contracted UDA delivered 2017 & 2018



Month	Adjusted Scheduled Activity (UDA)	
	2017	2018
April	108	80
May	306	224
June	419	280
July	537	462
August	701	654
September	943	814
October	1,079	1,020
November	1,265	1,164
December	1,397	1,299
January	1,571	
February	1,704	
March	1,891	
April	1,975	
May	1,975	
June	1,975	

QUALITY

	Quantity	Base Number	Contract	AT	Region	England
% of FP17s for the same patient ID Re-attending within 3 months - Children	58	1,036	5.6%	10.4%	11.5%	12.0%
% of FP17s for the same patient ID Re-attending within 3 months - Adults	4	39	10.3%	14.7%	15.8%	15.9%
% of FP17s for the same patient ID Re-attending between 3 & 9 months - Children	642	1,036	62.0%	60.3%	60.5%	58.0%
% of FP17s for the same patient ID Re-attending between 3 & 9 months - Adults	22	39	56.4%	52.1%	51.8%	50.5%
% of FP17s for Band 1 Urgent Courses	46	1,009	4.6%	9.8%	9.5%	9.0%
% of FP17s Relating to Free Repair or Replacements	0	1,009	0.0%	0.6%	0.7%	0.8%
% of FP17s Relating to Continuations	0	1,009	0.0%	1.1%	1.0%	1.1%
% of Patients satisfied with the dentistry they have received	1	1	N/A	92.0%	92.1%	91.5%
% of Patients satisfied with the time they had to wait for an appointment	1	1	N/A	88.8%	88.3%	87.9%

* This is based on patients treated on this contract for their most recent course of treatment. Figures in italics indicate the base number of FP17s or Patient Questionnaire responses are less than 100. N/A is shown where the base number of responses is less than 10 during the period. % is calculated as Quantity/Base number*100

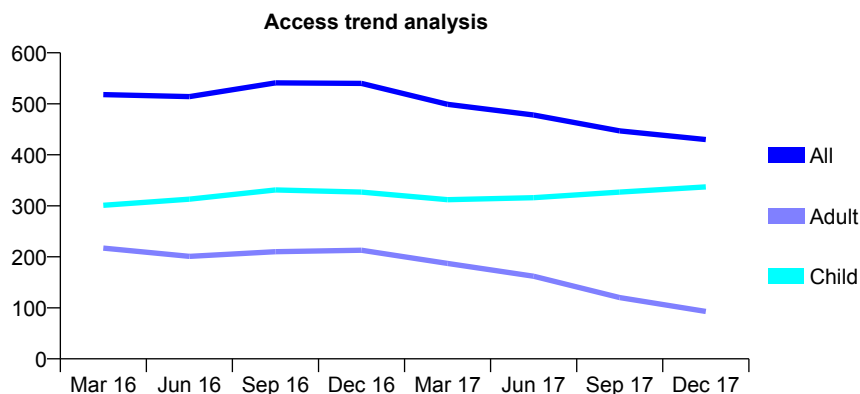
Q70 - Vital Signs At a Glance Contract Report for 321974/0001 - December 2017

Name or company name	MR AE INMAN
Contract type name	GDS Contract
Purpose of contract	General
Contract start date	01/04/2006
Contract end date	

17/18 Contracted general activity (UDA)	782
Carry forward general activity (UDA)	0
17/18 Contracted orthodontic activity (UOA)	0
Carry forward orthodontic activity (UOA)	0
Baseline contract value	£19,621.22

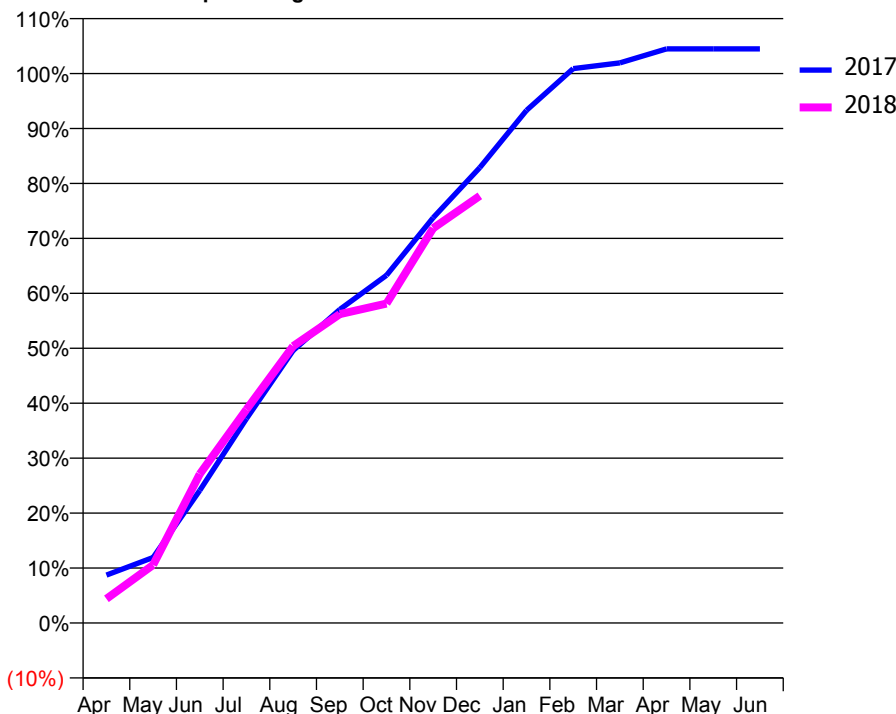
ACCESS*

Patients seen in 24 months	Total	Change since previous quarter
Quarter ending December 2016	540	
Quarter ending March 2017	499	↓
Quarter ending June 2017	478	↓
Quarter ending September 2017	447	↓
Quarter ending December 2017	430	↓
Variance since December 2016	(20.4%)	↓



ACTIVITY

Cumulative percentage of contracted UDA delivered 2017 & 2018



Adjusted Scheduled Activity (UDA)		
Month	2017	2018
April	68	34
May	93	83
June	189	212
July	291	304
August	388	394
September	446	440
October	495	455
November	577	562
December	648	608
January	730	
February	789	
March	797	
April	817	
May	817	
June	817	

QUALITY

	Quantity	Base Number	Contract	AT	Region	England
% of FP17s for the same patient ID Re-attending within 3 months - Children	47	445	10.6%	10.4%	11.5%	12.0%
% of FP17s for the same patient ID Re-attending within 3 months - Adults	0	19	0.0%	14.7%	15.8%	15.9%
% of FP17s for the same patient ID Re-attending between 3 & 9 months - Children	276	445	62.0%	60.3%	60.5%	58.0%
% of FP17s for the same patient ID Re-attending between 3 & 9 months - Adults	1	19	5.3%	52.1%	51.8%	50.5%
% of FP17s for Band 1 Urgent Courses	35	449	7.8%	9.8%	9.5%	9.0%
% of FP17s Relating to Free Repair or Replacements	0	449	0.0%	0.6%	0.7%	0.8%
% of FP17s Relating to Continuations	3	449	0.7%	1.1%	1.0%	1.1%
% of Patients satisfied with the dentistry they have received	0	0	N/A	92.0%	92.1%	91.5%
% of Patients satisfied with the time they had to wait for an appointment	0	0	N/A	88.8%	88.3%	87.9%

* This is based on patients treated on this contract for their most recent course of treatment. Figures in italics indicate the base number of FP17s or Patient Questionnaire responses are less than 100. N/A is shown where the base number of responses is less than 10 during the period. % is calculated as Quantity/Base number*100

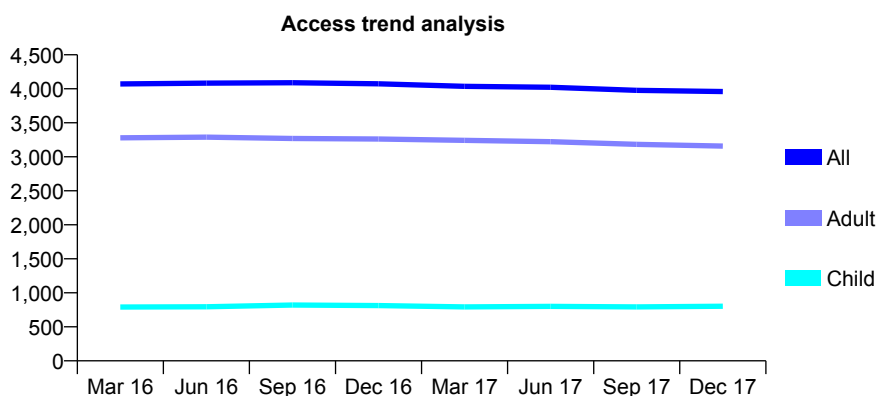
Q70 - Vital Signs At a Glance Contract Report for 323551/0001 - December 2017

Name or company name	ThistleDene Dental Practice
Contract type name	GDS Contract
Purpose of contract	General
Contract start date	01/04/2006
Contract end date	

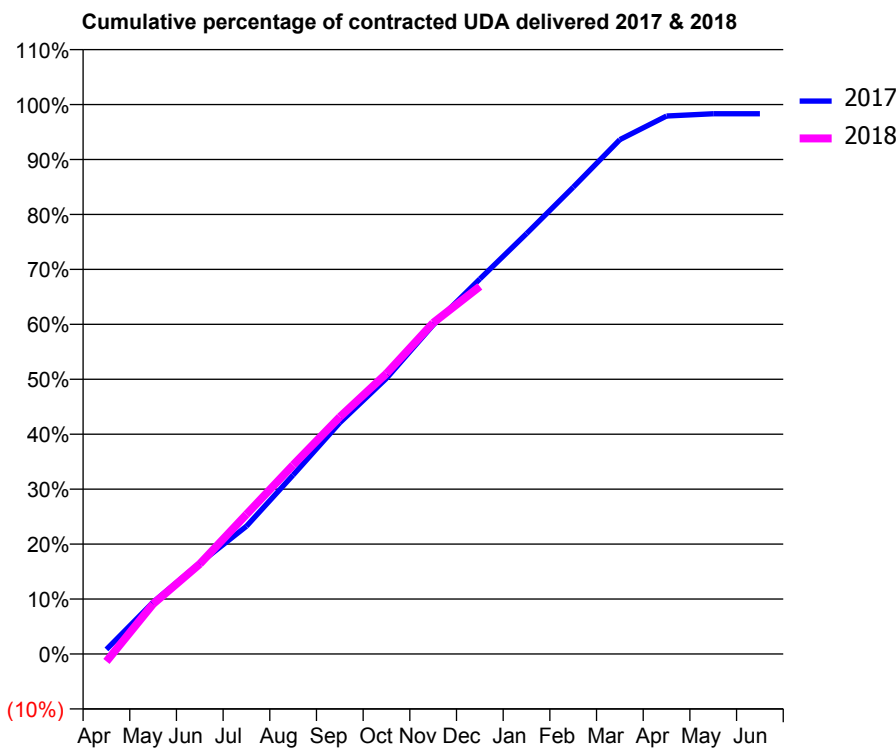
17/18 Contracted general activity (UDA)	14,000
Carry forward general activity (UDA)	237
17/18 Contracted orthodontic activity (UOA)	0
Carry forward orthodontic activity (UOA)	0
Baseline contract value	£357,678.11

ACCESS*

Patients seen in 24 months	Total	Change since previous quarter
Quarter ending December 2016	4,074	
Quarter ending March 2017	4,037	→
Quarter ending June 2017	4,023	→
Quarter ending September 2017	3,977	↓
Quarter ending December 2017	3,960	→
Variance since December 2016	(2.8%)	↓



ACTIVITY



Month	Adjusted Scheduled Activity (UDA)	
	2017	2018
April	116	-193
May	1,321	1,277
June	2,314	2,296
July	3,255	3,559
August	4,562	4,814
September	5,894	6,039
October	7,023	7,146
November	8,383	8,436
December	9,556	9,366
January	10,712	
February	11,892	
March	13,105	
April	13,706	
May	13,763	
June	13,763	

QUALITY

	Quantity	Base Number	Contract	AT	Region	England
% of FP17s for the same patient ID Re-attending within 3 months - Children	55	956	5.8%	10.4%	11.5%	12.0%
% of FP17s for the same patient ID Re-attending within 3 months - Adults	660	3,905	16.9%	14.7%	15.8%	15.9%
% of FP17s for the same patient ID Re-attending between 3 & 9 months - Children	664	956	69.5%	60.3%	60.5%	58.0%
% of FP17s for the same patient ID Re-attending between 3 & 9 months - Adults	2,641	3,905	67.6%	52.1%	51.8%	50.5%
% of FP17s for Band 1 Urgent Courses	213	4,532	4.7%	9.8%	9.5%	9.0%
% of FP17s Relating to Free Repair or Replacements	34	4,532	0.8%	0.6%	0.7%	0.8%
% of FP17s Relating to Continuations	106	4,532	2.3%	1.1%	1.0%	1.1%
% of Patients satisfied with the dentistry they have received	9	9	N/A	92.0%	92.1%	91.5%
% of Patients satisfied with the time they had to wait for an appointment	8	9	N/A	88.8%	88.3%	87.9%

* This is based on patients treated on this contract for their most recent course of treatment. Figures in italics indicate the base number of FP17s or Patient Questionnaire responses are less than 100. N/A is shown where the base number of responses is less than 10 during the period. % is calculated as Quantity/Base number*100

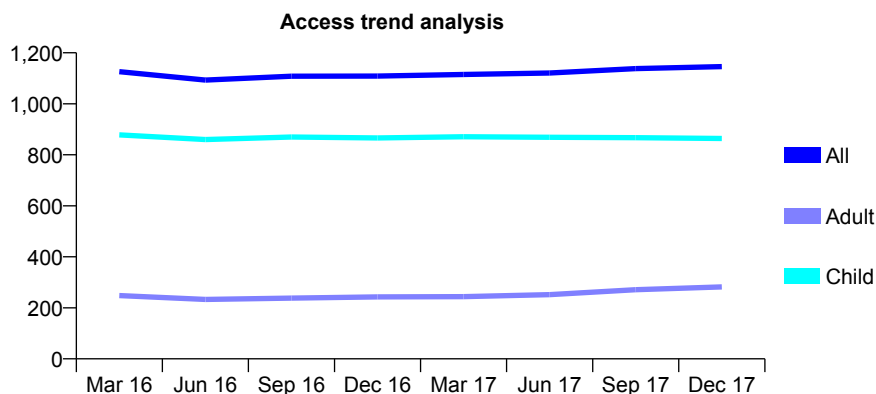
Q70 - Vital Signs At a Glance Contract Report for 324094/0001 - December 2017

Name or company name	MISS SJ WESTHEAD
Contract type name	GDS Contract
Purpose of contract	General
Contract start date	01/04/2006
Contract end date	

17/18 Contracted general activity (UDA)	2,935
Carry forward general activity (UDA)	0
17/18 Contracted orthodontic activity (UOA)	0
Carry forward orthodontic activity (UOA)	0
Baseline contract value	£71,880.52

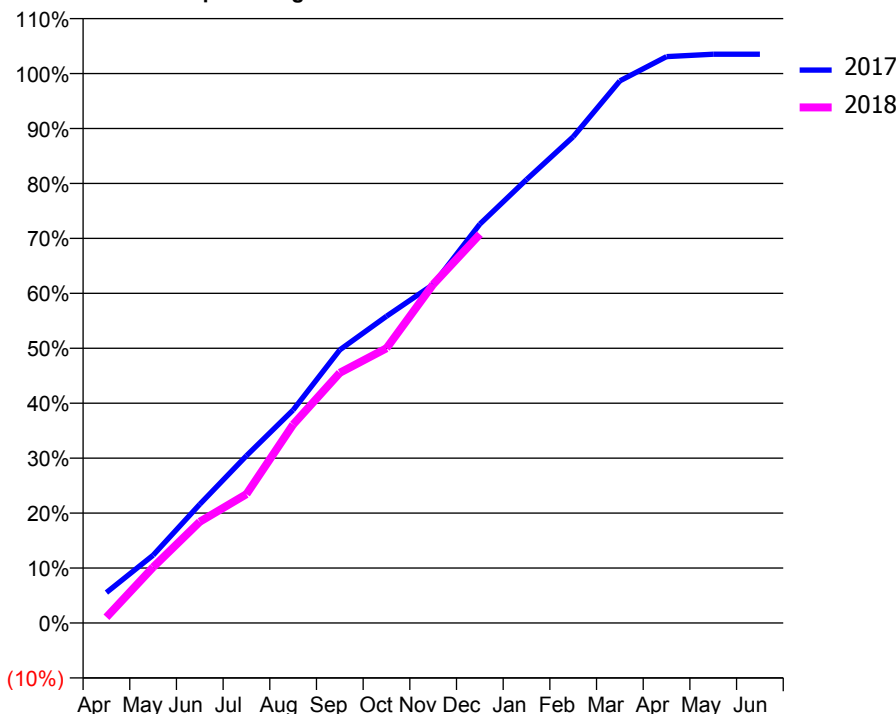
ACCESS*

Patients seen in 24 months	Total	Change since previous quarter
Quarter ending December 2016	1,109	
Quarter ending March 2017	1,115	→
Quarter ending June 2017	1,121	→
Quarter ending September 2017	1,138	→
Quarter ending December 2017	1,146	→
Variance since December 2016	3.3%	↑



ACTIVITY

Cumulative percentage of contracted UDA delivered 2017 & 2018



Month	Adjusted Scheduled Activity (UDA)	
	2017	2018
April	163	31
May	362	298
June	635	541
July	894	689
August	1,138	1,060
September	1,459	1,337
October	1,639	1,468
November	1,808	1,809
December	2,131	2,076
January	2,369	
February	2,597	
March	2,896	
April	3,025	
May	3,038	
June	3,038	

QUALITY

	Quantity	Base Number	Contract	AT	Region	England
% of FP17s for the same patient ID Re-attending within 3 months - Children	139	1,277	10.9%	10.4%	11.5%	12.0%
% of FP17s for the same patient ID Re-attending within 3 months - Adults	39	198	19.7%	14.7%	15.8%	15.9%
% of FP17s for the same patient ID Re-attending between 3 & 9 months - Children	934	1,277	73.1%	60.3%	60.5%	58.0%
% of FP17s for the same patient ID Re-attending between 3 & 9 months - Adults	111	198	56.1%	52.1%	51.8%	50.5%
% of FP17s for Band 1 Urgent Courses	41	1,407	2.9%	9.8%	9.5%	9.0%
% of FP17s Relating to Free Repair or Replacements	0	1,407	0.0%	0.6%	0.7%	0.8%
% of FP17s Relating to Continuations	0	1,407	0.0%	1.1%	1.0%	1.1%
% of Patients satisfied with the dentistry they have received	4	4	N/A	92.0%	92.1%	91.5%
% of Patients satisfied with the time they had to wait for an appointment	4	4	N/A	88.8%	88.3%	87.9%

* This is based on patients treated on this contract for their most recent course of treatment. Figures in italics indicate the base number of FP17s or Patient Questionnaire responses are less than 100. N/A is shown where the base number of responses is less than 10 during the period. % is calculated as Quantity/Base number*100

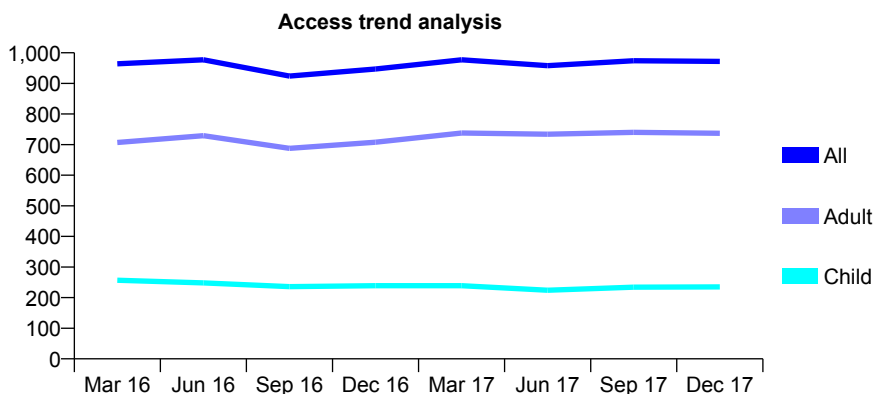
Q70 - Vital Signs At a Glance Contract Report for 325503/0001 - December 2017

Name or company name	MISS SM SHAWKAT
Contract type name	GDS Contract
Purpose of contract	General
Contract start date	01/04/2006
Contract end date	

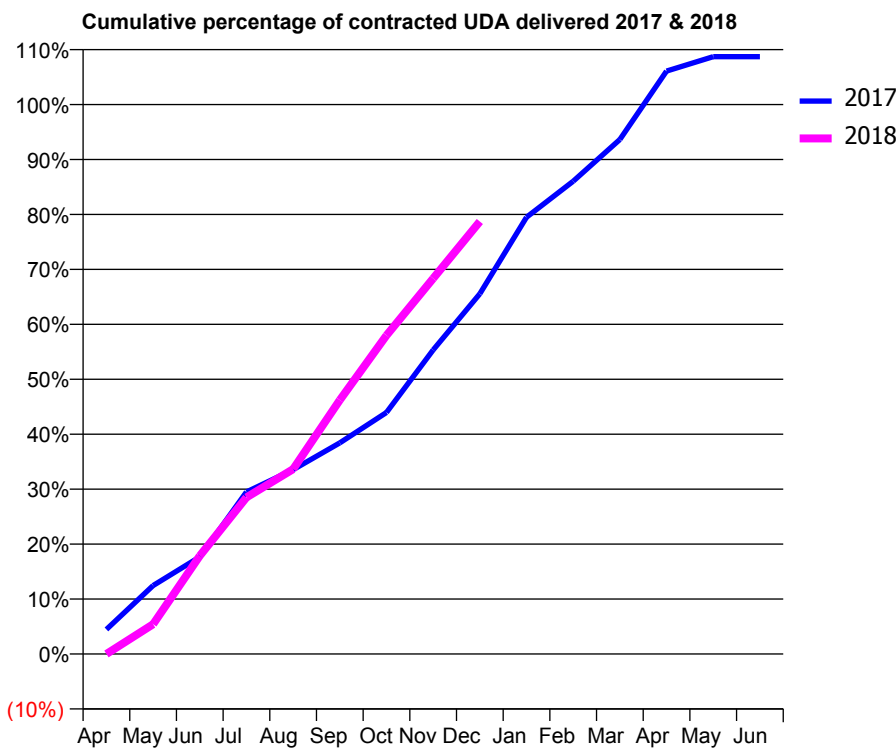
17/18 Contracted general activity (UDA)	1,478
Carry forward general activity (UDA)	0
17/18 Contracted orthodontic activity (UOA)	0
Carry forward orthodontic activity (UOA)	0
Baseline contract value	£35,963.48

ACCESS*

Patients seen in 24 months	Total	Change since previous quarter
Quarter ending December 2016	947	
Quarter ending March 2017	977	↑
Quarter ending June 2017	958	↓
Quarter ending September 2017	974	→
Quarter ending December 2017	972	→
Variance since December 2016	2.6%	↑



ACTIVITY



Month	Adjusted Scheduled Activity (UDA)	
	2017	2018
April	66	0
May	184	80
June	261	264
July	436	421
August	496	497
September	568	683
October	650	857
November	818	1,010
December	969	1,163
January	1,175	
February	1,272	
March	1,384	
April	1,568	
May	1,607	
June	1,607	

QUALITY

	Quantity	Base Number	Contract	AT	Region	England
% of FP17s for the same patient ID Re-attending within 3 months - Children	7	159	4.4%	10.4%	11.5%	12.0%
% of FP17s for the same patient ID Re-attending within 3 months - Adults	31	496	6.3%	14.7%	15.8%	15.9%
% of FP17s for the same patient ID Re-attending between 3 & 9 months - Children	53	159	33.3%	60.3%	60.5%	58.0%
% of FP17s for the same patient ID Re-attending between 3 & 9 months - Adults	120	496	24.2%	52.1%	51.8%	50.5%
% of FP17s for Band 1 Urgent Courses	1	553	0.2%	9.8%	9.5%	9.0%
% of FP17s Relating to Free Repair or Replacements	0	553	0.0%	0.6%	0.7%	0.8%
% of FP17s Relating to Continuations	0	553	0.0%	1.1%	1.0%	1.1%
% of Patients satisfied with the dentistry they have received	1	1	N/A	92.0%	92.1%	91.5%
% of Patients satisfied with the time they had to wait for an appointment	1	1	N/A	88.8%	88.3%	87.9%

* This is based on patients treated on this contract for their most recent course of treatment. Figures in italics indicate the base number of FP17s or Patient Questionnaire responses are less than 100. N/A is shown where the base number of responses is less than 10 during the period. % is calculated as Quantity/Base number*100

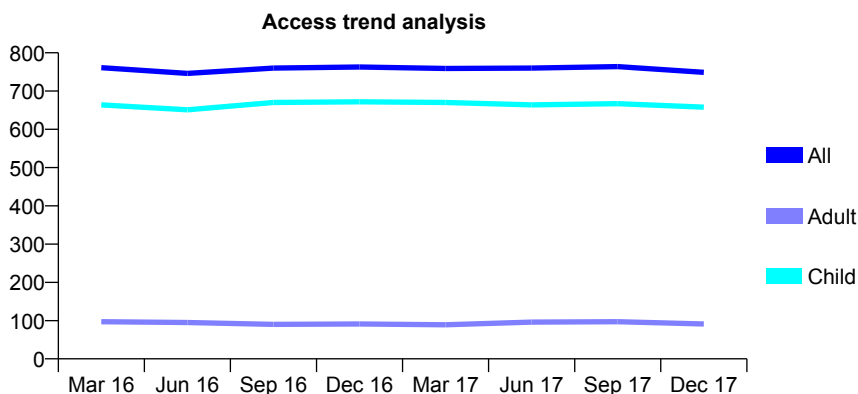
Q70 - Vital Signs At a Glance Contract Report for 326518/0001 - December 2017

Name or company name	MR KR BROWN
Contract type name	GDS Contract
Purpose of contract	General
Contract start date	01/04/2006
Contract end date	

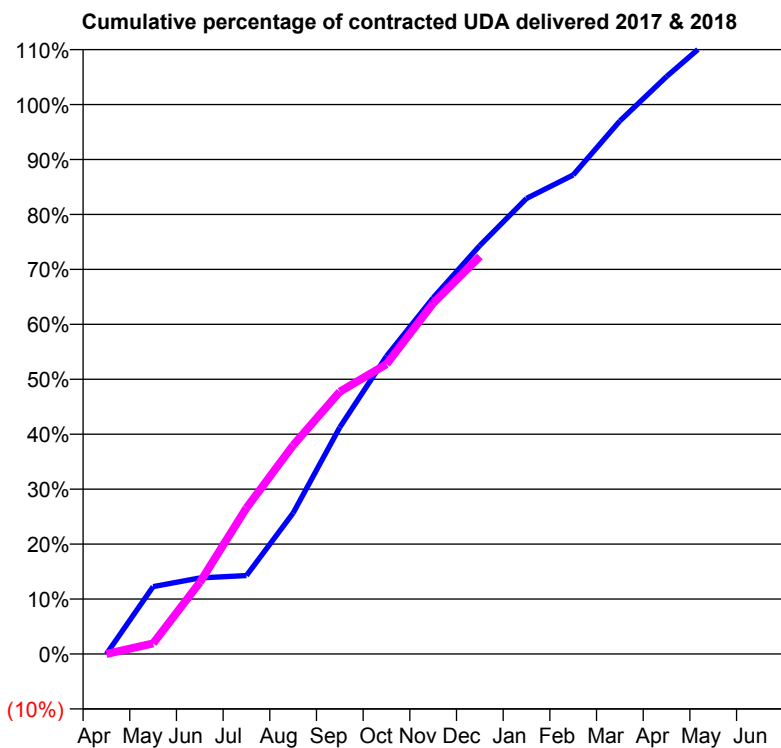
17/18 Contracted general activity (UDA)	1,150
Carry forward general activity (UDA)	0
17/18 Contracted orthodontic activity (UOA)	0
Carry forward orthodontic activity (UOA)	0
Baseline contract value	£28,067.04

ACCESS*

Patients seen in 24 months	Total	Change since previous quarter
Quarter ending December 2016	763	
Quarter ending March 2017	759	→
Quarter ending June 2017	760	→
Quarter ending September 2017	764	→
Quarter ending December 2017	749	↓
Variance since December 2016	(1.8%)	↓



ACTIVITY



Month	Adjusted Scheduled Activity (UDA)	
	2017	2018
April	0	0
May	141	22
June	159	150
July	164	306
August	295	437
September	475	549
October	623	607
November	745	734
December	855	832
January	953	
February	1,003	
March	1,116	
April	1,209	
May	1,293	
June	1,293	

QUALITY

	Quantity	Base Number	Contract	AT	Region	England
% of FP17s for the same patient ID Re-attending within 3 months - Children	29	729	4.0%	10.4%	11.5%	12.0%
% of FP17s for the same patient ID Re-attending within 3 months - Adults	0	32	0.0%	14.7%	15.8%	15.9%
% of FP17s for the same patient ID Re-attending between 3 & 9 months - Children	494	729	67.8%	60.3%	60.5%	58.0%
% of FP17s for the same patient ID Re-attending between 3 & 9 months - Adults	27	32	84.4%	52.1%	51.8%	50.5%
% of FP17s for Band 1 Urgent Courses	15	634	2.4%	9.8%	9.5%	9.0%
% of FP17s Relating to Free Repair or Replacements	0	634	0.0%	0.6%	0.7%	0.8%
% of FP17s Relating to Continuations	0	634	0.0%	1.1%	1.0%	1.1%
% of Patients satisfied with the dentistry they have received	0	0	N/A	92.0%	92.1%	91.5%
% of Patients satisfied with the time they had to wait for an appointment	0	0	N/A	88.8%	88.3%	87.9%

* This is based on patients treated on this contract for their most recent course of treatment. Figures in italics indicate the base number of FP17s or Patient Questionnaire responses are less than 100. N/A is shown where the base number of responses is less than 10 during the period. % is calculated as Quantity/Base number*100

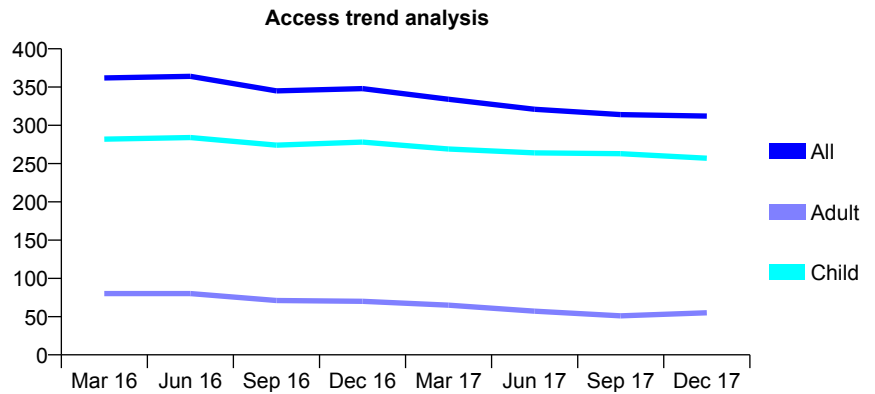
Q70 - Vital Signs At a Glance Contract Report for 328960/0001 - December 2017

Name or company name	MR SC BELFORD
Contract type name	GDS Contract
Purpose of contract	General and Orthodontic
Contract start date	01/04/2006
Contract end date	

17/18 Contracted general activity (UDA)	750
Carry forward general activity (UDA)	0
17/18 Contracted orthodontic activity (UOA)	0
Carry forward orthodontic activity (UOA)	0
Baseline contract value	£17,951.62

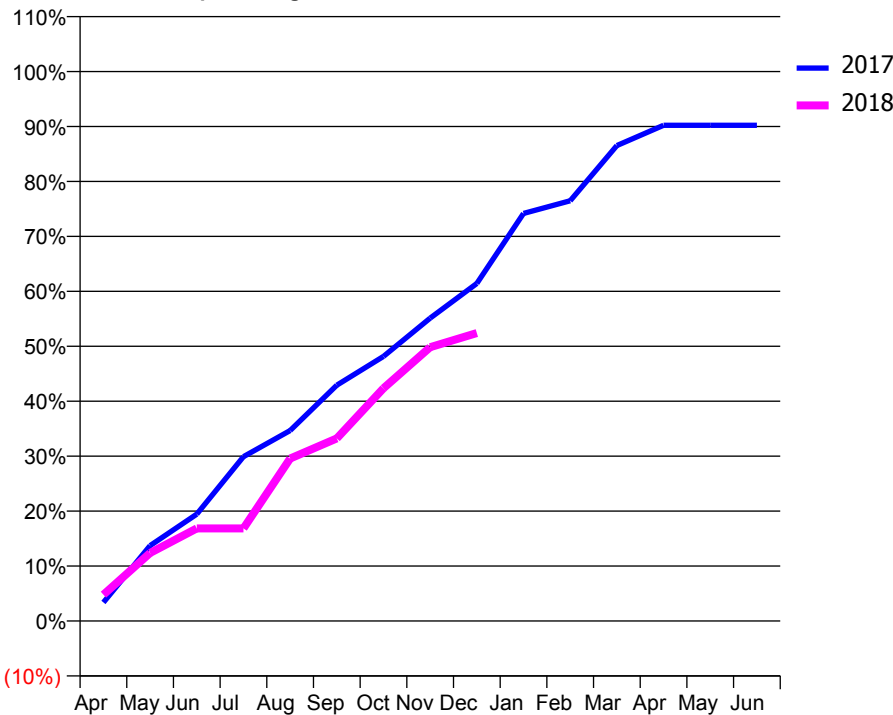
ACCESS*

Patients seen in 24 months	Total	Change since previous quarter
Quarter ending December 2016	348	
Quarter ending March 2017	334	↓
Quarter ending June 2017	321	↓
Quarter ending September 2017	314	↓
Quarter ending December 2017	312	→
Variance since December 2016	(10.3%)	↓



ACTIVITY

Cumulative percentage of contracted UDA delivered 2017 & 2018



Month	Adjusted Scheduled Activity (UDA)	
	2017	2018
April	25	36
May	103	93
June	146	126
July	224	126
August	260	222
September	322	249
October	361	318
November	413	374
December	461	393
January	556	
February	574	
March	649	
April	677	
May	677	
June	677	

QUALITY

	Quantity	Base Number	Contract	AT	Region	England
% of FP17s for the same patient ID Re-attending within 3 months - Children	27	284	9.5%	10.4%	11.5%	12.0%
% of FP17s for the same patient ID Re-attending within 3 months - Adults	4	29	13.8%	14.7%	15.8%	15.9%
% of FP17s for the same patient ID Re-attending between 3 & 9 months - Children	173	284	60.9%	60.3%	60.5%	58.0%
% of FP17s for the same patient ID Re-attending between 3 & 9 months - Adults	15	29	51.7%	52.1%	51.8%	50.5%
% of FP17s for Band 1 Urgent Courses	10	294	3.4%	9.8%	9.5%	9.0%
% of FP17s Relating to Free Repair or Replacements	0	294	0.0%	0.6%	0.7%	0.8%
% of FP17s Relating to Continuations	0	294	0.0%	1.1%	1.0%	1.1%
% of Patients satisfied with the dentistry they have received	0	0	N/A	92.0%	92.1%	91.5%
% of Patients satisfied with the time they had to wait for an appointment	0	0	N/A	88.8%	88.3%	87.9%

* This is based on patients treated on this contract for their most recent course of treatment. Figures in italics indicate the base number of FP17s or Patient Questionnaire responses are less than 100. N/A is shown where the base number of responses is less than 10 during the period. % is calculated as Quantity/Base number*100

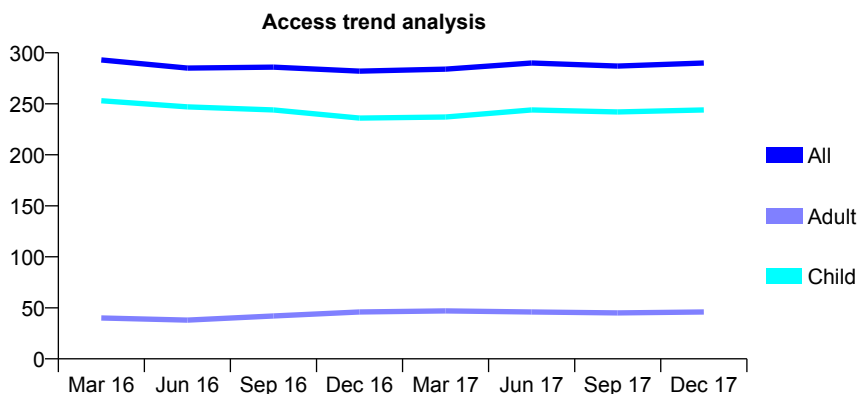
Q70 - Vital Signs At a Glance Contract Report for 331120/0001 - December 2017

Name or company name	MR GM WHITTINGHAM
Contract type name	GDS Contract
Purpose of contract	General
Contract start date	01/04/2006
Contract end date	

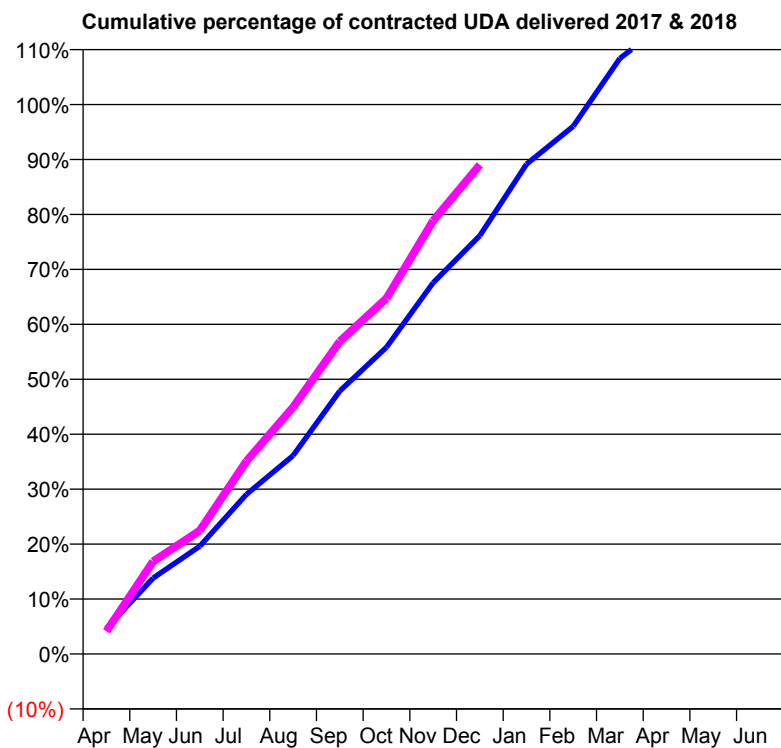
17/18 Contracted general activity (UDA)	470
Carry forward general activity (UDA)	0
17/18 Contracted orthodontic activity (UOA)	0
Carry forward orthodontic activity (UOA)	0
Baseline contract value	£10,779.31

ACCESS*

Patients seen in 24 months	Total	Change since previous quarter
Quarter ending December 2016	282	
Quarter ending March 2017	284	→
Quarter ending June 2017	290	↑
Quarter ending September 2017	287	↓
Quarter ending December 2017	290	→
Variance since December 2016	2.8%	↑



ACTIVITY



Month	Adjusted Scheduled Activity (UDA)	
	2017	2018
April	22	19
May	65	79
June	92	106
July	137	165
August	170	211
September	225	267
October	262	304
November	318	371
December	358	418
January	419	
February	451	
March	509	
April	540	
May	540	
June	540	

QUALITY

	Quantity	Base Number	Contract	AT	Region	England
% of FP17s for the same patient ID Re-attending within 3 months - Children	22	347	6.3%	10.4%	11.5%	12.0%
% of FP17s for the same patient ID Re-attending within 3 months - Adults	3	25	12.0%	14.7%	15.8%	15.9%
% of FP17s for the same patient ID Re-attending between 3 & 9 months - Children	249	347	71.8%	60.3%	60.5%	58.0%
% of FP17s for the same patient ID Re-attending between 3 & 9 months - Adults	15	25	60.0%	52.1%	51.8%	50.5%
% of FP17s for Band 1 Urgent Courses	22	352	6.3%	9.8%	9.5%	9.0%
% of FP17s Relating to Free Repair or Replacements	0	352	0.0%	0.6%	0.7%	0.8%
% of FP17s Relating to Continuations	0	352	0.0%	1.1%	1.0%	1.1%
% of Patients satisfied with the dentistry they have received	0	0	N/A	92.0%	92.1%	91.5%
% of Patients satisfied with the time they had to wait for an appointment	0	0	N/A	88.8%	88.3%	87.9%

* This is based on patients treated on this contract for their most recent course of treatment. Figures in italics indicate the base number of FP17s or Patient Questionnaire responses are less than 100. N/A is shown where the base number of responses is less than 10 during the period. % is calculated as Quantity/Base number*100

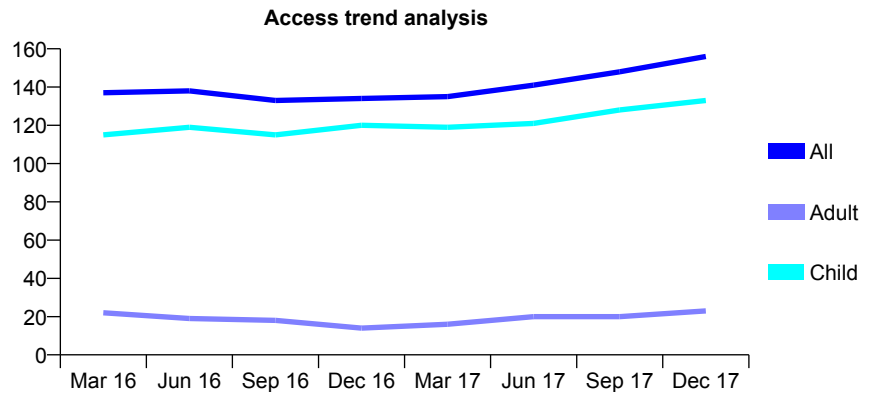
Q70 - Vital Signs At a Glance Contract Report for 338311/0001 - December 2017

Name or company name	MRS SC HALDERTHAY
Contract type name	GDS Contract
Purpose of contract	General
Contract start date	01/04/2006
Contract end date	

17/18 Contracted general activity (UDA)	300
Carry forward general activity (UDA)	0
17/18 Contracted orthodontic activity (UOA)	0
Carry forward orthodontic activity (UOA)	0
Baseline contract value	£6,834.04

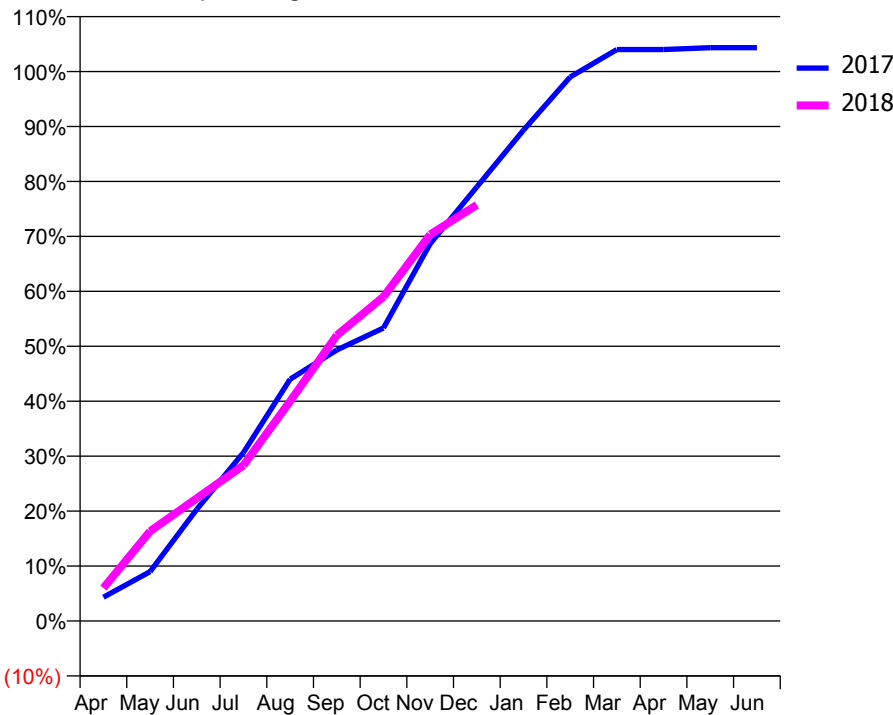
ACCESS*

Patients seen in 24 months	Total	Change since previous quarter
Quarter ending December 2016	134	
Quarter ending March 2017	135	→
Quarter ending June 2017	141	↑
Quarter ending September 2017	148	↑
Quarter ending December 2017	156	↑
Variance since December 2016	16.4%	↑



ACTIVITY

Cumulative percentage of contracted UDA delivered 2017 & 2018



Month	Adjusted Scheduled Activity (UDA)	
	2017	2018
April	13	18
May	27	49
June	61	67
July	92	85
August	132	120
September	148	156
October	160	177
November	206	211
December	237	227
January	268	
February	297	
March	312	
April	312	
May	313	
June	313	

QUALITY

	Quantity	Base Number	Contract	AT	Region	England
% of FP17s for the same patient ID Re-attending within 3 months - Children	4	164	2.4%	10.4%	11.5%	12.0%
% of FP17s for the same patient ID Re-attending within 3 months - Adults	1	8	12.5%	14.7%	15.8%	15.9%
% of FP17s for the same patient ID Re-attending between 3 & 9 months - Children	115	164	70.1%	60.3%	60.5%	58.0%
% of FP17s for the same patient ID Re-attending between 3 & 9 months - Adults	6	8	75.0%	52.1%	51.8%	50.5%
% of FP17s for Band 1 Urgent Courses	2	171	1.2%	9.8%	9.5%	9.0%
% of FP17s Relating to Free Repair or Replacements	0	171	0.0%	0.6%	0.7%	0.8%
% of FP17s Relating to Continuations	1	171	0.6%	1.1%	1.0%	1.1%
% of Patients satisfied with the dentistry they have received	0	0	N/A	92.0%	92.1%	91.5%
% of Patients satisfied with the time they had to wait for an appointment	0	0	N/A	88.8%	88.3%	87.9%

* This is based on patients treated on this contract for their most recent course of treatment. Figures in italics indicate the base number of FP17s or Patient Questionnaire responses are less than 100. N/A is shown where the base number of responses is less than 10 during the period. % is calculated as Quantity/Base number*100

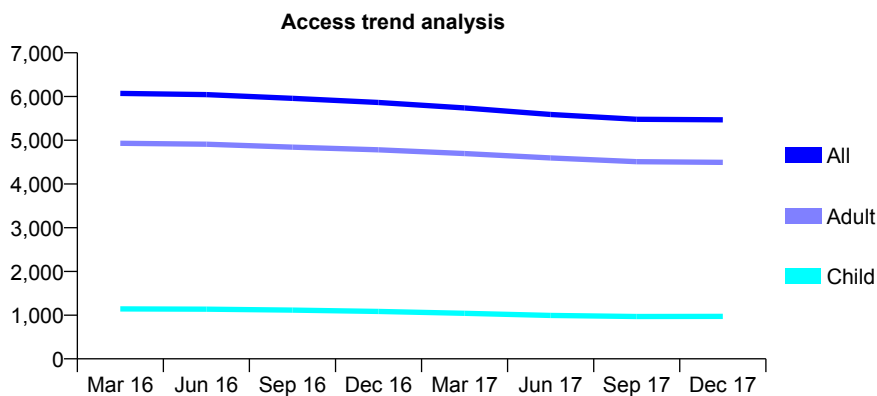
Q70 - Vital Signs At a Glance Contract Report for 338974/0001 - December 2017

Name or company name	MRS M HOOKINGS
Contract type name	GDS Contract
Purpose of contract	General
Contract start date	01/04/2006
Contract end date	

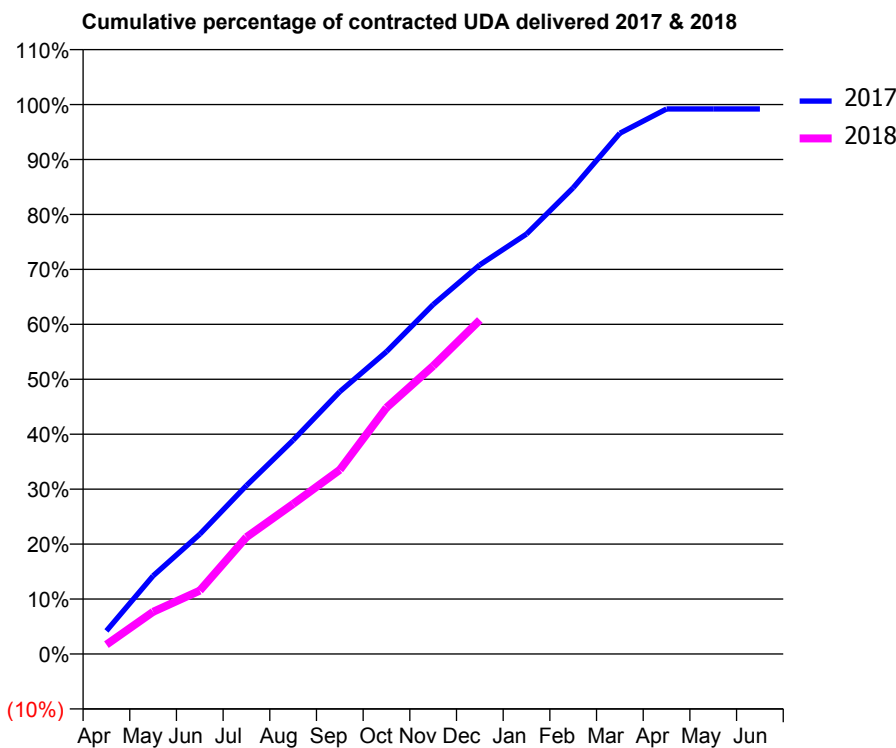
17/18 Contracted general activity (UDA)	17,000
Carry forward general activity (UDA)	136
17/18 Contracted orthodontic activity (UOA)	0
Carry forward orthodontic activity (UOA)	0
Baseline contract value	£493,444.02

ACCESS*

Patients seen in 24 months	Total	Change since previous quarter
Quarter ending December 2016	5,865	
Quarter ending March 2017	5,740	↓
Quarter ending June 2017	5,589	↓
Quarter ending September 2017	5,479	↓
Quarter ending December 2017	5,466	→
Variance since December 2016	(6.8%)	↓



ACTIVITY



Month	Adjusted Scheduled Activity (UDA)	
	2017	2018
April	715	290
May	2,420	1,307
June	3,708	1,960
July	5,212	3,616
August	6,615	4,645
September	8,118	5,699
October	9,356	7,620
November	10,810	8,915
December	12,040	10,331
January	12,993	
February	14,424	
March	16,114	
April	16,861	
May	16,861	
June	16,863	

QUALITY

	Quantity	Base Number	Contract	AT	Region	England
% of FP17s for the same patient ID Re-attending within 3 months - Children	76	1,184	6.4%	10.4%	11.5%	12.0%
% of FP17s for the same patient ID Re-attending within 3 months - Adults	655	4,817	13.6%	14.7%	15.8%	15.9%
% of FP17s for the same patient ID Re-attending between 3 & 9 months - Children	823	1,184	69.5%	60.3%	60.5%	58.0%
% of FP17s for the same patient ID Re-attending between 3 & 9 months - Adults	2,771	4,817	57.5%	52.1%	51.8%	50.5%
% of FP17s for Band 1 Urgent Courses	531	5,676	9.4%	9.8%	9.5%	9.0%
% of FP17s Relating to Free Repair or Replacements	112	5,676	2.0%	0.6%	0.7%	0.8%
% of FP17s Relating to Continuations	40	5,676	0.7%	1.1%	1.0%	1.1%
% of Patients satisfied with the dentistry they have received	5	5	N/A	92.0%	92.1%	91.5%
% of Patients satisfied with the time they had to wait for an appointment	4	5	N/A	88.8%	88.3%	87.9%

* This is based on patients treated on this contract for their most recent course of treatment. Figures in italics indicate the base number of FP17s or Patient Questionnaire responses are less than 100. N/A is shown where the base number of responses is less than 10 during the period. % is calculated as Quantity/Base number*100

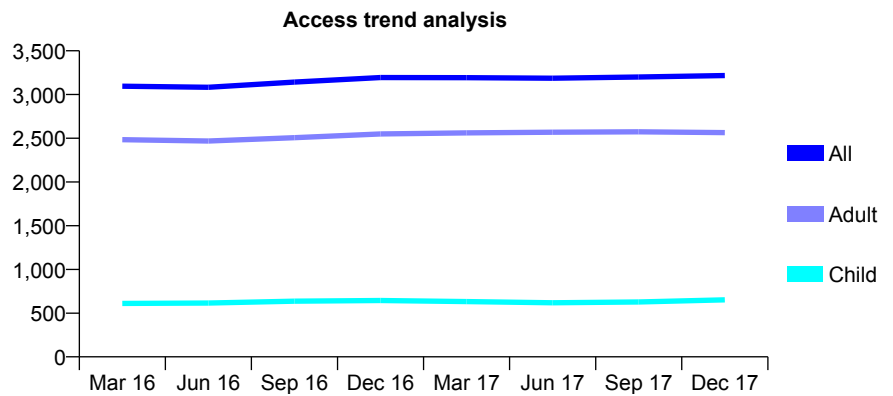
Q70 - Vital Signs At a Glance Contract Report for 339229/0001 - December 2017

Name or company name	MR BS KALSI
Contract type name	GDS Contract
Purpose of contract	General
Contract start date	29/07/2006
Contract end date	

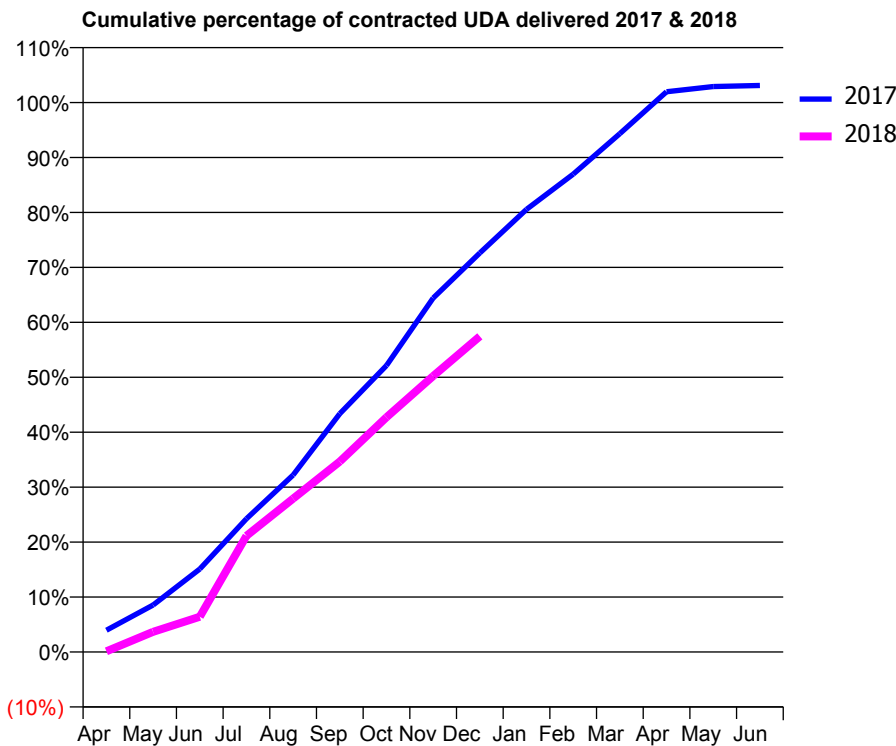
17/18 Contracted general activity (UDA)	8,881
Carry forward general activity (UDA)	0
17/18 Contracted orthodontic activity (UOA)	0
Carry forward orthodontic activity (UOA)	0
Baseline contract value	£216,265.24

ACCESS*

Patients seen in 24 months	Total	Change since previous quarter
Quarter ending December 2016	3,194	
Quarter ending March 2017	3,193	→
Quarter ending June 2017	3,187	→
Quarter ending September 2017	3,201	→
Quarter ending December 2017	3,217	→
Variance since December 2016	0.7%	→



ACTIVITY



Month	Adjusted Scheduled Activity (UDA)	
	2017	2018
April	352	12
May	760	327
June	1,342	570
July	2,154	1,879
August	2,860	2,479
September	3,851	3,079
October	4,630	3,795
November	5,720	4,460
December	6,450	5,102
January	7,154	
February	7,723	
March	8,379	
April	9,055	
May	9,138	
June	9,155	

QUALITY

	Quantity	Base Number	Contract	AT	Region	England
% of FP17s for the same patient ID Re-attending within 3 months - Children	43	677	6.4%	10.4%	11.5%	12.0%
% of FP17s for the same patient ID Re-attending within 3 months - Adults	318	2,543	12.5%	14.7%	15.8%	15.9%
% of FP17s for the same patient ID Re-attending between 3 & 9 months - Children	457	677	67.5%	60.3%	60.5%	58.0%
% of FP17s for the same patient ID Re-attending between 3 & 9 months - Adults	1,499	2,543	58.9%	52.1%	51.8%	50.5%
% of FP17s for Band 1 Urgent Courses	298	2,796	10.7%	9.8%	9.5%	9.0%
% of FP17s Relating to Free Repair or Replacements	13	2,796	0.5%	0.6%	0.7%	0.8%
% of FP17s Relating to Continuations	6	2,796	0.2%	1.1%	1.0%	1.1%
% of Patients satisfied with the dentistry they have received	5	6	N/A	92.0%	92.1%	91.5%
% of Patients satisfied with the time they had to wait for an appointment	6	6	N/A	88.8%	88.3%	87.9%

* This is based on patients treated on this contract for their most recent course of treatment. Figures in italics indicate the base number of FP17s or Patient Questionnaire responses are less than 100. N/A is shown where the base number of responses is less than 10 during the period. % is calculated as Quantity/Base number*100

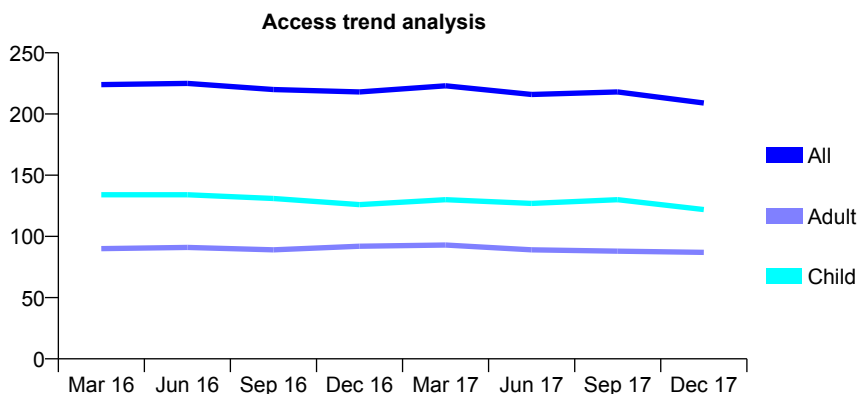
Q70 - Vital Signs At a Glance Contract Report for 341789/0001 - December 2017

Name or company name	MR RH FARRANT
Contract type name	GDS Contract
Purpose of contract	General
Contract start date	01/04/2006
Contract end date	

17/18 Contracted general activity (UDA)	457
Carry forward general activity (UDA)	0
17/18 Contracted orthodontic activity (UOA)	0
Carry forward orthodontic activity (UOA)	0
Baseline contract value	£9,751.49

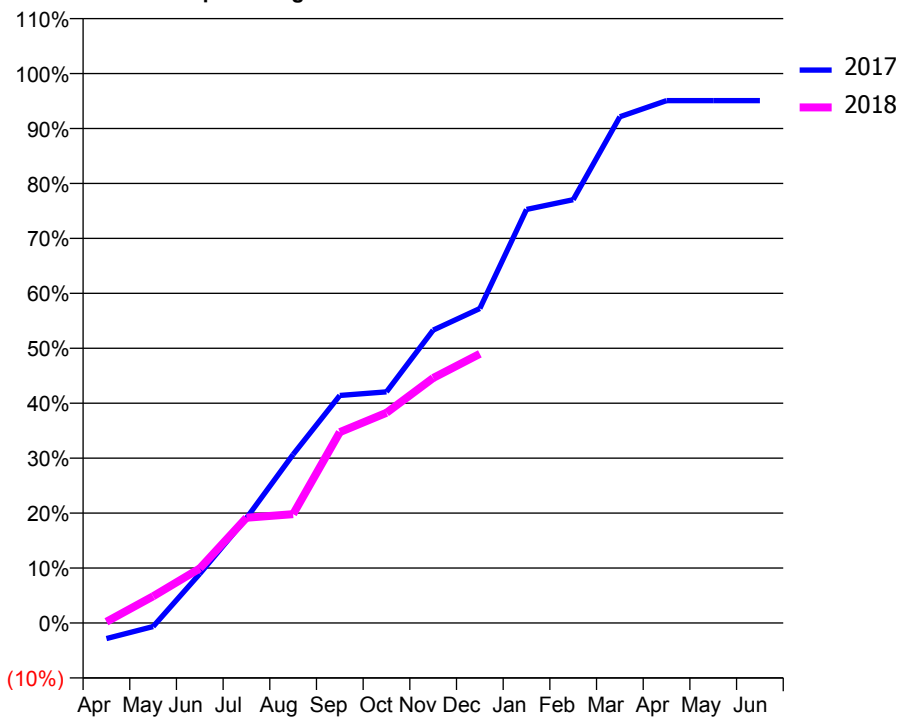
ACCESS*

Patients seen in 24 months	Total	Change since previous quarter
Quarter ending December 2016	218	
Quarter ending March 2017	223	↑
Quarter ending June 2017	216	↓
Quarter ending September 2017	218	→
Quarter ending December 2017	209	↓
Variance since December 2016	(4.1%)	↓



ACTIVITY

Cumulative percentage of contracted UDA delivered 2017 & 2018



Month	Adjusted Scheduled Activity (UDA)	
	2017	2018
April	-13	1
May	-3	22
June	41	45
July	87	88
August	140	91
September	189	159
October	192	175
November	244	204
December	262	224
January	344	
February	352	
March	421	
April	434	
May	434	
June	434	

QUALITY

	Quantity	Base Number	Contract	AT	Region	England
% of FP17s for the same patient ID Re-attending within 3 months - Children	10	105	9.5%	10.4%	11.5%	12.0%
% of FP17s for the same patient ID Re-attending within 3 months - Adults	8	73	11.0%	14.7%	15.8%	15.9%
% of FP17s for the same patient ID Re-attending between 3 & 9 months - Children	68	105	64.8%	60.3%	60.5%	58.0%
% of FP17s for the same patient ID Re-attending between 3 & 9 months - Adults	45	73	61.6%	52.1%	51.8%	50.5%
% of FP17s for Band 1 Urgent Courses	4	164	2.4%	9.8%	9.5%	9.0%
% of FP17s Relating to Free Repair or Replacements	0	164	0.0%	0.6%	0.7%	0.8%
% of FP17s Relating to Continuations	0	164	0.0%	1.1%	1.0%	1.1%
% of Patients satisfied with the dentistry they have received	1	1	N/A	92.0%	92.1%	91.5%
% of Patients satisfied with the time they had to wait for an appointment	1	1	N/A	88.8%	88.3%	87.9%

* This is based on patients treated on this contract for their most recent course of treatment. Figures in italics indicate the base number of FP17s or Patient Questionnaire responses are less than 100. N/A is shown where the base number of responses is less than 10 during the period. % is calculated as Quantity/Base number*100

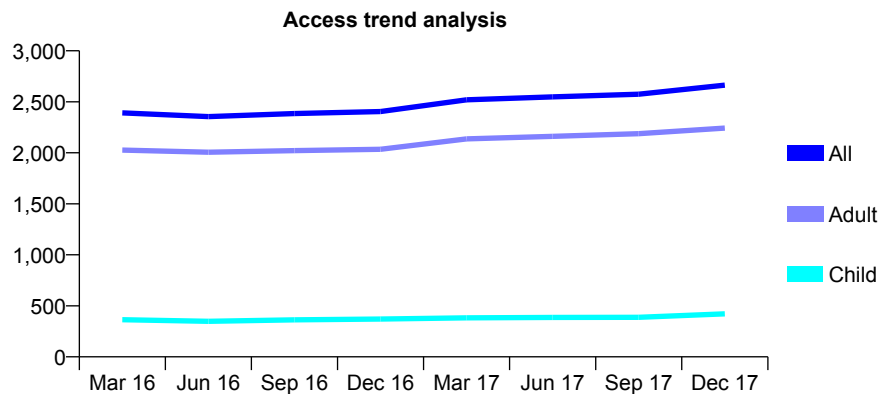
Q70 - Vital Signs At a Glance Contract Report for 342882/0001 - December 2017

Name or company name	MR AM SOUHANI
Contract type name	GDS Contract
Purpose of contract	General
Contract start date	01/04/2006
Contract end date	

17/18 Contracted general activity (UDA)	8,076
Carry forward general activity (UDA)	215
17/18 Contracted orthodontic activity (UOA)	0
Carry forward orthodontic activity (UOA)	0
Baseline contract value	£236,746.44

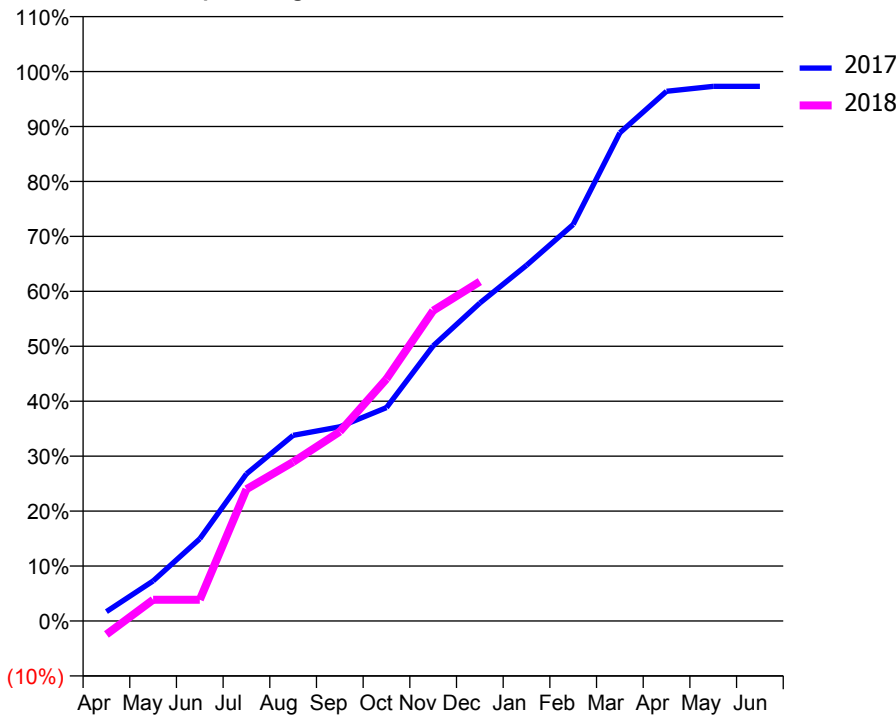
ACCESS*

Patients seen in 24 months	Total	Change since previous quarter
Quarter ending December 2016	2,405	
Quarter ending March 2017	2,520	↑
Quarter ending June 2017	2,548	→
Quarter ending September 2017	2,575	→
Quarter ending December 2017	2,664	↑
Variance since December 2016	10.8%	↑



ACTIVITY

Cumulative percentage of contracted UDA delivered 2017 & 2018



Month	Adjusted Scheduled Activity (UDA)	
	2017	2018
April	135	-198
May	581	313
June	1,191	313
July	2,132	1,936
August	2,692	2,338
September	2,816	2,784
October	3,094	3,558
November	3,990	4,561
December	4,609	4,990
January	5,156	
February	5,748	
March	7,078	
April	7,680	
May	7,751	
June	7,751	

QUALITY

	Quantity	Base Number	Contract	AT	Region	England
% of FP17s for the same patient ID Re-attending within 3 months - Children	12	409	2.9%	10.4%	11.5%	12.0%
% of FP17s for the same patient ID Re-attending within 3 months - Adults	198	2,254	8.8%	14.7%	15.8%	15.9%
% of FP17s for the same patient ID Re-attending between 3 & 9 months - Children	220	409	53.8%	60.3%	60.5%	58.0%
% of FP17s for the same patient ID Re-attending between 3 & 9 months - Adults	1,436	2,254	63.7%	52.1%	51.8%	50.5%
% of FP17s for Band 1 Urgent Courses	82	2,495	3.3%	9.8%	9.5%	9.0%
% of FP17s Relating to Free Repair or Replacements	18	2,495	0.7%	0.6%	0.7%	0.8%
% of FP17s Relating to Continuations	22	2,495	0.9%	1.1%	1.0%	1.1%
% of Patients satisfied with the dentistry they have received	13	14	92.9%	92.0%	92.1%	91.5%
% of Patients satisfied with the time they had to wait for an appointment	14	14	100.0%	88.8%	88.3%	87.9%

* This is based on patients treated on this contract for their most recent course of treatment. Figures in italics indicate the base number of FP17s or Patient Questionnaire responses are less than 100. N/A is shown where the base number of responses is less than 10 during the period. % is calculated as Quantity/Base number*100

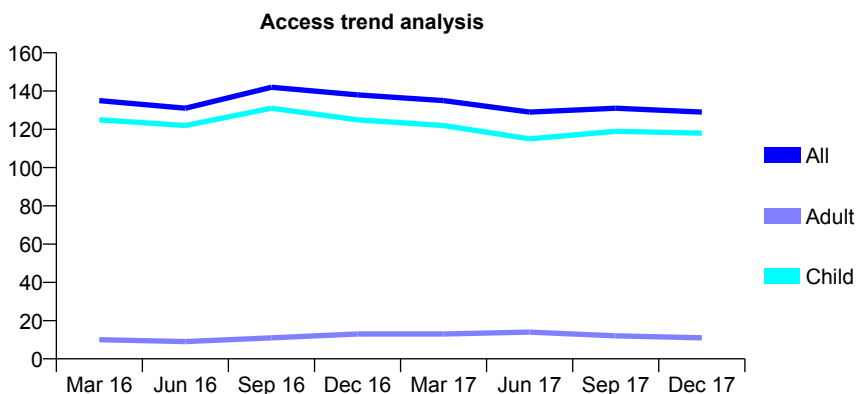
Q70 - Vital Signs At a Glance Contract Report for 346128/0001 - December 2017

Name or company name	MS A BENEKE
Contract type name	GDS Contract
Purpose of contract	General
Contract start date	01/04/2006
Contract end date	

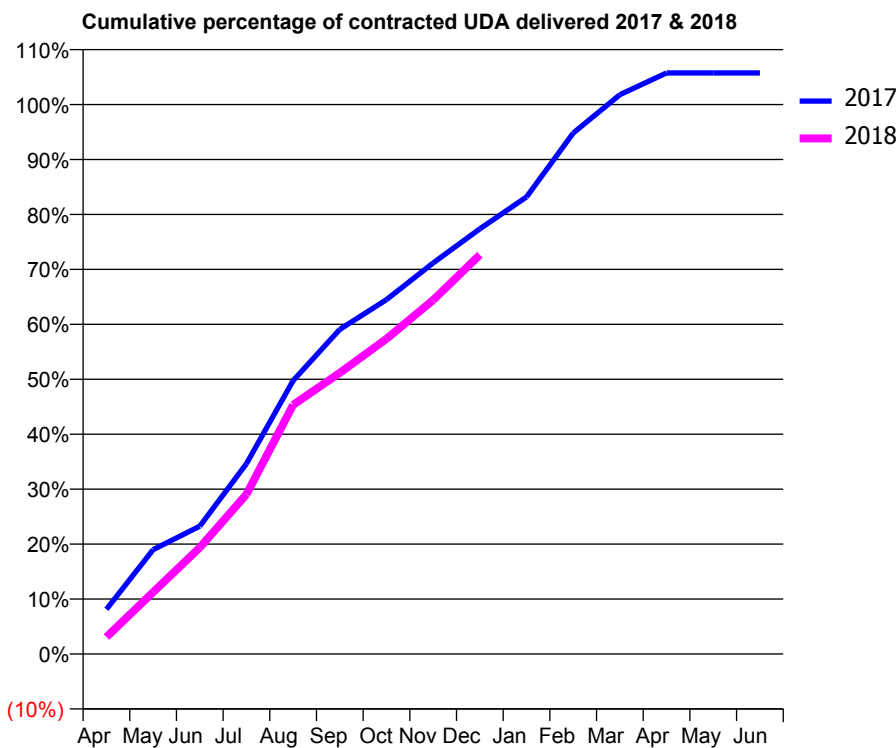
17/18 Contracted general activity (UDA)	258
Carry forward general activity (UDA)	0
17/18 Contracted orthodontic activity (UOA)	0
Carry forward orthodontic activity (UOA)	0
Baseline contract value	£5,246.62

ACCESS*

Patients seen in 24 months	Total	Change since previous quarter
Quarter ending December 2016	138	
Quarter ending March 2017	135	↓
Quarter ending June 2017	129	↓
Quarter ending September 2017	131	→
Quarter ending December 2017	129	↓
Variance since December 2016	(6.5%)	↓



ACTIVITY



Month	Adjusted Scheduled Activity (UDA)	
	2017	2018
April	21	8
May	49	29
June	60	50
July	89	75
August	128	117
September	152	132
October	166	148
November	184	166
December	200	187
January	215	
February	245	
March	263	
April	273	
May	273	
June	273	

QUALITY

	Quantity	Base Number	Contract	AT	Region	England
% of FP17s for the same patient ID Re-attending within 3 months - Children	7	148	4.7%	10.4%	11.5%	12.0%
% of FP17s for the same patient ID Re-attending within 3 months - Adults	0	0	N/A	14.7%	15.8%	15.9%
% of FP17s for the same patient ID Re-attending between 3 & 9 months - Children	91	148	61.5%	60.3%	60.5%	58.0%
% of FP17s for the same patient ID Re-attending between 3 & 9 months - Adults	0	0	N/A	52.1%	51.8%	50.5%
% of FP17s for Band 1 Urgent Courses	2	137	1.5%	9.8%	9.5%	9.0%
% of FP17s Relating to Free Repair or Replacements	0	137	0.0%	0.6%	0.7%	0.8%
% of FP17s Relating to Continuations	0	137	0.0%	1.1%	1.0%	1.1%
% of Patients satisfied with the dentistry they have received	0	0	N/A	92.0%	92.1%	91.5%
% of Patients satisfied with the time they had to wait for an appointment	0	0	N/A	88.8%	88.3%	87.9%

* This is based on patients treated on this contract for their most recent course of treatment. Figures in italics indicate the base number of FP17s or Patient Questionnaire responses are less than 100. N/A is shown where the base number of responses is less than 10 during the period. % is calculated as Quantity/Base number*100

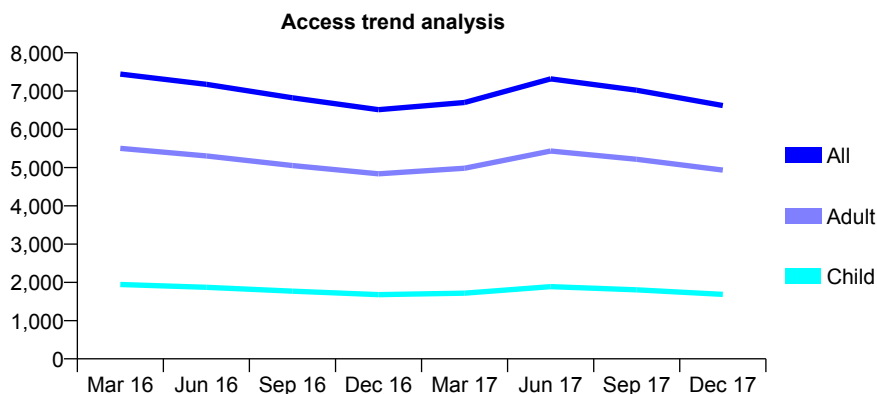
Q70 - Vital Signs At a Glance Contract Report for 352829/0001 - December 2017

Name or company name	MS MD BALACHANDRA
Contract type name	GDS Contract
Purpose of contract	General
Contract start date	28/02/2007
Contract end date	

17/18 Contracted general activity (UDA)	20,937
Carry forward general activity (UDA)	0
17/18 Contracted orthodontic activity (UOA)	0
Carry forward orthodontic activity (UOA)	0
Baseline contract value	£518,636.40

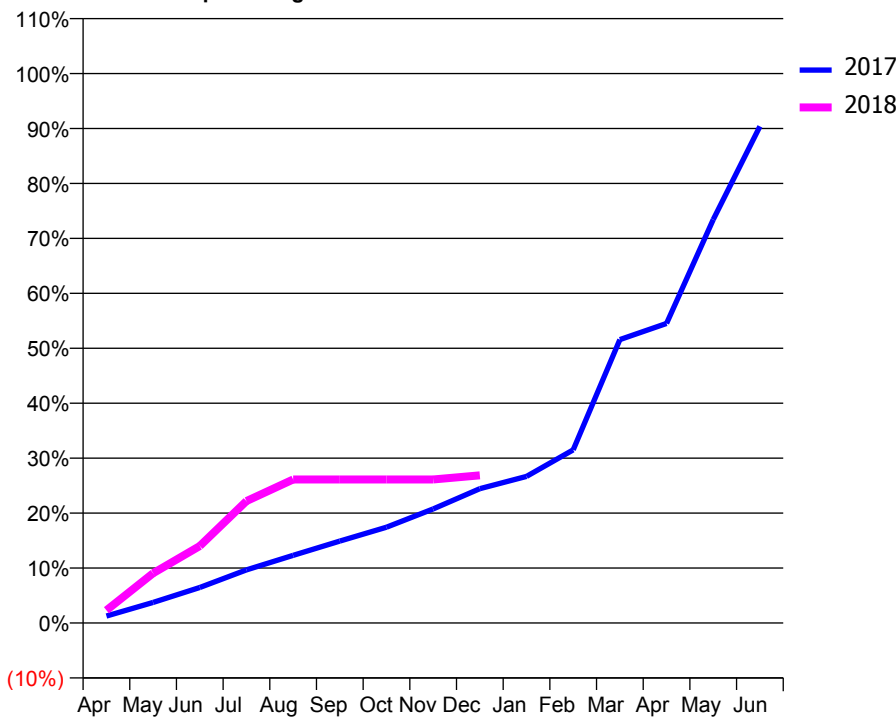
ACCESS*

Patients seen in 24 months	Total	Change since previous quarter
Quarter ending December 2016	6,512	
Quarter ending March 2017	6,701	↑
Quarter ending June 2017	7,320	↑
Quarter ending September 2017	7,021	↓
Quarter ending December 2017	6,621	↓
Variance since December 2016	1.7%	→



ACTIVITY

Cumulative percentage of contracted UDA delivered 2017 & 2018



Month	Adjusted Scheduled Activity (UDA)	
	2017	2018
April	267	484
May	786	1,900
June	1,356	2,933
July	2,023	4,649
August	2,577	5,470
September	3,120	5,470
October	3,652	5,470
November	4,344	5,470
December	5,118	5,628
January	5,589	
February	6,598	
March	10,801	
April	11,414	
May	15,371	
June	18,922	

QUALITY

	Quantity	Base Number	Contract	AT	Region	England
% of FP17s for the same patient ID Re-attending within 3 months - Children	97	1,714	5.7%	10.4%	11.5%	12.0%
% of FP17s for the same patient ID Re-attending within 3 months - Adults	649	5,112	12.7%	14.7%	15.8%	15.9%
% of FP17s for the same patient ID Re-attending between 3 & 9 months - Children	835	1,714	48.7%	60.3%	60.5%	58.0%
% of FP17s for the same patient ID Re-attending between 3 & 9 months - Adults	2,448	5,112	47.9%	52.1%	51.8%	50.5%
% of FP17s for Band 1 Urgent Courses	226	3,013	7.5%	9.8%	9.5%	9.0%
% of FP17s Relating to Free Repair or Replacements	18	3,013	0.6%	0.6%	0.7%	0.8%
% of FP17s Relating to Continuations	14	3,013	0.5%	1.1%	1.0%	1.1%
% of Patients satisfied with the dentistry they have received	10	11	90.9%	92.0%	92.1%	91.5%
% of Patients satisfied with the time they had to wait for an appointment	8	11	72.7%	88.8%	88.3%	87.9%

* This is based on patients treated on this contract for their most recent course of treatment. Figures in italics indicate the base number of FP17s or Patient Questionnaire responses are less than 100. N/A is shown where the base number of responses is less than 10 during the period. % is calculated as Quantity/Base number*100

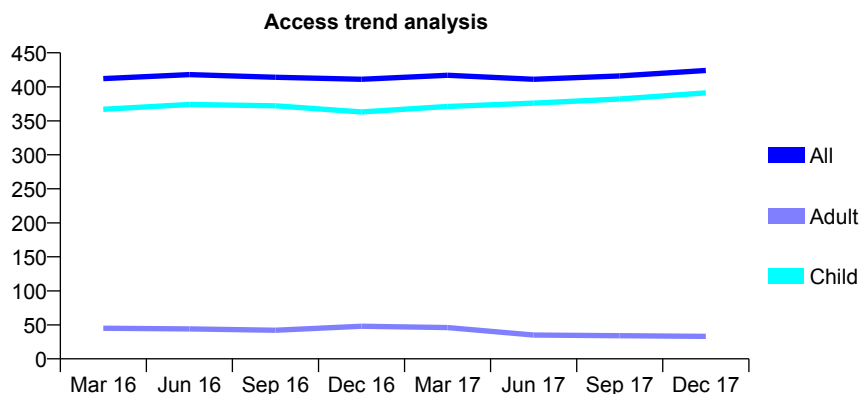
Q70 - Vital Signs At a Glance Contract Report for 353280/0001 - December 2017

Name or company name	MR L GRAHAM
Contract type name	GDS Contract
Purpose of contract	General
Contract start date	01/04/2006
Contract end date	

17/18 Contracted general activity (UDA)	831
Carry forward general activity (UDA)	30
17/18 Contracted orthodontic activity (UOA)	0
Carry forward orthodontic activity (UOA)	0
Baseline contract value	£15,906.95

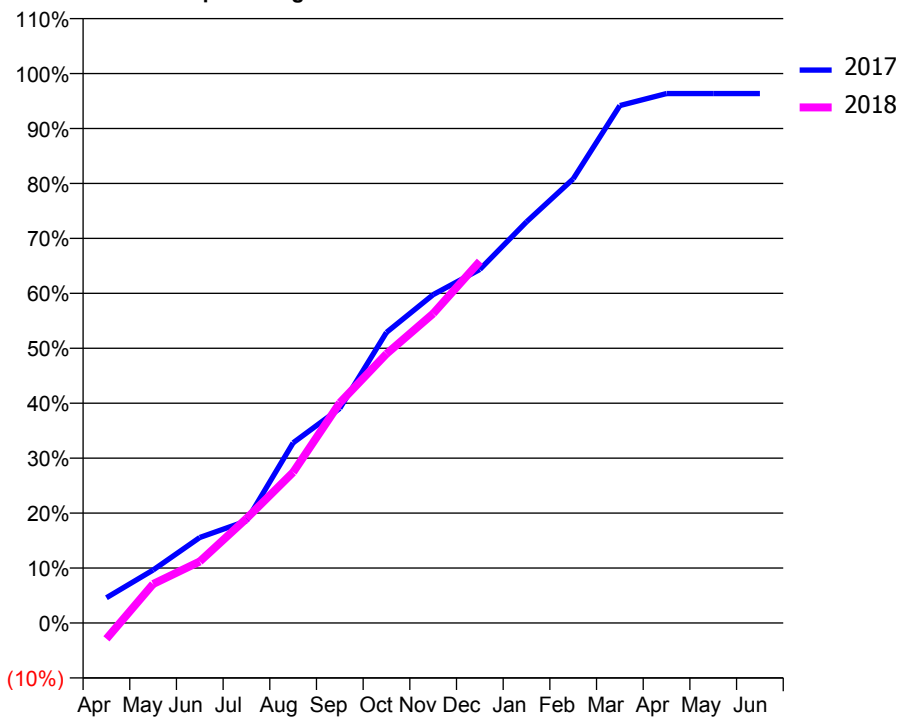
ACCESS*

Patients seen in 24 months	Total	Change since previous quarter
Quarter ending December 2016	411	
Quarter ending March 2017	417	→
Quarter ending June 2017	411	↓
Quarter ending September 2017	416	→
Quarter ending December 2017	424	→
Variance since December 2016	3.2%	↑



ACTIVITY

Cumulative percentage of contracted UDA delivered 2017 & 2018



Month	Adjusted Scheduled Activity (UDA)	
	2017	2018
April	38	-24
May	80	59
June	129	93
July	154	158
August	273	228
September	325	333
October	440	407
November	497	468
December	535	547
January	607	
February	672	
March	783	
April	801	
May	801	
June	801	

QUALITY

	Quantity	Base Number	Contract	AT	Region	England
% of FP17s for the same patient ID Re-attending within 3 months - Children	17	411	4.1%	10.4%	11.5%	12.0%
% of FP17s for the same patient ID Re-attending within 3 months - Adults	1	14	7.1%	14.7%	15.8%	15.9%
% of FP17s for the same patient ID Re-attending between 3 & 9 months - Children	231	411	56.2%	60.3%	60.5%	58.0%
% of FP17s for the same patient ID Re-attending between 3 & 9 months - Adults	8	14	57.1%	52.1%	51.8%	50.5%
% of FP17s for Band 1 Urgent Courses	0	413	0.0%	9.8%	9.5%	9.0%
% of FP17s Relating to Free Repair or Replacements	0	413	0.0%	0.6%	0.7%	0.8%
% of FP17s Relating to Continuations	4	413	1.0%	1.1%	1.0%	1.1%
% of Patients satisfied with the dentistry they have received	0	0	N/A	92.0%	92.1%	91.5%
% of Patients satisfied with the time they had to wait for an appointment	0	0	N/A	88.8%	88.3%	87.9%

* This is based on patients treated on this contract for their most recent course of treatment. Figures in italics indicate the base number of FP17s or Patient Questionnaire responses are less than 100. N/A is shown where the base number of responses is less than 10 during the period. % is calculated as Quantity/Base number*100

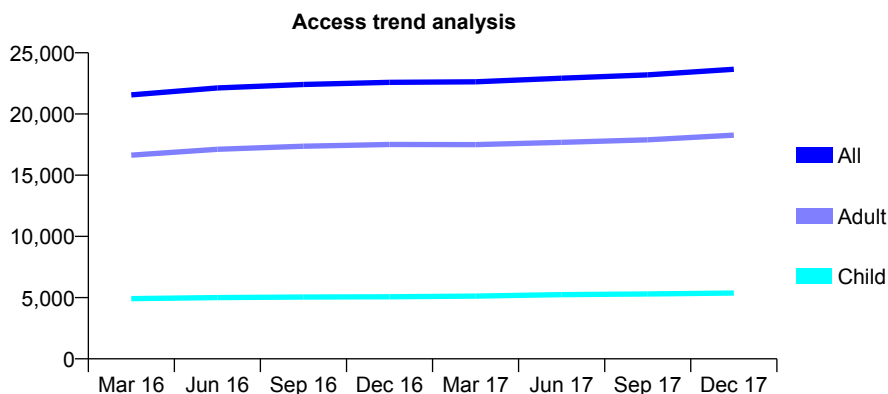
Q70 - Vital Signs At a Glance Contract Report for 353302/0005 - December 2017

Name or company name	MRS A BROGAN
Contract type name	GDS Contract
Purpose of contract	General
Contract start date	01/09/2009
Contract end date	

17/18 Contracted general activity (UDA)	63,987
Carry forward general activity (UDA)	1,181
17/18 Contracted orthodontic activity (UOA)	0
Carry forward orthodontic activity (UOA)	0
Baseline contract value	£1,777,673.83

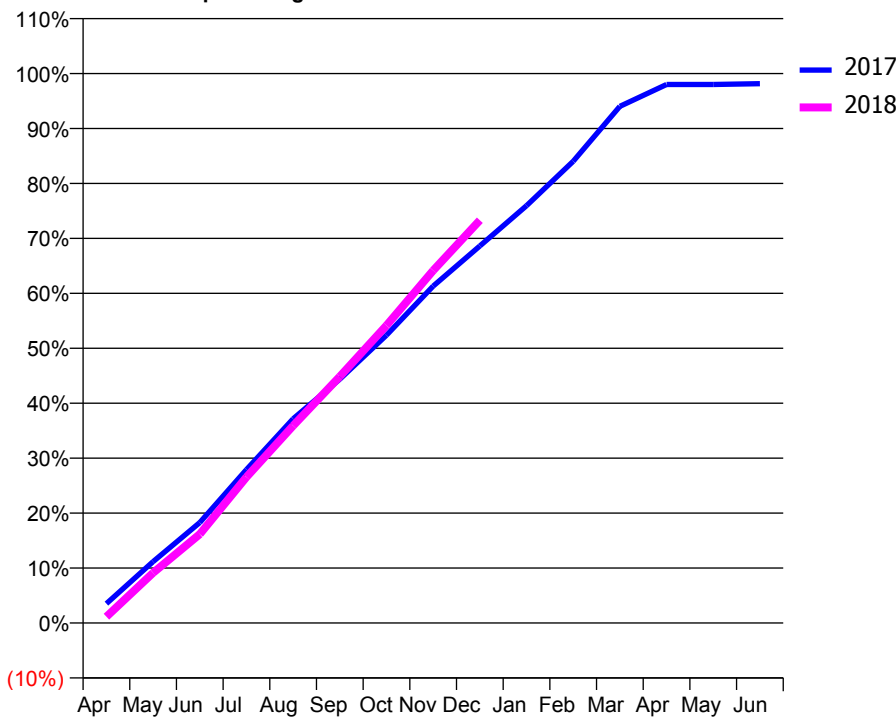
ACCESS*

Patients seen in 24 months	Total	Change since previous quarter
Quarter ending December 2016	22,584	
Quarter ending March 2017	22,627	→
Quarter ending June 2017	22,928	→
Quarter ending September 2017	23,198	→
Quarter ending December 2017	23,654	→
Variance since December 2016	4.7%	↑



ACTIVITY

Cumulative percentage of contracted UDA delivered 2017 & 2018



Month	Adjusted Scheduled Activity (UDA)	
	2017	2018
April	2,261	735
May	7,156	5,850
June	11,699	10,351
July	17,858	16,998
August	23,778	22,969
September	28,389	28,697
October	33,522	34,652
November	39,233	41,040
December	43,912	46,899
January	48,592	
February	53,764	
March	60,156	
April	62,702	
May	62,704	
June	62,805	

QUALITY

	Quantity	Base Number	Contract	AT	Region	England
% of FP17s for the same patient ID Re-attending within 3 months - Children	687	6,254	11.0%	10.4%	11.5%	12.0%
% of FP17s for the same patient ID Re-attending within 3 months - Adults	3,446	18,218	18.9%	14.7%	15.8%	15.9%
% of FP17s for the same patient ID Re-attending between 3 & 9 months - Children	3,417	6,254	54.6%	60.3%	60.5%	58.0%
% of FP17s for the same patient ID Re-attending between 3 & 9 months - Adults	7,563	18,218	41.5%	52.1%	51.8%	50.5%
% of FP17s for Band 1 Urgent Courses	5,813	23,293	25.0%	9.8%	9.5%	9.0%
% of FP17s Relating to Free Repair or Replacements	97	23,293	0.4%	0.6%	0.7%	0.8%
% of FP17s Relating to Continuations	41	23,293	0.2%	1.1%	1.0%	1.1%
% of Patients satisfied with the dentistry they have received	6	7	N/A	92.0%	92.1%	91.5%
% of Patients satisfied with the time they had to wait for an appointment	6	7	N/A	88.8%	88.3%	87.9%

* This is based on patients treated on this contract for their most recent course of treatment. Figures in italics indicate the base number of FP17s or Patient Questionnaire responses are less than 100. N/A is shown where the base number of responses is less than 10 during the period. % is calculated as Quantity/Base number*100

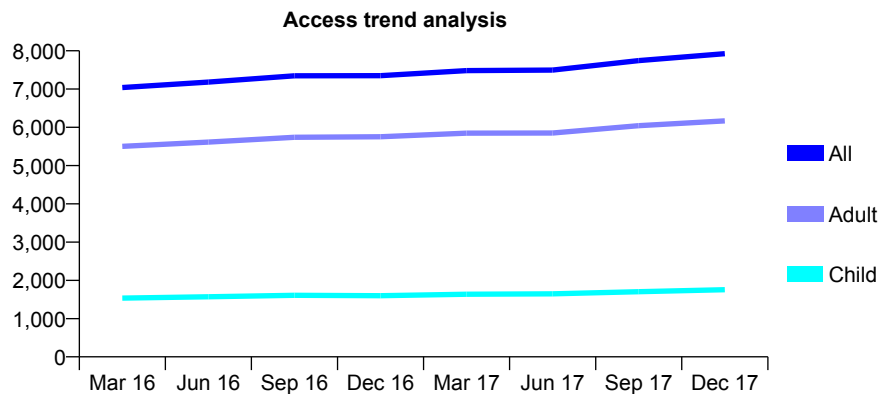
Q70 - Vital Signs At a Glance Contract Report for 353663/0001 - December 2017

Name or company name	MR G PAPOUTSIS
Contract type name	GDS Contract
Purpose of contract	General
Contract start date	01/04/2006
Contract end date	

17/18 Contracted general activity (UDA)	24,990
Carry forward general activity (UDA)	599
17/18 Contracted orthodontic activity (UOA)	0
Carry forward orthodontic activity (UOA)	0
Baseline contract value	£743,817.00

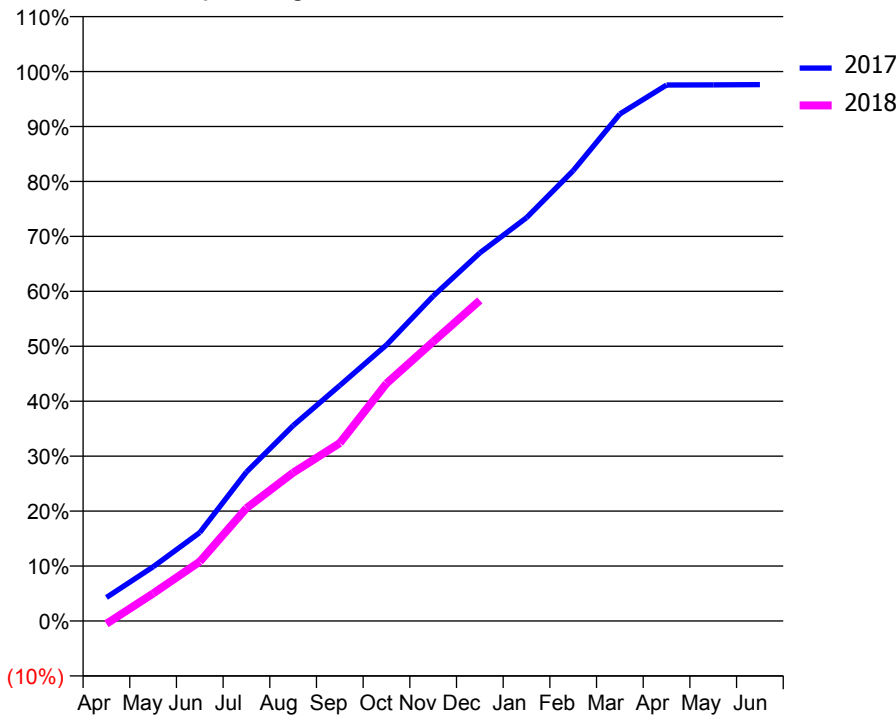
ACCESS*

Patients seen in 24 months	Total	Change since previous quarter
Quarter ending December 2016	7,351	
Quarter ending March 2017	7,484	→
Quarter ending June 2017	7,498	→
Quarter ending September 2017	7,743	↑
Quarter ending December 2017	7,925	↑
Variance since December 2016	7.8%	↑



ACTIVITY

Cumulative percentage of contracted UDA delivered 2017 & 2018



Month	Adjusted Scheduled Activity (UDA)	
	2017	2018
April	1,072	-132
May	2,467	1,254
June	4,026	2,701
July	6,778	5,132
August	8,886	6,749
September	10,710	8,091
October	12,557	10,801
November	14,776	12,704
December	16,740	14,582
January	18,341	
February	20,481	
March	23,060	
April	24,378	
May	24,379	
June	24,391	

QUALITY

	Quantity	Base Number	Contract	AT	Region	England
% of FP17s for the same patient ID Re-attending within 3 months - Children	98	1,932	5.1%	10.4%	11.5%	12.0%
% of FP17s for the same patient ID Re-attending within 3 months - Adults	737	6,570	11.2%	14.7%	15.8%	15.9%
% of FP17s for the same patient ID Re-attending between 3 & 9 months - Children	1,168	1,932	60.5%	60.3%	60.5%	58.0%
% of FP17s for the same patient ID Re-attending between 3 & 9 months - Adults	3,727	6,570	56.7%	52.1%	51.8%	50.5%
% of FP17s for Band 1 Urgent Courses	499	7,937	6.3%	9.8%	9.5%	9.0%
% of FP17s Relating to Free Repair or Replacements	43	7,937	0.5%	0.6%	0.7%	0.8%
% of FP17s Relating to Continuations	99	7,937	1.2%	1.1%	1.0%	1.1%
% of Patients satisfied with the dentistry they have received	12	13	92.3%	92.0%	92.1%	91.5%
% of Patients satisfied with the time they had to wait for an appointment	12	13	92.3%	88.8%	88.3%	87.9%

* This is based on patients treated on this contract for their most recent course of treatment. Figures in italics indicate the base number of FP17s or Patient Questionnaire responses are less than 100. N/A is shown where the base number of responses is less than 10 during the period. % is calculated as Quantity/Base number*100

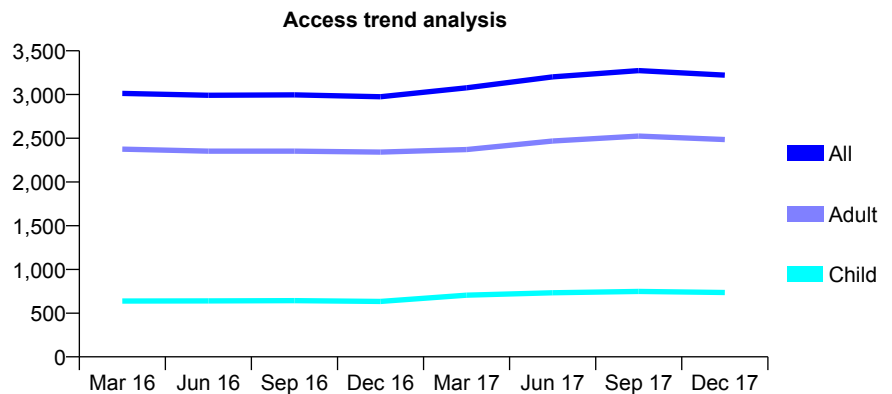
Q70 - Vital Signs At a Glance Contract Report for 356328/0002 - December 2017

Name or company name	MR JC KOTZE
Contract type name	GDS Contract
Purpose of contract	General
Contract start date	01/06/2009
Contract end date	

17/18 Contracted general activity (UDA)	8,400
Carry forward general activity (UDA)	0
17/18 Contracted orthodontic activity (UOA)	0
Carry forward orthodontic activity (UOA)	0
Baseline contract value	£229,258.86

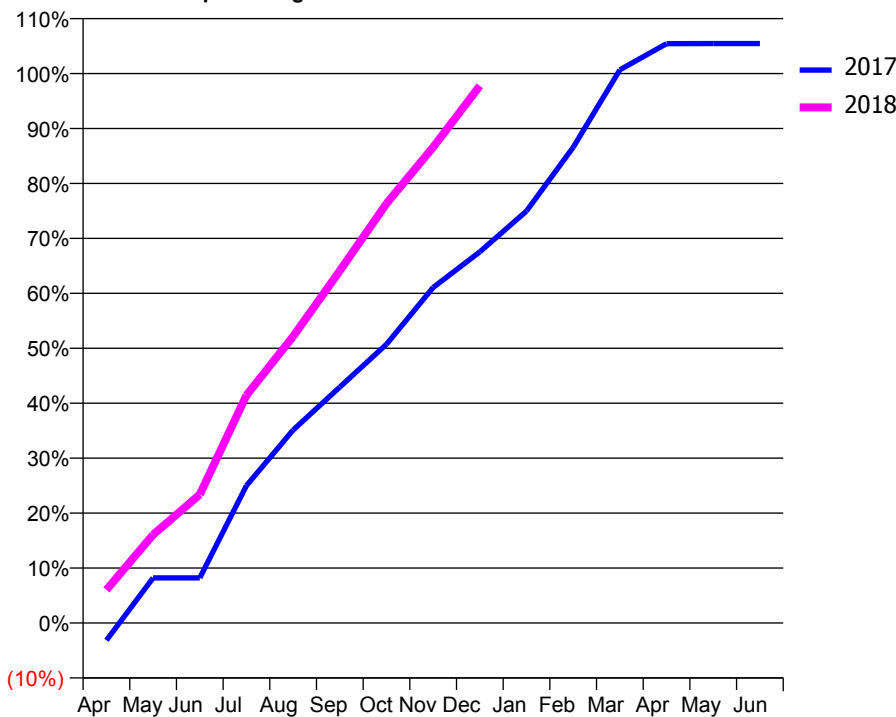
ACCESS*

Patients seen in 24 months	Total	Change since previous quarter
Quarter ending December 2016	2,974	
Quarter ending March 2017	3,077	↑
Quarter ending June 2017	3,202	↑
Quarter ending September 2017	3,273	↑
Quarter ending December 2017	3,221	↓
Variance since December 2016	8.3%	↑



ACTIVITY

Cumulative percentage of contracted UDA delivered 2017 & 2018



Month	Adjusted Scheduled Activity (UDA)	
	2017	2018
April	-265	507
May	689	1,350
June	689	1,963
July	2,101	3,481
August	2,951	4,381
September	3,607	5,385
October	4,261	6,412
November	5,130	7,274
December	5,675	8,213
January	6,297	
February	7,272	
March	8,456	
April	8,856	
May	8,857	
June	8,857	

QUALITY

	Quantity	Base Number	Contract	AT	Region	England
% of FP17s for the same patient ID Re-attending within 3 months - Children	153	1,106	13.8%	10.4%	11.5%	12.0%
% of FP17s for the same patient ID Re-attending within 3 months - Adults	471	2,903	16.2%	14.7%	15.8%	15.9%
% of FP17s for the same patient ID Re-attending between 3 & 9 months - Children	689	1,106	62.3%	60.3%	60.5%	58.0%
% of FP17s for the same patient ID Re-attending between 3 & 9 months - Adults	1,551	2,903	53.4%	52.1%	51.8%	50.5%
% of FP17s for Band 1 Urgent Courses	259	3,824	6.8%	9.8%	9.5%	9.0%
% of FP17s Relating to Free Repair or Replacements	51	3,824	1.3%	0.6%	0.7%	0.8%
% of FP17s Relating to Continuations	64	3,824	1.7%	1.1%	1.0%	1.1%
% of Patients satisfied with the dentistry they have received	5	5	N/A	92.0%	92.1%	91.5%
% of Patients satisfied with the time they had to wait for an appointment	5	5	N/A	88.8%	88.3%	87.9%

* This is based on patients treated on this contract for their most recent course of treatment. Figures in italics indicate the base number of FP17s or Patient Questionnaire responses are less than 100. N/A is shown where the base number of responses is less than 10 during the period. % is calculated as Quantity/Base number*100

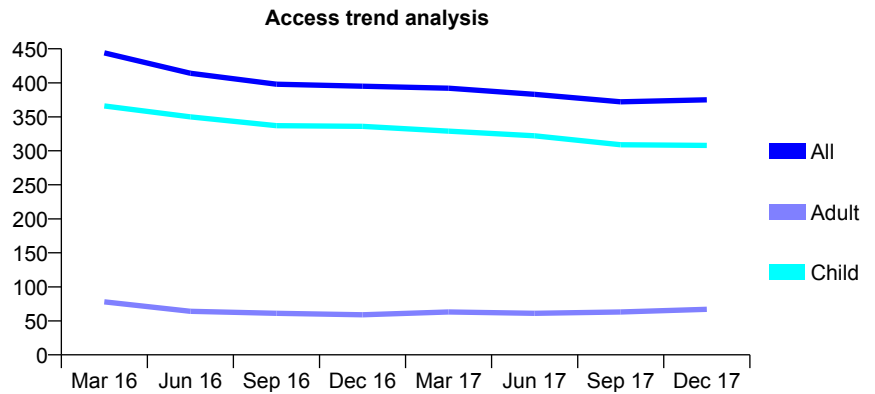
Q70 - Vital Signs At a Glance Contract Report for 559458/0001 - December 2017

Name or company name	Dr Sandip Dau
Contract type name	GDS Contract
Purpose of contract	General
Contract start date	01/04/2006
Contract end date	

17/18 Contracted general activity (UDA)	1,500
Carry forward general activity (UDA)	0
17/18 Contracted orthodontic activity (UOA)	0
Carry forward orthodontic activity (UOA)	0
Baseline contract value	£35,607.34

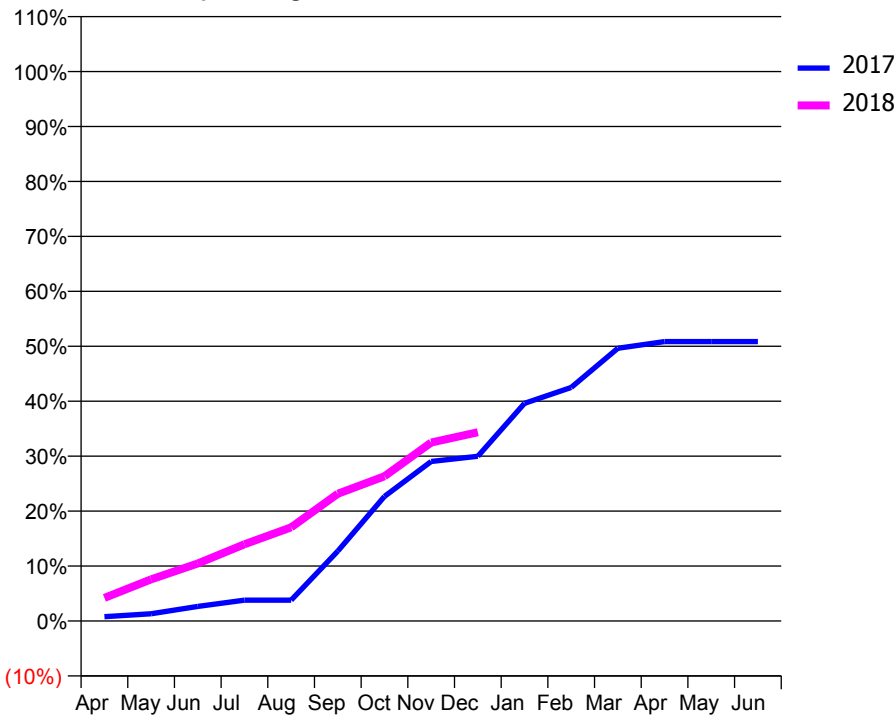
ACCESS*

Patients seen in 24 months	Total	Change since previous quarter
Quarter ending December 2016	395	
Quarter ending March 2017	392	→
Quarter ending June 2017	383	↓
Quarter ending September 2017	372	↓
Quarter ending December 2017	375	→
Variance since December 2016	(5.1%)	↓



ACTIVITY

Cumulative percentage of contracted UDA delivered 2017 & 2018



Month	Adjusted Scheduled Activity (UDA)	
	2017	2018
April	12	63
May	20	114
June	40	157
July	57	209
August	57	256
September	191	348
October	340	395
November	436	487
December	450	515
January	594	
February	638	
March	745	
April	763	
May	763	
June	763	

QUALITY

	Quantity	Base Number	Contract	AT	Region	England
% of FP17s for the same patient ID Re-attending within 3 months - Children	20	407	4.9%	10.4%	11.5%	12.0%
% of FP17s for the same patient ID Re-attending within 3 months - Adults	0	30	0.0%	14.7%	15.8%	15.9%
% of FP17s for the same patient ID Re-attending between 3 & 9 months - Children	328	407	80.6%	60.3%	60.5%	58.0%
% of FP17s for the same patient ID Re-attending between 3 & 9 months - Adults	23	30	76.7%	52.1%	51.8%	50.5%
% of FP17s for Band 1 Urgent Courses	16	423	3.8%	9.8%	9.5%	9.0%
% of FP17s Relating to Free Repair or Replacements	0	423	0.0%	0.6%	0.7%	0.8%
% of FP17s Relating to Continuations	0	423	0.0%	1.1%	1.0%	1.1%
% of Patients satisfied with the dentistry they have received	0	0	N/A	92.0%	92.1%	91.5%
% of Patients satisfied with the time they had to wait for an appointment	0	0	N/A	88.8%	88.3%	87.9%

* This is based on patients treated on this contract for their most recent course of treatment. Figures in italics indicate the base number of FP17s or Patient Questionnaire responses are less than 100. N/A is shown where the base number of responses is less than 10 during the period. % is calculated as Quantity/Base number*100

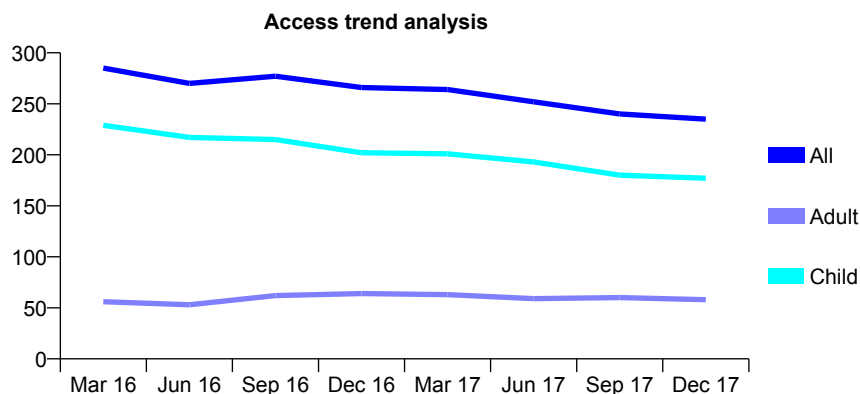
Q70 - Vital Signs At a Glance Contract Report for 563749/0002 - December 2017

Name or company name	The Avenue Gosport Partnership
Contract type name	GDS Contract
Purpose of contract	General
Contract start date	18/07/2007
Contract end date	

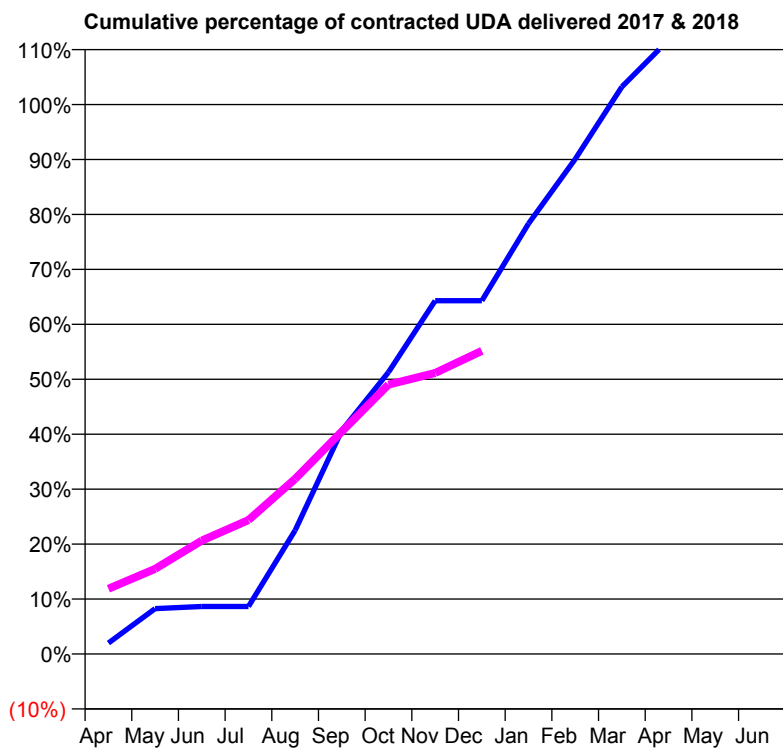
17/18 Contracted general activity (UDA)	800
Carry forward general activity (UDA)	-95
17/18 Contracted orthodontic activity (UOA)	0
Carry forward orthodontic activity (UOA)	0
Baseline contract value	£15,899.92

ACCESS*

Patients seen in 24 months	Total	Change since previous quarter
Quarter ending December 2016	266	
Quarter ending March 2017	264	→
Quarter ending June 2017	252	↓
Quarter ending September 2017	240	↓
Quarter ending December 2017	235	↓
Variance since December 2016	(11.7%)	↓



ACTIVITY



Month	Adjusted Scheduled Activity (UDA)	
	2017	2018
April	16	95
May	66	124
June	69	165
July	69	195
August	180	255
September	325	324
October	410	392
November	514	409
December	514	441
January	627	
February	721	
March	826	
April	894	
May	895	
June	895	

QUALITY

	Quantity	Base Number	Contract	AT	Region	England
% of FP17s for the same patient ID Re-attending within 3 months - Children	21	210	10.0%	10.4%	11.5%	12.0%
% of FP17s for the same patient ID Re-attending within 3 months - Adults	6	36	16.7%	14.7%	15.8%	15.9%
% of FP17s for the same patient ID Re-attending between 3 & 9 months - Children	145	210	69.0%	60.3%	60.5%	58.0%
% of FP17s for the same patient ID Re-attending between 3 & 9 months - Adults	25	36	69.4%	52.1%	51.8%	50.5%
% of FP17s for Band 1 Urgent Courses	7	211	3.3%	9.8%	9.5%	9.0%
% of FP17s Relating to Free Repair or Replacements	0	211	0.0%	0.6%	0.7%	0.8%
% of FP17s Relating to Continuations	0	211	0.0%	1.1%	1.0%	1.1%
% of Patients satisfied with the dentistry they have received	0	0	N/A	92.0%	92.1%	91.5%
% of Patients satisfied with the time they had to wait for an appointment	0	0	N/A	88.8%	88.3%	87.9%

* This is based on patients treated on this contract for their most recent course of treatment. Figures in italics indicate the base number of FP17s or Patient Questionnaire responses are less than 100. N/A is shown where the base number of responses is less than 10 during the period. % is calculated as Quantity/Base number*100

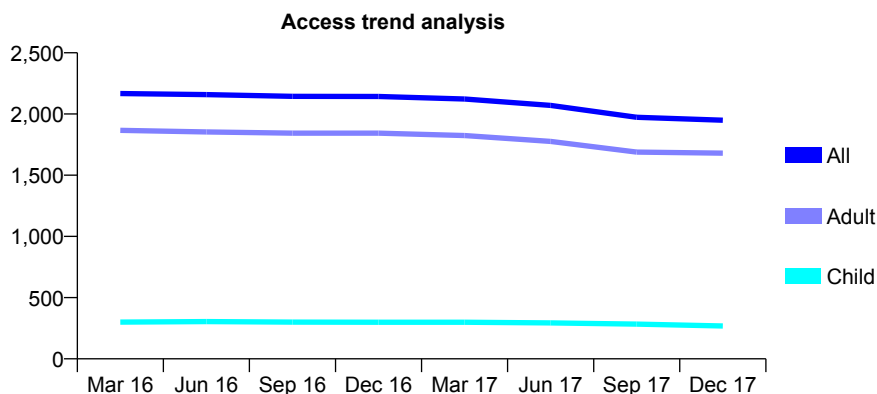
Q70 - Vital Signs At a Glance Contract Report for 564796/0001 - December 2017

Name or company name	CP Dental
Contract type name	GDS Contract
Purpose of contract	General
Contract start date	01/04/2006
Contract end date	

17/18 Contracted general activity (UDA)	6,504
Carry forward general activity (UDA)	0
17/18 Contracted orthodontic activity (UOA)	0
Carry forward orthodontic activity (UOA)	0
Baseline contract value	£151,645.31

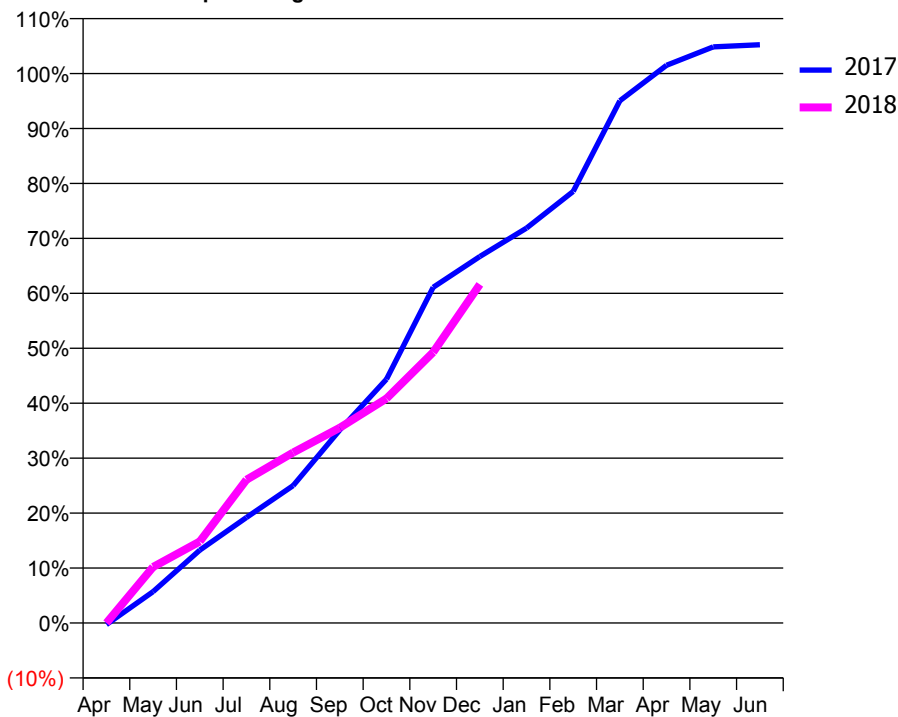
ACCESS*

Patients seen in 24 months	Total	Change since previous quarter
Quarter ending December 2016	2,143	
Quarter ending March 2017	2,123	→
Quarter ending June 2017	2,070	↓
Quarter ending September 2017	1,973	↓
Quarter ending December 2017	1,949	↓
Variance since December 2016	(9.1%)	↓



ACTIVITY

Cumulative percentage of contracted UDA delivered 2017 & 2018



Month	Adjusted Scheduled Activity (UDA)	
	2017	2018
April	-19	0
May	371	664
June	863	965
July	1,250	1,696
August	1,626	2,018
September	2,284	2,312
October	2,886	2,657
November	3,973	3,204
December	4,338	4,008
January	4,675	
February	5,108	
March	6,182	
April	6,602	
May	6,820	
June	6,844	

QUALITY

	Quantity	Base Number	Contract	AT	Region	England
% of FP17s for the same patient ID Re-attending within 3 months - Children	14	332	4.2%	10.4%	11.5%	12.0%
% of FP17s for the same patient ID Re-attending within 3 months - Adults	249	2,151	11.6%	14.7%	15.8%	15.9%
% of FP17s for the same patient ID Re-attending between 3 & 9 months - Children	223	332	67.2%	60.3%	60.5%	58.0%
% of FP17s for the same patient ID Re-attending between 3 & 9 months - Adults	1,394	2,151	64.8%	52.1%	51.8%	50.5%
% of FP17s for Band 1 Urgent Courses	165	2,175	7.6%	9.8%	9.5%	9.0%
% of FP17s Relating to Free Repair or Replacements	6	2,175	0.3%	0.6%	0.7%	0.8%
% of FP17s Relating to Continuations	1	2,175	0.0%	1.1%	1.0%	1.1%
% of Patients satisfied with the dentistry they have received	0	0	N/A	92.0%	92.1%	91.5%
% of Patients satisfied with the time they had to wait for an appointment	0	0	N/A	88.8%	88.3%	87.9%

* This is based on patients treated on this contract for their most recent course of treatment. Figures in italics indicate the base number of FP17s or Patient Questionnaire responses are less than 100. N/A is shown where the base number of responses is less than 10 during the period. % is calculated as Quantity/Base number*100

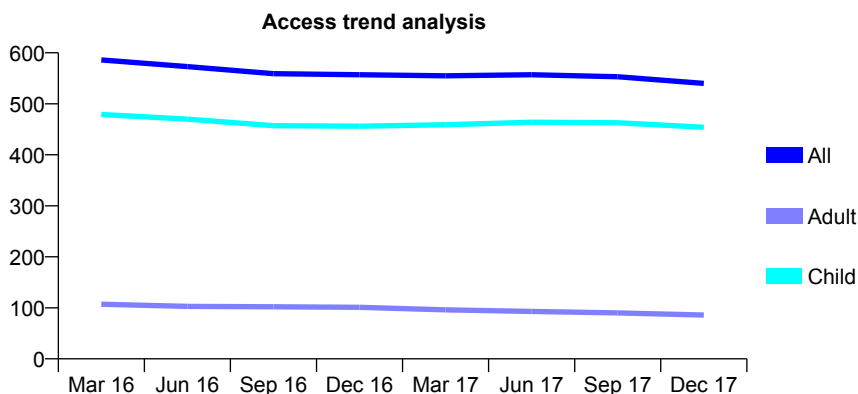
Q70 - Vital Signs At a Glance Contract Report for 565792/0001 - December 2017

Name or company name	MR N DOBBS
Contract type name	GDS Contract
Purpose of contract	General
Contract start date	01/04/2006
Contract end date	

17/18 Contracted general activity (UDA)	1,823
Carry forward general activity (UDA)	0
17/18 Contracted orthodontic activity (UOA)	0
Carry forward orthodontic activity (UOA)	0
Baseline contract value	£38,307.23

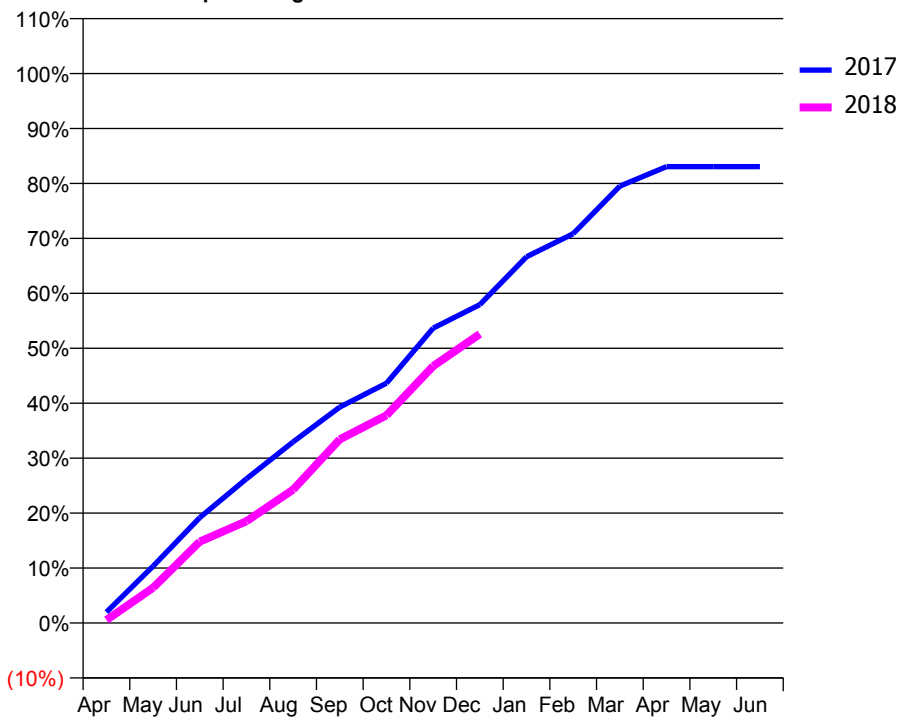
ACCESS*

Patients seen in 24 months	Total	Change since previous quarter
Quarter ending December 2016	557	
Quarter ending March 2017	555	→
Quarter ending June 2017	557	→
Quarter ending September 2017	553	→
Quarter ending December 2017	540	↓
Variance since December 2016	(3.1%)	↓



ACTIVITY

Cumulative percentage of contracted UDA delivered 2017 & 2018



Month	Adjusted Scheduled Activity (UDA)	
	2017	2018
April	36	10
May	189	117
June	350	270
July	478	338
August	601	443
September	717	609
October	796	689
November	978	852
December	1,056	959
January	1,215	
February	1,292	
March	1,449	
April	1,514	
May	1,514	
June	1,514	

QUALITY

	Quantity	Base Number	Contract	AT	Region	England
% of FP17s for the same patient ID Re-attending within 3 months - Children	17	561	3.0%	10.4%	11.5%	12.0%
% of FP17s for the same patient ID Re-attending within 3 months - Adults	4	44	9.1%	14.7%	15.8%	15.9%
% of FP17s for the same patient ID Re-attending between 3 & 9 months - Children	421	561	75.0%	60.3%	60.5%	58.0%
% of FP17s for the same patient ID Re-attending between 3 & 9 months - Adults	32	44	72.7%	52.1%	51.8%	50.5%
% of FP17s for Band 1 Urgent Courses	10	569	1.8%	9.8%	9.5%	9.0%
% of FP17s Relating to Free Repair or Replacements	0	569	0.0%	0.6%	0.7%	0.8%
% of FP17s Relating to Continuations	0	569	0.0%	1.1%	1.0%	1.1%
% of Patients satisfied with the dentistry they have received	1	1	N/A	92.0%	92.1%	91.5%
% of Patients satisfied with the time they had to wait for an appointment	1	1	N/A	88.8%	88.3%	87.9%

* This is based on patients treated on this contract for their most recent course of treatment. Figures in italics indicate the base number of FP17s or Patient Questionnaire responses are less than 100. N/A is shown where the base number of responses is less than 10 during the period. % is calculated as Quantity/Base number*100

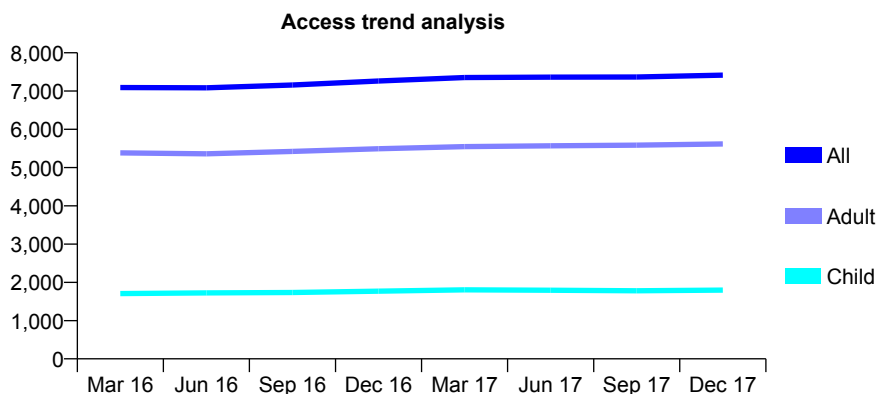
Q70 - Vital Signs At a Glance Contract Report for 566403/0001 - December 2017

Name or company name	MR WM FLETT
Contract type name	GDS Contract
Purpose of contract	General
Contract start date	01/04/2006
Contract end date	

17/18 Contracted general activity (UDA)	18,531
Carry forward general activity (UDA)	0
17/18 Contracted orthodontic activity (UOA)	0
Carry forward orthodontic activity (UOA)	0
Baseline contract value	£497,681.62

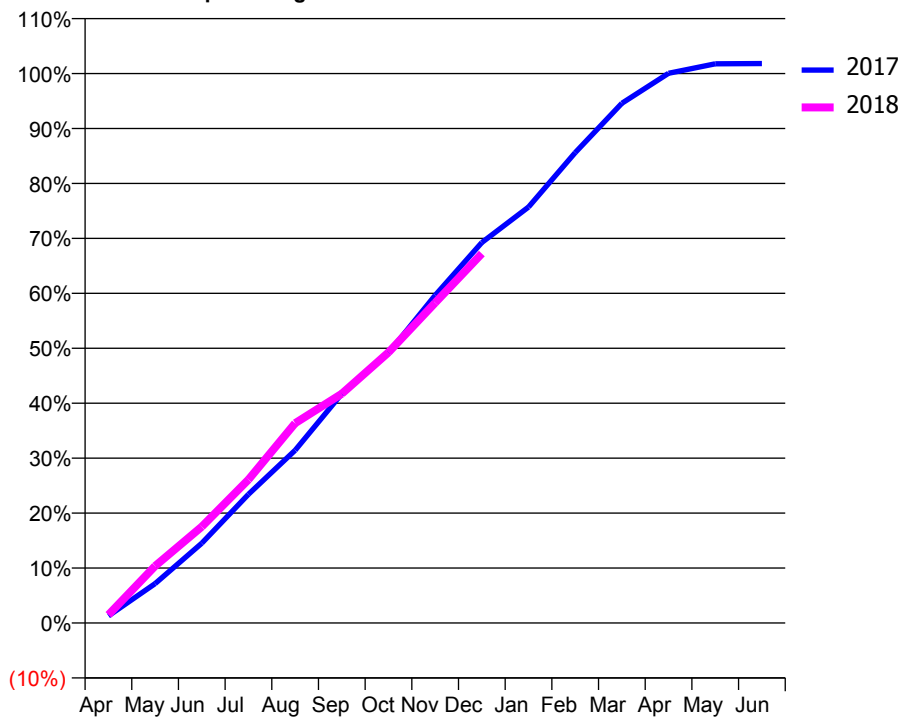
ACCESS*

Patients seen in 24 months	Total	Change since previous quarter
Quarter ending December 2016	7,263	
Quarter ending March 2017	7,352	→
Quarter ending June 2017	7,364	→
Quarter ending September 2017	7,366	→
Quarter ending December 2017	7,415	→
Variance since December 2016	2.1%	↑



ACTIVITY

Cumulative percentage of contracted UDA delivered 2017 & 2018



Month	Adjusted Scheduled Activity (UDA)	
	2017	2018
April	241	277
May	1,328	1,921
June	2,691	3,247
July	4,340	4,838
August	5,825	6,737
September	7,733	7,730
October	9,108	9,128
November	11,053	10,799
December	12,830	12,457
January	14,027	
February	15,861	
March	17,525	
April	18,540	
May	18,859	
June	18,866	

QUALITY

	Quantity	Base Number	Contract	AT	Region	England
% of FP17s for the same patient ID Re-attending within 3 months - Children	136	1,975	6.9%	10.4%	11.5%	12.0%
% of FP17s for the same patient ID Re-attending within 3 months - Adults	855	5,891	14.5%	14.7%	15.8%	15.9%
% of FP17s for the same patient ID Re-attending between 3 & 9 months - Children	1,263	1,975	63.9%	60.3%	60.5%	58.0%
% of FP17s for the same patient ID Re-attending between 3 & 9 months - Adults	2,920	5,891	49.6%	52.1%	51.8%	50.5%
% of FP17s for Band 1 Urgent Courses	531	7,131	7.4%	9.8%	9.5%	9.0%
% of FP17s Relating to Free Repair or Replacements	152	7,131	2.1%	0.6%	0.7%	0.8%
% of FP17s Relating to Continuations	37	7,131	0.5%	1.1%	1.0%	1.1%
% of Patients satisfied with the dentistry they have received	14	14	100.0%	92.0%	92.1%	91.5%
% of Patients satisfied with the time they had to wait for an appointment	11	14	78.6%	88.8%	88.3%	87.9%

* This is based on patients treated on this contract for their most recent course of treatment. Figures in italics indicate the base number of FP17s or Patient Questionnaire responses are less than 100. N/A is shown where the base number of responses is less than 10 during the period. % is calculated as Quantity/Base number*100

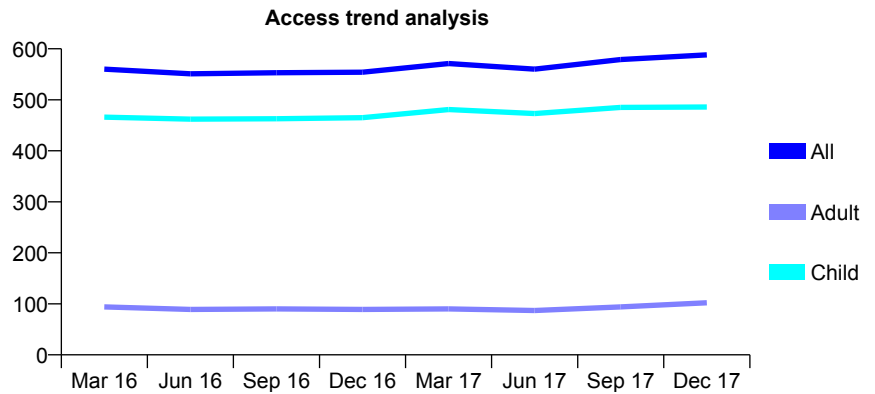
Q70 - Vital Signs At a Glance Contract Report for 567019/0001 - December 2017

Name or company name	MR JH PHELPS
Contract type name	GDS Contract
Purpose of contract	General
Contract start date	01/04/2006
Contract end date	

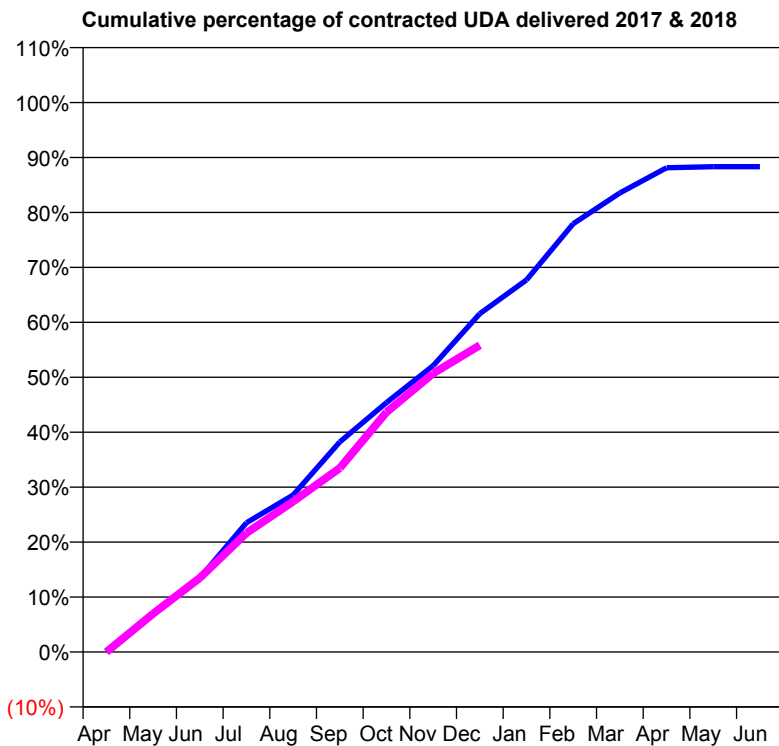
17/18 Contracted general activity (UDA)	1,526
Carry forward general activity (UDA)	0
17/18 Contracted orthodontic activity (UOA)	0
Carry forward orthodontic activity (UOA)	0
Baseline contract value	£33,089.24

ACCESS*

Patients seen in 24 months	Total	Change since previous quarter
Quarter ending December 2016	554	
Quarter ending March 2017	571	↑
Quarter ending June 2017	560	↓
Quarter ending September 2017	579	↑
Quarter ending December 2017	588	→
Variance since December 2016	6.1%	↑



ACTIVITY



Month	Adjusted Scheduled Activity (UDA)	
	2017	2018
April	0	0
May	105	106
June	206	206
July	359	330
August	436	418
September	583	511
October	693	666
November	795	774
December	940	852
January	1,033	
February	1,189	
March	1,275	
April	1,345	
May	1,348	
June	1,348	

QUALITY

	Quantity	Base Number	Contract	AT	Region	England
% of FP17s for the same patient ID Re-attending within 3 months - Children	65	686	9.5%	10.4%	11.5%	12.0%
% of FP17s for the same patient ID Re-attending within 3 months - Adults	7	53	13.2%	14.7%	15.8%	15.9%
% of FP17s for the same patient ID Re-attending between 3 & 9 months - Children	475	686	69.2%	60.3%	60.5%	58.0%
% of FP17s for the same patient ID Re-attending between 3 & 9 months - Adults	38	53	71.7%	52.1%	51.8%	50.5%
% of FP17s for Band 1 Urgent Courses	14	681	2.1%	9.8%	9.5%	9.0%
% of FP17s Relating to Free Repair or Replacements	0	681	0.0%	0.6%	0.7%	0.8%
% of FP17s Relating to Continuations	0	681	0.0%	1.1%	1.0%	1.1%
% of Patients satisfied with the dentistry they have received	0	0	N/A	92.0%	92.1%	91.5%
% of Patients satisfied with the time they had to wait for an appointment	0	0	N/A	88.8%	88.3%	87.9%

* This is based on patients treated on this contract for their most recent course of treatment. Figures in italics indicate the base number of FP17s or Patient Questionnaire responses are less than 100. N/A is shown where the base number of responses is less than 10 during the period. % is calculated as Quantity/Base number*100

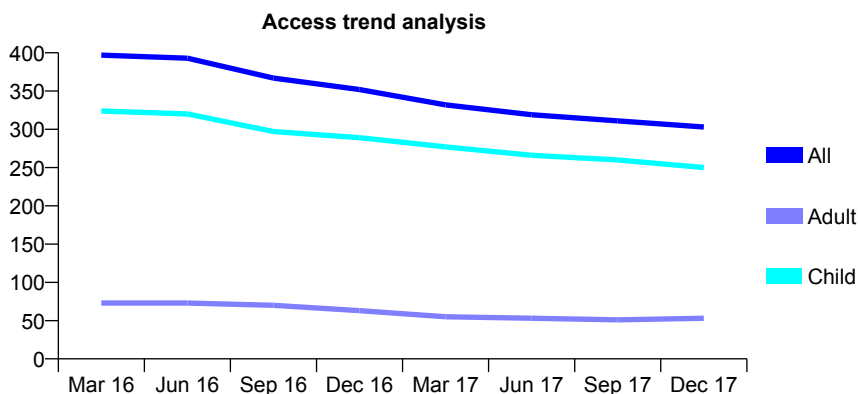
Q70 - Vital Signs At a Glance Contract Report for 567485/0002 - December 2017

Name or company name	MR PT JONES
Contract type name	GDS Contract
Purpose of contract	General and Orthodontic
Contract start date	01/04/2006
Contract end date	

17/18 Contracted general activity (UDA)	800
Carry forward general activity (UDA)	0
17/18 Contracted orthodontic activity (UOA)	182
Carry forward orthodontic activity (UOA)	0
Baseline contract value	£37,135.71

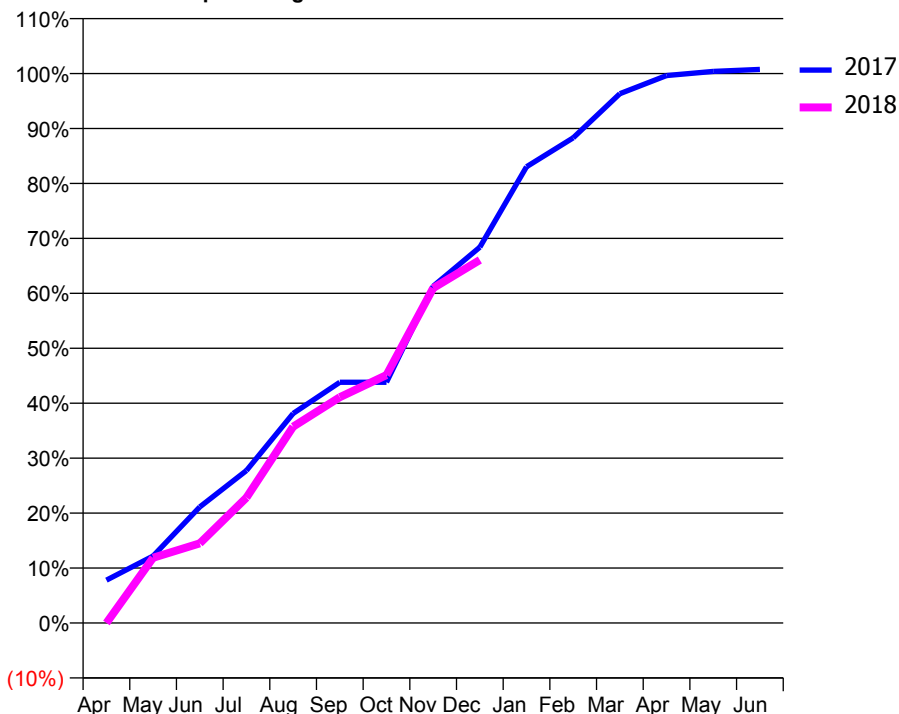
ACCESS*

Patients seen in 24 months	Total	Change since previous quarter
Quarter ending December 2016	352	
Quarter ending March 2017	332	↓
Quarter ending June 2017	319	↓
Quarter ending September 2017	311	↓
Quarter ending December 2017	303	↓
Variance since December 2016	(13.9%)	↓



ACTIVITY

Cumulative percentage of contracted UDA delivered 2017 & 2018



Month	Adjusted Scheduled Activity (UDA)	
	2017	2018
April	62	0
May	98	95
June	169	116
July	222	183
August	305	286
September	351	329
October	351	361
November	490	488
December	547	529
January	664	
February	706	
March	771	
April	797	
May	803	
June	806	

QUALITY

	Quantity	Base Number	Contract	AT	Region	England
% of FP17s for the same patient ID Re-attending within 3 months - Children	48	363	13.2%	10.4%	11.5%	12.0%
% of FP17s for the same patient ID Re-attending within 3 months - Adults	3	28	10.7%	14.7%	15.8%	15.9%
% of FP17s for the same patient ID Re-attending between 3 & 9 months - Children	261	363	71.9%	60.3%	60.5%	58.0%
% of FP17s for the same patient ID Re-attending between 3 & 9 months - Adults	21	28	75.0%	52.1%	51.8%	50.5%
% of FP17s for Band 1 Urgent Courses	8	327	2.4%	9.8%	9.5%	9.0%
% of FP17s Relating to Free Repair or Replacements	0	327	0.0%	0.6%	0.7%	0.8%
% of FP17s Relating to Continuations	0	327	0.0%	1.1%	1.0%	1.1%
% of Patients satisfied with the dentistry they have received	2	2	N/A	92.0%	92.1%	91.5%
% of Patients satisfied with the time they had to wait for an appointment	2	2	N/A	88.8%	88.3%	87.9%

* This is based on patients treated on this contract for their most recent course of treatment. Figures in italics indicate the base number of FP17s or Patient Questionnaire responses are less than 100. N/A is shown where the base number of responses is less than 10 during the period. % is calculated as Quantity/Base number*100

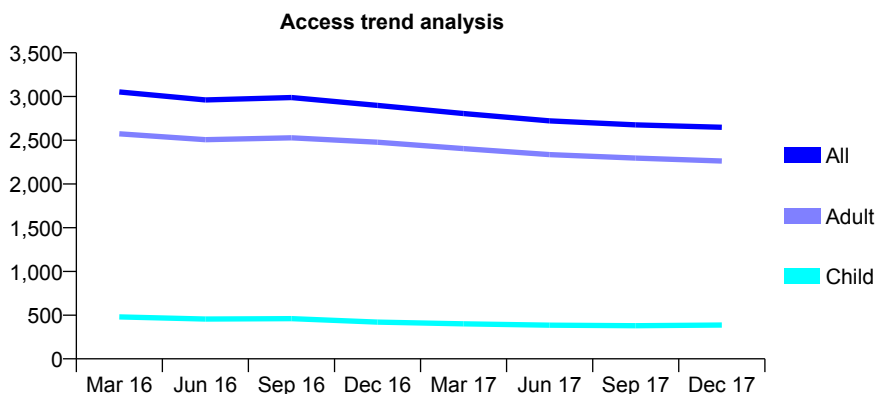
Q70 - Vital Signs At a Glance Contract Report for 569216/0001 - December 2017

Name or company name	MR BG PARNELL
Contract type name	GDS Contract
Purpose of contract	General
Contract start date	01/04/2006
Contract end date	

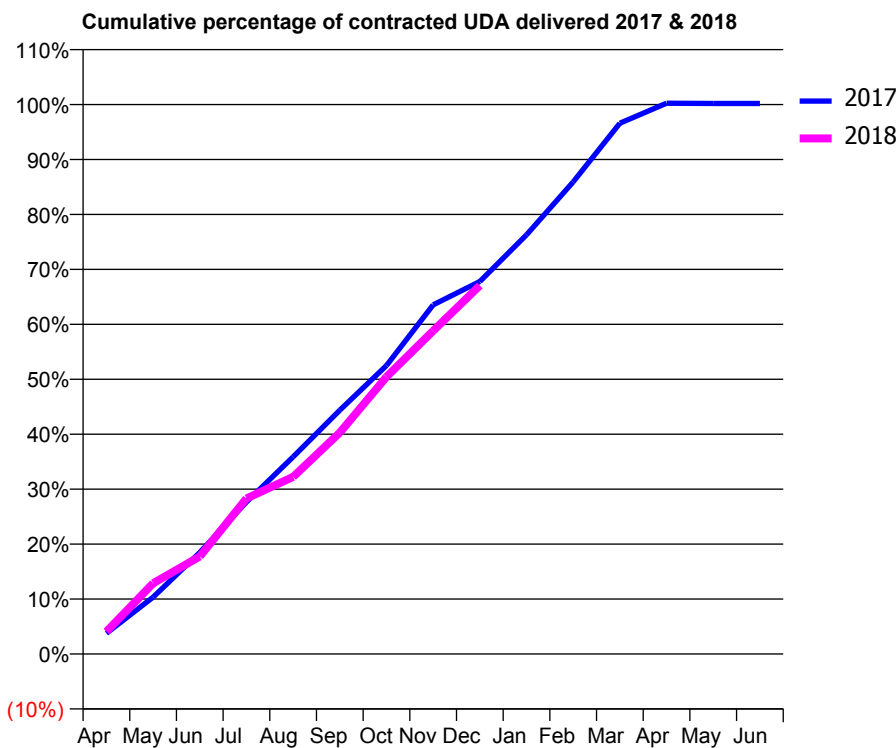
17/18 Contracted general activity (UDA)	8,445
Carry forward general activity (UDA)	0
17/18 Contracted orthodontic activity (UOA)	0
Carry forward orthodontic activity (UOA)	0
Baseline contract value	£213,436.11

ACCESS*

Patients seen in 24 months	Total	Change since previous quarter
Quarter ending December 2016	2,898	
Quarter ending March 2017	2,805	↓
Quarter ending June 2017	2,721	↓
Quarter ending September 2017	2,675	↓
Quarter ending December 2017	2,649	→
Variance since December 2016	(8.6%)	↓



ACTIVITY



Month	Adjusted Scheduled Activity (UDA)	
	2017	2018
April	319	345
May	873	1,088
June	1,560	1,499
July	2,335	2,391
August	3,029	2,722
September	3,747	3,403
October	4,434	4,259
November	5,367	4,967
December	5,725	5,663
January	6,442	
February	7,255	
March	8,158	
April	8,464	
May	8,460	
June	8,460	

QUALITY

	Quantity	Base Number	Contract	AT	Region	England
% of FP17s for the same patient ID Re-attending within 3 months - Children	29	441	6.6%	10.4%	11.5%	12.0%
% of FP17s for the same patient ID Re-attending within 3 months - Adults	440	2,798	15.7%	14.7%	15.8%	15.9%
% of FP17s for the same patient ID Re-attending between 3 & 9 months - Children	278	441	63.0%	60.3%	60.5%	58.0%
% of FP17s for the same patient ID Re-attending between 3 & 9 months - Adults	1,725	2,798	61.7%	52.1%	51.8%	50.5%
% of FP17s for Band 1 Urgent Courses	477	3,082	15.5%	9.8%	9.5%	9.0%
% of FP17s Relating to Free Repair or Replacements	33	3,082	1.1%	0.6%	0.7%	0.8%
% of FP17s Relating to Continuations	46	3,082	1.5%	1.1%	1.0%	1.1%
% of Patients satisfied with the dentistry they have received	5	7	N/A	92.0%	92.1%	91.5%
% of Patients satisfied with the time they had to wait for an appointment	7	7	N/A	88.8%	88.3%	87.9%

* This is based on patients treated on this contract for their most recent course of treatment. Figures in italics indicate the base number of FP17s or Patient Questionnaire responses are less than 100. N/A is shown where the base number of responses is less than 10 during the period. % is calculated as Quantity/Base number*100

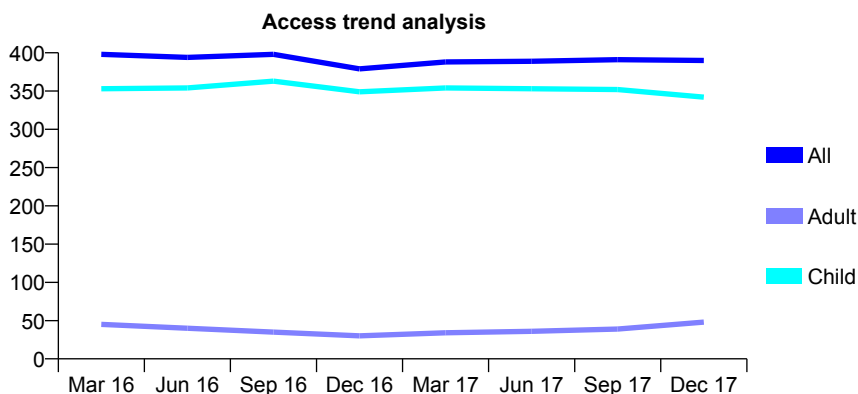
Q70 - Vital Signs At a Glance Contract Report for 570036/0001 - December 2017

Name or company name	MRS EM EXELBY
Contract type name	GDS Contract
Purpose of contract	General
Contract start date	01/04/2006
Contract end date	

17/18 Contracted general activity (UDA)	650
Carry forward general activity (UDA)	0
17/18 Contracted orthodontic activity (UOA)	0
Carry forward orthodontic activity (UOA)	0
Baseline contract value	£14,509.41

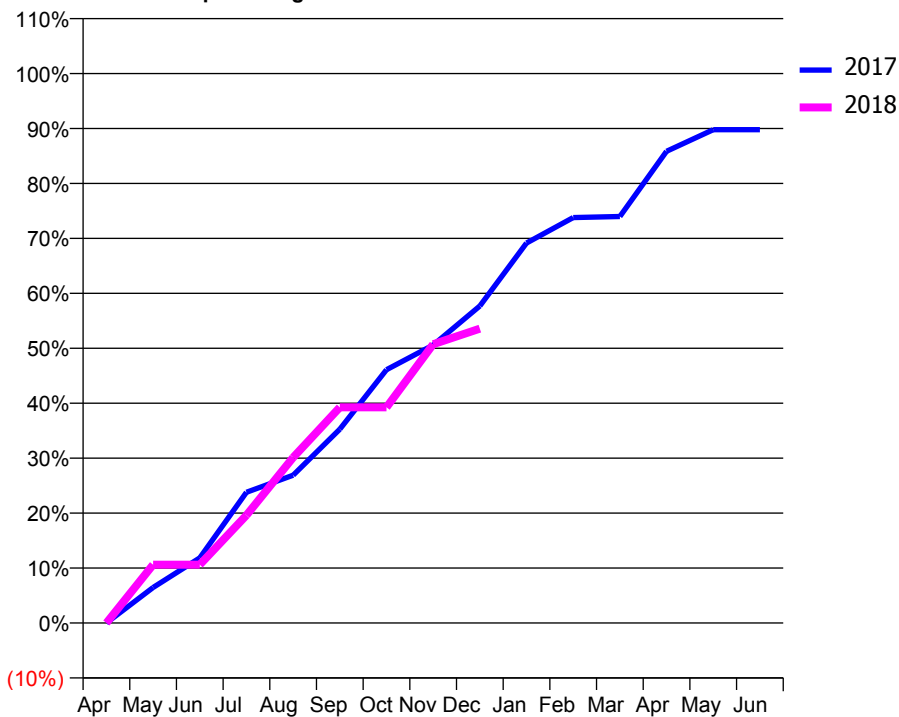
ACCESS*

Patients seen in 24 months	Total	Change since previous quarter
Quarter ending December 2016	379	
Quarter ending March 2017	388	↑
Quarter ending June 2017	389	→
Quarter ending September 2017	391	→
Quarter ending December 2017	390	→
Variance since December 2016	2.9%	↑



ACTIVITY

Cumulative percentage of contracted UDA delivered 2017 & 2018



Month	Adjusted Scheduled Activity (UDA)	
	2017	2018
April	0	0
May	42	69
June	77	69
July	155	128
August	175	196
September	229	255
October	300	255
November	329	330
December	375	348
January	449	
February	480	
March	481	
April	558	
May	584	
June	584	

QUALITY

	Quantity	Base Number	Contract	AT	Region	England
% of FP17s for the same patient ID Re-attending within 3 months - Children	24	383	6.3%	10.4%	11.5%	12.0%
% of FP17s for the same patient ID Re-attending within 3 months - Adults	0	0	N/A	14.7%	15.8%	15.9%
% of FP17s for the same patient ID Re-attending between 3 & 9 months - Children	131	383	34.2%	60.3%	60.5%	58.0%
% of FP17s for the same patient ID Re-attending between 3 & 9 months - Adults	0	0	N/A	52.1%	51.8%	50.5%
% of FP17s for Band 1 Urgent Courses	21	298	7.0%	9.8%	9.5%	9.0%
% of FP17s Relating to Free Repair or Replacements	0	298	0.0%	0.6%	0.7%	0.8%
% of FP17s Relating to Continuations	0	298	0.0%	1.1%	1.0%	1.1%
% of Patients satisfied with the dentistry they have received	0	0	N/A	92.0%	92.1%	91.5%
% of Patients satisfied with the time they had to wait for an appointment	0	0	N/A	88.8%	88.3%	87.9%

* This is based on patients treated on this contract for their most recent course of treatment. Figures in italics indicate the base number of FP17s or Patient Questionnaire responses are less than 100. N/A is shown where the base number of responses is less than 10 during the period. % is calculated as Quantity/Base number*100

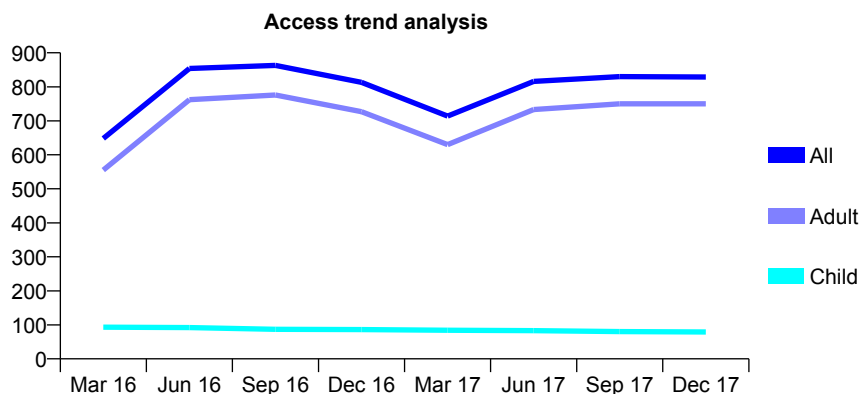
Q70 - Vital Signs At a Glance Contract Report for 572330/0001 - December 2017

Name or company name	MR SD JAMES
Contract type name	GDS Contract
Purpose of contract	General
Contract start date	01/04/2006
Contract end date	

17/18 Contracted general activity (UDA)	3,500
Carry forward general activity (UDA)	88
17/18 Contracted orthodontic activity (UOA)	0
Carry forward orthodontic activity (UOA)	0
Baseline contract value	£79,360.61

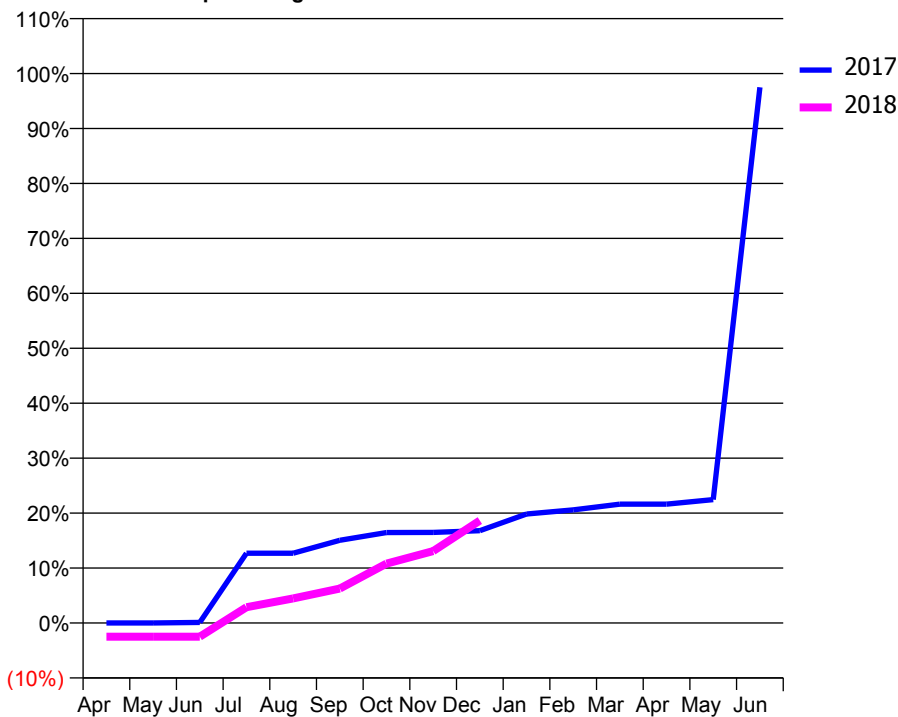
ACCESS*

Patients seen in 24 months	Total	Change since previous quarter
Quarter ending December 2016	813	
Quarter ending March 2017	714	↓
Quarter ending June 2017	816	↑
Quarter ending September 2017	830	→
Quarter ending December 2017	829	→
Variance since December 2016	2.0%	→



ACTIVITY

Cumulative percentage of contracted UDA delivered 2017 & 2018



Month	Adjusted Scheduled Activity (UDA)	
	2017	2018
April	0	-88
May	0	-88
June	4	-88
July	445	101
August	445	157
September	527	220
October	576	379
November	577	458
December	588	653
January	695	
February	721	
March	757	
April	757	
May	786	
June	3,412	

QUALITY

	Quantity	Base Number	Contract	AT	Region	England
% of FP17s for the same patient ID Re-attending within 3 months - Children	7	75	9.3%	10.4%	11.5%	12.0%
% of FP17s for the same patient ID Re-attending within 3 months - Adults	12	539	2.2%	14.7%	15.8%	15.9%
% of FP17s for the same patient ID Re-attending between 3 & 9 months - Children	43	75	57.3%	60.3%	60.5%	58.0%
% of FP17s for the same patient ID Re-attending between 3 & 9 months - Adults	111	539	20.6%	52.1%	51.8%	50.5%
% of FP17s for Band 1 Urgent Courses	13	286	4.5%	9.8%	9.5%	9.0%
% of FP17s Relating to Free Repair or Replacements	0	286	0.0%	0.6%	0.7%	0.8%
% of FP17s Relating to Continuations	0	286	0.0%	1.1%	1.0%	1.1%
% of Patients satisfied with the dentistry they have received	1	2	N/A	92.0%	92.1%	91.5%
% of Patients satisfied with the time they had to wait for an appointment	2	2	N/A	88.8%	88.3%	87.9%

* This is based on patients treated on this contract for their most recent course of treatment. Figures in italics indicate the base number of FP17s or Patient Questionnaire responses are less than 100. N/A is shown where the base number of responses is less than 10 during the period. % is calculated as Quantity/Base number*100

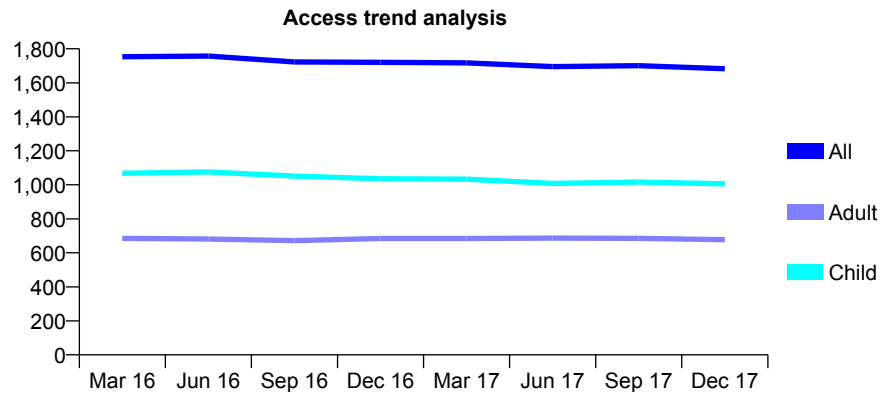
Q70 - Vital Signs At a Glance Contract Report for 573566/0002 - December 2017

Name or company name	Sandown Dental Practice
Contract type name	GDS Contract
Purpose of contract	General
Contract start date	04/01/2010
Contract end date	

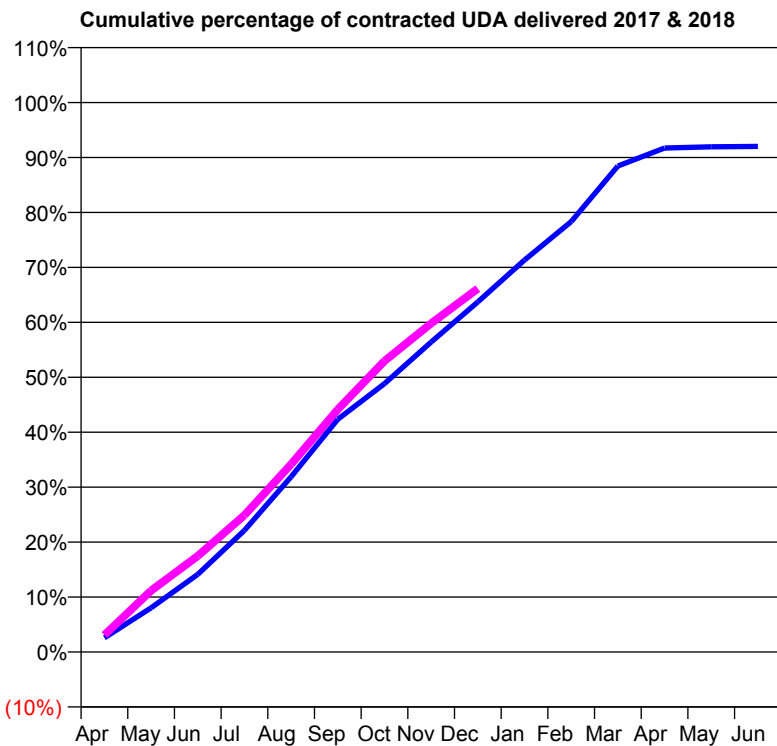
17/18 Contracted general activity (UDA)	3,506
Carry forward general activity (UDA)	0
17/18 Contracted orthodontic activity (UOA)	0
Carry forward orthodontic activity (UOA)	0
Baseline contract value	£83,666.37

ACCESS*

Patients seen in 24 months	Total	Change since previous quarter
Quarter ending December 2016	1,720	
Quarter ending March 2017	1,717	→
Quarter ending June 2017	1,695	↓
Quarter ending September 2017	1,701	→
Quarter ending December 2017	1,683	↓
Variance since December 2016	(2.2%)	↓



ACTIVITY



Month	Adjusted Scheduled Activity (UDA)	
	2017	2018
April	96	109
May	297	392
June	521	613
July	817	874
August	1,177	1,199
September	1,563	1,548
October	1,802	1,857
November	2,081	2,097
December	2,351	2,319
January	2,632	
February	2,890	
March	3,264	
April	3,384	
May	3,392	
June	3,395	

QUALITY

	Quantity	Base Number	Contract	AT	Region	England
% of FP17s for the same patient ID Re-attending within 3 months - Children	125	1,273	9.8%	10.4%	11.5%	12.0%
% of FP17s for the same patient ID Re-attending within 3 months - Adults	59	547	10.8%	14.7%	15.8%	15.9%
% of FP17s for the same patient ID Re-attending between 3 & 9 months - Children	824	1,273	64.7%	60.3%	60.5%	58.0%
% of FP17s for the same patient ID Re-attending between 3 & 9 months - Adults	280	547	51.2%	52.1%	51.8%	50.5%
% of FP17s for Band 1 Urgent Courses	78	1,738	4.5%	9.8%	9.5%	9.0%
% of FP17s Relating to Free Repair or Replacements	0	1,738	0.0%	0.6%	0.7%	0.8%
% of FP17s Relating to Continuations	3	1,738	0.2%	1.1%	1.0%	1.1%
% of Patients satisfied with the dentistry they have received	2	2	N/A	92.0%	92.1%	91.5%
% of Patients satisfied with the time they had to wait for an appointment	2	2	N/A	88.8%	88.3%	87.9%

* This is based on patients treated on this contract for their most recent course of treatment. Figures in italics indicate the base number of FP17s or Patient Questionnaire responses are less than 100. N/A is shown where the base number of responses is less than 10 during the period. % is calculated as Quantity/Base number*100

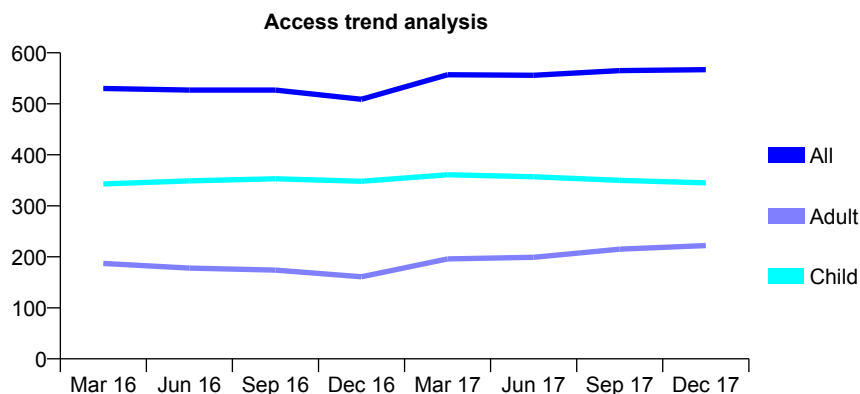
Q70 - Vital Signs At a Glance Contract Report for 574937/0001 - December 2017

Name or company name	Teeth-on-the-Heath
Contract type name	GDS Contract
Purpose of contract	General
Contract start date	01/04/2006
Contract end date	

17/18 Contracted general activity (UDA)	1,331
Carry forward general activity (UDA)	16
17/18 Contracted orthodontic activity (UOA)	0
Carry forward orthodontic activity (UOA)	0
Baseline contract value	£36,353.29

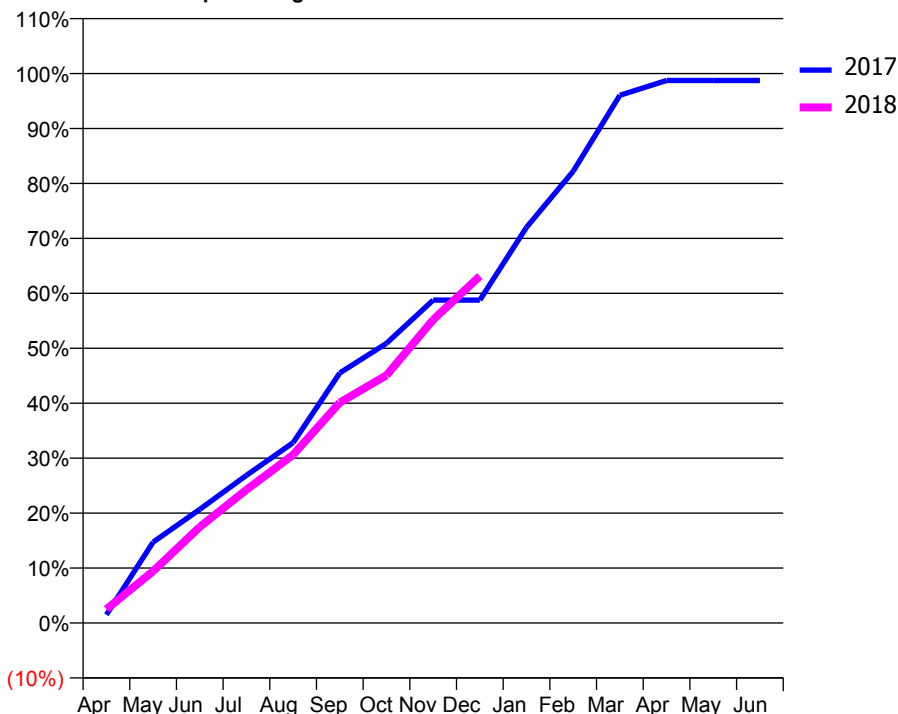
ACCESS*

Patients seen in 24 months	Total	Change since previous quarter
Quarter ending December 2016	509	
Quarter ending March 2017	557	↑
Quarter ending June 2017	556	→
Quarter ending September 2017	565	→
Quarter ending December 2017	567	→
Variance since December 2016	11.4%	↑



ACTIVITY

Cumulative percentage of contracted UDA delivered 2017 & 2018



Month	Adjusted Scheduled Activity (UDA)	
	2017	2018
April	20	33
May	196	126
June	275	233
July	358	323
August	437	408
September	606	534
October	678	600
November	782	735
December	782	840
January	959	
February	1,094	
March	1,278	
April	1,314	
May	1,314	
June	1,314	

QUALITY

	Quantity	Base Number	Contract	AT	Region	England
% of FP17s for the same patient ID Re-attending within 3 months - Children	34	454	7.5%	10.4%	11.5%	12.0%
% of FP17s for the same patient ID Re-attending within 3 months - Adults	10	176	5.7%	14.7%	15.8%	15.9%
% of FP17s for the same patient ID Re-attending between 3 & 9 months - Children	310	454	68.3%	60.3%	60.5%	58.0%
% of FP17s for the same patient ID Re-attending between 3 & 9 months - Adults	66	176	37.5%	52.1%	51.8%	50.5%
% of FP17s for Band 1 Urgent Courses	92	601	15.3%	9.8%	9.5%	9.0%
% of FP17s Relating to Free Repair or Replacements	0	601	0.0%	0.6%	0.7%	0.8%
% of FP17s Relating to Continuations	0	601	0.0%	1.1%	1.0%	1.1%
% of Patients satisfied with the dentistry they have received	0	0	N/A	92.0%	92.1%	91.5%
% of Patients satisfied with the time they had to wait for an appointment	0	0	N/A	88.8%	88.3%	87.9%

* This is based on patients treated on this contract for their most recent course of treatment. Figures in italics indicate the base number of FP17s or Patient Questionnaire responses are less than 100. N/A is shown where the base number of responses is less than 10 during the period. % is calculated as Quantity/Base number*100

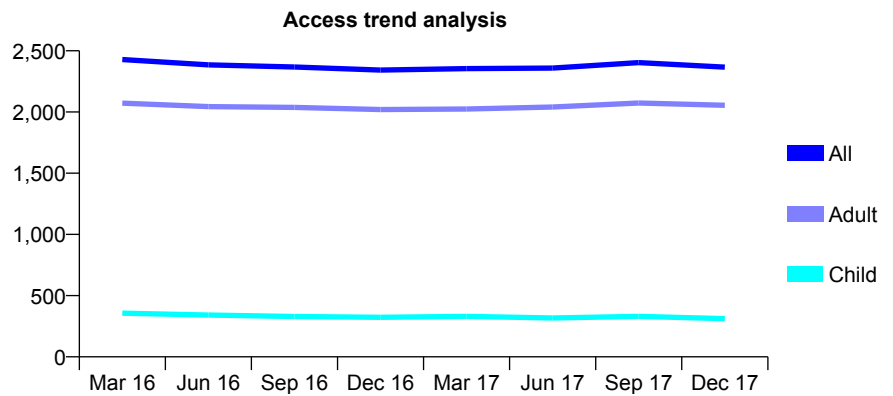
Q70 - Vital Signs At a Glance Contract Report for 626228/0001 - December 2017

Name or company name	CP Dental
Contract type name	GDS Contract
Purpose of contract	General
Contract start date	01/04/2006
Contract end date	

17/18 Contracted general activity (UDA)	7,275
Carry forward general activity (UDA)	4
17/18 Contracted orthodontic activity (UOA)	0
Carry forward orthodontic activity (UOA)	0
Baseline contract value	£173,237.38

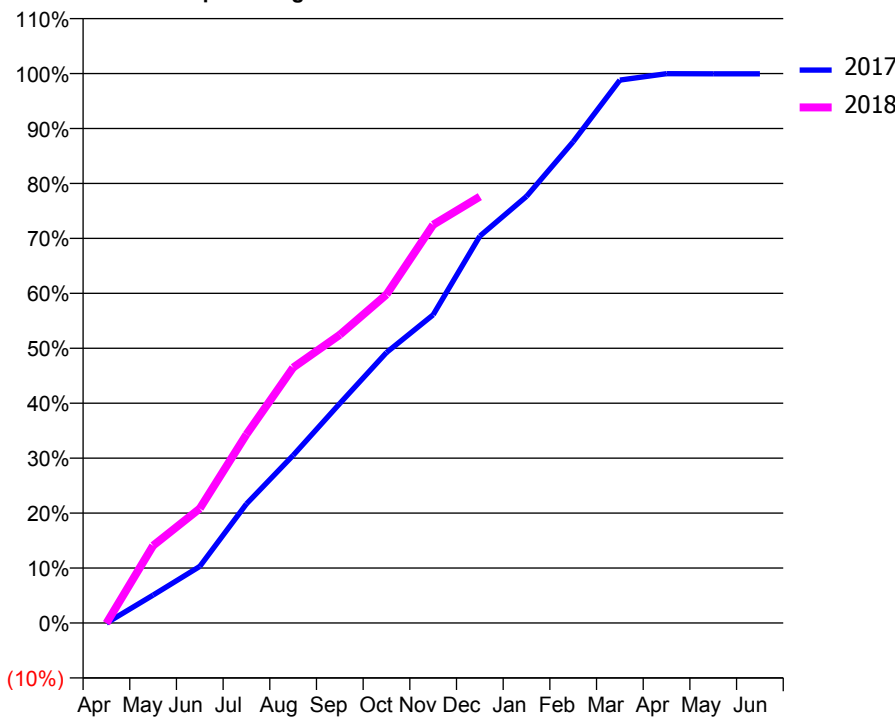
ACCESS*

Patients seen in 24 months	Total	Change since previous quarter
Quarter ending December 2016	2,343	
Quarter ending March 2017	2,355	→
Quarter ending June 2017	2,359	→
Quarter ending September 2017	2,404	→
Quarter ending December 2017	2,367	↓
Variance since December 2016	1.0%	→



ACTIVITY

Cumulative percentage of contracted UDA delivered 2017 & 2018



Month	Adjusted Scheduled Activity (UDA)	
	2017	2018
April	-3	-4
May	369	1,025
June	749	1,515
July	1,578	2,496
August	2,220	3,382
September	2,907	3,817
October	3,581	4,349
November	4,080	5,272
December	5,122	5,645
January	5,648	
February	6,372	
March	7,187	
April	7,273	
May	7,270	
June	7,270	

QUALITY

	Quantity	Base Number	Contract	AT	Region	England
% of FP17s for the same patient ID Re-attending within 3 months - Children	8	366	2.2%	10.4%	11.5%	12.0%
% of FP17s for the same patient ID Re-attending within 3 months - Adults	186	2,561	7.3%	14.7%	15.8%	15.9%
% of FP17s for the same patient ID Re-attending between 3 & 9 months - Children	257	366	70.2%	60.3%	60.5%	58.0%
% of FP17s for the same patient ID Re-attending between 3 & 9 months - Adults	1,836	2,561	71.7%	52.1%	51.8%	50.5%
% of FP17s for Band 1 Urgent Courses	18	2,868	0.6%	9.8%	9.5%	9.0%
% of FP17s Relating to Free Repair or Replacements	0	2,868	0.0%	0.6%	0.7%	0.8%
% of FP17s Relating to Continuations	2	2,868	0.1%	1.1%	1.0%	1.1%
% of Patients satisfied with the dentistry they have received	9	10	90.0%	92.0%	92.1%	91.5%
% of Patients satisfied with the time they had to wait for an appointment	10	10	100.0%	88.8%	88.3%	87.9%

* This is based on patients treated on this contract for their most recent course of treatment. Figures in italics indicate the base number of FP17s or Patient Questionnaire responses are less than 100. N/A is shown where the base number of responses is less than 10 during the period. % is calculated as Quantity/Base number*100

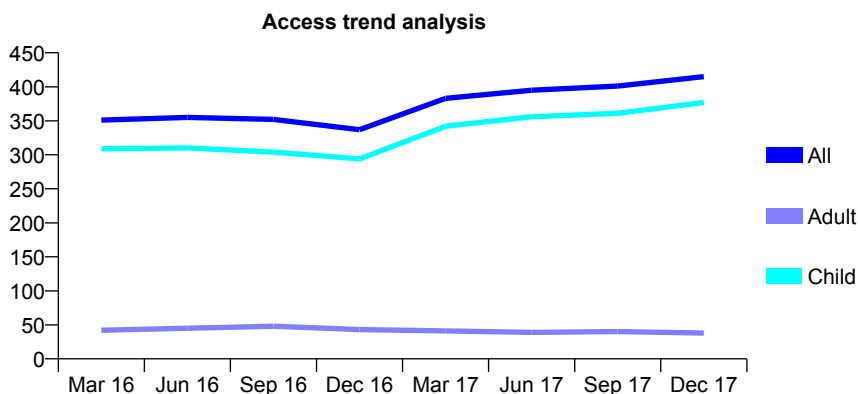
Q70 - Vital Signs At a Glance Contract Report for 635901/0001 - December 2017

Name or company name	Oakley Road Dental Practice
Contract type name	GDS Contract
Purpose of contract	General
Contract start date	01/04/2006
Contract end date	

17/18 Contracted general activity (UDA)	700
Carry forward general activity (UDA)	40
17/18 Contracted orthodontic activity (UOA)	0
Carry forward orthodontic activity (UOA)	0
Baseline contract value	£16,126.39

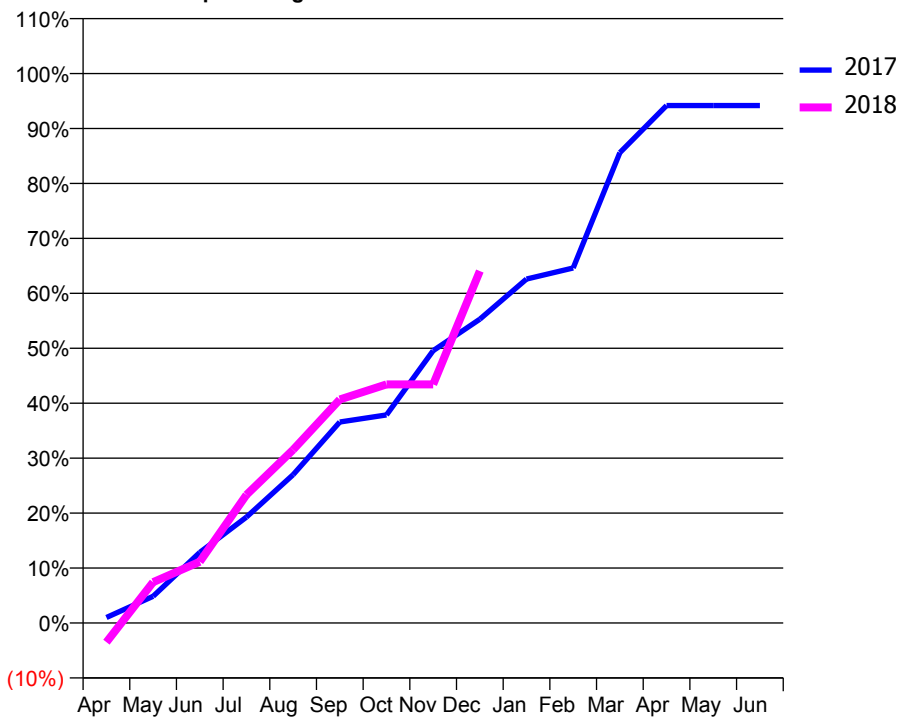
ACCESS*

Patients seen in 24 months	Total	Change since previous quarter
Quarter ending December 2016	337	
Quarter ending March 2017	383	↑
Quarter ending June 2017	395	↑
Quarter ending September 2017	401	→
Quarter ending December 2017	415	↑
Variance since December 2016	23.1%	↑



ACTIVITY

Cumulative percentage of contracted UDA delivered 2017 & 2018



Month	Adjusted Scheduled Activity (UDA)	
	2017	2018
April	7	-25
May	34	52
June	90	78
July	135	163
August	189	221
September	256	285
October	265	304
November	347	304
December	387	448
January	438	
February	452	
March	599	
April	659	
May	659	
June	659	

QUALITY

	Quantity	Base Number	Contract	AT	Region	England
% of FP17s for the same patient ID Re-attending within 3 months - Children	37	429	8.6%	10.4%	11.5%	12.0%
% of FP17s for the same patient ID Re-attending within 3 months - Adults	0	0	N/A	14.7%	15.8%	15.9%
% of FP17s for the same patient ID Re-attending between 3 & 9 months - Children	253	429	59.0%	60.3%	60.5%	58.0%
% of FP17s for the same patient ID Re-attending between 3 & 9 months - Adults	0	0	N/A	52.1%	51.8%	50.5%
% of FP17s for Band 1 Urgent Courses	13	399	3.3%	9.8%	9.5%	9.0%
% of FP17s Relating to Free Repair or Replacements	0	399	0.0%	0.6%	0.7%	0.8%
% of FP17s Relating to Continuations	0	399	0.0%	1.1%	1.0%	1.1%
% of Patients satisfied with the dentistry they have received	0	0	N/A	92.0%	92.1%	91.5%
% of Patients satisfied with the time they had to wait for an appointment	0	0	N/A	88.8%	88.3%	87.9%

* This is based on patients treated on this contract for their most recent course of treatment. Figures in italics indicate the base number of FP17s or Patient Questionnaire responses are less than 100. N/A is shown where the base number of responses is less than 10 during the period. % is calculated as Quantity/Base number*100

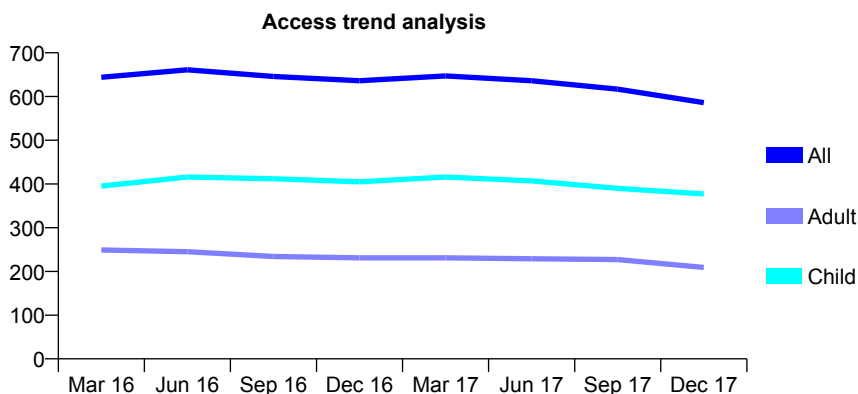
Q70 - Vital Signs At a Glance Contract Report for 636150/0001 - December 2017

Name or company name	MR JF KAVANAGH
Contract type name	GDS Contract
Purpose of contract	General
Contract start date	01/04/2006
Contract end date	

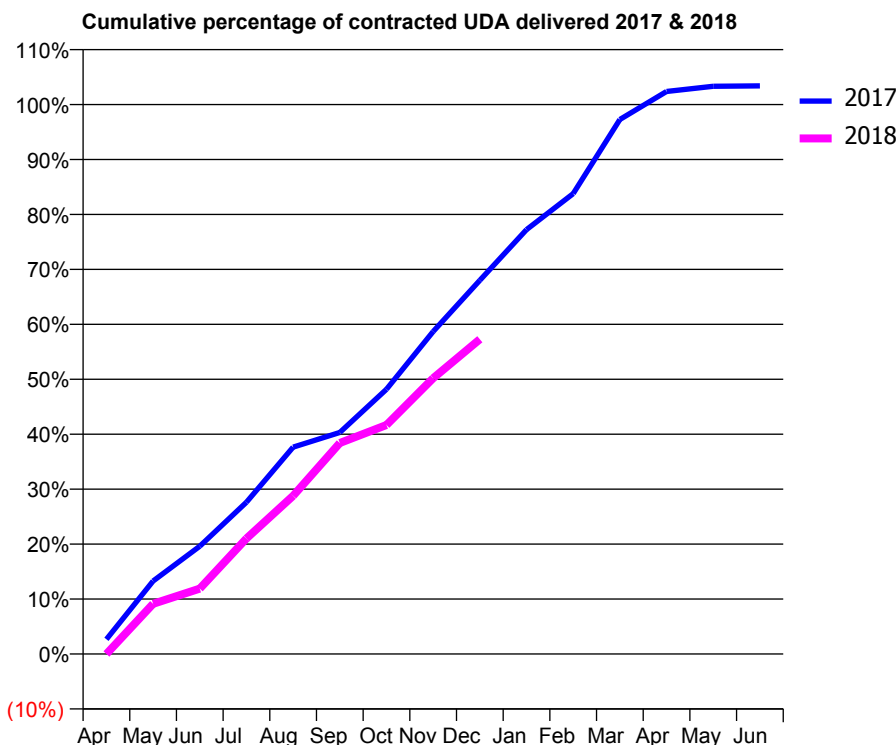
17/18 Contracted general activity (UDA)	1,160
Carry forward general activity (UDA)	0
17/18 Contracted orthodontic activity (UOA)	0
Carry forward orthodontic activity (UOA)	0
Baseline contract value	£25,034.42

ACCESS*

Patients seen in 24 months	Total	Change since previous quarter
Quarter ending December 2016	636	
Quarter ending March 2017	647	→
Quarter ending June 2017	636	↓
Quarter ending September 2017	617	↓
Quarter ending December 2017	586	↓
Variance since December 2016	(7.9%)	↓



ACTIVITY



Adjusted Scheduled Activity (UDA)		
Month	2017	2018
April	31	0
May	154	106
June	228	138
July	321	244
August	437	334
September	468	445
October	559	483
November	681	582
December	789	664
January	896	
February	972	
March	1,128	
April	1,187	
May	1,198	
June	1,199	

QUALITY

	Quantity	Base Number	Contract	AT	Region	England
% of FP17s for the same patient ID Re-attending within 3 months - Children	27	426	6.3%	10.4%	11.5%	12.0%
% of FP17s for the same patient ID Re-attending within 3 months - Adults	27	160	16.9%	14.7%	15.8%	15.9%
% of FP17s for the same patient ID Re-attending between 3 & 9 months - Children	270	426	63.4%	60.3%	60.5%	58.0%
% of FP17s for the same patient ID Re-attending between 3 & 9 months - Adults	90	160	56.3%	52.1%	51.8%	50.5%
% of FP17s for Band 1 Urgent Courses	1	528	0.2%	9.8%	9.5%	9.0%
% of FP17s Relating to Free Repair or Replacements	4	528	0.8%	0.6%	0.7%	0.8%
% of FP17s Relating to Continuations	0	528	0.0%	1.1%	1.0%	1.1%
% of Patients satisfied with the dentistry they have received	0	0	N/A	92.0%	92.1%	91.5%
% of Patients satisfied with the time they had to wait for an appointment	0	0	N/A	88.8%	88.3%	87.9%

* This is based on patients treated on this contract for their most recent course of treatment. Figures in italics indicate the base number of FP17s or Patient Questionnaire responses are less than 100. N/A is shown where the base number of responses is less than 10 during the period. % is calculated as Quantity/Base number*100

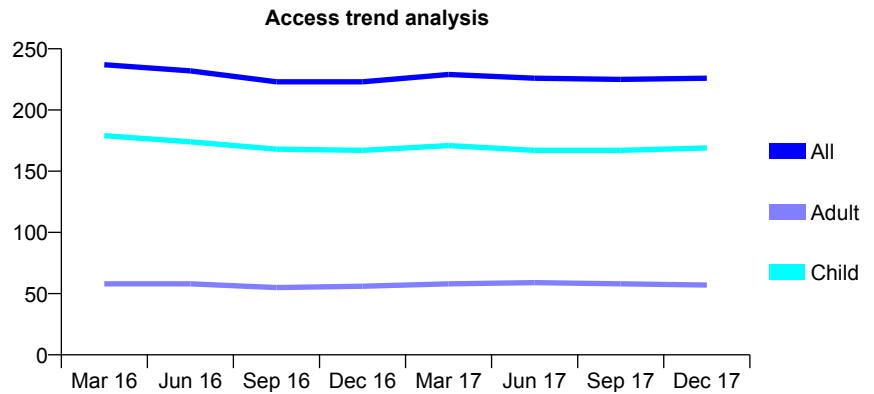
Q70 - Vital Signs At a Glance Contract Report for 643106/0001 - December 2017

Name or company name	MR AR PRYNNE
Contract type name	GDS Contract
Purpose of contract	General
Contract start date	01/04/2006
Contract end date	

17/18 Contracted general activity (UDA)	400
Carry forward general activity (UDA)	0
17/18 Contracted orthodontic activity (UOA)	0
Carry forward orthodontic activity (UOA)	0
Baseline contract value	£10,196.33

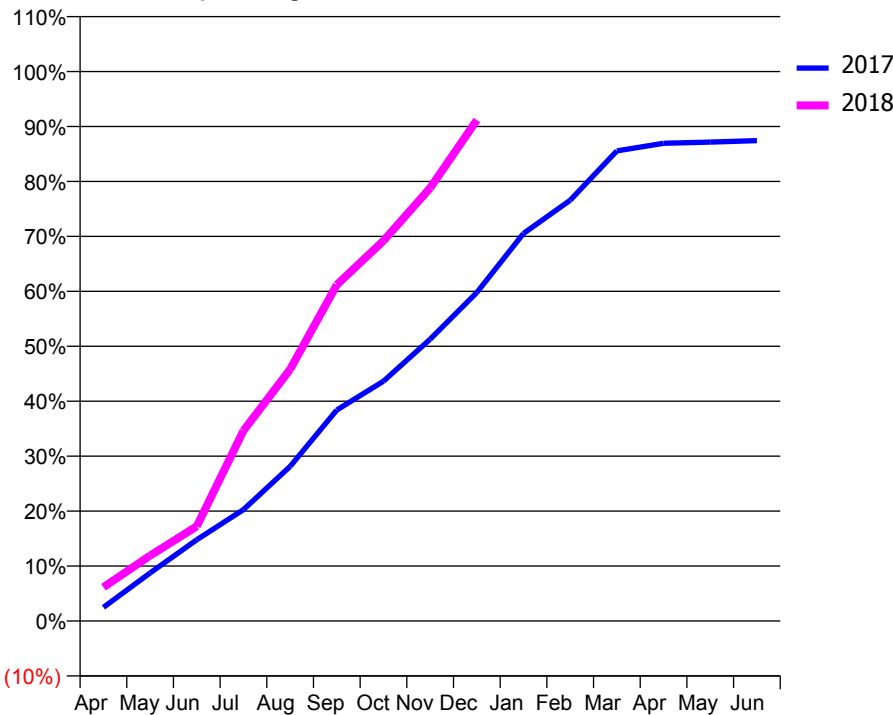
ACCESS*

Patients seen in 24 months	Total	Change since previous quarter
Quarter ending December 2016	223	
Quarter ending March 2017	229	↑
Quarter ending June 2017	226	↓
Quarter ending September 2017	225	→
Quarter ending December 2017	226	→
Variance since December 2016	1.3%	→



ACTIVITY

Cumulative percentage of contracted UDA delivered 2017 & 2018



Month	Adjusted Scheduled Activity (UDA)	
	2017	2018
April	11	25
May	39	48
June	67	69
July	91	139
August	127	183
September	173	245
October	196	277
November	231	315
December	269	365
January	317	
February	345	
March	385	
April	391	
May	392	
June	393	

QUALITY

	Quantity	Base Number	Contract	AT	Region	England
% of FP17s for the same patient ID Re-attending within 3 months - Children	22	224	9.8%	10.4%	11.5%	12.0%
% of FP17s for the same patient ID Re-attending within 3 months - Adults	3	45	6.7%	14.7%	15.8%	15.9%
% of FP17s for the same patient ID Re-attending between 3 & 9 months - Children	149	224	66.5%	60.3%	60.5%	58.0%
% of FP17s for the same patient ID Re-attending between 3 & 9 months - Adults	24	45	53.3%	52.1%	51.8%	50.5%
% of FP17s for Band 1 Urgent Courses	18	259	6.9%	9.8%	9.5%	9.0%
% of FP17s Relating to Free Repair or Replacements	0	259	0.0%	0.6%	0.7%	0.8%
% of FP17s Relating to Continuations	6	259	2.3%	1.1%	1.0%	1.1%
% of Patients satisfied with the dentistry they have received	0	0	N/A	92.0%	92.1%	91.5%
% of Patients satisfied with the time they had to wait for an appointment	0	0	N/A	88.8%	88.3%	87.9%

* This is based on patients treated on this contract for their most recent course of treatment. Figures in italics indicate the base number of FP17s or Patient Questionnaire responses are less than 100. N/A is shown where the base number of responses is less than 10 during the period. % is calculated as Quantity/Base number*100

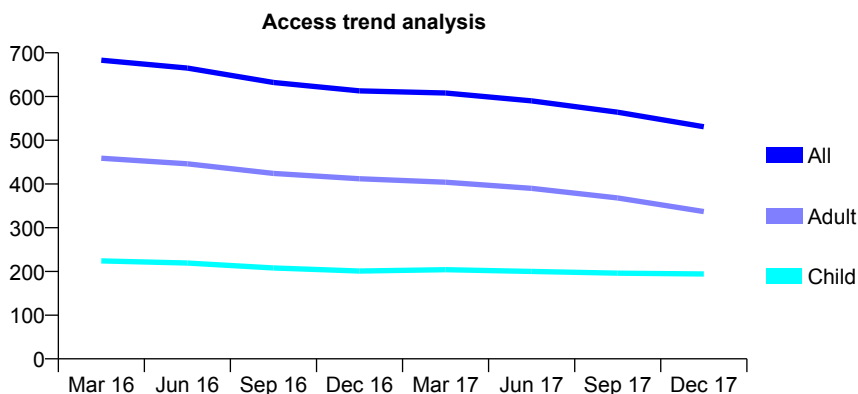
Q70 - Vital Signs At a Glance Contract Report for 648353/0001 - December 2017

Name or company name	MR MR RICHARDS
Contract type name	GDS Contract
Purpose of contract	General
Contract start date	01/04/2006
Contract end date	

17/18 Contracted general activity (UDA)	2,500
Carry forward general activity (UDA)	0
17/18 Contracted orthodontic activity (UOA)	0
Carry forward orthodontic activity (UOA)	0
Baseline contract value	£61,846.22

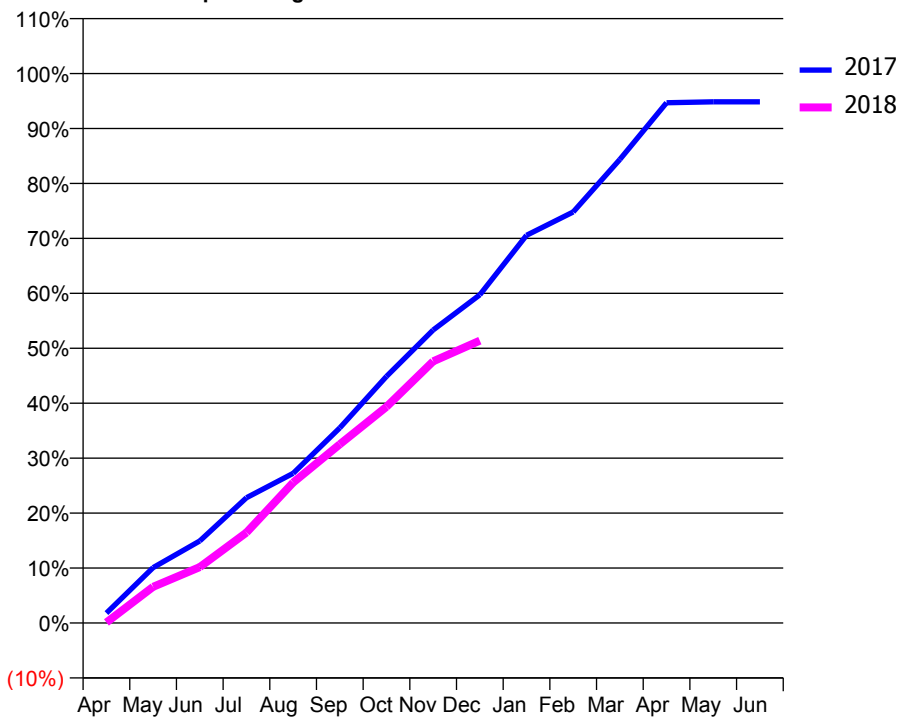
ACCESS*

Patients seen in 24 months	Total	Change since previous quarter
Quarter ending December 2016	613	
Quarter ending March 2017	608	→
Quarter ending June 2017	590	↓
Quarter ending September 2017	564	↓
Quarter ending December 2017	531	↓
Variance since December 2016	(13.4%)	↓



ACTIVITY

Cumulative percentage of contracted UDA delivered 2017 & 2018



Month	Adjusted Scheduled Activity (UDA)	
	2017	2018
April	45	3
May	252	165
June	373	255
July	570	411
August	681	639
September	888	813
October	1,122	984
November	1,333	1,190
December	1,494	1,285
January	1,764	
February	1,870	
March	2,109	
April	2,367	
May	2,371	
June	2,371	

QUALITY

	Quantity	Base Number	Contract	AT	Region	England
% of FP17s for the same patient ID Re-attending within 3 months - Children	8	170	4.7%	10.4%	11.5%	12.0%
% of FP17s for the same patient ID Re-attending within 3 months - Adults	50	295	16.9%	14.7%	15.8%	15.9%
% of FP17s for the same patient ID Re-attending between 3 & 9 months - Children	90	170	52.9%	60.3%	60.5%	58.0%
% of FP17s for the same patient ID Re-attending between 3 & 9 months - Adults	134	295	45.4%	52.1%	51.8%	50.5%
% of FP17s for Band 1 Urgent Courses	14	409	3.4%	9.8%	9.5%	9.0%
% of FP17s Relating to Free Repair or Replacements	0	409	0.0%	0.6%	0.7%	0.8%
% of FP17s Relating to Continuations	1	409	0.2%	1.1%	1.0%	1.1%
% of Patients satisfied with the dentistry they have received	3	3	N/A	92.0%	92.1%	91.5%
% of Patients satisfied with the time they had to wait for an appointment	3	3	N/A	88.8%	88.3%	87.9%

* This is based on patients treated on this contract for their most recent course of treatment. Figures in italics indicate the base number of FP17s or Patient Questionnaire responses are less than 100. N/A is shown where the base number of responses is less than 10 during the period. % is calculated as Quantity/Base number*100

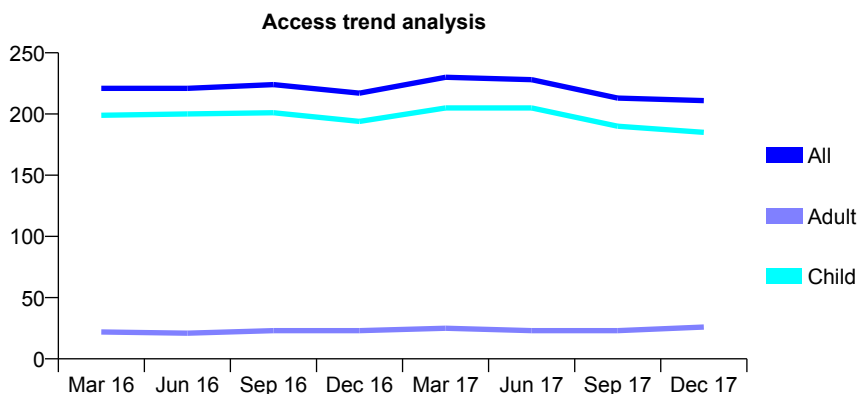
Q70 - Vital Signs At a Glance Contract Report for 648515/0002 - December 2017

Name or company name	MR GJ QUIGLEY
Contract type name	GDS Contract
Purpose of contract	General
Contract start date	21/04/2008
Contract end date	

17/18 Contracted general activity (UDA)	527
Carry forward general activity (UDA)	6
17/18 Contracted orthodontic activity (UOA)	0
Carry forward orthodontic activity (UOA)	0
Baseline contract value	£12,388.21

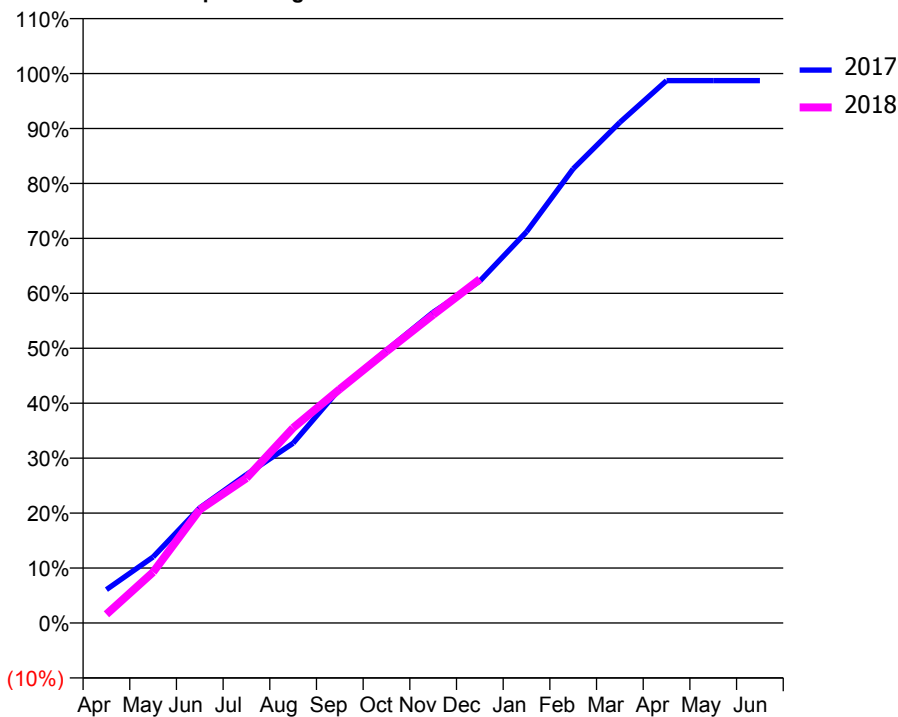
ACCESS*

Patients seen in 24 months	Total	Change since previous quarter
Quarter ending December 2016	217	
Quarter ending March 2017	230	↑
Quarter ending June 2017	228	→
Quarter ending September 2017	213	↓
Quarter ending December 2017	211	→
Variance since December 2016	(2.8%)	↓



ACTIVITY

Cumulative percentage of contracted UDA delivered 2017 & 2018



Month	Adjusted Scheduled Activity (UDA)	
	2017	2018
April	32	8
May	63	49
June	110	109
July	142	139
August	172	187
September	225	224
October	262	260
November	298	296
December	328	330
January	375	
February	436	
March	480	
April	520	
May	520	
June	520	

QUALITY

	Quantity	Base Number	Contract	AT	Region	England
% of FP17s for the same patient ID Re-attending within 3 months - Children	24	257	9.3%	10.4%	11.5%	12.0%
% of FP17s for the same patient ID Re-attending within 3 months - Adults	0	0	N/A	14.7%	15.8%	15.9%
% of FP17s for the same patient ID Re-attending between 3 & 9 months - Children	186	257	72.4%	60.3%	60.5%	58.0%
% of FP17s for the same patient ID Re-attending between 3 & 9 months - Adults	0	0	N/A	52.1%	51.8%	50.5%
% of FP17s for Band 1 Urgent Courses	9	244	3.7%	9.8%	9.5%	9.0%
% of FP17s Relating to Free Repair or Replacements	0	244	0.0%	0.6%	0.7%	0.8%
% of FP17s Relating to Continuations	0	244	0.0%	1.1%	1.0%	1.1%
% of Patients satisfied with the dentistry they have received	0	0	N/A	92.0%	92.1%	91.5%
% of Patients satisfied with the time they had to wait for an appointment	0	0	N/A	88.8%	88.3%	87.9%

* This is based on patients treated on this contract for their most recent course of treatment. Figures in italics indicate the base number of FP17s or Patient Questionnaire responses are less than 100. N/A is shown where the base number of responses is less than 10 during the period. % is calculated as Quantity/Base number*100

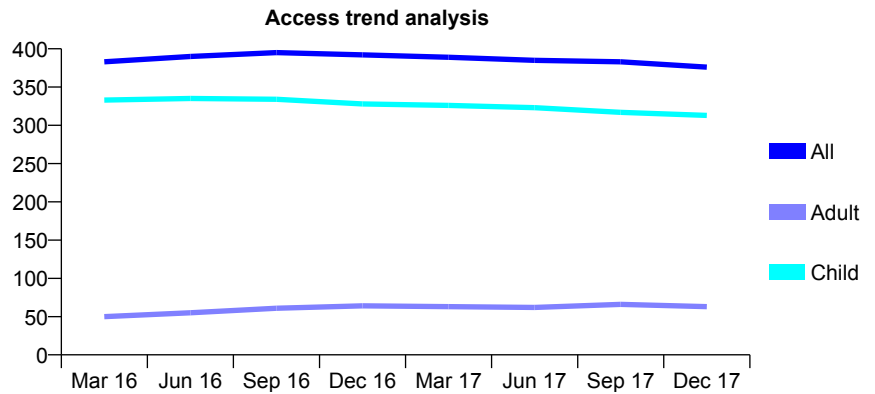
Q70 - Vital Signs At a Glance Contract Report for 649619/0001 - December 2017

Name or company name	MR ND GREENWAY
Contract type name	GDS Contract
Purpose of contract	General
Contract start date	01/04/2006
Contract end date	

17/18 Contracted general activity (UDA)	662
Carry forward general activity (UDA)	0
17/18 Contracted orthodontic activity (UOA)	0
Carry forward orthodontic activity (UOA)	0
Baseline contract value	£16,722.79

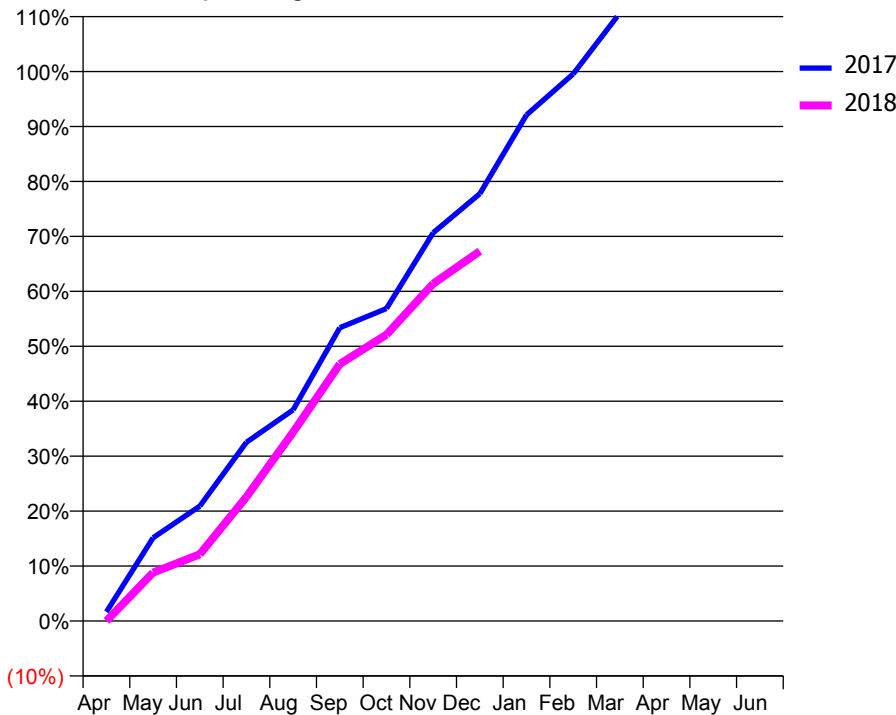
ACCESS*

Patients seen in 24 months	Total	Change since previous quarter
Quarter ending December 2016	392	
Quarter ending March 2017	389	→
Quarter ending June 2017	385	↓
Quarter ending September 2017	383	→
Quarter ending December 2017	376	↓
Variance since December 2016	(4.1%)	↓



ACTIVITY

Cumulative percentage of contracted UDA delivered 2017 & 2018



Month	Adjusted Scheduled Activity (UDA)	
	2017	2018
April	11	0
May	100	58
June	138	80
July	215	150
August	254	228
September	353	310
October	376	345
November	468	406
December	515	446
January	610	
February	659	
March	732	
April	766	
May	767	
June	767	

QUALITY

	Quantity	Base Number	Contract	AT	Region	England
% of FP17s for the same patient ID Re-attending within 3 months - Children	20	348	5.7%	10.4%	11.5%	12.0%
% of FP17s for the same patient ID Re-attending within 3 months - Adults	0	16	0.0%	14.7%	15.8%	15.9%
% of FP17s for the same patient ID Re-attending between 3 & 9 months - Children	200	348	57.5%	60.3%	60.5%	58.0%
% of FP17s for the same patient ID Re-attending between 3 & 9 months - Adults	9	16	56.3%	52.1%	51.8%	50.5%
% of FP17s for Band 1 Urgent Courses	8	344	2.3%	9.8%	9.5%	9.0%
% of FP17s Relating to Free Repair or Replacements	0	344	0.0%	0.6%	0.7%	0.8%
% of FP17s Relating to Continuations	0	344	0.0%	1.1%	1.0%	1.1%
% of Patients satisfied with the dentistry they have received	0	0	N/A	92.0%	92.1%	91.5%
% of Patients satisfied with the time they had to wait for an appointment	0	0	N/A	88.8%	88.3%	87.9%

* This is based on patients treated on this contract for their most recent course of treatment. Figures in italics indicate the base number of FP17s or Patient Questionnaire responses are less than 100. N/A is shown where the base number of responses is less than 10 during the period. % is calculated as Quantity/Base number*100

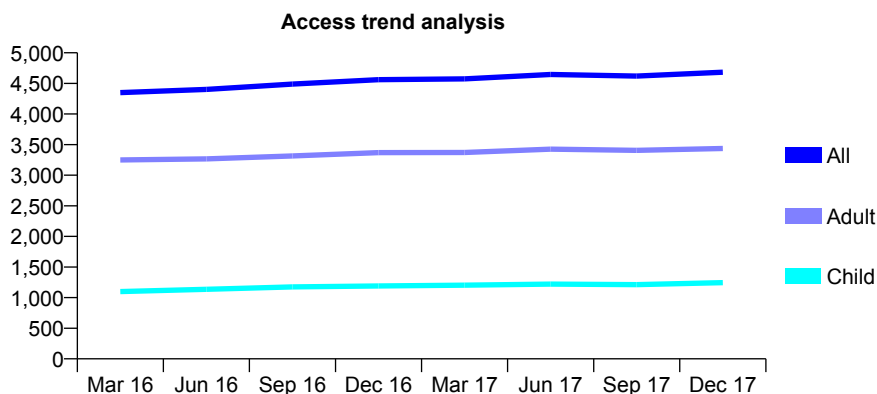
Q70 - Vital Signs At a Glance Contract Report for 650552/0001 - December 2017

Name or company name	MR NB SQUIRRELL
Contract type name	GDS Contract
Purpose of contract	General
Contract start date	01/04/2006
Contract end date	

17/18 Contracted general activity (UDA)	11,069
Carry forward general activity (UDA)	0
17/18 Contracted orthodontic activity (UOA)	0
Carry forward orthodontic activity (UOA)	0
Baseline contract value	£294,803.07

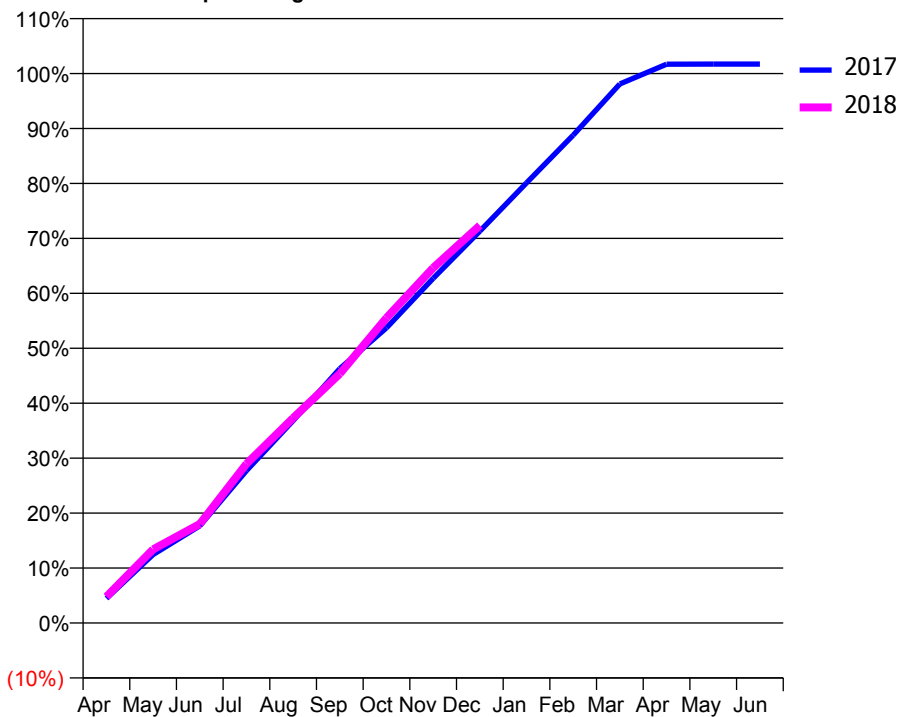
ACCESS*

Patients seen in 24 months	Total	Change since previous quarter
Quarter ending December 2016	4,560	
Quarter ending March 2017	4,574	→
Quarter ending June 2017	4,646	→
Quarter ending September 2017	4,619	→
Quarter ending December 2017	4,682	→
Variance since December 2016	2.7%	↑



ACTIVITY

Cumulative percentage of contracted UDA delivered 2017 & 2018



Month	Adjusted Scheduled Activity (UDA)	
	2017	2018
April	496	530
May	1,380	1,484
June	1,958	1,994
July	3,069	3,207
August	4,076	4,129
September	5,124	5,022
October	5,947	6,148
November	6,942	7,153
December	7,893	8,010
January	8,865	
February	9,827	
March	10,858	
April	11,256	
May	11,258	
June	11,258	

QUALITY

	Quantity	Base Number	Contract	AT	Region	England
% of FP17s for the same patient ID Re-attending within 3 months - Children	89	1,245	7.1%	10.4%	11.5%	12.0%
% of FP17s for the same patient ID Re-attending within 3 months - Adults	601	3,400	17.7%	14.7%	15.8%	15.9%
% of FP17s for the same patient ID Re-attending between 3 & 9 months - Children	607	1,245	48.8%	60.3%	60.5%	58.0%
% of FP17s for the same patient ID Re-attending between 3 & 9 months - Adults	1,543	3,400	45.4%	52.1%	51.8%	50.5%
% of FP17s for Band 1 Urgent Courses	443	4,419	10.0%	9.8%	9.5%	9.0%
% of FP17s Relating to Free Repair or Replacements	26	4,419	0.6%	0.6%	0.7%	0.8%
% of FP17s Relating to Continuations	122	4,419	2.8%	1.1%	1.0%	1.1%
% of Patients satisfied with the dentistry they have received	6	6	N/A	92.0%	92.1%	91.5%
% of Patients satisfied with the time they had to wait for an appointment	6	6	N/A	88.8%	88.3%	87.9%

* This is based on patients treated on this contract for their most recent course of treatment. Figures in italics indicate the base number of FP17s or Patient Questionnaire responses are less than 100. N/A is shown where the base number of responses is less than 10 during the period. % is calculated as Quantity/Base number*100

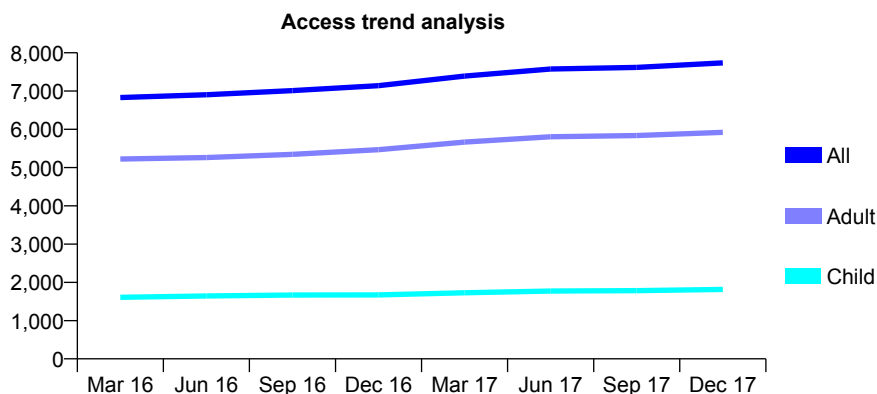
Q70 - Vital Signs At a Glance Contract Report for 651206/0001 - December 2017

Name or company name	MRS HC CADDICK
Contract type name	GDS Contract
Purpose of contract	General
Contract start date	01/04/2006
Contract end date	

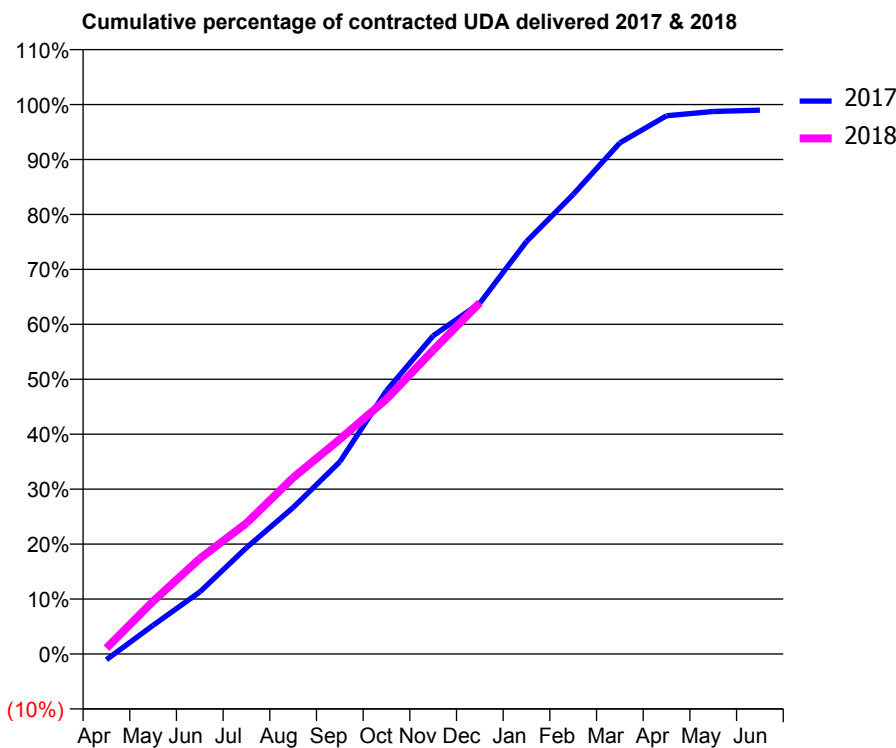
17/18 Contracted general activity (UDA)	23,601
Carry forward general activity (UDA)	243
17/18 Contracted orthodontic activity (UOA)	0
Carry forward orthodontic activity (UOA)	0
Baseline contract value	£663,607.71

ACCESS*

Patients seen in 24 months	Total	Change since previous quarter
Quarter ending December 2016	7,141	
Quarter ending March 2017	7,392	↑
Quarter ending June 2017	7,576	↑
Quarter ending September 2017	7,618	→
Quarter ending December 2017	7,738	→
Variance since December 2016	8.4%	↑



ACTIVITY



Month	Adjusted Scheduled Activity (UDA)	
	2017	2018
April	-251	255
May	1,234	2,262
June	2,667	4,099
July	4,569	5,623
August	6,294	7,575
September	8,256	9,223
October	11,312	10,946
November	13,666	13,050
December	15,069	15,089
January	17,720	
February	19,737	
March	21,957	
April	23,117	
May	23,299	
June	23,358	

QUALITY

	Quantity	Base Number	Contract	AT	Region	England
% of FP17s for the same patient ID Re-attending within 3 months - Children	130	2,074	6.3%	10.4%	11.5%	12.0%
% of FP17s for the same patient ID Re-attending within 3 months - Adults	883	6,520	13.5%	14.7%	15.8%	15.9%
% of FP17s for the same patient ID Re-attending between 3 & 9 months - Children	1,334	2,074	64.3%	60.3%	60.5%	58.0%
% of FP17s for the same patient ID Re-attending between 3 & 9 months - Adults	3,666	6,520	56.2%	52.1%	51.8%	50.5%
% of FP17s for Band 1 Urgent Courses	577	6,935	8.3%	9.8%	9.5%	9.0%
% of FP17s Relating to Free Repair or Replacements	68	6,935	1.0%	0.6%	0.7%	0.8%
% of FP17s Relating to Continuations	55	6,935	0.8%	1.1%	1.0%	1.1%
% of Patients satisfied with the dentistry they have received	2	3	N/A	92.0%	92.1%	91.5%
% of Patients satisfied with the time they had to wait for an appointment	1	3	N/A	88.8%	88.3%	87.9%

* This is based on patients treated on this contract for their most recent course of treatment. Figures in italics indicate the base number of FP17s or Patient Questionnaire responses are less than 100. N/A is shown where the base number of responses is less than 10 during the period. % is calculated as Quantity/Base number*100

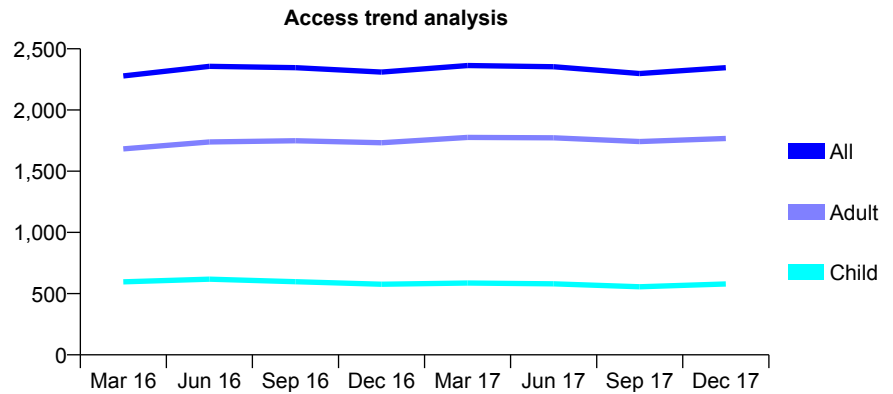
Q70 - Vital Signs At a Glance Contract Report for 657662/0001 - December 2017

Name or company name	MR AJ SHEEHAN
Contract type name	GDS Contract
Purpose of contract	General
Contract start date	01/04/2006
Contract end date	

17/18 Contracted general activity (UDA)	3,610
Carry forward general activity (UDA)	54
17/18 Contracted orthodontic activity (UOA)	0
Carry forward orthodontic activity (UOA)	0
Baseline contract value	£85,288.65

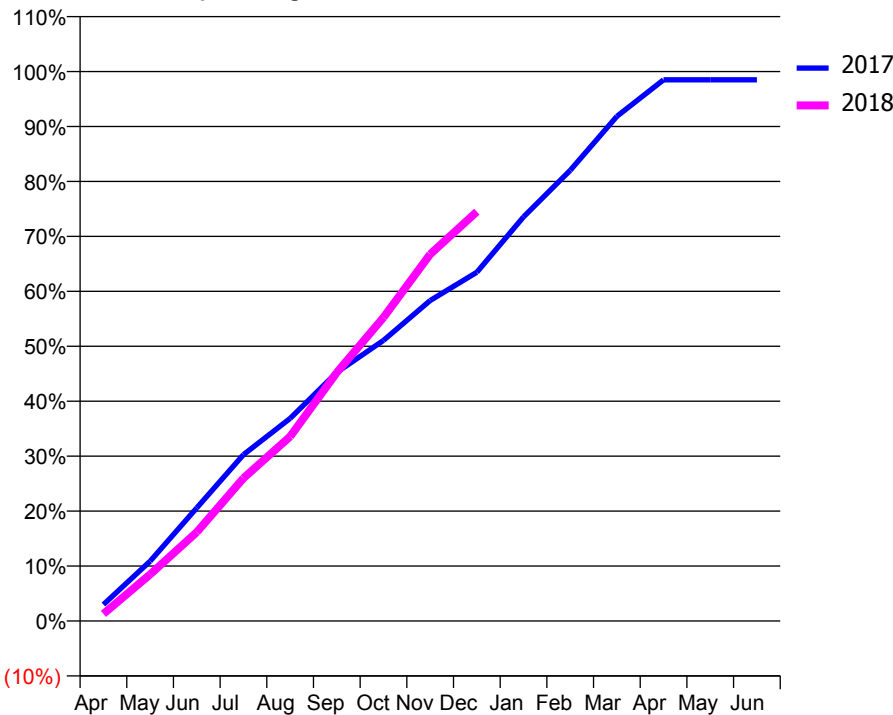
ACCESS*

Patients seen in 24 months	Total	Change since previous quarter
Quarter ending December 2016	2,310	
Quarter ending March 2017	2,363	↑
Quarter ending June 2017	2,353	→
Quarter ending September 2017	2,298	↓
Quarter ending December 2017	2,346	↑
Variance since December 2016	1.6%	→



ACTIVITY

Cumulative percentage of contracted UDA delivered 2017 & 2018



Month	Adjusted Scheduled Activity (UDA)	
	2017	2018
April	109	47
May	393	306
June	744	584
July	1,093	939
August	1,331	1,212
September	1,633	1,633
October	1,844	1,994
November	2,106	2,410
December	2,291	2,689
January	2,655	
February	2,961	
March	3,316	
April	3,555	
May	3,555	
June	3,555	

QUALITY

	Quantity	Base Number	Contract	AT	Region	England
% of FP17s for the same patient ID Re-attending within 3 months - Children	27	635	4.3%	10.4%	11.5%	12.0%
% of FP17s for the same patient ID Re-attending within 3 months - Adults	238	1,791	13.3%	14.7%	15.8%	15.9%
% of FP17s for the same patient ID Re-attending between 3 & 9 months - Children	368	635	58.0%	60.3%	60.5%	58.0%
% of FP17s for the same patient ID Re-attending between 3 & 9 months - Adults	1,035	1,791	57.8%	52.1%	51.8%	50.5%
% of FP17s for Band 1 Urgent Courses	36	1,441	2.5%	9.8%	9.5%	9.0%
% of FP17s Relating to Free Repair or Replacements	0	1,441	0.0%	0.6%	0.7%	0.8%
% of FP17s Relating to Continuations	33	1,441	2.3%	1.1%	1.0%	1.1%
% of Patients satisfied with the dentistry they have received	1	1	N/A	92.0%	92.1%	91.5%
% of Patients satisfied with the time they had to wait for an appointment	1	1	N/A	88.8%	88.3%	87.9%

* This is based on patients treated on this contract for their most recent course of treatment. Figures in italics indicate the base number of FP17s or Patient Questionnaire responses are less than 100. N/A is shown where the base number of responses is less than 10 during the period. % is calculated as Quantity/Base number*100

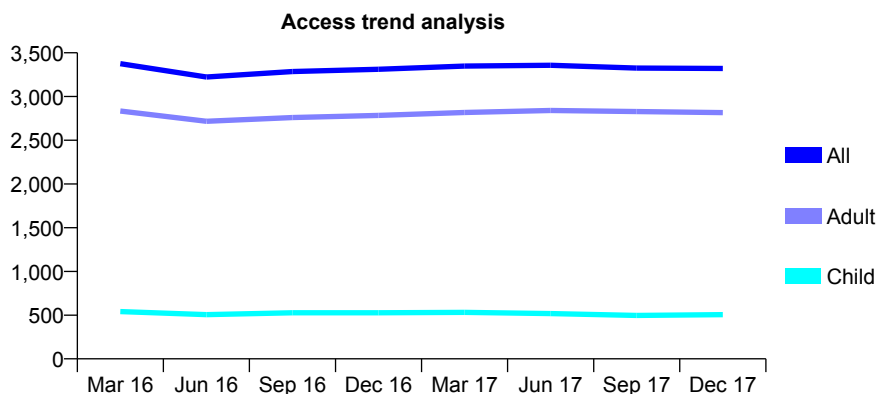
Q70 - Vital Signs At a Glance Contract Report for 659657/0001 - December 2017

Name or company name	MR TM FRADGLEY
Contract type name	GDS Contract
Purpose of contract	General
Contract start date	01/04/2006
Contract end date	

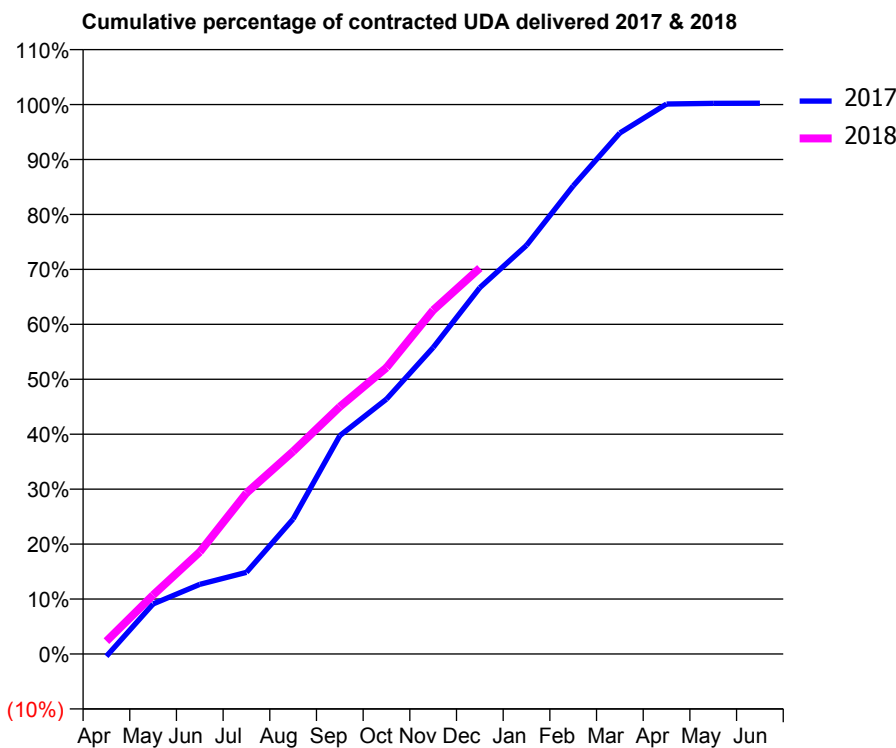
17/18 Contracted general activity (UDA)	11,037
Carry forward general activity (UDA)	0
17/18 Contracted orthodontic activity (UOA)	0
Carry forward orthodontic activity (UOA)	0
Baseline contract value	£254,223.41

ACCESS*

Patients seen in 24 months	Total	Change since previous quarter
Quarter ending December 2016	3,311	
Quarter ending March 2017	3,349	→
Quarter ending June 2017	3,358	→
Quarter ending September 2017	3,325	→
Quarter ending December 2017	3,321	→
Variance since December 2016	0.3%	→



ACTIVITY



Month	Adjusted Scheduled Activity (UDA)	
	2017	2018
April	-47	258
May	1,006	1,185
June	1,398	2,051
July	1,639	3,235
August	2,711	4,070
September	4,386	4,968
October	5,120	5,751
November	6,155	6,907
December	7,359	7,752
January	8,209	
February	9,402	
March	10,465	
April	11,046	
May	11,060	
June	11,064	

QUALITY

	Quantity	Base Number	Contract	AT	Region	England
% of FP17s for the same patient ID Re-attending within 3 months - Children	13	393	3.3%	10.4%	11.5%	12.0%
% of FP17s for the same patient ID Re-attending within 3 months - Adults	141	2,266	6.2%	14.7%	15.8%	15.9%
% of FP17s for the same patient ID Re-attending between 3 & 9 months - Children	81	393	20.6%	60.3%	60.5%	58.0%
% of FP17s for the same patient ID Re-attending between 3 & 9 months - Adults	754	2,266	33.3%	52.1%	51.8%	50.5%
% of FP17s for Band 1 Urgent Courses	114	2,471	4.6%	9.8%	9.5%	9.0%
% of FP17s Relating to Free Repair or Replacements	11	2,471	0.4%	0.6%	0.7%	0.8%
% of FP17s Relating to Continuations	1	2,471	0.0%	1.1%	1.0%	1.1%
% of Patients satisfied with the dentistry they have received	9	9	N/A	92.0%	92.1%	91.5%
% of Patients satisfied with the time they had to wait for an appointment	9	9	N/A	88.8%	88.3%	87.9%

* This is based on patients treated on this contract for their most recent course of treatment. Figures in italics indicate the base number of FP17s or Patient Questionnaire responses are less than 100. N/A is shown where the base number of responses is less than 10 during the period. % is calculated as Quantity/Base number*100

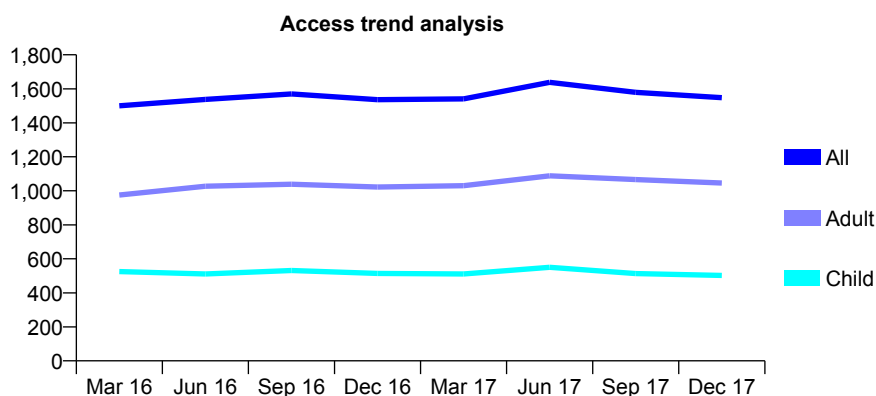
Q70 - Vital Signs At a Glance Contract Report for 674788/0001 - December 2017

Name or company name	MR AA KAMKAR-JAGHOURI
Contract type name	GDS Contract
Purpose of contract	General
Contract start date	01/04/2006
Contract end date	

17/18 Contracted general activity (UDA)	3,828
Carry forward general activity (UDA)	0
17/18 Contracted orthodontic activity (UOA)	0
Carry forward orthodontic activity (UOA)	0
Baseline contract value	£101,016.05

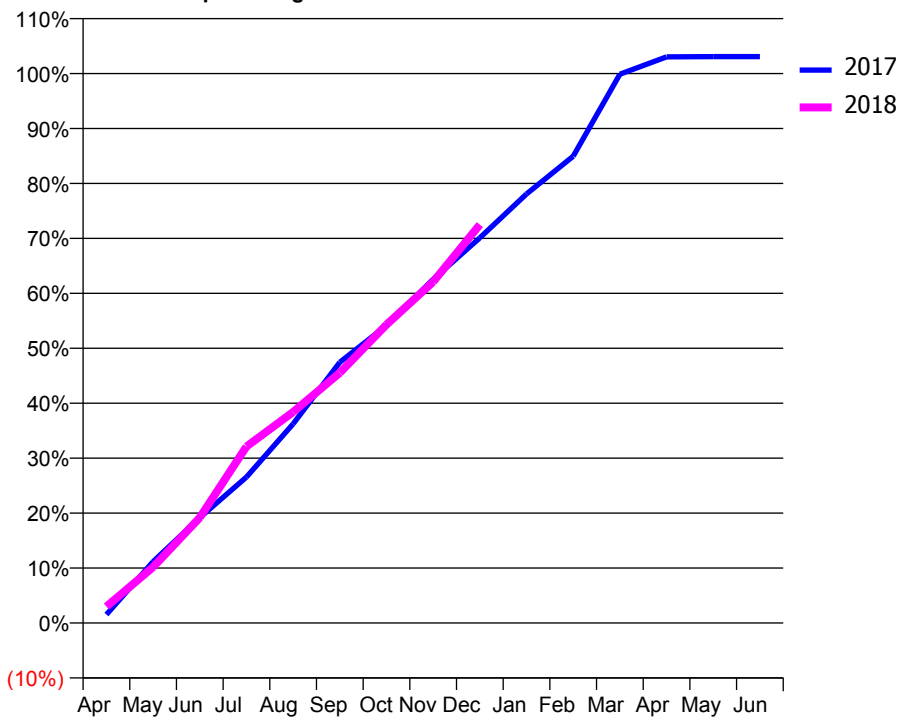
ACCESS*

Patients seen in 24 months	Total	Change since previous quarter
Quarter ending December 2016	1,536	
Quarter ending March 2017	1,541	→
Quarter ending June 2017	1,638	↑
Quarter ending September 2017	1,579	↓
Quarter ending December 2017	1,548	↓
Variance since December 2016	0.8%	→



ACTIVITY

Cumulative percentage of contracted UDA delivered 2017 & 2018



Month	Adjusted Scheduled Activity (UDA)	
	2017	2018
April	59	114
May	428	390
June	735	734
July	1,017	1,229
August	1,388	1,470
September	1,817	1,744
October	2,073	2,079
November	2,394	2,377
December	2,684	2,775
January	2,989	
February	3,252	
March	3,823	
April	3,944	
May	3,946	
June	3,946	

QUALITY

	Quantity	Base Number	Contract	AT	Region	England
% of FP17s for the same patient ID Re-attending within 3 months - Children	14	575	2.4%	10.4%	11.5%	12.0%
% of FP17s for the same patient ID Re-attending within 3 months - Adults	57	1,091	5.2%	14.7%	15.8%	15.9%
% of FP17s for the same patient ID Re-attending between 3 & 9 months - Children	174	575	30.3%	60.3%	60.5%	58.0%
% of FP17s for the same patient ID Re-attending between 3 & 9 months - Adults	252	1,091	23.1%	52.1%	51.8%	50.5%
% of FP17s for Band 1 Urgent Courses	112	1,583	7.1%	9.8%	9.5%	9.0%
% of FP17s Relating to Free Repair or Replacements	1	1,583	0.1%	0.6%	0.7%	0.8%
% of FP17s Relating to Continuations	2	1,583	0.1%	1.1%	1.0%	1.1%
% of Patients satisfied with the dentistry they have received	3	3	N/A	92.0%	92.1%	91.5%
% of Patients satisfied with the time they had to wait for an appointment	3	3	N/A	88.8%	88.3%	87.9%

* This is based on patients treated on this contract for their most recent course of treatment. Figures in italics indicate the base number of FP17s or Patient Questionnaire responses are less than 100. N/A is shown where the base number of responses is less than 10 during the period. % is calculated as Quantity/Base number*100

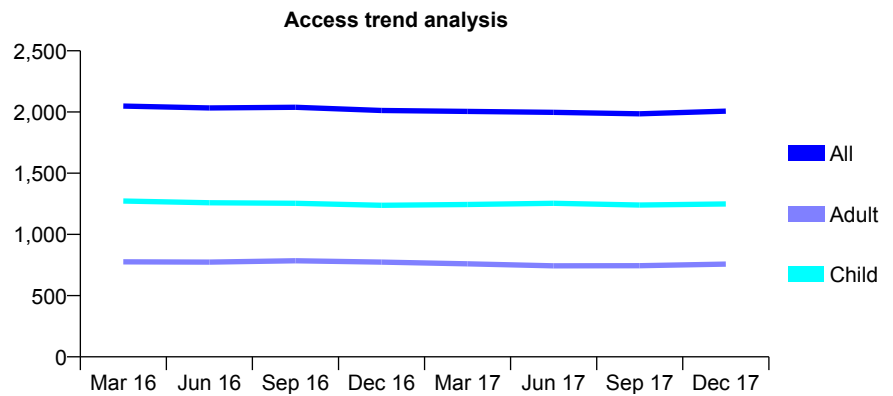
Q70 - Vital Signs At a Glance Contract Report for 675911/0001 - December 2017

Name or company name	Acorn Dental Health
Contract type name	GDS Contract
Purpose of contract	General
Contract start date	01/04/2006
Contract end date	

17/18 Contracted general activity (UDA)	5,400
Carry forward general activity (UDA)	0
17/18 Contracted orthodontic activity (UOA)	0
Carry forward orthodontic activity (UOA)	0
Baseline contract value	£137,884.85

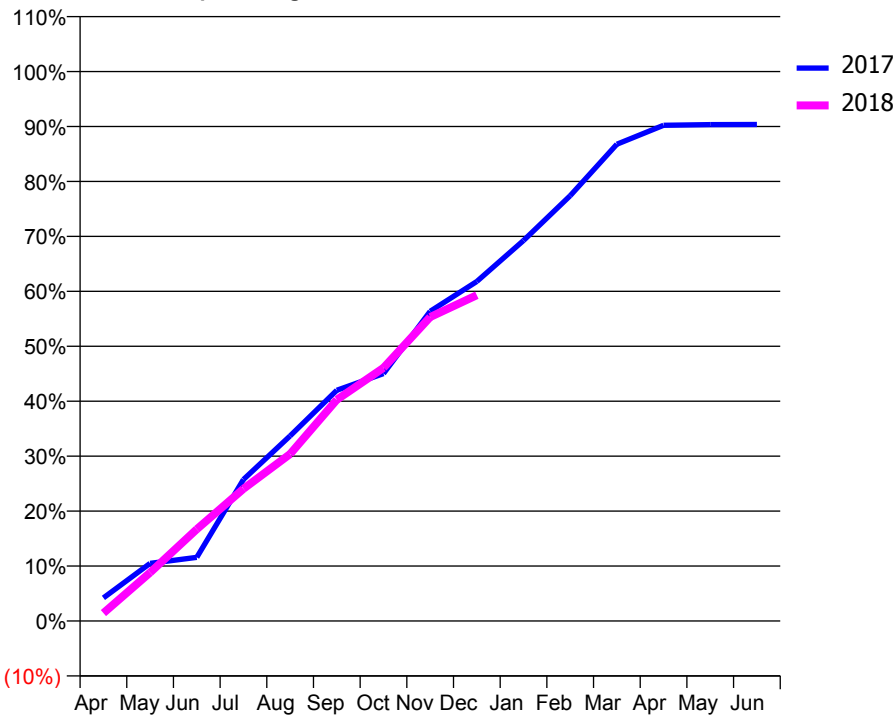
ACCESS*

Patients seen in 24 months	Total	Change since previous quarter
Quarter ending December 2016	2,012	
Quarter ending March 2017	2,005	→
Quarter ending June 2017	1,997	→
Quarter ending September 2017	1,985	→
Quarter ending December 2017	2,007	→
Variance since December 2016	(0.2%)	→



ACTIVITY

Cumulative percentage of contracted UDA delivered 2017 & 2018



Month	Adjusted Scheduled Activity (UDA)	
	2017	2018
April	228	78
May	566	476
June	626	903
July	1,391	1,299
August	1,820	1,641
September	2,267	2,175
October	2,432	2,487
November	3,043	2,987
December	3,337	3,202
January	3,739	
February	4,180	
March	4,685	
April	4,872	
May	4,878	
June	4,879	

QUALITY

	Quantity	Base Number	Contract	AT	Region	England
% of FP17s for the same patient ID Re-attending within 3 months - Children	82	1,617	5.1%	10.4%	11.5%	12.0%
% of FP17s for the same patient ID Re-attending within 3 months - Adults	85	729	11.7%	14.7%	15.8%	15.9%
% of FP17s for the same patient ID Re-attending between 3 & 9 months - Children	1,183	1,617	73.2%	60.3%	60.5%	58.0%
% of FP17s for the same patient ID Re-attending between 3 & 9 months - Adults	495	729	67.9%	52.1%	51.8%	50.5%
% of FP17s for Band 1 Urgent Courses	105	2,229	4.7%	9.8%	9.5%	9.0%
% of FP17s Relating to Free Repair or Replacements	5	2,229	0.2%	0.6%	0.7%	0.8%
% of FP17s Relating to Continuations	2	2,229	0.1%	1.1%	1.0%	1.1%
% of Patients satisfied with the dentistry they have received	2	2	N/A	92.0%	92.1%	91.5%
% of Patients satisfied with the time they had to wait for an appointment	2	2	N/A	88.8%	88.3%	87.9%

* This is based on patients treated on this contract for their most recent course of treatment. Figures in italics indicate the base number of FP17s or Patient Questionnaire responses are less than 100. N/A is shown where the base number of responses is less than 10 during the period. % is calculated as Quantity/Base number*100

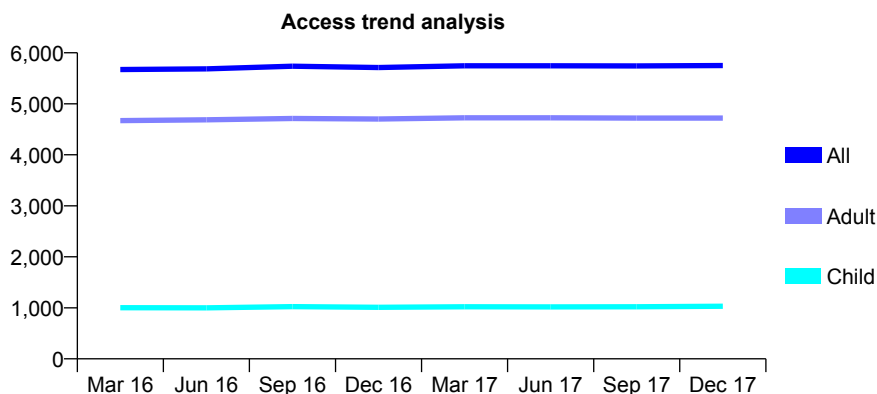
Q70 - Vital Signs At a Glance Contract Report for 677140/0001 - December 2017

Name or company name	MR RG CARNALL
Contract type name	GDS Contract
Purpose of contract	General
Contract start date	01/04/2006
Contract end date	

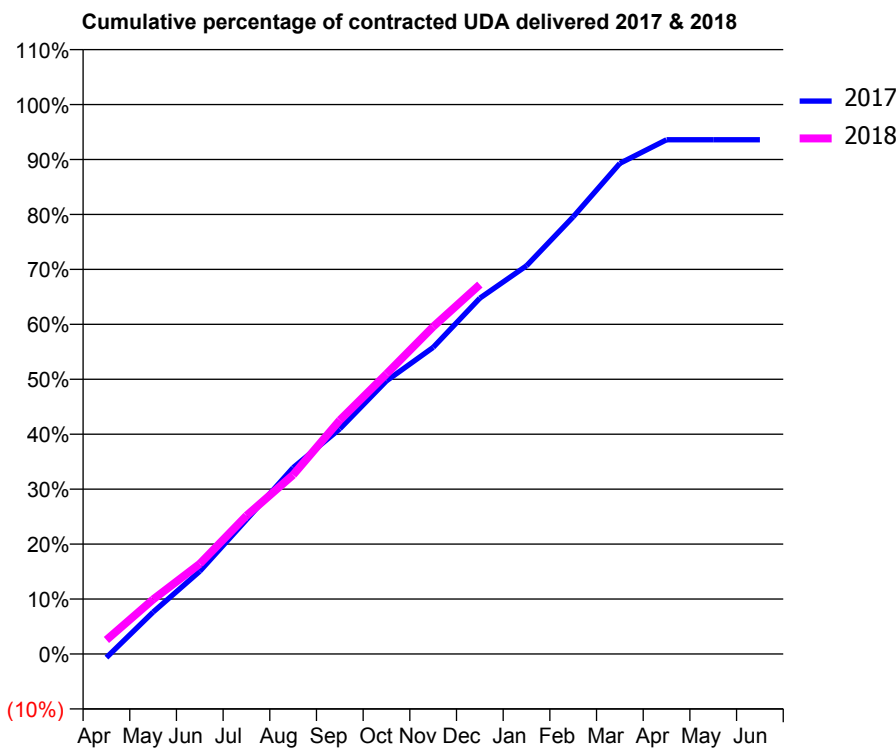
17/18 Contracted general activity (UDA)	17,500
Carry forward general activity (UDA)	0
17/18 Contracted orthodontic activity (UOA)	0
Carry forward orthodontic activity (UOA)	0
Baseline contract value	£381,675.68

ACCESS*

Patients seen in 24 months	Total	Change since previous quarter
Quarter ending December 2016	5,711	
Quarter ending March 2017	5,746	→
Quarter ending June 2017	5,744	→
Quarter ending September 2017	5,743	→
Quarter ending December 2017	5,751	→
Variance since December 2016	0.7%	→



ACTIVITY



Month	Adjusted Scheduled Activity (UDA)	
	2017	2018
April	-118	449
May	1,336	1,738
June	2,636	2,871
July	4,278	4,405
August	5,936	5,706
September	7,170	7,446
October	8,700	8,921
November	9,766	10,422
December	11,332	11,766
January	12,365	
February	13,922	
March	15,626	
April	16,376	
May	16,377	
June	16,377	

QUALITY

	Quantity	Base Number	Contract	AT	Region	England
% of FP17s for the same patient ID Re-attending within 3 months - Children	72	1,120	6.4%	10.4%	11.5%	12.0%
% of FP17s for the same patient ID Re-attending within 3 months - Adults	915	5,627	16.3%	14.7%	15.8%	15.9%
% of FP17s for the same patient ID Re-attending between 3 & 9 months - Children	658	1,120	58.8%	60.3%	60.5%	58.0%
% of FP17s for the same patient ID Re-attending between 3 & 9 months - Adults	3,446	5,627	61.2%	52.1%	51.8%	50.5%
% of FP17s for Band 1 Urgent Courses	380	6,382	6.0%	9.8%	9.5%	9.0%
% of FP17s Relating to Free Repair or Replacements	80	6,382	1.3%	0.6%	0.7%	0.8%
% of FP17s Relating to Continuations	195	6,382	3.1%	1.1%	1.0%	1.1%
% of Patients satisfied with the dentistry they have received	8	9	N/A	92.0%	92.1%	91.5%
% of Patients satisfied with the time they had to wait for an appointment	7	9	N/A	88.8%	88.3%	87.9%

* This is based on patients treated on this contract for their most recent course of treatment. Figures in italics indicate the base number of FP17s or Patient Questionnaire responses are less than 100. N/A is shown where the base number of responses is less than 10 during the period. % is calculated as Quantity/Base number*100

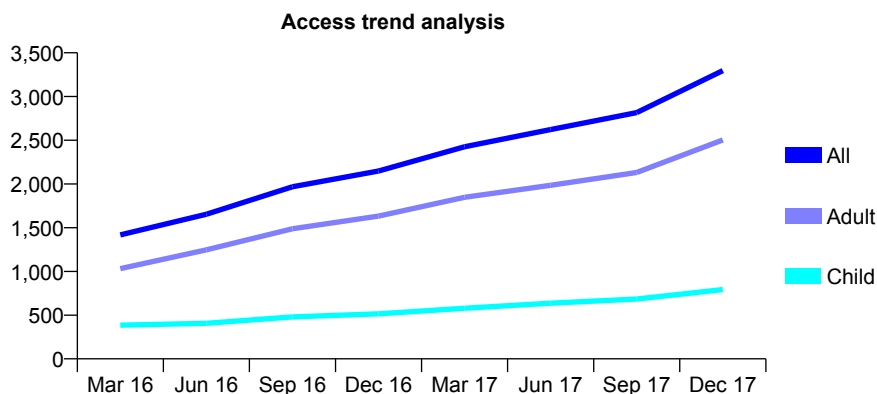
Q70 - Vital Signs At a Glance Contract Report for 688053/0001 - December 2017

Name or company name	Burgess Road Dental Practice
Contract type name	GDS Contract
Purpose of contract	General
Contract start date	01/04/2006
Contract end date	

17/18 Contracted general activity (UDA)	6,168
Carry forward general activity (UDA)	0
17/18 Contracted orthodontic activity (UOA)	0
Carry forward orthodontic activity (UOA)	0
Baseline contract value	£189,796.31

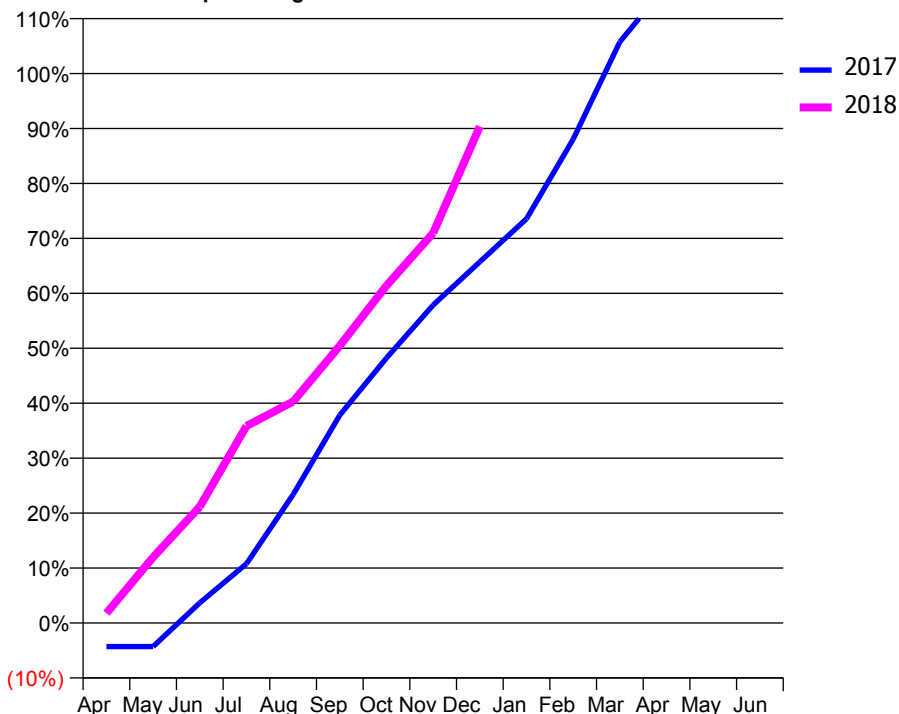
ACCESS*

Patients seen in 24 months	Total	Change since previous quarter
Quarter ending December 2016	2,148	
Quarter ending March 2017	2,426	↑
Quarter ending June 2017	2,622	↑
Quarter ending September 2017	2,816	↑
Quarter ending December 2017	3,296	↑
Variance since December 2016	53.4%	↑



ACTIVITY

Cumulative percentage of contracted UDA delivered 2017 & 2018



Month	Adjusted Scheduled Activity (UDA)	
	2017	2018
April	-265	110
May	-265	738
June	227	1,306
July	665	2,211
August	1,442	2,485
September	2,335	3,112
October	2,975	3,788
November	3,569	4,377
December	4,054	5,573
January	4,537	
February	5,432	
March	6,524	
April	7,156	
May	7,159	
June	7,159	

QUALITY

	Quantity	Base Number	Contract	AT	Region	England
% of FP17s for the same patient ID Re-attending within 3 months - Children	37	684	5.4%	10.4%	11.5%	12.0%
% of FP17s for the same patient ID Re-attending within 3 months - Adults	175	1,830	9.6%	14.7%	15.8%	15.9%
% of FP17s for the same patient ID Re-attending between 3 & 9 months - Children	217	684	31.7%	60.3%	60.5%	58.0%
% of FP17s for the same patient ID Re-attending between 3 & 9 months - Adults	600	1,830	32.8%	52.1%	51.8%	50.5%
% of FP17s for Band 1 Urgent Courses	229	2,334	9.8%	9.8%	9.5%	9.0%
% of FP17s Relating to Free Repair or Replacements	5	2,334	0.2%	0.6%	0.7%	0.8%
% of FP17s Relating to Continuations	14	2,334	0.6%	1.1%	1.0%	1.1%
% of Patients satisfied with the dentistry they have received	0	0	N/A	92.0%	92.1%	91.5%
% of Patients satisfied with the time they had to wait for an appointment	0	0	N/A	88.8%	88.3%	87.9%

* This is based on patients treated on this contract for their most recent course of treatment. Figures in italics indicate the base number of FP17s or Patient Questionnaire responses are less than 100. N/A is shown where the base number of responses is less than 10 during the period. % is calculated as Quantity/Base number*100

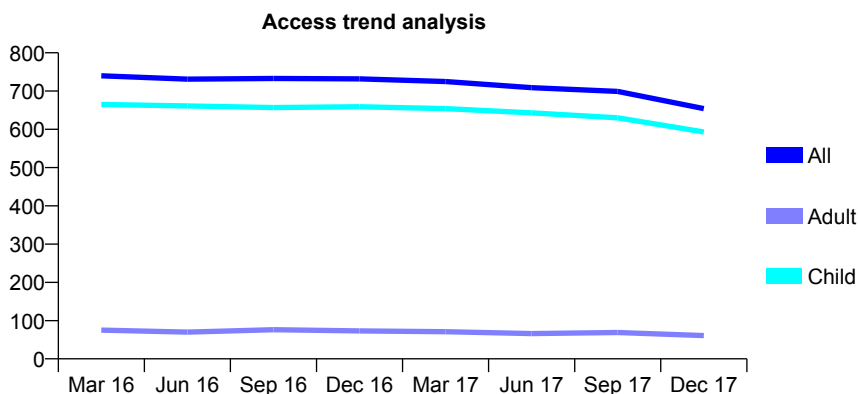
Q70 - Vital Signs At a Glance Contract Report for 732001/0001 - December 2017

Name or company name	MR JL MURPHY
Contract type name	GDS Contract
Purpose of contract	General
Contract start date	01/04/2006
Contract end date	

17/18 Contracted general activity (UDA)	1,400
Carry forward general activity (UDA)	0
17/18 Contracted orthodontic activity (UOA)	0
Carry forward orthodontic activity (UOA)	0
Baseline contract value	£36,826.14

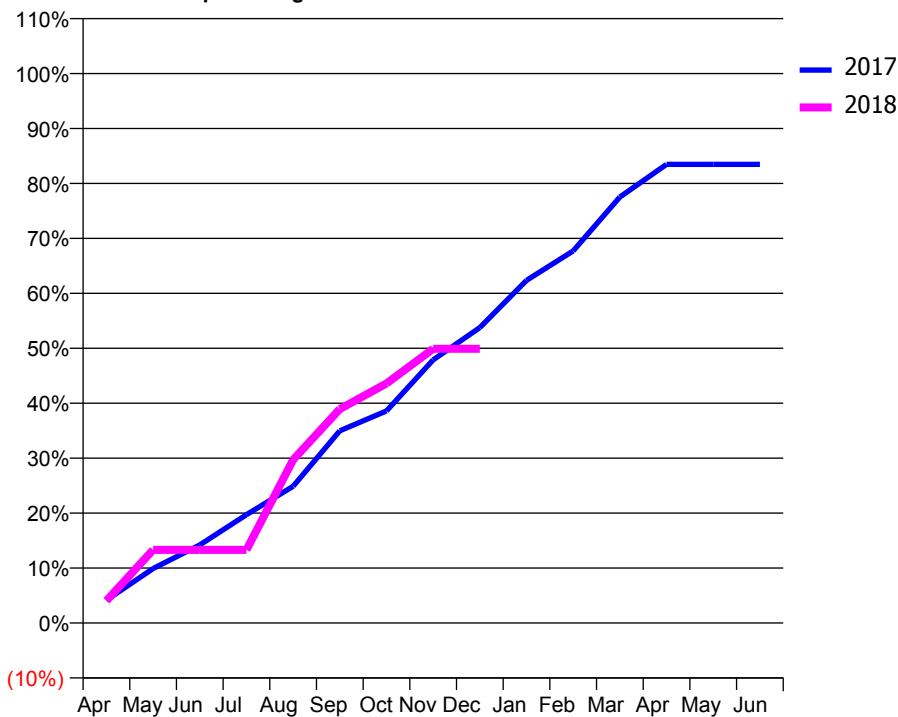
ACCESS*

Patients seen in 24 months	Total	Change since previous quarter
Quarter ending December 2016	732	
Quarter ending March 2017	725	→
Quarter ending June 2017	709	↓
Quarter ending September 2017	699	↓
Quarter ending December 2017	654	↓
Variance since December 2016	(10.7%)	↓



ACTIVITY

Cumulative percentage of contracted UDA delivered 2017 & 2018



Month	Adjusted Scheduled Activity (UDA)	
	2017	2018
April	58	57
May	139	186
June	199	186
July	276	186
August	348	416
September	490	545
October	540	610
November	670	699
December	753	699
January	873	
February	948	
March	1,085	
April	1,169	
May	1,169	
June	1,169	

QUALITY

	Quantity	Base Number	Contract	AT	Region	England
% of FP17s for the same patient ID Re-attending within 3 months - Children	38	711	5.3%	10.4%	11.5%	12.0%
% of FP17s for the same patient ID Re-attending within 3 months - Adults	0	1	0.0%	14.7%	15.8%	15.9%
% of FP17s for the same patient ID Re-attending between 3 & 9 months - Children	549	711	77.2%	60.3%	60.5%	58.0%
% of FP17s for the same patient ID Re-attending between 3 & 9 months - Adults	1	1	100.0%	52.1%	51.8%	50.5%
% of FP17s for Band 1 Urgent Courses	14	648	2.2%	9.8%	9.5%	9.0%
% of FP17s Relating to Free Repair or Replacements	0	648	0.0%	0.6%	0.7%	0.8%
% of FP17s Relating to Continuations	0	648	0.0%	1.1%	1.0%	1.1%
% of Patients satisfied with the dentistry they have received	1	1	N/A	92.0%	92.1%	91.5%
% of Patients satisfied with the time they had to wait for an appointment	1	1	N/A	88.8%	88.3%	87.9%

* This is based on patients treated on this contract for their most recent course of treatment. Figures in italics indicate the base number of FP17s or Patient Questionnaire responses are less than 100. N/A is shown where the base number of responses is less than 10 during the period. % is calculated as Quantity/Base number*100

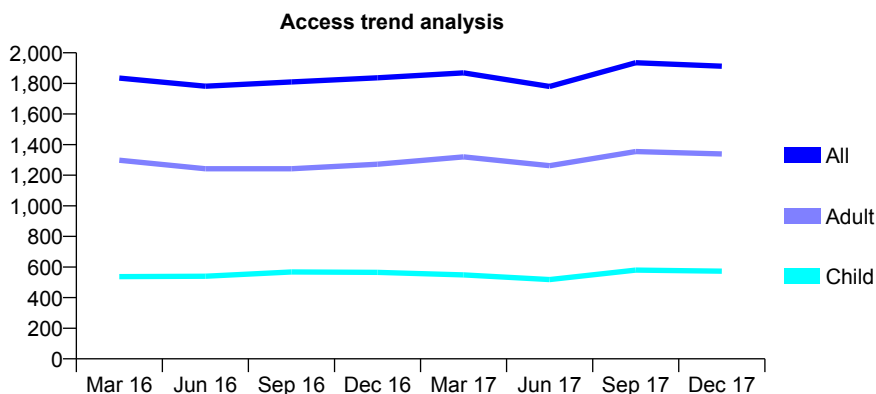
Q70 - Vital Signs At a Glance Contract Report for 735914/0001 - December 2017

Name or company name	MR MR HOLLEY
Contract type name	GDS Contract
Purpose of contract	General
Contract start date	01/04/2006
Contract end date	

17/18 Contracted general activity (UDA)	4,745
Carry forward general activity (UDA)	0
17/18 Contracted orthodontic activity (UOA)	0
Carry forward orthodontic activity (UOA)	0
Baseline contract value	£119,987.63

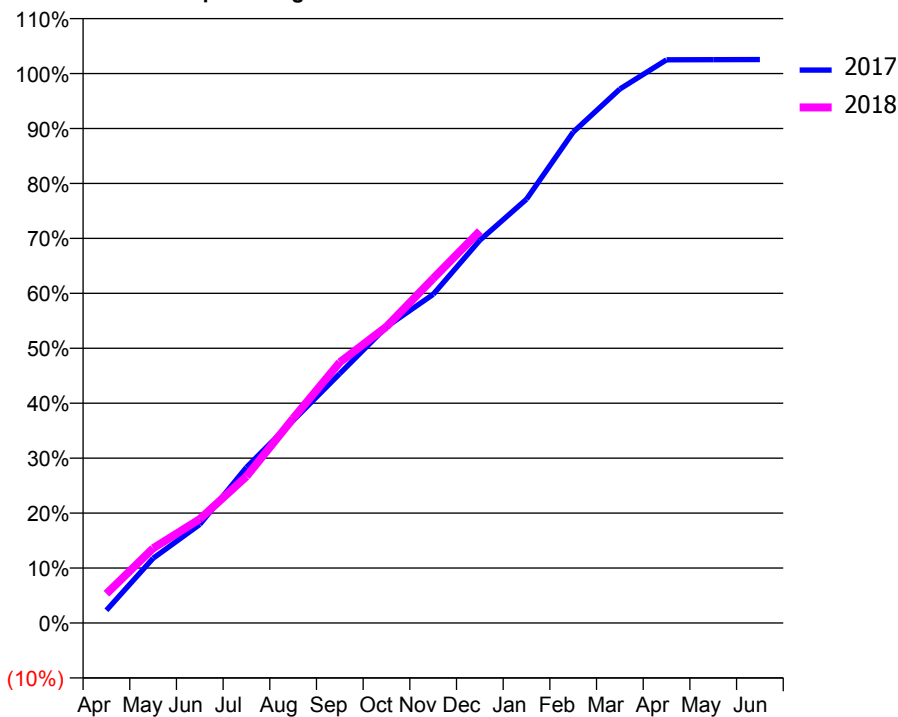
ACCESS*

Patients seen in 24 months	Total	Change since previous quarter
Quarter ending December 2016	1,837	
Quarter ending March 2017	1,869	→
Quarter ending June 2017	1,780	↓
Quarter ending September 2017	1,935	↑
Quarter ending December 2017	1,912	↓
Variance since December 2016	4.1%	↑



ACTIVITY

Cumulative percentage of contracted UDA delivered 2017 & 2018



Month	Adjusted Scheduled Activity (UDA)	
	2017	2018
April	110	253
May	560	645
June	852	898
July	1,345	1,266
August	1,749	1,767
September	2,154	2,252
October	2,558	2,559
November	2,838	2,974
December	3,305	3,385
January	3,660	
February	4,239	
March	4,612	
April	4,863	
May	4,864	
June	4,865	

QUALITY

	Quantity	Base Number	Contract	AT	Region	England
% of FP17s for the same patient ID Re-attending within 3 months - Children	17	635	2.7%	10.4%	11.5%	12.0%
% of FP17s for the same patient ID Re-attending within 3 months - Adults	81	1,374	5.9%	14.7%	15.8%	15.9%
% of FP17s for the same patient ID Re-attending between 3 & 9 months - Children	205	635	32.3%	60.3%	60.5%	58.0%
% of FP17s for the same patient ID Re-attending between 3 & 9 months - Adults	420	1,374	30.6%	52.1%	51.8%	50.5%
% of FP17s for Band 1 Urgent Courses	109	1,868	5.8%	9.8%	9.5%	9.0%
% of FP17s Relating to Free Repair or Replacements	5	1,868	0.3%	0.6%	0.7%	0.8%
% of FP17s Relating to Continuations	3	1,868	0.2%	1.1%	1.0%	1.1%
% of Patients satisfied with the dentistry they have received	0	0	N/A	92.0%	92.1%	91.5%
% of Patients satisfied with the time they had to wait for an appointment	0	0	N/A	88.8%	88.3%	87.9%

* This is based on patients treated on this contract for their most recent course of treatment. Figures in italics indicate the base number of FP17s or Patient Questionnaire responses are less than 100. N/A is shown where the base number of responses is less than 10 during the period. % is calculated as Quantity/Base number*100

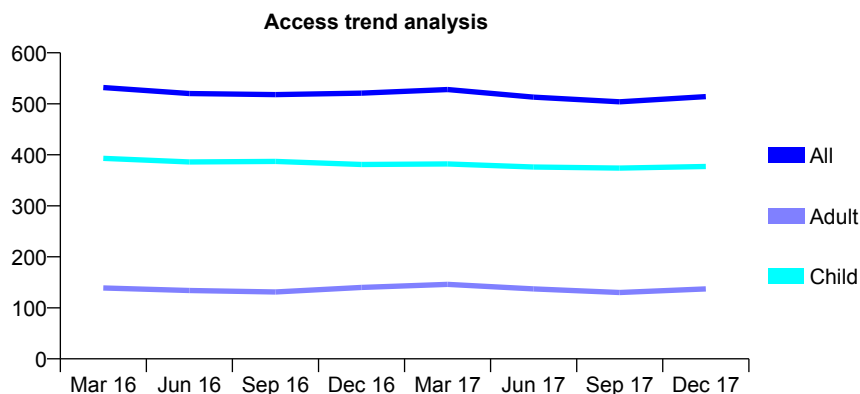
Q70 - Vital Signs At a Glance Contract Report for 737615/0001 - December 2017

Name or company name	Forest Lodge Dental Practice
Contract type name	GDS Contract
Purpose of contract	General
Contract start date	01/04/2006
Contract end date	

17/18 Contracted general activity (UDA)	1,275
Carry forward general activity (UDA)	0
17/18 Contracted orthodontic activity (UOA)	0
Carry forward orthodontic activity (UOA)	0
Baseline contract value	£32,603.60

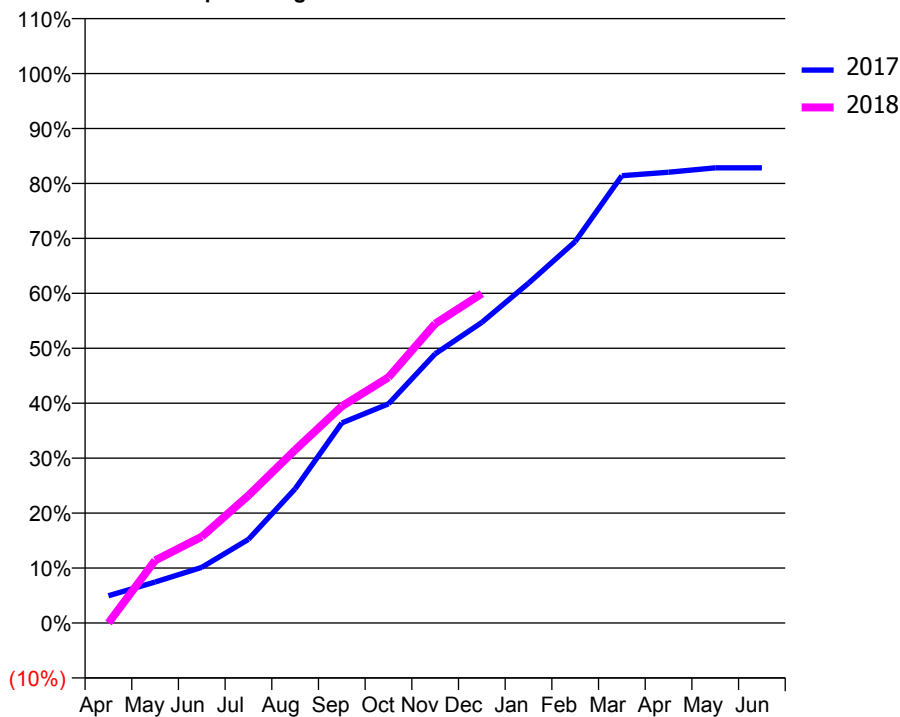
ACCESS*

Patients seen in 24 months	Total	Change since previous quarter
Quarter ending December 2016	521	
Quarter ending March 2017	528	→
Quarter ending June 2017	513	↓
Quarter ending September 2017	504	↓
Quarter ending December 2017	514	→
Variance since December 2016	(1.3%)	↓



ACTIVITY

Cumulative percentage of contracted UDA delivered 2017 & 2018



Adjusted Scheduled Activity (UDA)

Month	2017	2018
April	63	0
May	95	145
June	129	200
July	194	296
August	311	402
September	464	503
October	508	570
November	624	694
December	697	764
January	789	
February	885	
March	1,038	
April	1,046	
May	1,056	
June	1,056	

QUALITY

	Quantity	Base Number	Contract	AT	Region	England
% of FP17s for the same patient ID Re-attending within 3 months - Children	27	451	6.0%	10.4%	11.5%	12.0%
% of FP17s for the same patient ID Re-attending within 3 months - Adults	11	109	10.1%	14.7%	15.8%	15.9%
% of FP17s for the same patient ID Re-attending between 3 & 9 months - Children	316	451	70.1%	60.3%	60.5%	58.0%
% of FP17s for the same patient ID Re-attending between 3 & 9 months - Adults	67	109	61.5%	52.1%	51.8%	50.5%
% of FP17s for Band 1 Urgent Courses	7	548	1.3%	9.8%	9.5%	9.0%
% of FP17s Relating to Free Repair or Replacements	0	548	0.0%	0.6%	0.7%	0.8%
% of FP17s Relating to Continuations	0	548	0.0%	1.1%	1.0%	1.1%
% of Patients satisfied with the dentistry they have received	1	1	N/A	92.0%	92.1%	91.5%
% of Patients satisfied with the time they had to wait for an appointment	1	1	N/A	88.8%	88.3%	87.9%

* This is based on patients treated on this contract for their most recent course of treatment. Figures in italics indicate the base number of FP17s or Patient Questionnaire responses are less than 100. N/A is shown where the base number of responses is less than 10 during the period. % is calculated as Quantity/Base number*100

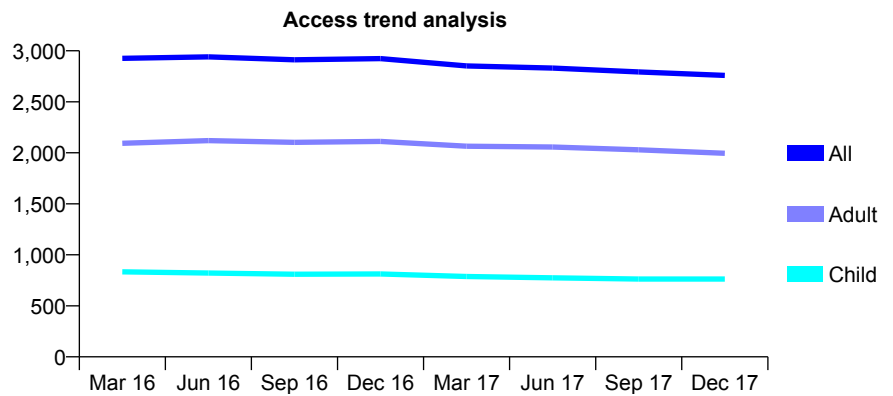
Q70 - Vital Signs At a Glance Contract Report for 739391/0001 - December 2017

Name or company name	MR T SEAGAN
Contract type name	GDS Contract
Purpose of contract	General
Contract start date	01/04/2006
Contract end date	

17/18 Contracted general activity (UDA)	2,920
Carry forward general activity (UDA)	0
17/18 Contracted orthodontic activity (UOA)	0
Carry forward orthodontic activity (UOA)	0
Baseline contract value	£78,321.22

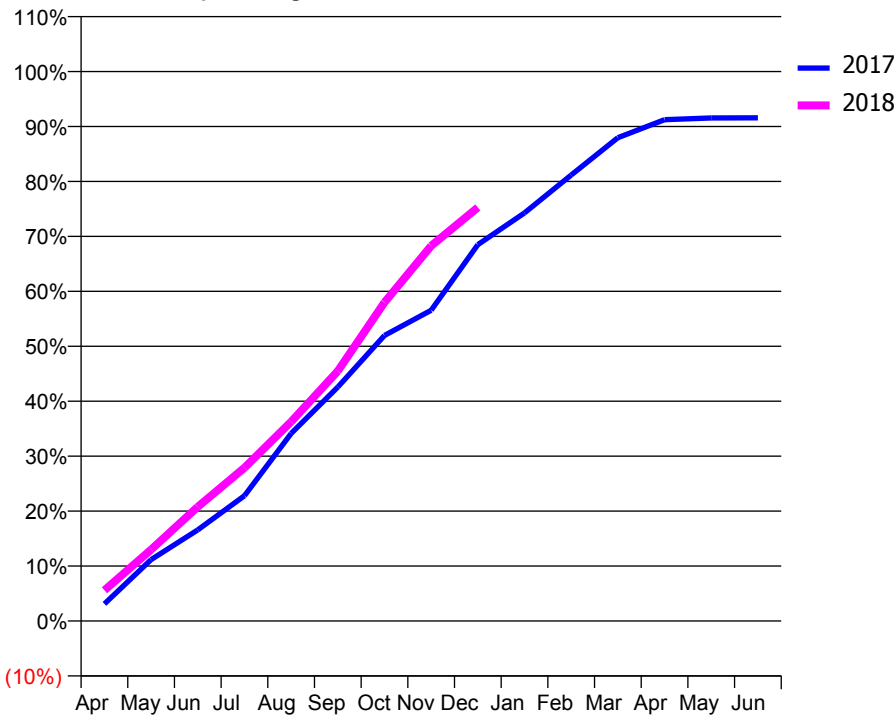
ACCESS*

Patients seen in 24 months	Total	Change since previous quarter
Quarter ending December 2016	2,924	
Quarter ending March 2017	2,852	↓
Quarter ending June 2017	2,831	→
Quarter ending September 2017	2,793	↓
Quarter ending December 2017	2,759	↓
Variance since December 2016	(5.6%)	↓



ACTIVITY

Cumulative percentage of contracted UDA delivered 2017 & 2018



Month	Adjusted Scheduled Activity (UDA)	
	2017	2018
April	165	163
May	593	379
June	881	607
July	1,210	815
August	1,812	1,059
September	2,261	1,328
October	2,759	1,693
November	3,002	1,994
December	3,636	2,198
January	3,943	
February	4,309	
March	4,670	
April	4,844	
May	4,860	
June	4,861	

QUALITY

	Quantity	Base Number	Contract	AT	Region	England
% of FP17s for the same patient ID Re-attending within 3 months - Children	49	544	9.0%	10.4%	11.5%	12.0%
% of FP17s for the same patient ID Re-attending within 3 months - Adults	217	1,395	15.6%	14.7%	15.8%	15.9%
% of FP17s for the same patient ID Re-attending between 3 & 9 months - Children	220	544	40.4%	60.3%	60.5%	58.0%
% of FP17s for the same patient ID Re-attending between 3 & 9 months - Adults	539	1,395	38.6%	52.1%	51.8%	50.5%
% of FP17s for Band 1 Urgent Courses	149	1,159	12.9%	9.8%	9.5%	9.0%
% of FP17s Relating to Free Repair or Replacements	3	1,159	0.3%	0.6%	0.7%	0.8%
% of FP17s Relating to Continuations	9	1,159	0.8%	1.1%	1.0%	1.1%
% of Patients satisfied with the dentistry they have received	1	1	N/A	92.0%	92.1%	91.5%
% of Patients satisfied with the time they had to wait for an appointment	1	1	N/A	88.8%	88.3%	87.9%

* This is based on patients treated on this contract for their most recent course of treatment. Figures in italics indicate the base number of FP17s or Patient Questionnaire responses are less than 100. N/A is shown where the base number of responses is less than 10 during the period. % is calculated as Quantity/Base number*100

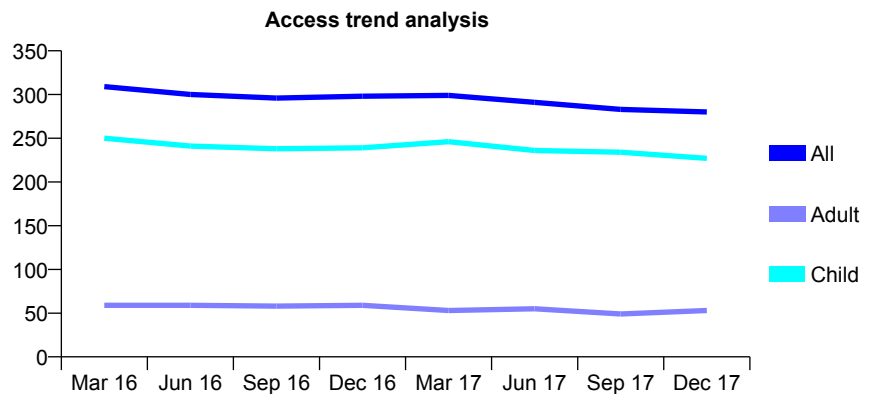
Q70 - Vital Signs At a Glance Contract Report for 739901/0001 - December 2017

Name or company name	MR PD THORNHILL
Contract type name	GDS Contract
Purpose of contract	General
Contract start date	01/04/2006
Contract end date	

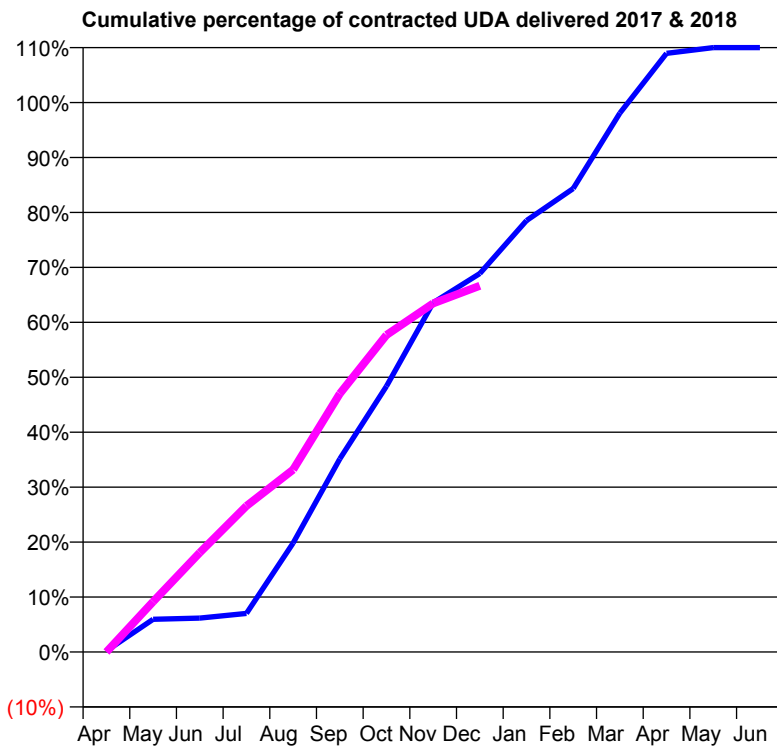
17/18 Contracted general activity (UDA)	470
Carry forward general activity (UDA)	0
17/18 Contracted orthodontic activity (UOA)	0
Carry forward orthodontic activity (UOA)	0
Baseline contract value	£11,093.40

ACCESS*

Patients seen in 24 months	Total	Change since previous quarter
Quarter ending December 2016	298	
Quarter ending March 2017	299	→
Quarter ending June 2017	291	↓
Quarter ending September 2017	283	↓
Quarter ending December 2017	280	↓
Variance since December 2016	(6.0%)	↓



ACTIVITY



Month	Adjusted Scheduled Activity (UDA)	
	2017	2018
April	1	0
May	28	43
June	29	85
July	33	125
August	93	156
September	165	221
October	227	271
November	299	298
December	324	313
January	369	
February	396	
March	461	
April	512	
May	517	
June	517	

QUALITY

	Quantity	Base Number	Contract	AT	Region	England
% of FP17s for the same patient ID Re-attending within 3 months - Children	10	281	3.6%	10.4%	11.5%	12.0%
% of FP17s for the same patient ID Re-attending within 3 months - Adults	2	24	8.3%	14.7%	15.8%	15.9%
% of FP17s for the same patient ID Re-attending between 3 & 9 months - Children	201	281	71.5%	60.3%	60.5%	58.0%
% of FP17s for the same patient ID Re-attending between 3 & 9 months - Adults	16	24	66.7%	52.1%	51.8%	50.5%
% of FP17s for Band 1 Urgent Courses	6	255	2.4%	9.8%	9.5%	9.0%
% of FP17s Relating to Free Repair or Replacements	0	255	0.0%	0.6%	0.7%	0.8%
% of FP17s Relating to Continuations	0	255	0.0%	1.1%	1.0%	1.1%
% of Patients satisfied with the dentistry they have received	0	0	N/A	92.0%	92.1%	91.5%
% of Patients satisfied with the time they had to wait for an appointment	0	0	N/A	88.8%	88.3%	87.9%

* This is based on patients treated on this contract for their most recent course of treatment. Figures in italics indicate the base number of FP17s or Patient Questionnaire responses are less than 100. N/A is shown where the base number of responses is less than 10 during the period. % is calculated as Quantity/Base number*100

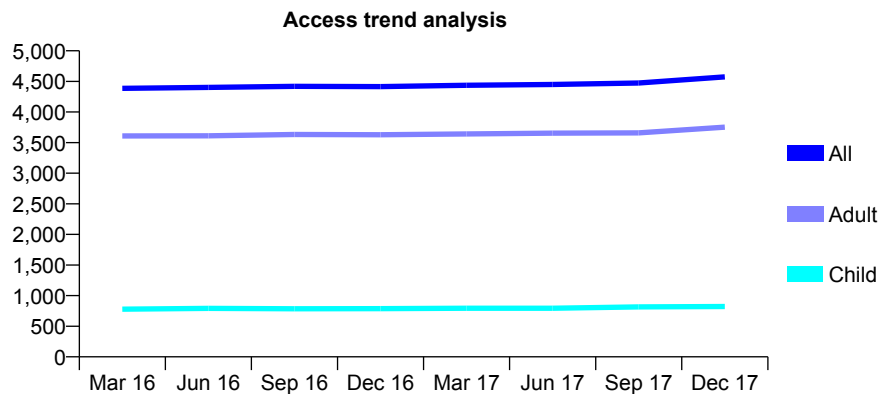
Q70 - Vital Signs At a Glance Contract Report for 741833/0001 - December 2017

Name or company name	Eastleigh Dental Surgery Partnership
Contract type name	GDS Contract
Purpose of contract	General
Contract start date	01/04/2006
Contract end date	

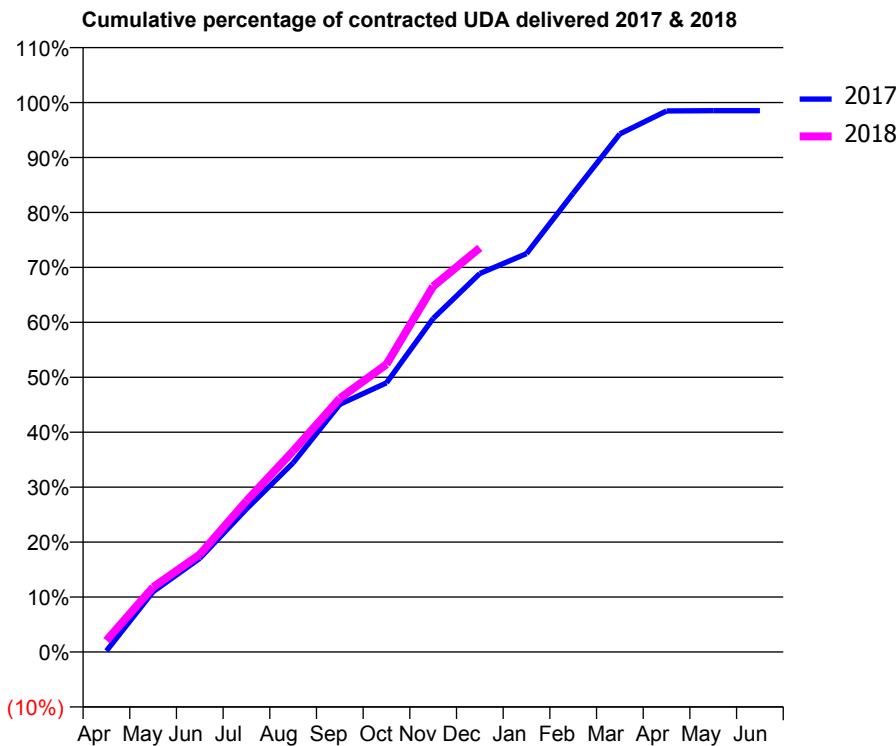
17/18 Contracted general activity (UDA)	12,000
Carry forward general activity (UDA)	177
17/18 Contracted orthodontic activity (UOA)	0
Carry forward orthodontic activity (UOA)	0
Baseline contract value	£341,863.16

ACCESS*

Patients seen in 24 months	Total	Change since previous quarter
Quarter ending December 2016	4,416	
Quarter ending March 2017	4,436	→
Quarter ending June 2017	4,449	→
Quarter ending September 2017	4,473	→
Quarter ending December 2017	4,575	↑
Variance since December 2016	3.6%	↑



ACTIVITY



Month	Adjusted Scheduled Activity (UDA)	
	2017	2018
April	23	251
May	1,317	1,417
June	2,046	2,131
July	3,122	3,302
August	4,130	4,390
September	5,409	5,539
October	5,879	6,282
November	7,283	7,987
December	8,267	8,825
January	8,700	
February	10,020	
March	11,314	
April	11,814	
May	11,821	
June	11,822	

QUALITY

	Quantity	Base Number	Contract	AT	Region	England
% of FP17s for the same patient ID Re-attending within 3 months - Children	61	974	6.3%	10.4%	11.5%	12.0%
% of FP17s for the same patient ID Re-attending within 3 months - Adults	757	4,483	16.9%	14.7%	15.8%	15.9%
% of FP17s for the same patient ID Re-attending between 3 & 9 months - Children	644	974	66.1%	60.3%	60.5%	58.0%
% of FP17s for the same patient ID Re-attending between 3 & 9 months - Adults	2,826	4,483	63.0%	52.1%	51.8%	50.5%
% of FP17s for Band 1 Urgent Courses	619	5,136	12.1%	9.8%	9.5%	9.0%
% of FP17s Relating to Free Repair or Replacements	84	5,136	1.6%	0.6%	0.7%	0.8%
% of FP17s Relating to Continuations	39	5,136	0.8%	1.1%	1.0%	1.1%
% of Patients satisfied with the dentistry they have received	15	18	83.3%	92.0%	92.1%	91.5%
% of Patients satisfied with the time they had to wait for an appointment	16	18	88.9%	88.8%	88.3%	87.9%

* This is based on patients treated on this contract for their most recent course of treatment. Figures in italics indicate the base number of FP17s or Patient Questionnaire responses are less than 100. N/A is shown where the base number of responses is less than 10 during the period. % is calculated as Quantity/Base number*100

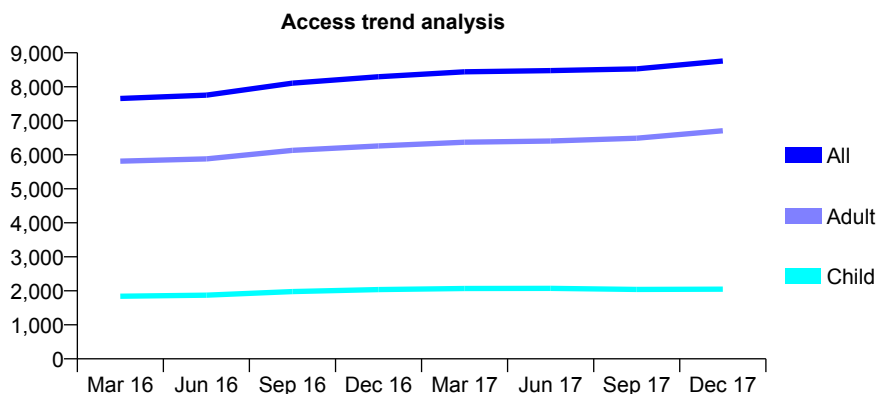
Q70 - Vital Signs At a Glance Contract Report for 750026/0001 - December 2017

Name or company name	Royal Terrace Dental Practice
Contract type name	GDS Contract
Purpose of contract	General
Contract start date	01/04/2006
Contract end date	

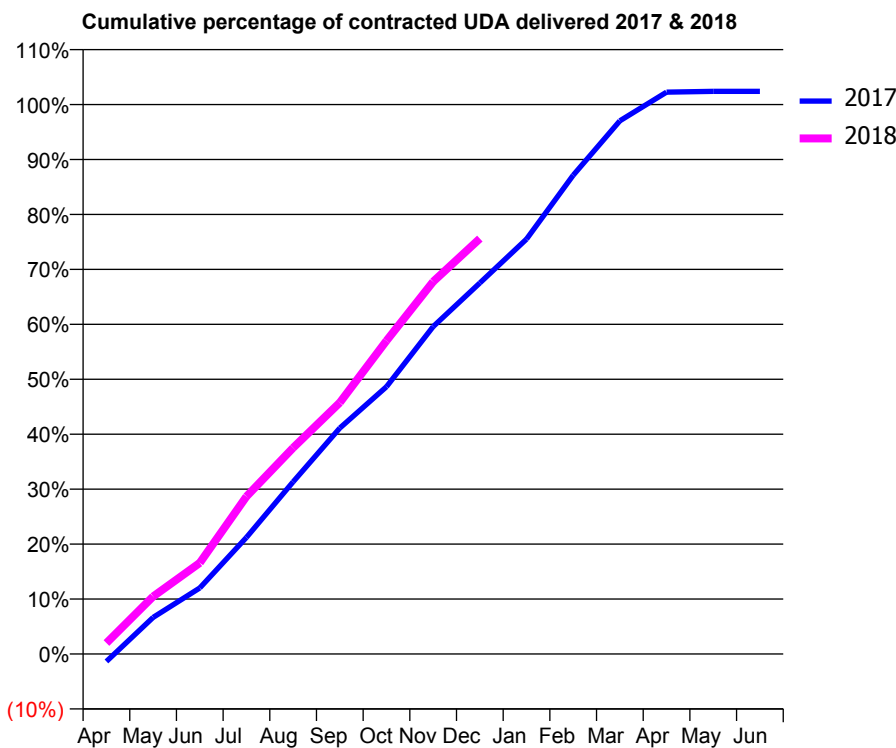
17/18 Contracted general activity (UDA)	16,700
Carry forward general activity (UDA)	0
17/18 Contracted orthodontic activity (UOA)	0
Carry forward orthodontic activity (UOA)	0
Baseline contract value	£446,266.86

ACCESS*

Patients seen in 24 months	Total	Change since previous quarter
Quarter ending December 2016	8,296	
Quarter ending March 2017	8,440	→
Quarter ending June 2017	8,478	→
Quarter ending September 2017	8,529	→
Quarter ending December 2017	8,759	↑
Variance since December 2016	5.6%	↑



ACTIVITY



Month	Adjusted Scheduled Activity (UDA)	
	2017	2018
April	-229	336
May	1,112	1,749
June	2,010	2,770
July	3,542	4,789
August	5,233	6,268
September	6,867	7,640
October	8,125	9,521
November	9,950	11,318
December	11,275	12,627
January	12,608	
February	14,552	
March	16,206	
April	17,074	
May	17,099	
June	17,101	

QUALITY

	Quantity	Base Number	Contract	AT	Region	England
% of FP17s for the same patient ID Re-attending within 3 months - Children	58	1,589	3.7%	10.4%	11.5%	12.0%
% of FP17s for the same patient ID Re-attending within 3 months - Adults	851	5,558	15.3%	14.7%	15.8%	15.9%
% of FP17s for the same patient ID Re-attending between 3 & 9 months - Children	539	1,589	33.9%	60.3%	60.5%	58.0%
% of FP17s for the same patient ID Re-attending between 3 & 9 months - Adults	1,484	5,558	26.7%	52.1%	51.8%	50.5%
% of FP17s for Band 1 Urgent Courses	821	6,694	12.3%	9.8%	9.5%	9.0%
% of FP17s Relating to Free Repair or Replacements	61	6,694	0.9%	0.6%	0.7%	0.8%
% of FP17s Relating to Continuations	24	6,694	0.4%	1.1%	1.0%	1.1%
% of Patients satisfied with the dentistry they have received	8	11	72.7%	92.0%	92.1%	91.5%
% of Patients satisfied with the time they had to wait for an appointment	10	11	90.9%	88.8%	88.3%	87.9%

* This is based on patients treated on this contract for their most recent course of treatment. Figures in italics indicate the base number of FP17s or Patient Questionnaire responses are less than 100. N/A is shown where the base number of responses is less than 10 during the period. % is calculated as Quantity/Base number*100

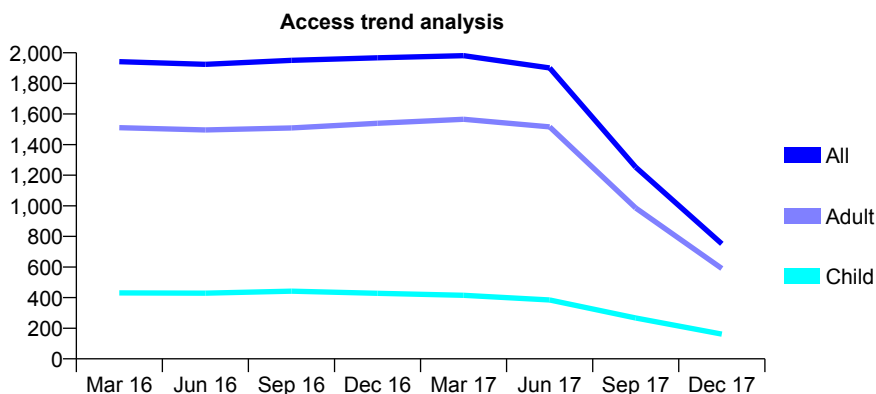
Q70 - Vital Signs At a Glance Contract Report for 753939/0001 - December 2017

Name or company name	Stanford Road Dental Practice Partnership
Contract type name	GDS Contract
Purpose of contract	General
Contract start date	01/04/2006
Contract end date	31/05/2017

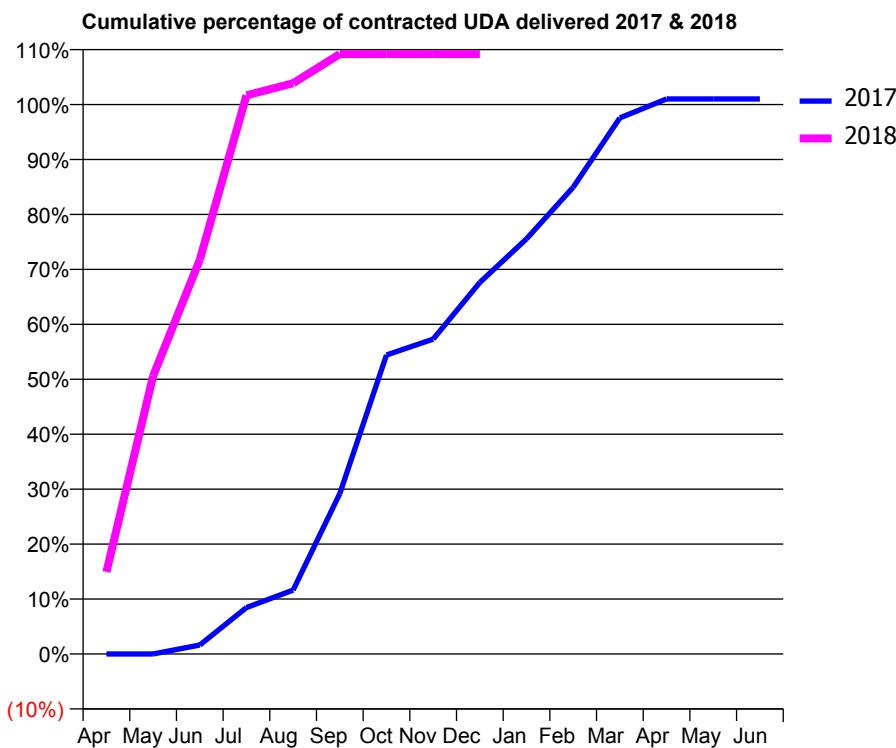
17/18 Contracted general activity (UDA)	1,144
Carry forward general activity (UDA)	0
17/18 Contracted orthodontic activity (UOA)	0
Carry forward orthodontic activity (UOA)	0
Baseline contract value	£36,371.93

ACCESS*

Patients seen in 24 months	Total	Change since previous quarter
Quarter ending December 2016	1,967	
Quarter ending March 2017	1,981	→
Quarter ending June 2017	1,901	↓
Quarter ending September 2017	1,253	↓
Quarter ending December 2017	752	↓
Variance since December 2016	(61.8%)	↓



ACTIVITY



Month	Adjusted Scheduled Activity (UDA)	
	2017	2018
April	0	171
May	1	579
June	112	821
July	581	1,163
August	798	1,188
September	2,005	1,249
October	3,736	1,249
November	3,935	1,249
December	4,643	1,249
January	5,187	
February	5,832	
March	6,698	
April	6,936	
May	6,936	
June	6,936	

QUALITY

	Quantity	Base Number	Contract	AT	Region	England
% of FP17s for the same patient ID Re-attending within 3 months - Children	4	125	3.2%	10.4%	11.5%	12.0%
% of FP17s for the same patient ID Re-attending within 3 months - Adults	30	423	7.1%	14.7%	15.8%	15.9%
% of FP17s for the same patient ID Re-attending between 3 & 9 months - Children	62	125	49.6%	60.3%	60.5%	58.0%
% of FP17s for the same patient ID Re-attending between 3 & 9 months - Adults	231	423	54.6%	52.1%	51.8%	50.5%
% of FP17s for Band 1 Urgent Courses	21	479	4.4%	9.8%	9.5%	9.0%
% of FP17s Relating to Free Repair or Replacements	0	479	0.0%	0.6%	0.7%	0.8%
% of FP17s Relating to Continuations	2	479	0.4%	1.1%	1.0%	1.1%
% of Patients satisfied with the dentistry they have received	1	1	N/A	92.0%	92.1%	91.5%
% of Patients satisfied with the time they had to wait for an appointment	1	1	N/A	88.8%	88.3%	87.9%

* This is based on patients treated on this contract for their most recent course of treatment. Figures in italics indicate the base number of FP17s or Patient Questionnaire responses are less than 100. N/A is shown where the base number of responses is less than 10 during the period. % is calculated as Quantity/Base number*100

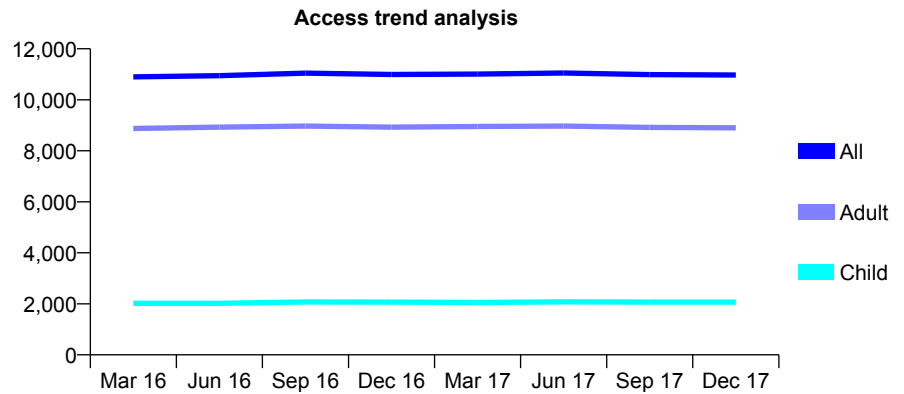
Q70 - Vital Signs At a Glance Contract Report for 755648/0001 - December 2017

Name or company name	MR SM SHILLAKER
Contract type name	GDS Contract
Purpose of contract	General
Contract start date	01/04/2006
Contract end date	

17/18 Contracted general activity (UDA)	29,000
Carry forward general activity (UDA)	0
17/18 Contracted orthodontic activity (UOA)	0
Carry forward orthodontic activity (UOA)	0
Baseline contract value	£753,034.97

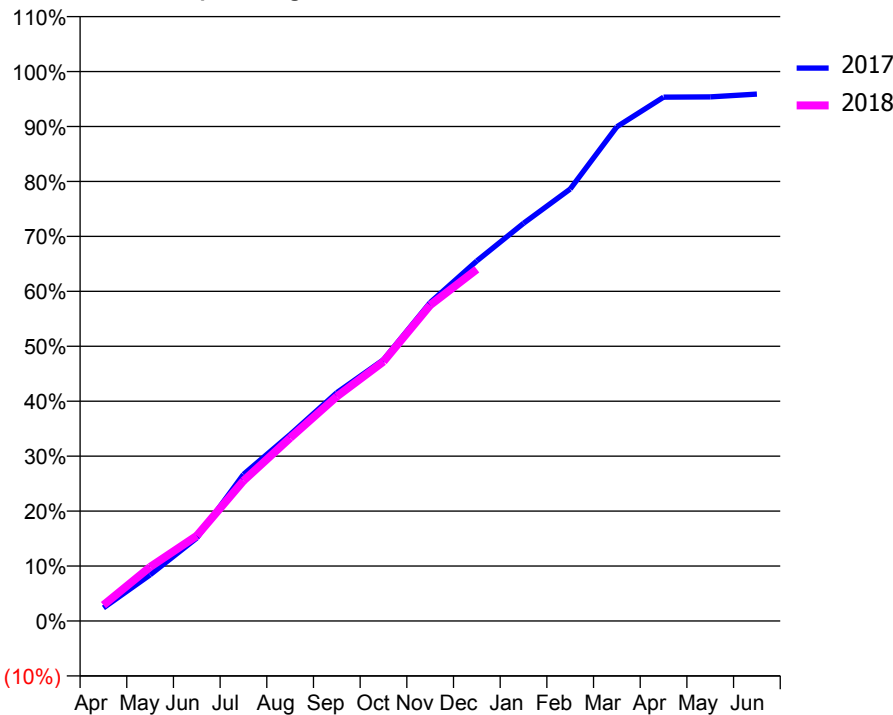
ACCESS*

Patients seen in 24 months	Total	Change since previous quarter
Quarter ending December 2016	10,996	
Quarter ending March 2017	11,008	→
Quarter ending June 2017	11,052	→
Quarter ending September 2017	10,987	→
Quarter ending December 2017	10,971	→
Variance since December 2016	(0.2%)	→



ACTIVITY

Cumulative percentage of contracted UDA delivered 2017 & 2018



Month	Adjusted Scheduled Activity (UDA)	
	2017	2018
April	703	838
May	2,479	2,851
June	4,455	4,497
July	7,875	7,397
August	10,014	9,658
September	12,265	11,851
October	14,035	13,688
November	17,106	16,670
December	19,340	18,560
January	21,358	
February	23,199	
March	26,546	
April	28,131	
May	28,150	
June	28,301	

QUALITY

	Quantity	Base Number	Contract	AT	Region	England
% of FP17s for the same patient ID Re-attending within 3 months - Children	149	2,401	6.2%	10.4%	11.5%	12.0%
% of FP17s for the same patient ID Re-attending within 3 months - Adults	1,211	9,312	13.0%	14.7%	15.8%	15.9%
% of FP17s for the same patient ID Re-attending between 3 & 9 months - Children	1,628	2,401	67.8%	60.3%	60.5%	58.0%
% of FP17s for the same patient ID Re-attending between 3 & 9 months - Adults	4,819	9,312	51.8%	52.1%	51.8%	50.5%
% of FP17s for Band 1 Urgent Courses	929	10,240	9.1%	9.8%	9.5%	9.0%
% of FP17s Relating to Free Repair or Replacements	67	10,240	0.7%	0.6%	0.7%	0.8%
% of FP17s Relating to Continuations	107	10,240	1.0%	1.1%	1.0%	1.1%
% of Patients satisfied with the dentistry they have received	16	18	88.9%	92.0%	92.1%	91.5%
% of Patients satisfied with the time they had to wait for an appointment	16	18	88.9%	88.8%	88.3%	87.9%

* This is based on patients treated on this contract for their most recent course of treatment. Figures in italics indicate the base number of FP17s or Patient Questionnaire responses are less than 100. N/A is shown where the base number of responses is less than 10 during the period. % is calculated as Quantity/Base number*100

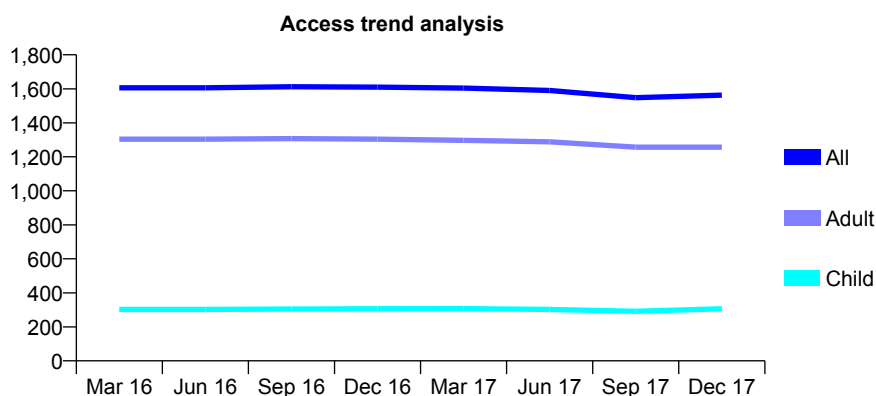
Q70 - Vital Signs At a Glance Contract Report for 765201/0001 - December 2017

Name or company name	MR A SHENYAN
Contract type name	GDS Contract
Purpose of contract	General
Contract start date	01/04/2006
Contract end date	

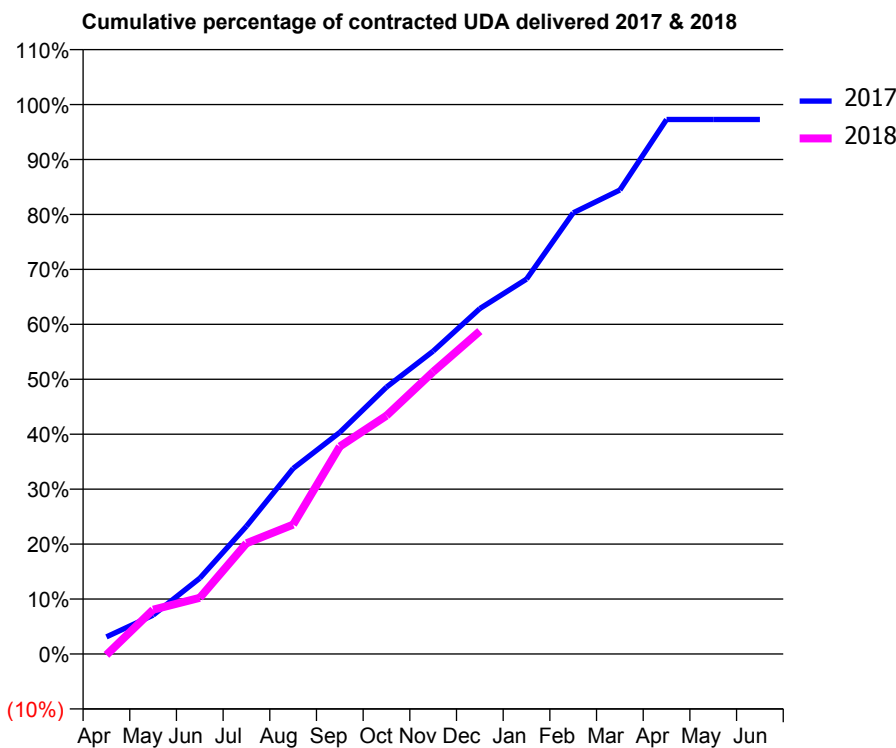
17/18 Contracted general activity (UDA)	7,650
Carry forward general activity (UDA)	208
17/18 Contracted orthodontic activity (UOA)	0
Carry forward orthodontic activity (UOA)	0
Baseline contract value	£211,871.29

ACCESS*

Patients seen in 24 months	Total	Change since previous quarter
Quarter ending December 2016	1,610	
Quarter ending March 2017	1,604	→
Quarter ending June 2017	1,590	→
Quarter ending September 2017	1,548	↓
Quarter ending December 2017	1,563	→
Variance since December 2016	(2.9%)	↓



ACTIVITY



Month	Adjusted Scheduled Activity (UDA)	
	2017	2018
April	238	-13
May	541	616
June	1,055	782
July	1,779	1,542
August	2,584	1,802
September	3,086	2,890
October	3,715	3,318
November	4,216	3,929
December	4,810	4,496
January	5,218	
February	6,141	
March	6,460	
April	7,442	
May	7,442	
June	7,442	

QUALITY

	Quantity	Base Number	Contract	AT	Region	England
% of FP17s for the same patient ID Re-attending within 3 months - Children	36	330	10.9%	10.4%	11.5%	12.0%
% of FP17s for the same patient ID Re-attending within 3 months - Adults	215	1,392	15.4%	14.7%	15.8%	15.9%
% of FP17s for the same patient ID Re-attending between 3 & 9 months - Children	177	330	53.6%	60.3%	60.5%	58.0%
% of FP17s for the same patient ID Re-attending between 3 & 9 months - Adults	796	1,392	57.2%	52.1%	51.8%	50.5%
% of FP17s for Band 1 Urgent Courses	62	1,514	4.1%	9.8%	9.5%	9.0%
% of FP17s Relating to Free Repair or Replacements	36	1,514	2.4%	0.6%	0.7%	0.8%
% of FP17s Relating to Continuations	12	1,514	0.8%	1.1%	1.0%	1.1%
% of Patients satisfied with the dentistry they have received	2	3	N/A	92.0%	92.1%	91.5%
% of Patients satisfied with the time they had to wait for an appointment	2	3	N/A	88.8%	88.3%	87.9%

* This is based on patients treated on this contract for their most recent course of treatment. Figures in italics indicate the base number of FP17s or Patient Questionnaire responses are less than 100. N/A is shown where the base number of responses is less than 10 during the period. % is calculated as Quantity/Base number*100

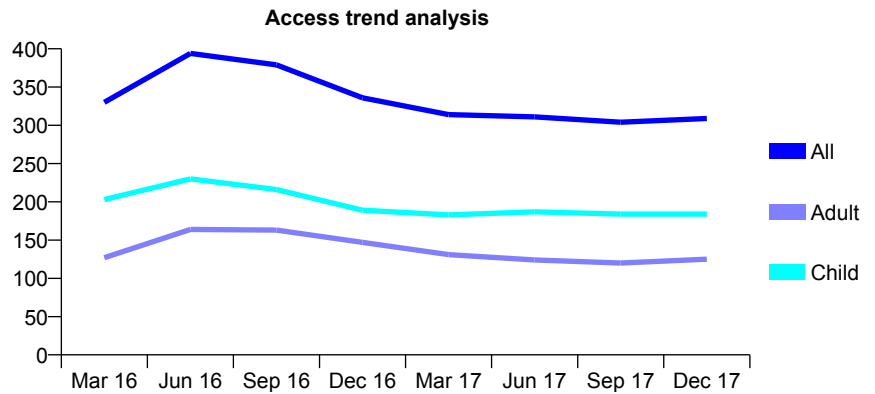
Q70 - Vital Signs At a Glance Contract Report for 766542/0001 - December 2017

Name or company name	MISS LJ PEARCE
Contract type name	GDS Contract
Purpose of contract	General
Contract start date	01/04/2006
Contract end date	

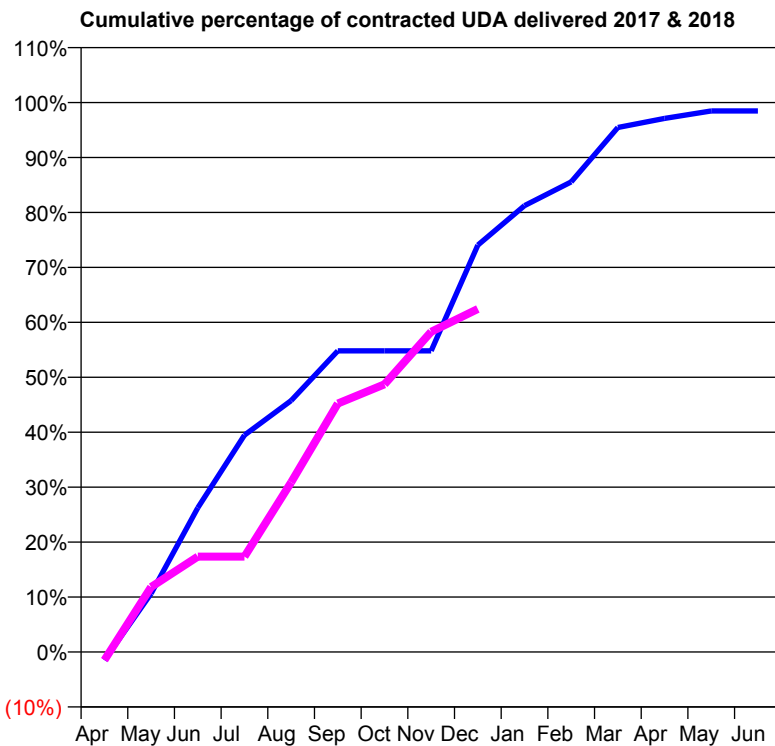
17/18 Contracted general activity (UDA)	800
Carry forward general activity (UDA)	12
17/18 Contracted orthodontic activity (UOA)	0
Carry forward orthodontic activity (UOA)	0
Baseline contract value	£18,164.02

ACCESS*

Patients seen in 24 months	Total	Change since previous quarter
Quarter ending December 2016	336	
Quarter ending March 2017	314	↓
Quarter ending June 2017	311	→
Quarter ending September 2017	304	↓
Quarter ending December 2017	309	→
Variance since December 2016	(8.0%)	↓



ACTIVITY



Month	Adjusted Scheduled Activity (UDA)	
	2017	2018
April	-12	-12
May	85	95
June	210	139
July	316	139
August	366	247
September	438	362
October	438	390
November	438	466
December	592	499
January	650	
February	684	
March	764	
April	777	
May	788	
June	788	

QUALITY

	Quantity	Base Number	Contract	AT	Region	England
% of FP17s for the same patient ID Re-attending within 3 months - Children	13	236	5.5%	10.4%	11.5%	12.0%
% of FP17s for the same patient ID Re-attending within 3 months - Adults	21	145	14.5%	14.7%	15.8%	15.9%
% of FP17s for the same patient ID Re-attending between 3 & 9 months - Children	166	236	70.3%	60.3%	60.5%	58.0%
% of FP17s for the same patient ID Re-attending between 3 & 9 months - Adults	87	145	60.0%	52.1%	51.8%	50.5%
% of FP17s for Band 1 Urgent Courses	17	367	4.6%	9.8%	9.5%	9.0%
% of FP17s Relating to Free Repair or Replacements	0	367	0.0%	0.6%	0.7%	0.8%
% of FP17s Relating to Continuations	0	367	0.0%	1.1%	1.0%	1.1%
% of Patients satisfied with the dentistry they have received	0	0	N/A	92.0%	92.1%	91.5%
% of Patients satisfied with the time they had to wait for an appointment	0	0	N/A	88.8%	88.3%	87.9%

* This is based on patients treated on this contract for their most recent course of treatment. Figures in italics indicate the base number of FP17s or Patient Questionnaire responses are less than 100. N/A is shown where the base number of responses is less than 10 during the period. % is calculated as Quantity/Base number*100

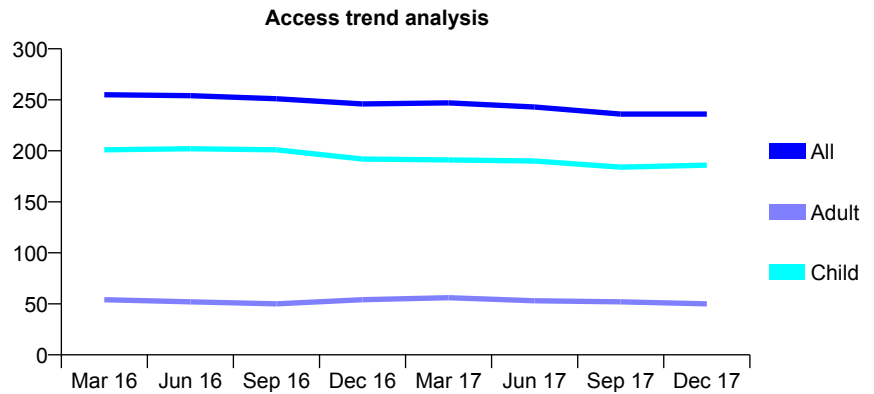
Q70 - Vital Signs At a Glance Contract Report for 769797/0001 - December 2017

Name or company name	MR FJ PEROLD
Contract type name	GDS Contract
Purpose of contract	General
Contract start date	01/04/2006
Contract end date	

17/18 Contracted general activity (UDA)	450
Carry forward general activity (UDA)	0
17/18 Contracted orthodontic activity (UOA)	0
Carry forward orthodontic activity (UOA)	0
Baseline contract value	£10,260.72

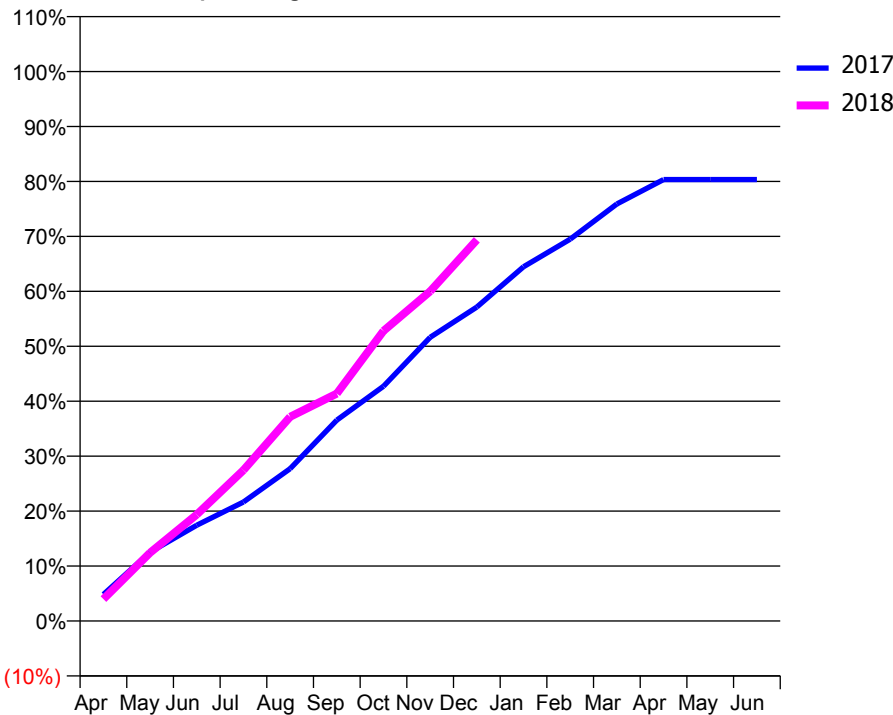
ACCESS*

Patients seen in 24 months	Total	Change since previous quarter
Quarter ending December 2016	246	
Quarter ending March 2017	247	→
Quarter ending June 2017	243	↓
Quarter ending September 2017	236	↓
Quarter ending December 2017	236	→
Variance since December 2016	(4.1%)	↓



ACTIVITY

Cumulative percentage of contracted UDA delivered 2017 & 2018



Month	Adjusted Scheduled Activity (UDA)	
	2017	2018
April	29	18
May	75	56
June	105	87
July	130	124
August	166	167
September	219	186
October	256	238
November	310	270
December	343	312
January	387	
February	417	
March	455	
April	482	
May	482	
June	482	

QUALITY

	Quantity	Base Number	Contract	AT	Region	England
% of FP17s for the same patient ID Re-attending within 3 months - Children	12	255	4.7%	10.4%	11.5%	12.0%
% of FP17s for the same patient ID Re-attending within 3 months - Adults	0	29	0.0%	14.7%	15.8%	15.9%
% of FP17s for the same patient ID Re-attending between 3 & 9 months - Children	195	255	76.5%	60.3%	60.5%	58.0%
% of FP17s for the same patient ID Re-attending between 3 & 9 months - Adults	26	29	89.7%	52.1%	51.8%	50.5%
% of FP17s for Band 1 Urgent Courses	11	260	4.2%	9.8%	9.5%	9.0%
% of FP17s Relating to Free Repair or Replacements	0	260	0.0%	0.6%	0.7%	0.8%
% of FP17s Relating to Continuations	0	260	0.0%	1.1%	1.0%	1.1%
% of Patients satisfied with the dentistry they have received	0	1	N/A	92.0%	92.1%	91.5%
% of Patients satisfied with the time they had to wait for an appointment	0	1	N/A	88.8%	88.3%	87.9%

* This is based on patients treated on this contract for their most recent course of treatment. Figures in italics indicate the base number of FP17s or Patient Questionnaire responses are less than 100. N/A is shown where the base number of responses is less than 10 during the period. % is calculated as Quantity/Base number*100

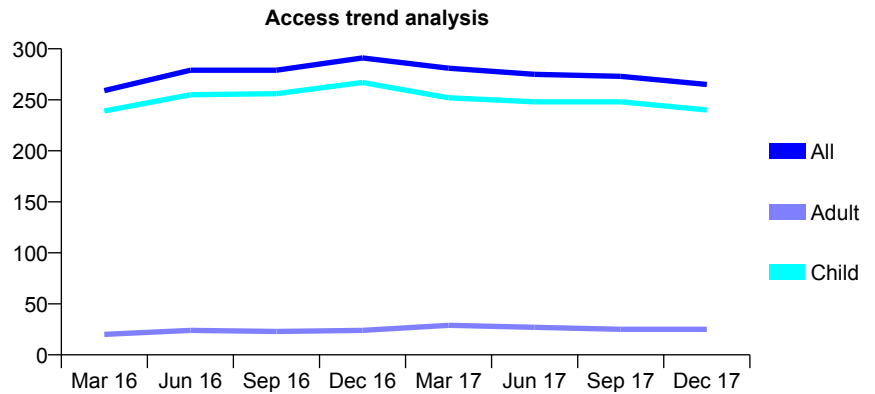
Q70 - Vital Signs At a Glance Contract Report for 801550/0001 - December 2017

Name or company name	Cheriton Dental Practice
Contract type name	GDS Contract
Purpose of contract	General
Contract start date	01/04/2006
Contract end date	

17/18 Contracted general activity (UDA)	640
Carry forward general activity (UDA)	0
17/18 Contracted orthodontic activity (UOA)	0
Carry forward orthodontic activity (UOA)	0
Baseline contract value	£14,718.16

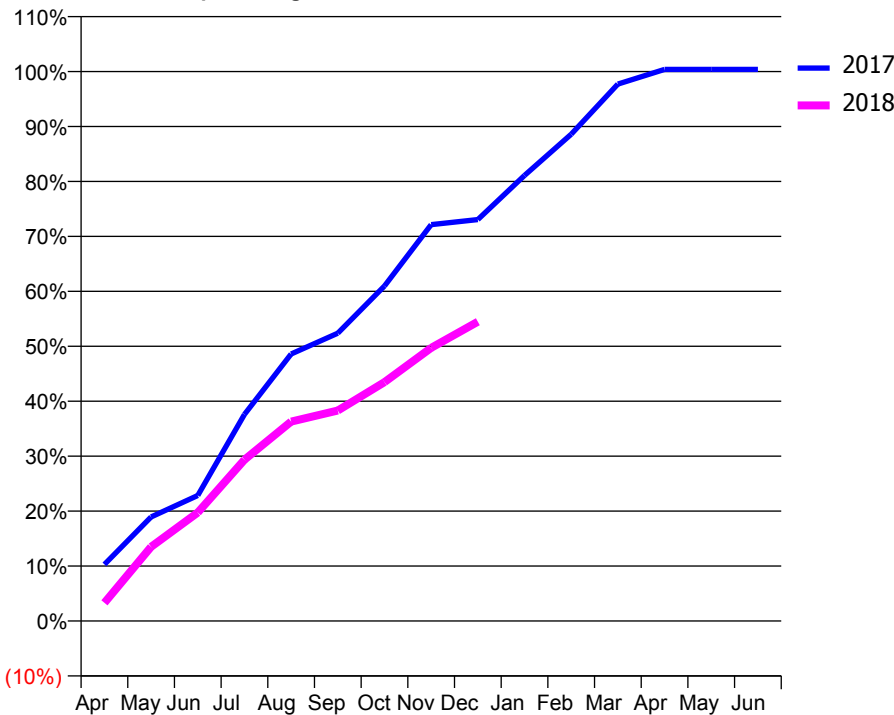
ACCESS*

Patients seen in 24 months	Total	Change since previous quarter
Quarter ending December 2016	291	
Quarter ending March 2017	281	↓
Quarter ending June 2017	275	↓
Quarter ending September 2017	273	→
Quarter ending December 2017	265	↓
Variance since December 2016	(8.9%)	↓



ACTIVITY

Cumulative percentage of contracted UDA delivered 2017 & 2018



Month	Adjusted Scheduled Activity (UDA)	
	2017	2018
April	66	21
May	121	86
June	146	126
July	241	188
August	311	232
September	335	245
October	390	278
November	462	318
December	468	349
January	519	
February	567	
March	625	
April	642	
May	642	
June	642	

QUALITY

	Quantity	Base Number	Contract	AT	Region	England
% of FP17s for the same patient ID Re-attending within 3 months - Children	20	259	7.7%	10.4%	11.5%	12.0%
% of FP17s for the same patient ID Re-attending within 3 months - Adults	0	0	N/A	14.7%	15.8%	15.9%
% of FP17s for the same patient ID Re-attending between 3 & 9 months - Children	161	259	62.2%	60.3%	60.5%	58.0%
% of FP17s for the same patient ID Re-attending between 3 & 9 months - Adults	0	0	N/A	52.1%	51.8%	50.5%
% of FP17s for Band 1 Urgent Courses	8	248	3.2%	9.8%	9.5%	9.0%
% of FP17s Relating to Free Repair or Replacements	0	248	0.0%	0.6%	0.7%	0.8%
% of FP17s Relating to Continuations	0	248	0.0%	1.1%	1.0%	1.1%
% of Patients satisfied with the dentistry they have received	0	0	N/A	92.0%	92.1%	91.5%
% of Patients satisfied with the time they had to wait for an appointment	0	0	N/A	88.8%	88.3%	87.9%

* This is based on patients treated on this contract for their most recent course of treatment. Figures in italics indicate the base number of FP17s or Patient Questionnaire responses are less than 100. N/A is shown where the base number of responses is less than 10 during the period. % is calculated as Quantity/Base number*100

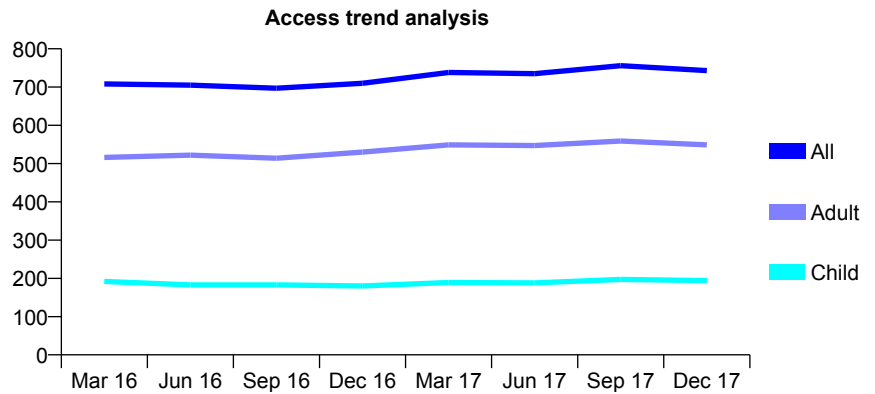
Q70 - Vital Signs At a Glance Contract Report for 801623/0001 - December 2017

Name or company name	Hema Rajah
Contract type name	GDS Contract
Purpose of contract	General
Contract start date	01/04/2006
Contract end date	

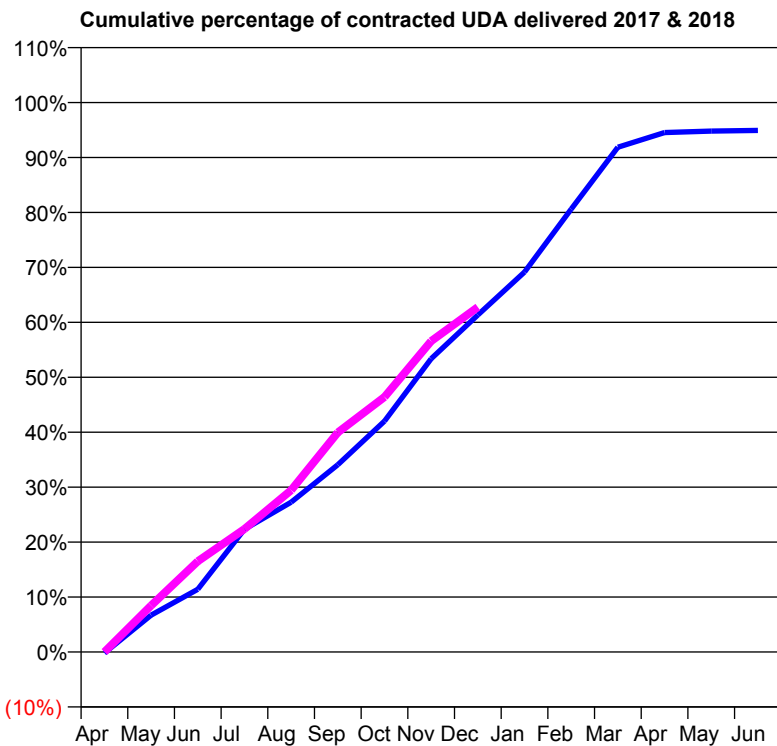
17/18 Contracted general activity (UDA)	2,360
Carry forward general activity (UDA)	0
17/18 Contracted orthodontic activity (UOA)	0
Carry forward orthodontic activity (UOA)	0
Baseline contract value	£55,752.52

ACCESS*

Patients seen in 24 months	Total	Change since previous quarter
Quarter ending December 2016	710	
Quarter ending March 2017	738	↑
Quarter ending June 2017	735	→
Quarter ending September 2017	756	↑
Quarter ending December 2017	743	↓
Variance since December 2016	4.6%	↑



ACTIVITY



Month	Adjusted Scheduled Activity (UDA)	
	2017	2018
April	-5	0
May	158	200
June	270	390
July	527	529
August	644	695
September	804	943
October	991	1,095
November	1,260	1,335
December	1,448	1,481
January	1,632	
February	1,902	
March	2,168	
April	2,231	
May	2,237	
June	2,240	

QUALITY

	Quantity	Base Number	Contract	AT	Region	England
% of FP17s for the same patient ID Re-attending within 3 months - Children	17	229	7.4%	10.4%	11.5%	12.0%
% of FP17s for the same patient ID Re-attending within 3 months - Adults	96	626	15.3%	14.7%	15.8%	15.9%
% of FP17s for the same patient ID Re-attending between 3 & 9 months - Children	156	229	68.1%	60.3%	60.5%	58.0%
% of FP17s for the same patient ID Re-attending between 3 & 9 months - Adults	405	626	64.7%	52.1%	51.8%	50.5%
% of FP17s for Band 1 Urgent Courses	60	813	7.4%	9.8%	9.5%	9.0%
% of FP17s Relating to Free Repair or Replacements	16	813	2.0%	0.6%	0.7%	0.8%
% of FP17s Relating to Continuations	2	813	0.2%	1.1%	1.0%	1.1%
% of Patients satisfied with the dentistry they have received	1	1	N/A	92.0%	92.1%	91.5%
% of Patients satisfied with the time they had to wait for an appointment	1	1	N/A	88.8%	88.3%	87.9%

* This is based on patients treated on this contract for their most recent course of treatment. Figures in italics indicate the base number of FP17s or Patient Questionnaire responses are less than 100. N/A is shown where the base number of responses is less than 10 during the period. % is calculated as Quantity/Base number*100

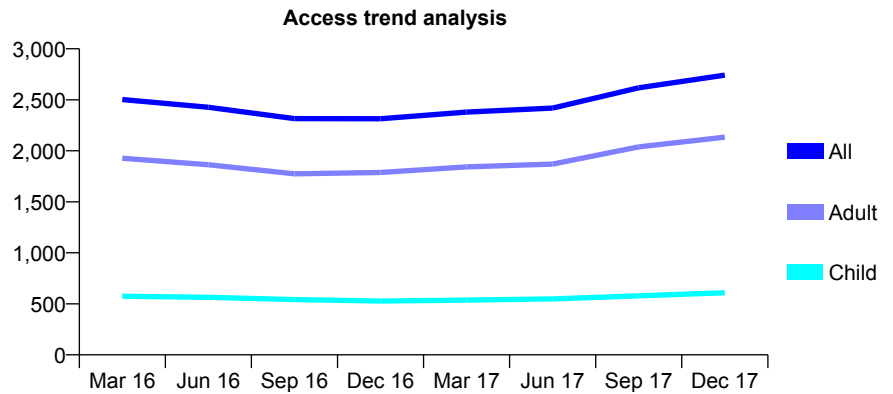
Q70 - Vital Signs At a Glance Contract Report for 804568/0001 - December 2017

Name or company name	MR SA WALKER
Contract type name	GDS Contract
Purpose of contract	General
Contract start date	01/04/2006
Contract end date	

17/18 Contracted general activity (UDA)	8,477
Carry forward general activity (UDA)	0
17/18 Contracted orthodontic activity (UOA)	0
Carry forward orthodontic activity (UOA)	0
Baseline contract value	£215,690.52

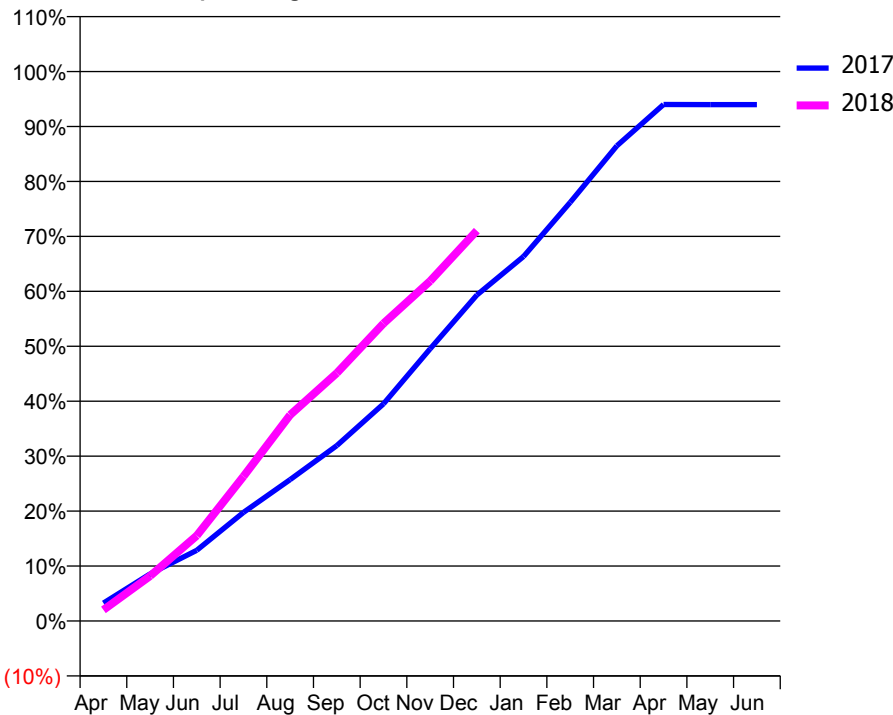
ACCESS*

Patients seen in 24 months	Total	Change since previous quarter
Quarter ending December 2016	2,315	
Quarter ending March 2017	2,380	↑
Quarter ending June 2017	2,419	→
Quarter ending September 2017	2,618	↑
Quarter ending December 2017	2,742	↑
Variance since December 2016	18.4%	↑



ACTIVITY

Cumulative percentage of contracted UDA delivered 2017 & 2018



Month	Adjusted Scheduled Activity (UDA)	
	2017	2018
April	276	171
May	728	694
June	1,090	1,318
July	1,675	2,231
August	2,182	3,180
September	2,706	3,826
October	3,350	4,591
November	4,200	5,244
December	5,029	6,023
January	5,622	
February	6,459	
March	7,330	
April	7,968	
May	7,967	
June	7,967	

QUALITY

	Quantity	Base Number	Contract	AT	Region	England
% of FP17s for the same patient ID Re-attending within 3 months - Children	67	816	8.2%	10.4%	11.5%	12.0%
% of FP17s for the same patient ID Re-attending within 3 months - Adults	491	2,938	16.7%	14.7%	15.8%	15.9%
% of FP17s for the same patient ID Re-attending between 3 & 9 months - Children	539	816	66.1%	60.3%	60.5%	58.0%
% of FP17s for the same patient ID Re-attending between 3 & 9 months - Adults	1,759	2,938	59.9%	52.1%	51.8%	50.5%
% of FP17s for Band 1 Urgent Courses	234	3,519	6.6%	9.8%	9.5%	9.0%
% of FP17s Relating to Free Repair or Replacements	60	3,519	1.7%	0.6%	0.7%	0.8%
% of FP17s Relating to Continuations	31	3,519	0.9%	1.1%	1.0%	1.1%
% of Patients satisfied with the dentistry they have received	4	4	N/A	92.0%	92.1%	91.5%
% of Patients satisfied with the time they had to wait for an appointment	4	4	N/A	88.8%	88.3%	87.9%

* This is based on patients treated on this contract for their most recent course of treatment. Figures in italics indicate the base number of FP17s or Patient Questionnaire responses are less than 100. N/A is shown where the base number of responses is less than 10 during the period. % is calculated as Quantity/Base number*100

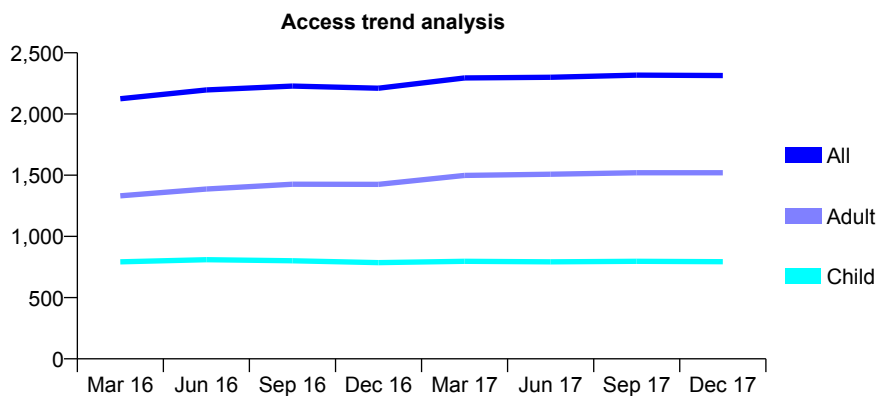
Q70 - Vital Signs At a Glance Contract Report for 810274/0001 - December 2017

Name or company name	MR TN DAVIES
Contract type name	GDS Contract
Purpose of contract	General
Contract start date	01/04/2006
Contract end date	

17/18 Contracted general activity (UDA)	4,857
Carry forward general activity (UDA)	0
17/18 Contracted orthodontic activity (UOA)	0
Carry forward orthodontic activity (UOA)	0
Baseline contract value	£118,314.06

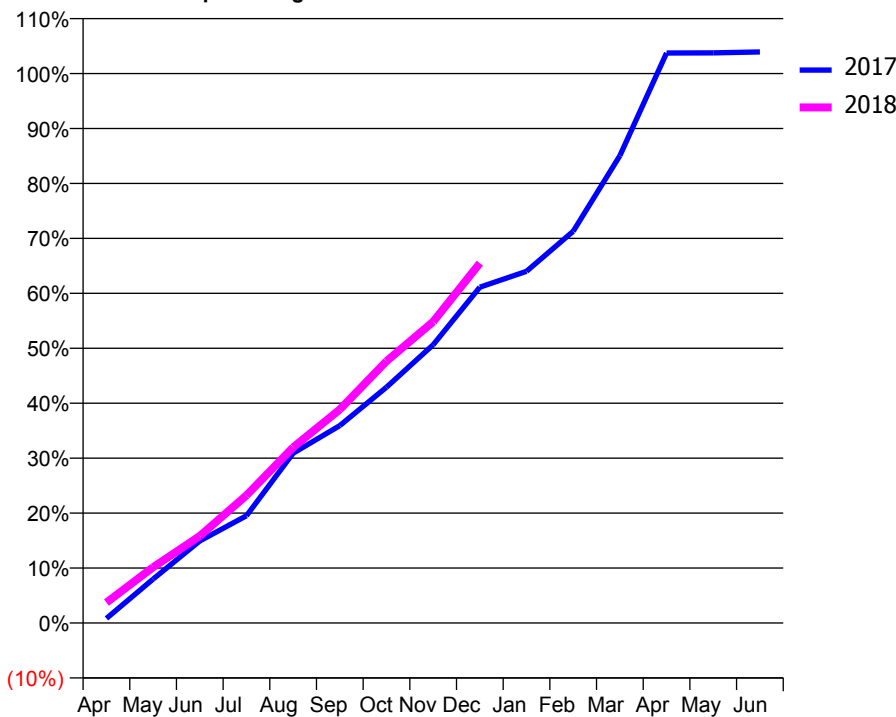
ACCESS*

Patients seen in 24 months	Total	Change since previous quarter
Quarter ending December 2016	2,211	
Quarter ending March 2017	2,295	↑
Quarter ending June 2017	2,300	→
Quarter ending September 2017	2,317	→
Quarter ending December 2017	2,314	→
Variance since December 2016	4.7%	↑



ACTIVITY

Cumulative percentage of contracted UDA delivered 2017 & 2018



Month	Adjusted Scheduled Activity (UDA)	
	2017	2018
April	40	181
May	388	493
June	725	769
July	948	1,128
August	1,501	1,553
September	1,745	1,887
October	2,085	2,314
November	2,460	2,663
December	2,968	3,181
January	3,108	
February	3,462	
March	4,131	
April	5,039	
May	5,040	
June	5,048	

QUALITY

	Quantity	Base Number	Contract	AT	Region	England
% of FP17s for the same patient ID Re-attending within 3 months - Children	52	972	5.3%	10.4%	11.5%	12.0%
% of FP17s for the same patient ID Re-attending within 3 months - Adults	206	1,677	12.3%	14.7%	15.8%	15.9%
% of FP17s for the same patient ID Re-attending between 3 & 9 months - Children	686	972	70.6%	60.3%	60.5%	58.0%
% of FP17s for the same patient ID Re-attending between 3 & 9 months - Adults	1,080	1,677	64.4%	52.1%	51.8%	50.5%
% of FP17s for Band 1 Urgent Courses	81	1,684	4.8%	9.8%	9.5%	9.0%
% of FP17s Relating to Free Repair or Replacements	7	1,684	0.4%	0.6%	0.7%	0.8%
% of FP17s Relating to Continuations	19	1,684	1.1%	1.1%	1.0%	1.1%
% of Patients satisfied with the dentistry they have received	2	2	N/A	92.0%	92.1%	91.5%
% of Patients satisfied with the time they had to wait for an appointment	2	2	N/A	88.8%	88.3%	87.9%

* This is based on patients treated on this contract for their most recent course of treatment. Figures in italics indicate the base number of FP17s or Patient Questionnaire responses are less than 100. N/A is shown where the base number of responses is less than 10 during the period. % is calculated as Quantity/Base number*100

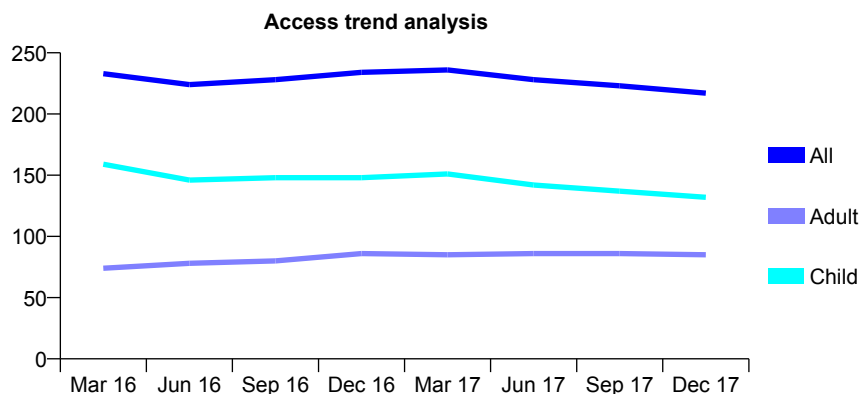
Q70 - Vital Signs At a Glance Contract Report for 811335/0001 - December 2017

Name or company name	MR R HERRON
Contract type name	GDS Contract
Purpose of contract	General
Contract start date	01/04/2006
Contract end date	

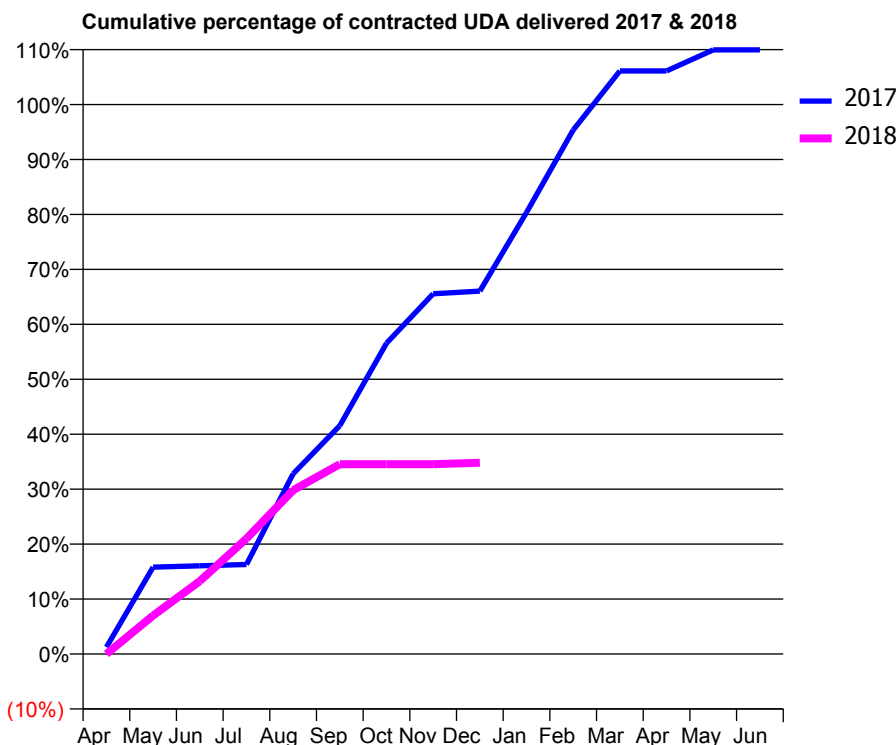
17/18 Contracted general activity (UDA)	400
Carry forward general activity (UDA)	0
17/18 Contracted orthodontic activity (UOA)	0
Carry forward orthodontic activity (UOA)	0
Baseline contract value	£9,808.67

ACCESS*

Patients seen in 24 months	Total	Change since previous quarter
Quarter ending December 2016	234	
Quarter ending March 2017	236	→
Quarter ending June 2017	228	↓
Quarter ending September 2017	223	↓
Quarter ending December 2017	217	↓
Variance since December 2016	(7.3%)	↓



ACTIVITY



Month	Adjusted Scheduled Activity (UDA)	
	2017	2018
April	5	0
May	63	28
June	64	53
July	65	84
August	131	119
September	166	138
October	226	138
November	262	138
December	264	139
January	321	
February	381	
March	424	
April	424	
May	440	
June	440	

QUALITY

	Quantity	Base Number	Contract	AT	Region	England
% of FP17s for the same patient ID Re-attending within 3 months - Children	2	90	2.2%	10.4%	11.5%	12.0%
% of FP17s for the same patient ID Re-attending within 3 months - Adults	2	31	6.5%	14.7%	15.8%	15.9%
% of FP17s for the same patient ID Re-attending between 3 & 9 months - Children	58	90	64.4%	60.3%	60.5%	58.0%
% of FP17s for the same patient ID Re-attending between 3 & 9 months - Adults	17	31	54.8%	52.1%	51.8%	50.5%
% of FP17s for Band 1 Urgent Courses	1	108	0.9%	9.8%	9.5%	9.0%
% of FP17s Relating to Free Repair or Replacements	0	108	0.0%	0.6%	0.7%	0.8%
% of FP17s Relating to Continuations	0	108	0.0%	1.1%	1.0%	1.1%
% of Patients satisfied with the dentistry they have received	1	1	N/A	92.0%	92.1%	91.5%
% of Patients satisfied with the time they had to wait for an appointment	1	1	N/A	88.8%	88.3%	87.9%

* This is based on patients treated on this contract for their most recent course of treatment. Figures in italics indicate the base number of FP17s or Patient Questionnaire responses are less than 100. N/A is shown where the base number of responses is less than 10 during the period. % is calculated as Quantity/Base number*100

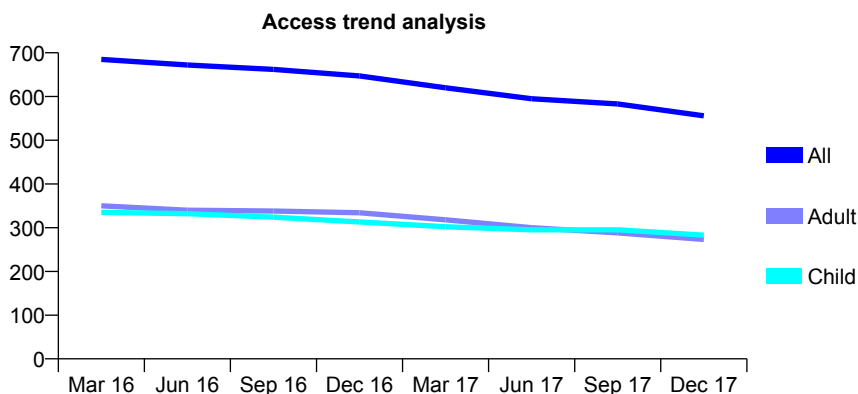
Q70 - Vital Signs At a Glance Contract Report for 813044/0001 - December 2017

Name or company name	MR SJ BABER
Contract type name	GDS Contract
Purpose of contract	General
Contract start date	01/04/2006
Contract end date	

17/18 Contracted general activity (UDA)	1,700
Carry forward general activity (UDA)	0
17/18 Contracted orthodontic activity (UOA)	0
Carry forward orthodontic activity (UOA)	0
Baseline contract value	£44,595.94

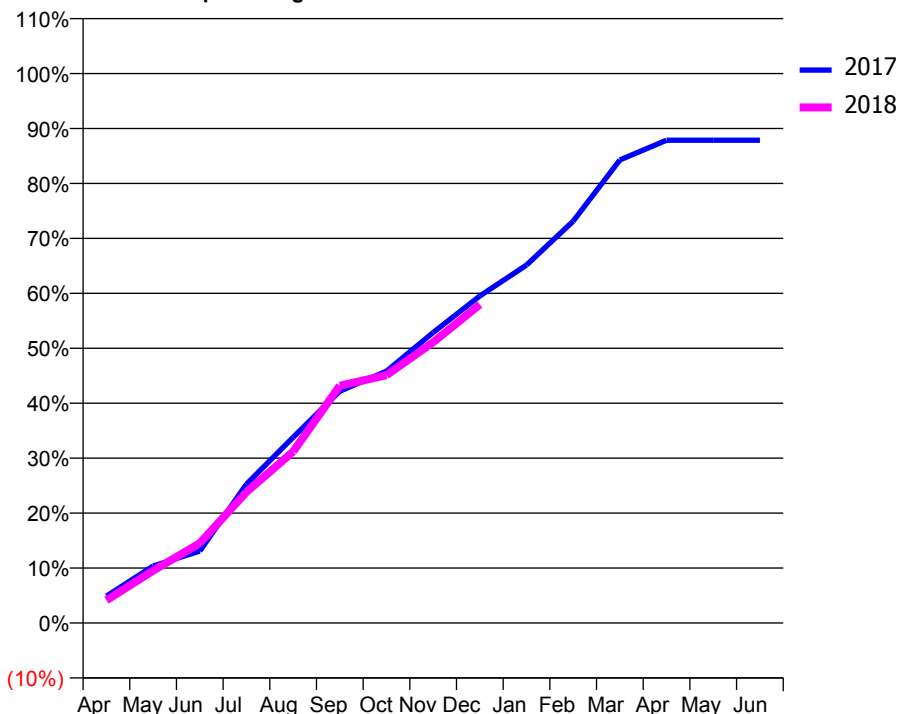
ACCESS*

Patients seen in 24 months	Total	Change since previous quarter
Quarter ending December 2016	647	
Quarter ending March 2017	620	↓
Quarter ending June 2017	595	↓
Quarter ending September 2017	583	↓
Quarter ending December 2017	556	↓
Variance since December 2016	(14.1%)	↓



ACTIVITY

Cumulative percentage of contracted UDA delivered 2017 & 2018



Month	Adjusted Scheduled Activity (UDA)	
	2017	2018
April	83	70
May	176	162
June	223	247
July	430	405
August	574	530
September	717	734
October	779	767
November	899	869
December	1,012	985
January	1,108	
February	1,243	
March	1,432	
April	1,494	
May	1,494	
June	1,494	

QUALITY

	Quantity	Base Number	Contract	AT	Region	England
% of FP17s for the same patient ID Re-attending within 3 months - Children	38	396	9.6%	10.4%	11.5%	12.0%
% of FP17s for the same patient ID Re-attending within 3 months - Adults	38	289	13.1%	14.7%	15.8%	15.9%
% of FP17s for the same patient ID Re-attending between 3 & 9 months - Children	296	396	74.7%	60.3%	60.5%	58.0%
% of FP17s for the same patient ID Re-attending between 3 & 9 months - Adults	194	289	67.1%	52.1%	51.8%	50.5%
% of FP17s for Band 1 Urgent Courses	36	643	5.6%	9.8%	9.5%	9.0%
% of FP17s Relating to Free Repair or Replacements	0	643	0.0%	0.6%	0.7%	0.8%
% of FP17s Relating to Continuations	16	643	2.5%	1.1%	1.0%	1.1%
% of Patients satisfied with the dentistry they have received	4	4	N/A	92.0%	92.1%	91.5%
% of Patients satisfied with the time they had to wait for an appointment	4	4	N/A	88.8%	88.3%	87.9%

* This is based on patients treated on this contract for their most recent course of treatment. Figures in italics indicate the base number of FP17s or Patient Questionnaire responses are less than 100. N/A is shown where the base number of responses is less than 10 during the period. % is calculated as Quantity/Base number*100

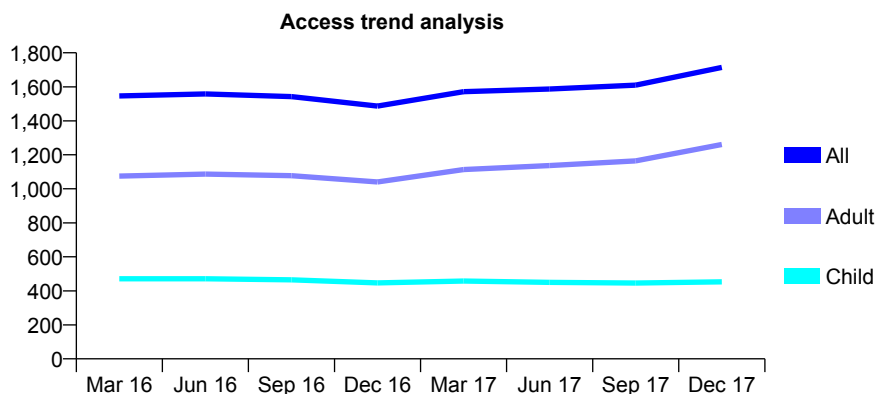
Q70 - Vital Signs At a Glance Contract Report for 813079/0001 - December 2017

Name or company name	Highland Road Dental Practice
Contract type name	GDS Contract
Purpose of contract	General
Contract start date	01/04/2006
Contract end date	

17/18 Contracted general activity (UDA)	1,800
Carry forward general activity (UDA)	0
17/18 Contracted orthodontic activity (UOA)	0
Carry forward orthodontic activity (UOA)	0
Baseline contract value	£45,804.06

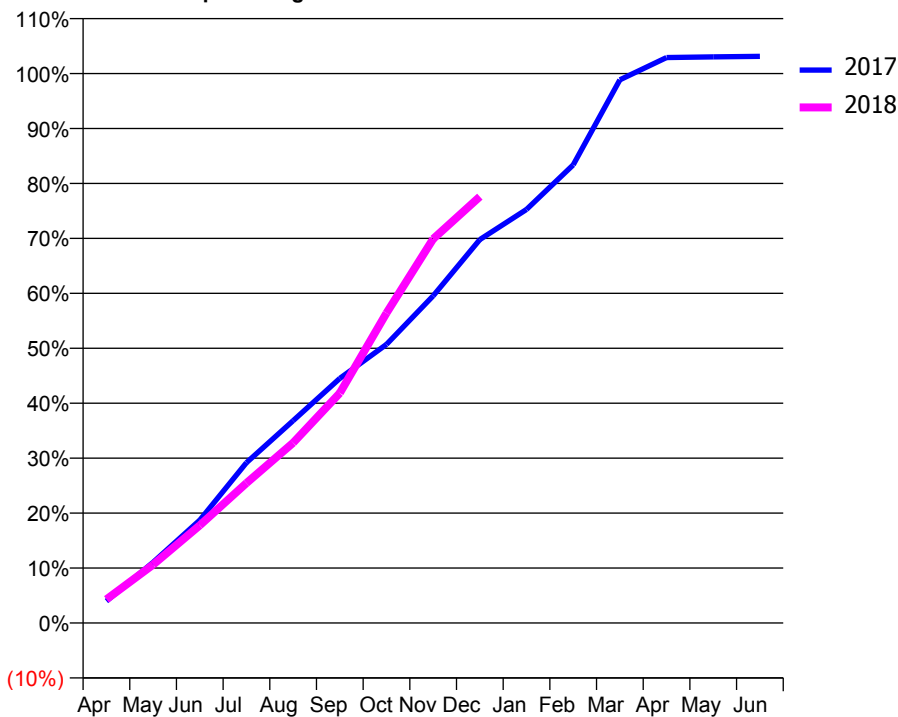
ACCESS*

Patients seen in 24 months	Total	Change since previous quarter
Quarter ending December 2016	1,487	
Quarter ending March 2017	1,571	↑
Quarter ending June 2017	1,587	→
Quarter ending September 2017	1,610	→
Quarter ending December 2017	1,714	↑
Variance since December 2016	15.3%	↑



ACTIVITY

Cumulative percentage of contracted UDA delivered 2017 & 2018



Month	Adjusted Scheduled Activity (UDA)	
	2017	2018
April	72	78
May	199	191
June	337	320
July	525	459
August	663	590
September	801	753
October	913	1,015
November	1,072	1,258
December	1,256	1,397
January	1,355	
February	1,501	
March	1,779	
April	1,852	
May	1,854	
June	1,856	

QUALITY

	Quantity	Base Number	Contract	AT	Region	England
% of FP17s for the same patient ID Re-attending within 3 months - Children	43	552	7.8%	10.4%	11.5%	12.0%
% of FP17s for the same patient ID Re-attending within 3 months - Adults	194	1,269	15.3%	14.7%	15.8%	15.9%
% of FP17s for the same patient ID Re-attending between 3 & 9 months - Children	358	552	64.9%	60.3%	60.5%	58.0%
% of FP17s for the same patient ID Re-attending between 3 & 9 months - Adults	578	1,269	45.5%	52.1%	51.8%	50.5%
% of FP17s for Band 1 Urgent Courses	69	834	8.3%	9.8%	9.5%	9.0%
% of FP17s Relating to Free Repair or Replacements	2	834	0.2%	0.6%	0.7%	0.8%
% of FP17s Relating to Continuations	0	834	0.0%	1.1%	1.0%	1.1%
% of Patients satisfied with the dentistry they have received	2	2	N/A	92.0%	92.1%	91.5%
% of Patients satisfied with the time they had to wait for an appointment	1	2	N/A	88.8%	88.3%	87.9%

* This is based on patients treated on this contract for their most recent course of treatment. Figures in italics indicate the base number of FP17s or Patient Questionnaire responses are less than 100. N/A is shown where the base number of responses is less than 10 during the period. % is calculated as Quantity/Base number*100

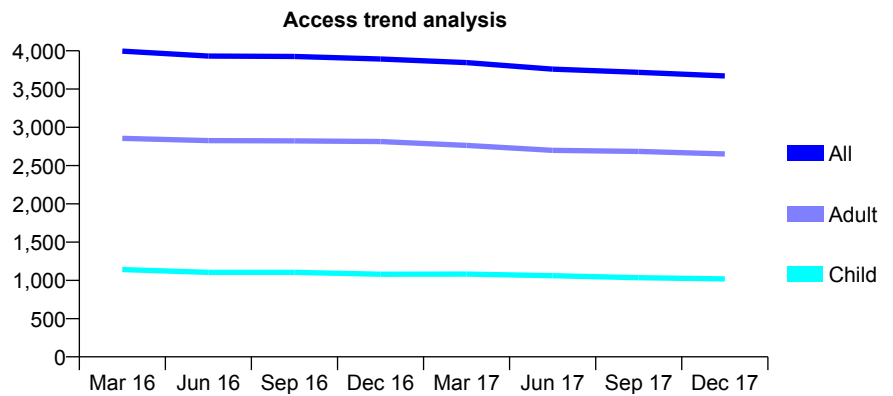
Q70 - Vital Signs At a Glance Contract Report for 817198/0001 - December 2017

Name or company name	MR RM WILLIAMS
Contract type name	GDS Contract
Purpose of contract	General
Contract start date	01/04/2006
Contract end date	

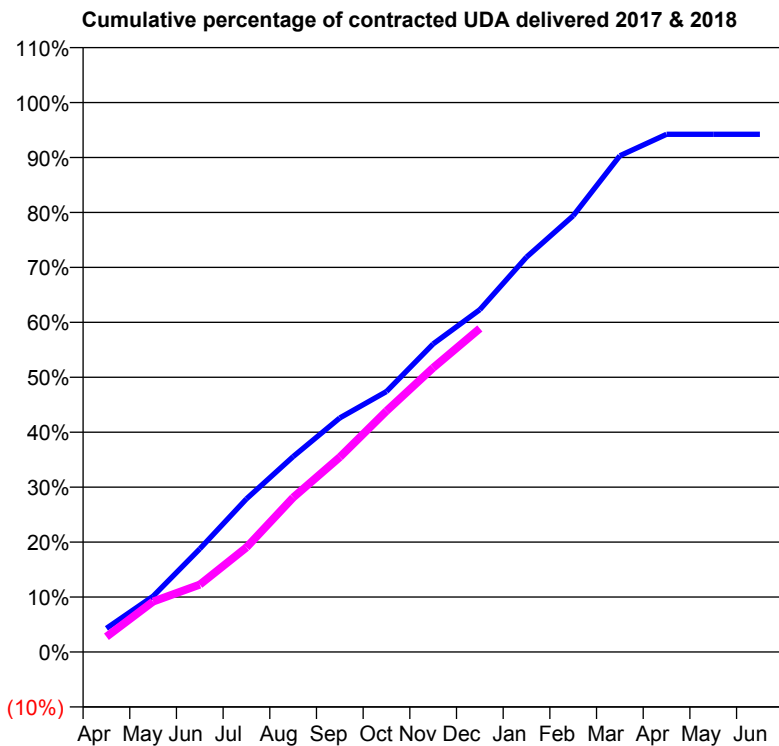
17/18 Contracted general activity (UDA)	11,000
Carry forward general activity (UDA)	0
17/18 Contracted orthodontic activity (UOA)	0
Carry forward orthodontic activity (UOA)	0
Baseline contract value	£319,287.29

ACCESS*

Patients seen in 24 months	Total	Change since previous quarter
Quarter ending December 2016	3,893	
Quarter ending March 2017	3,845	↓
Quarter ending June 2017	3,760	↓
Quarter ending September 2017	3,719	↓
Quarter ending December 2017	3,671	↓
Variance since December 2016	(5.7%)	↓



ACTIVITY



Month	Adjusted Scheduled Activity (UDA)	
	2017	2018
April	474	307
May	1,116	1,011
June	2,064	1,349
July	3,067	2,093
August	3,913	3,091
September	4,687	3,902
October	5,214	4,826
November	6,169	5,689
December	6,852	6,477
January	7,905	
February	8,733	
March	9,934	
April	10,364	
May	10,363	
June	10,363	

QUALITY

	Quantity	Base Number	Contract	AT	Region	England
% of FP17s for the same patient ID Re-attending within 3 months - Children	104	1,253	8.3%	10.4%	11.5%	12.0%
% of FP17s for the same patient ID Re-attending within 3 months - Adults	441	2,494	17.7%	14.7%	15.8%	15.9%
% of FP17s for the same patient ID Re-attending between 3 & 9 months - Children	930	1,253	74.2%	60.3%	60.5%	58.0%
% of FP17s for the same patient ID Re-attending between 3 & 9 months - Adults	1,052	2,494	42.2%	52.1%	51.8%	50.5%
% of FP17s for Band 1 Urgent Courses	254	3,540	7.2%	9.8%	9.5%	9.0%
% of FP17s Relating to Free Repair or Replacements	39	3,540	1.1%	0.6%	0.7%	0.8%
% of FP17s Relating to Continuations	69	3,540	1.9%	1.1%	1.0%	1.1%
% of Patients satisfied with the dentistry they have received	4	5	N/A	92.0%	92.1%	91.5%
% of Patients satisfied with the time they had to wait for an appointment	5	5	N/A	88.8%	88.3%	87.9%

* This is based on patients treated on this contract for their most recent course of treatment. Figures in italics indicate the base number of FP17s or Patient Questionnaire responses are less than 100. N/A is shown where the base number of responses is less than 10 during the period. % is calculated as Quantity/Base number*100

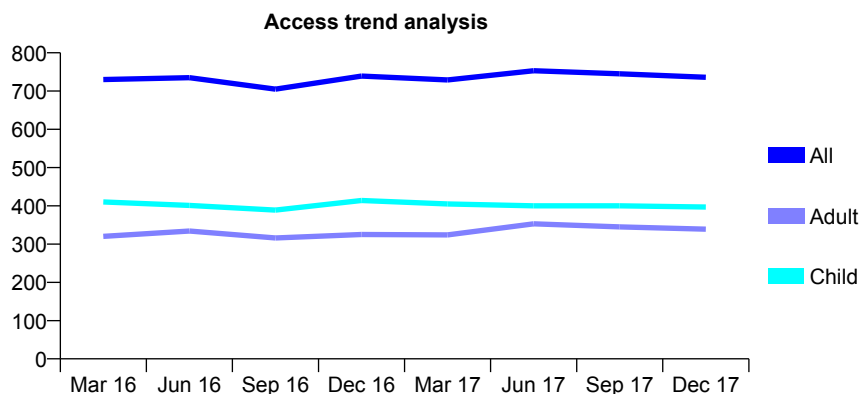
Q70 - Vital Signs At a Glance Contract Report for 820563/0001 - December 2017

Name or company name	MR MJ COLE
Contract type name	GDS Contract
Purpose of contract	General and Orthodontic
Contract start date	01/04/2006
Contract end date	

17/18 Contracted general activity (UDA)	1,870
Carry forward general activity (UDA)	36
17/18 Contracted orthodontic activity (UOA)	243
Carry forward orthodontic activity (UOA)	0
Baseline contract value	£64,411.65

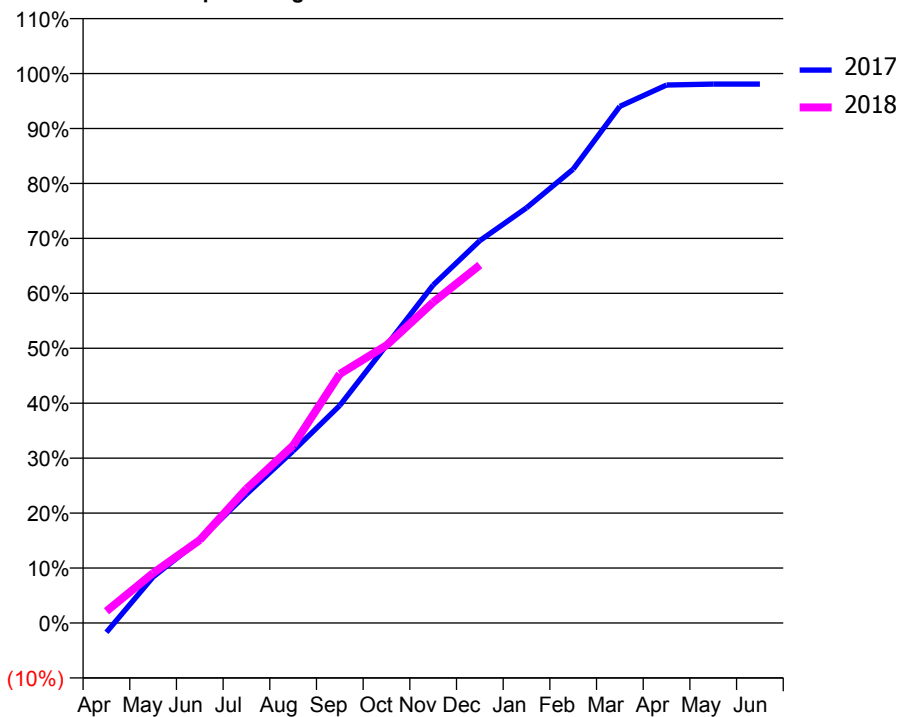
ACCESS*

Patients seen in 24 months	Total	Change since previous quarter
Quarter ending December 2016	739	
Quarter ending March 2017	729	↓
Quarter ending June 2017	753	↑
Quarter ending September 2017	745	↓
Quarter ending December 2017	736	↓
Variance since December 2016	(0.4%)	→



ACTIVITY

Cumulative percentage of contracted UDA delivered 2017 & 2018



Month	Adjusted Scheduled Activity (UDA)	
	2017	2018
April	-32	40
May	157	170
June	283	282
July	438	457
August	586	604
September	740	847
October	945	945
November	1,150	1,092
December	1,301	1,218
January	1,413	
February	1,544	
March	1,758	
April	1,831	
May	1,834	
June	1,834	

QUALITY

	Quantity	Base Number	Contract	AT	Region	England
% of FP17s for the same patient ID Re-attending within 3 months - Children	27	524	5.2%	10.4%	11.5%	12.0%
% of FP17s for the same patient ID Re-attending within 3 months - Adults	41	330	12.4%	14.7%	15.8%	15.9%
% of FP17s for the same patient ID Re-attending between 3 & 9 months - Children	347	524	66.2%	60.3%	60.5%	58.0%
% of FP17s for the same patient ID Re-attending between 3 & 9 months - Adults	170	330	51.5%	52.1%	51.8%	50.5%
% of FP17s for Band 1 Urgent Courses	51	783	6.5%	9.8%	9.5%	9.0%
% of FP17s Relating to Free Repair or Replacements	0	783	0.0%	0.6%	0.7%	0.8%
% of FP17s Relating to Continuations	1	783	0.1%	1.1%	1.0%	1.1%
% of Patients satisfied with the dentistry they have received	1	1	N/A	92.0%	92.1%	91.5%
% of Patients satisfied with the time they had to wait for an appointment	1	1	N/A	88.8%	88.3%	87.9%

* This is based on patients treated on this contract for their most recent course of treatment. Figures in italics indicate the base number of FP17s or Patient Questionnaire responses are less than 100. N/A is shown where the base number of responses is less than 10 during the period. % is calculated as Quantity/Base number*100

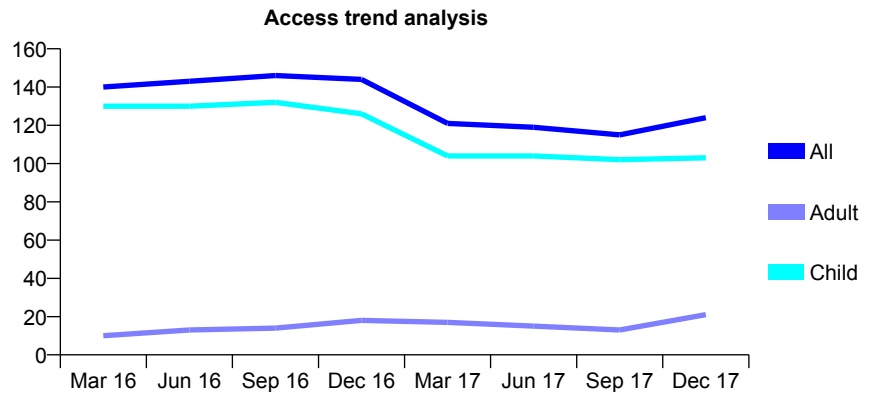
Q70 - Vital Signs At a Glance Contract Report for 825751/0001 - December 2017

Name or company name	MS BS SHIPLEY
Contract type name	GDS Contract
Purpose of contract	General
Contract start date	01/04/2006
Contract end date	

17/18 Contracted general activity (UDA)	316
Carry forward general activity (UDA)	7
17/18 Contracted orthodontic activity (UOA)	0
Carry forward orthodontic activity (UOA)	0
Baseline contract value	£9,972.07

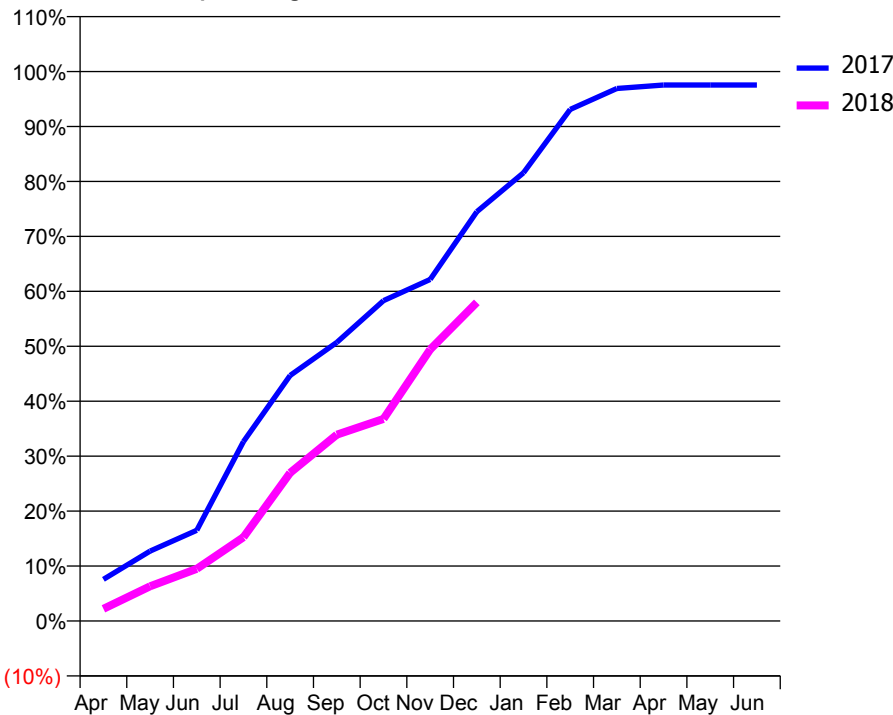
ACCESS*

Patients seen in 24 months	Total	Change since previous quarter
Quarter ending December 2016	144	
Quarter ending March 2017	121	↓
Quarter ending June 2017	119	↓
Quarter ending September 2017	115	↓
Quarter ending December 2017	124	↑
Variance since December 2016	(13.9%)	↓



ACTIVITY

Cumulative percentage of contracted UDA delivered 2017 & 2018



Month	Adjusted Scheduled Activity (UDA)	
	2017	2018
April	24	7
May	40	20
June	52	30
July	103	48
August	141	85
September	160	107
October	184	116
November	196	156
December	235	183
January	258	
February	294	
March	306	
April	308	
May	308	
June	308	

QUALITY

	Quantity	Base Number	Contract	AT	Region	England
% of FP17s for the same patient ID Re-attending within 3 months - Children	4	125	3.2%	10.4%	11.5%	12.0%
% of FP17s for the same patient ID Re-attending within 3 months - Adults	0	14	0.0%	14.7%	15.8%	15.9%
% of FP17s for the same patient ID Re-attending between 3 & 9 months - Children	78	125	62.4%	60.3%	60.5%	58.0%
% of FP17s for the same patient ID Re-attending between 3 & 9 months - Adults	3	14	21.4%	52.1%	51.8%	50.5%
% of FP17s for Band 1 Urgent Courses	1	137	0.7%	9.8%	9.5%	9.0%
% of FP17s Relating to Free Repair or Replacements	0	137	0.0%	0.6%	0.7%	0.8%
% of FP17s Relating to Continuations	0	137	0.0%	1.1%	1.0%	1.1%
% of Patients satisfied with the dentistry they have received	0	0	N/A	92.0%	92.1%	91.5%
% of Patients satisfied with the time they had to wait for an appointment	0	0	N/A	88.8%	88.3%	87.9%

* This is based on patients treated on this contract for their most recent course of treatment. Figures in italics indicate the base number of FP17s or Patient Questionnaire responses are less than 100. N/A is shown where the base number of responses is less than 10 during the period. % is calculated as Quantity/Base number*100

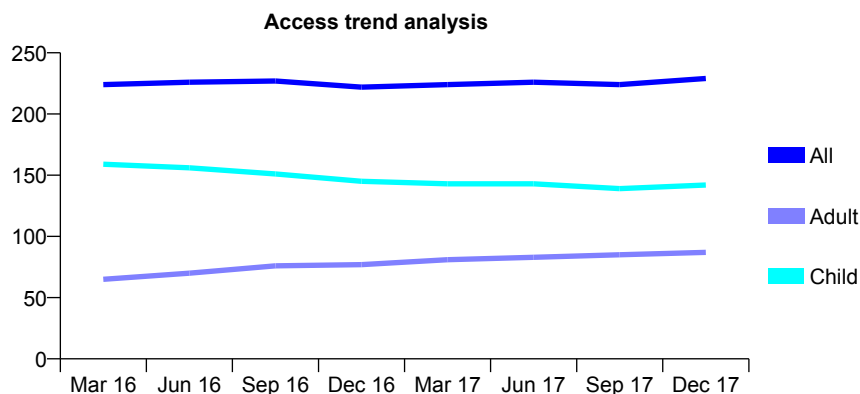
Q70 - Vital Signs At a Glance Contract Report for 825751/0002 - December 2017

Name or company name	MS BS SHIPLEY
Contract type name	GDS Contract
Purpose of contract	General
Contract start date	01/04/2006
Contract end date	

17/18 Contracted general activity (UDA)	539
Carry forward general activity (UDA)	6
17/18 Contracted orthodontic activity (UOA)	0
Carry forward orthodontic activity (UOA)	0
Baseline contract value	£14,126.63

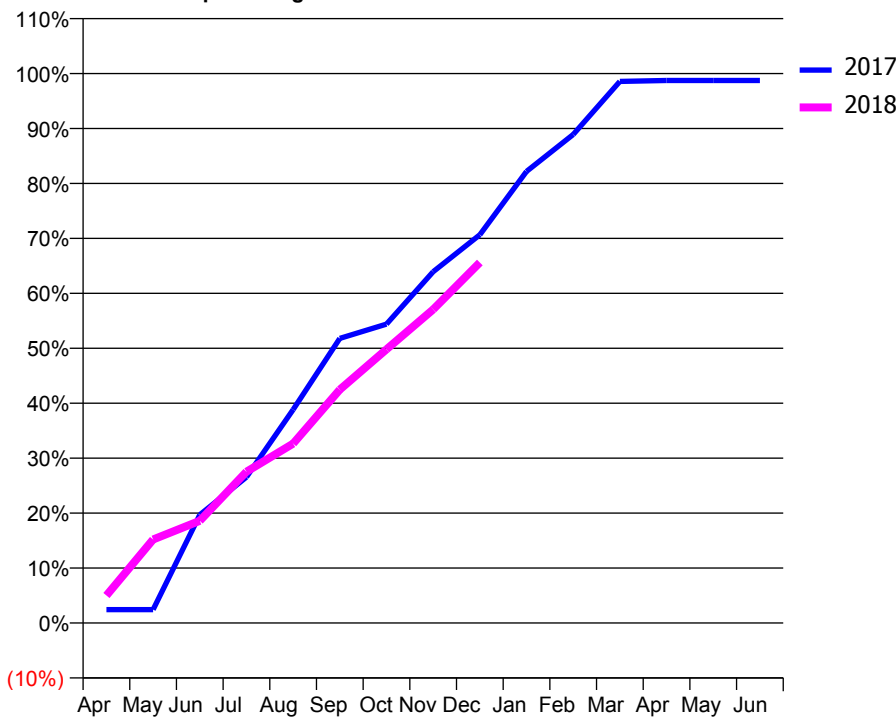
ACCESS*

Patients seen in 24 months	Total	Change since previous quarter
Quarter ending December 2016	222	
Quarter ending March 2017	224	→
Quarter ending June 2017	226	→
Quarter ending September 2017	224	→
Quarter ending December 2017	229	↑
Variance since December 2016	3.2%	↑



ACTIVITY

Cumulative percentage of contracted UDA delivered 2017 & 2018



Month	Adjusted Scheduled Activity (UDA)	
	2017	2018
April	13	27
May	13	82
June	106	100
July	143	148
August	209	176
September	279	229
October	293	268
November	345	308
December	381	354
January	443	
February	479	
March	531	
April	532	
May	532	
June	532	

QUALITY

	Quantity	Base Number	Contract	AT	Region	England
% of FP17s for the same patient ID Re-attending within 3 months - Children	16	177	9.0%	10.4%	11.5%	12.0%
% of FP17s for the same patient ID Re-attending within 3 months - Adults	4	49	8.2%	14.7%	15.8%	15.9%
% of FP17s for the same patient ID Re-attending between 3 & 9 months - Children	120	177	67.8%	60.3%	60.5%	58.0%
% of FP17s for the same patient ID Re-attending between 3 & 9 months - Adults	18	49	36.7%	52.1%	51.8%	50.5%
% of FP17s for Band 1 Urgent Courses	8	216	3.7%	9.8%	9.5%	9.0%
% of FP17s Relating to Free Repair or Replacements	0	216	0.0%	0.6%	0.7%	0.8%
% of FP17s Relating to Continuations	0	216	0.0%	1.1%	1.0%	1.1%
% of Patients satisfied with the dentistry they have received	0	0	N/A	92.0%	92.1%	91.5%
% of Patients satisfied with the time they had to wait for an appointment	0	0	N/A	88.8%	88.3%	87.9%

* This is based on patients treated on this contract for their most recent course of treatment. Figures in italics indicate the base number of FP17s or Patient Questionnaire responses are less than 100. N/A is shown where the base number of responses is less than 10 during the period. % is calculated as Quantity/Base number*100

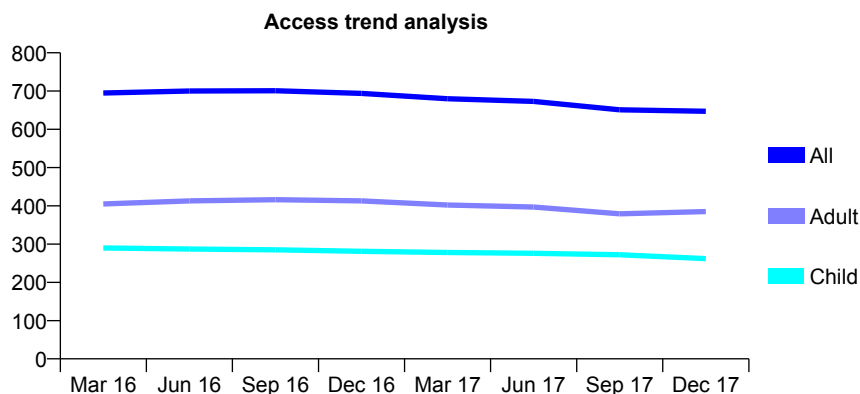
Q70 - Vital Signs At a Glance Contract Report for 830127/0001 - December 2017

Name or company name	MR HM MORTON
Contract type name	GDS Contract
Purpose of contract	General
Contract start date	01/04/2006
Contract end date	

17/18 Contracted general activity (UDA)	1,820
Carry forward general activity (UDA)	0
17/18 Contracted orthodontic activity (UOA)	0
Carry forward orthodontic activity (UOA)	0
Baseline contract value	£52,564.70

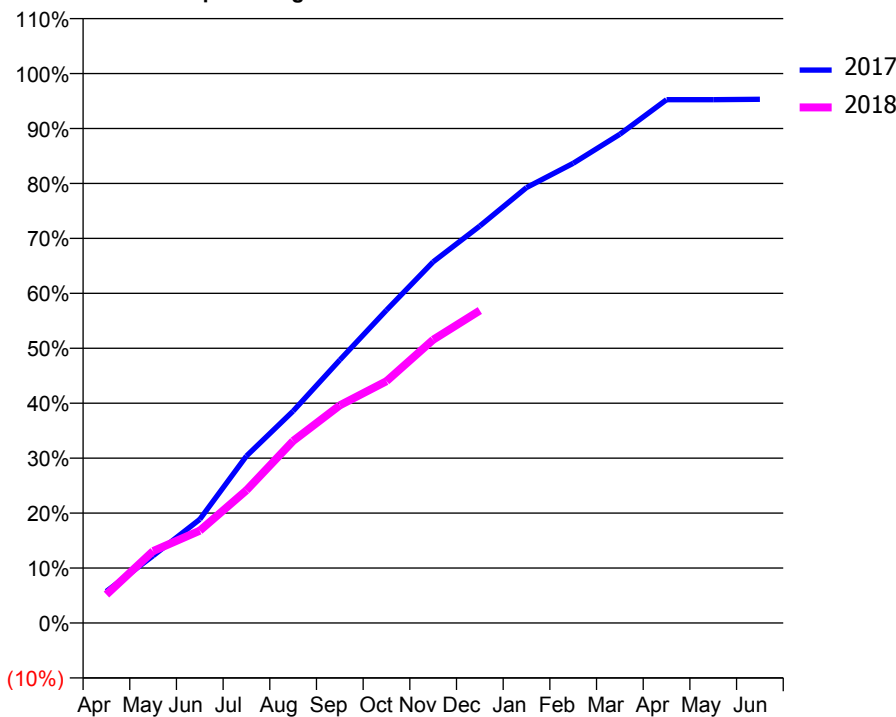
ACCESS*

Patients seen in 24 months	Total	Change since previous quarter
Quarter ending December 2016	694	
Quarter ending March 2017	680	↓
Quarter ending June 2017	673	↓
Quarter ending September 2017	651	↓
Quarter ending December 2017	647	→
Variance since December 2016	(6.8%)	↓



ACTIVITY

Cumulative percentage of contracted UDA delivered 2017 & 2018



Month	Adjusted Scheduled Activity (UDA)	
	2017	2018
April	105	94
May	223	238
June	343	306
July	553	440
August	702	603
September	871	721
October	1,036	801
November	1,196	938
December	1,315	1,035
January	1,442	
February	1,523	
March	1,619	
April	1,733	
May	1,733	
June	1,734	

QUALITY

	Quantity	Base Number	Contract	AT	Region	England
% of FP17s for the same patient ID Re-attending within 3 months - Children	18	311	5.8%	10.4%	11.5%	12.0%
% of FP17s for the same patient ID Re-attending within 3 months - Adults	43	332	13.0%	14.7%	15.8%	15.9%
% of FP17s for the same patient ID Re-attending between 3 & 9 months - Children	201	311	64.6%	60.3%	60.5%	58.0%
% of FP17s for the same patient ID Re-attending between 3 & 9 months - Adults	172	332	51.8%	52.1%	51.8%	50.5%
% of FP17s for Band 1 Urgent Courses	41	588	7.0%	9.8%	9.5%	9.0%
% of FP17s Relating to Free Repair or Replacements	2	588	0.3%	0.6%	0.7%	0.8%
% of FP17s Relating to Continuations	3	588	0.5%	1.1%	1.0%	1.1%
% of Patients satisfied with the dentistry they have received	0	0	N/A	92.0%	92.1%	91.5%
% of Patients satisfied with the time they had to wait for an appointment	0	0	N/A	88.8%	88.3%	87.9%

* This is based on patients treated on this contract for their most recent course of treatment. Figures in italics indicate the base number of FP17s or Patient Questionnaire responses are less than 100. N/A is shown where the base number of responses is less than 10 during the period. % is calculated as Quantity/Base number*100

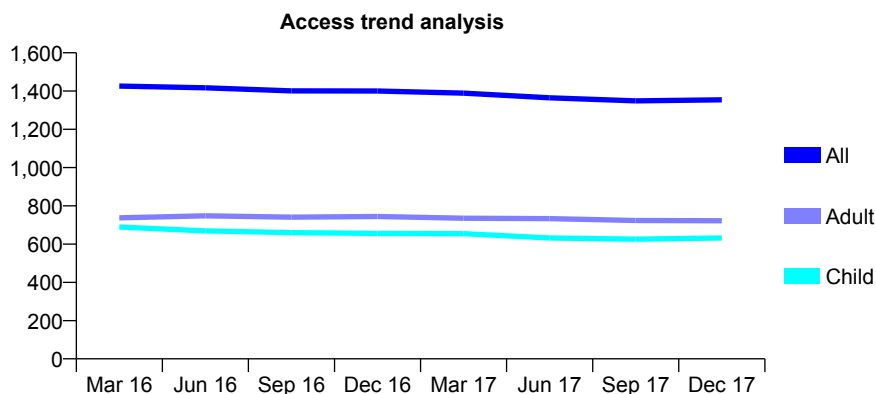
Q70 - Vital Signs At a Glance Contract Report for 832057/0001 - December 2017

Name or company name	MR JR ROTHMAN
Contract type name	GDS Contract
Purpose of contract	General
Contract start date	01/04/2006
Contract end date	

17/18 Contracted general activity (UDA)	3,852
Carry forward general activity (UDA)	41
17/18 Contracted orthodontic activity (UOA)	0
Carry forward orthodontic activity (UOA)	0
Baseline contract value	£89,247.95

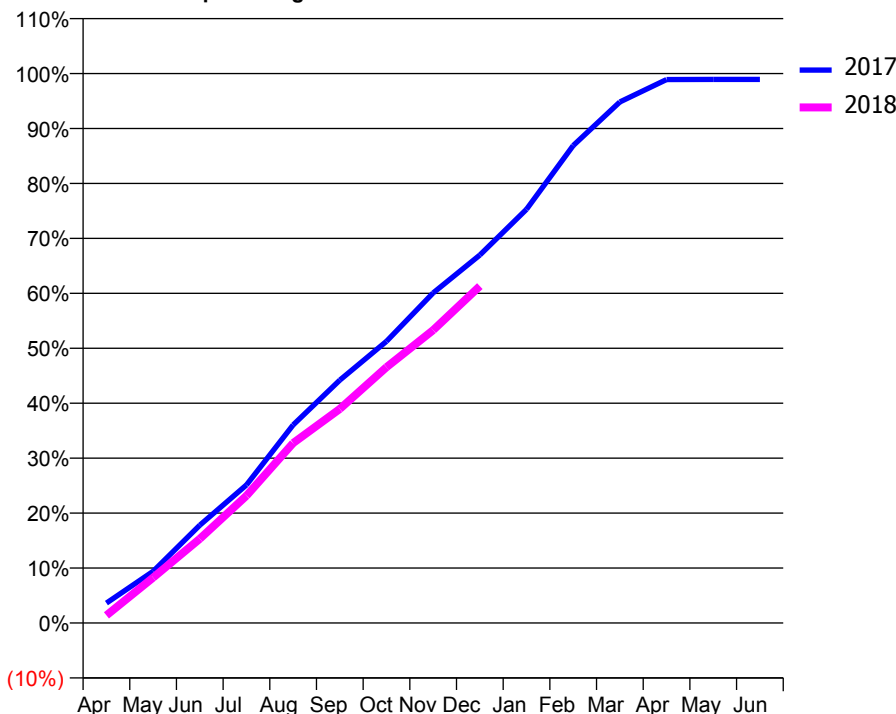
ACCESS*

Patients seen in 24 months	Total	Change since previous quarter
Quarter ending December 2016	1,400	
Quarter ending March 2017	1,389	→
Quarter ending June 2017	1,365	↓
Quarter ending September 2017	1,349	↓
Quarter ending December 2017	1,354	→
Variance since December 2016	(3.3%)	↓



ACTIVITY

Cumulative percentage of contracted UDA delivered 2017 & 2018



Month	Adjusted Scheduled Activity (UDA)	
	2017	2018
April	140	54
May	362	319
June	686	590
July	968	892
August	1,389	1,261
September	1,703	1,501
October	1,975	1,793
November	2,314	2,053
December	2,579	2,362
January	2,900	
February	3,347	
March	3,653	
April	3,809	
May	3,810	
June	3,810	

QUALITY

	Quantity	Base Number	Contract	AT	Region	England
% of FP17s for the same patient ID Re-attending within 3 months - Children	62	848	7.3%	10.4%	11.5%	12.0%
% of FP17s for the same patient ID Re-attending within 3 months - Adults	101	775	13.0%	14.7%	15.8%	15.9%
% of FP17s for the same patient ID Re-attending between 3 & 9 months - Children	614	848	72.4%	60.3%	60.5%	58.0%
% of FP17s for the same patient ID Re-attending between 3 & 9 months - Adults	547	775	70.6%	52.1%	51.8%	50.5%
% of FP17s for Band 1 Urgent Courses	63	1,544	4.1%	9.8%	9.5%	9.0%
% of FP17s Relating to Free Repair or Replacements	7	1,544	0.5%	0.6%	0.7%	0.8%
% of FP17s Relating to Continuations	0	1,544	0.0%	1.1%	1.0%	1.1%
% of Patients satisfied with the dentistry they have received	1	1	N/A	92.0%	92.1%	91.5%
% of Patients satisfied with the time they had to wait for an appointment	1	1	N/A	88.8%	88.3%	87.9%

* This is based on patients treated on this contract for their most recent course of treatment. Figures in italics indicate the base number of FP17s or Patient Questionnaire responses are less than 100. N/A is shown where the base number of responses is less than 10 during the period. % is calculated as Quantity/Base number*100

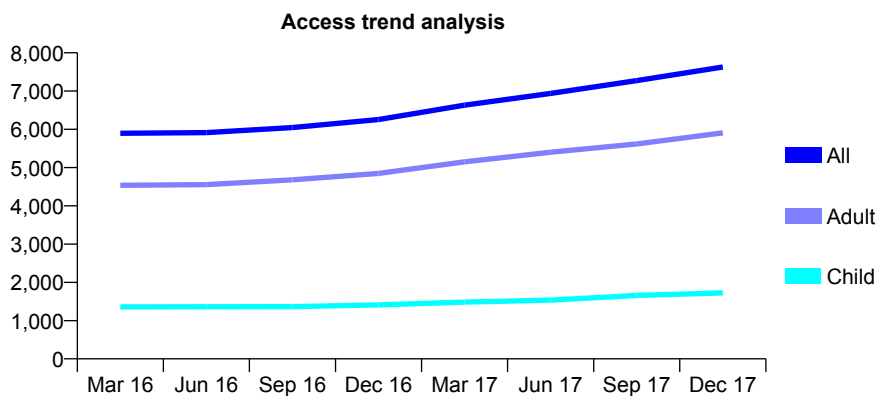
Q70 - Vital Signs At a Glance Contract Report for 841102/0001 - December 2017

Name or company name	Pro-Dent Dental Partnership
Contract type name	GDS Contract
Purpose of contract	General
Contract start date	01/04/2006
Contract end date	

17/18 Contracted general activity (UDA)	20,757
Carry forward general activity (UDA)	0
17/18 Contracted orthodontic activity (UOA)	0
Carry forward orthodontic activity (UOA)	0
Baseline contract value	£548,179.66

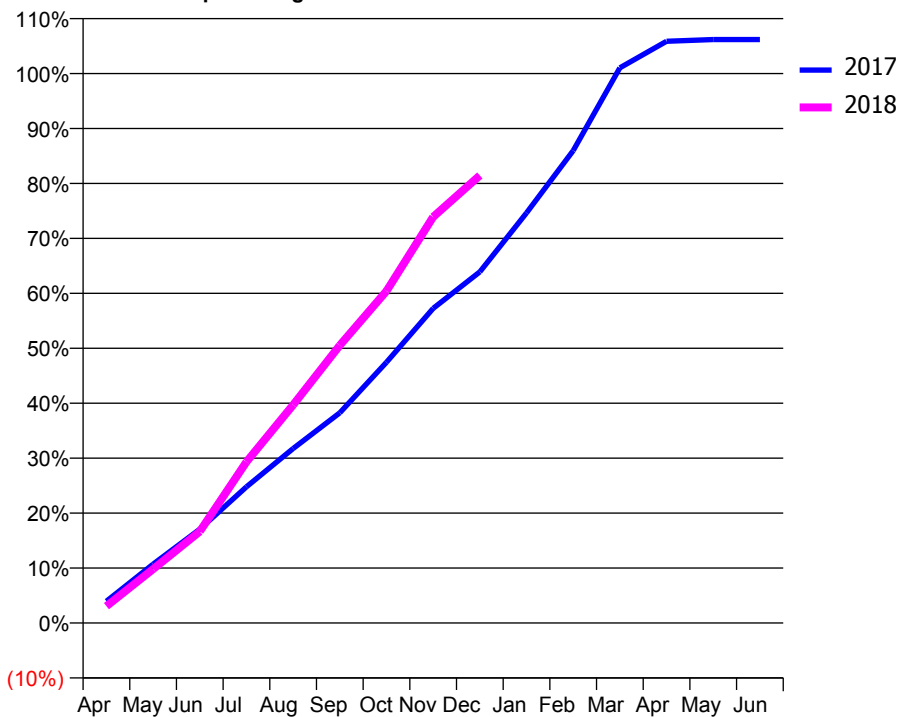
ACCESS*

Patients seen in 24 months	Total	Change since previous quarter
Quarter ending December 2016	6,257	
Quarter ending March 2017	6,633	↑
Quarter ending June 2017	6,938	↑
Quarter ending September 2017	7,273	↑
Quarter ending December 2017	7,629	↑
Variance since December 2016	21.9%	↑



ACTIVITY

Cumulative percentage of contracted UDA delivered 2017 & 2018



Month	Adjusted Scheduled Activity (UDA)	
	2017	2018
April	822	636
May	2,226	2,035
June	3,542	3,457
July	5,145	6,090
August	6,589	8,239
September	7,943	10,488
October	9,849	12,542
November	11,885	15,338
December	13,267	16,906
January	15,493	
February	17,843	
March	20,971	
April	21,975	
May	22,040	
June	22,040	

QUALITY

	Quantity	Base Number	Contract	AT	Region	England
% of FP17s for the same patient ID Re-attending within 3 months - Children	112	1,720	6.5%	10.4%	11.5%	12.0%
% of FP17s for the same patient ID Re-attending within 3 months - Adults	547	5,481	10.0%	14.7%	15.8%	15.9%
% of FP17s for the same patient ID Re-attending between 3 & 9 months - Children	878	1,720	51.0%	60.3%	60.5%	58.0%
% of FP17s for the same patient ID Re-attending between 3 & 9 months - Adults	2,564	5,481	46.8%	52.1%	51.8%	50.5%
% of FP17s for Band 1 Urgent Courses	948	6,812	13.9%	9.8%	9.5%	9.0%
% of FP17s Relating to Free Repair or Replacements	20	6,812	0.3%	0.6%	0.7%	0.8%
% of FP17s Relating to Continuations	12	6,812	0.2%	1.1%	1.0%	1.1%
% of Patients satisfied with the dentistry they have received	29	29	100.0%	92.0%	92.1%	91.5%
% of Patients satisfied with the time they had to wait for an appointment	28	29	96.6%	88.8%	88.3%	87.9%

* This is based on patients treated on this contract for their most recent course of treatment. Figures in italics indicate the base number of FP17s or Patient Questionnaire responses are less than 100. N/A is shown where the base number of responses is less than 10 during the period. % is calculated as Quantity/Base number*100

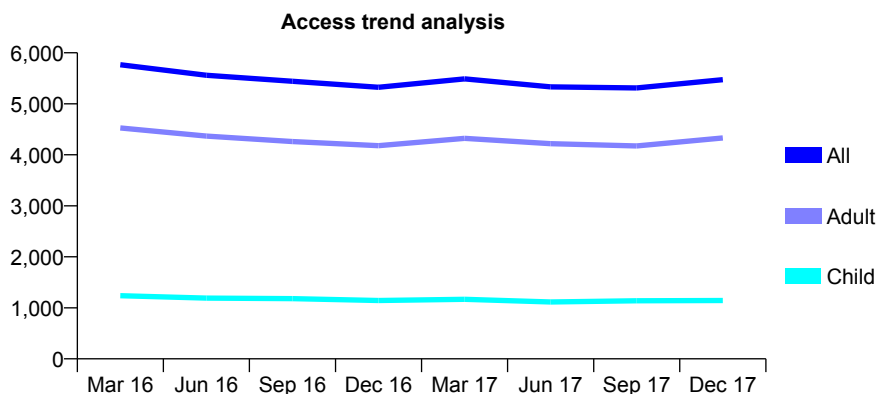
Q70 - Vital Signs At a Glance Contract Report for 841692/0001 - December 2017

Name or company name	Perfect Smile Cosham Partnership
Contract type name	GDS Contract
Purpose of contract	General
Contract start date	01/04/2006
Contract end date	

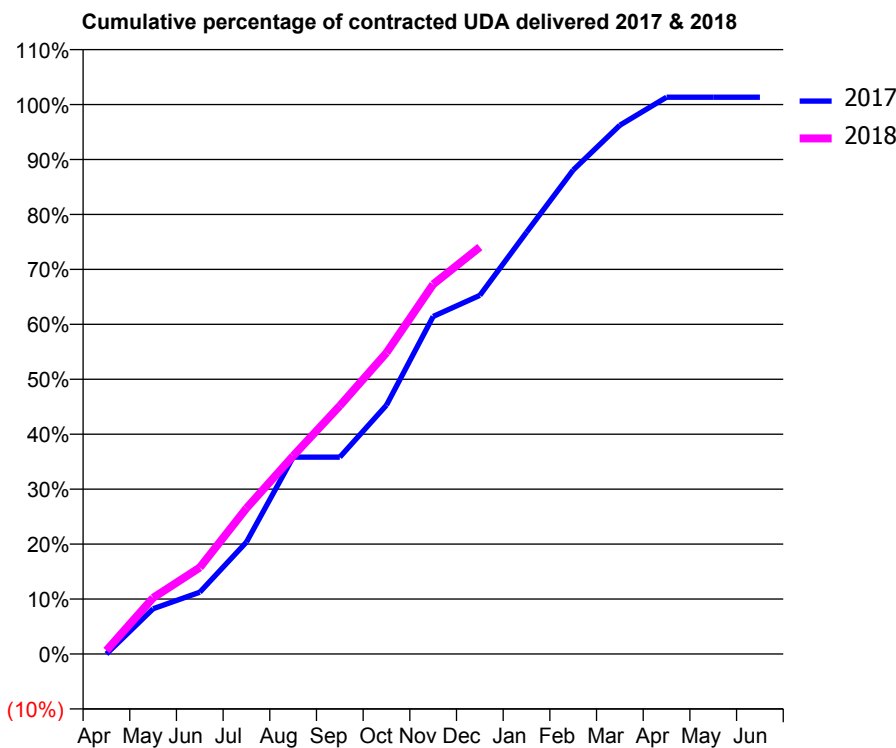
17/18 Contracted general activity (UDA)	15,739
Carry forward general activity (UDA)	0
17/18 Contracted orthodontic activity (UOA)	0
Carry forward orthodontic activity (UOA)	0
Baseline contract value	£407,025.09

ACCESS*

Patients seen in 24 months	Total	Change since previous quarter
Quarter ending December 2016	5,324	
Quarter ending March 2017	5,489	↑
Quarter ending June 2017	5,331	↓
Quarter ending September 2017	5,312	→
Quarter ending December 2017	5,474	↑
Variance since December 2016	2.8%	↑



ACTIVITY



Month	Adjusted Scheduled Activity (UDA)	
	2017	2018
April	0	100
May	1,295	1,609
June	1,771	2,475
July	3,207	4,176
August	5,640	5,675
September	5,640	7,112
October	7,127	8,629
November	9,670	10,588
December	10,272	11,653
January	12,079	
February	13,864	
March	15,145	
April	15,949	
May	15,948	
June	15,948	

QUALITY

	Quantity	Base Number	Contract	AT	Region	England
% of FP17s for the same patient ID Re-attending within 3 months - Children	90	1,145	7.9%	10.4%	11.5%	12.0%
% of FP17s for the same patient ID Re-attending within 3 months - Adults	850	5,171	16.4%	14.7%	15.8%	15.9%
% of FP17s for the same patient ID Re-attending between 3 & 9 months - Children	588	1,145	51.4%	60.3%	60.5%	58.0%
% of FP17s for the same patient ID Re-attending between 3 & 9 months - Adults	2,730	5,171	52.8%	52.1%	51.8%	50.5%
% of FP17s for Band 1 Urgent Courses	465	5,927	7.8%	9.8%	9.5%	9.0%
% of FP17s Relating to Free Repair or Replacements	4	5,927	0.1%	0.6%	0.7%	0.8%
% of FP17s Relating to Continuations	205	5,927	3.5%	1.1%	1.0%	1.1%
% of Patients satisfied with the dentistry they have received	7	9	N/A	92.0%	92.1%	91.5%
% of Patients satisfied with the time they had to wait for an appointment	7	9	N/A	88.8%	88.3%	87.9%

* This is based on patients treated on this contract for their most recent course of treatment. Figures in italics indicate the base number of FP17s or Patient Questionnaire responses are less than 100. N/A is shown where the base number of responses is less than 10 during the period. % is calculated as Quantity/Base number*100

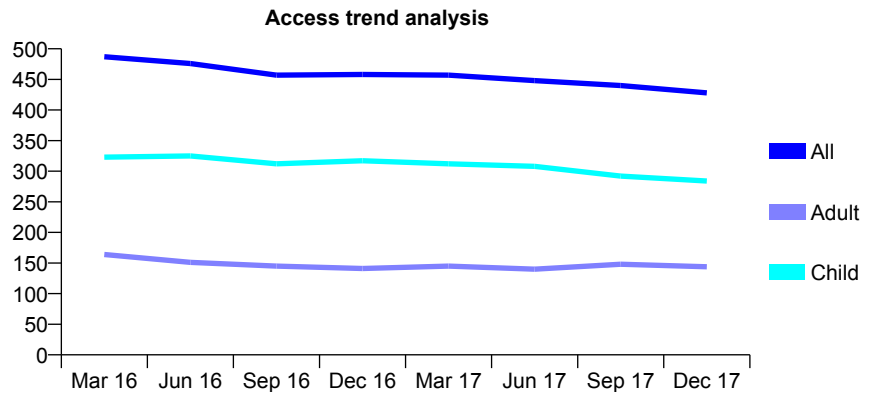
Q70 - Vital Signs At a Glance Contract Report for 842052/0001 - December 2017

Name or company name	MR RD HALDERTHAY
Contract type name	GDS Contract
Purpose of contract	General
Contract start date	01/04/2006
Contract end date	

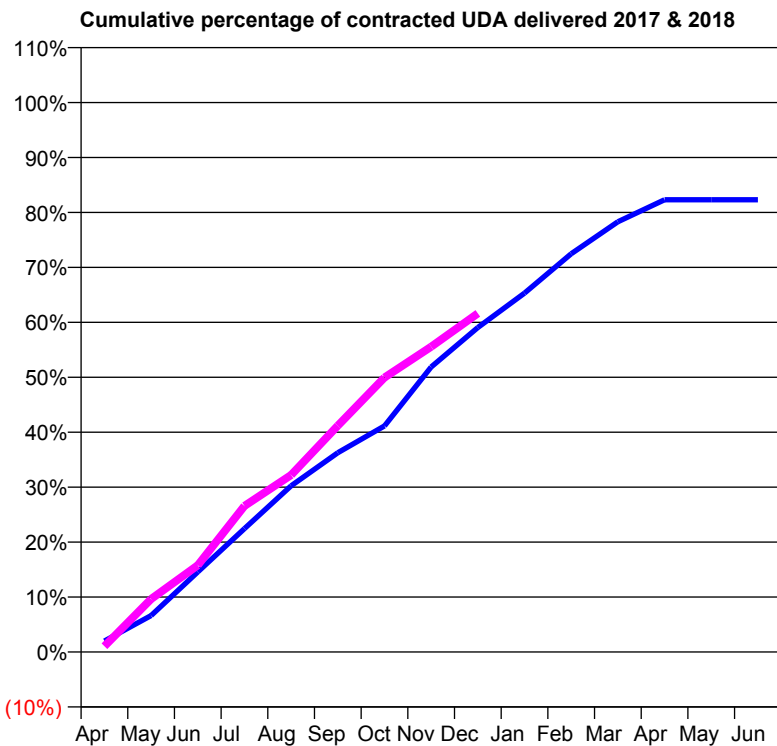
17/18 Contracted general activity (UDA)	1,050
Carry forward general activity (UDA)	0
17/18 Contracted orthodontic activity (UOA)	0
Carry forward orthodontic activity (UOA)	0
Baseline contract value	£24,473.09

ACCESS*

Patients seen in 24 months	Total	Change since previous quarter
Quarter ending December 2016	458	
Quarter ending March 2017	457	→
Quarter ending June 2017	448	↓
Quarter ending September 2017	440	↓
Quarter ending December 2017	428	↓
Variance since December 2016	(6.6%)	↓



ACTIVITY



Month	Adjusted Scheduled Activity (UDA)	
	2017	2018
April	23	11
May	76	101
June	168	166
July	258	279
August	348	338
September	417	433
October	473	524
November	596	583
December	679	647
January	751	
February	833	
March	900	
April	947	
May	947	
June	947	

QUALITY

	Quantity	Base Number	Contract	AT	Region	England
% of FP17s for the same patient ID Re-attending within 3 months - Children	22	356	6.2%	10.4%	11.5%	12.0%
% of FP17s for the same patient ID Re-attending within 3 months - Adults	15	148	10.1%	14.7%	15.8%	15.9%
% of FP17s for the same patient ID Re-attending between 3 & 9 months - Children	255	356	71.6%	60.3%	60.5%	58.0%
% of FP17s for the same patient ID Re-attending between 3 & 9 months - Adults	116	148	78.4%	52.1%	51.8%	50.5%
% of FP17s for Band 1 Urgent Courses	15	474	3.2%	9.8%	9.5%	9.0%
% of FP17s Relating to Free Repair or Replacements	0	474	0.0%	0.6%	0.7%	0.8%
% of FP17s Relating to Continuations	9	474	1.9%	1.1%	1.0%	1.1%
% of Patients satisfied with the dentistry they have received	1	1	N/A	92.0%	92.1%	91.5%
% of Patients satisfied with the time they had to wait for an appointment	1	1	N/A	88.8%	88.3%	87.9%

* This is based on patients treated on this contract for their most recent course of treatment. Figures in italics indicate the base number of FP17s or Patient Questionnaire responses are less than 100. N/A is shown where the base number of responses is less than 10 during the period. % is calculated as Quantity/Base number*100

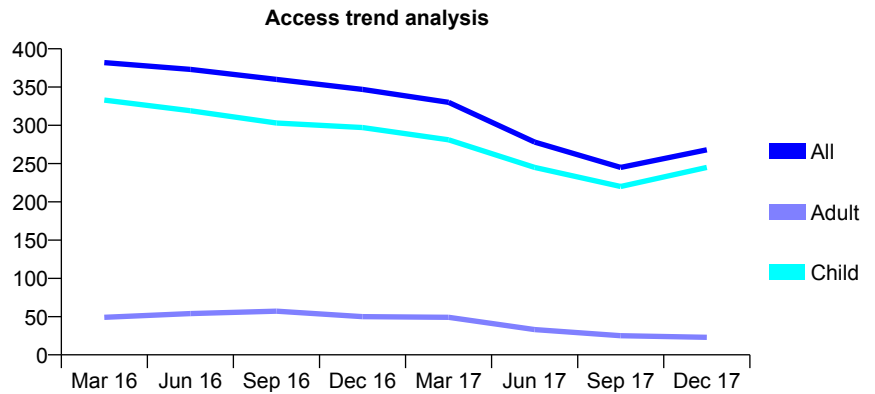
Q70 - Vital Signs At a Glance Contract Report for 843466/0001 - December 2017

Name or company name	Swedental Surgery
Contract type name	GDS Contract
Purpose of contract	General
Contract start date	01/04/2006
Contract end date	

17/18 Contracted general activity (UDA)	894
Carry forward general activity (UDA)	0
17/18 Contracted orthodontic activity (UOA)	0
Carry forward orthodontic activity (UOA)	0
Baseline contract value	£19,142.87

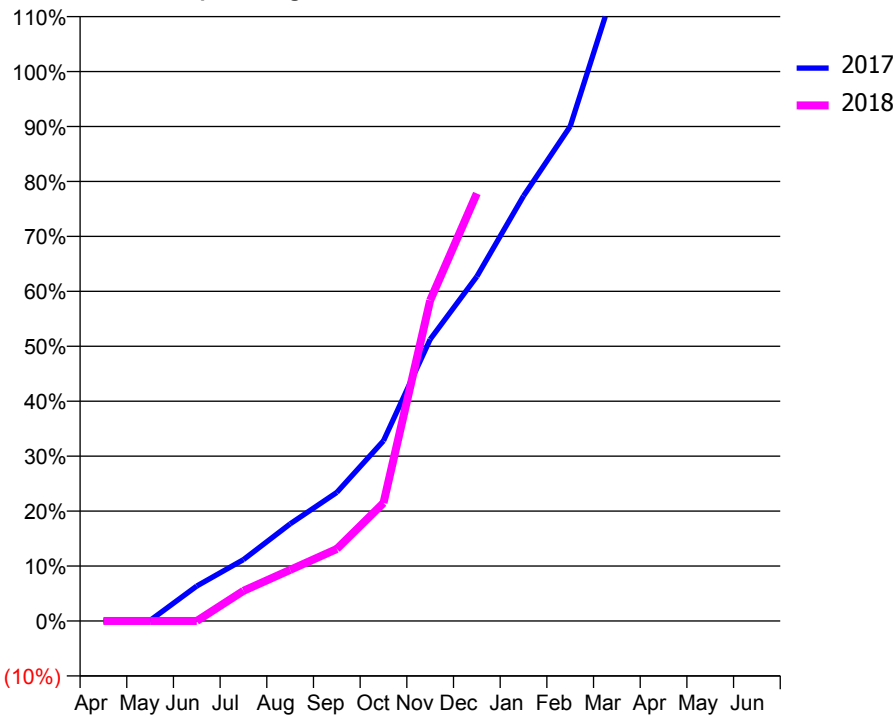
ACCESS*

Patients seen in 24 months	Total	Change since previous quarter
Quarter ending December 2016	347	
Quarter ending March 2017	330	↓
Quarter ending June 2017	278	↓
Quarter ending September 2017	245	↓
Quarter ending December 2017	268	↑
Variance since December 2016	(22.8%)	↓



ACTIVITY

Cumulative percentage of contracted UDA delivered 2017 & 2018



Month	Adjusted Scheduled Activity (UDA)	
	2017	2018
April	0	0
May	1	0
June	57	0
July	100	49
August	158	83
September	209	117
October	293	192
November	458	522
December	560	696
January	692	
February	805	
March	1,042	
April	1,158	
May	1,204	
June	1,238	

QUALITY

	Quantity	Base Number	Contract	AT	Region	England
% of FP17s for the same patient ID Re-attending within 3 months - Children	25	383	6.5%	10.4%	11.5%	12.0%
% of FP17s for the same patient ID Re-attending within 3 months - Adults	0	0	N/A	14.7%	15.8%	15.9%
% of FP17s for the same patient ID Re-attending between 3 & 9 months - Children	286	383	74.7%	60.3%	60.5%	58.0%
% of FP17s for the same patient ID Re-attending between 3 & 9 months - Adults	0	0	N/A	52.1%	51.8%	50.5%
% of FP17s for Band 1 Urgent Courses	4	311	1.3%	9.8%	9.5%	9.0%
% of FP17s Relating to Free Repair or Replacements	0	311	0.0%	0.6%	0.7%	0.8%
% of FP17s Relating to Continuations	0	311	0.0%	1.1%	1.0%	1.1%
% of Patients satisfied with the dentistry they have received	0	0	N/A	92.0%	92.1%	91.5%
% of Patients satisfied with the time they had to wait for an appointment	0	0	N/A	88.8%	88.3%	87.9%

* This is based on patients treated on this contract for their most recent course of treatment. Figures in italics indicate the base number of FP17s or Patient Questionnaire responses are less than 100. N/A is shown where the base number of responses is less than 10 during the period. % is calculated as Quantity/Base number*100

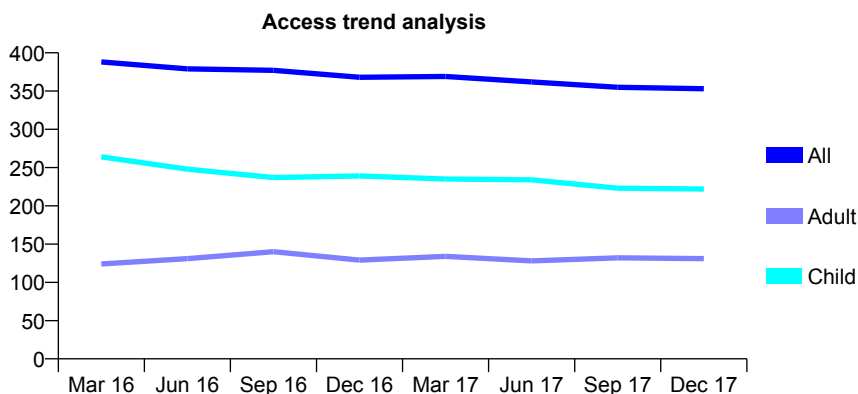
Q70 - Vital Signs At a Glance Contract Report for 844535/0001 - December 2017

Name or company name	MR M FARSHCHI
Contract type name	GDS Contract
Purpose of contract	General
Contract start date	01/04/2006
Contract end date	

17/18 Contracted general activity (UDA)	750
Carry forward general activity (UDA)	0
17/18 Contracted orthodontic activity (UOA)	0
Carry forward orthodontic activity (UOA)	0
Baseline contract value	£20,157.02

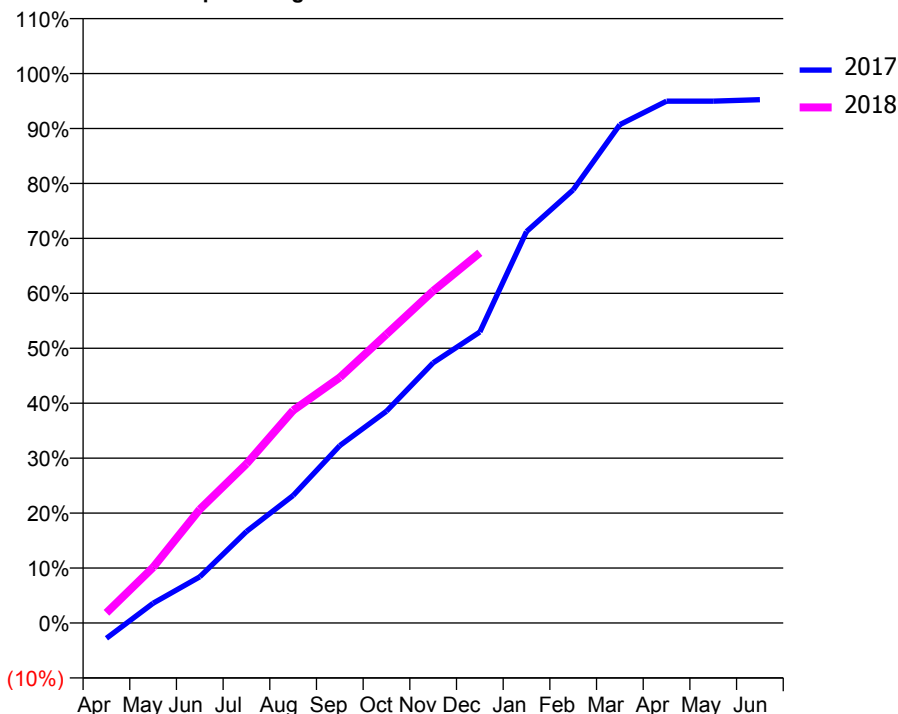
ACCESS*

Patients seen in 24 months	Total	Change since previous quarter
Quarter ending December 2016	368	
Quarter ending March 2017	369	→
Quarter ending June 2017	362	↓
Quarter ending September 2017	355	↓
Quarter ending December 2017	353	→
Variance since December 2016	(4.1%)	↓



ACTIVITY

Cumulative percentage of contracted UDA delivered 2017 & 2018



Month	Adjusted Scheduled Activity (UDA)	
	2017	2018
April	-21	14
May	27	76
June	63	155
July	125	217
August	174	290
September	242	335
October	289	394
November	355	453
December	397	505
January	534	
February	591	
March	680	
April	712	
May	712	
June	714	

QUALITY

	Quantity	Base Number	Contract	AT	Region	England
% of FP17s for the same patient ID Re-attending within 3 months - Children	15	254	5.9%	10.4%	11.5%	12.0%
% of FP17s for the same patient ID Re-attending within 3 months - Adults	5	100	5.0%	14.7%	15.8%	15.9%
% of FP17s for the same patient ID Re-attending between 3 & 9 months - Children	177	254	69.7%	60.3%	60.5%	58.0%
% of FP17s for the same patient ID Re-attending between 3 & 9 months - Adults	70	100	70.0%	52.1%	51.8%	50.5%
% of FP17s for Band 1 Urgent Courses	2	333	0.6%	9.8%	9.5%	9.0%
% of FP17s Relating to Free Repair or Replacements	0	333	0.0%	0.6%	0.7%	0.8%
% of FP17s Relating to Continuations	7	333	2.1%	1.1%	1.0%	1.1%
% of Patients satisfied with the dentistry they have received	0	0	N/A	92.0%	92.1%	91.5%
% of Patients satisfied with the time they had to wait for an appointment	0	0	N/A	88.8%	88.3%	87.9%

* This is based on patients treated on this contract for their most recent course of treatment. Figures in italics indicate the base number of FP17s or Patient Questionnaire responses are less than 100. N/A is shown where the base number of responses is less than 10 during the period. % is calculated as Quantity/Base number*100

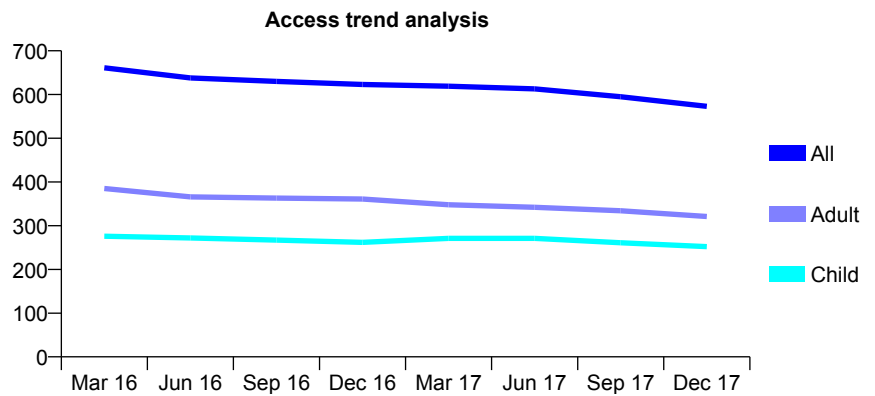
Q70 - Vital Signs At a Glance Contract Report for 847976/0001 - December 2017

Name or company name	MS P SAMADZADEH-YAGHINI
Contract type name	GDS Contract
Purpose of contract	General
Contract start date	01/04/2006
Contract end date	

17/18 Contracted general activity (UDA)	2,492
Carry forward general activity (UDA)	0
17/18 Contracted orthodontic activity (UOA)	0
Carry forward orthodontic activity (UOA)	0
Baseline contract value	£56,081.21

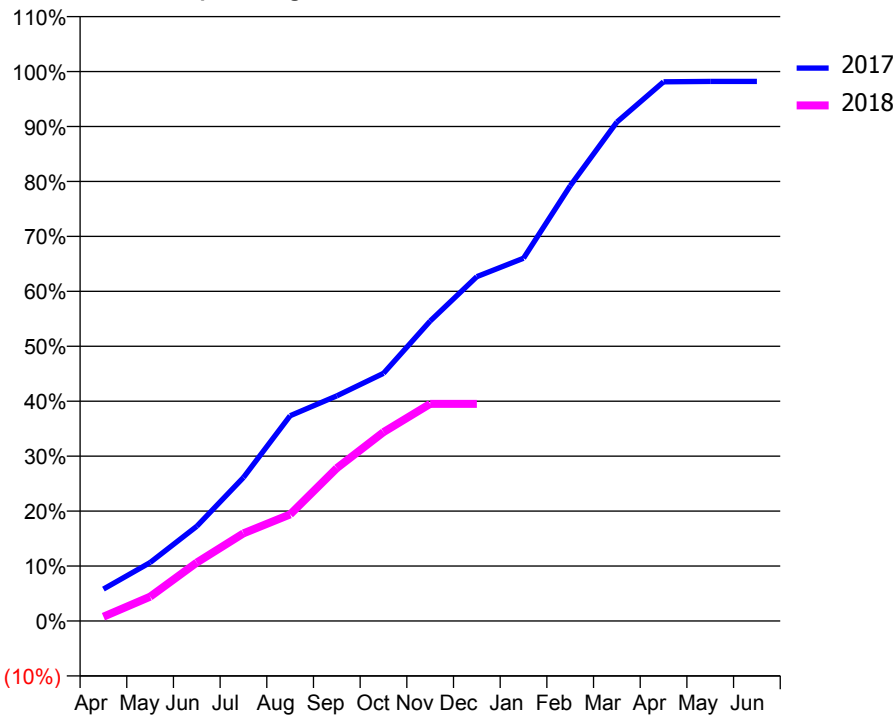
ACCESS*

Patients seen in 24 months	Total	Change since previous quarter
Quarter ending December 2016	623	
Quarter ending March 2017	619	→
Quarter ending June 2017	613	→
Quarter ending September 2017	595	↓
Quarter ending December 2017	573	↓
Variance since December 2016	(8.0%)	↓



ACTIVITY

Cumulative percentage of contracted UDA delivered 2017 & 2018



Month	Adjusted Scheduled Activity (UDA)	
	2017	2018
April	145	20
May	265	110
June	430	265
July	651	398
August	931	483
September	1,021	694
October	1,123	857
November	1,361	985
December	1,562	985
January	1,645	
February	1,974	
March	2,262	
April	2,445	
May	2,447	
June	2,447	

QUALITY

	Quantity	Base Number	Contract	AT	Region	England
% of FP17s for the same patient ID Re-attending within 3 months - Children	30	229	13.1%	10.4%	11.5%	12.0%
% of FP17s for the same patient ID Re-attending within 3 months - Adults	30	261	11.5%	14.7%	15.8%	15.9%
% of FP17s for the same patient ID Re-attending between 3 & 9 months - Children	149	229	65.1%	60.3%	60.5%	58.0%
% of FP17s for the same patient ID Re-attending between 3 & 9 months - Adults	186	261	71.3%	52.1%	51.8%	50.5%
% of FP17s for Band 1 Urgent Courses	30	439	6.8%	9.8%	9.5%	9.0%
% of FP17s Relating to Free Repair or Replacements	1	439	0.2%	0.6%	0.7%	0.8%
% of FP17s Relating to Continuations	1	439	0.2%	1.1%	1.0%	1.1%
% of Patients satisfied with the dentistry they have received	1	1	N/A	92.0%	92.1%	91.5%
% of Patients satisfied with the time they had to wait for an appointment	1	1	N/A	88.8%	88.3%	87.9%

* This is based on patients treated on this contract for their most recent course of treatment. Figures in italics indicate the base number of FP17s or Patient Questionnaire responses are less than 100. N/A is shown where the base number of responses is less than 10 during the period. % is calculated as Quantity/Base number*100

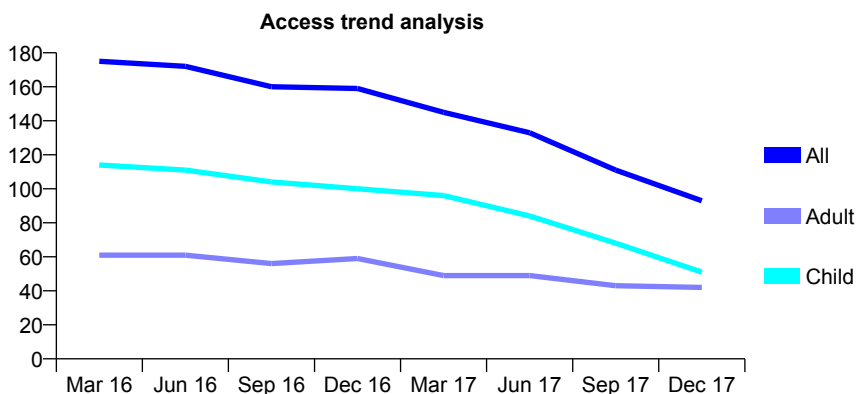
Q70 - Vital Signs At a Glance Contract Report for 856843/0001 - December 2017

Name or company name	MISS RK HARTOG
Contract type name	GDS Contract
Purpose of contract	General
Contract start date	01/04/2006
Contract end date	30/04/2017

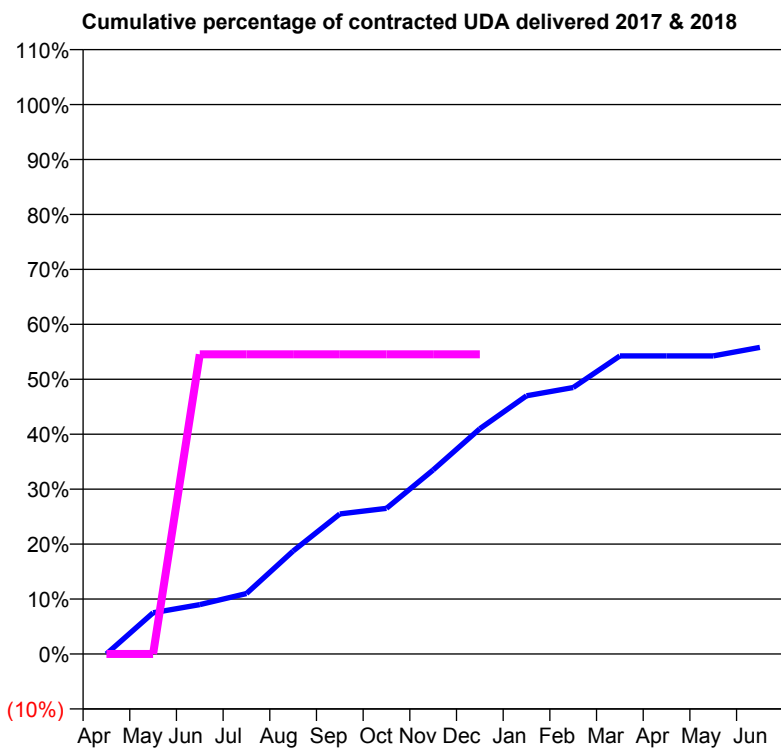
17/18 Contracted general activity (UDA)	33
Carry forward general activity (UDA)	0
17/18 Contracted orthodontic activity (UOA)	0
Carry forward orthodontic activity (UOA)	0
Baseline contract value	£848.59

ACCESS*

Patients seen in 24 months	Total	Change since previous quarter
Quarter ending December 2016	159	
Quarter ending March 2017	145	↓
Quarter ending June 2017	133	↓
Quarter ending September 2017	111	↓
Quarter ending December 2017	93	↓
Variance since December 2016	(41.5%)	↓



ACTIVITY



Month	Adjusted Scheduled Activity (UDA)	
	2017	2018
April	0	0
May	30	0
June	36	18
July	44	18
August	75	18
September	102	18
October	106	18
November	134	18
December	164	18
January	188	
February	194	
March	217	
April	217	
May	217	
June	223	

QUALITY

	Quantity	Base Number	Contract	AT	Region	England
% of FP17s for the same patient ID Re-attending within 3 months - Children	1	17	5.9%	10.4%	11.5%	12.0%
% of FP17s for the same patient ID Re-attending within 3 months - Adults	0	4	0.0%	14.7%	15.8%	15.9%
% of FP17s for the same patient ID Re-attending between 3 & 9 months - Children	11	17	64.7%	60.3%	60.5%	58.0%
% of FP17s for the same patient ID Re-attending between 3 & 9 months - Adults	3	4	75.0%	52.1%	51.8%	50.5%
% of FP17s for Band 1 Urgent Courses	0	16	0.0%	9.8%	9.5%	9.0%
% of FP17s Relating to Free Repair or Replacements	0	16	0.0%	0.6%	0.7%	0.8%
% of FP17s Relating to Continuations	0	16	0.0%	1.1%	1.0%	1.1%
% of Patients satisfied with the dentistry they have received	0	0	N/A	92.0%	92.1%	91.5%
% of Patients satisfied with the time they had to wait for an appointment	0	0	N/A	88.8%	88.3%	87.9%

* This is based on patients treated on this contract for their most recent course of treatment. Figures in italics indicate the base number of FP17s or Patient Questionnaire responses are less than 100. N/A is shown where the base number of responses is less than 10 during the period. % is calculated as Quantity/Base number*100

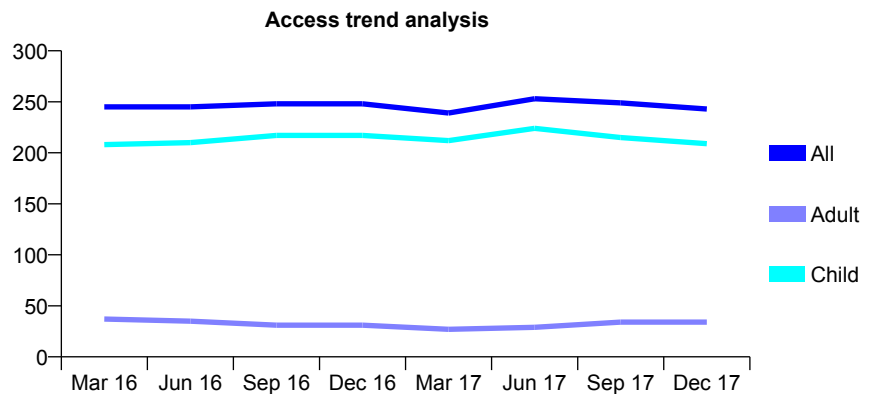
Q70 - Vital Signs At a Glance Contract Report for 861782/0001 - December 2017

Name or company name	MR AJ SMALES
Contract type name	GDS Contract
Purpose of contract	General
Contract start date	01/08/2008
Contract end date	

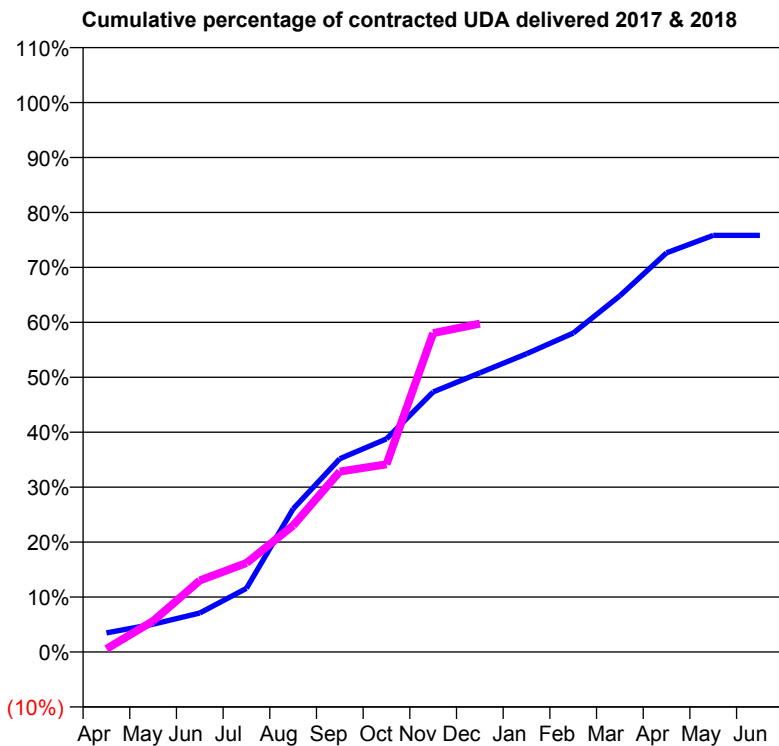
17/18 Contracted general activity (UDA)	691
Carry forward general activity (UDA)	0
17/18 Contracted orthodontic activity (UOA)	0
Carry forward orthodontic activity (UOA)	0
Baseline contract value	£19,789.52

ACCESS*

Patients seen in 24 months	Total	Change since previous quarter
Quarter ending December 2016	248	
Quarter ending March 2017	239	↓
Quarter ending June 2017	253	↑
Quarter ending September 2017	249	↓
Quarter ending December 2017	243	↓
Variance since December 2016	(2.0%)	↓



ACTIVITY



Month	Adjusted Scheduled Activity (UDA)	
	2017	2018
April	24	4
May	35	39
June	49	90
July	80	112
August	180	159
September	243	227
October	268	236
November	327	401
December	351	413
January	375	
February	401	
March	448	
April	502	
May	524	
June	524	

QUALITY

	Quantity	Base Number	Contract	AT	Region	England
% of FP17s for the same patient ID Re-attending within 3 months - Children	12	210	5.7%	10.4%	11.5%	12.0%
% of FP17s for the same patient ID Re-attending within 3 months - Adults	0	17	0.0%	14.7%	15.8%	15.9%
% of FP17s for the same patient ID Re-attending between 3 & 9 months - Children	71	210	33.8%	60.3%	60.5%	58.0%
% of FP17s for the same patient ID Re-attending between 3 & 9 months - Adults	9	17	52.9%	52.1%	51.8%	50.5%
% of FP17s for Band 1 Urgent Courses	0	188	0.0%	9.8%	9.5%	9.0%
% of FP17s Relating to Free Repair or Replacements	0	188	0.0%	0.6%	0.7%	0.8%
% of FP17s Relating to Continuations	1	188	0.5%	1.1%	1.0%	1.1%
% of Patients satisfied with the dentistry they have received	0	0	N/A	92.0%	92.1%	91.5%
% of Patients satisfied with the time they had to wait for an appointment	0	0	N/A	88.8%	88.3%	87.9%

* This is based on patients treated on this contract for their most recent course of treatment. Figures in italics indicate the base number of FP17s or Patient Questionnaire responses are less than 100. N/A is shown where the base number of responses is less than 10 during the period. % is calculated as Quantity/Base number*100

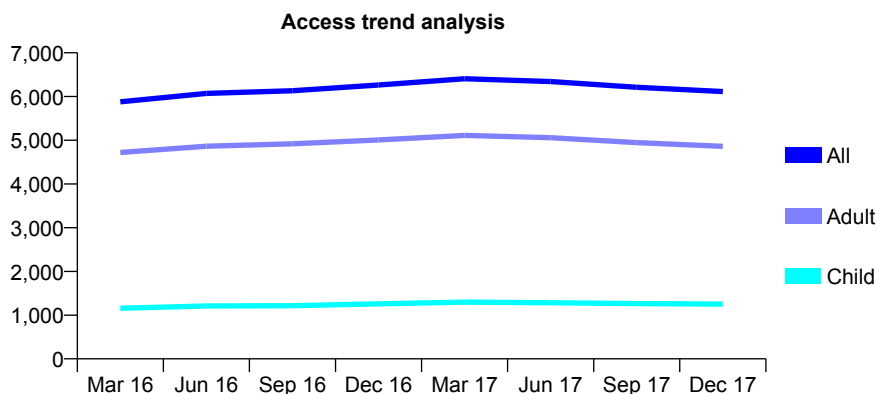
Q70 - Vital Signs At a Glance Contract Report for 864692/0002 - December 2017

Name or company name	WIGHT DENTAL CARE LIMITED
Contract type name	GDS Contract
Purpose of contract	General
Contract start date	01/04/2014
Contract end date	

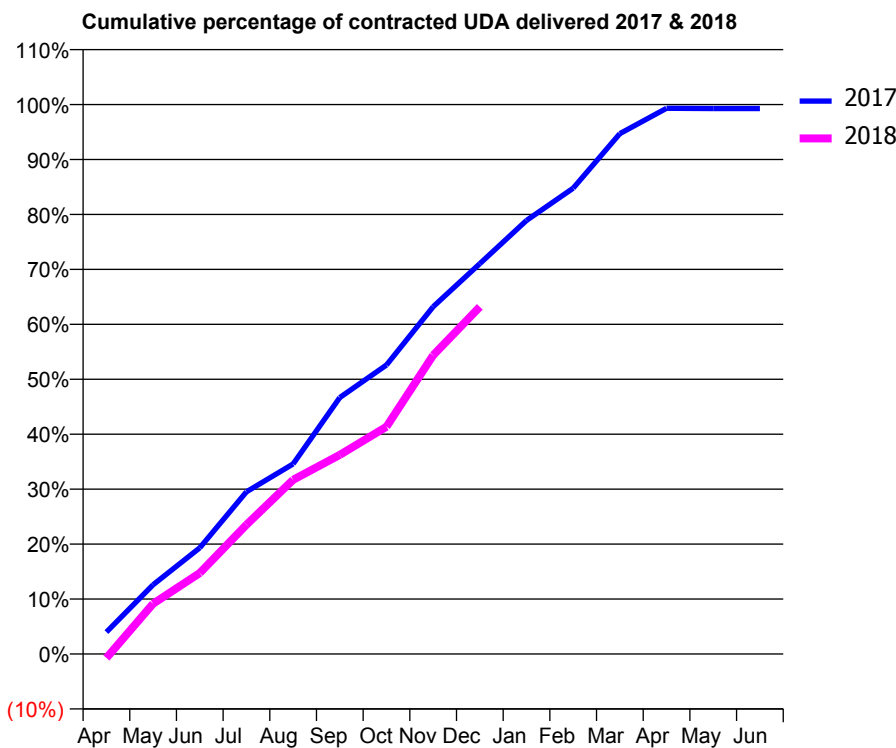
17/18 Contracted general activity (UDA)	22,044
Carry forward general activity (UDA)	161
17/18 Contracted orthodontic activity (UOA)	0
Carry forward orthodontic activity (UOA)	0
Baseline contract value	£511,060.93

ACCESS*

Patients seen in 24 months	Total	Change since previous quarter
Quarter ending December 2016	6,264	
Quarter ending March 2017	6,408	↑
Quarter ending June 2017	6,344	→
Quarter ending September 2017	6,211	↓
Quarter ending December 2017	6,113	↓
Variance since December 2016	(2.4%)	↓



ACTIVITY



Month	Adjusted Scheduled Activity (UDA)	
	2017	2018
April	878	-161
May	2,782	2,020
June	4,259	3,250
July	6,506	5,189
August	7,627	6,987
September	10,289	7,990
October	11,595	9,116
November	13,934	11,984
December	15,660	13,929
January	17,393	
February	18,688	
March	20,876	
April	21,893	
May	21,883	
June	21,883	

QUALITY

	Quantity	Base Number	Contract	AT	Region	England
% of FP17s for the same patient ID Re-attending within 3 months - Children	48	1,286	3.7%	10.4%	11.5%	12.0%
% of FP17s for the same patient ID Re-attending within 3 months - Adults	482	4,759	10.1%	14.7%	15.8%	15.9%
% of FP17s for the same patient ID Re-attending between 3 & 9 months - Children	776	1,286	60.3%	60.3%	60.5%	58.0%
% of FP17s for the same patient ID Re-attending between 3 & 9 months - Adults	2,831	4,759	59.5%	52.1%	51.8%	50.5%
% of FP17s for Band 1 Urgent Courses	356	5,706	6.2%	9.8%	9.5%	9.0%
% of FP17s Relating to Free Repair or Replacements	23	5,706	0.4%	0.6%	0.7%	0.8%
% of FP17s Relating to Continuations	51	5,706	0.9%	1.1%	1.0%	1.1%
% of Patients satisfied with the dentistry they have received	10	10	100.0%	92.0%	92.1%	91.5%
% of Patients satisfied with the time they had to wait for an appointment	8	10	80.0%	88.8%	88.3%	87.9%

* This is based on patients treated on this contract for their most recent course of treatment. Figures in italics indicate the base number of FP17s or Patient Questionnaire responses are less than 100. N/A is shown where the base number of responses is less than 10 during the period. % is calculated as Quantity/Base number*100

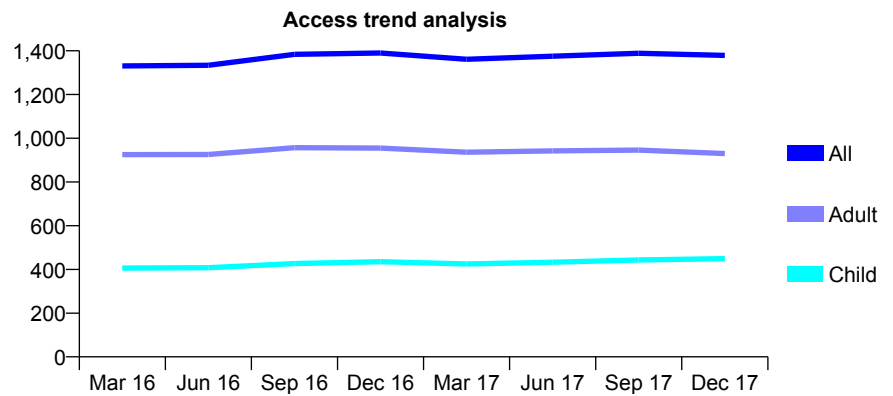
Q70 - Vital Signs At a Glance Contract Report for 875104/0001 - December 2017

Name or company name	MRS RM REDKA
Contract type name	GDS Contract
Purpose of contract	General
Contract start date	15/06/2008
Contract end date	

17/18 Contracted general activity (UDA)	6,000
Carry forward general activity (UDA)	0
17/18 Contracted orthodontic activity (UOA)	0
Carry forward orthodontic activity (UOA)	0
Baseline contract value	£136,938.77

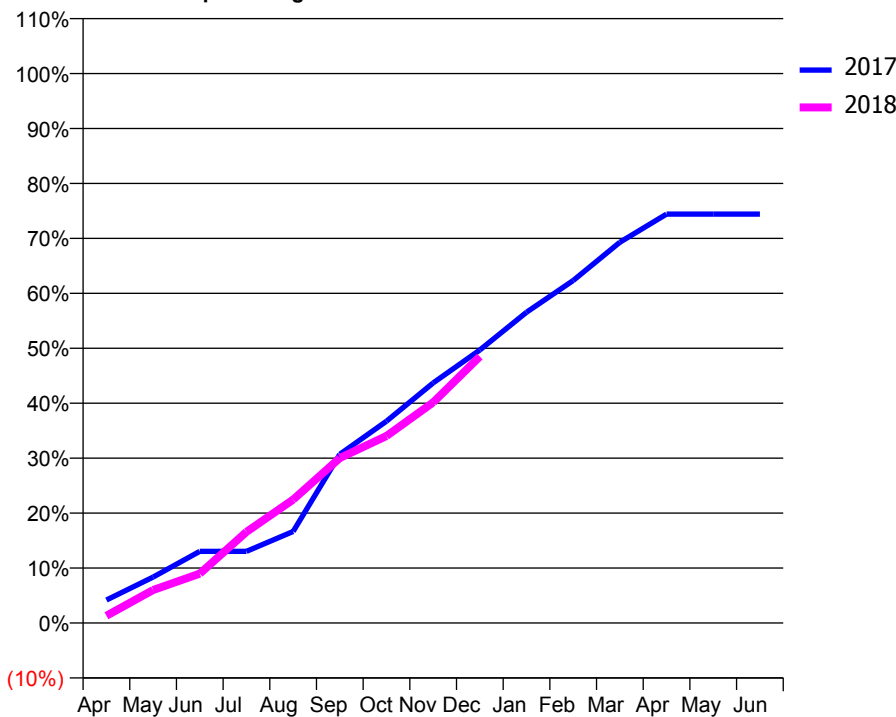
ACCESS*

Patients seen in 24 months	Total	Change since previous quarter
Quarter ending December 2016	1,390	
Quarter ending March 2017	1,361	↓
Quarter ending June 2017	1,375	→
Quarter ending September 2017	1,389	→
Quarter ending December 2017	1,379	→
Variance since December 2016	(0.8%)	→



ACTIVITY

Cumulative percentage of contracted UDA delivered 2017 & 2018



Month	Adjusted Scheduled Activity (UDA)	
	2017	2018
April	314	79
May	627	360
June	978	539
July	978	995
August	1,250	1,348
September	2,304	1,802
October	2,755	2,043
November	3,277	2,410
December	3,727	2,910
January	4,242	
February	4,674	
March	5,198	
April	5,580	
May	5,580	
June	5,580	

QUALITY

	Quantity	Base Number	Contract	AT	Region	England
% of FP17s for the same patient ID Re-attending within 3 months - Children	52	491	10.6%	10.4%	11.5%	12.0%
% of FP17s for the same patient ID Re-attending within 3 months - Adults	153	870	17.6%	14.7%	15.8%	15.9%
% of FP17s for the same patient ID Re-attending between 3 & 9 months - Children	308	491	62.7%	60.3%	60.5%	58.0%
% of FP17s for the same patient ID Re-attending between 3 & 9 months - Adults	519	870	59.7%	52.1%	51.8%	50.5%
% of FP17s for Band 1 Urgent Courses	174	1,244	14.0%	9.8%	9.5%	9.0%
% of FP17s Relating to Free Repair or Replacements	0	1,244	0.0%	0.6%	0.7%	0.8%
% of FP17s Relating to Continuations	1	1,244	0.1%	1.1%	1.0%	1.1%
% of Patients satisfied with the dentistry they have received	3	3	N/A	92.0%	92.1%	91.5%
% of Patients satisfied with the time they had to wait for an appointment	3	3	N/A	88.8%	88.3%	87.9%

* This is based on patients treated on this contract for their most recent course of treatment. Figures in italics indicate the base number of FP17s or Patient Questionnaire responses are less than 100. N/A is shown where the base number of responses is less than 10 during the period. % is calculated as Quantity/Base number*100

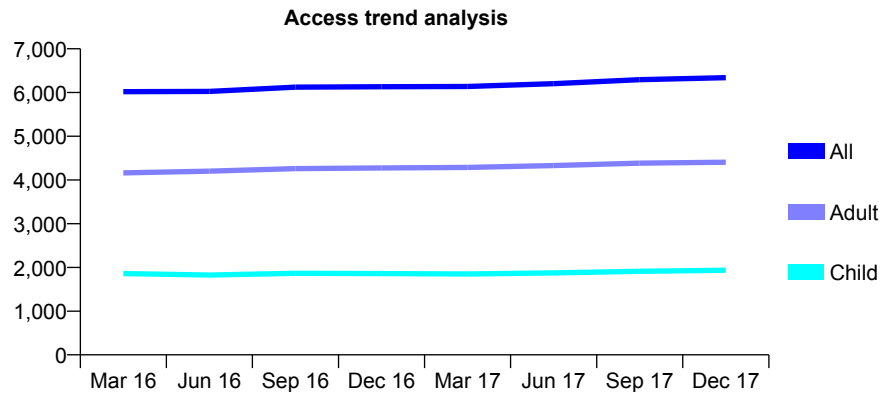
Q70 - Vital Signs At a Glance Contract Report for 901849/0003 - December 2017

Name or company name	MR MM LALJEE
Contract type name	GDS Contract
Purpose of contract	General
Contract start date	02/04/2012
Contract end date	

17/18 Contracted general activity (UDA)	13,300
Carry forward general activity (UDA)	0
17/18 Contracted orthodontic activity (UOA)	0
Carry forward orthodontic activity (UOA)	0
Baseline contract value	£363,213.89

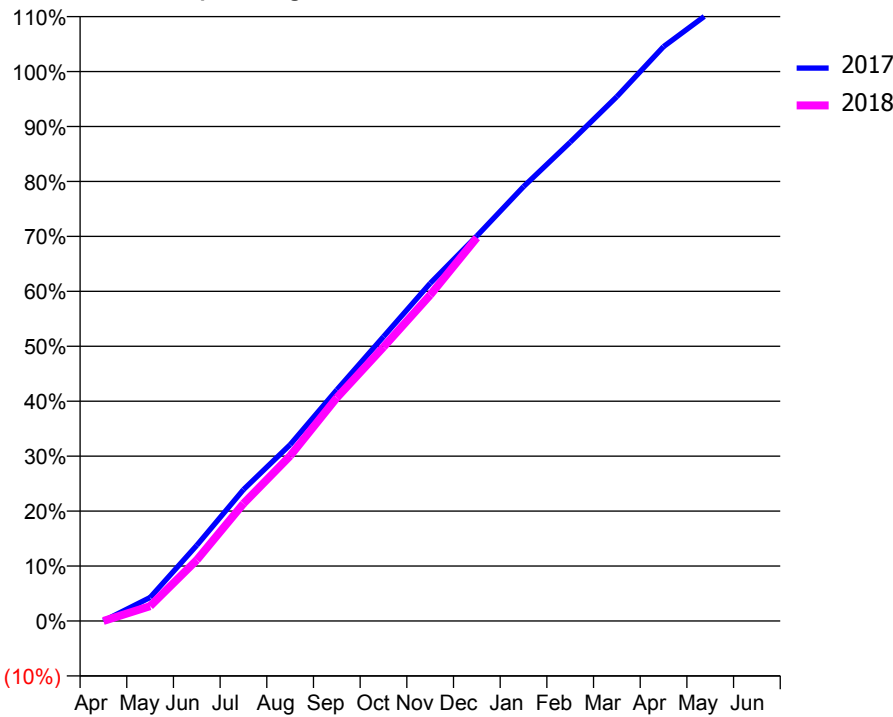
ACCESS*

Patients seen in 24 months	Total	Change since previous quarter
Quarter ending December 2016	6,133	
Quarter ending March 2017	6,139	→
Quarter ending June 2017	6,202	→
Quarter ending September 2017	6,295	→
Quarter ending December 2017	6,341	→
Variance since December 2016	3.4%	↑



ACTIVITY

Cumulative percentage of contracted UDA delivered 2017 & 2018



Month	Adjusted Scheduled Activity (UDA)	
	2017	2018
April	0	0
May	569	360
June	1,832	1,476
July	3,182	2,841
August	4,268	3,999
September	5,594	5,404
October	6,882	6,630
November	8,174	7,888
December	9,319	9,277
January	10,513	
February	11,588	
March	12,692	
April	13,904	
May	14,739	
June	14,742	

QUALITY

	Quantity	Base Number	Contract	AT	Region	England
% of FP17s for the same patient ID Re-attending within 3 months - Children	112	2,561	4.4%	10.4%	11.5%	12.0%
% of FP17s for the same patient ID Re-attending within 3 months - Adults	447	4,375	10.2%	14.7%	15.8%	15.9%
% of FP17s for the same patient ID Re-attending between 3 & 9 months - Children	1,856	2,561	72.5%	60.3%	60.5%	58.0%
% of FP17s for the same patient ID Re-attending between 3 & 9 months - Adults	1,863	4,375	42.6%	52.1%	51.8%	50.5%
% of FP17s for Band 1 Urgent Courses	319	5,688	5.6%	9.8%	9.5%	9.0%
% of FP17s Relating to Free Repair or Replacements	19	5,688	0.3%	0.6%	0.7%	0.8%
% of FP17s Relating to Continuations	88	5,688	1.5%	1.1%	1.0%	1.1%
% of Patients satisfied with the dentistry they have received	2	2	N/A	92.0%	92.1%	91.5%
% of Patients satisfied with the time they had to wait for an appointment	1	2	N/A	88.8%	88.3%	87.9%

* This is based on patients treated on this contract for their most recent course of treatment. Figures in italics indicate the base number of FP17s or Patient Questionnaire responses are less than 100. N/A is shown where the base number of responses is less than 10 during the period. % is calculated as Quantity/Base number*100

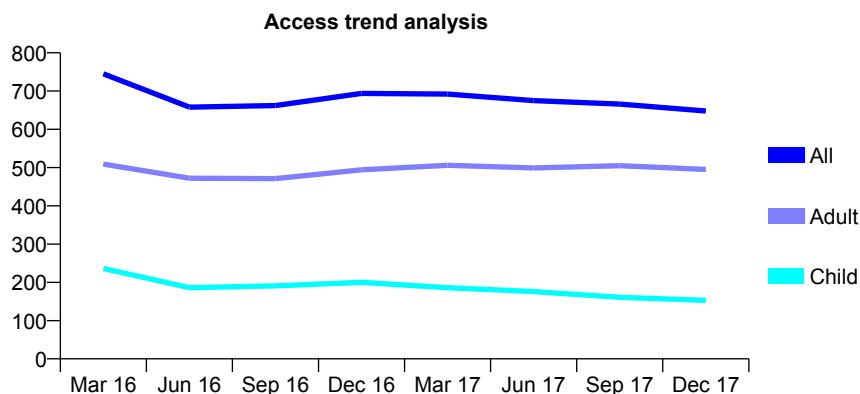
Q70 - Vital Signs At a Glance Contract Report for 905968/0001 - December 2017

Name or company name	MR A MCGROARTY
Contract type name	GDS Contract
Purpose of contract	General
Contract start date	01/04/2006
Contract end date	

17/18 Contracted general activity (UDA)	2,250
Carry forward general activity (UDA)	0
17/18 Contracted orthodontic activity (UOA)	0
Carry forward orthodontic activity (UOA)	0
Baseline contract value	£49,105.85

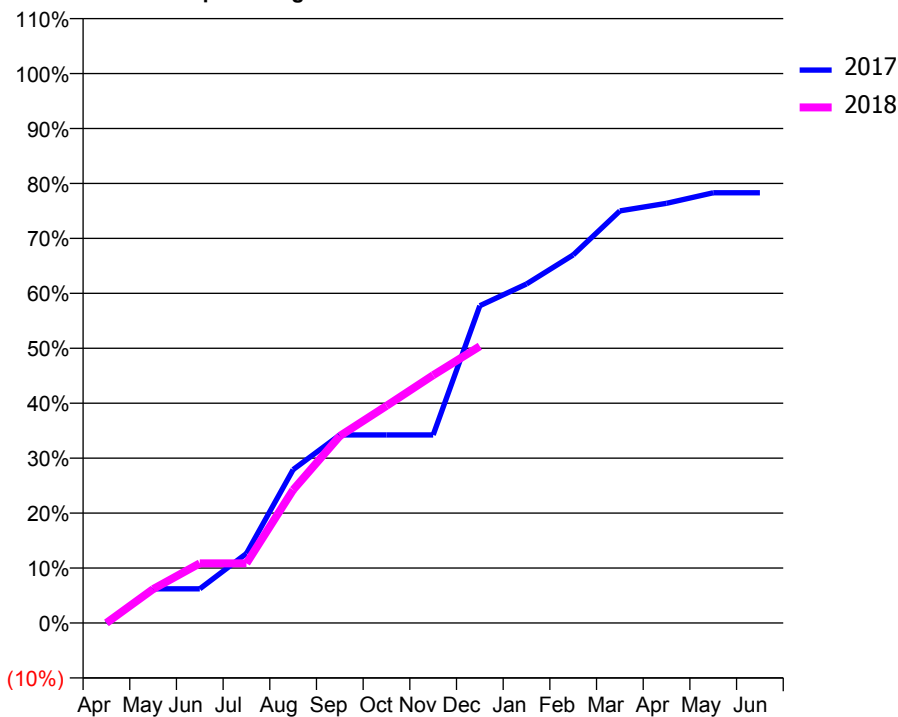
ACCESS*

Patients seen in 24 months	Total	Change since previous quarter
Quarter ending December 2016	694	
Quarter ending March 2017	692	→
Quarter ending June 2017	675	↓
Quarter ending September 2017	666	↓
Quarter ending December 2017	648	↓
Variance since December 2016	(6.6%)	↓



ACTIVITY

Cumulative percentage of contracted UDA delivered 2017 & 2018



Month	Adjusted Scheduled Activity (UDA)	
	2017	2018
April	0	0
May	140	139
June	140	244
July	285	244
August	628	545
September	770	766
October	770	889
November	770	1,015
December	1,299	1,133
January	1,388	
February	1,507	
March	1,688	
April	1,719	
May	1,762	
June	1,762	

QUALITY

	Quantity	Base Number	Contract	AT	Region	England
% of FP17s for the same patient ID Re-attending within 3 months - Children	6	220	2.7%	10.4%	11.5%	12.0%
% of FP17s for the same patient ID Re-attending within 3 months - Adults	80	565	14.2%	14.7%	15.8%	15.9%
% of FP17s for the same patient ID Re-attending between 3 & 9 months - Children	159	220	72.3%	60.3%	60.5%	58.0%
% of FP17s for the same patient ID Re-attending between 3 & 9 months - Adults	372	565	65.8%	52.1%	51.8%	50.5%
% of FP17s for Band 1 Urgent Courses	46	694	6.6%	9.8%	9.5%	9.0%
% of FP17s Relating to Free Repair or Replacements	1	694	0.1%	0.6%	0.7%	0.8%
% of FP17s Relating to Continuations	3	694	0.4%	1.1%	1.0%	1.1%
% of Patients satisfied with the dentistry they have received	0	0	N/A	92.0%	92.1%	91.5%
% of Patients satisfied with the time they had to wait for an appointment	0	0	N/A	88.8%	88.3%	87.9%

* This is based on patients treated on this contract for their most recent course of treatment. Figures in italics indicate the base number of FP17s or Patient Questionnaire responses are less than 100. N/A is shown where the base number of responses is less than 10 during the period. % is calculated as Quantity/Base number*100

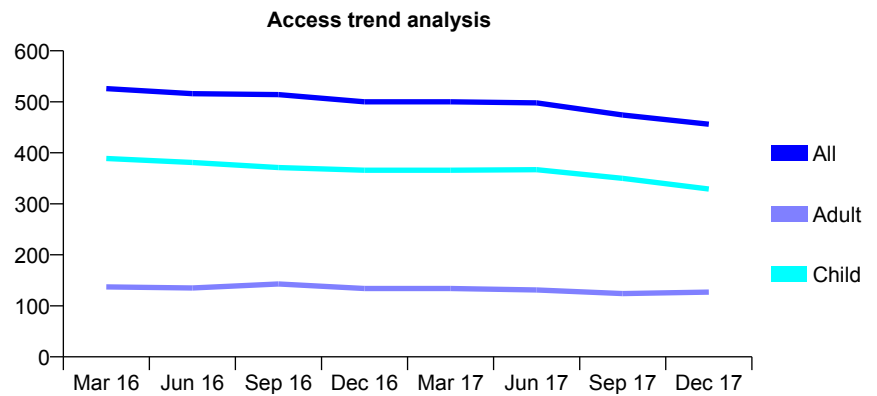
Q70 - Vital Signs At a Glance Contract Report for 906530/0001 - December 2017

Name or company name	MR SG PARDOE
Contract type name	GDS Contract
Purpose of contract	General
Contract start date	01/04/2006
Contract end date	

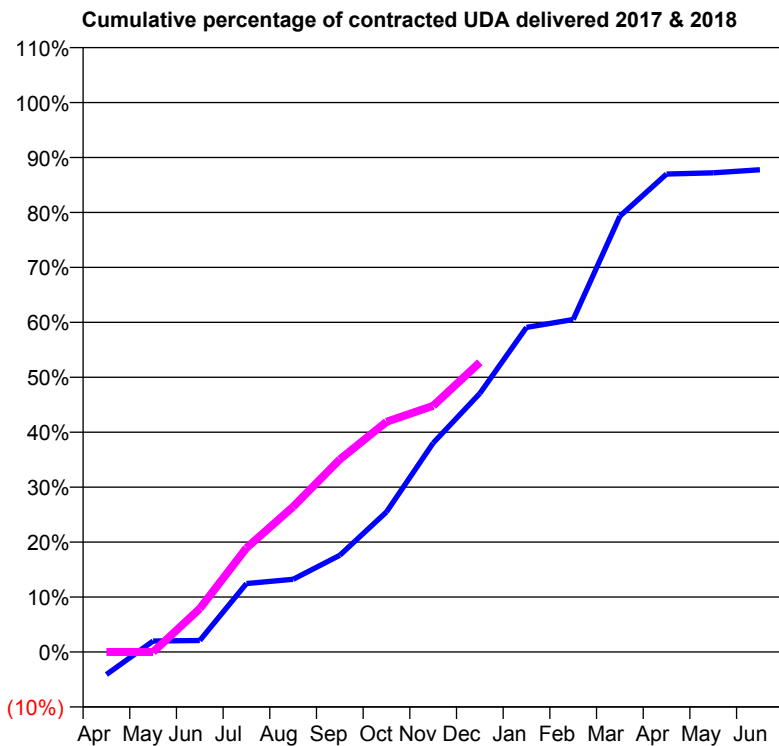
17/18 Contracted general activity (UDA)	760
Carry forward general activity (UDA)	0
17/18 Contracted orthodontic activity (UOA)	0
Carry forward orthodontic activity (UOA)	0
Baseline contract value	£17,745.92

ACCESS*

Patients seen in 24 months	Total	Change since previous quarter
Quarter ending December 2016	500	
Quarter ending March 2017	500	→
Quarter ending June 2017	498	→
Quarter ending September 2017	474	↓
Quarter ending December 2017	456	↓
Variance since December 2016	(8.8%)	↓



ACTIVITY



Month	Adjusted Scheduled Activity (UDA)	
	2017	2018
April	-37	0
May	18	0
June	19	60
July	112	144
August	119	201
September	158	266
October	229	318
November	342	341
December	424	401
January	532	
February	545	
March	714	
April	783	
May	785	
June	790	

QUALITY

	Quantity	Base Number	Contract	AT	Region	England
% of FP17s for the same patient ID Re-attending within 3 months - Children	10	336	3.0%	10.4%	11.5%	12.0%
% of FP17s for the same patient ID Re-attending within 3 months - Adults	1	63	1.6%	14.7%	15.8%	15.9%
% of FP17s for the same patient ID Re-attending between 3 & 9 months - Children	227	336	67.6%	60.3%	60.5%	58.0%
% of FP17s for the same patient ID Re-attending between 3 & 9 months - Adults	41	63	65.1%	52.1%	51.8%	50.5%
% of FP17s for Band 1 Urgent Courses	3	338	0.9%	9.8%	9.5%	9.0%
% of FP17s Relating to Free Repair or Replacements	0	338	0.0%	0.6%	0.7%	0.8%
% of FP17s Relating to Continuations	0	338	0.0%	1.1%	1.0%	1.1%
% of Patients satisfied with the dentistry they have received	0	0	N/A	92.0%	92.1%	91.5%
% of Patients satisfied with the time they had to wait for an appointment	0	0	N/A	88.8%	88.3%	87.9%

* This is based on patients treated on this contract for their most recent course of treatment. Figures in italics indicate the base number of FP17s or Patient Questionnaire responses are less than 100. N/A is shown where the base number of responses is less than 10 during the period. % is calculated as Quantity/Base number*100

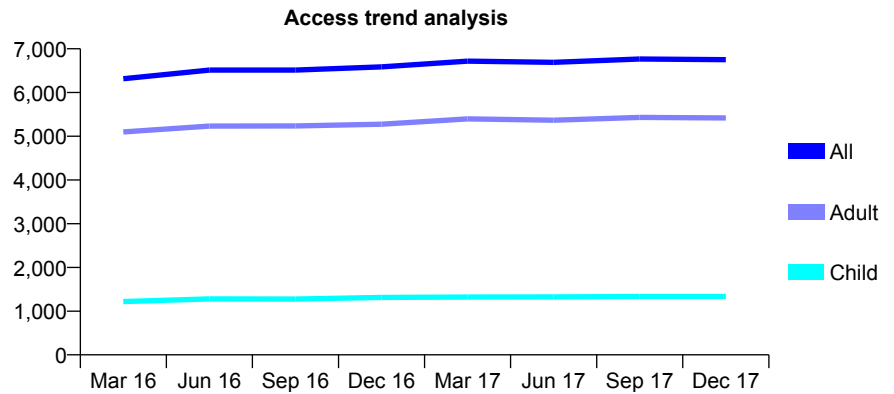
Q70 - Vital Signs At a Glance Contract Report for 911860/0002 - December 2017

Name or company name	MR AM DANBY
Contract type name	GDS Contract
Purpose of contract	General
Contract start date	01/06/2008
Contract end date	

17/18 Contracted general activity (UDA)	15,800
Carry forward general activity (UDA)	0
17/18 Contracted orthodontic activity (UOA)	0
Carry forward orthodontic activity (UOA)	0
Baseline contract value	£443,558.82

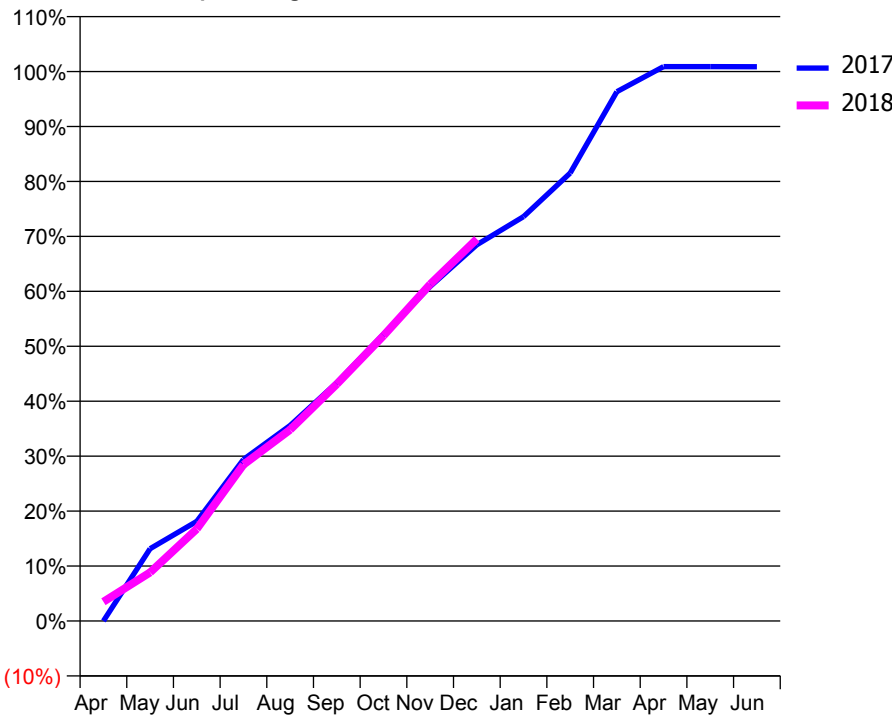
ACCESS*

Patients seen in 24 months	Total	Change since previous quarter
Quarter ending December 2016	6,586	
Quarter ending March 2017	6,719	↑
Quarter ending June 2017	6,691	→
Quarter ending September 2017	6,766	→
Quarter ending December 2017	6,752	→
Variance since December 2016	2.5%	↑



ACTIVITY

Cumulative percentage of contracted UDA delivered 2017 & 2018



Month	Adjusted Scheduled Activity (UDA)	
	2017	2018
April	0	552
May	2,079	1,396
June	2,866	2,648
July	4,644	4,495
August	5,624	5,500
September	6,852	6,810
October	8,244	8,204
November	9,618	9,684
December	10,819	10,983
January	11,628	
February	12,883	
March	15,220	
April	15,939	
May	15,939	
June	15,938	

QUALITY

	Quantity	Base Number	Contract	AT	Region	England
% of FP17s for the same patient ID Re-attending within 3 months - Children	74	1,432	5.2%	10.4%	11.5%	12.0%
% of FP17s for the same patient ID Re-attending within 3 months - Adults	931	6,164	15.1%	14.7%	15.8%	15.9%
% of FP17s for the same patient ID Re-attending between 3 & 9 months - Children	954	1,432	66.6%	60.3%	60.5%	58.0%
% of FP17s for the same patient ID Re-attending between 3 & 9 months - Adults	3,742	6,164	60.7%	52.1%	51.8%	50.5%
% of FP17s for Band 1 Urgent Courses	609	6,644	9.2%	9.8%	9.5%	9.0%
% of FP17s Relating to Free Repair or Replacements	62	6,644	0.9%	0.6%	0.7%	0.8%
% of FP17s Relating to Continuations	111	6,644	1.7%	1.1%	1.0%	1.1%
% of Patients satisfied with the dentistry they have received	7	7	N/A	92.0%	92.1%	91.5%
% of Patients satisfied with the time they had to wait for an appointment	7	7	N/A	88.8%	88.3%	87.9%

* This is based on patients treated on this contract for their most recent course of treatment. Figures in italics indicate the base number of FP17s or Patient Questionnaire responses are less than 100. N/A is shown where the base number of responses is less than 10 during the period. % is calculated as Quantity/Base number*100

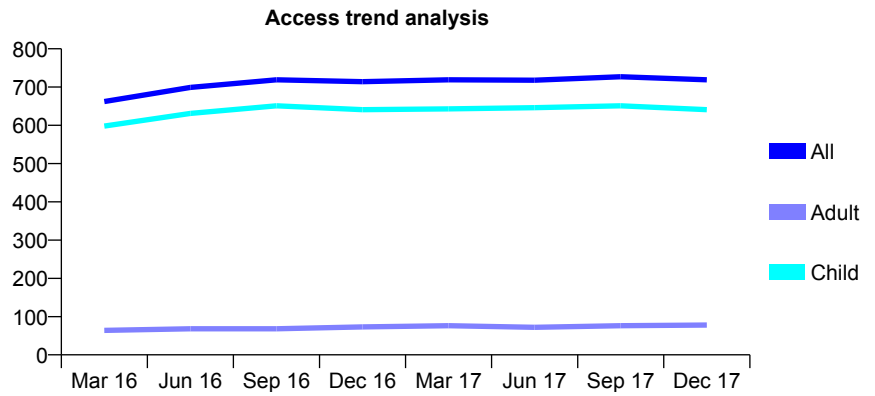
Q70 - Vital Signs At a Glance Contract Report for 913723/0001 - December 2017

Name or company name	MR S TEJA
Contract type name	GDS Contract
Purpose of contract	General
Contract start date	01/04/2006
Contract end date	

17/18 Contracted general activity (UDA)	1,624
Carry forward general activity (UDA)	0
17/18 Contracted orthodontic activity (UOA)	0
Carry forward orthodontic activity (UOA)	0
Baseline contract value	£40,322.80

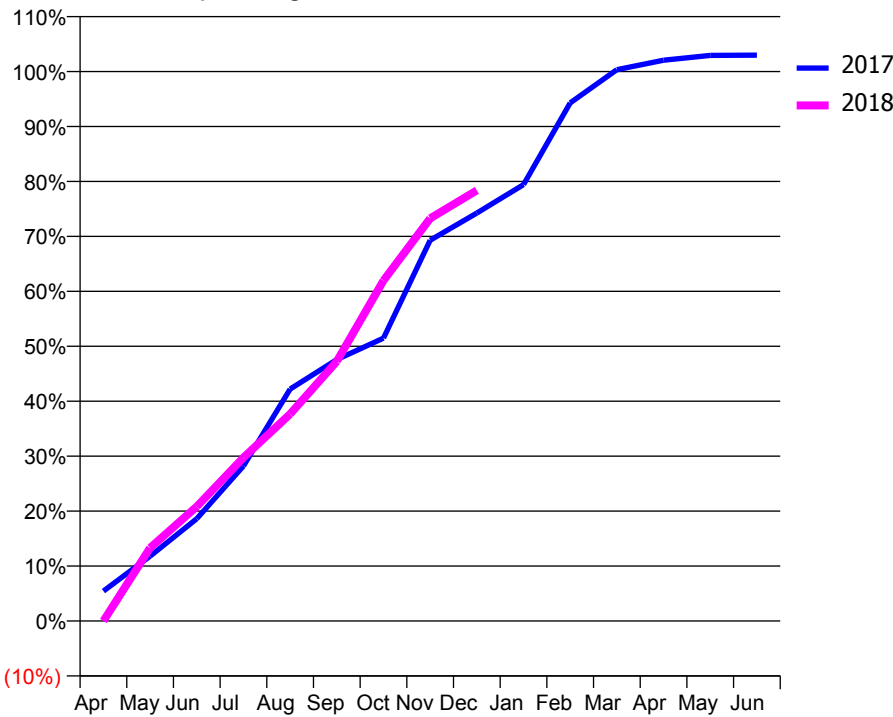
ACCESS*

Patients seen in 24 months	Total	Change since previous quarter
Quarter ending December 2016	714	
Quarter ending March 2017	719	→
Quarter ending June 2017	718	→
Quarter ending September 2017	727	→
Quarter ending December 2017	719	↓
Variance since December 2016	0.7%	→



ACTIVITY

Cumulative percentage of contracted UDA delivered 2017 & 2018



Month	Adjusted Scheduled Activity (UDA)	
	2017	2018
April	88	0
May	192	216
June	302	338
July	458	483
August	685	612
September	773	768
October	836	1,006
November	1,125	1,190
December	1,206	1,273
January	1,290	
February	1,531	
March	1,629	
April	1,657	
May	1,671	
June	1,672	

QUALITY

	Quantity	Base Number	Contract	AT	Region	England
% of FP17s for the same patient ID Re-attending within 3 months - Children	90	839	10.7%	10.4%	11.5%	12.0%
% of FP17s for the same patient ID Re-attending within 3 months - Adults	3	27	11.1%	14.7%	15.8%	15.9%
% of FP17s for the same patient ID Re-attending between 3 & 9 months - Children	526	839	62.7%	60.3%	60.5%	58.0%
% of FP17s for the same patient ID Re-attending between 3 & 9 months - Adults	15	27	55.6%	52.1%	51.8%	50.5%
% of FP17s for Band 1 Urgent Courses	48	848	5.7%	9.8%	9.5%	9.0%
% of FP17s Relating to Free Repair or Replacements	0	848	0.0%	0.6%	0.7%	0.8%
% of FP17s Relating to Continuations	0	848	0.0%	1.1%	1.0%	1.1%
% of Patients satisfied with the dentistry they have received	0	0	N/A	92.0%	92.1%	91.5%
% of Patients satisfied with the time they had to wait for an appointment	0	0	N/A	88.8%	88.3%	87.9%

* This is based on patients treated on this contract for their most recent course of treatment. Figures in italics indicate the base number of FP17s or Patient Questionnaire responses are less than 100. N/A is shown where the base number of responses is less than 10 during the period. % is calculated as Quantity/Base number*100

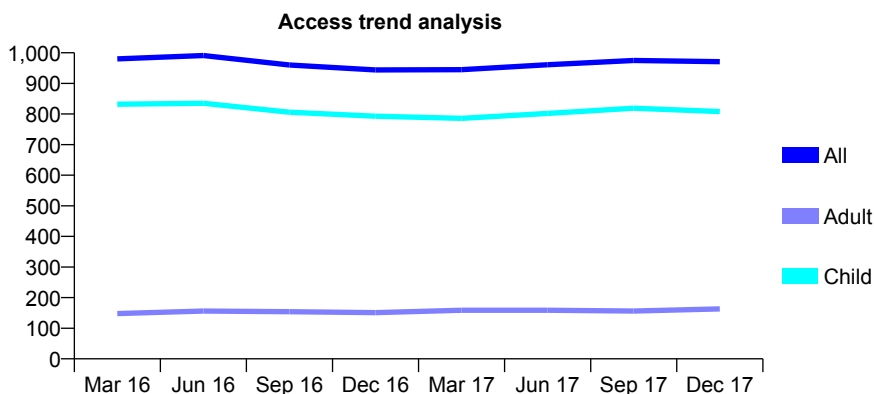
Q70 - Vital Signs At a Glance Contract Report for 915394/0001 - December 2017

Name or company name	Linden Avenue Partnership
Contract type name	GDS Contract
Purpose of contract	General and Orthodontic
Contract start date	01/04/2006
Contract end date	

17/18 Contracted general activity (UDA)	2,800
Carry forward general activity (UDA)	75
17/18 Contracted orthodontic activity (UOA)	268
Carry forward orthodontic activity (UOA)	0
Baseline contract value	£89,245.19

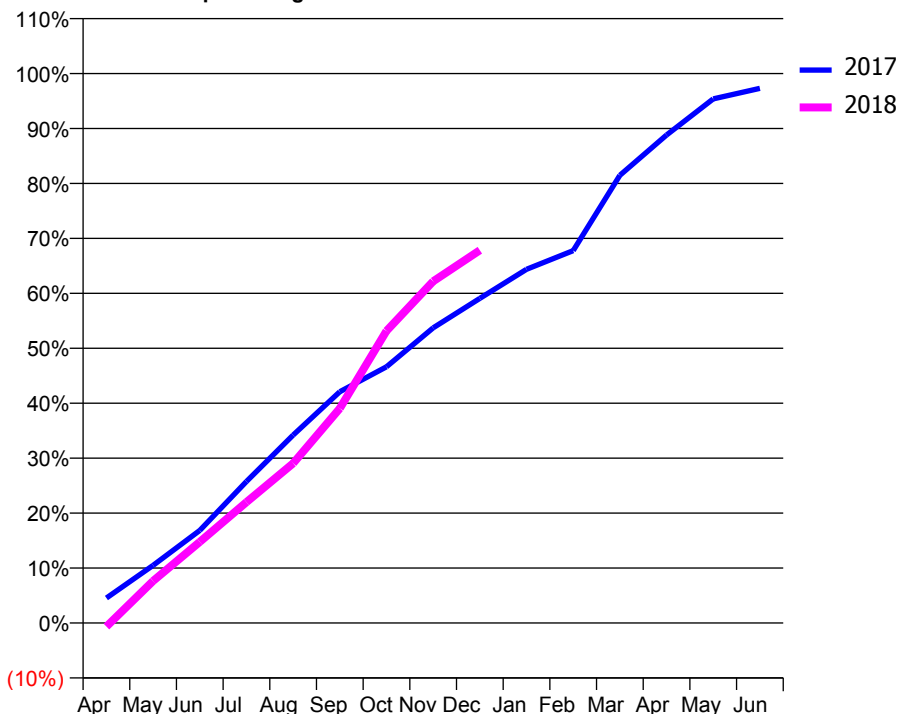
ACCESS*

Patients seen in 24 months	Total	Change since previous quarter
Quarter ending December 2016	944	
Quarter ending March 2017	945	→
Quarter ending June 2017	961	→
Quarter ending September 2017	975	→
Quarter ending December 2017	971	→
Variance since December 2016	2.9%	↑



ACTIVITY

Cumulative percentage of contracted UDA delivered 2017 & 2018



Month	Adjusted Scheduled Activity (UDA)	
	2017	2018
April	128	-19
May	294	214
June	472	413
July	721	616
August	958	813
September	1,179	1,094
October	1,305	1,489
November	1,504	1,741
December	1,654	1,899
January	1,802	
February	1,897	
March	2,281	
April	2,486	
May	2,670	
June	2,725	

QUALITY

	Quantity	Base Number	Contract	AT	Region	England
% of FP17s for the same patient ID Re-attending within 3 months - Children	155	1,249	12.4%	10.4%	11.5%	12.0%
% of FP17s for the same patient ID Re-attending within 3 months - Adults	20	111	18.0%	14.7%	15.8%	15.9%
% of FP17s for the same patient ID Re-attending between 3 & 9 months - Children	825	1,249	66.1%	60.3%	60.5%	58.0%
% of FP17s for the same patient ID Re-attending between 3 & 9 months - Adults	74	111	66.7%	52.1%	51.8%	50.5%
% of FP17s for Band 1 Urgent Courses	27	1,085	2.5%	9.8%	9.5%	9.0%
% of FP17s Relating to Free Repair or Replacements	1	1,085	0.1%	0.6%	0.7%	0.8%
% of FP17s Relating to Continuations	6	1,085	0.6%	1.1%	1.0%	1.1%
% of Patients satisfied with the dentistry they have received	6	6	N/A	92.0%	92.1%	91.5%
% of Patients satisfied with the time they had to wait for an appointment	6	6	N/A	88.8%	88.3%	87.9%

* This is based on patients treated on this contract for their most recent course of treatment. Figures in italics indicate the base number of FP17s or Patient Questionnaire responses are less than 100. N/A is shown where the base number of responses is less than 10 during the period. % is calculated as Quantity/Base number*100

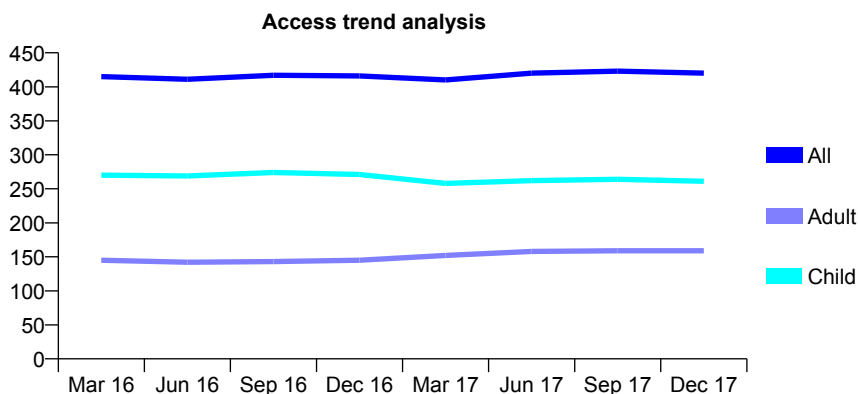
Q70 - Vital Signs At a Glance Contract Report for 917559/0002 - December 2017

Name or company name	MISS AK O'REGAN
Contract type name	GDS Contract
Purpose of contract	General
Contract start date	01/04/2006
Contract end date	

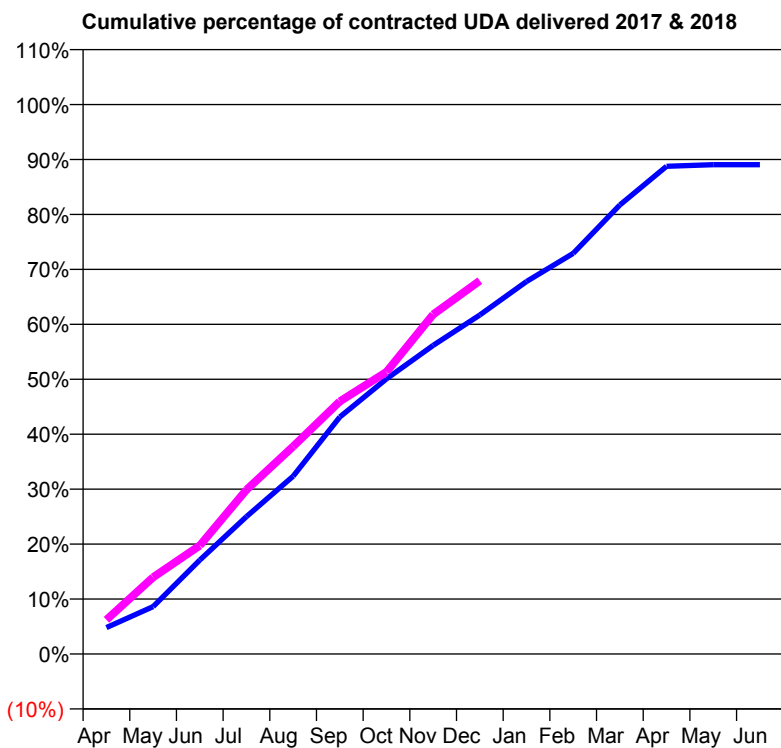
17/18 Contracted general activity (UDA)	950
Carry forward general activity (UDA)	0
17/18 Contracted orthodontic activity (UOA)	0
Carry forward orthodontic activity (UOA)	0
Baseline contract value	£21,640.10

ACCESS*

Patients seen in 24 months	Total	Change since previous quarter
Quarter ending December 2016	416	
Quarter ending March 2017	410	↓
Quarter ending June 2017	420	↑
Quarter ending September 2017	423	→
Quarter ending December 2017	420	→
Variance since December 2016	1.0%	→



ACTIVITY



Month	Adjusted Scheduled Activity (UDA)	
	2017	2018
April	53	59
May	95	133
June	188	188
July	275	284
August	356	359
September	475	437
October	551	488
November	618	587
December	679	645
January	746	
February	802	
March	899	
April	976	
May	979	
June	979	

QUALITY

	Quantity	Base Number	Contract	AT	Region	England
% of FP17s for the same patient ID Re-attending within 3 months - Children	19	331	5.7%	10.4%	11.5%	12.0%
% of FP17s for the same patient ID Re-attending within 3 months - Adults	11	121	9.1%	14.7%	15.8%	15.9%
% of FP17s for the same patient ID Re-attending between 3 & 9 months - Children	212	331	64.0%	60.3%	60.5%	58.0%
% of FP17s for the same patient ID Re-attending between 3 & 9 months - Adults	62	121	51.2%	52.1%	51.8%	50.5%
% of FP17s for Band 1 Urgent Courses	7	409	1.7%	9.8%	9.5%	9.0%
% of FP17s Relating to Free Repair or Replacements	0	409	0.0%	0.6%	0.7%	0.8%
% of FP17s Relating to Continuations	9	409	2.2%	1.1%	1.0%	1.1%
% of Patients satisfied with the dentistry they have received	0	0	N/A	92.0%	92.1%	91.5%
% of Patients satisfied with the time they had to wait for an appointment	0	0	N/A	88.8%	88.3%	87.9%

* This is based on patients treated on this contract for their most recent course of treatment. Figures in italics indicate the base number of FP17s or Patient Questionnaire responses are less than 100. N/A is shown where the base number of responses is less than 10 during the period. % is calculated as Quantity/Base number*100

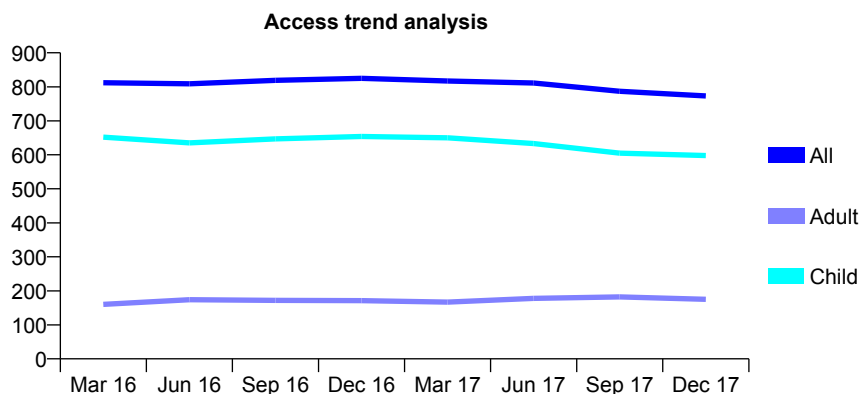
Q70 - Vital Signs At a Glance Contract Report for 919454/0001 - December 2017

Name or company name	MR BR TAYLOR
Contract type name	GDS Contract
Purpose of contract	General
Contract start date	01/04/2006
Contract end date	

17/18 Contracted general activity (UDA)	2,335
Carry forward general activity (UDA)	35
17/18 Contracted orthodontic activity (UOA)	0
Carry forward orthodontic activity (UOA)	0
Baseline contract value	£71,752.57

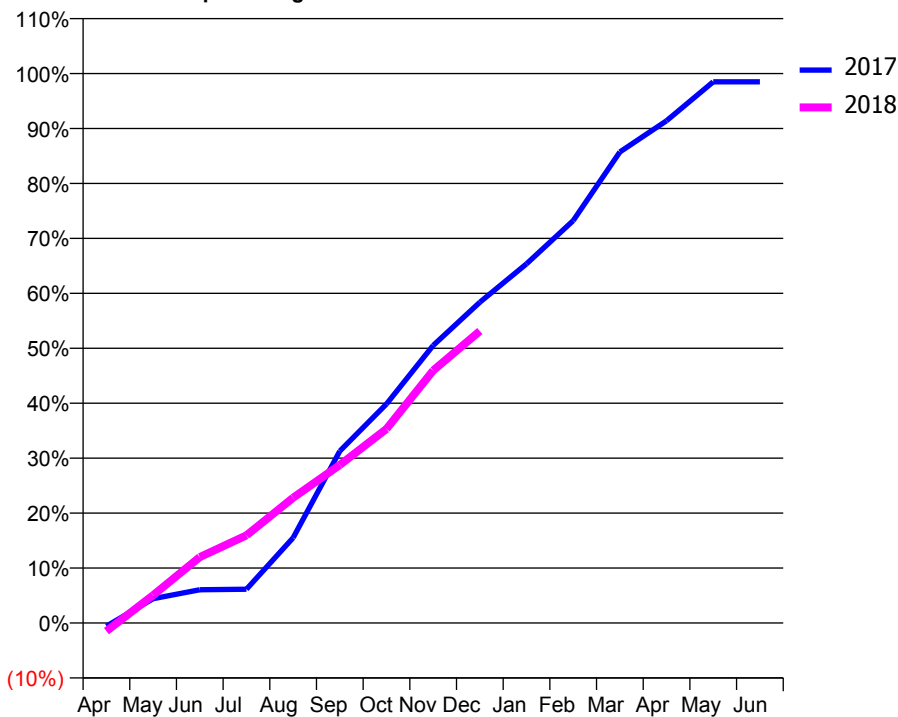
ACCESS*

Patients seen in 24 months	Total	Change since previous quarter
Quarter ending December 2016	825	
Quarter ending March 2017	817	→
Quarter ending June 2017	811	→
Quarter ending September 2017	787	↓
Quarter ending December 2017	773	↓
Variance since December 2016	(6.3%)	↓



ACTIVITY

Cumulative percentage of contracted UDA delivered 2017 & 2018



Month	Adjusted Scheduled Activity (UDA)	
	2017	2018
April	-14	-35
May	103	118
June	142	280
July	144	373
August	363	533
September	731	672
October	931	825
November	1,179	1,073
December	1,363	1,241
January	1,526	
February	1,710	
March	2,002	
April	2,134	
May	2,299	
June	2,299	

QUALITY

	Quantity	Base Number	Contract	AT	Region	England
% of FP17s for the same patient ID Re-attending within 3 months - Children	19	727	2.6%	10.4%	11.5%	12.0%
% of FP17s for the same patient ID Re-attending within 3 months - Adults	5	86	5.8%	14.7%	15.8%	15.9%
% of FP17s for the same patient ID Re-attending between 3 & 9 months - Children	554	727	76.2%	60.3%	60.5%	58.0%
% of FP17s for the same patient ID Re-attending between 3 & 9 months - Adults	48	86	55.8%	52.1%	51.8%	50.5%
% of FP17s for Band 1 Urgent Courses	9	692	1.3%	9.8%	9.5%	9.0%
% of FP17s Relating to Free Repair or Replacements	0	692	0.0%	0.6%	0.7%	0.8%
% of FP17s Relating to Continuations	0	692	0.0%	1.1%	1.0%	1.1%
% of Patients satisfied with the dentistry they have received	2	2	N/A	92.0%	92.1%	91.5%
% of Patients satisfied with the time they had to wait for an appointment	2	2	N/A	88.8%	88.3%	87.9%

* This is based on patients treated on this contract for their most recent course of treatment. Figures in italics indicate the base number of FP17s or Patient Questionnaire responses are less than 100. N/A is shown where the base number of responses is less than 10 during the period. % is calculated as Quantity/Base number*100

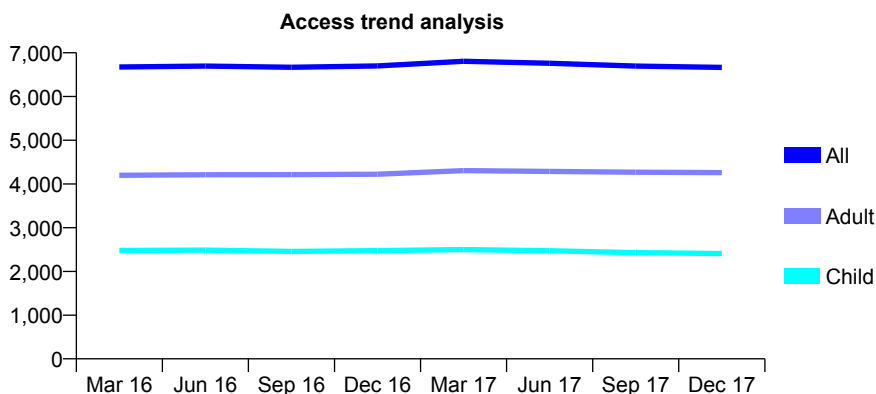
Q70 - Vital Signs At a Glance Contract Report for 919594/0001 - December 2017

Name or company name	MR AC MCLEAN
Contract type name	GDS Contract
Purpose of contract	General
Contract start date	01/04/2006
Contract end date	

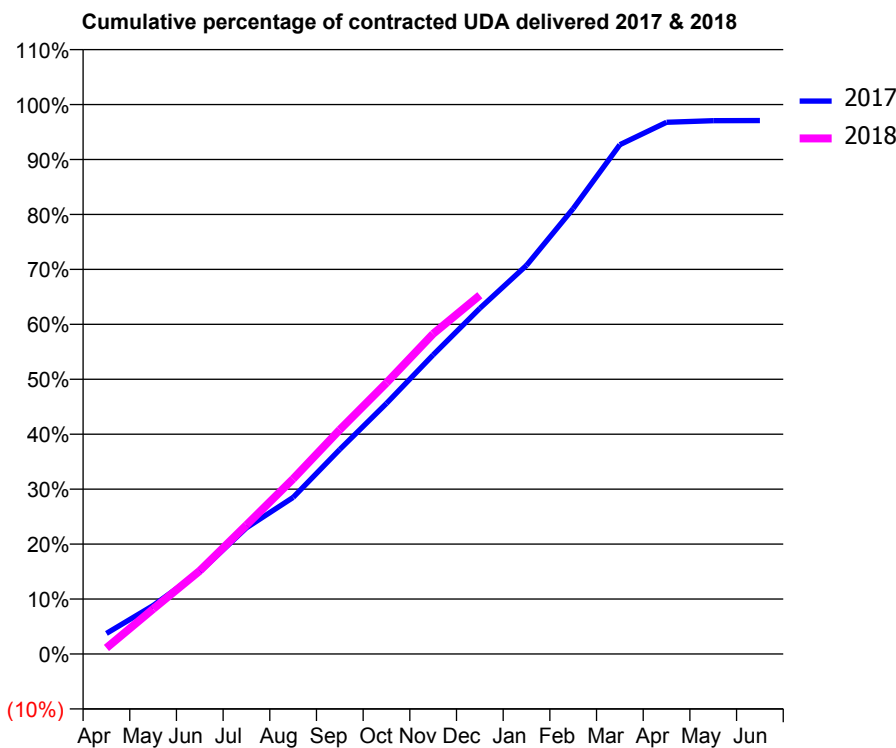
17/18 Contracted general activity (UDA)	13,782
Carry forward general activity (UDA)	401
17/18 Contracted orthodontic activity (UOA)	0
Carry forward orthodontic activity (UOA)	0
Baseline contract value	£358,456.06

ACCESS*

Patients seen in 24 months	Total	Change since previous quarter
Quarter ending December 2016	6,699	
Quarter ending March 2017	6,806	→
Quarter ending June 2017	6,760	→
Quarter ending September 2017	6,697	→
Quarter ending December 2017	6,666	→
Variance since December 2016	(0.5%)	→



ACTIVITY



Month	2017	2018
April	516	154
May	1,214	1,129
June	2,061	2,090
July	3,167	3,237
August	3,927	4,394
September	5,131	5,627
October	6,287	6,801
November	7,505	8,031
December	8,672	8,999
January	9,749	
February	11,171	
March	12,774	
April	13,337	
May	13,378	
June	13,381	

QUALITY

	Quantity	Base Number	Contract	AT	Region	England
% of FP17s for the same patient ID Re-attending within 3 months - Children	199	2,522	7.9%	10.4%	11.5%	12.0%
% of FP17s for the same patient ID Re-attending within 3 months - Adults	626	3,611	17.3%	14.7%	15.8%	15.9%
% of FP17s for the same patient ID Re-attending between 3 & 9 months - Children	1,433	2,522	56.8%	60.3%	60.5%	58.0%
% of FP17s for the same patient ID Re-attending between 3 & 9 months - Adults	1,441	3,611	39.9%	52.1%	51.8%	50.5%
% of FP17s for Band 1 Urgent Courses	448	5,199	8.6%	9.8%	9.5%	9.0%
% of FP17s Relating to Free Repair or Replacements	48	5,199	0.9%	0.6%	0.7%	0.8%
% of FP17s Relating to Continuations	22	5,199	0.4%	1.1%	1.0%	1.1%
% of Patients satisfied with the dentistry they have received	4	4	N/A	92.0%	92.1%	91.5%
% of Patients satisfied with the time they had to wait for an appointment	4	4	N/A	88.8%	88.3%	87.9%

* This is based on patients treated on this contract for their most recent course of treatment. Figures in italics indicate the base number of FP17s or Patient Questionnaire responses are less than 100. N/A is shown where the base number of responses is less than 10 during the period. % is calculated as Quantity/Base number*100

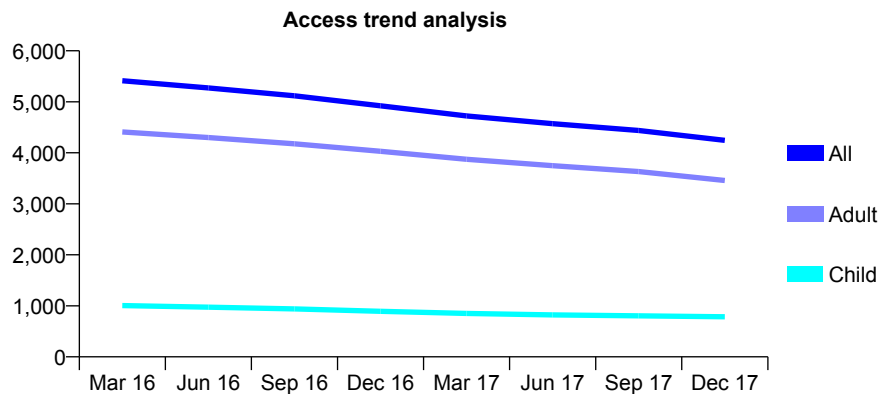
Q70 - Vital Signs At a Glance Contract Report for 920533/0002 - December 2017

Name or company name	MR PJ MORGAN
Contract type name	GDS Contract
Purpose of contract	General
Contract start date	01/04/2006
Contract end date	

17/18 Contracted general activity (UDA)	22,669
Carry forward general activity (UDA)	0
17/18 Contracted orthodontic activity (UOA)	0
Carry forward orthodontic activity (UOA)	0
Baseline contract value	£510,091.81

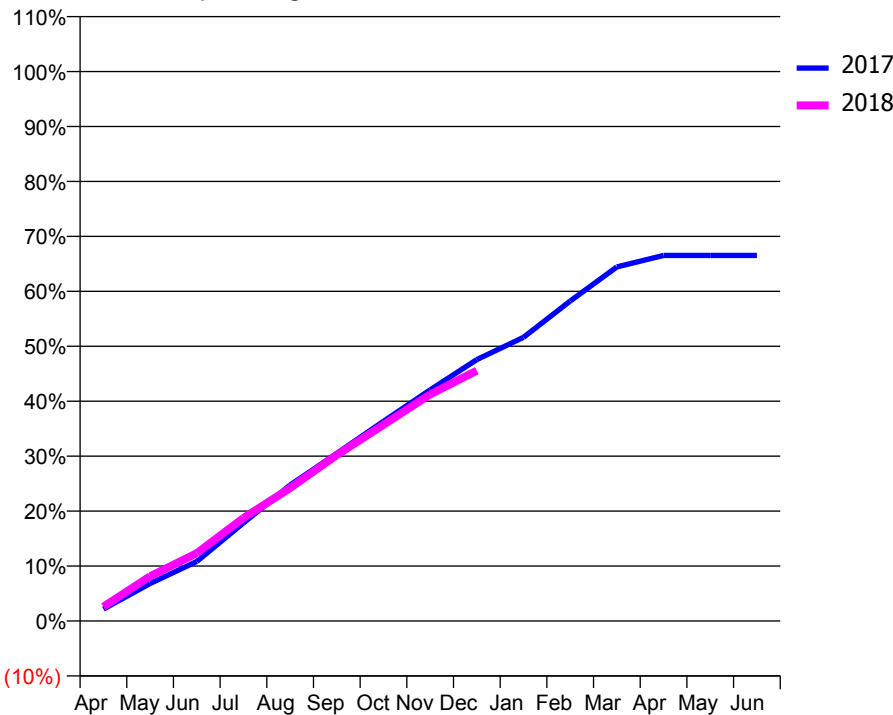
ACCESS*

Patients seen in 24 months	Total	Change since previous quarter
Quarter ending December 2016	4,921	
Quarter ending March 2017	4,723	↓
Quarter ending June 2017	4,571	↓
Quarter ending September 2017	4,437	↓
Quarter ending December 2017	4,244	↓
Variance since December 2016	(13.8%)	↓



ACTIVITY

Cumulative percentage of contracted UDA delivered 2017 & 2018



Month	Adjusted Scheduled Activity (UDA)	
	2017	2018
April	494	591
May	1,551	1,848
June	2,458	2,799
July	4,047	4,251
August	5,611	5,486
September	6,920	6,845
October	8,241	8,096
November	9,535	9,350
December	10,786	10,330
January	11,704	
February	13,201	
March	14,606	
April	15,080	
May	15,083	
June	15,083	

QUALITY

	Quantity	Base Number	Contract	AT	Region	England
% of FP17s for the same patient ID Re-attending within 3 months - Children	55	921	6.0%	10.4%	11.5%	12.0%
% of FP17s for the same patient ID Re-attending within 3 months - Adults	765	4,497	17.0%	14.7%	15.8%	15.9%
% of FP17s for the same patient ID Re-attending between 3 & 9 months - Children	651	921	70.7%	60.3%	60.5%	58.0%
% of FP17s for the same patient ID Re-attending between 3 & 9 months - Adults	3,045	4,497	67.7%	52.1%	51.8%	50.5%
% of FP17s for Band 1 Urgent Courses	382	5,191	7.4%	9.8%	9.5%	9.0%
% of FP17s Relating to Free Repair or Replacements	91	5,191	1.8%	0.6%	0.7%	0.8%
% of FP17s Relating to Continuations	112	5,191	2.2%	1.1%	1.0%	1.1%
% of Patients satisfied with the dentistry they have received	8	10	80.0%	92.0%	92.1%	91.5%
% of Patients satisfied with the time they had to wait for an appointment	9	10	90.0%	88.8%	88.3%	87.9%

* This is based on patients treated on this contract for their most recent course of treatment. Figures in italics indicate the base number of FP17s or Patient Questionnaire responses are less than 100. N/A is shown where the base number of responses is less than 10 during the period. % is calculated as Quantity/Base number*100

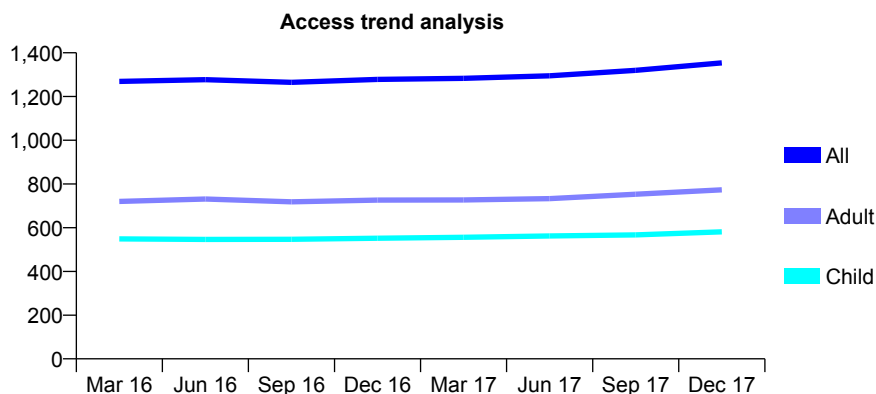
Q70 - Vital Signs At a Glance Contract Report for 921874/0001 - December 2017

Name or company name	MRS K HARINDRA
Contract type name	GDS Contract
Purpose of contract	General
Contract start date	01/04/2006
Contract end date	

17/18 Contracted general activity (UDA)	3,860
Carry forward general activity (UDA)	0
17/18 Contracted orthodontic activity (UOA)	0
Carry forward orthodontic activity (UOA)	0
Baseline contract value	£102,950.72

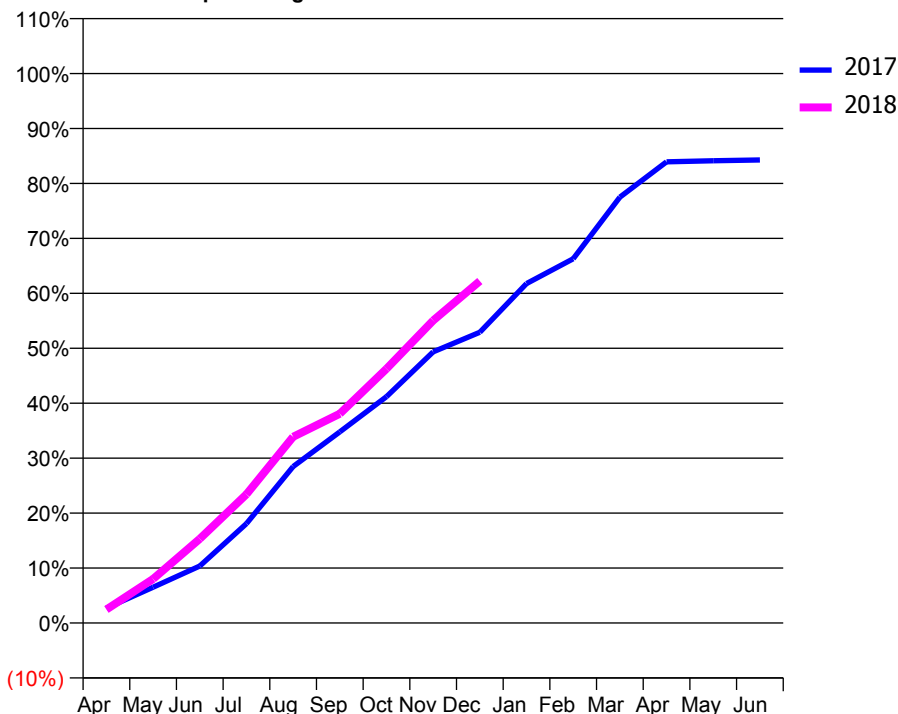
ACCESS*

Patients seen in 24 months	Total	Change since previous quarter
Quarter ending December 2016	1,278	
Quarter ending March 2017	1,283	→
Quarter ending June 2017	1,295	→
Quarter ending September 2017	1,320	→
Quarter ending December 2017	1,354	↑
Variance since December 2016	5.9%	↑



ACTIVITY

Cumulative percentage of contracted UDA delivered 2017 & 2018



Adjusted Scheduled Activity (UDA)

Month	2017	2018
April	105	95
May	252	310
June	401	592
July	699	905
August	1,099	1,308
September	1,342	1,470
October	1,590	1,786
November	1,904	2,125
December	2,043	2,402
January	2,385	
February	2,559	
March	2,991	
April	3,240	
May	3,247	
June	3,253	

QUALITY

	Quantity	Base Number	Contract	AT	Region	England
% of FP17s for the same patient ID Re-attending within 3 months - Children	49	691	7.1%	10.4%	11.5%	12.0%
% of FP17s for the same patient ID Re-attending within 3 months - Adults	124	871	14.2%	14.7%	15.8%	15.9%
% of FP17s for the same patient ID Re-attending between 3 & 9 months - Children	460	691	66.6%	60.3%	60.5%	58.0%
% of FP17s for the same patient ID Re-attending between 3 & 9 months - Adults	510	871	58.6%	52.1%	51.8%	50.5%
% of FP17s for Band 1 Urgent Courses	89	1,431	6.2%	9.8%	9.5%	9.0%
% of FP17s Relating to Free Repair or Replacements	0	1,431	0.0%	0.6%	0.7%	0.8%
% of FP17s Relating to Continuations	10	1,431	0.7%	1.1%	1.0%	1.1%
% of Patients satisfied with the dentistry they have received	4	4	N/A	92.0%	92.1%	91.5%
% of Patients satisfied with the time they had to wait for an appointment	4	4	N/A	88.8%	88.3%	87.9%

* This is based on patients treated on this contract for their most recent course of treatment. Figures in italics indicate the base number of FP17s or Patient Questionnaire responses are less than 100. N/A is shown where the base number of responses is less than 10 during the period. % is calculated as Quantity/Base number*100

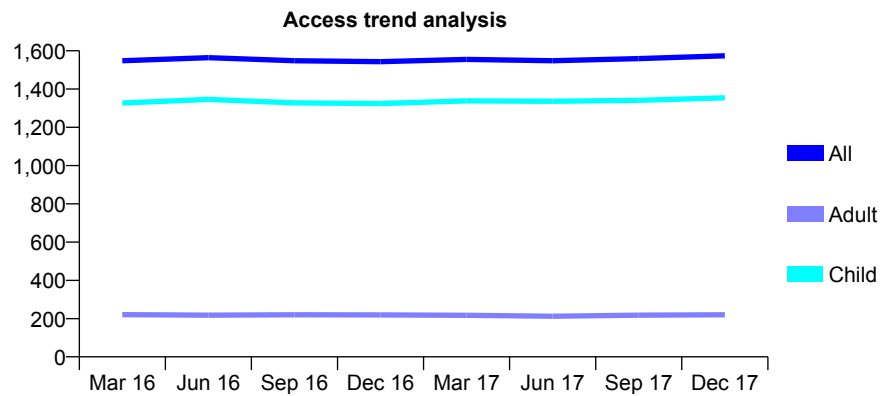
Q70 - Vital Signs At a Glance Contract Report for 923125/0001 - December 2017

Name or company name	Whiteley Dental Practice
Contract type name	GDS Contract
Purpose of contract	General
Contract start date	01/04/2006
Contract end date	

17/18 Contracted general activity (UDA)	3,133
Carry forward general activity (UDA)	52
17/18 Contracted orthodontic activity (UOA)	0
Carry forward orthodontic activity (UOA)	0
Baseline contract value	£64,697.90

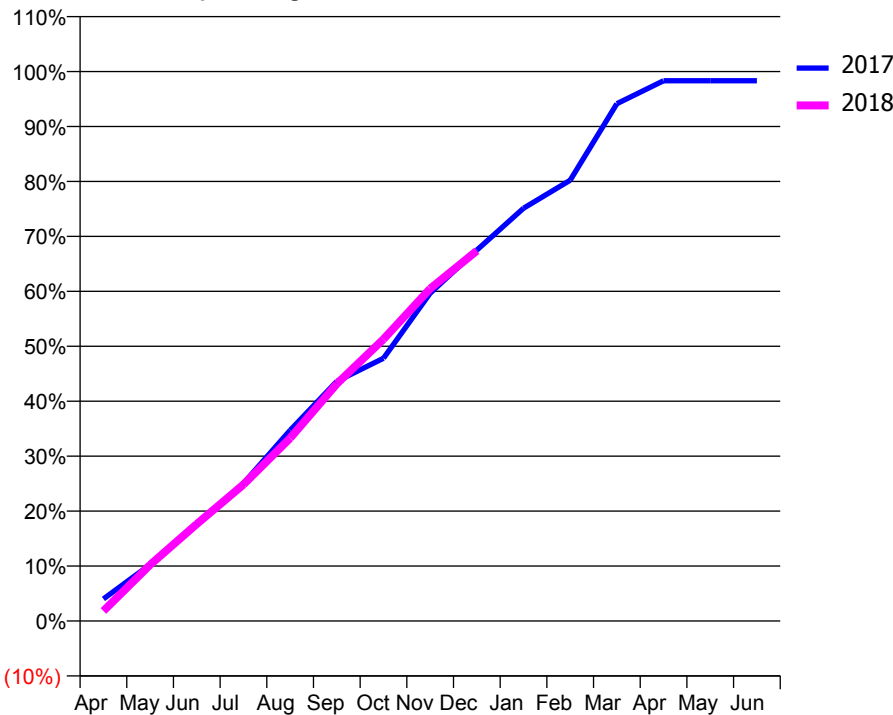
ACCESS*

Patients seen in 24 months	Total	Change since previous quarter
Quarter ending December 2016	1,543	
Quarter ending March 2017	1,555	→
Quarter ending June 2017	1,548	→
Quarter ending September 2017	1,559	→
Quarter ending December 2017	1,574	→
Variance since December 2016	2.0%	↑



ACTIVITY

Cumulative percentage of contracted UDA delivered 2017 & 2018



Month	Adjusted Scheduled Activity (UDA)	
	2017	2018
April	126	58
May	322	320
June	551	553
July	785	778
August	1,088	1,043
September	1,366	1,352
October	1,498	1,607
November	1,869	1,895
December	2,115	2,111
January	2,354	
February	2,513	
March	2,950	
April	3,081	
May	3,081	
June	3,081	

QUALITY

	Quantity	Base Number	Contract	AT	Region	England
% of FP17s for the same patient ID Re-attending within 3 months - Children	94	1,628	5.8%	10.4%	11.5%	12.0%
% of FP17s for the same patient ID Re-attending within 3 months - Adults	3	82	3.7%	14.7%	15.8%	15.9%
% of FP17s for the same patient ID Re-attending between 3 & 9 months - Children	1,131	1,628	69.5%	60.3%	60.5%	58.0%
% of FP17s for the same patient ID Re-attending between 3 & 9 months - Adults	74	82	90.2%	52.1%	51.8%	50.5%
% of FP17s for Band 1 Urgent Courses	68	1,612	4.2%	9.8%	9.5%	9.0%
% of FP17s Relating to Free Repair or Replacements	0	1,612	0.0%	0.6%	0.7%	0.8%
% of FP17s Relating to Continuations	12	1,612	0.7%	1.1%	1.0%	1.1%
% of Patients satisfied with the dentistry they have received	1	2	N/A	92.0%	92.1%	91.5%
% of Patients satisfied with the time they had to wait for an appointment	2	2	N/A	88.8%	88.3%	87.9%

* This is based on patients treated on this contract for their most recent course of treatment. Figures in italics indicate the base number of FP17s or Patient Questionnaire responses are less than 100. N/A is shown where the base number of responses is less than 10 during the period. % is calculated as Quantity/Base number*100

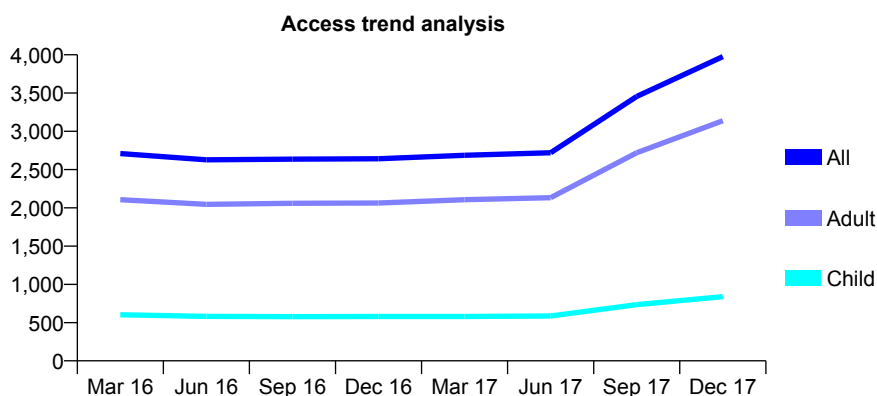
Q70 - Vital Signs At a Glance Contract Report for 926256/0001 - December 2017

Name or company name	Brighton Hill Dental Practice Partnership
Contract type name	GDS Contract
Purpose of contract	General
Contract start date	01/04/2006
Contract end date	

17/18 Contracted general activity (UDA)	14,487
Carry forward general activity (UDA)	0
17/18 Contracted orthodontic activity (UOA)	0
Carry forward orthodontic activity (UOA)	0
Baseline contract value	£463,267.26

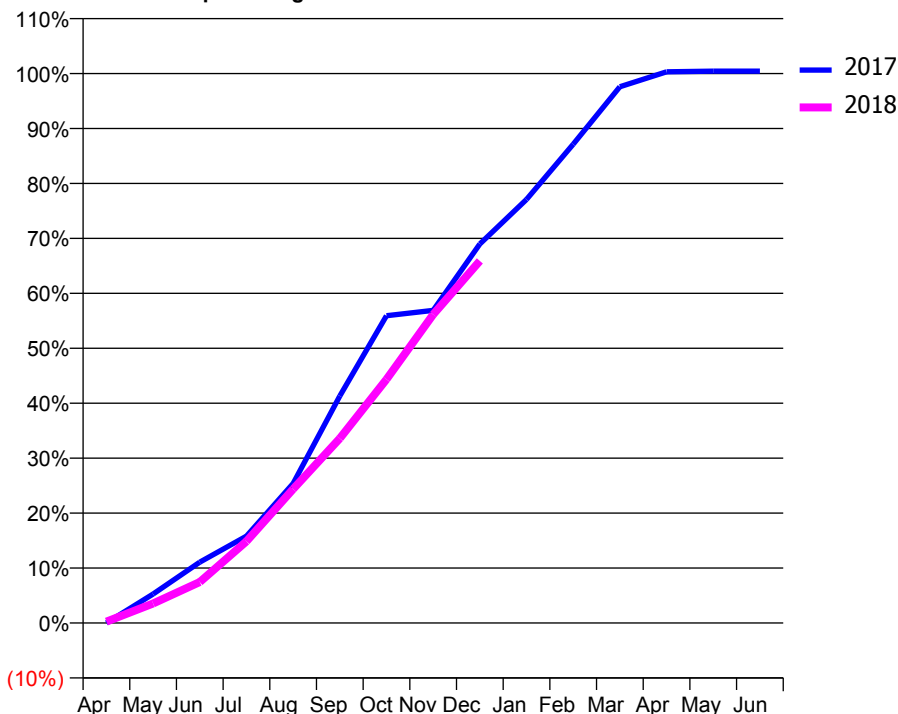
ACCESS*

Patients seen in 24 months	Total	Change since previous quarter
Quarter ending December 2016	2,641	
Quarter ending March 2017	2,686	→
Quarter ending June 2017	2,719	→
Quarter ending September 2017	3,455	↑
Quarter ending December 2017	3,977	↑
Variance since December 2016	50.6%	↑



ACTIVITY

Cumulative percentage of contracted UDA delivered 2017 & 2018



Month	Adjusted Scheduled Activity (UDA)	
	2017	2018
April	0	36
May	462	514
June	972	1,080
July	1,385	2,153
August	2,227	3,530
September	3,622	4,867
October	4,901	6,425
November	4,986	8,134
December	6,045	9,548
January	6,757	
February	7,638	
March	8,554	
April	8,791	
May	8,803	
June	8,803	

QUALITY

	Quantity	Base Number	Contract	AT	Region	England
% of FP17s for the same patient ID Re-attending within 3 months - Children	39	861	4.5%	10.4%	11.5%	12.0%
% of FP17s for the same patient ID Re-attending within 3 months - Adults	352	3,305	10.7%	14.7%	15.8%	15.9%
% of FP17s for the same patient ID Re-attending between 3 & 9 months - Children	283	861	32.9%	60.3%	60.5%	58.0%
% of FP17s for the same patient ID Re-attending between 3 & 9 months - Adults	1,158	3,305	35.0%	52.1%	51.8%	50.5%
% of FP17s for Band 1 Urgent Courses	316	4,055	7.8%	9.8%	9.5%	9.0%
% of FP17s Relating to Free Repair or Replacements	4	4,055	0.1%	0.6%	0.7%	0.8%
% of FP17s Relating to Continuations	72	4,055	1.8%	1.1%	1.0%	1.1%
% of Patients satisfied with the dentistry they have received	10	11	90.9%	92.0%	92.1%	91.5%
% of Patients satisfied with the time they had to wait for an appointment	8	11	72.7%	88.8%	88.3%	87.9%

* This is based on patients treated on this contract for their most recent course of treatment. Figures in italics indicate the base number of FP17s or Patient Questionnaire responses are less than 100. N/A is shown where the base number of responses is less than 10 during the period. % is calculated as Quantity/Base number*100

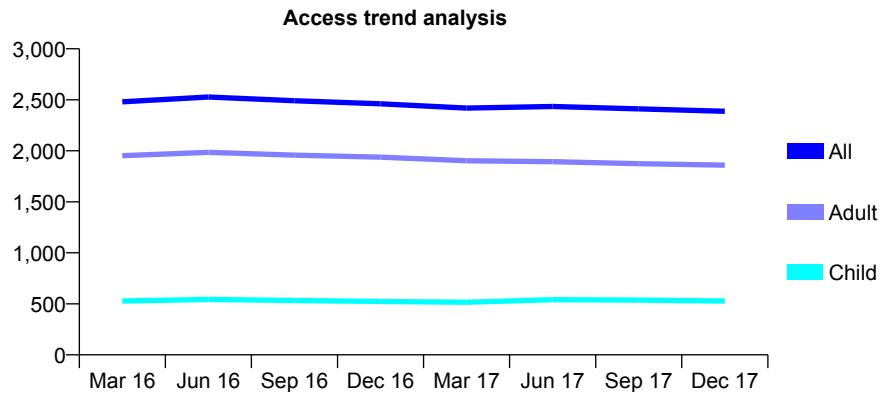
Q70 - Vital Signs At a Glance Contract Report for 933198/0001 - December 2017

Name or company name	MR H FOROUZANFAR
Contract type name	GDS Contract
Purpose of contract	General
Contract start date	01/10/2006
Contract end date	

17/18 Contracted general activity (UDA)	8,329
Carry forward general activity (UDA)	0
17/18 Contracted orthodontic activity (UOA)	0
Carry forward orthodontic activity (UOA)	0
Baseline contract value	£240,892.80

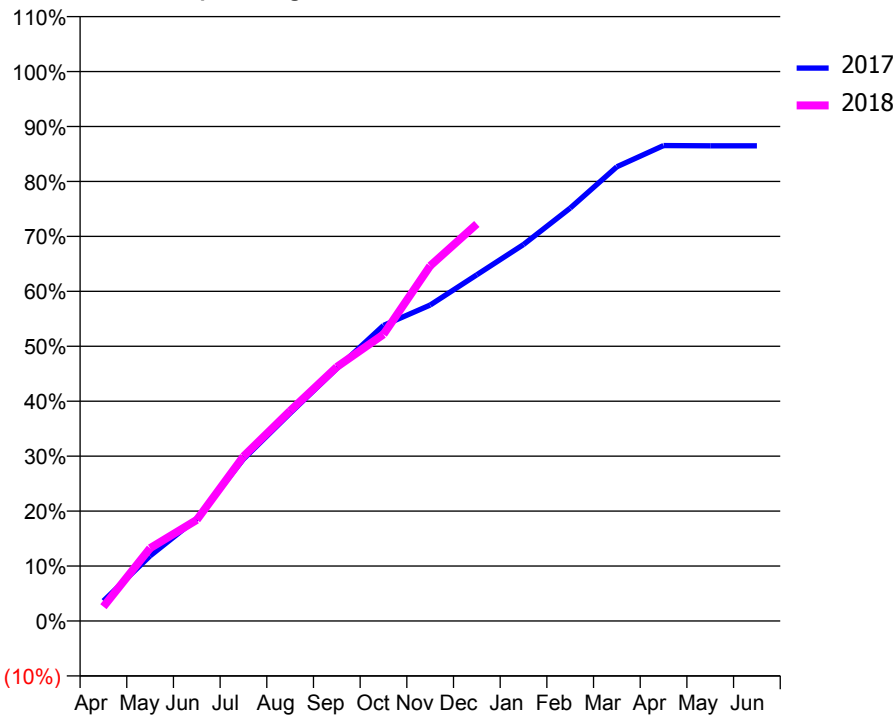
ACCESS*

Patients seen in 24 months	Total	Change since previous quarter
Quarter ending December 2016	2,461	
Quarter ending March 2017	2,419	↓
Quarter ending June 2017	2,434	→
Quarter ending September 2017	2,411	→
Quarter ending December 2017	2,387	→
Variance since December 2016	(3.0%)	↓



ACTIVITY

Cumulative percentage of contracted UDA delivered 2017 & 2018



Month	Adjusted Scheduled Activity (UDA)	
	2017	2018
April	305	217
May	986	1,104
June	1,551	1,534
July	2,454	2,495
August	3,150	3,187
September	3,828	3,851
October	4,480	4,344
November	4,788	5,384
December	5,249	6,018
January	5,706	
February	6,259	
March	6,885	
April	7,206	
May	7,203	
June	7,203	

QUALITY

	Quantity	Base Number	Contract	AT	Region	England
% of FP17s for the same patient ID Re-attending within 3 months - Children	34	606	5.6%	10.4%	11.5%	12.0%
% of FP17s for the same patient ID Re-attending within 3 months - Adults	316	2,056	15.4%	14.7%	15.8%	15.9%
% of FP17s for the same patient ID Re-attending between 3 & 9 months - Children	309	606	51.0%	60.3%	60.5%	58.0%
% of FP17s for the same patient ID Re-attending between 3 & 9 months - Adults	997	2,056	48.5%	52.1%	51.8%	50.5%
% of FP17s for Band 1 Urgent Courses	264	2,535	10.4%	9.8%	9.5%	9.0%
% of FP17s Relating to Free Repair or Replacements	12	2,535	0.5%	0.6%	0.7%	0.8%
% of FP17s Relating to Continuations	2	2,535	0.1%	1.1%	1.0%	1.1%
% of Patients satisfied with the dentistry they have received	1	1	N/A	92.0%	92.1%	91.5%
% of Patients satisfied with the time they had to wait for an appointment	1	1	N/A	88.8%	88.3%	87.9%

* This is based on patients treated on this contract for their most recent course of treatment. Figures in italics indicate the base number of FP17s or Patient Questionnaire responses are less than 100. N/A is shown where the base number of responses is less than 10 during the period. % is calculated as Quantity/Base number*100

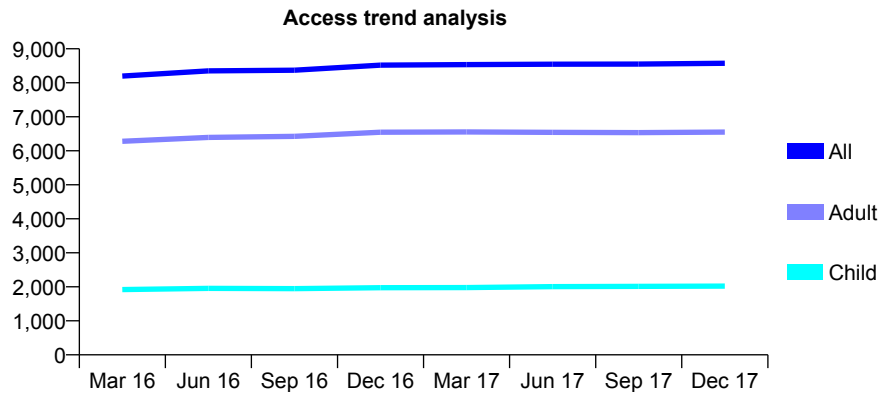
Q70 - Vital Signs At a Glance Contract Report for 936693/0001 - December 2017

Name or company name	MR MM MANSOURIAN
Contract type name	GDS Contract
Purpose of contract	General
Contract start date	01/04/2006
Contract end date	

17/18 Contracted general activity (UDA)	24,661
Carry forward general activity (UDA)	0
17/18 Contracted orthodontic activity (UOA)	0
Carry forward orthodontic activity (UOA)	0
Baseline contract value	£695,458.41

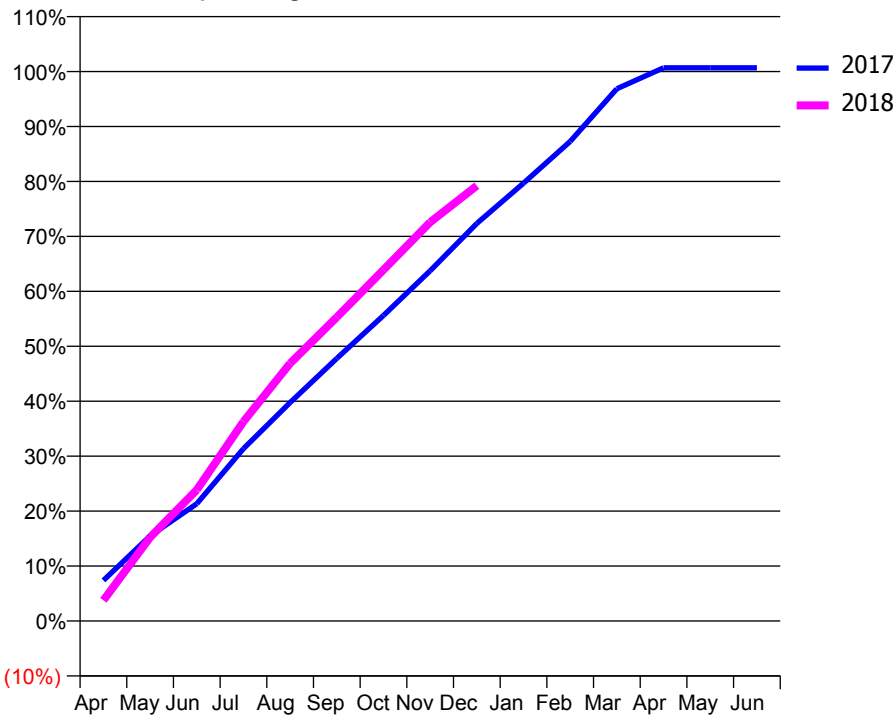
ACCESS*

Patients seen in 24 months	Total	Change since previous quarter
Quarter ending December 2016	8,521	
Quarter ending March 2017	8,536	→
Quarter ending June 2017	8,548	→
Quarter ending September 2017	8,552	→
Quarter ending December 2017	8,573	→
Variance since December 2016	0.6%	→



ACTIVITY

Cumulative percentage of contracted UDA delivered 2017 & 2018



Month	Adjusted Scheduled Activity (UDA)	
	2017	2018
April	1,824	933
May	3,820	3,756
June	5,265	5,884
July	7,738	8,950
August	9,808	11,564
September	11,788	13,638
October	13,713	15,760
November	15,716	17,898
December	17,844	19,534
January	19,652	
February	21,524	
March	23,885	
April	24,827	
May	24,826	
June	24,826	

QUALITY

	Quantity	Base Number	Contract	AT	Region	England
% of FP17s for the same patient ID Re-attending within 3 months - Children	166	2,459	6.8%	10.4%	11.5%	12.0%
% of FP17s for the same patient ID Re-attending within 3 months - Adults	1,138	7,690	14.8%	14.7%	15.8%	15.9%
% of FP17s for the same patient ID Re-attending between 3 & 9 months - Children	1,629	2,459	66.2%	60.3%	60.5%	58.0%
% of FP17s for the same patient ID Re-attending between 3 & 9 months - Adults	4,925	7,690	64.0%	52.1%	51.8%	50.5%
% of FP17s for Band 1 Urgent Courses	735	9,704	7.6%	9.8%	9.5%	9.0%
% of FP17s Relating to Free Repair or Replacements	25	9,704	0.3%	0.6%	0.7%	0.8%
% of FP17s Relating to Continuations	67	9,704	0.7%	1.1%	1.0%	1.1%
% of Patients satisfied with the dentistry they have received	9	10	90.0%	92.0%	92.1%	91.5%
% of Patients satisfied with the time they had to wait for an appointment	10	10	100.0%	88.8%	88.3%	87.9%

* This is based on patients treated on this contract for their most recent course of treatment. Figures in italics indicate the base number of FP17s or Patient Questionnaire responses are less than 100. N/A is shown where the base number of responses is less than 10 during the period. % is calculated as Quantity/Base number*100

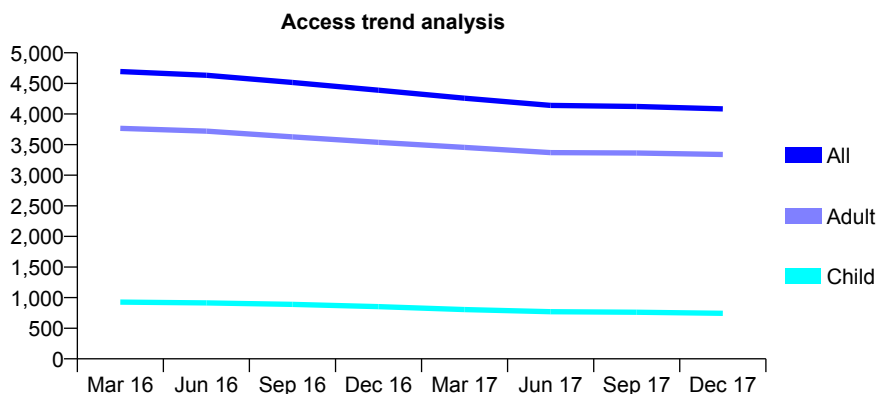
Q70 - Vital Signs At a Glance Contract Report for 939900/0002 - December 2017

Name or company name	MRS KM ROWLAND
Contract type name	GDS Contract
Purpose of contract	General
Contract start date	01/01/2008
Contract end date	

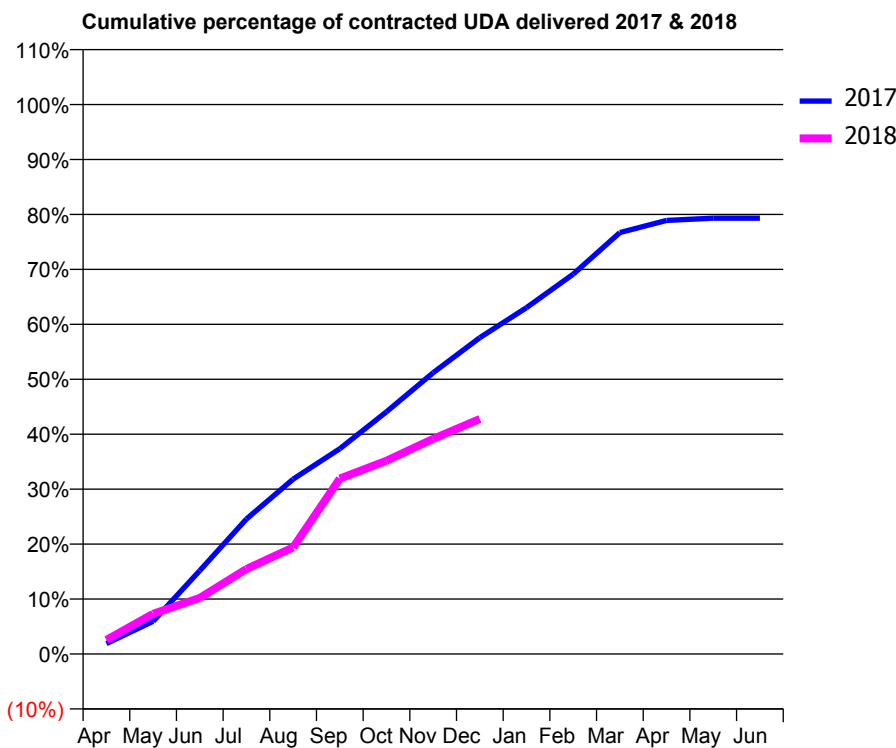
17/18 Contracted general activity (UDA)	16,074
Carry forward general activity (UDA)	0
17/18 Contracted orthodontic activity (UOA)	0
Carry forward orthodontic activity (UOA)	0
Baseline contract value	£353,550.51

ACCESS*

Patients seen in 24 months	Total	Change since previous quarter
Quarter ending December 2016	4,389	
Quarter ending March 2017	4,259	↓
Quarter ending June 2017	4,141	↓
Quarter ending September 2017	4,124	→
Quarter ending December 2017	4,083	→
Variance since December 2016	(7.0%)	↓



ACTIVITY



Month	Adjusted Scheduled Activity (UDA)	
	2017	2018
April	305	412
May	957	1,176
June	2,442	1,640
July	3,951	2,487
August	5,115	3,120
September	6,005	5,133
October	7,084	5,655
November	8,229	6,295
December	9,255	6,876
January	10,133	
February	11,110	
March	12,328	
April	12,683	
May	12,750	
June	12,748	

QUALITY

	Quantity	Base Number	Contract	AT	Region	England
% of FP17s for the same patient ID Re-attending within 3 months - Children	77	926	8.3%	10.4%	11.5%	12.0%
% of FP17s for the same patient ID Re-attending within 3 months - Adults	368	3,568	10.3%	14.7%	15.8%	15.9%
% of FP17s for the same patient ID Re-attending between 3 & 9 months - Children	559	926	60.4%	60.3%	60.5%	58.0%
% of FP17s for the same patient ID Re-attending between 3 & 9 months - Adults	2,293	3,568	64.3%	52.1%	51.8%	50.5%
% of FP17s for Band 1 Urgent Courses	252	4,273	5.9%	9.8%	9.5%	9.0%
% of FP17s Relating to Free Repair or Replacements	39	4,273	0.9%	0.6%	0.7%	0.8%
% of FP17s Relating to Continuations	16	4,273	0.4%	1.1%	1.0%	1.1%
% of Patients satisfied with the dentistry they have received	4	5	N/A	92.0%	92.1%	91.5%
% of Patients satisfied with the time they had to wait for an appointment	3	5	N/A	88.8%	88.3%	87.9%

* This is based on patients treated on this contract for their most recent course of treatment. Figures in italics indicate the base number of FP17s or Patient Questionnaire responses are less than 100. N/A is shown where the base number of responses is less than 10 during the period. % is calculated as Quantity/Base number*100

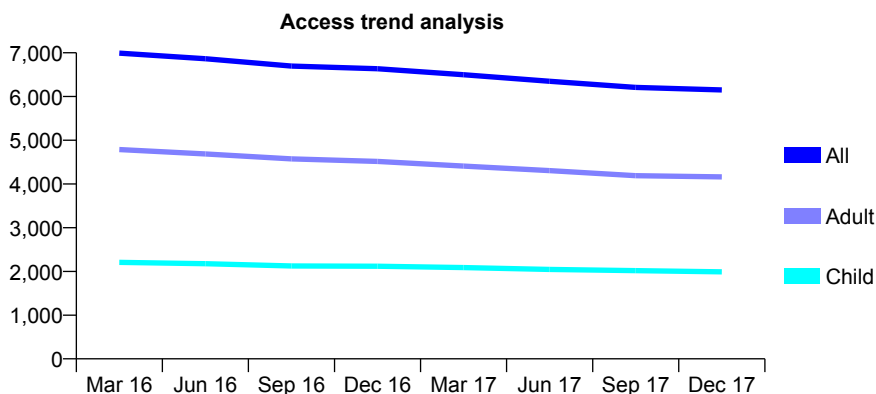
Q70 - Vital Signs At a Glance Contract Report for 942316/0001 - December 2017

Name or company name	MS A SINGH
Contract type name	GDS Contract
Purpose of contract	General
Contract start date	01/04/2006
Contract end date	

17/18 Contracted general activity (UDA)	14,243
Carry forward general activity (UDA)	118
17/18 Contracted orthodontic activity (UOA)	0
Carry forward orthodontic activity (UOA)	0
Baseline contract value	£425,657.86

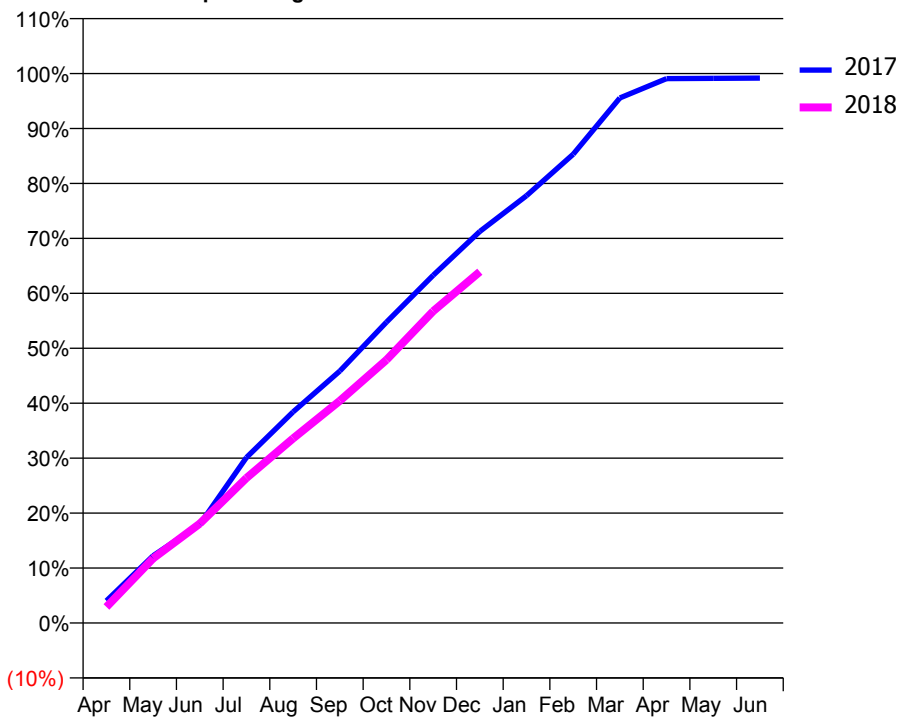
ACCESS*

Patients seen in 24 months	Total	Change since previous quarter
Quarter ending December 2016	6,634	
Quarter ending March 2017	6,498	↓
Quarter ending June 2017	6,348	↓
Quarter ending September 2017	6,209	↓
Quarter ending December 2017	6,151	→
Variance since December 2016	(7.3%)	↓



ACTIVITY

Cumulative percentage of contracted UDA delivered 2017 & 2018



Adjusted Scheduled Activity (UDA)

Month	2017	2018
April	574	416
May	1,742	1,674
June	2,556	2,577
July	4,293	3,758
August	5,474	4,784
September	6,529	5,759
October	7,799	6,821
November	9,014	8,084
December	10,150	9,107
January	11,077	
February	12,151	
March	13,610	
April	14,110	
May	14,119	
June	14,125	

QUALITY

	Quantity	Base Number	Contract	AT	Region	England
% of FP17s for the same patient ID Re-attending within 3 months - Children	122	2,244	5.4%	10.4%	11.5%	12.0%
% of FP17s for the same patient ID Re-attending within 3 months - Adults	367	3,836	9.6%	14.7%	15.8%	15.9%
% of FP17s for the same patient ID Re-attending between 3 & 9 months - Children	1,534	2,244	68.4%	60.3%	60.5%	58.0%
% of FP17s for the same patient ID Re-attending between 3 & 9 months - Adults	1,945	3,836	50.7%	52.1%	51.8%	50.5%
% of FP17s for Band 1 Urgent Courses	121	5,762	2.1%	9.8%	9.5%	9.0%
% of FP17s Relating to Free Repair or Replacements	40	5,762	0.7%	0.6%	0.7%	0.8%
% of FP17s Relating to Continuations	122	5,762	2.1%	1.1%	1.0%	1.1%
% of Patients satisfied with the dentistry they have received	2	2	N/A	92.0%	92.1%	91.5%
% of Patients satisfied with the time they had to wait for an appointment	2	2	N/A	88.8%	88.3%	87.9%

* This is based on patients treated on this contract for their most recent course of treatment. Figures in italics indicate the base number of FP17s or Patient Questionnaire responses are less than 100. N/A is shown where the base number of responses is less than 10 during the period. % is calculated as Quantity/Base number*100

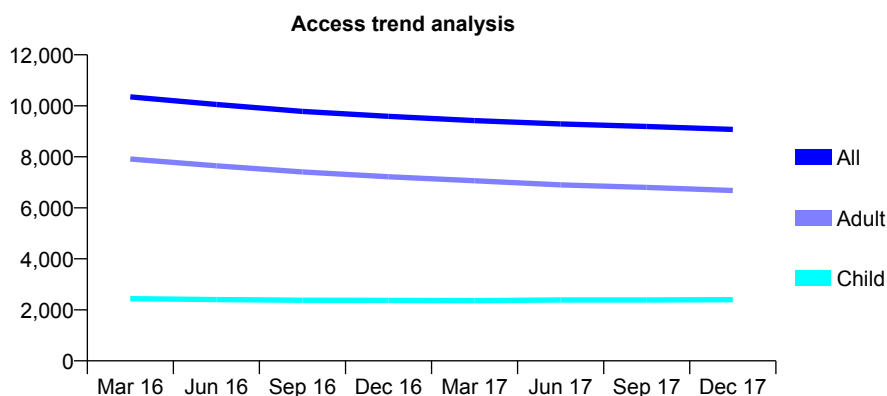
Q70 - Vital Signs At a Glance Contract Report for 942316/0003 - December 2017

Name or company name	MS A SINGH
Contract type name	GDS Contract
Purpose of contract	General
Contract start date	08/08/2011
Contract end date	

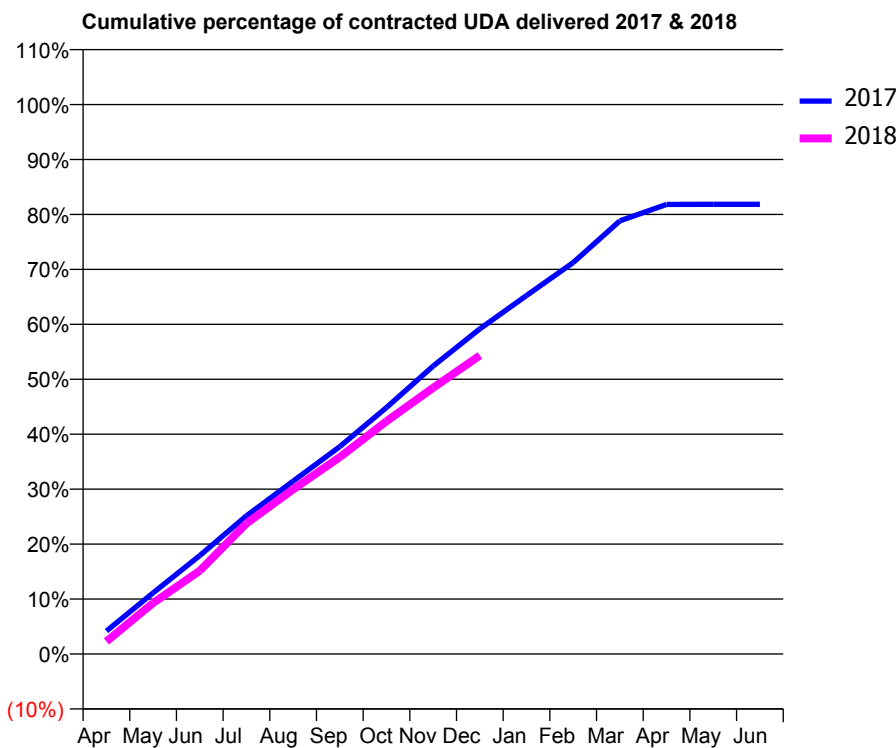
17/18 Contracted general activity (UDA)	30,000
Carry forward general activity (UDA)	0
17/18 Contracted orthodontic activity (UOA)	0
Carry forward orthodontic activity (UOA)	0
Baseline contract value	£786,224.32

ACCESS*

Patients seen in 24 months	Total	Change since previous quarter
Quarter ending December 2016	9,588	
Quarter ending March 2017	9,419	↓
Quarter ending June 2017	9,288	↓
Quarter ending September 2017	9,187	↓
Quarter ending December 2017	9,076	↓
Variance since December 2016	(5.3%)	↓



ACTIVITY



Month	Adjusted Scheduled Activity (UDA)	
	2017	2018
April	1,254	690
May	3,340	2,781
June	5,374	4,548
July	7,544	7,131
August	9,440	8,990
September	11,327	10,751
October	13,457	12,704
November	15,724	14,535
December	17,753	16,294
January	19,573	
February	21,369	
March	23,647	
April	24,548	
May	24,550	
June	24,550	

QUALITY

	Quantity	Base Number	Contract	AT	Region	England
% of FP17s for the same patient ID Re-attending within 3 months - Children	183	2,919	6.3%	10.4%	11.5%	12.0%
% of FP17s for the same patient ID Re-attending within 3 months - Adults	1,071	7,885	13.6%	14.7%	15.8%	15.9%
% of FP17s for the same patient ID Re-attending between 3 & 9 months - Children	2,076	2,919	71.1%	60.3%	60.5%	58.0%
% of FP17s for the same patient ID Re-attending between 3 & 9 months - Adults	5,372	7,885	68.1%	52.1%	51.8%	50.5%
% of FP17s for Band 1 Urgent Courses	1,044	10,231	10.2%	9.8%	9.5%	9.0%
% of FP17s Relating to Free Repair or Replacements	70	10,231	0.7%	0.6%	0.7%	0.8%
% of FP17s Relating to Continuations	45	10,231	0.4%	1.1%	1.0%	1.1%
% of Patients satisfied with the dentistry they have received	7	7	N/A	92.0%	92.1%	91.5%
% of Patients satisfied with the time they had to wait for an appointment	7	7	N/A	88.8%	88.3%	87.9%

* This is based on patients treated on this contract for their most recent course of treatment. Figures in italics indicate the base number of FP17s or Patient Questionnaire responses are less than 100. N/A is shown where the base number of responses is less than 10 during the period. % is calculated as Quantity/Base number*100

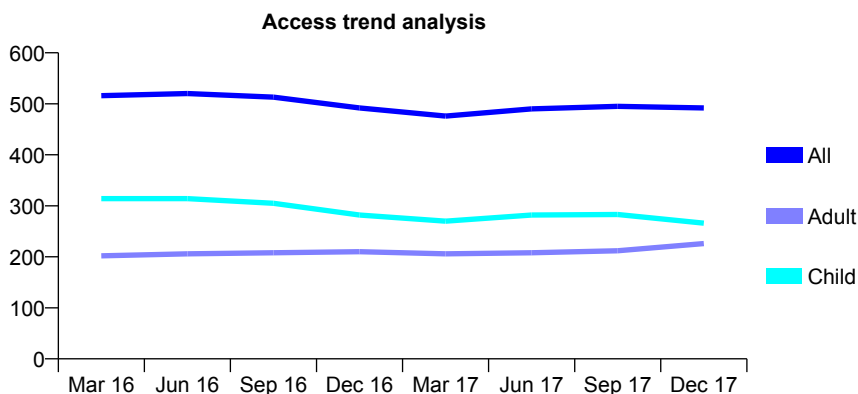
Q70 - Vital Signs At a Glance Contract Report for 944203/0001 - December 2017

Name or company name	MISS G AZIZI
Contract type name	GDS Contract
Purpose of contract	General
Contract start date	01/04/2006
Contract end date	

17/18 Contracted general activity (UDA)	1,094
Carry forward general activity (UDA)	0
17/18 Contracted orthodontic activity (UOA)	0
Carry forward orthodontic activity (UOA)	0
Baseline contract value	£27,054.93

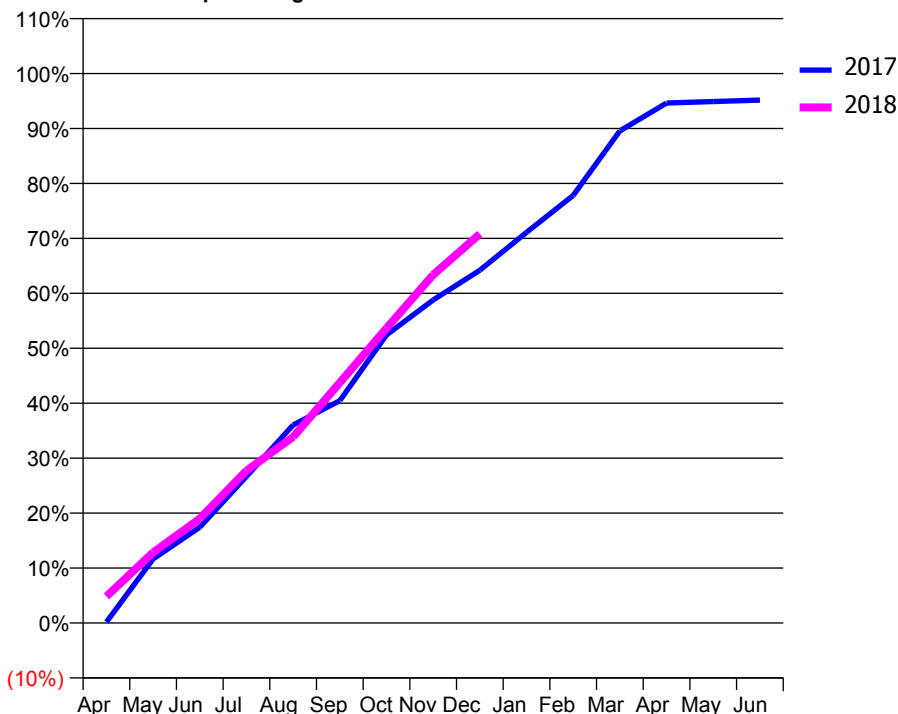
ACCESS*

Patients seen in 24 months	Total	Change since previous quarter
Quarter ending December 2016	492	
Quarter ending March 2017	476	↓
Quarter ending June 2017	490	↑
Quarter ending September 2017	495	→
Quarter ending December 2017	492	→
Variance since December 2016	0.0%	→



ACTIVITY

Cumulative percentage of contracted UDA delivered 2017 & 2018



Month	Adjusted Scheduled Activity (UDA)	
	2017	2018
April	2	53
May	128	141
June	191	208
July	292	303
August	394	371
September	443	478
October	574	587
November	643	693
December	702	775
January	778	
February	851	
March	980	
April	1,035	
May	1,038	
June	1,041	

QUALITY

	Quantity	Base Number	Contract	AT	Region	England
% of FP17s for the same patient ID Re-attending within 3 months - Children	21	339	6.2%	10.4%	11.5%	12.0%
% of FP17s for the same patient ID Re-attending within 3 months - Adults	17	211	8.1%	14.7%	15.8%	15.9%
% of FP17s for the same patient ID Re-attending between 3 & 9 months - Children	193	339	56.9%	60.3%	60.5%	58.0%
% of FP17s for the same patient ID Re-attending between 3 & 9 months - Adults	112	211	53.1%	52.1%	51.8%	50.5%
% of FP17s for Band 1 Urgent Courses	18	501	3.6%	9.8%	9.5%	9.0%
% of FP17s Relating to Free Repair or Replacements	0	501	0.0%	0.6%	0.7%	0.8%
% of FP17s Relating to Continuations	1	501	0.2%	1.1%	1.0%	1.1%
% of Patients satisfied with the dentistry they have received	0	0	N/A	92.0%	92.1%	91.5%
% of Patients satisfied with the time they had to wait for an appointment	0	0	N/A	88.8%	88.3%	87.9%

* This is based on patients treated on this contract for their most recent course of treatment. Figures in italics indicate the base number of FP17s or Patient Questionnaire responses are less than 100. N/A is shown where the base number of responses is less than 10 during the period. % is calculated as Quantity/Base number*100

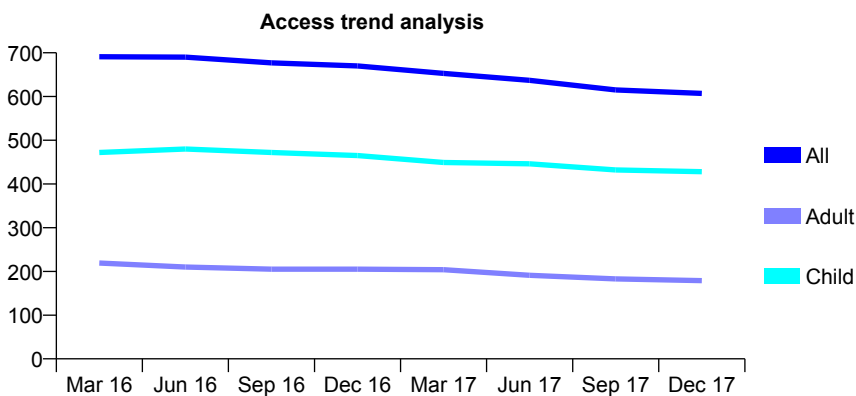
Q70 - Vital Signs At a Glance Contract Report for 952877/0001 - December 2017

Name or company name	Moorlands Road Dental Practice
Contract type name	GDS Contract
Purpose of contract	General and Orthodontic
Contract start date	01/04/2006
Contract end date	

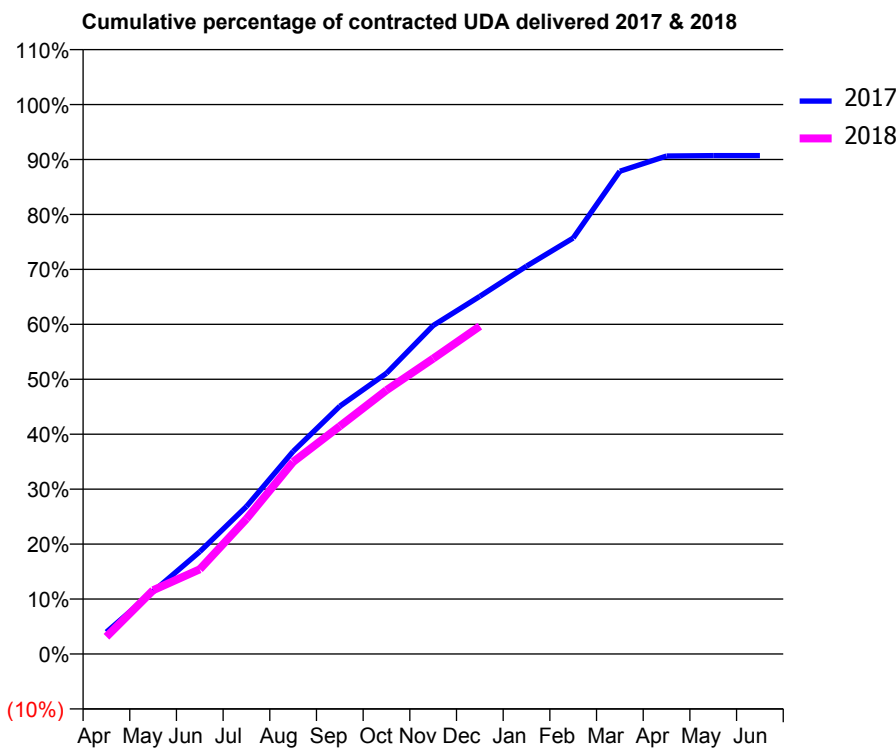
17/18 Contracted general activity (UDA)	1,450
Carry forward general activity (UDA)	0
17/18 Contracted orthodontic activity (UOA)	0
Carry forward orthodontic activity (UOA)	0
Baseline contract value	£37,715.26

ACCESS*

Patients seen in 24 months	Total	Change since previous quarter
Quarter ending December 2016	670	
Quarter ending March 2017	653	↓
Quarter ending June 2017	637	↓
Quarter ending September 2017	615	↓
Quarter ending December 2017	607	↓
Variance since December 2016	(9.4%)	↓



ACTIVITY



Month	Adjusted Scheduled Activity (UDA)	
	2017	2018
April	58	45
May	165	168
June	270	224
July	389	357
August	535	507
September	654	601
October	741	696
November	867	779
December	944	865
January	1,023	
February	1,098	
March	1,274	
April	1,314	
May	1,315	
June	1,315	

QUALITY

	Quantity	Base Number	Contract	AT	Region	England
% of FP17s for the same patient ID Re-attending within 3 months - Children	37	526	7.0%	10.4%	11.5%	12.0%
% of FP17s for the same patient ID Re-attending within 3 months - Adults	17	122	13.9%	14.7%	15.8%	15.9%
% of FP17s for the same patient ID Re-attending between 3 & 9 months - Children	379	526	72.1%	60.3%	60.5%	58.0%
% of FP17s for the same patient ID Re-attending between 3 & 9 months - Adults	79	122	64.8%	52.1%	51.8%	50.5%
% of FP17s for Band 1 Urgent Courses	20	612	3.3%	9.8%	9.5%	9.0%
% of FP17s Relating to Free Repair or Replacements	0	612	0.0%	0.6%	0.7%	0.8%
% of FP17s Relating to Continuations	2	612	0.3%	1.1%	1.0%	1.1%
% of Patients satisfied with the dentistry they have received	1	1	N/A	92.0%	92.1%	91.5%
% of Patients satisfied with the time they had to wait for an appointment	0	1	N/A	88.8%	88.3%	87.9%

* This is based on patients treated on this contract for their most recent course of treatment. Figures in italics indicate the base number of FP17s or Patient Questionnaire responses are less than 100. N/A is shown where the base number of responses is less than 10 during the period. % is calculated as Quantity/Base number*100

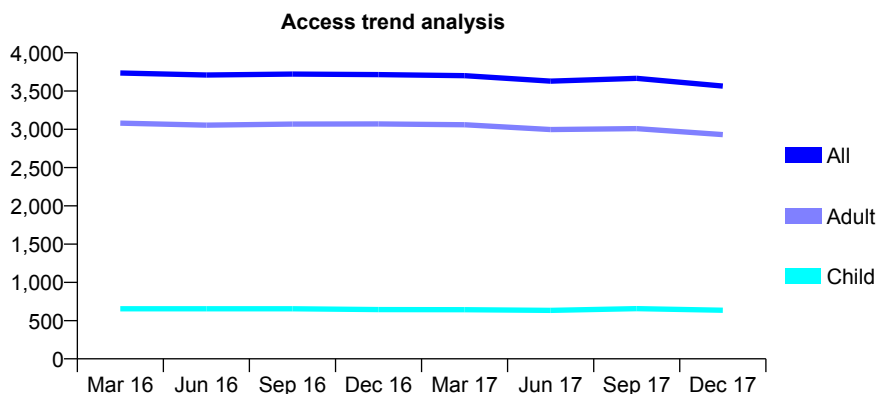
Q70 - Vital Signs At a Glance Contract Report for 979465/0001 - December 2017

Name or company name	MR SJ MCCREA
Contract type name	GDS Contract
Purpose of contract	General
Contract start date	01/04/2006
Contract end date	

17/18 Contracted general activity (UDA)	13,000
Carry forward general activity (UDA)	0
17/18 Contracted orthodontic activity (UOA)	0
Carry forward orthodontic activity (UOA)	0
Baseline contract value	£338,209.41

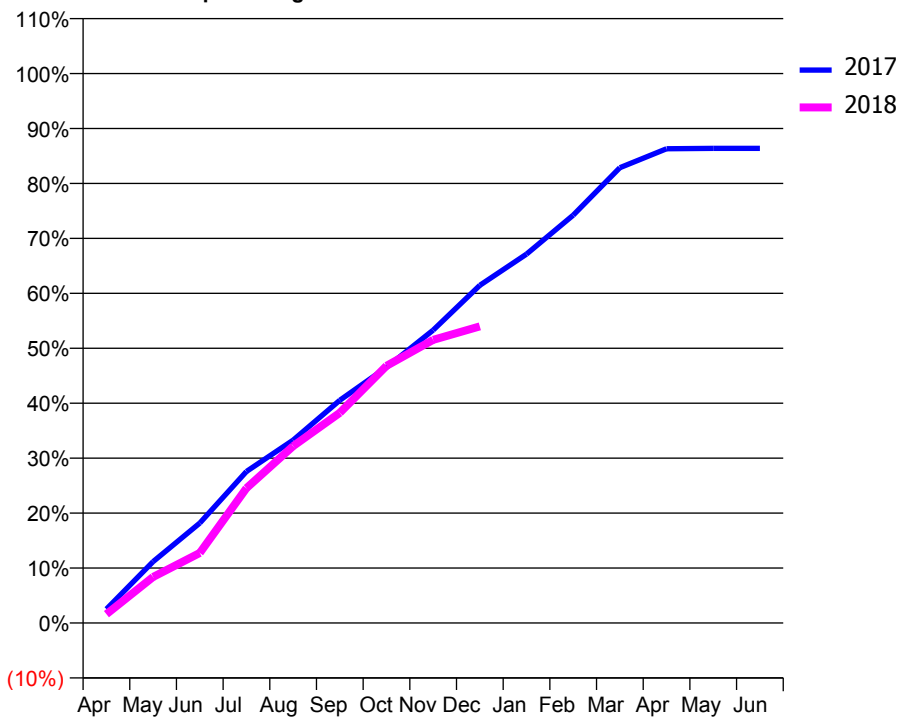
ACCESS*

Patients seen in 24 months	Total	Change since previous quarter
Quarter ending December 2016	3,715	
Quarter ending March 2017	3,701	→
Quarter ending June 2017	3,630	↓
Quarter ending September 2017	3,666	→
Quarter ending December 2017	3,566	↓
Variance since December 2016	(4.0%)	↓



ACTIVITY

Cumulative percentage of contracted UDA delivered 2017 & 2018



Month	Adjusted Scheduled Activity (UDA)	
	2017	2018
April	330	209
May	1,451	1,090
June	2,363	1,659
July	3,584	3,191
August	4,327	4,185
September	5,271	4,974
October	6,049	6,083
November	6,929	6,698
December	7,991	7,019
January	8,727	
February	9,648	
March	10,771	
April	11,218	
May	11,228	
June	11,228	

QUALITY

	Quantity	Base Number	Contract	AT	Region	England
% of FP17s for the same patient ID Re-attending within 3 months - Children	43	558	7.7%	10.4%	11.5%	12.0%
% of FP17s for the same patient ID Re-attending within 3 months - Adults	379	2,757	13.7%	14.7%	15.8%	15.9%
% of FP17s for the same patient ID Re-attending between 3 & 9 months - Children	292	558	52.3%	60.3%	60.5%	58.0%
% of FP17s for the same patient ID Re-attending between 3 & 9 months - Adults	1,544	2,757	56.0%	52.1%	51.8%	50.5%
% of FP17s for Band 1 Urgent Courses	195	3,123	6.2%	9.8%	9.5%	9.0%
% of FP17s Relating to Free Repair or Replacements	19	3,123	0.6%	0.6%	0.7%	0.8%
% of FP17s Relating to Continuations	40	3,123	1.3%	1.1%	1.0%	1.1%
% of Patients satisfied with the dentistry they have received	6	6	N/A	92.0%	92.1%	91.5%
% of Patients satisfied with the time they had to wait for an appointment	6	6	N/A	88.8%	88.3%	87.9%

* This is based on patients treated on this contract for their most recent course of treatment. Figures in italics indicate the base number of FP17s or Patient Questionnaire responses are less than 100. N/A is shown where the base number of responses is less than 10 during the period. % is calculated as Quantity/Base number*100