

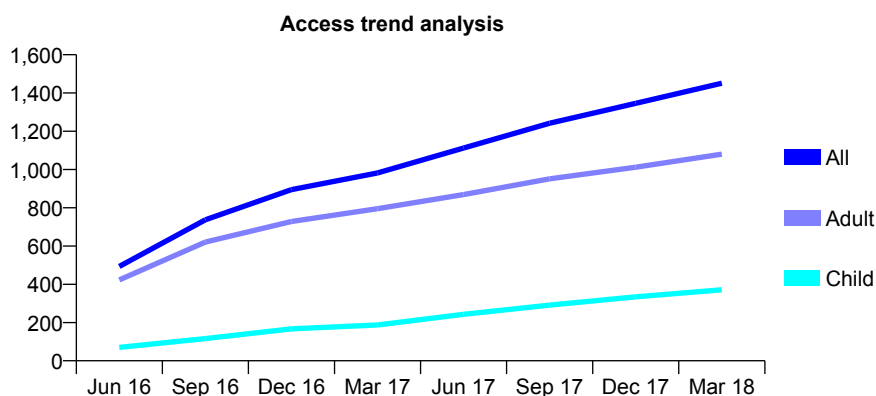
Q68 - Vital Signs At a Glance Contract Report for 100012/0000 - March 2018

Name or company name	Ruta Lagunaite
Contract type name	GDS Contract
Purpose of contract	General
Contract start date	01/03/2016
Contract end date	

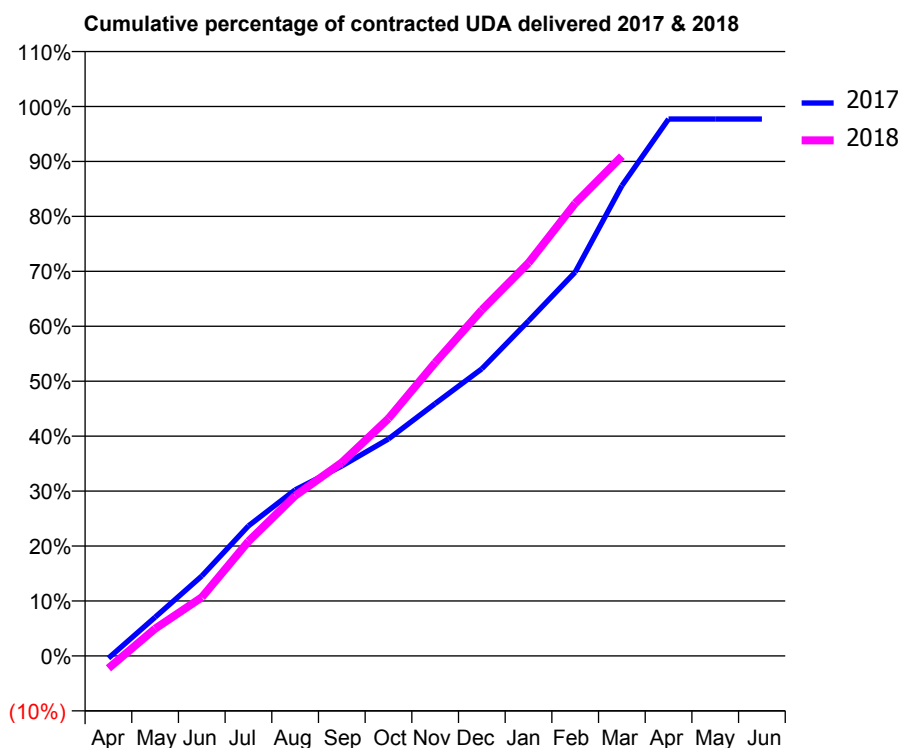
17/18 Contracted general activity (UDA)	5,009
Carry forward general activity (UDA)	114
17/18 Contracted orthodontic activity (UOA)	0
Carry forward orthodontic activity (UOA)	0
Baseline contract value	£133,528.26

ACCESS*

Patients seen in 24 months	Total	Change since previous quarter
Quarter ending March 2017	982	
Quarter ending June 2017	1,112	↑
Quarter ending September 2017	1,242	↑
Quarter ending December 2017	1,346	↑
Quarter ending March 2018	1,451	↑
Variance since March 2017	47.8%	↑



ACTIVITY



Month	Adjusted Scheduled Activity (UDA)	
	2017	2018
April	-21	-114
May	353	249
June	729	534
July	1,186	1,045
August	1,514	1,461
September	1,732	1,763
October	1,978	2,165
November	2,300	2,673
December	2,618	3,154
January	3,054	3,582
February	3,499	4,126
March	4,286	4,555
April	4,895	
May	4,895	
June	4,895	

QUALITY

	Quantity	Base Number	Contract	AT	Region	England
% of FP17s for the same patient ID Re-attending within 3 months - Children	50	535	9.3%	9.5%	11.5%	11.9%
% of FP17s for the same patient ID Re-attending within 3 months - Adults	337	1,579	21.3%	15.2%	15.9%	16.0%
% of FP17s for the same patient ID Re-attending between 3 & 9 months - Children	198	535	37.0%	59.5%	60.6%	58.3%
% of FP17s for the same patient ID Re-attending between 3 & 9 months - Adults	723	1,579	45.8%	50.8%	51.6%	50.3%
% of FP17s for Band 1 Urgent Courses	151	2,006	7.5%	9.6%	9.5%	9.1%
% of FP17s Relating to Free Repair or Replacements	7	2,006	0.3%	0.6%	0.7%	0.8%
% of FP17s Relating to Continuations	12	2,006	0.6%	0.9%	1.0%	1.0%
% of Patients satisfied with the dentistry they have received	4	4	N/A	91.1%	92.0%	91.5%
% of Patients satisfied with the time they had to wait for an appointment	4	4	N/A	88.6%	88.1%	87.9%

* This is based on patients treated on this contract for their most recent course of treatment. Figures in italics indicate the base number of FP17s or Patient Questionnaire responses are less than 100. N/A is shown where the base number of responses is less than 10 during the period. % is calculated as Quantity/Base number*100

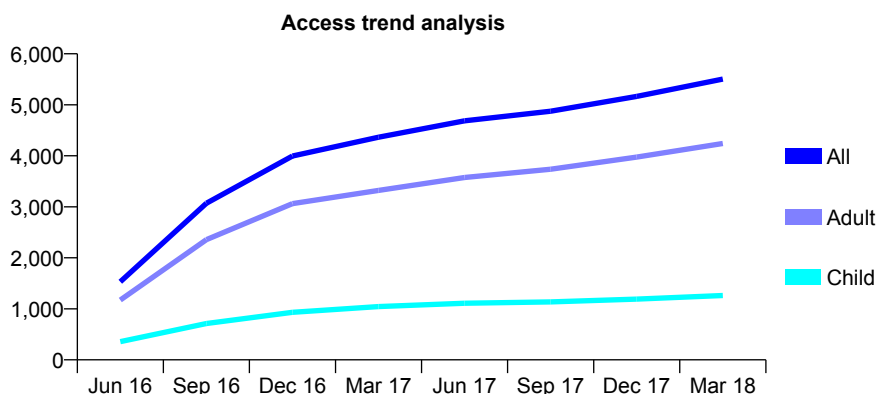
Q68 - Vital Signs At a Glance Contract Report for 100057/0000 - March 2018

Name or company name	Battle Road Dental Practice
Contract type name	GDS Contract
Purpose of contract	General
Contract start date	01/04/2016
Contract end date	

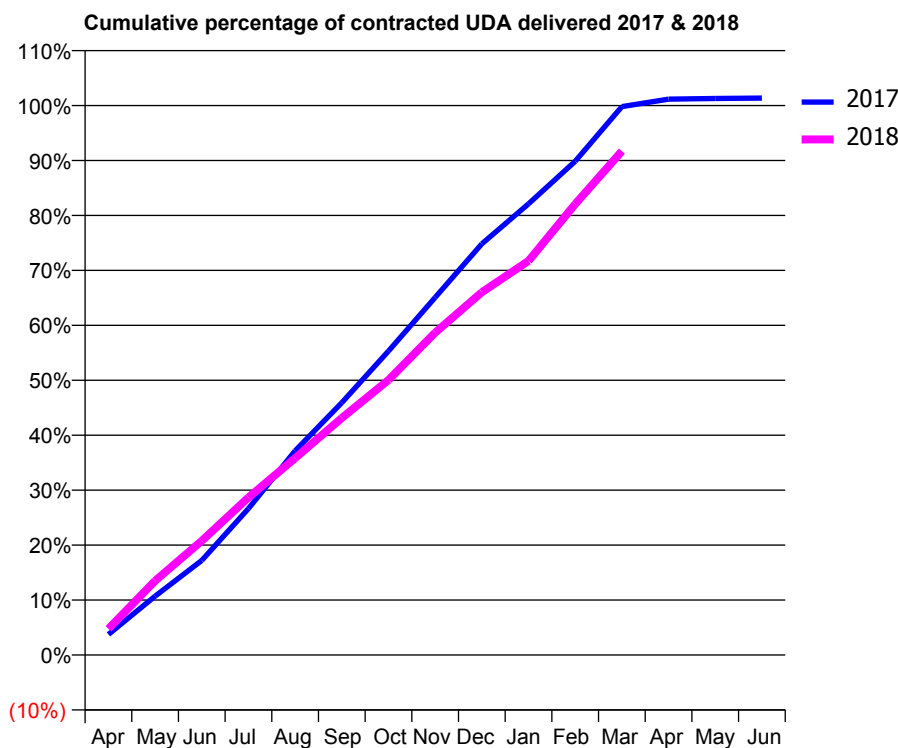
17/18 Contracted general activity (UDA)	16,312
Carry forward general activity (UDA)	-222
17/18 Contracted orthodontic activity (UOA)	0
Carry forward orthodontic activity (UOA)	0
Baseline contract value	£454,365.56

ACCESS*

Patients seen in 24 months	Total	Change since previous quarter
Quarter ending March 2017	4,366	
Quarter ending June 2017	4,687	↑
Quarter ending September 2017	4,875	↑
Quarter ending December 2017	5,166	↑
Quarter ending March 2018	5,504	↑
Variance since March 2017	26.1%	↑



ACTIVITY



Month	Adjusted Scheduled Activity (UDA)	
	2017	2018
April	612	777
May	1,747	2,201
June	2,807	3,392
July	4,350	4,677
August	6,061	5,845
September	7,490	7,038
October	9,021	8,164
November	10,614	9,569
December	12,206	10,771
January	13,392	11,700
February	14,656	13,385
March	16,278	14,956
April	16,499	
May	16,521	
June	16,533	

QUALITY

	Quantity	Base Number	Contract	AT	Region	England
% of FP17s for the same patient ID Re-attending within 3 months - Children	152	1,742	8.7%	9.5%	11.5%	11.9%
% of FP17s for the same patient ID Re-attending within 3 months - Adults	1,058	6,060	17.5%	15.2%	15.9%	16.0%
% of FP17s for the same patient ID Re-attending between 3 & 9 months - Children	959	1,742	55.1%	59.5%	60.6%	58.3%
% of FP17s for the same patient ID Re-attending between 3 & 9 months - Adults	2,992	6,060	49.4%	50.8%	51.6%	50.3%
% of FP17s for Band 1 Urgent Courses	1,359	7,686	17.7%	9.6%	9.5%	9.1%
% of FP17s Relating to Free Repair or Replacements	152	7,686	2.0%	0.6%	0.7%	0.8%
% of FP17s Relating to Continuations	82	7,686	1.1%	0.9%	1.0%	1.0%
% of Patients satisfied with the dentistry they have received	5	6	N/A	91.1%	92.0%	91.5%
% of Patients satisfied with the time they had to wait for an appointment	6	6	N/A	88.6%	88.1%	87.9%

* This is based on patients treated on this contract for their most recent course of treatment. Figures in italics indicate the base number of FP17s or Patient Questionnaire responses are less than 100. N/A is shown where the base number of responses is less than 10 during the period. % is calculated as Quantity/Base number*100

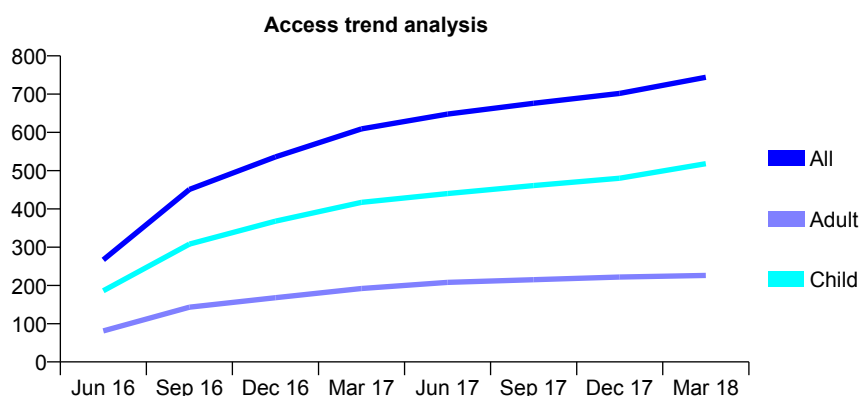
Q68 - Vital Signs At a Glance Contract Report for 100061/0000 - March 2018

Name or company name	MISS AR PATEL
Contract type name	GDS Contract
Purpose of contract	General
Contract start date	01/04/2016
Contract end date	

17/18 Contracted general activity (UDA)	2,109
Carry forward general activity (UDA)	0
17/18 Contracted orthodontic activity (UOA)	0
Carry forward orthodontic activity (UOA)	0
Baseline contract value	£55,774.13

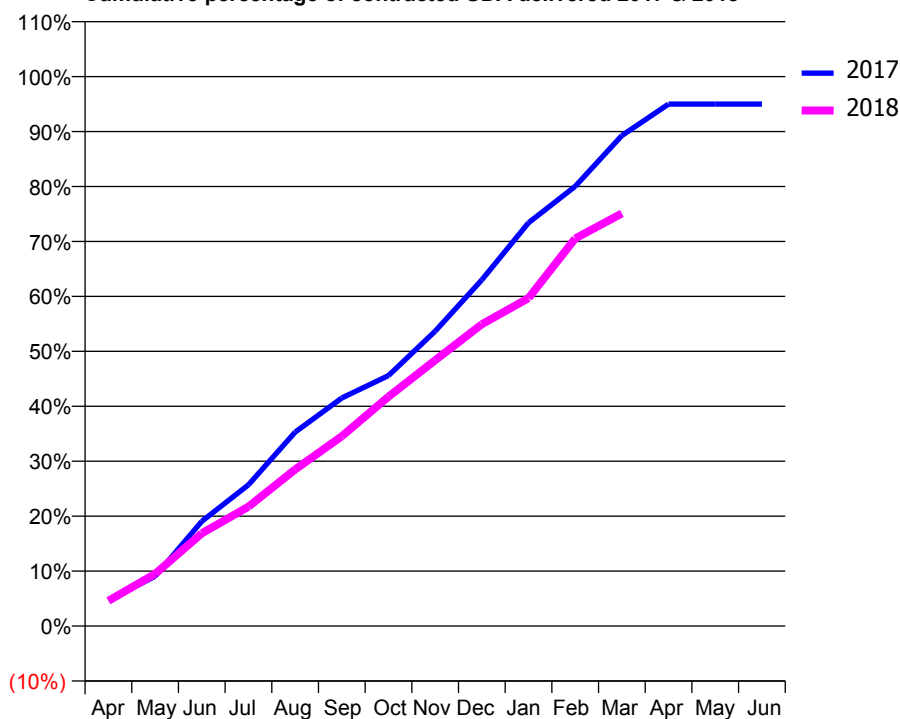
ACCESS*

Patients seen in 24 months	Total	Change since previous quarter
Quarter ending March 2017	609	
Quarter ending June 2017	648	↑
Quarter ending September 2017	676	↑
Quarter ending December 2017	702	↑
Quarter ending March 2018	744	↑
Variance since March 2017	22.2%	↑



ACTIVITY

Cumulative percentage of contracted UDA delivered 2017 & 2018



Adjusted Scheduled Activity (UDA)

Month	2017	2018
April	99	97
May	191	201
June	402	356
July	542	458
August	744	601
September	876	728
October	962	880
November	1,132	1,020
December	1,329	1,158
January	1,548	1,259
February	1,688	1,488
March	1,882	1,584
April	2,004	
May	2,004	
June	2,004	

QUALITY

	Quantity	Base Number	Contract	AT	Region	England
% of FP17s for the same patient ID Re-attending within 3 months - Children	101	897	11.3%	9.5%	11.5%	11.9%
% of FP17s for the same patient ID Re-attending within 3 months - Adults	47	262	17.9%	15.2%	15.9%	16.0%
% of FP17s for the same patient ID Re-attending between 3 & 9 months - Children	563	897	62.8%	59.5%	60.6%	58.3%
% of FP17s for the same patient ID Re-attending between 3 & 9 months - Adults	146	262	55.7%	50.8%	51.6%	50.3%
% of FP17s for Band 1 Urgent Courses	54	1,097	4.9%	9.6%	9.5%	9.1%
% of FP17s Relating to Free Repair or Replacements	1	1,097	0.1%	0.6%	0.7%	0.8%
% of FP17s Relating to Continuations	2	1,097	0.2%	0.9%	1.0%	1.0%
% of Patients satisfied with the dentistry they have received	0	0	N/A	91.1%	92.0%	91.5%
% of Patients satisfied with the time they had to wait for an appointment	0	0	N/A	88.6%	88.1%	87.9%

* This is based on patients treated on this contract for their most recent course of treatment. Figures in italics indicate the base number of FP17s or Patient Questionnaire responses are less than 100. N/A is shown where the base number of responses is less than 10 during the period. % is calculated as Quantity/Base number*100

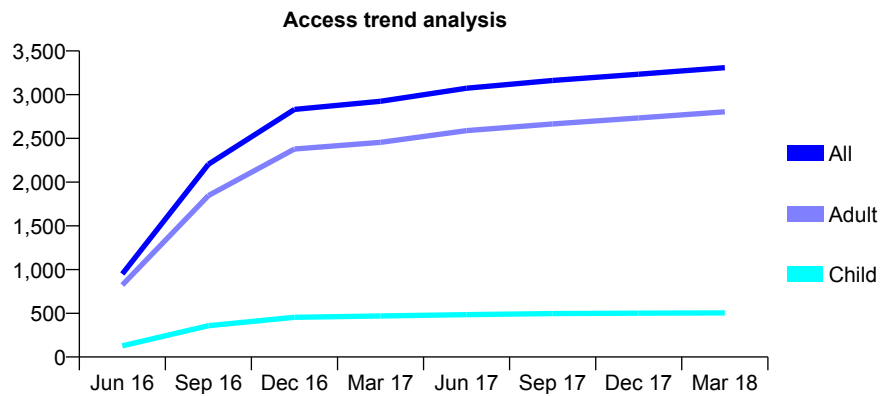
Q68 - Vital Signs At a Glance Contract Report for 100136/0000 - March 2018

Name or company name	MR JS KAILA
Contract type name	GDS Contract
Purpose of contract	General
Contract start date	01/04/2016
Contract end date	

17/18 Contracted general activity (UDA)	11,191
Carry forward general activity (UDA)	273
17/18 Contracted orthodontic activity (UOA)	0
Carry forward orthodontic activity (UOA)	0
Baseline contract value	£289,581.88

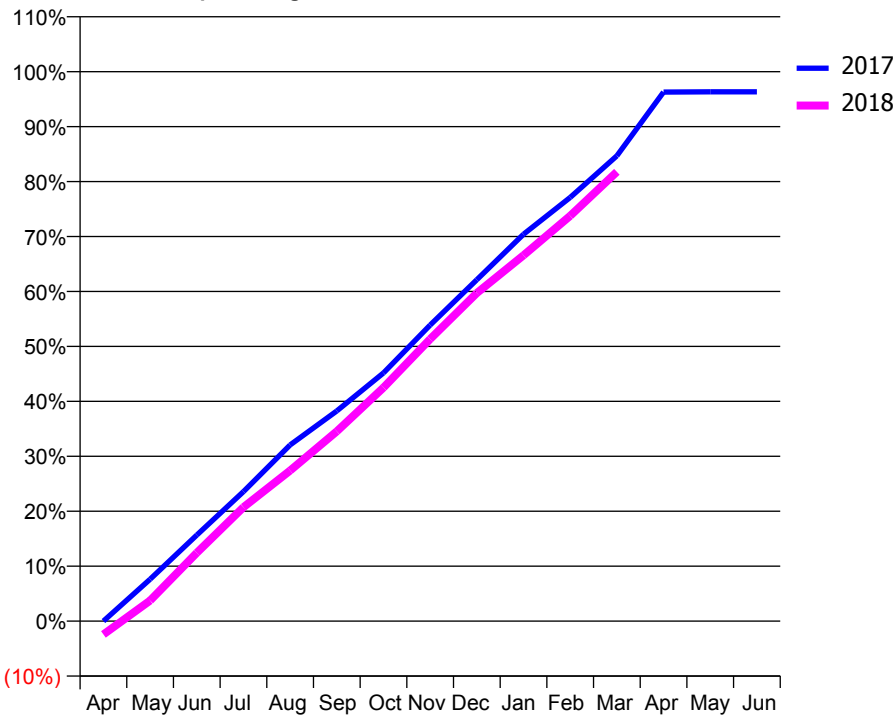
ACCESS*

Patients seen in 24 months	Total	Change since previous quarter
Quarter ending March 2017	2,924	
Quarter ending June 2017	3,073	↑
Quarter ending September 2017	3,162	↑
Quarter ending December 2017	3,234	↑
Quarter ending March 2018	3,308	↑
Variance since March 2017	13.1%	↑



ACTIVITY

Cumulative percentage of contracted UDA delivered 2017 & 2018



Month	Adjusted Scheduled Activity (UDA)	
	2017	2018
April	0	-273
May	901	418
June	1,847	1,392
July	2,781	2,322
August	3,781	3,066
September	4,510	3,865
October	5,327	4,757
November	6,354	5,744
December	7,326	6,681
January	8,302	7,451
February	9,092	8,253
March	9,985	9,151
April	11,353	
May	11,359	
June	11,359	

QUALITY

	Quantity	Base Number	Contract	AT	Region	England
% of FP17s for the same patient ID Re-attending within 3 months - Children	51	826	6.2%	9.5%	11.5%	11.9%
% of FP17s for the same patient ID Re-attending within 3 months - Adults	1,000	5,035	19.9%	15.2%	15.9%	16.0%
% of FP17s for the same patient ID Re-attending between 3 & 9 months - Children	563	826	68.2%	59.5%	60.6%	58.3%
% of FP17s for the same patient ID Re-attending between 3 & 9 months - Adults	3,213	5,035	63.8%	50.8%	51.6%	50.3%
% of FP17s for Band 1 Urgent Courses	397	4,505	8.8%	9.6%	9.5%	9.1%
% of FP17s Relating to Free Repair or Replacements	5	4,505	0.1%	0.6%	0.7%	0.8%
% of FP17s Relating to Continuations	118	4,505	2.6%	0.9%	1.0%	1.0%
% of Patients satisfied with the dentistry they have received	21	24	87.5%	91.1%	92.0%	91.5%
% of Patients satisfied with the time they had to wait for an appointment	22	24	91.7%	88.6%	88.1%	87.9%

* This is based on patients treated on this contract for their most recent course of treatment. Figures in italics indicate the base number of FP17s or Patient Questionnaire responses are less than 100. N/A is shown where the base number of responses is less than 10 during the period. % is calculated as Quantity/Base number*100

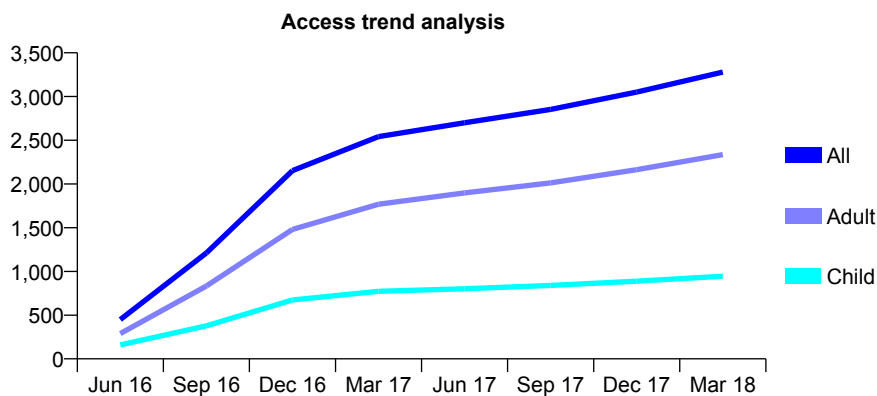
Q68 - Vital Signs At a Glance Contract Report for 100167/0000 - March 2018

Name or company name	ABC Dental Surgery Ltd
Contract type name	GDS Contract
Purpose of contract	General
Contract start date	01/06/2016
Contract end date	

17/18 Contracted general activity (UDA)	13,627
Carry forward general activity (UDA)	0
17/18 Contracted orthodontic activity (UOA)	0
Carry forward orthodontic activity (UOA)	0
Baseline contract value	£340,449.99

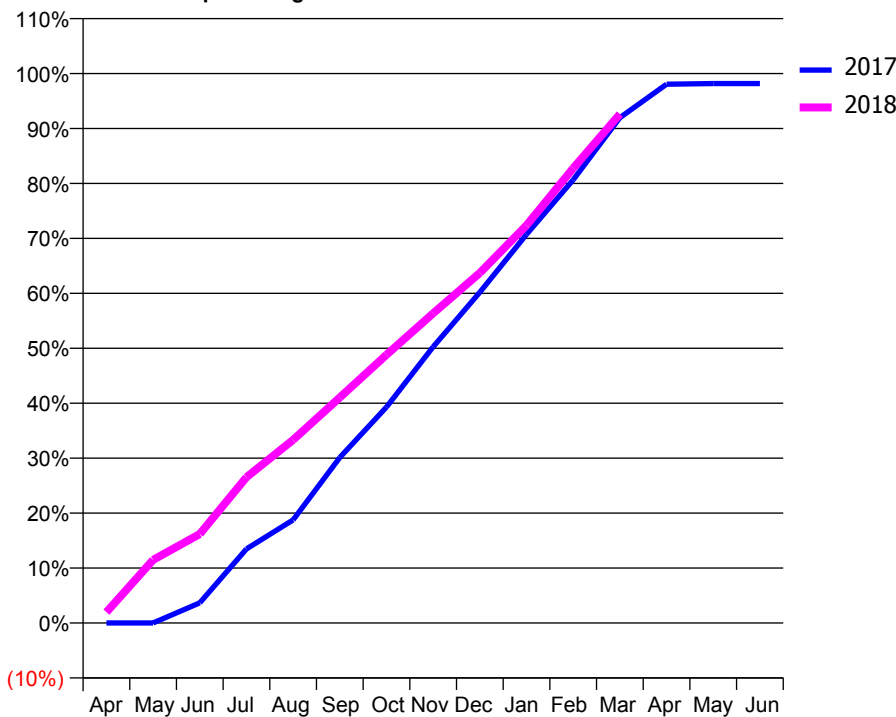
ACCESS*

Patients seen in 24 months	Total	Change since previous quarter
Quarter ending March 2017	2,541	
Quarter ending June 2017	2,700	↑
Quarter ending September 2017	2,852	↑
Quarter ending December 2017	3,051	↑
Quarter ending March 2018	3,280	↑
Variance since March 2017	29.1%	↑



ACTIVITY

Cumulative percentage of contracted UDA delivered 2017 & 2018



Month	Adjusted Scheduled Activity (UDA)	
	2017	2018
April	0	268
May	0	1,566
June	408	2,208
July	1,503	3,616
August	2,092	4,542
September	3,357	5,593
October	4,379	6,652
November	5,602	7,681
December	6,709	8,681
January	7,882	9,864
February	8,987	11,277
March	10,248	12,619
April	10,926	
May	10,939	
June	10,939	

QUALITY

	Quantity	Base Number	Contract	AT	Region	England
% of FP17s for the same patient ID Re-attending within 3 months - Children	139	1,539	9.0%	9.5%	11.5%	11.9%
% of FP17s for the same patient ID Re-attending within 3 months - Adults	567	3,498	16.2%	15.2%	15.9%	16.0%
% of FP17s for the same patient ID Re-attending between 3 & 9 months - Children	999	1,539	64.9%	59.5%	60.6%	58.3%
% of FP17s for the same patient ID Re-attending between 3 & 9 months - Adults	1,995	3,498	57.0%	50.8%	51.6%	50.3%
% of FP17s for Band 1 Urgent Courses	436	4,813	9.1%	9.6%	9.5%	9.1%
% of FP17s Relating to Free Repair or Replacements	22	4,813	0.5%	0.6%	0.7%	0.8%
% of FP17s Relating to Continuations	42	4,813	0.9%	0.9%	1.0%	1.0%
% of Patients satisfied with the dentistry they have received	1	2	N/A	91.1%	92.0%	91.5%
% of Patients satisfied with the time they had to wait for an appointment	2	2	N/A	88.6%	88.1%	87.9%

* This is based on patients treated on this contract for their most recent course of treatment. Figures in italics indicate the base number of FP17s or Patient Questionnaire responses are less than 100. N/A is shown where the base number of responses is less than 10 during the period. % is calculated as Quantity/Base number*100

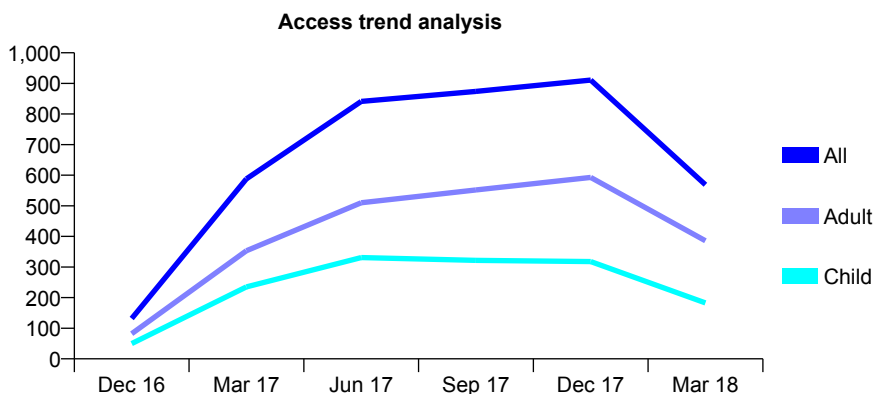
Q68 - Vital Signs At a Glance Contract Report for 100192/0000 - March 2018

Name or company name	Apex Dental Care Ltd
Contract type name	GDS Contract
Purpose of contract	General
Contract start date	01/04/2016
Contract end date	

17/18 Contracted general activity (UDA)	5,000
Carry forward general activity (UDA)	0
17/18 Contracted orthodontic activity (UOA)	0
Carry forward orthodontic activity (UOA)	0
Baseline contract value	£137,486.95

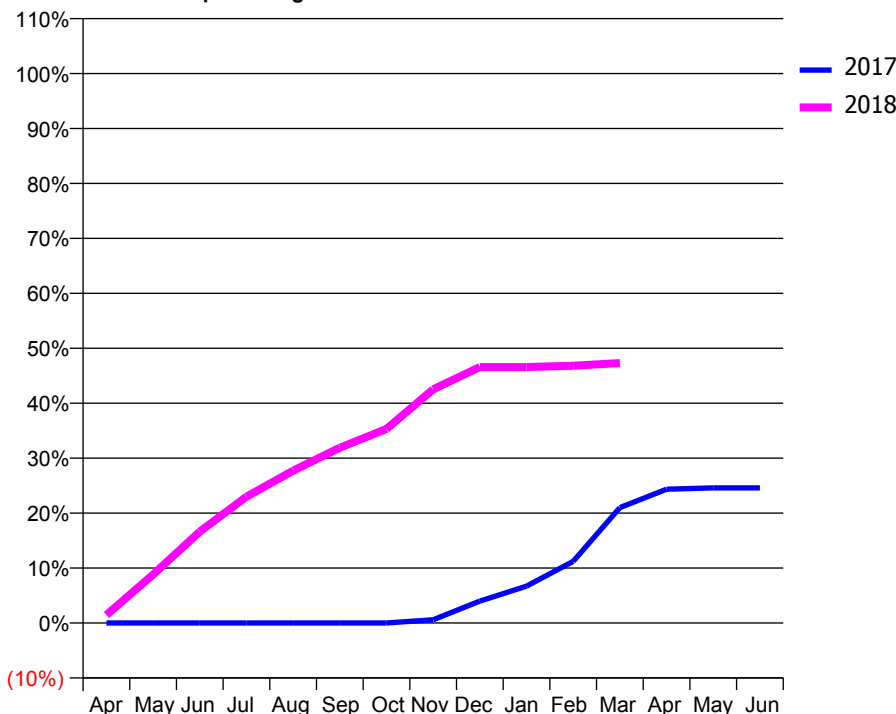
ACCESS*

Patients seen in 24 months	Total	Change since previous quarter
Quarter ending March 2017	588	
Quarter ending June 2017	841	↑
Quarter ending September 2017	874	↑
Quarter ending December 2017	911	↑
Quarter ending March 2018	569	↓
Variance since March 2017	(3.2%)	↓



ACTIVITY

Cumulative percentage of contracted UDA delivered 2017 & 2018



Month	Adjusted Scheduled Activity (UDA)	
	2017	2018
April	0	73
May	0	441
June	0	832
July	0	1,150
August	0	1,387
September	0	1,595
October	0	1,766
November	30	2,126
December	200	2,329
January	336	2,329
February	562	2,341
March	1,050	2,366
April	1,217	
May	1,229	
June	1,229	

QUALITY

	Quantity	Base Number	Contract	AT	Region	England
% of FP17s for the same patient ID Re-attending within 3 months - Children	26	316	8.2%	9.5%	11.5%	11.9%
% of FP17s for the same patient ID Re-attending within 3 months - Adults	151	725	20.8%	15.2%	15.9%	16.0%
% of FP17s for the same patient ID Re-attending between 3 & 9 months - Children	74	316	23.4%	59.5%	60.6%	58.3%
% of FP17s for the same patient ID Re-attending between 3 & 9 months - Adults	134	725	18.5%	50.8%	51.6%	50.3%
% of FP17s for Band 1 Urgent Courses	135	927	14.6%	9.6%	9.5%	9.1%
% of FP17s Relating to Free Repair or Replacements	6	927	0.6%	0.6%	0.7%	0.8%
% of FP17s Relating to Continuations	32	927	3.5%	0.9%	1.0%	1.0%
% of Patients satisfied with the dentistry they have received	0	0	N/A	91.1%	92.0%	91.5%
% of Patients satisfied with the time they had to wait for an appointment	0	0	N/A	88.6%	88.1%	87.9%

* This is based on patients treated on this contract for their most recent course of treatment. Figures in italics indicate the base number of FP17s or Patient Questionnaire responses are less than 100. N/A is shown where the base number of responses is less than 10 during the period. % is calculated as Quantity/Base number*100

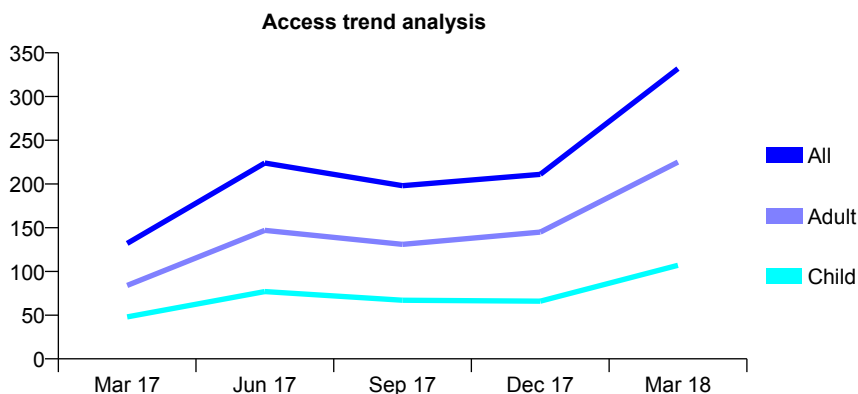
Q68 - Vital Signs At a Glance Contract Report for 100262/0000 - March 2018

Name or company name	MISS S IMANI
Contract type name	GDS Contract
Purpose of contract	General
Contract start date	01/04/2016
Contract end date	31/03/2018

17/18 Contracted general activity (UDA)	1,500
Carry forward general activity (UDA)	0
17/18 Contracted orthodontic activity (UOA)	0
Carry forward orthodontic activity (UOA)	0
Baseline contract value	£36,506.31

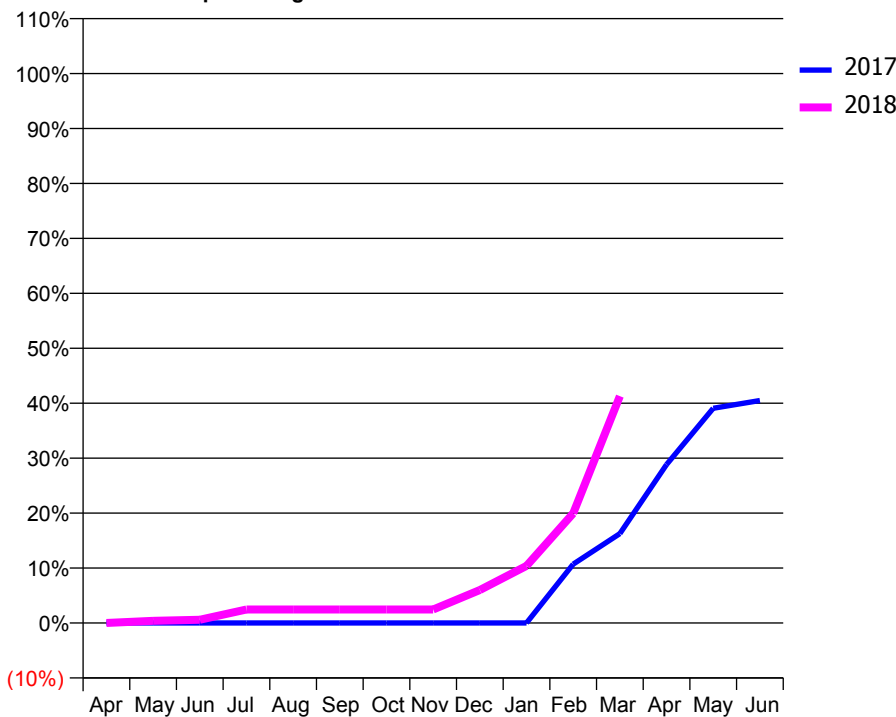
ACCESS*

Patients seen in 24 months	Total	Change since previous quarter
Quarter ending March 2017	132	
Quarter ending June 2017	224	↑
Quarter ending September 2017	198	↓
Quarter ending December 2017	211	↑
Quarter ending March 2018	332	↑
Variance since March 2017	151.5%	↑



ACTIVITY

Cumulative percentage of contracted UDA delivered 2017 & 2018



Month	Adjusted Scheduled Activity (UDA)	
	2017	2018
April	0	0
May	0	6
June	0	9
July	0	37
August	0	37
September	0	37
October	0	37
November	0	37
December	0	90
January	0	156
February	214	299
March	325	619
April	577	
May	782	
June	810	

QUALITY

	Quantity	Base Number	Contract	AT	Region	England
% of FP17s for the same patient ID Re-attending within 3 months - Children	3	114	2.6%	9.5%	11.5%	11.9%
% of FP17s for the same patient ID Re-attending within 3 months - Adults	32	287	11.1%	15.2%	15.9%	16.0%
% of FP17s for the same patient ID Re-attending between 3 & 9 months - Children	5	114	4.4%	59.5%	60.6%	58.3%
% of FP17s for the same patient ID Re-attending between 3 & 9 months - Adults	6	287	2.1%	50.8%	51.6%	50.3%
% of FP17s for Band 1 Urgent Courses	58	238	24.4%	9.6%	9.5%	9.1%
% of FP17s Relating to Free Repair or Replacements	0	238	0.0%	0.6%	0.7%	0.8%
% of FP17s Relating to Continuations	0	238	0.0%	0.9%	1.0%	1.0%
% of Patients satisfied with the dentistry they have received	0	0	N/A	91.1%	92.0%	91.5%
% of Patients satisfied with the time they had to wait for an appointment	0	0	N/A	88.6%	88.1%	87.9%

* This is based on patients treated on this contract for their most recent course of treatment. Figures in italics indicate the base number of FP17s or Patient Questionnaire responses are less than 100. N/A is shown where the base number of responses is less than 10 during the period. % is calculated as Quantity/Base number*100

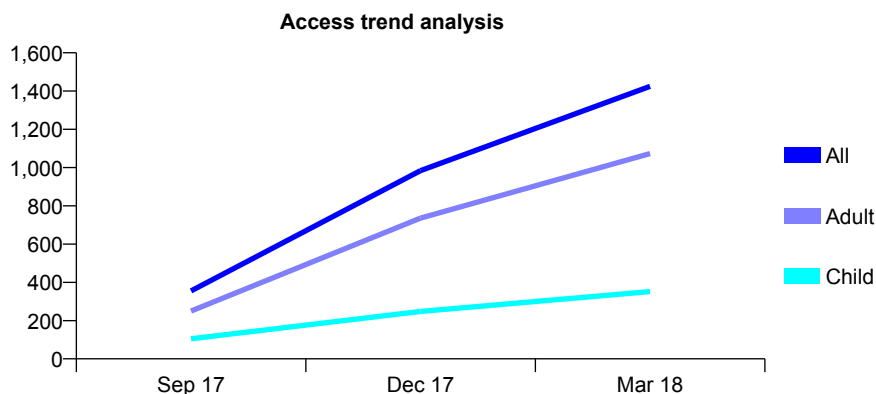
Q68 - Vital Signs At a Glance Contract Report for 100476/0000 - March 2018

Name or company name	Jayne Withinshaw Limited
Contract type name	GDS Contract
Purpose of contract	General
Contract start date	01/08/2017
Contract end date	

17/18 Contracted general activity (UDA)	3,252
Carry forward general activity (UDA)	0
17/18 Contracted orthodontic activity (UOA)	0
Carry forward orthodontic activity (UOA)	0
Baseline contract value	£79,440.00

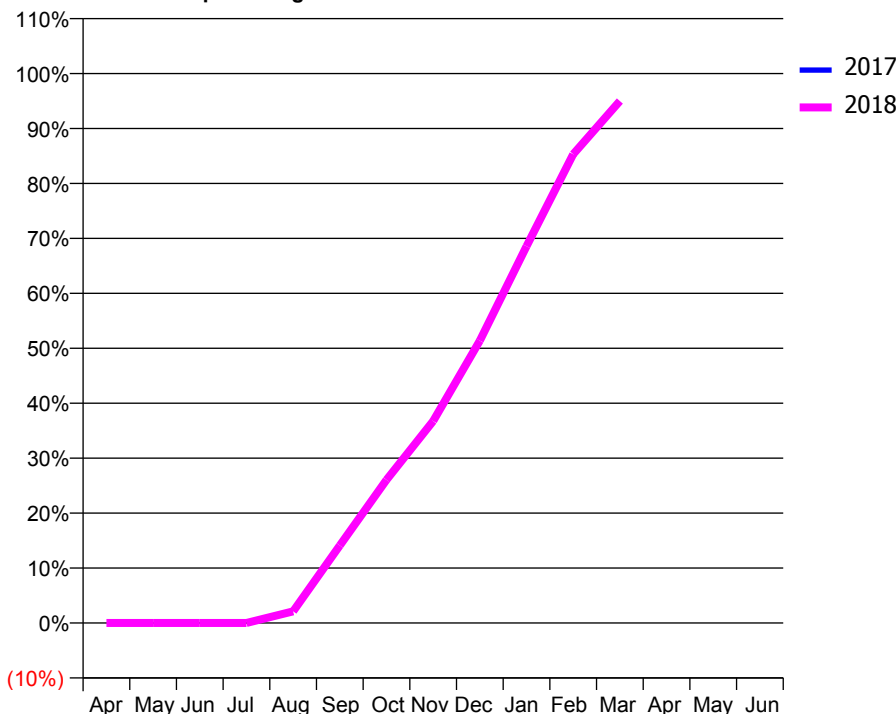
ACCESS*

Patients seen in 24 months	Total	Change since previous quarter
Quarter ending March 2017	0	
Quarter ending June 2017	0	
Quarter ending September 2017	355	↑
Quarter ending December 2017	984	↑
Quarter ending March 2018	1,425	↑
Variance since March 2017	N/A	



ACTIVITY

Cumulative percentage of contracted UDA delivered 2017 & 2018



Adjusted Scheduled Activity (UDA)

Month	2017	2018
April	0	0
May	0	0
June	0	0
July	0	0
August	0	69
September	0	459
October	0	847
November	0	1,195
December	0	1,671
January	0	2,230
February	0	2,774
March	0	3,089
April	0	
May	0	
June	0	

QUALITY

	Quantity	Base Number	Contract	AT	Region	England
% of FP17s for the same patient ID Re-attending within 3 months - Children	16	394	4.1%	9.5%	11.5%	11.9%
% of FP17s for the same patient ID Re-attending within 3 months - Adults	107	1,249	8.6%	15.2%	15.9%	16.0%
% of FP17s for the same patient ID Re-attending between 3 & 9 months - Children	37	394	9.4%	59.5%	60.6%	58.3%
% of FP17s for the same patient ID Re-attending between 3 & 9 months - Adults	90	1,249	7.2%	50.8%	51.6%	50.3%
% of FP17s for Band 1 Urgent Courses	39	1,643	2.4%	9.6%	9.5%	9.1%
% of FP17s Relating to Free Repair or Replacements	4	1,643	0.2%	0.6%	0.7%	0.8%
% of FP17s Relating to Continuations	20	1,643	1.2%	0.9%	1.0%	1.0%
% of Patients satisfied with the dentistry they have received	1	1	N/A	91.1%	92.0%	91.5%
% of Patients satisfied with the time they had to wait for an appointment	1	1	N/A	88.6%	88.1%	87.9%

* This is based on patients treated on this contract for their most recent course of treatment. Figures in italics indicate the base number of FP17s or Patient Questionnaire responses are less than 100. N/A is shown where the base number of responses is less than 10 during the period. % is calculated as Quantity/Base number*100

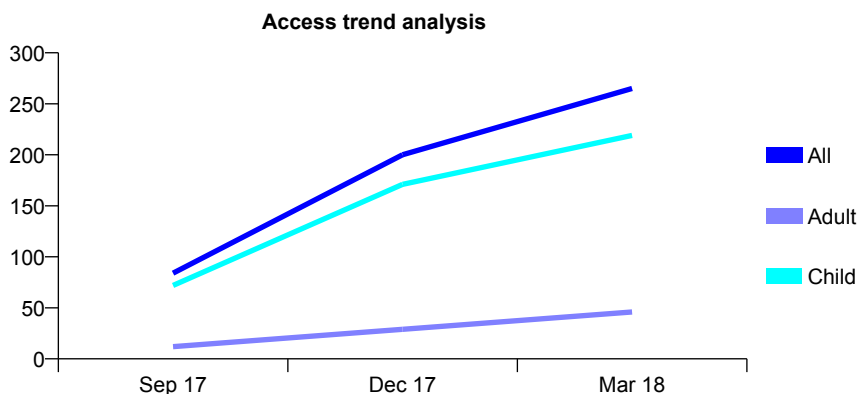
Q68 - Vital Signs At a Glance Contract Report for 100477/0000 - March 2018

Name or company name	Knights Dental Surgery Limited
Contract type name	GDS Contract
Purpose of contract	General
Contract start date	01/08/2017
Contract end date	

17/18 Contracted general activity (UDA)	738
Carry forward general activity (UDA)	0
17/18 Contracted orthodontic activity (UOA)	0
Carry forward orthodontic activity (UOA)	0
Baseline contract value	£19,524.40

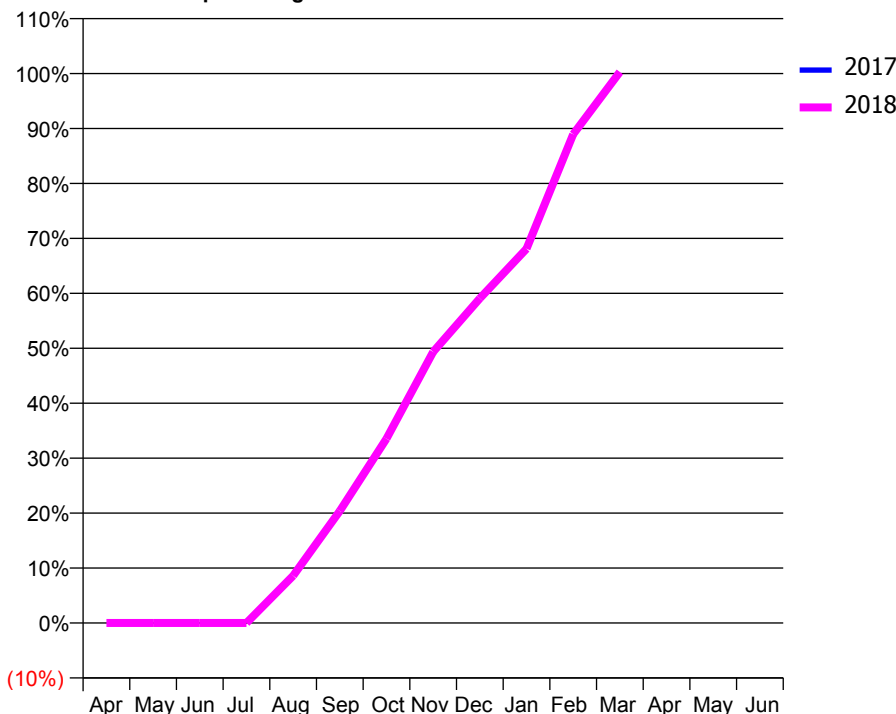
ACCESS*

Patients seen in 24 months	Total	Change since previous quarter
Quarter ending March 2017	0	
Quarter ending June 2017	0	
Quarter ending September 2017	84	↑
Quarter ending December 2017	200	↑
Quarter ending March 2018	265	↑
Variance since March 2017	N/A	



ACTIVITY

Cumulative percentage of contracted UDA delivered 2017 & 2018



Adjusted Scheduled Activity (UDA)

Month	2017	2018
April	0	0
May	0	0
June	0	0
July	0	0
August	0	63
September	0	151
October	0	248
November	0	364
December	0	436
January	0	503
February	0	656
March	0	740
April	0	
May	0	
June	0	

QUALITY

	Quantity	Base Number	Contract	AT	Region	England
% of FP17s for the same patient ID Re-attending within 3 months - Children	9	285	3.2%	9.5%	11.5%	11.9%
% of FP17s for the same patient ID Re-attending within 3 months - Adults	8	53	15.1%	15.2%	15.9%	16.0%
% of FP17s for the same patient ID Re-attending between 3 & 9 months - Children	39	285	13.7%	59.5%	60.6%	58.3%
% of FP17s for the same patient ID Re-attending between 3 & 9 months - Adults	6	53	11.3%	50.8%	51.6%	50.3%
% of FP17s for Band 1 Urgent Courses	20	338	5.9%	9.6%	9.5%	9.1%
% of FP17s Relating to Free Repair or Replacements	0	338	0.0%	0.6%	0.7%	0.8%
% of FP17s Relating to Continuations	0	338	0.0%	0.9%	1.0%	1.0%
% of Patients satisfied with the dentistry they have received	0	0	N/A	91.1%	92.0%	91.5%
% of Patients satisfied with the time they had to wait for an appointment	0	0	N/A	88.6%	88.1%	87.9%

* This is based on patients treated on this contract for their most recent course of treatment. Figures in italics indicate the base number of FP17s or Patient Questionnaire responses are less than 100. N/A is shown where the base number of responses is less than 10 during the period. % is calculated as Quantity/Base number*100

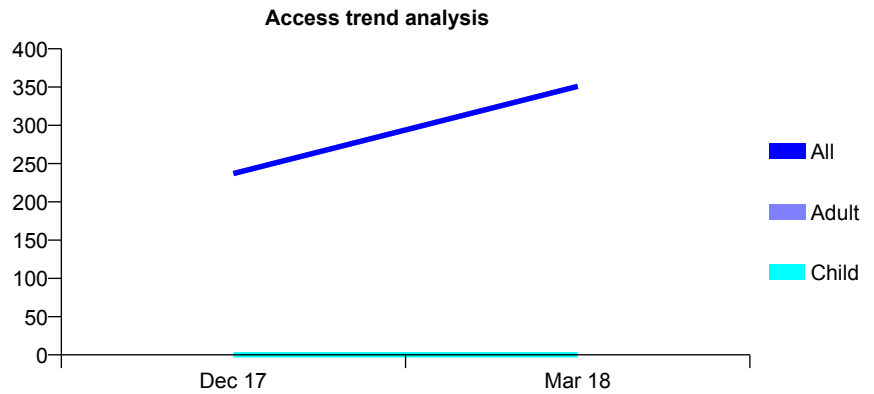
Q68 - Vital Signs At a Glance Contract Report for 100516/0000 - March 2018

Name or company name	MR WM HOULDEN
Contract type name	GDS Contract
Purpose of contract	General
Contract start date	01/07/2017
Contract end date	

17/18 Contracted general activity (UDA)	2,058
Carry forward general activity (UDA)	0
17/18 Contracted orthodontic activity (UOA)	0
Carry forward orthodontic activity (UOA)	0
Baseline contract value	£69,217.62

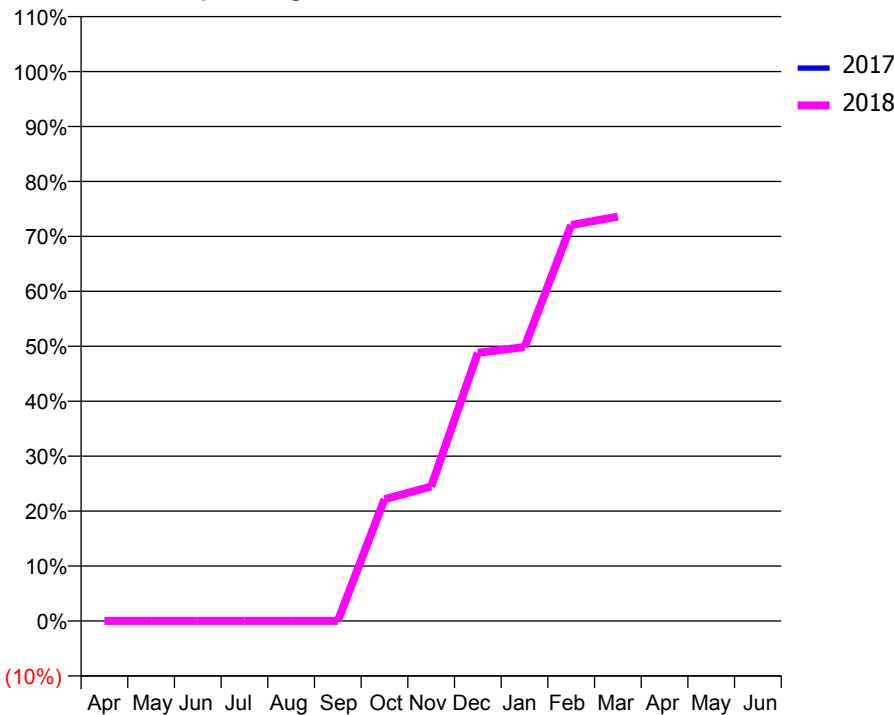
ACCESS*

Patients seen in 24 months	Total	Change since previous quarter
Quarter ending March 2017	0	
Quarter ending June 2017	0	
Quarter ending September 2017	0	
Quarter ending December 2017	237	↑
Quarter ending March 2018	351	↑
Variance since March 2017	N/A	



ACTIVITY

Cumulative percentage of contracted UDA delivered 2017 & 2018



Month	Adjusted Scheduled Activity (UDA)	
	2017	2018
April	0	0
May	0	0
June	0	0
July	0	0
August	0	0
September	0	0
October	0	456
November	0	504
December	0	1,005
January	0	1,026
February	0	1,483
March	0	1,514
April	0	
May	0	
June	0	

QUALITY

	Quantity	Base Number	Contract	AT	Region	England
% of FP17s for the same patient ID Re-attending within 3 months - Children	0	0	N/A	9.5%	11.5%	11.9%
% of FP17s for the same patient ID Re-attending within 3 months - Adults	72	409	17.6%	15.2%	15.9%	16.0%
% of FP17s for the same patient ID Re-attending between 3 & 9 months - Children	0	0	N/A	59.5%	60.6%	58.3%
% of FP17s for the same patient ID Re-attending between 3 & 9 months - Adults	18	409	4.4%	50.8%	51.6%	50.3%
% of FP17s for Band 1 Urgent Courses	46	409	11.2%	9.6%	9.5%	9.1%
% of FP17s Relating to Free Repair or Replacements	0	409	0.0%	0.6%	0.7%	0.8%
% of FP17s Relating to Continuations	2	409	0.5%	0.9%	1.0%	1.0%
% of Patients satisfied with the dentistry they have received	0	0	N/A	91.1%	92.0%	91.5%
% of Patients satisfied with the time they had to wait for an appointment	0	0	N/A	88.6%	88.1%	87.9%

* This is based on patients treated on this contract for their most recent course of treatment. Figures in italics indicate the base number of FP17s or Patient Questionnaire responses are less than 100. N/A is shown where the base number of responses is less than 10 during the period. % is calculated as Quantity/Base number*100

Q68 - Vital Signs At a Glance Contract Report for 100583/0000 - March 2018


Name or company name	Northgate Dental Care Ltd
Contract type name	GDS Contract
Purpose of contract	General
Contract start date	01/04/2017
Contract end date	31/03/2018

17/18 Contracted general activity (UDA)	1,000
Carry forward general activity (UDA)	0
17/18 Contracted orthodontic activity (UOA)	0
Carry forward orthodontic activity (UOA)	0
Baseline contract value	£27,956.39

ACCESS*

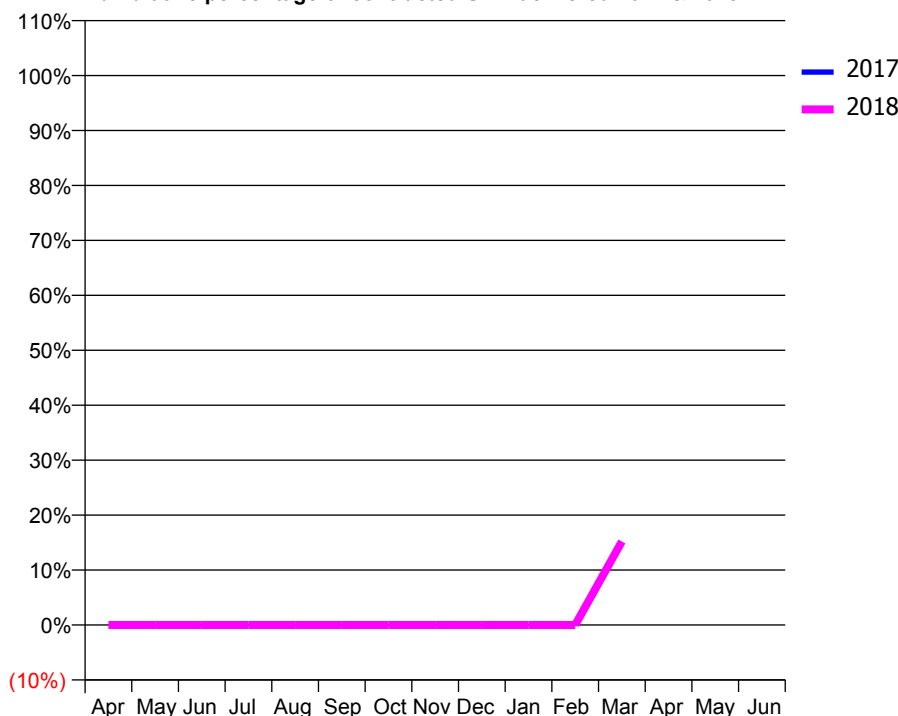
Patients seen in 24 months	Total	Change since previous quarter
Quarter ending March 2017	0	
Quarter ending June 2017	0	
Quarter ending September 2017	0	
Quarter ending December 2017	0	
Quarter ending March 2018	172	
Variance since March 2017	N/A	

Access trend analysis



ACTIVITY

Cumulative percentage of contracted UDA delivered 2017 & 2018



Adjusted Scheduled Activity (UDA)

Month	2017	2018
April	0	0
May	0	0
June	0	0
July	0	0
August	0	0
September	0	0
October	0	0
November	0	0
December	0	0
January	0	0
February	0	0
March	0	152
April	0	0
May	0	0
June	0	0

QUALITY

	Quantity	Base Number	Contract	AT	Region	England
% of FP17s for the same patient ID Re-attending within 3 months - Children	0	34	0.0%	9.5%	11.5%	11.9%
% of FP17s for the same patient ID Re-attending within 3 months - Adults	0	43	0.0%	15.2%	15.9%	16.0%
% of FP17s for the same patient ID Re-attending between 3 & 9 months - Children	0	34	0.0%	59.5%	60.6%	58.3%
% of FP17s for the same patient ID Re-attending between 3 & 9 months - Adults	0	43	0.0%	50.8%	51.6%	50.3%
% of FP17s for Band 1 Urgent Courses	5	77	6.5%	9.6%	9.5%	9.1%
% of FP17s Relating to Free Repair or Replacements	0	77	0.0%	0.6%	0.7%	0.8%
% of FP17s Relating to Continuations	0	77	0.0%	0.9%	1.0%	1.0%
% of Patients satisfied with the dentistry they have received	0	0	N/A	91.1%	92.0%	91.5%
% of Patients satisfied with the time they had to wait for an appointment	0	0	N/A	88.6%	88.1%	87.9%

* This is based on patients treated on this contract for their most recent course of treatment. Figures in italics indicate the base number of FP17s or Patient Questionnaire responses are less than 100. N/A is shown where the base number of responses is less than 10 during the period. % is calculated as Quantity/Base number*100

Q68 - Vital Signs At a Glance Contract Report for 100584/0000 - March 2018


Name or company name	Mr M Eyrumlu & Mr A Eyrumlu
Contract type name	GDS Contract
Purpose of contract	General
Contract start date	01/04/2017
Contract end date	31/03/2018

17/18 Contracted general activity (UDA)	4,000
Carry forward general activity (UDA)	0
17/18 Contracted orthodontic activity (UOA)	0
Carry forward orthodontic activity (UOA)	0
Baseline contract value	£98,902.16

ACCESS*

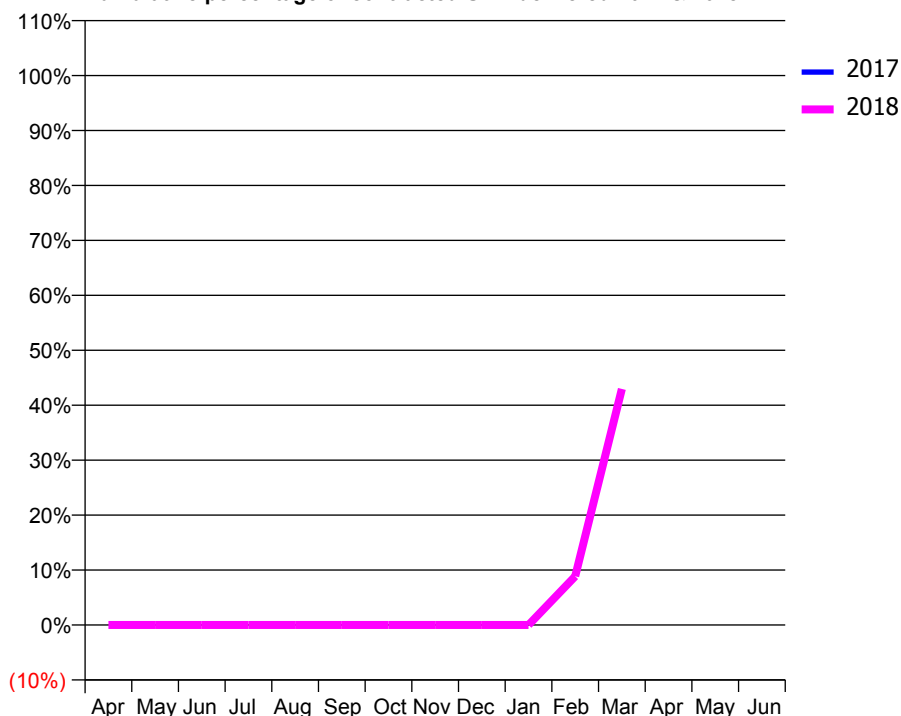
Patients seen in 24 months	Total	Change since previous quarter
Quarter ending March 2017	0	
Quarter ending June 2017	0	
Quarter ending September 2017	0	
Quarter ending December 2017	0	
Quarter ending March 2018	683	
Variance since March 2017	N/A	

Access trend analysis



ACTIVITY

Cumulative percentage of contracted UDA delivered 2017 & 2018



Month	Adjusted Scheduled Activity (UDA)	
	2017	2018
April	0	0
May	0	0
June	0	0
July	0	0
August	0	0
September	0	0
October	0	0
November	0	0
December	0	0
January	0	0
February	0	355
March	0	1,719
April	0	
May	0	
June	0	

QUALITY

	Quantity	Base Number	Contract	AT	Region	England
% of FP17s for the same patient ID Re-attending within 3 months - Children	0	175	0.0%	9.5%	11.5%	11.9%
% of FP17s for the same patient ID Re-attending within 3 months - Adults	16	362	4.4%	15.2%	15.9%	16.0%
% of FP17s for the same patient ID Re-attending between 3 & 9 months - Children	0	175	0.0%	59.5%	60.6%	58.3%
% of FP17s for the same patient ID Re-attending between 3 & 9 months - Adults	0	362	0.0%	50.8%	51.6%	50.3%
% of FP17s for Band 1 Urgent Courses	44	537	8.2%	9.6%	9.5%	9.1%
% of FP17s Relating to Free Repair or Replacements	0	537	0.0%	0.6%	0.7%	0.8%
% of FP17s Relating to Continuations	7	537	1.3%	0.9%	1.0%	1.0%
% of Patients satisfied with the dentistry they have received	0	0	N/A	91.1%	92.0%	91.5%
% of Patients satisfied with the time they had to wait for an appointment	0	0	N/A	88.6%	88.1%	87.9%

* This is based on patients treated on this contract for their most recent course of treatment. Figures in italics indicate the base number of FP17s or Patient Questionnaire responses are less than 100. N/A is shown where the base number of responses is less than 10 during the period. % is calculated as Quantity/Base number*100

Q68 - Vital Signs At a Glance Contract Report for 100585/0000 - March 2018


Name or company name	Hollybush Dental Care Limited
Contract type name	GDS Contract
Purpose of contract	General
Contract start date	01/04/2017
Contract end date	31/03/2018

17/18 Contracted general activity (UDA)	2,000
Carry forward general activity (UDA)	0
17/18 Contracted orthodontic activity (UOA)	0
Carry forward orthodontic activity (UOA)	0
Baseline contract value	£48,552.57

ACCESS*

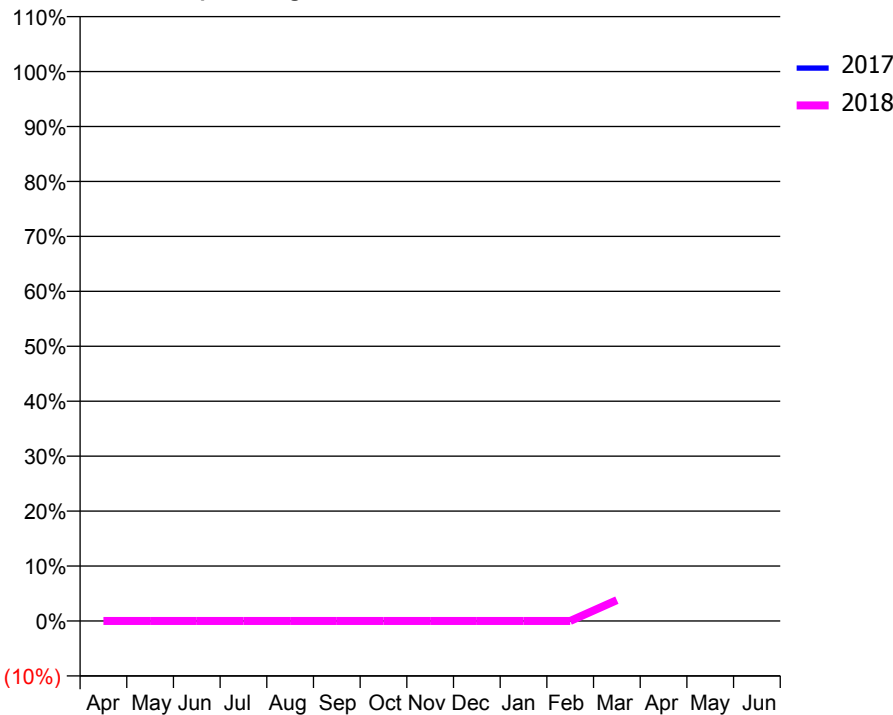
Patients seen in 24 months	Total	Change since previous quarter
Quarter ending March 2017	0	
Quarter ending June 2017	0	
Quarter ending September 2017	0	
Quarter ending December 2017	0	
Quarter ending March 2018	189	
Variance since March 2017	N/A	

Access trend analysis



ACTIVITY

Cumulative percentage of contracted UDA delivered 2017 & 2018



Month	Adjusted Scheduled Activity (UDA)	
	2017	2018
April	0	0
May	0	0
June	0	0
July	0	0
August	0	0
September	0	0
October	0	0
November	0	0
December	0	0
January	0	0
February	0	0
March	0	76
April	0	0
May	0	0
June	0	0

QUALITY

	Quantity	Base Number	Contract	AT	Region	England
% of FP17s for the same patient ID Re-attending within 3 months - Children	1	13	7.7%	9.5%	11.5%	11.9%
% of FP17s for the same patient ID Re-attending within 3 months - Adults	0	35	0.0%	15.2%	15.9%	16.0%
% of FP17s for the same patient ID Re-attending between 3 & 9 months - Children	0	13	0.0%	59.5%	60.6%	58.3%
% of FP17s for the same patient ID Re-attending between 3 & 9 months - Adults	0	35	0.0%	50.8%	51.6%	50.3%
% of FP17s for Band 1 Urgent Courses	10	48	20.8%	9.6%	9.5%	9.1%
% of FP17s Relating to Free Repair or Replacements	0	48	0.0%	0.6%	0.7%	0.8%
% of FP17s Relating to Continuations	1	48	2.1%	0.9%	1.0%	1.0%
% of Patients satisfied with the dentistry they have received	0	0	N/A	91.1%	92.0%	91.5%
% of Patients satisfied with the time they had to wait for an appointment	0	0	N/A	88.6%	88.1%	87.9%

* This is based on patients treated on this contract for their most recent course of treatment. Figures in italics indicate the base number of FP17s or Patient Questionnaire responses are less than 100. N/A is shown where the base number of responses is less than 10 during the period. % is calculated as Quantity/Base number*100

Q68 - Vital Signs At a Glance Contract Report for 100587/0000 - March 2018


Name or company name	Mazdak Eyrumlu and Azad Eyrumlu
Contract type name	GDS Contract
Purpose of contract	General
Contract start date	01/04/2017
Contract end date	31/03/2018

17/18 Contracted general activity (UDA)	3,000
Carry forward general activity (UDA)	0
17/18 Contracted orthodontic activity (UOA)	0
Carry forward orthodontic activity (UOA)	0
Baseline contract value	£80,878.78

ACCESS*

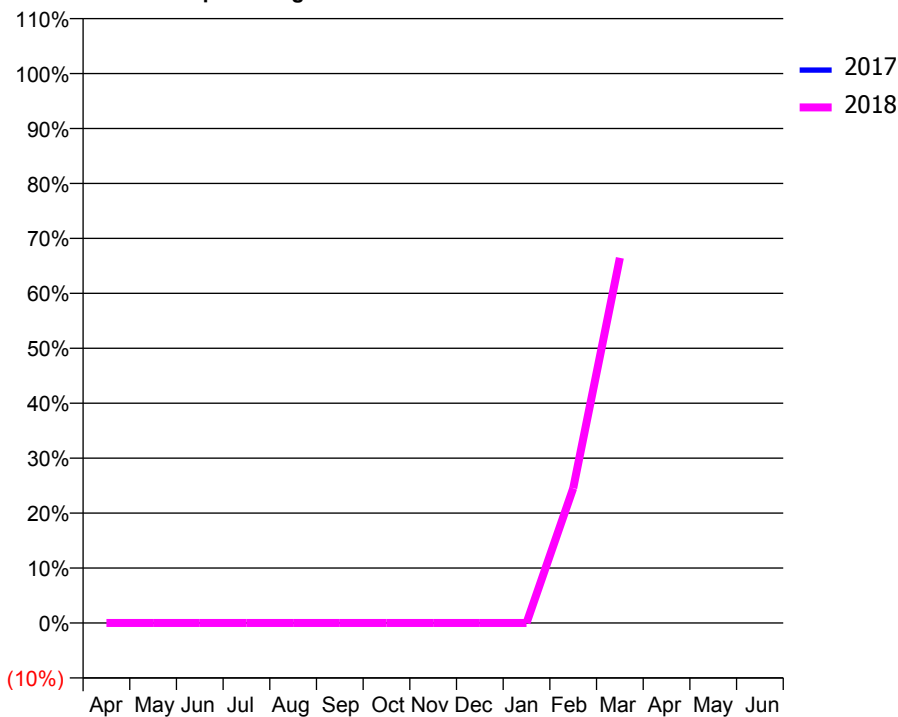
Patients seen in 24 months	Total	Change since previous quarter
Quarter ending March 2017	0	
Quarter ending June 2017	0	
Quarter ending September 2017	0	
Quarter ending December 2017	0	
Quarter ending March 2018	784	
Variance since March 2017	N/A	

Access trend analysis



ACTIVITY

Cumulative percentage of contracted UDA delivered 2017 & 2018



Month	Adjusted Scheduled Activity (UDA)	
	2017	2018
April	0	0
May	0	0
June	0	0
July	0	0
August	0	0
September	0	0
October	0	0
November	0	0
December	0	0
January	0	0
February	0	736
March	0	1,994
April	0	
May	0	
June	0	

QUALITY

	Quantity	Base Number	Contract	AT	Region	England
% of FP17s for the same patient ID Re-attending within 3 months - Children	2	256	0.8%	9.5%	11.5%	11.9%
% of FP17s for the same patient ID Re-attending within 3 months - Adults	7	377	1.9%	15.2%	15.9%	16.0%
% of FP17s for the same patient ID Re-attending between 3 & 9 months - Children	0	256	0.0%	59.5%	60.6%	58.3%
% of FP17s for the same patient ID Re-attending between 3 & 9 months - Adults	0	377	0.0%	50.8%	51.6%	50.3%
% of FP17s for Band 1 Urgent Courses	40	633	6.3%	9.6%	9.5%	9.1%
% of FP17s Relating to Free Repair or Replacements	1	633	0.2%	0.6%	0.7%	0.8%
% of FP17s Relating to Continuations	7	633	1.1%	0.9%	1.0%	1.0%
% of Patients satisfied with the dentistry they have received	0	0	N/A	91.1%	92.0%	91.5%
% of Patients satisfied with the time they had to wait for an appointment	0	0	N/A	88.6%	88.1%	87.9%

* This is based on patients treated on this contract for their most recent course of treatment. Figures in italics indicate the base number of FP17s or Patient Questionnaire responses are less than 100. N/A is shown where the base number of responses is less than 10 during the period. % is calculated as Quantity/Base number*100

Q68 - Vital Signs At a Glance Contract Report for 100588/0000 - March 2018


Name or company name	Little London Dental Care Limited
Contract type name	GDS Contract
Purpose of contract	General
Contract start date	01/04/2017
Contract end date	31/03/2018

17/18 Contracted general activity (UDA)	4,000
Carry forward general activity (UDA)	0
17/18 Contracted orthodontic activity (UOA)	0
Carry forward orthodontic activity (UOA)	0
Baseline contract value	£97,125.10

ACCESS*

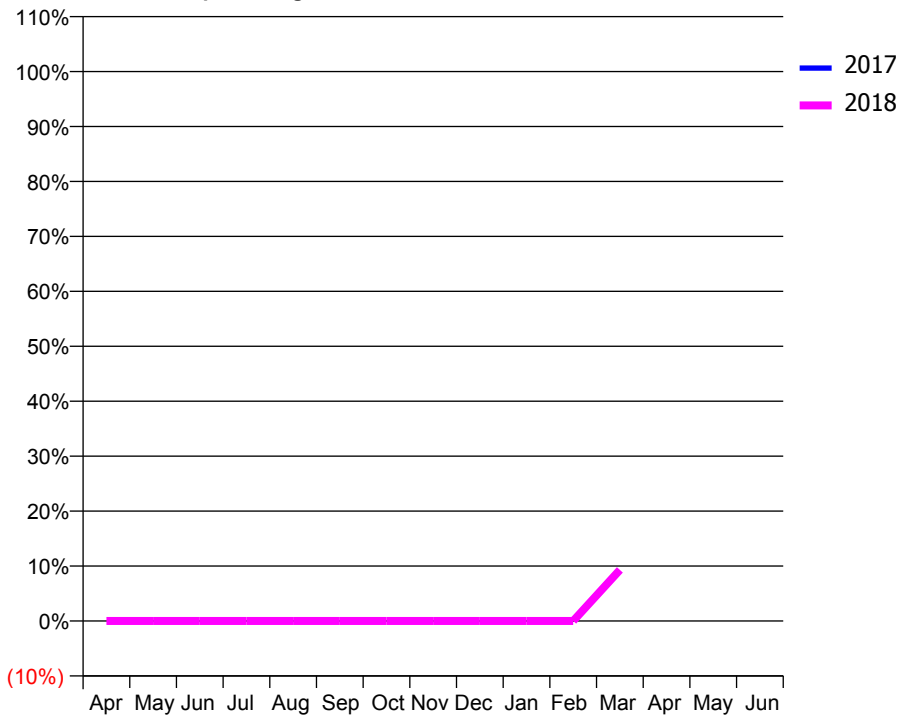
Patients seen in 24 months	Total	Change since previous quarter
Quarter ending March 2017	0	
Quarter ending June 2017	0	
Quarter ending September 2017	0	
Quarter ending December 2017	0	
Quarter ending March 2018	283	
Variance since March 2017	N/A	

Access trend analysis



ACTIVITY

Cumulative percentage of contracted UDA delivered 2017 & 2018



Month	Adjusted Scheduled Activity (UDA)	
	2017	2018
April	0	0
May	0	0
June	0	0
July	0	0
August	0	0
September	0	0
October	0	0
November	0	0
December	0	0
January	0	0
February	0	0
March	0	372
April	0	
May	0	
June	0	

QUALITY

	Quantity	Base Number	Contract	AT	Region	England
% of FP17s for the same patient ID Re-attending within 3 months - Children	0	52	0.0%	9.5%	11.5%	11.9%
% of FP17s for the same patient ID Re-attending within 3 months - Adults	1	155	0.6%	15.2%	15.9%	16.0%
% of FP17s for the same patient ID Re-attending between 3 & 9 months - Children	0	52	0.0%	59.5%	60.6%	58.3%
% of FP17s for the same patient ID Re-attending between 3 & 9 months - Adults	0	155	0.0%	50.8%	51.6%	50.3%
% of FP17s for Band 1 Urgent Courses	12	207	5.8%	9.6%	9.5%	9.1%
% of FP17s Relating to Free Repair or Replacements	0	207	0.0%	0.6%	0.7%	0.8%
% of FP17s Relating to Continuations	0	207	0.0%	0.9%	1.0%	1.0%
% of Patients satisfied with the dentistry they have received	0	0	N/A	91.1%	92.0%	91.5%
% of Patients satisfied with the time they had to wait for an appointment	0	0	N/A	88.6%	88.1%	87.9%

* This is based on patients treated on this contract for their most recent course of treatment. Figures in italics indicate the base number of FP17s or Patient Questionnaire responses are less than 100. N/A is shown where the base number of responses is less than 10 during the period. % is calculated as Quantity/Base number*100

Q68 - Vital Signs At a Glance Contract Report for 100589/0000 - March 2018


Name or company name	Mr A Patel and Ms P Patel
Contract type name	GDS Contract
Purpose of contract	General
Contract start date	01/04/2017
Contract end date	31/03/2018

17/18 Contracted general activity (UDA)	1,100
Carry forward general activity (UDA)	0
17/18 Contracted orthodontic activity (UOA)	0
Carry forward orthodontic activity (UOA)	0
Baseline contract value	£29,885.99

ACCESS*

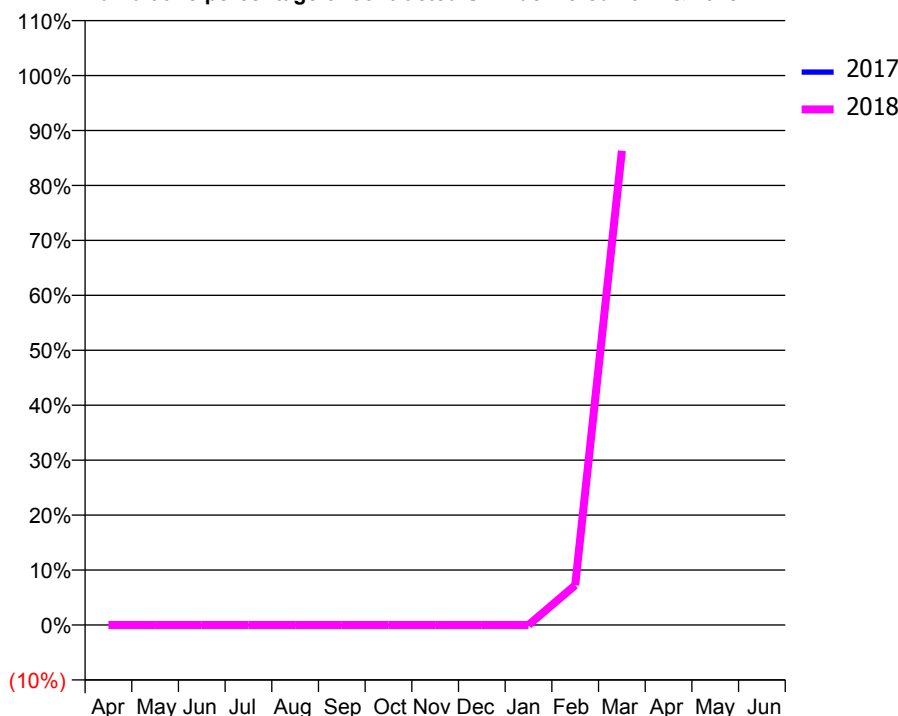
Patients seen in 24 months	Total	Change since previous quarter
Quarter ending March 2017	0	
Quarter ending June 2017	0	
Quarter ending September 2017	0	
Quarter ending December 2017	0	
Quarter ending March 2018	375	
Variance since March 2017	N/A	

Access trend analysis



ACTIVITY

Cumulative percentage of contracted UDA delivered 2017 & 2018



Month	Adjusted Scheduled Activity (UDA)	
	2017	2018
April	0	0
May	0	0
June	0	0
July	0	0
August	0	0
September	0	0
October	0	0
November	0	0
December	0	0
January	0	0
February	0	80
March	0	949
April	0	
May	0	
June	0	

QUALITY

	Quantity	Base Number	Contract	AT	Region	England
% of FP17s for the same patient ID Re-attending within 3 months - Children	0	84	0.0%	9.5%	11.5%	11.9%
% of FP17s for the same patient ID Re-attending within 3 months - Adults	1	243	0.4%	15.2%	15.9%	16.0%
% of FP17s for the same patient ID Re-attending between 3 & 9 months - Children	0	84	0.0%	59.5%	60.6%	58.3%
% of FP17s for the same patient ID Re-attending between 3 & 9 months - Adults	0	243	0.0%	50.8%	51.6%	50.3%
% of FP17s for Band 1 Urgent Courses	17	327	5.2%	9.6%	9.5%	9.1%
% of FP17s Relating to Free Repair or Replacements	2	327	0.6%	0.6%	0.7%	0.8%
% of FP17s Relating to Continuations	1	327	0.3%	0.9%	1.0%	1.0%
% of Patients satisfied with the dentistry they have received	0	0	N/A	91.1%	92.0%	91.5%
% of Patients satisfied with the time they had to wait for an appointment	0	0	N/A	88.6%	88.1%	87.9%

* This is based on patients treated on this contract for their most recent course of treatment. Figures in italics indicate the base number of FP17s or Patient Questionnaire responses are less than 100. N/A is shown where the base number of responses is less than 10 during the period. % is calculated as Quantity/Base number*100

Q68 - Vital Signs At a Glance Contract Report for 100596/0000 - March 2018


Name or company name	MISS NB MUSTAFA
Contract type name	GDS Contract
Purpose of contract	General
Contract start date	01/02/2018
Contract end date	

17/18 Contracted general activity (UDA)	529
Carry forward general activity (UDA)	0
17/18 Contracted orthodontic activity (UOA)	0
Carry forward orthodontic activity (UOA)	0
Baseline contract value	£13,309.64

ACCESS*

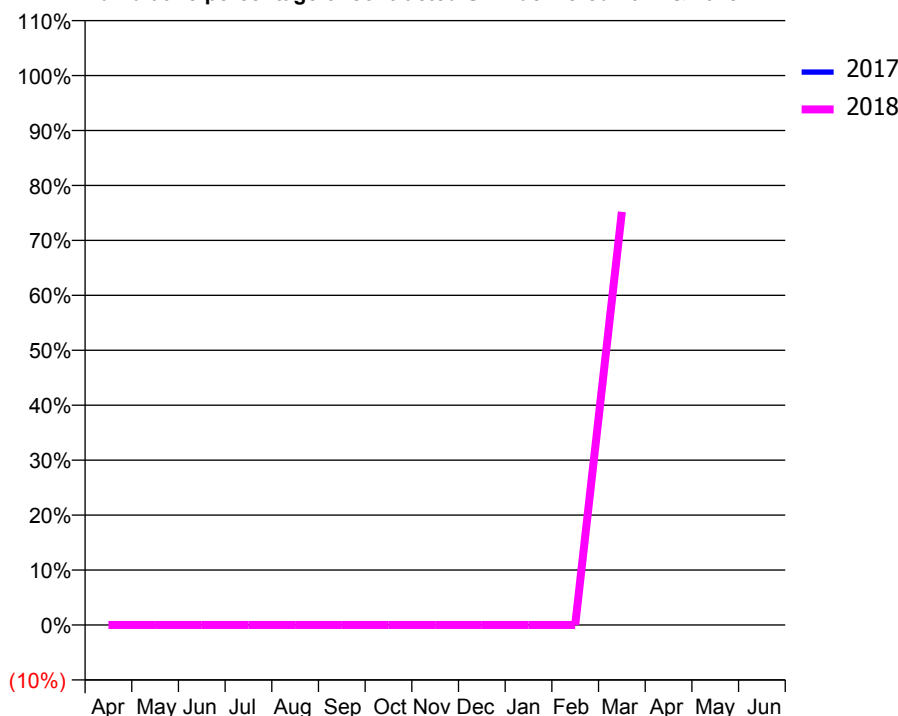
Patients seen in 24 months	Total	Change since previous quarter
Quarter ending March 2017	0	
Quarter ending June 2017	0	
Quarter ending September 2017	0	
Quarter ending December 2017	0	
Quarter ending March 2018	183	
Variance since March 2017	N/A	

Access trend analysis



ACTIVITY

Cumulative percentage of contracted UDA delivered 2017 & 2018



Month	Adjusted Scheduled Activity (UDA)	
	2017	2018
April	0	0
May	0	0
June	0	0
July	0	0
August	0	0
September	0	0
October	0	0
November	0	0
December	0	0
January	0	0
February	0	0
March	0	398
April	0	
May	0	
June	0	

QUALITY

	Quantity	Base Number	Contract	AT	Region	England
% of FP17s for the same patient ID Re-attending within 3 months - Children	0	135	0.0%	9.5%	11.5%	11.9%
% of FP17s for the same patient ID Re-attending within 3 months - Adults	0	53	0.0%	15.2%	15.9%	16.0%
% of FP17s for the same patient ID Re-attending between 3 & 9 months - Children	0	135	0.0%	59.5%	60.6%	58.3%
% of FP17s for the same patient ID Re-attending between 3 & 9 months - Adults	0	53	0.0%	50.8%	51.6%	50.3%
% of FP17s for Band 1 Urgent Courses	4	188	2.1%	9.6%	9.5%	9.1%
% of FP17s Relating to Free Repair or Replacements	0	188	0.0%	0.6%	0.7%	0.8%
% of FP17s Relating to Continuations	0	188	0.0%	0.9%	1.0%	1.0%
% of Patients satisfied with the dentistry they have received	0	0	N/A	91.1%	92.0%	91.5%
% of Patients satisfied with the time they had to wait for an appointment	0	0	N/A	88.6%	88.1%	87.9%

* This is based on patients treated on this contract for their most recent course of treatment. Figures in italics indicate the base number of FP17s or Patient Questionnaire responses are less than 100. N/A is shown where the base number of responses is less than 10 during the period. % is calculated as Quantity/Base number*100

Q68 - Vital Signs At a Glance Contract Report for 100611/0000 - March 2018


Name or company name	Mr A Pitchforth and Miss M Elalami
Contract type name	GDS Contract
Purpose of contract	General
Contract start date	01/04/2017
Contract end date	31/03/2018

17/18 Contracted general activity (UDA)	1,000
Carry forward general activity (UDA)	0
17/18 Contracted orthodontic activity (UOA)	0
Carry forward orthodontic activity (UOA)	0
Baseline contract value	£26,345.67

ACCESS*

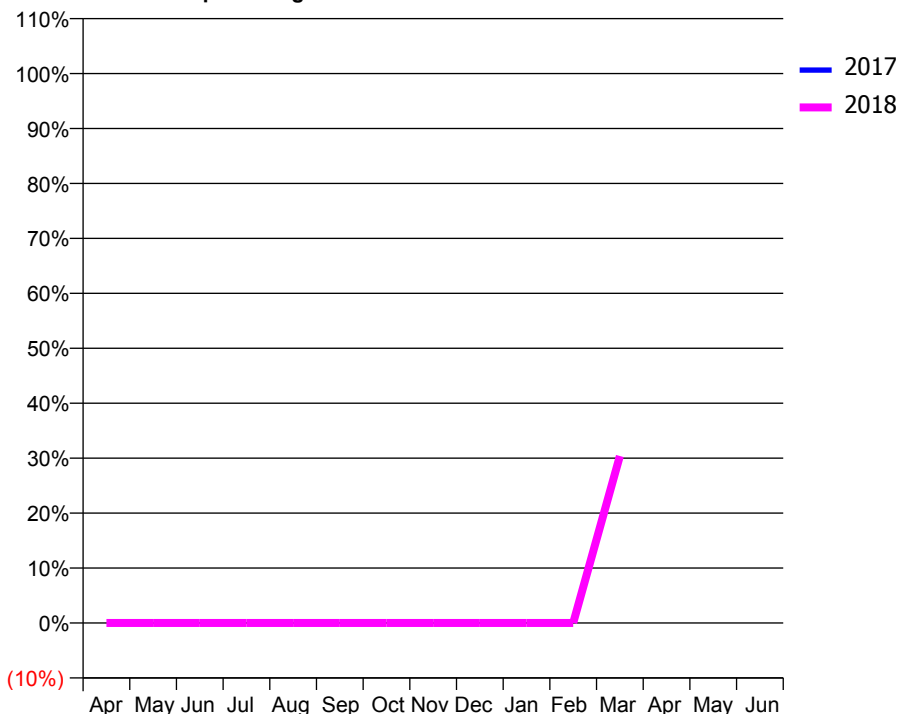
Patients seen in 24 months	Total	Change since previous quarter
Quarter ending March 2017	0	
Quarter ending June 2017	0	
Quarter ending September 2017	0	
Quarter ending December 2017	0	
Quarter ending March 2018	277	
Variance since March 2017	N/A	

Access trend analysis



ACTIVITY

Cumulative percentage of contracted UDA delivered 2017 & 2018



Month	Adjusted Scheduled Activity (UDA)	
	2017	2018
April	0	0
May	0	0
June	0	0
July	0	0
August	0	0
September	0	0
October	0	0
November	0	0
December	0	0
January	0	0
February	0	0
March	0	304
April	0	
May	0	
June	0	

QUALITY

	Quantity	Base Number	Contract	AT	Region	England
% of FP17s for the same patient ID Re-attending within 3 months - Children	0	45	0.0%	9.5%	11.5%	11.9%
% of FP17s for the same patient ID Re-attending within 3 months - Adults	1	91	1.1%	15.2%	15.9%	16.0%
% of FP17s for the same patient ID Re-attending between 3 & 9 months - Children	0	45	0.0%	59.5%	60.6%	58.3%
% of FP17s for the same patient ID Re-attending between 3 & 9 months - Adults	0	91	0.0%	50.8%	51.6%	50.3%
% of FP17s for Band 1 Urgent Courses	10	136	7.4%	9.6%	9.5%	9.1%
% of FP17s Relating to Free Repair or Replacements	0	136	0.0%	0.6%	0.7%	0.8%
% of FP17s Relating to Continuations	1	136	0.7%	0.9%	1.0%	1.0%
% of Patients satisfied with the dentistry they have received	0	0	N/A	91.1%	92.0%	91.5%
% of Patients satisfied with the time they had to wait for an appointment	0	0	N/A	88.6%	88.1%	87.9%

* This is based on patients treated on this contract for their most recent course of treatment. Figures in italics indicate the base number of FP17s or Patient Questionnaire responses are less than 100. N/A is shown where the base number of responses is less than 10 during the period. % is calculated as Quantity/Base number*100

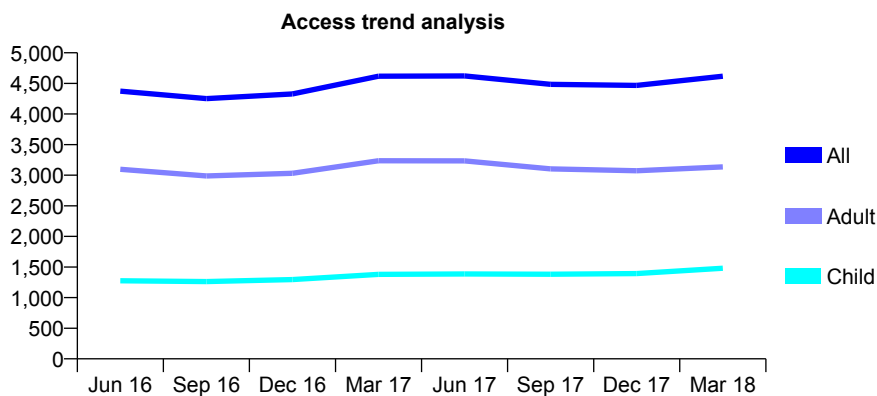
Q68 - Vital Signs At a Glance Contract Report for 101281/0028 - March 2018

Name or company name	OASIS DENTAL CARE LTD
Contract type name	GDS Contract
Purpose of contract	General
Contract start date	01/04/2006
Contract end date	

17/18 Contracted general activity (UDA)	11,520
Carry forward general activity (UDA)	0
17/18 Contracted orthodontic activity (UOA)	0
Carry forward orthodontic activity (UOA)	0
Baseline contract value	£272,928.09

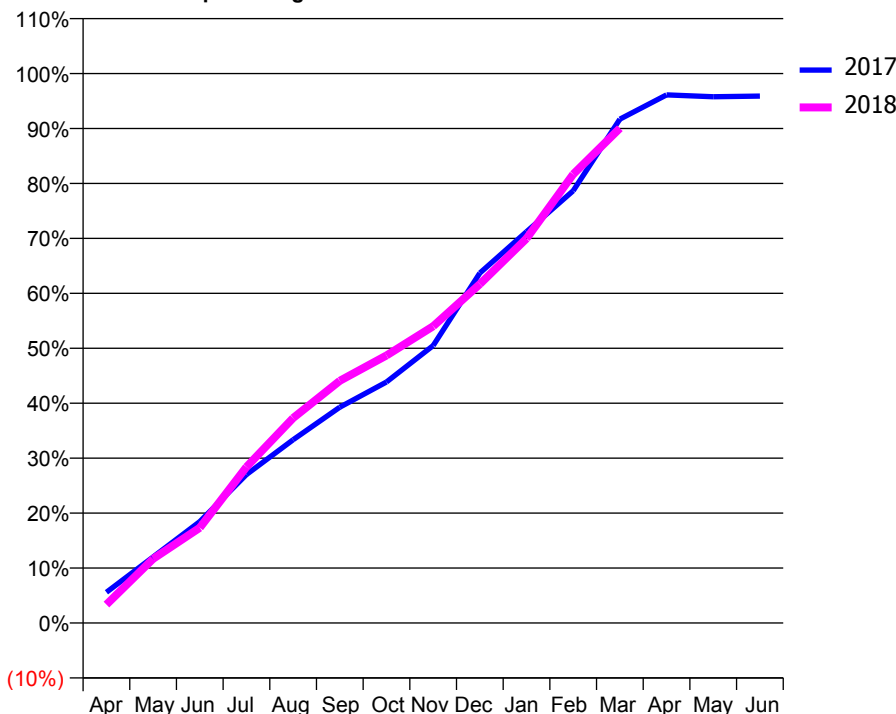
ACCESS*

Patients seen in 24 months	Total	Change since previous quarter
Quarter ending March 2017	4,618	
Quarter ending June 2017	4,621	→
Quarter ending September 2017	4,485	↓
Quarter ending December 2017	4,467	→
Quarter ending March 2018	4,618	↑
Variance since March 2017	0.0%	→



ACTIVITY

Cumulative percentage of contracted UDA delivered 2017 & 2018



Month	Adjusted Scheduled Activity (UDA)	
	2017	2018
April	645	387
May	1,386	1,347
June	2,125	1,999
July	3,114	3,272
August	3,842	4,297
September	4,525	5,079
October	5,054	5,609
November	5,817	6,222
December	7,337	7,105
January	8,205	8,060
February	9,060	9,408
March	10,564	10,373
April	11,071	
May	11,033	
June	11,046	

QUALITY

	Quantity	Base Number	Contract	AT	Region	England
% of FP17s for the same patient ID Re-attending within 3 months - Children	177	2,246	7.9%	9.5%	11.5%	11.9%
% of FP17s for the same patient ID Re-attending within 3 months - Adults	620	4,342	14.3%	15.2%	15.9%	16.0%
% of FP17s for the same patient ID Re-attending between 3 & 9 months - Children	1,349	2,246	60.1%	59.5%	60.6%	58.3%
% of FP17s for the same patient ID Re-attending between 3 & 9 months - Adults	2,321	4,342	53.5%	50.8%	51.6%	50.3%
% of FP17s for Band 1 Urgent Courses	790	6,372	12.4%	9.6%	9.5%	9.1%
% of FP17s Relating to Free Repair or Replacements	49	6,372	0.8%	0.6%	0.7%	0.8%
% of FP17s Relating to Continuations	2	6,372	0.0%	0.9%	1.0%	1.0%
% of Patients satisfied with the dentistry they have received	5	5	N/A	91.1%	92.0%	91.5%
% of Patients satisfied with the time they had to wait for an appointment	4	5	N/A	88.6%	88.1%	87.9%

* This is based on patients treated on this contract for their most recent course of treatment. Figures in italics indicate the base number of FP17s or Patient Questionnaire responses are less than 100. N/A is shown where the base number of responses is less than 10 during the period. % is calculated as Quantity/Base number*100

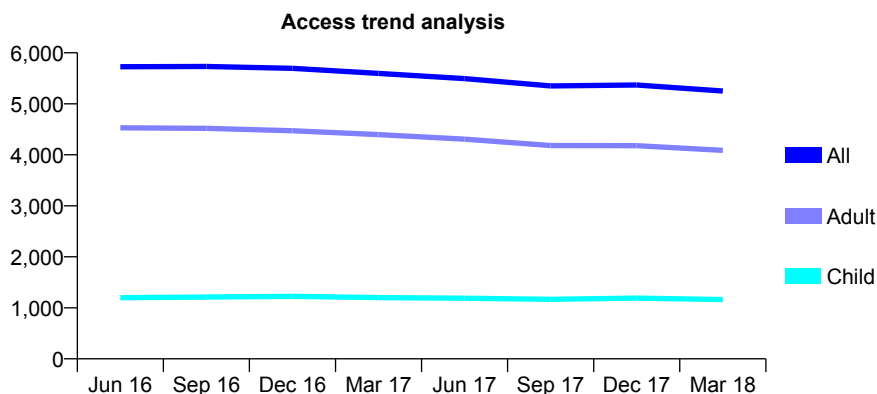
Q68 - Vital Signs At a Glance Contract Report for 101281/0040 - March 2018

Name or company name	OASIS DENTAL CARE LTD
Contract type name	GDS Contract
Purpose of contract	General
Contract start date	01/04/2006
Contract end date	

17/18 Contracted general activity (UDA)	10,500
Carry forward general activity (UDA)	0
17/18 Contracted orthodontic activity (UOA)	0
Carry forward orthodontic activity (UOA)	0
Baseline contract value	£263,397.87

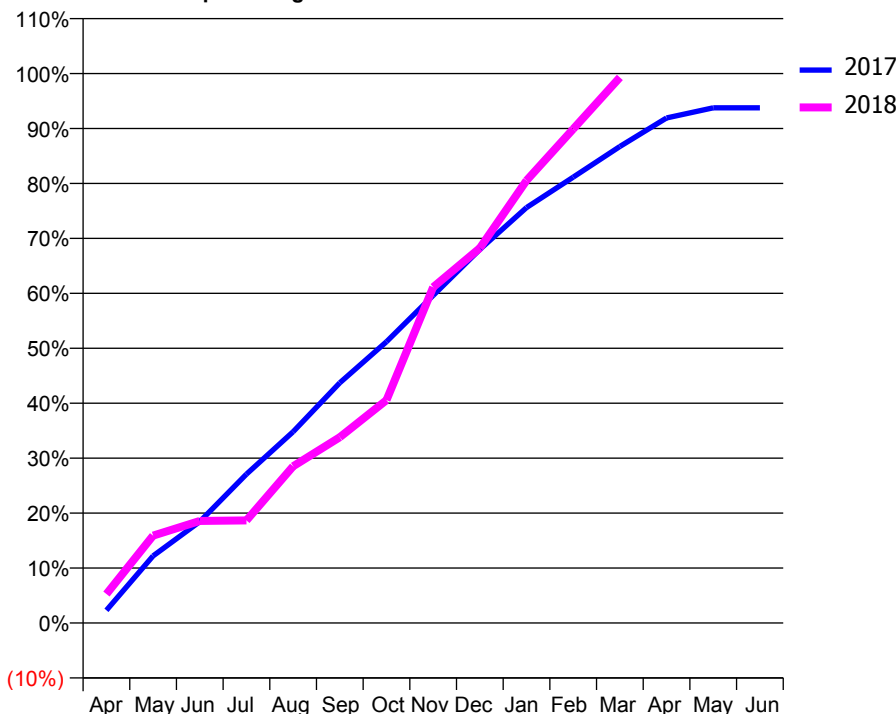
ACCESS*

Patients seen in 24 months	Total	Change since previous quarter
Quarter ending March 2017	5,596	
Quarter ending June 2017	5,495	↓
Quarter ending September 2017	5,350	↓
Quarter ending December 2017	5,369	→
Quarter ending March 2018	5,250	↓
Variance since March 2017	(6.2%)	↓



ACTIVITY

Cumulative percentage of contracted UDA delivered 2017 & 2018



Month	Adjusted Scheduled Activity (UDA)	
	2017	2018
April	380	555
May	2,004	1,670
June	3,027	1,951
July	4,444	1,961
August	5,708	2,996
September	7,171	3,550
October	8,394	4,259
November	9,776	6,418
December	11,148	7,164
January	12,398	8,456
February	13,306	9,440
March	14,221	10,426
April	15,072	
May	15,378	
June	15,378	

QUALITY

	Quantity	Base Number	Contract	AT	Region	England
% of FP17s for the same patient ID Re-attending within 3 months - Children	129	1,650	7.8%	9.5%	11.5%	11.9%
% of FP17s for the same patient ID Re-attending within 3 months - Adults	788	5,160	15.3%	15.2%	15.9%	16.0%
% of FP17s for the same patient ID Re-attending between 3 & 9 months - Children	948	1,650	57.5%	59.5%	60.6%	58.3%
% of FP17s for the same patient ID Re-attending between 3 & 9 months - Adults	2,130	5,160	41.3%	50.8%	51.6%	50.3%
% of FP17s for Band 1 Urgent Courses	863	6,124	14.1%	9.6%	9.5%	9.1%
% of FP17s Relating to Free Repair or Replacements	70	6,124	1.1%	0.6%	0.7%	0.8%
% of FP17s Relating to Continuations	8	6,124	0.1%	0.9%	1.0%	1.0%
% of Patients satisfied with the dentistry they have received	6	7	N/A	91.1%	92.0%	91.5%
% of Patients satisfied with the time they had to wait for an appointment	6	7	N/A	88.6%	88.1%	87.9%

* This is based on patients treated on this contract for their most recent course of treatment. Figures in italics indicate the base number of FP17s or Patient Questionnaire responses are less than 100. N/A is shown where the base number of responses is less than 10 during the period. % is calculated as Quantity/Base number*100

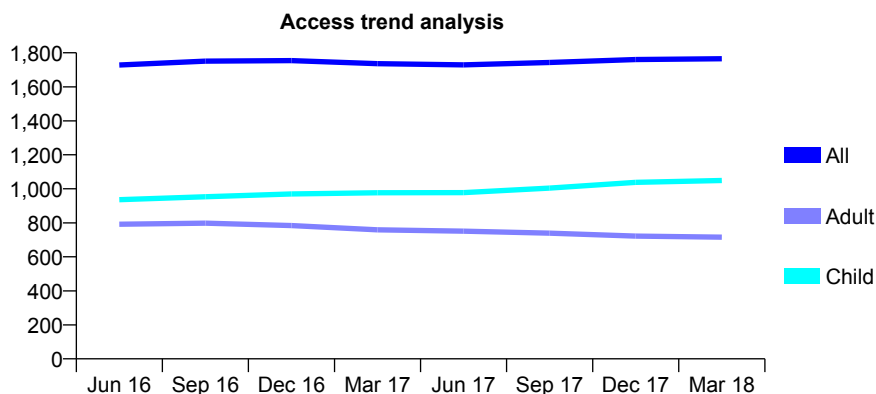
Q68 - Vital Signs At a Glance Contract Report for 101281/0056 - March 2018

Name or company name	OASIS DENTAL CARE LTD
Contract type name	GDS Contract
Purpose of contract	General
Contract start date	01/04/2006
Contract end date	

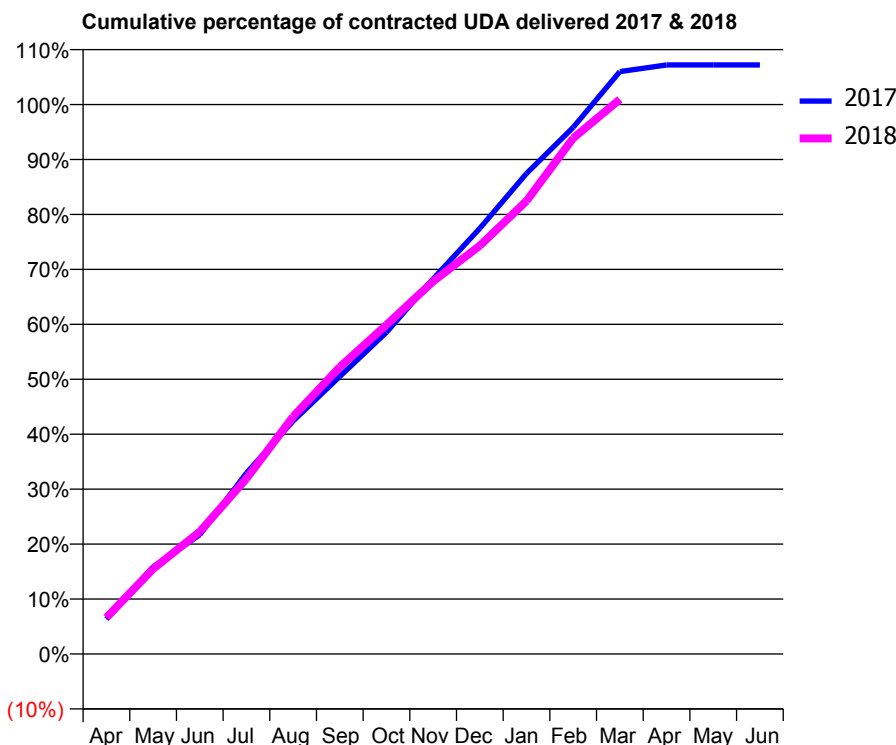
17/18 Contracted general activity (UDA)	3,474
Carry forward general activity (UDA)	-70
17/18 Contracted orthodontic activity (UOA)	0
Carry forward orthodontic activity (UOA)	0
Baseline contract value	£83,331.22

ACCESS*

Patients seen in 24 months	Total	Change since previous quarter
Quarter ending March 2017	1,736	
Quarter ending June 2017	1,729	→
Quarter ending September 2017	1,743	→
Quarter ending December 2017	1,760	→
Quarter ending March 2018	1,765	→
Variance since March 2017	1.7%	→



ACTIVITY



Month	Adjusted Scheduled Activity (UDA)	
	2017	2018
April	221	231
May	551	538
June	754	774
July	1,144	1,109
August	1,473	1,501
September	1,754	1,814
October	2,034	2,081
November	2,372	2,356
December	2,691	2,582
January	3,038	2,865
February	3,329	3,261
March	3,682	3,506
April	3,724	
May	3,724	
June	3,724	

QUALITY

	Quantity	Base Number	Contract	AT	Region	England
% of FP17s for the same patient ID Re-attending within 3 months - Children	91	1,384	6.6%	9.5%	11.5%	11.9%
% of FP17s for the same patient ID Re-attending within 3 months - Adults	110	744	14.8%	15.2%	15.9%	16.0%
% of FP17s for the same patient ID Re-attending between 3 & 9 months - Children	809	1,384	58.5%	59.5%	60.6%	58.3%
% of FP17s for the same patient ID Re-attending between 3 & 9 months - Adults	267	744	35.9%	50.8%	51.6%	50.3%
% of FP17s for Band 1 Urgent Courses	133	2,111	6.3%	9.6%	9.5%	9.1%
% of FP17s Relating to Free Repair or Replacements	5	2,111	0.2%	0.6%	0.7%	0.8%
% of FP17s Relating to Continuations	30	2,111	1.4%	0.9%	1.0%	1.0%
% of Patients satisfied with the dentistry they have received	0	0	N/A	91.1%	92.0%	91.5%
% of Patients satisfied with the time they had to wait for an appointment	0	0	N/A	88.6%	88.1%	87.9%

* This is based on patients treated on this contract for their most recent course of treatment. Figures in italics indicate the base number of FP17s or Patient Questionnaire responses are less than 100. N/A is shown where the base number of responses is less than 10 during the period. % is calculated as Quantity/Base number*100

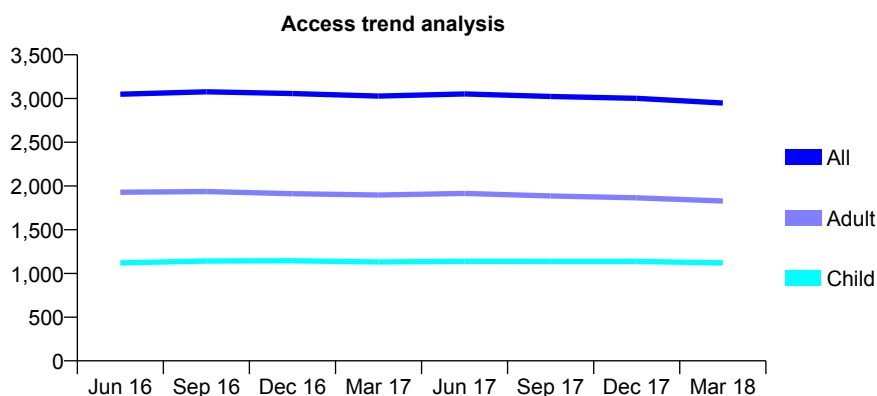
Q68 - Vital Signs At a Glance Contract Report for 101281/0057 - March 2018

Name or company name	OASIS DENTAL CARE LTD
Contract type name	GDS Contract
Purpose of contract	General
Contract start date	01/04/2006
Contract end date	

17/18 Contracted general activity (UDA)	7,181
Carry forward general activity (UDA)	37
17/18 Contracted orthodontic activity (UOA)	0
Carry forward orthodontic activity (UOA)	0
Baseline contract value	£179,898.58

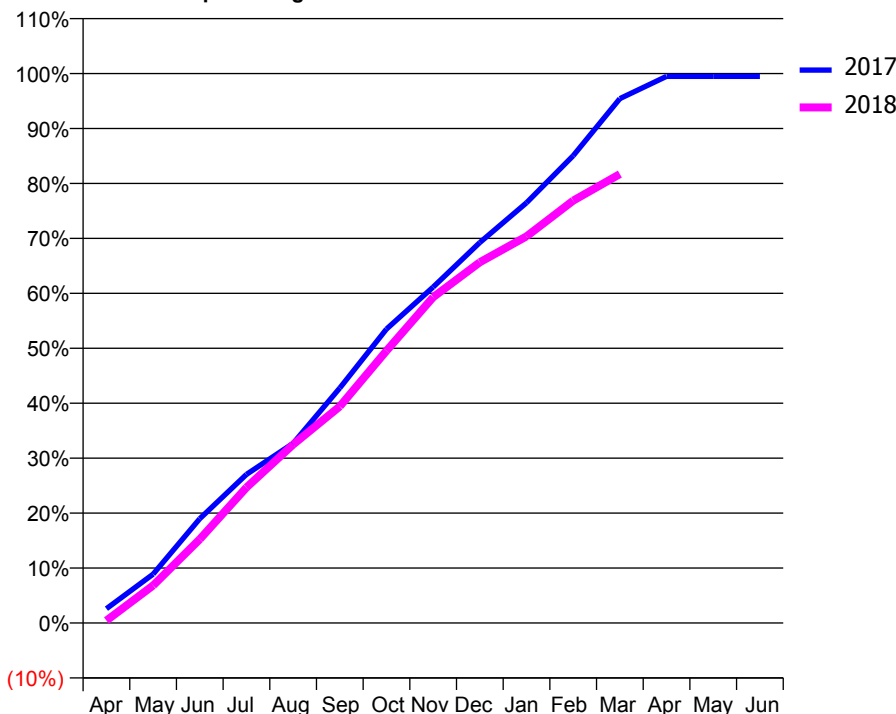
ACCESS*

Patients seen in 24 months	Total	Change since previous quarter
Quarter ending March 2017	3,028	
Quarter ending June 2017	3,053	→
Quarter ending September 2017	3,023	→
Quarter ending December 2017	3,002	→
Quarter ending March 2018	2,948	↓
Variance since March 2017	(2.6%)	↓



ACTIVITY

Cumulative percentage of contracted UDA delivered 2017 & 2018



Month	Adjusted Scheduled Activity (UDA)	
	2017	2018
April	187	32
May	638	490
June	1,364	1,095
July	1,943	1,771
August	2,348	2,333
September	3,071	2,831
October	3,841	3,558
November	4,390	4,258
December	4,973	4,715
January	5,492	5,052
February	6,107	5,519
March	6,852	5,866
April	7,144	
May	7,144	
June	7,144	

QUALITY

	Quantity	Base Number	Contract	AT	Region	England
% of FP17s for the same patient ID Re-attending within 3 months - Children	85	1,531	5.6%	9.5%	11.5%	11.9%
% of FP17s for the same patient ID Re-attending within 3 months - Adults	285	2,298	12.4%	15.2%	15.9%	16.0%
% of FP17s for the same patient ID Re-attending between 3 & 9 months - Children	1,026	1,531	67.0%	59.5%	60.6%	58.3%
% of FP17s for the same patient ID Re-attending between 3 & 9 months - Adults	1,370	2,298	59.6%	50.8%	51.6%	50.3%
% of FP17s for Band 1 Urgent Courses	294	3,653	8.0%	9.6%	9.5%	9.1%
% of FP17s Relating to Free Repair or Replacements	36	3,653	1.0%	0.6%	0.7%	0.8%
% of FP17s Relating to Continuations	1	3,653	0.0%	0.9%	1.0%	1.0%
% of Patients satisfied with the dentistry they have received	0	0	N/A	91.1%	92.0%	91.5%
% of Patients satisfied with the time they had to wait for an appointment	0	0	N/A	88.6%	88.1%	87.9%

* This is based on patients treated on this contract for their most recent course of treatment. Figures in italics indicate the base number of FP17s or Patient Questionnaire responses are less than 100. N/A is shown where the base number of responses is less than 10 during the period. % is calculated as Quantity/Base number*100

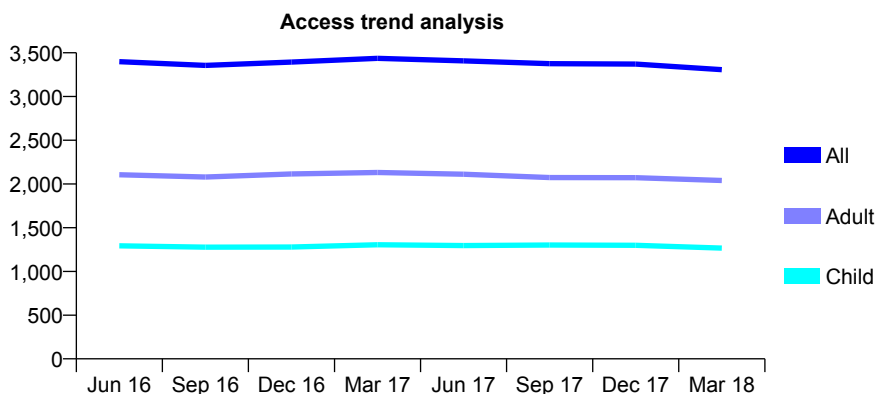
Q68 - Vital Signs At a Glance Contract Report for 101281/0090 - March 2018

Name or company name	OASIS DENTAL CARE LTD
Contract type name	GDS Contract
Purpose of contract	General
Contract start date	01/04/2006
Contract end date	

17/18 Contracted general activity (UDA)	7,650
Carry forward general activity (UDA)	-153
17/18 Contracted orthodontic activity (UOA)	0
Carry forward orthodontic activity (UOA)	0
Baseline contract value	£195,321.58

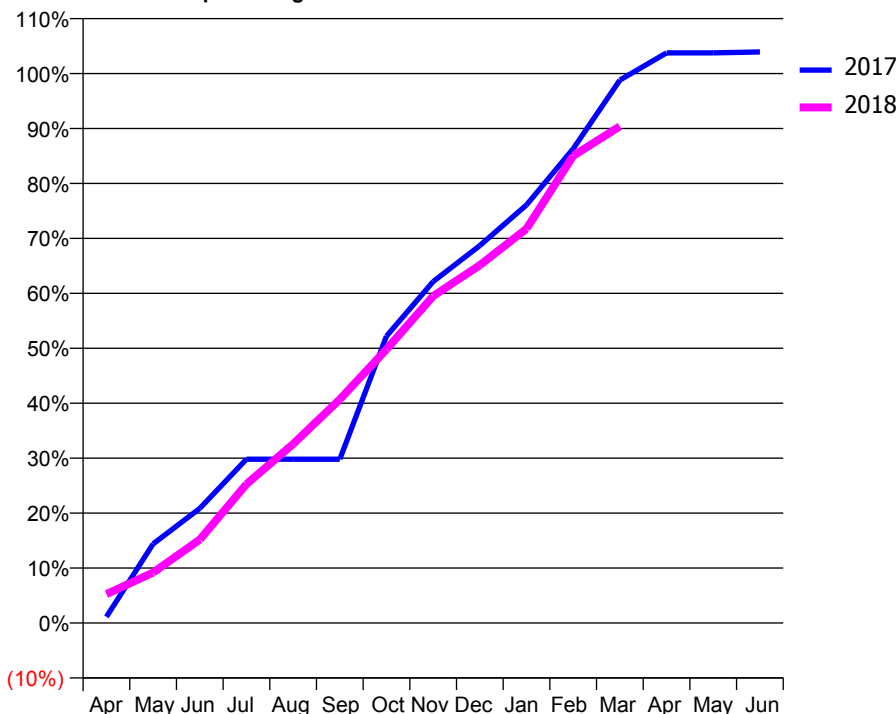
ACCESS*

Patients seen in 24 months	Total	Change since previous quarter
Quarter ending March 2017	3,436	
Quarter ending June 2017	3,407	→
Quarter ending September 2017	3,375	→
Quarter ending December 2017	3,371	→
Quarter ending March 2018	3,307	↓
Variance since March 2017	(3.8%)	↓



ACTIVITY

Cumulative percentage of contracted UDA delivered 2017 & 2018



Month	Adjusted Scheduled Activity (UDA)	
	2017	2018
April	87	402
May	1,102	703
June	1,595	1,162
July	2,280	1,933
August	2,280	2,492
September	2,280	3,115
October	3,994	3,810
November	4,753	4,551
December	5,255	4,981
January	5,822	5,489
February	6,602	6,505
March	7,559	6,914
April	7,937	
May	7,937	
June	7,951	

QUALITY

	Quantity	Base Number	Contract	AT	Region	England
% of FP17s for the same patient ID Re-attending within 3 months - Children	95	1,769	5.4%	9.5%	11.5%	11.9%
% of FP17s for the same patient ID Re-attending within 3 months - Adults	353	2,484	14.2%	15.2%	15.9%	16.0%
% of FP17s for the same patient ID Re-attending between 3 & 9 months - Children	1,147	1,769	64.8%	59.5%	60.6%	58.3%
% of FP17s for the same patient ID Re-attending between 3 & 9 months - Adults	1,344	2,484	54.1%	50.8%	51.6%	50.3%
% of FP17s for Band 1 Urgent Courses	350	3,996	8.8%	9.6%	9.5%	9.1%
% of FP17s Relating to Free Repair or Replacements	9	3,996	0.2%	0.6%	0.7%	0.8%
% of FP17s Relating to Continuations	93	3,996	2.3%	0.9%	1.0%	1.0%
% of Patients satisfied with the dentistry they have received	0	0	N/A	91.1%	92.0%	91.5%
% of Patients satisfied with the time they had to wait for an appointment	0	0	N/A	88.6%	88.1%	87.9%

* This is based on patients treated on this contract for their most recent course of treatment. Figures in italics indicate the base number of FP17s or Patient Questionnaire responses are less than 100. N/A is shown where the base number of responses is less than 10 during the period. % is calculated as Quantity/Base number*100

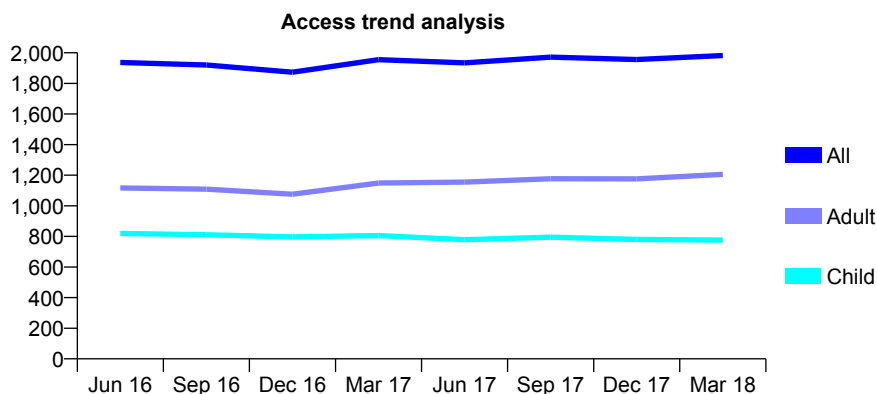
Q68 - Vital Signs At a Glance Contract Report for 101281/0123 - March 2018

Name or company name	OASIS DENTAL CARE LTD
Contract type name	GDS Contract
Purpose of contract	General
Contract start date	01/04/2006
Contract end date	

17/18 Contracted general activity (UDA)	5,664
Carry forward general activity (UDA)	113
17/18 Contracted orthodontic activity (UOA)	0
Carry forward orthodontic activity (UOA)	0
Baseline contract value	£124,173.93

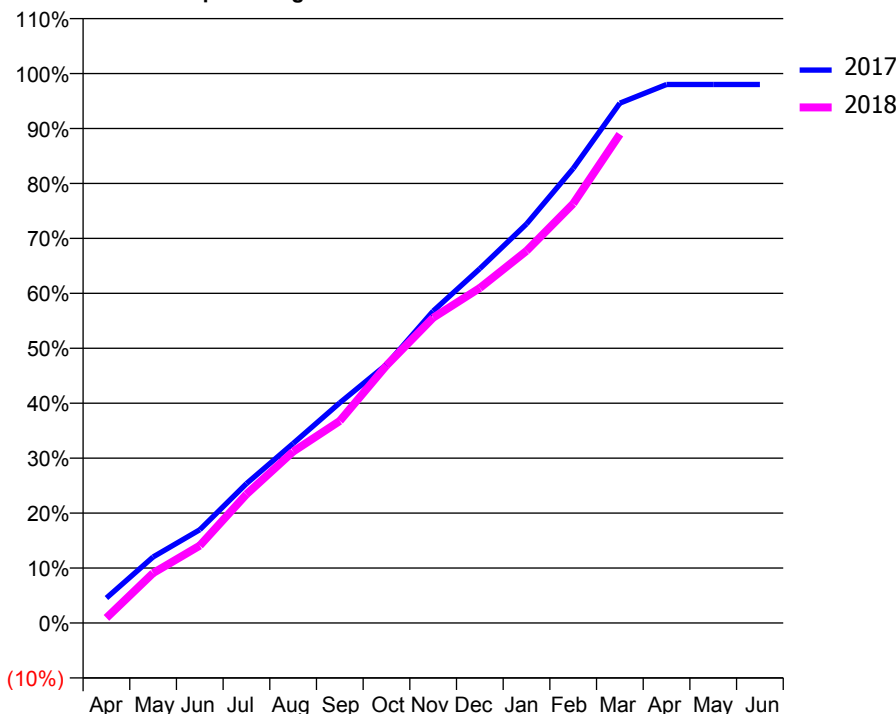
ACCESS*

Patients seen in 24 months	Total	Change since previous quarter
Quarter ending March 2017	1,955	
Quarter ending June 2017	1,934	↓
Quarter ending September 2017	1,972	→
Quarter ending December 2017	1,956	→
Quarter ending March 2018	1,982	→
Variance since March 2017	1.4%	→



ACTIVITY

Cumulative percentage of contracted UDA delivered 2017 & 2018



Month	Adjusted Scheduled Activity (UDA)	
	2017	2018
April	258	53
May	681	515
June	961	798
July	1,437	1,326
August	1,851	1,767
September	2,269	2,083
October	2,664	2,655
November	3,215	3,147
December	3,652	3,453
January	4,113	3,835
February	4,685	4,322
March	5,359	5,038
April	5,550	
May	5,550	
June	5,550	

QUALITY

	Quantity	Base Number	Contract	AT	Region	England
% of FP17s for the same patient ID Re-attending within 3 months - Children	89	1,186	7.5%	9.5%	11.5%	11.9%
% of FP17s for the same patient ID Re-attending within 3 months - Adults	223	1,529	14.6%	15.2%	15.9%	16.0%
% of FP17s for the same patient ID Re-attending between 3 & 9 months - Children	762	1,186	64.2%	59.5%	60.6%	58.3%
% of FP17s for the same patient ID Re-attending between 3 & 9 months - Adults	834	1,529	54.5%	50.8%	51.6%	50.3%
% of FP17s for Band 1 Urgent Courses	131	2,609	5.0%	9.6%	9.5%	9.1%
% of FP17s Relating to Free Repair or Replacements	1	2,609	0.0%	0.6%	0.7%	0.8%
% of FP17s Relating to Continuations	64	2,609	2.5%	0.9%	1.0%	1.0%
% of Patients satisfied with the dentistry they have received	0	0	N/A	91.1%	92.0%	91.5%
% of Patients satisfied with the time they had to wait for an appointment	0	0	N/A	88.6%	88.1%	87.9%

* This is based on patients treated on this contract for their most recent course of treatment. Figures in italics indicate the base number of FP17s or Patient Questionnaire responses are less than 100. N/A is shown where the base number of responses is less than 10 during the period. % is calculated as Quantity/Base number*100

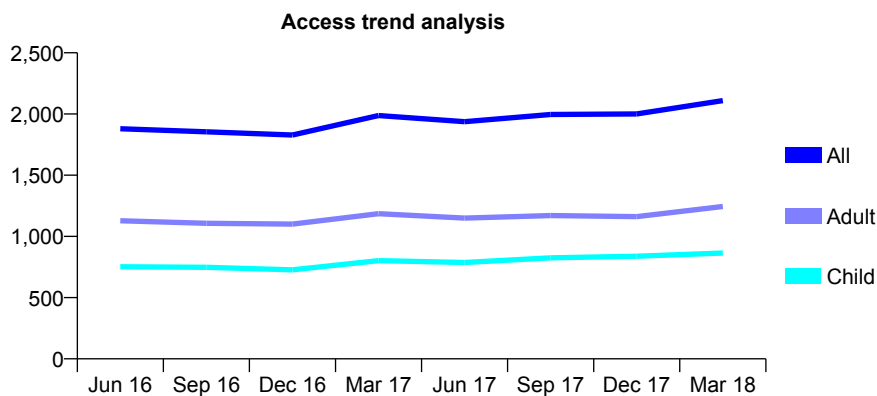
Q68 - Vital Signs At a Glance Contract Report for 101281/0137 - March 2018

Name or company name	OASIS DENTAL CARE LTD
Contract type name	GDS Contract
Purpose of contract	General
Contract start date	01/04/2006
Contract end date	

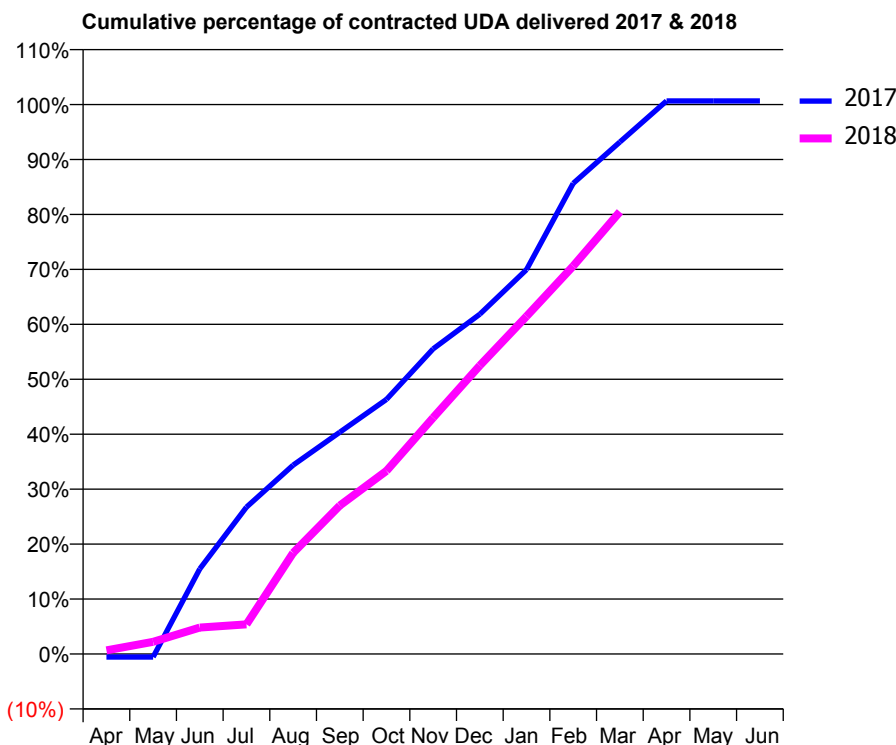
17/18 Contracted general activity (UDA)	6,000
Carry forward general activity (UDA)	-40
17/18 Contracted orthodontic activity (UOA)	0
Carry forward orthodontic activity (UOA)	0
Baseline contract value	£161,256.21

ACCESS*

Patients seen in 24 months	Total	Change since previous quarter
Quarter ending March 2017	1,988	
Quarter ending June 2017	1,937	↓
Quarter ending September 2017	1,996	↑
Quarter ending December 2017	2,000	→
Quarter ending March 2018	2,109	↑
Variance since March 2017	6.1%	↑



ACTIVITY



Month	Adjusted Scheduled Activity (UDA)	
	2017	2018
April	-34	40
May	-34	133
June	930	289
July	1,604	325
August	2,063	1,105
September	2,422	1,621
October	2,780	2,000
November	3,331	2,580
December	3,710	3,150
January	4,197	3,688
February	5,139	4,237
March	5,590	4,828
April	6,039	
May	6,039	
June	6,039	

QUALITY

	Quantity	Base Number	Contract	AT	Region	England
% of FP17s for the same patient ID Re-attending within 3 months - Children	112	1,386	8.1%	9.5%	11.5%	11.9%
% of FP17s for the same patient ID Re-attending within 3 months - Adults	283	1,656	17.1%	15.2%	15.9%	16.0%
% of FP17s for the same patient ID Re-attending between 3 & 9 months - Children	892	1,386	64.4%	59.5%	60.6%	58.3%
% of FP17s for the same patient ID Re-attending between 3 & 9 months - Adults	864	1,656	52.2%	50.8%	51.6%	50.3%
% of FP17s for Band 1 Urgent Courses	36	2,848	1.3%	9.6%	9.5%	9.1%
% of FP17s Relating to Free Repair or Replacements	15	2,848	0.5%	0.6%	0.7%	0.8%
% of FP17s Relating to Continuations	131	2,848	4.6%	0.9%	1.0%	1.0%
% of Patients satisfied with the dentistry they have received	1	1	N/A	91.1%	92.0%	91.5%
% of Patients satisfied with the time they had to wait for an appointment	1	1	N/A	88.6%	88.1%	87.9%

* This is based on patients treated on this contract for their most recent course of treatment. Figures in italics indicate the base number of FP17s or Patient Questionnaire responses are less than 100. N/A is shown where the base number of responses is less than 10 during the period. % is calculated as Quantity/Base number*100

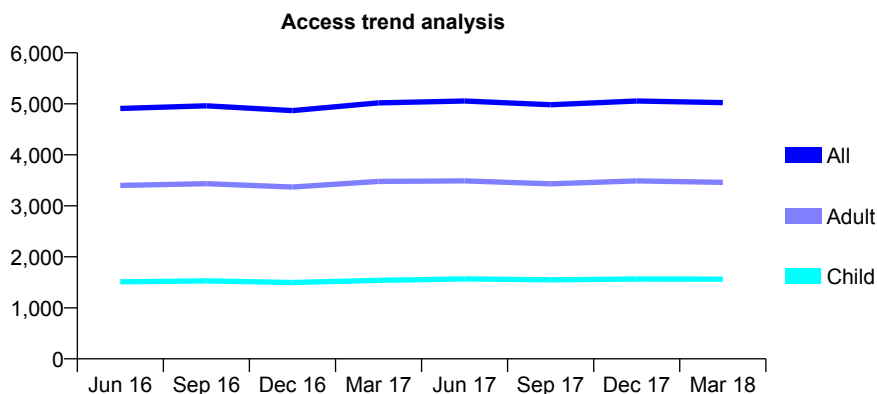
Q68 - Vital Signs At a Glance Contract Report for 101281/0140 - March 2018

Name or company name	OASIS DENTAL CARE LTD
Contract type name	GDS Contract
Purpose of contract	General
Contract start date	01/04/2006
Contract end date	

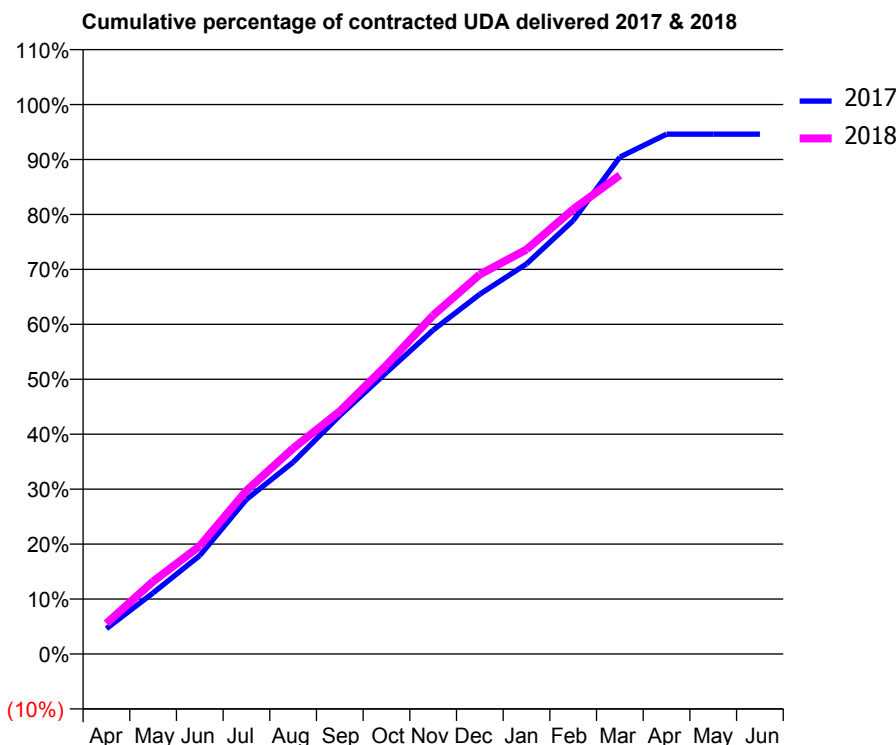
17/18 Contracted general activity (UDA)	13,000
Carry forward general activity (UDA)	0
17/18 Contracted orthodontic activity (UOA)	0
Carry forward orthodontic activity (UOA)	0
Baseline contract value	£308,021.95

ACCESS*

Patients seen in 24 months	Total	Change since previous quarter
Quarter ending March 2017	5,018	
Quarter ending June 2017	5,055	→
Quarter ending September 2017	4,981	↓
Quarter ending December 2017	5,055	→
Quarter ending March 2018	5,023	→
Variance since March 2017	0.1%	→



ACTIVITY



Month	Adjusted Scheduled Activity (UDA)	
	2017	2018
April	600	725
May	1,446	1,717
June	2,329	2,556
July	3,657	3,866
August	4,538	4,866
September	5,644	5,744
October	6,660	6,835
November	7,663	8,014
December	8,514	8,981
January	9,229	9,571
February	10,254	10,521
March	11,755	11,326
April	12,298	
May	12,298	
June	12,299	

QUALITY

	Quantity	Base Number	Contract	AT	Region	England
% of FP17s for the same patient ID Re-attending within 3 months - Children	127	2,374	5.3%	9.5%	11.5%	11.9%
% of FP17s for the same patient ID Re-attending within 3 months - Adults	638	4,445	14.4%	15.2%	15.9%	16.0%
% of FP17s for the same patient ID Re-attending between 3 & 9 months - Children	1,675	2,374	70.6%	59.5%	60.6%	58.3%
% of FP17s for the same patient ID Re-attending between 3 & 9 months - Adults	2,372	4,445	53.4%	50.8%	51.6%	50.3%
% of FP17s for Band 1 Urgent Courses	505	6,536	7.7%	9.6%	9.5%	9.1%
% of FP17s Relating to Free Repair or Replacements	26	6,536	0.4%	0.6%	0.7%	0.8%
% of FP17s Relating to Continuations	108	6,536	1.7%	0.9%	1.0%	1.0%
% of Patients satisfied with the dentistry they have received	5	5	N/A	91.1%	92.0%	91.5%
% of Patients satisfied with the time they had to wait for an appointment	5	5	N/A	88.6%	88.1%	87.9%

* This is based on patients treated on this contract for their most recent course of treatment. Figures in italics indicate the base number of FP17s or Patient Questionnaire responses are less than 100. N/A is shown where the base number of responses is less than 10 during the period. % is calculated as Quantity/Base number*100

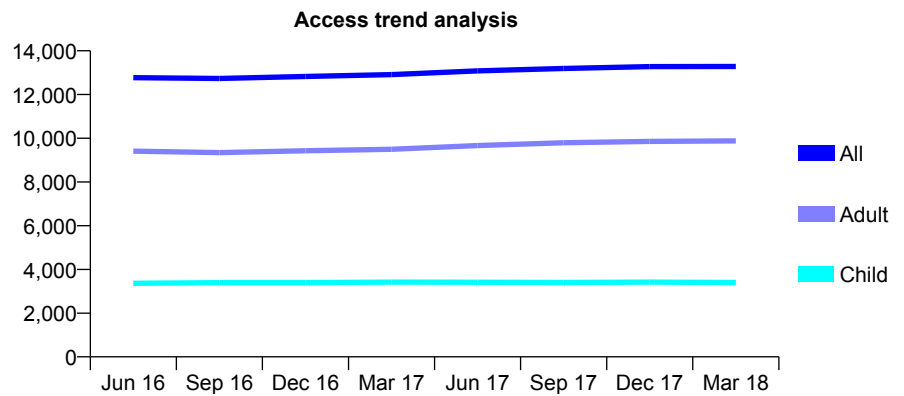
Q68 - Vital Signs At a Glance Contract Report for 101281/0163 - March 2018

Name or company name	OASIS DENTAL CARE LTD
Contract type name	GDS Contract
Purpose of contract	General
Contract start date	01/11/2006
Contract end date	

17/18 Contracted general activity (UDA)	37,431
Carry forward general activity (UDA)	1,222
17/18 Contracted orthodontic activity (UOA)	0
Carry forward orthodontic activity (UOA)	0
Baseline contract value	£880,872.88

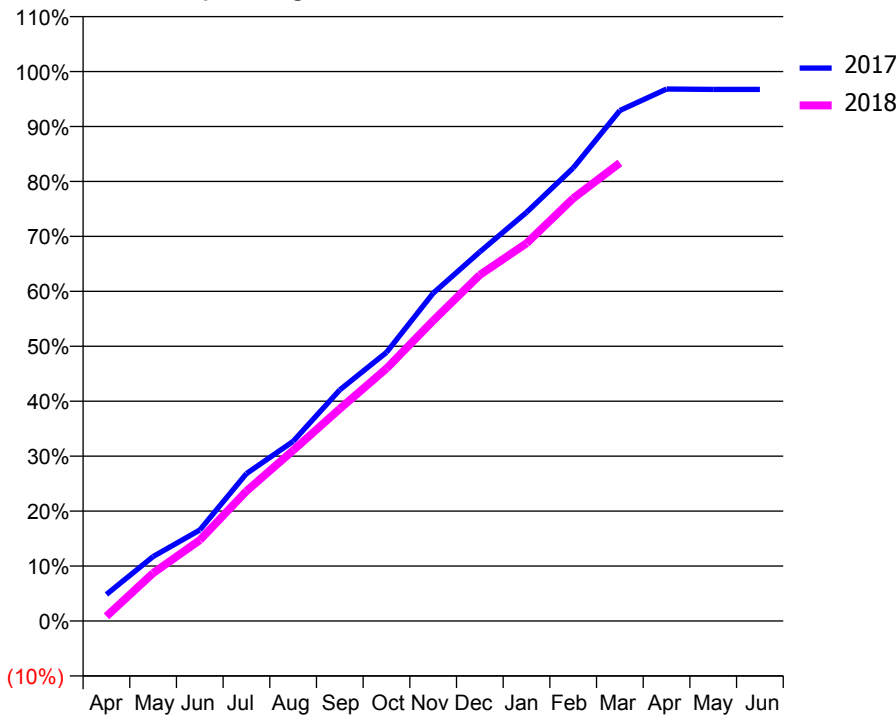
ACCESS*

Patients seen in 24 months	Total	Change since previous quarter
Quarter ending March 2017	12,913	
Quarter ending June 2017	13,082	→
Quarter ending September 2017	13,193	→
Quarter ending December 2017	13,278	→
Quarter ending March 2018	13,282	→
Variance since March 2017	2.9%	↑



ACTIVITY

Cumulative percentage of contracted UDA delivered 2017 & 2018



Month	Adjusted Scheduled Activity (UDA)	
	2017	2018
April	1,812	320
May	4,395	3,262
June	6,197	5,507
July	10,041	8,847
August	12,237	11,618
September	15,745	14,454
October	18,301	17,201
November	22,332	20,459
December	25,148	23,576
January	27,835	25,730
February	30,860	28,790
March	34,777	31,202
April	36,236	
May	36,212	
June	36,208	

QUALITY

	Quantity	Base Number	Contract	AT	Region	England
% of FP17s for the same patient ID Re-attending within 3 months - Children	357	4,825	7.4%	9.5%	11.5%	11.9%
% of FP17s for the same patient ID Re-attending within 3 months - Adults	1,731	12,823	13.5%	15.2%	15.9%	16.0%
% of FP17s for the same patient ID Re-attending between 3 & 9 months - Children	2,641	4,825	54.7%	59.5%	60.6%	58.3%
% of FP17s for the same patient ID Re-attending between 3 & 9 months - Adults	5,740	12,823	44.8%	50.8%	51.6%	50.3%
% of FP17s for Band 1 Urgent Courses	1,649	16,971	9.7%	9.6%	9.5%	9.1%
% of FP17s Relating to Free Repair or Replacements	134	16,971	0.8%	0.6%	0.7%	0.8%
% of FP17s Relating to Continuations	90	16,971	0.5%	0.9%	1.0%	1.0%
% of Patients satisfied with the dentistry they have received	9	9	N/A	91.1%	92.0%	91.5%
% of Patients satisfied with the time they had to wait for an appointment	9	9	N/A	88.6%	88.1%	87.9%

* This is based on patients treated on this contract for their most recent course of treatment. Figures in italics indicate the base number of FP17s or Patient Questionnaire responses are less than 100. N/A is shown where the base number of responses is less than 10 during the period. % is calculated as Quantity/Base number*100

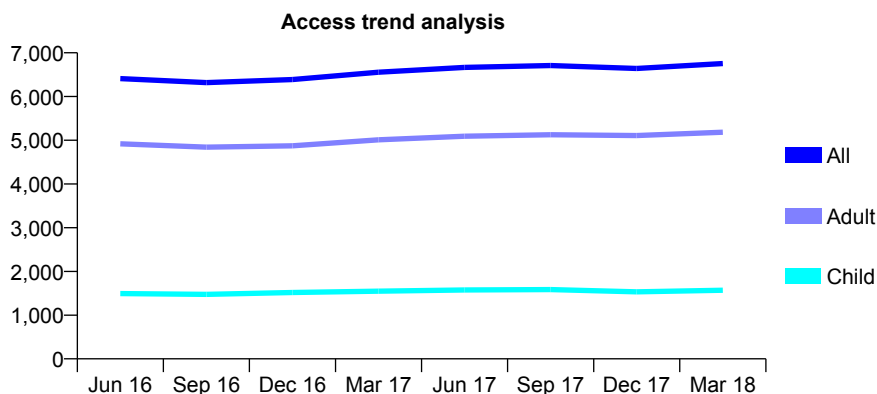
Q68 - Vital Signs At a Glance Contract Report for 101281/0177 - March 2018

Name or company name	OASIS DENTAL CARE LTD
Contract type name	Pilot Contract
Purpose of contract	General
Contract start date	01/03/2008
Contract end date	31/03/2020

17/18 Contracted general activity (UDA)	25,911
Carry forward general activity (UDA)	0
17/18 Contracted orthodontic activity (UOA)	0
Carry forward orthodontic activity (UOA)	0
Baseline contract value	£660,755.95

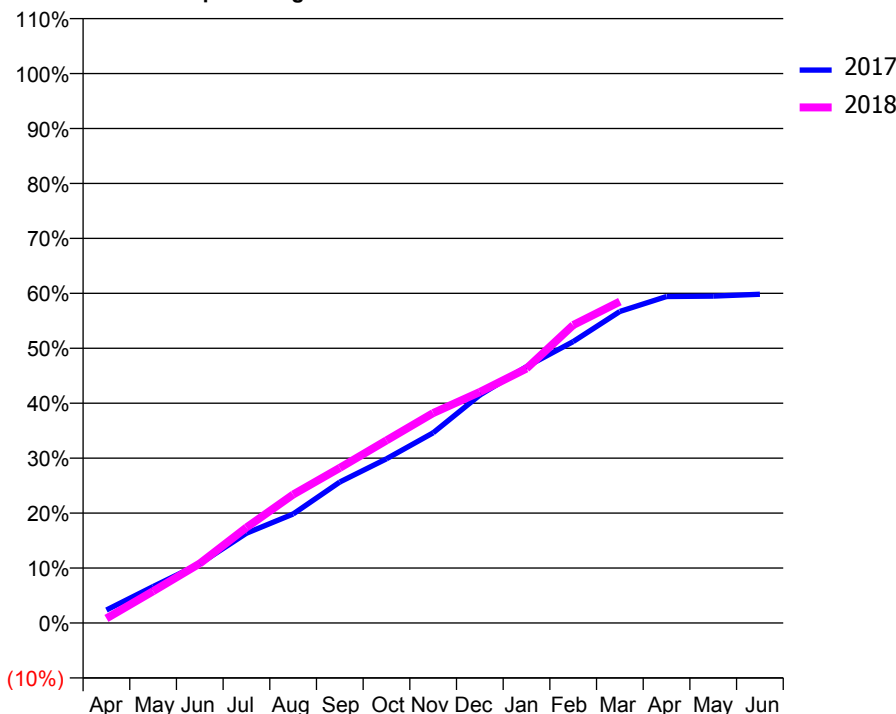
ACCESS*

Patients seen in 24 months	Total	Change since previous quarter
Quarter ending March 2017	6,557	
Quarter ending June 2017	6,667	→
Quarter ending September 2017	6,710	→
Quarter ending December 2017	6,641	↓
Quarter ending March 2018	6,754	→
Variance since March 2017	3.0%	↑



ACTIVITY

Cumulative percentage of contracted UDA delivered 2017 & 2018



Month	Adjusted Scheduled Activity (UDA)	
	2017	2018
April	614	215
May	1,719	1,497
June	2,796	2,804
July	4,233	4,505
August	5,139	6,059
September	6,652	7,315
October	7,743	8,614
November	8,968	9,903
December	10,747	10,895
January	12,090	12,002
February	13,270	14,048
March	14,692	15,157
April	15,397	
May	15,414	
June	15,504	

QUALITY

	Quantity	Base Number	Contract	AT	Region	England
% of FP17s for the same patient ID Re-attending within 3 months - Children	114	2,031	5.6%	9.5%	11.5%	11.9%
% of FP17s for the same patient ID Re-attending within 3 months - Adults	976	6,315	15.5%	15.2%	15.9%	16.0%
% of FP17s for the same patient ID Re-attending between 3 & 9 months - Children	1,088	2,031	53.6%	59.5%	60.6%	58.3%
% of FP17s for the same patient ID Re-attending between 3 & 9 months - Adults	2,513	6,315	39.8%	50.8%	51.6%	50.3%
% of FP17s for Band 1 Urgent Courses	887	7,793	11.4%	9.6%	9.5%	9.1%
% of FP17s Relating to Free Repair or Replacements	49	7,793	0.6%	0.6%	0.7%	0.8%
% of FP17s Relating to Continuations	91	7,793	1.2%	0.9%	1.0%	1.0%
% of Patients satisfied with the dentistry they have received	7	7	N/A	91.1%	92.0%	91.5%
% of Patients satisfied with the time they had to wait for an appointment	5	7	N/A	88.6%	88.1%	87.9%

* This is based on patients treated on this contract for their most recent course of treatment. Figures in italics indicate the base number of FP17s or Patient Questionnaire responses are less than 100. N/A is shown where the base number of responses is less than 10 during the period. % is calculated as Quantity/Base number*100

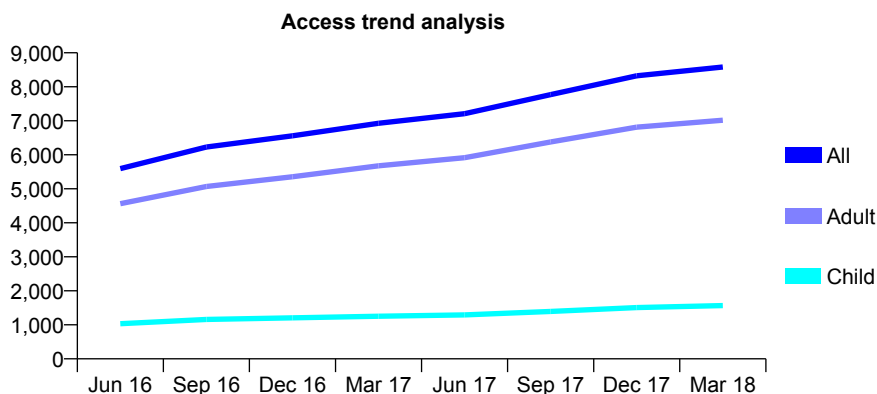
Q68 - Vital Signs At a Glance Contract Report for 101281/0231 - March 2018

Name or company name	OASIS DENTAL CARE LTD
Contract type name	GDS Contract
Purpose of contract	General
Contract start date	01/04/2011
Contract end date	

17/18 Contracted general activity (UDA)	26,836
Carry forward general activity (UDA)	0
17/18 Contracted orthodontic activity (UOA)	0
Carry forward orthodontic activity (UOA)	0
Baseline contract value	£691,980.12

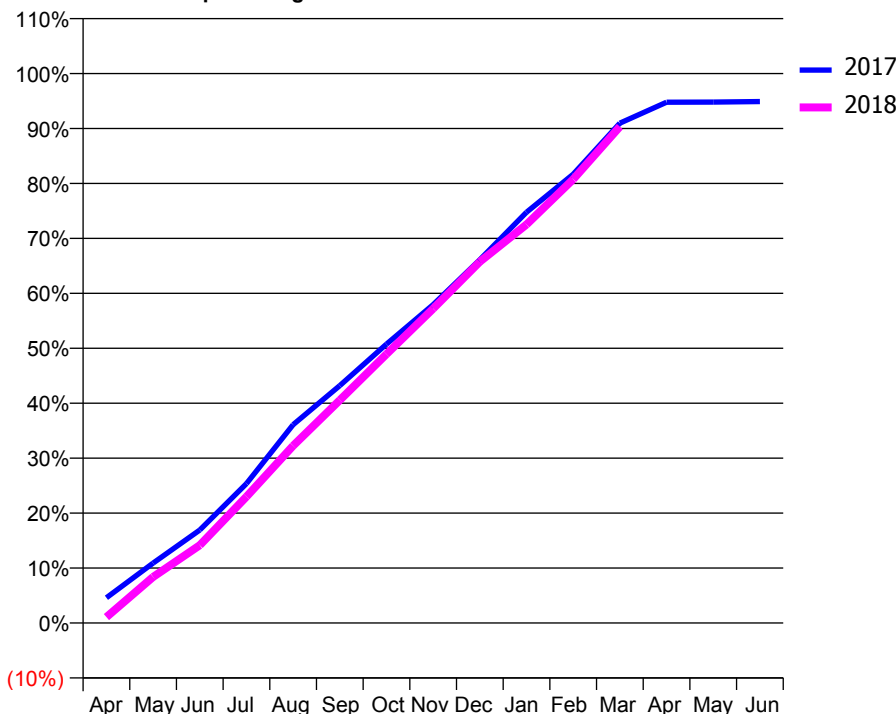
ACCESS*

Patients seen in 24 months	Total	Change since previous quarter
Quarter ending March 2017	6,927	
Quarter ending June 2017	7,209	↑
Quarter ending September 2017	7,772	↑
Quarter ending December 2017	8,322	↑
Quarter ending March 2018	8,584	↑
Variance since March 2017	23.9%	↑



ACTIVITY

Cumulative percentage of contracted UDA delivered 2017 & 2018



Month	Adjusted Scheduled Activity (UDA)	
	2017	2018
April	1,237	293
May	2,925	2,249
June	4,543	3,802
July	6,809	6,173
August	9,686	8,659
September	11,598	10,888
October	13,618	13,130
November	15,550	15,352
December	17,742	17,644
January	20,059	19,464
February	21,915	21,667
March	24,414	24,243
April	25,433	
May	25,437	
June	25,468	

QUALITY

	Quantity	Base Number	Contract	AT	Region	England
% of FP17s for the same patient ID Re-attending within 3 months - Children	146	2,265	6.4%	9.5%	11.5%	11.9%
% of FP17s for the same patient ID Re-attending within 3 months - Adults	1,588	10,037	15.8%	15.2%	15.9%	16.0%
% of FP17s for the same patient ID Re-attending between 3 & 9 months - Children	1,267	2,265	55.9%	59.5%	60.6%	58.3%
% of FP17s for the same patient ID Re-attending between 3 & 9 months - Adults	4,970	10,037	49.5%	50.8%	51.6%	50.3%
% of FP17s for Band 1 Urgent Courses	929	11,827	7.9%	9.6%	9.5%	9.1%
% of FP17s Relating to Free Repair or Replacements	229	11,827	1.9%	0.6%	0.7%	0.8%
% of FP17s Relating to Continuations	317	11,827	2.7%	0.9%	1.0%	1.0%
% of Patients satisfied with the dentistry they have received	4	5	N/A	91.1%	92.0%	91.5%
% of Patients satisfied with the time they had to wait for an appointment	4	5	N/A	88.6%	88.1%	87.9%

* This is based on patients treated on this contract for their most recent course of treatment. Figures in italics indicate the base number of FP17s or Patient Questionnaire responses are less than 100. N/A is shown where the base number of responses is less than 10 during the period. % is calculated as Quantity/Base number*100

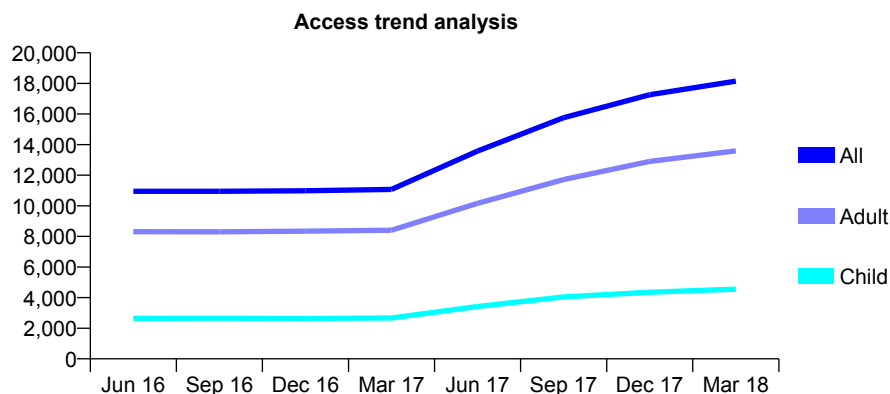
Q68 - Vital Signs At a Glance Contract Report for 101370/0063 - March 2018

Name or company name	Petrie Tucker and Partners Ltd
Contract type name	GDS Contract
Purpose of contract	General
Contract start date	01/04/2006
Contract end date	

17/18 Contracted general activity (UDA)	64,074
Carry forward general activity (UDA)	0
17/18 Contracted orthodontic activity (UOA)	0
Carry forward orthodontic activity (UOA)	0
Baseline contract value	£1,854,491.60

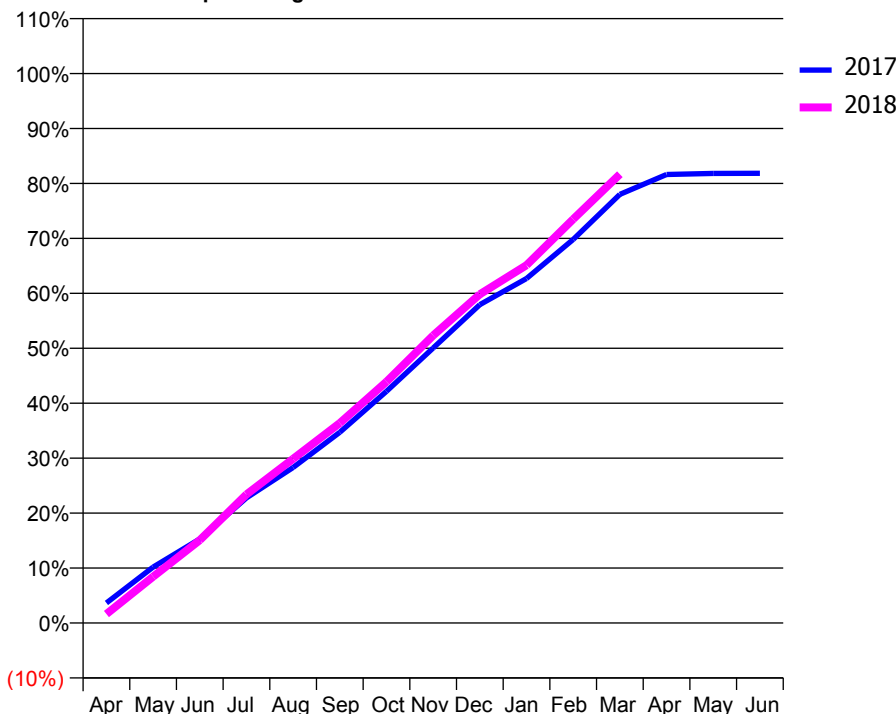
ACCESS*

Patients seen in 24 months	Total	Change since previous quarter
Quarter ending March 2017	11,076	
Quarter ending June 2017	13,585	↑
Quarter ending September 2017	15,763	↑
Quarter ending December 2017	17,259	↑
Quarter ending March 2018	18,145	↑
Variance since March 2017	63.8%	↑



ACTIVITY

Cumulative percentage of contracted UDA delivered 2017 & 2018



Month	Adjusted Scheduled Activity (UDA)	
	2017	2018
April	1,486	1,053
May	4,144	5,401
June	6,233	9,664
July	9,276	14,997
August	11,531	19,143
September	14,142	23,315
October	17,186	28,129
November	20,394	33,533
December	23,607	38,337
January	25,547	41,729
February	28,447	47,085
March	31,788	52,326
April	33,264	
May	33,342	
June	33,347	

QUALITY

	Quantity	Base Number	Contract	AT	Region	England
% of FP17s for the same patient ID Re-attending within 3 months - Children	291	7,082	4.1%	9.5%	11.5%	11.9%
% of FP17s for the same patient ID Re-attending within 3 months - Adults	1,919	20,057	9.6%	15.2%	15.9%	16.0%
% of FP17s for the same patient ID Re-attending between 3 & 9 months - Children	3,604	7,082	50.9%	59.5%	60.6%	58.3%
% of FP17s for the same patient ID Re-attending between 3 & 9 months - Adults	9,616	20,057	47.9%	50.8%	51.6%	50.3%
% of FP17s for Band 1 Urgent Courses	1,482	26,477	5.6%	9.6%	9.5%	9.1%
% of FP17s Relating to Free Repair or Replacements	105	26,477	0.4%	0.6%	0.7%	0.8%
% of FP17s Relating to Continuations	266	26,477	1.0%	0.9%	1.0%	1.0%
% of Patients satisfied with the dentistry they have received	20	24	83.3%	91.1%	92.0%	91.5%
% of Patients satisfied with the time they had to wait for an appointment	20	24	83.3%	88.6%	88.1%	87.9%

* This is based on patients treated on this contract for their most recent course of treatment. Figures in italics indicate the base number of FP17s or Patient Questionnaire responses are less than 100. N/A is shown where the base number of responses is less than 10 during the period. % is calculated as Quantity/Base number*100

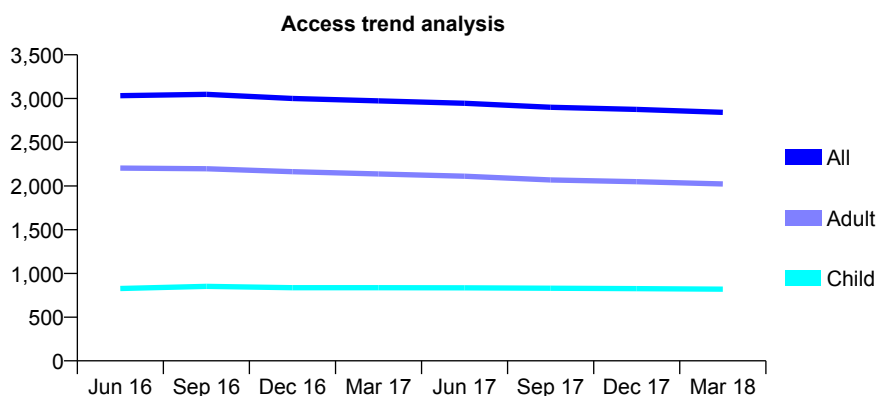
Q68 - Vital Signs At a Glance Contract Report for 101435/0002 - March 2018

Name or company name	IDH Limited
Contract type name	GDS Contract
Purpose of contract	General
Contract start date	01/04/2006
Contract end date	

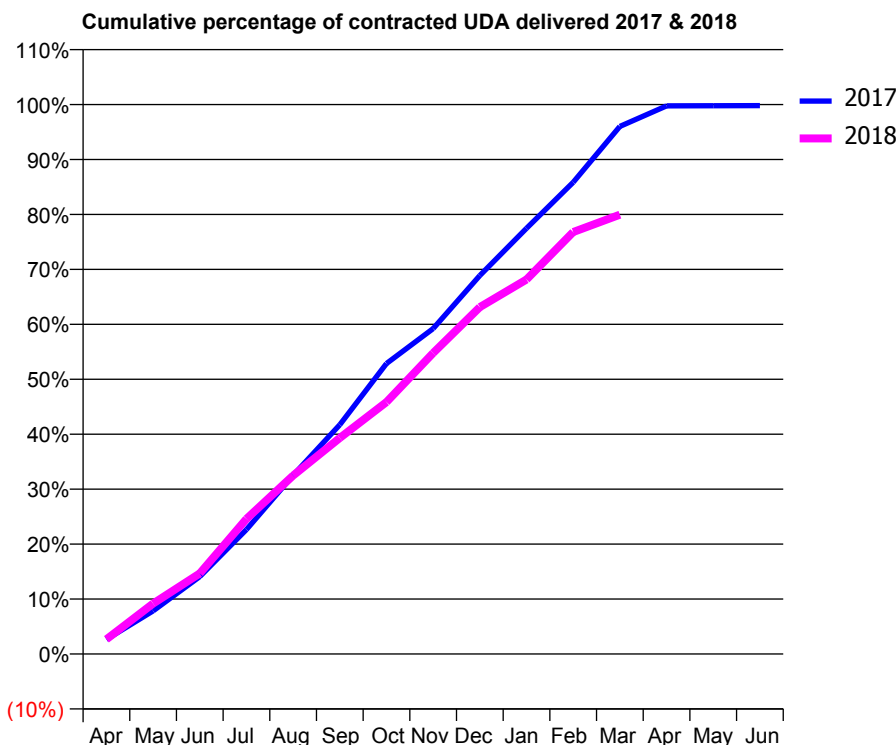
17/18 Contracted general activity (UDA)	8,401
Carry forward general activity (UDA)	17
17/18 Contracted orthodontic activity (UOA)	0
Carry forward orthodontic activity (UOA)	0
Baseline contract value	£205,117.51

ACCESS*

Patients seen in 24 months	Total	Change since previous quarter
Quarter ending March 2017	2,973	
Quarter ending June 2017	2,946	→
Quarter ending September 2017	2,900	↓
Quarter ending December 2017	2,875	→
Quarter ending March 2018	2,842	↓
Variance since March 2017	(4.4%)	↓



ACTIVITY



Month	Adjusted Scheduled Activity (UDA)	
	2017	2018
April	223	226
May	660	773
June	1,184	1,232
July	1,904	2,065
August	2,733	2,729
September	3,505	3,304
October	4,442	3,851
November	4,975	4,603
December	5,787	5,304
January	6,509	5,726
February	7,213	6,452
March	8,067	6,715
April	8,380	
May	8,382	
June	8,383	

QUALITY

	Quantity	Base Number	Contract	AT	Region	England
% of FP17s for the same patient ID Re-attending within 3 months - Children	75	1,276	5.9%	9.5%	11.5%	11.9%
% of FP17s for the same patient ID Re-attending within 3 months - Adults	239	2,746	8.7%	15.2%	15.9%	16.0%
% of FP17s for the same patient ID Re-attending between 3 & 9 months - Children	918	1,276	71.9%	59.5%	60.6%	58.3%
% of FP17s for the same patient ID Re-attending between 3 & 9 months - Adults	1,767	2,746	64.3%	50.8%	51.6%	50.3%
% of FP17s for Band 1 Urgent Courses	237	3,899	6.1%	9.6%	9.5%	9.1%
% of FP17s Relating to Free Repair or Replacements	9	3,899	0.2%	0.6%	0.7%	0.8%
% of FP17s Relating to Continuations	17	3,899	0.4%	0.9%	1.0%	1.0%
% of Patients satisfied with the dentistry they have received	3	3	N/A	91.1%	92.0%	91.5%
% of Patients satisfied with the time they had to wait for an appointment	3	3	N/A	88.6%	88.1%	87.9%

* This is based on patients treated on this contract for their most recent course of treatment. Figures in italics indicate the base number of FP17s or Patient Questionnaire responses are less than 100. N/A is shown where the base number of responses is less than 10 during the period. % is calculated as Quantity/Base number*100

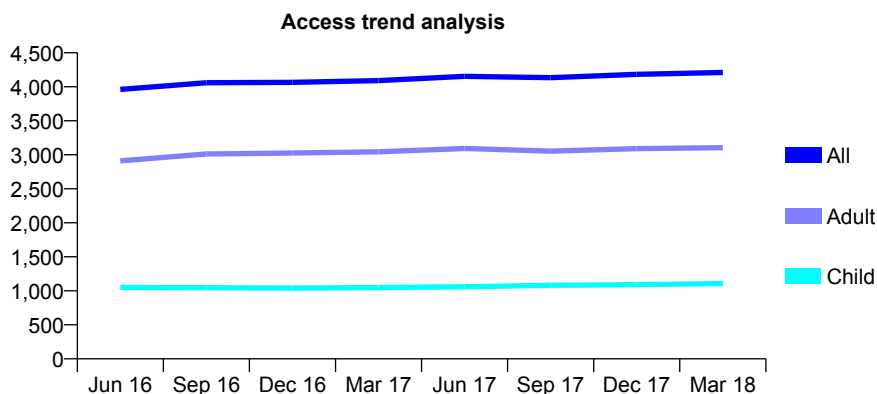
Q68 - Vital Signs At a Glance Contract Report for 101435/0038 - March 2018

Name or company name	IDH Limited
Contract type name	GDS Contract
Purpose of contract	General
Contract start date	01/04/2006
Contract end date	

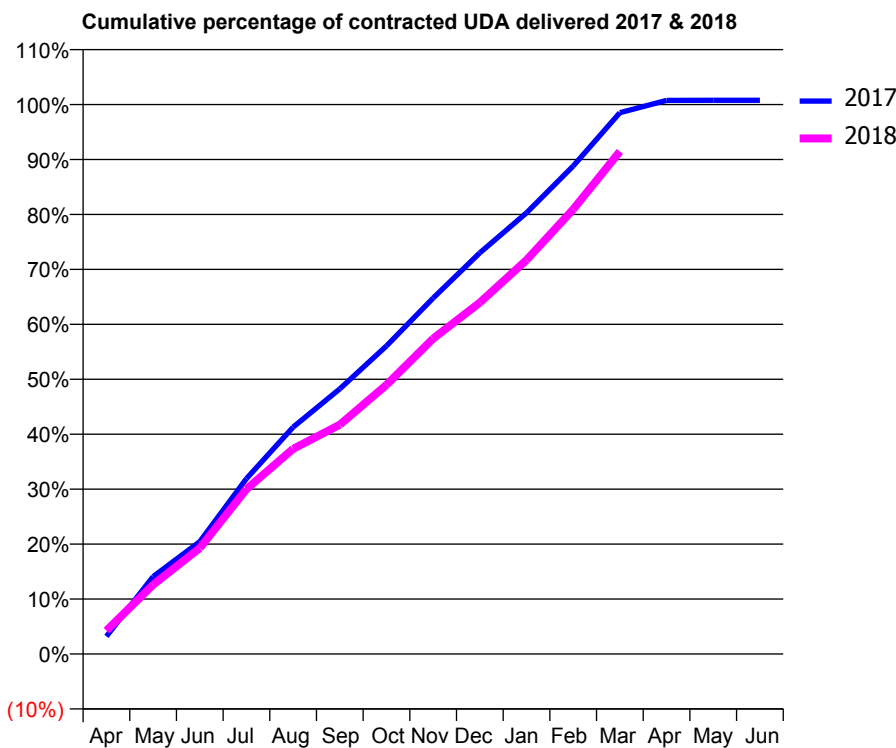
17/18 Contracted general activity (UDA)	10,828
Carry forward general activity (UDA)	-82
17/18 Contracted orthodontic activity (UOA)	0
Carry forward orthodontic activity (UOA)	0
Baseline contract value	£312,952.15

ACCESS*

Patients seen in 24 months	Total	Change since previous quarter
Quarter ending March 2017	4,092	
Quarter ending June 2017	4,154	→
Quarter ending September 2017	4,134	→
Quarter ending December 2017	4,183	→
Quarter ending March 2018	4,211	→
Variance since March 2017	2.9%	↑



ACTIVITY



Month	Adjusted Scheduled Activity (UDA)	
	2017	2018
April	348	461
May	1,526	1,366
June	2,214	2,089
July	3,456	3,249
August	4,471	4,043
September	5,224	4,518
October	6,072	5,304
November	7,014	6,215
December	7,905	6,926
January	8,695	7,762
February	9,615	8,763
March	10,668	9,903
April	10,909	
May	10,910	
June	10,910	

QUALITY

	Quantity	Base Number	Contract	AT	Region	England
% of FP17s for the same patient ID Re-attending within 3 months - Children	63	1,174	5.4%	9.5%	11.5%	11.9%
% of FP17s for the same patient ID Re-attending within 3 months - Adults	416	3,186	13.1%	15.2%	15.9%	16.0%
% of FP17s for the same patient ID Re-attending between 3 & 9 months - Children	472	1,174	40.2%	59.5%	60.6%	58.3%
% of FP17s for the same patient ID Re-attending between 3 & 9 months - Adults	1,232	3,186	38.7%	50.8%	51.6%	50.3%
% of FP17s for Band 1 Urgent Courses	392	4,263	9.2%	9.6%	9.5%	9.1%
% of FP17s Relating to Free Repair or Replacements	38	4,263	0.9%	0.6%	0.7%	0.8%
% of FP17s Relating to Continuations	44	4,263	1.0%	0.9%	1.0%	1.0%
% of Patients satisfied with the dentistry they have received	0	1	N/A	91.1%	92.0%	91.5%
% of Patients satisfied with the time they had to wait for an appointment	0	1	N/A	88.6%	88.1%	87.9%

* This is based on patients treated on this contract for their most recent course of treatment. Figures in italics indicate the base number of FP17s or Patient Questionnaire responses are less than 100. N/A is shown where the base number of responses is less than 10 during the period. % is calculated as Quantity/Base number*100

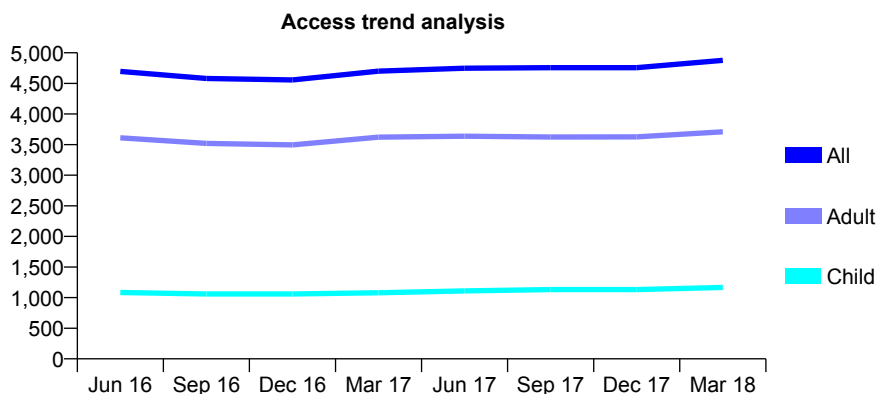
Q68 - Vital Signs At a Glance Contract Report for 101435/0039 - March 2018

Name or company name	IDH Limited
Contract type name	GDS Contract
Purpose of contract	General
Contract start date	01/04/2006
Contract end date	

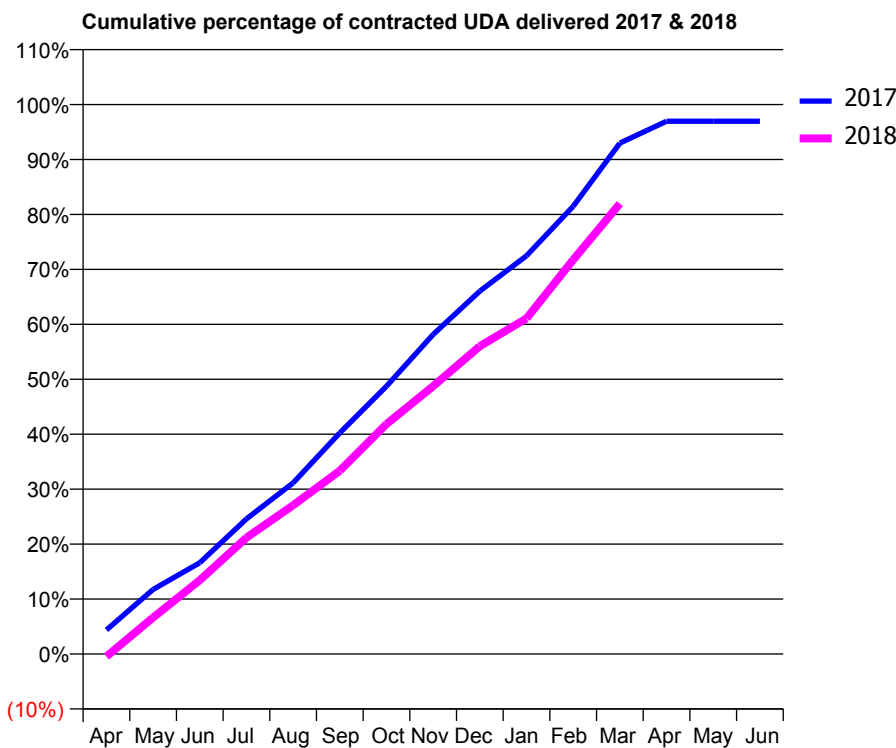
17/18 Contracted general activity (UDA)	15,788
Carry forward general activity (UDA)	480
17/18 Contracted orthodontic activity (UOA)	0
Carry forward orthodontic activity (UOA)	0
Baseline contract value	£450,660.25

ACCESS*

Patients seen in 24 months	Total	Change since previous quarter
Quarter ending March 2017	4,701	
Quarter ending June 2017	4,748	→
Quarter ending September 2017	4,757	→
Quarter ending December 2017	4,757	→
Quarter ending March 2018	4,876	↑
Variance since March 2017	3.7%	↑



ACTIVITY



Month	Adjusted Scheduled Activity (UDA)	
	2017	2018
April	693	-73
May	1,855	1,047
June	2,624	2,120
July	3,881	3,342
August	4,918	4,274
September	6,355	5,266
October	7,694	6,606
November	9,181	7,695
December	10,426	8,846
January	11,443	9,640
February	12,865	11,327
March	14,678	12,939
April	15,306	
May	15,308	
June	15,308	

QUALITY

	Quantity	Base Number	Contract	AT	Region	England
% of FP17s for the same patient ID Re-attending within 3 months - Children	62	1,419	4.4%	9.5%	11.5%	11.9%
% of FP17s for the same patient ID Re-attending within 3 months - Adults	357	3,983	9.0%	15.2%	15.9%	16.0%
% of FP17s for the same patient ID Re-attending between 3 & 9 months - Children	676	1,419	47.6%	59.5%	60.6%	58.3%
% of FP17s for the same patient ID Re-attending between 3 & 9 months - Adults	1,801	3,983	45.2%	50.8%	51.6%	50.3%
% of FP17s for Band 1 Urgent Courses	248	5,206	4.8%	9.6%	9.5%	9.1%
% of FP17s Relating to Free Repair or Replacements	19	5,206	0.4%	0.6%	0.7%	0.8%
% of FP17s Relating to Continuations	64	5,206	1.2%	0.9%	1.0%	1.0%
% of Patients satisfied with the dentistry they have received	4	4	N/A	91.1%	92.0%	91.5%
% of Patients satisfied with the time they had to wait for an appointment	4	4	N/A	88.6%	88.1%	87.9%

* This is based on patients treated on this contract for their most recent course of treatment. Figures in italics indicate the base number of FP17s or Patient Questionnaire responses are less than 100. N/A is shown where the base number of responses is less than 10 during the period. % is calculated as Quantity/Base number*100

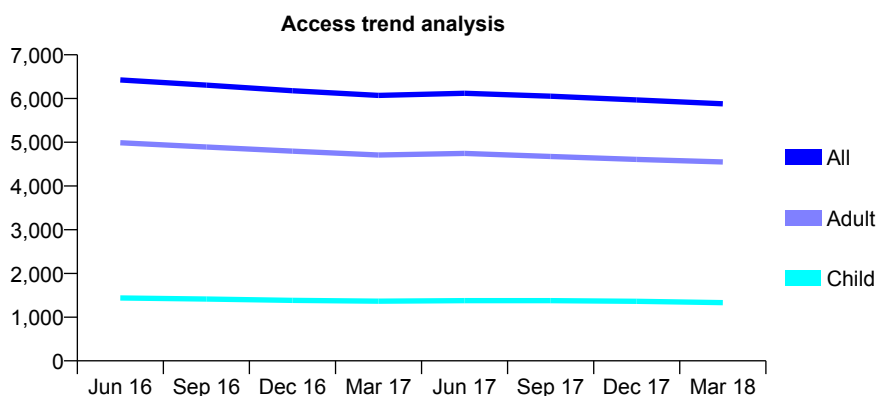
Q68 - Vital Signs At a Glance Contract Report for 101435/0041 - March 2018

Name or company name	IDH Limited
Contract type name	GDS Contract
Purpose of contract	General
Contract start date	01/04/2006
Contract end date	

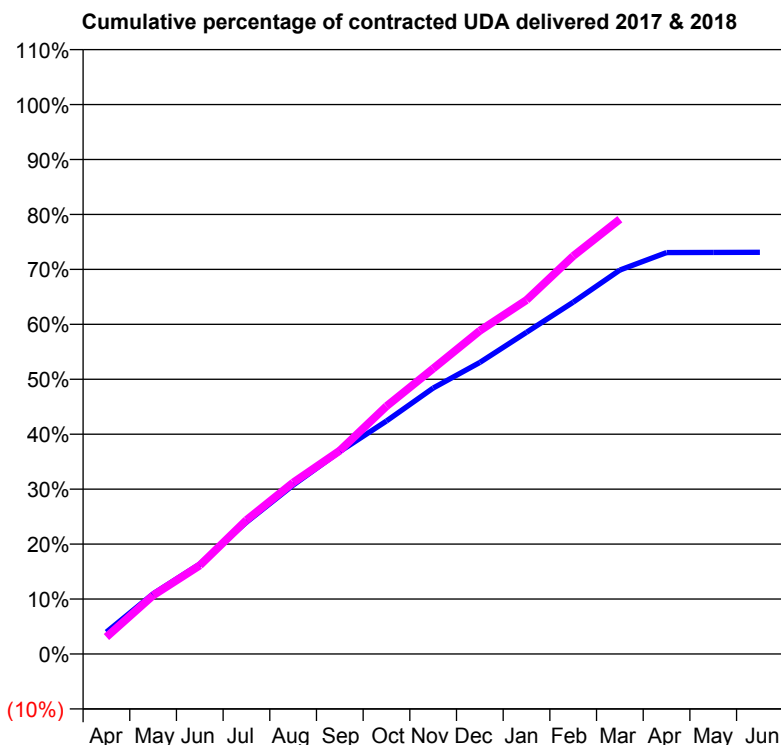
17/18 Contracted general activity (UDA)	18,081
Carry forward general activity (UDA)	0
17/18 Contracted orthodontic activity (UOA)	0
Carry forward orthodontic activity (UOA)	0
Baseline contract value	£582,928.95

ACCESS*

Patients seen in 24 months	Total	Change since previous quarter
Quarter ending March 2017	6,072	
Quarter ending June 2017	6,121	→
Quarter ending September 2017	6,053	↓
Quarter ending December 2017	5,968	↓
Quarter ending March 2018	5,880	↓
Variance since March 2017	(3.2%)	↓



ACTIVITY



Month	Adjusted Scheduled Activity (UDA)	
	2017	2018
April	882	559
May	2,418	1,930
June	3,616	2,915
July	5,295	4,407
August	6,785	5,642
September	8,138	6,694
October	9,365	8,156
November	10,688	9,394
December	11,715	10,637
January	12,927	11,646
February	14,140	13,093
March	15,429	14,306
April	16,131	
May	16,137	
June	16,142	

QUALITY

	Quantity	Base Number	Contract	AT	Region	England
% of FP17s for the same patient ID Re-attending within 3 months - Children	114	1,647	6.9%	9.5%	11.5%	11.9%
% of FP17s for the same patient ID Re-attending within 3 months - Adults	830	5,117	16.2%	15.2%	15.9%	16.0%
% of FP17s for the same patient ID Re-attending between 3 & 9 months - Children	772	1,647	46.9%	59.5%	60.6%	58.3%
% of FP17s for the same patient ID Re-attending between 3 & 9 months - Adults	1,976	5,117	38.6%	50.8%	51.6%	50.3%
% of FP17s for Band 1 Urgent Courses	1,093	6,499	16.8%	9.6%	9.5%	9.1%
% of FP17s Relating to Free Repair or Replacements	38	6,499	0.6%	0.6%	0.7%	0.8%
% of FP17s Relating to Continuations	82	6,499	1.3%	0.9%	1.0%	1.0%
% of Patients satisfied with the dentistry they have received	1	1	N/A	91.1%	92.0%	91.5%
% of Patients satisfied with the time they had to wait for an appointment	1	1	N/A	88.6%	88.1%	87.9%

* This is based on patients treated on this contract for their most recent course of treatment. Figures in italics indicate the base number of FP17s or Patient Questionnaire responses are less than 100. N/A is shown where the base number of responses is less than 10 during the period. % is calculated as Quantity/Base number*100

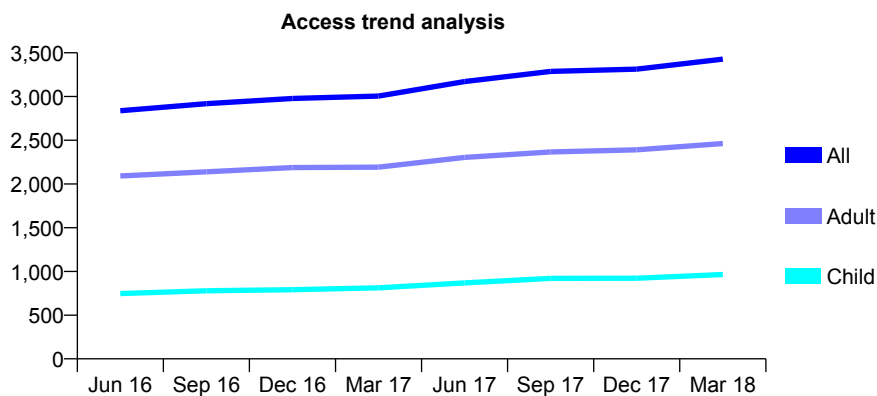
Q68 - Vital Signs At a Glance Contract Report for 101435/0043 - March 2018

Name or company name	IDH Limited
Contract type name	GDS Contract
Purpose of contract	General
Contract start date	01/04/2006
Contract end date	

17/18 Contracted general activity (UDA)	9,058
Carry forward general activity (UDA)	-113
17/18 Contracted orthodontic activity (UOA)	0
Carry forward orthodontic activity (UOA)	0
Baseline contract value	£212,583.31

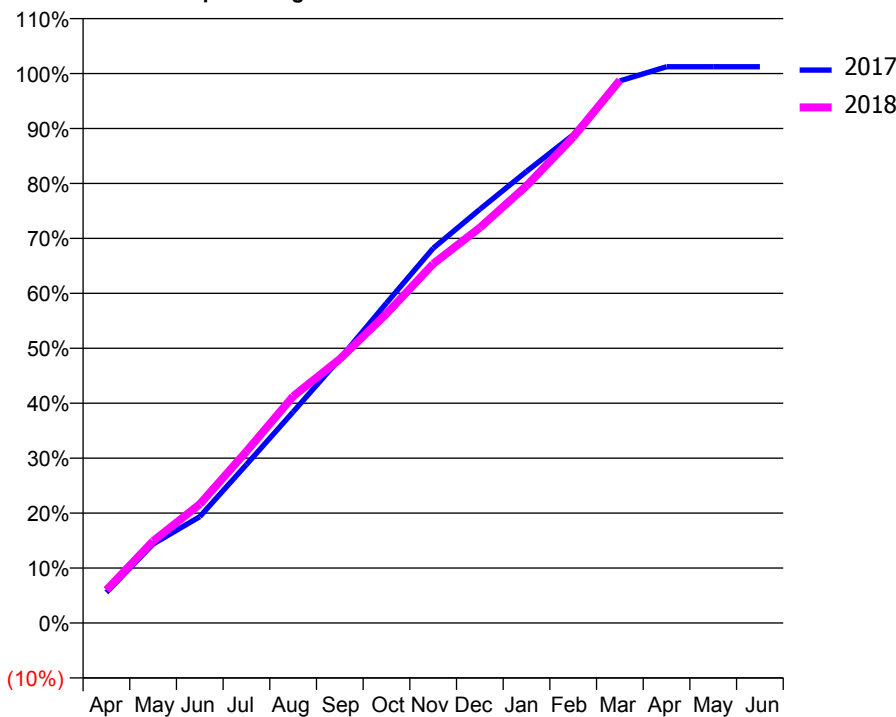
ACCESS*

Patients seen in 24 months	Total	Change since previous quarter
Quarter ending March 2017	3,005	
Quarter ending June 2017	3,172	↑
Quarter ending September 2017	3,287	↑
Quarter ending December 2017	3,313	→
Quarter ending March 2018	3,427	↑
Variance since March 2017	14.0%	↑



ACTIVITY

Cumulative percentage of contracted UDA delivered 2017 & 2018



Month	Adjusted Scheduled Activity (UDA)	
	2017	2018
April	505	544
May	1,303	1,351
June	1,753	1,959
July	2,613	2,829
August	3,481	3,738
September	4,355	4,351
October	5,274	5,098
November	6,177	5,920
December	6,819	6,516
January	7,443	7,205
February	8,046	8,009
March	8,936	8,947
April	9,170	
May	9,170	
June	9,170	

QUALITY

	Quantity	Base Number	Contract	AT	Region	England
% of FP17s for the same patient ID Re-attending within 3 months - Children	47	1,022	4.6%	9.5%	11.5%	11.9%
% of FP17s for the same patient ID Re-attending within 3 months - Adults	296	2,542	11.6%	15.2%	15.9%	16.0%
% of FP17s for the same patient ID Re-attending between 3 & 9 months - Children	373	1,022	36.5%	59.5%	60.6%	58.3%
% of FP17s for the same patient ID Re-attending between 3 & 9 months - Adults	899	2,542	35.4%	50.8%	51.6%	50.3%
% of FP17s for Band 1 Urgent Courses	230	3,470	6.6%	9.6%	9.5%	9.1%
% of FP17s Relating to Free Repair or Replacements	10	3,470	0.3%	0.6%	0.7%	0.8%
% of FP17s Relating to Continuations	64	3,470	1.8%	0.9%	1.0%	1.0%
% of Patients satisfied with the dentistry they have received	4	4	N/A	91.1%	92.0%	91.5%
% of Patients satisfied with the time they had to wait for an appointment	3	4	N/A	88.6%	88.1%	87.9%

* This is based on patients treated on this contract for their most recent course of treatment. Figures in italics indicate the base number of FP17s or Patient Questionnaire responses are less than 100. N/A is shown where the base number of responses is less than 10 during the period. % is calculated as Quantity/Base number*100

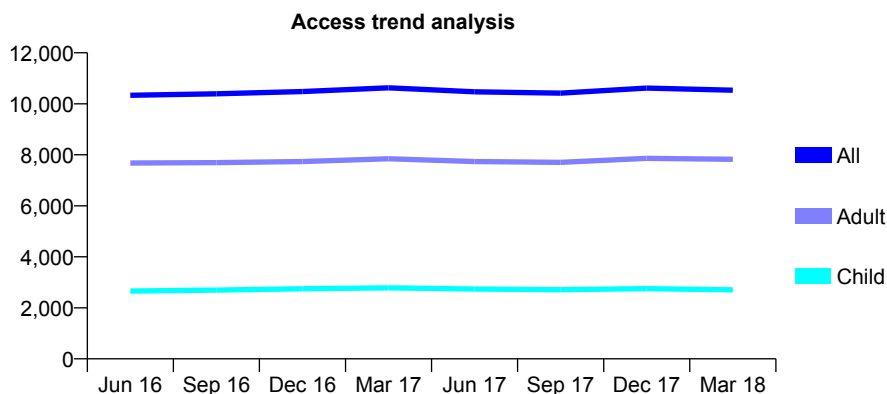
Q68 - Vital Signs At a Glance Contract Report for 101435/0044 - March 2018

Name or company name	IDH Limited
Contract type name	GDS Contract
Purpose of contract	General
Contract start date	15/05/2006
Contract end date	

17/18 Contracted general activity (UDA)	28,158
Carry forward general activity (UDA)	0
17/18 Contracted orthodontic activity (UOA)	0
Carry forward orthodontic activity (UOA)	0
Baseline contract value	£799,555.72

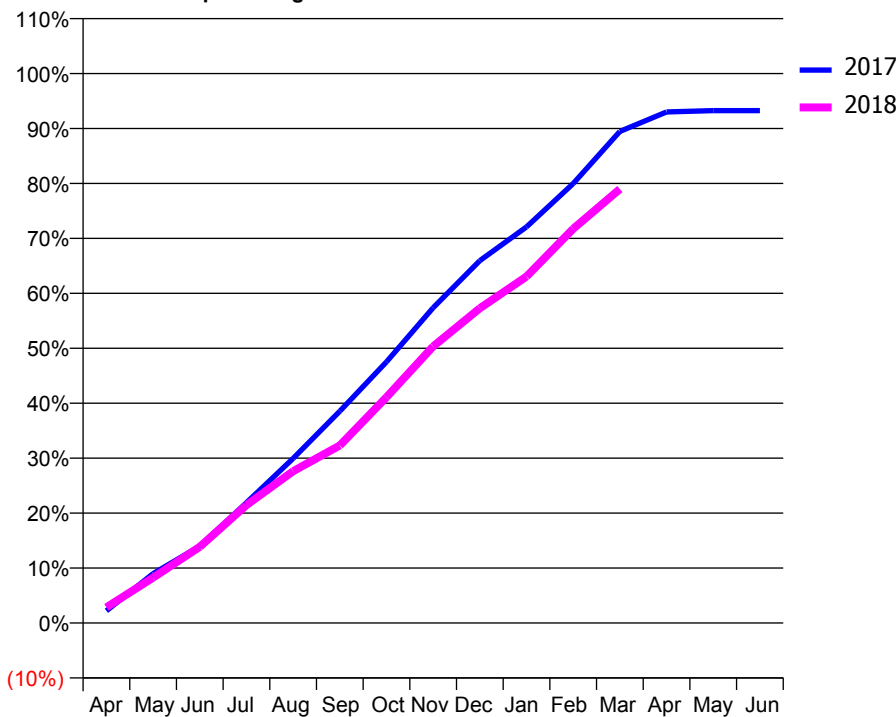
ACCESS*

Patients seen in 24 months	Total	Change since previous quarter
Quarter ending March 2017	10,626	
Quarter ending June 2017	10,472	↓
Quarter ending September 2017	10,418	→
Quarter ending December 2017	10,615	→
Quarter ending March 2018	10,531	→
Variance since March 2017	(0.9%)	→



ACTIVITY

Cumulative percentage of contracted UDA delivered 2017 & 2018



Month	Adjusted Scheduled Activity (UDA)	
	2017	2018
April	624	800
May	2,530	2,328
June	3,941	3,906
July	6,169	6,047
August	8,437	7,776
September	10,856	9,098
October	13,382	11,569
November	16,159	14,172
December	18,569	16,129
January	20,296	17,754
February	22,517	20,200
March	25,190	22,236
April	26,184	
May	26,255	
June	26,258	

QUALITY

	Quantity	Base Number	Contract	AT	Region	England
% of FP17s for the same patient ID Re-attending within 3 months - Children	73	3,427	2.1%	9.5%	11.5%	11.9%
% of FP17s for the same patient ID Re-attending within 3 months - Adults	462	8,631	5.4%	15.2%	15.9%	16.0%
% of FP17s for the same patient ID Re-attending between 3 & 9 months - Children	2,007	3,427	58.6%	59.5%	60.6%	58.3%
% of FP17s for the same patient ID Re-attending between 3 & 9 months - Adults	4,624	8,631	53.6%	50.8%	51.6%	50.3%
% of FP17s for Band 1 Urgent Courses	648	11,566	5.6%	9.6%	9.5%	9.1%
% of FP17s Relating to Free Repair or Replacements	17	11,566	0.1%	0.6%	0.7%	0.8%
% of FP17s Relating to Continuations	14	11,566	0.1%	0.9%	1.0%	1.0%
% of Patients satisfied with the dentistry they have received	3	4	N/A	91.1%	92.0%	91.5%
% of Patients satisfied with the time they had to wait for an appointment	3	4	N/A	88.6%	88.1%	87.9%

* This is based on patients treated on this contract for their most recent course of treatment. Figures in italics indicate the base number of FP17s or Patient Questionnaire responses are less than 100. N/A is shown where the base number of responses is less than 10 during the period. % is calculated as Quantity/Base number*100

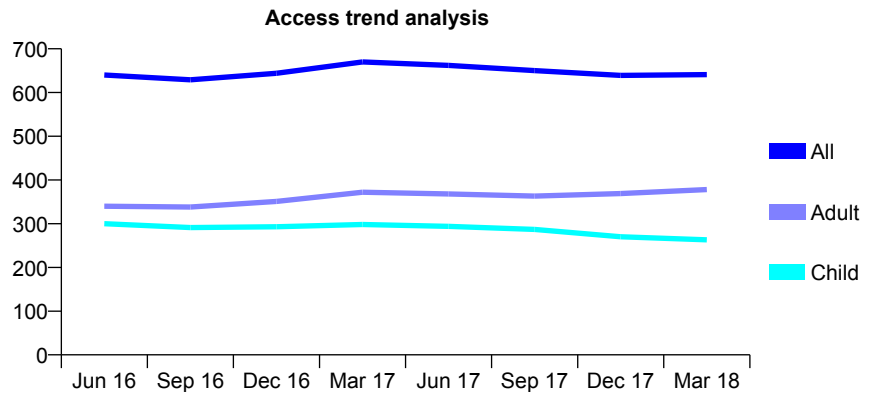
Q68 - Vital Signs At a Glance Contract Report for 102091/0001 - March 2018

Name or company name	Gresham Dental Practice Limited
Contract type name	GDS Contract
Purpose of contract	General
Contract start date	01/10/2011
Contract end date	

17/18 Contracted general activity (UDA)	1,300
Carry forward general activity (UDA)	0
17/18 Contracted orthodontic activity (UOA)	0
Carry forward orthodontic activity (UOA)	0
Baseline contract value	£28,932.08

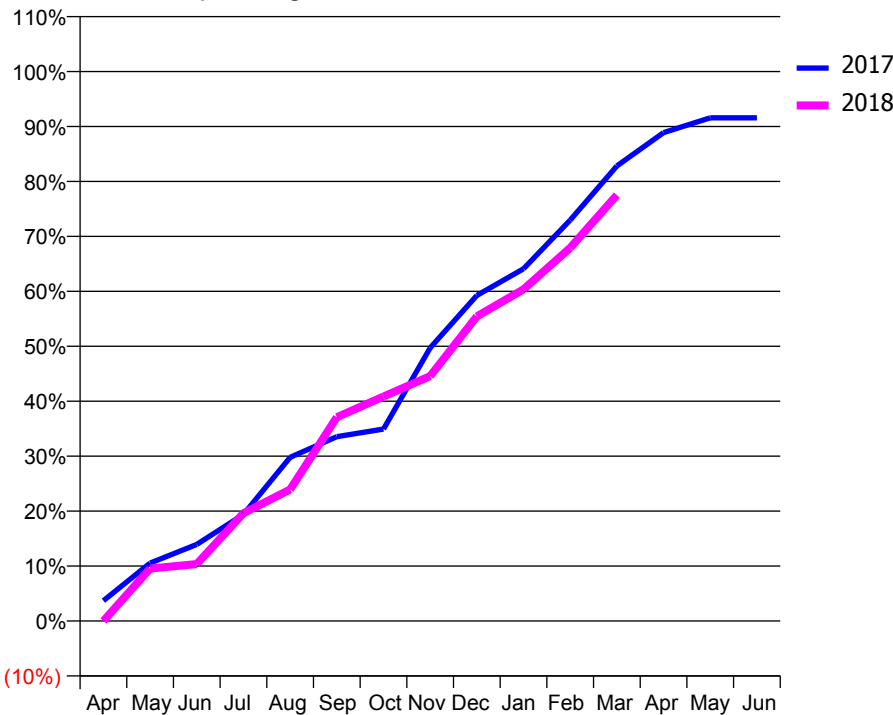
ACCESS*

Patients seen in 24 months	Total	Change since previous quarter
Quarter ending March 2017	670	
Quarter ending June 2017	662	↓
Quarter ending September 2017	650	↓
Quarter ending December 2017	639	↓
Quarter ending March 2018	641	→
Variance since March 2017	(4.3%)	↓



ACTIVITY

Cumulative percentage of contracted UDA delivered 2017 & 2018



Month	Adjusted Scheduled Activity (UDA)	
	2017	2018
April	48	0
May	137	124
June	181	135
July	252	255
August	387	311
September	436	482
October	454	531
November	646	579
December	770	721
January	833	785
February	948	883
March	1,076	1,008
April	1,155	
May	1,190	
June	1,190	

QUALITY

	Quantity	Base Number	Contract	AT	Region	England
% of FP17s for the same patient ID Re-attending within 3 months - Children	4	299	1.3%	9.5%	11.5%	11.9%
% of FP17s for the same patient ID Re-attending within 3 months - Adults	22	345	6.4%	15.2%	15.9%	16.0%
% of FP17s for the same patient ID Re-attending between 3 & 9 months - Children	123	299	41.1%	59.5%	60.6%	58.3%
% of FP17s for the same patient ID Re-attending between 3 & 9 months - Adults	145	345	42.0%	50.8%	51.6%	50.3%
% of FP17s for Band 1 Urgent Courses	4	577	0.7%	9.6%	9.5%	9.1%
% of FP17s Relating to Free Repair or Replacements	0	577	0.0%	0.6%	0.7%	0.8%
% of FP17s Relating to Continuations	0	577	0.0%	0.9%	1.0%	1.0%
% of Patients satisfied with the dentistry they have received	0	0	N/A	91.1%	92.0%	91.5%
% of Patients satisfied with the time they had to wait for an appointment	0	0	N/A	88.6%	88.1%	87.9%

* This is based on patients treated on this contract for their most recent course of treatment. Figures in italics indicate the base number of FP17s or Patient Questionnaire responses are less than 100. N/A is shown where the base number of responses is less than 10 during the period. % is calculated as Quantity/Base number*100

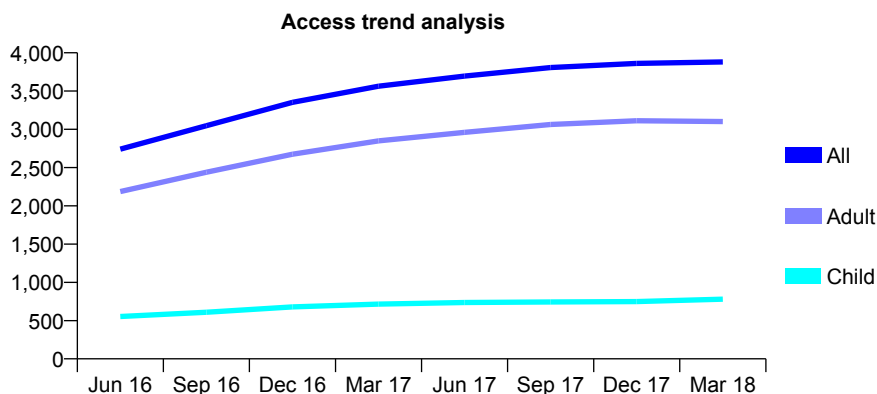
Q68 - Vital Signs At a Glance Contract Report for 102326/0001 - March 2018

Name or company name	Dental Surgery
Contract type name	GDS Contract
Purpose of contract	General
Contract start date	15/10/2015
Contract end date	

17/18 Contracted general activity (UDA)	14,566
Carry forward general activity (UDA)	71
17/18 Contracted orthodontic activity (UOA)	0
Carry forward orthodontic activity (UOA)	0
Baseline contract value	£311,598.09

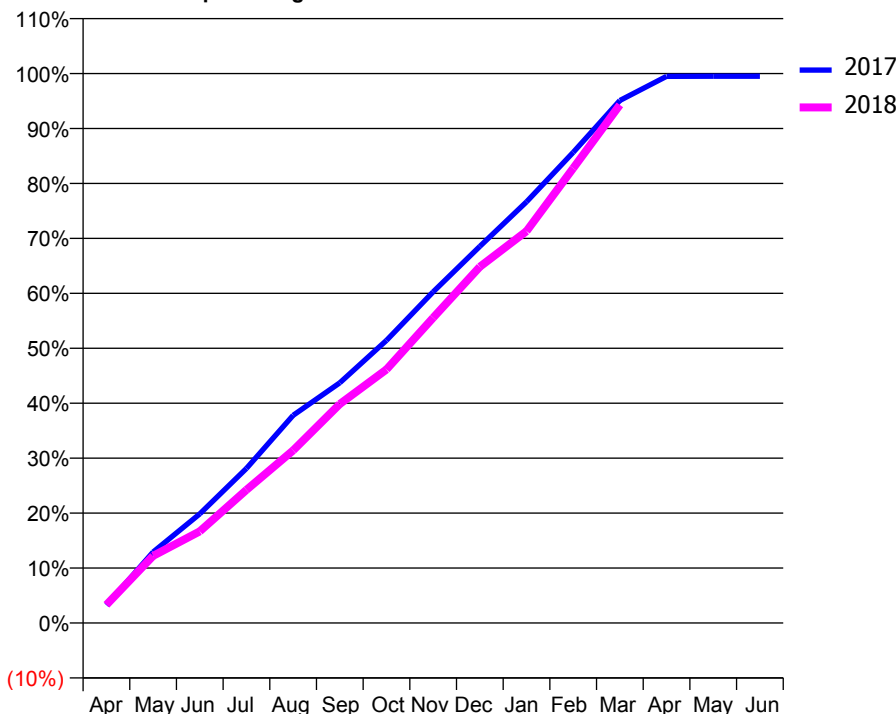
ACCESS*

Patients seen in 24 months	Total	Change since previous quarter
Quarter ending March 2017	3,564	
Quarter ending June 2017	3,696	↑
Quarter ending September 2017	3,807	↑
Quarter ending December 2017	3,861	→
Quarter ending March 2018	3,881	→
Variance since March 2017	8.9%	↑



ACTIVITY

Cumulative percentage of contracted UDA delivered 2017 & 2018



Month	Adjusted Scheduled Activity (UDA)	
	2017	2018
April	474	481
May	1,884	1,779
June	2,893	2,431
July	4,099	3,531
August	5,504	4,575
September	6,367	5,804
October	7,494	6,722
November	8,778	8,093
December	9,985	9,443
January	11,165	10,385
February	12,477	12,055
March	13,850	13,734
April	14,490	
May	14,495	
June	14,495	

QUALITY

	Quantity	Base Number	Contract	AT	Region	England
% of FP17s for the same patient ID Re-attending within 3 months - Children	91	1,107	8.2%	9.5%	11.5%	11.9%
% of FP17s for the same patient ID Re-attending within 3 months - Adults	841	4,569	18.4%	15.2%	15.9%	16.0%
% of FP17s for the same patient ID Re-attending between 3 & 9 months - Children	618	1,107	55.8%	59.5%	60.6%	58.3%
% of FP17s for the same patient ID Re-attending between 3 & 9 months - Adults	2,517	4,569	55.1%	50.8%	51.6%	50.3%
% of FP17s for Band 1 Urgent Courses	668	5,450	12.3%	9.6%	9.5%	9.1%
% of FP17s Relating to Free Repair or Replacements	7	5,450	0.1%	0.6%	0.7%	0.8%
% of FP17s Relating to Continuations	43	5,450	0.8%	0.9%	1.0%	1.0%
% of Patients satisfied with the dentistry they have received	3	3	N/A	91.1%	92.0%	91.5%
% of Patients satisfied with the time they had to wait for an appointment	3	3	N/A	88.6%	88.1%	87.9%

* This is based on patients treated on this contract for their most recent course of treatment. Figures in italics indicate the base number of FP17s or Patient Questionnaire responses are less than 100. N/A is shown where the base number of responses is less than 10 during the period. % is calculated as Quantity/Base number*100

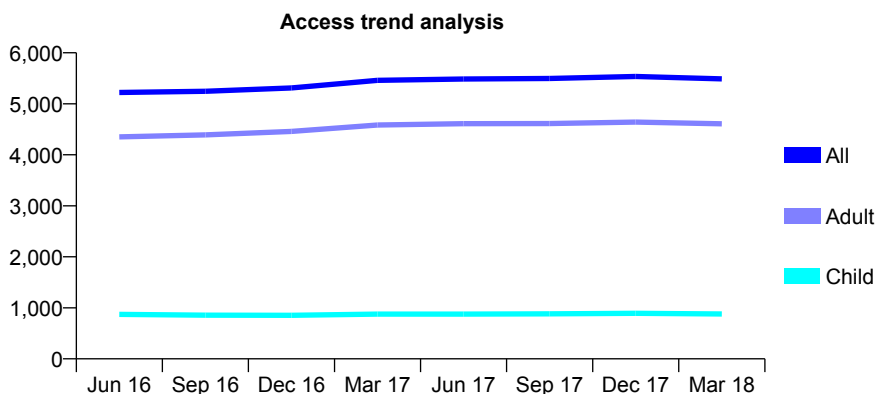
Q68 - Vital Signs At a Glance Contract Report for 102474/0001 - March 2018

Name or company name	Elizabeth Horn
Contract type name	GDS Contract
Purpose of contract	General
Contract start date	01/09/2012
Contract end date	

17/18 Contracted general activity (UDA)	16,133
Carry forward general activity (UDA)	176
17/18 Contracted orthodontic activity (UOA)	0
Carry forward orthodontic activity (UOA)	0
Baseline contract value	£494,931.58

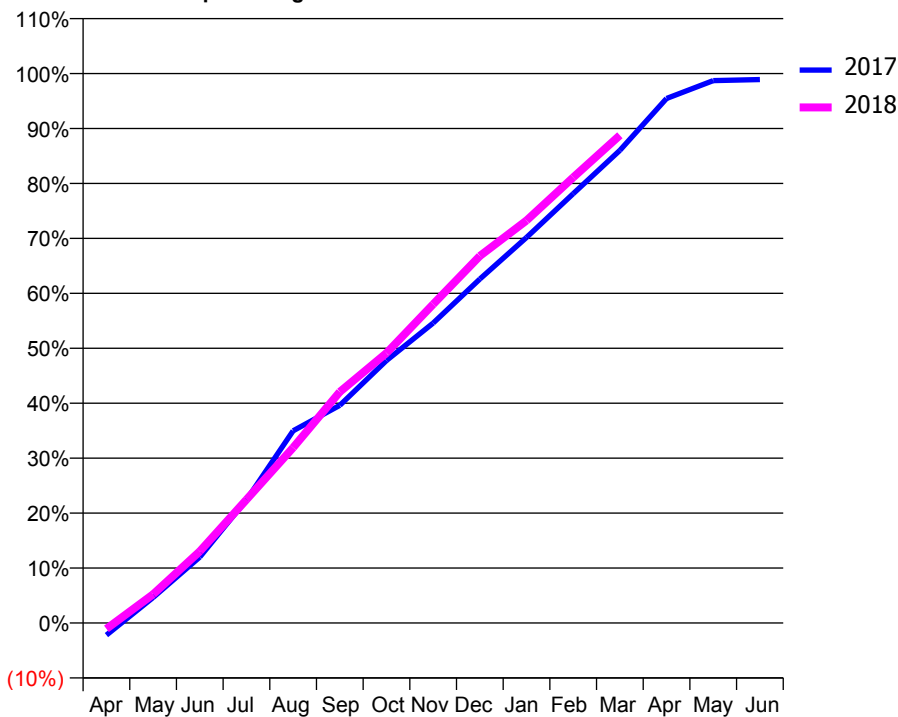
ACCESS*

Patients seen in 24 months	Total	Change since previous quarter
Quarter ending March 2017	5,461	
Quarter ending June 2017	5,487	→
Quarter ending September 2017	5,496	→
Quarter ending December 2017	5,536	→
Quarter ending March 2018	5,488	→
Variance since March 2017	0.5%	→



ACTIVITY

Cumulative percentage of contracted UDA delivered 2017 & 2018



Month	Adjusted Scheduled Activity (UDA)	
	2017	2018
April	-358	-176
May	748	842
June	1,935	2,104
July	3,615	3,622
August	5,645	5,151
September	6,391	6,788
October	7,706	7,928
November	8,805	9,358
December	10,098	10,776
January	11,319	11,817
February	12,606	13,081
March	13,878	14,319
April	15,400	
May	15,925	
June	15,957	

QUALITY

	Quantity	Base Number	Contract	AT	Region	England
% of FP17s for the same patient ID Re-attending within 3 months - Children	58	1,016	5.7%	9.5%	11.5%	11.9%
% of FP17s for the same patient ID Re-attending within 3 months - Adults	692	5,471	12.6%	15.2%	15.9%	16.0%
% of FP17s for the same patient ID Re-attending between 3 & 9 months - Children	261	1,016	25.7%	59.5%	60.6%	58.3%
% of FP17s for the same patient ID Re-attending between 3 & 9 months - Adults	1,933	5,471	35.3%	50.8%	51.6%	50.3%
% of FP17s for Band 1 Urgent Courses	303	5,717	5.3%	9.6%	9.5%	9.1%
% of FP17s Relating to Free Repair or Replacements	46	5,717	0.8%	0.6%	0.7%	0.8%
% of FP17s Relating to Continuations	53	5,717	0.9%	0.9%	1.0%	1.0%
% of Patients satisfied with the dentistry they have received	5	5	N/A	91.1%	92.0%	91.5%
% of Patients satisfied with the time they had to wait for an appointment	5	5	N/A	88.6%	88.1%	87.9%

* This is based on patients treated on this contract for their most recent course of treatment. Figures in italics indicate the base number of FP17s or Patient Questionnaire responses are less than 100. N/A is shown where the base number of responses is less than 10 during the period. % is calculated as Quantity/Base number*100

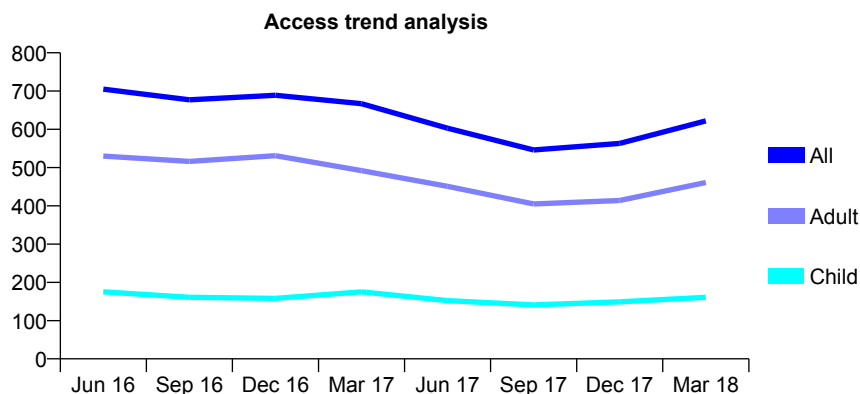
Q68 - Vital Signs At a Glance Contract Report for 102822/0001 - March 2018

Name or company name	Goodwood Court Dental Practice
Contract type name	GDS Contract
Purpose of contract	General
Contract start date	01/02/2014
Contract end date	

17/18 Contracted general activity (UDA)	1,567
Carry forward general activity (UDA)	-2
17/18 Contracted orthodontic activity (UOA)	0
Carry forward orthodontic activity (UOA)	0
Baseline contract value	£43,376.11

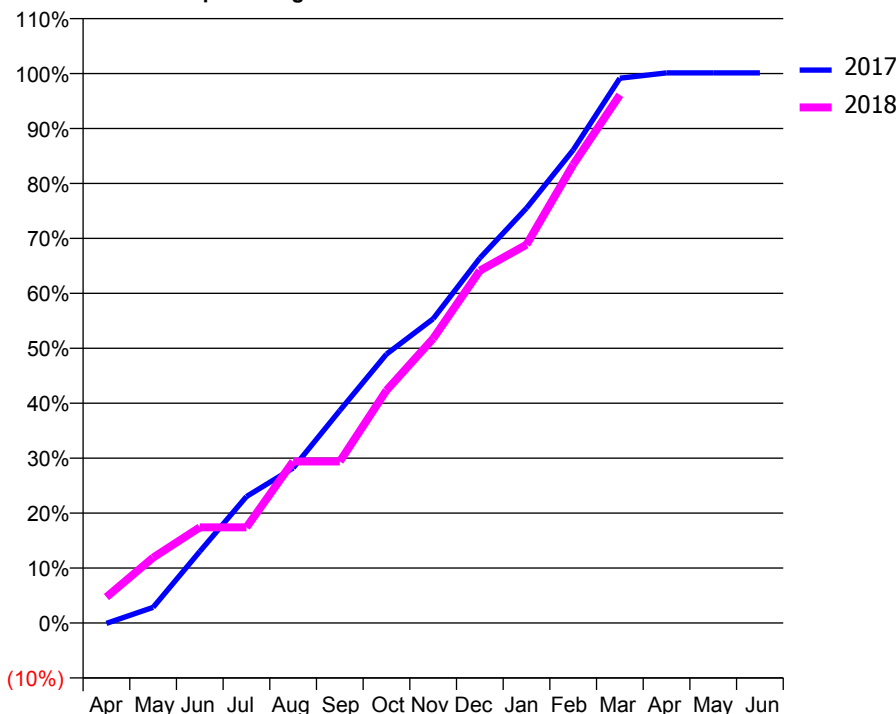
ACCESS*

Patients seen in 24 months	Total	Change since previous quarter
Quarter ending March 2017	667	
Quarter ending June 2017	603	↓
Quarter ending September 2017	546	↓
Quarter ending December 2017	563	↑
Quarter ending March 2018	622	↑
Variance since March 2017	(6.7%)	↓



ACTIVITY

Cumulative percentage of contracted UDA delivered 2017 & 2018



Month	Adjusted Scheduled Activity (UDA)	
	2017	2018
April	-1	74
May	45	186
June	204	273
July	361	273
August	442	461
September	606	461
October	767	663
November	868	811
December	1,040	1,005
January	1,183	1,079
February	1,349	1,307
March	1,553	1,506
April	1,569	
May	1,569	
June	1,569	

QUALITY

	Quantity	Base Number	Contract	AT	Region	England
% of FP17s for the same patient ID Re-attending within 3 months - Children	9	199	4.5%	9.5%	11.5%	11.9%
% of FP17s for the same patient ID Re-attending within 3 months - Adults	53	541	9.8%	15.2%	15.9%	16.0%
% of FP17s for the same patient ID Re-attending between 3 & 9 months - Children	100	199	50.3%	59.5%	60.6%	58.3%
% of FP17s for the same patient ID Re-attending between 3 & 9 months - Adults	247	541	45.7%	50.8%	51.6%	50.3%
% of FP17s for Band 1 Urgent Courses	69	729	9.5%	9.6%	9.5%	9.1%
% of FP17s Relating to Free Repair or Replacements	0	729	0.0%	0.6%	0.7%	0.8%
% of FP17s Relating to Continuations	2	729	0.3%	0.9%	1.0%	1.0%
% of Patients satisfied with the dentistry they have received	0	0	N/A	91.1%	92.0%	91.5%
% of Patients satisfied with the time they had to wait for an appointment	0	0	N/A	88.6%	88.1%	87.9%

* This is based on patients treated on this contract for their most recent course of treatment. Figures in italics indicate the base number of FP17s or Patient Questionnaire responses are less than 100. N/A is shown where the base number of responses is less than 10 during the period. % is calculated as Quantity/Base number*100

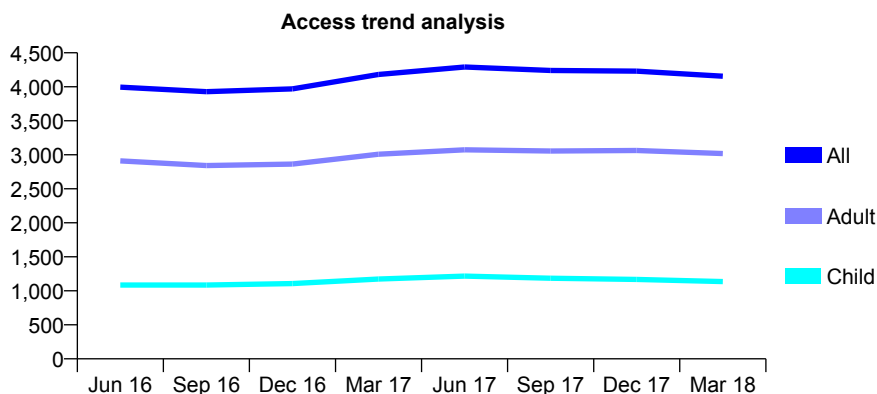
Q68 - Vital Signs At a Glance Contract Report for 103985/0001 - March 2018

Name or company name	Northgate Dental Care Ltd
Contract type name	GDS Contract
Purpose of contract	General
Contract start date	01/11/2007
Contract end date	

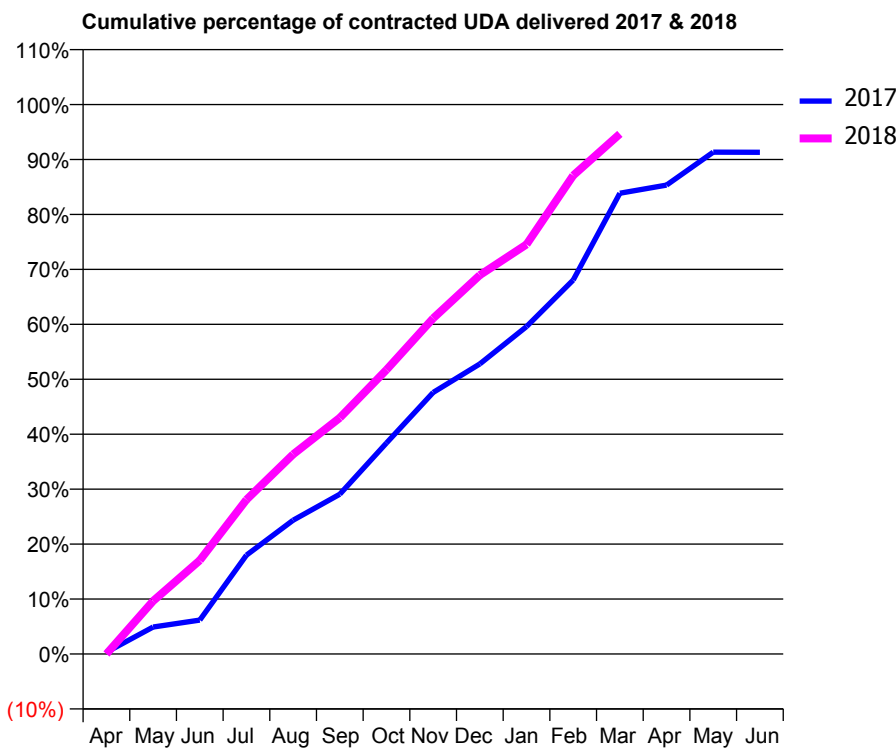
17/18 Contracted general activity (UDA)	11,756
Carry forward general activity (UDA)	0
17/18 Contracted orthodontic activity (UOA)	0
Carry forward orthodontic activity (UOA)	0
Baseline contract value	£307,383.78

ACCESS*

Patients seen in 24 months	Total	Change since previous quarter
Quarter ending March 2017	4,182	
Quarter ending June 2017	4,291	↑
Quarter ending September 2017	4,240	↓
Quarter ending December 2017	4,231	→
Quarter ending March 2018	4,156	↓
Variance since March 2017	(0.6%)	→



ACTIVITY



Month	Adjusted Scheduled Activity (UDA)	
	2017	2018
April	40	0
May	579	1,135
June	726	2,004
July	2,116	3,303
August	2,863	4,272
September	3,420	5,053
October	4,514	6,082
November	5,597	7,182
December	6,206	8,106
January	7,005	8,761
February	8,000	10,238
March	9,859	11,126
April	10,031	
May	10,736	
June	10,735	

QUALITY

	Quantity	Base Number	Contract	AT	Region	England
% of FP17s for the same patient ID Re-attending within 3 months - Children	87	1,408	6.2%	9.5%	11.5%	11.9%
% of FP17s for the same patient ID Re-attending within 3 months - Adults	566	3,441	16.4%	15.2%	15.9%	16.0%
% of FP17s for the same patient ID Re-attending between 3 & 9 months - Children	578	1,408	41.1%	59.5%	60.6%	58.3%
% of FP17s for the same patient ID Re-attending between 3 & 9 months - Adults	1,037	3,441	30.1%	50.8%	51.6%	50.3%
% of FP17s for Band 1 Urgent Courses	617	4,545	13.6%	9.6%	9.5%	9.1%
% of FP17s Relating to Free Repair or Replacements	34	4,545	0.7%	0.6%	0.7%	0.8%
% of FP17s Relating to Continuations	131	4,545	2.9%	0.9%	1.0%	1.0%
% of Patients satisfied with the dentistry they have received	2	2	N/A	91.1%	92.0%	91.5%
% of Patients satisfied with the time they had to wait for an appointment	2	2	N/A	88.6%	88.1%	87.9%

* This is based on patients treated on this contract for their most recent course of treatment. Figures in italics indicate the base number of FP17s or Patient Questionnaire responses are less than 100. N/A is shown where the base number of responses is less than 10 during the period. % is calculated as Quantity/Base number*100

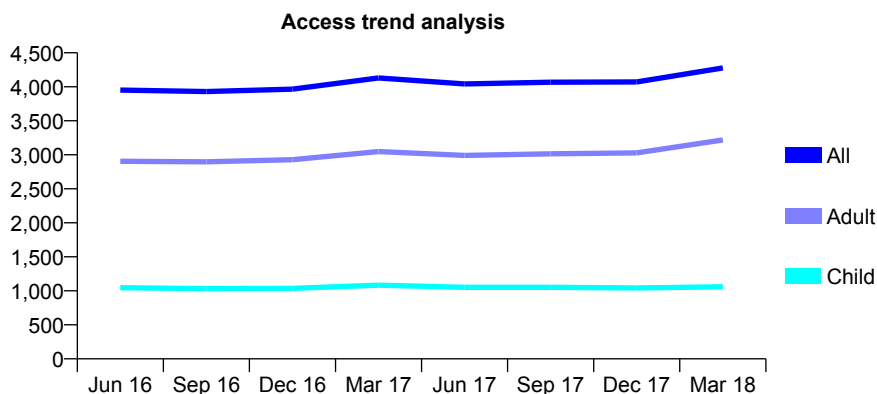
Q68 - Vital Signs At a Glance Contract Report for 104051/0001 - March 2018

Name or company name	Mermaid Dental Care Limited
Contract type name	GDS Contract
Purpose of contract	General
Contract start date	01/11/2010
Contract end date	

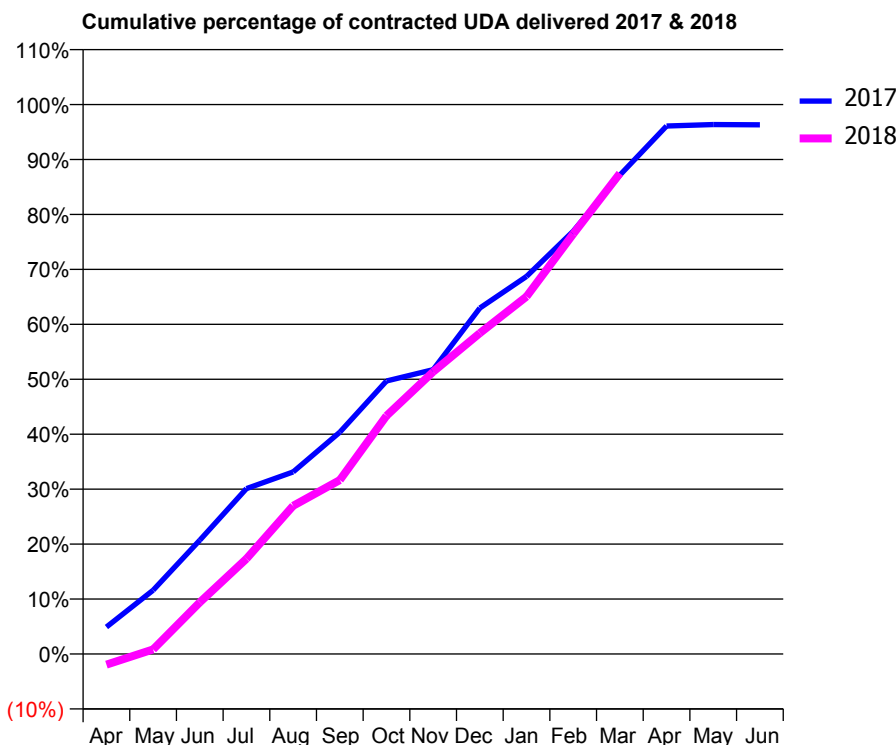
17/18 Contracted general activity (UDA)	13,475
Carry forward general activity (UDA)	499
17/18 Contracted orthodontic activity (UOA)	0
Carry forward orthodontic activity (UOA)	0
Baseline contract value	£449,986.91

ACCESS*

Patients seen in 24 months	Total	Change since previous quarter
Quarter ending March 2017	4,131	
Quarter ending June 2017	4,043	↓
Quarter ending September 2017	4,067	→
Quarter ending December 2017	4,071	→
Quarter ending March 2018	4,278	↑
Variance since March 2017	3.6%	↑



ACTIVITY



Month	Adjusted Scheduled Activity (UDA)	
	2017	2018
April	662	-263
May	1,564	113
June	2,790	1,268
July	4,057	2,337
August	4,465	3,635
September	5,439	4,266
October	6,694	5,841
November	6,973	6,921
December	8,484	7,870
January	9,260	8,765
February	10,367	10,298
March	11,743	11,787
April	12,948	
May	12,984	
June	12,975	

QUALITY

	Quantity	Base Number	Contract	AT	Region	England
% of FP17s for the same patient ID Re-attending within 3 months - Children	99	1,408	7.0%	9.5%	11.5%	11.9%
% of FP17s for the same patient ID Re-attending within 3 months - Adults	647	3,689	17.5%	15.2%	15.9%	16.0%
% of FP17s for the same patient ID Re-attending between 3 & 9 months - Children	671	1,408	47.7%	59.5%	60.6%	58.3%
% of FP17s for the same patient ID Re-attending between 3 & 9 months - Adults	1,189	3,689	32.2%	50.8%	51.6%	50.3%
% of FP17s for Band 1 Urgent Courses	637	4,770	13.4%	9.6%	9.5%	9.1%
% of FP17s Relating to Free Repair or Replacements	33	4,770	0.7%	0.6%	0.7%	0.8%
% of FP17s Relating to Continuations	122	4,770	2.6%	0.9%	1.0%	1.0%
% of Patients satisfied with the dentistry they have received	0	0	N/A	91.1%	92.0%	91.5%
% of Patients satisfied with the time they had to wait for an appointment	0	0	N/A	88.6%	88.1%	87.9%

* This is based on patients treated on this contract for their most recent course of treatment. Figures in italics indicate the base number of FP17s or Patient Questionnaire responses are less than 100. N/A is shown where the base number of responses is less than 10 during the period. % is calculated as Quantity/Base number*100

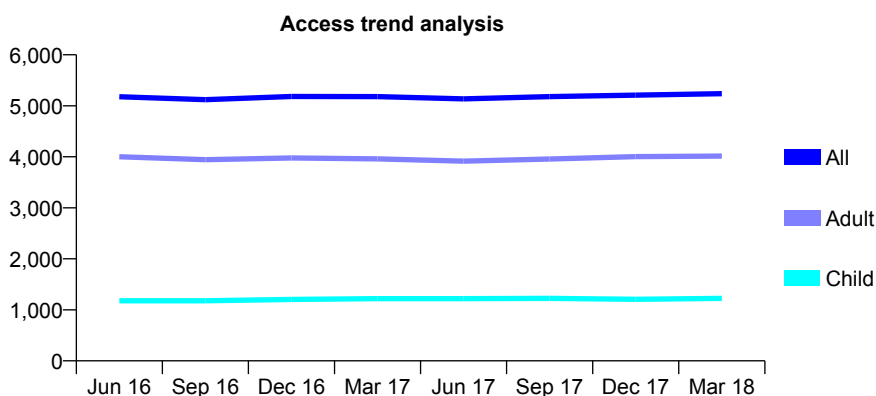
Q68 - Vital Signs At a Glance Contract Report for 104051/0002 - March 2018

Name or company name	Mermaid Dental Care Limited
Contract type name	GDS Contract
Purpose of contract	General
Contract start date	01/11/2010
Contract end date	

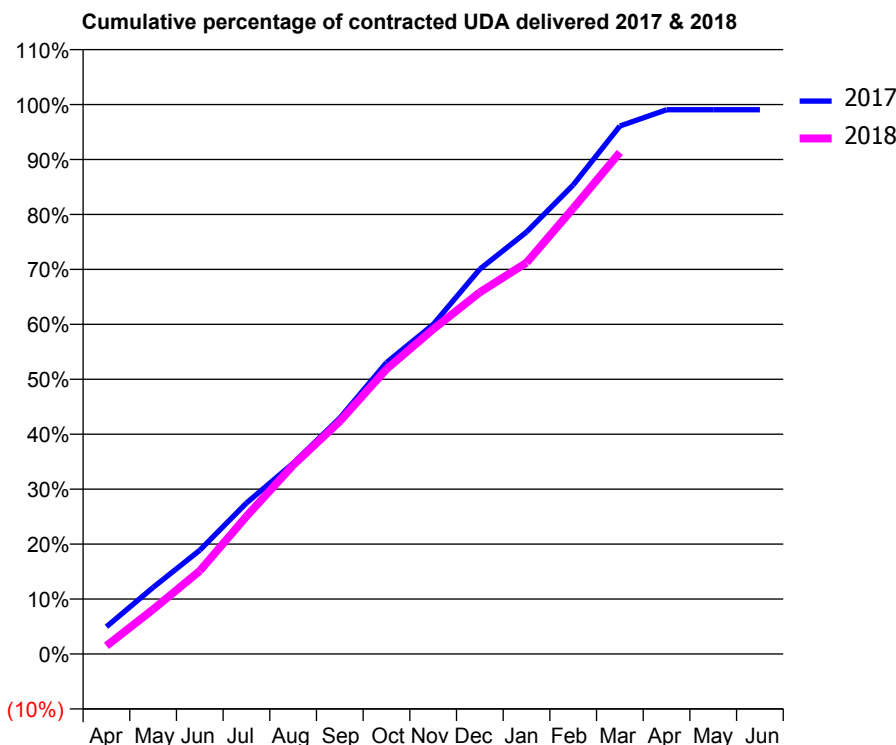
17/18 Contracted general activity (UDA)	17,855
Carry forward general activity (UDA)	168
17/18 Contracted orthodontic activity (UOA)	0
Carry forward orthodontic activity (UOA)	0
Baseline contract value	£482,504.09

ACCESS*

Patients seen in 24 months	Total	Change since previous quarter
Quarter ending March 2017	5,180	
Quarter ending June 2017	5,136	→
Quarter ending September 2017	5,180	→
Quarter ending December 2017	5,210	→
Quarter ending March 2018	5,239	→
Variance since March 2017	1.1%	→



ACTIVITY



Month	Adjusted Scheduled Activity (UDA)	
	2017	2018
April	885	267
May	2,166	1,450
June	3,373	2,701
July	4,905	4,474
August	6,197	6,139
September	7,666	7,562
October	9,470	9,257
November	10,708	10,553
December	12,509	11,753
January	13,710	12,715
February	15,239	14,482
March	17,158	16,296
April	17,686	
May	17,686	
June	17,686	

QUALITY

	Quantity	Base Number	Contract	AT	Region	England
% of FP17s for the same patient ID Re-attending within 3 months - Children	76	1,614	4.7%	9.5%	11.5%	11.9%
% of FP17s for the same patient ID Re-attending within 3 months - Adults	561	4,706	11.9%	15.2%	15.9%	16.0%
% of FP17s for the same patient ID Re-attending between 3 & 9 months - Children	923	1,614	57.2%	59.5%	60.6%	58.3%
% of FP17s for the same patient ID Re-attending between 3 & 9 months - Adults	1,598	4,706	34.0%	50.8%	51.6%	50.3%
% of FP17s for Band 1 Urgent Courses	535	6,152	8.7%	9.6%	9.5%	9.1%
% of FP17s Relating to Free Repair or Replacements	19	6,152	0.3%	0.6%	0.7%	0.8%
% of FP17s Relating to Continuations	105	6,152	1.7%	0.9%	1.0%	1.0%
% of Patients satisfied with the dentistry they have received	5	7	N/A	91.1%	92.0%	91.5%
% of Patients satisfied with the time they had to wait for an appointment	6	7	N/A	88.6%	88.1%	87.9%

* This is based on patients treated on this contract for their most recent course of treatment. Figures in italics indicate the base number of FP17s or Patient Questionnaire responses are less than 100. N/A is shown where the base number of responses is less than 10 during the period. % is calculated as Quantity/Base number*100

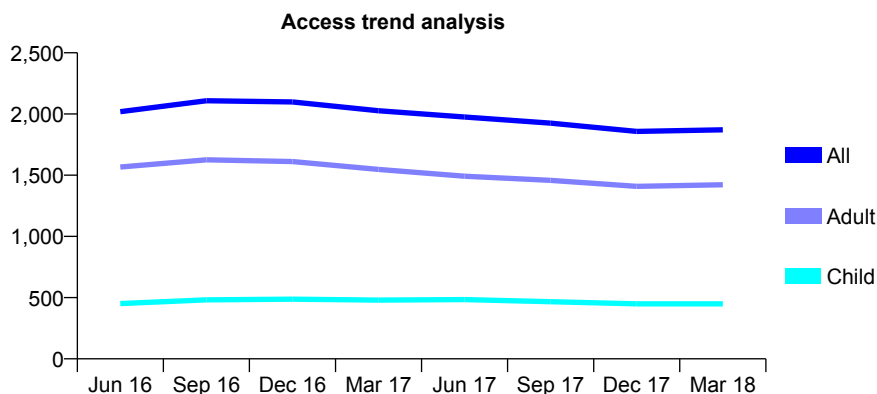
Q68 - Vital Signs At a Glance Contract Report for 104833/0001 - March 2018

Name or company name	J F Royle and R N Chadha
Contract type name	GDS Contract
Purpose of contract	General
Contract start date	07/12/2009
Contract end date	

17/18 Contracted general activity (UDA)	5,400
Carry forward general activity (UDA)	0
17/18 Contracted orthodontic activity (UOA)	0
Carry forward orthodontic activity (UOA)	0
Baseline contract value	£137,119.39

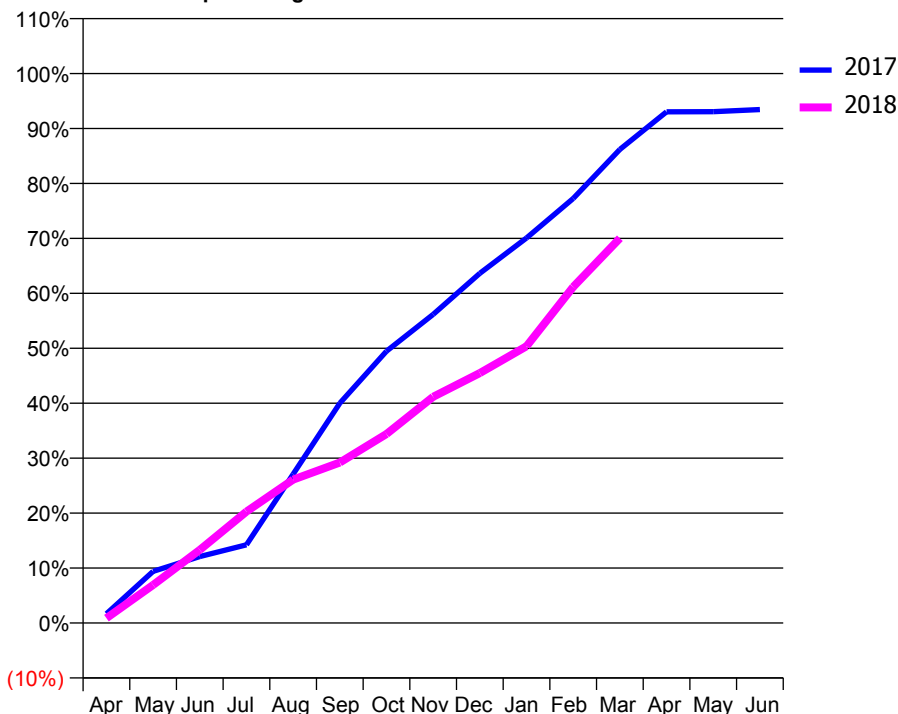
ACCESS*

Patients seen in 24 months	Total	Change since previous quarter
Quarter ending March 2017	2,027	
Quarter ending June 2017	1,976	↓
Quarter ending September 2017	1,925	↓
Quarter ending December 2017	1,858	↓
Quarter ending March 2018	1,871	→
Variance since March 2017	(7.7%)	↓



ACTIVITY

Cumulative percentage of contracted UDA delivered 2017 & 2018



Month	Adjusted Scheduled Activity (UDA)	
	2017	2018
April	91	48
May	508	374
June	653	719
July	769	1,095
August	1,463	1,409
September	2,160	1,577
October	2,672	1,858
November	3,033	2,223
December	3,437	2,457
January	3,784	2,720
February	4,172	3,302
March	4,654	3,782
April	5,023	
May	5,025	
June	5,046	

QUALITY

	Quantity	Base Number	Contract	AT	Region	England
% of FP17s for the same patient ID Re-attending within 3 months - Children	26	492	5.3%	9.5%	11.5%	11.9%
% of FP17s for the same patient ID Re-attending within 3 months - Adults	214	1,504	14.2%	15.2%	15.9%	16.0%
% of FP17s for the same patient ID Re-attending between 3 & 9 months - Children	217	492	44.1%	59.5%	60.6%	58.3%
% of FP17s for the same patient ID Re-attending between 3 & 9 months - Adults	559	1,504	37.2%	50.8%	51.6%	50.3%
% of FP17s for Band 1 Urgent Courses	263	1,865	14.1%	9.6%	9.5%	9.1%
% of FP17s Relating to Free Repair or Replacements	6	1,865	0.3%	0.6%	0.7%	0.8%
% of FP17s Relating to Continuations	15	1,865	0.8%	0.9%	1.0%	1.0%
% of Patients satisfied with the dentistry they have received	2	2	N/A	91.1%	92.0%	91.5%
% of Patients satisfied with the time they had to wait for an appointment	2	2	N/A	88.6%	88.1%	87.9%

* This is based on patients treated on this contract for their most recent course of treatment. Figures in italics indicate the base number of FP17s or Patient Questionnaire responses are less than 100. N/A is shown where the base number of responses is less than 10 during the period. % is calculated as Quantity/Base number*100

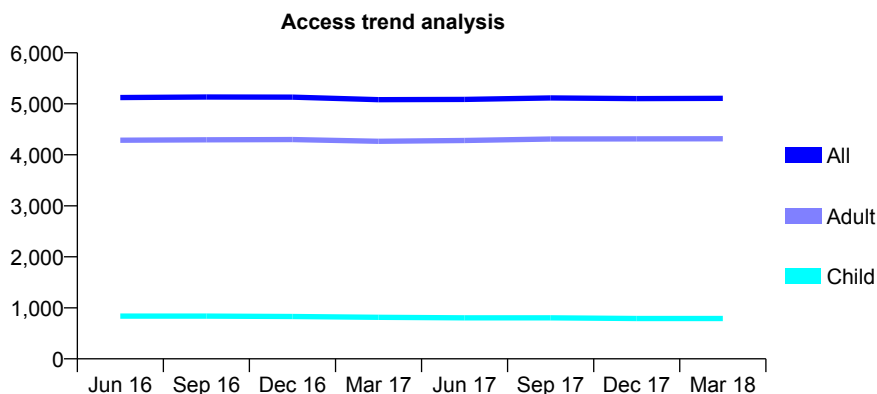
Q68 - Vital Signs At a Glance Contract Report for 104922/0001 - March 2018

Name or company name	Queens Crescent Dental Practice Ltd
Contract type name	GDS Contract
Purpose of contract	General
Contract start date	01/02/2007
Contract end date	

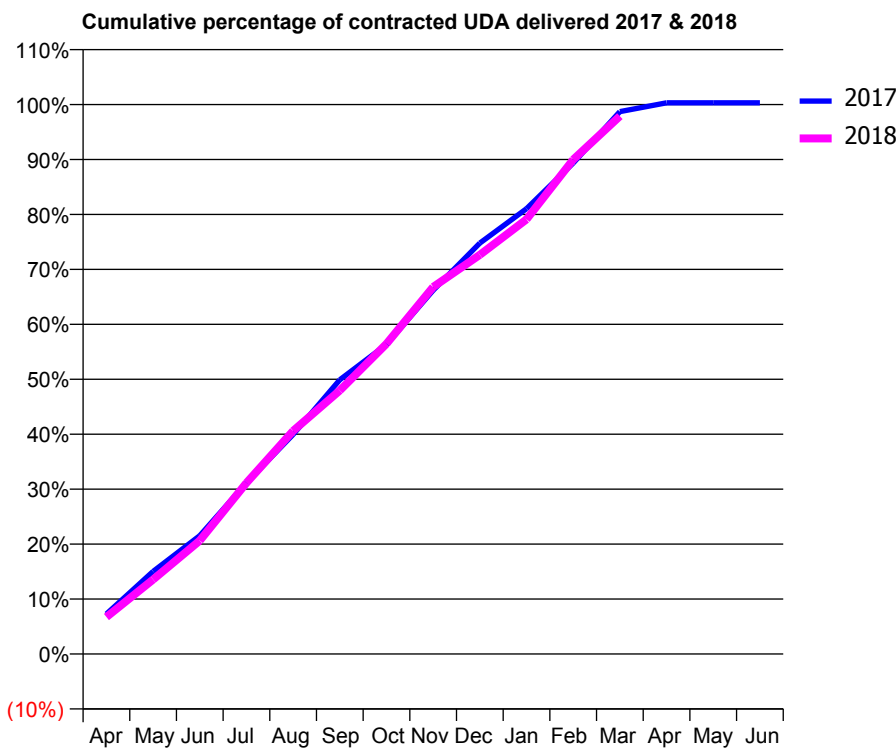
17/18 Contracted general activity (UDA)	15,639
Carry forward general activity (UDA)	-48
17/18 Contracted orthodontic activity (UOA)	0
Carry forward orthodontic activity (UOA)	0
Baseline contract value	£430,204.09

ACCESS*

Patients seen in 24 months	Total	Change since previous quarter
Quarter ending March 2017	5,080	
Quarter ending June 2017	5,085	→
Quarter ending September 2017	5,114	→
Quarter ending December 2017	5,103	→
Quarter ending March 2018	5,106	→
Variance since March 2017	0.5%	→



ACTIVITY



Month	Adjusted Scheduled Activity (UDA)	
	2017	2018
April	1,141	1,053
May	2,349	2,120
June	3,368	3,227
July	4,871	4,870
August	6,247	6,352
September	7,804	7,501
October	8,810	8,829
November	10,351	10,447
December	11,696	11,362
January	12,674	12,371
February	13,971	14,069
March	15,437	15,307
April	15,686	
May	15,686	
June	15,686	

QUALITY

	Quantity	Base Number	Contract	AT	Region	England
% of FP17s for the same patient ID Re-attending within 3 months - Children	37	1,179	3.1%	9.5%	11.5%	11.9%
% of FP17s for the same patient ID Re-attending within 3 months - Adults	1,014	6,726	15.1%	15.2%	15.9%	16.0%
% of FP17s for the same patient ID Re-attending between 3 & 9 months - Children	726	1,179	61.6%	59.5%	60.6%	58.3%
% of FP17s for the same patient ID Re-attending between 3 & 9 months - Adults	3,913	6,726	58.2%	50.8%	51.6%	50.3%
% of FP17s for Band 1 Urgent Courses	557	7,764	7.2%	9.6%	9.5%	9.1%
% of FP17s Relating to Free Repair or Replacements	59	7,764	0.8%	0.6%	0.7%	0.8%
% of FP17s Relating to Continuations	108	7,764	1.4%	0.9%	1.0%	1.0%
% of Patients satisfied with the dentistry they have received	7	7	N/A	91.1%	92.0%	91.5%
% of Patients satisfied with the time they had to wait for an appointment	7	7	N/A	88.6%	88.1%	87.9%

* This is based on patients treated on this contract for their most recent course of treatment. Figures in italics indicate the base number of FP17s or Patient Questionnaire responses are less than 100. N/A is shown where the base number of responses is less than 10 during the period. % is calculated as Quantity/Base number*100

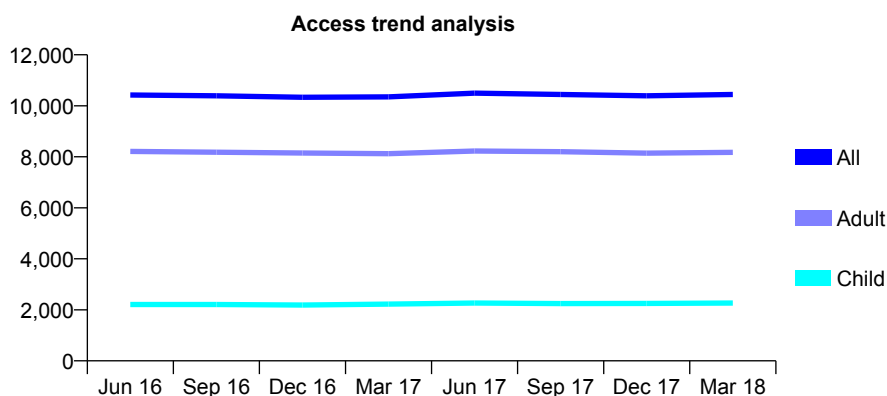
Q68 - Vital Signs At a Glance Contract Report for 105414/0002 - March 2018

Name or company name	First Choice Dental Limited
Contract type name	GDS Contract
Purpose of contract	General
Contract start date	01/04/2006
Contract end date	

17/18 Contracted general activity (UDA)	37,100
Carry forward general activity (UDA)	0
17/18 Contracted orthodontic activity (UOA)	0
Carry forward orthodontic activity (UOA)	0
Baseline contract value	£934,441.23

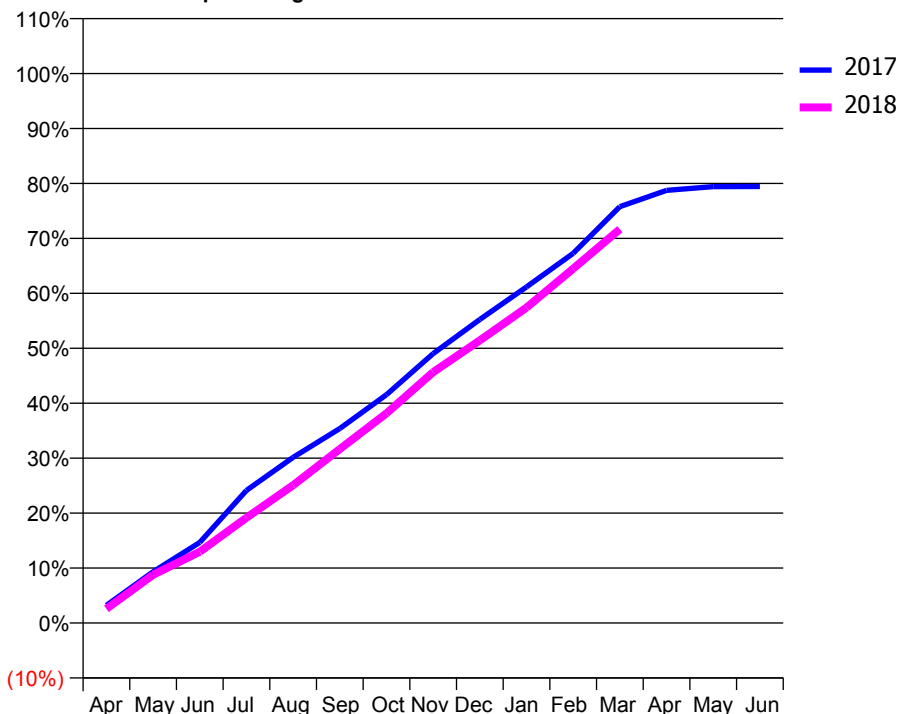
ACCESS*

Patients seen in 24 months	Total	Change since previous quarter
Quarter ending March 2017	10,352	
Quarter ending June 2017	10,498	→
Quarter ending September 2017	10,445	→
Quarter ending December 2017	10,392	→
Quarter ending March 2018	10,443	→
Variance since March 2017	0.9%	→



ACTIVITY

Cumulative percentage of contracted UDA delivered 2017 & 2018



Month	Adjusted Scheduled Activity (UDA)	
	2017	2018
April	1,226	963
May	3,559	3,256
June	5,593	4,815
July	9,194	7,110
August	11,484	9,308
September	13,486	11,743
October	15,837	14,153
November	18,683	16,936
December	21,049	19,084
January	23,305	21,293
February	25,629	23,926
March	28,871	26,592
April	30,002	
May	30,256	
June	30,264	

QUALITY

	Quantity	Base Number	Contract	AT	Region	England
% of FP17s for the same patient ID Re-attending within 3 months - Children	204	3,026	6.7%	9.5%	11.5%	11.9%
% of FP17s for the same patient ID Re-attending within 3 months - Adults	966	9,317	10.4%	15.2%	15.9%	16.0%
% of FP17s for the same patient ID Re-attending between 3 & 9 months - Children	1,657	3,026	54.8%	59.5%	60.6%	58.3%
% of FP17s for the same patient ID Re-attending between 3 & 9 months - Adults	3,805	9,317	40.8%	50.8%	51.6%	50.3%
% of FP17s for Band 1 Urgent Courses	494	11,784	4.2%	9.6%	9.5%	9.1%
% of FP17s Relating to Free Repair or Replacements	51	11,784	0.4%	0.6%	0.7%	0.8%
% of FP17s Relating to Continuations	212	11,784	1.8%	0.9%	1.0%	1.0%
% of Patients satisfied with the dentistry they have received	7	9	N/A	91.1%	92.0%	91.5%
% of Patients satisfied with the time they had to wait for an appointment	7	9	N/A	88.6%	88.1%	87.9%

* This is based on patients treated on this contract for their most recent course of treatment. Figures in italics indicate the base number of FP17s or Patient Questionnaire responses are less than 100. N/A is shown where the base number of responses is less than 10 during the period. % is calculated as Quantity/Base number*100

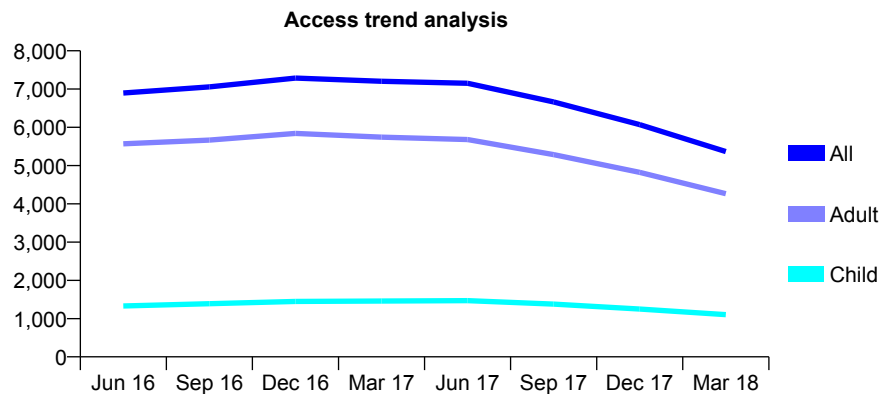
Q68 - Vital Signs At a Glance Contract Report for 105414/0009 - March 2018

Name or company name	First Choice Dental Limited
Contract type name	GDS Contract
Purpose of contract	General
Contract start date	01/07/2007
Contract end date	

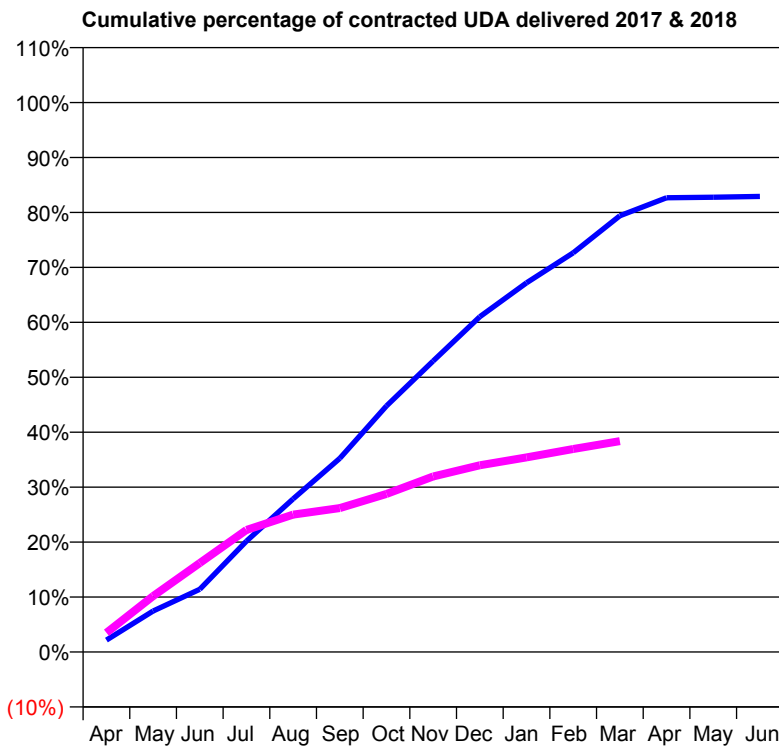
17/18 Contracted general activity (UDA)	22,951
Carry forward general activity (UDA)	0
17/18 Contracted orthodontic activity (UOA)	0
Carry forward orthodontic activity (UOA)	0
Baseline contract value	£556,438.48

ACCESS*

Patients seen in 24 months	Total	Change since previous quarter
Quarter ending March 2017	7,202	
Quarter ending June 2017	7,150	→
Quarter ending September 2017	6,663	↓
Quarter ending December 2017	6,070	↓
Quarter ending March 2018	5,366	↓
Variance since March 2017	(25.5%)	↓



ACTIVITY



Month	Adjusted Scheduled Activity (UDA)	
	2017	2018
April	500	802
May	1,713	2,338
June	2,619	3,719
July	4,633	5,102
August	6,397	5,742
September	8,089	6,015
October	10,278	6,601
November	12,158	7,331
December	14,002	7,802
January	15,418	8,126
February	16,673	8,480
March	18,218	8,809
April	18,971	
May	18,997	
June	19,027	

QUALITY

	Quantity	Base Number	Contract	AT	Region	England
% of FP17s for the same patient ID Re-attending within 3 months - Children	53	790	6.7%	9.5%	11.5%	11.9%
% of FP17s for the same patient ID Re-attending within 3 months - Adults	381	2,893	13.2%	15.2%	15.9%	16.0%
% of FP17s for the same patient ID Re-attending between 3 & 9 months - Children	346	790	43.8%	59.5%	60.6%	58.3%
% of FP17s for the same patient ID Re-attending between 3 & 9 months - Adults	1,042	2,893	36.0%	50.8%	51.6%	50.3%
% of FP17s for Band 1 Urgent Courses	509	3,327	15.3%	9.6%	9.5%	9.1%
% of FP17s Relating to Free Repair or Replacements	13	3,327	0.4%	0.6%	0.7%	0.8%
% of FP17s Relating to Continuations	27	3,327	0.8%	0.9%	1.0%	1.0%
% of Patients satisfied with the dentistry they have received	2	4	N/A	91.1%	92.0%	91.5%
% of Patients satisfied with the time they had to wait for an appointment	1	4	N/A	88.6%	88.1%	87.9%

* This is based on patients treated on this contract for their most recent course of treatment. Figures in italics indicate the base number of FP17s or Patient Questionnaire responses are less than 100. N/A is shown where the base number of responses is less than 10 during the period. % is calculated as Quantity/Base number*100

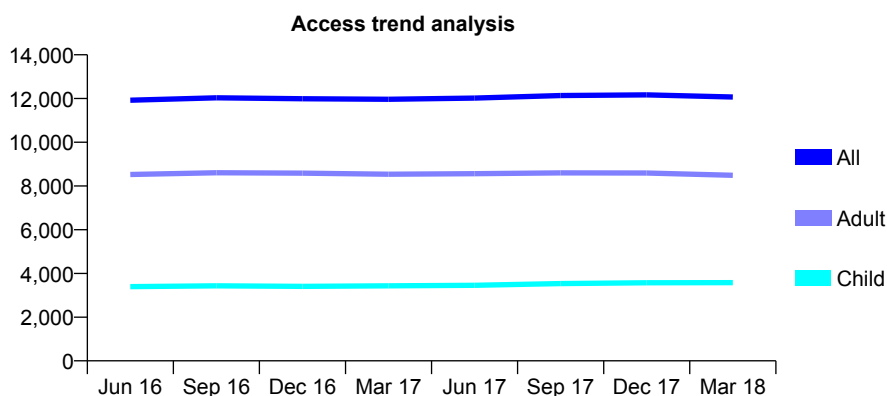
Q68 - Vital Signs At a Glance Contract Report for 105759/0002 - March 2018

Name or company name	Mr S Dattani & Mr J Patel
Contract type name	GDS Contract
Purpose of contract	General
Contract start date	01/07/2007
Contract end date	

17/18 Contracted general activity (UDA)	23,987
Carry forward general activity (UDA)	-462
17/18 Contracted orthodontic activity (UOA)	0
Carry forward orthodontic activity (UOA)	0
Baseline contract value	£680,918.71

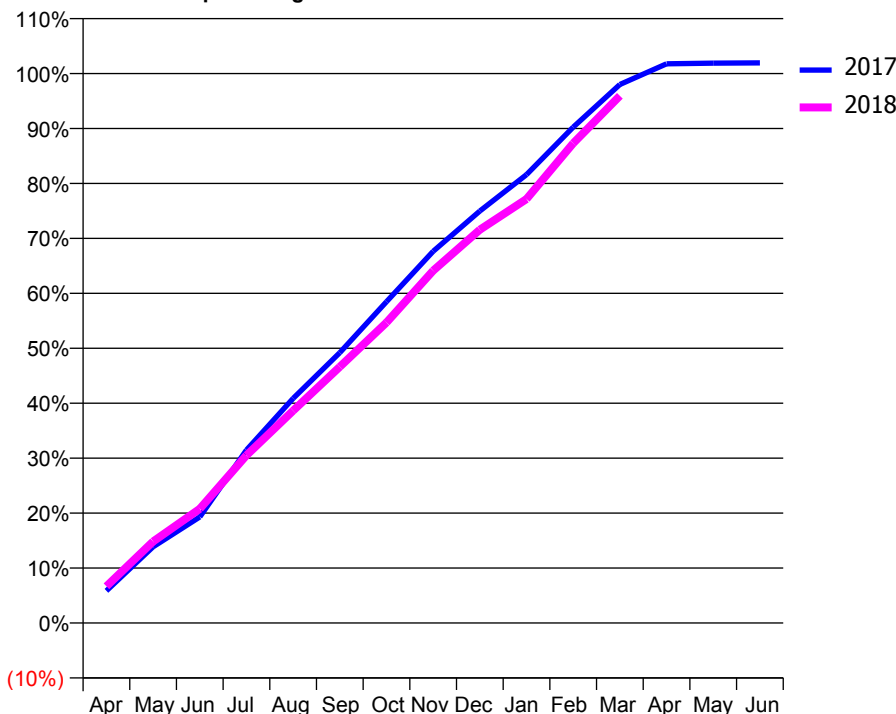
ACCESS*

Patients seen in 24 months	Total	Change since previous quarter
Quarter ending March 2017	11,967	
Quarter ending June 2017	12,021	→
Quarter ending September 2017	12,137	→
Quarter ending December 2017	12,164	→
Quarter ending March 2018	12,070	→
Variance since March 2017	0.9%	→



ACTIVITY

Cumulative percentage of contracted UDA delivered 2017 & 2018



Month	Adjusted Scheduled Activity (UDA)	
	2017	2018
April	1,403	1,602
May	3,328	3,562
June	4,628	4,985
July	7,555	7,322
August	9,804	9,271
September	11,803	11,182
October	14,025	13,118
November	16,228	15,380
December	17,986	17,171
January	19,573	18,506
February	21,645	20,943
March	23,508	23,014
April	24,407	
May	24,441	
June	24,449	

QUALITY

	Quantity	Base Number	Contract	AT	Region	England
% of FP17s for the same patient ID Re-attending within 3 months - Children	142	4,744	3.0%	9.5%	11.5%	11.9%
% of FP17s for the same patient ID Re-attending within 3 months - Adults	878	9,792	9.0%	15.2%	15.9%	16.0%
% of FP17s for the same patient ID Re-attending between 3 & 9 months - Children	2,646	4,744	55.8%	59.5%	60.6%	58.3%
% of FP17s for the same patient ID Re-attending between 3 & 9 months - Adults	4,738	9,792	48.4%	50.8%	51.6%	50.3%
% of FP17s for Band 1 Urgent Courses	742	13,287	5.6%	9.6%	9.5%	9.1%
% of FP17s Relating to Free Repair or Replacements	21	13,287	0.2%	0.6%	0.7%	0.8%
% of FP17s Relating to Continuations	22	13,287	0.2%	0.9%	1.0%	1.0%
% of Patients satisfied with the dentistry they have received	4	4	N/A	91.1%	92.0%	91.5%
% of Patients satisfied with the time they had to wait for an appointment	4	4	N/A	88.6%	88.1%	87.9%

* This is based on patients treated on this contract for their most recent course of treatment. Figures in italics indicate the base number of FP17s or Patient Questionnaire responses are less than 100. N/A is shown where the base number of responses is less than 10 during the period. % is calculated as Quantity/Base number*100

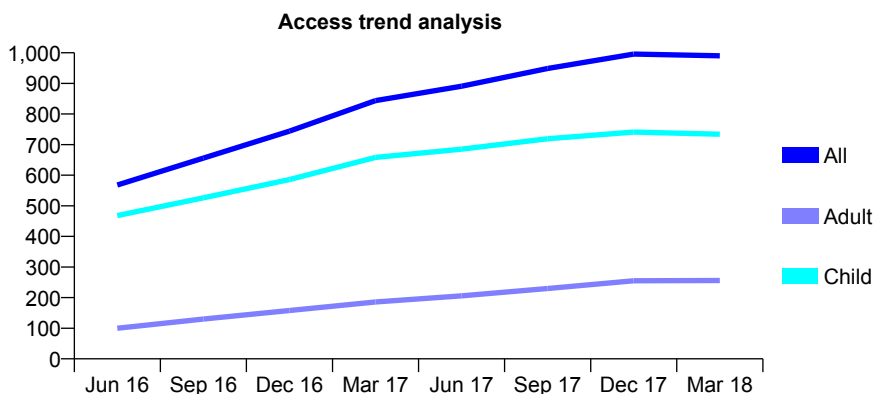
Q68 - Vital Signs At a Glance Contract Report for 107948/0001 - March 2018

Name or company name	Mr N Kennedy and Mr S Rosier
Contract type name	GDS Contract
Purpose of contract	General
Contract start date	01/10/2015
Contract end date	

17/18 Contracted general activity (UDA)	2,850
Carry forward general activity (UDA)	-57
17/18 Contracted orthodontic activity (UOA)	0
Carry forward orthodontic activity (UOA)	0
Baseline contract value	£67,850.69

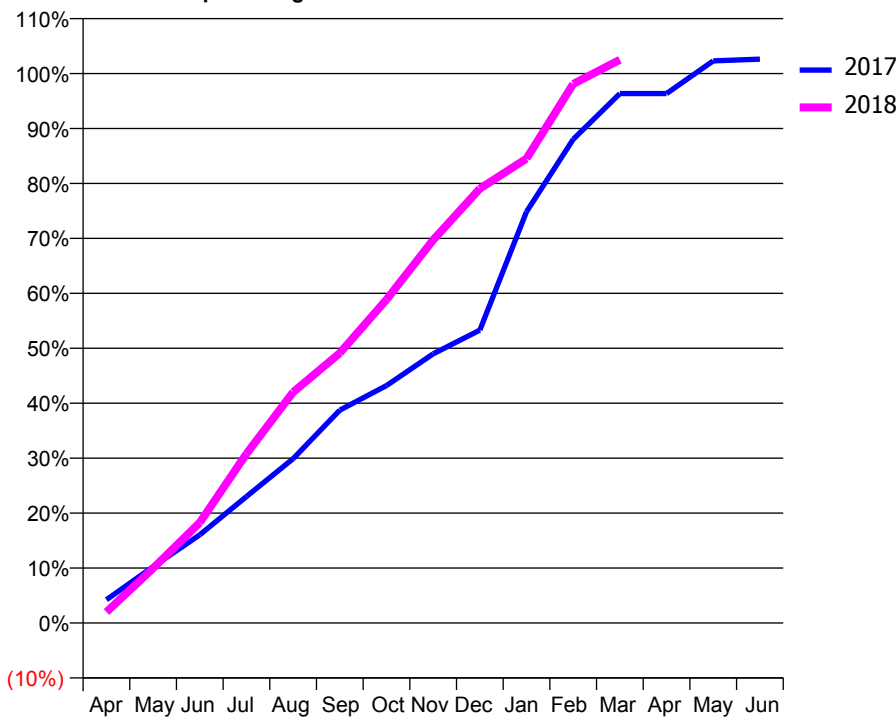
ACCESS*

Patients seen in 24 months	Total	Change since previous quarter
Quarter ending March 2017	844	
Quarter ending June 2017	891	↑
Quarter ending September 2017	949	↑
Quarter ending December 2017	996	↑
Quarter ending March 2018	990	→
Variance since March 2017	17.3%	↑



ACTIVITY

Cumulative percentage of contracted UDA delivered 2017 & 2018



Adjusted Scheduled Activity (UDA)

Month	2017	2018
April	120	57
May	292	284
June	458	521
July	656	878
August	852	1,198
September	1,104	1,400
October	1,232	1,678
November	1,396	1,987
December	1,519	2,253
January	2,133	2,408
February	2,509	2,796
March	2,746	2,921
April	2,746	
May	2,916	
June	2,925	

QUALITY

	Quantity	Base Number	Contract	AT	Region	England
% of FP17s for the same patient ID Re-attending within 3 months - Children	86	1,100	7.8%	9.5%	11.5%	11.9%
% of FP17s for the same patient ID Re-attending within 3 months - Adults	42	269	15.6%	15.2%	15.9%	16.0%
% of FP17s for the same patient ID Re-attending between 3 & 9 months - Children	701	1,100	63.7%	59.5%	60.6%	58.3%
% of FP17s for the same patient ID Re-attending between 3 & 9 months - Adults	139	269	51.7%	50.8%	51.6%	50.3%
% of FP17s for Band 1 Urgent Courses	54	1,307	4.1%	9.6%	9.5%	9.1%
% of FP17s Relating to Free Repair or Replacements	0	1,307	0.0%	0.6%	0.7%	0.8%
% of FP17s Relating to Continuations	3	1,307	0.2%	0.9%	1.0%	1.0%
% of Patients satisfied with the dentistry they have received	0	0	N/A	91.1%	92.0%	91.5%
% of Patients satisfied with the time they had to wait for an appointment	0	0	N/A	88.6%	88.1%	87.9%

* This is based on patients treated on this contract for their most recent course of treatment. Figures in italics indicate the base number of FP17s or Patient Questionnaire responses are less than 100. N/A is shown where the base number of responses is less than 10 during the period. % is calculated as Quantity/Base number*100

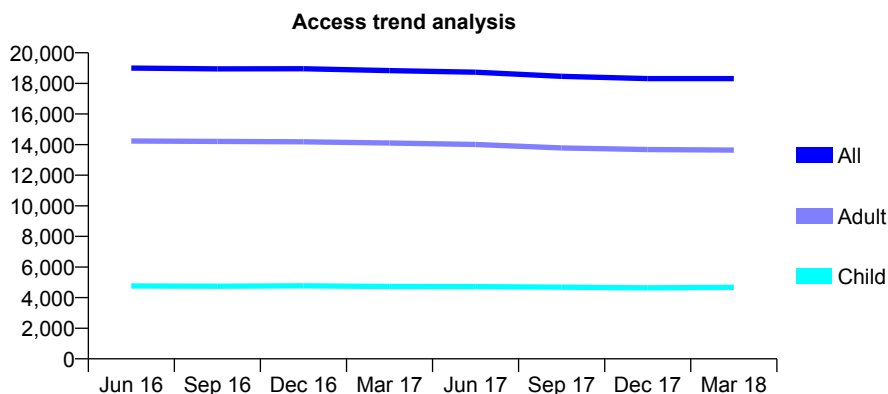
Q68 - Vital Signs At a Glance Contract Report for 108103/0001 - March 2018

Name or company name	Mr Barry Westwood and Mr William Westwood
Contract type name	GDS Contract
Purpose of contract	General
Contract start date	27/07/2011
Contract end date	

17/18 Contracted general activity (UDA)	48,198
Carry forward general activity (UDA)	294
17/18 Contracted orthodontic activity (UOA)	0
Carry forward orthodontic activity (UOA)	0
Baseline contract value	£1,180,822.15

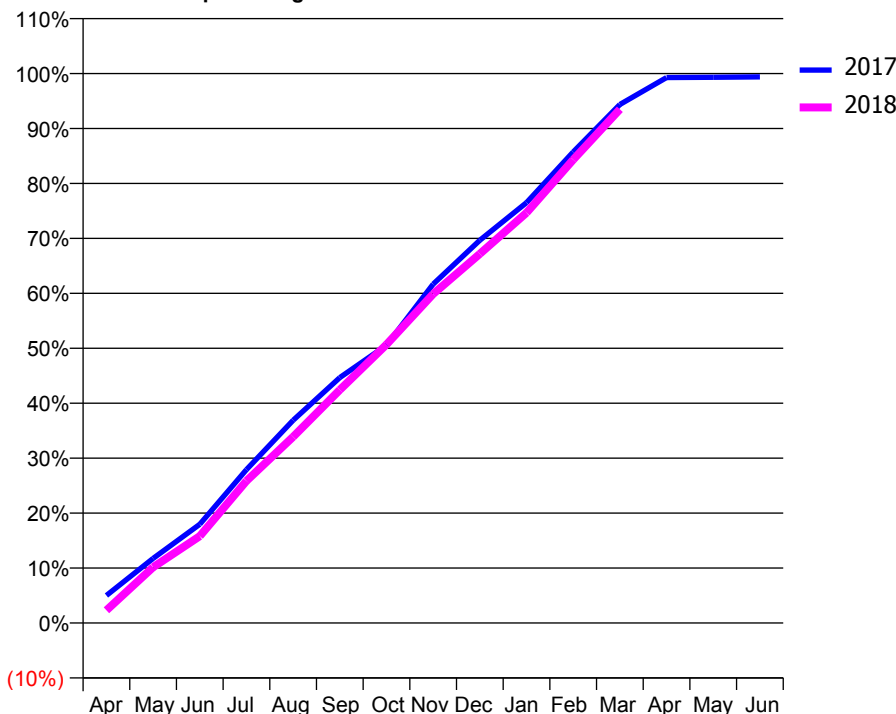
ACCESS*

Patients seen in 24 months	Total	Change since previous quarter
Quarter ending March 2017	18,834	
Quarter ending June 2017	18,729	→
Quarter ending September 2017	18,464	↓
Quarter ending December 2017	18,318	→
Quarter ending March 2018	18,317	→
Variance since March 2017	(2.7%)	↓



ACTIVITY

Cumulative percentage of contracted UDA delivered 2017 & 2018



Month	2017	2018
April	2,414	1,121
May	5,661	4,891
June	8,658	7,622
July	13,454	12,462
August	17,780	16,328
September	21,531	20,447
October	24,366	24,427
November	29,730	28,857
December	33,573	32,386
January	36,866	35,988
February	41,311	40,637
March	45,481	45,057
April	47,840	
May	47,867	
June	47,903	

QUALITY

	Quantity	Base Number	Contract	AT	Region	England
% of FP17s for the same patient ID Re-attending within 3 months - Children	294	7,079	4.2%	9.5%	11.5%	11.9%
% of FP17s for the same patient ID Re-attending within 3 months - Adults	2,218	17,974	12.3%	15.2%	15.9%	16.0%
% of FP17s for the same patient ID Re-attending between 3 & 9 months - Children	4,701	7,079	66.4%	59.5%	60.6%	58.3%
% of FP17s for the same patient ID Re-attending between 3 & 9 months - Adults	8,815	17,974	49.0%	50.8%	51.6%	50.3%
% of FP17s for Band 1 Urgent Courses	1,699	23,898	7.1%	9.6%	9.5%	9.1%
% of FP17s Relating to Free Repair or Replacements	92	23,898	0.4%	0.6%	0.7%	0.8%
% of FP17s Relating to Continuations	173	23,898	0.7%	0.9%	1.0%	1.0%
% of Patients satisfied with the dentistry they have received	14	15	93.3%	91.1%	92.0%	91.5%
% of Patients satisfied with the time they had to wait for an appointment	14	15	93.3%	88.6%	88.1%	87.9%

* This is based on patients treated on this contract for their most recent course of treatment. Figures in italics indicate the base number of FP17s or Patient Questionnaire responses are less than 100. N/A is shown where the base number of responses is less than 10 during the period. % is calculated as Quantity/Base number*100

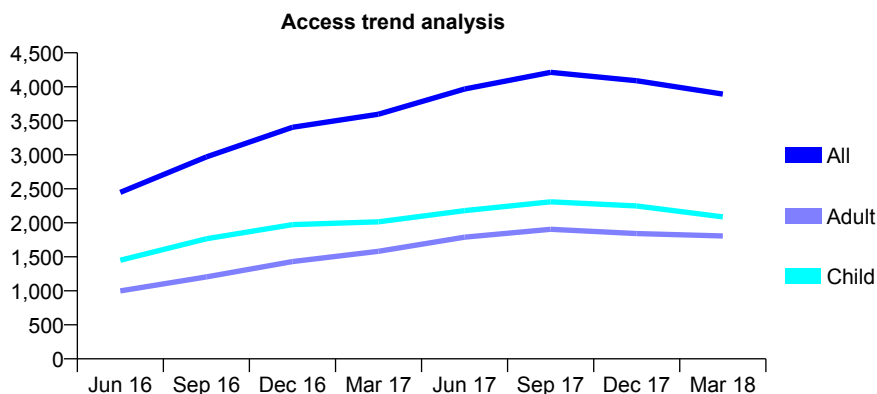
Q68 - Vital Signs At a Glance Contract Report for 108812/0001 - March 2018

Name or company name	St Faiths Clinic Limited
Contract type name	PDS Contract
Purpose of contract	General
Contract start date	01/08/2015
Contract end date	31/03/2018

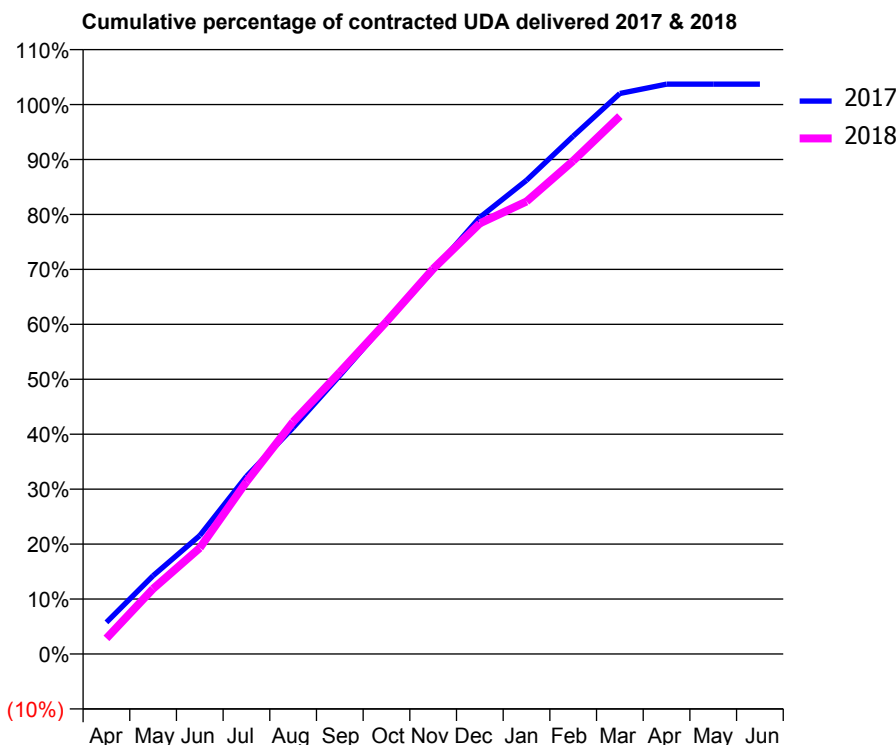
17/18 Contracted general activity (UDA)	12,626
Carry forward general activity (UDA)	0
17/18 Contracted orthodontic activity (UOA)	0
Carry forward orthodontic activity (UOA)	0
Baseline contract value	£651,122.16

ACCESS*

Patients seen in 24 months	Total	Change since previous quarter
Quarter ending March 2017	3,597	
Quarter ending June 2017	3,968	↑
Quarter ending September 2017	4,213	↑
Quarter ending December 2017	4,090	↓
Quarter ending March 2018	3,893	↓
Variance since March 2017	8.2%	↑



ACTIVITY



Month	Adjusted Scheduled Activity (UDA)	
	2017	2018
April	728	360
May	1,799	1,499
June	2,722	2,438
July	4,083	3,957
August	5,202	5,336
September	6,400	6,475
October	7,628	7,636
November	8,812	8,850
December	10,033	9,894
January	10,886	10,398
February	11,898	11,333
March	12,878	12,359
April	13,095	
May	13,095	
June	13,095	

QUALITY

	Quantity	Base Number	Contract	AT	Region	England
% of FP17s for the same patient ID Re-attending within 3 months - Children	11	2,469	0.4%	9.5%	11.5%	11.9%
% of FP17s for the same patient ID Re-attending within 3 months - Adults	5	1,795	0.3%	15.2%	15.9%	16.0%
% of FP17s for the same patient ID Re-attending between 3 & 9 months - Children	17	2,469	0.7%	59.5%	60.6%	58.3%
% of FP17s for the same patient ID Re-attending between 3 & 9 months - Adults	9	1,795	0.5%	50.8%	51.6%	50.3%
% of FP17s for Band 1 Urgent Courses	1	4,190	0.0%	9.6%	9.5%	9.1%
% of FP17s Relating to Free Repair or Replacements	6	4,190	0.1%	0.6%	0.7%	0.8%
% of FP17s Relating to Continuations	8	4,190	0.2%	0.9%	1.0%	1.0%
% of Patients satisfied with the dentistry they have received	3	4	N/A	91.1%	92.0%	91.5%
% of Patients satisfied with the time they had to wait for an appointment	2	4	N/A	88.6%	88.1%	87.9%

* This is based on patients treated on this contract for their most recent course of treatment. Figures in italics indicate the base number of FP17s or Patient Questionnaire responses are less than 100. N/A is shown where the base number of responses is less than 10 during the period. % is calculated as Quantity/Base number*100

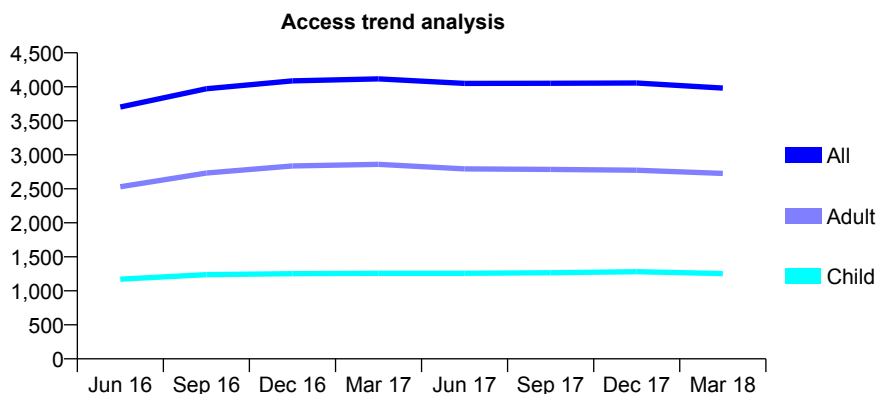
Q68 - Vital Signs At a Glance Contract Report for 111104/0001 - March 2018

Name or company name	Mr M Mousavi & Ms F Mirsiaghi
Contract type name	GDS Contract
Purpose of contract	General
Contract start date	01/12/2014
Contract end date	

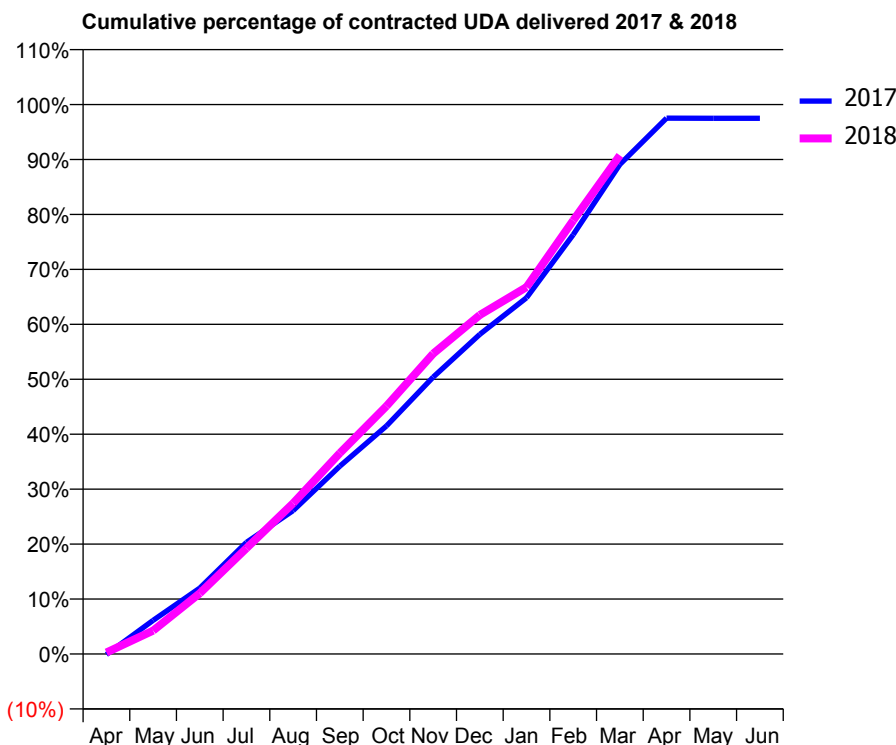
17/18 Contracted general activity (UDA)	12,310
Carry forward general activity (UDA)	307
17/18 Contracted orthodontic activity (UOA)	0
Carry forward orthodontic activity (UOA)	0
Baseline contract value	£354,584.96

ACCESS*

Patients seen in 24 months	Total	Change since previous quarter
Quarter ending March 2017	4,116	
Quarter ending June 2017	4,050	↓
Quarter ending September 2017	4,051	→
Quarter ending December 2017	4,055	→
Quarter ending March 2018	3,981	↓
Variance since March 2017	(3.3%)	↓



ACTIVITY



Month	Adjusted Scheduled Activity (UDA)	
	2017	2018
April	-13	33
May	753	525
June	1,477	1,361
July	2,501	2,372
August	3,214	3,376
September	4,209	4,501
October	5,111	5,554
November	6,202	6,728
December	7,162	7,596
January	7,980	8,218
February	9,393	9,712
March	10,968	11,169
April	12,003	
May	12,002	
June	12,002	

QUALITY

	Quantity	Base Number	Contract	AT	Region	England
% of FP17s for the same patient ID Re-attending within 3 months - Children	71	1,565	4.5%	9.5%	11.5%	11.9%
% of FP17s for the same patient ID Re-attending within 3 months - Adults	339	2,880	11.8%	15.2%	15.9%	16.0%
% of FP17s for the same patient ID Re-attending between 3 & 9 months - Children	834	1,565	53.3%	59.5%	60.6%	58.3%
% of FP17s for the same patient ID Re-attending between 3 & 9 months - Adults	1,151	2,880	40.0%	50.8%	51.6%	50.3%
% of FP17s for Band 1 Urgent Courses	431	4,153	10.4%	9.6%	9.5%	9.1%
% of FP17s Relating to Free Repair or Replacements	94	4,153	2.3%	0.6%	0.7%	0.8%
% of FP17s Relating to Continuations	48	4,153	1.2%	0.9%	1.0%	1.0%
% of Patients satisfied with the dentistry they have received	1	2	N/A	91.1%	92.0%	91.5%
% of Patients satisfied with the time they had to wait for an appointment	2	2	N/A	88.6%	88.1%	87.9%

* This is based on patients treated on this contract for their most recent course of treatment. Figures in italics indicate the base number of FP17s or Patient Questionnaire responses are less than 100. N/A is shown where the base number of responses is less than 10 during the period. % is calculated as Quantity/Base number*100

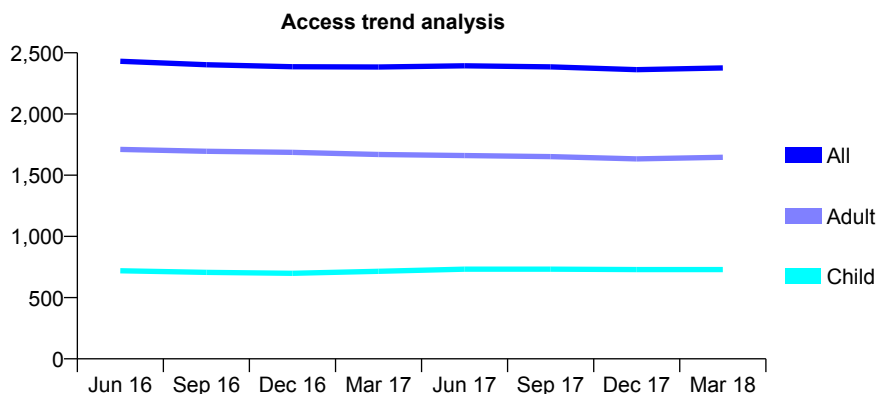
Q68 - Vital Signs At a Glance Contract Report for 111740/0001 - March 2018

Name or company name	Mr Mayuran Senthilnathan & Mr Amit Dodia
Contract type name	GDS Contract
Purpose of contract	General
Contract start date	06/06/2010
Contract end date	

17/18 Contracted general activity (UDA)	7,827
Carry forward general activity (UDA)	-22
17/18 Contracted orthodontic activity (UOA)	0
Carry forward orthodontic activity (UOA)	0
Baseline contract value	£175,943.42

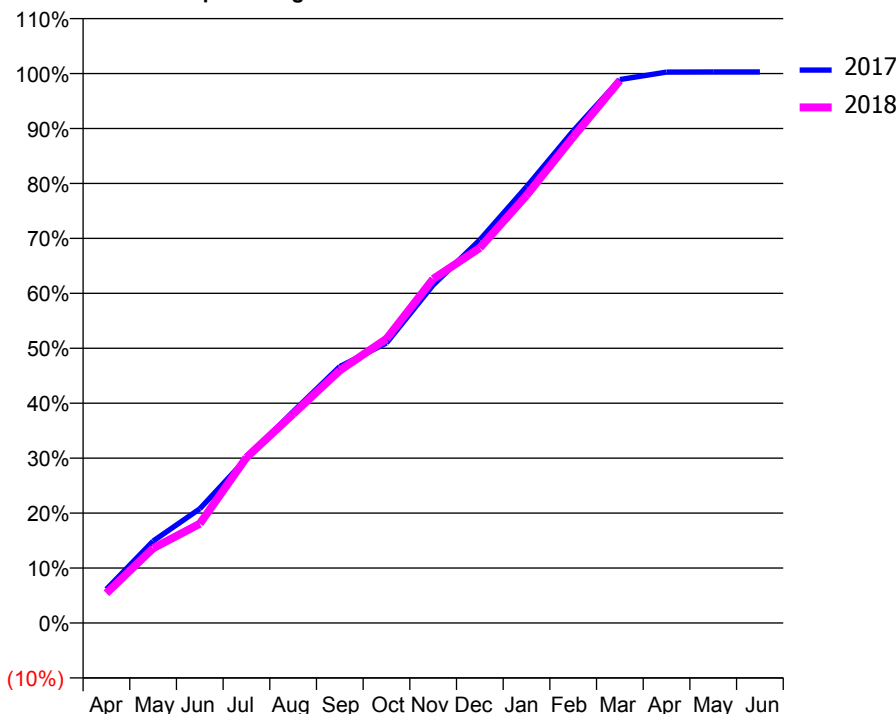
ACCESS*

Patients seen in 24 months	Total	Change since previous quarter
Quarter ending March 2017	2,384	
Quarter ending June 2017	2,394	→
Quarter ending September 2017	2,385	→
Quarter ending December 2017	2,362	→
Quarter ending March 2018	2,376	→
Variance since March 2017	(0.3%)	→



ACTIVITY

Cumulative percentage of contracted UDA delivered 2017 & 2018



Month	Adjusted Scheduled Activity (UDA)	
	2017	2018
April	482	424
May	1,168	1,064
June	1,628	1,413
July	2,343	2,358
August	3,011	2,978
September	3,653	3,598
October	3,988	4,049
November	4,813	4,901
December	5,457	5,344
January	6,214	6,090
February	7,009	6,925
March	7,741	7,728
April	7,848	
May	7,849	
June	7,849	

QUALITY

	Quantity	Base Number	Contract	AT	Region	England
% of FP17s for the same patient ID Re-attending within 3 months - Children	125	1,247	10.0%	9.5%	11.5%	11.9%
% of FP17s for the same patient ID Re-attending within 3 months - Adults	327	2,330	14.0%	15.2%	15.9%	16.0%
% of FP17s for the same patient ID Re-attending between 3 & 9 months - Children	816	1,247	65.4%	59.5%	60.6%	58.3%
% of FP17s for the same patient ID Re-attending between 3 & 9 months - Adults	1,432	2,330	61.5%	50.8%	51.6%	50.3%
% of FP17s for Band 1 Urgent Courses	257	3,506	7.3%	9.6%	9.5%	9.1%
% of FP17s Relating to Free Repair or Replacements	27	3,506	0.8%	0.6%	0.7%	0.8%
% of FP17s Relating to Continuations	5	3,506	0.1%	0.9%	1.0%	1.0%
% of Patients satisfied with the dentistry they have received	1	1	N/A	91.1%	92.0%	91.5%
% of Patients satisfied with the time they had to wait for an appointment	1	1	N/A	88.6%	88.1%	87.9%

* This is based on patients treated on this contract for their most recent course of treatment. Figures in italics indicate the base number of FP17s or Patient Questionnaire responses are less than 100. N/A is shown where the base number of responses is less than 10 during the period. % is calculated as Quantity/Base number*100

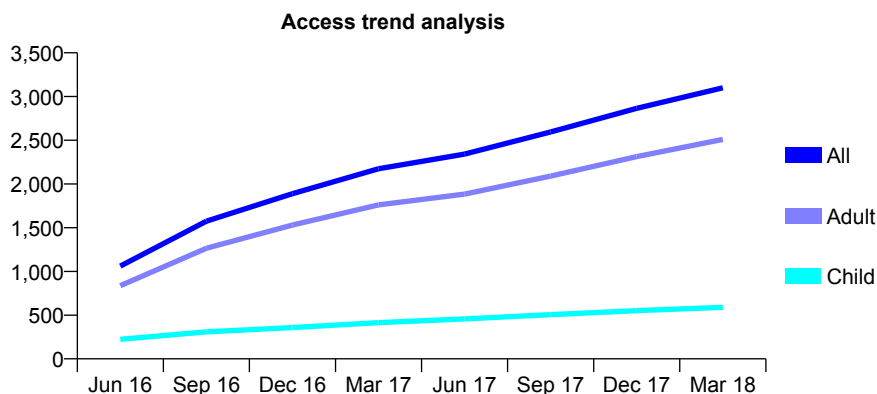
Q68 - Vital Signs At a Glance Contract Report for 113611/0001 - March 2018

Name or company name	North Chailey Dental Care
Contract type name	GDS Contract
Purpose of contract	General
Contract start date	13/11/2015
Contract end date	

17/18 Contracted general activity (UDA)	11,958
Carry forward general activity (UDA)	0
17/18 Contracted orthodontic activity (UOA)	0
Carry forward orthodontic activity (UOA)	0
Baseline contract value	£308,071.57

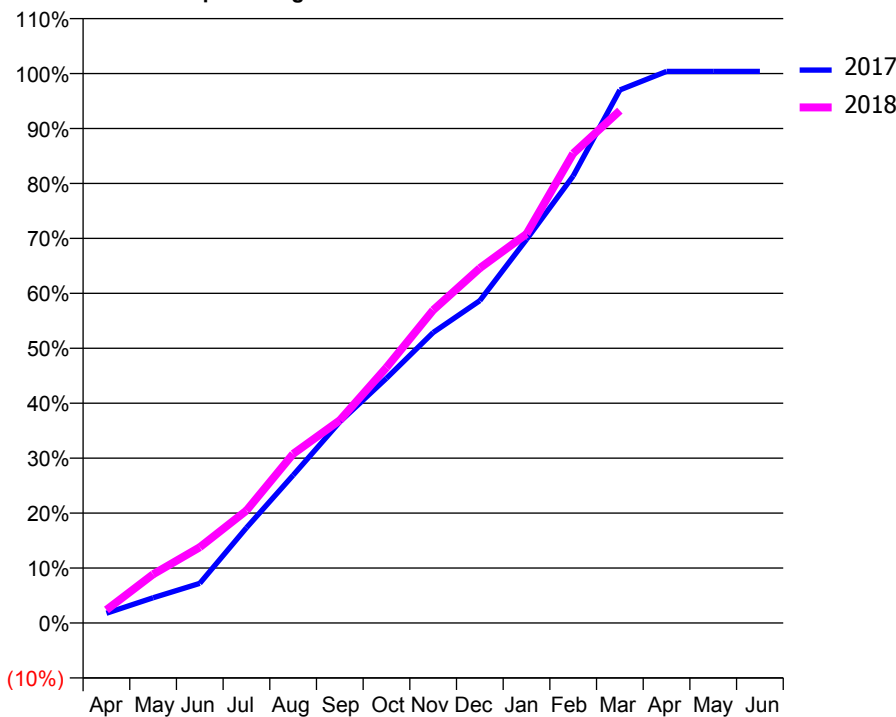
ACCESS*

Patients seen in 24 months	Total	Change since previous quarter
Quarter ending March 2017	2,174	
Quarter ending June 2017	2,341	↑
Quarter ending September 2017	2,595	↑
Quarter ending December 2017	2,865	↑
Quarter ending March 2018	3,100	↑
Variance since March 2017	42.6%	↑



ACTIVITY

Cumulative percentage of contracted UDA delivered 2017 & 2018



Month	Adjusted Scheduled Activity (UDA)	
	2017	2018
April	197	286
May	507	1,062
June	795	1,649
July	1,908	2,448
August	2,960	3,682
September	4,027	4,411
October	4,900	5,560
November	5,815	6,809
December	6,454	7,724
January	7,678	8,466
February	8,948	10,219
March	10,671	11,150
April	11,041	
May	11,041	
June	11,042	

QUALITY

	Quantity	Base Number	Contract	AT	Region	England
% of FP17s for the same patient ID Re-attending within 3 months - Children	52	784	6.6%	9.5%	11.5%	11.9%
% of FP17s for the same patient ID Re-attending within 3 months - Adults	368	3,081	11.9%	15.2%	15.9%	16.0%
% of FP17s for the same patient ID Re-attending between 3 & 9 months - Children	355	784	45.3%	59.5%	60.6%	58.3%
% of FP17s for the same patient ID Re-attending between 3 & 9 months - Adults	1,358	3,081	44.1%	50.8%	51.6%	50.3%
% of FP17s for Band 1 Urgent Courses	388	3,766	10.3%	9.6%	9.5%	9.1%
% of FP17s Relating to Free Repair or Replacements	8	3,766	0.2%	0.6%	0.7%	0.8%
% of FP17s Relating to Continuations	24	3,766	0.6%	0.9%	1.0%	1.0%
% of Patients satisfied with the dentistry they have received	5	5	N/A	91.1%	92.0%	91.5%
% of Patients satisfied with the time they had to wait for an appointment	5	5	N/A	88.6%	88.1%	87.9%

* This is based on patients treated on this contract for their most recent course of treatment. Figures in italics indicate the base number of FP17s or Patient Questionnaire responses are less than 100. N/A is shown where the base number of responses is less than 10 during the period. % is calculated as Quantity/Base number*100

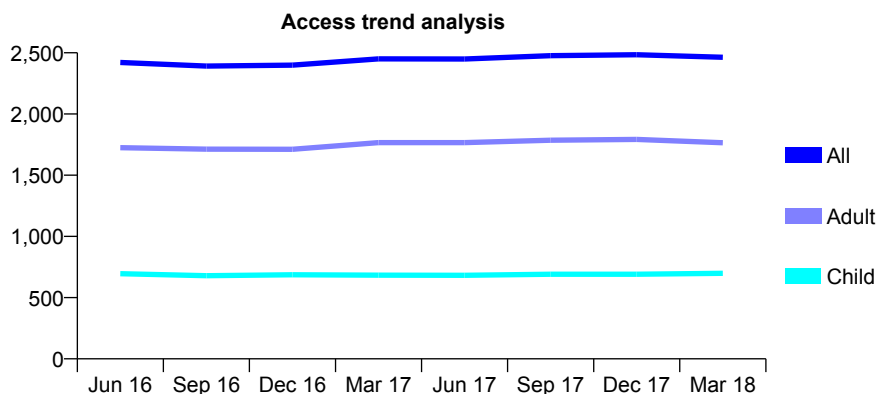
Q68 - Vital Signs At a Glance Contract Report for 114073/0001 - March 2018

Name or company name	Mr Mohammed Farmanand Miss Sarah Alia
Contract type name	GDS Contract
Purpose of contract	General
Contract start date	01/07/2014
Contract end date	

17/18 Contracted general activity (UDA)	7,501
Carry forward general activity (UDA)	-146
17/18 Contracted orthodontic activity (UOA)	0
Carry forward orthodontic activity (UOA)	0
Baseline contract value	£172,541.01

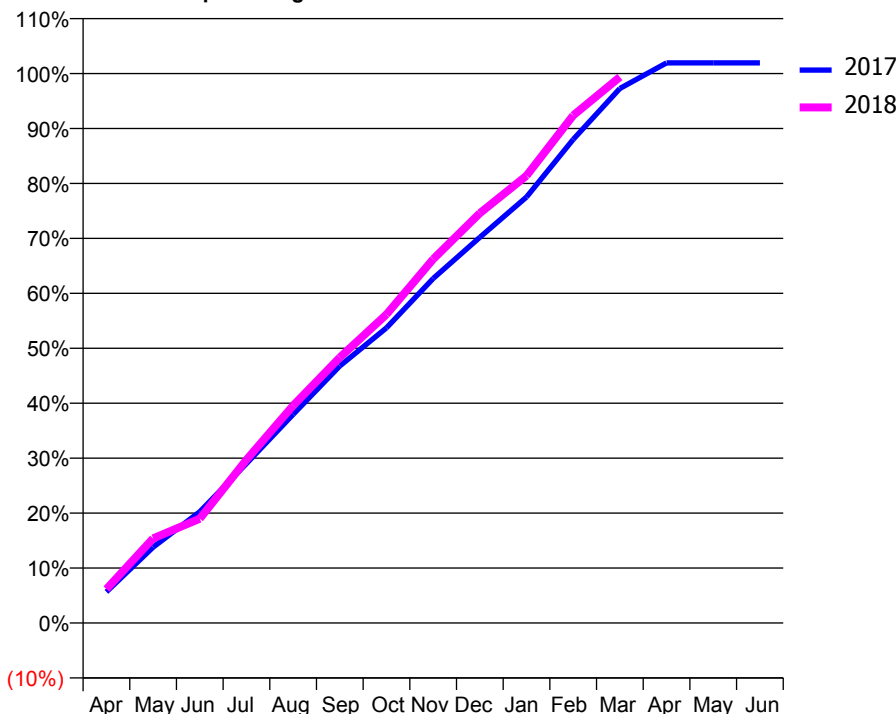
ACCESS*

Patients seen in 24 months	Total	Change since previous quarter
Quarter ending March 2017	2,450	
Quarter ending June 2017	2,449	→
Quarter ending September 2017	2,477	→
Quarter ending December 2017	2,484	→
Quarter ending March 2018	2,464	→
Variance since March 2017	0.6%	→



ACTIVITY

Cumulative percentage of contracted UDA delivered 2017 & 2018



Month	Adjusted Scheduled Activity (UDA)	
	2017	2018
April	424	463
May	1,035	1,155
June	1,519	1,425
July	2,175	2,229
August	2,848	2,969
September	3,509	3,624
October	4,029	4,213
November	4,703	4,966
December	5,266	5,595
January	5,815	6,106
February	6,602	6,929
March	7,297	7,453
April	7,646	
May	7,646	
June	7,647	

QUALITY

	Quantity	Base Number	Contract	AT	Region	England
% of FP17s for the same patient ID Re-attending within 3 months - Children	40	776	5.2%	9.5%	11.5%	11.9%
% of FP17s for the same patient ID Re-attending within 3 months - Adults	223	1,990	11.2%	15.2%	15.9%	16.0%
% of FP17s for the same patient ID Re-attending between 3 & 9 months - Children	295	776	38.0%	59.5%	60.6%	58.3%
% of FP17s for the same patient ID Re-attending between 3 & 9 months - Adults	848	1,990	42.6%	50.8%	51.6%	50.3%
% of FP17s for Band 1 Urgent Courses	258	2,660	9.7%	9.6%	9.5%	9.1%
% of FP17s Relating to Free Repair or Replacements	8	2,660	0.3%	0.6%	0.7%	0.8%
% of FP17s Relating to Continuations	43	2,660	1.6%	0.9%	1.0%	1.0%
% of Patients satisfied with the dentistry they have received	1	1	N/A	91.1%	92.0%	91.5%
% of Patients satisfied with the time they had to wait for an appointment	1	1	N/A	88.6%	88.1%	87.9%

* This is based on patients treated on this contract for their most recent course of treatment. Figures in italics indicate the base number of FP17s or Patient Questionnaire responses are less than 100. N/A is shown where the base number of responses is less than 10 during the period. % is calculated as Quantity/Base number*100

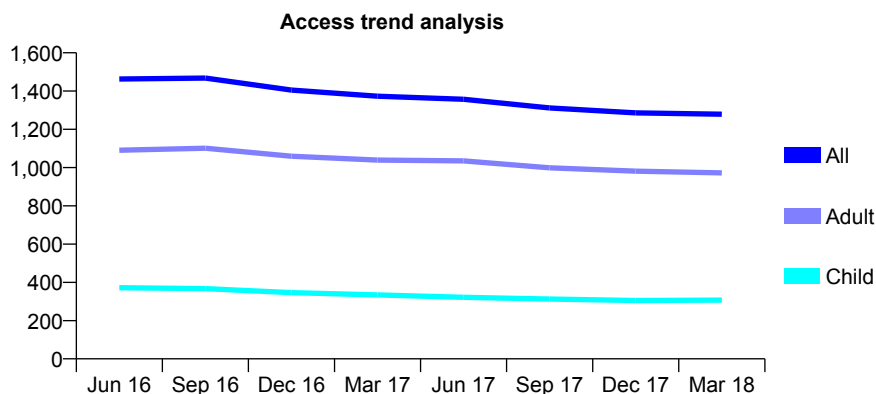
Q68 - Vital Signs At a Glance Contract Report for 115673/0001 - March 2018

Name or company name	Rye Dental Surgery Partnership
Contract type name	GDS Contract
Purpose of contract	General
Contract start date	13/09/2014
Contract end date	

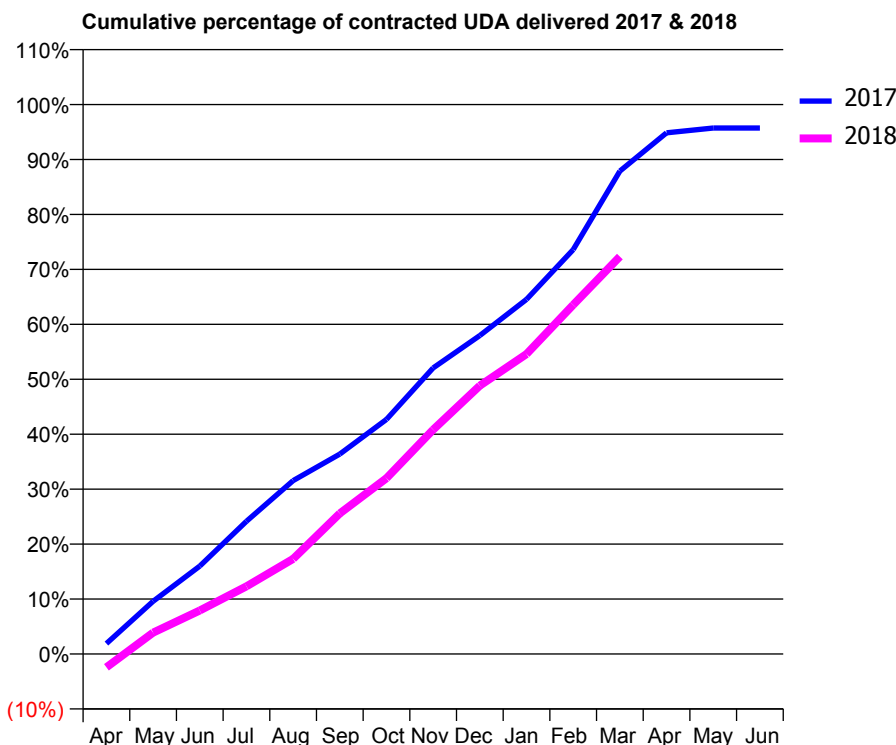
17/18 Contracted general activity (UDA)	5,000
Carry forward general activity (UDA)	123
17/18 Contracted orthodontic activity (UOA)	0
Carry forward orthodontic activity (UOA)	0
Baseline contract value	£119,805.60

ACCESS*

Patients seen in 24 months	Total	Change since previous quarter
Quarter ending March 2017	1,373	
Quarter ending June 2017	1,357	↓
Quarter ending September 2017	1,312	↓
Quarter ending December 2017	1,286	↓
Quarter ending March 2018	1,279	→
Variance since March 2017	(6.8%)	↓



ACTIVITY



Month	Adjusted Scheduled Activity (UDA)	
	2017	2018
April	96	-122
May	480	195
June	800	396
July	1,207	616
August	1,577	865
September	1,820	1,280
October	2,135	1,600
November	2,603	2,041
December	2,898	2,442
January	3,227	2,730
February	3,680	3,177
March	4,394	3,617
April	4,743	
May	4,786	
June	4,786	

QUALITY

	Quantity	Base Number	Contract	AT	Region	England
% of FP17s for the same patient ID Re-attending within 3 months - Children	27	419	6.4%	9.5%	11.5%	11.9%
% of FP17s for the same patient ID Re-attending within 3 months - Adults	187	1,290	14.5%	15.2%	15.9%	16.0%
% of FP17s for the same patient ID Re-attending between 3 & 9 months - Children	245	419	58.5%	59.5%	60.6%	58.3%
% of FP17s for the same patient ID Re-attending between 3 & 9 months - Adults	680	1,290	52.7%	50.8%	51.6%	50.3%
% of FP17s for Band 1 Urgent Courses	125	1,568	8.0%	9.6%	9.5%	9.1%
% of FP17s Relating to Free Repair or Replacements	8	1,568	0.5%	0.6%	0.7%	0.8%
% of FP17s Relating to Continuations	29	1,568	1.8%	0.9%	1.0%	1.0%
% of Patients satisfied with the dentistry they have received	0	0	N/A	91.1%	92.0%	91.5%
% of Patients satisfied with the time they had to wait for an appointment	0	0	N/A	88.6%	88.1%	87.9%

* This is based on patients treated on this contract for their most recent course of treatment. Figures in italics indicate the base number of FP17s or Patient Questionnaire responses are less than 100. N/A is shown where the base number of responses is less than 10 during the period. % is calculated as Quantity/Base number*100

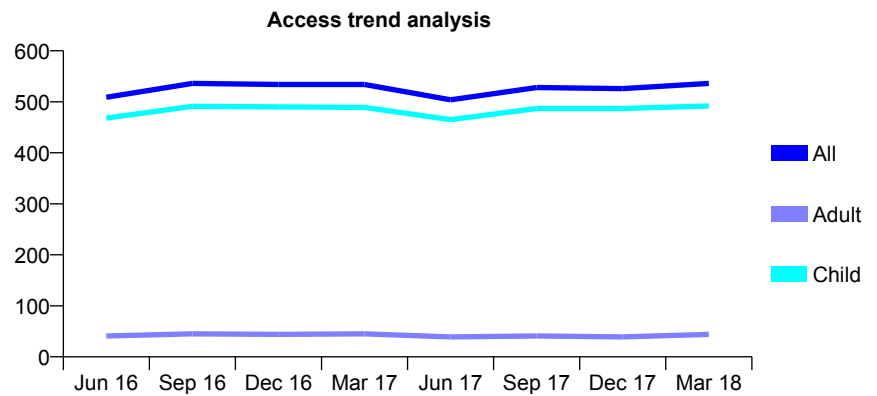
Q68 - Vital Signs At a Glance Contract Report for 115851/0001 - March 2018

Name or company name	The Clinic Dental Facial Ltd
Contract type name	GDS Contract
Purpose of contract	General
Contract start date	01/01/2007
Contract end date	

17/18 Contracted general activity (UDA)	750
Carry forward general activity (UDA)	10
17/18 Contracted orthodontic activity (UOA)	0
Carry forward orthodontic activity (UOA)	0
Baseline contract value	£24,644.07

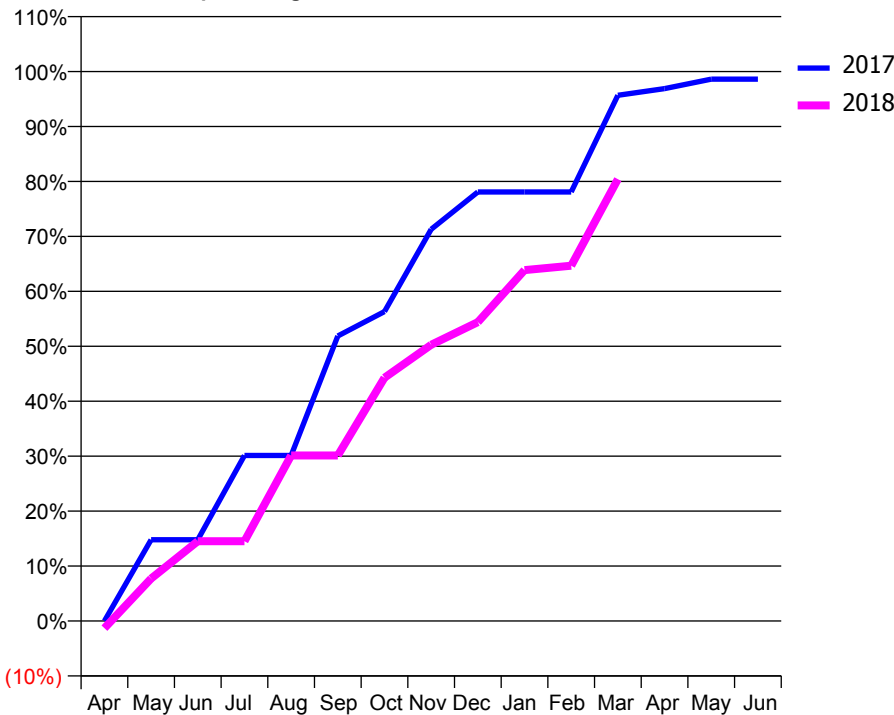
ACCESS*

Patients seen in 24 months	Total	Change since previous quarter
Quarter ending March 2017	534	
Quarter ending June 2017	504	↓
Quarter ending September 2017	528	↑
Quarter ending December 2017	526	→
Quarter ending March 2018	536	→
Variance since March 2017	0.4%	→



ACTIVITY

Cumulative percentage of contracted UDA delivered 2017 & 2018



Month	Adjusted Scheduled Activity (UDA)	
	2017	2018
April	0	-10
May	111	58
June	111	109
July	226	109
August	226	226
September	389	226
October	422	332
November	535	377
December	586	408
January	586	479
February	586	485
March	718	603
April	727	
May	740	
June	740	

QUALITY

	Quantity	Base Number	Contract	AT	Region	England
% of FP17s for the same patient ID Re-attending within 3 months - Children	17	526	3.2%	9.5%	11.5%	11.9%
% of FP17s for the same patient ID Re-attending within 3 months - Adults	0	0	N/A	15.2%	15.9%	16.0%
% of FP17s for the same patient ID Re-attending between 3 & 9 months - Children	218	526	41.4%	59.5%	60.6%	58.3%
% of FP17s for the same patient ID Re-attending between 3 & 9 months - Adults	0	0	N/A	50.8%	51.6%	50.3%
% of FP17s for Band 1 Urgent Courses	0	507	0.0%	9.6%	9.5%	9.1%
% of FP17s Relating to Free Repair or Replacements	0	507	0.0%	0.6%	0.7%	0.8%
% of FP17s Relating to Continuations	9	507	1.8%	0.9%	1.0%	1.0%
% of Patients satisfied with the dentistry they have received	0	0	N/A	91.1%	92.0%	91.5%
% of Patients satisfied with the time they had to wait for an appointment	0	0	N/A	88.6%	88.1%	87.9%

* This is based on patients treated on this contract for their most recent course of treatment. Figures in italics indicate the base number of FP17s or Patient Questionnaire responses are less than 100. N/A is shown where the base number of responses is less than 10 during the period. % is calculated as Quantity/Base number*100

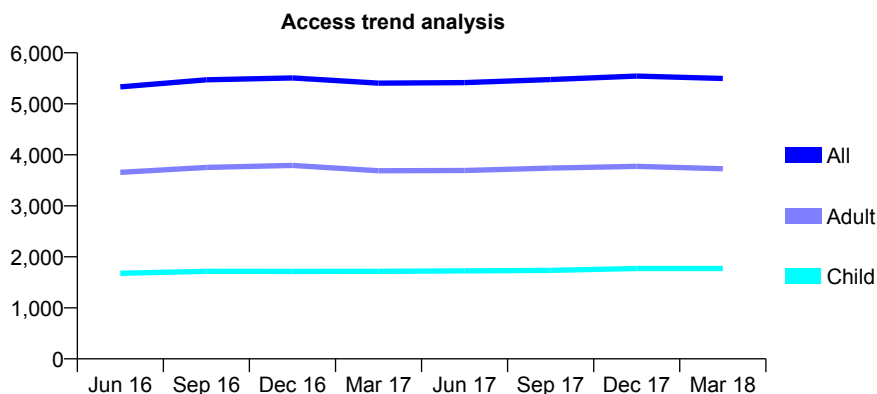
Q68 - Vital Signs At a Glance Contract Report for 116513/0001 - March 2018

Name or company name	Fairfield Dental Surgery Limited
Contract type name	GDS Contract
Purpose of contract	General
Contract start date	01/05/2007
Contract end date	

17/18 Contracted general activity (UDA)	12,859
Carry forward general activity (UDA)	-257
17/18 Contracted orthodontic activity (UOA)	0
Carry forward orthodontic activity (UOA)	0
Baseline contract value	£290,121.62

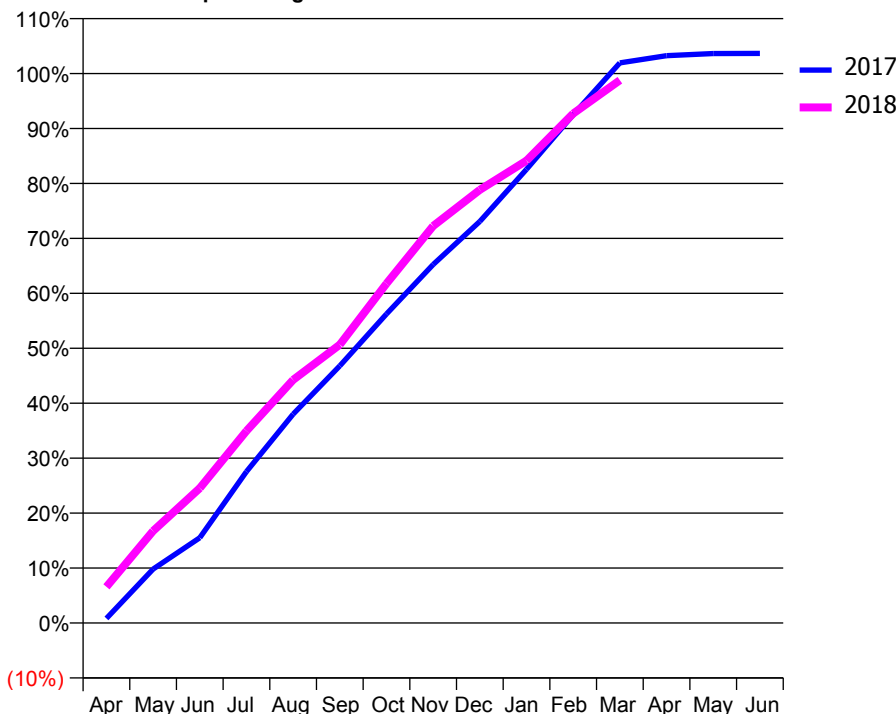
ACCESS*

Patients seen in 24 months	Total	Change since previous quarter
Quarter ending March 2017	5,404	
Quarter ending June 2017	5,415	→
Quarter ending September 2017	5,476	→
Quarter ending December 2017	5,543	→
Quarter ending March 2018	5,498	→
Variance since March 2017	1.7%	→



ACTIVITY

Cumulative percentage of contracted UDA delivered 2017 & 2018



Month	Adjusted Scheduled Activity (UDA)	
	2017	2018
April	107	848
May	1,261	2,155
June	1,995	3,156
July	3,545	4,494
August	4,888	5,690
September	6,017	6,513
October	7,233	7,944
November	8,388	9,290
December	9,398	10,136
January	10,616	10,820
February	11,894	11,920
March	13,107	12,701
April	13,276	
May	13,326	
June	13,328	

QUALITY

	Quantity	Base Number	Contract	AT	Region	England
% of FP17s for the same patient ID Re-attending within 3 months - Children	162	2,846	5.7%	9.5%	11.5%	11.9%
% of FP17s for the same patient ID Re-attending within 3 months - Adults	468	4,935	9.5%	15.2%	15.9%	16.0%
% of FP17s for the same patient ID Re-attending between 3 & 9 months - Children	1,935	2,846	68.0%	59.5%	60.6%	58.3%
% of FP17s for the same patient ID Re-attending between 3 & 9 months - Adults	2,929	4,935	59.4%	50.8%	51.6%	50.3%
% of FP17s for Band 1 Urgent Courses	483	7,594	6.4%	9.6%	9.5%	9.1%
% of FP17s Relating to Free Repair or Replacements	0	7,594	0.0%	0.6%	0.7%	0.8%
% of FP17s Relating to Continuations	38	7,594	0.5%	0.9%	1.0%	1.0%
% of Patients satisfied with the dentistry they have received	2	2	N/A	91.1%	92.0%	91.5%
% of Patients satisfied with the time they had to wait for an appointment	2	2	N/A	88.6%	88.1%	87.9%

* This is based on patients treated on this contract for their most recent course of treatment. Figures in italics indicate the base number of FP17s or Patient Questionnaire responses are less than 100. N/A is shown where the base number of responses is less than 10 during the period. % is calculated as Quantity/Base number*100

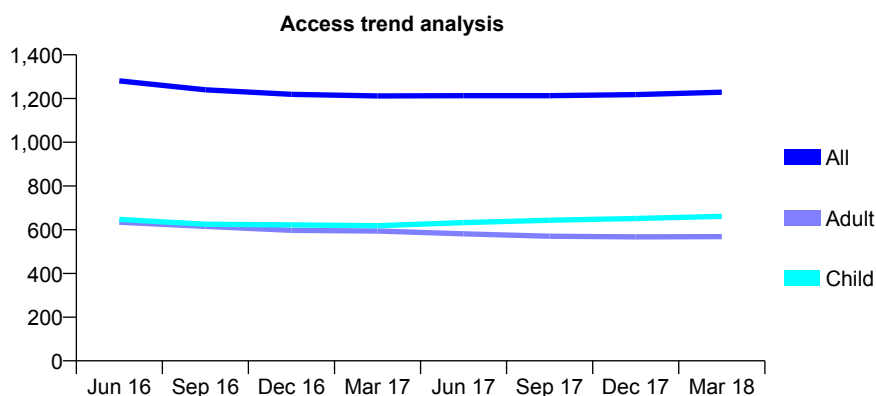
Q68 - Vital Signs At a Glance Contract Report for 116513/0003 - March 2018

Name or company name	Fairfield Dental Surgery Limited
Contract type name	GDS Contract
Purpose of contract	General
Contract start date	01/08/2011
Contract end date	

17/18 Contracted general activity (UDA)	3,500
Carry forward general activity (UDA)	0
17/18 Contracted orthodontic activity (UOA)	0
Carry forward orthodontic activity (UOA)	0
Baseline contract value	£78,622.43

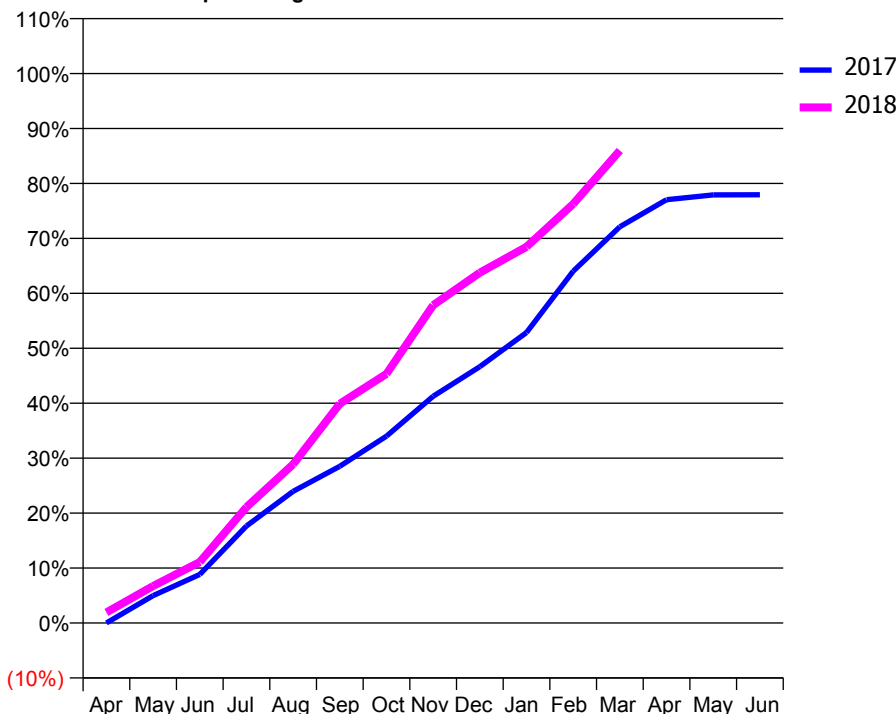
ACCESS*

Patients seen in 24 months	Total	Change since previous quarter
Quarter ending March 2017	1,212	
Quarter ending June 2017	1,213	→
Quarter ending September 2017	1,213	→
Quarter ending December 2017	1,218	→
Quarter ending March 2018	1,229	→
Variance since March 2017	1.4%	→



ACTIVITY

Cumulative percentage of contracted UDA delivered 2017 & 2018



Month	Adjusted Scheduled Activity (UDA)	
	2017	2018
April	0	67
May	174	236
June	310	388
July	618	739
August	839	1,011
September	999	1,397
October	1,191	1,587
November	1,445	2,024
December	1,633	2,232
January	1,850	2,396
February	2,241	2,669
March	2,524	3,010
April	2,696	
May	2,726	
June	2,727	

QUALITY

	Quantity	Base Number	Contract	AT	Region	England
% of FP17s for the same patient ID Re-attending within 3 months - Children	76	1,082	7.0%	9.5%	11.5%	11.9%
% of FP17s for the same patient ID Re-attending within 3 months - Adults	82	805	10.2%	15.2%	15.9%	16.0%
% of FP17s for the same patient ID Re-attending between 3 & 9 months - Children	729	1,082	67.4%	59.5%	60.6%	58.3%
% of FP17s for the same patient ID Re-attending between 3 & 9 months - Adults	529	805	65.7%	50.8%	51.6%	50.3%
% of FP17s for Band 1 Urgent Courses	54	1,758	3.1%	9.6%	9.5%	9.1%
% of FP17s Relating to Free Repair or Replacements	3	1,758	0.2%	0.6%	0.7%	0.8%
% of FP17s Relating to Continuations	28	1,758	1.6%	0.9%	1.0%	1.0%
% of Patients satisfied with the dentistry they have received	2	2	N/A	91.1%	92.0%	91.5%
% of Patients satisfied with the time they had to wait for an appointment	2	2	N/A	88.6%	88.1%	87.9%

* This is based on patients treated on this contract for their most recent course of treatment. Figures in italics indicate the base number of FP17s or Patient Questionnaire responses are less than 100. N/A is shown where the base number of responses is less than 10 during the period. % is calculated as Quantity/Base number*100

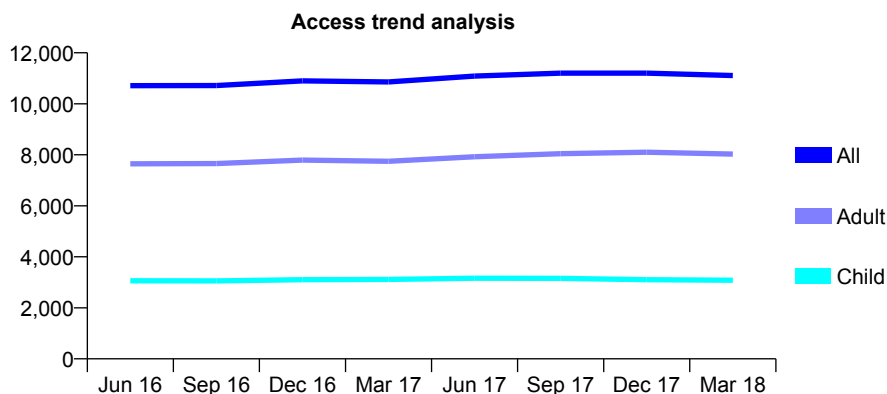
Q68 - Vital Signs At a Glance Contract Report for 117013/0001 - March 2018

Name or company name	Family Dental Centre Limited
Contract type name	GDS Contract
Purpose of contract	General
Contract start date	01/04/2010
Contract end date	

17/18 Contracted general activity (UDA)	41,003
Carry forward general activity (UDA)	-794
17/18 Contracted orthodontic activity (UOA)	0
Carry forward orthodontic activity (UOA)	0
Baseline contract value	£1,519,249.25

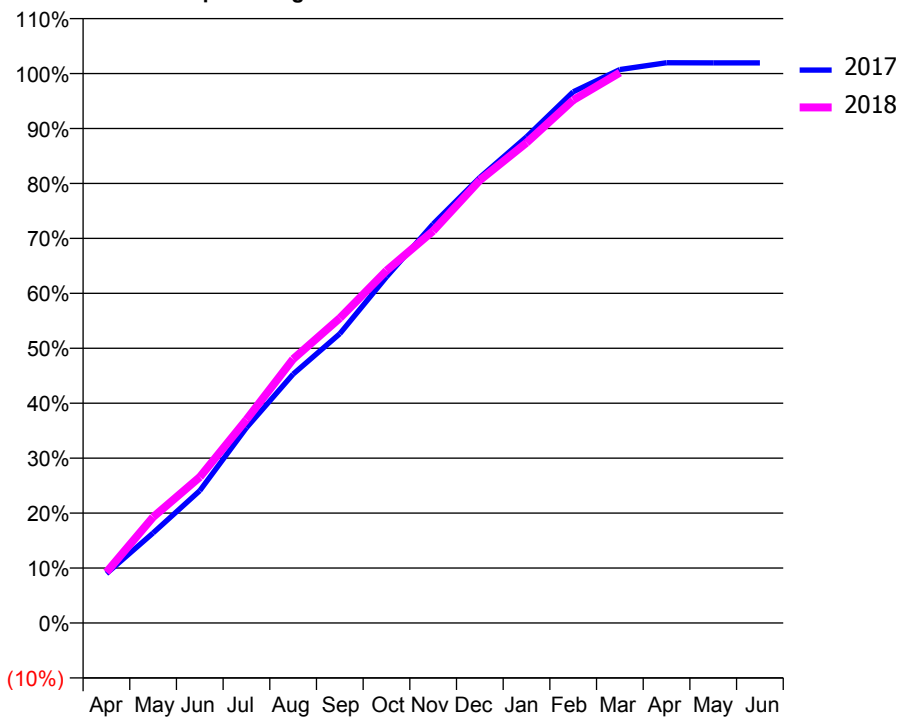
ACCESS*

Patients seen in 24 months	Total	Change since previous quarter
Quarter ending March 2017	10,858	
Quarter ending June 2017	11,089	↑
Quarter ending September 2017	11,204	→
Quarter ending December 2017	11,205	→
Quarter ending March 2018	11,110	→
Variance since March 2017	2.3%	↑



ACTIVITY

Cumulative percentage of contracted UDA delivered 2017 & 2018



Month	Adjusted Scheduled Activity (UDA)	
	2017	2018
April	3,685	3,785
May	6,718	7,905
June	9,875	10,894
July	14,572	15,180
August	18,571	19,693
September	21,583	22,755
October	25,825	26,296
November	29,774	29,254
December	33,250	33,044
January	36,273	35,834
February	39,635	39,018
March	41,302	41,069
April	41,805	
May	41,797	
June	41,797	

QUALITY

	Quantity	Base Number	Contract	AT	Region	England
% of FP17s for the same patient ID Re-attending within 3 months - Children	267	4,608	5.8%	9.5%	11.5%	11.9%
% of FP17s for the same patient ID Re-attending within 3 months - Adults	1,419	11,087	12.8%	15.2%	15.9%	16.0%
% of FP17s for the same patient ID Re-attending between 3 & 9 months - Children	2,816	4,608	61.1%	59.5%	60.6%	58.3%
% of FP17s for the same patient ID Re-attending between 3 & 9 months - Adults	5,828	11,087	52.6%	50.8%	51.6%	50.3%
% of FP17s for Band 1 Urgent Courses	1,068	14,683	7.3%	9.6%	9.5%	9.1%
% of FP17s Relating to Free Repair or Replacements	59	14,683	0.4%	0.6%	0.7%	0.8%
% of FP17s Relating to Continuations	46	14,683	0.3%	0.9%	1.0%	1.0%
% of Patients satisfied with the dentistry they have received	6	6	N/A	91.1%	92.0%	91.5%
% of Patients satisfied with the time they had to wait for an appointment	5	6	N/A	88.6%	88.1%	87.9%

* This is based on patients treated on this contract for their most recent course of treatment. Figures in italics indicate the base number of FP17s or Patient Questionnaire responses are less than 100. N/A is shown where the base number of responses is less than 10 during the period. % is calculated as Quantity/Base number*100

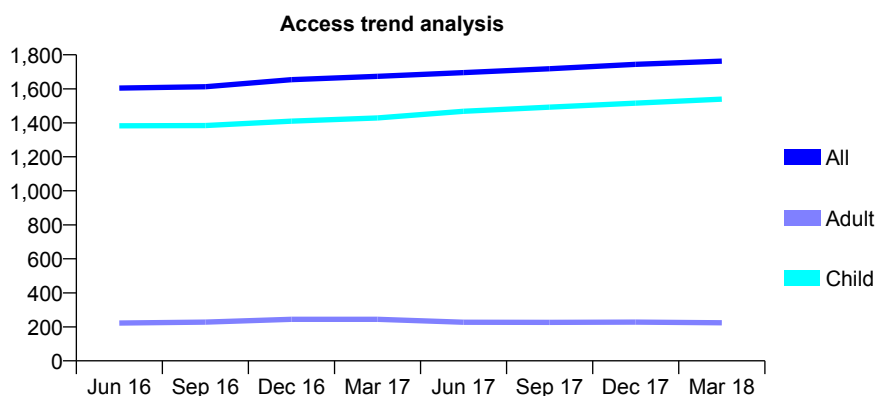
Q68 - Vital Signs At a Glance Contract Report for 117188/0001 - March 2018

Name or company name	Mr Andrew Kenneth Pritchard and Mrs Catl
Contract type name	GDS Contract
Purpose of contract	General
Contract start date	21/06/2014
Contract end date	

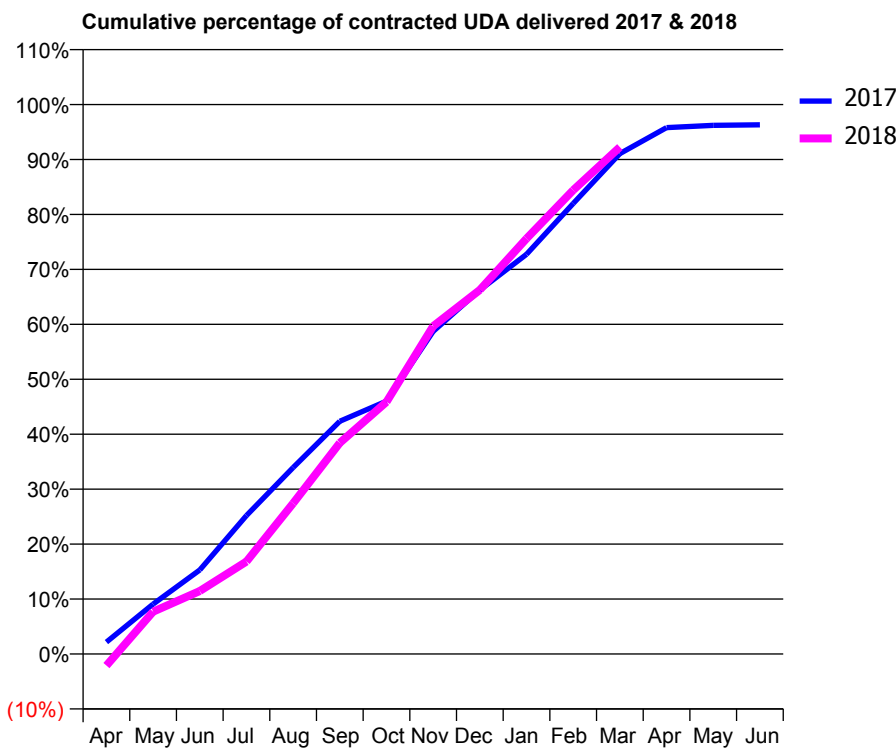
17/18 Contracted general activity (UDA)	3,600
Carry forward general activity (UDA)	133
17/18 Contracted orthodontic activity (UOA)	0
Carry forward orthodontic activity (UOA)	0
Baseline contract value	£80,907.29

ACCESS*

Patients seen in 24 months	Total	Change since previous quarter
Quarter ending March 2017	1,673	
Quarter ending June 2017	1,695	→
Quarter ending September 2017	1,718	→
Quarter ending December 2017	1,744	→
Quarter ending March 2018	1,763	→
Variance since March 2017	5.4%	↑



ACTIVITY



Month	Adjusted Scheduled Activity (UDA)	
	2017	2018
April	78	-77
May	327	277
June	550	413
July	907	606
August	1,221	988
September	1,525	1,384
October	1,657	1,652
November	2,114	2,148
December	2,384	2,385
January	2,619	2,722
February	2,951	3,039
March	3,278	3,321
April	3,449	
May	3,464	
June	3,467	

QUALITY

	Quantity	Base Number	Contract	AT	Region	England
% of FP17s for the same patient ID Re-attending within 3 months - Children	348	2,678	13.0%	9.5%	11.5%	11.9%
% of FP17s for the same patient ID Re-attending within 3 months - Adults	12	139	8.6%	15.2%	15.9%	16.0%
% of FP17s for the same patient ID Re-attending between 3 & 9 months - Children	1,728	2,678	64.5%	59.5%	60.6%	58.3%
% of FP17s for the same patient ID Re-attending between 3 & 9 months - Adults	83	139	59.7%	50.8%	51.6%	50.3%
% of FP17s for Band 1 Urgent Courses	103	2,693	3.8%	9.6%	9.5%	9.1%
% of FP17s Relating to Free Repair or Replacements	3	2,693	0.1%	0.6%	0.7%	0.8%
% of FP17s Relating to Continuations	1	2,693	0.0%	0.9%	1.0%	1.0%
% of Patients satisfied with the dentistry they have received	1	1	N/A	91.1%	92.0%	91.5%
% of Patients satisfied with the time they had to wait for an appointment	1	1	N/A	88.6%	88.1%	87.9%

* This is based on patients treated on this contract for their most recent course of treatment. Figures in italics indicate the base number of FP17s or Patient Questionnaire responses are less than 100. N/A is shown where the base number of responses is less than 10 during the period. % is calculated as Quantity/Base number*100

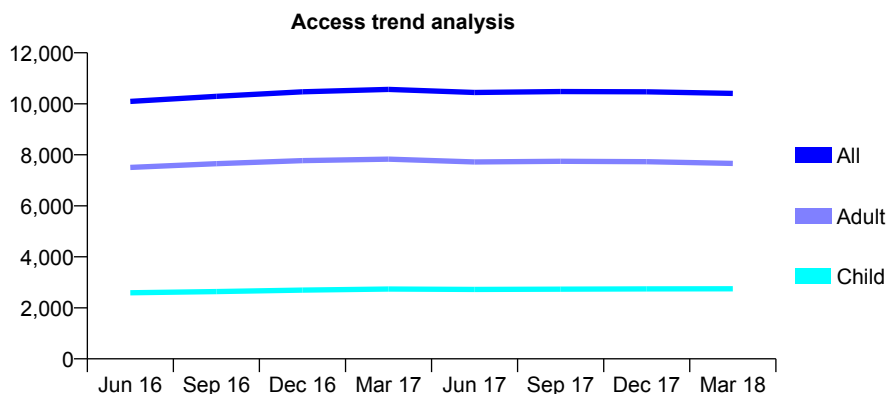
Q68 - Vital Signs At a Glance Contract Report for 117900/0002 - March 2018

Name or company name	Northdene Services Limited
Contract type name	GDS Contract
Purpose of contract	General
Contract start date	01/04/2007
Contract end date	

17/18 Contracted general activity (UDA)	28,218
Carry forward general activity (UDA)	486
17/18 Contracted orthodontic activity (UOA)	0
Carry forward orthodontic activity (UOA)	0
Baseline contract value	£758,246.31

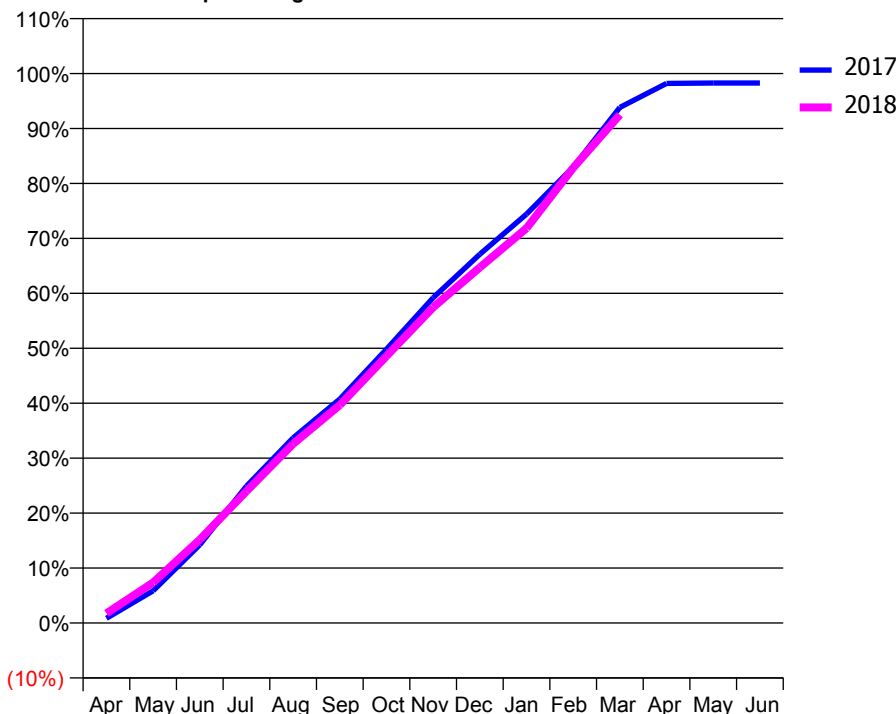
ACCESS*

Patients seen in 24 months	Total	Change since previous quarter
Quarter ending March 2017	10,566	
Quarter ending June 2017	10,444	↓
Quarter ending September 2017	10,480	→
Quarter ending December 2017	10,473	→
Quarter ending March 2018	10,410	→
Variance since March 2017	(1.5%)	↓



ACTIVITY

Cumulative percentage of contracted UDA delivered 2017 & 2018



Month	Adjusted Scheduled Activity (UDA)	
	2017	2018
April	242	497
May	1,656	2,080
June	4,016	4,283
July	7,031	6,770
August	9,507	9,200
September	11,504	11,193
October	14,059	13,708
November	16,704	16,209
December	18,934	18,260
January	20,996	20,273
February	23,419	23,375
March	26,475	26,098
April	27,706	
May	27,728	
June	27,732	

QUALITY

	Quantity	Base Number	Contract	AT	Region	England
% of FP17s for the same patient ID Re-attending within 3 months - Children	222	3,649	6.1%	9.5%	11.5%	11.9%
% of FP17s for the same patient ID Re-attending within 3 months - Adults	1,273	9,186	13.9%	15.2%	15.9%	16.0%
% of FP17s for the same patient ID Re-attending between 3 & 9 months - Children	1,910	3,649	52.3%	59.5%	60.6%	58.3%
% of FP17s for the same patient ID Re-attending between 3 & 9 months - Adults	4,311	9,186	46.9%	50.8%	51.6%	50.3%
% of FP17s for Band 1 Urgent Courses	925	12,319	7.5%	9.6%	9.5%	9.1%
% of FP17s Relating to Free Repair or Replacements	92	12,319	0.7%	0.6%	0.7%	0.8%
% of FP17s Relating to Continuations	184	12,319	1.5%	0.9%	1.0%	1.0%
% of Patients satisfied with the dentistry they have received	6	6	N/A	91.1%	92.0%	91.5%
% of Patients satisfied with the time they had to wait for an appointment	6	6	N/A	88.6%	88.1%	87.9%

* This is based on patients treated on this contract for their most recent course of treatment. Figures in italics indicate the base number of FP17s or Patient Questionnaire responses are less than 100. N/A is shown where the base number of responses is less than 10 during the period. % is calculated as Quantity/Base number*100

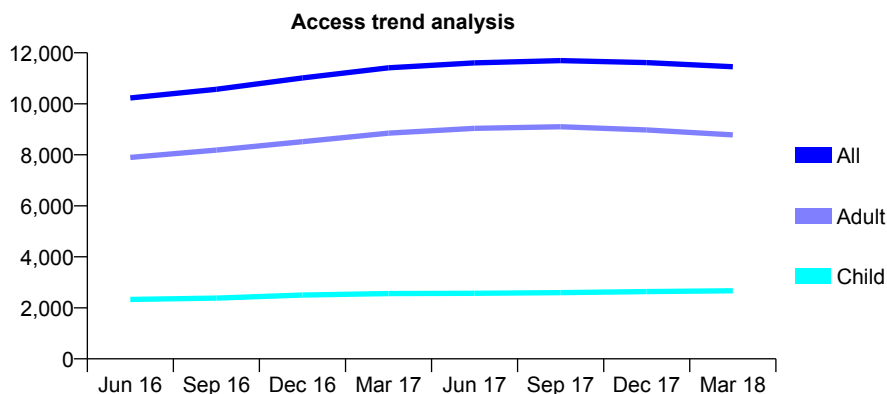
Q68 - Vital Signs At a Glance Contract Report for 117986/0001 - March 2018

Name or company name	Mr S H Sachedina and Mr M O'Hara
Contract type name	GDS Contract
Purpose of contract	General
Contract start date	01/05/2015
Contract end date	

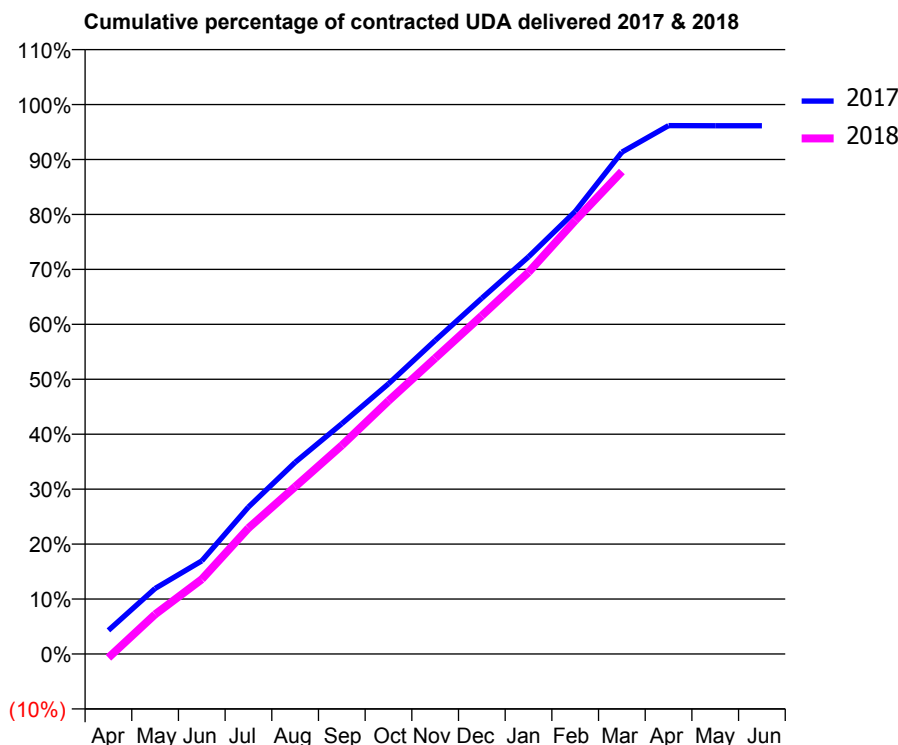
17/18 Contracted general activity (UDA)	29,663
Carry forward general activity (UDA)	1,145
17/18 Contracted orthodontic activity (UOA)	0
Carry forward orthodontic activity (UOA)	0
Baseline contract value	£741,653.83

ACCESS*

Patients seen in 24 months	Total	Change since previous quarter
Quarter ending March 2017	11,414	
Quarter ending June 2017	11,607	→
Quarter ending September 2017	11,693	→
Quarter ending December 2017	11,615	→
Quarter ending March 2018	11,453	↓
Variance since March 2017	0.3%	→



ACTIVITY



Month	Adjusted Scheduled Activity (UDA)	
	2017	2018
April	1,274	-207
May	3,541	2,138
June	5,029	4,037
July	7,937	6,799
August	10,345	9,031
September	12,435	11,264
October	14,587	13,668
November	16,930	15,966
December	19,205	18,268
January	21,440	20,606
February	23,886	23,399
March	27,092	26,049
April	28,521	
May	28,513	
June	28,517	

QUALITY

	Quantity	Base Number	Contract	AT	Region	England
% of FP17s for the same patient ID Re-attending within 3 months - Children	327	4,402	7.4%	9.5%	11.5%	11.9%
% of FP17s for the same patient ID Re-attending within 3 months - Adults	1,870	12,455	15.0%	15.2%	15.9%	16.0%
% of FP17s for the same patient ID Re-attending between 3 & 9 months - Children	2,993	4,402	68.0%	59.5%	60.6%	58.3%
% of FP17s for the same patient ID Re-attending between 3 & 9 months - Adults	6,698	12,455	53.8%	50.8%	51.6%	50.3%
% of FP17s for Band 1 Urgent Courses	1,628	16,167	10.1%	9.6%	9.5%	9.1%
% of FP17s Relating to Free Repair or Replacements	161	16,167	1.0%	0.6%	0.7%	0.8%
% of FP17s Relating to Continuations	37	16,167	0.2%	0.9%	1.0%	1.0%
% of Patients satisfied with the dentistry they have received	11	11	100.0%	91.1%	92.0%	91.5%
% of Patients satisfied with the time they had to wait for an appointment	11	11	100.0%	88.6%	88.1%	87.9%

* This is based on patients treated on this contract for their most recent course of treatment. Figures in italics indicate the base number of FP17s or Patient Questionnaire responses are less than 100. N/A is shown where the base number of responses is less than 10 during the period. % is calculated as Quantity/Base number*100

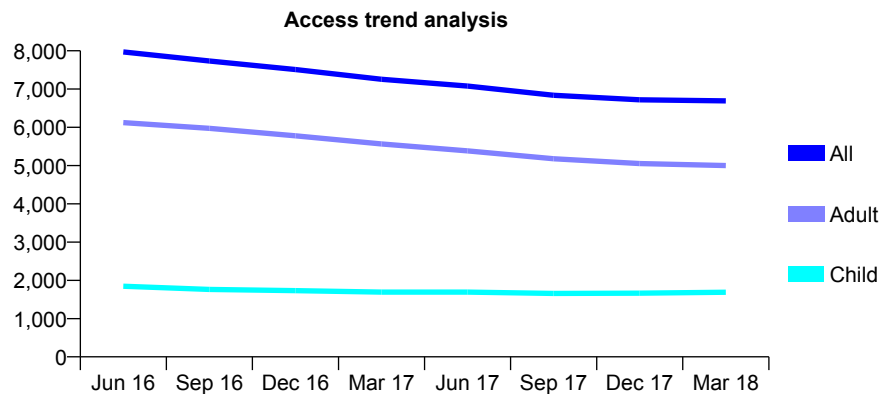
Q68 - Vital Signs At a Glance Contract Report for 119296/0001 - March 2018

Name or company name	Pearl Dental Studios Limited
Contract type name	GDS Contract
Purpose of contract	General
Contract start date	01/04/2011
Contract end date	

17/18 Contracted general activity (UDA)	19,000
Carry forward general activity (UDA)	0
17/18 Contracted orthodontic activity (UOA)	0
Carry forward orthodontic activity (UOA)	0
Baseline contract value	£524,565.20

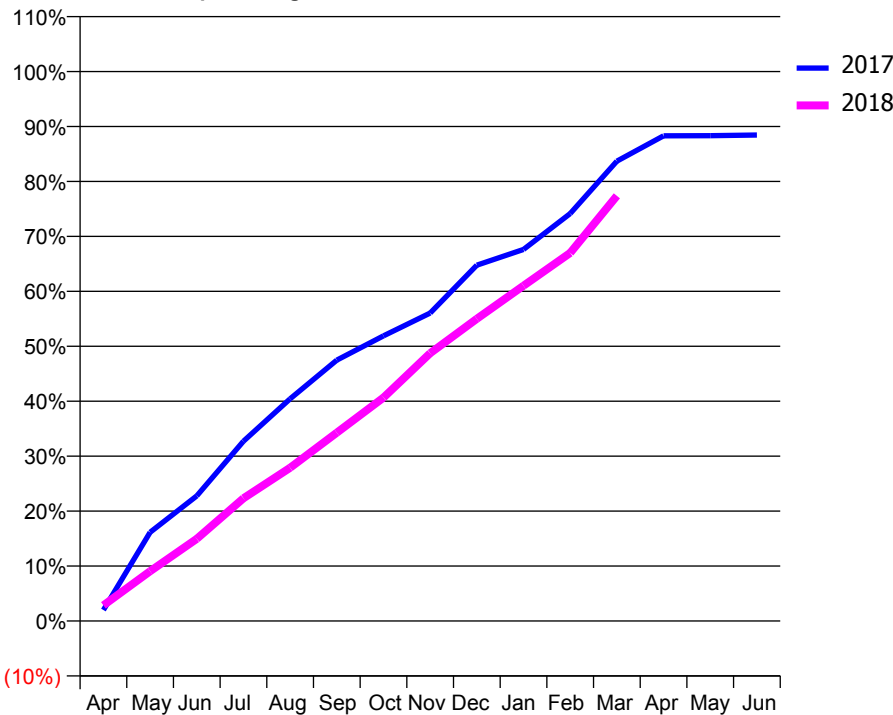
ACCESS*

Patients seen in 24 months	Total	Change since previous quarter
Quarter ending March 2017	7,257	
Quarter ending June 2017	7,079	↓
Quarter ending September 2017	6,836	↓
Quarter ending December 2017	6,719	↓
Quarter ending March 2018	6,691	→
Variance since March 2017	(7.8%)	↓



ACTIVITY

Cumulative percentage of contracted UDA delivered 2017 & 2018



Month	Adjusted Scheduled Activity (UDA)	
	2017	2018
April	380	543
May	3,067	1,724
June	4,328	2,843
July	6,219	4,246
August	7,683	5,299
September	9,021	6,511
October	9,858	7,724
November	10,648	9,260
December	12,306	10,450
January	12,847	11,592
February	14,090	12,728
March	15,899	14,701
April	16,778	
May	16,779	
June	16,805	

QUALITY

	Quantity	Base Number	Contract	AT	Region	England
% of FP17s for the same patient ID Re-attending within 3 months - Children	125	1,991	6.3%	9.5%	11.5%	11.9%
% of FP17s for the same patient ID Re-attending within 3 months - Adults	1,046	6,151	17.0%	15.2%	15.9%	16.0%
% of FP17s for the same patient ID Re-attending between 3 & 9 months - Children	898	1,991	45.1%	59.5%	60.6%	58.3%
% of FP17s for the same patient ID Re-attending between 3 & 9 months - Adults	2,268	6,151	36.9%	50.8%	51.6%	50.3%
% of FP17s for Band 1 Urgent Courses	1,117	7,416	15.1%	9.6%	9.5%	9.1%
% of FP17s Relating to Free Repair or Replacements	30	7,416	0.4%	0.6%	0.7%	0.8%
% of FP17s Relating to Continuations	0	7,416	0.0%	0.9%	1.0%	1.0%
% of Patients satisfied with the dentistry they have received	10	11	90.9%	91.1%	92.0%	91.5%
% of Patients satisfied with the time they had to wait for an appointment	9	11	81.8%	88.6%	88.1%	87.9%

* This is based on patients treated on this contract for their most recent course of treatment. Figures in italics indicate the base number of FP17s or Patient Questionnaire responses are less than 100. N/A is shown where the base number of responses is less than 10 during the period. % is calculated as Quantity/Base number*100

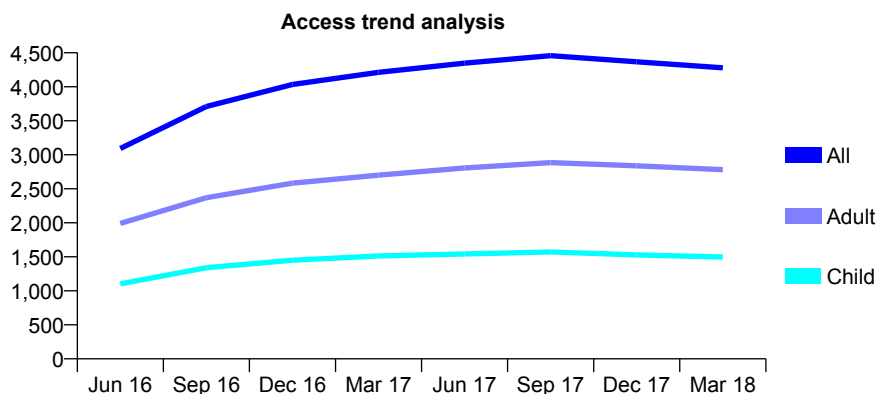
Q68 - Vital Signs At a Glance Contract Report for 120545/0001 - March 2018

Name or company name	Henfield Dental Surgery Partnership
Contract type name	GDS Contract
Purpose of contract	General
Contract start date	31/10/2015
Contract end date	

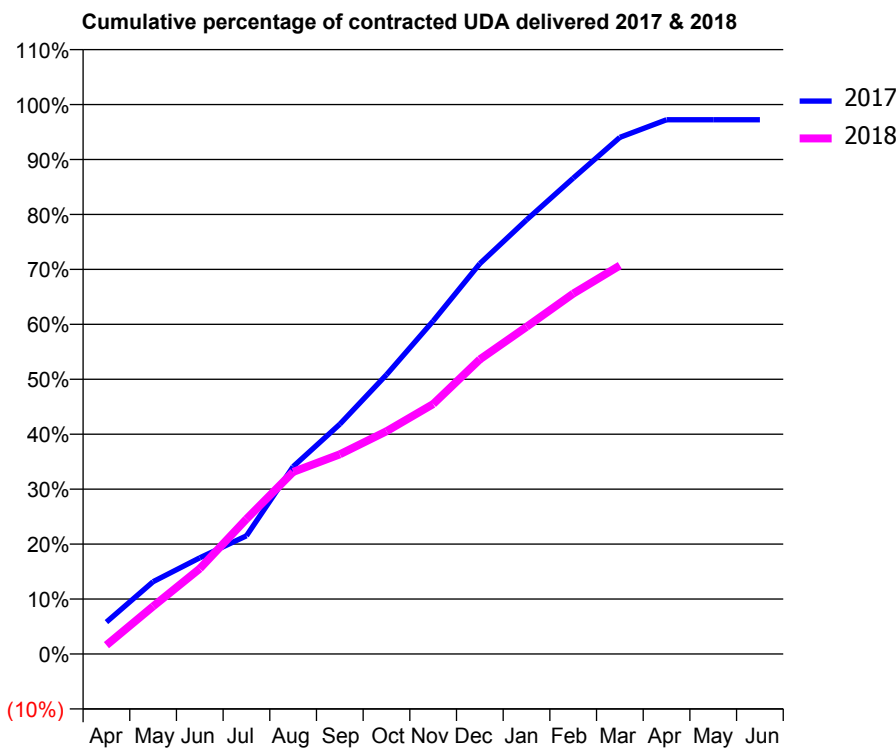
17/18 Contracted general activity (UDA)	13,000
Carry forward general activity (UDA)	359
17/18 Contracted orthodontic activity (UOA)	0
Carry forward orthodontic activity (UOA)	0
Baseline contract value	£343,951.16

ACCESS*

Patients seen in 24 months	Total	Change since previous quarter
Quarter ending March 2017	4,213	
Quarter ending June 2017	4,348	↑
Quarter ending September 2017	4,457	↑
Quarter ending December 2017	4,368	↓
Quarter ending March 2018	4,280	↓
Variance since March 2017	1.6%	→



ACTIVITY



Month	Adjusted Scheduled Activity (UDA)	
	2017	2018
April	756	210
May	1,713	1,127
June	2,275	2,020
July	2,796	3,195
August	4,434	4,308
September	5,436	4,725
October	6,607	5,271
November	7,878	5,914
December	9,236	6,969
January	10,271	7,740
February	11,258	8,525
March	12,224	9,191
April	12,640	
May	12,640	
June	12,640	

QUALITY

	Quantity	Base Number	Contract	AT	Region	England
% of FP17s for the same patient ID Re-attending within 3 months - Children	122	1,901	6.4%	9.5%	11.5%	11.9%
% of FP17s for the same patient ID Re-attending within 3 months - Adults	490	3,422	14.3%	15.2%	15.9%	16.0%
% of FP17s for the same patient ID Re-attending between 3 & 9 months - Children	1,095	1,901	57.6%	59.5%	60.6%	58.3%
% of FP17s for the same patient ID Re-attending between 3 & 9 months - Adults	1,925	3,422	56.3%	50.8%	51.6%	50.3%
% of FP17s for Band 1 Urgent Courses	424	5,107	8.3%	9.6%	9.5%	9.1%
% of FP17s Relating to Free Repair or Replacements	5	5,107	0.1%	0.6%	0.7%	0.8%
% of FP17s Relating to Continuations	100	5,107	2.0%	0.9%	1.0%	1.0%
% of Patients satisfied with the dentistry they have received	7	7	N/A	91.1%	92.0%	91.5%
% of Patients satisfied with the time they had to wait for an appointment	7	7	N/A	88.6%	88.1%	87.9%

* This is based on patients treated on this contract for their most recent course of treatment. Figures in italics indicate the base number of FP17s or Patient Questionnaire responses are less than 100. N/A is shown where the base number of responses is less than 10 during the period. % is calculated as Quantity/Base number*100

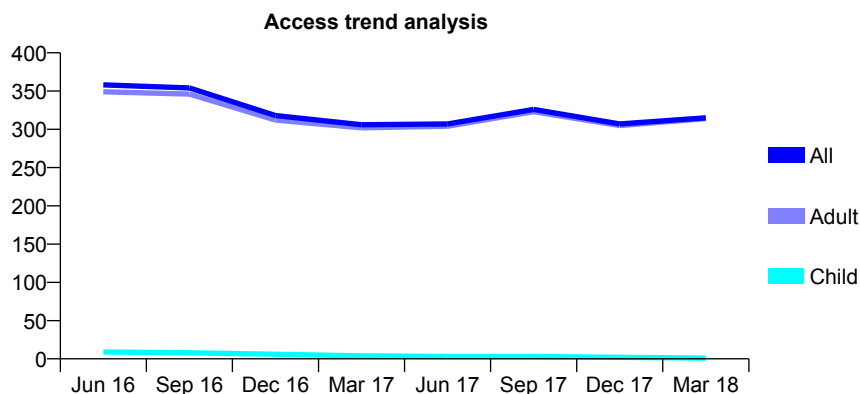
Q68 - Vital Signs At a Glance Contract Report for 121371/0001 - March 2018

Name or company name	Sussex Community NHS Trust
Contract type name	PDS Contract
Purpose of contract	General
Contract start date	01/04/2011
Contract end date	31/03/2019

17/18 Contracted general activity (UDA)	2,000
Carry forward general activity (UDA)	0
17/18 Contracted orthodontic activity (UOA)	0
Carry forward orthodontic activity (UOA)	0
Baseline contract value	£2,231,273.74

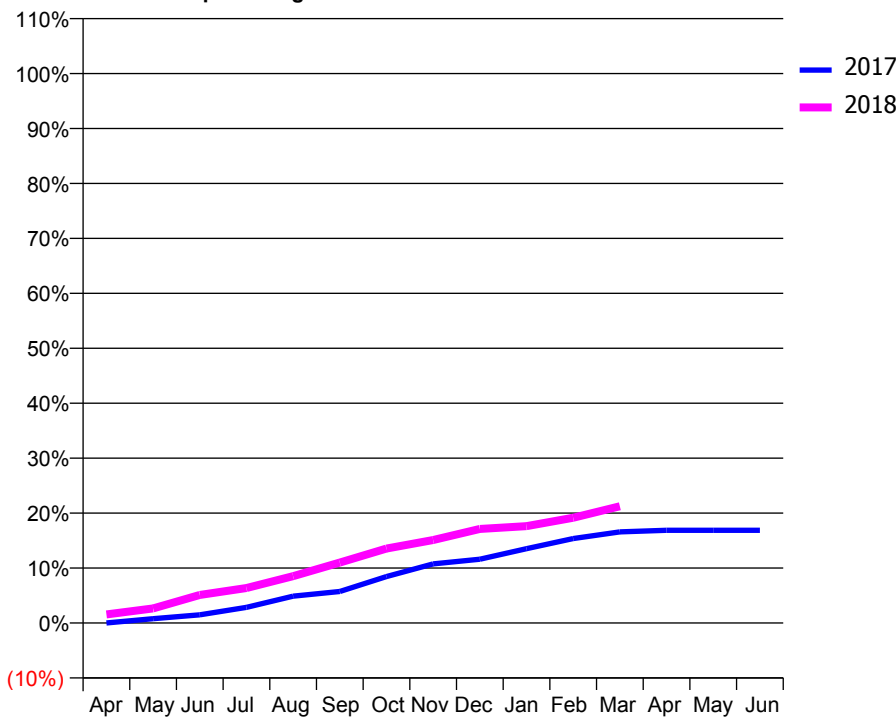
ACCESS*

Patients seen in 24 months	Total	Change since previous quarter
Quarter ending March 2017	306	
Quarter ending June 2017	307	→
Quarter ending September 2017	326	↑
Quarter ending December 2017	307	↓
Quarter ending March 2018	315	↑
Variance since March 2017	2.9%	↑



ACTIVITY

Cumulative percentage of contracted UDA delivered 2017 & 2018



Month	Adjusted Scheduled Activity (UDA)	
	2017	2018
April	0	31
May	16	53
June	30	102
July	57	128
August	98	171
September	115	220
October	169	271
November	215	302
December	232	343
January	270	353
February	307	383
March	332	425
April	338	
May	338	
June	338	

QUALITY

	Quantity	Base Number	Contract	AT	Region	England
% of FP17s for the same patient ID Re-attending within 3 months - Children	0	3	0.0%	9.5%	11.5%	11.9%
% of FP17s for the same patient ID Re-attending within 3 months - Adults	2	212	0.9%	15.2%	15.9%	16.0%
% of FP17s for the same patient ID Re-attending between 3 & 9 months - Children	2	3	66.7%	59.5%	60.6%	58.3%
% of FP17s for the same patient ID Re-attending between 3 & 9 months - Adults	15	212	7.1%	50.8%	51.6%	50.3%
% of FP17s for Band 1 Urgent Courses	10	211	4.7%	9.6%	9.5%	9.1%
% of FP17s Relating to Free Repair or Replacements	0	211	0.0%	0.6%	0.7%	0.8%
% of FP17s Relating to Continuations	0	211	0.0%	0.9%	1.0%	1.0%
% of Patients satisfied with the dentistry they have received	0	0	N/A	91.1%	92.0%	91.5%
% of Patients satisfied with the time they had to wait for an appointment	0	0	N/A	88.6%	88.1%	87.9%

* This is based on patients treated on this contract for their most recent course of treatment. Figures in italics indicate the base number of FP17s or Patient Questionnaire responses are less than 100. N/A is shown where the base number of responses is less than 10 during the period. % is calculated as Quantity/Base number*100

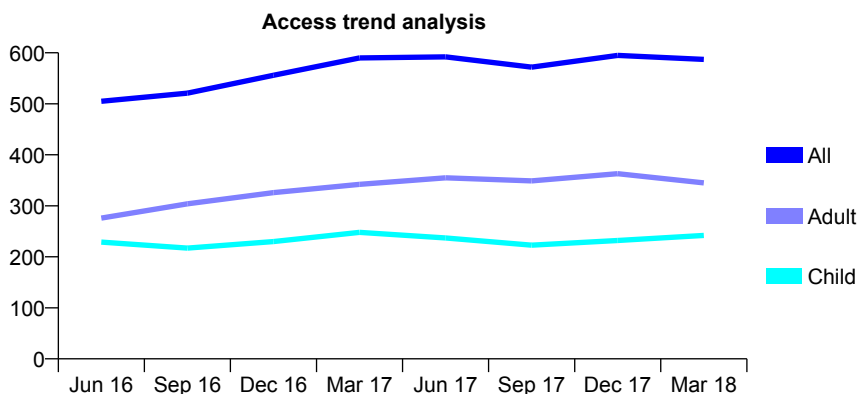
Q68 - Vital Signs At a Glance Contract Report for 121371/0002 - March 2018

Name or company name	Sussex Community NHS Trust
Contract type name	PDS Contract
Purpose of contract	General
Contract start date	01/04/2011
Contract end date	31/03/2019

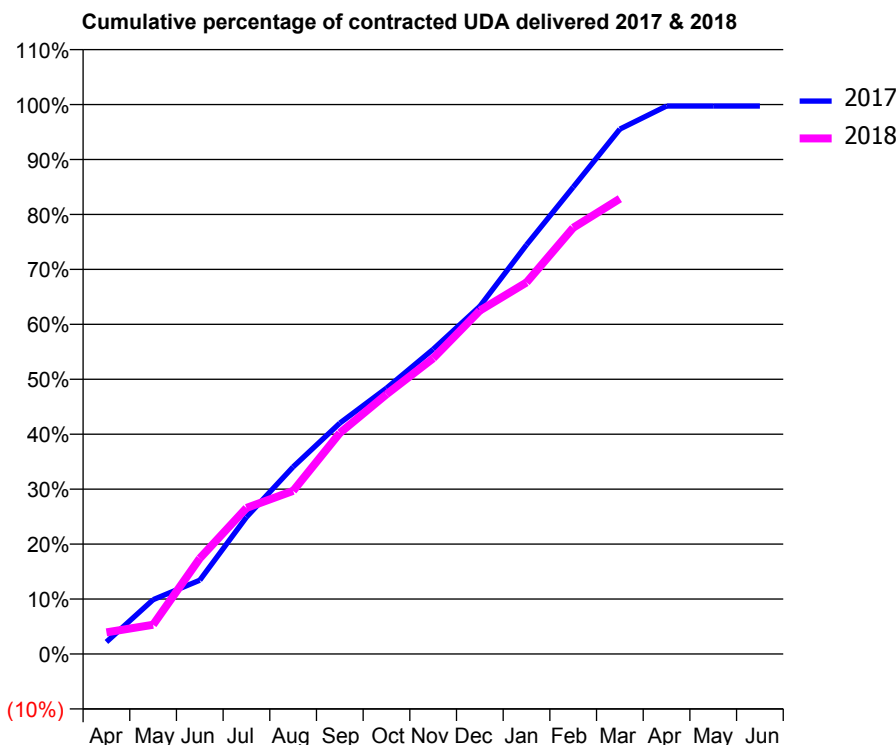
17/18 Contracted general activity (UDA)	1,600
Carry forward general activity (UDA)	0
17/18 Contracted orthodontic activity (UOA)	0
Carry forward orthodontic activity (UOA)	0
Baseline contract value	£35,285.01

ACCESS*

Patients seen in 24 months	Total	Change since previous quarter
Quarter ending March 2017	590	
Quarter ending June 2017	592	→
Quarter ending September 2017	572	↓
Quarter ending December 2017	595	↑
Quarter ending March 2018	587	↓
Variance since March 2017	(0.5%)	→



ACTIVITY



Month	Adjusted Scheduled Activity (UDA)	
	2017	2018
April	35	63
May	158	85
June	215	278
July	398	425
August	545	475
September	672	643
October	774	756
November	887	861
December	1,012	1,000
January	1,191	1,082
February	1,359	1,241
March	1,529	1,326
April	1,596	
May	1,596	
June	1,596	

QUALITY

	Quantity	Base Number	Contract	AT	Region	England
% of FP17s for the same patient ID Re-attending within 3 months - Children	17	407	4.2%	9.5%	11.5%	11.9%
% of FP17s for the same patient ID Re-attending within 3 months - Adults	38	394	9.6%	15.2%	15.9%	16.0%
% of FP17s for the same patient ID Re-attending between 3 & 9 months - Children	105	407	25.8%	59.5%	60.6%	58.3%
% of FP17s for the same patient ID Re-attending between 3 & 9 months - Adults	199	394	50.5%	50.8%	51.6%	50.3%
% of FP17s for Band 1 Urgent Courses	34	685	5.0%	9.6%	9.5%	9.1%
% of FP17s Relating to Free Repair or Replacements	0	685	0.0%	0.6%	0.7%	0.8%
% of FP17s Relating to Continuations	4	685	0.6%	0.9%	1.0%	1.0%
% of Patients satisfied with the dentistry they have received	0	0	N/A	91.1%	92.0%	91.5%
% of Patients satisfied with the time they had to wait for an appointment	0	0	N/A	88.6%	88.1%	87.9%

* This is based on patients treated on this contract for their most recent course of treatment. Figures in italics indicate the base number of FP17s or Patient Questionnaire responses are less than 100. N/A is shown where the base number of responses is less than 10 during the period. % is calculated as Quantity/Base number*100

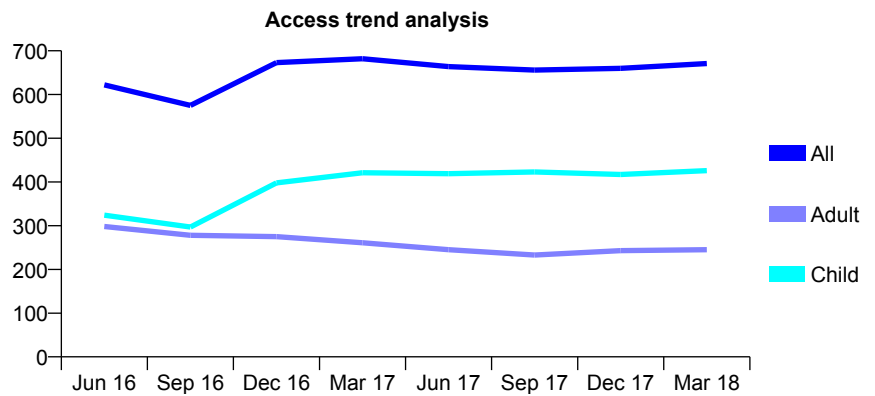
Q68 - Vital Signs At a Glance Contract Report for 121371/0004 - March 2018

Name or company name	Sussex Community NHS Trust
Contract type name	PDS Contract
Purpose of contract	General
Contract start date	01/04/2011
Contract end date	31/03/2019

17/18 Contracted general activity (UDA)	2,450
Carry forward general activity (UDA)	0
17/18 Contracted orthodontic activity (UOA)	0
Carry forward orthodontic activity (UOA)	0
Baseline contract value	£69,701.39

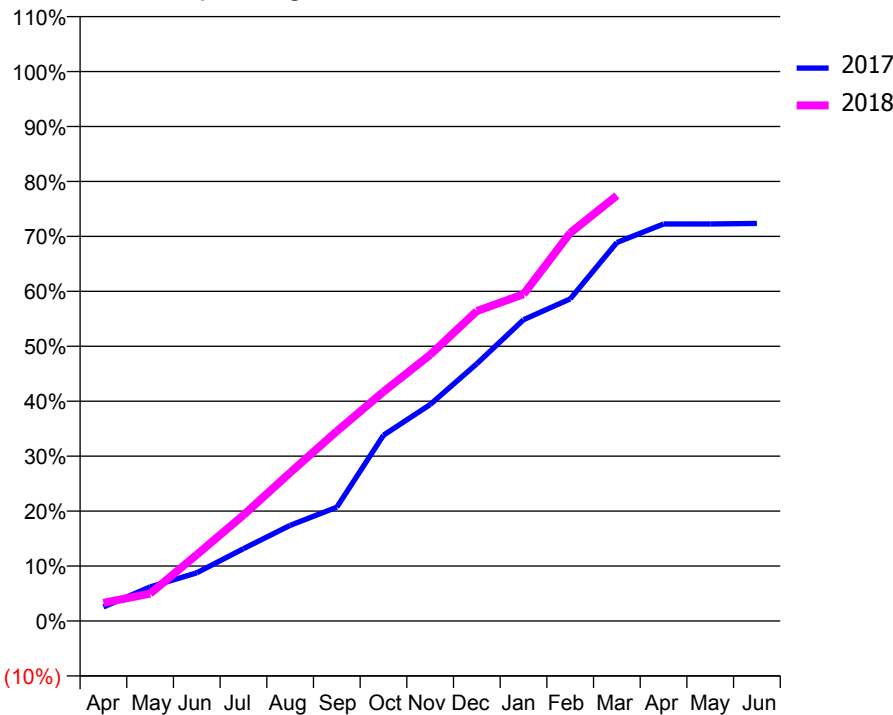
ACCESS*

Patients seen in 24 months	Total	Change since previous quarter
Quarter ending March 2017	682	
Quarter ending June 2017	664	↓
Quarter ending September 2017	656	↓
Quarter ending December 2017	660	→
Quarter ending March 2018	671	→
Variance since March 2017	(1.6%)	↓



ACTIVITY

Cumulative percentage of contracted UDA delivered 2017 & 2018



Month	Adjusted Scheduled Activity (UDA)	
	2017	2018
April	63	81
May	152	122
June	215	296
July	322	472
August	426	661
September	507	846
October	829	1,022
November	965	1,187
December	1,147	1,382
January	1,343	1,457
February	1,436	1,730
March	1,687	1,897
April	1,770	
May	1,770	
June	1,772	

QUALITY

	Quantity	Base Number	Contract	AT	Region	England
% of FP17s for the same patient ID Re-attending within 3 months - Children	53	641	8.3%	9.5%	11.5%	11.9%
% of FP17s for the same patient ID Re-attending within 3 months - Adults	38	334	11.4%	15.2%	15.9%	16.0%
% of FP17s for the same patient ID Re-attending between 3 & 9 months - Children	133	641	20.7%	59.5%	60.6%	58.3%
% of FP17s for the same patient ID Re-attending between 3 & 9 months - Adults	129	334	38.6%	50.8%	51.6%	50.3%
% of FP17s for Band 1 Urgent Courses	13	937	1.4%	9.6%	9.5%	9.1%
% of FP17s Relating to Free Repair or Replacements	2	937	0.2%	0.6%	0.7%	0.8%
% of FP17s Relating to Continuations	2	937	0.2%	0.9%	1.0%	1.0%
% of Patients satisfied with the dentistry they have received	0	0	N/A	91.1%	92.0%	91.5%
% of Patients satisfied with the time they had to wait for an appointment	0	0	N/A	88.6%	88.1%	87.9%

* This is based on patients treated on this contract for their most recent course of treatment. Figures in italics indicate the base number of FP17s or Patient Questionnaire responses are less than 100. N/A is shown where the base number of responses is less than 10 during the period. % is calculated as Quantity/Base number*100

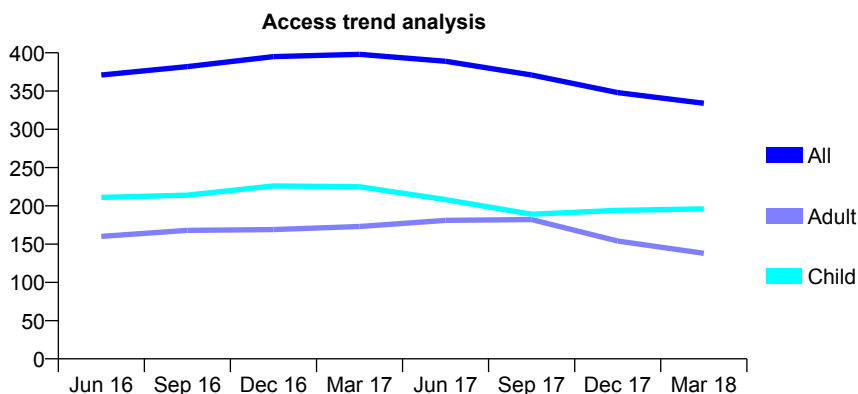
Q68 - Vital Signs At a Glance Contract Report for 121371/0005 - March 2018

Name or company name	Sussex Community NHS Trust
Contract type name	PDS Contract
Purpose of contract	General
Contract start date	01/04/2011
Contract end date	31/03/2019

17/18 Contracted general activity (UDA)	760
Carry forward general activity (UDA)	0
17/18 Contracted orthodontic activity (UOA)	0
Carry forward orthodontic activity (UOA)	0
Baseline contract value	£14,685.05

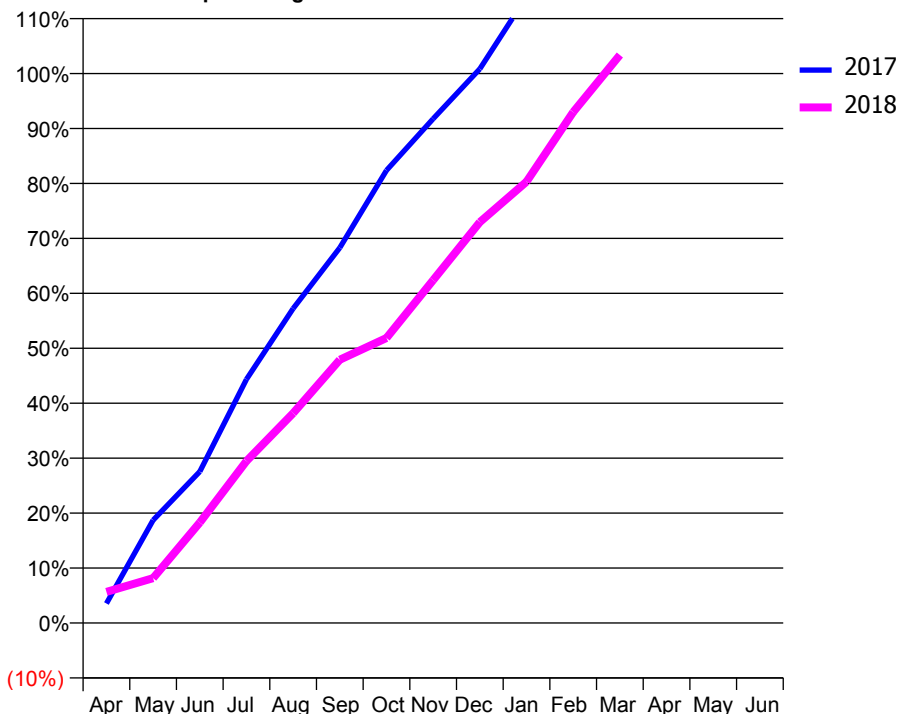
ACCESS*

Patients seen in 24 months	Total	Change since previous quarter
Quarter ending March 2017	398	
Quarter ending June 2017	389	↓
Quarter ending September 2017	371	↓
Quarter ending December 2017	348	↓
Quarter ending March 2018	334	↓
Variance since March 2017	(16.1%)	↓



ACTIVITY

Cumulative percentage of contracted UDA delivered 2017 & 2018



Month	Adjusted Scheduled Activity (UDA)	
	2017	2018
April	27	43
May	142	62
June	209	139
July	337	224
August	435	290
September	519	364
October	626	394
November	697	474
December	766	554
January	866	610
February	952	707
March	1,039	786
April	1,071	
May	1,071	
June	1,072	

QUALITY

	Quantity	Base Number	Contract	AT	Region	England
% of FP17s for the same patient ID Re-attending within 3 months - Children	9	244	3.7%	9.5%	11.5%	11.9%
% of FP17s for the same patient ID Re-attending within 3 months - Adults	13	158	8.2%	15.2%	15.9%	16.0%
% of FP17s for the same patient ID Re-attending between 3 & 9 months - Children	54	244	22.1%	59.5%	60.6%	58.3%
% of FP17s for the same patient ID Re-attending between 3 & 9 months - Adults	76	158	48.1%	50.8%	51.6%	50.3%
% of FP17s for Band 1 Urgent Courses	3	388	0.8%	9.6%	9.5%	9.1%
% of FP17s Relating to Free Repair or Replacements	0	388	0.0%	0.6%	0.7%	0.8%
% of FP17s Relating to Continuations	4	388	1.0%	0.9%	1.0%	1.0%
% of Patients satisfied with the dentistry they have received	0	0	N/A	91.1%	92.0%	91.5%
% of Patients satisfied with the time they had to wait for an appointment	0	0	N/A	88.6%	88.1%	87.9%

* This is based on patients treated on this contract for their most recent course of treatment. Figures in italics indicate the base number of FP17s or Patient Questionnaire responses are less than 100. N/A is shown where the base number of responses is less than 10 during the period. % is calculated as Quantity/Base number*100

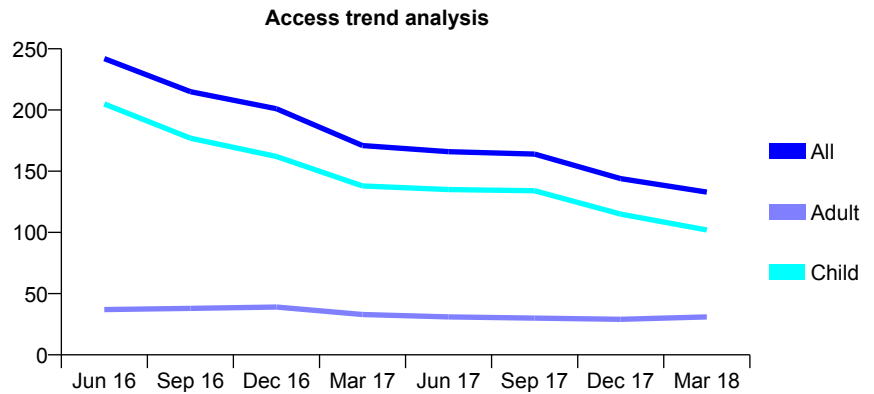
Q68 - Vital Signs At a Glance Contract Report for 121371/0006 - March 2018

Name or company name	Sussex Community NHS Trust
Contract type name	PDS Contract
Purpose of contract	General
Contract start date	01/04/2011
Contract end date	31/03/2019

17/18 Contracted general activity (UDA)	570
Carry forward general activity (UDA)	0
17/18 Contracted orthodontic activity (UOA)	0
Carry forward orthodontic activity (UOA)	0
Baseline contract value	£12,668.28

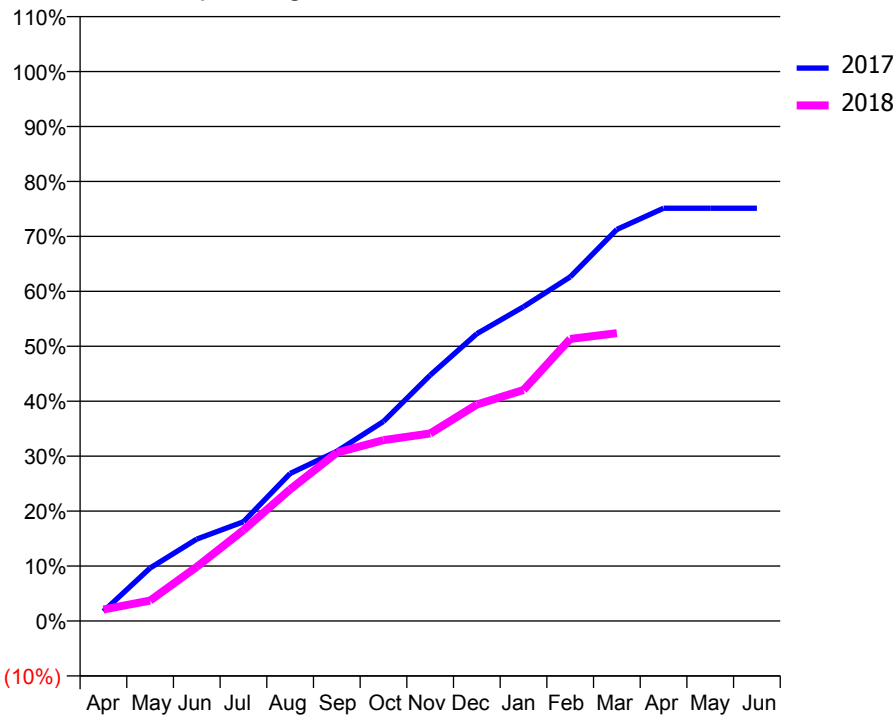
ACCESS*

Patients seen in 24 months	Total	Change since previous quarter
Quarter ending March 2017	171	
Quarter ending June 2017	166	↓
Quarter ending September 2017	164	↓
Quarter ending December 2017	144	↓
Quarter ending March 2018	133	↓
Variance since March 2017	(22.2%)	↓



ACTIVITY

Cumulative percentage of contracted UDA delivered 2017 & 2018



Month	Adjusted Scheduled Activity (UDA)	
	2017	2018
April	10	12
May	55	21
June	85	56
July	103	94
August	153	137
September	176	175
October	207	188
November	255	195
December	298	225
January	326	240
February	357	293
March	406	299
April	428	
May	428	
June	428	

QUALITY

	Quantity	Base Number	Contract	AT	Region	England
% of FP17s for the same patient ID Re-attending within 3 months - Children	10	153	6.5%	9.5%	11.5%	11.9%
% of FP17s for the same patient ID Re-attending within 3 months - Adults	10	36	27.8%	15.2%	15.9%	16.0%
% of FP17s for the same patient ID Re-attending between 3 & 9 months - Children	37	153	24.2%	59.5%	60.6%	58.3%
% of FP17s for the same patient ID Re-attending between 3 & 9 months - Adults	15	36	41.7%	50.8%	51.6%	50.3%
% of FP17s for Band 1 Urgent Courses	3	177	1.7%	9.6%	9.5%	9.1%
% of FP17s Relating to Free Repair or Replacements	0	177	0.0%	0.6%	0.7%	0.8%
% of FP17s Relating to Continuations	0	177	0.0%	0.9%	1.0%	1.0%
% of Patients satisfied with the dentistry they have received	0	0	N/A	91.1%	92.0%	91.5%
% of Patients satisfied with the time they had to wait for an appointment	0	0	N/A	88.6%	88.1%	87.9%

* This is based on patients treated on this contract for their most recent course of treatment. Figures in italics indicate the base number of FP17s or Patient Questionnaire responses are less than 100. N/A is shown where the base number of responses is less than 10 during the period. % is calculated as Quantity/Base number*100

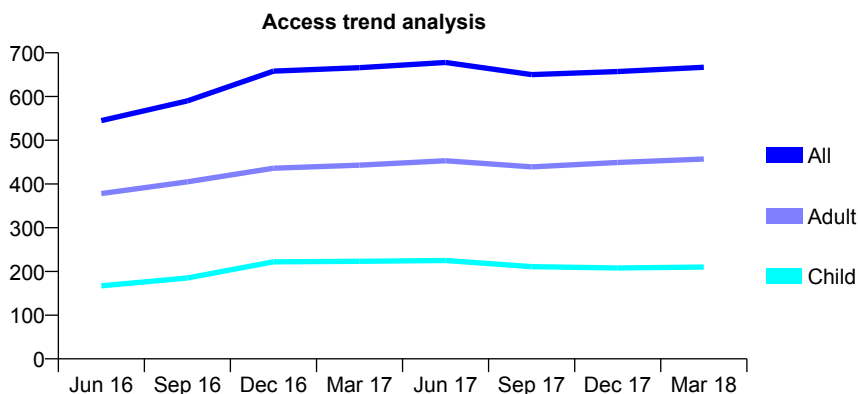
Q68 - Vital Signs At a Glance Contract Report for 121371/0007 - March 2018

Name or company name	Sussex Community NHS Trust
Contract type name	PDS Contract
Purpose of contract	General
Contract start date	01/04/2011
Contract end date	31/03/2019

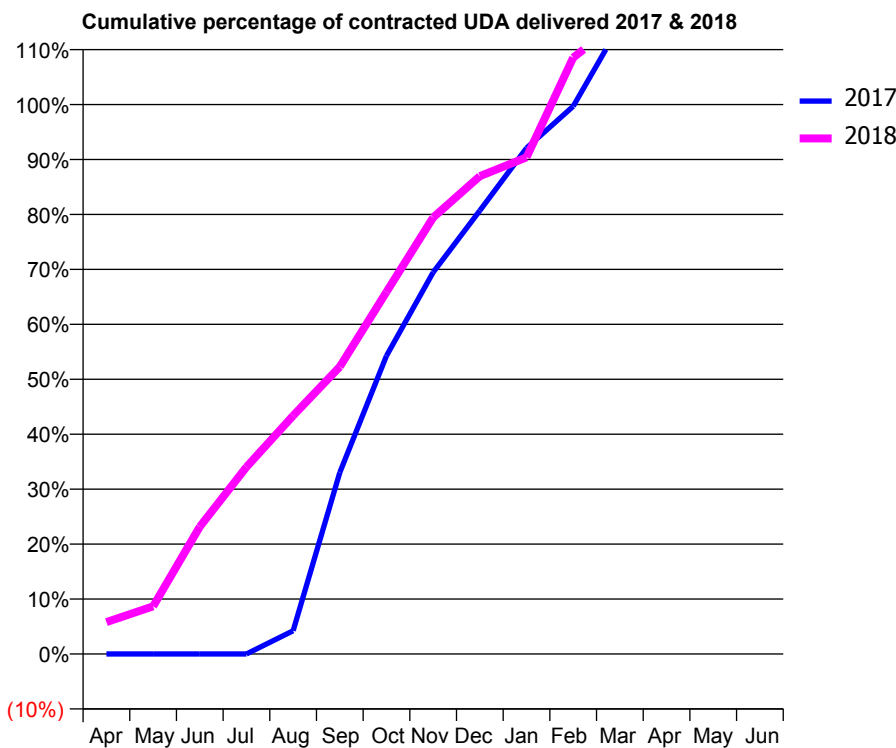
17/18 Contracted general activity (UDA)	1,320
Carry forward general activity (UDA)	0
17/18 Contracted orthodontic activity (UOA)	0
Carry forward orthodontic activity (UOA)	0
Baseline contract value	£138,912.54

ACCESS*

Patients seen in 24 months	Total	Change since previous quarter
Quarter ending March 2017	666	
Quarter ending June 2017	678	→
Quarter ending September 2017	650	↓
Quarter ending December 2017	657	→
Quarter ending March 2018	667	→
Variance since March 2017	0.2%	→



ACTIVITY



Month	Adjusted Scheduled Activity (UDA)	
	2017	2018
April	0	77
May	0	115
June	0	306
July	0	449
August	56	573
September	436	690
October	716	870
November	917	1,049
December	1,065	1,148
January	1,215	1,193
February	1,316	1,433
March	1,510	1,520
April	1,602	
May	1,602	
June	1,602	

QUALITY

	Quantity	Base Number	Contract	AT	Region	England
% of FP17s for the same patient ID Re-attending within 3 months - Children	19	355	5.4%	9.5%	11.5%	11.9%
% of FP17s for the same patient ID Re-attending within 3 months - Adults	53	531	10.0%	15.2%	15.9%	16.0%
% of FP17s for the same patient ID Re-attending between 3 & 9 months - Children	81	355	22.8%	59.5%	60.6%	58.3%
% of FP17s for the same patient ID Re-attending between 3 & 9 months - Adults	244	531	46.0%	50.8%	51.6%	50.3%
% of FP17s for Band 1 Urgent Courses	30	852	3.5%	9.6%	9.5%	9.1%
% of FP17s Relating to Free Repair or Replacements	3	852	0.4%	0.6%	0.7%	0.8%
% of FP17s Relating to Continuations	3	852	0.4%	0.9%	1.0%	1.0%
% of Patients satisfied with the dentistry they have received	1	1	N/A	91.1%	92.0%	91.5%
% of Patients satisfied with the time they had to wait for an appointment	1	1	N/A	88.6%	88.1%	87.9%

* This is based on patients treated on this contract for their most recent course of treatment. Figures in italics indicate the base number of FP17s or Patient Questionnaire responses are less than 100. N/A is shown where the base number of responses is less than 10 during the period. % is calculated as Quantity/Base number*100

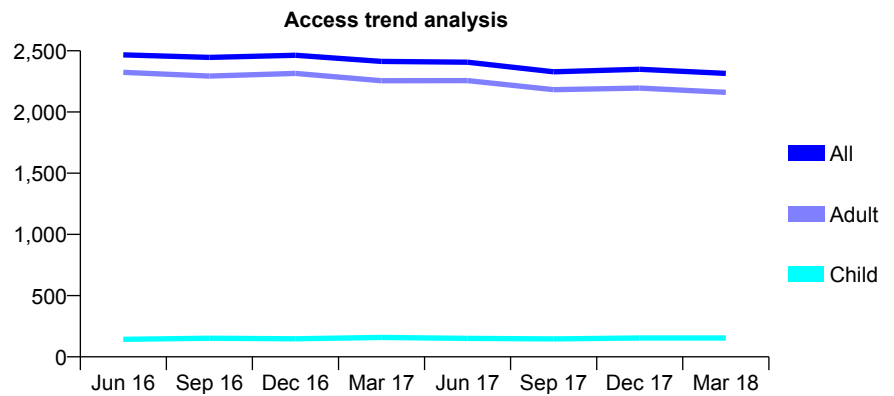
Q68 - Vital Signs At a Glance Contract Report for 121371/0009 - March 2018

Name or company name	Sussex Community NHS Trust
Contract type name	PDS Contract
Purpose of contract	General
Contract start date	01/04/2011
Contract end date	31/03/2019

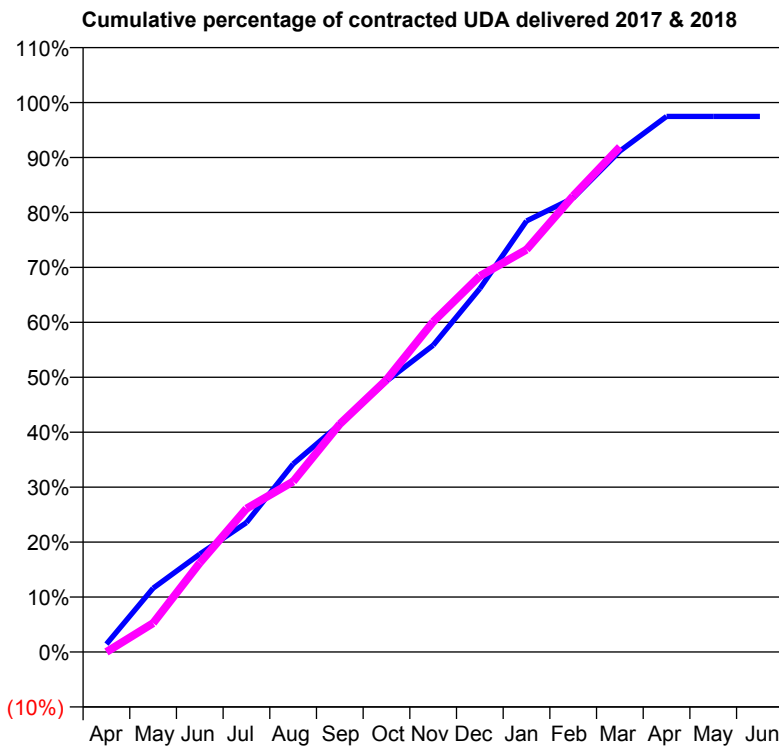
17/18 Contracted general activity (UDA)	4,000
Carry forward general activity (UDA)	0
17/18 Contracted orthodontic activity (UOA)	0
Carry forward orthodontic activity (UOA)	0
Baseline contract value	£237,359.47

ACCESS*

Patients seen in 24 months	Total	Change since previous quarter
Quarter ending March 2017	2,413	
Quarter ending June 2017	2,407	→
Quarter ending September 2017	2,328	↓
Quarter ending December 2017	2,349	→
Quarter ending March 2018	2,315	↓
Variance since March 2017	(4.1%)	↓



ACTIVITY



Month	Adjusted Scheduled Activity (UDA)	
	2017	2018
April	58	0
May	464	210
June	713	649
July	942	1,044
August	1,369	1,241
September	1,658	1,660
October	1,972	1,981
November	2,233	2,404
December	2,646	2,737
January	3,138	2,929
February	3,305	3,320
March	3,647	3,677
April	3,899	
May	3,899	
June	3,899	

QUALITY

	Quantity	Base Number	Contract	AT	Region	England
% of FP17s for the same patient ID Re-attending within 3 months - Children	18	319	5.6%	9.5%	11.5%	11.9%
% of FP17s for the same patient ID Re-attending within 3 months - Adults	178	3,020	5.9%	15.2%	15.9%	16.0%
% of FP17s for the same patient ID Re-attending between 3 & 9 months - Children	9	319	2.8%	59.5%	60.6%	58.3%
% of FP17s for the same patient ID Re-attending between 3 & 9 months - Adults	119	3,020	3.9%	50.8%	51.6%	50.3%
% of FP17s for Band 1 Urgent Courses	3,111	3,111	100.0%	9.6%	9.5%	9.1%
% of FP17s Relating to Free Repair or Replacements	0	3,111	0.0%	0.6%	0.7%	0.8%
% of FP17s Relating to Continuations	0	3,111	0.0%	0.9%	1.0%	1.0%
% of Patients satisfied with the dentistry they have received	0	0	N/A	91.1%	92.0%	91.5%
% of Patients satisfied with the time they had to wait for an appointment	0	0	N/A	88.6%	88.1%	87.9%

* This is based on patients treated on this contract for their most recent course of treatment. Figures in italics indicate the base number of FP17s or Patient Questionnaire responses are less than 100. N/A is shown where the base number of responses is less than 10 during the period. % is calculated as Quantity/Base number*100

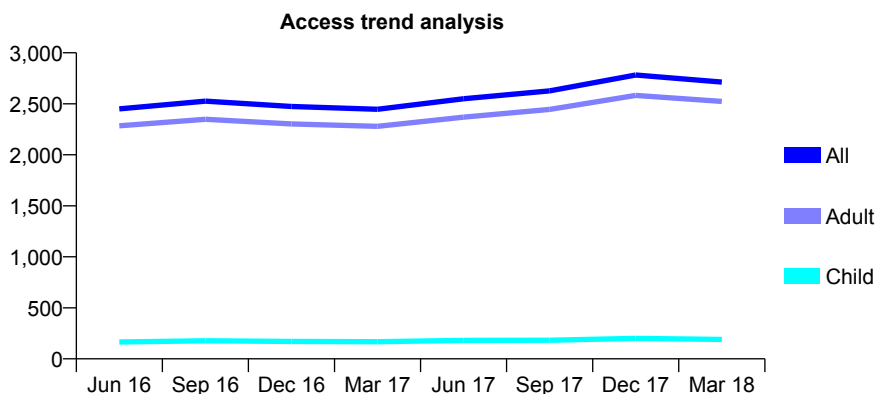
Q68 - Vital Signs At a Glance Contract Report for 121371/0010 - March 2018

Name or company name	Sussex Community NHS Trust
Contract type name	PDS Contract
Purpose of contract	General
Contract start date	01/04/2011
Contract end date	31/03/2019

17/18 Contracted general activity (UDA)	4,000
Carry forward general activity (UDA)	0
17/18 Contracted orthodontic activity (UOA)	0
Carry forward orthodontic activity (UOA)	0
Baseline contract value	£199,986.74

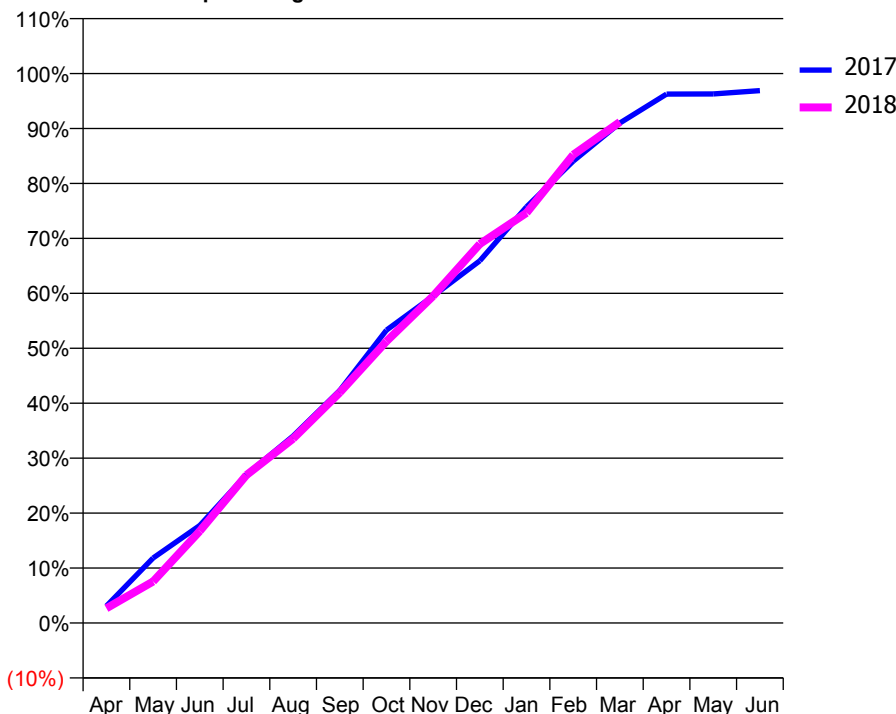
ACCESS*

Patients seen in 24 months	Total	Change since previous quarter
Quarter ending March 2017	2,447	
Quarter ending June 2017	2,550	↑
Quarter ending September 2017	2,627	↑
Quarter ending December 2017	2,782	↑
Quarter ending March 2018	2,713	↓
Variance since March 2017	10.9%	↑



ACTIVITY

Cumulative percentage of contracted UDA delivered 2017 & 2018



Month	Adjusted Scheduled Activity (UDA)	
	2017	2018
April	123	107
May	473	302
June	710	670
July	1,081	1,077
August	1,361	1,342
September	1,693	1,678
October	2,132	2,050
November	2,381	2,380
December	2,636	2,759
January	3,029	2,985
February	3,362	3,409
March	3,639	3,647
April	3,850	
May	3,852	
June	3,876	

QUALITY

	Quantity	Base Number	Contract	AT	Region	England
% of FP17s for the same patient ID Re-attending within 3 months - Children	9	306	2.9%	9.5%	11.5%	11.9%
% of FP17s for the same patient ID Re-attending within 3 months - Adults	167	2,986	5.6%	15.2%	15.9%	16.0%
% of FP17s for the same patient ID Re-attending between 3 & 9 months - Children	5	306	1.6%	59.5%	60.6%	58.3%
% of FP17s for the same patient ID Re-attending between 3 & 9 months - Adults	100	2,986	3.3%	50.8%	51.6%	50.3%
% of FP17s for Band 1 Urgent Courses	3,044	3,046	99.9%	9.6%	9.5%	9.1%
% of FP17s Relating to Free Repair or Replacements	0	3,046	0.0%	0.6%	0.7%	0.8%
% of FP17s Relating to Continuations	0	3,046	0.0%	0.9%	1.0%	1.0%
% of Patients satisfied with the dentistry they have received	1	1	N/A	91.1%	92.0%	91.5%
% of Patients satisfied with the time they had to wait for an appointment	1	1	N/A	88.6%	88.1%	87.9%

* This is based on patients treated on this contract for their most recent course of treatment. Figures in italics indicate the base number of FP17s or Patient Questionnaire responses are less than 100. N/A is shown where the base number of responses is less than 10 during the period. % is calculated as Quantity/Base number*100

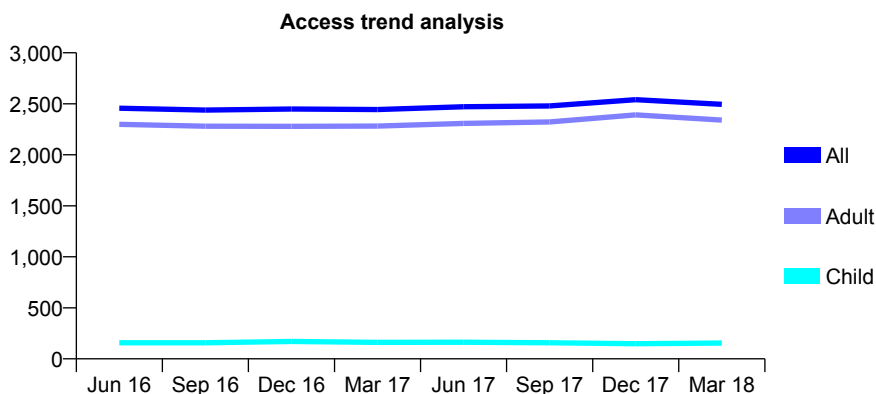
Q68 - Vital Signs At a Glance Contract Report for 121371/0011 - March 2018

Name or company name	Sussex Community NHS Trust
Contract type name	PDS Contract
Purpose of contract	General
Contract start date	01/04/2011
Contract end date	31/03/2019

17/18 Contracted general activity (UDA)	4,000
Carry forward general activity (UDA)	0
17/18 Contracted orthodontic activity (UOA)	0
Carry forward orthodontic activity (UOA)	0
Baseline contract value	£220,721.05

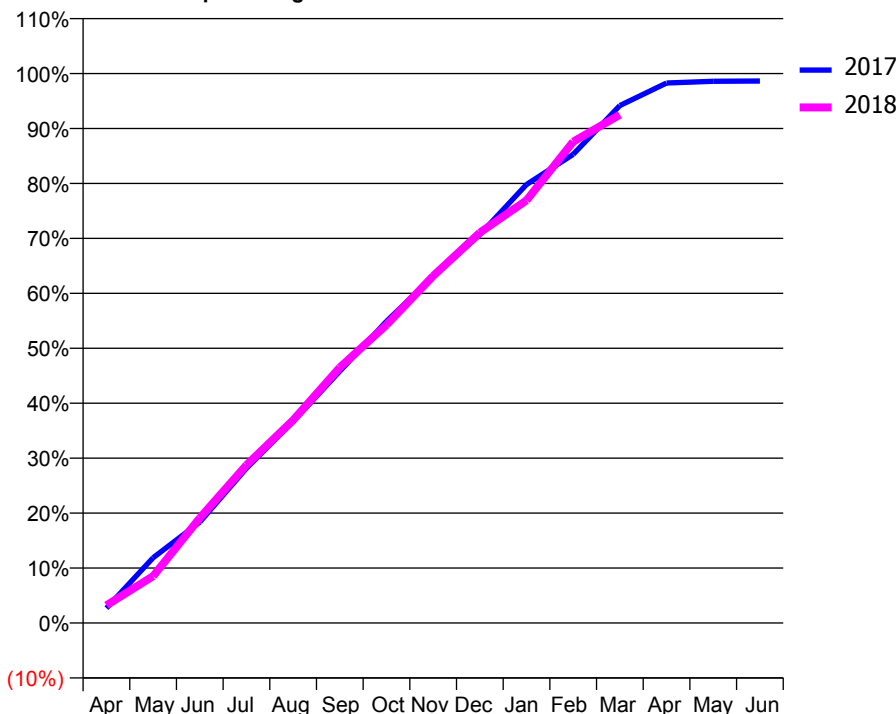
ACCESS*

Patients seen in 24 months	Total	Change since previous quarter
Quarter ending March 2017	2,444	
Quarter ending June 2017	2,471	→
Quarter ending September 2017	2,479	→
Quarter ending December 2017	2,540	↑
Quarter ending March 2018	2,495	↓
Variance since March 2017	2.1%	↑



ACTIVITY

Cumulative percentage of contracted UDA delivered 2017 & 2018



Month	Adjusted Scheduled Activity (UDA)	
	2017	2018
April	108	128
May	475	341
June	734	764
July	1,127	1,150
August	1,468	1,477
September	1,834	1,860
October	2,196	2,170
November	2,524	2,526
December	2,827	2,842
January	3,192	3,077
February	3,412	3,504
March	3,767	3,700
April	3,931	
May	3,943	
June	3,946	

QUALITY

	Quantity	Base Number	Contract	AT	Region	England
% of FP17s for the same patient ID Re-attending within 3 months - Children	8	350	2.3%	9.5%	11.5%	11.9%
% of FP17s for the same patient ID Re-attending within 3 months - Adults	121	2,930	4.1%	15.2%	15.9%	16.0%
% of FP17s for the same patient ID Re-attending between 3 & 9 months - Children	4	350	1.1%	59.5%	60.6%	58.3%
% of FP17s for the same patient ID Re-attending between 3 & 9 months - Adults	87	2,930	3.0%	50.8%	51.6%	50.3%
% of FP17s for Band 1 Urgent Courses	3,092	3,092	100.0%	9.6%	9.5%	9.1%
% of FP17s Relating to Free Repair or Replacements	0	3,092	0.0%	0.6%	0.7%	0.8%
% of FP17s Relating to Continuations	0	3,092	0.0%	0.9%	1.0%	1.0%
% of Patients satisfied with the dentistry they have received	0	0	N/A	91.1%	92.0%	91.5%
% of Patients satisfied with the time they had to wait for an appointment	0	0	N/A	88.6%	88.1%	87.9%

* This is based on patients treated on this contract for their most recent course of treatment. Figures in italics indicate the base number of FP17s or Patient Questionnaire responses are less than 100. N/A is shown where the base number of responses is less than 10 during the period. % is calculated as Quantity/Base number*100

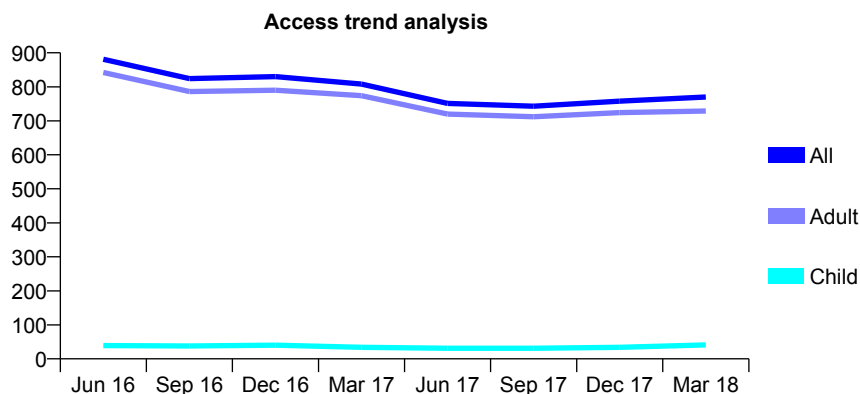
Q68 - Vital Signs At a Glance Contract Report for 121371/0012 - March 2018

Name or company name	Sussex Community NHS Trust
Contract type name	PDS Contract
Purpose of contract	General
Contract start date	01/04/2011
Contract end date	31/03/2019

17/18 Contracted general activity (UDA)	1,500
Carry forward general activity (UDA)	0
17/18 Contracted orthodontic activity (UOA)	0
Carry forward orthodontic activity (UOA)	0
Baseline contract value	£116,485.43

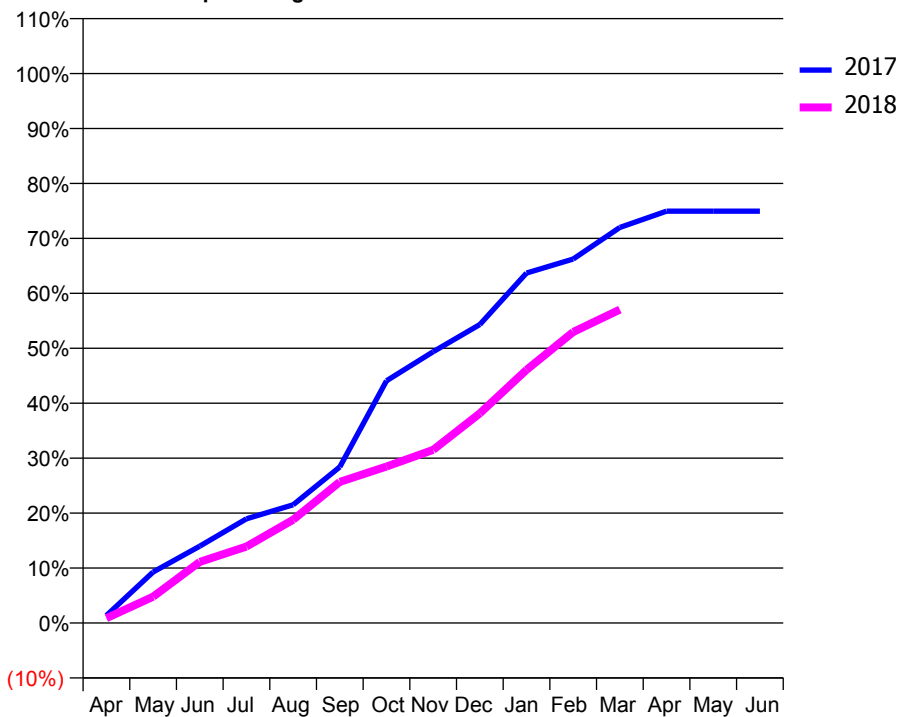
ACCESS*

Patients seen in 24 months	Total	Change since previous quarter
Quarter ending March 2017	808	
Quarter ending June 2017	751	↓
Quarter ending September 2017	743	↓
Quarter ending December 2017	758	↑
Quarter ending March 2018	770	→
Variance since March 2017	(4.7%)	↓



ACTIVITY

Cumulative percentage of contracted UDA delivered 2017 & 2018



Month	Adjusted Scheduled Activity (UDA)	
	2017	2018
April	20	13
May	139	72
June	210	167
July	284	209
August	323	282
September	426	385
October	661	427
November	740	473
December	815	572
January	955	691
February	994	794
March	1,080	856
April	1,124	
May	1,124	
June	1,124	

QUALITY

	Quantity	Base Number	Contract	AT	Region	England
% of FP17s for the same patient ID Re-attending within 3 months - Children	1	117	0.9%	9.5%	11.5%	11.9%
% of FP17s for the same patient ID Re-attending within 3 months - Adults	18	996	1.8%	15.2%	15.9%	16.0%
% of FP17s for the same patient ID Re-attending between 3 & 9 months - Children	2	117	1.7%	59.5%	60.6%	58.3%
% of FP17s for the same patient ID Re-attending between 3 & 9 months - Adults	20	996	2.0%	50.8%	51.6%	50.3%
% of FP17s for Band 1 Urgent Courses	893	893	100.0%	9.6%	9.5%	9.1%
% of FP17s Relating to Free Repair or Replacements	0	893	0.0%	0.6%	0.7%	0.8%
% of FP17s Relating to Continuations	0	893	0.0%	0.9%	1.0%	1.0%
% of Patients satisfied with the dentistry they have received	1	1	N/A	91.1%	92.0%	91.5%
% of Patients satisfied with the time they had to wait for an appointment	1	1	N/A	88.6%	88.1%	87.9%

* This is based on patients treated on this contract for their most recent course of treatment. Figures in italics indicate the base number of FP17s or Patient Questionnaire responses are less than 100. N/A is shown where the base number of responses is less than 10 during the period. % is calculated as Quantity/Base number*100

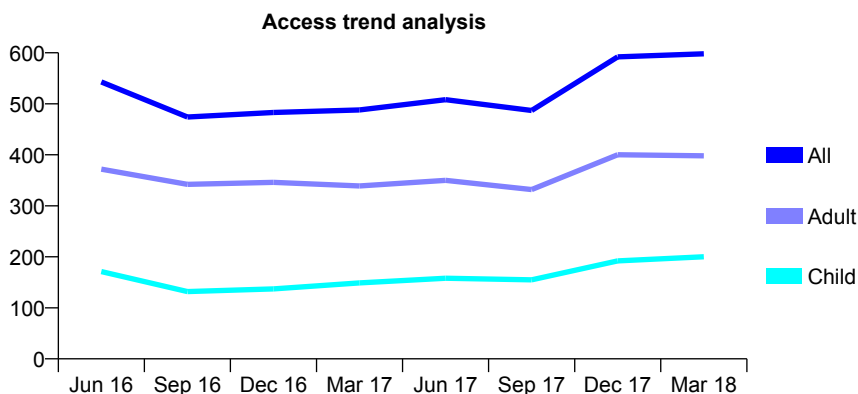
Q68 - Vital Signs At a Glance Contract Report for 121371/0014 - March 2018

Name or company name	Sussex Community NHS Trust
Contract type name	PDS Contract
Purpose of contract	General
Contract start date	01/04/2011
Contract end date	31/03/2019

17/18 Contracted general activity (UDA)	2,425
Carry forward general activity (UDA)	0
17/18 Contracted orthodontic activity (UOA)	0
Carry forward orthodontic activity (UOA)	0
Baseline contract value	£13,395.01

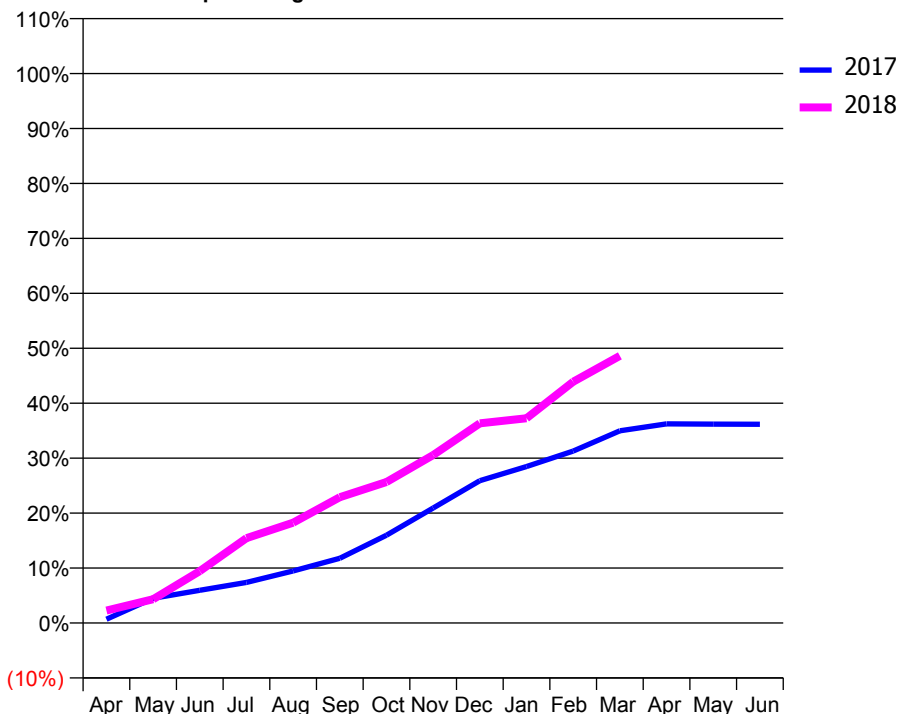
ACCESS*

Patients seen in 24 months	Total	Change since previous quarter
Quarter ending March 2017	488	
Quarter ending June 2017	508	↑
Quarter ending September 2017	487	↓
Quarter ending December 2017	592	↑
Quarter ending March 2018	598	→
Variance since March 2017	22.5%	↑



ACTIVITY

Cumulative percentage of contracted UDA delivered 2017 & 2018



Month	Adjusted Scheduled Activity (UDA)	
	2017	2018
April	17	55
May	109	105
June	144	229
July	179	374
August	230	443
September	286	555
October	388	622
November	508	741
December	628	881
January	691	903
February	759	1,065
March	848	1,179
April	879	
May	878	
June	877	

QUALITY

	Quantity	Base Number	Contract	AT	Region	England
% of FP17s for the same patient ID Re-attending within 3 months - Children	17	356	4.8%	9.5%	11.5%	11.9%
% of FP17s for the same patient ID Re-attending within 3 months - Adults	41	575	7.1%	15.2%	15.9%	16.0%
% of FP17s for the same patient ID Re-attending between 3 & 9 months - Children	90	356	25.3%	59.5%	60.6%	58.3%
% of FP17s for the same patient ID Re-attending between 3 & 9 months - Adults	234	575	40.7%	50.8%	51.6%	50.3%
% of FP17s for Band 1 Urgent Courses	21	738	2.8%	9.6%	9.5%	9.1%
% of FP17s Relating to Free Repair or Replacements	2	738	0.3%	0.6%	0.7%	0.8%
% of FP17s Relating to Continuations	0	738	0.0%	0.9%	1.0%	1.0%
% of Patients satisfied with the dentistry they have received	0	0	N/A	91.1%	92.0%	91.5%
% of Patients satisfied with the time they had to wait for an appointment	0	0	N/A	88.6%	88.1%	87.9%

* This is based on patients treated on this contract for their most recent course of treatment. Figures in italics indicate the base number of FP17s or Patient Questionnaire responses are less than 100. N/A is shown where the base number of responses is less than 10 during the period. % is calculated as Quantity/Base number*100

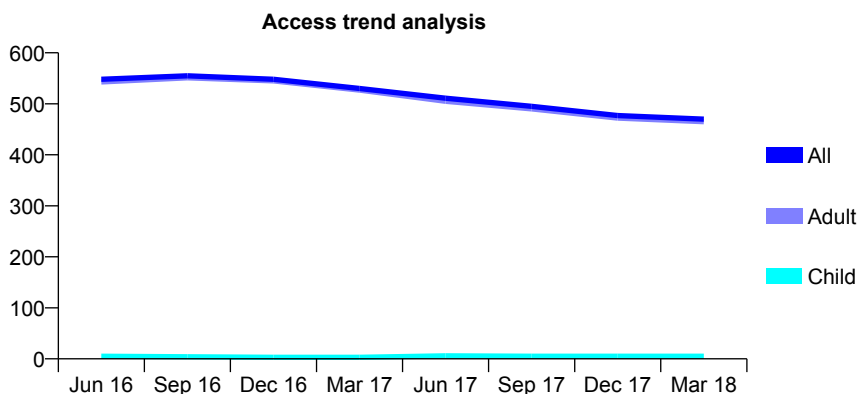
Q68 - Vital Signs At a Glance Contract Report for 121371/0015 - March 2018

Name or company name	Sussex Community NHS Trust
Contract type name	PDS Contract
Purpose of contract	General
Contract start date	01/10/2012
Contract end date	31/03/2019

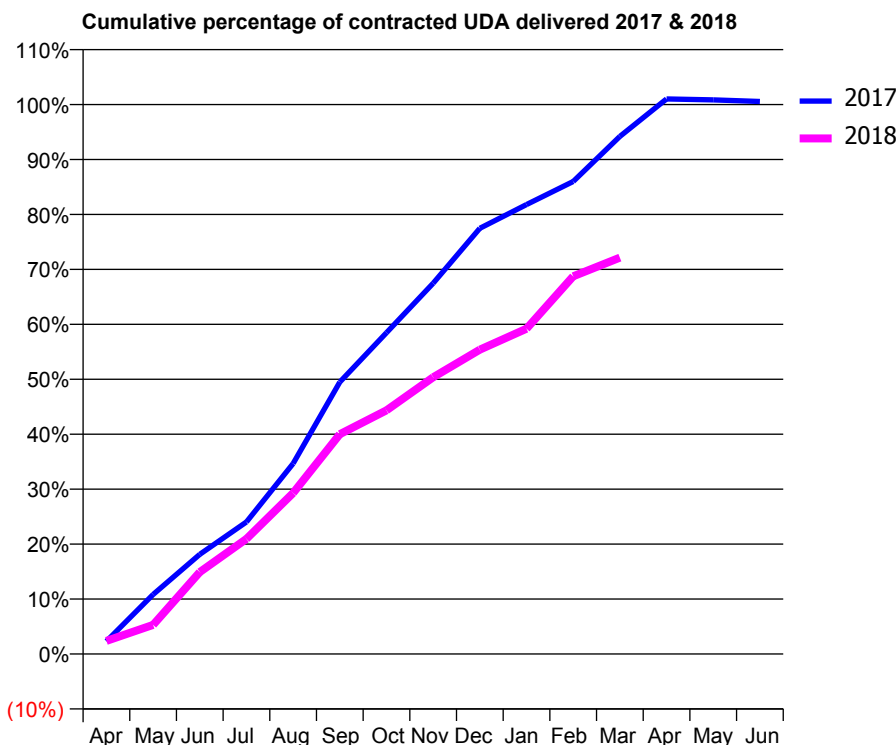
17/18 Contracted general activity (UDA)	1,000
Carry forward general activity (UDA)	0
17/18 Contracted orthodontic activity (UOA)	0
Carry forward orthodontic activity (UOA)	0
Baseline contract value	£85,149.69

ACCESS*

Patients seen in 24 months	Total	Change since previous quarter
Quarter ending March 2017	530	
Quarter ending June 2017	511	↓
Quarter ending September 2017	495	↓
Quarter ending December 2017	477	↓
Quarter ending March 2018	470	↓
Variance since March 2017	(11.3%)	↓



ACTIVITY



Month	Adjusted Scheduled Activity (UDA)	
	2017	2018
April	23	24
May	108	53
June	181	149
July	240	210
August	347	293
September	495	400
October	585	443
November	675	504
December	775	554
January	818	592
February	860	687
March	942	721
April	1,010	
May	1,008	
June	1,005	

QUALITY

	Quantity	Base Number	Contract	AT	Region	England
% of FP17s for the same patient ID Re-attending within 3 months - Children	0	9	0.0%	9.5%	11.5%	11.9%
% of FP17s for the same patient ID Re-attending within 3 months - Adults	16	335	4.8%	15.2%	15.9%	16.0%
% of FP17s for the same patient ID Re-attending between 3 & 9 months - Children	1	9	11.1%	59.5%	60.6%	58.3%
% of FP17s for the same patient ID Re-attending between 3 & 9 months - Adults	58	335	17.3%	50.8%	51.6%	50.3%
% of FP17s for Band 1 Urgent Courses	17	326	5.2%	9.6%	9.5%	9.1%
% of FP17s Relating to Free Repair or Replacements	10	326	3.1%	0.6%	0.7%	0.8%
% of FP17s Relating to Continuations	2	326	0.6%	0.9%	1.0%	1.0%
% of Patients satisfied with the dentistry they have received	1	1	N/A	91.1%	92.0%	91.5%
% of Patients satisfied with the time they had to wait for an appointment	1	1	N/A	88.6%	88.1%	87.9%

* This is based on patients treated on this contract for their most recent course of treatment. Figures in italics indicate the base number of FP17s or Patient Questionnaire responses are less than 100. N/A is shown where the base number of responses is less than 10 during the period. % is calculated as Quantity/Base number*100

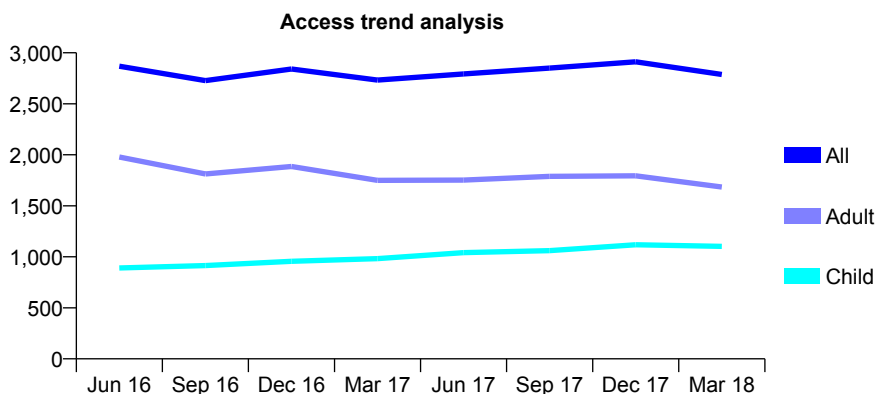
Q68 - Vital Signs At a Glance Contract Report for 122327/0001 - March 2018

Name or company name	Mr O Adelstone, Mr M Patel and Ms P Pate
Contract type name	GDS Contract
Purpose of contract	General
Contract start date	05/02/2014
Contract end date	

17/18 Contracted general activity (UDA)	9,500
Carry forward general activity (UDA)	-190
17/18 Contracted orthodontic activity (UOA)	0
Carry forward orthodontic activity (UOA)	0
Baseline contract value	£255,105.24

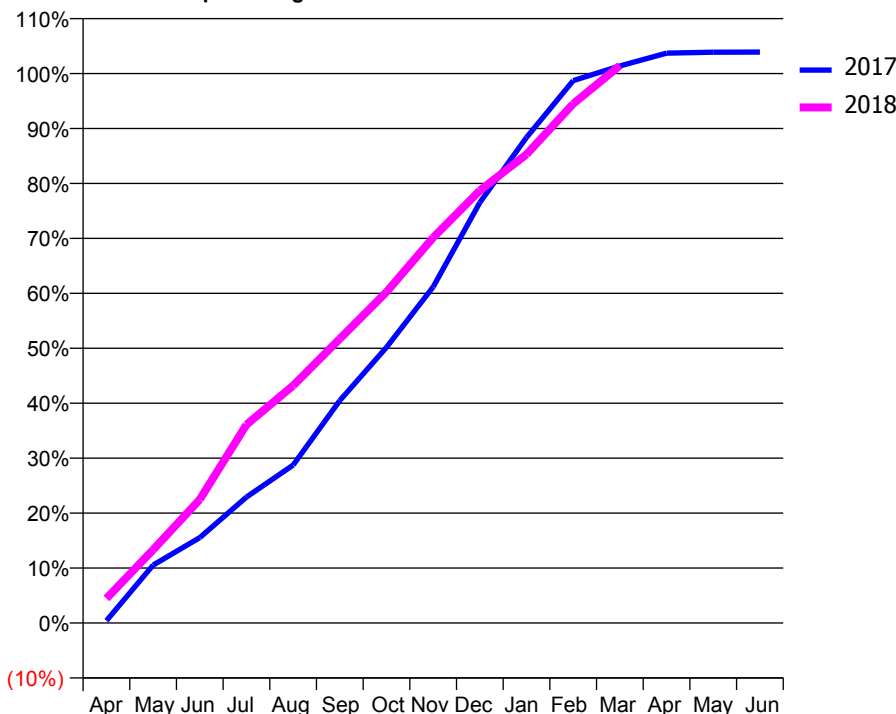
ACCESS*

Patients seen in 24 months	Total	Change since previous quarter
Quarter ending March 2017	2,733	
Quarter ending June 2017	2,793	↑
Quarter ending September 2017	2,850	↑
Quarter ending December 2017	2,912	↑
Quarter ending March 2018	2,787	↓
Variance since March 2017	2.0%	→



ACTIVITY

Cumulative percentage of contracted UDA delivered 2017 & 2018



Month	Adjusted Scheduled Activity (UDA)	
	2017	2018
April	41	425
May	1,001	1,267
June	1,476	2,135
July	2,178	3,430
August	2,730	4,105
September	3,846	4,914
October	4,766	5,722
November	5,810	6,663
December	7,270	7,478
January	8,396	8,101
February	9,377	8,977
March	9,631	9,637
April	9,851	
May	9,867	
June	9,871	

QUALITY

	Quantity	Base Number	Contract	AT	Region	England
% of FP17s for the same patient ID Re-attending within 3 months - Children	76	1,567	4.9%	9.5%	11.5%	11.9%
% of FP17s for the same patient ID Re-attending within 3 months - Adults	110	1,473	7.5%	15.2%	15.9%	16.0%
% of FP17s for the same patient ID Re-attending between 3 & 9 months - Children	939	1,567	59.9%	59.5%	60.6%	58.3%
% of FP17s for the same patient ID Re-attending between 3 & 9 months - Adults	561	1,473	38.1%	50.8%	51.6%	50.3%
% of FP17s for Band 1 Urgent Courses	78	2,978	2.6%	9.6%	9.5%	9.1%
% of FP17s Relating to Free Repair or Replacements	4	2,978	0.1%	0.6%	0.7%	0.8%
% of FP17s Relating to Continuations	21	2,978	0.7%	0.9%	1.0%	1.0%
% of Patients satisfied with the dentistry they have received	0	0	N/A	91.1%	92.0%	91.5%
% of Patients satisfied with the time they had to wait for an appointment	0	0	N/A	88.6%	88.1%	87.9%

* This is based on patients treated on this contract for their most recent course of treatment. Figures in italics indicate the base number of FP17s or Patient Questionnaire responses are less than 100. N/A is shown where the base number of responses is less than 10 during the period. % is calculated as Quantity/Base number*100

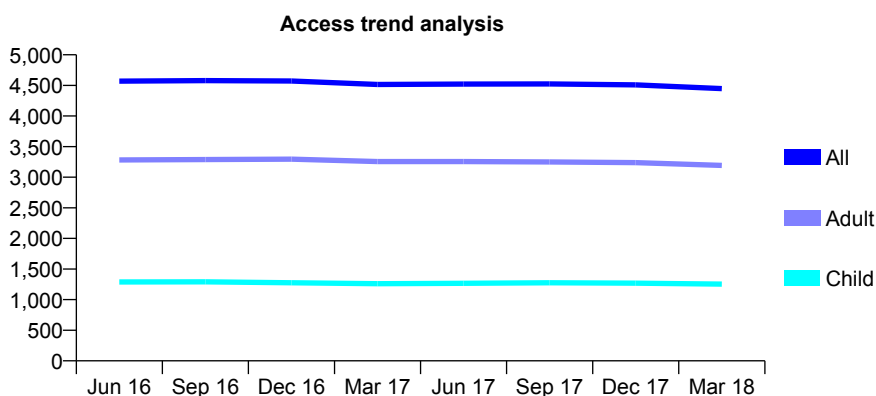
Q68 - Vital Signs At a Glance Contract Report for 122351/0001 - March 2018

Name or company name	DR S KHORAMI LTD
Contract type name	GDS Contract
Purpose of contract	General
Contract start date	01/09/2007
Contract end date	

17/18 Contracted general activity (UDA)	8,828
Carry forward general activity (UDA)	-174
17/18 Contracted orthodontic activity (UOA)	0
Carry forward orthodontic activity (UOA)	0
Baseline contract value	£237,329.14

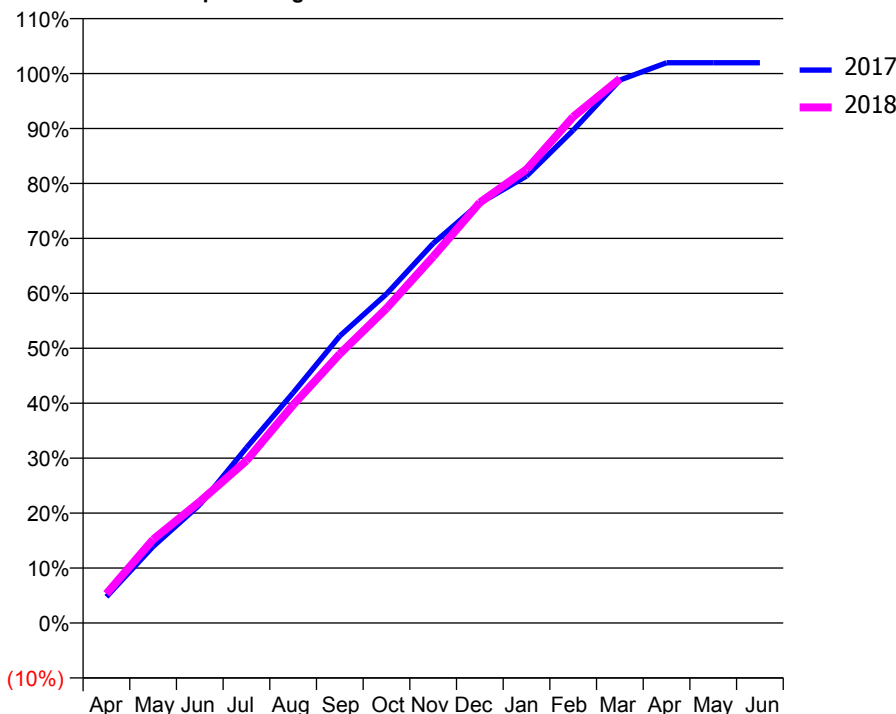
ACCESS*

Patients seen in 24 months	Total	Change since previous quarter
Quarter ending March 2017	4,515	
Quarter ending June 2017	4,522	→
Quarter ending September 2017	4,525	→
Quarter ending December 2017	4,509	→
Quarter ending March 2018	4,447	↓
Variance since March 2017	(1.5%)	↓



ACTIVITY

Cumulative percentage of contracted UDA delivered 2017 & 2018



Adjusted Scheduled Activity (UDA)

Month	2017	2018
April	421	471
May	1,228	1,342
June	1,902	1,950
July	2,816	2,609
August	3,698	3,503
September	4,611	4,324
October	5,285	5,055
November	6,099	5,887
December	6,746	6,756
January	7,179	7,286
February	7,916	8,134
March	8,722	8,743
April	9,002	
May	9,002	
June	9,002	

QUALITY

	Quantity	Base Number	Contract	AT	Region	England
% of FP17s for the same patient ID Re-attending within 3 months - Children	97	1,984	4.9%	9.5%	11.5%	11.9%
% of FP17s for the same patient ID Re-attending within 3 months - Adults	622	4,860	12.8%	15.2%	15.9%	16.0%
% of FP17s for the same patient ID Re-attending between 3 & 9 months - Children	1,359	1,984	68.5%	59.5%	60.6%	58.3%
% of FP17s for the same patient ID Re-attending between 3 & 9 months - Adults	3,062	4,860	63.0%	50.8%	51.6%	50.3%
% of FP17s for Band 1 Urgent Courses	449	5,569	8.1%	9.6%	9.5%	9.1%
% of FP17s Relating to Free Repair or Replacements	29	5,569	0.5%	0.6%	0.7%	0.8%
% of FP17s Relating to Continuations	40	5,569	0.7%	0.9%	1.0%	1.0%
% of Patients satisfied with the dentistry they have received	3	3	N/A	91.1%	92.0%	91.5%
% of Patients satisfied with the time they had to wait for an appointment	3	3	N/A	88.6%	88.1%	87.9%

* This is based on patients treated on this contract for their most recent course of treatment. Figures in italics indicate the base number of FP17s or Patient Questionnaire responses are less than 100. N/A is shown where the base number of responses is less than 10 during the period. % is calculated as Quantity/Base number*100

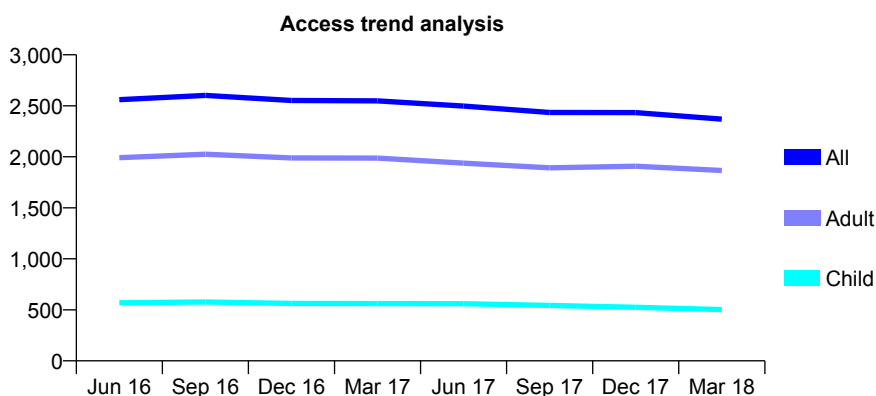
Q68 - Vital Signs At a Glance Contract Report for 122963/0001 - March 2018

Name or company name	Nuvo Dent Ltd
Contract type name	GDS Contract
Purpose of contract	General
Contract start date	01/06/2007
Contract end date	

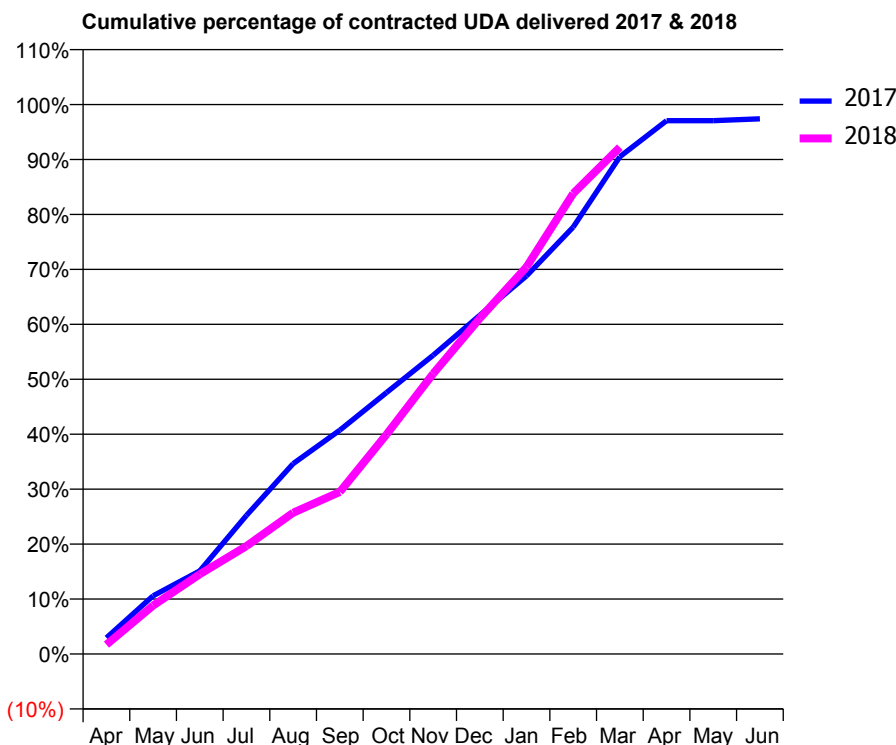
17/18 Contracted general activity (UDA)	7,000
Carry forward general activity (UDA)	182
17/18 Contracted orthodontic activity (UOA)	0
Carry forward orthodontic activity (UOA)	0
Baseline contract value	£224,859.44

ACCESS*

Patients seen in 24 months	Total	Change since previous quarter
Quarter ending March 2017	2,548	
Quarter ending June 2017	2,498	↓
Quarter ending September 2017	2,435	↓
Quarter ending December 2017	2,433	→
Quarter ending March 2018	2,369	↓
Variance since March 2017	(7.0%)	↓



ACTIVITY



Month	Adjusted Scheduled Activity (UDA)	
	2017	2018
April	207	119
May	742	618
June	1,060	1,017
July	1,766	1,375
August	2,424	1,801
September	2,851	2,066
October	3,330	2,796
November	3,806	3,571
December	4,316	4,276
January	4,817	4,930
February	5,438	5,867
March	6,335	6,455
April	6,794	
May	6,794	
June	6,818	

QUALITY

	Quantity	Base Number	Contract	AT	Region	England
% of FP17s for the same patient ID Re-attending within 3 months - Children	32	705	4.5%	9.5%	11.5%	11.9%
% of FP17s for the same patient ID Re-attending within 3 months - Adults	302	2,514	12.0%	15.2%	15.9%	16.0%
% of FP17s for the same patient ID Re-attending between 3 & 9 months - Children	420	705	59.6%	59.5%	60.6%	58.3%
% of FP17s for the same patient ID Re-attending between 3 & 9 months - Adults	1,453	2,514	57.8%	50.8%	51.6%	50.3%
% of FP17s for Band 1 Urgent Courses	204	3,046	6.7%	9.6%	9.5%	9.1%
% of FP17s Relating to Free Repair or Replacements	3	3,046	0.1%	0.6%	0.7%	0.8%
% of FP17s Relating to Continuations	15	3,046	0.5%	0.9%	1.0%	1.0%
% of Patients satisfied with the dentistry they have received	2	2	N/A	91.1%	92.0%	91.5%
% of Patients satisfied with the time they had to wait for an appointment	2	2	N/A	88.6%	88.1%	87.9%

* This is based on patients treated on this contract for their most recent course of treatment. Figures in italics indicate the base number of FP17s or Patient Questionnaire responses are less than 100. N/A is shown where the base number of responses is less than 10 during the period. % is calculated as Quantity/Base number*100

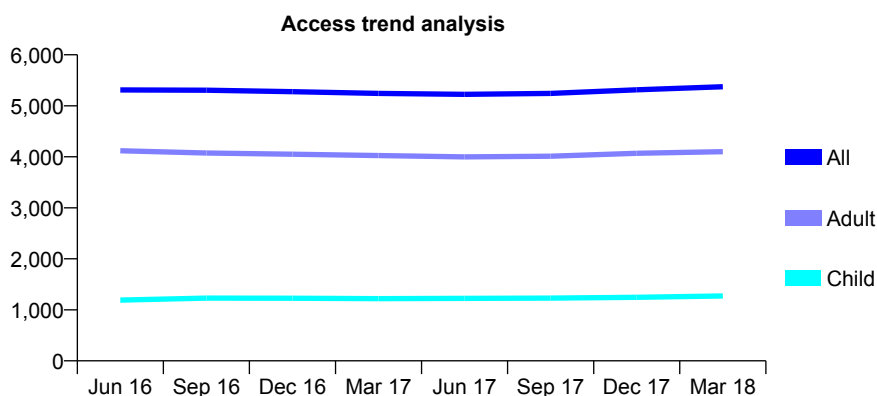
Q68 - Vital Signs At a Glance Contract Report for 123137/0001 - March 2018

Name or company name	South England Dental Practice Partnership
Contract type name	GDS Contract
Purpose of contract	General
Contract start date	01/02/2013
Contract end date	

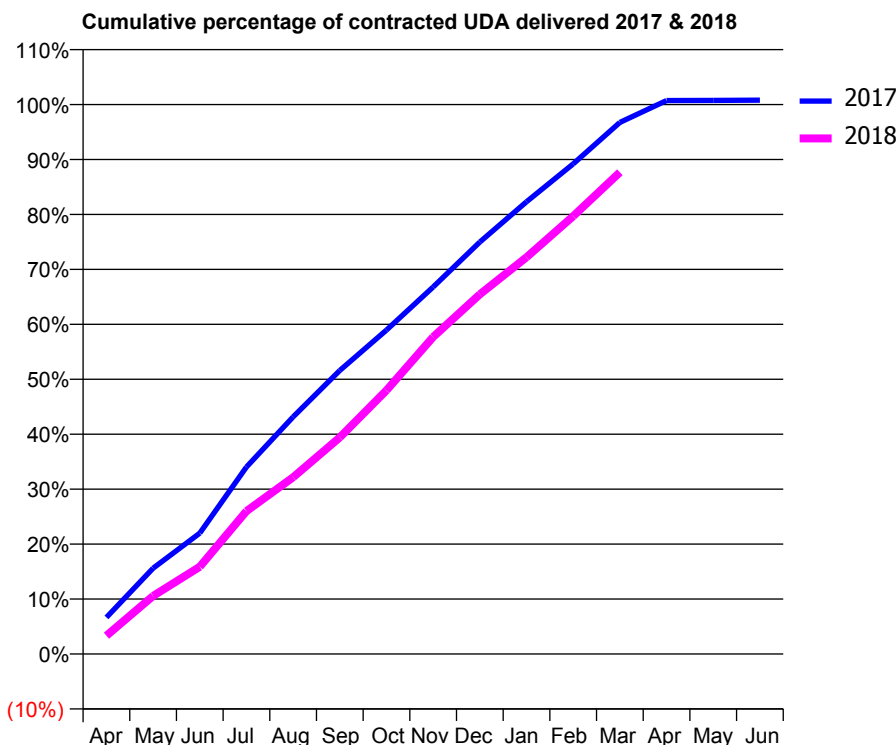
17/18 Contracted general activity (UDA)	14,500
Carry forward general activity (UDA)	-115
17/18 Contracted orthodontic activity (UOA)	0
Carry forward orthodontic activity (UOA)	0
Baseline contract value	£390,618.87

ACCESS*

Patients seen in 24 months	Total	Change since previous quarter
Quarter ending March 2017	5,244	
Quarter ending June 2017	5,224	→
Quarter ending September 2017	5,242	→
Quarter ending December 2017	5,314	→
Quarter ending March 2018	5,374	→
Variance since March 2017	2.5%	↑



ACTIVITY



Month	Adjusted Scheduled Activity (UDA)	
	2017	2018
April	967	484
May	2,266	1,533
June	3,191	2,303
July	4,936	3,769
August	6,258	4,664
September	7,481	5,715
October	8,547	6,958
November	9,685	8,367
December	10,871	9,490
January	11,935	10,471
February	12,931	11,553
March	14,026	12,712
April	14,603	
May	14,609	
June	14,615	

QUALITY

	Quantity	Base Number	Contract	AT	Region	England
% of FP17s for the same patient ID Re-attending within 3 months - Children	87	1,523	5.7%	9.5%	11.5%	11.9%
% of FP17s for the same patient ID Re-attending within 3 months - Adults	615	4,278	14.4%	15.2%	15.9%	16.0%
% of FP17s for the same patient ID Re-attending between 3 & 9 months - Children	751	1,523	49.3%	59.5%	60.6%	58.3%
% of FP17s for the same patient ID Re-attending between 3 & 9 months - Adults	1,456	4,278	34.0%	50.8%	51.6%	50.3%
% of FP17s for Band 1 Urgent Courses	664	5,557	11.9%	9.6%	9.5%	9.1%
% of FP17s Relating to Free Repair or Replacements	12	5,557	0.2%	0.6%	0.7%	0.8%
% of FP17s Relating to Continuations	55	5,557	1.0%	0.9%	1.0%	1.0%
% of Patients satisfied with the dentistry they have received	1	2	N/A	91.1%	92.0%	91.5%
% of Patients satisfied with the time they had to wait for an appointment	0	2	N/A	88.6%	88.1%	87.9%

* This is based on patients treated on this contract for their most recent course of treatment. Figures in italics indicate the base number of FP17s or Patient Questionnaire responses are less than 100. N/A is shown where the base number of responses is less than 10 during the period. % is calculated as Quantity/Base number*100

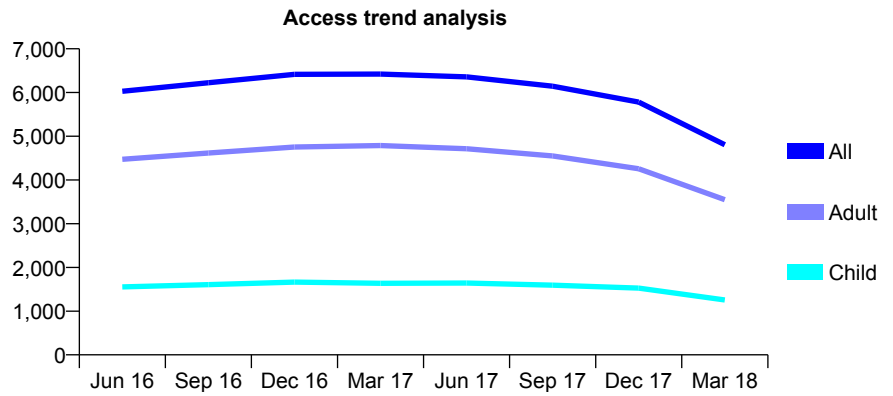
Q68 - Vital Signs At a Glance Contract Report for 123137/0002 - March 2018

Name or company name	South England Dental Practice Partnership
Contract type name	GDS Contract
Purpose of contract	General
Contract start date	02/09/2013
Contract end date	28/02/2018

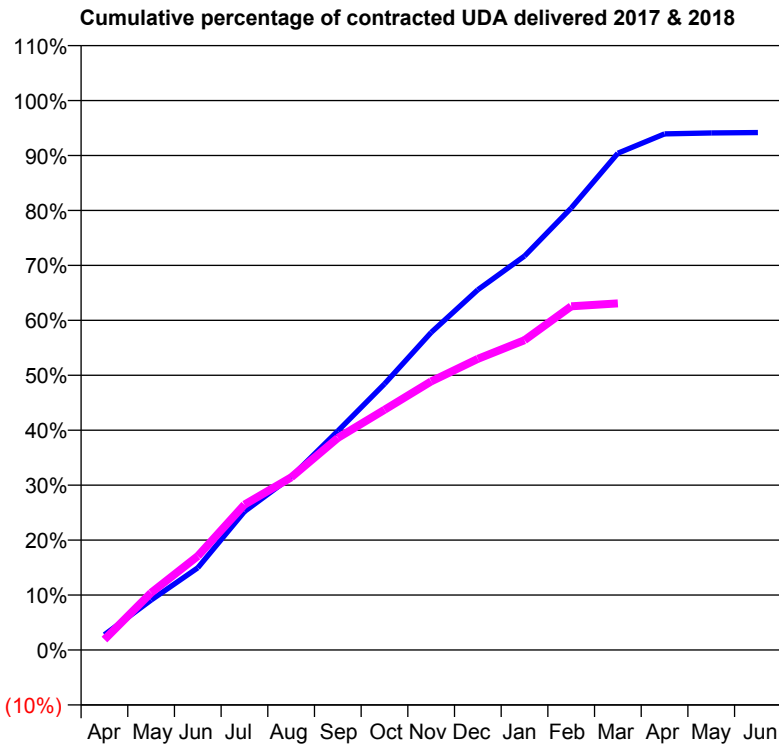
17/18 Contracted general activity (UDA)	16,313
Carry forward general activity (UDA)	0
17/18 Contracted orthodontic activity (UOA)	0
Carry forward orthodontic activity (UOA)	0
Baseline contract value	£416,734.55

ACCESS*

Patients seen in 24 months	Total	Change since previous quarter
Quarter ending March 2017	6,423	
Quarter ending June 2017	6,359	→
Quarter ending September 2017	6,145	↓
Quarter ending December 2017	5,782	↓
Quarter ending March 2018	4,805	↓
Variance since March 2017	(25.2%)	↓



ACTIVITY



Month	Adjusted Scheduled Activity (UDA)	
	2017	2018
April	495	312
May	1,617	1,701
June	2,663	2,790
July	4,484	4,316
August	5,605	5,126
September	7,093	6,297
October	8,620	7,132
November	10,286	7,975
December	11,665	8,644
January	12,761	9,199
February	14,313	10,205
March	16,087	10,291
April	16,716	
May	16,745	
June	16,757	

QUALITY

	Quantity	Base Number	Contract	AT	Region	England
% of FP17s for the same patient ID Re-attending within 3 months - Children	44	1,306	3.4%	9.5%	11.5%	11.9%
% of FP17s for the same patient ID Re-attending within 3 months - Adults	347	3,367	10.3%	15.2%	15.9%	16.0%
% of FP17s for the same patient ID Re-attending between 3 & 9 months - Children	646	1,306	49.5%	59.5%	60.6%	58.3%
% of FP17s for the same patient ID Re-attending between 3 & 9 months - Adults	1,544	3,367	45.9%	50.8%	51.6%	50.3%
% of FP17s for Band 1 Urgent Courses	494	4,387	11.3%	9.6%	9.5%	9.1%
% of FP17s Relating to Free Repair or Replacements	30	4,387	0.7%	0.6%	0.7%	0.8%
% of FP17s Relating to Continuations	16	4,387	0.4%	0.9%	1.0%	1.0%
% of Patients satisfied with the dentistry they have received	2	2	N/A	91.1%	92.0%	91.5%
% of Patients satisfied with the time they had to wait for an appointment	2	2	N/A	88.6%	88.1%	87.9%

* This is based on patients treated on this contract for their most recent course of treatment. Figures in italics indicate the base number of FP17s or Patient Questionnaire responses are less than 100. N/A is shown where the base number of responses is less than 10 during the period. % is calculated as Quantity/Base number*100

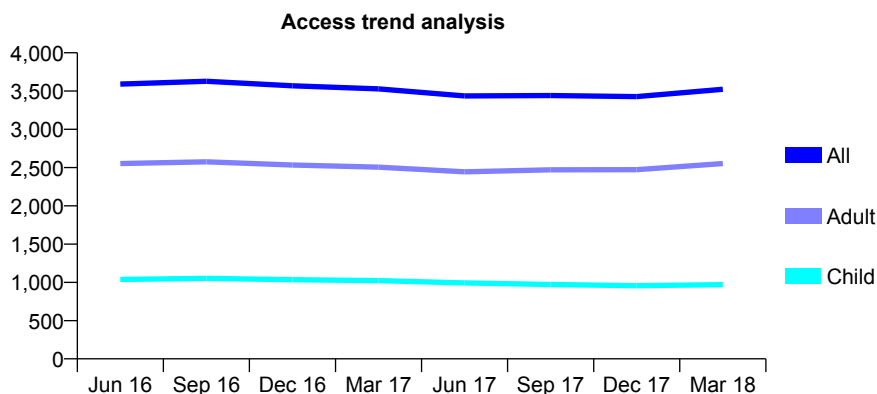
Q68 - Vital Signs At a Glance Contract Report for 123196/0001 - March 2018

Name or company name	Hangleton Dental Practice Limited
Contract type name	GDS Contract
Purpose of contract	General
Contract start date	01/09/2007
Contract end date	

17/18 Contracted general activity (UDA)	11,721
Carry forward general activity (UDA)	290
17/18 Contracted orthodontic activity (UOA)	0
Carry forward orthodontic activity (UOA)	0
Baseline contract value	£299,932.50

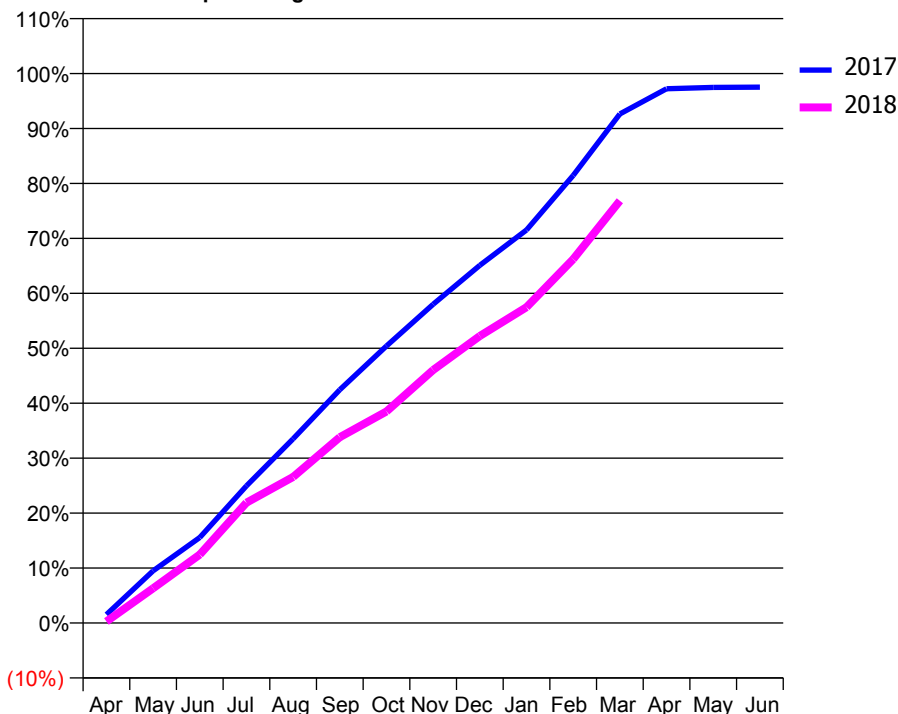
ACCESS*

Patients seen in 24 months	Total	Change since previous quarter
Quarter ending March 2017	3,528	
Quarter ending June 2017	3,437	↓
Quarter ending September 2017	3,442	→
Quarter ending December 2017	3,428	→
Quarter ending March 2018	3,523	↑
Variance since March 2017	(0.1%)	→



ACTIVITY

Cumulative percentage of contracted UDA delivered 2017 & 2018



Month	Adjusted Scheduled Activity (UDA)	
	2017	2018
April	179	31
May	1,113	741
June	1,824	1,460
July	2,925	2,567
August	3,931	3,117
September	4,976	3,963
October	5,908	4,511
November	6,799	5,396
December	7,630	6,122
January	8,385	6,735
February	9,548	7,761
March	10,858	9,007
April	11,394	
May	11,424	
June	11,430	

QUALITY

	Quantity	Base Number	Contract	AT	Region	England
% of FP17s for the same patient ID Re-attending within 3 months - Children	72	1,447	5.0%	9.5%	11.5%	11.9%
% of FP17s for the same patient ID Re-attending within 3 months - Adults	440	3,418	12.9%	15.2%	15.9%	16.0%
% of FP17s for the same patient ID Re-attending between 3 & 9 months - Children	914	1,447	63.2%	59.5%	60.6%	58.3%
% of FP17s for the same patient ID Re-attending between 3 & 9 months - Adults	1,727	3,418	50.5%	50.8%	51.6%	50.3%
% of FP17s for Band 1 Urgent Courses	353	4,603	7.7%	9.6%	9.5%	9.1%
% of FP17s Relating to Free Repair or Replacements	21	4,603	0.5%	0.6%	0.7%	0.8%
% of FP17s Relating to Continuations	33	4,603	0.7%	0.9%	1.0%	1.0%
% of Patients satisfied with the dentistry they have received	5	5	N/A	91.1%	92.0%	91.5%
% of Patients satisfied with the time they had to wait for an appointment	5	5	N/A	88.6%	88.1%	87.9%

* This is based on patients treated on this contract for their most recent course of treatment. Figures in italics indicate the base number of FP17s or Patient Questionnaire responses are less than 100. N/A is shown where the base number of responses is less than 10 during the period. % is calculated as Quantity/Base number*100

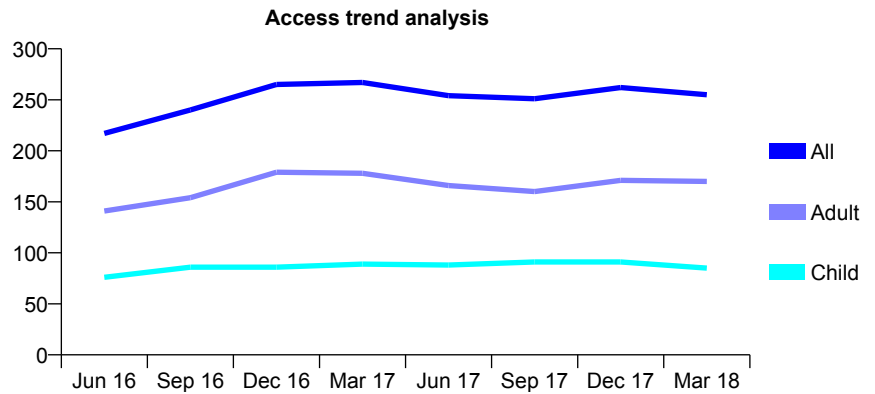
Q68 - Vital Signs At a Glance Contract Report for 123323/0001 - March 2018

Name or company name	Guyver & Patel
Contract type name	GDS Contract
Purpose of contract	General
Contract start date	01/08/2013
Contract end date	

17/18 Contracted general activity (UDA)	820
Carry forward general activity (UDA)	0
17/18 Contracted orthodontic activity (UOA)	0
Carry forward orthodontic activity (UOA)	0
Baseline contract value	£22,805.86

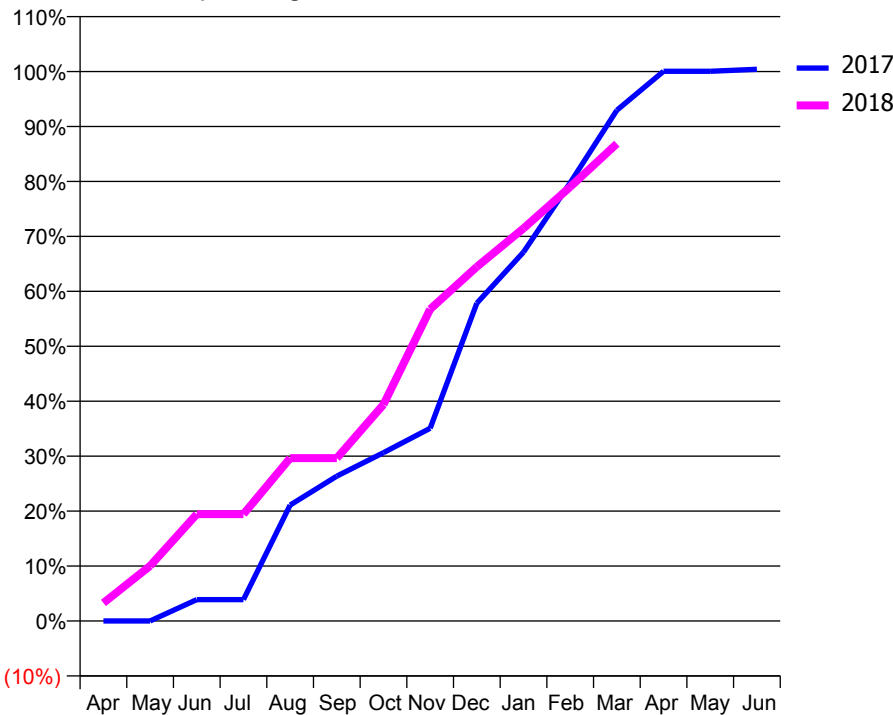
ACCESS*

Patients seen in 24 months	Total	Change since previous quarter
Quarter ending March 2017	267	
Quarter ending June 2017	254	↓
Quarter ending September 2017	251	↓
Quarter ending December 2017	262	↑
Quarter ending March 2018	255	↓
Variance since March 2017	(4.5%)	↓



ACTIVITY

Cumulative percentage of contracted UDA delivered 2017 & 2018



Month	Adjusted Scheduled Activity (UDA)	
	2017	2018
April	0	27
May	0	82
June	32	159
July	32	159
August	173	243
September	216	243
October	251	323
November	288	465
December	474	529
January	551	586
February	654	648
March	762	712
April	820	
May	820	
June	823	

QUALITY

	Quantity	Base Number	Contract	AT	Region	England
% of FP17s for the same patient ID Re-attending within 3 months - Children	10	109	9.2%	9.5%	11.5%	11.9%
% of FP17s for the same patient ID Re-attending within 3 months - Adults	36	200	18.0%	15.2%	15.9%	16.0%
% of FP17s for the same patient ID Re-attending between 3 & 9 months - Children	46	109	42.2%	59.5%	60.6%	58.3%
% of FP17s for the same patient ID Re-attending between 3 & 9 months - Adults	77	200	38.5%	50.8%	51.6%	50.3%
% of FP17s for Band 1 Urgent Courses	36	268	13.4%	9.6%	9.5%	9.1%
% of FP17s Relating to Free Repair or Replacements	0	268	0.0%	0.6%	0.7%	0.8%
% of FP17s Relating to Continuations	6	268	2.2%	0.9%	1.0%	1.0%
% of Patients satisfied with the dentistry they have received	0	0	N/A	91.1%	92.0%	91.5%
% of Patients satisfied with the time they had to wait for an appointment	0	0	N/A	88.6%	88.1%	87.9%

* This is based on patients treated on this contract for their most recent course of treatment. Figures in italics indicate the base number of FP17s or Patient Questionnaire responses are less than 100. N/A is shown where the base number of responses is less than 10 during the period. % is calculated as Quantity/Base number*100

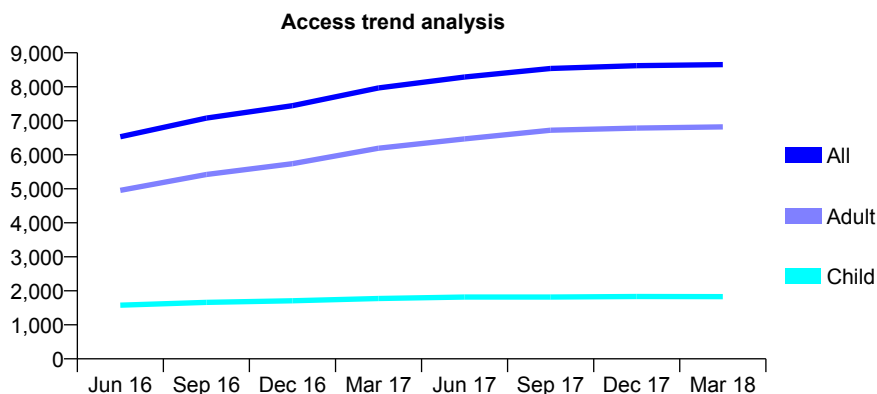
Q68 - Vital Signs At a Glance Contract Report for 123773/0002 - March 2018

Name or company name	Mr Nicholas Chard and Mr Simon Chard
Contract type name	GDS Contract
Purpose of contract	General
Contract start date	07/09/2015
Contract end date	

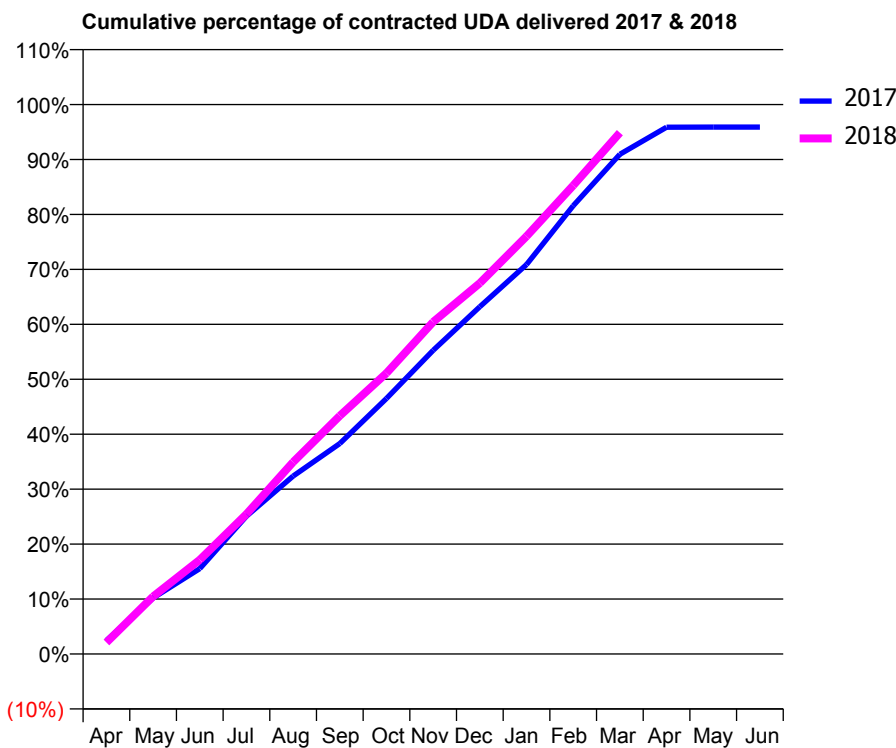
17/18 Contracted general activity (UDA)	24,746
Carry forward general activity (UDA)	0
17/18 Contracted orthodontic activity (UOA)	0
Carry forward orthodontic activity (UOA)	0
Baseline contract value	£589,874.89

ACCESS*

Patients seen in 24 months	Total	Change since previous quarter
Quarter ending March 2017	7,966	
Quarter ending June 2017	8,289	↑
Quarter ending September 2017	8,540	↑
Quarter ending December 2017	8,620	→
Quarter ending March 2018	8,653	→
Variance since March 2017	8.6%	↑



ACTIVITY



Month	Adjusted Scheduled Activity (UDA)	
	2017	2018
April	608	521
May	2,523	2,592
June	3,845	4,240
July	6,209	6,301
August	8,013	8,647
September	9,481	10,727
October	11,510	12,651
November	13,675	14,955
December	15,641	16,702
January	17,536	18,809
February	20,185	21,101
March	22,503	23,478
April	23,726	
May	23,729	
June	23,728	

QUALITY

	Quantity	Base Number	Contract	AT	Region	England
% of FP17s for the same patient ID Re-attending within 3 months - Children	211	2,955	7.1%	9.5%	11.5%	11.9%
% of FP17s for the same patient ID Re-attending within 3 months - Adults	1,816	10,044	18.1%	15.2%	15.9%	16.0%
% of FP17s for the same patient ID Re-attending between 3 & 9 months - Children	1,951	2,955	66.0%	59.5%	60.6%	58.3%
% of FP17s for the same patient ID Re-attending between 3 & 9 months - Adults	5,614	10,044	55.9%	50.8%	51.6%	50.3%
% of FP17s for Band 1 Urgent Courses	1,519	12,439	12.2%	9.6%	9.5%	9.1%
% of FP17s Relating to Free Repair or Replacements	84	12,439	0.7%	0.6%	0.7%	0.8%
% of FP17s Relating to Continuations	247	12,439	2.0%	0.9%	1.0%	1.0%
% of Patients satisfied with the dentistry they have received	8	9	N/A	91.1%	92.0%	91.5%
% of Patients satisfied with the time they had to wait for an appointment	8	9	N/A	88.6%	88.1%	87.9%

* This is based on patients treated on this contract for their most recent course of treatment. Figures in italics indicate the base number of FP17s or Patient Questionnaire responses are less than 100. N/A is shown where the base number of responses is less than 10 during the period. % is calculated as Quantity/Base number*100

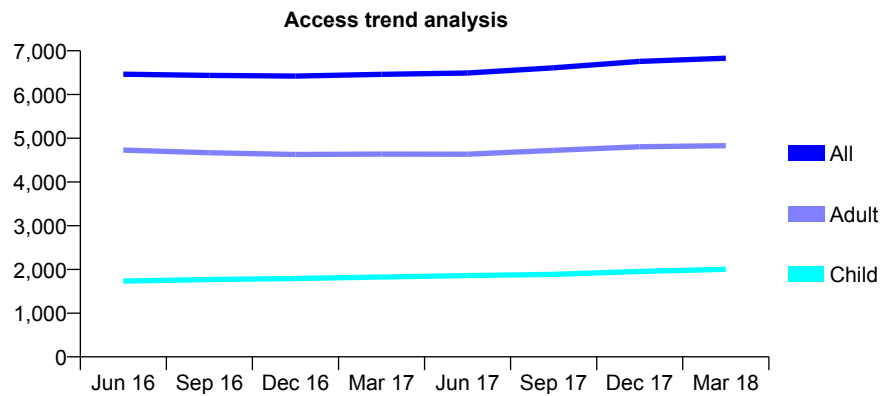
Q68 - Vital Signs At a Glance Contract Report for 125776/0004 - March 2018

Name or company name	Apex Dental Care Ltd
Contract type name	GDS Contract
Purpose of contract	General
Contract start date	01/08/2009
Contract end date	

17/18 Contracted general activity (UDA)	16,978
Carry forward general activity (UDA)	-181
17/18 Contracted orthodontic activity (UOA)	0
Carry forward orthodontic activity (UOA)	0
Baseline contract value	£420,491.36

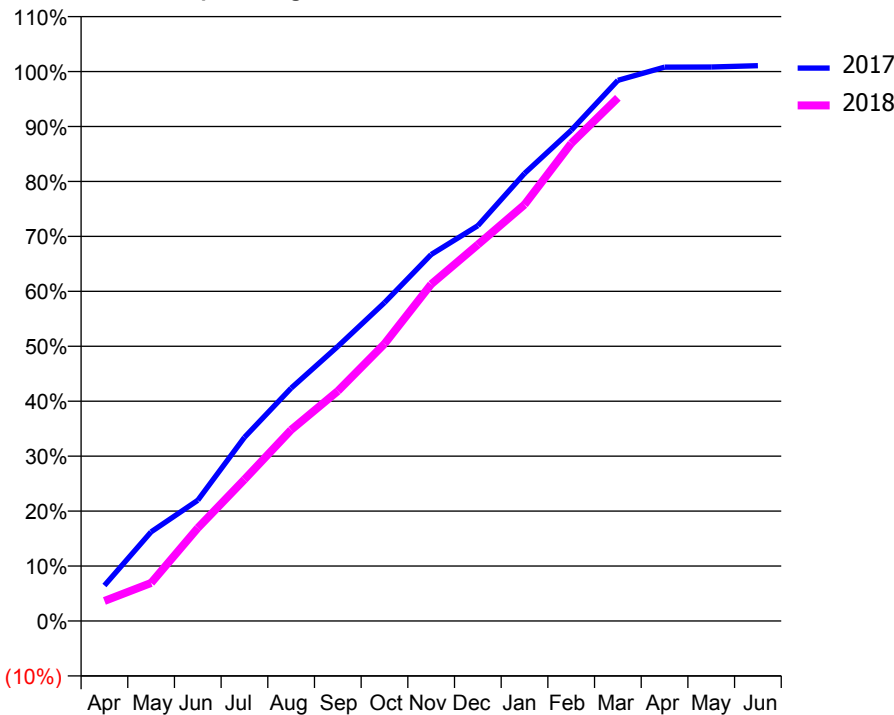
ACCESS*

Patients seen in 24 months	Total	Change since previous quarter
Quarter ending March 2017	6,461	
Quarter ending June 2017	6,493	→
Quarter ending September 2017	6,612	→
Quarter ending December 2017	6,758	↑
Quarter ending March 2018	6,831	→
Variance since March 2017	5.7%	↑



ACTIVITY

Cumulative percentage of contracted UDA delivered 2017 & 2018



Month	Adjusted Scheduled Activity (UDA)	
	2017	2018
April	1,098	620
May	2,756	1,175
June	3,730	2,872
July	5,676	4,373
August	7,196	5,908
September	8,483	7,107
October	9,835	8,563
November	11,325	10,404
December	12,216	11,627
January	13,827	12,866
February	15,160	14,758
March	16,705	16,166
April	17,113	
May	17,115	
June	17,158	

QUALITY

	Quantity	Base Number	Contract	AT	Region	England
% of FP17s for the same patient ID Re-attending within 3 months - Children	188	3,221	5.8%	9.5%	11.5%	11.9%
% of FP17s for the same patient ID Re-attending within 3 months - Adults	817	7,152	11.4%	15.2%	15.9%	16.0%
% of FP17s for the same patient ID Re-attending between 3 & 9 months - Children	2,235	3,221	69.4%	59.5%	60.6%	58.3%
% of FP17s for the same patient ID Re-attending between 3 & 9 months - Adults	4,573	7,152	63.9%	50.8%	51.6%	50.3%
% of FP17s for Band 1 Urgent Courses	543	10,157	5.3%	9.6%	9.5%	9.1%
% of FP17s Relating to Free Repair or Replacements	66	10,157	0.6%	0.6%	0.7%	0.8%
% of FP17s Relating to Continuations	72	10,157	0.7%	0.9%	1.0%	1.0%
% of Patients satisfied with the dentistry they have received	2	2	N/A	91.1%	92.0%	91.5%
% of Patients satisfied with the time they had to wait for an appointment	2	2	N/A	88.6%	88.1%	87.9%

* This is based on patients treated on this contract for their most recent course of treatment. Figures in italics indicate the base number of FP17s or Patient Questionnaire responses are less than 100. N/A is shown where the base number of responses is less than 10 during the period. % is calculated as Quantity/Base number*100

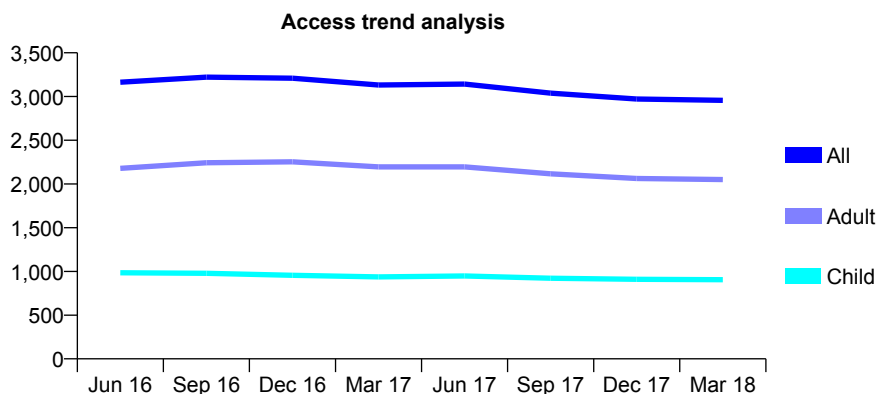
Q68 - Vital Signs At a Glance Contract Report for 125776/0005 - March 2018

Name or company name	Apex Dental Care Ltd
Contract type name	GDS Contract
Purpose of contract	General
Contract start date	01/08/2009
Contract end date	

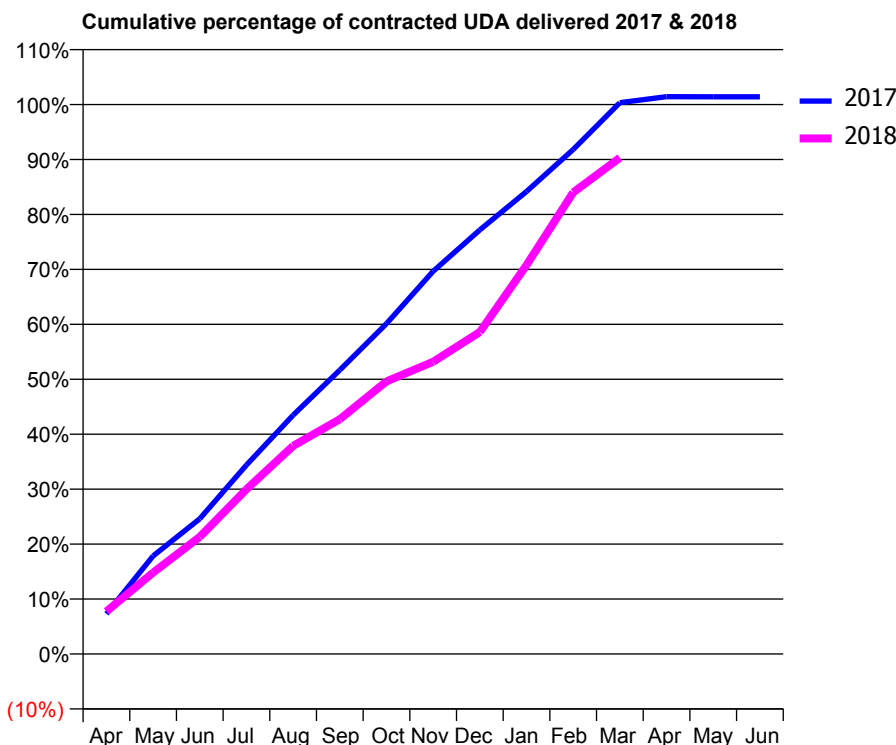
17/18 Contracted general activity (UDA)	7,125
Carry forward general activity (UDA)	-100
17/18 Contracted orthodontic activity (UOA)	0
Carry forward orthodontic activity (UOA)	0
Baseline contract value	£189,967.25

ACCESS*

Patients seen in 24 months	Total	Change since previous quarter
Quarter ending March 2017	3,132	
Quarter ending June 2017	3,143	→
Quarter ending September 2017	3,038	↓
Quarter ending December 2017	2,972	↓
Quarter ending March 2018	2,956	→
Variance since March 2017	(5.6%)	↓



ACTIVITY



Month	Adjusted Scheduled Activity (UDA)	
	2017	2018
April	522	553
May	1,272	1,055
June	1,755	1,519
July	2,451	2,136
August	3,098	2,697
September	3,681	3,045
October	4,284	3,534
November	4,962	3,789
December	5,500	4,175
January	5,997	5,042
February	6,541	5,986
March	7,149	6,435
April	7,227	
May	7,224	
June	7,224	

QUALITY

	Quantity	Base Number	Contract	AT	Region	England
% of FP17s for the same patient ID Re-attending within 3 months - Children	136	1,459	9.3%	9.5%	11.5%	11.9%
% of FP17s for the same patient ID Re-attending within 3 months - Adults	470	2,669	17.6%	15.2%	15.9%	16.0%
% of FP17s for the same patient ID Re-attending between 3 & 9 months - Children	897	1,459	61.5%	59.5%	60.6%	58.3%
% of FP17s for the same patient ID Re-attending between 3 & 9 months - Adults	1,366	2,669	51.2%	50.8%	51.6%	50.3%
% of FP17s for Band 1 Urgent Courses	426	4,082	10.4%	9.6%	9.5%	9.1%
% of FP17s Relating to Free Repair or Replacements	39	4,082	1.0%	0.6%	0.7%	0.8%
% of FP17s Relating to Continuations	12	4,082	0.3%	0.9%	1.0%	1.0%
% of Patients satisfied with the dentistry they have received	1	1	N/A	91.1%	92.0%	91.5%
% of Patients satisfied with the time they had to wait for an appointment	1	1	N/A	88.6%	88.1%	87.9%

* This is based on patients treated on this contract for their most recent course of treatment. Figures in italics indicate the base number of FP17s or Patient Questionnaire responses are less than 100. N/A is shown where the base number of responses is less than 10 during the period. % is calculated as Quantity/Base number*100

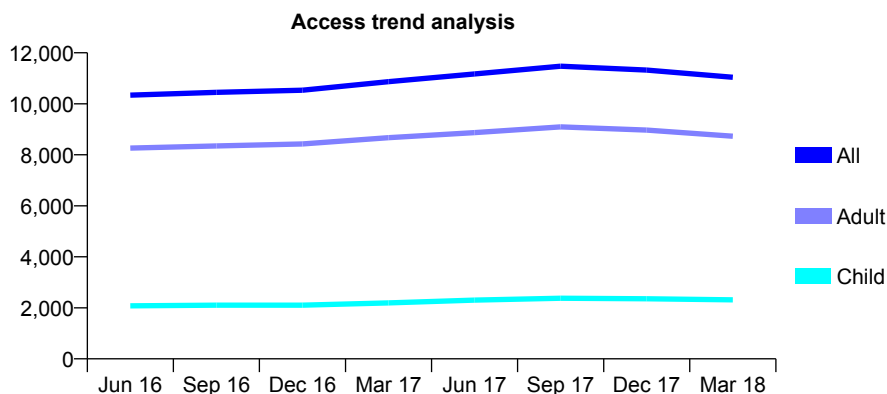
Q68 - Vital Signs At a Glance Contract Report for 125776/0011 - March 2018

Name or company name	Apex Dental Care Ltd
Contract type name	GDS Contract
Purpose of contract	General
Contract start date	01/06/2011
Contract end date	

17/18 Contracted general activity (UDA)	39,901
Carry forward general activity (UDA)	0
17/18 Contracted orthodontic activity (UOA)	0
Carry forward orthodontic activity (UOA)	0
Baseline contract value	£1,032,467.63

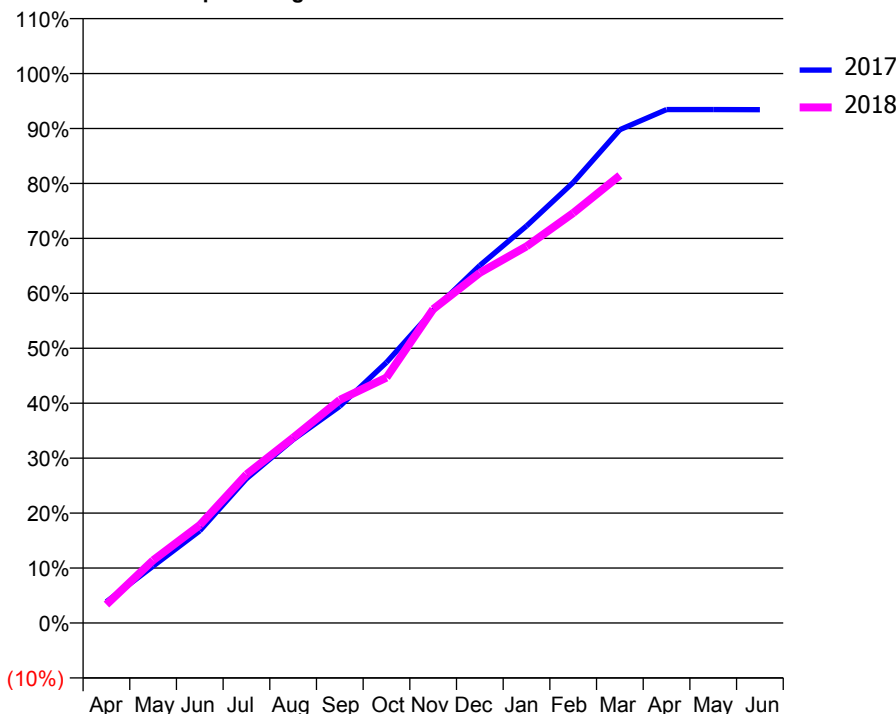
ACCESS*

Patients seen in 24 months	Total	Change since previous quarter
Quarter ending March 2017	10,867	
Quarter ending June 2017	11,170	↑
Quarter ending September 2017	11,473	↑
Quarter ending December 2017	11,323	↓
Quarter ending March 2018	11,039	↓
Variance since March 2017	1.6%	→



ACTIVITY

Cumulative percentage of contracted UDA delivered 2017 & 2018



Month	Adjusted Scheduled Activity (UDA)	
	2017	2018
April	1,544	1,340
May	4,127	4,554
June	6,700	7,112
July	10,484	10,792
August	13,316	13,451
September	15,736	16,205
October	18,925	17,823
November	22,703	22,789
December	25,967	25,431
January	28,827	27,346
February	31,983	29,769
March	35,824	32,498
April	37,283	
May	37,284	
June	37,276	

QUALITY

	Quantity	Base Number	Contract	AT	Region	England
% of FP17s for the same patient ID Re-attending within 3 months - Children	282	3,528	8.0%	9.5%	11.5%	11.9%
% of FP17s for the same patient ID Re-attending within 3 months - Adults	2,183	13,010	16.8%	15.2%	15.9%	16.0%
% of FP17s for the same patient ID Re-attending between 3 & 9 months - Children	2,241	3,528	63.5%	59.5%	60.6%	58.3%
% of FP17s for the same patient ID Re-attending between 3 & 9 months - Adults	7,855	13,010	60.4%	50.8%	51.6%	50.3%
% of FP17s for Band 1 Urgent Courses	2,001	15,897	12.6%	9.6%	9.5%	9.1%
% of FP17s Relating to Free Repair or Replacements	86	15,897	0.5%	0.6%	0.7%	0.8%
% of FP17s Relating to Continuations	73	15,897	0.5%	0.9%	1.0%	1.0%
% of Patients satisfied with the dentistry they have received	5	6	N/A	91.1%	92.0%	91.5%
% of Patients satisfied with the time they had to wait for an appointment	6	6	N/A	88.6%	88.1%	87.9%

* This is based on patients treated on this contract for their most recent course of treatment. Figures in italics indicate the base number of FP17s or Patient Questionnaire responses are less than 100. N/A is shown where the base number of responses is less than 10 during the period. % is calculated as Quantity/Base number*100

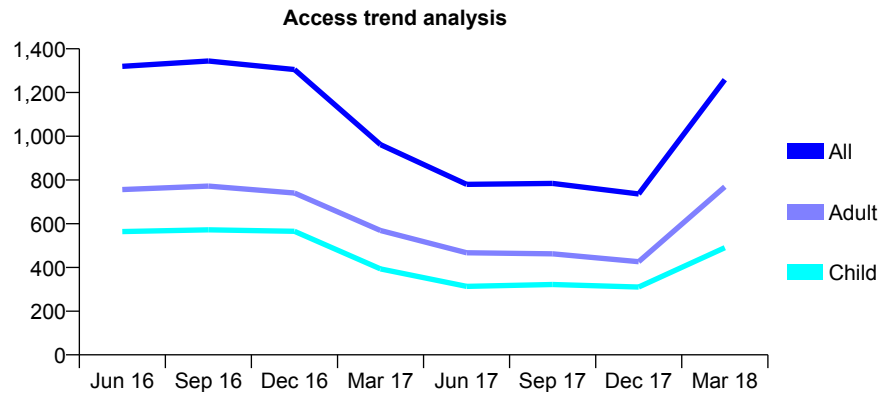
Q68 - Vital Signs At a Glance Contract Report for 125776/0013 - March 2018

Name or company name	Apex Dental Care Ltd
Contract type name	GDS Contract
Purpose of contract	General
Contract start date	09/02/2013
Contract end date	

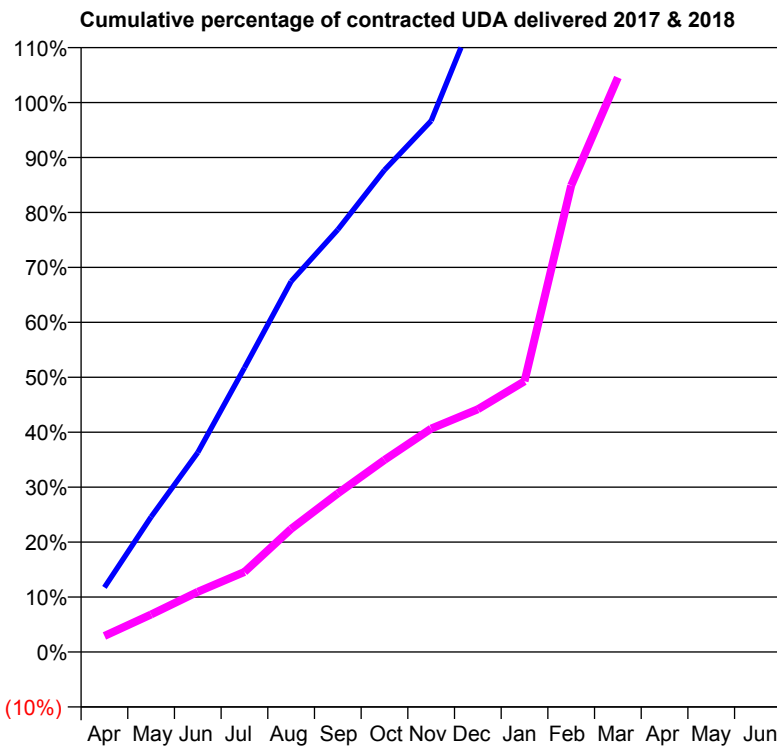
17/18 Contracted general activity (UDA)	2,035
Carry forward general activity (UDA)	-41
17/18 Contracted orthodontic activity (UOA)	0
Carry forward orthodontic activity (UOA)	0
Baseline contract value	£56,109.99

ACCESS*

Patients seen in 24 months	Total	Change since previous quarter
Quarter ending March 2017	962	
Quarter ending June 2017	780	↓
Quarter ending September 2017	784	→
Quarter ending December 2017	736	↓
Quarter ending March 2018	1,259	↑
Variance since March 2017	30.9%	↑



ACTIVITY



Month	Adjusted Scheduled Activity (UDA)	
	2017	2018
April	239	60
May	501	139
June	739	223
July	1,053	296
August	1,373	456
September	1,564	588
October	1,785	712
November	1,967	828
December	2,390	899
January	2,457	1,003
February	2,533	1,728
March	2,622	2,128
April	2,684	
May	2,686	
June	2,686	

QUALITY

	Quantity	Base Number	Contract	AT	Region	England
% of FP17s for the same patient ID Re-attending within 3 months - Children	30	543	5.5%	9.5%	11.5%	11.9%
% of FP17s for the same patient ID Re-attending within 3 months - Adults	87	838	10.4%	15.2%	15.9%	16.0%
% of FP17s for the same patient ID Re-attending between 3 & 9 months - Children	125	543	23.0%	59.5%	60.6%	58.3%
% of FP17s for the same patient ID Re-attending between 3 & 9 months - Adults	138	838	16.5%	50.8%	51.6%	50.3%
% of FP17s for Band 1 Urgent Courses	184	1,341	13.7%	9.6%	9.5%	9.1%
% of FP17s Relating to Free Repair or Replacements	3	1,341	0.2%	0.6%	0.7%	0.8%
% of FP17s Relating to Continuations	23	1,341	1.7%	0.9%	1.0%	1.0%
% of Patients satisfied with the dentistry they have received	1	1	N/A	91.1%	92.0%	91.5%
% of Patients satisfied with the time they had to wait for an appointment	1	1	N/A	88.6%	88.1%	87.9%

* This is based on patients treated on this contract for their most recent course of treatment. Figures in italics indicate the base number of FP17s or Patient Questionnaire responses are less than 100. N/A is shown where the base number of responses is less than 10 during the period. % is calculated as Quantity/Base number*100

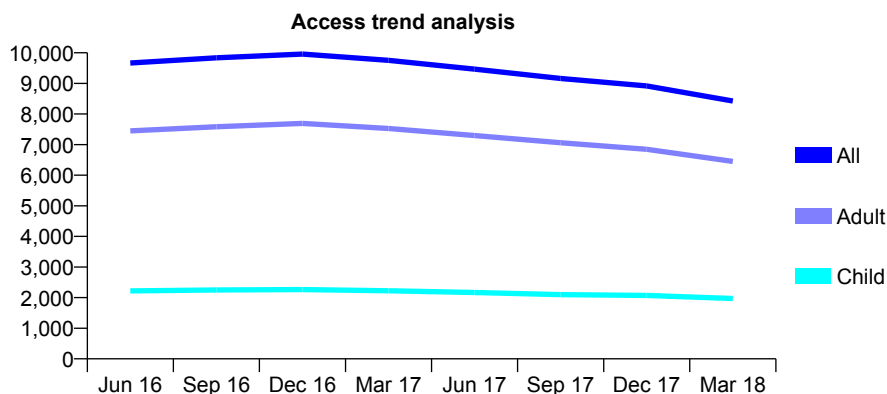
Q68 - Vital Signs At a Glance Contract Report for 125776/0014 - March 2018

Name or company name	Apex Dental Care Ltd
Contract type name	GDS Contract
Purpose of contract	General
Contract start date	09/02/2013
Contract end date	

17/18 Contracted general activity (UDA)	30,661
Carry forward general activity (UDA)	0
17/18 Contracted orthodontic activity (UOA)	0
Carry forward orthodontic activity (UOA)	0
Baseline contract value	£843,097.54

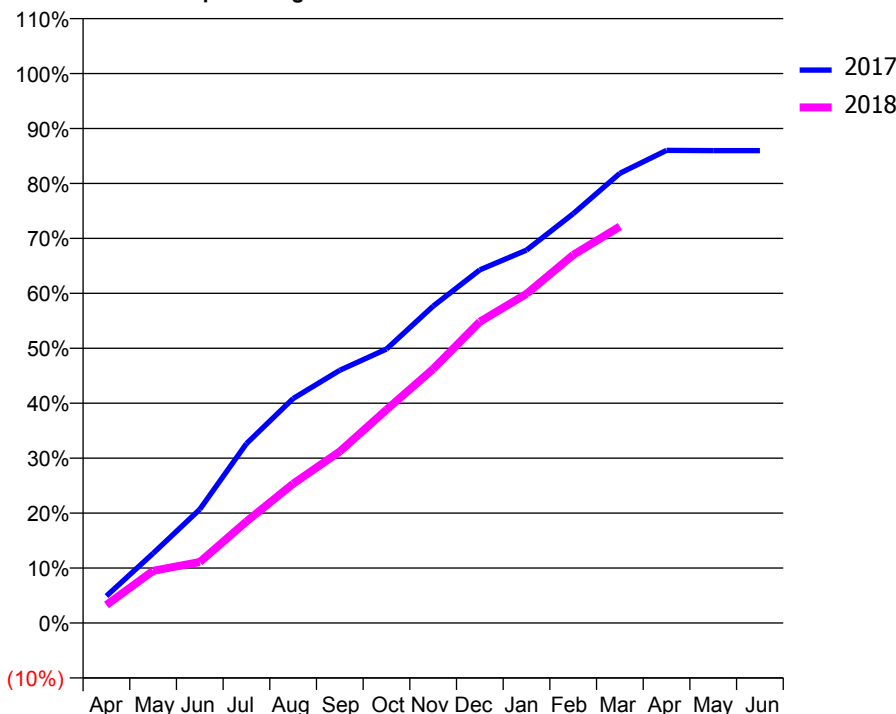
ACCESS*

Patients seen in 24 months	Total	Change since previous quarter
Quarter ending March 2017	9,752	
Quarter ending June 2017	9,466	↓
Quarter ending September 2017	9,162	↓
Quarter ending December 2017	8,917	↓
Quarter ending March 2018	8,423	↓
Variance since March 2017	(13.6%)	↓



ACTIVITY

Cumulative percentage of contracted UDA delivered 2017 & 2018



Month	Adjusted Scheduled Activity (UDA)	
	2017	2018
April	1,504	1,007
May	3,890	2,917
June	6,345	3,402
July	10,008	5,665
August	12,529	7,774
September	14,101	9,571
October	15,289	11,897
November	17,682	14,176
December	19,709	16,809
January	20,806	18,364
February	22,838	20,542
March	25,096	22,124
April	26,371	
May	26,358	
June	26,358	

QUALITY

	Quantity	Base Number	Contract	AT	Region	England
% of FP17s for the same patient ID Re-attending within 3 months - Children	182	2,487	7.3%	9.5%	11.5%	11.9%
% of FP17s for the same patient ID Re-attending within 3 months - Adults	998	7,747	12.9%	15.2%	15.9%	16.0%
% of FP17s for the same patient ID Re-attending between 3 & 9 months - Children	1,219	2,487	49.0%	59.5%	60.6%	58.3%
% of FP17s for the same patient ID Re-attending between 3 & 9 months - Adults	4,027	7,747	52.0%	50.8%	51.6%	50.3%
% of FP17s for Band 1 Urgent Courses	768	9,673	7.9%	9.6%	9.5%	9.1%
% of FP17s Relating to Free Repair or Replacements	114	9,673	1.2%	0.6%	0.7%	0.8%
% of FP17s Relating to Continuations	109	9,673	1.1%	0.9%	1.0%	1.0%
% of Patients satisfied with the dentistry they have received	3	4	N/A	91.1%	92.0%	91.5%
% of Patients satisfied with the time they had to wait for an appointment	3	4	N/A	88.6%	88.1%	87.9%

* This is based on patients treated on this contract for their most recent course of treatment. Figures in italics indicate the base number of FP17s or Patient Questionnaire responses are less than 100. N/A is shown where the base number of responses is less than 10 during the period. % is calculated as Quantity/Base number*100

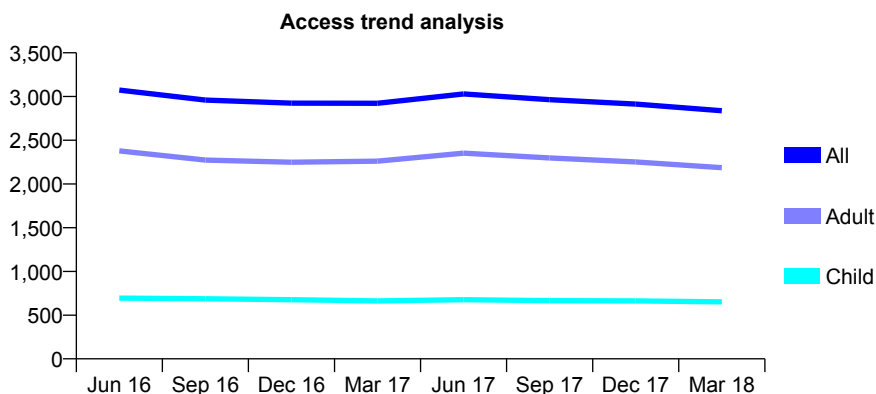
Q68 - Vital Signs At a Glance Contract Report for 126470/0001 - March 2018

Name or company name	Steyning Dental Care Ltd
Contract type name	GDS Contract
Purpose of contract	General
Contract start date	01/05/2011
Contract end date	

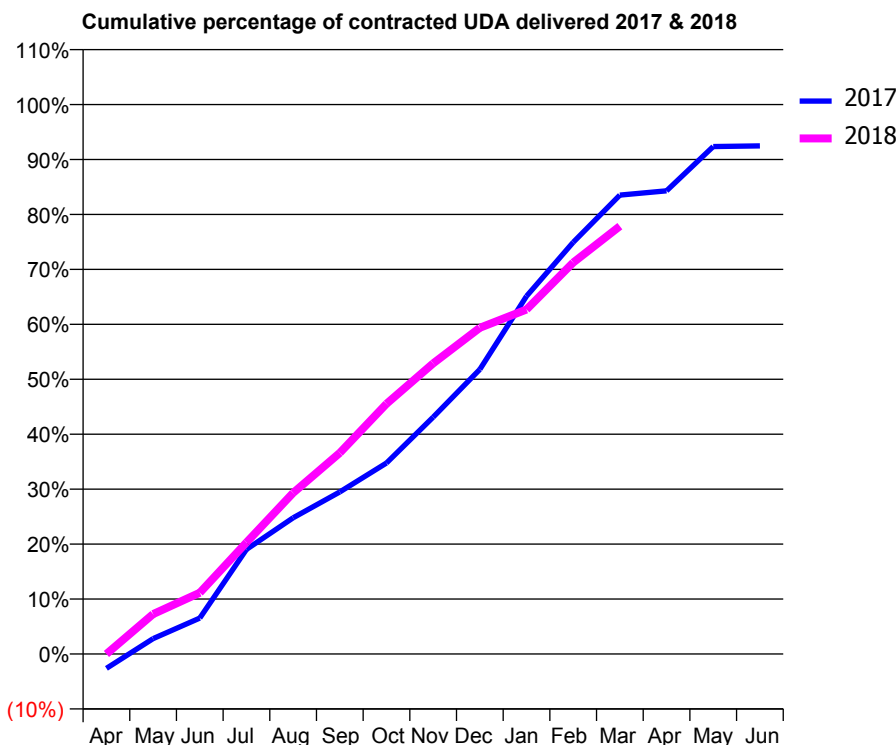
17/18 Contracted general activity (UDA)	9,000
Carry forward general activity (UDA)	0
17/18 Contracted orthodontic activity (UOA)	0
Carry forward orthodontic activity (UOA)	0
Baseline contract value	£254,711.22

ACCESS*

Patients seen in 24 months	Total	Change since previous quarter
Quarter ending March 2017	2,923	
Quarter ending June 2017	3,029	↑
Quarter ending September 2017	2,964	↓
Quarter ending December 2017	2,914	↓
Quarter ending March 2018	2,838	↓
Variance since March 2017	(2.9%)	↓



ACTIVITY



Month	Adjusted Scheduled Activity (UDA)	
	2017	2018
April	-291	0
May	309	655
June	719	1,004
July	2,094	1,827
August	2,726	2,639
September	3,245	3,294
October	3,825	4,099
November	4,743	4,761
December	5,698	5,342
January	7,163	5,642
February	8,241	6,411
March	9,188	7,007
April	9,272	
May	10,158	
June	10,172	

QUALITY

	Quantity	Base Number	Contract	AT	Region	England
% of FP17s for the same patient ID Re-attending within 3 months - Children	45	729	6.2%	9.5%	11.5%	11.9%
% of FP17s for the same patient ID Re-attending within 3 months - Adults	374	2,570	14.6%	15.2%	15.9%	16.0%
% of FP17s for the same patient ID Re-attending between 3 & 9 months - Children	357	729	49.0%	59.5%	60.6%	58.3%
% of FP17s for the same patient ID Re-attending between 3 & 9 months - Adults	1,150	2,570	44.7%	50.8%	51.6%	50.3%
% of FP17s for Band 1 Urgent Courses	223	3,007	7.4%	9.6%	9.5%	9.1%
% of FP17s Relating to Free Repair or Replacements	10	3,007	0.3%	0.6%	0.7%	0.8%
% of FP17s Relating to Continuations	118	3,007	3.9%	0.9%	1.0%	1.0%
% of Patients satisfied with the dentistry they have received	2	2	N/A	91.1%	92.0%	91.5%
% of Patients satisfied with the time they had to wait for an appointment	2	2	N/A	88.6%	88.1%	87.9%

* This is based on patients treated on this contract for their most recent course of treatment. Figures in italics indicate the base number of FP17s or Patient Questionnaire responses are less than 100. N/A is shown where the base number of responses is less than 10 during the period. % is calculated as Quantity/Base number*100

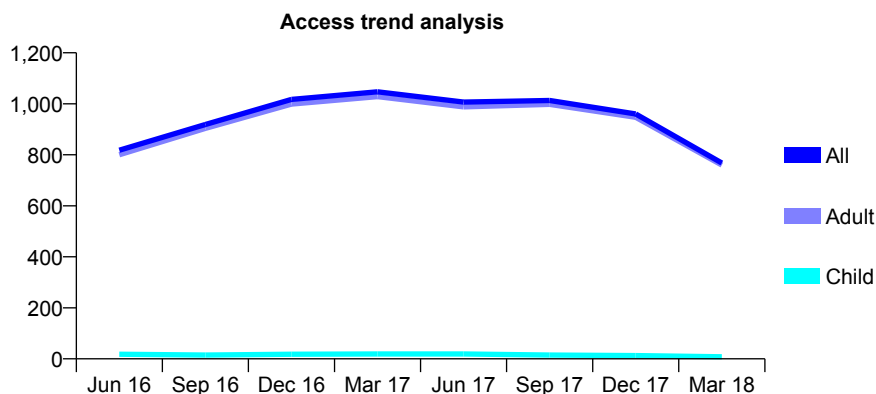
Q68 - Vital Signs At a Glance Contract Report for 126470/0002 - March 2018

Name or company name	Steyning Dental Care Ltd
Contract type name	GDS Contract
Purpose of contract	General
Contract start date	01/05/2011
Contract end date	

17/18 Contracted general activity (UDA)	3,600
Carry forward general activity (UDA)	0
17/18 Contracted orthodontic activity (UOA)	0
Carry forward orthodontic activity (UOA)	0
Baseline contract value	£187,439.06

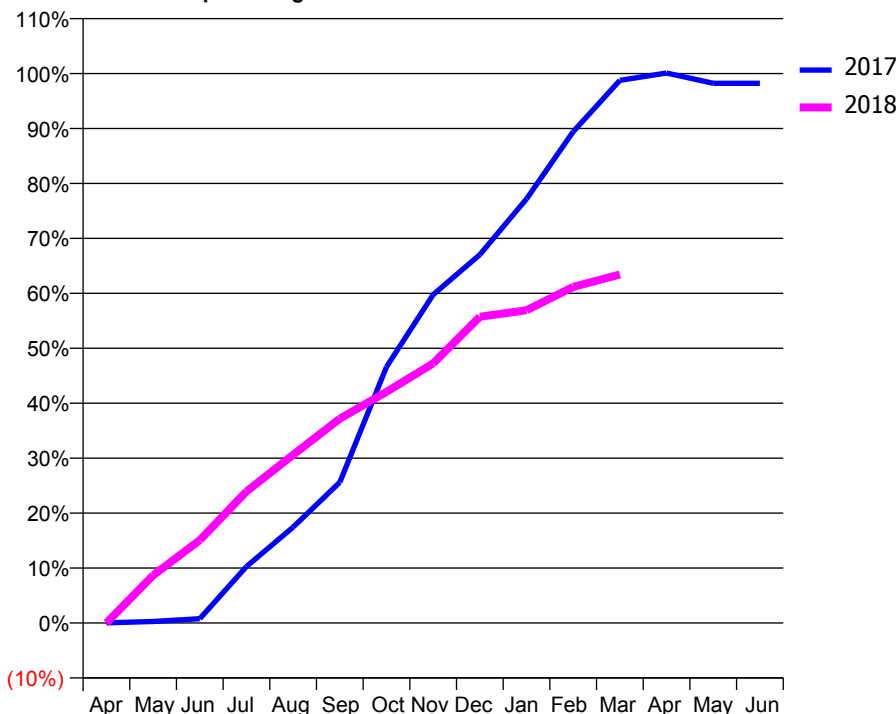
ACCESS*

Patients seen in 24 months	Total	Change since previous quarter
Quarter ending March 2017	1,047	
Quarter ending June 2017	1,007	↓
Quarter ending September 2017	1,013	→
Quarter ending December 2017	960	↓
Quarter ending March 2018	768	↓
Variance since March 2017	(26.6%)	↓



ACTIVITY

Cumulative percentage of contracted UDA delivered 2017 & 2018



Month	Adjusted Scheduled Activity (UDA)	
	2017	2018
April	1	0
May	10	312
June	28	543
July	370	862
August	628	1,102
September	922	1,339
October	1,678	1,514
November	2,151	1,700
December	2,413	2,006
January	2,778	2,049
February	3,219	2,202
March	3,555	2,283
April	3,603	
May	3,536	
June	3,536	

QUALITY

	Quantity	Base Number	Contract	AT	Region	England
% of FP17s for the same patient ID Re-attending within 3 months - Children	0	16	0.0%	9.5%	11.5%	11.9%
% of FP17s for the same patient ID Re-attending within 3 months - Adults	8	705	1.1%	15.2%	15.9%	16.0%
% of FP17s for the same patient ID Re-attending between 3 & 9 months - Children	0	16	0.0%	59.5%	60.6%	58.3%
% of FP17s for the same patient ID Re-attending between 3 & 9 months - Adults	12	705	1.7%	50.8%	51.6%	50.3%
% of FP17s for Band 1 Urgent Courses	1	724	0.1%	9.6%	9.5%	9.1%
% of FP17s Relating to Free Repair or Replacements	0	724	0.0%	0.6%	0.7%	0.8%
% of FP17s Relating to Continuations	8	724	1.1%	0.9%	1.0%	1.0%
% of Patients satisfied with the dentistry they have received	0	0	N/A	91.1%	92.0%	91.5%
% of Patients satisfied with the time they had to wait for an appointment	0	0	N/A	88.6%	88.1%	87.9%

* This is based on patients treated on this contract for their most recent course of treatment. Figures in italics indicate the base number of FP17s or Patient Questionnaire responses are less than 100. N/A is shown where the base number of responses is less than 10 during the period. % is calculated as Quantity/Base number*100

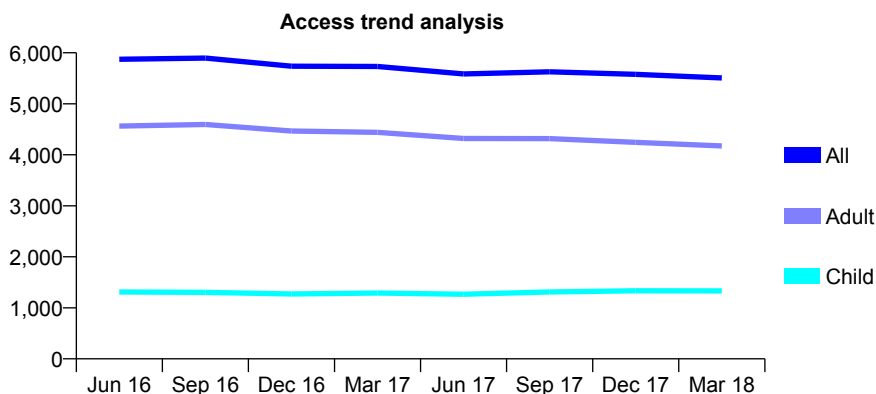
Q68 - Vital Signs At a Glance Contract Report for 128279/0001 - March 2018

Name or company name	Bright DS Limited
Contract type name	GDS Contract
Purpose of contract	General
Contract start date	01/07/2011
Contract end date	

17/18 Contracted general activity (UDA)	15,000
Carry forward general activity (UDA)	0
17/18 Contracted orthodontic activity (UOA)	0
Carry forward orthodontic activity (UOA)	0
Baseline contract value	£405,051.09

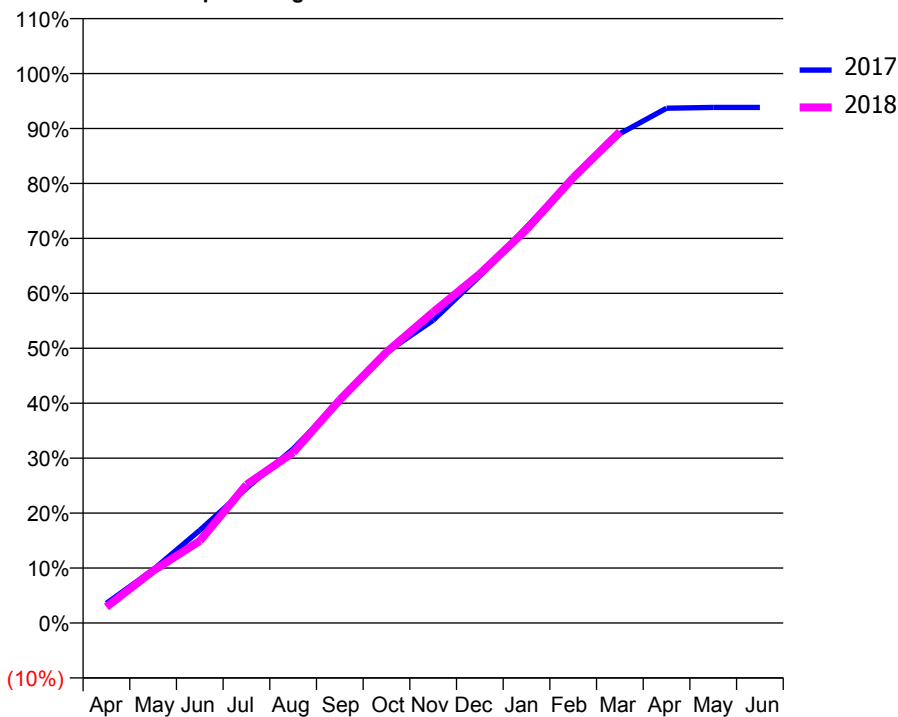
ACCESS*

Patients seen in 24 months	Total	Change since previous quarter
Quarter ending March 2017	5,731	
Quarter ending June 2017	5,586	↓
Quarter ending September 2017	5,628	→
Quarter ending December 2017	5,579	→
Quarter ending March 2018	5,506	↓
Variance since March 2017	(3.9%)	↓



ACTIVITY

Cumulative percentage of contracted UDA delivered 2017 & 2018



Month	Adjusted Scheduled Activity (UDA)	
	2017	2018
April	536	438
May	1,453	1,423
June	2,531	2,240
July	3,683	3,776
August	4,753	4,653
September	6,058	6,097
October	7,394	7,393
November	8,265	8,487
December	9,478	9,532
January	10,810	10,744
February	12,137	12,154
March	13,357	13,412
April	14,051	
May	14,074	
June	14,074	

QUALITY

	Quantity	Base Number	Contract	AT	Region	England
% of FP17s for the same patient ID Re-attending within 3 months - Children	128	1,628	7.9%	9.5%	11.5%	11.9%
% of FP17s for the same patient ID Re-attending within 3 months - Adults	814	4,648	17.5%	15.2%	15.9%	16.0%
% of FP17s for the same patient ID Re-attending between 3 & 9 months - Children	740	1,628	45.5%	59.5%	60.6%	58.3%
% of FP17s for the same patient ID Re-attending between 3 & 9 months - Adults	1,698	4,648	36.5%	50.8%	51.6%	50.3%
% of FP17s for Band 1 Urgent Courses	1,087	6,019	18.1%	9.6%	9.5%	9.1%
% of FP17s Relating to Free Repair or Replacements	36	6,019	0.6%	0.6%	0.7%	0.8%
% of FP17s Relating to Continuations	10	6,019	0.2%	0.9%	1.0%	1.0%
% of Patients satisfied with the dentistry they have received	1	1	N/A	91.1%	92.0%	91.5%
% of Patients satisfied with the time they had to wait for an appointment	1	1	N/A	88.6%	88.1%	87.9%

* This is based on patients treated on this contract for their most recent course of treatment. Figures in italics indicate the base number of FP17s or Patient Questionnaire responses are less than 100. N/A is shown where the base number of responses is less than 10 during the period. % is calculated as Quantity/Base number*100

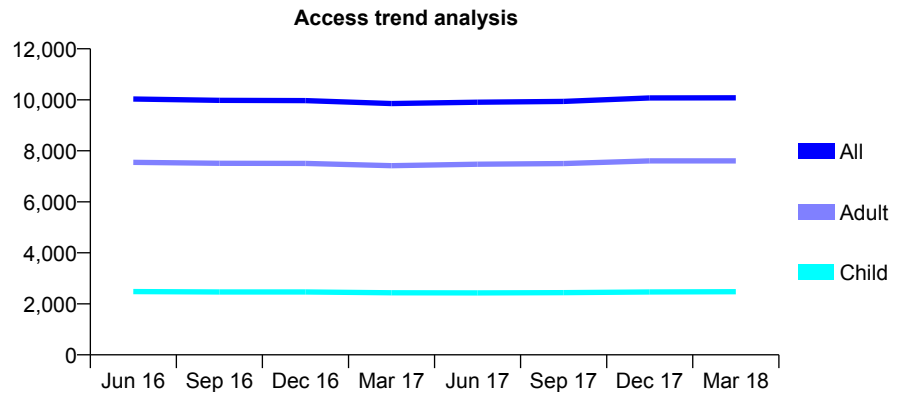
Q68 - Vital Signs At a Glance Contract Report for 128503/0001 - March 2018

Name or company name	E Lazanakis Limited trading as Sussex Der
Contract type name	GDS Contract
Purpose of contract	General
Contract start date	01/04/2013
Contract end date	

17/18 Contracted general activity (UDA)	30,203
Carry forward general activity (UDA)	0
17/18 Contracted orthodontic activity (UOA)	0
Carry forward orthodontic activity (UOA)	0
Baseline contract value	£921,727.94

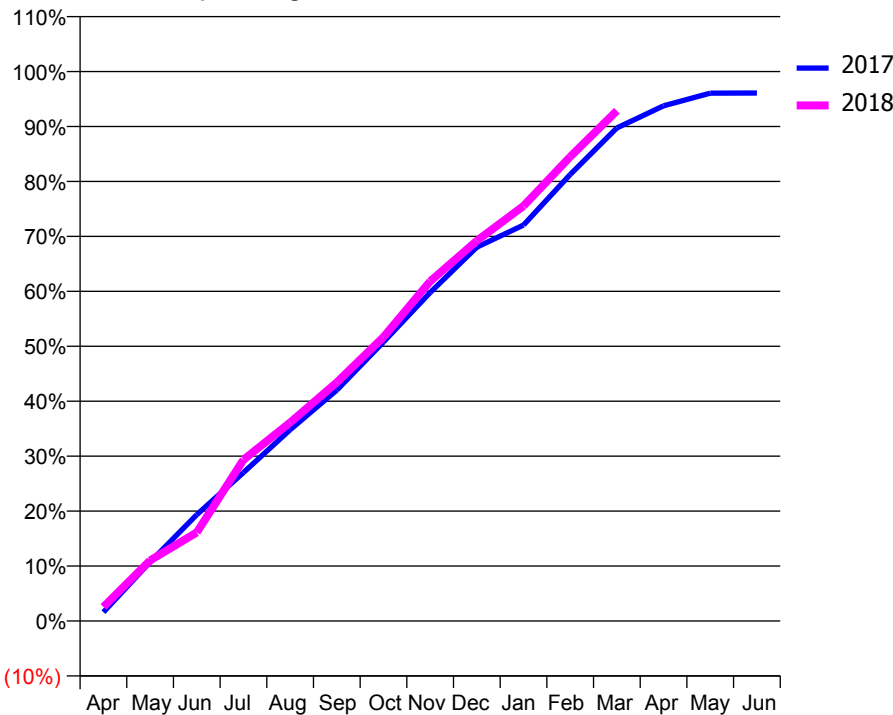
ACCESS*

Patients seen in 24 months	Total	Change since previous quarter
Quarter ending March 2017	9,852	
Quarter ending June 2017	9,905	→
Quarter ending September 2017	9,938	→
Quarter ending December 2017	10,072	→
Quarter ending March 2018	10,080	→
Variance since March 2017	2.3%	↑



ACTIVITY

Cumulative percentage of contracted UDA delivered 2017 & 2018



Month	Adjusted Scheduled Activity (UDA)	
	2017	2018
April	489	770
May	3,247	3,329
June	5,845	4,871
July	8,163	8,862
August	10,512	10,908
September	12,689	13,114
October	15,337	15,608
November	18,056	18,671
December	20,545	20,901
January	21,763	22,813
February	24,543	25,518
March	27,104	28,049
April	28,316	
May	29,016	
June	29,021	

QUALITY

	Quantity	Base Number	Contract	AT	Region	England
% of FP17s for the same patient ID Re-attending within 3 months - Children	249	4,037	6.2%	9.5%	11.5%	11.9%
% of FP17s for the same patient ID Re-attending within 3 months - Adults	1,644	11,151	14.7%	15.2%	15.9%	16.0%
% of FP17s for the same patient ID Re-attending between 3 & 9 months - Children	2,681	4,037	66.4%	59.5%	60.6%	58.3%
% of FP17s for the same patient ID Re-attending between 3 & 9 months - Adults	5,703	11,151	51.1%	50.8%	51.6%	50.3%
% of FP17s for Band 1 Urgent Courses	2,027	14,374	14.1%	9.6%	9.5%	9.1%
% of FP17s Relating to Free Repair or Replacements	43	14,374	0.3%	0.6%	0.7%	0.8%
% of FP17s Relating to Continuations	112	14,374	0.8%	0.9%	1.0%	1.0%
% of Patients satisfied with the dentistry they have received	16	16	100.0%	91.1%	92.0%	91.5%
% of Patients satisfied with the time they had to wait for an appointment	15	16	93.8%	88.6%	88.1%	87.9%

* This is based on patients treated on this contract for their most recent course of treatment. Figures in italics indicate the base number of FP17s or Patient Questionnaire responses are less than 100. N/A is shown where the base number of responses is less than 10 during the period. % is calculated as Quantity/Base number*100

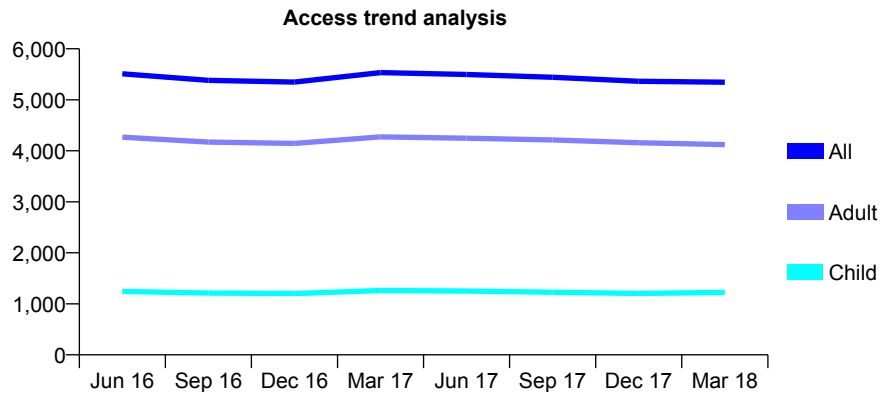
Q68 - Vital Signs At a Glance Contract Report for 128503/0003 - March 2018

Name or company name	E Lazanakis Limited trading as Sussex Der
Contract type name	GDS Contract
Purpose of contract	General
Contract start date	01/04/2013
Contract end date	

17/18 Contracted general activity (UDA)	15,352
Carry forward general activity (UDA)	-210
17/18 Contracted orthodontic activity (UOA)	0
Carry forward orthodontic activity (UOA)	0
Baseline contract value	£386,781.42

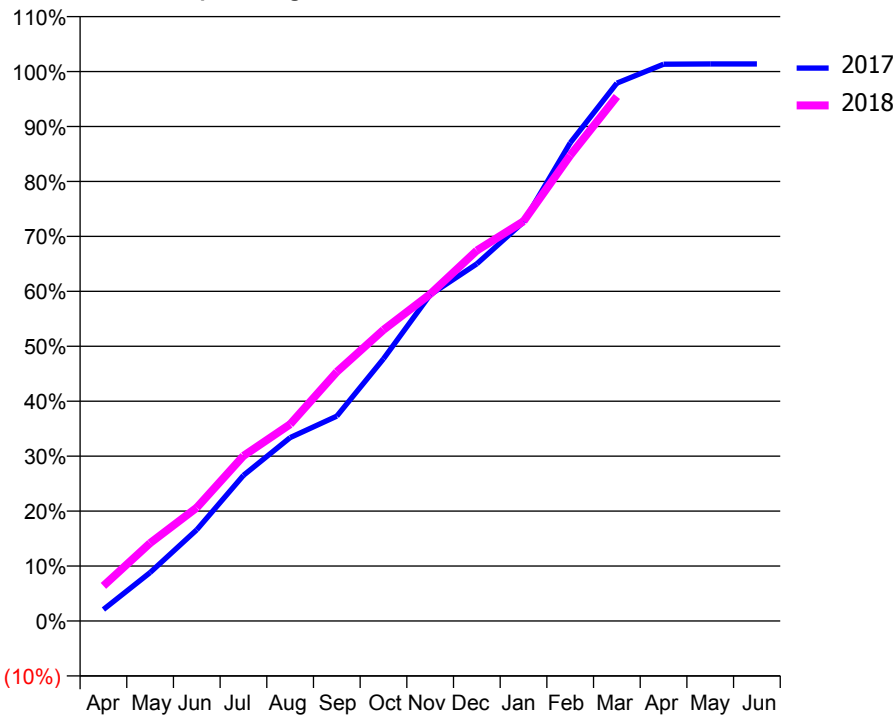
ACCESS*

Patients seen in 24 months	Total	Change since previous quarter
Quarter ending March 2017	5,534	
Quarter ending June 2017	5,498	→
Quarter ending September 2017	5,441	↓
Quarter ending December 2017	5,363	↓
Quarter ending March 2018	5,346	→
Variance since March 2017	(3.4%)	↓



ACTIVITY

Cumulative percentage of contracted UDA delivered 2017 & 2018



Month	Adjusted Scheduled Activity (UDA)	
	2017	2018
April	323	983
May	1,353	2,176
June	2,551	3,170
July	4,069	4,614
August	5,124	5,498
September	5,723	6,962
October	7,328	8,133
November	9,115	9,132
December	9,978	10,350
January	11,148	11,167
February	13,356	13,008
March	15,026	14,653
April	15,554	
May	15,561	
June	15,561	

QUALITY

	Quantity	Base Number	Contract	AT	Region	England
% of FP17s for the same patient ID Re-attending within 3 months - Children	93	1,664	5.6%	9.5%	11.5%	11.9%
% of FP17s for the same patient ID Re-attending within 3 months - Adults	751	5,236	14.3%	15.2%	15.9%	16.0%
% of FP17s for the same patient ID Re-attending between 3 & 9 months - Children	990	1,664	59.5%	59.5%	60.6%	58.3%
% of FP17s for the same patient ID Re-attending between 3 & 9 months - Adults	2,602	5,236	49.7%	50.8%	51.6%	50.3%
% of FP17s for Band 1 Urgent Courses	802	6,648	12.1%	9.6%	9.5%	9.1%
% of FP17s Relating to Free Repair or Replacements	15	6,648	0.2%	0.6%	0.7%	0.8%
% of FP17s Relating to Continuations	16	6,648	0.2%	0.9%	1.0%	1.0%
% of Patients satisfied with the dentistry they have received	6	7	N/A	91.1%	92.0%	91.5%
% of Patients satisfied with the time they had to wait for an appointment	6	7	N/A	88.6%	88.1%	87.9%

* This is based on patients treated on this contract for their most recent course of treatment. Figures in italics indicate the base number of FP17s or Patient Questionnaire responses are less than 100. N/A is shown where the base number of responses is less than 10 during the period. % is calculated as Quantity/Base number*100

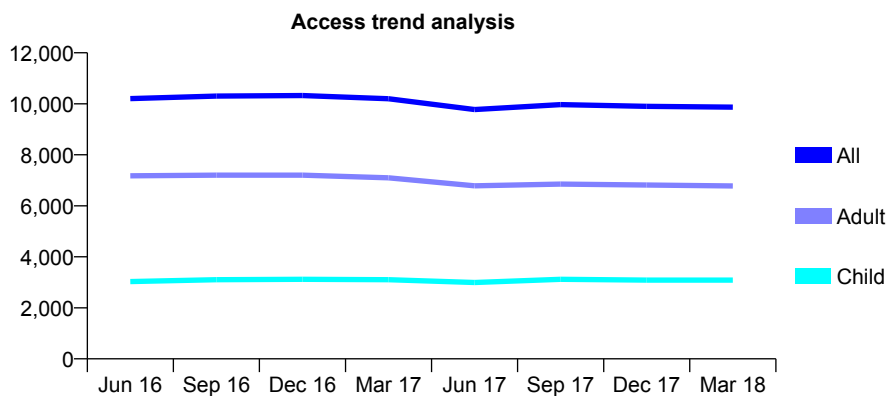
Q68 - Vital Signs At a Glance Contract Report for 128503/0004 - March 2018

Name or company name	E Lazanakis Limited
Contract type name	GDS Contract
Purpose of contract	General
Contract start date	01/04/2013
Contract end date	

17/18 Contracted general activity (UDA)	28,200
Carry forward general activity (UDA)	761
17/18 Contracted orthodontic activity (UOA)	0
Carry forward orthodontic activity (UOA)	0
Baseline contract value	£744,122.58

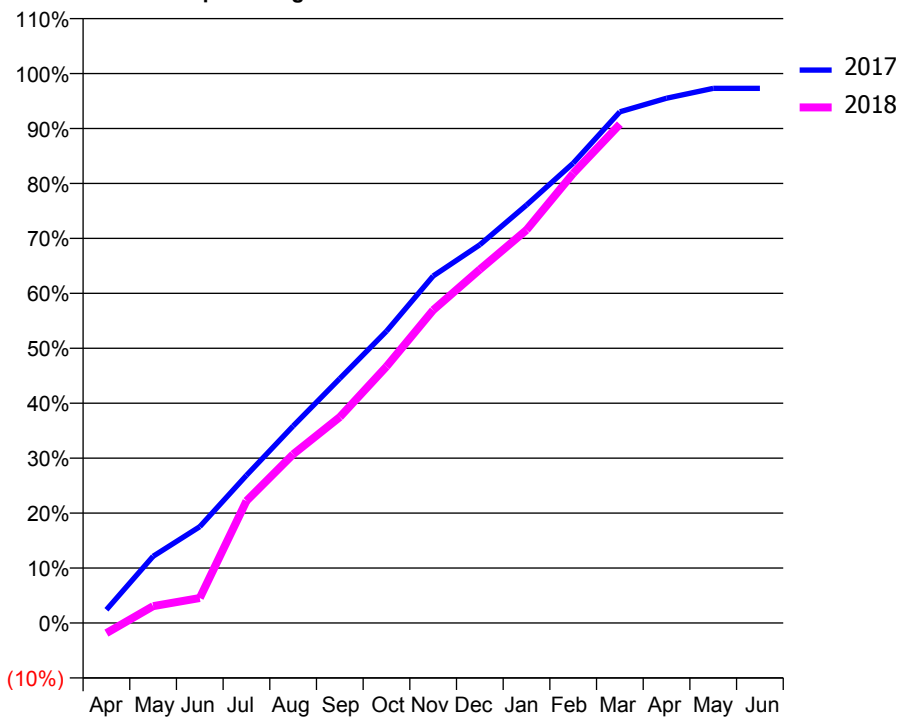
ACCESS*

Patients seen in 24 months	Total	Change since previous quarter
Quarter ending March 2017	10,198	
Quarter ending June 2017	9,776	↓
Quarter ending September 2017	9,971	→
Quarter ending December 2017	9,901	→
Quarter ending March 2018	9,867	→
Variance since March 2017	(3.2%)	↓



ACTIVITY

Cumulative percentage of contracted UDA delivered 2017 & 2018



Month	Adjusted Scheduled Activity (UDA)	
	2017	2018
April	682	-527
May	3,426	863
June	4,944	1,285
July	7,582	6,267
August	10,112	8,662
September	12,548	10,570
October	14,974	13,160
November	17,808	16,060
December	19,409	18,147
January	21,453	20,174
February	23,599	23,069
March	26,235	25,599
April	26,934	
May	27,438	
June	27,439	

QUALITY

	Quantity	Base Number	Contract	AT	Region	England
% of FP17s for the same patient ID Re-attending within 3 months - Children	304	4,717	6.4%	9.5%	11.5%	11.9%
% of FP17s for the same patient ID Re-attending within 3 months - Adults	992	8,249	12.0%	15.2%	15.9%	16.0%
% of FP17s for the same patient ID Re-attending between 3 & 9 months - Children	2,887	4,717	61.2%	59.5%	60.6%	58.3%
% of FP17s for the same patient ID Re-attending between 3 & 9 months - Adults	4,027	8,249	48.8%	50.8%	51.6%	50.3%
% of FP17s for Band 1 Urgent Courses	1,348	12,362	10.9%	9.6%	9.5%	9.1%
% of FP17s Relating to Free Repair or Replacements	66	12,362	0.5%	0.6%	0.7%	0.8%
% of FP17s Relating to Continuations	24	12,362	0.2%	0.9%	1.0%	1.0%
% of Patients satisfied with the dentistry they have received	8	8	N/A	91.1%	92.0%	91.5%
% of Patients satisfied with the time they had to wait for an appointment	6	8	N/A	88.6%	88.1%	87.9%

* This is based on patients treated on this contract for their most recent course of treatment. Figures in italics indicate the base number of FP17s or Patient Questionnaire responses are less than 100. N/A is shown where the base number of responses is less than 10 during the period. % is calculated as Quantity/Base number*100

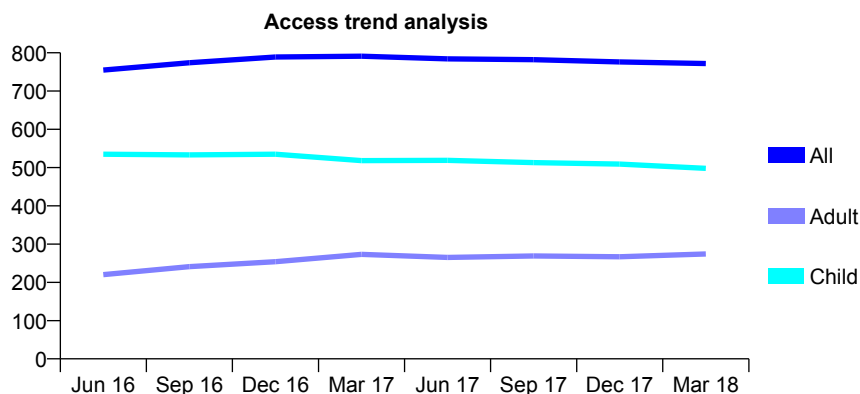
Q68 - Vital Signs At a Glance Contract Report for 129828/0002 - March 2018

Name or company name	Mr SM Frost and Mr P Holmes
Contract type name	GDS Contract
Purpose of contract	General
Contract start date	04/04/2015
Contract end date	

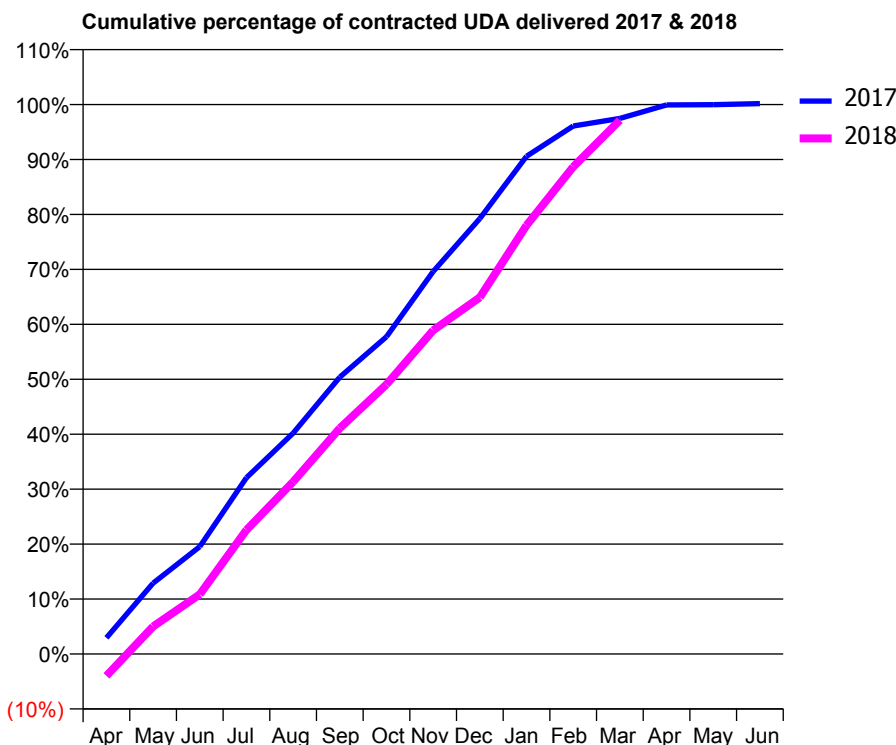
17/18 Contracted general activity (UDA)	1,600
Carry forward general activity (UDA)	204
17/18 Contracted orthodontic activity (UOA)	0
Carry forward orthodontic activity (UOA)	0
Baseline contract value	£43,845.01

ACCESS*

Patients seen in 24 months	Total	Change since previous quarter
Quarter ending March 2017	791	
Quarter ending June 2017	784	→
Quarter ending September 2017	782	→
Quarter ending December 2017	776	→
Quarter ending March 2018	772	→
Variance since March 2017	(2.4%)	↓



ACTIVITY



Month	Adjusted Scheduled Activity (UDA)	
	2017	2018
April	47	-64
May	206	80
June	313	174
July	513	361
August	643	502
September	806	657
October	924	785
November	1,114	942
December	1,268	1,039
January	1,449	1,248
February	1,537	1,418
March	1,559	1,554
April	1,599	
May	1,600	
June	1,603	

QUALITY

	Quantity	Base Number	Contract	AT	Region	England
% of FP17s for the same patient ID Re-attending within 3 months - Children	40	864	4.6%	9.5%	11.5%	11.9%
% of FP17s for the same patient ID Re-attending within 3 months - Adults	14	280	5.0%	15.2%	15.9%	16.0%
% of FP17s for the same patient ID Re-attending between 3 & 9 months - Children	585	864	67.7%	59.5%	60.6%	58.3%
% of FP17s for the same patient ID Re-attending between 3 & 9 months - Adults	182	280	65.0%	50.8%	51.6%	50.3%
% of FP17s for Band 1 Urgent Courses	22	1,112	2.0%	9.6%	9.5%	9.1%
% of FP17s Relating to Free Repair or Replacements	0	1,112	0.0%	0.6%	0.7%	0.8%
% of FP17s Relating to Continuations	13	1,112	1.2%	0.9%	1.0%	1.0%
% of Patients satisfied with the dentistry they have received	0	1	N/A	91.1%	92.0%	91.5%
% of Patients satisfied with the time they had to wait for an appointment	1	1	N/A	88.6%	88.1%	87.9%

* This is based on patients treated on this contract for their most recent course of treatment. Figures in italics indicate the base number of FP17s or Patient Questionnaire responses are less than 100. N/A is shown where the base number of responses is less than 10 during the period. % is calculated as Quantity/Base number*100

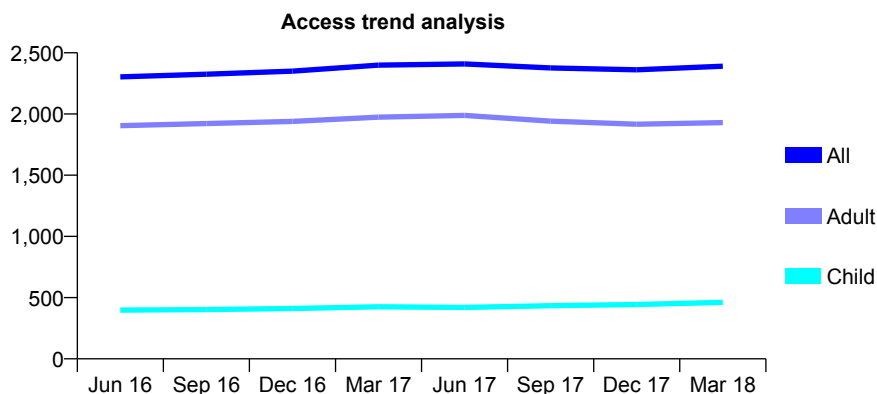
Q68 - Vital Signs At a Glance Contract Report for 130648/0001 - March 2018

Name or company name	Claremont Dental Practice
Contract type name	GDS Contract
Purpose of contract	General
Contract start date	23/02/2009
Contract end date	

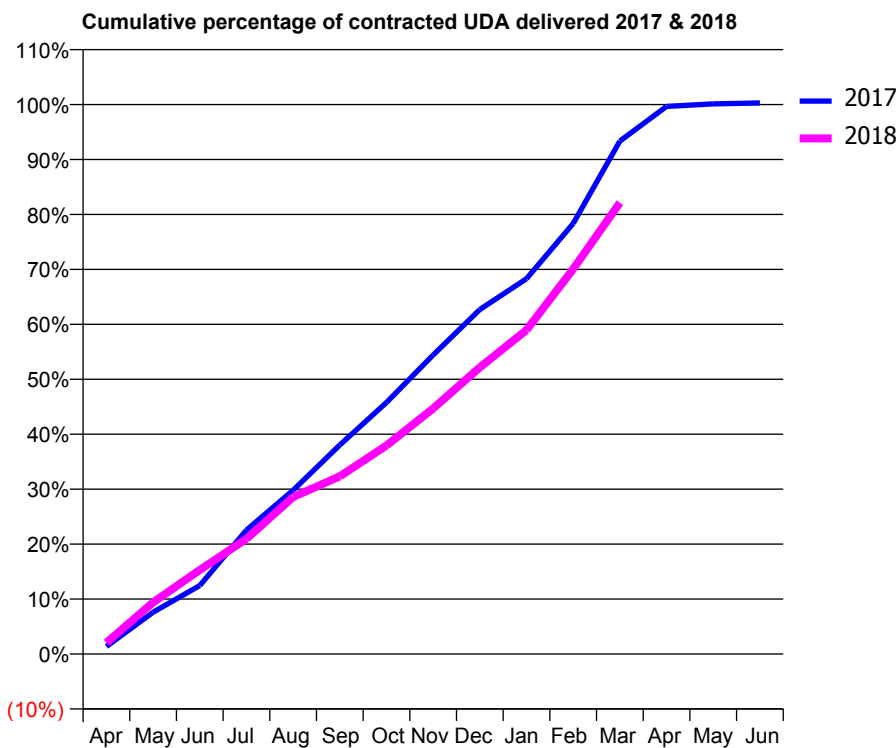
17/18 Contracted general activity (UDA)	9,219
Carry forward general activity (UDA)	-26
17/18 Contracted orthodontic activity (UOA)	0
Carry forward orthodontic activity (UOA)	0
Baseline contract value	£245,099.34

ACCESS*

Patients seen in 24 months	Total	Change since previous quarter
Quarter ending March 2017	2,399	
Quarter ending June 2017	2,409	→
Quarter ending September 2017	2,376	↓
Quarter ending December 2017	2,361	→
Quarter ending March 2018	2,391	→
Variance since March 2017	(0.3%)	→



ACTIVITY



Month	Adjusted Scheduled Activity (UDA)	
	2017	2018
April	126	189
May	702	866
June	1,150	1,411
July	2,079	1,932
August	2,748	2,635
September	3,506	2,980
October	4,221	3,497
November	5,017	4,120
December	5,780	4,809
January	6,296	5,436
February	7,223	6,460
March	8,604	7,572
April	9,187	
May	9,230	
June	9,245	

QUALITY

	Quantity	Base Number	Contract	AT	Region	England
% of FP17s for the same patient ID Re-attending within 3 months - Children	31	617	5.0%	9.5%	11.5%	11.9%
% of FP17s for the same patient ID Re-attending within 3 months - Adults	359	2,915	12.3%	15.2%	15.9%	16.0%
% of FP17s for the same patient ID Re-attending between 3 & 9 months - Children	300	617	48.6%	59.5%	60.6%	58.3%
% of FP17s for the same patient ID Re-attending between 3 & 9 months - Adults	1,626	2,915	55.8%	50.8%	51.6%	50.3%
% of FP17s for Band 1 Urgent Courses	250	3,353	7.5%	9.6%	9.5%	9.1%
% of FP17s Relating to Free Repair or Replacements	3	3,353	0.1%	0.6%	0.7%	0.8%
% of FP17s Relating to Continuations	19	3,353	0.6%	0.9%	1.0%	1.0%
% of Patients satisfied with the dentistry they have received	3	3	N/A	91.1%	92.0%	91.5%
% of Patients satisfied with the time they had to wait for an appointment	3	3	N/A	88.6%	88.1%	87.9%

* This is based on patients treated on this contract for their most recent course of treatment. Figures in italics indicate the base number of FP17s or Patient Questionnaire responses are less than 100. N/A is shown where the base number of responses is less than 10 during the period. % is calculated as Quantity/Base number*100

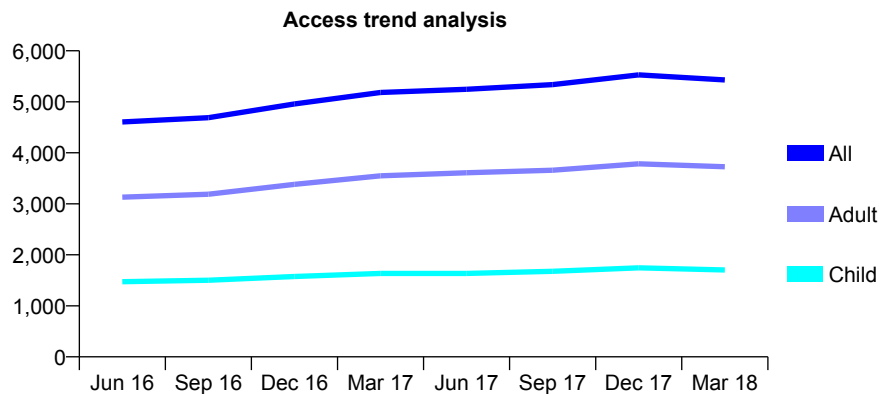
Q68 - Vital Signs At a Glance Contract Report for 131148/0001 - March 2018

Name or company name	Iosis Clinic (Godalming) Ltd
Contract type name	GDS Contract
Purpose of contract	General
Contract start date	01/04/2010
Contract end date	

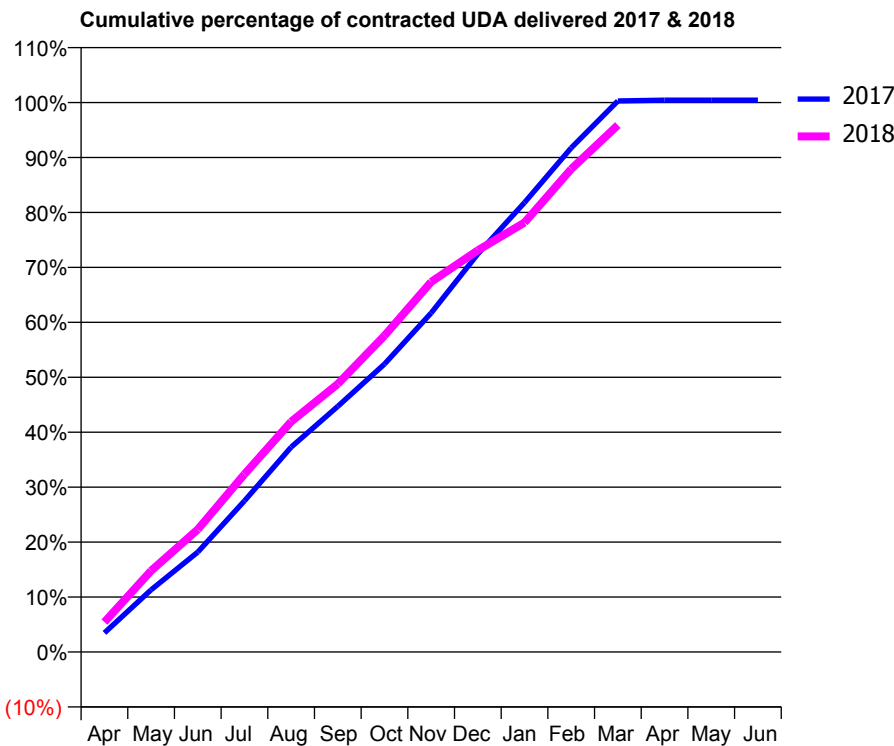
17/18 Contracted general activity (UDA)	13,232
Carry forward general activity (UDA)	-56
17/18 Contracted orthodontic activity (UOA)	0
Carry forward orthodontic activity (UOA)	0
Baseline contract value	£474,911.39

ACCESS*

Patients seen in 24 months	Total	Change since previous quarter
Quarter ending March 2017	5,183	
Quarter ending June 2017	5,245	→
Quarter ending September 2017	5,338	→
Quarter ending December 2017	5,528	↑
Quarter ending March 2018	5,428	↓
Variance since March 2017	4.7%	↑



ACTIVITY



Month	Adjusted Scheduled Activity (UDA)	
	2017	2018
April	460	720
May	1,498	1,958
June	2,408	2,952
July	3,641	4,281
August	4,935	5,547
September	5,916	6,456
October	6,935	7,619
November	8,163	8,912
December	9,586	9,674
January	10,823	10,340
February	12,140	11,628
March	13,271	12,687
April	13,289	
May	13,289	
June	13,288	

QUALITY

	Quantity	Base Number	Contract	AT	Region	England
% of FP17s for the same patient ID Re-attending within 3 months - Children	162	2,681	6.0%	9.5%	11.5%	11.9%
% of FP17s for the same patient ID Re-attending within 3 months - Adults	628	5,183	12.1%	15.2%	15.9%	16.0%
% of FP17s for the same patient ID Re-attending between 3 & 9 months - Children	1,953	2,681	72.8%	59.5%	60.6%	58.3%
% of FP17s for the same patient ID Re-attending between 3 & 9 months - Adults	2,854	5,183	55.1%	50.8%	51.6%	50.3%
% of FP17s for Band 1 Urgent Courses	727	7,831	9.3%	9.6%	9.5%	9.1%
% of FP17s Relating to Free Repair or Replacements	23	7,831	0.3%	0.6%	0.7%	0.8%
% of FP17s Relating to Continuations	51	7,831	0.7%	0.9%	1.0%	1.0%
% of Patients satisfied with the dentistry they have received	9	9	N/A	91.1%	92.0%	91.5%
% of Patients satisfied with the time they had to wait for an appointment	8	9	N/A	88.6%	88.1%	87.9%

* This is based on patients treated on this contract for their most recent course of treatment. Figures in italics indicate the base number of FP17s or Patient Questionnaire responses are less than 100. N/A is shown where the base number of responses is less than 10 during the period. % is calculated as Quantity/Base number*100

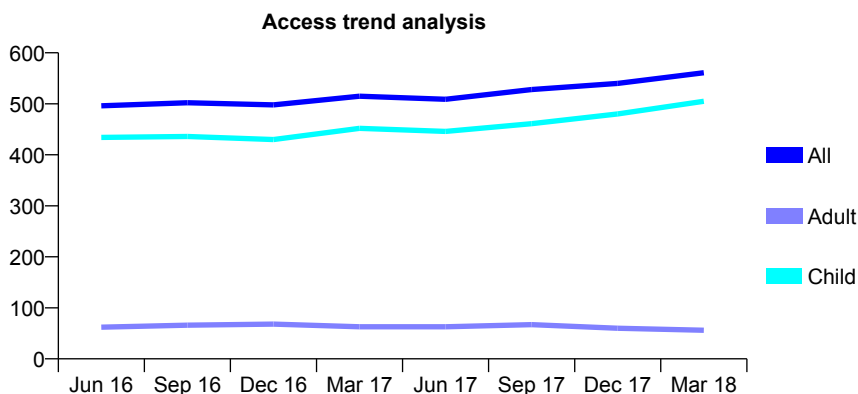
Q68 - Vital Signs At a Glance Contract Report for 131695/0001 - March 2018

Name or company name	Down House Dental Practice Limited
Contract type name	GDS Contract
Purpose of contract	General
Contract start date	01/04/2011
Contract end date	

17/18 Contracted general activity (UDA)	1,306
Carry forward general activity (UDA)	0
17/18 Contracted orthodontic activity (UOA)	0
Carry forward orthodontic activity (UOA)	0
Baseline contract value	£43,001.66

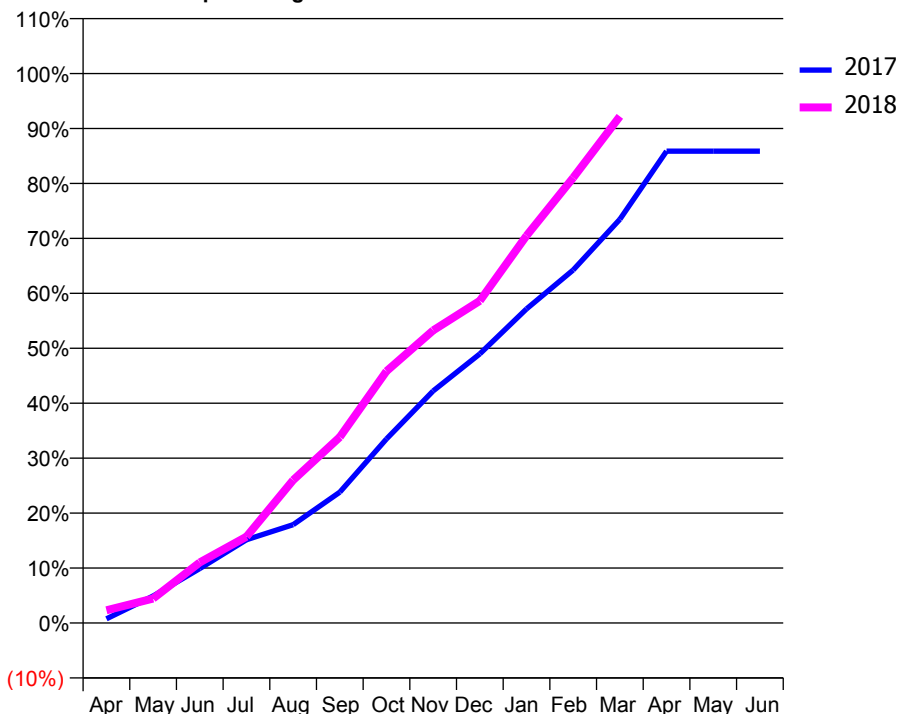
ACCESS*

Patients seen in 24 months	Total	Change since previous quarter
Quarter ending March 2017	515	
Quarter ending June 2017	509	↓
Quarter ending September 2017	528	↑
Quarter ending December 2017	540	↑
Quarter ending March 2018	561	↑
Variance since March 2017	8.9%	↑



ACTIVITY

Cumulative percentage of contracted UDA delivered 2017 & 2018



Month	Adjusted Scheduled Activity (UDA)	
	2017	2018
April	10	30
May	64	58
June	129	144
July	198	205
August	234	340
September	311	442
October	437	599
November	552	695
December	640	766
January	747	920
February	839	1,058
March	959	1,204
April	1,122	
May	1,122	
June	1,122	

QUALITY

	Quantity	Base Number	Contract	AT	Region	England
% of FP17s for the same patient ID Re-attending within 3 months - Children	129	1,031	12.5%	9.5%	11.5%	11.9%
% of FP17s for the same patient ID Re-attending within 3 months - Adults	0	0	N/A	15.2%	15.9%	16.0%
% of FP17s for the same patient ID Re-attending between 3 & 9 months - Children	684	1,031	66.3%	59.5%	60.6%	58.3%
% of FP17s for the same patient ID Re-attending between 3 & 9 months - Adults	0	0	N/A	50.8%	51.6%	50.3%
% of FP17s for Band 1 Urgent Courses	26	925	2.8%	9.6%	9.5%	9.1%
% of FP17s Relating to Free Repair or Replacements	0	925	0.0%	0.6%	0.7%	0.8%
% of FP17s Relating to Continuations	16	925	1.7%	0.9%	1.0%	1.0%
% of Patients satisfied with the dentistry they have received	0	0	N/A	91.1%	92.0%	91.5%
% of Patients satisfied with the time they had to wait for an appointment	0	0	N/A	88.6%	88.1%	87.9%

* This is based on patients treated on this contract for their most recent course of treatment. Figures in italics indicate the base number of FP17s or Patient Questionnaire responses are less than 100. N/A is shown where the base number of responses is less than 10 during the period. % is calculated as Quantity/Base number*100

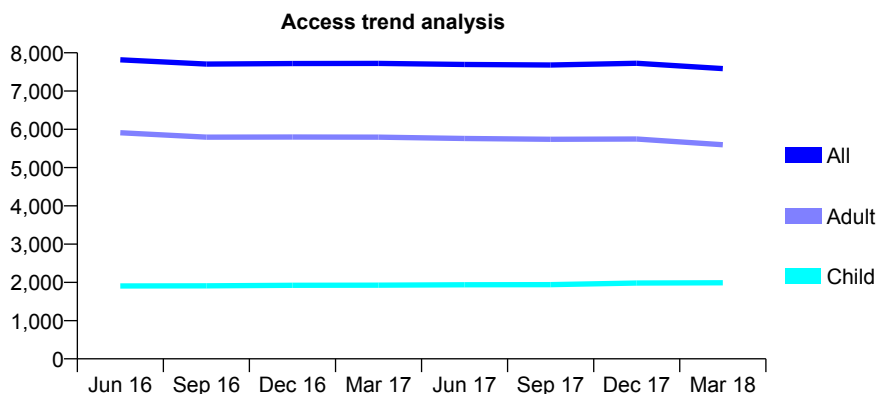
Q68 - Vital Signs At a Glance Contract Report for 131970/0001 - March 2018

Name or company name	Colin Bunce Limited
Contract type name	GDS Contract
Purpose of contract	General
Contract start date	01/11/2010
Contract end date	

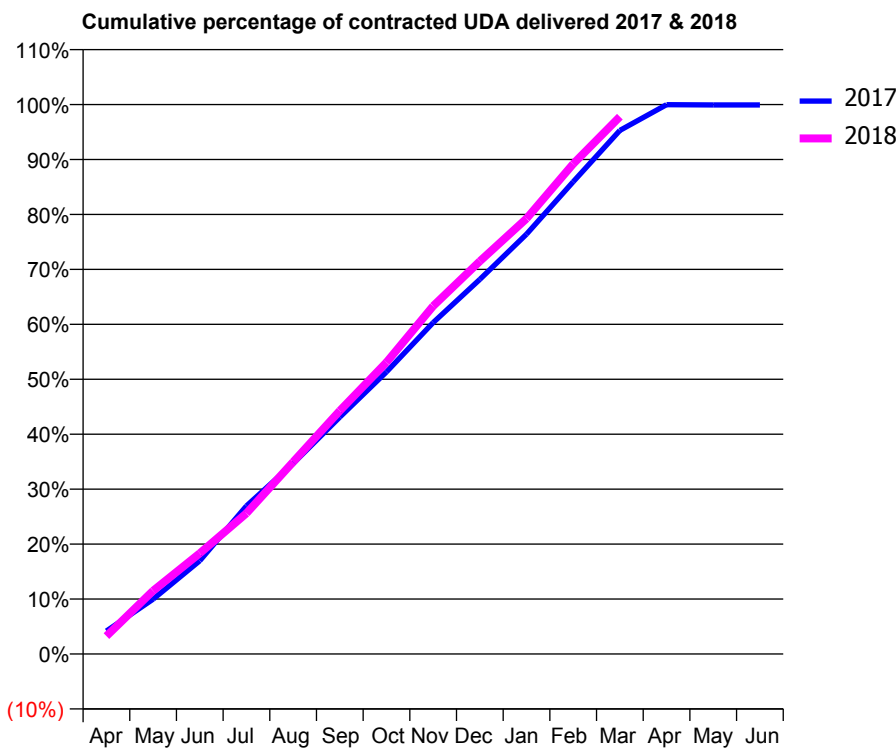
17/18 Contracted general activity (UDA)	24,568
Carry forward general activity (UDA)	19
17/18 Contracted orthodontic activity (UOA)	0
Carry forward orthodontic activity (UOA)	0
Baseline contract value	£612,934.40

ACCESS*

Patients seen in 24 months	Total	Change since previous quarter
Quarter ending March 2017	7,722	
Quarter ending June 2017	7,694	→
Quarter ending September 2017	7,680	→
Quarter ending December 2017	7,727	→
Quarter ending March 2018	7,586	↓
Variance since March 2017	(1.8%)	↓



ACTIVITY



Month	Adjusted Scheduled Activity (UDA)	
	2017	2018
April	1,028	801
May	2,456	2,829
June	4,171	4,505
July	6,621	6,296
August	8,514	8,587
September	10,590	10,878
October	12,611	13,040
November	14,819	15,558
December	16,748	17,562
January	18,771	19,469
February	21,114	21,914
March	23,411	24,022
April	24,563	
May	24,551	
June	24,549	

QUALITY

	Quantity	Base Number	Contract	AT	Region	England
% of FP17s for the same patient ID Re-attending within 3 months - Children	273	3,422	8.0%	9.5%	11.5%	11.9%
% of FP17s for the same patient ID Re-attending within 3 months - Adults	911	8,861	10.3%	15.2%	15.9%	16.0%
% of FP17s for the same patient ID Re-attending between 3 & 9 months - Children	2,405	3,422	70.3%	59.5%	60.6%	58.3%
% of FP17s for the same patient ID Re-attending between 3 & 9 months - Adults	6,059	8,861	68.4%	50.8%	51.6%	50.3%
% of FP17s for Band 1 Urgent Courses	592	11,775	5.0%	9.6%	9.5%	9.1%
% of FP17s Relating to Free Repair or Replacements	83	11,775	0.7%	0.6%	0.7%	0.8%
% of FP17s Relating to Continuations	64	11,775	0.5%	0.9%	1.0%	1.0%
% of Patients satisfied with the dentistry they have received	10	10	100.0%	91.1%	92.0%	91.5%
% of Patients satisfied with the time they had to wait for an appointment	10	10	100.0%	88.6%	88.1%	87.9%

* This is based on patients treated on this contract for their most recent course of treatment. Figures in italics indicate the base number of FP17s or Patient Questionnaire responses are less than 100. N/A is shown where the base number of responses is less than 10 during the period. % is calculated as Quantity/Base number*100

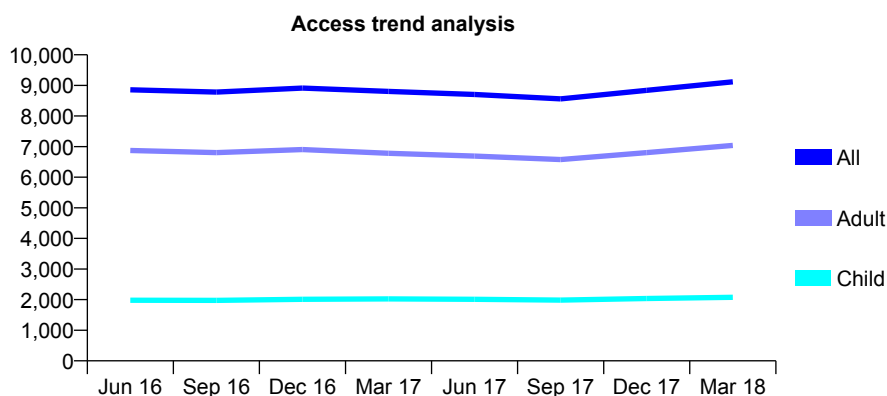
Q68 - Vital Signs At a Glance Contract Report for 132012/0001 - March 2018

Name or company name	Mr RK Sethi and Mr J Patel
Contract type name	GDS Contract
Purpose of contract	General
Contract start date	01/05/2011
Contract end date	

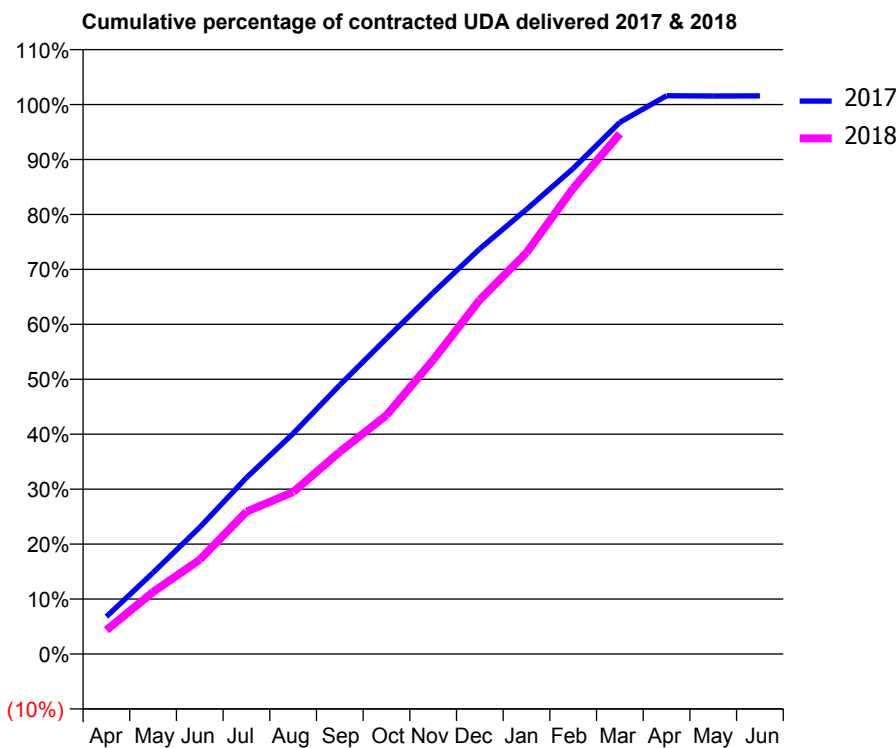
17/18 Contracted general activity (UDA)	20,609
Carry forward general activity (UDA)	-323
17/18 Contracted orthodontic activity (UOA)	0
Carry forward orthodontic activity (UOA)	0
Baseline contract value	£503,975.74

ACCESS*

Patients seen in 24 months	Total	Change since previous quarter
Quarter ending March 2017	8,804	
Quarter ending June 2017	8,702	↓
Quarter ending September 2017	8,561	↓
Quarter ending December 2017	8,840	↑
Quarter ending March 2018	9,118	↑
Variance since March 2017	3.6%	↑



ACTIVITY



Month	Adjusted Scheduled Activity (UDA)	
	2017	2018
April	1,401	897
May	3,054	2,326
June	4,753	3,540
July	6,615	5,336
August	8,269	6,075
September	10,091	7,586
October	11,837	8,956
November	13,549	11,029
December	15,201	13,283
January	16,676	15,050
February	18,214	17,467
March	19,943	19,513
April	20,938	
May	20,927	
June	20,931	

QUALITY

	Quantity	Base Number	Contract	AT	Region	England
% of FP17s for the same patient ID Re-attending within 3 months - Children	168	2,796	6.0%	9.5%	11.5%	11.9%
% of FP17s for the same patient ID Re-attending within 3 months - Adults	932	8,532	10.9%	15.2%	15.9%	16.0%
% of FP17s for the same patient ID Re-attending between 3 & 9 months - Children	1,462	2,796	52.3%	59.5%	60.6%	58.3%
% of FP17s for the same patient ID Re-attending between 3 & 9 months - Adults	3,856	8,532	45.2%	50.8%	51.6%	50.3%
% of FP17s for Band 1 Urgent Courses	824	10,116	8.1%	9.6%	9.5%	9.1%
% of FP17s Relating to Free Repair or Replacements	46	10,116	0.5%	0.6%	0.7%	0.8%
% of FP17s Relating to Continuations	23	10,116	0.2%	0.9%	1.0%	1.0%
% of Patients satisfied with the dentistry they have received	9	11	81.8%	91.1%	92.0%	91.5%
% of Patients satisfied with the time they had to wait for an appointment	8	11	72.7%	88.6%	88.1%	87.9%

* This is based on patients treated on this contract for their most recent course of treatment. Figures in italics indicate the base number of FP17s or Patient Questionnaire responses are less than 100. N/A is shown where the base number of responses is less than 10 during the period. % is calculated as Quantity/Base number*100

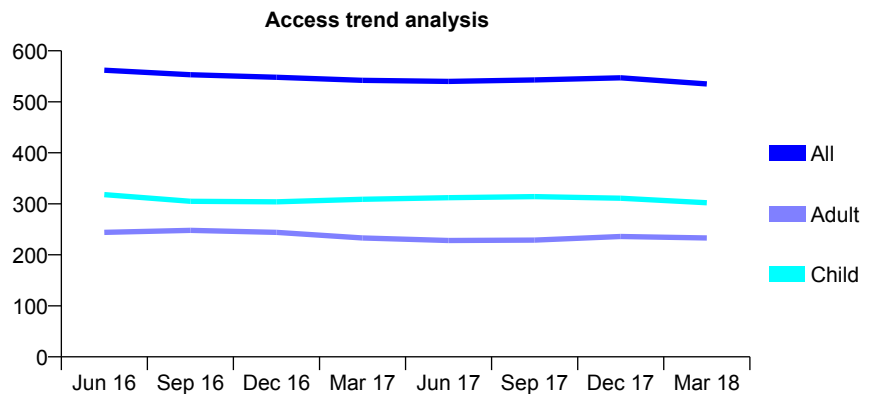
Q68 - Vital Signs At a Glance Contract Report for 132772/0001 - March 2018

Name or company name	The Sutton Dental Practice Ltd
Contract type name	GDS Contract
Purpose of contract	General
Contract start date	01/06/2011
Contract end date	

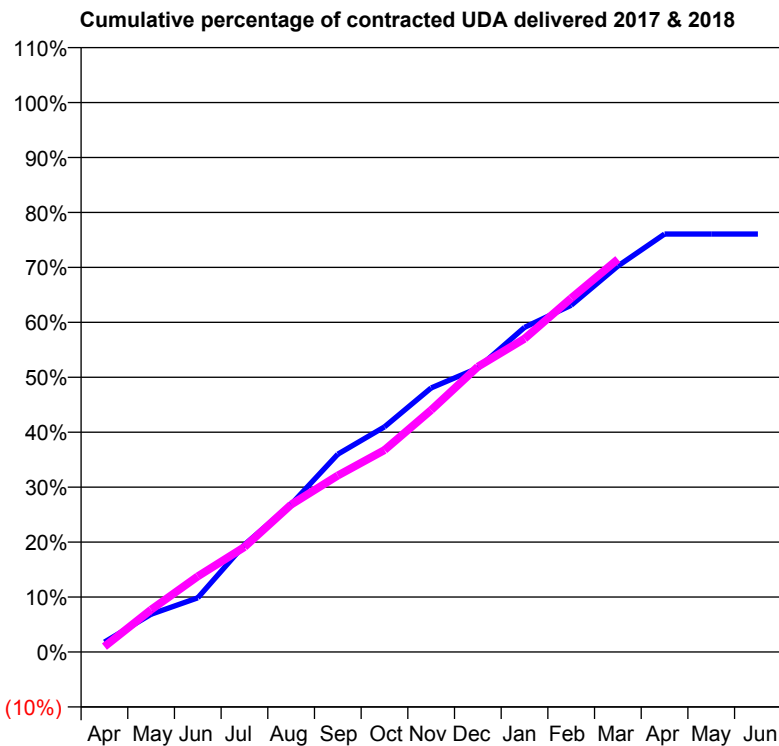
17/18 Contracted general activity (UDA)	1,450
Carry forward general activity (UDA)	0
17/18 Contracted orthodontic activity (UOA)	0
Carry forward orthodontic activity (UOA)	0
Baseline contract value	£43,308.57

ACCESS*

Patients seen in 24 months	Total	Change since previous quarter
Quarter ending March 2017	542	
Quarter ending June 2017	540	→
Quarter ending September 2017	543	→
Quarter ending December 2017	547	→
Quarter ending March 2018	535	↓
Variance since March 2017	(1.3%)	↓



ACTIVITY



Month	Adjusted Scheduled Activity (UDA)	
	2017	2018
April	26	14
May	100	112
June	143	200
July	283	277
August	390	389
September	522	466
October	594	533
November	697	638
December	749	753
January	857	827
February	915	934
March	1,019	1,037
April	1,103	
May	1,103	
June	1,103	

QUALITY

	Quantity	Base Number	Contract	AT	Region	England
% of FP17s for the same patient ID Re-attending within 3 months - Children	21	417	5.0%	9.5%	11.5%	11.9%
% of FP17s for the same patient ID Re-attending within 3 months - Adults	46	262	17.6%	15.2%	15.9%	16.0%
% of FP17s for the same patient ID Re-attending between 3 & 9 months - Children	220	417	52.8%	59.5%	60.6%	58.3%
% of FP17s for the same patient ID Re-attending between 3 & 9 months - Adults	107	262	40.8%	50.8%	51.6%	50.3%
% of FP17s for Band 1 Urgent Courses	48	648	7.4%	9.6%	9.5%	9.1%
% of FP17s Relating to Free Repair or Replacements	1	648	0.2%	0.6%	0.7%	0.8%
% of FP17s Relating to Continuations	7	648	1.1%	0.9%	1.0%	1.0%
% of Patients satisfied with the dentistry they have received	0	0	N/A	91.1%	92.0%	91.5%
% of Patients satisfied with the time they had to wait for an appointment	0	0	N/A	88.6%	88.1%	87.9%

* This is based on patients treated on this contract for their most recent course of treatment. Figures in italics indicate the base number of FP17s or Patient Questionnaire responses are less than 100. N/A is shown where the base number of responses is less than 10 during the period. % is calculated as Quantity/Base number*100

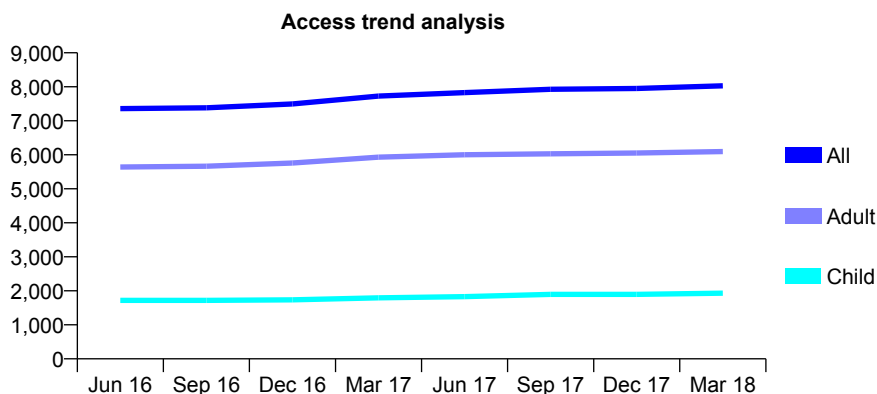
Q68 - Vital Signs At a Glance Contract Report for 132888/0001 - March 2018

Name or company name	Lowcroft Dental Surgery Ltd
Contract type name	GDS Contract
Purpose of contract	General
Contract start date	01/01/2013
Contract end date	

17/18 Contracted general activity (UDA)	22,217
Carry forward general activity (UDA)	-273
17/18 Contracted orthodontic activity (UOA)	0
Carry forward orthodontic activity (UOA)	0
Baseline contract value	£591,640.29

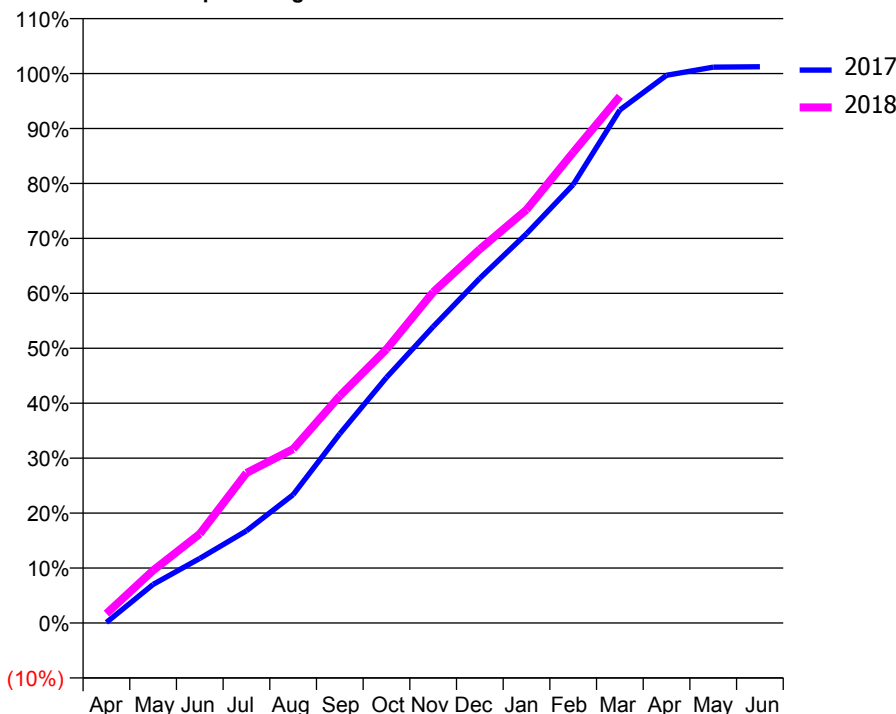
ACCESS*

Patients seen in 24 months	Total	Change since previous quarter
Quarter ending March 2017	7,727	
Quarter ending June 2017	7,829	→
Quarter ending September 2017	7,928	→
Quarter ending December 2017	7,951	→
Quarter ending March 2018	8,029	→
Variance since March 2017	3.9%	↑



ACTIVITY

Cumulative percentage of contracted UDA delivered 2017 & 2018



Month	Adjusted Scheduled Activity (UDA)	
	2017	2018
April	25	380
May	1,560	2,125
June	2,615	3,602
July	3,730	6,067
August	5,188	7,034
September	7,652	9,184
October	9,928	11,070
November	11,984	13,381
December	13,940	15,117
January	15,739	16,713
February	17,722	19,027
March	20,743	21,293
April	22,148	
May	22,476	
June	22,490	

QUALITY

	Quantity	Base Number	Contract	AT	Region	England
% of FP17s for the same patient ID Re-attending within 3 months - Children	133	2,663	5.0%	9.5%	11.5%	11.9%
% of FP17s for the same patient ID Re-attending within 3 months - Adults	1,211	8,311	14.6%	15.2%	15.9%	16.0%
% of FP17s for the same patient ID Re-attending between 3 & 9 months - Children	1,600	2,663	60.1%	59.5%	60.6%	58.3%
% of FP17s for the same patient ID Re-attending between 3 & 9 months - Adults	4,588	8,311	55.2%	50.8%	51.6%	50.3%
% of FP17s for Band 1 Urgent Courses	478	10,234	4.7%	9.6%	9.5%	9.1%
% of FP17s Relating to Free Repair or Replacements	112	10,234	1.1%	0.6%	0.7%	0.8%
% of FP17s Relating to Continuations	128	10,234	1.3%	0.9%	1.0%	1.0%
% of Patients satisfied with the dentistry they have received	10	11	90.9%	91.1%	92.0%	91.5%
% of Patients satisfied with the time they had to wait for an appointment	8	11	72.7%	88.6%	88.1%	87.9%

* This is based on patients treated on this contract for their most recent course of treatment. Figures in italics indicate the base number of FP17s or Patient Questionnaire responses are less than 100. N/A is shown where the base number of responses is less than 10 during the period. % is calculated as Quantity/Base number*100

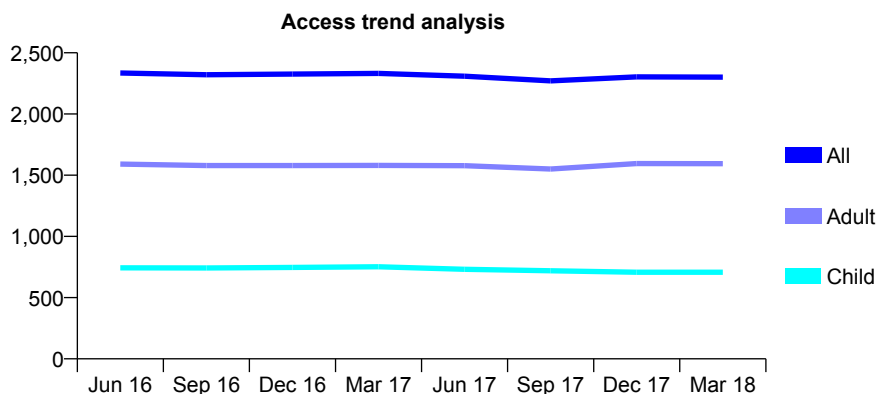
Q68 - Vital Signs At a Glance Contract Report for 133817/0001 - March 2018

Name or company name	Mr A Patel
Contract type name	GDS Contract
Purpose of contract	General
Contract start date	01/12/2013
Contract end date	

17/18 Contracted general activity (UDA)	6,536
Carry forward general activity (UDA)	-55
17/18 Contracted orthodontic activity (UOA)	0
Carry forward orthodontic activity (UOA)	0
Baseline contract value	£203,199.25

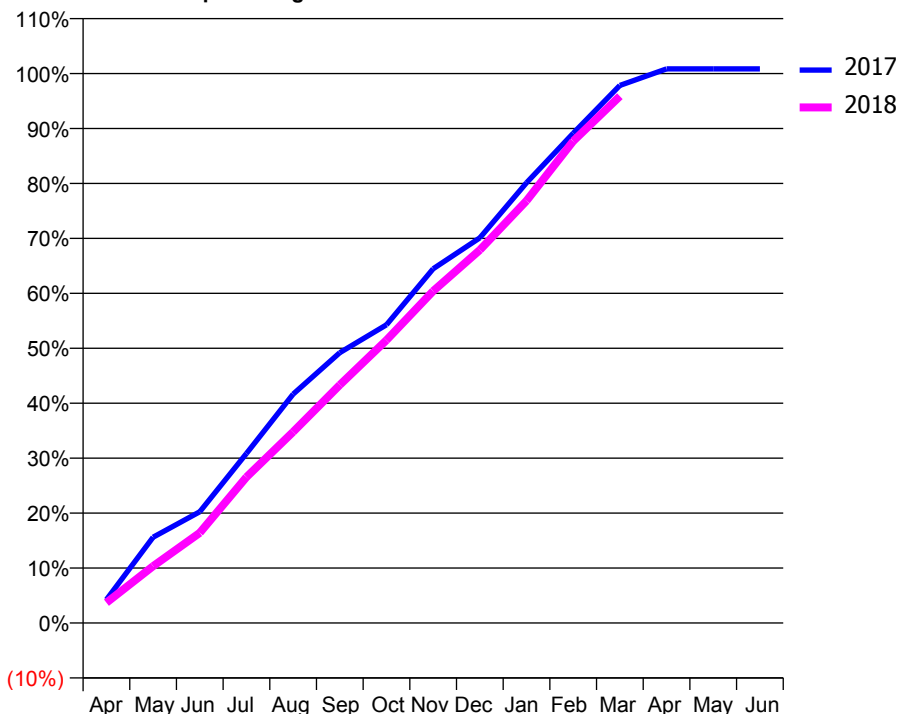
ACCESS*

Patients seen in 24 months	Total	Change since previous quarter
Quarter ending March 2017	2,332	
Quarter ending June 2017	2,309	→
Quarter ending September 2017	2,271	↓
Quarter ending December 2017	2,303	→
Quarter ending March 2018	2,301	→
Variance since March 2017	(1.3%)	↓



ACTIVITY

Cumulative percentage of contracted UDA delivered 2017 & 2018



Month	Adjusted Scheduled Activity (UDA)	
	2017	2018
April	279	242
May	1,020	676
June	1,324	1,073
July	2,017	1,736
August	2,723	2,274
September	3,215	2,832
October	3,547	3,365
November	4,214	3,948
December	4,581	4,436
January	5,236	5,022
February	5,826	5,731
March	6,394	6,266
April	6,591	
May	6,591	
June	6,591	

QUALITY

	Quantity	Base Number	Contract	AT	Region	England
% of FP17s for the same patient ID Re-attending within 3 months - Children	49	1,090	4.5%	9.5%	11.5%	11.9%
% of FP17s for the same patient ID Re-attending within 3 months - Adults	235	2,376	9.9%	15.2%	15.9%	16.0%
% of FP17s for the same patient ID Re-attending between 3 & 9 months - Children	790	1,090	72.5%	59.5%	60.6%	58.3%
% of FP17s for the same patient ID Re-attending between 3 & 9 months - Adults	1,628	2,376	68.5%	50.8%	51.6%	50.3%
% of FP17s for Band 1 Urgent Courses	107	3,351	3.2%	9.6%	9.5%	9.1%
% of FP17s Relating to Free Repair or Replacements	11	3,351	0.3%	0.6%	0.7%	0.8%
% of FP17s Relating to Continuations	31	3,351	0.9%	0.9%	1.0%	1.0%
% of Patients satisfied with the dentistry they have received	3	3	N/A	91.1%	92.0%	91.5%
% of Patients satisfied with the time they had to wait for an appointment	3	3	N/A	88.6%	88.1%	87.9%

* This is based on patients treated on this contract for their most recent course of treatment. Figures in italics indicate the base number of FP17s or Patient Questionnaire responses are less than 100. N/A is shown where the base number of responses is less than 10 during the period. % is calculated as Quantity/Base number*100

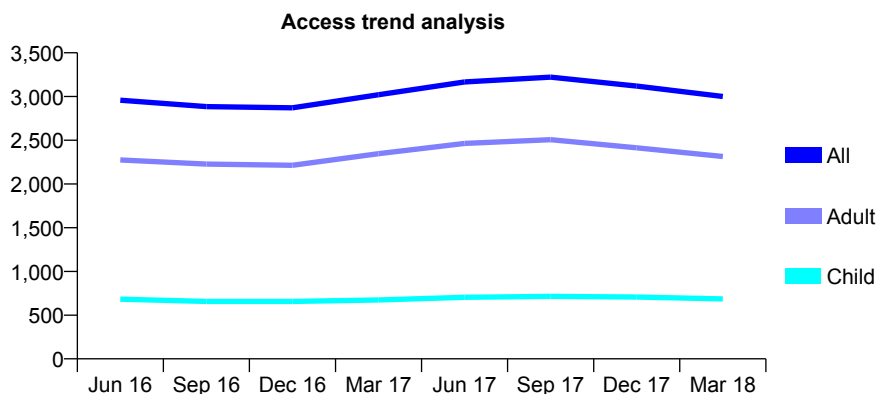
Q68 - Vital Signs At a Glance Contract Report for 134023/0001 - March 2018

Name or company name	Bright Dental Clinic Limited
Contract type name	GDS Contract
Purpose of contract	General
Contract start date	01/04/2014
Contract end date	

17/18 Contracted general activity (UDA)	7,557
Carry forward general activity (UDA)	-152
17/18 Contracted orthodontic activity (UOA)	0
Carry forward orthodontic activity (UOA)	0
Baseline contract value	£195,586.74

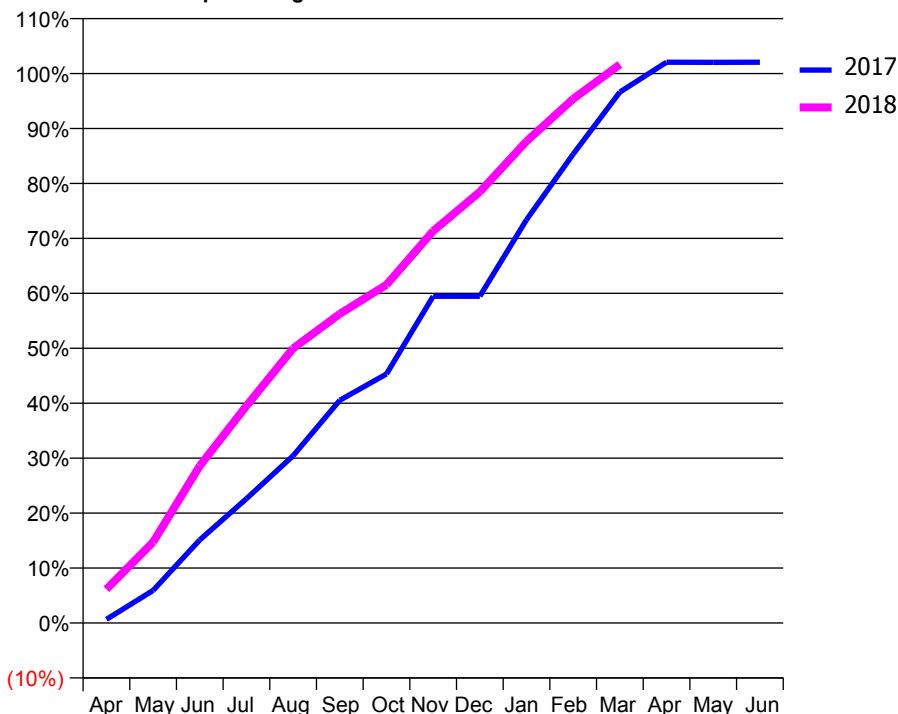
ACCESS*

Patients seen in 24 months	Total	Change since previous quarter
Quarter ending March 2017	3,021	
Quarter ending June 2017	3,167	↑
Quarter ending September 2017	3,221	→
Quarter ending December 2017	3,120	↓
Quarter ending March 2018	3,001	↓
Variance since March 2017	(0.7%)	→



ACTIVITY

Cumulative percentage of contracted UDA delivered 2017 & 2018



Month	Adjusted Scheduled Activity (UDA)	
	2017	2018
April	51	465
May	449	1,111
June	1,143	2,161
July	1,711	2,986
August	2,300	3,776
September	3,064	4,253
October	3,425	4,651
November	4,493	5,391
December	4,493	5,930
January	5,547	6,625
February	6,449	7,208
March	7,302	7,682
April	7,712	
May	7,711	
June	7,712	

QUALITY

	Quantity	Base Number	Contract	AT	Region	England
% of FP17s for the same patient ID Re-attending within 3 months - Children	93	1,006	9.2%	9.5%	11.5%	11.9%
% of FP17s for the same patient ID Re-attending within 3 months - Adults	476	3,000	15.9%	15.2%	15.9%	16.0%
% of FP17s for the same patient ID Re-attending between 3 & 9 months - Children	530	1,006	52.7%	59.5%	60.6%	58.3%
% of FP17s for the same patient ID Re-attending between 3 & 9 months - Adults	1,378	3,000	45.9%	50.8%	51.6%	50.3%
% of FP17s for Band 1 Urgent Courses	581	3,799	15.3%	9.6%	9.5%	9.1%
% of FP17s Relating to Free Repair or Replacements	5	3,799	0.1%	0.6%	0.7%	0.8%
% of FP17s Relating to Continuations	0	3,799	0.0%	0.9%	1.0%	1.0%
% of Patients satisfied with the dentistry they have received	11	13	84.6%	91.1%	92.0%	91.5%
% of Patients satisfied with the time they had to wait for an appointment	11	13	84.6%	88.6%	88.1%	87.9%

* This is based on patients treated on this contract for their most recent course of treatment. Figures in italics indicate the base number of FP17s or Patient Questionnaire responses are less than 100. N/A is shown where the base number of responses is less than 10 during the period. % is calculated as Quantity/Base number*100

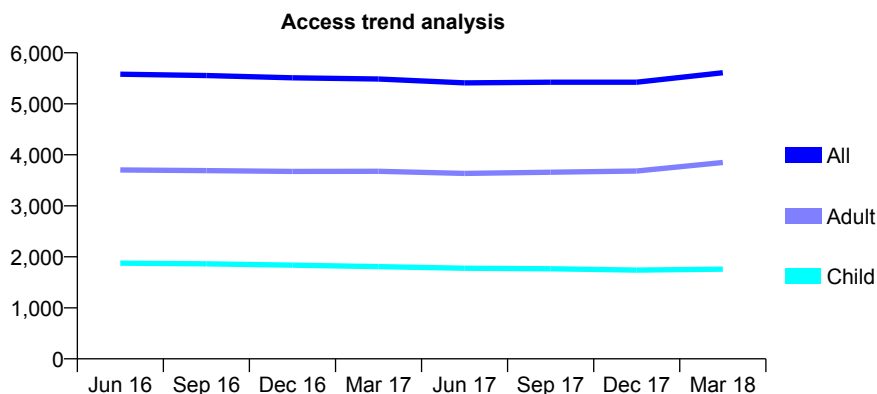
Q68 - Vital Signs At a Glance Contract Report for 134635/0001 - March 2018

Name or company name	The Bosham Clinic Limited
Contract type name	GDS Contract
Purpose of contract	General
Contract start date	01/04/2011
Contract end date	

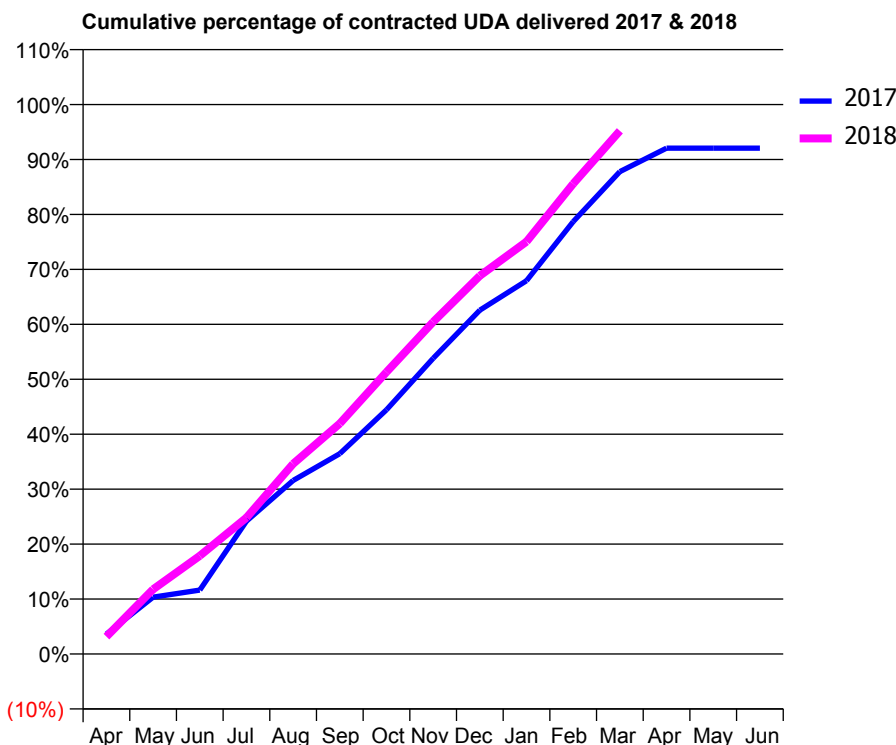
17/18 Contracted general activity (UDA)	16,055
Carry forward general activity (UDA)	0
17/18 Contracted orthodontic activity (UOA)	0
Carry forward orthodontic activity (UOA)	0
Baseline contract value	£415,431.50

ACCESS*

Patients seen in 24 months	Total	Change since previous quarter
Quarter ending March 2017	5,485	
Quarter ending June 2017	5,411	↓
Quarter ending September 2017	5,423	→
Quarter ending December 2017	5,423	→
Quarter ending March 2018	5,608	↑
Variance since March 2017	2.2%	↑



ACTIVITY



Month	Adjusted Scheduled Activity (UDA)	
	2017	2018
April	581	507
May	1,661	1,893
June	1,868	2,870
July	3,884	3,984
August	5,069	5,558
September	5,854	6,734
October	7,135	8,238
November	8,638	9,703
December	10,047	11,051
January	10,905	12,050
February	12,633	13,741
March	14,096	15,288
April	14,780	
May	14,780	
June	14,780	

QUALITY

	Quantity	Base Number	Contract	AT	Region	England
% of FP17s for the same patient ID Re-attending within 3 months - Children	200	2,735	7.3%	9.5%	11.5%	11.9%
% of FP17s for the same patient ID Re-attending within 3 months - Adults	835	6,051	13.8%	15.2%	15.9%	16.0%
% of FP17s for the same patient ID Re-attending between 3 & 9 months - Children	1,883	2,735	68.8%	59.5%	60.6%	58.3%
% of FP17s for the same patient ID Re-attending between 3 & 9 months - Adults	3,896	6,051	64.4%	50.8%	51.6%	50.3%
% of FP17s for Band 1 Urgent Courses	348	8,463	4.1%	9.6%	9.5%	9.1%
% of FP17s Relating to Free Repair or Replacements	14	8,463	0.2%	0.6%	0.7%	0.8%
% of FP17s Relating to Continuations	235	8,463	2.8%	0.9%	1.0%	1.0%
% of Patients satisfied with the dentistry they have received	2	2	N/A	91.1%	92.0%	91.5%
% of Patients satisfied with the time they had to wait for an appointment	2	2	N/A	88.6%	88.1%	87.9%

* This is based on patients treated on this contract for their most recent course of treatment. Figures in italics indicate the base number of FP17s or Patient Questionnaire responses are less than 100. N/A is shown where the base number of responses is less than 10 during the period. % is calculated as Quantity/Base number*100

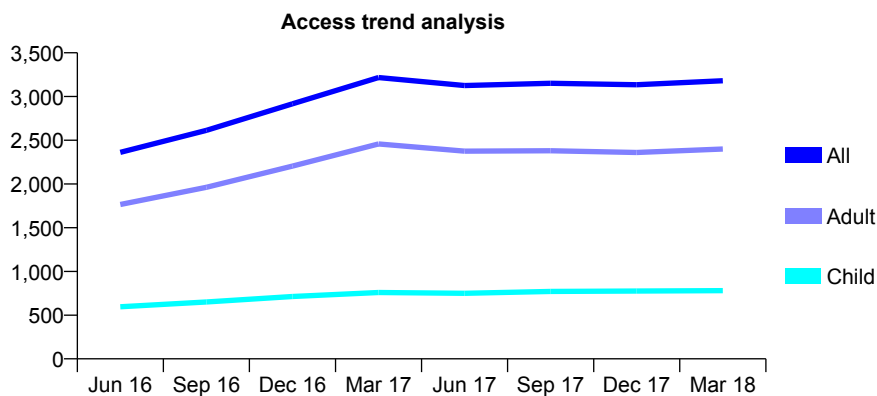
Q68 - Vital Signs At a Glance Contract Report for 137006/0001 - March 2018

Name or company name	Dr Waseem Akhtar
Contract type name	GDS Contract
Purpose of contract	General
Contract start date	01/04/2015
Contract end date	

17/18 Contracted general activity (UDA)	8,158
Carry forward general activity (UDA)	-29
17/18 Contracted orthodontic activity (UOA)	0
Carry forward orthodontic activity (UOA)	0
Baseline contract value	£194,049.89

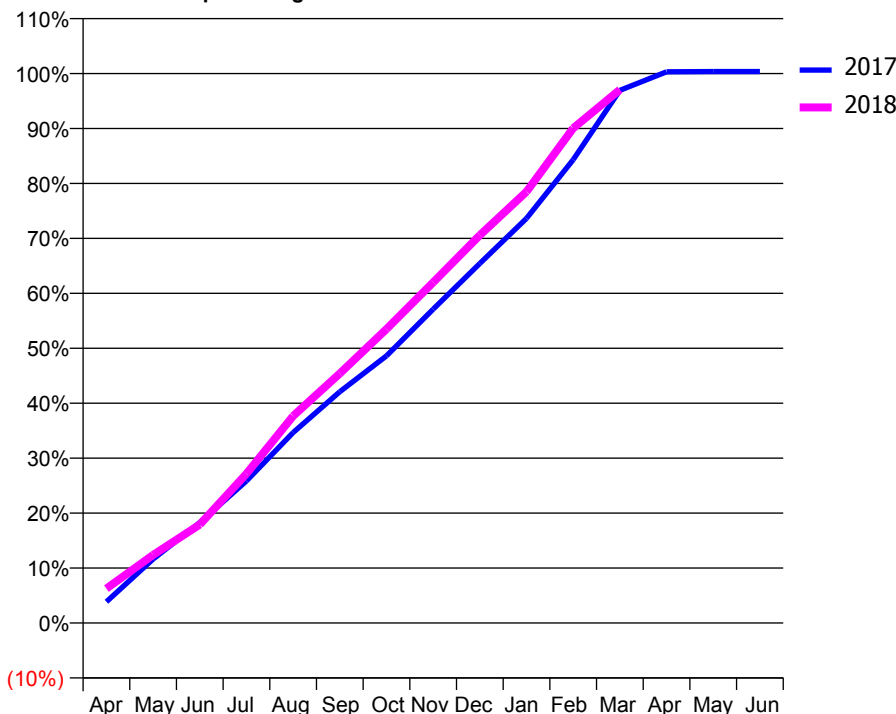
ACCESS*

Patients seen in 24 months	Total	Change since previous quarter
Quarter ending March 2017	3,217	
Quarter ending June 2017	3,126	↓
Quarter ending September 2017	3,151	→
Quarter ending December 2017	3,135	→
Quarter ending March 2018	3,180	→
Variance since March 2017	(1.2%)	↓



ACTIVITY

Cumulative percentage of contracted UDA delivered 2017 & 2018



Month	Adjusted Scheduled Activity (UDA)	
	2017	2018
April	315	513
May	949	1,012
June	1,493	1,462
July	2,108	2,217
August	2,828	3,073
September	3,434	3,705
October	3,967	4,364
November	4,658	5,058
December	5,338	5,758
January	6,007	6,403
February	6,879	7,345
March	7,909	7,919
April	8,184	
May	8,187	
June	8,187	

QUALITY

	Quantity	Base Number	Contract	AT	Region	England
% of FP17s for the same patient ID Re-attending within 3 months - Children	63	885	7.1%	9.5%	11.5%	11.9%
% of FP17s for the same patient ID Re-attending within 3 months - Adults	301	2,411	12.5%	15.2%	15.9%	16.0%
% of FP17s for the same patient ID Re-attending between 3 & 9 months - Children	355	885	40.1%	59.5%	60.6%	58.3%
% of FP17s for the same patient ID Re-attending between 3 & 9 months - Adults	784	2,411	32.5%	50.8%	51.6%	50.3%
% of FP17s for Band 1 Urgent Courses	544	3,208	17.0%	9.6%	9.5%	9.1%
% of FP17s Relating to Free Repair or Replacements	8	3,208	0.2%	0.6%	0.7%	0.8%
% of FP17s Relating to Continuations	12	3,208	0.4%	0.9%	1.0%	1.0%
% of Patients satisfied with the dentistry they have received	1	1	N/A	91.1%	92.0%	91.5%
% of Patients satisfied with the time they had to wait for an appointment	1	1	N/A	88.6%	88.1%	87.9%

* This is based on patients treated on this contract for their most recent course of treatment. Figures in italics indicate the base number of FP17s or Patient Questionnaire responses are less than 100. N/A is shown where the base number of responses is less than 10 during the period. % is calculated as Quantity/Base number*100

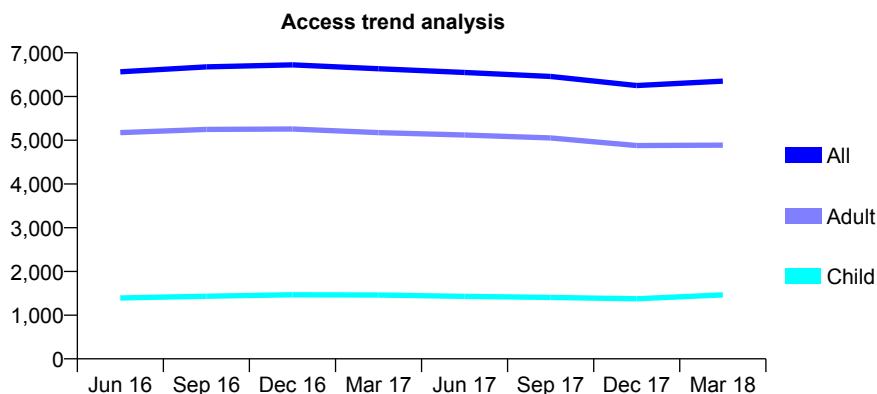
Q68 - Vital Signs At a Glance Contract Report for 137227/0001 - March 2018

Name or company name	Mr A Pangotra and Associates
Contract type name	GDS Contract
Purpose of contract	General
Contract start date	01/08/2012
Contract end date	

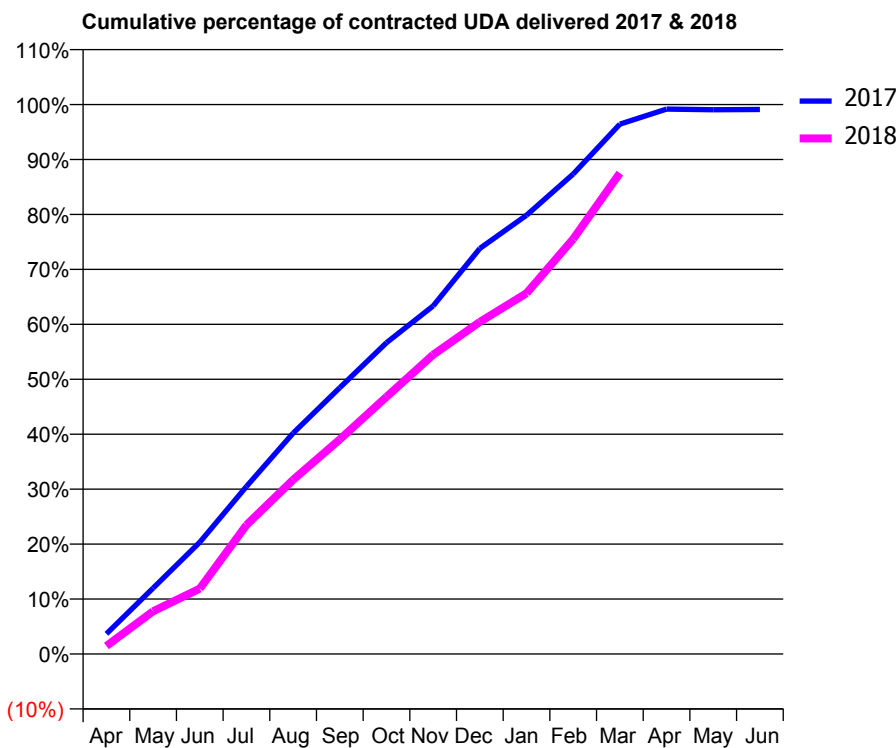
17/18 Contracted general activity (UDA)	23,000
Carry forward general activity (UDA)	206
17/18 Contracted orthodontic activity (UOA)	0
Carry forward orthodontic activity (UOA)	0
Baseline contract value	£680,678.19

ACCESS*

Patients seen in 24 months	Total	Change since previous quarter
Quarter ending March 2017	6,635	
Quarter ending June 2017	6,549	↓
Quarter ending September 2017	6,458	↓
Quarter ending December 2017	6,252	↓
Quarter ending March 2018	6,351	→
Variance since March 2017	(4.3%)	↓



ACTIVITY



Month	Adjusted Scheduled Activity (UDA)	
	2017	2018
April	846	339
May	2,759	1,789
June	4,682	2,738
July	7,014	5,397
August	9,246	7,291
September	11,147	8,983
October	13,031	10,763
November	14,573	12,526
December	16,976	13,901
January	18,363	15,101
February	20,093	17,370
March	22,176	20,130
April	22,806	
May	22,782	
June	22,794	

QUALITY

	Quantity	Base Number	Contract	AT	Region	England
% of FP17s for the same patient ID Re-attending within 3 months - Children	118	1,879	6.3%	9.5%	11.5%	11.9%
% of FP17s for the same patient ID Re-attending within 3 months - Adults	1,003	5,718	17.5%	15.2%	15.9%	16.0%
% of FP17s for the same patient ID Re-attending between 3 & 9 months - Children	987	1,879	52.5%	59.5%	60.6%	58.3%
% of FP17s for the same patient ID Re-attending between 3 & 9 months - Adults	2,502	5,718	43.8%	50.8%	51.6%	50.3%
% of FP17s for Band 1 Urgent Courses	917	7,366	12.4%	9.6%	9.5%	9.1%
% of FP17s Relating to Free Repair or Replacements	16	7,366	0.2%	0.6%	0.7%	0.8%
% of FP17s Relating to Continuations	98	7,366	1.3%	0.9%	1.0%	1.0%
% of Patients satisfied with the dentistry they have received	7	7	N/A	91.1%	92.0%	91.5%
% of Patients satisfied with the time they had to wait for an appointment	6	7	N/A	88.6%	88.1%	87.9%

* This is based on patients treated on this contract for their most recent course of treatment. Figures in italics indicate the base number of FP17s or Patient Questionnaire responses are less than 100. N/A is shown where the base number of responses is less than 10 during the period. % is calculated as Quantity/Base number*100

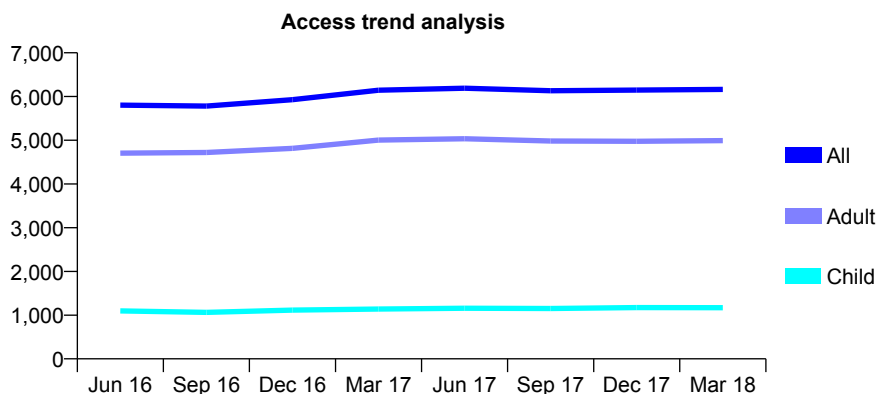
Q68 - Vital Signs At a Glance Contract Report for 138053/0001 - March 2018

Name or company name	Richmond House Practice Limited
Contract type name	GDS Contract
Purpose of contract	General
Contract start date	01/10/2011
Contract end date	

17/18 Contracted general activity (UDA)	16,550
Carry forward general activity (UDA)	411
17/18 Contracted orthodontic activity (UOA)	0
Carry forward orthodontic activity (UOA)	0
Baseline contract value	£461,786.07

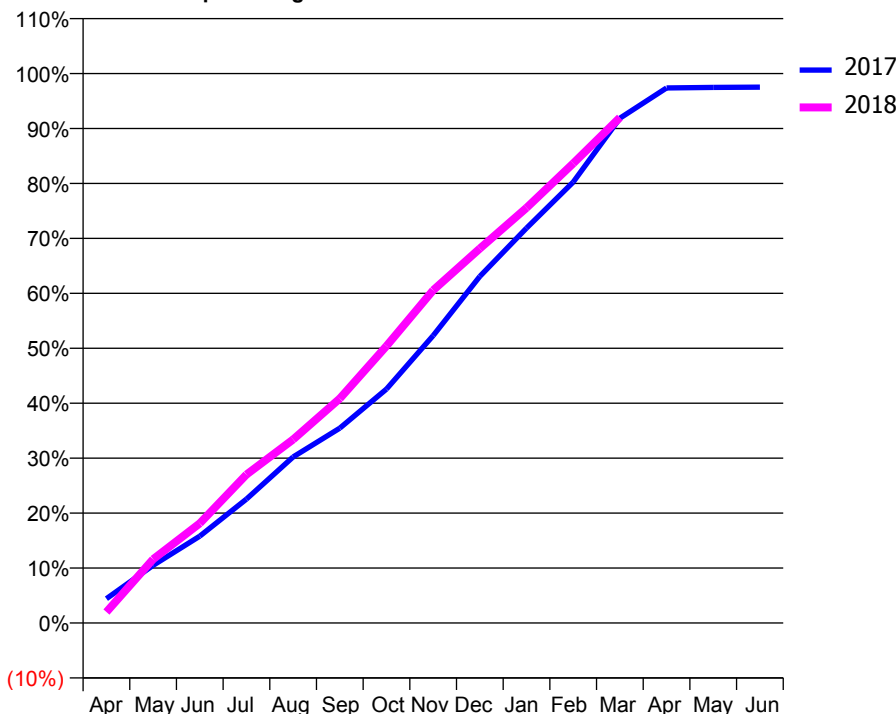
ACCESS*

Patients seen in 24 months	Total	Change since previous quarter
Quarter ending March 2017	6,143	
Quarter ending June 2017	6,191	→
Quarter ending September 2017	6,133	→
Quarter ending December 2017	6,149	→
Quarter ending March 2018	6,162	→
Variance since March 2017	0.3%	→



ACTIVITY

Cumulative percentage of contracted UDA delivered 2017 & 2018



Month	Adjusted Scheduled Activity (UDA)	
	2017	2018
April	732	332
May	1,736	1,921
June	2,618	3,003
July	3,735	4,473
August	5,002	5,528
September	5,871	6,761
October	7,045	8,342
November	8,656	10,022
December	10,441	11,280
January	11,894	12,505
February	13,281	13,841
March	15,203	15,224
April	16,116	
May	16,131	
June	16,138	

QUALITY

	Quantity	Base Number	Contract	AT	Region	England
% of FP17s for the same patient ID Re-attending within 3 months - Children	87	1,896	4.6%	9.5%	11.5%	11.9%
% of FP17s for the same patient ID Re-attending within 3 months - Adults	736	7,212	10.2%	15.2%	15.9%	16.0%
% of FP17s for the same patient ID Re-attending between 3 & 9 months - Children	1,265	1,896	66.7%	59.5%	60.6%	58.3%
% of FP17s for the same patient ID Re-attending between 3 & 9 months - Adults	4,185	7,212	58.0%	50.8%	51.6%	50.3%
% of FP17s for Band 1 Urgent Courses	278	8,738	3.2%	9.6%	9.5%	9.1%
% of FP17s Relating to Free Repair or Replacements	48	8,738	0.5%	0.6%	0.7%	0.8%
% of FP17s Relating to Continuations	140	8,738	1.6%	0.9%	1.0%	1.0%
% of Patients satisfied with the dentistry they have received	7	7	N/A	91.1%	92.0%	91.5%
% of Patients satisfied with the time they had to wait for an appointment	6	7	N/A	88.6%	88.1%	87.9%

* This is based on patients treated on this contract for their most recent course of treatment. Figures in italics indicate the base number of FP17s or Patient Questionnaire responses are less than 100. N/A is shown where the base number of responses is less than 10 during the period. % is calculated as Quantity/Base number*100

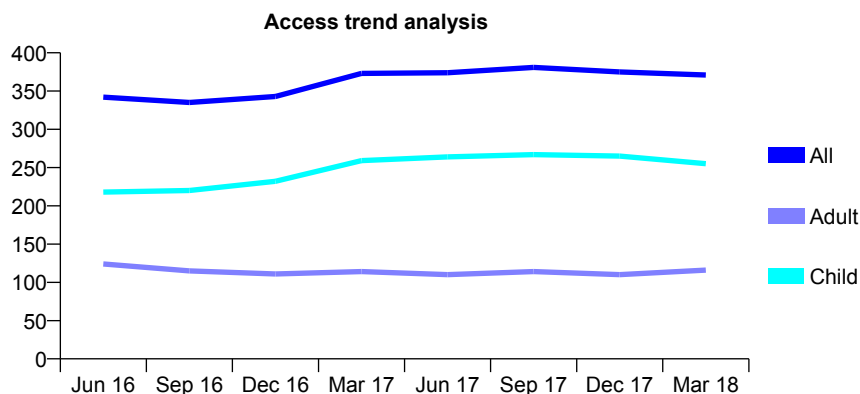
Q68 - Vital Signs At a Glance Contract Report for 141011/0001 - March 2018

Name or company name	APF Dental Practice
Contract type name	GDS Contract
Purpose of contract	General
Contract start date	01/04/2006
Contract end date	

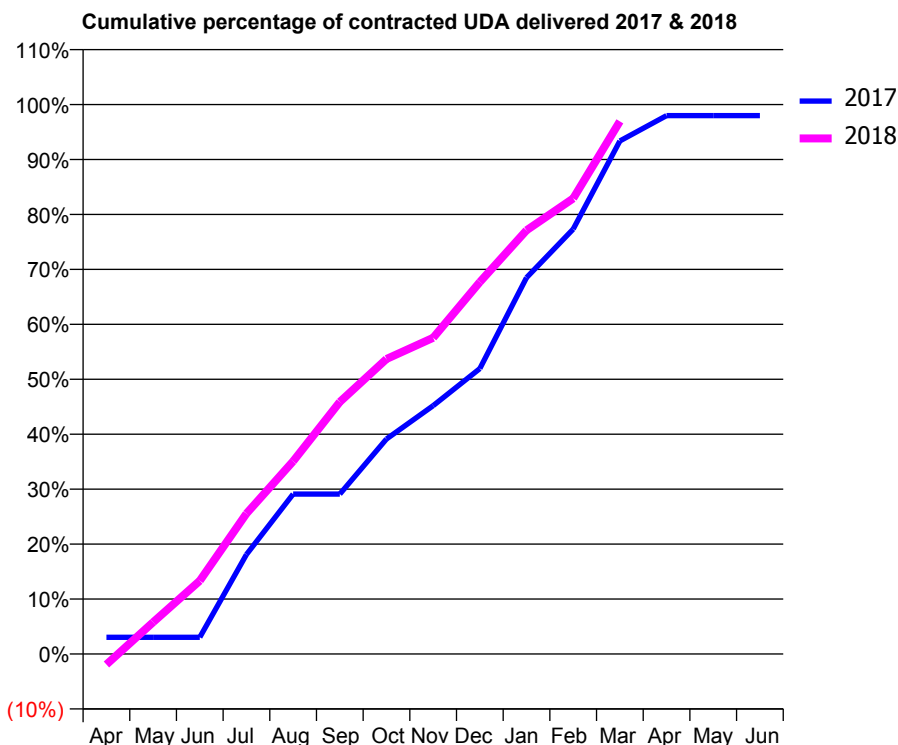
17/18 Contracted general activity (UDA)	830
Carry forward general activity (UDA)	16
17/18 Contracted orthodontic activity (UOA)	0
Carry forward orthodontic activity (UOA)	0
Baseline contract value	£23,305.89

ACCESS*

Patients seen in 24 months	Total	Change since previous quarter
Quarter ending March 2017	373	
Quarter ending June 2017	374	→
Quarter ending September 2017	381	→
Quarter ending December 2017	375	↓
Quarter ending March 2018	371	↓
Variance since March 2017	(0.5%)	→



ACTIVITY



Month	Adjusted Scheduled Activity (UDA)	
	2017	2018
April	25	-16
May	25	48
June	25	111
July	150	212
August	242	291
September	242	381
October	325	446
November	375	478
December	431	562
January	568	640
February	642	688
March	775	805
April	813	
May	813	
June	813	

QUALITY

	Quantity	Base Number	Contract	AT	Region	England
% of FP17s for the same patient ID Re-attending within 3 months - Children	45	484	9.3%	9.5%	11.5%	11.9%
% of FP17s for the same patient ID Re-attending within 3 months - Adults	20	161	12.4%	15.2%	15.9%	16.0%
% of FP17s for the same patient ID Re-attending between 3 & 9 months - Children	378	484	78.1%	59.5%	60.6%	58.3%
% of FP17s for the same patient ID Re-attending between 3 & 9 months - Adults	105	161	65.2%	50.8%	51.6%	50.3%
% of FP17s for Band 1 Urgent Courses	23	619	3.7%	9.6%	9.5%	9.1%
% of FP17s Relating to Free Repair or Replacements	1	619	0.2%	0.6%	0.7%	0.8%
% of FP17s Relating to Continuations	1	619	0.2%	0.9%	1.0%	1.0%
% of Patients satisfied with the dentistry they have received	0	0	N/A	91.1%	92.0%	91.5%
% of Patients satisfied with the time they had to wait for an appointment	0	0	N/A	88.6%	88.1%	87.9%

* This is based on patients treated on this contract for their most recent course of treatment. Figures in italics indicate the base number of FP17s or Patient Questionnaire responses are less than 100. N/A is shown where the base number of responses is less than 10 during the period. % is calculated as Quantity/Base number*100

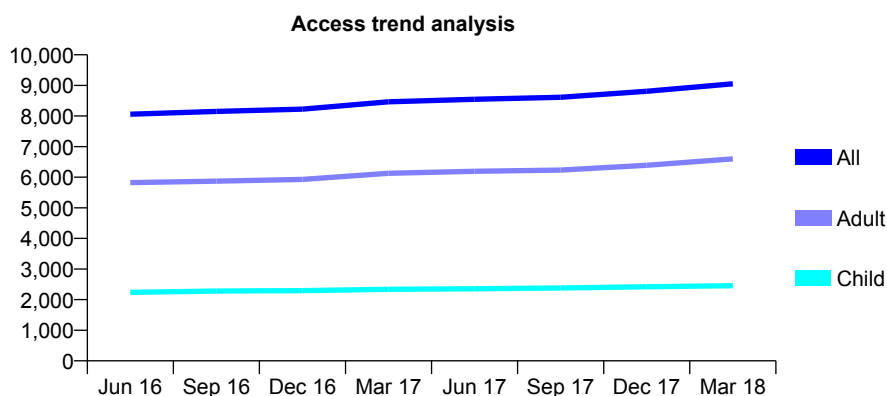
Q68 - Vital Signs At a Glance Contract Report for 141127/0001 - March 2018

Name or company name	Mr S A Butt & Mr S Butt
Contract type name	Pilot Contract
Purpose of contract	General
Contract start date	01/08/2011
Contract end date	

17/18 Contracted general activity (UDA)	31,276
Carry forward general activity (UDA)	0
17/18 Contracted orthodontic activity (UOA)	0
Carry forward orthodontic activity (UOA)	0
Baseline contract value	£755,116.24

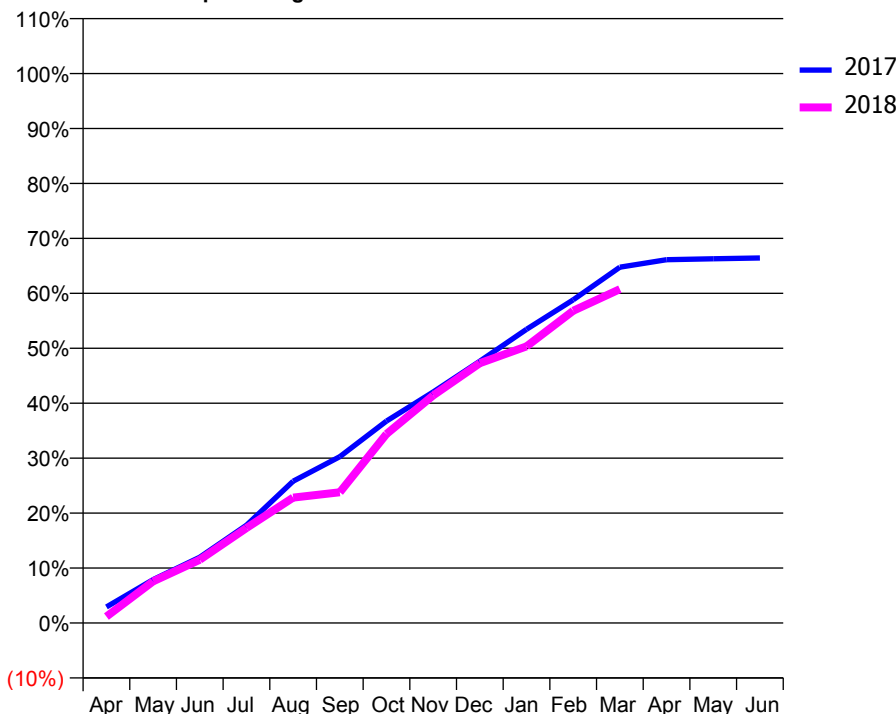
ACCESS*

Patients seen in 24 months	Total	Change since previous quarter
Quarter ending March 2017	8,465	
Quarter ending June 2017	8,548	→
Quarter ending September 2017	8,614	→
Quarter ending December 2017	8,810	↑
Quarter ending March 2018	9,053	↑
Variance since March 2017	6.9%	↑



ACTIVITY

Cumulative percentage of contracted UDA delivered 2017 & 2018



Adjusted Scheduled Activity (UDA)

Month	2017	2018
April	915	365
May	2,473	2,375
June	3,746	3,601
July	5,570	5,409
August	8,075	7,140
September	9,472	7,441
October	11,496	10,760
November	13,151	12,949
December	14,899	14,788
January	16,714	15,748
February	18,391	17,773
March	20,249	19,001
April	20,681	
May	20,730	
June	20,778	

QUALITY

	Quantity	Base Number	Contract	AT	Region	England
% of FP17s for the same patient ID Re-attending within 3 months - Children	247	3,216	7.7%	9.5%	11.5%	11.9%
% of FP17s for the same patient ID Re-attending within 3 months - Adults	1,206	7,396	16.3%	15.2%	15.9%	16.0%
% of FP17s for the same patient ID Re-attending between 3 & 9 months - Children	1,519	3,216	47.2%	59.5%	60.6%	58.3%
% of FP17s for the same patient ID Re-attending between 3 & 9 months - Adults	2,201	7,396	29.8%	50.8%	51.6%	50.3%
% of FP17s for Band 1 Urgent Courses	1,053	8,888	11.8%	9.6%	9.5%	9.1%
% of FP17s Relating to Free Repair or Replacements	26	8,888	0.3%	0.6%	0.7%	0.8%
% of FP17s Relating to Continuations	17	8,888	0.2%	0.9%	1.0%	1.0%
% of Patients satisfied with the dentistry they have received	11	12	91.7%	91.1%	92.0%	91.5%
% of Patients satisfied with the time they had to wait for an appointment	7	12	58.3%	88.6%	88.1%	87.9%

* This is based on patients treated on this contract for their most recent course of treatment. Figures in italics indicate the base number of FP17s or Patient Questionnaire responses are less than 100. N/A is shown where the base number of responses is less than 10 during the period. % is calculated as Quantity/Base number*100

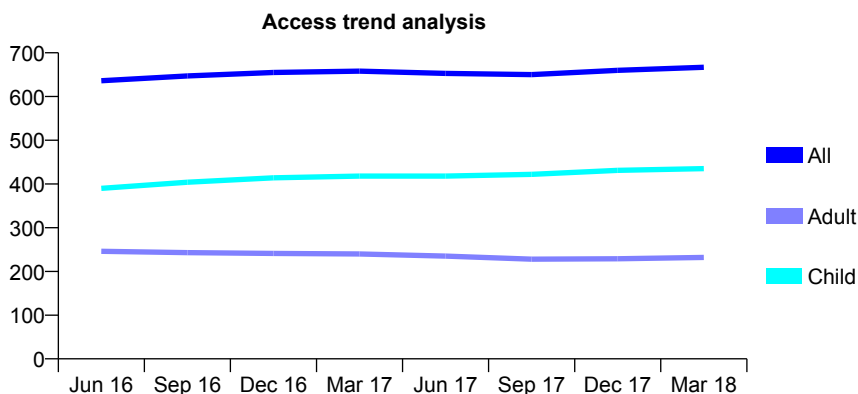
Q68 - Vital Signs At a Glance Contract Report for 141410/0001 - March 2018

Name or company name	Ucer Ltd
Contract type name	GDS Contract
Purpose of contract	General
Contract start date	01/10/2009
Contract end date	

17/18 Contracted general activity (UDA)	1,600
Carry forward general activity (UDA)	0
17/18 Contracted orthodontic activity (UOA)	0
Carry forward orthodontic activity (UOA)	0
Baseline contract value	£35,960.53

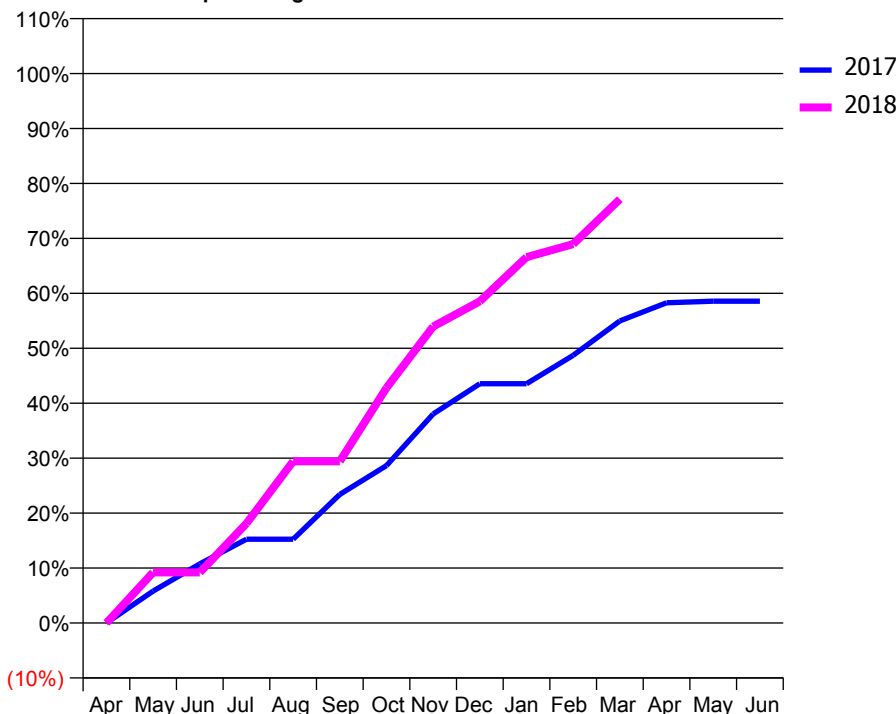
ACCESS*

Patients seen in 24 months	Total	Change since previous quarter
Quarter ending March 2017	658	
Quarter ending June 2017	653	→
Quarter ending September 2017	650	→
Quarter ending December 2017	660	→
Quarter ending March 2018	667	→
Variance since March 2017	1.4%	→



ACTIVITY

Cumulative percentage of contracted UDA delivered 2017 & 2018



Month	Adjusted Scheduled Activity (UDA)	
	2017	2018
April	0	0
May	146	147
June	269	147
July	381	290
August	381	471
September	585	471
October	716	685
November	951	863
December	1,089	937
January	1,089	1,065
February	1,218	1,103
March	1,374	1,234
April	1,457	
May	1,464	
June	1,464	

QUALITY

	Quantity	Base Number	Contract	AT	Region	England
% of FP17s for the same patient ID Re-attending within 3 months - Children	33	619	5.3%	9.5%	11.5%	11.9%
% of FP17s for the same patient ID Re-attending within 3 months - Adults	29	259	11.2%	15.2%	15.9%	16.0%
% of FP17s for the same patient ID Re-attending between 3 & 9 months - Children	404	619	65.3%	59.5%	60.6%	58.3%
% of FP17s for the same patient ID Re-attending between 3 & 9 months - Adults	144	259	55.6%	50.8%	51.6%	50.3%
% of FP17s for Band 1 Urgent Courses	56	811	6.9%	9.6%	9.5%	9.1%
% of FP17s Relating to Free Repair or Replacements	0	811	0.0%	0.6%	0.7%	0.8%
% of FP17s Relating to Continuations	4	811	0.5%	0.9%	1.0%	1.0%
% of Patients satisfied with the dentistry they have received	2	2	N/A	91.1%	92.0%	91.5%
% of Patients satisfied with the time they had to wait for an appointment	2	2	N/A	88.6%	88.1%	87.9%

* This is based on patients treated on this contract for their most recent course of treatment. Figures in italics indicate the base number of FP17s or Patient Questionnaire responses are less than 100. N/A is shown where the base number of responses is less than 10 during the period. % is calculated as Quantity/Base number*100

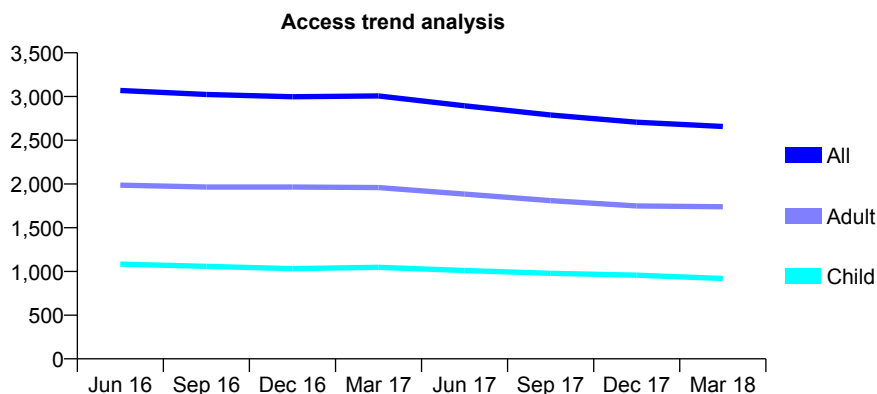
Q68 - Vital Signs At a Glance Contract Report for 144258/0001 - March 2018

Name or company name	Brighton Dental Services
Contract type name	PDS Contract
Purpose of contract	General
Contract start date	01/04/2006
Contract end date	31/03/2019

17/18 Contracted general activity (UDA)	8,074
Carry forward general activity (UDA)	0
17/18 Contracted orthodontic activity (UOA)	0
Carry forward orthodontic activity (UOA)	0
Baseline contract value	£1,653,140.92

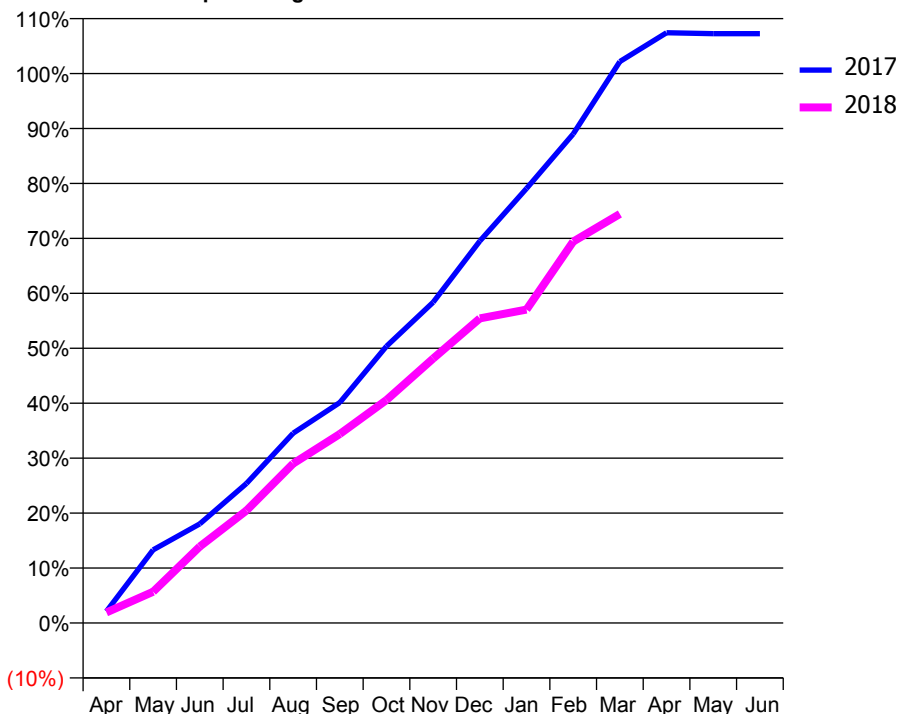
ACCESS*

Patients seen in 24 months	Total	Change since previous quarter
Quarter ending March 2017	3,006	
Quarter ending June 2017	2,894	↓
Quarter ending September 2017	2,788	↓
Quarter ending December 2017	2,706	↓
Quarter ending March 2018	2,658	↓
Variance since March 2017	(11.6%)	↓



ACTIVITY

Cumulative percentage of contracted UDA delivered 2017 & 2018



Adjusted Scheduled Activity (UDA)

Month	2017	2018
April	171	155
May	1,075	460
June	1,457	1,124
July	2,050	1,652
August	2,788	2,341
September	3,240	2,777
October	4,066	3,277
November	4,713	3,885
December	5,612	4,477
January	6,385	4,605
February	7,185	5,605
March	8,250	6,011
April	8,672	
May	8,660	
June	8,660	

QUALITY

	Quantity	Base Number	Contract	AT	Region	England
% of FP17s for the same patient ID Re-attending within 3 months - Children	106	1,094	9.7%	9.5%	11.5%	11.9%
% of FP17s for the same patient ID Re-attending within 3 months - Adults	262	1,674	15.7%	15.2%	15.9%	16.0%
% of FP17s for the same patient ID Re-attending between 3 & 9 months - Children	502	1,094	45.9%	59.5%	60.6%	58.3%
% of FP17s for the same patient ID Re-attending between 3 & 9 months - Adults	710	1,674	42.4%	50.8%	51.6%	50.3%
% of FP17s for Band 1 Urgent Courses	222	2,590	8.6%	9.6%	9.5%	9.1%
% of FP17s Relating to Free Repair or Replacements	6	2,590	0.2%	0.6%	0.7%	0.8%
% of FP17s Relating to Continuations	7	2,590	0.3%	0.9%	1.0%	1.0%
% of Patients satisfied with the dentistry they have received	3	3	N/A	91.1%	92.0%	91.5%
% of Patients satisfied with the time they had to wait for an appointment	3	3	N/A	88.6%	88.1%	87.9%

* This is based on patients treated on this contract for their most recent course of treatment. Figures in italics indicate the base number of FP17s or Patient Questionnaire responses are less than 100. N/A is shown where the base number of responses is less than 10 during the period. % is calculated as Quantity/Base number*100

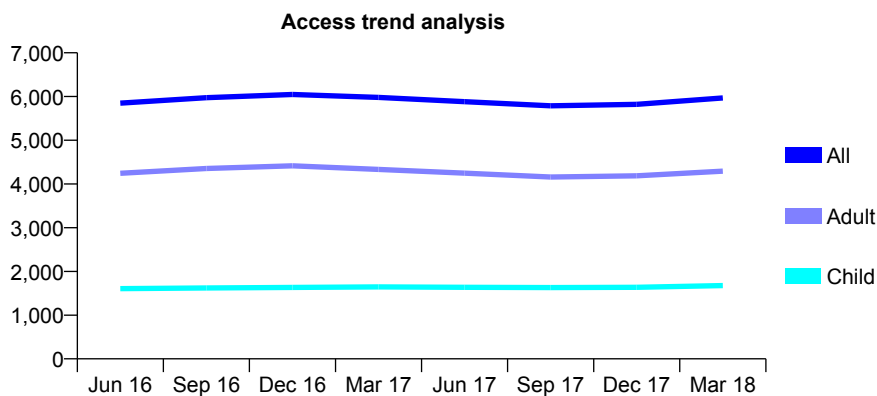
Q68 - Vital Signs At a Glance Contract Report for 146773/0001 - March 2018

Name or company name	Shoreham Oral Care Limited
Contract type name	GDS Contract
Purpose of contract	General
Contract start date	01/12/2006
Contract end date	

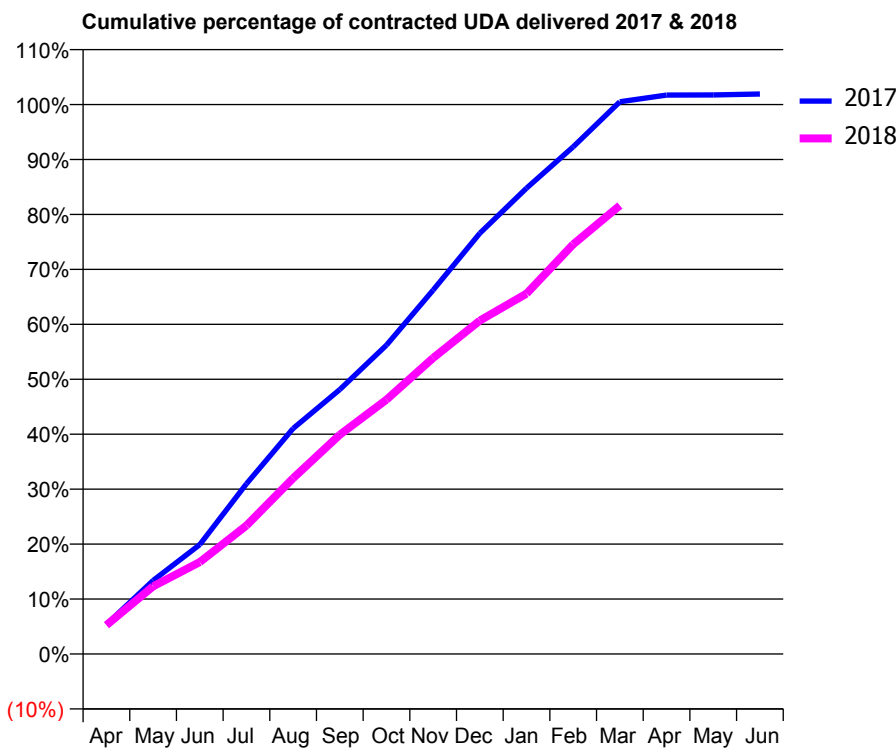
17/18 Contracted general activity (UDA)	22,826
Carry forward general activity (UDA)	-434
17/18 Contracted orthodontic activity (UOA)	0
Carry forward orthodontic activity (UOA)	0
Baseline contract value	£665,394.94

ACCESS*

Patients seen in 24 months	Total	Change since previous quarter
Quarter ending March 2017	5,979	
Quarter ending June 2017	5,882	↓
Quarter ending September 2017	5,789	↓
Quarter ending December 2017	5,821	→
Quarter ending March 2018	5,969	↑
Variance since March 2017	(0.2%)	→



ACTIVITY



Month	Adjusted Scheduled Activity (UDA)	
	2017	2018
April	1,231	1,200
May	3,057	2,814
June	4,546	3,817
July	7,070	5,334
August	9,368	7,305
September	10,988	9,111
October	12,833	10,567
November	15,119	12,300
December	17,479	13,850
January	19,349	14,972
February	21,068	17,019
March	22,942	18,631
April	23,216	
May	23,221	
June	23,260	

QUALITY

	Quantity	Base Number	Contract	AT	Region	England
% of FP17s for the same patient ID Re-attending within 3 months - Children	179	2,503	7.2%	9.5%	11.5%	11.9%
% of FP17s for the same patient ID Re-attending within 3 months - Adults	883	5,937	14.9%	15.2%	15.9%	16.0%
% of FP17s for the same patient ID Re-attending between 3 & 9 months - Children	1,599	2,503	63.9%	59.5%	60.6%	58.3%
% of FP17s for the same patient ID Re-attending between 3 & 9 months - Adults	3,358	5,937	56.6%	50.8%	51.6%	50.3%
% of FP17s for Band 1 Urgent Courses	758	8,279	9.2%	9.6%	9.5%	9.1%
% of FP17s Relating to Free Repair or Replacements	35	8,279	0.4%	0.6%	0.7%	0.8%
% of FP17s Relating to Continuations	117	8,279	1.4%	0.9%	1.0%	1.0%
% of Patients satisfied with the dentistry they have received	9	13	69.2%	91.1%	92.0%	91.5%
% of Patients satisfied with the time they had to wait for an appointment	9	13	69.2%	88.6%	88.1%	87.9%

* This is based on patients treated on this contract for their most recent course of treatment. Figures in italics indicate the base number of FP17s or Patient Questionnaire responses are less than 100. N/A is shown where the base number of responses is less than 10 during the period. % is calculated as Quantity/Base number*100

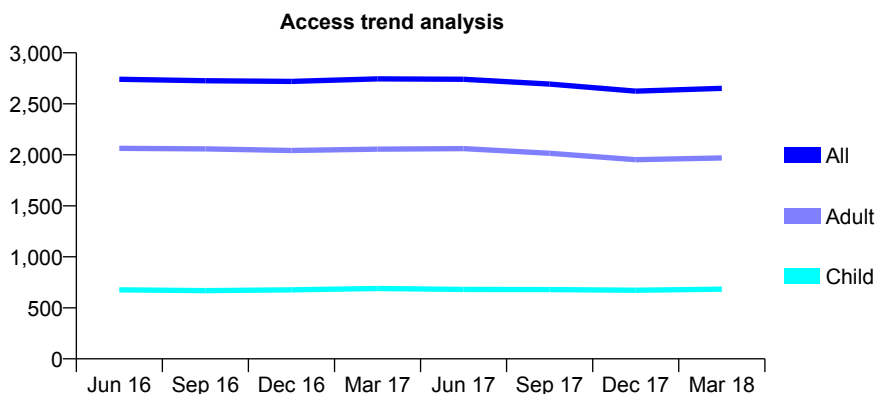
Q68 - Vital Signs At a Glance Contract Report for 147400/0001 - March 2018

Name or company name	Woodcroft Dental Practice Ltd
Contract type name	GDS Contract
Purpose of contract	General
Contract start date	01/04/2010
Contract end date	

17/18 Contracted general activity (UDA)	9,400
Carry forward general activity (UDA)	99
17/18 Contracted orthodontic activity (UOA)	0
Carry forward orthodontic activity (UOA)	0
Baseline contract value	£309,964.22

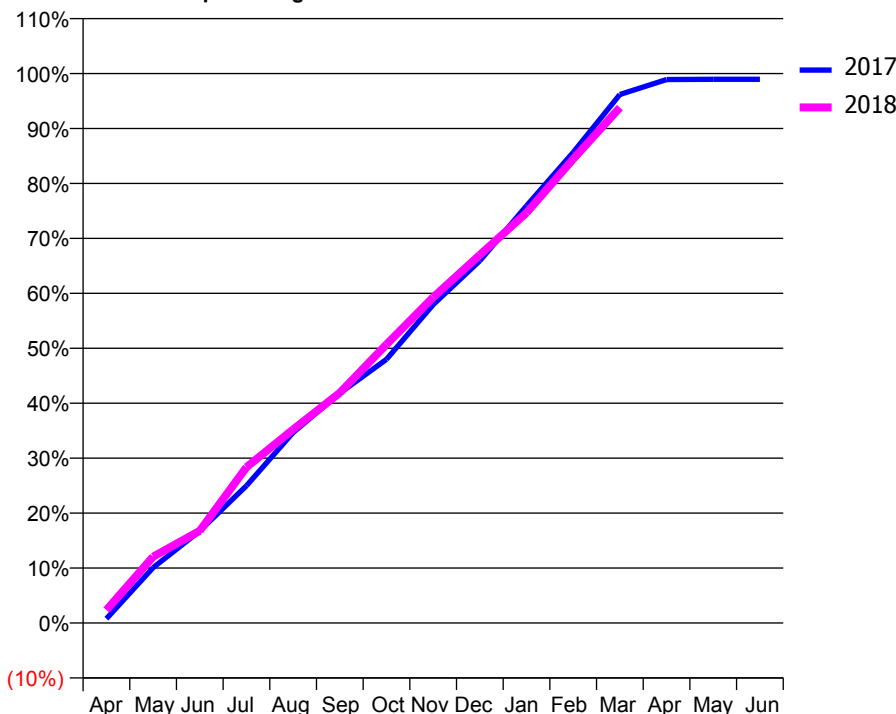
ACCESS*

Patients seen in 24 months	Total	Change since previous quarter
Quarter ending March 2017	2,744	
Quarter ending June 2017	2,741	→
Quarter ending September 2017	2,694	↓
Quarter ending December 2017	2,624	↓
Quarter ending March 2018	2,652	→
Variance since March 2017	(3.4%)	↓



ACTIVITY

Cumulative percentage of contracted UDA delivered 2017 & 2018



Month	Adjusted Scheduled Activity (UDA)	
	2017	2018
April	75	223
May	948	1,136
June	1,574	1,576
July	2,348	2,665
August	3,259	3,311
September	3,931	3,937
October	4,511	4,766
November	5,446	5,571
December	6,196	6,298
January	7,137	7,018
February	8,050	7,938
March	9,042	8,818
April	9,297	
May	9,301	
June	9,301	

QUALITY

	Quantity	Base Number	Contract	AT	Region	England
% of FP17s for the same patient ID Re-attending within 3 months - Children	107	1,186	9.0%	9.5%	11.5%	11.9%
% of FP17s for the same patient ID Re-attending within 3 months - Adults	504	3,261	15.5%	15.2%	15.9%	16.0%
% of FP17s for the same patient ID Re-attending between 3 & 9 months - Children	820	1,186	69.1%	59.5%	60.6%	58.3%
% of FP17s for the same patient ID Re-attending between 3 & 9 months - Adults	2,117	3,261	64.9%	50.8%	51.6%	50.3%
% of FP17s for Band 1 Urgent Courses	255	4,367	5.8%	9.6%	9.5%	9.1%
% of FP17s Relating to Free Repair or Replacements	19	4,367	0.4%	0.6%	0.7%	0.8%
% of FP17s Relating to Continuations	28	4,367	0.6%	0.9%	1.0%	1.0%
% of Patients satisfied with the dentistry they have received	0	0	N/A	91.1%	92.0%	91.5%
% of Patients satisfied with the time they had to wait for an appointment	0	0	N/A	88.6%	88.1%	87.9%

* This is based on patients treated on this contract for their most recent course of treatment. Figures in italics indicate the base number of FP17s or Patient Questionnaire responses are less than 100. N/A is shown where the base number of responses is less than 10 during the period. % is calculated as Quantity/Base number*100

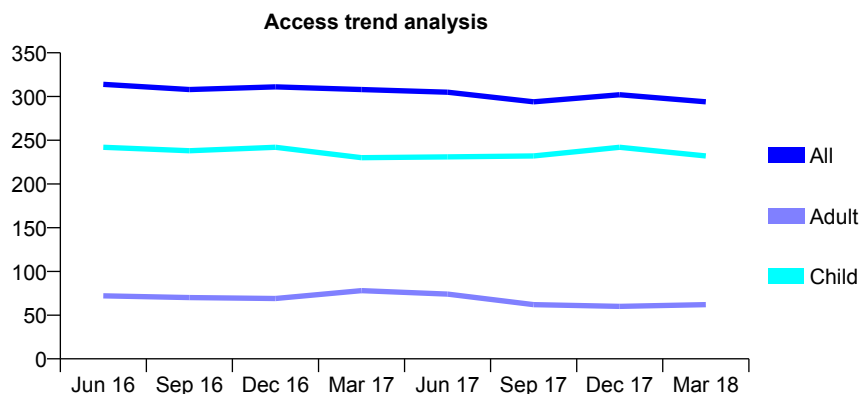
Q68 - Vital Signs At a Glance Contract Report for 148245/0001 - March 2018

Name or company name	Donovan's Dental Practice Limited
Contract type name	GDS Contract
Purpose of contract	General
Contract start date	01/04/2011
Contract end date	

17/18 Contracted general activity (UDA)	500
Carry forward general activity (UDA)	0
17/18 Contracted orthodontic activity (UOA)	0
Carry forward orthodontic activity (UOA)	0
Baseline contract value	£11,939.35

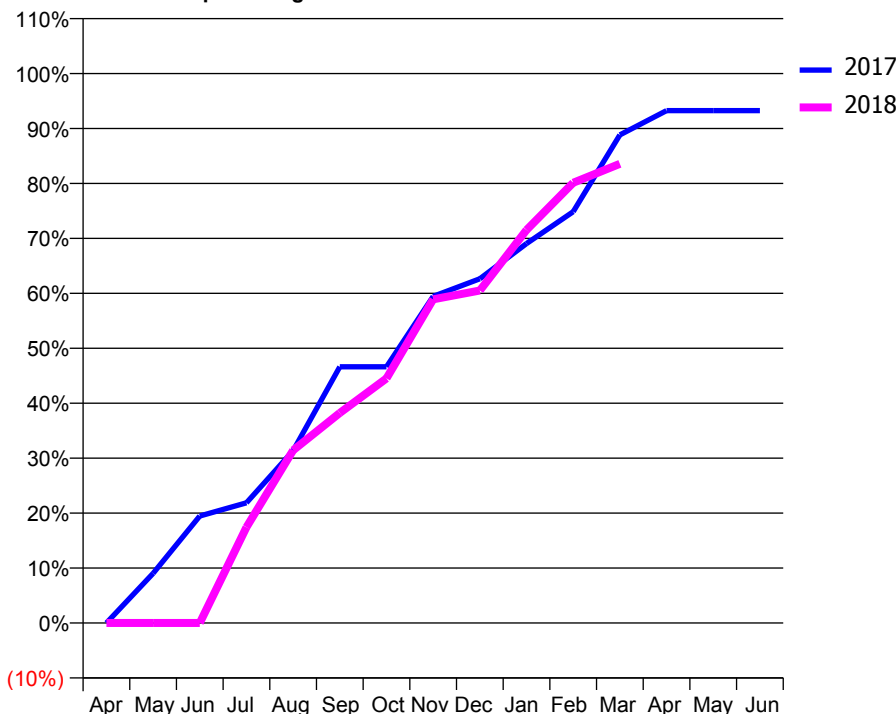
ACCESS*

Patients seen in 24 months	Total	Change since previous quarter
Quarter ending March 2017	308	
Quarter ending June 2017	305	→
Quarter ending September 2017	294	↓
Quarter ending December 2017	302	↑
Quarter ending March 2018	294	↓
Variance since March 2017	(4.5%)	↓



ACTIVITY

Cumulative percentage of contracted UDA delivered 2017 & 2018



Month	Adjusted Scheduled Activity (UDA)	
	2017	2018
April	0	0
May	45	0
June	97	0
July	109	87
August	157	157
September	233	191
October	233	223
November	297	295
December	313	303
January	345	358
February	374	401
March	444	418
April	466	
May	466	
June	466	

QUALITY

	Quantity	Base Number	Contract	AT	Region	England
% of FP17s for the same patient ID Re-attending within 3 months - Children	11	302	3.6%	9.5%	11.5%	11.9%
% of FP17s for the same patient ID Re-attending within 3 months - Adults	0	43	0.0%	15.2%	15.9%	16.0%
% of FP17s for the same patient ID Re-attending between 3 & 9 months - Children	177	302	58.6%	59.5%	60.6%	58.3%
% of FP17s for the same patient ID Re-attending between 3 & 9 months - Adults	30	43	69.8%	50.8%	51.6%	50.3%
% of FP17s for Band 1 Urgent Courses	4	325	1.2%	9.6%	9.5%	9.1%
% of FP17s Relating to Free Repair or Replacements	0	325	0.0%	0.6%	0.7%	0.8%
% of FP17s Relating to Continuations	2	325	0.6%	0.9%	1.0%	1.0%
% of Patients satisfied with the dentistry they have received	1	1	N/A	91.1%	92.0%	91.5%
% of Patients satisfied with the time they had to wait for an appointment	1	1	N/A	88.6%	88.1%	87.9%

* This is based on patients treated on this contract for their most recent course of treatment. Figures in italics indicate the base number of FP17s or Patient Questionnaire responses are less than 100. N/A is shown where the base number of responses is less than 10 during the period. % is calculated as Quantity/Base number*100

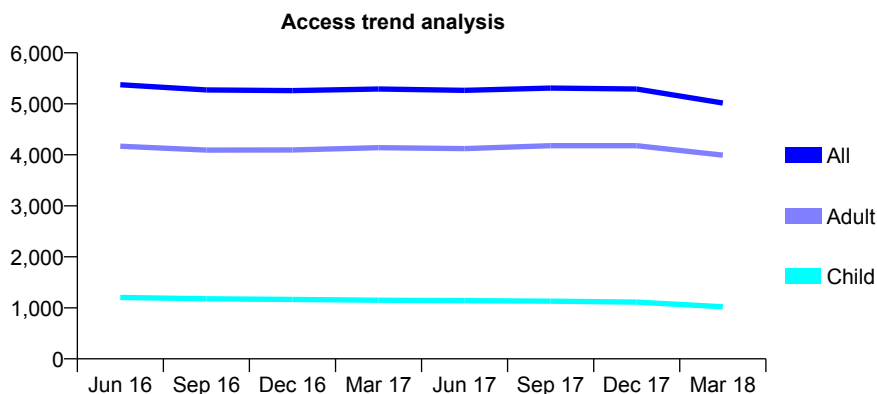
Q68 - Vital Signs At a Glance Contract Report for 148539/0001 - March 2018

Name or company name	Mr A Patel and Ms P Patel
Contract type name	GDS Contract
Purpose of contract	General
Contract start date	01/12/2013
Contract end date	

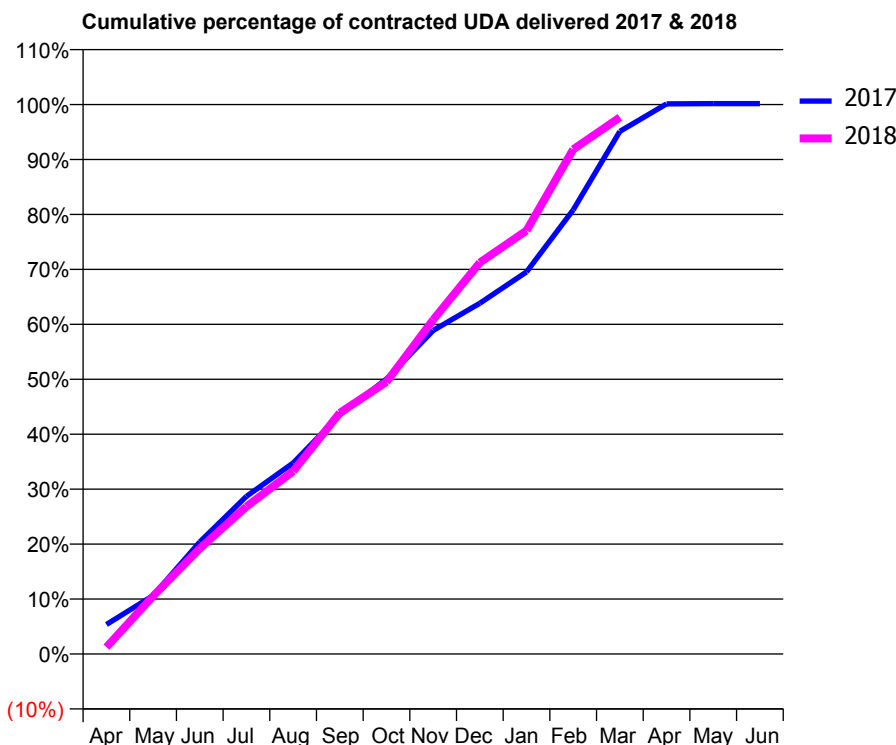
17/18 Contracted general activity (UDA)	11,952
Carry forward general activity (UDA)	-19
17/18 Contracted orthodontic activity (UOA)	0
Carry forward orthodontic activity (UOA)	0
Baseline contract value	£289,486.14

ACCESS*

Patients seen in 24 months	Total	Change since previous quarter
Quarter ending March 2017	5,290	
Quarter ending June 2017	5,263	→
Quarter ending September 2017	5,309	→
Quarter ending December 2017	5,291	→
Quarter ending March 2018	5,016	↓
Variance since March 2017	(5.2%)	↓



ACTIVITY



Month	Adjusted Scheduled Activity (UDA)	
	2017	2018
April	641	149
May	1,271	1,261
June	2,439	2,296
July	3,429	3,205
August	4,156	3,975
September	5,202	5,246
October	5,983	5,919
November	7,038	7,269
December	7,629	8,515
January	8,311	9,210
February	9,659	10,976
March	11,368	11,674
April	11,965	
May	11,970	
June	11,970	

QUALITY

	Quantity	Base Number	Contract	AT	Region	England
% of FP17s for the same patient ID Re-attending within 3 months - Children	110	1,632	6.7%	9.5%	11.5%	11.9%
% of FP17s for the same patient ID Re-attending within 3 months - Adults	853	5,913	14.4%	15.2%	15.9%	16.0%
% of FP17s for the same patient ID Re-attending between 3 & 9 months - Children	1,030	1,632	63.1%	59.5%	60.6%	58.3%
% of FP17s for the same patient ID Re-attending between 3 & 9 months - Adults	3,093	5,913	52.3%	50.8%	51.6%	50.3%
% of FP17s for Band 1 Urgent Courses	511	6,129	8.3%	9.6%	9.5%	9.1%
% of FP17s Relating to Free Repair or Replacements	155	6,129	2.5%	0.6%	0.7%	0.8%
% of FP17s Relating to Continuations	44	6,129	0.7%	0.9%	1.0%	1.0%
% of Patients satisfied with the dentistry they have received	10	10	100.0%	91.1%	92.0%	91.5%
% of Patients satisfied with the time they had to wait for an appointment	9	10	90.0%	88.6%	88.1%	87.9%

* This is based on patients treated on this contract for their most recent course of treatment. Figures in italics indicate the base number of FP17s or Patient Questionnaire responses are less than 100. N/A is shown where the base number of responses is less than 10 during the period. % is calculated as Quantity/Base number*100

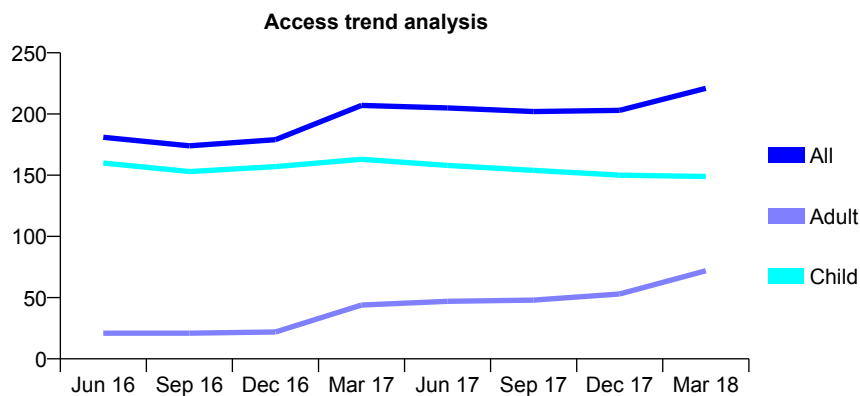
Q68 - Vital Signs At a Glance Contract Report for 150207/0001 - March 2018

Name or company name	Church House Dental Practice Limited
Contract type name	GDS Contract
Purpose of contract	General
Contract start date	01/11/2009
Contract end date	

17/18 Contracted general activity (UDA)	400
Carry forward general activity (UDA)	-8
17/18 Contracted orthodontic activity (UOA)	0
Carry forward orthodontic activity (UOA)	0
Baseline contract value	£10,004.04

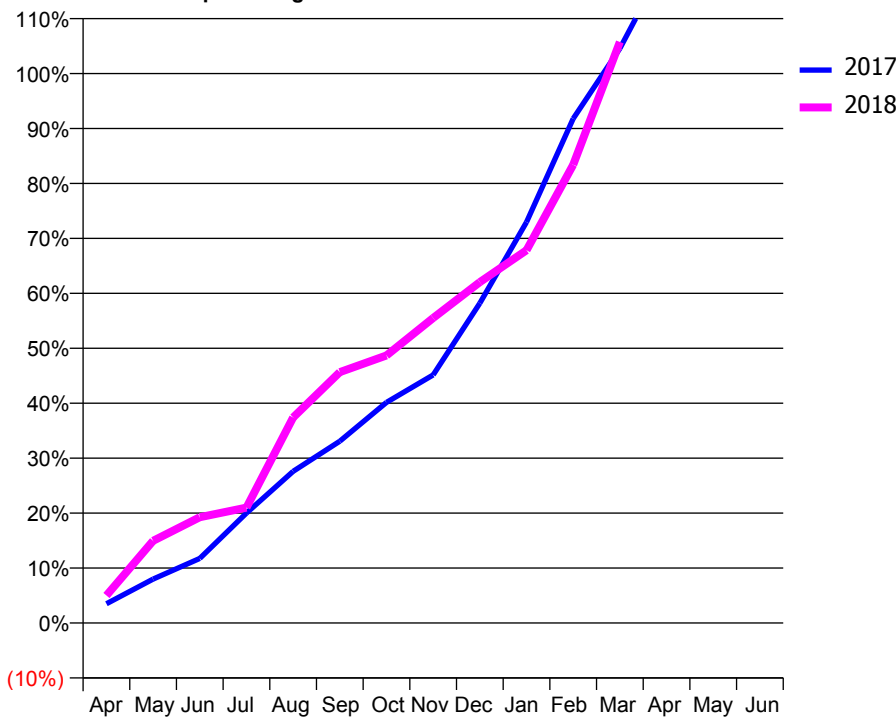
ACCESS*

Patients seen in 24 months	Total	Change since previous quarter
Quarter ending March 2017	207	
Quarter ending June 2017	205	→
Quarter ending September 2017	202	↓
Quarter ending December 2017	203	→
Quarter ending March 2018	221	↑
Variance since March 2017	6.8%	↑



ACTIVITY

Cumulative percentage of contracted UDA delivered 2017 & 2018



Month	Adjusted Scheduled Activity (UDA)	
	2017	2018
April	14	20
May	32	60
June	47	77
July	80	84
August	110	150
September	132	183
October	161	195
November	181	222
December	233	248
January	292	271
February	367	334
March	418	423
April	482	
May	482	
June	482	

QUALITY

	Quantity	Base Number	Contract	AT	Region	England
% of FP17s for the same patient ID Re-attending within 3 months - Children	18	176	10.2%	9.5%	11.5%	11.9%
% of FP17s for the same patient ID Re-attending within 3 months - Adults	3	60	5.0%	15.2%	15.9%	16.0%
% of FP17s for the same patient ID Re-attending between 3 & 9 months - Children	80	176	45.5%	59.5%	60.6%	58.3%
% of FP17s for the same patient ID Re-attending between 3 & 9 months - Adults	24	60	40.0%	50.8%	51.6%	50.3%
% of FP17s for Band 1 Urgent Courses	15	219	6.8%	9.6%	9.5%	9.1%
% of FP17s Relating to Free Repair or Replacements	0	219	0.0%	0.6%	0.7%	0.8%
% of FP17s Relating to Continuations	0	219	0.0%	0.9%	1.0%	1.0%
% of Patients satisfied with the dentistry they have received	0	0	N/A	91.1%	92.0%	91.5%
% of Patients satisfied with the time they had to wait for an appointment	0	0	N/A	88.6%	88.1%	87.9%

* This is based on patients treated on this contract for their most recent course of treatment. Figures in italics indicate the base number of FP17s or Patient Questionnaire responses are less than 100. N/A is shown where the base number of responses is less than 10 during the period. % is calculated as Quantity/Base number*100

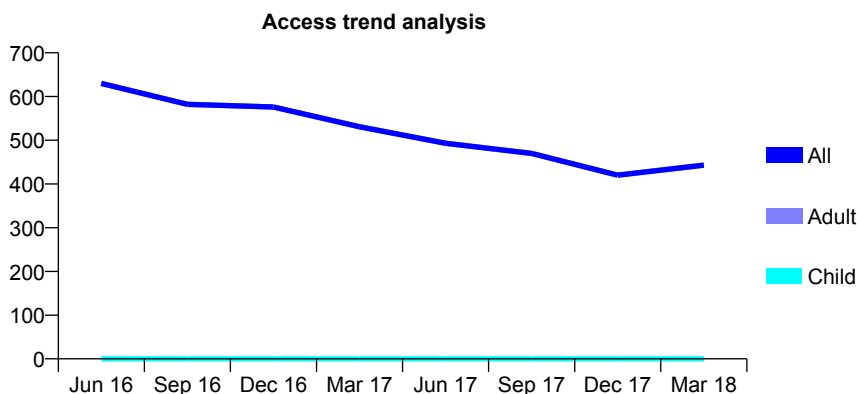
Q68 - Vital Signs At a Glance Contract Report for 151998/0001 - March 2018

Name or company name	The Denture Care Centre UK Limited
Contract type name	PDS Contract
Purpose of contract	General
Contract start date	01/04/2010
Contract end date	31/03/2018

17/18 Contracted general activity (UDA)	2,300
Carry forward general activity (UDA)	-46
17/18 Contracted orthodontic activity (UOA)	0
Carry forward orthodontic activity (UOA)	0
Baseline contract value	£55,627.24

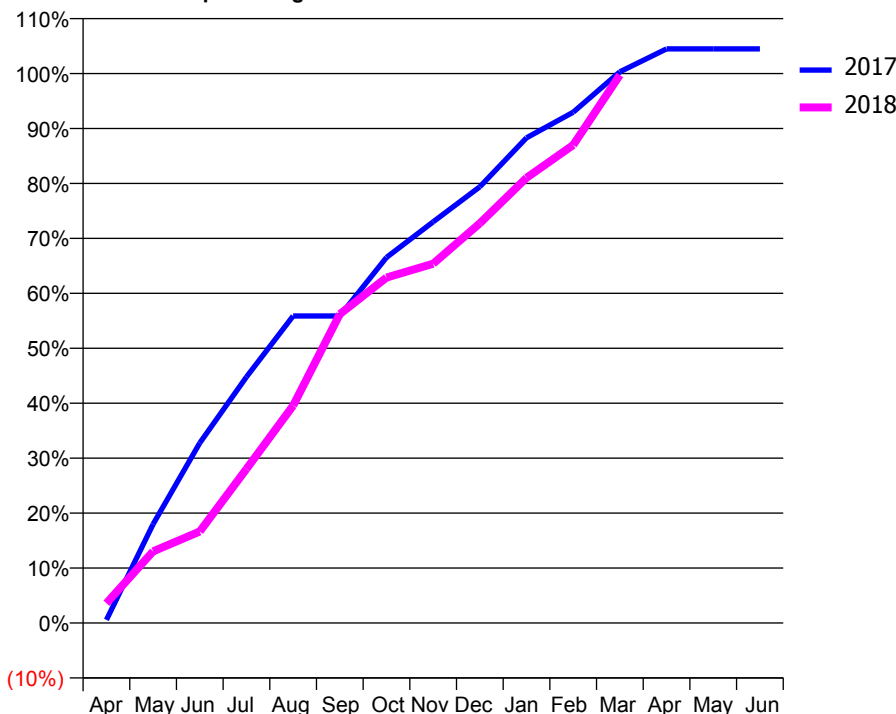
ACCESS*

Patients seen in 24 months	Total	Change since previous quarter
Quarter ending March 2017	531	
Quarter ending June 2017	493	↓
Quarter ending September 2017	470	↓
Quarter ending December 2017	420	↓
Quarter ending March 2018	443	↑
Variance since March 2017	(16.6%)	↓



ACTIVITY

Cumulative percentage of contracted UDA delivered 2017 & 2018



Month	Adjusted Scheduled Activity (UDA)	
	2017	2018
April	13	83
May	414	300
June	754	383
July	1,030	645
August	1,285	910
September	1,285	1,293
October	1,530	1,446
November	1,679	1,504
December	1,826	1,673
January	2,031	1,863
February	2,138	2,000
March	2,307	2,293
April	2,403	
May	2,403	
June	2,403	

QUALITY

	Quantity	Base Number	Contract	AT	Region	England
% of FP17s for the same patient ID Re-attending within 3 months - Children	0	0	N/A	9.5%	11.5%	11.9%
% of FP17s for the same patient ID Re-attending within 3 months - Adults	45	424	10.6%	15.2%	15.9%	16.0%
% of FP17s for the same patient ID Re-attending between 3 & 9 months - Children	0	0	N/A	59.5%	60.6%	58.3%
% of FP17s for the same patient ID Re-attending between 3 & 9 months - Adults	53	424	12.5%	50.8%	51.6%	50.3%
% of FP17s for Band 1 Urgent Courses	2	416	0.5%	9.6%	9.5%	9.1%
% of FP17s Relating to Free Repair or Replacements	0	416	0.0%	0.6%	0.7%	0.8%
% of FP17s Relating to Continuations	3	416	0.7%	0.9%	1.0%	1.0%
% of Patients satisfied with the dentistry they have received	0	0	N/A	91.1%	92.0%	91.5%
% of Patients satisfied with the time they had to wait for an appointment	0	0	N/A	88.6%	88.1%	87.9%

* This is based on patients treated on this contract for their most recent course of treatment. Figures in italics indicate the base number of FP17s or Patient Questionnaire responses are less than 100. N/A is shown where the base number of responses is less than 10 during the period. % is calculated as Quantity/Base number*100

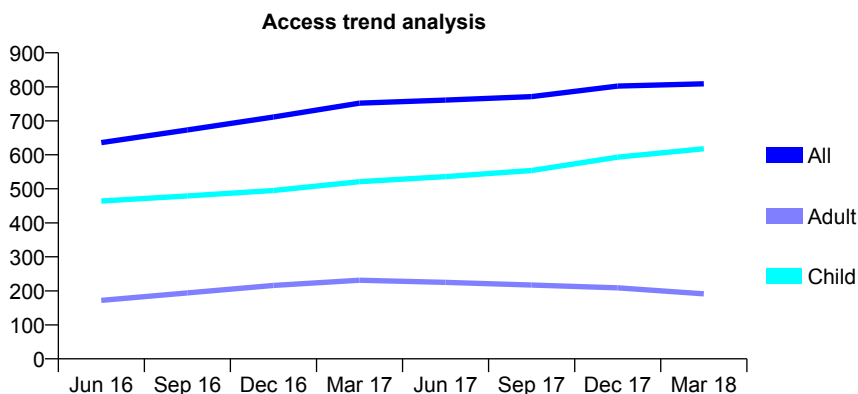
Q68 - Vital Signs At a Glance Contract Report for 153516/0001 - March 2018

Name or company name	Amirreza Farahani
Contract type name	GDS Contract
Purpose of contract	General
Contract start date	21/02/2015
Contract end date	

17/18 Contracted general activity (UDA)	1,700
Carry forward general activity (UDA)	-16
17/18 Contracted orthodontic activity (UOA)	0
Carry forward orthodontic activity (UOA)	0
Baseline contract value	£44,284.34

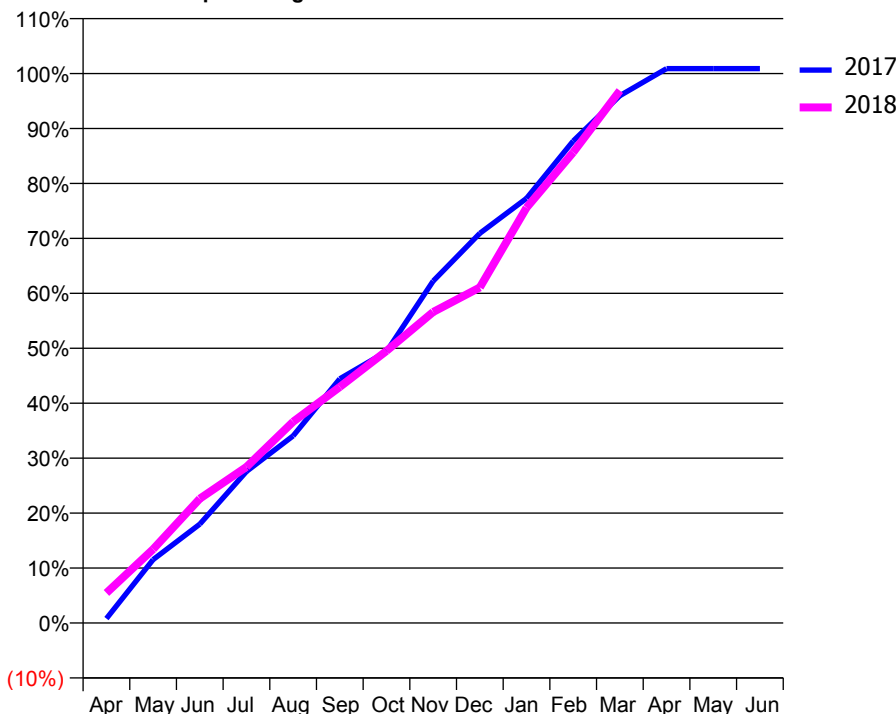
ACCESS*

Patients seen in 24 months	Total	Change since previous quarter
Quarter ending March 2017	752	
Quarter ending June 2017	761	→
Quarter ending September 2017	771	→
Quarter ending December 2017	802	↑
Quarter ending March 2018	809	→
Variance since March 2017	7.6%	↑



ACTIVITY

Cumulative percentage of contracted UDA delivered 2017 & 2018



Month	Adjusted Scheduled Activity (UDA)	
	2017	2018
April	14	93
May	196	228
June	306	385
July	469	483
August	579	623
September	755	731
October	840	842
November	1,058	962
December	1,206	1,038
January	1,314	1,285
February	1,491	1,456
March	1,631	1,647
April	1,715	
May	1,715	
June	1,715	

QUALITY

	Quantity	Base Number	Contract	AT	Region	England
% of FP17s for the same patient ID Re-attending within 3 months - Children	36	907	4.0%	9.5%	11.5%	11.9%
% of FP17s for the same patient ID Re-attending within 3 months - Adults	16	150	10.7%	15.2%	15.9%	16.0%
% of FP17s for the same patient ID Re-attending between 3 & 9 months - Children	526	907	58.0%	59.5%	60.6%	58.3%
% of FP17s for the same patient ID Re-attending between 3 & 9 months - Adults	81	150	54.0%	50.8%	51.6%	50.3%
% of FP17s for Band 1 Urgent Courses	21	997	2.1%	9.6%	9.5%	9.1%
% of FP17s Relating to Free Repair or Replacements	0	997	0.0%	0.6%	0.7%	0.8%
% of FP17s Relating to Continuations	1	997	0.1%	0.9%	1.0%	1.0%
% of Patients satisfied with the dentistry they have received	0	0	N/A	91.1%	92.0%	91.5%
% of Patients satisfied with the time they had to wait for an appointment	0	0	N/A	88.6%	88.1%	87.9%

* This is based on patients treated on this contract for their most recent course of treatment. Figures in italics indicate the base number of FP17s or Patient Questionnaire responses are less than 100. N/A is shown where the base number of responses is less than 10 during the period. % is calculated as Quantity/Base number*100

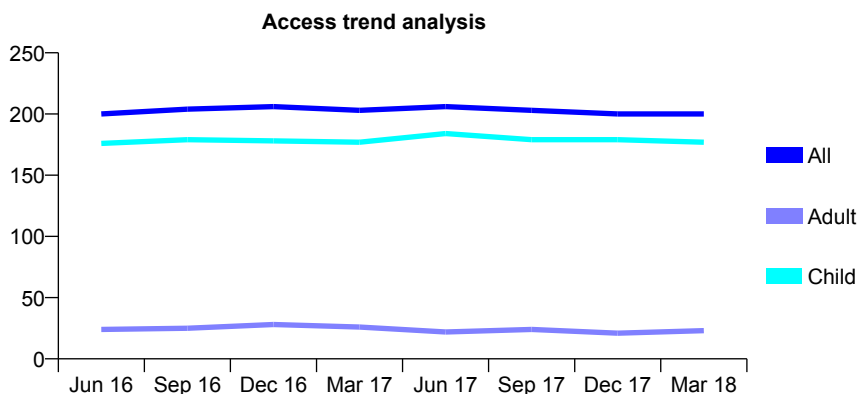
Q68 - Vital Signs At a Glance Contract Report for 153974/0001 - March 2018

Name or company name	Phillip Price Ltd
Contract type name	GDS Contract
Purpose of contract	General
Contract start date	01/04/2007
Contract end date	

17/18 Contracted general activity (UDA)	325
Carry forward general activity (UDA)	-7
17/18 Contracted orthodontic activity (UOA)	0
Carry forward orthodontic activity (UOA)	0
Baseline contract value	£7,062.12

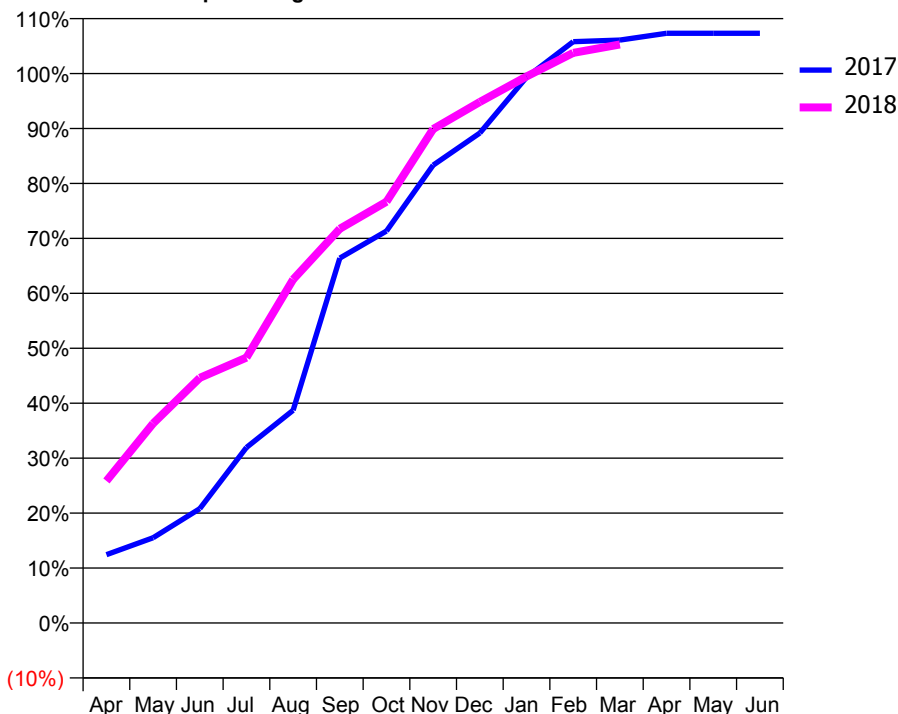
ACCESS*

Patients seen in 24 months	Total	Change since previous quarter
Quarter ending March 2017	203	
Quarter ending June 2017	206	→
Quarter ending September 2017	203	↓
Quarter ending December 2017	200	↓
Quarter ending March 2018	200	→
Variance since March 2017	(1.5%)	↓



ACTIVITY

Cumulative percentage of contracted UDA delivered 2017 & 2018



Month	Adjusted Scheduled Activity (UDA)	
	2017	2018
April	40	84
May	50	118
June	68	145
July	104	157
August	126	203
September	216	233
October	232	249
November	271	292
December	290	308
January	323	323
February	344	337
March	345	342
April	349	
May	349	
June	349	

QUALITY

	Quantity	Base Number	Contract	AT	Region	England
% of FP17s for the same patient ID Re-attending within 3 months - Children	14	279	5.0%	9.5%	11.5%	11.9%
% of FP17s for the same patient ID Re-attending within 3 months - Adults	0	0	N/A	15.2%	15.9%	16.0%
% of FP17s for the same patient ID Re-attending between 3 & 9 months - Children	207	279	74.2%	59.5%	60.6%	58.3%
% of FP17s for the same patient ID Re-attending between 3 & 9 months - Adults	0	0	N/A	50.8%	51.6%	50.3%
% of FP17s for Band 1 Urgent Courses	1	274	0.4%	9.6%	9.5%	9.1%
% of FP17s Relating to Free Repair or Replacements	0	274	0.0%	0.6%	0.7%	0.8%
% of FP17s Relating to Continuations	0	274	0.0%	0.9%	1.0%	1.0%
% of Patients satisfied with the dentistry they have received	0	0	N/A	91.1%	92.0%	91.5%
% of Patients satisfied with the time they had to wait for an appointment	0	0	N/A	88.6%	88.1%	87.9%

* This is based on patients treated on this contract for their most recent course of treatment. Figures in italics indicate the base number of FP17s or Patient Questionnaire responses are less than 100. N/A is shown where the base number of responses is less than 10 during the period. % is calculated as Quantity/Base number*100

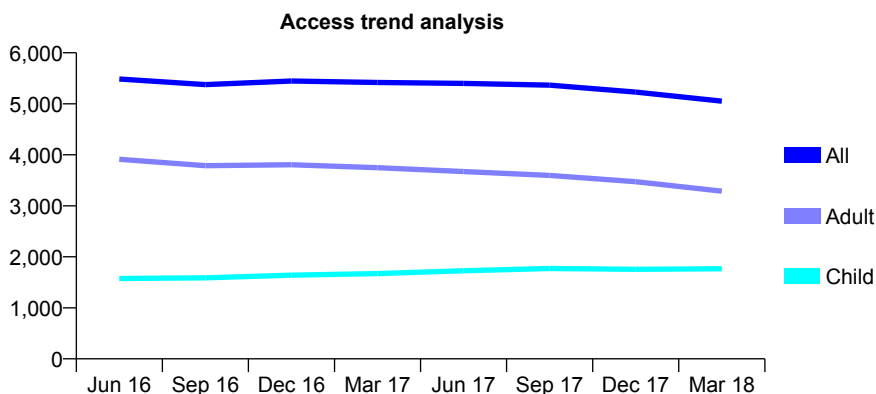
Q68 - Vital Signs At a Glance Contract Report for 154229/0001 - March 2018

Name or company name	Jonathan Lee
Contract type name	GDS Contract
Purpose of contract	General
Contract start date	11/03/2009
Contract end date	

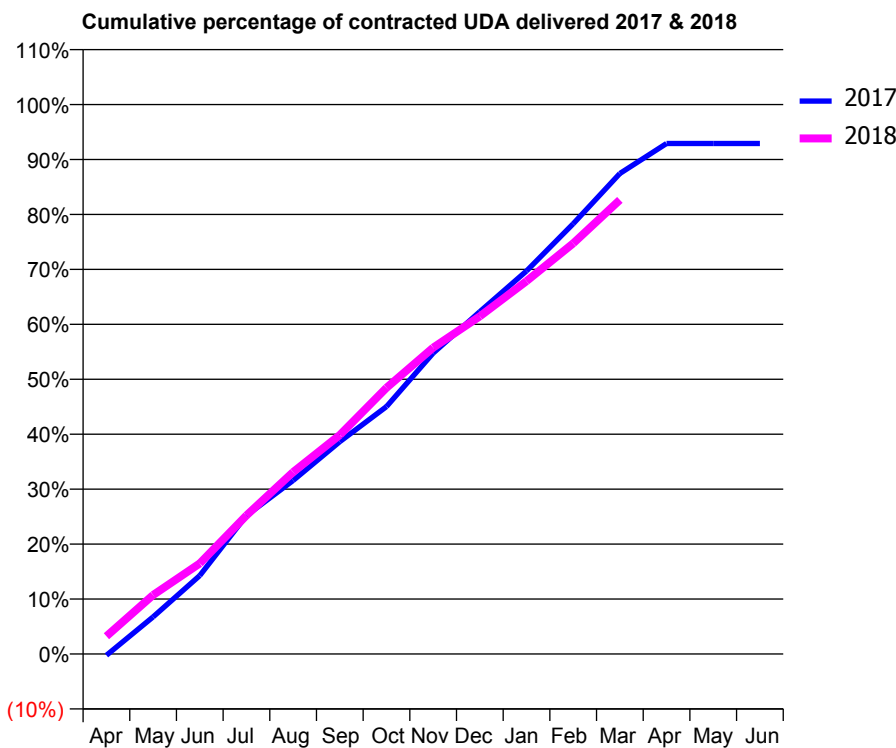
17/18 Contracted general activity (UDA)	14,500
Carry forward general activity (UDA)	0
17/18 Contracted orthodontic activity (UOA)	0
Carry forward orthodontic activity (UOA)	0
Baseline contract value	£391,463.70

ACCESS*

Patients seen in 24 months	Total	Change since previous quarter
Quarter ending March 2017	5,418	
Quarter ending June 2017	5,400	→
Quarter ending September 2017	5,367	→
Quarter ending December 2017	5,229	↓
Quarter ending March 2018	5,052	↓
Variance since March 2017	(6.8%)	↓



ACTIVITY



Month	Adjusted Scheduled Activity (UDA)	
	2017	2018
April	-38	470
May	981	1,556
June	2,070	2,392
July	3,653	3,657
August	4,579	4,800
September	5,603	5,781
October	6,529	7,024
November	7,941	8,085
December	9,034	8,910
January	10,108	9,838
February	11,352	10,836
March	12,681	11,981
April	13,470	
May	13,470	
June	13,471	

QUALITY

	Quantity	Base Number	Contract	AT	Region	England
% of FP17s for the same patient ID Re-attending within 3 months - Children	212	2,552	8.3%	9.5%	11.5%	11.9%
% of FP17s for the same patient ID Re-attending within 3 months - Adults	477	4,083	11.7%	15.2%	15.9%	16.0%
% of FP17s for the same patient ID Re-attending between 3 & 9 months - Children	1,428	2,552	56.0%	59.5%	60.6%	58.3%
% of FP17s for the same patient ID Re-attending between 3 & 9 months - Adults	2,174	4,083	53.2%	50.8%	51.6%	50.3%
% of FP17s for Band 1 Urgent Courses	553	6,358	8.7%	9.6%	9.5%	9.1%
% of FP17s Relating to Free Repair or Replacements	35	6,358	0.6%	0.6%	0.7%	0.8%
% of FP17s Relating to Continuations	1	6,358	0.0%	0.9%	1.0%	1.0%
% of Patients satisfied with the dentistry they have received	5	5	N/A	91.1%	92.0%	91.5%
% of Patients satisfied with the time they had to wait for an appointment	5	5	N/A	88.6%	88.1%	87.9%

* This is based on patients treated on this contract for their most recent course of treatment. Figures in italics indicate the base number of FP17s or Patient Questionnaire responses are less than 100. N/A is shown where the base number of responses is less than 10 during the period. % is calculated as Quantity/Base number*100

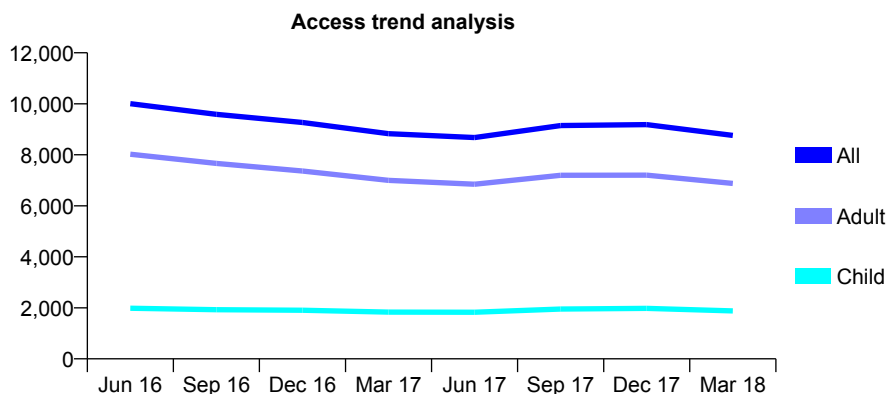
Q68 - Vital Signs At a Glance Contract Report for 156329/0001 - March 2018

Name or company name	Little London Dental Care Limited
Contract type name	GDS Contract
Purpose of contract	General
Contract start date	01/01/2008
Contract end date	

17/18 Contracted general activity (UDA)	37,500
Carry forward general activity (UDA)	0
17/18 Contracted orthodontic activity (UOA)	0
Carry forward orthodontic activity (UOA)	0
Baseline contract value	£894,500.94

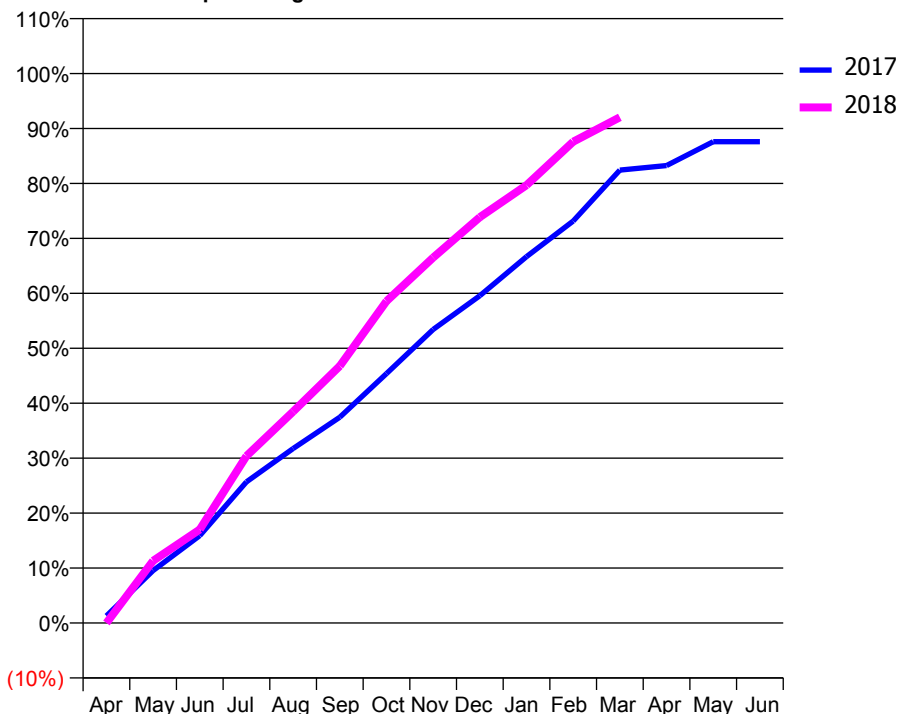
ACCESS*

Patients seen in 24 months	Total	Change since previous quarter
Quarter ending March 2017	8,831	
Quarter ending June 2017	8,675	↓
Quarter ending September 2017	9,150	↑
Quarter ending December 2017	9,185	→
Quarter ending March 2018	8,759	↓
Variance since March 2017	(0.8%)	→



ACTIVITY

Cumulative percentage of contracted UDA delivered 2017 & 2018



Month	Adjusted Scheduled Activity (UDA)	
	2017	2018
April	482	0
May	3,585	4,242
June	5,961	6,383
July	9,635	11,394
August	11,908	14,430
September	14,045	17,544
October	17,018	21,960
November	20,037	24,938
December	22,337	27,697
January	25,000	29,877
February	27,428	32,850
March	30,910	34,509
April	31,218	
May	32,847	
June	32,846	

QUALITY

	Quantity	Base Number	Contract	AT	Region	England
% of FP17s for the same patient ID Re-attending within 3 months - Children	122	2,799	4.4%	9.5%	11.5%	11.9%
% of FP17s for the same patient ID Re-attending within 3 months - Adults	1,407	10,363	13.6%	15.2%	15.9%	16.0%
% of FP17s for the same patient ID Re-attending between 3 & 9 months - Children	1,579	2,799	56.4%	59.5%	60.6%	58.3%
% of FP17s for the same patient ID Re-attending between 3 & 9 months - Adults	5,608	10,363	54.1%	50.8%	51.6%	50.3%
% of FP17s for Band 1 Urgent Courses	1,111	12,588	8.8%	9.6%	9.5%	9.1%
% of FP17s Relating to Free Repair or Replacements	207	12,588	1.6%	0.6%	0.7%	0.8%
% of FP17s Relating to Continuations	115	12,588	0.9%	0.9%	1.0%	1.0%
% of Patients satisfied with the dentistry they have received	15	17	88.2%	91.1%	92.0%	91.5%
% of Patients satisfied with the time they had to wait for an appointment	16	17	94.1%	88.6%	88.1%	87.9%

* This is based on patients treated on this contract for their most recent course of treatment. Figures in italics indicate the base number of FP17s or Patient Questionnaire responses are less than 100. N/A is shown where the base number of responses is less than 10 during the period. % is calculated as Quantity/Base number*100

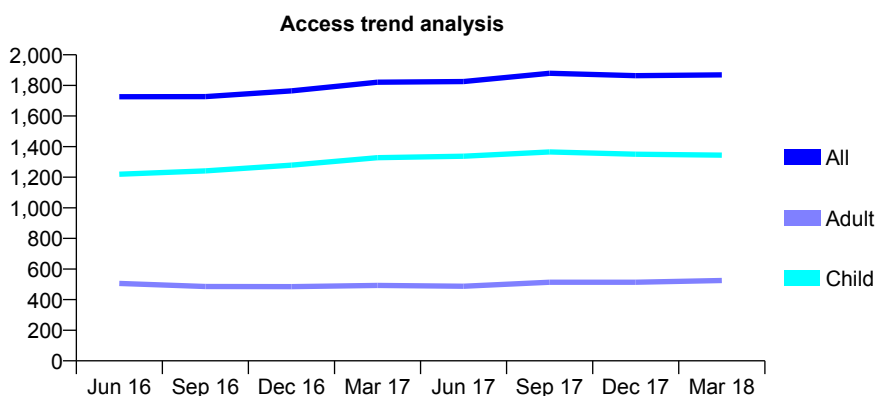
Q68 - Vital Signs At a Glance Contract Report for 156981/0001 - March 2018

Name or company name	Mr M Mawjee & Mr M Ali
Contract type name	GDS Contract
Purpose of contract	General
Contract start date	01/10/2008
Contract end date	

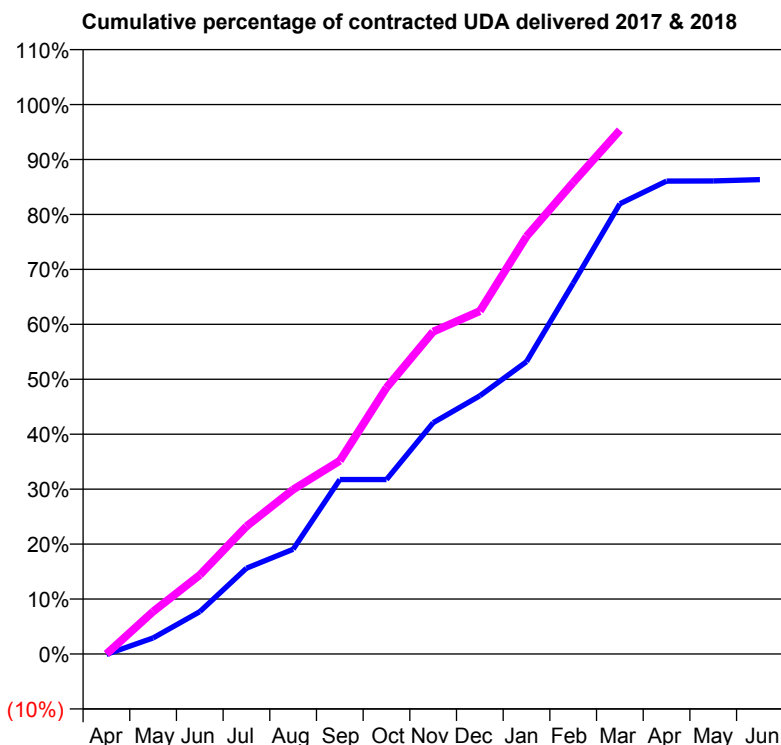
17/18 Contracted general activity (UDA)	4,610
Carry forward general activity (UDA)	0
17/18 Contracted orthodontic activity (UOA)	0
Carry forward orthodontic activity (UOA)	0
Baseline contract value	£103,628.73

ACCESS*

Patients seen in 24 months	Total	Change since previous quarter
Quarter ending March 2017	1,821	
Quarter ending June 2017	1,825	→
Quarter ending September 2017	1,879	↑
Quarter ending December 2017	1,864	→
Quarter ending March 2018	1,869	→
Variance since March 2017	2.6%	↑



ACTIVITY



Month	Adjusted Scheduled Activity (UDA)	
	2017	2018
April	-3	0
May	135	356
June	355	662
July	719	1,071
August	879	1,380
September	1,464	1,621
October	1,464	2,235
November	1,940	2,705
December	2,167	2,877
January	2,453	3,503
February	3,111	3,956
March	3,778	4,395
April	3,967	
May	3,968	
June	3,980	

QUALITY

	Quantity	Base Number	Contract	AT	Region	England
% of FP17s for the same patient ID Re-attending within 3 months - Children	130	2,003	6.5%	9.5%	11.5%	11.9%
% of FP17s for the same patient ID Re-attending within 3 months - Adults	87	625	13.9%	15.2%	15.9%	16.0%
% of FP17s for the same patient ID Re-attending between 3 & 9 months - Children	1,302	2,003	65.0%	59.5%	60.6%	58.3%
% of FP17s for the same patient ID Re-attending between 3 & 9 months - Adults	330	625	52.8%	50.8%	51.6%	50.3%
% of FP17s for Band 1 Urgent Courses	90	2,516	3.6%	9.6%	9.5%	9.1%
% of FP17s Relating to Free Repair or Replacements	0	2,516	0.0%	0.6%	0.7%	0.8%
% of FP17s Relating to Continuations	0	2,516	0.0%	0.9%	1.0%	1.0%
% of Patients satisfied with the dentistry they have received	1	1	N/A	91.1%	92.0%	91.5%
% of Patients satisfied with the time they had to wait for an appointment	1	1	N/A	88.6%	88.1%	87.9%

* This is based on patients treated on this contract for their most recent course of treatment. Figures in italics indicate the base number of FP17s or Patient Questionnaire responses are less than 100. N/A is shown where the base number of responses is less than 10 during the period. % is calculated as Quantity/Base number*100

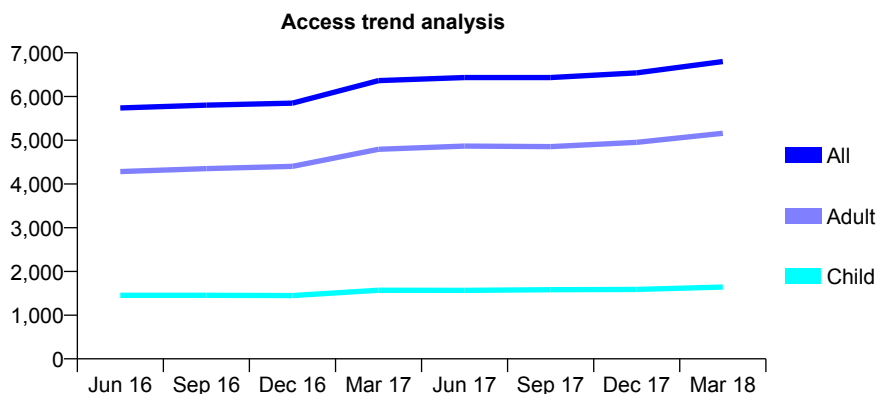
Q68 - Vital Signs At a Glance Contract Report for 157163/0001 - March 2018

Name or company name	Chichester Smiles Dental Practice Ltd
Contract type name	GDS Contract
Purpose of contract	General
Contract start date	01/12/2007
Contract end date	

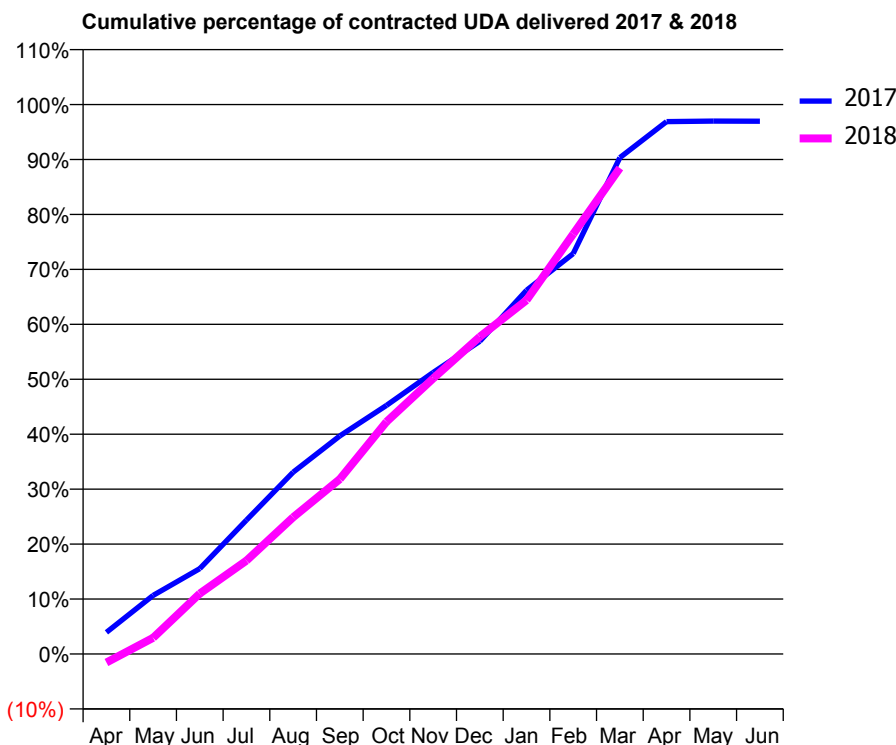
17/18 Contracted general activity (UDA)	18,324
Carry forward general activity (UDA)	555
17/18 Contracted orthodontic activity (UOA)	0
Carry forward orthodontic activity (UOA)	0
Baseline contract value	£514,277.35

ACCESS*

Patients seen in 24 months	Total	Change since previous quarter
Quarter ending March 2017	6,363	
Quarter ending June 2017	6,433	→
Quarter ending September 2017	6,434	→
Quarter ending December 2017	6,540	→
Quarter ending March 2018	6,800	↑
Variance since March 2017	6.9%	↑



ACTIVITY



Month	Adjusted Scheduled Activity (UDA)	
	2017	2018
April	723	-287
May	1,954	540
June	2,846	2,017
July	4,465	3,115
August	6,065	4,559
September	7,273	5,831
October	8,292	7,745
November	9,387	9,190
December	10,431	10,580
January	12,126	11,798
February	13,351	14,007
March	16,552	16,207
April	17,752	
May	17,770	
June	17,768	

QUALITY

	Quantity	Base Number	Contract	AT	Region	England
% of FP17s for the same patient ID Re-attending within 3 months - Children	141	2,429	5.8%	9.5%	11.5%	11.9%
% of FP17s for the same patient ID Re-attending within 3 months - Adults	927	7,344	12.6%	15.2%	15.9%	16.0%
% of FP17s for the same patient ID Re-attending between 3 & 9 months - Children	1,594	2,429	65.6%	59.5%	60.6%	58.3%
% of FP17s for the same patient ID Re-attending between 3 & 9 months - Adults	4,490	7,344	61.1%	50.8%	51.6%	50.3%
% of FP17s for Band 1 Urgent Courses	811	9,222	8.8%	9.6%	9.5%	9.1%
% of FP17s Relating to Free Repair or Replacements	72	9,222	0.8%	0.6%	0.7%	0.8%
% of FP17s Relating to Continuations	37	9,222	0.4%	0.9%	1.0%	1.0%
% of Patients satisfied with the dentistry they have received	5	5	N/A	91.1%	92.0%	91.5%
% of Patients satisfied with the time they had to wait for an appointment	5	5	N/A	88.6%	88.1%	87.9%

* This is based on patients treated on this contract for their most recent course of treatment. Figures in italics indicate the base number of FP17s or Patient Questionnaire responses are less than 100. N/A is shown where the base number of responses is less than 10 during the period. % is calculated as Quantity/Base number*100

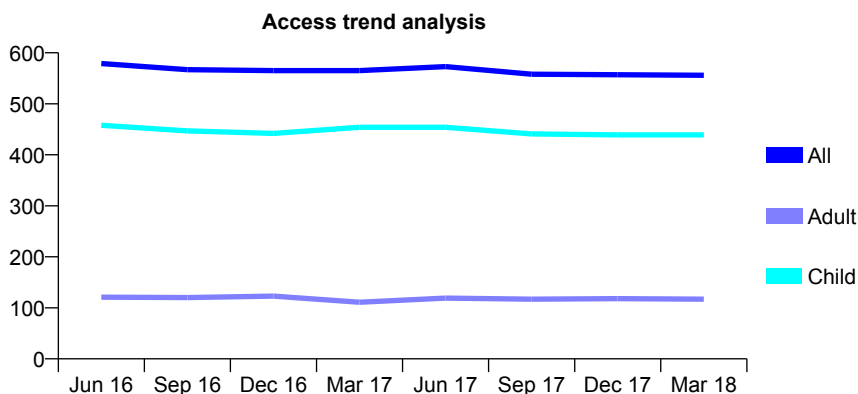
Q68 - Vital Signs At a Glance Contract Report for 157430/0001 - March 2018

Name or company name	Mr R Patel & Mr S Dhanoa
Contract type name	GDS Contract
Purpose of contract	General
Contract start date	24/12/2010
Contract end date	

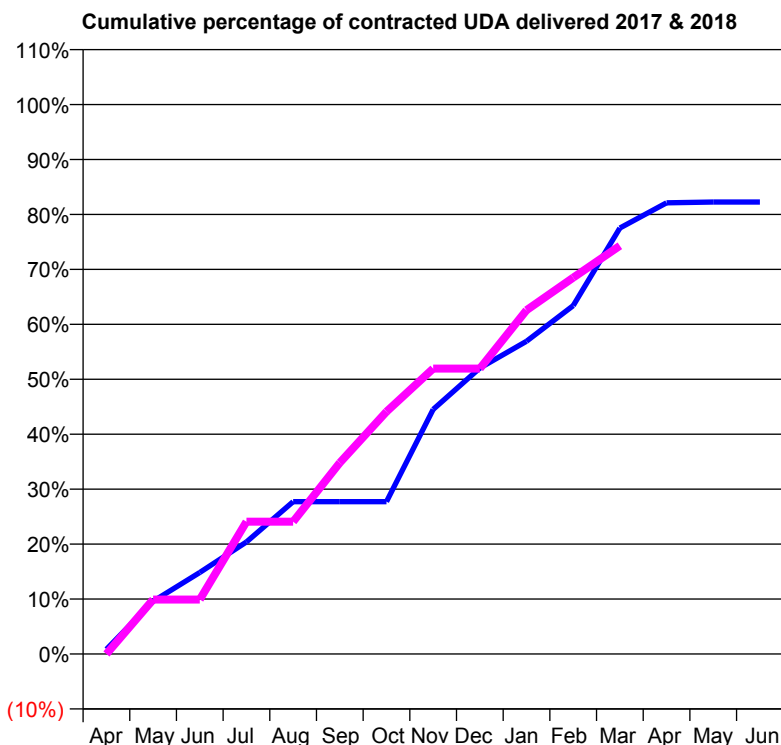
17/18 Contracted general activity (UDA)	1,200
Carry forward general activity (UDA)	0
17/18 Contracted orthodontic activity (UOA)	0
Carry forward orthodontic activity (UOA)	0
Baseline contract value	£28,253.17

ACCESS*

Patients seen in 24 months	Total	Change since previous quarter
Quarter ending March 2017	565	
Quarter ending June 2017	573	→
Quarter ending September 2017	558	↓
Quarter ending December 2017	557	→
Quarter ending March 2018	556	→
Variance since March 2017	(1.6%)	↓



ACTIVITY



Month	Adjusted Scheduled Activity (UDA)	
	2017	2018
April	12	0
May	134	119
June	208	119
July	286	289
August	388	289
September	388	418
October	388	529
November	623	623
December	729	623
January	797	751
February	888	822
March	1,085	891
April	1,150	
May	1,152	
June	1,152	

QUALITY

	Quantity	Base Number	Contract	AT	Region	England
% of FP17s for the same patient ID Re-attending within 3 months - Children	37	673	5.5%	9.5%	11.5%	11.9%
% of FP17s for the same patient ID Re-attending within 3 months - Adults	1	51	2.0%	15.2%	15.9%	16.0%
% of FP17s for the same patient ID Re-attending between 3 & 9 months - Children	462	673	68.6%	59.5%	60.6%	58.3%
% of FP17s for the same patient ID Re-attending between 3 & 9 months - Adults	35	51	68.6%	50.8%	51.6%	50.3%
% of FP17s for Band 1 Urgent Courses	17	689	2.5%	9.6%	9.5%	9.1%
% of FP17s Relating to Free Repair or Replacements	1	689	0.1%	0.6%	0.7%	0.8%
% of FP17s Relating to Continuations	0	689	0.0%	0.9%	1.0%	1.0%
% of Patients satisfied with the dentistry they have received	0	0	N/A	91.1%	92.0%	91.5%
% of Patients satisfied with the time they had to wait for an appointment	0	0	N/A	88.6%	88.1%	87.9%

* This is based on patients treated on this contract for their most recent course of treatment. Figures in italics indicate the base number of FP17s or Patient Questionnaire responses are less than 100. N/A is shown where the base number of responses is less than 10 during the period. % is calculated as Quantity/Base number*100

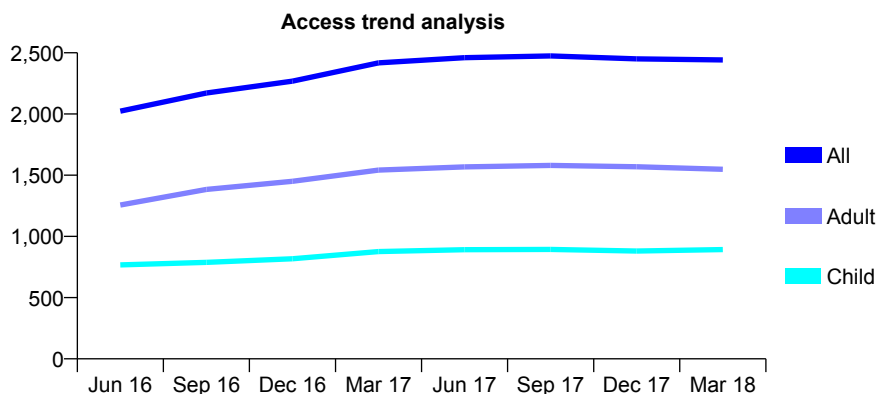
Q68 - Vital Signs At a Glance Contract Report for 157538/0001 - March 2018

Name or company name	Bewbush Dental Limited
Contract type name	GDS Contract
Purpose of contract	General
Contract start date	01/04/2015
Contract end date	

17/18 Contracted general activity (UDA)	5,265
Carry forward general activity (UDA)	-106
17/18 Contracted orthodontic activity (UOA)	0
Carry forward orthodontic activity (UOA)	0
Baseline contract value	£131,928.81

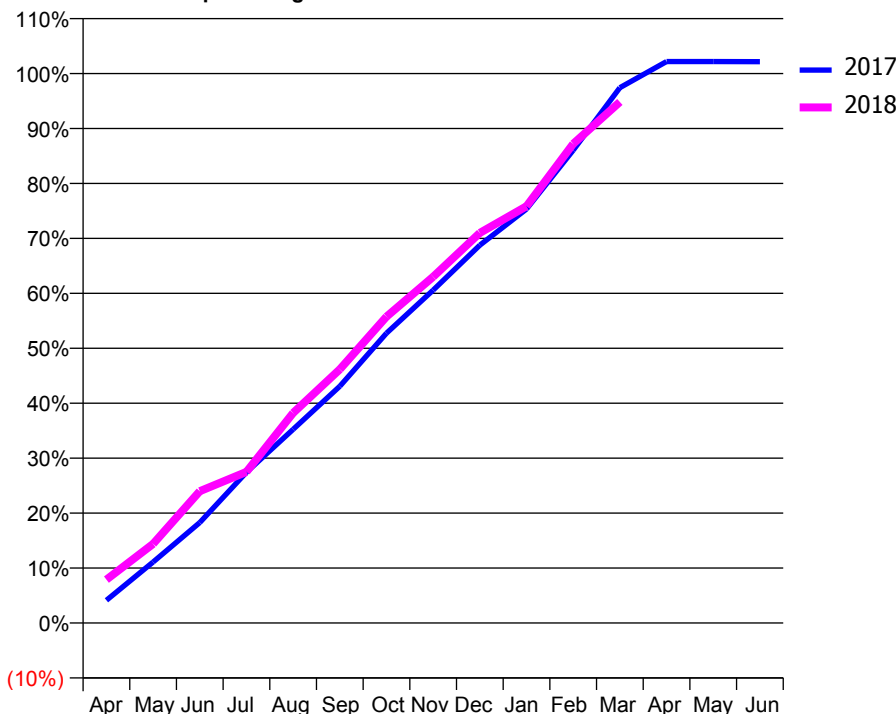
ACCESS*

Patients seen in 24 months	Total	Change since previous quarter
Quarter ending March 2017	2,418	
Quarter ending June 2017	2,460	→
Quarter ending September 2017	2,474	→
Quarter ending December 2017	2,450	→
Quarter ending March 2018	2,442	→
Variance since March 2017	1.0%	→



ACTIVITY

Cumulative percentage of contracted UDA delivered 2017 & 2018



Month	Adjusted Scheduled Activity (UDA)	
	2017	2018
April	218	416
May	584	758
June	963	1,264
July	1,444	1,449
August	1,855	2,012
September	2,268	2,431
October	2,777	2,936
November	3,190	3,317
December	3,620	3,738
January	3,966	3,994
February	4,530	4,591
March	5,130	4,993
April	5,380	
May	5,380	
June	5,378	

QUALITY

	Quantity	Base Number	Contract	AT	Region	England
% of FP17s for the same patient ID Re-attending within 3 months - Children	104	1,545	6.7%	9.5%	11.5%	11.9%
% of FP17s for the same patient ID Re-attending within 3 months - Adults	273	2,135	12.8%	15.2%	15.9%	16.0%
% of FP17s for the same patient ID Re-attending between 3 & 9 months - Children	1,074	1,545	69.5%	59.5%	60.6%	58.3%
% of FP17s for the same patient ID Re-attending between 3 & 9 months - Adults	1,280	2,135	60.0%	50.8%	51.6%	50.3%
% of FP17s for Band 1 Urgent Courses	254	2,769	9.2%	9.6%	9.5%	9.1%
% of FP17s Relating to Free Repair or Replacements	7	2,769	0.3%	0.6%	0.7%	0.8%
% of FP17s Relating to Continuations	1	2,769	0.0%	0.9%	1.0%	1.0%
% of Patients satisfied with the dentistry they have received	1	1	N/A	91.1%	92.0%	91.5%
% of Patients satisfied with the time they had to wait for an appointment	1	1	N/A	88.6%	88.1%	87.9%

* This is based on patients treated on this contract for their most recent course of treatment. Figures in italics indicate the base number of FP17s or Patient Questionnaire responses are less than 100. N/A is shown where the base number of responses is less than 10 during the period. % is calculated as Quantity/Base number*100

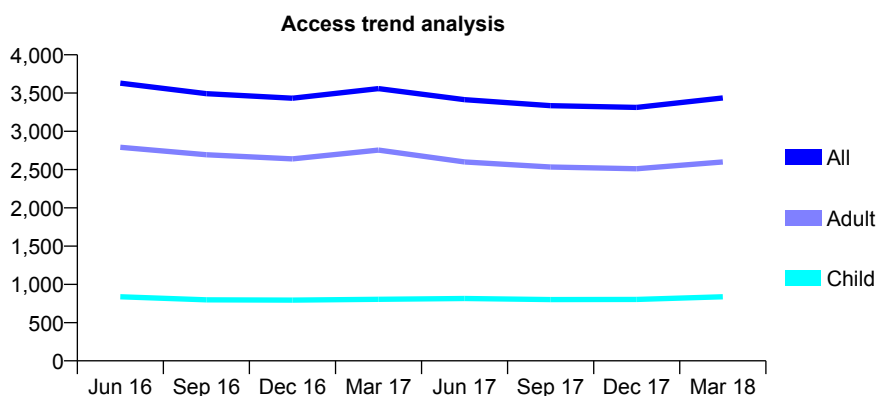
Q68 - Vital Signs At a Glance Contract Report for 158275/0001 - March 2018

Name or company name	Esmail Harunani and Murtaza Kanani
Contract type name	GDS Contract
Purpose of contract	General
Contract start date	01/10/2009
Contract end date	

17/18 Contracted general activity (UDA)	10,150
Carry forward general activity (UDA)	390
17/18 Contracted orthodontic activity (UOA)	0
Carry forward orthodontic activity (UOA)	0
Baseline contract value	£242,725.90

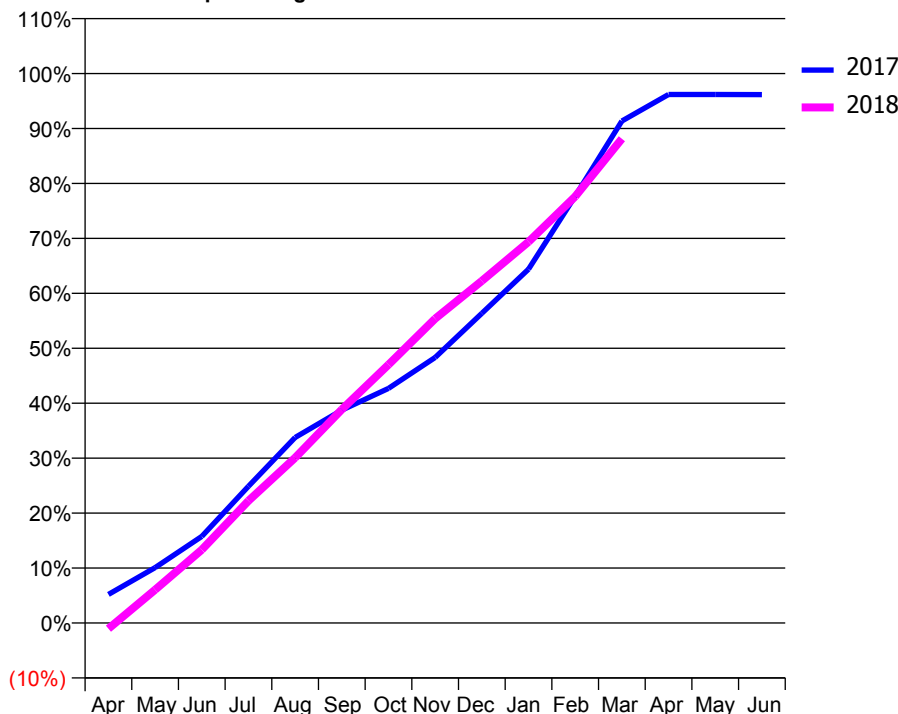
ACCESS*

Patients seen in 24 months	Total	Change since previous quarter
Quarter ending March 2017	3,559	
Quarter ending June 2017	3,414	↓
Quarter ending September 2017	3,335	↓
Quarter ending December 2017	3,313	→
Quarter ending March 2018	3,437	↑
Variance since March 2017	(3.4%)	↓



ACTIVITY

Cumulative percentage of contracted UDA delivered 2017 & 2018



Month	Adjusted Scheduled Activity (UDA)	
	2017	2018
April	528	-107
May	1,023	614
June	1,601	1,354
July	2,525	2,257
August	3,428	3,054
September	3,932	3,945
October	4,333	4,771
November	4,905	5,623
December	5,721	6,320
January	6,537	7,041
February	7,885	7,878
March	9,273	8,944
April	9,762	
May	9,763	
June	9,760	

QUALITY

	Quantity	Base Number	Contract	AT	Region	England
% of FP17s for the same patient ID Re-attending within 3 months - Children	63	1,049	6.0%	9.5%	11.5%	11.9%
% of FP17s for the same patient ID Re-attending within 3 months - Adults	482	2,947	16.4%	15.2%	15.9%	16.0%
% of FP17s for the same patient ID Re-attending between 3 & 9 months - Children	487	1,049	46.4%	59.5%	60.6%	58.3%
% of FP17s for the same patient ID Re-attending between 3 & 9 months - Adults	1,146	2,947	38.9%	50.8%	51.6%	50.3%
% of FP17s for Band 1 Urgent Courses	472	3,860	12.2%	9.6%	9.5%	9.1%
% of FP17s Relating to Free Repair or Replacements	32	3,860	0.8%	0.6%	0.7%	0.8%
% of FP17s Relating to Continuations	66	3,860	1.7%	0.9%	1.0%	1.0%
% of Patients satisfied with the dentistry they have received	6	7	N/A	91.1%	92.0%	91.5%
% of Patients satisfied with the time they had to wait for an appointment	6	7	N/A	88.6%	88.1%	87.9%

* This is based on patients treated on this contract for their most recent course of treatment. Figures in italics indicate the base number of FP17s or Patient Questionnaire responses are less than 100. N/A is shown where the base number of responses is less than 10 during the period. % is calculated as Quantity/Base number*100

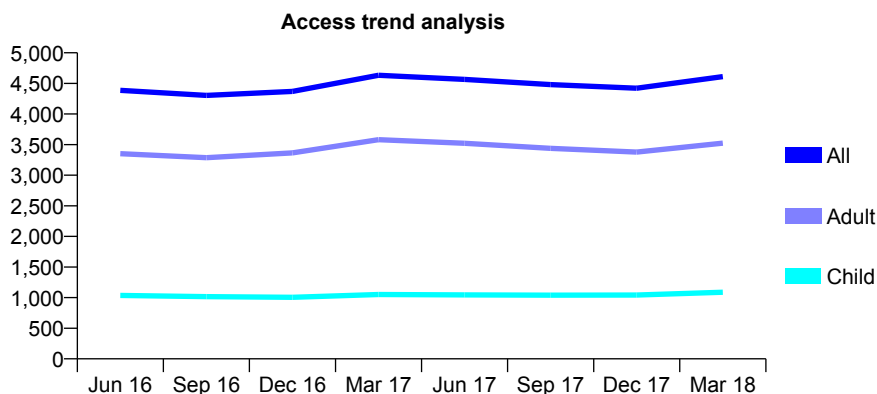
Q68 - Vital Signs At a Glance Contract Report for 158275/0002 - March 2018

Name or company name	Esmail Harunani and Murtaza Kanani
Contract type name	GDS Contract
Purpose of contract	General
Contract start date	01/10/2009
Contract end date	

17/18 Contracted general activity (UDA)	13,900
Carry forward general activity (UDA)	-278
17/18 Contracted orthodontic activity (UOA)	0
Carry forward orthodontic activity (UOA)	0
Baseline contract value	£330,660.96

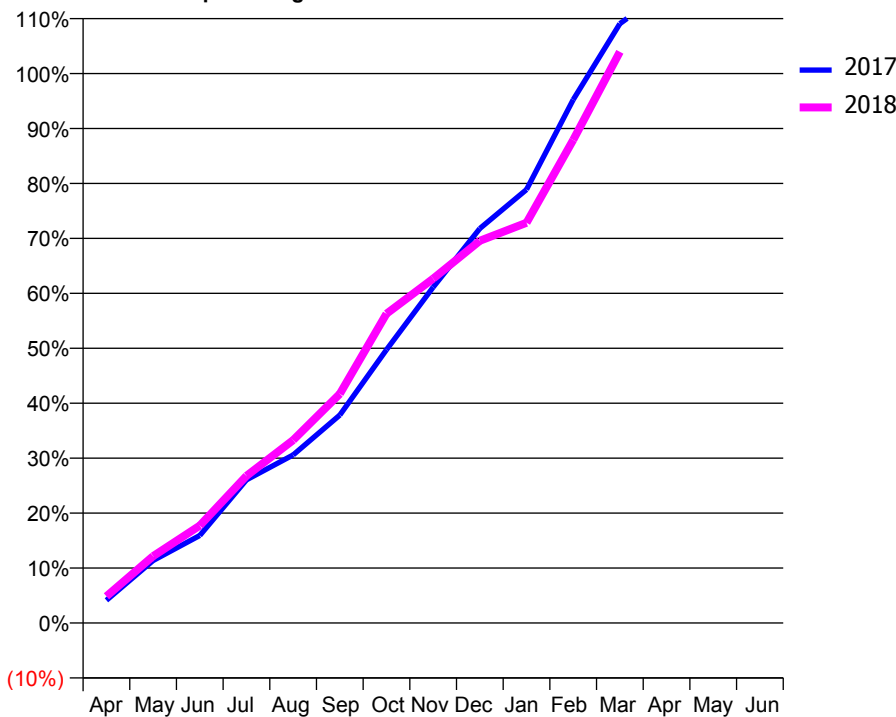
ACCESS*

Patients seen in 24 months	Total	Change since previous quarter
Quarter ending March 2017	4,632	
Quarter ending June 2017	4,565	↓
Quarter ending September 2017	4,480	↓
Quarter ending December 2017	4,421	↓
Quarter ending March 2018	4,612	↑
Variance since March 2017	(0.4%)	→



ACTIVITY

Cumulative percentage of contracted UDA delivered 2017 & 2018



Month	Adjusted Scheduled Activity (UDA)	
	2017	2018
April	577	677
May	1,580	1,692
June	2,213	2,466
July	3,622	3,723
August	4,253	4,626
September	5,260	5,797
October	6,914	7,825
November	8,495	8,710
December	9,979	9,668
January	10,965	10,124
February	13,239	12,220
March	15,159	14,449
April	16,001	
May	16,007	
June	16,007	

QUALITY

	Quantity	Base Number	Contract	AT	Region	England
% of FP17s for the same patient ID Re-attending within 3 months - Children	127	1,575	8.1%	9.5%	11.5%	11.9%
% of FP17s for the same patient ID Re-attending within 3 months - Adults	844	4,598	18.4%	15.2%	15.9%	16.0%
% of FP17s for the same patient ID Re-attending between 3 & 9 months - Children	928	1,575	58.9%	59.5%	60.6%	58.3%
% of FP17s for the same patient ID Re-attending between 3 & 9 months - Adults	2,426	4,598	52.8%	50.8%	51.6%	50.3%
% of FP17s for Band 1 Urgent Courses	679	5,360	12.7%	9.6%	9.5%	9.1%
% of FP17s Relating to Free Repair or Replacements	3	5,360	0.1%	0.6%	0.7%	0.8%
% of FP17s Relating to Continuations	40	5,360	0.7%	0.9%	1.0%	1.0%
% of Patients satisfied with the dentistry they have received	3	5	N/A	91.1%	92.0%	91.5%
% of Patients satisfied with the time they had to wait for an appointment	3	5	N/A	88.6%	88.1%	87.9%

* This is based on patients treated on this contract for their most recent course of treatment. Figures in italics indicate the base number of FP17s or Patient Questionnaire responses are less than 100. N/A is shown where the base number of responses is less than 10 during the period. % is calculated as Quantity/Base number*100

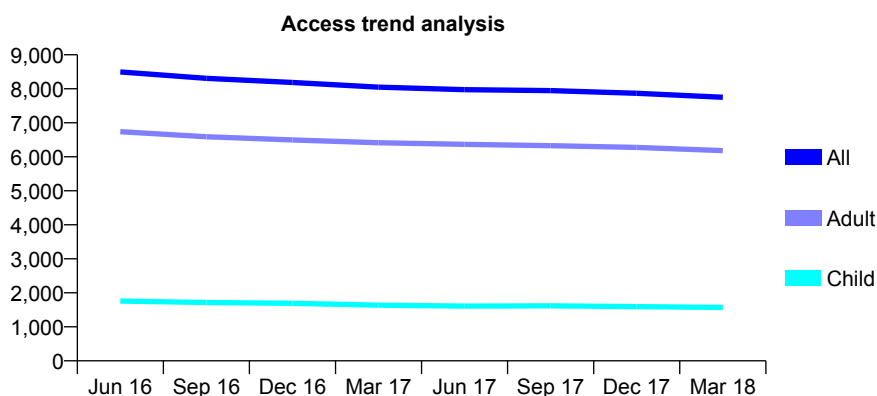
Q68 - Vital Signs At a Glance Contract Report for 160237/0001 - March 2018

Name or company name	Five Rivers Dental Ltd
Contract type name	GDS Contract
Purpose of contract	General
Contract start date	01/10/2008
Contract end date	

17/18 Contracted general activity (UDA)	22,127
Carry forward general activity (UDA)	-443
17/18 Contracted orthodontic activity (UOA)	0
Carry forward orthodontic activity (UOA)	0
Baseline contract value	£600,038.21

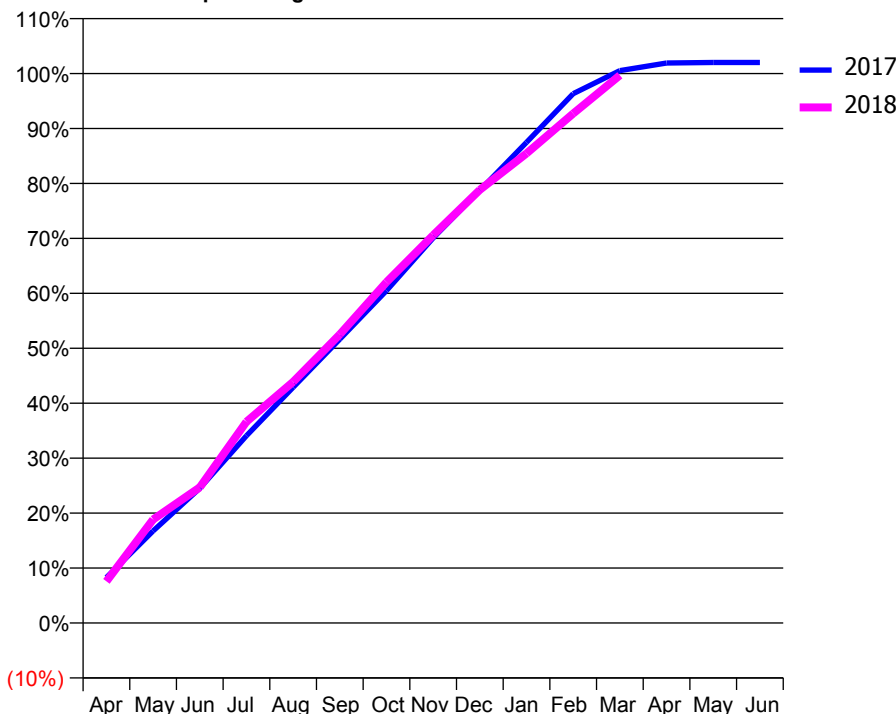
ACCESS*

Patients seen in 24 months	Total	Change since previous quarter
Quarter ending March 2017	8,050	
Quarter ending June 2017	7,974	→
Quarter ending September 2017	7,947	→
Quarter ending December 2017	7,869	→
Quarter ending March 2018	7,752	↓
Variance since March 2017	(3.7%)	↓



ACTIVITY

Cumulative percentage of contracted UDA delivered 2017 & 2018



Month	Adjusted Scheduled Activity (UDA)	
	2017	2018
April	1,831	1,676
May	3,706	4,167
June	5,427	5,465
July	7,540	8,106
August	9,490	9,709
September	11,431	11,624
October	13,382	13,727
November	15,502	15,617
December	17,420	17,442
January	19,353	18,910
February	21,312	20,512
March	22,245	22,055
April	22,549	
May	22,569	
June	22,570	

QUALITY

	Quantity	Base Number	Contract	AT	Region	England
% of FP17s for the same patient ID Re-attending within 3 months - Children	176	2,990	5.9%	9.5%	11.5%	11.9%
% of FP17s for the same patient ID Re-attending within 3 months - Adults	1,280	9,685	13.2%	15.2%	15.9%	16.0%
% of FP17s for the same patient ID Re-attending between 3 & 9 months - Children	2,286	2,990	76.5%	59.5%	60.6%	58.3%
% of FP17s for the same patient ID Re-attending between 3 & 9 months - Adults	5,736	9,685	59.2%	50.8%	51.6%	50.3%
% of FP17s for Band 1 Urgent Courses	644	12,479	5.2%	9.6%	9.5%	9.1%
% of FP17s Relating to Free Repair or Replacements	75	12,479	0.6%	0.6%	0.7%	0.8%
% of FP17s Relating to Continuations	205	12,479	1.6%	0.9%	1.0%	1.0%
% of Patients satisfied with the dentistry they have received	7	7	N/A	91.1%	92.0%	91.5%
% of Patients satisfied with the time they had to wait for an appointment	7	7	N/A	88.6%	88.1%	87.9%

* This is based on patients treated on this contract for their most recent course of treatment. Figures in italics indicate the base number of FP17s or Patient Questionnaire responses are less than 100. N/A is shown where the base number of responses is less than 10 during the period. % is calculated as Quantity/Base number*100

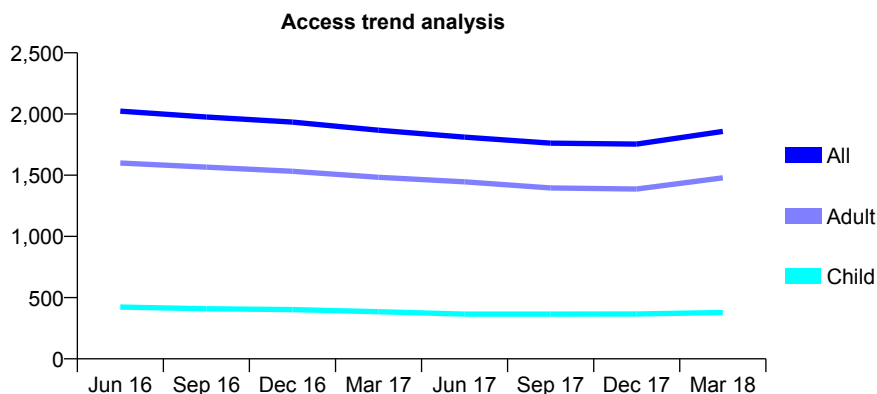
Q68 - Vital Signs At a Glance Contract Report for 160237/0002 - March 2018

Name or company name	Five Rivers Dental Ltd
Contract type name	GDS Contract
Purpose of contract	General
Contract start date	01/10/2008
Contract end date	

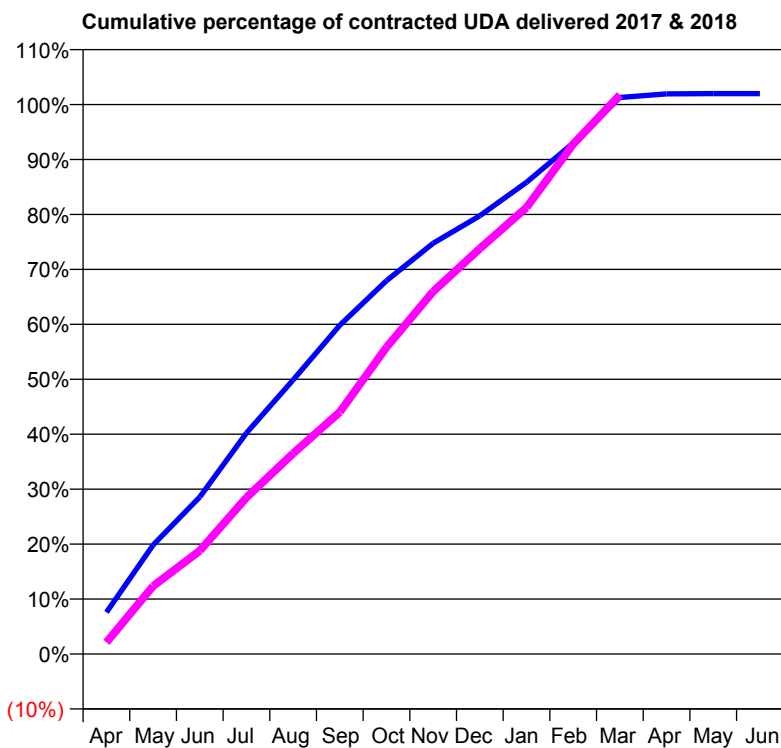
17/18 Contracted general activity (UDA)	4,800
Carry forward general activity (UDA)	-96
17/18 Contracted orthodontic activity (UOA)	0
Carry forward orthodontic activity (UOA)	0
Baseline contract value	£135,183.15

ACCESS*

Patients seen in 24 months	Total	Change since previous quarter
Quarter ending March 2017	1,868	
Quarter ending June 2017	1,811	↓
Quarter ending September 2017	1,762	↓
Quarter ending December 2017	1,754	→
Quarter ending March 2018	1,858	↑
Variance since March 2017	(0.5%)	→



ACTIVITY



Month	Adjusted Scheduled Activity (UDA)	
	2017	2018
April	364	102
May	952	594
June	1,372	902
July	1,930	1,367
August	2,394	1,752
September	2,872	2,113
October	3,261	2,680
November	3,588	3,166
December	3,828	3,542
January	4,120	3,901
February	4,463	4,454
March	4,862	4,884
April	4,893	
May	4,896	
June	4,896	

QUALITY

	Quantity	Base Number	Contract	AT	Region	England
% of FP17s for the same patient ID Re-attending within 3 months - Children	43	611	7.0%	9.5%	11.5%	11.9%
% of FP17s for the same patient ID Re-attending within 3 months - Adults	292	2,316	12.6%	15.2%	15.9%	16.0%
% of FP17s for the same patient ID Re-attending between 3 & 9 months - Children	347	611	56.8%	59.5%	60.6%	58.3%
% of FP17s for the same patient ID Re-attending between 3 & 9 months - Adults	1,292	2,316	55.8%	50.8%	51.6%	50.3%
% of FP17s for Band 1 Urgent Courses	124	2,623	4.7%	9.6%	9.5%	9.1%
% of FP17s Relating to Free Repair or Replacements	15	2,623	0.6%	0.6%	0.7%	0.8%
% of FP17s Relating to Continuations	12	2,623	0.5%	0.9%	1.0%	1.0%
% of Patients satisfied with the dentistry they have received	4	4	N/A	91.1%	92.0%	91.5%
% of Patients satisfied with the time they had to wait for an appointment	4	4	N/A	88.6%	88.1%	87.9%

* This is based on patients treated on this contract for their most recent course of treatment. Figures in italics indicate the base number of FP17s or Patient Questionnaire responses are less than 100. N/A is shown where the base number of responses is less than 10 during the period. % is calculated as Quantity/Base number*100

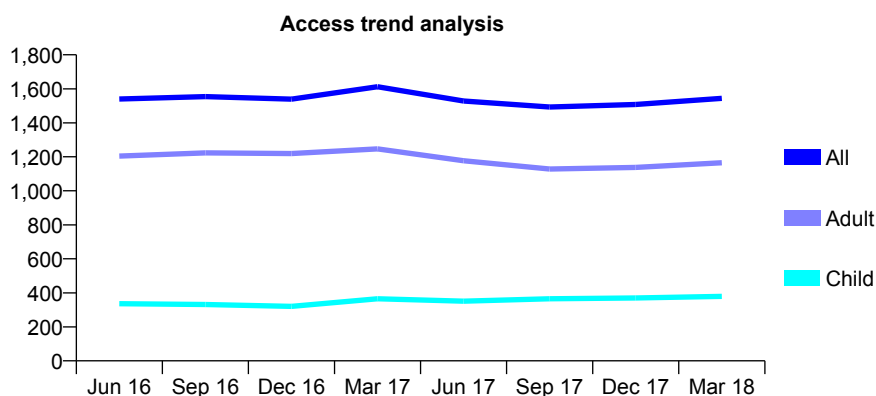
Q68 - Vital Signs At a Glance Contract Report for 160482/0001 - March 2018

Name or company name	Mr W Clinton, Mr Y Noorani and Miss M No
Contract type name	GDS Contract
Purpose of contract	General
Contract start date	01/11/2014
Contract end date	

17/18 Contracted general activity (UDA)	6,187
Carry forward general activity (UDA)	0
17/18 Contracted orthodontic activity (UOA)	0
Carry forward orthodontic activity (UOA)	0
Baseline contract value	£142,722.54

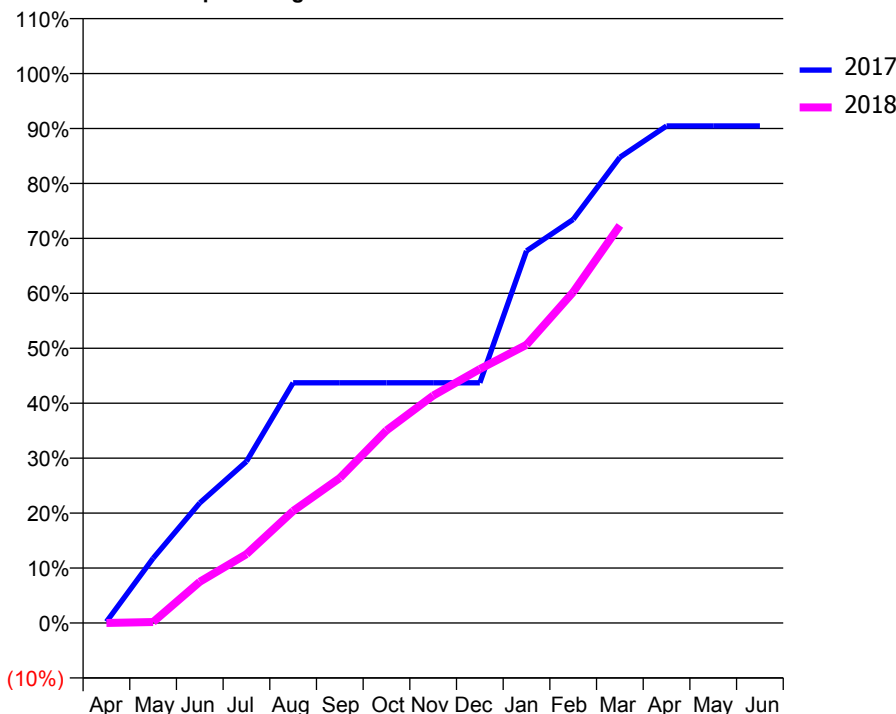
ACCESS*

Patients seen in 24 months	Total	Change since previous quarter
Quarter ending March 2017	1,612	
Quarter ending June 2017	1,528	↓
Quarter ending September 2017	1,493	↓
Quarter ending December 2017	1,508	→
Quarter ending March 2018	1,544	↑
Variance since March 2017	(4.2%)	↓



ACTIVITY

Cumulative percentage of contracted UDA delivered 2017 & 2018



Month	Adjusted Scheduled Activity (UDA)	
	2017	2018
April	15	0
May	730	11
June	1,352	465
July	1,820	776
August	2,705	1,263
September	2,705	1,633
October	2,705	2,169
November	2,705	2,561
December	2,705	2,859
January	4,189	3,133
February	4,544	3,726
March	5,244	4,476
April	5,596	
May	5,596	
June	5,596	

QUALITY

	Quantity	Base Number	Contract	AT	Region	England
% of FP17s for the same patient ID Re-attending within 3 months - Children	31	470	6.6%	9.5%	11.5%	11.9%
% of FP17s for the same patient ID Re-attending within 3 months - Adults	329	1,533	21.5%	15.2%	15.9%	16.0%
% of FP17s for the same patient ID Re-attending between 3 & 9 months - Children	258	470	54.9%	59.5%	60.6%	58.3%
% of FP17s for the same patient ID Re-attending between 3 & 9 months - Adults	666	1,533	43.4%	50.8%	51.6%	50.3%
% of FP17s for Band 1 Urgent Courses	209	1,854	11.3%	9.6%	9.5%	9.1%
% of FP17s Relating to Free Repair or Replacements	14	1,854	0.8%	0.6%	0.7%	0.8%
% of FP17s Relating to Continuations	2	1,854	0.1%	0.9%	1.0%	1.0%
% of Patients satisfied with the dentistry they have received	3	4	N/A	91.1%	92.0%	91.5%
% of Patients satisfied with the time they had to wait for an appointment	3	4	N/A	88.6%	88.1%	87.9%

* This is based on patients treated on this contract for their most recent course of treatment. Figures in italics indicate the base number of FP17s or Patient Questionnaire responses are less than 100. N/A is shown where the base number of responses is less than 10 during the period. % is calculated as Quantity/Base number*100

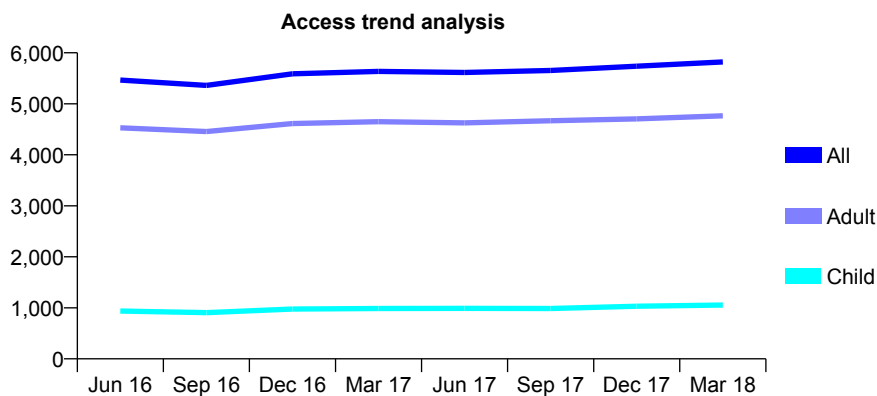
Q68 - Vital Signs At a Glance Contract Report for 161098/0001 - March 2018

Name or company name	Mr A Fridmann and Mr A Pangotra
Contract type name	GDS Contract
Purpose of contract	General
Contract start date	17/12/2012
Contract end date	

17/18 Contracted general activity (UDA)	18,150
Carry forward general activity (UDA)	-112
17/18 Contracted orthodontic activity (UOA)	0
Carry forward orthodontic activity (UOA)	0
Baseline contract value	£541,666.69

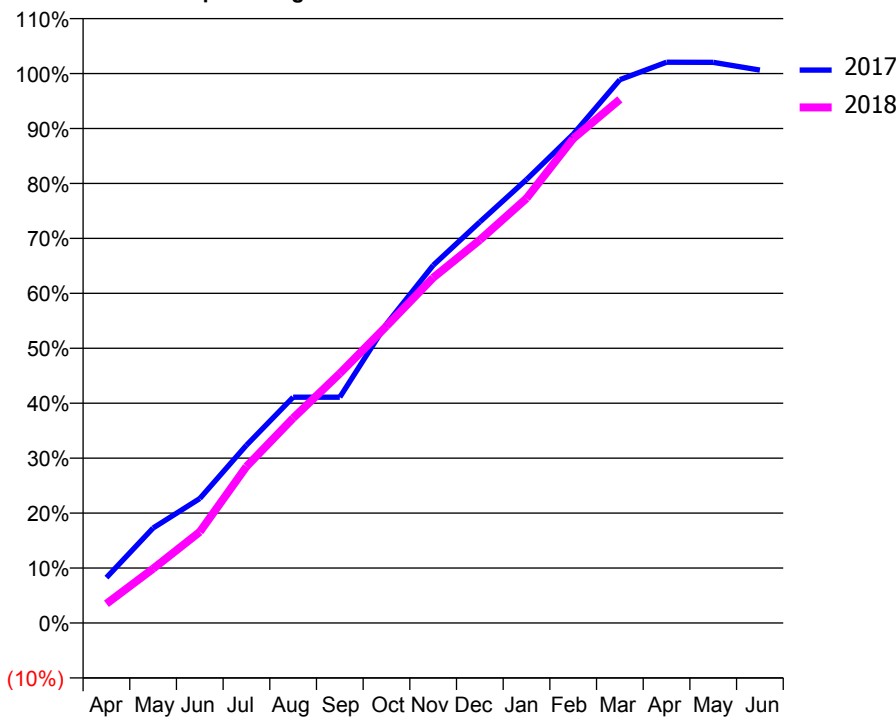
ACCESS*

Patients seen in 24 months	Total	Change since previous quarter
Quarter ending March 2017	5,636	
Quarter ending June 2017	5,615	→
Quarter ending September 2017	5,654	→
Quarter ending December 2017	5,736	→
Quarter ending March 2018	5,820	→
Variance since March 2017	3.3%	↑



ACTIVITY

Cumulative percentage of contracted UDA delivered 2017 & 2018



Month	Adjusted Scheduled Activity (UDA)	
	2017	2018
April	1,499	635
May	3,136	1,796
June	4,112	3,011
July	5,871	5,167
August	7,457	6,766
September	7,457	8,243
October	9,878	9,805
November	11,813	11,406
December	13,245	12,650
January	14,648	14,025
February	16,144	16,000
March	17,946	17,294
April	18,524	
May	18,520	
June	18,261	

QUALITY

	Quantity	Base Number	Contract	AT	Region	England
% of FP17s for the same patient ID Re-attending within 3 months - Children	142	1,591	8.9%	9.5%	11.5%	11.9%
% of FP17s for the same patient ID Re-attending within 3 months - Adults	880	6,054	14.5%	15.2%	15.9%	16.0%
% of FP17s for the same patient ID Re-attending between 3 & 9 months - Children	914	1,591	57.4%	59.5%	60.6%	58.3%
% of FP17s for the same patient ID Re-attending between 3 & 9 months - Adults	2,624	6,054	43.3%	50.8%	51.6%	50.3%
% of FP17s for Band 1 Urgent Courses	717	7,484	9.6%	9.6%	9.5%	9.1%
% of FP17s Relating to Free Repair or Replacements	29	7,484	0.4%	0.6%	0.7%	0.8%
% of FP17s Relating to Continuations	138	7,484	1.8%	0.9%	1.0%	1.0%
% of Patients satisfied with the dentistry they have received	10	11	90.9%	91.1%	92.0%	91.5%
% of Patients satisfied with the time they had to wait for an appointment	11	11	100.0%	88.6%	88.1%	87.9%

* This is based on patients treated on this contract for their most recent course of treatment. Figures in italics indicate the base number of FP17s or Patient Questionnaire responses are less than 100. N/A is shown where the base number of responses is less than 10 during the period. % is calculated as Quantity/Base number*100

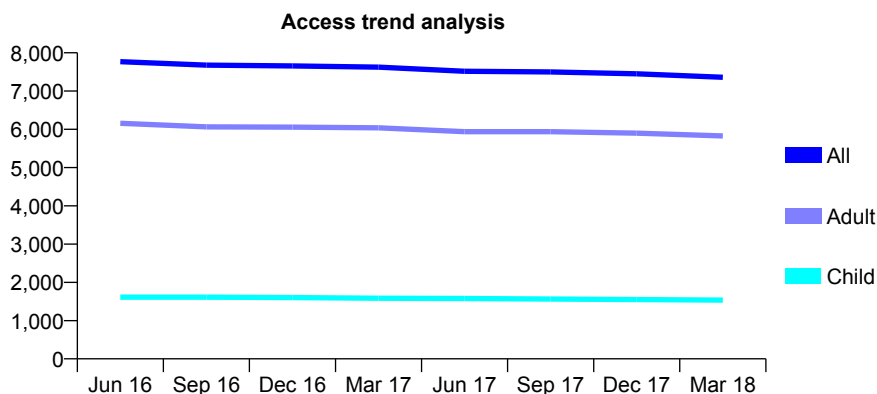
Q68 - Vital Signs At a Glance Contract Report for 161322/0001 - March 2018

Name or company name	NORTH LAINES DENTAL PRACTICE
Contract type name	GDS Contract
Purpose of contract	General
Contract start date	01/04/2008
Contract end date	

17/18 Contracted general activity (UDA)	25,769
Carry forward general activity (UDA)	284
17/18 Contracted orthodontic activity (UOA)	0
Carry forward orthodontic activity (UOA)	0
Baseline contract value	£739,768.10

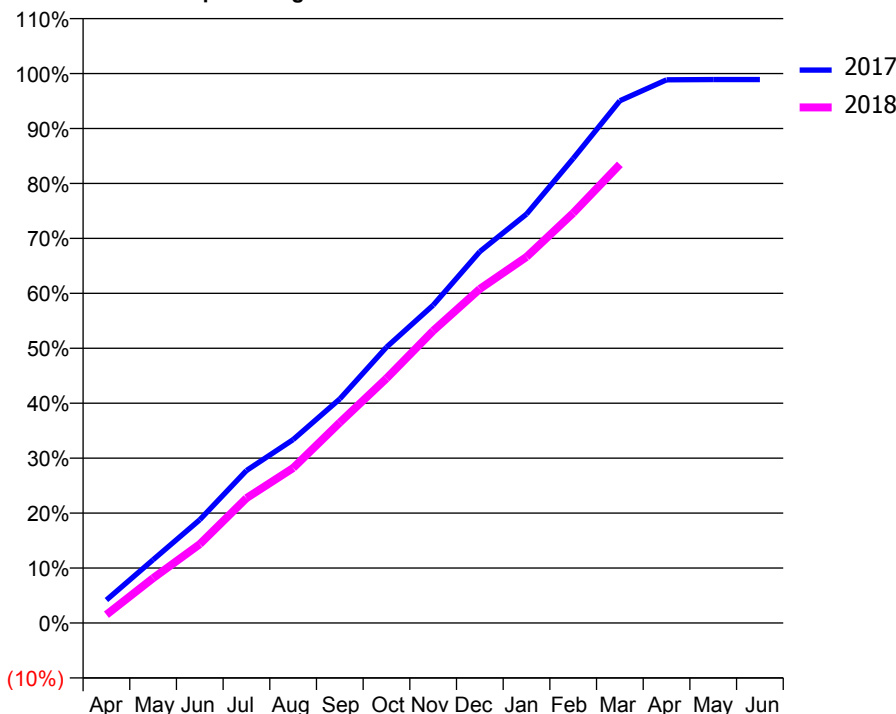
ACCESS*

Patients seen in 24 months	Total	Change since previous quarter
Quarter ending March 2017	7,624	
Quarter ending June 2017	7,517	↓
Quarter ending September 2017	7,501	→
Quarter ending December 2017	7,451	→
Quarter ending March 2018	7,359	↓
Variance since March 2017	(3.5%)	↓



ACTIVITY

Cumulative percentage of contracted UDA delivered 2017 & 2018



Month	Adjusted Scheduled Activity (UDA)	
	2017	2018
April	1,082	392
May	2,967	2,104
June	4,841	3,702
July	7,153	5,855
August	8,603	7,270
September	10,506	9,399
October	12,934	11,471
November	14,903	13,702
December	17,417	15,666
January	19,177	17,167
February	21,786	19,227
March	24,493	21,510
April	25,476	
May	25,486	
June	25,485	

QUALITY

	Quantity	Base Number	Contract	AT	Region	England
% of FP17s for the same patient ID Re-attending within 3 months - Children	225	2,376	9.5%	9.5%	11.5%	11.9%
% of FP17s for the same patient ID Re-attending within 3 months - Adults	1,566	8,190	19.1%	15.2%	15.9%	16.0%
% of FP17s for the same patient ID Re-attending between 3 & 9 months - Children	1,376	2,376	57.9%	59.5%	60.6%	58.3%
% of FP17s for the same patient ID Re-attending between 3 & 9 months - Adults	3,619	8,190	44.2%	50.8%	51.6%	50.3%
% of FP17s for Band 1 Urgent Courses	1,317	10,136	13.0%	9.6%	9.5%	9.1%
% of FP17s Relating to Free Repair or Replacements	85	10,136	0.8%	0.6%	0.7%	0.8%
% of FP17s Relating to Continuations	77	10,136	0.8%	0.9%	1.0%	1.0%
% of Patients satisfied with the dentistry they have received	4	4	N/A	91.1%	92.0%	91.5%
% of Patients satisfied with the time they had to wait for an appointment	4	4	N/A	88.6%	88.1%	87.9%

* This is based on patients treated on this contract for their most recent course of treatment. Figures in italics indicate the base number of FP17s or Patient Questionnaire responses are less than 100. N/A is shown where the base number of responses is less than 10 during the period. % is calculated as Quantity/Base number*100

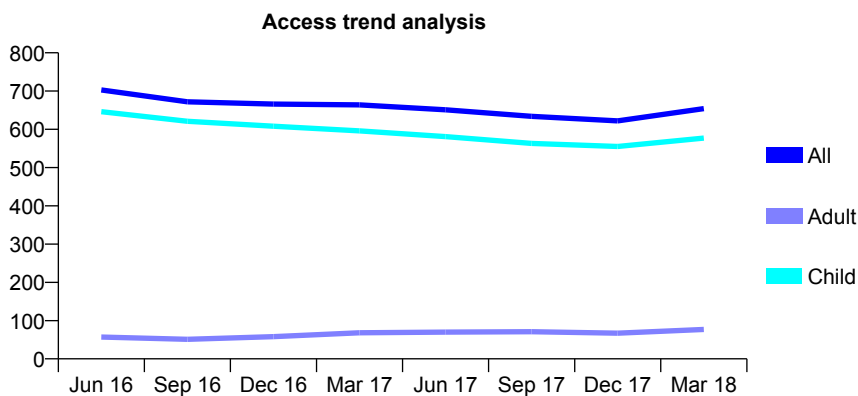
Q68 - Vital Signs At a Glance Contract Report for 162108/0001 - March 2018

Name or company name	Mr M Clery and Ms R Amlani
Contract type name	GDS Contract
Purpose of contract	General
Contract start date	01/04/2010
Contract end date	

17/18 Contracted general activity (UDA)	1,170
Carry forward general activity (UDA)	0
17/18 Contracted orthodontic activity (UOA)	0
Carry forward orthodontic activity (UOA)	0
Baseline contract value	£30,144.08

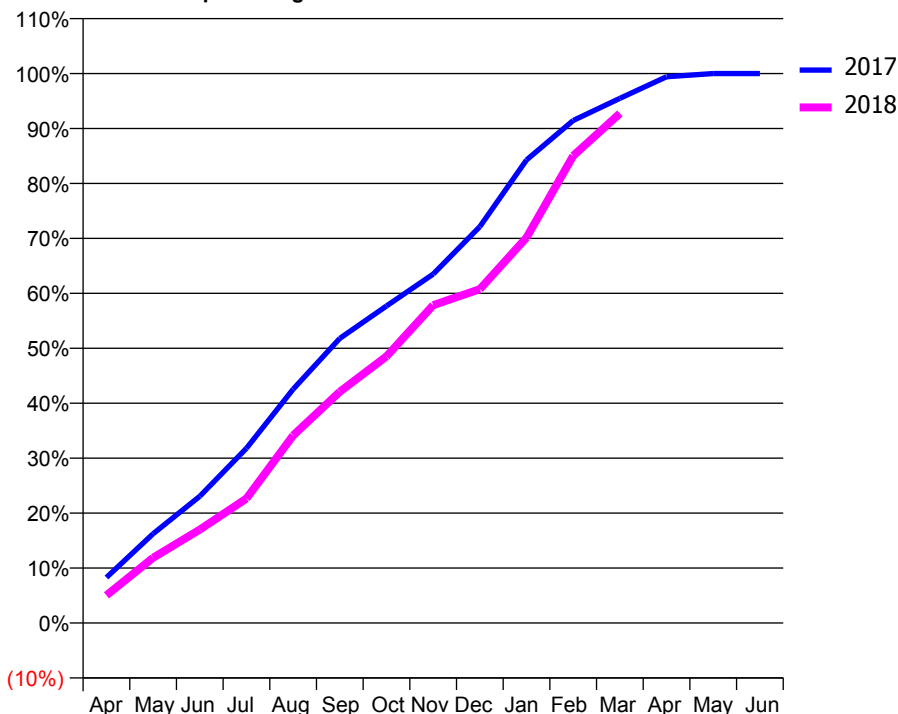
ACCESS*

Patients seen in 24 months	Total	Change since previous quarter
Quarter ending March 2017	664	
Quarter ending June 2017	651	↓
Quarter ending September 2017	634	↓
Quarter ending December 2017	622	↓
Quarter ending March 2018	654	↑
Variance since March 2017	(1.5%)	↓



ACTIVITY

Cumulative percentage of contracted UDA delivered 2017 & 2018



Month	Adjusted Scheduled Activity (UDA)	
	2017	2018
April	97	59
May	190	139
June	270	199
July	372	265
August	498	399
September	606	492
October	675	568
November	743	677
December	844	711
January	986	821
February	1,070	995
March	1,117	1,085
April	1,163	
May	1,170	
June	1,170	

QUALITY

	Quantity	Base Number	Contract	AT	Region	England
% of FP17s for the same patient ID Re-attending within 3 months - Children	43	911	4.7%	9.5%	11.5%	11.9%
% of FP17s for the same patient ID Re-attending within 3 months - Adults	3	43	7.0%	15.2%	15.9%	16.0%
% of FP17s for the same patient ID Re-attending between 3 & 9 months - Children	590	911	64.8%	59.5%	60.6%	58.3%
% of FP17s for the same patient ID Re-attending between 3 & 9 months - Adults	30	43	69.8%	50.8%	51.6%	50.3%
% of FP17s for Band 1 Urgent Courses	5	903	0.6%	9.6%	9.5%	9.1%
% of FP17s Relating to Free Repair or Replacements	0	903	0.0%	0.6%	0.7%	0.8%
% of FP17s Relating to Continuations	0	903	0.0%	0.9%	1.0%	1.0%
% of Patients satisfied with the dentistry they have received	0	0	N/A	91.1%	92.0%	91.5%
% of Patients satisfied with the time they had to wait for an appointment	0	0	N/A	88.6%	88.1%	87.9%

* This is based on patients treated on this contract for their most recent course of treatment. Figures in italics indicate the base number of FP17s or Patient Questionnaire responses are less than 100. N/A is shown where the base number of responses is less than 10 during the period. % is calculated as Quantity/Base number*100

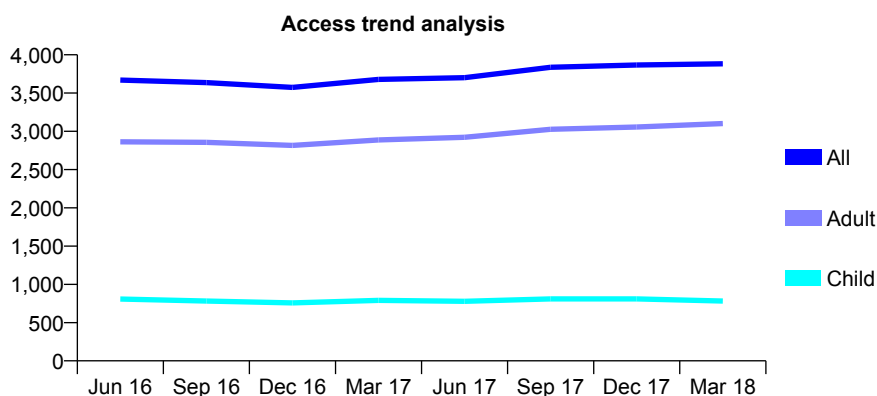
Q68 - Vital Signs At a Glance Contract Report for 162434/0001 - March 2018

Name or company name	Mr A Eyrumlu, Mr M Eyrumlu & Mr M Darat
Contract type name	GDS Contract
Purpose of contract	General
Contract start date	01/08/2014
Contract end date	

17/18 Contracted general activity (UDA)	12,000
Carry forward general activity (UDA)	514
17/18 Contracted orthodontic activity (UOA)	0
Carry forward orthodontic activity (UOA)	0
Baseline contract value	£335,476.69

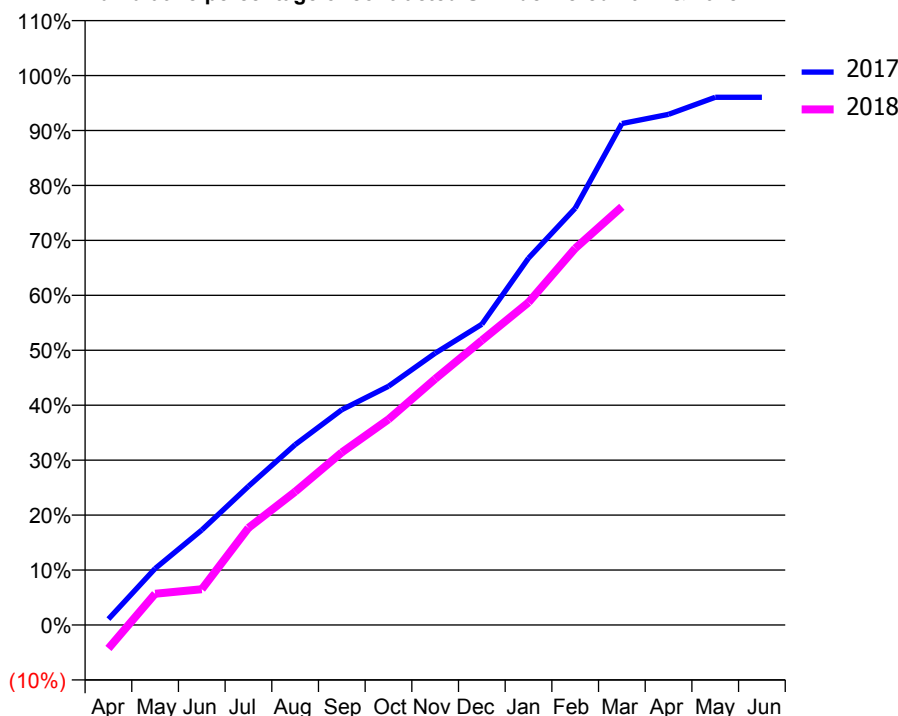
ACCESS*

Patients seen in 24 months	Total	Change since previous quarter
Quarter ending March 2017	3,679	
Quarter ending June 2017	3,701	→
Quarter ending September 2017	3,837	↑
Quarter ending December 2017	3,866	→
Quarter ending March 2018	3,883	→
Variance since March 2017	5.5%	↑



ACTIVITY

Cumulative percentage of contracted UDA delivered 2017 & 2018



Month	Adjusted Scheduled Activity (UDA)	
	2017	2018
April	141	-514
May	1,335	684
June	2,249	782
July	3,284	2,122
August	4,267	2,910
September	5,092	3,770
October	5,649	4,493
November	6,430	5,374
December	7,116	6,214
January	8,681	7,046
February	9,859	8,224
March	11,862	9,135
April	12,079	
May	12,486	
June	12,486	

QUALITY

	Quantity	Base Number	Contract	AT	Region	England
% of FP17s for the same patient ID Re-attending within 3 months - Children	67	1,098	6.1%	9.5%	11.5%	11.9%
% of FP17s for the same patient ID Re-attending within 3 months - Adults	595	4,385	13.6%	15.2%	15.9%	16.0%
% of FP17s for the same patient ID Re-attending between 3 & 9 months - Children	580	1,098	52.8%	59.5%	60.6%	58.3%
% of FP17s for the same patient ID Re-attending between 3 & 9 months - Adults	2,150	4,385	49.0%	50.8%	51.6%	50.3%
% of FP17s for Band 1 Urgent Courses	446	5,225	8.5%	9.6%	9.5%	9.1%
% of FP17s Relating to Free Repair or Replacements	15	5,225	0.3%	0.6%	0.7%	0.8%
% of FP17s Relating to Continuations	140	5,225	2.7%	0.9%	1.0%	1.0%
% of Patients satisfied with the dentistry they have received	8	8	N/A	91.1%	92.0%	91.5%
% of Patients satisfied with the time they had to wait for an appointment	7	8	N/A	88.6%	88.1%	87.9%

* This is based on patients treated on this contract for their most recent course of treatment. Figures in italics indicate the base number of FP17s or Patient Questionnaire responses are less than 100. N/A is shown where the base number of responses is less than 10 during the period. % is calculated as Quantity/Base number*100

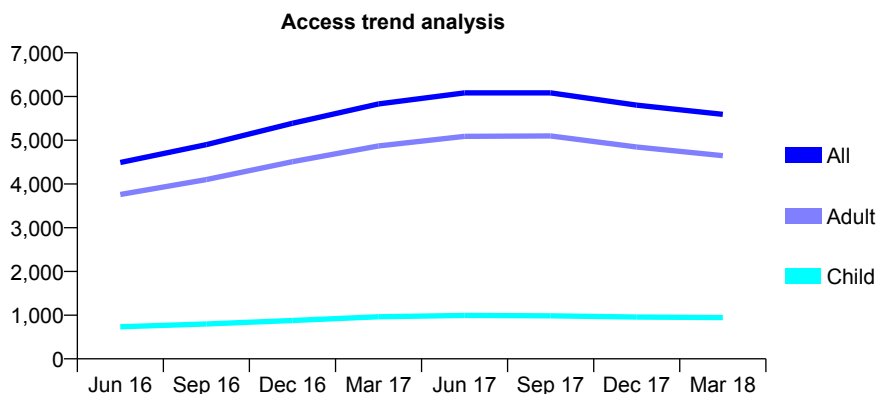
Q68 - Vital Signs At a Glance Contract Report for 162531/0001 - March 2018

Name or company name	The Dental Surgery Partnership
Contract type name	GDS Contract
Purpose of contract	General
Contract start date	01/08/2015
Contract end date	

17/18 Contracted general activity (UDA)	21,012
Carry forward general activity (UDA)	0
17/18 Contracted orthodontic activity (UOA)	0
Carry forward orthodontic activity (UOA)	0
Baseline contract value	£545,842.91

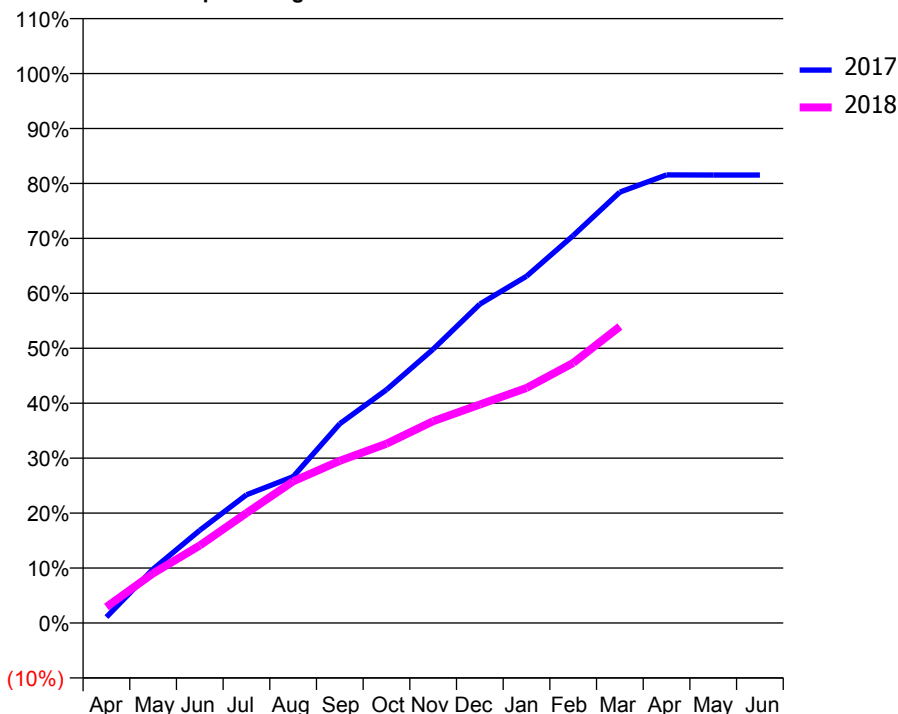
ACCESS*

Patients seen in 24 months	Total	Change since previous quarter
Quarter ending March 2017	5,831	
Quarter ending June 2017	6,084	↑
Quarter ending September 2017	6,083	→
Quarter ending December 2017	5,803	↓
Quarter ending March 2018	5,591	↓
Variance since March 2017	(4.1%)	↓



ACTIVITY

Cumulative percentage of contracted UDA delivered 2017 & 2018



Month	Adjusted Scheduled Activity (UDA)	
	2017	2018
April	227	615
May	2,064	1,900
June	3,545	2,965
July	4,904	4,203
August	5,595	5,418
September	7,620	6,203
October	8,918	6,858
November	10,470	7,719
December	12,194	8,356
January	13,258	8,987
February	14,816	9,946
March	16,479	11,335
April	17,136	
May	17,130	
June	17,130	

QUALITY

	Quantity	Base Number	Contract	AT	Region	England
% of FP17s for the same patient ID Re-attending within 3 months - Children	80	1,153	6.9%	9.5%	11.5%	11.9%
% of FP17s for the same patient ID Re-attending within 3 months - Adults	735	5,355	13.7%	15.2%	15.9%	16.0%
% of FP17s for the same patient ID Re-attending between 3 & 9 months - Children	587	1,153	50.9%	59.5%	60.6%	58.3%
% of FP17s for the same patient ID Re-attending between 3 & 9 months - Adults	2,622	5,355	49.0%	50.8%	51.6%	50.3%
% of FP17s for Band 1 Urgent Courses	571	6,164	9.3%	9.6%	9.5%	9.1%
% of FP17s Relating to Free Repair or Replacements	36	6,164	0.6%	0.6%	0.7%	0.8%
% of FP17s Relating to Continuations	113	6,164	1.8%	0.9%	1.0%	1.0%
% of Patients satisfied with the dentistry they have received	4	5	N/A	91.1%	92.0%	91.5%
% of Patients satisfied with the time they had to wait for an appointment	4	5	N/A	88.6%	88.1%	87.9%

* This is based on patients treated on this contract for their most recent course of treatment. Figures in italics indicate the base number of FP17s or Patient Questionnaire responses are less than 100. N/A is shown where the base number of responses is less than 10 during the period. % is calculated as Quantity/Base number*100

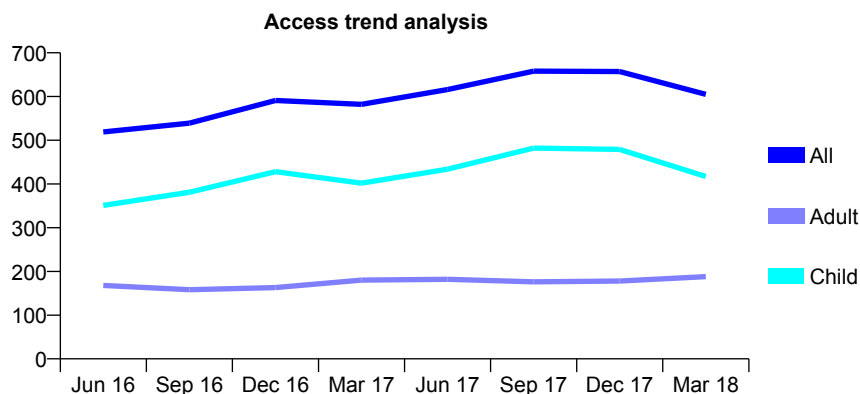
Q68 - Vital Signs At a Glance Contract Report for 162639/0001 - March 2018

Name or company name	MR M SEIFOURI
Contract type name	GDS Contract
Purpose of contract	General
Contract start date	01/09/2015
Contract end date	

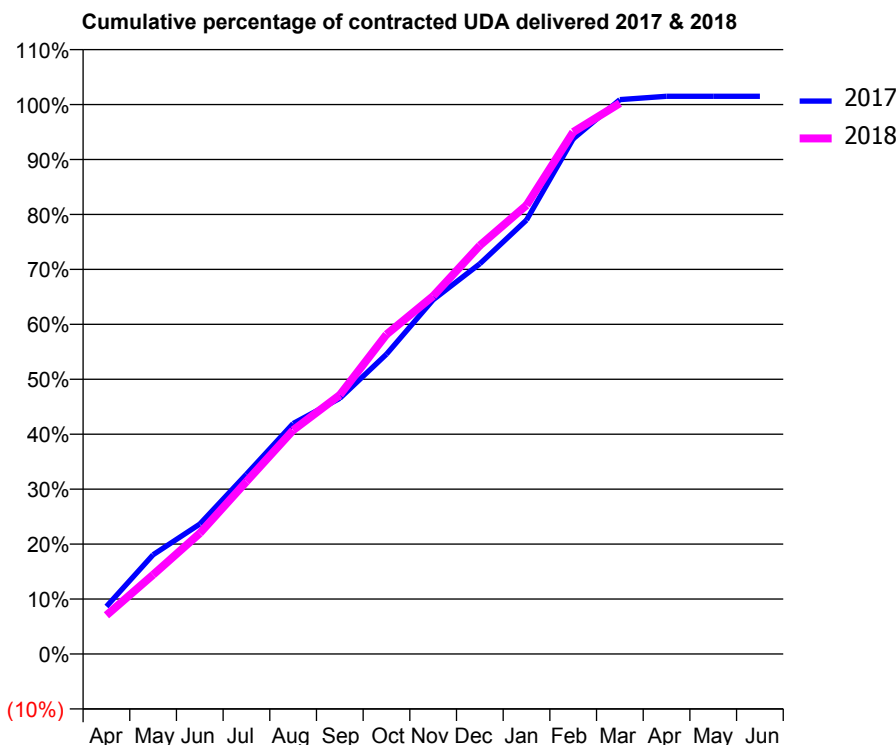
17/18 Contracted general activity (UDA)	1,434
Carry forward general activity (UDA)	-22
17/18 Contracted orthodontic activity (UOA)	0
Carry forward orthodontic activity (UOA)	0
Baseline contract value	£33,077.31

ACCESS*

Patients seen in 24 months	Total	Change since previous quarter
Quarter ending March 2017	582	
Quarter ending June 2017	616	↑
Quarter ending September 2017	658	↑
Quarter ending December 2017	657	→
Quarter ending March 2018	605	↓
Variance since March 2017	4.0%	↑



ACTIVITY



Month	Adjusted Scheduled Activity (UDA)	
	2017	2018
April	124	101
May	259	207
June	339	315
July	469	450
August	601	584
September	667	676
October	782	834
November	924	934
December	1,018	1,066
January	1,132	1,171
February	1,345	1,362
March	1,447	1,437
April	1,456	
May	1,456	
June	1,456	

QUALITY

	Quantity	Base Number	Contract	AT	Region	England
% of FP17s for the same patient ID Re-attending within 3 months - Children	22	724	3.0%	9.5%	11.5%	11.9%
% of FP17s for the same patient ID Re-attending within 3 months - Adults	12	217	5.5%	15.2%	15.9%	16.0%
% of FP17s for the same patient ID Re-attending between 3 & 9 months - Children	441	724	60.9%	59.5%	60.6%	58.3%
% of FP17s for the same patient ID Re-attending between 3 & 9 months - Adults	44	217	20.3%	50.8%	51.6%	50.3%
% of FP17s for Band 1 Urgent Courses	1	934	0.1%	9.6%	9.5%	9.1%
% of FP17s Relating to Free Repair or Replacements	0	934	0.0%	0.6%	0.7%	0.8%
% of FP17s Relating to Continuations	0	934	0.0%	0.9%	1.0%	1.0%
% of Patients satisfied with the dentistry they have received	0	0	N/A	91.1%	92.0%	91.5%
% of Patients satisfied with the time they had to wait for an appointment	0	0	N/A	88.6%	88.1%	87.9%

* This is based on patients treated on this contract for their most recent course of treatment. Figures in italics indicate the base number of FP17s or Patient Questionnaire responses are less than 100. N/A is shown where the base number of responses is less than 10 during the period. % is calculated as Quantity/Base number*100

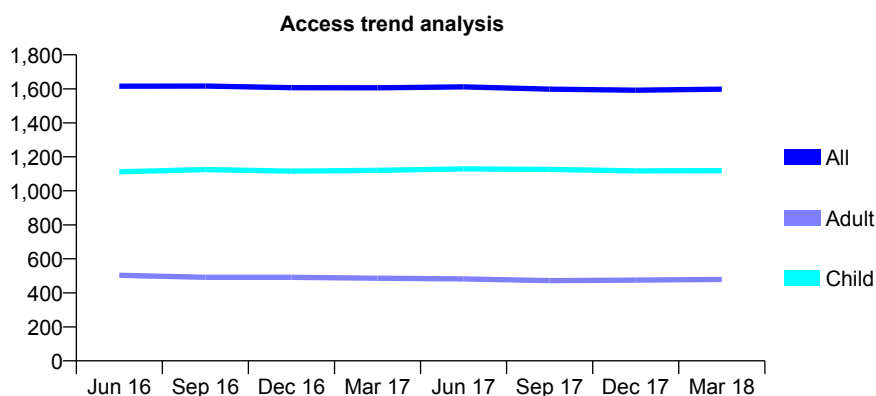
Q68 - Vital Signs At a Glance Contract Report for 163430/0001 - March 2018

Name or company name	Ashley Dental Ltd
Contract type name	GDS Contract
Purpose of contract	General
Contract start date	01/04/2013
Contract end date	

17/18 Contracted general activity (UDA)	3,896
Carry forward general activity (UDA)	0
17/18 Contracted orthodontic activity (UOA)	0
Carry forward orthodontic activity (UOA)	0
Baseline contract value	£97,347.99

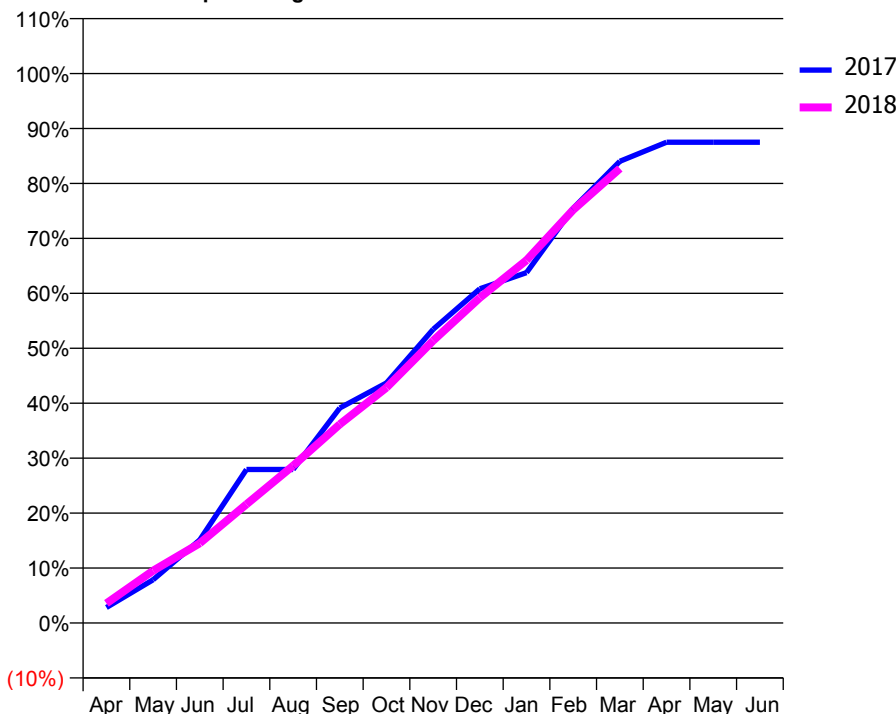
ACCESS*

Patients seen in 24 months	Total	Change since previous quarter
Quarter ending March 2017	1,606	
Quarter ending June 2017	1,611	→
Quarter ending September 2017	1,598	→
Quarter ending December 2017	1,592	→
Quarter ending March 2018	1,598	→
Variance since March 2017	(0.5%)	→



ACTIVITY

Cumulative percentage of contracted UDA delivered 2017 & 2018



Month	Adjusted Scheduled Activity (UDA)	
	2017	2018
April	110	140
May	307	371
June	590	565
July	1,088	842
August	1,088	1,115
September	1,524	1,409
October	1,702	1,669
November	2,082	2,002
December	2,370	2,306
January	2,484	2,572
February	2,941	2,930
March	3,274	3,223
April	3,409	
May	3,409	
June	3,409	

QUALITY

	Quantity	Base Number	Contract	AT	Region	England
% of FP17s for the same patient ID Re-attending within 3 months - Children	70	1,466	4.8%	9.5%	11.5%	11.9%
% of FP17s for the same patient ID Re-attending within 3 months - Adults	56	424	13.2%	15.2%	15.9%	16.0%
% of FP17s for the same patient ID Re-attending between 3 & 9 months - Children	708	1,466	48.3%	59.5%	60.6%	58.3%
% of FP17s for the same patient ID Re-attending between 3 & 9 months - Adults	178	424	42.0%	50.8%	51.6%	50.3%
% of FP17s for Band 1 Urgent Courses	33	1,849	1.8%	9.6%	9.5%	9.1%
% of FP17s Relating to Free Repair or Replacements	0	1,849	0.0%	0.6%	0.7%	0.8%
% of FP17s Relating to Continuations	2	1,849	0.1%	0.9%	1.0%	1.0%
% of Patients satisfied with the dentistry they have received	1	1	N/A	91.1%	92.0%	91.5%
% of Patients satisfied with the time they had to wait for an appointment	1	1	N/A	88.6%	88.1%	87.9%

* This is based on patients treated on this contract for their most recent course of treatment. Figures in italics indicate the base number of FP17s or Patient Questionnaire responses are less than 100. N/A is shown where the base number of responses is less than 10 during the period. % is calculated as Quantity/Base number*100

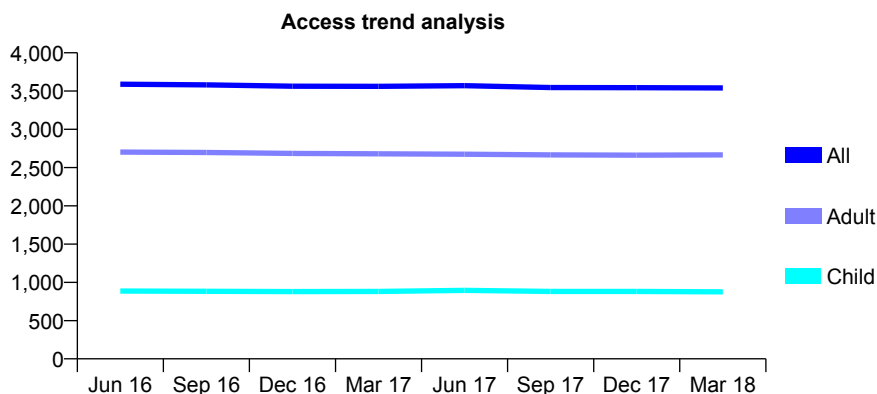
Q68 - Vital Signs At a Glance Contract Report for 164550/0001 - March 2018

Name or company name	Mr R Pant & Mrs R Pant
Contract type name	GDS Contract
Purpose of contract	General
Contract start date	01/04/2012
Contract end date	

17/18 Contracted general activity (UDA)	13,273
Carry forward general activity (UDA)	-72
17/18 Contracted orthodontic activity (UOA)	0
Carry forward orthodontic activity (UOA)	0
Baseline contract value	£410,437.21

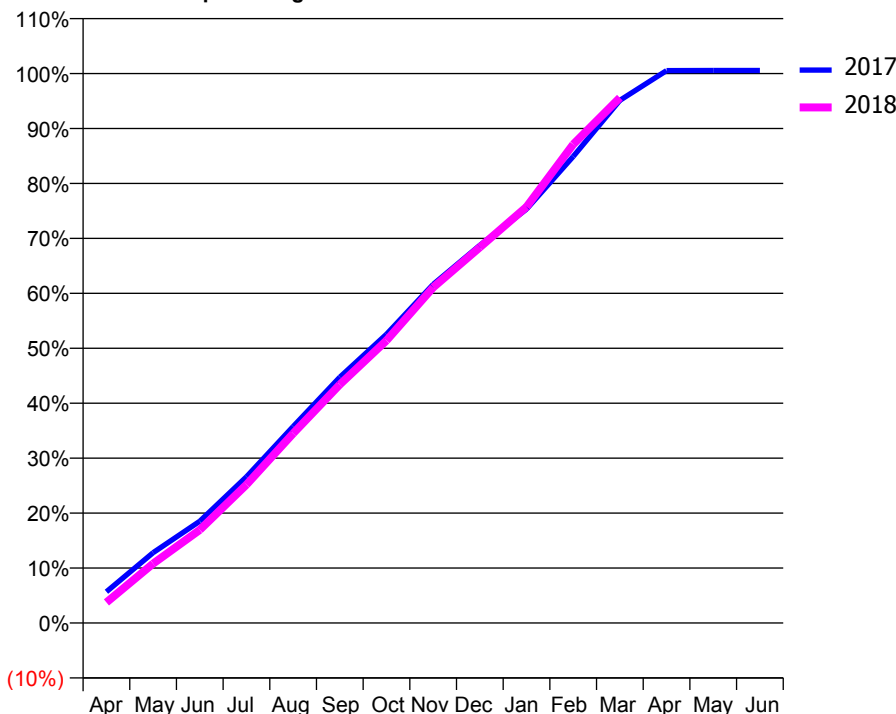
ACCESS*

Patients seen in 24 months	Total	Change since previous quarter
Quarter ending March 2017	3,561	
Quarter ending June 2017	3,570	→
Quarter ending September 2017	3,546	→
Quarter ending December 2017	3,544	→
Quarter ending March 2018	3,540	→
Variance since March 2017	(0.6%)	→



ACTIVITY

Cumulative percentage of contracted UDA delivered 2017 & 2018



Month	Adjusted Scheduled Activity (UDA)	
	2017	2018
April	755	497
May	1,700	1,434
June	2,459	2,250
July	3,533	3,341
August	4,745	4,577
September	5,938	5,760
October	6,976	6,822
November	8,178	8,105
December	9,123	9,075
January	9,997	10,052
February	11,267	11,562
March	12,623	12,689
April	13,342	
May	13,344	
June	13,344	

QUALITY

	Quantity	Base Number	Contract	AT	Region	England
% of FP17s for the same patient ID Re-attending within 3 months - Children	64	1,517	4.2%	9.5%	11.5%	11.9%
% of FP17s for the same patient ID Re-attending within 3 months - Adults	497	4,615	10.8%	15.2%	15.9%	16.0%
% of FP17s for the same patient ID Re-attending between 3 & 9 months - Children	1,165	1,517	76.8%	59.5%	60.6%	58.3%
% of FP17s for the same patient ID Re-attending between 3 & 9 months - Adults	3,509	4,615	76.0%	50.8%	51.6%	50.3%
% of FP17s for Band 1 Urgent Courses	329	5,874	5.6%	9.6%	9.5%	9.1%
% of FP17s Relating to Free Repair or Replacements	69	5,874	1.2%	0.6%	0.7%	0.8%
% of FP17s Relating to Continuations	14	5,874	0.2%	0.9%	1.0%	1.0%
% of Patients satisfied with the dentistry they have received	4	4	N/A	91.1%	92.0%	91.5%
% of Patients satisfied with the time they had to wait for an appointment	3	4	N/A	88.6%	88.1%	87.9%

* This is based on patients treated on this contract for their most recent course of treatment. Figures in italics indicate the base number of FP17s or Patient Questionnaire responses are less than 100. N/A is shown where the base number of responses is less than 10 during the period. % is calculated as Quantity/Base number*100

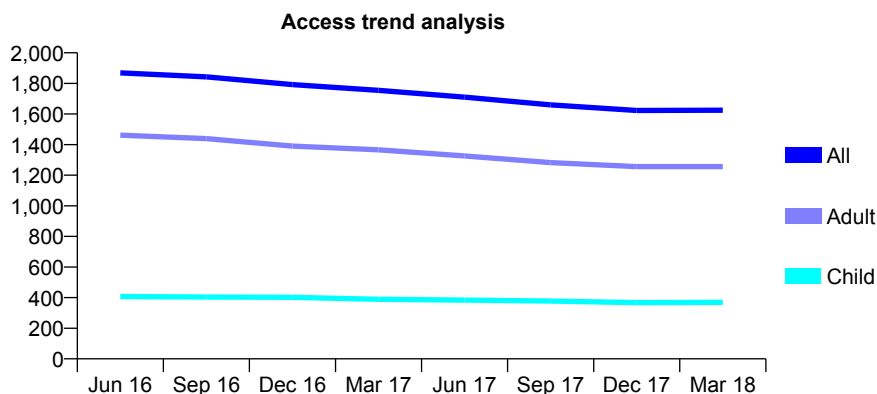
Q68 - Vital Signs At a Glance Contract Report for 164747/0001 - March 2018

Name or company name	Ferring Dental Practice Ltd
Contract type name	GDS Contract
Purpose of contract	General
Contract start date	01/11/2011
Contract end date	

17/18 Contracted general activity (UDA)	5,726
Carry forward general activity (UDA)	88
17/18 Contracted orthodontic activity (UOA)	0
Carry forward orthodontic activity (UOA)	0
Baseline contract value	£141,588.81

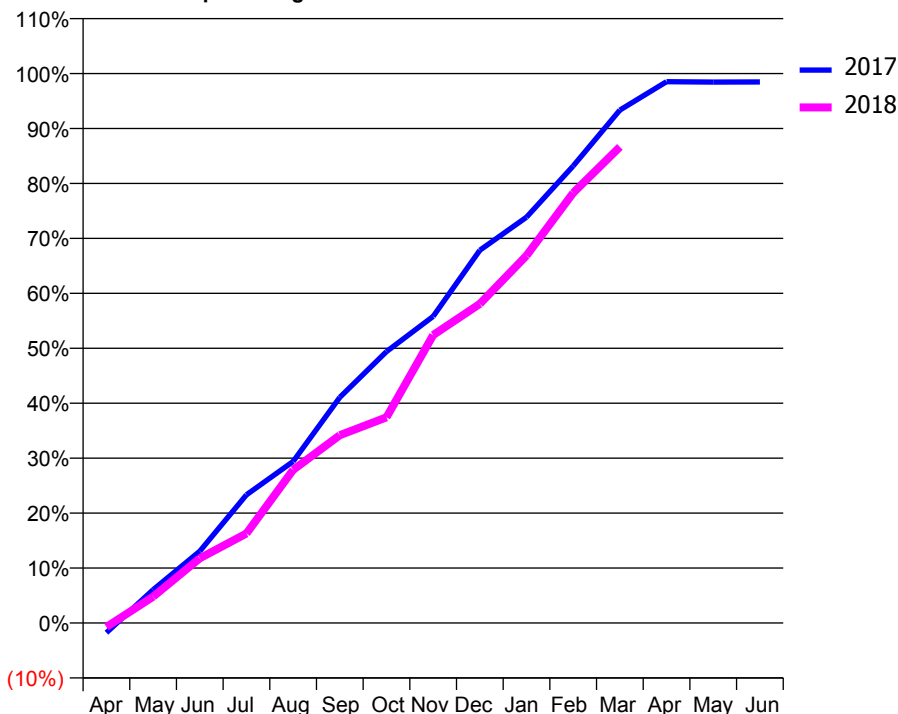
ACCESS*

Patients seen in 24 months	Total	Change since previous quarter
Quarter ending March 2017	1,755	
Quarter ending June 2017	1,710	↓
Quarter ending September 2017	1,660	↓
Quarter ending December 2017	1,623	↓
Quarter ending March 2018	1,625	→
Variance since March 2017	(7.4%)	↓



ACTIVITY

Cumulative percentage of contracted UDA delivered 2017 & 2018



Month	Adjusted Scheduled Activity (UDA)	
	2017	2018
April	-103	-43
May	346	274
June	748	675
July	1,336	933
August	1,683	1,595
September	2,351	1,957
October	2,829	2,143
November	3,195	3,001
December	3,884	3,326
January	4,229	3,829
February	4,763	4,481
March	5,345	4,961
April	5,641	
May	5,637	
June	5,638	

QUALITY

	Quantity	Base Number	Contract	AT	Region	England
% of FP17s for the same patient ID Re-attending within 3 months - Children	20	531	3.8%	9.5%	11.5%	11.9%
% of FP17s for the same patient ID Re-attending within 3 months - Adults	251	1,920	13.1%	15.2%	15.9%	16.0%
% of FP17s for the same patient ID Re-attending between 3 & 9 months - Children	337	531	63.5%	59.5%	60.6%	58.3%
% of FP17s for the same patient ID Re-attending between 3 & 9 months - Adults	1,194	1,920	62.2%	50.8%	51.6%	50.3%
% of FP17s for Band 1 Urgent Courses	196	2,371	8.3%	9.6%	9.5%	9.1%
% of FP17s Relating to Free Repair or Replacements	10	2,371	0.4%	0.6%	0.7%	0.8%
% of FP17s Relating to Continuations	14	2,371	0.6%	0.9%	1.0%	1.0%
% of Patients satisfied with the dentistry they have received	8	8	N/A	91.1%	92.0%	91.5%
% of Patients satisfied with the time they had to wait for an appointment	8	8	N/A	88.6%	88.1%	87.9%

* This is based on patients treated on this contract for their most recent course of treatment. Figures in italics indicate the base number of FP17s or Patient Questionnaire responses are less than 100. N/A is shown where the base number of responses is less than 10 during the period. % is calculated as Quantity/Base number*100

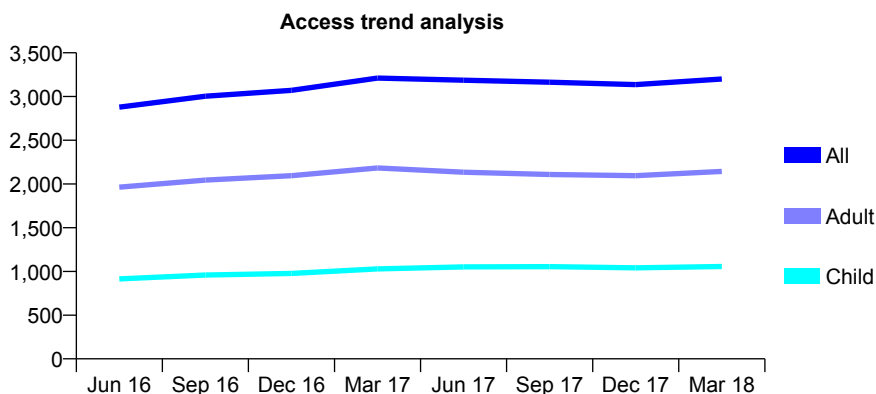
Q68 - Vital Signs At a Glance Contract Report for 165786/0001 - March 2018

Name or company name	Mr A Mykoniatis and Mr S Kolonidis
Contract type name	GDS Contract
Purpose of contract	General
Contract start date	06/04/2015
Contract end date	

17/18 Contracted general activity (UDA)	12,500
Carry forward general activity (UDA)	-250
17/18 Contracted orthodontic activity (UOA)	0
Carry forward orthodontic activity (UOA)	0
Baseline contract value	£293,068.13

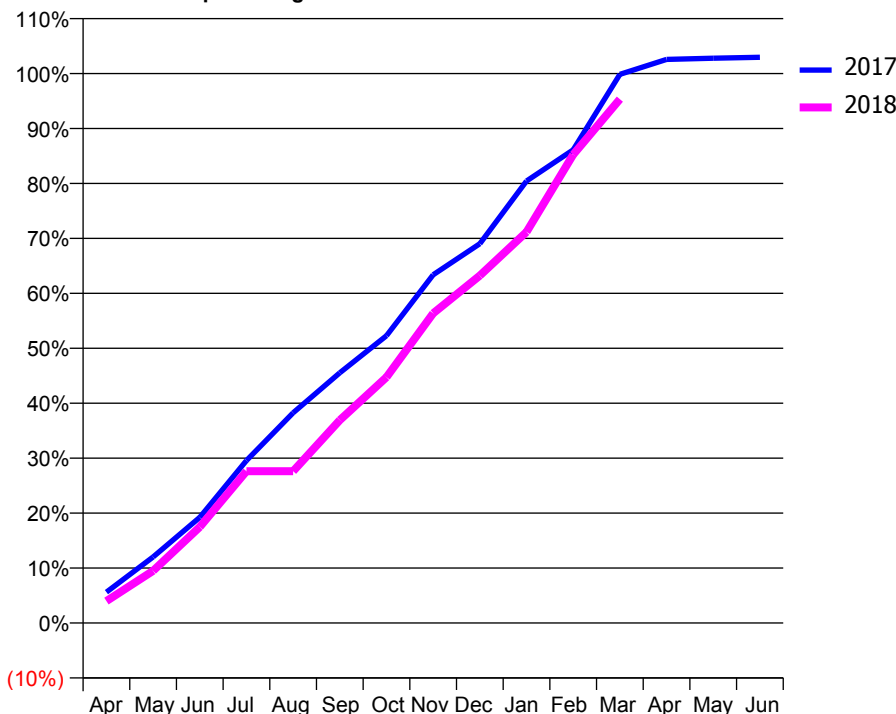
ACCESS*

Patients seen in 24 months	Total	Change since previous quarter
Quarter ending March 2017	3,211	
Quarter ending June 2017	3,186	→
Quarter ending September 2017	3,163	→
Quarter ending December 2017	3,136	→
Quarter ending March 2018	3,200	↑
Variance since March 2017	(0.3%)	→



ACTIVITY

Cumulative percentage of contracted UDA delivered 2017 & 2018



Month	Adjusted Scheduled Activity (UDA)	
	2017	2018
April	701	500
May	1,503	1,188
June	2,405	2,185
July	3,697	3,454
August	4,782	3,454
September	5,692	4,615
October	6,536	5,592
November	7,922	7,045
December	8,629	7,904
January	10,056	8,896
February	10,763	10,654
March	12,480	11,917
April	12,821	
May	12,847	
June	12,868	

QUALITY

	Quantity	Base Number	Contract	AT	Region	England
% of FP17s for the same patient ID Re-attending within 3 months - Children	89	1,602	5.6%	9.5%	11.5%	11.9%
% of FP17s for the same patient ID Re-attending within 3 months - Adults	443	3,269	13.6%	15.2%	15.9%	16.0%
% of FP17s for the same patient ID Re-attending between 3 & 9 months - Children	1,040	1,602	64.9%	59.5%	60.6%	58.3%
% of FP17s for the same patient ID Re-attending between 3 & 9 months - Adults	2,024	3,269	61.9%	50.8%	51.6%	50.3%
% of FP17s for Band 1 Urgent Courses	432	4,721	9.2%	9.6%	9.5%	9.1%
% of FP17s Relating to Free Repair or Replacements	31	4,721	0.7%	0.6%	0.7%	0.8%
% of FP17s Relating to Continuations	0	4,721	0.0%	0.9%	1.0%	1.0%
% of Patients satisfied with the dentistry they have received	4	4	N/A	91.1%	92.0%	91.5%
% of Patients satisfied with the time they had to wait for an appointment	4	4	N/A	88.6%	88.1%	87.9%

* This is based on patients treated on this contract for their most recent course of treatment. Figures in italics indicate the base number of FP17s or Patient Questionnaire responses are less than 100. N/A is shown where the base number of responses is less than 10 during the period. % is calculated as Quantity/Base number*100

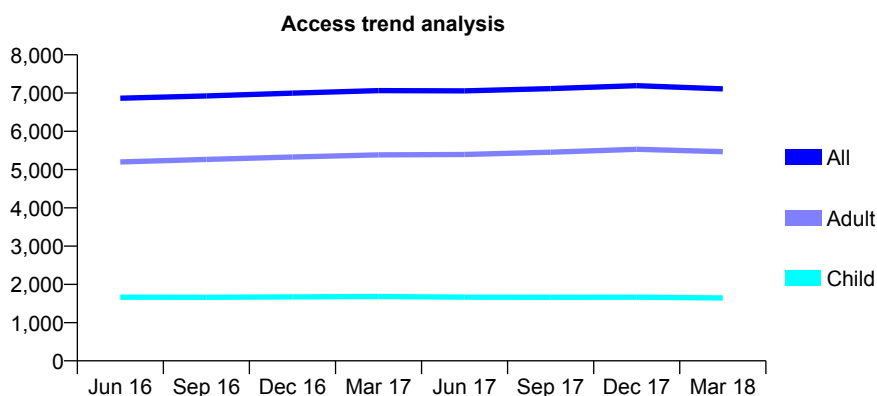
Q68 - Vital Signs At a Glance Contract Report for 166030/0001 - March 2018

Name or company name	Cranleigh Practice Ltd
Contract type name	GDS Contract
Purpose of contract	General
Contract start date	01/04/2008
Contract end date	

17/18 Contracted general activity (UDA)	18,581
Carry forward general activity (UDA)	-227
17/18 Contracted orthodontic activity (UOA)	0
Carry forward orthodontic activity (UOA)	0
Baseline contract value	£493,226.60

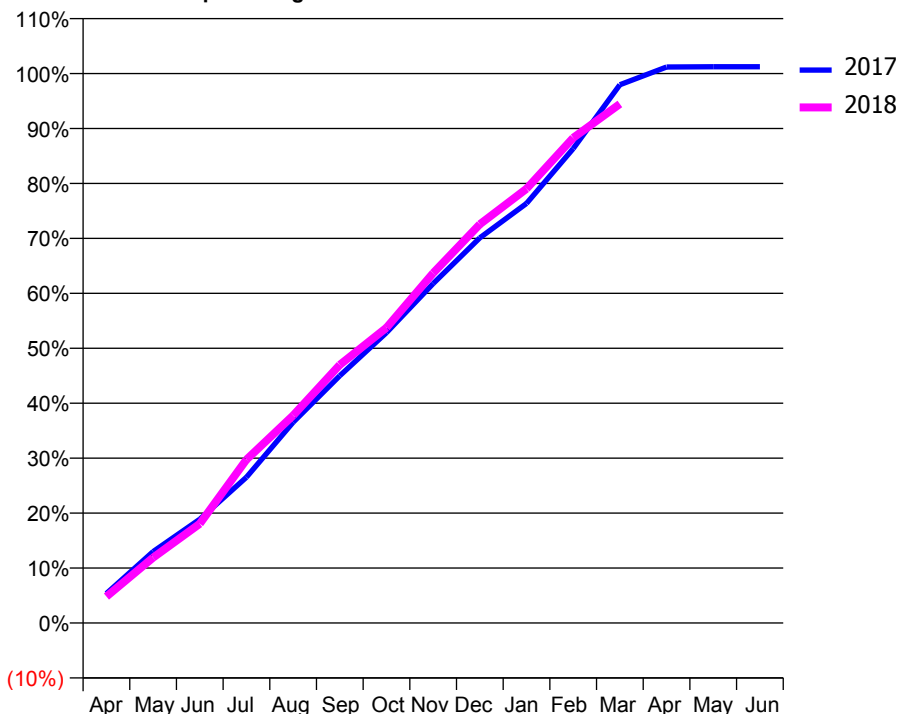
ACCESS*

Patients seen in 24 months	Total	Change since previous quarter
Quarter ending March 2017	7,064	
Quarter ending June 2017	7,057	→
Quarter ending September 2017	7,116	→
Quarter ending December 2017	7,194	→
Quarter ending March 2018	7,110	↓
Variance since March 2017	0.7%	→



ACTIVITY

Cumulative percentage of contracted UDA delivered 2017 & 2018



Month	Adjusted Scheduled Activity (UDA)	
	2017	2018
April	999	894
May	2,417	2,211
June	3,511	3,355
July	4,932	5,525
August	6,790	7,020
September	8,360	8,733
October	9,820	9,987
November	11,480	11,834
December	13,025	13,484
January	14,188	14,685
February	16,041	16,406
March	18,203	17,553
April	18,799	
May	18,807	
June	18,807	

QUALITY

	Quantity	Base Number	Contract	AT	Region	England
% of FP17s for the same patient ID Re-attending within 3 months - Children	82	2,314	3.5%	9.5%	11.5%	11.9%
% of FP17s for the same patient ID Re-attending within 3 months - Adults	636	7,306	8.7%	15.2%	15.9%	16.0%
% of FP17s for the same patient ID Re-attending between 3 & 9 months - Children	1,425	2,314	61.6%	59.5%	60.6%	58.3%
% of FP17s for the same patient ID Re-attending between 3 & 9 months - Adults	4,547	7,306	62.2%	50.8%	51.6%	50.3%
% of FP17s for Band 1 Urgent Courses	455	9,344	4.9%	9.6%	9.5%	9.1%
% of FP17s Relating to Free Repair or Replacements	13	9,344	0.1%	0.6%	0.7%	0.8%
% of FP17s Relating to Continuations	110	9,344	1.2%	0.9%	1.0%	1.0%
% of Patients satisfied with the dentistry they have received	5	5	N/A	91.1%	92.0%	91.5%
% of Patients satisfied with the time they had to wait for an appointment	5	5	N/A	88.6%	88.1%	87.9%

* This is based on patients treated on this contract for their most recent course of treatment. Figures in italics indicate the base number of FP17s or Patient Questionnaire responses are less than 100. N/A is shown where the base number of responses is less than 10 during the period. % is calculated as Quantity/Base number*100

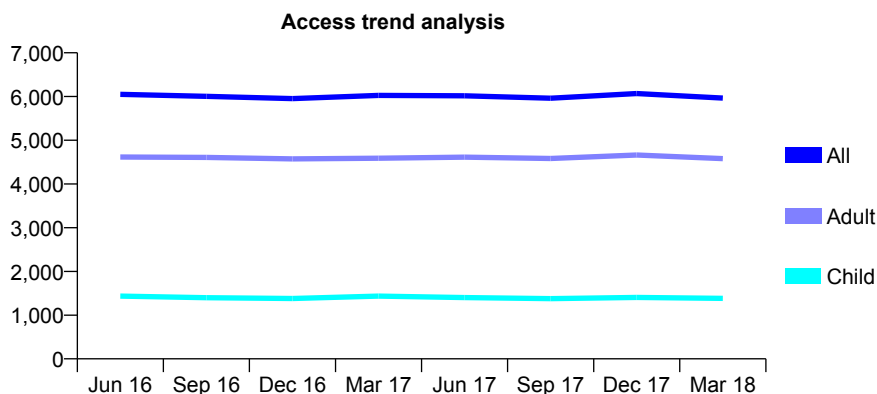
Q68 - Vital Signs At a Glance Contract Report for 166782/0001 - March 2018

Name or company name	Alfa Dental Ltd
Contract type name	GDS Contract
Purpose of contract	General
Contract start date	01/08/2007
Contract end date	

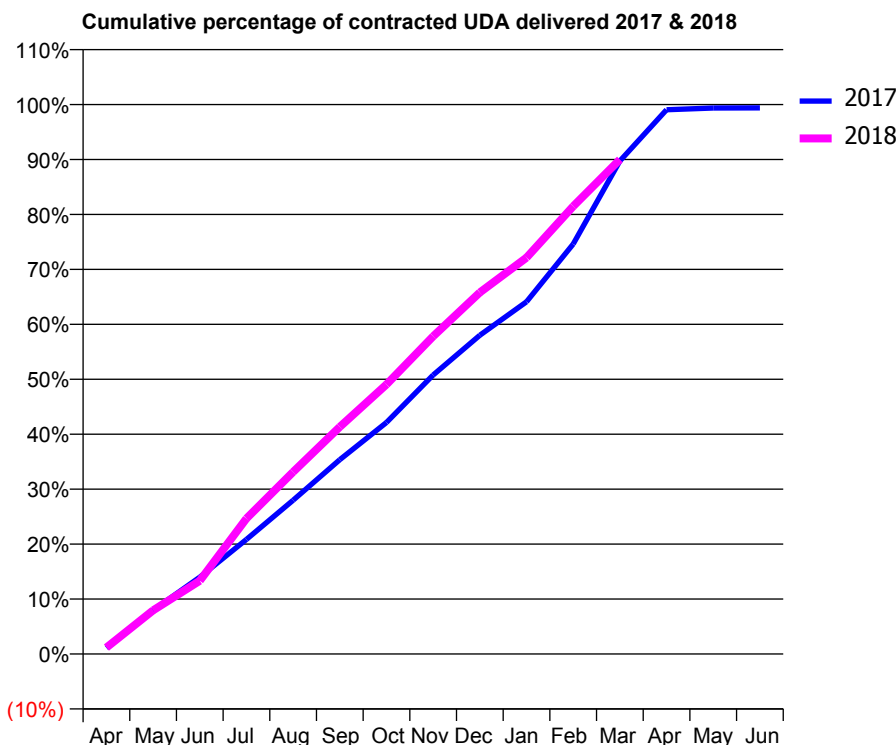
17/18 Contracted general activity (UDA)	20,646
Carry forward general activity (UDA)	127
17/18 Contracted orthodontic activity (UOA)	0
Carry forward orthodontic activity (UOA)	0
Baseline contract value	£638,116.10

ACCESS*

Patients seen in 24 months	Total	Change since previous quarter
Quarter ending March 2017	6,025	
Quarter ending June 2017	6,015	→
Quarter ending September 2017	5,960	→
Quarter ending December 2017	6,068	→
Quarter ending March 2018	5,963	↓
Variance since March 2017	(1.0%)	↓



ACTIVITY



Month	Adjusted Scheduled Activity (UDA)	
	2017	2018
April	229	241
May	1,648	1,639
June	2,889	2,751
July	4,306	5,095
August	5,779	6,839
September	7,300	8,534
October	8,701	10,126
November	10,483	11,936
December	11,976	13,587
January	13,236	14,891
February	15,405	16,820
March	18,524	18,580
April	20,449	
May	20,515	
June	20,518	

QUALITY

	Quantity	Base Number	Contract	AT	Region	England
% of FP17s for the same patient ID Re-attending within 3 months - Children	129	1,693	7.6%	9.5%	11.5%	11.9%
% of FP17s for the same patient ID Re-attending within 3 months - Adults	785	5,305	14.8%	15.2%	15.9%	16.0%
% of FP17s for the same patient ID Re-attending between 3 & 9 months - Children	763	1,693	45.1%	59.5%	60.6%	58.3%
% of FP17s for the same patient ID Re-attending between 3 & 9 months - Adults	2,057	5,305	38.8%	50.8%	51.6%	50.3%
% of FP17s for Band 1 Urgent Courses	840	6,608	12.7%	9.6%	9.5%	9.1%
% of FP17s Relating to Free Repair or Replacements	38	6,608	0.6%	0.6%	0.7%	0.8%
% of FP17s Relating to Continuations	51	6,608	0.8%	0.9%	1.0%	1.0%
% of Patients satisfied with the dentistry they have received	11	13	84.6%	91.1%	92.0%	91.5%
% of Patients satisfied with the time they had to wait for an appointment	12	13	92.3%	88.6%	88.1%	87.9%

* This is based on patients treated on this contract for their most recent course of treatment. Figures in italics indicate the base number of FP17s or Patient Questionnaire responses are less than 100. N/A is shown where the base number of responses is less than 10 during the period. % is calculated as Quantity/Base number*100

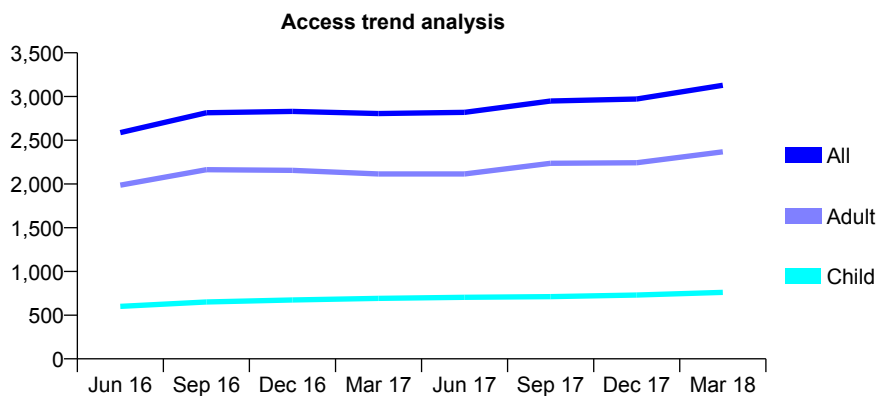
Q68 - Vital Signs At a Glance Contract Report for 166782/0002 - March 2018

Name or company name	Alfa Dental Ltd
Contract type name	GDS Contract
Purpose of contract	General
Contract start date	01/08/2007
Contract end date	

17/18 Contracted general activity (UDA)	9,694
Carry forward general activity (UDA)	0
17/18 Contracted orthodontic activity (UOA)	0
Carry forward orthodontic activity (UOA)	0
Baseline contract value	£420,216.86

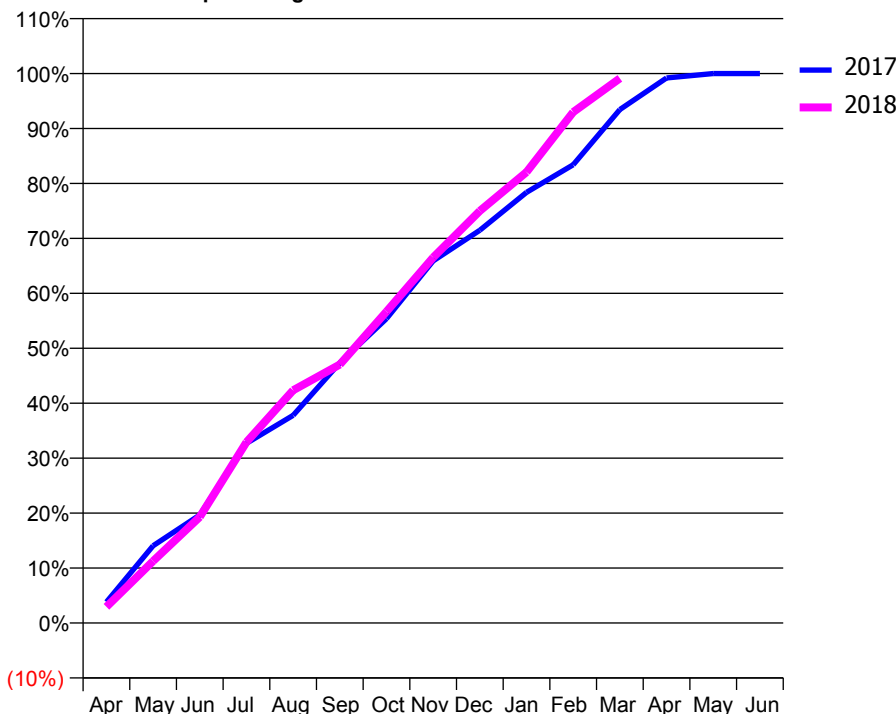
ACCESS*

Patients seen in 24 months	Total	Change since previous quarter
Quarter ending March 2017	2,806	
Quarter ending June 2017	2,819	→
Quarter ending September 2017	2,949	↑
Quarter ending December 2017	2,972	→
Quarter ending March 2018	3,128	↑
Variance since March 2017	11.5%	↑



ACTIVITY

Cumulative percentage of contracted UDA delivered 2017 & 2018



Adjusted Scheduled Activity (UDA)

Month	2017	2018
April	371	286
May	1,362	1,092
June	1,907	1,870
July	3,169	3,190
August	3,664	4,107
September	4,591	4,560
October	5,369	5,494
November	6,388	6,449
December	6,929	7,270
January	7,596	7,954
February	8,085	9,013
March	9,059	9,607
April	9,615	
May	9,694	
June	9,694	

QUALITY

	Quantity	Base Number	Contract	AT	Region	England
% of FP17s for the same patient ID Re-attending within 3 months - Children	88	1,021	8.6%	9.5%	11.5%	11.9%
% of FP17s for the same patient ID Re-attending within 3 months - Adults	452	2,884	15.7%	15.2%	15.9%	16.0%
% of FP17s for the same patient ID Re-attending between 3 & 9 months - Children	405	1,021	39.7%	59.5%	60.6%	58.3%
% of FP17s for the same patient ID Re-attending between 3 & 9 months - Adults	917	2,884	31.8%	50.8%	51.6%	50.3%
% of FP17s for Band 1 Urgent Courses	388	3,719	10.4%	9.6%	9.5%	9.1%
% of FP17s Relating to Free Repair or Replacements	2	3,719	0.1%	0.6%	0.7%	0.8%
% of FP17s Relating to Continuations	40	3,719	1.1%	0.9%	1.0%	1.0%
% of Patients satisfied with the dentistry they have received	2	2	N/A	91.1%	92.0%	91.5%
% of Patients satisfied with the time they had to wait for an appointment	2	2	N/A	88.6%	88.1%	87.9%

* This is based on patients treated on this contract for their most recent course of treatment. Figures in italics indicate the base number of FP17s or Patient Questionnaire responses are less than 100. N/A is shown where the base number of responses is less than 10 during the period. % is calculated as Quantity/Base number*100

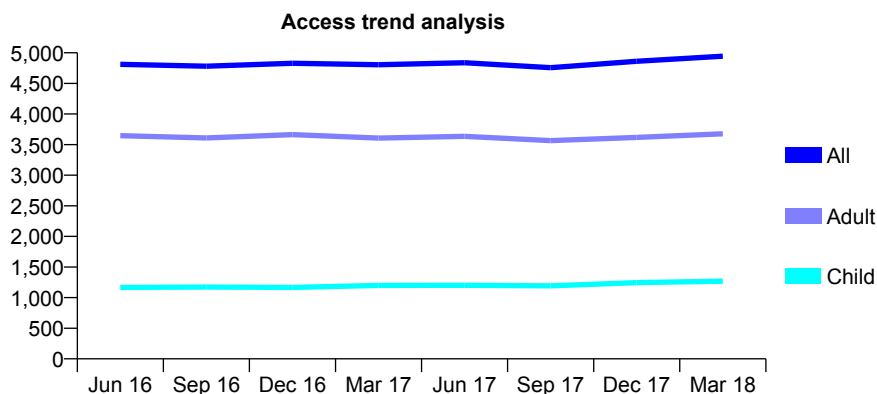
Q68 - Vital Signs At a Glance Contract Report for 166960/0001 - March 2018

Name or company name	Dumbledore Dental Care Ltd
Contract type name	GDS Contract
Purpose of contract	General
Contract start date	01/04/2008
Contract end date	

17/18 Contracted general activity (UDA)	12,000
Carry forward general activity (UDA)	-97
17/18 Contracted orthodontic activity (UOA)	0
Carry forward orthodontic activity (UOA)	0
Baseline contract value	£316,148.09

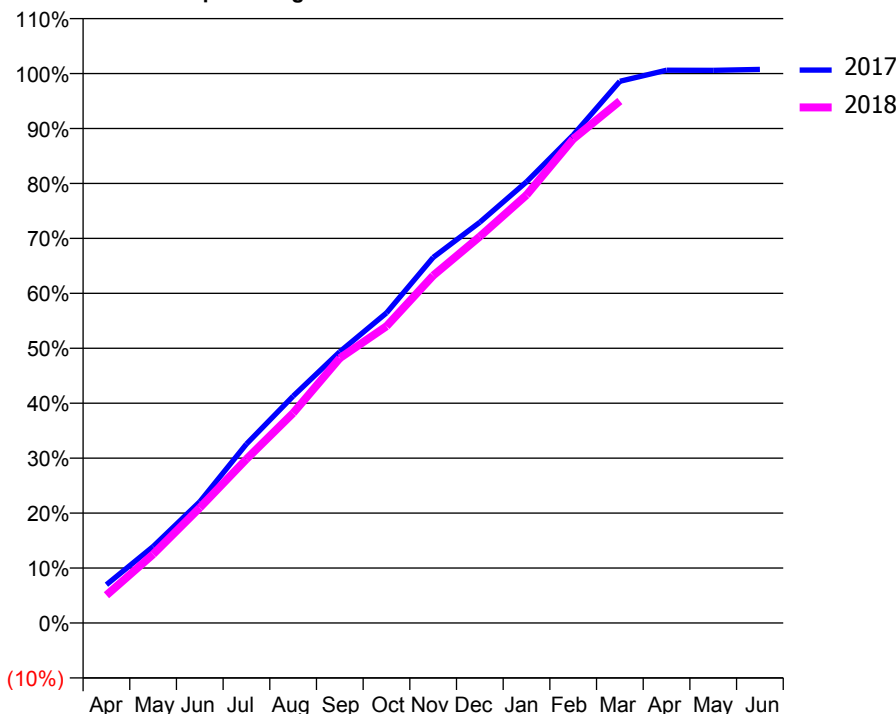
ACCESS*

Patients seen in 24 months	Total	Change since previous quarter
Quarter ending March 2017	4,805	
Quarter ending June 2017	4,837	→
Quarter ending September 2017	4,758	↓
Quarter ending December 2017	4,862	↑
Quarter ending March 2018	4,944	→
Variance since March 2017	2.9%	↑



ACTIVITY

Cumulative percentage of contracted UDA delivered 2017 & 2018



Month	Adjusted Scheduled Activity (UDA)	
	2017	2018
April	907	607
May	1,809	1,502
June	2,870	2,516
July	4,236	3,580
August	5,368	4,585
September	6,419	5,783
October	7,336	6,480
November	8,647	7,588
December	9,481	8,441
January	10,439	9,345
February	11,546	10,569
March	12,816	11,398
April	13,078	
May	13,075	
June	13,097	

QUALITY

	Quantity	Base Number	Contract	AT	Region	England
% of FP17s for the same patient ID Re-attending within 3 months - Children	91	1,727	5.3%	9.5%	11.5%	11.9%
% of FP17s for the same patient ID Re-attending within 3 months - Adults	539	4,582	11.8%	15.2%	15.9%	16.0%
% of FP17s for the same patient ID Re-attending between 3 & 9 months - Children	921	1,727	53.3%	59.5%	60.6%	58.3%
% of FP17s for the same patient ID Re-attending between 3 & 9 months - Adults	2,128	4,582	46.4%	50.8%	51.6%	50.3%
% of FP17s for Band 1 Urgent Courses	642	6,156	10.4%	9.6%	9.5%	9.1%
% of FP17s Relating to Free Repair or Replacements	12	6,156	0.2%	0.6%	0.7%	0.8%
% of FP17s Relating to Continuations	37	6,156	0.6%	0.9%	1.0%	1.0%
% of Patients satisfied with the dentistry they have received	30	32	93.8%	91.1%	92.0%	91.5%
% of Patients satisfied with the time they had to wait for an appointment	25	32	78.1%	88.6%	88.1%	87.9%

* This is based on patients treated on this contract for their most recent course of treatment. Figures in italics indicate the base number of FP17s or Patient Questionnaire responses are less than 100. N/A is shown where the base number of responses is less than 10 during the period. % is calculated as Quantity/Base number*100

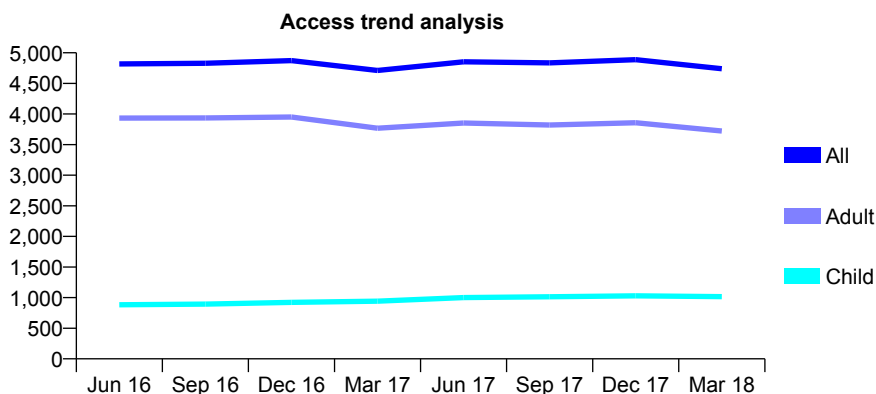
Q68 - Vital Signs At a Glance Contract Report for 167525/0001 - March 2018

Name or company name	Brunswick Practice Ltd
Contract type name	GDS Contract
Purpose of contract	General
Contract start date	01/08/2007
Contract end date	

17/18 Contracted general activity (UDA)	14,742
Carry forward general activity (UDA)	-197
17/18 Contracted orthodontic activity (UOA)	0
Carry forward orthodontic activity (UOA)	0
Baseline contract value	£472,365.32

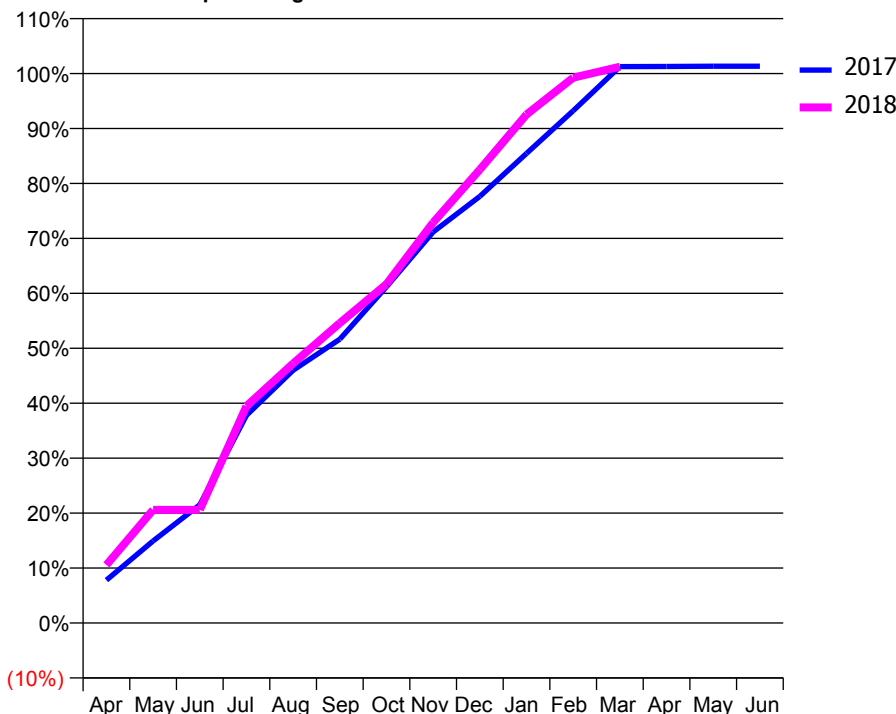
ACCESS*

Patients seen in 24 months	Total	Change since previous quarter
Quarter ending March 2017	4,711	
Quarter ending June 2017	4,854	↑
Quarter ending September 2017	4,835	→
Quarter ending December 2017	4,887	→
Quarter ending March 2018	4,739	↓
Variance since March 2017	0.6%	→



ACTIVITY

Cumulative percentage of contracted UDA delivered 2017 & 2018



Month	Adjusted Scheduled Activity (UDA)	
	2017	2018
April	1,150	1,558
May	2,203	3,035
June	3,172	3,035
July	5,571	5,819
August	6,781	6,963
September	7,614	8,047
October	9,020	9,092
November	10,491	10,744
December	11,446	12,163
January	12,597	13,642
February	13,743	14,630
March	14,928	14,923
April	14,932	
May	14,939	
June	14,939	

QUALITY

	Quantity	Base Number	Contract	AT	Region	England
% of FP17s for the same patient ID Re-attending within 3 months - Children	87	1,198	7.3%	9.5%	11.5%	11.9%
% of FP17s for the same patient ID Re-attending within 3 months - Adults	463	3,945	11.7%	15.2%	15.9%	16.0%
% of FP17s for the same patient ID Re-attending between 3 & 9 months - Children	485	1,198	40.5%	59.5%	60.6%	58.3%
% of FP17s for the same patient ID Re-attending between 3 & 9 months - Adults	1,440	3,945	36.5%	50.8%	51.6%	50.3%
% of FP17s for Band 1 Urgent Courses	486	5,129	9.5%	9.6%	9.5%	9.1%
% of FP17s Relating to Free Repair or Replacements	42	5,129	0.8%	0.6%	0.7%	0.8%
% of FP17s Relating to Continuations	5	5,129	0.1%	0.9%	1.0%	1.0%
% of Patients satisfied with the dentistry they have received	2	2	N/A	91.1%	92.0%	91.5%
% of Patients satisfied with the time they had to wait for an appointment	1	2	N/A	88.6%	88.1%	87.9%

* This is based on patients treated on this contract for their most recent course of treatment. Figures in italics indicate the base number of FP17s or Patient Questionnaire responses are less than 100. N/A is shown where the base number of responses is less than 10 during the period. % is calculated as Quantity/Base number*100

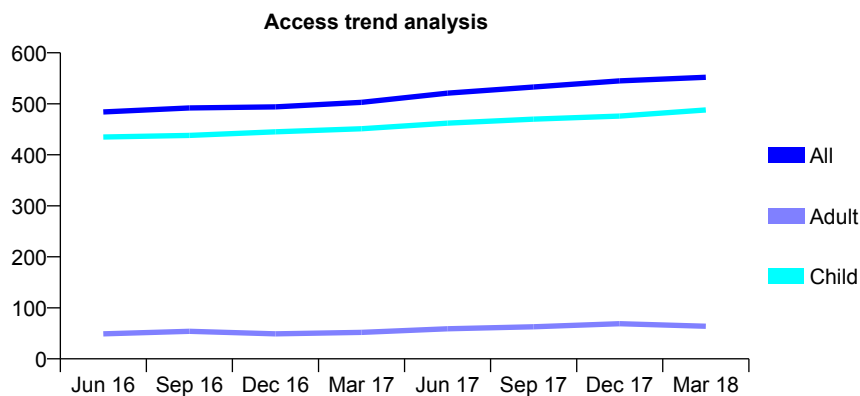
Q68 - Vital Signs At a Glance Contract Report for 167835/0001 - March 2018

Name or company name	MDS Dental Care
Contract type name	GDS Contract
Purpose of contract	General
Contract start date	01/09/2009
Contract end date	

17/18 Contracted general activity (UDA)	1,460
Carry forward general activity (UDA)	0
17/18 Contracted orthodontic activity (UOA)	0
Carry forward orthodontic activity (UOA)	0
Baseline contract value	£50,769.13

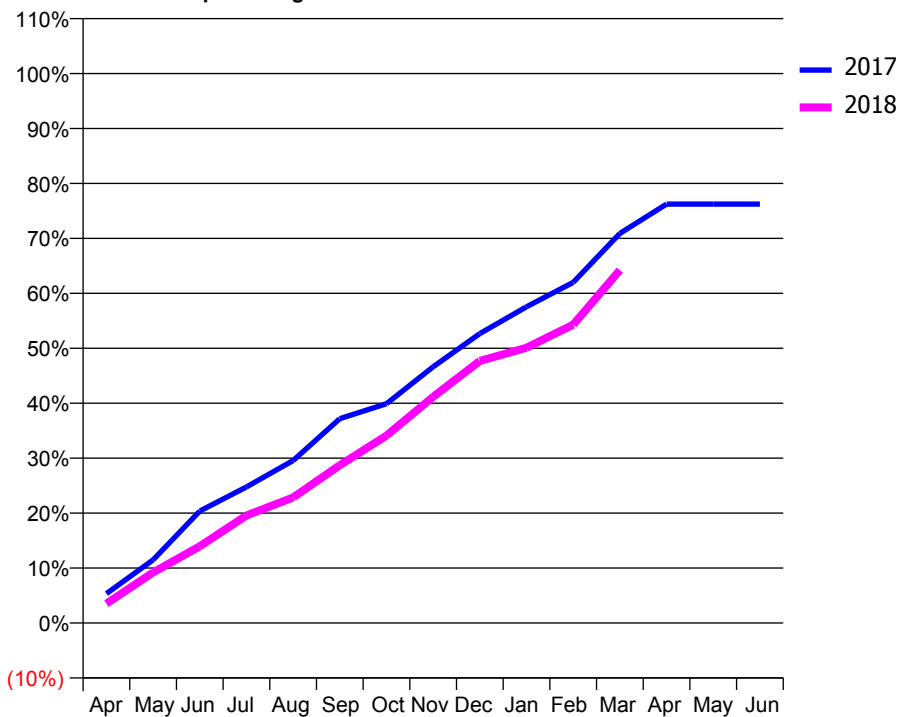
ACCESS*

Patients seen in 24 months	Total	Change since previous quarter
Quarter ending March 2017	503	
Quarter ending June 2017	521	↑
Quarter ending September 2017	533	↑
Quarter ending December 2017	545	↑
Quarter ending March 2018	552	→
Variance since March 2017	9.7%	↑



ACTIVITY

Cumulative percentage of contracted UDA delivered 2017 & 2018



Month	Adjusted Scheduled Activity (UDA)	
	2017	2018
April	78	51
May	168	134
June	298	204
July	362	286
August	432	334
September	543	419
October	583	498
November	681	601
December	769	696
January	840	731
February	905	793
March	1,035	938
April	1,113	
May	1,113	
June	1,113	

QUALITY

	Quantity	Base Number	Contract	AT	Region	England
% of FP17s for the same patient ID Re-attending within 3 months - Children	38	721	5.3%	9.5%	11.5%	11.9%
% of FP17s for the same patient ID Re-attending within 3 months - Adults	0	3	0.0%	15.2%	15.9%	16.0%
% of FP17s for the same patient ID Re-attending between 3 & 9 months - Children	409	721	56.7%	59.5%	60.6%	58.3%
% of FP17s for the same patient ID Re-attending between 3 & 9 months - Adults	3	3	100.0%	50.8%	51.6%	50.3%
% of FP17s for Band 1 Urgent Courses	18	671	2.7%	9.6%	9.5%	9.1%
% of FP17s Relating to Free Repair or Replacements	0	671	0.0%	0.6%	0.7%	0.8%
% of FP17s Relating to Continuations	6	671	0.9%	0.9%	1.0%	1.0%
% of Patients satisfied with the dentistry they have received	0	0	N/A	91.1%	92.0%	91.5%
% of Patients satisfied with the time they had to wait for an appointment	0	0	N/A	88.6%	88.1%	87.9%

* This is based on patients treated on this contract for their most recent course of treatment. Figures in italics indicate the base number of FP17s or Patient Questionnaire responses are less than 100. N/A is shown where the base number of responses is less than 10 during the period. % is calculated as Quantity/Base number*100

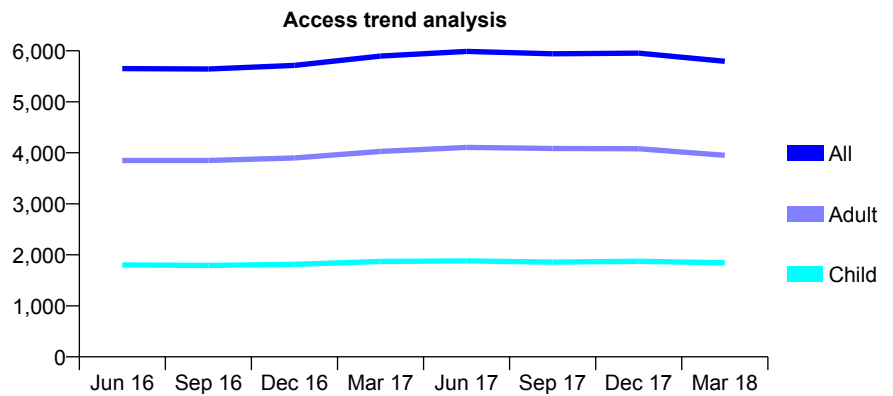
Q68 - Vital Signs At a Glance Contract Report for 168319/0001 - March 2018

Name or company name	Tooth Smart
Contract type name	GDS Contract
Purpose of contract	General
Contract start date	01/04/2013
Contract end date	

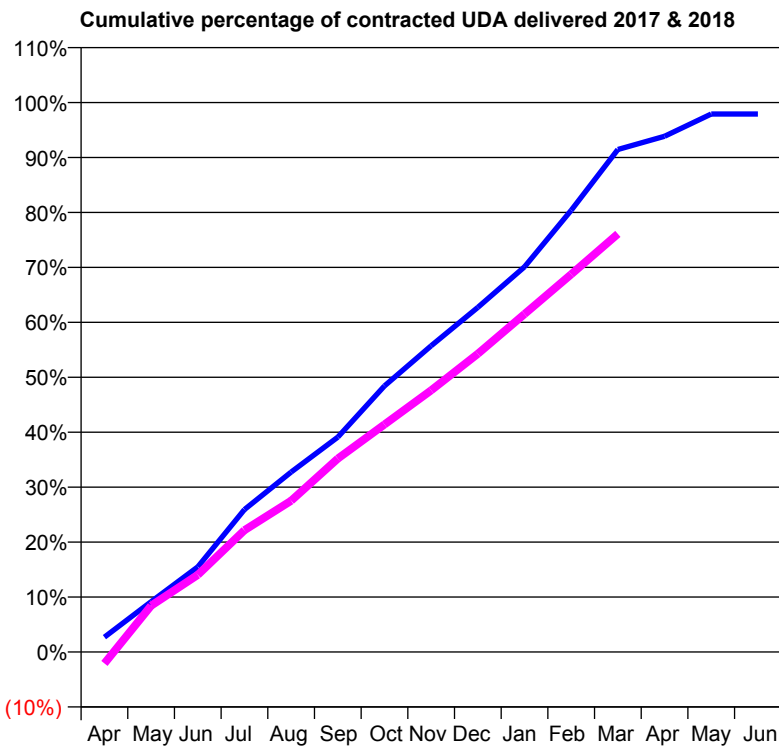
17/18 Contracted general activity (UDA)	18,083
Carry forward general activity (UDA)	379
17/18 Contracted orthodontic activity (UOA)	0
Carry forward orthodontic activity (UOA)	0
Baseline contract value	£469,188.83

ACCESS*

Patients seen in 24 months	Total	Change since previous quarter
Quarter ending March 2017	5,898	
Quarter ending June 2017	5,987	→
Quarter ending September 2017	5,941	→
Quarter ending December 2017	5,955	→
Quarter ending March 2018	5,796	↓
Variance since March 2017	(1.7%)	↓



ACTIVITY



Month	Adjusted Scheduled Activity (UDA)	
	2017	2018
April	491	-379
May	1,655	1,525
June	2,802	2,538
July	4,691	4,007
August	5,922	4,979
September	7,071	6,363
October	8,757	7,487
November	10,075	8,612
December	11,343	9,816
January	12,674	11,122
February	14,534	12,429
March	16,536	13,761
April	16,969	
May	17,703	
June	17,703	

QUALITY

	Quantity	Base Number	Contract	AT	Region	England
% of FP17s for the same patient ID Re-attending within 3 months - Children	96	2,001	4.8%	9.5%	11.5%	11.9%
% of FP17s for the same patient ID Re-attending within 3 months - Adults	647	4,690	13.8%	15.2%	15.9%	16.0%
% of FP17s for the same patient ID Re-attending between 3 & 9 months - Children	794	2,001	39.7%	59.5%	60.6%	58.3%
% of FP17s for the same patient ID Re-attending between 3 & 9 months - Adults	2,033	4,690	43.3%	50.8%	51.6%	50.3%
% of FP17s for Band 1 Urgent Courses	470	6,292	7.5%	9.6%	9.5%	9.1%
% of FP17s Relating to Free Repair or Replacements	23	6,292	0.4%	0.6%	0.7%	0.8%
% of FP17s Relating to Continuations	107	6,292	1.7%	0.9%	1.0%	1.0%
% of Patients satisfied with the dentistry they have received	3	3	N/A	91.1%	92.0%	91.5%
% of Patients satisfied with the time they had to wait for an appointment	3	3	N/A	88.6%	88.1%	87.9%

* This is based on patients treated on this contract for their most recent course of treatment. Figures in italics indicate the base number of FP17s or Patient Questionnaire responses are less than 100. N/A is shown where the base number of responses is less than 10 during the period. % is calculated as Quantity/Base number*100

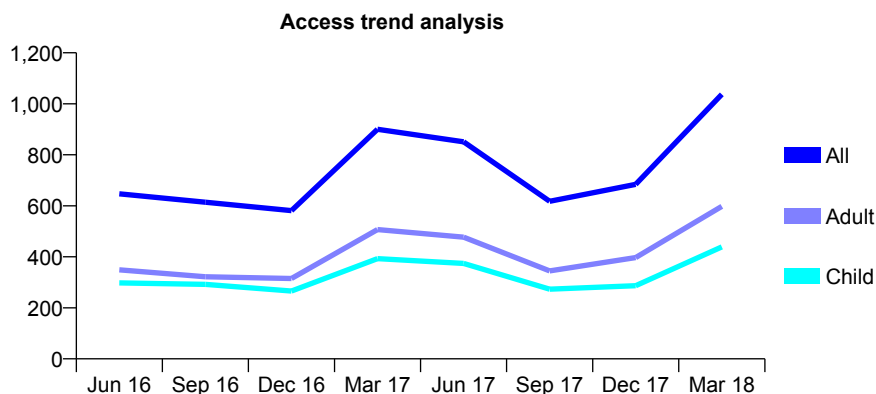
Q68 - Vital Signs At a Glance Contract Report for 168858/0001 - March 2018

Name or company name	Ms A Jawahar
Contract type name	GDS Contract
Purpose of contract	General
Contract start date	01/08/2015
Contract end date	

17/18 Contracted general activity (UDA)	2,210
Carry forward general activity (UDA)	-11
17/18 Contracted orthodontic activity (UOA)	0
Carry forward orthodontic activity (UOA)	0
Baseline contract value	£50,105.91

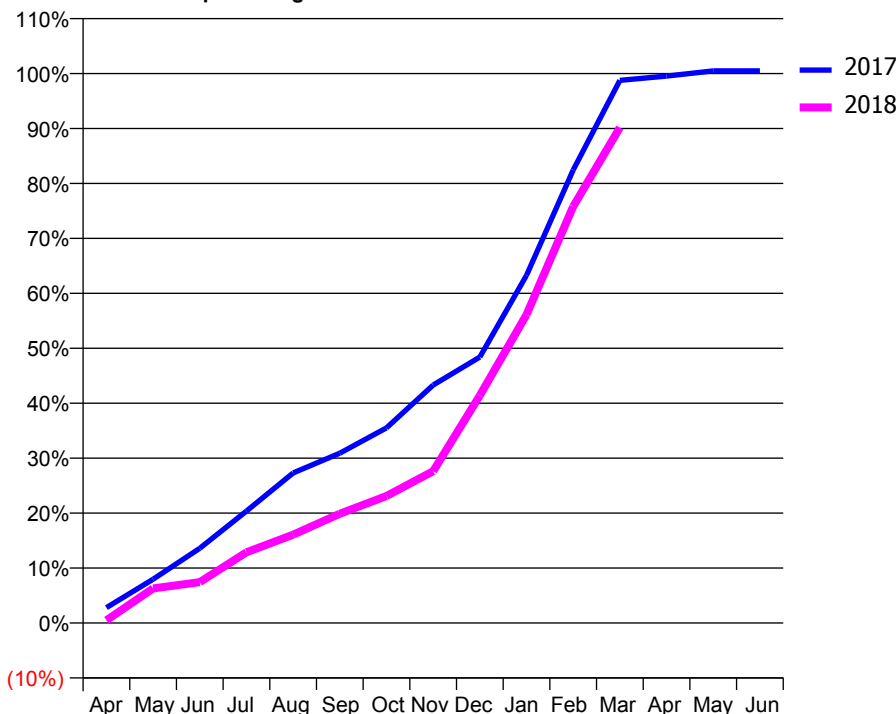
ACCESS*

Patients seen in 24 months	Total	Change since previous quarter
Quarter ending March 2017	900	
Quarter ending June 2017	851	↓
Quarter ending September 2017	618	↓
Quarter ending December 2017	684	↑
Quarter ending March 2018	1,037	↑
Variance since March 2017	15.2%	↑



ACTIVITY

Cumulative percentage of contracted UDA delivered 2017 & 2018



Adjusted Scheduled Activity (UDA)

Month	2017	2018
April	62	11
May	176	139
June	300	165
July	450	285
August	604	355
September	683	440
October	785	511
November	957	611
December	1,069	915
January	1,398	1,240
February	1,822	1,675
March	2,183	1,993
April	2,200	
May	2,221	
June	2,221	

QUALITY

	Quantity	Base Number	Contract	AT	Region	England
% of FP17s for the same patient ID Re-attending within 3 months - Children	22	554	4.0%	9.5%	11.5%	11.9%
% of FP17s for the same patient ID Re-attending within 3 months - Adults	71	646	11.0%	15.2%	15.9%	16.0%
% of FP17s for the same patient ID Re-attending between 3 & 9 months - Children	179	554	32.3%	59.5%	60.6%	58.3%
% of FP17s for the same patient ID Re-attending between 3 & 9 months - Adults	140	646	21.7%	50.8%	51.6%	50.3%
% of FP17s for Band 1 Urgent Courses	59	1,167	5.1%	9.6%	9.5%	9.1%
% of FP17s Relating to Free Repair or Replacements	4	1,167	0.3%	0.6%	0.7%	0.8%
% of FP17s Relating to Continuations	2	1,167	0.2%	0.9%	1.0%	1.0%
% of Patients satisfied with the dentistry they have received	0	0	N/A	91.1%	92.0%	91.5%
% of Patients satisfied with the time they had to wait for an appointment	0	0	N/A	88.6%	88.1%	87.9%

* This is based on patients treated on this contract for their most recent course of treatment. Figures in italics indicate the base number of FP17s or Patient Questionnaire responses are less than 100. N/A is shown where the base number of responses is less than 10 during the period. % is calculated as Quantity/Base number*100

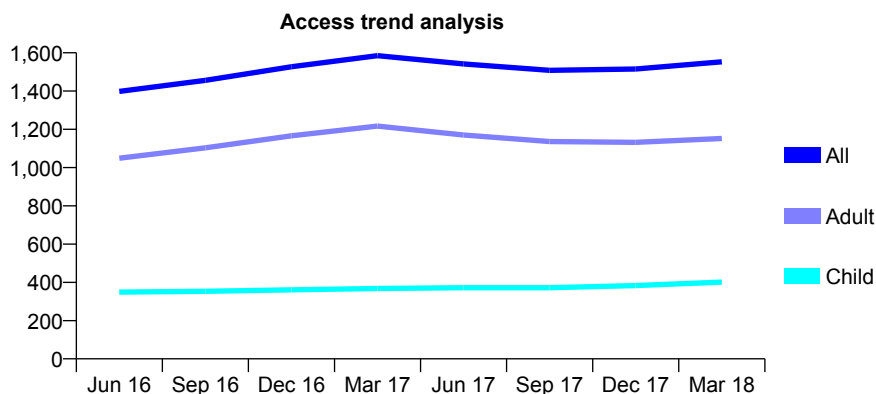
Q68 - Vital Signs At a Glance Contract Report for 169927/0002 - March 2018

Name or company name	Kings Dental Care
Contract type name	GDS Contract
Purpose of contract	General
Contract start date	01/04/2015
Contract end date	

17/18 Contracted general activity (UDA)	4,840
Carry forward general activity (UDA)	-72
17/18 Contracted orthodontic activity (UOA)	0
Carry forward orthodontic activity (UOA)	0
Baseline contract value	£118,893.52

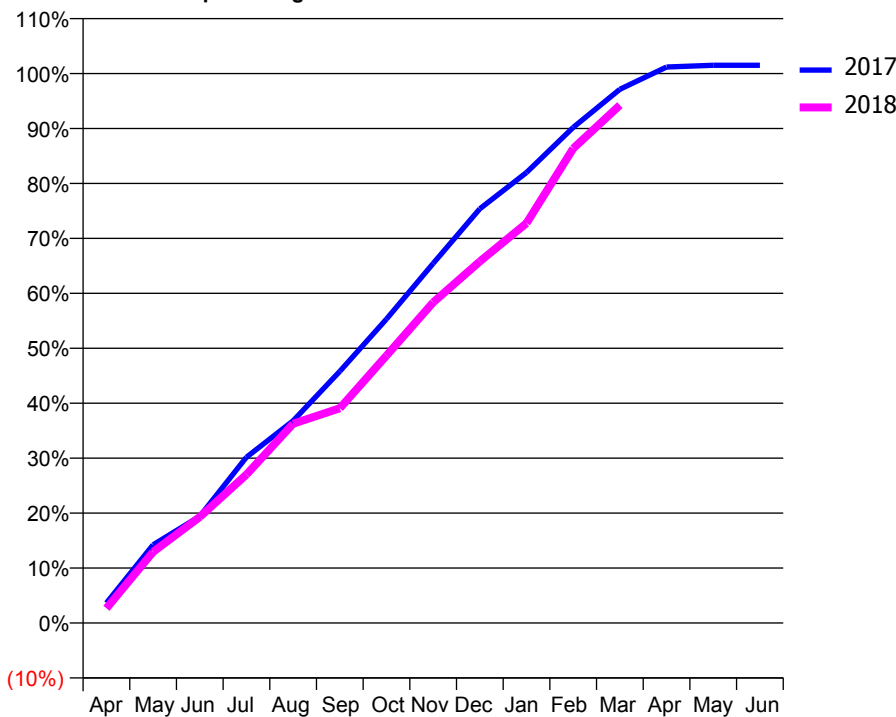
ACCESS*

Patients seen in 24 months	Total	Change since previous quarter
Quarter ending March 2017	1,585	
Quarter ending June 2017	1,542	↓
Quarter ending September 2017	1,508	↓
Quarter ending December 2017	1,515	→
Quarter ending March 2018	1,553	↑
Variance since March 2017	(2.0%)	↓



ACTIVITY

Cumulative percentage of contracted UDA delivered 2017 & 2018



Month	Adjusted Scheduled Activity (UDA)	
	2017	2018
April	176	129
May	689	627
June	940	935
July	1,460	1,308
August	1,781	1,756
September	2,217	1,892
October	2,678	2,355
November	3,167	2,824
December	3,649	3,184
January	3,968	3,522
February	4,365	4,179
March	4,701	4,561
April	4,897	
May	4,912	
June	4,912	

QUALITY

	Quantity	Base Number	Contract	AT	Region	England
% of FP17s for the same patient ID Re-attending within 3 months - Children	36	528	6.8%	9.5%	11.5%	11.9%
% of FP17s for the same patient ID Re-attending within 3 months - Adults	246	1,601	15.4%	15.2%	15.9%	16.0%
% of FP17s for the same patient ID Re-attending between 3 & 9 months - Children	277	528	52.5%	59.5%	60.6%	58.3%
% of FP17s for the same patient ID Re-attending between 3 & 9 months - Adults	914	1,601	57.1%	50.8%	51.6%	50.3%
% of FP17s for Band 1 Urgent Courses	246	2,030	12.1%	9.6%	9.5%	9.1%
% of FP17s Relating to Free Repair or Replacements	3	2,030	0.1%	0.6%	0.7%	0.8%
% of FP17s Relating to Continuations	21	2,030	1.0%	0.9%	1.0%	1.0%
% of Patients satisfied with the dentistry they have received	13	16	81.3%	91.1%	92.0%	91.5%
% of Patients satisfied with the time they had to wait for an appointment	14	16	87.5%	88.6%	88.1%	87.9%

* This is based on patients treated on this contract for their most recent course of treatment. Figures in italics indicate the base number of FP17s or Patient Questionnaire responses are less than 100. N/A is shown where the base number of responses is less than 10 during the period. % is calculated as Quantity/Base number*100

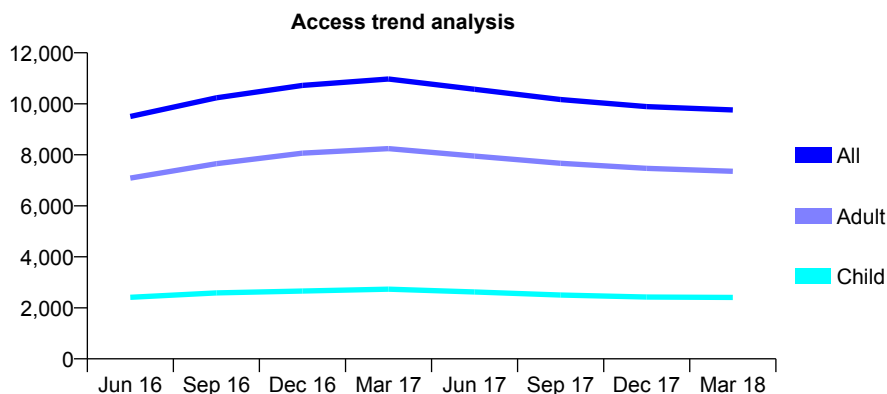
Q68 - Vital Signs At a Glance Contract Report for 170534/0002 - March 2018

Name or company name	MR P MARSDEN
Contract type name	GDS Contract
Purpose of contract	General
Contract start date	02/03/2015
Contract end date	

17/18 Contracted general activity (UDA)	26,889
Carry forward general activity (UDA)	0
17/18 Contracted orthodontic activity (UOA)	0
Carry forward orthodontic activity (UOA)	0
Baseline contract value	£732,543.59

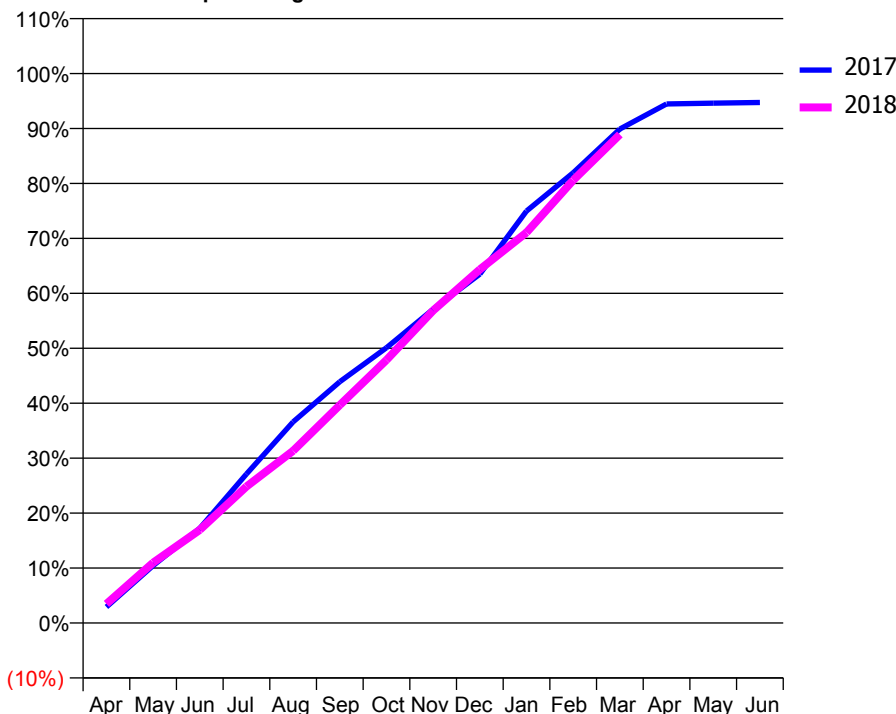
ACCESS*

Patients seen in 24 months	Total	Change since previous quarter
Quarter ending March 2017	10,973	
Quarter ending June 2017	10,571	↓
Quarter ending September 2017	10,169	↓
Quarter ending December 2017	9,890	↓
Quarter ending March 2018	9,760	↓
Variance since March 2017	(11.1%)	↓



ACTIVITY

Cumulative percentage of contracted UDA delivered 2017 & 2018



Month	Adjusted Scheduled Activity (UDA)	
	2017	2018
April	789	938
May	2,811	2,955
June	4,634	4,559
July	7,295	6,679
August	9,846	8,429
September	11,807	10,668
October	13,469	12,871
November	15,354	15,295
December	17,074	17,303
January	20,157	19,112
February	22,033	21,665
March	24,170	23,908
April	25,397	
May	25,436	
June	25,474	

QUALITY

	Quantity	Base Number	Contract	AT	Region	England
% of FP17s for the same patient ID Re-attending within 3 months - Children	217	3,026	7.2%	9.5%	11.5%	11.9%
% of FP17s for the same patient ID Re-attending within 3 months - Adults	1,814	9,695	18.7%	15.2%	15.9%	16.0%
% of FP17s for the same patient ID Re-attending between 3 & 9 months - Children	1,556	3,026	51.4%	59.5%	60.6%	58.3%
% of FP17s for the same patient ID Re-attending between 3 & 9 months - Adults	4,630	9,695	47.8%	50.8%	51.6%	50.3%
% of FP17s for Band 1 Urgent Courses	1,321	11,217	11.8%	9.6%	9.5%	9.1%
% of FP17s Relating to Free Repair or Replacements	61	11,217	0.5%	0.6%	0.7%	0.8%
% of FP17s Relating to Continuations	220	11,217	2.0%	0.9%	1.0%	1.0%
% of Patients satisfied with the dentistry they have received	12	16	75.0%	91.1%	92.0%	91.5%
% of Patients satisfied with the time they had to wait for an appointment	13	16	81.3%	88.6%	88.1%	87.9%

* This is based on patients treated on this contract for their most recent course of treatment. Figures in italics indicate the base number of FP17s or Patient Questionnaire responses are less than 100. N/A is shown where the base number of responses is less than 10 during the period. % is calculated as Quantity/Base number*100

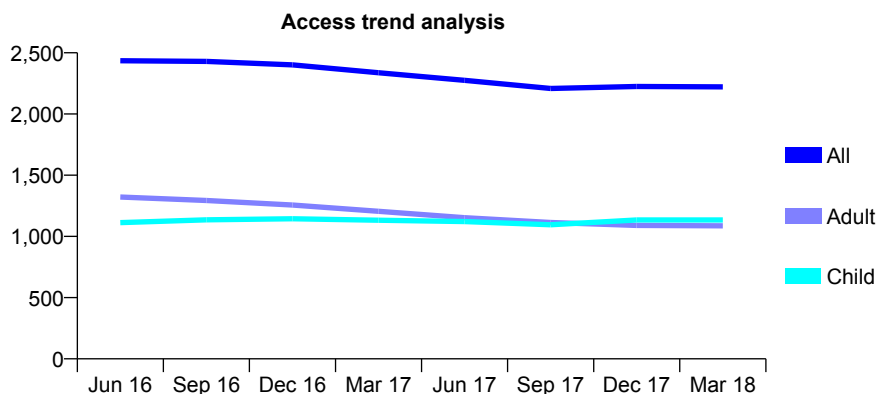
Q68 - Vital Signs At a Glance Contract Report for 171107/0001 - March 2018

Name or company name	Mr Sachin Anand & Miss Shalini Anand
Contract type name	GDS Contract
Purpose of contract	General
Contract start date	02/03/2009
Contract end date	

17/18 Contracted general activity (UDA)	5,855
Carry forward general activity (UDA)	221
17/18 Contracted orthodontic activity (UOA)	0
Carry forward orthodontic activity (UOA)	0
Baseline contract value	£131,614.84

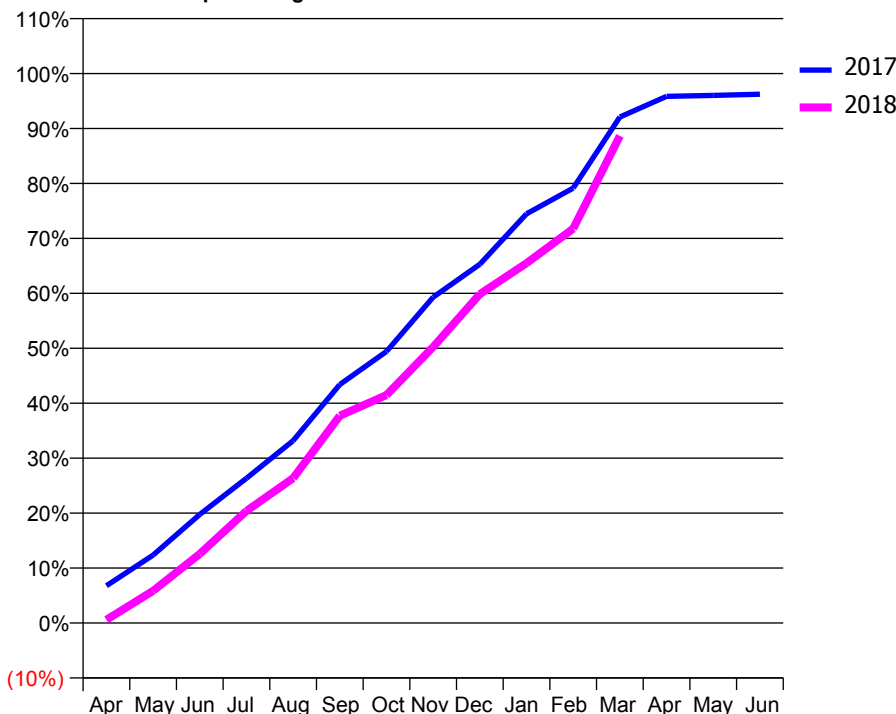
ACCESS*

Patients seen in 24 months	Total	Change since previous quarter
Quarter ending March 2017	2,337	
Quarter ending June 2017	2,275	↓
Quarter ending September 2017	2,209	↓
Quarter ending December 2017	2,225	→
Quarter ending March 2018	2,222	→
Variance since March 2017	(4.9%)	↓



ACTIVITY

Cumulative percentage of contracted UDA delivered 2017 & 2018



Month	Adjusted Scheduled Activity (UDA)	
	2017	2018
April	397	35
May	723	344
June	1,157	736
July	1,543	1,194
August	1,943	1,543
September	2,542	2,209
October	2,894	2,429
November	3,472	2,941
December	3,823	3,504
January	4,359	3,834
February	4,634	4,202
March	5,392	5,191
April	5,612	
May	5,621	
June	5,634	

QUALITY

	Quantity	Base Number	Contract	AT	Region	England
% of FP17s for the same patient ID Re-attending within 3 months - Children	135	1,696	8.0%	9.5%	11.5%	11.9%
% of FP17s for the same patient ID Re-attending within 3 months - Adults	201	1,418	14.2%	15.2%	15.9%	16.0%
% of FP17s for the same patient ID Re-attending between 3 & 9 months - Children	1,097	1,696	64.7%	59.5%	60.6%	58.3%
% of FP17s for the same patient ID Re-attending between 3 & 9 months - Adults	838	1,418	59.1%	50.8%	51.6%	50.3%
% of FP17s for Band 1 Urgent Courses	189	2,972	6.4%	9.6%	9.5%	9.1%
% of FP17s Relating to Free Repair or Replacements	25	2,972	0.8%	0.6%	0.7%	0.8%
% of FP17s Relating to Continuations	8	2,972	0.3%	0.9%	1.0%	1.0%
% of Patients satisfied with the dentistry they have received	2	2	N/A	91.1%	92.0%	91.5%
% of Patients satisfied with the time they had to wait for an appointment	2	2	N/A	88.6%	88.1%	87.9%

* This is based on patients treated on this contract for their most recent course of treatment. Figures in italics indicate the base number of FP17s or Patient Questionnaire responses are less than 100. N/A is shown where the base number of responses is less than 10 during the period. % is calculated as Quantity/Base number*100

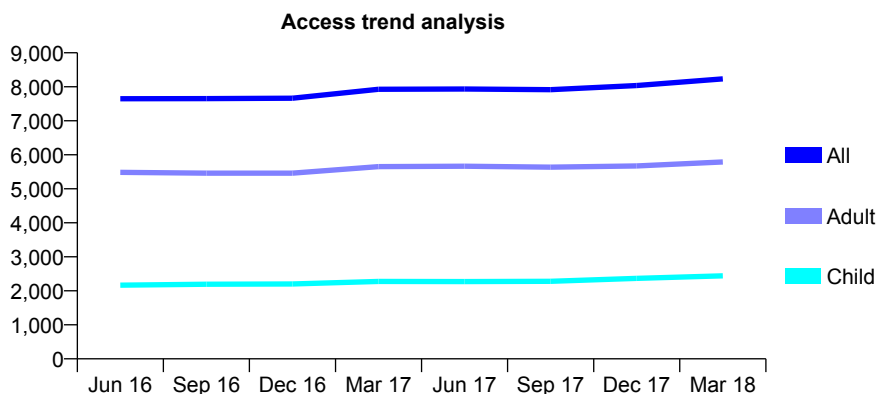
Q68 - Vital Signs At a Glance Contract Report for 171107/0002 - March 2018

Name or company name	Mr Sachin Anand & Miss Shalini Anand
Contract type name	GDS Contract
Purpose of contract	General
Contract start date	01/12/2012
Contract end date	

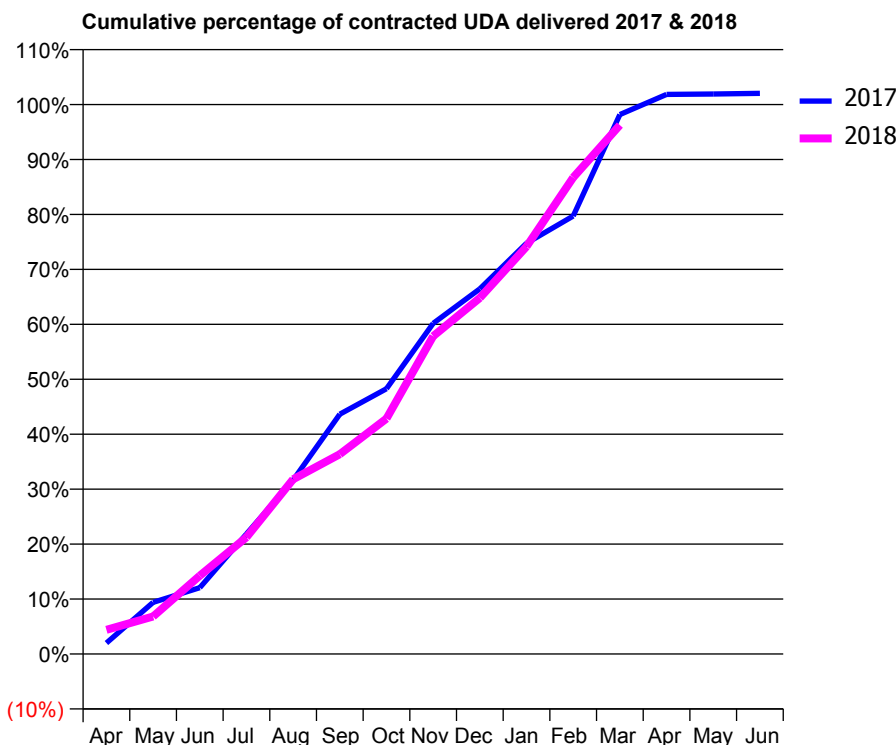
17/18 Contracted general activity (UDA)	21,500
Carry forward general activity (UDA)	-430
17/18 Contracted orthodontic activity (UOA)	0
Carry forward orthodontic activity (UOA)	0
Baseline contract value	£583,247.37

ACCESS*

Patients seen in 24 months	Total	Change since previous quarter
Quarter ending March 2017	7,927	
Quarter ending June 2017	7,936	→
Quarter ending September 2017	7,917	→
Quarter ending December 2017	8,039	→
Quarter ending March 2018	8,234	↑
Variance since March 2017	3.9%	↑



ACTIVITY



Month	Adjusted Scheduled Activity (UDA)	
	2017	2018
April	430	946
May	2,023	1,467
June	2,594	3,064
July	4,697	4,569
August	6,809	6,840
September	9,385	7,818
October	10,381	9,213
November	12,939	12,438
December	14,286	13,932
January	16,070	15,942
February	17,135	18,645
March	21,107	20,692
April	21,895	
May	21,912	
June	21,938	

QUALITY

	Quantity	Base Number	Contract	AT	Region	England
% of FP17s for the same patient ID Re-attending within 3 months - Children	314	3,980	7.9%	9.5%	11.5%	11.9%
% of FP17s for the same patient ID Re-attending within 3 months - Adults	1,104	8,348	13.2%	15.2%	15.9%	16.0%
% of FP17s for the same patient ID Re-attending between 3 & 9 months - Children	2,782	3,980	69.9%	59.5%	60.6%	58.3%
% of FP17s for the same patient ID Re-attending between 3 & 9 months - Adults	4,128	8,348	49.4%	50.8%	51.6%	50.3%
% of FP17s for Band 1 Urgent Courses	665	11,417	5.8%	9.6%	9.5%	9.1%
% of FP17s Relating to Free Repair or Replacements	139	11,417	1.2%	0.6%	0.7%	0.8%
% of FP17s Relating to Continuations	87	11,417	0.8%	0.9%	1.0%	1.0%
% of Patients satisfied with the dentistry they have received	5	5	N/A	91.1%	92.0%	91.5%
% of Patients satisfied with the time they had to wait for an appointment	5	5	N/A	88.6%	88.1%	87.9%

* This is based on patients treated on this contract for their most recent course of treatment. Figures in italics indicate the base number of FP17s or Patient Questionnaire responses are less than 100. N/A is shown where the base number of responses is less than 10 during the period. % is calculated as Quantity/Base number*100

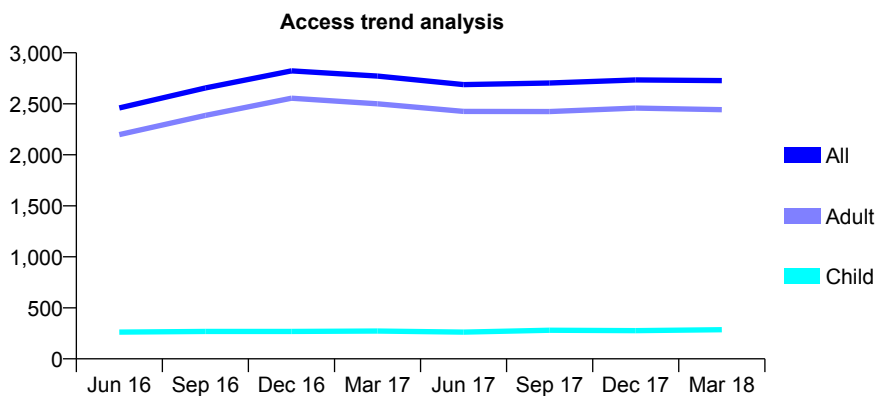
Q68 - Vital Signs At a Glance Contract Report for 171719/0001 - March 2018

Name or company name	Mr A Elamin
Contract type name	GDS Contract
Purpose of contract	General
Contract start date	01/12/2014
Contract end date	

17/18 Contracted general activity (UDA)	6,255
Carry forward general activity (UDA)	-126
17/18 Contracted orthodontic activity (UOA)	0
Carry forward orthodontic activity (UOA)	0
Baseline contract value	£166,447.81

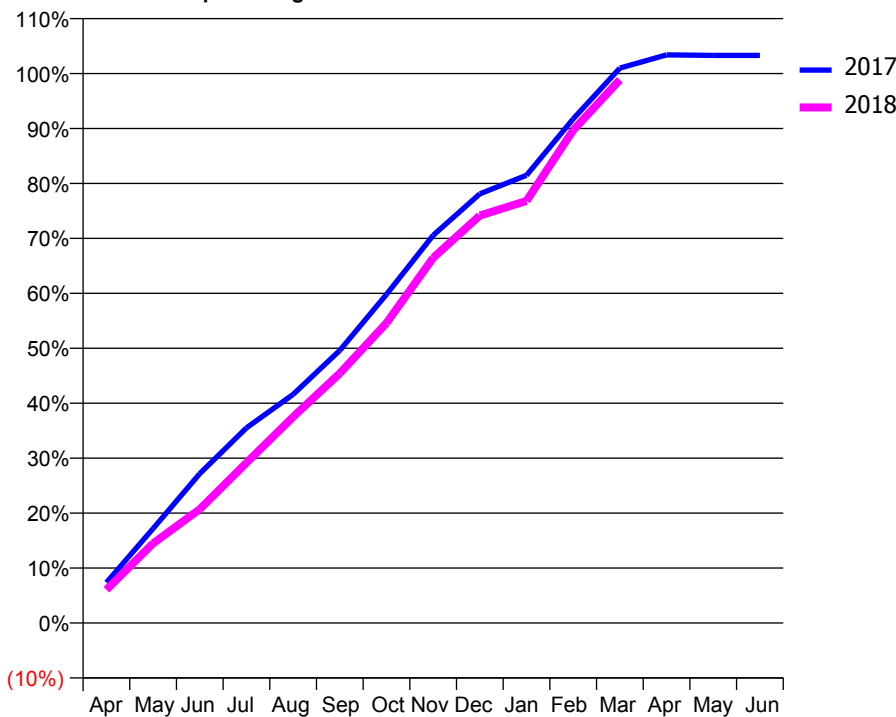
ACCESS*

Patients seen in 24 months	Total	Change since previous quarter
Quarter ending March 2017	2,772	
Quarter ending June 2017	2,688	↓
Quarter ending September 2017	2,704	→
Quarter ending December 2017	2,734	→
Quarter ending March 2018	2,728	→
Variance since March 2017	(1.6%)	↓



ACTIVITY

Cumulative percentage of contracted UDA delivered 2017 & 2018



Month	Adjusted Scheduled Activity (UDA)	
	2017	2018
April	461	379
May	1,075	906
June	1,701	1,295
July	2,222	1,824
August	2,603	2,347
September	3,104	2,842
October	3,741	3,415
November	4,413	4,156
December	4,886	4,637
January	5,096	4,805
February	5,738	5,609
March	6,317	6,183
April	6,467	
May	6,461	
June	6,461	

QUALITY

	Quantity	Base Number	Contract	AT	Region	England
% of FP17s for the same patient ID Re-attending within 3 months - Children	61	337	18.1%	9.5%	11.5%	11.9%
% of FP17s for the same patient ID Re-attending within 3 months - Adults	563	2,366	23.8%	15.2%	15.9%	16.0%
% of FP17s for the same patient ID Re-attending between 3 & 9 months - Children	92	337	27.3%	59.5%	60.6%	58.3%
% of FP17s for the same patient ID Re-attending between 3 & 9 months - Adults	413	2,366	17.5%	50.8%	51.6%	50.3%
% of FP17s for Band 1 Urgent Courses	613	2,624	23.4%	9.6%	9.5%	9.1%
% of FP17s Relating to Free Repair or Replacements	31	2,624	1.2%	0.6%	0.7%	0.8%
% of FP17s Relating to Continuations	19	2,624	0.7%	0.9%	1.0%	1.0%
% of Patients satisfied with the dentistry they have received	3	4	N/A	91.1%	92.0%	91.5%
% of Patients satisfied with the time they had to wait for an appointment	4	4	N/A	88.6%	88.1%	87.9%

* This is based on patients treated on this contract for their most recent course of treatment. Figures in italics indicate the base number of FP17s or Patient Questionnaire responses are less than 100. N/A is shown where the base number of responses is less than 10 during the period. % is calculated as Quantity/Base number*100

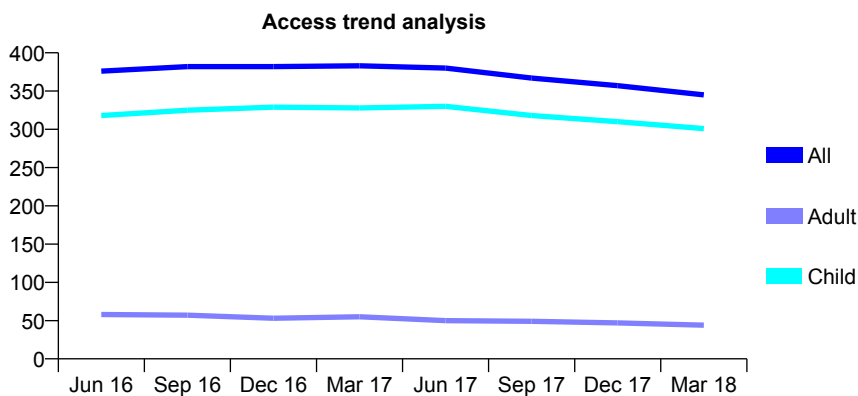
Q68 - Vital Signs At a Glance Contract Report for 171891/0001 - March 2018

Name or company name	Chertsey Dental Practice Ltd
Contract type name	GDS Contract
Purpose of contract	General
Contract start date	01/10/2012
Contract end date	

17/18 Contracted general activity (UDA)	800
Carry forward general activity (UDA)	0
17/18 Contracted orthodontic activity (UOA)	0
Carry forward orthodontic activity (UOA)	0
Baseline contract value	£20,219.39

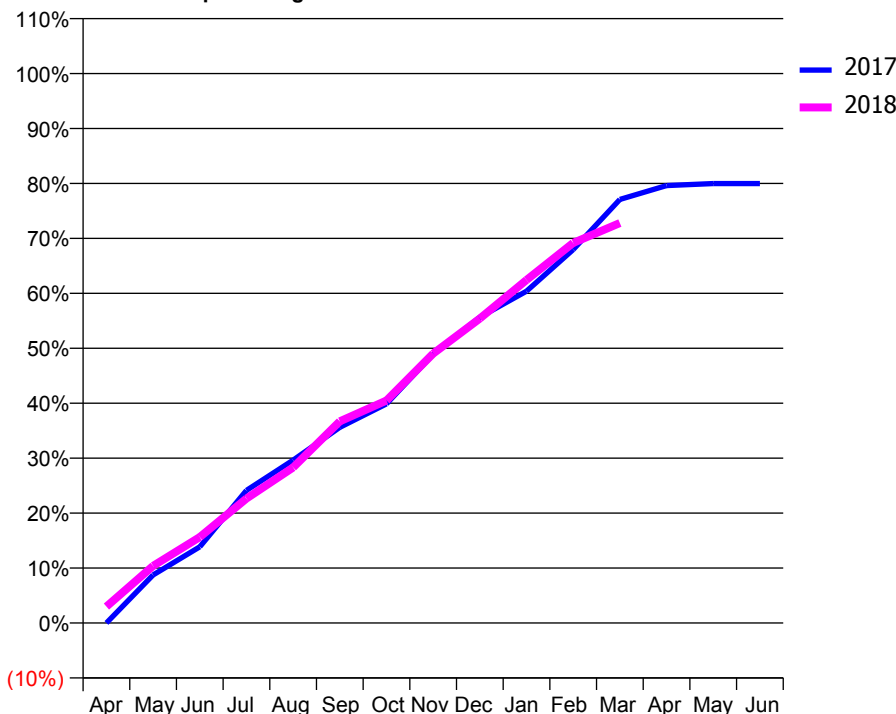
ACCESS*

Patients seen in 24 months	Total	Change since previous quarter
Quarter ending March 2017	383	
Quarter ending June 2017	380	→
Quarter ending September 2017	367	↓
Quarter ending December 2017	357	↓
Quarter ending March 2018	345	↓
Variance since March 2017	(9.9%)	↓



ACTIVITY

Cumulative percentage of contracted UDA delivered 2017 & 2018



Month	Adjusted Scheduled Activity (UDA)	
	2017	2018
April	0	24
May	70	83
June	111	125
July	193	181
August	237	226
September	285	294
October	319	324
November	391	392
December	445	443
January	483	499
February	544	553
March	617	582
April	637	
May	640	
June	640	

QUALITY

	Quantity	Base Number	Contract	AT	Region	England
% of FP17s for the same patient ID Re-attending within 3 months - Children	23	453	5.1%	9.5%	11.5%	11.9%
% of FP17s for the same patient ID Re-attending within 3 months - Adults	2	26	7.7%	15.2%	15.9%	16.0%
% of FP17s for the same patient ID Re-attending between 3 & 9 months - Children	304	453	67.1%	59.5%	60.6%	58.3%
% of FP17s for the same patient ID Re-attending between 3 & 9 months - Adults	15	26	57.7%	50.8%	51.6%	50.3%
% of FP17s for Band 1 Urgent Courses	7	462	1.5%	9.6%	9.5%	9.1%
% of FP17s Relating to Free Repair or Replacements	0	462	0.0%	0.6%	0.7%	0.8%
% of FP17s Relating to Continuations	0	462	0.0%	0.9%	1.0%	1.0%
% of Patients satisfied with the dentistry they have received	0	0	N/A	91.1%	92.0%	91.5%
% of Patients satisfied with the time they had to wait for an appointment	0	0	N/A	88.6%	88.1%	87.9%

* This is based on patients treated on this contract for their most recent course of treatment. Figures in italics indicate the base number of FP17s or Patient Questionnaire responses are less than 100. N/A is shown where the base number of responses is less than 10 during the period. % is calculated as Quantity/Base number*100

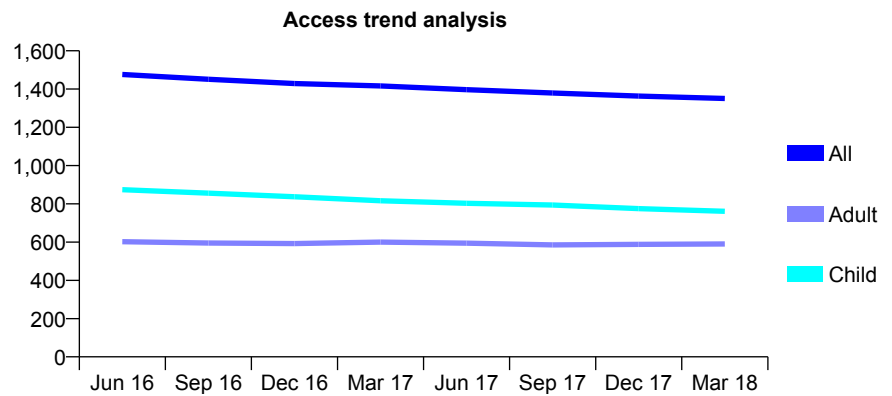
Q68 - Vital Signs At a Glance Contract Report for 171913/0001 - March 2018

Name or company name	Andrew J S Mussett Ltd
Contract type name	GDS Contract
Purpose of contract	General
Contract start date	01/11/2009
Contract end date	

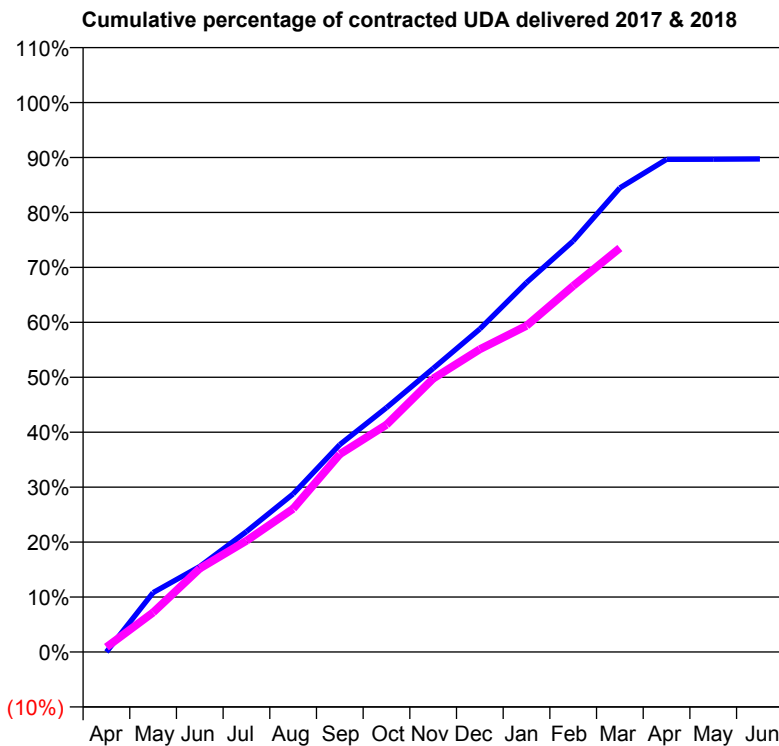
17/18 Contracted general activity (UDA)	3,520
Carry forward general activity (UDA)	0
17/18 Contracted orthodontic activity (UOA)	0
Carry forward orthodontic activity (UOA)	0
Baseline contract value	£87,389.05

ACCESS*

Patients seen in 24 months	Total	Change since previous quarter
Quarter ending March 2017	1,416	
Quarter ending June 2017	1,397	↓
Quarter ending September 2017	1,379	↓
Quarter ending December 2017	1,363	↓
Quarter ending March 2018	1,351	→
Variance since March 2017	(4.6%)	↓



ACTIVITY



Month	Adjusted Scheduled Activity (UDA)	
	2017	2018
April	0	31
May	380	253
June	548	535
July	772	713
August	1,013	918
September	1,329	1,267
October	1,565	1,456
November	1,816	1,751
December	2,069	1,940
January	2,367	2,090
February	2,633	2,345
March	2,973	2,588
April	3,156	
May	3,157	
June	3,158	

QUALITY

	Quantity	Base Number	Contract	AT	Region	England
% of FP17s for the same patient ID Re-attending within 3 months - Children	55	1,192	4.6%	9.5%	11.5%	11.9%
% of FP17s for the same patient ID Re-attending within 3 months - Adults	77	832	9.3%	15.2%	15.9%	16.0%
% of FP17s for the same patient ID Re-attending between 3 & 9 months - Children	835	1,192	70.1%	59.5%	60.6%	58.3%
% of FP17s for the same patient ID Re-attending between 3 & 9 months - Adults	638	832	76.7%	50.8%	51.6%	50.3%
% of FP17s for Band 1 Urgent Courses	53	1,892	2.8%	9.6%	9.5%	9.1%
% of FP17s Relating to Free Repair or Replacements	0	1,892	0.0%	0.6%	0.7%	0.8%
% of FP17s Relating to Continuations	0	1,892	0.0%	0.9%	1.0%	1.0%
% of Patients satisfied with the dentistry they have received	0	0	N/A	91.1%	92.0%	91.5%
% of Patients satisfied with the time they had to wait for an appointment	0	0	N/A	88.6%	88.1%	87.9%

* This is based on patients treated on this contract for their most recent course of treatment. Figures in italics indicate the base number of FP17s or Patient Questionnaire responses are less than 100. N/A is shown where the base number of responses is less than 10 during the period. % is calculated as Quantity/Base number*100

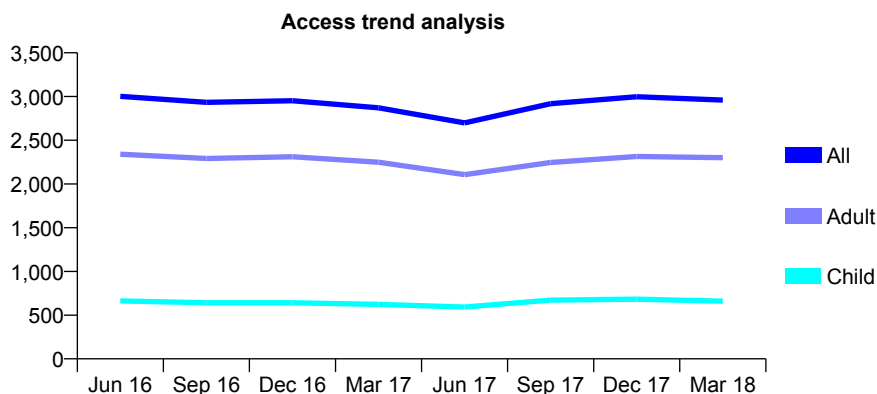
Q68 - Vital Signs At a Glance Contract Report for 175633/0001 - March 2018

Name or company name	Mr M Eyrumlu & Mr A Eyrumlu
Contract type name	GDS Contract
Purpose of contract	General
Contract start date	01/12/2010
Contract end date	

17/18 Contracted general activity (UDA)	9,150
Carry forward general activity (UDA)	0
17/18 Contracted orthodontic activity (UOA)	0
Carry forward orthodontic activity (UOA)	0
Baseline contract value	£222,354.32

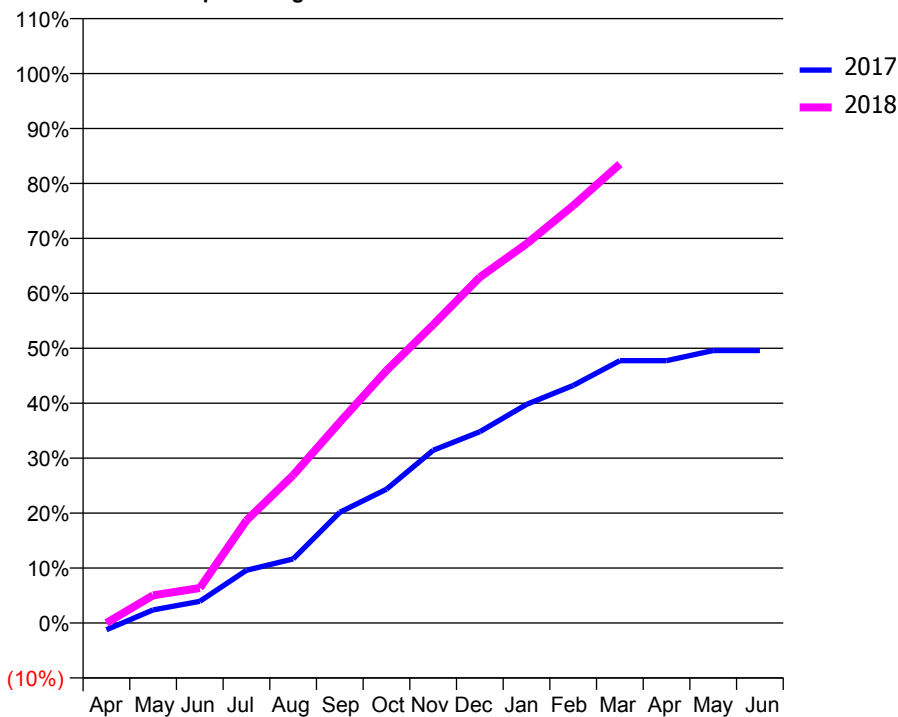
ACCESS*

Patients seen in 24 months	Total	Change since previous quarter
Quarter ending March 2017	2,871	
Quarter ending June 2017	2,699	↓
Quarter ending September 2017	2,918	↑
Quarter ending December 2017	2,997	↑
Quarter ending March 2018	2,960	↓
Variance since March 2017	3.1%	↑



ACTIVITY

Cumulative percentage of contracted UDA delivered 2017 & 2018



Month	Adjusted Scheduled Activity (UDA)	
	2017	2018
April	-151	0
May	292	462
June	480	583
July	1,165	1,708
August	1,418	2,461
September	2,448	3,346
October	2,958	4,205
November	3,820	4,966
December	4,229	5,759
January	4,834	6,313
February	5,252	6,952
March	5,802	7,642
April	5,802	
May	6,024	
June	6,024	

QUALITY

	Quantity	Base Number	Contract	AT	Region	England
% of FP17s for the same patient ID Re-attending within 3 months - Children	43	882	4.9%	9.5%	11.5%	11.9%
% of FP17s for the same patient ID Re-attending within 3 months - Adults	288	2,801	10.3%	15.2%	15.9%	16.0%
% of FP17s for the same patient ID Re-attending between 3 & 9 months - Children	451	882	51.1%	59.5%	60.6%	58.3%
% of FP17s for the same patient ID Re-attending between 3 & 9 months - Adults	1,397	2,801	49.9%	50.8%	51.6%	50.3%
% of FP17s for Band 1 Urgent Courses	99	3,549	2.8%	9.6%	9.5%	9.1%
% of FP17s Relating to Free Repair or Replacements	4	3,549	0.1%	0.6%	0.7%	0.8%
% of FP17s Relating to Continuations	94	3,549	2.6%	0.9%	1.0%	1.0%
% of Patients satisfied with the dentistry they have received	2	2	N/A	91.1%	92.0%	91.5%
% of Patients satisfied with the time they had to wait for an appointment	2	2	N/A	88.6%	88.1%	87.9%

* This is based on patients treated on this contract for their most recent course of treatment. Figures in italics indicate the base number of FP17s or Patient Questionnaire responses are less than 100. N/A is shown where the base number of responses is less than 10 during the period. % is calculated as Quantity/Base number*100

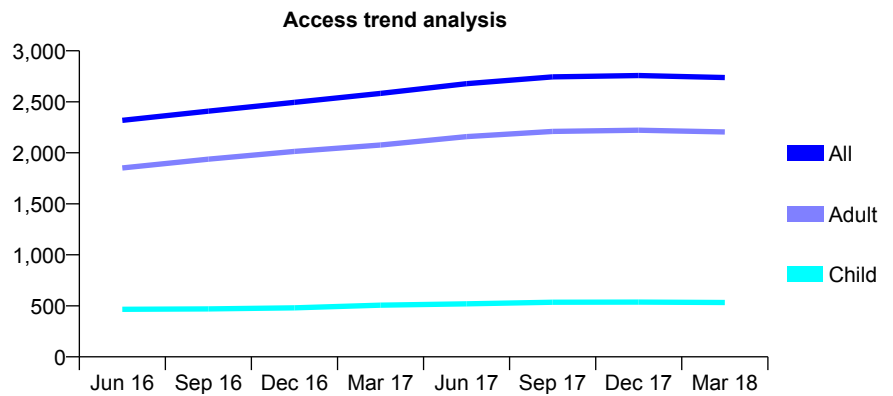
Q68 - Vital Signs At a Glance Contract Report for 176214/0001 - March 2018

Name or company name	Warrior Square Dental Practice Ltd
Contract type name	GDS Contract
Purpose of contract	General
Contract start date	01/07/2015
Contract end date	

17/18 Contracted general activity (UDA)	7,000
Carry forward general activity (UDA)	-64
17/18 Contracted orthodontic activity (UOA)	0
Carry forward orthodontic activity (UOA)	0
Baseline contract value	£173,337.75

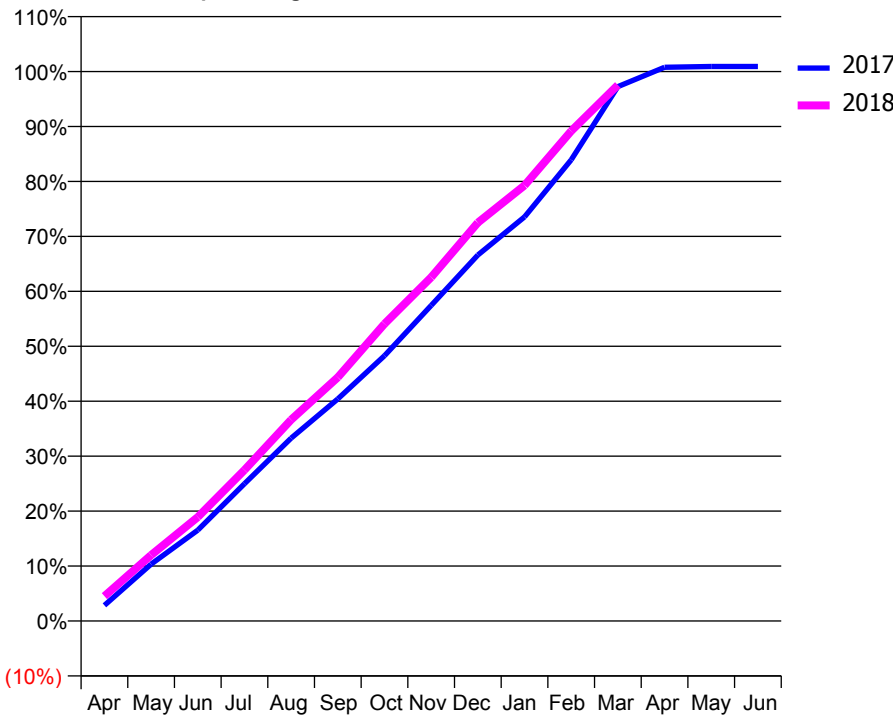
ACCESS*

Patients seen in 24 months	Total	Change since previous quarter
Quarter ending March 2017	2,583	
Quarter ending June 2017	2,678	↑
Quarter ending September 2017	2,745	↑
Quarter ending December 2017	2,758	→
Quarter ending March 2018	2,738	→
Variance since March 2017	6.0%	↑



ACTIVITY

Cumulative percentage of contracted UDA delivered 2017 & 2018



Month	Adjusted Scheduled Activity (UDA)	
	2017	2018
April	200	317
May	725	839
June	1,157	1,324
July	1,749	1,924
August	2,329	2,565
September	2,829	3,105
October	3,379	3,786
November	4,019	4,379
December	4,661	5,075
January	5,148	5,549
February	5,874	6,241
March	6,808	6,828
April	7,055	
May	7,064	
June	7,064	

QUALITY

	Quantity	Base Number	Contract	AT	Region	England
% of FP17s for the same patient ID Re-attending within 3 months - Children	56	754	7.4%	9.5%	11.5%	11.9%
% of FP17s for the same patient ID Re-attending within 3 months - Adults	637	3,429	18.6%	15.2%	15.9%	16.0%
% of FP17s for the same patient ID Re-attending between 3 & 9 months - Children	287	754	38.1%	59.5%	60.6%	58.3%
% of FP17s for the same patient ID Re-attending between 3 & 9 months - Adults	1,750	3,429	51.0%	50.8%	51.6%	50.3%
% of FP17s for Band 1 Urgent Courses	421	3,643	11.6%	9.6%	9.5%	9.1%
% of FP17s Relating to Free Repair or Replacements	47	3,643	1.3%	0.6%	0.7%	0.8%
% of FP17s Relating to Continuations	21	3,643	0.6%	0.9%	1.0%	1.0%
% of Patients satisfied with the dentistry they have received	1	1	N/A	91.1%	92.0%	91.5%
% of Patients satisfied with the time they had to wait for an appointment	1	1	N/A	88.6%	88.1%	87.9%

* This is based on patients treated on this contract for their most recent course of treatment. Figures in italics indicate the base number of FP17s or Patient Questionnaire responses are less than 100. N/A is shown where the base number of responses is less than 10 during the period. % is calculated as Quantity/Base number*100

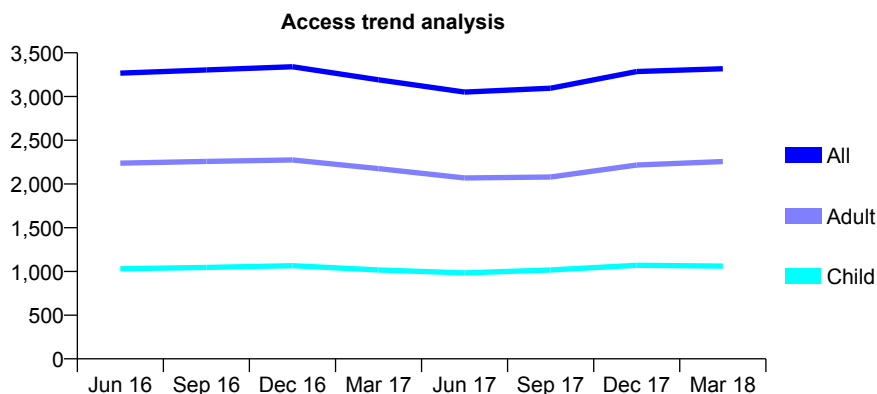
Q68 - Vital Signs At a Glance Contract Report for 176451/0001 - March 2018

Name or company name	Tilgate Dental Care Ltd
Contract type name	GDS Contract
Purpose of contract	General
Contract start date	01/11/2007
Contract end date	

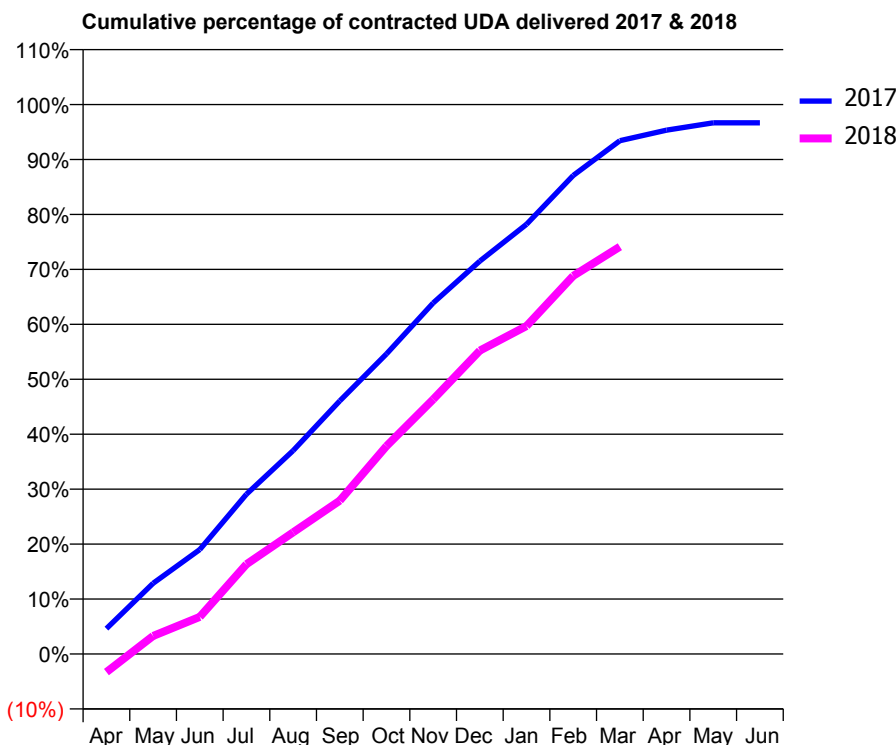
17/18 Contracted general activity (UDA)	10,656
Carry forward general activity (UDA)	354
17/18 Contracted orthodontic activity (UOA)	0
Carry forward orthodontic activity (UOA)	0
Baseline contract value	£332,569.73

ACCESS*

Patients seen in 24 months	Total	Change since previous quarter
Quarter ending March 2017	3,191	
Quarter ending June 2017	3,051	↓
Quarter ending September 2017	3,095	→
Quarter ending December 2017	3,286	↑
Quarter ending March 2018	3,317	→
Variance since March 2017	3.9%	↑



ACTIVITY



Month	Adjusted Scheduled Activity (UDA)	
	2017	2018
April	492	-354
May	1,373	350
June	2,027	721
July	3,099	1,741
August	3,946	2,361
September	4,910	2,975
October	5,820	4,031
November	6,807	4,938
December	7,619	5,885
January	8,333	6,360
February	9,278	7,331
March	9,955	7,900
April	10,160	
May	10,302	
June	10,302	

QUALITY

	Quantity	Base Number	Contract	AT	Region	England
% of FP17s for the same patient ID Re-attending within 3 months - Children	47	1,408	3.3%	9.5%	11.5%	11.9%
% of FP17s for the same patient ID Re-attending within 3 months - Adults	265	2,660	10.0%	15.2%	15.9%	16.0%
% of FP17s for the same patient ID Re-attending between 3 & 9 months - Children	734	1,408	52.1%	59.5%	60.6%	58.3%
% of FP17s for the same patient ID Re-attending between 3 & 9 months - Adults	1,027	2,660	38.6%	50.8%	51.6%	50.3%
% of FP17s for Band 1 Urgent Courses	337	3,949	8.5%	9.6%	9.5%	9.1%
% of FP17s Relating to Free Repair or Replacements	48	3,949	1.2%	0.6%	0.7%	0.8%
% of FP17s Relating to Continuations	32	3,949	0.8%	0.9%	1.0%	1.0%
% of Patients satisfied with the dentistry they have received	3	3	N/A	91.1%	92.0%	91.5%
% of Patients satisfied with the time they had to wait for an appointment	3	3	N/A	88.6%	88.1%	87.9%

* This is based on patients treated on this contract for their most recent course of treatment. Figures in italics indicate the base number of FP17s or Patient Questionnaire responses are less than 100. N/A is shown where the base number of responses is less than 10 during the period. % is calculated as Quantity/Base number*100

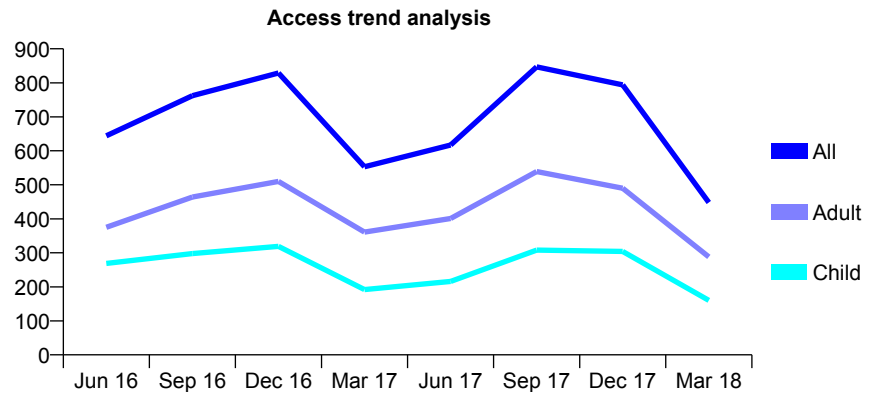
Q68 - Vital Signs At a Glance Contract Report for 177199/0001 - March 2018

Name or company name	Ms A Jawahar
Contract type name	GDS Contract
Purpose of contract	General
Contract start date	01/08/2015
Contract end date	

17/18 Contracted general activity (UDA)	2,200
Carry forward general activity (UDA)	-14
17/18 Contracted orthodontic activity (UOA)	0
Carry forward orthodontic activity (UOA)	0
Baseline contract value	£48,650.27

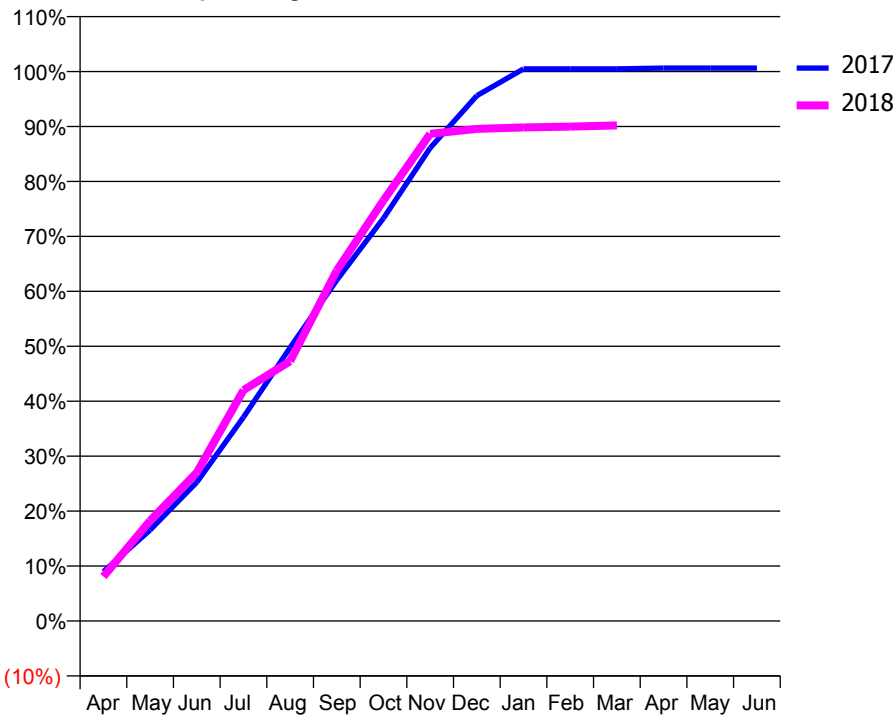
ACCESS*

Patients seen in 24 months	Total	Change since previous quarter
Quarter ending March 2017	553	
Quarter ending June 2017	617	↑
Quarter ending September 2017	847	↑
Quarter ending December 2017	794	↓
Quarter ending March 2018	448	↓
Variance since March 2017	(19.0%)	↓



ACTIVITY

Cumulative percentage of contracted UDA delivered 2017 & 2018



Month	Adjusted Scheduled Activity (UDA)	
	2017	2018
April	198	178
May	364	402
June	556	595
July	816	925
August	1,095	1,040
September	1,365	1,404
October	1,612	1,684
November	1,894	1,951
December	2,103	1,970
January	2,211	1,976
February	2,211	1,979
March	2,211	1,984
April	2,214	
May	2,214	
June	2,214	

QUALITY

	Quantity	Base Number	Contract	AT	Region	England
% of FP17s for the same patient ID Re-attending within 3 months - Children	16	417	3.8%	9.5%	11.5%	11.9%
% of FP17s for the same patient ID Re-attending within 3 months - Adults	85	651	13.1%	15.2%	15.9%	16.0%
% of FP17s for the same patient ID Re-attending between 3 & 9 months - Children	139	417	33.3%	59.5%	60.6%	58.3%
% of FP17s for the same patient ID Re-attending between 3 & 9 months - Adults	187	651	28.7%	50.8%	51.6%	50.3%
% of FP17s for Band 1 Urgent Courses	96	1,064	9.0%	9.6%	9.5%	9.1%
% of FP17s Relating to Free Repair or Replacements	12	1,064	1.1%	0.6%	0.7%	0.8%
% of FP17s Relating to Continuations	5	1,064	0.5%	0.9%	1.0%	1.0%
% of Patients satisfied with the dentistry they have received	1	1	N/A	91.1%	92.0%	91.5%
% of Patients satisfied with the time they had to wait for an appointment	1	1	N/A	88.6%	88.1%	87.9%

* This is based on patients treated on this contract for their most recent course of treatment. Figures in italics indicate the base number of FP17s or Patient Questionnaire responses are less than 100. N/A is shown where the base number of responses is less than 10 during the period. % is calculated as Quantity/Base number*100

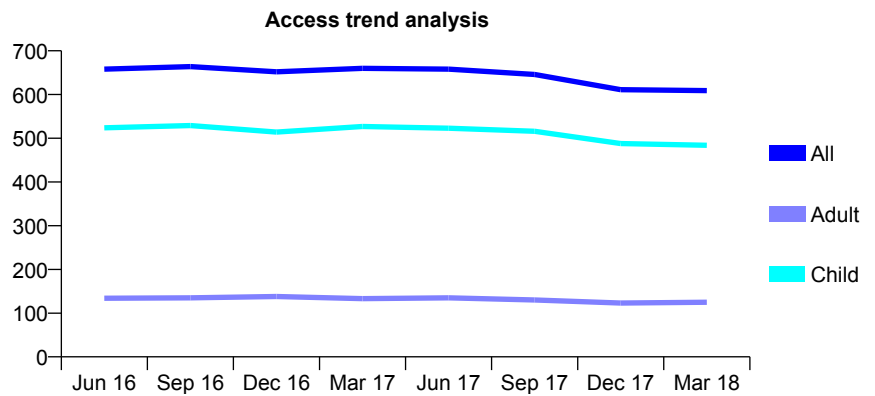
Q68 - Vital Signs At a Glance Contract Report for 177202/0001 - March 2018

Name or company name	Mr P Poole and Mr J Drewett
Contract type name	GDS Contract
Purpose of contract	General
Contract start date	01/04/2014
Contract end date	

17/18 Contracted general activity (UDA)	1,239
Carry forward general activity (UDA)	0
17/18 Contracted orthodontic activity (UOA)	0
Carry forward orthodontic activity (UOA)	0
Baseline contract value	£27,846.93

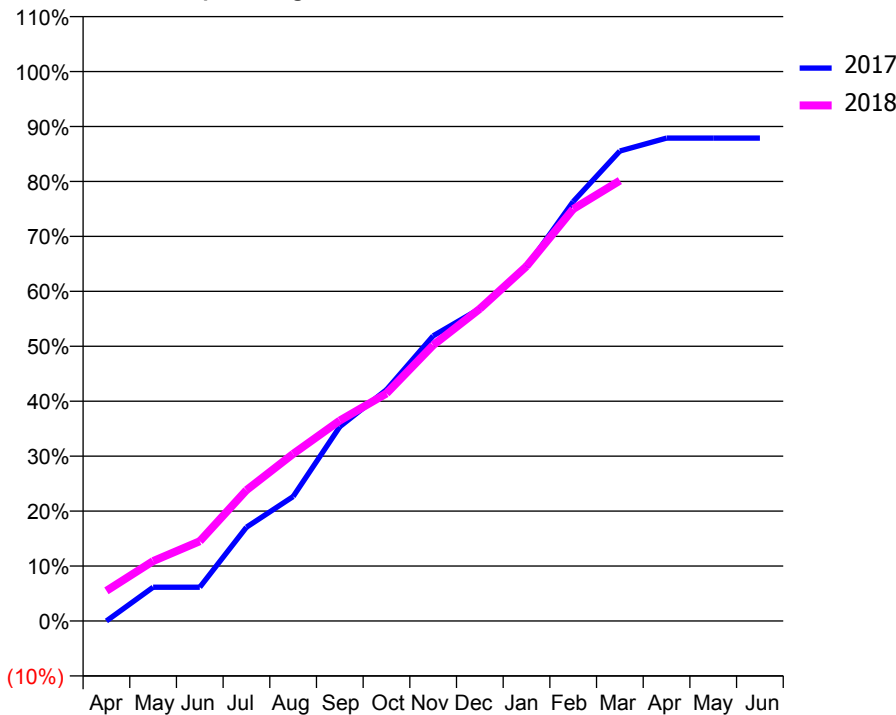
ACCESS*

Patients seen in 24 months	Total	Change since previous quarter
Quarter ending March 2017	660	
Quarter ending June 2017	658	→
Quarter ending September 2017	646	↓
Quarter ending December 2017	611	↓
Quarter ending March 2018	609	→
Variance since March 2017	(7.7%)	↓



ACTIVITY

Cumulative percentage of contracted UDA delivered 2017 & 2018



Month	Adjusted Scheduled Activity (UDA)	
	2017	2018
April	0	68
May	76	135
June	76	180
July	212	295
August	281	377
September	438	452
October	522	513
November	643	622
December	704	704
January	799	800
February	946	929
March	1,060	993
April	1,089	
May	1,089	
June	1,089	

QUALITY

	Quantity	Base Number	Contract	AT	Region	England
% of FP17s for the same patient ID Re-attending within 3 months - Children	16	648	2.5%	9.5%	11.5%	11.9%
% of FP17s for the same patient ID Re-attending within 3 months - Adults	6	107	5.6%	15.2%	15.9%	16.0%
% of FP17s for the same patient ID Re-attending between 3 & 9 months - Children	408	648	63.0%	59.5%	60.6%	58.3%
% of FP17s for the same patient ID Re-attending between 3 & 9 months - Adults	52	107	48.6%	50.8%	51.6%	50.3%
% of FP17s for Band 1 Urgent Courses	0	741	0.0%	9.6%	9.5%	9.1%
% of FP17s Relating to Free Repair or Replacements	0	741	0.0%	0.6%	0.7%	0.8%
% of FP17s Relating to Continuations	0	741	0.0%	0.9%	1.0%	1.0%
% of Patients satisfied with the dentistry they have received	0	0	N/A	91.1%	92.0%	91.5%
% of Patients satisfied with the time they had to wait for an appointment	0	0	N/A	88.6%	88.1%	87.9%

* This is based on patients treated on this contract for their most recent course of treatment. Figures in italics indicate the base number of FP17s or Patient Questionnaire responses are less than 100. N/A is shown where the base number of responses is less than 10 during the period. % is calculated as Quantity/Base number*100

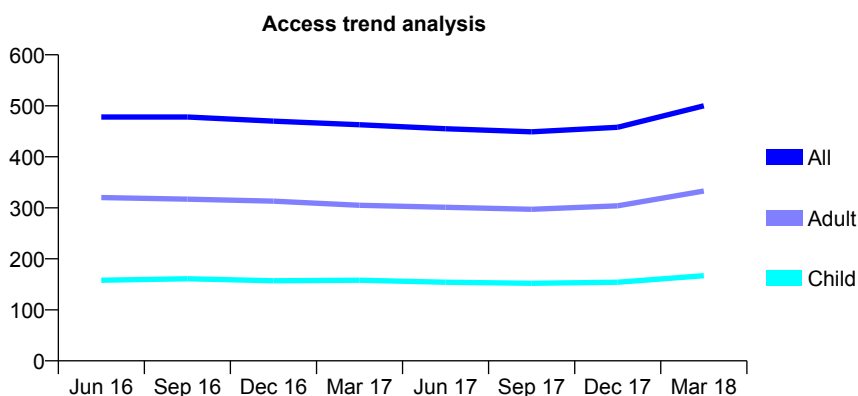
Q68 - Vital Signs At a Glance Contract Report for 178330/0001 - March 2018

Name or company name	Tangmere Dental Care Limited
Contract type name	GDS Contract
Purpose of contract	General
Contract start date	01/04/2011
Contract end date	

17/18 Contracted general activity (UDA)	1,960
Carry forward general activity (UDA)	28
17/18 Contracted orthodontic activity (UOA)	0
Carry forward orthodontic activity (UOA)	0
Baseline contract value	£53,317.22

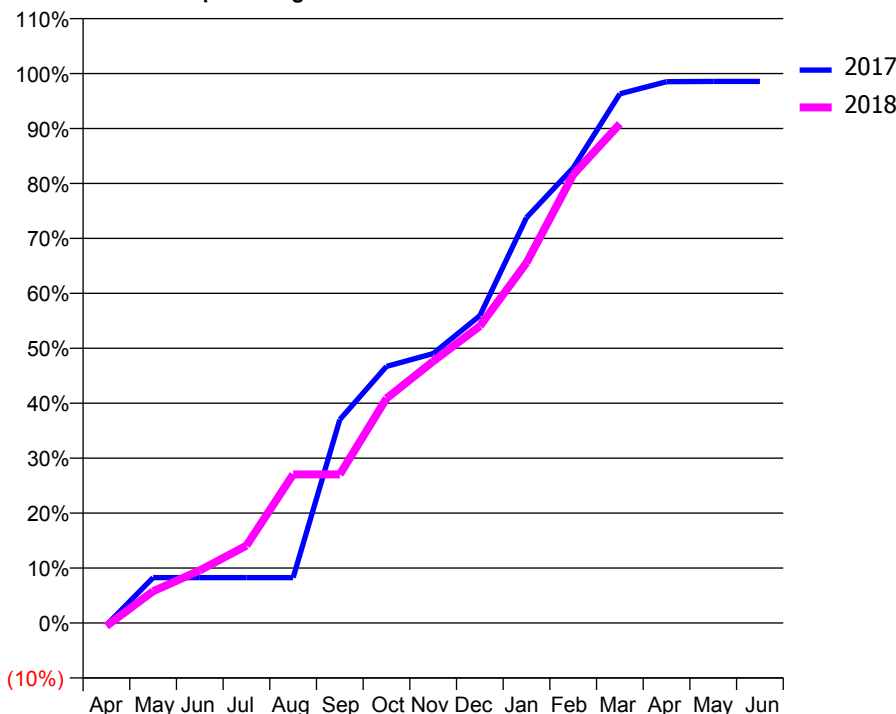
ACCESS*

Patients seen in 24 months	Total	Change since previous quarter
Quarter ending March 2017	463	
Quarter ending June 2017	455	↓
Quarter ending September 2017	449	↓
Quarter ending December 2017	458	↑
Quarter ending March 2018	500	↑
Variance since March 2017	8.0%	↑



ACTIVITY

Cumulative percentage of contracted UDA delivered 2017 & 2018



Month	Adjusted Scheduled Activity (UDA)	
	2017	2018
April	-8	-11
May	162	113
June	162	187
July	162	276
August	162	530
September	726	530
October	915	801
November	961	934
December	1,096	1,059
January	1,446	1,285
February	1,623	1,599
March	1,887	1,780
April	1,931	
May	1,932	
June	1,932	

QUALITY

	Quantity	Base Number	Contract	AT	Region	England
% of FP17s for the same patient ID Re-attending within 3 months - Children	27	286	9.4%	9.5%	11.5%	11.9%
% of FP17s for the same patient ID Re-attending within 3 months - Adults	60	442	13.6%	15.2%	15.9%	16.0%
% of FP17s for the same patient ID Re-attending between 3 & 9 months - Children	187	286	65.4%	59.5%	60.6%	58.3%
% of FP17s for the same patient ID Re-attending between 3 & 9 months - Adults	235	442	53.2%	50.8%	51.6%	50.3%
% of FP17s for Band 1 Urgent Courses	62	714	8.7%	9.6%	9.5%	9.1%
% of FP17s Relating to Free Repair or Replacements	0	714	0.0%	0.6%	0.7%	0.8%
% of FP17s Relating to Continuations	6	714	0.8%	0.9%	1.0%	1.0%
% of Patients satisfied with the dentistry they have received	2	2	N/A	91.1%	92.0%	91.5%
% of Patients satisfied with the time they had to wait for an appointment	2	2	N/A	88.6%	88.1%	87.9%

* This is based on patients treated on this contract for their most recent course of treatment. Figures in italics indicate the base number of FP17s or Patient Questionnaire responses are less than 100. N/A is shown where the base number of responses is less than 10 during the period. % is calculated as Quantity/Base number*100

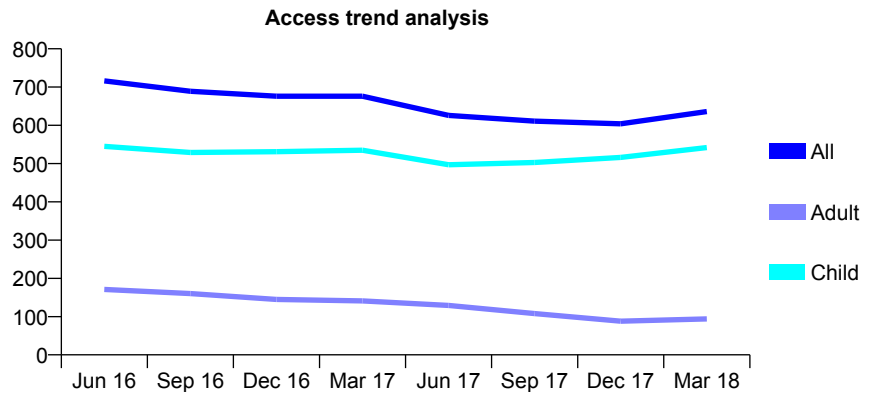
Q68 - Vital Signs At a Glance Contract Report for 178462/0002 - March 2018

Name or company name	IQ Orthodontics Ltd
Contract type name	GDS Contract
Purpose of contract	General
Contract start date	01/04/2014
Contract end date	

17/18 Contracted general activity (UDA)	1,000
Carry forward general activity (UDA)	-20
17/18 Contracted orthodontic activity (UOA)	0
Carry forward orthodontic activity (UOA)	0
Baseline contract value	£22,475.31

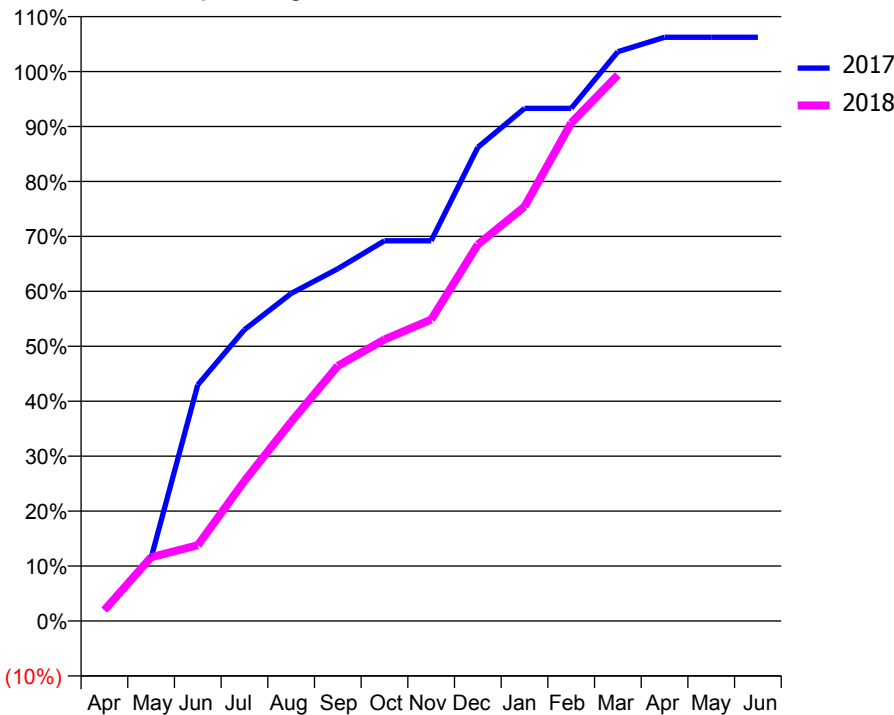
ACCESS*

Patients seen in 24 months	Total	Change since previous quarter
Quarter ending March 2017	676	
Quarter ending June 2017	626	↓
Quarter ending September 2017	611	↓
Quarter ending December 2017	604	↓
Quarter ending March 2018	636	↑
Variance since March 2017	(5.9%)	↓



ACTIVITY

Cumulative percentage of contracted UDA delivered 2017 & 2018



Month	Adjusted Scheduled Activity (UDA)	
	2017	2018
April	20	20
May	115	116
June	430	138
July	530	255
August	596	362
September	641	464
October	692	512
November	692	549
December	862	685
January	933	754
February	933	906
March	1,036	994
April	1,062	
May	1,062	
June	1,062	

QUALITY

	Quantity	Base Number	Contract	AT	Region	England
% of FP17s for the same patient ID Re-attending within 3 months - Children	28	727	3.9%	9.5%	11.5%	11.9%
% of FP17s for the same patient ID Re-attending within 3 months - Adults	0	43	0.0%	15.2%	15.9%	16.0%
% of FP17s for the same patient ID Re-attending between 3 & 9 months - Children	396	727	54.5%	59.5%	60.6%	58.3%
% of FP17s for the same patient ID Re-attending between 3 & 9 months - Adults	8	43	18.6%	50.8%	51.6%	50.3%
% of FP17s for Band 1 Urgent Courses	8	752	1.1%	9.6%	9.5%	9.1%
% of FP17s Relating to Free Repair or Replacements	0	752	0.0%	0.6%	0.7%	0.8%
% of FP17s Relating to Continuations	0	752	0.0%	0.9%	1.0%	1.0%
% of Patients satisfied with the dentistry they have received	0	0	N/A	91.1%	92.0%	91.5%
% of Patients satisfied with the time they had to wait for an appointment	0	0	N/A	88.6%	88.1%	87.9%

* This is based on patients treated on this contract for their most recent course of treatment. Figures in italics indicate the base number of FP17s or Patient Questionnaire responses are less than 100. N/A is shown where the base number of responses is less than 10 during the period. % is calculated as Quantity/Base number*100

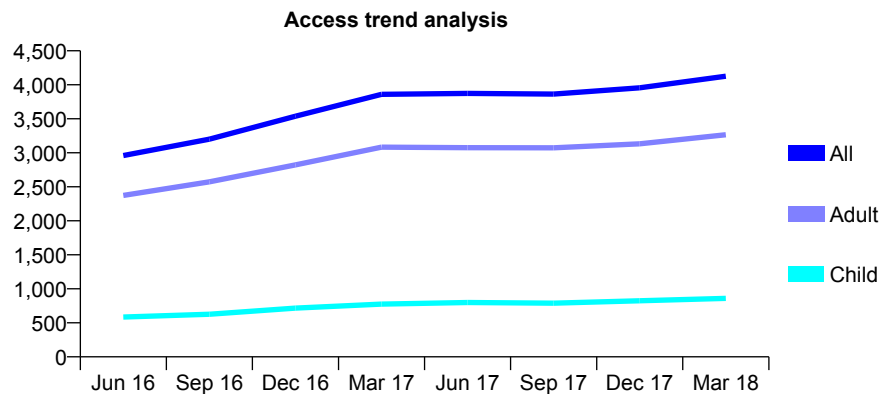
Q68 - Vital Signs At a Glance Contract Report for 178934/0001 - March 2018

Name or company name	Newholme Dental Practice
Contract type name	GDS Contract
Purpose of contract	General
Contract start date	01/01/2015
Contract end date	

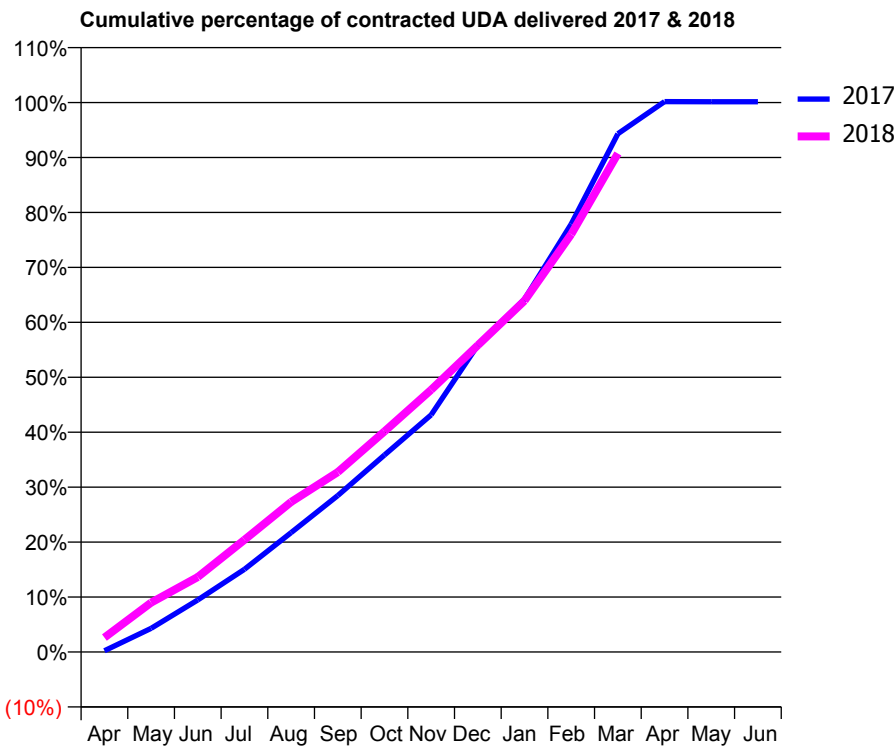
17/18 Contracted general activity (UDA)	13,635
Carry forward general activity (UDA)	-19
17/18 Contracted orthodontic activity (UOA)	0
Carry forward orthodontic activity (UOA)	0
Baseline contract value	£316,259.47

ACCESS*

Patients seen in 24 months	Total	Change since previous quarter
Quarter ending March 2017	3,859	
Quarter ending June 2017	3,874	→
Quarter ending September 2017	3,863	→
Quarter ending December 2017	3,956	↑
Quarter ending March 2018	4,126	↑
Variance since March 2017	6.9%	↑



ACTIVITY



Month	Adjusted Scheduled Activity (UDA)	
	2017	2018
April	30	360
May	586	1,227
June	1,291	1,862
July	2,052	2,785
August	2,962	3,724
September	3,883	4,464
October	4,887	5,474
November	5,885	6,506
December	7,615	7,612
January	8,757	8,719
February	10,621	10,365
March	12,861	12,370
April	13,657	
May	13,654	
June	13,654	

QUALITY

	Quantity	Base Number	Contract	AT	Region	England
% of FP17s for the same patient ID Re-attending within 3 months - Children	75	1,110	6.8%	9.5%	11.5%	11.9%
% of FP17s for the same patient ID Re-attending within 3 months - Adults	472	3,948	12.0%	15.2%	15.9%	16.0%
% of FP17s for the same patient ID Re-attending between 3 & 9 months - Children	583	1,110	52.5%	59.5%	60.6%	58.3%
% of FP17s for the same patient ID Re-attending between 3 & 9 months - Adults	2,004	3,948	50.8%	50.8%	51.6%	50.3%
% of FP17s for Band 1 Urgent Courses	316	4,799	6.6%	9.6%	9.5%	9.1%
% of FP17s Relating to Free Repair or Replacements	40	4,799	0.8%	0.6%	0.7%	0.8%
% of FP17s Relating to Continuations	20	4,799	0.4%	0.9%	1.0%	1.0%
% of Patients satisfied with the dentistry they have received	5	5	N/A	91.1%	92.0%	91.5%
% of Patients satisfied with the time they had to wait for an appointment	4	5	N/A	88.6%	88.1%	87.9%

* This is based on patients treated on this contract for their most recent course of treatment. Figures in italics indicate the base number of FP17s or Patient Questionnaire responses are less than 100. N/A is shown where the base number of responses is less than 10 during the period. % is calculated as Quantity/Base number*100

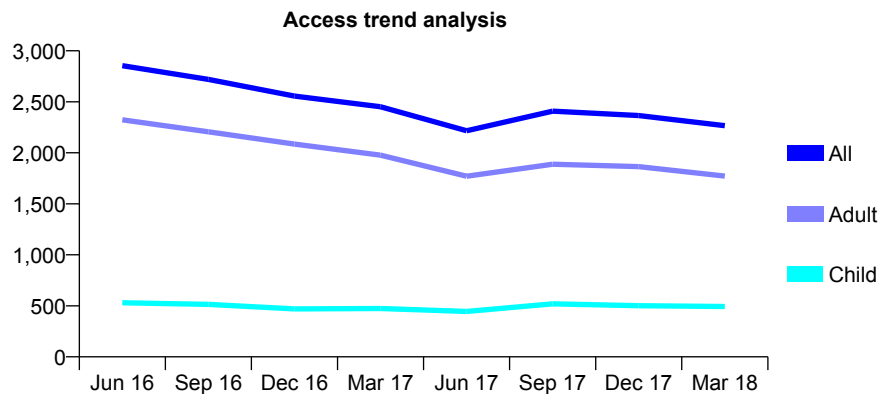
Q68 - Vital Signs At a Glance Contract Report for 179434/0001 - March 2018

Name or company name	Mr M Eyrumlu & Mr A Eyrumlu
Contract type name	GDS Contract
Purpose of contract	General
Contract start date	01/11/2010
Contract end date	

17/18 Contracted general activity (UDA)	10,052
Carry forward general activity (UDA)	173
17/18 Contracted orthodontic activity (UOA)	0
Carry forward orthodontic activity (UOA)	0
Baseline contract value	£243,480.03

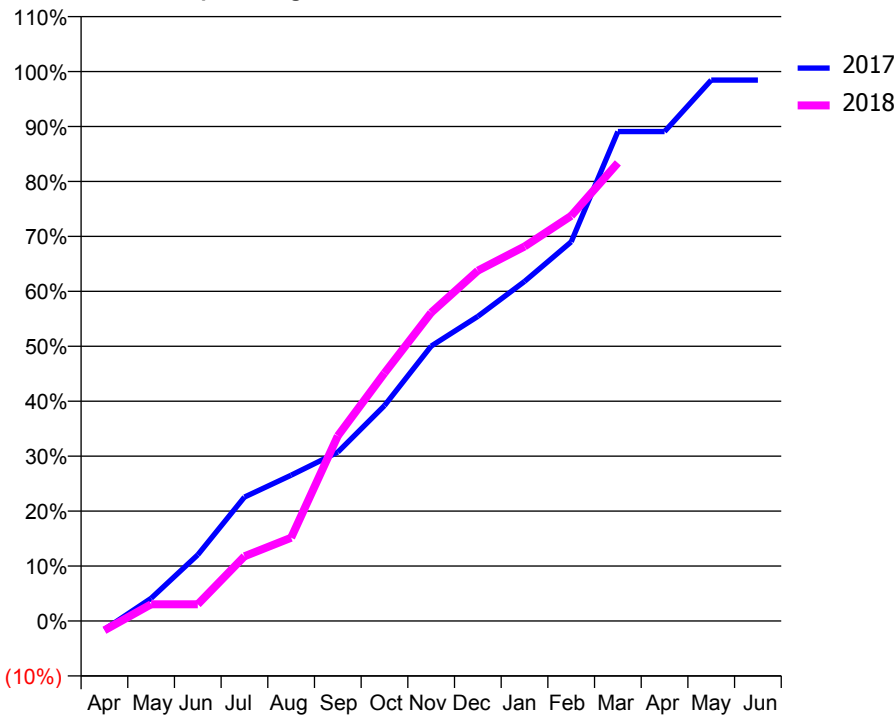
ACCESS*

Patients seen in 24 months	Total	Change since previous quarter
Quarter ending March 2017	2,451	
Quarter ending June 2017	2,216	↓
Quarter ending September 2017	2,408	↑
Quarter ending December 2017	2,366	↓
Quarter ending March 2018	2,266	↓
Variance since March 2017	(7.5%)	↓



ACTIVITY

Cumulative percentage of contracted UDA delivered 2017 & 2018



Month	Adjusted Scheduled Activity (UDA)	
	2017	2018
April	-174	-173
May	458	307
June	1,331	307
July	2,494	1,185
August	2,933	1,522
September	3,397	3,386
October	4,332	4,536
November	5,530	5,640
December	6,127	6,410
January	6,831	6,851
February	7,626	7,412
March	9,845	8,380
April	9,845	
May	10,878	
June	10,878	

QUALITY

	Quantity	Base Number	Contract	AT	Region	England
% of FP17s for the same patient ID Re-attending within 3 months - Children	82	669	12.3%	9.5%	11.5%	11.9%
% of FP17s for the same patient ID Re-attending within 3 months - Adults	540	2,449	22.0%	15.2%	15.9%	16.0%
% of FP17s for the same patient ID Re-attending between 3 & 9 months - Children	269	669	40.2%	59.5%	60.6%	58.3%
% of FP17s for the same patient ID Re-attending between 3 & 9 months - Adults	982	2,449	40.1%	50.8%	51.6%	50.3%
% of FP17s for Band 1 Urgent Courses	445	2,887	15.4%	9.6%	9.5%	9.1%
% of FP17s Relating to Free Repair or Replacements	31	2,887	1.1%	0.6%	0.7%	0.8%
% of FP17s Relating to Continuations	113	2,887	3.9%	0.9%	1.0%	1.0%
% of Patients satisfied with the dentistry they have received	3	3	N/A	91.1%	92.0%	91.5%
% of Patients satisfied with the time they had to wait for an appointment	3	3	N/A	88.6%	88.1%	87.9%

* This is based on patients treated on this contract for their most recent course of treatment. Figures in italics indicate the base number of FP17s or Patient Questionnaire responses are less than 100. N/A is shown where the base number of responses is less than 10 during the period. % is calculated as Quantity/Base number*100

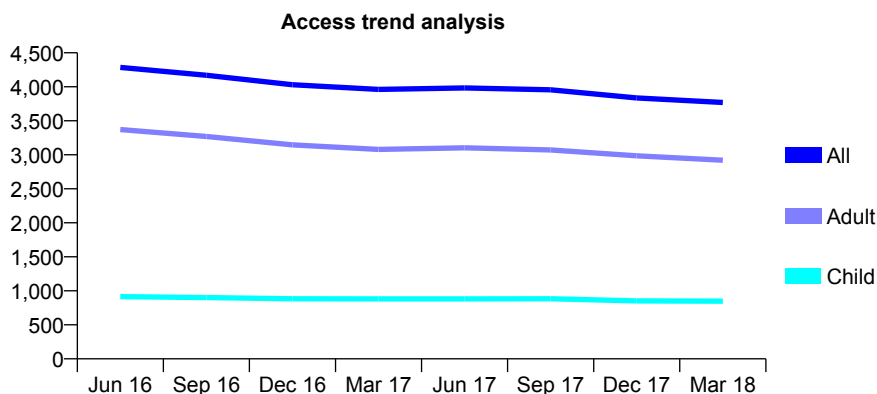
Q68 - Vital Signs At a Glance Contract Report for 179434/0002 - March 2018

Name or company name	Mr M Eyrumlu & Mr A Eyrumlu
Contract type name	GDS Contract
Purpose of contract	General
Contract start date	10/05/2014
Contract end date	

17/18 Contracted general activity (UDA)	14,350
Carry forward general activity (UDA)	-60
17/18 Contracted orthodontic activity (UOA)	0
Carry forward orthodontic activity (UOA)	0
Baseline contract value	£367,549.83

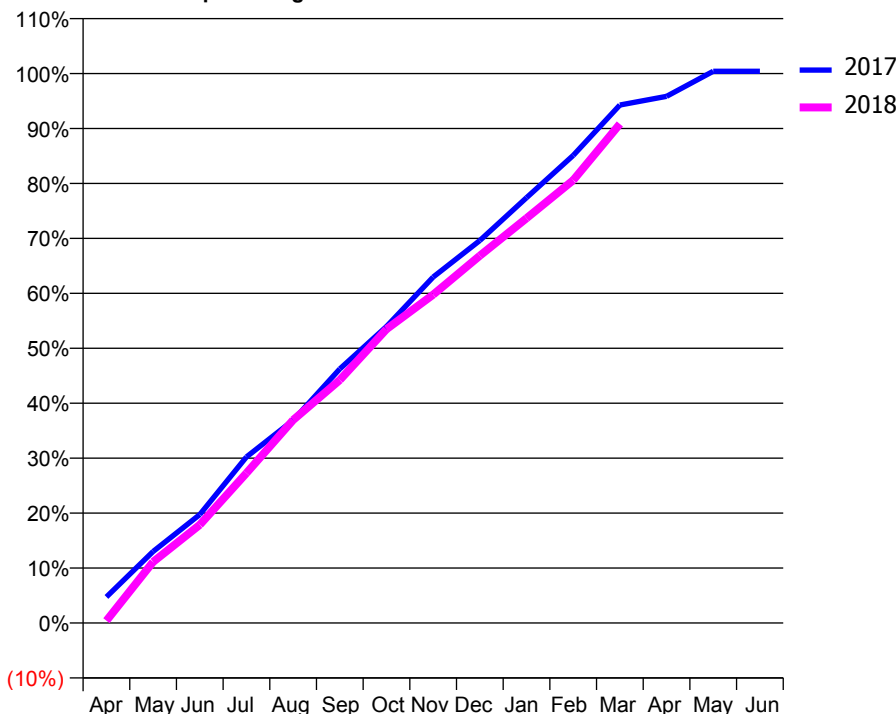
ACCESS*

Patients seen in 24 months	Total	Change since previous quarter
Quarter ending March 2017	3,961	
Quarter ending June 2017	3,984	→
Quarter ending September 2017	3,956	→
Quarter ending December 2017	3,837	↓
Quarter ending March 2018	3,769	↓
Variance since March 2017	(4.8%)	↓



ACTIVITY

Cumulative percentage of contracted UDA delivered 2017 & 2018



Month	Adjusted Scheduled Activity (UDA)	
	2017	2018
April	679	60
May	1,870	1,596
June	2,832	2,564
July	4,338	3,914
August	5,295	5,303
September	6,636	6,348
October	7,743	7,673
November	9,035	8,574
December	9,990	9,591
January	11,108	10,572
February	12,212	11,562
March	13,527	13,031
April	13,754	
May	14,409	
June	14,409	

QUALITY

	Quantity	Base Number	Contract	AT	Region	England
% of FP17s for the same patient ID Re-attending within 3 months - Children	81	1,286	6.3%	9.5%	11.5%	11.9%
% of FP17s for the same patient ID Re-attending within 3 months - Adults	683	4,300	15.9%	15.2%	15.9%	16.0%
% of FP17s for the same patient ID Re-attending between 3 & 9 months - Children	872	1,286	67.8%	59.5%	60.6%	58.3%
% of FP17s for the same patient ID Re-attending between 3 & 9 months - Adults	2,535	4,300	59.0%	50.8%	51.6%	50.3%
% of FP17s for Band 1 Urgent Courses	530	5,301	10.0%	9.6%	9.5%	9.1%
% of FP17s Relating to Free Repair or Replacements	19	5,301	0.4%	0.6%	0.7%	0.8%
% of FP17s Relating to Continuations	82	5,301	1.5%	0.9%	1.0%	1.0%
% of Patients satisfied with the dentistry they have received	6	6	N/A	91.1%	92.0%	91.5%
% of Patients satisfied with the time they had to wait for an appointment	6	6	N/A	88.6%	88.1%	87.9%

* This is based on patients treated on this contract for their most recent course of treatment. Figures in italics indicate the base number of FP17s or Patient Questionnaire responses are less than 100. N/A is shown where the base number of responses is less than 10 during the period. % is calculated as Quantity/Base number*100

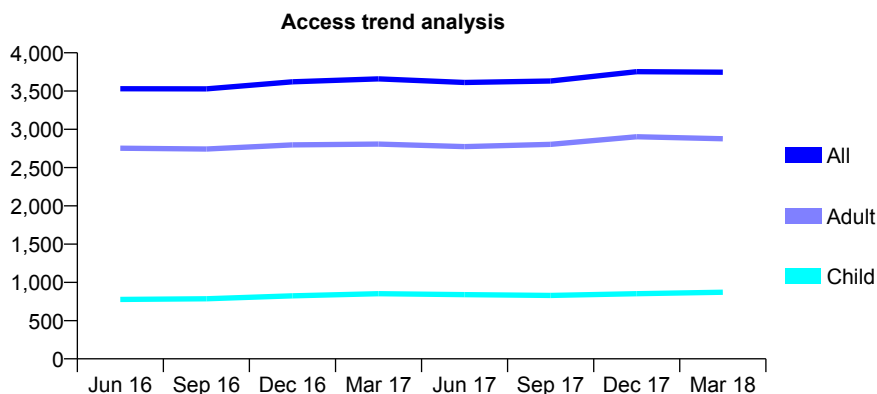
Q68 - Vital Signs At a Glance Contract Report for 179434/0003 - March 2018

Name or company name	Mr M Eyrumlu & Mr A Eyrumlu
Contract type name	GDS Contract
Purpose of contract	General
Contract start date	01/06/2014
Contract end date	

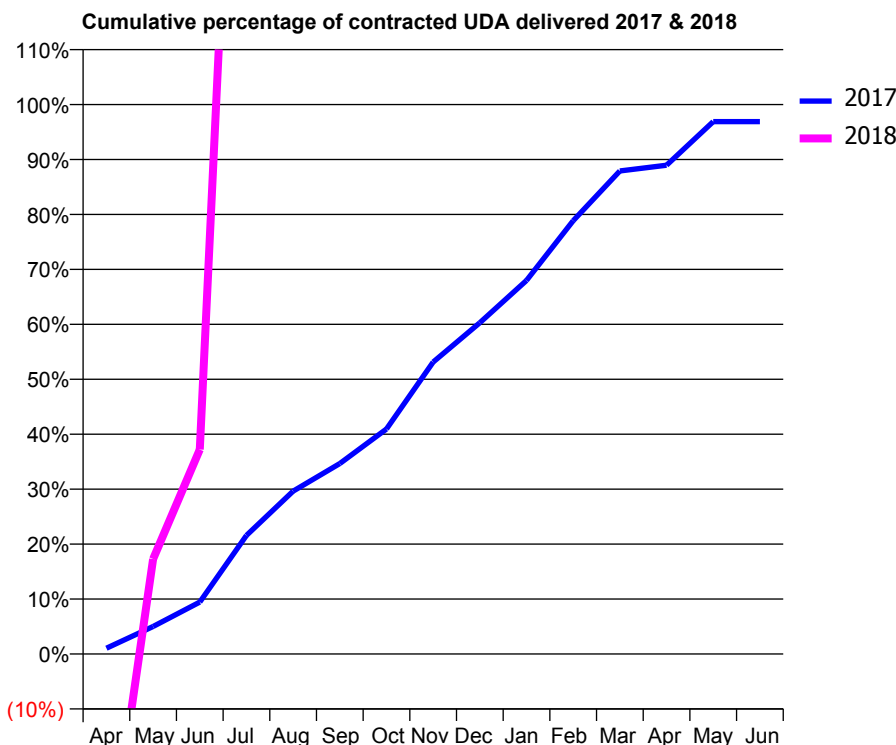
17/18 Contracted general activity (UDA)	1,300
Carry forward general activity (UDA)	546
17/18 Contracted orthodontic activity (UOA)	0
Carry forward orthodontic activity (UOA)	0
Baseline contract value	£348,932.70

ACCESS*

Patients seen in 24 months	Total	Change since previous quarter
Quarter ending March 2017	3,659	
Quarter ending June 2017	3,612	↓
Quarter ending September 2017	3,631	→
Quarter ending December 2017	3,754	↑
Quarter ending March 2018	3,747	→
Variance since March 2017	2.4%	↑



ACTIVITY



Month	Adjusted Scheduled Activity (UDA)	
	2017	2018
April	185	-546
May	875	225
June	1,653	484
July	3,776	2,810
August	5,189	3,772
September	6,066	4,955
October	7,168	5,801
November	9,300	6,783
December	10,550	8,015
January	11,897	9,247
February	13,800	9,908
March	15,383	10,877
April	15,567	
May	16,954	
June	16,954	

QUALITY

	Quantity	Base Number	Contract	AT	Region	England
% of FP17s for the same patient ID Re-attending within 3 months - Children	85	1,061	8.0%	9.5%	11.5%	11.9%
% of FP17s for the same patient ID Re-attending within 3 months - Adults	693	3,722	18.6%	15.2%	15.9%	16.0%
% of FP17s for the same patient ID Re-attending between 3 & 9 months - Children	574	1,061	54.1%	59.5%	60.6%	58.3%
% of FP17s for the same patient ID Re-attending between 3 & 9 months - Adults	1,749	3,722	47.0%	50.8%	51.6%	50.3%
% of FP17s for Band 1 Urgent Courses	381	4,469	8.5%	9.6%	9.5%	9.1%
% of FP17s Relating to Free Repair or Replacements	48	4,469	1.1%	0.6%	0.7%	0.8%
% of FP17s Relating to Continuations	207	4,469	4.6%	0.9%	1.0%	1.0%
% of Patients satisfied with the dentistry they have received	3	3	N/A	91.1%	92.0%	91.5%
% of Patients satisfied with the time they had to wait for an appointment	3	3	N/A	88.6%	88.1%	87.9%

* This is based on patients treated on this contract for their most recent course of treatment. Figures in italics indicate the base number of FP17s or Patient Questionnaire responses are less than 100. N/A is shown where the base number of responses is less than 10 during the period. % is calculated as Quantity/Base number*100

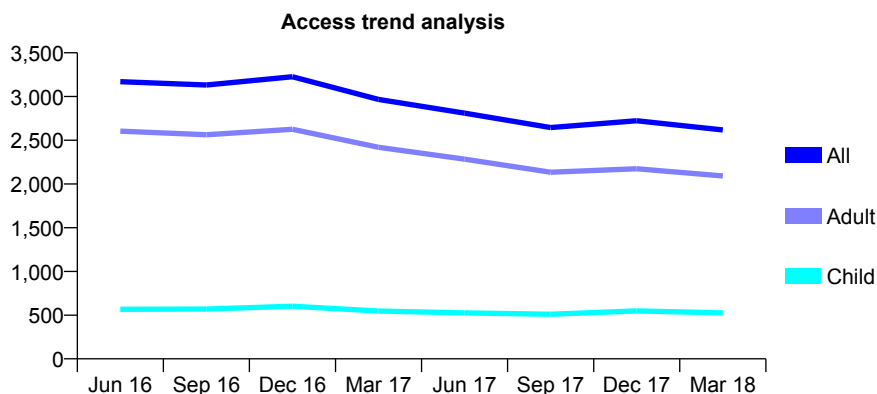
Q68 - Vital Signs At a Glance Contract Report for 179434/0004 - March 2018

Name or company name	Mr M Eyrumlu & Mr A Eyrumlu
Contract type name	GDS Contract
Purpose of contract	General
Contract start date	01/06/2014
Contract end date	

17/18 Contracted general activity (UDA)	9,369
Carry forward general activity (UDA)	-132
17/18 Contracted orthodontic activity (UOA)	0
Carry forward orthodontic activity (UOA)	0
Baseline contract value	£233,539.11

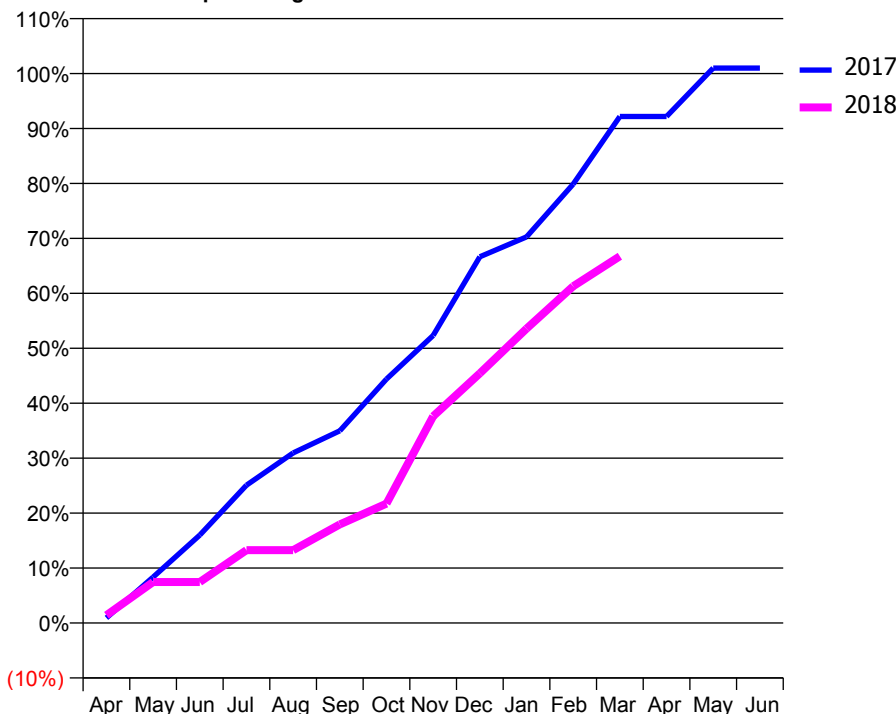
ACCESS*

Patients seen in 24 months	Total	Change since previous quarter
Quarter ending March 2017	2,967	
Quarter ending June 2017	2,810	↓
Quarter ending September 2017	2,645	↓
Quarter ending December 2017	2,723	↑
Quarter ending March 2018	2,618	↓
Variance since March 2017	(11.8%)	↓



ACTIVITY

Cumulative percentage of contracted UDA delivered 2017 & 2018



Month	Adjusted Scheduled Activity (UDA)	
	2017	2018
April	123	132
May	1,119	699
June	2,139	699
July	3,352	1,241
August	4,138	1,241
September	4,678	1,680
October	5,935	2,036
November	6,997	3,526
December	8,911	4,256
January	9,394	5,019
February	10,679	5,742
March	12,323	6,253
April	12,323	
May	13,501	
June	13,501	

QUALITY

	Quantity	Base Number	Contract	AT	Region	England
% of FP17s for the same patient ID Re-attending within 3 months - Children	39	523	7.5%	9.5%	11.5%	11.9%
% of FP17s for the same patient ID Re-attending within 3 months - Adults	337	2,360	14.3%	15.2%	15.9%	16.0%
% of FP17s for the same patient ID Re-attending between 3 & 9 months - Children	223	523	42.6%	59.5%	60.6%	58.3%
% of FP17s for the same patient ID Re-attending between 3 & 9 months - Adults	1,146	2,360	48.6%	50.8%	51.6%	50.3%
% of FP17s for Band 1 Urgent Courses	261	2,638	9.9%	9.6%	9.5%	9.1%
% of FP17s Relating to Free Repair or Replacements	6	2,638	0.2%	0.6%	0.7%	0.8%
% of FP17s Relating to Continuations	77	2,638	2.9%	0.9%	1.0%	1.0%
% of Patients satisfied with the dentistry they have received	0	1	N/A	91.1%	92.0%	91.5%
% of Patients satisfied with the time they had to wait for an appointment	0	1	N/A	88.6%	88.1%	87.9%

* This is based on patients treated on this contract for their most recent course of treatment. Figures in italics indicate the base number of FP17s or Patient Questionnaire responses are less than 100. N/A is shown where the base number of responses is less than 10 during the period. % is calculated as Quantity/Base number*100

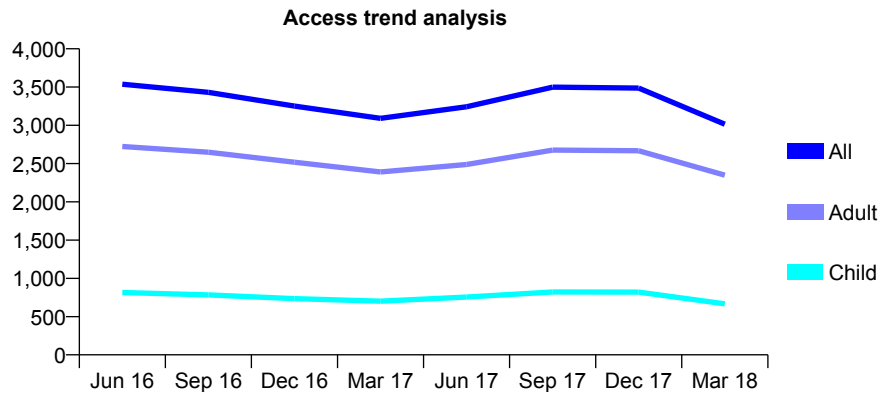
Q68 - Vital Signs At a Glance Contract Report for 179434/0005 - March 2018

Name or company name	Mr M Eyrumlu & Mr A Eyrumlu
Contract type name	GDS Contract
Purpose of contract	General
Contract start date	10/05/2014
Contract end date	

17/18 Contracted general activity (UDA)	14,000
Carry forward general activity (UDA)	211
17/18 Contracted orthodontic activity (UOA)	0
Carry forward orthodontic activity (UOA)	0
Baseline contract value	£382,751.05

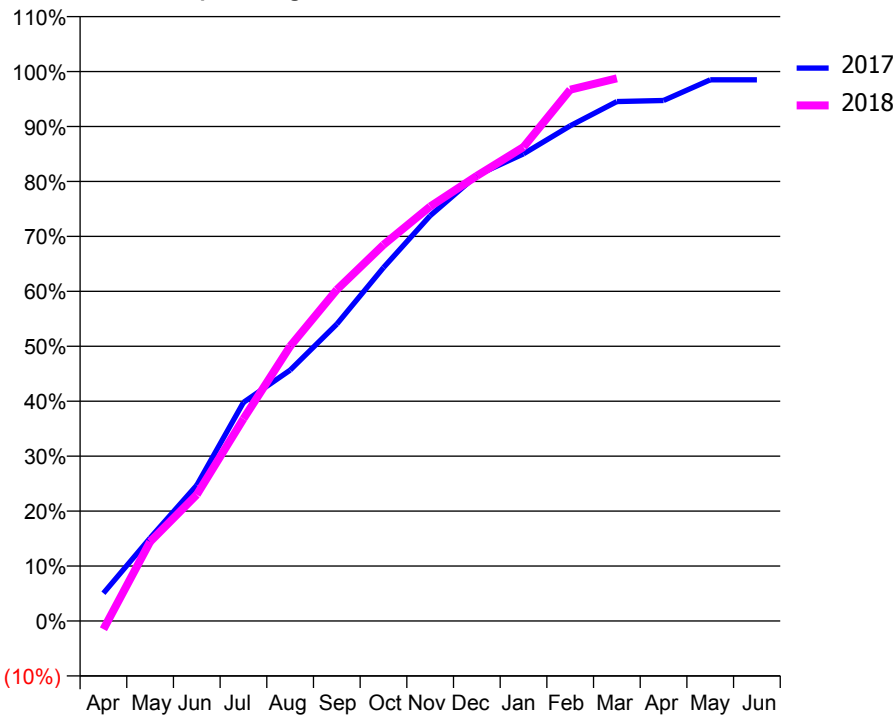
ACCESS*

Patients seen in 24 months	Total	Change since previous quarter
Quarter ending March 2017	3,091	
Quarter ending June 2017	3,243	↑
Quarter ending September 2017	3,499	↑
Quarter ending December 2017	3,487	→
Quarter ending March 2018	3,015	↓
Variance since March 2017	(2.5%)	↓



ACTIVITY

Cumulative percentage of contracted UDA delivered 2017 & 2018



Month	Adjusted Scheduled Activity (UDA)	
	2017	2018
April	708	-211
May	2,115	2,021
June	3,459	3,219
July	5,569	5,154
August	6,391	7,001
September	7,563	8,441
October	9,006	9,586
November	10,326	10,561
December	11,357	11,342
January	11,904	12,076
February	12,618	13,538
March	13,236	13,825
April	13,261	
May	13,788	
June	13,788	

QUALITY

	Quantity	Base Number	Contract	AT	Region	England
% of FP17s for the same patient ID Re-attending within 3 months - Children	71	1,105	6.4%	9.5%	11.5%	11.9%
% of FP17s for the same patient ID Re-attending within 3 months - Adults	524	3,292	15.9%	15.2%	15.9%	16.0%
% of FP17s for the same patient ID Re-attending between 3 & 9 months - Children	548	1,105	49.6%	59.5%	60.6%	58.3%
% of FP17s for the same patient ID Re-attending between 3 & 9 months - Adults	1,097	3,292	33.3%	50.8%	51.6%	50.3%
% of FP17s for Band 1 Urgent Courses	362	4,181	8.7%	9.6%	9.5%	9.1%
% of FP17s Relating to Free Repair or Replacements	33	4,181	0.8%	0.6%	0.7%	0.8%
% of FP17s Relating to Continuations	121	4,181	2.9%	0.9%	1.0%	1.0%
% of Patients satisfied with the dentistry they have received	5	5	N/A	91.1%	92.0%	91.5%
% of Patients satisfied with the time they had to wait for an appointment	5	5	N/A	88.6%	88.1%	87.9%

* This is based on patients treated on this contract for their most recent course of treatment. Figures in italics indicate the base number of FP17s or Patient Questionnaire responses are less than 100. N/A is shown where the base number of responses is less than 10 during the period. % is calculated as Quantity/Base number*100

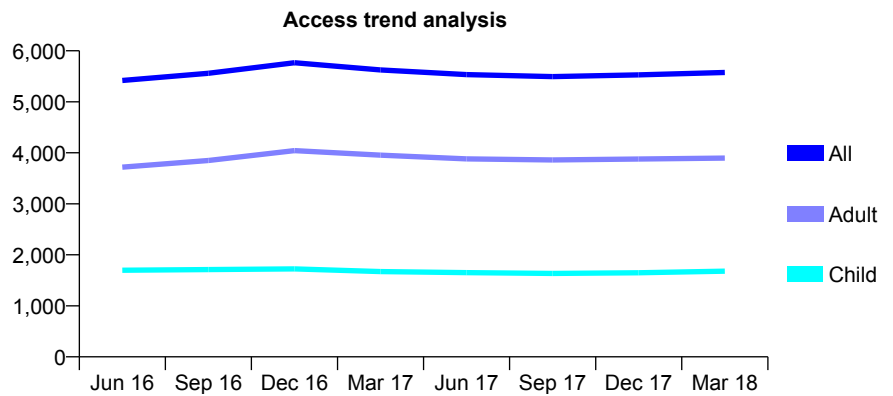
Q68 - Vital Signs At a Glance Contract Report for 179434/0006 - March 2018

Name or company name	Mr M Eyrumlu & Mr A Eyrumlu
Contract type name	GDS Contract
Purpose of contract	General
Contract start date	01/12/2014
Contract end date	

17/18 Contracted general activity (UDA)	16,022
Carry forward general activity (UDA)	0
17/18 Contracted orthodontic activity (UOA)	0
Carry forward orthodontic activity (UOA)	0
Baseline contract value	£430,767.71

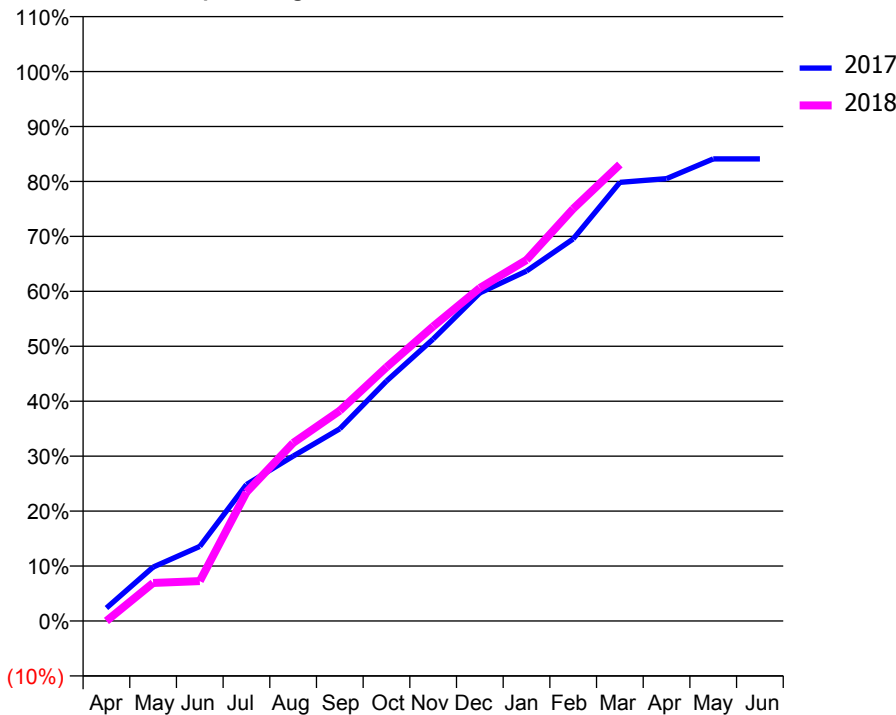
ACCESS*

Patients seen in 24 months	Total	Change since previous quarter
Quarter ending March 2017	5,624	
Quarter ending June 2017	5,533	↓
Quarter ending September 2017	5,495	→
Quarter ending December 2017	5,527	→
Quarter ending March 2018	5,576	→
Variance since March 2017	(0.9%)	→



ACTIVITY

Cumulative percentage of contracted UDA delivered 2017 & 2018



Month	Adjusted Scheduled Activity (UDA)	
	2017	2018
April	380	0
May	1,571	1,110
June	2,177	1,166
July	3,978	3,754
August	4,809	5,194
September	5,606	6,135
October	6,998	7,403
November	8,220	8,592
December	9,566	9,709
January	10,206	10,526
February	11,140	12,021
March	12,791	13,312
April	12,900	
May	13,473	
June	13,473	

QUALITY

	Quantity	Base Number	Contract	AT	Region	England
% of FP17s for the same patient ID Re-attending within 3 months - Children	142	2,426	5.9%	9.5%	11.5%	11.9%
% of FP17s for the same patient ID Re-attending within 3 months - Adults	686	4,954	13.8%	15.2%	15.9%	16.0%
% of FP17s for the same patient ID Re-attending between 3 & 9 months - Children	1,352	2,426	55.7%	59.5%	60.6%	58.3%
% of FP17s for the same patient ID Re-attending between 3 & 9 months - Adults	2,272	4,954	45.9%	50.8%	51.6%	50.3%
% of FP17s for Band 1 Urgent Courses	699	7,057	9.9%	9.6%	9.5%	9.1%
% of FP17s Relating to Free Repair or Replacements	13	7,057	0.2%	0.6%	0.7%	0.8%
% of FP17s Relating to Continuations	30	7,057	0.4%	0.9%	1.0%	1.0%
% of Patients satisfied with the dentistry they have received	3	3	N/A	91.1%	92.0%	91.5%
% of Patients satisfied with the time they had to wait for an appointment	3	3	N/A	88.6%	88.1%	87.9%

* This is based on patients treated on this contract for their most recent course of treatment. Figures in italics indicate the base number of FP17s or Patient Questionnaire responses are less than 100. N/A is shown where the base number of responses is less than 10 during the period. % is calculated as Quantity/Base number*100

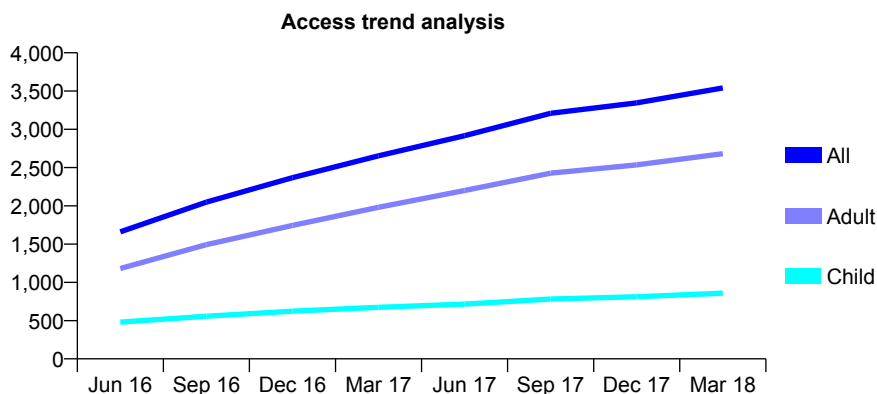
Q68 - Vital Signs At a Glance Contract Report for 179434/0007 - March 2018

Name or company name	Mr M Eyrumlu & Mr A Eyrumlu
Contract type name	GDS Contract
Purpose of contract	General
Contract start date	01/09/2015
Contract end date	

17/18 Contracted general activity (UDA)	12,631
Carry forward general activity (UDA)	0
17/18 Contracted orthodontic activity (UOA)	0
Carry forward orthodontic activity (UOA)	0
Baseline contract value	£326,850.28

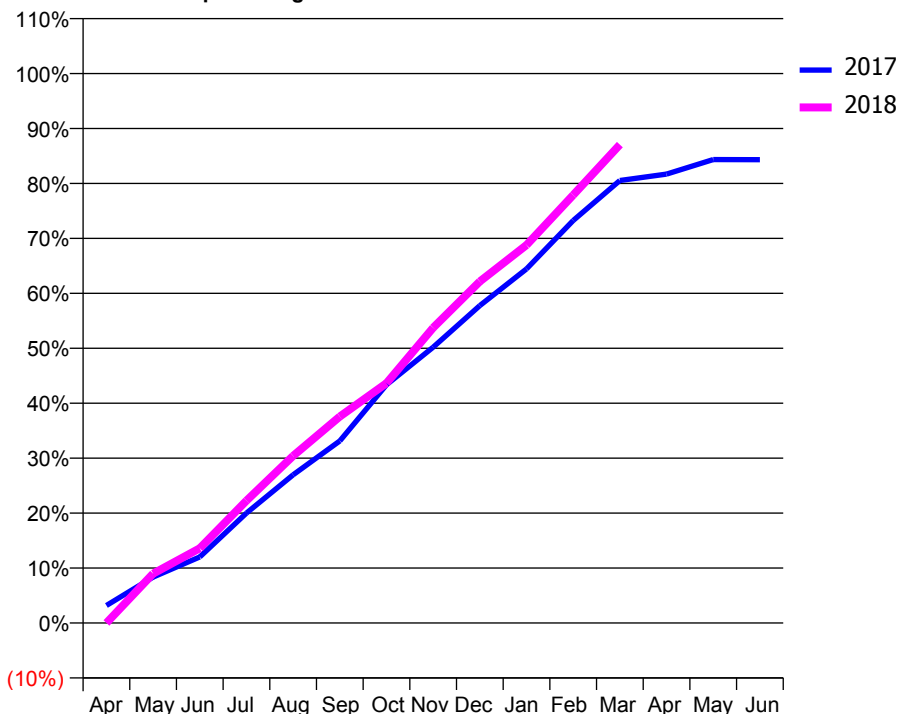
ACCESS*

Patients seen in 24 months	Total	Change since previous quarter
Quarter ending March 2017	2,653	
Quarter ending June 2017	2,916	↑
Quarter ending September 2017	3,209	↑
Quarter ending December 2017	3,346	↑
Quarter ending March 2018	3,540	↑
Variance since March 2017	33.4%	↑



ACTIVITY

Cumulative percentage of contracted UDA delivered 2017 & 2018



Month	Adjusted Scheduled Activity (UDA)	
	2017	2018
April	402	0
May	1,056	1,136
June	1,520	1,719
July	2,528	2,812
August	3,408	3,842
September	4,184	4,745
October	5,474	5,513
November	6,340	6,789
December	7,296	7,851
January	8,140	8,689
February	9,252	9,837
March	10,173	10,996
April	10,320	
May	10,654	
June	10,651	

QUALITY

	Quantity	Base Number	Contract	AT	Region	England
% of FP17s for the same patient ID Re-attending within 3 months - Children	110	1,081	10.2%	9.5%	11.5%	11.9%
% of FP17s for the same patient ID Re-attending within 3 months - Adults	578	3,156	18.3%	15.2%	15.9%	16.0%
% of FP17s for the same patient ID Re-attending between 3 & 9 months - Children	478	1,081	44.2%	59.5%	60.6%	58.3%
% of FP17s for the same patient ID Re-attending between 3 & 9 months - Adults	1,022	3,156	32.4%	50.8%	51.6%	50.3%
% of FP17s for Band 1 Urgent Courses	1,220	4,020	30.3%	9.6%	9.5%	9.1%
% of FP17s Relating to Free Repair or Replacements	18	4,020	0.4%	0.6%	0.7%	0.8%
% of FP17s Relating to Continuations	44	4,020	1.1%	0.9%	1.0%	1.0%
% of Patients satisfied with the dentistry they have received	3	3	N/A	91.1%	92.0%	91.5%
% of Patients satisfied with the time they had to wait for an appointment	3	3	N/A	88.6%	88.1%	87.9%

* This is based on patients treated on this contract for their most recent course of treatment. Figures in italics indicate the base number of FP17s or Patient Questionnaire responses are less than 100. N/A is shown where the base number of responses is less than 10 during the period. % is calculated as Quantity/Base number*100

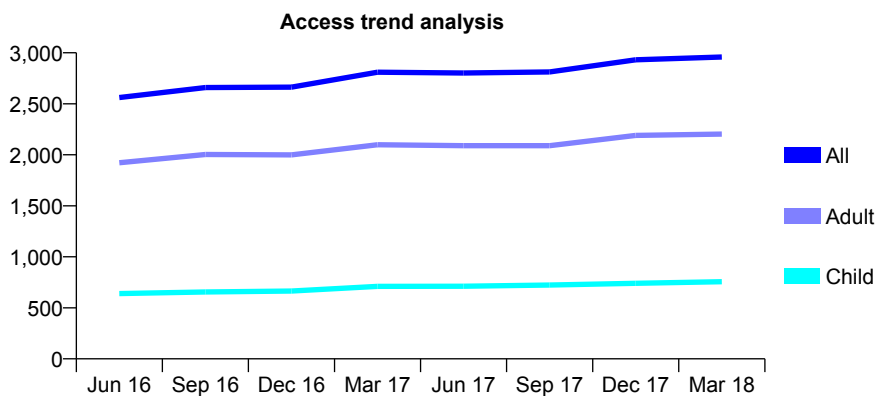
Q68 - Vital Signs At a Glance Contract Report for 179655/0001 - March 2018

Name or company name	S Oikonomou
Contract type name	GDS Contract
Purpose of contract	General
Contract start date	01/09/2012
Contract end date	

17/18 Contracted general activity (UDA)	9,106
Carry forward general activity (UDA)	-28
17/18 Contracted orthodontic activity (UOA)	0
Carry forward orthodontic activity (UOA)	0
Baseline contract value	£216,849.31

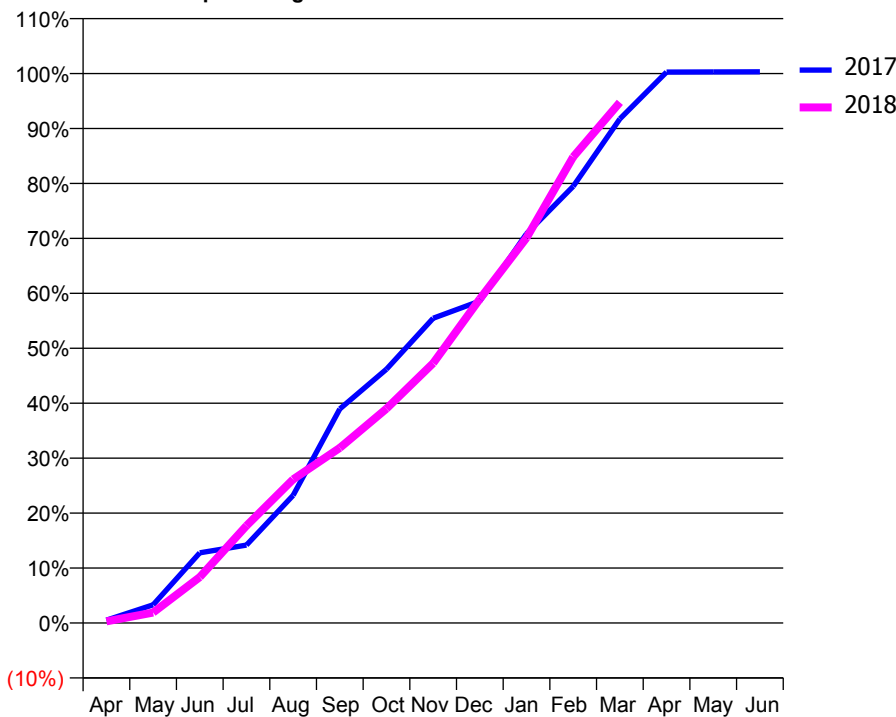
ACCESS*

Patients seen in 24 months	Total	Change since previous quarter
Quarter ending March 2017	2,810	
Quarter ending June 2017	2,802	→
Quarter ending September 2017	2,813	→
Quarter ending December 2017	2,931	↑
Quarter ending March 2018	2,959	→
Variance since March 2017	5.3%	↑



ACTIVITY

Cumulative percentage of contracted UDA delivered 2017 & 2018



Month	Adjusted Scheduled Activity (UDA)	
	2017	2018
April	48	28
May	303	173
June	1,163	762
July	1,292	1,613
August	2,116	2,381
September	3,549	2,902
October	4,207	3,552
November	5,049	4,305
December	5,336	5,372
January	6,451	6,383
February	7,235	7,723
March	8,355	8,628
April	9,129	
May	9,131	
June	9,133	

QUALITY

	Quantity	Base Number	Contract	AT	Region	England
% of FP17s for the same patient ID Re-attending within 3 months - Children	57	1,080	5.3%	9.5%	11.5%	11.9%
% of FP17s for the same patient ID Re-attending within 3 months - Adults	305	2,999	10.2%	15.2%	15.9%	16.0%
% of FP17s for the same patient ID Re-attending between 3 & 9 months - Children	656	1,080	60.7%	59.5%	60.6%	58.3%
% of FP17s for the same patient ID Re-attending between 3 & 9 months - Adults	1,736	2,999	57.9%	50.8%	51.6%	50.3%
% of FP17s for Band 1 Urgent Courses	301	3,749	8.0%	9.6%	9.5%	9.1%
% of FP17s Relating to Free Repair or Replacements	38	3,749	1.0%	0.6%	0.7%	0.8%
% of FP17s Relating to Continuations	7	3,749	0.2%	0.9%	1.0%	1.0%
% of Patients satisfied with the dentistry they have received	2	2	N/A	91.1%	92.0%	91.5%
% of Patients satisfied with the time they had to wait for an appointment	2	2	N/A	88.6%	88.1%	87.9%

* This is based on patients treated on this contract for their most recent course of treatment. Figures in italics indicate the base number of FP17s or Patient Questionnaire responses are less than 100. N/A is shown where the base number of responses is less than 10 during the period. % is calculated as Quantity/Base number*100

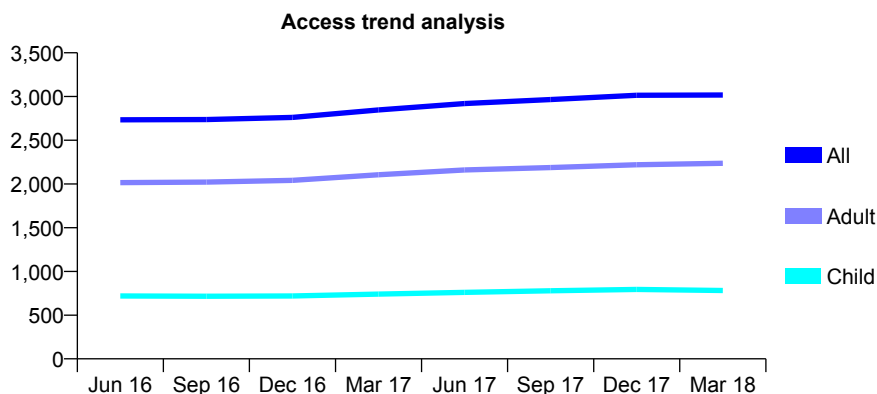
Q68 - Vital Signs At a Glance Contract Report for 180408/0001 - March 2018

Name or company name	Richard Johns Limited
Contract type name	GDS Contract
Purpose of contract	General
Contract start date	01/09/2011
Contract end date	

17/18 Contracted general activity (UDA)	10,342
Carry forward general activity (UDA)	11
17/18 Contracted orthodontic activity (UOA)	0
Carry forward orthodontic activity (UOA)	0
Baseline contract value	£286,357.26

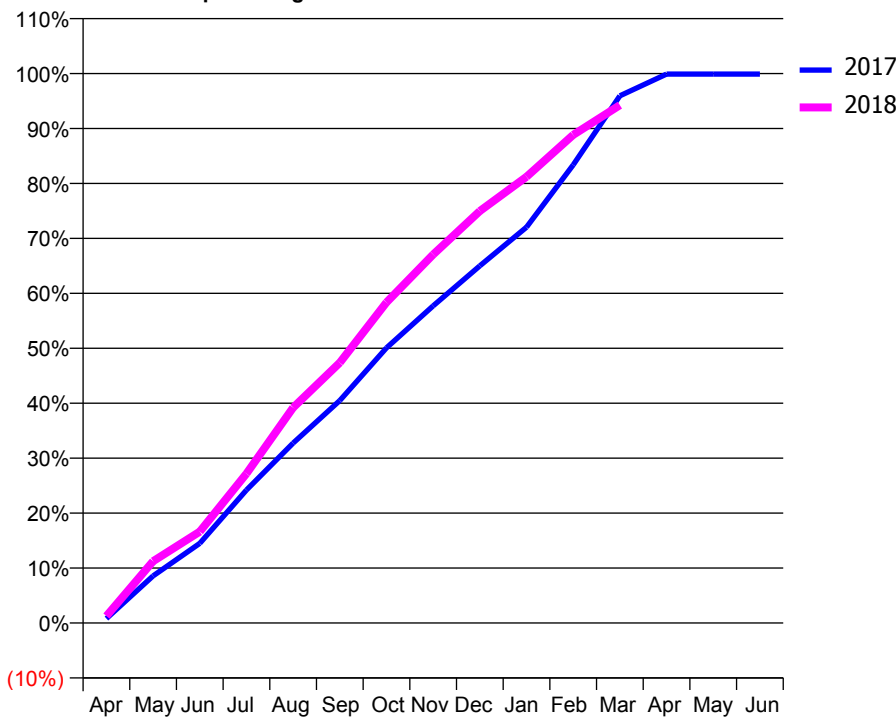
ACCESS*

Patients seen in 24 months	Total	Change since previous quarter
Quarter ending March 2017	2,847	
Quarter ending June 2017	2,920	↑
Quarter ending September 2017	2,966	→
Quarter ending December 2017	3,014	→
Quarter ending March 2018	3,017	→
Variance since March 2017	6.0%	↑



ACTIVITY

Cumulative percentage of contracted UDA delivered 2017 & 2018



Month	Adjusted Scheduled Activity (UDA)	
	2017	2018
April	83	132
May	887	1,162
June	1,500	1,719
July	2,503	2,813
August	3,387	4,053
September	4,187	4,899
October	5,179	6,036
November	5,969	6,936
December	6,723	7,754
January	7,449	8,399
February	8,623	9,188
March	9,922	9,748
April	10,331	
May	10,330	
June	10,330	

QUALITY

	Quantity	Base Number	Contract	AT	Region	England
% of FP17s for the same patient ID Re-attending within 3 months - Children	72	1,195	6.0%	9.5%	11.5%	11.9%
% of FP17s for the same patient ID Re-attending within 3 months - Adults	406	3,008	13.5%	15.2%	15.9%	16.0%
% of FP17s for the same patient ID Re-attending between 3 & 9 months - Children	789	1,195	66.0%	59.5%	60.6%	58.3%
% of FP17s for the same patient ID Re-attending between 3 & 9 months - Adults	1,693	3,008	56.3%	50.8%	51.6%	50.3%
% of FP17s for Band 1 Urgent Courses	293	3,703	7.9%	9.6%	9.5%	9.1%
% of FP17s Relating to Free Repair or Replacements	29	3,703	0.8%	0.6%	0.7%	0.8%
% of FP17s Relating to Continuations	53	3,703	1.4%	0.9%	1.0%	1.0%
% of Patients satisfied with the dentistry they have received	5	5	N/A	91.1%	92.0%	91.5%
% of Patients satisfied with the time they had to wait for an appointment	5	5	N/A	88.6%	88.1%	87.9%

* This is based on patients treated on this contract for their most recent course of treatment. Figures in italics indicate the base number of FP17s or Patient Questionnaire responses are less than 100. N/A is shown where the base number of responses is less than 10 during the period. % is calculated as Quantity/Base number*100

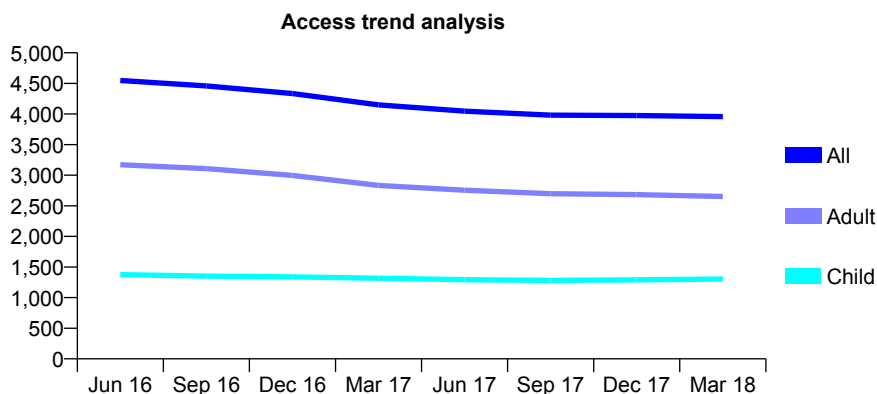
Q68 - Vital Signs At a Glance Contract Report for 182451/0001 - March 2018

Name or company name	Dentistree Horley Ltd
Contract type name	GDS Contract
Purpose of contract	General
Contract start date	01/12/2008
Contract end date	

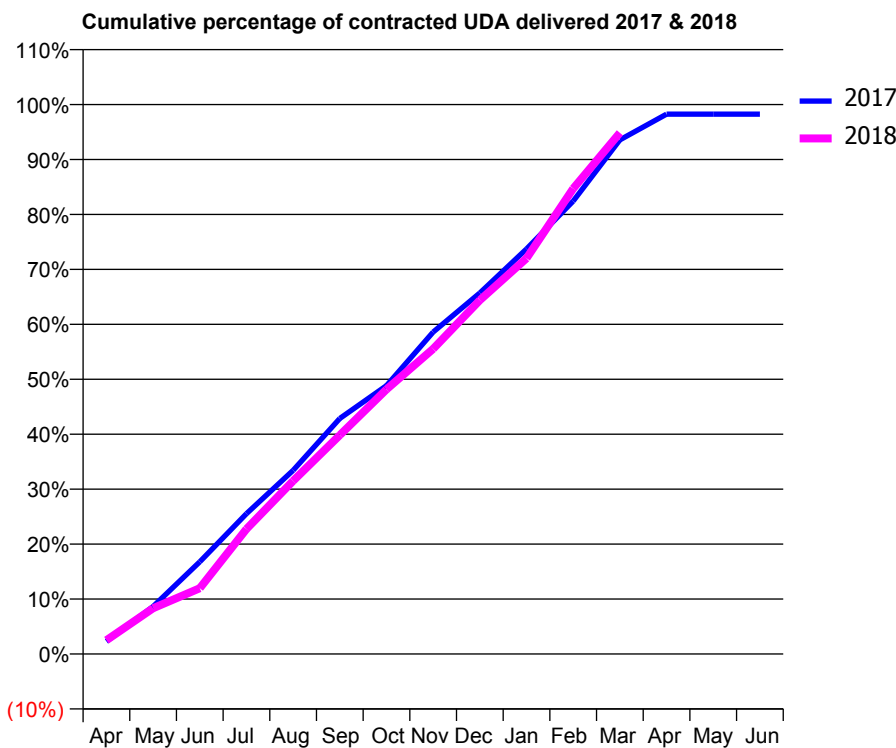
17/18 Contracted general activity (UDA)	11,250
Carry forward general activity (UDA)	197
17/18 Contracted orthodontic activity (UOA)	0
Carry forward orthodontic activity (UOA)	0
Baseline contract value	£303,201.21

ACCESS*

Patients seen in 24 months	Total	Change since previous quarter
Quarter ending March 2017	4,150	
Quarter ending June 2017	4,047	↓
Quarter ending September 2017	3,982	↓
Quarter ending December 2017	3,974	→
Quarter ending March 2018	3,957	→
Variance since March 2017	(4.7%)	↓



ACTIVITY



Month	Adjusted Scheduled Activity (UDA)	
	2017	2018
April	257	282
May	974	938
June	1,887	1,349
July	2,874	2,558
August	3,762	3,544
September	4,823	4,480
October	5,495	5,418
November	6,592	6,248
December	7,392	7,244
January	8,292	8,101
February	9,273	9,529
March	10,526	10,671
April	11,053	
May	11,053	
June	11,053	

QUALITY

	Quantity	Base Number	Contract	AT	Region	England
% of FP17s for the same patient ID Re-attending within 3 months - Children	176	2,317	7.6%	9.5%	11.5%	11.9%
% of FP17s for the same patient ID Re-attending within 3 months - Adults	482	3,899	12.4%	15.2%	15.9%	16.0%
% of FP17s for the same patient ID Re-attending between 3 & 9 months - Children	1,643	2,317	70.9%	59.5%	60.6%	58.3%
% of FP17s for the same patient ID Re-attending between 3 & 9 months - Adults	2,410	3,899	61.8%	50.8%	51.6%	50.3%
% of FP17s for Band 1 Urgent Courses	541	5,970	9.1%	9.6%	9.5%	9.1%
% of FP17s Relating to Free Repair or Replacements	47	5,970	0.8%	0.6%	0.7%	0.8%
% of FP17s Relating to Continuations	48	5,970	0.8%	0.9%	1.0%	1.0%
% of Patients satisfied with the dentistry they have received	2	2	N/A	91.1%	92.0%	91.5%
% of Patients satisfied with the time they had to wait for an appointment	2	2	N/A	88.6%	88.1%	87.9%

* This is based on patients treated on this contract for their most recent course of treatment. Figures in italics indicate the base number of FP17s or Patient Questionnaire responses are less than 100. N/A is shown where the base number of responses is less than 10 during the period. % is calculated as Quantity/Base number*100

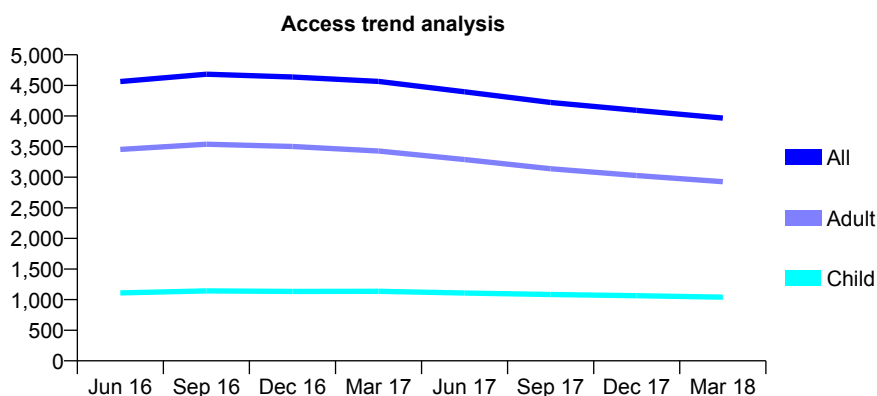
Q68 - Vital Signs At a Glance Contract Report for 185396/0001 - March 2018

Name or company name	Crowborough Dental Care Ltd
Contract type name	GDS Contract
Purpose of contract	General
Contract start date	21/01/2011
Contract end date	

17/18 Contracted general activity (UDA)	11,692
Carry forward general activity (UDA)	0
17/18 Contracted orthodontic activity (UOA)	0
Carry forward orthodontic activity (UOA)	0
Baseline contract value	£289,091.03

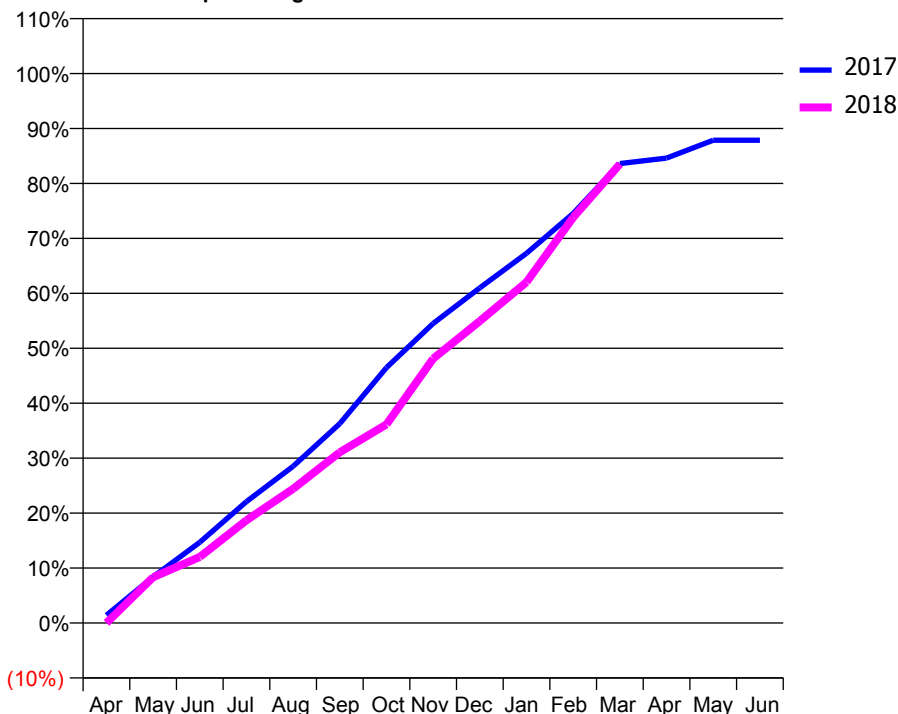
ACCESS*

Patients seen in 24 months	Total	Change since previous quarter
Quarter ending March 2017	4,565	
Quarter ending June 2017	4,395	↓
Quarter ending September 2017	4,222	↓
Quarter ending December 2017	4,093	↓
Quarter ending March 2018	3,966	↓
Variance since March 2017	(13.1%)	↓



ACTIVITY

Cumulative percentage of contracted UDA delivered 2017 & 2018



Month	Adjusted Scheduled Activity (UDA)	
	2017	2018
April	224	0
May	1,321	974
June	2,305	1,405
July	3,466	2,185
August	4,477	2,854
September	5,694	3,632
October	7,295	4,225
November	8,555	5,625
December	9,571	6,425
January	10,556	7,253
February	11,697	8,631
March	13,121	9,764
April	13,277	
May	13,787	
June	13,787	

QUALITY

	Quantity	Base Number	Contract	AT	Region	England
% of FP17s for the same patient ID Re-attending within 3 months - Children	83	1,274	6.5%	9.5%	11.5%	11.9%
% of FP17s for the same patient ID Re-attending within 3 months - Adults	540	3,145	17.2%	15.2%	15.9%	16.0%
% of FP17s for the same patient ID Re-attending between 3 & 9 months - Children	631	1,274	49.5%	59.5%	60.6%	58.3%
% of FP17s for the same patient ID Re-attending between 3 & 9 months - Adults	1,339	3,145	42.6%	50.8%	51.6%	50.3%
% of FP17s for Band 1 Urgent Courses	522	4,149	12.6%	9.6%	9.5%	9.1%
% of FP17s Relating to Free Repair or Replacements	38	4,149	0.9%	0.6%	0.7%	0.8%
% of FP17s Relating to Continuations	71	4,149	1.7%	0.9%	1.0%	1.0%
% of Patients satisfied with the dentistry they have received	8	9	N/A	91.1%	92.0%	91.5%
% of Patients satisfied with the time they had to wait for an appointment	6	9	N/A	88.6%	88.1%	87.9%

* This is based on patients treated on this contract for their most recent course of treatment. Figures in italics indicate the base number of FP17s or Patient Questionnaire responses are less than 100. N/A is shown where the base number of responses is less than 10 during the period. % is calculated as Quantity/Base number*100

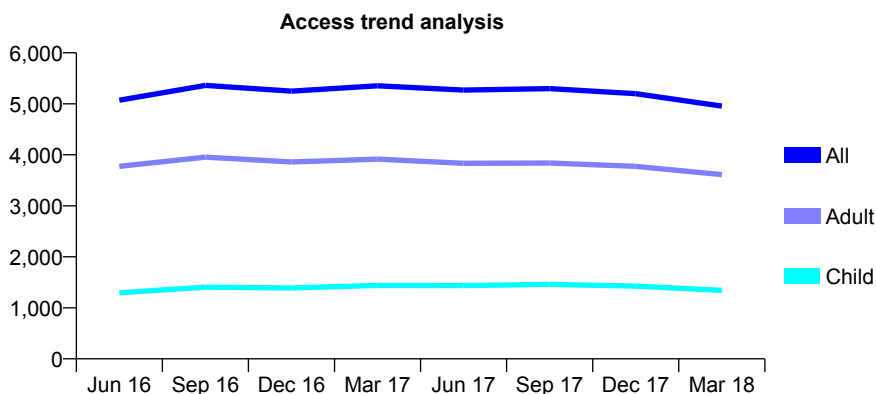
Q68 - Vital Signs At a Glance Contract Report for 185825/0001 - March 2018

Name or company name	Horsham Dental Care Ltd
Contract type name	GDS Contract
Purpose of contract	General
Contract start date	01/11/2007
Contract end date	

17/18 Contracted general activity (UDA)	14,482
Carry forward general activity (UDA)	0
17/18 Contracted orthodontic activity (UOA)	0
Carry forward orthodontic activity (UOA)	0
Baseline contract value	£381,408.79

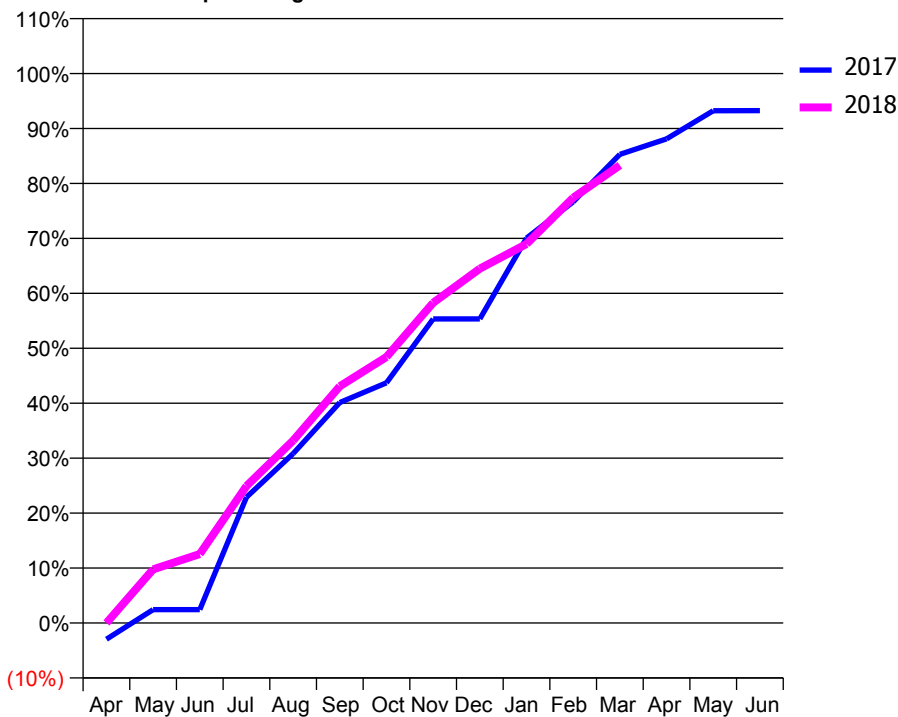
ACCESS*

Patients seen in 24 months	Total	Change since previous quarter
Quarter ending March 2017	5,354	
Quarter ending June 2017	5,269	↓
Quarter ending September 2017	5,299	→
Quarter ending December 2017	5,199	↓
Quarter ending March 2018	4,956	↓
Variance since March 2017	(7.4%)	↓



ACTIVITY

Cumulative percentage of contracted UDA delivered 2017 & 2018



Month	Adjusted Scheduled Activity (UDA)	
	2017	2018
April	-431	0
May	354	1,414
June	354	1,817
July	3,317	3,610
August	4,465	4,808
September	5,812	6,239
October	6,331	7,013
November	8,014	8,441
December	8,014	9,338
January	10,146	9,991
February	11,101	11,209
March	12,349	12,063
April	12,758	
May	13,502	
June	13,503	

QUALITY

	Quantity	Base Number	Contract	AT	Region	England
% of FP17s for the same patient ID Re-attending within 3 months - Children	92	1,496	6.1%	9.5%	11.5%	11.9%
% of FP17s for the same patient ID Re-attending within 3 months - Adults	504	3,715	13.6%	15.2%	15.9%	16.0%
% of FP17s for the same patient ID Re-attending between 3 & 9 months - Children	723	1,496	48.3%	59.5%	60.6%	58.3%
% of FP17s for the same patient ID Re-attending between 3 & 9 months - Adults	1,410	3,715	38.0%	50.8%	51.6%	50.3%
% of FP17s for Band 1 Urgent Courses	458	4,845	9.5%	9.6%	9.5%	9.1%
% of FP17s Relating to Free Repair or Replacements	54	4,845	1.1%	0.6%	0.7%	0.8%
% of FP17s Relating to Continuations	101	4,845	2.1%	0.9%	1.0%	1.0%
% of Patients satisfied with the dentistry they have received	3	4	N/A	91.1%	92.0%	91.5%
% of Patients satisfied with the time they had to wait for an appointment	1	4	N/A	88.6%	88.1%	87.9%

* This is based on patients treated on this contract for their most recent course of treatment. Figures in italics indicate the base number of FP17s or Patient Questionnaire responses are less than 100. N/A is shown where the base number of responses is less than 10 during the period. % is calculated as Quantity/Base number*100

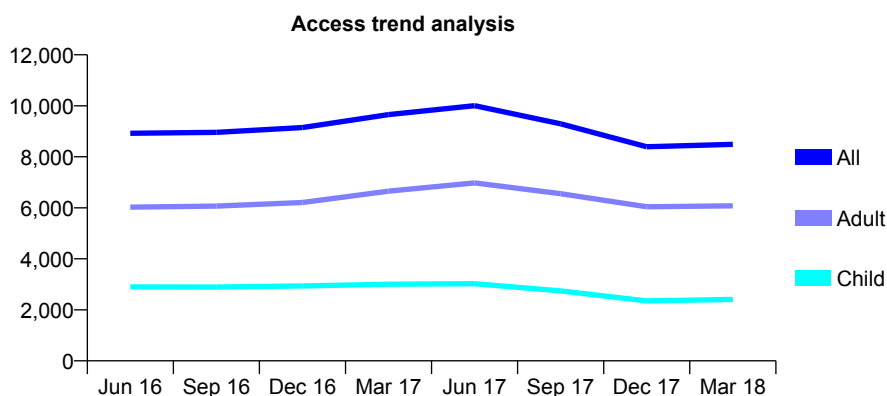
Q68 - Vital Signs At a Glance Contract Report for 186031/0001 - March 2018

Name or company name	Holbrook Practice Ltd
Contract type name	GDS Contract
Purpose of contract	General
Contract start date	01/04/2010
Contract end date	

17/18 Contracted general activity (UDA)	25,652
Carry forward general activity (UDA)	-482
17/18 Contracted orthodontic activity (UOA)	0
Carry forward orthodontic activity (UOA)	0
Baseline contract value	£652,173.91

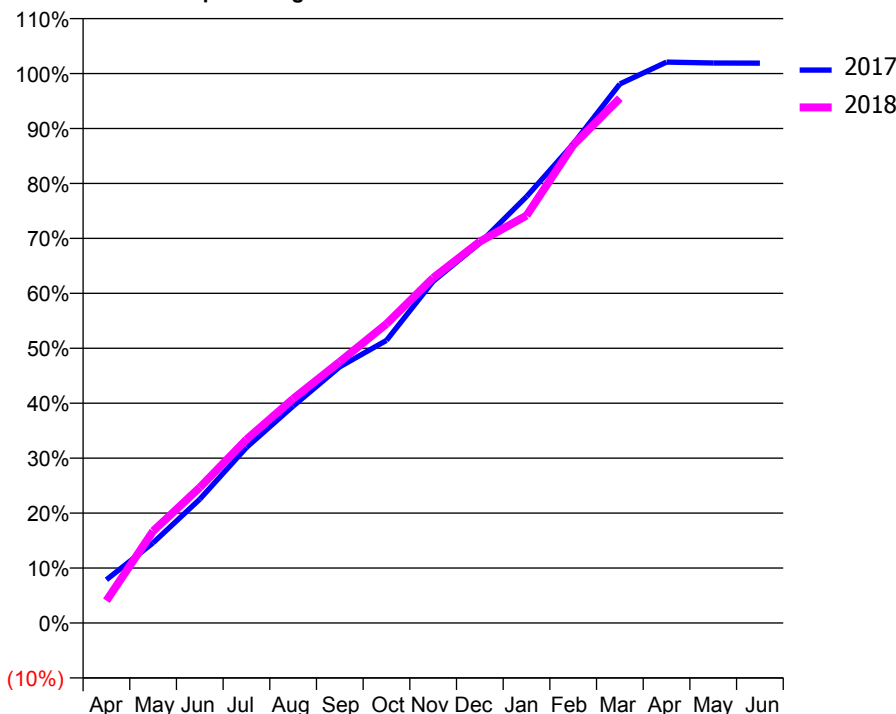
ACCESS*

Patients seen in 24 months	Total	Change since previous quarter
Quarter ending March 2017	9,657	
Quarter ending June 2017	10,004	↑
Quarter ending September 2017	9,293	↓
Quarter ending December 2017	8,393	↓
Quarter ending March 2018	8,487	→
Variance since March 2017	(12.1%)	↓



ACTIVITY

Cumulative percentage of contracted UDA delivered 2017 & 2018



Month	Adjusted Scheduled Activity (UDA)	
	2017	2018
April	2,021	1,045
May	3,742	4,292
June	5,782	6,328
July	8,196	8,566
August	10,126	10,467
September	11,959	12,198
October	13,194	13,967
November	15,948	16,111
December	17,740	17,807
January	19,904	19,017
February	22,363	22,309
March	25,164	24,498
April	26,185	
May	26,139	
June	26,134	

QUALITY

	Quantity	Base Number	Contract	AT	Region	England
% of FP17s for the same patient ID Re-attending within 3 months - Children	204	3,810	5.4%	9.5%	11.5%	11.9%
% of FP17s for the same patient ID Re-attending within 3 months - Adults	999	8,800	11.4%	15.2%	15.9%	16.0%
% of FP17s for the same patient ID Re-attending between 3 & 9 months - Children	2,021	3,810	53.0%	59.5%	60.6%	58.3%
% of FP17s for the same patient ID Re-attending between 3 & 9 months - Adults	4,159	8,800	47.3%	50.8%	51.6%	50.3%
% of FP17s for Band 1 Urgent Courses	1,023	11,992	8.5%	9.6%	9.5%	9.1%
% of FP17s Relating to Free Repair or Replacements	62	11,992	0.5%	0.6%	0.7%	0.8%
% of FP17s Relating to Continuations	81	11,992	0.7%	0.9%	1.0%	1.0%
% of Patients satisfied with the dentistry they have received	12	13	92.3%	91.1%	92.0%	91.5%
% of Patients satisfied with the time they had to wait for an appointment	12	13	92.3%	88.6%	88.1%	87.9%

* This is based on patients treated on this contract for their most recent course of treatment. Figures in italics indicate the base number of FP17s or Patient Questionnaire responses are less than 100. N/A is shown where the base number of responses is less than 10 during the period. % is calculated as Quantity/Base number*100

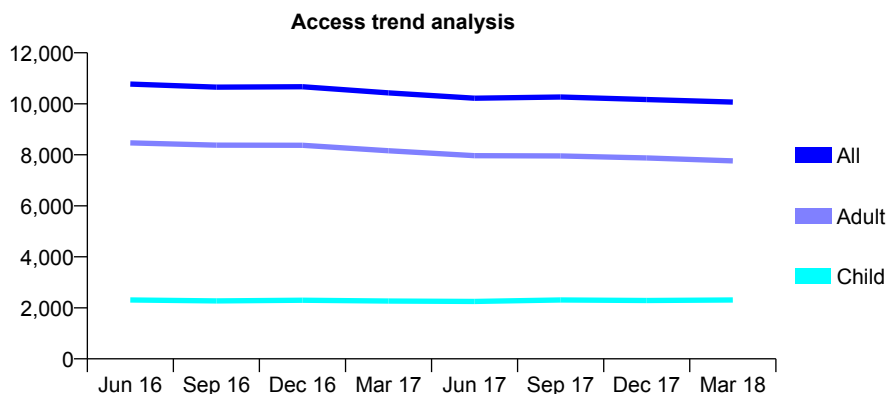
Q68 - Vital Signs At a Glance Contract Report for 186643/0002 - March 2018

Name or company name	Moat Road Dental Care
Contract type name	GDS Contract
Purpose of contract	General
Contract start date	01/09/2008
Contract end date	

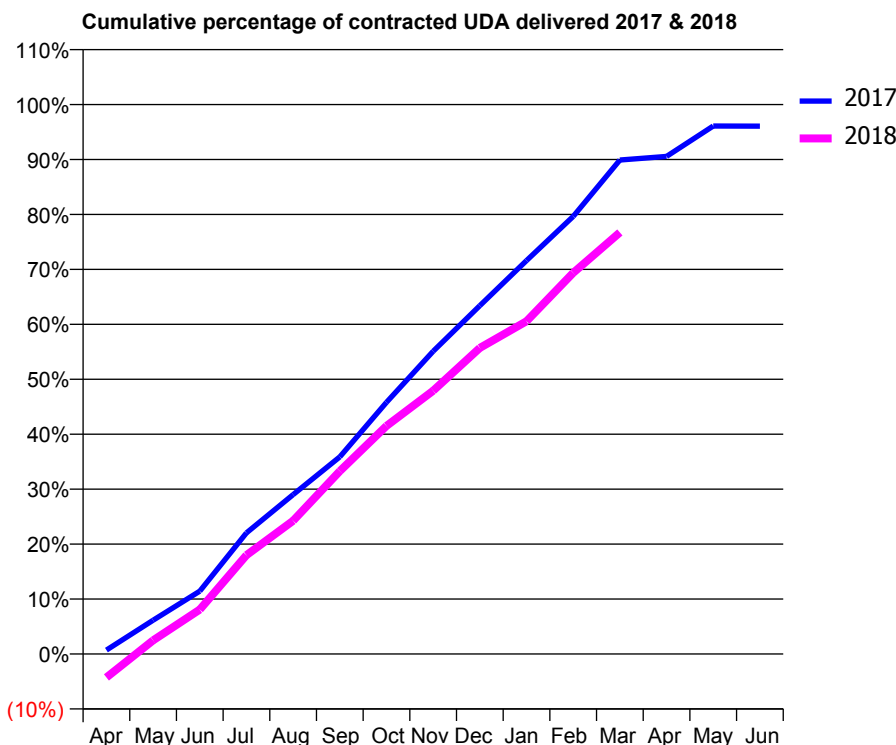
17/18 Contracted general activity (UDA)	34,171
Carry forward general activity (UDA)	1,462
17/18 Contracted orthodontic activity (UOA)	0
Carry forward orthodontic activity (UOA)	0
Baseline contract value	£829,545.01

ACCESS*

Patients seen in 24 months	Total	Change since previous quarter
Quarter ending March 2017	10,429	
Quarter ending June 2017	10,217	↓
Quarter ending September 2017	10,267	→
Quarter ending December 2017	10,165	→
Quarter ending March 2018	10,067	→
Variance since March 2017	(3.5%)	↓



ACTIVITY



Month	Adjusted Scheduled Activity (UDA)	
	2017	2018
April	269	-1,462
May	2,288	851
June	4,257	2,764
July	8,199	6,148
August	10,784	8,284
September	13,334	11,370
October	17,022	14,181
November	20,485	16,372
December	23,561	19,035
January	26,616	20,695
February	29,599	23,704
March	33,413	26,216
April	33,658	
May	35,714	
June	35,709	

QUALITY

	Quantity	Base Number	Contract	AT	Region	England
% of FP17s for the same patient ID Re-attending within 3 months - Children	210	3,034	6.9%	9.5%	11.5%	11.9%
% of FP17s for the same patient ID Re-attending within 3 months - Adults	1,346	9,399	14.3%	15.2%	15.9%	16.0%
% of FP17s for the same patient ID Re-attending between 3 & 9 months - Children	1,746	3,034	57.5%	59.5%	60.6%	58.3%
% of FP17s for the same patient ID Re-attending between 3 & 9 months - Adults	4,700	9,399	50.0%	50.8%	51.6%	50.3%
% of FP17s for Band 1 Urgent Courses	934	11,731	8.0%	9.6%	9.5%	9.1%
% of FP17s Relating to Free Repair or Replacements	127	11,731	1.1%	0.6%	0.7%	0.8%
% of FP17s Relating to Continuations	394	11,731	3.4%	0.9%	1.0%	1.0%
% of Patients satisfied with the dentistry they have received	10	14	71.4%	91.1%	92.0%	91.5%
% of Patients satisfied with the time they had to wait for an appointment	9	14	64.3%	88.6%	88.1%	87.9%

* This is based on patients treated on this contract for their most recent course of treatment. Figures in italics indicate the base number of FP17s or Patient Questionnaire responses are less than 100. N/A is shown where the base number of responses is less than 10 during the period. % is calculated as Quantity/Base number*100

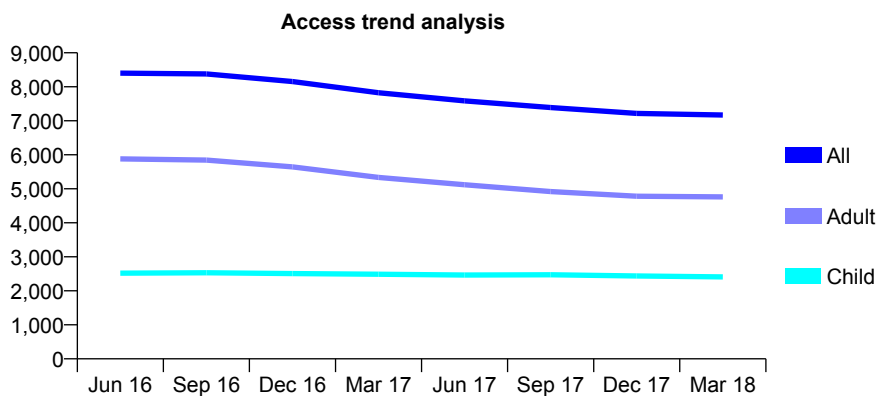
Q68 - Vital Signs At a Glance Contract Report for 188255/0001 - March 2018

Name or company name	Mr A Vaidya and Mrs S Vaidya
Contract type name	GDS Contract
Purpose of contract	General
Contract start date	15/12/2008
Contract end date	

17/18 Contracted general activity (UDA)	14,000
Carry forward general activity (UDA)	-5
17/18 Contracted orthodontic activity (UOA)	0
Carry forward orthodontic activity (UOA)	0
Baseline contract value	£377,876.20

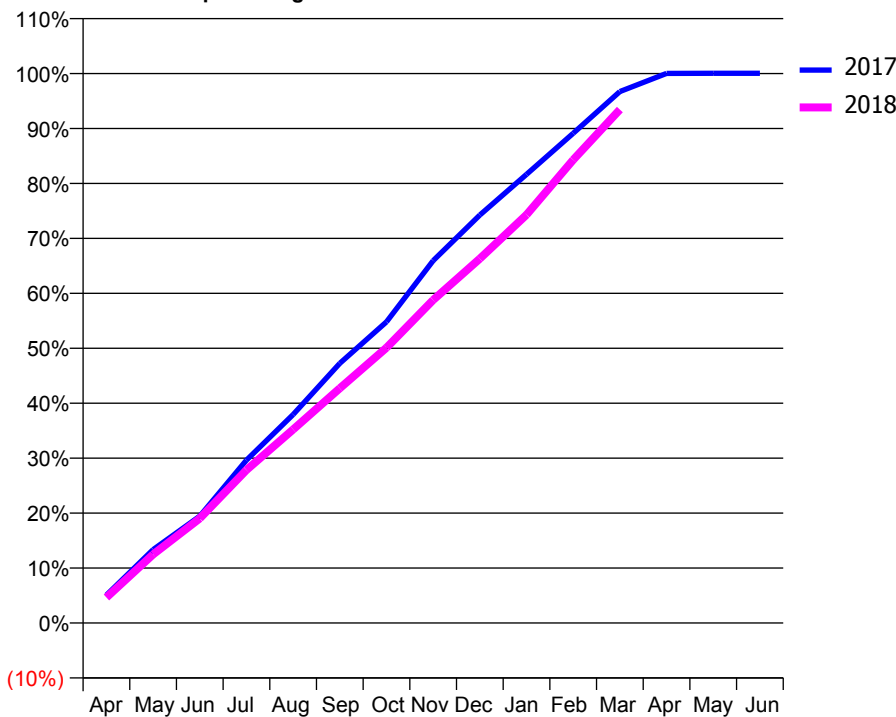
ACCESS*

Patients seen in 24 months	Total	Change since previous quarter
Quarter ending March 2017	7,824	
Quarter ending June 2017	7,585	↓
Quarter ending September 2017	7,391	↓
Quarter ending December 2017	7,218	↓
Quarter ending March 2018	7,171	→
Variance since March 2017	(8.3%)	↓



ACTIVITY

Cumulative percentage of contracted UDA delivered 2017 & 2018



Month	Adjusted Scheduled Activity (UDA)	
	2017	2018
April	711	652
May	1,869	1,748
June	2,723	2,665
July	4,150	3,897
August	5,312	4,931
September	6,616	5,981
October	7,674	7,015
November	9,232	8,229
December	10,393	9,283
January	11,429	10,400
February	12,476	11,802
March	13,541	13,081
April	14,001	
May	14,004	
June	14,004	

QUALITY

	Quantity	Base Number	Contract	AT	Region	England
% of FP17s for the same patient ID Re-attending within 3 months - Children	216	3,310	6.5%	9.5%	11.5%	11.9%
% of FP17s for the same patient ID Re-attending within 3 months - Adults	757	5,689	13.3%	15.2%	15.9%	16.0%
% of FP17s for the same patient ID Re-attending between 3 & 9 months - Children	2,002	3,310	60.5%	59.5%	60.6%	58.3%
% of FP17s for the same patient ID Re-attending between 3 & 9 months - Adults	2,701	5,689	47.5%	50.8%	51.6%	50.3%
% of FP17s for Band 1 Urgent Courses	869	8,100	10.7%	9.6%	9.5%	9.1%
% of FP17s Relating to Free Repair or Replacements	43	8,100	0.5%	0.6%	0.7%	0.8%
% of FP17s Relating to Continuations	67	8,100	0.8%	0.9%	1.0%	1.0%
% of Patients satisfied with the dentistry they have received	0	1	N/A	91.1%	92.0%	91.5%
% of Patients satisfied with the time they had to wait for an appointment	1	1	N/A	88.6%	88.1%	87.9%

* This is based on patients treated on this contract for their most recent course of treatment. Figures in italics indicate the base number of FP17s or Patient Questionnaire responses are less than 100. N/A is shown where the base number of responses is less than 10 during the period. % is calculated as Quantity/Base number*100

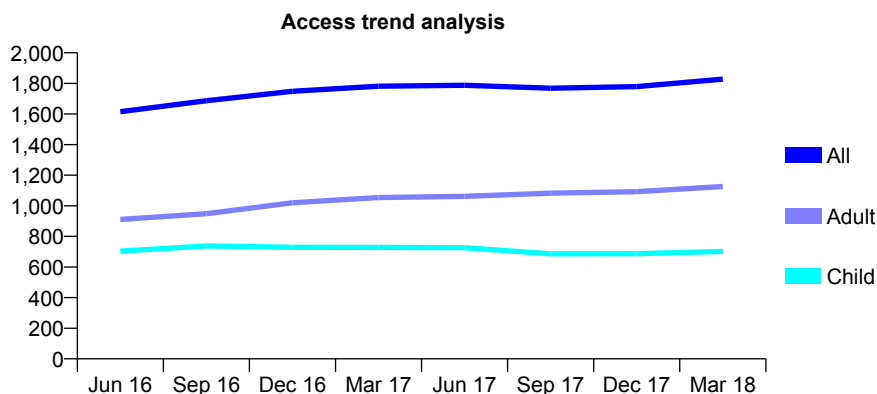
Q68 - Vital Signs At a Glance Contract Report for 188751/0002 - March 2018

Name or company name	Mr P Boamah & Mr C Amin.
Contract type name	GDS Contract
Purpose of contract	General
Contract start date	01/04/2011
Contract end date	

17/18 Contracted general activity (UDA)	4,000
Carry forward general activity (UDA)	-80
17/18 Contracted orthodontic activity (UOA)	0
Carry forward orthodontic activity (UOA)	0
Baseline contract value	£99,978.84

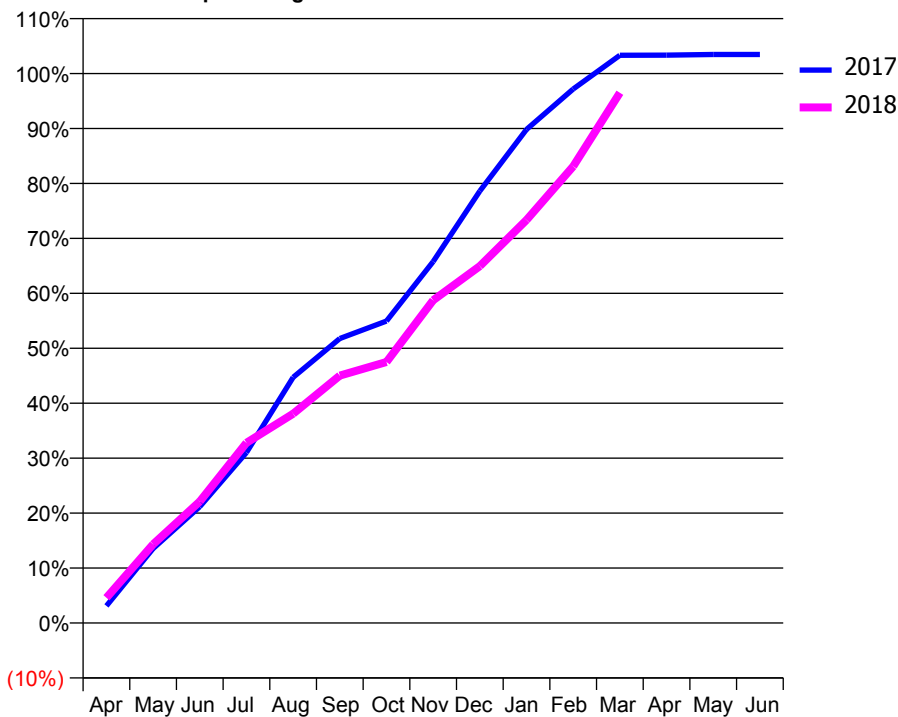
ACCESS*

Patients seen in 24 months	Total	Change since previous quarter
Quarter ending March 2017	1,782	
Quarter ending June 2017	1,788	→
Quarter ending September 2017	1,769	↓
Quarter ending December 2017	1,779	→
Quarter ending March 2018	1,828	↑
Variance since March 2017	2.6%	↑



ACTIVITY

Cumulative percentage of contracted UDA delivered 2017 & 2018



Month	Adjusted Scheduled Activity (UDA)	
	2017	2018
April	125	184
May	542	573
June	847	885
July	1,241	1,312
August	1,788	1,523
September	2,071	1,801
October	2,198	1,900
November	2,631	2,350
December	3,144	2,598
January	3,593	2,934
February	3,887	3,324
March	4,133	3,860
April	4,134	
May	4,139	
June	4,139	

QUALITY

	Quantity	Base Number	Contract	AT	Region	England
% of FP17s for the same patient ID Re-attending within 3 months - Children	36	960	3.8%	9.5%	11.5%	11.9%
% of FP17s for the same patient ID Re-attending within 3 months - Adults	132	1,263	10.5%	15.2%	15.9%	16.0%
% of FP17s for the same patient ID Re-attending between 3 & 9 months - Children	526	960	54.8%	59.5%	60.6%	58.3%
% of FP17s for the same patient ID Re-attending between 3 & 9 months - Adults	527	1,263	41.7%	50.8%	51.6%	50.3%
% of FP17s for Band 1 Urgent Courses	107	2,203	4.9%	9.6%	9.5%	9.1%
% of FP17s Relating to Free Repair or Replacements	15	2,203	0.7%	0.6%	0.7%	0.8%
% of FP17s Relating to Continuations	26	2,203	1.2%	0.9%	1.0%	1.0%
% of Patients satisfied with the dentistry they have received	0	0	N/A	91.1%	92.0%	91.5%
% of Patients satisfied with the time they had to wait for an appointment	0	0	N/A	88.6%	88.1%	87.9%

* This is based on patients treated on this contract for their most recent course of treatment. Figures in italics indicate the base number of FP17s or Patient Questionnaire responses are less than 100. N/A is shown where the base number of responses is less than 10 during the period. % is calculated as Quantity/Base number*100

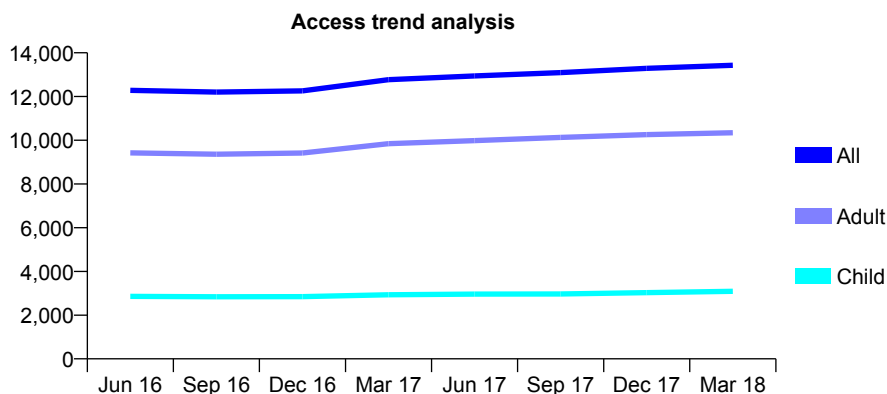
Q68 - Vital Signs At a Glance Contract Report for 189111/0001 - March 2018

Name or company name	Seaside Dental Practice Limited
Contract type name	GDS Contract
Purpose of contract	General
Contract start date	01/10/2010
Contract end date	

17/18 Contracted general activity (UDA)	37,000
Carry forward general activity (UDA)	0
17/18 Contracted orthodontic activity (UOA)	0
Carry forward orthodontic activity (UOA)	0
Baseline contract value	£915,949.79

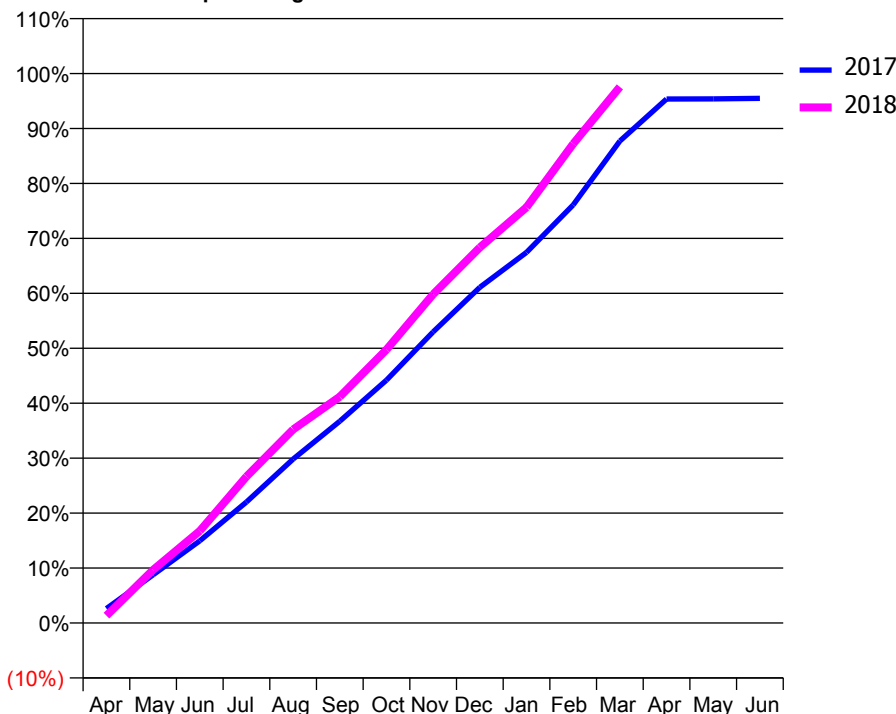
ACCESS*

Patients seen in 24 months	Total	Change since previous quarter
Quarter ending March 2017	12,773	
Quarter ending June 2017	12,942	→
Quarter ending September 2017	13,094	→
Quarter ending December 2017	13,287	→
Quarter ending March 2018	13,430	→
Variance since March 2017	5.1%	↑



ACTIVITY

Cumulative percentage of contracted UDA delivered 2017 & 2018



Month	Adjusted Scheduled Activity (UDA)	
	2017	2018
April	972	496
May	3,246	3,582
June	5,531	6,204
July	8,145	9,862
August	11,038	13,037
September	13,585	15,240
October	16,358	18,408
November	19,607	22,134
December	22,601	25,287
January	24,957	27,988
February	28,152	32,265
March	32,452	36,098
April	35,284	
May	35,294	
June	35,329	

QUALITY

	Quantity	Base Number	Contract	AT	Region	England
% of FP17s for the same patient ID Re-attending within 3 months - Children	256	4,582	5.6%	9.5%	11.5%	11.9%
% of FP17s for the same patient ID Re-attending within 3 months - Adults	1,794	14,371	12.5%	15.2%	15.9%	16.0%
% of FP17s for the same patient ID Re-attending between 3 & 9 months - Children	2,652	4,582	57.9%	59.5%	60.6%	58.3%
% of FP17s for the same patient ID Re-attending between 3 & 9 months - Adults	6,088	14,371	42.4%	50.8%	51.6%	50.3%
% of FP17s for Band 1 Urgent Courses	1,483	17,856	8.3%	9.6%	9.5%	9.1%
% of FP17s Relating to Free Repair or Replacements	41	17,856	0.2%	0.6%	0.7%	0.8%
% of FP17s Relating to Continuations	303	17,856	1.7%	0.9%	1.0%	1.0%
% of Patients satisfied with the dentistry they have received	16	17	94.1%	91.1%	92.0%	91.5%
% of Patients satisfied with the time they had to wait for an appointment	15	17	88.2%	88.6%	88.1%	87.9%

* This is based on patients treated on this contract for their most recent course of treatment. Figures in italics indicate the base number of FP17s or Patient Questionnaire responses are less than 100. N/A is shown where the base number of responses is less than 10 during the period. % is calculated as Quantity/Base number*100

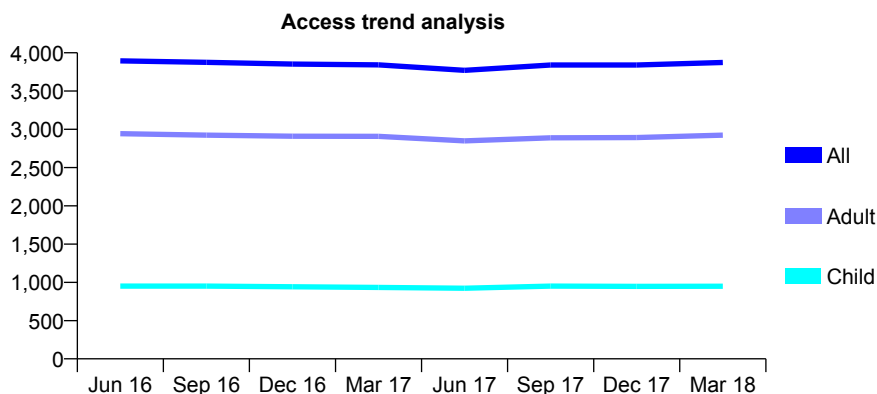
Q68 - Vital Signs At a Glance Contract Report for 189650/0001 - March 2018

Name or company name	Mr A Gill and Ms K Kaur
Contract type name	GDS Contract
Purpose of contract	General
Contract start date	01/04/2009
Contract end date	

17/18 Contracted general activity (UDA)	11,018
Carry forward general activity (UDA)	-93
17/18 Contracted orthodontic activity (UOA)	0
Carry forward orthodontic activity (UOA)	0
Baseline contract value	£296,708.76

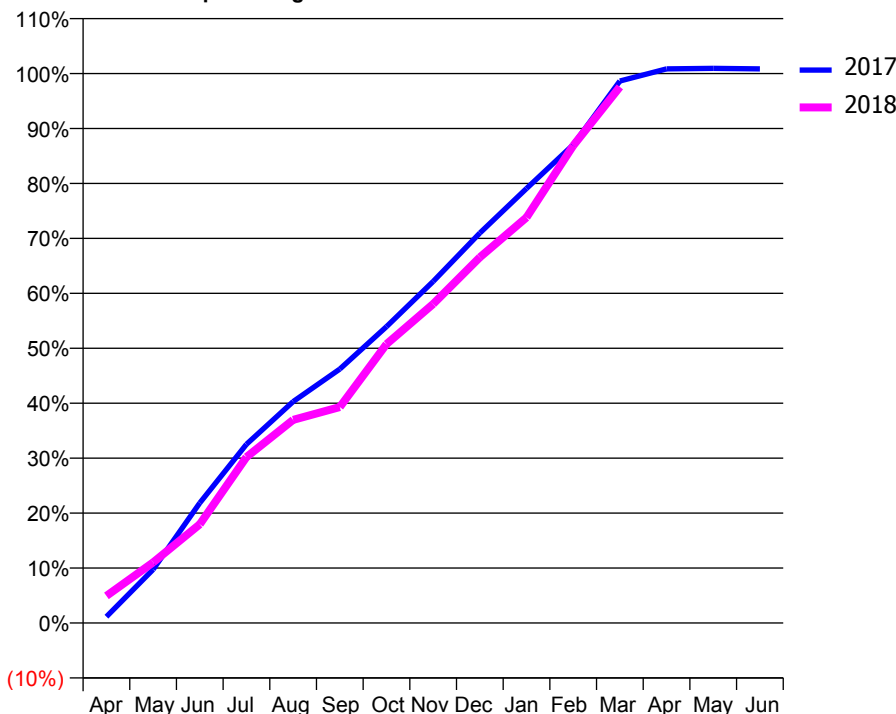
ACCESS*

Patients seen in 24 months	Total	Change since previous quarter
Quarter ending March 2017	3,842	
Quarter ending June 2017	3,771	↓
Quarter ending September 2017	3,840	→
Quarter ending December 2017	3,840	→
Quarter ending March 2018	3,873	→
Variance since March 2017	0.8%	→



ACTIVITY

Cumulative percentage of contracted UDA delivered 2017 & 2018



Month	Adjusted Scheduled Activity (UDA)	
	2017	2018
April	128	543
May	1,074	1,216
June	2,407	1,979
July	3,583	3,328
August	4,440	4,073
September	5,092	4,330
October	5,942	5,592
November	6,849	6,396
December	7,818	7,332
January	8,713	8,132
February	9,589	9,571
March	10,869	10,750
April	11,111	
May	11,121	
June	11,111	

QUALITY

	Quantity	Base Number	Contract	AT	Region	England
% of FP17s for the same patient ID Re-attending within 3 months - Children	99	1,474	6.7%	9.5%	11.5%	11.9%
% of FP17s for the same patient ID Re-attending within 3 months - Adults	566	3,678	15.4%	15.2%	15.9%	16.0%
% of FP17s for the same patient ID Re-attending between 3 & 9 months - Children	934	1,474	63.4%	59.5%	60.6%	58.3%
% of FP17s for the same patient ID Re-attending between 3 & 9 months - Adults	1,931	3,678	52.5%	50.8%	51.6%	50.3%
% of FP17s for Band 1 Urgent Courses	453	5,048	9.0%	9.6%	9.5%	9.1%
% of FP17s Relating to Free Repair or Replacements	68	5,048	1.3%	0.6%	0.7%	0.8%
% of FP17s Relating to Continuations	23	5,048	0.5%	0.9%	1.0%	1.0%
% of Patients satisfied with the dentistry they have received	6	9	N/A	91.1%	92.0%	91.5%
% of Patients satisfied with the time they had to wait for an appointment	7	9	N/A	88.6%	88.1%	87.9%

* This is based on patients treated on this contract for their most recent course of treatment. Figures in italics indicate the base number of FP17s or Patient Questionnaire responses are less than 100. N/A is shown where the base number of responses is less than 10 during the period. % is calculated as Quantity/Base number*100

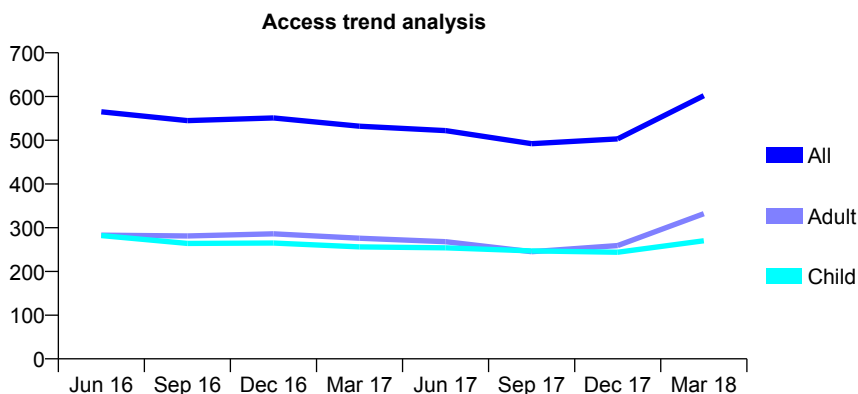
Q68 - Vital Signs At a Glance Contract Report for 190195/0021 - March 2018

Name or company name	Xeon Smiles UK Ltd
Contract type name	GDS Contract
Purpose of contract	General
Contract start date	01/01/2013
Contract end date	

17/18 Contracted general activity (UDA)	1,134
Carry forward general activity (UDA)	0
17/18 Contracted orthodontic activity (UOA)	0
Carry forward orthodontic activity (UOA)	0
Baseline contract value	£26,069.54

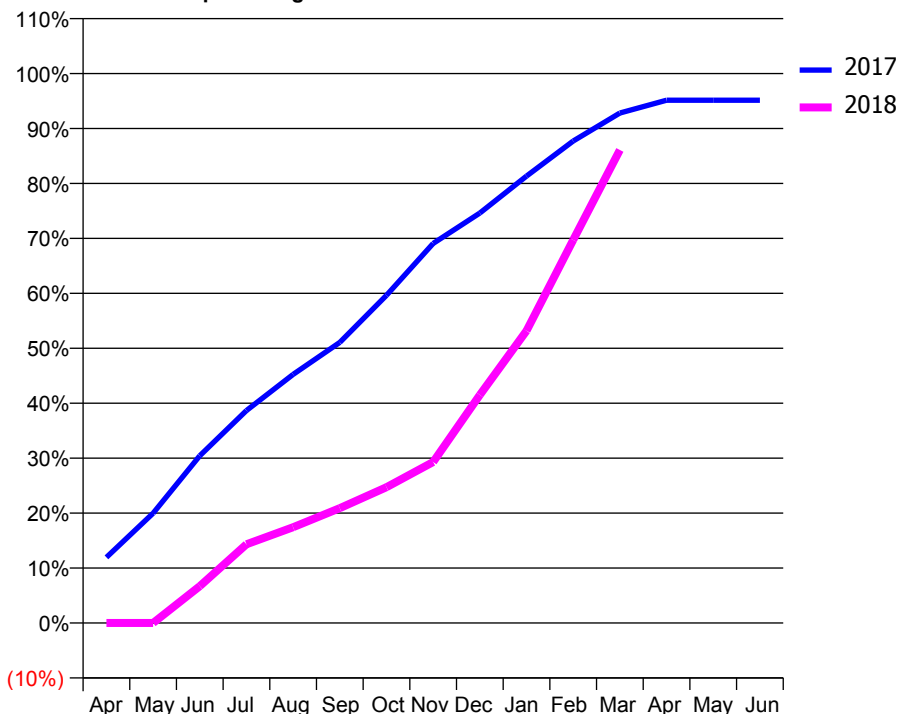
ACCESS*

Patients seen in 24 months	Total	Change since previous quarter
Quarter ending March 2017	532	
Quarter ending June 2017	522	↓
Quarter ending September 2017	492	↓
Quarter ending December 2017	503	↑
Quarter ending March 2018	602	↑
Variance since March 2017	13.2%	↑



ACTIVITY

Cumulative percentage of contracted UDA delivered 2017 & 2018



Month	Adjusted Scheduled Activity (UDA)	
	2017	2018
April	135	0
May	227	0
June	345	76
July	439	163
August	513	198
September	579	237
October	676	280
November	783	332
December	846	471
January	922	603
February	995	790
March	1,052	976
April	1,079	
May	1,079	
June	1,079	

QUALITY

	Quantity	Base Number	Contract	AT	Region	England
% of FP17s for the same patient ID Re-attending within 3 months - Children	18	388	4.6%	9.5%	11.5%	11.9%
% of FP17s for the same patient ID Re-attending within 3 months - Adults	38	358	10.6%	15.2%	15.9%	16.0%
% of FP17s for the same patient ID Re-attending between 3 & 9 months - Children	180	388	46.4%	59.5%	60.6%	58.3%
% of FP17s for the same patient ID Re-attending between 3 & 9 months - Adults	129	358	36.0%	50.8%	51.6%	50.3%
% of FP17s for Band 1 Urgent Courses	50	725	6.9%	9.6%	9.5%	9.1%
% of FP17s Relating to Free Repair or Replacements	0	725	0.0%	0.6%	0.7%	0.8%
% of FP17s Relating to Continuations	0	725	0.0%	0.9%	1.0%	1.0%
% of Patients satisfied with the dentistry they have received	0	0	N/A	91.1%	92.0%	91.5%
% of Patients satisfied with the time they had to wait for an appointment	0	0	N/A	88.6%	88.1%	87.9%

* This is based on patients treated on this contract for their most recent course of treatment. Figures in italics indicate the base number of FP17s or Patient Questionnaire responses are less than 100. N/A is shown where the base number of responses is less than 10 during the period. % is calculated as Quantity/Base number*100

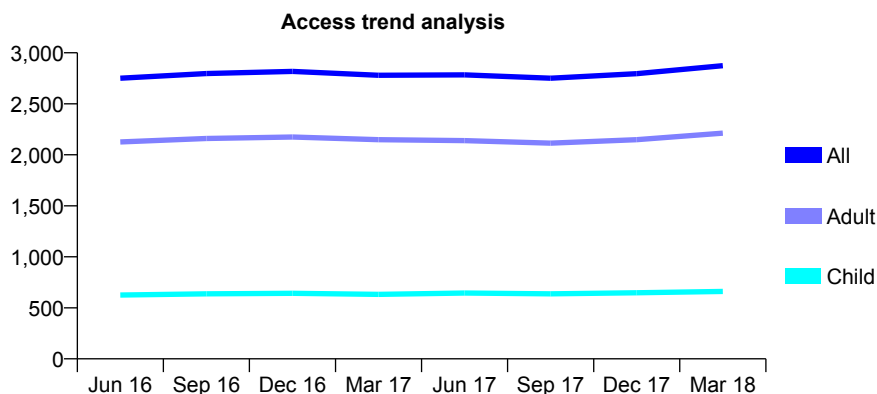
Q68 - Vital Signs At a Glance Contract Report for 190829/0001 - March 2018

Name or company name	The Sea Road Dental Practice Partnership
Contract type name	GDS Contract
Purpose of contract	General
Contract start date	20/01/2014
Contract end date	

17/18 Contracted general activity (UDA)	6,800
Carry forward general activity (UDA)	13
17/18 Contracted orthodontic activity (UOA)	0
Carry forward orthodontic activity (UOA)	0
Baseline contract value	£179,949.43

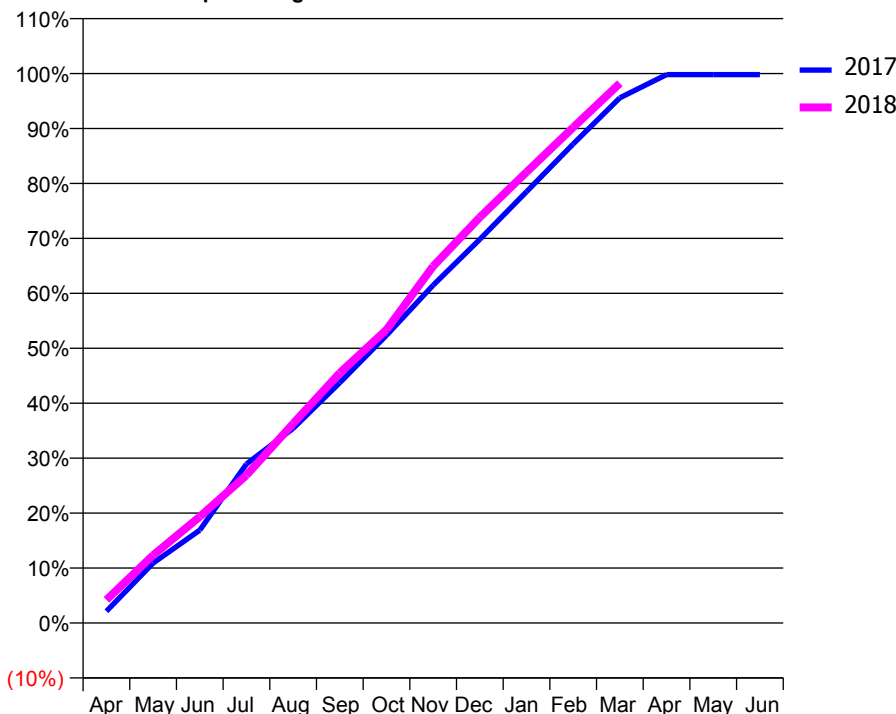
ACCESS*

Patients seen in 24 months	Total	Change since previous quarter
Quarter ending March 2017	2,780	
Quarter ending June 2017	2,784	→
Quarter ending September 2017	2,751	↓
Quarter ending December 2017	2,796	→
Quarter ending March 2018	2,874	↑
Variance since March 2017	3.4%	↑



ACTIVITY

Cumulative percentage of contracted UDA delivered 2017 & 2018



Month	Adjusted Scheduled Activity (UDA)	
	2017	2018
April	146	286
May	742	840
June	1,149	1,316
July	1,968	1,830
August	2,408	2,468
September	2,975	3,096
October	3,560	3,630
November	4,181	4,415
December	4,748	5,020
January	5,337	5,580
February	5,928	6,133
March	6,499	6,679
April	6,787	
May	6,787	
June	6,787	

QUALITY

	Quantity	Base Number	Contract	AT	Region	England
% of FP17s for the same patient ID Re-attending within 3 months - Children	34	1,021	3.3%	9.5%	11.5%	11.9%
% of FP17s for the same patient ID Re-attending within 3 months - Adults	279	2,939	9.5%	15.2%	15.9%	16.0%
% of FP17s for the same patient ID Re-attending between 3 & 9 months - Children	712	1,021	69.7%	59.5%	60.6%	58.3%
% of FP17s for the same patient ID Re-attending between 3 & 9 months - Adults	1,614	2,939	54.9%	50.8%	51.6%	50.3%
% of FP17s for Band 1 Urgent Courses	154	3,798	4.1%	9.6%	9.5%	9.1%
% of FP17s Relating to Free Repair or Replacements	10	3,798	0.3%	0.6%	0.7%	0.8%
% of FP17s Relating to Continuations	29	3,798	0.8%	0.9%	1.0%	1.0%
% of Patients satisfied with the dentistry they have received	6	6	N/A	91.1%	92.0%	91.5%
% of Patients satisfied with the time they had to wait for an appointment	6	6	N/A	88.6%	88.1%	87.9%

* This is based on patients treated on this contract for their most recent course of treatment. Figures in italics indicate the base number of FP17s or Patient Questionnaire responses are less than 100. N/A is shown where the base number of responses is less than 10 during the period. % is calculated as Quantity/Base number*100

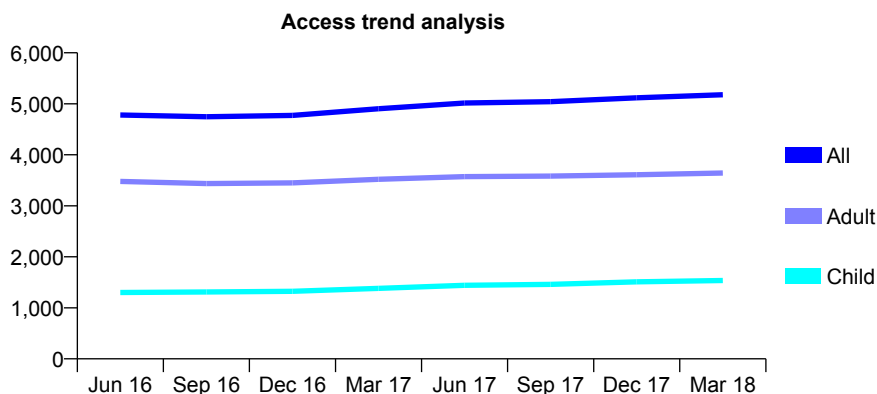
Q68 - Vital Signs At a Glance Contract Report for 191043/0001 - March 2018

Name or company name	Pembroke Practice Limited
Contract type name	GDS Contract
Purpose of contract	General
Contract start date	01/03/2011
Contract end date	

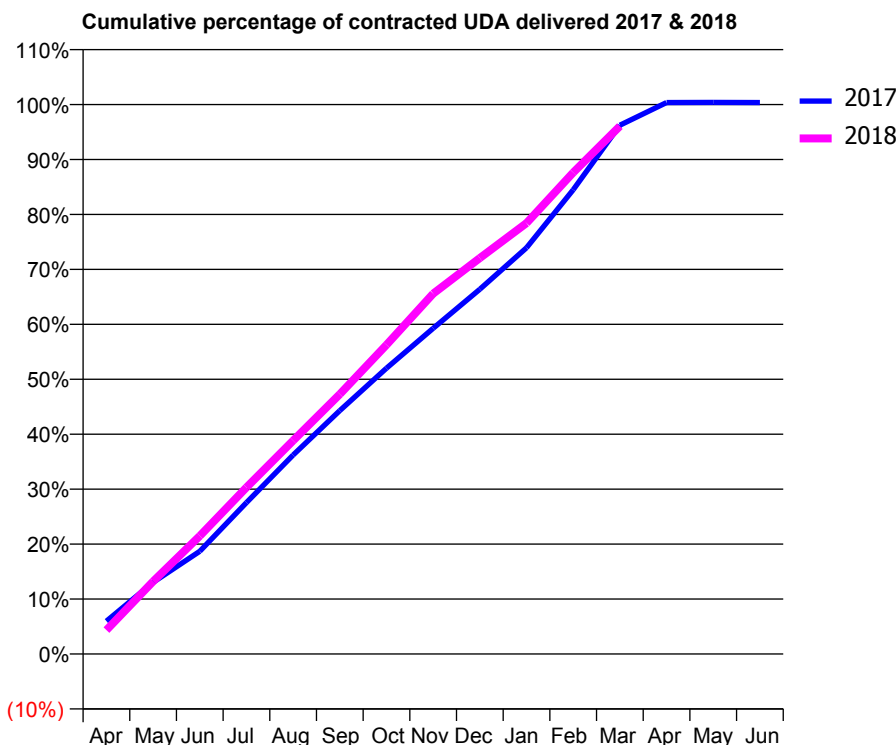
17/18 Contracted general activity (UDA)	12,464
Carry forward general activity (UDA)	-43
17/18 Contracted orthodontic activity (UOA)	0
Carry forward orthodontic activity (UOA)	0
Baseline contract value	£322,512.41

ACCESS*

Patients seen in 24 months	Total	Change since previous quarter
Quarter ending March 2017	4,903	
Quarter ending June 2017	5,015	↑
Quarter ending September 2017	5,043	→
Quarter ending December 2017	5,117	→
Quarter ending March 2018	5,177	→
Variance since March 2017	5.6%	↑



ACTIVITY



Month	Adjusted Scheduled Activity (UDA)	
	2017	2018
April	745	544
May	1,627	1,647
June	2,330	2,678
July	3,435	3,778
August	4,513	4,841
September	5,523	5,892
October	6,484	7,014
November	7,387	8,173
December	8,274	8,981
January	9,215	9,773
February	10,529	10,921
March	11,995	11,974
April	12,507	
May	12,511	
June	12,507	

QUALITY

	Quantity	Base Number	Contract	AT	Region	England
% of FP17s for the same patient ID Re-attending within 3 months - Children	112	2,002	5.6%	9.5%	11.5%	11.9%
% of FP17s for the same patient ID Re-attending within 3 months - Adults	585	4,445	13.2%	15.2%	15.9%	16.0%
% of FP17s for the same patient ID Re-attending between 3 & 9 months - Children	1,062	2,002	53.0%	59.5%	60.6%	58.3%
% of FP17s for the same patient ID Re-attending between 3 & 9 months - Adults	2,166	4,445	48.7%	50.8%	51.6%	50.3%
% of FP17s for Band 1 Urgent Courses	683	6,231	11.0%	9.6%	9.5%	9.1%
% of FP17s Relating to Free Repair or Replacements	63	6,231	1.0%	0.6%	0.7%	0.8%
% of FP17s Relating to Continuations	3	6,231	0.0%	0.9%	1.0%	1.0%
% of Patients satisfied with the dentistry they have received	9	9	N/A	91.1%	92.0%	91.5%
% of Patients satisfied with the time they had to wait for an appointment	8	9	N/A	88.6%	88.1%	87.9%

* This is based on patients treated on this contract for their most recent course of treatment. Figures in italics indicate the base number of FP17s or Patient Questionnaire responses are less than 100. N/A is shown where the base number of responses is less than 10 during the period. % is calculated as Quantity/Base number*100

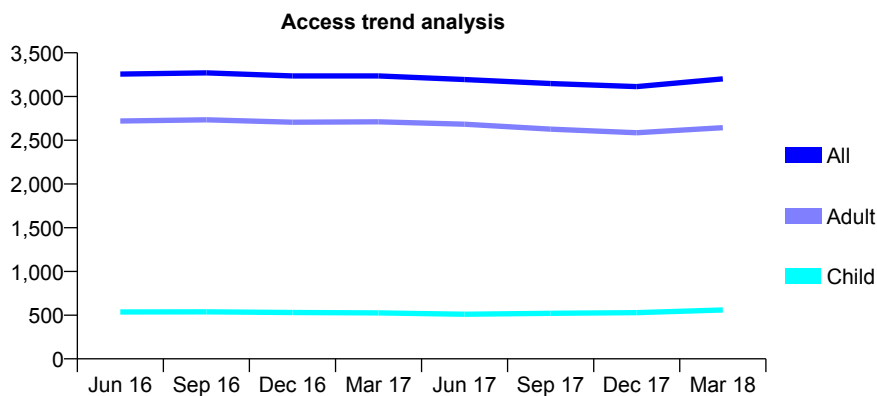
Q68 - Vital Signs At a Glance Contract Report for 191264/0002 - March 2018

Name or company name	Steyndent Ltd
Contract type name	GDS Contract
Purpose of contract	General
Contract start date	01/11/2008
Contract end date	

17/18 Contracted general activity (UDA)	9,096
Carry forward general activity (UDA)	0
17/18 Contracted orthodontic activity (UOA)	0
Carry forward orthodontic activity (UOA)	0
Baseline contract value	£247,129.99

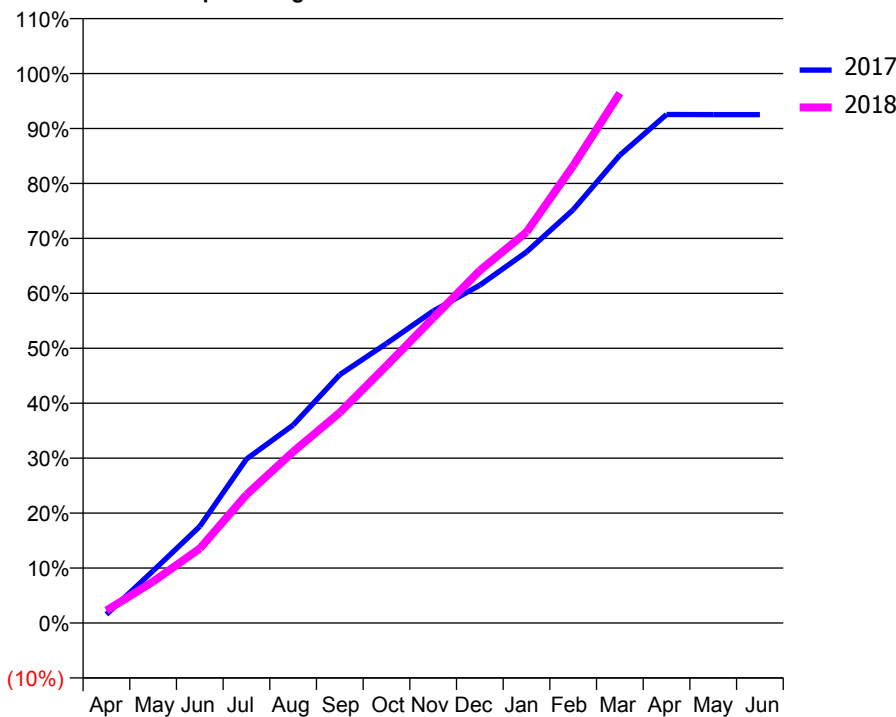
ACCESS*

Patients seen in 24 months	Total	Change since previous quarter
Quarter ending March 2017	3,236	
Quarter ending June 2017	3,194	↓
Quarter ending September 2017	3,148	↓
Quarter ending December 2017	3,114	↓
Quarter ending March 2018	3,202	↑
Variance since March 2017	(1.1%)	↓



ACTIVITY

Cumulative percentage of contracted UDA delivered 2017 & 2018



Month	Adjusted Scheduled Activity (UDA)	
	2017	2018
April	159	206
May	969	685
June	1,792	1,232
July	3,042	2,125
August	3,674	2,836
September	4,608	3,484
October	5,188	4,258
November	5,789	5,050
December	6,268	5,834
January	6,885	6,471
February	7,669	7,571
March	8,682	8,770
April	9,434	
May	9,433	
June	9,433	

QUALITY

	Quantity	Base Number	Contract	AT	Region	England
% of FP17s for the same patient ID Re-attending within 3 months - Children	50	847	5.9%	9.5%	11.5%	11.9%
% of FP17s for the same patient ID Re-attending within 3 months - Adults	517	3,712	13.9%	15.2%	15.9%	16.0%
% of FP17s for the same patient ID Re-attending between 3 & 9 months - Children	516	847	60.9%	59.5%	60.6%	58.3%
% of FP17s for the same patient ID Re-attending between 3 & 9 months - Adults	1,968	3,712	53.0%	50.8%	51.6%	50.3%
% of FP17s for Band 1 Urgent Courses	348	4,315	8.1%	9.6%	9.5%	9.1%
% of FP17s Relating to Free Repair or Replacements	119	4,315	2.8%	0.6%	0.7%	0.8%
% of FP17s Relating to Continuations	46	4,315	1.1%	0.9%	1.0%	1.0%
% of Patients satisfied with the dentistry they have received	3	3	N/A	91.1%	92.0%	91.5%
% of Patients satisfied with the time they had to wait for an appointment	3	3	N/A	88.6%	88.1%	87.9%

* This is based on patients treated on this contract for their most recent course of treatment. Figures in italics indicate the base number of FP17s or Patient Questionnaire responses are less than 100. N/A is shown where the base number of responses is less than 10 during the period. % is calculated as Quantity/Base number*100

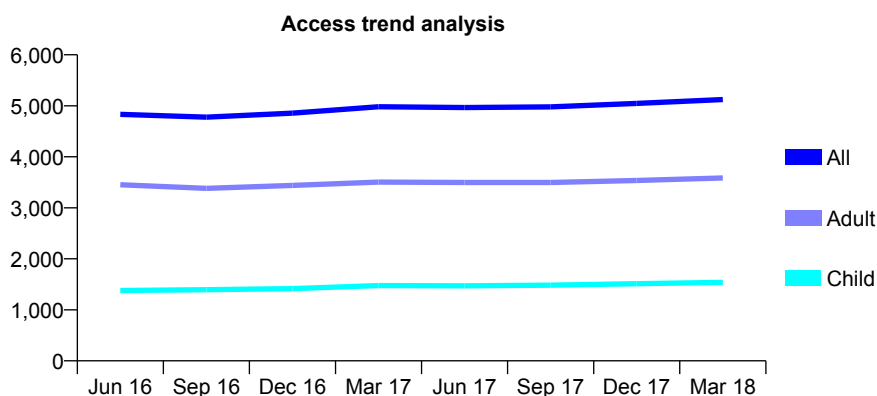
Q68 - Vital Signs At a Glance Contract Report for 192228/0001 - March 2018

Name or company name	Mr A Memaripour and Mr N Zadeh Davani
Contract type name	GDS Contract
Purpose of contract	General
Contract start date	01/04/2010
Contract end date	

17/18 Contracted general activity (UDA)	17,266
Carry forward general activity (UDA)	60
17/18 Contracted orthodontic activity (UOA)	0
Carry forward orthodontic activity (UOA)	0
Baseline contract value	£459,037.13

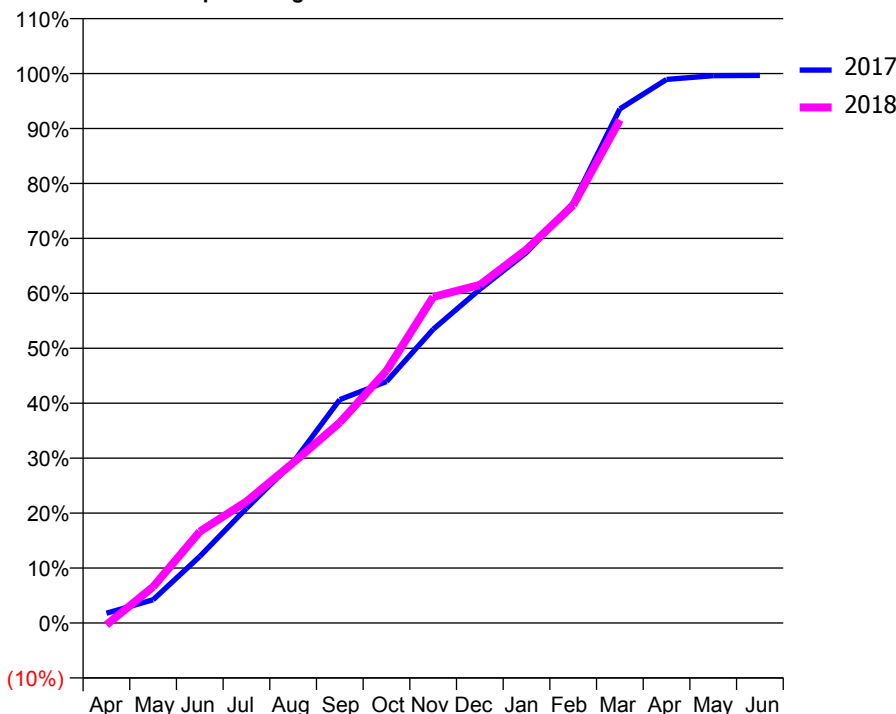
ACCESS*

Patients seen in 24 months	Total	Change since previous quarter
Quarter ending March 2017	4,981	
Quarter ending June 2017	4,967	→
Quarter ending September 2017	4,979	→
Quarter ending December 2017	5,048	→
Quarter ending March 2018	5,123	→
Variance since March 2017	2.9%	↑



ACTIVITY

Cumulative percentage of contracted UDA delivered 2017 & 2018



Adjusted Scheduled Activity (UDA)

Month	2017	2018
April	307	-60
May	733	1,138
June	2,091	2,873
July	3,607	3,818
August	5,051	5,035
September	7,019	6,300
October	7,585	7,926
November	9,230	10,248
December	10,485	10,624
January	11,641	11,737
February	13,201	13,129
March	16,153	15,807
April	17,078	
May	17,199	
June	17,206	

QUALITY

	Quantity	Base Number	Contract	AT	Region	England
% of FP17s for the same patient ID Re-attending within 3 months - Children	173	2,074	8.3%	9.5%	11.5%	11.9%
% of FP17s for the same patient ID Re-attending within 3 months - Adults	663	4,143	16.0%	15.2%	15.9%	16.0%
% of FP17s for the same patient ID Re-attending between 3 & 9 months - Children	1,045	2,074	50.4%	59.5%	60.6%	58.3%
% of FP17s for the same patient ID Re-attending between 3 & 9 months - Adults	1,796	4,143	43.4%	50.8%	51.6%	50.3%
% of FP17s for Band 1 Urgent Courses	592	5,916	10.0%	9.6%	9.5%	9.1%
% of FP17s Relating to Free Repair or Replacements	21	5,916	0.4%	0.6%	0.7%	0.8%
% of FP17s Relating to Continuations	19	5,916	0.3%	0.9%	1.0%	1.0%
% of Patients satisfied with the dentistry they have received	2	2	N/A	91.1%	92.0%	91.5%
% of Patients satisfied with the time they had to wait for an appointment	2	2	N/A	88.6%	88.1%	87.9%

* This is based on patients treated on this contract for their most recent course of treatment. Figures in italics indicate the base number of FP17s or Patient Questionnaire responses are less than 100. N/A is shown where the base number of responses is less than 10 during the period. % is calculated as Quantity/Base number*100

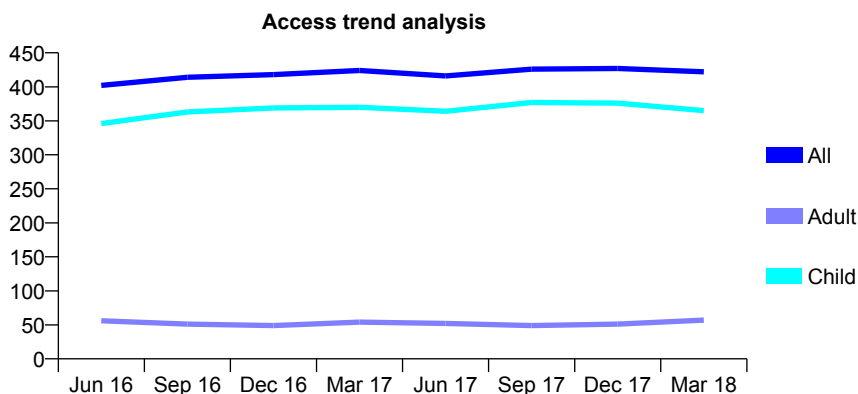
Q68 - Vital Signs At a Glance Contract Report for 192325/0001 - March 2018

Name or company name	CDP (UK) Ltd
Contract type name	GDS Contract
Purpose of contract	General
Contract start date	01/07/2011
Contract end date	

17/18 Contracted general activity (UDA)	779
Carry forward general activity (UDA)	-16
17/18 Contracted orthodontic activity (UOA)	0
Carry forward orthodontic activity (UOA)	0
Baseline contract value	£20,047.91

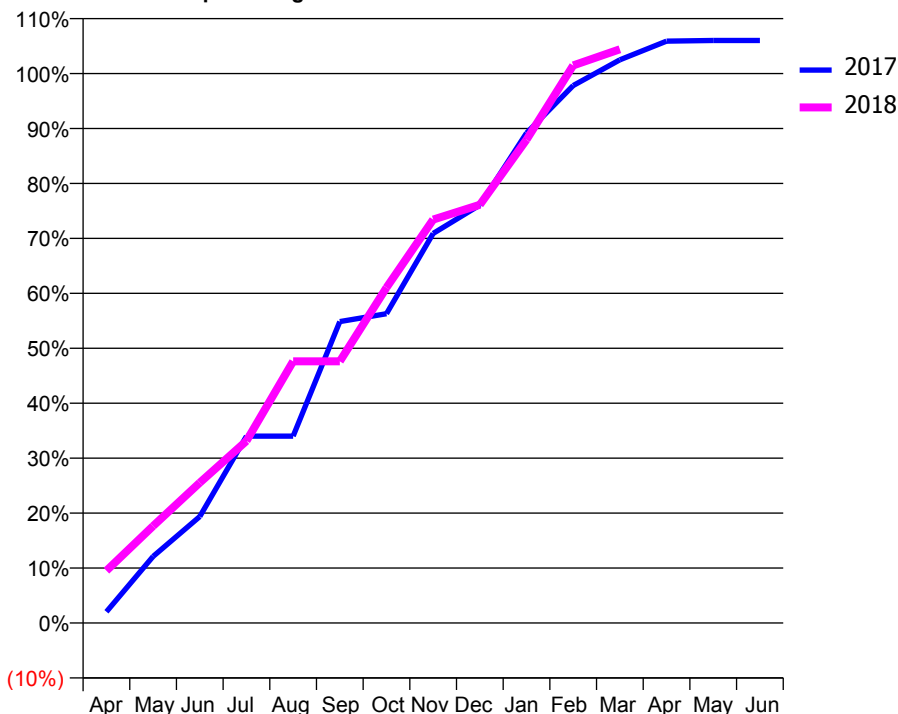
ACCESS*

Patients seen in 24 months	Total	Change since previous quarter
Quarter ending March 2017	424	
Quarter ending June 2017	416	↓
Quarter ending September 2017	426	↑
Quarter ending December 2017	427	→
Quarter ending March 2018	422	↓
Variance since March 2017	(0.5%)	→



ACTIVITY

Cumulative percentage of contracted UDA delivered 2017 & 2018



Month	Adjusted Scheduled Activity (UDA)	
	2017	2018
April	16	74
May	94	138
June	151	199
July	265	258
August	265	371
September	427	371
October	438	476
November	552	572
December	593	593
January	695	685
February	762	790
March	798	813
April	825	
May	826	
June	826	

QUALITY

	Quantity	Base Number	Contract	AT	Region	England
% of FP17s for the same patient ID Re-attending within 3 months - Children	42	551	7.6%	9.5%	11.5%	11.9%
% of FP17s for the same patient ID Re-attending within 3 months - Adults	1	19	5.3%	15.2%	15.9%	16.0%
% of FP17s for the same patient ID Re-attending between 3 & 9 months - Children	336	551	61.0%	59.5%	60.6%	58.3%
% of FP17s for the same patient ID Re-attending between 3 & 9 months - Adults	13	19	68.4%	50.8%	51.6%	50.3%
% of FP17s for Band 1 Urgent Courses	17	543	3.1%	9.6%	9.5%	9.1%
% of FP17s Relating to Free Repair or Replacements	0	543	0.0%	0.6%	0.7%	0.8%
% of FP17s Relating to Continuations	0	543	0.0%	0.9%	1.0%	1.0%
% of Patients satisfied with the dentistry they have received	5	5	N/A	91.1%	92.0%	91.5%
% of Patients satisfied with the time they had to wait for an appointment	5	5	N/A	88.6%	88.1%	87.9%

* This is based on patients treated on this contract for their most recent course of treatment. Figures in italics indicate the base number of FP17s or Patient Questionnaire responses are less than 100. N/A is shown where the base number of responses is less than 10 during the period. % is calculated as Quantity/Base number*100

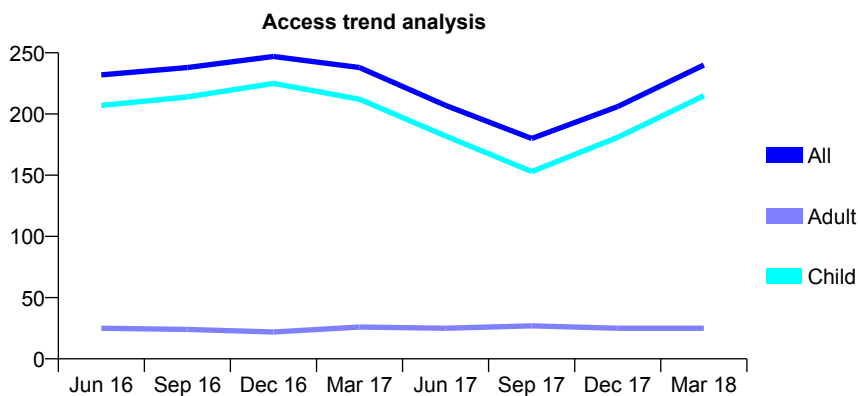
Q68 - Vital Signs At a Glance Contract Report for 192686/0001 - March 2018

Name or company name	Apex Dental Care Merrow Partnership
Contract type name	GDS Contract
Purpose of contract	General
Contract start date	01/04/2014
Contract end date	

17/18 Contracted general activity (UDA)	400
Carry forward general activity (UDA)	1
17/18 Contracted orthodontic activity (UOA)	0
Carry forward orthodontic activity (UOA)	0
Baseline contract value	£10,030.79

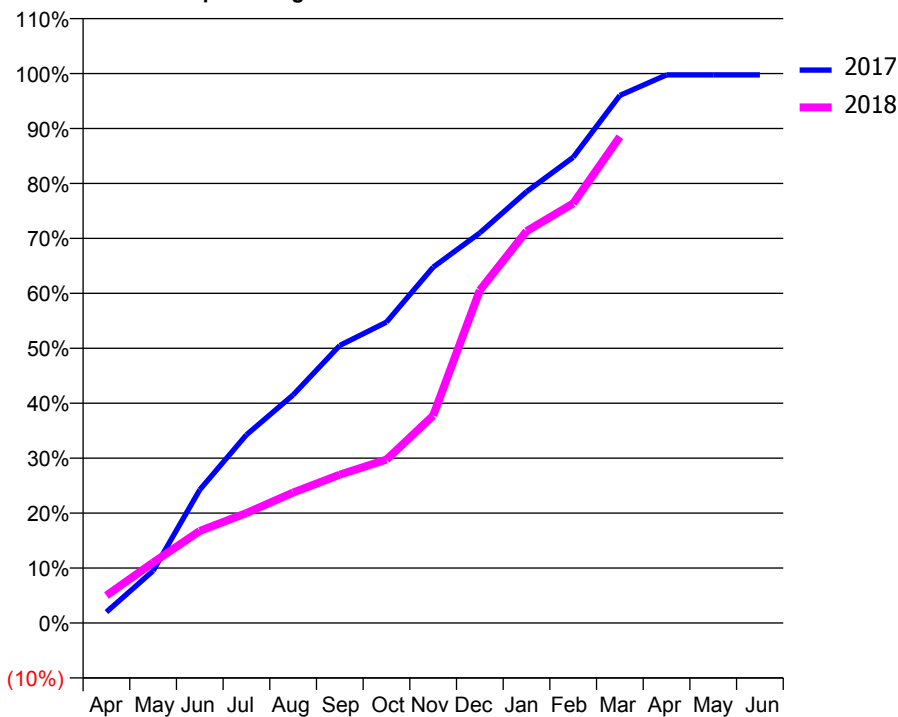
ACCESS*

Patients seen in 24 months	Total	Change since previous quarter
Quarter ending March 2017	238	
Quarter ending June 2017	207	↓
Quarter ending September 2017	180	↓
Quarter ending December 2017	206	↑
Quarter ending March 2018	240	↑
Variance since March 2017	0.8%	→



ACTIVITY

Cumulative percentage of contracted UDA delivered 2017 & 2018



Adjusted Scheduled Activity (UDA)

Month	2017	2018
April	8	20
May	38	44
June	97	67
July	137	80
August	166	95
September	202	108
October	219	119
November	259	151
December	284	242
January	314	285
February	339	305
March	384	354
April	399	
May	399	
June	399	

QUALITY

	Quantity	Base Number	Contract	AT	Region	England
% of FP17s for the same patient ID Re-attending within 3 months - Children	9	288	3.1%	9.5%	11.5%	11.9%
% of FP17s for the same patient ID Re-attending within 3 months - Adults	0	2	0.0%	15.2%	15.9%	16.0%
% of FP17s for the same patient ID Re-attending between 3 & 9 months - Children	147	288	51.0%	59.5%	60.6%	58.3%
% of FP17s for the same patient ID Re-attending between 3 & 9 months - Adults	1	2	50.0%	50.8%	51.6%	50.3%
% of FP17s for Band 1 Urgent Courses	5	277	1.8%	9.6%	9.5%	9.1%
% of FP17s Relating to Free Repair or Replacements	0	277	0.0%	0.6%	0.7%	0.8%
% of FP17s Relating to Continuations	1	277	0.4%	0.9%	1.0%	1.0%
% of Patients satisfied with the dentistry they have received	0	0	N/A	91.1%	92.0%	91.5%
% of Patients satisfied with the time they had to wait for an appointment	0	0	N/A	88.6%	88.1%	87.9%

* This is based on patients treated on this contract for their most recent course of treatment. Figures in italics indicate the base number of FP17s or Patient Questionnaire responses are less than 100. N/A is shown where the base number of responses is less than 10 during the period. % is calculated as Quantity/Base number*100

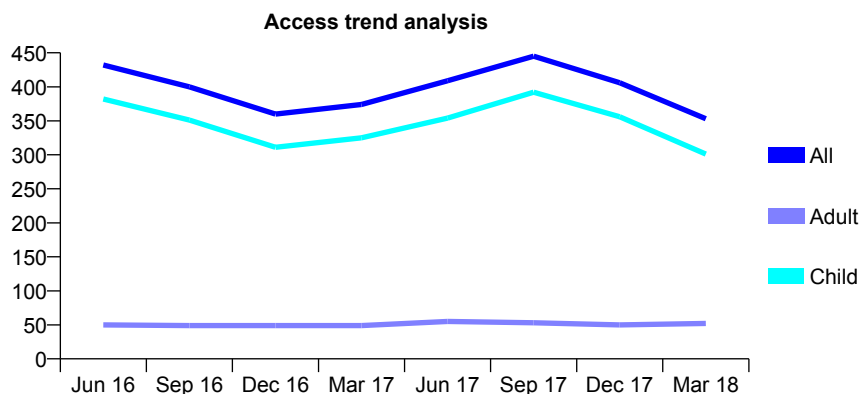
Q68 - Vital Signs At a Glance Contract Report for 192686/0002 - March 2018

Name or company name	Apex Dental Care Merrow Partnership
Contract type name	GDS Contract
Purpose of contract	General
Contract start date	01/04/2014
Contract end date	

17/18 Contracted general activity (UDA)	750
Carry forward general activity (UDA)	-12
17/18 Contracted orthodontic activity (UOA)	0
Carry forward orthodontic activity (UOA)	0
Baseline contract value	£17,053.95

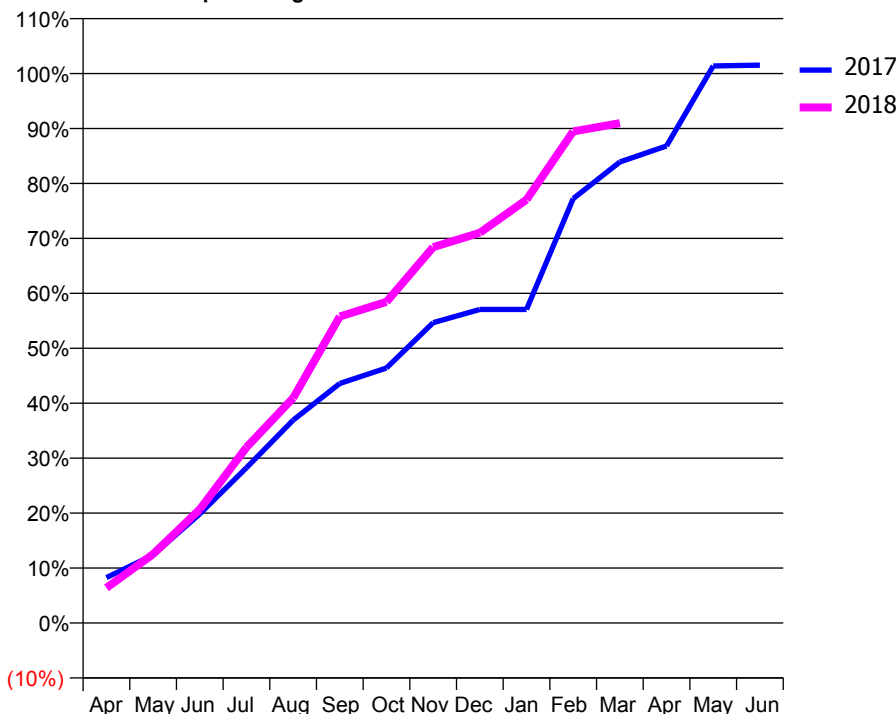
ACCESS*

Patients seen in 24 months	Total	Change since previous quarter
Quarter ending March 2017	374	
Quarter ending June 2017	409	↑
Quarter ending September 2017	445	↑
Quarter ending December 2017	406	↓
Quarter ending March 2018	353	↓
Variance since March 2017	(5.6%)	↓



ACTIVITY

Cumulative percentage of contracted UDA delivered 2017 & 2018



Month	Adjusted Scheduled Activity (UDA)	
	2017	2018
April	62	48
May	93	94
June	149	155
July	212	240
August	277	307
September	327	418
October	348	438
November	410	513
December	428	533
January	428	578
February	579	671
March	629	682
April	651	
May	760	
June	761	

QUALITY

	Quantity	Base Number	Contract	AT	Region	England
% of FP17s for the same patient ID Re-attending within 3 months - Children	60	664	9.0%	9.5%	11.5%	11.9%
% of FP17s for the same patient ID Re-attending within 3 months - Adults	0	4	0.0%	15.2%	15.9%	16.0%
% of FP17s for the same patient ID Re-attending between 3 & 9 months - Children	395	664	59.5%	59.5%	60.6%	58.3%
% of FP17s for the same patient ID Re-attending between 3 & 9 months - Adults	2	4	50.0%	50.8%	51.6%	50.3%
% of FP17s for Band 1 Urgent Courses	16	565	2.8%	9.6%	9.5%	9.1%
% of FP17s Relating to Free Repair or Replacements	0	565	0.0%	0.6%	0.7%	0.8%
% of FP17s Relating to Continuations	0	565	0.0%	0.9%	1.0%	1.0%
% of Patients satisfied with the dentistry they have received	0	0	N/A	91.1%	92.0%	91.5%
% of Patients satisfied with the time they had to wait for an appointment	0	0	N/A	88.6%	88.1%	87.9%

* This is based on patients treated on this contract for their most recent course of treatment. Figures in italics indicate the base number of FP17s or Patient Questionnaire responses are less than 100. N/A is shown where the base number of responses is less than 10 during the period. % is calculated as Quantity/Base number*100

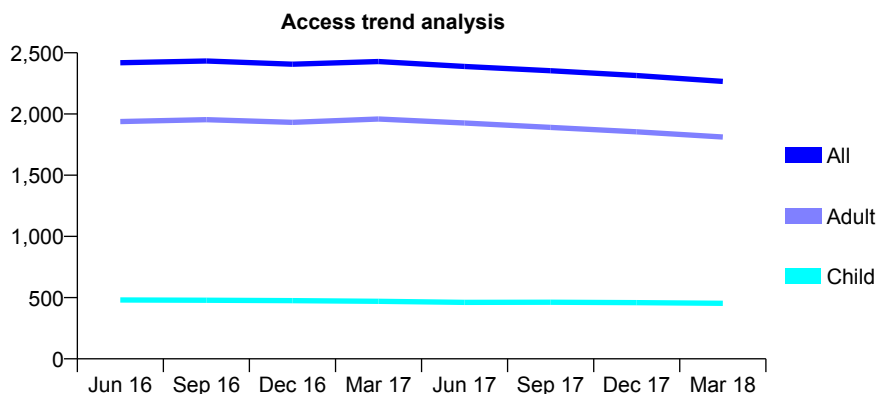
Q68 - Vital Signs At a Glance Contract Report for 192783/0001 - March 2018

Name or company name	Mr Redstone & Associates
Contract type name	GDS Contract
Purpose of contract	General
Contract start date	01/11/2012
Contract end date	

17/18 Contracted general activity (UDA)	7,762
Carry forward general activity (UDA)	162
17/18 Contracted orthodontic activity (UOA)	0
Carry forward orthodontic activity (UOA)	0
Baseline contract value	£176,939.80

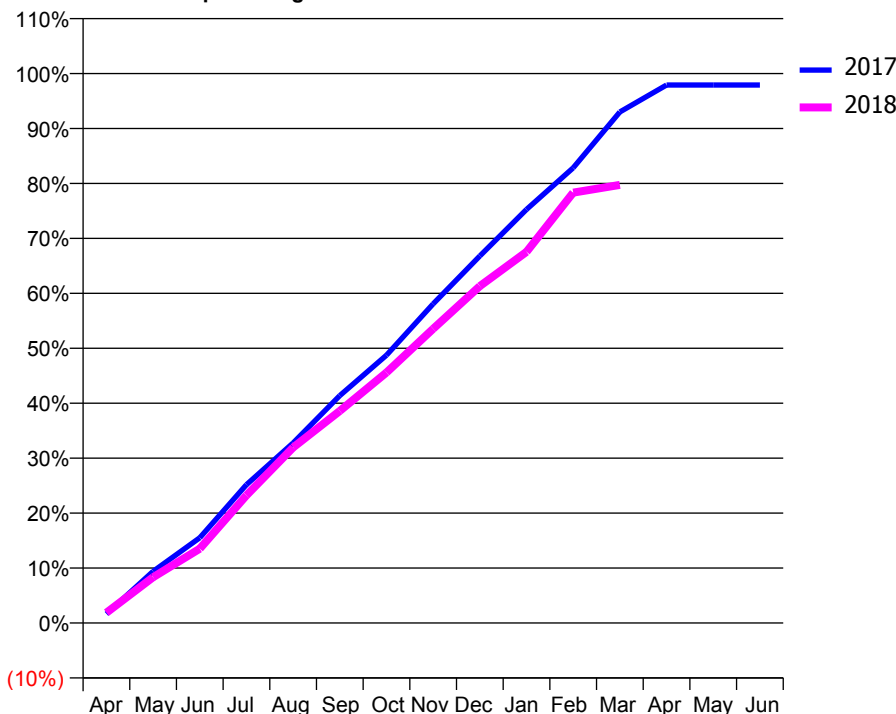
ACCESS*

Patients seen in 24 months	Total	Change since previous quarter
Quarter ending March 2017	2,429	
Quarter ending June 2017	2,388	↓
Quarter ending September 2017	2,353	↓
Quarter ending December 2017	2,314	↓
Quarter ending March 2018	2,266	↓
Variance since March 2017	(6.7%)	↓



ACTIVITY

Cumulative percentage of contracted UDA delivered 2017 & 2018



Month	Adjusted Scheduled Activity (UDA)	
	2017	2018
April	128	145
May	730	647
June	1,205	1,050
July	1,954	1,803
August	2,543	2,479
September	3,213	2,996
October	3,783	3,539
November	4,508	4,155
December	5,185	4,760
January	5,842	5,244
February	6,430	6,080
March	7,218	6,189
April	7,600	
May	7,600	
June	7,600	

QUALITY

	Quantity	Base Number	Contract	AT	Region	England
% of FP17s for the same patient ID Re-attending within 3 months - Children	43	704	6.1%	9.5%	11.5%	11.9%
% of FP17s for the same patient ID Re-attending within 3 months - Adults	355	2,665	13.3%	15.2%	15.9%	16.0%
% of FP17s for the same patient ID Re-attending between 3 & 9 months - Children	497	704	70.6%	59.5%	60.6%	58.3%
% of FP17s for the same patient ID Re-attending between 3 & 9 months - Adults	1,503	2,665	56.4%	50.8%	51.6%	50.3%
% of FP17s for Band 1 Urgent Courses	264	3,234	8.2%	9.6%	9.5%	9.1%
% of FP17s Relating to Free Repair or Replacements	22	3,234	0.7%	0.6%	0.7%	0.8%
% of FP17s Relating to Continuations	9	3,234	0.3%	0.9%	1.0%	1.0%
% of Patients satisfied with the dentistry they have received	2	2	N/A	91.1%	92.0%	91.5%
% of Patients satisfied with the time they had to wait for an appointment	2	2	N/A	88.6%	88.1%	87.9%

* This is based on patients treated on this contract for their most recent course of treatment. Figures in italics indicate the base number of FP17s or Patient Questionnaire responses are less than 100. N/A is shown where the base number of responses is less than 10 during the period. % is calculated as Quantity/Base number*100

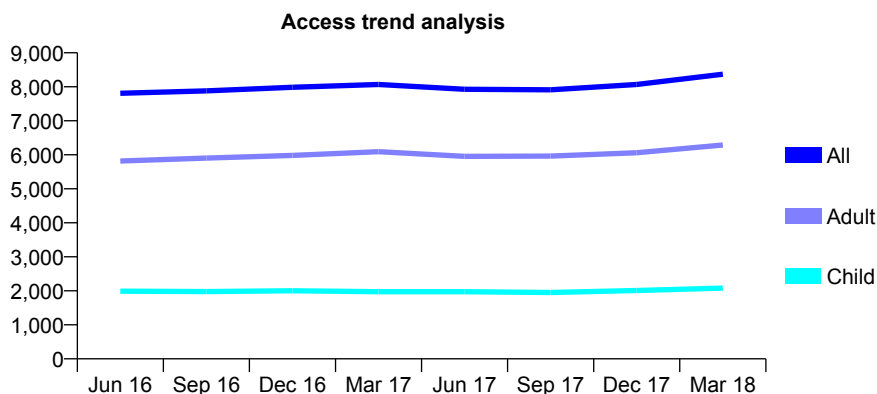
Q68 - Vital Signs At a Glance Contract Report for 193186/0001 - March 2018

Name or company name	M W Botha Limited
Contract type name	GDS Contract
Purpose of contract	General
Contract start date	01/04/2010
Contract end date	

17/18 Contracted general activity (UDA)	21,440
Carry forward general activity (UDA)	345
17/18 Contracted orthodontic activity (UOA)	0
Carry forward orthodontic activity (UOA)	0
Baseline contract value	£662,228.65

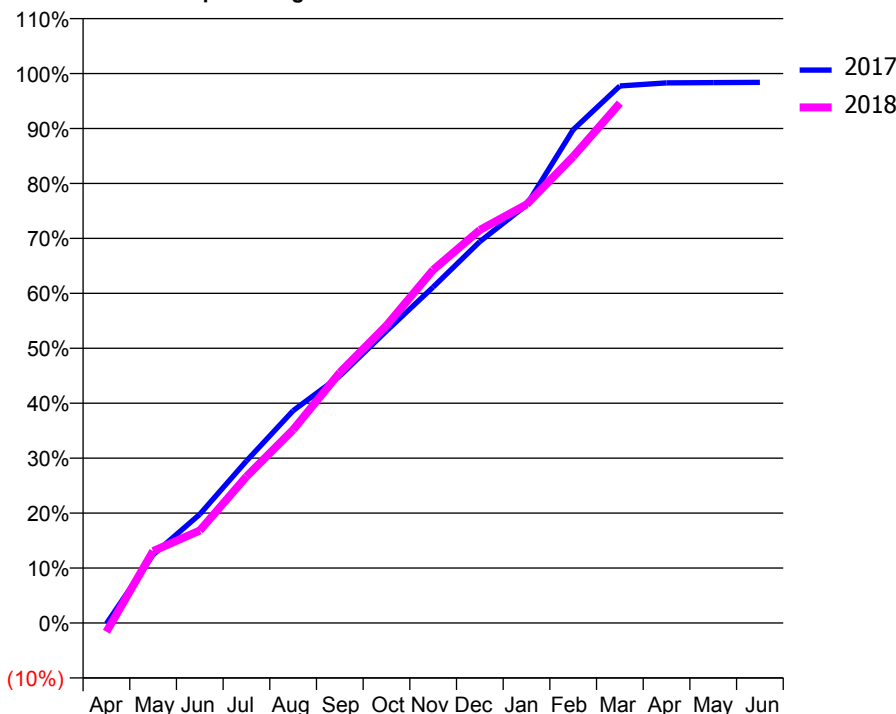
ACCESS*

Patients seen in 24 months	Total	Change since previous quarter
Quarter ending March 2017	8,068	
Quarter ending June 2017	7,929	↓
Quarter ending September 2017	7,913	→
Quarter ending December 2017	8,068	→
Quarter ending March 2018	8,370	↑
Variance since March 2017	3.7%	↑



ACTIVITY

Cumulative percentage of contracted UDA delivered 2017 & 2018



Adjusted Scheduled Activity (UDA)

Month	2017	2018
April	-29	-345
May	2,667	2,808
June	4,242	3,607
July	6,325	5,718
August	8,286	7,542
September	9,637	9,773
October	11,398	11,609
November	13,108	13,782
December	14,881	15,337
January	16,307	16,329
February	19,249	18,204
March	20,952	20,285
April	21,077	
May	21,086	
June	21,095	

QUALITY

	Quantity	Base Number	Contract	AT	Region	England
% of FP17s for the same patient ID Re-attending within 3 months - Children	229	2,773	8.3%	9.5%	11.5%	11.9%
% of FP17s for the same patient ID Re-attending within 3 months - Adults	1,551	7,558	20.5%	15.2%	15.9%	16.0%
% of FP17s for the same patient ID Re-attending between 3 & 9 months - Children	1,352	2,773	48.8%	59.5%	60.6%	58.3%
% of FP17s for the same patient ID Re-attending between 3 & 9 months - Adults	3,114	7,558	41.2%	50.8%	51.6%	50.3%
% of FP17s for Band 1 Urgent Courses	1,775	10,209	17.4%	9.6%	9.5%	9.1%
% of FP17s Relating to Free Repair or Replacements	21	10,209	0.2%	0.6%	0.7%	0.8%
% of FP17s Relating to Continuations	29	10,209	0.3%	0.9%	1.0%	1.0%
% of Patients satisfied with the dentistry they have received	3	4	N/A	91.1%	92.0%	91.5%
% of Patients satisfied with the time they had to wait for an appointment	4	4	N/A	88.6%	88.1%	87.9%

* This is based on patients treated on this contract for their most recent course of treatment. Figures in italics indicate the base number of FP17s or Patient Questionnaire responses are less than 100. N/A is shown where the base number of responses is less than 10 during the period. % is calculated as Quantity/Base number*100

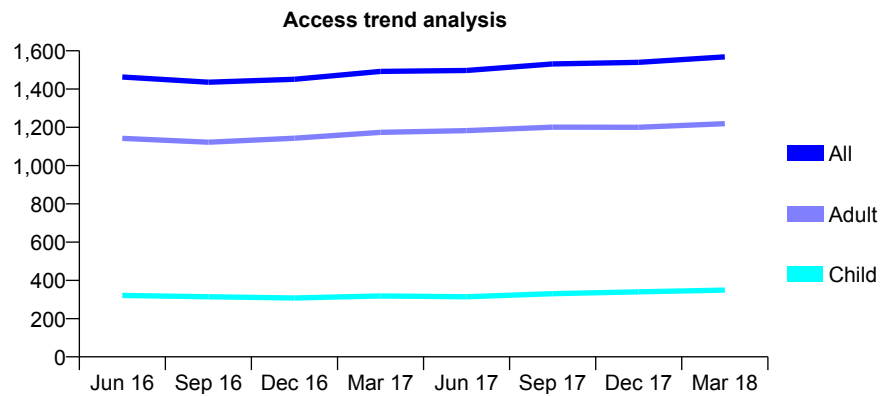
Q68 - Vital Signs At a Glance Contract Report for 193240/0001 - March 2018

Name or company name	Timberhill Dental Practice Ltd
Contract type name	GDS Contract
Purpose of contract	General
Contract start date	01/09/2009
Contract end date	

17/18 Contracted general activity (UDA)	4,942
Carry forward general activity (UDA)	25
17/18 Contracted orthodontic activity (UOA)	0
Carry forward orthodontic activity (UOA)	0
Baseline contract value	£115,640.62

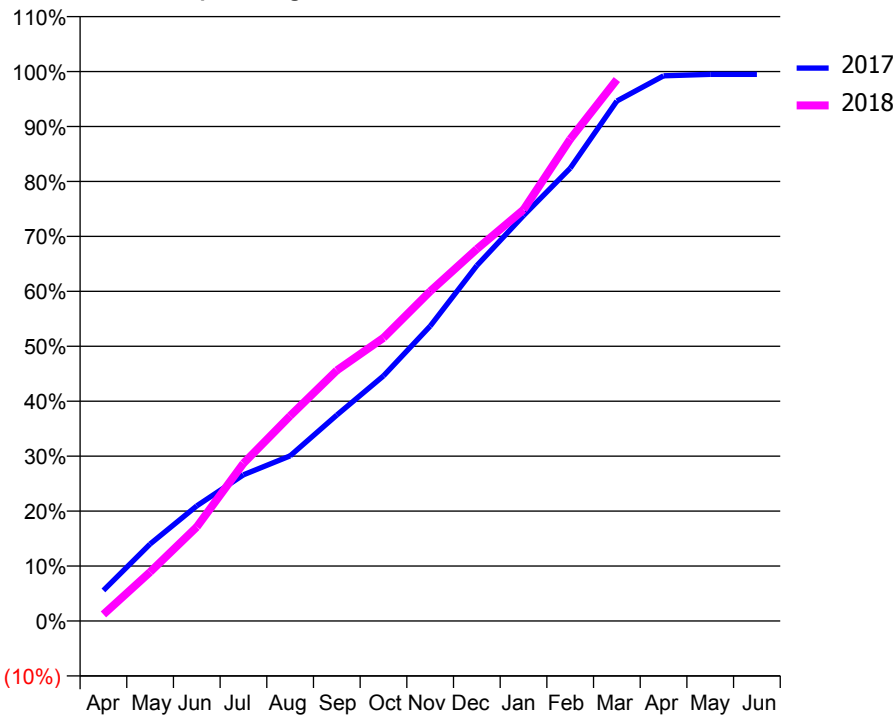
ACCESS*

Patients seen in 24 months	Total	Change since previous quarter
Quarter ending March 2017	1,492	
Quarter ending June 2017	1,497	→
Quarter ending September 2017	1,531	↑
Quarter ending December 2017	1,540	→
Quarter ending March 2018	1,568	→
Variance since March 2017	5.1%	↑



ACTIVITY

Cumulative percentage of contracted UDA delivered 2017 & 2018



Month	Adjusted Scheduled Activity (UDA)	
	2017	2018
April	276	60
May	693	441
June	1,036	846
July	1,315	1,418
August	1,485	1,846
September	1,853	2,254
October	2,205	2,547
November	2,652	2,965
December	3,197	3,345
January	3,647	3,699
February	4,072	4,333
March	4,677	4,870
April	4,904	
May	4,917	
June	4,917	

QUALITY

	Quantity	Base Number	Contract	AT	Region	England
% of FP17s for the same patient ID Re-attending within 3 months - Children	56	610	9.2%	9.5%	11.5%	11.9%
% of FP17s for the same patient ID Re-attending within 3 months - Adults	283	2,007	14.1%	15.2%	15.9%	16.0%
% of FP17s for the same patient ID Re-attending between 3 & 9 months - Children	396	610	64.9%	59.5%	60.6%	58.3%
% of FP17s for the same patient ID Re-attending between 3 & 9 months - Adults	1,248	2,007	62.2%	50.8%	51.6%	50.3%
% of FP17s for Band 1 Urgent Courses	179	2,507	7.1%	9.6%	9.5%	9.1%
% of FP17s Relating to Free Repair or Replacements	21	2,507	0.8%	0.6%	0.7%	0.8%
% of FP17s Relating to Continuations	26	2,507	1.0%	0.9%	1.0%	1.0%
% of Patients satisfied with the dentistry they have received	0	0	N/A	91.1%	92.0%	91.5%
% of Patients satisfied with the time they had to wait for an appointment	0	0	N/A	88.6%	88.1%	87.9%

* This is based on patients treated on this contract for their most recent course of treatment. Figures in italics indicate the base number of FP17s or Patient Questionnaire responses are less than 100. N/A is shown where the base number of responses is less than 10 during the period. % is calculated as Quantity/Base number*100

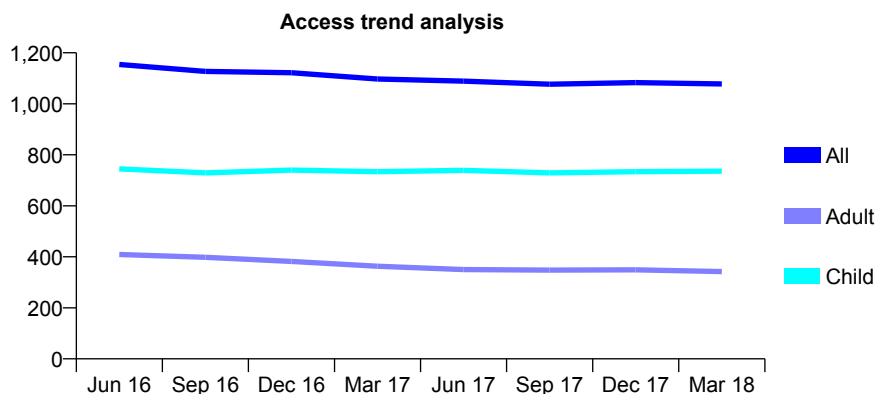
Q68 - Vital Signs At a Glance Contract Report for 193402/0001 - March 2018

Name or company name	Burgess Hill Dental Care Limited
Contract type name	GDS Contract
Purpose of contract	General
Contract start date	01/06/2011
Contract end date	

17/18 Contracted general activity (UDA)	2,975
Carry forward general activity (UDA)	0
17/18 Contracted orthodontic activity (UOA)	0
Carry forward orthodontic activity (UOA)	0
Baseline contract value	£68,873.08

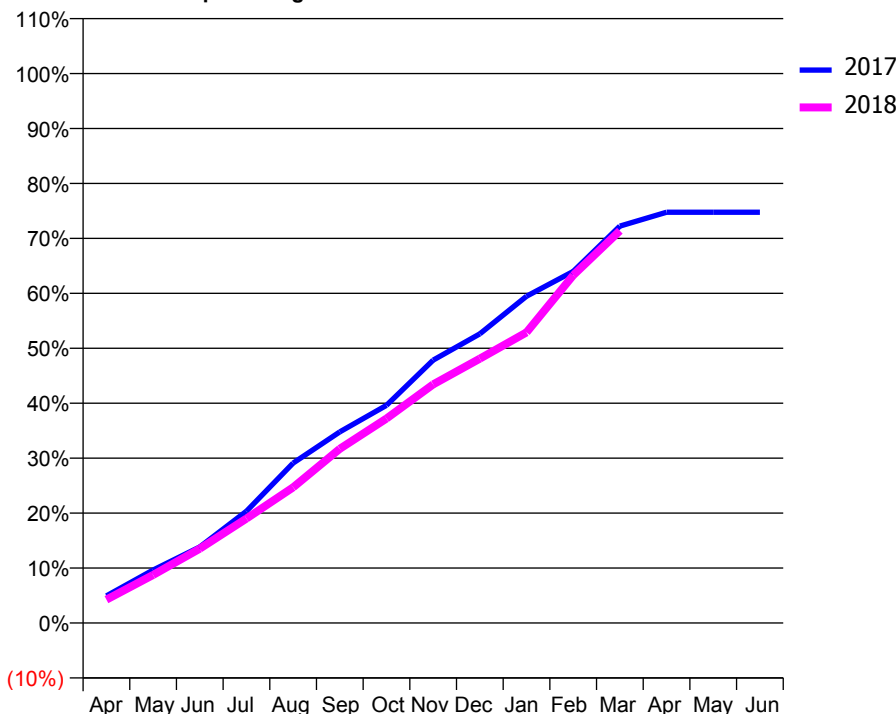
ACCESS*

Patients seen in 24 months	Total	Change since previous quarter
Quarter ending March 2017	1,097	
Quarter ending June 2017	1,089	→
Quarter ending September 2017	1,077	↓
Quarter ending December 2017	1,083	→
Quarter ending March 2018	1,078	→
Variance since March 2017	(1.7%)	↓



ACTIVITY

Cumulative percentage of contracted UDA delivered 2017 & 2018



Month	Adjusted Scheduled Activity (UDA)	
	2017	2018
April	147	127
May	287	260
June	412	402
July	605	566
August	866	734
September	1,035	943
October	1,179	1,107
November	1,423	1,292
December	1,565	1,431
January	1,769	1,574
February	1,904	1,883
March	2,149	2,124
April	2,224	
May	2,224	
June	2,224	

QUALITY

	Quantity	Base Number	Contract	AT	Region	England
% of FP17s for the same patient ID Re-attending within 3 months - Children	64	1,218	5.3%	9.5%	11.5%	11.9%
% of FP17s for the same patient ID Re-attending within 3 months - Adults	21	319	6.6%	15.2%	15.9%	16.0%
% of FP17s for the same patient ID Re-attending between 3 & 9 months - Children	852	1,218	70.0%	59.5%	60.6%	58.3%
% of FP17s for the same patient ID Re-attending between 3 & 9 months - Adults	188	319	58.9%	50.8%	51.6%	50.3%
% of FP17s for Band 1 Urgent Courses	23	1,486	1.5%	9.6%	9.5%	9.1%
% of FP17s Relating to Free Repair or Replacements	1	1,486	0.1%	0.6%	0.7%	0.8%
% of FP17s Relating to Continuations	19	1,486	1.3%	0.9%	1.0%	1.0%
% of Patients satisfied with the dentistry they have received	0	0	N/A	91.1%	92.0%	91.5%
% of Patients satisfied with the time they had to wait for an appointment	0	0	N/A	88.6%	88.1%	87.9%

* This is based on patients treated on this contract for their most recent course of treatment. Figures in italics indicate the base number of FP17s or Patient Questionnaire responses are less than 100. N/A is shown where the base number of responses is less than 10 during the period. % is calculated as Quantity/Base number*100

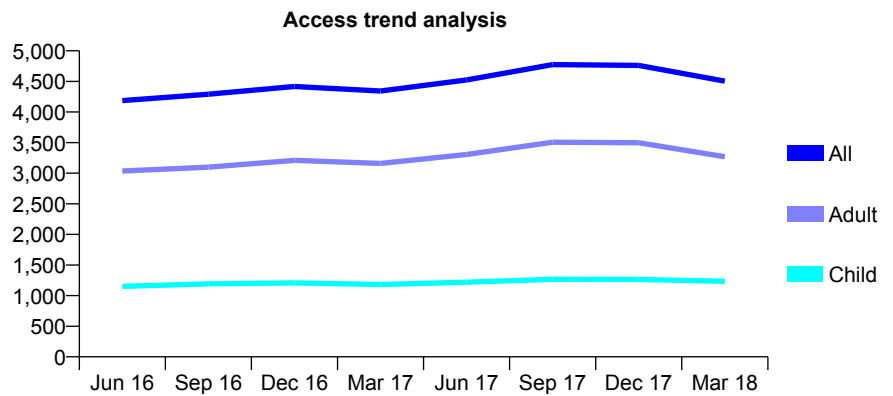
Q68 - Vital Signs At a Glance Contract Report for 193569/0001 - March 2018

Name or company name	Hollybush Dental Care Limited
Contract type name	GDS Contract
Purpose of contract	General
Contract start date	01/01/2008
Contract end date	

17/18 Contracted general activity (UDA)	10,760
Carry forward general activity (UDA)	279
17/18 Contracted orthodontic activity (UOA)	0
Carry forward orthodontic activity (UOA)	0
Baseline contract value	£285,993.05

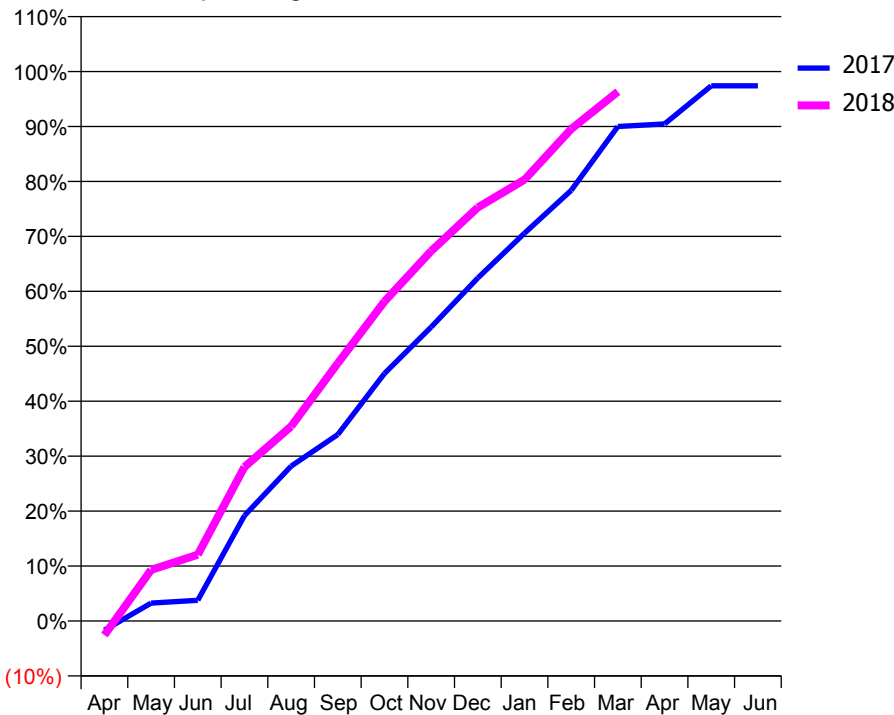
ACCESS*

Patients seen in 24 months	Total	Change since previous quarter
Quarter ending March 2017	4,343	
Quarter ending June 2017	4,524	↑
Quarter ending September 2017	4,774	↑
Quarter ending December 2017	4,762	→
Quarter ending March 2018	4,504	↓
Variance since March 2017	3.7%	↑



ACTIVITY

Cumulative percentage of contracted UDA delivered 2017 & 2018



Month	Adjusted Scheduled Activity (UDA)	
	2017	2018
April	-180	-279
May	351	1,003
June	406	1,299
July	2,065	3,018
August	3,032	3,812
September	3,651	5,050
October	4,847	6,256
November	5,757	7,244
December	6,717	8,099
January	7,595	8,642
February	8,433	9,633
March	9,684	10,365
April	9,733	
May	10,481	
June	10,481	

QUALITY

	Quantity	Base Number	Contract	AT	Region	England
% of FP17s for the same patient ID Re-attending within 3 months - Children	123	1,588	7.7%	9.5%	11.5%	11.9%
% of FP17s for the same patient ID Re-attending within 3 months - Adults	562	3,677	15.3%	15.2%	15.9%	16.0%
% of FP17s for the same patient ID Re-attending between 3 & 9 months - Children	717	1,588	45.2%	59.5%	60.6%	58.3%
% of FP17s for the same patient ID Re-attending between 3 & 9 months - Adults	1,255	3,677	34.1%	50.8%	51.6%	50.3%
% of FP17s for Band 1 Urgent Courses	608	4,968	12.2%	9.6%	9.5%	9.1%
% of FP17s Relating to Free Repair or Replacements	1	4,968	0.0%	0.6%	0.7%	0.8%
% of FP17s Relating to Continuations	206	4,968	4.1%	0.9%	1.0%	1.0%
% of Patients satisfied with the dentistry they have received	3	3	N/A	91.1%	92.0%	91.5%
% of Patients satisfied with the time they had to wait for an appointment	2	3	N/A	88.6%	88.1%	87.9%

* This is based on patients treated on this contract for their most recent course of treatment. Figures in italics indicate the base number of FP17s or Patient Questionnaire responses are less than 100. N/A is shown where the base number of responses is less than 10 during the period. % is calculated as Quantity/Base number*100

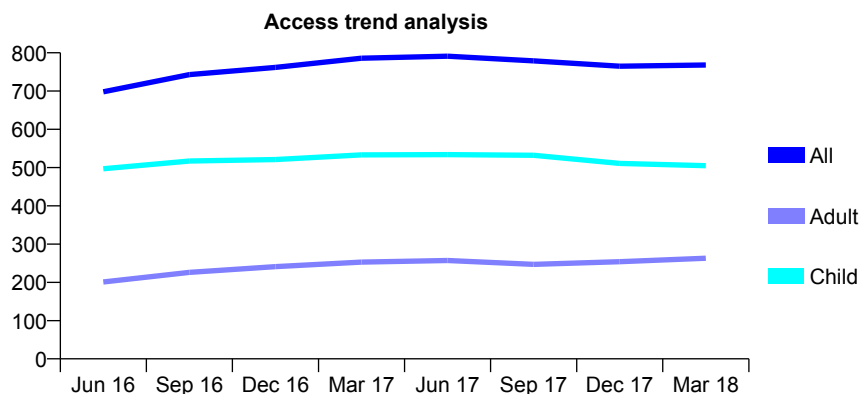
Q68 - Vital Signs At a Glance Contract Report for 193593/0001 - March 2018

Name or company name	Westdene Dental Practice
Contract type name	GDS Contract
Purpose of contract	General
Contract start date	07/04/2015
Contract end date	

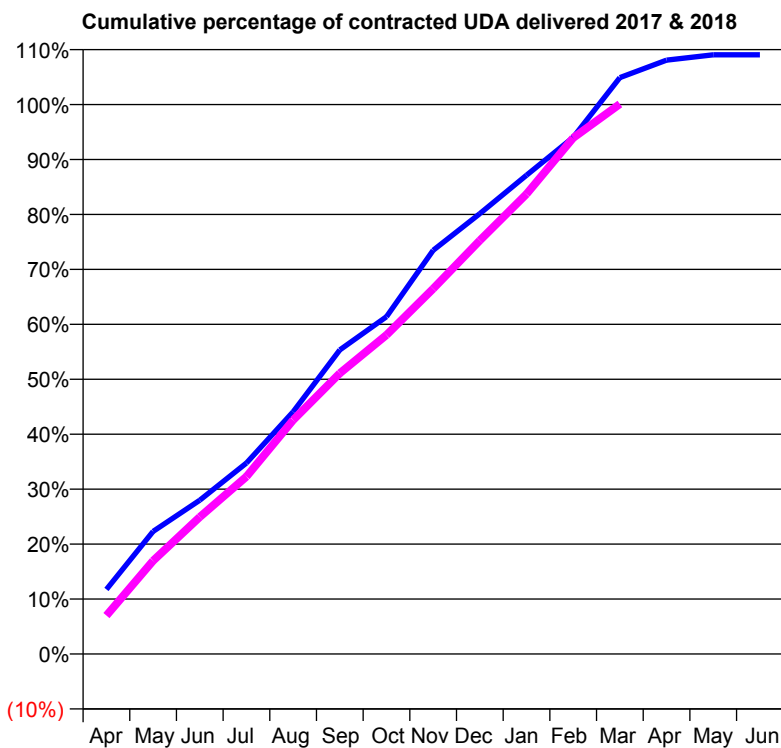
17/18 Contracted general activity (UDA)	1,450
Carry forward general activity (UDA)	-29
17/18 Contracted orthodontic activity (UOA)	0
Carry forward orthodontic activity (UOA)	0
Baseline contract value	£32,311.21

ACCESS*

Patients seen in 24 months	Total	Change since previous quarter
Quarter ending March 2017	786	
Quarter ending June 2017	791	→
Quarter ending September 2017	779	↓
Quarter ending December 2017	765	↓
Quarter ending March 2018	768	→
Variance since March 2017	(2.3%)	↓



ACTIVITY



Month	Adjusted Scheduled Activity (UDA)	
	2017	2018
April	170	102
May	324	246
June	406	361
July	504	468
August	639	617
September	803	741
October	890	842
November	1,065	964
December	1,162	1,091
January	1,263	1,214
February	1,363	1,362
March	1,521	1,451
April	1,567	
May	1,581	
June	1,581	

QUALITY

	Quantity	Base Number	Contract	AT	Region	England
% of FP17s for the same patient ID Re-attending within 3 months - Children	42	768	5.5%	9.5%	11.5%	11.9%
% of FP17s for the same patient ID Re-attending within 3 months - Adults	28	251	11.2%	15.2%	15.9%	16.0%
% of FP17s for the same patient ID Re-attending between 3 & 9 months - Children	517	768	67.3%	59.5%	60.6%	58.3%
% of FP17s for the same patient ID Re-attending between 3 & 9 months - Adults	137	251	54.6%	50.8%	51.6%	50.3%
% of FP17s for Band 1 Urgent Courses	33	986	3.3%	9.6%	9.5%	9.1%
% of FP17s Relating to Free Repair or Replacements	0	986	0.0%	0.6%	0.7%	0.8%
% of FP17s Relating to Continuations	16	986	1.6%	0.9%	1.0%	1.0%
% of Patients satisfied with the dentistry they have received	1	1	N/A	91.1%	92.0%	91.5%
% of Patients satisfied with the time they had to wait for an appointment	1	1	N/A	88.6%	88.1%	87.9%

* This is based on patients treated on this contract for their most recent course of treatment. Figures in italics indicate the base number of FP17s or Patient Questionnaire responses are less than 100. N/A is shown where the base number of responses is less than 10 during the period. % is calculated as Quantity/Base number*100

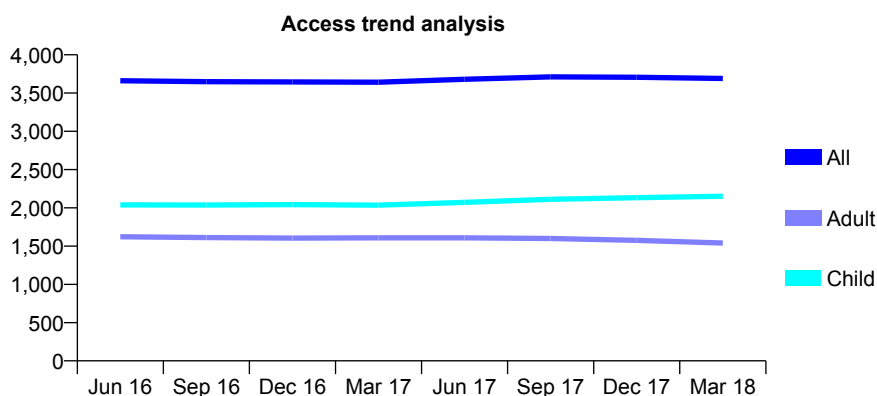
Q68 - Vital Signs At a Glance Contract Report for 193739/0001 - March 2018

Name or company name	Grand Avenue Dental Practice
Contract type name	GDS Contract
Purpose of contract	General
Contract start date	01/04/2006
Contract end date	

17/18 Contracted general activity (UDA)	7,425
Carry forward general activity (UDA)	0
17/18 Contracted orthodontic activity (UOA)	0
Carry forward orthodontic activity (UOA)	0
Baseline contract value	£162,661.78

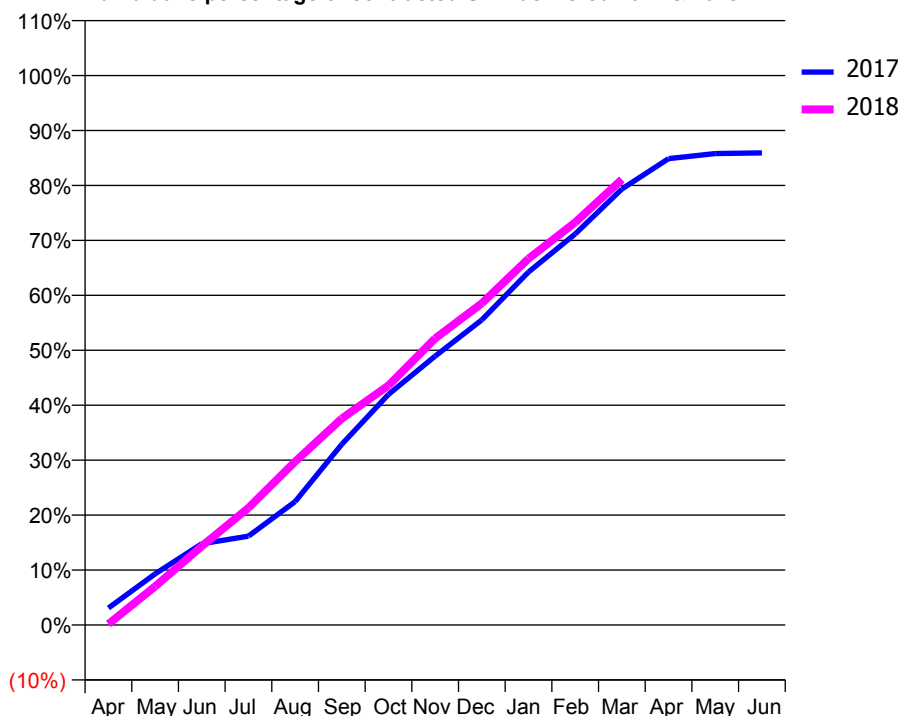
ACCESS*

Patients seen in 24 months	Total	Change since previous quarter
Quarter ending March 2017	3,641	
Quarter ending June 2017	3,680	→
Quarter ending September 2017	3,711	→
Quarter ending December 2017	3,707	→
Quarter ending March 2018	3,691	→
Variance since March 2017	1.4%	→



ACTIVITY

Cumulative percentage of contracted UDA delivered 2017 & 2018



Month	Adjusted Scheduled Activity (UDA)	
	2017	2018
April	230	13
May	690	522
June	1,098	1,065
July	1,200	1,583
August	1,668	2,208
September	2,442	2,790
October	3,117	3,237
November	3,634	3,873
December	4,124	4,348
January	4,770	4,950
February	5,284	5,440
March	5,891	6,021
April	6,303	
May	6,371	
June	6,380	

QUALITY

	Quantity	Base Number	Contract	AT	Region	England
% of FP17s for the same patient ID Re-attending within 3 months - Children	162	3,145	5.2%	9.5%	11.5%	11.9%
% of FP17s for the same patient ID Re-attending within 3 months - Adults	117	1,666	7.0%	15.2%	15.9%	16.0%
% of FP17s for the same patient ID Re-attending between 3 & 9 months - Children	1,938	3,145	61.6%	59.5%	60.6%	58.3%
% of FP17s for the same patient ID Re-attending between 3 & 9 months - Adults	1,003	1,666	60.2%	50.8%	51.6%	50.3%
% of FP17s for Band 1 Urgent Courses	220	4,475	4.9%	9.6%	9.5%	9.1%
% of FP17s Relating to Free Repair or Replacements	3	4,475	0.1%	0.6%	0.7%	0.8%
% of FP17s Relating to Continuations	8	4,475	0.2%	0.9%	1.0%	1.0%
% of Patients satisfied with the dentistry they have received	4	6	N/A	91.1%	92.0%	91.5%
% of Patients satisfied with the time they had to wait for an appointment	6	6	N/A	88.6%	88.1%	87.9%

* This is based on patients treated on this contract for their most recent course of treatment. Figures in italics indicate the base number of FP17s or Patient Questionnaire responses are less than 100. N/A is shown where the base number of responses is less than 10 during the period. % is calculated as Quantity/Base number*100

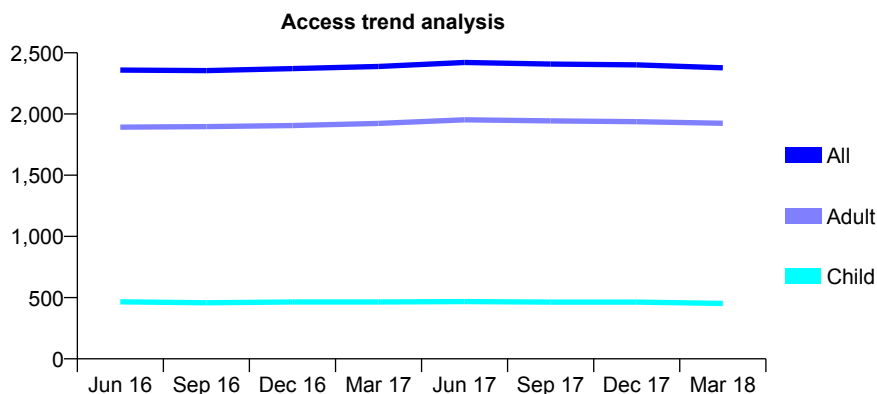
Q68 - Vital Signs At a Glance Contract Report for 193828/0001 - March 2018

Name or company name	Rottingdean Dental Care
Contract type name	GDS Contract
Purpose of contract	General
Contract start date	01/11/2009
Contract end date	

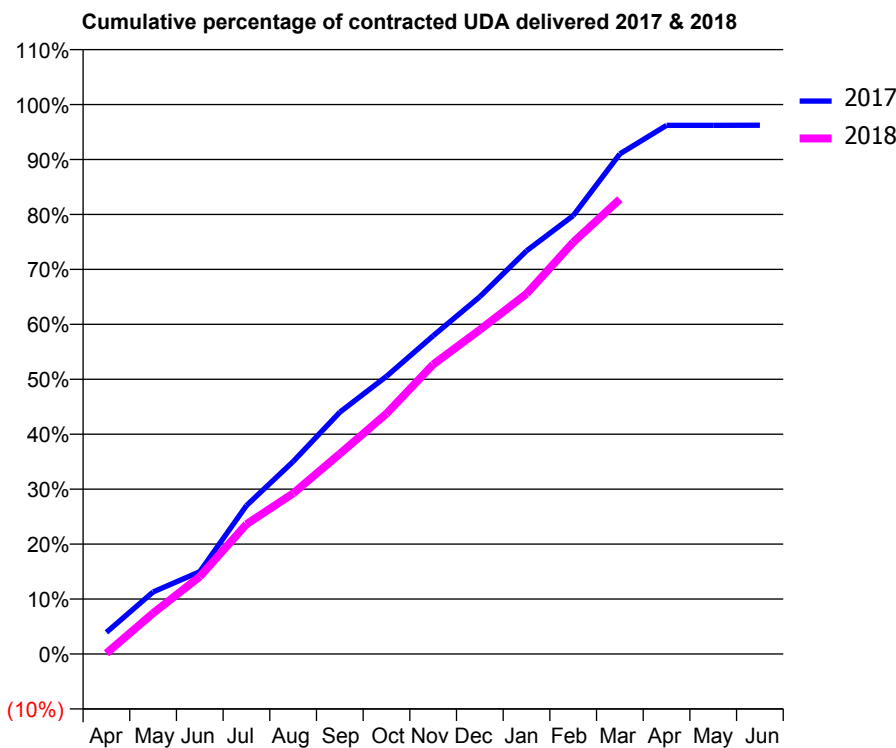
17/18 Contracted general activity (UDA)	8,000
Carry forward general activity (UDA)	302
17/18 Contracted orthodontic activity (UOA)	0
Carry forward orthodontic activity (UOA)	0
Baseline contract value	£206,873.62

ACCESS*

Patients seen in 24 months	Total	Change since previous quarter
Quarter ending March 2017	2,388	
Quarter ending June 2017	2,421	→
Quarter ending September 2017	2,408	→
Quarter ending December 2017	2,401	→
Quarter ending March 2018	2,377	→
Variance since March 2017	(0.5%)	→



ACTIVITY



Month	Adjusted Scheduled Activity (UDA)	
	2017	2018
April	316	10
May	903	595
June	1,198	1,127
July	2,161	1,891
August	2,803	2,339
September	3,522	2,916
October	4,043	3,499
November	4,633	4,216
December	5,201	4,720
January	5,870	5,244
February	6,383	5,994
March	7,282	6,621
April	7,696	
May	7,697	
June	7,698	

QUALITY

	Quantity	Base Number	Contract	AT	Region	England
% of FP17s for the same patient ID Re-attending within 3 months - Children	96	819	11.7%	9.5%	11.5%	11.9%
% of FP17s for the same patient ID Re-attending within 3 months - Adults	597	3,196	18.7%	15.2%	15.9%	16.0%
% of FP17s for the same patient ID Re-attending between 3 & 9 months - Children	551	819	67.3%	59.5%	60.6%	58.3%
% of FP17s for the same patient ID Re-attending between 3 & 9 months - Adults	2,042	3,196	63.9%	50.8%	51.6%	50.3%
% of FP17s for Band 1 Urgent Courses	284	3,819	7.4%	9.6%	9.5%	9.1%
% of FP17s Relating to Free Repair or Replacements	74	3,819	1.9%	0.6%	0.7%	0.8%
% of FP17s Relating to Continuations	37	3,819	1.0%	0.9%	1.0%	1.0%
% of Patients satisfied with the dentistry they have received	11	11	100.0%	91.1%	92.0%	91.5%
% of Patients satisfied with the time they had to wait for an appointment	11	11	100.0%	88.6%	88.1%	87.9%

* This is based on patients treated on this contract for their most recent course of treatment. Figures in italics indicate the base number of FP17s or Patient Questionnaire responses are less than 100. N/A is shown where the base number of responses is less than 10 during the period. % is calculated as Quantity/Base number*100

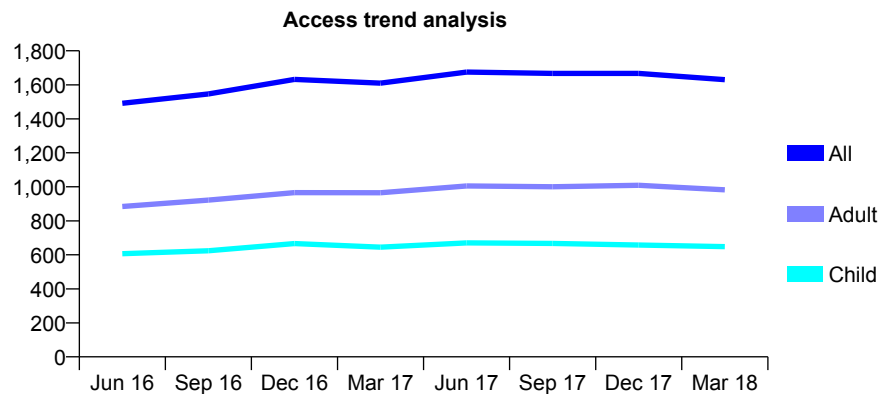
Q68 - Vital Signs At a Glance Contract Report for 194883/0001 - March 2018

Name or company name	Church Road Dental Care
Contract type name	GDS Contract
Purpose of contract	General
Contract start date	01/04/2013
Contract end date	

17/18 Contracted general activity (UDA)	3,438
Carry forward general activity (UDA)	-69
17/18 Contracted orthodontic activity (UOA)	0
Carry forward orthodontic activity (UOA)	0
Baseline contract value	£82,970.12

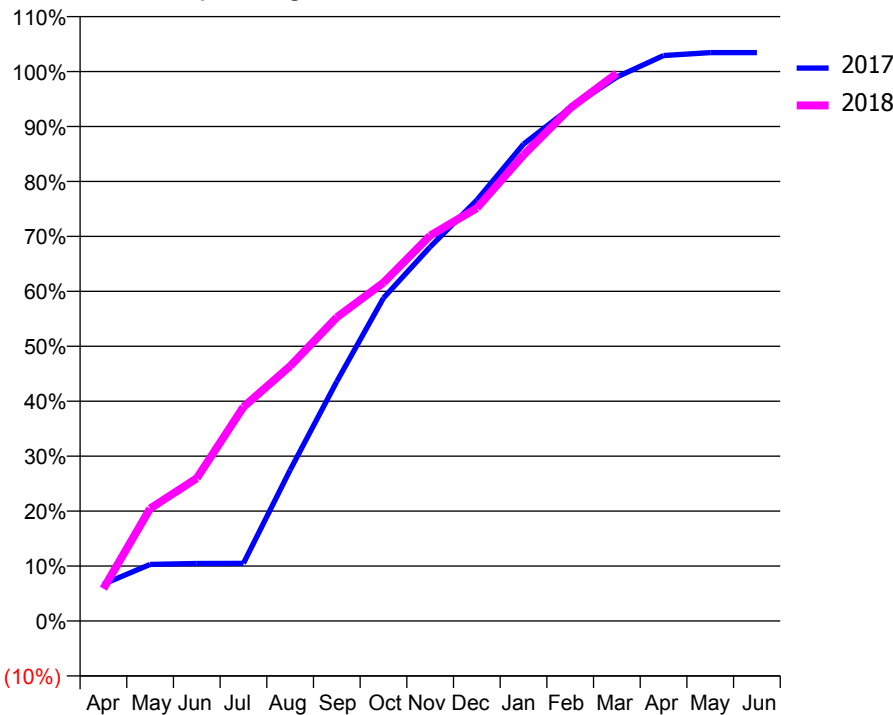
ACCESS*

Patients seen in 24 months	Total	Change since previous quarter
Quarter ending March 2017	1,610	
Quarter ending June 2017	1,675	↑
Quarter ending September 2017	1,667	→
Quarter ending December 2017	1,667	→
Quarter ending March 2018	1,630	↓
Variance since March 2017	1.2%	→



ACTIVITY

Cumulative percentage of contracted UDA delivered 2017 & 2018



Month	Adjusted Scheduled Activity (UDA)	
	2017	2018
April	231	202
May	354	704
June	360	893
July	361	1,340
August	945	1,595
September	1,499	1,900
October	2,021	2,117
November	2,340	2,411
December	2,634	2,583
January	2,984	2,916
February	3,210	3,208
March	3,404	3,427
April	3,538	
May	3,556	
June	3,556	

QUALITY

	Quantity	Base Number	Contract	AT	Region	England
% of FP17s for the same patient ID Re-attending within 3 months - Children	26	796	3.3%	9.5%	11.5%	11.9%
% of FP17s for the same patient ID Re-attending within 3 months - Adults	104	1,037	10.0%	15.2%	15.9%	16.0%
% of FP17s for the same patient ID Re-attending between 3 & 9 months - Children	398	796	50.0%	59.5%	60.6%	58.3%
% of FP17s for the same patient ID Re-attending between 3 & 9 months - Adults	395	1,037	38.1%	50.8%	51.6%	50.3%
% of FP17s for Band 1 Urgent Courses	113	1,774	6.4%	9.6%	9.5%	9.1%
% of FP17s Relating to Free Repair or Replacements	1	1,774	0.1%	0.6%	0.7%	0.8%
% of FP17s Relating to Continuations	7	1,774	0.4%	0.9%	1.0%	1.0%
% of Patients satisfied with the dentistry they have received	1	1	N/A	91.1%	92.0%	91.5%
% of Patients satisfied with the time they had to wait for an appointment	1	1	N/A	88.6%	88.1%	87.9%

* This is based on patients treated on this contract for their most recent course of treatment. Figures in italics indicate the base number of FP17s or Patient Questionnaire responses are less than 100. N/A is shown where the base number of responses is less than 10 during the period. % is calculated as Quantity/Base number*100

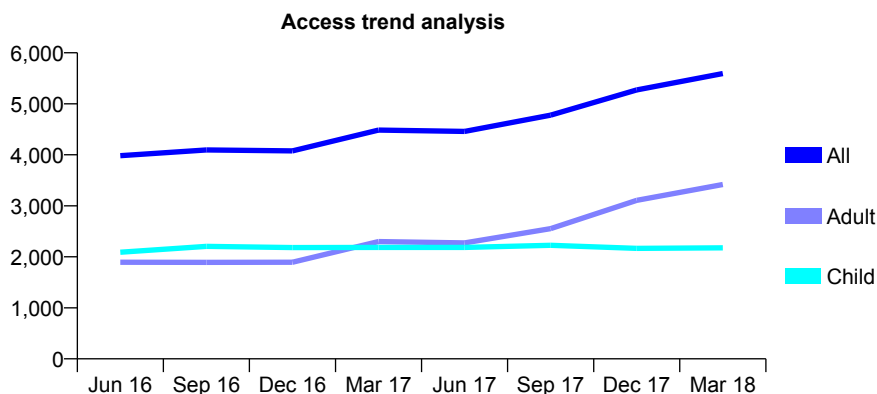
Q68 - Vital Signs At a Glance Contract Report for 195138/0001 - March 2018

Name or company name	Mr Manish Patel & Mrs Preeti Patel
Contract type name	GDS Contract
Purpose of contract	General
Contract start date	16/01/2012
Contract end date	

17/18 Contracted general activity (UDA)	15,000
Carry forward general activity (UDA)	-194
17/18 Contracted orthodontic activity (UOA)	0
Carry forward orthodontic activity (UOA)	0
Baseline contract value	£406,768.80

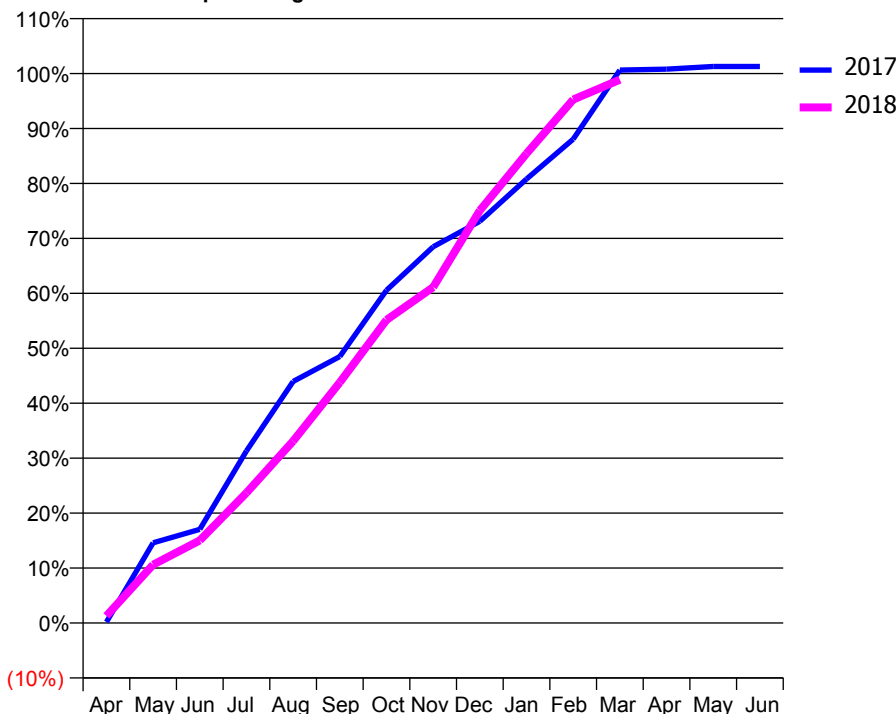
ACCESS*

Patients seen in 24 months	Total	Change since previous quarter
Quarter ending March 2017	4,484	
Quarter ending June 2017	4,458	→
Quarter ending September 2017	4,779	↑
Quarter ending December 2017	5,271	↑
Quarter ending March 2018	5,594	↑
Variance since March 2017	24.8%	↑



ACTIVITY

Cumulative percentage of contracted UDA delivered 2017 & 2018



Month	Adjusted Scheduled Activity (UDA)	
	2017	2018
April	26	194
May	2,190	1,594
June	2,558	2,255
July	4,698	3,555
August	6,595	4,967
September	7,276	6,569
October	9,085	8,273
November	10,272	9,169
December	10,967	11,262
January	12,120	12,816
February	13,207	14,287
March	15,095	14,830
April	15,119	
May	15,190	
June	15,193	

QUALITY

	Quantity	Base Number	Contract	AT	Region	England
% of FP17s for the same patient ID Re-attending within 3 months - Children	141	2,267	6.2%	9.5%	11.5%	11.9%
% of FP17s for the same patient ID Re-attending within 3 months - Adults	237	3,084	7.7%	15.2%	15.9%	16.0%
% of FP17s for the same patient ID Re-attending between 3 & 9 months - Children	835	2,267	36.8%	59.5%	60.6%	58.3%
% of FP17s for the same patient ID Re-attending between 3 & 9 months - Adults	664	3,084	21.5%	50.8%	51.6%	50.3%
% of FP17s for Band 1 Urgent Courses	184	5,306	3.5%	9.6%	9.5%	9.1%
% of FP17s Relating to Free Repair or Replacements	3	5,306	0.1%	0.6%	0.7%	0.8%
% of FP17s Relating to Continuations	60	5,306	1.1%	0.9%	1.0%	1.0%
% of Patients satisfied with the dentistry they have received	0	1	N/A	91.1%	92.0%	91.5%
% of Patients satisfied with the time they had to wait for an appointment	0	1	N/A	88.6%	88.1%	87.9%

* This is based on patients treated on this contract for their most recent course of treatment. Figures in italics indicate the base number of FP17s or Patient Questionnaire responses are less than 100. N/A is shown where the base number of responses is less than 10 during the period. % is calculated as Quantity/Base number*100

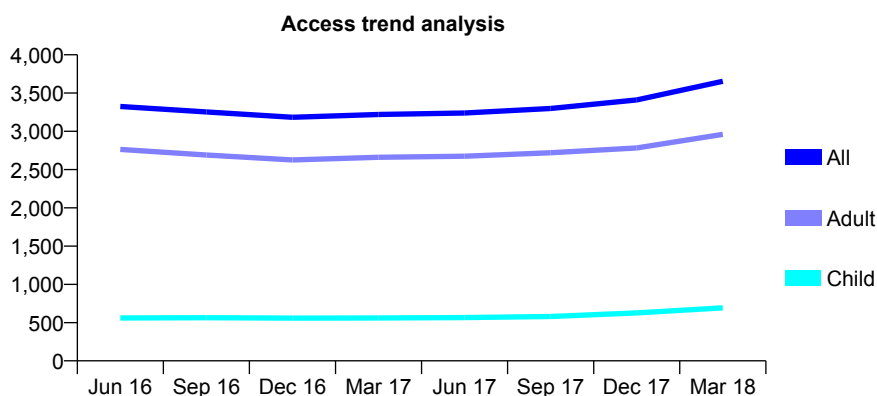
Q68 - Vital Signs At a Glance Contract Report for 195553/0001 - March 2018

Name or company name	Dr Satnam Louis Limited
Contract type name	GDS Contract
Purpose of contract	General
Contract start date	01/04/2010
Contract end date	

17/18 Contracted general activity (UDA)	11,000
Carry forward general activity (UDA)	385
17/18 Contracted orthodontic activity (UOA)	0
Carry forward orthodontic activity (UOA)	0
Baseline contract value	£341,232.05

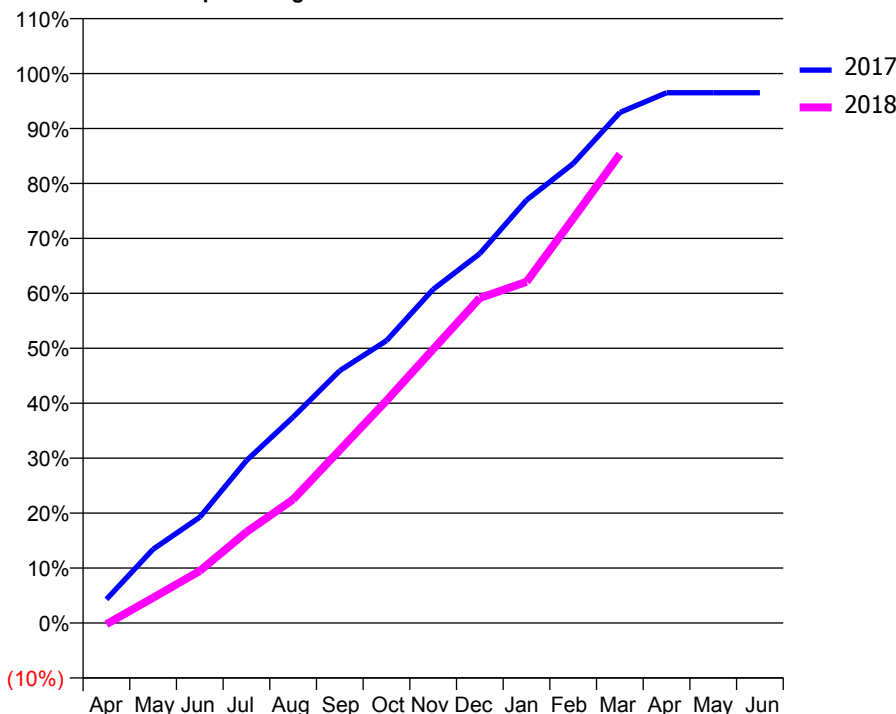
ACCESS*

Patients seen in 24 months	Total	Change since previous quarter
Quarter ending March 2017	3,220	
Quarter ending June 2017	3,240	→
Quarter ending September 2017	3,299	→
Quarter ending December 2017	3,410	↑
Quarter ending March 2018	3,654	↑
Variance since March 2017	13.5%	↑



ACTIVITY

Cumulative percentage of contracted UDA delivered 2017 & 2018



Month	Adjusted Scheduled Activity (UDA)	
	2017	2018
April	473	-24
May	1,477	507
June	2,118	1,043
July	3,253	1,822
August	4,122	2,474
September	5,051	3,464
October	5,652	4,450
November	6,680	5,482
December	7,395	6,507
January	8,466	6,829
February	9,198	8,096
March	10,218	9,384
April	10,616	
May	10,615	
June	10,615	

QUALITY

	Quantity	Base Number	Contract	AT	Region	England
% of FP17s for the same patient ID Re-attending within 3 months - Children	41	961	4.3%	9.5%	11.5%	11.9%
% of FP17s for the same patient ID Re-attending within 3 months - Adults	420	4,146	10.1%	15.2%	15.9%	16.0%
% of FP17s for the same patient ID Re-attending between 3 & 9 months - Children	504	961	52.4%	59.5%	60.6%	58.3%
% of FP17s for the same patient ID Re-attending between 3 & 9 months - Adults	2,347	4,146	56.6%	50.8%	51.6%	50.3%
% of FP17s for Band 1 Urgent Courses	306	4,954	6.2%	9.6%	9.5%	9.1%
% of FP17s Relating to Free Repair or Replacements	29	4,954	0.6%	0.6%	0.7%	0.8%
% of FP17s Relating to Continuations	40	4,954	0.8%	0.9%	1.0%	1.0%
% of Patients satisfied with the dentistry they have received	6	6	N/A	91.1%	92.0%	91.5%
% of Patients satisfied with the time they had to wait for an appointment	6	6	N/A	88.6%	88.1%	87.9%

* This is based on patients treated on this contract for their most recent course of treatment. Figures in italics indicate the base number of FP17s or Patient Questionnaire responses are less than 100. N/A is shown where the base number of responses is less than 10 during the period. % is calculated as Quantity/Base number*100

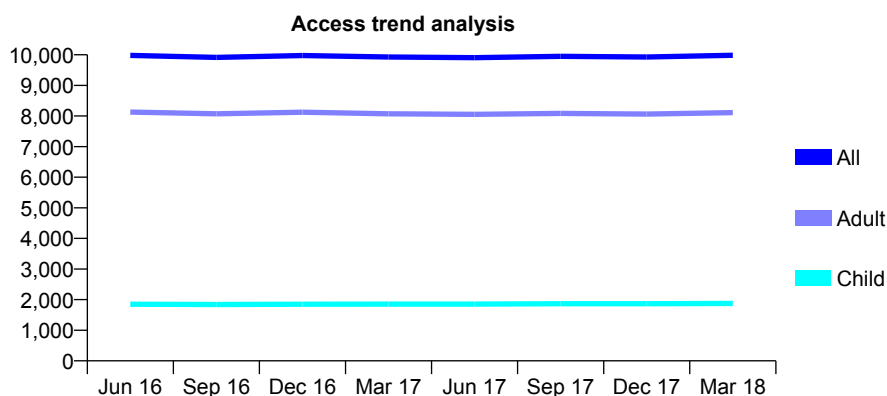
Q68 - Vital Signs At a Glance Contract Report for 197440/0001 - March 2018

Name or company name	Hinal Patel and Shivali Patel
Contract type name	GDS Contract
Purpose of contract	General
Contract start date	01/10/2010
Contract end date	

17/18 Contracted general activity (UDA)	28,271
Carry forward general activity (UDA)	-367
17/18 Contracted orthodontic activity (UOA)	0
Carry forward orthodontic activity (UOA)	0
Baseline contract value	£643,644.07

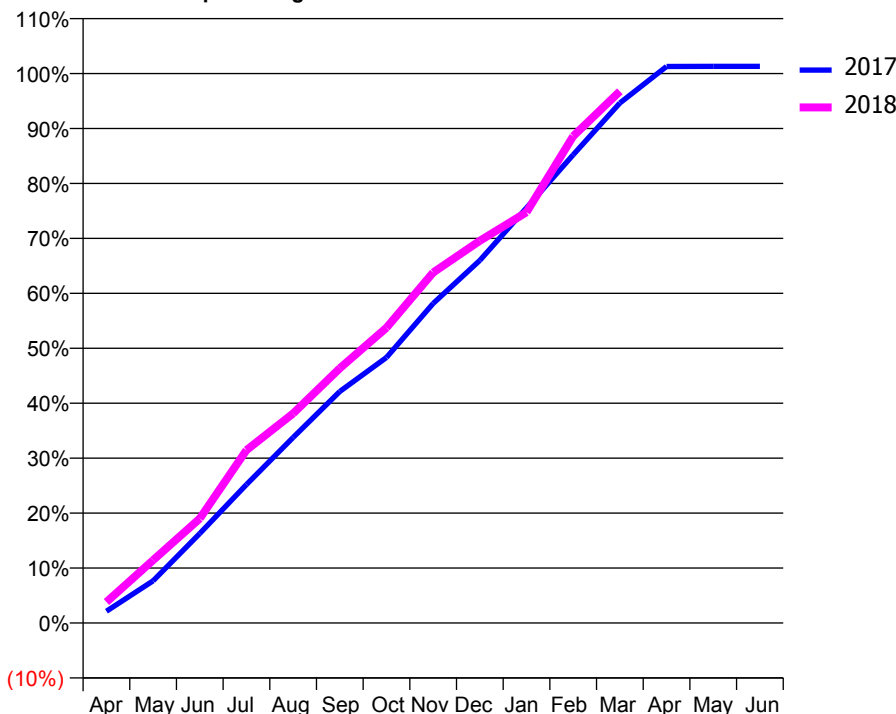
ACCESS*

Patients seen in 24 months	Total	Change since previous quarter
Quarter ending March 2017	9,926	
Quarter ending June 2017	9,907	→
Quarter ending September 2017	9,951	→
Quarter ending December 2017	9,928	→
Quarter ending March 2018	9,985	→
Variance since March 2017	0.6%	→



ACTIVITY

Cumulative percentage of contracted UDA delivered 2017 & 2018



Month	Adjusted Scheduled Activity (UDA)	
	2017	2018
April	608	1,081
May	2,174	3,237
June	4,607	5,374
July	7,125	8,895
August	9,545	10,781
September	11,912	13,110
October	13,663	15,191
November	16,438	18,032
December	18,658	19,668
January	21,363	21,132
February	24,092	25,045
March	26,753	27,358
April	28,635	
May	28,637	
June	28,638	

QUALITY

	Quantity	Base Number	Contract	AT	Region	England
% of FP17s for the same patient ID Re-attending within 3 months - Children	235	3,060	7.7%	9.5%	11.5%	11.9%
% of FP17s for the same patient ID Re-attending within 3 months - Adults	1,863	12,321	15.1%	15.2%	15.9%	16.0%
% of FP17s for the same patient ID Re-attending between 3 & 9 months - Children	1,947	3,060	63.6%	59.5%	60.6%	58.3%
% of FP17s for the same patient ID Re-attending between 3 & 9 months - Adults	7,003	12,321	56.8%	50.8%	51.6%	50.3%
% of FP17s for Band 1 Urgent Courses	967	14,612	6.6%	9.6%	9.5%	9.1%
% of FP17s Relating to Free Repair or Replacements	91	14,612	0.6%	0.6%	0.7%	0.8%
% of FP17s Relating to Continuations	449	14,612	3.1%	0.9%	1.0%	1.0%
% of Patients satisfied with the dentistry they have received	10	13	76.9%	91.1%	92.0%	91.5%
% of Patients satisfied with the time they had to wait for an appointment	9	13	69.2%	88.6%	88.1%	87.9%

* This is based on patients treated on this contract for their most recent course of treatment. Figures in italics indicate the base number of FP17s or Patient Questionnaire responses are less than 100. N/A is shown where the base number of responses is less than 10 during the period. % is calculated as Quantity/Base number*100

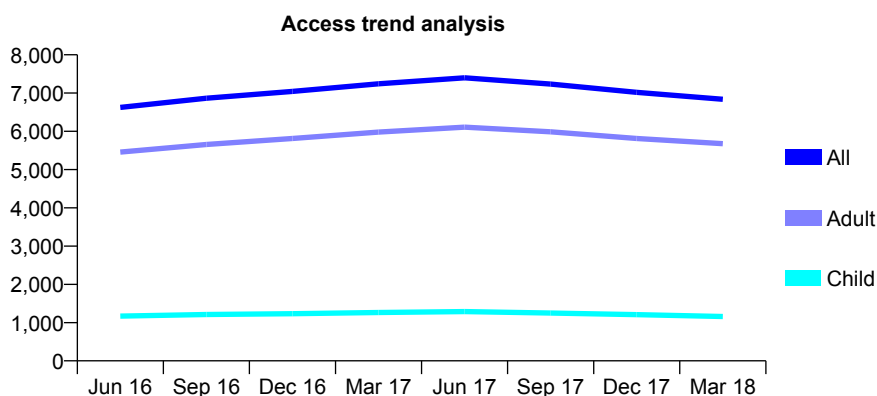
Q68 - Vital Signs At a Glance Contract Report for 198374/0001 - March 2018

Name or company name	The Brassey Avenue Dental Practice Partn
Contract type name	GDS Contract
Purpose of contract	General
Contract start date	01/07/2015
Contract end date	

17/18 Contracted general activity (UDA)	18,773
Carry forward general activity (UDA)	0
17/18 Contracted orthodontic activity (UOA)	0
Carry forward orthodontic activity (UOA)	0
Baseline contract value	£424,282.69

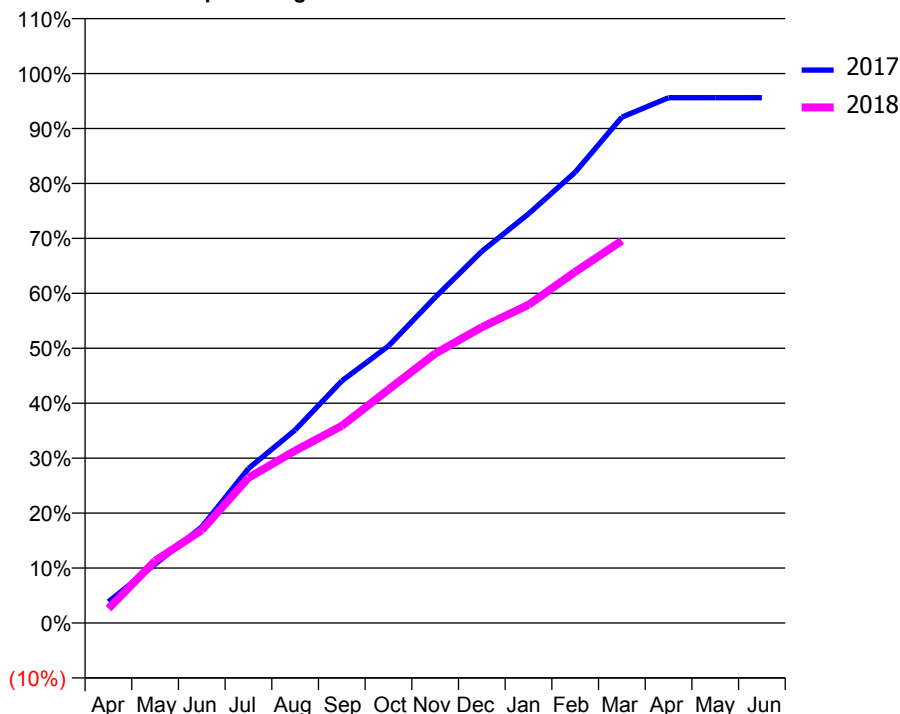
ACCESS*

Patients seen in 24 months	Total	Change since previous quarter
Quarter ending March 2017	7,243	
Quarter ending June 2017	7,398	↑
Quarter ending September 2017	7,236	↓
Quarter ending December 2017	7,019	↓
Quarter ending March 2018	6,836	↓
Variance since March 2017	(5.6%)	↓



ACTIVITY

Cumulative percentage of contracted UDA delivered 2017 & 2018



Adjusted Scheduled Activity (UDA)

Month	2017	2018
April	727	495
May	2,010	2,126
June	3,280	3,175
July	5,276	4,962
August	6,594	5,887
September	8,272	6,733
October	9,465	7,977
November	11,129	9,204
December	12,699	10,109
January	13,978	10,871
February	15,400	11,997
March	17,283	13,059
April	17,948	
May	17,949	
June	17,947	

QUALITY

	Quantity	Base Number	Contract	AT	Region	England
% of FP17s for the same patient ID Re-attending within 3 months - Children	68	1,344	5.1%	9.5%	11.5%	11.9%
% of FP17s for the same patient ID Re-attending within 3 months - Adults	763	6,873	11.1%	15.2%	15.9%	16.0%
% of FP17s for the same patient ID Re-attending between 3 & 9 months - Children	728	1,344	54.2%	59.5%	60.6%	58.3%
% of FP17s for the same patient ID Re-attending between 3 & 9 months - Adults	3,180	6,873	46.3%	50.8%	51.6%	50.3%
% of FP17s for Band 1 Urgent Courses	863	7,857	11.0%	9.6%	9.5%	9.1%
% of FP17s Relating to Free Repair or Replacements	34	7,857	0.4%	0.6%	0.7%	0.8%
% of FP17s Relating to Continuations	66	7,857	0.8%	0.9%	1.0%	1.0%
% of Patients satisfied with the dentistry they have received	3	4	N/A	91.1%	92.0%	91.5%
% of Patients satisfied with the time they had to wait for an appointment	3	4	N/A	88.6%	88.1%	87.9%

* This is based on patients treated on this contract for their most recent course of treatment. Figures in italics indicate the base number of FP17s or Patient Questionnaire responses are less than 100. N/A is shown where the base number of responses is less than 10 during the period. % is calculated as Quantity/Base number*100

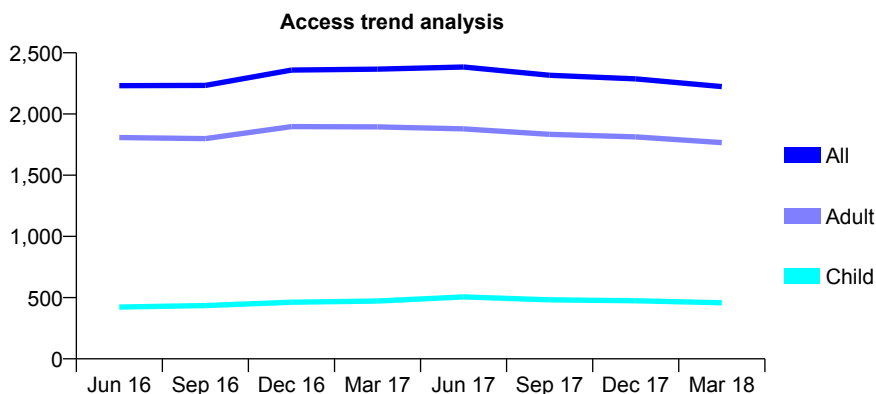
Q68 - Vital Signs At a Glance Contract Report for 198420/0001 - March 2018

Name or company name	Eaton Road Dental Practice Ltd
Contract type name	GDS Contract
Purpose of contract	General
Contract start date	01/10/2007
Contract end date	

17/18 Contracted general activity (UDA)	4,243
Carry forward general activity (UDA)	-85
17/18 Contracted orthodontic activity (UOA)	0
Carry forward orthodontic activity (UOA)	0
Baseline contract value	£134,760.85

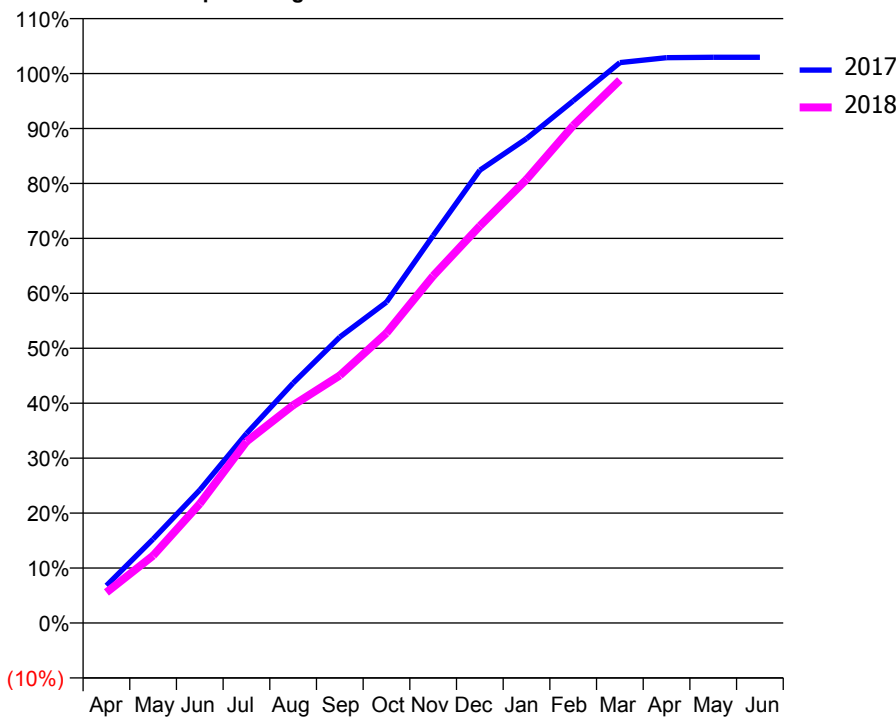
ACCESS*

Patients seen in 24 months	Total	Change since previous quarter
Quarter ending March 2017	2,367	
Quarter ending June 2017	2,384	→
Quarter ending September 2017	2,316	↓
Quarter ending December 2017	2,287	↓
Quarter ending March 2018	2,224	↓
Variance since March 2017	(6.0%)	↓



ACTIVITY

Cumulative percentage of contracted UDA delivered 2017 & 2018



Month	Adjusted Scheduled Activity (UDA)	
	2017	2018
April	289	236
May	648	520
June	1,027	921
July	1,463	1,401
August	1,853	1,682
September	2,208	1,912
October	2,478	2,239
November	2,991	2,681
December	3,496	3,066
January	3,740	3,425
February	4,032	3,841
March	4,327	4,192
April	4,365	
May	4,368	
June	4,368	

QUALITY

	Quantity	Base Number	Contract	AT	Region	England
% of FP17s for the same patient ID Re-attending within 3 months - Children	7	423	1.7%	9.5%	11.5%	11.9%
% of FP17s for the same patient ID Re-attending within 3 months - Adults	47	1,498	3.1%	15.2%	15.9%	16.0%
% of FP17s for the same patient ID Re-attending between 3 & 9 months - Children	95	423	22.5%	59.5%	60.6%	58.3%
% of FP17s for the same patient ID Re-attending between 3 & 9 months - Adults	343	1,498	22.9%	50.8%	51.6%	50.3%
% of FP17s for Band 1 Urgent Courses	71	1,897	3.7%	9.6%	9.5%	9.1%
% of FP17s Relating to Free Repair or Replacements	0	1,897	0.0%	0.6%	0.7%	0.8%
% of FP17s Relating to Continuations	1	1,897	0.1%	0.9%	1.0%	1.0%
% of Patients satisfied with the dentistry they have received	0	0	N/A	91.1%	92.0%	91.5%
% of Patients satisfied with the time they had to wait for an appointment	0	0	N/A	88.6%	88.1%	87.9%

* This is based on patients treated on this contract for their most recent course of treatment. Figures in italics indicate the base number of FP17s or Patient Questionnaire responses are less than 100. N/A is shown where the base number of responses is less than 10 during the period. % is calculated as Quantity/Base number*100

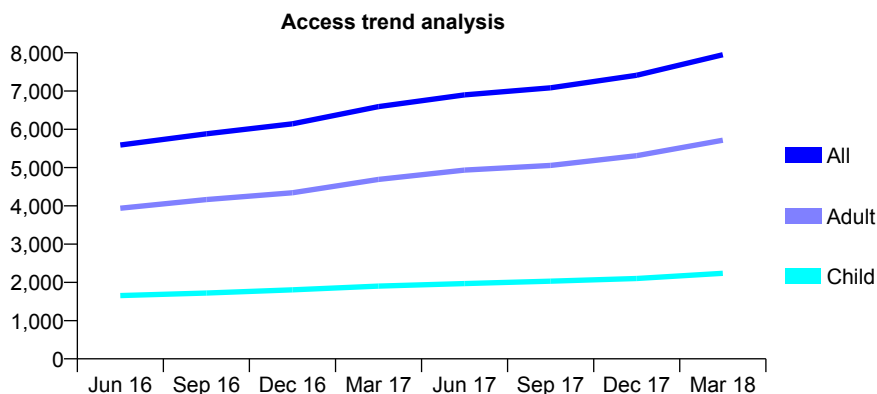
Q68 - Vital Signs At a Glance Contract Report for 198684/0002 - March 2018

Name or company name	Mr Michael Frank Lee and Mr Bahader Sing
Contract type name	GDS Contract
Purpose of contract	General
Contract start date	01/05/2014
Contract end date	

17/18 Contracted general activity (UDA)	16,283
Carry forward general activity (UDA)	0
17/18 Contracted orthodontic activity (UOA)	0
Carry forward orthodontic activity (UOA)	0
Baseline contract value	£427,551.54

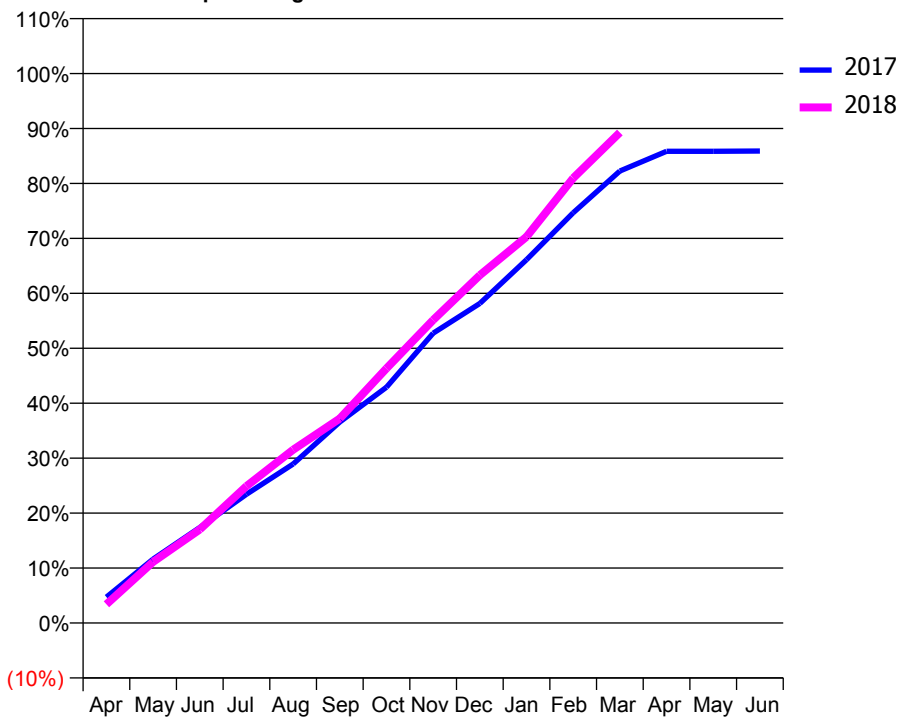
ACCESS*

Patients seen in 24 months	Total	Change since previous quarter
Quarter ending March 2017	6,592	
Quarter ending June 2017	6,901	↑
Quarter ending September 2017	7,086	↑
Quarter ending December 2017	7,411	↑
Quarter ending March 2018	7,951	↑
Variance since March 2017	20.6%	↑



ACTIVITY

Cumulative percentage of contracted UDA delivered 2017 & 2018



Month	Adjusted Scheduled Activity (UDA)	
	2017	2018
April	768	556
May	1,896	1,813
June	2,833	2,774
July	3,817	4,058
August	4,713	5,134
September	5,957	6,059
October	6,988	7,546
November	8,587	8,979
December	9,470	10,306
January	10,765	11,447
February	12,157	13,185
March	13,392	14,536
April	13,979	
May	13,978	
June	13,987	

QUALITY

	Quantity	Base Number	Contract	AT	Region	England
% of FP17s for the same patient ID Re-attending within 3 months - Children	238	3,205	7.4%	9.5%	11.5%	11.9%
% of FP17s for the same patient ID Re-attending within 3 months - Adults	1,160	7,122	16.3%	15.2%	15.9%	16.0%
% of FP17s for the same patient ID Re-attending between 3 & 9 months - Children	1,927	3,205	60.1%	59.5%	60.6%	58.3%
% of FP17s for the same patient ID Re-attending between 3 & 9 months - Adults	3,250	7,122	45.6%	50.8%	51.6%	50.3%
% of FP17s for Band 1 Urgent Courses	1,329	9,018	14.7%	9.6%	9.5%	9.1%
% of FP17s Relating to Free Repair or Replacements	13	9,018	0.1%	0.6%	0.7%	0.8%
% of FP17s Relating to Continuations	24	9,018	0.3%	0.9%	1.0%	1.0%
% of Patients satisfied with the dentistry they have received	4	4	N/A	91.1%	92.0%	91.5%
% of Patients satisfied with the time they had to wait for an appointment	4	4	N/A	88.6%	88.1%	87.9%

* This is based on patients treated on this contract for their most recent course of treatment. Figures in italics indicate the base number of FP17s or Patient Questionnaire responses are less than 100. N/A is shown where the base number of responses is less than 10 during the period. % is calculated as Quantity/Base number*100

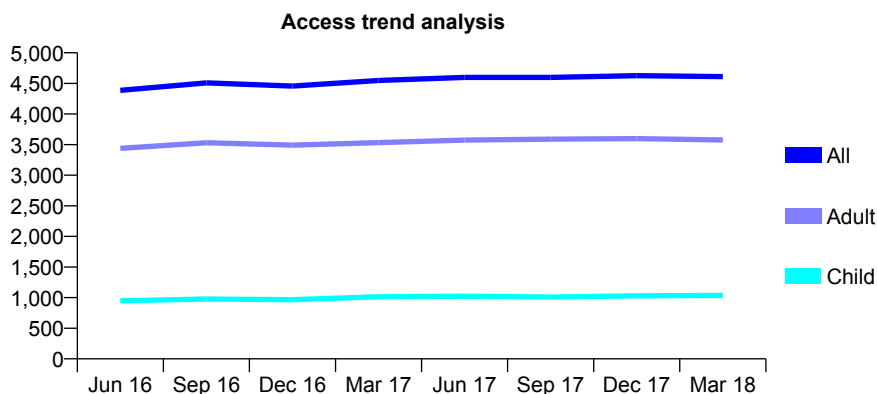
Q68 - Vital Signs At a Glance Contract Report for 199028/0001 - March 2018

Name or company name	HARTLEY DENTAL LIMITED
Contract type name	GDS Contract
Purpose of contract	General
Contract start date	01/09/2008
Contract end date	

17/18 Contracted general activity (UDA)	16,250
Carry forward general activity (UDA)	518
17/18 Contracted orthodontic activity (UOA)	0
Carry forward orthodontic activity (UOA)	0
Baseline contract value	£376,244.33

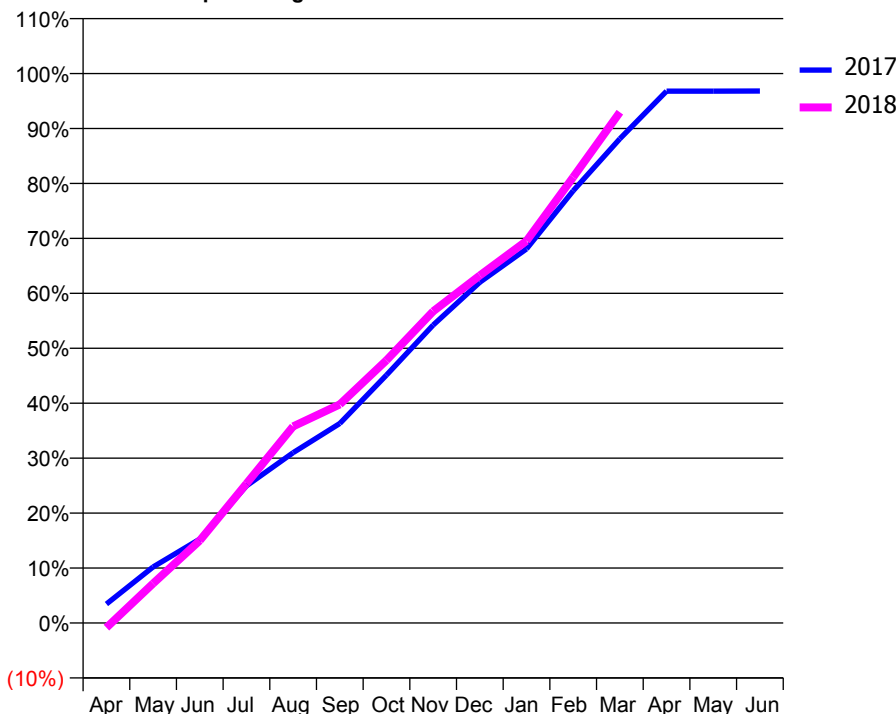
ACCESS*

Patients seen in 24 months	Total	Change since previous quarter
Quarter ending March 2017	4,547	
Quarter ending June 2017	4,598	→
Quarter ending September 2017	4,599	→
Quarter ending December 2017	4,626	→
Quarter ending March 2018	4,611	→
Variance since March 2017	1.4%	→



ACTIVITY

Cumulative percentage of contracted UDA delivered 2017 & 2018



Month	Adjusted Scheduled Activity (UDA)	
	2017	2018
April	560	-141
May	1,658	1,169
June	2,484	2,440
July	4,055	4,121
August	5,038	5,814
September	5,900	6,464
October	7,333	7,771
November	8,811	9,217
December	10,077	10,278
January	11,061	11,299
February	12,782	13,183
March	14,322	15,107
April	15,727	
May	15,729	
June	15,732	

QUALITY

	Quantity	Base Number	Contract	AT	Region	England
% of FP17s for the same patient ID Re-attending within 3 months - Children	91	1,508	6.0%	9.5%	11.5%	11.9%
% of FP17s for the same patient ID Re-attending within 3 months - Adults	726	5,122	14.2%	15.2%	15.9%	16.0%
% of FP17s for the same patient ID Re-attending between 3 & 9 months - Children	939	1,508	62.3%	59.5%	60.6%	58.3%
% of FP17s for the same patient ID Re-attending between 3 & 9 months - Adults	2,636	5,122	51.5%	50.8%	51.6%	50.3%
% of FP17s for Band 1 Urgent Courses	475	6,233	7.6%	9.6%	9.5%	9.1%
% of FP17s Relating to Free Repair or Replacements	45	6,233	0.7%	0.6%	0.7%	0.8%
% of FP17s Relating to Continuations	42	6,233	0.7%	0.9%	1.0%	1.0%
% of Patients satisfied with the dentistry they have received	3	3	N/A	91.1%	92.0%	91.5%
% of Patients satisfied with the time they had to wait for an appointment	2	3	N/A	88.6%	88.1%	87.9%

* This is based on patients treated on this contract for their most recent course of treatment. Figures in italics indicate the base number of FP17s or Patient Questionnaire responses are less than 100. N/A is shown where the base number of responses is less than 10 during the period. % is calculated as Quantity/Base number*100

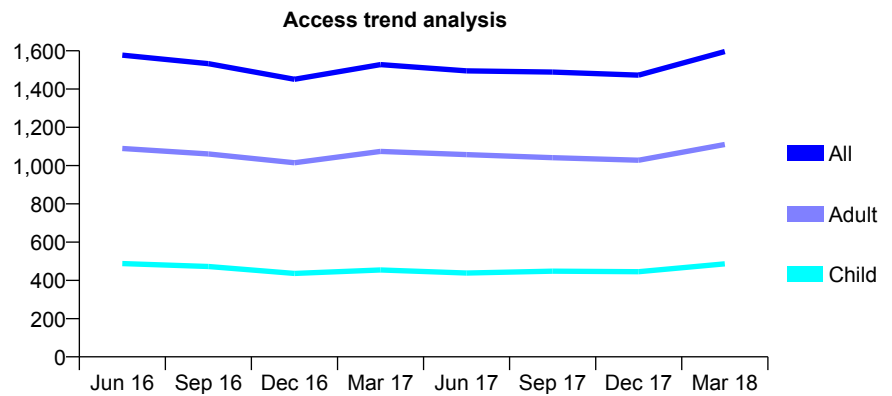
Q68 - Vital Signs At a Glance Contract Report for 199370/0001 - March 2018

Name or company name	Pittham Dental Ltd
Contract type name	GDS Contract
Purpose of contract	General
Contract start date	01/09/2007
Contract end date	

17/18 Contracted general activity (UDA)	4,800
Carry forward general activity (UDA)	-22
17/18 Contracted orthodontic activity (UOA)	0
Carry forward orthodontic activity (UOA)	0
Baseline contract value	£104,351.94

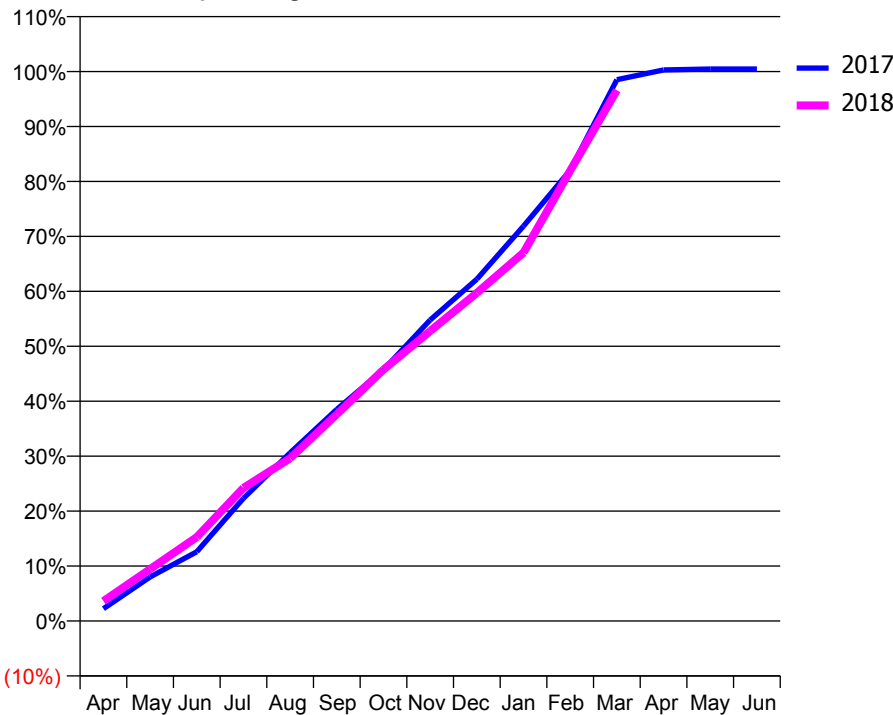
ACCESS*

Patients seen in 24 months	Total	Change since previous quarter
Quarter ending March 2017	1,528	
Quarter ending June 2017	1,495	↓
Quarter ending September 2017	1,489	→
Quarter ending December 2017	1,473	↓
Quarter ending March 2018	1,596	↑
Variance since March 2017	4.5%	↑



ACTIVITY

Cumulative percentage of contracted UDA delivered 2017 & 2018



Month	Adjusted Scheduled Activity (UDA)	
	2017	2018
April	108	174
May	385	454
June	605	733
July	1,073	1,163
August	1,469	1,422
September	1,849	1,806
October	2,195	2,196
November	2,630	2,532
December	2,986	2,866
January	3,450	3,217
February	3,938	3,934
March	4,728	4,636
April	4,814	
May	4,821	
June	4,821	

QUALITY

	Quantity	Base Number	Contract	AT	Region	England
% of FP17s for the same patient ID Re-attending within 3 months - Children	55	724	7.6%	9.5%	11.5%	11.9%
% of FP17s for the same patient ID Re-attending within 3 months - Adults	215	1,543	13.9%	15.2%	15.9%	16.0%
% of FP17s for the same patient ID Re-attending between 3 & 9 months - Children	465	724	64.2%	59.5%	60.6%	58.3%
% of FP17s for the same patient ID Re-attending between 3 & 9 months - Adults	920	1,543	59.6%	50.8%	51.6%	50.3%
% of FP17s for Band 1 Urgent Courses	136	2,197	6.2%	9.6%	9.5%	9.1%
% of FP17s Relating to Free Repair or Replacements	18	2,197	0.8%	0.6%	0.7%	0.8%
% of FP17s Relating to Continuations	22	2,197	1.0%	0.9%	1.0%	1.0%
% of Patients satisfied with the dentistry they have received	0	0	N/A	91.1%	92.0%	91.5%
% of Patients satisfied with the time they had to wait for an appointment	0	0	N/A	88.6%	88.1%	87.9%

* This is based on patients treated on this contract for their most recent course of treatment. Figures in italics indicate the base number of FP17s or Patient Questionnaire responses are less than 100. N/A is shown where the base number of responses is less than 10 during the period. % is calculated as Quantity/Base number*100

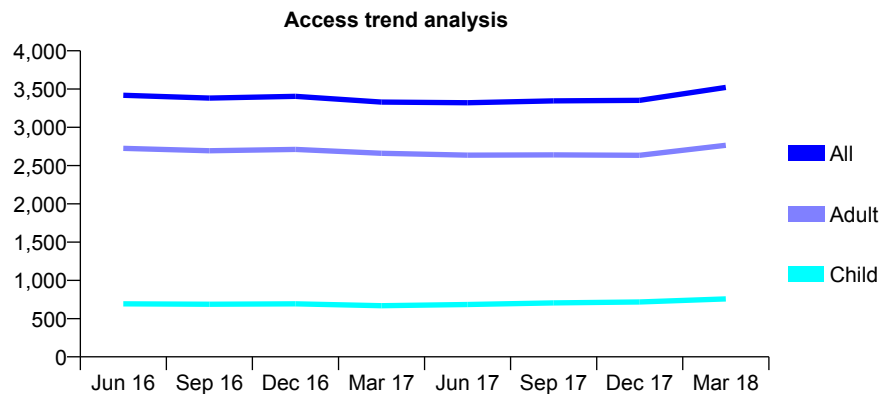
Q68 - Vital Signs At a Glance Contract Report for 199389/0001 - March 2018

Name or company name	Pure Dental Surgery Limited
Contract type name	GDS Contract
Purpose of contract	General
Contract start date	01/05/2012
Contract end date	

17/18 Contracted general activity (UDA)	11,066
Carry forward general activity (UDA)	-222
17/18 Contracted orthodontic activity (UOA)	0
Carry forward orthodontic activity (UOA)	0
Baseline contract value	£258,519.43

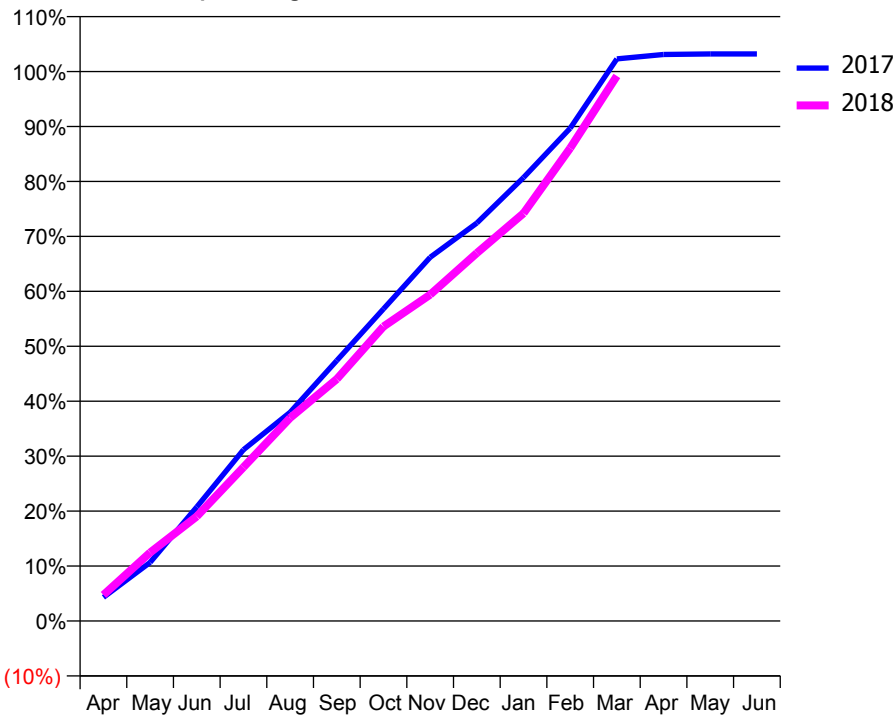
ACCESS*

Patients seen in 24 months	Total	Change since previous quarter
Quarter ending March 2017	3,329	
Quarter ending June 2017	3,321	→
Quarter ending September 2017	3,345	→
Quarter ending December 2017	3,352	→
Quarter ending March 2018	3,522	↑
Variance since March 2017	5.8%	↑



ACTIVITY

Cumulative percentage of contracted UDA delivered 2017 & 2018



Month	Adjusted Scheduled Activity (UDA)	
	2017	2018
April	477	526
May	1,180	1,380
June	2,297	2,107
July	3,450	3,097
August	4,203	4,091
September	5,246	4,872
October	6,286	5,930
November	7,325	6,573
December	8,015	7,410
January	8,931	8,211
February	9,925	9,525
March	11,320	10,976
April	11,408	
May	11,420	
June	11,420	

QUALITY

	Quantity	Base Number	Contract	AT	Region	England
% of FP17s for the same patient ID Re-attending within 3 months - Children	69	1,174	5.9%	9.5%	11.5%	11.9%
% of FP17s for the same patient ID Re-attending within 3 months - Adults	562	4,251	13.2%	15.2%	15.9%	16.0%
% of FP17s for the same patient ID Re-attending between 3 & 9 months - Children	705	1,174	60.1%	59.5%	60.6%	58.3%
% of FP17s for the same patient ID Re-attending between 3 & 9 months - Adults	2,671	4,251	62.8%	50.8%	51.6%	50.3%
% of FP17s for Band 1 Urgent Courses	320	5,387	5.9%	9.6%	9.5%	9.1%
% of FP17s Relating to Free Repair or Replacements	11	5,387	0.2%	0.6%	0.7%	0.8%
% of FP17s Relating to Continuations	0	5,387	0.0%	0.9%	1.0%	1.0%
% of Patients satisfied with the dentistry they have received	4	6	N/A	91.1%	92.0%	91.5%
% of Patients satisfied with the time they had to wait for an appointment	5	6	N/A	88.6%	88.1%	87.9%

* This is based on patients treated on this contract for their most recent course of treatment. Figures in italics indicate the base number of FP17s or Patient Questionnaire responses are less than 100. N/A is shown where the base number of responses is less than 10 during the period. % is calculated as Quantity/Base number*100

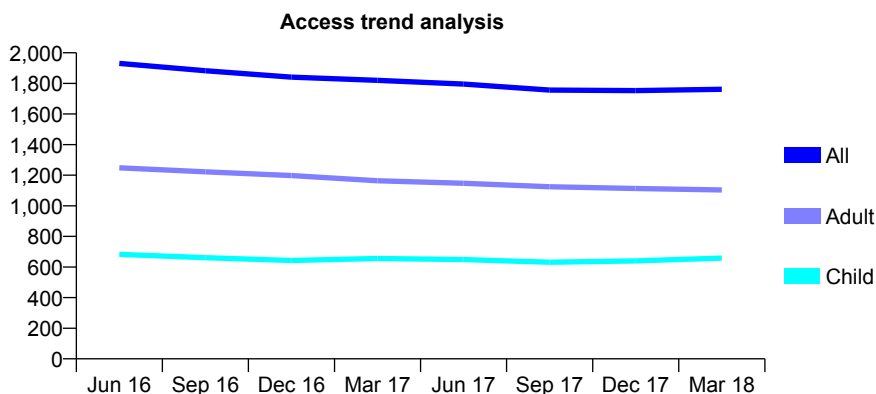
Q68 - Vital Signs At a Glance Contract Report for 199516/0001 - March 2018

Name or company name	Pamela Noon and Shernaz Wadia
Contract type name	GDS Contract
Purpose of contract	General
Contract start date	01/03/2012
Contract end date	

17/18 Contracted general activity (UDA)	6,100
Carry forward general activity (UDA)	0
17/18 Contracted orthodontic activity (UOA)	0
Carry forward orthodontic activity (UOA)	0
Baseline contract value	£171,809.45

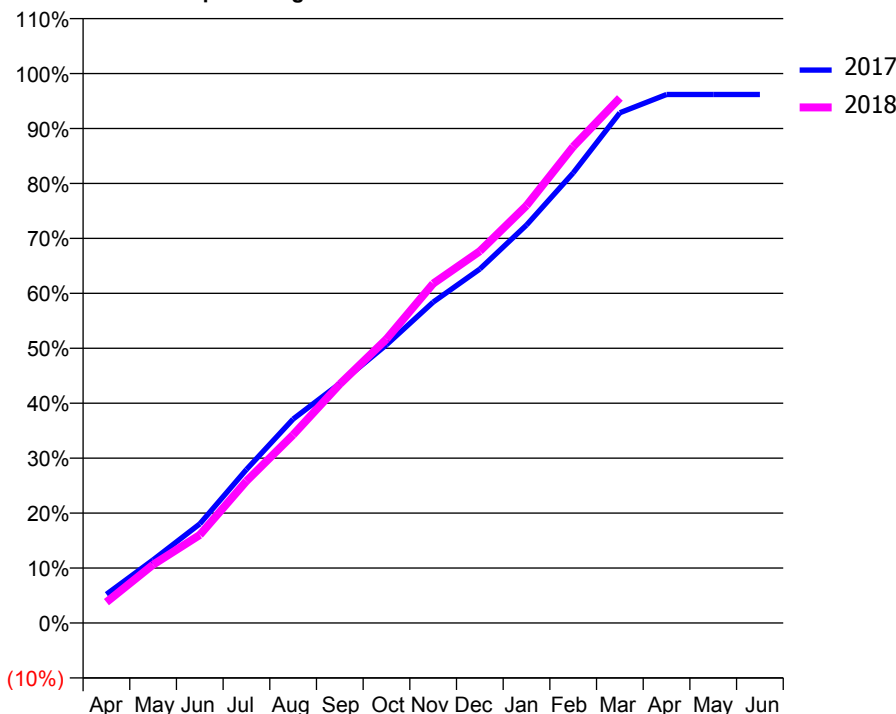
ACCESS*

Patients seen in 24 months	Total	Change since previous quarter
Quarter ending March 2017	1,820	
Quarter ending June 2017	1,796	↓
Quarter ending September 2017	1,756	↓
Quarter ending December 2017	1,753	→
Quarter ending March 2018	1,762	→
Variance since March 2017	(3.2%)	↓



ACTIVITY

Cumulative percentage of contracted UDA delivered 2017 & 2018



Month	Adjusted Scheduled Activity (UDA)	
	2017	2018
April	318	232
May	700	647
June	1,100	978
July	1,705	1,576
August	2,264	2,090
September	2,659	2,652
October	3,089	3,152
November	3,562	3,769
December	3,930	4,128
January	4,418	4,634
February	4,996	5,288
March	5,664	5,829
April	5,868	
May	5,868	
June	5,868	

QUALITY

	Quantity	Base Number	Contract	AT	Region	England
% of FP17s for the same patient ID Re-attending within 3 months - Children	106	1,235	8.6%	9.5%	11.5%	11.9%
% of FP17s for the same patient ID Re-attending within 3 months - Adults	220	1,810	12.2%	15.2%	15.9%	16.0%
% of FP17s for the same patient ID Re-attending between 3 & 9 months - Children	930	1,235	75.3%	59.5%	60.6%	58.3%
% of FP17s for the same patient ID Re-attending between 3 & 9 months - Adults	1,284	1,810	70.9%	50.8%	51.6%	50.3%
% of FP17s for Band 1 Urgent Courses	115	2,946	3.9%	9.6%	9.5%	9.1%
% of FP17s Relating to Free Repair or Replacements	19	2,946	0.6%	0.6%	0.7%	0.8%
% of FP17s Relating to Continuations	11	2,946	0.4%	0.9%	1.0%	1.0%
% of Patients satisfied with the dentistry they have received	4	5	N/A	91.1%	92.0%	91.5%
% of Patients satisfied with the time they had to wait for an appointment	4	5	N/A	88.6%	88.1%	87.9%

* This is based on patients treated on this contract for their most recent course of treatment. Figures in italics indicate the base number of FP17s or Patient Questionnaire responses are less than 100. N/A is shown where the base number of responses is less than 10 during the period. % is calculated as Quantity/Base number*100

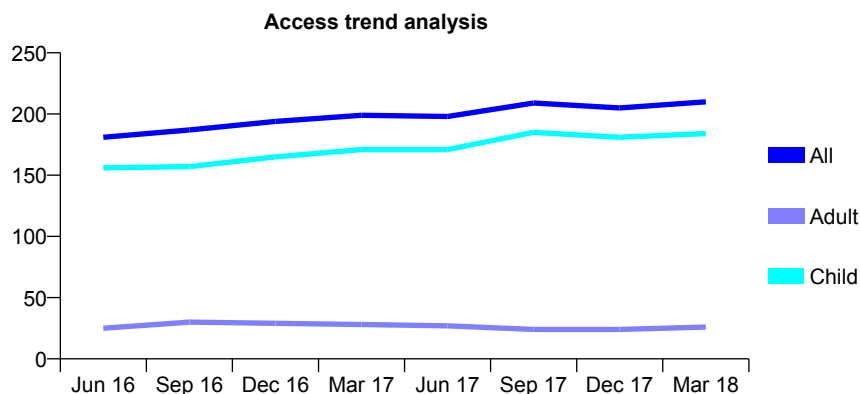
Q68 - Vital Signs At a Glance Contract Report for 199737/0001 - March 2018

Name or company name	Rectory House Dental Practice Ltd
Contract type name	GDS Contract
Purpose of contract	General
Contract start date	01/08/2009
Contract end date	

17/18 Contracted general activity (UDA)	380
Carry forward general activity (UDA)	0
17/18 Contracted orthodontic activity (UOA)	0
Carry forward orthodontic activity (UOA)	0
Baseline contract value	£8,542.06

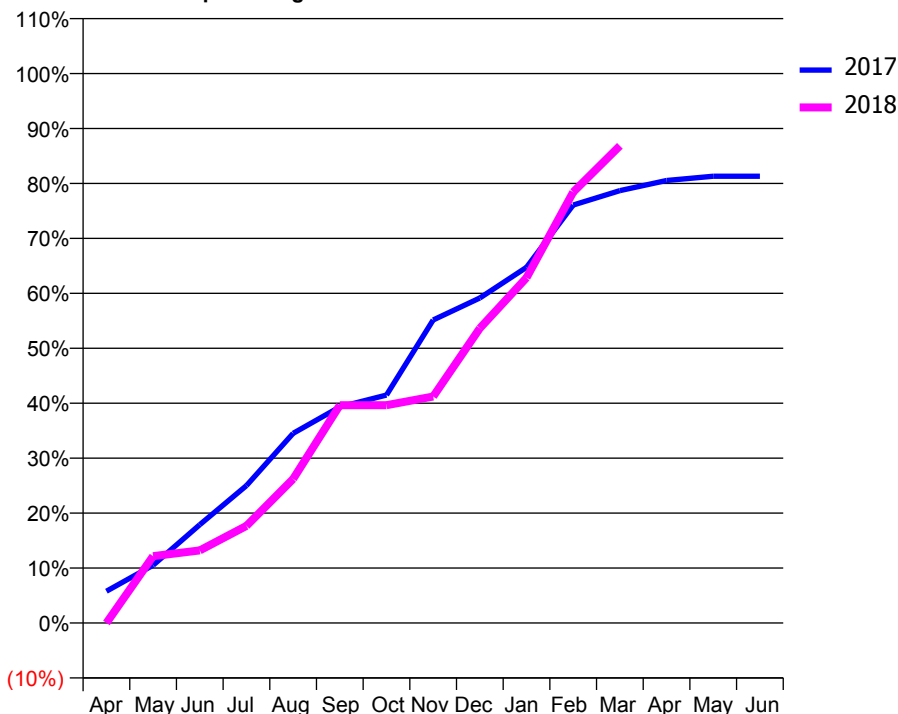
ACCESS*

Patients seen in 24 months	Total	Change since previous quarter
Quarter ending March 2017	199	
Quarter ending June 2017	198	→
Quarter ending September 2017	209	↑
Quarter ending December 2017	205	↓
Quarter ending March 2018	210	↑
Variance since March 2017	5.5%	↑



ACTIVITY

Cumulative percentage of contracted UDA delivered 2017 & 2018



Month	Adjusted Scheduled Activity (UDA)	
	2017	2018
April	22	0
May	40	46
June	68	50
July	95	67
August	131	100
September	149	151
October	158	151
November	210	157
December	225	204
January	246	239
February	289	298
March	299	330
April	306	
May	309	
June	309	

QUALITY

	Quantity	Base Number	Contract	AT	Region	England
% of FP17s for the same patient ID Re-attending within 3 months - Children	9	250	3.6%	9.5%	11.5%	11.9%
% of FP17s for the same patient ID Re-attending within 3 months - Adults	0	2	0.0%	15.2%	15.9%	16.0%
% of FP17s for the same patient ID Re-attending between 3 & 9 months - Children	123	250	49.2%	59.5%	60.6%	58.3%
% of FP17s for the same patient ID Re-attending between 3 & 9 months - Adults	0	2	0.0%	50.8%	51.6%	50.3%
% of FP17s for Band 1 Urgent Courses	6	244	2.5%	9.6%	9.5%	9.1%
% of FP17s Relating to Free Repair or Replacements	0	244	0.0%	0.6%	0.7%	0.8%
% of FP17s Relating to Continuations	3	244	1.2%	0.9%	1.0%	1.0%
% of Patients satisfied with the dentistry they have received	0	0	N/A	91.1%	92.0%	91.5%
% of Patients satisfied with the time they had to wait for an appointment	0	0	N/A	88.6%	88.1%	87.9%

* This is based on patients treated on this contract for their most recent course of treatment. Figures in italics indicate the base number of FP17s or Patient Questionnaire responses are less than 100. N/A is shown where the base number of responses is less than 10 during the period. % is calculated as Quantity/Base number*100

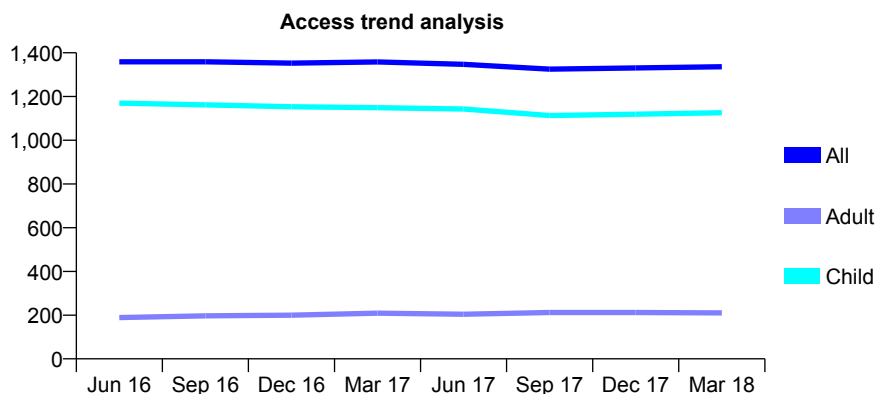
Q68 - Vital Signs At a Glance Contract Report for 207993/0001 - March 2018

Name or company name	MR MT COPPEN
Contract type name	GDS Contract
Purpose of contract	General
Contract start date	01/04/2006
Contract end date	

17/18 Contracted general activity (UDA)	3,479
Carry forward general activity (UDA)	-70
17/18 Contracted orthodontic activity (UOA)	0
Carry forward orthodontic activity (UOA)	0
Baseline contract value	£77,498.24

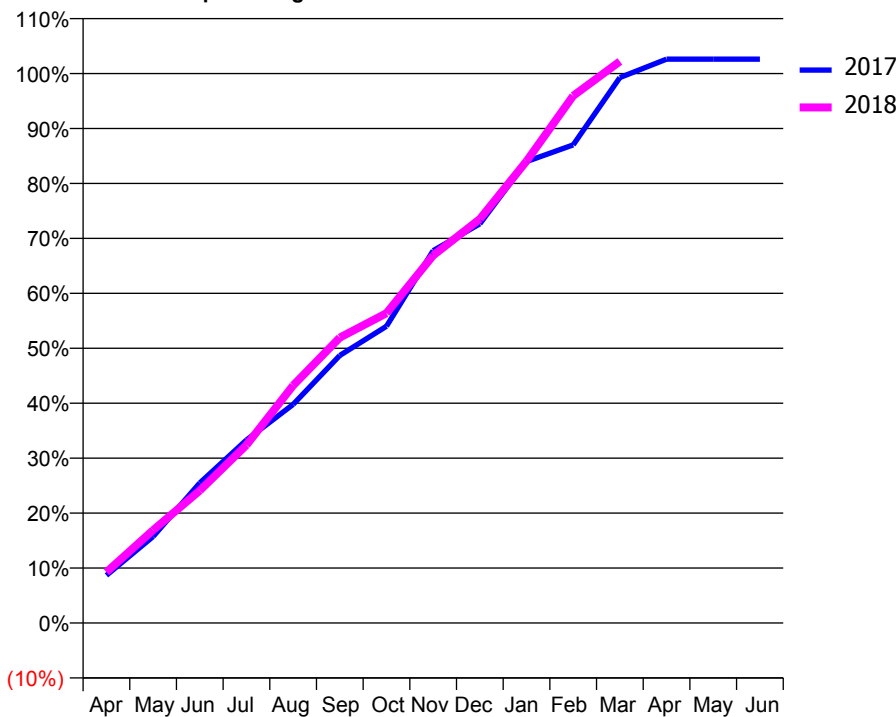
ACCESS*

Patients seen in 24 months	Total	Change since previous quarter
Quarter ending March 2017	1,358	
Quarter ending June 2017	1,347	→
Quarter ending September 2017	1,325	↓
Quarter ending December 2017	1,331	→
Quarter ending March 2018	1,336	→
Variance since March 2017	(1.6%)	↓



ACTIVITY

Cumulative percentage of contracted UDA delivered 2017 & 2018



Month	Adjusted Scheduled Activity (UDA)	
	2017	2018
April	302	322
May	547	588
June	887	838
July	1,159	1,127
August	1,384	1,504
September	1,694	1,807
October	1,879	1,962
November	2,357	2,327
December	2,528	2,558
January	2,921	2,924
February	3,027	3,337
March	3,453	3,555
April	3,570	
May	3,570	
June	3,570	

QUALITY

	Quantity	Base Number	Contract	AT	Region	England
% of FP17s for the same patient ID Re-attending within 3 months - Children	159	1,930	8.2%	9.5%	11.5%	11.9%
% of FP17s for the same patient ID Re-attending within 3 months - Adults	5	116	4.3%	15.2%	15.9%	16.0%
% of FP17s for the same patient ID Re-attending between 3 & 9 months - Children	1,323	1,930	68.5%	59.5%	60.6%	58.3%
% of FP17s for the same patient ID Re-attending between 3 & 9 months - Adults	81	116	69.8%	50.8%	51.6%	50.3%
% of FP17s for Band 1 Urgent Courses	102	1,990	5.1%	9.6%	9.5%	9.1%
% of FP17s Relating to Free Repair or Replacements	0	1,990	0.0%	0.6%	0.7%	0.8%
% of FP17s Relating to Continuations	19	1,990	1.0%	0.9%	1.0%	1.0%
% of Patients satisfied with the dentistry they have received	0	0	N/A	91.1%	92.0%	91.5%
% of Patients satisfied with the time they had to wait for an appointment	0	0	N/A	88.6%	88.1%	87.9%

* This is based on patients treated on this contract for their most recent course of treatment. Figures in italics indicate the base number of FP17s or Patient Questionnaire responses are less than 100. N/A is shown where the base number of responses is less than 10 during the period. % is calculated as Quantity/Base number*100

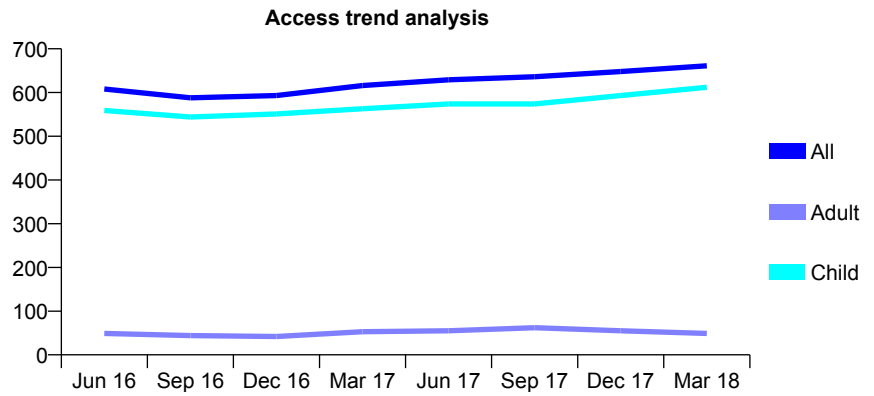
Q68 - Vital Signs At a Glance Contract Report for 209104/0001 - March 2018

Name or company name	Summerfield Dental Practice
Contract type name	GDS Contract
Purpose of contract	General
Contract start date	01/04/2006
Contract end date	

17/18 Contracted general activity (UDA)	900
Carry forward general activity (UDA)	-18
17/18 Contracted orthodontic activity (UOA)	0
Carry forward orthodontic activity (UOA)	0
Baseline contract value	£22,063.14

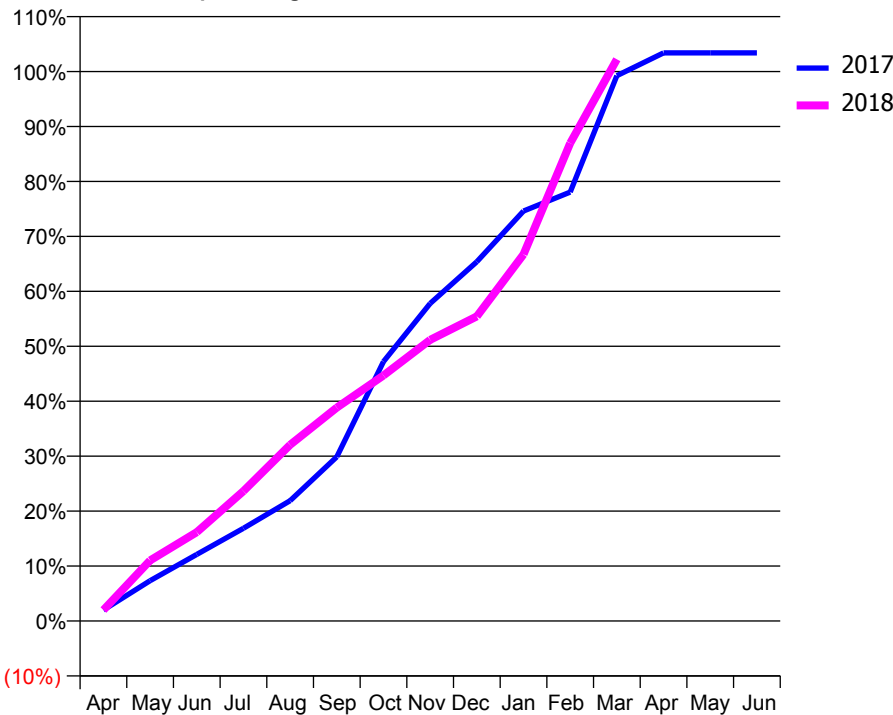
ACCESS*

Patients seen in 24 months	Total	Change since previous quarter
Quarter ending March 2017	616	
Quarter ending June 2017	629	↑
Quarter ending September 2017	636	→
Quarter ending December 2017	648	→
Quarter ending March 2018	661	↑
Variance since March 2017	7.3%	↑



ACTIVITY

Cumulative percentage of contracted UDA delivered 2017 & 2018



Month	Adjusted Scheduled Activity (UDA)	
	2017	2018
April	18	18
May	66	99
June	109	146
July	152	213
August	197	289
September	269	350
October	425	402
November	520	461
December	588	499
January	671	600
February	702	783
March	893	920
April	931	
May	931	
June	931	

QUALITY

	Quantity	Base Number	Contract	AT	Region	England
% of FP17s for the same patient ID Re-attending within 3 months - Children	24	681	3.5%	9.5%	11.5%	11.9%
% of FP17s for the same patient ID Re-attending within 3 months - Adults	0	1	0.0%	15.2%	15.9%	16.0%
% of FP17s for the same patient ID Re-attending between 3 & 9 months - Children	276	681	40.5%	59.5%	60.6%	58.3%
% of FP17s for the same patient ID Re-attending between 3 & 9 months - Adults	0	1	0.0%	50.8%	51.6%	50.3%
% of FP17s for Band 1 Urgent Courses	20	650	3.1%	9.6%	9.5%	9.1%
% of FP17s Relating to Free Repair or Replacements	1	650	0.2%	0.6%	0.7%	0.8%
% of FP17s Relating to Continuations	0	650	0.0%	0.9%	1.0%	1.0%
% of Patients satisfied with the dentistry they have received	0	0	N/A	91.1%	92.0%	91.5%
% of Patients satisfied with the time they had to wait for an appointment	0	0	N/A	88.6%	88.1%	87.9%

* This is based on patients treated on this contract for their most recent course of treatment. Figures in italics indicate the base number of FP17s or Patient Questionnaire responses are less than 100. N/A is shown where the base number of responses is less than 10 during the period. % is calculated as Quantity/Base number*100

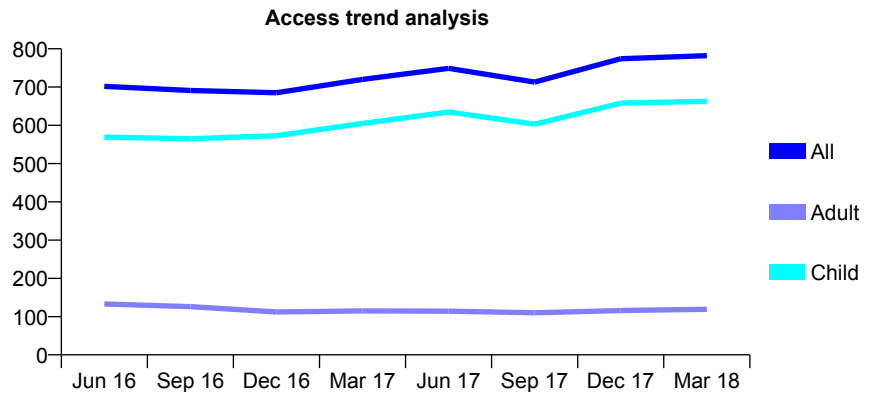
Q68 - Vital Signs At a Glance Contract Report for 214698/0001 - March 2018

Name or company name	MISS DA MAHONEY
Contract type name	GDS Contract
Purpose of contract	General
Contract start date	01/04/2006
Contract end date	

17/18 Contracted general activity (UDA)	1,400
Carry forward general activity (UDA)	-28
17/18 Contracted orthodontic activity (UOA)	0
Carry forward orthodontic activity (UOA)	0
Baseline contract value	£31,751.99

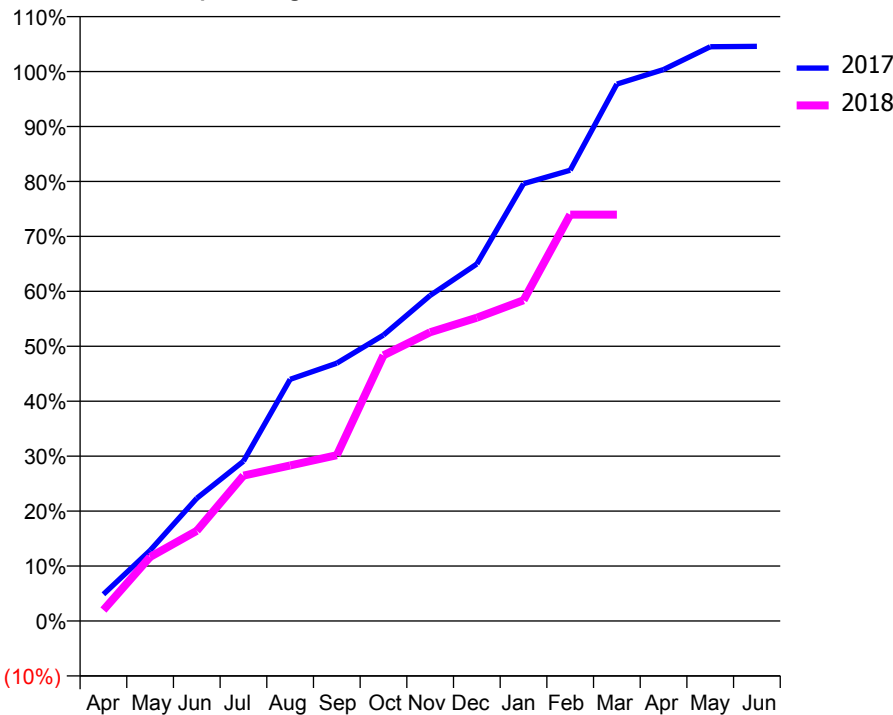
ACCESS*

Patients seen in 24 months	Total	Change since previous quarter
Quarter ending March 2017	720	
Quarter ending June 2017	749	↑
Quarter ending September 2017	713	↓
Quarter ending December 2017	774	↑
Quarter ending March 2018	782	→
Variance since March 2017	8.6%	↑



ACTIVITY

Cumulative percentage of contracted UDA delivered 2017 & 2018



Month	Adjusted Scheduled Activity (UDA)	
	2017	2018
April	68	28
May	180	163
June	313	230
July	407	370
August	616	396
September	657	422
October	728	677
November	829	736
December	910	773
January	1,114	817
February	1,148	1,035
March	1,368	1,035
April	1,405	
May	1,463	
June	1,464	

QUALITY

	Quantity	Base Number	Contract	AT	Region	England
% of FP17s for the same patient ID Re-attending within 3 months - Children	59	815	7.2%	9.5%	11.5%	11.9%
% of FP17s for the same patient ID Re-attending within 3 months - Adults	7	76	9.2%	15.2%	15.9%	16.0%
% of FP17s for the same patient ID Re-attending between 3 & 9 months - Children	429	815	52.6%	59.5%	60.6%	58.3%
% of FP17s for the same patient ID Re-attending between 3 & 9 months - Adults	40	76	52.6%	50.8%	51.6%	50.3%
% of FP17s for Band 1 Urgent Courses	23	836	2.8%	9.6%	9.5%	9.1%
% of FP17s Relating to Free Repair or Replacements	0	836	0.0%	0.6%	0.7%	0.8%
% of FP17s Relating to Continuations	0	836	0.0%	0.9%	1.0%	1.0%
% of Patients satisfied with the dentistry they have received	0	0	N/A	91.1%	92.0%	91.5%
% of Patients satisfied with the time they had to wait for an appointment	0	0	N/A	88.6%	88.1%	87.9%

* This is based on patients treated on this contract for their most recent course of treatment. Figures in italics indicate the base number of FP17s or Patient Questionnaire responses are less than 100. N/A is shown where the base number of responses is less than 10 during the period. % is calculated as Quantity/Base number*100

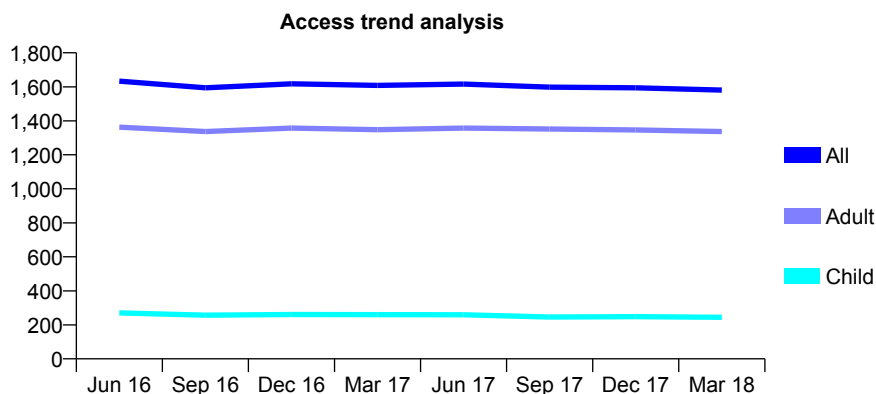
Q68 - Vital Signs At a Glance Contract Report for 219541/0001 - March 2018

Name or company name	MR SN ROUSSOS
Contract type name	GDS Contract
Purpose of contract	General
Contract start date	01/04/2006
Contract end date	

17/18 Contracted general activity (UDA)	8,132
Carry forward general activity (UDA)	305
17/18 Contracted orthodontic activity (UOA)	0
Carry forward orthodontic activity (UOA)	0
Baseline contract value	£191,075.70

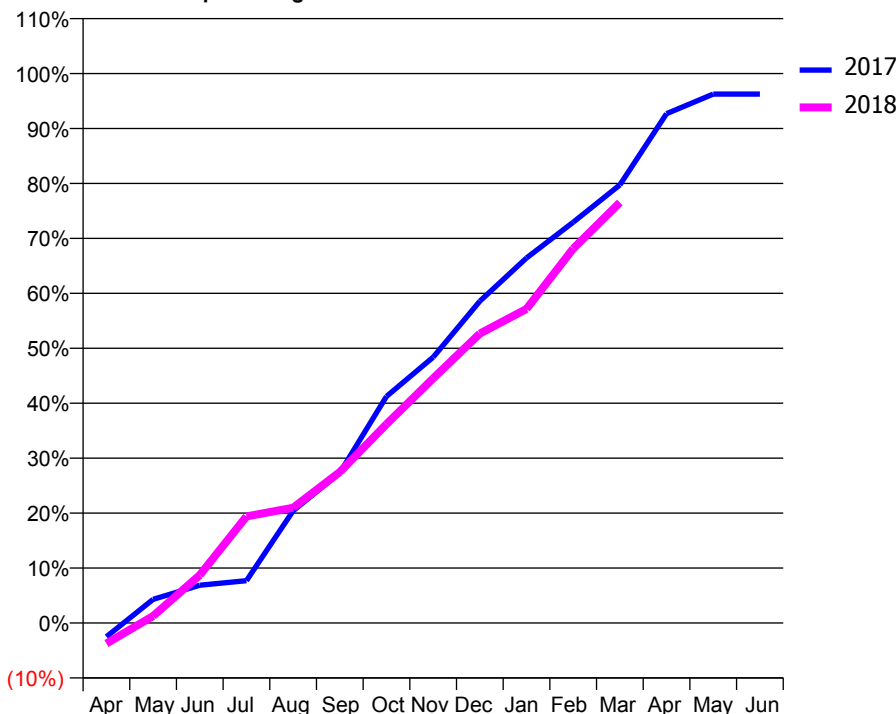
ACCESS*

Patients seen in 24 months	Total	Change since previous quarter
Quarter ending March 2017	1,608	
Quarter ending June 2017	1,616	→
Quarter ending September 2017	1,598	↓
Quarter ending December 2017	1,594	→
Quarter ending March 2018	1,581	→
Variance since March 2017	(1.7%)	↓



ACTIVITY

Cumulative percentage of contracted UDA delivered 2017 & 2018



Month	Adjusted Scheduled Activity (UDA)	
	2017	2018
April	-205	-305
May	349	103
June	560	709
July	627	1,577
August	1,660	1,705
September	2,223	2,236
October	3,353	2,943
November	3,933	3,621
December	4,763	4,283
January	5,402	4,649
February	5,931	5,541
March	6,483	6,224
April	7,537	
May	7,827	
June	7,827	

QUALITY

	Quantity	Base Number	Contract	AT	Region	England
% of FP17s for the same patient ID Re-attending within 3 months - Children	13	323	4.0%	9.5%	11.5%	11.9%
% of FP17s for the same patient ID Re-attending within 3 months - Adults	363	1,932	18.8%	15.2%	15.9%	16.0%
% of FP17s for the same patient ID Re-attending between 3 & 9 months - Children	197	323	61.0%	59.5%	60.6%	58.3%
% of FP17s for the same patient ID Re-attending between 3 & 9 months - Adults	1,036	1,932	53.6%	50.8%	51.6%	50.3%
% of FP17s for Band 1 Urgent Courses	196	1,926	10.2%	9.6%	9.5%	9.1%
% of FP17s Relating to Free Repair or Replacements	4	1,926	0.2%	0.6%	0.7%	0.8%
% of FP17s Relating to Continuations	2	1,926	0.1%	0.9%	1.0%	1.0%
% of Patients satisfied with the dentistry they have received	4	5	N/A	91.1%	92.0%	91.5%
% of Patients satisfied with the time they had to wait for an appointment	4	5	N/A	88.6%	88.1%	87.9%

* This is based on patients treated on this contract for their most recent course of treatment. Figures in italics indicate the base number of FP17s or Patient Questionnaire responses are less than 100. N/A is shown where the base number of responses is less than 10 during the period. % is calculated as Quantity/Base number*100

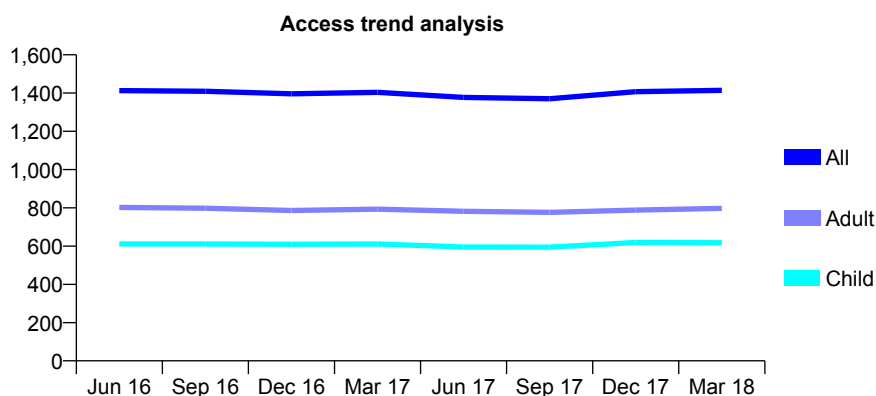
Q68 - Vital Signs At a Glance Contract Report for 219894/0001 - March 2018

Name or company name	MR JP GRIFFITHS
Contract type name	GDS Contract
Purpose of contract	General
Contract start date	01/04/2006
Contract end date	

17/18 Contracted general activity (UDA)	3,500
Carry forward general activity (UDA)	-70
17/18 Contracted orthodontic activity (UOA)	0
Carry forward orthodontic activity (UOA)	0
Baseline contract value	£84,575.27

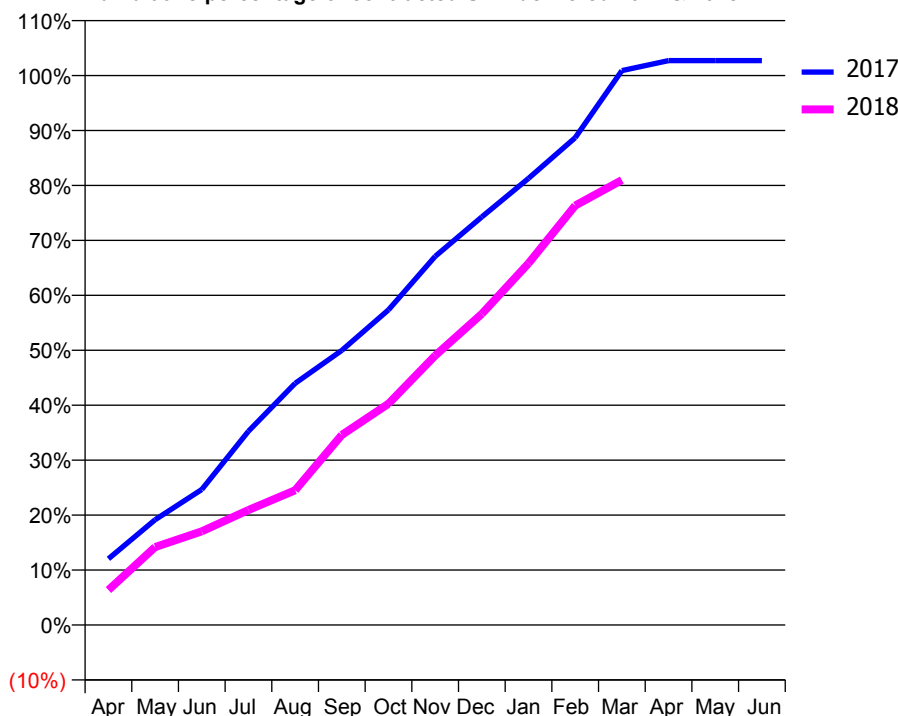
ACCESS*

Patients seen in 24 months	Total	Change since previous quarter
Quarter ending March 2017	1,404	
Quarter ending June 2017	1,377	↓
Quarter ending September 2017	1,370	→
Quarter ending December 2017	1,407	↑
Quarter ending March 2018	1,414	→
Variance since March 2017	0.7%	→



ACTIVITY

Cumulative percentage of contracted UDA delivered 2017 & 2018



Adjusted Scheduled Activity (UDA)

Month	2017	2018
April	422	223
May	671	497
June	863	597
July	1,234	732
August	1,539	858
September	1,749	1,210
October	2,007	1,410
November	2,348	1,716
December	2,599	1,982
January	2,845	2,304
February	3,104	2,672
March	3,531	2,834
April	3,595	
May	3,595	
June	3,595	

QUALITY

	Quantity	Base Number	Contract	AT	Region	England
% of FP17s for the same patient ID Re-attending within 3 months - Children	62	868	7.1%	9.5%	11.5%	11.9%
% of FP17s for the same patient ID Re-attending within 3 months - Adults	105	945	11.1%	15.2%	15.9%	16.0%
% of FP17s for the same patient ID Re-attending between 3 & 9 months - Children	532	868	61.3%	59.5%	60.6%	58.3%
% of FP17s for the same patient ID Re-attending between 3 & 9 months - Adults	469	945	49.6%	50.8%	51.6%	50.3%
% of FP17s for Band 1 Urgent Courses	99	1,775	5.6%	9.6%	9.5%	9.1%
% of FP17s Relating to Free Repair or Replacements	2	1,775	0.1%	0.6%	0.7%	0.8%
% of FP17s Relating to Continuations	2	1,775	0.1%	0.9%	1.0%	1.0%
% of Patients satisfied with the dentistry they have received	0	0	N/A	91.1%	92.0%	91.5%
% of Patients satisfied with the time they had to wait for an appointment	0	0	N/A	88.6%	88.1%	87.9%

* This is based on patients treated on this contract for their most recent course of treatment. Figures in italics indicate the base number of FP17s or Patient Questionnaire responses are less than 100. N/A is shown where the base number of responses is less than 10 during the period. % is calculated as Quantity/Base number*100

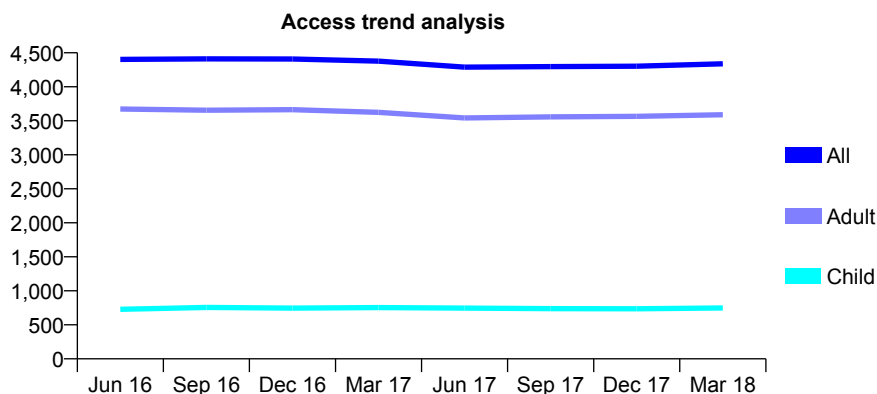
Q68 - Vital Signs At a Glance Contract Report for 220868/0001 - March 2018

Name or company name	MR N SUCHAK
Contract type name	GDS Contract
Purpose of contract	General
Contract start date	01/04/2006
Contract end date	

17/18 Contracted general activity (UDA)	13,428
Carry forward general activity (UDA)	98
17/18 Contracted orthodontic activity (UOA)	0
Carry forward orthodontic activity (UOA)	0
Baseline contract value	£374,055.18

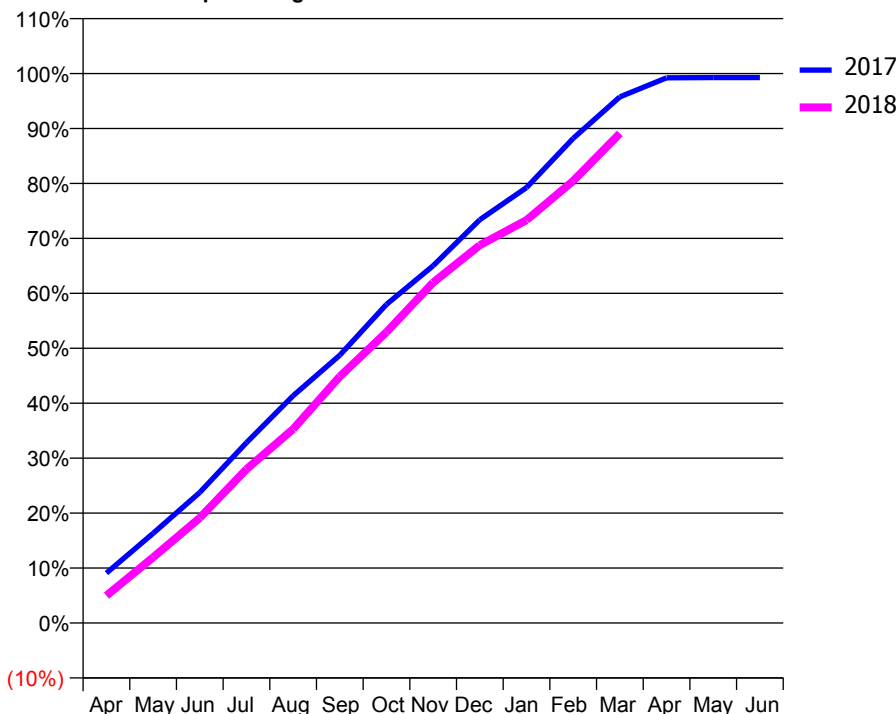
ACCESS*

Patients seen in 24 months	Total	Change since previous quarter
Quarter ending March 2017	4,378	
Quarter ending June 2017	4,289	↓
Quarter ending September 2017	4,297	→
Quarter ending December 2017	4,302	→
Quarter ending March 2018	4,339	→
Variance since March 2017	(0.9%)	→



ACTIVITY

Cumulative percentage of contracted UDA delivered 2017 & 2018



Month	Adjusted Scheduled Activity (UDA)	
	2017	2018
April	1,220	670
May	2,192	1,606
June	3,190	2,570
July	4,408	3,758
August	5,553	4,740
September	6,544	6,024
October	7,786	7,109
November	8,732	8,320
December	9,857	9,232
January	10,641	9,845
February	11,844	10,805
March	12,856	11,963
April	13,324	
May	13,328	
June	13,329	

QUALITY

	Quantity	Base Number	Contract	AT	Region	England
% of FP17s for the same patient ID Re-attending within 3 months - Children	61	1,075	5.7%	9.5%	11.5%	11.9%
% of FP17s for the same patient ID Re-attending within 3 months - Adults	905	5,345	16.9%	15.2%	15.9%	16.0%
% of FP17s for the same patient ID Re-attending between 3 & 9 months - Children	651	1,075	60.6%	59.5%	60.6%	58.3%
% of FP17s for the same patient ID Re-attending between 3 & 9 months - Adults	2,824	5,345	52.8%	50.8%	51.6%	50.3%
% of FP17s for Band 1 Urgent Courses	506	6,189	8.2%	9.6%	9.5%	9.1%
% of FP17s Relating to Free Repair or Replacements	206	6,189	3.3%	0.6%	0.7%	0.8%
% of FP17s Relating to Continuations	101	6,189	1.6%	0.9%	1.0%	1.0%
% of Patients satisfied with the dentistry they have received	6	6	N/A	91.1%	92.0%	91.5%
% of Patients satisfied with the time they had to wait for an appointment	6	6	N/A	88.6%	88.1%	87.9%

* This is based on patients treated on this contract for their most recent course of treatment. Figures in italics indicate the base number of FP17s or Patient Questionnaire responses are less than 100. N/A is shown where the base number of responses is less than 10 during the period. % is calculated as Quantity/Base number*100

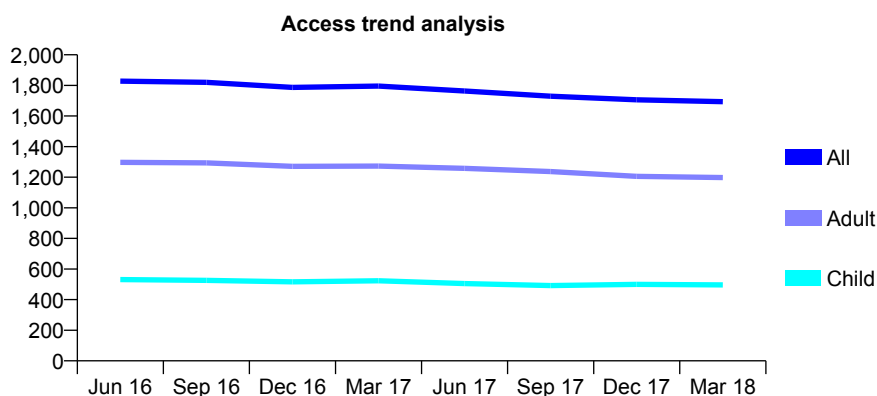
Q68 - Vital Signs At a Glance Contract Report for 220868/0002 - March 2018

Name or company name	MR N SUCHAK
Contract type name	GDS Contract
Purpose of contract	General
Contract start date	01/04/2006
Contract end date	

17/18 Contracted general activity (UDA)	3,650
Carry forward general activity (UDA)	-53
17/18 Contracted orthodontic activity (UOA)	0
Carry forward orthodontic activity (UOA)	0
Baseline contract value	£119,240.51

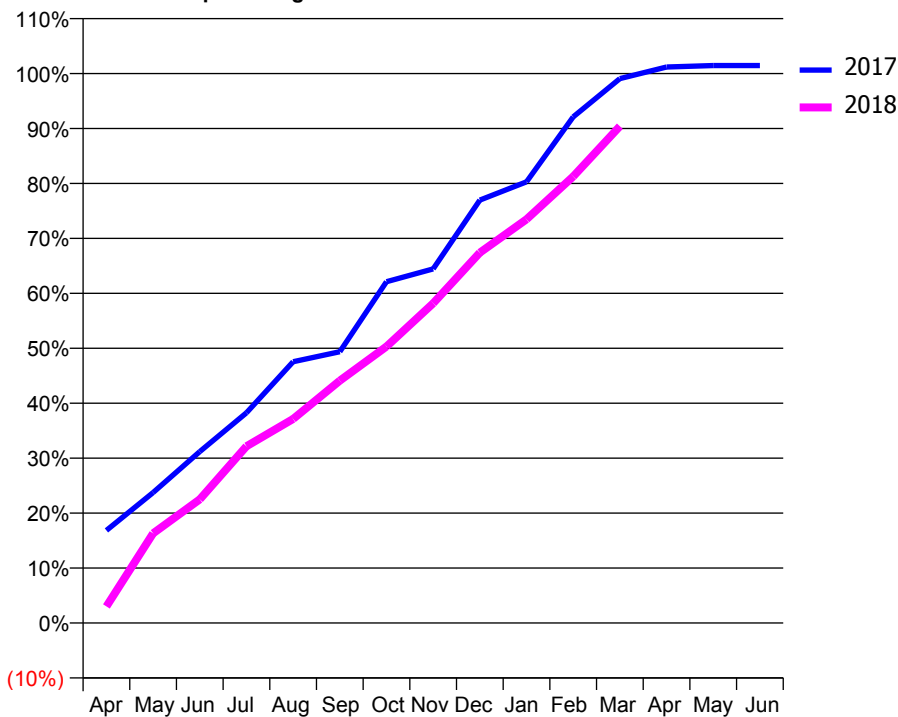
ACCESS*

Patients seen in 24 months	Total	Change since previous quarter
Quarter ending March 2017	1,796	
Quarter ending June 2017	1,763	↓
Quarter ending September 2017	1,729	↓
Quarter ending December 2017	1,706	↓
Quarter ending March 2018	1,694	→
Variance since March 2017	(5.7%)	↓



ACTIVITY

Cumulative percentage of contracted UDA delivered 2017 & 2018



Month	Adjusted Scheduled Activity (UDA)	
	2017	2018
April	615	110
May	867	596
June	1,138	822
July	1,397	1,174
August	1,735	1,356
September	1,802	1,610
October	2,267	1,837
November	2,352	2,123
December	2,809	2,460
January	2,931	2,681
February	3,362	2,966
March	3,616	3,300
April	3,693	
May	3,703	
June	3,703	

QUALITY

	Quantity	Base Number	Contract	AT	Region	England
% of FP17s for the same patient ID Re-attending within 3 months - Children	70	797	8.8%	9.5%	11.5%	11.9%
% of FP17s for the same patient ID Re-attending within 3 months - Adults	368	1,815	20.3%	15.2%	15.9%	16.0%
% of FP17s for the same patient ID Re-attending between 3 & 9 months - Children	458	797	57.5%	59.5%	60.6%	58.3%
% of FP17s for the same patient ID Re-attending between 3 & 9 months - Adults	882	1,815	48.6%	50.8%	51.6%	50.3%
% of FP17s for Band 1 Urgent Courses	96	1,711	5.6%	9.6%	9.5%	9.1%
% of FP17s Relating to Free Repair or Replacements	57	1,711	3.3%	0.6%	0.7%	0.8%
% of FP17s Relating to Continuations	24	1,711	1.4%	0.9%	1.0%	1.0%
% of Patients satisfied with the dentistry they have received	0	0	N/A	91.1%	92.0%	91.5%
% of Patients satisfied with the time they had to wait for an appointment	0	0	N/A	88.6%	88.1%	87.9%

* This is based on patients treated on this contract for their most recent course of treatment. Figures in italics indicate the base number of FP17s or Patient Questionnaire responses are less than 100. N/A is shown where the base number of responses is less than 10 during the period. % is calculated as Quantity/Base number*100

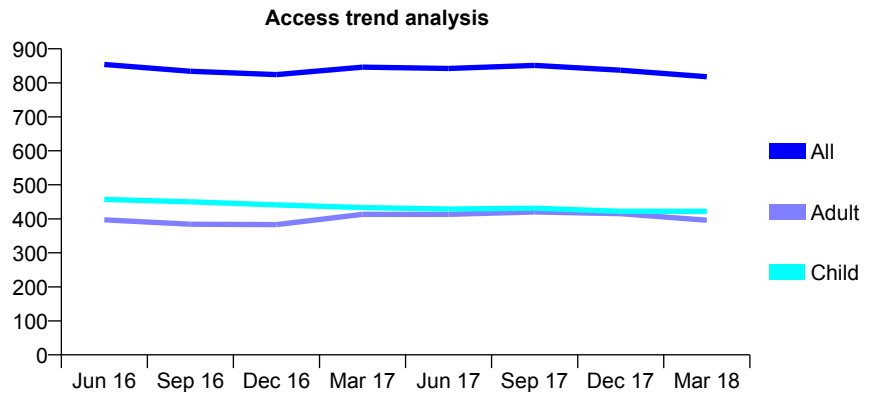
Q68 - Vital Signs At a Glance Contract Report for 222267/0001 - March 2018

Name or company name	Massetts Road Dental Practice
Contract type name	GDS Contract
Purpose of contract	General
Contract start date	01/04/2006
Contract end date	

17/18 Contracted general activity (UDA)	1,990
Carry forward general activity (UDA)	34
17/18 Contracted orthodontic activity (UOA)	0
Carry forward orthodontic activity (UOA)	0
Baseline contract value	£44,725.91

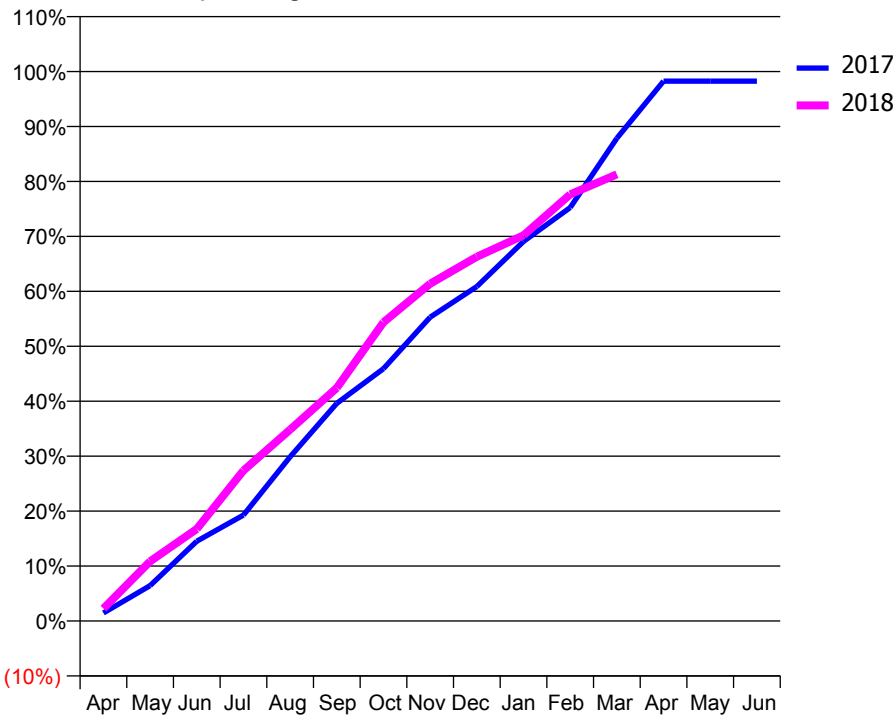
ACCESS*

Patients seen in 24 months	Total	Change since previous quarter
Quarter ending March 2017	846	
Quarter ending June 2017	842	→
Quarter ending September 2017	851	→
Quarter ending December 2017	837	↓
Quarter ending March 2018	818	↓
Variance since March 2017	(3.3%)	↓



ACTIVITY

Cumulative percentage of contracted UDA delivered 2017 & 2018



Month	Adjusted Scheduled Activity (UDA)	
	2017	2018
April	29	45
May	128	216
June	289	333
July	384	545
August	595	693
September	788	844
October	914	1,082
November	1,100	1,222
December	1,212	1,319
January	1,375	1,397
February	1,497	1,545
March	1,748	1,618
April	1,955	
May	1,955	
June	1,955	

QUALITY

	Quantity	Base Number	Contract	AT	Region	England
% of FP17s for the same patient ID Re-attending within 3 months - Children	40	733	5.5%	9.5%	11.5%	11.9%
% of FP17s for the same patient ID Re-attending within 3 months - Adults	49	467	10.5%	15.2%	15.9%	16.0%
% of FP17s for the same patient ID Re-attending between 3 & 9 months - Children	558	733	76.1%	59.5%	60.6%	58.3%
% of FP17s for the same patient ID Re-attending between 3 & 9 months - Adults	289	467	61.9%	50.8%	51.6%	50.3%
% of FP17s for Band 1 Urgent Courses	43	1,112	3.9%	9.6%	9.5%	9.1%
% of FP17s Relating to Free Repair or Replacements	0	1,112	0.0%	0.6%	0.7%	0.8%
% of FP17s Relating to Continuations	1	1,112	0.1%	0.9%	1.0%	1.0%
% of Patients satisfied with the dentistry they have received	1	1	N/A	91.1%	92.0%	91.5%
% of Patients satisfied with the time they had to wait for an appointment	1	1	N/A	88.6%	88.1%	87.9%

* This is based on patients treated on this contract for their most recent course of treatment. Figures in italics indicate the base number of FP17s or Patient Questionnaire responses are less than 100. N/A is shown where the base number of responses is less than 10 during the period. % is calculated as Quantity/Base number*100

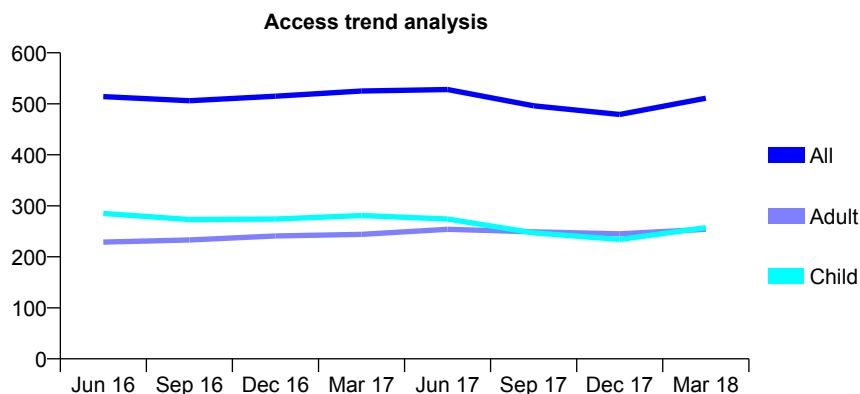
Q68 - Vital Signs At a Glance Contract Report for 228494/0002 - March 2018

Name or company name	Warren House Dental Practice - Cranleigh
Contract type name	GDS Contract
Purpose of contract	General
Contract start date	31/08/2010
Contract end date	

17/18 Contracted general activity (UDA)	1,215
Carry forward general activity (UDA)	0
17/18 Contracted orthodontic activity (UOA)	0
Carry forward orthodontic activity (UOA)	0
Baseline contract value	£29,936.29

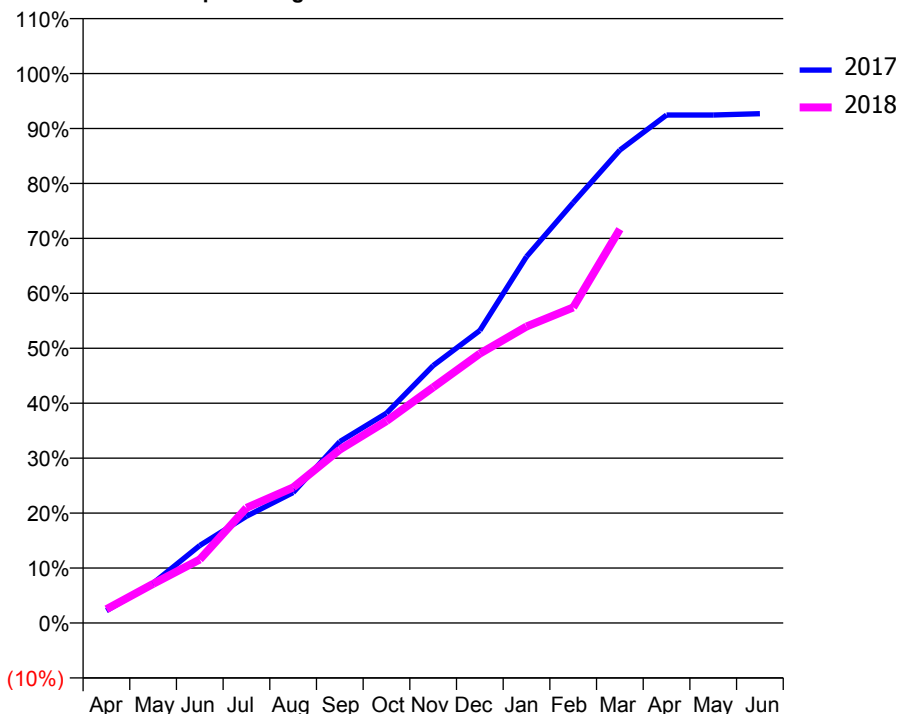
ACCESS*

Patients seen in 24 months	Total	Change since previous quarter
Quarter ending March 2017	525	
Quarter ending June 2017	528	→
Quarter ending September 2017	496	↓
Quarter ending December 2017	479	↓
Quarter ending March 2018	511	↑
Variance since March 2017	(2.7%)	↓



ACTIVITY

Cumulative percentage of contracted UDA delivered 2017 & 2018



Adjusted Scheduled Activity (UDA)

Month	2017	2018
April	27	30
May	88	86
June	171	141
July	236	255
August	288	300
September	401	383
October	464	447
November	569	521
December	647	596
January	810	656
February	930	698
March	1,046	871
April	1,123	
May	1,123	
June	1,126	

QUALITY

	Quantity	Base Number	Contract	AT	Region	England
% of FP17s for the same patient ID Re-attending within 3 months - Children	19	371	5.1%	9.5%	11.5%	11.9%
% of FP17s for the same patient ID Re-attending within 3 months - Adults	22	268	8.2%	15.2%	15.9%	16.0%
% of FP17s for the same patient ID Re-attending between 3 & 9 months - Children	232	371	62.5%	59.5%	60.6%	58.3%
% of FP17s for the same patient ID Re-attending between 3 & 9 months - Adults	152	268	56.7%	50.8%	51.6%	50.3%
% of FP17s for Band 1 Urgent Courses	35	603	5.8%	9.6%	9.5%	9.1%
% of FP17s Relating to Free Repair or Replacements	0	603	0.0%	0.6%	0.7%	0.8%
% of FP17s Relating to Continuations	0	603	0.0%	0.9%	1.0%	1.0%
% of Patients satisfied with the dentistry they have received	0	0	N/A	91.1%	92.0%	91.5%
% of Patients satisfied with the time they had to wait for an appointment	0	0	N/A	88.6%	88.1%	87.9%

* This is based on patients treated on this contract for their most recent course of treatment. Figures in italics indicate the base number of FP17s or Patient Questionnaire responses are less than 100. N/A is shown where the base number of responses is less than 10 during the period. % is calculated as Quantity/Base number*100

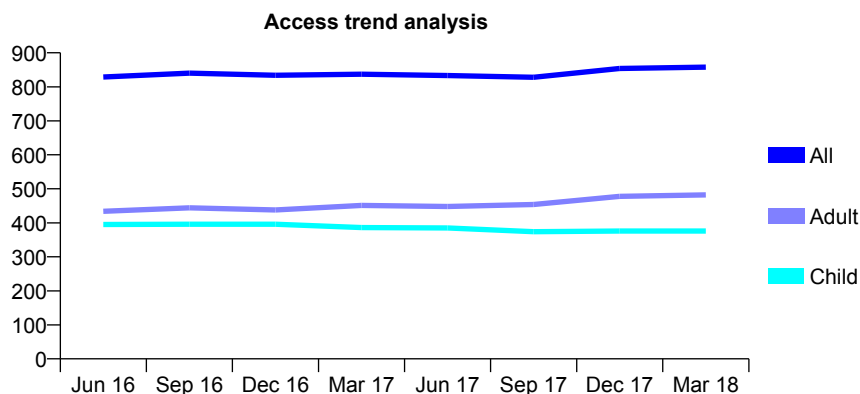
Q68 - Vital Signs At a Glance Contract Report for 229733/0001 - March 2018

Name or company name	MR PJ CASSAR
Contract type name	GDS Contract
Purpose of contract	General
Contract start date	01/04/2006
Contract end date	

17/18 Contracted general activity (UDA)	2,800
Carry forward general activity (UDA)	66
17/18 Contracted orthodontic activity (UOA)	0
Carry forward orthodontic activity (UOA)	0
Baseline contract value	£94,797.39

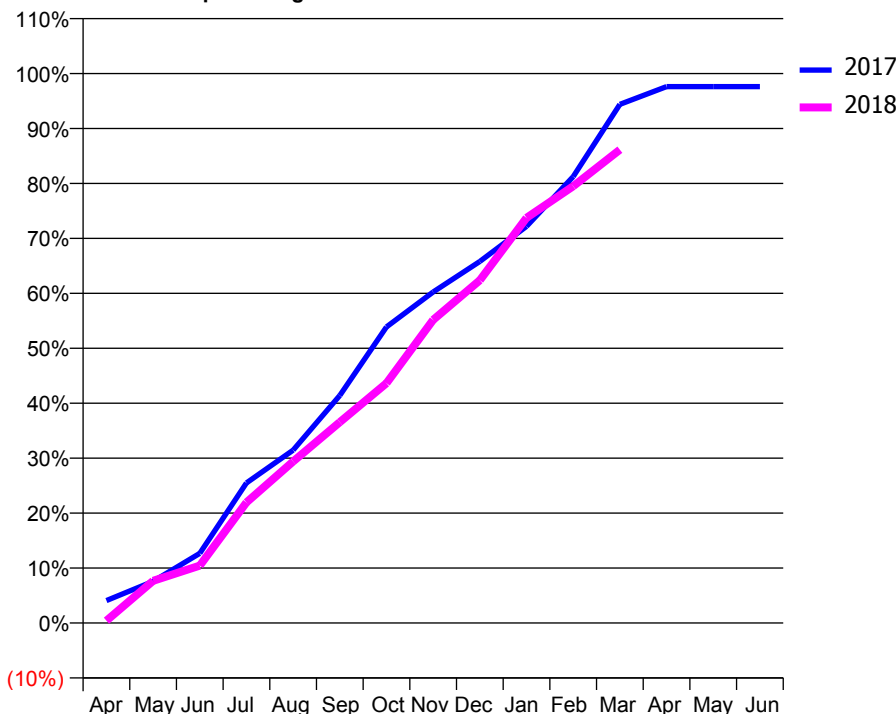
ACCESS*

Patients seen in 24 months	Total	Change since previous quarter
Quarter ending March 2017	837	
Quarter ending June 2017	833	→
Quarter ending September 2017	828	→
Quarter ending December 2017	854	↑
Quarter ending March 2018	858	→
Variance since March 2017	2.5%	↑



ACTIVITY

Cumulative percentage of contracted UDA delivered 2017 & 2018



Month	Adjusted Scheduled Activity (UDA)	
	2017	2018
April	115	12
May	213	215
June	355	293
July	714	615
August	881	823
September	1,159	1,023
October	1,509	1,222
November	1,687	1,545
December	1,842	1,746
January	2,021	2,064
February	2,275	2,226
March	2,643	2,412
April	2,733	
May	2,733	
June	2,733	

QUALITY

	Quantity	Base Number	Contract	AT	Region	England
% of FP17s for the same patient ID Re-attending within 3 months - Children	66	609	10.8%	9.5%	11.5%	11.9%
% of FP17s for the same patient ID Re-attending within 3 months - Adults	135	649	20.8%	15.2%	15.9%	16.0%
% of FP17s for the same patient ID Re-attending between 3 & 9 months - Children	375	609	61.6%	59.5%	60.6%	58.3%
% of FP17s for the same patient ID Re-attending between 3 & 9 months - Adults	348	649	53.6%	50.8%	51.6%	50.3%
% of FP17s for Band 1 Urgent Courses	43	1,204	3.6%	9.6%	9.5%	9.1%
% of FP17s Relating to Free Repair or Replacements	3	1,204	0.2%	0.6%	0.7%	0.8%
% of FP17s Relating to Continuations	53	1,204	4.4%	0.9%	1.0%	1.0%
% of Patients satisfied with the dentistry they have received	0	0	N/A	91.1%	92.0%	91.5%
% of Patients satisfied with the time they had to wait for an appointment	0	0	N/A	88.6%	88.1%	87.9%

* This is based on patients treated on this contract for their most recent course of treatment. Figures in italics indicate the base number of FP17s or Patient Questionnaire responses are less than 100. N/A is shown where the base number of responses is less than 10 during the period. % is calculated as Quantity/Base number*100

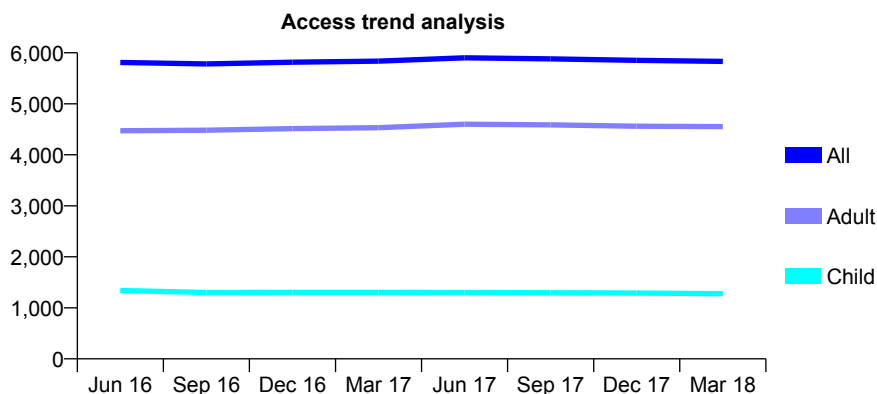
Q68 - Vital Signs At a Glance Contract Report for 234540/0001 - March 2018

Name or company name	MR SN GALVIN
Contract type name	PDS Contract
Purpose of contract	General
Contract start date	01/04/2006
Contract end date	31/03/2026

17/18 Contracted general activity (UDA)	18,053
Carry forward general activity (UDA)	-78
17/18 Contracted orthodontic activity (UOA)	0
Carry forward orthodontic activity (UOA)	0
Baseline contract value	£551,796.36

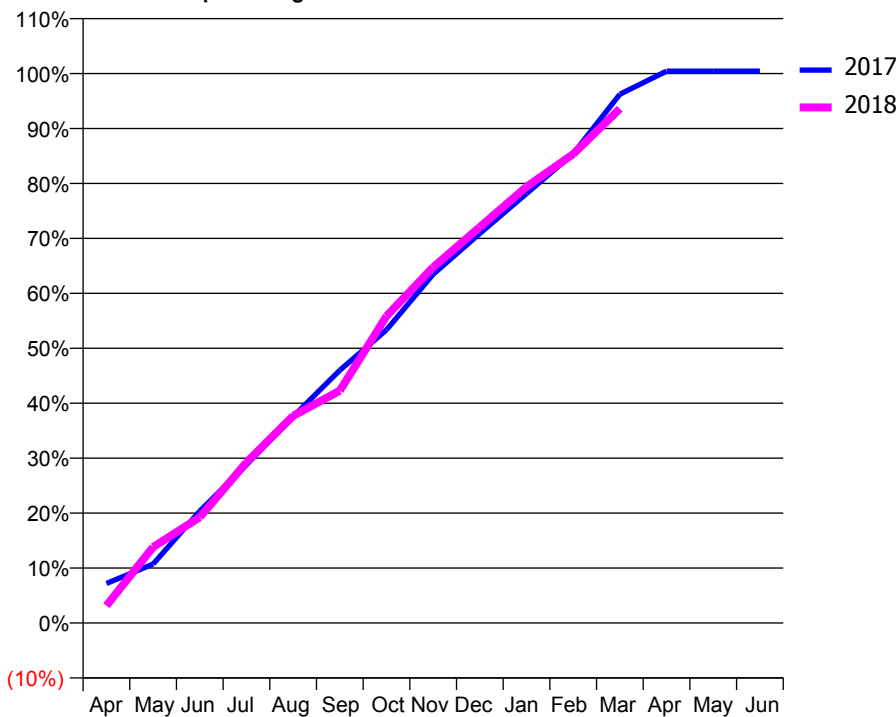
ACCESS*

Patients seen in 24 months	Total	Change since previous quarter
Quarter ending March 2017	5,836	
Quarter ending June 2017	5,901	→
Quarter ending September 2017	5,882	→
Quarter ending December 2017	5,853	→
Quarter ending March 2018	5,832	→
Variance since March 2017	(0.1%)	→



ACTIVITY

Cumulative percentage of contracted UDA delivered 2017 & 2018



Month	Adjusted Scheduled Activity (UDA)	
	2017	2018
April	1,298	574
May	1,939	2,497
June	3,678	3,475
July	5,196	5,275
August	6,785	6,805
September	8,302	7,632
October	9,633	10,084
November	11,460	11,692
December	12,801	13,010
January	14,110	14,333
February	15,419	15,405
March	17,372	16,893
April	18,129	
May	18,130	
June	18,130	

QUALITY

	Quantity	Base Number	Contract	AT	Region	England
% of FP17s for the same patient ID Re-attending within 3 months - Children	160	2,121	7.5%	9.5%	11.5%	11.9%
% of FP17s for the same patient ID Re-attending within 3 months - Adults	1,214	7,440	16.3%	15.2%	15.9%	16.0%
% of FP17s for the same patient ID Re-attending between 3 & 9 months - Children	1,515	2,121	71.4%	59.5%	60.6%	58.3%
% of FP17s for the same patient ID Re-attending between 3 & 9 months - Adults	4,756	7,440	63.9%	50.8%	51.6%	50.3%
% of FP17s for Band 1 Urgent Courses	924	9,167	10.1%	9.6%	9.5%	9.1%
% of FP17s Relating to Free Repair or Replacements	175	9,167	1.9%	0.6%	0.7%	0.8%
% of FP17s Relating to Continuations	103	9,167	1.1%	0.9%	1.0%	1.0%
% of Patients satisfied with the dentistry they have received	6	8	N/A	91.1%	92.0%	91.5%
% of Patients satisfied with the time they had to wait for an appointment	8	8	N/A	88.6%	88.1%	87.9%

* This is based on patients treated on this contract for their most recent course of treatment. Figures in italics indicate the base number of FP17s or Patient Questionnaire responses are less than 100. N/A is shown where the base number of responses is less than 10 during the period. % is calculated as Quantity/Base number*100

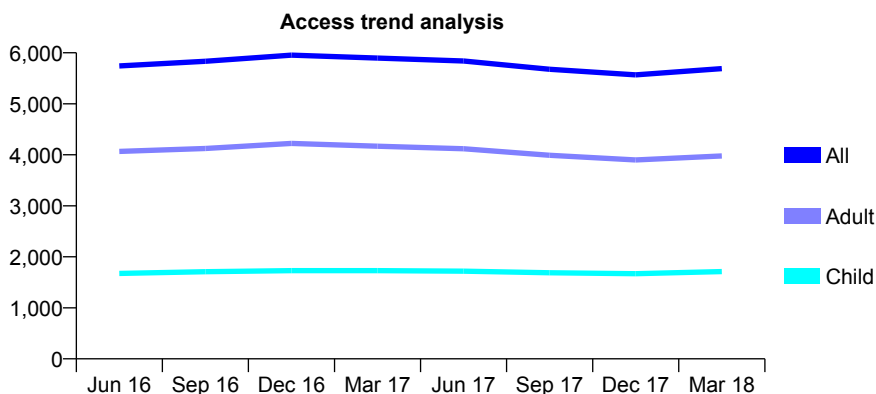
Q68 - Vital Signs At a Glance Contract Report for 234745/0001 - March 2018

Name or company name	MR KH NASSER
Contract type name	GDS Contract
Purpose of contract	General
Contract start date	01/04/2006
Contract end date	

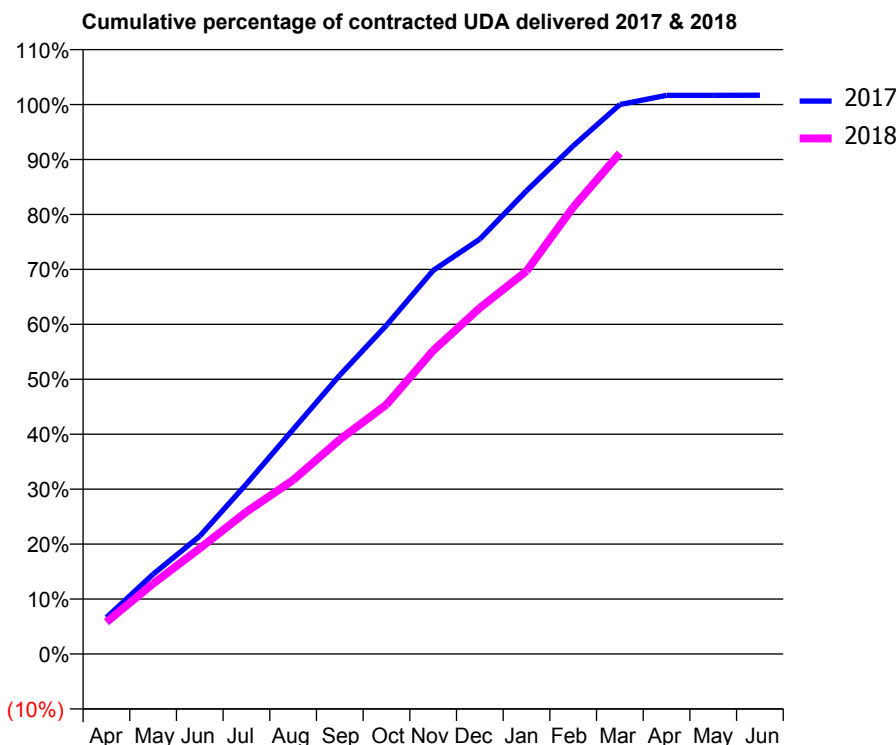
17/18 Contracted general activity (UDA)	14,942
Carry forward general activity (UDA)	-251
17/18 Contracted orthodontic activity (UOA)	0
Carry forward orthodontic activity (UOA)	0
Baseline contract value	£395,174.75

ACCESS*

Patients seen in 24 months	Total	Change since previous quarter
Quarter ending March 2017	5,898	
Quarter ending June 2017	5,838	↓
Quarter ending September 2017	5,678	↓
Quarter ending December 2017	5,568	↓
Quarter ending March 2018	5,689	↑
Variance since March 2017	(3.5%)	↓



ACTIVITY



Month	Adjusted Scheduled Activity (UDA)	
	2017	2018
April	992	870
May	2,169	1,913
June	3,208	2,874
July	4,626	3,868
August	6,108	4,729
September	7,582	5,834
October	8,940	6,784
November	10,430	8,251
December	11,282	9,413
January	12,594	10,411
February	13,816	12,150
March	14,941	13,619
April	15,192	
May	15,192	
June	15,193	

QUALITY

	Quantity	Base Number	Contract	AT	Region	England
% of FP17s for the same patient ID Re-attending within 3 months - Children	145	2,433	6.0%	9.5%	11.5%	11.9%
% of FP17s for the same patient ID Re-attending within 3 months - Adults	486	4,784	10.2%	15.2%	15.9%	16.0%
% of FP17s for the same patient ID Re-attending between 3 & 9 months - Children	1,472	2,433	60.5%	59.5%	60.6%	58.3%
% of FP17s for the same patient ID Re-attending between 3 & 9 months - Adults	2,654	4,784	55.5%	50.8%	51.6%	50.3%
% of FP17s for Band 1 Urgent Courses	665	7,094	9.4%	9.6%	9.5%	9.1%
% of FP17s Relating to Free Repair or Replacements	24	7,094	0.3%	0.6%	0.7%	0.8%
% of FP17s Relating to Continuations	16	7,094	0.2%	0.9%	1.0%	1.0%
% of Patients satisfied with the dentistry they have received	6	7	N/A	91.1%	92.0%	91.5%
% of Patients satisfied with the time they had to wait for an appointment	6	7	N/A	88.6%	88.1%	87.9%

* This is based on patients treated on this contract for their most recent course of treatment. Figures in italics indicate the base number of FP17s or Patient Questionnaire responses are less than 100. N/A is shown where the base number of responses is less than 10 during the period. % is calculated as Quantity/Base number*100

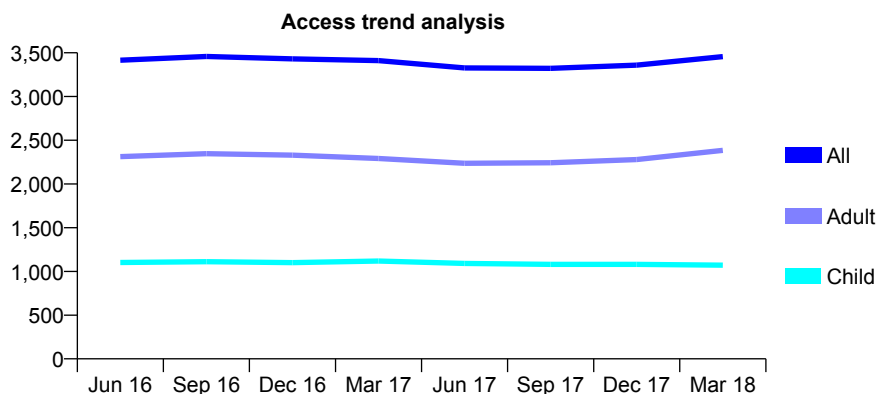
Q68 - Vital Signs At a Glance Contract Report for 238392/0001 - March 2018

Name or company name	MR VS AMIN
Contract type name	GDS Contract
Purpose of contract	General
Contract start date	01/04/2006
Contract end date	

17/18 Contracted general activity (UDA)	10,100
Carry forward general activity (UDA)	0
17/18 Contracted orthodontic activity (UOA)	0
Carry forward orthodontic activity (UOA)	0
Baseline contract value	£239,186.63

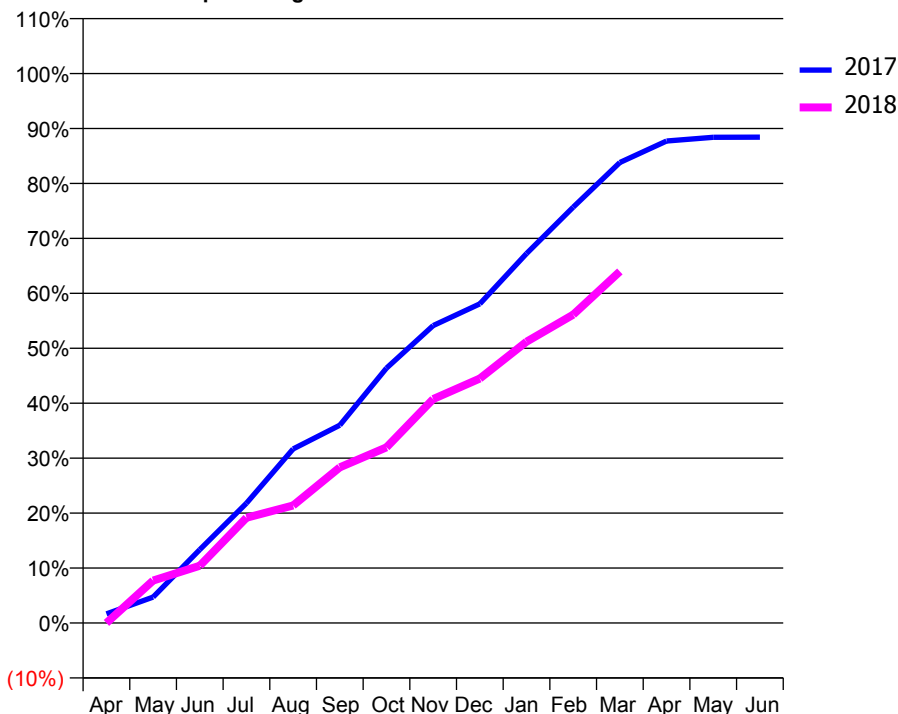
ACCESS*

Patients seen in 24 months	Total	Change since previous quarter
Quarter ending March 2017	3,411	
Quarter ending June 2017	3,327	↓
Quarter ending September 2017	3,323	→
Quarter ending December 2017	3,359	→
Quarter ending March 2018	3,456	↑
Variance since March 2017	1.3%	→



ACTIVITY

Cumulative percentage of contracted UDA delivered 2017 & 2018



Month	Adjusted Scheduled Activity (UDA)	
	2017	2018
April	167	0
May	476	781
June	1,350	1,052
July	2,202	1,935
August	3,200	2,159
September	3,637	2,861
October	4,684	3,228
November	5,467	4,116
December	5,867	4,493
January	6,790	5,171
February	7,644	5,668
March	8,463	6,462
April	8,860	
May	8,929	
June	8,930	

QUALITY

	Quantity	Base Number	Contract	AT	Region	England
% of FP17s for the same patient ID Re-attending within 3 months - Children	80	1,676	4.8%	9.5%	11.5%	11.9%
% of FP17s for the same patient ID Re-attending within 3 months - Adults	327	3,377	9.7%	15.2%	15.9%	16.0%
% of FP17s for the same patient ID Re-attending between 3 & 9 months - Children	1,195	1,676	71.3%	59.5%	60.6%	58.3%
% of FP17s for the same patient ID Re-attending between 3 & 9 months - Adults	2,309	3,377	68.4%	50.8%	51.6%	50.3%
% of FP17s for Band 1 Urgent Courses	325	4,123	7.9%	9.6%	9.5%	9.1%
% of FP17s Relating to Free Repair or Replacements	10	4,123	0.2%	0.6%	0.7%	0.8%
% of FP17s Relating to Continuations	9	4,123	0.2%	0.9%	1.0%	1.0%
% of Patients satisfied with the dentistry they have received	1	1	N/A	91.1%	92.0%	91.5%
% of Patients satisfied with the time they had to wait for an appointment	1	1	N/A	88.6%	88.1%	87.9%

* This is based on patients treated on this contract for their most recent course of treatment. Figures in italics indicate the base number of FP17s or Patient Questionnaire responses are less than 100. N/A is shown where the base number of responses is less than 10 during the period. % is calculated as Quantity/Base number*100

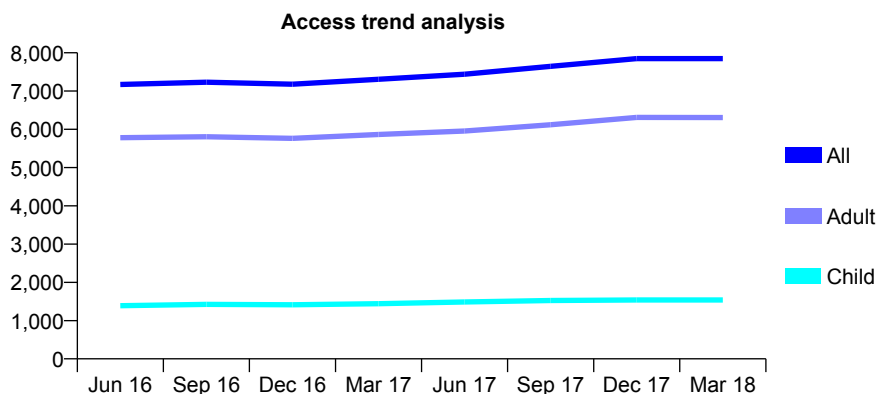
Q68 - Vital Signs At a Glance Contract Report for 238783/0003 - March 2018

Name or company name	MR AN ZYBUTZ
Contract type name	GDS Contract
Purpose of contract	General
Contract start date	01/04/2006
Contract end date	

17/18 Contracted general activity (UDA)	27,623
Carry forward general activity (UDA)	99
17/18 Contracted orthodontic activity (UOA)	0
Carry forward orthodontic activity (UOA)	0
Baseline contract value	£739,099.55

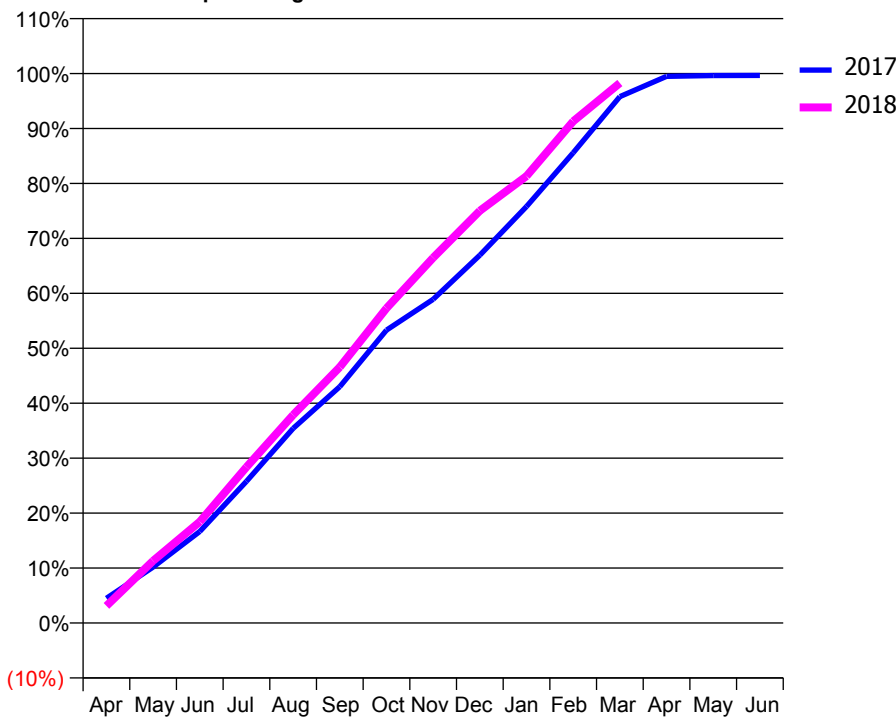
ACCESS*

Patients seen in 24 months	Total	Change since previous quarter
Quarter ending March 2017	7,307	
Quarter ending June 2017	7,442	→
Quarter ending September 2017	7,645	↑
Quarter ending December 2017	7,849	↑
Quarter ending March 2018	7,848	→
Variance since March 2017	7.4%	↑



ACTIVITY

Cumulative percentage of contracted UDA delivered 2017 & 2018



Month	Adjusted Scheduled Activity (UDA)	
	2017	2018
April	1,244	861
May	2,812	3,124
June	4,601	5,091
July	7,123	7,837
August	9,782	10,457
September	11,878	12,867
October	14,721	15,824
November	16,271	18,364
December	18,493	20,724
January	20,938	22,463
February	23,639	25,221
March	26,460	27,146
April	27,480	
May	27,522	
June	27,524	

QUALITY

	Quantity	Base Number	Contract	AT	Region	England
% of FP17s for the same patient ID Re-attending within 3 months - Children	149	2,115	7.0%	9.5%	11.5%	11.9%
% of FP17s for the same patient ID Re-attending within 3 months - Adults	1,341	8,320	16.1%	15.2%	15.9%	16.0%
% of FP17s for the same patient ID Re-attending between 3 & 9 months - Children	1,098	2,115	51.9%	59.5%	60.6%	58.3%
% of FP17s for the same patient ID Re-attending between 3 & 9 months - Adults	3,883	8,320	46.7%	50.8%	51.6%	50.3%
% of FP17s for Band 1 Urgent Courses	1,133	10,059	11.3%	9.6%	9.5%	9.1%
% of FP17s Relating to Free Repair or Replacements	113	10,059	1.1%	0.6%	0.7%	0.8%
% of FP17s Relating to Continuations	198	10,059	2.0%	0.9%	1.0%	1.0%
% of Patients satisfied with the dentistry they have received	13	16	81.3%	91.1%	92.0%	91.5%
% of Patients satisfied with the time they had to wait for an appointment	16	16	100.0%	88.6%	88.1%	87.9%

* This is based on patients treated on this contract for their most recent course of treatment. Figures in italics indicate the base number of FP17s or Patient Questionnaire responses are less than 100. N/A is shown where the base number of responses is less than 10 during the period. % is calculated as Quantity/Base number*100

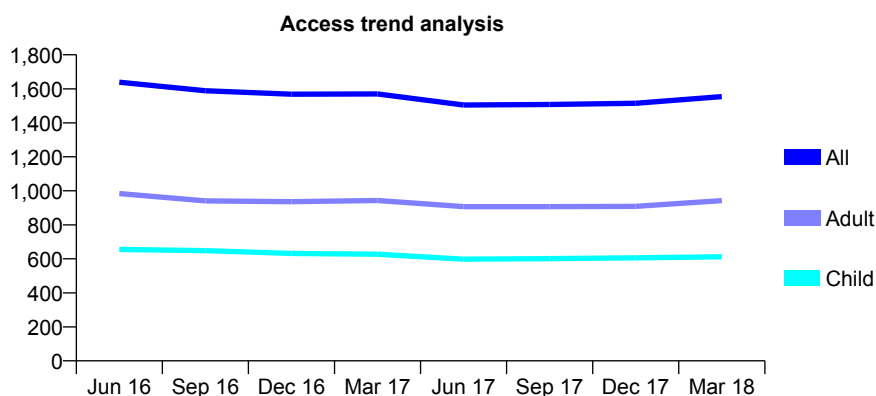
Q68 - Vital Signs At a Glance Contract Report for 239410/0001 - March 2018

Name or company name	MR DB DEWSON
Contract type name	GDS Contract
Purpose of contract	General
Contract start date	01/04/2006
Contract end date	

17/18 Contracted general activity (UDA)	5,806
Carry forward general activity (UDA)	-26
17/18 Contracted orthodontic activity (UOA)	0
Carry forward orthodontic activity (UOA)	0
Baseline contract value	£144,343.11

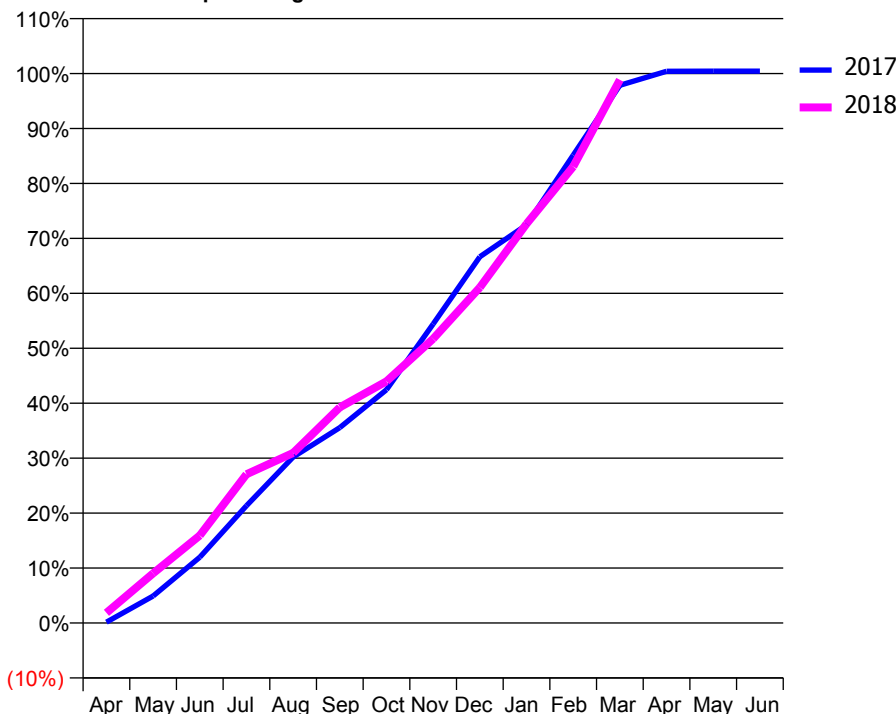
ACCESS*

Patients seen in 24 months	Total	Change since previous quarter
Quarter ending March 2017	1,570	
Quarter ending June 2017	1,505	↓
Quarter ending September 2017	1,508	→
Quarter ending December 2017	1,515	→
Quarter ending March 2018	1,554	↑
Variance since March 2017	(1.0%)	↓



ACTIVITY

Cumulative percentage of contracted UDA delivered 2017 & 2018



Adjusted Scheduled Activity (UDA)

Month	2017	2018
April	9	107
May	285	525
June	696	925
July	1,239	1,571
August	1,754	1,796
September	2,065	2,279
October	2,465	2,554
November	3,159	3,003
December	3,870	3,546
January	4,206	4,218
February	4,943	4,822
March	5,681	5,739
April	5,829	
May	5,831	
June	5,831	

QUALITY

	Quantity	Base Number	Contract	AT	Region	England
% of FP17s for the same patient ID Re-attending within 3 months - Children	23	703	3.3%	9.5%	11.5%	11.9%
% of FP17s for the same patient ID Re-attending within 3 months - Adults	63	896	7.0%	15.2%	15.9%	16.0%
% of FP17s for the same patient ID Re-attending between 3 & 9 months - Children	264	703	37.6%	59.5%	60.6%	58.3%
% of FP17s for the same patient ID Re-attending between 3 & 9 months - Adults	303	896	33.8%	50.8%	51.6%	50.3%
% of FP17s for Band 1 Urgent Courses	0	1,563	0.0%	9.6%	9.5%	9.1%
% of FP17s Relating to Free Repair or Replacements	2	1,563	0.1%	0.6%	0.7%	0.8%
% of FP17s Relating to Continuations	27	1,563	1.7%	0.9%	1.0%	1.0%
% of Patients satisfied with the dentistry they have received	1	1	N/A	91.1%	92.0%	91.5%
% of Patients satisfied with the time they had to wait for an appointment	1	1	N/A	88.6%	88.1%	87.9%

* This is based on patients treated on this contract for their most recent course of treatment. Figures in italics indicate the base number of FP17s or Patient Questionnaire responses are less than 100. N/A is shown where the base number of responses is less than 10 during the period. % is calculated as Quantity/Base number*100

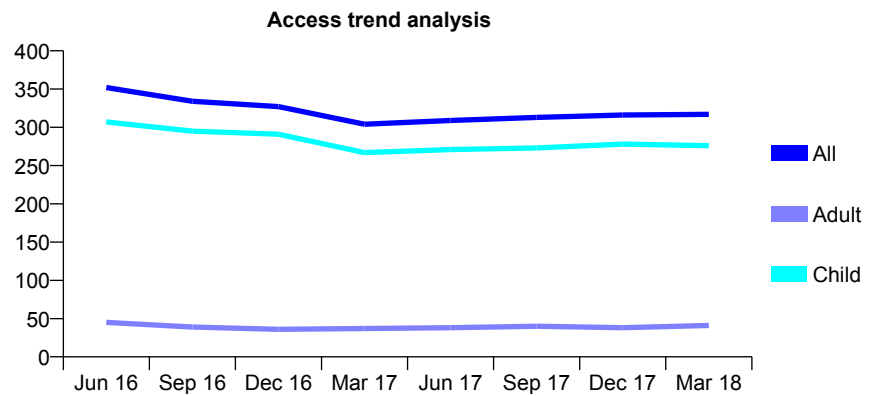
Q68 - Vital Signs At a Glance Contract Report for 239437/0001 - March 2018

Name or company name	MR JT DOWNEY
Contract type name	GDS Contract
Purpose of contract	General
Contract start date	01/04/2006
Contract end date	

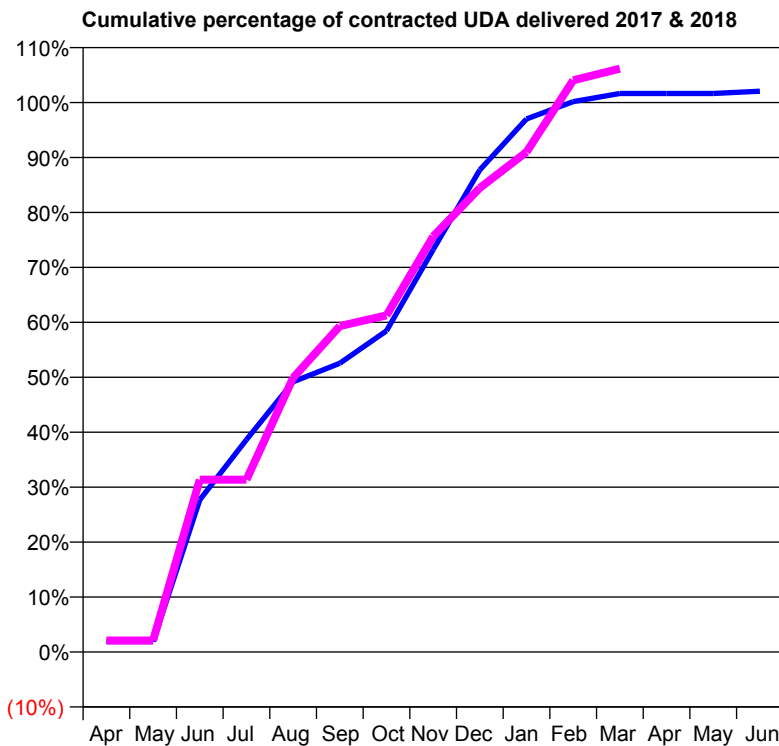
17/18 Contracted general activity (UDA)	475
Carry forward general activity (UDA)	-10
17/18 Contracted orthodontic activity (UOA)	0
Carry forward orthodontic activity (UOA)	0
Baseline contract value	£12,820.28

ACCESS*

Patients seen in 24 months	Total	Change since previous quarter
Quarter ending March 2017	304	
Quarter ending June 2017	309	→
Quarter ending September 2017	313	→
Quarter ending December 2017	316	→
Quarter ending March 2018	317	→
Variance since March 2017	4.3%	↑



ACTIVITY



Month	Adjusted Scheduled Activity (UDA)	
	2017	2018
April	9	10
May	9	10
June	132	149
July	184	149
August	234	237
September	250	282
October	278	291
November	348	359
December	417	401
January	461	432
February	476	494
March	483	504
April	483	
May	483	
June	485	

QUALITY

	Quantity	Base Number	Contract	AT	Region	England
% of FP17s for the same patient ID Re-attending within 3 months - Children	6	416	1.4%	9.5%	11.5%	11.9%
% of FP17s for the same patient ID Re-attending within 3 months - Adults	1	16	6.3%	15.2%	15.9%	16.0%
% of FP17s for the same patient ID Re-attending between 3 & 9 months - Children	284	416	68.3%	59.5%	60.6%	58.3%
% of FP17s for the same patient ID Re-attending between 3 & 9 months - Adults	12	16	75.0%	50.8%	51.6%	50.3%
% of FP17s for Band 1 Urgent Courses	6	428	1.4%	9.6%	9.5%	9.1%
% of FP17s Relating to Free Repair or Replacements	0	428	0.0%	0.6%	0.7%	0.8%
% of FP17s Relating to Continuations	0	428	0.0%	0.9%	1.0%	1.0%
% of Patients satisfied with the dentistry they have received	0	0	N/A	91.1%	92.0%	91.5%
% of Patients satisfied with the time they had to wait for an appointment	0	0	N/A	88.6%	88.1%	87.9%

* This is based on patients treated on this contract for their most recent course of treatment. Figures in italics indicate the base number of FP17s or Patient Questionnaire responses are less than 100. N/A is shown where the base number of responses is less than 10 during the period. % is calculated as Quantity/Base number*100

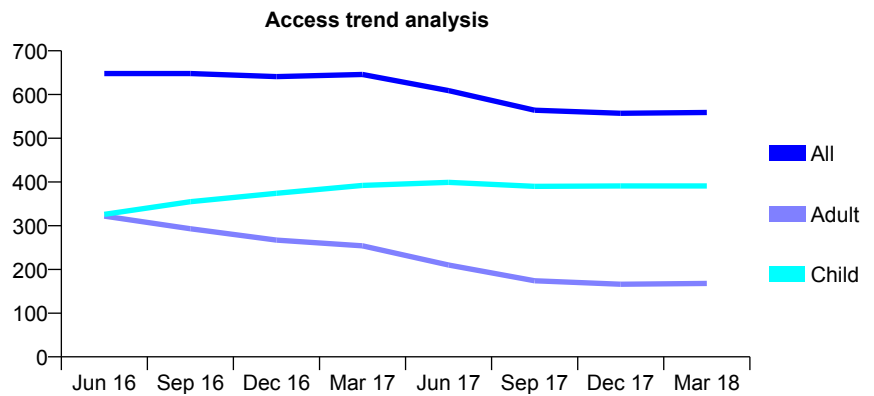
Q68 - Vital Signs At a Glance Contract Report for 239461/0001 - March 2018

Name or company name	MR SW GREAVES
Contract type name	GDS Contract
Purpose of contract	General
Contract start date	18/06/2012
Contract end date	

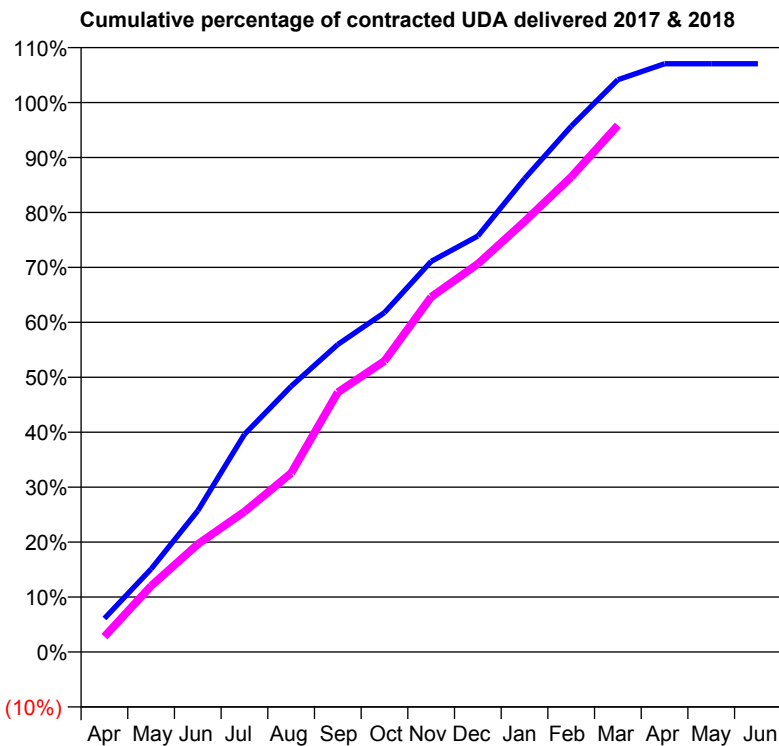
17/18 Contracted general activity (UDA)	1,000
Carry forward general activity (UDA)	-20
17/18 Contracted orthodontic activity (UOA)	0
Carry forward orthodontic activity (UOA)	0
Baseline contract value	£22,479.52

ACCESS*

Patients seen in 24 months	Total	Change since previous quarter
Quarter ending March 2017	646	
Quarter ending June 2017	609	↓
Quarter ending September 2017	564	↓
Quarter ending December 2017	557	↓
Quarter ending March 2018	559	→
Variance since March 2017	(13.5%)	↓



ACTIVITY



Month	Adjusted Scheduled Activity (UDA)	
	2017	2018
April	61	28
May	151	120
June	257	196
July	396	255
August	484	326
September	560	473
October	618	530
November	711	646
December	757	706
January	861	783
February	957	864
March	1,041	958
April	1,071	
May	1,071	
June	1,071	

QUALITY

	Quantity	Base Number	Contract	AT	Region	England
% of FP17s for the same patient ID Re-attending within 3 months - Children	19	595	3.2%	9.5%	11.5%	11.9%
% of FP17s for the same patient ID Re-attending within 3 months - Adults	17	137	12.4%	15.2%	15.9%	16.0%
% of FP17s for the same patient ID Re-attending between 3 & 9 months - Children	383	595	64.4%	59.5%	60.6%	58.3%
% of FP17s for the same patient ID Re-attending between 3 & 9 months - Adults	69	137	50.4%	50.8%	51.6%	50.3%
% of FP17s for Band 1 Urgent Courses	12	708	1.7%	9.6%	9.5%	9.1%
% of FP17s Relating to Free Repair or Replacements	0	708	0.0%	0.6%	0.7%	0.8%
% of FP17s Relating to Continuations	0	708	0.0%	0.9%	1.0%	1.0%
% of Patients satisfied with the dentistry they have received	0	0	N/A	91.1%	92.0%	91.5%
% of Patients satisfied with the time they had to wait for an appointment	0	0	N/A	88.6%	88.1%	87.9%

* This is based on patients treated on this contract for their most recent course of treatment. Figures in italics indicate the base number of FP17s or Patient Questionnaire responses are less than 100. N/A is shown where the base number of responses is less than 10 during the period. % is calculated as Quantity/Base number*100

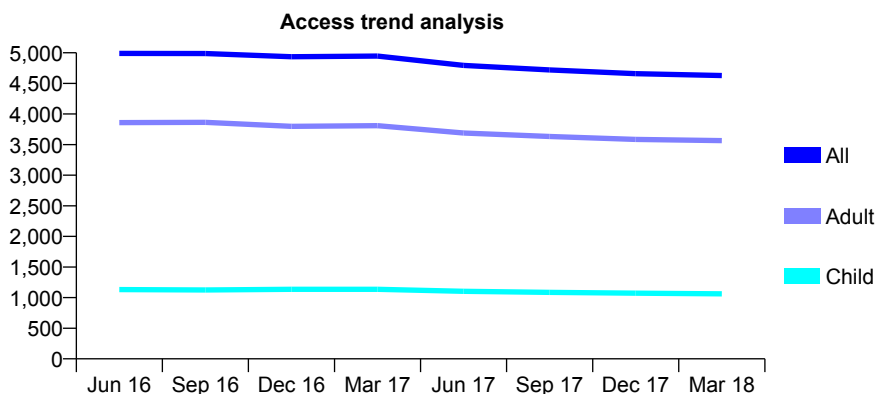
Q68 - Vital Signs At a Glance Contract Report for 241423/0002 - March 2018

Name or company name	MR R SIVA
Contract type name	GDS Contract
Purpose of contract	General
Contract start date	01/12/2007
Contract end date	

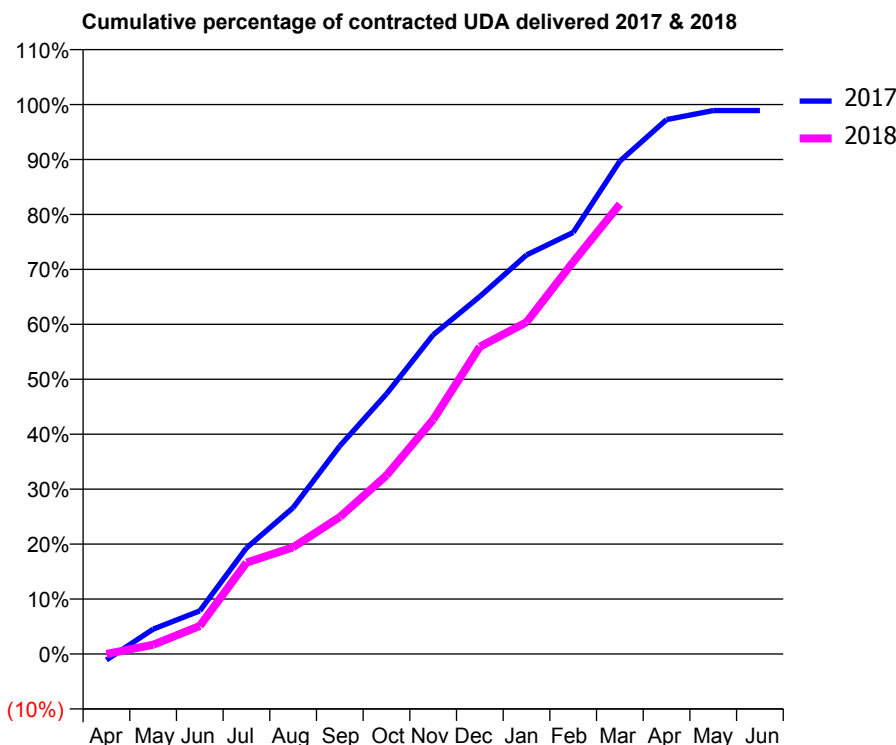
17/18 Contracted general activity (UDA)	14,801
Carry forward general activity (UDA)	0
17/18 Contracted orthodontic activity (UOA)	0
Carry forward orthodontic activity (UOA)	0
Baseline contract value	£349,604.20

ACCESS*

Patients seen in 24 months	Total	Change since previous quarter
Quarter ending March 2017	4,946	
Quarter ending June 2017	4,794	↓
Quarter ending September 2017	4,719	↓
Quarter ending December 2017	4,659	↓
Quarter ending March 2018	4,628	→
Variance since March 2017	(6.4%)	↓



ACTIVITY



Month	Adjusted Scheduled Activity (UDA)	
	2017	2018
April	-153	0
May	624	250
June	1,082	756
July	2,665	2,460
August	3,675	2,877
September	5,226	3,691
October	6,532	4,812
November	8,017	6,314
December	8,980	8,278
January	10,021	8,937
February	10,587	10,560
March	12,379	12,116
April	13,420	
May	13,649	
June	13,649	

QUALITY

	Quantity	Base Number	Contract	AT	Region	England
% of FP17s for the same patient ID Re-attending within 3 months - Children	96	1,192	8.1%	9.5%	11.5%	11.9%
% of FP17s for the same patient ID Re-attending within 3 months - Adults	705	4,220	16.7%	15.2%	15.9%	16.0%
% of FP17s for the same patient ID Re-attending between 3 & 9 months - Children	352	1,192	29.5%	59.5%	60.6%	58.3%
% of FP17s for the same patient ID Re-attending between 3 & 9 months - Adults	1,337	4,220	31.7%	50.8%	51.6%	50.3%
% of FP17s for Band 1 Urgent Courses	708	4,956	14.3%	9.6%	9.5%	9.1%
% of FP17s Relating to Free Repair or Replacements	3	4,956	0.1%	0.6%	0.7%	0.8%
% of FP17s Relating to Continuations	13	4,956	0.3%	0.9%	1.0%	1.0%
% of Patients satisfied with the dentistry they have received	16	19	84.2%	91.1%	92.0%	91.5%
% of Patients satisfied with the time they had to wait for an appointment	16	19	84.2%	88.6%	88.1%	87.9%

* This is based on patients treated on this contract for their most recent course of treatment. Figures in italics indicate the base number of FP17s or Patient Questionnaire responses are less than 100. N/A is shown where the base number of responses is less than 10 during the period. % is calculated as Quantity/Base number*100

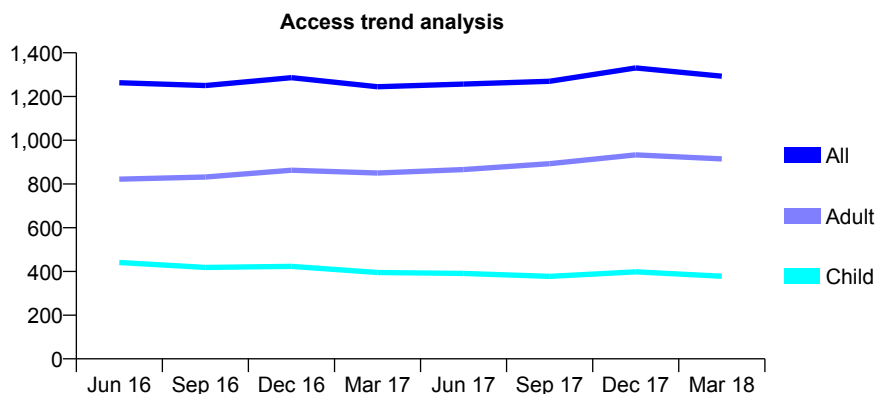
Q68 - Vital Signs At a Glance Contract Report for 245003/0001 - March 2018

Name or company name	MR K ABODI
Contract type name	GDS Contract
Purpose of contract	General
Contract start date	01/04/2006
Contract end date	

17/18 Contracted general activity (UDA)	2,477
Carry forward general activity (UDA)	-50
17/18 Contracted orthodontic activity (UOA)	0
Carry forward orthodontic activity (UOA)	0
Baseline contract value	£61,284.75

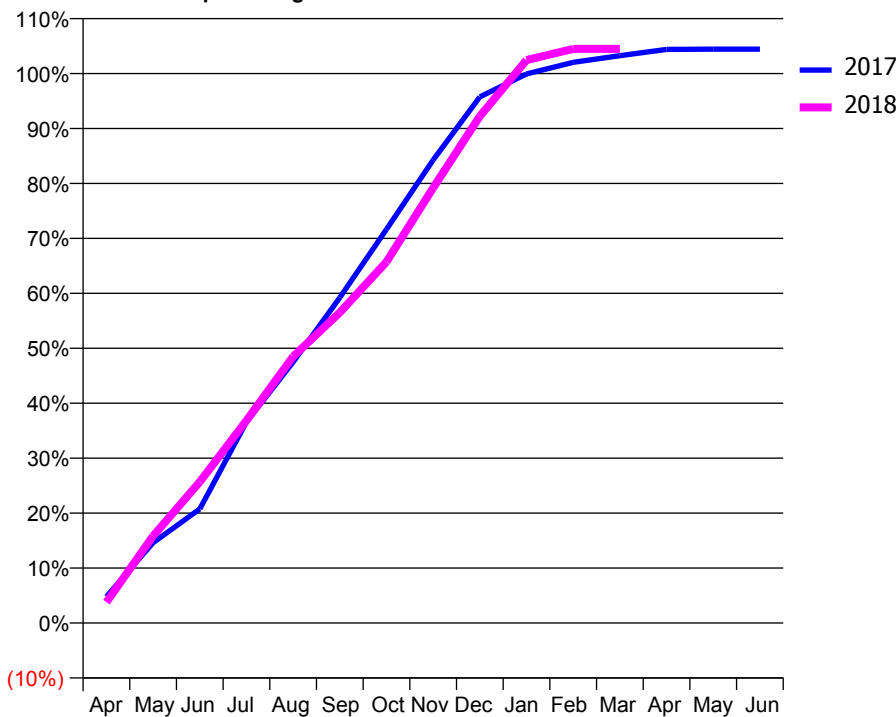
ACCESS*

Patients seen in 24 months	Total	Change since previous quarter
Quarter ending March 2017	1,245	
Quarter ending June 2017	1,257	→
Quarter ending September 2017	1,270	→
Quarter ending December 2017	1,331	↑
Quarter ending March 2018	1,293	↓
Variance since March 2017	3.9%	↑



ACTIVITY

Cumulative percentage of contracted UDA delivered 2017 & 2018



Month	Adjusted Scheduled Activity (UDA)	
	2017	2018
April	119	94
May	362	392
June	514	636
July	906	913
August	1,177	1,201
September	1,467	1,400
October	1,775	1,628
November	2,087	1,962
December	2,372	2,285
January	2,475	2,538
February	2,527	2,588
March	2,558	2,588
April	2,586	
May	2,587	
June	2,587	

QUALITY

	Quantity	Base Number	Contract	AT	Region	England
% of FP17s for the same patient ID Re-attending within 3 months - Children	22	483	4.6%	9.5%	11.5%	11.9%
% of FP17s for the same patient ID Re-attending within 3 months - Adults	86	1,013	8.5%	15.2%	15.9%	16.0%
% of FP17s for the same patient ID Re-attending between 3 & 9 months - Children	276	483	57.1%	59.5%	60.6%	58.3%
% of FP17s for the same patient ID Re-attending between 3 & 9 months - Adults	421	1,013	41.6%	50.8%	51.6%	50.3%
% of FP17s for Band 1 Urgent Courses	91	1,472	6.2%	9.6%	9.5%	9.1%
% of FP17s Relating to Free Repair or Replacements	3	1,472	0.2%	0.6%	0.7%	0.8%
% of FP17s Relating to Continuations	0	1,472	0.0%	0.9%	1.0%	1.0%
% of Patients satisfied with the dentistry they have received	0	0	N/A	91.1%	92.0%	91.5%
% of Patients satisfied with the time they had to wait for an appointment	0	0	N/A	88.6%	88.1%	87.9%

* This is based on patients treated on this contract for their most recent course of treatment. Figures in italics indicate the base number of FP17s or Patient Questionnaire responses are less than 100. N/A is shown where the base number of responses is less than 10 during the period. % is calculated as Quantity/Base number*100

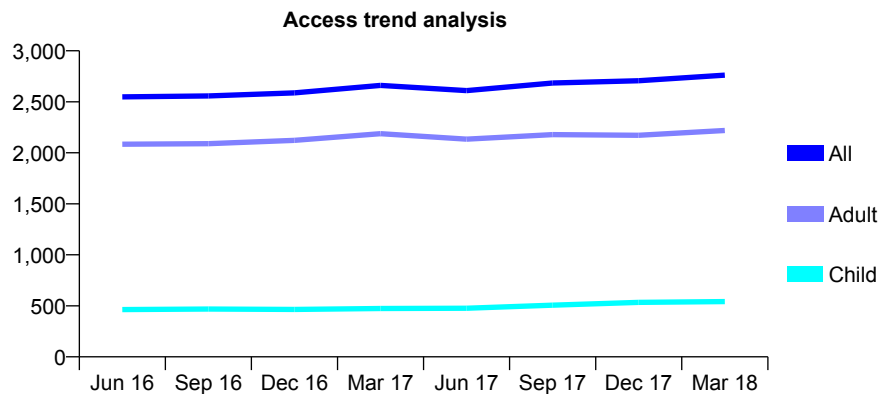
Q68 - Vital Signs At a Glance Contract Report for 249599/0001 - March 2018

Name or company name	Mr Ambrose Ebhohimen
Contract type name	GDS Contract
Purpose of contract	General
Contract start date	01/04/2006
Contract end date	

17/18 Contracted general activity (UDA)	9,545
Carry forward general activity (UDA)	1,464
17/18 Contracted orthodontic activity (UOA)	0
Carry forward orthodontic activity (UOA)	0
Baseline contract value	£214,277.56

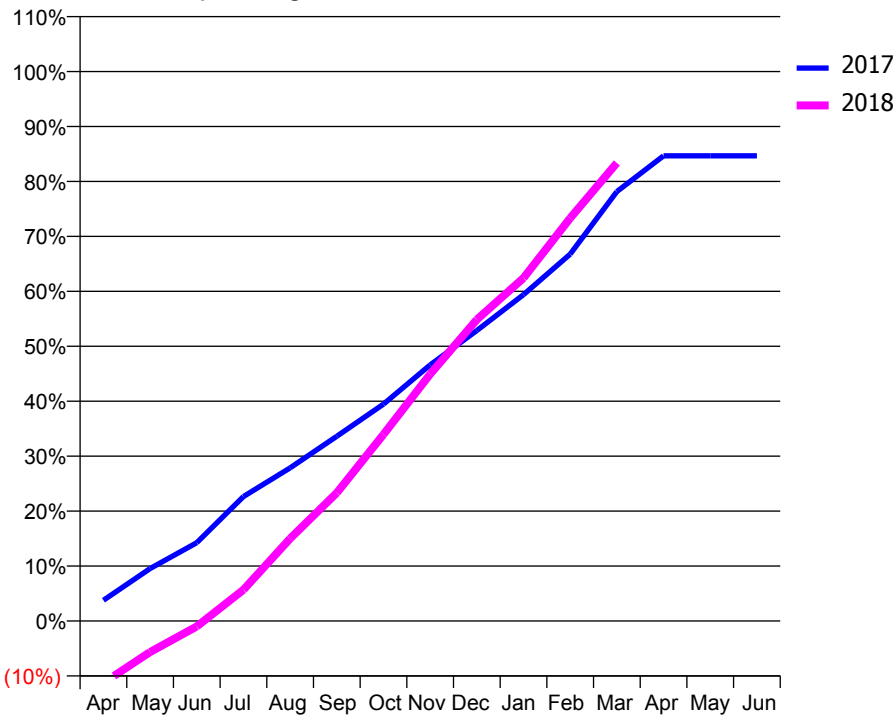
ACCESS*

Patients seen in 24 months	Total	Change since previous quarter
Quarter ending March 2017	2,661	
Quarter ending June 2017	2,610	↓
Quarter ending September 2017	2,684	↑
Quarter ending December 2017	2,706	→
Quarter ending March 2018	2,761	↑
Variance since March 2017	3.8%	↑



ACTIVITY

Cumulative percentage of contracted UDA delivered 2017 & 2018



Month	Adjusted Scheduled Activity (UDA)	
	2017	2018
April	359	-1,078
May	912	-541
June	1,360	-97
July	2,161	543
August	2,660	1,433
September	3,208	2,226
October	3,767	3,242
November	4,449	4,288
December	5,045	5,236
January	5,670	5,958
February	6,372	6,999
March	7,460	7,957
April	8,080	
May	8,080	
June	8,081	

QUALITY

	Quantity	Base Number	Contract	AT	Region	England
% of FP17s for the same patient ID Re-attending within 3 months - Children	61	750	8.1%	9.5%	11.5%	11.9%
% of FP17s for the same patient ID Re-attending within 3 months - Adults	491	3,289	14.9%	15.2%	15.9%	16.0%
% of FP17s for the same patient ID Re-attending between 3 & 9 months - Children	401	750	53.5%	59.5%	60.6%	58.3%
% of FP17s for the same patient ID Re-attending between 3 & 9 months - Adults	1,825	3,289	55.5%	50.8%	51.6%	50.3%
% of FP17s for Band 1 Urgent Courses	200	3,852	5.2%	9.6%	9.5%	9.1%
% of FP17s Relating to Free Repair or Replacements	43	3,852	1.1%	0.6%	0.7%	0.8%
% of FP17s Relating to Continuations	56	3,852	1.5%	0.9%	1.0%	1.0%
% of Patients satisfied with the dentistry they have received	0	0	N/A	91.1%	92.0%	91.5%
% of Patients satisfied with the time they had to wait for an appointment	0	0	N/A	88.6%	88.1%	87.9%

* This is based on patients treated on this contract for their most recent course of treatment. Figures in italics indicate the base number of FP17s or Patient Questionnaire responses are less than 100. N/A is shown where the base number of responses is less than 10 during the period. % is calculated as Quantity/Base number*100

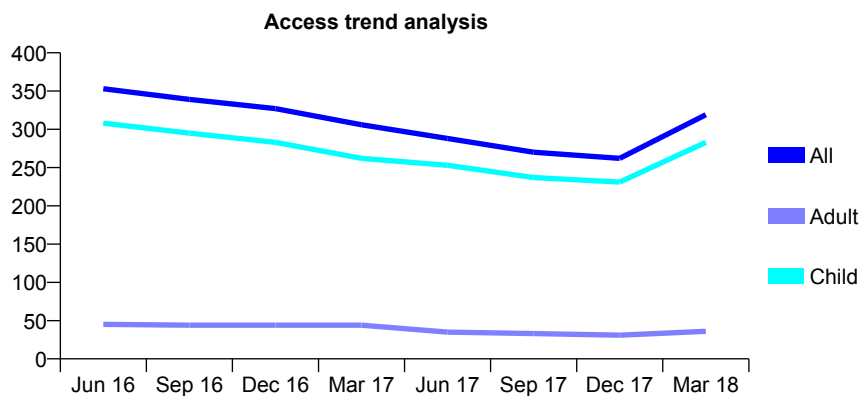
Q68 - Vital Signs At a Glance Contract Report for 250414/0001 - March 2018

Name or company name	MRS EL CLAYTON-JONES
Contract type name	GDS Contract
Purpose of contract	General
Contract start date	01/12/2011
Contract end date	

17/18 Contracted general activity (UDA)	480
Carry forward general activity (UDA)	2
17/18 Contracted orthodontic activity (UOA)	0
Carry forward orthodontic activity (UOA)	0
Baseline contract value	£10,787.63

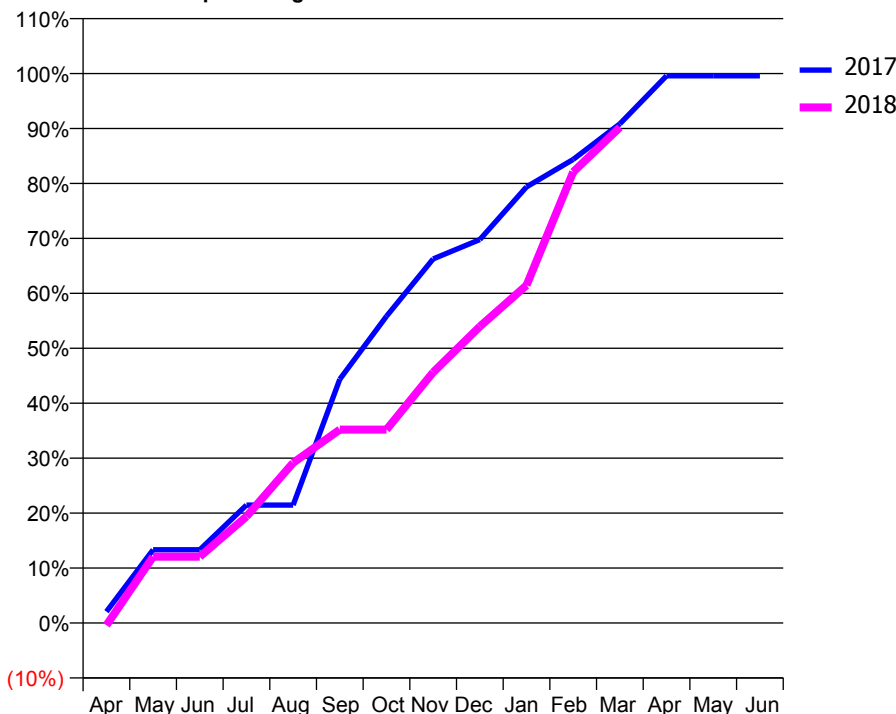
ACCESS*

Patients seen in 24 months	Total	Change since previous quarter
Quarter ending March 2017	306	
Quarter ending June 2017	288	↓
Quarter ending September 2017	270	↓
Quarter ending December 2017	262	↓
Quarter ending March 2018	319	↑
Variance since March 2017	4.2%	↑



ACTIVITY

Cumulative percentage of contracted UDA delivered 2017 & 2018



Month	Adjusted Scheduled Activity (UDA)	
	2017	2018
April	10	-2
May	64	58
June	64	58
July	103	93
August	103	140
September	213	169
October	268	169
November	318	219
December	335	259
January	381	295
February	405	394
March	436	433
April	478	
May	478	
June	478	

QUALITY

	Quantity	Base Number	Contract	AT	Region	England
% of FP17s for the same patient ID Re-attending within 3 months - Children	7	421	1.7%	9.5%	11.5%	11.9%
% of FP17s for the same patient ID Re-attending within 3 months - Adults	0	19	0.0%	15.2%	15.9%	16.0%
% of FP17s for the same patient ID Re-attending between 3 & 9 months - Children	276	421	65.6%	59.5%	60.6%	58.3%
% of FP17s for the same patient ID Re-attending between 3 & 9 months - Adults	9	19	47.4%	50.8%	51.6%	50.3%
% of FP17s for Band 1 Urgent Courses	0	400	0.0%	9.6%	9.5%	9.1%
% of FP17s Relating to Free Repair or Replacements	0	400	0.0%	0.6%	0.7%	0.8%
% of FP17s Relating to Continuations	0	400	0.0%	0.9%	1.0%	1.0%
% of Patients satisfied with the dentistry they have received	0	0	N/A	91.1%	92.0%	91.5%
% of Patients satisfied with the time they had to wait for an appointment	0	0	N/A	88.6%	88.1%	87.9%

* This is based on patients treated on this contract for their most recent course of treatment. Figures in italics indicate the base number of FP17s or Patient Questionnaire responses are less than 100. N/A is shown where the base number of responses is less than 10 during the period. % is calculated as Quantity/Base number*100

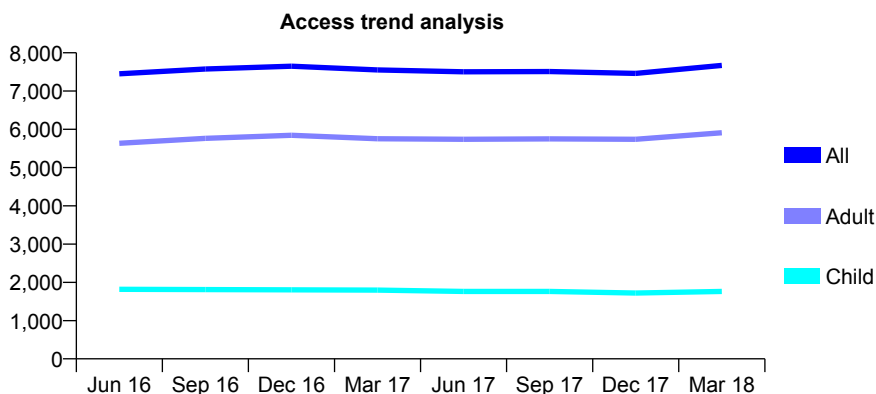
Q68 - Vital Signs At a Glance Contract Report for 251739/0001 - March 2018

Name or company name	MS BS BHATT
Contract type name	GDS Contract
Purpose of contract	General
Contract start date	01/04/2006
Contract end date	

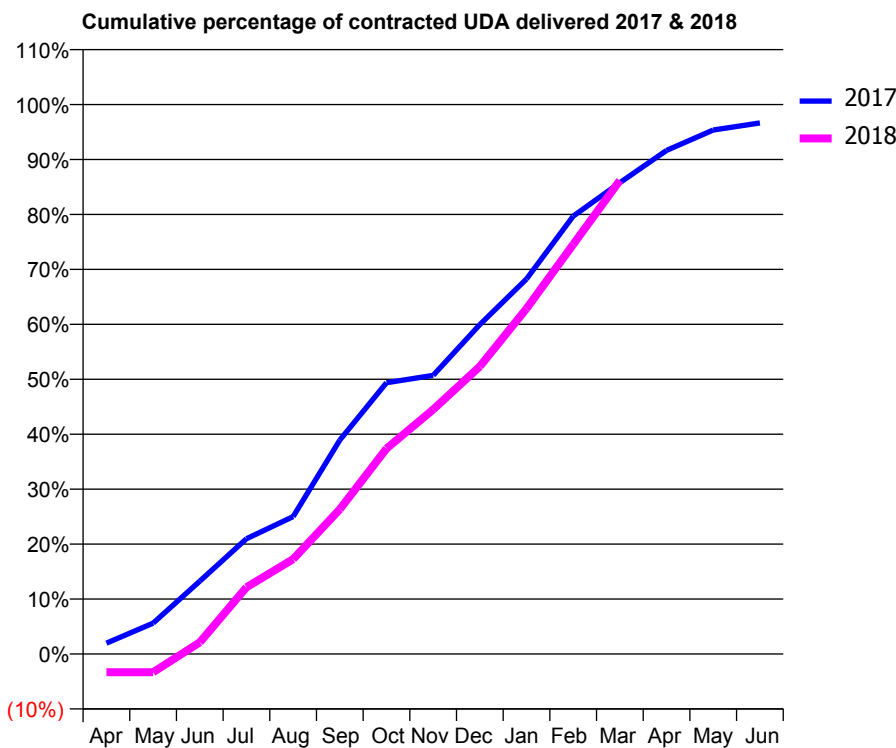
17/18 Contracted general activity (UDA)	16,944
Carry forward general activity (UDA)	567
17/18 Contracted orthodontic activity (UOA)	0
Carry forward orthodontic activity (UOA)	0
Baseline contract value	£380,822.03

ACCESS*

Patients seen in 24 months	Total	Change since previous quarter
Quarter ending March 2017	7,552	
Quarter ending June 2017	7,504	→
Quarter ending September 2017	7,510	→
Quarter ending December 2017	7,461	→
Quarter ending March 2018	7,671	↑
Variance since March 2017	1.6%	→



ACTIVITY



Month	Adjusted Scheduled Activity (UDA)	
	2017	2018
April	335	-567
May	953	-567
June	2,248	362
July	3,556	2,058
August	4,237	2,926
September	6,597	4,465
October	8,365	6,333
November	8,590	7,537
December	10,156	8,866
January	11,564	10,650
February	13,500	12,629
March	14,534	14,602
April	15,529	
May	16,156	
June	16,376	

QUALITY

	Quantity	Base Number	Contract	AT	Region	England
% of FP17s for the same patient ID Re-attending within 3 months - Children	188	2,642	7.1%	9.5%	11.5%	11.9%
% of FP17s for the same patient ID Re-attending within 3 months - Adults	1,023	7,831	13.1%	15.2%	15.9%	16.0%
% of FP17s for the same patient ID Re-attending between 3 & 9 months - Children	1,436	2,642	54.4%	59.5%	60.6%	58.3%
% of FP17s for the same patient ID Re-attending between 3 & 9 months - Adults	3,669	7,831	46.9%	50.8%	51.6%	50.3%
% of FP17s for Band 1 Urgent Courses	677	9,350	7.2%	9.6%	9.5%	9.1%
% of FP17s Relating to Free Repair or Replacements	32	9,350	0.3%	0.6%	0.7%	0.8%
% of FP17s Relating to Continuations	11	9,350	0.1%	0.9%	1.0%	1.0%
% of Patients satisfied with the dentistry they have received	6	6	N/A	91.1%	92.0%	91.5%
% of Patients satisfied with the time they had to wait for an appointment	5	6	N/A	88.6%	88.1%	87.9%

* This is based on patients treated on this contract for their most recent course of treatment. Figures in italics indicate the base number of FP17s or Patient Questionnaire responses are less than 100. N/A is shown where the base number of responses is less than 10 during the period. % is calculated as Quantity/Base number*100

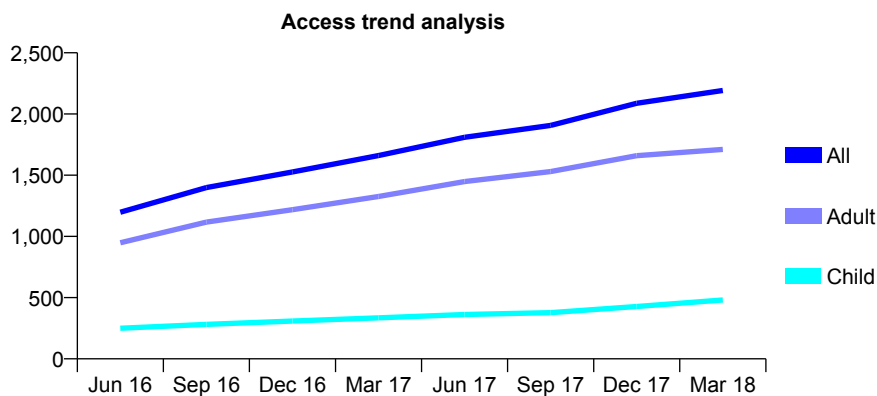
Q68 - Vital Signs At a Glance Contract Report for 252247/0001 - March 2018

Name or company name	MR DI MIHAYLOV
Contract type name	GDS Contract
Purpose of contract	General
Contract start date	01/10/2015
Contract end date	

17/18 Contracted general activity (UDA)	6,490
Carry forward general activity (UDA)	-130
17/18 Contracted orthodontic activity (UOA)	0
Carry forward orthodontic activity (UOA)	0
Baseline contract value	£150,884.04

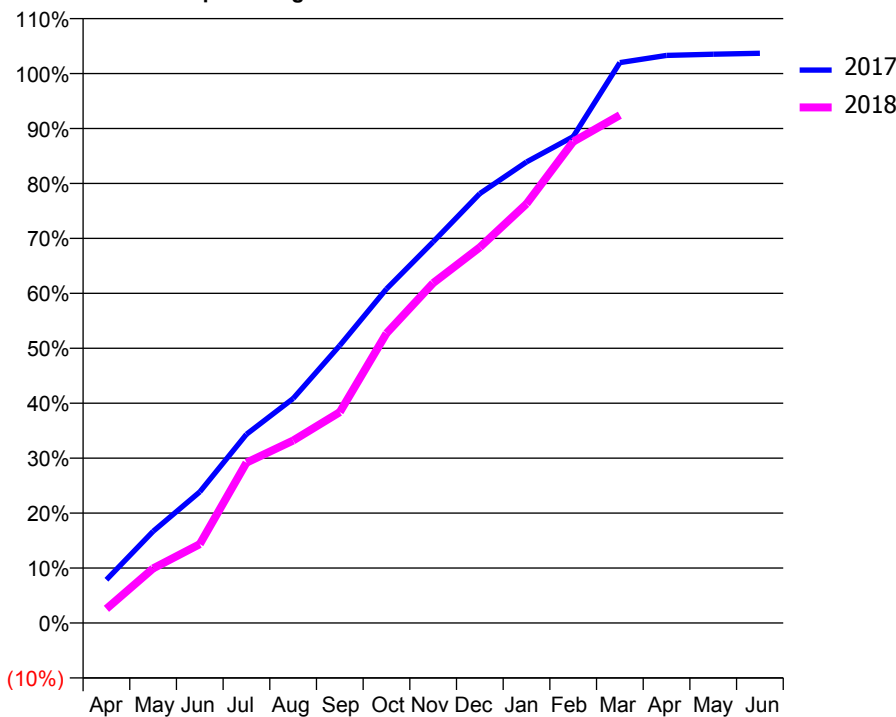
ACCESS*

Patients seen in 24 months	Total	Change since previous quarter
Quarter ending March 2017	1,661	
Quarter ending June 2017	1,810	↑
Quarter ending September 2017	1,907	↑
Quarter ending December 2017	2,088	↑
Quarter ending March 2018	2,192	↑
Variance since March 2017	32.0%	↑



ACTIVITY

Cumulative percentage of contracted UDA delivered 2017 & 2018



Month	Adjusted Scheduled Activity (UDA)	
	2017	2018
April	511	167
May	1,083	645
June	1,549	932
July	2,229	1,894
August	2,651	2,155
September	3,279	2,491
October	3,945	3,422
November	4,502	4,016
December	5,072	4,437
January	5,445	4,950
February	5,745	5,684
March	6,618	5,999
April	6,704	
May	6,719	
June	6,729	

QUALITY

	Quantity	Base Number	Contract	AT	Region	England
% of FP17s for the same patient ID Re-attending within 3 months - Children	55	626	8.8%	9.5%	11.5%	11.9%
% of FP17s for the same patient ID Re-attending within 3 months - Adults	248	1,997	12.4%	15.2%	15.9%	16.0%
% of FP17s for the same patient ID Re-attending between 3 & 9 months - Children	301	626	48.1%	59.5%	60.6%	58.3%
% of FP17s for the same patient ID Re-attending between 3 & 9 months - Adults	896	1,997	44.9%	50.8%	51.6%	50.3%
% of FP17s for Band 1 Urgent Courses	283	2,575	11.0%	9.6%	9.5%	9.1%
% of FP17s Relating to Free Repair or Replacements	21	2,575	0.8%	0.6%	0.7%	0.8%
% of FP17s Relating to Continuations	9	2,575	0.3%	0.9%	1.0%	1.0%
% of Patients satisfied with the dentistry they have received	5	7	N/A	91.1%	92.0%	91.5%
% of Patients satisfied with the time they had to wait for an appointment	6	7	N/A	88.6%	88.1%	87.9%

* This is based on patients treated on this contract for their most recent course of treatment. Figures in italics indicate the base number of FP17s or Patient Questionnaire responses are less than 100. N/A is shown where the base number of responses is less than 10 during the period. % is calculated as Quantity/Base number*100

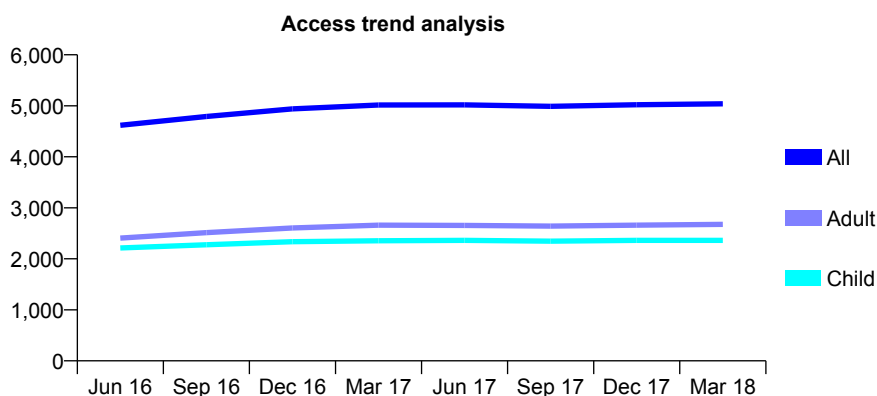
Q68 - Vital Signs At a Glance Contract Report for 253294/0001 - March 2018

Name or company name	MR PA CARR
Contract type name	GDS Contract
Purpose of contract	General
Contract start date	17/02/2015
Contract end date	

17/18 Contracted general activity (UDA)	12,800
Carry forward general activity (UDA)	135
17/18 Contracted orthodontic activity (UOA)	0
Carry forward orthodontic activity (UOA)	0
Baseline contract value	£288,537.39

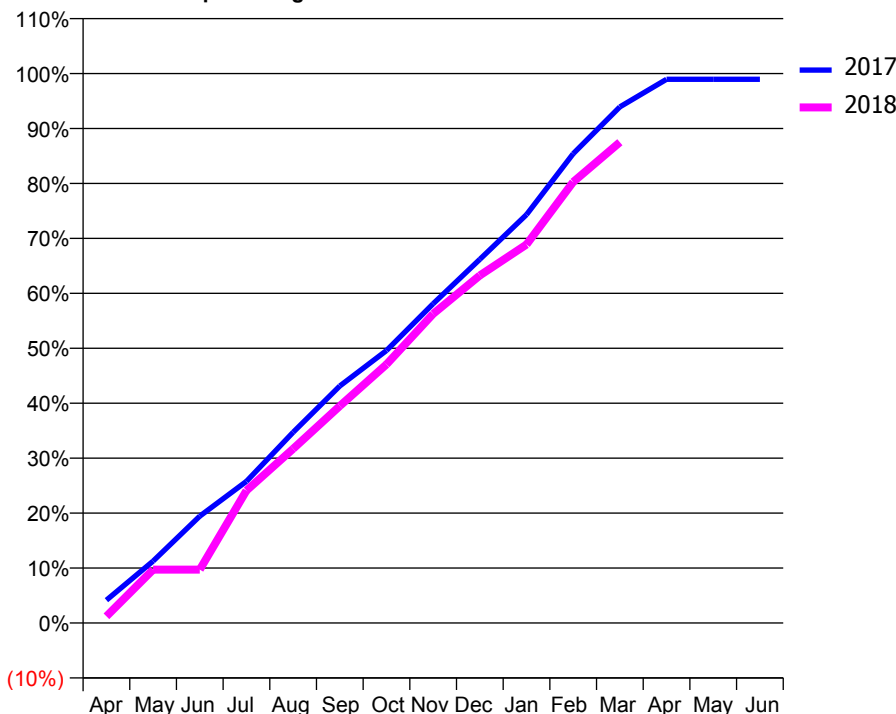
ACCESS*

Patients seen in 24 months	Total	Change since previous quarter
Quarter ending March 2017	5,015	
Quarter ending June 2017	5,017	→
Quarter ending September 2017	4,990	→
Quarter ending December 2017	5,022	→
Quarter ending March 2018	5,038	→
Variance since March 2017	0.5%	→



ACTIVITY

Cumulative percentage of contracted UDA delivered 2017 & 2018



Month	Adjusted Scheduled Activity (UDA)	
	2017	2018
April	534	158
May	1,444	1,243
June	2,490	1,243
July	3,299	3,087
August	4,442	4,058
September	5,520	5,056
October	6,347	6,024
November	7,436	7,202
December	8,471	8,097
January	9,512	8,816
February	10,933	10,272
March	12,021	11,198
April	12,665	
May	12,665	
June	12,665	

QUALITY

	Quantity	Base Number	Contract	AT	Region	England
% of FP17s for the same patient ID Re-attending within 3 months - Children	265	3,599	7.4%	9.5%	11.5%	11.9%
% of FP17s for the same patient ID Re-attending within 3 months - Adults	530	3,600	14.7%	15.2%	15.9%	16.0%
% of FP17s for the same patient ID Re-attending between 3 & 9 months - Children	2,277	3,599	63.3%	59.5%	60.6%	58.3%
% of FP17s for the same patient ID Re-attending between 3 & 9 months - Adults	1,798	3,600	49.9%	50.8%	51.6%	50.3%
% of FP17s for Band 1 Urgent Courses	654	6,829	9.6%	9.6%	9.5%	9.1%
% of FP17s Relating to Free Repair or Replacements	17	6,829	0.2%	0.6%	0.7%	0.8%
% of FP17s Relating to Continuations	93	6,829	1.4%	0.9%	1.0%	1.0%
% of Patients satisfied with the dentistry they have received	4	5	N/A	91.1%	92.0%	91.5%
% of Patients satisfied with the time they had to wait for an appointment	4	5	N/A	88.6%	88.1%	87.9%

* This is based on patients treated on this contract for their most recent course of treatment. Figures in italics indicate the base number of FP17s or Patient Questionnaire responses are less than 100. N/A is shown where the base number of responses is less than 10 during the period. % is calculated as Quantity/Base number*100

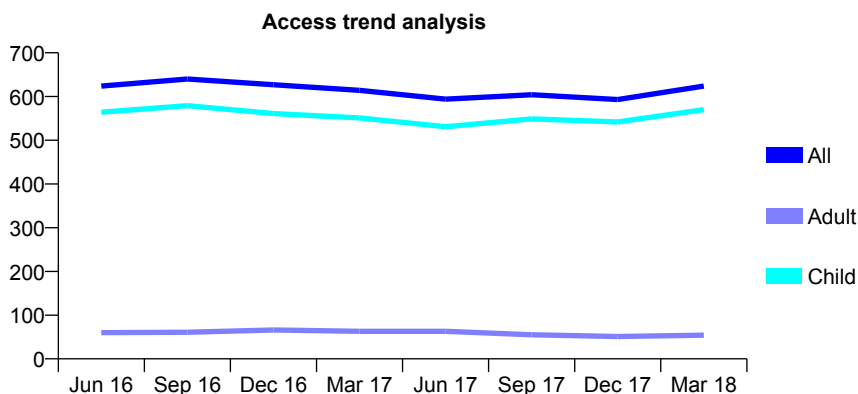
Q68 - Vital Signs At a Glance Contract Report for 253405/0001 - March 2018

Name or company name	MR J BAROTIAN
Contract type name	GDS Contract
Purpose of contract	General
Contract start date	01/04/2006
Contract end date	

17/18 Contracted general activity (UDA)	1,300
Carry forward general activity (UDA)	15
17/18 Contracted orthodontic activity (UOA)	0
Carry forward orthodontic activity (UOA)	0
Baseline contract value	£33,358.08

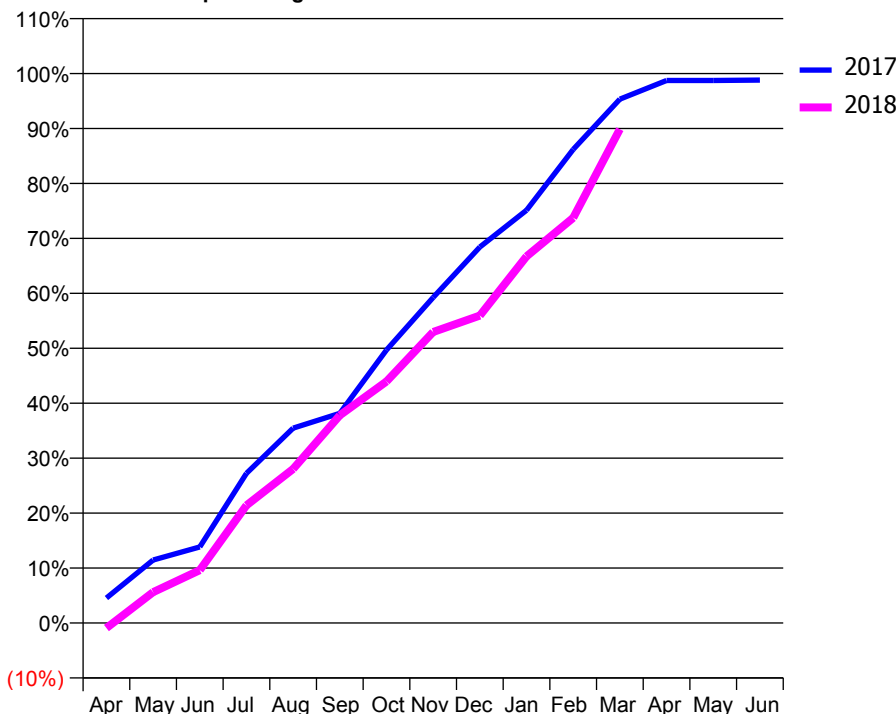
ACCESS*

Patients seen in 24 months	Total	Change since previous quarter
Quarter ending March 2017	614	
Quarter ending June 2017	594	↓
Quarter ending September 2017	604	→
Quarter ending December 2017	593	↓
Quarter ending March 2018	624	↑
Variance since March 2017	1.6%	→



ACTIVITY

Cumulative percentage of contracted UDA delivered 2017 & 2018



Month	Adjusted Scheduled Activity (UDA)	
	2017	2018
April	59	-12
May	149	73
June	180	125
July	354	278
August	461	364
September	496	491
October	646	571
November	770	688
December	889	727
January	976	867
February	1,120	958
March	1,239	1,168
April	1,283	
May	1,283	
June	1,284	

QUALITY

	Quantity	Base Number	Contract	AT	Region	England
% of FP17s for the same patient ID Re-attending within 3 months - Children	30	865	3.5%	9.5%	11.5%	11.9%
% of FP17s for the same patient ID Re-attending within 3 months - Adults	0	0	N/A	15.2%	15.9%	16.0%
% of FP17s for the same patient ID Re-attending between 3 & 9 months - Children	587	865	67.9%	59.5%	60.6%	58.3%
% of FP17s for the same patient ID Re-attending between 3 & 9 months - Adults	0	0	N/A	50.8%	51.6%	50.3%
% of FP17s for Band 1 Urgent Courses	2	834	0.2%	9.6%	9.5%	9.1%
% of FP17s Relating to Free Repair or Replacements	0	834	0.0%	0.6%	0.7%	0.8%
% of FP17s Relating to Continuations	0	834	0.0%	0.9%	1.0%	1.0%
% of Patients satisfied with the dentistry they have received	0	0	N/A	91.1%	92.0%	91.5%
% of Patients satisfied with the time they had to wait for an appointment	0	0	N/A	88.6%	88.1%	87.9%

* This is based on patients treated on this contract for their most recent course of treatment. Figures in italics indicate the base number of FP17s or Patient Questionnaire responses are less than 100. N/A is shown where the base number of responses is less than 10 during the period. % is calculated as Quantity/Base number*100

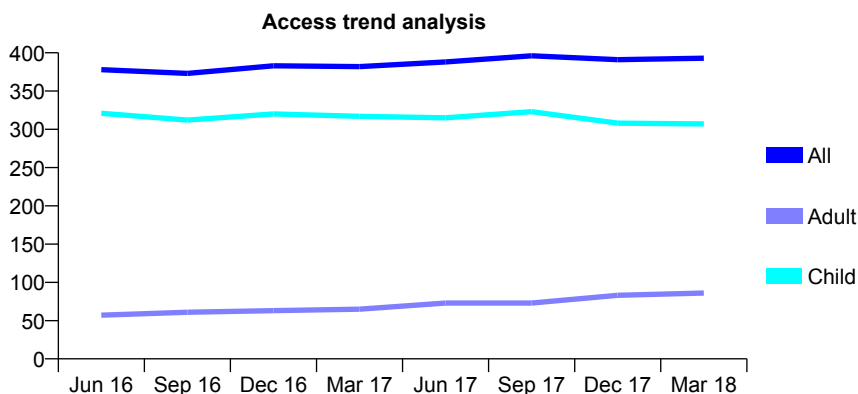
Q68 - Vital Signs At a Glance Contract Report for 253529/0002 - March 2018

Name or company name	MR N JANSEN VAN RENSBURG
Contract type name	GDS Contract
Purpose of contract	General
Contract start date	01/11/2006
Contract end date	

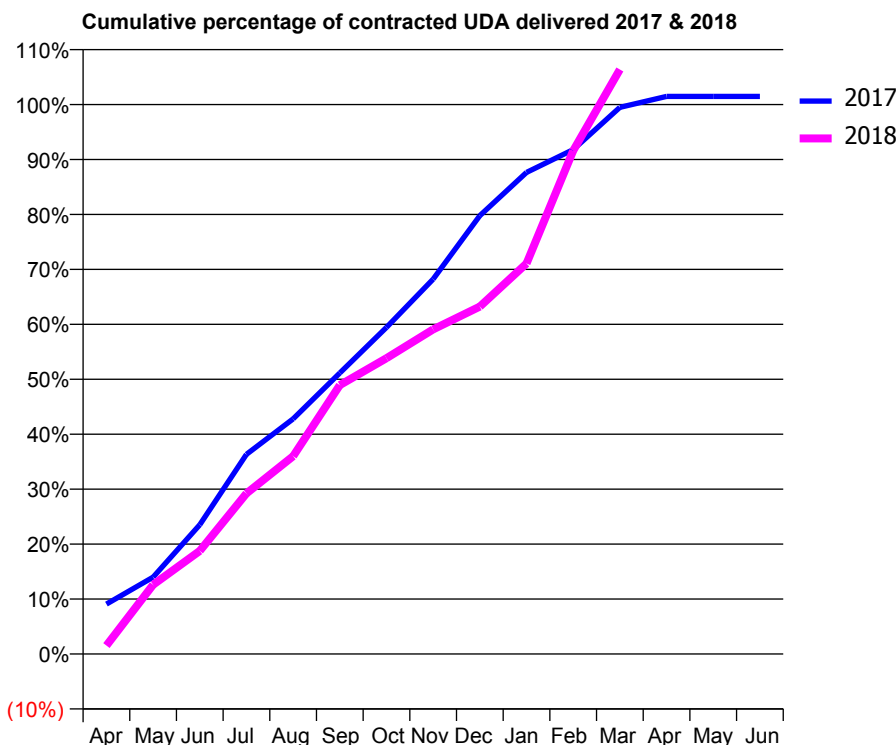
17/18 Contracted general activity (UDA)	650
Carry forward general activity (UDA)	-10
17/18 Contracted orthodontic activity (UOA)	0
Carry forward orthodontic activity (UOA)	0
Baseline contract value	£14,611.39

ACCESS*

Patients seen in 24 months	Total	Change since previous quarter
Quarter ending March 2017	382	
Quarter ending June 2017	388	→
Quarter ending September 2017	396	↑
Quarter ending December 2017	391	↓
Quarter ending March 2018	393	→
Variance since March 2017	2.9%	↑



ACTIVITY



Month	Adjusted Scheduled Activity (UDA)	
	2017	2018
April	59	10
May	91	82
June	153	122
July	236	190
August	278	234
September	332	318
October	386	350
November	443	384
December	519	411
January	570	462
February	597	595
March	647	691
April	660	
May	660	
June	660	

QUALITY

	Quantity	Base Number	Contract	AT	Region	England
% of FP17s for the same patient ID Re-attending within 3 months - Children	8	375	2.1%	9.5%	11.5%	11.9%
% of FP17s for the same patient ID Re-attending within 3 months - Adults	1	55	1.8%	15.2%	15.9%	16.0%
% of FP17s for the same patient ID Re-attending between 3 & 9 months - Children	196	375	52.3%	59.5%	60.6%	58.3%
% of FP17s for the same patient ID Re-attending between 3 & 9 months - Adults	20	55	36.4%	50.8%	51.6%	50.3%
% of FP17s for Band 1 Urgent Courses	2	419	0.5%	9.6%	9.5%	9.1%
% of FP17s Relating to Free Repair or Replacements	0	419	0.0%	0.6%	0.7%	0.8%
% of FP17s Relating to Continuations	1	419	0.2%	0.9%	1.0%	1.0%
% of Patients satisfied with the dentistry they have received	1	1	N/A	91.1%	92.0%	91.5%
% of Patients satisfied with the time they had to wait for an appointment	1	1	N/A	88.6%	88.1%	87.9%

* This is based on patients treated on this contract for their most recent course of treatment. Figures in italics indicate the base number of FP17s or Patient Questionnaire responses are less than 100. N/A is shown where the base number of responses is less than 10 during the period. % is calculated as Quantity/Base number*100

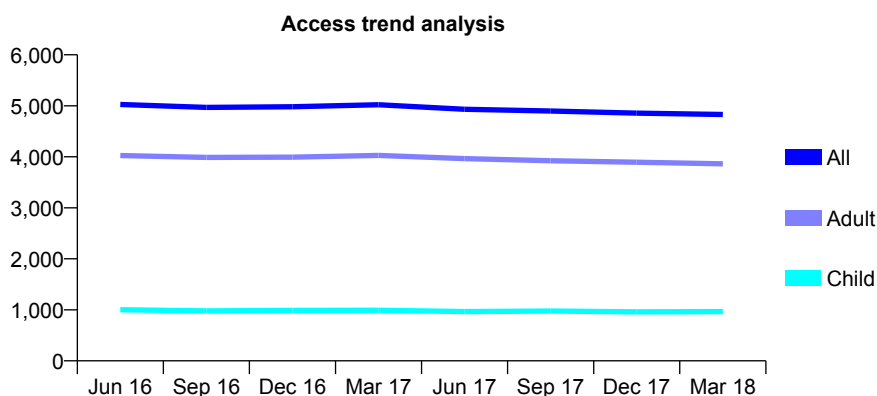
Q68 - Vital Signs At a Glance Contract Report for 253634/0002 - March 2018

Name or company name	MR K CHRISTIAN
Contract type name	GDS Contract
Purpose of contract	General
Contract start date	01/04/2006
Contract end date	

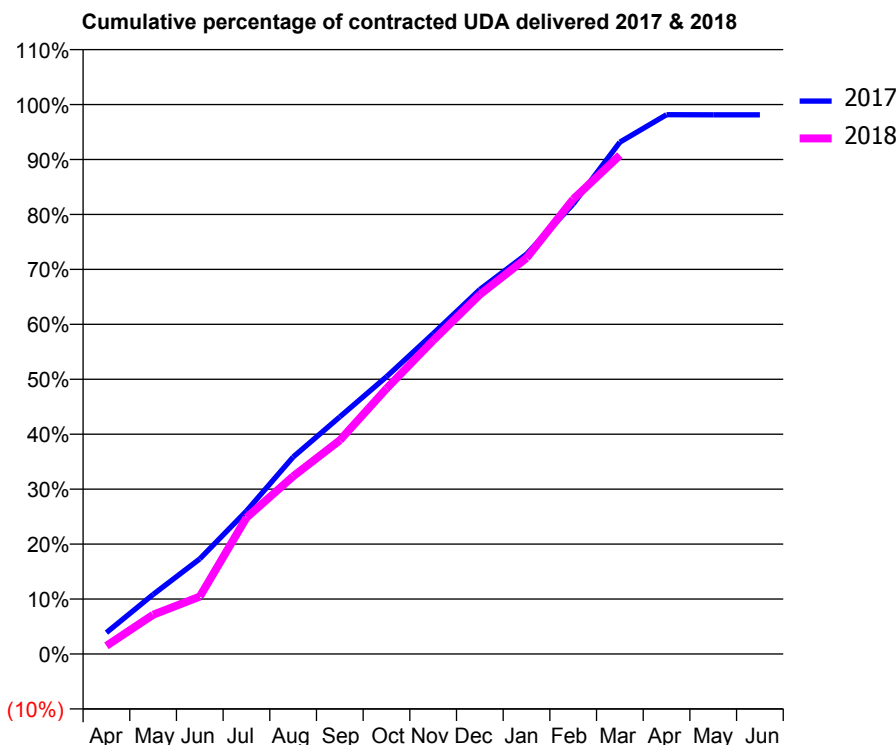
17/18 Contracted general activity (UDA)	12,660
Carry forward general activity (UDA)	274
17/18 Contracted orthodontic activity (UOA)	0
Carry forward orthodontic activity (UOA)	0
Baseline contract value	£284,584.74

ACCESS*

Patients seen in 24 months	Total	Change since previous quarter
Quarter ending March 2017	5,021	
Quarter ending June 2017	4,931	↓
Quarter ending September 2017	4,899	→
Quarter ending December 2017	4,856	→
Quarter ending March 2018	4,829	→
Variance since March 2017	(3.8%)	↓



ACTIVITY



Month	Adjusted Scheduled Activity (UDA)	
	2017	2018
April	574	189
May	1,594	904
June	2,546	1,322
July	3,828	3,140
August	5,274	4,094
September	6,347	4,925
October	7,419	6,115
November	8,572	7,224
December	9,756	8,282
January	10,699	9,122
February	12,044	10,479
March	13,697	11,491
April	14,435	
May	14,432	
June	14,432	

QUALITY

	Quantity	Base Number	Contract	AT	Region	England
% of FP17s for the same patient ID Re-attending within 3 months - Children	91	1,522	6.0%	9.5%	11.5%	11.9%
% of FP17s for the same patient ID Re-attending within 3 months - Adults	725	5,873	12.3%	15.2%	15.9%	16.0%
% of FP17s for the same patient ID Re-attending between 3 & 9 months - Children	1,011	1,522	66.4%	59.5%	60.6%	58.3%
% of FP17s for the same patient ID Re-attending between 3 & 9 months - Adults	3,953	5,873	67.3%	50.8%	51.6%	50.3%
% of FP17s for Band 1 Urgent Courses	459	7,096	6.5%	9.6%	9.5%	9.1%
% of FP17s Relating to Free Repair or Replacements	36	7,096	0.5%	0.6%	0.7%	0.8%
% of FP17s Relating to Continuations	30	7,096	0.4%	0.9%	1.0%	1.0%
% of Patients satisfied with the dentistry they have received	6	6	N/A	91.1%	92.0%	91.5%
% of Patients satisfied with the time they had to wait for an appointment	6	6	N/A	88.6%	88.1%	87.9%

* This is based on patients treated on this contract for their most recent course of treatment. Figures in italics indicate the base number of FP17s or Patient Questionnaire responses are less than 100. N/A is shown where the base number of responses is less than 10 during the period. % is calculated as Quantity/Base number*100

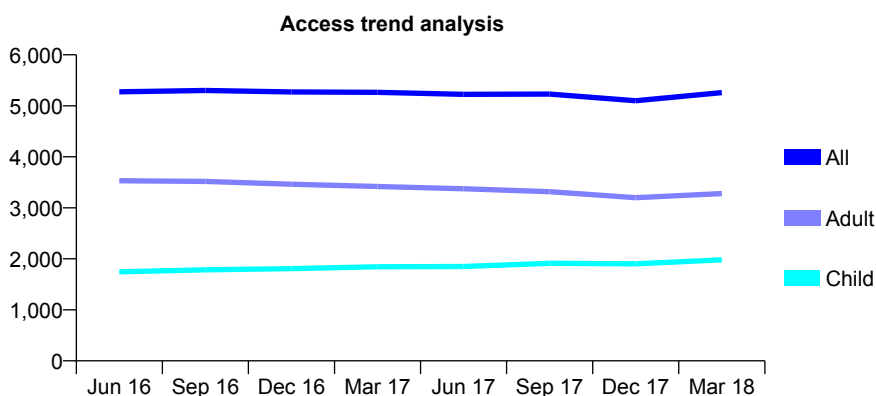
Q68 - Vital Signs At a Glance Contract Report for 262803/0004 - March 2018

Name or company name	MR SA BUTT
Contract type name	GDS Contract
Purpose of contract	General
Contract start date	01/04/2006
Contract end date	

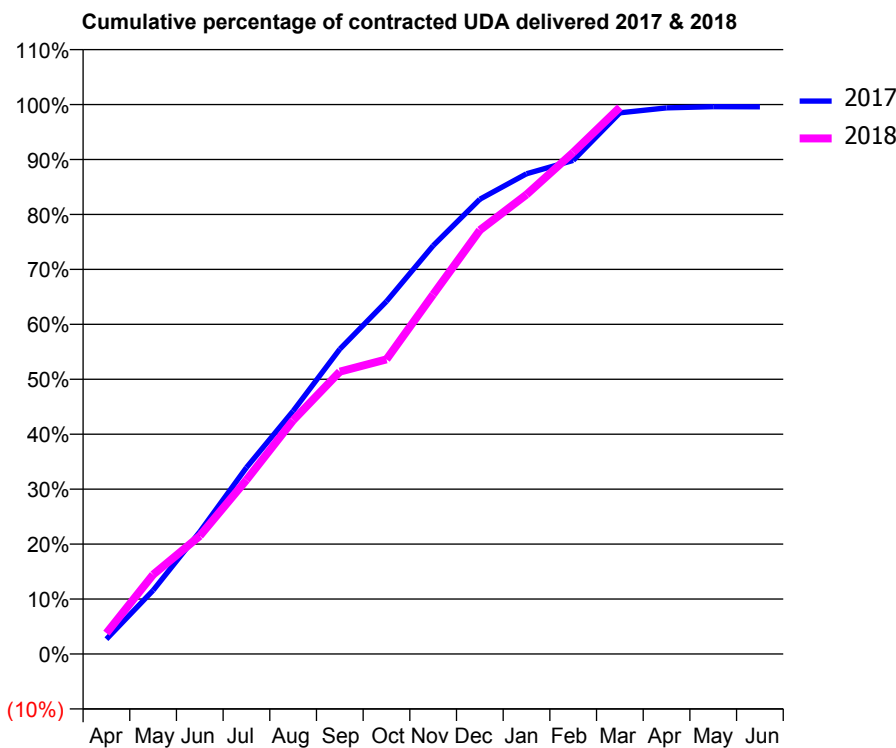
17/18 Contracted general activity (UDA)	8,741
Carry forward general activity (UDA)	36
17/18 Contracted orthodontic activity (UOA)	0
Carry forward orthodontic activity (UOA)	0
Baseline contract value	£202,176.23

ACCESS*

Patients seen in 24 months	Total	Change since previous quarter
Quarter ending March 2017	5,263	
Quarter ending June 2017	5,225	→
Quarter ending September 2017	5,229	→
Quarter ending December 2017	5,099	↓
Quarter ending March 2018	5,260	↑
Variance since March 2017	(0.1%)	→



ACTIVITY



Month	Adjusted Scheduled Activity (UDA)	
	2017	2018
April	237	332
May	1,013	1,263
June	1,945	1,878
July	2,966	2,768
August	3,867	3,718
September	4,849	4,492
October	5,610	4,686
November	6,497	5,721
December	7,235	6,742
January	7,640	7,308
February	7,852	7,978
March	8,609	8,696
April	8,687	
May	8,707	
June	8,705	

QUALITY

	Quantity	Base Number	Contract	AT	Region	England
% of FP17s for the same patient ID Re-attending within 3 months - Children	149	2,512	5.9%	9.5%	11.5%	11.9%
% of FP17s for the same patient ID Re-attending within 3 months - Adults	487	3,556	13.7%	15.2%	15.9%	16.0%
% of FP17s for the same patient ID Re-attending between 3 & 9 months - Children	1,132	2,512	45.1%	59.5%	60.6%	58.3%
% of FP17s for the same patient ID Re-attending between 3 & 9 months - Adults	1,284	3,556	36.1%	50.8%	51.6%	50.3%
% of FP17s for Band 1 Urgent Courses	601	4,499	13.4%	9.6%	9.5%	9.1%
% of FP17s Relating to Free Repair or Replacements	18	4,499	0.4%	0.6%	0.7%	0.8%
% of FP17s Relating to Continuations	7	4,499	0.2%	0.9%	1.0%	1.0%
% of Patients satisfied with the dentistry they have received	2	3	N/A	91.1%	92.0%	91.5%
% of Patients satisfied with the time they had to wait for an appointment	2	3	N/A	88.6%	88.1%	87.9%

* This is based on patients treated on this contract for their most recent course of treatment. Figures in italics indicate the base number of FP17s or Patient Questionnaire responses are less than 100. N/A is shown where the base number of responses is less than 10 during the period. % is calculated as Quantity/Base number*100

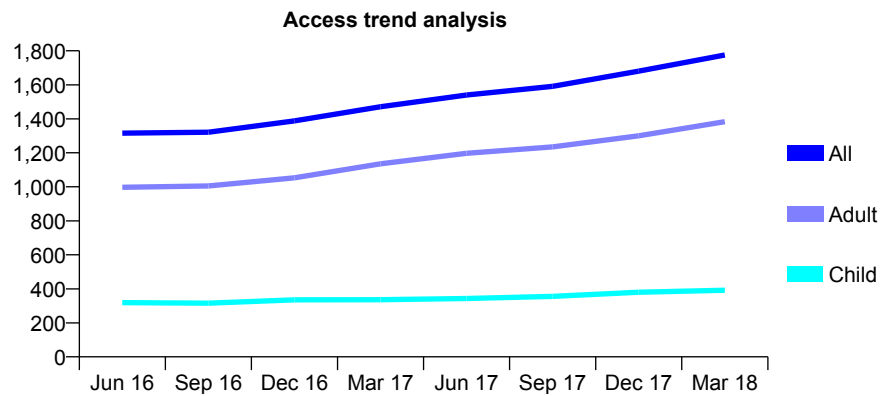
Q68 - Vital Signs At a Glance Contract Report for 263656/0004 - March 2018

Name or company name	Mallards Dental Practice Partnership
Contract type name	GDS Contract
Purpose of contract	General
Contract start date	01/09/2011
Contract end date	

17/18 Contracted general activity (UDA)	5,000
Carry forward general activity (UDA)	0
17/18 Contracted orthodontic activity (UOA)	0
Carry forward orthodontic activity (UOA)	0
Baseline contract value	£129,239.82

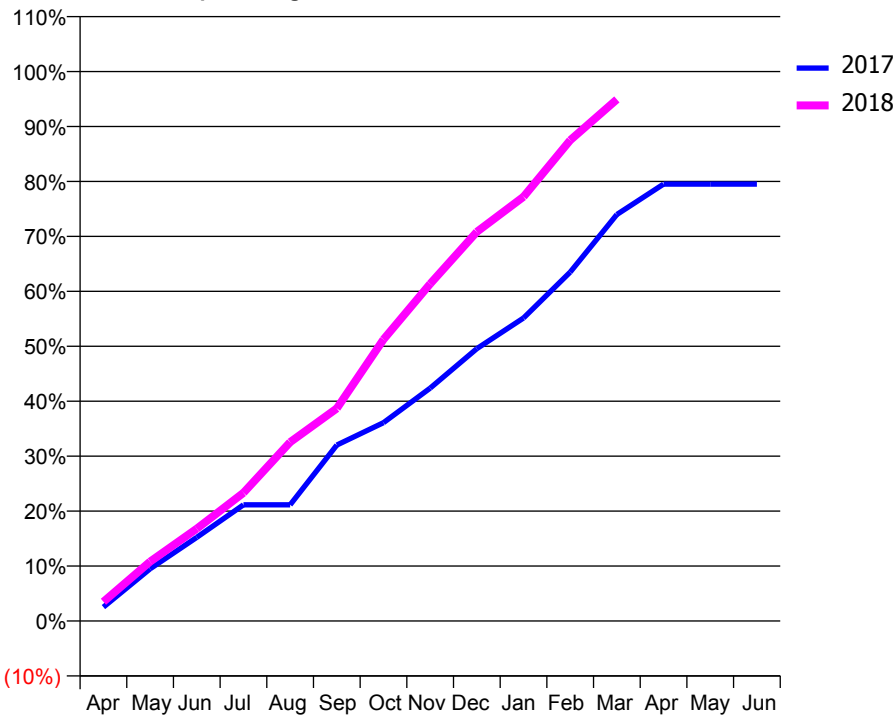
ACCESS*

Patients seen in 24 months	Total	Change since previous quarter
Quarter ending March 2017	1,471	
Quarter ending June 2017	1,540	↑
Quarter ending September 2017	1,591	↑
Quarter ending December 2017	1,680	↑
Quarter ending March 2018	1,775	↑
Variance since March 2017	20.7%	↑



ACTIVITY

Cumulative percentage of contracted UDA delivered 2017 & 2018



Month	Adjusted Scheduled Activity (UDA)	
	2017	2018
April	126	175
May	475	541
June	761	841
July	1,058	1,166
August	1,058	1,628
September	1,601	1,935
October	1,805	2,562
November	2,119	3,068
December	2,479	3,541
January	2,757	3,860
February	3,174	4,375
March	3,699	4,746
April	3,975	
May	3,976	
June	3,976	

QUALITY

	Quantity	Base Number	Contract	AT	Region	England
% of FP17s for the same patient ID Re-attending within 3 months - Children	41	599	6.8%	9.5%	11.5%	11.9%
% of FP17s for the same patient ID Re-attending within 3 months - Adults	273	1,932	14.1%	15.2%	15.9%	16.0%
% of FP17s for the same patient ID Re-attending between 3 & 9 months - Children	353	599	58.9%	59.5%	60.6%	58.3%
% of FP17s for the same patient ID Re-attending between 3 & 9 months - Adults	993	1,932	51.4%	50.8%	51.6%	50.3%
% of FP17s for Band 1 Urgent Courses	187	2,428	7.7%	9.6%	9.5%	9.1%
% of FP17s Relating to Free Repair or Replacements	0	2,428	0.0%	0.6%	0.7%	0.8%
% of FP17s Relating to Continuations	33	2,428	1.4%	0.9%	1.0%	1.0%
% of Patients satisfied with the dentistry they have received	1	1	N/A	91.1%	92.0%	91.5%
% of Patients satisfied with the time they had to wait for an appointment	1	1	N/A	88.6%	88.1%	87.9%

* This is based on patients treated on this contract for their most recent course of treatment. Figures in italics indicate the base number of FP17s or Patient Questionnaire responses are less than 100. N/A is shown where the base number of responses is less than 10 during the period. % is calculated as Quantity/Base number*100

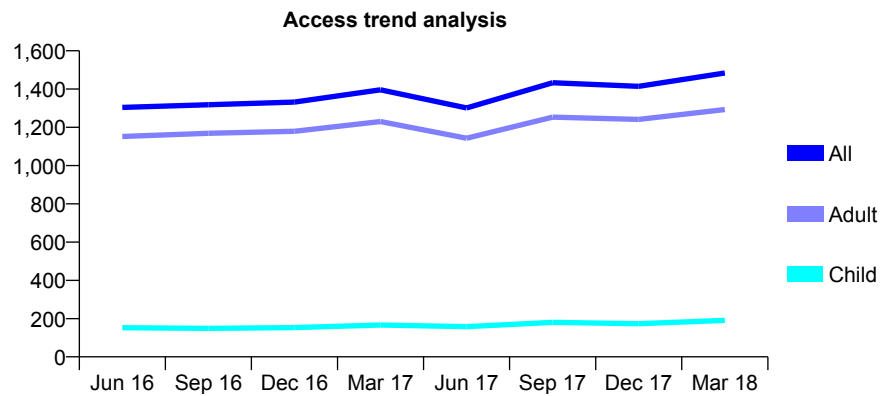
Q68 - Vital Signs At a Glance Contract Report for 268763/0002 - March 2018

Name or company name	MR KR MAYALL
Contract type name	GDS Contract
Purpose of contract	General
Contract start date	01/10/2012
Contract end date	

17/18 Contracted general activity (UDA)	4,778
Carry forward general activity (UDA)	-69
17/18 Contracted orthodontic activity (UOA)	0
Carry forward orthodontic activity (UOA)	0
Baseline contract value	£136,361.35

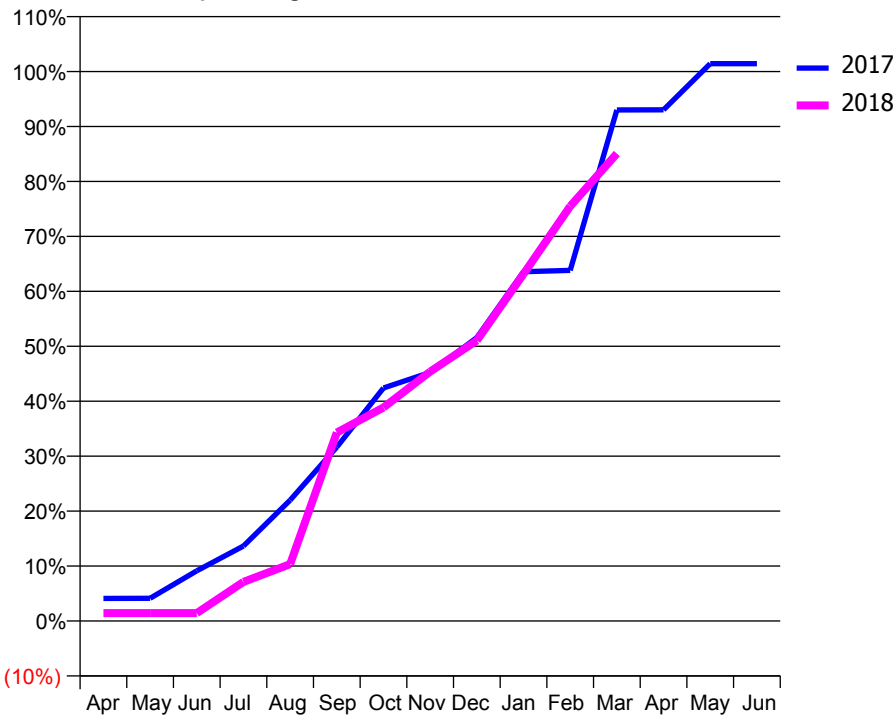
ACCESS*

Patients seen in 24 months	Total	Change since previous quarter
Quarter ending March 2017	1,396	
Quarter ending June 2017	1,301	↓
Quarter ending September 2017	1,433	↑
Quarter ending December 2017	1,414	↓
Quarter ending March 2018	1,484	↑
Variance since March 2017	6.3%	↑



ACTIVITY

Cumulative percentage of contracted UDA delivered 2017 & 2018



Month	Adjusted Scheduled Activity (UDA)	
	2017	2018
April	196	69
May	197	69
June	437	69
July	652	341
August	1,051	494
September	1,513	1,639
October	2,027	1,857
November	2,161	2,169
December	2,465	2,439
January	3,037	3,018
February	3,049	3,606
March	4,444	4,064
April	4,445	
May	4,847	
June	4,847	

QUALITY

	Quantity	Base Number	Contract	AT	Region	England
% of FP17s for the same patient ID Re-attending within 3 months - Children	18	207	8.7%	9.5%	11.5%	11.9%
% of FP17s for the same patient ID Re-attending within 3 months - Adults	193	1,366	14.1%	15.2%	15.9%	16.0%
% of FP17s for the same patient ID Re-attending between 3 & 9 months - Children	66	207	31.9%	59.5%	60.6%	58.3%
% of FP17s for the same patient ID Re-attending between 3 & 9 months - Adults	408	1,366	29.9%	50.8%	51.6%	50.3%
% of FP17s for Band 1 Urgent Courses	185	1,421	13.0%	9.6%	9.5%	9.1%
% of FP17s Relating to Free Repair or Replacements	4	1,421	0.3%	0.6%	0.7%	0.8%
% of FP17s Relating to Continuations	3	1,421	0.2%	0.9%	1.0%	1.0%
% of Patients satisfied with the dentistry they have received	1	1	N/A	91.1%	92.0%	91.5%
% of Patients satisfied with the time they had to wait for an appointment	1	1	N/A	88.6%	88.1%	87.9%

* This is based on patients treated on this contract for their most recent course of treatment. Figures in italics indicate the base number of FP17s or Patient Questionnaire responses are less than 100. N/A is shown where the base number of responses is less than 10 during the period. % is calculated as Quantity/Base number*100

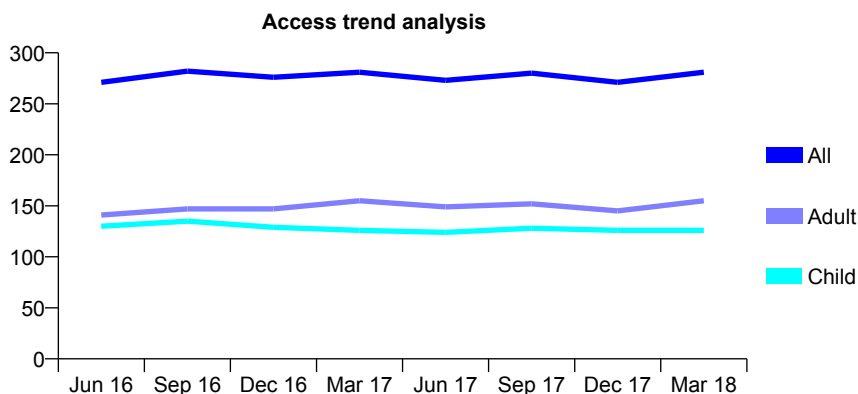
Q68 - Vital Signs At a Glance Contract Report for 272388/0001 - March 2018

Name or company name	MISS B LOGAN
Contract type name	GDS Contract
Purpose of contract	General
Contract start date	17/06/2011
Contract end date	

17/18 Contracted general activity (UDA)	750
Carry forward general activity (UDA)	-10
17/18 Contracted orthodontic activity (UOA)	0
Carry forward orthodontic activity (UOA)	0
Baseline contract value	£17,751.39

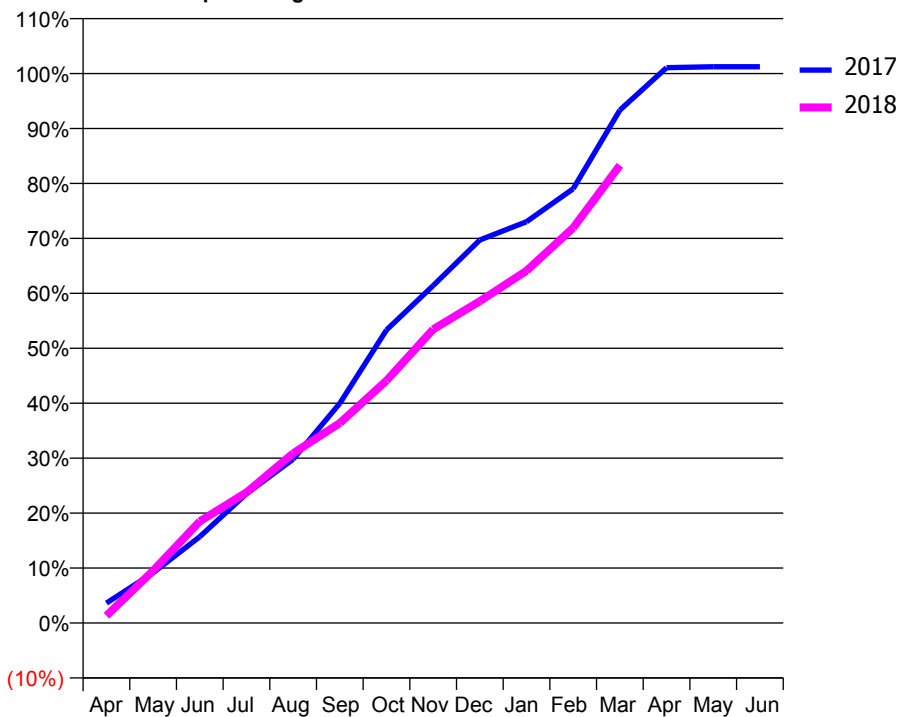
ACCESS*

Patients seen in 24 months	Total	Change since previous quarter
Quarter ending March 2017	281	
Quarter ending June 2017	273	↓
Quarter ending September 2017	280	↑
Quarter ending December 2017	271	↓
Quarter ending March 2018	281	↑
Variance since March 2017	0.0%	→



ACTIVITY

Cumulative percentage of contracted UDA delivered 2017 & 2018



Month	Adjusted Scheduled Activity (UDA)	
	2017	2018
April	27	10
May	69	71
June	118	139
July	176	178
August	224	232
September	300	273
October	400	331
November	461	401
December	523	439
January	548	481
February	593	539
March	700	625
April	758	
May	759	
June	759	

QUALITY

	Quantity	Base Number	Contract	AT	Region	England
% of FP17s for the same patient ID Re-attending within 3 months - Children	9	198	4.5%	9.5%	11.5%	11.9%
% of FP17s for the same patient ID Re-attending within 3 months - Adults	55	247	22.3%	15.2%	15.9%	16.0%
% of FP17s for the same patient ID Re-attending between 3 & 9 months - Children	142	198	71.7%	59.5%	60.6%	58.3%
% of FP17s for the same patient ID Re-attending between 3 & 9 months - Adults	128	247	51.8%	50.8%	51.6%	50.3%
% of FP17s for Band 1 Urgent Courses	39	418	9.3%	9.6%	9.5%	9.1%
% of FP17s Relating to Free Repair or Replacements	0	418	0.0%	0.6%	0.7%	0.8%
% of FP17s Relating to Continuations	6	418	1.4%	0.9%	1.0%	1.0%
% of Patients satisfied with the dentistry they have received	1	2	N/A	91.1%	92.0%	91.5%
% of Patients satisfied with the time they had to wait for an appointment	2	2	N/A	88.6%	88.1%	87.9%

* This is based on patients treated on this contract for their most recent course of treatment. Figures in italics indicate the base number of FP17s or Patient Questionnaire responses are less than 100. N/A is shown where the base number of responses is less than 10 during the period. % is calculated as Quantity/Base number*100

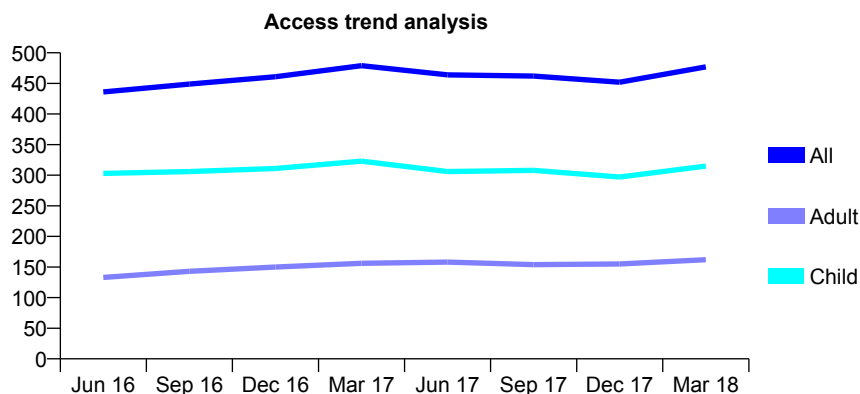
Q68 - Vital Signs At a Glance Contract Report for 274089/0001 - March 2018

Name or company name	MR CJ METZNER
Contract type name	GDS Contract
Purpose of contract	General
Contract start date	19/12/2014
Contract end date	

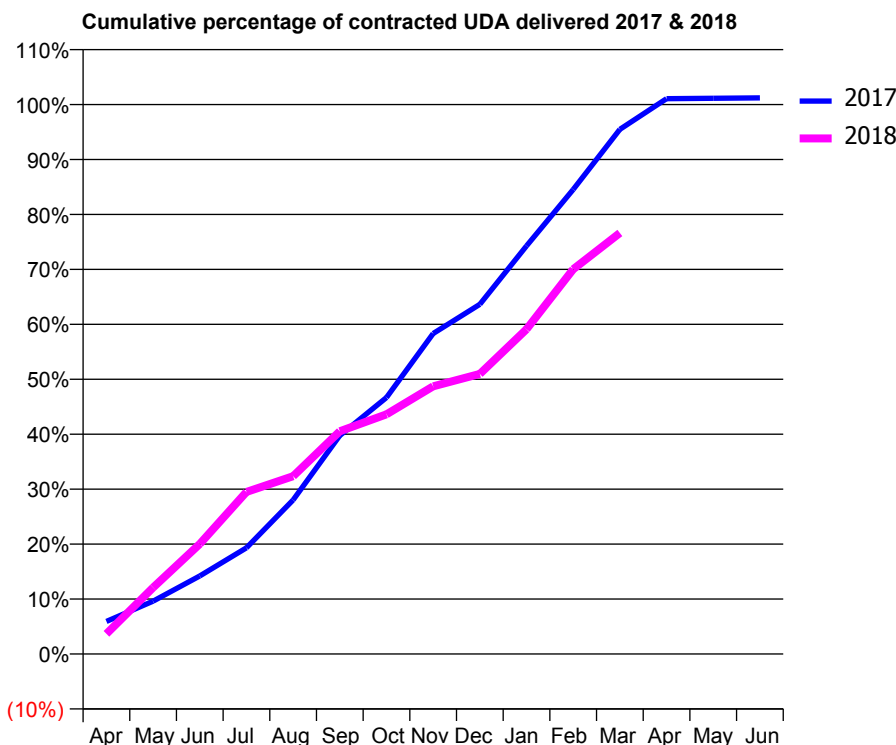
17/18 Contracted general activity (UDA)	1,200
Carry forward general activity (UDA)	-15
17/18 Contracted orthodontic activity (UOA)	0
Carry forward orthodontic activity (UOA)	0
Baseline contract value	£28,580.51

ACCESS*

Patients seen in 24 months	Total	Change since previous quarter
Quarter ending March 2017	479	
Quarter ending June 2017	464	↓
Quarter ending September 2017	462	→
Quarter ending December 2017	452	↓
Quarter ending March 2018	477	↑
Variance since March 2017	(0.4%)	→



ACTIVITY



Month	Adjusted Scheduled Activity (UDA)	
	2017	2018
April	71	44
May	116	145
June	171	240
July	232	354
August	337	388
September	477	486
October	560	523
November	700	585
December	764	612
January	891	709
February	1,014	840
March	1,146	920
April	1,213	
May	1,214	
June	1,215	

QUALITY

	Quantity	Base Number	Contract	AT	Region	England
% of FP17s for the same patient ID Re-attending within 3 months - Children	37	457	8.1%	9.5%	11.5%	11.9%
% of FP17s for the same patient ID Re-attending within 3 months - Adults	8	156	5.1%	15.2%	15.9%	16.0%
% of FP17s for the same patient ID Re-attending between 3 & 9 months - Children	257	457	56.2%	59.5%	60.6%	58.3%
% of FP17s for the same patient ID Re-attending between 3 & 9 months - Adults	100	156	64.1%	50.8%	51.6%	50.3%
% of FP17s for Band 1 Urgent Courses	13	584	2.2%	9.6%	9.5%	9.1%
% of FP17s Relating to Free Repair or Replacements	0	584	0.0%	0.6%	0.7%	0.8%
% of FP17s Relating to Continuations	0	584	0.0%	0.9%	1.0%	1.0%
% of Patients satisfied with the dentistry they have received	0	0	N/A	91.1%	92.0%	91.5%
% of Patients satisfied with the time they had to wait for an appointment	0	0	N/A	88.6%	88.1%	87.9%

* This is based on patients treated on this contract for their most recent course of treatment. Figures in italics indicate the base number of FP17s or Patient Questionnaire responses are less than 100. N/A is shown where the base number of responses is less than 10 during the period. % is calculated as Quantity/Base number*100

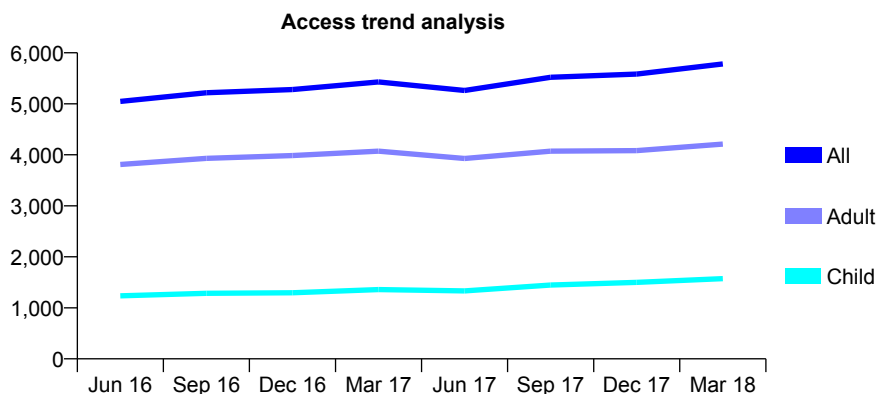
Q68 - Vital Signs At a Glance Contract Report for 274194/0001 - March 2018

Name or company name	MR S PATEL
Contract type name	GDS Contract
Purpose of contract	General
Contract start date	01/10/2008
Contract end date	

17/18 Contracted general activity (UDA)	11,881
Carry forward general activity (UDA)	-124
17/18 Contracted orthodontic activity (UOA)	0
Carry forward orthodontic activity (UOA)	0
Baseline contract value	£267,029.41

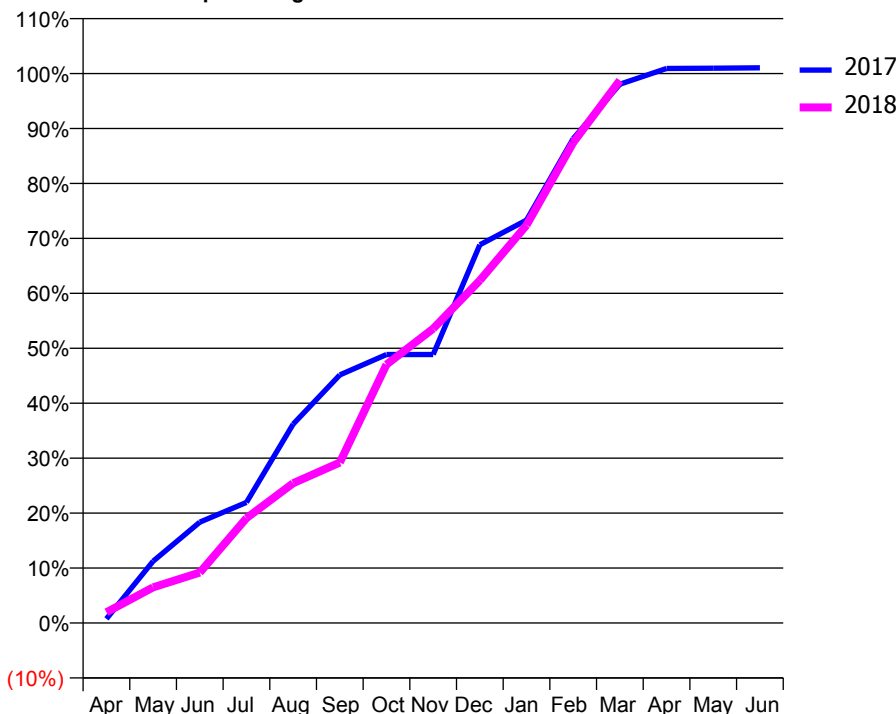
ACCESS*

Patients seen in 24 months	Total	Change since previous quarter
Quarter ending March 2017	5,430	
Quarter ending June 2017	5,261	↓
Quarter ending September 2017	5,519	↑
Quarter ending December 2017	5,582	→
Quarter ending March 2018	5,783	↑
Variance since March 2017	6.5%	↑



ACTIVITY

Cumulative percentage of contracted UDA delivered 2017 & 2018



Adjusted Scheduled Activity (UDA)

Month	2017	2018
April	91	233
May	1,335	772
June	2,180	1,091
July	2,607	2,269
August	4,300	3,024
September	5,365	3,469
October	5,804	5,589
November	5,804	6,365
December	8,179	7,408
January	8,713	8,601
February	10,473	10,386
March	11,648	11,733
April	11,989	
May	11,995	
June	12,004	

QUALITY

	Quantity	Base Number	Contract	AT	Region	England
% of FP17s for the same patient ID Re-attending within 3 months - Children	188	2,399	7.8%	9.5%	11.5%	11.9%
% of FP17s for the same patient ID Re-attending within 3 months - Adults	761	5,506	13.8%	15.2%	15.9%	16.0%
% of FP17s for the same patient ID Re-attending between 3 & 9 months - Children	1,221	2,399	50.9%	59.5%	60.6%	58.3%
% of FP17s for the same patient ID Re-attending between 3 & 9 months - Adults	2,354	5,506	42.8%	50.8%	51.6%	50.3%
% of FP17s for Band 1 Urgent Courses	733	6,358	11.5%	9.6%	9.5%	9.1%
% of FP17s Relating to Free Repair or Replacements	66	6,358	1.0%	0.6%	0.7%	0.8%
% of FP17s Relating to Continuations	34	6,358	0.5%	0.9%	1.0%	1.0%
% of Patients satisfied with the dentistry they have received	2	2	N/A	91.1%	92.0%	91.5%
% of Patients satisfied with the time they had to wait for an appointment	2	2	N/A	88.6%	88.1%	87.9%

* This is based on patients treated on this contract for their most recent course of treatment. Figures in italics indicate the base number of FP17s or Patient Questionnaire responses are less than 100. N/A is shown where the base number of responses is less than 10 during the period. % is calculated as Quantity/Base number*100

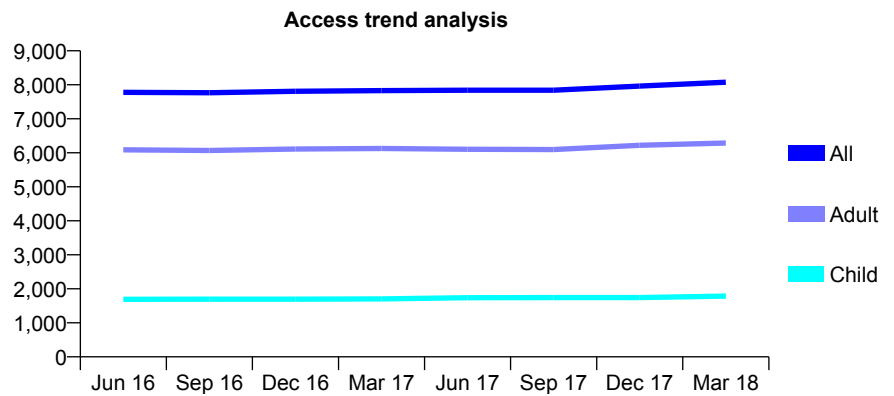
Q68 - Vital Signs At a Glance Contract Report for 274410/0001 - March 2018

Name or company name	MR HM PATEL
Contract type name	GDS Contract
Purpose of contract	General
Contract start date	01/04/2008
Contract end date	

17/18 Contracted general activity (UDA)	18,808
Carry forward general activity (UDA)	0
17/18 Contracted orthodontic activity (UOA)	0
Carry forward orthodontic activity (UOA)	0
Baseline contract value	£495,545.57

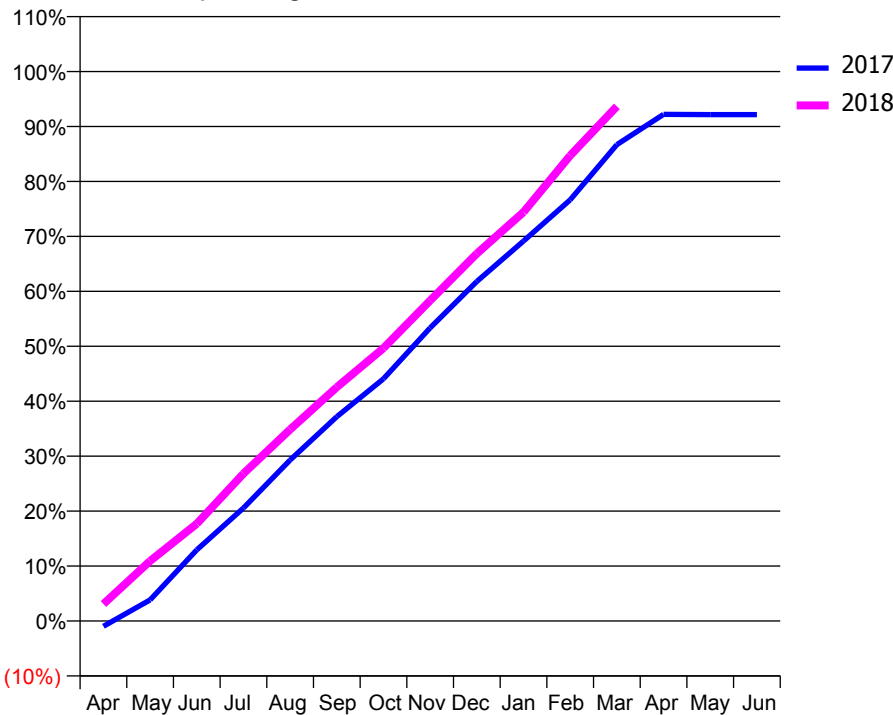
ACCESS*

Patients seen in 24 months	Total	Change since previous quarter
Quarter ending March 2017	7,831	
Quarter ending June 2017	7,843	→
Quarter ending September 2017	7,840	→
Quarter ending December 2017	7,963	→
Quarter ending March 2018	8,075	→
Variance since March 2017	3.1%	↑



ACTIVITY

Cumulative percentage of contracted UDA delivered 2017 & 2018



Month	Adjusted Scheduled Activity (UDA)	
	2017	2018
April	-184	582
May	725	2,056
June	2,435	3,331
July	3,868	5,046
August	5,513	6,557
September	6,996	8,003
October	8,292	9,341
November	10,033	10,972
December	11,623	12,578
January	13,008	13,994
February	14,415	15,930
March	16,304	17,617
April	17,341	
May	17,330	
June	17,330	

QUALITY

	Quantity	Base Number	Contract	AT	Region	England
% of FP17s for the same patient ID Re-attending within 3 months - Children	183	2,769	6.6%	9.5%	11.5%	11.9%
% of FP17s for the same patient ID Re-attending within 3 months - Adults	925	8,339	11.1%	15.2%	15.9%	16.0%
% of FP17s for the same patient ID Re-attending between 3 & 9 months - Children	1,742	2,769	62.9%	59.5%	60.6%	58.3%
% of FP17s for the same patient ID Re-attending between 3 & 9 months - Adults	4,630	8,339	55.5%	50.8%	51.6%	50.3%
% of FP17s for Band 1 Urgent Courses	944	10,586	8.9%	9.6%	9.5%	9.1%
% of FP17s Relating to Free Repair or Replacements	37	10,586	0.3%	0.6%	0.7%	0.8%
% of FP17s Relating to Continuations	42	10,586	0.4%	0.9%	1.0%	1.0%
% of Patients satisfied with the dentistry they have received	10	10	100.0%	91.1%	92.0%	91.5%
% of Patients satisfied with the time they had to wait for an appointment	9	10	90.0%	88.6%	88.1%	87.9%

* This is based on patients treated on this contract for their most recent course of treatment. Figures in italics indicate the base number of FP17s or Patient Questionnaire responses are less than 100. N/A is shown where the base number of responses is less than 10 during the period. % is calculated as Quantity/Base number*100

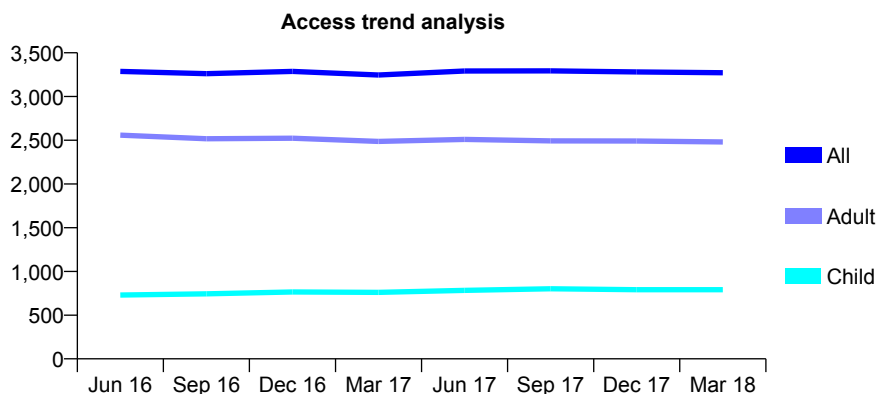
Q68 - Vital Signs At a Glance Contract Report for 275042/0001 - March 2018

Name or company name	MR MR TAKHAYORI
Contract type name	GDS Contract
Purpose of contract	General
Contract start date	01/04/2006
Contract end date	

17/18 Contracted general activity (UDA)	10,916
Carry forward general activity (UDA)	50
17/18 Contracted orthodontic activity (UOA)	0
Carry forward orthodontic activity (UOA)	0
Baseline contract value	£324,476.96

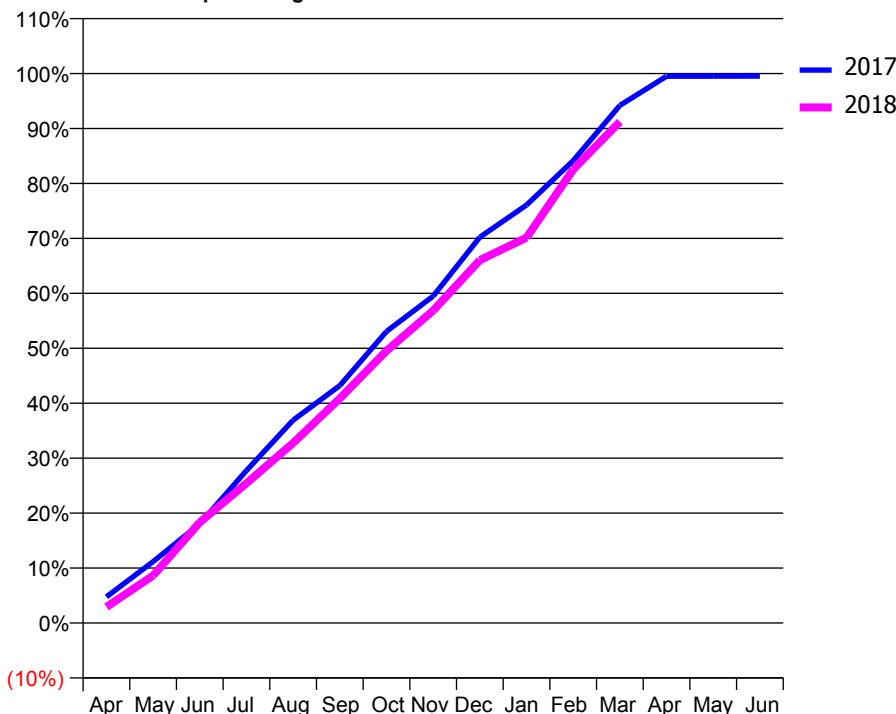
ACCESS*

Patients seen in 24 months	Total	Change since previous quarter
Quarter ending March 2017	3,246	
Quarter ending June 2017	3,292	→
Quarter ending September 2017	3,294	→
Quarter ending December 2017	3,281	→
Quarter ending March 2018	3,272	→
Variance since March 2017	0.8%	→



ACTIVITY

Cumulative percentage of contracted UDA delivered 2017 & 2018



Adjusted Scheduled Activity (UDA)

Month	2017	2018
April	519	318
May	1,220	945
June	1,972	2,002
July	3,030	2,776
August	4,031	3,577
September	4,717	4,463
October	5,791	5,409
November	6,495	6,208
December	7,664	7,209
January	8,302	7,656
February	9,186	9,010
March	10,281	9,958
April	10,863	
May	10,863	
June	10,866	

QUALITY

	Quantity	Base Number	Contract	AT	Region	England
% of FP17s for the same patient ID Re-attending within 3 months - Children	71	1,023	6.9%	9.5%	11.5%	11.9%
% of FP17s for the same patient ID Re-attending within 3 months - Adults	609	3,193	19.1%	15.2%	15.9%	16.0%
% of FP17s for the same patient ID Re-attending between 3 & 9 months - Children	533	1,023	52.1%	59.5%	60.6%	58.3%
% of FP17s for the same patient ID Re-attending between 3 & 9 months - Adults	1,377	3,193	43.1%	50.8%	51.6%	50.3%
% of FP17s for Band 1 Urgent Courses	645	4,026	16.0%	9.6%	9.5%	9.1%
% of FP17s Relating to Free Repair or Replacements	13	4,026	0.3%	0.6%	0.7%	0.8%
% of FP17s Relating to Continuations	14	4,026	0.3%	0.9%	1.0%	1.0%
% of Patients satisfied with the dentistry they have received	9	9	N/A	91.1%	92.0%	91.5%
% of Patients satisfied with the time they had to wait for an appointment	9	9	N/A	88.6%	88.1%	87.9%

* This is based on patients treated on this contract for their most recent course of treatment. Figures in italics indicate the base number of FP17s or Patient Questionnaire responses are less than 100. N/A is shown where the base number of responses is less than 10 during the period. % is calculated as Quantity/Base number*100

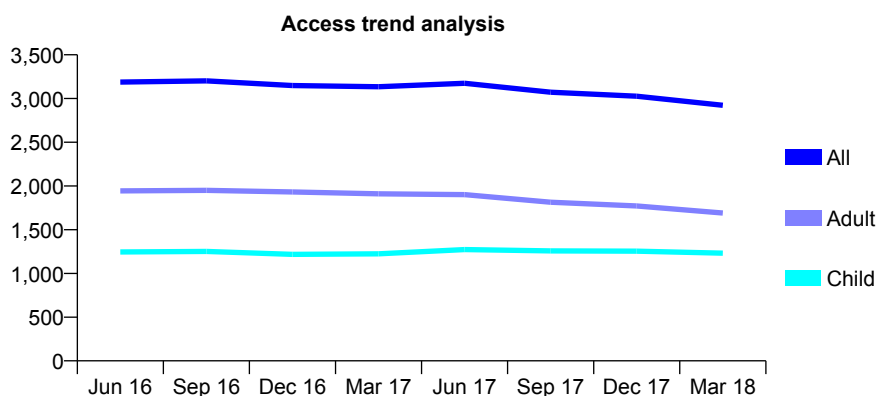
Q68 - Vital Signs At a Glance Contract Report for 287741/0001 - March 2018

Name or company name	MISS T MOTALLEB ZADEH
Contract type name	GDS Contract
Purpose of contract	General
Contract start date	01/11/2010
Contract end date	

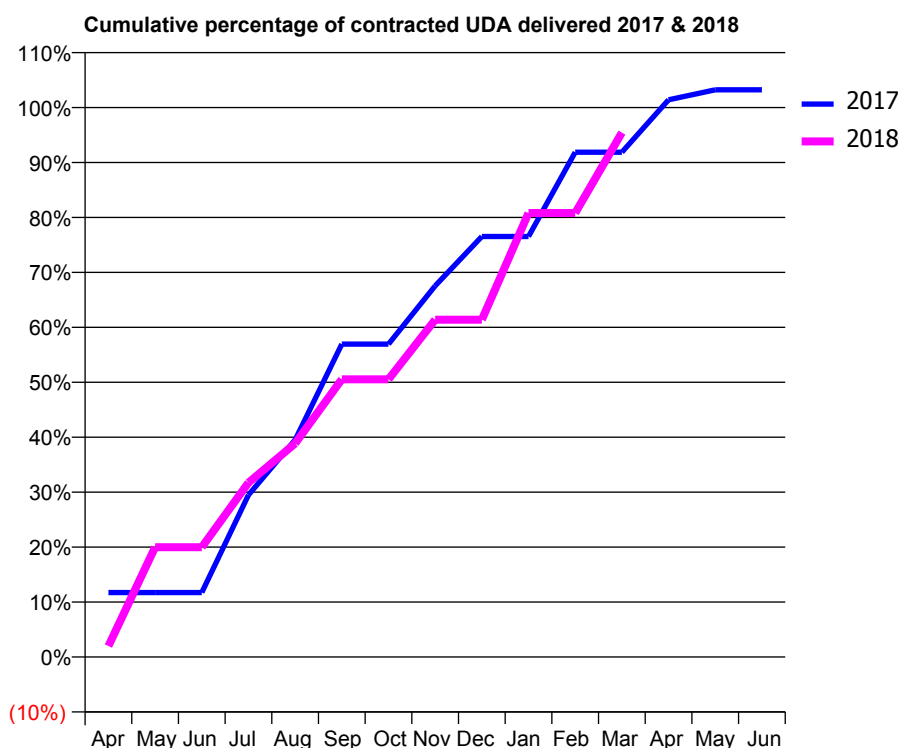
17/18 Contracted general activity (UDA)	6,974
Carry forward general activity (UDA)	-139
17/18 Contracted orthodontic activity (UOA)	0
Carry forward orthodontic activity (UOA)	0
Baseline contract value	£178,139.80

ACCESS*

Patients seen in 24 months	Total	Change since previous quarter
Quarter ending March 2017	3,134	
Quarter ending June 2017	3,174	→
Quarter ending September 2017	3,072	↓
Quarter ending December 2017	3,027	↓
Quarter ending March 2018	2,923	↓
Variance since March 2017	(6.7%)	↓



ACTIVITY



Month	Adjusted Scheduled Activity (UDA)	
	2017	2018
April	818	139
May	818	1,393
June	818	1,393
July	2,056	2,214
August	2,756	2,710
September	3,971	3,524
October	3,971	3,524
November	4,711	4,280
December	5,337	4,280
January	5,337	5,635
February	6,406	5,635
March	6,406	6,656
April	7,072	
May	7,198	
June	7,198	

QUALITY

	Quantity	Base Number	Contract	AT	Region	England
% of FP17s for the same patient ID Re-attending within 3 months - Children	166	2,099	7.9%	9.5%	11.5%	11.9%
% of FP17s for the same patient ID Re-attending within 3 months - Adults	397	2,633	15.1%	15.2%	15.9%	16.0%
% of FP17s for the same patient ID Re-attending between 3 & 9 months - Children	1,321	2,099	62.9%	59.5%	60.6%	58.3%
% of FP17s for the same patient ID Re-attending between 3 & 9 months - Adults	1,562	2,633	59.3%	50.8%	51.6%	50.3%
% of FP17s for Band 1 Urgent Courses	280	3,511	8.0%	9.6%	9.5%	9.1%
% of FP17s Relating to Free Repair or Replacements	10	3,511	0.3%	0.6%	0.7%	0.8%
% of FP17s Relating to Continuations	6	3,511	0.2%	0.9%	1.0%	1.0%
% of Patients satisfied with the dentistry they have received	3	3	N/A	91.1%	92.0%	91.5%
% of Patients satisfied with the time they had to wait for an appointment	3	3	N/A	88.6%	88.1%	87.9%

* This is based on patients treated on this contract for their most recent course of treatment. Figures in italics indicate the base number of FP17s or Patient Questionnaire responses are less than 100. N/A is shown where the base number of responses is less than 10 during the period. % is calculated as Quantity/Base number*100

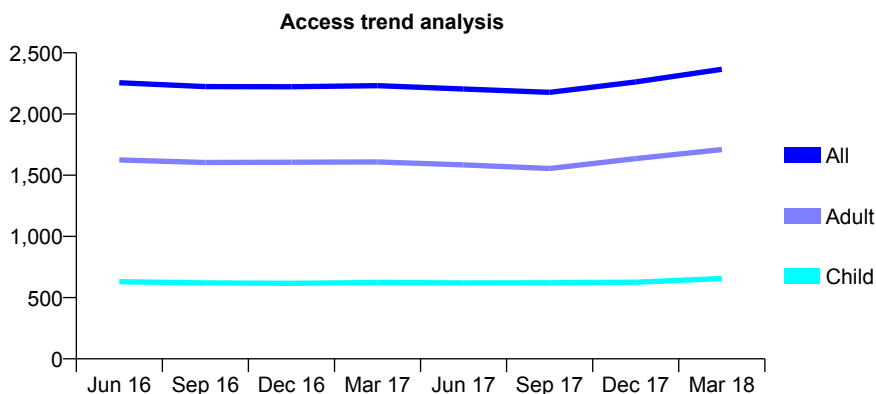
Q68 - Vital Signs At a Glance Contract Report for 296341/0001 - March 2018

Name or company name	MR AP FENECH
Contract type name	GDS Contract
Purpose of contract	General
Contract start date	01/04/2013
Contract end date	

17/18 Contracted general activity (UDA)	7,083
Carry forward general activity (UDA)	5
17/18 Contracted orthodontic activity (UOA)	0
Carry forward orthodontic activity (UOA)	0
Baseline contract value	£181,021.05

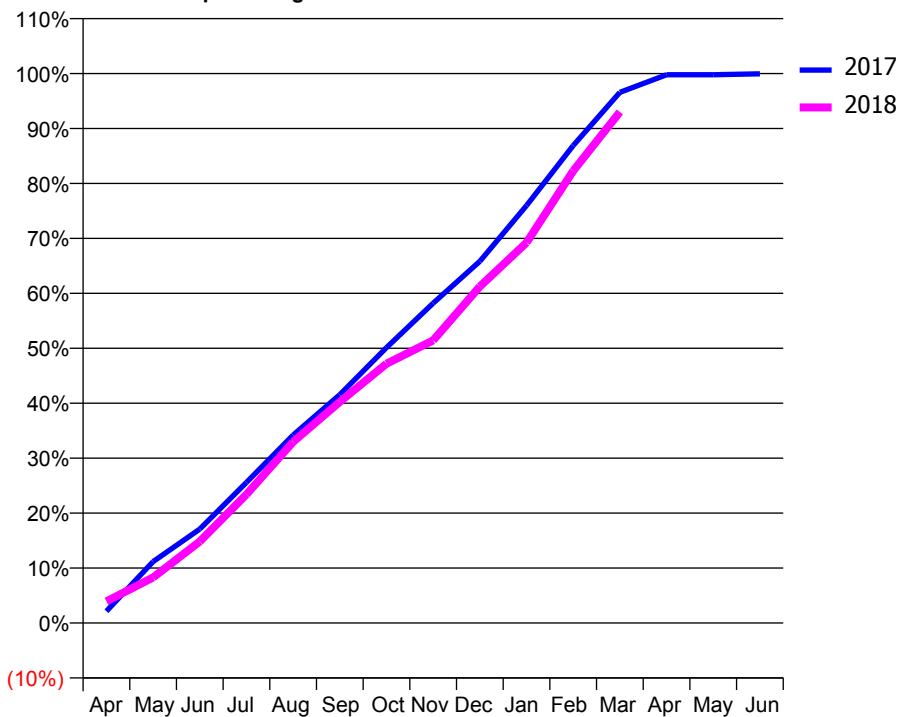
ACCESS*

Patients seen in 24 months	Total	Change since previous quarter
Quarter ending March 2017	2,232	
Quarter ending June 2017	2,204	↓
Quarter ending September 2017	2,177	↓
Quarter ending December 2017	2,262	↑
Quarter ending March 2018	2,366	↑
Variance since March 2017	6.0%	↑



ACTIVITY

Cumulative percentage of contracted UDA delivered 2017 & 2018



Adjusted Scheduled Activity (UDA)

Month	2017	2018
April	151	280
May	792	587
June	1,211	1,051
July	1,813	1,658
August	2,423	2,335
September	2,943	2,850
October	3,550	3,342
November	4,123	3,643
December	4,663	4,337
January	5,380	4,903
February	6,154	5,827
March	6,841	6,587
April	7,067	
May	7,067	
June	7,078	

QUALITY

	Quantity	Base Number	Contract	AT	Region	England
% of FP17s for the same patient ID Re-attending within 3 months - Children	64	982	6.5%	9.5%	11.5%	11.9%
% of FP17s for the same patient ID Re-attending within 3 months - Adults	384	2,498	15.4%	15.2%	15.9%	16.0%
% of FP17s for the same patient ID Re-attending between 3 & 9 months - Children	623	982	63.4%	59.5%	60.6%	58.3%
% of FP17s for the same patient ID Re-attending between 3 & 9 months - Adults	1,378	2,498	55.2%	50.8%	51.6%	50.3%
% of FP17s for Band 1 Urgent Courses	304	3,371	9.0%	9.6%	9.5%	9.1%
% of FP17s Relating to Free Repair or Replacements	20	3,371	0.6%	0.6%	0.7%	0.8%
% of FP17s Relating to Continuations	70	3,371	2.1%	0.9%	1.0%	1.0%
% of Patients satisfied with the dentistry they have received	4	4	N/A	91.1%	92.0%	91.5%
% of Patients satisfied with the time they had to wait for an appointment	4	4	N/A	88.6%	88.1%	87.9%

* This is based on patients treated on this contract for their most recent course of treatment. Figures in italics indicate the base number of FP17s or Patient Questionnaire responses are less than 100. N/A is shown where the base number of responses is less than 10 during the period. % is calculated as Quantity/Base number*100

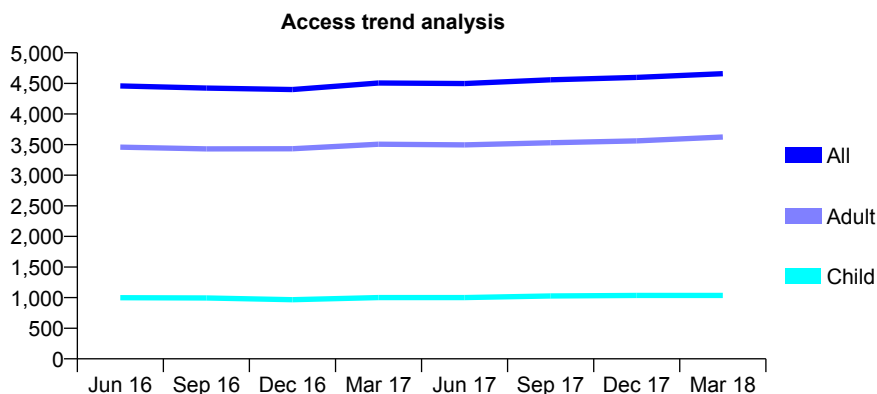
Q68 - Vital Signs At a Glance Contract Report for 297674/0001 - March 2018

Name or company name	MR SR PATEL
Contract type name	GDS Contract
Purpose of contract	General
Contract start date	25/12/2013
Contract end date	

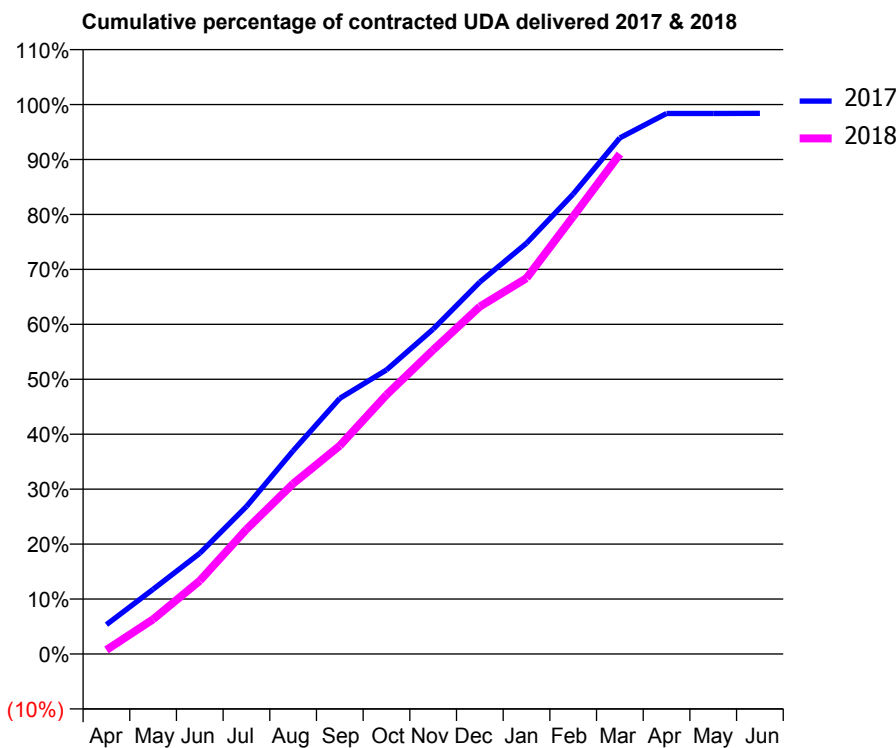
17/18 Contracted general activity (UDA)	14,000
Carry forward general activity (UDA)	225
17/18 Contracted orthodontic activity (UOA)	0
Carry forward orthodontic activity (UOA)	0
Baseline contract value	£345,907.62

ACCESS*

Patients seen in 24 months	Total	Change since previous quarter
Quarter ending March 2017	4,507	
Quarter ending June 2017	4,498	→
Quarter ending September 2017	4,558	→
Quarter ending December 2017	4,597	→
Quarter ending March 2018	4,660	→
Variance since March 2017	3.4%	↑



ACTIVITY



Month	Adjusted Scheduled Activity (UDA)	
	2017	2018
April	750	104
May	1,649	886
June	2,568	1,868
July	3,760	3,179
August	5,179	4,342
September	6,514	5,309
October	7,237	6,604
November	8,278	7,748
December	9,477	8,852
January	10,466	9,574
February	11,720	11,148
March	13,148	12,738
April	13,770	
May	13,770	
June	13,775	

QUALITY

	Quantity	Base Number	Contract	AT	Region	England
% of FP17s for the same patient ID Re-attending within 3 months - Children	126	1,733	7.3%	9.5%	11.5%	11.9%
% of FP17s for the same patient ID Re-attending within 3 months - Adults	692	5,530	12.5%	15.2%	15.9%	16.0%
% of FP17s for the same patient ID Re-attending between 3 & 9 months - Children	1,132	1,733	65.3%	59.5%	60.6%	58.3%
% of FP17s for the same patient ID Re-attending between 3 & 9 months - Adults	3,447	5,530	62.3%	50.8%	51.6%	50.3%
% of FP17s for Band 1 Urgent Courses	504	6,989	7.2%	9.6%	9.5%	9.1%
% of FP17s Relating to Free Repair or Replacements	23	6,989	0.3%	0.6%	0.7%	0.8%
% of FP17s Relating to Continuations	27	6,989	0.4%	0.9%	1.0%	1.0%
% of Patients satisfied with the dentistry they have received	4	4	N/A	91.1%	92.0%	91.5%
% of Patients satisfied with the time they had to wait for an appointment	4	4	N/A	88.6%	88.1%	87.9%

* This is based on patients treated on this contract for their most recent course of treatment. Figures in italics indicate the base number of FP17s or Patient Questionnaire responses are less than 100. N/A is shown where the base number of responses is less than 10 during the period. % is calculated as Quantity/Base number*100

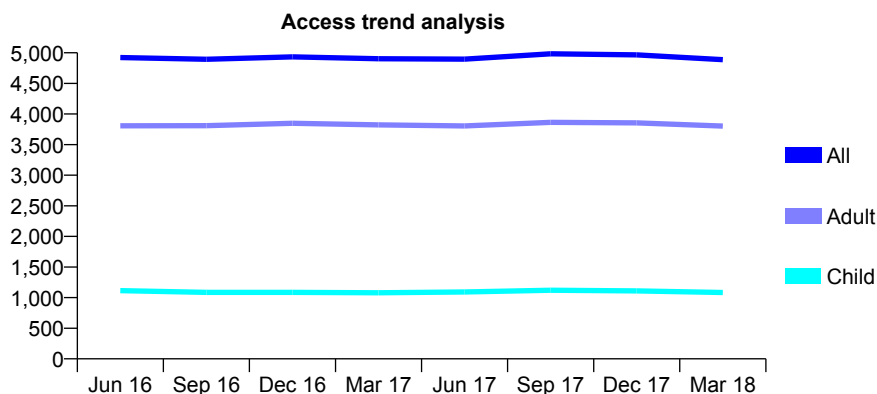
Q68 - Vital Signs At a Glance Contract Report for 298212/0001 - March 2018

Name or company name	MR MS CHABRA
Contract type name	GDS Contract
Purpose of contract	General
Contract start date	01/05/2014
Contract end date	

17/18 Contracted general activity (UDA)	14,307
Carry forward general activity (UDA)	-54
17/18 Contracted orthodontic activity (UOA)	0
Carry forward orthodontic activity (UOA)	0
Baseline contract value	£392,187.98

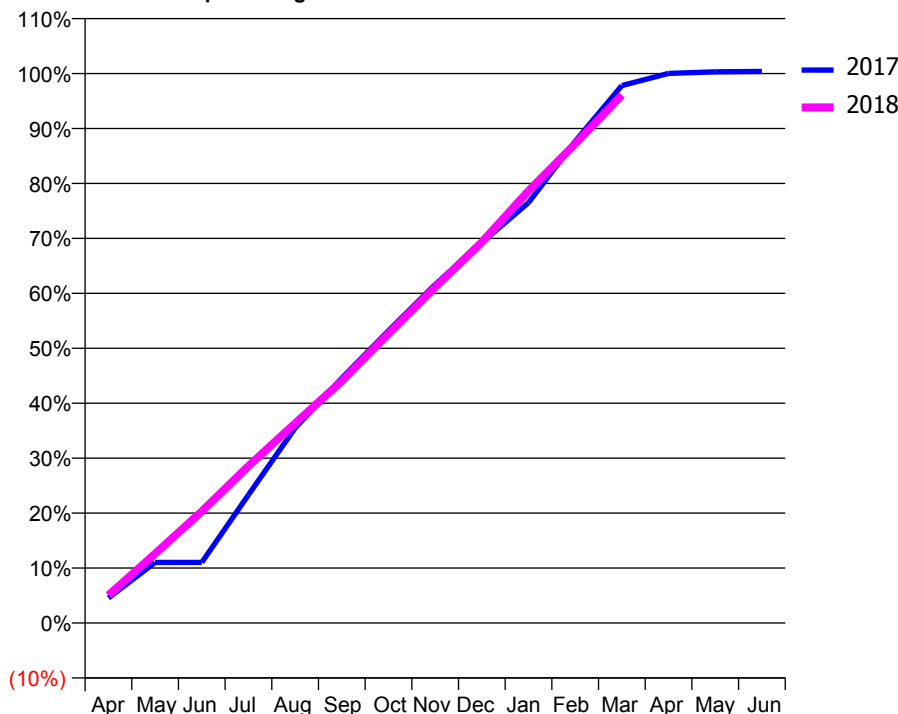
ACCESS*

Patients seen in 24 months	Total	Change since previous quarter
Quarter ending March 2017	4,902	
Quarter ending June 2017	4,896	→
Quarter ending September 2017	4,984	→
Quarter ending December 2017	4,966	→
Quarter ending March 2018	4,887	↓
Variance since March 2017	(0.3%)	→



ACTIVITY

Cumulative percentage of contracted UDA delivered 2017 & 2018



Adjusted Scheduled Activity (UDA)

Month	2017	2018
April	652	722
May	1,577	1,805
June	1,577	2,909
July	3,339	4,089
August	5,079	5,199
September	6,376	6,299
October	7,611	7,535
November	8,814	8,743
December	9,904	9,919
January	10,946	11,250
February	12,542	12,475
March	13,994	13,748
April	14,310	
May	14,352	
June	14,360	

QUALITY

	Quantity	Base Number	Contract	AT	Region	England
% of FP17s for the same patient ID Re-attending within 3 months - Children	167	1,665	10.0%	9.5%	11.5%	11.9%
% of FP17s for the same patient ID Re-attending within 3 months - Adults	938	5,040	18.6%	15.2%	15.9%	16.0%
% of FP17s for the same patient ID Re-attending between 3 & 9 months - Children	950	1,665	57.1%	59.5%	60.6%	58.3%
% of FP17s for the same patient ID Re-attending between 3 & 9 months - Adults	2,175	5,040	43.2%	50.8%	51.6%	50.3%
% of FP17s for Band 1 Urgent Courses	877	6,540	13.4%	9.6%	9.5%	9.1%
% of FP17s Relating to Free Repair or Replacements	63	6,540	1.0%	0.6%	0.7%	0.8%
% of FP17s Relating to Continuations	26	6,540	0.4%	0.9%	1.0%	1.0%
% of Patients satisfied with the dentistry they have received	8	8	N/A	91.1%	92.0%	91.5%
% of Patients satisfied with the time they had to wait for an appointment	8	8	N/A	88.6%	88.1%	87.9%

* This is based on patients treated on this contract for their most recent course of treatment. Figures in italics indicate the base number of FP17s or Patient Questionnaire responses are less than 100. N/A is shown where the base number of responses is less than 10 during the period. % is calculated as Quantity/Base number*100

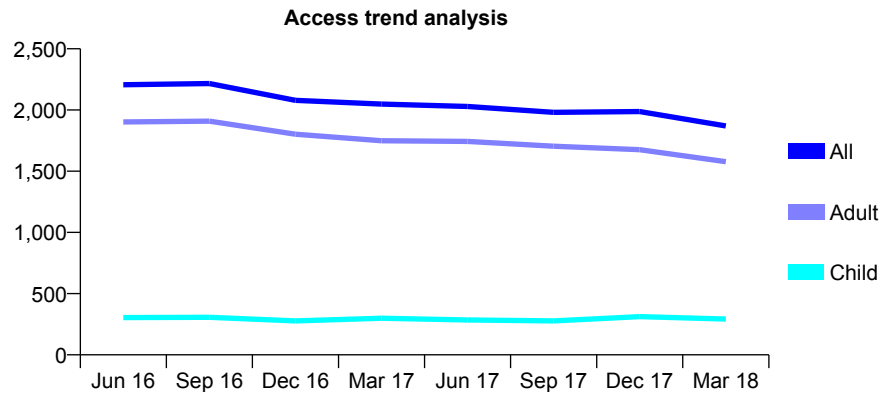
Q68 - Vital Signs At a Glance Contract Report for 301558/0002 - March 2018

Name or company name	MISS AA HOPKINS
Contract type name	GDS Contract
Purpose of contract	General
Contract start date	27/07/2013
Contract end date	

17/18 Contracted general activity (UDA)	6,250
Carry forward general activity (UDA)	0
17/18 Contracted orthodontic activity (UOA)	0
Carry forward orthodontic activity (UOA)	0
Baseline contract value	£129,986.32

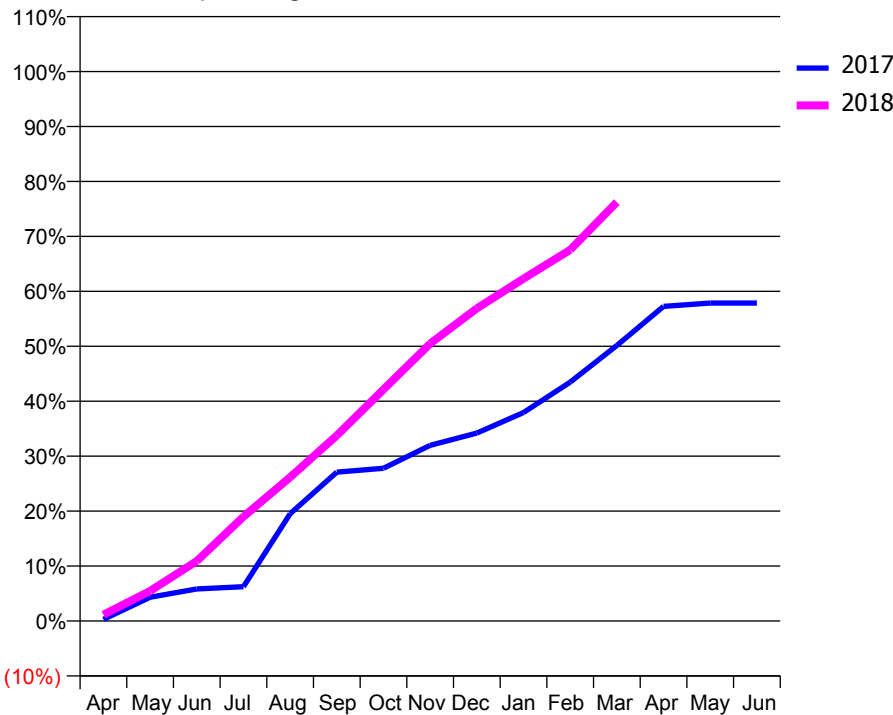
ACCESS*

Patients seen in 24 months	Total	Change since previous quarter
Quarter ending March 2017	2,048	
Quarter ending June 2017	2,029	→
Quarter ending September 2017	1,981	↓
Quarter ending December 2017	1,988	→
Quarter ending March 2018	1,870	↓
Variance since March 2017	(8.7%)	↓



ACTIVITY

Cumulative percentage of contracted UDA delivered 2017 & 2018



Month	Adjusted Scheduled Activity (UDA)	
	2017	2018
April	25	73
May	369	343
June	496	682
July	531	1,187
August	1,659	1,636
September	2,303	2,111
October	2,363	2,634
November	2,718	3,156
December	2,907	3,556
January	3,224	3,895
February	3,694	4,222
March	4,262	4,765
April	4,867	
May	4,918	
June	4,919	

QUALITY

	Quantity	Base Number	Contract	AT	Region	England
% of FP17s for the same patient ID Re-attending within 3 months - Children	18	302	6.0%	9.5%	11.5%	11.9%
% of FP17s for the same patient ID Re-attending within 3 months - Adults	383	1,697	22.6%	15.2%	15.9%	16.0%
% of FP17s for the same patient ID Re-attending between 3 & 9 months - Children	91	302	30.1%	59.5%	60.6%	58.3%
% of FP17s for the same patient ID Re-attending between 3 & 9 months - Adults	404	1,697	23.8%	50.8%	51.6%	50.3%
% of FP17s for Band 1 Urgent Courses	215	1,816	11.8%	9.6%	9.5%	9.1%
% of FP17s Relating to Free Repair or Replacements	36	1,816	2.0%	0.6%	0.7%	0.8%
% of FP17s Relating to Continuations	38	1,816	2.1%	0.9%	1.0%	1.0%
% of Patients satisfied with the dentistry they have received	2	2	N/A	91.1%	92.0%	91.5%
% of Patients satisfied with the time they had to wait for an appointment	2	2	N/A	88.6%	88.1%	87.9%

* This is based on patients treated on this contract for their most recent course of treatment. Figures in italics indicate the base number of FP17s or Patient Questionnaire responses are less than 100. N/A is shown where the base number of responses is less than 10 during the period. % is calculated as Quantity/Base number*100

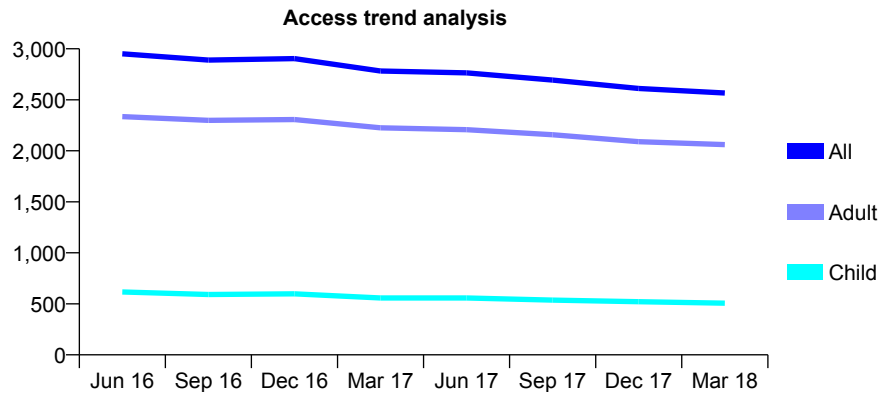
Q68 - Vital Signs At a Glance Contract Report for 302619/0001 - March 2018

Name or company name	MR RG EVANS
Contract type name	GDS Contract
Purpose of contract	General
Contract start date	01/04/2006
Contract end date	

17/18 Contracted general activity (UDA)	7,727
Carry forward general activity (UDA)	0
17/18 Contracted orthodontic activity (UOA)	0
Carry forward orthodontic activity (UOA)	0
Baseline contract value	£197,716.07

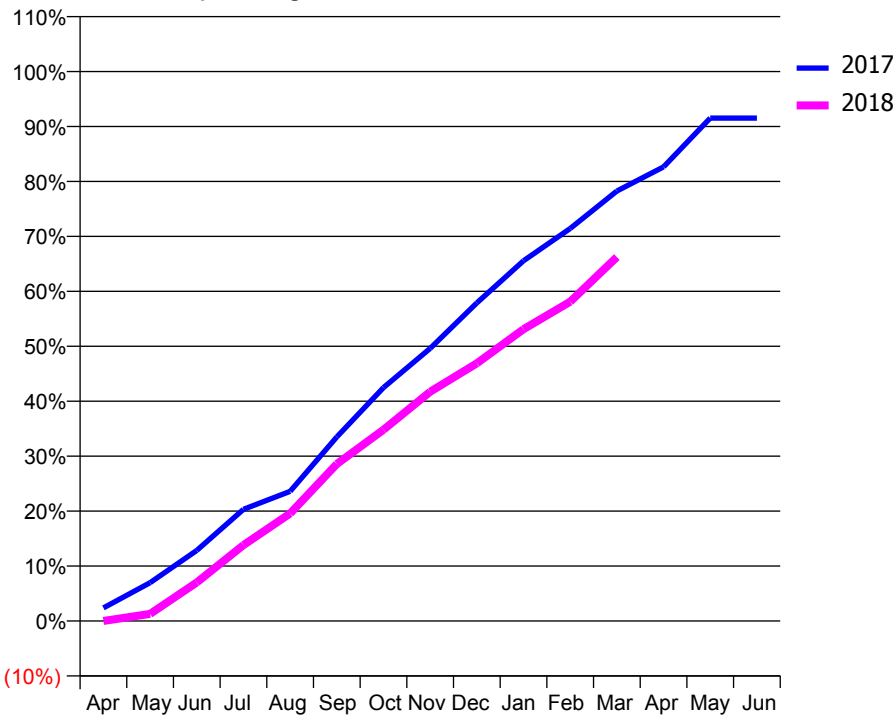
ACCESS*

Patients seen in 24 months	Total	Change since previous quarter
Quarter ending March 2017	2,782	
Quarter ending June 2017	2,764	→
Quarter ending September 2017	2,694	↓
Quarter ending December 2017	2,611	↓
Quarter ending March 2018	2,567	↓
Variance since March 2017	(7.7%)	↓



ACTIVITY

Cumulative percentage of contracted UDA delivered 2017 & 2018



Month	Adjusted Scheduled Activity (UDA)	
	2017	2018
April	184	0
May	539	100
June	994	542
July	1,571	1,068
August	1,824	1,513
September	2,588	2,208
October	3,282	2,690
November	3,833	3,223
December	4,473	3,624
January	5,066	4,104
February	5,520	4,490
March	6,046	5,118
April	6,385	
May	7,072	
June	7,072	

QUALITY

	Quantity	Base Number	Contract	AT	Region	England
% of FP17s for the same patient ID Re-attending within 3 months - Children	9	600	1.5%	9.5%	11.5%	11.9%
% of FP17s for the same patient ID Re-attending within 3 months - Adults	204	2,291	8.9%	15.2%	15.9%	16.0%
% of FP17s for the same patient ID Re-attending between 3 & 9 months - Children	258	600	43.0%	59.5%	60.6%	58.3%
% of FP17s for the same patient ID Re-attending between 3 & 9 months - Adults	1,035	2,291	45.2%	50.8%	51.6%	50.3%
% of FP17s for Band 1 Urgent Courses	43	2,448	1.8%	9.6%	9.5%	9.1%
% of FP17s Relating to Free Repair or Replacements	4	2,448	0.2%	0.6%	0.7%	0.8%
% of FP17s Relating to Continuations	0	2,448	0.0%	0.9%	1.0%	1.0%
% of Patients satisfied with the dentistry they have received	6	6	N/A	91.1%	92.0%	91.5%
% of Patients satisfied with the time they had to wait for an appointment	6	6	N/A	88.6%	88.1%	87.9%

* This is based on patients treated on this contract for their most recent course of treatment. Figures in italics indicate the base number of FP17s or Patient Questionnaire responses are less than 100. N/A is shown where the base number of responses is less than 10 during the period. % is calculated as Quantity/Base number*100

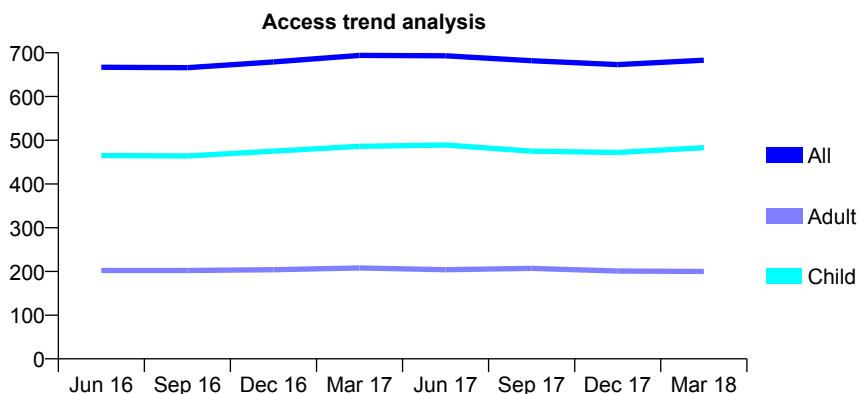
Q68 - Vital Signs At a Glance Contract Report for 307068/0001 - March 2018

Name or company name	McNulty Tan
Contract type name	GDS Contract
Purpose of contract	General
Contract start date	01/04/2006
Contract end date	

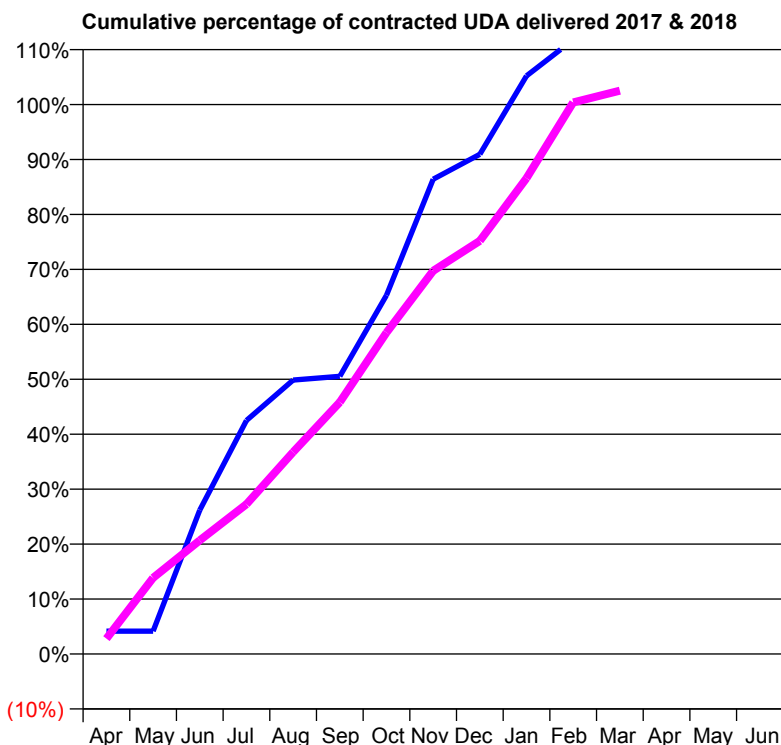
17/18 Contracted general activity (UDA)	750
Carry forward general activity (UDA)	-15
17/18 Contracted orthodontic activity (UOA)	0
Carry forward orthodontic activity (UOA)	0
Baseline contract value	£17,332.13

ACCESS*

Patients seen in 24 months	Total	Change since previous quarter
Quarter ending March 2017	694	
Quarter ending June 2017	693	→
Quarter ending September 2017	682	↓
Quarter ending December 2017	673	↓
Quarter ending March 2018	683	→
Variance since March 2017	(1.6%)	↓



ACTIVITY



Month	Adjusted Scheduled Activity (UDA)	
	2017	2018
April	31	21
May	31	104
June	196	155
July	319	204
August	374	276
September	379	344
October	490	439
November	648	523
December	682	564
January	789	649
February	838	753
March	960	769
April	1,024	
May	1,026	
June	1,026	

QUALITY

	Quantity	Base Number	Contract	AT	Region	England
% of FP17s for the same patient ID Re-attending within 3 months - Children	22	579	3.8%	9.5%	11.5%	11.9%
% of FP17s for the same patient ID Re-attending within 3 months - Adults	1	140	0.7%	15.2%	15.9%	16.0%
% of FP17s for the same patient ID Re-attending between 3 & 9 months - Children	315	579	54.4%	59.5%	60.6%	58.3%
% of FP17s for the same patient ID Re-attending between 3 & 9 months - Adults	58	140	41.4%	50.8%	51.6%	50.3%
% of FP17s for Band 1 Urgent Courses	10	661	1.5%	9.6%	9.5%	9.1%
% of FP17s Relating to Free Repair or Replacements	0	661	0.0%	0.6%	0.7%	0.8%
% of FP17s Relating to Continuations	0	661	0.0%	0.9%	1.0%	1.0%
% of Patients satisfied with the dentistry they have received	0	0	N/A	91.1%	92.0%	91.5%
% of Patients satisfied with the time they had to wait for an appointment	0	0	N/A	88.6%	88.1%	87.9%

* This is based on patients treated on this contract for their most recent course of treatment. Figures in italics indicate the base number of FP17s or Patient Questionnaire responses are less than 100. N/A is shown where the base number of responses is less than 10 during the period. % is calculated as Quantity/Base number*100

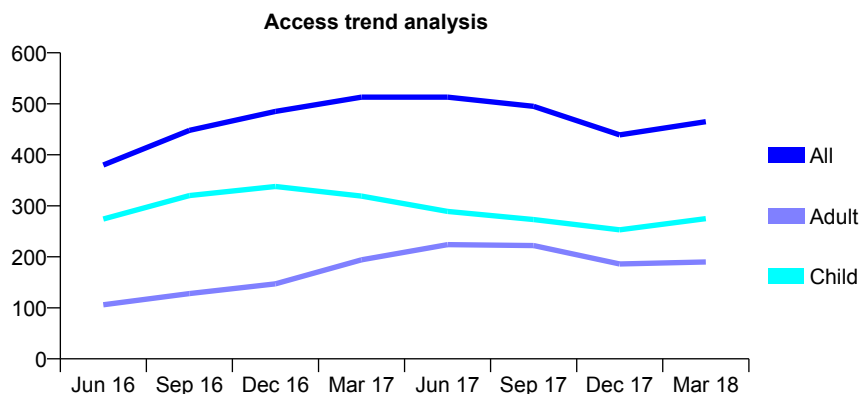
Q68 - Vital Signs At a Glance Contract Report for 308129/0003 - March 2018

Name or company name	MISS M JADIDI
Contract type name	GDS Contract
Purpose of contract	General
Contract start date	26/05/2015
Contract end date	

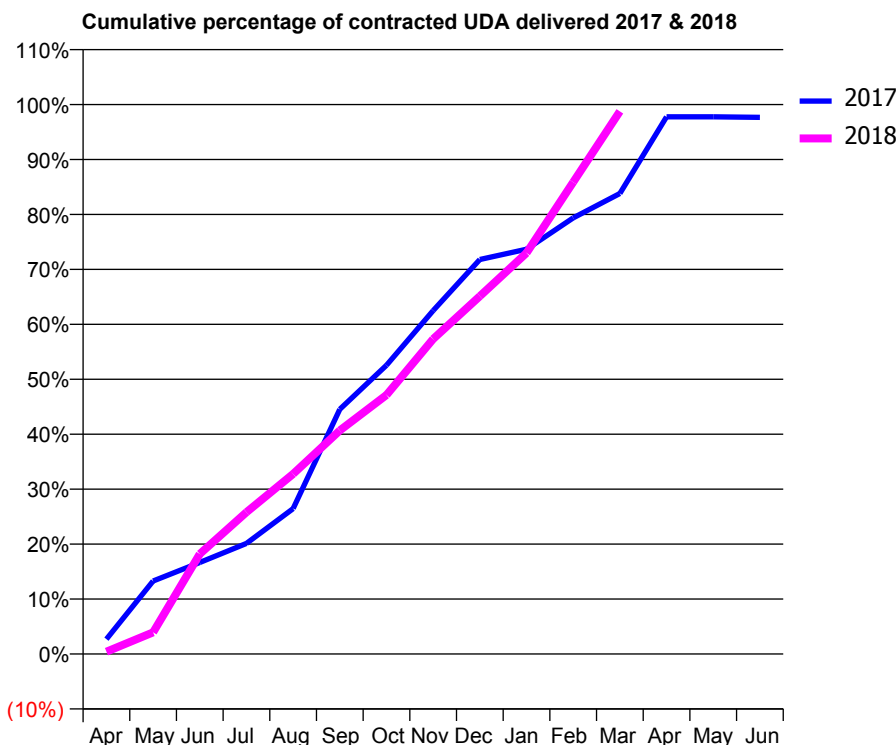
17/18 Contracted general activity (UDA)	1,014
Carry forward general activity (UDA)	24
17/18 Contracted orthodontic activity (UOA)	0
Carry forward orthodontic activity (UOA)	0
Baseline contract value	£25,317.13

ACCESS*

Patients seen in 24 months	Total	Change since previous quarter
Quarter ending March 2017	513	
Quarter ending June 2017	513	→
Quarter ending September 2017	495	↓
Quarter ending December 2017	439	↓
Quarter ending March 2018	465	↑
Variance since March 2017	(9.4%)	↓



ACTIVITY



Month	Adjusted Scheduled Activity (UDA)	
	2017	2018
April	27	4
May	135	40
June	169	185
July	204	262
August	268	332
September	452	413
October	533	478
November	634	581
December	728	660
January	747	740
February	805	871
March	850	1,001
April	991	
May	991	
June	990	

QUALITY

	Quantity	Base Number	Contract	AT	Region	England
% of FP17s for the same patient ID Re-attending within 3 months - Children	8	374	2.1%	9.5%	11.5%	11.9%
% of FP17s for the same patient ID Re-attending within 3 months - Adults	5	238	2.1%	15.2%	15.9%	16.0%
% of FP17s for the same patient ID Re-attending between 3 & 9 months - Children	145	374	38.8%	59.5%	60.6%	58.3%
% of FP17s for the same patient ID Re-attending between 3 & 9 months - Adults	39	238	16.4%	50.8%	51.6%	50.3%
% of FP17s for Band 1 Urgent Courses	32	549	5.8%	9.6%	9.5%	9.1%
% of FP17s Relating to Free Repair or Replacements	0	549	0.0%	0.6%	0.7%	0.8%
% of FP17s Relating to Continuations	0	549	0.0%	0.9%	1.0%	1.0%
% of Patients satisfied with the dentistry they have received	0	0	N/A	91.1%	92.0%	91.5%
% of Patients satisfied with the time they had to wait for an appointment	0	0	N/A	88.6%	88.1%	87.9%

* This is based on patients treated on this contract for their most recent course of treatment. Figures in italics indicate the base number of FP17s or Patient Questionnaire responses are less than 100. N/A is shown where the base number of responses is less than 10 during the period. % is calculated as Quantity/Base number*100

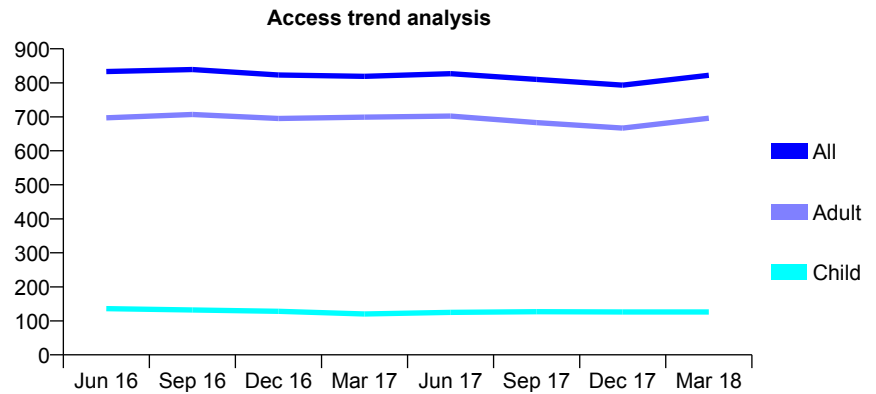
Q68 - Vital Signs At a Glance Contract Report for 309885/0001 - March 2018

Name or company name	MR DR KELLY
Contract type name	GDS Contract
Purpose of contract	General
Contract start date	01/04/2006
Contract end date	

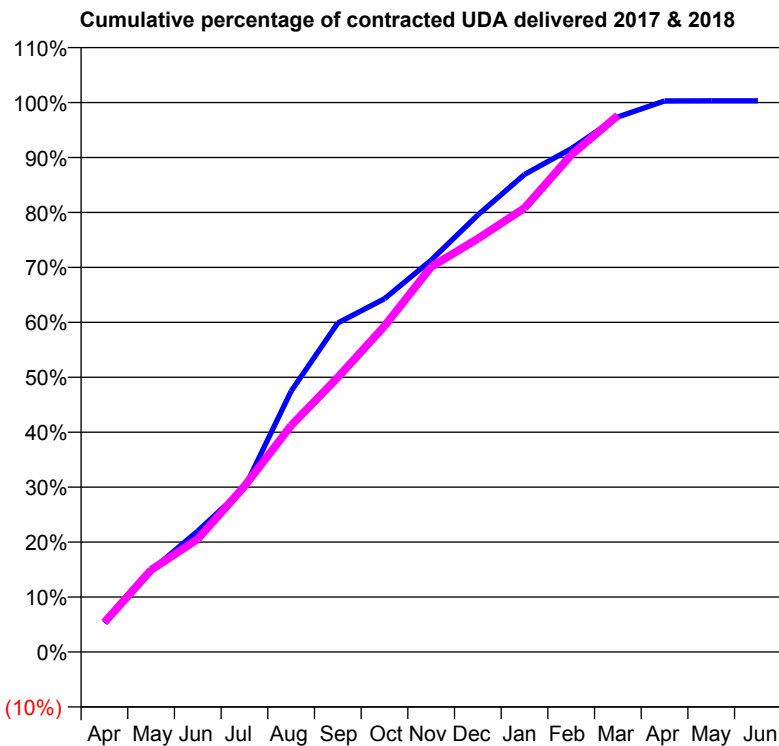
17/18 Contracted general activity (UDA)	2,193
Carry forward general activity (UDA)	-7
17/18 Contracted orthodontic activity (UOA)	0
Carry forward orthodontic activity (UOA)	0
Baseline contract value	£50,639.06

ACCESS*

Patients seen in 24 months	Total	Change since previous quarter
Quarter ending March 2017	819	
Quarter ending June 2017	827	→
Quarter ending September 2017	810	↓
Quarter ending December 2017	793	↓
Quarter ending March 2018	822	↑
Variance since March 2017	0.4%	→



ACTIVITY



Month	Adjusted Scheduled Activity (UDA)	
	2017	2018
April	116	118
May	325	327
June	483	451
July	655	662
August	1,041	904
September	1,313	1,096
October	1,410	1,301
November	1,564	1,537
December	1,744	1,650
January	1,906	1,772
February	2,009	1,984
March	2,135	2,141
April	2,199	
May	2,200	
June	2,200	

QUALITY

	Quantity	Base Number	Contract	AT	Region	England
% of FP17s for the same patient ID Re-attending within 3 months - Children	6	221	2.7%	9.5%	11.5%	11.9%
% of FP17s for the same patient ID Re-attending within 3 months - Adults	113	1,156	9.8%	15.2%	15.9%	16.0%
% of FP17s for the same patient ID Re-attending between 3 & 9 months - Children	138	221	62.4%	59.5%	60.6%	58.3%
% of FP17s for the same patient ID Re-attending between 3 & 9 months - Adults	622	1,156	53.8%	50.8%	51.6%	50.3%
% of FP17s for Band 1 Urgent Courses	120	1,338	9.0%	9.6%	9.5%	9.1%
% of FP17s Relating to Free Repair or Replacements	5	1,338	0.4%	0.6%	0.7%	0.8%
% of FP17s Relating to Continuations	17	1,338	1.3%	0.9%	1.0%	1.0%
% of Patients satisfied with the dentistry they have received	0	0	N/A	91.1%	92.0%	91.5%
% of Patients satisfied with the time they had to wait for an appointment	0	0	N/A	88.6%	88.1%	87.9%

* This is based on patients treated on this contract for their most recent course of treatment. Figures in italics indicate the base number of FP17s or Patient Questionnaire responses are less than 100. N/A is shown where the base number of responses is less than 10 during the period. % is calculated as Quantity/Base number*100

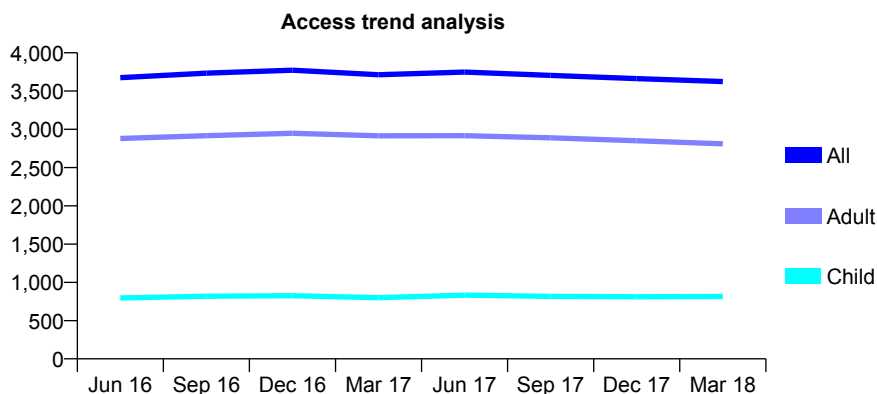
Q68 - Vital Signs At a Glance Contract Report for 318817/0001 - March 2018

Name or company name	MR CC POORE
Contract type name	GDS Contract
Purpose of contract	General
Contract start date	01/04/2006
Contract end date	

17/18 Contracted general activity (UDA)	9,903
Carry forward general activity (UDA)	34
17/18 Contracted orthodontic activity (UOA)	0
Carry forward orthodontic activity (UOA)	0
Baseline contract value	£237,235.54

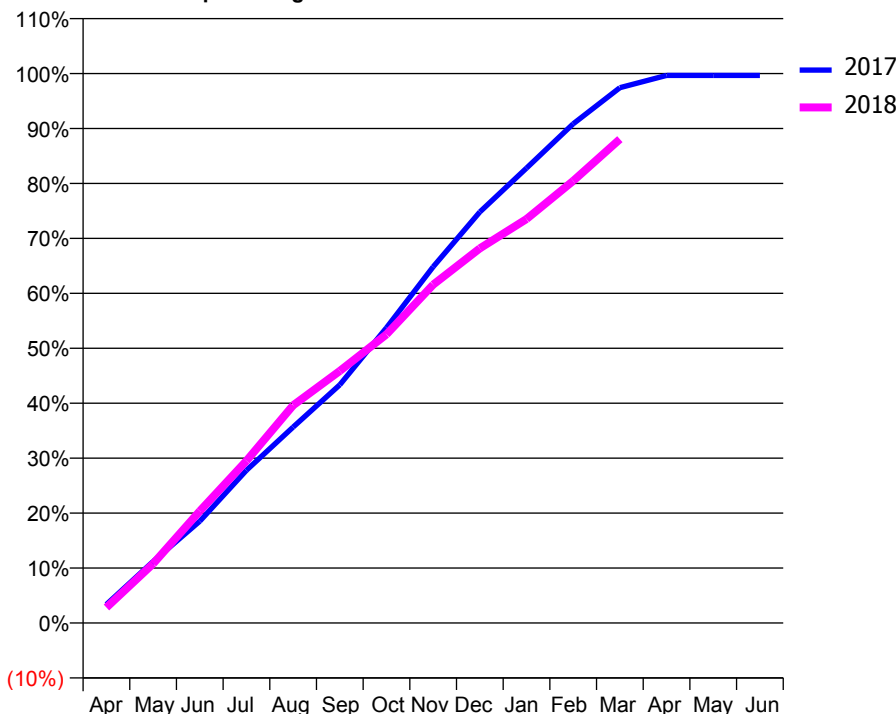
ACCESS*

Patients seen in 24 months	Total	Change since previous quarter
Quarter ending March 2017	3,714	
Quarter ending June 2017	3,748	→
Quarter ending September 2017	3,705	↓
Quarter ending December 2017	3,662	↓
Quarter ending March 2018	3,624	↓
Variance since March 2017	(2.4%)	↓



ACTIVITY

Cumulative percentage of contracted UDA delivered 2017 & 2018



Adjusted Scheduled Activity (UDA)

Month	2017	2018
April	335	281
May	1,110	1,067
June	1,835	2,018
July	2,752	2,923
August	3,530	3,924
September	4,292	4,543
October	5,322	5,201
November	6,421	6,097
December	7,408	6,752
January	8,197	7,281
February	8,996	7,969
March	9,649	8,721
April	9,868	
May	9,869	
June	9,869	

QUALITY

	Quantity	Base Number	Contract	AT	Region	England
% of FP17s for the same patient ID Re-attending within 3 months - Children	35	993	3.5%	9.5%	11.5%	11.9%
% of FP17s for the same patient ID Re-attending within 3 months - Adults	579	3,729	15.5%	15.2%	15.9%	16.0%
% of FP17s for the same patient ID Re-attending between 3 & 9 months - Children	547	993	55.1%	59.5%	60.6%	58.3%
% of FP17s for the same patient ID Re-attending between 3 & 9 months - Adults	1,954	3,729	52.4%	50.8%	51.6%	50.3%
% of FP17s for Band 1 Urgent Courses	363	4,623	7.9%	9.6%	9.5%	9.1%
% of FP17s Relating to Free Repair or Replacements	112	4,623	2.4%	0.6%	0.7%	0.8%
% of FP17s Relating to Continuations	6	4,623	0.1%	0.9%	1.0%	1.0%
% of Patients satisfied with the dentistry they have received	3	3	N/A	91.1%	92.0%	91.5%
% of Patients satisfied with the time they had to wait for an appointment	3	3	N/A	88.6%	88.1%	87.9%

* This is based on patients treated on this contract for their most recent course of treatment. Figures in italics indicate the base number of FP17s or Patient Questionnaire responses are less than 100. N/A is shown where the base number of responses is less than 10 during the period. % is calculated as Quantity/Base number*100

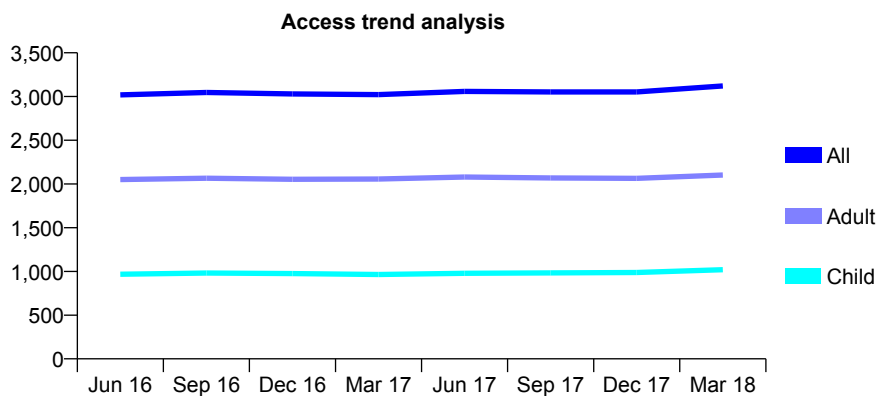
Q68 - Vital Signs At a Glance Contract Report for 319333/0001 - March 2018

Name or company name	MISS CA HALLWORTH
Contract type name	GDS Contract
Purpose of contract	General
Contract start date	01/04/2006
Contract end date	

17/18 Contracted general activity (UDA)	8,875
Carry forward general activity (UDA)	24
17/18 Contracted orthodontic activity (UOA)	0
Carry forward orthodontic activity (UOA)	0
Baseline contract value	£347,121.08

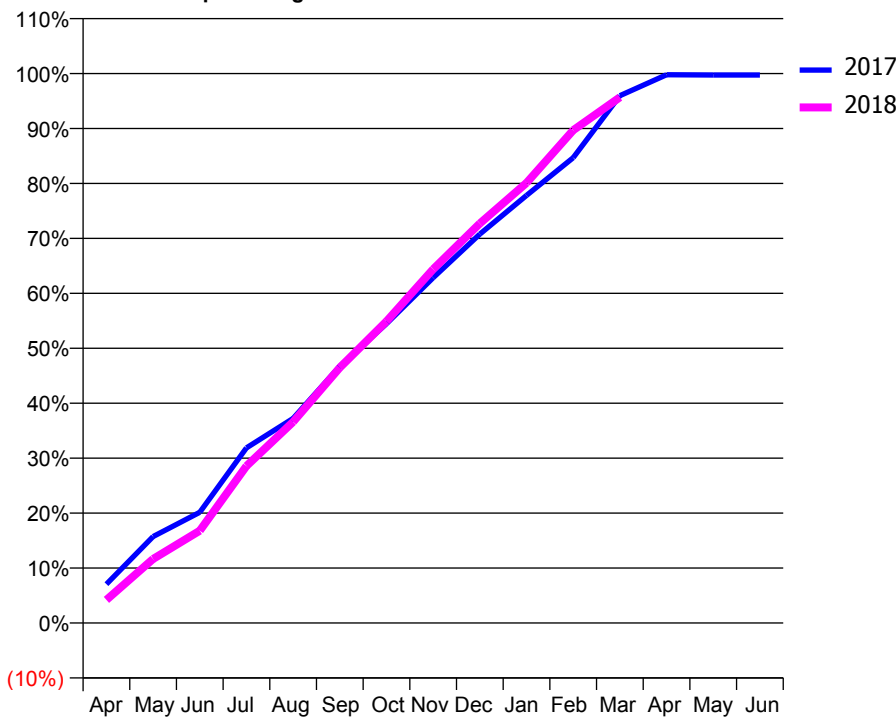
ACCESS*

Patients seen in 24 months	Total	Change since previous quarter
Quarter ending March 2017	3,022	
Quarter ending June 2017	3,058	→
Quarter ending September 2017	3,052	→
Quarter ending December 2017	3,052	→
Quarter ending March 2018	3,121	↑
Variance since March 2017	3.3%	↑



ACTIVITY

Cumulative percentage of contracted UDA delivered 2017 & 2018



Month	Adjusted Scheduled Activity (UDA)	
	2017	2018
April	628	374
May	1,397	1,036
June	1,788	1,492
July	2,829	2,536
August	3,304	3,248
September	4,147	4,125
October	4,835	4,873
November	5,577	5,716
December	6,282	6,454
January	6,906	7,109
February	7,515	7,959
March	8,517	8,492
April	8,855	
May	8,851	
June	8,850	

QUALITY

	Quantity	Base Number	Contract	AT	Region	England
% of FP17s for the same patient ID Re-attending within 3 months - Children	176	1,779	9.9%	9.5%	11.5%	11.9%
% of FP17s for the same patient ID Re-attending within 3 months - Adults	393	3,246	12.1%	15.2%	15.9%	16.0%
% of FP17s for the same patient ID Re-attending between 3 & 9 months - Children	1,174	1,779	66.0%	59.5%	60.6%	58.3%
% of FP17s for the same patient ID Re-attending between 3 & 9 months - Adults	2,220	3,246	68.4%	50.8%	51.6%	50.3%
% of FP17s for Band 1 Urgent Courses	260	4,456	5.8%	9.6%	9.5%	9.1%
% of FP17s Relating to Free Repair or Replacements	31	4,456	0.7%	0.6%	0.7%	0.8%
% of FP17s Relating to Continuations	17	4,456	0.4%	0.9%	1.0%	1.0%
% of Patients satisfied with the dentistry they have received	1	2	N/A	91.1%	92.0%	91.5%
% of Patients satisfied with the time they had to wait for an appointment	2	2	N/A	88.6%	88.1%	87.9%

* This is based on patients treated on this contract for their most recent course of treatment. Figures in italics indicate the base number of FP17s or Patient Questionnaire responses are less than 100. N/A is shown where the base number of responses is less than 10 during the period. % is calculated as Quantity/Base number*100

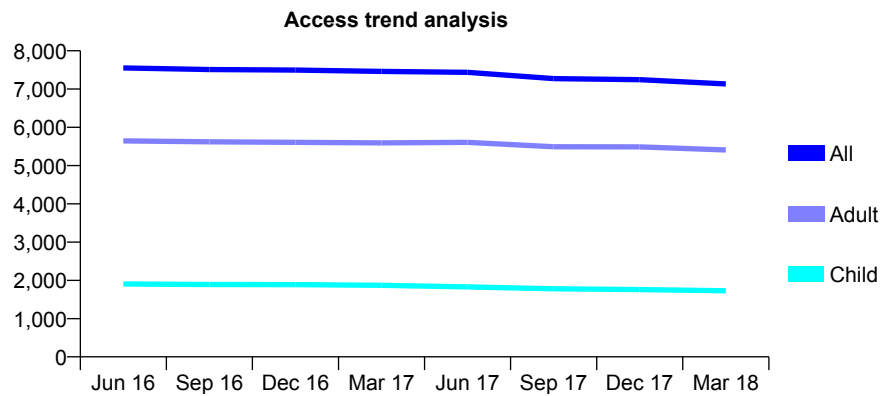
Q68 - Vital Signs At a Glance Contract Report for 320285/0001 - March 2018

Name or company name	MR GS SANDHU
Contract type name	GDS Contract
Purpose of contract	General
Contract start date	01/04/2006
Contract end date	

17/18 Contracted general activity (UDA)	25,689
Carry forward general activity (UDA)	733
17/18 Contracted orthodontic activity (UOA)	0
Carry forward orthodontic activity (UOA)	0
Baseline contract value	£801,980.38

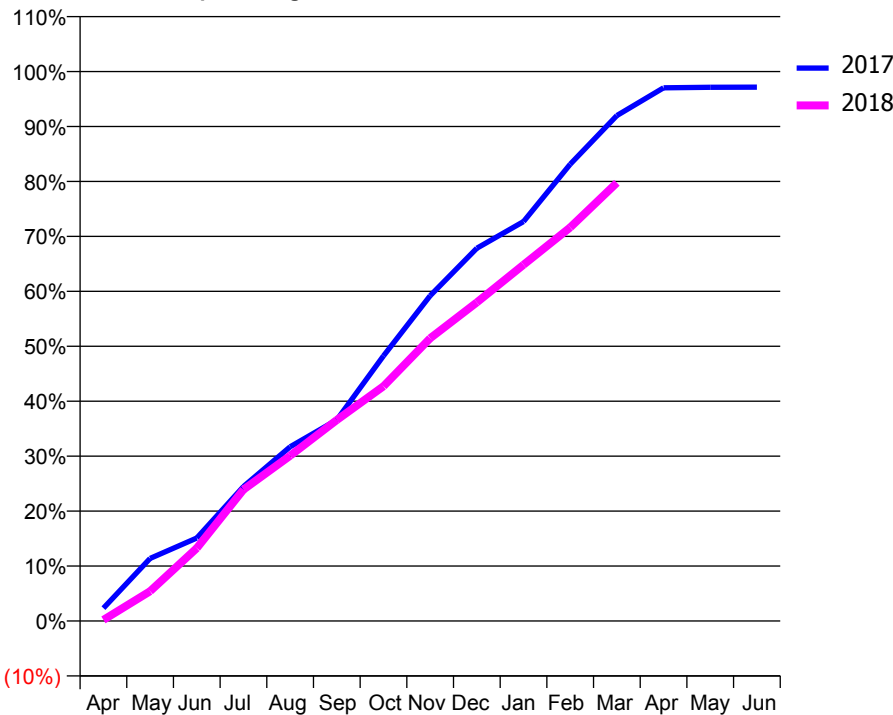
ACCESS*

Patients seen in 24 months	Total	Change since previous quarter
Quarter ending March 2017	7,462	
Quarter ending June 2017	7,436	→
Quarter ending September 2017	7,273	↓
Quarter ending December 2017	7,247	→
Quarter ending March 2018	7,135	↓
Variance since March 2017	(4.4%)	↓



ACTIVITY

Cumulative percentage of contracted UDA delivered 2017 & 2018



Month	Adjusted Scheduled Activity (UDA)	
	2017	2018
April	599	50
May	2,926	1,392
June	3,880	3,410
July	6,285	6,141
August	8,142	7,725
September	9,404	9,396
October	12,398	10,973
November	15,210	13,217
December	17,429	14,898
January	18,671	16,653
February	21,357	18,396
March	23,628	20,488
April	24,925	
May	24,949	
June	24,956	

QUALITY

	Quantity	Base Number	Contract	AT	Region	England
% of FP17s for the same patient ID Re-attending within 3 months - Children	128	2,095	6.1%	9.5%	11.5%	11.9%
% of FP17s for the same patient ID Re-attending within 3 months - Adults	1,073	6,849	15.7%	15.2%	15.9%	16.0%
% of FP17s for the same patient ID Re-attending between 3 & 9 months - Children	860	2,095	41.1%	59.5%	60.6%	58.3%
% of FP17s for the same patient ID Re-attending between 3 & 9 months - Adults	3,277	6,849	47.8%	50.8%	51.6%	50.3%
% of FP17s for Band 1 Urgent Courses	1,034	8,469	12.2%	9.6%	9.5%	9.1%
% of FP17s Relating to Free Repair or Replacements	49	8,469	0.6%	0.6%	0.7%	0.8%
% of FP17s Relating to Continuations	123	8,469	1.5%	0.9%	1.0%	1.0%
% of Patients satisfied with the dentistry they have received	27	27	100.0%	91.1%	92.0%	91.5%
% of Patients satisfied with the time they had to wait for an appointment	22	27	81.5%	88.6%	88.1%	87.9%

* This is based on patients treated on this contract for their most recent course of treatment. Figures in italics indicate the base number of FP17s or Patient Questionnaire responses are less than 100. N/A is shown where the base number of responses is less than 10 during the period. % is calculated as Quantity/Base number*100

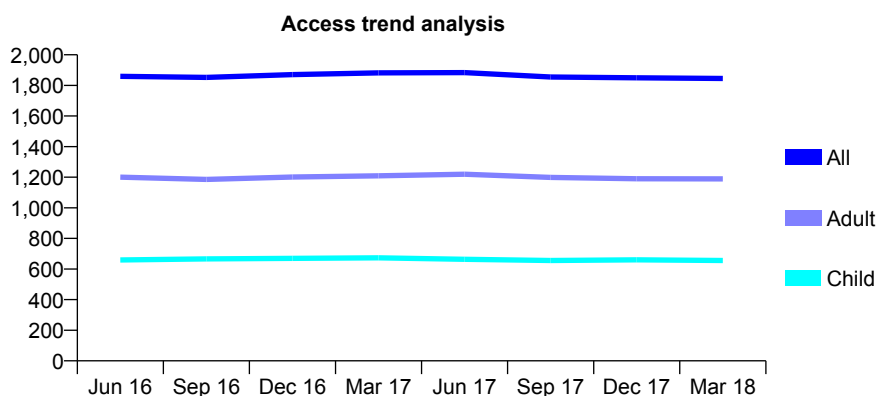
Q68 - Vital Signs At a Glance Contract Report for 320315/0002 - March 2018

Name or company name	MR JS KETTLE
Contract type name	GDS Contract
Purpose of contract	General
Contract start date	01/11/2007
Contract end date	

17/18 Contracted general activity (UDA)	2,400
Carry forward general activity (UDA)	44
17/18 Contracted orthodontic activity (UOA)	0
Carry forward orthodontic activity (UOA)	0
Baseline contract value	£53,753.85

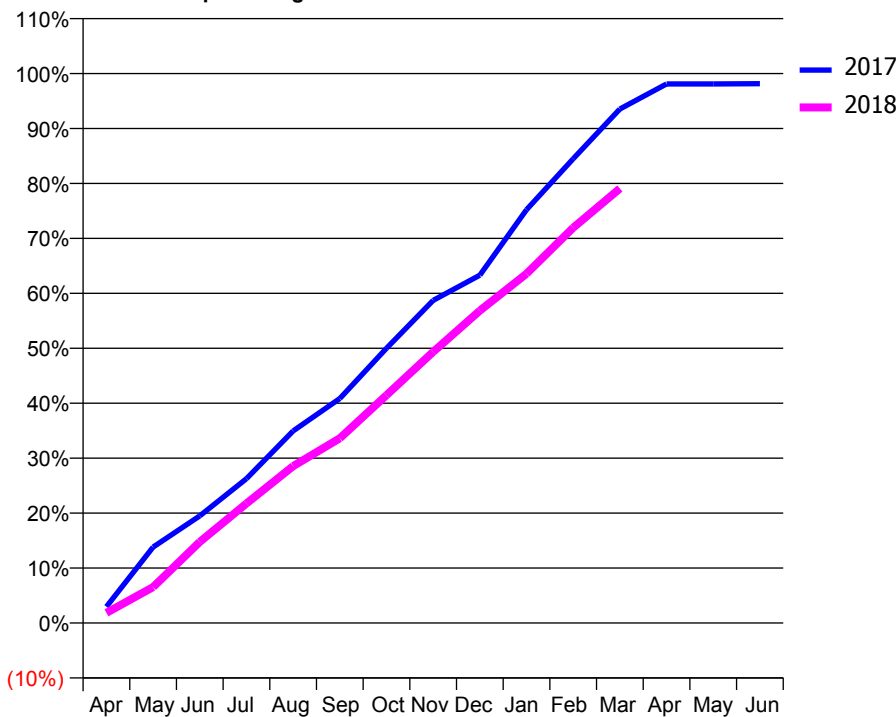
ACCESS*

Patients seen in 24 months	Total	Change since previous quarter
Quarter ending March 2017	1,882	
Quarter ending June 2017	1,884	→
Quarter ending September 2017	1,855	↓
Quarter ending December 2017	1,850	→
Quarter ending March 2018	1,845	→
Variance since March 2017	(2.0%)	↓



ACTIVITY

Cumulative percentage of contracted UDA delivered 2017 & 2018



Month	Adjusted Scheduled Activity (UDA)	
	2017	2018
April	71	44
May	332	157
June	468	355
July	631	522
August	839	685
September	980	807
October	1,200	995
November	1,409	1,185
December	1,519	1,364
January	1,805	1,525
February	2,028	1,727
March	2,245	1,898
April	2,354	
May	2,354	
June	2,355	

QUALITY

	Quantity	Base Number	Contract	AT	Region	England
% of FP17s for the same patient ID Re-attending within 3 months - Children	52	989	5.3%	9.5%	11.5%	11.9%
% of FP17s for the same patient ID Re-attending within 3 months - Adults	227	1,540	14.7%	15.2%	15.9%	16.0%
% of FP17s for the same patient ID Re-attending between 3 & 9 months - Children	643	989	65.0%	59.5%	60.6%	58.3%
% of FP17s for the same patient ID Re-attending between 3 & 9 months - Adults	852	1,540	55.3%	50.8%	51.6%	50.3%
% of FP17s for Band 1 Urgent Courses	100	1,288	7.8%	9.6%	9.5%	9.1%
% of FP17s Relating to Free Repair or Replacements	1	1,288	0.1%	0.6%	0.7%	0.8%
% of FP17s Relating to Continuations	23	1,288	1.8%	0.9%	1.0%	1.0%
% of Patients satisfied with the dentistry they have received	1	1	N/A	91.1%	92.0%	91.5%
% of Patients satisfied with the time they had to wait for an appointment	1	1	N/A	88.6%	88.1%	87.9%

* This is based on patients treated on this contract for their most recent course of treatment. Figures in italics indicate the base number of FP17s or Patient Questionnaire responses are less than 100. N/A is shown where the base number of responses is less than 10 during the period. % is calculated as Quantity/Base number*100

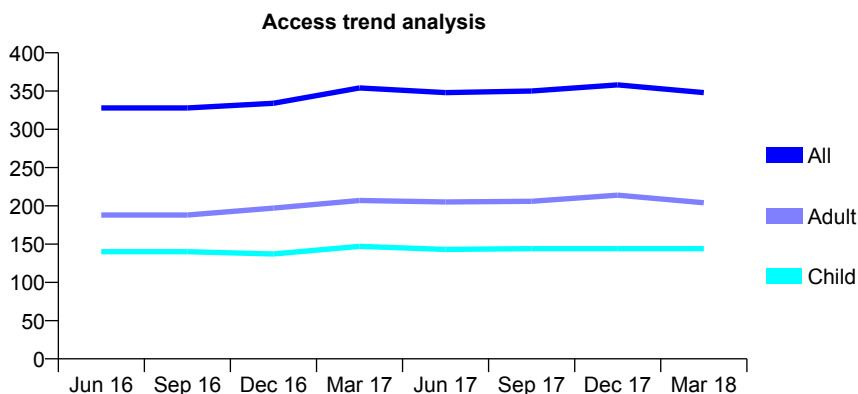
Q68 - Vital Signs At a Glance Contract Report for 320811/0001 - March 2018

Name or company name	MR AH CURTIS
Contract type name	GDS Contract
Purpose of contract	General
Contract start date	01/04/2006
Contract end date	

17/18 Contracted general activity (UDA)	604
Carry forward general activity (UDA)	1
17/18 Contracted orthodontic activity (UOA)	0
Carry forward orthodontic activity (UOA)	0
Baseline contract value	£14,947.99

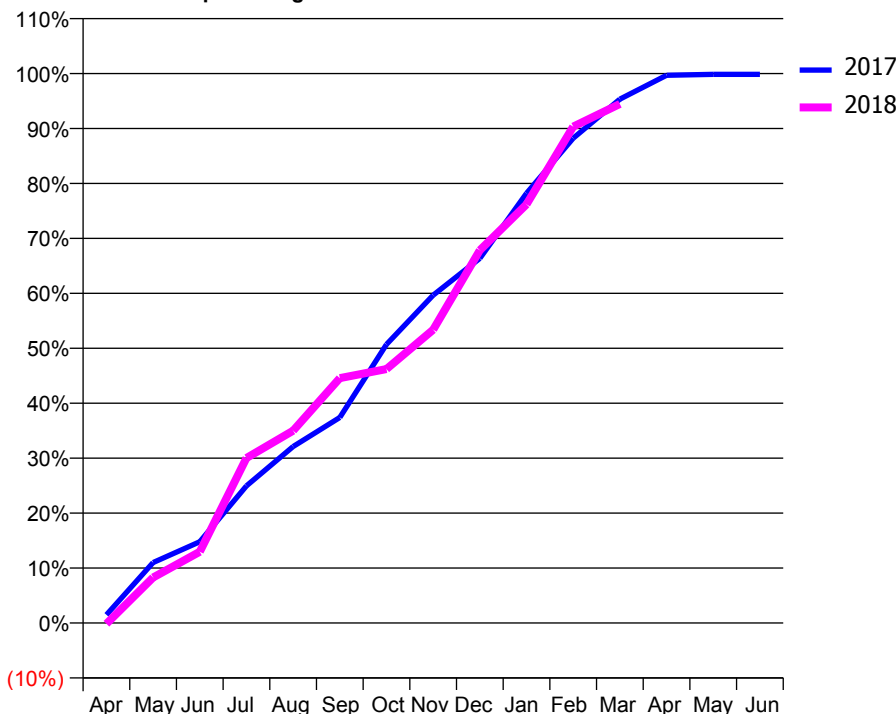
ACCESS*

Patients seen in 24 months	Total	Change since previous quarter
Quarter ending March 2017	354	
Quarter ending June 2017	348	↓
Quarter ending September 2017	350	→
Quarter ending December 2017	358	↑
Quarter ending March 2018	348	↓
Variance since March 2017	(1.7%)	↓



ACTIVITY

Cumulative percentage of contracted UDA delivered 2017 & 2018



Month	Adjusted Scheduled Activity (UDA)	
	2017	2018
April	9	-1
May	66	50
June	89	78
July	151	181
August	194	211
September	226	269
October	306	279
November	360	322
December	401	410
January	472	460
February	533	546
March	576	571
April	602	
May	603	
June	603	

QUALITY

	Quantity	Base Number	Contract	AT	Region	England
% of FP17s for the same patient ID Re-attending within 3 months - Children	3	196	1.5%	9.5%	11.5%	11.9%
% of FP17s for the same patient ID Re-attending within 3 months - Adults	6	172	3.5%	15.2%	15.9%	16.0%
% of FP17s for the same patient ID Re-attending between 3 & 9 months - Children	130	196	66.3%	59.5%	60.6%	58.3%
% of FP17s for the same patient ID Re-attending between 3 & 9 months - Adults	69	172	40.1%	50.8%	51.6%	50.3%
% of FP17s for Band 1 Urgent Courses	13	346	3.8%	9.6%	9.5%	9.1%
% of FP17s Relating to Free Repair or Replacements	0	346	0.0%	0.6%	0.7%	0.8%
% of FP17s Relating to Continuations	0	346	0.0%	0.9%	1.0%	1.0%
% of Patients satisfied with the dentistry they have received	0	0	N/A	91.1%	92.0%	91.5%
% of Patients satisfied with the time they had to wait for an appointment	0	0	N/A	88.6%	88.1%	87.9%

* This is based on patients treated on this contract for their most recent course of treatment. Figures in italics indicate the base number of FP17s or Patient Questionnaire responses are less than 100. N/A is shown where the base number of responses is less than 10 during the period. % is calculated as Quantity/Base number*100

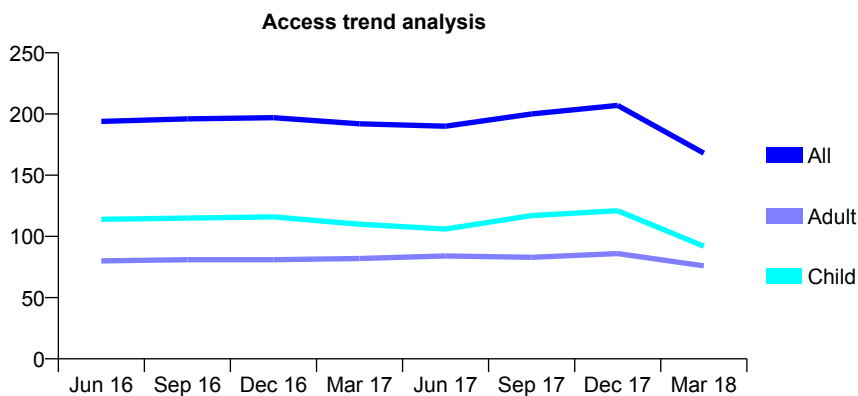
Q68 - Vital Signs At a Glance Contract Report for 322091/0001 - March 2018

Name or company name	Warren House Dental Practice - Cranleigh
Contract type name	GDS Contract
Purpose of contract	General
Contract start date	01/04/2006
Contract end date	

17/18 Contracted general activity (UDA)	664
Carry forward general activity (UDA)	0
17/18 Contracted orthodontic activity (UOA)	0
Carry forward orthodontic activity (UOA)	0
Baseline contract value	£15,661.02

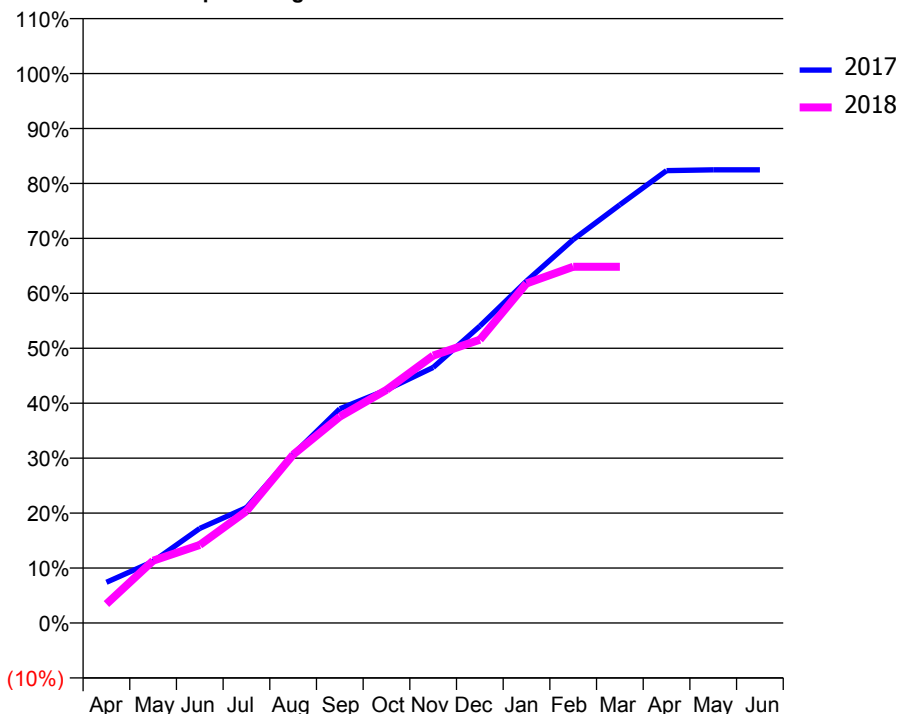
ACCESS*

Patients seen in 24 months	Total	Change since previous quarter
Quarter ending March 2017	192	
Quarter ending June 2017	190	↓
Quarter ending September 2017	200	↑
Quarter ending December 2017	207	↑
Quarter ending March 2018	168	↓
Variance since March 2017	(12.5%)	↓



ACTIVITY

Cumulative percentage of contracted UDA delivered 2017 & 2018



Month	Adjusted Scheduled Activity (UDA)	
	2017	2018
April	49	23
May	74	75
June	114	94
July	139	135
August	204	203
September	259	249
October	282	282
November	309	323
December	359	342
January	413	410
February	463	430
March	505	430
April	547	
May	548	
June	548	

QUALITY

	Quantity	Base Number	Contract	AT	Region	England
% of FP17s for the same patient ID Re-attending within 3 months - Children	8	156	5.1%	9.5%	11.5%	11.9%
% of FP17s for the same patient ID Re-attending within 3 months - Adults	13	89	14.6%	15.2%	15.9%	16.0%
% of FP17s for the same patient ID Re-attending between 3 & 9 months - Children	95	156	60.9%	59.5%	60.6%	58.3%
% of FP17s for the same patient ID Re-attending between 3 & 9 months - Adults	48	89	53.9%	50.8%	51.6%	50.3%
% of FP17s for Band 1 Urgent Courses	12	225	5.3%	9.6%	9.5%	9.1%
% of FP17s Relating to Free Repair or Replacements	0	225	0.0%	0.6%	0.7%	0.8%
% of FP17s Relating to Continuations	0	225	0.0%	0.9%	1.0%	1.0%
% of Patients satisfied with the dentistry they have received	0	0	N/A	91.1%	92.0%	91.5%
% of Patients satisfied with the time they had to wait for an appointment	0	0	N/A	88.6%	88.1%	87.9%

* This is based on patients treated on this contract for their most recent course of treatment. Figures in italics indicate the base number of FP17s or Patient Questionnaire responses are less than 100. N/A is shown where the base number of responses is less than 10 during the period. % is calculated as Quantity/Base number*100

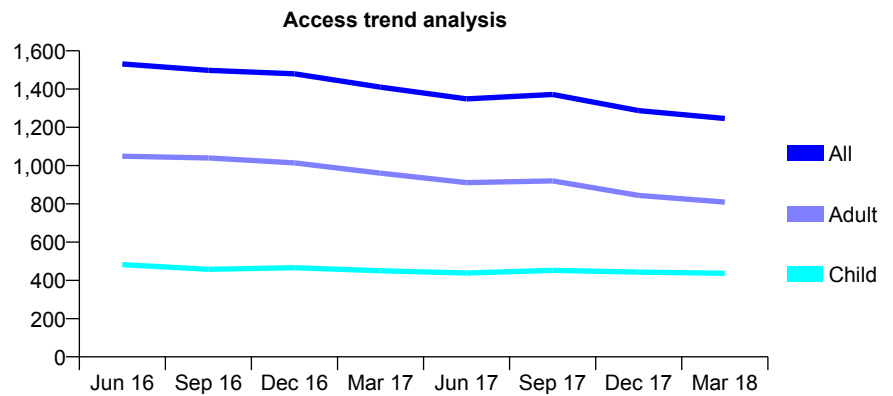
Q68 - Vital Signs At a Glance Contract Report for 324213/0001 - March 2018

Name or company name	Abraham Askari-Yagane
Contract type name	GDS Contract
Purpose of contract	General
Contract start date	01/04/2006
Contract end date	

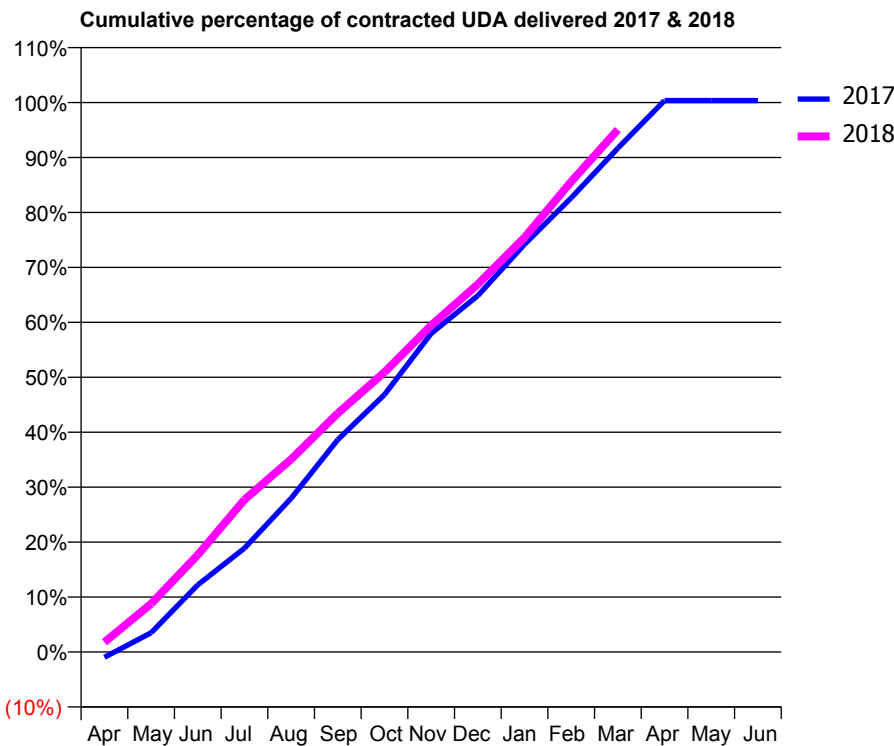
17/18 Contracted general activity (UDA)	3,561
Carry forward general activity (UDA)	-13
17/18 Contracted orthodontic activity (UOA)	0
Carry forward orthodontic activity (UOA)	0
Baseline contract value	£86,765.36

ACCESS*

Patients seen in 24 months	Total	Change since previous quarter
Quarter ending March 2017	1,410	
Quarter ending June 2017	1,349	↓
Quarter ending September 2017	1,372	→
Quarter ending December 2017	1,287	↓
Quarter ending March 2018	1,246	↓
Variance since March 2017	(11.6%)	↓



ACTIVITY



Month	Adjusted Scheduled Activity (UDA)	
	2017	2018
April	-35	63
May	125	312
June	435	630
July	673	987
August	996	1,249
September	1,376	1,547
October	1,669	1,814
November	2,064	2,116
December	2,310	2,383
January	2,642	2,686
February	2,943	3,049
March	3,265	3,385
April	3,573	
May	3,573	
June	3,573	

QUALITY

	Quantity	Base Number	Contract	AT	Region	England
% of FP17s for the same patient ID Re-attending within 3 months - Children	20	657	3.0%	9.5%	11.5%	11.9%
% of FP17s for the same patient ID Re-attending within 3 months - Adults	80	1,007	7.9%	15.2%	15.9%	16.0%
% of FP17s for the same patient ID Re-attending between 3 & 9 months - Children	383	657	58.3%	59.5%	60.6%	58.3%
% of FP17s for the same patient ID Re-attending between 3 & 9 months - Adults	627	1,007	62.3%	50.8%	51.6%	50.3%
% of FP17s for Band 1 Urgent Courses	72	1,515	4.8%	9.6%	9.5%	9.1%
% of FP17s Relating to Free Repair or Replacements	0	1,515	0.0%	0.6%	0.7%	0.8%
% of FP17s Relating to Continuations	0	1,515	0.0%	0.9%	1.0%	1.0%
% of Patients satisfied with the dentistry they have received	2	2	N/A	91.1%	92.0%	91.5%
% of Patients satisfied with the time they had to wait for an appointment	2	2	N/A	88.6%	88.1%	87.9%

* This is based on patients treated on this contract for their most recent course of treatment. Figures in italics indicate the base number of FP17s or Patient Questionnaire responses are less than 100. N/A is shown where the base number of responses is less than 10 during the period. % is calculated as Quantity/Base number*100

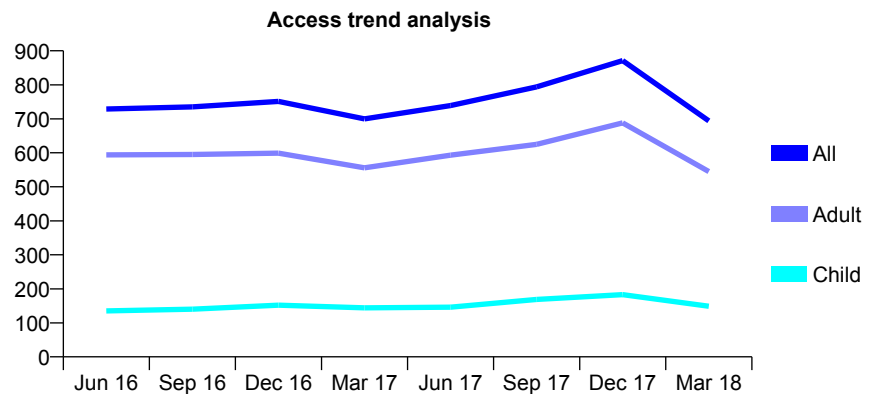
Q68 - Vital Signs At a Glance Contract Report for 324477/0001 - March 2018

Name or company name	Montpelier Dental Care
Contract type name	GDS Contract
Purpose of contract	General
Contract start date	01/04/2006
Contract end date	

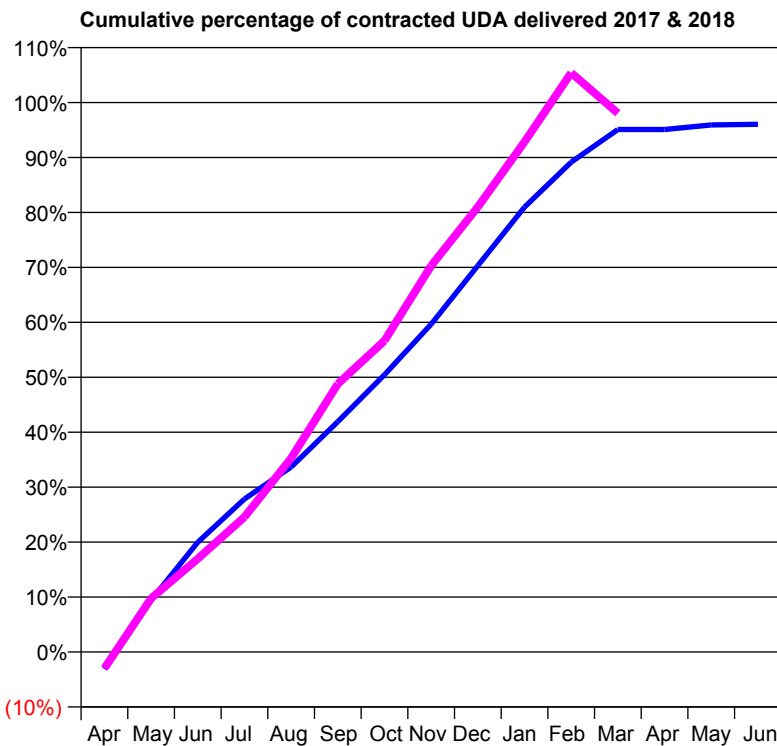
17/18 Contracted general activity (UDA)	2,925
Carry forward general activity (UDA)	115
17/18 Contracted orthodontic activity (UOA)	0
Carry forward orthodontic activity (UOA)	0
Baseline contract value	£94,311.82

ACCESS*

Patients seen in 24 months	Total	Change since previous quarter
Quarter ending March 2017	700	
Quarter ending June 2017	739	↑
Quarter ending September 2017	794	↑
Quarter ending December 2017	871	↑
Quarter ending March 2018	694	↓
Variance since March 2017	(0.9%)	→



ACTIVITY



Month	Adjusted Scheduled Activity (UDA)	
	2017	2018
April	-91	-87
May	276	285
June	584	496
July	815	719
August	985	1,032
September	1,226	1,427
October	1,476	1,657
November	1,745	2,056
December	2,057	2,369
January	2,368	2,715
February	2,608	3,083
March	2,781	2,868
April	2,781	
May	2,805	
June	2,809	

QUALITY

	Quantity	Base Number	Contract	AT	Region	England
% of FP17s for the same patient ID Re-attending within 3 months - Children	9	199	4.5%	9.5%	11.5%	11.9%
% of FP17s for the same patient ID Re-attending within 3 months - Adults	179	937	19.1%	15.2%	15.9%	16.0%
% of FP17s for the same patient ID Re-attending between 3 & 9 months - Children	55	199	27.6%	59.5%	60.6%	58.3%
% of FP17s for the same patient ID Re-attending between 3 & 9 months - Adults	237	937	25.3%	50.8%	51.6%	50.3%
% of FP17s for Band 1 Urgent Courses	206	1,122	18.4%	9.6%	9.5%	9.1%
% of FP17s Relating to Free Repair or Replacements	7	1,122	0.6%	0.6%	0.7%	0.8%
% of FP17s Relating to Continuations	23	1,122	2.0%	0.9%	1.0%	1.0%
% of Patients satisfied with the dentistry they have received	1	1	N/A	91.1%	92.0%	91.5%
% of Patients satisfied with the time they had to wait for an appointment	1	1	N/A	88.6%	88.1%	87.9%

* This is based on patients treated on this contract for their most recent course of treatment. Figures in italics indicate the base number of FP17s or Patient Questionnaire responses are less than 100. N/A is shown where the base number of responses is less than 10 during the period. % is calculated as Quantity/Base number*100

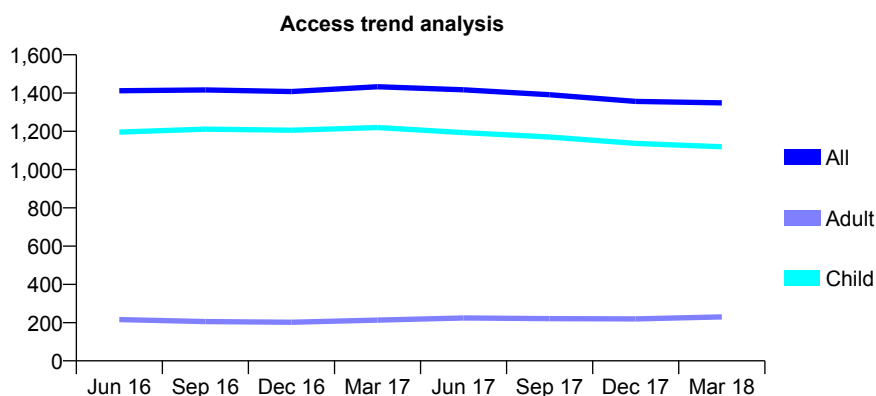
Q68 - Vital Signs At a Glance Contract Report for 324655/0001 - March 2018

Name or company name	MRS SC TAYLOR
Contract type name	GDS Contract
Purpose of contract	General
Contract start date	01/04/2006
Contract end date	

17/18 Contracted general activity (UDA)	2,221
Carry forward general activity (UDA)	-45
17/18 Contracted orthodontic activity (UOA)	0
Carry forward orthodontic activity (UOA)	0
Baseline contract value	£53,781.05

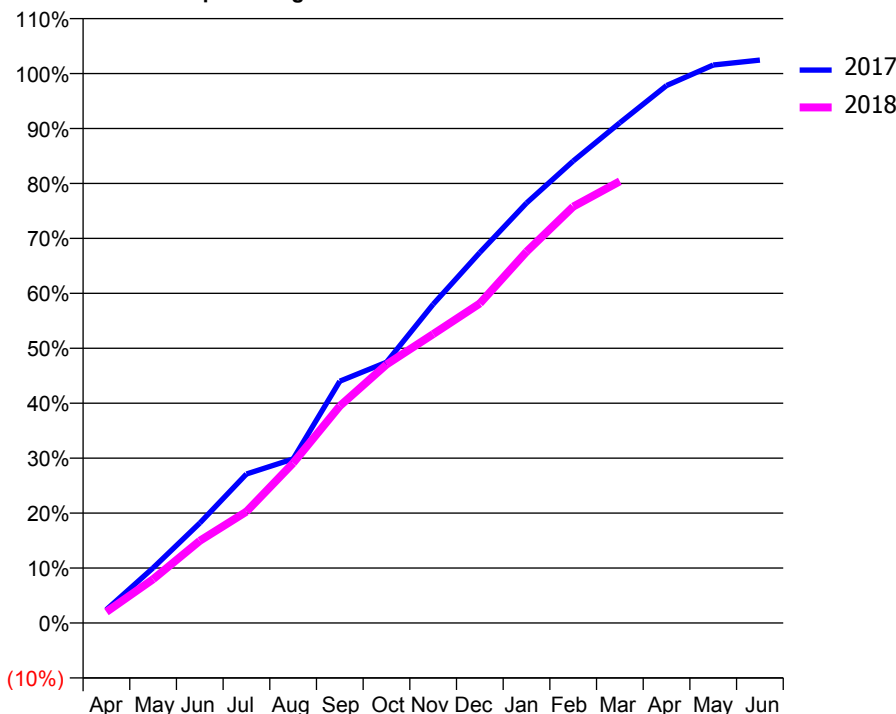
ACCESS*

Patients seen in 24 months	Total	Change since previous quarter
Quarter ending March 2017	1,433	
Quarter ending June 2017	1,417	↓
Quarter ending September 2017	1,391	↓
Quarter ending December 2017	1,356	↓
Quarter ending March 2018	1,349	→
Variance since March 2017	(5.9%)	↓



ACTIVITY

Cumulative percentage of contracted UDA delivered 2017 & 2018



Adjusted Scheduled Activity (UDA)

Month	2017	2018
April	54	45
May	223	177
June	404	332
July	602	450
August	663	647
September	977	877
October	1,054	1,045
November	1,288	1,168
December	1,498	1,292
January	1,697	1,501
February	1,867	1,683
March	2,022	1,785
April	2,172	
May	2,255	
June	2,275	

QUALITY

	Quantity	Base Number	Contract	AT	Region	England
% of FP17s for the same patient ID Re-attending within 3 months - Children	88	1,552	5.7%	9.5%	11.5%	11.9%
% of FP17s for the same patient ID Re-attending within 3 months - Adults	6	93	6.5%	15.2%	15.9%	16.0%
% of FP17s for the same patient ID Re-attending between 3 & 9 months - Children	936	1,552	60.3%	59.5%	60.6%	58.3%
% of FP17s for the same patient ID Re-attending between 3 & 9 months - Adults	49	93	52.7%	50.8%	51.6%	50.3%
% of FP17s for Band 1 Urgent Courses	50	1,444	3.5%	9.6%	9.5%	9.1%
% of FP17s Relating to Free Repair or Replacements	0	1,444	0.0%	0.6%	0.7%	0.8%
% of FP17s Relating to Continuations	0	1,444	0.0%	0.9%	1.0%	1.0%
% of Patients satisfied with the dentistry they have received	0	0	N/A	91.1%	92.0%	91.5%
% of Patients satisfied with the time they had to wait for an appointment	0	0	N/A	88.6%	88.1%	87.9%

* This is based on patients treated on this contract for their most recent course of treatment. Figures in italics indicate the base number of FP17s or Patient Questionnaire responses are less than 100. N/A is shown where the base number of responses is less than 10 during the period. % is calculated as Quantity/Base number*100

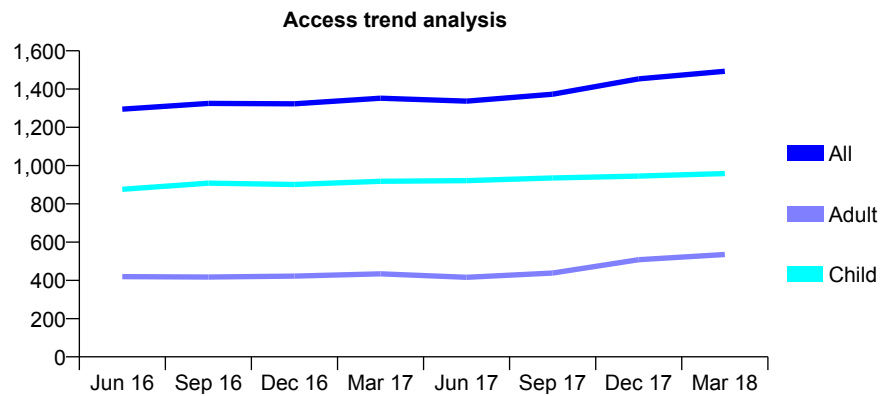
Q68 - Vital Signs At a Glance Contract Report for 325422/0001 - March 2018

Name or company name	MR AM HOPKINS
Contract type name	GDS Contract
Purpose of contract	General
Contract start date	01/04/2006
Contract end date	

17/18 Contracted general activity (UDA)	3,200
Carry forward general activity (UDA)	94
17/18 Contracted orthodontic activity (UOA)	0
Carry forward orthodontic activity (UOA)	0
Baseline contract value	£89,443.43

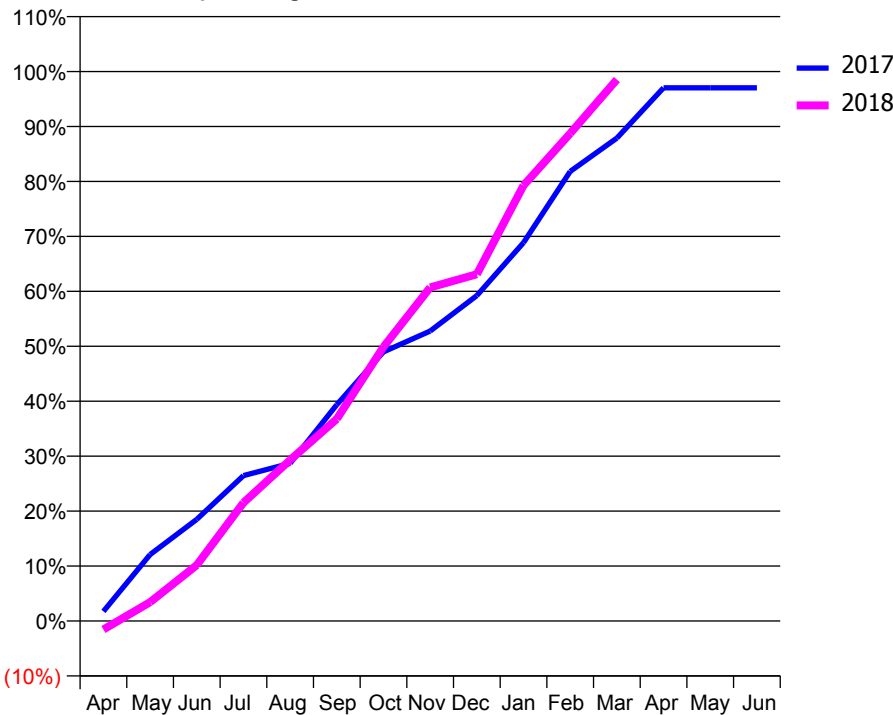
ACCESS*

Patients seen in 24 months	Total	Change since previous quarter
Quarter ending March 2017	1,352	
Quarter ending June 2017	1,337	↓
Quarter ending September 2017	1,373	↑
Quarter ending December 2017	1,453	↑
Quarter ending March 2018	1,493	↑
Variance since March 2017	10.4%	↑



ACTIVITY

Cumulative percentage of contracted UDA delivered 2017 & 2018



Month	Adjusted Scheduled Activity (UDA)	
	2017	2018
April	56	-50
May	387	110
June	592	325
July	847	689
August	918	938
September	1,260	1,177
October	1,568	1,596
November	1,689	1,942
December	1,895	2,019
January	2,204	2,536
February	2,618	2,840
March	2,812	3,153
April	3,105	
May	3,105	
June	3,105	

QUALITY

	Quantity	Base Number	Contract	AT	Region	England
% of FP17s for the same patient ID Re-attending within 3 months - Children	132	1,568	8.4%	9.5%	11.5%	11.9%
% of FP17s for the same patient ID Re-attending within 3 months - Adults	87	555	15.7%	15.2%	15.9%	16.0%
% of FP17s for the same patient ID Re-attending between 3 & 9 months - Children	980	1,568	62.5%	59.5%	60.6%	58.3%
% of FP17s for the same patient ID Re-attending between 3 & 9 months - Adults	167	555	30.1%	50.8%	51.6%	50.3%
% of FP17s for Band 1 Urgent Courses	209	1,964	10.6%	9.6%	9.5%	9.1%
% of FP17s Relating to Free Repair or Replacements	34	1,964	1.7%	0.6%	0.7%	0.8%
% of FP17s Relating to Continuations	1	1,964	0.1%	0.9%	1.0%	1.0%
% of Patients satisfied with the dentistry they have received	3	3	N/A	91.1%	92.0%	91.5%
% of Patients satisfied with the time they had to wait for an appointment	3	3	N/A	88.6%	88.1%	87.9%

* This is based on patients treated on this contract for their most recent course of treatment. Figures in italics indicate the base number of FP17s or Patient Questionnaire responses are less than 100. N/A is shown where the base number of responses is less than 10 during the period. % is calculated as Quantity/Base number*100

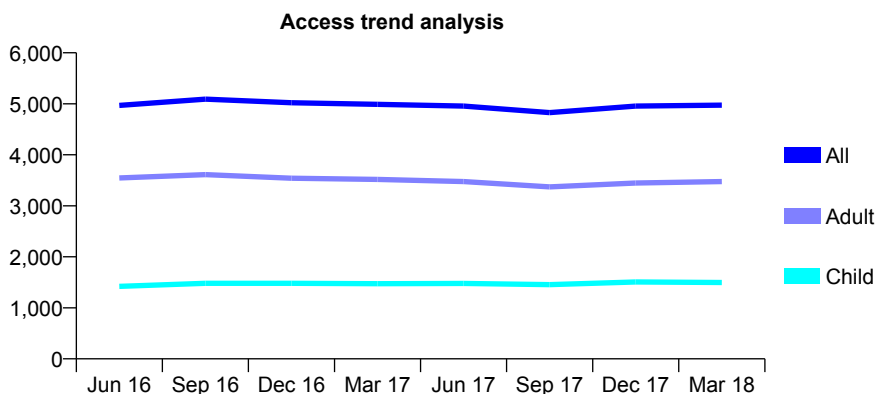
Q68 - Vital Signs At a Glance Contract Report for 325902/0001 - March 2018

Name or company name	MR AS GOUGH
Contract type name	GDS Contract
Purpose of contract	General
Contract start date	01/04/2006
Contract end date	

17/18 Contracted general activity (UDA)	15,612
Carry forward general activity (UDA)	239
17/18 Contracted orthodontic activity (UOA)	0
Carry forward orthodontic activity (UOA)	0
Baseline contract value	£374,526.35

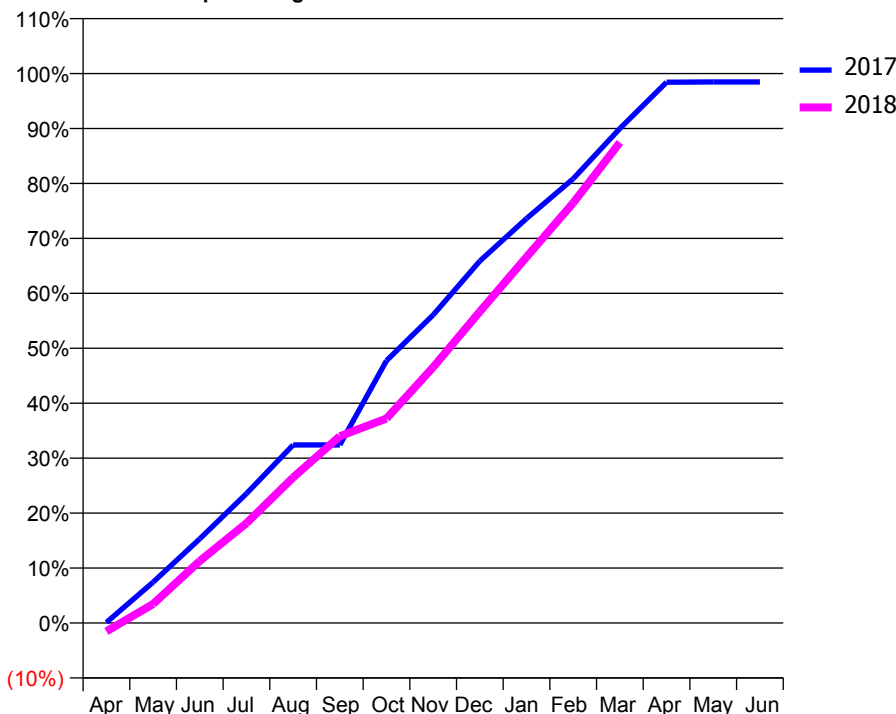
ACCESS*

Patients seen in 24 months	Total	Change since previous quarter
Quarter ending March 2017	4,990	
Quarter ending June 2017	4,955	→
Quarter ending September 2017	4,827	↓
Quarter ending December 2017	4,955	↑
Quarter ending March 2018	4,973	→
Variance since March 2017	(0.3%)	→



ACTIVITY

Cumulative percentage of contracted UDA delivered 2017 & 2018



Month	Adjusted Scheduled Activity (UDA)	
	2017	2018
April	16	-239
May	1,161	538
June	2,393	1,763
July	3,676	2,836
August	5,061	4,135
September	5,061	5,306
October	7,455	5,809
November	8,754	7,267
December	10,284	8,848
January	11,492	10,397
February	12,622	11,936
March	14,050	13,650
April	15,365	
May	15,372	
June	15,373	

QUALITY

	Quantity	Base Number	Contract	AT	Region	England
% of FP17s for the same patient ID Re-attending within 3 months - Children	214	2,342	9.1%	9.5%	11.5%	11.9%
% of FP17s for the same patient ID Re-attending within 3 months - Adults	782	5,166	15.1%	15.2%	15.9%	16.0%
% of FP17s for the same patient ID Re-attending between 3 & 9 months - Children	1,435	2,342	61.3%	59.5%	60.6%	58.3%
% of FP17s for the same patient ID Re-attending between 3 & 9 months - Adults	2,978	5,166	57.6%	50.8%	51.6%	50.3%
% of FP17s for Band 1 Urgent Courses	634	6,904	9.2%	9.6%	9.5%	9.1%
% of FP17s Relating to Free Repair or Replacements	93	6,904	1.3%	0.6%	0.7%	0.8%
% of FP17s Relating to Continuations	1	6,904	0.0%	0.9%	1.0%	1.0%
% of Patients satisfied with the dentistry they have received	2	2	N/A	91.1%	92.0%	91.5%
% of Patients satisfied with the time they had to wait for an appointment	2	2	N/A	88.6%	88.1%	87.9%

* This is based on patients treated on this contract for their most recent course of treatment. Figures in italics indicate the base number of FP17s or Patient Questionnaire responses are less than 100. N/A is shown where the base number of responses is less than 10 during the period. % is calculated as Quantity/Base number*100

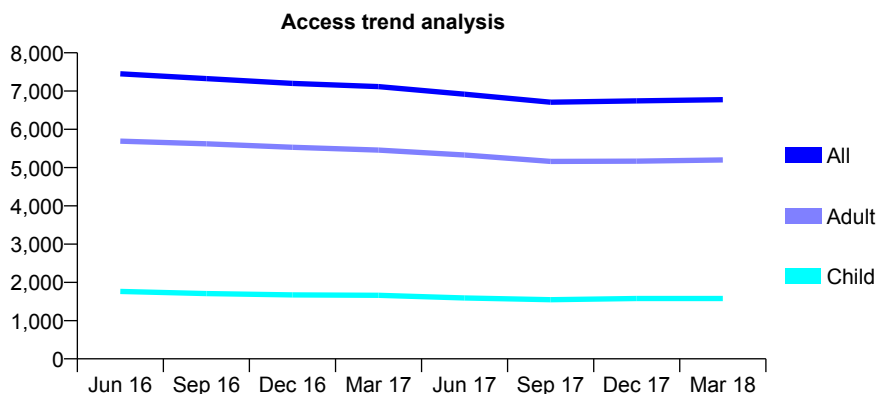
Q68 - Vital Signs At a Glance Contract Report for 325902/0002 - March 2018

Name or company name	MR AS GOUGH
Contract type name	GDS Contract
Purpose of contract	General
Contract start date	01/04/2006
Contract end date	

17/18 Contracted general activity (UDA)	23,284
Carry forward general activity (UDA)	222
17/18 Contracted orthodontic activity (UOA)	0
Carry forward orthodontic activity (UOA)	0
Baseline contract value	£602,483.62

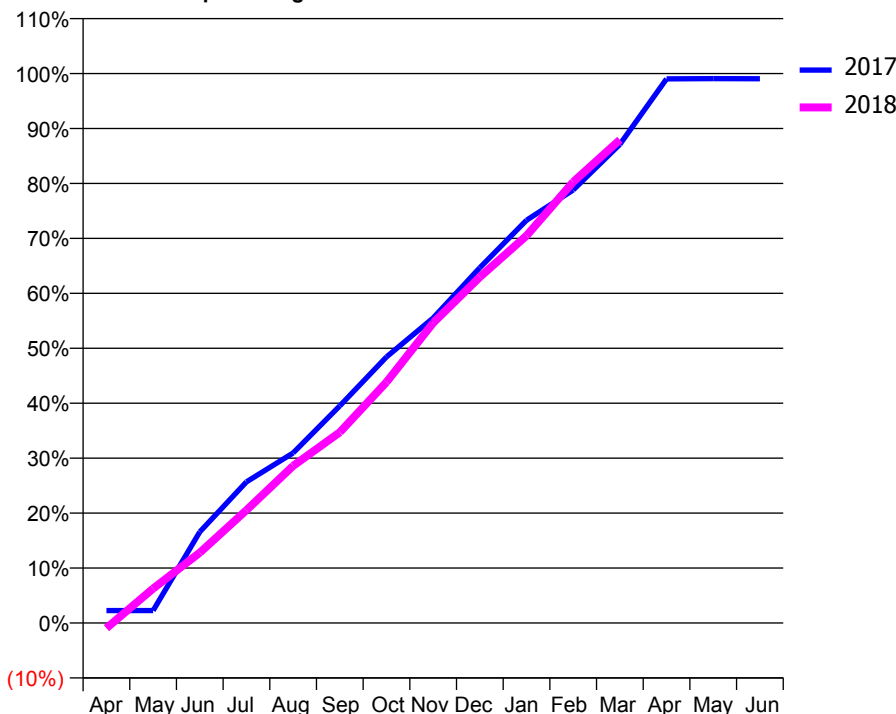
ACCESS*

Patients seen in 24 months	Total	Change since previous quarter
Quarter ending March 2017	7,118	
Quarter ending June 2017	6,919	↓
Quarter ending September 2017	6,707	↓
Quarter ending December 2017	6,744	→
Quarter ending March 2018	6,776	→
Variance since March 2017	(4.8%)	↓



ACTIVITY

Cumulative percentage of contracted UDA delivered 2017 & 2018



Month	Adjusted Scheduled Activity (UDA)	
	2017	2018
April	530	-222
May	530	1,460
June	3,861	2,981
July	5,981	4,780
August	7,209	6,659
September	9,199	8,085
October	11,275	10,206
November	12,925	12,717
December	15,057	14,659
January	17,065	16,414
February	18,351	18,688
March	20,280	20,474
April	23,057	
May	23,066	
June	23,062	

QUALITY

	Quantity	Base Number	Contract	AT	Region	England
% of FP17s for the same patient ID Re-attending within 3 months - Children	175	2,522	6.9%	9.5%	11.5%	11.9%
% of FP17s for the same patient ID Re-attending within 3 months - Adults	1,313	8,299	15.8%	15.2%	15.9%	16.0%
% of FP17s for the same patient ID Re-attending between 3 & 9 months - Children	1,538	2,522	61.0%	59.5%	60.6%	58.3%
% of FP17s for the same patient ID Re-attending between 3 & 9 months - Adults	4,853	8,299	58.5%	50.8%	51.6%	50.3%
% of FP17s for Band 1 Urgent Courses	1,044	9,711	10.8%	9.6%	9.5%	9.1%
% of FP17s Relating to Free Repair or Replacements	145	9,711	1.5%	0.6%	0.7%	0.8%
% of FP17s Relating to Continuations	19	9,711	0.2%	0.9%	1.0%	1.0%
% of Patients satisfied with the dentistry they have received	7	7	N/A	91.1%	92.0%	91.5%
% of Patients satisfied with the time they had to wait for an appointment	7	7	N/A	88.6%	88.1%	87.9%

* This is based on patients treated on this contract for their most recent course of treatment. Figures in italics indicate the base number of FP17s or Patient Questionnaire responses are less than 100. N/A is shown where the base number of responses is less than 10 during the period. % is calculated as Quantity/Base number*100

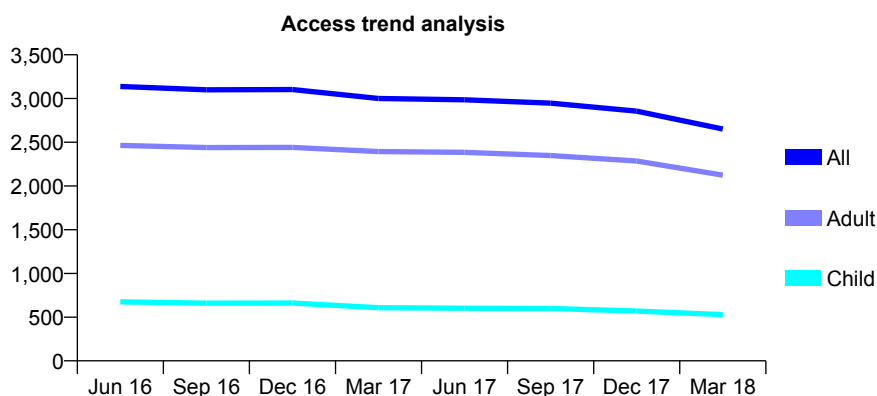
Q68 - Vital Signs At a Glance Contract Report for 326011/0001 - March 2018

Name or company name	MR DM MANSFIELD
Contract type name	GDS Contract
Purpose of contract	General
Contract start date	01/04/2006
Contract end date	

17/18 Contracted general activity (UDA)	10,300
Carry forward general activity (UDA)	0
17/18 Contracted orthodontic activity (UOA)	0
Carry forward orthodontic activity (UOA)	0
Baseline contract value	£235,116.95

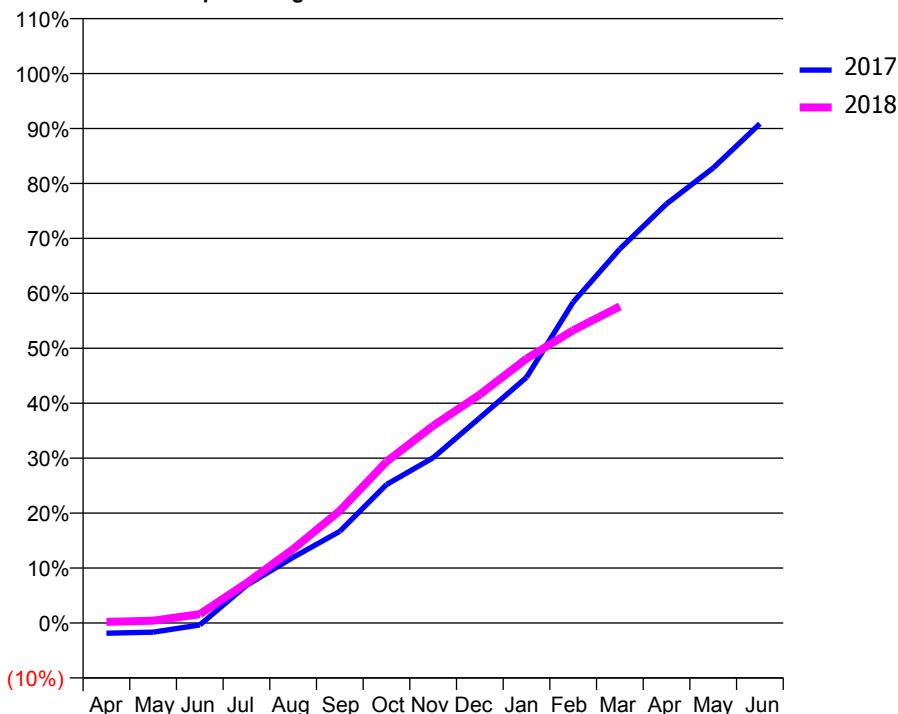
ACCESS*

Patients seen in 24 months	Total	Change since previous quarter
Quarter ending March 2017	3,001	
Quarter ending June 2017	2,986	→
Quarter ending September 2017	2,947	↓
Quarter ending December 2017	2,856	↓
Quarter ending March 2018	2,651	↓
Variance since March 2017	(11.7%)	↓



ACTIVITY

Cumulative percentage of contracted UDA delivered 2017 & 2018



Month	Adjusted Scheduled Activity (UDA)	
	2017	2018
April	-193	21
May	-175	44
June	-39	167
July	707	748
August	1,232	1,386
September	1,718	2,105
October	2,595	3,025
November	3,099	3,699
December	3,849	4,283
January	4,606	4,955
February	6,014	5,487
March	7,013	5,934
April	7,858	
May	8,529	
June	9,360	

QUALITY

	Quantity	Base Number	Contract	AT	Region	England
% of FP17s for the same patient ID Re-attending within 3 months - Children	23	670	3.4%	9.5%	11.5%	11.9%
% of FP17s for the same patient ID Re-attending within 3 months - Adults	504	2,708	18.6%	15.2%	15.9%	16.0%
% of FP17s for the same patient ID Re-attending between 3 & 9 months - Children	339	670	50.6%	59.5%	60.6%	58.3%
% of FP17s for the same patient ID Re-attending between 3 & 9 months - Adults	1,346	2,708	49.7%	50.8%	51.6%	50.3%
% of FP17s for Band 1 Urgent Courses	179	2,437	7.3%	9.6%	9.5%	9.1%
% of FP17s Relating to Free Repair or Replacements	97	2,437	4.0%	0.6%	0.7%	0.8%
% of FP17s Relating to Continuations	43	2,437	1.8%	0.9%	1.0%	1.0%
% of Patients satisfied with the dentistry they have received	2	2	N/A	91.1%	92.0%	91.5%
% of Patients satisfied with the time they had to wait for an appointment	2	2	N/A	88.6%	88.1%	87.9%

* This is based on patients treated on this contract for their most recent course of treatment. Figures in italics indicate the base number of FP17s or Patient Questionnaire responses are less than 100. N/A is shown where the base number of responses is less than 10 during the period. % is calculated as Quantity/Base number*100

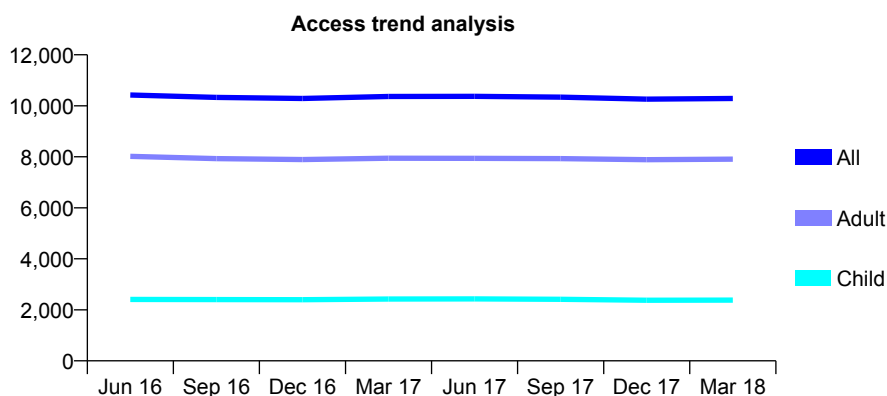
Q68 - Vital Signs At a Glance Contract Report for 331279/0002 - March 2018

Name or company name	Battle Road Dental Practice
Contract type name	GDS Contract
Purpose of contract	General
Contract start date	01/04/2008
Contract end date	

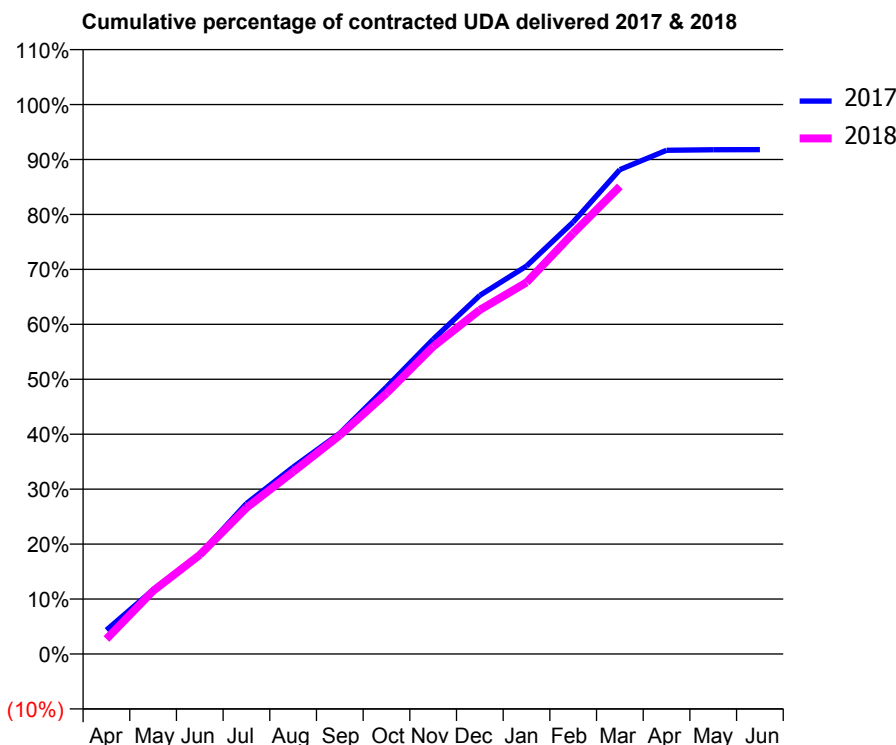
17/18 Contracted general activity (UDA)	30,290
Carry forward general activity (UDA)	0
17/18 Contracted orthodontic activity (UOA)	0
Carry forward orthodontic activity (UOA)	0
Baseline contract value	£814,727.62

ACCESS*

Patients seen in 24 months	Total	Change since previous quarter
Quarter ending March 2017	10,367	
Quarter ending June 2017	10,370	→
Quarter ending September 2017	10,340	→
Quarter ending December 2017	10,261	→
Quarter ending March 2018	10,287	→
Variance since March 2017	(0.8%)	→



ACTIVITY



Month	Adjusted Scheduled Activity (UDA)	
	2017	2018
April	1,320	828
May	3,541	3,478
June	5,497	5,464
July	8,294	8,063
August	10,302	10,042
September	12,172	12,055
October	14,721	14,377
November	17,354	16,944
December	19,766	18,966
January	21,385	20,483
February	23,811	23,193
March	26,697	25,776
April	27,767	
May	27,793	
June	27,801	

QUALITY

	Quantity	Base Number	Contract	AT	Region	England
% of FP17s for the same patient ID Re-attending within 3 months - Children	372	3,777	9.8%	9.5%	11.5%	11.9%
% of FP17s for the same patient ID Re-attending within 3 months - Adults	2,208	12,351	17.9%	15.2%	15.9%	16.0%
% of FP17s for the same patient ID Re-attending between 3 & 9 months - Children	2,435	3,777	64.5%	59.5%	60.6%	58.3%
% of FP17s for the same patient ID Re-attending between 3 & 9 months - Adults	6,990	12,351	56.6%	50.8%	51.6%	50.3%
% of FP17s for Band 1 Urgent Courses	1,717	14,680	11.7%	9.6%	9.5%	9.1%
% of FP17s Relating to Free Repair or Replacements	198	14,680	1.3%	0.6%	0.7%	0.8%
% of FP17s Relating to Continuations	79	14,680	0.5%	0.9%	1.0%	1.0%
% of Patients satisfied with the dentistry they have received	8	9	N/A	91.1%	92.0%	91.5%
% of Patients satisfied with the time they had to wait for an appointment	9	9	N/A	88.6%	88.1%	87.9%

* This is based on patients treated on this contract for their most recent course of treatment. Figures in italics indicate the base number of FP17s or Patient Questionnaire responses are less than 100. N/A is shown where the base number of responses is less than 10 during the period. % is calculated as Quantity/Base number*100

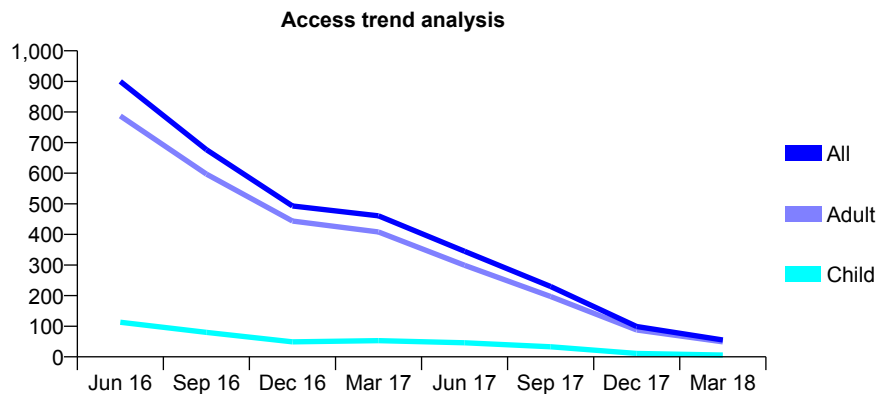
Q68 - Vital Signs At a Glance Contract Report for 331279/0005 - March 2018

Name or company name	Battle Road Dental Practice
Contract type name	GDS Contract
Purpose of contract	General
Contract start date	01/04/2012
Contract end date	

17/18 Contracted general activity (UDA)	4,939
Carry forward general activity (UDA)	0
17/18 Contracted orthodontic activity (UOA)	0
Carry forward orthodontic activity (UOA)	0
Baseline contract value	£112,934.32

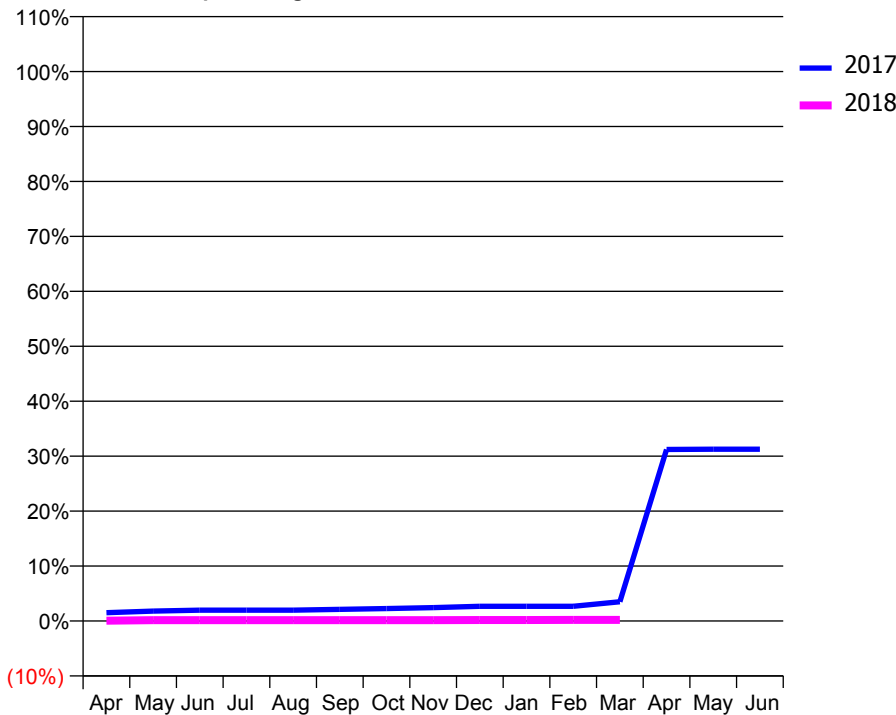
ACCESS*

Patients seen in 24 months	Total	Change since previous quarter
Quarter ending March 2017	461	
Quarter ending June 2017	345	↓
Quarter ending September 2017	230	↓
Quarter ending December 2017	99	↓
Quarter ending March 2018	55	↓
Variance since March 2017	(88.1%)	↓



ACTIVITY

Cumulative percentage of contracted UDA delivered 2017 & 2018



Month	Adjusted Scheduled Activity (UDA)	
	2017	2018
April	29	3
May	35	7
June	38	7
July	38	7
August	38	7
September	41	7
October	44	7
November	47	8
December	52	9
January	52	9
February	52	10
March	68	10
April	605	
May	606	
June	606	

QUALITY

	Quantity	Base Number	Contract	AT	Region	England
% of FP17s for the same patient ID Re-attending within 3 months - Children	1	48	2.1%	9.5%	11.5%	11.9%
% of FP17s for the same patient ID Re-attending within 3 months - Adults	4	197	2.0%	15.2%	15.9%	16.0%
% of FP17s for the same patient ID Re-attending between 3 & 9 months - Children	0	48	0.0%	59.5%	60.6%	58.3%
% of FP17s for the same patient ID Re-attending between 3 & 9 months - Adults	1	197	0.5%	50.8%	51.6%	50.3%
% of FP17s for Band 1 Urgent Courses	1	8	12.5%	9.6%	9.5%	9.1%
% of FP17s Relating to Free Repair or Replacements	0	8	0.0%	0.6%	0.7%	0.8%
% of FP17s Relating to Continuations	2	8	25.0%	0.9%	1.0%	1.0%
% of Patients satisfied with the dentistry they have received	0	0	N/A	91.1%	92.0%	91.5%
% of Patients satisfied with the time they had to wait for an appointment	0	0	N/A	88.6%	88.1%	87.9%

* This is based on patients treated on this contract for their most recent course of treatment. Figures in italics indicate the base number of FP17s or Patient Questionnaire responses are less than 100. N/A is shown where the base number of responses is less than 10 during the period. % is calculated as Quantity/Base number*100

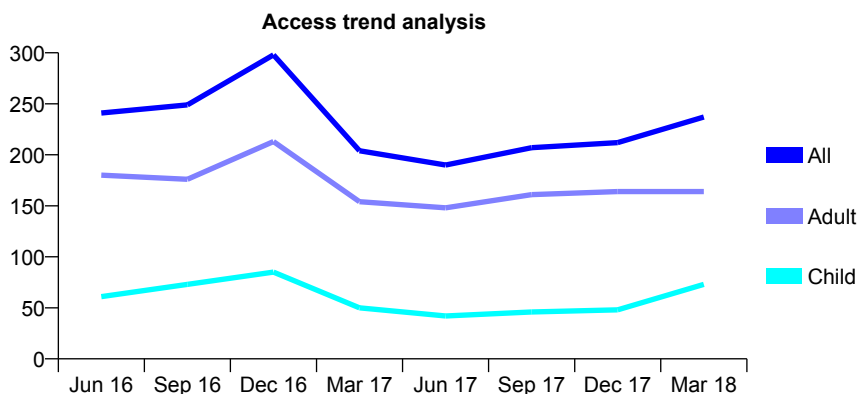
Q68 - Vital Signs At a Glance Contract Report for 331910/0001 - March 2018

Name or company name	MRS RV EVANS
Contract type name	GDS Contract
Purpose of contract	General
Contract start date	01/06/2006
Contract end date	

17/18 Contracted general activity (UDA)	720
Carry forward general activity (UDA)	-15
17/18 Contracted orthodontic activity (UOA)	0
Carry forward orthodontic activity (UOA)	0
Baseline contract value	£20,638.65

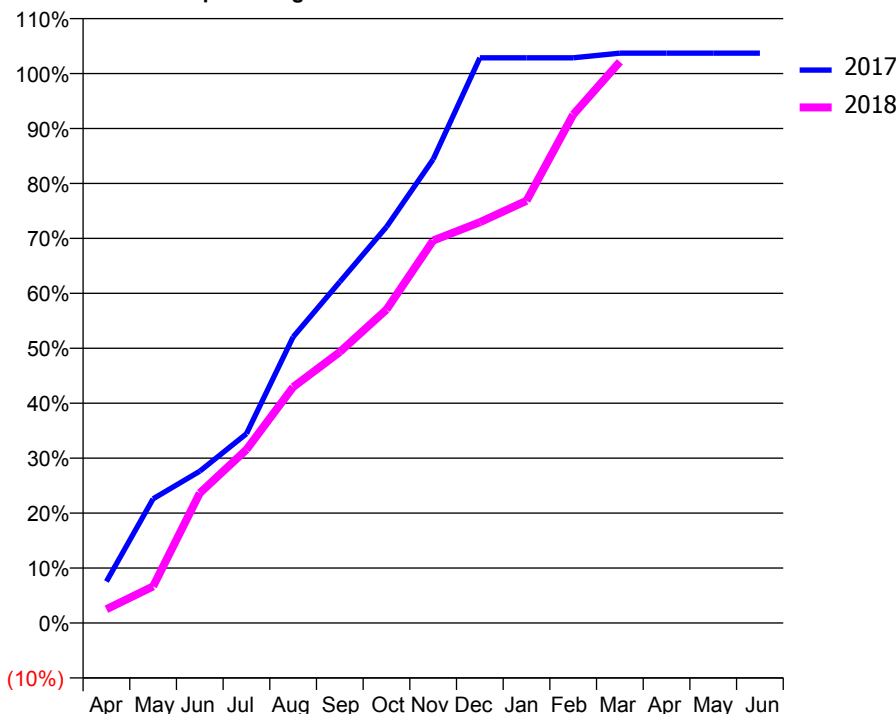
ACCESS*

Patients seen in 24 months	Total	Change since previous quarter
Quarter ending March 2017	204	
Quarter ending June 2017	190	↓
Quarter ending September 2017	207	↑
Quarter ending December 2017	212	↑
Quarter ending March 2018	237	↑
Variance since March 2017	16.2%	↑



ACTIVITY

Cumulative percentage of contracted UDA delivered 2017 & 2018



Month	Adjusted Scheduled Activity (UDA)	
	2017	2018
April	54	18
May	163	48
June	199	170
July	248	227
August	375	309
September	447	355
October	519	411
November	608	501
December	741	525
January	741	553
February	741	666
March	747	735
April	747	
May	747	
June	747	

QUALITY

	Quantity	Base Number	Contract	AT	Region	England
% of FP17s for the same patient ID Re-attending within 3 months - Children	0	77	0.0%	9.5%	11.5%	11.9%
% of FP17s for the same patient ID Re-attending within 3 months - Adults	9	213	4.2%	15.2%	15.9%	16.0%
% of FP17s for the same patient ID Re-attending between 3 & 9 months - Children	5	77	6.5%	59.5%	60.6%	58.3%
% of FP17s for the same patient ID Re-attending between 3 & 9 months - Adults	15	213	7.0%	50.8%	51.6%	50.3%
% of FP17s for Band 1 Urgent Courses	12	290	4.1%	9.6%	9.5%	9.1%
% of FP17s Relating to Free Repair or Replacements	6	290	2.1%	0.6%	0.7%	0.8%
% of FP17s Relating to Continuations	1	290	0.3%	0.9%	1.0%	1.0%
% of Patients satisfied with the dentistry they have received	1	1	N/A	91.1%	92.0%	91.5%
% of Patients satisfied with the time they had to wait for an appointment	1	1	N/A	88.6%	88.1%	87.9%

* This is based on patients treated on this contract for their most recent course of treatment. Figures in italics indicate the base number of FP17s or Patient Questionnaire responses are less than 100. N/A is shown where the base number of responses is less than 10 during the period. % is calculated as Quantity/Base number*100

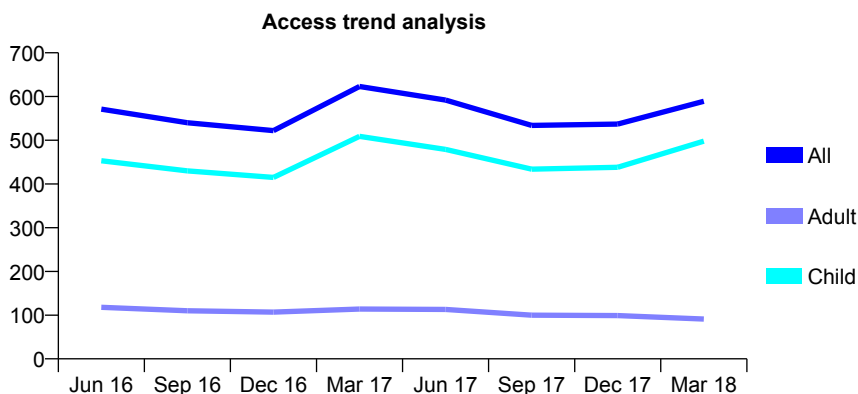
Q68 - Vital Signs At a Glance Contract Report for 332313/0001 - March 2018

Name or company name	MR JJ DREWETT
Contract type name	GDS Contract
Purpose of contract	General
Contract start date	01/04/2006
Contract end date	

17/18 Contracted general activity (UDA)	900
Carry forward general activity (UDA)	-11
17/18 Contracted orthodontic activity (UOA)	0
Carry forward orthodontic activity (UOA)	0
Baseline contract value	£27,196.60

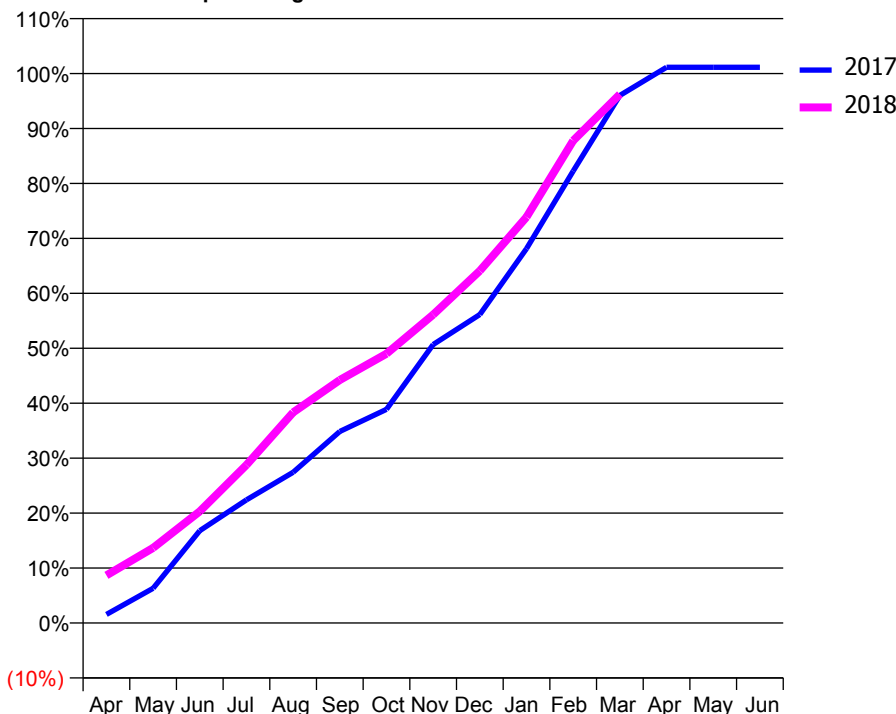
ACCESS*

Patients seen in 24 months	Total	Change since previous quarter
Quarter ending March 2017	623	
Quarter ending June 2017	592	↓
Quarter ending September 2017	534	↓
Quarter ending December 2017	537	→
Quarter ending March 2018	589	↑
Variance since March 2017	(5.5%)	↓



ACTIVITY

Cumulative percentage of contracted UDA delivered 2017 & 2018



Month	Adjusted Scheduled Activity (UDA)	
	2017	2018
April	14	78
May	57	123
June	151	183
July	202	259
August	247	345
September	314	398
October	350	441
November	456	505
December	505	577
January	613	665
February	740	790
March	864	866
April	910	
May	910	
June	910	

QUALITY

	Quantity	Base Number	Contract	AT	Region	England
% of FP17s for the same patient ID Re-attending within 3 months - Children	15	637	2.4%	9.5%	11.5%	11.9%
% of FP17s for the same patient ID Re-attending within 3 months - Adults	5	60	8.3%	15.2%	15.9%	16.0%
% of FP17s for the same patient ID Re-attending between 3 & 9 months - Children	360	637	56.5%	59.5%	60.6%	58.3%
% of FP17s for the same patient ID Re-attending between 3 & 9 months - Adults	38	60	63.3%	50.8%	51.6%	50.3%
% of FP17s for Band 1 Urgent Courses	0	657	0.0%	9.6%	9.5%	9.1%
% of FP17s Relating to Free Repair or Replacements	0	657	0.0%	0.6%	0.7%	0.8%
% of FP17s Relating to Continuations	6	657	0.9%	0.9%	1.0%	1.0%
% of Patients satisfied with the dentistry they have received	0	0	N/A	91.1%	92.0%	91.5%
% of Patients satisfied with the time they had to wait for an appointment	0	0	N/A	88.6%	88.1%	87.9%

* This is based on patients treated on this contract for their most recent course of treatment. Figures in italics indicate the base number of FP17s or Patient Questionnaire responses are less than 100. N/A is shown where the base number of responses is less than 10 during the period. % is calculated as Quantity/Base number*100

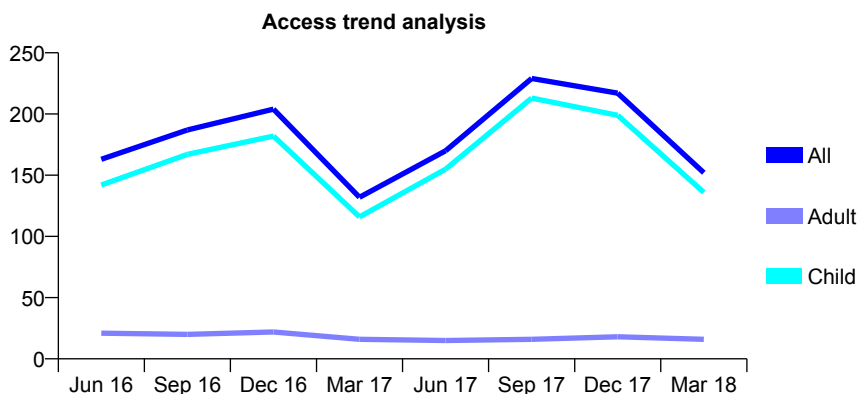
Q68 - Vital Signs At a Glance Contract Report for 332313/0002 - March 2018

Name or company name	MR JJ DREWETT
Contract type name	GDS Contract
Purpose of contract	General
Contract start date	12/05/2014
Contract end date	

17/18 Contracted general activity (UDA)	275
Carry forward general activity (UDA)	-6
17/18 Contracted orthodontic activity (UOA)	0
Carry forward orthodontic activity (UOA)	0
Baseline contract value	£6,180.42

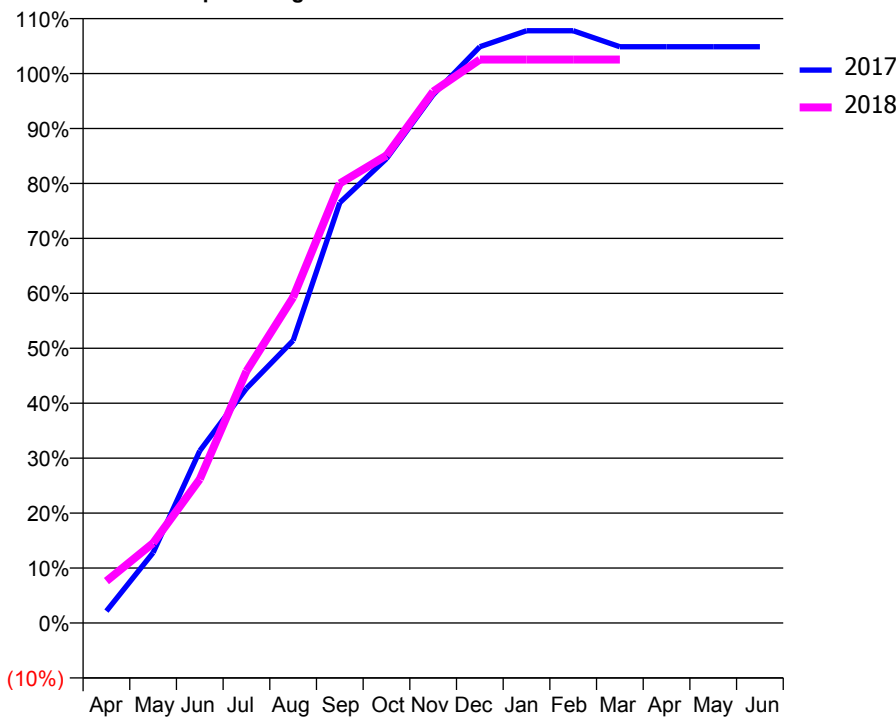
ACCESS*

Patients seen in 24 months	Total	Change since previous quarter
Quarter ending March 2017	132	
Quarter ending June 2017	170	↑
Quarter ending September 2017	229	↑
Quarter ending December 2017	217	↓
Quarter ending March 2018	152	↓
Variance since March 2017	15.2%	↑



ACTIVITY

Cumulative percentage of contracted UDA delivered 2017 & 2018



Month	Adjusted Scheduled Activity (UDA)	
	2017	2018
April	6	21
May	35	40
June	86	72
July	117	126
August	141	163
September	210	220
October	232	234
November	264	266
December	288	282
January	296	282
February	296	282
March	288	282
April	288	
May	288	
June	288	

QUALITY

	Quantity	Base Number	Contract	AT	Region	England
% of FP17s for the same patient ID Re-attending within 3 months - Children	8	212	3.8%	9.5%	11.5%	11.9%
% of FP17s for the same patient ID Re-attending within 3 months - Adults	0	7	0.0%	15.2%	15.9%	16.0%
% of FP17s for the same patient ID Re-attending between 3 & 9 months - Children	48	212	22.6%	59.5%	60.6%	58.3%
% of FP17s for the same patient ID Re-attending between 3 & 9 months - Adults	1	7	14.3%	50.8%	51.6%	50.3%
% of FP17s for Band 1 Urgent Courses	0	219	0.0%	9.6%	9.5%	9.1%
% of FP17s Relating to Free Repair or Replacements	0	219	0.0%	0.6%	0.7%	0.8%
% of FP17s Relating to Continuations	1	219	0.5%	0.9%	1.0%	1.0%
% of Patients satisfied with the dentistry they have received	0	0	N/A	91.1%	92.0%	91.5%
% of Patients satisfied with the time they had to wait for an appointment	0	0	N/A	88.6%	88.1%	87.9%

* This is based on patients treated on this contract for their most recent course of treatment. Figures in italics indicate the base number of FP17s or Patient Questionnaire responses are less than 100. N/A is shown where the base number of responses is less than 10 during the period. % is calculated as Quantity/Base number*100

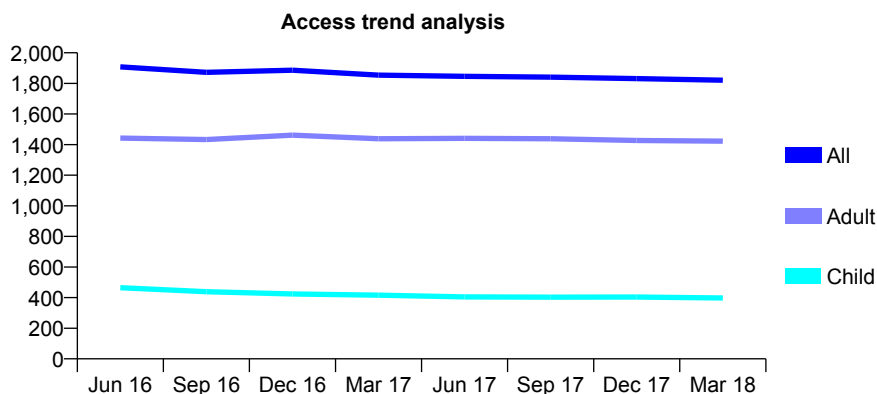
Q68 - Vital Signs At a Glance Contract Report for 333506/0001 - March 2018

Name or company name	MISS TL TRAN
Contract type name	GDS Contract
Purpose of contract	General
Contract start date	01/04/2006
Contract end date	

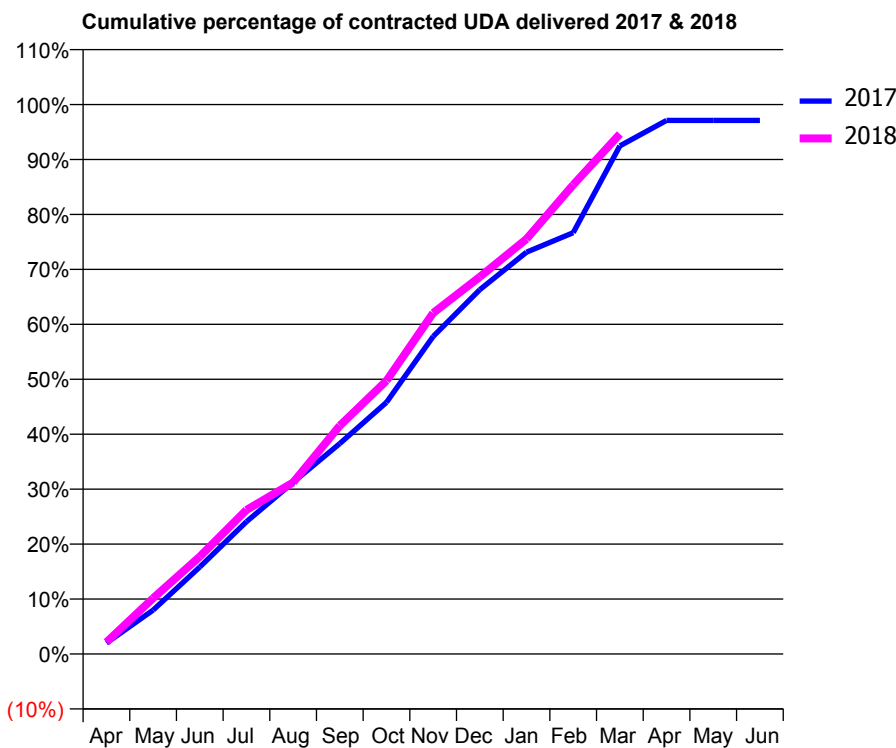
17/18 Contracted general activity (UDA)	5,081
Carry forward general activity (UDA)	147
17/18 Contracted orthodontic activity (UOA)	0
Carry forward orthodontic activity (UOA)	0
Baseline contract value	£125,321.41

ACCESS*

Patients seen in 24 months	Total	Change since previous quarter
Quarter ending March 2017	1,854	
Quarter ending June 2017	1,846	→
Quarter ending September 2017	1,841	→
Quarter ending December 2017	1,831	→
Quarter ending March 2018	1,821	→
Variance since March 2017	(1.8%)	↓



ACTIVITY



Month	Adjusted Scheduled Activity (UDA)	
	2017	2018
April	102	110
May	406	516
June	804	901
July	1,224	1,332
August	1,588	1,586
September	1,947	2,112
October	2,327	2,527
November	2,936	3,153
December	3,369	3,488
January	3,716	3,837
February	3,896	4,338
March	4,698	4,808
April	4,934	
May	4,934	
June	4,934	

QUALITY

	Quantity	Base Number	Contract	AT	Region	England
% of FP17s for the same patient ID Re-attending within 3 months - Children	21	656	3.2%	9.5%	11.5%	11.9%
% of FP17s for the same patient ID Re-attending within 3 months - Adults	226	2,313	9.8%	15.2%	15.9%	16.0%
% of FP17s for the same patient ID Re-attending between 3 & 9 months - Children	470	656	71.6%	59.5%	60.6%	58.3%
% of FP17s for the same patient ID Re-attending between 3 & 9 months - Adults	1,627	2,313	70.3%	50.8%	51.6%	50.3%
% of FP17s for Band 1 Urgent Courses	57	2,844	2.0%	9.6%	9.5%	9.1%
% of FP17s Relating to Free Repair or Replacements	9	2,844	0.3%	0.6%	0.7%	0.8%
% of FP17s Relating to Continuations	76	2,844	2.7%	0.9%	1.0%	1.0%
% of Patients satisfied with the dentistry they have received	1	1	N/A	91.1%	92.0%	91.5%
% of Patients satisfied with the time they had to wait for an appointment	1	1	N/A	88.6%	88.1%	87.9%

* This is based on patients treated on this contract for their most recent course of treatment. Figures in italics indicate the base number of FP17s or Patient Questionnaire responses are less than 100. N/A is shown where the base number of responses is less than 10 during the period. % is calculated as Quantity/Base number*100

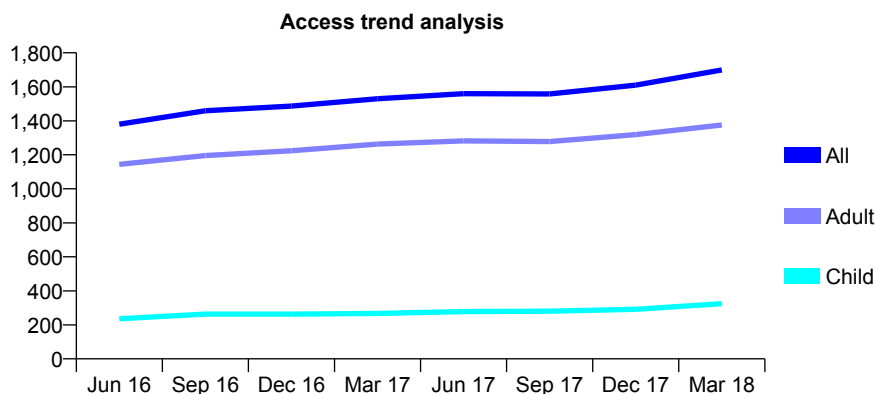
Q68 - Vital Signs At a Glance Contract Report for 333506/0002 - March 2018

Name or company name	MISS TL TRAN
Contract type name	GDS Contract
Purpose of contract	General
Contract start date	01/04/2015
Contract end date	

17/18 Contracted general activity (UDA)	5,700
Carry forward general activity (UDA)	0
17/18 Contracted orthodontic activity (UOA)	0
Carry forward orthodontic activity (UOA)	0
Baseline contract value	£128,130.58

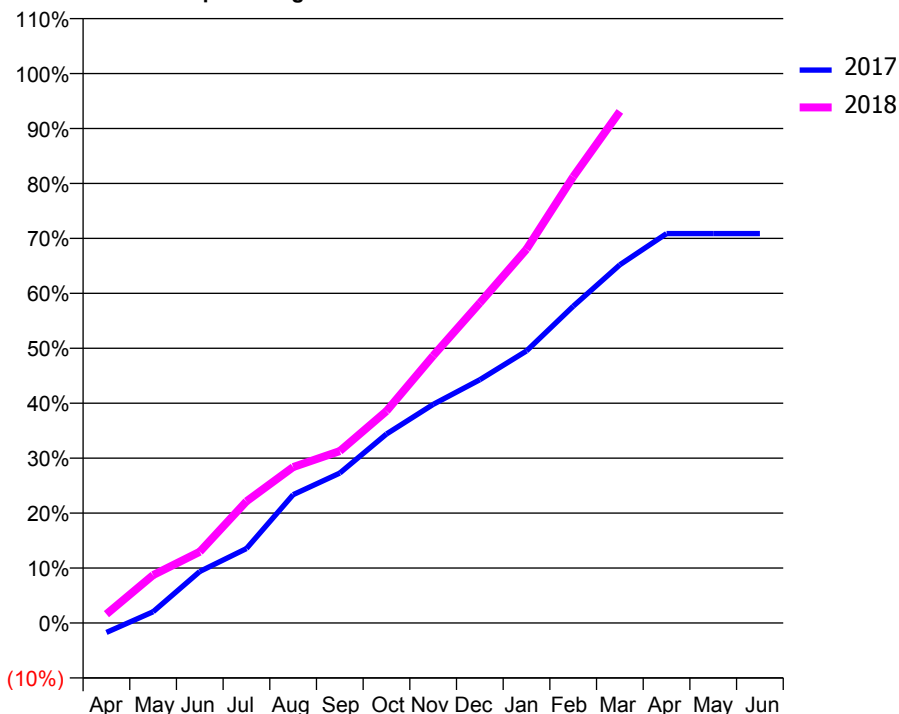
ACCESS*

Patients seen in 24 months	Total	Change since previous quarter
Quarter ending March 2017	1,530	
Quarter ending June 2017	1,560	→
Quarter ending September 2017	1,558	→
Quarter ending December 2017	1,610	↑
Quarter ending March 2018	1,699	↑
Variance since March 2017	11.0%	↑



ACTIVITY

Cumulative percentage of contracted UDA delivered 2017 & 2018



Month	Adjusted Scheduled Activity (UDA)	
	2017	2018
April	-99	92
May	116	497
June	534	739
July	773	1,262
August	1,331	1,617
September	1,556	1,784
October	1,961	2,198
November	2,268	2,773
December	2,524	3,320
January	2,822	3,878
February	3,286	4,629
March	3,716	5,307
April	4,040	
May	4,040	
June	4,040	

QUALITY

	Quantity	Base Number	Contract	AT	Region	England
% of FP17s for the same patient ID Re-attending within 3 months - Children	28	450	6.2%	9.5%	11.5%	11.9%
% of FP17s for the same patient ID Re-attending within 3 months - Adults	235	1,856	12.7%	15.2%	15.9%	16.0%
% of FP17s for the same patient ID Re-attending between 3 & 9 months - Children	248	450	55.1%	59.5%	60.6%	58.3%
% of FP17s for the same patient ID Re-attending between 3 & 9 months - Adults	915	1,856	49.3%	50.8%	51.6%	50.3%
% of FP17s for Band 1 Urgent Courses	91	2,226	4.1%	9.6%	9.5%	9.1%
% of FP17s Relating to Free Repair or Replacements	6	2,226	0.3%	0.6%	0.7%	0.8%
% of FP17s Relating to Continuations	69	2,226	3.1%	0.9%	1.0%	1.0%
% of Patients satisfied with the dentistry they have received	0	0	N/A	91.1%	92.0%	91.5%
% of Patients satisfied with the time they had to wait for an appointment	0	0	N/A	88.6%	88.1%	87.9%

* This is based on patients treated on this contract for their most recent course of treatment. Figures in italics indicate the base number of FP17s or Patient Questionnaire responses are less than 100. N/A is shown where the base number of responses is less than 10 during the period. % is calculated as Quantity/Base number*100

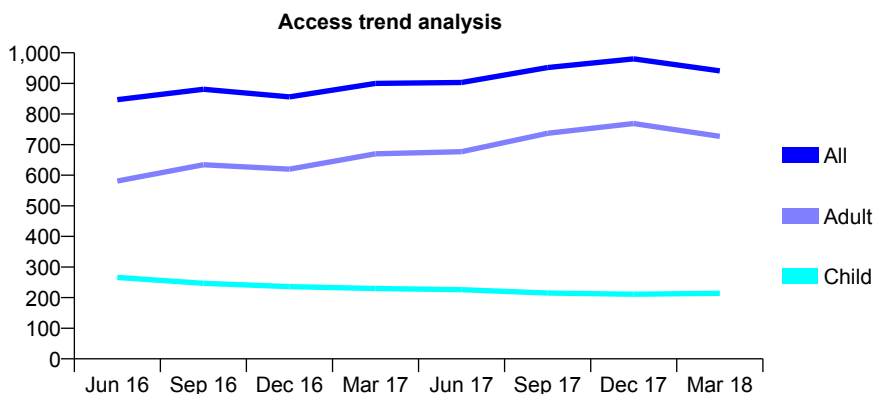
Q68 - Vital Signs At a Glance Contract Report for 334251/0001 - March 2018

Name or company name	MR AD BROWN
Contract type name	GDS Contract
Purpose of contract	General
Contract start date	01/04/2006
Contract end date	

17/18 Contracted general activity (UDA)	2,392
Carry forward general activity (UDA)	1
17/18 Contracted orthodontic activity (UOA)	0
Carry forward orthodontic activity (UOA)	0
Baseline contract value	£58,213.57

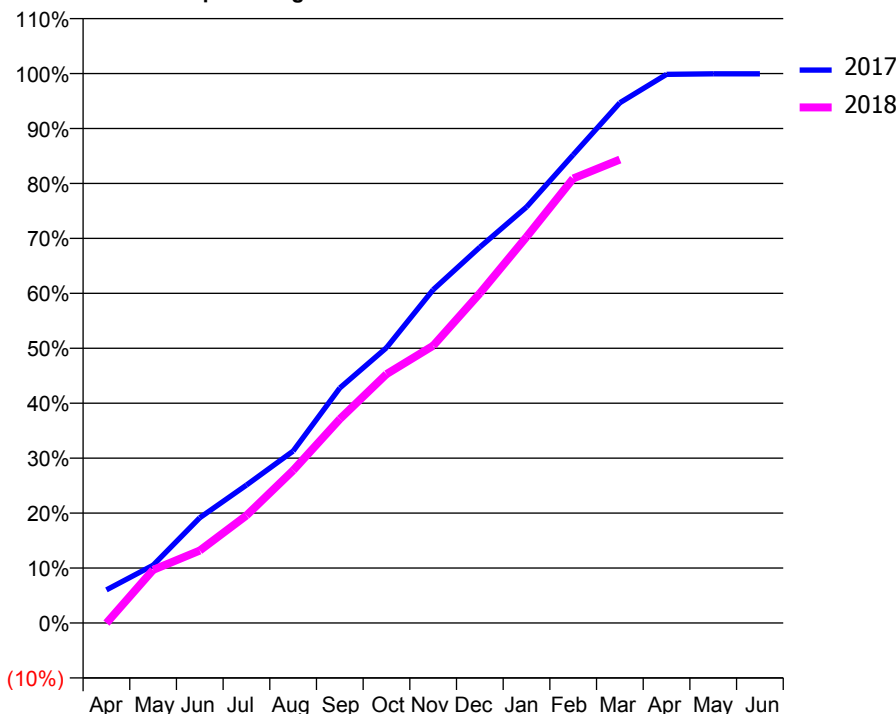
ACCESS*

Patients seen in 24 months	Total	Change since previous quarter
Quarter ending March 2017	900	
Quarter ending June 2017	903	→
Quarter ending September 2017	952	↑
Quarter ending December 2017	980	↑
Quarter ending March 2018	941	↓
Variance since March 2017	4.6%	↑



ACTIVITY

Cumulative percentage of contracted UDA delivered 2017 & 2018



Month	Adjusted Scheduled Activity (UDA)	
	2017	2018
April	144	-1
May	251	231
June	458	315
July	600	468
August	749	665
September	1,023	888
October	1,198	1,083
November	1,451	1,207
December	1,636	1,435
January	1,811	1,681
February	2,038	1,935
March	2,265	2,017
April	2,389	
May	2,390	
June	2,390	

QUALITY

	Quantity	Base Number	Contract	AT	Region	England
% of FP17s for the same patient ID Re-attending within 3 months - Children	19	298	6.4%	9.5%	11.5%	11.9%
% of FP17s for the same patient ID Re-attending within 3 months - Adults	30	754	4.0%	15.2%	15.9%	16.0%
% of FP17s for the same patient ID Re-attending between 3 & 9 months - Children	144	298	48.3%	59.5%	60.6%	58.3%
% of FP17s for the same patient ID Re-attending between 3 & 9 months - Adults	130	754	17.2%	50.8%	51.6%	50.3%
% of FP17s for Band 1 Urgent Courses	27	1,000	2.7%	9.6%	9.5%	9.1%
% of FP17s Relating to Free Repair or Replacements	0	1,000	0.0%	0.6%	0.7%	0.8%
% of FP17s Relating to Continuations	1	1,000	0.1%	0.9%	1.0%	1.0%
% of Patients satisfied with the dentistry they have received	2	2	N/A	91.1%	92.0%	91.5%
% of Patients satisfied with the time they had to wait for an appointment	2	2	N/A	88.6%	88.1%	87.9%

* This is based on patients treated on this contract for their most recent course of treatment. Figures in italics indicate the base number of FP17s or Patient Questionnaire responses are less than 100. N/A is shown where the base number of responses is less than 10 during the period. % is calculated as Quantity/Base number*100

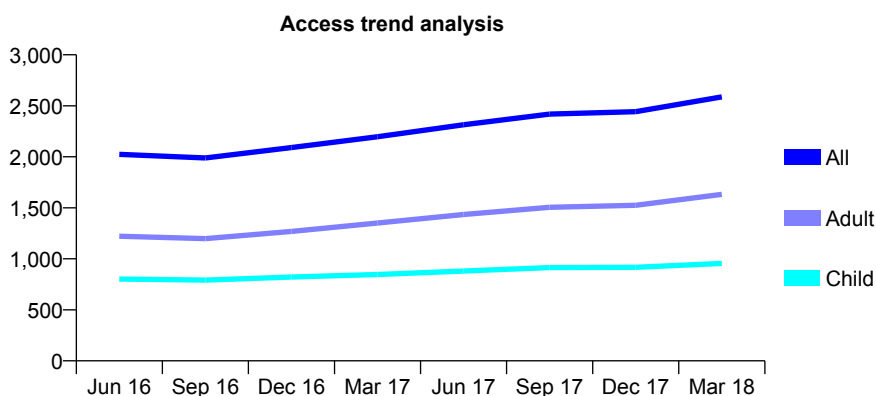
Q68 - Vital Signs At a Glance Contract Report for 336688/0001 - March 2018

Name or company name	MISS CR CAREY
Contract type name	GDS Contract
Purpose of contract	General
Contract start date	01/11/2006
Contract end date	

17/18 Contracted general activity (UDA)	5,000
Carry forward general activity (UDA)	0
17/18 Contracted orthodontic activity (UOA)	0
Carry forward orthodontic activity (UOA)	0
Baseline contract value	£115,429.91

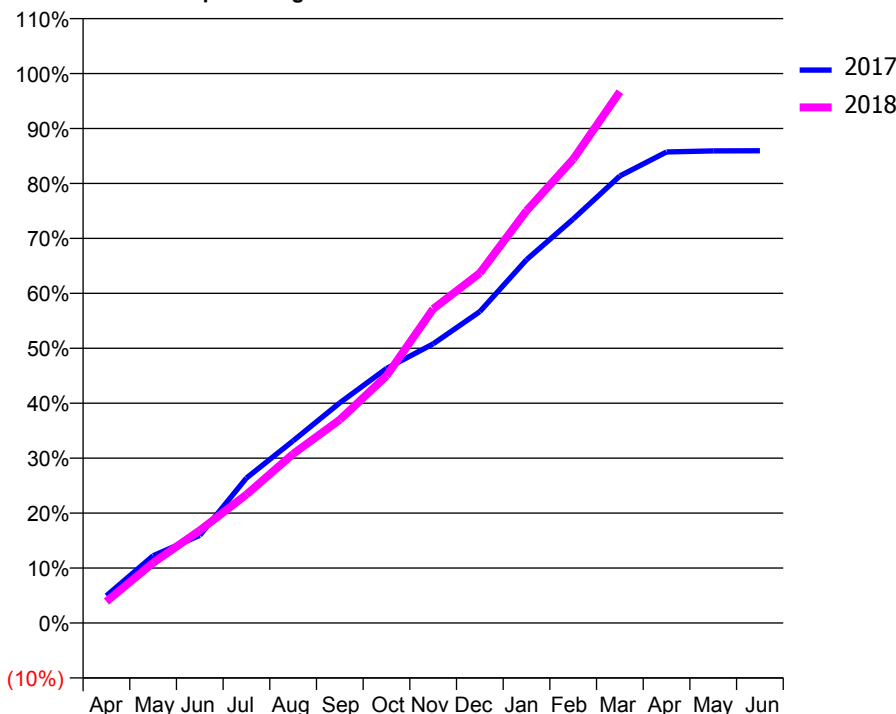
ACCESS*

Patients seen in 24 months	Total	Change since previous quarter
Quarter ending March 2017	2,197	
Quarter ending June 2017	2,314	↑
Quarter ending September 2017	2,419	↑
Quarter ending December 2017	2,442	→
Quarter ending March 2018	2,587	↑
Variance since March 2017	17.8%	↑



ACTIVITY

Cumulative percentage of contracted UDA delivered 2017 & 2018



Month	Adjusted Scheduled Activity (UDA)	
	2017	2018
April	248	196
May	612	547
June	798	843
July	1,319	1,169
August	1,658	1,540
September	2,004	1,850
October	2,315	2,248
November	2,540	2,858
December	2,834	3,184
January	3,306	3,751
February	3,676	4,220
March	4,068	4,834
April	4,287	
May	4,296	
June	4,297	

QUALITY

	Quantity	Base Number	Contract	AT	Region	England
% of FP17s for the same patient ID Re-attending within 3 months - Children	169	1,715	9.9%	9.5%	11.5%	11.9%
% of FP17s for the same patient ID Re-attending within 3 months - Adults	300	2,386	12.6%	15.2%	15.9%	16.0%
% of FP17s for the same patient ID Re-attending between 3 & 9 months - Children	1,004	1,715	58.5%	59.5%	60.6%	58.3%
% of FP17s for the same patient ID Re-attending between 3 & 9 months - Adults	1,088	2,386	45.6%	50.8%	51.6%	50.3%
% of FP17s for Band 1 Urgent Courses	101	2,944	3.4%	9.6%	9.5%	9.1%
% of FP17s Relating to Free Repair or Replacements	4	2,944	0.1%	0.6%	0.7%	0.8%
% of FP17s Relating to Continuations	6	2,944	0.2%	0.9%	1.0%	1.0%
% of Patients satisfied with the dentistry they have received	1	1	N/A	91.1%	92.0%	91.5%
% of Patients satisfied with the time they had to wait for an appointment	1	1	N/A	88.6%	88.1%	87.9%

* This is based on patients treated on this contract for their most recent course of treatment. Figures in italics indicate the base number of FP17s or Patient Questionnaire responses are less than 100. N/A is shown where the base number of responses is less than 10 during the period. % is calculated as Quantity/Base number*100

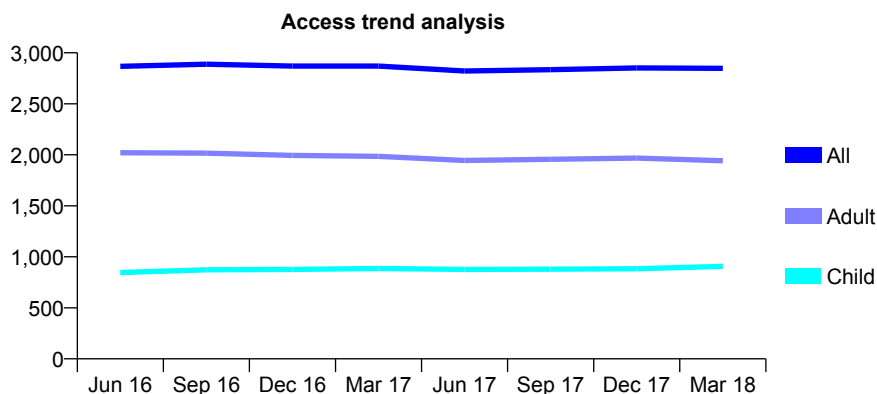
Q68 - Vital Signs At a Glance Contract Report for 336785/0005 - March 2018

Name or company name	MRS KS RADIA
Contract type name	GDS Contract
Purpose of contract	General
Contract start date	09/07/2014
Contract end date	

17/18 Contracted general activity (UDA)	7,000
Carry forward general activity (UDA)	-27
17/18 Contracted orthodontic activity (UOA)	0
Carry forward orthodontic activity (UOA)	0
Baseline contract value	£157,346.28

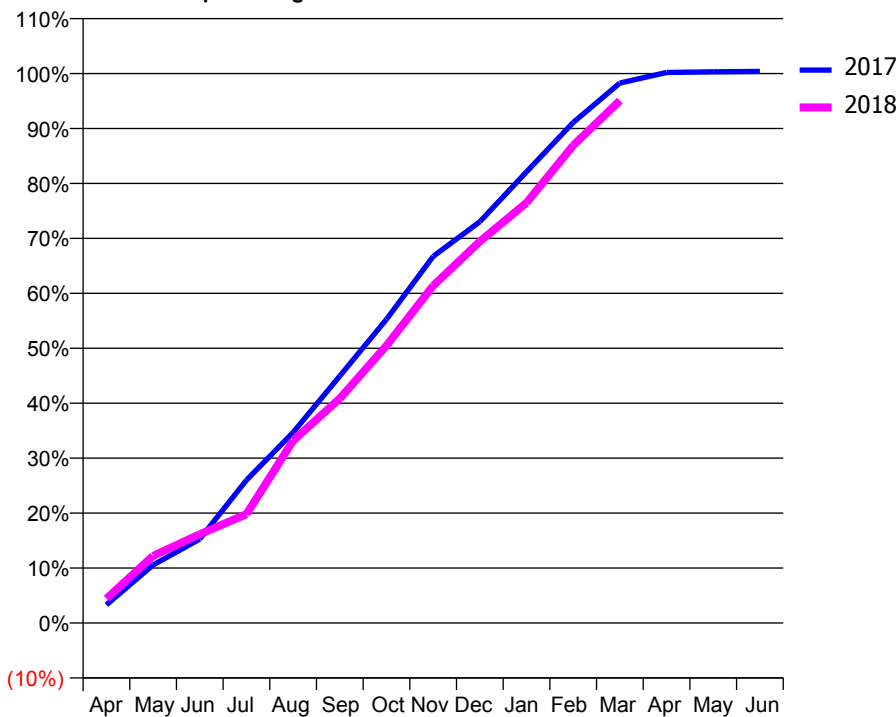
ACCESS*

Patients seen in 24 months	Total	Change since previous quarter
Quarter ending March 2017	2,870	
Quarter ending June 2017	2,821	↓
Quarter ending September 2017	2,835	→
Quarter ending December 2017	2,851	→
Quarter ending March 2018	2,848	→
Variance since March 2017	(0.8%)	→



ACTIVITY

Cumulative percentage of contracted UDA delivered 2017 & 2018



Month	Adjusted Scheduled Activity (UDA)	
	2017	2018
April	232	311
May	740	856
June	1,069	1,131
July	1,821	1,386
August	2,429	2,323
September	3,146	2,860
October	3,870	3,534
November	4,671	4,296
December	5,112	4,861
January	5,747	5,353
February	6,376	6,084
March	6,878	6,654
April	7,013	
May	7,021	
June	7,027	

QUALITY

	Quantity	Base Number	Contract	AT	Region	England
% of FP17s for the same patient ID Re-attending within 3 months - Children	110	1,430	7.7%	9.5%	11.5%	11.9%
% of FP17s for the same patient ID Re-attending within 3 months - Adults	309	2,375	13.0%	15.2%	15.9%	16.0%
% of FP17s for the same patient ID Re-attending between 3 & 9 months - Children	867	1,430	60.6%	59.5%	60.6%	58.3%
% of FP17s for the same patient ID Re-attending between 3 & 9 months - Adults	1,128	2,375	47.5%	50.8%	51.6%	50.3%
% of FP17s for Band 1 Urgent Courses	357	3,716	9.6%	9.6%	9.5%	9.1%
% of FP17s Relating to Free Repair or Replacements	14	3,716	0.4%	0.6%	0.7%	0.8%
% of FP17s Relating to Continuations	6	3,716	0.2%	0.9%	1.0%	1.0%
% of Patients satisfied with the dentistry they have received	9	10	90.0%	91.1%	92.0%	91.5%
% of Patients satisfied with the time they had to wait for an appointment	8	10	80.0%	88.6%	88.1%	87.9%

* This is based on patients treated on this contract for their most recent course of treatment. Figures in italics indicate the base number of FP17s or Patient Questionnaire responses are less than 100. N/A is shown where the base number of responses is less than 10 during the period. % is calculated as Quantity/Base number*100

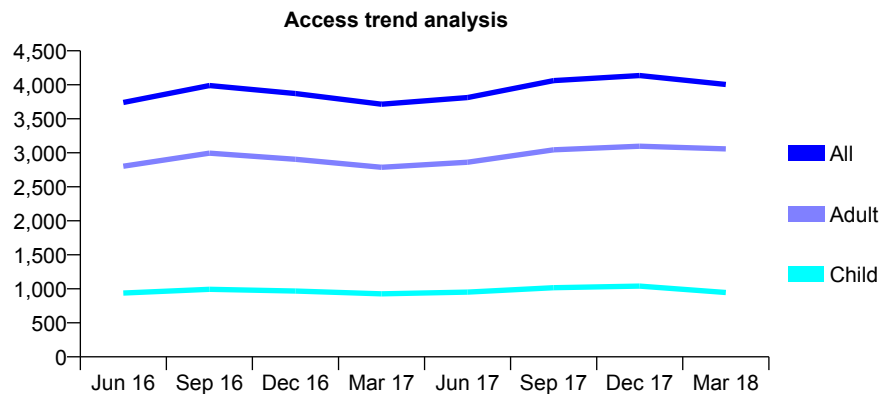
Q68 - Vital Signs At a Glance Contract Report for 337242/0001 - March 2018

Name or company name	MR CI ANDREASSON
Contract type name	GDS Contract
Purpose of contract	General
Contract start date	01/04/2006
Contract end date	

17/18 Contracted general activity (UDA)	12,656
Carry forward general activity (UDA)	-217
17/18 Contracted orthodontic activity (UOA)	0
Carry forward orthodontic activity (UOA)	0
Baseline contract value	£443,385.47

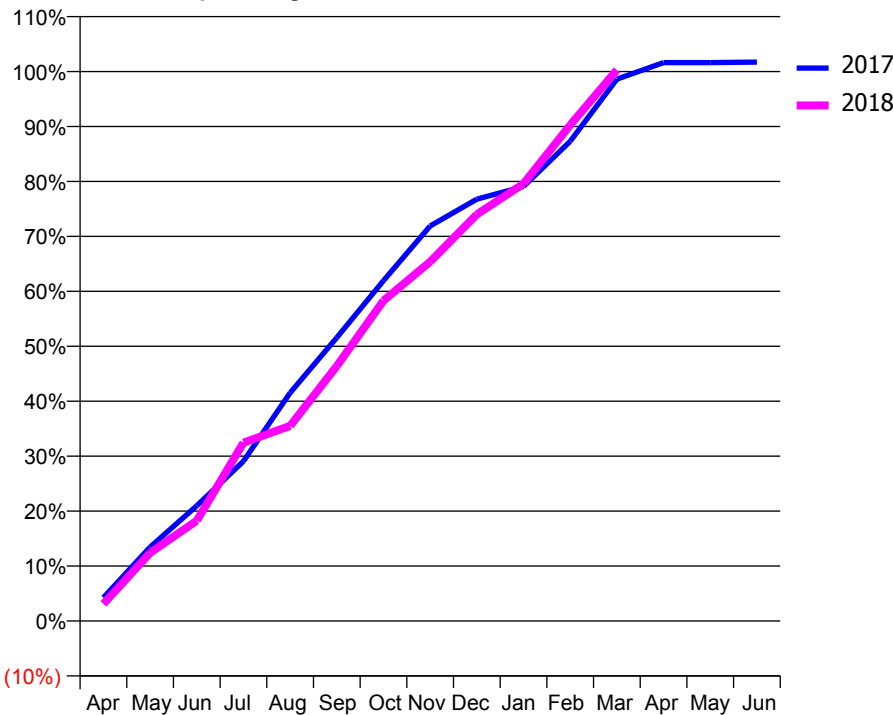
ACCESS*

Patients seen in 24 months	Total	Change since previous quarter
Quarter ending March 2017	3,715	
Quarter ending June 2017	3,813	↑
Quarter ending September 2017	4,061	↑
Quarter ending December 2017	4,137	→
Quarter ending March 2018	4,005	↓
Variance since March 2017	7.8%	↑



ACTIVITY

Cumulative percentage of contracted UDA delivered 2017 & 2018



Month	Adjusted Scheduled Activity (UDA)	
	2017	2018
April	539	393
May	1,704	1,571
June	2,654	2,312
July	3,680	4,107
August	5,256	4,495
September	6,528	5,873
October	7,840	7,379
November	9,098	8,275
December	9,715	9,367
January	10,009	10,073
February	11,048	11,422
March	12,478	12,691
April	12,861	
May	12,861	
June	12,873	

QUALITY

	Quantity	Base Number	Contract	AT	Region	England
% of FP17s for the same patient ID Re-attending within 3 months - Children	83	1,443	5.8%	9.5%	11.5%	11.9%
% of FP17s for the same patient ID Re-attending within 3 months - Adults	515	4,337	11.9%	15.2%	15.9%	16.0%
% of FP17s for the same patient ID Re-attending between 3 & 9 months - Children	721	1,443	50.0%	59.5%	60.6%	58.3%
% of FP17s for the same patient ID Re-attending between 3 & 9 months - Adults	1,919	4,337	44.2%	50.8%	51.6%	50.3%
% of FP17s for Band 1 Urgent Courses	369	5,617	6.6%	9.6%	9.5%	9.1%
% of FP17s Relating to Free Repair or Replacements	39	5,617	0.7%	0.6%	0.7%	0.8%
% of FP17s Relating to Continuations	19	5,617	0.3%	0.9%	1.0%	1.0%
% of Patients satisfied with the dentistry they have received	8	8	N/A	91.1%	92.0%	91.5%
% of Patients satisfied with the time they had to wait for an appointment	7	8	N/A	88.6%	88.1%	87.9%

* This is based on patients treated on this contract for their most recent course of treatment. Figures in italics indicate the base number of FP17s or Patient Questionnaire responses are less than 100. N/A is shown where the base number of responses is less than 10 during the period. % is calculated as Quantity/Base number*100

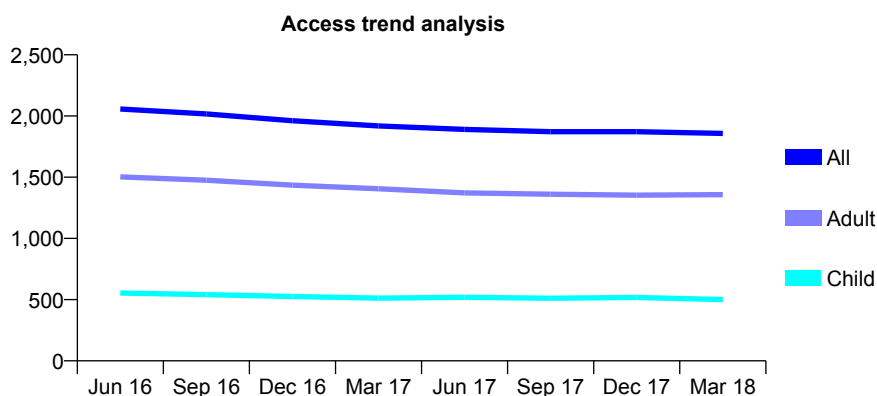
Q68 - Vital Signs At a Glance Contract Report for 337358/0001 - March 2018

Name or company name	MR NS KONDEL
Contract type name	GDS Contract
Purpose of contract	General
Contract start date	01/04/2006
Contract end date	

17/18 Contracted general activity (UDA)	5,535
Carry forward general activity (UDA)	-111
17/18 Contracted orthodontic activity (UOA)	0
Carry forward orthodontic activity (UOA)	0
Baseline contract value	£137,176.58

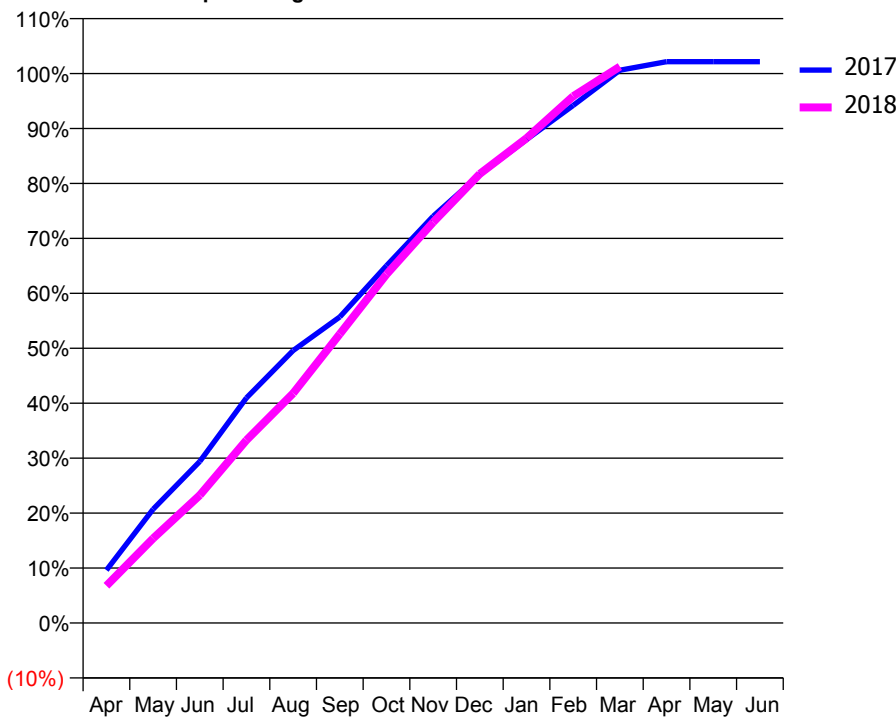
ACCESS*

Patients seen in 24 months	Total	Change since previous quarter
Quarter ending March 2017	1,919	
Quarter ending June 2017	1,891	↓
Quarter ending September 2017	1,872	↓
Quarter ending December 2017	1,872	→
Quarter ending March 2018	1,858	→
Variance since March 2017	(3.2%)	↓



ACTIVITY

Cumulative percentage of contracted UDA delivered 2017 & 2018



Month	Adjusted Scheduled Activity (UDA)	
	2017	2018
April	533	375
May	1,147	853
June	1,627	1,287
July	2,268	1,842
August	2,745	2,314
September	3,083	2,911
October	3,598	3,512
November	4,098	4,036
December	4,517	4,525
January	4,869	4,883
February	5,213	5,306
March	5,568	5,605
April	5,655	
May	5,655	
June	5,655	

QUALITY

	Quantity	Base Number	Contract	AT	Region	England
% of FP17s for the same patient ID Re-attending within 3 months - Children	142	847	16.8%	9.5%	11.5%	11.9%
% of FP17s for the same patient ID Re-attending within 3 months - Adults	482	2,210	21.8%	15.2%	15.9%	16.0%
% of FP17s for the same patient ID Re-attending between 3 & 9 months - Children	482	847	56.9%	59.5%	60.6%	58.3%
% of FP17s for the same patient ID Re-attending between 3 & 9 months - Adults	1,237	2,210	56.0%	50.8%	51.6%	50.3%
% of FP17s for Band 1 Urgent Courses	300	2,999	10.0%	9.6%	9.5%	9.1%
% of FP17s Relating to Free Repair or Replacements	26	2,999	0.9%	0.6%	0.7%	0.8%
% of FP17s Relating to Continuations	2	2,999	0.1%	0.9%	1.0%	1.0%
% of Patients satisfied with the dentistry they have received	3	3	N/A	91.1%	92.0%	91.5%
% of Patients satisfied with the time they had to wait for an appointment	3	3	N/A	88.6%	88.1%	87.9%

* This is based on patients treated on this contract for their most recent course of treatment. Figures in italics indicate the base number of FP17s or Patient Questionnaire responses are less than 100. N/A is shown where the base number of responses is less than 10 during the period. % is calculated as Quantity/Base number*100

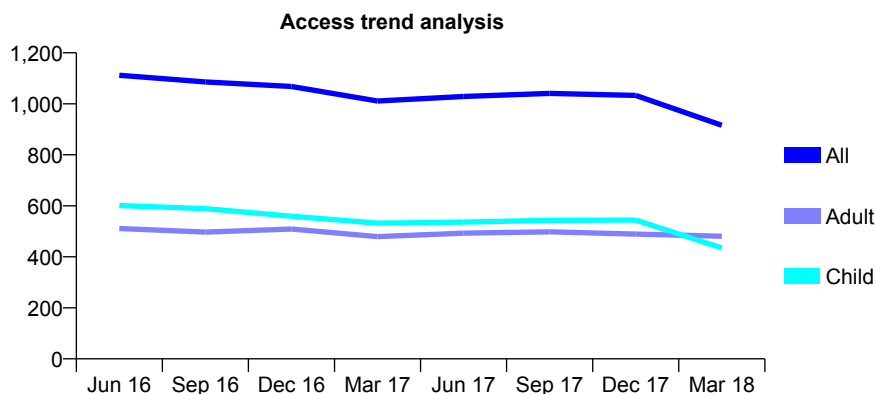
Q68 - Vital Signs At a Glance Contract Report for 340081/0001 - March 2018

Name or company name	MISS NB MUSTAFA
Contract type name	PDS Contract
Purpose of contract	General
Contract start date	01/04/2006
Contract end date	31/01/2018

17/18 Contracted general activity (UDA)	2,645
Carry forward general activity (UDA)	-9
17/18 Contracted orthodontic activity (UOA)	0
Carry forward orthodontic activity (UOA)	0
Baseline contract value	£66,548.19

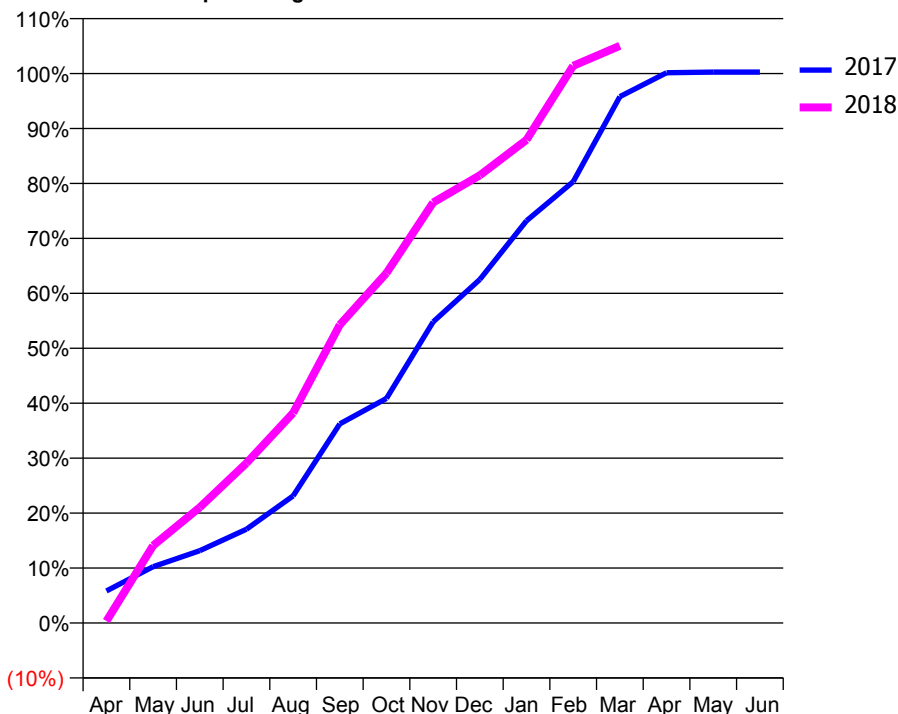
ACCESS*

Patients seen in 24 months	Total	Change since previous quarter
Quarter ending March 2017	1,011	
Quarter ending June 2017	1,029	→
Quarter ending September 2017	1,041	→
Quarter ending December 2017	1,033	→
Quarter ending March 2018	916	↓
Variance since March 2017	(9.4%)	↓



ACTIVITY

Cumulative percentage of contracted UDA delivered 2017 & 2018



Adjusted Scheduled Activity (UDA)		
Month	2017	2018
April	185	9
May	325	372
June	418	557
July	542	770
August	734	1,011
September	1,150	1,436
October	1,298	1,684
November	1,739	2,024
December	1,984	2,155
January	2,324	2,326
February	2,549	2,682
March	3,040	2,778
April	3,178	
May	3,182	
June	3,182	

QUALITY

	Quantity	Base Number	Contract	AT	Region	England
% of FP17s for the same patient ID Re-attending within 3 months - Children	63	760	8.3%	9.5%	11.5%	11.9%
% of FP17s for the same patient ID Re-attending within 3 months - Adults	69	598	11.5%	15.2%	15.9%	16.0%
% of FP17s for the same patient ID Re-attending between 3 & 9 months - Children	481	760	63.3%	59.5%	60.6%	58.3%
% of FP17s for the same patient ID Re-attending between 3 & 9 months - Adults	309	598	51.7%	50.8%	51.6%	50.3%
% of FP17s for Band 1 Urgent Courses	35	1,308	2.7%	9.6%	9.5%	9.1%
% of FP17s Relating to Free Repair or Replacements	4	1,308	0.3%	0.6%	0.7%	0.8%
% of FP17s Relating to Continuations	0	1,308	0.0%	0.9%	1.0%	1.0%
% of Patients satisfied with the dentistry they have received	0	0	N/A	91.1%	92.0%	91.5%
% of Patients satisfied with the time they had to wait for an appointment	0	0	N/A	88.6%	88.1%	87.9%

* This is based on patients treated on this contract for their most recent course of treatment. Figures in italics indicate the base number of FP17s or Patient Questionnaire responses are less than 100. N/A is shown where the base number of responses is less than 10 during the period. % is calculated as Quantity/Base number*100

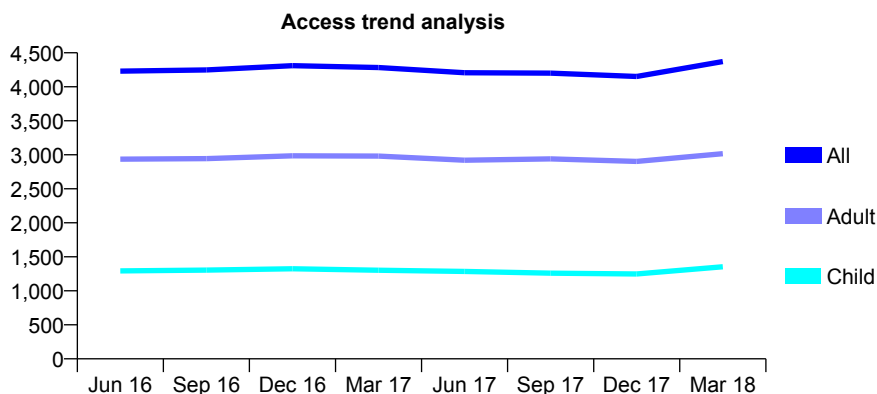
Q68 - Vital Signs At a Glance Contract Report for 340286/0003 - March 2018

Name or company name	MS V BADIANAT
Contract type name	GDS Contract
Purpose of contract	General
Contract start date	01/01/2008
Contract end date	

17/18 Contracted general activity (UDA)	11,000
Carry forward general activity (UDA)	48
17/18 Contracted orthodontic activity (UOA)	0
Carry forward orthodontic activity (UOA)	0
Baseline contract value	£313,192.32

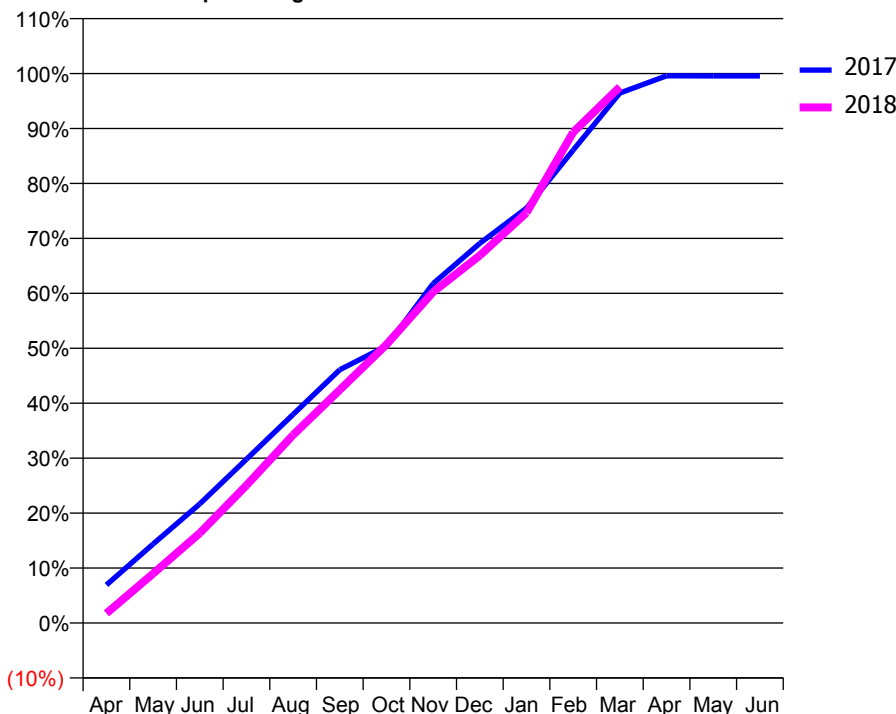
ACCESS*

Patients seen in 24 months	Total	Change since previous quarter
Quarter ending March 2017	4,284	
Quarter ending June 2017	4,206	↓
Quarter ending September 2017	4,200	→
Quarter ending December 2017	4,152	↓
Quarter ending March 2018	4,371	↑
Variance since March 2017	2.0%	↑



ACTIVITY

Cumulative percentage of contracted UDA delivered 2017 & 2018



Month	2017	2018
April	763	195
May	1,581	989
June	2,386	1,801
July	3,280	2,755
August	4,176	3,764
September	5,070	4,668
October	5,546	5,574
November	6,795	6,626
December	7,602	7,359
January	8,307	8,212
February	9,466	9,824
March	10,608	10,732
April	10,953	
May	10,952	
June	10,951	

QUALITY

	Quantity	Base Number	Contract	AT	Region	England
% of FP17s for the same patient ID Re-attending within 3 months - Children	146	2,037	7.2%	9.5%	11.5%	11.9%
% of FP17s for the same patient ID Re-attending within 3 months - Adults	438	4,130	10.6%	15.2%	15.9%	16.0%
% of FP17s for the same patient ID Re-attending between 3 & 9 months - Children	1,257	2,037	61.7%	59.5%	60.6%	58.3%
% of FP17s for the same patient ID Re-attending between 3 & 9 months - Adults	2,404	4,130	58.2%	50.8%	51.6%	50.3%
% of FP17s for Band 1 Urgent Courses	466	5,979	7.8%	9.6%	9.5%	9.1%
% of FP17s Relating to Free Repair or Replacements	8	5,979	0.1%	0.6%	0.7%	0.8%
% of FP17s Relating to Continuations	3	5,979	0.1%	0.9%	1.0%	1.0%
% of Patients satisfied with the dentistry they have received	4	5	N/A	91.1%	92.0%	91.5%
% of Patients satisfied with the time they had to wait for an appointment	4	5	N/A	88.6%	88.1%	87.9%

* This is based on patients treated on this contract for their most recent course of treatment. Figures in italics indicate the base number of FP17s or Patient Questionnaire responses are less than 100. N/A is shown where the base number of responses is less than 10 during the period. % is calculated as Quantity/Base number*100

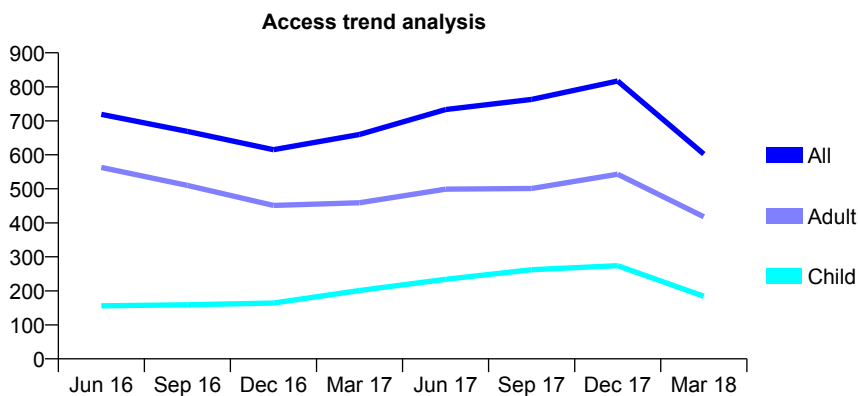
Q68 - Vital Signs At a Glance Contract Report for 340286/0004 - March 2018

Name or company name	MS V BDIANAT
Contract type name	GDS Contract
Purpose of contract	General
Contract start date	01/07/2011
Contract end date	

17/18 Contracted general activity (UDA)	1,670
Carry forward general activity (UDA)	0
17/18 Contracted orthodontic activity (UOA)	0
Carry forward orthodontic activity (UOA)	0
Baseline contract value	£48,194.42

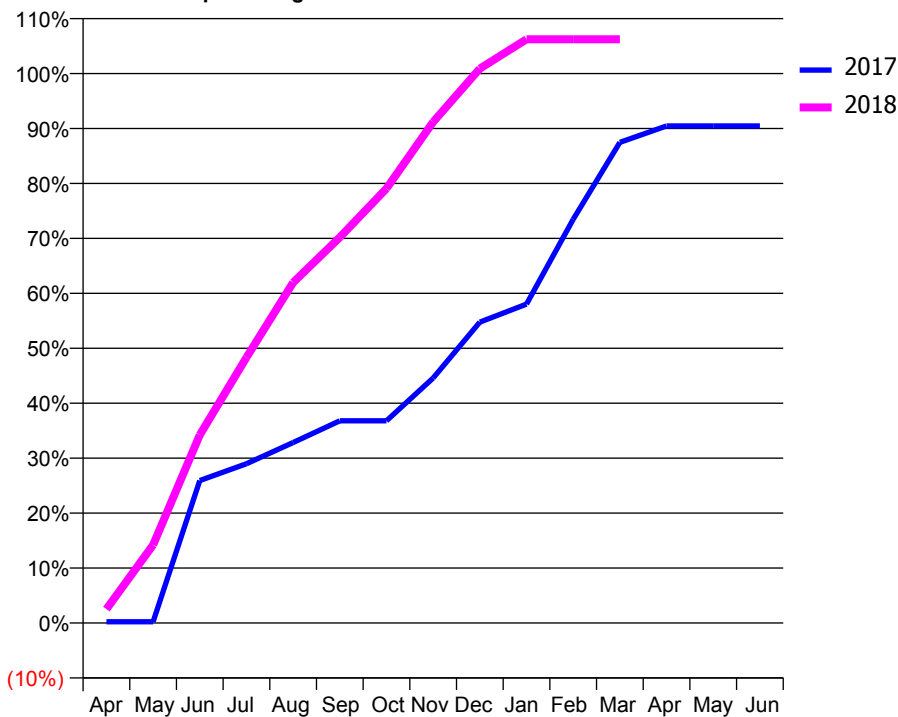
ACCESS*

Patients seen in 24 months	Total	Change since previous quarter
Quarter ending March 2017	660	
Quarter ending June 2017	733	↑
Quarter ending September 2017	763	↑
Quarter ending December 2017	817	↑
Quarter ending March 2018	602	↓
Variance since March 2017	(8.8%)	↓



ACTIVITY

Cumulative percentage of contracted UDA delivered 2017 & 2018



Month	Adjusted Scheduled Activity (UDA)	
	2017	2018
April	4	42
May	4	237
June	433	572
July	484	807
August	548	1,035
September	615	1,172
October	615	1,321
November	745	1,523
December	914	1,685
January	969	1,774
February	1,227	1,774
March	1,461	1,774
April	1,511	
May	1,511	
June	1,511	

QUALITY

	Quantity	Base Number	Contract	AT	Region	England
% of FP17s for the same patient ID Re-attending within 3 months - Children	50	400	12.5%	9.5%	11.5%	11.9%
% of FP17s for the same patient ID Re-attending within 3 months - Adults	81	652	12.4%	15.2%	15.9%	16.0%
% of FP17s for the same patient ID Re-attending between 3 & 9 months - Children	150	400	37.5%	59.5%	60.6%	58.3%
% of FP17s for the same patient ID Re-attending between 3 & 9 months - Adults	204	652	31.3%	50.8%	51.6%	50.3%
% of FP17s for Band 1 Urgent Courses	91	1,014	9.0%	9.6%	9.5%	9.1%
% of FP17s Relating to Free Repair or Replacements	0	1,014	0.0%	0.6%	0.7%	0.8%
% of FP17s Relating to Continuations	0	1,014	0.0%	0.9%	1.0%	1.0%
% of Patients satisfied with the dentistry they have received	0	0	N/A	91.1%	92.0%	91.5%
% of Patients satisfied with the time they had to wait for an appointment	0	0	N/A	88.6%	88.1%	87.9%

* This is based on patients treated on this contract for their most recent course of treatment. Figures in italics indicate the base number of FP17s or Patient Questionnaire responses are less than 100. N/A is shown where the base number of responses is less than 10 during the period. % is calculated as Quantity/Base number*100

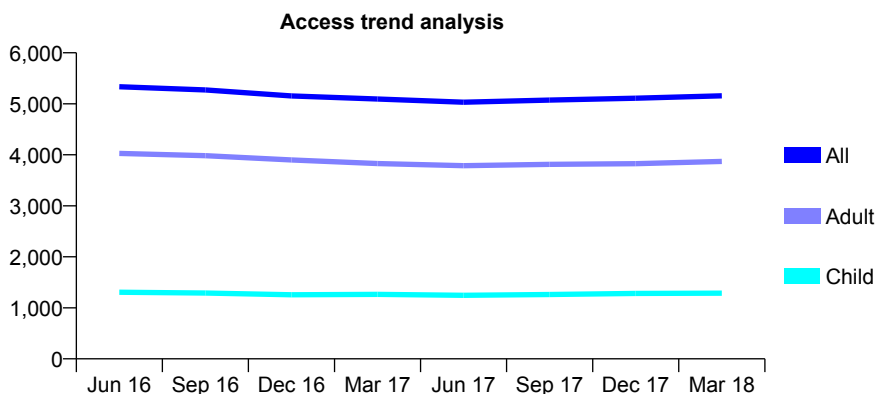
Q68 - Vital Signs At a Glance Contract Report for 341541/0001 - March 2018

Name or company name	MISS S IMANI
Contract type name	GDS Contract
Purpose of contract	General
Contract start date	01/04/2006
Contract end date	

17/18 Contracted general activity (UDA)	17,833
Carry forward general activity (UDA)	0
17/18 Contracted orthodontic activity (UOA)	0
Carry forward orthodontic activity (UOA)	0
Baseline contract value	£434,011.29

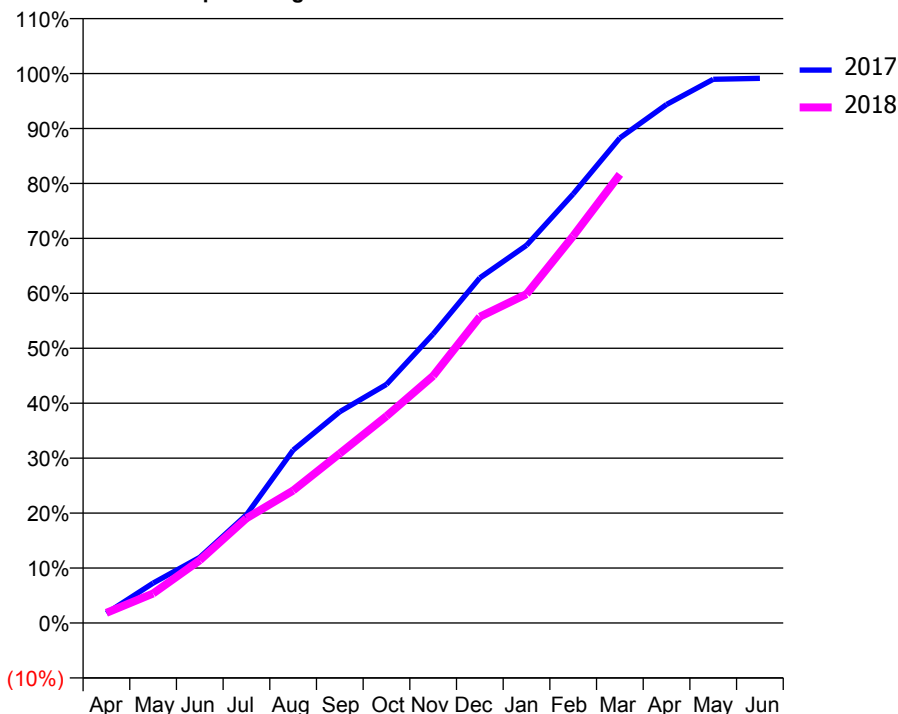
ACCESS*

Patients seen in 24 months	Total	Change since previous quarter
Quarter ending March 2017	5,093	
Quarter ending June 2017	5,031	↓
Quarter ending September 2017	5,073	→
Quarter ending December 2017	5,109	→
Quarter ending March 2018	5,157	→
Variance since March 2017	1.3%	→



ACTIVITY

Cumulative percentage of contracted UDA delivered 2017 & 2018



Month	Adjusted Scheduled Activity (UDA)	
	2017	2018
April	311	330
May	1,261	959
June	2,073	2,038
July	3,415	3,400
August	5,453	4,301
September	6,665	5,502
October	7,525	6,713
November	9,116	8,021
December	10,886	9,938
January	11,914	10,674
February	13,532	12,561
March	15,302	14,560
April	16,357	
May	17,150	
June	17,181	

QUALITY

	Quantity	Base Number	Contract	AT	Region	England
% of FP17s for the same patient ID Re-attending within 3 months - Children	147	1,690	8.7%	9.5%	11.5%	11.9%
% of FP17s for the same patient ID Re-attending within 3 months - Adults	880	5,264	16.7%	15.2%	15.9%	16.0%
% of FP17s for the same patient ID Re-attending between 3 & 9 months - Children	727	1,690	43.0%	59.5%	60.6%	58.3%
% of FP17s for the same patient ID Re-attending between 3 & 9 months - Adults	2,342	5,264	44.5%	50.8%	51.6%	50.3%
% of FP17s for Band 1 Urgent Courses	1,374	6,366	21.6%	9.6%	9.5%	9.1%
% of FP17s Relating to Free Repair or Replacements	40	6,366	0.6%	0.6%	0.7%	0.8%
% of FP17s Relating to Continuations	10	6,366	0.2%	0.9%	1.0%	1.0%
% of Patients satisfied with the dentistry they have received	7	8	N/A	91.1%	92.0%	91.5%
% of Patients satisfied with the time they had to wait for an appointment	8	8	N/A	88.6%	88.1%	87.9%

* This is based on patients treated on this contract for their most recent course of treatment. Figures in italics indicate the base number of FP17s or Patient Questionnaire responses are less than 100. N/A is shown where the base number of responses is less than 10 during the period. % is calculated as Quantity/Base number*100

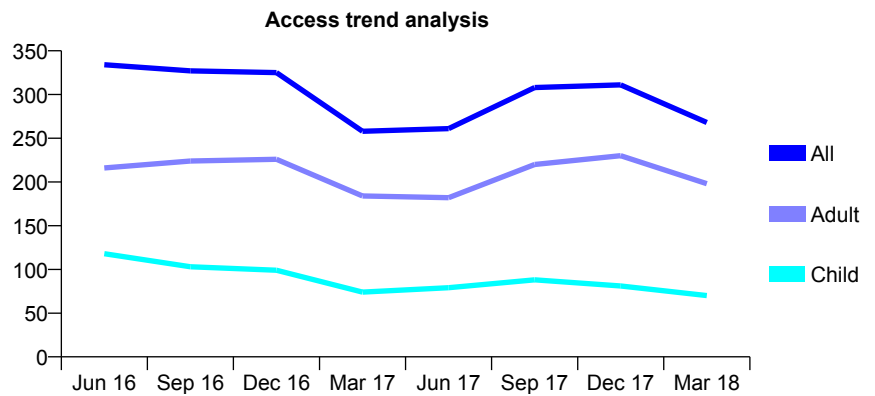
Q68 - Vital Signs At a Glance Contract Report for 341541/0002 - March 2018

Name or company name	MISS S IMANI
Contract type name	GDS Contract
Purpose of contract	General
Contract start date	01/04/2006
Contract end date	

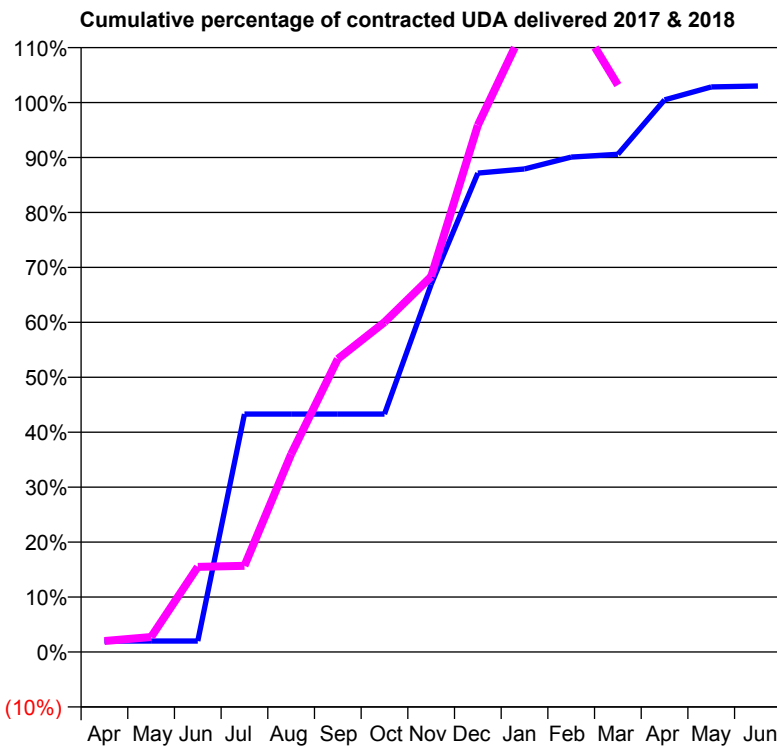
17/18 Contracted general activity (UDA)	600
Carry forward general activity (UDA)	-12
17/18 Contracted orthodontic activity (UOA)	0
Carry forward orthodontic activity (UOA)	0
Baseline contract value	£15,582.35

ACCESS*

Patients seen in 24 months	Total	Change since previous quarter
Quarter ending March 2017	258	
Quarter ending June 2017	261	→
Quarter ending September 2017	308	↑
Quarter ending December 2017	311	→
Quarter ending March 2018	268	↓
Variance since March 2017	3.9%	↑



ACTIVITY



Month	Adjusted Scheduled Activity (UDA)	
	2017	2018
April	12	12
May	12	16
June	12	93
July	260	94
August	260	216
September	260	320
October	260	360
November	401	410
December	523	575
January	527	682
February	540	703
March	543	619
April	603	
May	617	
June	618	

QUALITY

	Quantity	Base Number	Contract	AT	Region	England
% of FP17s for the same patient ID Re-attending within 3 months - Children	2	85	2.4%	9.5%	11.5%	11.9%
% of FP17s for the same patient ID Re-attending within 3 months - Adults	15	235	6.4%	15.2%	15.9%	16.0%
% of FP17s for the same patient ID Re-attending between 3 & 9 months - Children	3	85	3.5%	59.5%	60.6%	58.3%
% of FP17s for the same patient ID Re-attending between 3 & 9 months - Adults	16	235	6.8%	50.8%	51.6%	50.3%
% of FP17s for Band 1 Urgent Courses	68	300	22.7%	9.6%	9.5%	9.1%
% of FP17s Relating to Free Repair or Replacements	0	300	0.0%	0.6%	0.7%	0.8%
% of FP17s Relating to Continuations	0	300	0.0%	0.9%	1.0%	1.0%
% of Patients satisfied with the dentistry they have received	0	0	N/A	91.1%	92.0%	91.5%
% of Patients satisfied with the time they had to wait for an appointment	0	0	N/A	88.6%	88.1%	87.9%

* This is based on patients treated on this contract for their most recent course of treatment. Figures in italics indicate the base number of FP17s or Patient Questionnaire responses are less than 100. N/A is shown where the base number of responses is less than 10 during the period. % is calculated as Quantity/Base number*100

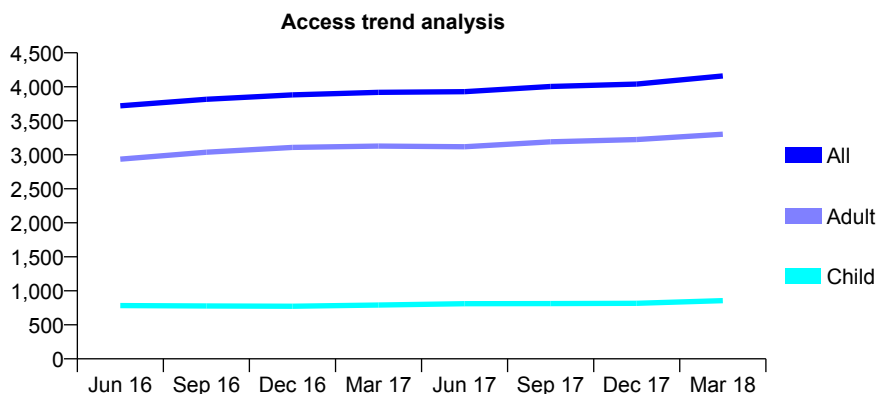
Q68 - Vital Signs At a Glance Contract Report for 346063/0001 - March 2018

Name or company name	MRS K PIRAYESH
Contract type name	GDS Contract
Purpose of contract	General
Contract start date	01/04/2006
Contract end date	

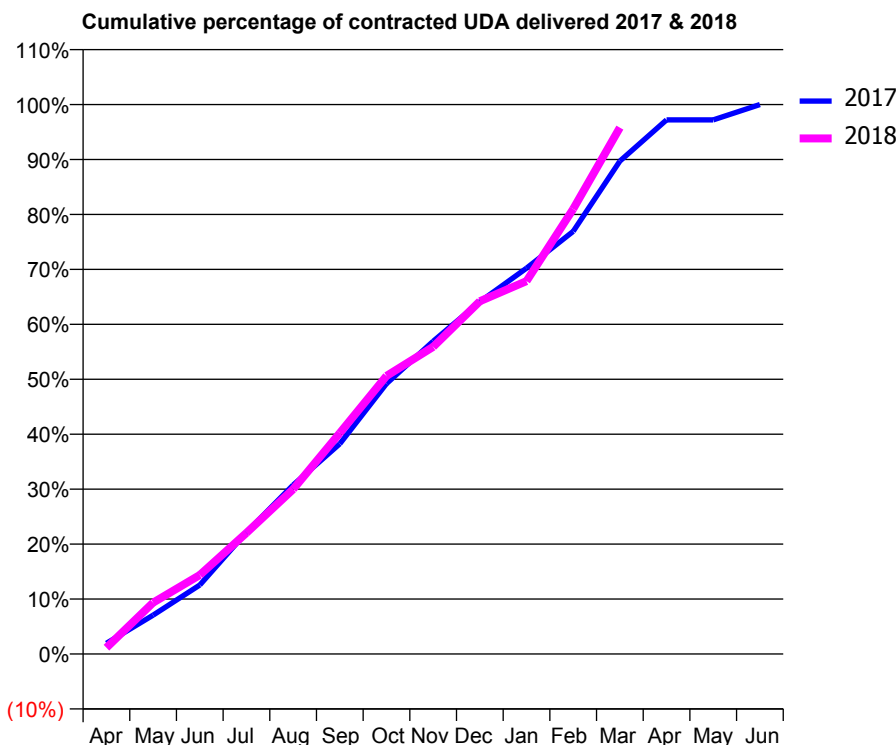
17/18 Contracted general activity (UDA)	12,906
Carry forward general activity (UDA)	1
17/18 Contracted orthodontic activity (UOA)	0
Carry forward orthodontic activity (UOA)	0
Baseline contract value	£331,358.40

ACCESS*

Patients seen in 24 months	Total	Change since previous quarter
Quarter ending March 2017	3,919	
Quarter ending June 2017	3,929	→
Quarter ending September 2017	4,004	→
Quarter ending December 2017	4,040	→
Quarter ending March 2018	4,159	↑
Variance since March 2017	6.1%	↑



ACTIVITY



Month	Adjusted Scheduled Activity (UDA)	
	2017	2018
April	252	149
May	912	1,207
June	1,620	1,857
July	2,862	2,845
August	3,968	3,871
September	4,938	5,191
October	6,349	6,531
November	7,346	7,213
December	8,273	8,286
January	9,061	8,758
February	9,927	10,453
March	11,578	12,363
April	12,545	
May	12,545	
June	12,905	

QUALITY

	Quantity	Base Number	Contract	AT	Region	England
% of FP17s for the same patient ID Re-attending within 3 months - Children	83	1,224	6.8%	9.5%	11.5%	11.9%
% of FP17s for the same patient ID Re-attending within 3 months - Adults	594	4,335	13.7%	15.2%	15.9%	16.0%
% of FP17s for the same patient ID Re-attending between 3 & 9 months - Children	678	1,224	55.4%	59.5%	60.6%	58.3%
% of FP17s for the same patient ID Re-attending between 3 & 9 months - Adults	2,132	4,335	49.2%	50.8%	51.6%	50.3%
% of FP17s for Band 1 Urgent Courses	516	5,134	10.1%	9.6%	9.5%	9.1%
% of FP17s Relating to Free Repair or Replacements	10	5,134	0.2%	0.6%	0.7%	0.8%
% of FP17s Relating to Continuations	96	5,134	1.9%	0.9%	1.0%	1.0%
% of Patients satisfied with the dentistry they have received	1	2	N/A	91.1%	92.0%	91.5%
% of Patients satisfied with the time they had to wait for an appointment	2	2	N/A	88.6%	88.1%	87.9%

* This is based on patients treated on this contract for their most recent course of treatment. Figures in italics indicate the base number of FP17s or Patient Questionnaire responses are less than 100. N/A is shown where the base number of responses is less than 10 during the period. % is calculated as Quantity/Base number*100

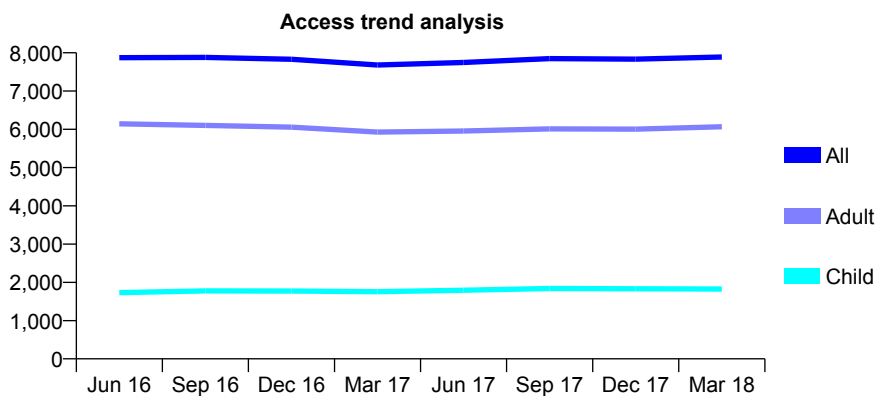
Q68 - Vital Signs At a Glance Contract Report for 346098/0001 - March 2018

Name or company name	MISS A ALAVI
Contract type name	GDS Contract
Purpose of contract	General
Contract start date	01/04/2006
Contract end date	

17/18 Contracted general activity (UDA)	24,013
Carry forward general activity (UDA)	0
17/18 Contracted orthodontic activity (UOA)	0
Carry forward orthodontic activity (UOA)	0
Baseline contract value	£631,258.85

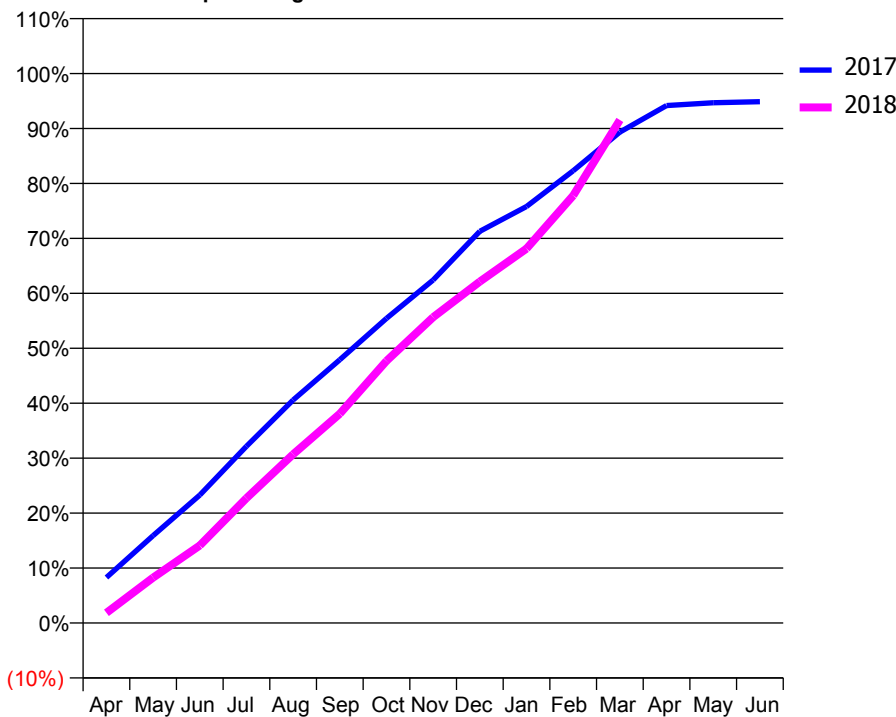
ACCESS*

Patients seen in 24 months	Total	Change since previous quarter
Quarter ending March 2017	7,682	
Quarter ending June 2017	7,747	→
Quarter ending September 2017	7,849	→
Quarter ending December 2017	7,835	→
Quarter ending March 2018	7,891	→
Variance since March 2017	2.7%	↑



ACTIVITY

Cumulative percentage of contracted UDA delivered 2017 & 2018



Month	Adjusted Scheduled Activity (UDA)	
	2017	2018
April	1,988	446
May	3,821	1,984
June	5,593	3,390
July	7,722	5,459
August	9,745	7,375
September	11,506	9,149
October	13,311	11,452
November	14,992	13,365
December	17,118	14,919
January	18,199	16,360
February	19,766	18,677
March	21,454	21,984
April	22,610	
May	22,738	
June	22,782	

QUALITY

	Quantity	Base Number	Contract	AT	Region	England
% of FP17s for the same patient ID Re-attending within 3 months - Children	149	2,615	5.7%	9.5%	11.5%	11.9%
% of FP17s for the same patient ID Re-attending within 3 months - Adults	1,146	8,803	13.0%	15.2%	15.9%	16.0%
% of FP17s for the same patient ID Re-attending between 3 & 9 months - Children	1,605	2,615	61.4%	59.5%	60.6%	58.3%
% of FP17s for the same patient ID Re-attending between 3 & 9 months - Adults	5,149	8,803	58.5%	50.8%	51.6%	50.3%
% of FP17s for Band 1 Urgent Courses	617	10,758	5.7%	9.6%	9.5%	9.1%
% of FP17s Relating to Free Repair or Replacements	98	10,758	0.9%	0.6%	0.7%	0.8%
% of FP17s Relating to Continuations	208	10,758	1.9%	0.9%	1.0%	1.0%
% of Patients satisfied with the dentistry they have received	6	9	N/A	91.1%	92.0%	91.5%
% of Patients satisfied with the time they had to wait for an appointment	8	9	N/A	88.6%	88.1%	87.9%

* This is based on patients treated on this contract for their most recent course of treatment. Figures in italics indicate the base number of FP17s or Patient Questionnaire responses are less than 100. N/A is shown where the base number of responses is less than 10 during the period. % is calculated as Quantity/Base number*100

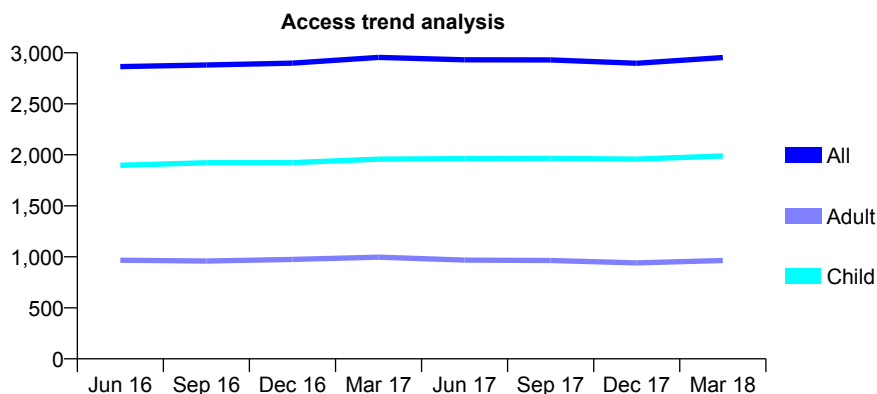
Q68 - Vital Signs At a Glance Contract Report for 355046/0001 - March 2018

Name or company name	Mr MA Crowley and Mr AW Smith
Contract type name	GDS Contract
Purpose of contract	General
Contract start date	01/04/2006
Contract end date	

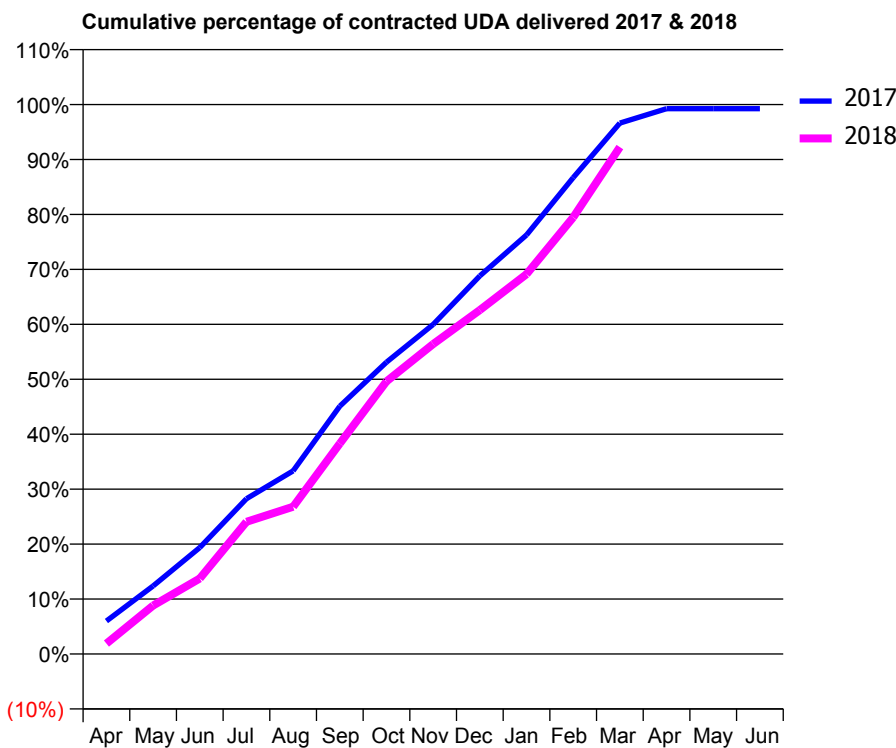
17/18 Contracted general activity (UDA)	7,028
Carry forward general activity (UDA)	53
17/18 Contracted orthodontic activity (UOA)	0
Carry forward orthodontic activity (UOA)	0
Baseline contract value	£177,310.44

ACCESS*

Patients seen in 24 months	Total	Change since previous quarter
Quarter ending March 2017	2,955	
Quarter ending June 2017	2,931	→
Quarter ending September 2017	2,930	→
Quarter ending December 2017	2,898	↓
Quarter ending March 2018	2,953	→
Variance since March 2017	(0.1%)	→



ACTIVITY



Month	Adjusted Scheduled Activity (UDA)	
	2017	2018
April	422	134
May	871	620
June	1,361	967
July	1,985	1,690
August	2,342	1,884
September	3,170	2,692
October	3,732	3,487
November	4,215	3,964
December	4,836	4,400
January	5,359	4,857
February	6,092	5,585
March	6,790	6,484
April	6,974	
May	6,974	
June	6,974	

QUALITY

	Quantity	Base Number	Contract	AT	Region	England
% of FP17s for the same patient ID Re-attending within 3 months - Children	148	2,784	5.3%	9.5%	11.5%	11.9%
% of FP17s for the same patient ID Re-attending within 3 months - Adults	157	951	16.5%	15.2%	15.9%	16.0%
% of FP17s for the same patient ID Re-attending between 3 & 9 months - Children	1,588	2,784	57.0%	59.5%	60.6%	58.3%
% of FP17s for the same patient ID Re-attending between 3 & 9 months - Adults	437	951	46.0%	50.8%	51.6%	50.3%
% of FP17s for Band 1 Urgent Courses	182	3,634	5.0%	9.6%	9.5%	9.1%
% of FP17s Relating to Free Repair or Replacements	5	3,634	0.1%	0.6%	0.7%	0.8%
% of FP17s Relating to Continuations	3	3,634	0.1%	0.9%	1.0%	1.0%
% of Patients satisfied with the dentistry they have received	0	0	N/A	91.1%	92.0%	91.5%
% of Patients satisfied with the time they had to wait for an appointment	0	0	N/A	88.6%	88.1%	87.9%

* This is based on patients treated on this contract for their most recent course of treatment. Figures in italics indicate the base number of FP17s or Patient Questionnaire responses are less than 100. N/A is shown where the base number of responses is less than 10 during the period. % is calculated as Quantity/Base number*100

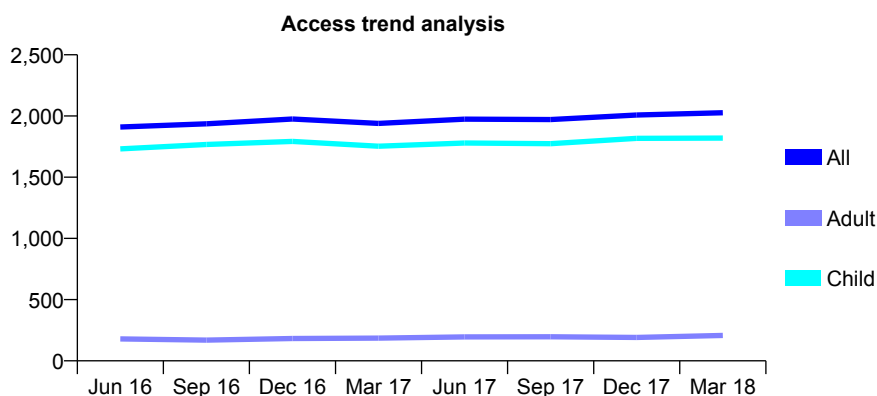
Q68 - Vital Signs At a Glance Contract Report for 355410/0001 - March 2018

Name or company name	MR C AMIN
Contract type name	GDS Contract
Purpose of contract	General
Contract start date	01/04/2012
Contract end date	

17/18 Contracted general activity (UDA)	3,800
Carry forward general activity (UDA)	-13
17/18 Contracted orthodontic activity (UOA)	0
Carry forward orthodontic activity (UOA)	0
Baseline contract value	£101,182.68

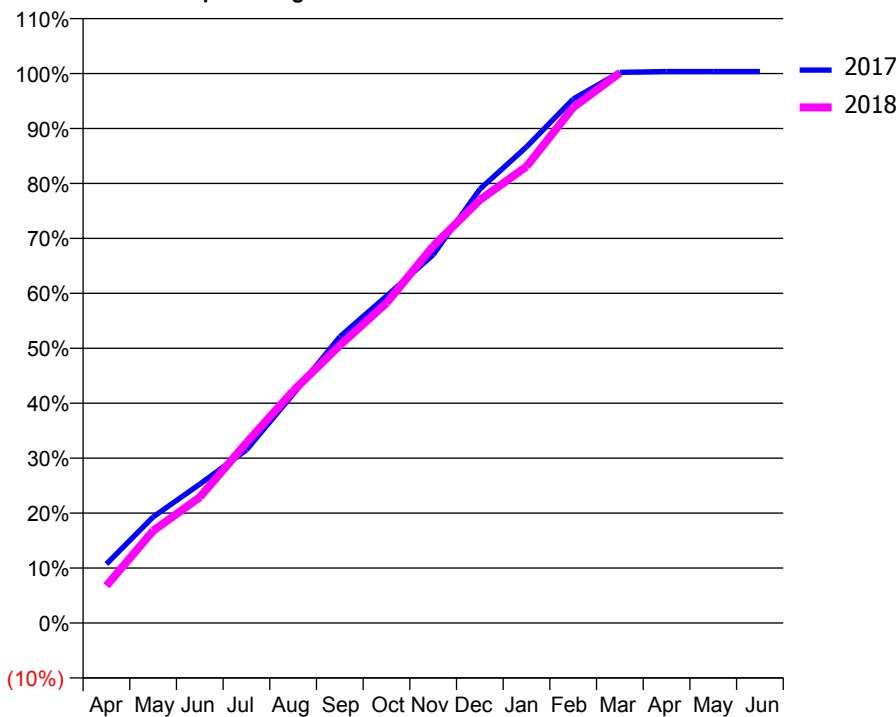
ACCESS*

Patients seen in 24 months	Total	Change since previous quarter
Quarter ending March 2017	1,939	
Quarter ending June 2017	1,974	→
Quarter ending September 2017	1,971	→
Quarter ending December 2017	2,008	→
Quarter ending March 2018	2,027	→
Variance since March 2017	4.5%	↑



ACTIVITY

Cumulative percentage of contracted UDA delivered 2017 & 2018



Adjusted Scheduled Activity (UDA)

Month	2017	2018
April	408	258
May	733	638
June	960	870
July	1,197	1,246
August	1,583	1,605
September	1,979	1,921
October	2,260	2,212
November	2,546	2,606
December	3,001	2,925
January	3,293	3,157
February	3,623	3,565
March	3,808	3,804
April	3,813	
May	3,813	
June	3,813	

QUALITY

	Quantity	Base Number	Contract	AT	Region	England
% of FP17s for the same patient ID Re-attending within 3 months - Children	126	2,424	5.2%	9.5%	11.5%	11.9%
% of FP17s for the same patient ID Re-attending within 3 months - Adults	9	90	10.0%	15.2%	15.9%	16.0%
% of FP17s for the same patient ID Re-attending between 3 & 9 months - Children	1,350	2,424	55.7%	59.5%	60.6%	58.3%
% of FP17s for the same patient ID Re-attending between 3 & 9 months - Adults	52	90	57.8%	50.8%	51.6%	50.3%
% of FP17s for Band 1 Urgent Courses	85	2,508	3.4%	9.6%	9.5%	9.1%
% of FP17s Relating to Free Repair or Replacements	2	2,508	0.1%	0.6%	0.7%	0.8%
% of FP17s Relating to Continuations	12	2,508	0.5%	0.9%	1.0%	1.0%
% of Patients satisfied with the dentistry they have received	1	1	N/A	91.1%	92.0%	91.5%
% of Patients satisfied with the time they had to wait for an appointment	1	1	N/A	88.6%	88.1%	87.9%

* This is based on patients treated on this contract for their most recent course of treatment. Figures in italics indicate the base number of FP17s or Patient Questionnaire responses are less than 100. N/A is shown where the base number of responses is less than 10 during the period. % is calculated as Quantity/Base number*100

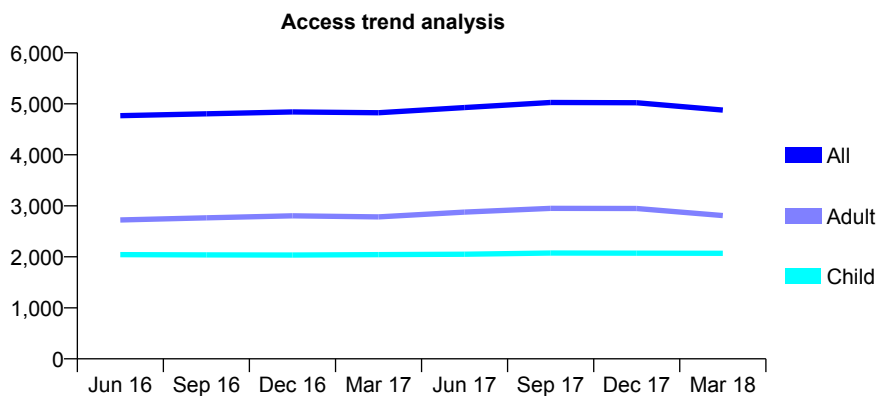
Q68 - Vital Signs At a Glance Contract Report for 355569/0003 - March 2018

Name or company name	MISS S LALANI
Contract type name	GDS Contract
Purpose of contract	General
Contract start date	02/07/2012
Contract end date	

17/18 Contracted general activity (UDA)	11,500
Carry forward general activity (UDA)	127
17/18 Contracted orthodontic activity (UOA)	0
Carry forward orthodontic activity (UOA)	0
Baseline contract value	£387,670.19

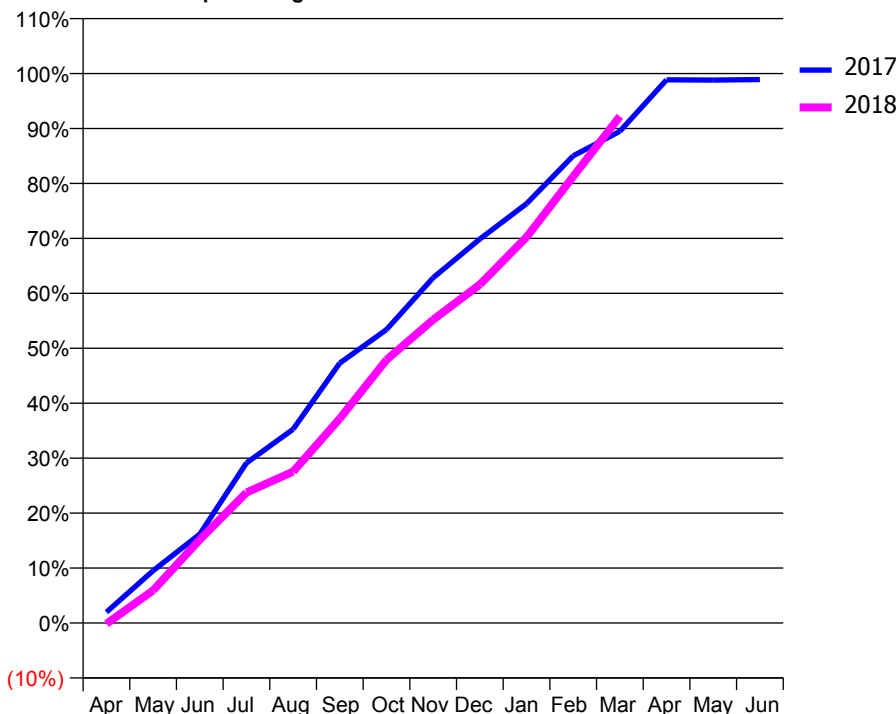
ACCESS*

Patients seen in 24 months	Total	Change since previous quarter
Quarter ending March 2017	4,825	
Quarter ending June 2017	4,927	↑
Quarter ending September 2017	5,026	↑
Quarter ending December 2017	5,022	→
Quarter ending March 2018	4,878	↓
Variance since March 2017	1.1%	→



ACTIVITY

Cumulative percentage of contracted UDA delivered 2017 & 2018



Month	Adjusted Scheduled Activity (UDA)	
	2017	2018
April	226	-18
May	1,095	681
June	1,859	1,745
July	3,351	2,729
August	4,056	3,169
September	5,439	4,280
October	6,142	5,507
November	7,228	6,346
December	8,037	7,083
January	8,774	8,076
February	9,776	9,344
March	10,292	10,602
April	11,367	
May	11,362	
June	11,372	

QUALITY

	Quantity	Base Number	Contract	AT	Region	England
% of FP17s for the same patient ID Re-attending within 3 months - Children	161	3,169	5.1%	9.5%	11.5%	11.9%
% of FP17s for the same patient ID Re-attending within 3 months - Adults	503	3,786	13.3%	15.2%	15.9%	16.0%
% of FP17s for the same patient ID Re-attending between 3 & 9 months - Children	1,811	3,169	57.1%	59.5%	60.6%	58.3%
% of FP17s for the same patient ID Re-attending between 3 & 9 months - Adults	1,842	3,786	48.7%	50.8%	51.6%	50.3%
% of FP17s for Band 1 Urgent Courses	552	6,328	8.7%	9.6%	9.5%	9.1%
% of FP17s Relating to Free Repair or Replacements	23	6,328	0.4%	0.6%	0.7%	0.8%
% of FP17s Relating to Continuations	6	6,328	0.1%	0.9%	1.0%	1.0%
% of Patients satisfied with the dentistry they have received	4	4	N/A	91.1%	92.0%	91.5%
% of Patients satisfied with the time they had to wait for an appointment	4	4	N/A	88.6%	88.1%	87.9%

* This is based on patients treated on this contract for their most recent course of treatment. Figures in italics indicate the base number of FP17s or Patient Questionnaire responses are less than 100. N/A is shown where the base number of responses is less than 10 during the period. % is calculated as Quantity/Base number*100

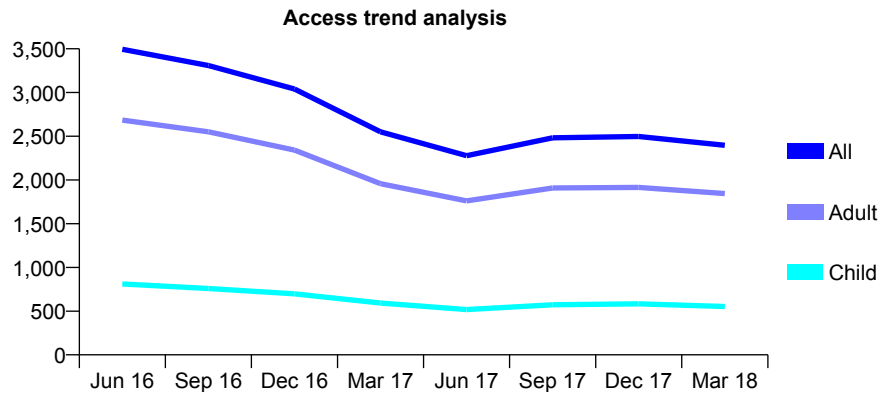
Q68 - Vital Signs At a Glance Contract Report for 359270/0022 - March 2018

Name or company name	MR AF RAI
Contract type name	GDS Contract
Purpose of contract	General
Contract start date	01/02/2013
Contract end date	

17/18 Contracted general activity (UDA)	8,710
Carry forward general activity (UDA)	0
17/18 Contracted orthodontic activity (UOA)	0
Carry forward orthodontic activity (UOA)	0
Baseline contract value	£222,496.13

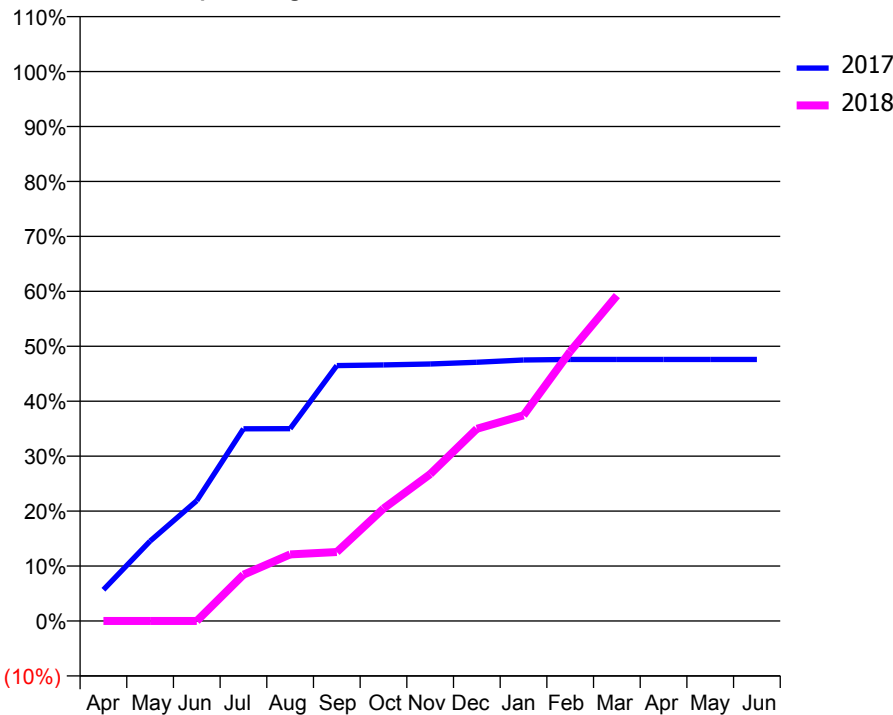
ACCESS*

Patients seen in 24 months	Total	Change since previous quarter
Quarter ending March 2017	2,551	
Quarter ending June 2017	2,277	↓
Quarter ending September 2017	2,482	↑
Quarter ending December 2017	2,497	→
Quarter ending March 2018	2,397	↓
Variance since March 2017	(6.0%)	↓



ACTIVITY

Cumulative percentage of contracted UDA delivered 2017 & 2018



Month	Adjusted Scheduled Activity (UDA)	
	2017	2018
April	341	0
May	873	0
June	1,313	0
July	2,099	734
August	2,100	1,056
September	2,789	1,095
October	2,796	1,782
November	2,807	2,329
December	2,826	3,047
January	2,850	3,261
February	2,856	4,274
March	2,856	5,158
April	2,856	
May	2,856	
June	2,856	

QUALITY

	Quantity	Base Number	Contract	AT	Region	England
% of FP17s for the same patient ID Re-attending within 3 months - Children	52	1,102	4.7%	9.5%	11.5%	11.9%
% of FP17s for the same patient ID Re-attending within 3 months - Adults	467	3,493	13.4%	15.2%	15.9%	16.0%
% of FP17s for the same patient ID Re-attending between 3 & 9 months - Children	591	1,102	53.6%	59.5%	60.6%	58.3%
% of FP17s for the same patient ID Re-attending between 3 & 9 months - Adults	1,509	3,493	43.2%	50.8%	51.6%	50.3%
% of FP17s for Band 1 Urgent Courses	225	2,680	8.4%	9.6%	9.5%	9.1%
% of FP17s Relating to Free Repair or Replacements	12	2,680	0.4%	0.6%	0.7%	0.8%
% of FP17s Relating to Continuations	67	2,680	2.5%	0.9%	1.0%	1.0%
% of Patients satisfied with the dentistry they have received	1	1	N/A	91.1%	92.0%	91.5%
% of Patients satisfied with the time they had to wait for an appointment	1	1	N/A	88.6%	88.1%	87.9%

* This is based on patients treated on this contract for their most recent course of treatment. Figures in italics indicate the base number of FP17s or Patient Questionnaire responses are less than 100. N/A is shown where the base number of responses is less than 10 during the period. % is calculated as Quantity/Base number*100

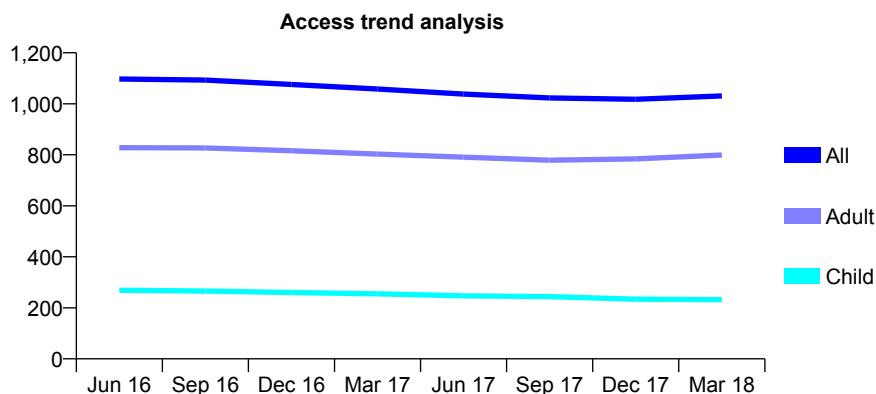
Q68 - Vital Signs At a Glance Contract Report for 359408/0001 - March 2018

Name or company name	Patel & Dang
Contract type name	GDS Contract
Purpose of contract	General
Contract start date	01/04/2006
Contract end date	

17/18 Contracted general activity (UDA)	4,579
Carry forward general activity (UDA)	0
17/18 Contracted orthodontic activity (UOA)	0
Carry forward orthodontic activity (UOA)	0
Baseline contract value	£116,869.41

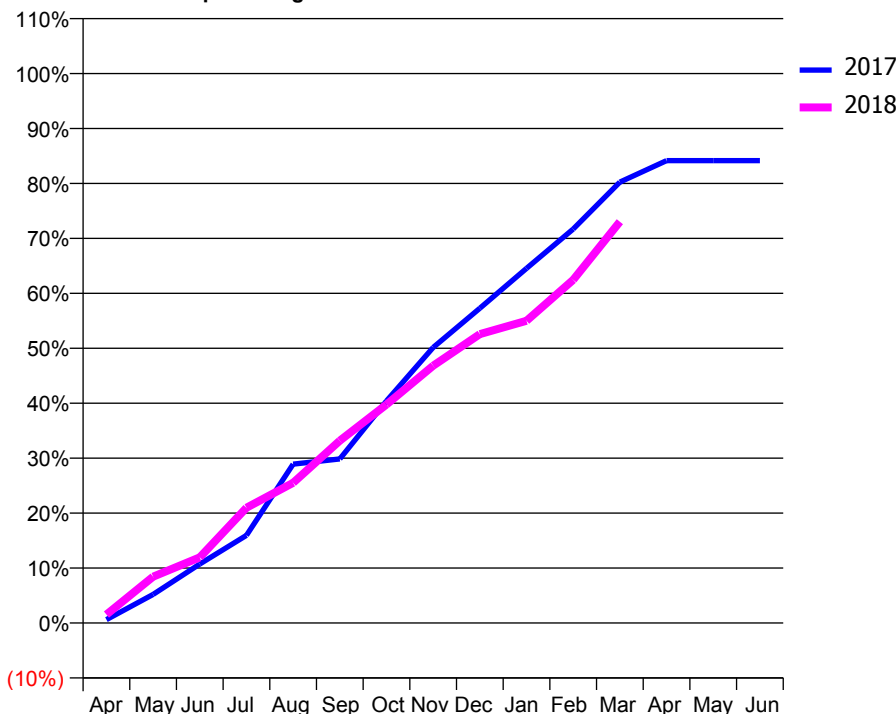
ACCESS*

Patients seen in 24 months	Total	Change since previous quarter
Quarter ending March 2017	1,058	
Quarter ending June 2017	1,038	↓
Quarter ending September 2017	1,023	↓
Quarter ending December 2017	1,018	→
Quarter ending March 2018	1,031	→
Variance since March 2017	(2.6%)	↓



ACTIVITY

Cumulative percentage of contracted UDA delivered 2017 & 2018



Adjusted Scheduled Activity (UDA)

Month	2017	2018
April	28	71
May	238	386
June	492	547
July	731	961
August	1,324	1,168
September	1,368	1,520
October	1,851	1,821
November	2,296	2,144
December	2,622	2,408
January	2,955	2,519
February	3,283	2,860
March	3,675	3,344
April	3,853	
May	3,853	
June	3,853	

QUALITY

	Quantity	Base Number	Contract	AT	Region	England
% of FP17s for the same patient ID Re-attending within 3 months - Children	31	425	7.3%	9.5%	11.5%	11.9%
% of FP17s for the same patient ID Re-attending within 3 months - Adults	218	1,445	15.1%	15.2%	15.9%	16.0%
% of FP17s for the same patient ID Re-attending between 3 & 9 months - Children	305	425	71.8%	59.5%	60.6%	58.3%
% of FP17s for the same patient ID Re-attending between 3 & 9 months - Adults	1,009	1,445	69.8%	50.8%	51.6%	50.3%
% of FP17s for Band 1 Urgent Courses	66	1,807	3.7%	9.6%	9.5%	9.1%
% of FP17s Relating to Free Repair or Replacements	21	1,807	1.2%	0.6%	0.7%	0.8%
% of FP17s Relating to Continuations	33	1,807	1.8%	0.9%	1.0%	1.0%
% of Patients satisfied with the dentistry they have received	2	2	N/A	91.1%	92.0%	91.5%
% of Patients satisfied with the time they had to wait for an appointment	2	2	N/A	88.6%	88.1%	87.9%

* This is based on patients treated on this contract for their most recent course of treatment. Figures in italics indicate the base number of FP17s or Patient Questionnaire responses are less than 100. N/A is shown where the base number of responses is less than 10 during the period. % is calculated as Quantity/Base number*100

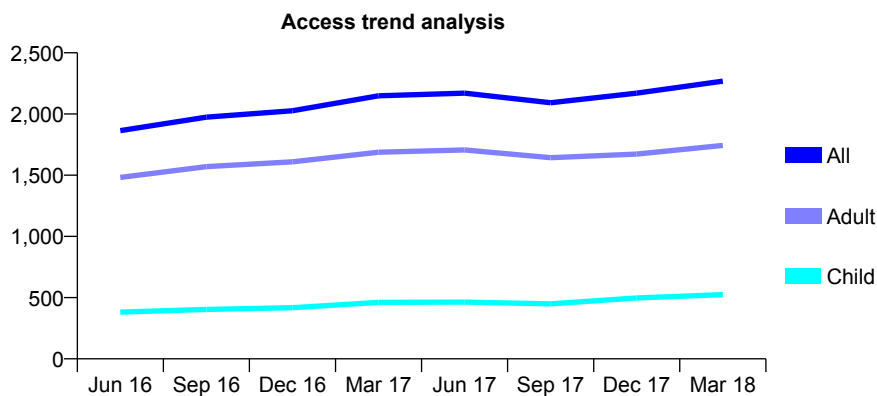
Q68 - Vital Signs At a Glance Contract Report for 363863/0001 - March 2018

Name or company name	MR G BILLIS
Contract type name	GDS Contract
Purpose of contract	General
Contract start date	01/07/2015
Contract end date	

17/18 Contracted general activity (UDA)	6,000
Carry forward general activity (UDA)	12
17/18 Contracted orthodontic activity (UOA)	0
Carry forward orthodontic activity (UOA)	0
Baseline contract value	£147,037.86

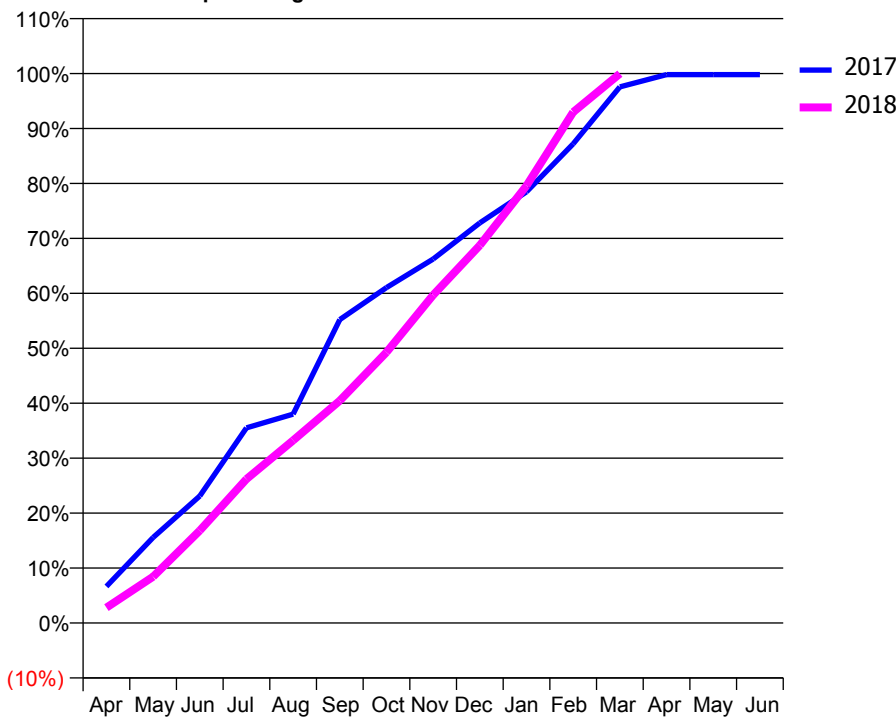
ACCESS*

Patients seen in 24 months	Total	Change since previous quarter
Quarter ending March 2017	2,149	
Quarter ending June 2017	2,170	→
Quarter ending September 2017	2,092	↓
Quarter ending December 2017	2,170	↑
Quarter ending March 2018	2,269	↑
Variance since March 2017	5.6%	↑



ACTIVITY

Cumulative percentage of contracted UDA delivered 2017 & 2018



Month	Adjusted Scheduled Activity (UDA)	
	2017	2018
April	400	168
May	934	506
June	1,387	1,010
July	2,131	1,572
August	2,281	1,994
September	3,314	2,427
October	3,662	2,956
November	3,974	3,580
December	4,369	4,125
January	4,708	4,775
February	5,232	5,579
March	5,854	5,998
April	5,987	
May	5,987	
June	5,987	

QUALITY

	Quantity	Base Number	Contract	AT	Region	England
% of FP17s for the same patient ID Re-attending within 3 months - Children	31	726	4.3%	9.5%	11.5%	11.9%
% of FP17s for the same patient ID Re-attending within 3 months - Adults	311	2,415	12.9%	15.2%	15.9%	16.0%
% of FP17s for the same patient ID Re-attending between 3 & 9 months - Children	426	726	58.7%	59.5%	60.6%	58.3%
% of FP17s for the same patient ID Re-attending between 3 & 9 months - Adults	1,265	2,415	52.4%	50.8%	51.6%	50.3%
% of FP17s for Band 1 Urgent Courses	327	3,099	10.6%	9.6%	9.5%	9.1%
% of FP17s Relating to Free Repair or Replacements	16	3,099	0.5%	0.6%	0.7%	0.8%
% of FP17s Relating to Continuations	7	3,099	0.2%	0.9%	1.0%	1.0%
% of Patients satisfied with the dentistry they have received	6	7	N/A	91.1%	92.0%	91.5%
% of Patients satisfied with the time they had to wait for an appointment	5	7	N/A	88.6%	88.1%	87.9%

* This is based on patients treated on this contract for their most recent course of treatment. Figures in italics indicate the base number of FP17s or Patient Questionnaire responses are less than 100. N/A is shown where the base number of responses is less than 10 during the period. % is calculated as Quantity/Base number*100

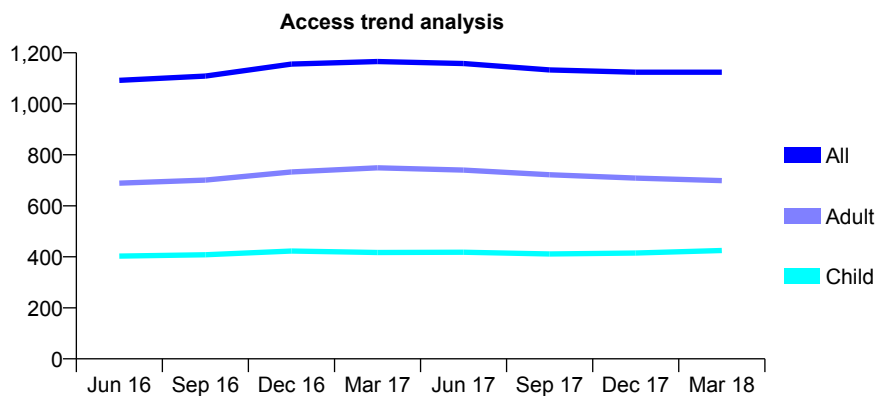
Q68 - Vital Signs At a Glance Contract Report for 368156/0001 - March 2018

Name or company name	MRS N SRINIVASAN
Contract type name	GDS Contract
Purpose of contract	General
Contract start date	01/07/2011
Contract end date	

17/18 Contracted general activity (UDA)	2,265
Carry forward general activity (UDA)	-46
17/18 Contracted orthodontic activity (UOA)	0
Carry forward orthodontic activity (UOA)	0
Baseline contract value	£56,436.73

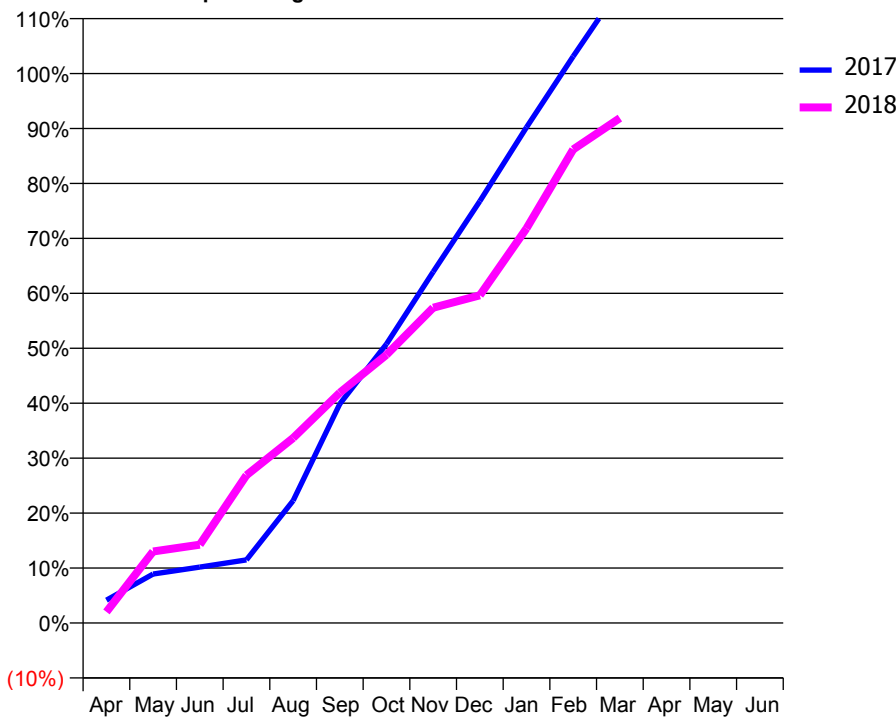
ACCESS*

Patients seen in 24 months	Total	Change since previous quarter
Quarter ending March 2017	1,166	
Quarter ending June 2017	1,158	→
Quarter ending September 2017	1,133	↓
Quarter ending December 2017	1,124	→
Quarter ending March 2018	1,124	→
Variance since March 2017	(3.6%)	↓



ACTIVITY

Cumulative percentage of contracted UDA delivered 2017 & 2018



Month	Adjusted Scheduled Activity (UDA)	
	2017	2018
April	94	46
May	202	295
June	230	323
July	260	609
August	504	763
September	903	950
October	1,150	1,105
November	1,448	1,300
December	1,739	1,351
January	2,043	1,627
February	2,336	1,952
March	2,618	2,081
April	2,649	
May	2,653	
June	2,654	

QUALITY

	Quantity	Base Number	Contract	AT	Region	England
% of FP17s for the same patient ID Re-attending within 3 months - Children	40	594	6.7%	9.5%	11.5%	11.9%
% of FP17s for the same patient ID Re-attending within 3 months - Adults	112	765	14.6%	15.2%	15.9%	16.0%
% of FP17s for the same patient ID Re-attending between 3 & 9 months - Children	385	594	64.8%	59.5%	60.6%	58.3%
% of FP17s for the same patient ID Re-attending between 3 & 9 months - Adults	425	765	55.6%	50.8%	51.6%	50.3%
% of FP17s for Band 1 Urgent Courses	96	1,326	7.2%	9.6%	9.5%	9.1%
% of FP17s Relating to Free Repair or Replacements	4	1,326	0.3%	0.6%	0.7%	0.8%
% of FP17s Relating to Continuations	3	1,326	0.2%	0.9%	1.0%	1.0%
% of Patients satisfied with the dentistry they have received	1	1	N/A	91.1%	92.0%	91.5%
% of Patients satisfied with the time they had to wait for an appointment	1	1	N/A	88.6%	88.1%	87.9%

* This is based on patients treated on this contract for their most recent course of treatment. Figures in italics indicate the base number of FP17s or Patient Questionnaire responses are less than 100. N/A is shown where the base number of responses is less than 10 during the period. % is calculated as Quantity/Base number*100

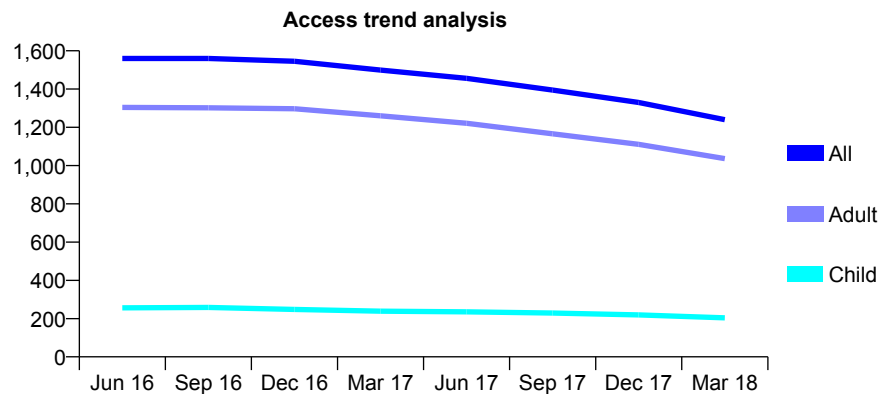
Q68 - Vital Signs At a Glance Contract Report for 389382/0002 - March 2018

Name or company name	MR MB FAHAMI
Contract type name	GDS Contract
Purpose of contract	General
Contract start date	05/07/2006
Contract end date	

17/18 Contracted general activity (UDA)	4,100
Carry forward general activity (UDA)	-82
17/18 Contracted orthodontic activity (UOA)	0
Carry forward orthodontic activity (UOA)	0
Baseline contract value	£142,629.03

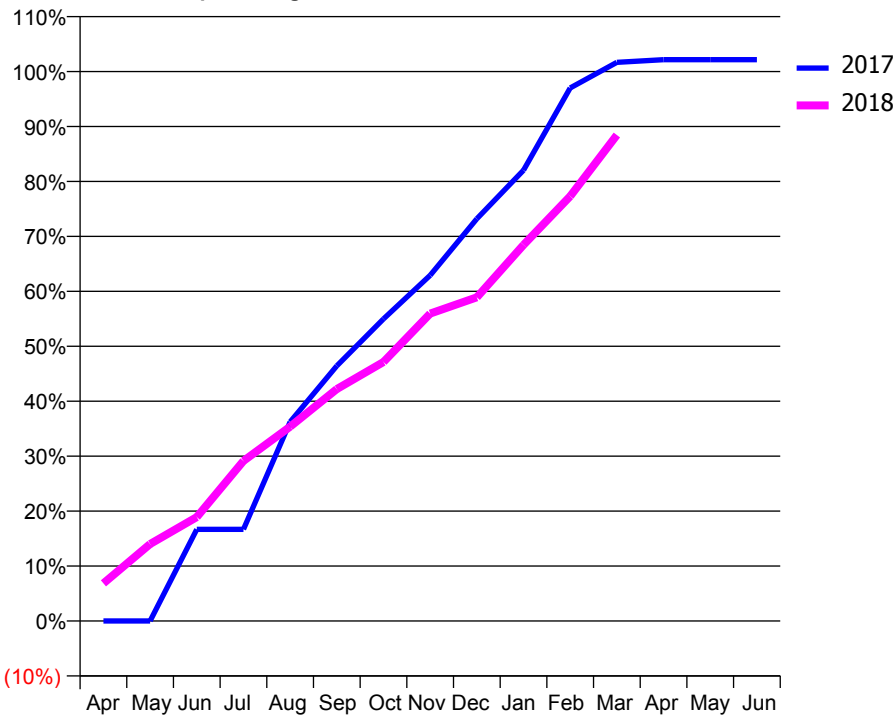
ACCESS*

Patients seen in 24 months	Total	Change since previous quarter
Quarter ending March 2017	1,499	
Quarter ending June 2017	1,456	↓
Quarter ending September 2017	1,395	↓
Quarter ending December 2017	1,330	↓
Quarter ending March 2018	1,240	↓
Variance since March 2017	(17.3%)	↓



ACTIVITY

Cumulative percentage of contracted UDA delivered 2017 & 2018



Month	Adjusted Scheduled Activity (UDA)	
	2017	2018
April	0	281
May	0	575
June	684	775
July	684	1,194
August	1,486	1,451
September	1,904	1,731
October	2,254	1,933
November	2,579	2,294
December	3,001	2,415
January	3,363	2,806
February	3,977	3,170
March	4,168	3,626
April	4,188	
May	4,188	
June	4,188	

QUALITY

	Quantity	Base Number	Contract	AT	Region	England
% of FP17s for the same patient ID Re-attending within 3 months - Children	12	281	4.3%	9.5%	11.5%	11.9%
% of FP17s for the same patient ID Re-attending within 3 months - Adults	235	1,285	18.3%	15.2%	15.9%	16.0%
% of FP17s for the same patient ID Re-attending between 3 & 9 months - Children	124	281	44.1%	59.5%	60.6%	58.3%
% of FP17s for the same patient ID Re-attending between 3 & 9 months - Adults	545	1,285	42.4%	50.8%	51.6%	50.3%
% of FP17s for Band 1 Urgent Courses	272	1,551	17.5%	9.6%	9.5%	9.1%
% of FP17s Relating to Free Repair or Replacements	2	1,551	0.1%	0.6%	0.7%	0.8%
% of FP17s Relating to Continuations	0	1,551	0.0%	0.9%	1.0%	1.0%
% of Patients satisfied with the dentistry they have received	1	1	N/A	91.1%	92.0%	91.5%
% of Patients satisfied with the time they had to wait for an appointment	1	1	N/A	88.6%	88.1%	87.9%

* This is based on patients treated on this contract for their most recent course of treatment. Figures in italics indicate the base number of FP17s or Patient Questionnaire responses are less than 100. N/A is shown where the base number of responses is less than 10 during the period. % is calculated as Quantity/Base number*100

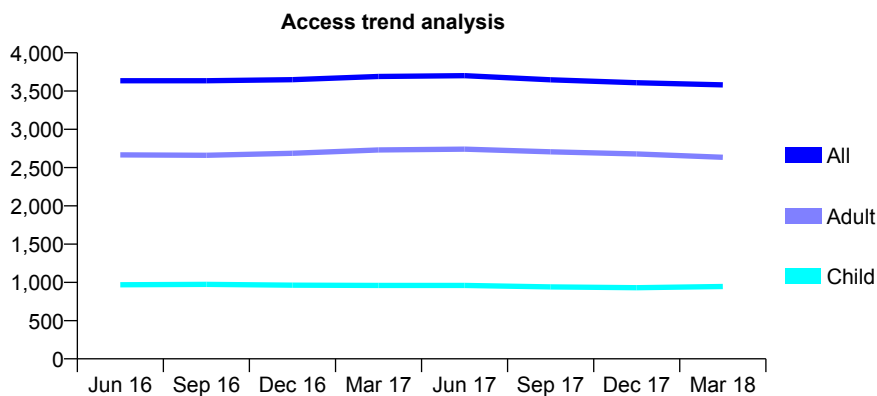
Q68 - Vital Signs At a Glance Contract Report for 396710/0001 - March 2018

Name or company name	Old Mill Dental Surgery
Contract type name	GDS Contract
Purpose of contract	General
Contract start date	01/04/2006
Contract end date	

17/18 Contracted general activity (UDA)	8,029
Carry forward general activity (UDA)	-18
17/18 Contracted orthodontic activity (UOA)	0
Carry forward orthodontic activity (UOA)	0
Baseline contract value	£169,330.96

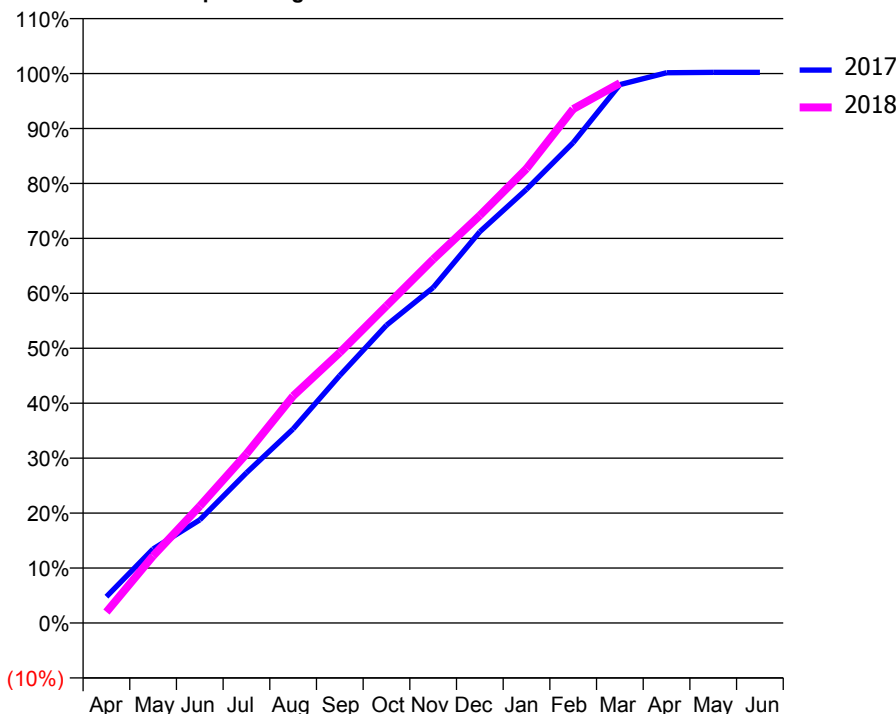
ACCESS*

Patients seen in 24 months	Total	Change since previous quarter
Quarter ending March 2017	3,691	
Quarter ending June 2017	3,701	→
Quarter ending September 2017	3,647	↓
Quarter ending December 2017	3,608	↓
Quarter ending March 2018	3,580	→
Variance since March 2017	(3.0%)	↓



ACTIVITY

Cumulative percentage of contracted UDA delivered 2017 & 2018



Month	Adjusted Scheduled Activity (UDA)	
	2017	2018
April	385	161
May	1,082	981
June	1,507	1,709
July	2,194	2,471
August	2,836	3,317
September	3,617	3,952
October	4,352	4,635
November	4,902	5,314
December	5,718	5,955
January	6,338	6,639
February	7,020	7,510
March	7,866	7,888
April	8,039	
May	8,047	
June	8,047	

QUALITY

	Quantity	Base Number	Contract	AT	Region	England
% of FP17s for the same patient ID Re-attending within 3 months - Children	137	1,451	9.4%	9.5%	11.5%	11.9%
% of FP17s for the same patient ID Re-attending within 3 months - Adults	319	3,149	10.1%	15.2%	15.9%	16.0%
% of FP17s for the same patient ID Re-attending between 3 & 9 months - Children	852	1,451	58.7%	59.5%	60.6%	58.3%
% of FP17s for the same patient ID Re-attending between 3 & 9 months - Adults	1,523	3,149	48.4%	50.8%	51.6%	50.3%
% of FP17s for Band 1 Urgent Courses	319	4,466	7.1%	9.6%	9.5%	9.1%
% of FP17s Relating to Free Repair or Replacements	16	4,466	0.4%	0.6%	0.7%	0.8%
% of FP17s Relating to Continuations	17	4,466	0.4%	0.9%	1.0%	1.0%
% of Patients satisfied with the dentistry they have received	1	1	N/A	91.1%	92.0%	91.5%
% of Patients satisfied with the time they had to wait for an appointment	1	1	N/A	88.6%	88.1%	87.9%

* This is based on patients treated on this contract for their most recent course of treatment. Figures in italics indicate the base number of FP17s or Patient Questionnaire responses are less than 100. N/A is shown where the base number of responses is less than 10 during the period. % is calculated as Quantity/Base number*100

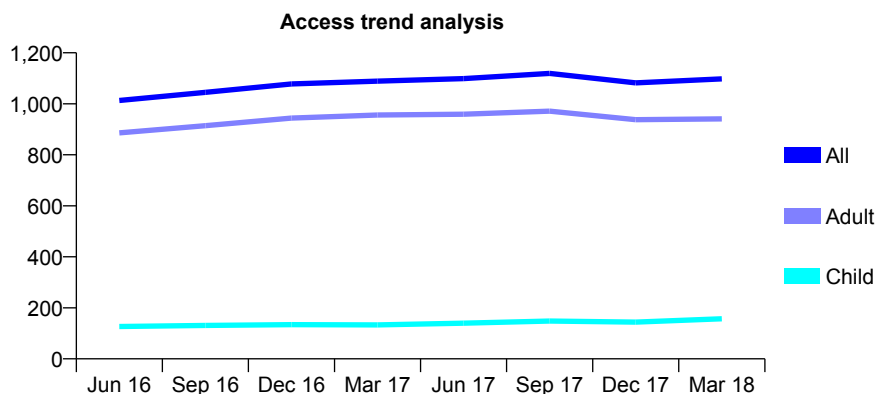
Q68 - Vital Signs At a Glance Contract Report for 398144/0002 - March 2018

Name or company name	MISS DR BECKER
Contract type name	GDS Contract
Purpose of contract	General
Contract start date	01/11/2015
Contract end date	

17/18 Contracted general activity (UDA)	4,156
Carry forward general activity (UDA)	-84
17/18 Contracted orthodontic activity (UOA)	0
Carry forward orthodontic activity (UOA)	0
Baseline contract value	£114,816.49

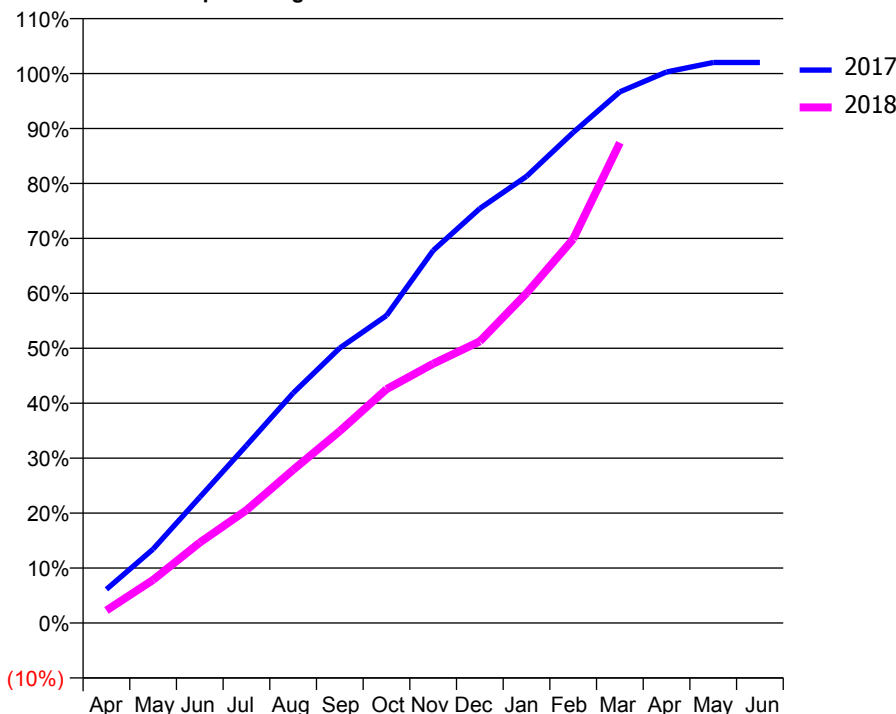
ACCESS*

Patients seen in 24 months	Total	Change since previous quarter
Quarter ending March 2017	1,089	
Quarter ending June 2017	1,099	→
Quarter ending September 2017	1,119	→
Quarter ending December 2017	1,082	↓
Quarter ending March 2018	1,098	→
Variance since March 2017	0.8%	→



ACTIVITY

Cumulative percentage of contracted UDA delivered 2017 & 2018



Month	Adjusted Scheduled Activity (UDA)	
	2017	2018
April	255	95
May	559	326
June	951	609
July	1,343	854
August	1,739	1,158
September	2,080	1,452
October	2,325	1,769
November	2,817	1,961
December	3,135	2,131
January	3,378	2,494
February	3,710	2,904
March	4,017	3,632
April	4,167	
May	4,239	
June	4,239	

QUALITY

	Quantity	Base Number	Contract	AT	Region	England
% of FP17s for the same patient ID Re-attending within 3 months - Children	14	229	6.1%	9.5%	11.5%	11.9%
% of FP17s for the same patient ID Re-attending within 3 months - Adults	190	1,472	12.9%	15.2%	15.9%	16.0%
% of FP17s for the same patient ID Re-attending between 3 & 9 months - Children	129	229	56.3%	59.5%	60.6%	58.3%
% of FP17s for the same patient ID Re-attending between 3 & 9 months - Adults	964	1,472	65.5%	50.8%	51.6%	50.3%
% of FP17s for Band 1 Urgent Courses	110	1,650	6.7%	9.6%	9.5%	9.1%
% of FP17s Relating to Free Repair or Replacements	3	1,650	0.2%	0.6%	0.7%	0.8%
% of FP17s Relating to Continuations	0	1,650	0.0%	0.9%	1.0%	1.0%
% of Patients satisfied with the dentistry they have received	4	4	N/A	91.1%	92.0%	91.5%
% of Patients satisfied with the time they had to wait for an appointment	4	4	N/A	88.6%	88.1%	87.9%

* This is based on patients treated on this contract for their most recent course of treatment. Figures in italics indicate the base number of FP17s or Patient Questionnaire responses are less than 100. N/A is shown where the base number of responses is less than 10 during the period. % is calculated as Quantity/Base number*100

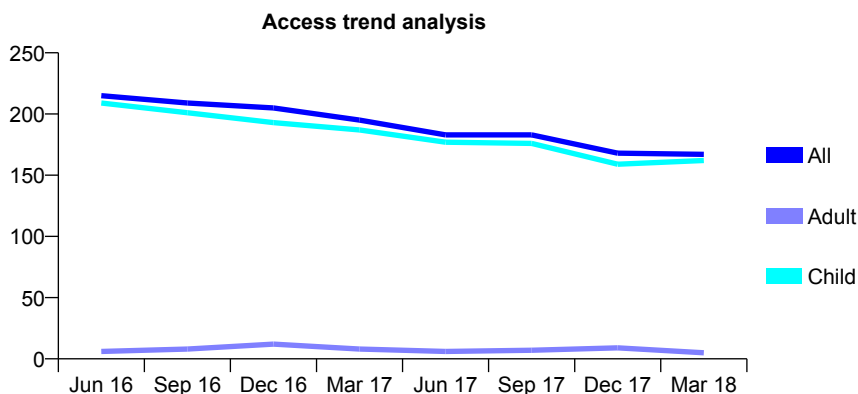
Q68 - Vital Signs At a Glance Contract Report for 557056/0002 - March 2018

Name or company name	MR S URDANG
Contract type name	GDS Contract
Purpose of contract	General
Contract start date	02/07/2008
Contract end date	

17/18 Contracted general activity (UDA)	200
Carry forward general activity (UDA)	0
17/18 Contracted orthodontic activity (UOA)	0
Carry forward orthodontic activity (UOA)	0
Baseline contract value	£4,559.02

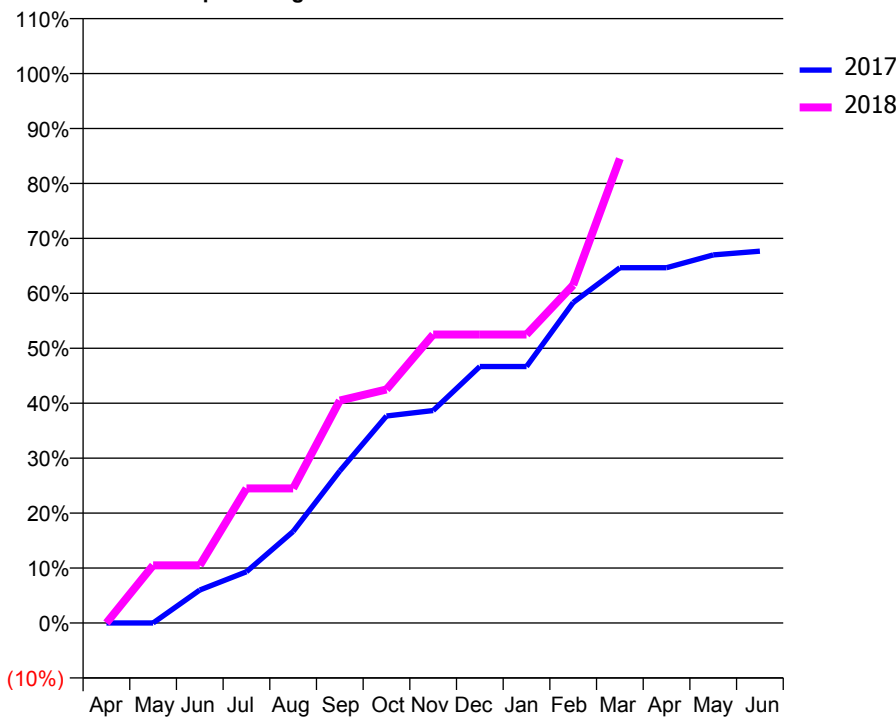
ACCESS*

Patients seen in 24 months	Total	Change since previous quarter
Quarter ending March 2017	195	
Quarter ending June 2017	183	↓
Quarter ending September 2017	183	→
Quarter ending December 2017	168	↓
Quarter ending March 2018	167	→
Variance since March 2017	(14.4%)	↓



ACTIVITY

Cumulative percentage of contracted UDA delivered 2017 & 2018



Month	Adjusted Scheduled Activity (UDA)	
	2017	2018
April	0	0
May	0	21
June	18	21
July	28	49
August	50	49
September	83	81
October	113	85
November	116	105
December	140	105
January	140	105
February	175	123
March	194	169
April	194	
May	201	
June	203	

QUALITY

	Quantity	Base Number	Contract	AT	Region	England
% of FP17s for the same patient ID Re-attending within 3 months - Children	0	170	0.0%	9.5%	11.5%	11.9%
% of FP17s for the same patient ID Re-attending within 3 months - Adults	0	0	N/A	15.2%	15.9%	16.0%
% of FP17s for the same patient ID Re-attending between 3 & 9 months - Children	86	170	50.6%	59.5%	60.6%	58.3%
% of FP17s for the same patient ID Re-attending between 3 & 9 months - Adults	0	0	N/A	50.8%	51.6%	50.3%
% of FP17s for Band 1 Urgent Courses	0	159	0.0%	9.6%	9.5%	9.1%
% of FP17s Relating to Free Repair or Replacements	0	159	0.0%	0.6%	0.7%	0.8%
% of FP17s Relating to Continuations	0	159	0.0%	0.9%	1.0%	1.0%
% of Patients satisfied with the dentistry they have received	0	0	N/A	91.1%	92.0%	91.5%
% of Patients satisfied with the time they had to wait for an appointment	0	0	N/A	88.6%	88.1%	87.9%

* This is based on patients treated on this contract for their most recent course of treatment. Figures in italics indicate the base number of FP17s or Patient Questionnaire responses are less than 100. N/A is shown where the base number of responses is less than 10 during the period. % is calculated as Quantity/Base number*100

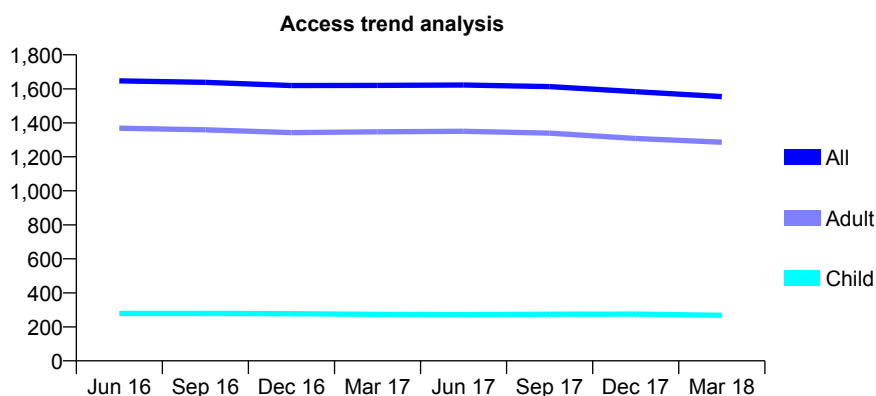
Q68 - Vital Signs At a Glance Contract Report for 558222/0005 - March 2018

Name or company name	MR NJ VAID
Contract type name	GDS Contract
Purpose of contract	General
Contract start date	01/04/2011
Contract end date	

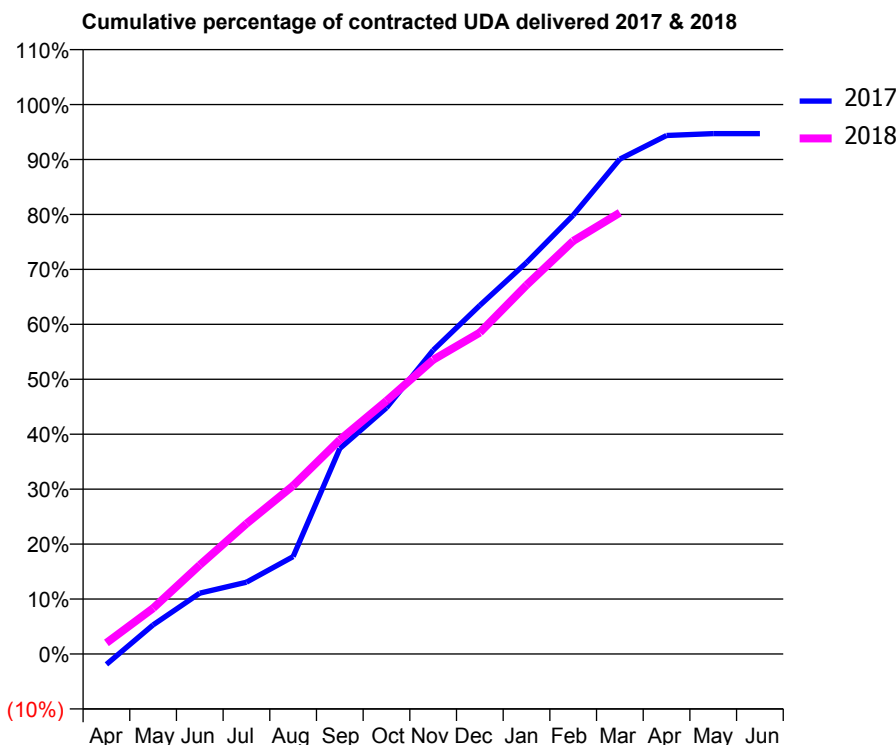
17/18 Contracted general activity (UDA)	5,235
Carry forward general activity (UDA)	0
17/18 Contracted orthodontic activity (UOA)	0
Carry forward orthodontic activity (UOA)	0
Baseline contract value	£123,149.22

ACCESS*

Patients seen in 24 months	Total	Change since previous quarter
Quarter ending March 2017	1,620	
Quarter ending June 2017	1,622	→
Quarter ending September 2017	1,613	→
Quarter ending December 2017	1,583	↓
Quarter ending March 2018	1,554	↓
Variance since March 2017	(4.1%)	↓



ACTIVITY



Month	Adjusted Scheduled Activity (UDA)	
	2017	2018
April	-100	106
May	278	437
June	580	849
July	684	1,242
August	928	1,604
September	1,958	2,040
October	2,345	2,412
November	2,895	2,803
December	3,321	3,063
January	3,729	3,515
February	4,181	3,936
March	4,716	4,204
April	4,940	
May	4,957	
June	4,957	

QUALITY

	Quantity	Base Number	Contract	AT	Region	England
% of FP17s for the same patient ID Re-attending within 3 months - Children	19	341	5.6%	9.5%	11.5%	11.9%
% of FP17s for the same patient ID Re-attending within 3 months - Adults	395	2,090	18.9%	15.2%	15.9%	16.0%
% of FP17s for the same patient ID Re-attending between 3 & 9 months - Children	228	341	66.9%	59.5%	60.6%	58.3%
% of FP17s for the same patient ID Re-attending between 3 & 9 months - Adults	1,305	2,090	62.4%	50.8%	51.6%	50.3%
% of FP17s for Band 1 Urgent Courses	268	2,316	11.6%	9.6%	9.5%	9.1%
% of FP17s Relating to Free Repair or Replacements	21	2,316	0.9%	0.6%	0.7%	0.8%
% of FP17s Relating to Continuations	72	2,316	3.1%	0.9%	1.0%	1.0%
% of Patients satisfied with the dentistry they have received	8	8	N/A	91.1%	92.0%	91.5%
% of Patients satisfied with the time they had to wait for an appointment	8	8	N/A	88.6%	88.1%	87.9%

* This is based on patients treated on this contract for their most recent course of treatment. Figures in italics indicate the base number of FP17s or Patient Questionnaire responses are less than 100. N/A is shown where the base number of responses is less than 10 during the period. % is calculated as Quantity/Base number*100

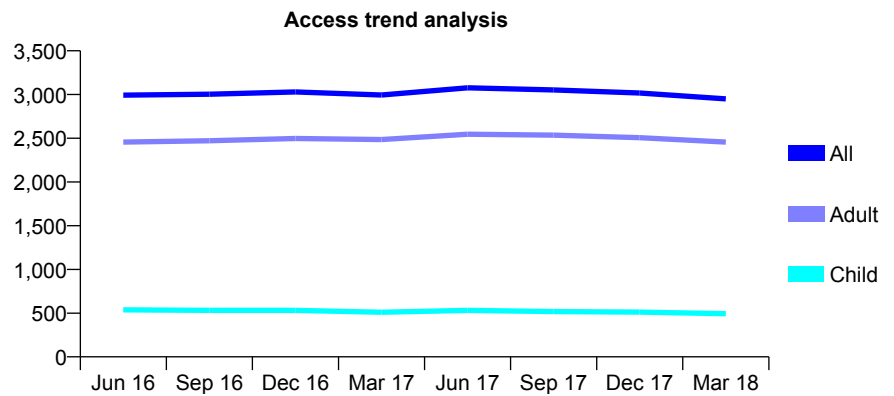
Q68 - Vital Signs At a Glance Contract Report for 558222/0006 - March 2018

Name or company name	MR NJ VAID
Contract type name	GDS Contract
Purpose of contract	General
Contract start date	01/04/2011
Contract end date	

17/18 Contracted general activity (UDA)	8,003
Carry forward general activity (UDA)	0
17/18 Contracted orthodontic activity (UOA)	0
Carry forward orthodontic activity (UOA)	0
Baseline contract value	£204,428.42

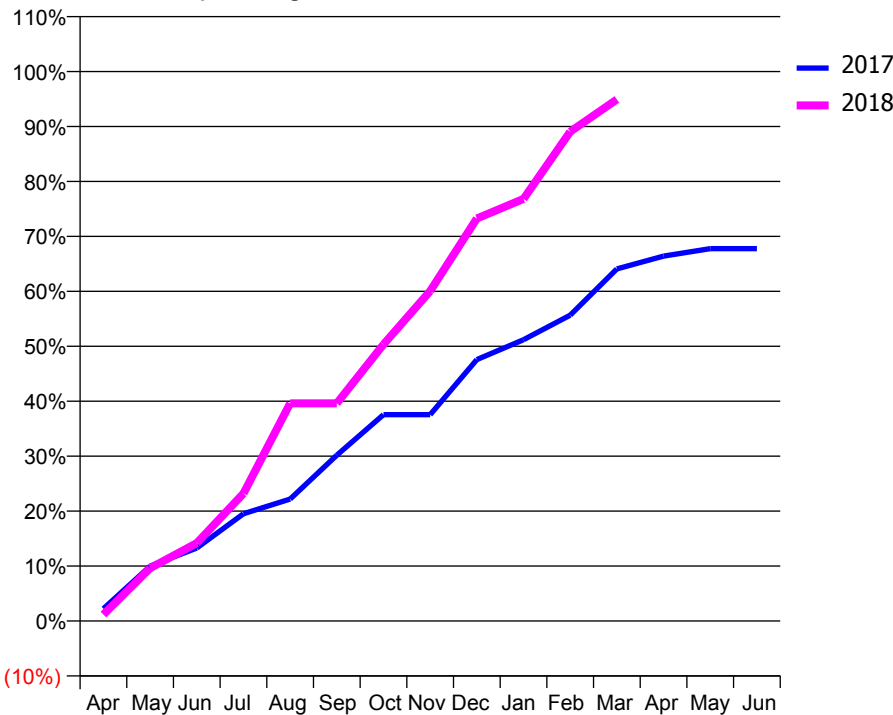
ACCESS*

Patients seen in 24 months	Total	Change since previous quarter
Quarter ending March 2017	2,995	
Quarter ending June 2017	3,077	↑
Quarter ending September 2017	3,052	→
Quarter ending December 2017	3,018	↓
Quarter ending March 2018	2,950	↓
Variance since March 2017	(1.5%)	↓



ACTIVITY

Cumulative percentage of contracted UDA delivered 2017 & 2018



Month	Adjusted Scheduled Activity (UDA)	
	2017	2018
April	238	94
May	1,058	770
June	1,409	1,135
July	2,071	1,858
August	2,354	3,171
September	3,201	3,171
October	3,981	4,028
November	3,981	4,806
December	5,044	5,862
January	5,428	6,147
February	5,902	7,126
March	6,794	7,597
April	7,042	
May	7,185	
June	7,184	

QUALITY

	Quantity	Base Number	Contract	AT	Region	England
% of FP17s for the same patient ID Re-attending within 3 months - Children	42	707	5.9%	9.5%	11.5%	11.9%
% of FP17s for the same patient ID Re-attending within 3 months - Adults	499	3,541	14.1%	15.2%	15.9%	16.0%
% of FP17s for the same patient ID Re-attending between 3 & 9 months - Children	463	707	65.5%	59.5%	60.6%	58.3%
% of FP17s for the same patient ID Re-attending between 3 & 9 months - Adults	2,002	3,541	56.5%	50.8%	51.6%	50.3%
% of FP17s for Band 1 Urgent Courses	424	3,771	11.2%	9.6%	9.5%	9.1%
% of FP17s Relating to Free Repair or Replacements	66	3,771	1.8%	0.6%	0.7%	0.8%
% of FP17s Relating to Continuations	9	3,771	0.2%	0.9%	1.0%	1.0%
% of Patients satisfied with the dentistry they have received	3	3	N/A	91.1%	92.0%	91.5%
% of Patients satisfied with the time they had to wait for an appointment	2	3	N/A	88.6%	88.1%	87.9%

* This is based on patients treated on this contract for their most recent course of treatment. Figures in italics indicate the base number of FP17s or Patient Questionnaire responses are less than 100. N/A is shown where the base number of responses is less than 10 during the period. % is calculated as Quantity/Base number*100

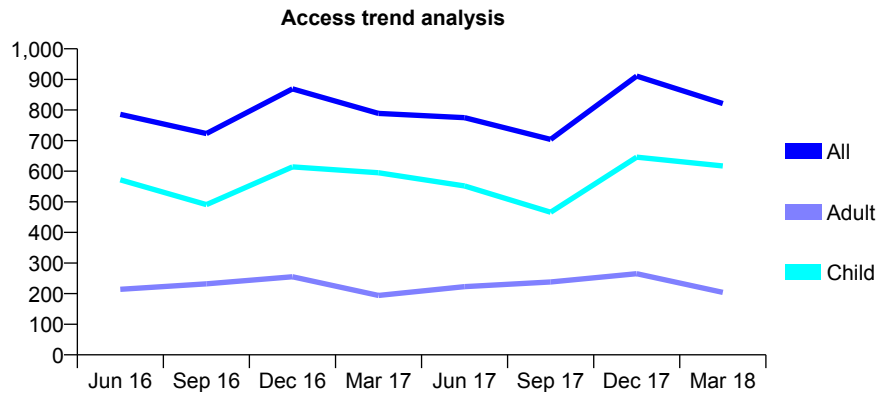
Q68 - Vital Signs At a Glance Contract Report for 558745/0004 - March 2018

Name or company name	MR VH WIFFEN
Contract type name	GDS Contract
Purpose of contract	General
Contract start date	01/06/2010
Contract end date	

17/18 Contracted general activity (UDA)	1,532
Carry forward general activity (UDA)	-31
17/18 Contracted orthodontic activity (UOA)	0
Carry forward orthodontic activity (UOA)	0
Baseline contract value	£43,981.87

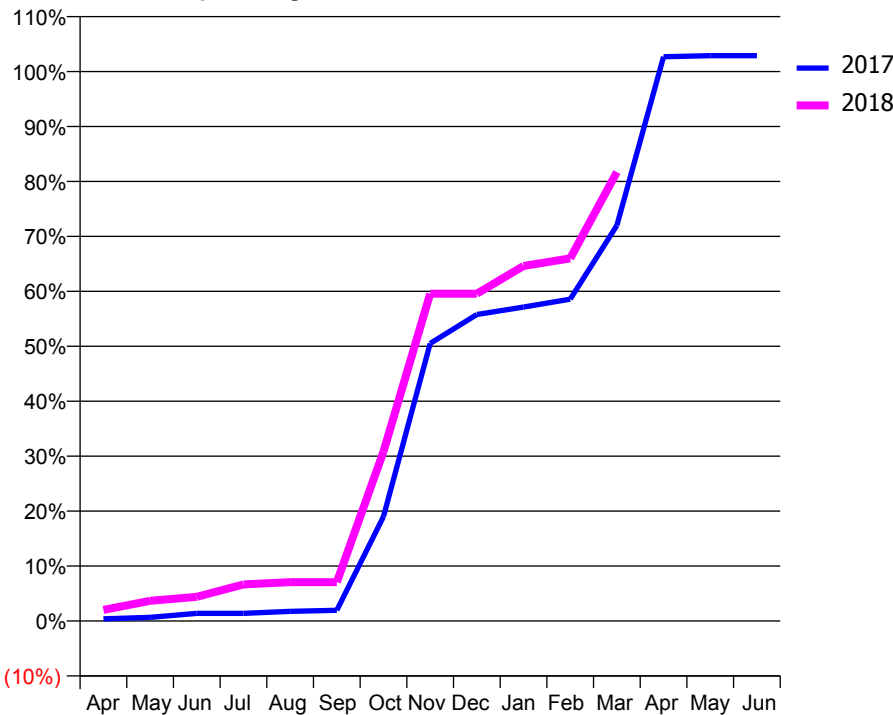
ACCESS*

Patients seen in 24 months	Total	Change since previous quarter
Quarter ending March 2017	789	
Quarter ending June 2017	775	↓
Quarter ending September 2017	704	↓
Quarter ending December 2017	911	↑
Quarter ending March 2018	821	↓
Variance since March 2017	4.1%	↑



ACTIVITY

Cumulative percentage of contracted UDA delivered 2017 & 2018



Month	Adjusted Scheduled Activity (UDA)	
	2017	2018
April	6	31
May	10	56
June	21	67
July	21	102
August	27	108
September	30	108
October	291	472
November	774	912
December	855	912
January	875	990
February	897	1,011
March	1,103	1,252
April	1,573	
May	1,576	
June	1,576	

QUALITY

	Quantity	Base Number	Contract	AT	Region	England
% of FP17s for the same patient ID Re-attending within 3 months - Children	37	1,101	3.4%	9.5%	11.5%	11.9%
% of FP17s for the same patient ID Re-attending within 3 months - Adults	3	89	3.4%	15.2%	15.9%	16.0%
% of FP17s for the same patient ID Re-attending between 3 & 9 months - Children	668	1,101	60.7%	59.5%	60.6%	58.3%
% of FP17s for the same patient ID Re-attending between 3 & 9 months - Adults	66	89	74.2%	50.8%	51.6%	50.3%
% of FP17s for Band 1 Urgent Courses	29	855	3.4%	9.6%	9.5%	9.1%
% of FP17s Relating to Free Repair or Replacements	0	855	0.0%	0.6%	0.7%	0.8%
% of FP17s Relating to Continuations	0	855	0.0%	0.9%	1.0%	1.0%
% of Patients satisfied with the dentistry they have received	0	0	N/A	91.1%	92.0%	91.5%
% of Patients satisfied with the time they had to wait for an appointment	0	0	N/A	88.6%	88.1%	87.9%

* This is based on patients treated on this contract for their most recent course of treatment. Figures in italics indicate the base number of FP17s or Patient Questionnaire responses are less than 100. N/A is shown where the base number of responses is less than 10 during the period. % is calculated as Quantity/Base number*100

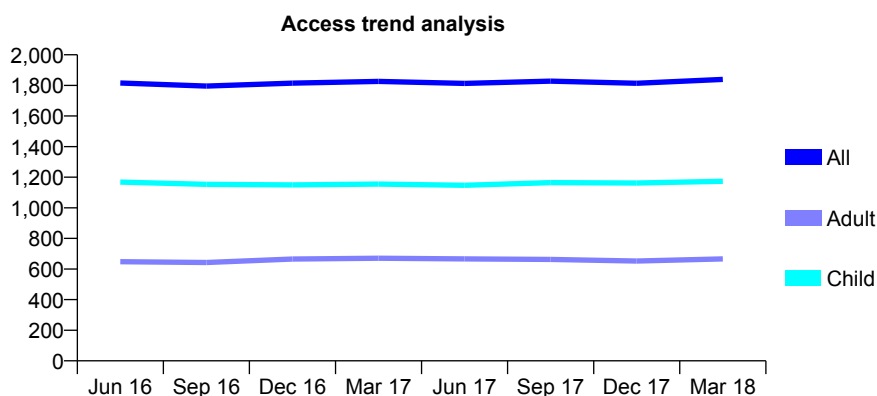
Q68 - Vital Signs At a Glance Contract Report for 565113/0001 - March 2018

Name or company name	MR MA PARKER
Contract type name	GDS Contract
Purpose of contract	General
Contract start date	01/04/2006
Contract end date	

17/18 Contracted general activity (UDA)	3,272
Carry forward general activity (UDA)	-50
17/18 Contracted orthodontic activity (UOA)	0
Carry forward orthodontic activity (UOA)	0
Baseline contract value	£73,539.28

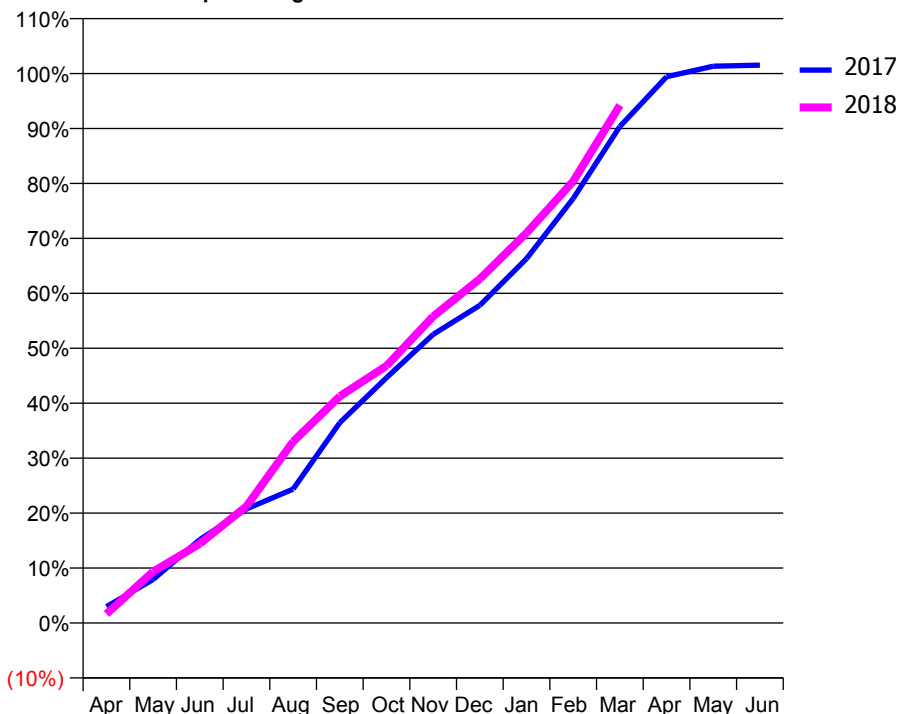
ACCESS*

Patients seen in 24 months	Total	Change since previous quarter
Quarter ending March 2017	1,826	
Quarter ending June 2017	1,813	→
Quarter ending September 2017	1,828	→
Quarter ending December 2017	1,814	→
Quarter ending March 2018	1,839	→
Variance since March 2017	0.7%	→



ACTIVITY

Cumulative percentage of contracted UDA delivered 2017 & 2018



Month	Adjusted Scheduled Activity (UDA)	
	2017	2018
April	97	54
May	259	306
June	497	472
July	679	695
August	798	1,081
September	1,193	1,350
October	1,460	1,531
November	1,719	1,826
December	1,892	2,049
January	2,170	2,323
February	2,528	2,630
March	2,957	3,083
April	3,253	
May	3,316	
June	3,322	

QUALITY

	Quantity	Base Number	Contract	AT	Region	England
% of FP17s for the same patient ID Re-attending within 3 months - Children	93	1,527	6.1%	9.5%	11.5%	11.9%
% of FP17s for the same patient ID Re-attending within 3 months - Adults	19	479	4.0%	15.2%	15.9%	16.0%
% of FP17s for the same patient ID Re-attending between 3 & 9 months - Children	813	1,527	53.2%	59.5%	60.6%	58.3%
% of FP17s for the same patient ID Re-attending between 3 & 9 months - Adults	151	479	31.5%	50.8%	51.6%	50.3%
% of FP17s for Band 1 Urgent Courses	75	1,816	4.1%	9.6%	9.5%	9.1%
% of FP17s Relating to Free Repair or Replacements	12	1,816	0.7%	0.6%	0.7%	0.8%
% of FP17s Relating to Continuations	1	1,816	0.1%	0.9%	1.0%	1.0%
% of Patients satisfied with the dentistry they have received	2	2	N/A	91.1%	92.0%	91.5%
% of Patients satisfied with the time they had to wait for an appointment	1	2	N/A	88.6%	88.1%	87.9%

* This is based on patients treated on this contract for their most recent course of treatment. Figures in italics indicate the base number of FP17s or Patient Questionnaire responses are less than 100. N/A is shown where the base number of responses is less than 10 during the period. % is calculated as Quantity/Base number*100

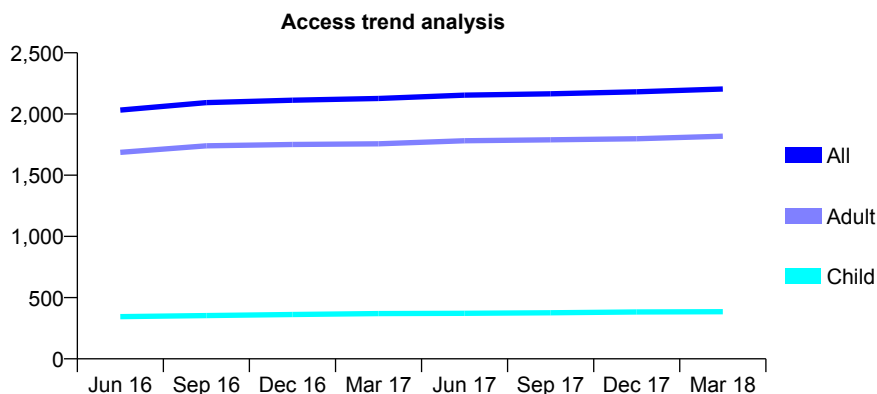
Q68 - Vital Signs At a Glance Contract Report for 567612/0001 - March 2018

Name or company name	MR AM SINGER
Contract type name	GDS Contract
Purpose of contract	General
Contract start date	01/04/2006
Contract end date	

17/18 Contracted general activity (UDA)	7,509
Carry forward general activity (UDA)	0
17/18 Contracted orthodontic activity (UOA)	0
Carry forward orthodontic activity (UOA)	0
Baseline contract value	£171,749.03

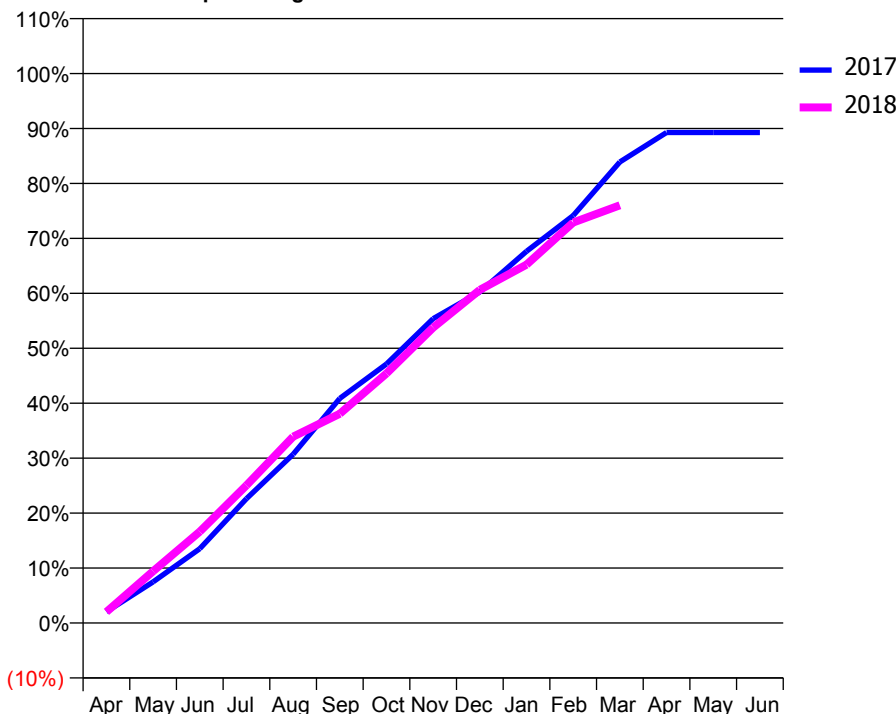
ACCESS*

Patients seen in 24 months	Total	Change since previous quarter
Quarter ending March 2017	2,127	
Quarter ending June 2017	2,154	→
Quarter ending September 2017	2,165	→
Quarter ending December 2017	2,181	→
Quarter ending March 2018	2,204	→
Variance since March 2017	3.6%	↑



ACTIVITY

Cumulative percentage of contracted UDA delivered 2017 & 2018



Month	Adjusted Scheduled Activity (UDA)	
	2017	2018
April	154	152
May	562	708
June	1,016	1,249
July	1,699	1,881
August	2,306	2,546
September	3,069	2,859
October	3,539	3,410
November	4,159	4,038
December	4,523	4,552
January	5,079	4,897
February	5,568	5,472
March	6,299	5,708
April	6,702	
May	6,702	
June	6,702	

QUALITY

	Quantity	Base Number	Contract	AT	Region	England
% of FP17s for the same patient ID Re-attending within 3 months - Children	19	469	4.1%	9.5%	11.5%	11.9%
% of FP17s for the same patient ID Re-attending within 3 months - Adults	411	2,560	16.1%	15.2%	15.9%	16.0%
% of FP17s for the same patient ID Re-attending between 3 & 9 months - Children	130	469	27.7%	59.5%	60.6%	58.3%
% of FP17s for the same patient ID Re-attending between 3 & 9 months - Adults	1,040	2,560	40.6%	50.8%	51.6%	50.3%
% of FP17s for Band 1 Urgent Courses	263	2,839	9.3%	9.6%	9.5%	9.1%
% of FP17s Relating to Free Repair or Replacements	43	2,839	1.5%	0.6%	0.7%	0.8%
% of FP17s Relating to Continuations	103	2,839	3.6%	0.9%	1.0%	1.0%
% of Patients satisfied with the dentistry they have received	1	1	N/A	91.1%	92.0%	91.5%
% of Patients satisfied with the time they had to wait for an appointment	1	1	N/A	88.6%	88.1%	87.9%

* This is based on patients treated on this contract for their most recent course of treatment. Figures in italics indicate the base number of FP17s or Patient Questionnaire responses are less than 100. N/A is shown where the base number of responses is less than 10 during the period. % is calculated as Quantity/Base number*100

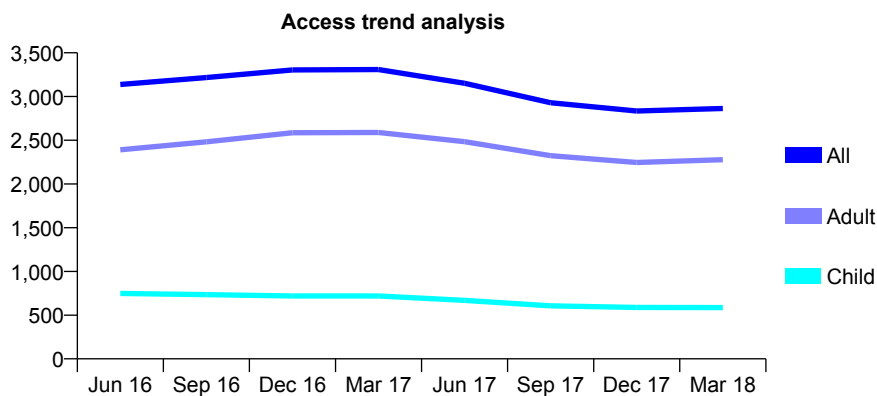
Q68 - Vital Signs At a Glance Contract Report for 568171/0001 - March 2018

Name or company name	MR PJ IVE
Contract type name	GDS Contract
Purpose of contract	General
Contract start date	01/04/2006
Contract end date	

17/18 Contracted general activity (UDA)	9,000
Carry forward general activity (UDA)	0
17/18 Contracted orthodontic activity (UOA)	0
Carry forward orthodontic activity (UOA)	0
Baseline contract value	£202,311.45

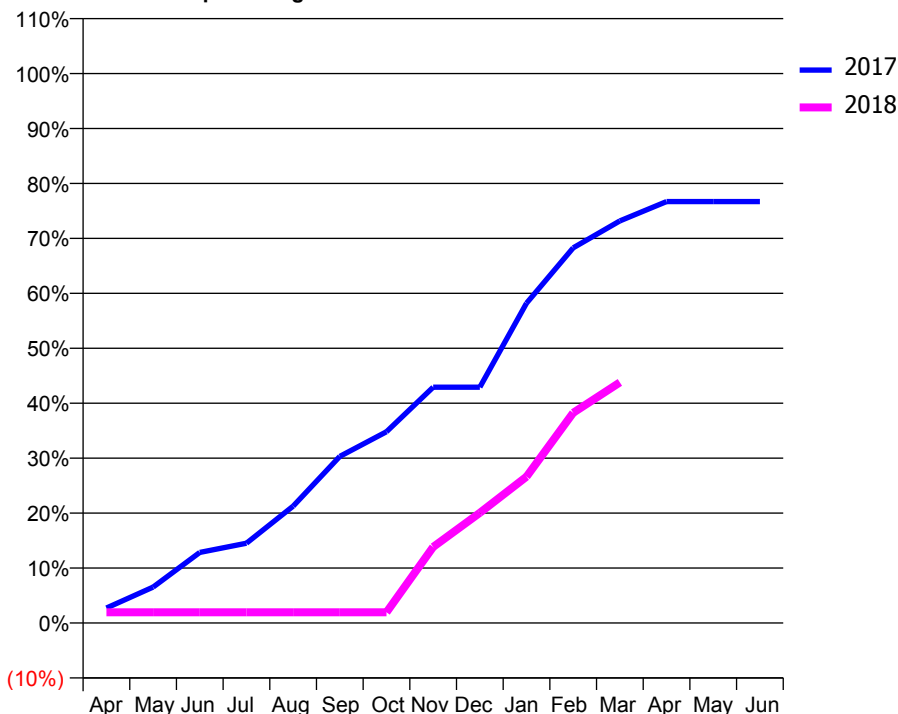
ACCESS*

Patients seen in 24 months	Total	Change since previous quarter
Quarter ending March 2017	3,308	
Quarter ending June 2017	3,152	↓
Quarter ending September 2017	2,929	↓
Quarter ending December 2017	2,834	↓
Quarter ending March 2018	2,864	→
Variance since March 2017	(13.4%)	↓



ACTIVITY

Cumulative percentage of contracted UDA delivered 2017 & 2018



Month	Adjusted Scheduled Activity (UDA)	
	2017	2018
April	245	175
May	588	175
June	1,157	175
July	1,308	175
August	1,915	175
September	2,729	175
October	3,133	175
November	3,863	1,245
December	3,863	1,805
January	5,239	2,396
February	6,144	3,444
March	6,586	3,940
April	6,902	
May	6,902	
June	6,902	

QUALITY

	Quantity	Base Number	Contract	AT	Region	England
% of FP17s for the same patient ID Re-attending within 3 months - Children	21	443	4.7%	9.5%	11.5%	11.9%
% of FP17s for the same patient ID Re-attending within 3 months - Adults	170	1,688	10.1%	15.2%	15.9%	16.0%
% of FP17s for the same patient ID Re-attending between 3 & 9 months - Children	65	443	14.7%	59.5%	60.6%	58.3%
% of FP17s for the same patient ID Re-attending between 3 & 9 months - Adults	354	1,688	21.0%	50.8%	51.6%	50.3%
% of FP17s for Band 1 Urgent Courses	157	1,980	7.9%	9.6%	9.5%	9.1%
% of FP17s Relating to Free Repair or Replacements	0	1,980	0.0%	0.6%	0.7%	0.8%
% of FP17s Relating to Continuations	27	1,980	1.4%	0.9%	1.0%	1.0%
% of Patients satisfied with the dentistry they have received	6	8	N/A	91.1%	92.0%	91.5%
% of Patients satisfied with the time they had to wait for an appointment	5	8	N/A	88.6%	88.1%	87.9%

* This is based on patients treated on this contract for their most recent course of treatment. Figures in italics indicate the base number of FP17s or Patient Questionnaire responses are less than 100. N/A is shown where the base number of responses is less than 10 during the period. % is calculated as Quantity/Base number*100

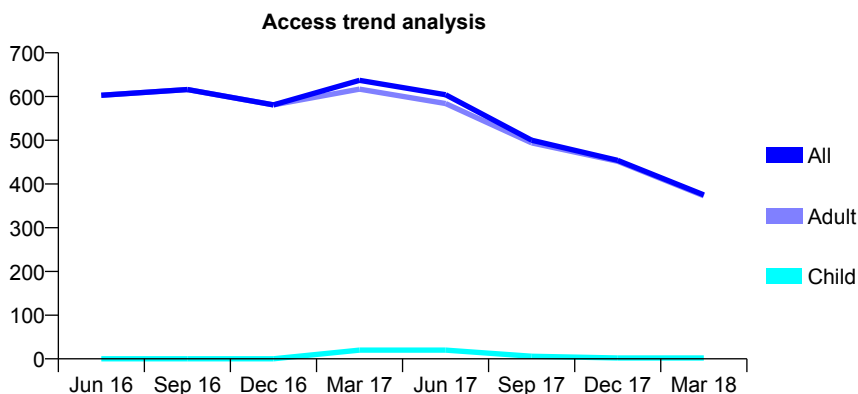
Q68 - Vital Signs At a Glance Contract Report for 569119/0001 - March 2018

Name or company name	MR D MYERS
Contract type name	PDS Contract
Purpose of contract	General
Contract start date	01/04/2006
Contract end date	30/06/2017

17/18 Contracted general activity (UDA)	397
Carry forward general activity (UDA)	0
17/18 Contracted orthodontic activity (UOA)	0
Carry forward orthodontic activity (UOA)	0
Baseline contract value	£14,090.47

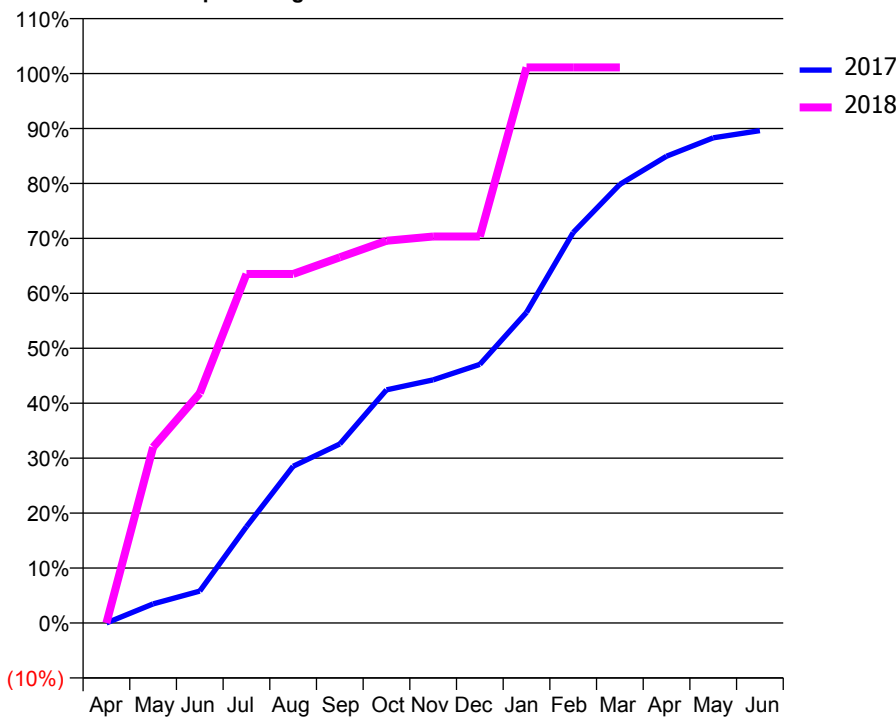
ACCESS*

Patients seen in 24 months	Total	Change since previous quarter
Quarter ending March 2017	637	
Quarter ending June 2017	604	↓
Quarter ending September 2017	500	↓
Quarter ending December 2017	454	↓
Quarter ending March 2018	375	↓
Variance since March 2017	(41.1%)	↓



ACTIVITY

Cumulative percentage of contracted UDA delivered 2017 & 2018



QUALITY

	Quantity	Base Number	Contract	AT	Region	England
% of FP17s for the same patient ID Re-attending within 3 months - Children	0	0	N/A	9.5%	11.5%	11.9%
% of FP17s for the same patient ID Re-attending within 3 months - Adults	4	139	2.9%	15.2%	15.9%	16.0%
% of FP17s for the same patient ID Re-attending between 3 & 9 months - Children	0	0	N/A	59.5%	60.6%	58.3%
% of FP17s for the same patient ID Re-attending between 3 & 9 months - Adults	10	139	7.2%	50.8%	51.6%	50.3%
% of FP17s for Band 1 Urgent Courses	2	94	2.1%	9.6%	9.5%	9.1%
% of FP17s Relating to Free Repair or Replacements	0	94	0.0%	0.6%	0.7%	0.8%
% of FP17s Relating to Continuations	0	94	0.0%	0.9%	1.0%	1.0%
% of Patients satisfied with the dentistry they have received	0	0	N/A	91.1%	92.0%	91.5%
% of Patients satisfied with the time they had to wait for an appointment	0	0	N/A	88.6%	88.1%	87.9%

* This is based on patients treated on this contract for their most recent course of treatment. Figures in italics indicate the base number of FP17s or Patient Questionnaire responses are less than 100. N/A is shown where the base number of responses is less than 10 during the period. % is calculated as Quantity/Base number*100

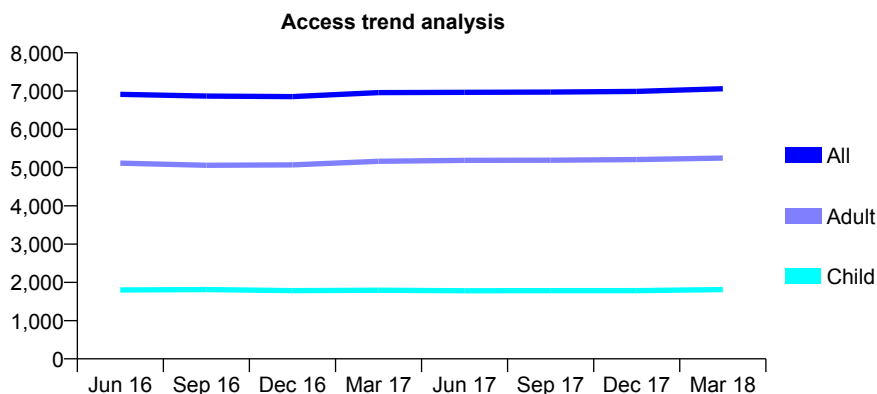
Q68 - Vital Signs At a Glance Contract Report for 570052/0001 - March 2018

Name or company name	MR AN MOORE
Contract type name	GDS Contract
Purpose of contract	General
Contract start date	01/04/2006
Contract end date	

17/18 Contracted general activity (UDA)	15,877
Carry forward general activity (UDA)	0
17/18 Contracted orthodontic activity (UOA)	0
Carry forward orthodontic activity (UOA)	0
Baseline contract value	£450,025.60

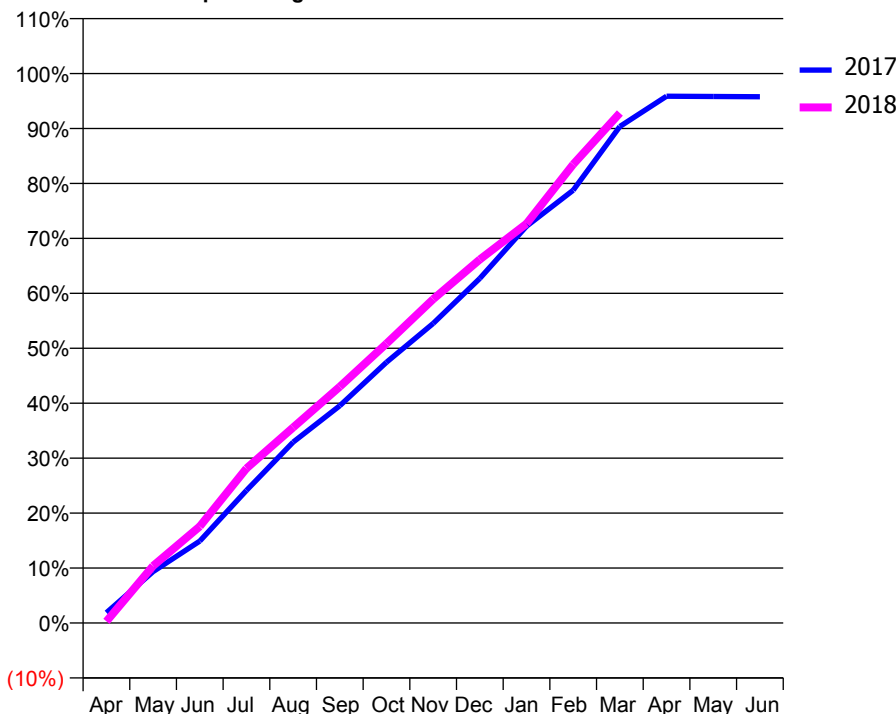
ACCESS*

Patients seen in 24 months	Total	Change since previous quarter
Quarter ending March 2017	6,958	
Quarter ending June 2017	6,966	→
Quarter ending September 2017	6,975	→
Quarter ending December 2017	6,991	→
Quarter ending March 2018	7,059	→
Variance since March 2017	1.5%	→



ACTIVITY

Cumulative percentage of contracted UDA delivered 2017 & 2018



Adjusted Scheduled Activity (UDA)

Month	2017	2018
April	299	47
May	1,486	1,651
June	2,367	2,790
July	3,833	4,468
August	5,225	5,652
September	6,277	6,829
October	7,536	8,072
November	8,656	9,355
December	9,956	10,506
January	11,462	11,539
February	12,504	13,253
March	14,348	14,735
April	15,221	
May	15,213	
June	15,206	

QUALITY

	Quantity	Base Number	Contract	AT	Region	England
% of FP17s for the same patient ID Re-attending within 3 months - Children	93	2,391	3.9%	9.5%	11.5%	11.9%
% of FP17s for the same patient ID Re-attending within 3 months - Adults	768	6,244	12.3%	15.2%	15.9%	16.0%
% of FP17s for the same patient ID Re-attending between 3 & 9 months - Children	1,214	2,391	50.8%	59.5%	60.6%	58.3%
% of FP17s for the same patient ID Re-attending between 3 & 9 months - Adults	2,276	6,244	36.5%	50.8%	51.6%	50.3%
% of FP17s for Band 1 Urgent Courses	876	8,250	10.6%	9.6%	9.5%	9.1%
% of FP17s Relating to Free Repair or Replacements	43	8,250	0.5%	0.6%	0.7%	0.8%
% of FP17s Relating to Continuations	18	8,250	0.2%	0.9%	1.0%	1.0%
% of Patients satisfied with the dentistry they have received	1	1	N/A	91.1%	92.0%	91.5%
% of Patients satisfied with the time they had to wait for an appointment	1	1	N/A	88.6%	88.1%	87.9%

* This is based on patients treated on this contract for their most recent course of treatment. Figures in italics indicate the base number of FP17s or Patient Questionnaire responses are less than 100. N/A is shown where the base number of responses is less than 10 during the period. % is calculated as Quantity/Base number*100

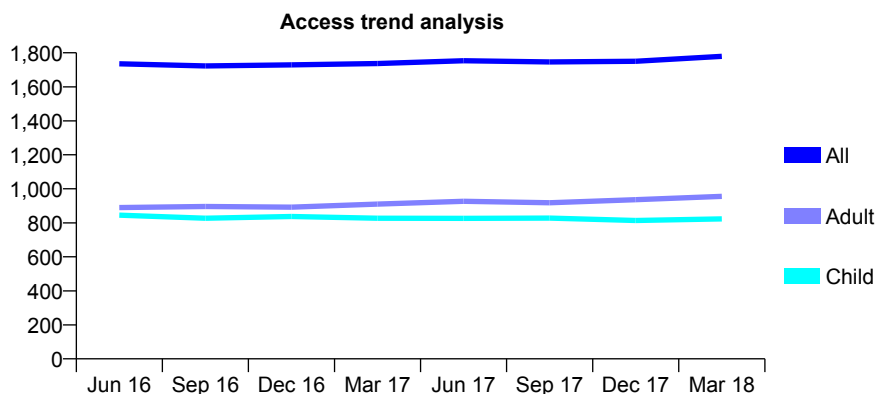
Q68 - Vital Signs At a Glance Contract Report for 572721/0001 - March 2018

Name or company name	MR IP MCLEAN
Contract type name	GDS Contract
Purpose of contract	General
Contract start date	01/04/2006
Contract end date	

17/18 Contracted general activity (UDA)	4,463
Carry forward general activity (UDA)	0
17/18 Contracted orthodontic activity (UOA)	0
Carry forward orthodontic activity (UOA)	0
Baseline contract value	£109,189.59

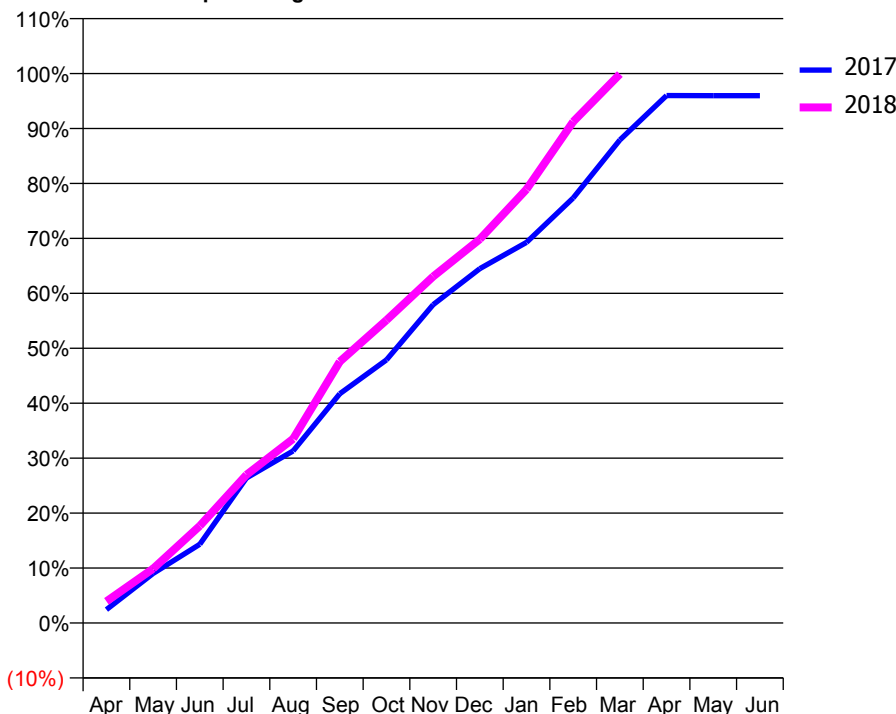
ACCESS*

Patients seen in 24 months	Total	Change since previous quarter
Quarter ending March 2017	1,737	
Quarter ending June 2017	1,753	→
Quarter ending September 2017	1,746	→
Quarter ending December 2017	1,750	→
Quarter ending March 2018	1,779	→
Variance since March 2017	2.4%	↑



ACTIVITY

Cumulative percentage of contracted UDA delivered 2017 & 2018



Month	2017	2018
April	109	176
May	403	441
June	640	789
July	1,178	1,204
August	1,398	1,496
September	1,862	2,124
October	2,137	2,461
November	2,586	2,815
December	2,878	3,117
January	3,091	3,523
February	3,452	4,071
March	3,923	4,459
April	4,284	
May	4,283	
June	4,283	

QUALITY

	Quantity	Base Number	Contract	AT	Region	England
% of FP17s for the same patient ID Re-attending within 3 months - Children	68	1,454	4.7%	9.5%	11.5%	11.9%
% of FP17s for the same patient ID Re-attending within 3 months - Adults	165	1,334	12.4%	15.2%	15.9%	16.0%
% of FP17s for the same patient ID Re-attending between 3 & 9 months - Children	1,044	1,454	71.8%	59.5%	60.6%	58.3%
% of FP17s for the same patient ID Re-attending between 3 & 9 months - Adults	867	1,334	65.0%	50.8%	51.6%	50.3%
% of FP17s for Band 1 Urgent Courses	103	2,661	3.9%	9.6%	9.5%	9.1%
% of FP17s Relating to Free Repair or Replacements	0	2,661	0.0%	0.6%	0.7%	0.8%
% of FP17s Relating to Continuations	5	2,661	0.2%	0.9%	1.0%	1.0%
% of Patients satisfied with the dentistry they have received	1	1	N/A	91.1%	92.0%	91.5%
% of Patients satisfied with the time they had to wait for an appointment	1	1	N/A	88.6%	88.1%	87.9%

* This is based on patients treated on this contract for their most recent course of treatment. Figures in italics indicate the base number of FP17s or Patient Questionnaire responses are less than 100. N/A is shown where the base number of responses is less than 10 during the period. % is calculated as Quantity/Base number*100

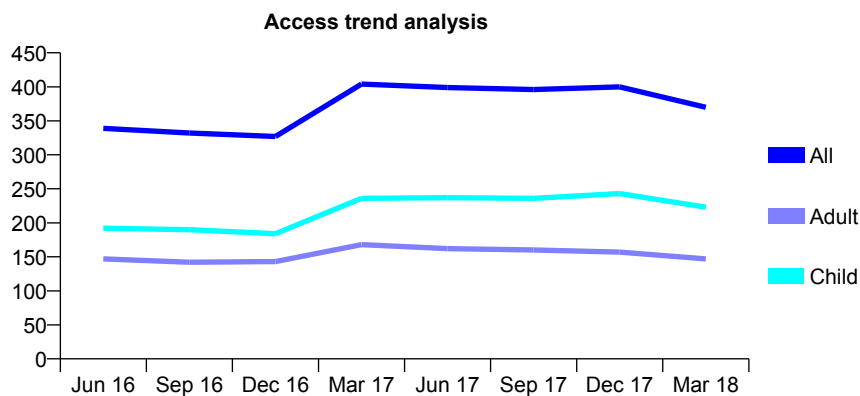
Q68 - Vital Signs At a Glance Contract Report for 576735/0001 - March 2018

Name or company name	MS S SADR
Contract type name	GDS Contract
Purpose of contract	General
Contract start date	01/04/2006
Contract end date	

17/18 Contracted general activity (UDA)	860
Carry forward general activity (UDA)	-18
17/18 Contracted orthodontic activity (UOA)	0
Carry forward orthodontic activity (UOA)	0
Baseline contract value	£18,498.25

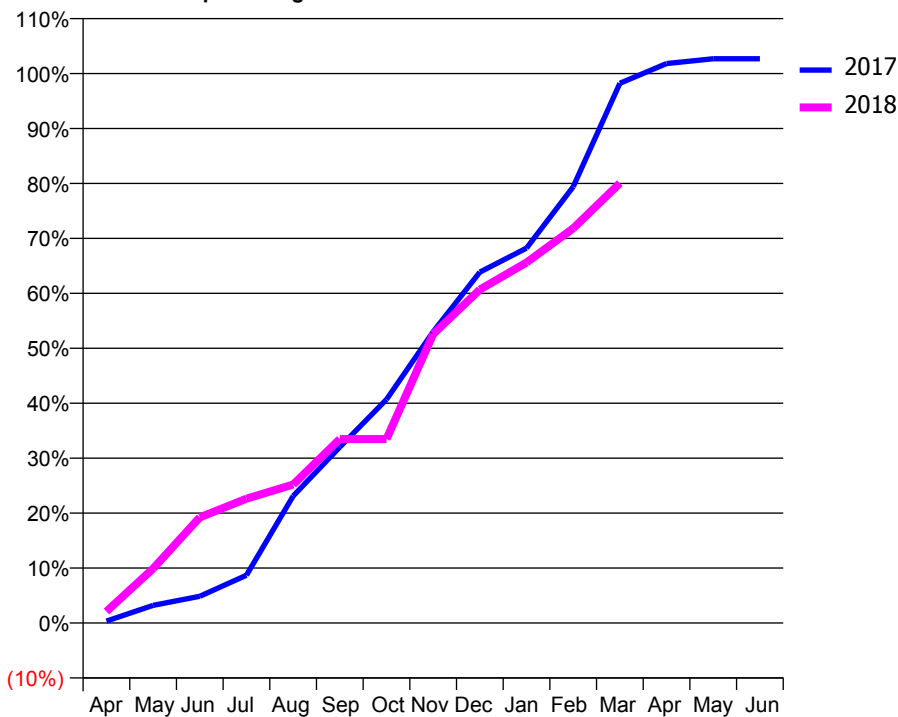
ACCESS*

Patients seen in 24 months	Total	Change since previous quarter
Quarter ending March 2017	404	
Quarter ending June 2017	399	↓
Quarter ending September 2017	396	→
Quarter ending December 2017	400	→
Quarter ending March 2018	370	↓
Variance since March 2017	(8.4%)	↓



ACTIVITY

Cumulative percentage of contracted UDA delivered 2017 & 2018



Month	Adjusted Scheduled Activity (UDA)	
	2017	2018
April	3	18
May	28	85
June	42	165
July	75	195
August	199	217
September	275	288
October	350	288
November	456	452
December	549	522
January	587	564
February	683	618
March	845	688
April	876	
May	883	
June	883	

QUALITY

	Quantity	Base Number	Contract	AT	Region	England
% of FP17s for the same patient ID Re-attending within 3 months - Children	8	223	3.6%	9.5%	11.5%	11.9%
% of FP17s for the same patient ID Re-attending within 3 months - Adults	23	150	15.3%	15.2%	15.9%	16.0%
% of FP17s for the same patient ID Re-attending between 3 & 9 months - Children	78	223	35.0%	59.5%	60.6%	58.3%
% of FP17s for the same patient ID Re-attending between 3 & 9 months - Adults	73	150	48.7%	50.8%	51.6%	50.3%
% of FP17s for Band 1 Urgent Courses	32	350	9.1%	9.6%	9.5%	9.1%
% of FP17s Relating to Free Repair or Replacements	0	350	0.0%	0.6%	0.7%	0.8%
% of FP17s Relating to Continuations	1	350	0.3%	0.9%	1.0%	1.0%
% of Patients satisfied with the dentistry they have received	0	0	N/A	91.1%	92.0%	91.5%
% of Patients satisfied with the time they had to wait for an appointment	0	0	N/A	88.6%	88.1%	87.9%

* This is based on patients treated on this contract for their most recent course of treatment. Figures in italics indicate the base number of FP17s or Patient Questionnaire responses are less than 100. N/A is shown where the base number of responses is less than 10 during the period. % is calculated as Quantity/Base number*100

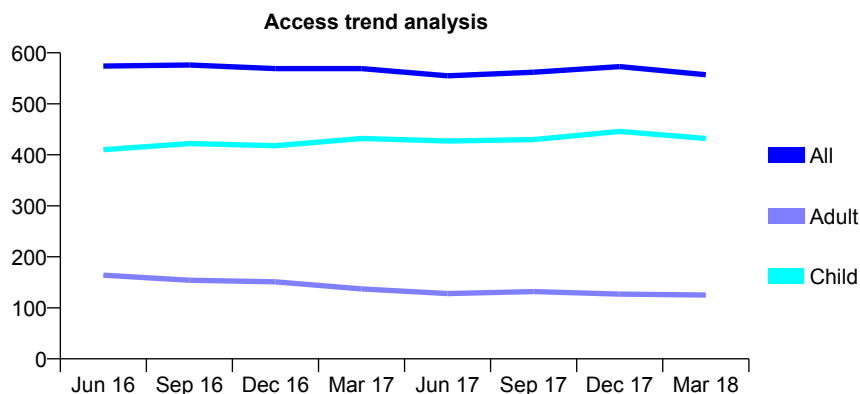
Q68 - Vital Signs At a Glance Contract Report for 578150/0001 - March 2018

Name or company name	MR AJ WHITEHEAD
Contract type name	GDS Contract
Purpose of contract	General
Contract start date	01/04/2006
Contract end date	

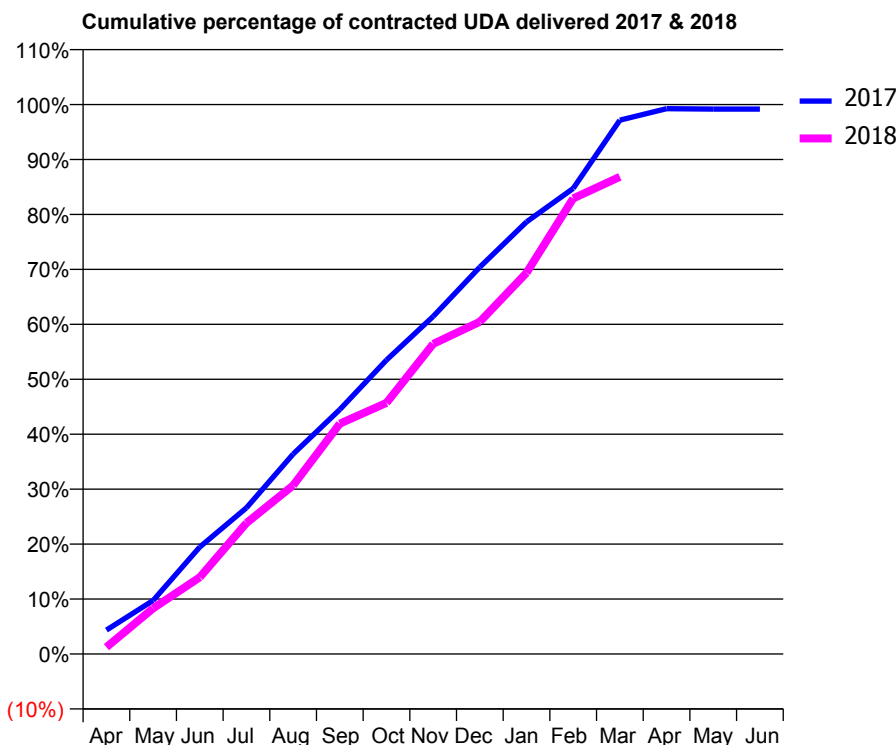
17/18 Contracted general activity (UDA)	1,450
Carry forward general activity (UDA)	12
17/18 Contracted orthodontic activity (UOA)	0
Carry forward orthodontic activity (UOA)	0
Baseline contract value	£36,007.83

ACCESS*

Patients seen in 24 months	Total	Change since previous quarter
Quarter ending March 2017	569	
Quarter ending June 2017	555	↓
Quarter ending September 2017	562	→
Quarter ending December 2017	573	→
Quarter ending March 2018	557	↓
Variance since March 2017	(2.1%)	↓



ACTIVITY



Month	Adjusted Scheduled Activity (UDA)	
	2017	2018
April	63	18
May	141	120
June	282	203
July	386	346
August	528	445
September	645	608
October	776	663
November	891	818
December	1,021	877
January	1,140	1,006
February	1,228	1,202
March	1,409	1,259
April	1,439	
May	1,438	
June	1,438	

QUALITY

	Quantity	Base Number	Contract	AT	Region	England
% of FP17s for the same patient ID Re-attending within 3 months - Children	26	632	4.1%	9.5%	11.5%	11.9%
% of FP17s for the same patient ID Re-attending within 3 months - Adults	13	110	11.8%	15.2%	15.9%	16.0%
% of FP17s for the same patient ID Re-attending between 3 & 9 months - Children	444	632	70.3%	59.5%	60.6%	58.3%
% of FP17s for the same patient ID Re-attending between 3 & 9 months - Adults	72	110	65.5%	50.8%	51.6%	50.3%
% of FP17s for Band 1 Urgent Courses	21	719	2.9%	9.6%	9.5%	9.1%
% of FP17s Relating to Free Repair or Replacements	1	719	0.1%	0.6%	0.7%	0.8%
% of FP17s Relating to Continuations	1	719	0.1%	0.9%	1.0%	1.0%
% of Patients satisfied with the dentistry they have received	1	1	N/A	91.1%	92.0%	91.5%
% of Patients satisfied with the time they had to wait for an appointment	1	1	N/A	88.6%	88.1%	87.9%

* This is based on patients treated on this contract for their most recent course of treatment. Figures in italics indicate the base number of FP17s or Patient Questionnaire responses are less than 100. N/A is shown where the base number of responses is less than 10 during the period. % is calculated as Quantity/Base number*100

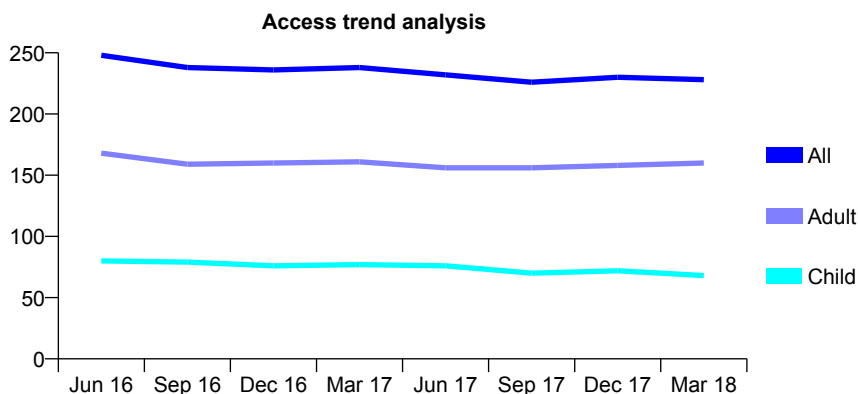
Q68 - Vital Signs At a Glance Contract Report for 608696/0001 - March 2018

Name or company name	MR D HAJEK
Contract type name	GDS Contract
Purpose of contract	General
Contract start date	01/04/2012
Contract end date	

17/18 Contracted general activity (UDA)	750
Carry forward general activity (UDA)	0
17/18 Contracted orthodontic activity (UOA)	0
Carry forward orthodontic activity (UOA)	0
Baseline contract value	£16,158.17

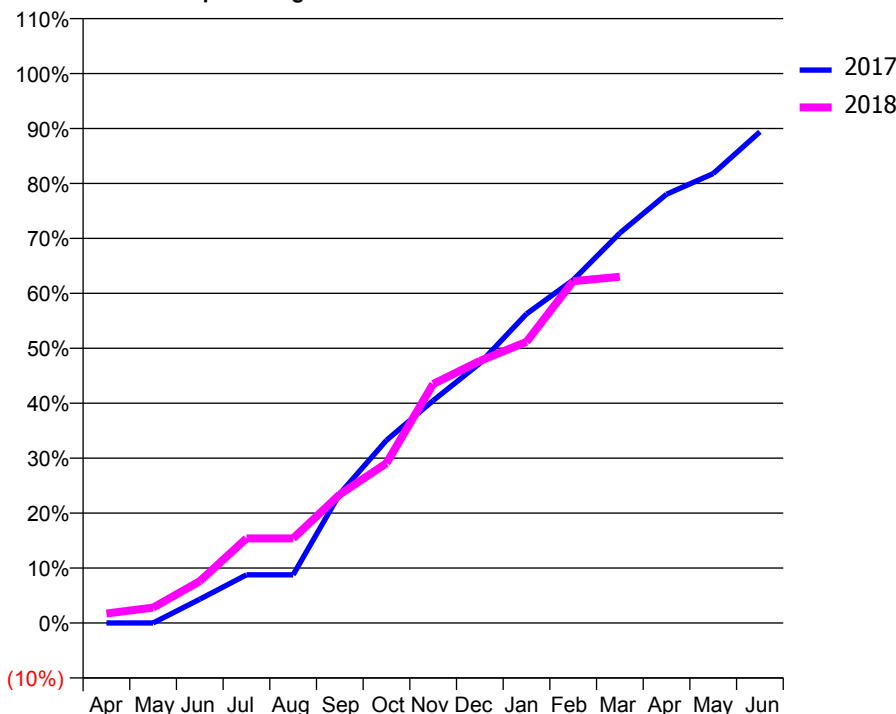
ACCESS*

Patients seen in 24 months	Total	Change since previous quarter
Quarter ending March 2017	238	
Quarter ending June 2017	232	↓
Quarter ending September 2017	226	↓
Quarter ending December 2017	230	→
Quarter ending March 2018	228	→
Variance since March 2017	(4.2%)	↓



ACTIVITY

Cumulative percentage of contracted UDA delivered 2017 & 2018



Month	Adjusted Scheduled Activity (UDA)	
	2017	2018
April	0	13
May	0	21
June	32	57
July	66	115
August	66	115
September	176	176
October	249	218
November	304	326
December	354	358
January	422	384
February	468	467
March	532	473
April	585	
May	613	
June	670	

QUALITY

	Quantity	Base Number	Contract	AT	Region	England
% of FP17s for the same patient ID Re-attending within 3 months - Children	2	79	2.5%	9.5%	11.5%	11.9%
% of FP17s for the same patient ID Re-attending within 3 months - Adults	32	199	16.1%	15.2%	15.9%	16.0%
% of FP17s for the same patient ID Re-attending between 3 & 9 months - Children	39	79	49.4%	59.5%	60.6%	58.3%
% of FP17s for the same patient ID Re-attending between 3 & 9 months - Adults	96	199	48.2%	50.8%	51.6%	50.3%
% of FP17s for Band 1 Urgent Courses	24	241	10.0%	9.6%	9.5%	9.1%
% of FP17s Relating to Free Repair or Replacements	1	241	0.4%	0.6%	0.7%	0.8%
% of FP17s Relating to Continuations	1	241	0.4%	0.9%	1.0%	1.0%
% of Patients satisfied with the dentistry they have received	1	1	N/A	91.1%	92.0%	91.5%
% of Patients satisfied with the time they had to wait for an appointment	1	1	N/A	88.6%	88.1%	87.9%

* This is based on patients treated on this contract for their most recent course of treatment. Figures in italics indicate the base number of FP17s or Patient Questionnaire responses are less than 100. N/A is shown where the base number of responses is less than 10 during the period. % is calculated as Quantity/Base number*100

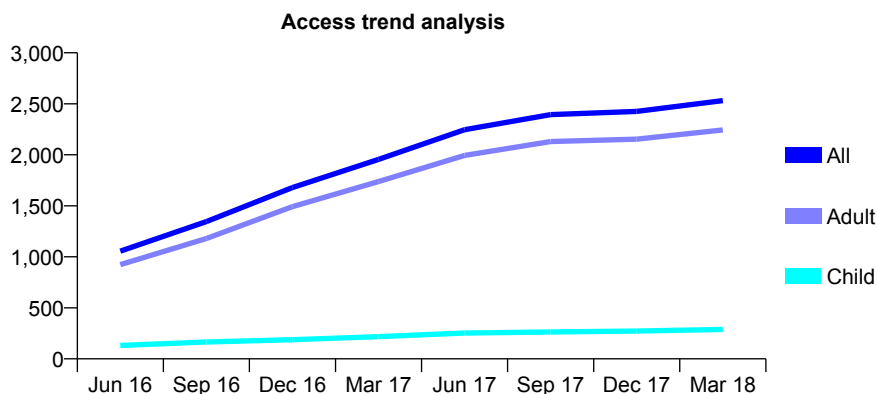
Q68 - Vital Signs At a Glance Contract Report for 610216/0001 - March 2018

Name or company name	MR R HASSANI
Contract type name	GDS Contract
Purpose of contract	General
Contract start date	01/10/2015
Contract end date	

17/18 Contracted general activity (UDA)	5,148
Carry forward general activity (UDA)	-103
17/18 Contracted orthodontic activity (UOA)	0
Carry forward orthodontic activity (UOA)	0
Baseline contract value	£107,733.80

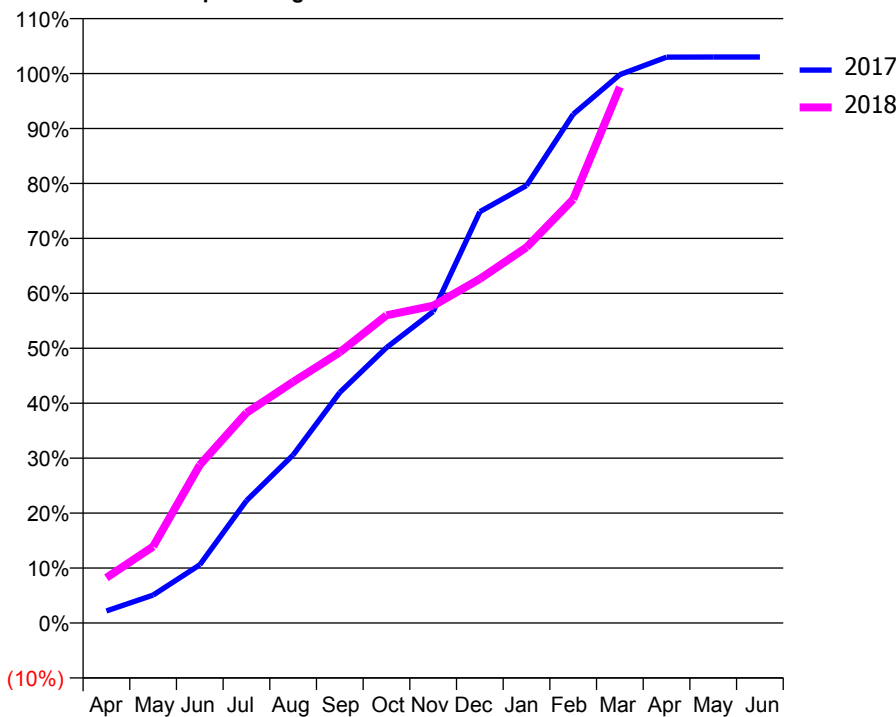
ACCESS*

Patients seen in 24 months	Total	Change since previous quarter
Quarter ending March 2017	1,955	
Quarter ending June 2017	2,247	↑
Quarter ending September 2017	2,394	↑
Quarter ending December 2017	2,426	→
Quarter ending March 2018	2,532	↑
Variance since March 2017	29.5%	↑



ACTIVITY

Cumulative percentage of contracted UDA delivered 2017 & 2018



QUALITY

	Quantity	Base Number	Contract	AT	Region	England
% of FP17s for the same patient ID Re-attending within 3 months - Children	14	416	3.4%	9.5%	11.5%	11.9%
% of FP17s for the same patient ID Re-attending within 3 months - Adults	48	1,612	3.0%	15.2%	15.9%	16.0%
% of FP17s for the same patient ID Re-attending between 3 & 9 months - Children	238	416	57.2%	59.5%	60.6%	58.3%
% of FP17s for the same patient ID Re-attending between 3 & 9 months - Adults	542	1,612	33.6%	50.8%	51.6%	50.3%
% of FP17s for Band 1 Urgent Courses	36	1,958	1.8%	9.6%	9.5%	9.1%
% of FP17s Relating to Free Repair or Replacements	1	1,958	0.1%	0.6%	0.7%	0.8%
% of FP17s Relating to Continuations	2	1,958	0.1%	0.9%	1.0%	1.0%
% of Patients satisfied with the dentistry they have received	1	1	N/A	91.1%	92.0%	91.5%
% of Patients satisfied with the time they had to wait for an appointment	1	1	N/A	88.6%	88.1%	87.9%

* This is based on patients treated on this contract for their most recent course of treatment. Figures in italics indicate the base number of FP17s or Patient Questionnaire responses are less than 100. N/A is shown where the base number of responses is less than 10 during the period. % is calculated as Quantity/Base number*100

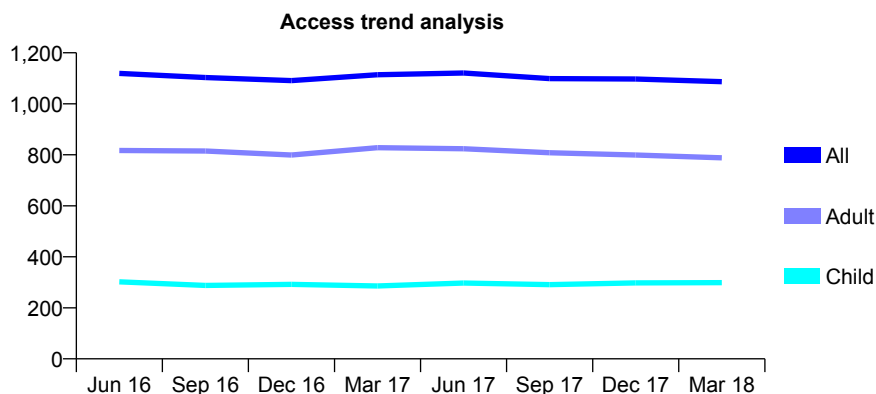
Q68 - Vital Signs At a Glance Contract Report for 616621/0001 - March 2018

Name or company name	MR A ARVANDI ROODSARI
Contract type name	GDS Contract
Purpose of contract	General
Contract start date	01/10/2011
Contract end date	

17/18 Contracted general activity (UDA)	2,737
Carry forward general activity (UDA)	-44
17/18 Contracted orthodontic activity (UOA)	0
Carry forward orthodontic activity (UOA)	0
Baseline contract value	£78,733.32

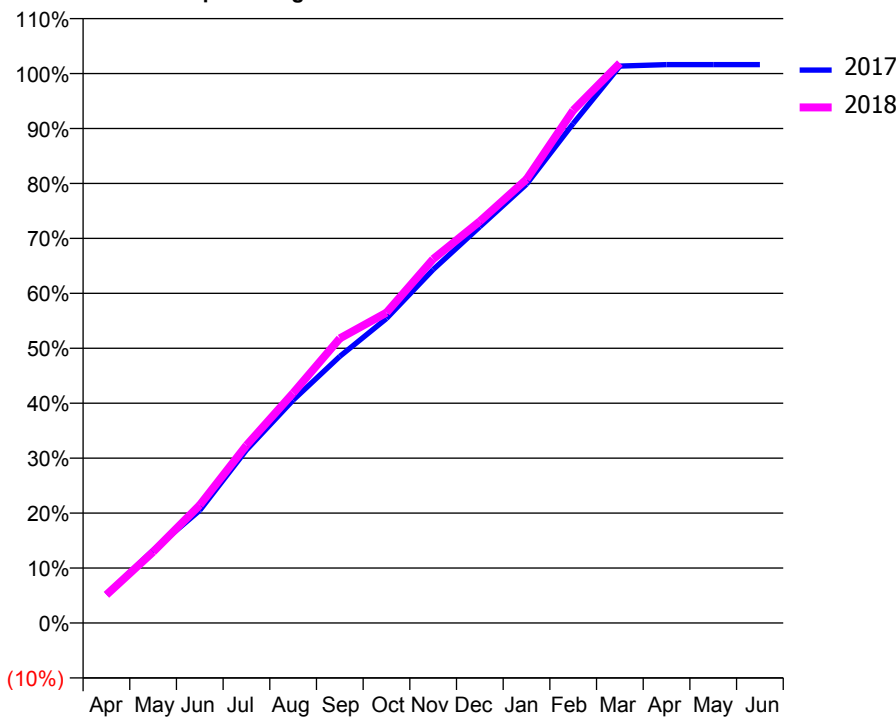
ACCESS*

Patients seen in 24 months	Total	Change since previous quarter
Quarter ending March 2017	1,114	
Quarter ending June 2017	1,121	→
Quarter ending September 2017	1,099	↓
Quarter ending December 2017	1,097	→
Quarter ending March 2018	1,087	→
Variance since March 2017	(2.4%)	↓



ACTIVITY

Cumulative percentage of contracted UDA delivered 2017 & 2018



Month	Adjusted Scheduled Activity (UDA)	
	2017	2018
April	143	140
May	362	355
June	561	588
July	862	885
August	1,110	1,145
September	1,328	1,418
October	1,517	1,546
November	1,761	1,813
December	1,974	2,001
January	2,185	2,210
February	2,488	2,553
March	2,774	2,788
April	2,781	
May	2,781	
June	2,781	

QUALITY

	Quantity	Base Number	Contract	AT	Region	England
% of FP17s for the same patient ID Re-attending within 3 months - Children	31	578	5.4%	9.5%	11.5%	11.9%
% of FP17s for the same patient ID Re-attending within 3 months - Adults	92	1,126	8.2%	15.2%	15.9%	16.0%
% of FP17s for the same patient ID Re-attending between 3 & 9 months - Children	451	578	78.0%	59.5%	60.6%	58.3%
% of FP17s for the same patient ID Re-attending between 3 & 9 months - Adults	668	1,126	59.3%	50.8%	51.6%	50.3%
% of FP17s for Band 1 Urgent Courses	77	1,701	4.5%	9.6%	9.5%	9.1%
% of FP17s Relating to Free Repair or Replacements	1	1,701	0.1%	0.6%	0.7%	0.8%
% of FP17s Relating to Continuations	6	1,701	0.4%	0.9%	1.0%	1.0%
% of Patients satisfied with the dentistry they have received	3	3	N/A	91.1%	92.0%	91.5%
% of Patients satisfied with the time they had to wait for an appointment	3	3	N/A	88.6%	88.1%	87.9%

* This is based on patients treated on this contract for their most recent course of treatment. Figures in italics indicate the base number of FP17s or Patient Questionnaire responses are less than 100. N/A is shown where the base number of responses is less than 10 during the period. % is calculated as Quantity/Base number*100

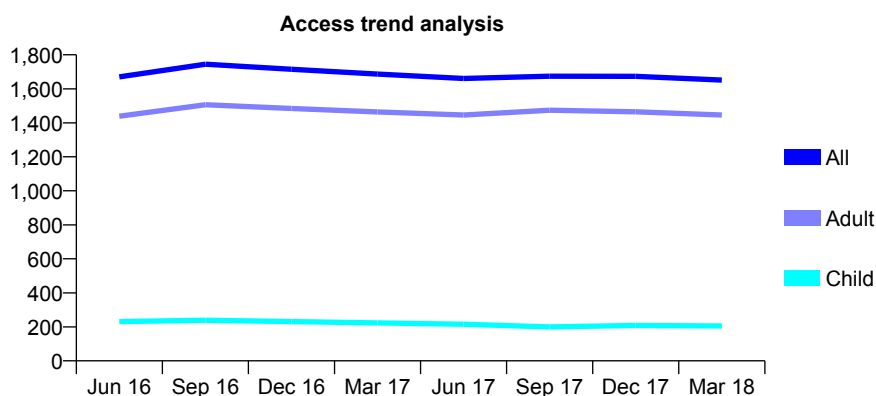
Q68 - Vital Signs At a Glance Contract Report for 622966/0003 - March 2018

Name or company name	MR RD MCLEOD
Contract type name	GDS Contract
Purpose of contract	General
Contract start date	05/03/2012
Contract end date	

17/18 Contracted general activity (UDA)	5,766
Carry forward general activity (UDA)	0
17/18 Contracted orthodontic activity (UOA)	0
Carry forward orthodontic activity (UOA)	0
Baseline contract value	£147,316.01

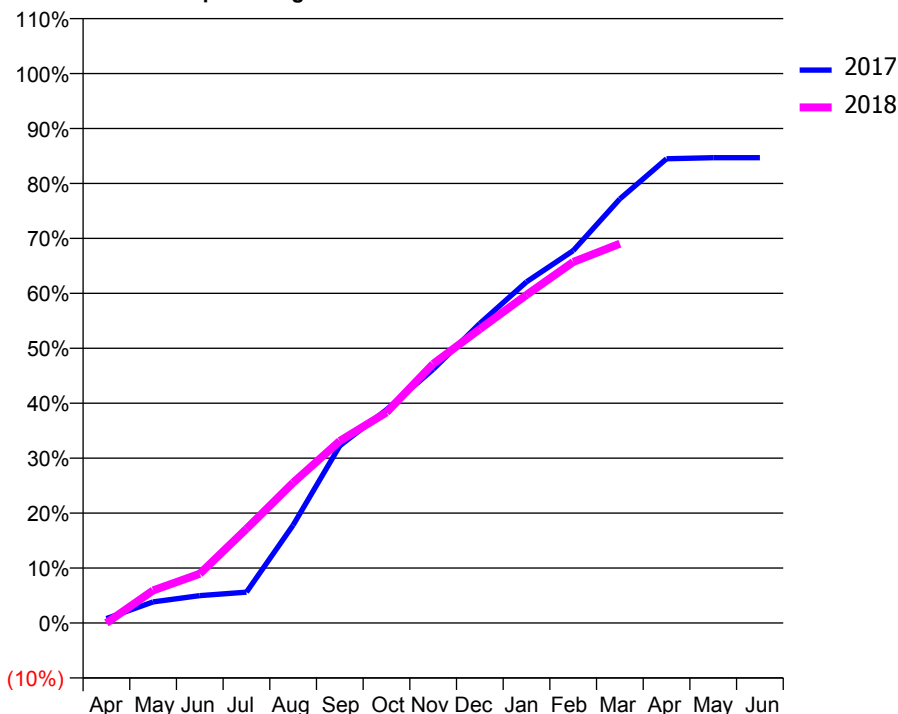
ACCESS*

Patients seen in 24 months	Total	Change since previous quarter
Quarter ending March 2017	1,687	
Quarter ending June 2017	1,661	↓
Quarter ending September 2017	1,674	→
Quarter ending December 2017	1,673	→
Quarter ending March 2018	1,651	↓
Variance since March 2017	(2.1%)	↓



ACTIVITY

Cumulative percentage of contracted UDA delivered 2017 & 2018



Month	Adjusted Scheduled Activity (UDA)	
	2017	2018
April	46	0
May	221	343
June	287	517
July	324	988
August	1,028	1,473
September	1,861	1,910
October	2,238	2,211
November	2,662	2,719
December	3,143	3,084
January	3,580	3,443
February	3,908	3,788
March	4,451	3,981
April	4,871	
May	4,883	
June	4,883	

QUALITY

	Quantity	Base Number	Contract	AT	Region	England
% of FP17s for the same patient ID Re-attending within 3 months - Children	16	238	6.7%	9.5%	11.5%	11.9%
% of FP17s for the same patient ID Re-attending within 3 months - Adults	343	1,932	17.8%	15.2%	15.9%	16.0%
% of FP17s for the same patient ID Re-attending between 3 & 9 months - Children	130	238	54.6%	59.5%	60.6%	58.3%
% of FP17s for the same patient ID Re-attending between 3 & 9 months - Adults	1,067	1,932	55.2%	50.8%	51.6%	50.3%
% of FP17s for Band 1 Urgent Courses	234	1,973	11.9%	9.6%	9.5%	9.1%
% of FP17s Relating to Free Repair or Replacements	13	1,973	0.7%	0.6%	0.7%	0.8%
% of FP17s Relating to Continuations	10	1,973	0.5%	0.9%	1.0%	1.0%
% of Patients satisfied with the dentistry they have received	5	5	N/A	91.1%	92.0%	91.5%
% of Patients satisfied with the time they had to wait for an appointment	4	5	N/A	88.6%	88.1%	87.9%

* This is based on patients treated on this contract for their most recent course of treatment. Figures in italics indicate the base number of FP17s or Patient Questionnaire responses are less than 100. N/A is shown where the base number of responses is less than 10 during the period. % is calculated as Quantity/Base number*100

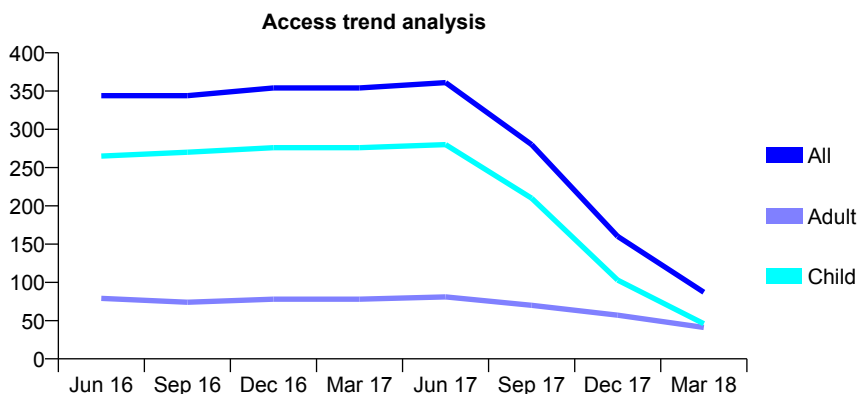
Q68 - Vital Signs At a Glance Contract Report for 629707/0001 - March 2018

Name or company name	MR SP KNIGHTS
Contract type name	GDS Contract
Purpose of contract	General
Contract start date	01/04/2006
Contract end date	31/07/2017

17/18 Contracted general activity (UDA)	380
Carry forward general activity (UDA)	0
17/18 Contracted orthodontic activity (UOA)	0
Carry forward orthodontic activity (UOA)	0
Baseline contract value	£12,705.94

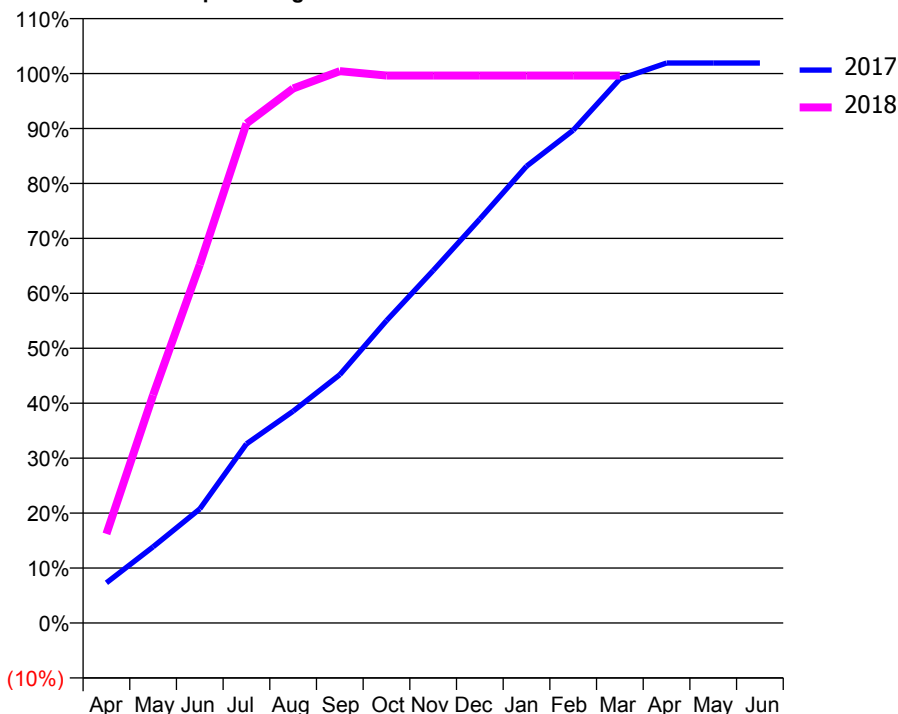
ACCESS*

Patients seen in 24 months	Total	Change since previous quarter
Quarter ending March 2017	354	
Quarter ending June 2017	361	→
Quarter ending September 2017	280	↓
Quarter ending December 2017	160	↓
Quarter ending March 2018	87	↓
Variance since March 2017	(75.4%)	↓



ACTIVITY

Cumulative percentage of contracted UDA delivered 2017 & 2018



Month	Adjusted Scheduled Activity (UDA)	
	2017	2018
April	83	62
May	158	158
June	237	248
July	372	345
August	439	370
September	515	382
October	627	379
November	731	379
December	838	379
January	948	379
February	1,022	379
March	1,129	379
April	1,162	
May	1,162	
June	1,162	

QUALITY

	Quantity	Base Number	Contract	AT	Region	England
% of FP17s for the same patient ID Re-attending within 3 months - Children	7	154	4.5%	9.5%	11.5%	11.9%
% of FP17s for the same patient ID Re-attending within 3 months - Adults	6	33	18.2%	15.2%	15.9%	16.0%
% of FP17s for the same patient ID Re-attending between 3 & 9 months - Children	118	154	76.6%	59.5%	60.6%	58.3%
% of FP17s for the same patient ID Re-attending between 3 & 9 months - Adults	17	33	51.5%	50.8%	51.6%	50.3%
% of FP17s for Band 1 Urgent Courses	8	170	4.7%	9.6%	9.5%	9.1%
% of FP17s Relating to Free Repair or Replacements	0	170	0.0%	0.6%	0.7%	0.8%
% of FP17s Relating to Continuations	0	170	0.0%	0.9%	1.0%	1.0%
% of Patients satisfied with the dentistry they have received	0	0	N/A	91.1%	92.0%	91.5%
% of Patients satisfied with the time they had to wait for an appointment	0	0	N/A	88.6%	88.1%	87.9%

* This is based on patients treated on this contract for their most recent course of treatment. Figures in italics indicate the base number of FP17s or Patient Questionnaire responses are less than 100. N/A is shown where the base number of responses is less than 10 during the period. % is calculated as Quantity/Base number*100

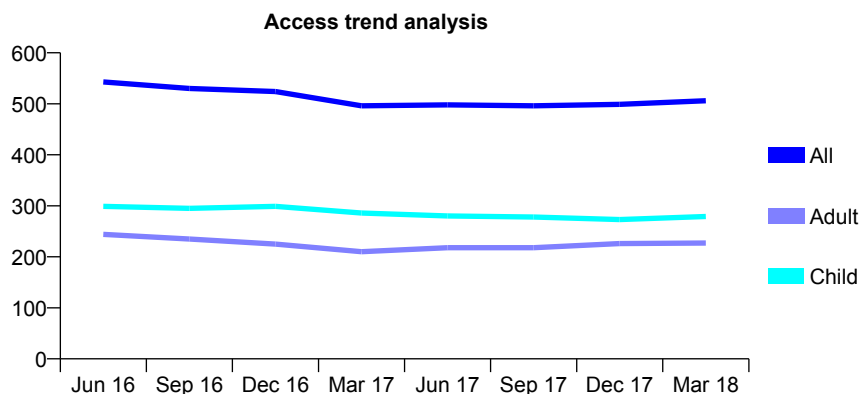
Q68 - Vital Signs At a Glance Contract Report for 629804/0001 - March 2018

Name or company name	MR MS WRIGHT
Contract type name	GDS Contract
Purpose of contract	General
Contract start date	01/04/2006
Contract end date	

17/18 Contracted general activity (UDA)	1,300
Carry forward general activity (UDA)	0
17/18 Contracted orthodontic activity (UOA)	0
Carry forward orthodontic activity (UOA)	0
Baseline contract value	£33,231.13

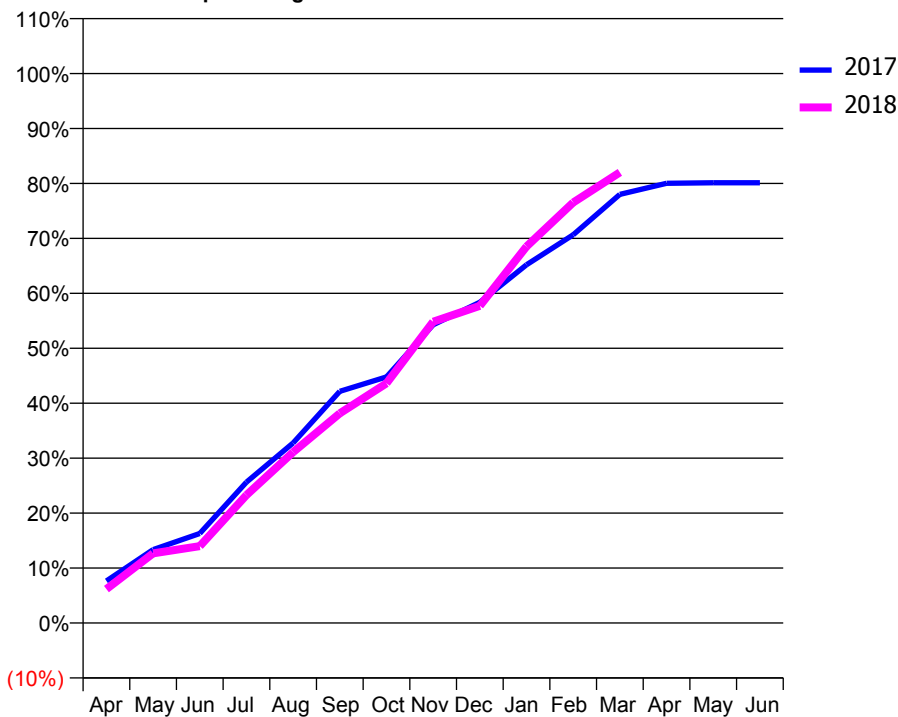
ACCESS*

Patients seen in 24 months	Total	Change since previous quarter
Quarter ending March 2017	496	
Quarter ending June 2017	498	→
Quarter ending September 2017	496	→
Quarter ending December 2017	499	→
Quarter ending March 2018	506	→
Variance since March 2017	2.0%	↑



ACTIVITY

Cumulative percentage of contracted UDA delivered 2017 & 2018



Month	Adjusted Scheduled Activity (UDA)	
	2017	2018
April	99	80
May	174	165
June	212	182
July	333	303
August	426	404
September	548	496
October	582	567
November	705	713
December	759	750
January	847	891
February	919	995
March	1,014	1,066
April	1,040	
May	1,041	
June	1,041	

QUALITY

	Quantity	Base Number	Contract	AT	Region	England
% of FP17s for the same patient ID Re-attending within 3 months - Children	35	470	7.4%	9.5%	11.5%	11.9%
% of FP17s for the same patient ID Re-attending within 3 months - Adults	29	250	11.6%	15.2%	15.9%	16.0%
% of FP17s for the same patient ID Re-attending between 3 & 9 months - Children	321	470	68.3%	59.5%	60.6%	58.3%
% of FP17s for the same patient ID Re-attending between 3 & 9 months - Adults	124	250	49.6%	50.8%	51.6%	50.3%
% of FP17s for Band 1 Urgent Courses	25	700	3.6%	9.6%	9.5%	9.1%
% of FP17s Relating to Free Repair or Replacements	14	700	2.0%	0.6%	0.7%	0.8%
% of FP17s Relating to Continuations	0	700	0.0%	0.9%	1.0%	1.0%
% of Patients satisfied with the dentistry they have received	1	1	N/A	91.1%	92.0%	91.5%
% of Patients satisfied with the time they had to wait for an appointment	1	1	N/A	88.6%	88.1%	87.9%

* This is based on patients treated on this contract for their most recent course of treatment. Figures in italics indicate the base number of FP17s or Patient Questionnaire responses are less than 100. N/A is shown where the base number of responses is less than 10 during the period. % is calculated as Quantity/Base number*100

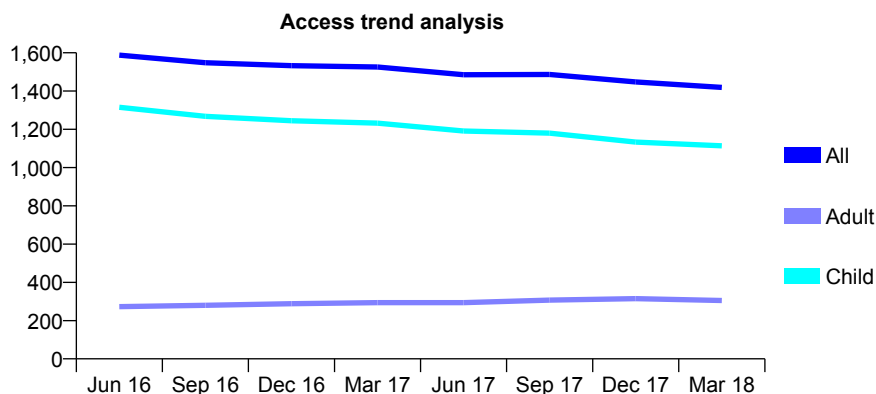
Q68 - Vital Signs At a Glance Contract Report for 630624/0001 - March 2018

Name or company name	MR RP MILNE
Contract type name	GDS Contract
Purpose of contract	General
Contract start date	01/04/2006
Contract end date	

17/18 Contracted general activity (UDA)	2,700
Carry forward general activity (UDA)	17
17/18 Contracted orthodontic activity (UOA)	0
Carry forward orthodontic activity (UOA)	0
Baseline contract value	£67,795.86

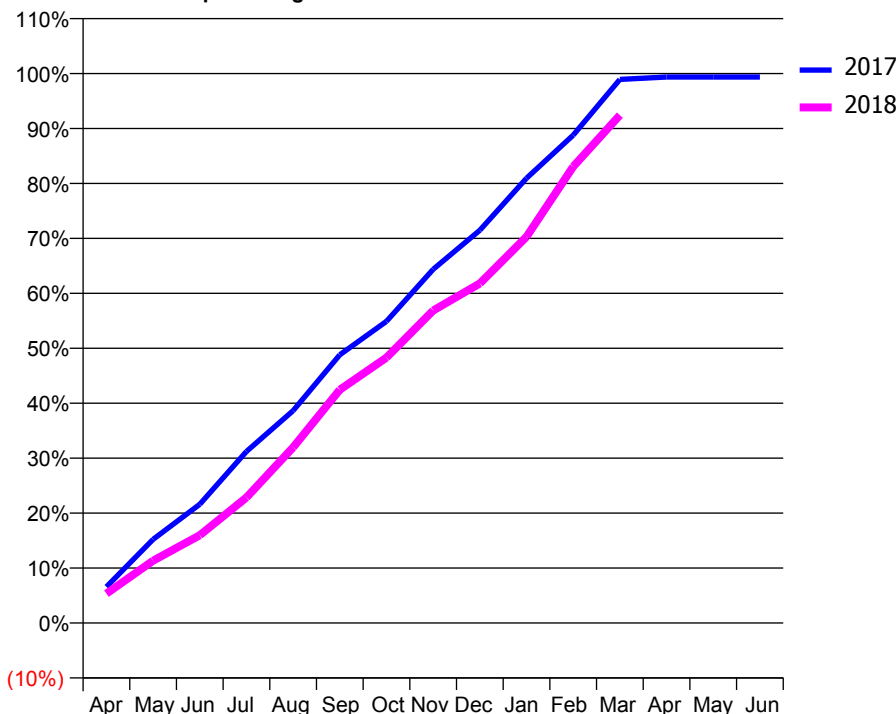
ACCESS*

Patients seen in 24 months	Total	Change since previous quarter
Quarter ending March 2017	1,526	
Quarter ending June 2017	1,485	↓
Quarter ending September 2017	1,487	→
Quarter ending December 2017	1,448	↓
Quarter ending March 2018	1,419	↓
Variance since March 2017	(7.0%)	↓



ACTIVITY

Cumulative percentage of contracted UDA delivered 2017 & 2018



Month	Adjusted Scheduled Activity (UDA)	
	2017	2018
April	178	144
May	411	306
June	583	431
July	843	617
August	1,043	863
September	1,318	1,146
October	1,482	1,304
November	1,738	1,536
December	1,930	1,669
January	2,185	1,898
February	2,397	2,242
March	2,671	2,496
April	2,683	
May	2,683	
June	2,683	

QUALITY

	Quantity	Base Number	Contract	AT	Region	England
% of FP17s for the same patient ID Re-attending within 3 months - Children	82	1,775	4.6%	9.5%	11.5%	11.9%
% of FP17s for the same patient ID Re-attending within 3 months - Adults	18	185	9.7%	15.2%	15.9%	16.0%
% of FP17s for the same patient ID Re-attending between 3 & 9 months - Children	1,160	1,775	65.4%	59.5%	60.6%	58.3%
% of FP17s for the same patient ID Re-attending between 3 & 9 months - Adults	117	185	63.2%	50.8%	51.6%	50.3%
% of FP17s for Band 1 Urgent Courses	23	1,950	1.2%	9.6%	9.5%	9.1%
% of FP17s Relating to Free Repair or Replacements	0	1,950	0.0%	0.6%	0.7%	0.8%
% of FP17s Relating to Continuations	35	1,950	1.8%	0.9%	1.0%	1.0%
% of Patients satisfied with the dentistry they have received	4	4	N/A	91.1%	92.0%	91.5%
% of Patients satisfied with the time they had to wait for an appointment	4	4	N/A	88.6%	88.1%	87.9%

* This is based on patients treated on this contract for their most recent course of treatment. Figures in italics indicate the base number of FP17s or Patient Questionnaire responses are less than 100. N/A is shown where the base number of responses is less than 10 during the period. % is calculated as Quantity/Base number*100

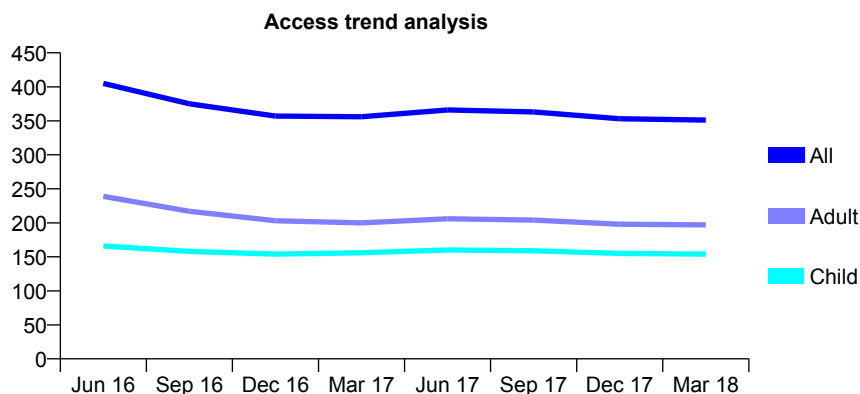
Q68 - Vital Signs At a Glance Contract Report for 634727/0001 - March 2018

Name or company name	MR RC SCOTT
Contract type name	GDS Contract
Purpose of contract	General
Contract start date	01/04/2006
Contract end date	

17/18 Contracted general activity (UDA)	911
Carry forward general activity (UDA)	0
17/18 Contracted orthodontic activity (UOA)	0
Carry forward orthodontic activity (UOA)	0
Baseline contract value	£21,690.64

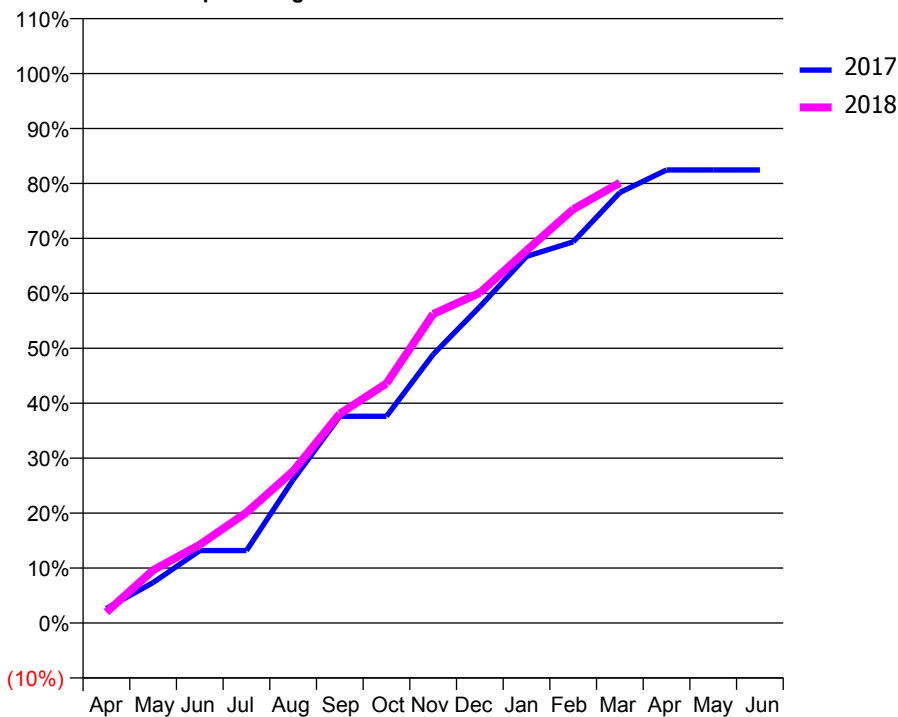
ACCESS*

Patients seen in 24 months	Total	Change since previous quarter
Quarter ending March 2017	356	
Quarter ending June 2017	366	↑
Quarter ending September 2017	363	→
Quarter ending December 2017	353	↓
Quarter ending March 2018	351	→
Variance since March 2017	(1.4%)	↓



ACTIVITY

Cumulative percentage of contracted UDA delivered 2017 & 2018



Month	Adjusted Scheduled Activity (UDA)	
	2017	2018
April	24	18
May	67	88
June	120	130
July	120	183
August	238	252
September	343	347
October	343	397
November	445	512
December	524	547
January	608	618
February	632	686
March	714	730
April	751	
May	751	
June	751	

QUALITY

	Quantity	Base Number	Contract	AT	Region	England
% of FP17s for the same patient ID Re-attending within 3 months - Children	10	217	4.6%	9.5%	11.5%	11.9%
% of FP17s for the same patient ID Re-attending within 3 months - Adults	14	226	6.2%	15.2%	15.9%	16.0%
% of FP17s for the same patient ID Re-attending between 3 & 9 months - Children	130	217	59.9%	59.5%	60.6%	58.3%
% of FP17s for the same patient ID Re-attending between 3 & 9 months - Adults	108	226	47.8%	50.8%	51.6%	50.3%
% of FP17s for Band 1 Urgent Courses	24	422	5.7%	9.6%	9.5%	9.1%
% of FP17s Relating to Free Repair or Replacements	0	422	0.0%	0.6%	0.7%	0.8%
% of FP17s Relating to Continuations	4	422	0.9%	0.9%	1.0%	1.0%
% of Patients satisfied with the dentistry they have received	0	0	N/A	91.1%	92.0%	91.5%
% of Patients satisfied with the time they had to wait for an appointment	0	0	N/A	88.6%	88.1%	87.9%

* This is based on patients treated on this contract for their most recent course of treatment. Figures in italics indicate the base number of FP17s or Patient Questionnaire responses are less than 100. N/A is shown where the base number of responses is less than 10 during the period. % is calculated as Quantity/Base number*100

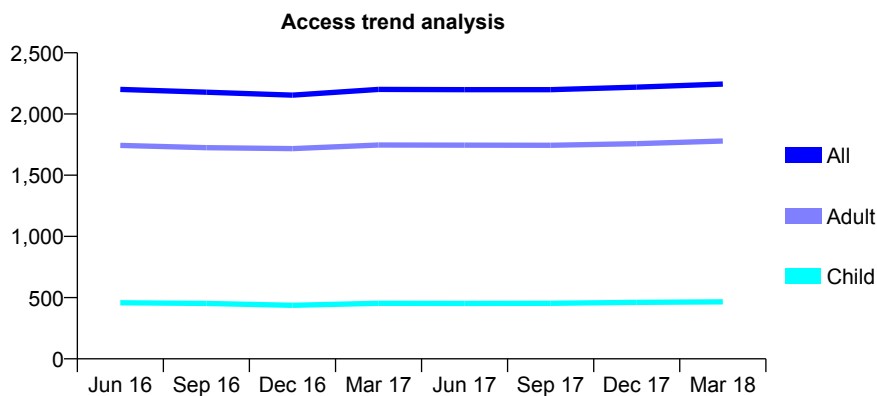
Q68 - Vital Signs At a Glance Contract Report for 635391/0001 - March 2018

Name or company name	MR DM GUTTERY
Contract type name	GDS Contract
Purpose of contract	General
Contract start date	01/04/2006
Contract end date	

17/18 Contracted general activity (UDA)	6,185
Carry forward general activity (UDA)	-34
17/18 Contracted orthodontic activity (UOA)	0
Carry forward orthodontic activity (UOA)	0
Baseline contract value	£181,328.68

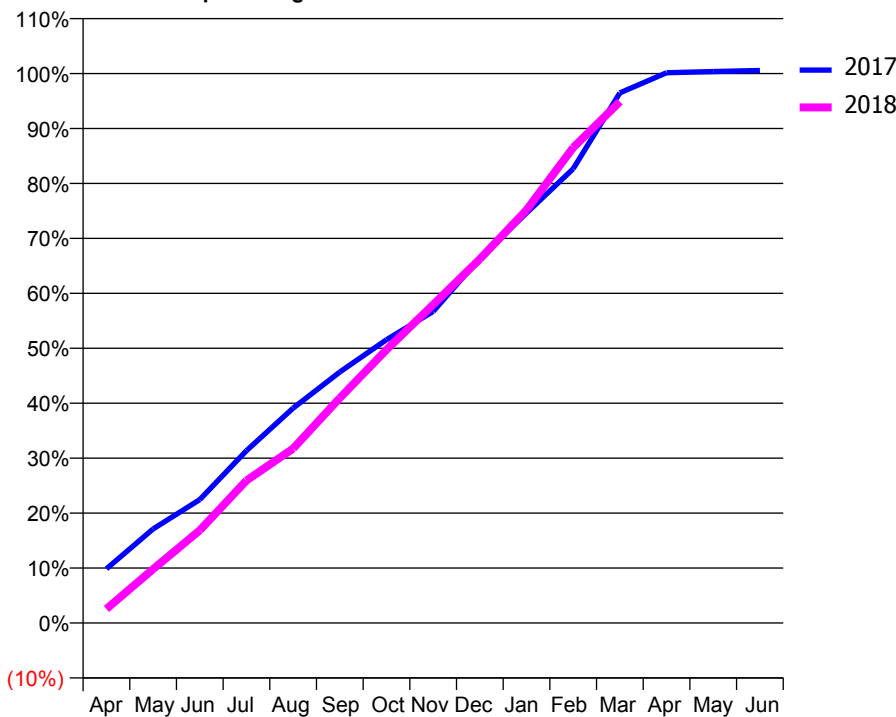
ACCESS*

Patients seen in 24 months	Total	Change since previous quarter
Quarter ending March 2017	2,201	
Quarter ending June 2017	2,199	→
Quarter ending September 2017	2,199	→
Quarter ending December 2017	2,219	→
Quarter ending March 2018	2,245	→
Variance since March 2017	2.0%	→



ACTIVITY

Cumulative percentage of contracted UDA delivered 2017 & 2018



Month	Adjusted Scheduled Activity (UDA)	
	2017	2018
April	609	158
May	1,059	607
June	1,389	1,043
July	1,940	1,604
August	2,418	1,963
September	2,826	2,533
October	3,188	3,076
November	3,507	3,583
December	4,108	4,097
January	4,614	4,649
February	5,112	5,352
March	5,967	5,868
April	6,193	
May	6,206	
June	6,218	

QUALITY

	Quantity	Base Number	Contract	AT	Region	England
% of FP17s for the same patient ID Re-attending within 3 months - Children	43	668	6.4%	9.5%	11.5%	11.9%
% of FP17s for the same patient ID Re-attending within 3 months - Adults	482	2,685	18.0%	15.2%	15.9%	16.0%
% of FP17s for the same patient ID Re-attending between 3 & 9 months - Children	378	668	56.6%	59.5%	60.6%	58.3%
% of FP17s for the same patient ID Re-attending between 3 & 9 months - Adults	1,403	2,685	52.3%	50.8%	51.6%	50.3%
% of FP17s for Band 1 Urgent Courses	298	3,223	9.2%	9.6%	9.5%	9.1%
% of FP17s Relating to Free Repair or Replacements	29	3,223	0.9%	0.6%	0.7%	0.8%
% of FP17s Relating to Continuations	65	3,223	2.0%	0.9%	1.0%	1.0%
% of Patients satisfied with the dentistry they have received	5	5	N/A	91.1%	92.0%	91.5%
% of Patients satisfied with the time they had to wait for an appointment	4	5	N/A	88.6%	88.1%	87.9%

* This is based on patients treated on this contract for their most recent course of treatment. Figures in italics indicate the base number of FP17s or Patient Questionnaire responses are less than 100. N/A is shown where the base number of responses is less than 10 during the period. % is calculated as Quantity/Base number*100

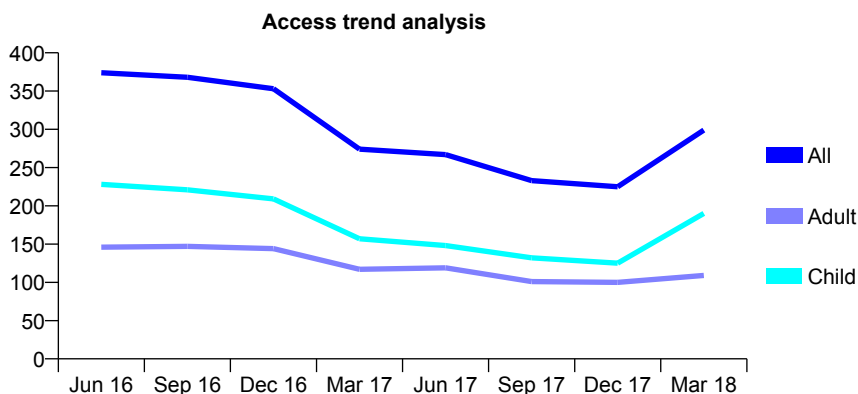
Q68 - Vital Signs At a Glance Contract Report for 636290/0001 - March 2018

Name or company name	MS S SADR
Contract type name	GDS Contract
Purpose of contract	General
Contract start date	01/04/2006
Contract end date	31/03/2018

17/18 Contracted general activity (UDA)	500
Carry forward general activity (UDA)	-10
17/18 Contracted orthodontic activity (UOA)	0
Carry forward orthodontic activity (UOA)	0
Baseline contract value	£11,304.68

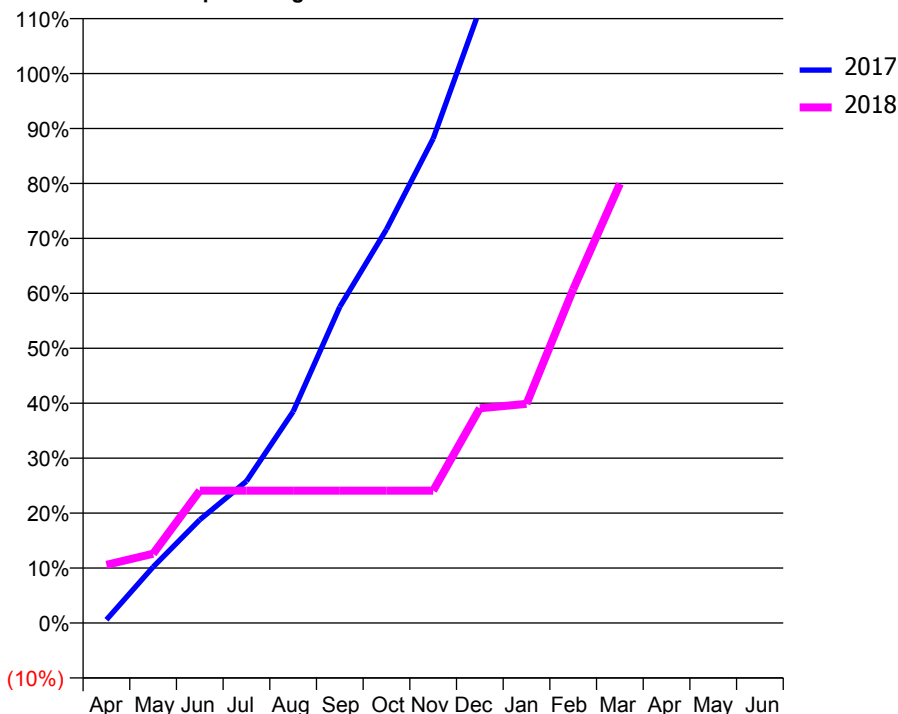
ACCESS*

Patients seen in 24 months	Total	Change since previous quarter
Quarter ending March 2017	274	
Quarter ending June 2017	267	↓
Quarter ending September 2017	233	↓
Quarter ending December 2017	225	↓
Quarter ending March 2018	299	↑
Variance since March 2017	9.1%	↑



ACTIVITY

Cumulative percentage of contracted UDA delivered 2017 & 2018



Month	Adjusted Scheduled Activity (UDA)	
	2017	2018
April	3	53
May	51	63
June	94	120
July	129	120
August	192	120
September	288	120
October	358	120
November	441	120
December	558	195
January	558	199
February	558	304
March	558	400
April	561	
May	562	
June	563	

QUALITY

	Quantity	Base Number	Contract	AT	Region	England
% of FP17s for the same patient ID Re-attending within 3 months - Children	2	222	0.9%	9.5%	11.5%	11.9%
% of FP17s for the same patient ID Re-attending within 3 months - Adults	7	118	5.9%	15.2%	15.9%	16.0%
% of FP17s for the same patient ID Re-attending between 3 & 9 months - Children	66	222	29.7%	59.5%	60.6%	58.3%
% of FP17s for the same patient ID Re-attending between 3 & 9 months - Adults	36	118	30.5%	50.8%	51.6%	50.3%
% of FP17s for Band 1 Urgent Courses	6	337	1.8%	9.6%	9.5%	9.1%
% of FP17s Relating to Free Repair or Replacements	0	337	0.0%	0.6%	0.7%	0.8%
% of FP17s Relating to Continuations	5	337	1.5%	0.9%	1.0%	1.0%
% of Patients satisfied with the dentistry they have received	0	0	N/A	91.1%	92.0%	91.5%
% of Patients satisfied with the time they had to wait for an appointment	0	0	N/A	88.6%	88.1%	87.9%

* This is based on patients treated on this contract for their most recent course of treatment. Figures in italics indicate the base number of FP17s or Patient Questionnaire responses are less than 100. N/A is shown where the base number of responses is less than 10 during the period. % is calculated as Quantity/Base number*100

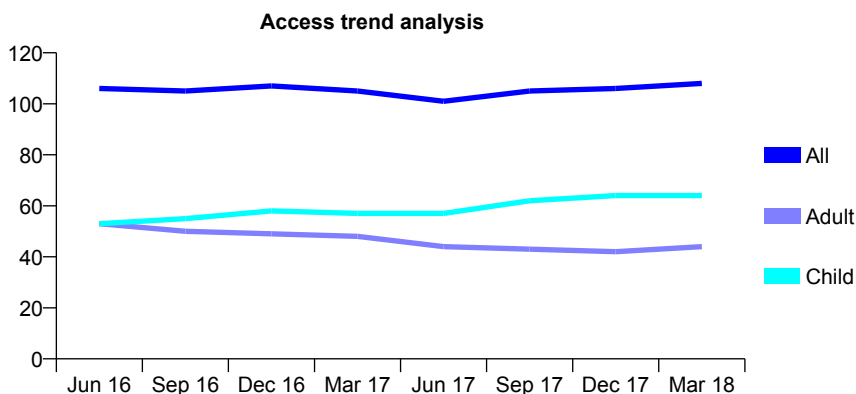
Q68 - Vital Signs At a Glance Contract Report for 638730/0001 - March 2018

Name or company name	MR DA RHODEN
Contract type name	GDS Contract
Purpose of contract	General
Contract start date	01/04/2006
Contract end date	

17/18 Contracted general activity (UDA)	170
Carry forward general activity (UDA)	4
17/18 Contracted orthodontic activity (UOA)	0
Carry forward orthodontic activity (UOA)	0
Baseline contract value	£3,905.77

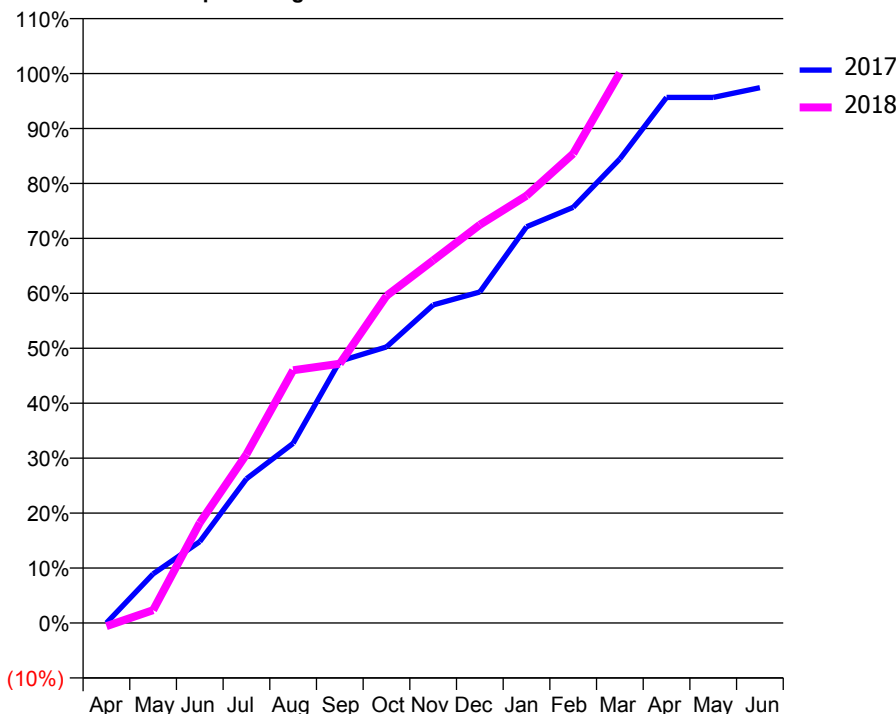
ACCESS*

Patients seen in 24 months	Total	Change since previous quarter
Quarter ending March 2017	105	
Quarter ending June 2017	101	↓
Quarter ending September 2017	105	↑
Quarter ending December 2017	106	→
Quarter ending March 2018	108	→
Variance since March 2017	2.9%	↑



ACTIVITY

Cumulative percentage of contracted UDA delivered 2017 & 2018



Month	Adjusted Scheduled Activity (UDA)	
	2017	2018
April	0	-1
May	15	4
June	25	31
July	45	52
August	56	78
September	81	80
October	85	101
November	98	112
December	102	123
January	123	132
February	129	145
March	144	170
April	163	
May	163	
June	166	

QUALITY

	Quantity	Base Number	Contract	AT	Region	England
% of FP17s for the same patient ID Re-attending within 3 months - Children	4	93	4.3%	9.5%	11.5%	11.9%
% of FP17s for the same patient ID Re-attending within 3 months - Adults	5	50	10.0%	15.2%	15.9%	16.0%
% of FP17s for the same patient ID Re-attending between 3 & 9 months - Children	37	93	39.8%	59.5%	60.6%	58.3%
% of FP17s for the same patient ID Re-attending between 3 & 9 months - Adults	21	50	42.0%	50.8%	51.6%	50.3%
% of FP17s for Band 1 Urgent Courses	1	122	0.8%	9.6%	9.5%	9.1%
% of FP17s Relating to Free Repair or Replacements	0	122	0.0%	0.6%	0.7%	0.8%
% of FP17s Relating to Continuations	0	122	0.0%	0.9%	1.0%	1.0%
% of Patients satisfied with the dentistry they have received	0	0	N/A	91.1%	92.0%	91.5%
% of Patients satisfied with the time they had to wait for an appointment	0	0	N/A	88.6%	88.1%	87.9%

* This is based on patients treated on this contract for their most recent course of treatment. Figures in italics indicate the base number of FP17s or Patient Questionnaire responses are less than 100. N/A is shown where the base number of responses is less than 10 during the period. % is calculated as Quantity/Base number*100

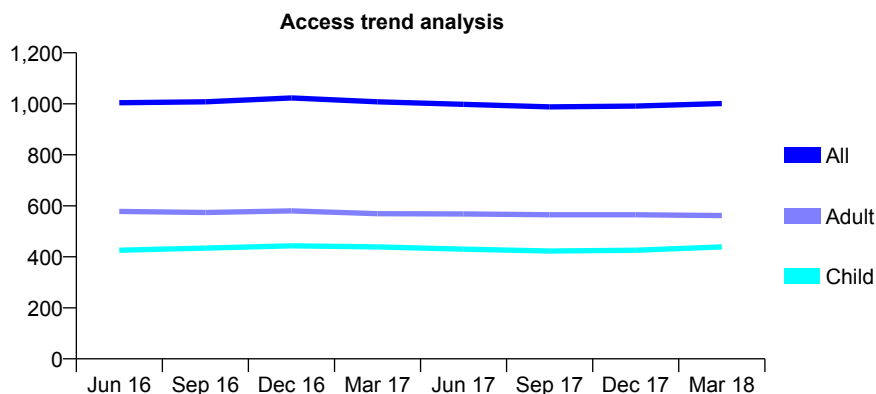
Q68 - Vital Signs At a Glance Contract Report for 643440/0001 - March 2018

Name or company name	MR KA GOWER
Contract type name	GDS Contract
Purpose of contract	General
Contract start date	01/04/2006
Contract end date	

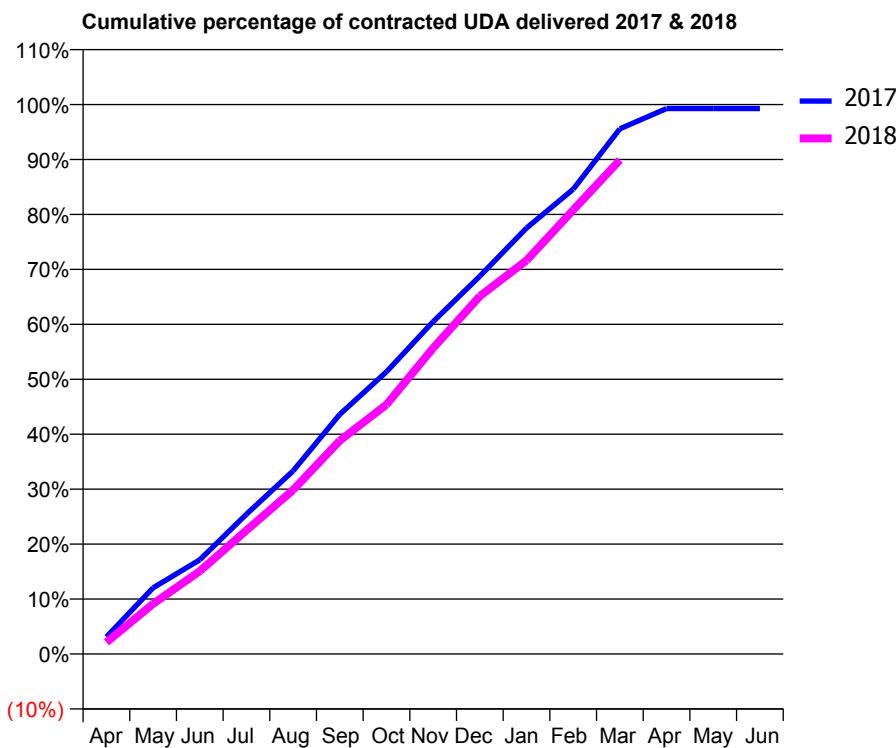
17/18 Contracted general activity (UDA)	2,240
Carry forward general activity (UDA)	16
17/18 Contracted orthodontic activity (UOA)	0
Carry forward orthodontic activity (UOA)	0
Baseline contract value	£50,353.07

ACCESS*

Patients seen in 24 months	Total	Change since previous quarter
Quarter ending March 2017	1,008	
Quarter ending June 2017	998	→
Quarter ending September 2017	988	↓
Quarter ending December 2017	991	→
Quarter ending March 2018	1,001	→
Variance since March 2017	(0.7%)	→



ACTIVITY



Month	Adjusted Scheduled Activity (UDA)	
	2017	2018
April	70	48
May	270	205
June	384	338
July	570	504
August	746	669
September	977	870
October	1,151	1,017
November	1,355	1,247
December	1,540	1,459
January	1,736	1,604
February	1,895	1,810
March	2,141	2,014
April	2,223	
May	2,223	
June	2,223	

QUALITY

	Quantity	Base Number	Contract	AT	Region	England
% of FP17s for the same patient ID Re-attending within 3 months - Children	37	705	5.2%	9.5%	11.5%	11.9%
% of FP17s for the same patient ID Re-attending within 3 months - Adults	91	738	12.3%	15.2%	15.9%	16.0%
% of FP17s for the same patient ID Re-attending between 3 & 9 months - Children	462	705	65.5%	59.5%	60.6%	58.3%
% of FP17s for the same patient ID Re-attending between 3 & 9 months - Adults	411	738	55.7%	50.8%	51.6%	50.3%
% of FP17s for Band 1 Urgent Courses	105	1,388	7.6%	9.6%	9.5%	9.1%
% of FP17s Relating to Free Repair or Replacements	1	1,388	0.1%	0.6%	0.7%	0.8%
% of FP17s Relating to Continuations	0	1,388	0.0%	0.9%	1.0%	1.0%
% of Patients satisfied with the dentistry they have received	2	2	N/A	91.1%	92.0%	91.5%
% of Patients satisfied with the time they had to wait for an appointment	2	2	N/A	88.6%	88.1%	87.9%

* This is based on patients treated on this contract for their most recent course of treatment. Figures in italics indicate the base number of FP17s or Patient Questionnaire responses are less than 100. N/A is shown where the base number of responses is less than 10 during the period. % is calculated as Quantity/Base number*100

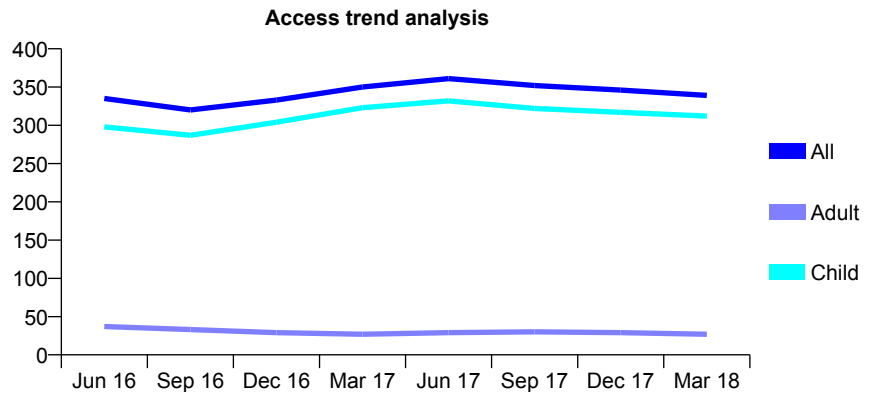
Q68 - Vital Signs At a Glance Contract Report for 644951/0001 - March 2018

Name or company name	MR NJ JULLIEN
Contract type name	GDS Contract
Purpose of contract	General
Contract start date	01/04/2006
Contract end date	

17/18 Contracted general activity (UDA)	550
Carry forward general activity (UDA)	0
17/18 Contracted orthodontic activity (UOA)	0
Carry forward orthodontic activity (UOA)	0
Baseline contract value	£12,363.49

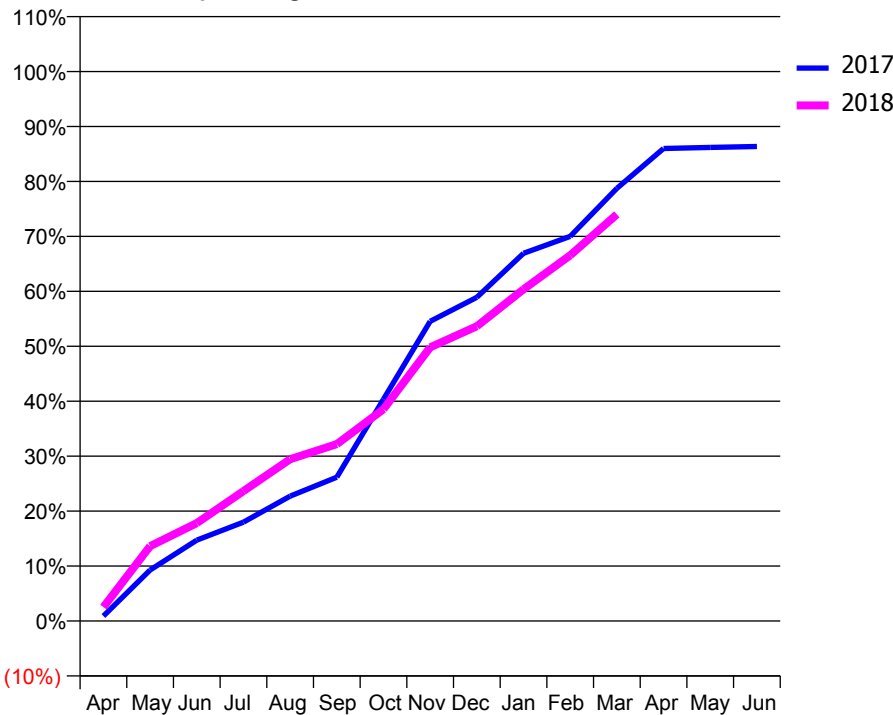
ACCESS*

Patients seen in 24 months	Total	Change since previous quarter
Quarter ending March 2017	350	
Quarter ending June 2017	361	↑
Quarter ending September 2017	352	↓
Quarter ending December 2017	346	↓
Quarter ending March 2018	339	↓
Variance since March 2017	(3.1%)	↓



ACTIVITY

Cumulative percentage of contracted UDA delivered 2017 & 2018



Month	Adjusted Scheduled Activity (UDA)	
	2017	2018
April	5	14
May	51	75
June	81	98
July	99	130
August	125	162
September	144	177
October	222	212
November	300	274
December	324	295
January	368	332
February	385	366
March	433	407
April	473	
May	474	
June	475	

QUALITY

	Quantity	Base Number	Contract	AT	Region	England
% of FP17s for the same patient ID Re-attending within 3 months - Children	7	366	1.9%	9.5%	11.5%	11.9%
% of FP17s for the same patient ID Re-attending within 3 months - Adults	0	2	0.0%	15.2%	15.9%	16.0%
% of FP17s for the same patient ID Re-attending between 3 & 9 months - Children	174	366	47.5%	59.5%	60.6%	58.3%
% of FP17s for the same patient ID Re-attending between 3 & 9 months - Adults	0	2	0.0%	50.8%	51.6%	50.3%
% of FP17s for Band 1 Urgent Courses	0	340	0.0%	9.6%	9.5%	9.1%
% of FP17s Relating to Free Repair or Replacements	0	340	0.0%	0.6%	0.7%	0.8%
% of FP17s Relating to Continuations	1	340	0.3%	0.9%	1.0%	1.0%
% of Patients satisfied with the dentistry they have received	0	0	N/A	91.1%	92.0%	91.5%
% of Patients satisfied with the time they had to wait for an appointment	0	0	N/A	88.6%	88.1%	87.9%

* This is based on patients treated on this contract for their most recent course of treatment. Figures in italics indicate the base number of FP17s or Patient Questionnaire responses are less than 100. N/A is shown where the base number of responses is less than 10 during the period. % is calculated as Quantity/Base number*100

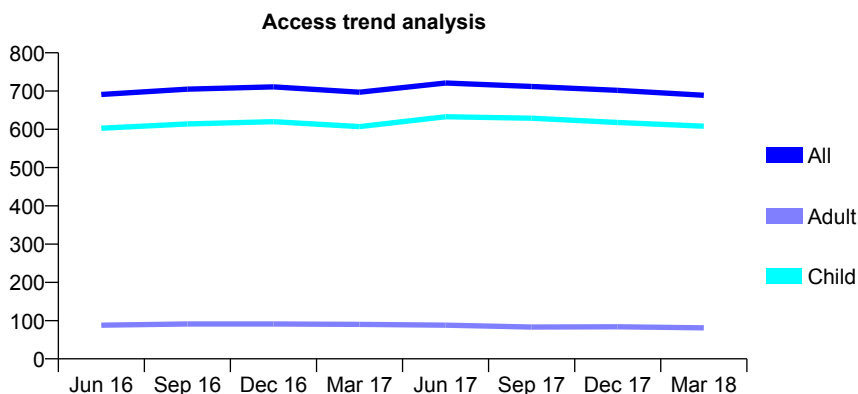
Q68 - Vital Signs At a Glance Contract Report for 649473/0001 - March 2018

Name or company name	MR AB DAVIDSON
Contract type name	GDS Contract
Purpose of contract	General
Contract start date	01/04/2006
Contract end date	

17/18 Contracted general activity (UDA)	1,200
Carry forward general activity (UDA)	-24
17/18 Contracted orthodontic activity (UOA)	0
Carry forward orthodontic activity (UOA)	0
Baseline contract value	£30,527.70

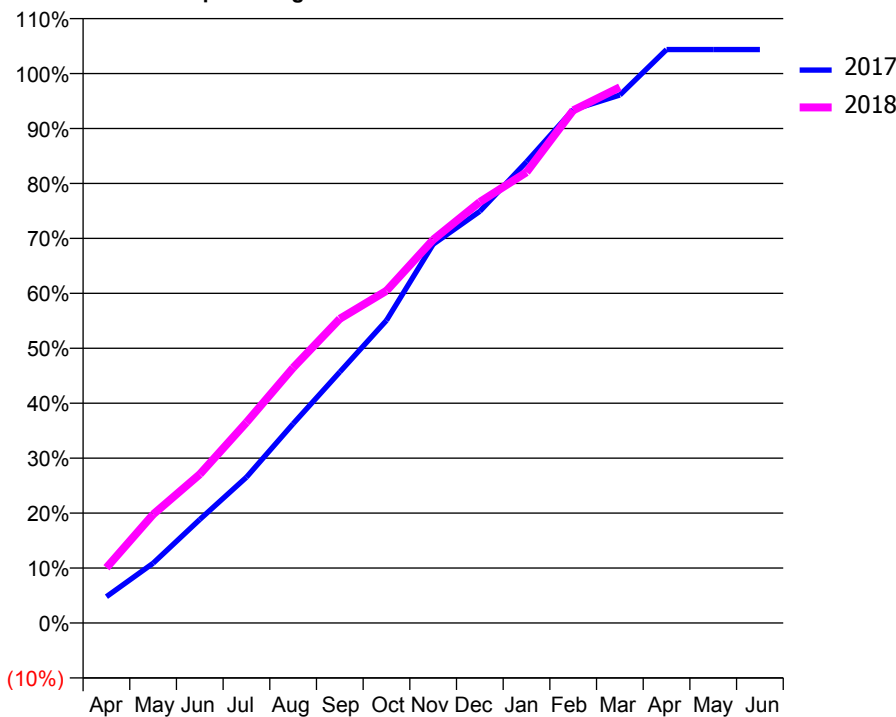
ACCESS*

Patients seen in 24 months	Total	Change since previous quarter
Quarter ending March 2017	697	
Quarter ending June 2017	721	↑
Quarter ending September 2017	712	↓
Quarter ending December 2017	702	↓
Quarter ending March 2018	689	↓
Variance since March 2017	(1.1%)	↓



ACTIVITY

Cumulative percentage of contracted UDA delivered 2017 & 2018



Month	Adjusted Scheduled Activity (UDA)	
	2017	2018
April	57	121
May	131	237
June	226	325
July	318	438
August	435	558
September	548	664
October	661	725
November	827	837
December	899	920
January	1,007	984
February	1,121	1,120
March	1,153	1,170
April	1,252	
May	1,252	
June	1,252	

QUALITY

	Quantity	Base Number	Contract	AT	Region	England
% of FP17s for the same patient ID Re-attending within 3 months - Children	47	939	5.0%	9.5%	11.5%	11.9%
% of FP17s for the same patient ID Re-attending within 3 months - Adults	0	12	0.0%	15.2%	15.9%	16.0%
% of FP17s for the same patient ID Re-attending between 3 & 9 months - Children	625	939	66.6%	59.5%	60.6%	58.3%
% of FP17s for the same patient ID Re-attending between 3 & 9 months - Adults	7	12	58.3%	50.8%	51.6%	50.3%
% of FP17s for Band 1 Urgent Courses	31	877	3.5%	9.6%	9.5%	9.1%
% of FP17s Relating to Free Repair or Replacements	0	877	0.0%	0.6%	0.7%	0.8%
% of FP17s Relating to Continuations	0	877	0.0%	0.9%	1.0%	1.0%
% of Patients satisfied with the dentistry they have received	1	1	N/A	91.1%	92.0%	91.5%
% of Patients satisfied with the time they had to wait for an appointment	1	1	N/A	88.6%	88.1%	87.9%

* This is based on patients treated on this contract for their most recent course of treatment. Figures in italics indicate the base number of FP17s or Patient Questionnaire responses are less than 100. N/A is shown where the base number of responses is less than 10 during the period. % is calculated as Quantity/Base number*100

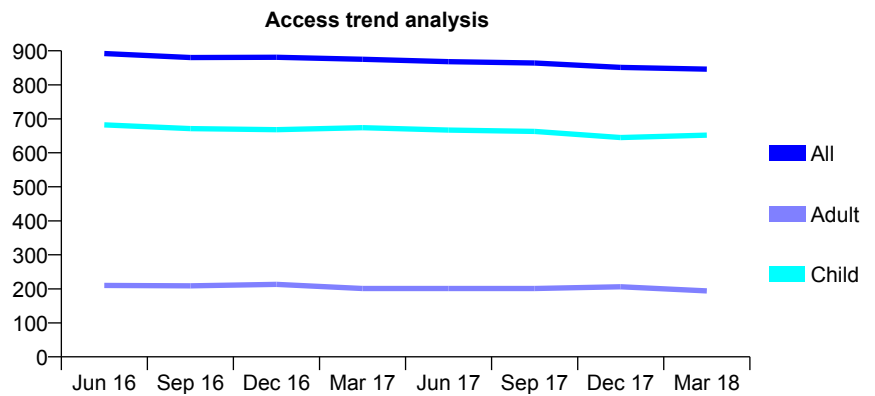
Q68 - Vital Signs At a Glance Contract Report for 649848/0001 - March 2018

Name or company name	MR MJ ANNALS
Contract type name	GDS Contract
Purpose of contract	General
Contract start date	01/04/2006
Contract end date	

17/18 Contracted general activity (UDA)	1,800
Carry forward general activity (UDA)	0
17/18 Contracted orthodontic activity (UOA)	0
Carry forward orthodontic activity (UOA)	0
Baseline contract value	£44,139.05

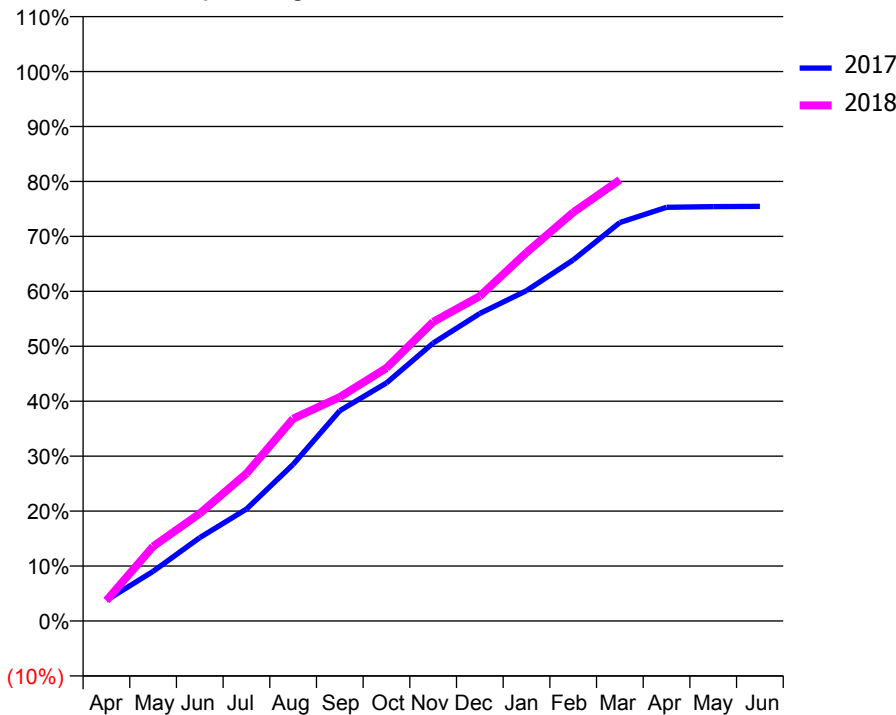
ACCESS*

Patients seen in 24 months	Total	Change since previous quarter
Quarter ending March 2017	875	
Quarter ending June 2017	868	→
Quarter ending September 2017	864	→
Quarter ending December 2017	851	↓
Quarter ending March 2018	846	→
Variance since March 2017	(3.3%)	↓



ACTIVITY

Cumulative percentage of contracted UDA delivered 2017 & 2018



Month	Adjusted Scheduled Activity (UDA)	
	2017	2018
April	79	67
May	190	244
June	319	352
July	428	483
August	599	663
September	804	734
October	910	829
November	1,062	980
December	1,175	1,064
January	1,263	1,207
February	1,380	1,339
March	1,523	1,445
April	1,581	
May	1,584	
June	1,585	

QUALITY

	Quantity	Base Number	Contract	AT	Region	England
% of FP17s for the same patient ID Re-attending within 3 months - Children	53	1,031	5.1%	9.5%	11.5%	11.9%
% of FP17s for the same patient ID Re-attending within 3 months - Adults	6	142	4.2%	15.2%	15.9%	16.0%
% of FP17s for the same patient ID Re-attending between 3 & 9 months - Children	723	1,031	70.1%	59.5%	60.6%	58.3%
% of FP17s for the same patient ID Re-attending between 3 & 9 months - Adults	93	142	65.5%	50.8%	51.6%	50.3%
% of FP17s for Band 1 Urgent Courses	11	1,111	1.0%	9.6%	9.5%	9.1%
% of FP17s Relating to Free Repair or Replacements	0	1,111	0.0%	0.6%	0.7%	0.8%
% of FP17s Relating to Continuations	0	1,111	0.0%	0.9%	1.0%	1.0%
% of Patients satisfied with the dentistry they have received	0	0	N/A	91.1%	92.0%	91.5%
% of Patients satisfied with the time they had to wait for an appointment	0	0	N/A	88.6%	88.1%	87.9%

* This is based on patients treated on this contract for their most recent course of treatment. Figures in italics indicate the base number of FP17s or Patient Questionnaire responses are less than 100. N/A is shown where the base number of responses is less than 10 during the period. % is calculated as Quantity/Base number*100

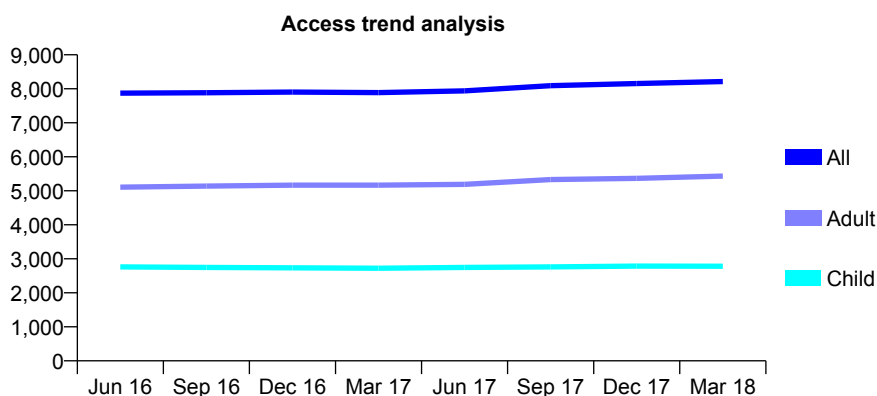
Q68 - Vital Signs At a Glance Contract Report for 653381/0001 - March 2018

Name or company name	MR SG QUELCH
Contract type name	GDS Contract
Purpose of contract	General
Contract start date	01/04/2006
Contract end date	

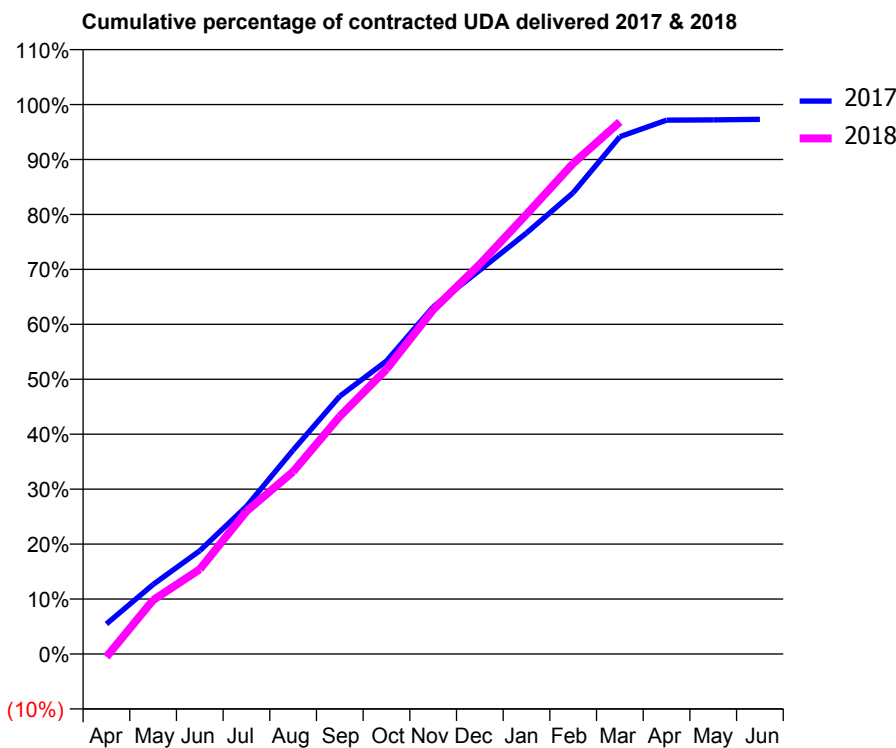
17/18 Contracted general activity (UDA)	17,527
Carry forward general activity (UDA)	473
17/18 Contracted orthodontic activity (UOA)	0
Carry forward orthodontic activity (UOA)	0
Baseline contract value	£549,364.20

ACCESS*

Patients seen in 24 months	Total	Change since previous quarter
Quarter ending March 2017	7,890	
Quarter ending June 2017	7,938	→
Quarter ending September 2017	8,091	→
Quarter ending December 2017	8,153	→
Quarter ending March 2018	8,213	→
Variance since March 2017	4.1%	↑



ACTIVITY



Month	Adjusted Scheduled Activity (UDA)	
	2017	2018
April	960	-95
May	2,217	1,719
June	3,296	2,701
July	4,710	4,555
August	6,505	5,817
September	8,222	7,580
October	9,348	9,083
November	11,075	10,982
December	12,242	12,435
January	13,429	14,024
February	14,715	15,651
March	16,501	16,972
April	17,028	
May	17,035	
June	17,054	

QUALITY

	Quantity	Base Number	Contract	AT	Region	England
% of FP17s for the same patient ID Re-attending within 3 months - Children	475	4,899	9.7%	9.5%	11.5%	11.9%
% of FP17s for the same patient ID Re-attending within 3 months - Adults	1,013	7,383	13.7%	15.2%	15.9%	16.0%
% of FP17s for the same patient ID Re-attending between 3 & 9 months - Children	3,346	4,899	68.3%	59.5%	60.6%	58.3%
% of FP17s for the same patient ID Re-attending between 3 & 9 months - Adults	3,791	7,383	51.3%	50.8%	51.6%	50.3%
% of FP17s for Band 1 Urgent Courses	860	11,475	7.5%	9.6%	9.5%	9.1%
% of FP17s Relating to Free Repair or Replacements	49	11,475	0.4%	0.6%	0.7%	0.8%
% of FP17s Relating to Continuations	29	11,475	0.3%	0.9%	1.0%	1.0%
% of Patients satisfied with the dentistry they have received	11	11	100.0%	91.1%	92.0%	91.5%
% of Patients satisfied with the time they had to wait for an appointment	10	11	90.9%	88.6%	88.1%	87.9%

* This is based on patients treated on this contract for their most recent course of treatment. Figures in italics indicate the base number of FP17s or Patient Questionnaire responses are less than 100. N/A is shown where the base number of responses is less than 10 during the period. % is calculated as Quantity/Base number*100

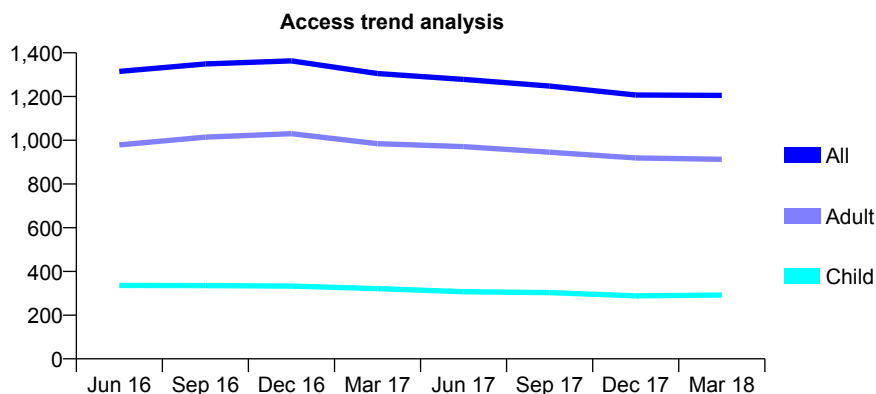
Q68 - Vital Signs At a Glance Contract Report for 657182/0001 - March 2018

Name or company name	Marine Parade Dental Practice
Contract type name	GDS Contract
Purpose of contract	General
Contract start date	01/04/2006
Contract end date	

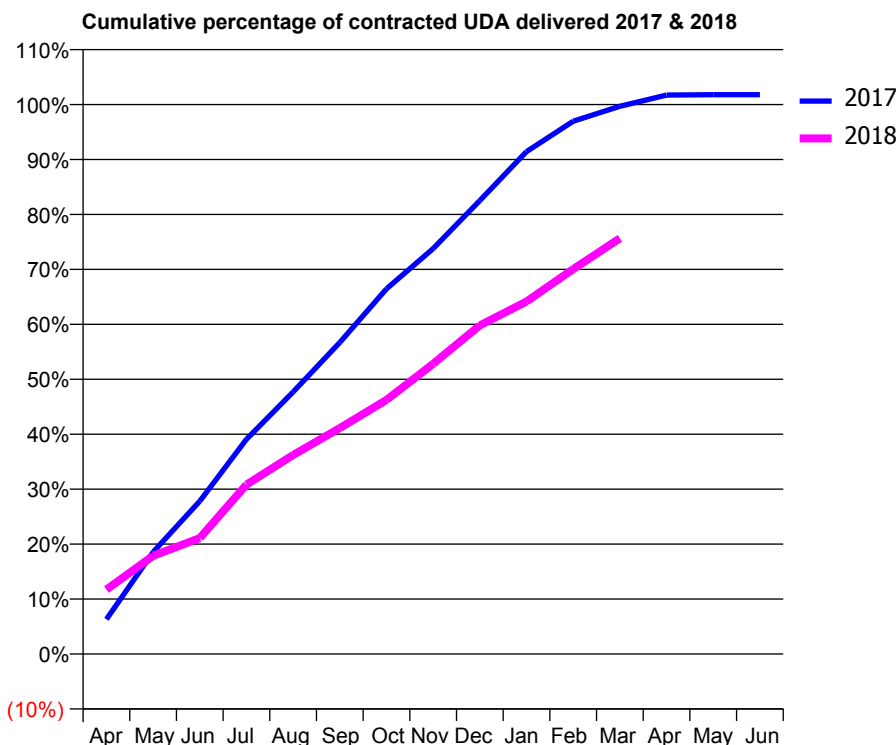
17/18 Contracted general activity (UDA)	4,000
Carry forward general activity (UDA)	-72
17/18 Contracted orthodontic activity (UOA)	0
Carry forward orthodontic activity (UOA)	0
Baseline contract value	£114,809.52

ACCESS*

Patients seen in 24 months	Total	Change since previous quarter
Quarter ending March 2017	1,305	
Quarter ending June 2017	1,278	↓
Quarter ending September 2017	1,248	↓
Quarter ending December 2017	1,207	↓
Quarter ending March 2018	1,205	→
Variance since March 2017	(7.7%)	↓



ACTIVITY



Month	Adjusted Scheduled Activity (UDA)	
	2017	2018
April	252	469
May	742	715
June	1,112	844
July	1,563	1,233
August	1,908	1,449
September	2,268	1,645
October	2,658	1,850
November	2,951	2,113
December	3,300	2,392
January	3,657	2,566
February	3,879	2,802
March	3,987	3,026
April	4,069	
May	4,072	
June	4,072	

QUALITY

	Quantity	Base Number	Contract	AT	Region	England
% of FP17s for the same patient ID Re-attending within 3 months - Children	11	434	2.5%	9.5%	11.5%	11.9%
% of FP17s for the same patient ID Re-attending within 3 months - Adults	85	783	10.9%	15.2%	15.9%	16.0%
% of FP17s for the same patient ID Re-attending between 3 & 9 months - Children	277	434	63.8%	59.5%	60.6%	58.3%
% of FP17s for the same patient ID Re-attending between 3 & 9 months - Adults	333	783	42.5%	50.8%	51.6%	50.3%
% of FP17s for Band 1 Urgent Courses	116	1,177	9.9%	9.6%	9.5%	9.1%
% of FP17s Relating to Free Repair or Replacements	0	1,177	0.0%	0.6%	0.7%	0.8%
% of FP17s Relating to Continuations	19	1,177	1.6%	0.9%	1.0%	1.0%
% of Patients satisfied with the dentistry they have received	0	0	N/A	91.1%	92.0%	91.5%
% of Patients satisfied with the time they had to wait for an appointment	0	0	N/A	88.6%	88.1%	87.9%

* This is based on patients treated on this contract for their most recent course of treatment. Figures in italics indicate the base number of FP17s or Patient Questionnaire responses are less than 100. N/A is shown where the base number of responses is less than 10 during the period. % is calculated as Quantity/Base number*100

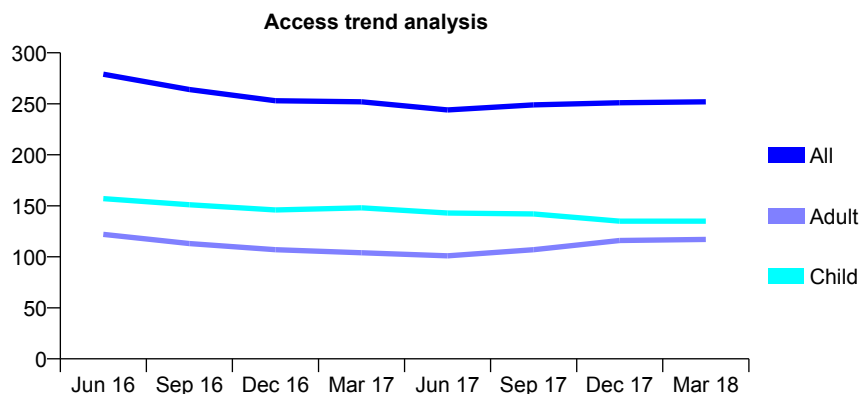
Q68 - Vital Signs At a Glance Contract Report for 657867/0002 - March 2018

Name or company name	MR L VAN ROOY
Contract type name	GDS Contract
Purpose of contract	General
Contract start date	01/07/2006
Contract end date	

17/18 Contracted general activity (UDA)	1,000
Carry forward general activity (UDA)	0
17/18 Contracted orthodontic activity (UOA)	0
Carry forward orthodontic activity (UOA)	0
Baseline contract value	£29,048.84

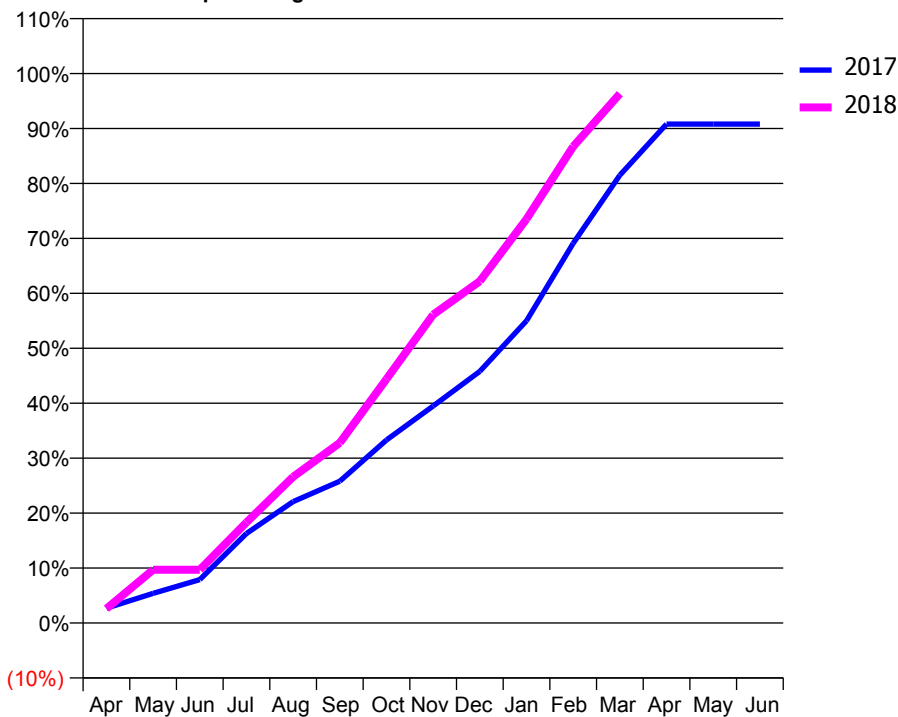
ACCESS*

Patients seen in 24 months	Total	Change since previous quarter
Quarter ending March 2017	252	
Quarter ending June 2017	244	↓
Quarter ending September 2017	249	↑
Quarter ending December 2017	251	→
Quarter ending March 2018	252	→
Variance since March 2017	0.0%	→



ACTIVITY

Cumulative percentage of contracted UDA delivered 2017 & 2018



Month	Adjusted Scheduled Activity (UDA)	
	2017	2018
April	27	26
May	54	97
June	79	97
July	163	183
August	221	266
September	258	328
October	333	444
November	395	561
December	458	622
January	550	735
February	691	867
March	815	963
April	908	
May	908	
June	908	

QUALITY

	Quantity	Base Number	Contract	AT	Region	England
% of FP17s for the same patient ID Re-attending within 3 months - Children	6	131	4.6%	9.5%	11.5%	11.9%
% of FP17s for the same patient ID Re-attending within 3 months - Adults	18	111	16.2%	15.2%	15.9%	16.0%
% of FP17s for the same patient ID Re-attending between 3 & 9 months - Children	55	131	42.0%	59.5%	60.6%	58.3%
% of FP17s for the same patient ID Re-attending between 3 & 9 months - Adults	29	111	26.1%	50.8%	51.6%	50.3%
% of FP17s for Band 1 Urgent Courses	1	225	0.4%	9.6%	9.5%	9.1%
% of FP17s Relating to Free Repair or Replacements	0	225	0.0%	0.6%	0.7%	0.8%
% of FP17s Relating to Continuations	0	225	0.0%	0.9%	1.0%	1.0%
% of Patients satisfied with the dentistry they have received	1	1	N/A	91.1%	92.0%	91.5%
% of Patients satisfied with the time they had to wait for an appointment	1	1	N/A	88.6%	88.1%	87.9%

* This is based on patients treated on this contract for their most recent course of treatment. Figures in italics indicate the base number of FP17s or Patient Questionnaire responses are less than 100. N/A is shown where the base number of responses is less than 10 during the period. % is calculated as Quantity/Base number*100

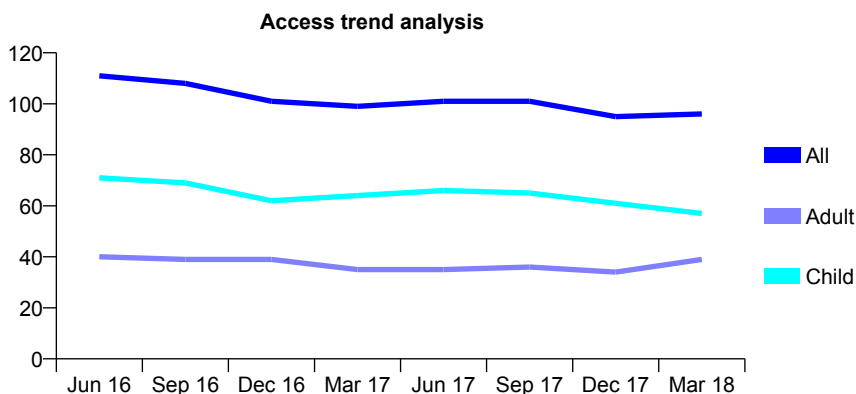
Q68 - Vital Signs At a Glance Contract Report for 661015/0001 - March 2018

Name or company name	MR S MAGNANI
Contract type name	GDS Contract
Purpose of contract	General
Contract start date	01/04/2007
Contract end date	

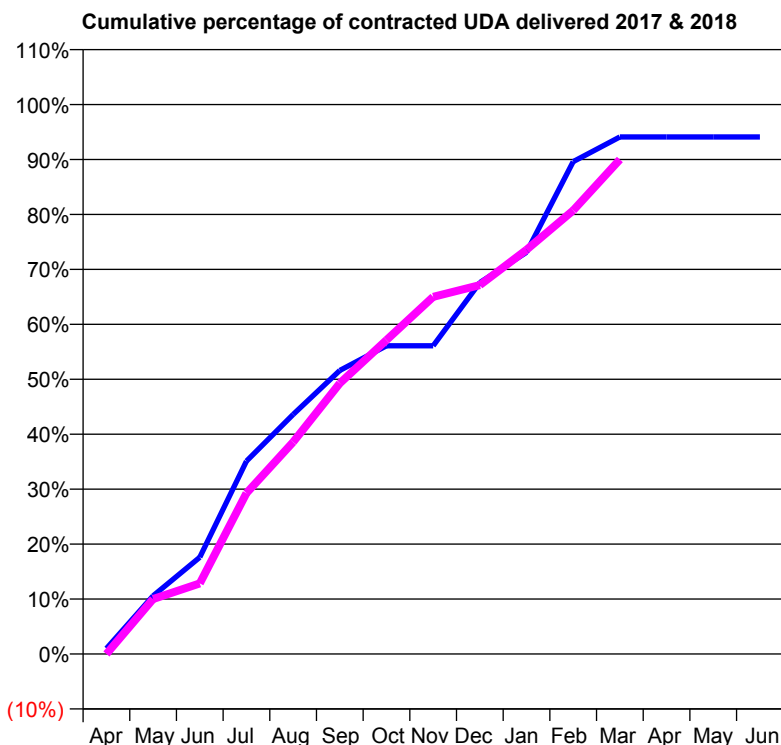
17/18 Contracted general activity (UDA)	140
Carry forward general activity (UDA)	0
17/18 Contracted orthodontic activity (UOA)	0
Carry forward orthodontic activity (UOA)	0
Baseline contract value	£3,856.43

ACCESS*

Patients seen in 24 months	Total	Change since previous quarter
Quarter ending March 2017	99	
Quarter ending June 2017	101	↑
Quarter ending September 2017	101	→
Quarter ending December 2017	95	↓
Quarter ending March 2018	96	→
Variance since March 2017	(3.0%)	↓



ACTIVITY



Month	Adjusted Scheduled Activity (UDA)	
	2017	2018
April	2	0
May	21	14
June	35	18
July	70	41
August	87	54
September	103	69
October	112	80
November	112	91
December	135	94
January	146	103
February	179	113
March	188	126
April	188	
May	188	
June	188	

QUALITY

	Quantity	Base Number	Contract	AT	Region	England
% of FP17s for the same patient ID Re-attending within 3 months - Children	0	73	0.0%	9.5%	11.5%	11.9%
% of FP17s for the same patient ID Re-attending within 3 months - Adults	0	27	0.0%	15.2%	15.9%	16.0%
% of FP17s for the same patient ID Re-attending between 3 & 9 months - Children	39	73	53.4%	59.5%	60.6%	58.3%
% of FP17s for the same patient ID Re-attending between 3 & 9 months - Adults	11	27	40.7%	50.8%	51.6%	50.3%
% of FP17s for Band 1 Urgent Courses	0	100	0.0%	9.6%	9.5%	9.1%
% of FP17s Relating to Free Repair or Replacements	0	100	0.0%	0.6%	0.7%	0.8%
% of FP17s Relating to Continuations	0	100	0.0%	0.9%	1.0%	1.0%
% of Patients satisfied with the dentistry they have received	0	0	N/A	91.1%	92.0%	91.5%
% of Patients satisfied with the time they had to wait for an appointment	0	0	N/A	88.6%	88.1%	87.9%

* This is based on patients treated on this contract for their most recent course of treatment. Figures in italics indicate the base number of FP17s or Patient Questionnaire responses are less than 100. N/A is shown where the base number of responses is less than 10 during the period. % is calculated as Quantity/Base number*100

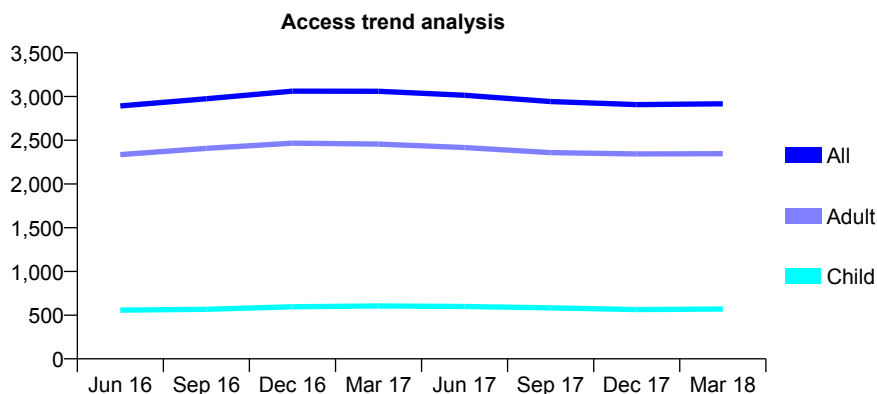
Q68 - Vital Signs At a Glance Contract Report for 673285/0001 - March 2018

Name or company name	MR S POULADI
Contract type name	GDS Contract
Purpose of contract	General
Contract start date	01/04/2006
Contract end date	

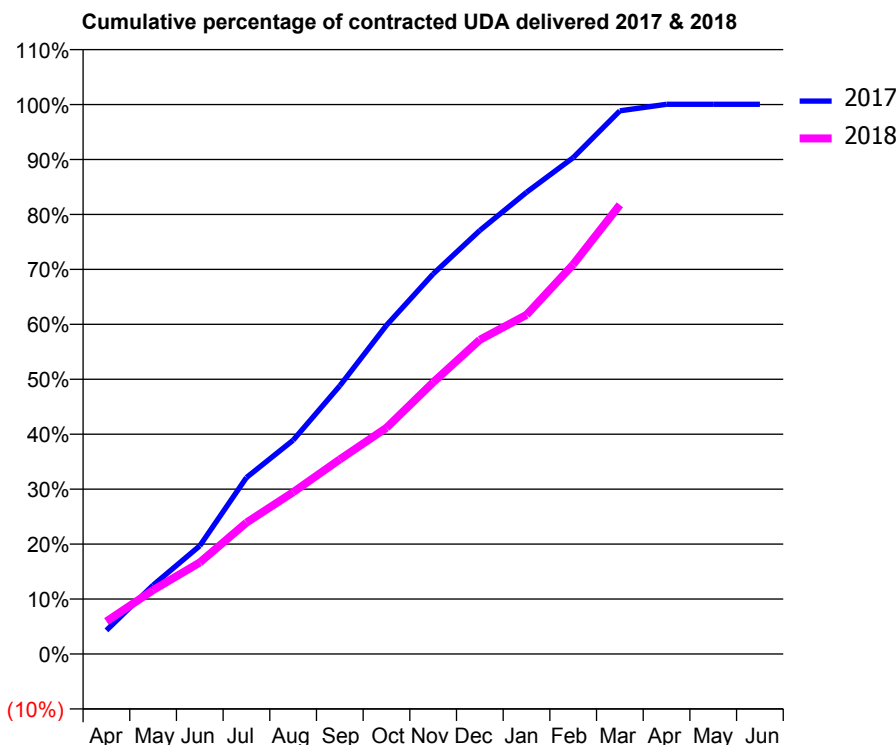
17/18 Contracted general activity (UDA)	10,380
Carry forward general activity (UDA)	-5
17/18 Contracted orthodontic activity (UOA)	0
Carry forward orthodontic activity (UOA)	0
Baseline contract value	£262,778.73

ACCESS*

Patients seen in 24 months	Total	Change since previous quarter
Quarter ending March 2017	3,060	
Quarter ending June 2017	3,015	↓
Quarter ending September 2017	2,942	↓
Quarter ending December 2017	2,907	↓
Quarter ending March 2018	2,917	→
Variance since March 2017	(4.7%)	↓



ACTIVITY



Month	Adjusted Scheduled Activity (UDA)	
	2017	2018
April	448	615
May	1,300	1,208
June	2,044	1,730
July	3,334	2,482
August	4,039	3,056
September	5,068	3,677
October	6,210	4,274
November	7,180	5,131
December	8,001	5,935
January	8,721	6,406
February	9,377	7,360
March	10,262	8,486
April	10,383	
May	10,384	
June	10,384	

QUALITY

	Quantity	Base Number	Contract	AT	Region	England
% of FP17s for the same patient ID Re-attending within 3 months - Children	37	654	5.7%	9.5%	11.5%	11.9%
% of FP17s for the same patient ID Re-attending within 3 months - Adults	495	3,049	16.2%	15.2%	15.9%	16.0%
% of FP17s for the same patient ID Re-attending between 3 & 9 months - Children	359	654	54.9%	59.5%	60.6%	58.3%
% of FP17s for the same patient ID Re-attending between 3 & 9 months - Adults	1,841	3,049	60.4%	50.8%	51.6%	50.3%
% of FP17s for Band 1 Urgent Courses	235	3,608	6.5%	9.6%	9.5%	9.1%
% of FP17s Relating to Free Repair or Replacements	59	3,608	1.6%	0.6%	0.7%	0.8%
% of FP17s Relating to Continuations	79	3,608	2.2%	0.9%	1.0%	1.0%
% of Patients satisfied with the dentistry they have received	3	3	N/A	91.1%	92.0%	91.5%
% of Patients satisfied with the time they had to wait for an appointment	2	3	N/A	88.6%	88.1%	87.9%

* This is based on patients treated on this contract for their most recent course of treatment. Figures in italics indicate the base number of FP17s or Patient Questionnaire responses are less than 100. N/A is shown where the base number of responses is less than 10 during the period. % is calculated as Quantity/Base number*100

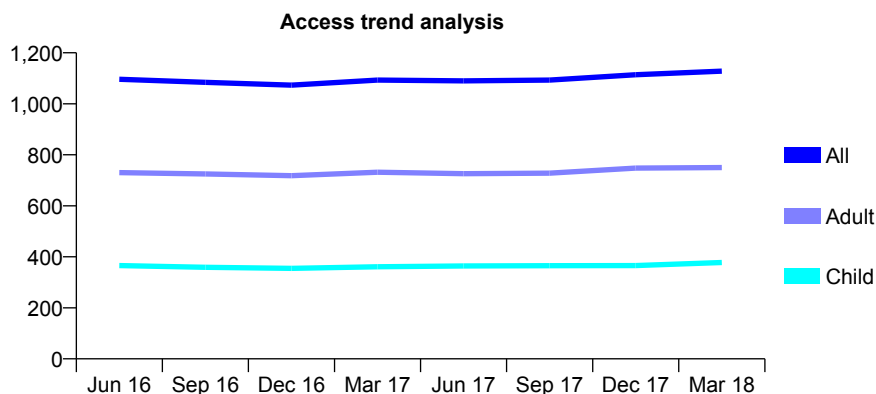
Q68 - Vital Signs At a Glance Contract Report for 673323/0001 - March 2018

Name or company name	MR F RAFATNIA
Contract type name	GDS Contract
Purpose of contract	General
Contract start date	01/03/2014
Contract end date	

17/18 Contracted general activity (UDA)	3,771
Carry forward general activity (UDA)	0
17/18 Contracted orthodontic activity (UOA)	0
Carry forward orthodontic activity (UOA)	0
Baseline contract value	£82,905.53

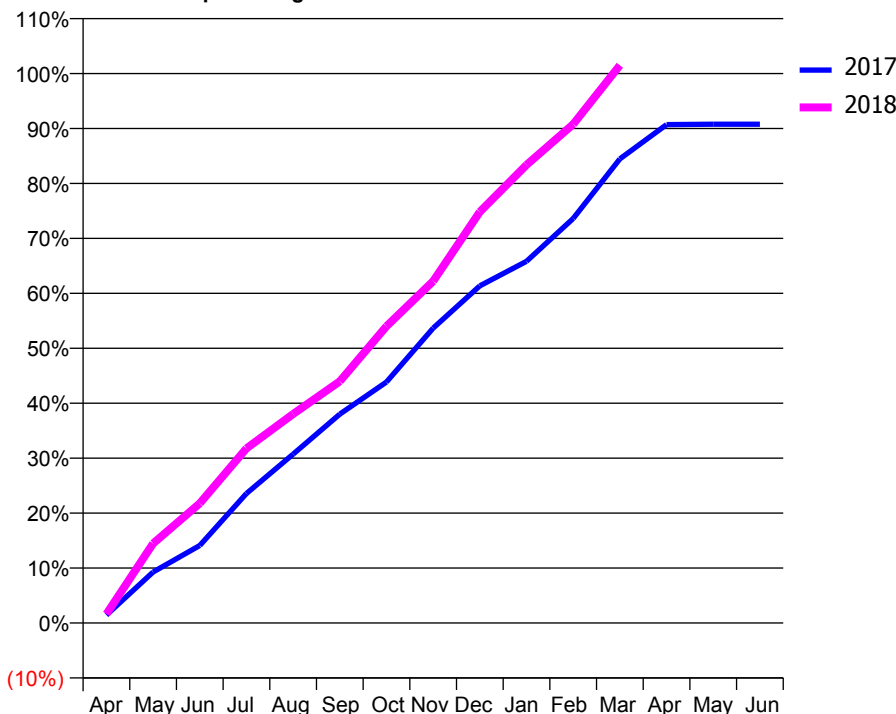
ACCESS*

Patients seen in 24 months	Total	Change since previous quarter
Quarter ending March 2017	1,093	
Quarter ending June 2017	1,090	→
Quarter ending September 2017	1,093	→
Quarter ending December 2017	1,114	→
Quarter ending March 2018	1,128	→
Variance since March 2017	3.2%	↑



ACTIVITY

Cumulative percentage of contracted UDA delivered 2017 & 2018



Month	Adjusted Scheduled Activity (UDA)	
	2017	2018
April	54	62
May	350	546
June	532	822
July	889	1,198
August	1,159	1,435
September	1,434	1,659
October	1,654	2,037
November	2,024	2,346
December	2,314	2,821
January	2,482	3,143
February	2,776	3,423
March	3,185	3,828
April	3,420	
May	3,423	
June	3,423	

QUALITY

	Quantity	Base Number	Contract	AT	Region	England
% of FP17s for the same patient ID Re-attending within 3 months - Children	46	634	7.3%	9.5%	11.5%	11.9%
% of FP17s for the same patient ID Re-attending within 3 months - Adults	180	1,242	14.5%	15.2%	15.9%	16.0%
% of FP17s for the same patient ID Re-attending between 3 & 9 months - Children	393	634	62.0%	59.5%	60.6%	58.3%
% of FP17s for the same patient ID Re-attending between 3 & 9 months - Adults	772	1,242	62.2%	50.8%	51.6%	50.3%
% of FP17s for Band 1 Urgent Courses	124	1,773	7.0%	9.6%	9.5%	9.1%
% of FP17s Relating to Free Repair or Replacements	2	1,773	0.1%	0.6%	0.7%	0.8%
% of FP17s Relating to Continuations	3	1,773	0.2%	0.9%	1.0%	1.0%
% of Patients satisfied with the dentistry they have received	0	0	N/A	91.1%	92.0%	91.5%
% of Patients satisfied with the time they had to wait for an appointment	0	0	N/A	88.6%	88.1%	87.9%

* This is based on patients treated on this contract for their most recent course of treatment. Figures in italics indicate the base number of FP17s or Patient Questionnaire responses are less than 100. N/A is shown where the base number of responses is less than 10 during the period. % is calculated as Quantity/Base number*100

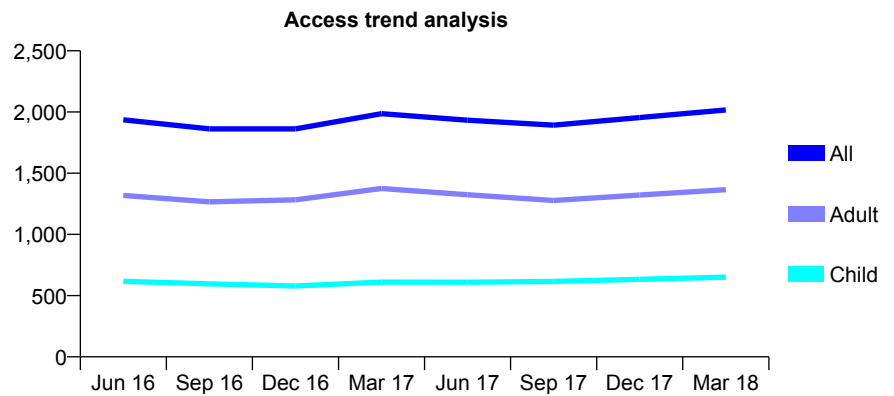
Q68 - Vital Signs At a Glance Contract Report for 673978/0001 - March 2018

Name or company name	MR F SHARIFZAD
Contract type name	GDS Contract
Purpose of contract	General
Contract start date	01/04/2006
Contract end date	

17/18 Contracted general activity (UDA)	5,409
Carry forward general activity (UDA)	-81
17/18 Contracted orthodontic activity (UOA)	0
Carry forward orthodontic activity (UOA)	0
Baseline contract value	£135,360.62

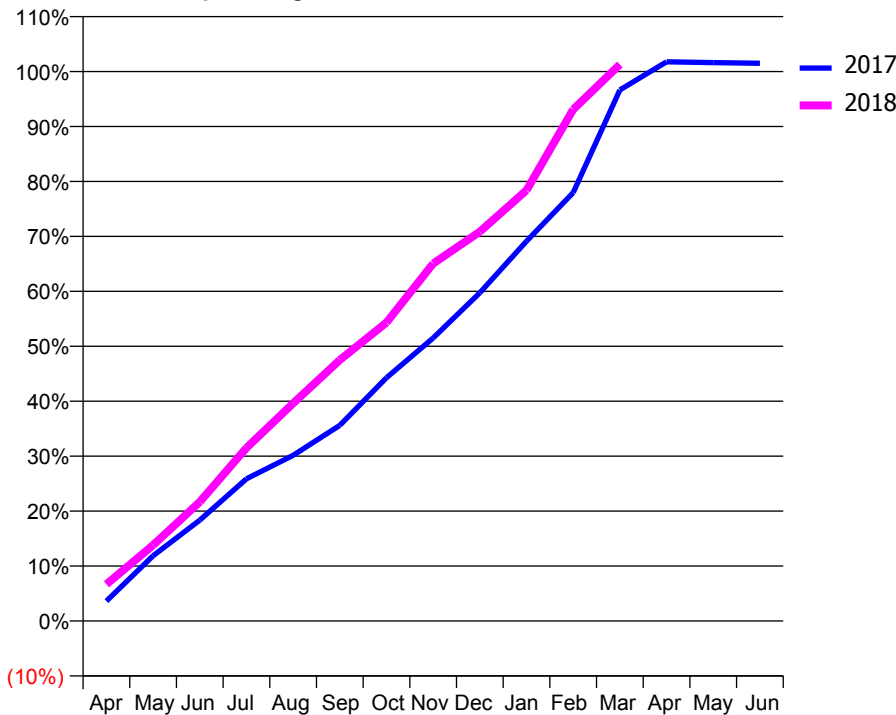
ACCESS*

Patients seen in 24 months	Total	Change since previous quarter
Quarter ending March 2017	1,986	
Quarter ending June 2017	1,933	↓
Quarter ending September 2017	1,893	↓
Quarter ending December 2017	1,955	↑
Quarter ending March 2018	2,017	↑
Variance since March 2017	1.6%	→



ACTIVITY

Cumulative percentage of contracted UDA delivered 2017 & 2018



Month	Adjusted Scheduled Activity (UDA)	
	2017	2018
April	196	362
May	642	748
June	993	1,173
July	1,400	1,704
August	1,631	2,143
September	1,926	2,570
October	2,395	2,938
November	2,786	3,519
December	3,231	3,832
January	3,739	4,240
February	4,217	5,036
March	5,228	5,478
April	5,505	
May	5,496	
June	5,490	

QUALITY

	Quantity	Base Number	Contract	AT	Region	England
% of FP17s for the same patient ID Re-attending within 3 months - Children	107	951	11.3%	9.5%	11.5%	11.9%
% of FP17s for the same patient ID Re-attending within 3 months - Adults	264	1,697	15.6%	15.2%	15.9%	16.0%
% of FP17s for the same patient ID Re-attending between 3 & 9 months - Children	562	951	59.1%	59.5%	60.6%	58.3%
% of FP17s for the same patient ID Re-attending between 3 & 9 months - Adults	801	1,697	47.2%	50.8%	51.6%	50.3%
% of FP17s for Band 1 Urgent Courses	368	2,564	14.4%	9.6%	9.5%	9.1%
% of FP17s Relating to Free Repair or Replacements	4	2,564	0.2%	0.6%	0.7%	0.8%
% of FP17s Relating to Continuations	5	2,564	0.2%	0.9%	1.0%	1.0%
% of Patients satisfied with the dentistry they have received	0	1	N/A	91.1%	92.0%	91.5%
% of Patients satisfied with the time they had to wait for an appointment	1	1	N/A	88.6%	88.1%	87.9%

* This is based on patients treated on this contract for their most recent course of treatment. Figures in italics indicate the base number of FP17s or Patient Questionnaire responses are less than 100. N/A is shown where the base number of responses is less than 10 during the period. % is calculated as Quantity/Base number*100

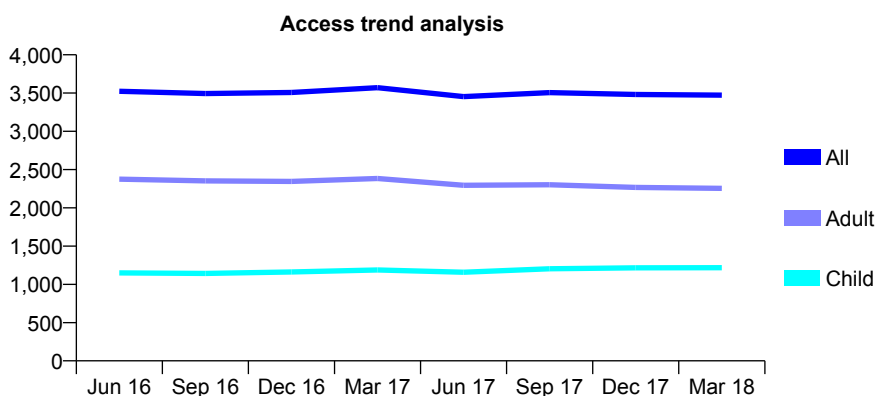
Q68 - Vital Signs At a Glance Contract Report for 674885/0001 - March 2018

Name or company name	MR HR DARAFSHIAN
Contract type name	GDS Contract
Purpose of contract	General
Contract start date	01/04/2006
Contract end date	

17/18 Contracted general activity (UDA)	11,085
Carry forward general activity (UDA)	-222
17/18 Contracted orthodontic activity (UOA)	0
Carry forward orthodontic activity (UOA)	0
Baseline contract value	£304,352.83

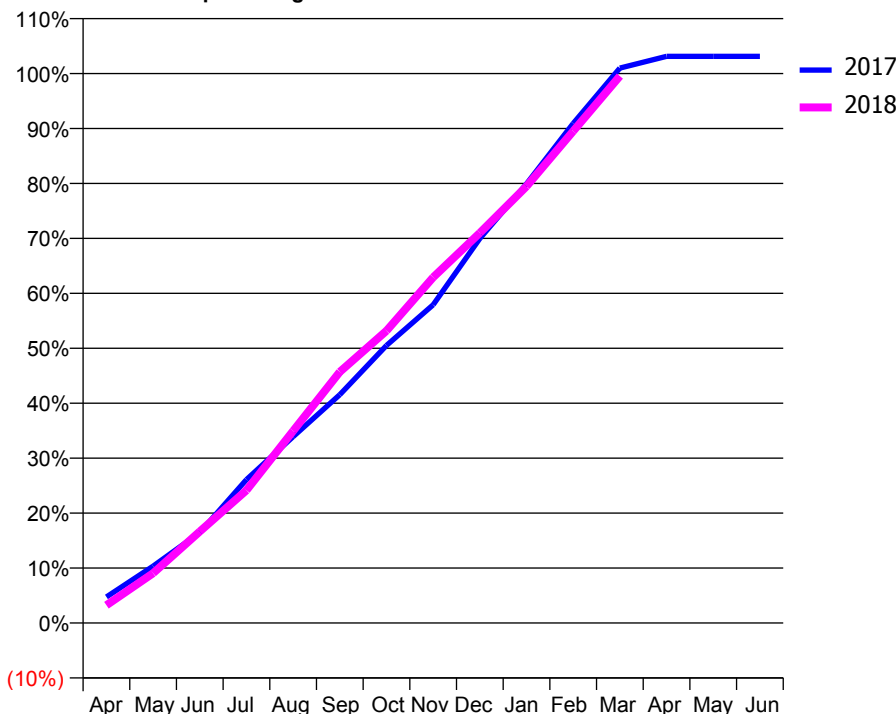
ACCESS*

Patients seen in 24 months	Total	Change since previous quarter
Quarter ending March 2017	3,571	
Quarter ending June 2017	3,453	↓
Quarter ending September 2017	3,506	→
Quarter ending December 2017	3,482	→
Quarter ending March 2018	3,473	→
Variance since March 2017	(2.7%)	↓



ACTIVITY

Cumulative percentage of contracted UDA delivered 2017 & 2018



Month	Adjusted Scheduled Activity (UDA)	
	2017	2018
April	525	360
May	1,147	1,004
June	1,826	1,847
July	2,893	2,679
August	3,759	3,876
September	4,607	5,066
October	5,598	5,894
November	6,420	6,973
December	7,756	7,871
January	8,858	8,809
February	10,079	9,922
March	11,194	11,032
April	11,431	
May	11,432	
June	11,432	

QUALITY

	Quantity	Base Number	Contract	AT	Region	England
% of FP17s for the same patient ID Re-attending within 3 months - Children	190	2,138	8.9%	9.5%	11.5%	11.9%
% of FP17s for the same patient ID Re-attending within 3 months - Adults	603	3,366	17.9%	15.2%	15.9%	16.0%
% of FP17s for the same patient ID Re-attending between 3 & 9 months - Children	1,369	2,138	64.0%	59.5%	60.6%	58.3%
% of FP17s for the same patient ID Re-attending between 3 & 9 months - Adults	1,948	3,366	57.9%	50.8%	51.6%	50.3%
% of FP17s for Band 1 Urgent Courses	776	5,395	14.4%	9.6%	9.5%	9.1%
% of FP17s Relating to Free Repair or Replacements	18	5,395	0.3%	0.6%	0.7%	0.8%
% of FP17s Relating to Continuations	25	5,395	0.5%	0.9%	1.0%	1.0%
% of Patients satisfied with the dentistry they have received	1	1	N/A	91.1%	92.0%	91.5%
% of Patients satisfied with the time they had to wait for an appointment	1	1	N/A	88.6%	88.1%	87.9%

* This is based on patients treated on this contract for their most recent course of treatment. Figures in italics indicate the base number of FP17s or Patient Questionnaire responses are less than 100. N/A is shown where the base number of responses is less than 10 during the period. % is calculated as Quantity/Base number*100

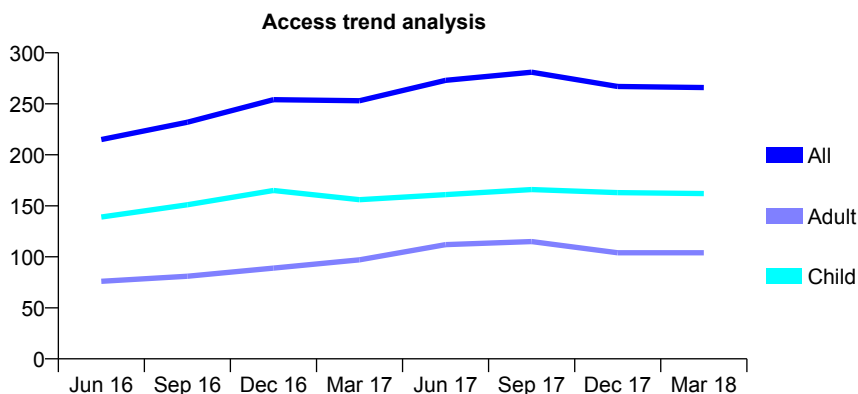
Q68 - Vital Signs At a Glance Contract Report for 674885/0002 - March 2018

Name or company name	MR HR DARAFSHIAN
Contract type name	GDS Contract
Purpose of contract	General
Contract start date	01/04/2010
Contract end date	

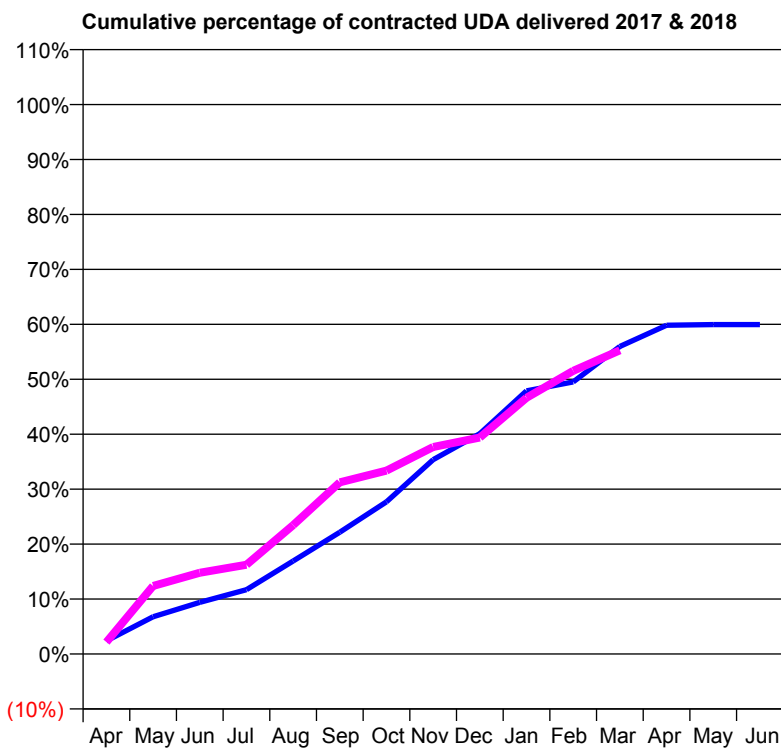
17/18 Contracted general activity (UDA)	1,000
Carry forward general activity (UDA)	0
17/18 Contracted orthodontic activity (UOA)	0
Carry forward orthodontic activity (UOA)	0
Baseline contract value	£27,456.27

ACCESS*

Patients seen in 24 months	Total	Change since previous quarter
Quarter ending March 2017	253	
Quarter ending June 2017	273	↑
Quarter ending September 2017	281	↑
Quarter ending December 2017	267	↓
Quarter ending March 2018	266	→
Variance since March 2017	5.1%	↑



ACTIVITY



Month	Adjusted Scheduled Activity (UDA)	
	2017	2018
April	24	22
May	68	124
June	94	148
July	117	162
August	169	235
September	222	312
October	277	334
November	354	377
December	401	394
January	479	466
February	495	515
March	560	553
April	598	
May	599	
June	599	

QUALITY

	Quantity	Base Number	Contract	AT	Region	England
% of FP17s for the same patient ID Re-attending within 3 months - Children	17	218	7.8%	9.5%	11.5%	11.9%
% of FP17s for the same patient ID Re-attending within 3 months - Adults	13	132	9.8%	15.2%	15.9%	16.0%
% of FP17s for the same patient ID Re-attending between 3 & 9 months - Children	105	218	48.2%	59.5%	60.6%	58.3%
% of FP17s for the same patient ID Re-attending between 3 & 9 months - Adults	46	132	34.8%	50.8%	51.6%	50.3%
% of FP17s for Band 1 Urgent Courses	43	322	13.4%	9.6%	9.5%	9.1%
% of FP17s Relating to Free Repair or Replacements	0	322	0.0%	0.6%	0.7%	0.8%
% of FP17s Relating to Continuations	0	322	0.0%	0.9%	1.0%	1.0%
% of Patients satisfied with the dentistry they have received	0	0	N/A	91.1%	92.0%	91.5%
% of Patients satisfied with the time they had to wait for an appointment	0	0	N/A	88.6%	88.1%	87.9%

* This is based on patients treated on this contract for their most recent course of treatment. Figures in italics indicate the base number of FP17s or Patient Questionnaire responses are less than 100. N/A is shown where the base number of responses is less than 10 during the period. % is calculated as Quantity/Base number*100

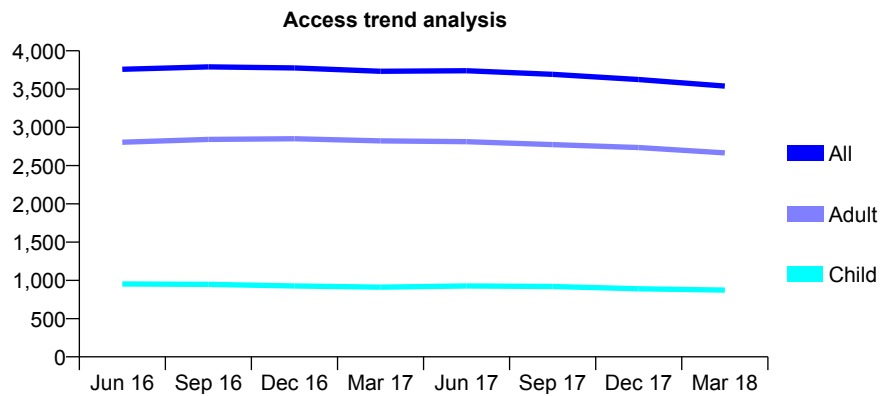
Q68 - Vital Signs At a Glance Contract Report for 677302/0001 - March 2018

Name or company name	MR M POURANI
Contract type name	GDS Contract
Purpose of contract	General
Contract start date	01/04/2006
Contract end date	

17/18 Contracted general activity (UDA)	14,100
Carry forward general activity (UDA)	0
17/18 Contracted orthodontic activity (UOA)	0
Carry forward orthodontic activity (UOA)	0
Baseline contract value	£457,335.22

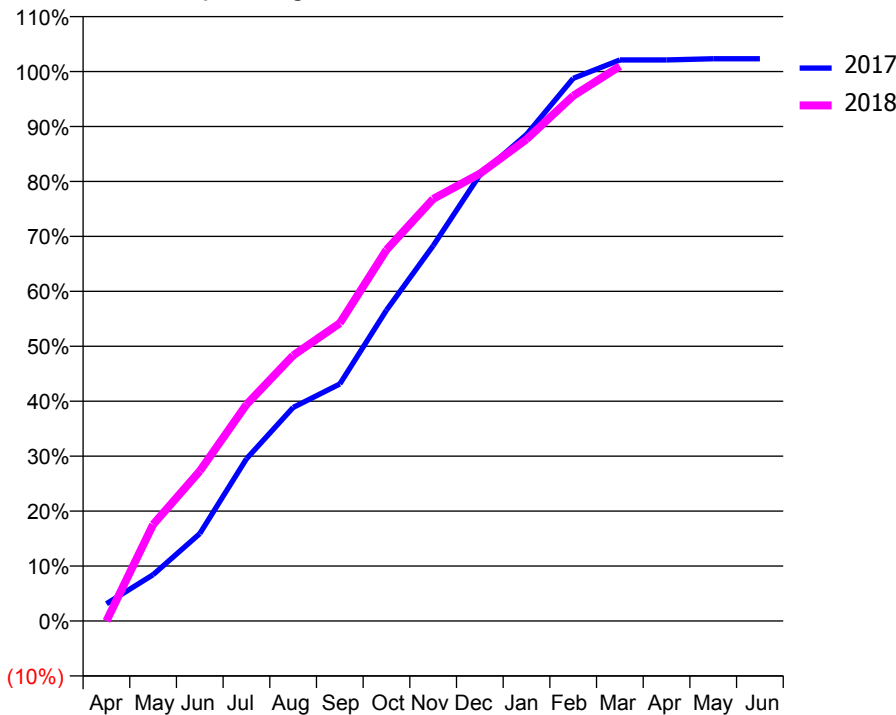
ACCESS*

Patients seen in 24 months	Total	Change since previous quarter
Quarter ending March 2017	3,733	
Quarter ending June 2017	3,740	→
Quarter ending September 2017	3,693	↓
Quarter ending December 2017	3,624	↓
Quarter ending March 2018	3,539	↓
Variance since March 2017	(5.2%)	↓



ACTIVITY

Cumulative percentage of contracted UDA delivered 2017 & 2018



Month	Adjusted Scheduled Activity (UDA)	
	2017	2018
April	445	0
May	1,188	2,474
June	2,242	3,847
July	4,163	5,553
August	5,479	6,815
September	6,081	7,641
October	7,977	9,526
November	9,631	10,833
December	11,446	11,476
January	12,484	12,360
February	13,924	13,477
March	14,396	14,234
April	14,396	
May	14,426	
June	14,427	

QUALITY

	Quantity	Base Number	Contract	AT	Region	England
% of FP17s for the same patient ID Re-attending within 3 months - Children	36	1,106	3.3%	9.5%	11.5%	11.9%
% of FP17s for the same patient ID Re-attending within 3 months - Adults	325	3,461	9.4%	15.2%	15.9%	16.0%
% of FP17s for the same patient ID Re-attending between 3 & 9 months - Children	632	1,106	57.1%	59.5%	60.6%	58.3%
% of FP17s for the same patient ID Re-attending between 3 & 9 months - Adults	2,215	3,461	64.0%	50.8%	51.6%	50.3%
% of FP17s for Band 1 Urgent Courses	66	4,514	1.5%	9.6%	9.5%	9.1%
% of FP17s Relating to Free Repair or Replacements	48	4,514	1.1%	0.6%	0.7%	0.8%
% of FP17s Relating to Continuations	19	4,514	0.4%	0.9%	1.0%	1.0%
% of Patients satisfied with the dentistry they have received	8	11	72.7%	91.1%	92.0%	91.5%
% of Patients satisfied with the time they had to wait for an appointment	8	11	72.7%	88.6%	88.1%	87.9%

* This is based on patients treated on this contract for their most recent course of treatment. Figures in italics indicate the base number of FP17s or Patient Questionnaire responses are less than 100. N/A is shown where the base number of responses is less than 10 during the period. % is calculated as Quantity/Base number*100

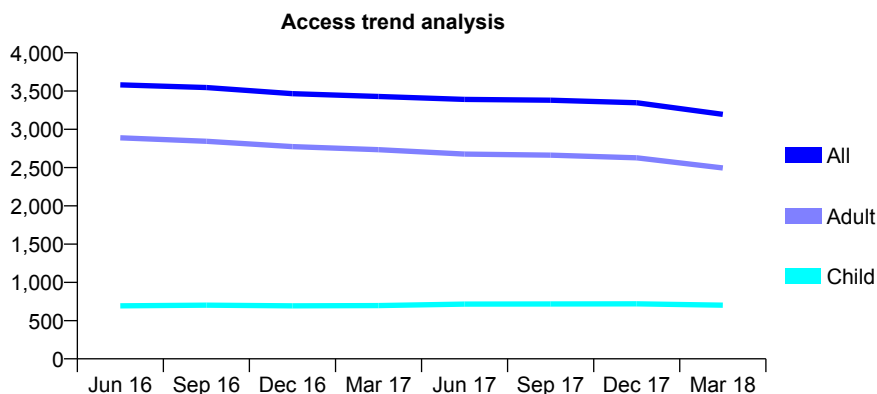
Q68 - Vital Signs At a Glance Contract Report for 680885/0002 - March 2018

Name or company name	MR A JAFARI
Contract type name	GDS Contract
Purpose of contract	General
Contract start date	01/07/2010
Contract end date	

17/18 Contracted general activity (UDA)	9,714
Carry forward general activity (UDA)	293
17/18 Contracted orthodontic activity (UOA)	0
Carry forward orthodontic activity (UOA)	0
Baseline contract value	£261,006.33

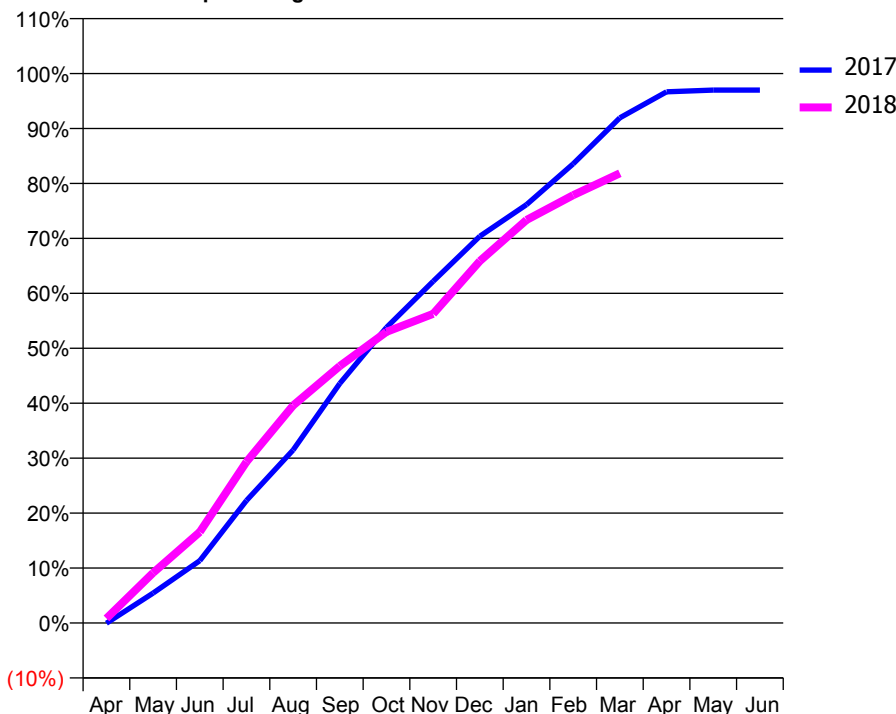
ACCESS*

Patients seen in 24 months	Total	Change since previous quarter
Quarter ending March 2017	3,429	
Quarter ending June 2017	3,391	↓
Quarter ending September 2017	3,380	→
Quarter ending December 2017	3,347	→
Quarter ending March 2018	3,196	↓
Variance since March 2017	(6.8%)	↓



ACTIVITY

Cumulative percentage of contracted UDA delivered 2017 & 2018



Adjusted Scheduled Activity (UDA)

Month	2017	2018
April	-5	81
May	529	887
June	1,103	1,609
July	2,165	2,849
August	3,058	3,846
September	4,236	4,545
October	5,225	5,148
November	6,041	5,465
December	6,837	6,400
January	7,396	7,124
February	8,118	7,563
March	8,931	7,951
April	9,391	
May	9,421	
June	9,421	

QUALITY

	Quantity	Base Number	Contract	AT	Region	England
% of FP17s for the same patient ID Re-attending within 3 months - Children	57	855	6.7%	9.5%	11.5%	11.9%
% of FP17s for the same patient ID Re-attending within 3 months - Adults	444	2,717	16.3%	15.2%	15.9%	16.0%
% of FP17s for the same patient ID Re-attending between 3 & 9 months - Children	391	855	45.7%	59.5%	60.6%	58.3%
% of FP17s for the same patient ID Re-attending between 3 & 9 months - Adults	1,024	2,717	37.7%	50.8%	51.6%	50.3%
% of FP17s for Band 1 Urgent Courses	503	3,366	14.9%	9.6%	9.5%	9.1%
% of FP17s Relating to Free Repair or Replacements	13	3,366	0.4%	0.6%	0.7%	0.8%
% of FP17s Relating to Continuations	58	3,366	1.7%	0.9%	1.0%	1.0%
% of Patients satisfied with the dentistry they have received	5	5	N/A	91.1%	92.0%	91.5%
% of Patients satisfied with the time they had to wait for an appointment	5	5	N/A	88.6%	88.1%	87.9%

* This is based on patients treated on this contract for their most recent course of treatment. Figures in italics indicate the base number of FP17s or Patient Questionnaire responses are less than 100. N/A is shown where the base number of responses is less than 10 during the period. % is calculated as Quantity/Base number*100

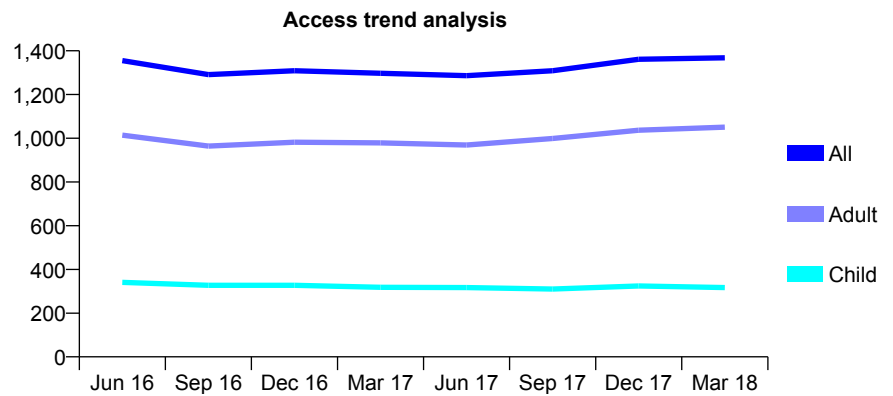
Q68 - Vital Signs At a Glance Contract Report for 680885/0003 - March 2018

Name or company name	MR A JAFARI
Contract type name	GDS Contract
Purpose of contract	General
Contract start date	01/02/2013
Contract end date	

17/18 Contracted general activity (UDA)	5,000
Carry forward general activity (UDA)	354
17/18 Contracted orthodontic activity (UOA)	0
Carry forward orthodontic activity (UOA)	0
Baseline contract value	£130,925.33

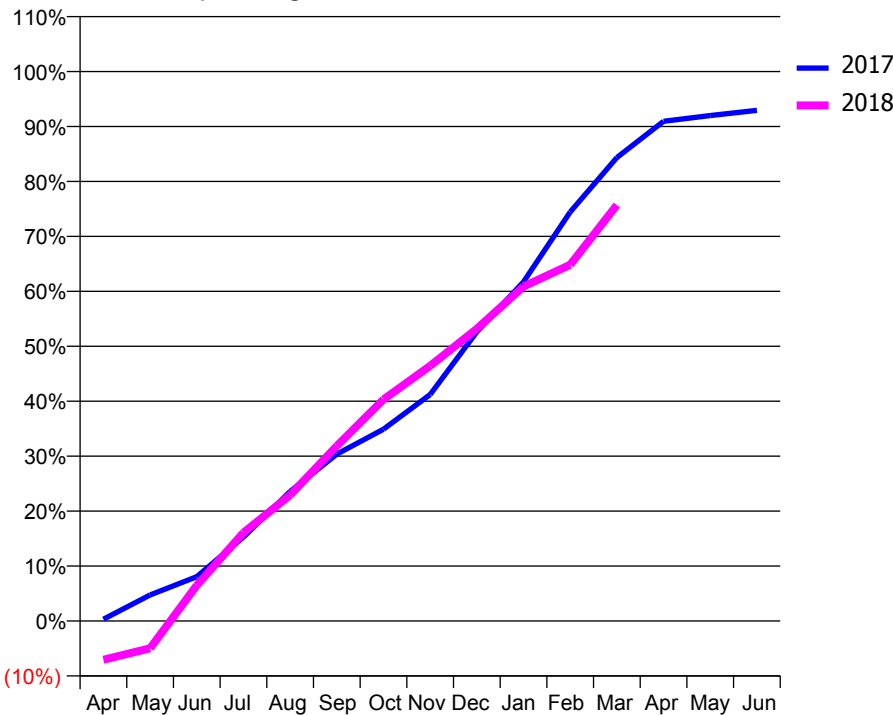
ACCESS*

Patients seen in 24 months	Total	Change since previous quarter
Quarter ending March 2017	1,297	
Quarter ending June 2017	1,286	→
Quarter ending September 2017	1,309	→
Quarter ending December 2017	1,361	↑
Quarter ending March 2018	1,368	→
Variance since March 2017	5.5%	↑



ACTIVITY

Cumulative percentage of contracted UDA delivered 2017 & 2018



Month	Adjusted Scheduled Activity (UDA)	
	2017	2018
April	17	-354
May	237	-249
June	404	324
July	763	803
August	1,178	1,145
September	1,519	1,593
October	1,746	2,015
November	2,061	2,321
December	2,631	2,659
January	3,086	3,044
February	3,722	3,241
March	4,216	3,785
April	4,547	
May	4,599	
June	4,646	

QUALITY

	Quantity	Base Number	Contract	AT	Region	England
% of FP17s for the same patient ID Re-attending within 3 months - Children	28	375	7.5%	9.5%	11.5%	11.9%
% of FP17s for the same patient ID Re-attending within 3 months - Adults	282	1,321	21.3%	15.2%	15.9%	16.0%
% of FP17s for the same patient ID Re-attending between 3 & 9 months - Children	152	375	40.5%	59.5%	60.6%	58.3%
% of FP17s for the same patient ID Re-attending between 3 & 9 months - Adults	425	1,321	32.2%	50.8%	51.6%	50.3%
% of FP17s for Band 1 Urgent Courses	351	1,610	21.8%	9.6%	9.5%	9.1%
% of FP17s Relating to Free Repair or Replacements	8	1,610	0.5%	0.6%	0.7%	0.8%
% of FP17s Relating to Continuations	26	1,610	1.6%	0.9%	1.0%	1.0%
% of Patients satisfied with the dentistry they have received	2	2	N/A	91.1%	92.0%	91.5%
% of Patients satisfied with the time they had to wait for an appointment	1	2	N/A	88.6%	88.1%	87.9%

* This is based on patients treated on this contract for their most recent course of treatment. Figures in italics indicate the base number of FP17s or Patient Questionnaire responses are less than 100. N/A is shown where the base number of responses is less than 10 during the period. % is calculated as Quantity/Base number*100

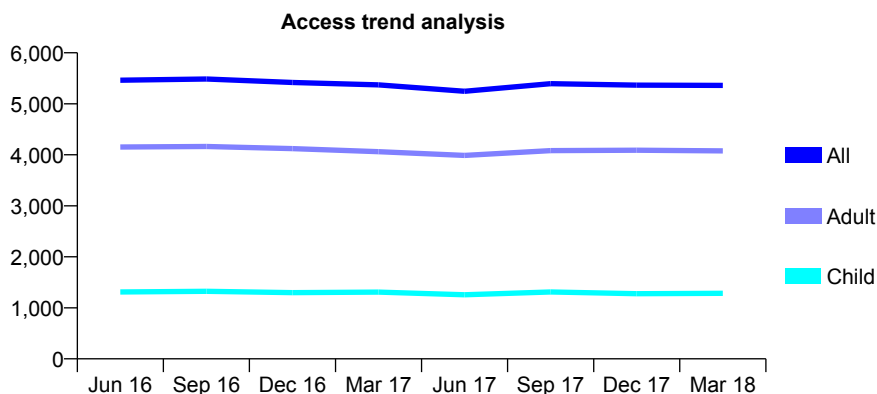
Q68 - Vital Signs At a Glance Contract Report for 680923/0001 - March 2018

Name or company name	MR K AMIRAZODY
Contract type name	GDS Contract
Purpose of contract	General
Contract start date	01/04/2006
Contract end date	

17/18 Contracted general activity (UDA)	15,830
Carry forward general activity (UDA)	-29
17/18 Contracted orthodontic activity (UOA)	0
Carry forward orthodontic activity (UOA)	0
Baseline contract value	£446,604.23

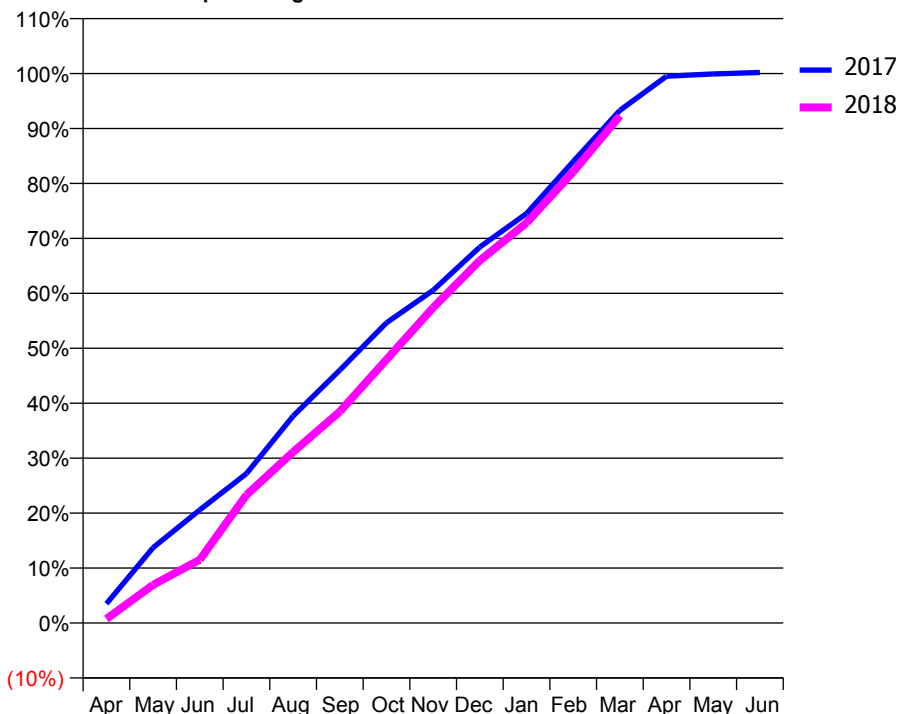
ACCESS*

Patients seen in 24 months	Total	Change since previous quarter
Quarter ending March 2017	5,371	
Quarter ending June 2017	5,245	↓
Quarter ending September 2017	5,395	↑
Quarter ending December 2017	5,365	→
Quarter ending March 2018	5,362	→
Variance since March 2017	(0.2%)	→



ACTIVITY

Cumulative percentage of contracted UDA delivered 2017 & 2018



Month	Adjusted Scheduled Activity (UDA)	
	2017	2018
April	555	119
May	2,171	1,102
June	3,258	1,822
July	4,304	3,689
August	5,963	4,926
September	7,286	6,092
October	8,648	7,589
November	9,585	9,085
December	10,830	10,443
January	11,796	11,525
February	13,295	12,999
March	14,767	14,612
April	15,753	
May	15,817	
June	15,858	

QUALITY

	Quantity	Base Number	Contract	AT	Region	England
% of FP17s for the same patient ID Re-attending within 3 months - Children	49	1,482	3.3%	9.5%	11.5%	11.9%
% of FP17s for the same patient ID Re-attending within 3 months - Adults	523	4,866	10.7%	15.2%	15.9%	16.0%
% of FP17s for the same patient ID Re-attending between 3 & 9 months - Children	697	1,482	47.0%	59.5%	60.6%	58.3%
% of FP17s for the same patient ID Re-attending between 3 & 9 months - Adults	2,483	4,866	51.0%	50.8%	51.6%	50.3%
% of FP17s for Band 1 Urgent Courses	80	5,972	1.3%	9.6%	9.5%	9.1%
% of FP17s Relating to Free Repair or Replacements	45	5,972	0.8%	0.6%	0.7%	0.8%
% of FP17s Relating to Continuations	25	5,972	0.4%	0.9%	1.0%	1.0%
% of Patients satisfied with the dentistry they have received	5	5	N/A	91.1%	92.0%	91.5%
% of Patients satisfied with the time they had to wait for an appointment	5	5	N/A	88.6%	88.1%	87.9%

* This is based on patients treated on this contract for their most recent course of treatment. Figures in italics indicate the base number of FP17s or Patient Questionnaire responses are less than 100. N/A is shown where the base number of responses is less than 10 during the period. % is calculated as Quantity/Base number*100

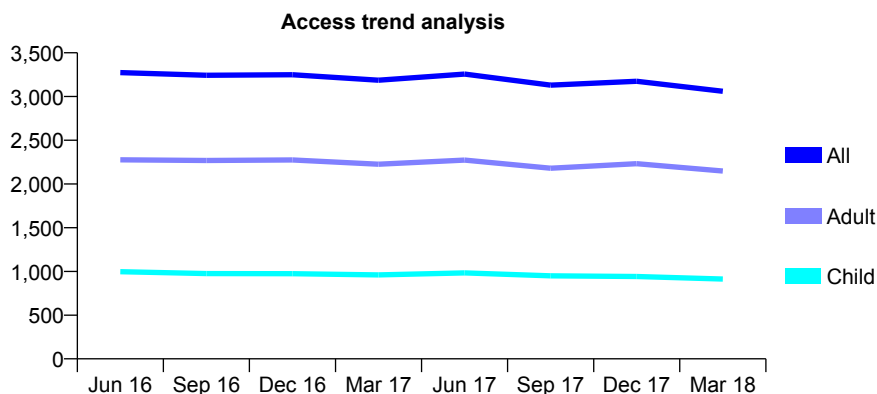
Q68 - Vital Signs At a Glance Contract Report for 681881/0001 - March 2018

Name or company name	MR S YOURDASHAHYAN
Contract type name	GDS Contract
Purpose of contract	General
Contract start date	01/04/2006
Contract end date	

17/18 Contracted general activity (UDA)	8,170
Carry forward general activity (UDA)	-107
17/18 Contracted orthodontic activity (UOA)	0
Carry forward orthodontic activity (UOA)	0
Baseline contract value	£252,755.82

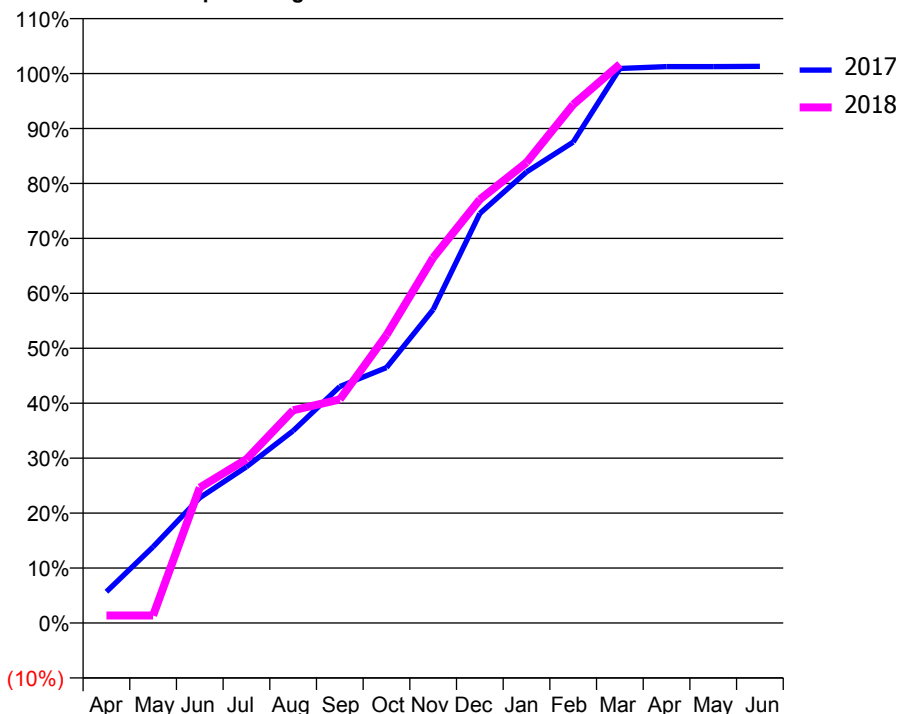
ACCESS*

Patients seen in 24 months	Total	Change since previous quarter
Quarter ending March 2017	3,186	
Quarter ending June 2017	3,256	↑
Quarter ending September 2017	3,130	↓
Quarter ending December 2017	3,174	→
Quarter ending March 2018	3,060	↓
Variance since March 2017	(4.0%)	↓



ACTIVITY

Cumulative percentage of contracted UDA delivered 2017 & 2018



Month	Adjusted Scheduled Activity (UDA)	
	2017	2018
April	464	113
May	1,133	113
June	1,863	2,013
July	2,323	2,436
August	2,859	3,163
September	3,516	3,325
October	3,798	4,281
November	4,660	5,432
December	6,090	6,297
January	6,707	6,847
February	7,151	7,707
March	8,245	8,308
April	8,273	
May	8,273	
June	8,276	

QUALITY

	Quantity	Base Number	Contract	AT	Region	England
% of FP17s for the same patient ID Re-attending within 3 months - Children	66	1,245	5.3%	9.5%	11.5%	11.9%
% of FP17s for the same patient ID Re-attending within 3 months - Adults	236	2,231	10.6%	15.2%	15.9%	16.0%
% of FP17s for the same patient ID Re-attending between 3 & 9 months - Children	703	1,245	56.5%	59.5%	60.6%	58.3%
% of FP17s for the same patient ID Re-attending between 3 & 9 months - Adults	907	2,231	40.7%	50.8%	51.6%	50.3%
% of FP17s for Band 1 Urgent Courses	246	3,429	7.2%	9.6%	9.5%	9.1%
% of FP17s Relating to Free Repair or Replacements	0	3,429	0.0%	0.6%	0.7%	0.8%
% of FP17s Relating to Continuations	9	3,429	0.3%	0.9%	1.0%	1.0%
% of Patients satisfied with the dentistry they have received	1	1	N/A	91.1%	92.0%	91.5%
% of Patients satisfied with the time they had to wait for an appointment	1	1	N/A	88.6%	88.1%	87.9%

* This is based on patients treated on this contract for their most recent course of treatment. Figures in italics indicate the base number of FP17s or Patient Questionnaire responses are less than 100. N/A is shown where the base number of responses is less than 10 during the period. % is calculated as Quantity/Base number*100

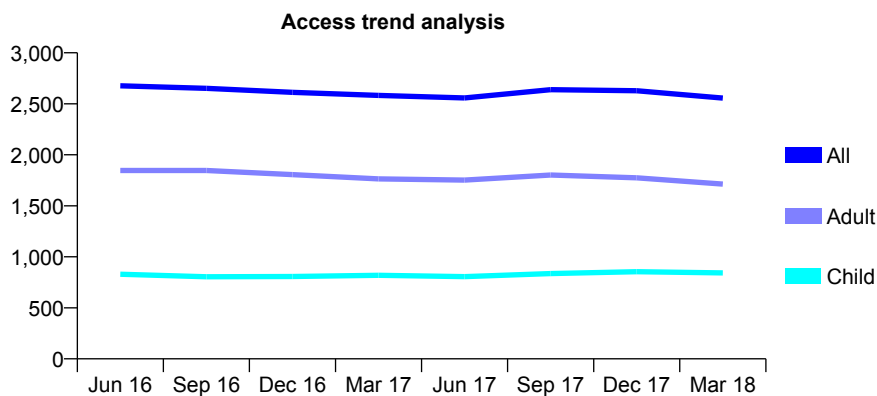
Q68 - Vital Signs At a Glance Contract Report for 683736/0001 - March 2018

Name or company name	MRS A RAHIM
Contract type name	GDS Contract
Purpose of contract	General
Contract start date	01/03/2008
Contract end date	

17/18 Contracted general activity (UDA)	6,800
Carry forward general activity (UDA)	0
17/18 Contracted orthodontic activity (UOA)	0
Carry forward orthodontic activity (UOA)	0
Baseline contract value	£165,961.24

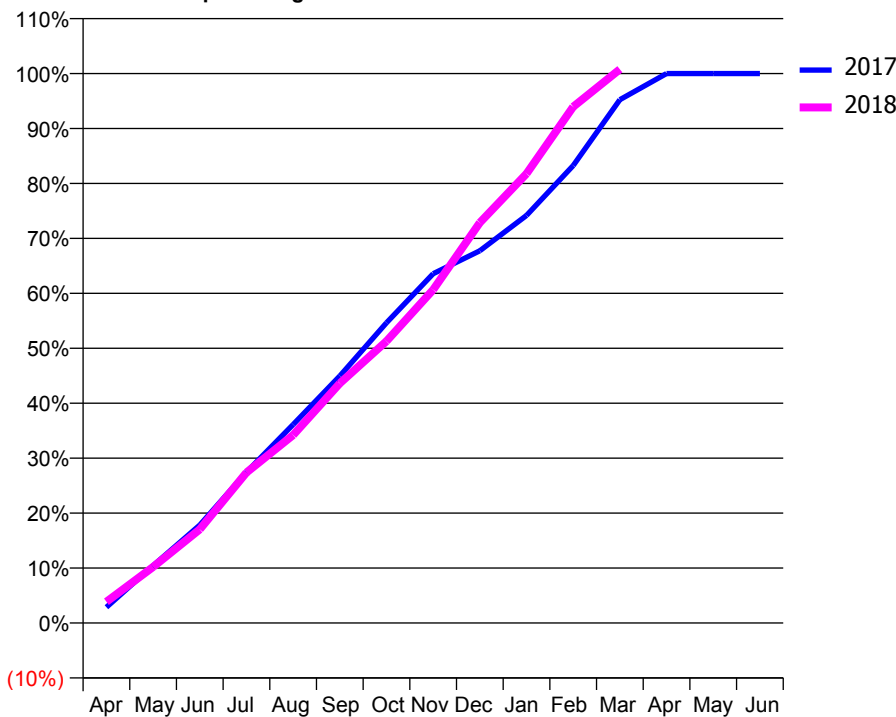
ACCESS*

Patients seen in 24 months	Total	Change since previous quarter
Quarter ending March 2017	2,583	
Quarter ending June 2017	2,558	→
Quarter ending September 2017	2,638	↑
Quarter ending December 2017	2,628	→
Quarter ending March 2018	2,556	↓
Variance since March 2017	(1.0%)	↓



ACTIVITY

Cumulative percentage of contracted UDA delivered 2017 & 2018



Month	Adjusted Scheduled Activity (UDA)	
	2017	2018
April	196	264
May	711	694
June	1,212	1,159
July	1,868	1,862
August	2,456	2,325
September	3,056	2,967
October	3,715	3,488
November	4,323	4,124
December	4,606	4,954
January	5,044	5,560
February	5,661	6,388
March	6,475	6,852
April	6,799	
May	6,799	
June	6,799	

QUALITY

	Quantity	Base Number	Contract	AT	Region	England
% of FP17s for the same patient ID Re-attending within 3 months - Children	68	1,204	5.6%	9.5%	11.5%	11.9%
% of FP17s for the same patient ID Re-attending within 3 months - Adults	366	2,388	15.3%	15.2%	15.9%	16.0%
% of FP17s for the same patient ID Re-attending between 3 & 9 months - Children	679	1,204	56.4%	59.5%	60.6%	58.3%
% of FP17s for the same patient ID Re-attending between 3 & 9 months - Adults	1,129	2,388	47.3%	50.8%	51.6%	50.3%
% of FP17s for Band 1 Urgent Courses	321	3,442	9.3%	9.6%	9.5%	9.1%
% of FP17s Relating to Free Repair or Replacements	13	3,442	0.4%	0.6%	0.7%	0.8%
% of FP17s Relating to Continuations	17	3,442	0.5%	0.9%	1.0%	1.0%
% of Patients satisfied with the dentistry they have received	3	3	N/A	91.1%	92.0%	91.5%
% of Patients satisfied with the time they had to wait for an appointment	3	3	N/A	88.6%	88.1%	87.9%

* This is based on patients treated on this contract for their most recent course of treatment. Figures in italics indicate the base number of FP17s or Patient Questionnaire responses are less than 100. N/A is shown where the base number of responses is less than 10 during the period. % is calculated as Quantity/Base number*100

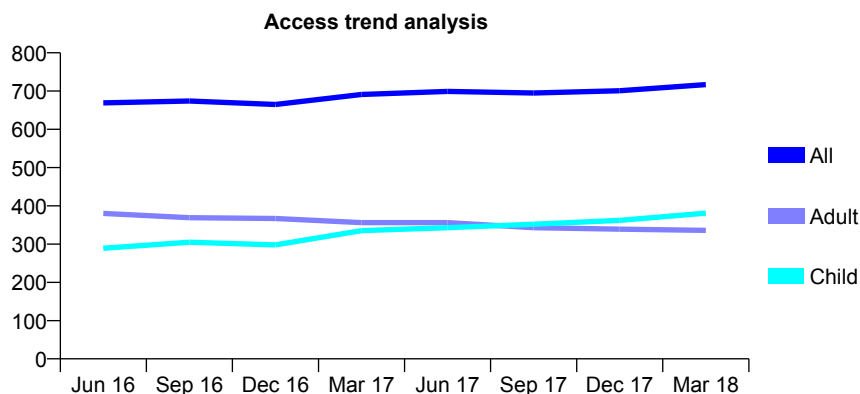
Q68 - Vital Signs At a Glance Contract Report for 684112/0001 - March 2018

Name or company name	MR TS SOOSAIPILLAI
Contract type name	GDS Contract
Purpose of contract	General
Contract start date	01/04/2006
Contract end date	

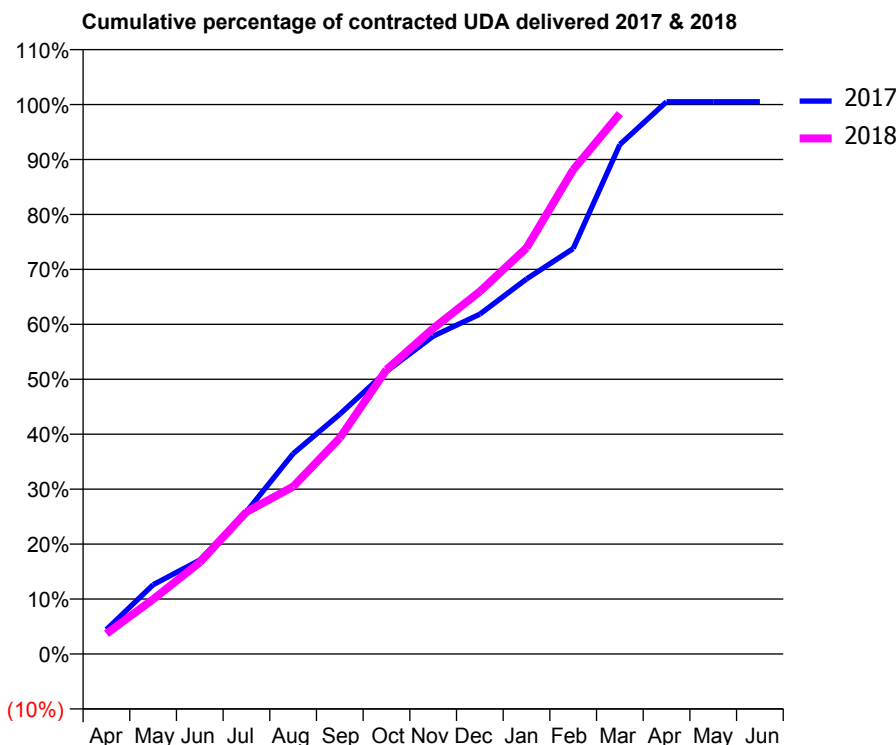
17/18 Contracted general activity (UDA)	1,978
Carry forward general activity (UDA)	-10
17/18 Contracted orthodontic activity (UOA)	0
Carry forward orthodontic activity (UOA)	0
Baseline contract value	£46,587.44

ACCESS*

Patients seen in 24 months	Total	Change since previous quarter
Quarter ending March 2017	691	
Quarter ending June 2017	699	→
Quarter ending September 2017	695	→
Quarter ending December 2017	701	→
Quarter ending March 2018	717	↑
Variance since March 2017	3.8%	↑



ACTIVITY



Month	Adjusted Scheduled Activity (UDA)	
	2017	2018
April	88	73
May	249	197
June	338	330
July	512	511
August	721	603
September	863	778
October	1,017	1,024
November	1,144	1,172
December	1,223	1,305
January	1,350	1,462
February	1,459	1,743
March	1,834	1,945
April	1,988	
May	1,988	
June	1,988	

QUALITY

	Quantity	Base Number	Contract	AT	Region	England
% of FP17s for the same patient ID Re-attending within 3 months - Children	101	707	14.3%	9.5%	11.5%	11.9%
% of FP17s for the same patient ID Re-attending within 3 months - Adults	42	487	8.6%	15.2%	15.9%	16.0%
% of FP17s for the same patient ID Re-attending between 3 & 9 months - Children	466	707	65.9%	59.5%	60.6%	58.3%
% of FP17s for the same patient ID Re-attending between 3 & 9 months - Adults	318	487	65.3%	50.8%	51.6%	50.3%
% of FP17s for Band 1 Urgent Courses	6	1,138	0.5%	9.6%	9.5%	9.1%
% of FP17s Relating to Free Repair or Replacements	0	1,138	0.0%	0.6%	0.7%	0.8%
% of FP17s Relating to Continuations	0	1,138	0.0%	0.9%	1.0%	1.0%
% of Patients satisfied with the dentistry they have received	0	0	N/A	91.1%	92.0%	91.5%
% of Patients satisfied with the time they had to wait for an appointment	0	0	N/A	88.6%	88.1%	87.9%

* This is based on patients treated on this contract for their most recent course of treatment. Figures in italics indicate the base number of FP17s or Patient Questionnaire responses are less than 100. N/A is shown where the base number of responses is less than 10 during the period. % is calculated as Quantity/Base number*100

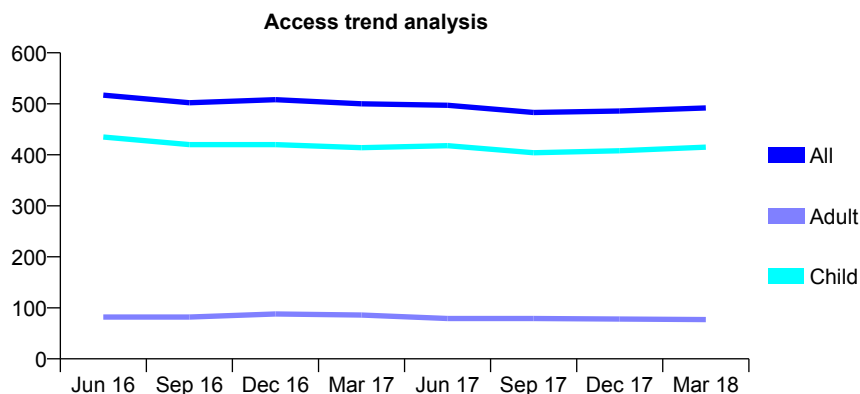
Q68 - Vital Signs At a Glance Contract Report for 688746/0001 - March 2018

Name or company name	MR G KHEDUN
Contract type name	GDS Contract
Purpose of contract	General
Contract start date	18/09/2008
Contract end date	

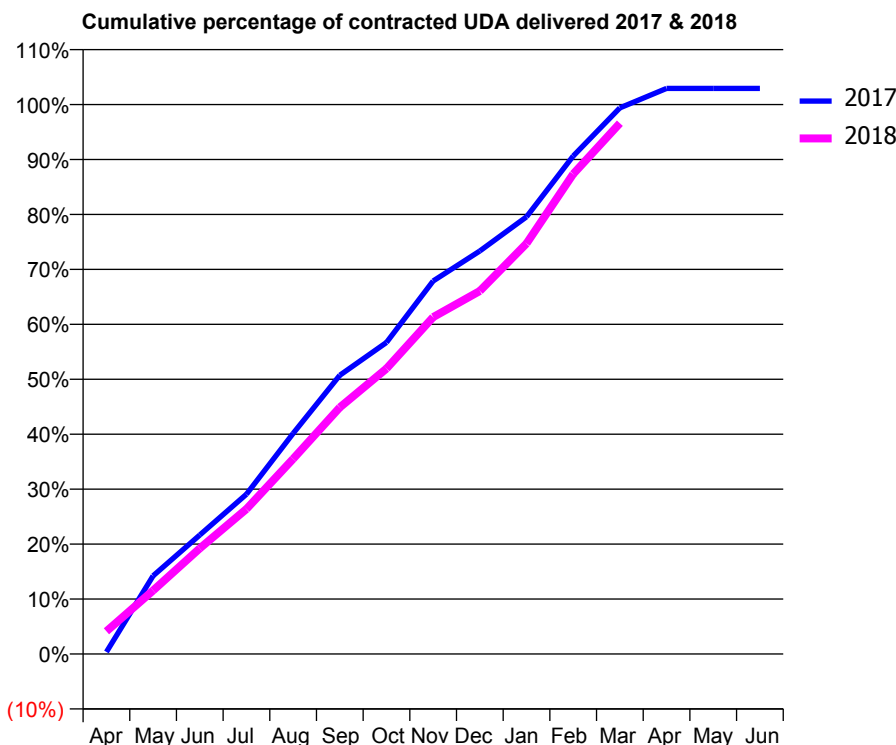
17/18 Contracted general activity (UDA)	822
Carry forward general activity (UDA)	-17
17/18 Contracted orthodontic activity (UOA)	0
Carry forward orthodontic activity (UOA)	0
Baseline contract value	£19,165.80

ACCESS*

Patients seen in 24 months	Total	Change since previous quarter
Quarter ending March 2017	500	
Quarter ending June 2017	497	→
Quarter ending September 2017	483	↓
Quarter ending December 2017	486	→
Quarter ending March 2018	492	→
Variance since March 2017	(1.6%)	↓



ACTIVITY



Month	Adjusted Scheduled Activity (UDA)	
	2017	2018
April	3	34
May	117	95
June	178	158
July	239	217
August	330	292
September	417	369
October	466	427
November	558	504
December	603	543
January	654	614
February	745	718
March	817	794
April	846	
May	846	
June	846	

QUALITY

	Quantity	Base Number	Contract	AT	Region	England
% of FP17s for the same patient ID Re-attending within 3 months - Children	10	615	1.6%	9.5%	11.5%	11.9%
% of FP17s for the same patient ID Re-attending within 3 months - Adults	0	44	0.0%	15.2%	15.9%	16.0%
% of FP17s for the same patient ID Re-attending between 3 & 9 months - Children	421	615	68.5%	59.5%	60.6%	58.3%
% of FP17s for the same patient ID Re-attending between 3 & 9 months - Adults	29	44	65.9%	50.8%	51.6%	50.3%
% of FP17s for Band 1 Urgent Courses	0	639	0.0%	9.6%	9.5%	9.1%
% of FP17s Relating to Free Repair or Replacements	0	639	0.0%	0.6%	0.7%	0.8%
% of FP17s Relating to Continuations	0	639	0.0%	0.9%	1.0%	1.0%
% of Patients satisfied with the dentistry they have received	0	0	N/A	91.1%	92.0%	91.5%
% of Patients satisfied with the time they had to wait for an appointment	0	0	N/A	88.6%	88.1%	87.9%

* This is based on patients treated on this contract for their most recent course of treatment. Figures in italics indicate the base number of FP17s or Patient Questionnaire responses are less than 100. N/A is shown where the base number of responses is less than 10 during the period. % is calculated as Quantity/Base number*100

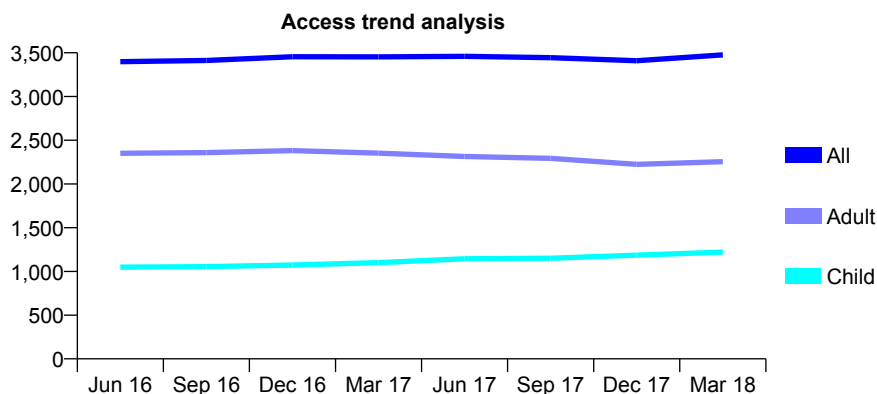
Q68 - Vital Signs At a Glance Contract Report for 689416/0002 - March 2018

Name or company name	MR MB PATEL
Contract type name	GDS Contract
Purpose of contract	General
Contract start date	19/09/2008
Contract end date	

17/18 Contracted general activity (UDA)	10,500
Carry forward general activity (UDA)	197
17/18 Contracted orthodontic activity (UOA)	0
Carry forward orthodontic activity (UOA)	0
Baseline contract value	£270,935.76

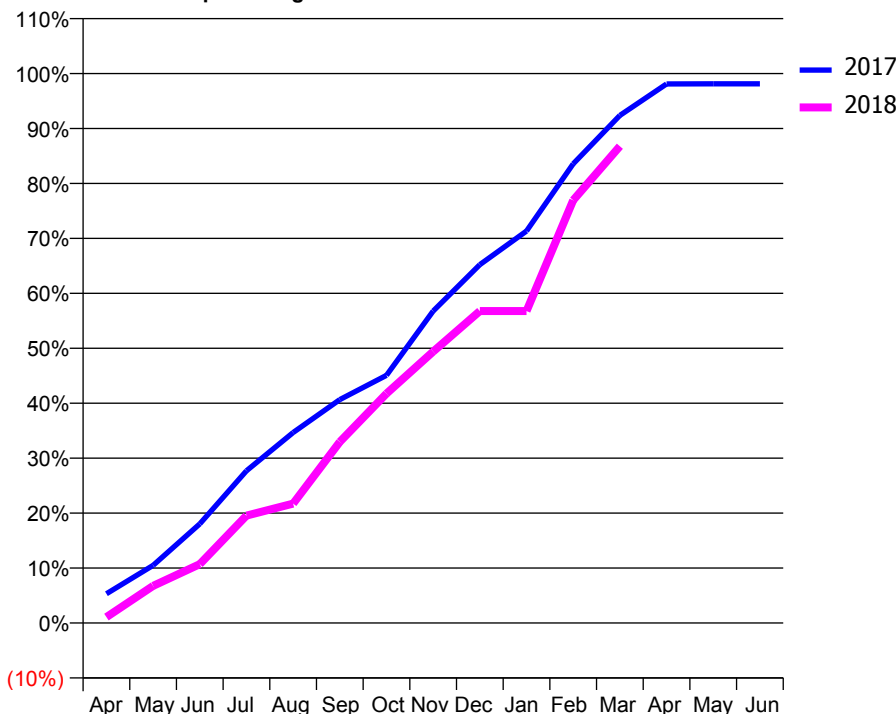
ACCESS*

Patients seen in 24 months	Total	Change since previous quarter
Quarter ending March 2017	3,453	
Quarter ending June 2017	3,460	→
Quarter ending September 2017	3,444	→
Quarter ending December 2017	3,410	→
Quarter ending March 2018	3,476	→
Variance since March 2017	0.7%	→



ACTIVITY

Cumulative percentage of contracted UDA delivered 2017 & 2018



Month	Adjusted Scheduled Activity (UDA)	
	2017	2018
April	558	114
May	1,103	709
June	1,894	1,125
July	2,910	2,053
August	3,640	2,283
September	4,268	3,461
October	4,732	4,383
November	5,961	5,187
December	6,847	5,962
January	7,491	5,962
February	8,774	8,077
March	9,699	9,109
April	10,299	
May	10,302	
June	10,302	

QUALITY

	Quantity	Base Number	Contract	AT	Region	England
% of FP17s for the same patient ID Re-attending within 3 months - Children	99	1,767	5.6%	9.5%	11.5%	11.9%
% of FP17s for the same patient ID Re-attending within 3 months - Adults	247	2,441	10.1%	15.2%	15.9%	16.0%
% of FP17s for the same patient ID Re-attending between 3 & 9 months - Children	1,055	1,767	59.7%	59.5%	60.6%	58.3%
% of FP17s for the same patient ID Re-attending between 3 & 9 months - Adults	1,101	2,441	45.1%	50.8%	51.6%	50.3%
% of FP17s for Band 1 Urgent Courses	300	4,013	7.5%	9.6%	9.5%	9.1%
% of FP17s Relating to Free Repair or Replacements	14	4,013	0.3%	0.6%	0.7%	0.8%
% of FP17s Relating to Continuations	11	4,013	0.3%	0.9%	1.0%	1.0%
% of Patients satisfied with the dentistry they have received	4	5	N/A	91.1%	92.0%	91.5%
% of Patients satisfied with the time they had to wait for an appointment	4	5	N/A	88.6%	88.1%	87.9%

* This is based on patients treated on this contract for their most recent course of treatment. Figures in italics indicate the base number of FP17s or Patient Questionnaire responses are less than 100. N/A is shown where the base number of responses is less than 10 during the period. % is calculated as Quantity/Base number*100

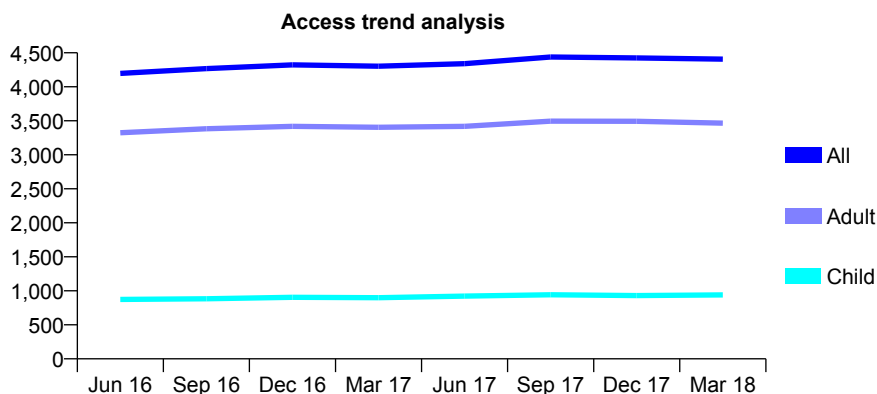
Q68 - Vital Signs At a Glance Contract Report for 692026/0001 - March 2018

Name or company name	MR LE TOLEFE
Contract type name	GDS Contract
Purpose of contract	General
Contract start date	07/09/2007
Contract end date	

17/18 Contracted general activity (UDA)	11,800
Carry forward general activity (UDA)	-142
17/18 Contracted orthodontic activity (UOA)	0
Carry forward orthodontic activity (UOA)	0
Baseline contract value	£294,392.13

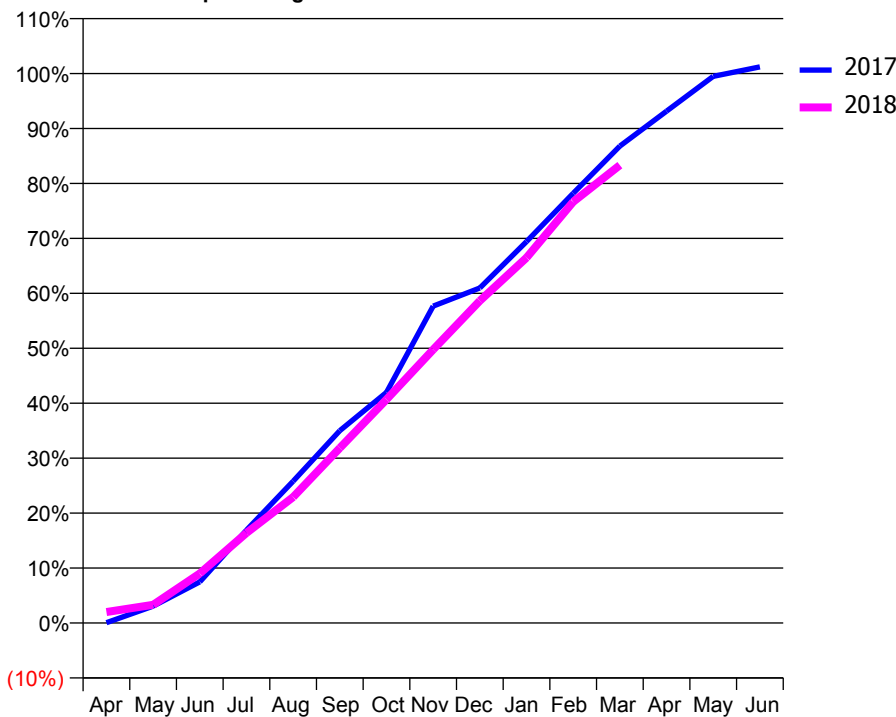
ACCESS*

Patients seen in 24 months	Total	Change since previous quarter
Quarter ending March 2017	4,303	
Quarter ending June 2017	4,340	→
Quarter ending September 2017	4,439	↑
Quarter ending December 2017	4,425	→
Quarter ending March 2018	4,407	→
Variance since March 2017	2.4%	↑



ACTIVITY

Cumulative percentage of contracted UDA delivered 2017 & 2018



Month	Adjusted Scheduled Activity (UDA)	
	2017	2018
April	8	237
May	361	391
June	883	1,065
July	1,993	1,935
August	3,046	2,706
September	4,129	3,757
October	4,951	4,800
November	6,804	5,871
December	7,195	6,920
January	8,192	7,845
February	9,228	9,045
March	10,241	9,831
April	10,992	
May	11,740	
June	11,941	

QUALITY

	Quantity	Base Number	Contract	AT	Region	England
% of FP17s for the same patient ID Re-attending within 3 months - Children	68	1,247	5.5%	9.5%	11.5%	11.9%
% of FP17s for the same patient ID Re-attending within 3 months - Adults	613	5,026	12.2%	15.2%	15.9%	16.0%
% of FP17s for the same patient ID Re-attending between 3 & 9 months - Children	673	1,247	54.0%	59.5%	60.6%	58.3%
% of FP17s for the same patient ID Re-attending between 3 & 9 months - Adults	3,098	5,026	61.6%	50.8%	51.6%	50.3%
% of FP17s for Band 1 Urgent Courses	156	4,494	3.5%	9.6%	9.5%	9.1%
% of FP17s Relating to Free Repair or Replacements	25	4,494	0.6%	0.6%	0.7%	0.8%
% of FP17s Relating to Continuations	37	4,494	0.8%	0.9%	1.0%	1.0%
% of Patients satisfied with the dentistry they have received	17	20	85.0%	91.1%	92.0%	91.5%
% of Patients satisfied with the time they had to wait for an appointment	18	20	90.0%	88.6%	88.1%	87.9%

* This is based on patients treated on this contract for their most recent course of treatment. Figures in italics indicate the base number of FP17s or Patient Questionnaire responses are less than 100. N/A is shown where the base number of responses is less than 10 during the period. % is calculated as Quantity/Base number*100

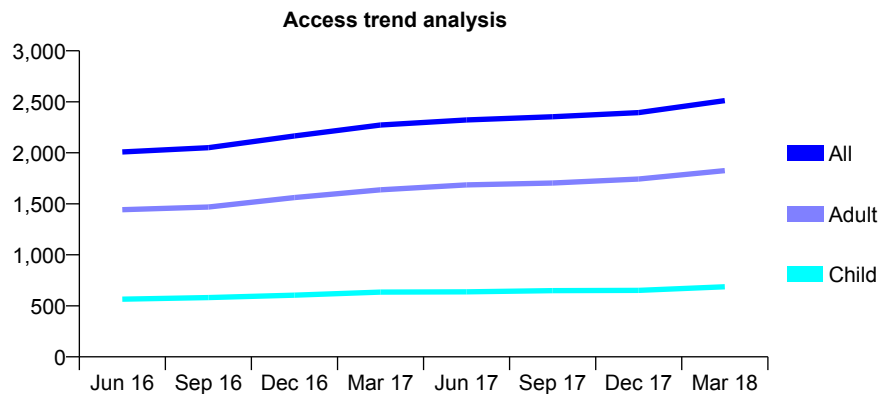
Q68 - Vital Signs At a Glance Contract Report for 694967/0001 - March 2018

Name or company name	MR ND MAHANI
Contract type name	GDS Contract
Purpose of contract	General
Contract start date	01/07/2008
Contract end date	

17/18 Contracted general activity (UDA)	5,878
Carry forward general activity (UDA)	-118
17/18 Contracted orthodontic activity (UOA)	0
Carry forward orthodontic activity (UOA)	0
Baseline contract value	£149,231.40

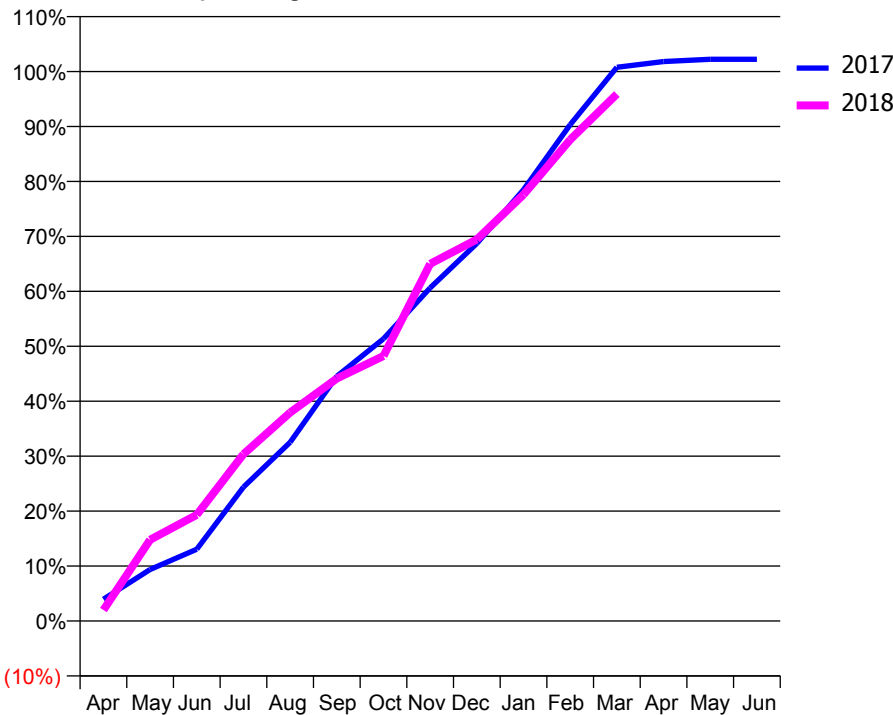
ACCESS*

Patients seen in 24 months	Total	Change since previous quarter
Quarter ending March 2017	2,272	
Quarter ending June 2017	2,322	↑
Quarter ending September 2017	2,353	→
Quarter ending December 2017	2,394	→
Quarter ending March 2018	2,512	↑
Variance since March 2017	10.6%	↑



ACTIVITY

Cumulative percentage of contracted UDA delivered 2017 & 2018



Month	Adjusted Scheduled Activity (UDA)	
	2017	2018
April	234	118
May	551	869
June	768	1,136
July	1,433	1,785
August	1,913	2,231
September	2,619	2,594
October	3,019	2,835
November	3,564	3,821
December	4,038	4,081
January	4,614	4,562
February	5,310	5,148
March	5,923	5,637
April	5,985	
May	6,009	
June	6,009	

QUALITY

	Quantity	Base Number	Contract	AT	Region	England
% of FP17s for the same patient ID Re-attending within 3 months - Children	58	1,112	5.2%	9.5%	11.5%	11.9%
% of FP17s for the same patient ID Re-attending within 3 months - Adults	297	2,500	11.9%	15.2%	15.9%	16.0%
% of FP17s for the same patient ID Re-attending between 3 & 9 months - Children	809	1,112	72.8%	59.5%	60.6%	58.3%
% of FP17s for the same patient ID Re-attending between 3 & 9 months - Adults	1,487	2,500	59.5%	50.8%	51.6%	50.3%
% of FP17s for Band 1 Urgent Courses	297	3,541	8.4%	9.6%	9.5%	9.1%
% of FP17s Relating to Free Repair or Replacements	16	3,541	0.5%	0.6%	0.7%	0.8%
% of FP17s Relating to Continuations	0	3,541	0.0%	0.9%	1.0%	1.0%
% of Patients satisfied with the dentistry they have received	4	5	N/A	91.1%	92.0%	91.5%
% of Patients satisfied with the time they had to wait for an appointment	5	5	N/A	88.6%	88.1%	87.9%

* This is based on patients treated on this contract for their most recent course of treatment. Figures in italics indicate the base number of FP17s or Patient Questionnaire responses are less than 100. N/A is shown where the base number of responses is less than 10 during the period. % is calculated as Quantity/Base number*100

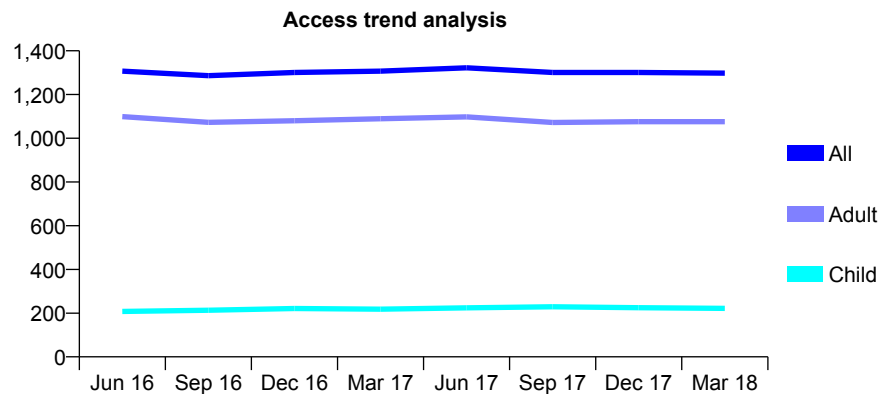
Q68 - Vital Signs At a Glance Contract Report for 695084/0002 - March 2018

Name or company name	MS JJ WOJTASIEWICZ-SKOLMOWSKA
Contract type name	GDS Contract
Purpose of contract	General
Contract start date	01/04/2008
Contract end date	

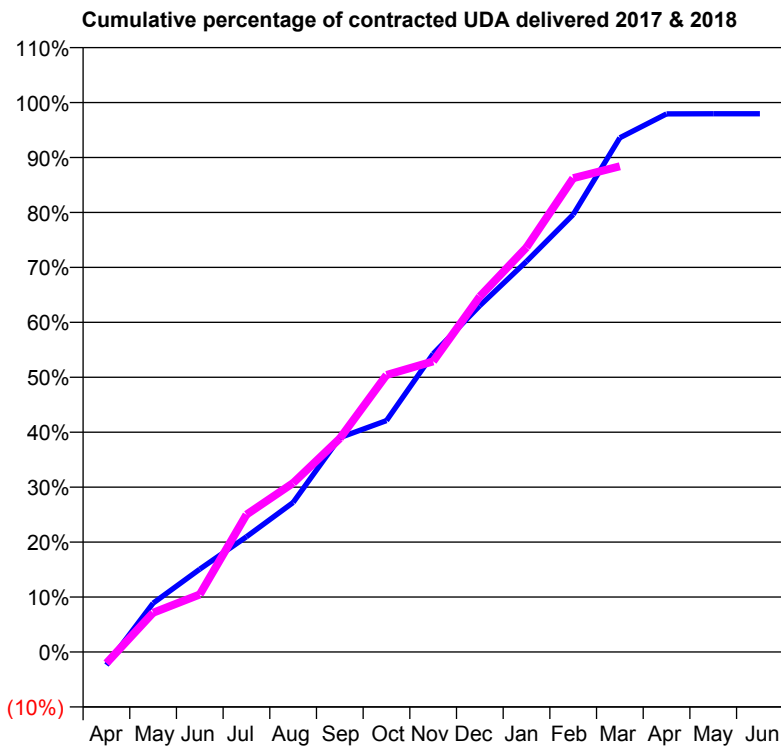
17/18 Contracted general activity (UDA)	6,029
Carry forward general activity (UDA)	123
17/18 Contracted orthodontic activity (UOA)	0
Carry forward orthodontic activity (UOA)	0
Baseline contract value	£137,428.98

ACCESS*

Patients seen in 24 months	Total	Change since previous quarter
Quarter ending March 2017	1,307	
Quarter ending June 2017	1,322	→
Quarter ending September 2017	1,301	↓
Quarter ending December 2017	1,301	→
Quarter ending March 2018	1,298	→
Variance since March 2017	(0.7%)	→



ACTIVITY



Month	Adjusted Scheduled Activity (UDA)	
	2017	2018
April	-144	-123
May	536	430
June	909	632
July	1,265	1,508
August	1,641	1,854
September	2,352	2,343
October	2,539	3,039
November	3,272	3,188
December	3,801	3,901
January	4,286	4,440
February	4,799	5,199
March	5,642	5,329
April	5,905	
May	5,906	
June	5,906	

QUALITY

	Quantity	Base Number	Contract	AT	Region	England
% of FP17s for the same patient ID Re-attending within 3 months - Children	23	363	6.3%	9.5%	11.5%	11.9%
% of FP17s for the same patient ID Re-attending within 3 months - Adults	401	1,825	22.0%	15.2%	15.9%	16.0%
% of FP17s for the same patient ID Re-attending between 3 & 9 months - Children	239	363	65.8%	59.5%	60.6%	58.3%
% of FP17s for the same patient ID Re-attending between 3 & 9 months - Adults	935	1,825	51.2%	50.8%	51.6%	50.3%
% of FP17s for Band 1 Urgent Courses	288	2,090	13.8%	9.6%	9.5%	9.1%
% of FP17s Relating to Free Repair or Replacements	37	2,090	1.8%	0.6%	0.7%	0.8%
% of FP17s Relating to Continuations	11	2,090	0.5%	0.9%	1.0%	1.0%
% of Patients satisfied with the dentistry they have received	3	3	N/A	91.1%	92.0%	91.5%
% of Patients satisfied with the time they had to wait for an appointment	2	3	N/A	88.6%	88.1%	87.9%

* This is based on patients treated on this contract for their most recent course of treatment. Figures in italics indicate the base number of FP17s or Patient Questionnaire responses are less than 100. N/A is shown where the base number of responses is less than 10 during the period. % is calculated as Quantity/Base number*100

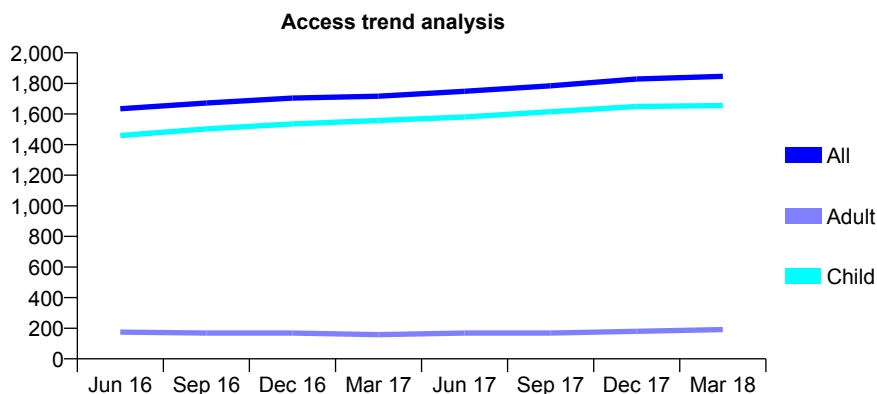
Q68 - Vital Signs At a Glance Contract Report for 723878/0002 - March 2018

Name or company name	MRS JM HATTON
Contract type name	GDS Contract
Purpose of contract	General
Contract start date	01/11/2010
Contract end date	

17/18 Contracted general activity (UDA)	5,000
Carry forward general activity (UDA)	0
17/18 Contracted orthodontic activity (UOA)	0
Carry forward orthodontic activity (UOA)	0
Baseline contract value	£112,376.65

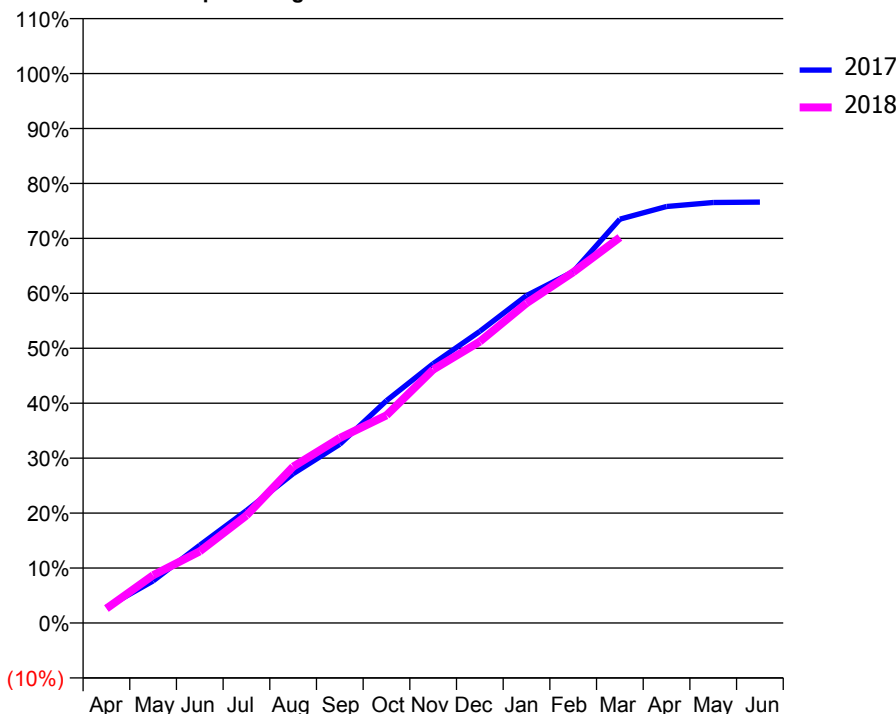
ACCESS*

Patients seen in 24 months	Total	Change since previous quarter
Quarter ending March 2017	1,716	
Quarter ending June 2017	1,749	→
Quarter ending September 2017	1,784	↑
Quarter ending December 2017	1,829	↑
Quarter ending March 2018	1,846	→
Variance since March 2017	7.6%	↑



ACTIVITY

Cumulative percentage of contracted UDA delivered 2017 & 2018



Month	Adjusted Scheduled Activity (UDA)	
	2017	2018
April	143	131
May	383	435
June	708	652
July	1,024	979
August	1,358	1,423
September	1,627	1,683
October	2,024	1,889
November	2,359	2,306
December	2,654	2,561
January	2,980	2,911
February	3,197	3,191
March	3,675	3,508
April	3,790	
May	3,826	
June	3,830	

QUALITY

	Quantity	Base Number	Contract	AT	Region	England
% of FP17s for the same patient ID Re-attending within 3 months - Children	175	2,566	6.8%	9.5%	11.5%	11.9%
% of FP17s for the same patient ID Re-attending within 3 months - Adults	8	94	8.5%	15.2%	15.9%	16.0%
% of FP17s for the same patient ID Re-attending between 3 & 9 months - Children	1,684	2,566	65.6%	59.5%	60.6%	58.3%
% of FP17s for the same patient ID Re-attending between 3 & 9 months - Adults	59	94	62.8%	50.8%	51.6%	50.3%
% of FP17s for Band 1 Urgent Courses	81	2,551	3.2%	9.6%	9.5%	9.1%
% of FP17s Relating to Free Repair or Replacements	0	2,551	0.0%	0.6%	0.7%	0.8%
% of FP17s Relating to Continuations	0	2,551	0.0%	0.9%	1.0%	1.0%
% of Patients satisfied with the dentistry they have received	0	0	N/A	91.1%	92.0%	91.5%
% of Patients satisfied with the time they had to wait for an appointment	0	0	N/A	88.6%	88.1%	87.9%

* This is based on patients treated on this contract for their most recent course of treatment. Figures in italics indicate the base number of FP17s or Patient Questionnaire responses are less than 100. N/A is shown where the base number of responses is less than 10 during the period. % is calculated as Quantity/Base number*100

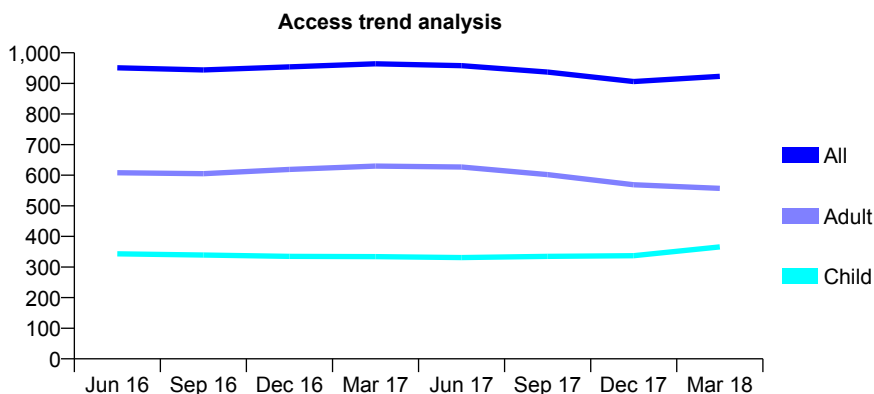
Q68 - Vital Signs At a Glance Contract Report for 725188/0001 - March 2018

Name or company name	MR JE BELLRINGER
Contract type name	GDS Contract
Purpose of contract	General
Contract start date	01/04/2006
Contract end date	

17/18 Contracted general activity (UDA)	2,186
Carry forward general activity (UDA)	-14
17/18 Contracted orthodontic activity (UOA)	0
Carry forward orthodontic activity (UOA)	0
Baseline contract value	£50,728.50

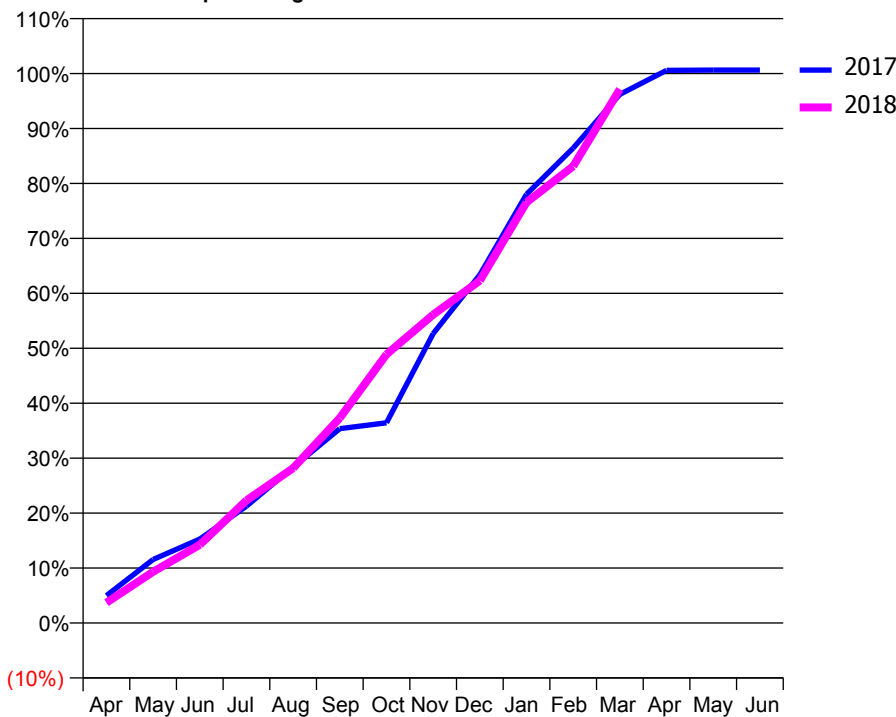
ACCESS*

Patients seen in 24 months	Total	Change since previous quarter
Quarter ending March 2017	964	
Quarter ending June 2017	958	→
Quarter ending September 2017	937	↓
Quarter ending December 2017	906	↓
Quarter ending March 2018	923	→
Variance since March 2017	(4.3%)	↓



ACTIVITY

Cumulative percentage of contracted UDA delivered 2017 & 2018



Adjusted Scheduled Activity (UDA)

Month	2017	2018
April	109	81
May	253	204
June	334	311
July	465	488
August	621	616
September	773	815
October	796	1,069
November	1,151	1,227
December	1,385	1,362
January	1,706	1,673
February	1,889	1,817
March	2,103	2,124
April	2,199	
May	2,200	
June	2,200	

QUALITY

	Quantity	Base Number	Contract	AT	Region	England
% of FP17s for the same patient ID Re-attending within 3 months - Children	26	569	4.6%	9.5%	11.5%	11.9%
% of FP17s for the same patient ID Re-attending within 3 months - Adults	74	664	11.1%	15.2%	15.9%	16.0%
% of FP17s for the same patient ID Re-attending between 3 & 9 months - Children	384	569	67.5%	59.5%	60.6%	58.3%
% of FP17s for the same patient ID Re-attending between 3 & 9 months - Adults	394	664	59.3%	50.8%	51.6%	50.3%
% of FP17s for Band 1 Urgent Courses	10	1,184	0.8%	9.6%	9.5%	9.1%
% of FP17s Relating to Free Repair or Replacements	11	1,184	0.9%	0.6%	0.7%	0.8%
% of FP17s Relating to Continuations	19	1,184	1.6%	0.9%	1.0%	1.0%
% of Patients satisfied with the dentistry they have received	1	1	N/A	91.1%	92.0%	91.5%
% of Patients satisfied with the time they had to wait for an appointment	1	1	N/A	88.6%	88.1%	87.9%

* This is based on patients treated on this contract for their most recent course of treatment. Figures in italics indicate the base number of FP17s or Patient Questionnaire responses are less than 100. N/A is shown where the base number of responses is less than 10 during the period. % is calculated as Quantity/Base number*100

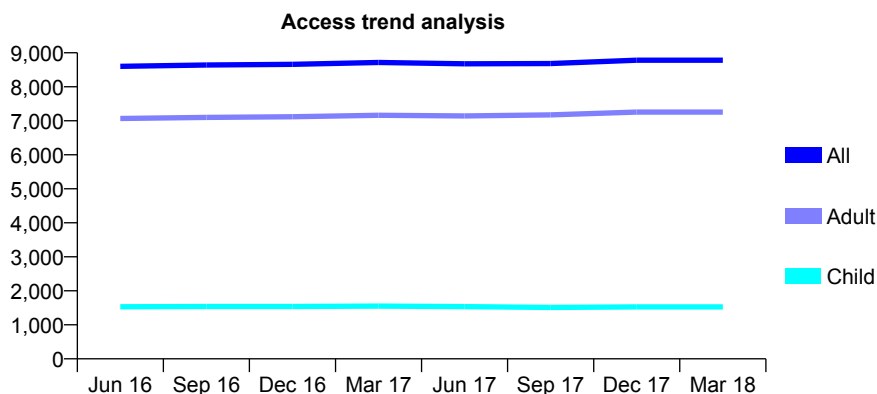
Q68 - Vital Signs At a Glance Contract Report for 725536/0001 - March 2018

Name or company name	East Street Dental Partnership
Contract type name	GDS Contract
Purpose of contract	General
Contract start date	01/04/2007
Contract end date	

17/18 Contracted general activity (UDA)	24,565
Carry forward general activity (UDA)	0
17/18 Contracted orthodontic activity (UOA)	0
Carry forward orthodontic activity (UOA)	0
Baseline contract value	£554,078.30

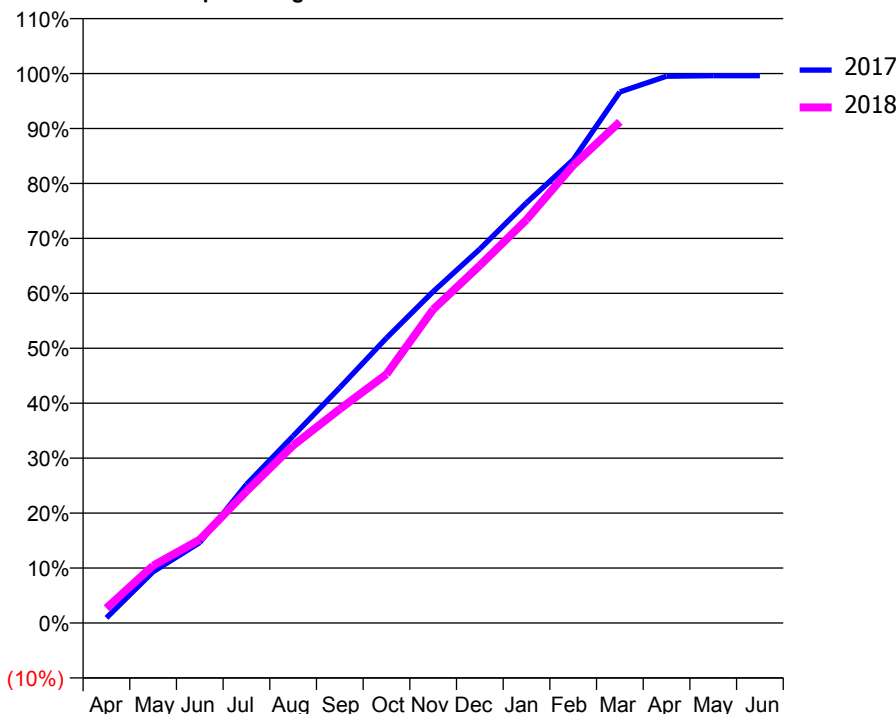
ACCESS*

Patients seen in 24 months	Total	Change since previous quarter
Quarter ending March 2017	8,715	
Quarter ending June 2017	8,678	→
Quarter ending September 2017	8,686	→
Quarter ending December 2017	8,784	→
Quarter ending March 2018	8,784	→
Variance since March 2017	0.8%	→



ACTIVITY

Cumulative percentage of contracted UDA delivered 2017 & 2018



Month	Adjusted Scheduled Activity (UDA)	
	2017	2018
April	208	666
May	2,064	2,566
June	3,239	3,732
July	5,579	5,886
August	7,531	7,935
September	9,475	9,565
October	11,473	11,121
November	13,342	14,015
December	15,057	15,983
January	16,919	18,030
February	18,653	20,462
March	21,379	22,405
April	22,013	
May	22,030	
June	22,031	

QUALITY

	Quantity	Base Number	Contract	AT	Region	England
% of FP17s for the same patient ID Re-attending within 3 months - Children	150	1,881	8.0%	9.5%	11.5%	11.9%
% of FP17s for the same patient ID Re-attending within 3 months - Adults	1,542	9,398	16.4%	15.2%	15.9%	16.0%
% of FP17s for the same patient ID Re-attending between 3 & 9 months - Children	891	1,881	47.4%	59.5%	60.6%	58.3%
% of FP17s for the same patient ID Re-attending between 3 & 9 months - Adults	4,414	9,398	47.0%	50.8%	51.6%	50.3%
% of FP17s for Band 1 Urgent Courses	1,118	10,510	10.6%	9.6%	9.5%	9.1%
% of FP17s Relating to Free Repair or Replacements	28	10,510	0.3%	0.6%	0.7%	0.8%
% of FP17s Relating to Continuations	71	10,510	0.7%	0.9%	1.0%	1.0%
% of Patients satisfied with the dentistry they have received	14	14	100.0%	91.1%	92.0%	91.5%
% of Patients satisfied with the time they had to wait for an appointment	11	14	78.6%	88.6%	88.1%	87.9%

* This is based on patients treated on this contract for their most recent course of treatment. Figures in italics indicate the base number of FP17s or Patient Questionnaire responses are less than 100. N/A is shown where the base number of responses is less than 10 during the period. % is calculated as Quantity/Base number*100

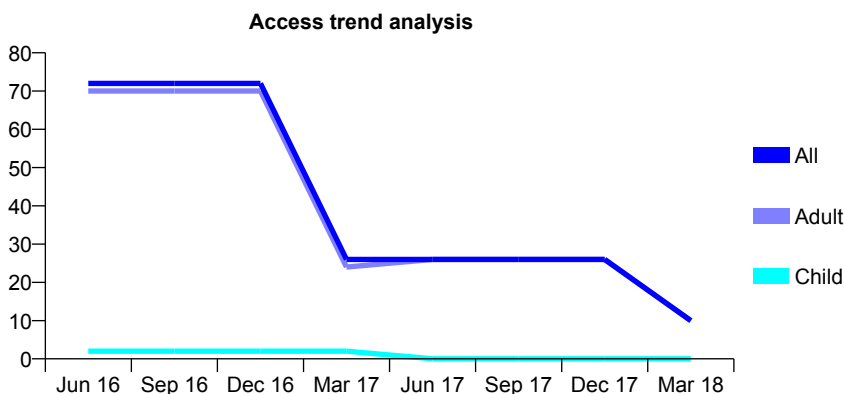
Q68 - Vital Signs At a Glance Contract Report for 728683/0001 - March 2018

Name or company name	MRS C OSBORNE
Contract type name	GDS Contract
Purpose of contract	General
Contract start date	01/04/2006
Contract end date	

17/18 Contracted general activity (UDA)	100
Carry forward general activity (UDA)	0
17/18 Contracted orthodontic activity (UOA)	0
Carry forward orthodontic activity (UOA)	0
Baseline contract value	£2,703.11

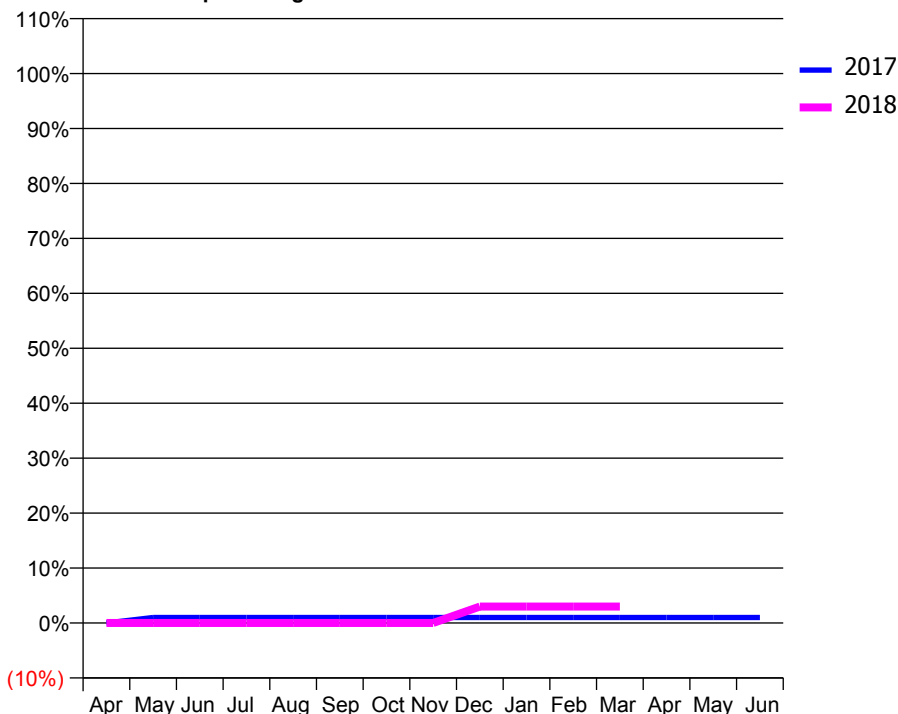
ACCESS*

Patients seen in 24 months	Total	Change since previous quarter
Quarter ending March 2017	26	
Quarter ending June 2017	26	→
Quarter ending September 2017	26	→
Quarter ending December 2017	26	→
Quarter ending March 2018	10	↓
Variance since March 2017	(61.5%)	↓



ACTIVITY

Cumulative percentage of contracted UDA delivered 2017 & 2018



Month	Adjusted Scheduled Activity (UDA)	
	2017	2018
April	0	0
May	1	0
June	1	0
July	1	0
August	1	0
September	1	0
October	1	0
November	1	0
December	1	3
January	1	3
February	1	3
March	1	3
April	1	
May	1	
June	1	

QUALITY

	Quantity	Base Number	Contract	AT	Region	England
% of FP17s for the same patient ID Re-attending within 3 months - Children	0	0	N/A	9.5%	11.5%	11.9%
% of FP17s for the same patient ID Re-attending within 3 months - Adults	0	10	0.0%	15.2%	15.9%	16.0%
% of FP17s for the same patient ID Re-attending between 3 & 9 months - Children	0	0	N/A	59.5%	60.6%	58.3%
% of FP17s for the same patient ID Re-attending between 3 & 9 months - Adults	0	10	0.0%	50.8%	51.6%	50.3%
% of FP17s for Band 1 Urgent Courses	0	1	0.0%	9.6%	9.5%	9.1%
% of FP17s Relating to Free Repair or Replacements	0	1	0.0%	0.6%	0.7%	0.8%
% of FP17s Relating to Continuations	0	1	0.0%	0.9%	1.0%	1.0%
% of Patients satisfied with the dentistry they have received	0	0	N/A	91.1%	92.0%	91.5%
% of Patients satisfied with the time they had to wait for an appointment	0	0	N/A	88.6%	88.1%	87.9%

* This is based on patients treated on this contract for their most recent course of treatment. Figures in italics indicate the base number of FP17s or Patient Questionnaire responses are less than 100. N/A is shown where the base number of responses is less than 10 during the period. % is calculated as Quantity/Base number*100

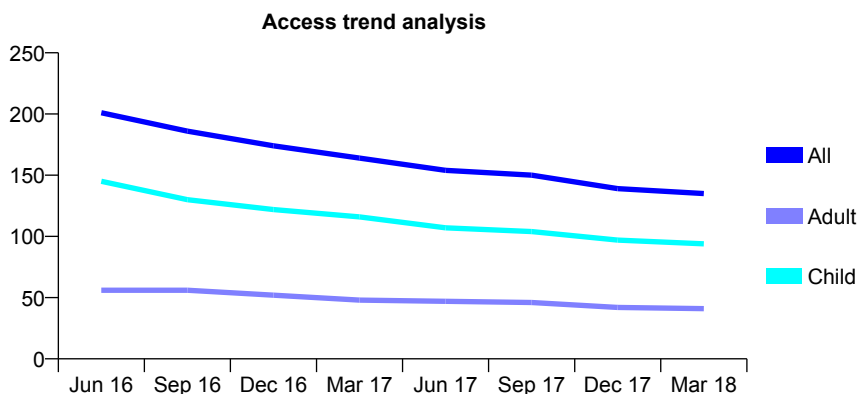
Q68 - Vital Signs At a Glance Contract Report for 729175/0004 - March 2018

Name or company name	MR LD MURRAY
Contract type name	GDS Contract
Purpose of contract	General
Contract start date	01/04/2014
Contract end date	

17/18 Contracted general activity (UDA)	200
Carry forward general activity (UDA)	0
17/18 Contracted orthodontic activity (UOA)	0
Carry forward orthodontic activity (UOA)	0
Baseline contract value	£5,176.00

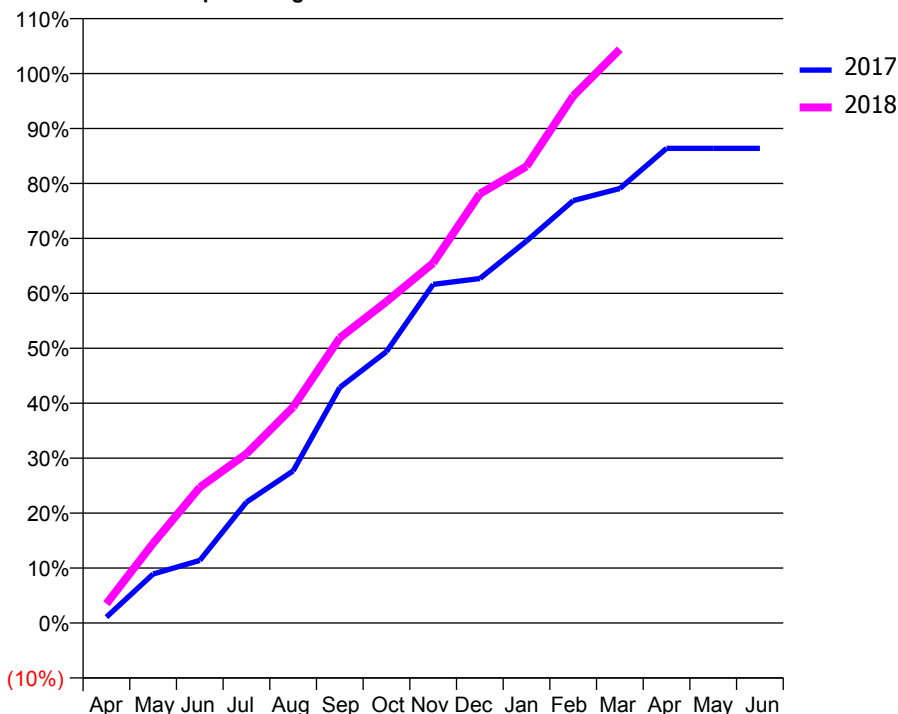
ACCESS*

Patients seen in 24 months	Total	Change since previous quarter
Quarter ending March 2017	164	
Quarter ending June 2017	154	↓
Quarter ending September 2017	150	↓
Quarter ending December 2017	139	↓
Quarter ending March 2018	135	↓
Variance since March 2017	(17.7%)	↓



ACTIVITY

Cumulative percentage of contracted UDA delivered 2017 & 2018



Month	Adjusted Scheduled Activity (UDA)	
	2017	2018
April	4	7
May	33	29
June	42	49
July	81	62
August	102	79
September	159	104
October	183	117
November	228	131
December	232	156
January	257	166
February	284	192
March	293	209
April	320	
May	320	
June	320	

QUALITY

	Quantity	Base Number	Contract	AT	Region	England
% of FP17s for the same patient ID Re-attending within 3 months - Children	3	130	2.3%	9.5%	11.5%	11.9%
% of FP17s for the same patient ID Re-attending within 3 months - Adults	8	37	21.6%	15.2%	15.9%	16.0%
% of FP17s for the same patient ID Re-attending between 3 & 9 months - Children	68	130	52.3%	59.5%	60.6%	58.3%
% of FP17s for the same patient ID Re-attending between 3 & 9 months - Adults	15	37	40.5%	50.8%	51.6%	50.3%
% of FP17s for Band 1 Urgent Courses	9	153	5.9%	9.6%	9.5%	9.1%
% of FP17s Relating to Free Repair or Replacements	0	153	0.0%	0.6%	0.7%	0.8%
% of FP17s Relating to Continuations	0	153	0.0%	0.9%	1.0%	1.0%
% of Patients satisfied with the dentistry they have received	0	0	N/A	91.1%	92.0%	91.5%
% of Patients satisfied with the time they had to wait for an appointment	0	0	N/A	88.6%	88.1%	87.9%

* This is based on patients treated on this contract for their most recent course of treatment. Figures in italics indicate the base number of FP17s or Patient Questionnaire responses are less than 100. N/A is shown where the base number of responses is less than 10 during the period. % is calculated as Quantity/Base number*100

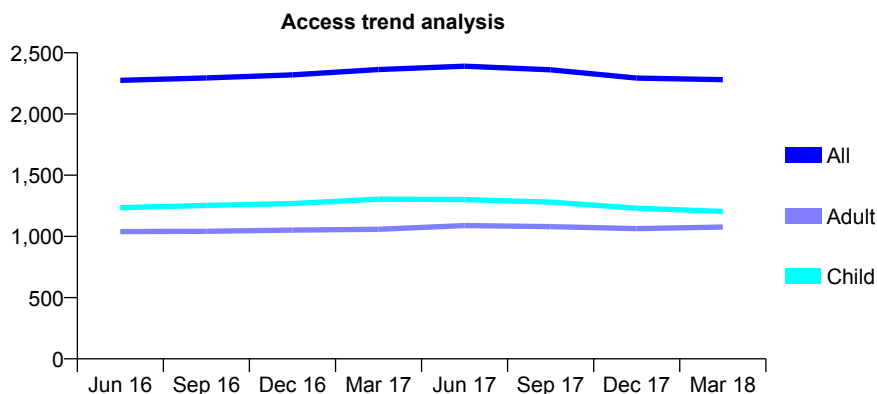
Q68 - Vital Signs At a Glance Contract Report for 729299/0001 - March 2018

Name or company name	MISS MB QUEENAN
Contract type name	GDS Contract
Purpose of contract	General
Contract start date	01/04/2006
Contract end date	

17/18 Contracted general activity (UDA)	4,368
Carry forward general activity (UDA)	138
17/18 Contracted orthodontic activity (UOA)	0
Carry forward orthodontic activity (UOA)	0
Baseline contract value	£98,188.48

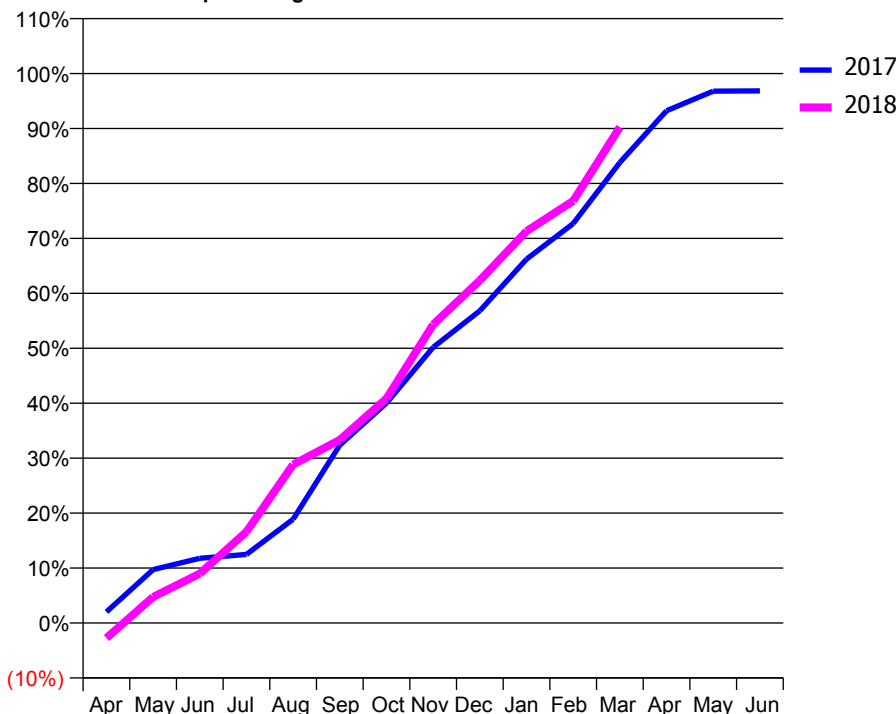
ACCESS*

Patients seen in 24 months	Total	Change since previous quarter
Quarter ending March 2017	2,363	
Quarter ending June 2017	2,390	→
Quarter ending September 2017	2,361	↓
Quarter ending December 2017	2,294	↓
Quarter ending March 2018	2,281	→
Variance since March 2017	(3.5%)	↓



ACTIVITY

Cumulative percentage of contracted UDA delivered 2017 & 2018



Month	Adjusted Scheduled Activity (UDA)	
	2017	2018
April	89	-120
May	425	208
June	515	393
July	545	725
August	825	1,260
September	1,414	1,455
October	1,748	1,784
November	2,191	2,373
December	2,482	2,723
January	2,892	3,115
February	3,175	3,356
March	3,661	3,942
April	4,072	
May	4,227	
June	4,229	

QUALITY

	Quantity	Base Number	Contract	AT	Region	England
% of FP17s for the same patient ID Re-attending within 3 months - Children	89	1,520	5.9%	9.5%	11.5%	11.9%
% of FP17s for the same patient ID Re-attending within 3 months - Adults	145	1,156	12.5%	15.2%	15.9%	16.0%
% of FP17s for the same patient ID Re-attending between 3 & 9 months - Children	846	1,520	55.7%	59.5%	60.6%	58.3%
% of FP17s for the same patient ID Re-attending between 3 & 9 months - Adults	467	1,156	40.4%	50.8%	51.6%	50.3%
% of FP17s for Band 1 Urgent Courses	130	2,439	5.3%	9.6%	9.5%	9.1%
% of FP17s Relating to Free Repair or Replacements	0	2,439	0.0%	0.6%	0.7%	0.8%
% of FP17s Relating to Continuations	1	2,439	0.0%	0.9%	1.0%	1.0%
% of Patients satisfied with the dentistry they have received	0	0	N/A	91.1%	92.0%	91.5%
% of Patients satisfied with the time they had to wait for an appointment	0	0	N/A	88.6%	88.1%	87.9%

* This is based on patients treated on this contract for their most recent course of treatment. Figures in italics indicate the base number of FP17s or Patient Questionnaire responses are less than 100. N/A is shown where the base number of responses is less than 10 during the period. % is calculated as Quantity/Base number*100

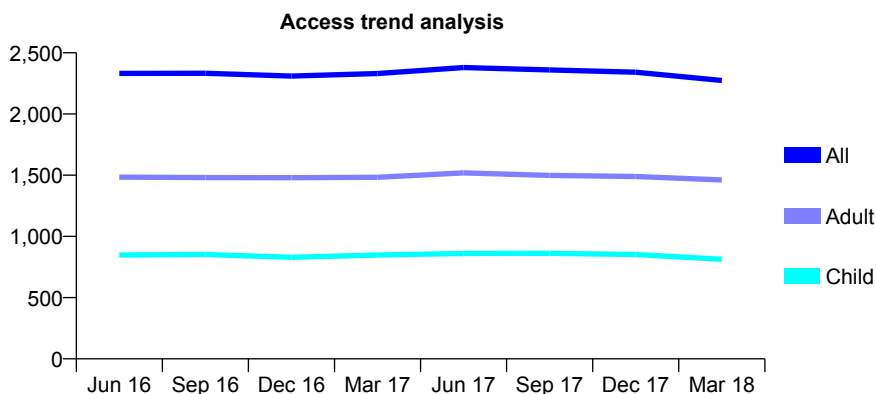
Q68 - Vital Signs At a Glance Contract Report for 729809/0002 - March 2018

Name or company name	Priory House Dental Centre
Contract type name	GDS Contract
Purpose of contract	General
Contract start date	01/04/2011
Contract end date	

17/18 Contracted general activity (UDA)	5,300
Carry forward general activity (UDA)	-106
17/18 Contracted orthodontic activity (UOA)	0
Carry forward orthodontic activity (UOA)	0
Baseline contract value	£132,352.34

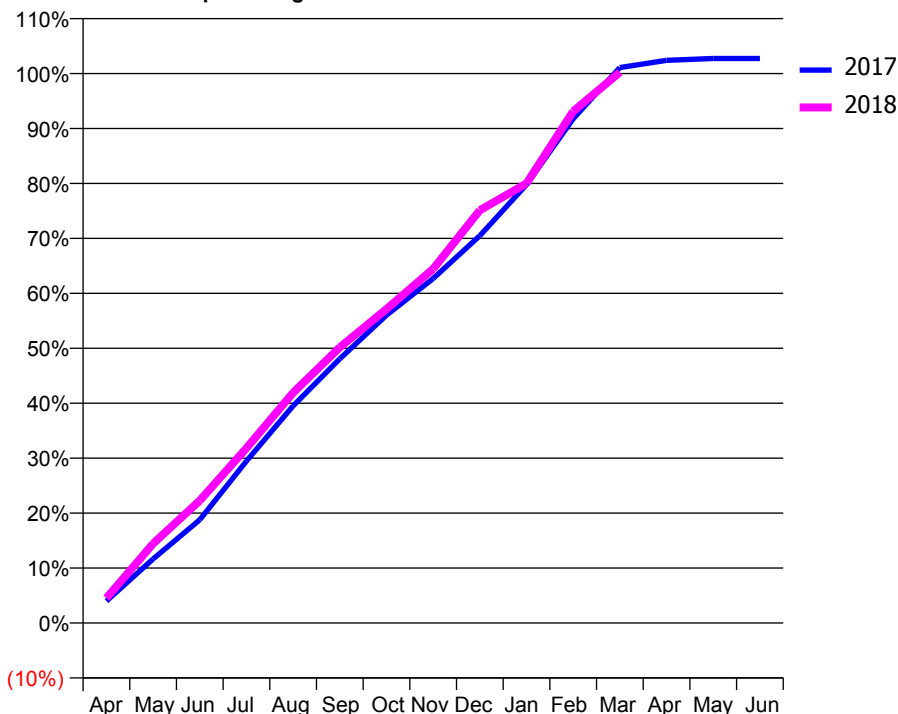
ACCESS*

Patients seen in 24 months	Total	Change since previous quarter
Quarter ending March 2017	2,331	
Quarter ending June 2017	2,380	↑
Quarter ending September 2017	2,360	→
Quarter ending December 2017	2,342	→
Quarter ending March 2018	2,274	↓
Variance since March 2017	(2.4%)	↓



ACTIVITY

Cumulative percentage of contracted UDA delivered 2017 & 2018



Month	Adjusted Scheduled Activity (UDA)	
	2017	2018
April	211	240
May	618	765
June	996	1,182
July	1,562	1,687
August	2,094	2,222
September	2,549	2,659
October	2,969	3,028
November	3,323	3,415
December	3,736	3,981
January	4,229	4,240
February	4,864	4,935
March	5,357	5,312
April	5,427	
May	5,445	
June	5,445	

QUALITY

	Quantity	Base Number	Contract	AT	Region	England
% of FP17s for the same patient ID Re-attending within 3 months - Children	94	1,160	8.1%	9.5%	11.5%	11.9%
% of FP17s for the same patient ID Re-attending within 3 months - Adults	323	2,138	15.1%	15.2%	15.9%	16.0%
% of FP17s for the same patient ID Re-attending between 3 & 9 months - Children	608	1,160	52.4%	59.5%	60.6%	58.3%
% of FP17s for the same patient ID Re-attending between 3 & 9 months - Adults	1,224	2,138	57.2%	50.8%	51.6%	50.3%
% of FP17s for Band 1 Urgent Courses	12	3,244	0.4%	9.6%	9.5%	9.1%
% of FP17s Relating to Free Repair or Replacements	38	3,244	1.2%	0.6%	0.7%	0.8%
% of FP17s Relating to Continuations	60	3,244	1.8%	0.9%	1.0%	1.0%
% of Patients satisfied with the dentistry they have received	1	1	N/A	91.1%	92.0%	91.5%
% of Patients satisfied with the time they had to wait for an appointment	1	1	N/A	88.6%	88.1%	87.9%

* This is based on patients treated on this contract for their most recent course of treatment. Figures in italics indicate the base number of FP17s or Patient Questionnaire responses are less than 100. N/A is shown where the base number of responses is less than 10 during the period. % is calculated as Quantity/Base number*100

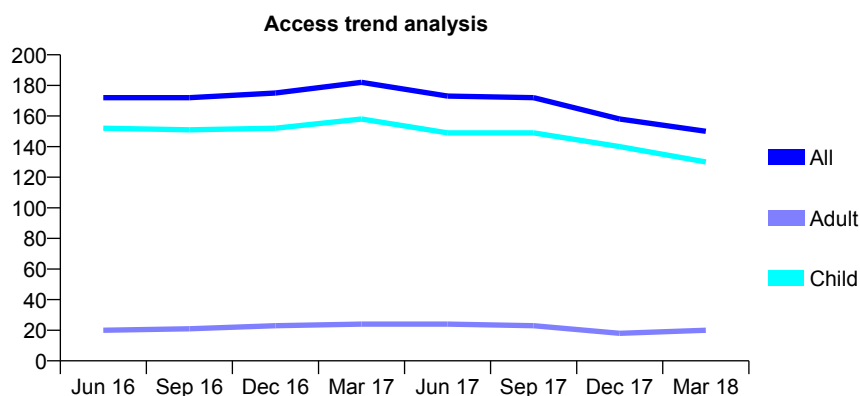
Q68 - Vital Signs At a Glance Contract Report for 730920/0001 - March 2018

Name or company name	MR GA HILL
Contract type name	GDS Contract
Purpose of contract	General
Contract start date	01/04/2006
Contract end date	02/11/2017

17/18 Contracted general activity (UDA)	317
Carry forward general activity (UDA)	0
17/18 Contracted orthodontic activity (UOA)	0
Carry forward orthodontic activity (UOA)	0
Baseline contract value	£7,910.25

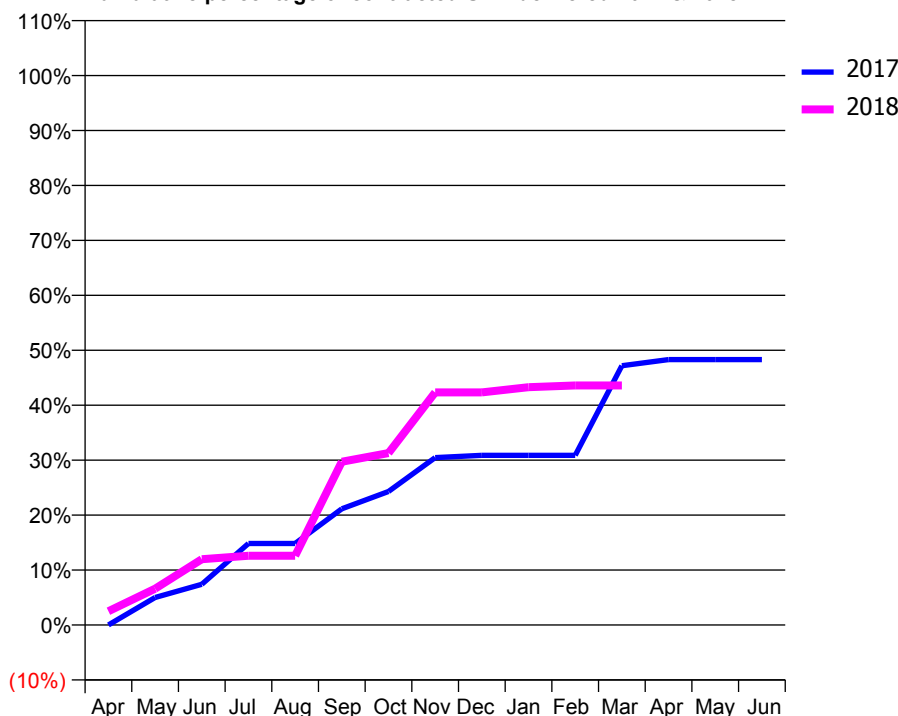
ACCESS*

Patients seen in 24 months	Total	Change since previous quarter
Quarter ending March 2017	182	
Quarter ending June 2017	173	↓
Quarter ending September 2017	172	→
Quarter ending December 2017	158	↓
Quarter ending March 2018	150	↓
Variance since March 2017	(17.6%)	↓



ACTIVITY

Cumulative percentage of contracted UDA delivered 2017 & 2018



Month	Adjusted Scheduled Activity (UDA)	
	2017	2018
April	0	8
May	27	21
June	40	38
July	80	40
August	80	40
September	114	94
October	131	99
November	164	134
December	166	134
January	166	137
February	166	138
March	254	138
April	260	
May	260	
June	260	

QUALITY

	Quantity	Base Number	Contract	AT	Region	England
% of FP17s for the same patient ID Re-attending within 3 months - Children	7	114	6.1%	9.5%	11.5%	11.9%
% of FP17s for the same patient ID Re-attending within 3 months - Adults	0	7	0.0%	15.2%	15.9%	16.0%
% of FP17s for the same patient ID Re-attending between 3 & 9 months - Children	68	114	59.6%	59.5%	60.6%	58.3%
% of FP17s for the same patient ID Re-attending between 3 & 9 months - Adults	4	7	57.1%	50.8%	51.6%	50.3%
% of FP17s for Band 1 Urgent Courses	6	115	5.2%	9.6%	9.5%	9.1%
% of FP17s Relating to Free Repair or Replacements	0	115	0.0%	0.6%	0.7%	0.8%
% of FP17s Relating to Continuations	0	115	0.0%	0.9%	1.0%	1.0%
% of Patients satisfied with the dentistry they have received	0	0	N/A	91.1%	92.0%	91.5%
% of Patients satisfied with the time they had to wait for an appointment	0	0	N/A	88.6%	88.1%	87.9%

* This is based on patients treated on this contract for their most recent course of treatment. Figures in italics indicate the base number of FP17s or Patient Questionnaire responses are less than 100. N/A is shown where the base number of responses is less than 10 during the period. % is calculated as Quantity/Base number*100

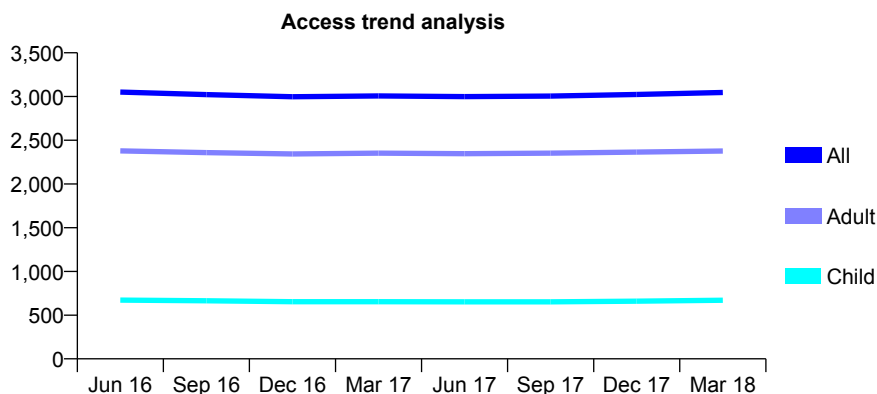
Q68 - Vital Signs At a Glance Contract Report for 732303/0001 - March 2018

Name or company name	MR TM GLYNN
Contract type name	GDS Contract
Purpose of contract	General
Contract start date	31/08/2011
Contract end date	

17/18 Contracted general activity (UDA)	7,554
Carry forward general activity (UDA)	0
17/18 Contracted orthodontic activity (UOA)	0
Carry forward orthodontic activity (UOA)	0
Baseline contract value	£180,143.77

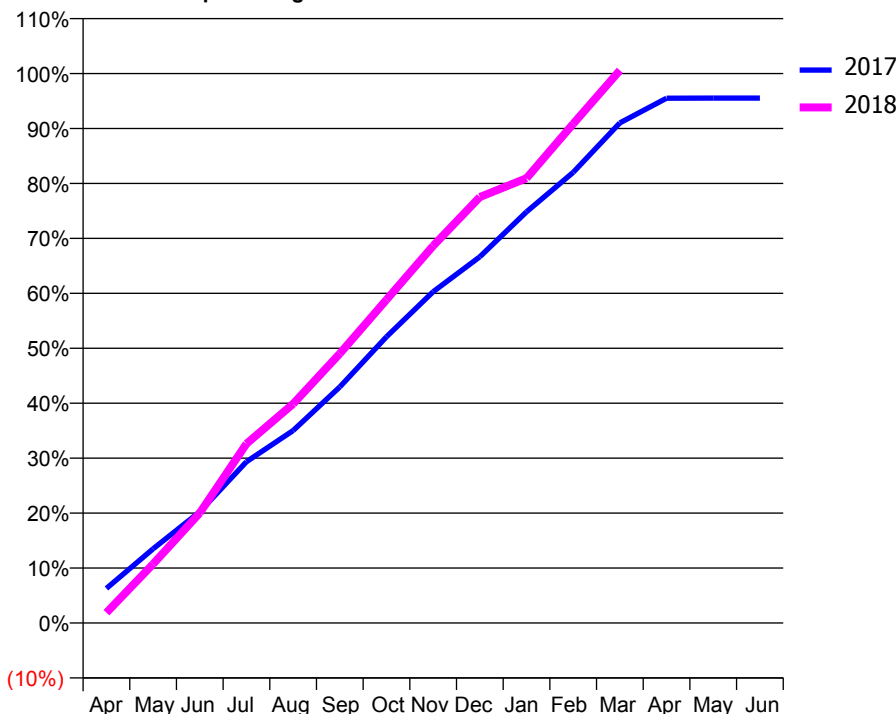
ACCESS*

Patients seen in 24 months	Total	Change since previous quarter
Quarter ending March 2017	3,006	
Quarter ending June 2017	2,999	→
Quarter ending September 2017	3,005	→
Quarter ending December 2017	3,024	→
Quarter ending March 2018	3,047	→
Variance since March 2017	1.4%	→



ACTIVITY

Cumulative percentage of contracted UDA delivered 2017 & 2018



Adjusted Scheduled Activity (UDA)

Month	2017	2018
April	476	142
May	1,020	811
June	1,530	1,512
July	2,218	2,465
August	2,646	3,013
September	3,246	3,704
October	3,934	4,445
November	4,554	5,185
December	5,035	5,855
January	5,652	6,114
February	6,195	6,863
March	6,875	7,597
April	7,215	
May	7,216	
June	7,216	

QUALITY

	Quantity	Base Number	Contract	AT	Region	England
% of FP17s for the same patient ID Re-attending within 3 months - Children	38	860	4.4%	9.5%	11.5%	11.9%
% of FP17s for the same patient ID Re-attending within 3 months - Adults	289	3,096	9.3%	15.2%	15.9%	16.0%
% of FP17s for the same patient ID Re-attending between 3 & 9 months - Children	477	860	55.5%	59.5%	60.6%	58.3%
% of FP17s for the same patient ID Re-attending between 3 & 9 months - Adults	1,656	3,096	53.5%	50.8%	51.6%	50.3%
% of FP17s for Band 1 Urgent Courses	180	3,785	4.8%	9.6%	9.5%	9.1%
% of FP17s Relating to Free Repair or Replacements	29	3,785	0.8%	0.6%	0.7%	0.8%
% of FP17s Relating to Continuations	0	3,785	0.0%	0.9%	1.0%	1.0%
% of Patients satisfied with the dentistry they have received	3	3	N/A	91.1%	92.0%	91.5%
% of Patients satisfied with the time they had to wait for an appointment	3	3	N/A	88.6%	88.1%	87.9%

* This is based on patients treated on this contract for their most recent course of treatment. Figures in italics indicate the base number of FP17s or Patient Questionnaire responses are less than 100. N/A is shown where the base number of responses is less than 10 during the period. % is calculated as Quantity/Base number*100

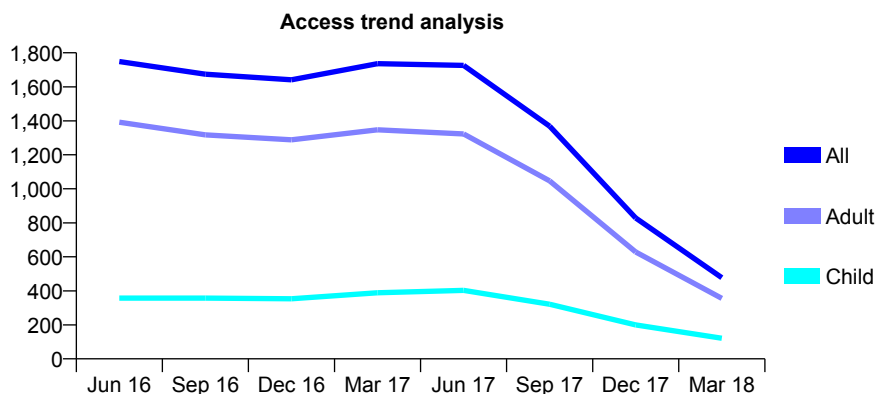
Q68 - Vital Signs At a Glance Contract Report for 739758/0002 - March 2018

Name or company name	MISS JM PASCOE
Contract type name	GDS Contract
Purpose of contract	General
Contract start date	01/12/2012
Contract end date	31/07/2017

17/18 Contracted general activity (UDA)	1,650
Carry forward general activity (UDA)	0
17/18 Contracted orthodontic activity (UOA)	0
Carry forward orthodontic activity (UOA)	0
Baseline contract value	£40,172.92

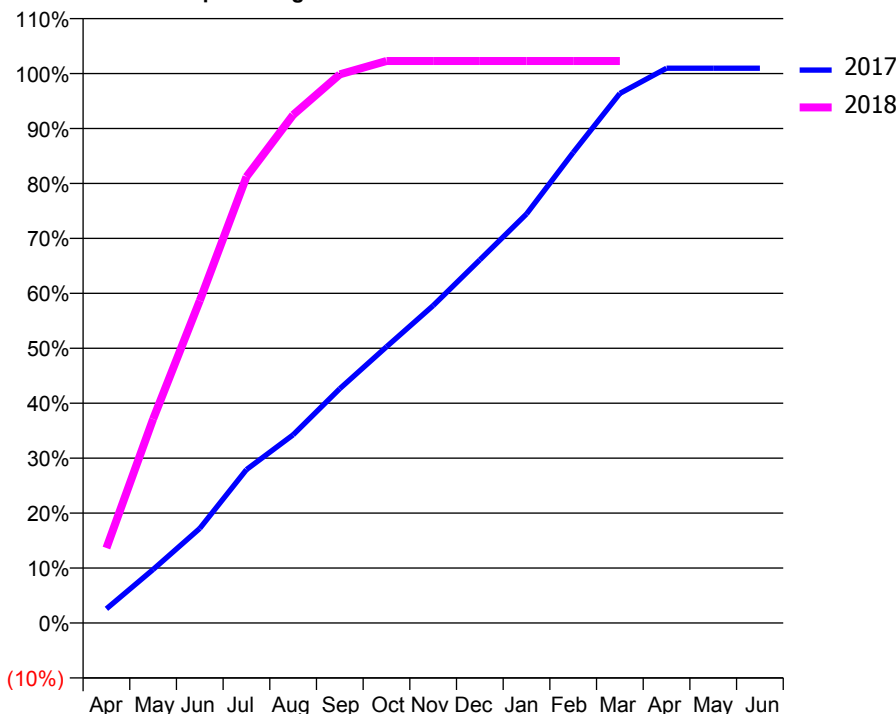
ACCESS*

Patients seen in 24 months	Total	Change since previous quarter
Quarter ending March 2017	1,736	
Quarter ending June 2017	1,726	→
Quarter ending September 2017	1,368	↓
Quarter ending December 2017	829	↓
Quarter ending March 2018	477	↓
Variance since March 2017	(72.5%)	↓



ACTIVITY

Cumulative percentage of contracted UDA delivered 2017 & 2018



Month	Adjusted Scheduled Activity (UDA)	
	2017	2018
April	128	225
May	482	613
June	853	968
July	1,381	1,340
August	1,696	1,526
September	2,111	1,648
October	2,488	1,688
November	2,860	1,688
December	3,272	1,688
January	3,685	1,688
February	4,239	1,688
March	4,771	1,688
April	4,998	
May	4,998	
June	4,998	

QUALITY

	Quantity	Base Number	Contract	AT	Region	England
% of FP17s for the same patient ID Re-attending within 3 months - Children	12	236	5.1%	9.5%	11.5%	11.9%
% of FP17s for the same patient ID Re-attending within 3 months - Adults	63	699	9.0%	15.2%	15.9%	16.0%
% of FP17s for the same patient ID Re-attending between 3 & 9 months - Children	119	236	50.4%	59.5%	60.6%	58.3%
% of FP17s for the same patient ID Re-attending between 3 & 9 months - Adults	427	699	61.1%	50.8%	51.6%	50.3%
% of FP17s for Band 1 Urgent Courses	23	822	2.8%	9.6%	9.5%	9.1%
% of FP17s Relating to Free Repair or Replacements	7	822	0.9%	0.6%	0.7%	0.8%
% of FP17s Relating to Continuations	6	822	0.7%	0.9%	1.0%	1.0%
% of Patients satisfied with the dentistry they have received	1	1	N/A	91.1%	92.0%	91.5%
% of Patients satisfied with the time they had to wait for an appointment	1	1	N/A	88.6%	88.1%	87.9%

* This is based on patients treated on this contract for their most recent course of treatment. Figures in italics indicate the base number of FP17s or Patient Questionnaire responses are less than 100. N/A is shown where the base number of responses is less than 10 during the period. % is calculated as Quantity/Base number*100

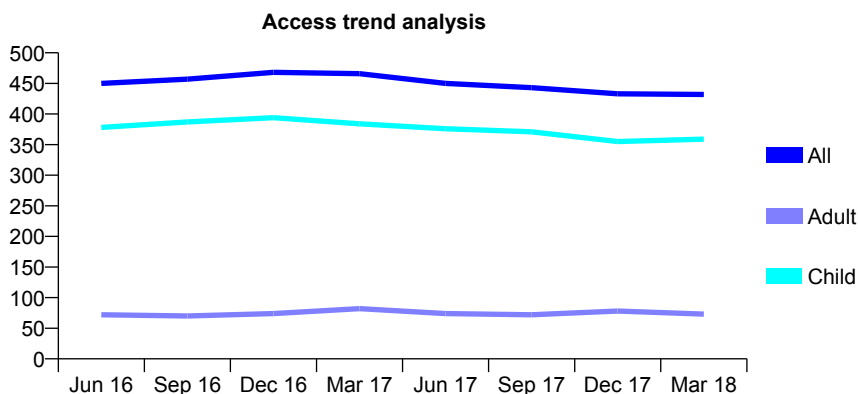
Q68 - Vital Signs At a Glance Contract Report for 739987/0001 - March 2018

Name or company name	MR PJ ELLIS
Contract type name	GDS Contract
Purpose of contract	General
Contract start date	01/04/2006
Contract end date	

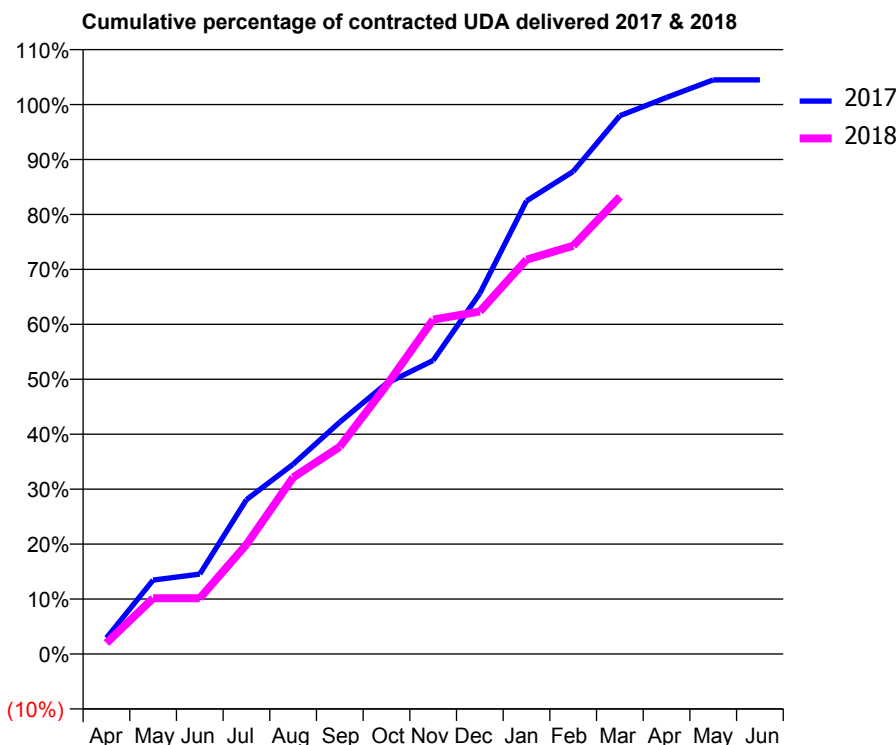
17/18 Contracted general activity (UDA)	750
Carry forward general activity (UDA)	-15
17/18 Contracted orthodontic activity (UOA)	0
Carry forward orthodontic activity (UOA)	0
Baseline contract value	£16,855.69

ACCESS*

Patients seen in 24 months	Total	Change since previous quarter
Quarter ending March 2017	466	
Quarter ending June 2017	450	↓
Quarter ending September 2017	443	↓
Quarter ending December 2017	433	↓
Quarter ending March 2018	432	→
Variance since March 2017	(7.3%)	↓



ACTIVITY



Month	Adjusted Scheduled Activity (UDA)	
	2017	2018
April	22	15
May	101	76
June	109	76
July	211	150
August	259	241
September	317	283
October	369	367
November	401	456
December	492	467
January	618	538
February	659	557
March	735	624
April	760	
May	784	
June	784	

QUALITY

	Quantity	Base Number	Contract	AT	Region	England
% of FP17s for the same patient ID Re-attending within 3 months - Children	20	447	4.5%	9.5%	11.5%	11.9%
% of FP17s for the same patient ID Re-attending within 3 months - Adults	0	38	0.0%	15.2%	15.9%	16.0%
% of FP17s for the same patient ID Re-attending between 3 & 9 months - Children	277	447	62.0%	59.5%	60.6%	58.3%
% of FP17s for the same patient ID Re-attending between 3 & 9 months - Adults	22	38	57.9%	50.8%	51.6%	50.3%
% of FP17s for Band 1 Urgent Courses	20	453	4.4%	9.6%	9.5%	9.1%
% of FP17s Relating to Free Repair or Replacements	0	453	0.0%	0.6%	0.7%	0.8%
% of FP17s Relating to Continuations	0	453	0.0%	0.9%	1.0%	1.0%
% of Patients satisfied with the dentistry they have received	0	0	N/A	91.1%	92.0%	91.5%
% of Patients satisfied with the time they had to wait for an appointment	0	0	N/A	88.6%	88.1%	87.9%

* This is based on patients treated on this contract for their most recent course of treatment. Figures in italics indicate the base number of FP17s or Patient Questionnaire responses are less than 100. N/A is shown where the base number of responses is less than 10 during the period. % is calculated as Quantity/Base number*100

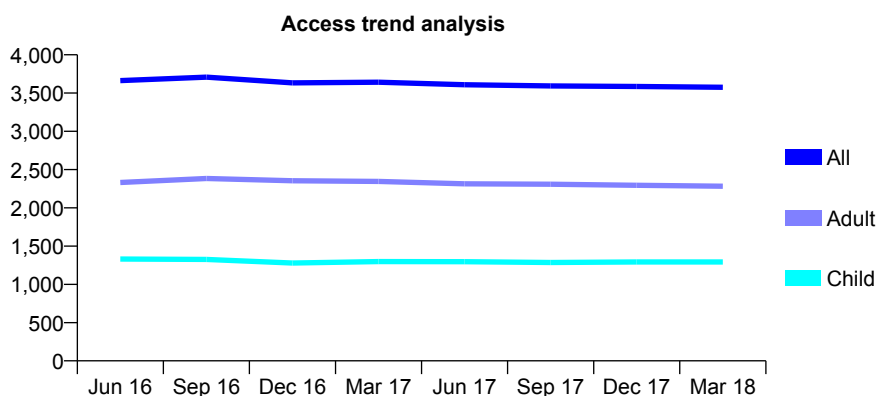
Q68 - Vital Signs At a Glance Contract Report for 740217/0001 - March 2018

Name or company name	MR PC JENKINSON
Contract type name	GDS Contract
Purpose of contract	General
Contract start date	01/04/2006
Contract end date	

17/18 Contracted general activity (UDA)	7,817
Carry forward general activity (UDA)	177
17/18 Contracted orthodontic activity (UOA)	0
Carry forward orthodontic activity (UOA)	0
Baseline contract value	£213,668.57

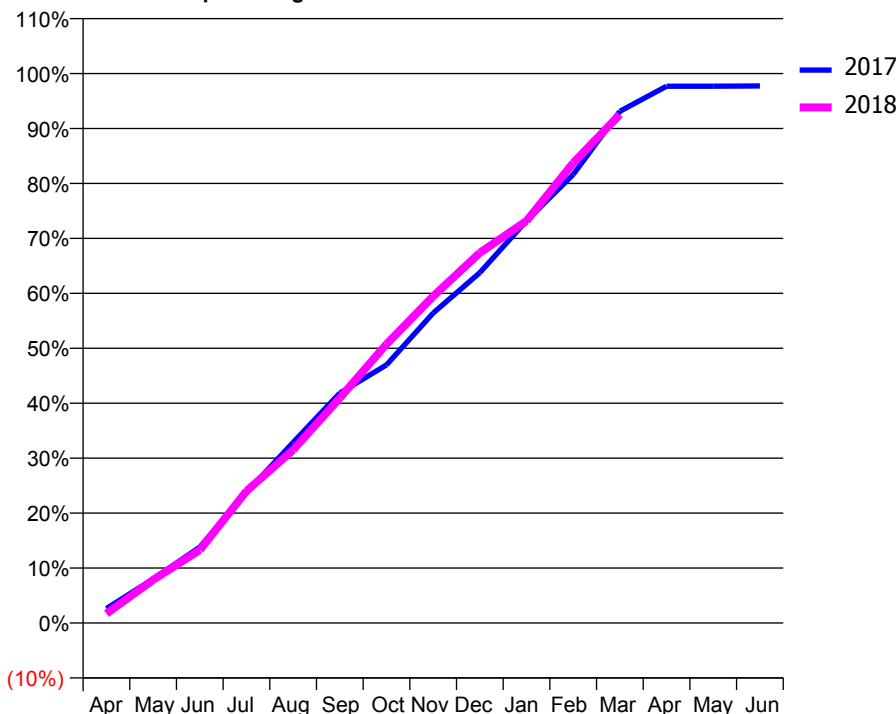
ACCESS*

Patients seen in 24 months	Total	Change since previous quarter
Quarter ending March 2017	3,642	
Quarter ending June 2017	3,608	→
Quarter ending September 2017	3,593	→
Quarter ending December 2017	3,586	→
Quarter ending March 2018	3,576	→
Variance since March 2017	(1.8%)	↓



ACTIVITY

Cumulative percentage of contracted UDA delivered 2017 & 2018



Adjusted Scheduled Activity (UDA)

Month	2017	2018
April	207	134
May	627	614
June	1,079	1,038
July	1,859	1,878
August	2,569	2,463
September	3,270	3,201
October	3,671	3,967
November	4,410	4,649
December	4,985	5,267
January	5,721	5,720
February	6,381	6,546
March	7,280	7,234
April	7,636	
May	7,636	
June	7,640	

QUALITY

	Quantity	Base Number	Contract	AT	Region	England
% of FP17s for the same patient ID Re-attending within 3 months - Children	120	1,977	6.1%	9.5%	11.5%	11.9%
% of FP17s for the same patient ID Re-attending within 3 months - Adults	397	2,868	13.8%	15.2%	15.9%	16.0%
% of FP17s for the same patient ID Re-attending between 3 & 9 months - Children	1,204	1,977	60.9%	59.5%	60.6%	58.3%
% of FP17s for the same patient ID Re-attending between 3 & 9 months - Adults	1,400	2,868	48.8%	50.8%	51.6%	50.3%
% of FP17s for Band 1 Urgent Courses	250	3,927	6.4%	9.6%	9.5%	9.1%
% of FP17s Relating to Free Repair or Replacements	24	3,927	0.6%	0.6%	0.7%	0.8%
% of FP17s Relating to Continuations	25	3,927	0.6%	0.9%	1.0%	1.0%
% of Patients satisfied with the dentistry they have received	1	1	N/A	91.1%	92.0%	91.5%
% of Patients satisfied with the time they had to wait for an appointment	1	1	N/A	88.6%	88.1%	87.9%

* This is based on patients treated on this contract for their most recent course of treatment. Figures in italics indicate the base number of FP17s or Patient Questionnaire responses are less than 100. N/A is shown where the base number of responses is less than 10 during the period. % is calculated as Quantity/Base number*100

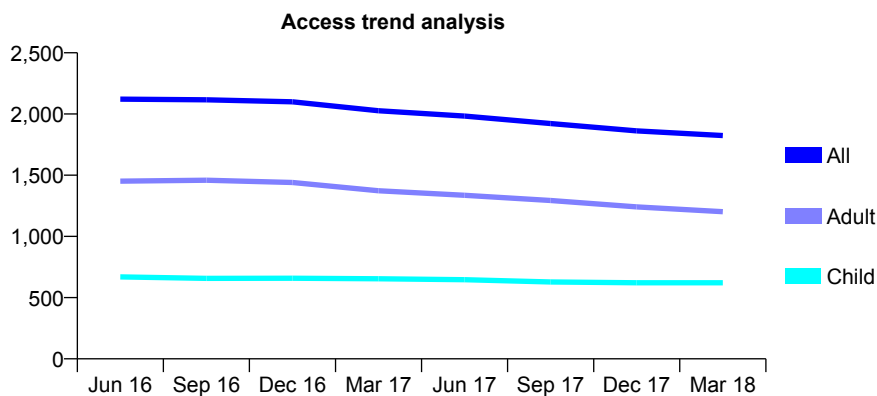
Q68 - Vital Signs At a Glance Contract Report for 741736/0001 - March 2018

Name or company name	MR C NIGRELLI
Contract type name	GDS Contract
Purpose of contract	General
Contract start date	01/04/2006
Contract end date	

17/18 Contracted general activity (UDA)	5,167
Carry forward general activity (UDA)	-51
17/18 Contracted orthodontic activity (UOA)	0
Carry forward orthodontic activity (UOA)	0
Baseline contract value	£141,090.35

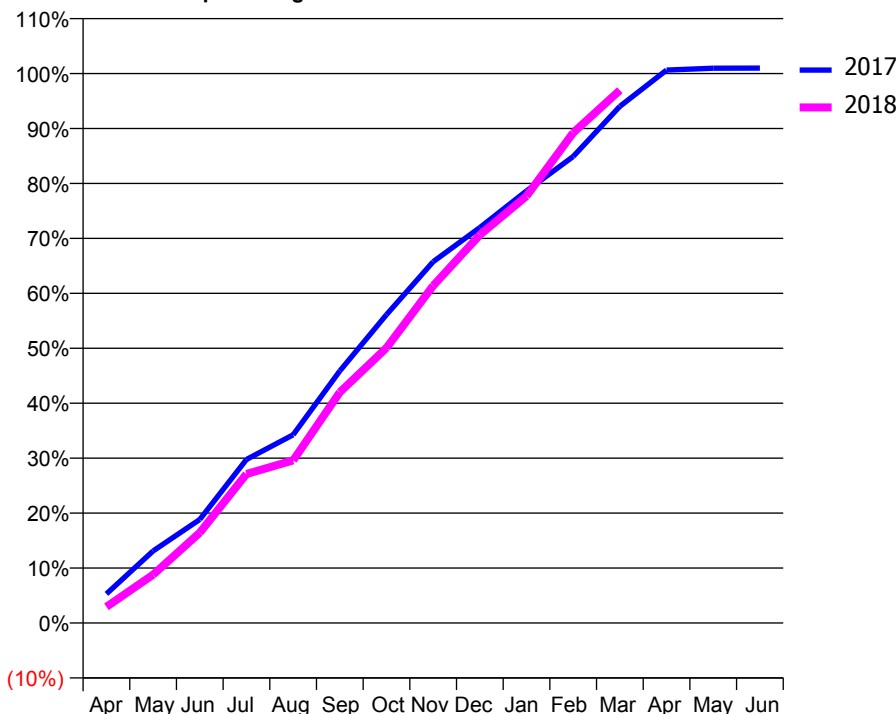
ACCESS*

Patients seen in 24 months	Total	Change since previous quarter
Quarter ending March 2017	2,027	
Quarter ending June 2017	1,983	↓
Quarter ending September 2017	1,922	↓
Quarter ending December 2017	1,862	↓
Quarter ending March 2018	1,824	↓
Variance since March 2017	(10.0%)	↓



ACTIVITY

Cumulative percentage of contracted UDA delivered 2017 & 2018



Month	Adjusted Scheduled Activity (UDA)	
	2017	2018
April	274	152
May	677	454
June	974	849
July	1,538	1,401
August	1,770	1,529
September	2,370	2,170
October	2,899	2,587
November	3,397	3,172
December	3,718	3,649
January	4,064	4,015
February	4,387	4,610
March	4,858	5,009
April	5,199	
May	5,216	
June	5,217	

QUALITY

	Quantity	Base Number	Contract	AT	Region	England
% of FP17s for the same patient ID Re-attending within 3 months - Children	33	949	3.5%	9.5%	11.5%	11.9%
% of FP17s for the same patient ID Re-attending within 3 months - Adults	119	1,564	7.6%	15.2%	15.9%	16.0%
% of FP17s for the same patient ID Re-attending between 3 & 9 months - Children	683	949	72.0%	59.5%	60.6%	58.3%
% of FP17s for the same patient ID Re-attending between 3 & 9 months - Adults	1,080	1,564	69.1%	50.8%	51.6%	50.3%
% of FP17s for Band 1 Urgent Courses	78	2,321	3.4%	9.6%	9.5%	9.1%
% of FP17s Relating to Free Repair or Replacements	14	2,321	0.6%	0.6%	0.7%	0.8%
% of FP17s Relating to Continuations	6	2,321	0.3%	0.9%	1.0%	1.0%
% of Patients satisfied with the dentistry they have received	4	4	N/A	91.1%	92.0%	91.5%
% of Patients satisfied with the time they had to wait for an appointment	4	4	N/A	88.6%	88.1%	87.9%

* This is based on patients treated on this contract for their most recent course of treatment. Figures in italics indicate the base number of FP17s or Patient Questionnaire responses are less than 100. N/A is shown where the base number of responses is less than 10 during the period. % is calculated as Quantity/Base number*100

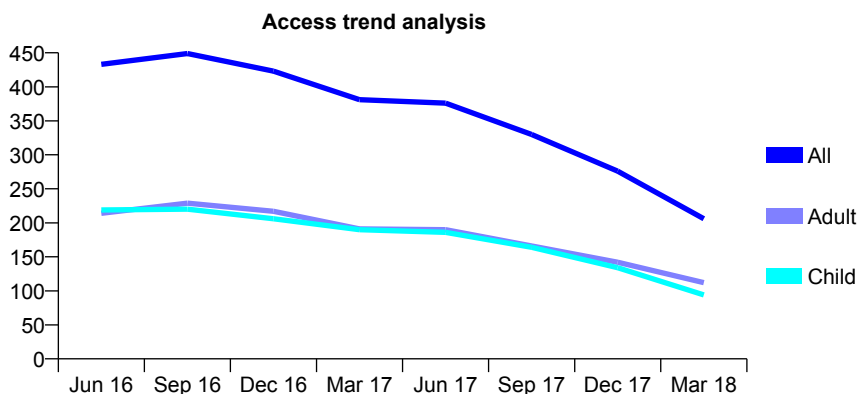
Q68 - Vital Signs At a Glance Contract Report for 742430/0002 - March 2018

Name or company name	Alpha Dental Care
Contract type name	GDS Contract
Purpose of contract	General
Contract start date	04/07/2011
Contract end date	

17/18 Contracted general activity (UDA)	1,500
Carry forward general activity (UDA)	0
17/18 Contracted orthodontic activity (UOA)	0
Carry forward orthodontic activity (UOA)	0
Baseline contract value	£32,912.40

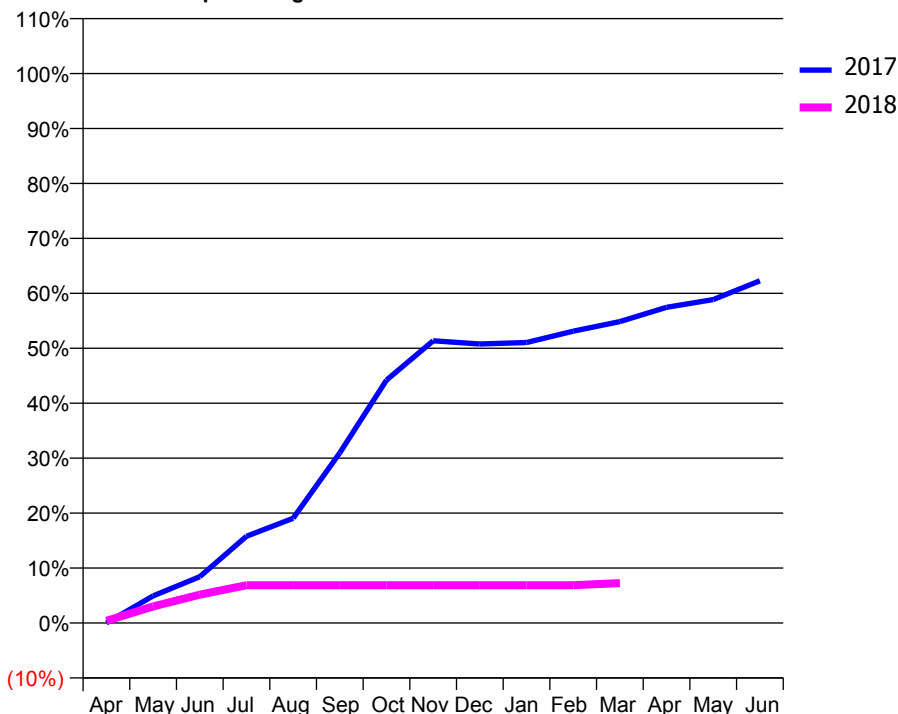
ACCESS*

Patients seen in 24 months	Total	Change since previous quarter
Quarter ending March 2017	381	
Quarter ending June 2017	376	↓
Quarter ending September 2017	330	↓
Quarter ending December 2017	276	↓
Quarter ending March 2018	206	↓
Variance since March 2017	(45.9%)	↓



ACTIVITY

Cumulative percentage of contracted UDA delivered 2017 & 2018



Month	Adjusted Scheduled Activity (UDA)	
	2017	2018
April	0	6
May	74	45
June	126	77
July	237	103
August	286	103
September	465	103
October	663	103
November	770	103
December	762	103
January	766	103
February	797	103
March	823	109
April	862	
May	883	
June	934	

QUALITY

	Quantity	Base Number	Contract	AT	Region	England
% of FP17s for the same patient ID Re-attending within 3 months - Children	1	36	2.8%	9.5%	11.5%	11.9%
% of FP17s for the same patient ID Re-attending within 3 months - Adults	7	48	14.6%	15.2%	15.9%	16.0%
% of FP17s for the same patient ID Re-attending between 3 & 9 months - Children	13	36	36.1%	59.5%	60.6%	58.3%
% of FP17s for the same patient ID Re-attending between 3 & 9 months - Adults	23	48	47.9%	50.8%	51.6%	50.3%
% of FP17s for Band 1 Urgent Courses	8	42	19.0%	9.6%	9.5%	9.1%
% of FP17s Relating to Free Repair or Replacements	0	42	0.0%	0.6%	0.7%	0.8%
% of FP17s Relating to Continuations	0	42	0.0%	0.9%	1.0%	1.0%
% of Patients satisfied with the dentistry they have received	1	1	N/A	91.1%	92.0%	91.5%
% of Patients satisfied with the time they had to wait for an appointment	1	1	N/A	88.6%	88.1%	87.9%

* This is based on patients treated on this contract for their most recent course of treatment. Figures in italics indicate the base number of FP17s or Patient Questionnaire responses are less than 100. N/A is shown where the base number of responses is less than 10 during the period. % is calculated as Quantity/Base number*100

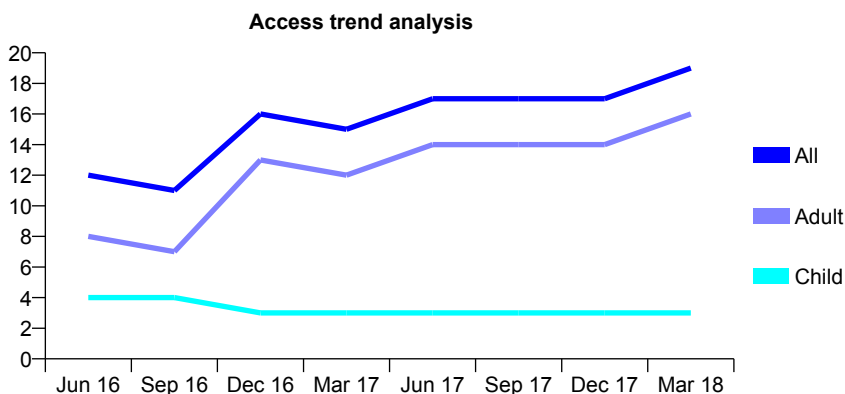
Q68 - Vital Signs At a Glance Contract Report for 745022/0003 - March 2018

Name or company name	MR NH DOUGLAS
Contract type name	GDS Contract
Purpose of contract	General
Contract start date	01/04/2006
Contract end date	

17/18 Contracted general activity (UDA)	40
Carry forward general activity (UDA)	-1
17/18 Contracted orthodontic activity (UOA)	0
Carry forward orthodontic activity (UOA)	0
Baseline contract value	£1,136.07

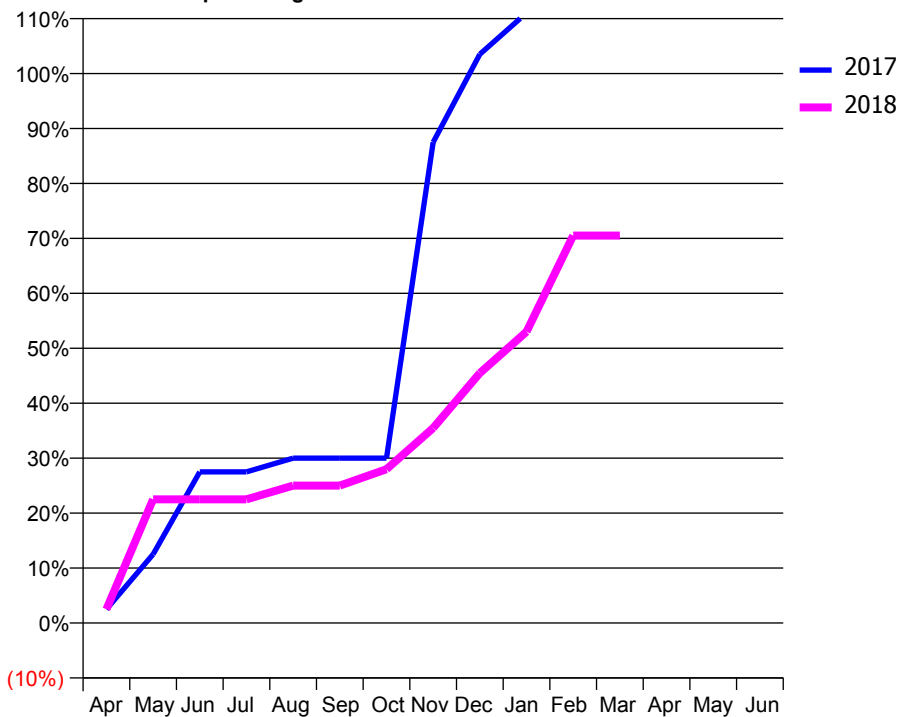
ACCESS*

Patients seen in 24 months	Total	Change since previous quarter
Quarter ending March 2017	15	
Quarter ending June 2017	17	↑
Quarter ending September 2017	17	→
Quarter ending December 2017	17	→
Quarter ending March 2018	19	↑
Variance since March 2017	26.7%	↑



ACTIVITY

Cumulative percentage of contracted UDA delivered 2017 & 2018



Month	Adjusted Scheduled Activity (UDA)	
	2017	2018
April	1	1
May	5	9
June	11	9
July	11	9
August	12	10
September	12	10
October	12	11
November	35	14
December	41	18
January	44	21
February	44	28
March	49	28
April	55	
May	58	
June	58	

QUALITY

	Quantity	Base Number	Contract	AT	Region	England
% of FP17s for the same patient ID Re-attending within 3 months - Children	0	7	0.0%	9.5%	11.5%	11.9%
% of FP17s for the same patient ID Re-attending within 3 months - Adults	0	12	0.0%	15.2%	15.9%	16.0%
% of FP17s for the same patient ID Re-attending between 3 & 9 months - Children	4	7	57.1%	59.5%	60.6%	58.3%
% of FP17s for the same patient ID Re-attending between 3 & 9 months - Adults	2	12	16.7%	50.8%	51.6%	50.3%
% of FP17s for Band 1 Urgent Courses	1	16	6.3%	9.6%	9.5%	9.1%
% of FP17s Relating to Free Repair or Replacements	0	16	0.0%	0.6%	0.7%	0.8%
% of FP17s Relating to Continuations	0	16	0.0%	0.9%	1.0%	1.0%
% of Patients satisfied with the dentistry they have received	0	0	N/A	91.1%	92.0%	91.5%
% of Patients satisfied with the time they had to wait for an appointment	0	0	N/A	88.6%	88.1%	87.9%

* This is based on patients treated on this contract for their most recent course of treatment. Figures in italics indicate the base number of FP17s or Patient Questionnaire responses are less than 100. N/A is shown where the base number of responses is less than 10 during the period. % is calculated as Quantity/Base number*100

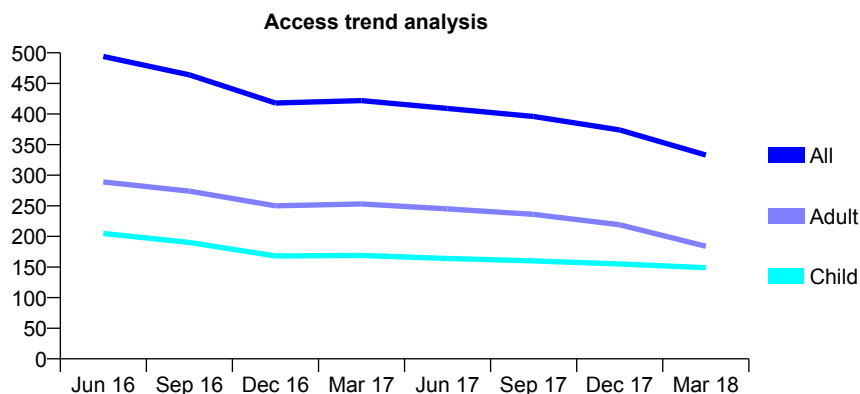
Q68 - Vital Signs At a Glance Contract Report for 745197/0001 - March 2018

Name or company name	MR MA LUNN
Contract type name	GDS Contract
Purpose of contract	General
Contract start date	01/04/2006
Contract end date	

17/18 Contracted general activity (UDA)	1,330
Carry forward general activity (UDA)	0
17/18 Contracted orthodontic activity (UOA)	0
Carry forward orthodontic activity (UOA)	0
Baseline contract value	£35,216.13

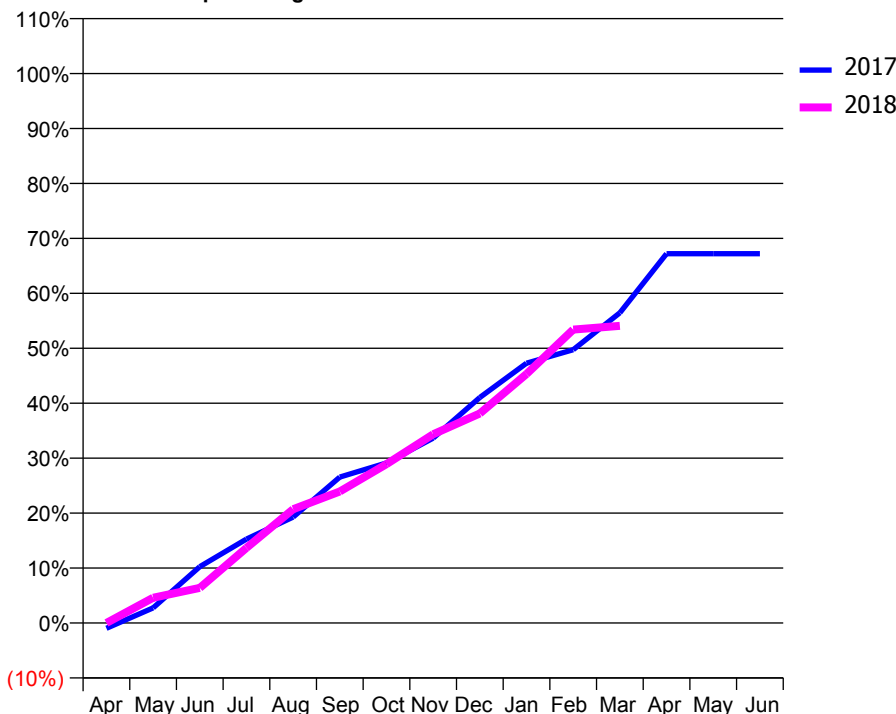
ACCESS*

Patients seen in 24 months	Total	Change since previous quarter
Quarter ending March 2017	422	
Quarter ending June 2017	409	↓
Quarter ending September 2017	396	↓
Quarter ending December 2017	374	↓
Quarter ending March 2018	333	↓
Variance since March 2017	(21.1%)	↓



ACTIVITY

Cumulative percentage of contracted UDA delivered 2017 & 2018



Month	Adjusted Scheduled Activity (UDA)	
	2017	2018
April	-13	0
May	37	61
June	136	85
July	203	182
August	256	275
September	353	318
October	388	384
November	447	457
December	546	507
January	629	603
February	661	710
March	751	719
April	894	
May	894	
June	894	

QUALITY

	Quantity	Base Number	Contract	AT	Region	England
% of FP17s for the same patient ID Re-attending within 3 months - Children	11	223	4.9%	9.5%	11.5%	11.9%
% of FP17s for the same patient ID Re-attending within 3 months - Adults	26	225	11.6%	15.2%	15.9%	16.0%
% of FP17s for the same patient ID Re-attending between 3 & 9 months - Children	120	223	53.8%	59.5%	60.6%	58.3%
% of FP17s for the same patient ID Re-attending between 3 & 9 months - Adults	89	225	39.6%	50.8%	51.6%	50.3%
% of FP17s for Band 1 Urgent Courses	21	413	5.1%	9.6%	9.5%	9.1%
% of FP17s Relating to Free Repair or Replacements	0	413	0.0%	0.6%	0.7%	0.8%
% of FP17s Relating to Continuations	0	413	0.0%	0.9%	1.0%	1.0%
% of Patients satisfied with the dentistry they have received	0	0	N/A	91.1%	92.0%	91.5%
% of Patients satisfied with the time they had to wait for an appointment	0	0	N/A	88.6%	88.1%	87.9%

* This is based on patients treated on this contract for their most recent course of treatment. Figures in italics indicate the base number of FP17s or Patient Questionnaire responses are less than 100. N/A is shown where the base number of responses is less than 10 during the period. % is calculated as Quantity/Base number*100

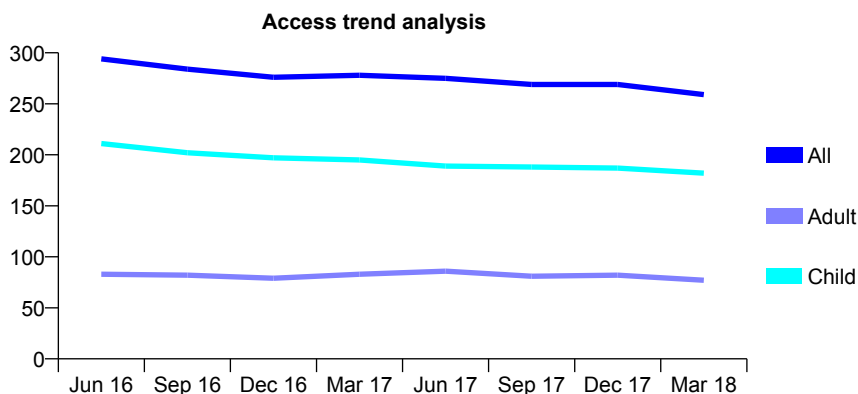
Q68 - Vital Signs At a Glance Contract Report for 745480/0001 - March 2018

Name or company name	MR GH BURGESS
Contract type name	GDS Contract
Purpose of contract	General
Contract start date	01/04/2006
Contract end date	

17/18 Contracted general activity (UDA)	450
Carry forward general activity (UDA)	11
17/18 Contracted orthodontic activity (UOA)	0
Carry forward orthodontic activity (UOA)	0
Baseline contract value	£9,882.37

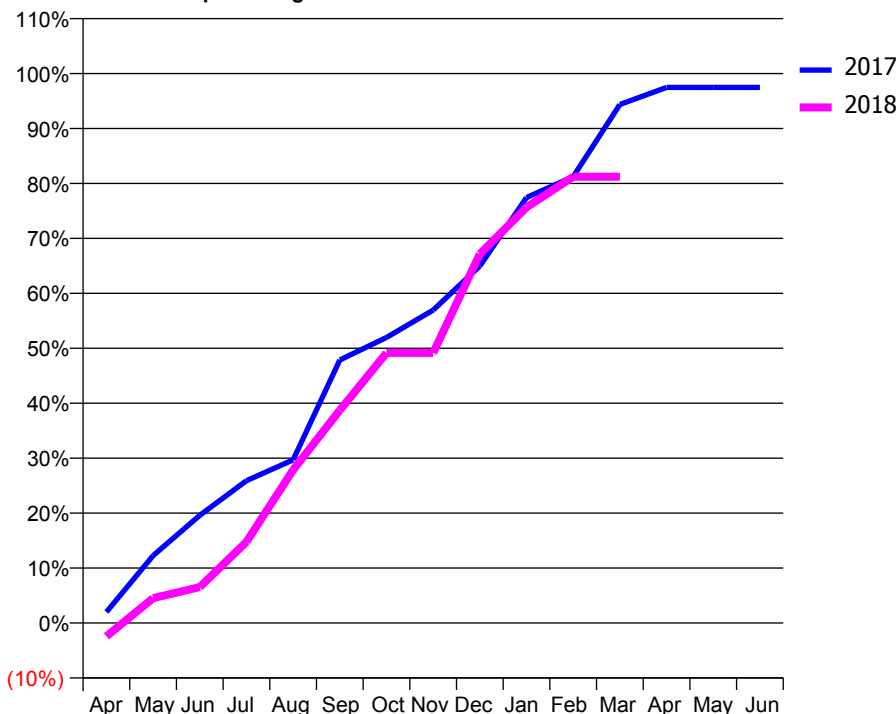
ACCESS*

Patients seen in 24 months	Total	Change since previous quarter
Quarter ending March 2017	278	
Quarter ending June 2017	275	↓
Quarter ending September 2017	269	↓
Quarter ending December 2017	269	→
Quarter ending March 2018	259	↓
Variance since March 2017	(6.8%)	↓



ACTIVITY

Cumulative percentage of contracted UDA delivered 2017 & 2018



Month	Adjusted Scheduled Activity (UDA)	
	2017	2018
April	9	-11
May	55	20
June	88	29
July	117	66
August	134	125
September	215	174
October	234	221
November	256	221
December	292	302
January	348	340
February	366	365
March	425	365
April	439	
May	439	
June	439	

QUALITY

	Quantity	Base Number	Contract	AT	Region	England
% of FP17s for the same patient ID Re-attending within 3 months - Children	10	228	4.4%	9.5%	11.5%	11.9%
% of FP17s for the same patient ID Re-attending within 3 months - Adults	3	63	4.8%	15.2%	15.9%	16.0%
% of FP17s for the same patient ID Re-attending between 3 & 9 months - Children	113	228	49.6%	59.5%	60.6%	58.3%
% of FP17s for the same patient ID Re-attending between 3 & 9 months - Adults	9	63	14.3%	50.8%	51.6%	50.3%
% of FP17s for Band 1 Urgent Courses	7	281	2.5%	9.6%	9.5%	9.1%
% of FP17s Relating to Free Repair or Replacements	0	281	0.0%	0.6%	0.7%	0.8%
% of FP17s Relating to Continuations	0	281	0.0%	0.9%	1.0%	1.0%
% of Patients satisfied with the dentistry they have received	1	1	N/A	91.1%	92.0%	91.5%
% of Patients satisfied with the time they had to wait for an appointment	1	1	N/A	88.6%	88.1%	87.9%

* This is based on patients treated on this contract for their most recent course of treatment. Figures in italics indicate the base number of FP17s or Patient Questionnaire responses are less than 100. N/A is shown where the base number of responses is less than 10 during the period. % is calculated as Quantity/Base number*100

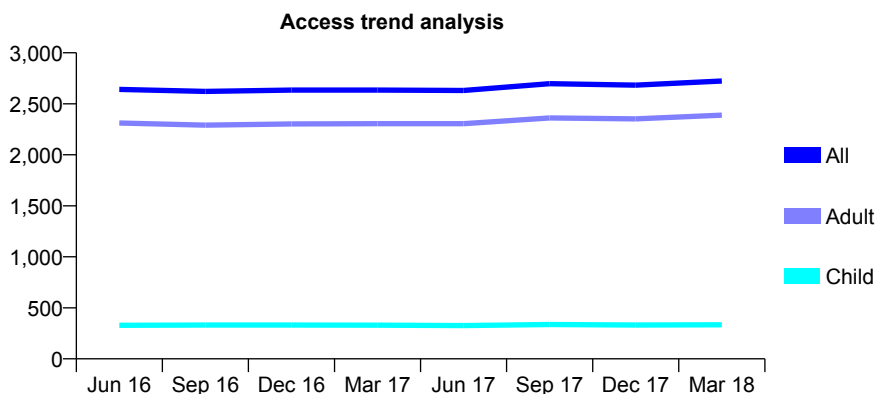
Q68 - Vital Signs At a Glance Contract Report for 748943/0001 - March 2018

Name or company name	MR JD BRODERICK
Contract type name	GDS Contract
Purpose of contract	General and Orthodontic
Contract start date	01/04/2006
Contract end date	

17/18 Contracted general activity (UDA)	9,070
Carry forward general activity (UDA)	109
17/18 Contracted orthodontic activity (UOA)	336
Carry forward orthodontic activity (UOA)	0
Baseline contract value	£232,495.12

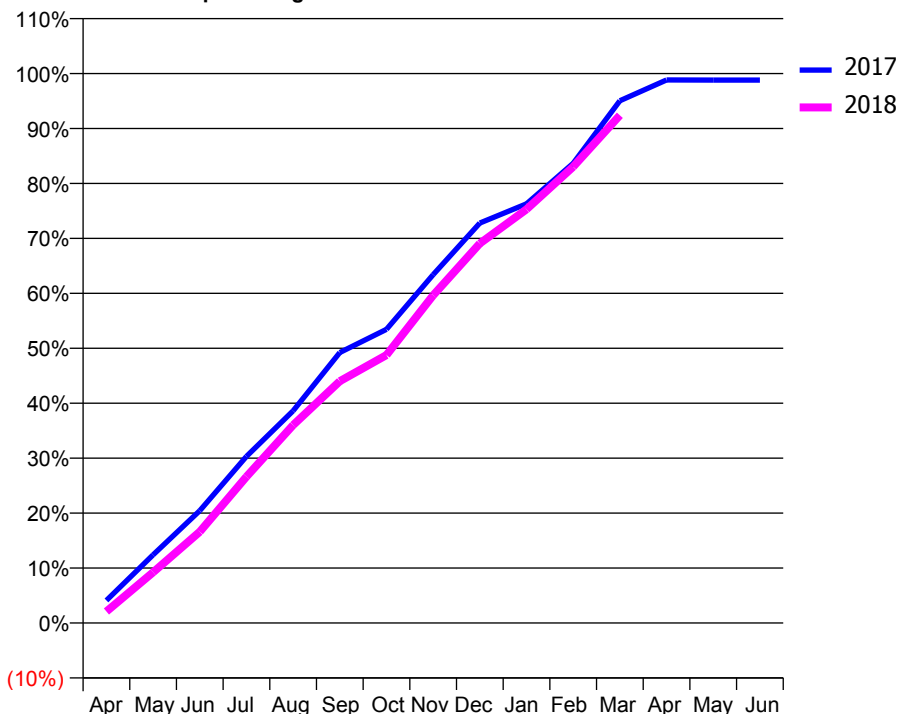
ACCESS*

Patients seen in 24 months	Total	Change since previous quarter
Quarter ending March 2017	2,635	
Quarter ending June 2017	2,631	→
Quarter ending September 2017	2,697	↑
Quarter ending December 2017	2,683	→
Quarter ending March 2018	2,723	→
Variance since March 2017	3.3%	↑



ACTIVITY

Cumulative percentage of contracted UDA delivered 2017 & 2018



Adjusted Scheduled Activity (UDA)

Month	2017	2018
April	373	190
May	1,127	838
June	1,854	1,507
July	2,750	2,417
August	3,502	3,266
September	4,466	3,992
October	4,847	4,423
November	5,750	5,408
December	6,601	6,265
January	6,919	6,828
February	7,588	7,530
March	8,620	8,381
April	8,964	
May	8,961	
June	8,961	

QUALITY

	Quantity	Base Number	Contract	AT	Region	England
% of FP17s for the same patient ID Re-attending within 3 months - Children	34	447	7.6%	9.5%	11.5%	11.9%
% of FP17s for the same patient ID Re-attending within 3 months - Adults	414	3,412	12.1%	15.2%	15.9%	16.0%
% of FP17s for the same patient ID Re-attending between 3 & 9 months - Children	216	447	48.3%	59.5%	60.6%	58.3%
% of FP17s for the same patient ID Re-attending between 3 & 9 months - Adults	1,895	3,412	55.5%	50.8%	51.6%	50.3%
% of FP17s for Band 1 Urgent Courses	209	3,731	5.6%	9.6%	9.5%	9.1%
% of FP17s Relating to Free Repair or Replacements	20	3,731	0.5%	0.6%	0.7%	0.8%
% of FP17s Relating to Continuations	76	3,731	2.0%	0.9%	1.0%	1.0%
% of Patients satisfied with the dentistry they have received	2	2	N/A	91.1%	92.0%	91.5%
% of Patients satisfied with the time they had to wait for an appointment	2	2	N/A	88.6%	88.1%	87.9%

* This is based on patients treated on this contract for their most recent course of treatment. Figures in italics indicate the base number of FP17s or Patient Questionnaire responses are less than 100. N/A is shown where the base number of responses is less than 10 during the period. % is calculated as Quantity/Base number*100

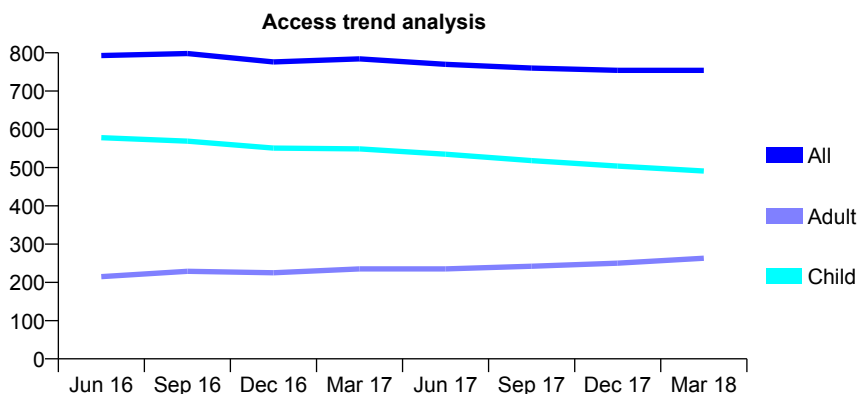
Q68 - Vital Signs At a Glance Contract Report for 748978/0001 - March 2018

Name or company name	MISS EH BLIGNAUT
Contract type name	GDS Contract
Purpose of contract	General
Contract start date	01/04/2006
Contract end date	

17/18 Contracted general activity (UDA)	1,733
Carry forward general activity (UDA)	-23
17/18 Contracted orthodontic activity (UOA)	0
Carry forward orthodontic activity (UOA)	0
Baseline contract value	£69,766.11

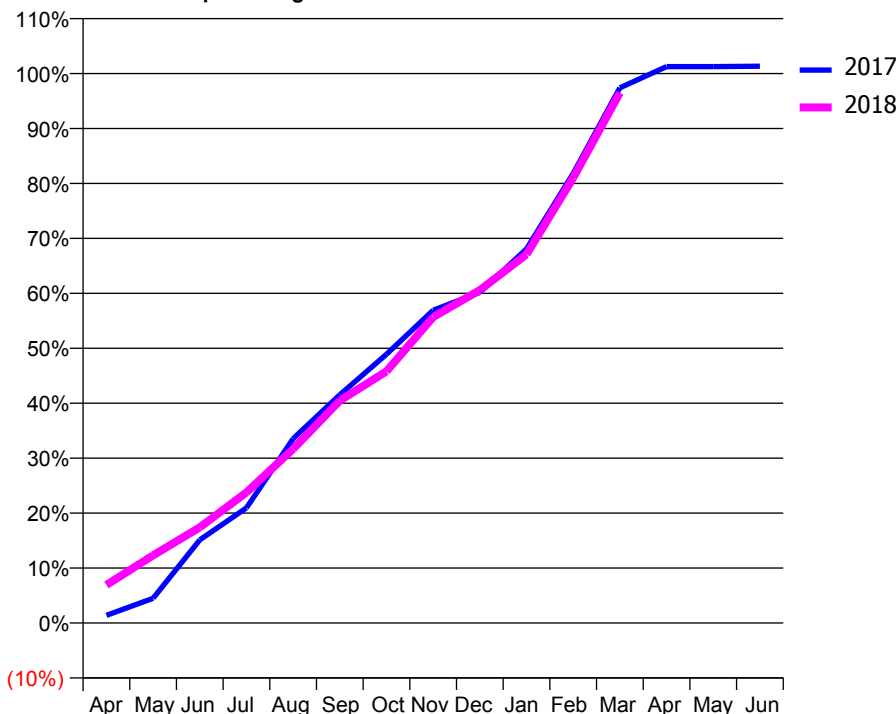
ACCESS*

Patients seen in 24 months	Total	Change since previous quarter
Quarter ending March 2017	784	
Quarter ending June 2017	770	↓
Quarter ending September 2017	760	↓
Quarter ending December 2017	754	→
Quarter ending March 2018	754	→
Variance since March 2017	(3.8%)	↓



ACTIVITY

Cumulative percentage of contracted UDA delivered 2017 & 2018



Month	Adjusted Scheduled Activity (UDA)	
	2017	2018
April	24	120
May	78	213
June	262	302
July	363	412
August	582	549
September	720	701
October	848	794
November	987	965
December	1,043	1,050
January	1,180	1,162
February	1,418	1,404
March	1,688	1,672
April	1,755	
May	1,755	
June	1,756	

QUALITY

	Quantity	Base Number	Contract	AT	Region	England
% of FP17s for the same patient ID Re-attending within 3 months - Children	50	766	6.5%	9.5%	11.5%	11.9%
% of FP17s for the same patient ID Re-attending within 3 months - Adults	20	199	10.1%	15.2%	15.9%	16.0%
% of FP17s for the same patient ID Re-attending between 3 & 9 months - Children	482	766	62.9%	59.5%	60.6%	58.3%
% of FP17s for the same patient ID Re-attending between 3 & 9 months - Adults	78	199	39.2%	50.8%	51.6%	50.3%
% of FP17s for Band 1 Urgent Courses	17	915	1.9%	9.6%	9.5%	9.1%
% of FP17s Relating to Free Repair or Replacements	0	915	0.0%	0.6%	0.7%	0.8%
% of FP17s Relating to Continuations	2	915	0.2%	0.9%	1.0%	1.0%
% of Patients satisfied with the dentistry they have received	3	3	N/A	91.1%	92.0%	91.5%
% of Patients satisfied with the time they had to wait for an appointment	3	3	N/A	88.6%	88.1%	87.9%

* This is based on patients treated on this contract for their most recent course of treatment. Figures in italics indicate the base number of FP17s or Patient Questionnaire responses are less than 100. N/A is shown where the base number of responses is less than 10 during the period. % is calculated as Quantity/Base number*100

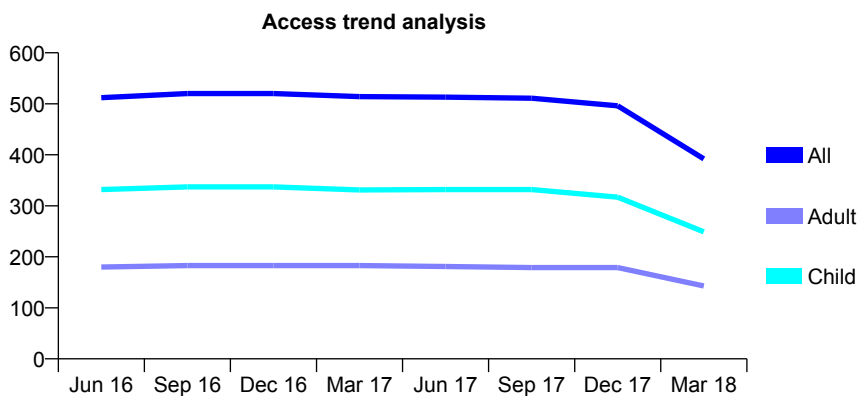
Q68 - Vital Signs At a Glance Contract Report for 751987/0001 - March 2018

Name or company name	MR DS RAJU
Contract type name	GDS Contract
Purpose of contract	General
Contract start date	01/08/2006
Contract end date	31/01/2018

17/18 Contracted general activity (UDA)	1,381
Carry forward general activity (UDA)	0
17/18 Contracted orthodontic activity (UOA)	0
Carry forward orthodontic activity (UOA)	0
Baseline contract value	£31,980.06

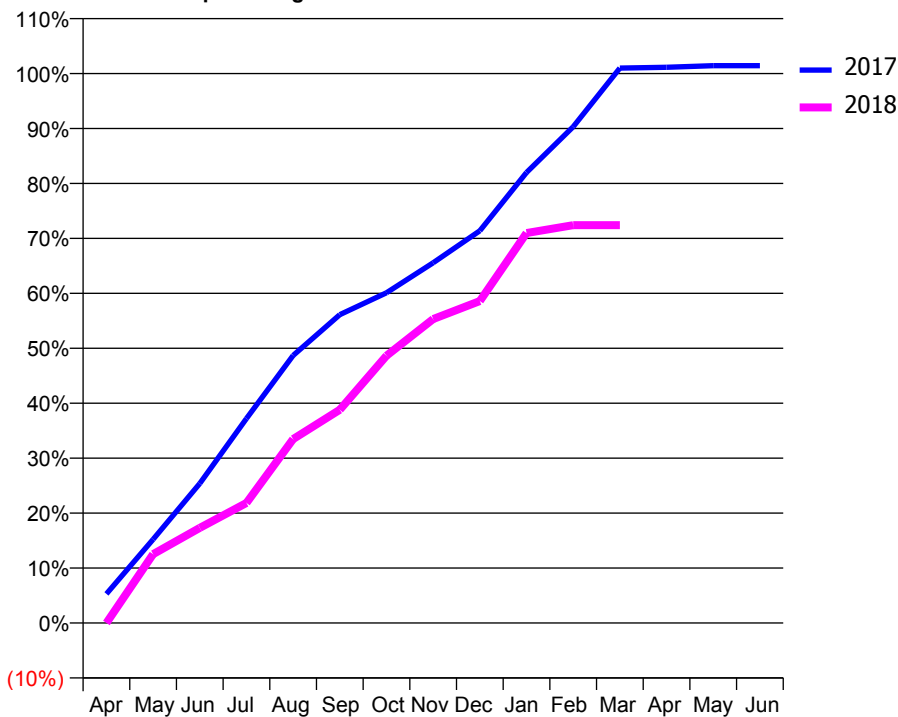
ACCESS*

Patients seen in 24 months	Total	Change since previous quarter
Quarter ending March 2017	514	
Quarter ending June 2017	513	→
Quarter ending September 2017	511	→
Quarter ending December 2017	496	↓
Quarter ending March 2018	392	↓
Variance since March 2017	(23.7%)	↓



ACTIVITY

Cumulative percentage of contracted UDA delivered 2017 & 2018



Adjusted Scheduled Activity (UDA)

Month	2017	2018
April	72	0
May	208	173
June	347	239
July	508	302
August	665	462
September	766	536
October	821	672
November	895	764
December	975	809
January	1,120	980
February	1,234	1,000
March	1,379	1,000
April	1,381	
May	1,385	
June	1,385	

QUALITY

	Quantity	Base Number	Contract	AT	Region	England
% of FP17s for the same patient ID Re-attending within 3 months - Children	53	453	11.7%	9.5%	11.5%	11.9%
% of FP17s for the same patient ID Re-attending within 3 months - Adults	21	201	10.4%	15.2%	15.9%	16.0%
% of FP17s for the same patient ID Re-attending between 3 & 9 months - Children	320	453	70.6%	59.5%	60.6%	58.3%
% of FP17s for the same patient ID Re-attending between 3 & 9 months - Adults	144	201	71.6%	50.8%	51.6%	50.3%
% of FP17s for Band 1 Urgent Courses	35	650	5.4%	9.6%	9.5%	9.1%
% of FP17s Relating to Free Repair or Replacements	0	650	0.0%	0.6%	0.7%	0.8%
% of FP17s Relating to Continuations	0	650	0.0%	0.9%	1.0%	1.0%
% of Patients satisfied with the dentistry they have received	0	0	N/A	91.1%	92.0%	91.5%
% of Patients satisfied with the time they had to wait for an appointment	0	0	N/A	88.6%	88.1%	87.9%

* This is based on patients treated on this contract for their most recent course of treatment. Figures in italics indicate the base number of FP17s or Patient Questionnaire responses are less than 100. N/A is shown where the base number of responses is less than 10 during the period. % is calculated as Quantity/Base number*100

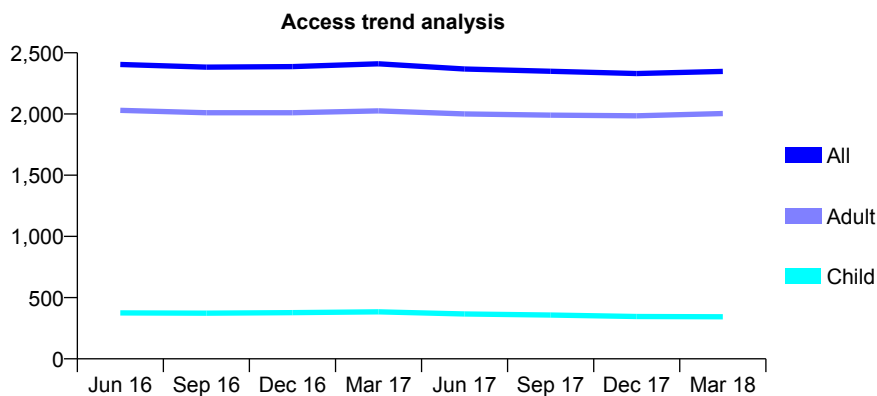
Q68 - Vital Signs At a Glance Contract Report for 754358/0001 - March 2018

Name or company name	MR TE CRONIN
Contract type name	GDS Contract
Purpose of contract	General
Contract start date	01/04/2006
Contract end date	

17/18 Contracted general activity (UDA)	9,110
Carry forward general activity (UDA)	0
17/18 Contracted orthodontic activity (UOA)	0
Carry forward orthodontic activity (UOA)	0
Baseline contract value	£220,722.51

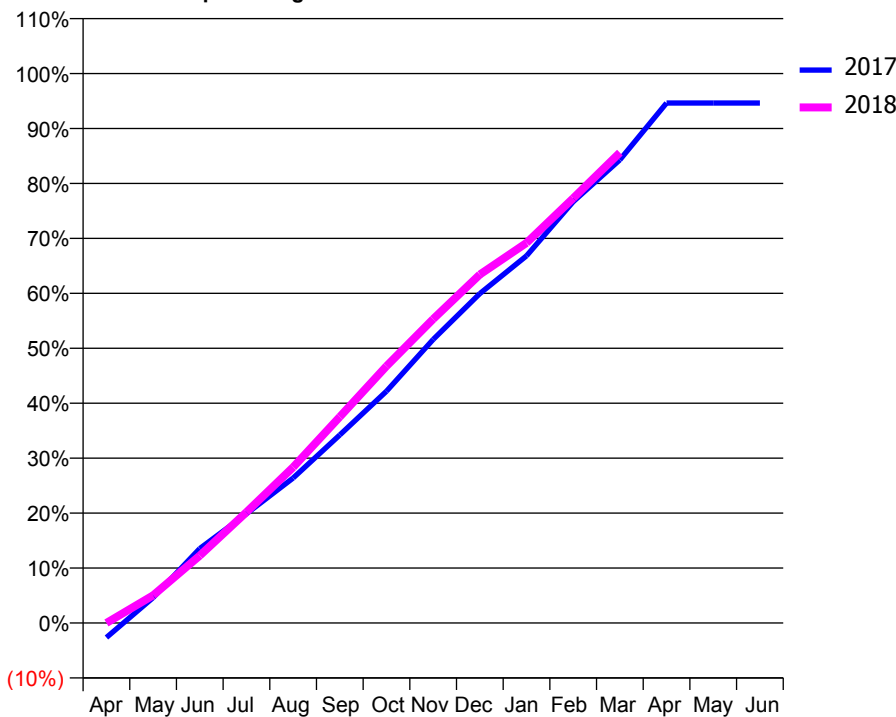
ACCESS*

Patients seen in 24 months	Total	Change since previous quarter
Quarter ending March 2017	2,410	
Quarter ending June 2017	2,368	↓
Quarter ending September 2017	2,349	→
Quarter ending December 2017	2,331	→
Quarter ending March 2018	2,348	→
Variance since March 2017	(2.6%)	↓



ACTIVITY

Cumulative percentage of contracted UDA delivered 2017 & 2018



Month	Adjusted Scheduled Activity (UDA)	
	2017	2018
April	-241	0
May	421	458
June	1,235	1,117
July	1,811	1,838
August	2,404	2,583
September	3,118	3,418
October	3,843	4,259
November	4,702	5,040
December	5,461	5,777
January	6,087	6,302
February	6,984	7,041
March	7,680	7,799
April	8,622	
May	8,622	
June	8,622	

QUALITY

	Quantity	Base Number	Contract	AT	Region	England
% of FP17s for the same patient ID Re-attending within 3 months - Children	18	412	4.4%	9.5%	11.5%	11.9%
% of FP17s for the same patient ID Re-attending within 3 months - Adults	372	2,965	12.5%	15.2%	15.9%	16.0%
% of FP17s for the same patient ID Re-attending between 3 & 9 months - Children	245	412	59.5%	59.5%	60.6%	58.3%
% of FP17s for the same patient ID Re-attending between 3 & 9 months - Adults	1,810	2,965	61.0%	50.8%	51.6%	50.3%
% of FP17s for Band 1 Urgent Courses	173	3,045	5.7%	9.6%	9.5%	9.1%
% of FP17s Relating to Free Repair or Replacements	10	3,045	0.3%	0.6%	0.7%	0.8%
% of FP17s Relating to Continuations	69	3,045	2.3%	0.9%	1.0%	1.0%
% of Patients satisfied with the dentistry they have received	4	4	N/A	91.1%	92.0%	91.5%
% of Patients satisfied with the time they had to wait for an appointment	4	4	N/A	88.6%	88.1%	87.9%

* This is based on patients treated on this contract for their most recent course of treatment. Figures in italics indicate the base number of FP17s or Patient Questionnaire responses are less than 100. N/A is shown where the base number of responses is less than 10 during the period. % is calculated as Quantity/Base number*100

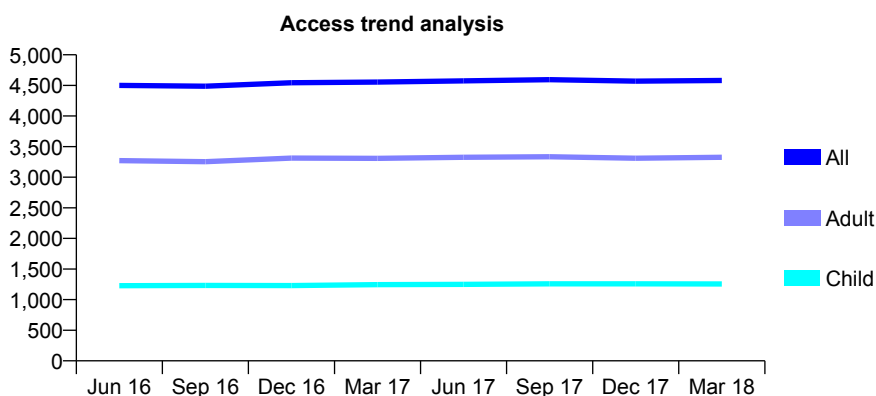
Q68 - Vital Signs At a Glance Contract Report for 755389/0001 - March 2018

Name or company name	MR SD KELL
Contract type name	GDS Contract
Purpose of contract	General
Contract start date	01/08/2007
Contract end date	

17/18 Contracted general activity (UDA)	12,216
Carry forward general activity (UDA)	-48
17/18 Contracted orthodontic activity (UOA)	0
Carry forward orthodontic activity (UOA)	0
Baseline contract value	£291,330.58

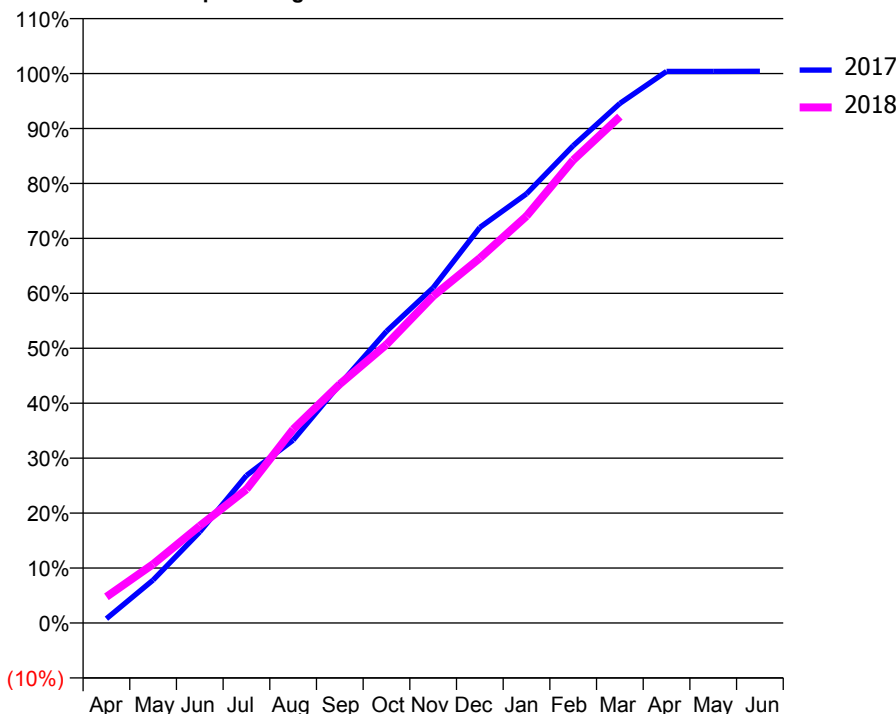
ACCESS*

Patients seen in 24 months	Total	Change since previous quarter
Quarter ending March 2017	4,555	
Quarter ending June 2017	4,575	→
Quarter ending September 2017	4,594	→
Quarter ending December 2017	4,570	→
Quarter ending March 2018	4,581	→
Variance since March 2017	0.6%	→



ACTIVITY

Cumulative percentage of contracted UDA delivered 2017 & 2018



Month	Adjusted Scheduled Activity (UDA)	
	2017	2018
April	96	583
May	957	1,309
June	2,025	2,160
July	3,280	2,972
August	4,066	4,305
September	5,304	5,310
October	6,486	6,191
November	7,454	7,269
December	8,793	8,113
January	9,540	9,047
February	10,611	10,292
March	11,552	11,257
April	12,262	
May	12,262	
June	12,264	

QUALITY

	Quantity	Base Number	Contract	AT	Region	England
% of FP17s for the same patient ID Re-attending within 3 months - Children	119	2,073	5.7%	9.5%	11.5%	11.9%
% of FP17s for the same patient ID Re-attending within 3 months - Adults	671	5,134	13.1%	15.2%	15.9%	16.0%
% of FP17s for the same patient ID Re-attending between 3 & 9 months - Children	1,401	2,073	67.6%	59.5%	60.6%	58.3%
% of FP17s for the same patient ID Re-attending between 3 & 9 months - Adults	3,261	5,134	63.5%	50.8%	51.6%	50.3%
% of FP17s for Band 1 Urgent Courses	331	5,919	5.6%	9.6%	9.5%	9.1%
% of FP17s Relating to Free Repair or Replacements	58	5,919	1.0%	0.6%	0.7%	0.8%
% of FP17s Relating to Continuations	18	5,919	0.3%	0.9%	1.0%	1.0%
% of Patients satisfied with the dentistry they have received	9	10	90.0%	91.1%	92.0%	91.5%
% of Patients satisfied with the time they had to wait for an appointment	8	10	80.0%	88.6%	88.1%	87.9%

* This is based on patients treated on this contract for their most recent course of treatment. Figures in italics indicate the base number of FP17s or Patient Questionnaire responses are less than 100. N/A is shown where the base number of responses is less than 10 during the period. % is calculated as Quantity/Base number*100

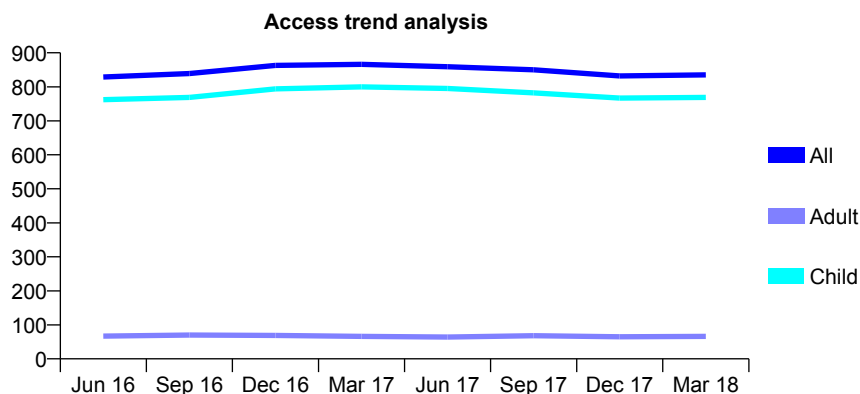
Q68 - Vital Signs At a Glance Contract Report for 762113/0001 - March 2018

Name or company name	MR M SABAH
Contract type name	GDS Contract
Purpose of contract	General
Contract start date	01/04/2006
Contract end date	

17/18 Contracted general activity (UDA)	1,800
Carry forward general activity (UDA)	0
17/18 Contracted orthodontic activity (UOA)	0
Carry forward orthodontic activity (UOA)	0
Baseline contract value	£38,111.68

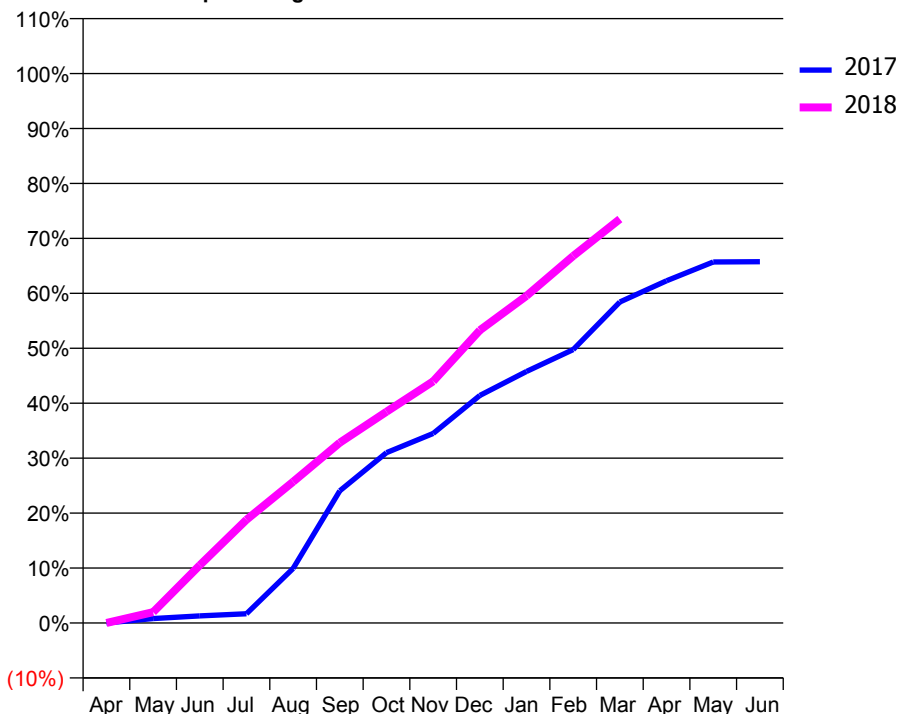
ACCESS*

Patients seen in 24 months	Total	Change since previous quarter
Quarter ending March 2017	866	
Quarter ending June 2017	859	→
Quarter ending September 2017	850	↓
Quarter ending December 2017	832	↓
Quarter ending March 2018	835	→
Variance since March 2017	(3.6%)	↓



ACTIVITY

Cumulative percentage of contracted UDA delivered 2017 & 2018



Month	Adjusted Scheduled Activity (UDA)	
	2017	2018
April	0	0
May	19	36
June	31	189
July	40	338
August	238	463
September	577	591
October	743	692
November	827	792
December	993	959
January	1,098	1,072
February	1,193	1,202
March	1,401	1,323
April	1,493	
May	1,575	
June	1,576	

QUALITY

	Quantity	Base Number	Contract	AT	Region	England
% of FP17s for the same patient ID Re-attending within 3 months - Children	57	1,062	5.4%	9.5%	11.5%	11.9%
% of FP17s for the same patient ID Re-attending within 3 months - Adults	2	33	6.1%	15.2%	15.9%	16.0%
% of FP17s for the same patient ID Re-attending between 3 & 9 months - Children	627	1,062	59.0%	59.5%	60.6%	58.3%
% of FP17s for the same patient ID Re-attending between 3 & 9 months - Adults	21	33	63.6%	50.8%	51.6%	50.3%
% of FP17s for Band 1 Urgent Courses	35	974	3.6%	9.6%	9.5%	9.1%
% of FP17s Relating to Free Repair or Replacements	0	974	0.0%	0.6%	0.7%	0.8%
% of FP17s Relating to Continuations	0	974	0.0%	0.9%	1.0%	1.0%
% of Patients satisfied with the dentistry they have received	0	0	N/A	91.1%	92.0%	91.5%
% of Patients satisfied with the time they had to wait for an appointment	0	0	N/A	88.6%	88.1%	87.9%

* This is based on patients treated on this contract for their most recent course of treatment. Figures in italics indicate the base number of FP17s or Patient Questionnaire responses are less than 100. N/A is shown where the base number of responses is less than 10 during the period. % is calculated as Quantity/Base number*100

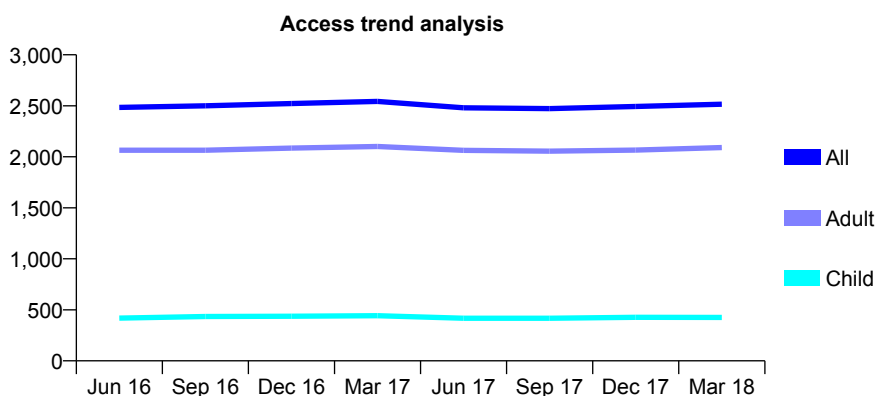
Q68 - Vital Signs At a Glance Contract Report for 762369/0001 - March 2018

Name or company name	MR F DIRAKVAND
Contract type name	GDS Contract
Purpose of contract	General
Contract start date	01/04/2006
Contract end date	

17/18 Contracted general activity (UDA)	8,356
Carry forward general activity (UDA)	-38
17/18 Contracted orthodontic activity (UOA)	0
Carry forward orthodontic activity (UOA)	0
Baseline contract value	£208,469.56

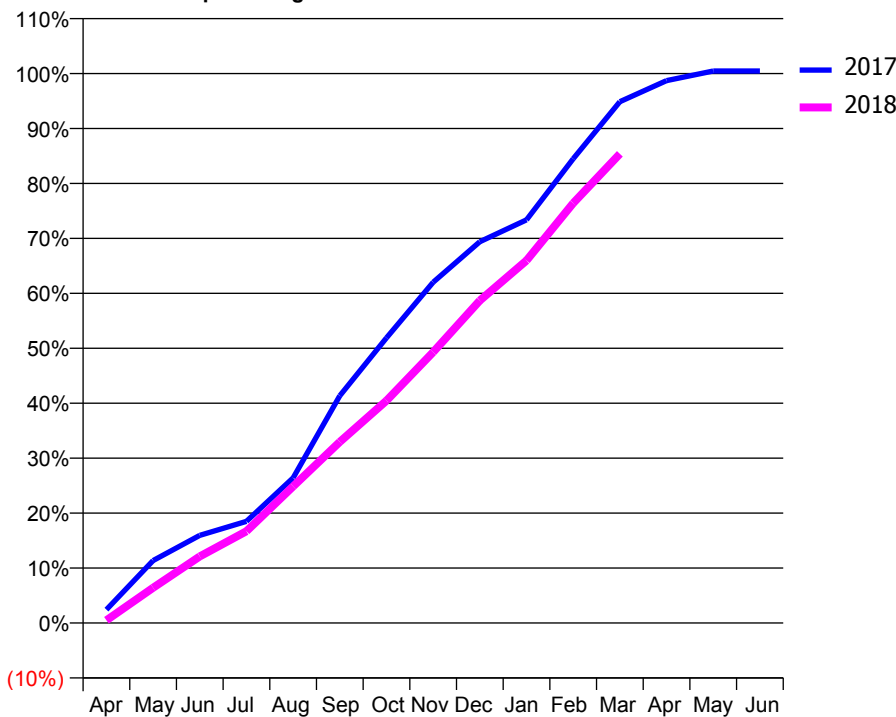
ACCESS*

Patients seen in 24 months	Total	Change since previous quarter
Quarter ending March 2017	2,543	
Quarter ending June 2017	2,480	↓
Quarter ending September 2017	2,473	→
Quarter ending December 2017	2,493	→
Quarter ending March 2018	2,516	→
Variance since March 2017	(1.1%)	↓



ACTIVITY

Cumulative percentage of contracted UDA delivered 2017 & 2018



Month	Adjusted Scheduled Activity (UDA)	
	2017	2018
April	203	41
May	950	537
June	1,333	1,012
July	1,547	1,396
August	2,207	2,077
September	3,457	2,755
October	4,335	3,381
November	5,182	4,120
December	5,797	4,903
January	6,131	5,513
February	7,060	6,384
March	7,927	7,134
April	8,249	
May	8,393	
June	8,393	

QUALITY

	Quantity	Base Number	Contract	AT	Region	England
% of FP17s for the same patient ID Re-attending within 3 months - Children	27	514	5.3%	9.5%	11.5%	11.9%
% of FP17s for the same patient ID Re-attending within 3 months - Adults	251	2,596	9.7%	15.2%	15.9%	16.0%
% of FP17s for the same patient ID Re-attending between 3 & 9 months - Children	264	514	51.4%	59.5%	60.6%	58.3%
% of FP17s for the same patient ID Re-attending between 3 & 9 months - Adults	1,466	2,596	56.5%	50.8%	51.6%	50.3%
% of FP17s for Band 1 Urgent Courses	74	2,922	2.5%	9.6%	9.5%	9.1%
% of FP17s Relating to Free Repair or Replacements	22	2,922	0.8%	0.6%	0.7%	0.8%
% of FP17s Relating to Continuations	2	2,922	0.1%	0.9%	1.0%	1.0%
% of Patients satisfied with the dentistry they have received	4	5	N/A	91.1%	92.0%	91.5%
% of Patients satisfied with the time they had to wait for an appointment	4	5	N/A	88.6%	88.1%	87.9%

* This is based on patients treated on this contract for their most recent course of treatment. Figures in italics indicate the base number of FP17s or Patient Questionnaire responses are less than 100. N/A is shown where the base number of responses is less than 10 during the period. % is calculated as Quantity/Base number*100

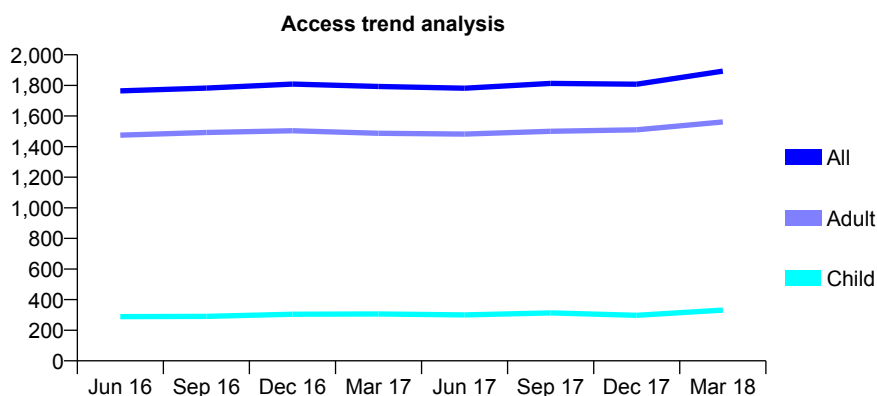
Q68 - Vital Signs At a Glance Contract Report for 763233/0001 - March 2018

Name or company name	MR H MOTAMEDI
Contract type name	GDS Contract
Purpose of contract	General
Contract start date	01/04/2006
Contract end date	

17/18 Contracted general activity (UDA)	7,159
Carry forward general activity (UDA)	0
17/18 Contracted orthodontic activity (UOA)	0
Carry forward orthodontic activity (UOA)	0
Baseline contract value	£178,875.08

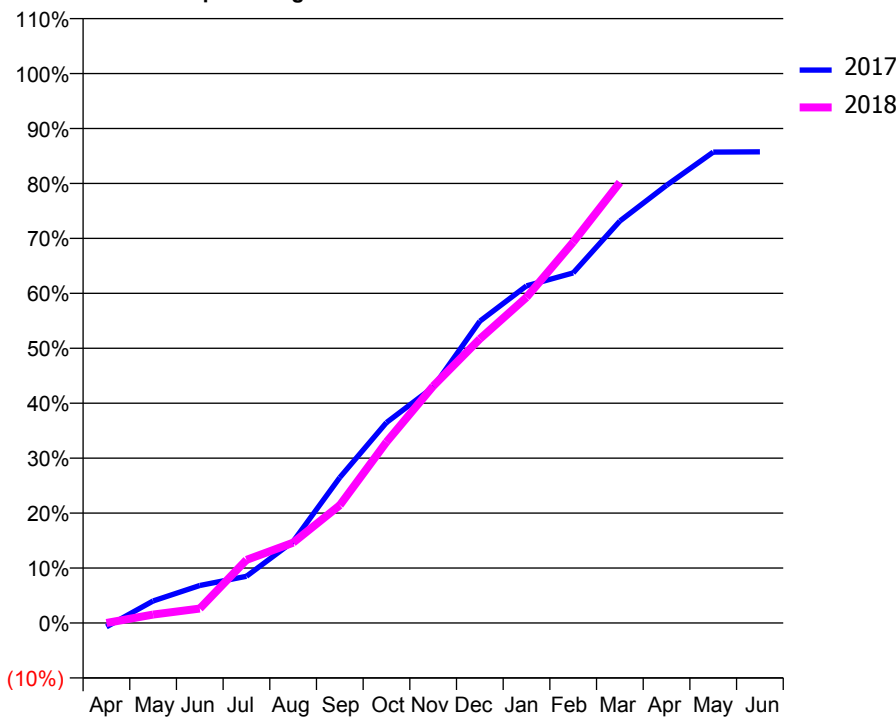
ACCESS*

Patients seen in 24 months	Total	Change since previous quarter
Quarter ending March 2017	1,793	
Quarter ending June 2017	1,782	→
Quarter ending September 2017	1,813	→
Quarter ending December 2017	1,808	→
Quarter ending March 2018	1,893	↑
Variance since March 2017	5.6%	↑



ACTIVITY

Cumulative percentage of contracted UDA delivered 2017 & 2018



Month	Adjusted Scheduled Activity (UDA)	
	2017	2018
April	-52	0
May	287	111
June	488	188
July	609	823
August	1,062	1,046
September	1,897	1,535
October	2,611	2,359
November	3,073	3,087
December	3,932	3,702
January	4,393	4,243
February	4,562	4,962
March	5,236	5,740
April	5,703	
May	6,135	
June	6,138	

QUALITY

	Quantity	Base Number	Contract	AT	Region	England
% of FP17s for the same patient ID Re-attending within 3 months - Children	16	380	4.2%	9.5%	11.5%	11.9%
% of FP17s for the same patient ID Re-attending within 3 months - Adults	183	1,979	9.2%	15.2%	15.9%	16.0%
% of FP17s for the same patient ID Re-attending between 3 & 9 months - Children	153	380	40.3%	59.5%	60.6%	58.3%
% of FP17s for the same patient ID Re-attending between 3 & 9 months - Adults	1,025	1,979	51.8%	50.8%	51.6%	50.3%
% of FP17s for Band 1 Urgent Courses	65	2,054	3.2%	9.6%	9.5%	9.1%
% of FP17s Relating to Free Repair or Replacements	2	2,054	0.1%	0.6%	0.7%	0.8%
% of FP17s Relating to Continuations	3	2,054	0.1%	0.9%	1.0%	1.0%
% of Patients satisfied with the dentistry they have received	13	13	100.0%	91.1%	92.0%	91.5%
% of Patients satisfied with the time they had to wait for an appointment	13	13	100.0%	88.6%	88.1%	87.9%

* This is based on patients treated on this contract for their most recent course of treatment. Figures in italics indicate the base number of FP17s or Patient Questionnaire responses are less than 100. N/A is shown where the base number of responses is less than 10 during the period. % is calculated as Quantity/Base number*100

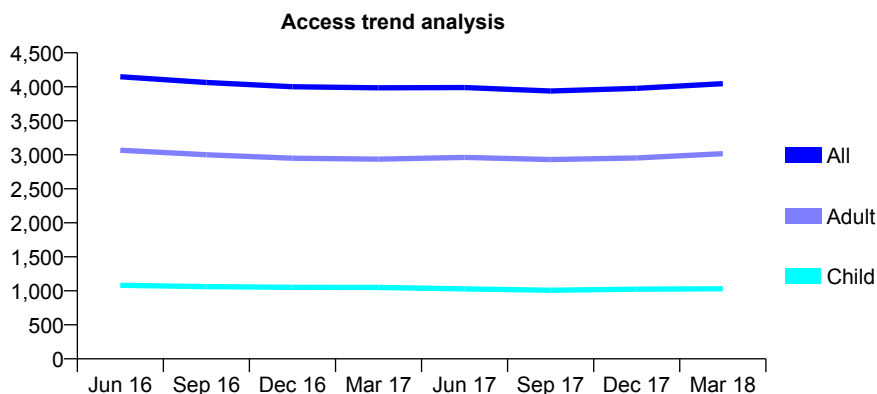
Q68 - Vital Signs At a Glance Contract Report for 763535/0002 - March 2018

Name or company name	MR A SAMI
Contract type name	GDS Contract
Purpose of contract	General
Contract start date	01/12/2006
Contract end date	

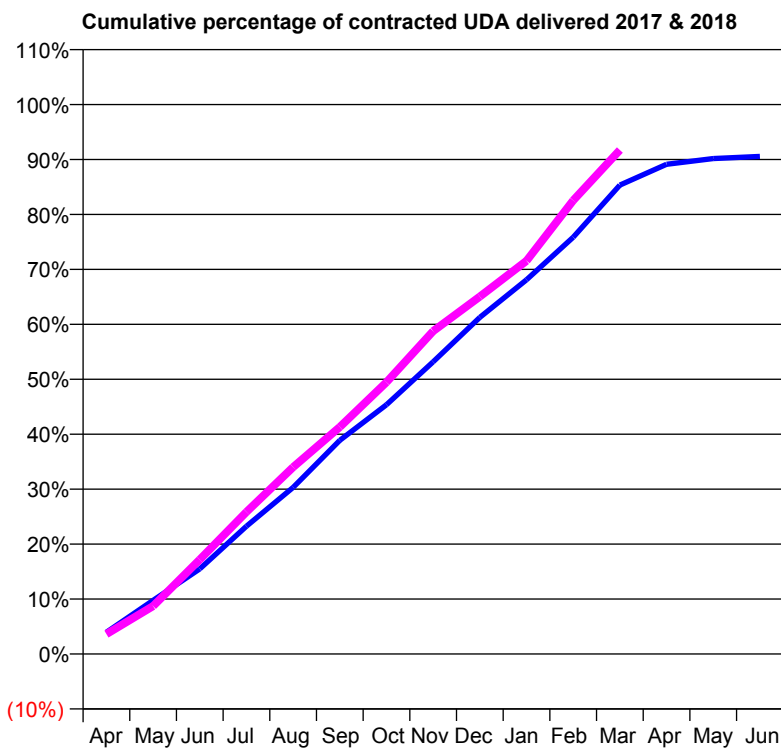
17/18 Contracted general activity (UDA)	10,310
Carry forward general activity (UDA)	0
17/18 Contracted orthodontic activity (UOA)	0
Carry forward orthodontic activity (UOA)	0
Baseline contract value	£244,447.87

ACCESS*

Patients seen in 24 months	Total	Change since previous quarter
Quarter ending March 2017	3,986	
Quarter ending June 2017	3,990	→
Quarter ending September 2017	3,939	↓
Quarter ending December 2017	3,978	→
Quarter ending March 2018	4,047	→
Variance since March 2017	1.5%	→



ACTIVITY



Month	Adjusted Scheduled Activity (UDA)	
	2017	2018
April	410	373
May	1,006	899
June	1,598	1,773
July	2,397	2,665
August	3,127	3,506
September	4,009	4,260
October	4,678	5,100
November	5,484	6,059
December	6,315	6,707
January	7,022	7,378
February	7,821	8,510
March	8,797	9,457
April	9,189	
May	9,297	
June	9,336	

QUALITY

	Quantity	Base Number	Contract	AT	Region	England
% of FP17s for the same patient ID Re-attending within 3 months - Children	75	1,211	6.2%	9.5%	11.5%	11.9%
% of FP17s for the same patient ID Re-attending within 3 months - Adults	494	3,169	15.6%	15.2%	15.9%	16.0%
% of FP17s for the same patient ID Re-attending between 3 & 9 months - Children	541	1,211	44.7%	59.5%	60.6%	58.3%
% of FP17s for the same patient ID Re-attending between 3 & 9 months - Adults	1,082	3,169	34.1%	50.8%	51.6%	50.3%
% of FP17s for Band 1 Urgent Courses	420	4,184	10.0%	9.6%	9.5%	9.1%
% of FP17s Relating to Free Repair or Replacements	17	4,184	0.4%	0.6%	0.7%	0.8%
% of FP17s Relating to Continuations	125	4,184	3.0%	0.9%	1.0%	1.0%
% of Patients satisfied with the dentistry they have received	4	4	N/A	91.1%	92.0%	91.5%
% of Patients satisfied with the time they had to wait for an appointment	3	4	N/A	88.6%	88.1%	87.9%

* This is based on patients treated on this contract for their most recent course of treatment. Figures in italics indicate the base number of FP17s or Patient Questionnaire responses are less than 100. N/A is shown where the base number of responses is less than 10 during the period. % is calculated as Quantity/Base number*100

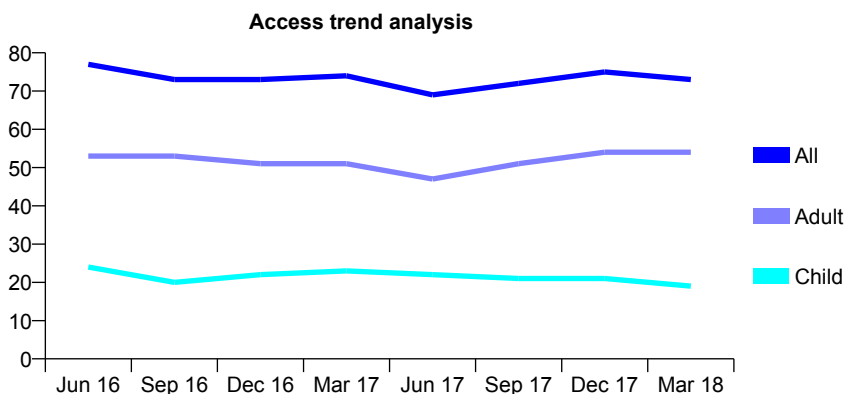
Q68 - Vital Signs At a Glance Contract Report for 767824/0001 - March 2018

Name or company name	MR JF JORDAAN
Contract type name	GDS Contract
Purpose of contract	General
Contract start date	01/04/2006
Contract end date	31/03/2018

17/18 Contracted general activity (UDA)	150
Carry forward general activity (UDA)	-3
17/18 Contracted orthodontic activity (UOA)	0
Carry forward orthodontic activity (UOA)	0
Baseline contract value	£3,844.86

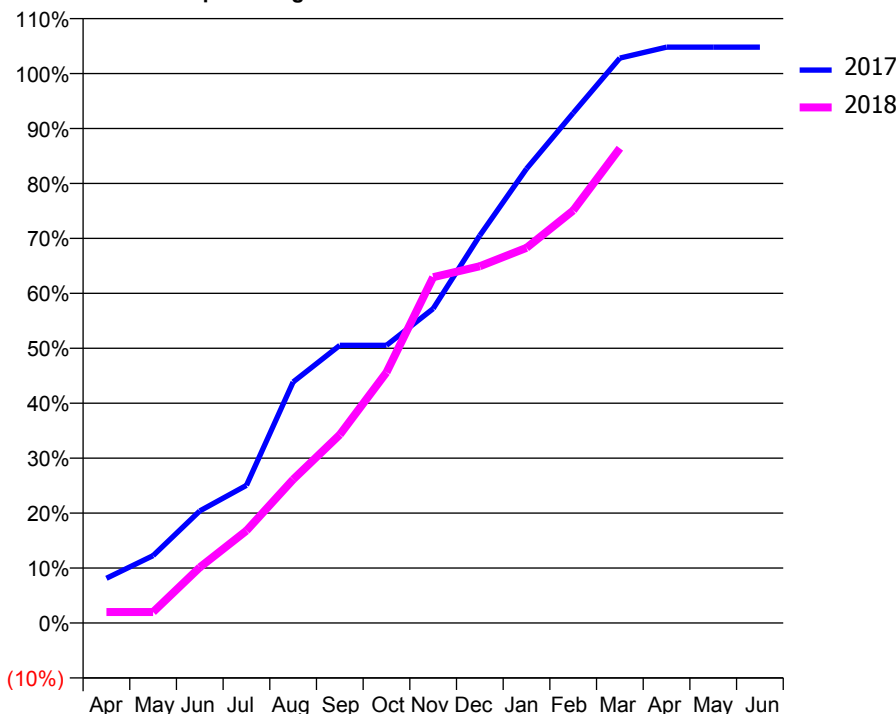
ACCESS*

Patients seen in 24 months	Total	Change since previous quarter
Quarter ending March 2017	74	
Quarter ending June 2017	69	↓
Quarter ending September 2017	72	↑
Quarter ending December 2017	75	↑
Quarter ending March 2018	73	↓
Variance since March 2017	(1.4%)	↓



ACTIVITY

Cumulative percentage of contracted UDA delivered 2017 & 2018



Month	Adjusted Scheduled Activity (UDA)	
	2017	2018
April	12	3
May	18	3
June	31	15
July	38	25
August	66	39
September	76	51
October	76	68
November	86	94
December	106	97
January	124	102
February	139	113
March	154	130
April	157	
May	157	
June	157	

QUALITY

	Quantity	Base Number	Contract	AT	Region	England
% of FP17s for the same patient ID Re-attending within 3 months - Children	1	19	5.3%	9.5%	11.5%	11.9%
% of FP17s for the same patient ID Re-attending within 3 months - Adults	3	44	6.8%	15.2%	15.9%	16.0%
% of FP17s for the same patient ID Re-attending between 3 & 9 months - Children	11	19	57.9%	59.5%	60.6%	58.3%
% of FP17s for the same patient ID Re-attending between 3 & 9 months - Adults	19	44	43.2%	50.8%	51.6%	50.3%
% of FP17s for Band 1 Urgent Courses	3	62	4.8%	9.6%	9.5%	9.1%
% of FP17s Relating to Free Repair or Replacements	0	62	0.0%	0.6%	0.7%	0.8%
% of FP17s Relating to Continuations	0	62	0.0%	0.9%	1.0%	1.0%
% of Patients satisfied with the dentistry they have received	0	0	N/A	91.1%	92.0%	91.5%
% of Patients satisfied with the time they had to wait for an appointment	0	0	N/A	88.6%	88.1%	87.9%

* This is based on patients treated on this contract for their most recent course of treatment. Figures in italics indicate the base number of FP17s or Patient Questionnaire responses are less than 100. N/A is shown where the base number of responses is less than 10 during the period. % is calculated as Quantity/Base number*100

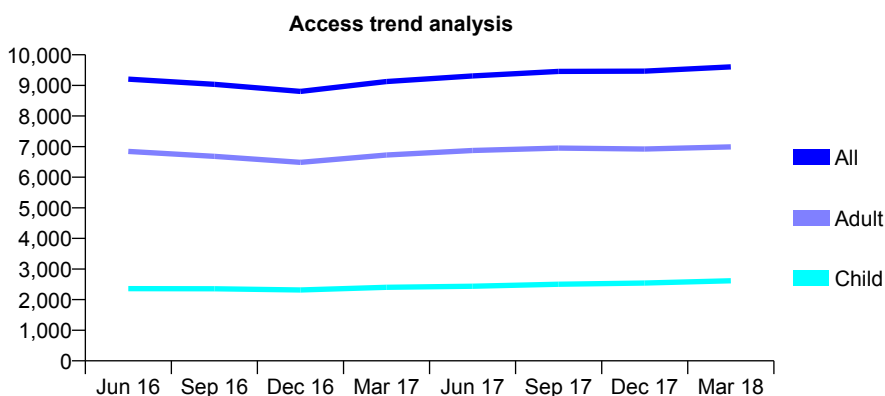
Q68 - Vital Signs At a Glance Contract Report for 772100/0001 - March 2018

Name or company name	MR BM SILVA
Contract type name	GDS Contract
Purpose of contract	General
Contract start date	01/04/2006
Contract end date	

17/18 Contracted general activity (UDA)	29,792
Carry forward general activity (UDA)	0
17/18 Contracted orthodontic activity (UOA)	0
Carry forward orthodontic activity (UOA)	0
Baseline contract value	£771,025.82

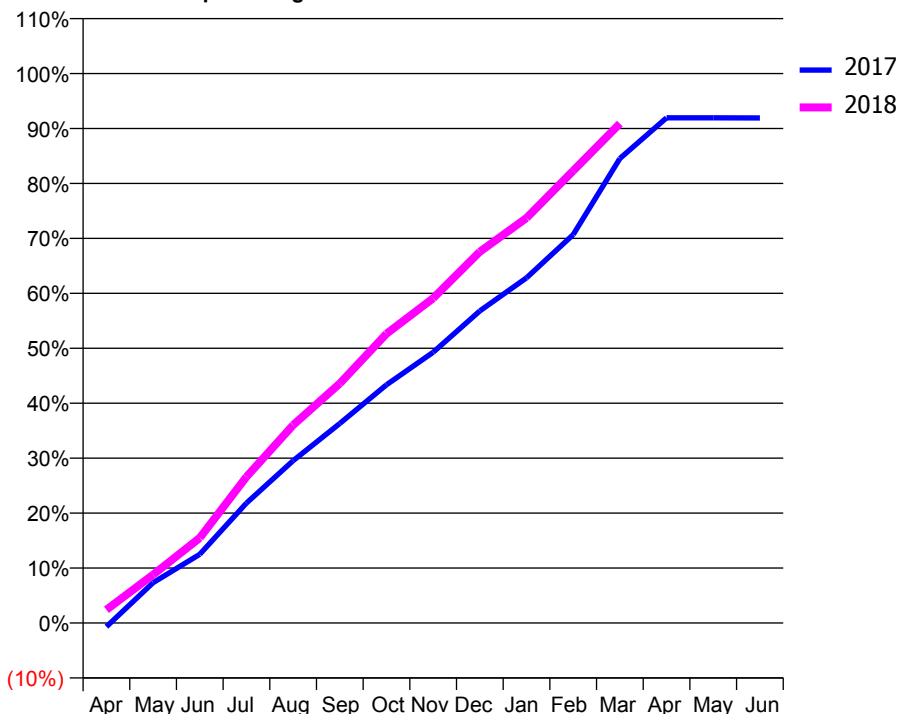
ACCESS*

Patients seen in 24 months	Total	Change since previous quarter
Quarter ending March 2017	9,128	
Quarter ending June 2017	9,310	→
Quarter ending September 2017	9,458	→
Quarter ending December 2017	9,466	→
Quarter ending March 2018	9,607	→
Variance since March 2017	5.2%	↑



ACTIVITY

Cumulative percentage of contracted UDA delivered 2017 & 2018



Month	Adjusted Scheduled Activity (UDA)	
	2017	2018
April	-209	718
May	2,186	2,619
June	3,725	4,618
July	6,504	7,929
August	8,803	10,730
September	10,821	12,984
October	12,913	15,688
November	14,682	17,605
December	16,918	20,134
January	18,714	21,960
February	21,054	24,517
March	25,187	27,078
April	27,392	
May	27,387	
June	27,385	

QUALITY

	Quantity	Base Number	Contract	AT	Region	England
% of FP17s for the same patient ID Re-attending within 3 months - Children	223	3,415	6.5%	9.5%	11.5%	11.9%
% of FP17s for the same patient ID Re-attending within 3 months - Adults	1,117	8,706	12.8%	15.2%	15.9%	16.0%
% of FP17s for the same patient ID Re-attending between 3 & 9 months - Children	1,977	3,415	57.9%	59.5%	60.6%	58.3%
% of FP17s for the same patient ID Re-attending between 3 & 9 months - Adults	4,740	8,706	54.4%	50.8%	51.6%	50.3%
% of FP17s for Band 1 Urgent Courses	788	11,456	6.9%	9.6%	9.5%	9.1%
% of FP17s Relating to Free Repair or Replacements	40	11,456	0.3%	0.6%	0.7%	0.8%
% of FP17s Relating to Continuations	6	11,456	0.1%	0.9%	1.0%	1.0%
% of Patients satisfied with the dentistry they have received	9	11	81.8%	91.1%	92.0%	91.5%
% of Patients satisfied with the time they had to wait for an appointment	9	11	81.8%	88.6%	88.1%	87.9%

* This is based on patients treated on this contract for their most recent course of treatment. Figures in italics indicate the base number of FP17s or Patient Questionnaire responses are less than 100. N/A is shown where the base number of responses is less than 10 during the period. % is calculated as Quantity/Base number*100

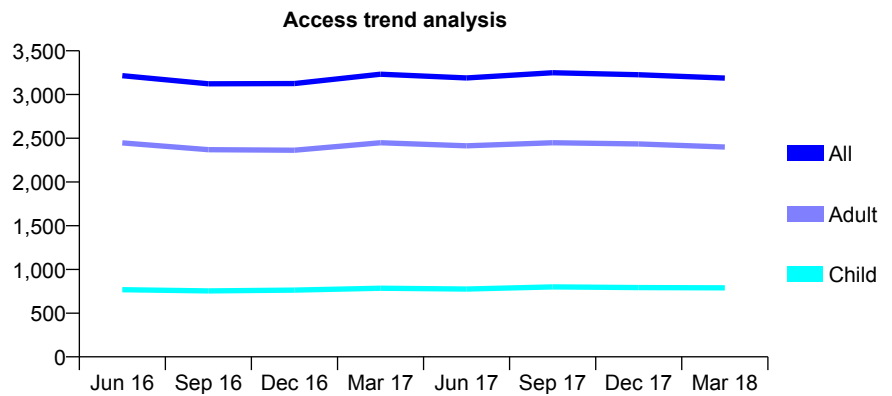
Q68 - Vital Signs At a Glance Contract Report for 772100/0003 - March 2018

Name or company name	MR BM SILVA
Contract type name	GDS Contract
Purpose of contract	General
Contract start date	06/02/2012
Contract end date	

17/18 Contracted general activity (UDA)	10,000
Carry forward general activity (UDA)	-115
17/18 Contracted orthodontic activity (UOA)	0
Carry forward orthodontic activity (UOA)	0
Baseline contract value	£222,833.90

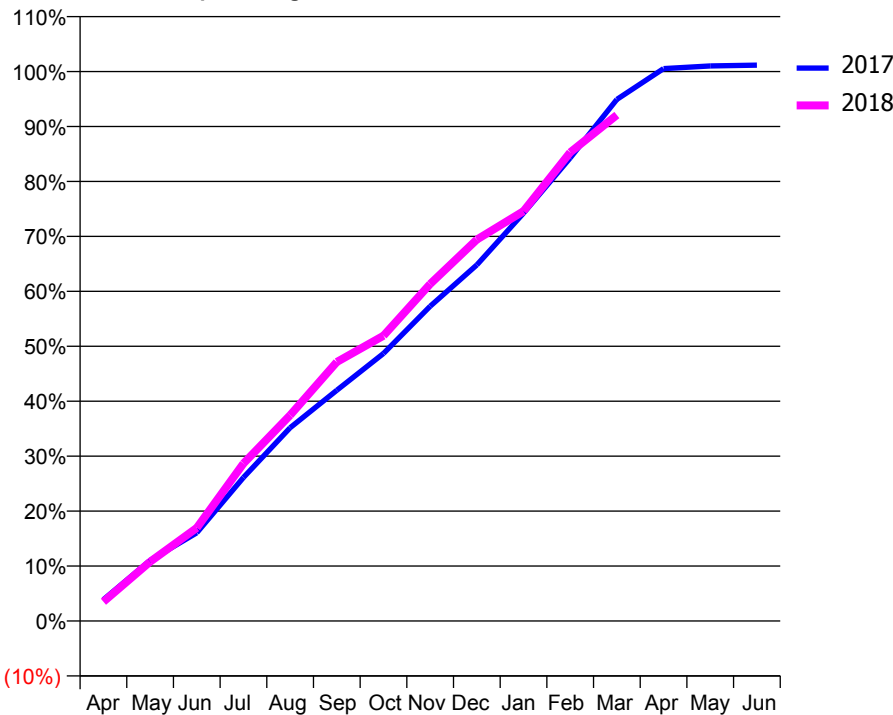
ACCESS*

Patients seen in 24 months	Total	Change since previous quarter
Quarter ending March 2017	3,232	
Quarter ending June 2017	3,190	↓
Quarter ending September 2017	3,249	→
Quarter ending December 2017	3,227	→
Quarter ending March 2018	3,188	↓
Variance since March 2017	(1.4%)	↓



ACTIVITY

Cumulative percentage of contracted UDA delivered 2017 & 2018



Month	Adjusted Scheduled Activity (UDA)	
	2017	2018
April	390	350
May	1,102	1,079
June	1,605	1,696
July	2,612	2,867
August	3,517	3,745
September	4,199	4,714
October	4,868	5,192
November	5,728	6,133
December	6,480	6,941
January	7,423	7,459
February	8,427	8,528
March	9,492	9,207
April	10,054	
May	10,102	
June	10,115	

QUALITY

	Quantity	Base Number	Contract	AT	Region	England
% of FP17s for the same patient ID Re-attending within 3 months - Children	60	1,055	5.7%	9.5%	11.5%	11.9%
% of FP17s for the same patient ID Re-attending within 3 months - Adults	493	3,419	14.4%	15.2%	15.9%	16.0%
% of FP17s for the same patient ID Re-attending between 3 & 9 months - Children	582	1,055	55.2%	59.5%	60.6%	58.3%
% of FP17s for the same patient ID Re-attending between 3 & 9 months - Adults	1,957	3,419	57.2%	50.8%	51.6%	50.3%
% of FP17s for Band 1 Urgent Courses	474	4,264	11.1%	9.6%	9.5%	9.1%
% of FP17s Relating to Free Repair or Replacements	18	4,264	0.4%	0.6%	0.7%	0.8%
% of FP17s Relating to Continuations	19	4,264	0.4%	0.9%	1.0%	1.0%
% of Patients satisfied with the dentistry they have received	2	2	N/A	91.1%	92.0%	91.5%
% of Patients satisfied with the time they had to wait for an appointment	2	2	N/A	88.6%	88.1%	87.9%

* This is based on patients treated on this contract for their most recent course of treatment. Figures in italics indicate the base number of FP17s or Patient Questionnaire responses are less than 100. N/A is shown where the base number of responses is less than 10 during the period. % is calculated as Quantity/Base number*100

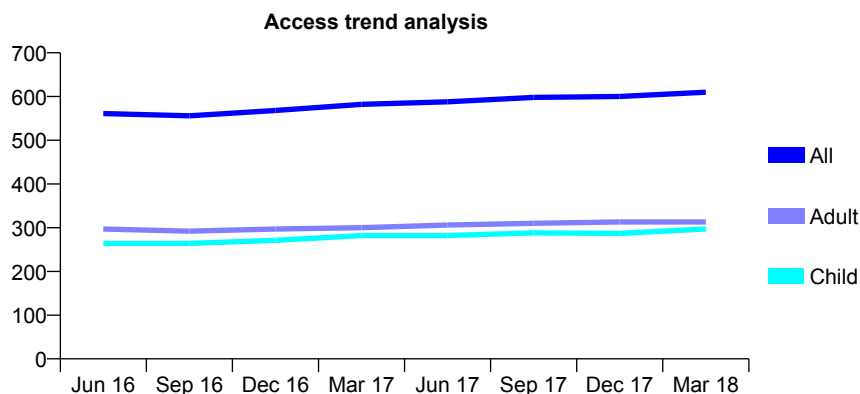
Q68 - Vital Signs At a Glance Contract Report for 776327/0001 - March 2018

Name or company name	MS S BARAHIMI
Contract type name	GDS Contract
Purpose of contract	General
Contract start date	01/10/2012
Contract end date	

17/18 Contracted general activity (UDA)	1,334
Carry forward general activity (UDA)	-27
17/18 Contracted orthodontic activity (UOA)	0
Carry forward orthodontic activity (UOA)	0
Baseline contract value	£29,982.08

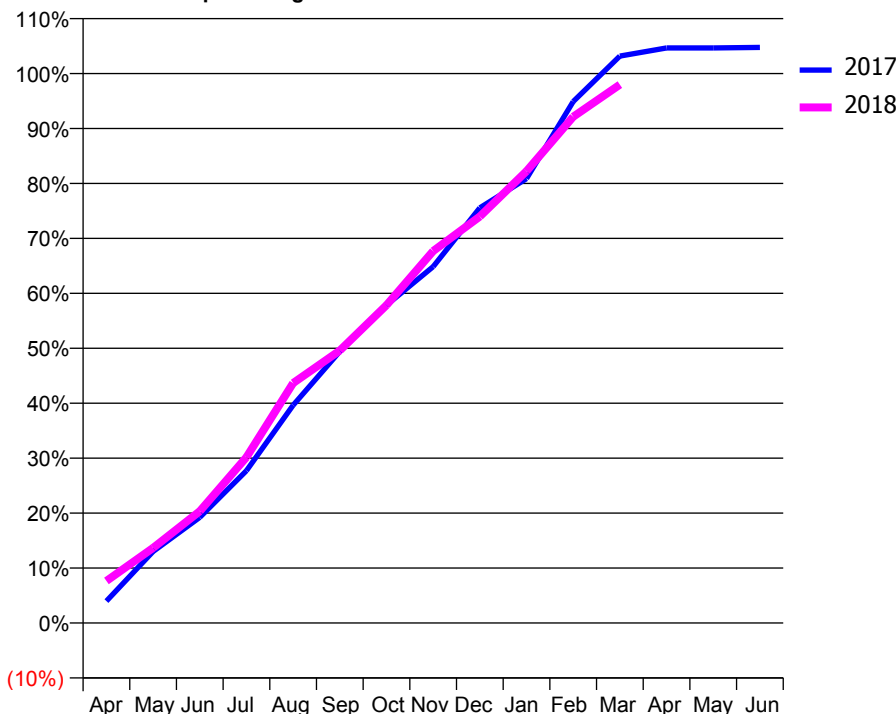
ACCESS*

Patients seen in 24 months	Total	Change since previous quarter
Quarter ending March 2017	582	
Quarter ending June 2017	588	→
Quarter ending September 2017	598	→
Quarter ending December 2017	600	→
Quarter ending March 2018	610	→
Variance since March 2017	4.8%	↑



ACTIVITY

Cumulative percentage of contracted UDA delivered 2017 & 2018



Adjusted Scheduled Activity (UDA)

Month	2017	2018
April	53	102
May	174	182
June	256	271
July	370	402
August	529	582
September	659	662
October	772	772
November	865	903
December	1,008	987
January	1,079	1,097
February	1,266	1,229
March	1,376	1,307
April	1,396	
May	1,396	
June	1,397	

QUALITY

	Quantity	Base Number	Contract	AT	Region	England
% of FP17s for the same patient ID Re-attending within 3 months - Children	11	356	3.1%	9.5%	11.5%	11.9%
% of FP17s for the same patient ID Re-attending within 3 months - Adults	12	309	3.9%	15.2%	15.9%	16.0%
% of FP17s for the same patient ID Re-attending between 3 & 9 months - Children	191	356	53.7%	59.5%	60.6%	58.3%
% of FP17s for the same patient ID Re-attending between 3 & 9 months - Adults	153	309	49.5%	50.8%	51.6%	50.3%
% of FP17s for Band 1 Urgent Courses	10	651	1.5%	9.6%	9.5%	9.1%
% of FP17s Relating to Free Repair or Replacements	0	651	0.0%	0.6%	0.7%	0.8%
% of FP17s Relating to Continuations	0	651	0.0%	0.9%	1.0%	1.0%
% of Patients satisfied with the dentistry they have received	0	0	N/A	91.1%	92.0%	91.5%
% of Patients satisfied with the time they had to wait for an appointment	0	0	N/A	88.6%	88.1%	87.9%

* This is based on patients treated on this contract for their most recent course of treatment. Figures in italics indicate the base number of FP17s or Patient Questionnaire responses are less than 100. N/A is shown where the base number of responses is less than 10 during the period. % is calculated as Quantity/Base number*100

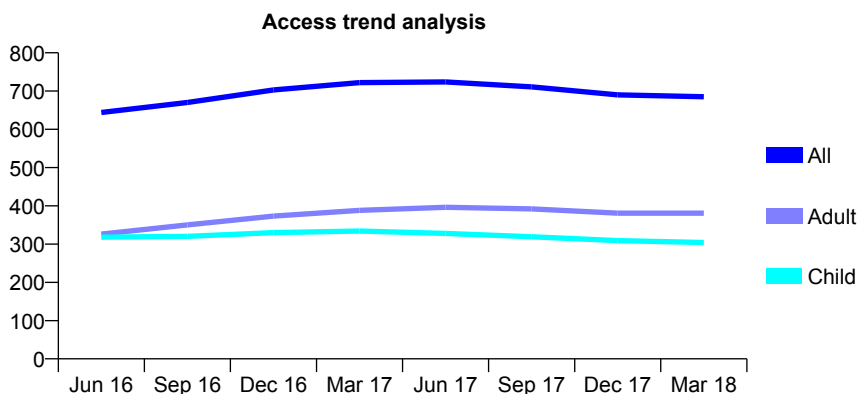
Q68 - Vital Signs At a Glance Contract Report for 781223/0001 - March 2018

Name or company name	Chantry House Dental Practice
Contract type name	GDS Contract
Purpose of contract	General
Contract start date	01/09/2012
Contract end date	

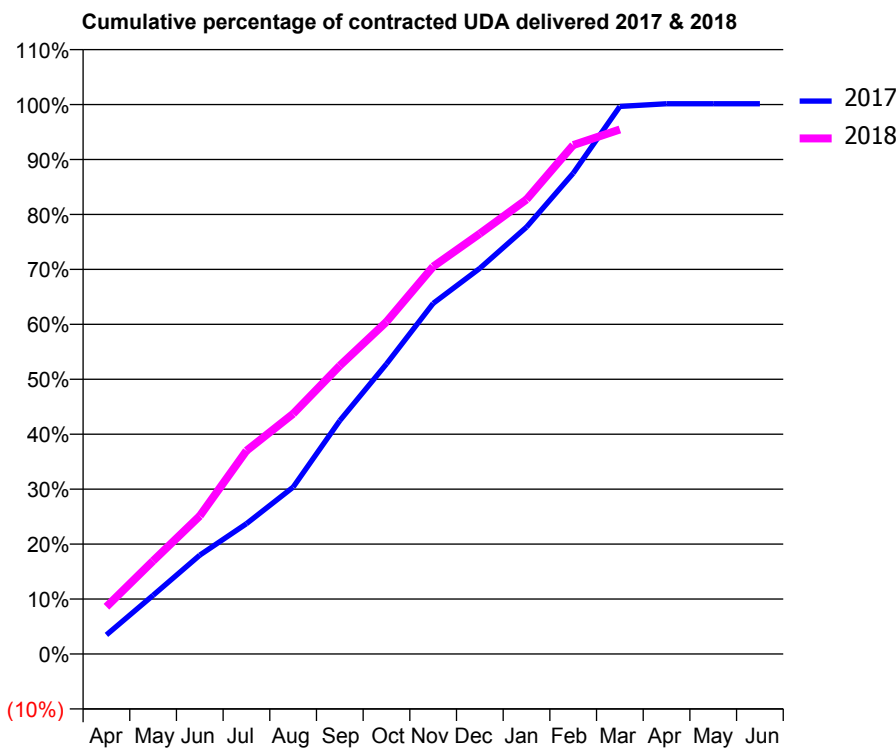
17/18 Contracted general activity (UDA)	1,614
Carry forward general activity (UDA)	-3
17/18 Contracted orthodontic activity (UOA)	0
Carry forward orthodontic activity (UOA)	0
Baseline contract value	£38,573.09

ACCESS*

Patients seen in 24 months	Total	Change since previous quarter
Quarter ending March 2017	722	
Quarter ending June 2017	724	→
Quarter ending September 2017	711	↓
Quarter ending December 2017	690	↓
Quarter ending March 2018	685	→
Variance since March 2017	(5.1%)	↓



ACTIVITY



Month	Adjusted Scheduled Activity (UDA)	
	2017	2018
April	56	139
May	173	273
June	290	406
July	383	597
August	490	706
September	686	847
October	852	976
November	1,030	1,138
December	1,133	1,235
January	1,254	1,335
February	1,412	1,495
March	1,608	1,541
April	1,616	
May	1,616	
June	1,616	

QUALITY

	Quantity	Base Number	Contract	AT	Region	England
% of FP17s for the same patient ID Re-attending within 3 months - Children	10	450	2.2%	9.5%	11.5%	11.9%
% of FP17s for the same patient ID Re-attending within 3 months - Adults	52	465	11.2%	15.2%	15.9%	16.0%
% of FP17s for the same patient ID Re-attending between 3 & 9 months - Children	305	450	67.8%	59.5%	60.6%	58.3%
% of FP17s for the same patient ID Re-attending between 3 & 9 months - Adults	281	465	60.4%	50.8%	51.6%	50.3%
% of FP17s for Band 1 Urgent Courses	14	911	1.5%	9.6%	9.5%	9.1%
% of FP17s Relating to Free Repair or Replacements	0	911	0.0%	0.6%	0.7%	0.8%
% of FP17s Relating to Continuations	15	911	1.6%	0.9%	1.0%	1.0%
% of Patients satisfied with the dentistry they have received	0	0	N/A	91.1%	92.0%	91.5%
% of Patients satisfied with the time they had to wait for an appointment	0	0	N/A	88.6%	88.1%	87.9%

* This is based on patients treated on this contract for their most recent course of treatment. Figures in italics indicate the base number of FP17s or Patient Questionnaire responses are less than 100. N/A is shown where the base number of responses is less than 10 during the period. % is calculated as Quantity/Base number*100

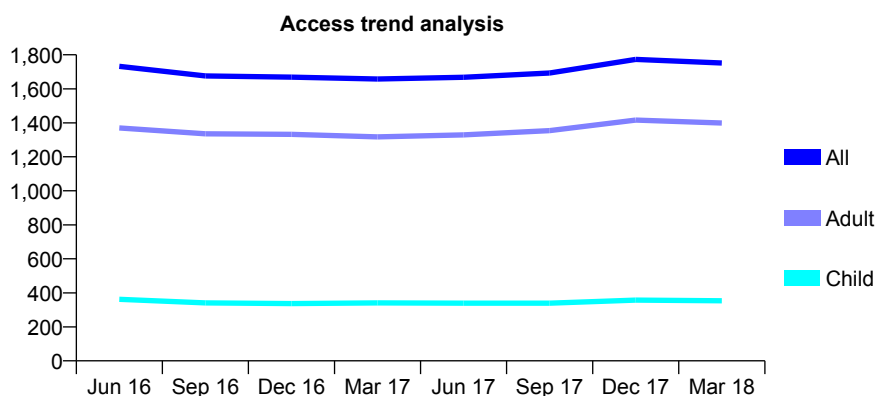
Q68 - Vital Signs At a Glance Contract Report for 785881/0001 - March 2018

Name or company name	MR HR FORGHANI ASHKEZARI
Contract type name	GDS Contract
Purpose of contract	General
Contract start date	01/11/2010
Contract end date	

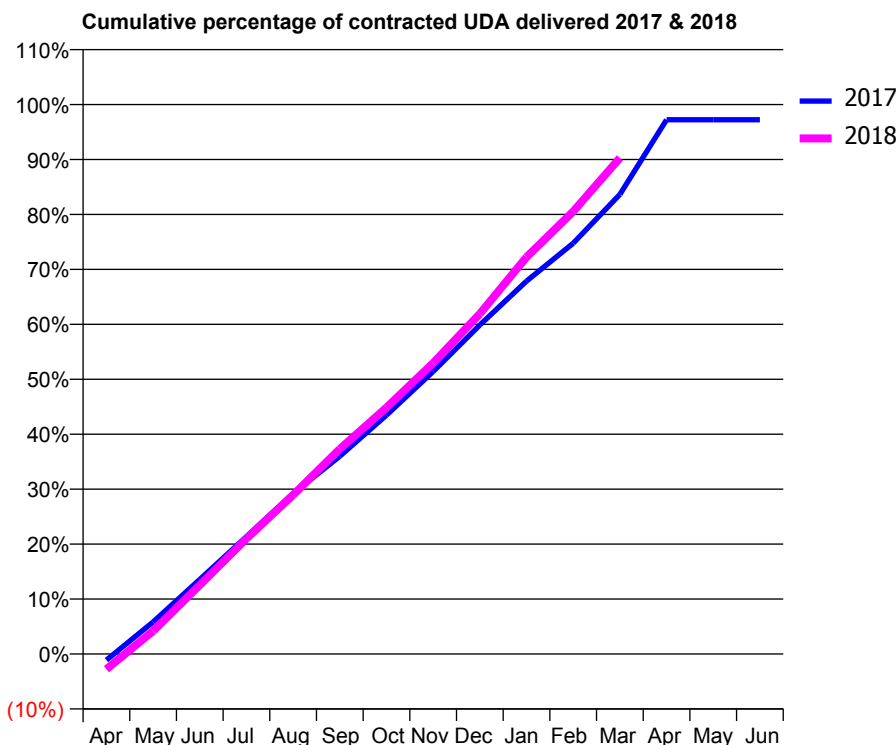
17/18 Contracted general activity (UDA)	6,668
Carry forward general activity (UDA)	185
17/18 Contracted orthodontic activity (UOA)	0
Carry forward orthodontic activity (UOA)	0
Baseline contract value	£169,051.42

ACCESS*

Patients seen in 24 months	Total	Change since previous quarter
Quarter ending March 2017	1,658	
Quarter ending June 2017	1,668	→
Quarter ending September 2017	1,693	→
Quarter ending December 2017	1,773	↑
Quarter ending March 2018	1,752	↓
Variance since March 2017	5.7%	↑



ACTIVITY



Month	Adjusted Scheduled Activity (UDA)	
	2017	2018
April	-76	-185
May	389	279
June	905	837
July	1,424	1,401
August	1,948	1,932
September	2,401	2,487
October	2,899	2,990
November	3,428	3,531
December	3,993	4,129
January	4,525	4,817
February	4,985	5,370
March	5,577	6,020
April	6,483	
May	6,483	
June	6,483	

QUALITY

	Quantity	Base Number	Contract	AT	Region	England
% of FP17s for the same patient ID Re-attending within 3 months - Children	82	598	13.7%	9.5%	11.5%	11.9%
% of FP17s for the same patient ID Re-attending within 3 months - Adults	235	2,101	11.2%	15.2%	15.9%	16.0%
% of FP17s for the same patient ID Re-attending between 3 & 9 months - Children	351	598	58.7%	59.5%	60.6%	58.3%
% of FP17s for the same patient ID Re-attending between 3 & 9 months - Adults	1,318	2,101	62.7%	50.8%	51.6%	50.3%
% of FP17s for Band 1 Urgent Courses	118	2,456	4.8%	9.6%	9.5%	9.1%
% of FP17s Relating to Free Repair or Replacements	0	2,456	0.0%	0.6%	0.7%	0.8%
% of FP17s Relating to Continuations	64	2,456	2.6%	0.9%	1.0%	1.0%
% of Patients satisfied with the dentistry they have received	1	1	N/A	91.1%	92.0%	91.5%
% of Patients satisfied with the time they had to wait for an appointment	1	1	N/A	88.6%	88.1%	87.9%

* This is based on patients treated on this contract for their most recent course of treatment. Figures in italics indicate the base number of FP17s or Patient Questionnaire responses are less than 100. N/A is shown where the base number of responses is less than 10 during the period. % is calculated as Quantity/Base number*100

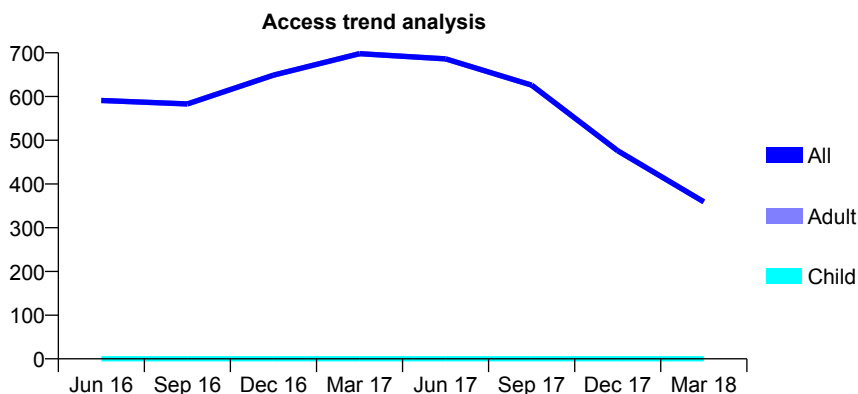
Q68 - Vital Signs At a Glance Contract Report for 804037/0002 - March 2018

Name or company name	MR WM HOULDEN
Contract type name	PDS Contract
Purpose of contract	General
Contract start date	01/04/2006
Contract end date	30/06/2017

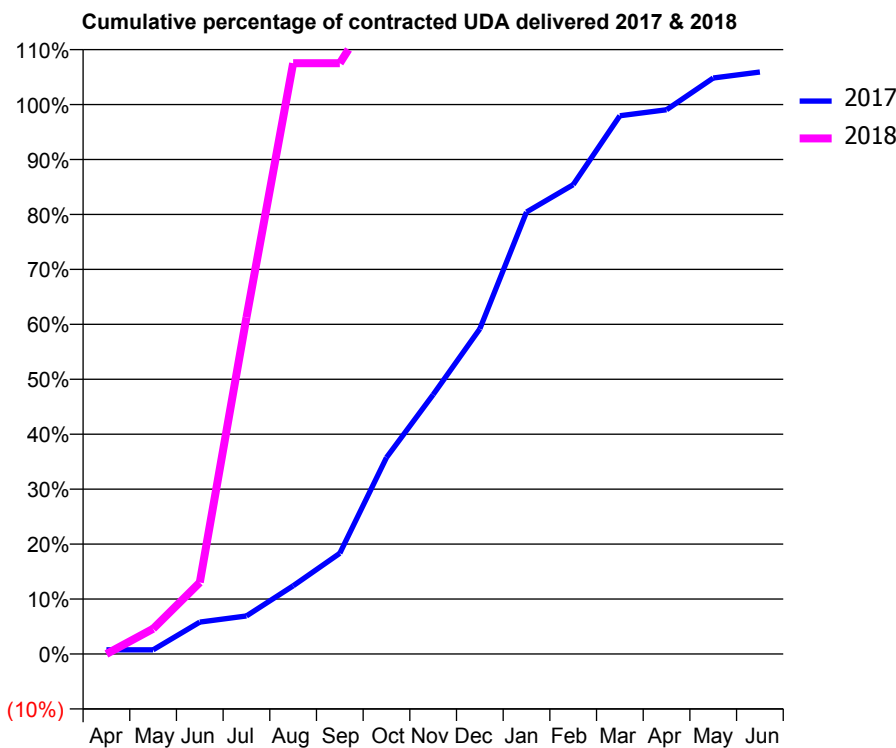
17/18 Contracted general activity (UDA)	700
Carry forward general activity (UDA)	0
17/18 Contracted orthodontic activity (UOA)	0
Carry forward orthodontic activity (UOA)	0
Baseline contract value	£23,072.54

ACCESS*

Patients seen in 24 months	Total	Change since previous quarter
Quarter ending March 2017	698	
Quarter ending June 2017	686	↓
Quarter ending September 2017	626	↓
Quarter ending December 2017	476	↓
Quarter ending March 2018	359	↓
Variance since March 2017	(48.6%)	↓



ACTIVITY



Month	Adjusted Scheduled Activity (UDA)	
	2017	2018
April	21	0
May	21	32
June	163	91
July	194	429
August	348	753
September	513	753
October	1,001	846
November	1,322	867
December	1,657	884
January	2,252	887
February	2,391	887
March	2,743	887
April	2,773	
May	2,935	
June	2,966	

QUALITY

	Quantity	Base Number	Contract	AT	Region	England
% of FP17s for the same patient ID Re-attending within 3 months - Children	0	0	N/A	9.5%	11.5%	11.9%
% of FP17s for the same patient ID Re-attending within 3 months - Adults	61	276	22.1%	15.2%	15.9%	16.0%
% of FP17s for the same patient ID Re-attending between 3 & 9 months - Children	0	0	N/A	59.5%	60.6%	58.3%
% of FP17s for the same patient ID Re-attending between 3 & 9 months - Adults	51	276	18.5%	50.8%	51.6%	50.3%
% of FP17s for Band 1 Urgent Courses	20	210	9.5%	9.6%	9.5%	9.1%
% of FP17s Relating to Free Repair or Replacements	0	210	0.0%	0.6%	0.7%	0.8%
% of FP17s Relating to Continuations	1	210	0.5%	0.9%	1.0%	1.0%
% of Patients satisfied with the dentistry they have received	0	0	N/A	91.1%	92.0%	91.5%
% of Patients satisfied with the time they had to wait for an appointment	0	0	N/A	88.6%	88.1%	87.9%

* This is based on patients treated on this contract for their most recent course of treatment. Figures in italics indicate the base number of FP17s or Patient Questionnaire responses are less than 100. N/A is shown where the base number of responses is less than 10 during the period. % is calculated as Quantity/Base number*100

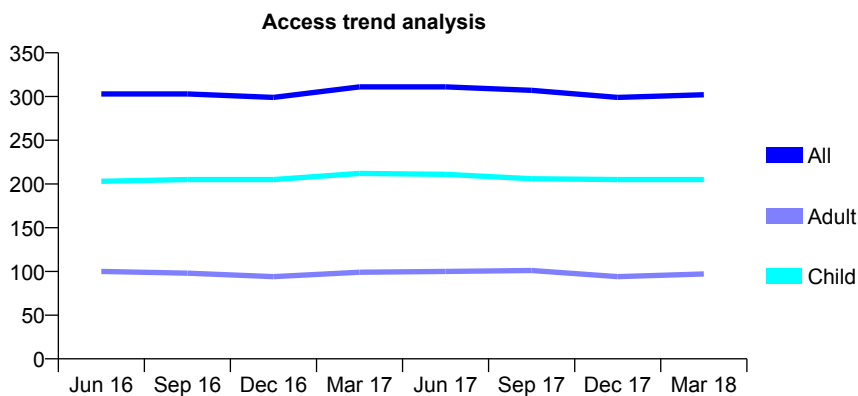
Q68 - Vital Signs At a Glance Contract Report for 807710/0001 - March 2018

Name or company name	MR PL DUKOFF-GORDON
Contract type name	GDS Contract
Purpose of contract	General
Contract start date	01/04/2006
Contract end date	

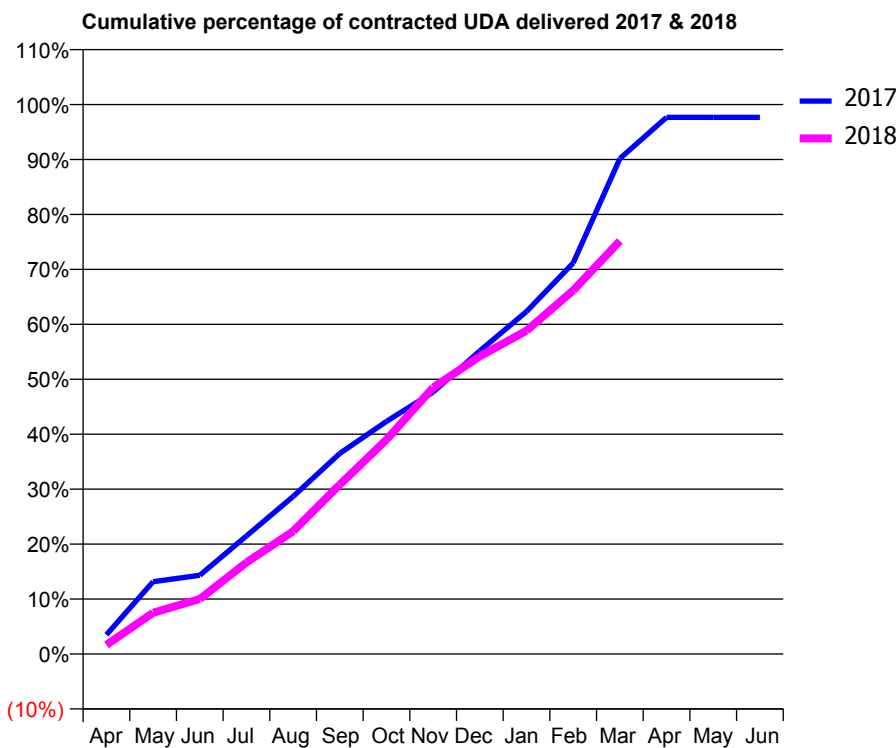
17/18 Contracted general activity (UDA)	600
Carry forward general activity (UDA)	14
17/18 Contracted orthodontic activity (UOA)	0
Carry forward orthodontic activity (UOA)	0
Baseline contract value	£13,664.81

ACCESS*

Patients seen in 24 months	Total	Change since previous quarter
Quarter ending March 2017	311	
Quarter ending June 2017	311	→
Quarter ending September 2017	307	↓
Quarter ending December 2017	299	↓
Quarter ending March 2018	302	→
Variance since March 2017	(2.9%)	↓



ACTIVITY



Month	Adjusted Scheduled Activity (UDA)	
	2017	2018
April	21	10
May	79	45
June	86	60
July	129	100
August	172	134
September	219	185
October	254	234
November	286	291
December	331	325
January	374	353
February	427	397
March	541	451
April	586	
May	586	
June	586	

QUALITY

	Quantity	Base Number	Contract	AT	Region	England
% of FP17s for the same patient ID Re-attending within 3 months - Children	7	314	2.2%	9.5%	11.5%	11.9%
% of FP17s for the same patient ID Re-attending within 3 months - Adults	3	105	2.9%	15.2%	15.9%	16.0%
% of FP17s for the same patient ID Re-attending between 3 & 9 months - Children	227	314	72.3%	59.5%	60.6%	58.3%
% of FP17s for the same patient ID Re-attending between 3 & 9 months - Adults	69	105	65.7%	50.8%	51.6%	50.3%
% of FP17s for Band 1 Urgent Courses	0	384	0.0%	9.6%	9.5%	9.1%
% of FP17s Relating to Free Repair or Replacements	0	384	0.0%	0.6%	0.7%	0.8%
% of FP17s Relating to Continuations	8	384	2.1%	0.9%	1.0%	1.0%
% of Patients satisfied with the dentistry they have received	0	0	N/A	91.1%	92.0%	91.5%
% of Patients satisfied with the time they had to wait for an appointment	0	0	N/A	88.6%	88.1%	87.9%

* This is based on patients treated on this contract for their most recent course of treatment. Figures in italics indicate the base number of FP17s or Patient Questionnaire responses are less than 100. N/A is shown where the base number of responses is less than 10 during the period. % is calculated as Quantity/Base number*100

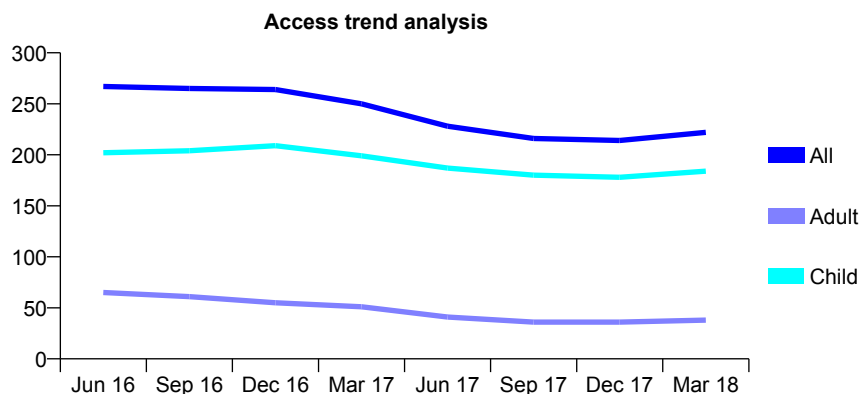
Q68 - Vital Signs At a Glance Contract Report for 810010/0001 - March 2018

Name or company name	MR RN HARDING
Contract type name	GDS Contract
Purpose of contract	General
Contract start date	01/04/2006
Contract end date	

17/18 Contracted general activity (UDA)	380
Carry forward general activity (UDA)	0
17/18 Contracted orthodontic activity (UOA)	0
Carry forward orthodontic activity (UOA)	0
Baseline contract value	£8,992.48

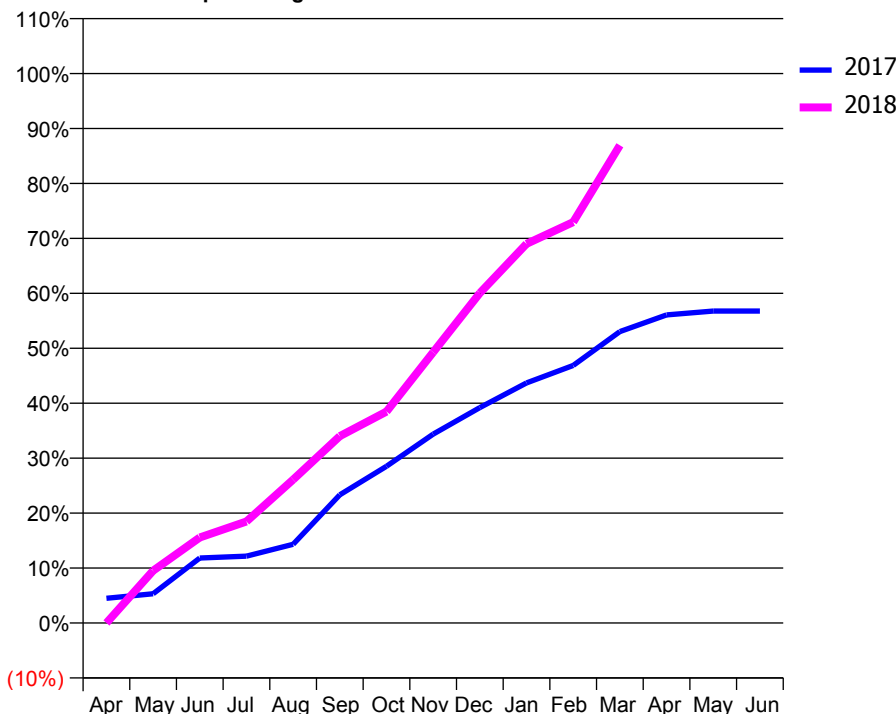
ACCESS*

Patients seen in 24 months	Total	Change since previous quarter
Quarter ending March 2017	250	
Quarter ending June 2017	228	↓
Quarter ending September 2017	216	↓
Quarter ending December 2017	214	→
Quarter ending March 2018	222	↑
Variance since March 2017	(11.2%)	↓



ACTIVITY

Cumulative percentage of contracted UDA delivered 2017 & 2018



Month	Adjusted Scheduled Activity (UDA)	
	2017	2018
April	27	0
May	32	36
June	71	59
July	73	70
August	86	99
September	140	129
October	171	146
November	206	187
December	235	228
January	262	262
February	281	277
March	318	330
April	336	
May	341	
June	341	

QUALITY

	Quantity	Base Number	Contract	AT	Region	England
% of FP17s for the same patient ID Re-attending within 3 months - Children	8	232	3.4%	9.5%	11.5%	11.9%
% of FP17s for the same patient ID Re-attending within 3 months - Adults	0	9	0.0%	15.2%	15.9%	16.0%
% of FP17s for the same patient ID Re-attending between 3 & 9 months - Children	122	232	52.6%	59.5%	60.6%	58.3%
% of FP17s for the same patient ID Re-attending between 3 & 9 months - Adults	3	9	33.3%	50.8%	51.6%	50.3%
% of FP17s for Band 1 Urgent Courses	2	223	0.9%	9.6%	9.5%	9.1%
% of FP17s Relating to Free Repair or Replacements	0	223	0.0%	0.6%	0.7%	0.8%
% of FP17s Relating to Continuations	0	223	0.0%	0.9%	1.0%	1.0%
% of Patients satisfied with the dentistry they have received	0	0	N/A	91.1%	92.0%	91.5%
% of Patients satisfied with the time they had to wait for an appointment	0	0	N/A	88.6%	88.1%	87.9%

* This is based on patients treated on this contract for their most recent course of treatment. Figures in italics indicate the base number of FP17s or Patient Questionnaire responses are less than 100. N/A is shown where the base number of responses is less than 10 during the period. % is calculated as Quantity/Base number*100

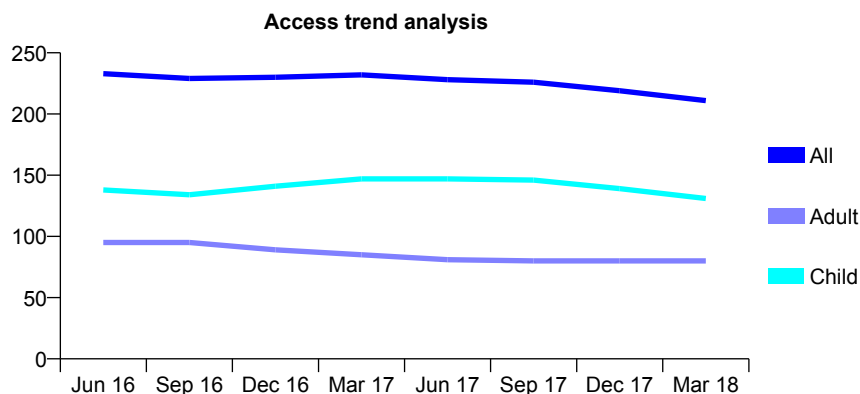
Q68 - Vital Signs At a Glance Contract Report for 811157/0001 - March 2018

Name or company name	MISS DE ALLEN
Contract type name	GDS Contract
Purpose of contract	General
Contract start date	01/04/2006
Contract end date	

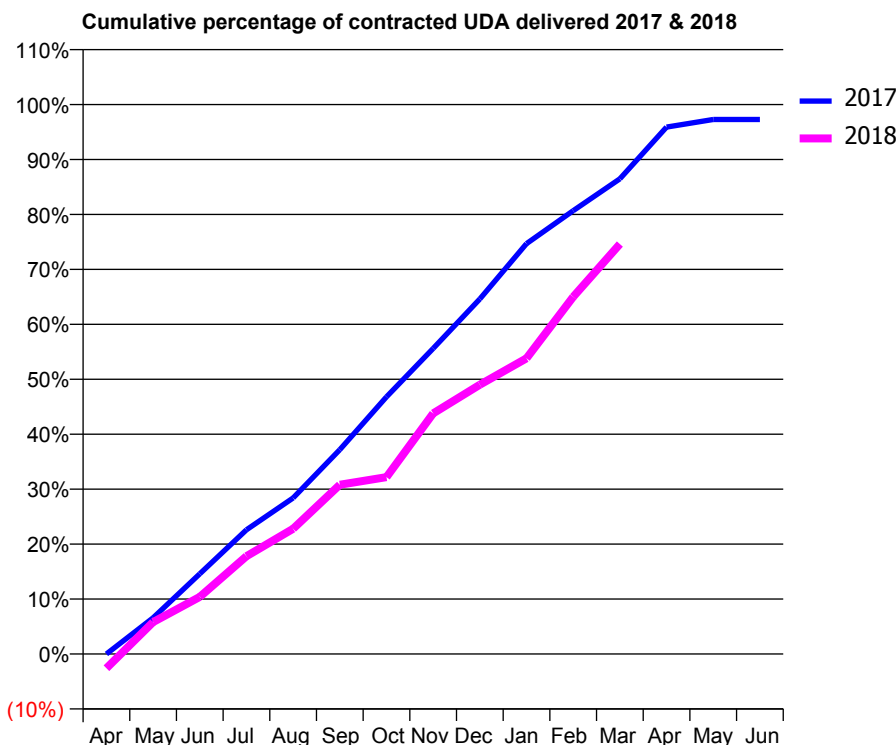
17/18 Contracted general activity (UDA)	500
Carry forward general activity (UDA)	13
17/18 Contracted orthodontic activity (UOA)	0
Carry forward orthodontic activity (UOA)	0
Baseline contract value	£12,813.07

ACCESS*

Patients seen in 24 months	Total	Change since previous quarter
Quarter ending March 2017	232	
Quarter ending June 2017	228	↓
Quarter ending September 2017	226	→
Quarter ending December 2017	219	↓
Quarter ending March 2018	211	↓
Variance since March 2017	(9.1%)	↓



ACTIVITY



Month	Adjusted Scheduled Activity (UDA)	
	2017	2018
April	0	-13
May	33	29
June	73	52
July	113	89
August	142	114
September	186	154
October	234	161
November	278	219
December	323	245
January	373	269
February	403	325
March	432	373
April	479	
May	486	
June	486	

QUALITY

	Quantity	Base Number	Contract	AT	Region	England
% of FP17s for the same patient ID Re-attending within 3 months - Children	8	207	3.9%	9.5%	11.5%	11.9%
% of FP17s for the same patient ID Re-attending within 3 months - Adults	4	82	4.9%	15.2%	15.9%	16.0%
% of FP17s for the same patient ID Re-attending between 3 & 9 months - Children	140	207	67.6%	59.5%	60.6%	58.3%
% of FP17s for the same patient ID Re-attending between 3 & 9 months - Adults	48	82	58.5%	50.8%	51.6%	50.3%
% of FP17s for Band 1 Urgent Courses	0	258	0.0%	9.6%	9.5%	9.1%
% of FP17s Relating to Free Repair or Replacements	0	258	0.0%	0.6%	0.7%	0.8%
% of FP17s Relating to Continuations	0	258	0.0%	0.9%	1.0%	1.0%
% of Patients satisfied with the dentistry they have received	0	0	N/A	91.1%	92.0%	91.5%
% of Patients satisfied with the time they had to wait for an appointment	0	0	N/A	88.6%	88.1%	87.9%

* This is based on patients treated on this contract for their most recent course of treatment. Figures in italics indicate the base number of FP17s or Patient Questionnaire responses are less than 100. N/A is shown where the base number of responses is less than 10 during the period. % is calculated as Quantity/Base number*100

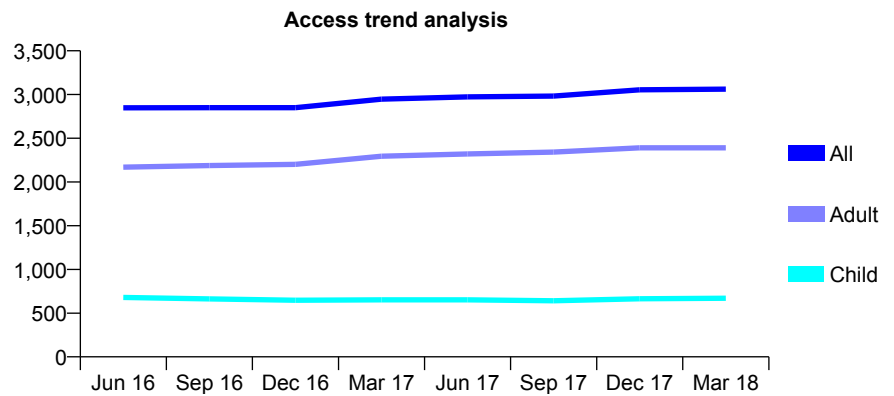
Q68 - Vital Signs At a Glance Contract Report for 812471/0001 - March 2018

Name or company name	MR ND THORPE-BEESTON
Contract type name	GDS Contract
Purpose of contract	General
Contract start date	01/04/2006
Contract end date	

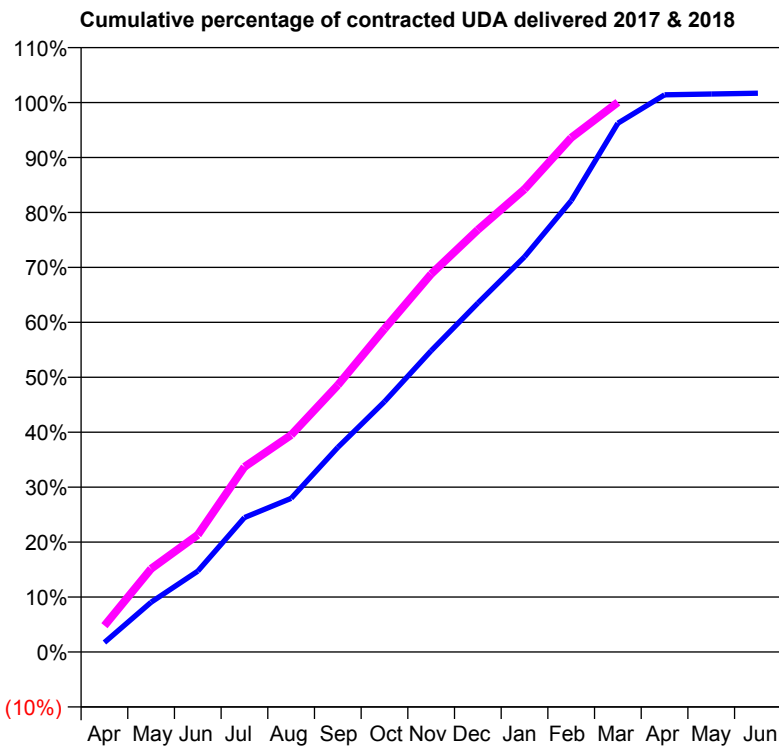
17/18 Contracted general activity (UDA)	8,238
Carry forward general activity (UDA)	-139
17/18 Contracted orthodontic activity (UOA)	0
Carry forward orthodontic activity (UOA)	0
Baseline contract value	£194,667.24

ACCESS*

Patients seen in 24 months	Total	Change since previous quarter
Quarter ending March 2017	2,947	
Quarter ending June 2017	2,973	→
Quarter ending September 2017	2,983	→
Quarter ending December 2017	3,054	↑
Quarter ending March 2018	3,061	→
Variance since March 2017	3.9%	↑



ACTIVITY



Month	Adjusted Scheduled Activity (UDA)	
	2017	2018
April	143	395
May	747	1,249
June	1,213	1,757
July	2,015	2,775
August	2,305	3,254
September	3,068	4,001
October	3,753	4,844
November	4,517	5,667
December	5,231	6,329
January	5,925	6,937
February	6,766	7,709
March	7,927	8,241
April	8,354	
May	8,365	
June	8,377	

QUALITY

	Quantity	Base Number	Contract	AT	Region	England
% of FP17s for the same patient ID Re-attending within 3 months - Children	58	809	7.2%	9.5%	11.5%	11.9%
% of FP17s for the same patient ID Re-attending within 3 months - Adults	460	2,970	15.5%	15.2%	15.9%	16.0%
% of FP17s for the same patient ID Re-attending between 3 & 9 months - Children	314	809	38.8%	59.5%	60.6%	58.3%
% of FP17s for the same patient ID Re-attending between 3 & 9 months - Adults	1,134	2,970	38.2%	50.8%	51.6%	50.3%
% of FP17s for Band 1 Urgent Courses	501	3,613	13.9%	9.6%	9.5%	9.1%
% of FP17s Relating to Free Repair or Replacements	28	3,613	0.8%	0.6%	0.7%	0.8%
% of FP17s Relating to Continuations	13	3,613	0.4%	0.9%	1.0%	1.0%
% of Patients satisfied with the dentistry they have received	6	6	N/A	91.1%	92.0%	91.5%
% of Patients satisfied with the time they had to wait for an appointment	6	6	N/A	88.6%	88.1%	87.9%

* This is based on patients treated on this contract for their most recent course of treatment. Figures in italics indicate the base number of FP17s or Patient Questionnaire responses are less than 100. N/A is shown where the base number of responses is less than 10 during the period. % is calculated as Quantity/Base number*100

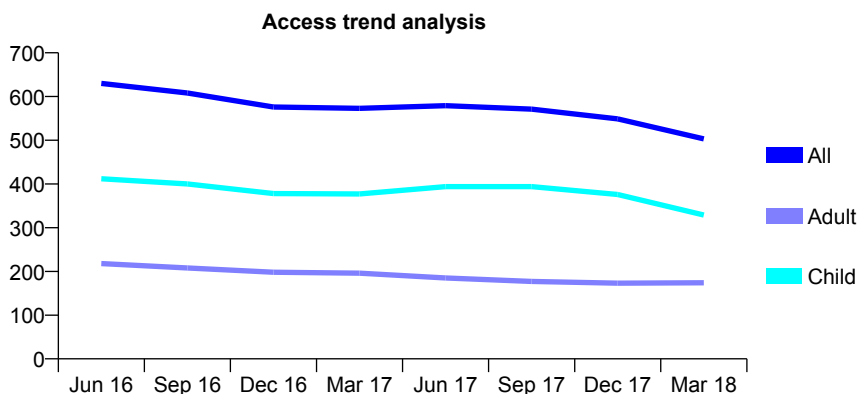
Q68 - Vital Signs At a Glance Contract Report for 812838/0001 - March 2018

Name or company name	MR HD PHILLIPS
Contract type name	GDS Contract
Purpose of contract	General
Contract start date	01/04/2006
Contract end date	

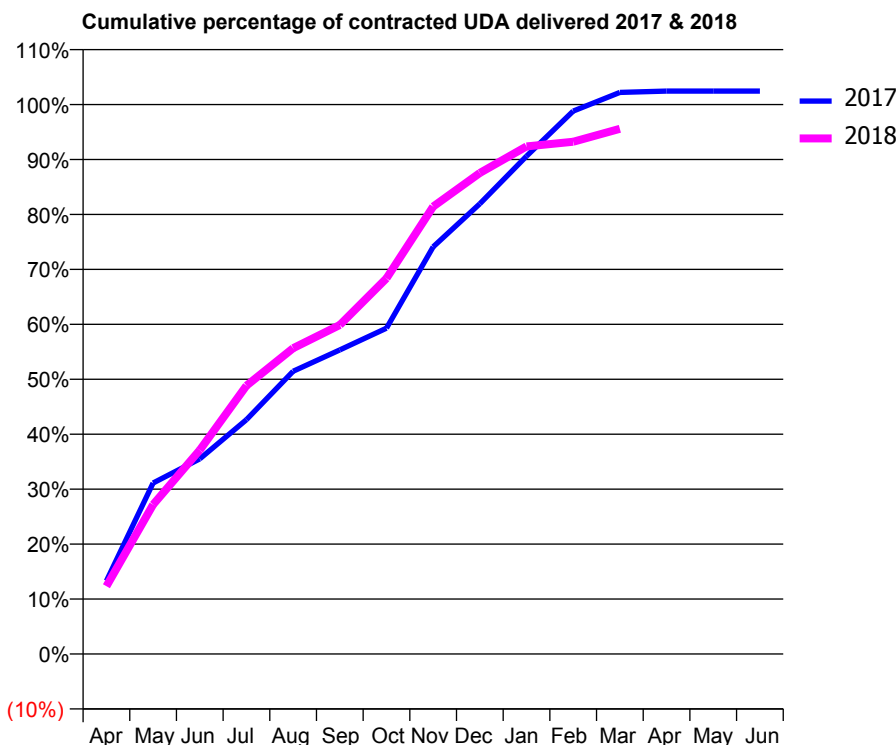
17/18 Contracted general activity (UDA)	1,242
Carry forward general activity (UDA)	-25
17/18 Contracted orthodontic activity (UOA)	0
Carry forward orthodontic activity (UOA)	0
Baseline contract value	£27,914.37

ACCESS*

Patients seen in 24 months	Total	Change since previous quarter
Quarter ending March 2017	573	
Quarter ending June 2017	579	→
Quarter ending September 2017	571	↓
Quarter ending December 2017	549	↓
Quarter ending March 2018	503	↓
Variance since March 2017	(12.2%)	↓



ACTIVITY



Month	Adjusted Scheduled Activity (UDA)	
	2017	2018
April	165	153
May	386	338
June	441	461
July	530	607
August	639	691
September	687	744
October	736	849
November	920	1,011
December	1,018	1,087
January	1,125	1,147
February	1,227	1,158
March	1,269	1,187
April	1,272	
May	1,272	
June	1,272	

QUALITY

	Quantity	Base Number	Contract	AT	Region	England
% of FP17s for the same patient ID Re-attending within 3 months - Children	36	502	7.2%	9.5%	11.5%	11.9%
% of FP17s for the same patient ID Re-attending within 3 months - Adults	23	168	13.7%	15.2%	15.9%	16.0%
% of FP17s for the same patient ID Re-attending between 3 & 9 months - Children	317	502	63.1%	59.5%	60.6%	58.3%
% of FP17s for the same patient ID Re-attending between 3 & 9 months - Adults	105	168	62.5%	50.8%	51.6%	50.3%
% of FP17s for Band 1 Urgent Courses	25	669	3.7%	9.6%	9.5%	9.1%
% of FP17s Relating to Free Repair or Replacements	1	669	0.1%	0.6%	0.7%	0.8%
% of FP17s Relating to Continuations	0	669	0.0%	0.9%	1.0%	1.0%
% of Patients satisfied with the dentistry they have received	2	2	N/A	91.1%	92.0%	91.5%
% of Patients satisfied with the time they had to wait for an appointment	2	2	N/A	88.6%	88.1%	87.9%

* This is based on patients treated on this contract for their most recent course of treatment. Figures in italics indicate the base number of FP17s or Patient Questionnaire responses are less than 100. N/A is shown where the base number of responses is less than 10 during the period. % is calculated as Quantity/Base number*100

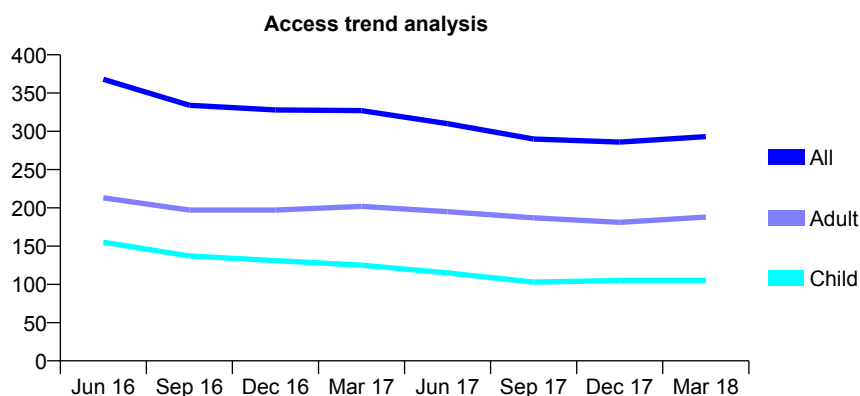
Q68 - Vital Signs At a Glance Contract Report for 812889/0001 - March 2018

Name or company name	MR D PATTINSON
Contract type name	GDS Contract
Purpose of contract	General
Contract start date	01/04/2006
Contract end date	

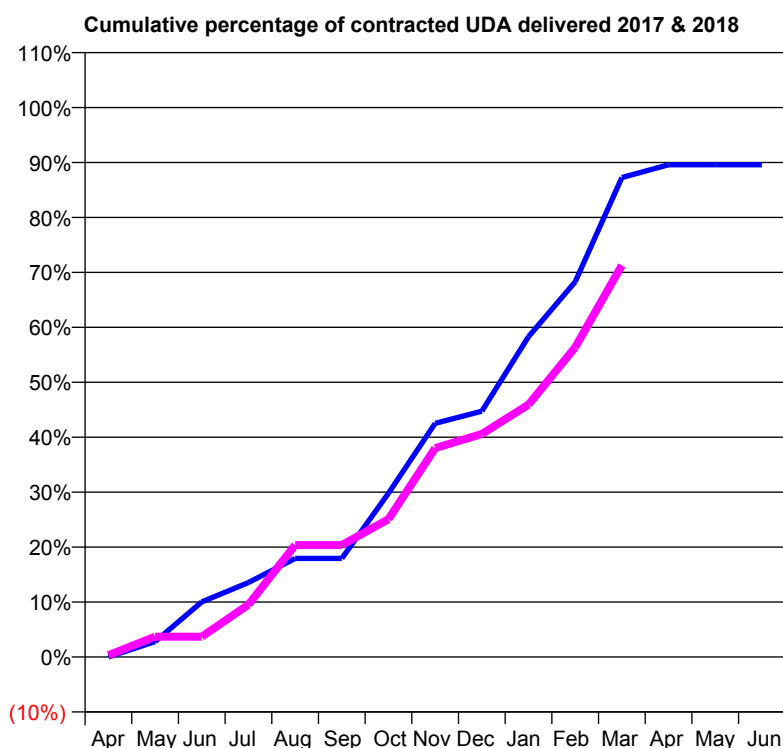
17/18 Contracted general activity (UDA)	900
Carry forward general activity (UDA)	0
17/18 Contracted orthodontic activity (UOA)	0
Carry forward orthodontic activity (UOA)	0
Baseline contract value	£20,231.15

ACCESS*

Patients seen in 24 months	Total	Change since previous quarter
Quarter ending March 2017	327	
Quarter ending June 2017	310	↓
Quarter ending September 2017	290	↓
Quarter ending December 2017	286	↓
Quarter ending March 2018	293	↑
Variance since March 2017	(10.4%)	↓



ACTIVITY



Month	Adjusted Scheduled Activity (UDA)	
	2017	2018
April	0	3
May	25	33
June	90	33
July	122	86
August	162	183
September	162	183
October	268	226
November	383	342
December	403	365
January	525	413
February	614	507
March	785	642
April	806	
May	806	
June	806	

QUALITY

	Quantity	Base Number	Contract	AT	Region	England
% of FP17s for the same patient ID Re-attending within 3 months - Children	6	148	4.1%	9.5%	11.5%	11.9%
% of FP17s for the same patient ID Re-attending within 3 months - Adults	31	201	15.4%	15.2%	15.9%	16.0%
% of FP17s for the same patient ID Re-attending between 3 & 9 months - Children	86	148	58.1%	59.5%	60.6%	58.3%
% of FP17s for the same patient ID Re-attending between 3 & 9 months - Adults	109	201	54.2%	50.8%	51.6%	50.3%
% of FP17s for Band 1 Urgent Courses	48	340	14.1%	9.6%	9.5%	9.1%
% of FP17s Relating to Free Repair or Replacements	0	340	0.0%	0.6%	0.7%	0.8%
% of FP17s Relating to Continuations	0	340	0.0%	0.9%	1.0%	1.0%
% of Patients satisfied with the dentistry they have received	0	0	N/A	91.1%	92.0%	91.5%
% of Patients satisfied with the time they had to wait for an appointment	0	0	N/A	88.6%	88.1%	87.9%

* This is based on patients treated on this contract for their most recent course of treatment. Figures in italics indicate the base number of FP17s or Patient Questionnaire responses are less than 100. N/A is shown where the base number of responses is less than 10 during the period. % is calculated as Quantity/Base number*100

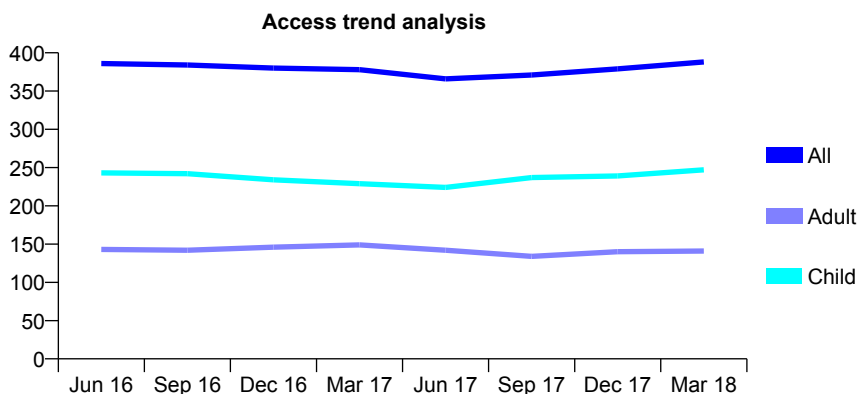
Q68 - Vital Signs At a Glance Contract Report for 817376/0001 - March 2018

Name or company name	MR JP HYDER
Contract type name	GDS Contract
Purpose of contract	General
Contract start date	01/04/2006
Contract end date	

17/18 Contracted general activity (UDA)	690
Carry forward general activity (UDA)	-14
17/18 Contracted orthodontic activity (UOA)	0
Carry forward orthodontic activity (UOA)	0
Baseline contract value	£16,727.11

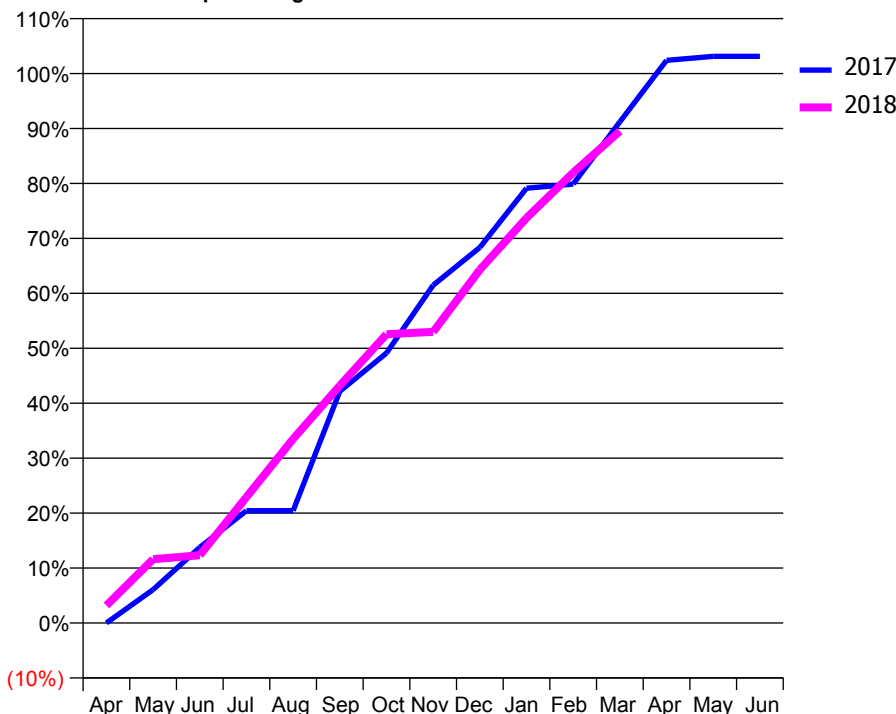
ACCESS*

Patients seen in 24 months	Total	Change since previous quarter
Quarter ending March 2017	378	
Quarter ending June 2017	366	↓
Quarter ending September 2017	371	→
Quarter ending December 2017	379	↑
Quarter ending March 2018	388	↑
Variance since March 2017	2.6%	↑



ACTIVITY

Cumulative percentage of contracted UDA delivered 2017 & 2018



Month	Adjusted Scheduled Activity (UDA)	
	2017	2018
April	0	22
May	42	80
June	95	85
July	141	158
August	141	231
September	291	298
October	339	363
November	424	366
December	472	444
January	546	509
February	551	566
March	629	618
April	707	
May	712	
June	712	

QUALITY

	Quantity	Base Number	Contract	AT	Region	England
% of FP17s for the same patient ID Re-attending within 3 months - Children	18	379	4.7%	9.5%	11.5%	11.9%
% of FP17s for the same patient ID Re-attending within 3 months - Adults	16	166	9.6%	15.2%	15.9%	16.0%
% of FP17s for the same patient ID Re-attending between 3 & 9 months - Children	246	379	64.9%	59.5%	60.6%	58.3%
% of FP17s for the same patient ID Re-attending between 3 & 9 months - Adults	103	166	62.0%	50.8%	51.6%	50.3%
% of FP17s for Band 1 Urgent Courses	3	479	0.6%	9.6%	9.5%	9.1%
% of FP17s Relating to Free Repair or Replacements	0	479	0.0%	0.6%	0.7%	0.8%
% of FP17s Relating to Continuations	0	479	0.0%	0.9%	1.0%	1.0%
% of Patients satisfied with the dentistry they have received	0	0	N/A	91.1%	92.0%	91.5%
% of Patients satisfied with the time they had to wait for an appointment	0	0	N/A	88.6%	88.1%	87.9%

* This is based on patients treated on this contract for their most recent course of treatment. Figures in italics indicate the base number of FP17s or Patient Questionnaire responses are less than 100. N/A is shown where the base number of responses is less than 10 during the period. % is calculated as Quantity/Base number*100

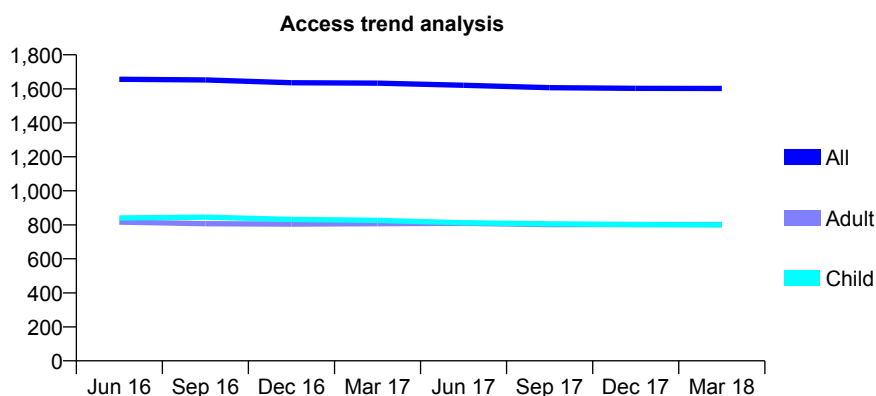
Q68 - Vital Signs At a Glance Contract Report for 817546/0001 - March 2018

Name or company name	MR JS SANDHU
Contract type name	GDS Contract
Purpose of contract	General
Contract start date	01/04/2006
Contract end date	

17/18 Contracted general activity (UDA)	4,750
Carry forward general activity (UDA)	34
17/18 Contracted orthodontic activity (UOA)	0
Carry forward orthodontic activity (UOA)	0
Baseline contract value	£120,146.82

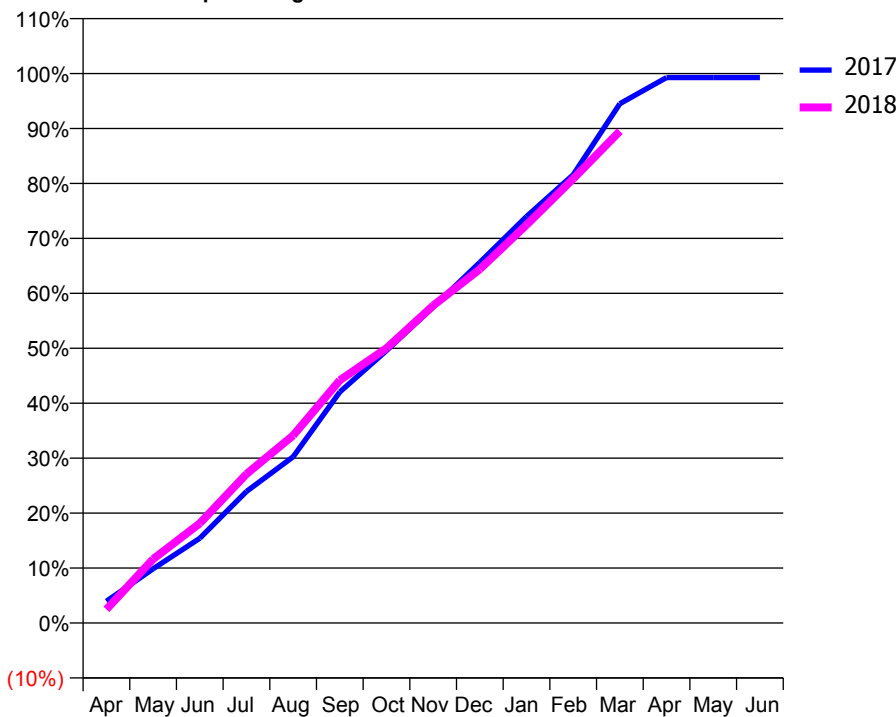
ACCESS*

Patients seen in 24 months	Total	Change since previous quarter
Quarter ending March 2017	1,633	
Quarter ending June 2017	1,621	→
Quarter ending September 2017	1,607	→
Quarter ending December 2017	1,603	→
Quarter ending March 2018	1,602	→
Variance since March 2017	(1.9%)	↓



ACTIVITY

Cumulative percentage of contracted UDA delivered 2017 & 2018



Month	Adjusted Scheduled Activity (UDA)	
	2017	2018
April	188	118
May	468	552
June	733	861
July	1,137	1,288
August	1,436	1,621
September	1,997	2,099
October	2,354	2,375
November	2,731	2,744
December	3,117	3,059
January	3,514	3,441
February	3,875	3,840
March	4,489	4,251
April	4,716	
May	4,716	
June	4,716	

QUALITY

	Quantity	Base Number	Contract	AT	Region	England
% of FP17s for the same patient ID Re-attending within 3 months - Children	105	1,375	7.6%	9.5%	11.5%	11.9%
% of FP17s for the same patient ID Re-attending within 3 months - Adults	126	1,167	10.8%	15.2%	15.9%	16.0%
% of FP17s for the same patient ID Re-attending between 3 & 9 months - Children	1,029	1,375	74.8%	59.5%	60.6%	58.3%
% of FP17s for the same patient ID Re-attending between 3 & 9 months - Adults	825	1,167	70.7%	50.8%	51.6%	50.3%
% of FP17s for Band 1 Urgent Courses	72	2,440	3.0%	9.6%	9.5%	9.1%
% of FP17s Relating to Free Repair or Replacements	14	2,440	0.6%	0.6%	0.7%	0.8%
% of FP17s Relating to Continuations	2	2,440	0.1%	0.9%	1.0%	1.0%
% of Patients satisfied with the dentistry they have received	0	0	N/A	91.1%	92.0%	91.5%
% of Patients satisfied with the time they had to wait for an appointment	0	0	N/A	88.6%	88.1%	87.9%

* This is based on patients treated on this contract for their most recent course of treatment. Figures in italics indicate the base number of FP17s or Patient Questionnaire responses are less than 100. N/A is shown where the base number of responses is less than 10 during the period. % is calculated as Quantity/Base number*100

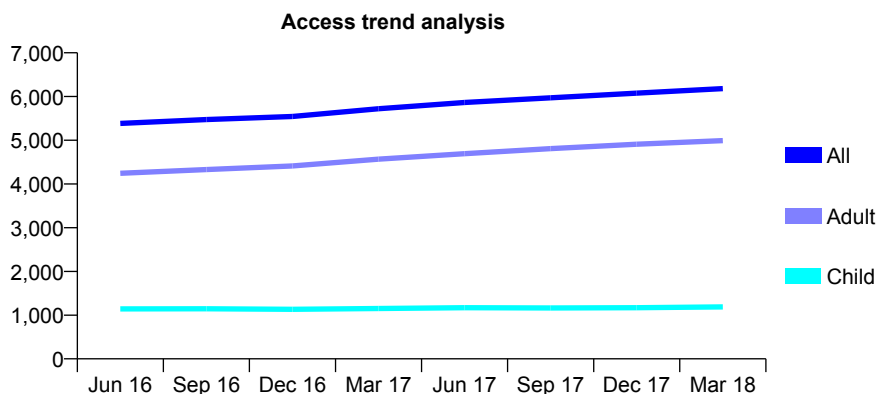
Q68 - Vital Signs At a Glance Contract Report for 817783/0001 - March 2018

Name or company name	Mr J Dhaliwal
Contract type name	GDS Contract
Purpose of contract	General
Contract start date	01/04/2006
Contract end date	

17/18 Contracted general activity (UDA)	19,470
Carry forward general activity (UDA)	9
17/18 Contracted orthodontic activity (UOA)	0
Carry forward orthodontic activity (UOA)	0
Baseline contract value	£579,032.30

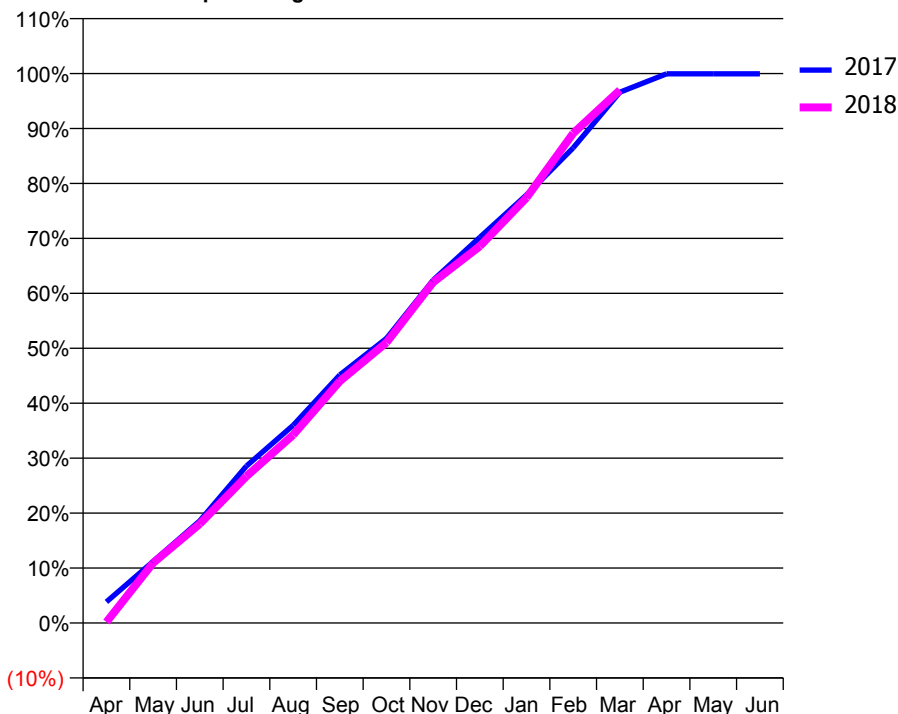
ACCESS*

Patients seen in 24 months	Total	Change since previous quarter
Quarter ending March 2017	5,720	
Quarter ending June 2017	5,863	↑
Quarter ending September 2017	5,970	→
Quarter ending December 2017	6,078	→
Quarter ending March 2018	6,180	→
Variance since March 2017	8.0%	↑



ACTIVITY

Cumulative percentage of contracted UDA delivered 2017 & 2018



Month	Adjusted Scheduled Activity (UDA)	
	2017	2018
April	750	35
May	2,179	2,127
June	3,623	3,513
July	5,562	5,201
August	7,005	6,664
September	8,790	8,569
October	10,084	9,941
November	12,148	12,075
December	13,667	13,352
January	15,168	15,071
February	16,835	17,351
March	18,806	18,885
April	19,457	
May	19,459	
June	19,461	

QUALITY

	Quantity	Base Number	Contract	AT	Region	England
% of FP17s for the same patient ID Re-attending within 3 months - Children	141	2,037	6.9%	9.5%	11.5%	11.9%
% of FP17s for the same patient ID Re-attending within 3 months - Adults	1,196	8,079	14.8%	15.2%	15.9%	16.0%
% of FP17s for the same patient ID Re-attending between 3 & 9 months - Children	1,377	2,037	67.6%	59.5%	60.6%	58.3%
% of FP17s for the same patient ID Re-attending between 3 & 9 months - Adults	5,272	8,079	65.3%	50.8%	51.6%	50.3%
% of FP17s for Band 1 Urgent Courses	851	9,802	8.7%	9.6%	9.5%	9.1%
% of FP17s Relating to Free Repair or Replacements	59	9,802	0.6%	0.6%	0.7%	0.8%
% of FP17s Relating to Continuations	35	9,802	0.4%	0.9%	1.0%	1.0%
% of Patients satisfied with the dentistry they have received	2	3	N/A	91.1%	92.0%	91.5%
% of Patients satisfied with the time they had to wait for an appointment	2	3	N/A	88.6%	88.1%	87.9%

* This is based on patients treated on this contract for their most recent course of treatment. Figures in italics indicate the base number of FP17s or Patient Questionnaire responses are less than 100. N/A is shown where the base number of responses is less than 10 during the period. % is calculated as Quantity/Base number*100

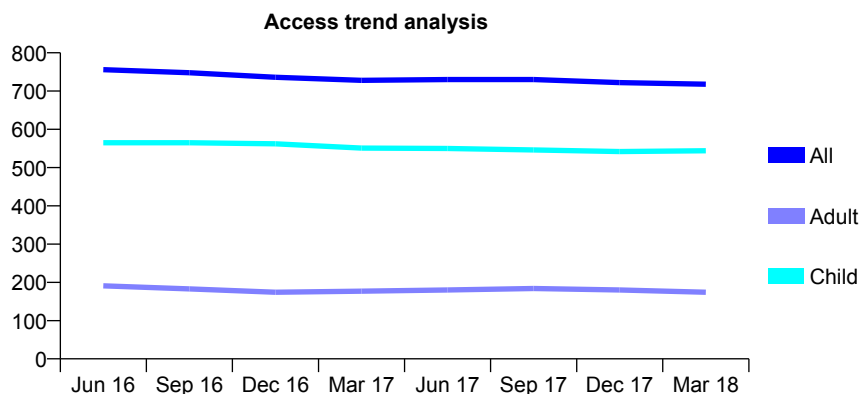
Q68 - Vital Signs At a Glance Contract Report for 817910/0001 - March 2018

Name or company name	MR GD LOADER
Contract type name	GDS Contract
Purpose of contract	General
Contract start date	01/04/2006
Contract end date	

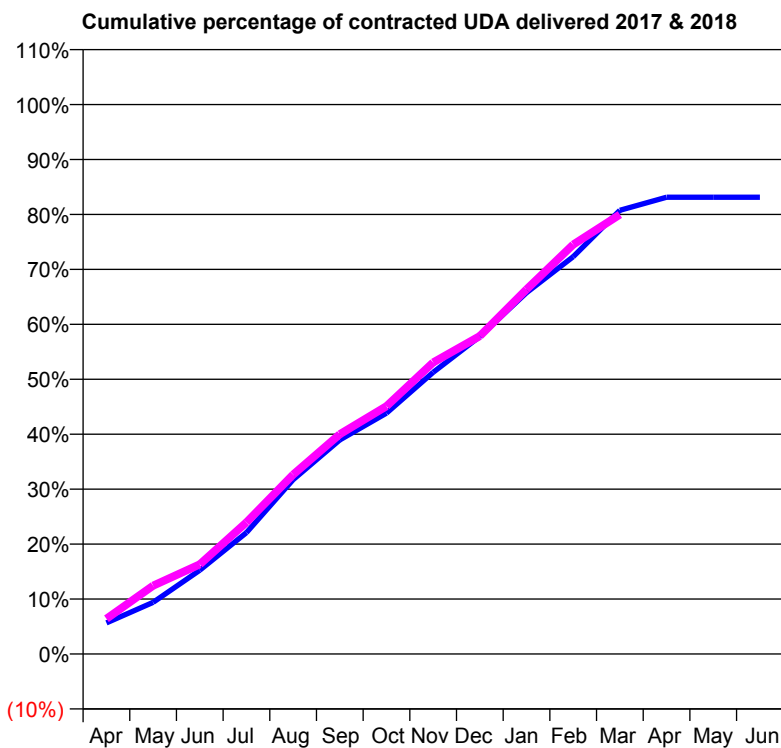
17/18 Contracted general activity (UDA)	1,520
Carry forward general activity (UDA)	0
17/18 Contracted orthodontic activity (UOA)	0
Carry forward orthodontic activity (UOA)	0
Baseline contract value	£35,415.56

ACCESS*

Patients seen in 24 months	Total	Change since previous quarter
Quarter ending March 2017	728	
Quarter ending June 2017	730	→
Quarter ending September 2017	730	→
Quarter ending December 2017	722	↓
Quarter ending March 2018	718	→
Variance since March 2017	(1.4%)	↓



ACTIVITY



Month	Adjusted Scheduled Activity (UDA)	
	2017	2018
April	86	98
May	143	189
June	232	248
July	336	364
August	482	496
September	592	608
October	666	686
November	779	807
December	879	880
January	1,000	1,009
February	1,099	1,133
March	1,227	1,216
April	1,264	
May	1,264	
June	1,264	

QUALITY

	Quantity	Base Number	Contract	AT	Region	England
% of FP17s for the same patient ID Re-attending within 3 months - Children	59	928	6.4%	9.5%	11.5%	11.9%
% of FP17s for the same patient ID Re-attending within 3 months - Adults	2	139	1.4%	15.2%	15.9%	16.0%
% of FP17s for the same patient ID Re-attending between 3 & 9 months - Children	612	928	65.9%	59.5%	60.6%	58.3%
% of FP17s for the same patient ID Re-attending between 3 & 9 months - Adults	95	139	68.3%	50.8%	51.6%	50.3%
% of FP17s for Band 1 Urgent Courses	8	1,031	0.8%	9.6%	9.5%	9.1%
% of FP17s Relating to Free Repair or Replacements	0	1,031	0.0%	0.6%	0.7%	0.8%
% of FP17s Relating to Continuations	9	1,031	0.9%	0.9%	1.0%	1.0%
% of Patients satisfied with the dentistry they have received	0	0	N/A	91.1%	92.0%	91.5%
% of Patients satisfied with the time they had to wait for an appointment	0	0	N/A	88.6%	88.1%	87.9%

* This is based on patients treated on this contract for their most recent course of treatment. Figures in italics indicate the base number of FP17s or Patient Questionnaire responses are less than 100. N/A is shown where the base number of responses is less than 10 during the period. % is calculated as Quantity/Base number*100

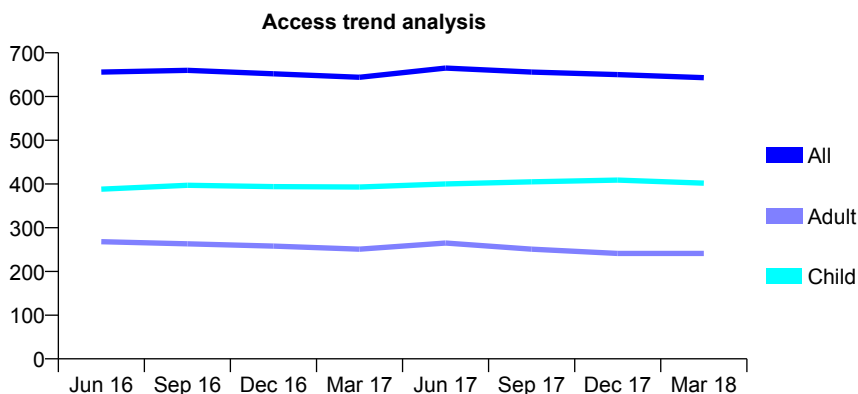
Q68 - Vital Signs At a Glance Contract Report for 819158/0001 - March 2018

Name or company name	MRS NJ GRAINGE
Contract type name	GDS Contract
Purpose of contract	General
Contract start date	01/04/2006
Contract end date	

17/18 Contracted general activity (UDA)	1,450
Carry forward general activity (UDA)	-14
17/18 Contracted orthodontic activity (UOA)	0
Carry forward orthodontic activity (UOA)	0
Baseline contract value	£30,290.73

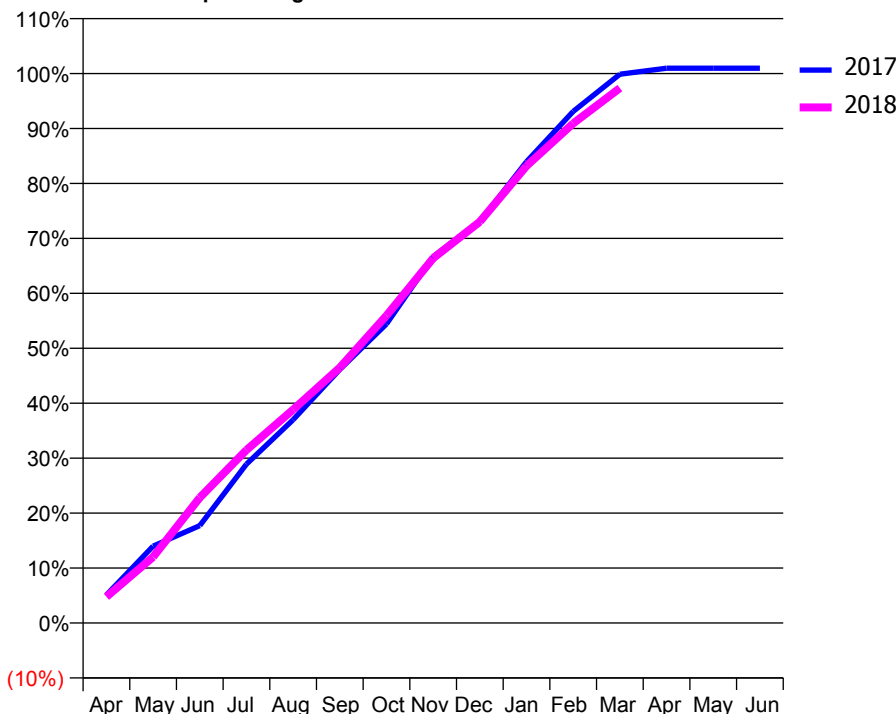
ACCESS*

Patients seen in 24 months	Total	Change since previous quarter
Quarter ending March 2017	644	
Quarter ending June 2017	665	↑
Quarter ending September 2017	656	↓
Quarter ending December 2017	650	→
Quarter ending March 2018	643	↓
Variance since March 2017	(0.2%)	→



ACTIVITY

Cumulative percentage of contracted UDA delivered 2017 & 2018



Month	Adjusted Scheduled Activity (UDA)	
	2017	2018
April	74	69
May	203	174
June	257	331
July	419	456
August	537	563
September	669	674
October	789	811
November	967	963
December	1,059	1,059
January	1,217	1,206
February	1,350	1,318
March	1,448	1,412
April	1,464	
May	1,464	
June	1,464	

QUALITY

	Quantity	Base Number	Contract	AT	Region	England
% of FP17s for the same patient ID Re-attending within 3 months - Children	29	676	4.3%	9.5%	11.5%	11.9%
% of FP17s for the same patient ID Re-attending within 3 months - Adults	35	266	13.2%	15.2%	15.9%	16.0%
% of FP17s for the same patient ID Re-attending between 3 & 9 months - Children	499	676	73.8%	59.5%	60.6%	58.3%
% of FP17s for the same patient ID Re-attending between 3 & 9 months - Adults	152	266	57.1%	50.8%	51.6%	50.3%
% of FP17s for Band 1 Urgent Courses	28	932	3.0%	9.6%	9.5%	9.1%
% of FP17s Relating to Free Repair or Replacements	0	932	0.0%	0.6%	0.7%	0.8%
% of FP17s Relating to Continuations	0	932	0.0%	0.9%	1.0%	1.0%
% of Patients satisfied with the dentistry they have received	0	0	N/A	91.1%	92.0%	91.5%
% of Patients satisfied with the time they had to wait for an appointment	0	0	N/A	88.6%	88.1%	87.9%

* This is based on patients treated on this contract for their most recent course of treatment. Figures in italics indicate the base number of FP17s or Patient Questionnaire responses are less than 100. N/A is shown where the base number of responses is less than 10 during the period. % is calculated as Quantity/Base number*100

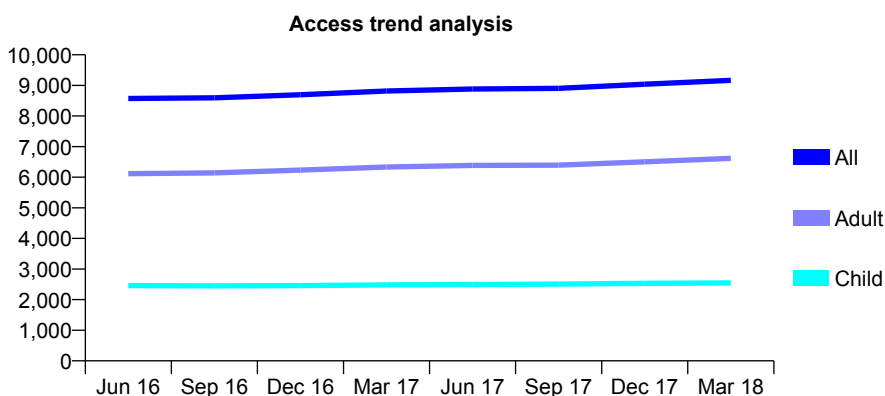
Q68 - Vital Signs At a Glance Contract Report for 819492/0001 - March 2018

Name or company name	MISS KT TANNA
Contract type name	GDS Contract
Purpose of contract	General
Contract start date	01/04/2006
Contract end date	

17/18 Contracted general activity (UDA)	20,150
Carry forward general activity (UDA)	-53
17/18 Contracted orthodontic activity (UOA)	0
Carry forward orthodontic activity (UOA)	0
Baseline contract value	£586,933.77

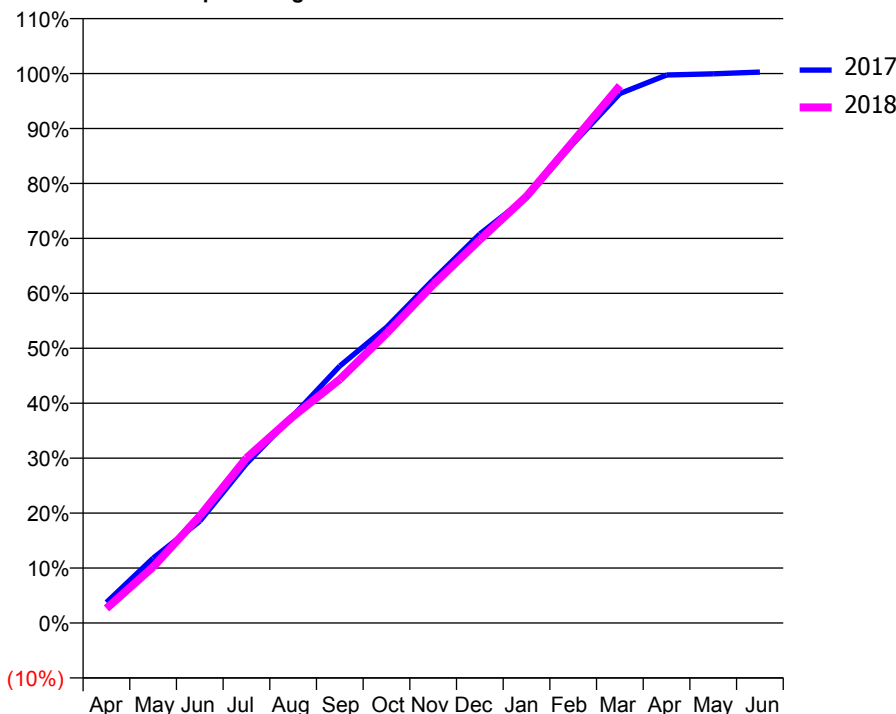
ACCESS*

Patients seen in 24 months	Total	Change since previous quarter
Quarter ending March 2017	8,815	
Quarter ending June 2017	8,883	→
Quarter ending September 2017	8,903	→
Quarter ending December 2017	9,038	→
Quarter ending March 2018	9,164	→
Variance since March 2017	4.0%	↑



ACTIVITY

Cumulative percentage of contracted UDA delivered 2017 & 2018



Month	Adjusted Scheduled Activity (UDA)	
	2017	2018
April	754	537
May	2,379	2,054
June	3,734	3,923
July	5,847	6,050
August	7,606	7,578
September	9,425	8,935
October	10,843	10,619
November	12,588	12,409
December	14,265	14,055
January	15,610	15,643
February	17,586	17,665
March	19,414	19,706
April	20,095	
May	20,138	
June	20,202	

QUALITY

	Quantity	Base Number	Contract	AT	Region	England
% of FP17s for the same patient ID Re-attending within 3 months - Children	198	3,940	5.0%	9.5%	11.5%	11.9%
% of FP17s for the same patient ID Re-attending within 3 months - Adults	953	8,698	11.0%	15.2%	15.9%	16.0%
% of FP17s for the same patient ID Re-attending between 3 & 9 months - Children	2,637	3,940	66.9%	59.5%	60.6%	58.3%
% of FP17s for the same patient ID Re-attending between 3 & 9 months - Adults	4,729	8,698	54.4%	50.8%	51.6%	50.3%
% of FP17s for Band 1 Urgent Courses	1,190	12,137	9.8%	9.6%	9.5%	9.1%
% of FP17s Relating to Free Repair or Replacements	62	12,137	0.5%	0.6%	0.7%	0.8%
% of FP17s Relating to Continuations	8	12,137	0.1%	0.9%	1.0%	1.0%
% of Patients satisfied with the dentistry they have received	9	10	90.0%	91.1%	92.0%	91.5%
% of Patients satisfied with the time they had to wait for an appointment	10	10	100.0%	88.6%	88.1%	87.9%

* This is based on patients treated on this contract for their most recent course of treatment. Figures in italics indicate the base number of FP17s or Patient Questionnaire responses are less than 100. N/A is shown where the base number of responses is less than 10 during the period. % is calculated as Quantity/Base number*100

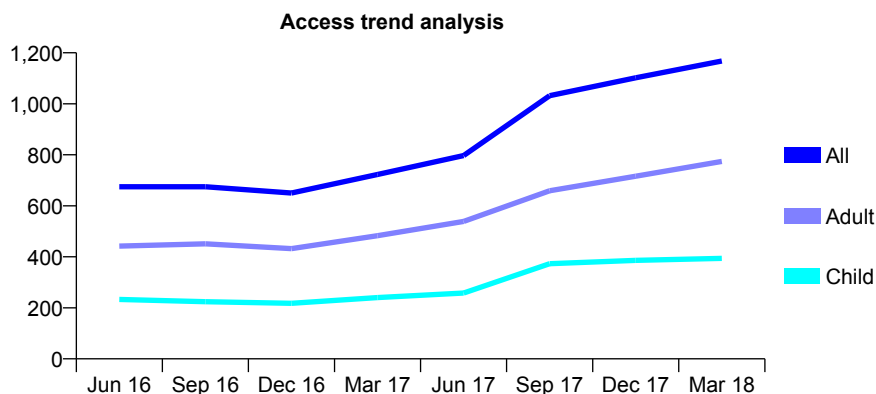
Q68 - Vital Signs At a Glance Contract Report for 819921/0001 - March 2018

Name or company name	Priors Croft Partnership
Contract type name	GDS Contract
Purpose of contract	General
Contract start date	01/04/2006
Contract end date	

17/18 Contracted general activity (UDA)	1,800
Carry forward general activity (UDA)	-17
17/18 Contracted orthodontic activity (UOA)	0
Carry forward orthodontic activity (UOA)	0
Baseline contract value	£40,812.38

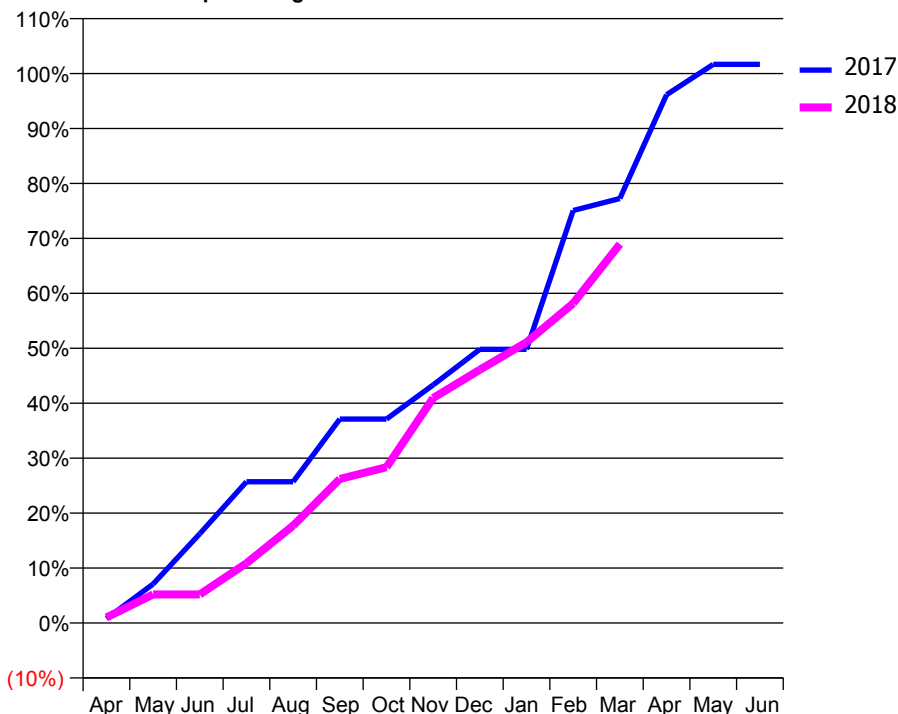
ACCESS*

Patients seen in 24 months	Total	Change since previous quarter
Quarter ending March 2017	723	
Quarter ending June 2017	797	↑
Quarter ending September 2017	1,032	↑
Quarter ending December 2017	1,102	↑
Quarter ending March 2018	1,168	↑
Variance since March 2017	61.5%	↑



ACTIVITY

Cumulative percentage of contracted UDA delivered 2017 & 2018



Month	Adjusted Scheduled Activity (UDA)	
	2017	2018
April	8	18
May	71	94
June	162	94
July	257	196
August	257	319
September	371	472
October	371	510
November	433	737
December	498	830
January	498	920
February	751	1,047
March	773	1,241
April	961	
May	1,017	
June	1,017	

QUALITY

	Quantity	Base Number	Contract	AT	Region	England
% of FP17s for the same patient ID Re-attending within 3 months - Children	43	744	5.8%	9.5%	11.5%	11.9%
% of FP17s for the same patient ID Re-attending within 3 months - Adults	161	1,225	13.1%	15.2%	15.9%	16.0%
% of FP17s for the same patient ID Re-attending between 3 & 9 months - Children	384	744	51.6%	59.5%	60.6%	58.3%
% of FP17s for the same patient ID Re-attending between 3 & 9 months - Adults	485	1,225	39.6%	50.8%	51.6%	50.3%
% of FP17s for Band 1 Urgent Courses	44	909	4.8%	9.6%	9.5%	9.1%
% of FP17s Relating to Free Repair or Replacements	0	909	0.0%	0.6%	0.7%	0.8%
% of FP17s Relating to Continuations	3	909	0.3%	0.9%	1.0%	1.0%
% of Patients satisfied with the dentistry they have received	1	1	N/A	91.1%	92.0%	91.5%
% of Patients satisfied with the time they had to wait for an appointment	1	1	N/A	88.6%	88.1%	87.9%

* This is based on patients treated on this contract for their most recent course of treatment. Figures in italics indicate the base number of FP17s or Patient Questionnaire responses are less than 100. N/A is shown where the base number of responses is less than 10 during the period. % is calculated as Quantity/Base number*100

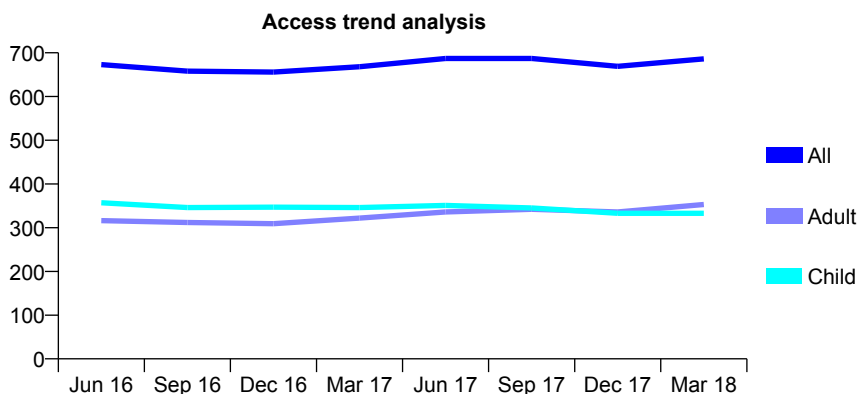
Q68 - Vital Signs At a Glance Contract Report for 820938/0001 - March 2018

Name or company name	MISS VJ MOON
Contract type name	GDS Contract
Purpose of contract	General
Contract start date	01/04/2006
Contract end date	

17/18 Contracted general activity (UDA)	2,040
Carry forward general activity (UDA)	11
17/18 Contracted orthodontic activity (UOA)	0
Carry forward orthodontic activity (UOA)	0
Baseline contract value	£50,846.57

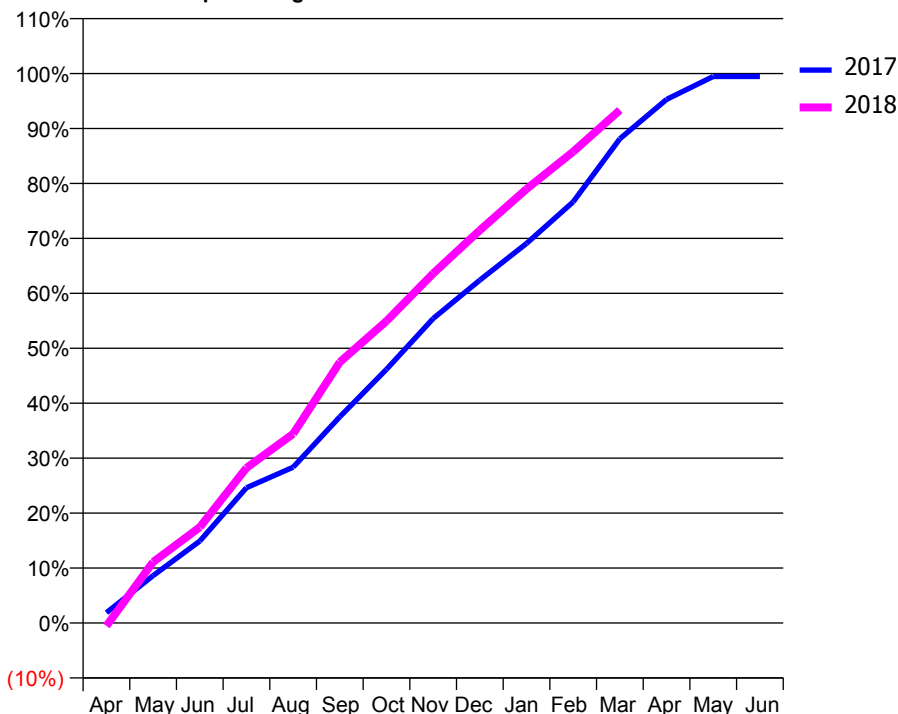
ACCESS*

Patients seen in 24 months	Total	Change since previous quarter
Quarter ending March 2017	668	
Quarter ending June 2017	687	↑
Quarter ending September 2017	687	→
Quarter ending December 2017	669	↓
Quarter ending March 2018	686	↑
Variance since March 2017	2.7%	↑



ACTIVITY

Cumulative percentage of contracted UDA delivered 2017 & 2018



Month	Adjusted Scheduled Activity (UDA)	
	2017	2018
April	38	-11
May	176	227
June	304	356
July	502	576
August	578	702
September	766	969
October	942	1,121
November	1,131	1,298
December	1,273	1,458
January	1,409	1,611
February	1,563	1,750
March	1,798	1,904
April	1,944	
May	2,029	
June	2,029	

QUALITY

	Quantity	Base Number	Contract	AT	Region	England
% of FP17s for the same patient ID Re-attending within 3 months - Children	41	667	6.1%	9.5%	11.5%	11.9%
% of FP17s for the same patient ID Re-attending within 3 months - Adults	88	506	17.4%	15.2%	15.9%	16.0%
% of FP17s for the same patient ID Re-attending between 3 & 9 months - Children	479	667	71.8%	59.5%	60.6%	58.3%
% of FP17s for the same patient ID Re-attending between 3 & 9 months - Adults	294	506	58.1%	50.8%	51.6%	50.3%
% of FP17s for Band 1 Urgent Courses	61	1,080	5.6%	9.6%	9.5%	9.1%
% of FP17s Relating to Free Repair or Replacements	2	1,080	0.2%	0.6%	0.7%	0.8%
% of FP17s Relating to Continuations	0	1,080	0.0%	0.9%	1.0%	1.0%
% of Patients satisfied with the dentistry they have received	1	1	N/A	91.1%	92.0%	91.5%
% of Patients satisfied with the time they had to wait for an appointment	1	1	N/A	88.6%	88.1%	87.9%

* This is based on patients treated on this contract for their most recent course of treatment. Figures in italics indicate the base number of FP17s or Patient Questionnaire responses are less than 100. N/A is shown where the base number of responses is less than 10 during the period. % is calculated as Quantity/Base number*100

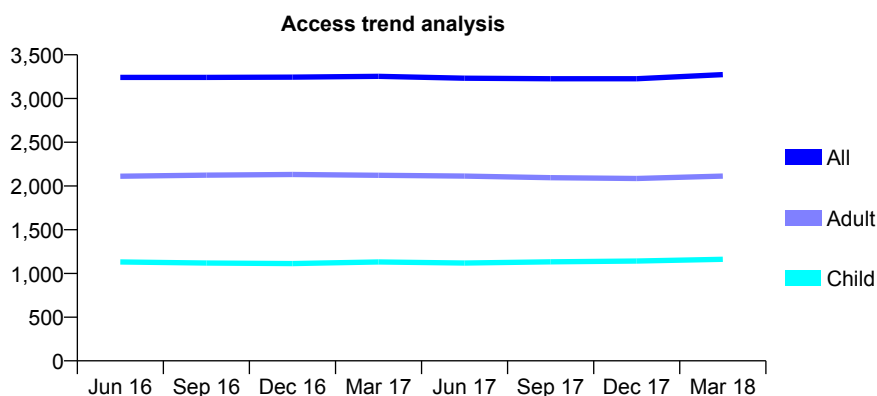
Q68 - Vital Signs At a Glance Contract Report for 82221/0001 - March 2018

Name or company name	MRS NE VADASZ
Contract type name	GDS Contract
Purpose of contract	General
Contract start date	01/04/2006
Contract end date	

17/18 Contracted general activity (UDA)	9,130
Carry forward general activity (UDA)	37
17/18 Contracted orthodontic activity (UOA)	0
Carry forward orthodontic activity (UOA)	0
Baseline contract value	£240,366.21

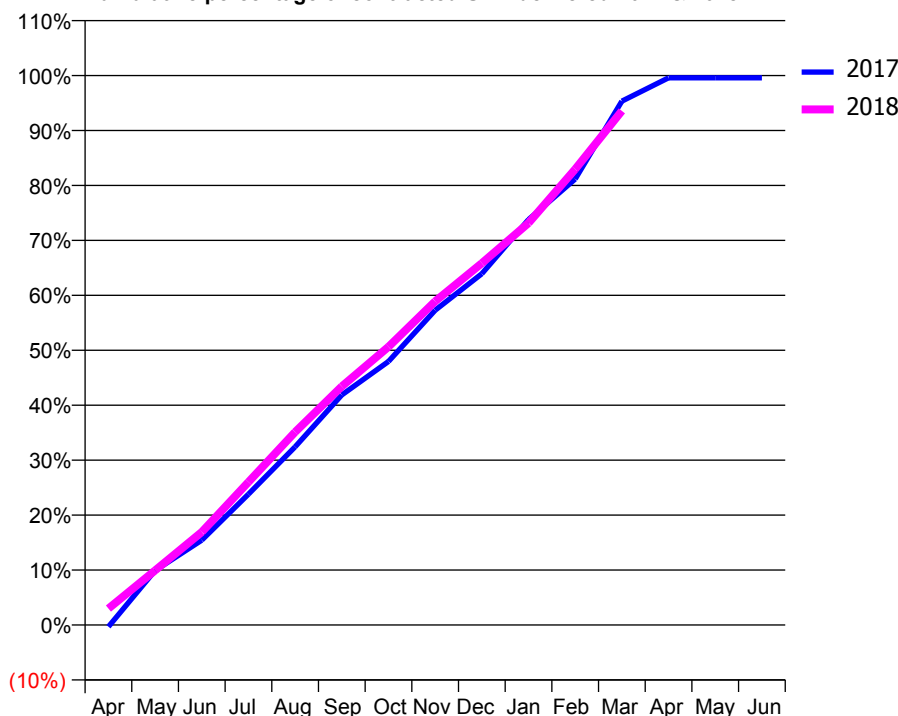
ACCESS*

Patients seen in 24 months	Total	Change since previous quarter
Quarter ending March 2017	3,253	
Quarter ending June 2017	3,232	→
Quarter ending September 2017	3,227	→
Quarter ending December 2017	3,226	→
Quarter ending March 2018	3,274	→
Variance since March 2017	0.6%	→



ACTIVITY

Cumulative percentage of contracted UDA delivered 2017 & 2018



Adjusted Scheduled Activity (UDA)

Month	2017	2018
April	-31	273
May	905	907
June	1,411	1,546
July	2,175	2,375
August	2,961	3,206
September	3,824	3,965
October	4,380	4,623
November	5,229	5,378
December	5,836	6,013
January	6,736	6,679
February	7,411	7,575
March	8,705	8,543
April	9,091	
May	9,093	
June	9,093	

QUALITY

	Quantity	Base Number	Contract	AT	Region	England
% of FP17s for the same patient ID Re-attending within 3 months - Children	138	1,973	7.0%	9.5%	11.5%	11.9%
% of FP17s for the same patient ID Re-attending within 3 months - Adults	367	2,835	12.9%	15.2%	15.9%	16.0%
% of FP17s for the same patient ID Re-attending between 3 & 9 months - Children	1,330	1,973	67.4%	59.5%	60.6%	58.3%
% of FP17s for the same patient ID Re-attending between 3 & 9 months - Adults	1,283	2,835	45.3%	50.8%	51.6%	50.3%
% of FP17s for Band 1 Urgent Courses	392	4,616	8.5%	9.6%	9.5%	9.1%
% of FP17s Relating to Free Repair or Replacements	16	4,616	0.3%	0.6%	0.7%	0.8%
% of FP17s Relating to Continuations	14	4,616	0.3%	0.9%	1.0%	1.0%
% of Patients satisfied with the dentistry they have received	5	5	N/A	91.1%	92.0%	91.5%
% of Patients satisfied with the time they had to wait for an appointment	5	5	N/A	88.6%	88.1%	87.9%

* This is based on patients treated on this contract for their most recent course of treatment. Figures in italics indicate the base number of FP17s or Patient Questionnaire responses are less than 100. N/A is shown where the base number of responses is less than 10 during the period. % is calculated as Quantity/Base number*100

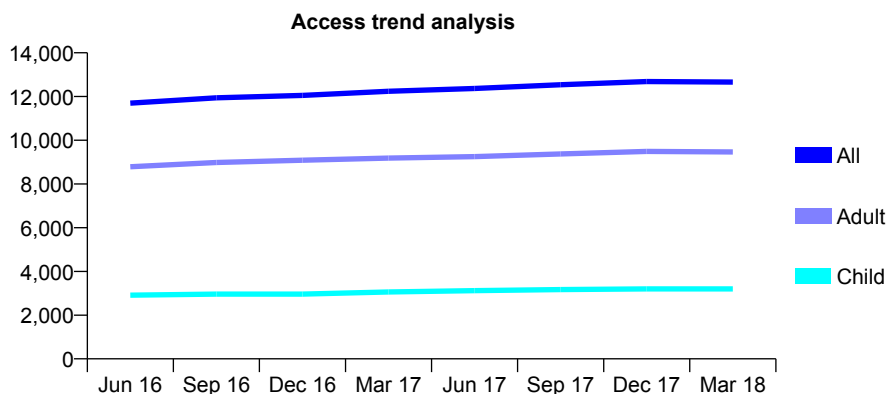
Q68 - Vital Signs At a Glance Contract Report for 825107/0003 - March 2018

Name or company name	MR S OBERAI
Contract type name	GDS Contract
Purpose of contract	General
Contract start date	01/04/2006
Contract end date	

17/18 Contracted general activity (UDA)	33,874
Carry forward general activity (UDA)	-219
17/18 Contracted orthodontic activity (UOA)	0
Carry forward orthodontic activity (UOA)	0
Baseline contract value	£888,658.16

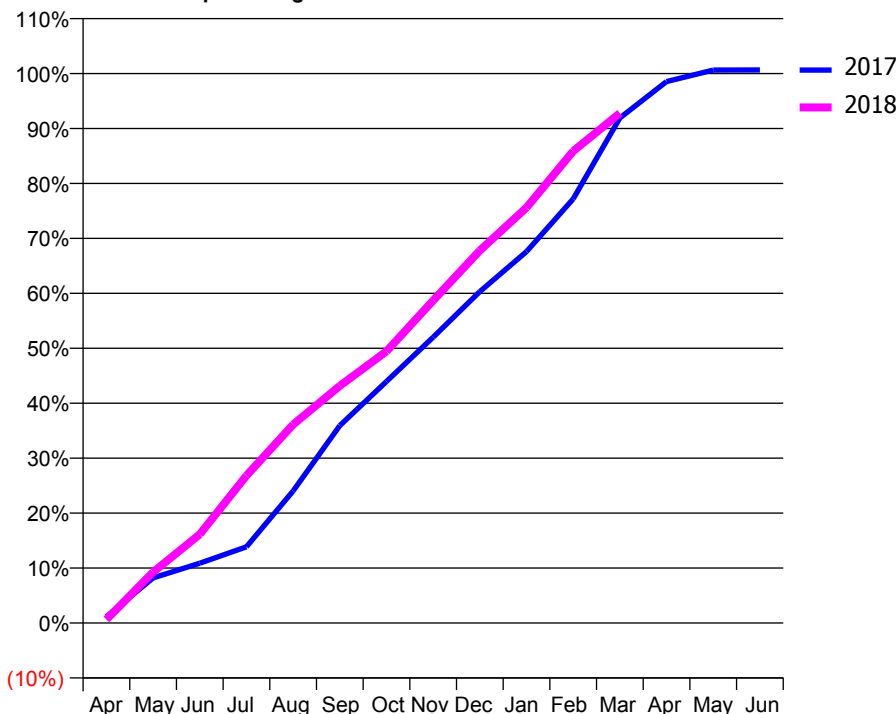
ACCESS*

Patients seen in 24 months	Total	Change since previous quarter
Quarter ending March 2017	12,243	
Quarter ending June 2017	12,369	→
Quarter ending September 2017	12,539	→
Quarter ending December 2017	12,688	→
Quarter ending March 2018	12,664	→
Variance since March 2017	3.4%	↑



ACTIVITY

Cumulative percentage of contracted UDA delivered 2017 & 2018



Month	Adjusted Scheduled Activity (UDA)	
	2017	2018
April	387	219
May	2,784	3,133
June	3,688	5,473
July	4,699	9,084
August	8,144	12,237
September	12,170	14,623
October	14,893	16,746
November	17,619	19,881
December	20,429	22,963
January	22,897	25,613
February	26,146	29,085
March	31,132	31,426
April	33,382	
May	34,088	
June	34,093	

QUALITY

	Quantity	Base Number	Contract	AT	Region	England
% of FP17s for the same patient ID Re-attending within 3 months - Children	221	3,511	6.3%	9.5%	11.5%	11.9%
% of FP17s for the same patient ID Re-attending within 3 months - Adults	1,030	9,291	11.1%	15.2%	15.9%	16.0%
% of FP17s for the same patient ID Re-attending between 3 & 9 months - Children	1,363	3,511	38.8%	59.5%	60.6%	58.3%
% of FP17s for the same patient ID Re-attending between 3 & 9 months - Adults	3,049	9,291	32.8%	50.8%	51.6%	50.3%
% of FP17s for Band 1 Urgent Courses	1,619	11,931	13.6%	9.6%	9.5%	9.1%
% of FP17s Relating to Free Repair or Replacements	24	11,931	0.2%	0.6%	0.7%	0.8%
% of FP17s Relating to Continuations	17	11,931	0.1%	0.9%	1.0%	1.0%
% of Patients satisfied with the dentistry they have received	8	8	N/A	91.1%	92.0%	91.5%
% of Patients satisfied with the time they had to wait for an appointment	8	8	N/A	88.6%	88.1%	87.9%

* This is based on patients treated on this contract for their most recent course of treatment. Figures in italics indicate the base number of FP17s or Patient Questionnaire responses are less than 100. N/A is shown where the base number of responses is less than 10 during the period. % is calculated as Quantity/Base number*100

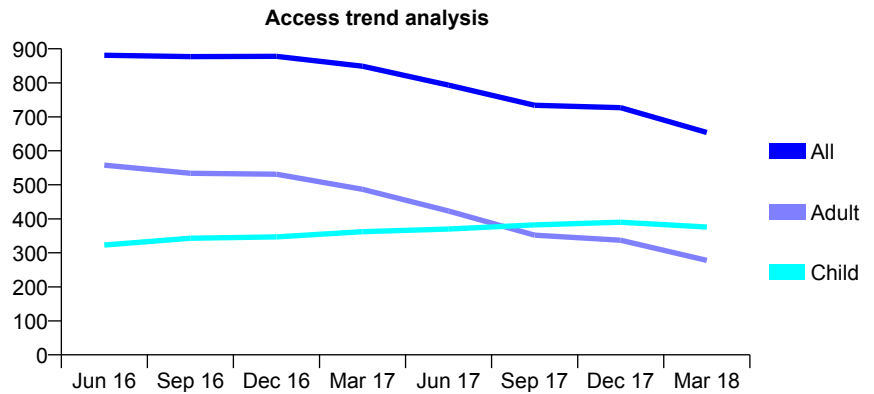
Q68 - Vital Signs At a Glance Contract Report for 825107/0011 - March 2018

Name or company name	Dr M Al-Zibari trading as West Horsley Den
Contract type name	GDS Contract
Purpose of contract	General
Contract start date	01/05/2012
Contract end date	

17/18 Contracted general activity (UDA)	1,676
Carry forward general activity (UDA)	-1
17/18 Contracted orthodontic activity (UOA)	0
Carry forward orthodontic activity (UOA)	0
Baseline contract value	£39,920.51

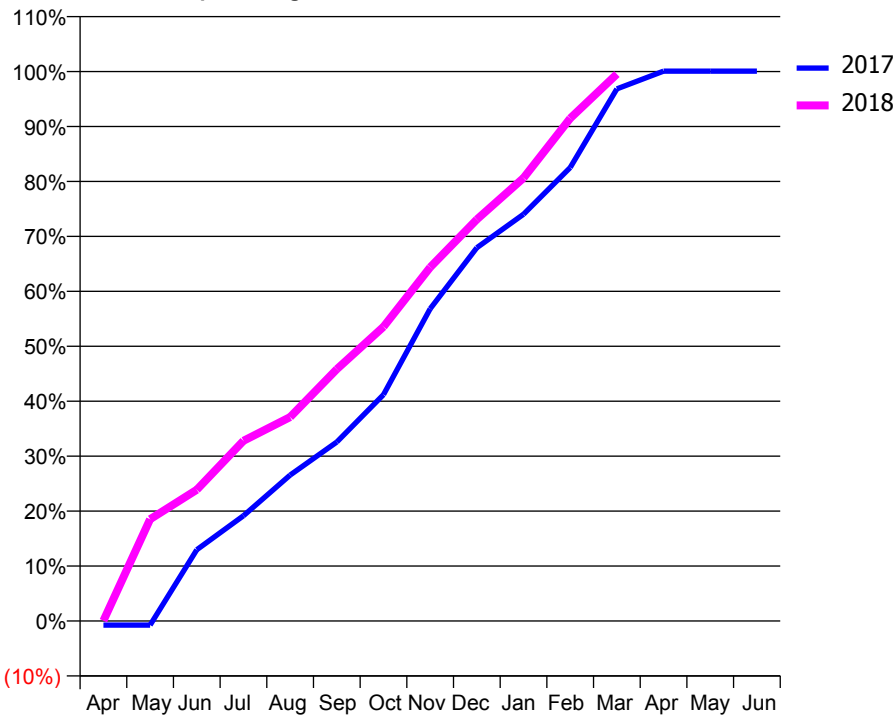
ACCESS*

Patients seen in 24 months	Total	Change since previous quarter
Quarter ending March 2017	849	
Quarter ending June 2017	793	↓
Quarter ending September 2017	734	↓
Quarter ending December 2017	727	→
Quarter ending March 2018	654	↓
Variance since March 2017	(23.0%)	↓



ACTIVITY

Cumulative percentage of contracted UDA delivered 2017 & 2018



Month	Adjusted Scheduled Activity (UDA)	
	2017	2018
April	-13	1
May	-13	310
June	217	400
July	321	550
August	445	622
September	546	768
October	690	897
November	952	1,079
December	1,139	1,225
January	1,241	1,351
February	1,383	1,533
March	1,623	1,668
April	1,677	
May	1,677	
June	1,677	

QUALITY

	Quantity	Base Number	Contract	AT	Region	England
% of FP17s for the same patient ID Re-attending within 3 months - Children	48	564	8.5%	9.5%	11.5%	11.9%
% of FP17s for the same patient ID Re-attending within 3 months - Adults	28	214	13.1%	15.2%	15.9%	16.0%
% of FP17s for the same patient ID Re-attending between 3 & 9 months - Children	315	564	55.9%	59.5%	60.6%	58.3%
% of FP17s for the same patient ID Re-attending between 3 & 9 months - Adults	90	214	42.1%	50.8%	51.6%	50.3%
% of FP17s for Band 1 Urgent Courses	16	770	2.1%	9.6%	9.5%	9.1%
% of FP17s Relating to Free Repair or Replacements	4	770	0.5%	0.6%	0.7%	0.8%
% of FP17s Relating to Continuations	0	770	0.0%	0.9%	1.0%	1.0%
% of Patients satisfied with the dentistry they have received	1	1	N/A	91.1%	92.0%	91.5%
% of Patients satisfied with the time they had to wait for an appointment	1	1	N/A	88.6%	88.1%	87.9%

* This is based on patients treated on this contract for their most recent course of treatment. Figures in italics indicate the base number of FP17s or Patient Questionnaire responses are less than 100. N/A is shown where the base number of responses is less than 10 during the period. % is calculated as Quantity/Base number*100

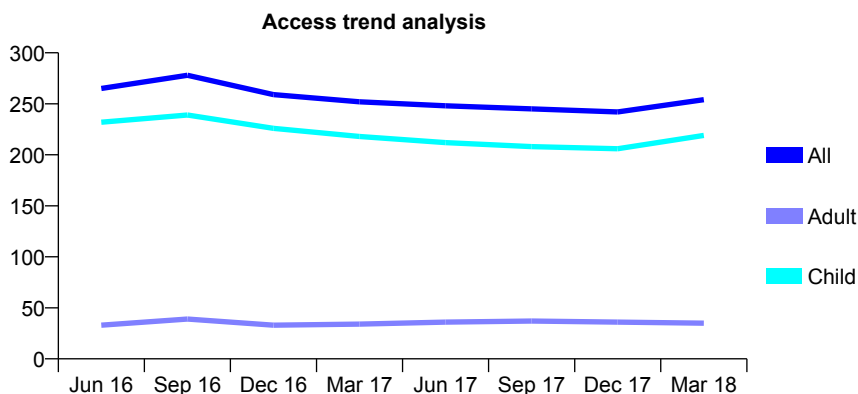
Q68 - Vital Signs At a Glance Contract Report for 829196/0001 - March 2018

Name or company name	DR JA JULLIEN
Contract type name	GDS Contract
Purpose of contract	General
Contract start date	01/04/2006
Contract end date	

17/18 Contracted general activity (UDA)	300
Carry forward general activity (UDA)	0
17/18 Contracted orthodontic activity (UOA)	0
Carry forward orthodontic activity (UOA)	0
Baseline contract value	£6,743.71

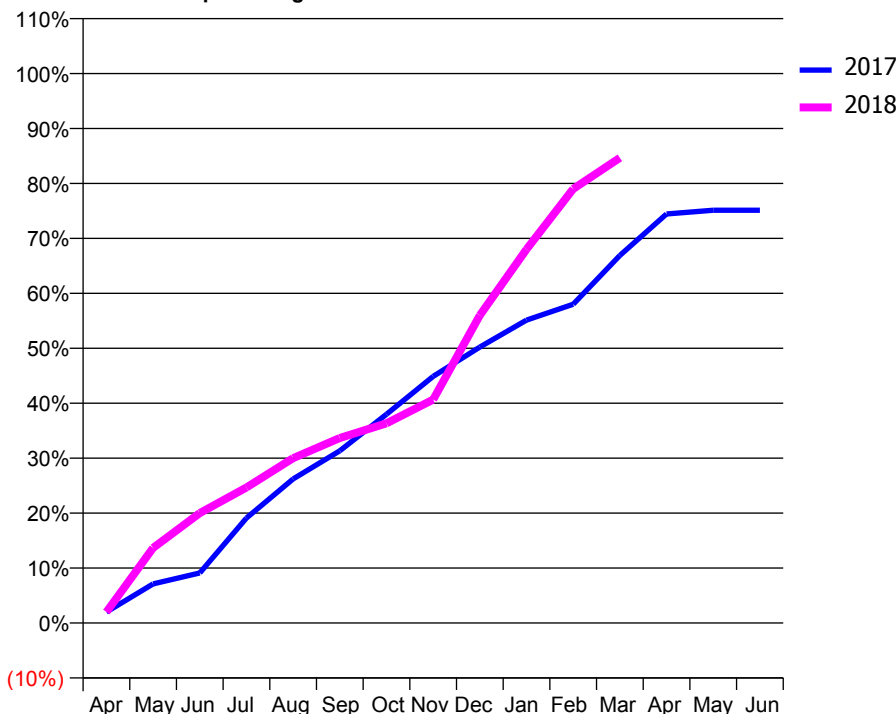
ACCESS*

Patients seen in 24 months	Total	Change since previous quarter
Quarter ending March 2017	252	
Quarter ending June 2017	248	↓
Quarter ending September 2017	245	↓
Quarter ending December 2017	242	↓
Quarter ending March 2018	254	↑
Variance since March 2017	0.8%	→



ACTIVITY

Cumulative percentage of contracted UDA delivered 2017 & 2018



Month	Adjusted Scheduled Activity (UDA)	
	2017	2018
April	9	6
May	32	41
June	41	60
July	86	74
August	118	90
September	141	101
October	171	109
November	202	122
December	226	168
January	248	204
February	261	237
March	301	254
April	335	
May	338	
June	338	

QUALITY

	Quantity	Base Number	Contract	AT	Region	England
% of FP17s for the same patient ID Re-attending within 3 months - Children	5	229	2.2%	9.5%	11.5%	11.9%
% of FP17s for the same patient ID Re-attending within 3 months - Adults	0	6	0.0%	15.2%	15.9%	16.0%
% of FP17s for the same patient ID Re-attending between 3 & 9 months - Children	95	229	41.5%	59.5%	60.6%	58.3%
% of FP17s for the same patient ID Re-attending between 3 & 9 months - Adults	3	6	50.0%	50.8%	51.6%	50.3%
% of FP17s for Band 1 Urgent Courses	0	208	0.0%	9.6%	9.5%	9.1%
% of FP17s Relating to Free Repair or Replacements	0	208	0.0%	0.6%	0.7%	0.8%
% of FP17s Relating to Continuations	0	208	0.0%	0.9%	1.0%	1.0%
% of Patients satisfied with the dentistry they have received	0	0	N/A	91.1%	92.0%	91.5%
% of Patients satisfied with the time they had to wait for an appointment	0	0	N/A	88.6%	88.1%	87.9%

* This is based on patients treated on this contract for their most recent course of treatment. Figures in italics indicate the base number of FP17s or Patient Questionnaire responses are less than 100. N/A is shown where the base number of responses is less than 10 during the period. % is calculated as Quantity/Base number*100

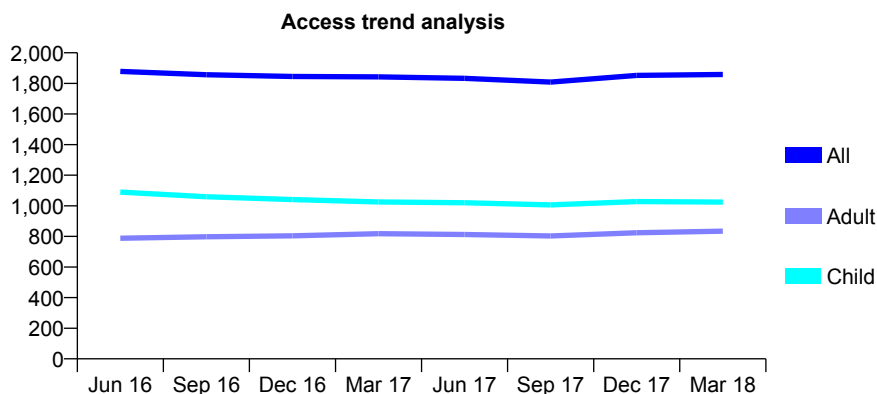
Q68 - Vital Signs At a Glance Contract Report for 831514/0002 - March 2018

Name or company name	MR NC GREEN
Contract type name	GDS Contract
Purpose of contract	General
Contract start date	01/04/2006
Contract end date	

17/18 Contracted general activity (UDA)	4,250
Carry forward general activity (UDA)	60
17/18 Contracted orthodontic activity (UOA)	0
Carry forward orthodontic activity (UOA)	0
Baseline contract value	£101,418.05

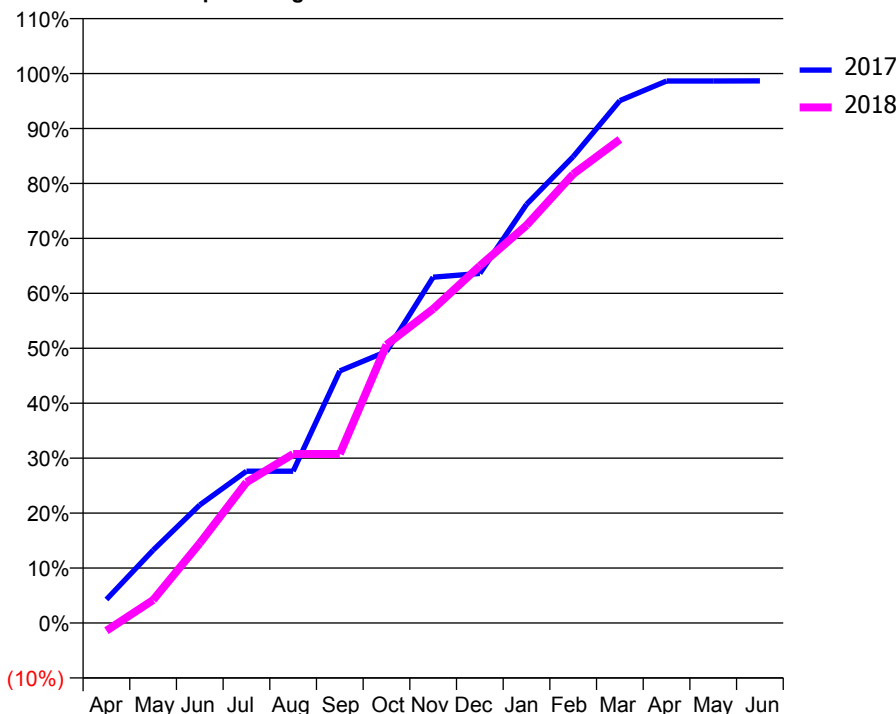
ACCESS*

Patients seen in 24 months	Total	Change since previous quarter
Quarter ending March 2017	1,843	
Quarter ending June 2017	1,833	→
Quarter ending September 2017	1,809	↓
Quarter ending December 2017	1,852	↑
Quarter ending March 2018	1,858	→
Variance since March 2017	0.8%	→



ACTIVITY

Cumulative percentage of contracted UDA delivered 2017 & 2018



Adjusted Scheduled Activity (UDA)

Month	2017	2018
April	192	-60
May	597	178
June	967	617
July	1,243	1,088
August	1,243	1,307
September	2,064	1,307
October	2,224	2,152
November	2,832	2,430
December	2,862	2,762
January	3,429	3,076
February	3,820	3,472
March	4,278	3,740
April	4,439	
May	4,439	
June	4,440	

QUALITY

	Quantity	Base Number	Contract	AT	Region	England
% of FP17s for the same patient ID Re-attending within 3 months - Children	71	1,548	4.6%	9.5%	11.5%	11.9%
% of FP17s for the same patient ID Re-attending within 3 months - Adults	102	1,067	9.6%	15.2%	15.9%	16.0%
% of FP17s for the same patient ID Re-attending between 3 & 9 months - Children	1,082	1,548	69.9%	59.5%	60.6%	58.3%
% of FP17s for the same patient ID Re-attending between 3 & 9 months - Adults	759	1,067	71.1%	50.8%	51.6%	50.3%
% of FP17s for Band 1 Urgent Courses	20	2,512	0.8%	9.6%	9.5%	9.1%
% of FP17s Relating to Free Repair or Replacements	1	2,512	0.0%	0.6%	0.7%	0.8%
% of FP17s Relating to Continuations	7	2,512	0.3%	0.9%	1.0%	1.0%
% of Patients satisfied with the dentistry they have received	5	5	N/A	91.1%	92.0%	91.5%
% of Patients satisfied with the time they had to wait for an appointment	5	5	N/A	88.6%	88.1%	87.9%

* This is based on patients treated on this contract for their most recent course of treatment. Figures in italics indicate the base number of FP17s or Patient Questionnaire responses are less than 100. N/A is shown where the base number of responses is less than 10 during the period. % is calculated as Quantity/Base number*100

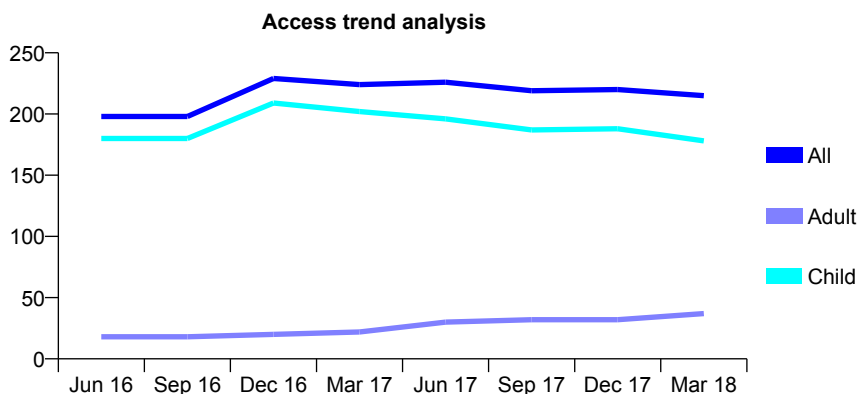
Q68 - Vital Signs At a Glance Contract Report for 833215/0001 - March 2018

Name or company name	MRS A SIMPKINS
Contract type name	GDS Contract
Purpose of contract	General
Contract start date	01/04/2006
Contract end date	

17/18 Contracted general activity (UDA)	325
Carry forward general activity (UDA)	-7
17/18 Contracted orthodontic activity (UOA)	0
Carry forward orthodontic activity (UOA)	0
Baseline contract value	£9,356.81

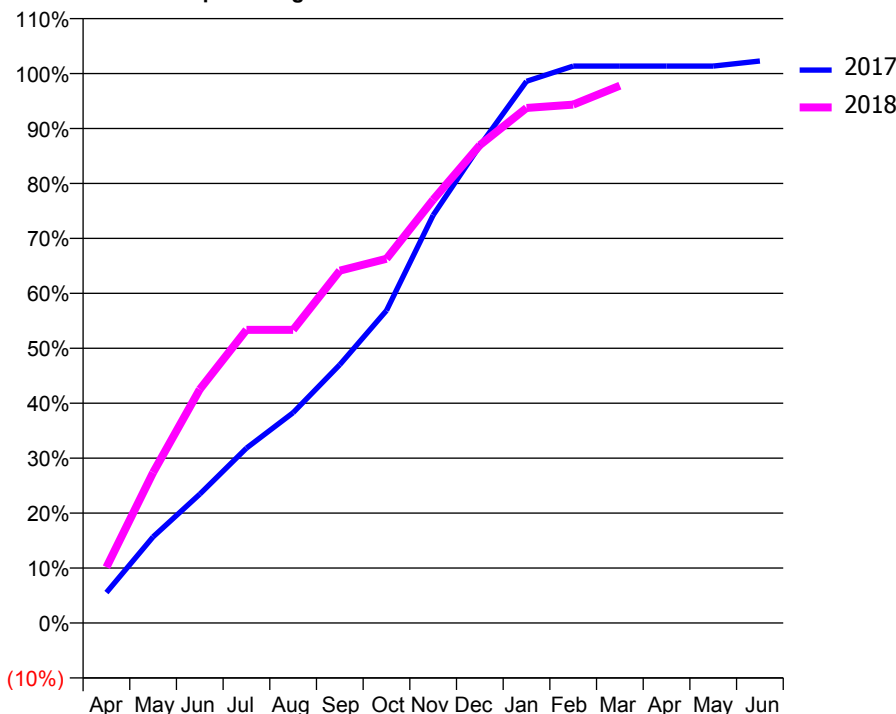
ACCESS*

Patients seen in 24 months	Total	Change since previous quarter
Quarter ending March 2017	224	
Quarter ending June 2017	226	→
Quarter ending September 2017	219	↓
Quarter ending December 2017	220	→
Quarter ending March 2018	215	↓
Variance since March 2017	(4.0%)	↓



ACTIVITY

Cumulative percentage of contracted UDA delivered 2017 & 2018



Month	Adjusted Scheduled Activity (UDA)	
	2017	2018
April	18	33
May	51	89
June	76	138
July	103	173
August	124	173
September	153	208
October	185	215
November	241	250
December	282	283
January	320	305
February	329	307
March	329	318
April	329	
May	329	
June	332	

QUALITY

	Quantity	Base Number	Contract	AT	Region	England
% of FP17s for the same patient ID Re-attending within 3 months - Children	6	235	2.6%	9.5%	11.5%	11.9%
% of FP17s for the same patient ID Re-attending within 3 months - Adults	0	12	0.0%	15.2%	15.9%	16.0%
% of FP17s for the same patient ID Re-attending between 3 & 9 months - Children	132	235	56.2%	59.5%	60.6%	58.3%
% of FP17s for the same patient ID Re-attending between 3 & 9 months - Adults	4	12	33.3%	50.8%	51.6%	50.3%
% of FP17s for Band 1 Urgent Courses	4	245	1.6%	9.6%	9.5%	9.1%
% of FP17s Relating to Free Repair or Replacements	0	245	0.0%	0.6%	0.7%	0.8%
% of FP17s Relating to Continuations	0	245	0.0%	0.9%	1.0%	1.0%
% of Patients satisfied with the dentistry they have received	4	4	N/A	91.1%	92.0%	91.5%
% of Patients satisfied with the time they had to wait for an appointment	3	4	N/A	88.6%	88.1%	87.9%

* This is based on patients treated on this contract for their most recent course of treatment. Figures in italics indicate the base number of FP17s or Patient Questionnaire responses are less than 100. N/A is shown where the base number of responses is less than 10 during the period. % is calculated as Quantity/Base number*100

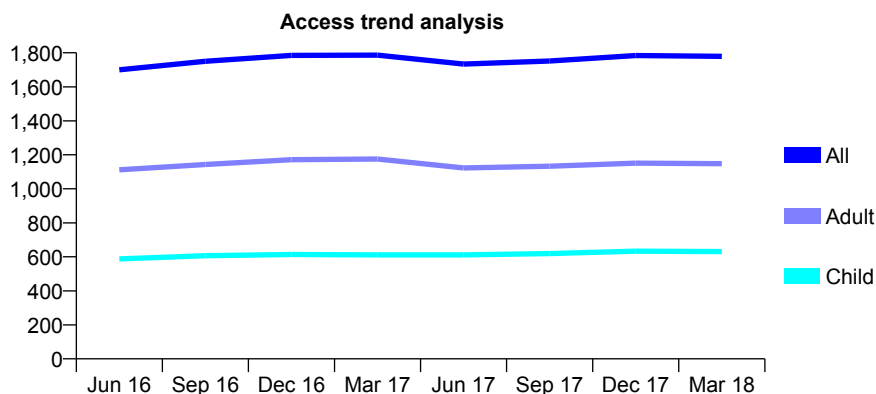
Q68 - Vital Signs At a Glance Contract Report for 833576/0001 - March 2018

Name or company name	MR CS HOUSTON
Contract type name	GDS Contract
Purpose of contract	General
Contract start date	01/04/2006
Contract end date	

17/18 Contracted general activity (UDA)	5,304
Carry forward general activity (UDA)	-49
17/18 Contracted orthodontic activity (UOA)	0
Carry forward orthodontic activity (UOA)	0
Baseline contract value	£166,735.99

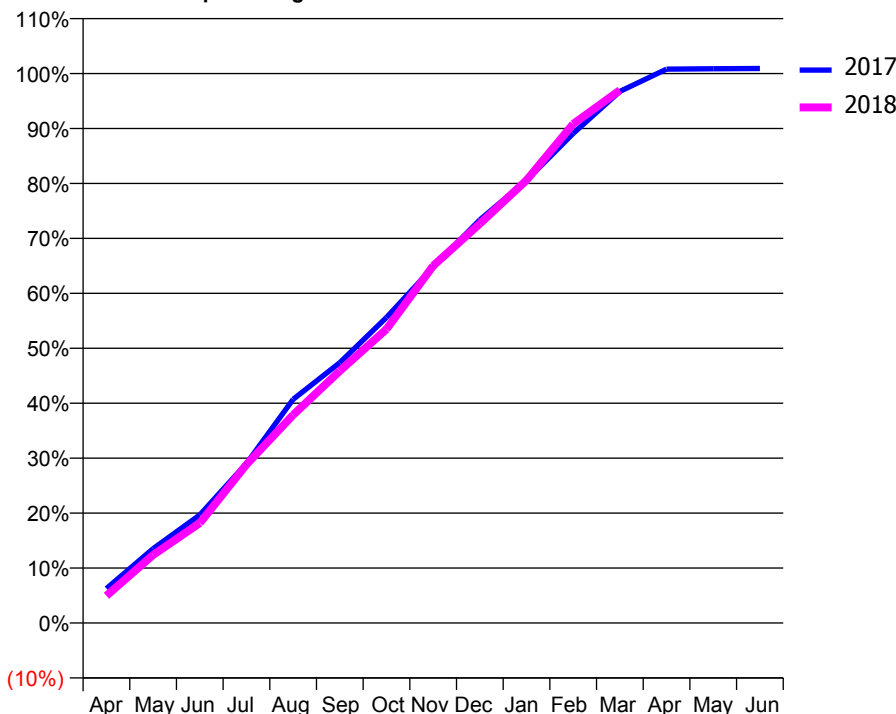
ACCESS*

Patients seen in 24 months	Total	Change since previous quarter
Quarter ending March 2017	1,786	
Quarter ending June 2017	1,734	↓
Quarter ending September 2017	1,752	→
Quarter ending December 2017	1,784	→
Quarter ending March 2018	1,779	→
Variance since March 2017	(0.4%)	→



ACTIVITY

Cumulative percentage of contracted UDA delivered 2017 & 2018



Month	Adjusted Scheduled Activity (UDA)	
	2017	2018
April	333	264
May	718	657
June	1,043	965
July	1,539	1,530
August	2,159	2,009
September	2,513	2,434
October	2,949	2,836
November	3,436	3,448
December	3,892	3,854
January	4,273	4,274
February	4,726	4,817
March	5,131	5,143
April	5,346	
May	5,350	
June	5,353	

QUALITY

	Quantity	Base Number	Contract	AT	Region	England
% of FP17s for the same patient ID Re-attending within 3 months - Children	87	1,070	8.1%	9.5%	11.5%	11.9%
% of FP17s for the same patient ID Re-attending within 3 months - Adults	241	1,671	14.4%	15.2%	15.9%	16.0%
% of FP17s for the same patient ID Re-attending between 3 & 9 months - Children	733	1,070	68.5%	59.5%	60.6%	58.3%
% of FP17s for the same patient ID Re-attending between 3 & 9 months - Adults	1,029	1,671	61.6%	50.8%	51.6%	50.3%
% of FP17s for Band 1 Urgent Courses	285	2,629	10.8%	9.6%	9.5%	9.1%
% of FP17s Relating to Free Repair or Replacements	0	2,629	0.0%	0.6%	0.7%	0.8%
% of FP17s Relating to Continuations	4	2,629	0.2%	0.9%	1.0%	1.0%
% of Patients satisfied with the dentistry they have received	3	3	N/A	91.1%	92.0%	91.5%
% of Patients satisfied with the time they had to wait for an appointment	2	3	N/A	88.6%	88.1%	87.9%

* This is based on patients treated on this contract for their most recent course of treatment. Figures in italics indicate the base number of FP17s or Patient Questionnaire responses are less than 100. N/A is shown where the base number of responses is less than 10 during the period. % is calculated as Quantity/Base number*100

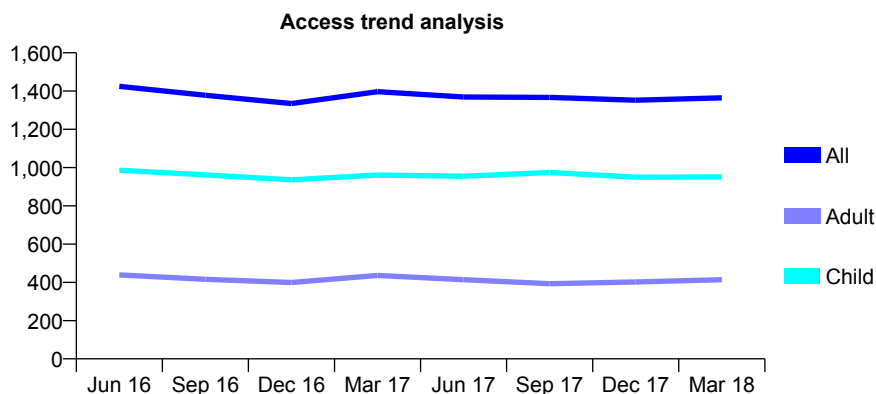
Q68 - Vital Signs At a Glance Contract Report for 834777/0001 - March 2018

Name or company name	MR C WOOD
Contract type name	GDS Contract
Purpose of contract	General
Contract start date	01/04/2006
Contract end date	

17/18 Contracted general activity (UDA)	3,000
Carry forward general activity (UDA)	0
17/18 Contracted orthodontic activity (UOA)	0
Carry forward orthodontic activity (UOA)	0
Baseline contract value	£71,373.63

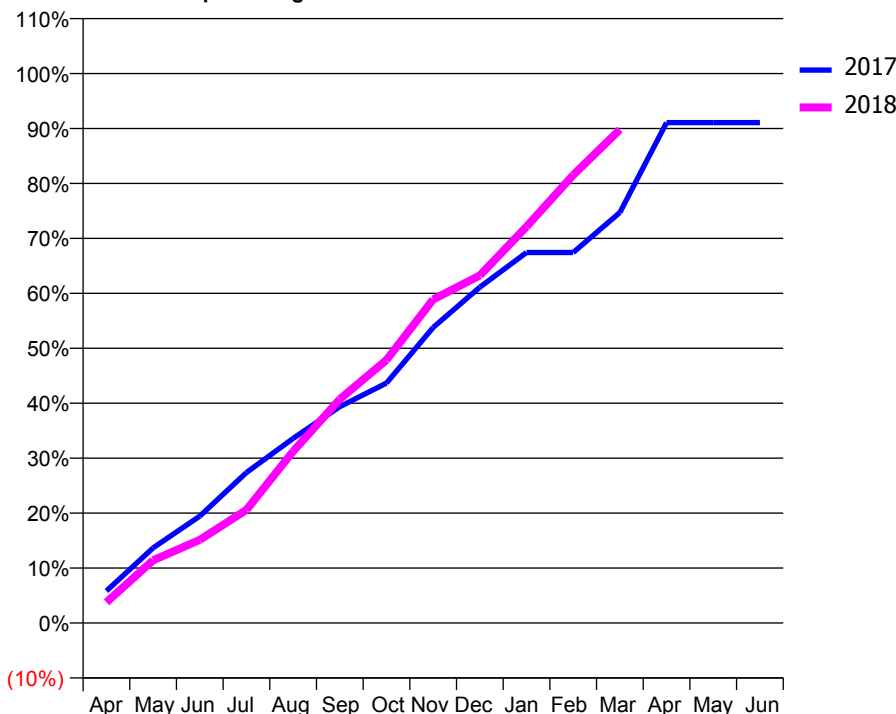
ACCESS*

Patients seen in 24 months	Total	Change since previous quarter
Quarter ending March 2017	1,397	
Quarter ending June 2017	1,369	↓
Quarter ending September 2017	1,367	→
Quarter ending December 2017	1,352	↓
Quarter ending March 2018	1,365	→
Variance since March 2017	(2.3%)	↓



ACTIVITY

Cumulative percentage of contracted UDA delivered 2017 & 2018



Adjusted Scheduled Activity (UDA)

Month	2017	2018
April	175	113
May	410	342
June	584	454
July	822	618
August	1,008	938
September	1,181	1,222
October	1,310	1,436
November	1,613	1,766
December	1,834	1,898
January	2,023	2,164
February	2,023	2,446
March	2,241	2,694
April	2,732	
May	2,732	
June	2,732	

QUALITY

	Quantity	Base Number	Contract	AT	Region	England
% of FP17s for the same patient ID Re-attending within 3 months - Children	120	1,540	7.8%	9.5%	11.5%	11.9%
% of FP17s for the same patient ID Re-attending within 3 months - Adults	59	496	11.9%	15.2%	15.9%	16.0%
% of FP17s for the same patient ID Re-attending between 3 & 9 months - Children	927	1,540	60.2%	59.5%	60.6%	58.3%
% of FP17s for the same patient ID Re-attending between 3 & 9 months - Adults	240	496	48.4%	50.8%	51.6%	50.3%
% of FP17s for Band 1 Urgent Courses	112	1,786	6.3%	9.6%	9.5%	9.1%
% of FP17s Relating to Free Repair or Replacements	1	1,786	0.1%	0.6%	0.7%	0.8%
% of FP17s Relating to Continuations	20	1,786	1.1%	0.9%	1.0%	1.0%
% of Patients satisfied with the dentistry they have received	2	2	N/A	91.1%	92.0%	91.5%
% of Patients satisfied with the time they had to wait for an appointment	2	2	N/A	88.6%	88.1%	87.9%

* This is based on patients treated on this contract for their most recent course of treatment. Figures in italics indicate the base number of FP17s or Patient Questionnaire responses are less than 100. N/A is shown where the base number of responses is less than 10 during the period. % is calculated as Quantity/Base number*100

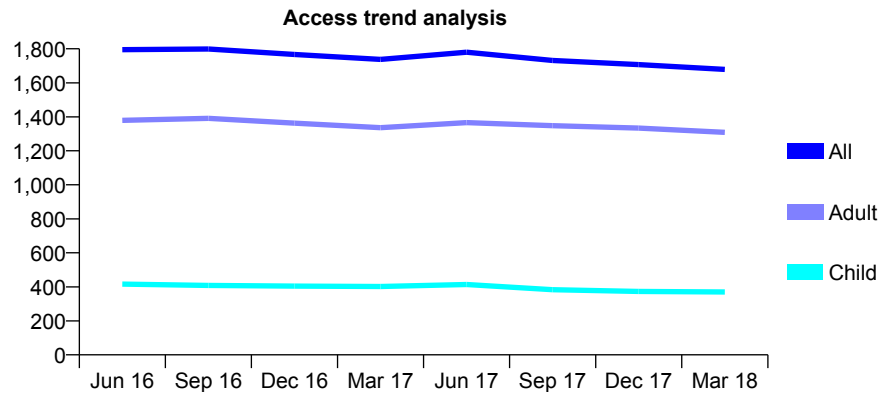
Q68 - Vital Signs At a Glance Contract Report for 835005/0001 - March 2018

Name or company name	MR R FERNANDES
Contract type name	GDS Contract
Purpose of contract	General
Contract start date	01/04/2006
Contract end date	

17/18 Contracted general activity (UDA)	7,748
Carry forward general activity (UDA)	-142
17/18 Contracted orthodontic activity (UOA)	0
Carry forward orthodontic activity (UOA)	0
Baseline contract value	£212,570.78

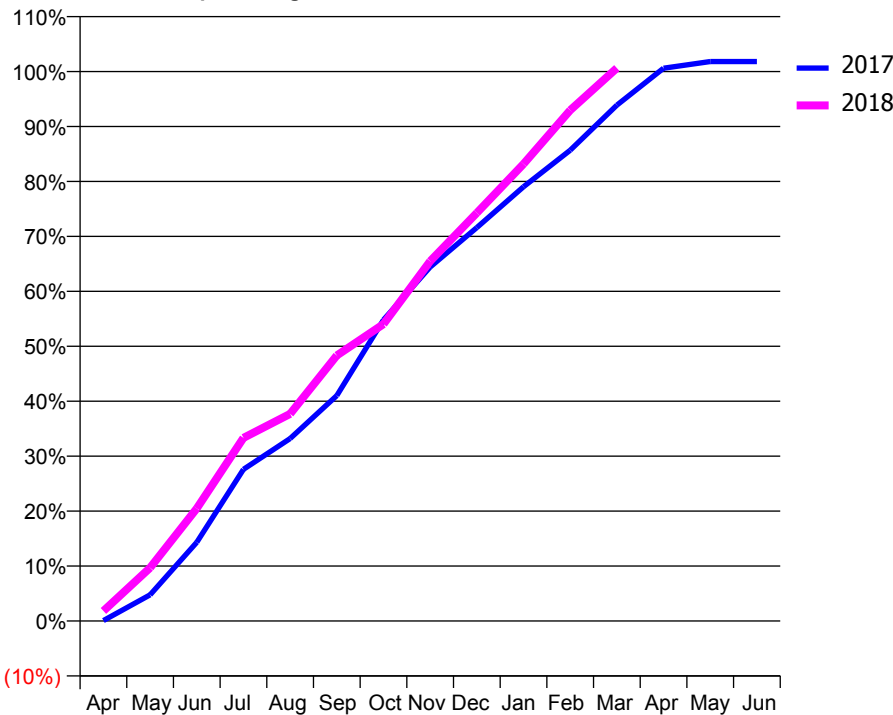
ACCESS*

Patients seen in 24 months	Total	Change since previous quarter
Quarter ending March 2017	1,738	
Quarter ending June 2017	1,780	↑
Quarter ending September 2017	1,731	↓
Quarter ending December 2017	1,707	↓
Quarter ending March 2018	1,679	↓
Variance since March 2017	(3.4%)	↓



ACTIVITY

Cumulative percentage of contracted UDA delivered 2017 & 2018



Month	Adjusted Scheduled Activity (UDA)	
	2017	2018
April	6	142
May	370	751
June	1,110	1,587
July	2,139	2,583
August	2,573	2,920
September	3,178	3,745
October	4,247	4,186
November	4,992	5,075
December	5,548	5,754
January	6,123	6,444
February	6,639	7,201
March	7,273	7,796
April	7,795	
May	7,888	
June	7,889	

QUALITY

	Quantity	Base Number	Contract	AT	Region	England
% of FP17s for the same patient ID Re-attending within 3 months - Children	22	374	5.9%	9.5%	11.5%	11.9%
% of FP17s for the same patient ID Re-attending within 3 months - Adults	340	1,715	19.8%	15.2%	15.9%	16.0%
% of FP17s for the same patient ID Re-attending between 3 & 9 months - Children	148	374	39.6%	59.5%	60.6%	58.3%
% of FP17s for the same patient ID Re-attending between 3 & 9 months - Adults	714	1,715	41.6%	50.8%	51.6%	50.3%
% of FP17s for Band 1 Urgent Courses	203	1,881	10.8%	9.6%	9.5%	9.1%
% of FP17s Relating to Free Repair or Replacements	6	1,881	0.3%	0.6%	0.7%	0.8%
% of FP17s Relating to Continuations	39	1,881	2.1%	0.9%	1.0%	1.0%
% of Patients satisfied with the dentistry they have received	1	2	N/A	91.1%	92.0%	91.5%
% of Patients satisfied with the time they had to wait for an appointment	2	2	N/A	88.6%	88.1%	87.9%

* This is based on patients treated on this contract for their most recent course of treatment. Figures in italics indicate the base number of FP17s or Patient Questionnaire responses are less than 100. N/A is shown where the base number of responses is less than 10 during the period. % is calculated as Quantity/Base number*100

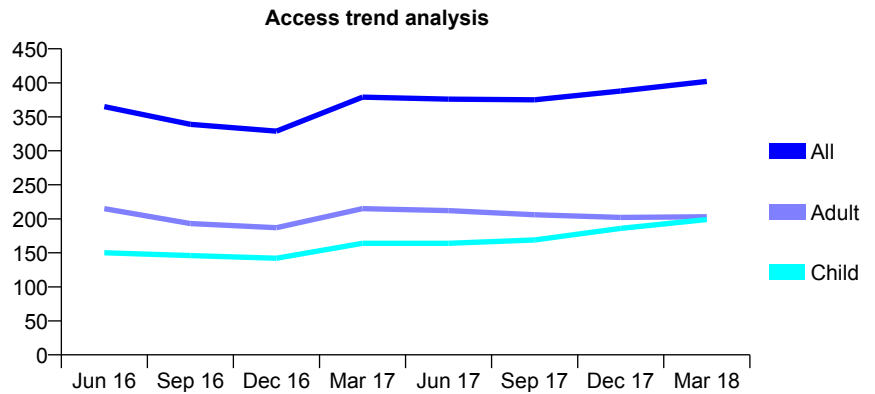
Q68 - Vital Signs At a Glance Contract Report for 836206/0001 - March 2018

Name or company name	MISS DA BRUMMITT
Contract type name	GDS Contract
Purpose of contract	General
Contract start date	01/04/2006
Contract end date	

17/18 Contracted general activity (UDA)	1,801
Carry forward general activity (UDA)	-37
17/18 Contracted orthodontic activity (UOA)	0
Carry forward orthodontic activity (UOA)	0
Baseline contract value	£43,002.95

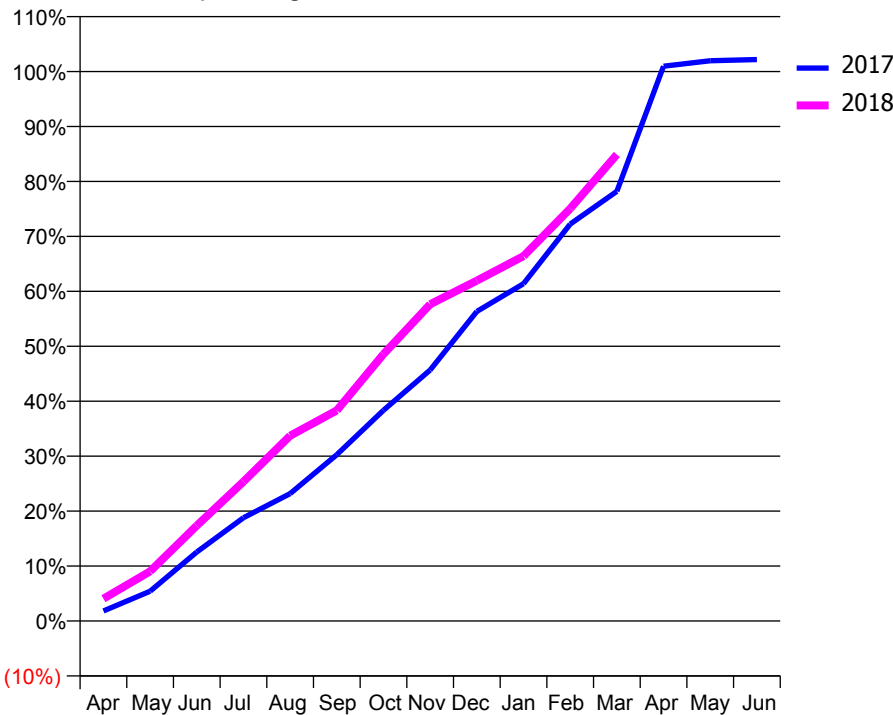
ACCESS*

Patients seen in 24 months	Total	Change since previous quarter
Quarter ending March 2017	379	
Quarter ending June 2017	376	→
Quarter ending September 2017	375	→
Quarter ending December 2017	388	↑
Quarter ending March 2018	402	↑
Variance since March 2017	6.1%	↑



ACTIVITY

Cumulative percentage of contracted UDA delivered 2017 & 2018



Month	Adjusted Scheduled Activity (UDA)	
	2017	2018
April	33	73
May	98	163
June	226	313
July	339	457
August	418	607
September	545	690
October	691	875
November	823	1,038
December	1,014	1,115
January	1,106	1,196
February	1,301	1,351
March	1,408	1,529
April	1,818	
May	1,836	
June	1,840	

QUALITY

	Quantity	Base Number	Contract	AT	Region	England
% of FP17s for the same patient ID Re-attending within 3 months - Children	171	473	36.2%	9.5%	11.5%	11.9%
% of FP17s for the same patient ID Re-attending within 3 months - Adults	76	301	25.2%	15.2%	15.9%	16.0%
% of FP17s for the same patient ID Re-attending between 3 & 9 months - Children	203	473	42.9%	59.5%	60.6%	58.3%
% of FP17s for the same patient ID Re-attending between 3 & 9 months - Adults	138	301	45.8%	50.8%	51.6%	50.3%
% of FP17s for Band 1 Urgent Courses	24	654	3.7%	9.6%	9.5%	9.1%
% of FP17s Relating to Free Repair or Replacements	1	654	0.2%	0.6%	0.7%	0.8%
% of FP17s Relating to Continuations	0	654	0.0%	0.9%	1.0%	1.0%
% of Patients satisfied with the dentistry they have received	2	3	N/A	91.1%	92.0%	91.5%
% of Patients satisfied with the time they had to wait for an appointment	2	3	N/A	88.6%	88.1%	87.9%

* This is based on patients treated on this contract for their most recent course of treatment. Figures in italics indicate the base number of FP17s or Patient Questionnaire responses are less than 100. N/A is shown where the base number of responses is less than 10 during the period. % is calculated as Quantity/Base number*100

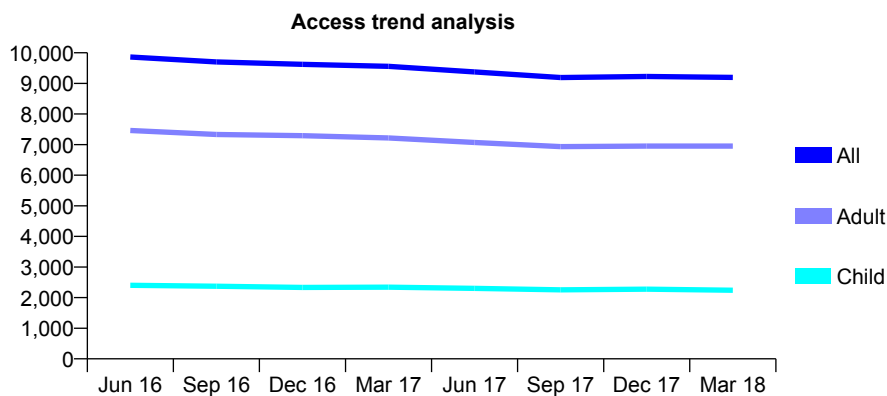
Q68 - Vital Signs At a Glance Contract Report for 840130/0002 - March 2018

Name or company name	MR RW GORROD
Contract type name	GDS Contract
Purpose of contract	General
Contract start date	01/04/2014
Contract end date	

17/18 Contracted general activity (UDA)	24,823
Carry forward general activity (UDA)	0
17/18 Contracted orthodontic activity (UOA)	0
Carry forward orthodontic activity (UOA)	0
Baseline contract value	£600,817.96

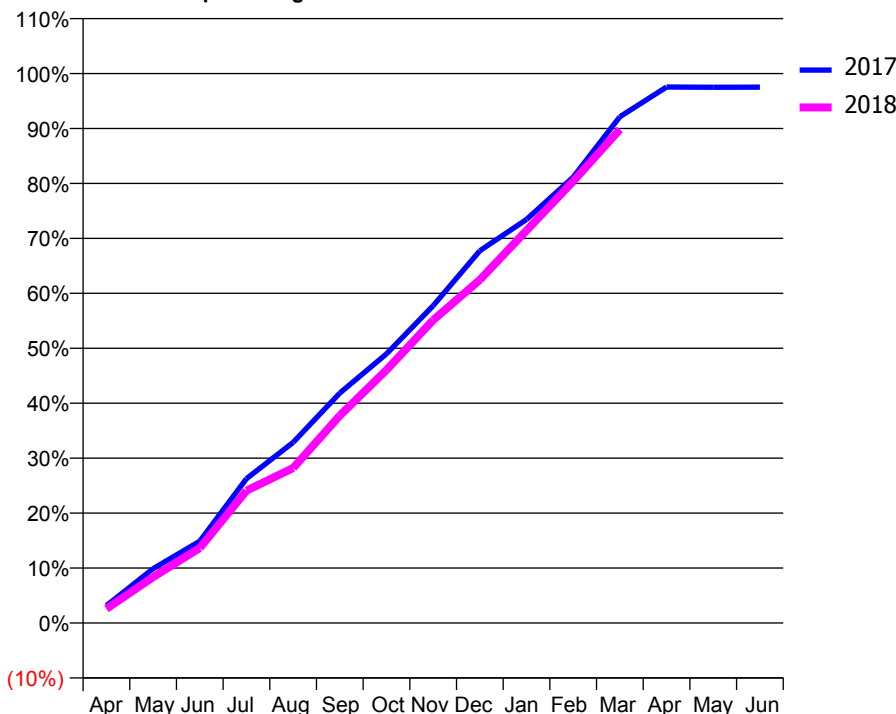
ACCESS*

Patients seen in 24 months	Total	Change since previous quarter
Quarter ending March 2017	9,558	
Quarter ending June 2017	9,373	↓
Quarter ending September 2017	9,193	↓
Quarter ending December 2017	9,226	→
Quarter ending March 2018	9,194	→
Variance since March 2017	(3.8%)	↓



ACTIVITY

Cumulative percentage of contracted UDA delivered 2017 & 2018



Month	Adjusted Scheduled Activity (UDA)	
	2017	2018
April	796	644
May	2,492	2,077
June	3,751	3,390
July	6,619	5,980
August	8,285	7,003
September	10,543	9,370
October	12,346	11,431
November	14,549	13,684
December	17,069	15,500
January	18,508	17,730
February	20,446	19,954
March	23,219	22,297
April	24,579	
May	24,568	
June	24,577	

QUALITY

	Quantity	Base Number	Contract	AT	Region	England
% of FP17s for the same patient ID Re-attending within 3 months - Children	135	2,882	4.7%	9.5%	11.5%	11.9%
% of FP17s for the same patient ID Re-attending within 3 months - Adults	1,059	8,408	12.6%	15.2%	15.9%	16.0%
% of FP17s for the same patient ID Re-attending between 3 & 9 months - Children	1,698	2,882	58.9%	59.5%	60.6%	58.3%
% of FP17s for the same patient ID Re-attending between 3 & 9 months - Adults	3,623	8,408	43.1%	50.8%	51.6%	50.3%
% of FP17s for Band 1 Urgent Courses	556	10,654	5.2%	9.6%	9.5%	9.1%
% of FP17s Relating to Free Repair or Replacements	15	10,654	0.1%	0.6%	0.7%	0.8%
% of FP17s Relating to Continuations	228	10,654	2.1%	0.9%	1.0%	1.0%
% of Patients satisfied with the dentistry they have received	9	9	N/A	91.1%	92.0%	91.5%
% of Patients satisfied with the time they had to wait for an appointment	8	9	N/A	88.6%	88.1%	87.9%

* This is based on patients treated on this contract for their most recent course of treatment. Figures in italics indicate the base number of FP17s or Patient Questionnaire responses are less than 100. N/A is shown where the base number of responses is less than 10 during the period. % is calculated as Quantity/Base number*100

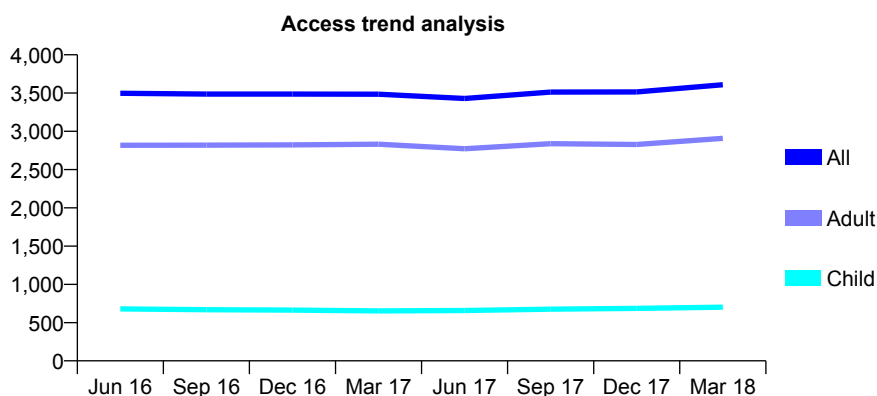
Q68 - Vital Signs At a Glance Contract Report for 842796/0001 - March 2018

Name or company name	MR T GHASEMI
Contract type name	GDS Contract
Purpose of contract	General
Contract start date	01/04/2006
Contract end date	

17/18 Contracted general activity (UDA)	10,559
Carry forward general activity (UDA)	650
17/18 Contracted orthodontic activity (UOA)	0
Carry forward orthodontic activity (UOA)	0
Baseline contract value	£346,155.50

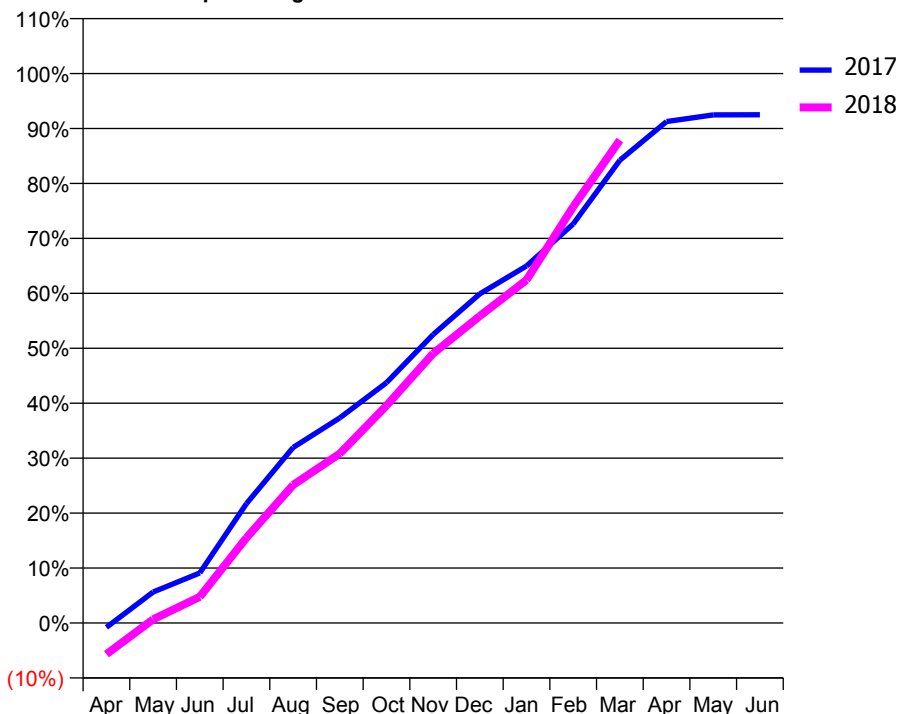
ACCESS*

Patients seen in 24 months	Total	Change since previous quarter
Quarter ending March 2017	3,485	
Quarter ending June 2017	3,430	↓
Quarter ending September 2017	3,513	↑
Quarter ending December 2017	3,514	→
Quarter ending March 2018	3,609	↑
Variance since March 2017	3.6%	↑



ACTIVITY

Cumulative percentage of contracted UDA delivered 2017 & 2018



Month	Adjusted Scheduled Activity (UDA)	
	2017	2018
April	-86	-600
May	596	71
June	961	504
July	2,296	1,638
August	3,373	2,653
September	3,943	3,256
October	4,619	4,179
November	5,543	5,179
December	6,324	5,899
January	6,860	6,591
February	7,668	7,998
March	8,893	9,280
April	9,635	
May	9,765	
June	9,767	

QUALITY

	Quantity	Base Number	Contract	AT	Region	England
% of FP17s for the same patient ID Re-attending within 3 months - Children	34	873	3.9%	9.5%	11.5%	11.9%
% of FP17s for the same patient ID Re-attending within 3 months - Adults	312	3,387	9.2%	15.2%	15.9%	16.0%
% of FP17s for the same patient ID Re-attending between 3 & 9 months - Children	328	873	37.6%	59.5%	60.6%	58.3%
% of FP17s for the same patient ID Re-attending between 3 & 9 months - Adults	1,388	3,387	41.0%	50.8%	51.6%	50.3%
% of FP17s for Band 1 Urgent Courses	284	3,990	7.1%	9.6%	9.5%	9.1%
% of FP17s Relating to Free Repair or Replacements	9	3,990	0.2%	0.6%	0.7%	0.8%
% of FP17s Relating to Continuations	26	3,990	0.7%	0.9%	1.0%	1.0%
% of Patients satisfied with the dentistry they have received	4	4	N/A	91.1%	92.0%	91.5%
% of Patients satisfied with the time they had to wait for an appointment	3	4	N/A	88.6%	88.1%	87.9%

* This is based on patients treated on this contract for their most recent course of treatment. Figures in italics indicate the base number of FP17s or Patient Questionnaire responses are less than 100. N/A is shown where the base number of responses is less than 10 during the period. % is calculated as Quantity/Base number*100

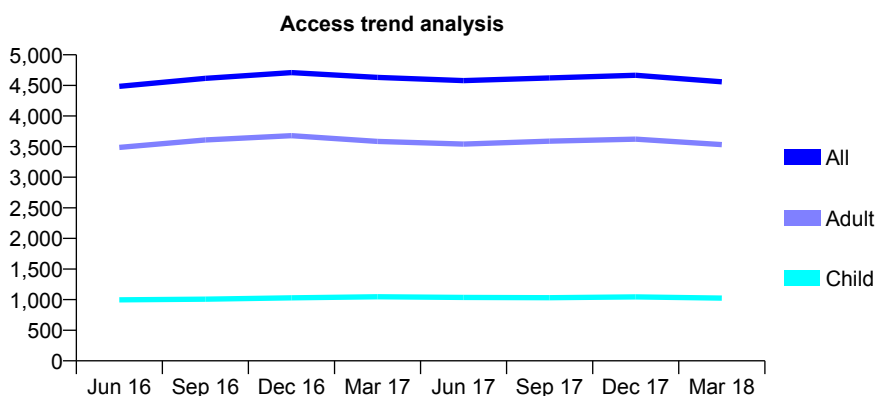
Q68 - Vital Signs At a Glance Contract Report for 842885/0001 - March 2018

Name or company name	MR S GHADIMI
Contract type name	GDS Contract
Purpose of contract	General
Contract start date	08/05/2006
Contract end date	

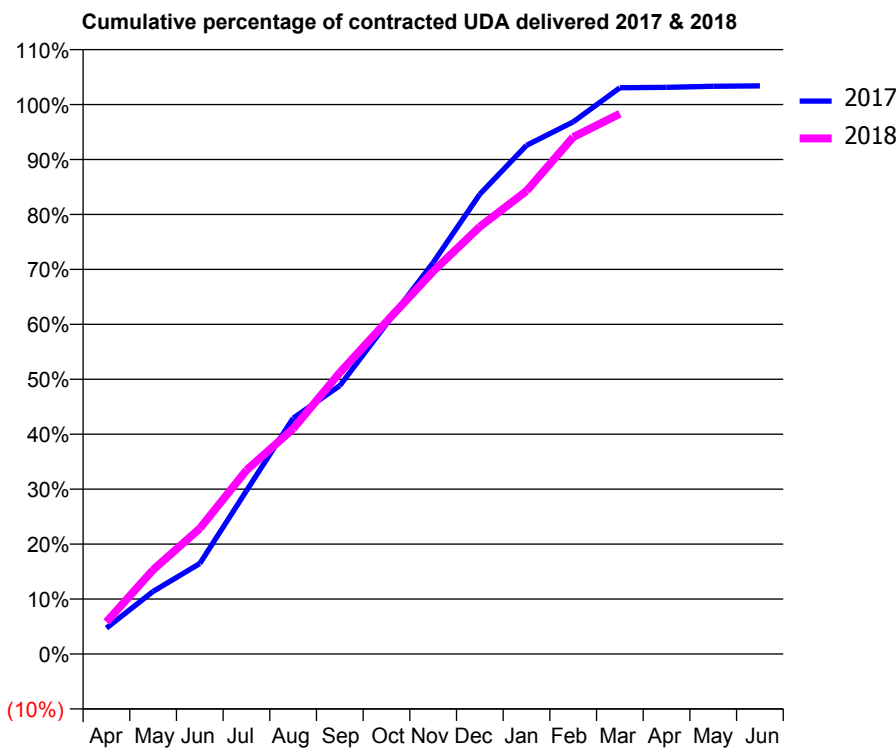
17/18 Contracted general activity (UDA)	9,574
Carry forward general activity (UDA)	-192
17/18 Contracted orthodontic activity (UOA)	0
Carry forward orthodontic activity (UOA)	0
Baseline contract value	£251,496.32

ACCESS*

Patients seen in 24 months	Total	Change since previous quarter
Quarter ending March 2017	4,631	
Quarter ending June 2017	4,578	↓
Quarter ending September 2017	4,621	→
Quarter ending December 2017	4,666	→
Quarter ending March 2018	4,559	↓
Variance since March 2017	(1.6%)	↓



ACTIVITY



Month	Adjusted Scheduled Activity (UDA)	
	2017	2018
April	451	559
May	1,091	1,467
June	1,576	2,187
July	2,846	3,203
August	4,108	3,926
September	4,675	4,903
October	5,751	5,790
November	6,819	6,666
December	8,011	7,446
January	8,863	8,067
February	9,271	9,007
March	9,865	9,412
April	9,874	
May	9,892	
June	9,898	

QUALITY

	Quantity	Base Number	Contract	AT	Region	England
% of FP17s for the same patient ID Re-attending within 3 months - Children	76	1,366	5.6%	9.5%	11.5%	11.9%
% of FP17s for the same patient ID Re-attending within 3 months - Adults	425	4,282	9.9%	15.2%	15.9%	16.0%
% of FP17s for the same patient ID Re-attending between 3 & 9 months - Children	742	1,366	54.3%	59.5%	60.6%	58.3%
% of FP17s for the same patient ID Re-attending between 3 & 9 months - Adults	2,019	4,282	47.2%	50.8%	51.6%	50.3%
% of FP17s for Band 1 Urgent Courses	447	5,587	8.0%	9.6%	9.5%	9.1%
% of FP17s Relating to Free Repair or Replacements	1	5,587	0.0%	0.6%	0.7%	0.8%
% of FP17s Relating to Continuations	5	5,587	0.1%	0.9%	1.0%	1.0%
% of Patients satisfied with the dentistry they have received	3	4	N/A	91.1%	92.0%	91.5%
% of Patients satisfied with the time they had to wait for an appointment	4	4	N/A	88.6%	88.1%	87.9%

* This is based on patients treated on this contract for their most recent course of treatment. Figures in italics indicate the base number of FP17s or Patient Questionnaire responses are less than 100. N/A is shown where the base number of responses is less than 10 during the period. % is calculated as Quantity/Base number*100

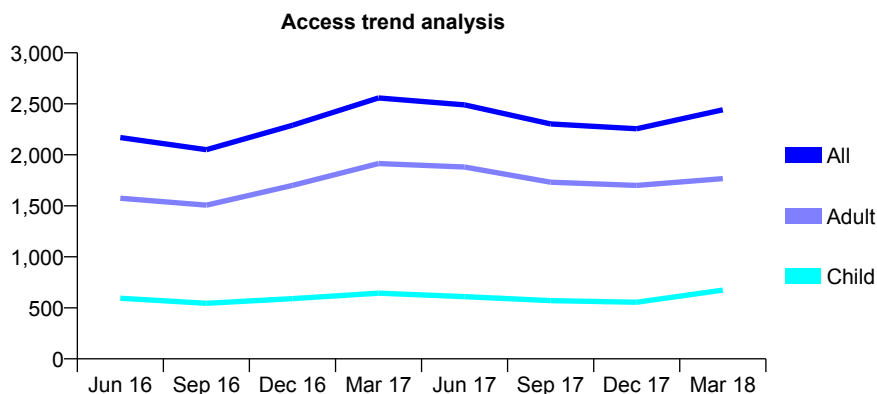
Q68 - Vital Signs At a Glance Contract Report for 842974/0001 - March 2018

Name or company name	MRS ME LARSSON ANDREASSON
Contract type name	GDS Contract
Purpose of contract	General
Contract start date	01/04/2006
Contract end date	

17/18 Contracted general activity (UDA)	6,847
Carry forward general activity (UDA)	-137
17/18 Contracted orthodontic activity (UOA)	0
Carry forward orthodontic activity (UOA)	0
Baseline contract value	£187,204.89

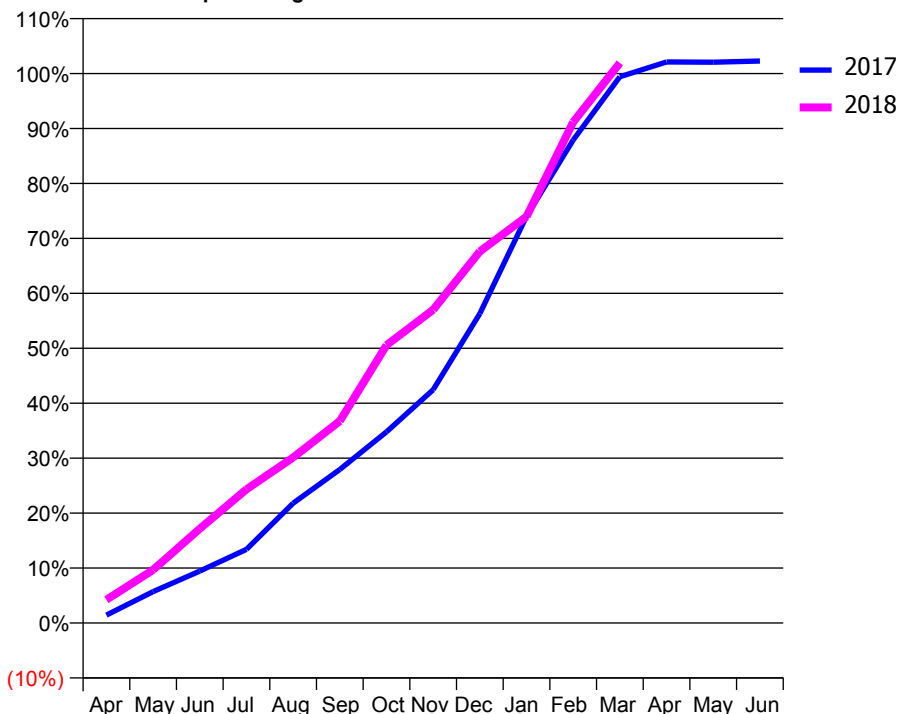
ACCESS*

Patients seen in 24 months	Total	Change since previous quarter
Quarter ending March 2017	2,558	
Quarter ending June 2017	2,490	↓
Quarter ending September 2017	2,302	↓
Quarter ending December 2017	2,255	↓
Quarter ending March 2018	2,441	↑
Variance since March 2017	(4.6%)	↓



ACTIVITY

Cumulative percentage of contracted UDA delivered 2017 & 2018



Month	Adjusted Scheduled Activity (UDA)	
	2017	2018
April	99	289
May	392	663
June	648	1,176
July	918	1,666
August	1,493	2,062
September	1,913	2,516
October	2,383	3,462
November	2,906	3,905
December	3,855	4,631
January	5,066	5,063
February	6,019	6,241
March	6,807	6,979
April	6,990	
May	6,988	
June	7,002	

QUALITY

	Quantity	Base Number	Contract	AT	Region	England
% of FP17s for the same patient ID Re-attending within 3 months - Children	40	918	4.4%	9.5%	11.5%	11.9%
% of FP17s for the same patient ID Re-attending within 3 months - Adults	264	2,350	11.2%	15.2%	15.9%	16.0%
% of FP17s for the same patient ID Re-attending between 3 & 9 months - Children	388	918	42.3%	59.5%	60.6%	58.3%
% of FP17s for the same patient ID Re-attending between 3 & 9 months - Adults	823	2,350	35.0%	50.8%	51.6%	50.3%
% of FP17s for Band 1 Urgent Courses	216	3,186	6.8%	9.6%	9.5%	9.1%
% of FP17s Relating to Free Repair or Replacements	9	3,186	0.3%	0.6%	0.7%	0.8%
% of FP17s Relating to Continuations	12	3,186	0.4%	0.9%	1.0%	1.0%
% of Patients satisfied with the dentistry they have received	3	3	N/A	91.1%	92.0%	91.5%
% of Patients satisfied with the time they had to wait for an appointment	3	3	N/A	88.6%	88.1%	87.9%

* This is based on patients treated on this contract for their most recent course of treatment. Figures in italics indicate the base number of FP17s or Patient Questionnaire responses are less than 100. N/A is shown where the base number of responses is less than 10 during the period. % is calculated as Quantity/Base number*100

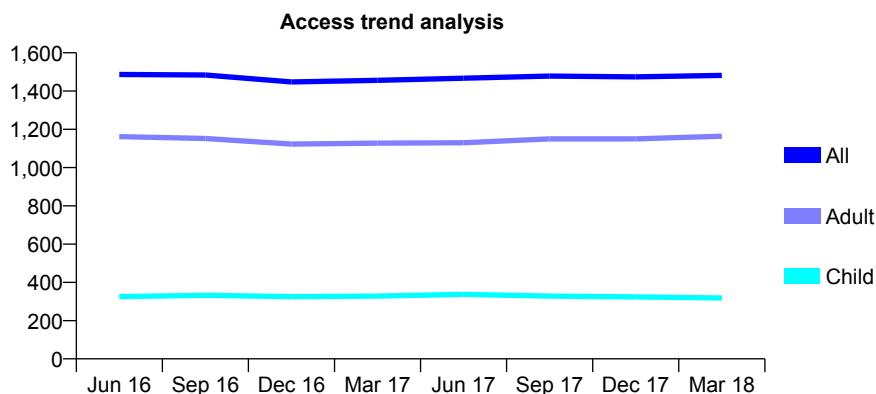
Q68 - Vital Signs At a Glance Contract Report for 843024/0001 - March 2018

Name or company name	Guildford Dental Surgery Partnership
Contract type name	GDS Contract
Purpose of contract	General
Contract start date	01/04/2006
Contract end date	

17/18 Contracted general activity (UDA)	5,491
Carry forward general activity (UDA)	0
17/18 Contracted orthodontic activity (UOA)	0
Carry forward orthodontic activity (UOA)	0
Baseline contract value	£125,556.35

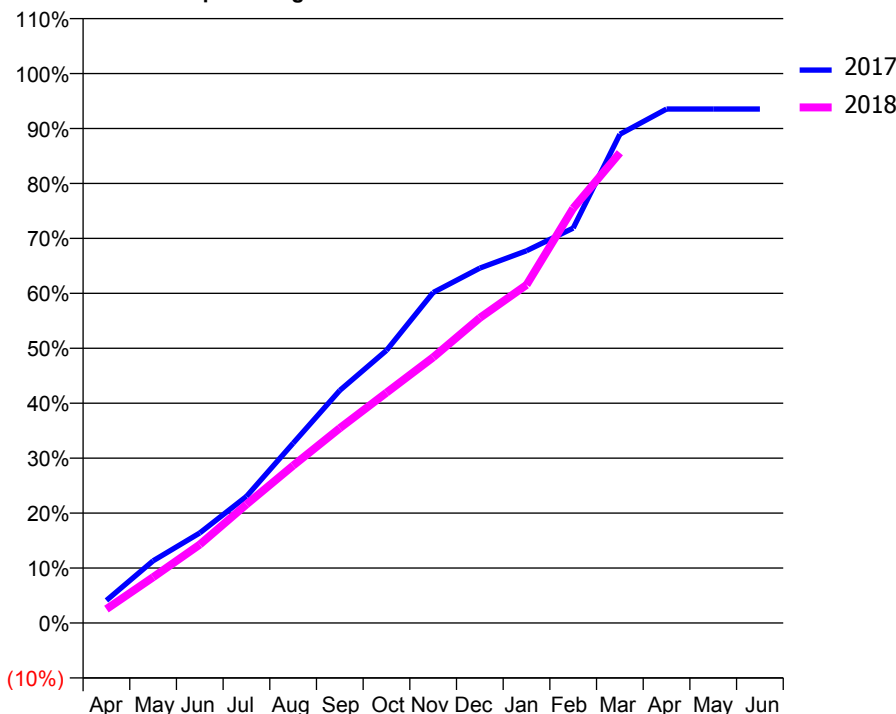
ACCESS*

Patients seen in 24 months	Total	Change since previous quarter
Quarter ending March 2017	1,456	
Quarter ending June 2017	1,467	→
Quarter ending September 2017	1,478	→
Quarter ending December 2017	1,474	→
Quarter ending March 2018	1,482	→
Variance since March 2017	1.8%	→



ACTIVITY

Cumulative percentage of contracted UDA delivered 2017 & 2018



Month	Adjusted Scheduled Activity (UDA)	
	2017	2018
April	226	140
May	622	457
June	900	784
July	1,266	1,185
August	1,797	1,572
September	2,324	1,947
October	2,725	2,302
November	3,302	2,656
December	3,546	3,050
January	3,720	3,379
February	3,946	4,145
March	4,884	4,699
April	5,136	
May	5,136	
June	5,136	

QUALITY

	Quantity	Base Number	Contract	AT	Region	England
% of FP17s for the same patient ID Re-attending within 3 months - Children	24	478	5.0%	9.5%	11.5%	11.9%
% of FP17s for the same patient ID Re-attending within 3 months - Adults	247	1,678	14.7%	15.2%	15.9%	16.0%
% of FP17s for the same patient ID Re-attending between 3 & 9 months - Children	300	478	62.8%	59.5%	60.6%	58.3%
% of FP17s for the same patient ID Re-attending between 3 & 9 months - Adults	970	1,678	57.8%	50.8%	51.6%	50.3%
% of FP17s for Band 1 Urgent Courses	243	2,064	11.8%	9.6%	9.5%	9.1%
% of FP17s Relating to Free Repair or Replacements	12	2,064	0.6%	0.6%	0.7%	0.8%
% of FP17s Relating to Continuations	0	2,064	0.0%	0.9%	1.0%	1.0%
% of Patients satisfied with the dentistry they have received	3	3	N/A	91.1%	92.0%	91.5%
% of Patients satisfied with the time they had to wait for an appointment	3	3	N/A	88.6%	88.1%	87.9%

* This is based on patients treated on this contract for their most recent course of treatment. Figures in italics indicate the base number of FP17s or Patient Questionnaire responses are less than 100. N/A is shown where the base number of responses is less than 10 during the period. % is calculated as Quantity/Base number*100

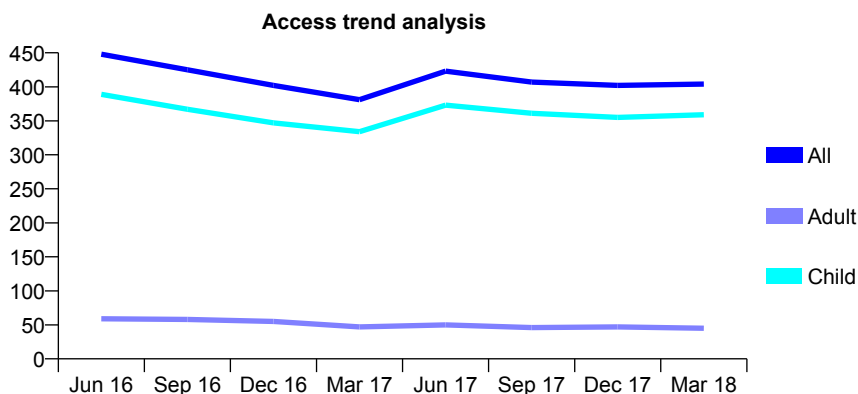
Q68 - Vital Signs At a Glance Contract Report for 843695/0001 - March 2018

Name or company name	MR A HOMMASI
Contract type name	GDS Contract
Purpose of contract	General
Contract start date	01/04/2006
Contract end date	

17/18 Contracted general activity (UDA)	700
Carry forward general activity (UDA)	25
17/18 Contracted orthodontic activity (UOA)	0
Carry forward orthodontic activity (UOA)	0
Baseline contract value	£20,950.56

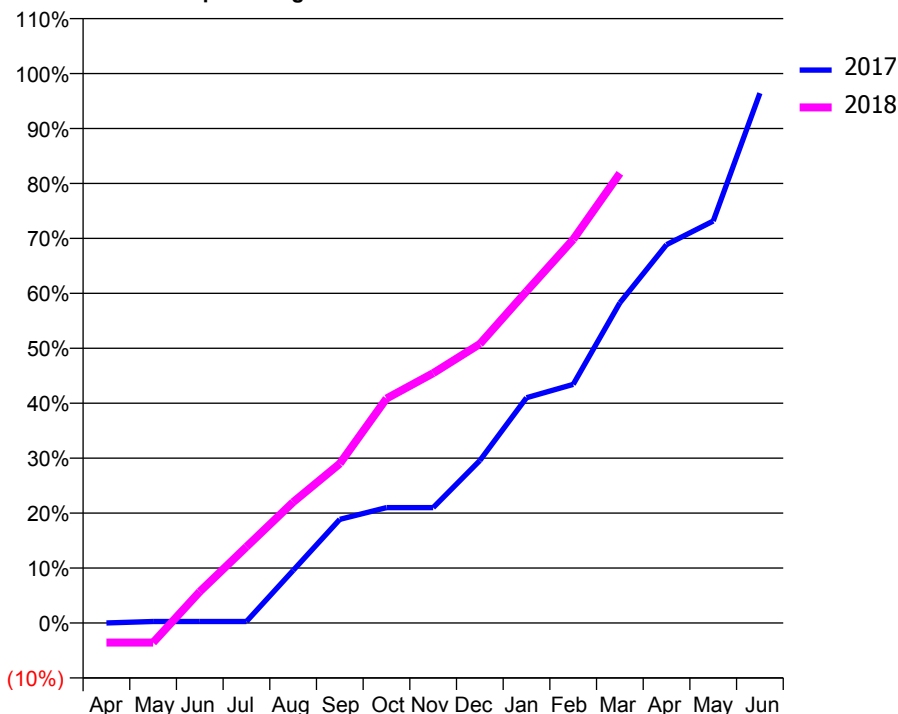
ACCESS*

Patients seen in 24 months	Total	Change since previous quarter
Quarter ending March 2017	381	
Quarter ending June 2017	423	↑
Quarter ending September 2017	407	↓
Quarter ending December 2017	402	↓
Quarter ending March 2018	404	→
Variance since March 2017	6.0%	↑



ACTIVITY

Cumulative percentage of contracted UDA delivered 2017 & 2018



Month	Adjusted Scheduled Activity (UDA)	
	2017	2018
April	0	-25
May	2	-25
June	2	40
July	2	97
August	67	154
September	132	203
October	147	286
November	147	318
December	207	355
January	287	423
February	304	489
March	408	573
April	482	
May	512	
June	675	

QUALITY

	Quantity	Base Number	Contract	AT	Region	England
% of FP17s for the same patient ID Re-attending within 3 months - Children	28	594	4.7%	9.5%	11.5%	11.9%
% of FP17s for the same patient ID Re-attending within 3 months - Adults	1	27	3.7%	15.2%	15.9%	16.0%
% of FP17s for the same patient ID Re-attending between 3 & 9 months - Children	304	594	51.2%	59.5%	60.6%	58.3%
% of FP17s for the same patient ID Re-attending between 3 & 9 months - Adults	16	27	59.3%	50.8%	51.6%	50.3%
% of FP17s for Band 1 Urgent Courses	4	428	0.9%	9.6%	9.5%	9.1%
% of FP17s Relating to Free Repair or Replacements	0	428	0.0%	0.6%	0.7%	0.8%
% of FP17s Relating to Continuations	0	428	0.0%	0.9%	1.0%	1.0%
% of Patients satisfied with the dentistry they have received	2	2	N/A	91.1%	92.0%	91.5%
% of Patients satisfied with the time they had to wait for an appointment	2	2	N/A	88.6%	88.1%	87.9%

* This is based on patients treated on this contract for their most recent course of treatment. Figures in italics indicate the base number of FP17s or Patient Questionnaire responses are less than 100. N/A is shown where the base number of responses is less than 10 during the period. % is calculated as Quantity/Base number*100

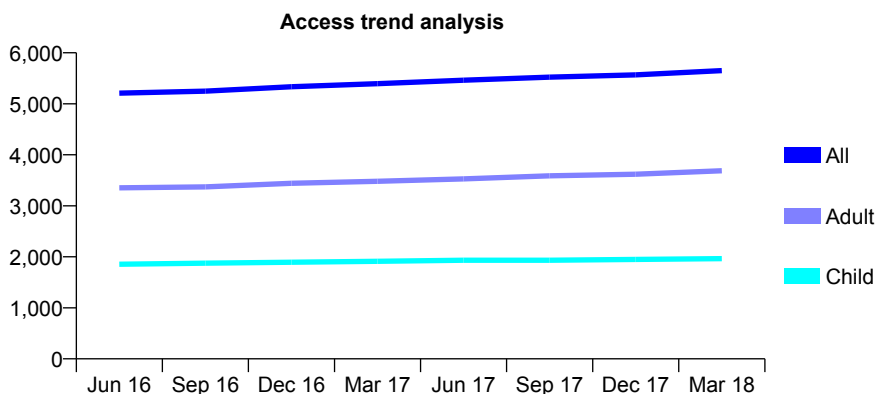
Q68 - Vital Signs At a Glance Contract Report for 847364/0001 - March 2018

Name or company name	MRS A GOR
Contract type name	GDS Contract
Purpose of contract	General
Contract start date	01/12/2006
Contract end date	

17/18 Contracted general activity (UDA)	14,000
Carry forward general activity (UDA)	-18
17/18 Contracted orthodontic activity (UOA)	0
Carry forward orthodontic activity (UOA)	0
Baseline contract value	£375,508.44

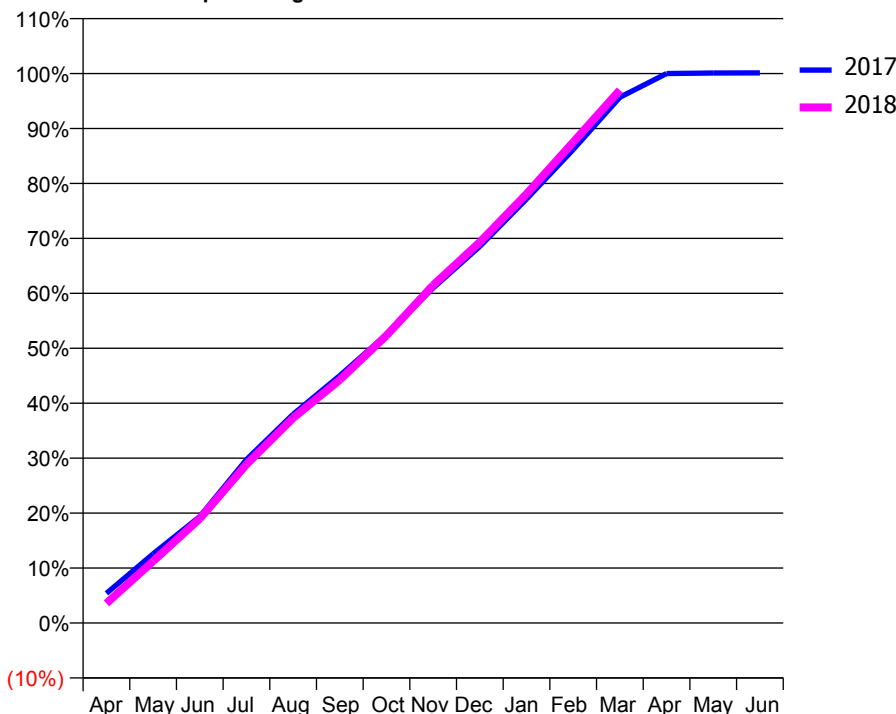
ACCESS*

Patients seen in 24 months	Total	Change since previous quarter
Quarter ending March 2017	5,394	
Quarter ending June 2017	5,462	→
Quarter ending September 2017	5,523	→
Quarter ending December 2017	5,568	→
Quarter ending March 2018	5,652	→
Variance since March 2017	4.8%	↑



ACTIVITY

Cumulative percentage of contracted UDA delivered 2017 & 2018



Month	Adjusted Scheduled Activity (UDA)	
	2017	2018
April	755	502
May	1,762	1,575
June	2,714	2,657
July	4,165	4,042
August	5,320	5,224
September	6,304	6,195
October	7,351	7,326
November	8,536	8,606
December	9,595	9,704
January	10,802	10,930
February	12,063	12,248
March	13,394	13,577
April	14,000	
May	14,011	
June	14,017	

QUALITY

	Quantity	Base Number	Contract	AT	Region	England
% of FP17s for the same patient ID Re-attending within 3 months - Children	178	2,999	5.9%	9.5%	11.5%	11.9%
% of FP17s for the same patient ID Re-attending within 3 months - Adults	748	5,221	14.3%	15.2%	15.9%	16.0%
% of FP17s for the same patient ID Re-attending between 3 & 9 months - Children	2,010	2,999	67.0%	59.5%	60.6%	58.3%
% of FP17s for the same patient ID Re-attending between 3 & 9 months - Adults	2,908	5,221	55.7%	50.8%	51.6%	50.3%
% of FP17s for Band 1 Urgent Courses	438	7,905	5.5%	9.6%	9.5%	9.1%
% of FP17s Relating to Free Repair or Replacements	28	7,905	0.4%	0.6%	0.7%	0.8%
% of FP17s Relating to Continuations	84	7,905	1.1%	0.9%	1.0%	1.0%
% of Patients satisfied with the dentistry they have received	4	4	N/A	91.1%	92.0%	91.5%
% of Patients satisfied with the time they had to wait for an appointment	3	4	N/A	88.6%	88.1%	87.9%

* This is based on patients treated on this contract for their most recent course of treatment. Figures in italics indicate the base number of FP17s or Patient Questionnaire responses are less than 100. N/A is shown where the base number of responses is less than 10 during the period. % is calculated as Quantity/Base number*100

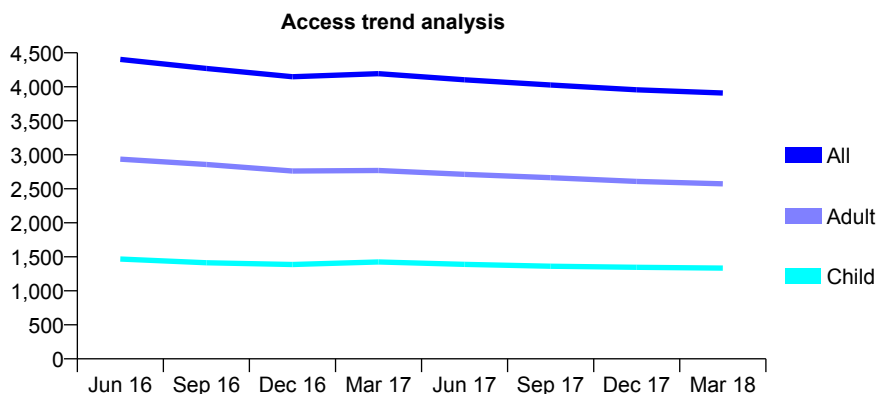
Q68 - Vital Signs At a Glance Contract Report for 847402/0002 - March 2018

Name or company name	MR MN MAKRAZAKIS
Contract type name	GDS Contract
Purpose of contract	General
Contract start date	01/04/2006
Contract end date	

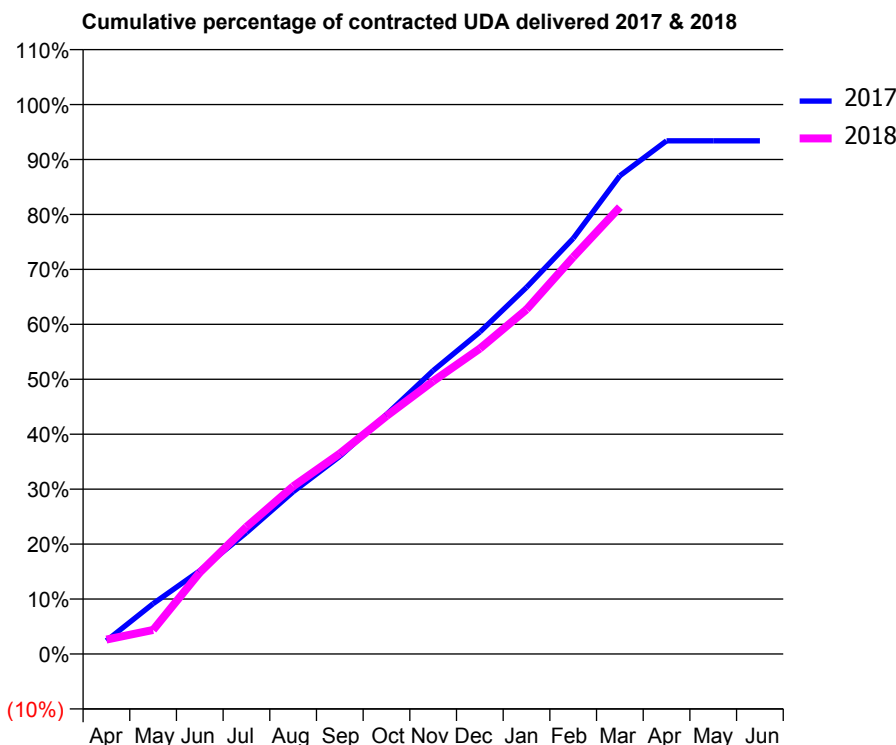
17/18 Contracted general activity (UDA)	13,893
Carry forward general activity (UDA)	0
17/18 Contracted orthodontic activity (UOA)	0
Carry forward orthodontic activity (UOA)	0
Baseline contract value	£353,962.39

ACCESS*

Patients seen in 24 months	Total	Change since previous quarter
Quarter ending March 2017	4,194	
Quarter ending June 2017	4,102	↓
Quarter ending September 2017	4,026	↓
Quarter ending December 2017	3,955	↓
Quarter ending March 2018	3,908	↓
Variance since March 2017	(6.8%)	↓



ACTIVITY



Month	Adjusted Scheduled Activity (UDA)	
	2017	2018
April	336	366
May	1,272	610
June	2,104	2,063
July	3,071	3,215
August	4,100	4,240
September	4,997	5,069
October	6,058	6,017
November	7,165	6,898
December	8,141	7,722
January	9,268	8,711
February	10,506	10,034
March	12,093	11,299
April	12,976	
May	12,976	
June	12,976	

QUALITY

	Quantity	Base Number	Contract	AT	Region	England
% of FP17s for the same patient ID Re-attending within 3 months - Children	107	2,004	5.3%	9.5%	11.5%	11.9%
% of FP17s for the same patient ID Re-attending within 3 months - Adults	452	3,518	12.8%	15.2%	15.9%	16.0%
% of FP17s for the same patient ID Re-attending between 3 & 9 months - Children	1,231	2,004	61.4%	59.5%	60.6%	58.3%
% of FP17s for the same patient ID Re-attending between 3 & 9 months - Adults	1,734	3,518	49.3%	50.8%	51.6%	50.3%
% of FP17s for Band 1 Urgent Courses	503	5,269	9.5%	9.6%	9.5%	9.1%
% of FP17s Relating to Free Repair or Replacements	36	5,269	0.7%	0.6%	0.7%	0.8%
% of FP17s Relating to Continuations	22	5,269	0.4%	0.9%	1.0%	1.0%
% of Patients satisfied with the dentistry they have received	2	2	N/A	91.1%	92.0%	91.5%
% of Patients satisfied with the time they had to wait for an appointment	2	2	N/A	88.6%	88.1%	87.9%

* This is based on patients treated on this contract for their most recent course of treatment. Figures in italics indicate the base number of FP17s or Patient Questionnaire responses are less than 100. N/A is shown where the base number of responses is less than 10 during the period. % is calculated as Quantity/Base number*100

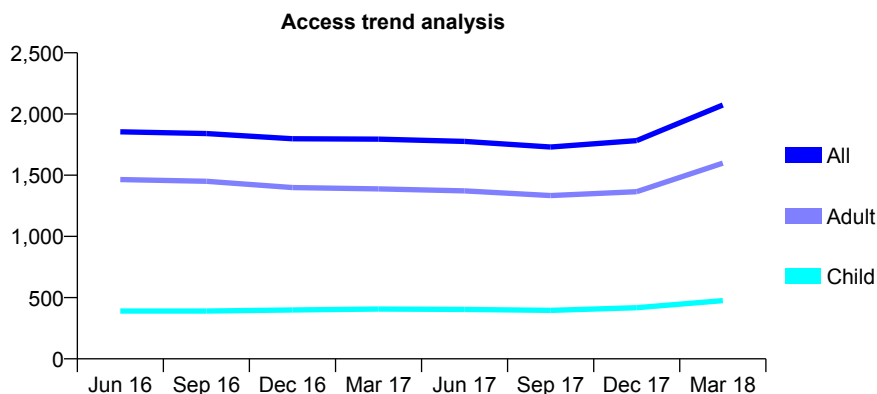
Q68 - Vital Signs At a Glance Contract Report for 851477/0001 - March 2018

Name or company name	Trinity Dental Practice Partnership
Contract type name	GDS Contract
Purpose of contract	General
Contract start date	13/01/2014
Contract end date	

17/18 Contracted general activity (UDA)	6,000
Carry forward general activity (UDA)	-65
17/18 Contracted orthodontic activity (UOA)	0
Carry forward orthodontic activity (UOA)	0
Baseline contract value	£149,691.31

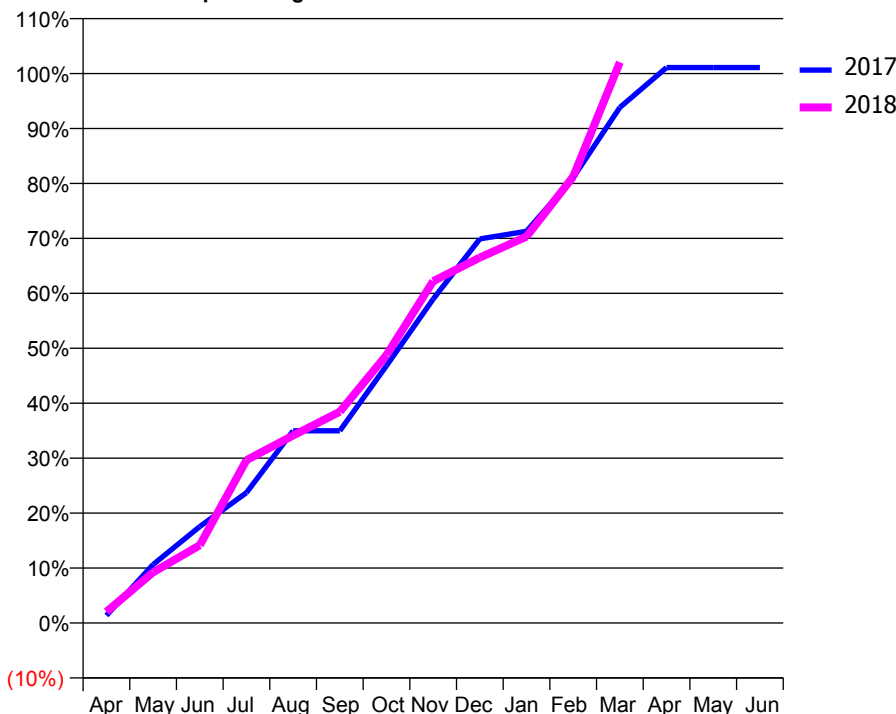
ACCESS*

Patients seen in 24 months	Total	Change since previous quarter
Quarter ending March 2017	1,795	
Quarter ending June 2017	1,776	↓
Quarter ending September 2017	1,730	↓
Quarter ending December 2017	1,783	↑
Quarter ending March 2018	2,074	↑
Variance since March 2017	15.5%	↑



ACTIVITY

Cumulative percentage of contracted UDA delivered 2017 & 2018



Month	Adjusted Scheduled Activity (UDA)	
	2017	2018
April	82	123
May	639	555
June	1,053	850
July	1,423	1,778
August	2,099	2,048
September	2,099	2,306
October	2,810	2,925
November	3,538	3,733
December	4,194	3,990
January	4,277	4,218
February	4,864	4,873
March	5,629	6,123
April	6,065	
May	6,065	
June	6,065	

QUALITY

	Quantity	Base Number	Contract	AT	Region	England
% of FP17s for the same patient ID Re-attending within 3 months - Children	35	677	5.2%	9.5%	11.5%	11.9%
% of FP17s for the same patient ID Re-attending within 3 months - Adults	202	2,184	9.2%	15.2%	15.9%	16.0%
% of FP17s for the same patient ID Re-attending between 3 & 9 months - Children	352	677	52.0%	59.5%	60.6%	58.3%
% of FP17s for the same patient ID Re-attending between 3 & 9 months - Adults	1,029	2,184	47.1%	50.8%	51.6%	50.3%
% of FP17s for Band 1 Urgent Courses	154	2,681	5.7%	9.6%	9.5%	9.1%
% of FP17s Relating to Free Repair or Replacements	7	2,681	0.3%	0.6%	0.7%	0.8%
% of FP17s Relating to Continuations	24	2,681	0.9%	0.9%	1.0%	1.0%
% of Patients satisfied with the dentistry they have received	4	5	N/A	91.1%	92.0%	91.5%
% of Patients satisfied with the time they had to wait for an appointment	4	5	N/A	88.6%	88.1%	87.9%

* This is based on patients treated on this contract for their most recent course of treatment. Figures in italics indicate the base number of FP17s or Patient Questionnaire responses are less than 100. N/A is shown where the base number of responses is less than 10 during the period. % is calculated as Quantity/Base number*100

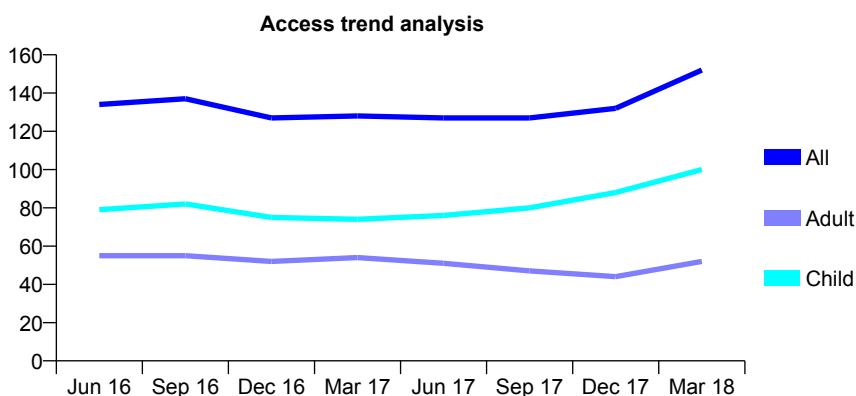
Q68 - Vital Signs At a Glance Contract Report for 853119/0001 - March 2018

Name or company name	Warren House Dental Practice - Cranleigh
Contract type name	GDS Contract
Purpose of contract	General
Contract start date	01/06/2011
Contract end date	

17/18 Contracted general activity (UDA)	300
Carry forward general activity (UDA)	0
17/18 Contracted orthodontic activity (UOA)	0
Carry forward orthodontic activity (UOA)	0
Baseline contract value	£7,053.51

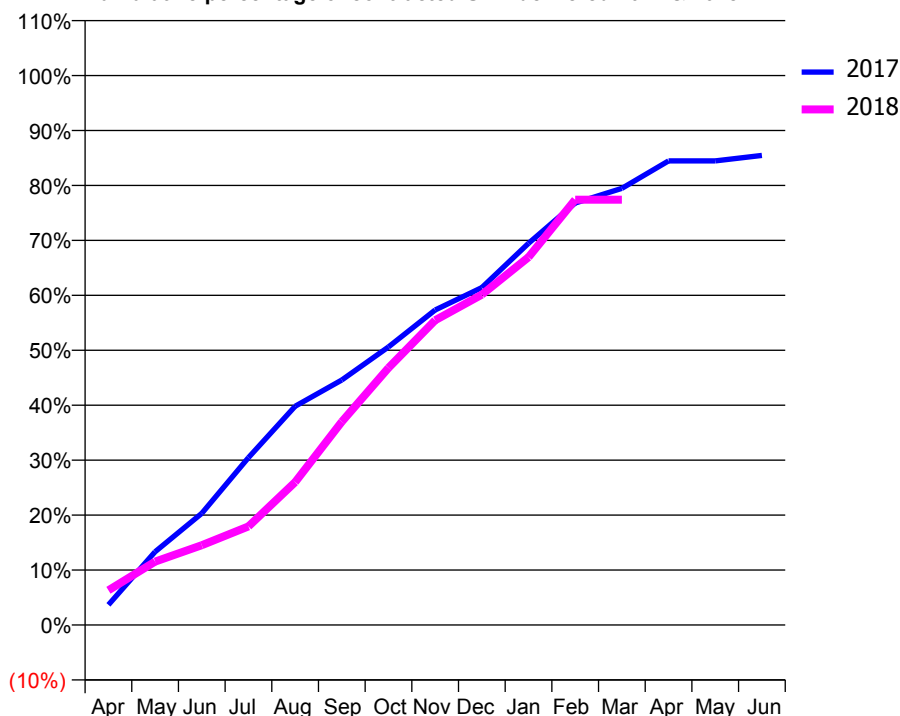
ACCESS*

Patients seen in 24 months	Total	Change since previous quarter
Quarter ending March 2017	128	
Quarter ending June 2017	127	→
Quarter ending September 2017	127	→
Quarter ending December 2017	132	↑
Quarter ending March 2018	152	↑
Variance since March 2017	18.8%	↑



ACTIVITY

Cumulative percentage of contracted UDA delivered 2017 & 2018



Adjusted Scheduled Activity (UDA)

Month	2017	2018
April	11	19
May	40	35
June	61	44
July	91	54
August	119	78
September	134	111
October	152	140
November	172	166
December	184	180
January	208	201
February	230	232
March	238	232
April	253	
May	253	
June	256	

QUALITY

	Quantity	Base Number	Contract	AT	Region	England
% of FP17s for the same patient ID Re-attending within 3 months - Children	6	118	5.1%	9.5%	11.5%	11.9%
% of FP17s for the same patient ID Re-attending within 3 months - Adults	1	45	2.2%	15.2%	15.9%	16.0%
% of FP17s for the same patient ID Re-attending between 3 & 9 months - Children	66	118	55.9%	59.5%	60.6%	58.3%
% of FP17s for the same patient ID Re-attending between 3 & 9 months - Adults	17	45	37.8%	50.8%	51.6%	50.3%
% of FP17s for Band 1 Urgent Courses	11	148	7.4%	9.6%	9.5%	9.1%
% of FP17s Relating to Free Repair or Replacements	0	148	0.0%	0.6%	0.7%	0.8%
% of FP17s Relating to Continuations	0	148	0.0%	0.9%	1.0%	1.0%
% of Patients satisfied with the dentistry they have received	0	0	N/A	91.1%	92.0%	91.5%
% of Patients satisfied with the time they had to wait for an appointment	0	0	N/A	88.6%	88.1%	87.9%

* This is based on patients treated on this contract for their most recent course of treatment. Figures in italics indicate the base number of FP17s or Patient Questionnaire responses are less than 100. N/A is shown where the base number of responses is less than 10 during the period. % is calculated as Quantity/Base number*100

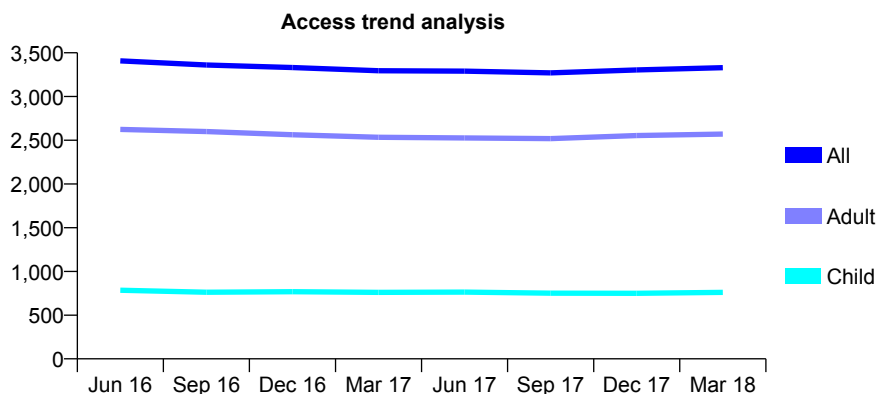
Q68 - Vital Signs At a Glance Contract Report for 853429/0001 - March 2018

Name or company name	MR MR MOHAMMADI
Contract type name	GDS Contract
Purpose of contract	General
Contract start date	01/04/2006
Contract end date	

17/18 Contracted general activity (UDA)	16,000
Carry forward general activity (UDA)	529
17/18 Contracted orthodontic activity (UOA)	0
Carry forward orthodontic activity (UOA)	0
Baseline contract value	£403,425.05

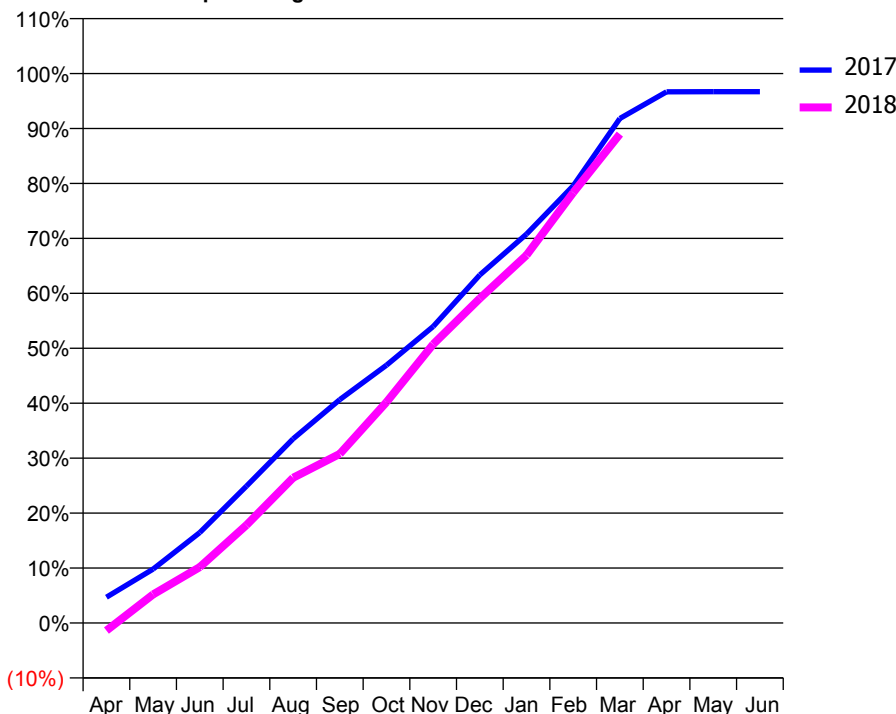
ACCESS*

Patients seen in 24 months	Total	Change since previous quarter
Quarter ending March 2017	3,295	
Quarter ending June 2017	3,290	→
Quarter ending September 2017	3,270	→
Quarter ending December 2017	3,304	→
Quarter ending March 2018	3,330	→
Variance since March 2017	1.1%	→



ACTIVITY

Cumulative percentage of contracted UDA delivered 2017 & 2018



Month	Adjusted Scheduled Activity (UDA)	
	2017	2018
April	753	-224
May	1,569	834
June	2,636	1,627
July	3,987	2,853
August	5,365	4,230
September	6,506	4,926
October	7,506	6,431
November	8,633	8,119
December	10,136	9,453
January	11,326	10,709
February	12,729	12,530
March	14,690	14,238
April	15,468	
May	15,471	
June	15,471	

QUALITY

	Quantity	Base Number	Contract	AT	Region	England
% of FP17s for the same patient ID Re-attending within 3 months - Children	99	1,277	7.8%	9.5%	11.5%	11.9%
% of FP17s for the same patient ID Re-attending within 3 months - Adults	600	4,061	14.8%	15.2%	15.9%	16.0%
% of FP17s for the same patient ID Re-attending between 3 & 9 months - Children	844	1,277	66.1%	59.5%	60.6%	58.3%
% of FP17s for the same patient ID Re-attending between 3 & 9 months - Adults	2,571	4,061	63.3%	50.8%	51.6%	50.3%
% of FP17s for Band 1 Urgent Courses	335	5,118	6.5%	9.6%	9.5%	9.1%
% of FP17s Relating to Free Repair or Replacements	44	5,118	0.9%	0.6%	0.7%	0.8%
% of FP17s Relating to Continuations	121	5,118	2.4%	0.9%	1.0%	1.0%
% of Patients satisfied with the dentistry they have received	4	5	N/A	91.1%	92.0%	91.5%
% of Patients satisfied with the time they had to wait for an appointment	4	5	N/A	88.6%	88.1%	87.9%

* This is based on patients treated on this contract for their most recent course of treatment. Figures in italics indicate the base number of FP17s or Patient Questionnaire responses are less than 100. N/A is shown where the base number of responses is less than 10 during the period. % is calculated as Quantity/Base number*100

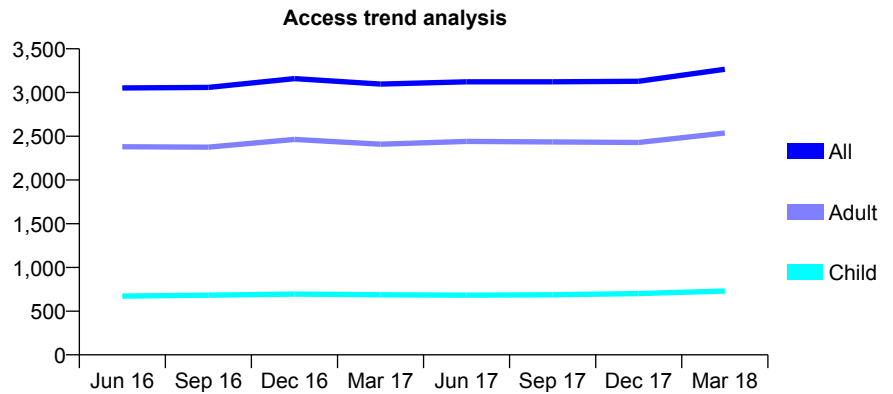
Q68 - Vital Signs At a Glance Contract Report for 855022/0004 - March 2018

Name or company name	MS S MOUSAVI
Contract type name	GDS Contract
Purpose of contract	General
Contract start date	01/04/2008
Contract end date	

17/18 Contracted general activity (UDA)	10,716
Carry forward general activity (UDA)	0
17/18 Contracted orthodontic activity (UOA)	0
Carry forward orthodontic activity (UOA)	0
Baseline contract value	£232,878.50

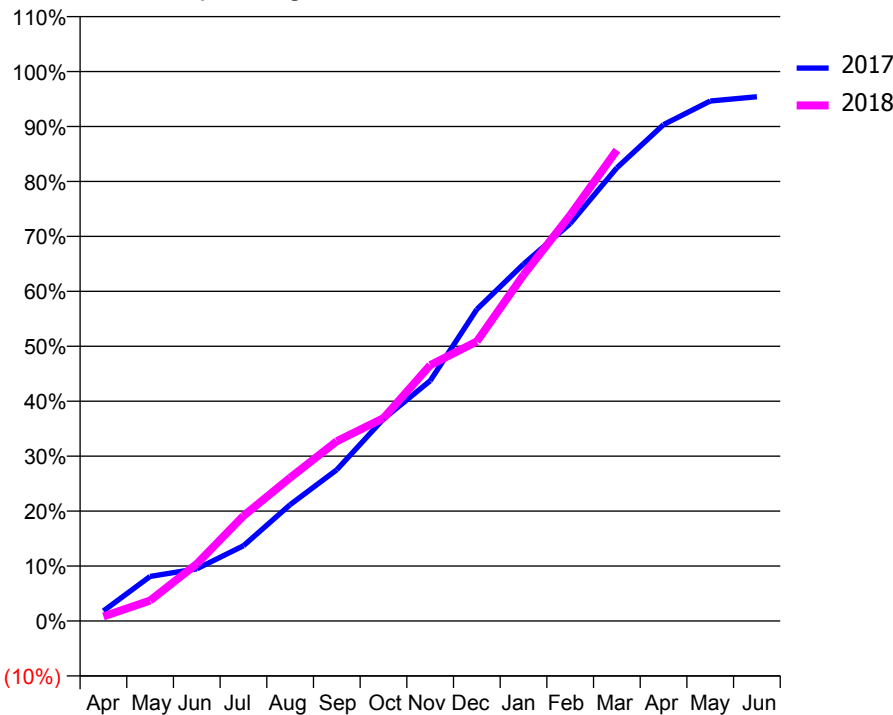
ACCESS*

Patients seen in 24 months	Total	Change since previous quarter
Quarter ending March 2017	3,096	
Quarter ending June 2017	3,123	→
Quarter ending September 2017	3,122	→
Quarter ending December 2017	3,128	→
Quarter ending March 2018	3,266	↑
Variance since March 2017	5.5%	↑



ACTIVITY

Cumulative percentage of contracted UDA delivered 2017 & 2018



Month	Adjusted Scheduled Activity (UDA)	
	2017	2018
April	197	89
May	870	400
June	1,017	1,114
July	1,468	2,051
August	2,269	2,795
September	2,951	3,507
October	3,940	3,956
November	4,684	4,990
December	6,078	5,451
January	6,961	6,750
February	7,750	7,913
March	8,839	9,183
April	9,681	
May	10,141	
June	10,223	

QUALITY

	Quantity	Base Number	Contract	AT	Region	England
% of FP17s for the same patient ID Re-attending within 3 months - Children	65	871	7.5%	9.5%	11.5%	11.9%
% of FP17s for the same patient ID Re-attending within 3 months - Adults	470	3,024	15.5%	15.2%	15.9%	16.0%
% of FP17s for the same patient ID Re-attending between 3 & 9 months - Children	336	871	38.6%	59.5%	60.6%	58.3%
% of FP17s for the same patient ID Re-attending between 3 & 9 months - Adults	1,151	3,024	38.1%	50.8%	51.6%	50.3%
% of FP17s for Band 1 Urgent Courses	699	3,603	19.4%	9.6%	9.5%	9.1%
% of FP17s Relating to Free Repair or Replacements	12	3,603	0.3%	0.6%	0.7%	0.8%
% of FP17s Relating to Continuations	7	3,603	0.2%	0.9%	1.0%	1.0%
% of Patients satisfied with the dentistry they have received	5	5	N/A	91.1%	92.0%	91.5%
% of Patients satisfied with the time they had to wait for an appointment	5	5	N/A	88.6%	88.1%	87.9%

* This is based on patients treated on this contract for their most recent course of treatment. Figures in italics indicate the base number of FP17s or Patient Questionnaire responses are less than 100. N/A is shown where the base number of responses is less than 10 during the period. % is calculated as Quantity/Base number*100

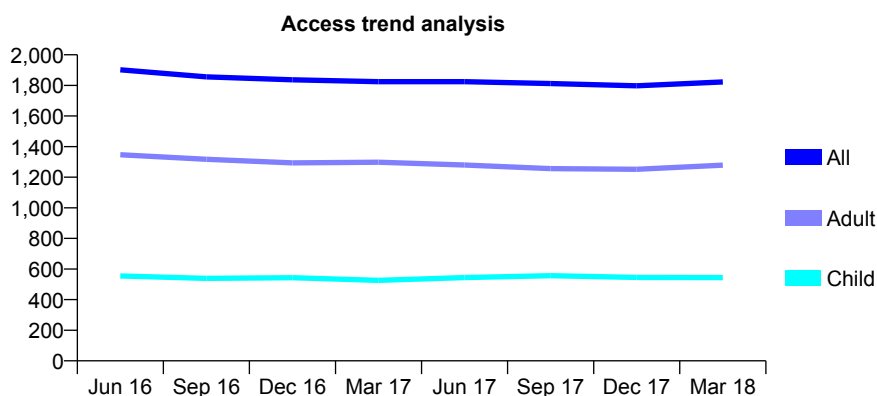
Q68 - Vital Signs At a Glance Contract Report for 855138/0001 - March 2018

Name or company name	Mr Ashish Patel
Contract type name	GDS Contract
Purpose of contract	General
Contract start date	01/11/2006
Contract end date	

17/18 Contracted general activity (UDA)	5,921
Carry forward general activity (UDA)	-38
17/18 Contracted orthodontic activity (UOA)	0
Carry forward orthodontic activity (UOA)	0
Baseline contract value	£138,197.73

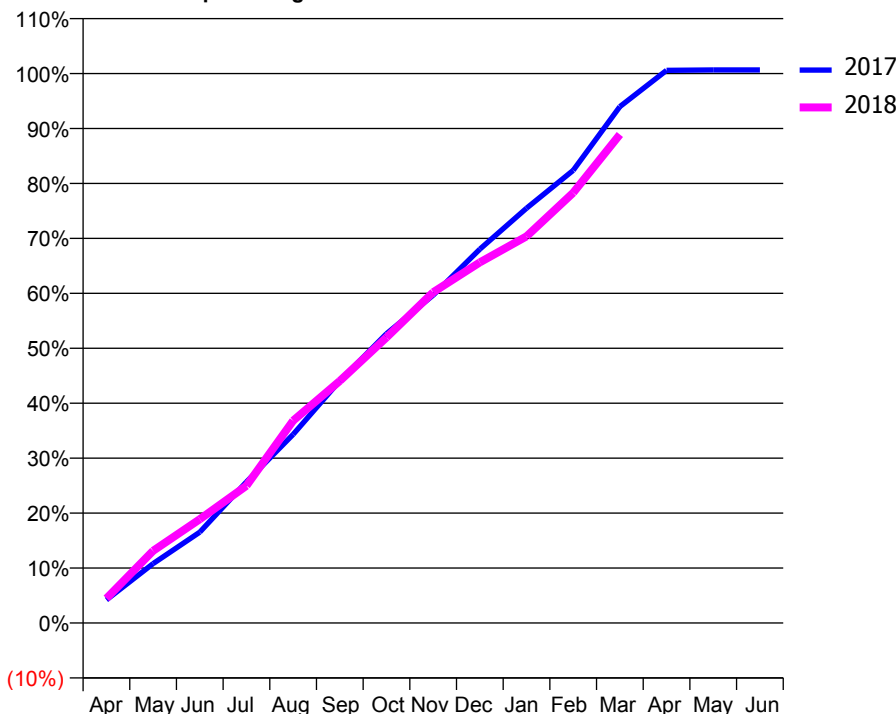
ACCESS*

Patients seen in 24 months	Total	Change since previous quarter
Quarter ending March 2017	1,824	
Quarter ending June 2017	1,824	→
Quarter ending September 2017	1,812	→
Quarter ending December 2017	1,797	→
Quarter ending March 2018	1,823	→
Variance since March 2017	(0.1%)	→



ACTIVITY

Cumulative percentage of contracted UDA delivered 2017 & 2018



Month	Adjusted Scheduled Activity (UDA)	
	2017	2018
April	250	264
May	640	777
June	980	1,118
July	1,521	1,480
August	2,033	2,180
September	2,610	2,608
October	3,117	3,077
November	3,532	3,565
December	4,029	3,886
January	4,469	4,166
February	4,877	4,636
March	5,564	5,264
April	5,956	
May	5,959	
June	5,959	

QUALITY

	Quantity	Base Number	Contract	AT	Region	England
% of FP17s for the same patient ID Re-attending within 3 months - Children	33	908	3.6%	9.5%	11.5%	11.9%
% of FP17s for the same patient ID Re-attending within 3 months - Adults	300	2,061	14.6%	15.2%	15.9%	16.0%
% of FP17s for the same patient ID Re-attending between 3 & 9 months - Children	619	908	68.2%	59.5%	60.6%	58.3%
% of FP17s for the same patient ID Re-attending between 3 & 9 months - Adults	1,279	2,061	62.1%	50.8%	51.6%	50.3%
% of FP17s for Band 1 Urgent Courses	230	2,835	8.1%	9.6%	9.5%	9.1%
% of FP17s Relating to Free Repair or Replacements	4	2,835	0.1%	0.6%	0.7%	0.8%
% of FP17s Relating to Continuations	8	2,835	0.3%	0.9%	1.0%	1.0%
% of Patients satisfied with the dentistry they have received	1	1	N/A	91.1%	92.0%	91.5%
% of Patients satisfied with the time they had to wait for an appointment	1	1	N/A	88.6%	88.1%	87.9%

* This is based on patients treated on this contract for their most recent course of treatment. Figures in italics indicate the base number of FP17s or Patient Questionnaire responses are less than 100. N/A is shown where the base number of responses is less than 10 during the period. % is calculated as Quantity/Base number*100

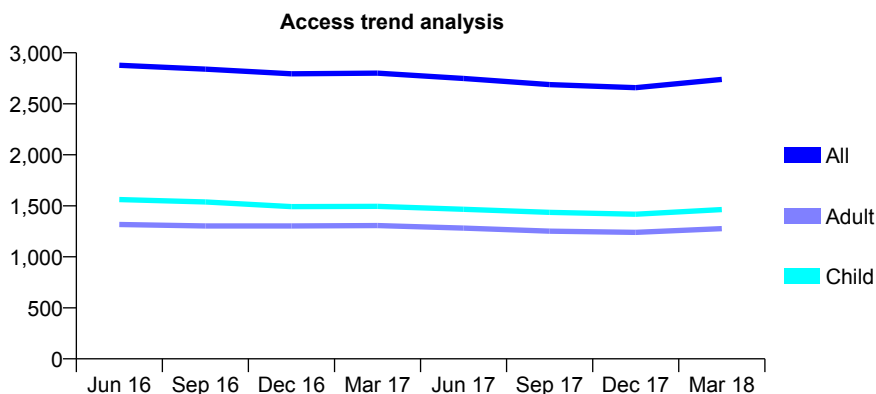
Q68 - Vital Signs At a Glance Contract Report for 859370/0001 - March 2018

Name or company name	Heathcote House Dental Practice
Contract type name	GDS Contract
Purpose of contract	General
Contract start date	01/04/2009
Contract end date	

17/18 Contracted general activity (UDA)	3,700
Carry forward general activity (UDA)	0
17/18 Contracted orthodontic activity (UOA)	0
Carry forward orthodontic activity (UOA)	0
Baseline contract value	£87,860.05

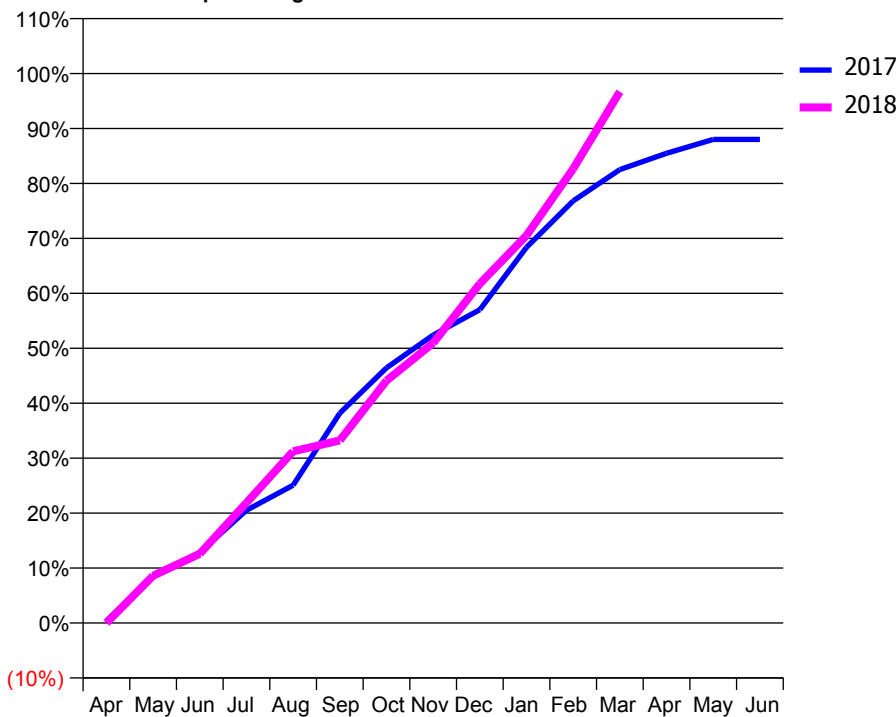
ACCESS*

Patients seen in 24 months	Total	Change since previous quarter
Quarter ending March 2017	2,801	
Quarter ending June 2017	2,748	↓
Quarter ending September 2017	2,688	↓
Quarter ending December 2017	2,658	↓
Quarter ending March 2018	2,739	↑
Variance since March 2017	(2.2%)	↓



ACTIVITY

Cumulative percentage of contracted UDA delivered 2017 & 2018



Month	Adjusted Scheduled Activity (UDA)	
	2017	2018
April	20	0
May	424	319
June	642	467
July	1,026	810
August	1,254	1,156
September	1,910	1,230
October	2,322	1,632
November	2,621	1,885
December	2,851	2,284
January	3,418	2,610
February	3,841	3,058
March	4,126	3,577
April	4,274	
May	4,400	
June	4,401	

QUALITY

	Quantity	Base Number	Contract	AT	Region	England
% of FP17s for the same patient ID Re-attending within 3 months - Children	101	1,812	5.6%	9.5%	11.5%	11.9%
% of FP17s for the same patient ID Re-attending within 3 months - Adults	104	1,329	7.8%	15.2%	15.9%	16.0%
% of FP17s for the same patient ID Re-attending between 3 & 9 months - Children	953	1,812	52.6%	59.5%	60.6%	58.3%
% of FP17s for the same patient ID Re-attending between 3 & 9 months - Adults	582	1,329	43.8%	50.8%	51.6%	50.3%
% of FP17s for Band 1 Urgent Courses	83	2,866	2.9%	9.6%	9.5%	9.1%
% of FP17s Relating to Free Repair or Replacements	0	2,866	0.0%	0.6%	0.7%	0.8%
% of FP17s Relating to Continuations	55	2,866	1.9%	0.9%	1.0%	1.0%
% of Patients satisfied with the dentistry they have received	1	1	N/A	91.1%	92.0%	91.5%
% of Patients satisfied with the time they had to wait for an appointment	1	1	N/A	88.6%	88.1%	87.9%

* This is based on patients treated on this contract for their most recent course of treatment. Figures in italics indicate the base number of FP17s or Patient Questionnaire responses are less than 100. N/A is shown where the base number of responses is less than 10 during the period. % is calculated as Quantity/Base number*100

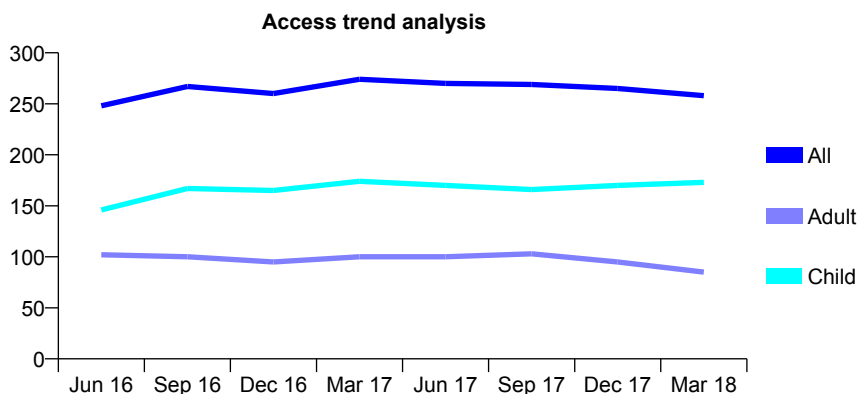
Q68 - Vital Signs At a Glance Contract Report for 861189/0001 - March 2018

Name or company name	MR K SHAH
Contract type name	GDS Contract
Purpose of contract	General
Contract start date	20/09/2012
Contract end date	

17/18 Contracted general activity (UDA)	550
Carry forward general activity (UDA)	-3
17/18 Contracted orthodontic activity (UOA)	0
Carry forward orthodontic activity (UOA)	0
Baseline contract value	£14,875.06

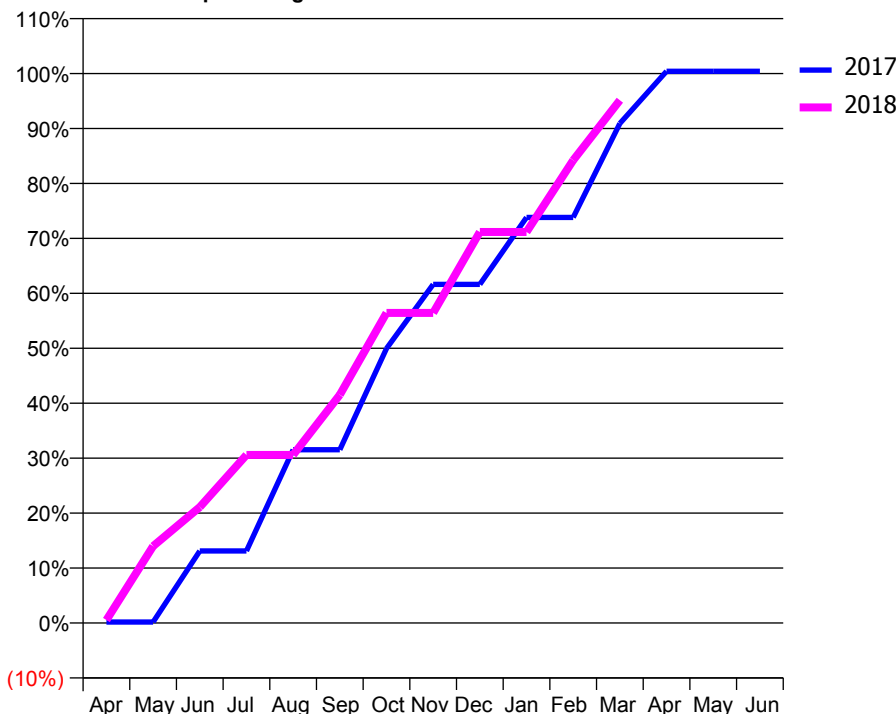
ACCESS*

Patients seen in 24 months	Total	Change since previous quarter
Quarter ending March 2017	274	
Quarter ending June 2017	270	↓
Quarter ending September 2017	269	→
Quarter ending December 2017	265	↓
Quarter ending March 2018	258	↓
Variance since March 2017	(5.8%)	↓



ACTIVITY

Cumulative percentage of contracted UDA delivered 2017 & 2018



Month	Adjusted Scheduled Activity (UDA)	
	2017	2018
April	1	3
May	1	77
June	72	116
July	72	168
August	173	168
September	173	228
October	275	310
November	339	310
December	339	391
January	406	391
February	406	463
March	500	523
April	552	
May	552	
June	552	

QUALITY

	Quantity	Base Number	Contract	AT	Region	England
% of FP17s for the same patient ID Re-attending within 3 months - Children	13	306	4.2%	9.5%	11.5%	11.9%
% of FP17s for the same patient ID Re-attending within 3 months - Adults	1	67	1.5%	15.2%	15.9%	16.0%
% of FP17s for the same patient ID Re-attending between 3 & 9 months - Children	199	306	65.0%	59.5%	60.6%	58.3%
% of FP17s for the same patient ID Re-attending between 3 & 9 months - Adults	33	67	49.3%	50.8%	51.6%	50.3%
% of FP17s for Band 1 Urgent Courses	6	327	1.8%	9.6%	9.5%	9.1%
% of FP17s Relating to Free Repair or Replacements	0	327	0.0%	0.6%	0.7%	0.8%
% of FP17s Relating to Continuations	0	327	0.0%	0.9%	1.0%	1.0%
% of Patients satisfied with the dentistry they have received	0	0	N/A	91.1%	92.0%	91.5%
% of Patients satisfied with the time they had to wait for an appointment	0	0	N/A	88.6%	88.1%	87.9%

* This is based on patients treated on this contract for their most recent course of treatment. Figures in italics indicate the base number of FP17s or Patient Questionnaire responses are less than 100. N/A is shown where the base number of responses is less than 10 during the period. % is calculated as Quantity/Base number*100

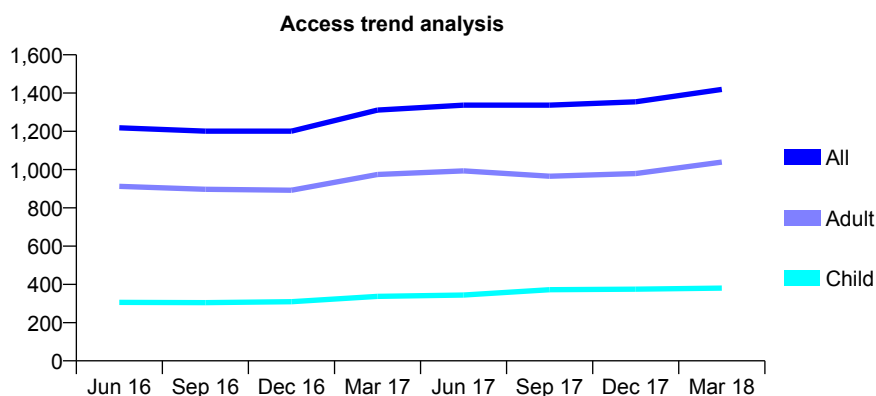
Q68 - Vital Signs At a Glance Contract Report for 878650/0001 - March 2018

Name or company name	MS M YANMAZ
Contract type name	GDS Contract
Purpose of contract	General
Contract start date	01/04/2012
Contract end date	

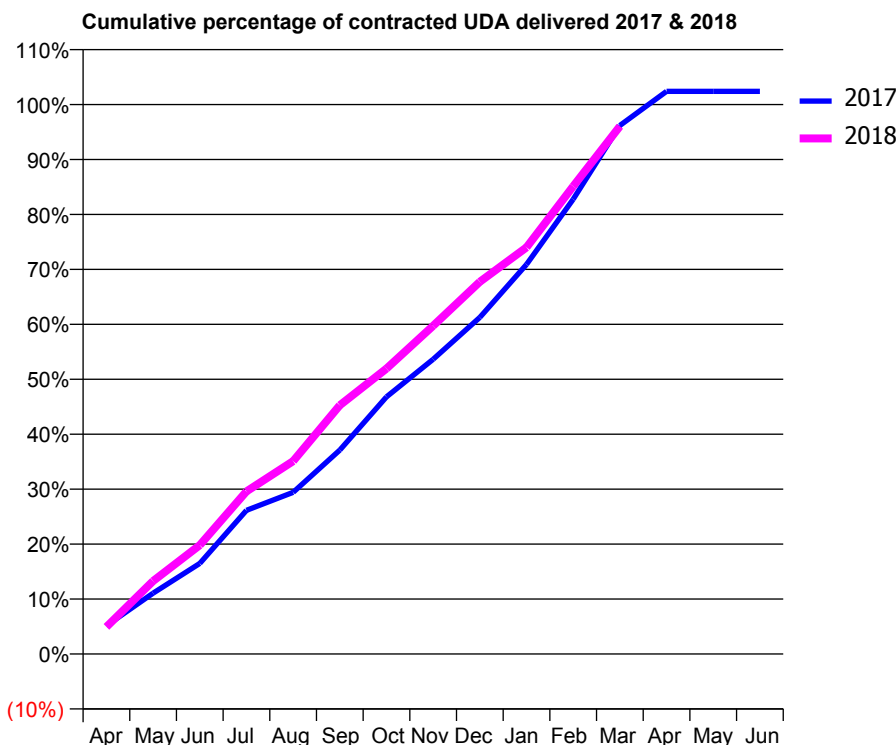
17/18 Contracted general activity (UDA)	5,000
Carry forward general activity (UDA)	-100
17/18 Contracted orthodontic activity (UOA)	0
Carry forward orthodontic activity (UOA)	0
Baseline contract value	£126,991.14

ACCESS*

Patients seen in 24 months	Total	Change since previous quarter
Quarter ending March 2017	1,311	
Quarter ending June 2017	1,337	→
Quarter ending September 2017	1,337	→
Quarter ending December 2017	1,354	→
Quarter ending March 2018	1,419	↑
Variance since March 2017	8.2%	↑



ACTIVITY



Month	Adjusted Scheduled Activity (UDA)	
	2017	2018
April	257	247
May	554	665
June	824	991
July	1,308	1,480
August	1,471	1,756
September	1,856	2,263
October	2,339	2,597
November	2,683	2,987
December	3,063	3,388
January	3,545	3,700
February	4,138	4,256
March	4,809	4,801
April	5,120	
May	5,120	
June	5,120	

QUALITY

	Quantity	Base Number	Contract	AT	Region	England
% of FP17s for the same patient ID Re-attending within 3 months - Children	51	565	9.0%	9.5%	11.5%	11.9%
% of FP17s for the same patient ID Re-attending within 3 months - Adults	306	1,625	18.8%	15.2%	15.9%	16.0%
% of FP17s for the same patient ID Re-attending between 3 & 9 months - Children	357	565	63.2%	59.5%	60.6%	58.3%
% of FP17s for the same patient ID Re-attending between 3 & 9 months - Adults	925	1,625	56.9%	50.8%	51.6%	50.3%
% of FP17s for Band 1 Urgent Courses	212	2,085	10.2%	9.6%	9.5%	9.1%
% of FP17s Relating to Free Repair or Replacements	29	2,085	1.4%	0.6%	0.7%	0.8%
% of FP17s Relating to Continuations	19	2,085	0.9%	0.9%	1.0%	1.0%
% of Patients satisfied with the dentistry they have received	0	0	N/A	91.1%	92.0%	91.5%
% of Patients satisfied with the time they had to wait for an appointment	0	0	N/A	88.6%	88.1%	87.9%

* This is based on patients treated on this contract for their most recent course of treatment. Figures in italics indicate the base number of FP17s or Patient Questionnaire responses are less than 100. N/A is shown where the base number of responses is less than 10 during the period. % is calculated as Quantity/Base number*100

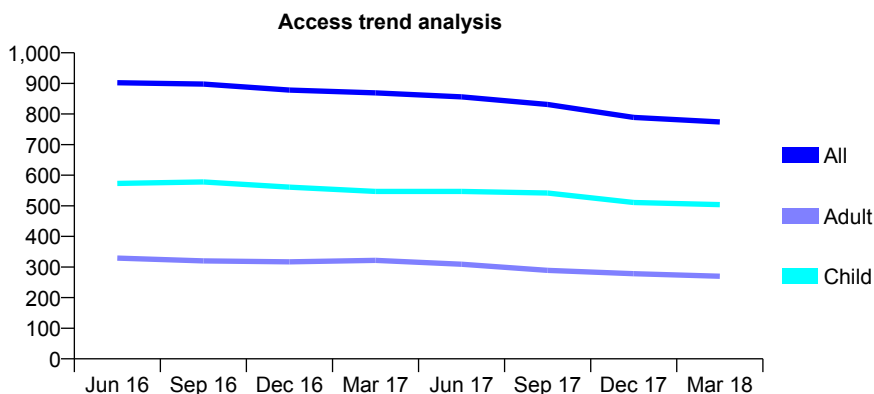
Q68 - Vital Signs At a Glance Contract Report for 898872/0001 - March 2018

Name or company name	MR NP WILLIS
Contract type name	GDS Contract
Purpose of contract	General
Contract start date	01/04/2006
Contract end date	

17/18 Contracted general activity (UDA)	2,800
Carry forward general activity (UDA)	0
17/18 Contracted orthodontic activity (UOA)	0
Carry forward orthodontic activity (UOA)	0
Baseline contract value	£82,542.02

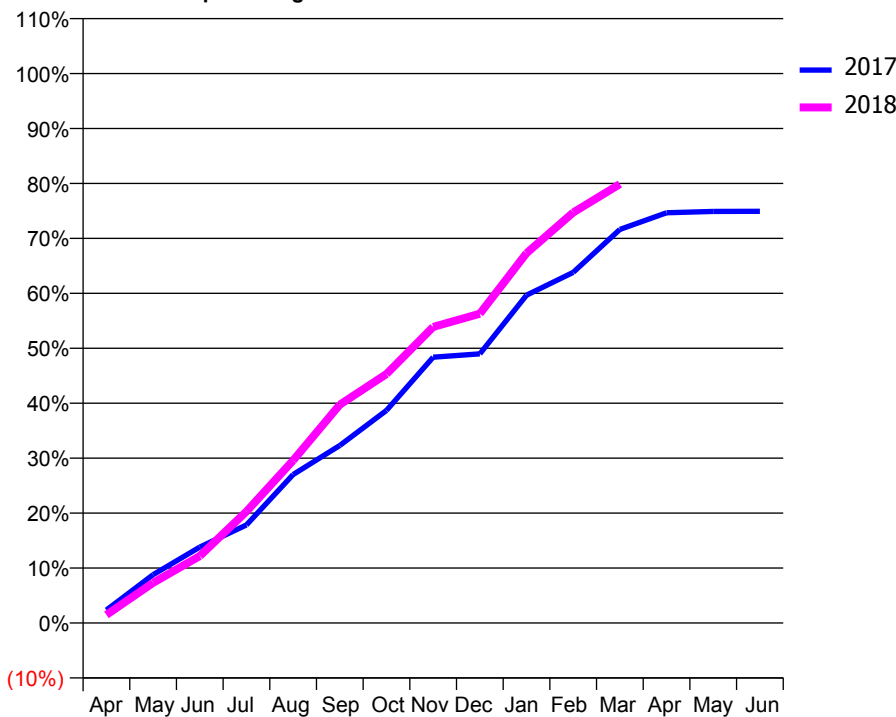
ACCESS*

Patients seen in 24 months	Total	Change since previous quarter
Quarter ending March 2017	869	
Quarter ending June 2017	856	↓
Quarter ending September 2017	831	↓
Quarter ending December 2017	789	↓
Quarter ending March 2018	774	↓
Variance since March 2017	(10.9%)	↓



ACTIVITY

Cumulative percentage of contracted UDA delivered 2017 & 2018



Month	Adjusted Scheduled Activity (UDA)	
	2017	2018
April	90	42
May	334	205
June	526	341
July	679	568
August	1,027	829
September	1,228	1,113
October	1,470	1,269
November	1,838	1,509
December	1,861	1,576
January	2,267	1,884
February	2,425	2,092
March	2,721	2,237
April	2,837	
May	2,846	
June	2,847	

QUALITY

	Quantity	Base Number	Contract	AT	Region	England
% of FP17s for the same patient ID Re-attending within 3 months - Children	156	955	16.3%	9.5%	11.5%	11.9%
% of FP17s for the same patient ID Re-attending within 3 months - Adults	46	295	15.6%	15.2%	15.9%	16.0%
% of FP17s for the same patient ID Re-attending between 3 & 9 months - Children	592	955	62.0%	59.5%	60.6%	58.3%
% of FP17s for the same patient ID Re-attending between 3 & 9 months - Adults	154	295	52.2%	50.8%	51.6%	50.3%
% of FP17s for Band 1 Urgent Courses	7	1,170	0.6%	9.6%	9.5%	9.1%
% of FP17s Relating to Free Repair or Replacements	3	1,170	0.3%	0.6%	0.7%	0.8%
% of FP17s Relating to Continuations	3	1,170	0.3%	0.9%	1.0%	1.0%
% of Patients satisfied with the dentistry they have received	0	0	N/A	91.1%	92.0%	91.5%
% of Patients satisfied with the time they had to wait for an appointment	0	0	N/A	88.6%	88.1%	87.9%

* This is based on patients treated on this contract for their most recent course of treatment. Figures in italics indicate the base number of FP17s or Patient Questionnaire responses are less than 100. N/A is shown where the base number of responses is less than 10 during the period. % is calculated as Quantity/Base number*100

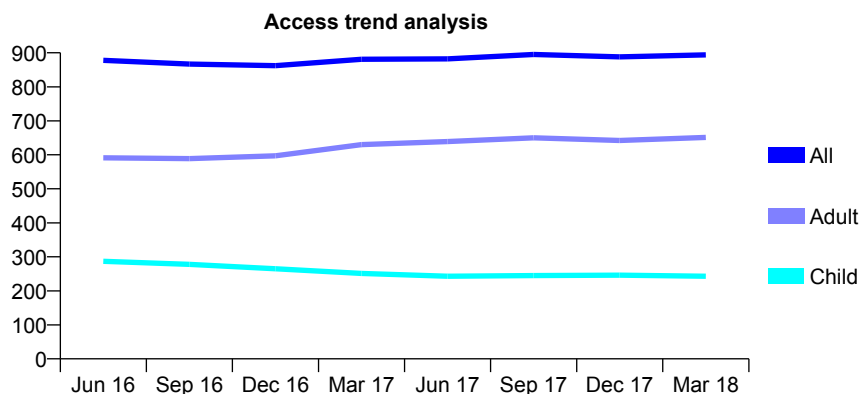
Q68 - Vital Signs At a Glance Contract Report for 906301/0001 - March 2018

Name or company name	Stoneylands Dental Practice
Contract type name	GDS Contract
Purpose of contract	General
Contract start date	01/04/2006
Contract end date	

17/18 Contracted general activity (UDA)	2,000
Carry forward general activity (UDA)	-40
17/18 Contracted orthodontic activity (UOA)	0
Carry forward orthodontic activity (UOA)	0
Baseline contract value	£44,294.62

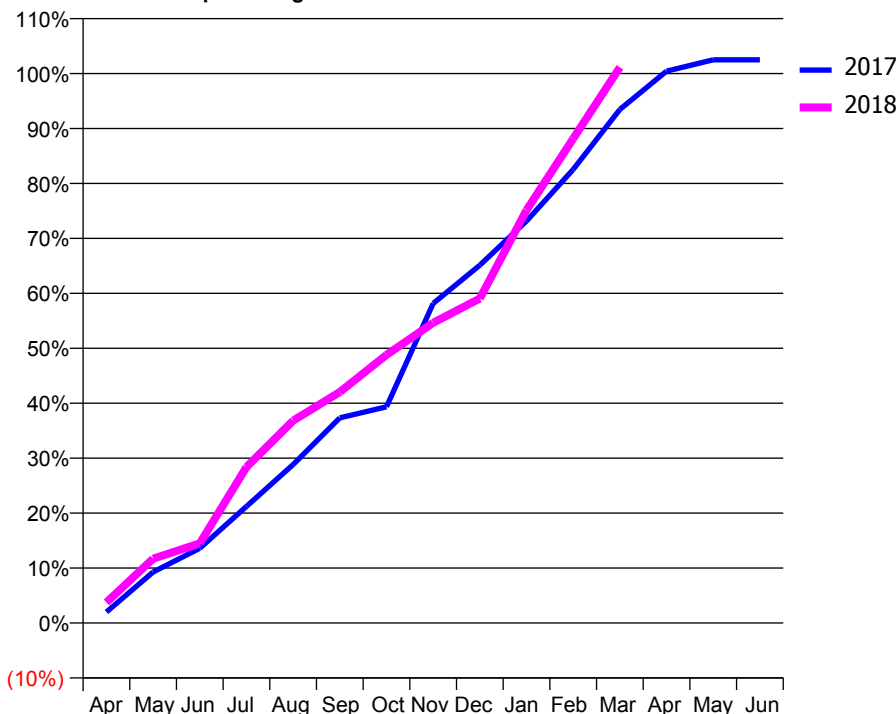
ACCESS*

Patients seen in 24 months	Total	Change since previous quarter
Quarter ending March 2017	881	
Quarter ending June 2017	882	→
Quarter ending September 2017	895	→
Quarter ending December 2017	888	→
Quarter ending March 2018	894	→
Variance since March 2017	1.5%	→



ACTIVITY

Cumulative percentage of contracted UDA delivered 2017 & 2018



Adjusted Scheduled Activity (UDA)

Month	2017	2018
April	40	75
May	185	234
June	272	290
July	425	568
August	577	736
September	747	841
October	787	976
November	1,163	1,093
December	1,303	1,181
January	1,463	1,503
February	1,651	1,763
March	1,869	2,023
April	2,008	
May	2,050	
June	2,050	

QUALITY

	Quantity	Base Number	Contract	AT	Region	England
% of FP17s for the same patient ID Re-attending within 3 months - Children	32	343	9.3%	9.5%	11.5%	11.9%
% of FP17s for the same patient ID Re-attending within 3 months - Adults	140	813	17.2%	15.2%	15.9%	16.0%
% of FP17s for the same patient ID Re-attending between 3 & 9 months - Children	149	343	43.4%	59.5%	60.6%	58.3%
% of FP17s for the same patient ID Re-attending between 3 & 9 months - Adults	319	813	39.2%	50.8%	51.6%	50.3%
% of FP17s for Band 1 Urgent Courses	119	1,079	11.0%	9.6%	9.5%	9.1%
% of FP17s Relating to Free Repair or Replacements	10	1,079	0.9%	0.6%	0.7%	0.8%
% of FP17s Relating to Continuations	2	1,079	0.2%	0.9%	1.0%	1.0%
% of Patients satisfied with the dentistry they have received	0	0	N/A	91.1%	92.0%	91.5%
% of Patients satisfied with the time they had to wait for an appointment	0	0	N/A	88.6%	88.1%	87.9%

* This is based on patients treated on this contract for their most recent course of treatment. Figures in italics indicate the base number of FP17s or Patient Questionnaire responses are less than 100. N/A is shown where the base number of responses is less than 10 during the period. % is calculated as Quantity/Base number*100

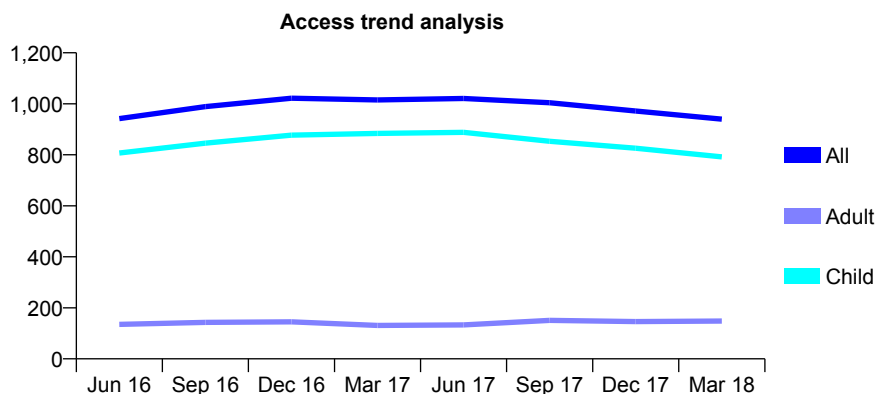
Q68 - Vital Signs At a Glance Contract Report for 906743/0001 - March 2018

Name or company name	MR PS NAYLER
Contract type name	GDS Contract
Purpose of contract	General
Contract start date	01/04/2006
Contract end date	

17/18 Contracted general activity (UDA)	1,799
Carry forward general activity (UDA)	0
17/18 Contracted orthodontic activity (UOA)	0
Carry forward orthodontic activity (UOA)	0
Baseline contract value	£38,722.17

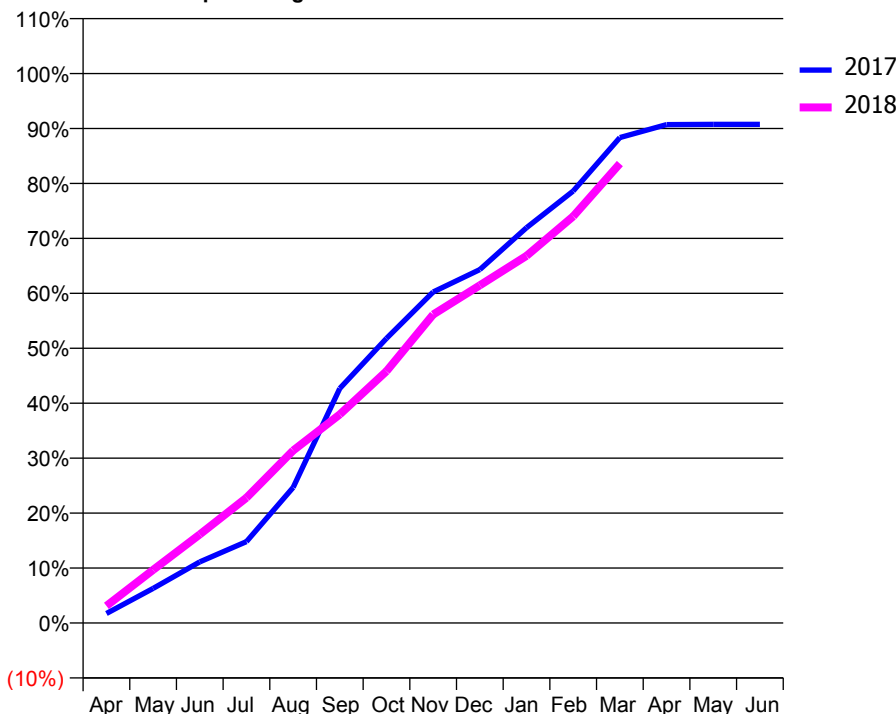
ACCESS*

Patients seen in 24 months	Total	Change since previous quarter
Quarter ending March 2017	1,015	
Quarter ending June 2017	1,021	→
Quarter ending September 2017	1,004	↓
Quarter ending December 2017	972	↓
Quarter ending March 2018	940	↓
Variance since March 2017	(7.4%)	↓



ACTIVITY

Cumulative percentage of contracted UDA delivered 2017 & 2018



Adjusted Scheduled Activity (UDA)

Month	2017	2018
April	31	56
May	113	174
June	200	290
July	266	410
August	444	565
September	768	683
October	932	824
November	1,084	1,010
December	1,157	1,106
January	1,294	1,202
February	1,414	1,331
March	1,589	1,504
April	1,632	
May	1,633	
June	1,633	

QUALITY

	Quantity	Base Number	Contract	AT	Region	England
% of FP17s for the same patient ID Re-attending within 3 months - Children	46	1,044	4.4%	9.5%	11.5%	11.9%
% of FP17s for the same patient ID Re-attending within 3 months - Adults	5	65	7.7%	15.2%	15.9%	16.0%
% of FP17s for the same patient ID Re-attending between 3 & 9 months - Children	578	1,044	55.4%	59.5%	60.6%	58.3%
% of FP17s for the same patient ID Re-attending between 3 & 9 months - Adults	32	65	49.2%	50.8%	51.6%	50.3%
% of FP17s for Band 1 Urgent Courses	21	1,083	1.9%	9.6%	9.5%	9.1%
% of FP17s Relating to Free Repair or Replacements	0	1,083	0.0%	0.6%	0.7%	0.8%
% of FP17s Relating to Continuations	0	1,083	0.0%	0.9%	1.0%	1.0%
% of Patients satisfied with the dentistry they have received	0	0	N/A	91.1%	92.0%	91.5%
% of Patients satisfied with the time they had to wait for an appointment	0	0	N/A	88.6%	88.1%	87.9%

* This is based on patients treated on this contract for their most recent course of treatment. Figures in italics indicate the base number of FP17s or Patient Questionnaire responses are less than 100. N/A is shown where the base number of responses is less than 10 during the period. % is calculated as Quantity/Base number*100

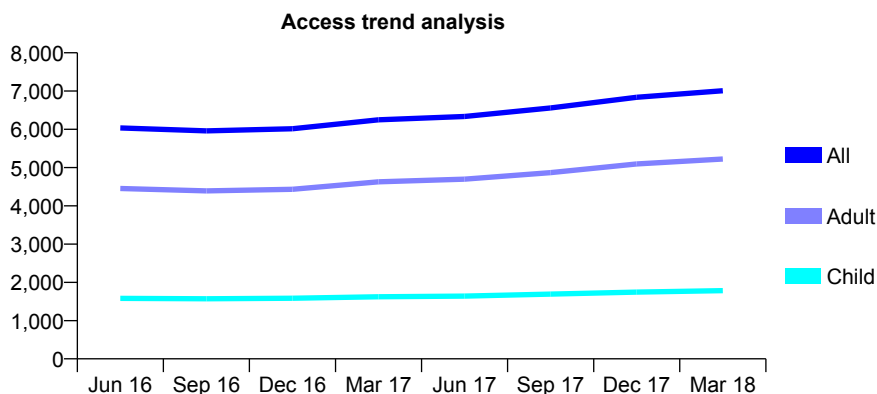
Q68 - Vital Signs At a Glance Contract Report for 906956/0002 - March 2018

Name or company name	MR KW GREY
Contract type name	GDS Contract
Purpose of contract	General
Contract start date	01/04/2006
Contract end date	

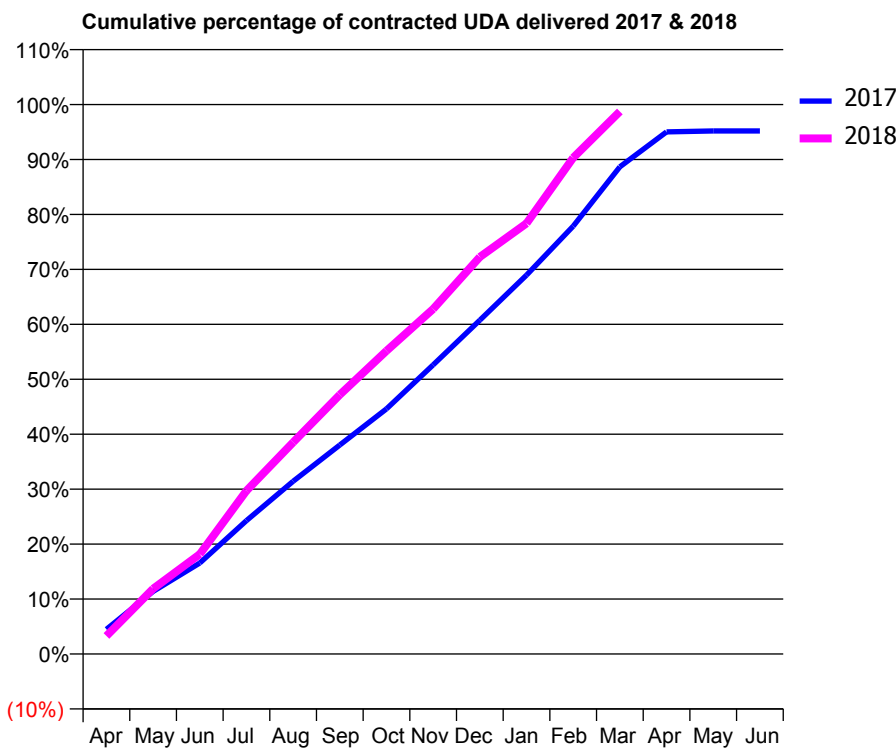
17/18 Contracted general activity (UDA)	21,423
Carry forward general activity (UDA)	0
17/18 Contracted orthodontic activity (UOA)	0
Carry forward orthodontic activity (UOA)	0
Baseline contract value	£634,967.61

ACCESS*

Patients seen in 24 months	Total	Change since previous quarter
Quarter ending March 2017	6,247	
Quarter ending June 2017	6,337	→
Quarter ending September 2017	6,558	↑
Quarter ending December 2017	6,839	↑
Quarter ending March 2018	7,008	↑
Variance since March 2017	12.2%	↑



ACTIVITY



Month	Adjusted Scheduled Activity (UDA)	
	2017	2018
April	964	706
May	2,440	2,547
June	3,550	3,894
July	5,202	6,368
August	6,734	8,254
September	8,147	10,109
October	9,559	11,821
November	11,273	13,453
December	13,017	15,478
January	14,773	16,789
February	16,682	19,348
March	18,995	21,151
April	20,356	
May	20,391	
June	20,394	

QUALITY

	Quantity	Base Number	Contract	AT	Region	England
% of FP17s for the same patient ID Re-attending within 3 months - Children	95	2,136	4.4%	9.5%	11.5%	11.9%
% of FP17s for the same patient ID Re-attending within 3 months - Adults	891	6,307	14.1%	15.2%	15.9%	16.0%
% of FP17s for the same patient ID Re-attending between 3 & 9 months - Children	881	2,136	41.2%	59.5%	60.6%	58.3%
% of FP17s for the same patient ID Re-attending between 3 & 9 months - Adults	2,276	6,307	36.1%	50.8%	51.6%	50.3%
% of FP17s for Band 1 Urgent Courses	590	7,077	8.3%	9.6%	9.5%	9.1%
% of FP17s Relating to Free Repair or Replacements	78	7,077	1.1%	0.6%	0.7%	0.8%
% of FP17s Relating to Continuations	17	7,077	0.2%	0.9%	1.0%	1.0%
% of Patients satisfied with the dentistry they have received	6	7	N/A	91.1%	92.0%	91.5%
% of Patients satisfied with the time they had to wait for an appointment	6	7	N/A	88.6%	88.1%	87.9%

* This is based on patients treated on this contract for their most recent course of treatment. Figures in italics indicate the base number of FP17s or Patient Questionnaire responses are less than 100. N/A is shown where the base number of responses is less than 10 during the period. % is calculated as Quantity/Base number*100

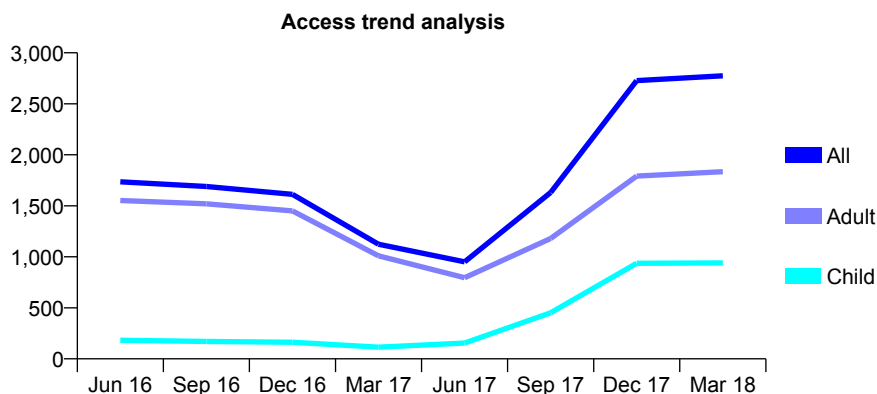
Q68 - Vital Signs At a Glance Contract Report for 907707/0001 - March 2018

Name or company name	MRS ZK KEYHANI NOORALII
Contract type name	GDS Contract
Purpose of contract	General
Contract start date	01/04/2006
Contract end date	

17/18 Contracted general activity (UDA)	6,857
Carry forward general activity (UDA)	0
17/18 Contracted orthodontic activity (UOA)	0
Carry forward orthodontic activity (UOA)	0
Baseline contract value	£166,095.55

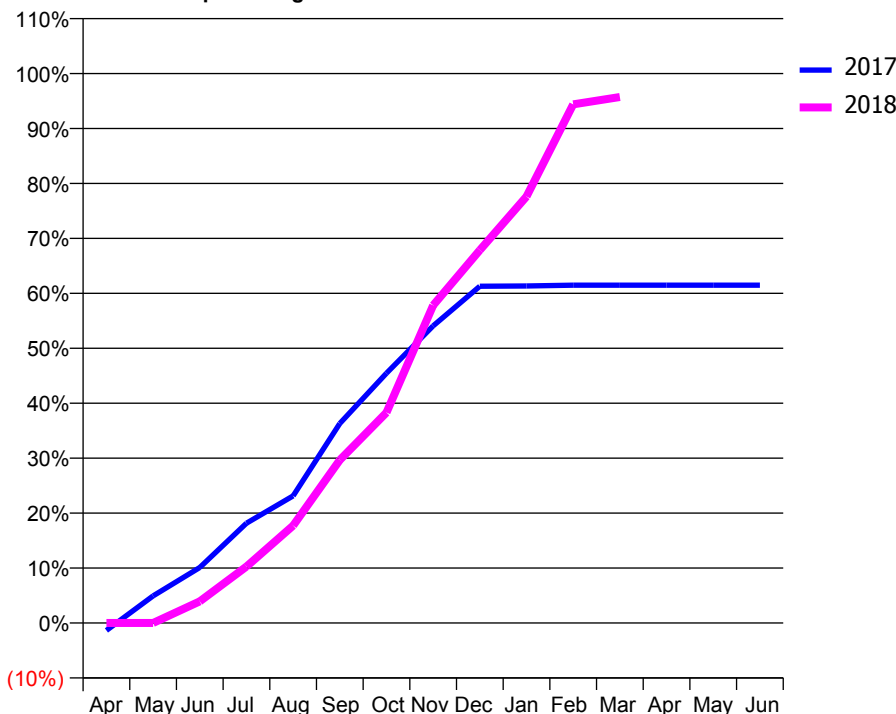
ACCESS*

Patients seen in 24 months	Total	Change since previous quarter
Quarter ending March 2017	1,124	
Quarter ending June 2017	951	↓
Quarter ending September 2017	1,631	↑
Quarter ending December 2017	2,727	↑
Quarter ending March 2018	2,775	→
Variance since March 2017	146.9%	↑



ACTIVITY

Cumulative percentage of contracted UDA delivered 2017 & 2018



Month	Adjusted Scheduled Activity (UDA)	
	2017	2018
April	-94	0
May	339	0
June	693	270
July	1,246	705
August	1,587	1,216
September	2,490	2,035
October	3,117	2,627
November	3,708	3,965
December	4,203	4,653
January	4,206	5,323
February	4,215	6,472
March	4,215	6,563
April	4,215	
May	4,215	
June	4,215	

QUALITY

	Quantity	Base Number	Contract	AT	Region	England
% of FP17s for the same patient ID Re-attending within 3 months - Children	32	1,352	2.4%	9.5%	11.5%	11.9%
% of FP17s for the same patient ID Re-attending within 3 months - Adults	120	2,260	5.3%	15.2%	15.9%	16.0%
% of FP17s for the same patient ID Re-attending between 3 & 9 months - Children	110	1,352	8.1%	59.5%	60.6%	58.3%
% of FP17s for the same patient ID Re-attending between 3 & 9 months - Adults	126	2,260	5.6%	50.8%	51.6%	50.3%
% of FP17s for Band 1 Urgent Courses	394	3,612	10.9%	9.6%	9.5%	9.1%
% of FP17s Relating to Free Repair or Replacements	1	3,612	0.0%	0.6%	0.7%	0.8%
% of FP17s Relating to Continuations	1	3,612	0.0%	0.9%	1.0%	1.0%
% of Patients satisfied with the dentistry they have received	1	2	N/A	91.1%	92.0%	91.5%
% of Patients satisfied with the time they had to wait for an appointment	1	2	N/A	88.6%	88.1%	87.9%

* This is based on patients treated on this contract for their most recent course of treatment. Figures in italics indicate the base number of FP17s or Patient Questionnaire responses are less than 100. N/A is shown where the base number of responses is less than 10 during the period. % is calculated as Quantity/Base number*100

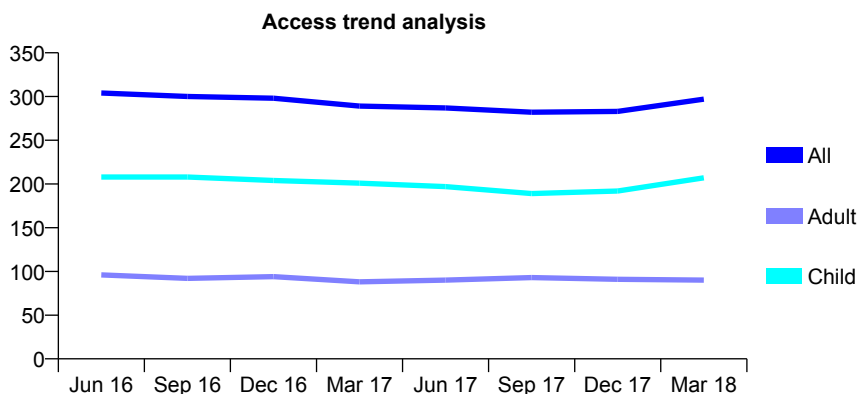
Q68 - Vital Signs At a Glance Contract Report for 911445/0001 - March 2018

Name or company name	MR JE REED
Contract type name	GDS Contract
Purpose of contract	General
Contract start date	01/04/2006
Contract end date	

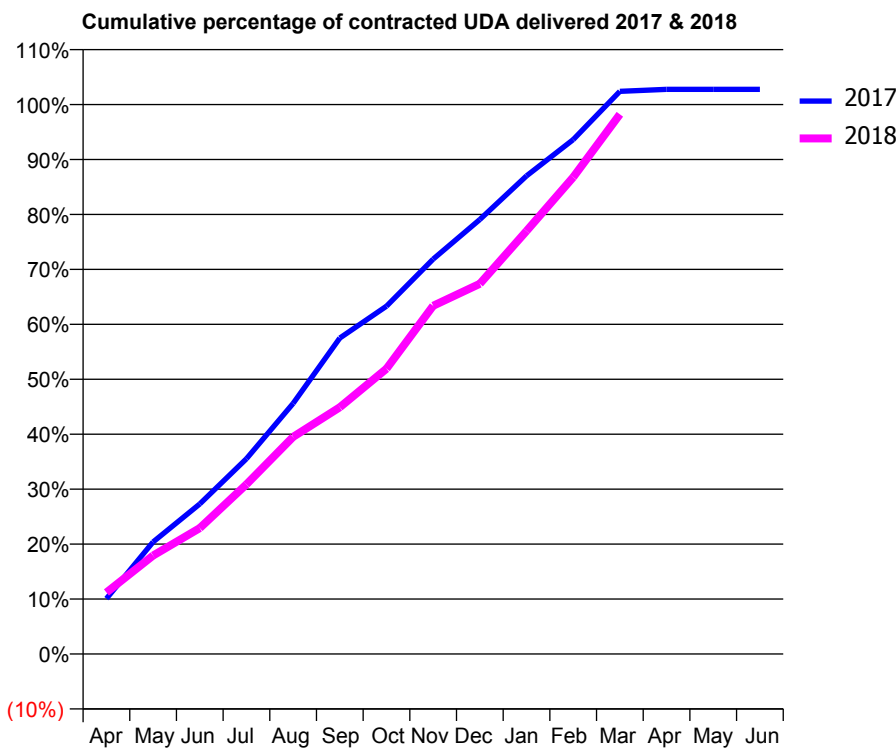
17/18 Contracted general activity (UDA)	745
Carry forward general activity (UDA)	-17
17/18 Contracted orthodontic activity (UOA)	0
Carry forward orthodontic activity (UOA)	0
Baseline contract value	£18,460.82

ACCESS*

Patients seen in 24 months	Total	Change since previous quarter
Quarter ending March 2017	289	
Quarter ending June 2017	287	→
Quarter ending September 2017	282	↓
Quarter ending December 2017	283	→
Quarter ending March 2018	297	↑
Variance since March 2017	2.8%	↑



ACTIVITY



Month	Adjusted Scheduled Activity (UDA)	
	2017	2018
April	83	83
May	168	134
June	225	171
July	293	230
August	376	294
September	474	335
October	522	387
November	593	472
December	652	502
January	718	574
February	772	646
March	845	732
April	848	
May	848	
June	848	

QUALITY

	Quantity	Base Number	Contract	AT	Region	England
% of FP17s for the same patient ID Re-attending within 3 months - Children	37	381	9.7%	9.5%	11.5%	11.9%
% of FP17s for the same patient ID Re-attending within 3 months - Adults	20	88	22.7%	15.2%	15.9%	16.0%
% of FP17s for the same patient ID Re-attending between 3 & 9 months - Children	239	381	62.7%	59.5%	60.6%	58.3%
% of FP17s for the same patient ID Re-attending between 3 & 9 months - Adults	41	88	46.6%	50.8%	51.6%	50.3%
% of FP17s for Band 1 Urgent Courses	29	466	6.2%	9.6%	9.5%	9.1%
% of FP17s Relating to Free Repair or Replacements	0	466	0.0%	0.6%	0.7%	0.8%
% of FP17s Relating to Continuations	0	466	0.0%	0.9%	1.0%	1.0%
% of Patients satisfied with the dentistry they have received	0	0	N/A	91.1%	92.0%	91.5%
% of Patients satisfied with the time they had to wait for an appointment	0	0	N/A	88.6%	88.1%	87.9%

* This is based on patients treated on this contract for their most recent course of treatment. Figures in italics indicate the base number of FP17s or Patient Questionnaire responses are less than 100. N/A is shown where the base number of responses is less than 10 during the period. % is calculated as Quantity/Base number*100

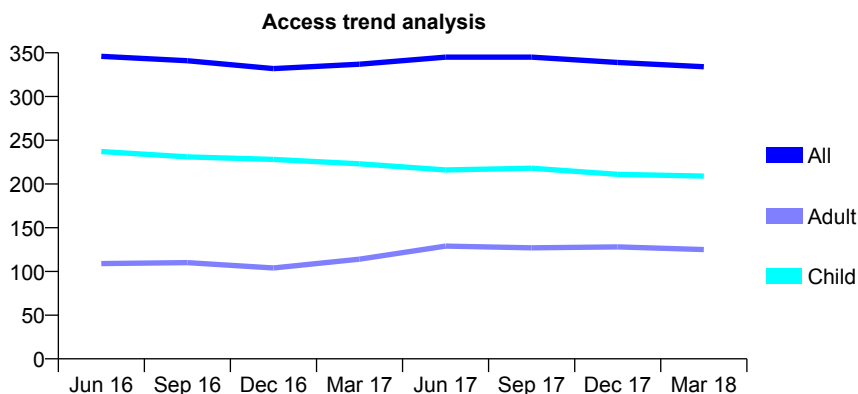
Q68 - Vital Signs At a Glance Contract Report for 911607/0001 - March 2018

Name or company name	MR NJ MARSHALL
Contract type name	GDS Contract
Purpose of contract	General
Contract start date	01/04/2006
Contract end date	

17/18 Contracted general activity (UDA)	656
Carry forward general activity (UDA)	-4
17/18 Contracted orthodontic activity (UOA)	0
Carry forward orthodontic activity (UOA)	0
Baseline contract value	£14,698.69

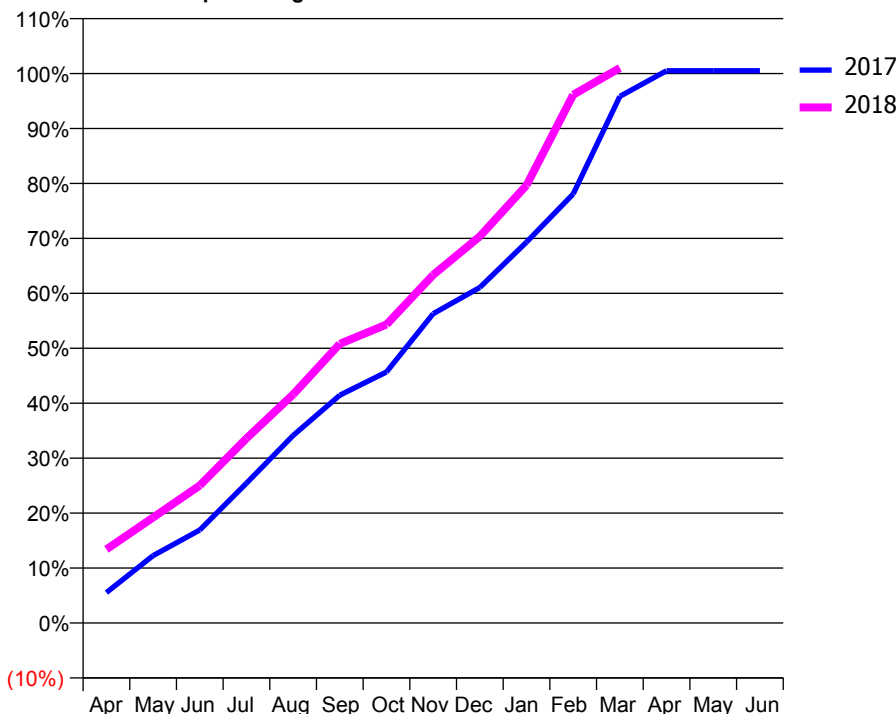
ACCESS*

Patients seen in 24 months	Total	Change since previous quarter
Quarter ending March 2017	337	
Quarter ending June 2017	345	↑
Quarter ending September 2017	345	→
Quarter ending December 2017	339	↓
Quarter ending March 2018	334	↓
Variance since March 2017	(0.9%)	→



ACTIVITY

Cumulative percentage of contracted UDA delivered 2017 & 2018



Month	Adjusted Scheduled Activity (UDA)	
	2017	2018
April	42	88
May	93	126
June	128	164
July	192	220
August	258	273
September	313	333
October	345	356
November	426	416
December	462	462
January	524	523
February	590	631
March	725	663
April	760	
May	760	
June	760	

QUALITY

	Quantity	Base Number	Contract	AT	Region	England
% of FP17s for the same patient ID Re-attending within 3 months - Children	7	321	2.2%	9.5%	11.5%	11.9%
% of FP17s for the same patient ID Re-attending within 3 months - Adults	5	124	4.0%	15.2%	15.9%	16.0%
% of FP17s for the same patient ID Re-attending between 3 & 9 months - Children	234	321	72.9%	59.5%	60.6%	58.3%
% of FP17s for the same patient ID Re-attending between 3 & 9 months - Adults	82	124	66.1%	50.8%	51.6%	50.3%
% of FP17s for Band 1 Urgent Courses	8	426	1.9%	9.6%	9.5%	9.1%
% of FP17s Relating to Free Repair or Replacements	0	426	0.0%	0.6%	0.7%	0.8%
% of FP17s Relating to Continuations	0	426	0.0%	0.9%	1.0%	1.0%
% of Patients satisfied with the dentistry they have received	0	0	N/A	91.1%	92.0%	91.5%
% of Patients satisfied with the time they had to wait for an appointment	0	0	N/A	88.6%	88.1%	87.9%

* This is based on patients treated on this contract for their most recent course of treatment. Figures in italics indicate the base number of FP17s or Patient Questionnaire responses are less than 100. N/A is shown where the base number of responses is less than 10 during the period. % is calculated as Quantity/Base number*100

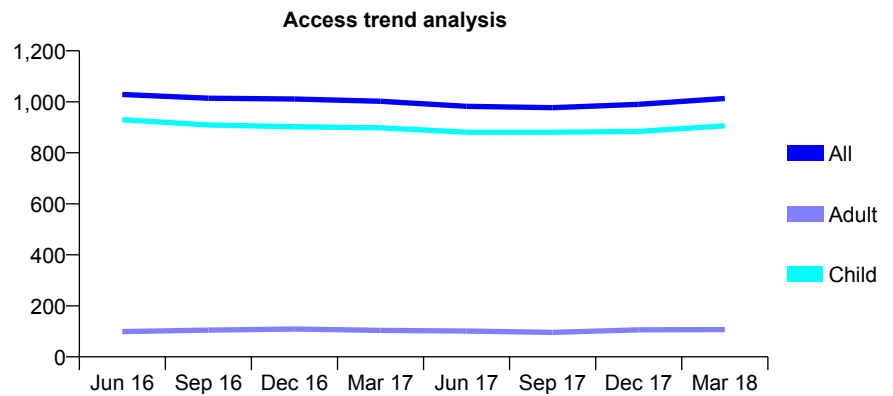
Q68 - Vital Signs At a Glance Contract Report for 913219/0001 - March 2018

Name or company name	MR AO REEVES
Contract type name	GDS Contract
Purpose of contract	General
Contract start date	01/04/2006
Contract end date	

17/18 Contracted general activity (UDA)	1,987
Carry forward general activity (UDA)	28
17/18 Contracted orthodontic activity (UOA)	0
Carry forward orthodontic activity (UOA)	0
Baseline contract value	£44,658.49

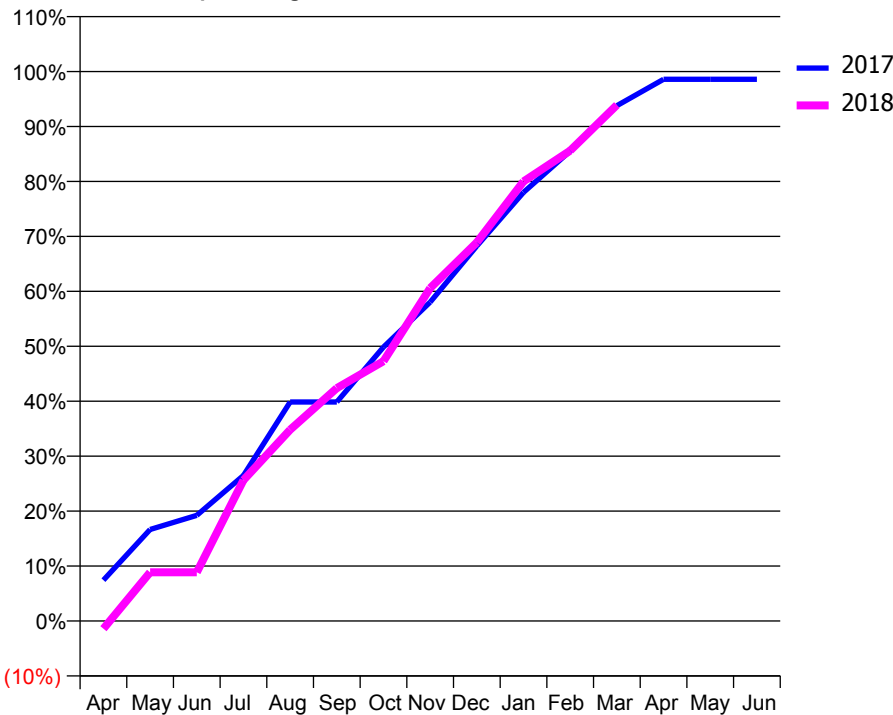
ACCESS*

Patients seen in 24 months	Total	Change since previous quarter
Quarter ending March 2017	1,002	
Quarter ending June 2017	982	↓
Quarter ending September 2017	977	→
Quarter ending December 2017	990	→
Quarter ending March 2018	1,013	↑
Variance since March 2017	1.1%	→



ACTIVITY

Cumulative percentage of contracted UDA delivered 2017 & 2018



Month	Adjusted Scheduled Activity (UDA)	
	2017	2018
April	148	-28
May	331	176
June	382	176
July	526	510
August	792	692
September	792	842
October	991	940
November	1,153	1,204
December	1,356	1,369
January	1,550	1,590
February	1,699	1,701
March	1,863	1,866
April	1,959	
May	1,959	
June	1,959	

QUALITY

	Quantity	Base Number	Contract	AT	Region	England
% of FP17s for the same patient ID Re-attending within 3 months - Children	51	1,535	3.3%	9.5%	11.5%	11.9%
% of FP17s for the same patient ID Re-attending within 3 months - Adults	0	2	0.0%	15.2%	15.9%	16.0%
% of FP17s for the same patient ID Re-attending between 3 & 9 months - Children	1,187	1,535	77.3%	59.5%	60.6%	58.3%
% of FP17s for the same patient ID Re-attending between 3 & 9 months - Adults	1	2	50.0%	50.8%	51.6%	50.3%
% of FP17s for Band 1 Urgent Courses	38	1,472	2.6%	9.6%	9.5%	9.1%
% of FP17s Relating to Free Repair or Replacements	0	1,472	0.0%	0.6%	0.7%	0.8%
% of FP17s Relating to Continuations	0	1,472	0.0%	0.9%	1.0%	1.0%
% of Patients satisfied with the dentistry they have received	2	2	N/A	91.1%	92.0%	91.5%
% of Patients satisfied with the time they had to wait for an appointment	2	2	N/A	88.6%	88.1%	87.9%

* This is based on patients treated on this contract for their most recent course of treatment. Figures in italics indicate the base number of FP17s or Patient Questionnaire responses are less than 100. N/A is shown where the base number of responses is less than 10 during the period. % is calculated as Quantity/Base number*100

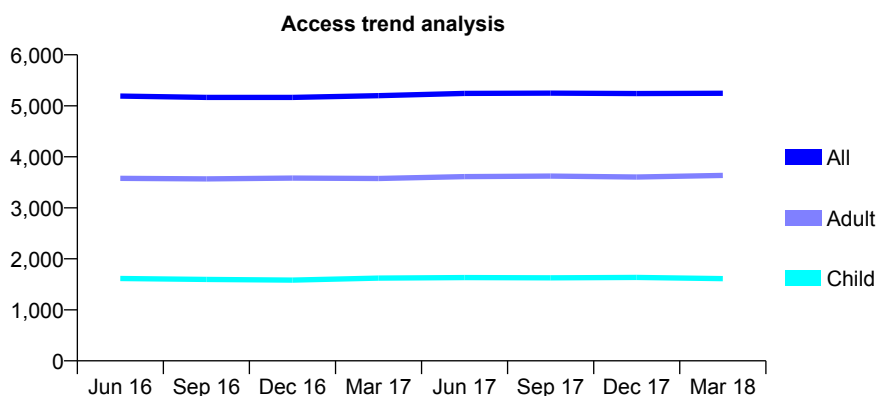
Q68 - Vital Signs At a Glance Contract Report for 913553/0001 - March 2018

Name or company name	MR AM BROWN
Contract type name	GDS Contract
Purpose of contract	General
Contract start date	01/04/2006
Contract end date	

17/18 Contracted general activity (UDA)	11,982
Carry forward general activity (UDA)	221
17/18 Contracted orthodontic activity (UOA)	0
Carry forward orthodontic activity (UOA)	0
Baseline contract value	£283,458.82

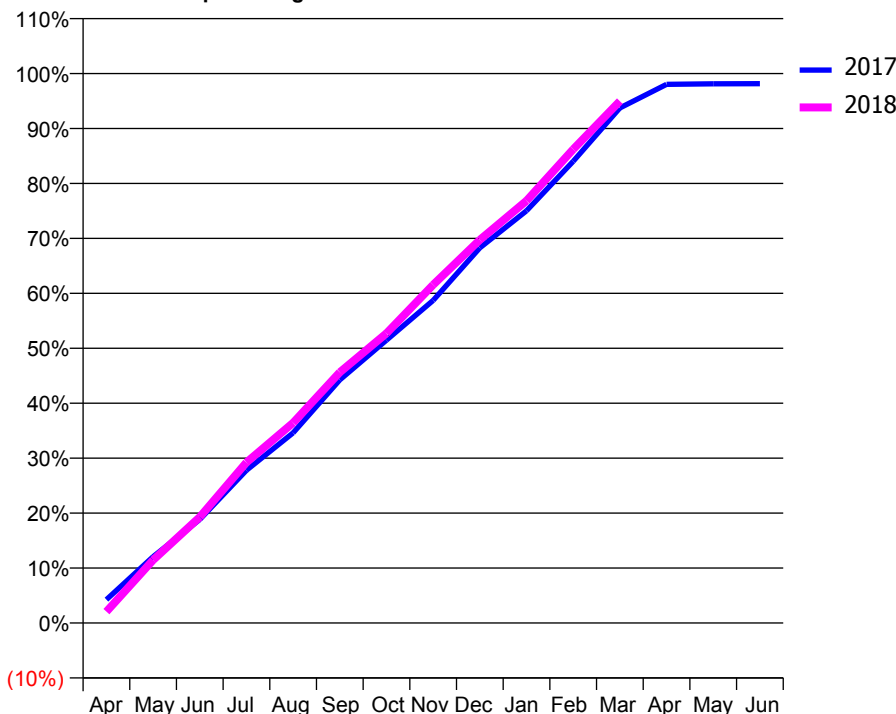
ACCESS*

Patients seen in 24 months	Total	Change since previous quarter
Quarter ending March 2017	5,199	
Quarter ending June 2017	5,244	→
Quarter ending September 2017	5,249	→
Quarter ending December 2017	5,240	→
Quarter ending March 2018	5,247	→
Variance since March 2017	0.9%	→



ACTIVITY

Cumulative percentage of contracted UDA delivered 2017 & 2018



Month	Adjusted Scheduled Activity (UDA)	
	2017	2018
April	510	248
May	1,447	1,373
June	2,256	2,311
July	3,332	3,503
August	4,148	4,365
September	5,303	5,469
October	6,169	6,317
November	7,034	7,375
December	8,182	8,356
January	8,989	9,208
February	10,067	10,328
March	11,229	11,378
April	11,745	
May	11,757	
June	11,761	

QUALITY

	Quantity	Base Number	Contract	AT	Region	England
% of FP17s for the same patient ID Re-attending within 3 months - Children	149	2,698	5.5%	9.5%	11.5%	11.9%
% of FP17s for the same patient ID Re-attending within 3 months - Adults	550	5,248	10.5%	15.2%	15.9%	16.0%
% of FP17s for the same patient ID Re-attending between 3 & 9 months - Children	1,908	2,698	70.7%	59.5%	60.6%	58.3%
% of FP17s for the same patient ID Re-attending between 3 & 9 months - Adults	2,892	5,248	55.1%	50.8%	51.6%	50.3%
% of FP17s for Band 1 Urgent Courses	572	7,640	7.5%	9.6%	9.5%	9.1%
% of FP17s Relating to Free Repair or Replacements	25	7,640	0.3%	0.6%	0.7%	0.8%
% of FP17s Relating to Continuations	2	7,640	0.0%	0.9%	1.0%	1.0%
% of Patients satisfied with the dentistry they have received	3	3	N/A	91.1%	92.0%	91.5%
% of Patients satisfied with the time they had to wait for an appointment	3	3	N/A	88.6%	88.1%	87.9%

* This is based on patients treated on this contract for their most recent course of treatment. Figures in italics indicate the base number of FP17s or Patient Questionnaire responses are less than 100. N/A is shown where the base number of responses is less than 10 during the period. % is calculated as Quantity/Base number*100

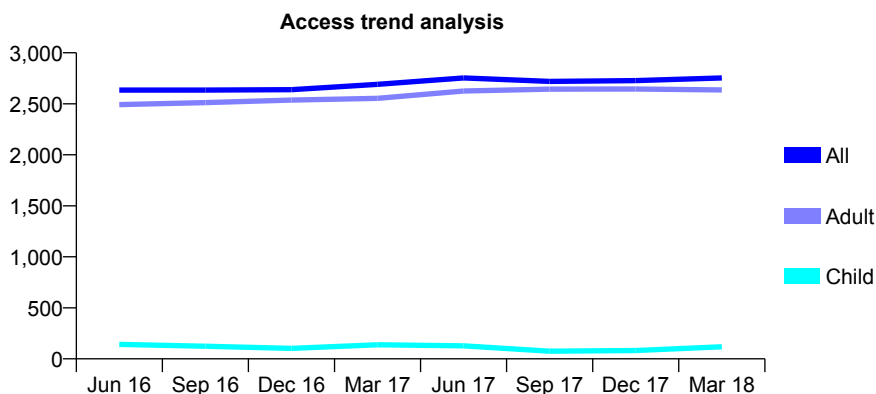
Q68 - Vital Signs At a Glance Contract Report for 914673/0002 - March 2018

Name or company name	MR M SEIFOURI
Contract type name	GDS Contract
Purpose of contract	General
Contract start date	01/08/2011
Contract end date	

17/18 Contracted general activity (UDA)	7,753
Carry forward general activity (UDA)	-37
17/18 Contracted orthodontic activity (UOA)	0
Carry forward orthodontic activity (UOA)	0
Baseline contract value	£226,560.36

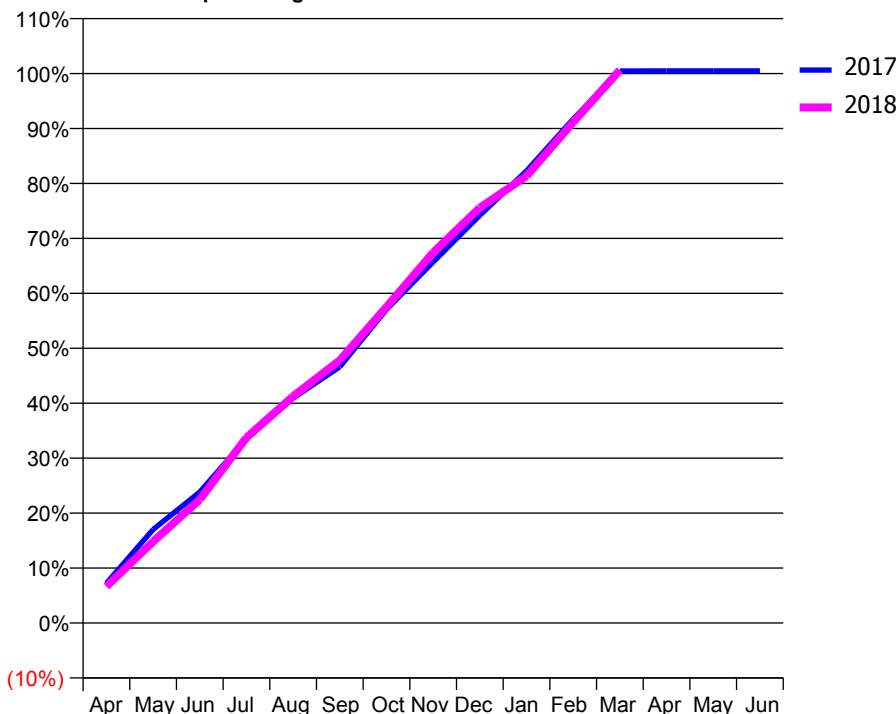
ACCESS*

Patients seen in 24 months	Total	Change since previous quarter
Quarter ending March 2017	2,691	
Quarter ending June 2017	2,754	↑
Quarter ending September 2017	2,719	↓
Quarter ending December 2017	2,727	→
Quarter ending March 2018	2,754	→
Variance since March 2017	2.3%	↑



ACTIVITY

Cumulative percentage of contracted UDA delivered 2017 & 2018



QUALITY

	Quantity	Base Number	Contract	AT	Region	England
% of FP17s for the same patient ID Re-attending within 3 months - Children	2	133	1.5%	9.5%	11.5%	11.9%
% of FP17s for the same patient ID Re-attending within 3 months - Adults	215	3,217	6.7%	15.2%	15.9%	16.0%
% of FP17s for the same patient ID Re-attending between 3 & 9 months - Children	12	133	9.0%	59.5%	60.6%	58.3%
% of FP17s for the same patient ID Re-attending between 3 & 9 months - Adults	1,218	3,217	37.9%	50.8%	51.6%	50.3%
% of FP17s for Band 1 Urgent Courses	38	3,349	1.1%	9.6%	9.5%	9.1%
% of FP17s Relating to Free Repair or Replacements	0	3,349	0.0%	0.6%	0.7%	0.8%
% of FP17s Relating to Continuations	0	3,349	0.0%	0.9%	1.0%	1.0%
% of Patients satisfied with the dentistry they have received	7	7	N/A	91.1%	92.0%	91.5%
% of Patients satisfied with the time they had to wait for an appointment	7	7	N/A	88.6%	88.1%	87.9%

* This is based on patients treated on this contract for their most recent course of treatment. Figures in italics indicate the base number of FP17s or Patient Questionnaire responses are less than 100. N/A is shown where the base number of responses is less than 10 during the period. % is calculated as Quantity/Base number*100

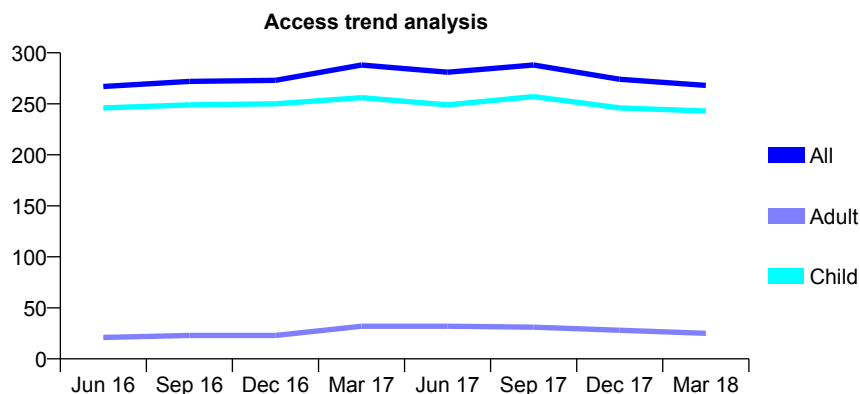
Q68 - Vital Signs At a Glance Contract Report for 916994/0001 - March 2018

Name or company name	MR MD SETTERS
Contract type name	GDS Contract
Purpose of contract	General
Contract start date	01/04/2006
Contract end date	

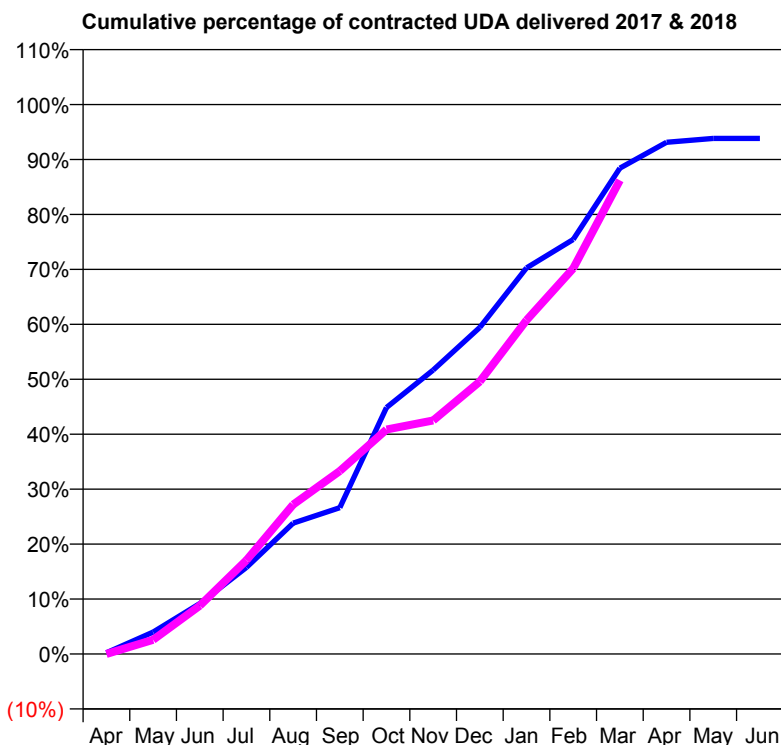
17/18 Contracted general activity (UDA)	425
Carry forward general activity (UDA)	0
17/18 Contracted orthodontic activity (UOA)	0
Carry forward orthodontic activity (UOA)	0
Baseline contract value	£10,418.72

ACCESS*

Patients seen in 24 months	Total	Change since previous quarter
Quarter ending March 2017	288	
Quarter ending June 2017	281	↓
Quarter ending September 2017	288	↑
Quarter ending December 2017	274	↓
Quarter ending March 2018	268	↓
Variance since March 2017	(6.9%)	↓



ACTIVITY



Month	Adjusted Scheduled Activity (UDA)	
	2017	2018
April	1	0
May	17	11
June	39	37
July	67	73
August	101	116
September	113	142
October	191	174
November	220	181
December	253	211
January	299	258
February	321	298
March	376	366
April	396	
May	399	
June	399	

QUALITY

	Quantity	Base Number	Contract	AT	Region	England
% of FP17s for the same patient ID Re-attending within 3 months - Children	18	344	5.2%	9.5%	11.5%	11.9%
% of FP17s for the same patient ID Re-attending within 3 months - Adults	0	0	N/A	15.2%	15.9%	16.0%
% of FP17s for the same patient ID Re-attending between 3 & 9 months - Children	195	344	56.7%	59.5%	60.6%	58.3%
% of FP17s for the same patient ID Re-attending between 3 & 9 months - Adults	0	0	N/A	50.8%	51.6%	50.3%
% of FP17s for Band 1 Urgent Courses	7	314	2.2%	9.6%	9.5%	9.1%
% of FP17s Relating to Free Repair or Replacements	0	314	0.0%	0.6%	0.7%	0.8%
% of FP17s Relating to Continuations	0	314	0.0%	0.9%	1.0%	1.0%
% of Patients satisfied with the dentistry they have received	0	0	N/A	91.1%	92.0%	91.5%
% of Patients satisfied with the time they had to wait for an appointment	0	0	N/A	88.6%	88.1%	87.9%

* This is based on patients treated on this contract for their most recent course of treatment. Figures in italics indicate the base number of FP17s or Patient Questionnaire responses are less than 100. N/A is shown where the base number of responses is less than 10 during the period. % is calculated as Quantity/Base number*100

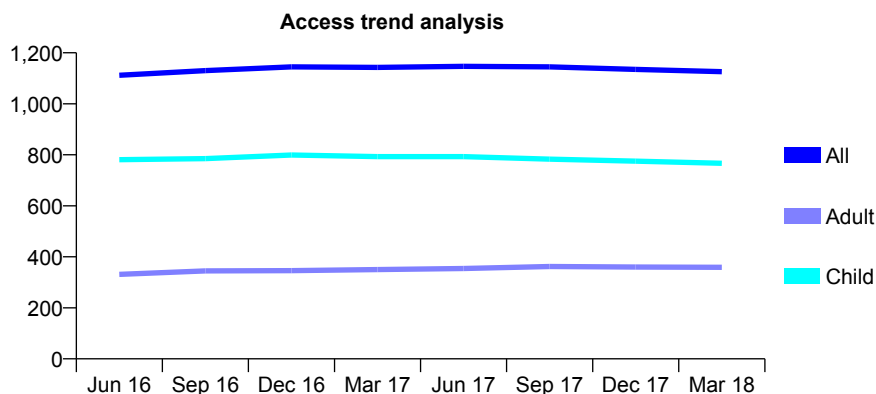
Q68 - Vital Signs At a Glance Contract Report for 917982/0001 - March 2018

Name or company name	MISS M SPEAKMAN
Contract type name	GDS Contract
Purpose of contract	General
Contract start date	01/04/2014
Contract end date	

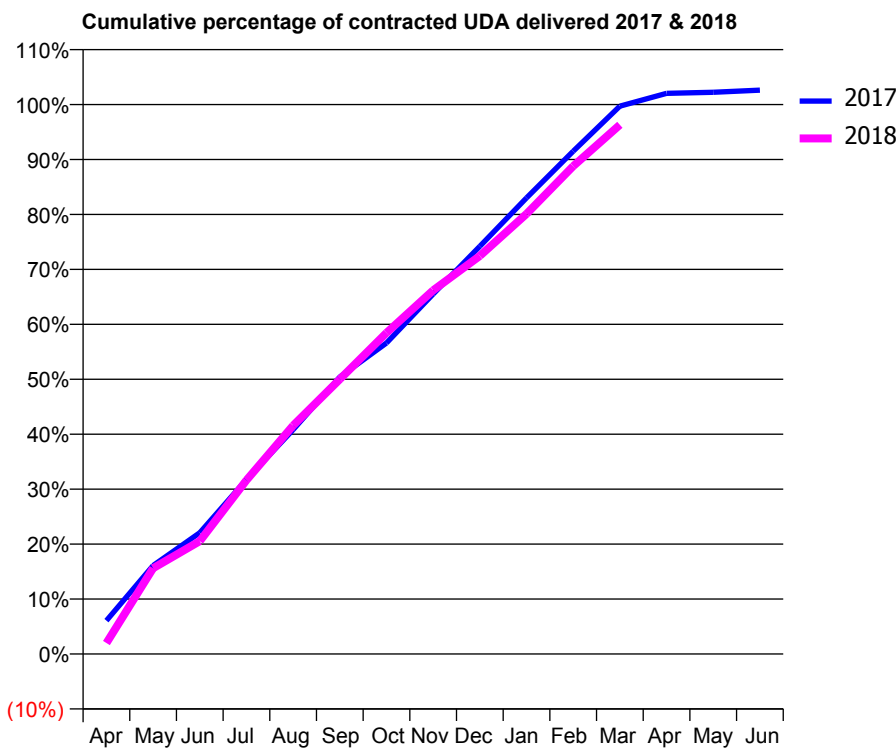
17/18 Contracted general activity (UDA)	2,100
Carry forward general activity (UDA)	-42
17/18 Contracted orthodontic activity (UOA)	0
Carry forward orthodontic activity (UOA)	0
Baseline contract value	£47,195.93

ACCESS*

Patients seen in 24 months	Total	Change since previous quarter
Quarter ending March 2017	1,143	
Quarter ending June 2017	1,147	→
Quarter ending September 2017	1,145	→
Quarter ending December 2017	1,135	→
Quarter ending March 2018	1,126	→
Variance since March 2017	(1.5%)	↓



ACTIVITY



Month	Adjusted Scheduled Activity (UDA)	
	2017	2018
April	128	42
May	338	328
June	463	431
July	667	664
August	857	873
September	1,059	1,050
October	1,189	1,227
November	1,376	1,390
December	1,558	1,522
January	1,743	1,682
February	1,921	1,864
March	2,094	2,023
April	2,143	
May	2,147	
June	2,155	

QUALITY

	Quantity	Base Number	Contract	AT	Region	England
% of FP17s for the same patient ID Re-attending within 3 months - Children	58	1,229	4.7%	9.5%	11.5%	11.9%
% of FP17s for the same patient ID Re-attending within 3 months - Adults	17	309	5.5%	15.2%	15.9%	16.0%
% of FP17s for the same patient ID Re-attending between 3 & 9 months - Children	818	1,229	66.6%	59.5%	60.6%	58.3%
% of FP17s for the same patient ID Re-attending between 3 & 9 months - Adults	175	309	56.6%	50.8%	51.6%	50.3%
% of FP17s for Band 1 Urgent Courses	43	1,484	2.9%	9.6%	9.5%	9.1%
% of FP17s Relating to Free Repair or Replacements	0	1,484	0.0%	0.6%	0.7%	0.8%
% of FP17s Relating to Continuations	0	1,484	0.0%	0.9%	1.0%	1.0%
% of Patients satisfied with the dentistry they have received	0	0	N/A	91.1%	92.0%	91.5%
% of Patients satisfied with the time they had to wait for an appointment	0	0	N/A	88.6%	88.1%	87.9%

* This is based on patients treated on this contract for their most recent course of treatment. Figures in italics indicate the base number of FP17s or Patient Questionnaire responses are less than 100. N/A is shown where the base number of responses is less than 10 during the period. % is calculated as Quantity/Base number*100

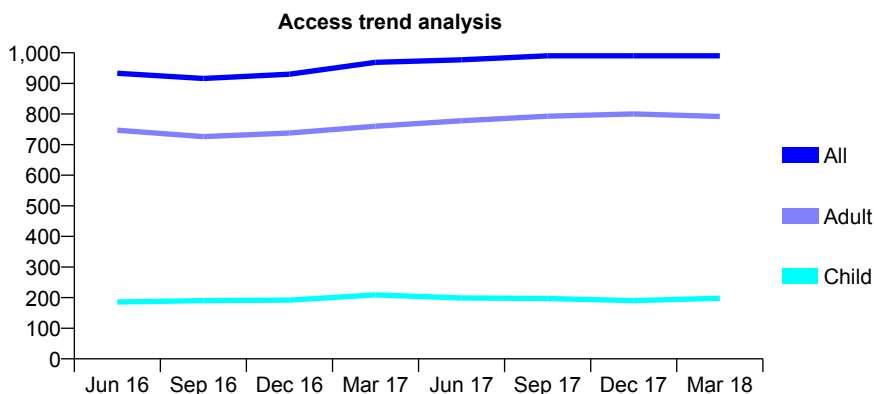
Q68 - Vital Signs At a Glance Contract Report for 919977/0001 - March 2018

Name or company name	MS JF ROYLE
Contract type name	GDS Contract
Purpose of contract	General
Contract start date	01/04/2006
Contract end date	

17/18 Contracted general activity (UDA)	2,800
Carry forward general activity (UDA)	0
17/18 Contracted orthodontic activity (UOA)	0
Carry forward orthodontic activity (UOA)	0
Baseline contract value	£71,098.94

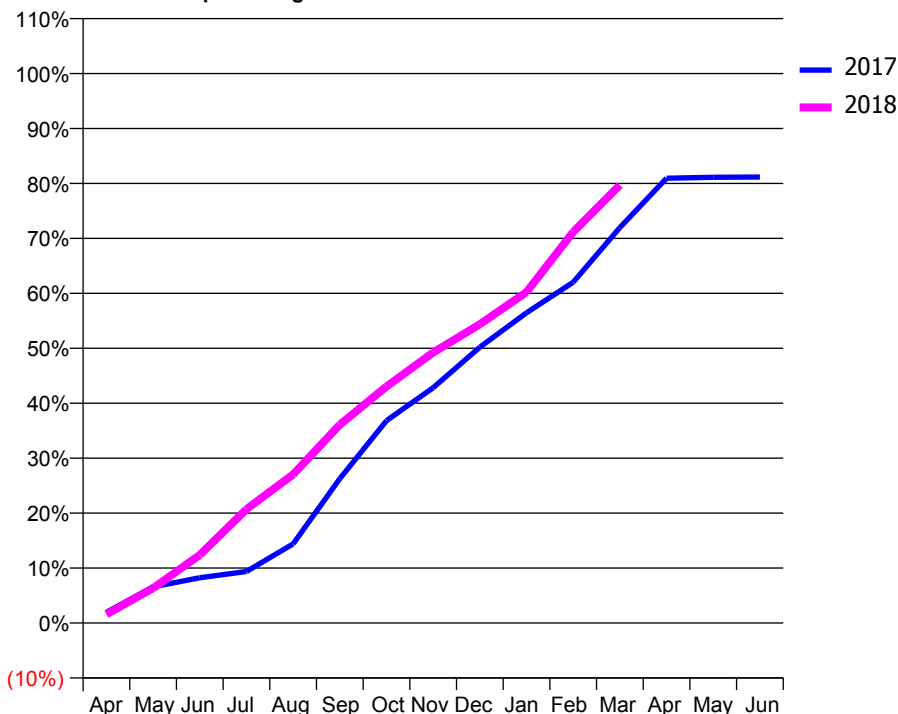
ACCESS*

Patients seen in 24 months	Total	Change since previous quarter
Quarter ending March 2017	969	
Quarter ending June 2017	977	→
Quarter ending September 2017	990	→
Quarter ending December 2017	990	→
Quarter ending March 2018	990	→
Variance since March 2017	2.2%	↑



ACTIVITY

Cumulative percentage of contracted UDA delivered 2017 & 2018



Month	Adjusted Scheduled Activity (UDA)	
	2017	2018
April	54	45
May	185	177
June	231	347
July	262	580
August	403	757
September	735	1,011
October	1,031	1,205
November	1,199	1,378
December	1,405	1,522
January	1,581	1,686
February	1,736	1,993
March	2,015	2,232
April	2,266	
May	2,271	
June	2,272	

QUALITY

	Quantity	Base Number	Contract	AT	Region	England
% of FP17s for the same patient ID Re-attending within 3 months - Children	16	238	6.7%	9.5%	11.5%	11.9%
% of FP17s for the same patient ID Re-attending within 3 months - Adults	167	997	16.8%	15.2%	15.9%	16.0%
% of FP17s for the same patient ID Re-attending between 3 & 9 months - Children	86	238	36.1%	59.5%	60.6%	58.3%
% of FP17s for the same patient ID Re-attending between 3 & 9 months - Adults	361	997	36.2%	50.8%	51.6%	50.3%
% of FP17s for Band 1 Urgent Courses	163	1,141	14.3%	9.6%	9.5%	9.1%
% of FP17s Relating to Free Repair or Replacements	16	1,141	1.4%	0.6%	0.7%	0.8%
% of FP17s Relating to Continuations	8	1,141	0.7%	0.9%	1.0%	1.0%
% of Patients satisfied with the dentistry they have received	1	1	N/A	91.1%	92.0%	91.5%
% of Patients satisfied with the time they had to wait for an appointment	1	1	N/A	88.6%	88.1%	87.9%

* This is based on patients treated on this contract for their most recent course of treatment. Figures in italics indicate the base number of FP17s or Patient Questionnaire responses are less than 100. N/A is shown where the base number of responses is less than 10 during the period. % is calculated as Quantity/Base number*100

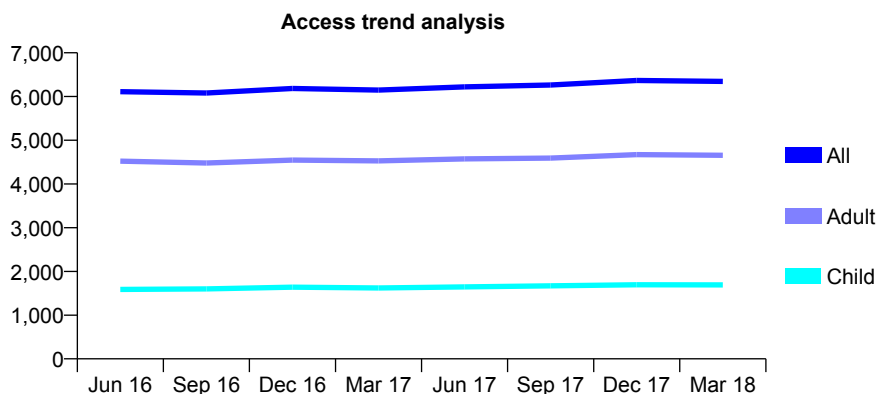
Q68 - Vital Signs At a Glance Contract Report for 921645/0004 - March 2018

Name or company name	Brightsmile Dental Care (Tadworth)
Contract type name	GDS Contract
Purpose of contract	General
Contract start date	01/04/2006
Contract end date	

17/18 Contracted general activity (UDA)	16,552
Carry forward general activity (UDA)	-332
17/18 Contracted orthodontic activity (UOA)	0
Carry forward orthodontic activity (UOA)	0
Baseline contract value	£449,443.98

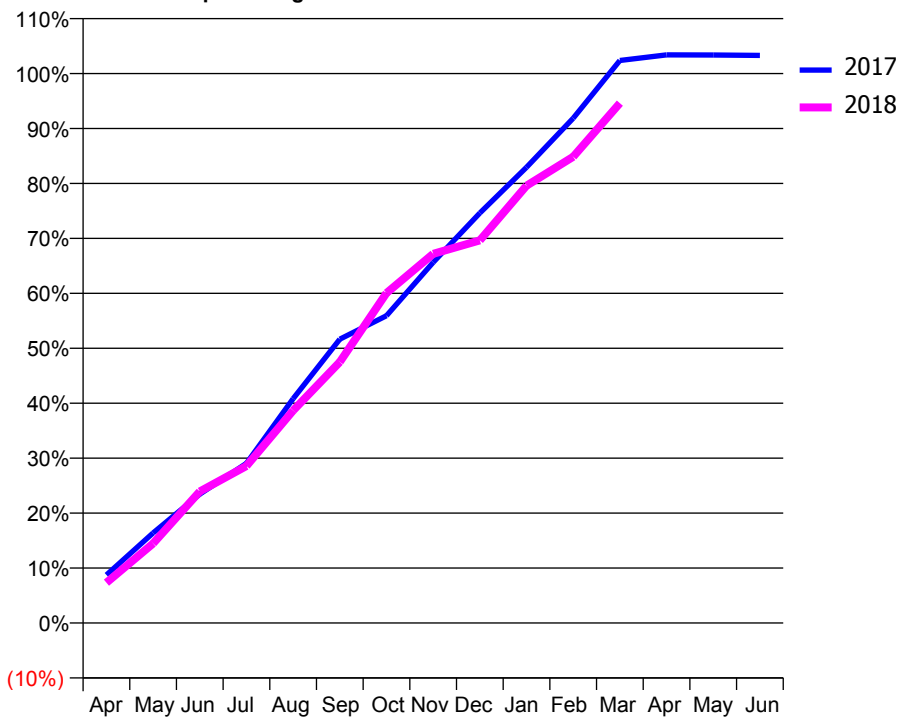
ACCESS*

Patients seen in 24 months	Total	Change since previous quarter
Quarter ending March 2017	6,147	
Quarter ending June 2017	6,220	→
Quarter ending September 2017	6,263	→
Quarter ending December 2017	6,366	→
Quarter ending March 2018	6,347	→
Variance since March 2017	3.3%	↑



ACTIVITY

Cumulative percentage of contracted UDA delivered 2017 & 2018



Month	Adjusted Scheduled Activity (UDA)	
	2017	2018
April	1,450	1,215
May	2,713	2,398
June	3,881	3,963
July	4,809	4,730
August	6,757	6,402
September	8,549	7,861
October	9,258	9,941
November	10,863	11,120
December	12,351	11,527
January	13,727	13,171
February	15,207	14,044
March	16,945	15,661
April	17,112	
May	17,109	
June	17,097	

QUALITY

	Quantity	Base Number	Contract	AT	Region	England
% of FP17s for the same patient ID Re-attending within 3 months - Children	123	2,238	5.5%	9.5%	11.5%	11.9%
% of FP17s for the same patient ID Re-attending within 3 months - Adults	463	5,113	9.1%	15.2%	15.9%	16.0%
% of FP17s for the same patient ID Re-attending between 3 & 9 months - Children	1,206	2,238	53.9%	59.5%	60.6%	58.3%
% of FP17s for the same patient ID Re-attending between 3 & 9 months - Adults	2,364	5,113	46.2%	50.8%	51.6%	50.3%
% of FP17s for Band 1 Urgent Courses	388	6,422	6.0%	9.6%	9.5%	9.1%
% of FP17s Relating to Free Repair or Replacements	25	6,422	0.4%	0.6%	0.7%	0.8%
% of FP17s Relating to Continuations	10	6,422	0.2%	0.9%	1.0%	1.0%
% of Patients satisfied with the dentistry they have received	18	18	100.0%	91.1%	92.0%	91.5%
% of Patients satisfied with the time they had to wait for an appointment	18	18	100.0%	88.6%	88.1%	87.9%

* This is based on patients treated on this contract for their most recent course of treatment. Figures in italics indicate the base number of FP17s or Patient Questionnaire responses are less than 100. N/A is shown where the base number of responses is less than 10 during the period. % is calculated as Quantity/Base number*100

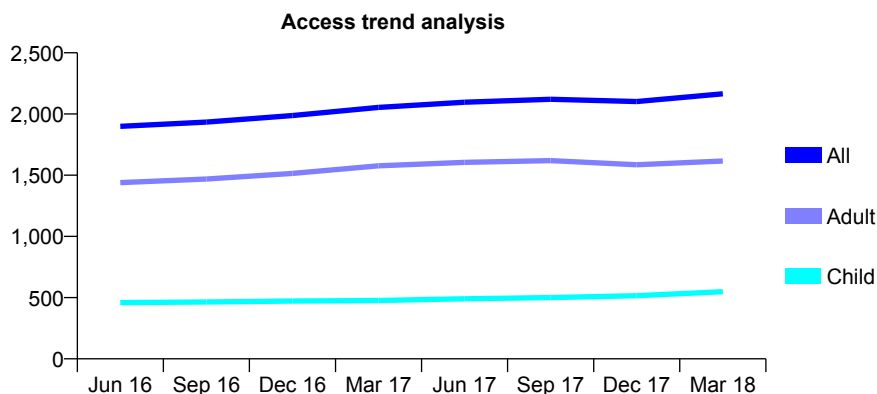
Q68 - Vital Signs At a Glance Contract Report for 921645/0005 - March 2018

Name or company name	Brightsmile Dental Care (Epsom)
Contract type name	GDS Contract
Purpose of contract	General
Contract start date	04/11/2009
Contract end date	

17/18 Contracted general activity (UDA)	5,000
Carry forward general activity (UDA)	-95
17/18 Contracted orthodontic activity (UOA)	0
Carry forward orthodontic activity (UOA)	0
Baseline contract value	£135,767.26

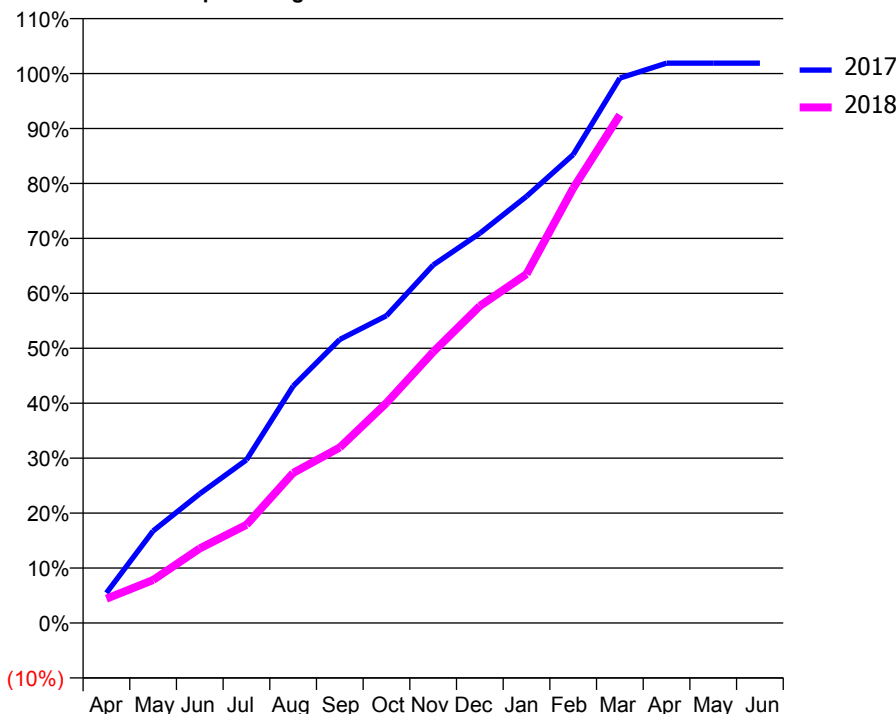
ACCESS*

Patients seen in 24 months	Total	Change since previous quarter
Quarter ending March 2017	2,054	
Quarter ending June 2017	2,096	↑
Quarter ending September 2017	2,120	→
Quarter ending December 2017	2,102	→
Quarter ending March 2018	2,165	↑
Variance since March 2017	5.4%	↑



ACTIVITY

Cumulative percentage of contracted UDA delivered 2017 & 2018



Month	Adjusted Scheduled Activity (UDA)	
	2017	2018
April	274	221
May	838	392
June	1,176	679
July	1,485	894
August	2,155	1,365
September	2,580	1,597
October	2,796	2,003
November	3,257	2,466
December	3,546	2,884
January	3,883	3,174
February	4,262	3,957
March	4,958	4,623
April	5,095	
May	5,095	
June	5,095	

QUALITY

	Quantity	Base Number	Contract	AT	Region	England
% of FP17s for the same patient ID Re-attending within 3 months - Children	40	656	6.1%	9.5%	11.5%	11.9%
% of FP17s for the same patient ID Re-attending within 3 months - Adults	143	1,545	9.3%	15.2%	15.9%	16.0%
% of FP17s for the same patient ID Re-attending between 3 & 9 months - Children	301	656	45.9%	59.5%	60.6%	58.3%
% of FP17s for the same patient ID Re-attending between 3 & 9 months - Adults	596	1,545	38.6%	50.8%	51.6%	50.3%
% of FP17s for Band 1 Urgent Courses	72	1,770	4.1%	9.6%	9.5%	9.1%
% of FP17s Relating to Free Repair or Replacements	3	1,770	0.2%	0.6%	0.7%	0.8%
% of FP17s Relating to Continuations	0	1,770	0.0%	0.9%	1.0%	1.0%
% of Patients satisfied with the dentistry they have received	2	2	N/A	91.1%	92.0%	91.5%
% of Patients satisfied with the time they had to wait for an appointment	2	2	N/A	88.6%	88.1%	87.9%

* This is based on patients treated on this contract for their most recent course of treatment. Figures in italics indicate the base number of FP17s or Patient Questionnaire responses are less than 100. N/A is shown where the base number of responses is less than 10 during the period. % is calculated as Quantity/Base number*100

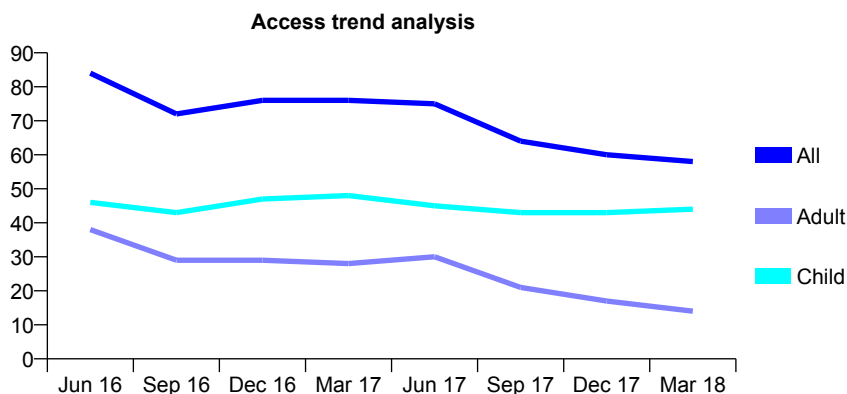
Q68 - Vital Signs At a Glance Contract Report for 921653/0001 - March 2018

Name or company name	MS RN CHADHA
Contract type name	GDS Contract
Purpose of contract	General
Contract start date	01/04/2006
Contract end date	

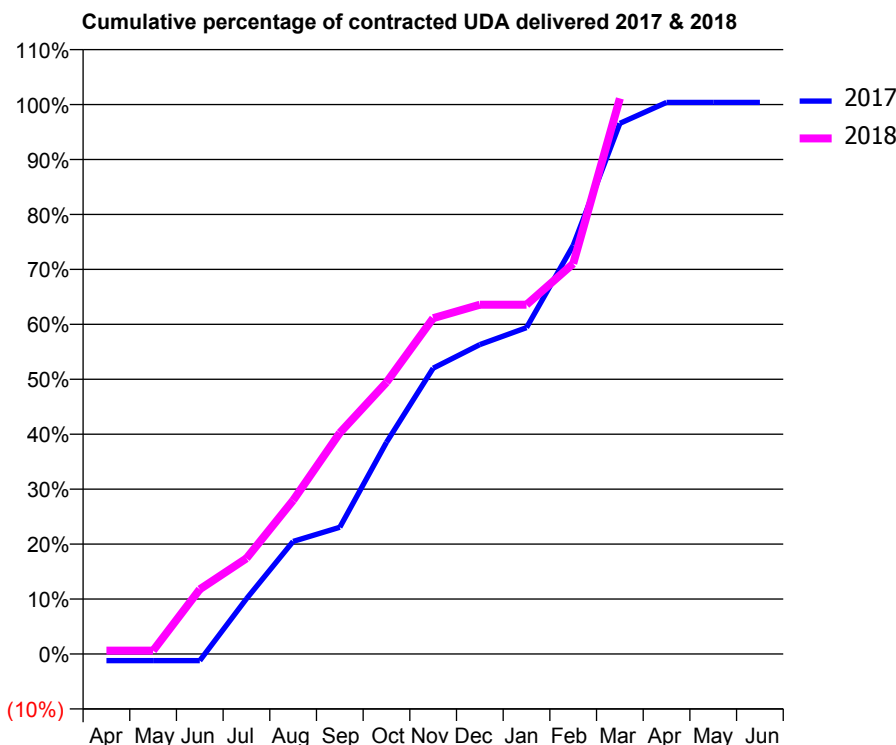
17/18 Contracted general activity (UDA)	163
Carry forward general activity (UDA)	-1
17/18 Contracted orthodontic activity (UOA)	0
Carry forward orthodontic activity (UOA)	0
Baseline contract value	£4,138.98

ACCESS*

Patients seen in 24 months	Total	Change since previous quarter
Quarter ending March 2017	76	
Quarter ending June 2017	75	↓
Quarter ending September 2017	64	↓
Quarter ending December 2017	60	↓
Quarter ending March 2018	58	↓
Variance since March 2017	(23.7%)	↓



ACTIVITY



Month	Adjusted Scheduled Activity (UDA)	
	2017	2018
April	-2	1
May	-2	1
June	-2	19
July	16	28
August	33	46
September	38	66
October	63	81
November	85	100
December	92	104
January	97	104
February	121	116
March	157	165
April	164	
May	164	
June	164	

QUALITY

	Quantity	Base Number	Contract	AT	Region	England
% of FP17s for the same patient ID Re-attending within 3 months - Children	3	69	4.3%	9.5%	11.5%	11.9%
% of FP17s for the same patient ID Re-attending within 3 months - Adults	1	10	10.0%	15.2%	15.9%	16.0%
% of FP17s for the same patient ID Re-attending between 3 & 9 months - Children	50	69	72.5%	59.5%	60.6%	58.3%
% of FP17s for the same patient ID Re-attending between 3 & 9 months - Adults	2	10	20.0%	50.8%	51.6%	50.3%
% of FP17s for Band 1 Urgent Courses	4	75	5.3%	9.6%	9.5%	9.1%
% of FP17s Relating to Free Repair or Replacements	0	75	0.0%	0.6%	0.7%	0.8%
% of FP17s Relating to Continuations	0	75	0.0%	0.9%	1.0%	1.0%
% of Patients satisfied with the dentistry they have received	0	0	N/A	91.1%	92.0%	91.5%
% of Patients satisfied with the time they had to wait for an appointment	0	0	N/A	88.6%	88.1%	87.9%

* This is based on patients treated on this contract for their most recent course of treatment. Figures in italics indicate the base number of FP17s or Patient Questionnaire responses are less than 100. N/A is shown where the base number of responses is less than 10 during the period. % is calculated as Quantity/Base number*100

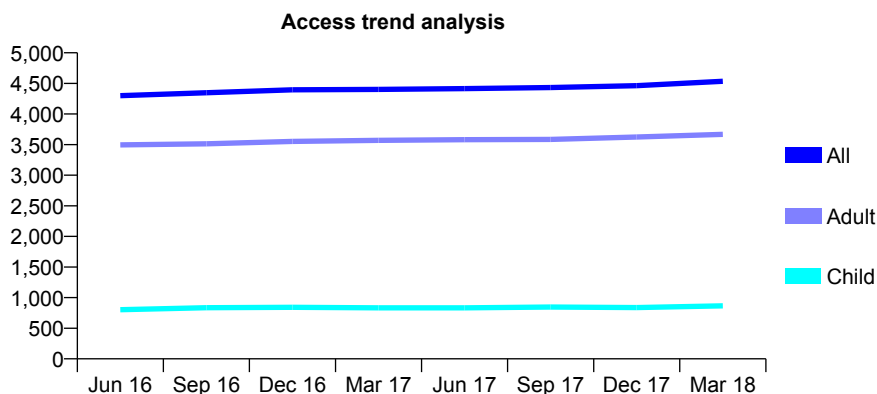
Q68 - Vital Signs At a Glance Contract Report for 921807/0001 - March 2018

Name or company name	MR RJ CURTIS
Contract type name	GDS Contract
Purpose of contract	General
Contract start date	01/04/2006
Contract end date	

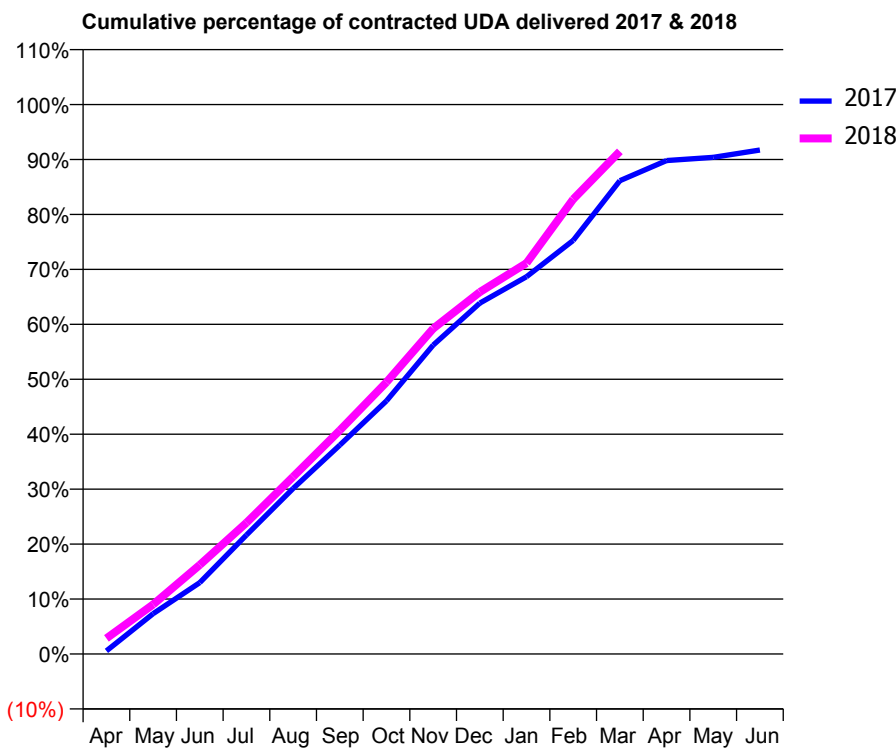
17/18 Contracted general activity (UDA)	13,645
Carry forward general activity (UDA)	0
17/18 Contracted orthodontic activity (UOA)	0
Carry forward orthodontic activity (UOA)	0
Baseline contract value	£311,435.93

ACCESS*

Patients seen in 24 months	Total	Change since previous quarter
Quarter ending March 2017	4,403	
Quarter ending June 2017	4,415	→
Quarter ending September 2017	4,432	→
Quarter ending December 2017	4,462	→
Quarter ending March 2018	4,534	→
Variance since March 2017	3.0%	↑



ACTIVITY



Month	Adjusted Scheduled Activity (UDA)	
	2017	2018
April	77	389
May	1,002	1,231
June	1,772	2,213
July	2,957	3,260
August	4,109	4,401
September	5,186	5,554
October	6,288	6,749
November	7,671	8,080
December	8,714	8,988
January	9,368	9,706
February	10,269	11,294
March	11,752	12,482
April	12,254	
May	12,331	
June	12,515	

QUALITY

	Quantity	Base Number	Contract	AT	Region	England
% of FP17s for the same patient ID Re-attending within 3 months - Children	53	1,283	4.1%	9.5%	11.5%	11.9%
% of FP17s for the same patient ID Re-attending within 3 months - Adults	763	5,497	13.9%	15.2%	15.9%	16.0%
% of FP17s for the same patient ID Re-attending between 3 & 9 months - Children	829	1,283	64.6%	59.5%	60.6%	58.3%
% of FP17s for the same patient ID Re-attending between 3 & 9 months - Adults	3,373	5,497	61.4%	50.8%	51.6%	50.3%
% of FP17s for Band 1 Urgent Courses	266	6,435	4.1%	9.6%	9.5%	9.1%
% of FP17s Relating to Free Repair or Replacements	31	6,435	0.5%	0.6%	0.7%	0.8%
% of FP17s Relating to Continuations	186	6,435	2.9%	0.9%	1.0%	1.0%
% of Patients satisfied with the dentistry they have received	5	6	N/A	91.1%	92.0%	91.5%
% of Patients satisfied with the time they had to wait for an appointment	4	6	N/A	88.6%	88.1%	87.9%

* This is based on patients treated on this contract for their most recent course of treatment. Figures in italics indicate the base number of FP17s or Patient Questionnaire responses are less than 100. N/A is shown where the base number of responses is less than 10 during the period. % is calculated as Quantity/Base number*100

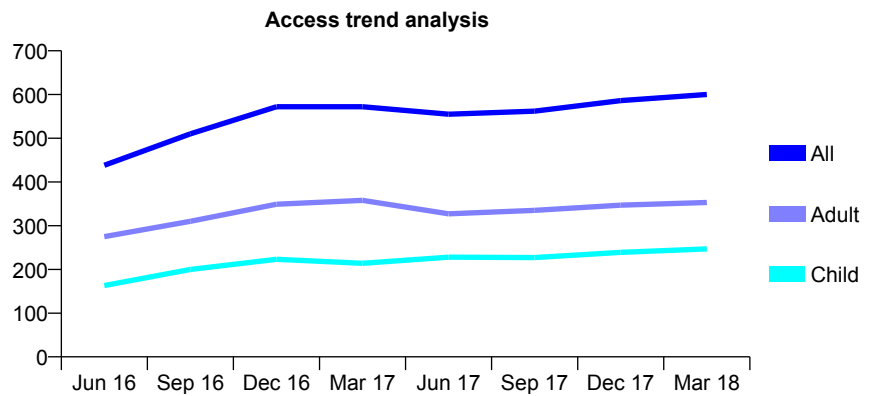
Q68 - Vital Signs At a Glance Contract Report for 929255/0001 - March 2018

Name or company name	MISS SR YOUSEF
Contract type name	GDS Contract
Purpose of contract	General
Contract start date	01/04/2006
Contract end date	

17/18 Contracted general activity (UDA)	1,311
Carry forward general activity (UDA)	34
17/18 Contracted orthodontic activity (UOA)	0
Carry forward orthodontic activity (UOA)	0
Baseline contract value	£29,716.93

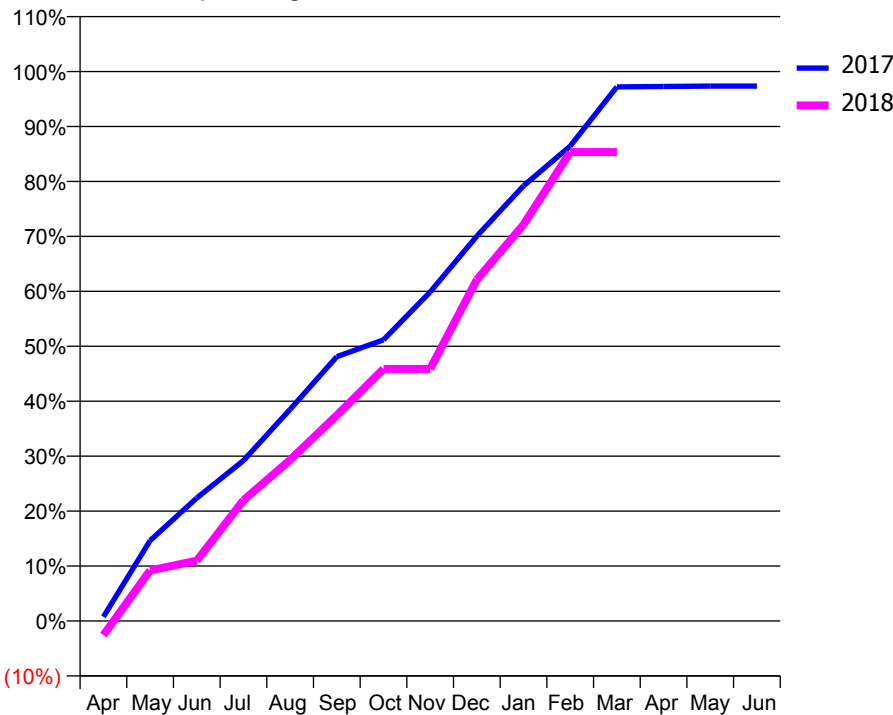
ACCESS*

Patients seen in 24 months	Total	Change since previous quarter
Quarter ending March 2017	572	
Quarter ending June 2017	555	↓
Quarter ending September 2017	562	→
Quarter ending December 2017	586	↑
Quarter ending March 2018	600	↑
Variance since March 2017	4.9%	↑



ACTIVITY

Cumulative percentage of contracted UDA delivered 2017 & 2018



Month	Adjusted Scheduled Activity (UDA)	
	2017	2018
April	10	-34
May	192	121
June	294	144
July	383	288
August	505	384
September	631	491
October	671	601
November	785	601
December	918	814
January	1,038	946
February	1,133	1,119
March	1,274	1,119
April	1,275	
May	1,276	
June	1,276	

QUALITY

	Quantity	Base Number	Contract	AT	Region	England
% of FP17s for the same patient ID Re-attending within 3 months - Children	21	326	6.4%	9.5%	11.5%	11.9%
% of FP17s for the same patient ID Re-attending within 3 months - Adults	47	428	11.0%	15.2%	15.9%	16.0%
% of FP17s for the same patient ID Re-attending between 3 & 9 months - Children	121	326	37.1%	59.5%	60.6%	58.3%
% of FP17s for the same patient ID Re-attending between 3 & 9 months - Adults	164	428	38.3%	50.8%	51.6%	50.3%
% of FP17s for Band 1 Urgent Courses	20	751	2.7%	9.6%	9.5%	9.1%
% of FP17s Relating to Free Repair or Replacements	0	751	0.0%	0.6%	0.7%	0.8%
% of FP17s Relating to Continuations	4	751	0.5%	0.9%	1.0%	1.0%
% of Patients satisfied with the dentistry they have received	1	1	N/A	91.1%	92.0%	91.5%
% of Patients satisfied with the time they had to wait for an appointment	1	1	N/A	88.6%	88.1%	87.9%

* This is based on patients treated on this contract for their most recent course of treatment. Figures in italics indicate the base number of FP17s or Patient Questionnaire responses are less than 100. N/A is shown where the base number of responses is less than 10 during the period. % is calculated as Quantity/Base number*100

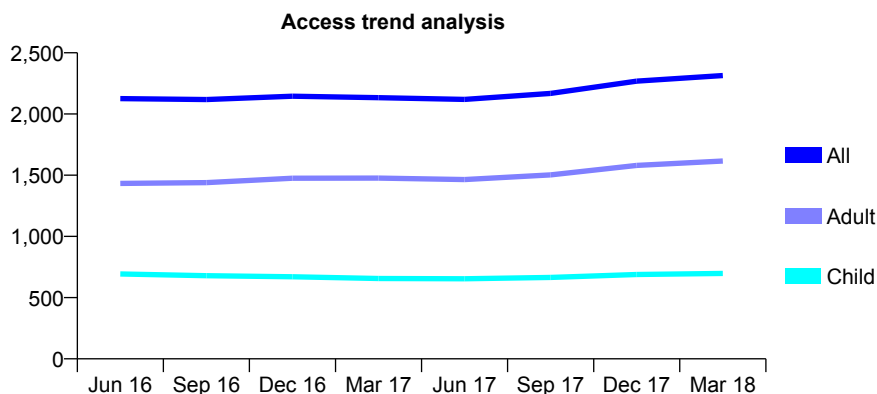
Q68 - Vital Signs At a Glance Contract Report for 931888/0001 - March 2018

Name or company name	MRS JN MASON
Contract type name	GDS Contract
Purpose of contract	General
Contract start date	01/04/2006
Contract end date	

17/18 Contracted general activity (UDA)	4,652
Carry forward general activity (UDA)	-62
17/18 Contracted orthodontic activity (UOA)	0
Carry forward orthodontic activity (UOA)	0
Baseline contract value	£108,721.58

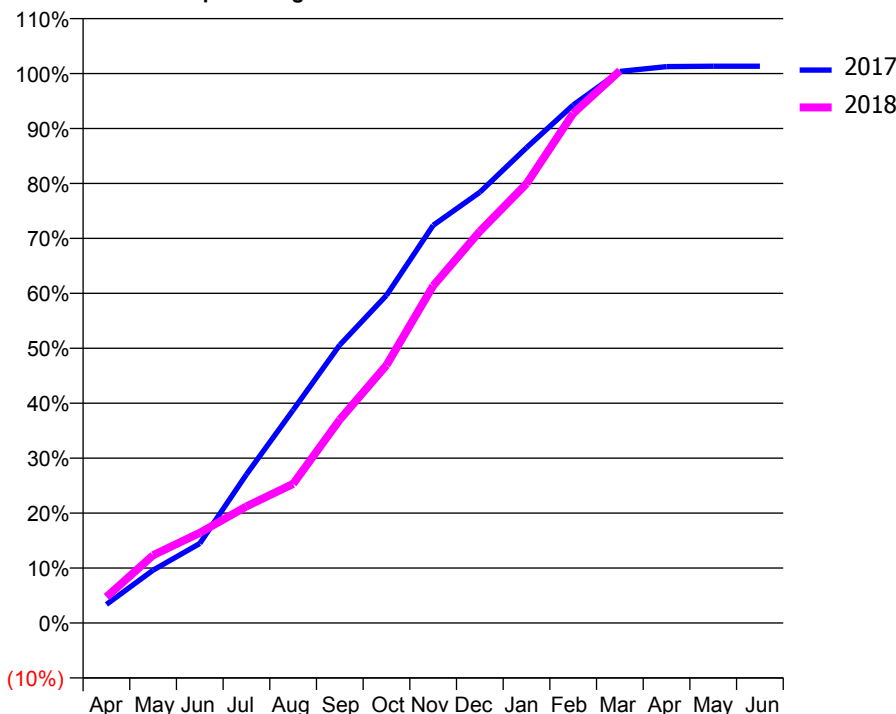
ACCESS*

Patients seen in 24 months	Total	Change since previous quarter
Quarter ending March 2017	2,133	
Quarter ending June 2017	2,119	→
Quarter ending September 2017	2,168	↑
Quarter ending December 2017	2,269	↑
Quarter ending March 2018	2,314	→
Variance since March 2017	8.5%	↑



ACTIVITY

Cumulative percentage of contracted UDA delivered 2017 & 2018



Adjusted Scheduled Activity (UDA)

Month	2017	2018
April	158	220
May	447	574
June	674	763
July	1,258	987
August	1,804	1,178
September	2,354	1,722
October	2,775	2,183
November	3,367	2,855
December	3,647	3,317
January	4,024	3,719
February	4,386	4,314
March	4,669	4,675
April	4,710	
May	4,713	
June	4,713	

QUALITY

	Quantity	Base Number	Contract	AT	Region	England
% of FP17s for the same patient ID Re-attending within 3 months - Children	103	1,141	9.0%	9.5%	11.5%	11.9%
% of FP17s for the same patient ID Re-attending within 3 months - Adults	312	2,051	15.2%	15.2%	15.9%	16.0%
% of FP17s for the same patient ID Re-attending between 3 & 9 months - Children	754	1,141	66.1%	59.5%	60.6%	58.3%
% of FP17s for the same patient ID Re-attending between 3 & 9 months - Adults	960	2,051	46.8%	50.8%	51.6%	50.3%
% of FP17s for Band 1 Urgent Courses	136	2,283	6.0%	9.6%	9.5%	9.1%
% of FP17s Relating to Free Repair or Replacements	16	2,283	0.7%	0.6%	0.7%	0.8%
% of FP17s Relating to Continuations	71	2,283	3.1%	0.9%	1.0%	1.0%
% of Patients satisfied with the dentistry they have received	4	4	N/A	91.1%	92.0%	91.5%
% of Patients satisfied with the time they had to wait for an appointment	4	4	N/A	88.6%	88.1%	87.9%

* This is based on patients treated on this contract for their most recent course of treatment. Figures in italics indicate the base number of FP17s or Patient Questionnaire responses are less than 100. N/A is shown where the base number of responses is less than 10 during the period. % is calculated as Quantity/Base number*100

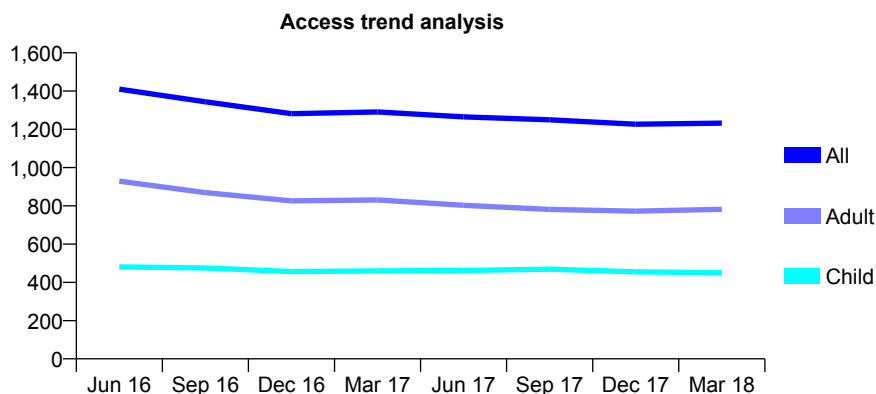
Q68 - Vital Signs At a Glance Contract Report for 932515/0003 - March 2018

Name or company name	MR F ASGHARI-COLIVERI
Contract type name	GDS Contract
Purpose of contract	General
Contract start date	01/04/2006
Contract end date	

17/18 Contracted general activity (UDA)	3,568
Carry forward general activity (UDA)	-70
17/18 Contracted orthodontic activity (UOA)	0
Carry forward orthodontic activity (UOA)	0
Baseline contract value	£108,036.22

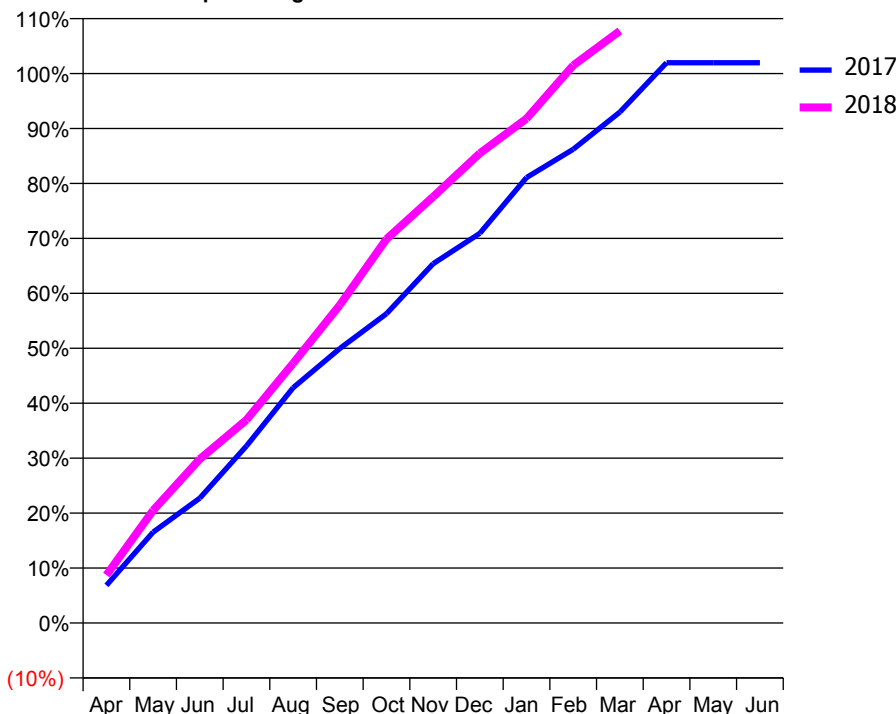
ACCESS*

Patients seen in 24 months	Total	Change since previous quarter
Quarter ending March 2017	1,291	
Quarter ending June 2017	1,265	↓
Quarter ending September 2017	1,250	↓
Quarter ending December 2017	1,227	↓
Quarter ending March 2018	1,232	→
Variance since March 2017	(4.6%)	↓



ACTIVITY

Cumulative percentage of contracted UDA delivered 2017 & 2018



Month	Adjusted Scheduled Activity (UDA)	
	2017	2018
April	245	311
May	590	731
June	811	1,065
July	1,149	1,319
August	1,528	1,687
September	1,782	2,065
October	2,008	2,493
November	2,333	2,768
December	2,530	3,050
January	2,893	3,275
February	3,076	3,620
March	3,318	3,845
April	3,638	
May	3,638	
June	3,638	

QUALITY

	Quantity	Base Number	Contract	AT	Region	England
% of FP17s for the same patient ID Re-attending within 3 months - Children	33	568	5.8%	9.5%	11.5%	11.9%
% of FP17s for the same patient ID Re-attending within 3 months - Adults	157	962	16.3%	15.2%	15.9%	16.0%
% of FP17s for the same patient ID Re-attending between 3 & 9 months - Children	277	568	48.8%	59.5%	60.6%	58.3%
% of FP17s for the same patient ID Re-attending between 3 & 9 months - Adults	401	962	41.7%	50.8%	51.6%	50.3%
% of FP17s for Band 1 Urgent Courses	140	1,448	9.7%	9.6%	9.5%	9.1%
% of FP17s Relating to Free Repair or Replacements	0	1,448	0.0%	0.6%	0.7%	0.8%
% of FP17s Relating to Continuations	26	1,448	1.8%	0.9%	1.0%	1.0%
% of Patients satisfied with the dentistry they have received	1	1	N/A	91.1%	92.0%	91.5%
% of Patients satisfied with the time they had to wait for an appointment	1	1	N/A	88.6%	88.1%	87.9%

* This is based on patients treated on this contract for their most recent course of treatment. Figures in italics indicate the base number of FP17s or Patient Questionnaire responses are less than 100. N/A is shown where the base number of responses is less than 10 during the period. % is calculated as Quantity/Base number*100

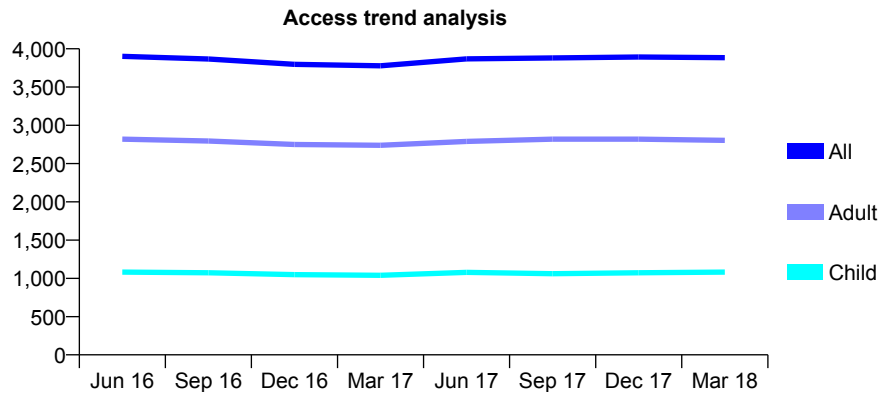
Q68 - Vital Signs At a Glance Contract Report for 932752/0003 - March 2018

Name or company name	MRS A CASTELLHEIM GHAREH
Contract type name	GDS Contract
Purpose of contract	General
Contract start date	01/01/2008
Contract end date	

17/18 Contracted general activity (UDA)	12,670
Carry forward general activity (UDA)	221
17/18 Contracted orthodontic activity (UOA)	0
Carry forward orthodontic activity (UOA)	0
Baseline contract value	£361,386.74

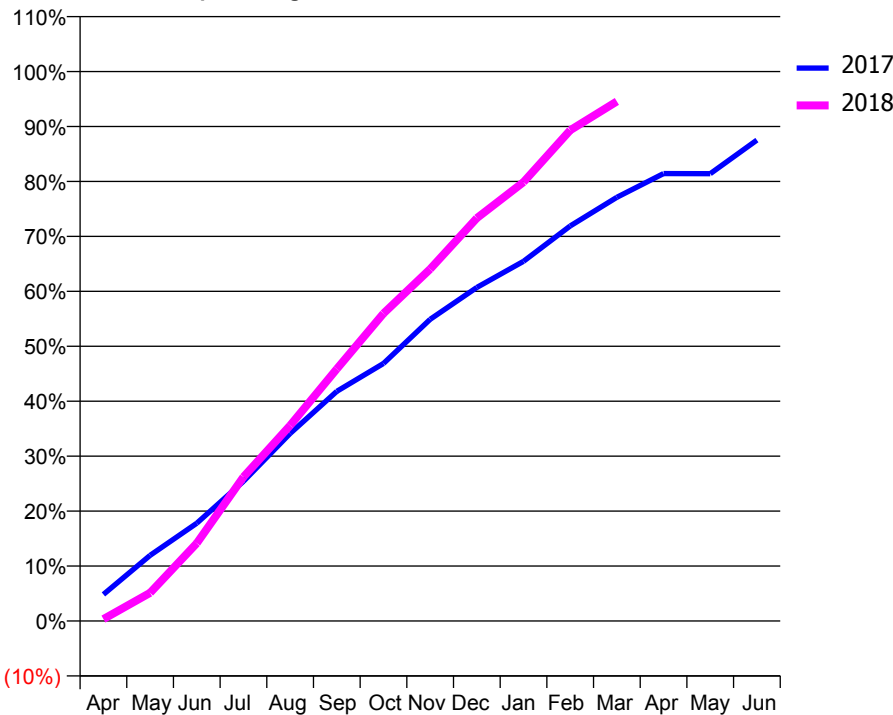
ACCESS*

Patients seen in 24 months	Total	Change since previous quarter
Quarter ending March 2017	3,778	
Quarter ending June 2017	3,868	↑
Quarter ending September 2017	3,880	→
Quarter ending December 2017	3,892	→
Quarter ending March 2018	3,884	→
Variance since March 2017	2.8%	↑



ACTIVITY

Cumulative percentage of contracted UDA delivered 2017 & 2018



Month	Adjusted Scheduled Activity (UDA)	
	2017	2018
April	612	45
May	1,513	651
June	2,254	1,795
July	3,221	3,323
August	4,323	4,509
September	5,296	5,813
October	5,939	7,090
November	6,958	8,116
December	7,691	9,290
January	8,293	10,122
February	9,108	11,315
March	9,771	11,980
April	10,316	
May	10,315	
June	11,089	

QUALITY

	Quantity	Base Number	Contract	AT	Region	England
% of FP17s for the same patient ID Re-attending within 3 months - Children	70	1,718	4.1%	9.5%	11.5%	11.9%
% of FP17s for the same patient ID Re-attending within 3 months - Adults	291	3,737	7.8%	15.2%	15.9%	16.0%
% of FP17s for the same patient ID Re-attending between 3 & 9 months - Children	1,125	1,718	65.5%	59.5%	60.6%	58.3%
% of FP17s for the same patient ID Re-attending between 3 & 9 months - Adults	2,301	3,737	61.6%	50.8%	51.6%	50.3%
% of FP17s for Band 1 Urgent Courses	140	5,003	2.8%	9.6%	9.5%	9.1%
% of FP17s Relating to Free Repair or Replacements	6	5,003	0.1%	0.6%	0.7%	0.8%
% of FP17s Relating to Continuations	1	5,003	0.0%	0.9%	1.0%	1.0%
% of Patients satisfied with the dentistry they have received	4	4	N/A	91.1%	92.0%	91.5%
% of Patients satisfied with the time they had to wait for an appointment	3	4	N/A	88.6%	88.1%	87.9%

* This is based on patients treated on this contract for their most recent course of treatment. Figures in italics indicate the base number of FP17s or Patient Questionnaire responses are less than 100. N/A is shown where the base number of responses is less than 10 during the period. % is calculated as Quantity/Base number*100

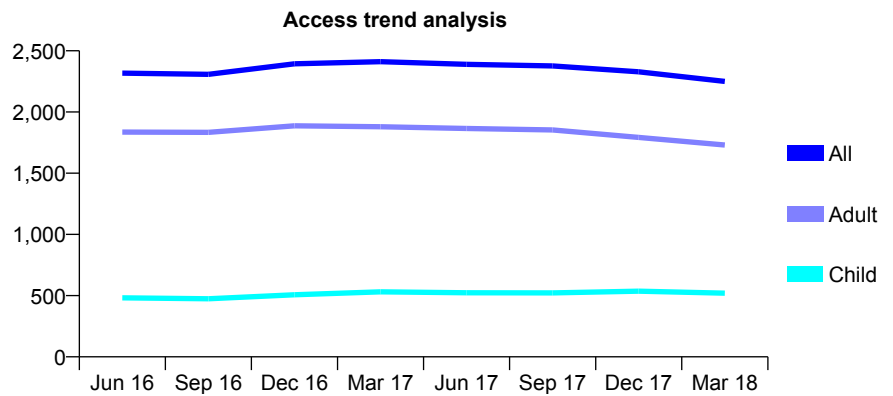
Q68 - Vital Signs At a Glance Contract Report for 934941/0002 - March 2018

Name or company name	MISS M JADIDI
Contract type name	GDS Contract
Purpose of contract	General
Contract start date	01/04/2006
Contract end date	

17/18 Contracted general activity (UDA)	5,290
Carry forward general activity (UDA)	138
17/18 Contracted orthodontic activity (UOA)	0
Carry forward orthodontic activity (UOA)	0
Baseline contract value	£129,253.14

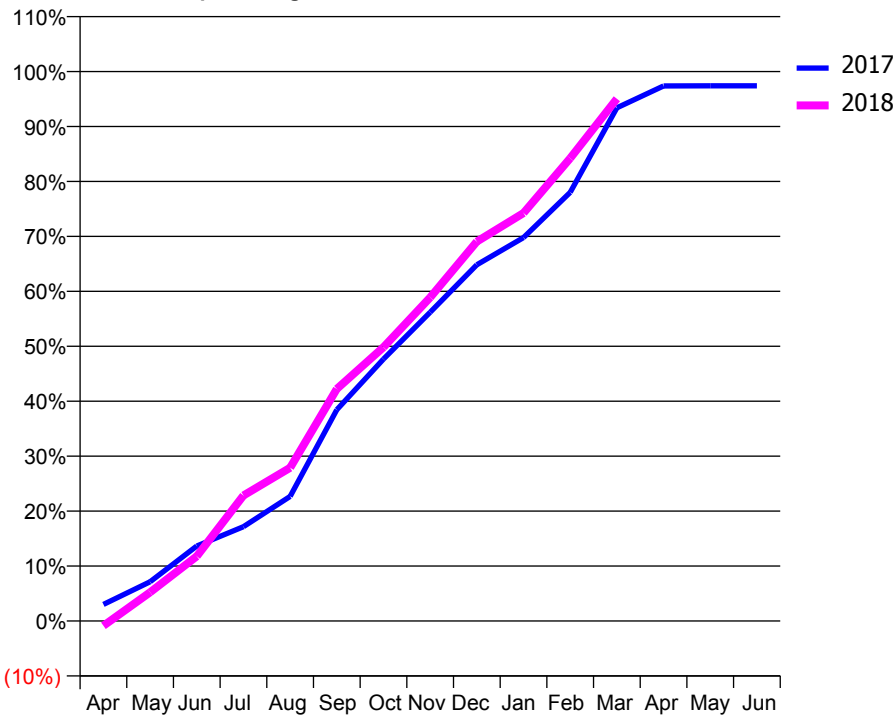
ACCESS*

Patients seen in 24 months	Total	Change since previous quarter
Quarter ending March 2017	2,411	
Quarter ending June 2017	2,389	→
Quarter ending September 2017	2,376	→
Quarter ending December 2017	2,328	↓
Quarter ending March 2018	2,250	↓
Variance since March 2017	(6.7%)	↓



ACTIVITY

Cumulative percentage of contracted UDA delivered 2017 & 2018



Month	Adjusted Scheduled Activity (UDA)	
	2017	2018
April	159	-47
May	379	277
June	723	624
July	909	1,208
August	1,199	1,475
September	2,034	2,235
October	2,522	2,637
November	2,973	3,115
December	3,430	3,652
January	3,691	3,928
February	4,126	4,455
March	4,941	5,028
April	5,151	
May	5,152	
June	5,152	

QUALITY

	Quantity	Base Number	Contract	AT	Region	England
% of FP17s for the same patient ID Re-attending within 3 months - Children	9	724	1.2%	9.5%	11.5%	11.9%
% of FP17s for the same patient ID Re-attending within 3 months - Adults	144	2,272	6.3%	15.2%	15.9%	16.0%
% of FP17s for the same patient ID Re-attending between 3 & 9 months - Children	370	724	51.1%	59.5%	60.6%	58.3%
% of FP17s for the same patient ID Re-attending between 3 & 9 months - Adults	1,152	2,272	50.7%	50.8%	51.6%	50.3%
% of FP17s for Band 1 Urgent Courses	154	2,885	5.3%	9.6%	9.5%	9.1%
% of FP17s Relating to Free Repair or Replacements	5	2,885	0.2%	0.6%	0.7%	0.8%
% of FP17s Relating to Continuations	0	2,885	0.0%	0.9%	1.0%	1.0%
% of Patients satisfied with the dentistry they have received	1	1	N/A	91.1%	92.0%	91.5%
% of Patients satisfied with the time they had to wait for an appointment	1	1	N/A	88.6%	88.1%	87.9%

* This is based on patients treated on this contract for their most recent course of treatment. Figures in italics indicate the base number of FP17s or Patient Questionnaire responses are less than 100. N/A is shown where the base number of responses is less than 10 during the period. % is calculated as Quantity/Base number*100

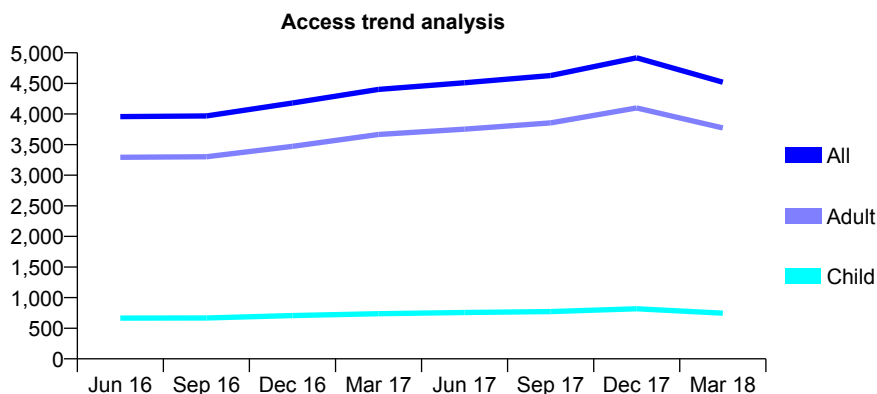
Q68 - Vital Signs At a Glance Contract Report for 937479/0001 - March 2018

Name or company name	Mr A Pitchforth and Miss M Elalami
Contract type name	GDS Contract
Purpose of contract	General
Contract start date	01/04/2006
Contract end date	

17/18 Contracted general activity (UDA)	12,952
Carry forward general activity (UDA)	299
17/18 Contracted orthodontic activity (UOA)	0
Carry forward orthodontic activity (UOA)	0
Baseline contract value	£305,811.11

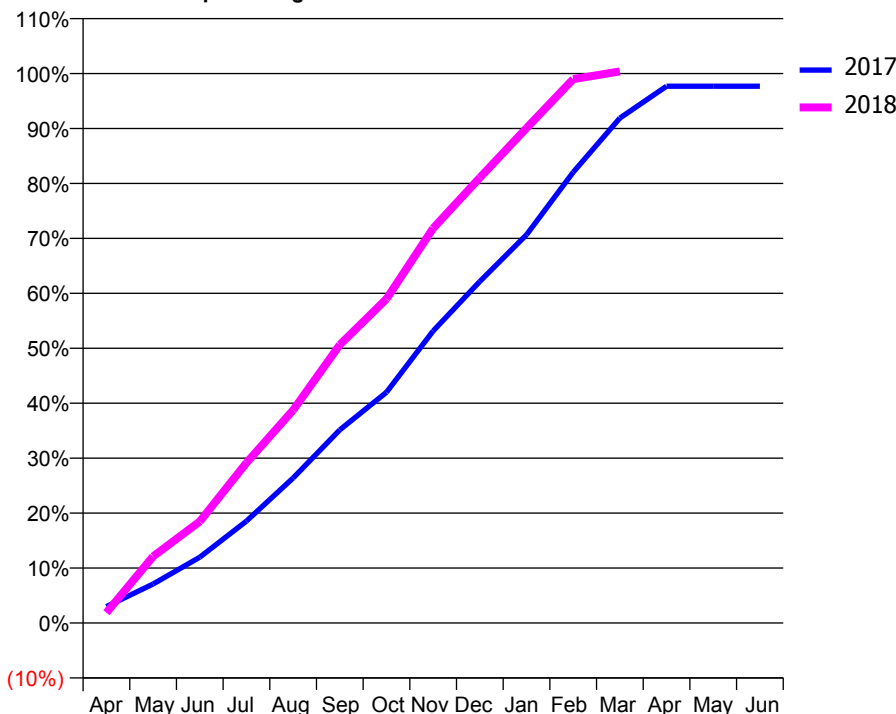
ACCESS*

Patients seen in 24 months	Total	Change since previous quarter
Quarter ending March 2017	4,403	
Quarter ending June 2017	4,511	↑
Quarter ending September 2017	4,629	↑
Quarter ending December 2017	4,919	↑
Quarter ending March 2018	4,519	↓
Variance since March 2017	2.6%	↑



ACTIVITY

Cumulative percentage of contracted UDA delivered 2017 & 2018



Month	Adjusted Scheduled Activity (UDA)	
	2017	2018
April	387	243
May	918	1,569
June	1,552	2,392
July	2,403	3,776
August	3,419	5,019
September	4,554	6,557
October	5,439	7,638
November	6,885	9,305
December	8,052	10,496
January	9,150	11,666
February	10,624	12,817
March	11,902	13,001
April	12,653	
May	12,653	
June	12,653	

QUALITY

	Quantity	Base Number	Contract	AT	Region	England
% of FP17s for the same patient ID Re-attending within 3 months - Children	50	1,079	4.6%	9.5%	11.5%	11.9%
% of FP17s for the same patient ID Re-attending within 3 months - Adults	891	5,300	16.8%	15.2%	15.9%	16.0%
% of FP17s for the same patient ID Re-attending between 3 & 9 months - Children	576	1,079	53.4%	59.5%	60.6%	58.3%
% of FP17s for the same patient ID Re-attending between 3 & 9 months - Adults	2,330	5,300	44.0%	50.8%	51.6%	50.3%
% of FP17s for Band 1 Urgent Courses	717	6,075	11.8%	9.6%	9.5%	9.1%
% of FP17s Relating to Free Repair or Replacements	10	6,075	0.2%	0.6%	0.7%	0.8%
% of FP17s Relating to Continuations	59	6,075	1.0%	0.9%	1.0%	1.0%
% of Patients satisfied with the dentistry they have received	16	18	88.9%	91.1%	92.0%	91.5%
% of Patients satisfied with the time they had to wait for an appointment	17	18	94.4%	88.6%	88.1%	87.9%

* This is based on patients treated on this contract for their most recent course of treatment. Figures in italics indicate the base number of FP17s or Patient Questionnaire responses are less than 100. N/A is shown where the base number of responses is less than 10 during the period. % is calculated as Quantity/Base number*100

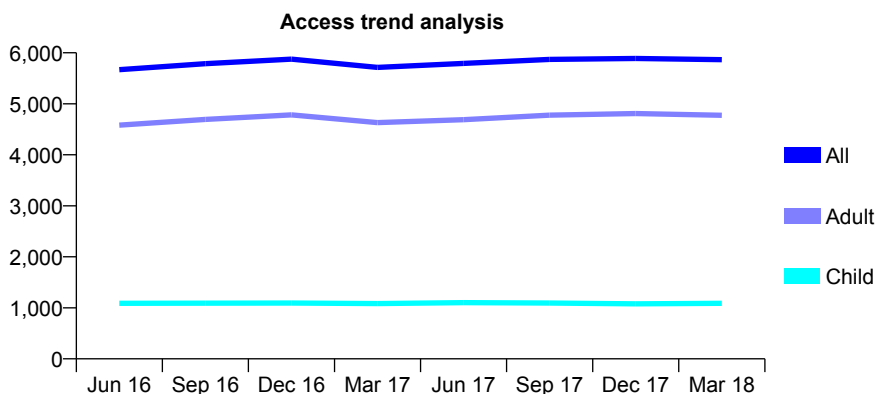
Q68 - Vital Signs At a Glance Contract Report for 937479/0003 - March 2018

Name or company name	Springfield Road Dental Surgery
Contract type name	GDS Contract
Purpose of contract	General
Contract start date	01/04/2006
Contract end date	

17/18 Contracted general activity (UDA)	19,978
Carry forward general activity (UDA)	-173
17/18 Contracted orthodontic activity (UOA)	0
Carry forward orthodontic activity (UOA)	0
Baseline contract value	£476,617.42

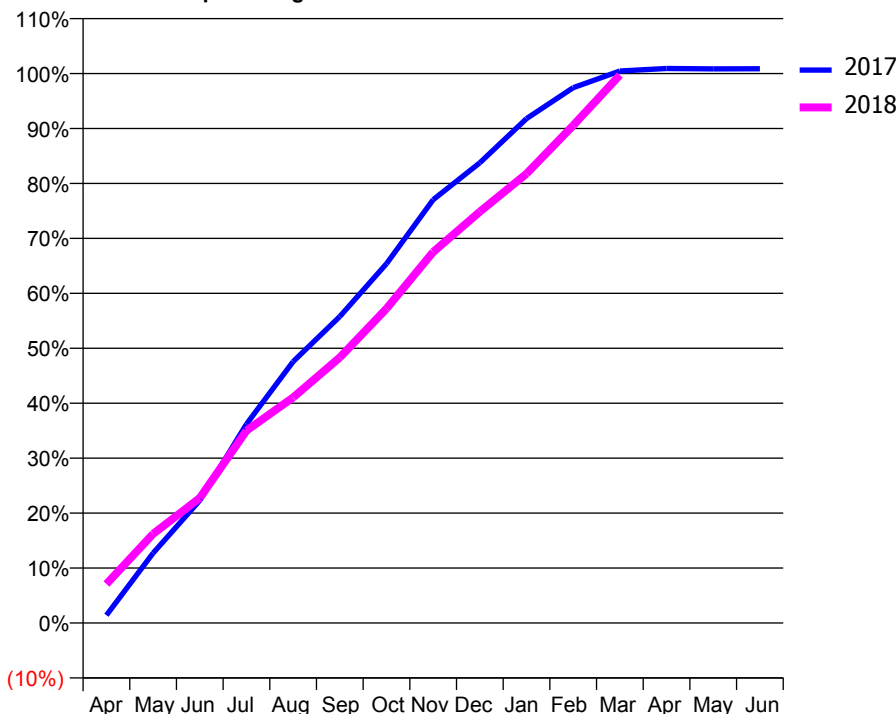
ACCESS*

Patients seen in 24 months	Total	Change since previous quarter
Quarter ending March 2017	5,715	
Quarter ending June 2017	5,793	→
Quarter ending September 2017	5,871	→
Quarter ending December 2017	5,888	→
Quarter ending March 2018	5,866	→
Variance since March 2017	2.6%	↑



ACTIVITY

Cumulative percentage of contracted UDA delivered 2017 & 2018



Month	Adjusted Scheduled Activity (UDA)	
	2017	2018
April	286	1,418
May	2,542	3,240
June	4,459	4,547
July	7,232	6,994
August	9,504	8,200
September	11,145	9,655
October	13,064	11,429
November	15,391	13,488
December	16,734	14,956
January	18,339	16,333
February	19,464	18,093
March	20,069	19,923
April	20,159	
May	20,148	
June	20,150	

QUALITY

	Quantity	Base Number	Contract	AT	Region	England
% of FP17s for the same patient ID Re-attending within 3 months - Children	137	1,549	8.8%	9.5%	11.5%	11.9%
% of FP17s for the same patient ID Re-attending within 3 months - Adults	923	6,336	14.6%	15.2%	15.9%	16.0%
% of FP17s for the same patient ID Re-attending between 3 & 9 months - Children	844	1,549	54.5%	59.5%	60.6%	58.3%
% of FP17s for the same patient ID Re-attending between 3 & 9 months - Adults	2,891	6,336	45.6%	50.8%	51.6%	50.3%
% of FP17s for Band 1 Urgent Courses	920	7,846	11.7%	9.6%	9.5%	9.1%
% of FP17s Relating to Free Repair or Replacements	77	7,846	1.0%	0.6%	0.7%	0.8%
% of FP17s Relating to Continuations	63	7,846	0.8%	0.9%	1.0%	1.0%
% of Patients satisfied with the dentistry they have received	7	8	N/A	91.1%	92.0%	91.5%
% of Patients satisfied with the time they had to wait for an appointment	6	8	N/A	88.6%	88.1%	87.9%

* This is based on patients treated on this contract for their most recent course of treatment. Figures in italics indicate the base number of FP17s or Patient Questionnaire responses are less than 100. N/A is shown where the base number of responses is less than 10 during the period. % is calculated as Quantity/Base number*100

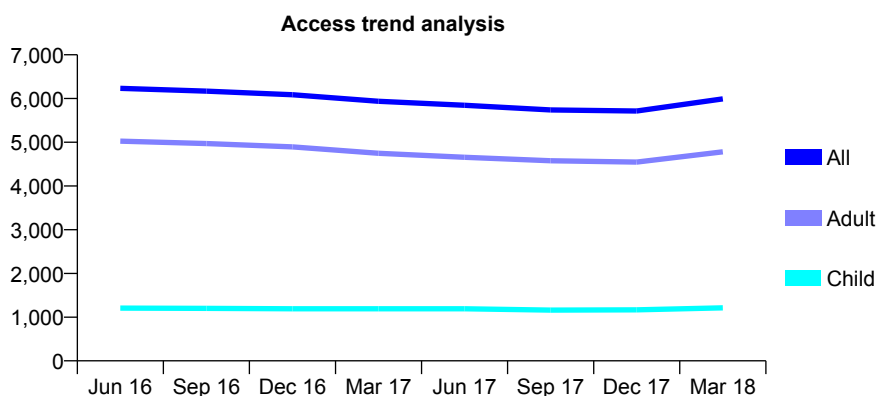
Q68 - Vital Signs At a Glance Contract Report for 939730/0001 - March 2018

Name or company name	Montpelier Dental Care
Contract type name	GDS Contract
Purpose of contract	General
Contract start date	01/04/2006
Contract end date	

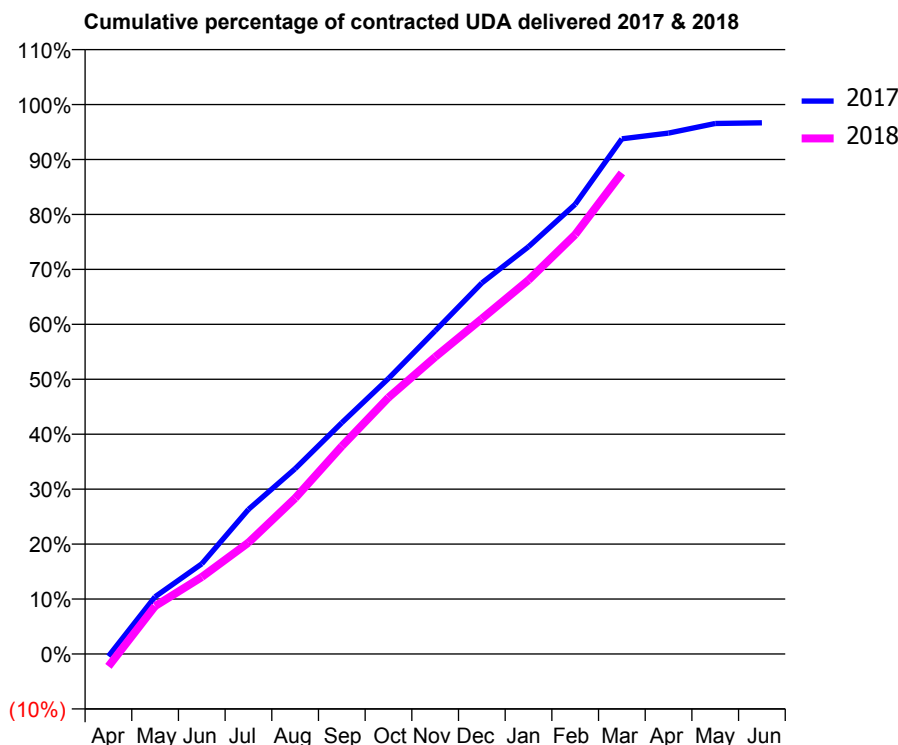
17/18 Contracted general activity (UDA)	16,305
Carry forward general activity (UDA)	543
17/18 Contracted orthodontic activity (UOA)	0
Carry forward orthodontic activity (UOA)	0
Baseline contract value	£438,741.40

ACCESS*

Patients seen in 24 months	Total	Change since previous quarter
Quarter ending March 2017	5,938	
Quarter ending June 2017	5,846	↓
Quarter ending September 2017	5,739	↓
Quarter ending December 2017	5,713	→
Quarter ending March 2018	5,993	↑
Variance since March 2017	0.9%	→



ACTIVITY



Month	Adjusted Scheduled Activity (UDA)	
	2017	2018
April	-71	-368
May	1,699	1,423
June	2,678	2,287
July	4,292	3,307
August	5,499	4,623
September	6,863	6,166
October	8,178	7,612
November	9,589	8,815
December	11,008	9,949
January	12,085	11,095
February	13,342	12,446
March	15,287	14,274
April	15,455	
May	15,743	
June	15,761	

QUALITY

	Quantity	Base Number	Contract	AT	Region	England
% of FP17s for the same patient ID Re-attending within 3 months - Children	113	1,519	7.4%	9.5%	11.5%	11.9%
% of FP17s for the same patient ID Re-attending within 3 months - Adults	1,094	5,936	18.4%	15.2%	15.9%	16.0%
% of FP17s for the same patient ID Re-attending between 3 & 9 months - Children	796	1,519	52.4%	59.5%	60.6%	58.3%
% of FP17s for the same patient ID Re-attending between 3 & 9 months - Adults	2,493	5,936	42.0%	50.8%	51.6%	50.3%
% of FP17s for Band 1 Urgent Courses	925	7,182	12.9%	9.6%	9.5%	9.1%
% of FP17s Relating to Free Repair or Replacements	50	7,182	0.7%	0.6%	0.7%	0.8%
% of FP17s Relating to Continuations	242	7,182	3.4%	0.9%	1.0%	1.0%
% of Patients satisfied with the dentistry they have received	5	5	N/A	91.1%	92.0%	91.5%
% of Patients satisfied with the time they had to wait for an appointment	4	5	N/A	88.6%	88.1%	87.9%

* This is based on patients treated on this contract for their most recent course of treatment. Figures in italics indicate the base number of FP17s or Patient Questionnaire responses are less than 100. N/A is shown where the base number of responses is less than 10 during the period. % is calculated as Quantity/Base number*100

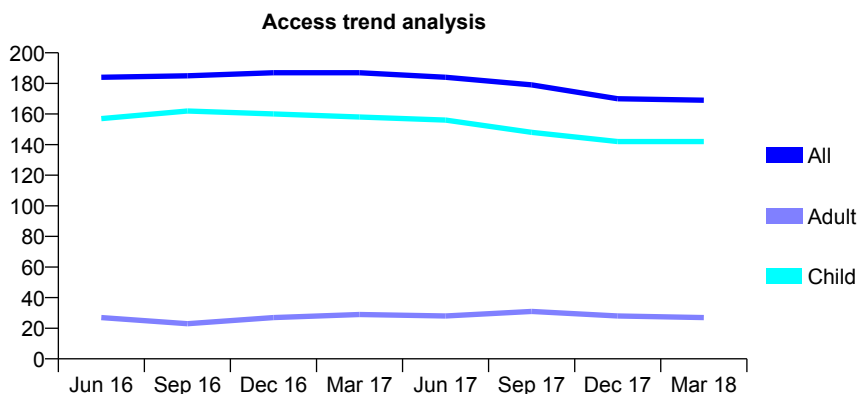
Q68 - Vital Signs At a Glance Contract Report for 940720/0001 - March 2018

Name or company name	MR CR GOVES
Contract type name	GDS Contract
Purpose of contract	General
Contract start date	01/04/2006
Contract end date	

17/18 Contracted general activity (UDA)	300
Carry forward general activity (UDA)	-6
17/18 Contracted orthodontic activity (UOA)	0
Carry forward orthodontic activity (UOA)	0
Baseline contract value	£6,759.86

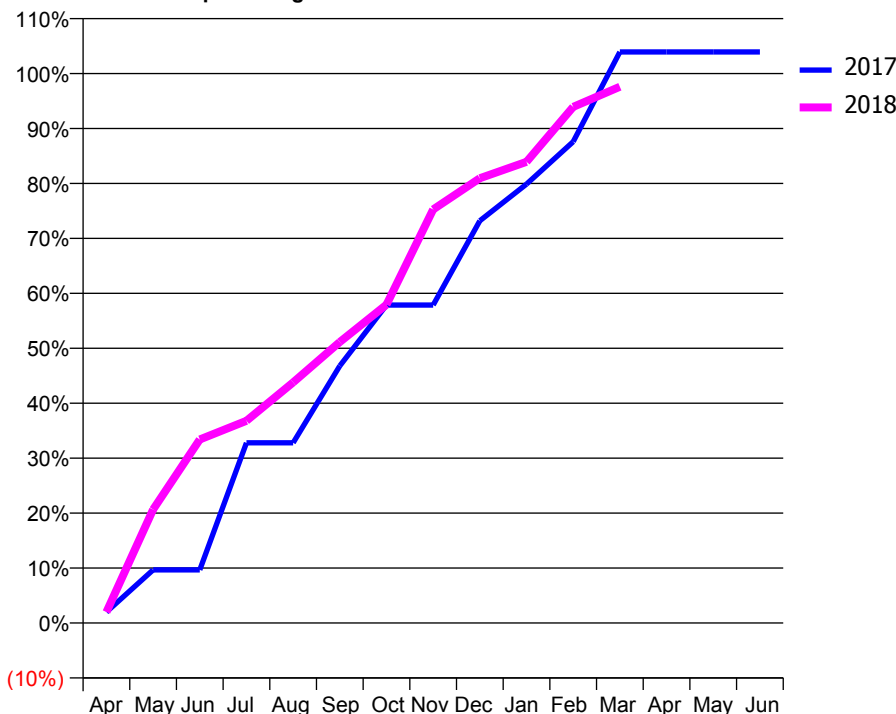
ACCESS*

Patients seen in 24 months	Total	Change since previous quarter
Quarter ending March 2017	187	
Quarter ending June 2017	184	↓
Quarter ending September 2017	179	↓
Quarter ending December 2017	170	↓
Quarter ending March 2018	169	→
Variance since March 2017	(9.6%)	↓



ACTIVITY

Cumulative percentage of contracted UDA delivered 2017 & 2018



Month	Adjusted Scheduled Activity (UDA)	
	2017	2018
April	6	6
May	29	62
June	29	100
July	98	110
August	98	131
September	140	153
October	174	174
November	174	226
December	220	243
January	240	252
February	263	282
March	312	293
April	312	
May	312	
June	312	

QUALITY

	Quantity	Base Number	Contract	AT	Region	England
% of FP17s for the same patient ID Re-attending within 3 months - Children	9	226	4.0%	9.5%	11.5%	11.9%
% of FP17s for the same patient ID Re-attending within 3 months - Adults	0	0	N/A	15.2%	15.9%	16.0%
% of FP17s for the same patient ID Re-attending between 3 & 9 months - Children	161	226	71.2%	59.5%	60.6%	58.3%
% of FP17s for the same patient ID Re-attending between 3 & 9 months - Adults	0	0	N/A	50.8%	51.6%	50.3%
% of FP17s for Band 1 Urgent Courses	4	226	1.8%	9.6%	9.5%	9.1%
% of FP17s Relating to Free Repair or Replacements	0	226	0.0%	0.6%	0.7%	0.8%
% of FP17s Relating to Continuations	3	226	1.3%	0.9%	1.0%	1.0%
% of Patients satisfied with the dentistry they have received	0	0	N/A	91.1%	92.0%	91.5%
% of Patients satisfied with the time they had to wait for an appointment	0	0	N/A	88.6%	88.1%	87.9%

* This is based on patients treated on this contract for their most recent course of treatment. Figures in italics indicate the base number of FP17s or Patient Questionnaire responses are less than 100. N/A is shown where the base number of responses is less than 10 during the period. % is calculated as Quantity/Base number*100

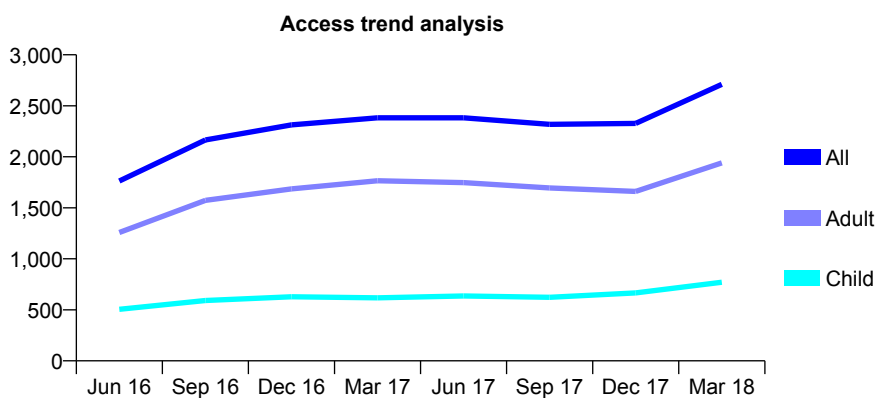
Q68 - Vital Signs At a Glance Contract Report for 941719/0001 - March 2018

Name or company name	MISS F SHAMELI
Contract type name	GDS Contract
Purpose of contract	General
Contract start date	01/04/2006
Contract end date	

17/18 Contracted general activity (UDA)	7,000
Carry forward general activity (UDA)	-56
17/18 Contracted orthodontic activity (UOA)	0
Carry forward orthodontic activity (UOA)	0
Baseline contract value	£167,083.38

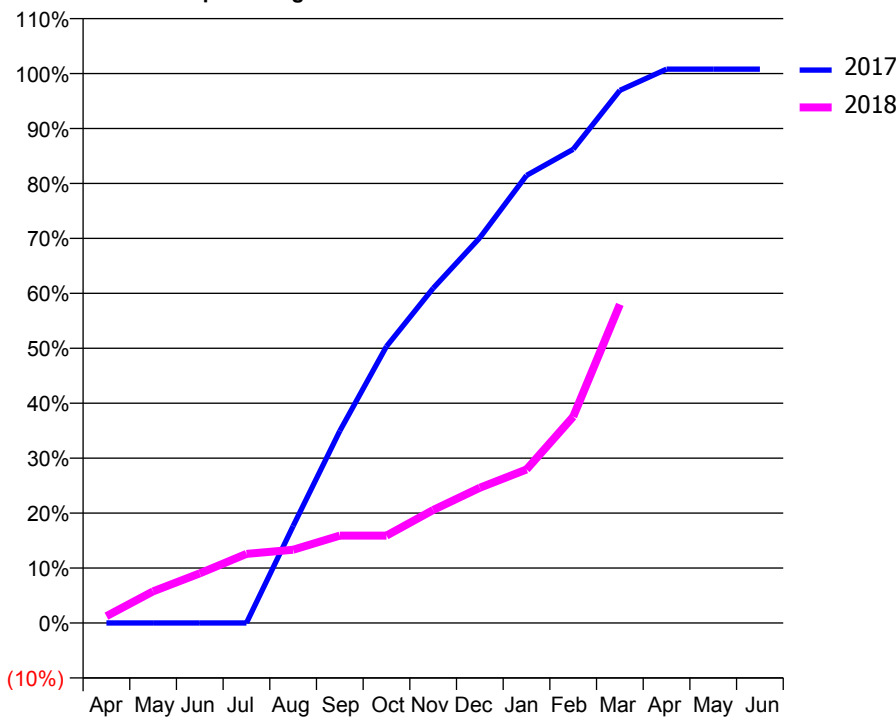
ACCESS*

Patients seen in 24 months	Total	Change since previous quarter
Quarter ending March 2017	2,382	
Quarter ending June 2017	2,383	→
Quarter ending September 2017	2,318	↓
Quarter ending December 2017	2,327	→
Quarter ending March 2018	2,710	↑
Variance since March 2017	13.8%	↑



ACTIVITY

Cumulative percentage of contracted UDA delivered 2017 & 2018



Month	Adjusted Scheduled Activity (UDA)	
	2017	2018
April	0	88
May	0	404
June	0	633
July	0	880
August	1,236	934
September	2,447	1,114
October	3,524	1,114
November	4,264	1,440
December	4,908	1,723
January	5,701	1,955
February	6,035	2,628
March	6,786	4,058
April	7,056	
May	7,056	
June	7,056	

QUALITY

	Quantity	Base Number	Contract	AT	Region	England
% of FP17s for the same patient ID Re-attending within 3 months - Children	42	860	4.9%	9.5%	11.5%	11.9%
% of FP17s for the same patient ID Re-attending within 3 months - Adults	89	1,330	6.7%	15.2%	15.9%	16.0%
% of FP17s for the same patient ID Re-attending between 3 & 9 months - Children	343	860	39.9%	59.5%	60.6%	58.3%
% of FP17s for the same patient ID Re-attending between 3 & 9 months - Adults	331	1,330	24.9%	50.8%	51.6%	50.3%
% of FP17s for Band 1 Urgent Courses	193	2,088	9.2%	9.6%	9.5%	9.1%
% of FP17s Relating to Free Repair or Replacements	0	2,088	0.0%	0.6%	0.7%	0.8%
% of FP17s Relating to Continuations	22	2,088	1.1%	0.9%	1.0%	1.0%
% of Patients satisfied with the dentistry they have received	2	2	N/A	91.1%	92.0%	91.5%
% of Patients satisfied with the time they had to wait for an appointment	2	2	N/A	88.6%	88.1%	87.9%

* This is based on patients treated on this contract for their most recent course of treatment. Figures in italics indicate the base number of FP17s or Patient Questionnaire responses are less than 100. N/A is shown where the base number of responses is less than 10 during the period. % is calculated as Quantity/Base number*100

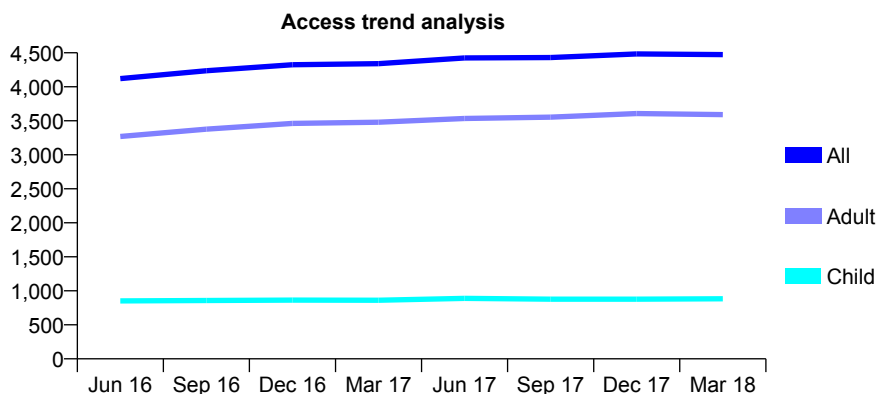
Q68 - Vital Signs At a Glance Contract Report for 941964/0001 - March 2018

Name or company name	MR C OUALI
Contract type name	GDS Contract
Purpose of contract	General
Contract start date	17/06/2011
Contract end date	

17/18 Contracted general activity (UDA)	13,410
Carry forward general activity (UDA)	-269
17/18 Contracted orthodontic activity (UOA)	0
Carry forward orthodontic activity (UOA)	0
Baseline contract value	£364,397.80

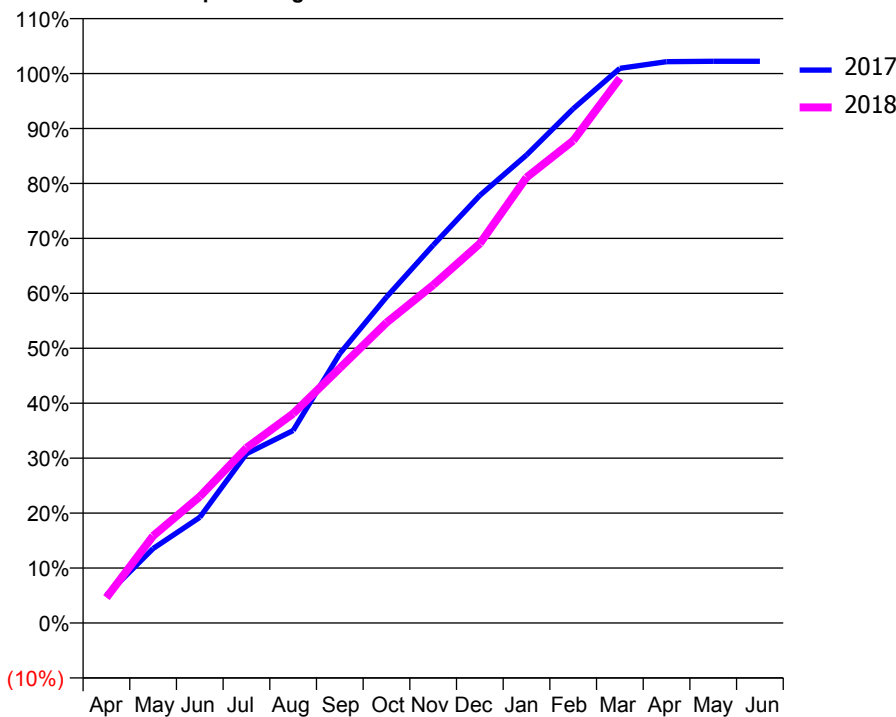
ACCESS*

Patients seen in 24 months	Total	Change since previous quarter
Quarter ending March 2017	4,341	
Quarter ending June 2017	4,424	→
Quarter ending September 2017	4,431	→
Quarter ending December 2017	4,484	→
Quarter ending March 2018	4,474	→
Variance since March 2017	3.1%	↑



ACTIVITY

Cumulative percentage of contracted UDA delivered 2017 & 2018



Month	Adjusted Scheduled Activity (UDA)	
	2017	2018
April	681	620
May	1,817	2,127
June	2,579	3,086
July	4,130	4,273
August	4,697	5,109
September	6,574	6,221
October	7,954	7,329
November	9,222	8,246
December	10,435	9,261
January	11,421	10,872
February	12,551	11,773
March	13,536	13,295
April	13,699	
May	13,708	
June	13,709	

QUALITY

	Quantity	Base Number	Contract	AT	Region	England
% of FP17s for the same patient ID Re-attending within 3 months - Children	74	1,506	4.9%	9.5%	11.5%	11.9%
% of FP17s for the same patient ID Re-attending within 3 months - Adults	788	5,725	13.8%	15.2%	15.9%	16.0%
% of FP17s for the same patient ID Re-attending between 3 & 9 months - Children	1,106	1,506	73.4%	59.5%	60.6%	58.3%
% of FP17s for the same patient ID Re-attending between 3 & 9 months - Adults	3,619	5,725	63.2%	50.8%	51.6%	50.3%
% of FP17s for Band 1 Urgent Courses	548	7,136	7.7%	9.6%	9.5%	9.1%
% of FP17s Relating to Free Repair or Replacements	26	7,136	0.4%	0.6%	0.7%	0.8%
% of FP17s Relating to Continuations	3	7,136	0.0%	0.9%	1.0%	1.0%
% of Patients satisfied with the dentistry they have received	4	4	N/A	91.1%	92.0%	91.5%
% of Patients satisfied with the time they had to wait for an appointment	4	4	N/A	88.6%	88.1%	87.9%

* This is based on patients treated on this contract for their most recent course of treatment. Figures in italics indicate the base number of FP17s or Patient Questionnaire responses are less than 100. N/A is shown where the base number of responses is less than 10 during the period. % is calculated as Quantity/Base number*100

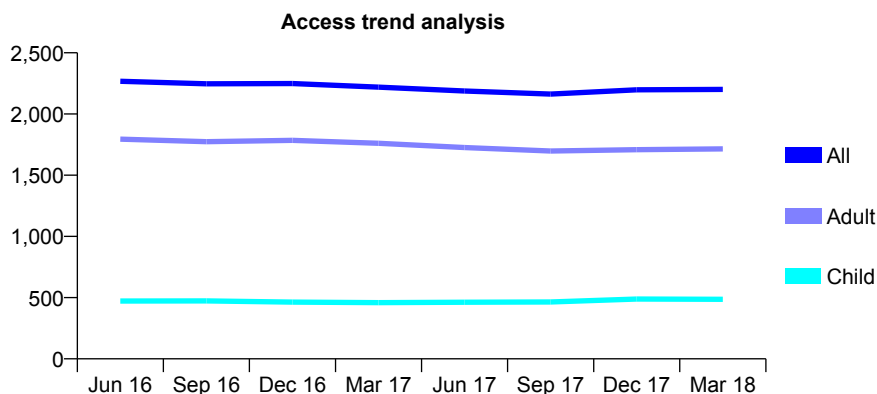
Q68 - Vital Signs At a Glance Contract Report for 946273/0001 - March 2018

Name or company name	MR M GHOLAMI
Contract type name	GDS Contract
Purpose of contract	General
Contract start date	01/04/2006
Contract end date	

17/18 Contracted general activity (UDA)	9,495
Carry forward general activity (UDA)	-190
17/18 Contracted orthodontic activity (UOA)	0
Carry forward orthodontic activity (UOA)	0
Baseline contract value	£256,456.51

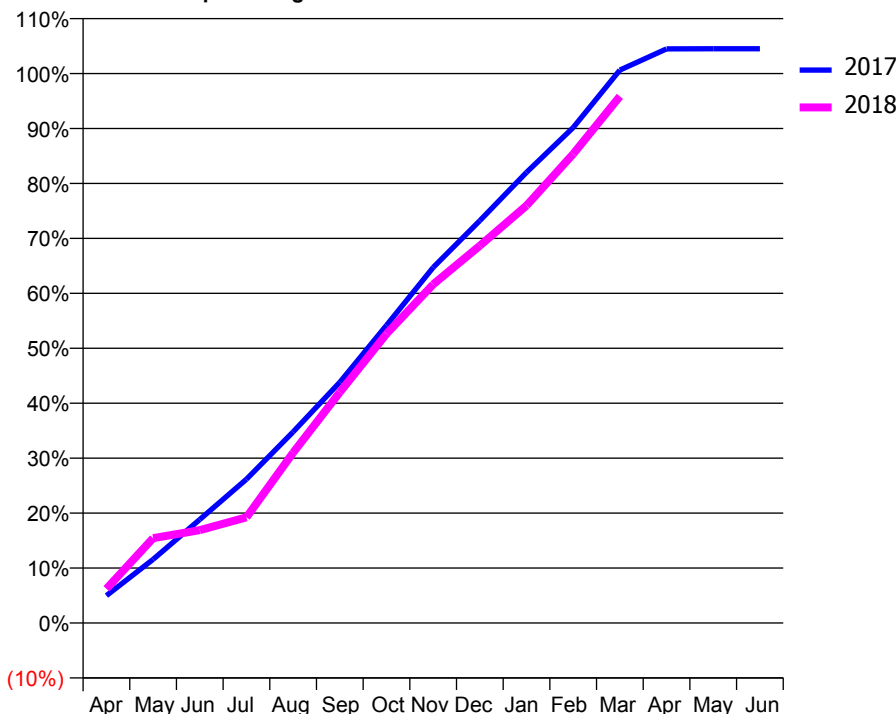
ACCESS*

Patients seen in 24 months	Total	Change since previous quarter
Quarter ending March 2017	2,220	
Quarter ending June 2017	2,188	↓
Quarter ending September 2017	2,163	↓
Quarter ending December 2017	2,198	→
Quarter ending March 2018	2,201	→
Variance since March 2017	(0.9%)	→



ACTIVITY

Cumulative percentage of contracted UDA delivered 2017 & 2018



Month	Adjusted Scheduled Activity (UDA)	
	2017	2018
April	474	591
May	1,100	1,466
June	1,789	1,605
July	2,484	1,826
August	3,302	2,943
September	4,160	3,987
October	5,144	4,995
November	6,144	5,852
December	6,952	6,520
January	7,787	7,214
February	8,562	8,104
March	9,554	9,100
April	9,920	
May	9,923	
June	9,923	

QUALITY

	Quantity	Base Number	Contract	AT	Region	England
% of FP17s for the same patient ID Re-attending within 3 months - Children	27	624	4.3%	9.5%	11.5%	11.9%
% of FP17s for the same patient ID Re-attending within 3 months - Adults	358	2,517	14.2%	15.2%	15.9%	16.0%
% of FP17s for the same patient ID Re-attending between 3 & 9 months - Children	316	624	50.6%	59.5%	60.6%	58.3%
% of FP17s for the same patient ID Re-attending between 3 & 9 months - Adults	1,495	2,517	59.4%	50.8%	51.6%	50.3%
% of FP17s for Band 1 Urgent Courses	221	3,028	7.3%	9.6%	9.5%	9.1%
% of FP17s Relating to Free Repair or Replacements	0	3,028	0.0%	0.6%	0.7%	0.8%
% of FP17s Relating to Continuations	5	3,028	0.2%	0.9%	1.0%	1.0%
% of Patients satisfied with the dentistry they have received	3	3	N/A	91.1%	92.0%	91.5%
% of Patients satisfied with the time they had to wait for an appointment	3	3	N/A	88.6%	88.1%	87.9%

* This is based on patients treated on this contract for their most recent course of treatment. Figures in italics indicate the base number of FP17s or Patient Questionnaire responses are less than 100. N/A is shown where the base number of responses is less than 10 during the period. % is calculated as Quantity/Base number*100

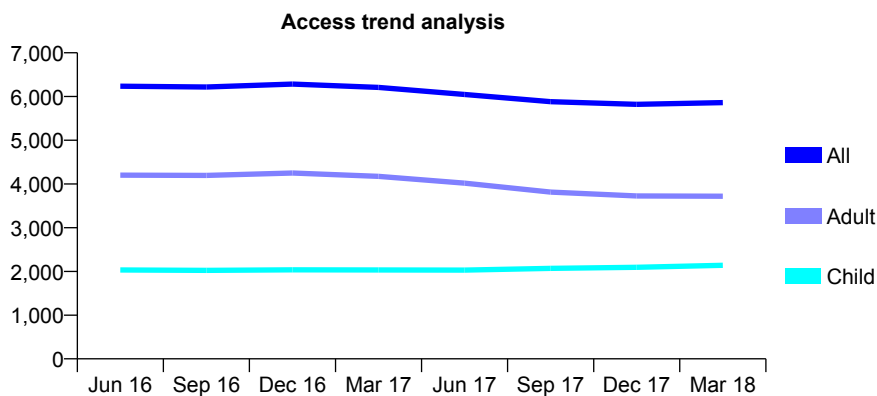
Q68 - Vital Signs At a Glance Contract Report for 947822/0001 - March 2018

Name or company name	MR HS DHALIWAL
Contract type name	GDS Contract
Purpose of contract	General
Contract start date	01/04/2009
Contract end date	

17/18 Contracted general activity (UDA)	13,500
Carry forward general activity (UDA)	-270
17/18 Contracted orthodontic activity (UOA)	0
Carry forward orthodontic activity (UOA)	0
Baseline contract value	£366,853.39

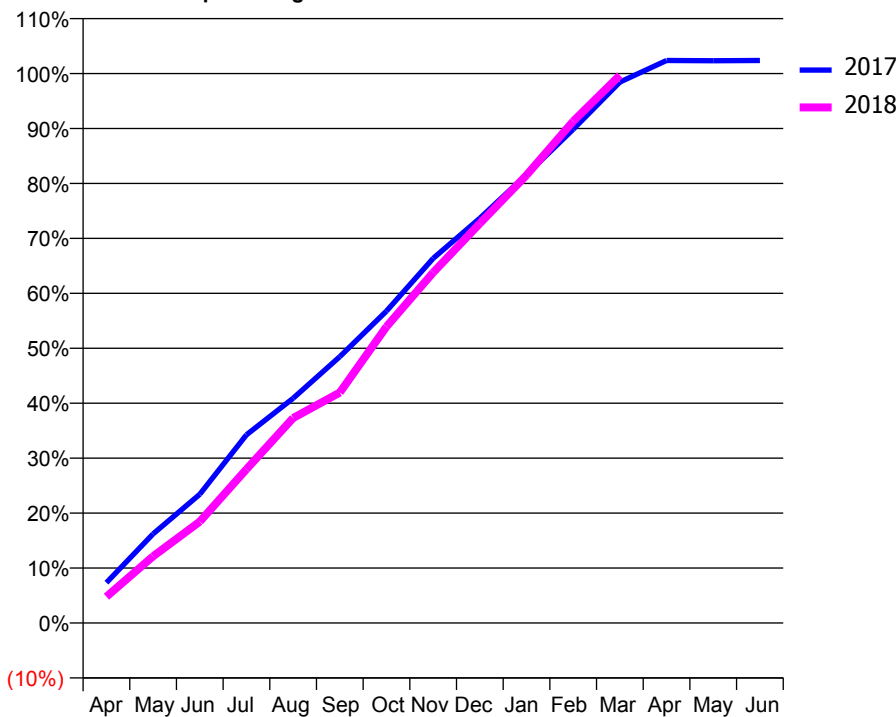
ACCESS*

Patients seen in 24 months	Total	Change since previous quarter
Quarter ending March 2017	6,207	
Quarter ending June 2017	6,048	↓
Quarter ending September 2017	5,882	↓
Quarter ending December 2017	5,820	↓
Quarter ending March 2018	5,860	→
Variance since March 2017	(5.6%)	↓



ACTIVITY

Cumulative percentage of contracted UDA delivered 2017 & 2018



Month	Adjusted Scheduled Activity (UDA)	
	2017	2018
April	991	648
May	2,190	1,638
June	3,163	2,492
July	4,626	3,780
August	5,522	5,037
September	6,544	5,661
October	7,664	7,279
November	8,958	8,611
December	9,945	9,817
January	11,014	11,002
February	12,129	12,326
March	13,290	13,456
April	13,819	
May	13,815	
June	13,819	

QUALITY

	Quantity	Base Number	Contract	AT	Region	England
% of FP17s for the same patient ID Re-attending within 3 months - Children	213	3,084	6.9%	9.5%	11.5%	11.9%
% of FP17s for the same patient ID Re-attending within 3 months - Adults	771	4,785	16.1%	15.2%	15.9%	16.0%
% of FP17s for the same patient ID Re-attending between 3 & 9 months - Children	1,715	3,084	55.6%	59.5%	60.6%	58.3%
% of FP17s for the same patient ID Re-attending between 3 & 9 months - Adults	2,348	4,785	49.1%	50.8%	51.6%	50.3%
% of FP17s for Band 1 Urgent Courses	705	7,590	9.3%	9.6%	9.5%	9.1%
% of FP17s Relating to Free Repair or Replacements	83	7,590	1.1%	0.6%	0.7%	0.8%
% of FP17s Relating to Continuations	68	7,590	0.9%	0.9%	1.0%	1.0%
% of Patients satisfied with the dentistry they have received	9	9	N/A	91.1%	92.0%	91.5%
% of Patients satisfied with the time they had to wait for an appointment	6	9	N/A	88.6%	88.1%	87.9%

* This is based on patients treated on this contract for their most recent course of treatment. Figures in italics indicate the base number of FP17s or Patient Questionnaire responses are less than 100. N/A is shown where the base number of responses is less than 10 during the period. % is calculated as Quantity/Base number*100

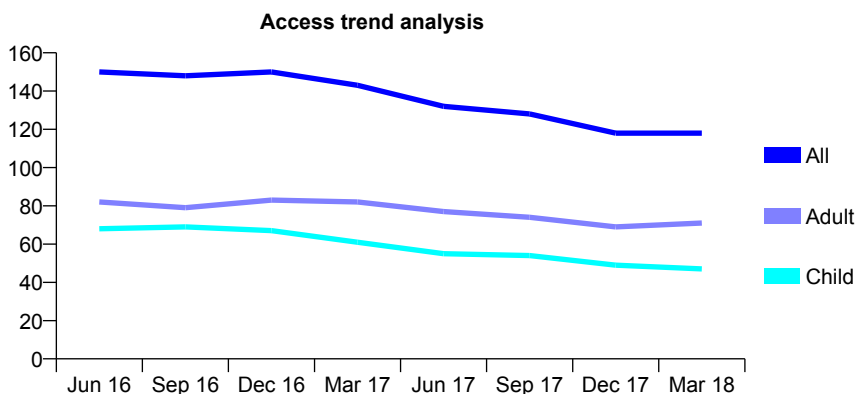
Q68 - Vital Signs At a Glance Contract Report for 949469/0001 - March 2018

Name or company name	MR HC PAGE
Contract type name	GDS Contract
Purpose of contract	General
Contract start date	01/10/2010
Contract end date	

17/18 Contracted general activity (UDA)	400
Carry forward general activity (UDA)	0
17/18 Contracted orthodontic activity (UOA)	0
Carry forward orthodontic activity (UOA)	0
Baseline contract value	£11,974.34

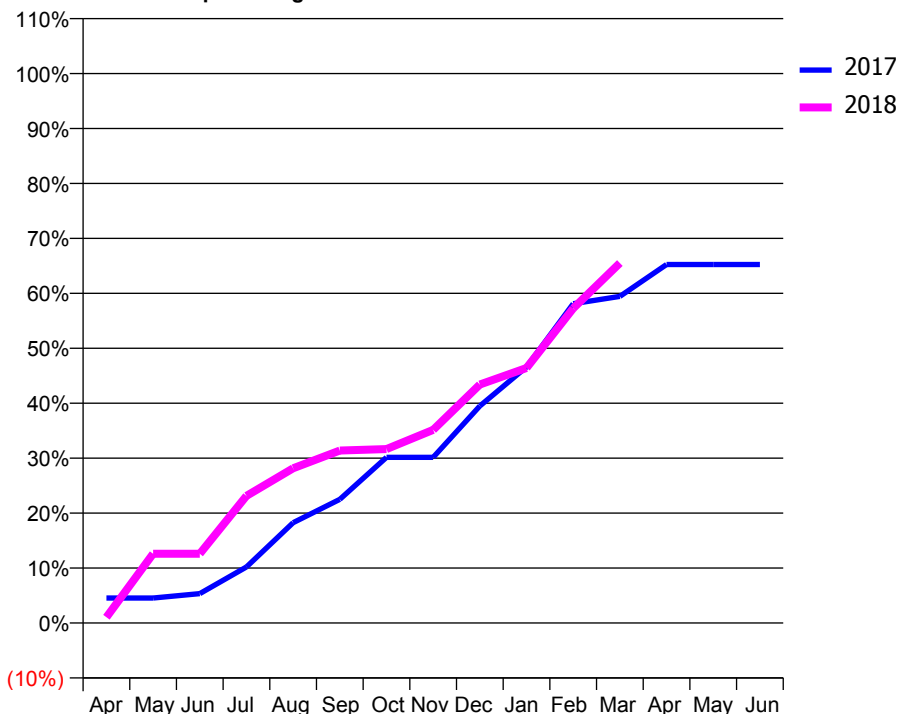
ACCESS*

Patients seen in 24 months	Total	Change since previous quarter
Quarter ending March 2017	143	
Quarter ending June 2017	132	↓
Quarter ending September 2017	128	↓
Quarter ending December 2017	118	↓
Quarter ending March 2018	118	→
Variance since March 2017	(17.5%)	↓



ACTIVITY

Cumulative percentage of contracted UDA delivered 2017 & 2018



Month	Adjusted Scheduled Activity (UDA)	
	2017	2018
April	18	4
May	18	50
June	21	50
July	41	93
August	73	113
September	90	126
October	121	127
November	121	141
December	158	174
January	186	186
February	232	229
March	238	262
April	261	
May	261	
June	261	

QUALITY

	Quantity	Base Number	Contract	AT	Region	England
% of FP17s for the same patient ID Re-attending within 3 months - Children	4	68	5.9%	9.5%	11.5%	11.9%
% of FP17s for the same patient ID Re-attending within 3 months - Adults	7	69	10.1%	15.2%	15.9%	16.0%
% of FP17s for the same patient ID Re-attending between 3 & 9 months - Children	40	68	58.8%	59.5%	60.6%	58.3%
% of FP17s for the same patient ID Re-attending between 3 & 9 months - Adults	36	69	52.2%	50.8%	51.6%	50.3%
% of FP17s for Band 1 Urgent Courses	5	128	3.9%	9.6%	9.5%	9.1%
% of FP17s Relating to Free Repair or Replacements	0	128	0.0%	0.6%	0.7%	0.8%
% of FP17s Relating to Continuations	2	128	1.6%	0.9%	1.0%	1.0%
% of Patients satisfied with the dentistry they have received	0	0	N/A	91.1%	92.0%	91.5%
% of Patients satisfied with the time they had to wait for an appointment	0	0	N/A	88.6%	88.1%	87.9%

* This is based on patients treated on this contract for their most recent course of treatment. Figures in italics indicate the base number of FP17s or Patient Questionnaire responses are less than 100. N/A is shown where the base number of responses is less than 10 during the period. % is calculated as Quantity/Base number*100

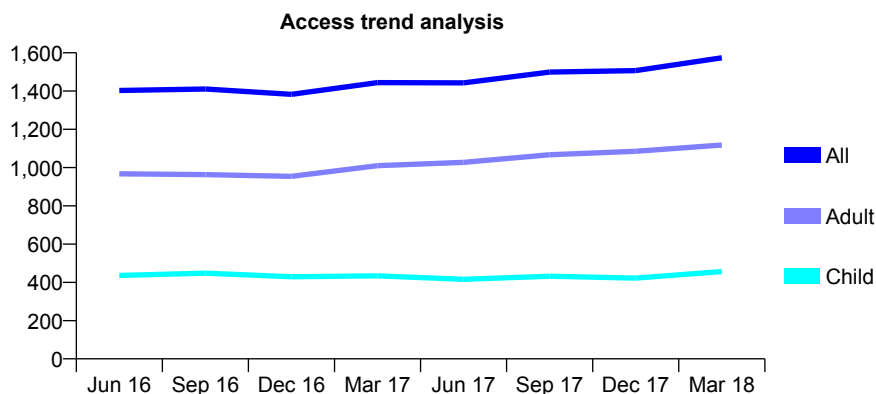
Q68 - Vital Signs At a Glance Contract Report for 949973/0001 - March 2018

Name or company name	MR A DARGAHI
Contract type name	GDS Contract
Purpose of contract	General
Contract start date	01/04/2006
Contract end date	

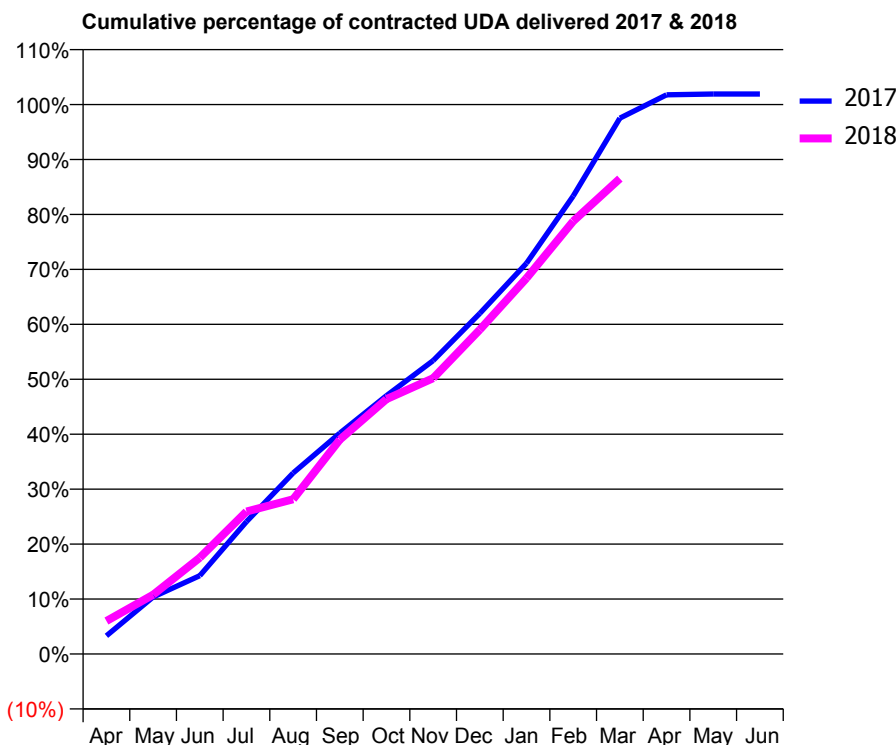
17/18 Contracted general activity (UDA)	5,000
Carry forward general activity (UDA)	-96
17/18 Contracted orthodontic activity (UOA)	0
Carry forward orthodontic activity (UOA)	0
Baseline contract value	£144,861.83

ACCESS*

Patients seen in 24 months	Total	Change since previous quarter
Quarter ending March 2017	1,444	
Quarter ending June 2017	1,443	→
Quarter ending September 2017	1,499	↑
Quarter ending December 2017	1,507	→
Quarter ending March 2018	1,574	↑
Variance since March 2017	9.0%	↑



ACTIVITY



Month	Adjusted Scheduled Activity (UDA)	
	2017	2018
April	166	301
May	519	540
June	712	876
July	1,205	1,297
August	1,647	1,408
September	2,009	1,950
October	2,351	2,319
November	2,670	2,510
December	3,100	2,952
January	3,556	3,420
February	4,168	3,938
March	4,876	4,327
April	5,089	
May	5,096	
June	5,096	

QUALITY

	Quantity	Base Number	Contract	AT	Region	England
% of FP17s for the same patient ID Re-attending within 3 months - Children	26	648	4.0%	9.5%	11.5%	11.9%
% of FP17s for the same patient ID Re-attending within 3 months - Adults	177	1,381	12.8%	15.2%	15.9%	16.0%
% of FP17s for the same patient ID Re-attending between 3 & 9 months - Children	405	648	62.5%	59.5%	60.6%	58.3%
% of FP17s for the same patient ID Re-attending between 3 & 9 months - Adults	668	1,381	48.4%	50.8%	51.6%	50.3%
% of FP17s for Band 1 Urgent Courses	178	1,924	9.3%	9.6%	9.5%	9.1%
% of FP17s Relating to Free Repair or Replacements	10	1,924	0.5%	0.6%	0.7%	0.8%
% of FP17s Relating to Continuations	19	1,924	1.0%	0.9%	1.0%	1.0%
% of Patients satisfied with the dentistry they have received	1	1	N/A	91.1%	92.0%	91.5%
% of Patients satisfied with the time they had to wait for an appointment	1	1	N/A	88.6%	88.1%	87.9%

* This is based on patients treated on this contract for their most recent course of treatment. Figures in italics indicate the base number of FP17s or Patient Questionnaire responses are less than 100. N/A is shown where the base number of responses is less than 10 during the period. % is calculated as Quantity/Base number*100

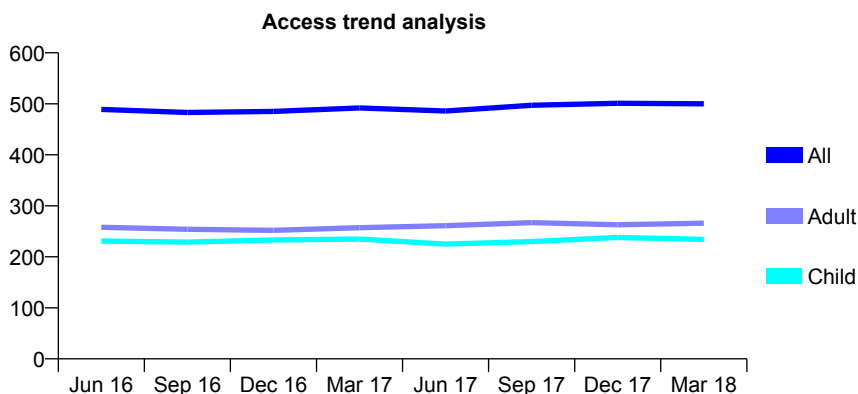
Q68 - Vital Signs At a Glance Contract Report for 953156/0001 - March 2018

Name or company name	The Dental Surgery Partnership
Contract type name	GDS Contract
Purpose of contract	General
Contract start date	01/10/2012
Contract end date	

17/18 Contracted general activity (UDA)	1,666
Carry forward general activity (UDA)	49
17/18 Contracted orthodontic activity (UOA)	0
Carry forward orthodontic activity (UOA)	0
Baseline contract value	£37,443.90

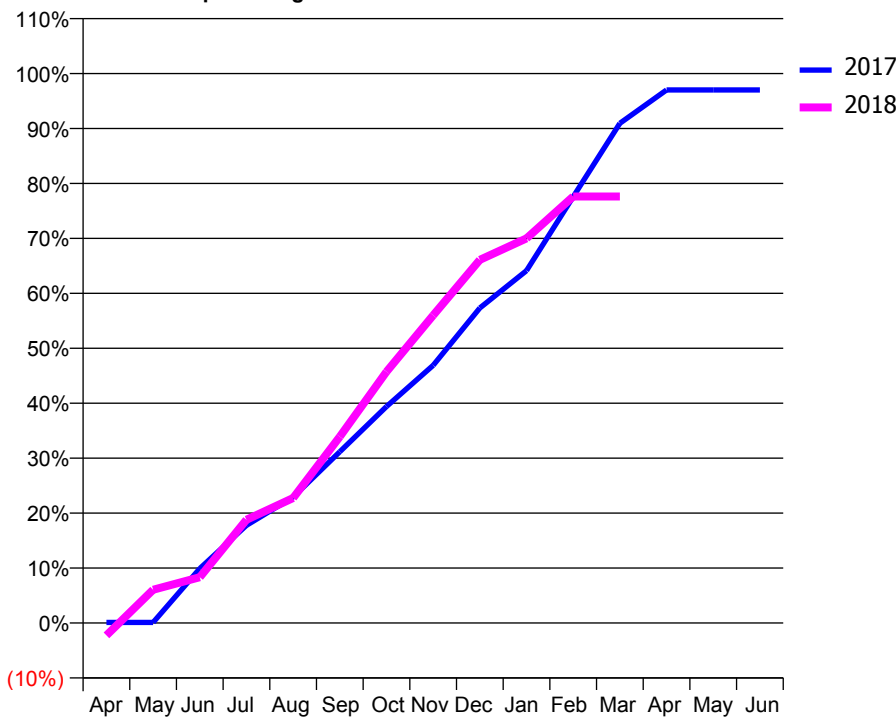
ACCESS*

Patients seen in 24 months	Total	Change since previous quarter
Quarter ending March 2017	492	
Quarter ending June 2017	486	↓
Quarter ending September 2017	497	↑
Quarter ending December 2017	501	→
Quarter ending March 2018	500	→
Variance since March 2017	1.6%	→



ACTIVITY

Cumulative percentage of contracted UDA delivered 2017 & 2018



Adjusted Scheduled Activity (UDA)

Month	2017	2018
April	2	-38
May	2	101
June	165	139
July	296	313
August	382	379
September	519	565
October	656	762
November	781	933
December	955	1,101
January	1,068	1,166
February	1,292	1,293
March	1,515	1,293
April	1,616	
May	1,616	
June	1,616	

QUALITY

	Quantity	Base Number	Contract	AT	Region	England
% of FP17s for the same patient ID Re-attending within 3 months - Children	11	252	4.4%	9.5%	11.5%	11.9%
% of FP17s for the same patient ID Re-attending within 3 months - Adults	18	282	6.4%	15.2%	15.9%	16.0%
% of FP17s for the same patient ID Re-attending between 3 & 9 months - Children	128	252	50.8%	59.5%	60.6%	58.3%
% of FP17s for the same patient ID Re-attending between 3 & 9 months - Adults	156	282	55.3%	50.8%	51.6%	50.3%
% of FP17s for Band 1 Urgent Courses	0	495	0.0%	9.6%	9.5%	9.1%
% of FP17s Relating to Free Repair or Replacements	0	495	0.0%	0.6%	0.7%	0.8%
% of FP17s Relating to Continuations	0	495	0.0%	0.9%	1.0%	1.0%
% of Patients satisfied with the dentistry they have received	0	0	N/A	91.1%	92.0%	91.5%
% of Patients satisfied with the time they had to wait for an appointment	0	0	N/A	88.6%	88.1%	87.9%

* This is based on patients treated on this contract for their most recent course of treatment. Figures in italics indicate the base number of FP17s or Patient Questionnaire responses are less than 100. N/A is shown where the base number of responses is less than 10 during the period. % is calculated as Quantity/Base number*100

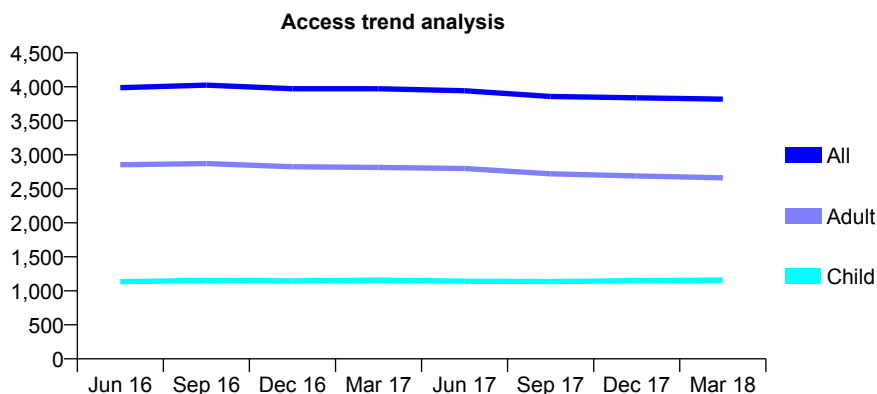
Q68 - Vital Signs At a Glance Contract Report for 959391/0001 - March 2018

Name or company name	MR MM BADRBEIGI
Contract type name	GDS Contract
Purpose of contract	General
Contract start date	01/04/2006
Contract end date	

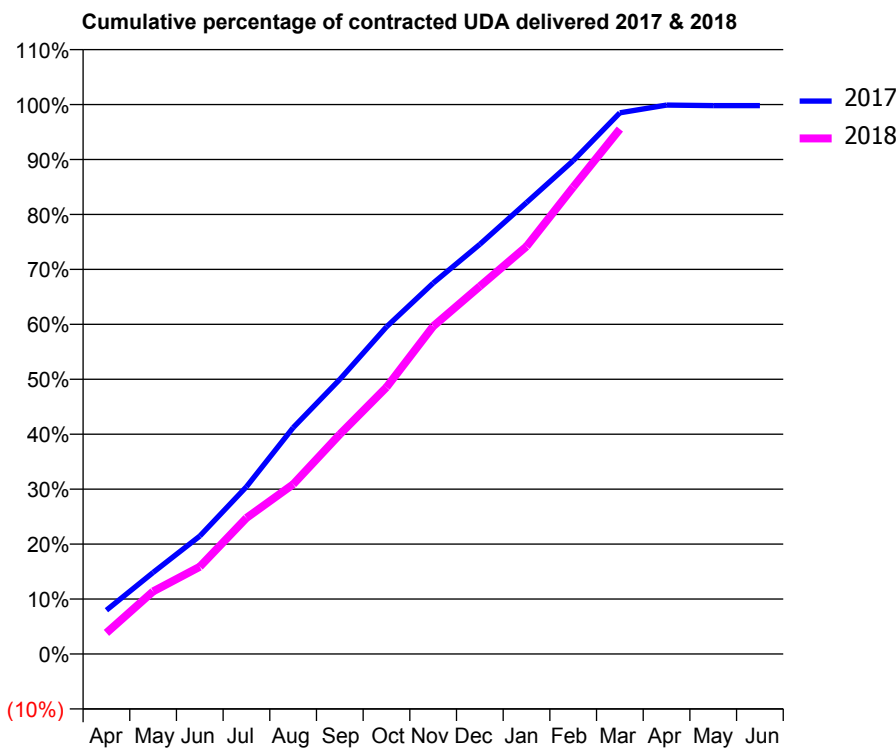
17/18 Contracted general activity (UDA)	12,138
Carry forward general activity (UDA)	26
17/18 Contracted orthodontic activity (UOA)	0
Carry forward orthodontic activity (UOA)	0
Baseline contract value	£320,777.24

ACCESS*

Patients seen in 24 months	Total	Change since previous quarter
Quarter ending March 2017	3,971	
Quarter ending June 2017	3,942	→
Quarter ending September 2017	3,858	↓
Quarter ending December 2017	3,839	→
Quarter ending March 2018	3,819	→
Variance since March 2017	(3.8%)	↓



ACTIVITY



Month	Adjusted Scheduled Activity (UDA)	
	2017	2018
April	967	468
May	1,801	1,383
June	2,605	1,928
July	3,696	3,006
August	5,000	3,747
September	6,066	4,852
October	7,227	5,893
November	8,193	7,239
December	9,051	8,121
January	9,973	9,003
February	10,897	10,314
March	11,954	11,595
April	12,124	
May	12,112	
June	12,112	

QUALITY

	Quantity	Base Number	Contract	AT	Region	England
% of FP17s for the same patient ID Re-attending within 3 months - Children	63	1,598	3.9%	9.5%	11.5%	11.9%
% of FP17s for the same patient ID Re-attending within 3 months - Adults	358	3,176	11.3%	15.2%	15.9%	16.0%
% of FP17s for the same patient ID Re-attending between 3 & 9 months - Children	962	1,598	60.2%	59.5%	60.6%	58.3%
% of FP17s for the same patient ID Re-attending between 3 & 9 months - Adults	1,713	3,176	53.9%	50.8%	51.6%	50.3%
% of FP17s for Band 1 Urgent Courses	218	4,693	4.6%	9.6%	9.5%	9.1%
% of FP17s Relating to Free Repair or Replacements	14	4,693	0.3%	0.6%	0.7%	0.8%
% of FP17s Relating to Continuations	16	4,693	0.3%	0.9%	1.0%	1.0%
% of Patients satisfied with the dentistry they have received	6	6	N/A	91.1%	92.0%	91.5%
% of Patients satisfied with the time they had to wait for an appointment	6	6	N/A	88.6%	88.1%	87.9%

* This is based on patients treated on this contract for their most recent course of treatment. Figures in italics indicate the base number of FP17s or Patient Questionnaire responses are less than 100. N/A is shown where the base number of responses is less than 10 during the period. % is calculated as Quantity/Base number*100

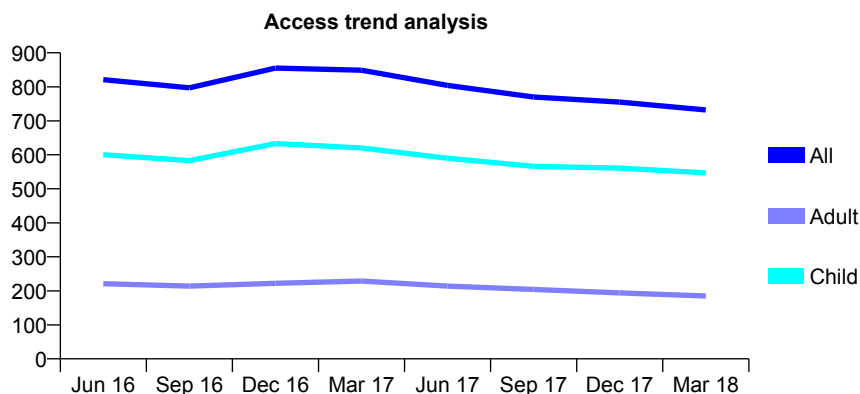
Q68 - Vital Signs At a Glance Contract Report for 960365/0001 - March 2018

Name or company name	MRS N HEIDARI-ROBINSON
Contract type name	GDS Contract
Purpose of contract	General
Contract start date	01/04/2012
Contract end date	

17/18 Contracted general activity (UDA)	3,300
Carry forward general activity (UDA)	50
17/18 Contracted orthodontic activity (UOA)	0
Carry forward orthodontic activity (UOA)	0
Baseline contract value	£81,928.95

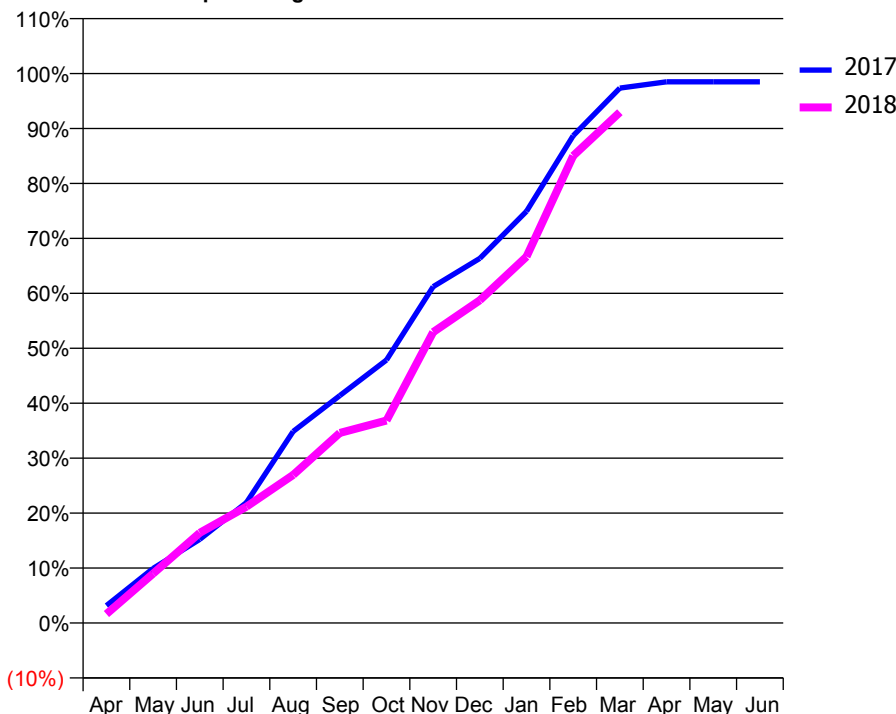
ACCESS*

Patients seen in 24 months	Total	Change since previous quarter
Quarter ending March 2017	849	
Quarter ending June 2017	804	↓
Quarter ending September 2017	770	↓
Quarter ending December 2017	755	↓
Quarter ending March 2018	732	↓
Variance since March 2017	(13.8%)	↓



ACTIVITY

Cumulative percentage of contracted UDA delivered 2017 & 2018



Month	Adjusted Scheduled Activity (UDA)	
	2017	2018
April	104	54
May	328	296
June	502	542
July	724	699
August	1,151	890
September	1,366	1,142
October	1,580	1,216
November	2,020	1,747
December	2,190	1,938
January	2,472	2,201
February	2,926	2,805
March	3,213	3,068
April	3,250	
May	3,250	
June	3,250	

QUALITY

	Quantity	Base Number	Contract	AT	Region	England
% of FP17s for the same patient ID Re-attending within 3 months - Children	266	1,167	22.8%	9.5%	11.5%	11.9%
% of FP17s for the same patient ID Re-attending within 3 months - Adults	45	208	21.6%	15.2%	15.9%	16.0%
% of FP17s for the same patient ID Re-attending between 3 & 9 months - Children	701	1,167	60.1%	59.5%	60.6%	58.3%
% of FP17s for the same patient ID Re-attending between 3 & 9 months - Adults	118	208	56.7%	50.8%	51.6%	50.3%
% of FP17s for Band 1 Urgent Courses	33	1,356	2.4%	9.6%	9.5%	9.1%
% of FP17s Relating to Free Repair or Replacements	1	1,356	0.1%	0.6%	0.7%	0.8%
% of FP17s Relating to Continuations	2	1,356	0.1%	0.9%	1.0%	1.0%
% of Patients satisfied with the dentistry they have received	1	1	N/A	91.1%	92.0%	91.5%
% of Patients satisfied with the time they had to wait for an appointment	1	1	N/A	88.6%	88.1%	87.9%

* This is based on patients treated on this contract for their most recent course of treatment. Figures in italics indicate the base number of FP17s or Patient Questionnaire responses are less than 100. N/A is shown where the base number of responses is less than 10 during the period. % is calculated as Quantity/Base number*100

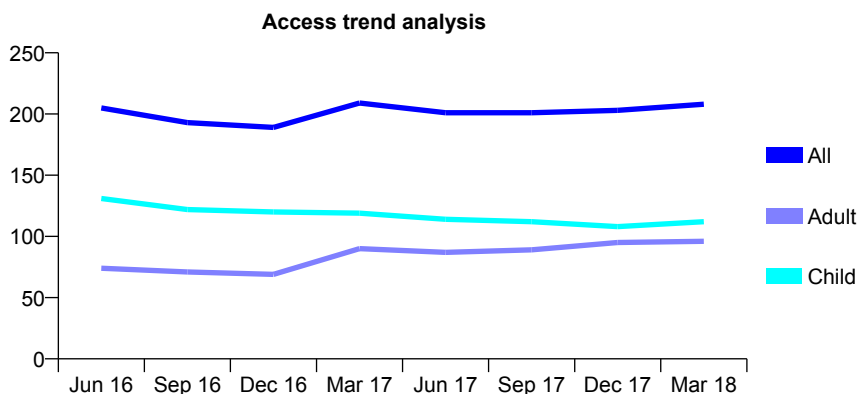
Q68 - Vital Signs At a Glance Contract Report for 962384/0001 - March 2018

Name or company name	MISS S JIWANI
Contract type name	GDS Contract
Purpose of contract	General
Contract start date	01/11/2011
Contract end date	

17/18 Contracted general activity (UDA)	470
Carry forward general activity (UDA)	17
17/18 Contracted orthodontic activity (UOA)	0
Carry forward orthodontic activity (UOA)	0
Baseline contract value	£12,346.60

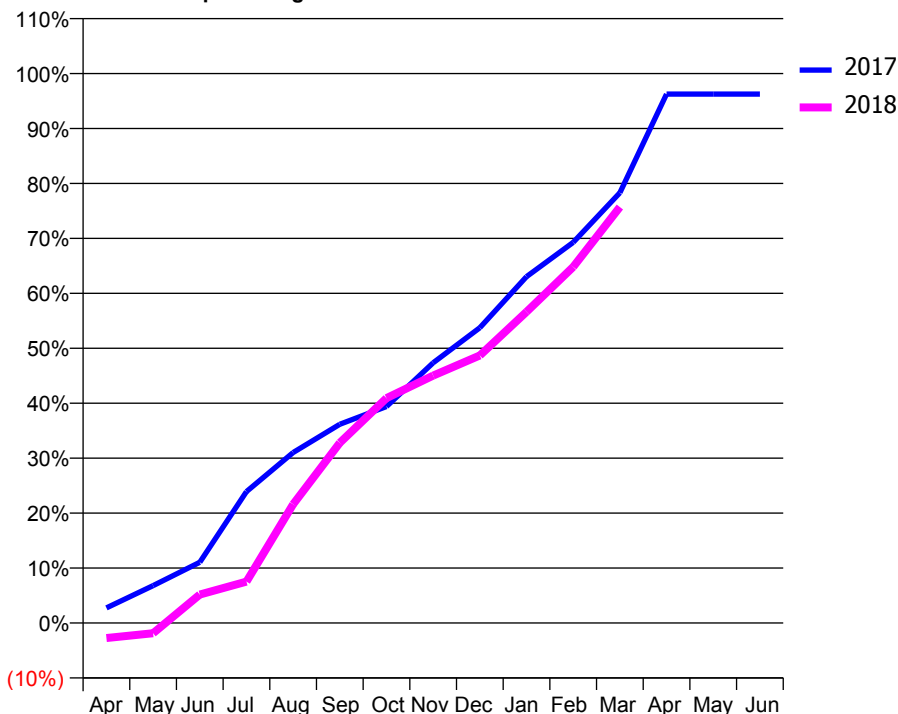
ACCESS*

Patients seen in 24 months	Total	Change since previous quarter
Quarter ending March 2017	209	
Quarter ending June 2017	201	↓
Quarter ending September 2017	201	→
Quarter ending December 2017	203	→
Quarter ending March 2018	208	↑
Variance since March 2017	(0.5%)	→



ACTIVITY

Cumulative percentage of contracted UDA delivered 2017 & 2018



Month	Adjusted Scheduled Activity (UDA)	
	2017	2018
April	13	-13
May	32	-9
June	52	24
July	112	35
August	146	102
September	170	154
October	185	192
November	223	212
December	253	229
January	296	266
February	326	305
March	368	356
April	452	
May	452	
June	452	

QUALITY

	Quantity	Base Number	Contract	AT	Region	England
% of FP17s for the same patient ID Re-attending within 3 months - Children	16	200	8.0%	9.5%	11.5%	11.9%
% of FP17s for the same patient ID Re-attending within 3 months - Adults	11	108	10.2%	15.2%	15.9%	16.0%
% of FP17s for the same patient ID Re-attending between 3 & 9 months - Children	134	200	67.0%	59.5%	60.6%	58.3%
% of FP17s for the same patient ID Re-attending between 3 & 9 months - Adults	59	108	54.6%	50.8%	51.6%	50.3%
% of FP17s for Band 1 Urgent Courses	14	266	5.3%	9.6%	9.5%	9.1%
% of FP17s Relating to Free Repair or Replacements	0	266	0.0%	0.6%	0.7%	0.8%
% of FP17s Relating to Continuations	0	266	0.0%	0.9%	1.0%	1.0%
% of Patients satisfied with the dentistry they have received	0	0	N/A	91.1%	92.0%	91.5%
% of Patients satisfied with the time they had to wait for an appointment	0	0	N/A	88.6%	88.1%	87.9%

* This is based on patients treated on this contract for their most recent course of treatment. Figures in italics indicate the base number of FP17s or Patient Questionnaire responses are less than 100. N/A is shown where the base number of responses is less than 10 during the period. % is calculated as Quantity/Base number*100

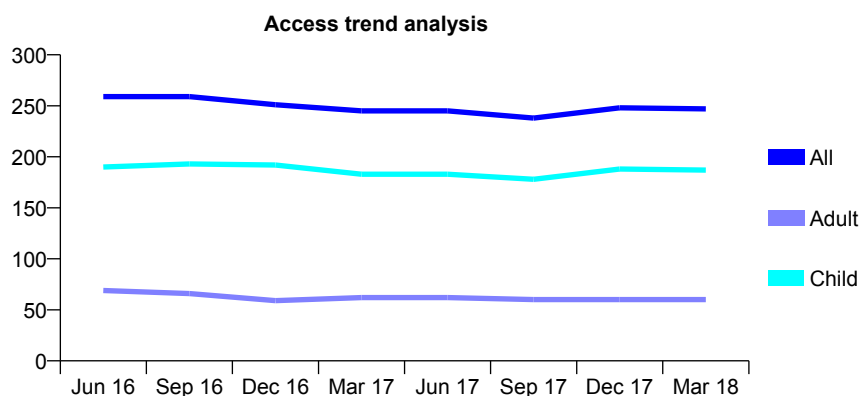
Q68 - Vital Signs At a Glance Contract Report for 963712/0001 - March 2018

Name or company name	MR RJ FRANCSICS
Contract type name	GDS Contract
Purpose of contract	General
Contract start date	01/06/2012
Contract end date	

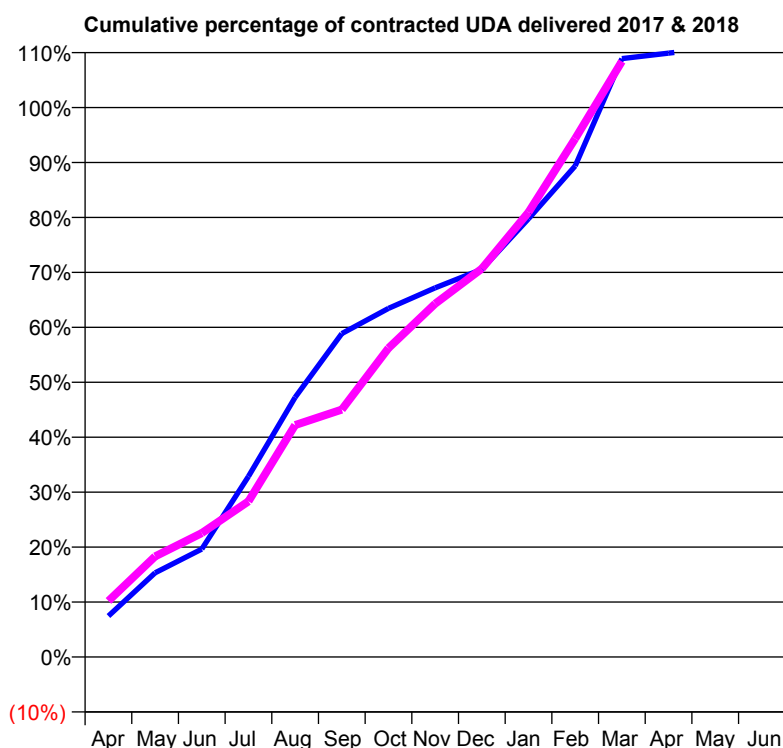
17/18 Contracted general activity (UDA)	470
Carry forward general activity (UDA)	-11
17/18 Contracted orthodontic activity (UOA)	0
Carry forward orthodontic activity (UOA)	0
Baseline contract value	£11,307.92

ACCESS*

Patients seen in 24 months	Total	Change since previous quarter
Quarter ending March 2017	245	
Quarter ending June 2017	245	→
Quarter ending September 2017	238	↓
Quarter ending December 2017	248	↑
Quarter ending March 2018	247	→
Variance since March 2017	0.8%	→



ACTIVITY



Month	Adjusted Scheduled Activity (UDA)	
	2017	2018
April	38	48
May	78	86
June	100	106
July	168	133
August	241	198
September	300	212
October	324	264
November	343	302
December	360	332
January	407	380
February	456	443
March	555	509
April	560	
May	565	
June	566	

QUALITY

	Quantity	Base Number	Contract	AT	Region	England
% of FP17s for the same patient ID Re-attending within 3 months - Children	8	264	3.0%	9.5%	11.5%	11.9%
% of FP17s for the same patient ID Re-attending within 3 months - Adults	6	50	12.0%	15.2%	15.9%	16.0%
% of FP17s for the same patient ID Re-attending between 3 & 9 months - Children	145	264	54.9%	59.5%	60.6%	58.3%
% of FP17s for the same patient ID Re-attending between 3 & 9 months - Adults	15	50	30.0%	50.8%	51.6%	50.3%
% of FP17s for Band 1 Urgent Courses	17	303	5.6%	9.6%	9.5%	9.1%
% of FP17s Relating to Free Repair or Replacements	0	303	0.0%	0.6%	0.7%	0.8%
% of FP17s Relating to Continuations	0	303	0.0%	0.9%	1.0%	1.0%
% of Patients satisfied with the dentistry they have received	1	1	N/A	91.1%	92.0%	91.5%
% of Patients satisfied with the time they had to wait for an appointment	1	1	N/A	88.6%	88.1%	87.9%

* This is based on patients treated on this contract for their most recent course of treatment. Figures in italics indicate the base number of FP17s or Patient Questionnaire responses are less than 100. N/A is shown where the base number of responses is less than 10 during the period. % is calculated as Quantity/Base number*100

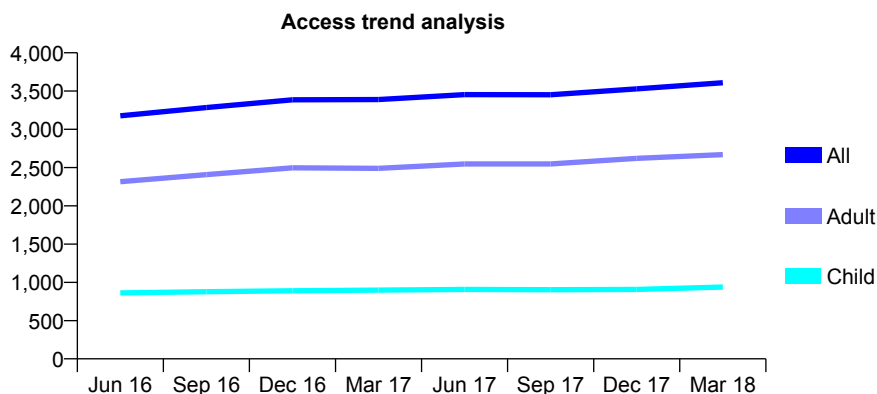
Q68 - Vital Signs At a Glance Contract Report for 972029/0001 - March 2018

Name or company name	MISS KM BOLES
Contract type name	GDS Contract
Purpose of contract	General
Contract start date	01/09/2013
Contract end date	

17/18 Contracted general activity (UDA)	8,284
Carry forward general activity (UDA)	-166
17/18 Contracted orthodontic activity (UOA)	0
Carry forward orthodontic activity (UOA)	0
Baseline contract value	£212,689.28

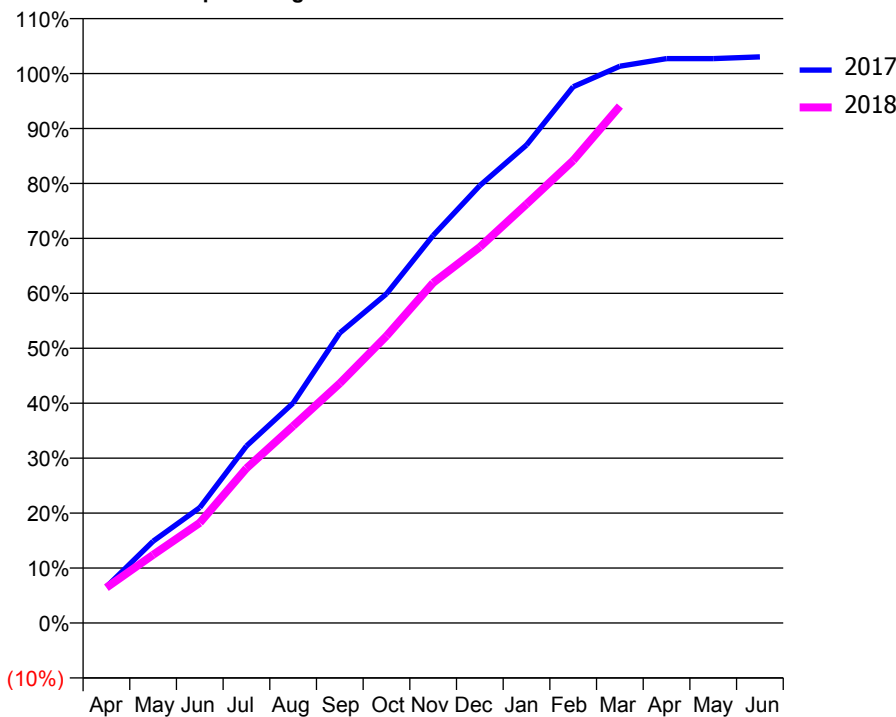
ACCESS*

Patients seen in 24 months	Total	Change since previous quarter
Quarter ending March 2017	3,389	
Quarter ending June 2017	3,454	→
Quarter ending September 2017	3,452	→
Quarter ending December 2017	3,528	↑
Quarter ending March 2018	3,608	↑
Variance since March 2017	6.5%	↑



ACTIVITY

Cumulative percentage of contracted UDA delivered 2017 & 2018



Month	Adjusted Scheduled Activity (UDA)	
	2017	2018
April	545	534
May	1,233	1,029
June	1,740	1,511
July	2,669	2,334
August	3,317	2,970
September	4,373	3,614
October	4,962	4,327
November	5,844	5,130
December	6,595	5,667
January	7,206	6,315
February	8,084	6,972
March	8,395	7,793
April	8,508	
May	8,509	
June	8,535	

QUALITY

	Quantity	Base Number	Contract	AT	Region	England
% of FP17s for the same patient ID Re-attending within 3 months - Children	116	1,400	8.3%	9.5%	11.5%	11.9%
% of FP17s for the same patient ID Re-attending within 3 months - Adults	465	3,388	13.7%	15.2%	15.9%	16.0%
% of FP17s for the same patient ID Re-attending between 3 & 9 months - Children	766	1,400	54.7%	59.5%	60.6%	58.3%
% of FP17s for the same patient ID Re-attending between 3 & 9 months - Adults	1,577	3,388	46.5%	50.8%	51.6%	50.3%
% of FP17s for Band 1 Urgent Courses	352	3,873	9.1%	9.6%	9.5%	9.1%
% of FP17s Relating to Free Repair or Replacements	12	3,873	0.3%	0.6%	0.7%	0.8%
% of FP17s Relating to Continuations	16	3,873	0.4%	0.9%	1.0%	1.0%
% of Patients satisfied with the dentistry they have received	1	2	N/A	91.1%	92.0%	91.5%
% of Patients satisfied with the time they had to wait for an appointment	1	2	N/A	88.6%	88.1%	87.9%

* This is based on patients treated on this contract for their most recent course of treatment. Figures in italics indicate the base number of FP17s or Patient Questionnaire responses are less than 100. N/A is shown where the base number of responses is less than 10 during the period. % is calculated as Quantity/Base number*100

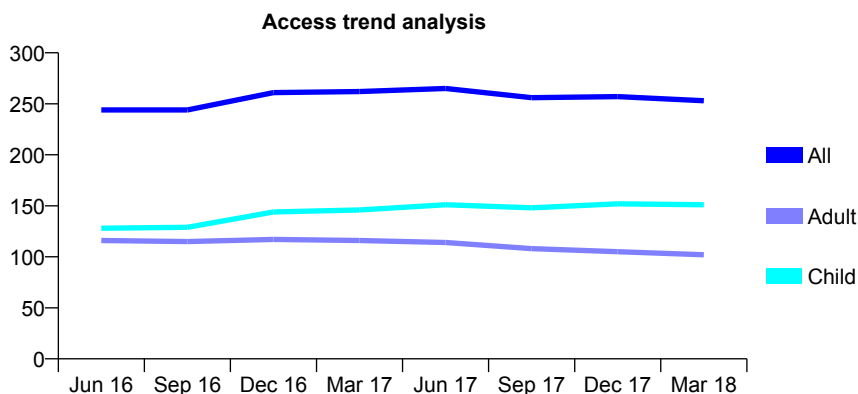
Q68 - Vital Signs At a Glance Contract Report for 974498/0001 - March 2018

Name or company name	MR MA TREMMEL
Contract type name	GDS Contract
Purpose of contract	General
Contract start date	24/12/2011
Contract end date	

17/18 Contracted general activity (UDA)	727
Carry forward general activity (UDA)	-15
17/18 Contracted orthodontic activity (UOA)	0
Carry forward orthodontic activity (UOA)	0
Baseline contract value	£16,574.43

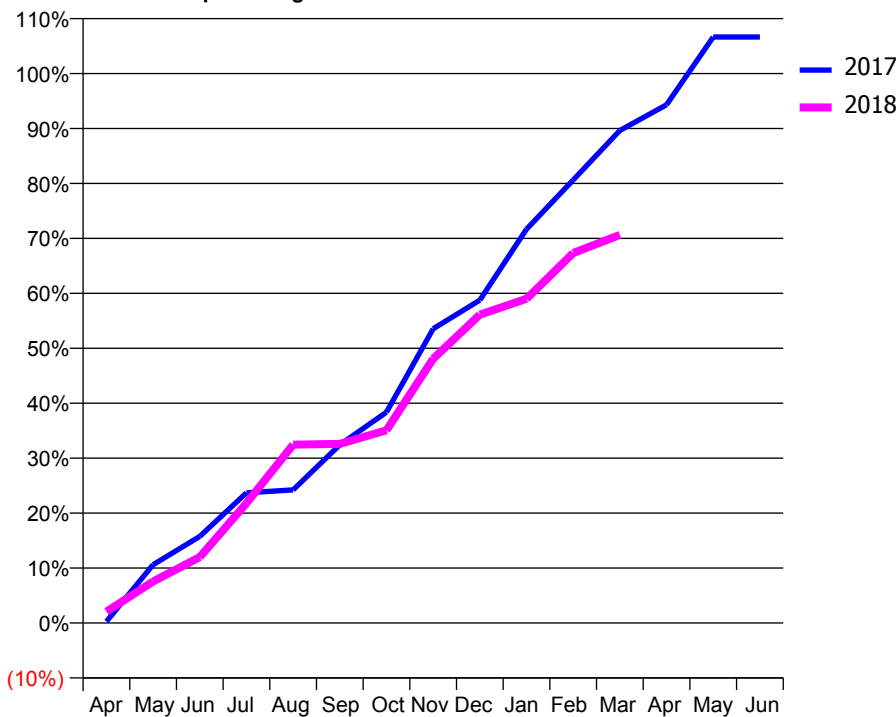
ACCESS*

Patients seen in 24 months	Total	Change since previous quarter
Quarter ending March 2017	262	
Quarter ending June 2017	265	→
Quarter ending September 2017	256	↓
Quarter ending December 2017	257	→
Quarter ending March 2018	253	↓
Variance since March 2017	(3.4%)	↓



ACTIVITY

Cumulative percentage of contracted UDA delivered 2017 & 2018



Month	Adjusted Scheduled Activity (UDA)	
	2017	2018
April	2	15
May	77	55
June	115	87
July	172	159
August	176	236
September	236	237
October	279	255
November	389	350
December	427	408
January	521	429
February	586	489
March	652	513
April	686	
May	775	
June	775	

QUALITY

	Quantity	Base Number	Contract	AT	Region	England
% of FP17s for the same patient ID Re-attending within 3 months - Children	15	210	7.1%	9.5%	11.5%	11.9%
% of FP17s for the same patient ID Re-attending within 3 months - Adults	7	101	6.9%	15.2%	15.9%	16.0%
% of FP17s for the same patient ID Re-attending between 3 & 9 months - Children	121	210	57.6%	59.5%	60.6%	58.3%
% of FP17s for the same patient ID Re-attending between 3 & 9 months - Adults	61	101	60.4%	50.8%	51.6%	50.3%
% of FP17s for Band 1 Urgent Courses	12	271	4.4%	9.6%	9.5%	9.1%
% of FP17s Relating to Free Repair or Replacements	0	271	0.0%	0.6%	0.7%	0.8%
% of FP17s Relating to Continuations	3	271	1.1%	0.9%	1.0%	1.0%
% of Patients satisfied with the dentistry they have received	0	0	N/A	91.1%	92.0%	91.5%
% of Patients satisfied with the time they had to wait for an appointment	0	0	N/A	88.6%	88.1%	87.9%

* This is based on patients treated on this contract for their most recent course of treatment. Figures in italics indicate the base number of FP17s or Patient Questionnaire responses are less than 100. N/A is shown where the base number of responses is less than 10 during the period. % is calculated as Quantity/Base number*100

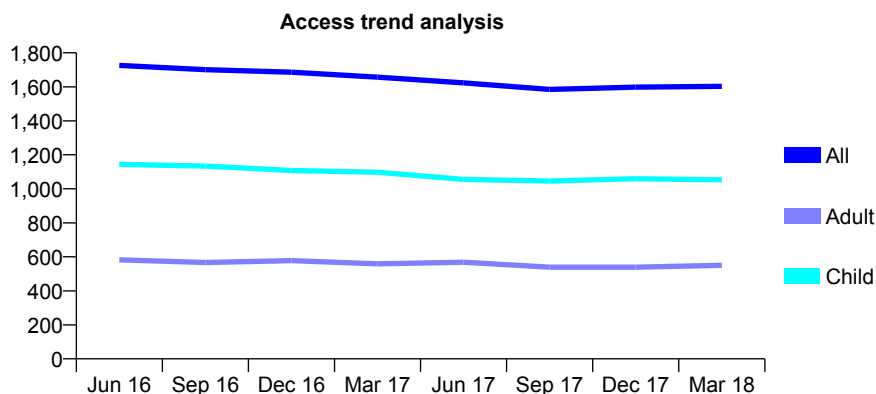
Q68 - Vital Signs At a Glance Contract Report for 979481/0001 - March 2018

Name or company name	Forestmead Dental Surgery
Contract type name	GDS Contract
Purpose of contract	General
Contract start date	01/04/2006
Contract end date	

17/18 Contracted general activity (UDA)	3,100
Carry forward general activity (UDA)	-35
17/18 Contracted orthodontic activity (UOA)	0
Carry forward orthodontic activity (UOA)	0
Baseline contract value	£67,149.97

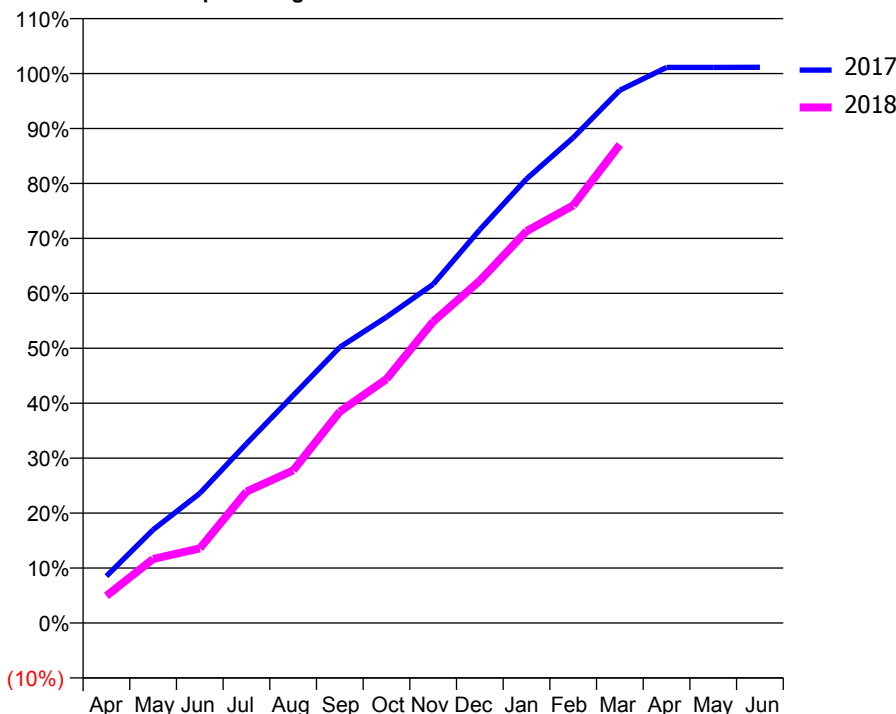
ACCESS*

Patients seen in 24 months	Total	Change since previous quarter
Quarter ending March 2017	1,657	
Quarter ending June 2017	1,623	↓
Quarter ending September 2017	1,585	↓
Quarter ending December 2017	1,598	→
Quarter ending March 2018	1,603	→
Variance since March 2017	(3.3%)	↓



ACTIVITY

Cumulative percentage of contracted UDA delivered 2017 & 2018



Month	Adjusted Scheduled Activity (UDA)	
	2017	2018
April	264	153
May	526	362
June	732	421
July	1,011	742
August	1,284	861
September	1,556	1,193
October	1,726	1,376
November	1,911	1,701
December	2,219	1,932
January	2,505	2,211
February	2,738	2,355
March	3,006	2,699
April	3,134	
May	3,134	
June	3,135	

QUALITY

	Quantity	Base Number	Contract	AT	Region	England
% of FP17s for the same patient ID Re-attending within 3 months - Children	62	1,476	4.2%	9.5%	11.5%	11.9%
% of FP17s for the same patient ID Re-attending within 3 months - Adults	44	556	7.9%	15.2%	15.9%	16.0%
% of FP17s for the same patient ID Re-attending between 3 & 9 months - Children	913	1,476	61.9%	59.5%	60.6%	58.3%
% of FP17s for the same patient ID Re-attending between 3 & 9 months - Adults	288	556	51.8%	50.8%	51.6%	50.3%
% of FP17s for Band 1 Urgent Courses	85	1,932	4.4%	9.6%	9.5%	9.1%
% of FP17s Relating to Free Repair or Replacements	0	1,932	0.0%	0.6%	0.7%	0.8%
% of FP17s Relating to Continuations	11	1,932	0.6%	0.9%	1.0%	1.0%
% of Patients satisfied with the dentistry they have received	0	0	N/A	91.1%	92.0%	91.5%
% of Patients satisfied with the time they had to wait for an appointment	0	0	N/A	88.6%	88.1%	87.9%

* This is based on patients treated on this contract for their most recent course of treatment. Figures in italics indicate the base number of FP17s or Patient Questionnaire responses are less than 100. N/A is shown where the base number of responses is less than 10 during the period. % is calculated as Quantity/Base number*100

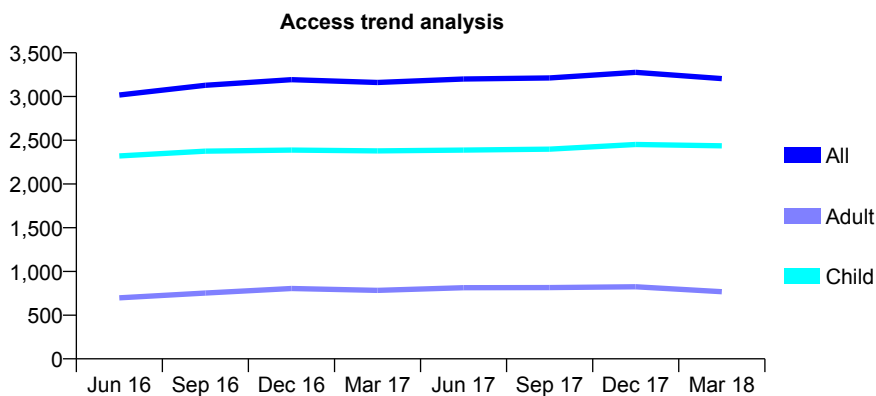
Q68 - Vital Signs At a Glance Contract Report for 981893/0001 - March 2018

Name or company name	MS MN VO
Contract type name	GDS Contract
Purpose of contract	General
Contract start date	18/08/2014
Contract end date	

17/18 Contracted general activity (UDA)	6,000
Carry forward general activity (UDA)	-33
17/18 Contracted orthodontic activity (UOA)	0
Carry forward orthodontic activity (UOA)	0
Baseline contract value	£149,638.16

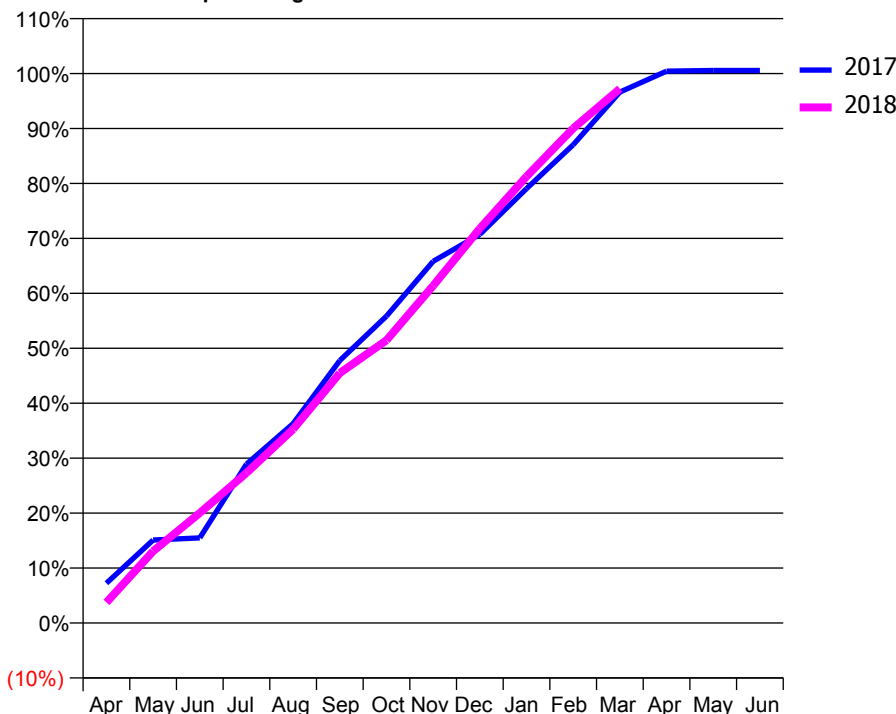
ACCESS*

Patients seen in 24 months	Total	Change since previous quarter
Quarter ending March 2017	3,161	
Quarter ending June 2017	3,201	→
Quarter ending September 2017	3,213	→
Quarter ending December 2017	3,277	→
Quarter ending March 2018	3,205	↓
Variance since March 2017	1.4%	→



ACTIVITY

Cumulative percentage of contracted UDA delivered 2017 & 2018



Month	Adjusted Scheduled Activity (UDA)	
	2017	2018
April	435	225
May	906	785
June	930	1,202
July	1,734	1,639
August	2,178	2,116
September	2,866	2,729
October	3,352	3,087
November	3,949	3,683
December	4,243	4,307
January	4,743	4,876
February	5,222	5,401
March	5,797	5,833
April	6,026	
May	6,033	
June	6,033	

QUALITY

	Quantity	Base Number	Contract	AT	Region	England
% of FP17s for the same patient ID Re-attending within 3 months - Children	243	3,519	6.9%	9.5%	11.5%	11.9%
% of FP17s for the same patient ID Re-attending within 3 months - Adults	52	561	9.3%	15.2%	15.9%	16.0%
% of FP17s for the same patient ID Re-attending between 3 & 9 months - Children	2,074	3,519	58.9%	59.5%	60.6%	58.3%
% of FP17s for the same patient ID Re-attending between 3 & 9 months - Adults	204	561	36.4%	50.8%	51.6%	50.3%
% of FP17s for Band 1 Urgent Courses	235	3,940	6.0%	9.6%	9.5%	9.1%
% of FP17s Relating to Free Repair or Replacements	0	3,940	0.0%	0.6%	0.7%	0.8%
% of FP17s Relating to Continuations	2	3,940	0.1%	0.9%	1.0%	1.0%
% of Patients satisfied with the dentistry they have received	4	4	N/A	91.1%	92.0%	91.5%
% of Patients satisfied with the time they had to wait for an appointment	4	4	N/A	88.6%	88.1%	87.9%

* This is based on patients treated on this contract for their most recent course of treatment. Figures in italics indicate the base number of FP17s or Patient Questionnaire responses are less than 100. N/A is shown where the base number of responses is less than 10 during the period. % is calculated as Quantity/Base number*100

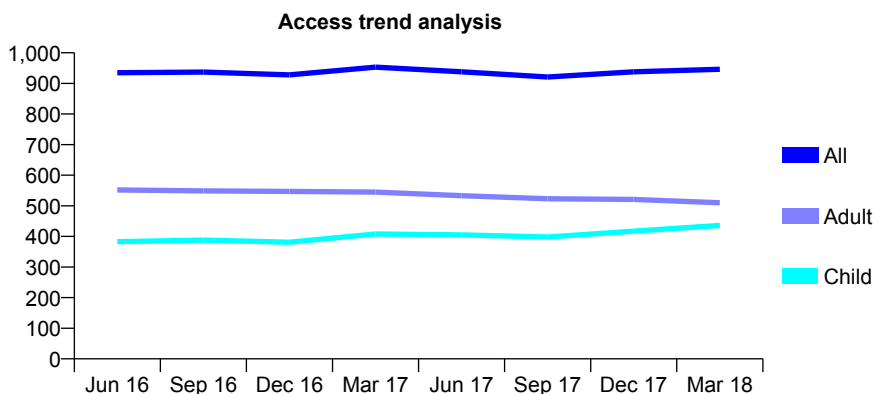
Q68 - Vital Signs At a Glance Contract Report for 982784/0001 - March 2018

Name or company name	MISS ME DAVIES
Contract type name	GDS Contract
Purpose of contract	General
Contract start date	01/04/2006
Contract end date	

17/18 Contracted general activity (UDA)	2,505
Carry forward general activity (UDA)	75
17/18 Contracted orthodontic activity (UOA)	0
Carry forward orthodontic activity (UOA)	0
Baseline contract value	£58,433.92

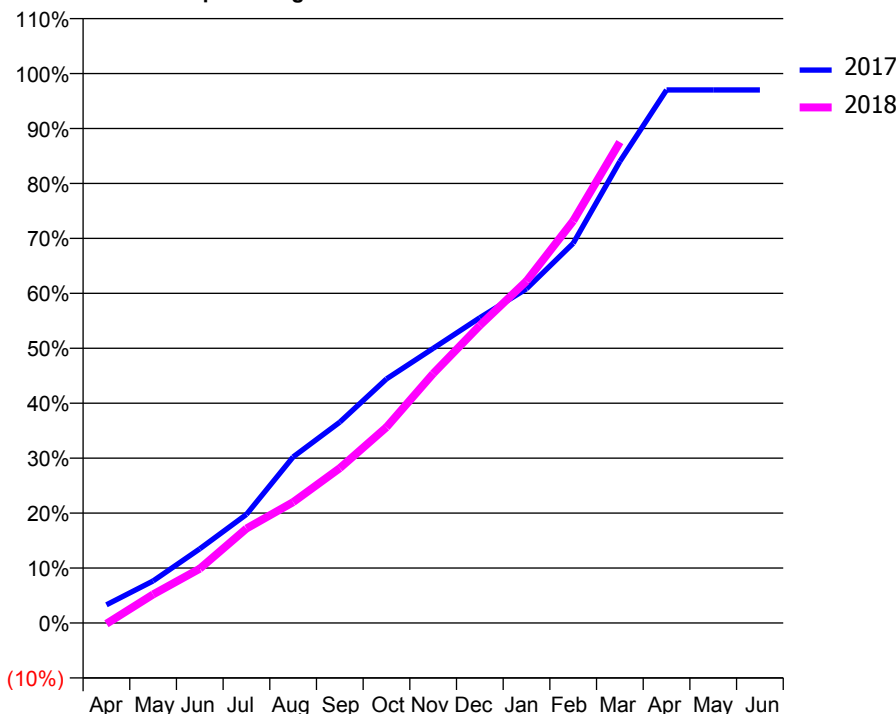
ACCESS*

Patients seen in 24 months	Total	Change since previous quarter
Quarter ending March 2017	953	
Quarter ending June 2017	938	↓
Quarter ending September 2017	921	↓
Quarter ending December 2017	938	→
Quarter ending March 2018	946	→
Variance since March 2017	(0.7%)	→



ACTIVITY

Cumulative percentage of contracted UDA delivered 2017 & 2018



Month	Adjusted Scheduled Activity (UDA)	
	2017	2018
April	83	-4
May	192	131
June	338	248
July	495	430
August	757	551
September	916	706
October	1,113	893
November	1,252	1,137
December	1,392	1,357
January	1,523	1,559
February	1,731	1,833
March	2,104	2,192
April	2,430	
May	2,430	
June	2,430	

QUALITY

	Quantity	Base Number	Contract	AT	Region	England
% of FP17s for the same patient ID Re-attending within 3 months - Children	35	850	4.1%	9.5%	11.5%	11.9%
% of FP17s for the same patient ID Re-attending within 3 months - Adults	69	839	8.2%	15.2%	15.9%	16.0%
% of FP17s for the same patient ID Re-attending between 3 & 9 months - Children	643	850	75.6%	59.5%	60.6%	58.3%
% of FP17s for the same patient ID Re-attending between 3 & 9 months - Adults	575	839	68.5%	50.8%	51.6%	50.3%
% of FP17s for Band 1 Urgent Courses	62	1,525	4.1%	9.6%	9.5%	9.1%
% of FP17s Relating to Free Repair or Replacements	6	1,525	0.4%	0.6%	0.7%	0.8%
% of FP17s Relating to Continuations	0	1,525	0.0%	0.9%	1.0%	1.0%
% of Patients satisfied with the dentistry they have received	0	0	N/A	91.1%	92.0%	91.5%
% of Patients satisfied with the time they had to wait for an appointment	0	0	N/A	88.6%	88.1%	87.9%

* This is based on patients treated on this contract for their most recent course of treatment. Figures in italics indicate the base number of FP17s or Patient Questionnaire responses are less than 100. N/A is shown where the base number of responses is less than 10 during the period. % is calculated as Quantity/Base number*100

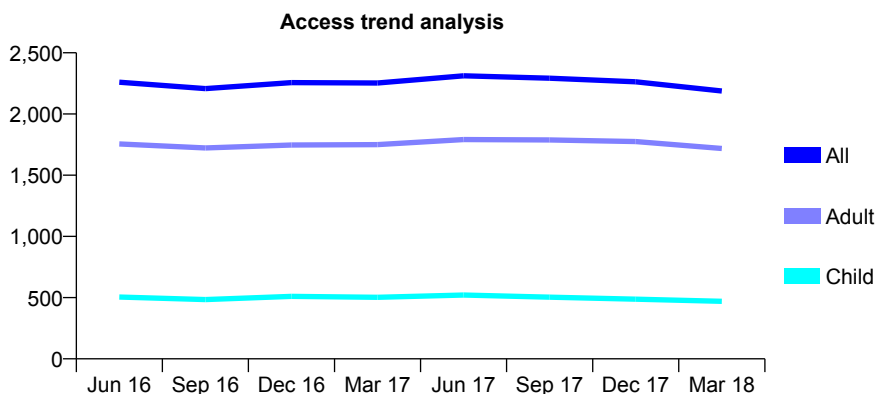
Q68 - Vital Signs At a Glance Contract Report for 993980/0002 - March 2018

Name or company name	MISS SH WILKINSON
Contract type name	GDS Contract
Purpose of contract	General
Contract start date	01/07/2007
Contract end date	

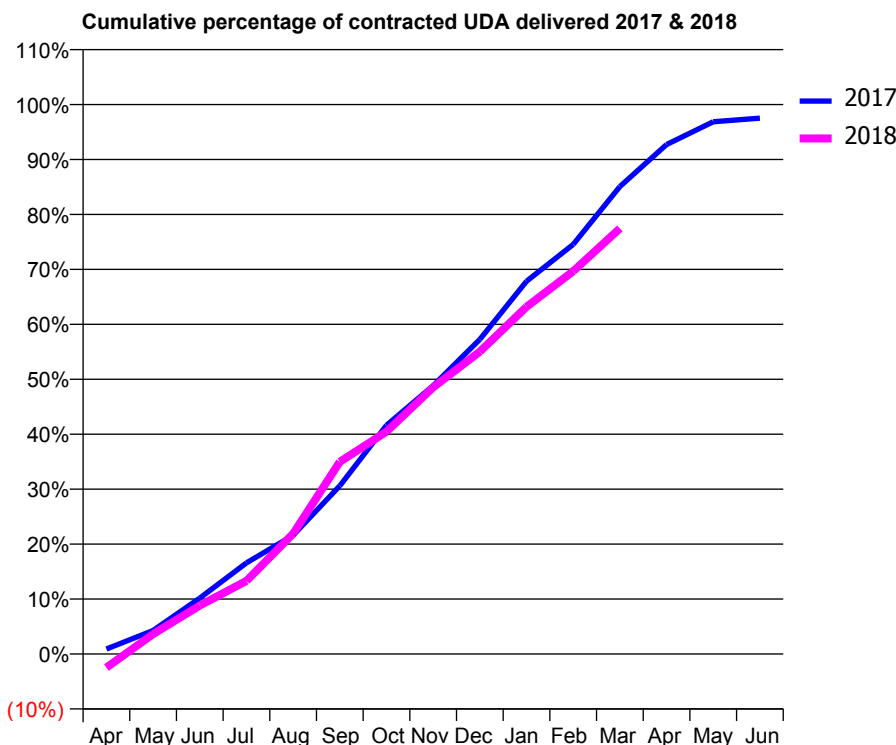
17/18 Contracted general activity (UDA)	6,500
Carry forward general activity (UDA)	161
17/18 Contracted orthodontic activity (UOA)	0
Carry forward orthodontic activity (UOA)	0
Baseline contract value	£166,872.11

ACCESS*

Patients seen in 24 months	Total	Change since previous quarter
Quarter ending March 2017	2,253	
Quarter ending June 2017	2,312	↑
Quarter ending September 2017	2,292	→
Quarter ending December 2017	2,263	↓
Quarter ending March 2018	2,188	↓
Variance since March 2017	(2.9%)	↓



ACTIVITY



Month	Adjusted Scheduled Activity (UDA)	
	2017	2018
April	59	-161
May	279	236
June	661	573
July	1,079	866
August	1,405	1,424
September	1,990	2,274
October	2,705	2,630
November	3,175	3,154
December	3,722	3,577
January	4,409	4,106
February	4,845	4,528
March	5,530	5,034
April	6,026	
May	6,296	
June	6,339	

QUALITY

	Quantity	Base Number	Contract	AT	Region	England
% of FP17s for the same patient ID Re-attending within 3 months - Children	15	460	3.3%	9.5%	11.5%	11.9%
% of FP17s for the same patient ID Re-attending within 3 months - Adults	154	1,770	8.7%	15.2%	15.9%	16.0%
% of FP17s for the same patient ID Re-attending between 3 & 9 months - Children	193	460	42.0%	59.5%	60.6%	58.3%
% of FP17s for the same patient ID Re-attending between 3 & 9 months - Adults	681	1,770	38.5%	50.8%	51.6%	50.3%
% of FP17s for Band 1 Urgent Courses	35	1,960	1.8%	9.6%	9.5%	9.1%
% of FP17s Relating to Free Repair or Replacements	23	1,960	1.2%	0.6%	0.7%	0.8%
% of FP17s Relating to Continuations	12	1,960	0.6%	0.9%	1.0%	1.0%
% of Patients satisfied with the dentistry they have received	8	9	N/A	91.1%	92.0%	91.5%
% of Patients satisfied with the time they had to wait for an appointment	9	9	N/A	88.6%	88.1%	87.9%

* This is based on patients treated on this contract for their most recent course of treatment. Figures in italics indicate the base number of FP17s or Patient Questionnaire responses are less than 100. N/A is shown where the base number of responses is less than 10 during the period. % is calculated as Quantity/Base number*100

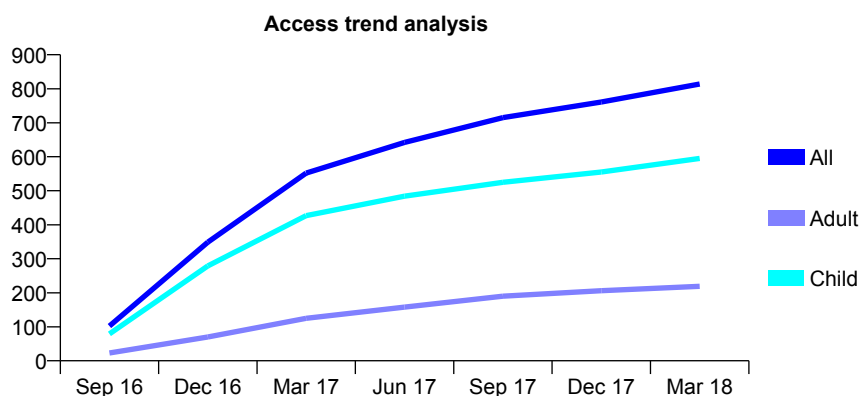
Q69 - Vital Signs At a Glance Contract Report for 100194/0000 - March 2018

Name or company name	Chalfont St Peter Partnership
Contract type name	GDS Contract
Purpose of contract	General
Contract start date	01/08/2016
Contract end date	

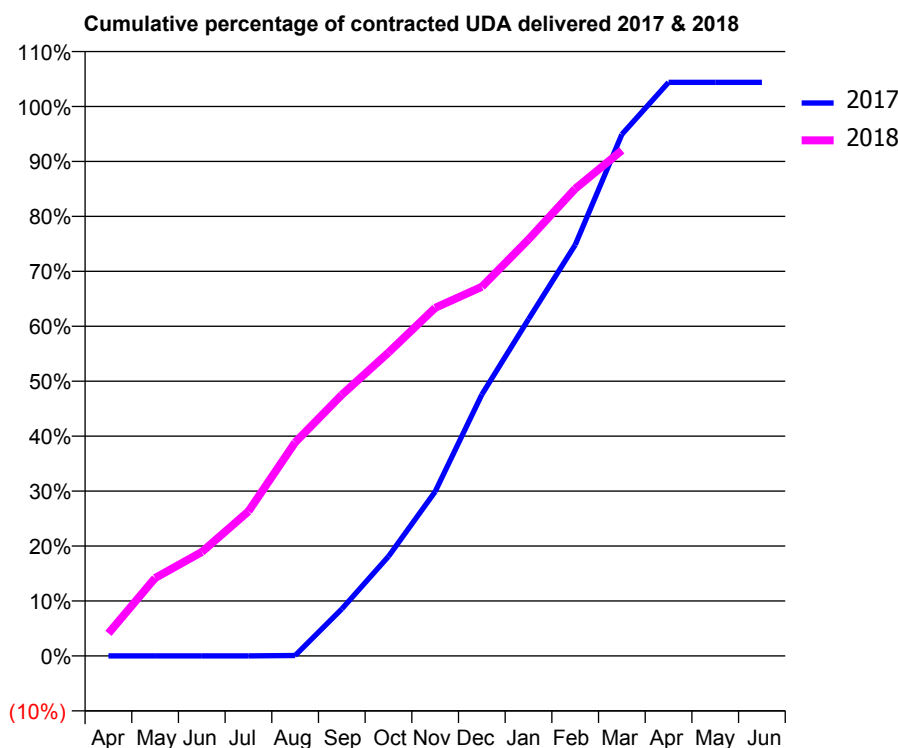
17/18 Contracted general activity (UDA)	1,600
Carry forward general activity (UDA)	-32
17/18 Contracted orthodontic activity (UOA)	0
Carry forward orthodontic activity (UOA)	0
Baseline contract value	£41,152.29

ACCESS*

Patients seen in 24 months	Total	Change since previous quarter
Quarter ending March 2017	552	
Quarter ending June 2017	642	↑
Quarter ending September 2017	715	↑
Quarter ending December 2017	761	↑
Quarter ending March 2018	814	↑
Variance since March 2017	47.5%	↑



ACTIVITY



Month	Adjusted Scheduled Activity (UDA)	
	2017	2018
April	0	66
May	0	227
June	0	303
July	0	421
August	1	622
September	91	761
October	193	884
November	319	1,013
December	508	1,075
January	654	1,213
February	798	1,360
March	1,013	1,472
April	1,114	
May	1,114	
June	1,114	

QUALITY

	Quantity	Base Number	Contract	AT	Region	England
% of FP17s for the same patient ID Re-attending within 3 months - Children	40	775	5.2%	11.5%	11.5%	11.9%
% of FP17s for the same patient ID Re-attending within 3 months - Adults	12	162	7.4%	15.2%	15.9%	16.0%
% of FP17s for the same patient ID Re-attending between 3 & 9 months - Children	426	775	55.0%	57.8%	60.6%	58.3%
% of FP17s for the same patient ID Re-attending between 3 & 9 months - Adults	72	162	44.4%	48.0%	51.6%	50.3%
% of FP17s for Band 1 Urgent Courses	36	894	4.0%	9.8%	9.5%	9.1%
% of FP17s Relating to Free Repair or Replacements	2	894	0.2%	0.7%	0.7%	0.8%
% of FP17s Relating to Continuations	2	894	0.2%	0.8%	1.0%	1.0%
% of Patients satisfied with the dentistry they have received	2	2	N/A	93.6%	92.0%	91.5%
% of Patients satisfied with the time they had to wait for an appointment	2	2	N/A	89.3%	88.1%	87.9%

* This is based on patients treated on this contract for their most recent course of treatment. Figures in italics indicate the base number of FP17s or Patient Questionnaire responses are less than 100. N/A is shown where the base number of responses is less than 10 during the period. % is calculated as Quantity/Base number*100

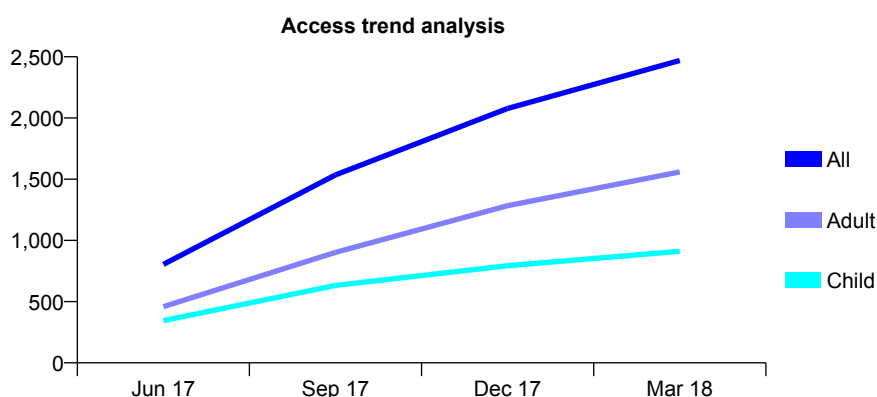
Q69 - Vital Signs At a Glance Contract Report for 100313/0000 - March 2018

Name or company name	OPTIMA CARE (MAIDENHEAD) Ltd
Contract type name	GDS Contract
Purpose of contract	General
Contract start date	01/04/2017
Contract end date	

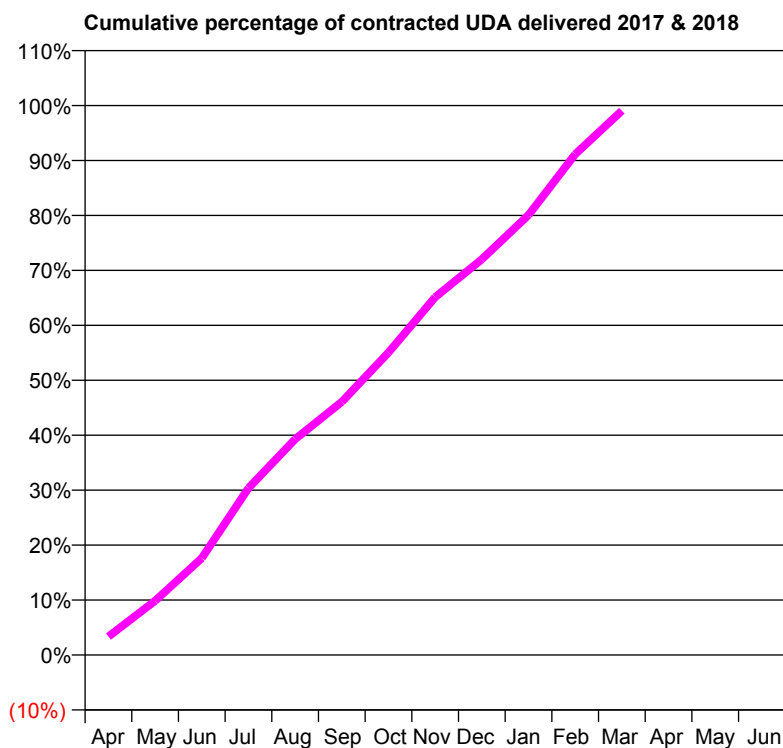
17/18 Contracted general activity (UDA)	6,864
Carry forward general activity (UDA)	0
17/18 Contracted orthodontic activity (UOA)	0
Carry forward orthodontic activity (UOA)	0
Baseline contract value	£178,340.16

ACCESS*

Patients seen in 24 months	Total	Change since previous quarter
Quarter ending March 2017	0	
Quarter ending June 2017	804	↑
Quarter ending September 2017	1,535	↑
Quarter ending December 2017	2,078	↑
Quarter ending March 2018	2,470	↑
Variance since March 2017	N/A	



ACTIVITY



Month	Adjusted Scheduled Activity (UDA)	
	2017	2018
April	0	231
May	0	677
June	0	1,210
July	0	2,085
August	0	2,696
September	0	3,162
October	0	3,778
November	0	4,470
December	0	4,943
January	0	5,496
February	0	6,256
March	0	6,799
April	0	
May	0	
June	0	

QUALITY

	Quantity	Base Number	Contract	AT	Region	England
% of FP17s for the same patient ID Re-attending within 3 months - Children	97	1,435	6.8%	11.5%	11.5%	11.9%
% of FP17s for the same patient ID Re-attending within 3 months - Adults	167	2,150	7.8%	15.2%	15.9%	16.0%
% of FP17s for the same patient ID Re-attending between 3 & 9 months - Children	339	1,435	23.6%	57.8%	60.6%	58.3%
% of FP17s for the same patient ID Re-attending between 3 & 9 months - Adults	300	2,150	14.0%	48.0%	51.6%	50.3%
% of FP17s for Band 1 Urgent Courses	294	3,124	9.4%	9.8%	9.5%	9.1%
% of FP17s Relating to Free Repair or Replacements	3	3,124	0.1%	0.7%	0.7%	0.8%
% of FP17s Relating to Continuations	5	3,124	0.2%	0.8%	1.0%	1.0%
% of Patients satisfied with the dentistry they have received	2	2	N/A	93.6%	92.0%	91.5%
% of Patients satisfied with the time they had to wait for an appointment	2	2	N/A	89.3%	88.1%	87.9%

* This is based on patients treated on this contract for their most recent course of treatment. Figures in italics indicate the base number of FP17s or Patient Questionnaire responses are less than 100. N/A is shown where the base number of responses is less than 10 during the period. % is calculated as Quantity/Base number*100

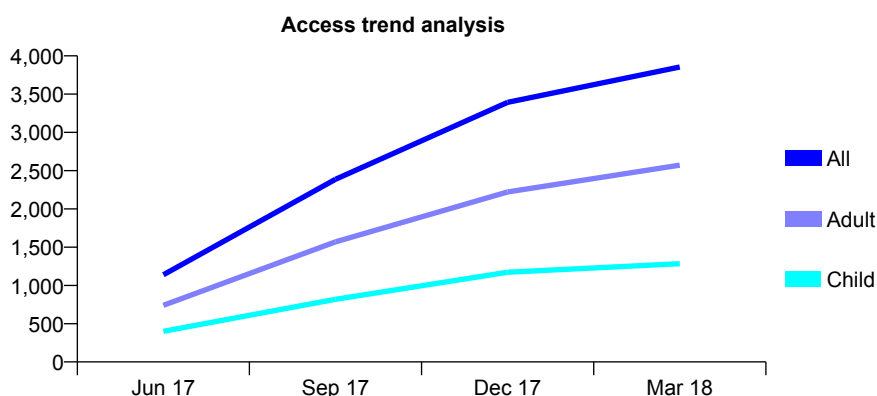
Q69 - Vital Signs At a Glance Contract Report for 100322/0000 - March 2018

Name or company name	Mr A Rai & Mr F Tahir
Contract type name	GDS Contract
Purpose of contract	General
Contract start date	01/04/2017
Contract end date	

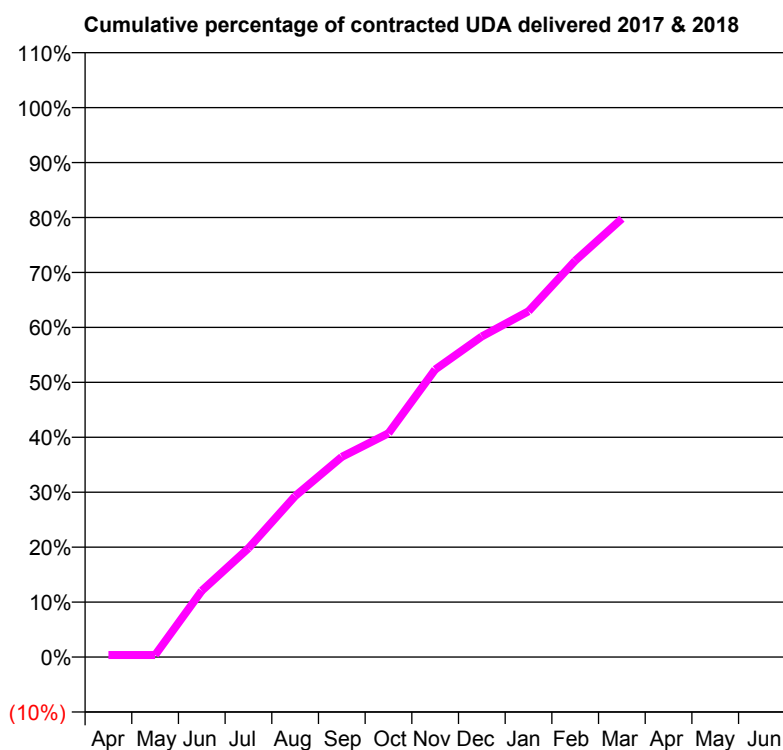
17/18 Contracted general activity (UDA)	13,398
Carry forward general activity (UDA)	0
17/18 Contracted orthodontic activity (UOA)	0
Carry forward orthodontic activity (UOA)	0
Baseline contract value	£303,854.90

ACCESS*

Patients seen in 24 months	Total	Change since previous quarter
Quarter ending March 2017	0	
Quarter ending June 2017	1,139	↑
Quarter ending September 2017	2,387	↑
Quarter ending December 2017	3,393	↑
Quarter ending March 2018	3,855	↑
Variance since March 2017	N/A	



ACTIVITY



Month	Adjusted Scheduled Activity (UDA)	
	2017	2018
April	0	49
May	0	49
June	0	1,617
July	0	2,653
August	0	3,927
September	0	4,882
October	0	5,456
November	0	7,011
December	0	7,819
January	0	8,432
February	0	9,663
March	0	10,690
April	0	
May	0	
June	0	

QUALITY

	Quantity	Base Number	Contract	AT	Region	England
% of FP17s for the same patient ID Re-attending within 3 months - Children	108	1,946	5.5%	11.5%	11.5%	11.9%
% of FP17s for the same patient ID Re-attending within 3 months - Adults	412	4,012	10.3%	15.2%	15.9%	16.0%
% of FP17s for the same patient ID Re-attending between 3 & 9 months - Children	443	1,946	22.8%	57.8%	60.6%	58.3%
% of FP17s for the same patient ID Re-attending between 3 & 9 months - Adults	844	4,012	21.0%	48.0%	51.6%	50.3%
% of FP17s for Band 1 Urgent Courses	682	5,958	11.4%	9.8%	9.5%	9.1%
% of FP17s Relating to Free Repair or Replacements	20	5,958	0.3%	0.7%	0.7%	0.8%
% of FP17s Relating to Continuations	15	5,958	0.3%	0.8%	1.0%	1.0%
% of Patients satisfied with the dentistry they have received	3	4	N/A	93.6%	92.0%	91.5%
% of Patients satisfied with the time they had to wait for an appointment	4	4	N/A	89.3%	88.1%	87.9%

* This is based on patients treated on this contract for their most recent course of treatment. Figures in italics indicate the base number of FP17s or Patient Questionnaire responses are less than 100. N/A is shown where the base number of responses is less than 10 during the period. % is calculated as Quantity/Base number*100

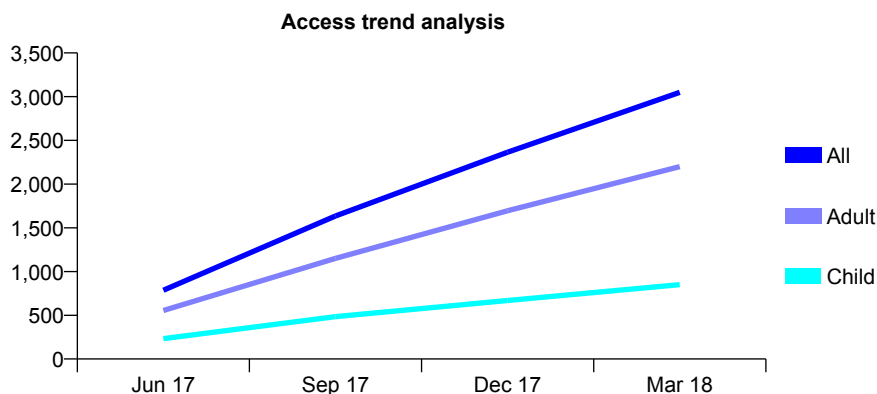
Q69 - Vital Signs At a Glance Contract Report for 100323/0000 - March 2018

Name or company name	Mr A Rai & Mr F Tahir
Contract type name	GDS Contract
Purpose of contract	General
Contract start date	01/04/2017
Contract end date	

17/18 Contracted general activity (UDA)	12,351
Carry forward general activity (UDA)	0
17/18 Contracted orthodontic activity (UOA)	0
Carry forward orthodontic activity (UOA)	0
Baseline contract value	£281,066.04

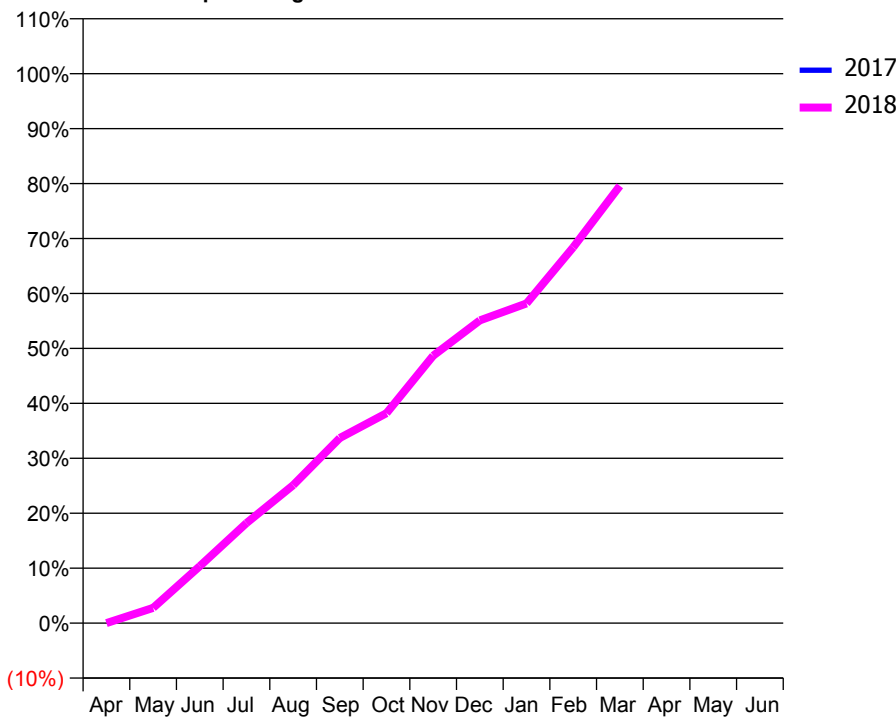
ACCESS*

Patients seen in 24 months	Total	Change since previous quarter
Quarter ending March 2017	0	
Quarter ending June 2017	786	↑
Quarter ending September 2017	1,635	↑
Quarter ending December 2017	2,364	↑
Quarter ending March 2018	3,050	↑
Variance since March 2017	N/A	



ACTIVITY

Cumulative percentage of contracted UDA delivered 2017 & 2018



Adjusted Scheduled Activity (UDA)

Month	2017	2018
April	0	0
May	0	342
June	0	1,281
July	0	2,248
August	0	3,102
September	0	4,162
October	0	4,720
November	0	6,011
December	0	6,806
January	0	7,185
February	0	8,448
March	0	9,829
April	0	
May	0	
June	0	

QUALITY

	Quantity	Base Number	Contract	AT	Region	England
% of FP17s for the same patient ID Re-attending within 3 months - Children	55	1,258	4.4%	11.5%	11.5%	11.9%
% of FP17s for the same patient ID Re-attending within 3 months - Adults	530	3,463	15.3%	15.2%	15.9%	16.0%
% of FP17s for the same patient ID Re-attending between 3 & 9 months - Children	277	1,258	22.0%	57.8%	60.6%	58.3%
% of FP17s for the same patient ID Re-attending between 3 & 9 months - Adults	577	3,463	16.7%	48.0%	51.6%	50.3%
% of FP17s for Band 1 Urgent Courses	845	4,721	17.9%	9.8%	9.5%	9.1%
% of FP17s Relating to Free Repair or Replacements	36	4,721	0.8%	0.7%	0.7%	0.8%
% of FP17s Relating to Continuations	45	4,721	1.0%	0.8%	1.0%	1.0%
% of Patients satisfied with the dentistry they have received	2	3	N/A	93.6%	92.0%	91.5%
% of Patients satisfied with the time they had to wait for an appointment	1	3	N/A	89.3%	88.1%	87.9%

* This is based on patients treated on this contract for their most recent course of treatment. Figures in italics indicate the base number of FP17s or Patient Questionnaire responses are less than 100. N/A is shown where the base number of responses is less than 10 during the period. % is calculated as Quantity/Base number*100

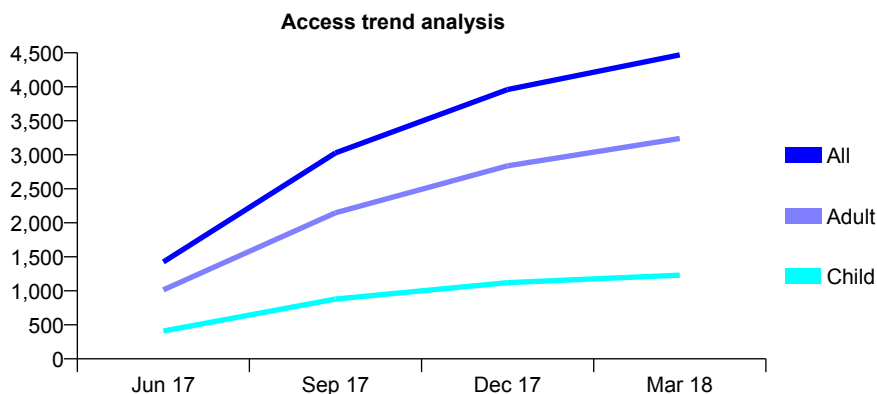
Q69 - Vital Signs At a Glance Contract Report for 100333/0000 - March 2018

Name or company name	Dentalcare Limited
Contract type name	GDS Contract
Purpose of contract	General
Contract start date	01/04/2017
Contract end date	

17/18 Contracted general activity (UDA)	14,474
Carry forward general activity (UDA)	0
17/18 Contracted orthodontic activity (UOA)	0
Carry forward orthodontic activity (UOA)	0
Baseline contract value	£329,352.30

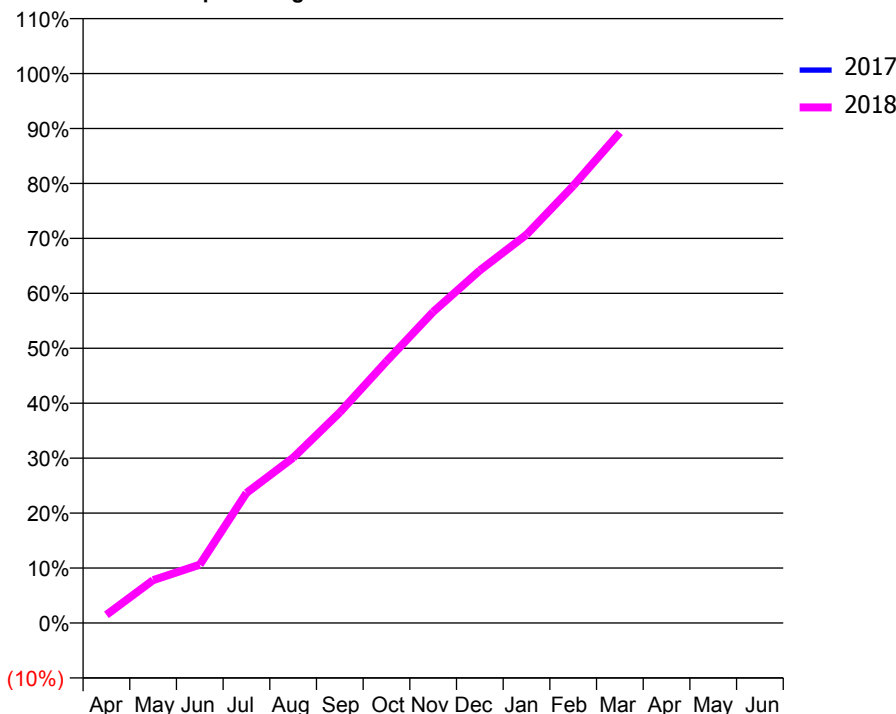
ACCESS*

Patients seen in 24 months	Total	Change since previous quarter
Quarter ending March 2017	0	
Quarter ending June 2017	1,424	↑
Quarter ending September 2017	3,028	↑
Quarter ending December 2017	3,959	↑
Quarter ending March 2018	4,470	↑
Variance since March 2017	N/A	



ACTIVITY

Cumulative percentage of contracted UDA delivered 2017 & 2018



Adjusted Scheduled Activity (UDA)

Month	2017	2018
April	0	216
May	0	1,130
June	0	1,538
July	0	3,428
August	0	4,355
September	0	5,549
October	0	6,894
November	0	8,198
December	0	9,287
January	0	10,230
February	0	11,517
March	0	12,920
April	0	
May	0	
June	0	

QUALITY

	Quantity	Base Number	Contract	AT	Region	England
% of FP17s for the same patient ID Re-attending within 3 months - Children	88	1,972	4.5%	11.5%	11.5%	11.9%
% of FP17s for the same patient ID Re-attending within 3 months - Adults	691	5,287	13.1%	15.2%	15.9%	16.0%
% of FP17s for the same patient ID Re-attending between 3 & 9 months - Children	572	1,972	29.0%	57.8%	60.6%	58.3%
% of FP17s for the same patient ID Re-attending between 3 & 9 months - Adults	1,284	5,287	24.3%	48.0%	51.6%	50.3%
% of FP17s for Band 1 Urgent Courses	652	7,259	9.0%	9.8%	9.5%	9.1%
% of FP17s Relating to Free Repair or Replacements	79	7,259	1.1%	0.7%	0.7%	0.8%
% of FP17s Relating to Continuations	19	7,259	0.3%	0.8%	1.0%	1.0%
% of Patients satisfied with the dentistry they have received	5	5	N/A	93.6%	92.0%	91.5%
% of Patients satisfied with the time they had to wait for an appointment	3	5	N/A	89.3%	88.1%	87.9%

* This is based on patients treated on this contract for their most recent course of treatment. Figures in italics indicate the base number of FP17s or Patient Questionnaire responses are less than 100. N/A is shown where the base number of responses is less than 10 during the period. % is calculated as Quantity/Base number*100

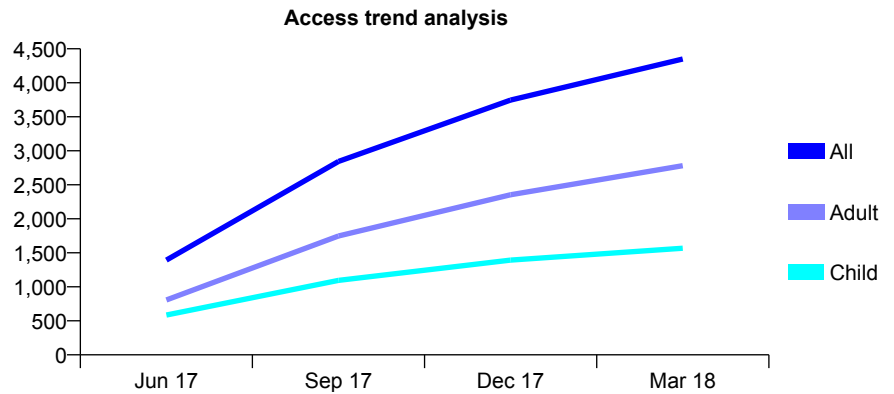
Q69 - Vital Signs At a Glance Contract Report for 100347/0000 - March 2018

Name or company name	PURESMILE EARLEY LTD
Contract type name	GDS Contract
Purpose of contract	General
Contract start date	01/04/2017
Contract end date	

17/18 Contracted general activity (UDA)	14,627
Carry forward general activity (UDA)	0
17/18 Contracted orthodontic activity (UOA)	0
Carry forward orthodontic activity (UOA)	0
Baseline contract value	£338,402.01

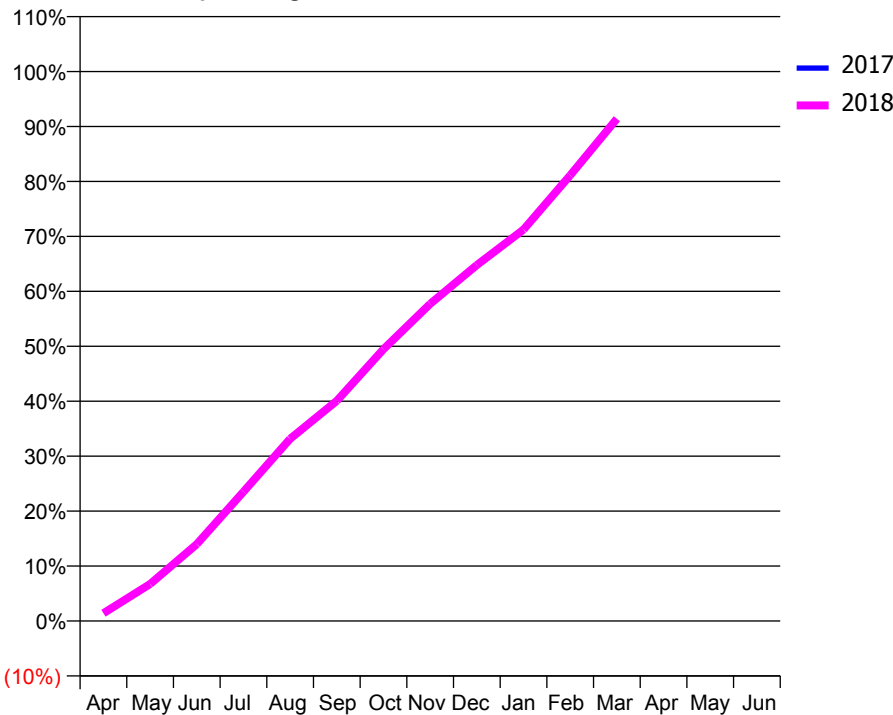
ACCESS*

Patients seen in 24 months	Total	Change since previous quarter
Quarter ending March 2017	0	
Quarter ending June 2017	1,393	↑
Quarter ending September 2017	2,844	↑
Quarter ending December 2017	3,747	↑
Quarter ending March 2018	4,350	↑
Variance since March 2017	N/A	



ACTIVITY

Cumulative percentage of contracted UDA delivered 2017 & 2018



Month	Adjusted Scheduled Activity (UDA)	
	2017	2018
April	0	209
May	0	983
June	0	2,047
July	0	3,441
August	0	4,850
September	0	5,862
October	0	7,236
November	0	8,444
December	0	9,475
January	0	10,421
February	0	11,865
March	0	13,369
April	0	
May	0	
June	0	

QUALITY

	Quantity	Base Number	Contract	AT	Region	England
% of FP17s for the same patient ID Re-attending within 3 months - Children	145	2,454	5.9%	11.5%	11.5%	11.9%
% of FP17s for the same patient ID Re-attending within 3 months - Adults	386	4,157	9.3%	15.2%	15.9%	16.0%
% of FP17s for the same patient ID Re-attending between 3 & 9 months - Children	627	2,454	25.6%	57.8%	60.6%	58.3%
% of FP17s for the same patient ID Re-attending between 3 & 9 months - Adults	922	4,157	22.2%	48.0%	51.6%	50.3%
% of FP17s for Band 1 Urgent Courses	489	6,611	7.4%	9.8%	9.5%	9.1%
% of FP17s Relating to Free Repair or Replacements	82	6,611	1.2%	0.7%	0.7%	0.8%
% of FP17s Relating to Continuations	27	6,611	0.4%	0.8%	1.0%	1.0%
% of Patients satisfied with the dentistry they have received	8	9	N/A	93.6%	92.0%	91.5%
% of Patients satisfied with the time they had to wait for an appointment	7	9	N/A	89.3%	88.1%	87.9%

* This is based on patients treated on this contract for their most recent course of treatment. Figures in italics indicate the base number of FP17s or Patient Questionnaire responses are less than 100. N/A is shown where the base number of responses is less than 10 during the period. % is calculated as Quantity/Base number*100

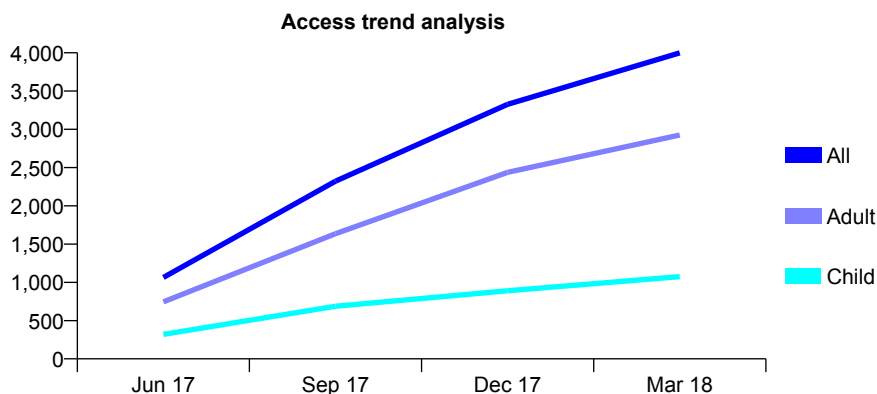
Q69 - Vital Signs At a Glance Contract Report for 100374/0000 - March 2018

Name or company name	Mr A Rai & Mr F Tahir
Contract type name	GDS Contract
Purpose of contract	General
Contract start date	01/04/2017
Contract end date	

17/18 Contracted general activity (UDA)	15,471
Carry forward general activity (UDA)	0
17/18 Contracted orthodontic activity (UOA)	0
Carry forward orthodontic activity (UOA)	0
Baseline contract value	£317,680.74

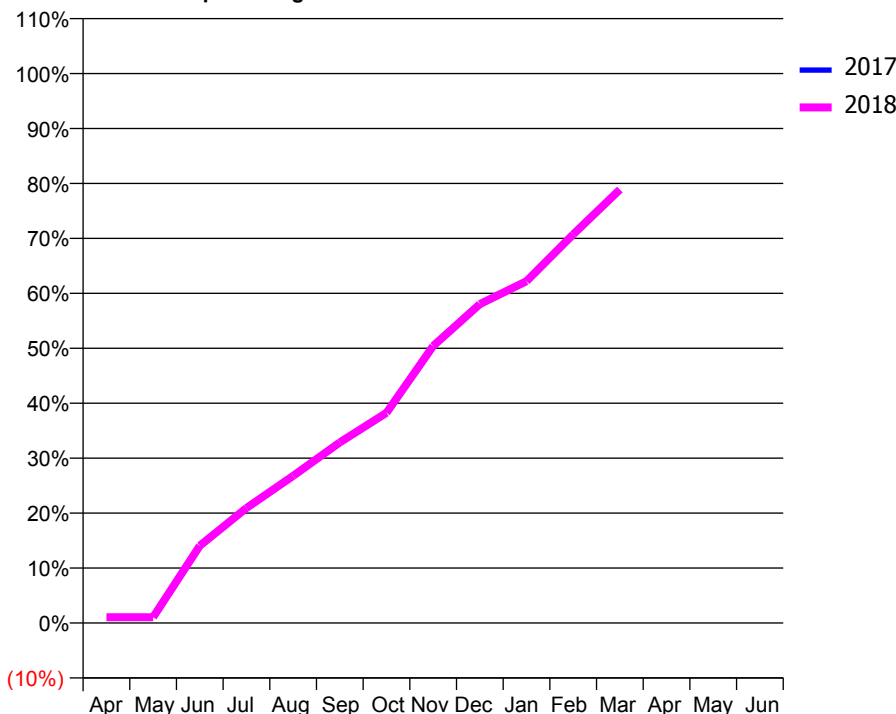
ACCESS*

Patients seen in 24 months	Total	Change since previous quarter
Quarter ending March 2017	0	
Quarter ending June 2017	1,064	↑
Quarter ending September 2017	2,323	↑
Quarter ending December 2017	3,327	↑
Quarter ending March 2018	3,999	↑
Variance since March 2017	N/A	



ACTIVITY

Cumulative percentage of contracted UDA delivered 2017 & 2018



Adjusted Scheduled Activity (UDA)

Month	2017	2018
April	0	163
May	0	163
June	0	2,174
July	0	3,238
August	0	4,143
September	0	5,084
October	0	5,918
November	0	7,798
December	0	8,978
January	0	9,623
February	0	10,944
March	0	12,203
April	0	
May	0	
June	0	

QUALITY

	Quantity	Base Number	Contract	AT	Region	England
% of FP17s for the same patient ID Re-attending within 3 months - Children	104	1,648	6.3%	11.5%	11.5%	11.9%
% of FP17s for the same patient ID Re-attending within 3 months - Adults	662	4,617	14.3%	15.2%	15.9%	16.0%
% of FP17s for the same patient ID Re-attending between 3 & 9 months - Children	369	1,648	22.4%	57.8%	60.6%	58.3%
% of FP17s for the same patient ID Re-attending between 3 & 9 months - Adults	834	4,617	18.1%	48.0%	51.6%	50.3%
% of FP17s for Band 1 Urgent Courses	942	6,265	15.0%	9.8%	9.5%	9.1%
% of FP17s Relating to Free Repair or Replacements	16	6,265	0.3%	0.7%	0.7%	0.8%
% of FP17s Relating to Continuations	46	6,265	0.7%	0.8%	1.0%	1.0%
% of Patients satisfied with the dentistry they have received	3	5	N/A	93.6%	92.0%	91.5%
% of Patients satisfied with the time they had to wait for an appointment	3	5	N/A	89.3%	88.1%	87.9%

* This is based on patients treated on this contract for their most recent course of treatment. Figures in italics indicate the base number of FP17s or Patient Questionnaire responses are less than 100. N/A is shown where the base number of responses is less than 10 during the period. % is calculated as Quantity/Base number*100

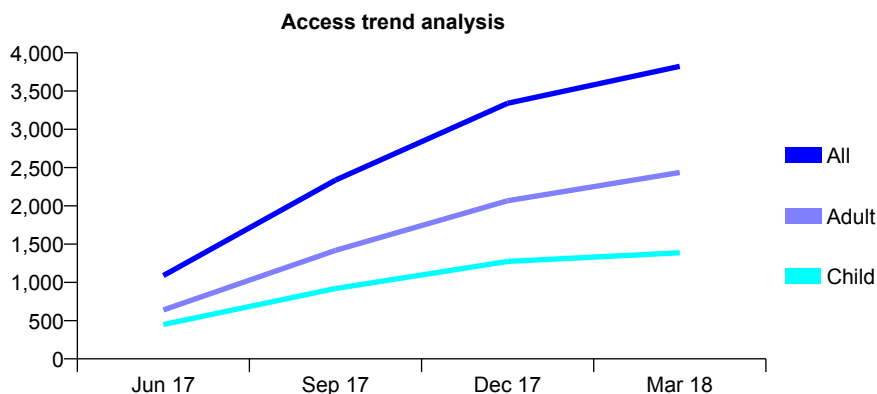
Q69 - Vital Signs At a Glance Contract Report for 100394/0000 - March 2018

Name or company name	Puresmile Marlow
Contract type name	GDS Contract
Purpose of contract	General
Contract start date	01/04/2017
Contract end date	

17/18 Contracted general activity (UDA)	12,000
Carry forward general activity (UDA)	0
17/18 Contracted orthodontic activity (UOA)	0
Carry forward orthodontic activity (UOA)	0
Baseline contract value	£254,630.06

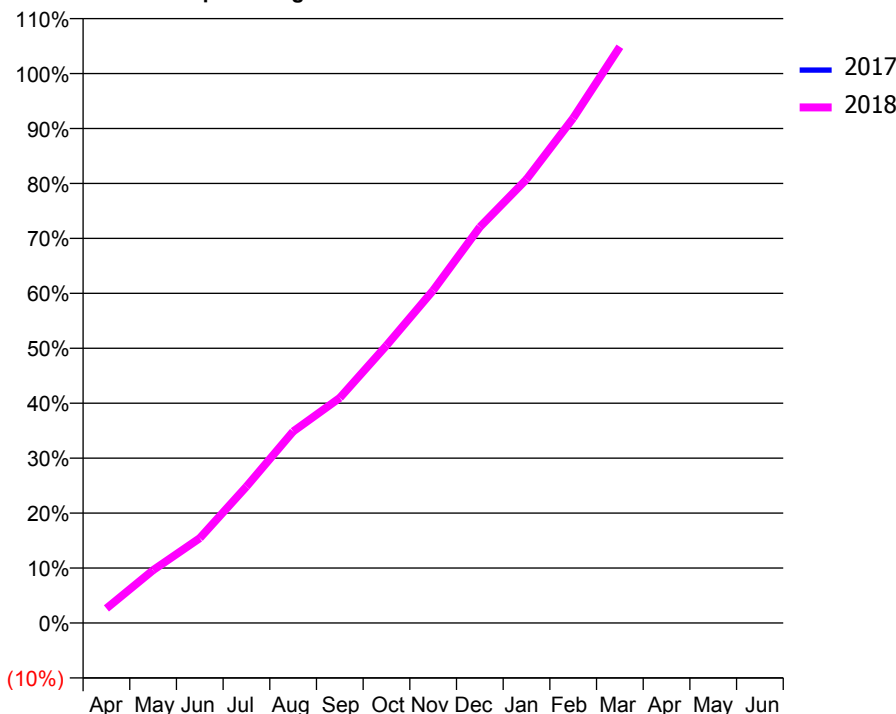
ACCESS*

Patients seen in 24 months	Total	Change since previous quarter
Quarter ending March 2017	0	
Quarter ending June 2017	1,088	↑
Quarter ending September 2017	2,336	↑
Quarter ending December 2017	3,341	↑
Quarter ending March 2018	3,823	↑
Variance since March 2017	N/A	



ACTIVITY

Cumulative percentage of contracted UDA delivered 2017 & 2018



Adjusted Scheduled Activity (UDA)

Month	2017	2018
April	0	319
May	0	1,155
June	0	1,855
July	0	2,979
August	0	4,182
September	0	4,918
October	0	6,062
November	0	7,265
December	0	8,647
January	0	9,689
February	0	11,027
March	0	12,583
April	0	
May	0	
June	0	

QUALITY

	Quantity	Base Number	Contract	AT	Region	England
% of FP17s for the same patient ID Re-attending within 3 months - Children	93	2,165	4.3%	11.5%	11.5%	11.9%
% of FP17s for the same patient ID Re-attending within 3 months - Adults	489	3,810	12.8%	15.2%	15.9%	16.0%
% of FP17s for the same patient ID Re-attending between 3 & 9 months - Children	574	2,165	26.5%	57.8%	60.6%	58.3%
% of FP17s for the same patient ID Re-attending between 3 & 9 months - Adults	803	3,810	21.1%	48.0%	51.6%	50.3%
% of FP17s for Band 1 Urgent Courses	550	5,975	9.2%	9.8%	9.5%	9.1%
% of FP17s Relating to Free Repair or Replacements	51	5,975	0.9%	0.7%	0.7%	0.8%
% of FP17s Relating to Continuations	27	5,975	0.5%	0.8%	1.0%	1.0%
% of Patients satisfied with the dentistry they have received	6	7	N/A	93.6%	92.0%	91.5%
% of Patients satisfied with the time they had to wait for an appointment	6	7	N/A	89.3%	88.1%	87.9%

* This is based on patients treated on this contract for their most recent course of treatment. Figures in italics indicate the base number of FP17s or Patient Questionnaire responses are less than 100. N/A is shown where the base number of responses is less than 10 during the period. % is calculated as Quantity/Base number*100

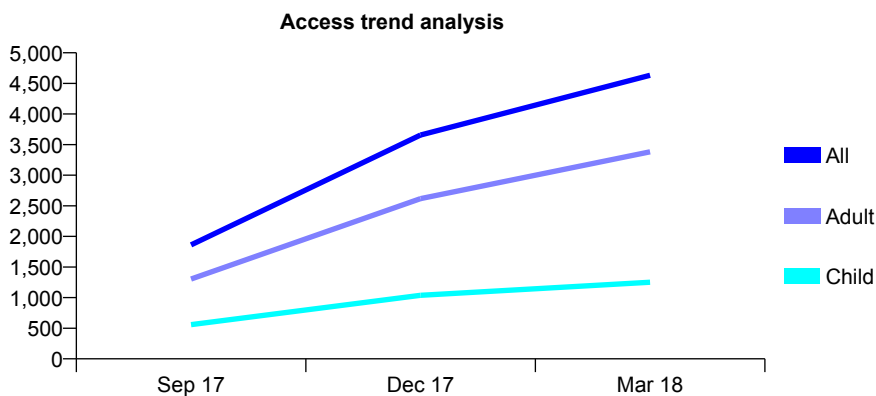
Q69 - Vital Signs At a Glance Contract Report for 100472/0000 - March 2018

Name or company name	Rodericks Dental Limited
Contract type name	GDS Contract
Purpose of contract	General
Contract start date	01/07/2017
Contract end date	

17/18 Contracted general activity (UDA)	13,544
Carry forward general activity (UDA)	0
17/18 Contracted orthodontic activity (UOA)	0
Carry forward orthodontic activity (UOA)	0
Baseline contract value	£351,587.93

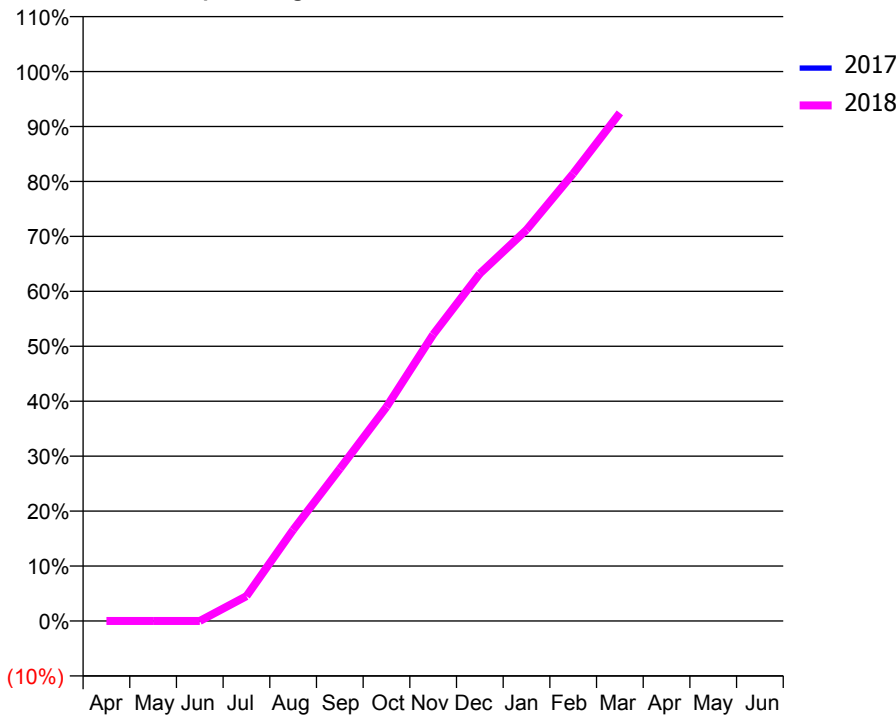
ACCESS*

Patients seen in 24 months	Total	Change since previous quarter
Quarter ending March 2017	0	
Quarter ending June 2017	0	
Quarter ending September 2017	1,861	↑
Quarter ending December 2017	3,656	↑
Quarter ending March 2018	4,633	↑
Variance since March 2017	N/A	



ACTIVITY

Cumulative percentage of contracted UDA delivered 2017 & 2018



Month	Adjusted Scheduled Activity (UDA)	
	2017	2018
April	0	0
May	0	0
June	0	0
July	0	612
August	0	2,247
September	0	3,753
October	0	5,278
November	0	7,062
December	0	8,563
January	0	9,641
February	0	11,030
March	0	12,525
April	0	
May	0	
June	0	

QUALITY

	Quantity	Base Number	Contract	AT	Region	England
% of FP17s for the same patient ID Re-attending within 3 months - Children	70	1,594	4.4%	11.5%	11.5%	11.9%
% of FP17s for the same patient ID Re-attending within 3 months - Adults	397	4,336	9.2%	15.2%	15.9%	16.0%
% of FP17s for the same patient ID Re-attending between 3 & 9 months - Children	205	1,594	12.9%	57.8%	60.6%	58.3%
% of FP17s for the same patient ID Re-attending between 3 & 9 months - Adults	447	4,336	10.3%	48.0%	51.6%	50.3%
% of FP17s for Band 1 Urgent Courses	499	5,930	8.4%	9.8%	9.5%	9.1%
% of FP17s Relating to Free Repair or Replacements	33	5,930	0.6%	0.7%	0.7%	0.8%
% of FP17s Relating to Continuations	46	5,930	0.8%	0.8%	1.0%	1.0%
% of Patients satisfied with the dentistry they have received	5	5	N/A	93.6%	92.0%	91.5%
% of Patients satisfied with the time they had to wait for an appointment	5	5	N/A	89.3%	88.1%	87.9%

* This is based on patients treated on this contract for their most recent course of treatment. Figures in italics indicate the base number of FP17s or Patient Questionnaire responses are less than 100. N/A is shown where the base number of responses is less than 10 during the period. % is calculated as Quantity/Base number*100

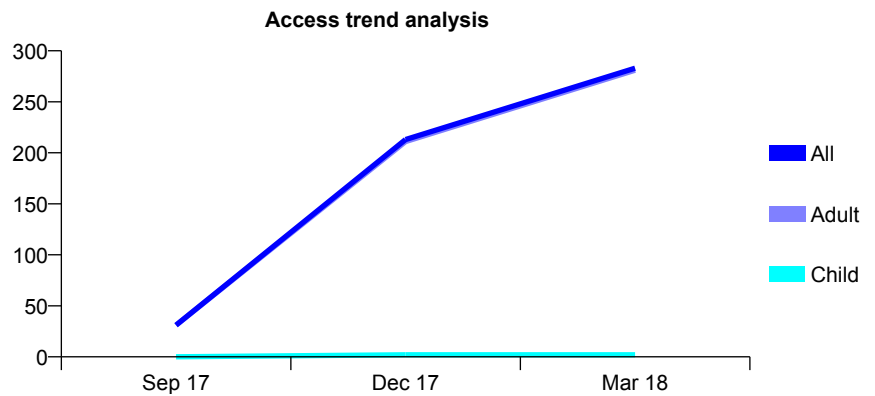
Q69 - Vital Signs At a Glance Contract Report for 100474/0000 - March 2018

Name or company name	Oxfordshire Priority Dental Service
Contract type name	PDS Contract
Purpose of contract	General
Contract start date	01/07/2017
Contract end date	31/03/2019

17/18 Contracted general activity (UDA)	2,000
Carry forward general activity (UDA)	0
17/18 Contracted orthodontic activity (UOA)	0
Carry forward orthodontic activity (UOA)	0
Baseline contract value	£0.00

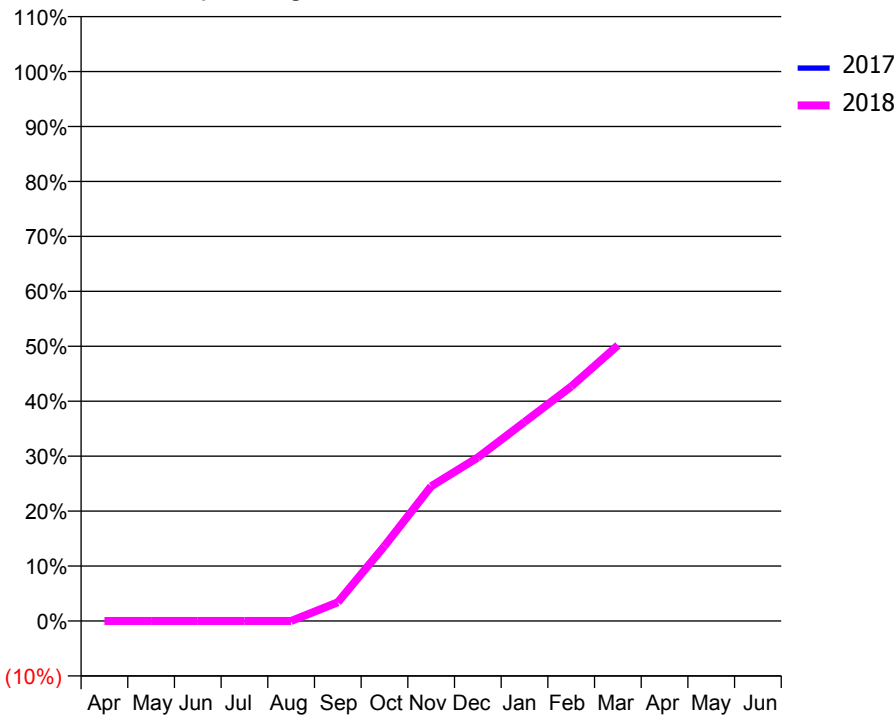
ACCESS*

Patients seen in 24 months	Total	Change since previous quarter
Quarter ending March 2017	0	
Quarter ending June 2017	0	
Quarter ending September 2017	31	↑
Quarter ending December 2017	213	↑
Quarter ending March 2018	283	↑
Variance since March 2017	N/A	



ACTIVITY

Cumulative percentage of contracted UDA delivered 2017 & 2018



Month	Adjusted Scheduled Activity (UDA)	
	2017	2018
April	0	0
May	0	0
June	0	0
July	0	0
August	0	0
September	0	68
October	0	273
November	0	490
December	0	595
January	0	724
February	0	853
March	0	1,003
April	0	
May	0	
June	0	

QUALITY

	Quantity	Base Number	Contract	AT	Region	England
% of FP17s for the same patient ID Re-attending within 3 months - Children	0	3	0.0%	11.5%	11.5%	11.9%
% of FP17s for the same patient ID Re-attending within 3 months - Adults	0	384	0.0%	15.2%	15.9%	16.0%
% of FP17s for the same patient ID Re-attending between 3 & 9 months - Children	0	3	0.0%	57.8%	60.6%	58.3%
% of FP17s for the same patient ID Re-attending between 3 & 9 months - Adults	0	384	0.0%	48.0%	51.6%	50.3%
% of FP17s for Band 1 Urgent Courses	2	387	0.5%	9.8%	9.5%	9.1%
% of FP17s Relating to Free Repair or Replacements	0	387	0.0%	0.7%	0.7%	0.8%
% of FP17s Relating to Continuations	0	387	0.0%	0.8%	1.0%	1.0%
% of Patients satisfied with the dentistry they have received	1	1	N/A	93.6%	92.0%	91.5%
% of Patients satisfied with the time they had to wait for an appointment	0	1	N/A	89.3%	88.1%	87.9%

* This is based on patients treated on this contract for their most recent course of treatment. Figures in italics indicate the base number of FP17s or Patient Questionnaire responses are less than 100. N/A is shown where the base number of responses is less than 10 during the period. % is calculated as Quantity/Base number*100

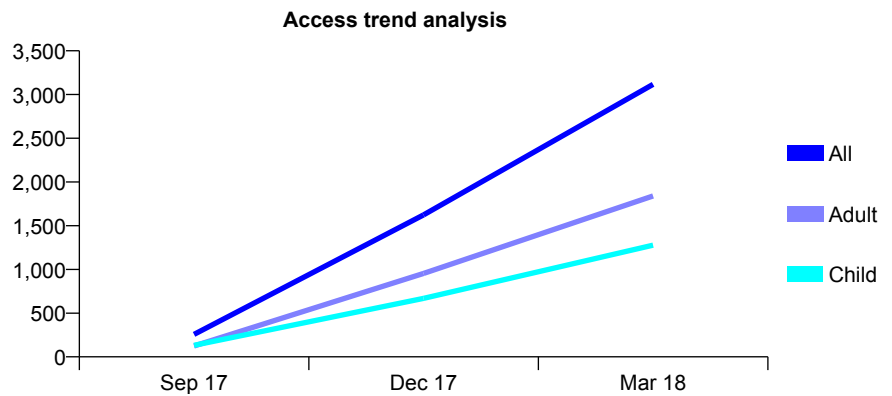
Q69 - Vital Signs At a Glance Contract Report for 100506/0000 - March 2018

Name or company name	Rodericks Dental Limited
Contract type name	GDS Contract
Purpose of contract	General
Contract start date	01/07/2017
Contract end date	

17/18 Contracted general activity (UDA)	8,750
Carry forward general activity (UDA)	0
17/18 Contracted orthodontic activity (UOA)	0
Carry forward orthodontic activity (UOA)	0
Baseline contract value	£229,828.01

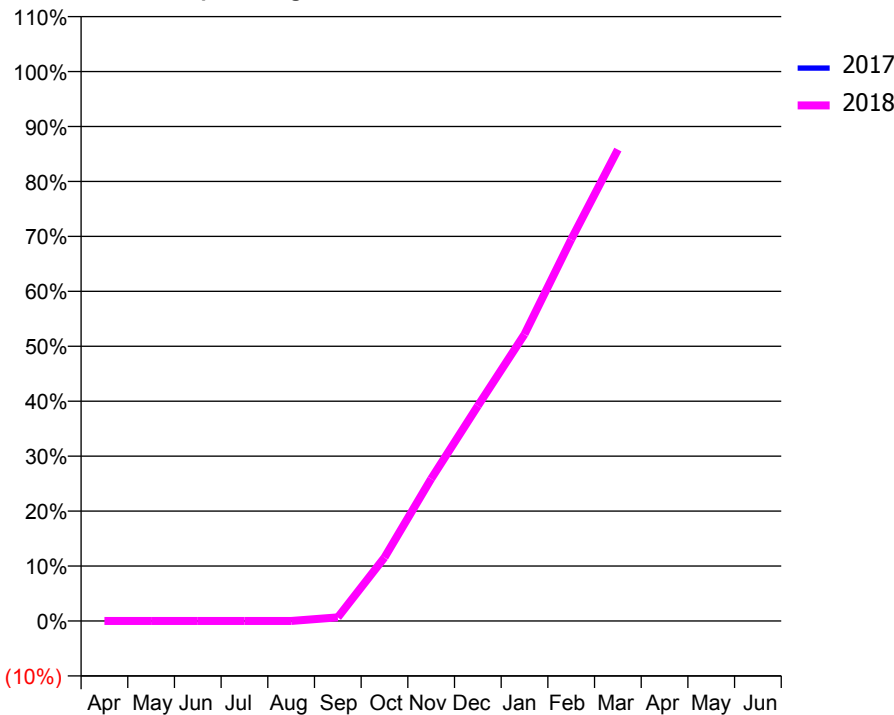
ACCESS*

Patients seen in 24 months	Total	Change since previous quarter
Quarter ending March 2017	0	
Quarter ending June 2017	0	
Quarter ending September 2017	257	↑
Quarter ending December 2017	1,623	↑
Quarter ending March 2018	3,117	↑
Variance since March 2017	N/A	



ACTIVITY

Cumulative percentage of contracted UDA delivered 2017 & 2018



Month	Adjusted Scheduled Activity (UDA)	
	2017	2018
April	0	0
May	0	0
June	0	0
July	0	0
August	0	0
September	0	59
October	0	1,012
November	0	2,264
December	0	3,425
January	0	4,567
February	0	6,076
March	0	7,506
April	0	
May	0	
June	0	

QUALITY

	Quantity	Base Number	Contract	AT	Region	England
% of FP17s for the same patient ID Re-attending within 3 months - Children	98	1,502	6.5%	11.5%	11.5%	11.9%
% of FP17s for the same patient ID Re-attending within 3 months - Adults	250	2,149	11.6%	15.2%	15.9%	16.0%
% of FP17s for the same patient ID Re-attending between 3 & 9 months - Children	96	1,502	6.4%	57.8%	60.6%	58.3%
% of FP17s for the same patient ID Re-attending between 3 & 9 months - Adults	83	2,149	3.9%	48.0%	51.6%	50.3%
% of FP17s for Band 1 Urgent Courses	362	3,651	9.9%	9.8%	9.5%	9.1%
% of FP17s Relating to Free Repair or Replacements	24	3,651	0.7%	0.7%	0.7%	0.8%
% of FP17s Relating to Continuations	8	3,651	0.2%	0.8%	1.0%	1.0%
% of Patients satisfied with the dentistry they have received	0	0	N/A	93.6%	92.0%	91.5%
% of Patients satisfied with the time they had to wait for an appointment	0	0	N/A	89.3%	88.1%	87.9%

* This is based on patients treated on this contract for their most recent course of treatment. Figures in italics indicate the base number of FP17s or Patient Questionnaire responses are less than 100. N/A is shown where the base number of responses is less than 10 during the period. % is calculated as Quantity/Base number*100

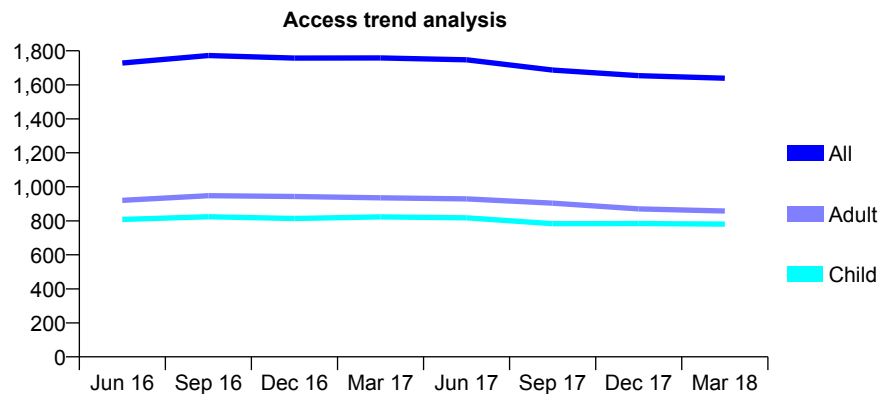
Q69 - Vital Signs At a Glance Contract Report for 101281/0060 - March 2018

Name or company name	OASIS DENTAL CARE LTD
Contract type name	GDS Contract
Purpose of contract	General
Contract start date	01/04/2006
Contract end date	

17/18 Contracted general activity (UDA)	3,680
Carry forward general activity (UDA)	-36
17/18 Contracted orthodontic activity (UOA)	0
Carry forward orthodontic activity (UOA)	0
Baseline contract value	£83,964.41

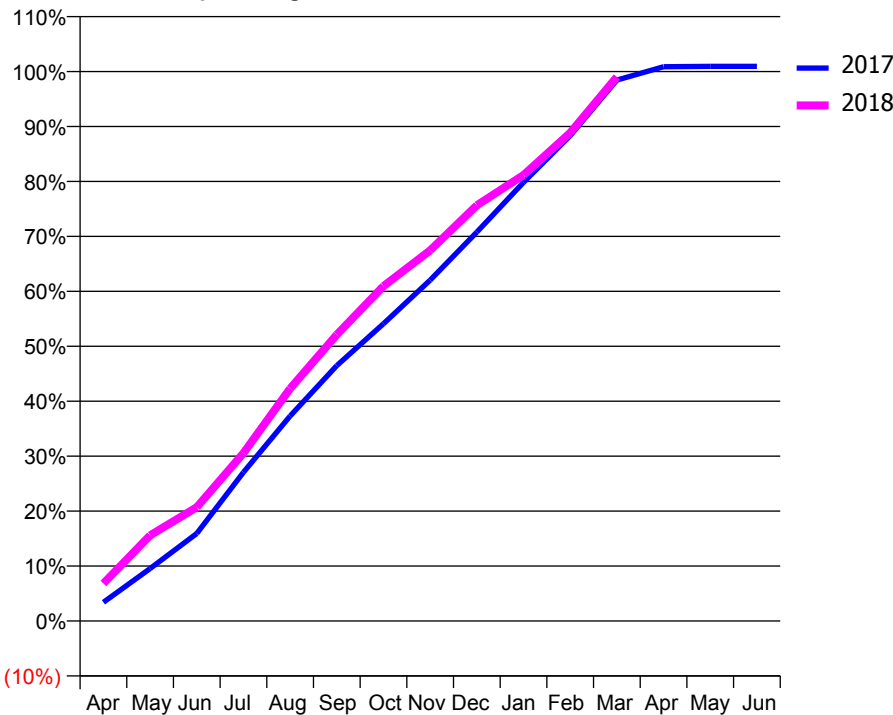
ACCESS*

Patients seen in 24 months	Total	Change since previous quarter
Quarter ending March 2017	1,758	
Quarter ending June 2017	1,747	→
Quarter ending September 2017	1,687	↓
Quarter ending December 2017	1,654	↓
Quarter ending March 2018	1,639	→
Variance since March 2017	(6.8%)	↓



ACTIVITY

Cumulative percentage of contracted UDA delivered 2017 & 2018



Month	Adjusted Scheduled Activity (UDA)	
	2017	2018
April	131	252
May	366	574
June	609	762
July	1,036	1,124
August	1,428	1,557
September	1,779	1,918
October	2,071	2,243
November	2,374	2,482
December	2,708	2,784
January	3,055	2,986
February	3,380	3,270
March	3,767	3,644
April	3,860	
May	3,863	
June	3,863	

QUALITY

	Quantity	Base Number	Contract	AT	Region	England
% of FP17s for the same patient ID Re-attending within 3 months - Children	152	1,339	11.4%	11.5%	11.5%	11.9%
% of FP17s for the same patient ID Re-attending within 3 months - Adults	185	1,087	17.0%	15.2%	15.9%	16.0%
% of FP17s for the same patient ID Re-attending between 3 & 9 months - Children	859	1,339	64.2%	57.8%	60.6%	58.3%
% of FP17s for the same patient ID Re-attending between 3 & 9 months - Adults	598	1,087	55.0%	48.0%	51.6%	50.3%
% of FP17s for Band 1 Urgent Courses	237	2,365	10.0%	9.8%	9.5%	9.1%
% of FP17s Relating to Free Repair or Replacements	1	2,365	0.0%	0.7%	0.7%	0.8%
% of FP17s Relating to Continuations	31	2,365	1.3%	0.8%	1.0%	1.0%
% of Patients satisfied with the dentistry they have received	2	2	N/A	93.6%	92.0%	91.5%
% of Patients satisfied with the time they had to wait for an appointment	2	2	N/A	89.3%	88.1%	87.9%

* This is based on patients treated on this contract for their most recent course of treatment. Figures in italics indicate the base number of FP17s or Patient Questionnaire responses are less than 100. N/A is shown where the base number of responses is less than 10 during the period. % is calculated as Quantity/Base number*100

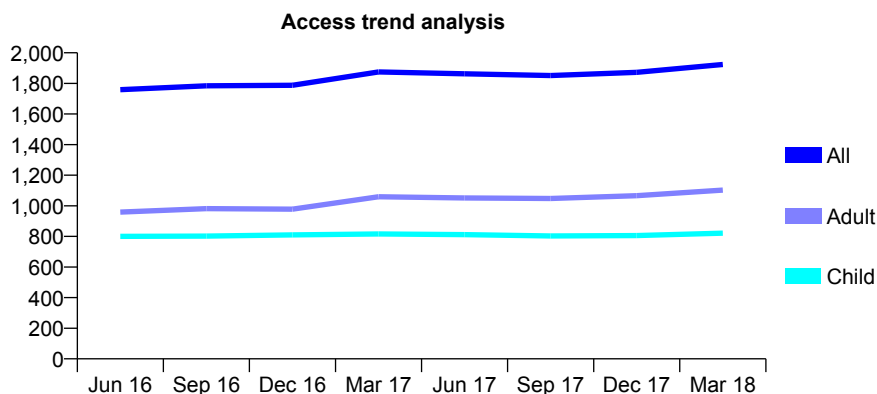
Q69 - Vital Signs At a Glance Contract Report for 101281/0061 - March 2018

Name or company name	OASIS DENTAL CARE LTD
Contract type name	GDS Contract
Purpose of contract	General
Contract start date	01/04/2006
Contract end date	

17/18 Contracted general activity (UDA)	4,153
Carry forward general activity (UDA)	-83
17/18 Contracted orthodontic activity (UOA)	0
Carry forward orthodontic activity (UOA)	0
Baseline contract value	£89,617.60

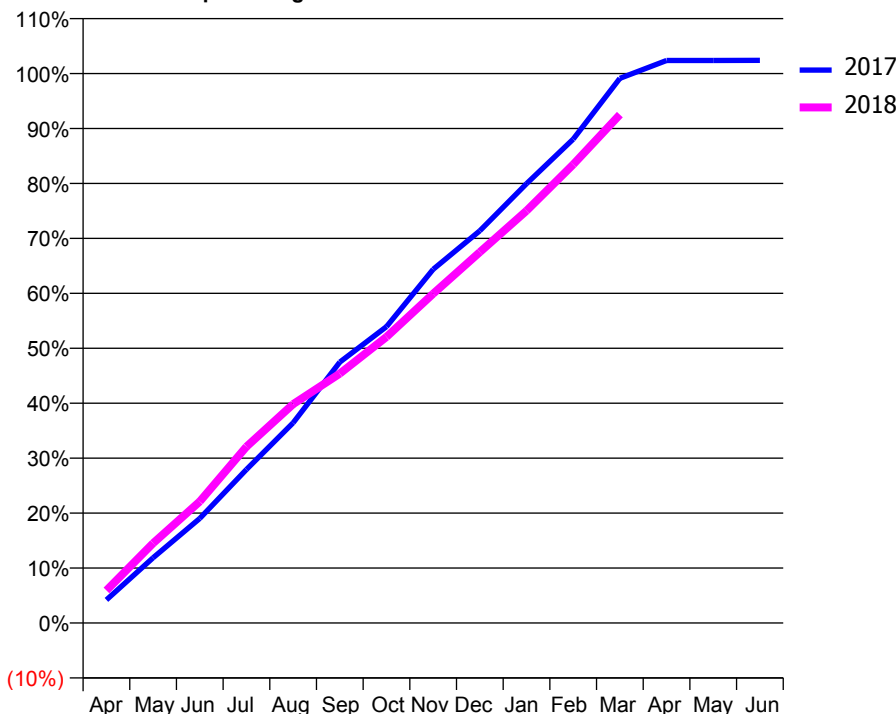
ACCESS*

Patients seen in 24 months	Total	Change since previous quarter
Quarter ending March 2017	1,875	
Quarter ending June 2017	1,863	→
Quarter ending September 2017	1,851	→
Quarter ending December 2017	1,872	→
Quarter ending March 2018	1,924	↑
Variance since March 2017	2.6%	↑



ACTIVITY

Cumulative percentage of contracted UDA delivered 2017 & 2018



Month	Adjusted Scheduled Activity (UDA)	
	2017	2018
April	175	246
May	493	603
June	791	919
July	1,160	1,333
August	1,513	1,655
September	1,972	1,885
October	2,240	2,163
November	2,673	2,489
December	2,964	2,803
January	3,320	3,115
February	3,657	3,466
March	4,116	3,842
April	4,252	
May	4,252	
June	4,253	

QUALITY

	Quantity	Base Number	Contract	AT	Region	England
% of FP17s for the same patient ID Re-attending within 3 months - Children	68	1,158	5.9%	11.5%	11.5%	11.9%
% of FP17s for the same patient ID Re-attending within 3 months - Adults	158	1,213	13.0%	15.2%	15.9%	16.0%
% of FP17s for the same patient ID Re-attending between 3 & 9 months - Children	641	1,158	55.4%	57.8%	60.6%	58.3%
% of FP17s for the same patient ID Re-attending between 3 & 9 months - Adults	540	1,213	44.5%	48.0%	51.6%	50.3%
% of FP17s for Band 1 Urgent Courses	158	2,306	6.9%	9.8%	9.5%	9.1%
% of FP17s Relating to Free Repair or Replacements	2	2,306	0.1%	0.7%	0.7%	0.8%
% of FP17s Relating to Continuations	2	2,306	0.1%	0.8%	1.0%	1.0%
% of Patients satisfied with the dentistry they have received	1	1	N/A	93.6%	92.0%	91.5%
% of Patients satisfied with the time they had to wait for an appointment	1	1	N/A	89.3%	88.1%	87.9%

* This is based on patients treated on this contract for their most recent course of treatment. Figures in italics indicate the base number of FP17s or Patient Questionnaire responses are less than 100. N/A is shown where the base number of responses is less than 10 during the period. % is calculated as Quantity/Base number*100

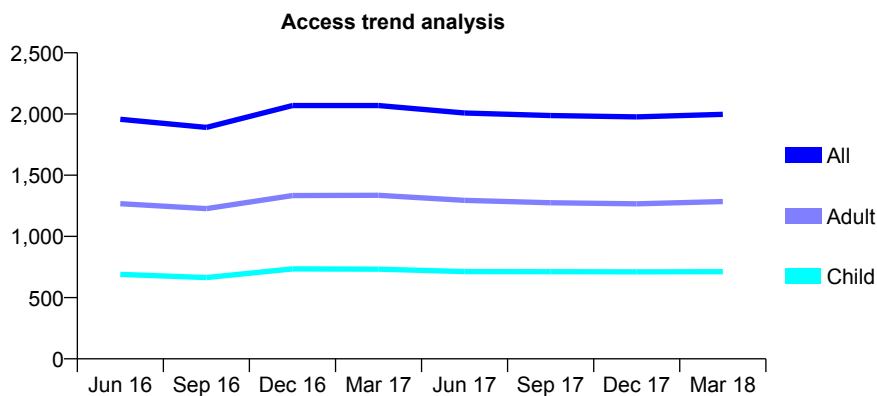
Q69 - Vital Signs At a Glance Contract Report for 101281/0073 - March 2018

Name or company name	OASIS DENTAL CARE LTD
Contract type name	GDS Contract
Purpose of contract	General
Contract start date	01/04/2006
Contract end date	

17/18 Contracted general activity (UDA)	4,800
Carry forward general activity (UDA)	-27
17/18 Contracted orthodontic activity (UOA)	0
Carry forward orthodontic activity (UOA)	0
Baseline contract value	£109,601.33

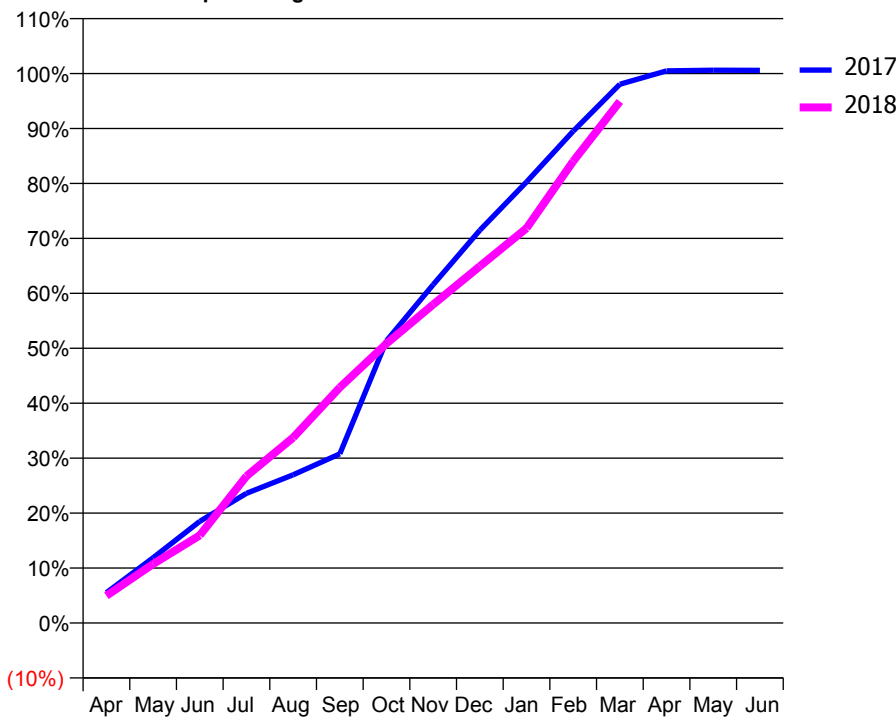
ACCESS*

Patients seen in 24 months	Total	Change since previous quarter
Quarter ending March 2017	2,069	
Quarter ending June 2017	2,008	↓
Quarter ending September 2017	1,987	↓
Quarter ending December 2017	1,977	→
Quarter ending March 2018	1,997	→
Variance since March 2017	(3.5%)	↓



ACTIVITY

Cumulative percentage of contracted UDA delivered 2017 & 2018



Month	Adjusted Scheduled Activity (UDA)	
	2017	2018
April	265	238
May	570	516
June	888	766
July	1,133	1,283
August	1,294	1,620
September	1,478	2,057
October	2,465	2,441
November	2,955	2,783
December	3,431	3,116
January	3,853	3,448
February	4,296	4,033
March	4,707	4,557
April	4,823	
May	4,828	
June	4,827	

QUALITY

	Quantity	Base Number	Contract	AT	Region	England
% of FP17s for the same patient ID Re-attending within 3 months - Children	82	1,035	7.9%	11.5%	11.5%	11.9%
% of FP17s for the same patient ID Re-attending within 3 months - Adults	130	1,522	8.5%	15.2%	15.9%	16.0%
% of FP17s for the same patient ID Re-attending between 3 & 9 months - Children	622	1,035	60.1%	57.8%	60.6%	58.3%
% of FP17s for the same patient ID Re-attending between 3 & 9 months - Adults	901	1,522	59.2%	48.0%	51.6%	50.3%
% of FP17s for Band 1 Urgent Courses	154	2,489	6.2%	9.8%	9.5%	9.1%
% of FP17s Relating to Free Repair or Replacements	26	2,489	1.0%	0.7%	0.7%	0.8%
% of FP17s Relating to Continuations	2	2,489	0.1%	0.8%	1.0%	1.0%
% of Patients satisfied with the dentistry they have received	3	3	N/A	93.6%	92.0%	91.5%
% of Patients satisfied with the time they had to wait for an appointment	3	3	N/A	89.3%	88.1%	87.9%

* This is based on patients treated on this contract for their most recent course of treatment. Figures in italics indicate the base number of FP17s or Patient Questionnaire responses are less than 100. N/A is shown where the base number of responses is less than 10 during the period. % is calculated as Quantity/Base number*100

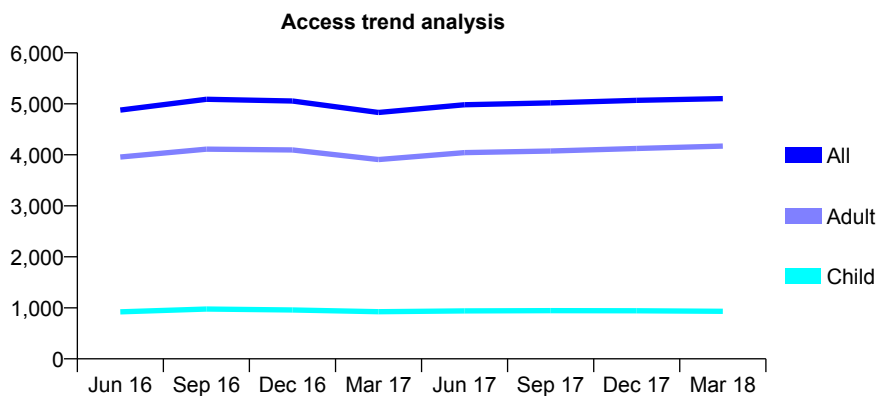
Q69 - Vital Signs At a Glance Contract Report for 101281/0074 - March 2018

Name or company name	OASIS DENTAL CARE LTD
Contract type name	GDS Contract
Purpose of contract	General
Contract start date	01/04/2006
Contract end date	

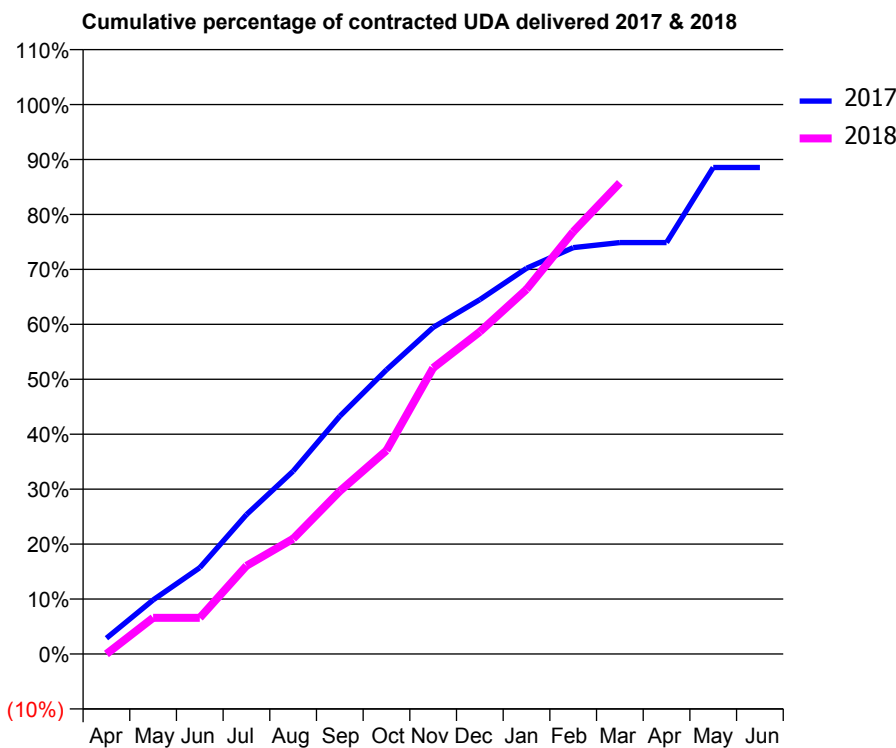
17/18 Contracted general activity (UDA)	12,288
Carry forward general activity (UDA)	0
17/18 Contracted orthodontic activity (UOA)	0
Carry forward orthodontic activity (UOA)	0
Baseline contract value	£273,694.44

ACCESS*

Patients seen in 24 months	Total	Change since previous quarter
Quarter ending March 2017	4,831	
Quarter ending June 2017	4,981	↑
Quarter ending September 2017	5,019	→
Quarter ending December 2017	5,067	→
Quarter ending March 2018	5,102	→
Variance since March 2017	5.6%	↑



ACTIVITY



Month	Adjusted Scheduled Activity (UDA)	
	2017	2018
April	354	0
May	1,210	810
June	1,930	810
July	3,119	1,973
August	4,089	2,579
September	5,319	3,641
October	6,355	4,551
November	7,305	6,398
December	7,924	7,205
January	8,625	8,153
February	9,087	9,441
March	9,200	10,536
April	9,200	
May	10,880	
June	10,880	

QUALITY

	Quantity	Base Number	Contract	AT	Region	England
% of FP17s for the same patient ID Re-attending within 3 months - Children	44	1,183	3.7%	11.5%	11.5%	11.9%
% of FP17s for the same patient ID Re-attending within 3 months - Adults	482	4,730	10.2%	15.2%	15.9%	16.0%
% of FP17s for the same patient ID Re-attending between 3 & 9 months - Children	562	1,183	47.5%	57.8%	60.6%	58.3%
% of FP17s for the same patient ID Re-attending between 3 & 9 months - Adults	1,626	4,730	34.4%	48.0%	51.6%	50.3%
% of FP17s for Band 1 Urgent Courses	433	5,000	8.7%	9.8%	9.5%	9.1%
% of FP17s Relating to Free Repair or Replacements	10	5,000	0.2%	0.7%	0.7%	0.8%
% of FP17s Relating to Continuations	6	5,000	0.1%	0.8%	1.0%	1.0%
% of Patients satisfied with the dentistry they have received	2	2	N/A	93.6%	92.0%	91.5%
% of Patients satisfied with the time they had to wait for an appointment	2	2	N/A	89.3%	88.1%	87.9%

* This is based on patients treated on this contract for their most recent course of treatment. Figures in italics indicate the base number of FP17s or Patient Questionnaire responses are less than 100. N/A is shown where the base number of responses is less than 10 during the period. % is calculated as Quantity/Base number*100

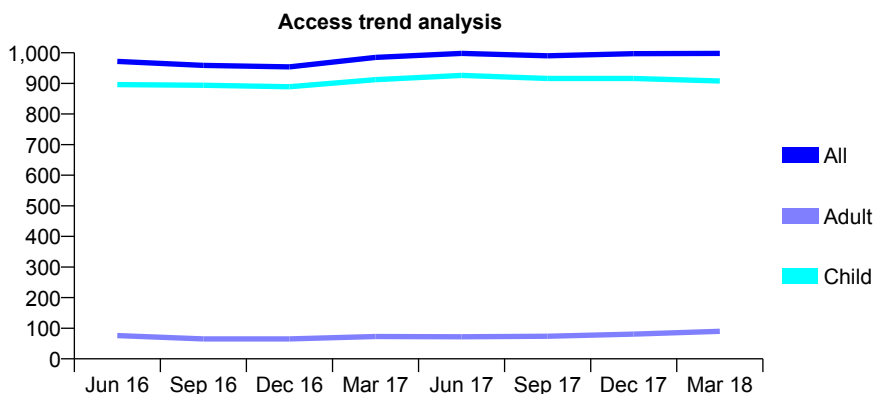
Q69 - Vital Signs At a Glance Contract Report for 101281/0099 - March 2018

Name or company name	OASIS DENTAL CARE LTD
Contract type name	GDS Contract
Purpose of contract	General
Contract start date	01/04/2006
Contract end date	

17/18 Contracted general activity (UDA)	1,883
Carry forward general activity (UDA)	0
17/18 Contracted orthodontic activity (UOA)	0
Carry forward orthodontic activity (UOA)	0
Baseline contract value	£41,355.70

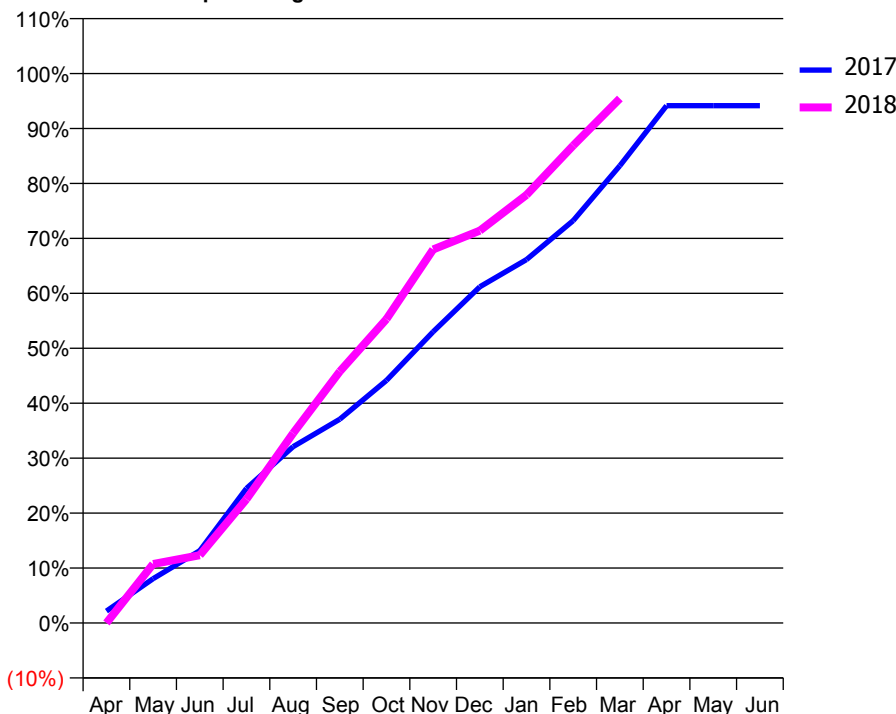
ACCESS*

Patients seen in 24 months	Total	Change since previous quarter
Quarter ending March 2017	985	
Quarter ending June 2017	998	→
Quarter ending September 2017	990	→
Quarter ending December 2017	997	→
Quarter ending March 2018	998	→
Variance since March 2017	1.3%	→



ACTIVITY

Cumulative percentage of contracted UDA delivered 2017 & 2018



Month	Adjusted Scheduled Activity (UDA)	
	2017	2018
April	41	0
May	152	202
June	248	232
July	461	424
August	604	651
September	698	862
October	831	1,042
November	998	1,280
December	1,152	1,344
January	1,245	1,467
February	1,379	1,636
March	1,567	1,797
April	1,773	
May	1,773	
June	1,773	

QUALITY

	Quantity	Base Number	Contract	AT	Region	England
% of FP17s for the same patient ID Re-attending within 3 months - Children	82	1,463	5.6%	11.5%	11.5%	11.9%
% of FP17s for the same patient ID Re-attending within 3 months - Adults	0	2	0.0%	15.2%	15.9%	16.0%
% of FP17s for the same patient ID Re-attending between 3 & 9 months - Children	873	1,463	59.7%	57.8%	60.6%	58.3%
% of FP17s for the same patient ID Re-attending between 3 & 9 months - Adults	0	2	0.0%	48.0%	51.6%	50.3%
% of FP17s for Band 1 Urgent Courses	17	1,280	1.3%	9.8%	9.5%	9.1%
% of FP17s Relating to Free Repair or Replacements	0	1,280	0.0%	0.7%	0.7%	0.8%
% of FP17s Relating to Continuations	19	1,280	1.5%	0.8%	1.0%	1.0%
% of Patients satisfied with the dentistry they have received	0	0	N/A	93.6%	92.0%	91.5%
% of Patients satisfied with the time they had to wait for an appointment	0	0	N/A	89.3%	88.1%	87.9%

* This is based on patients treated on this contract for their most recent course of treatment. Figures in italics indicate the base number of FP17s or Patient Questionnaire responses are less than 100. N/A is shown where the base number of responses is less than 10 during the period. % is calculated as Quantity/Base number*100

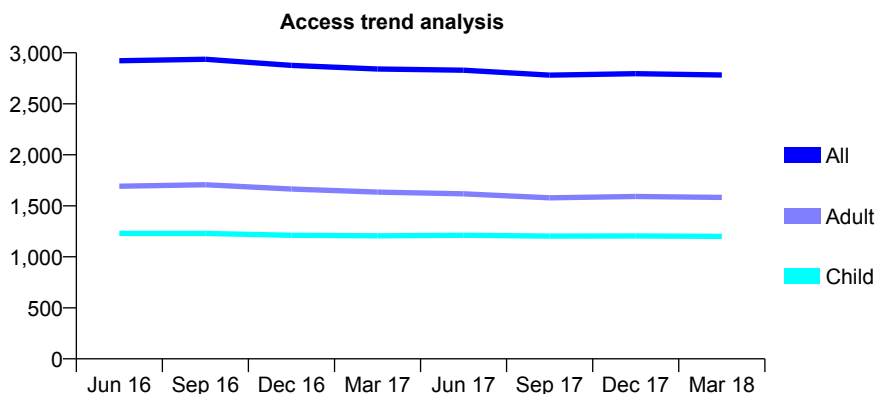
Q69 - Vital Signs At a Glance Contract Report for 101281/0100 - March 2018

Name or company name	OASIS DENTAL CARE LTD
Contract type name	GDS Contract
Purpose of contract	General
Contract start date	01/04/2006
Contract end date	

17/18 Contracted general activity (UDA)	7,179
Carry forward general activity (UDA)	-143
17/18 Contracted orthodontic activity (UOA)	0
Carry forward orthodontic activity (UOA)	0
Baseline contract value	£164,726.94

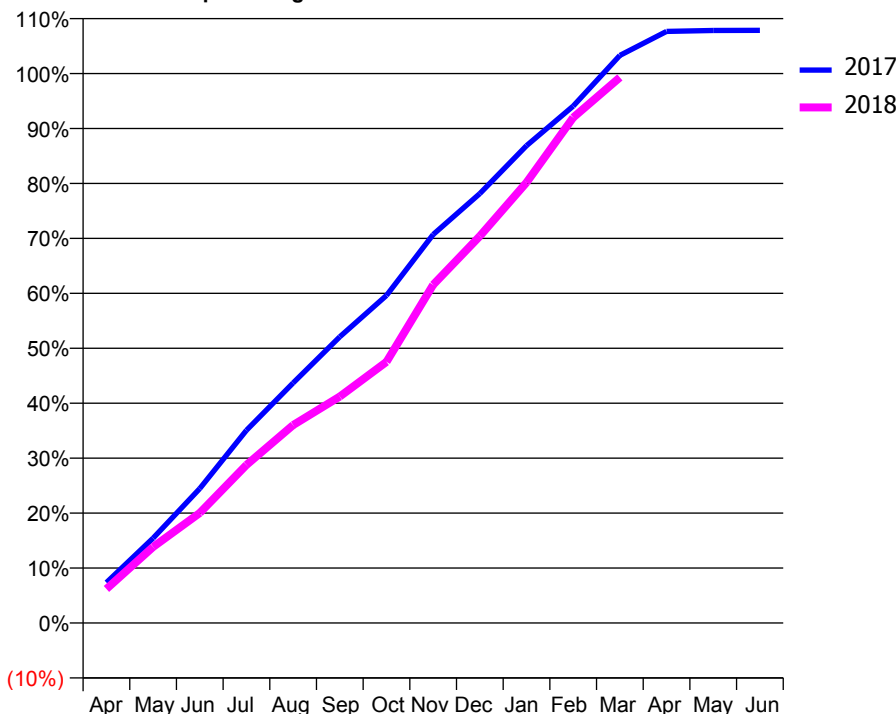
ACCESS*

Patients seen in 24 months	Total	Change since previous quarter
Quarter ending March 2017	2,841	
Quarter ending June 2017	2,829	→
Quarter ending September 2017	2,781	↓
Quarter ending December 2017	2,796	→
Quarter ending March 2018	2,783	→
Variance since March 2017	(2.0%)	↓



ACTIVITY

Cumulative percentage of contracted UDA delivered 2017 & 2018



Month	Adjusted Scheduled Activity (UDA)	
	2017	2018
April	529	445
May	1,109	994
June	1,756	1,437
July	2,517	2,065
August	3,137	2,586
September	3,740	2,960
October	4,280	3,412
November	5,076	4,418
December	5,611	5,054
January	6,235	5,754
February	6,754	6,603
March	7,415	7,128
April	7,729	
May	7,740	
June	7,743	

QUALITY

	Quantity	Base Number	Contract	AT	Region	England
% of FP17s for the same patient ID Re-attending within 3 months - Children	195	2,009	9.7%	11.5%	11.5%	11.9%
% of FP17s for the same patient ID Re-attending within 3 months - Adults	398	2,224	17.9%	15.2%	15.9%	16.0%
% of FP17s for the same patient ID Re-attending between 3 & 9 months - Children	1,298	2,009	64.6%	57.8%	60.6%	58.3%
% of FP17s for the same patient ID Re-attending between 3 & 9 months - Adults	1,297	2,224	58.3%	48.0%	51.6%	50.3%
% of FP17s for Band 1 Urgent Courses	311	4,041	7.7%	9.8%	9.5%	9.1%
% of FP17s Relating to Free Repair or Replacements	39	4,041	1.0%	0.7%	0.7%	0.8%
% of FP17s Relating to Continuations	108	4,041	2.7%	0.8%	1.0%	1.0%
% of Patients satisfied with the dentistry they have received	7	7	N/A	93.6%	92.0%	91.5%
% of Patients satisfied with the time they had to wait for an appointment	5	7	N/A	89.3%	88.1%	87.9%

* This is based on patients treated on this contract for their most recent course of treatment. Figures in italics indicate the base number of FP17s or Patient Questionnaire responses are less than 100. N/A is shown where the base number of responses is less than 10 during the period. % is calculated as Quantity/Base number*100

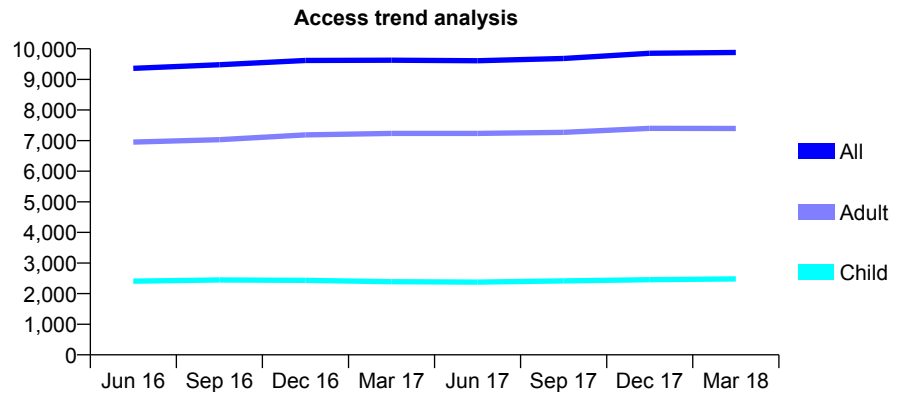
Q69 - Vital Signs At a Glance Contract Report for 101362/0004 - March 2018

Name or company name	Rodericks Dental Limited
Contract type name	GDS Contract
Purpose of contract	General
Contract start date	01/04/2007
Contract end date	

17/18 Contracted general activity (UDA)	28,406
Carry forward general activity (UDA)	1,025
17/18 Contracted orthodontic activity (UOA)	0
Carry forward orthodontic activity (UOA)	0
Baseline contract value	£683,070.49

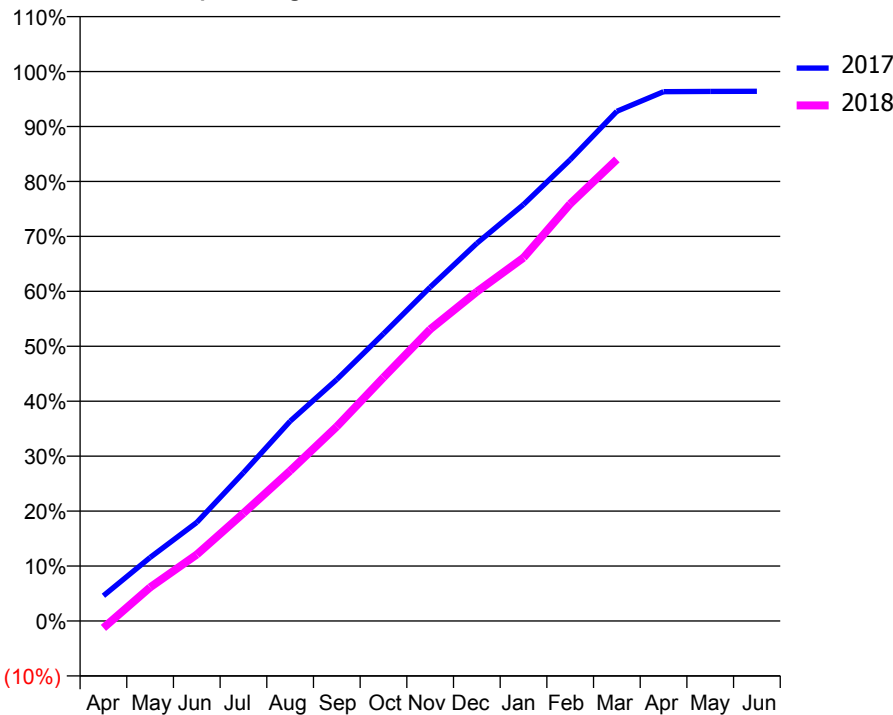
ACCESS*

Patients seen in 24 months	Total	Change since previous quarter
Quarter ending March 2017	9,627	
Quarter ending June 2017	9,612	→
Quarter ending September 2017	9,686	→
Quarter ending December 2017	9,856	→
Quarter ending March 2018	9,878	→
Variance since March 2017	2.6%	↑



ACTIVITY

Cumulative percentage of contracted UDA delivered 2017 & 2018



Month	Adjusted Scheduled Activity (UDA)	
	2017	2018
April	1,309	-361
May	3,284	1,739
June	5,096	3,435
July	7,666	5,574
August	10,327	7,765
September	12,486	10,055
October	14,853	12,593
November	17,257	15,080
December	19,528	17,022
January	21,528	18,779
February	23,847	21,567
March	26,346	23,864
April	27,361	
May	27,378	
June	27,381	

QUALITY

	Quantity	Base Number	Contract	AT	Region	England
% of FP17s for the same patient ID Re-attending within 3 months - Children	295	3,630	8.1%	11.5%	11.5%	11.9%
% of FP17s for the same patient ID Re-attending within 3 months - Adults	1,328	8,905	14.9%	15.2%	15.9%	16.0%
% of FP17s for the same patient ID Re-attending between 3 & 9 months - Children	1,996	3,630	55.0%	57.8%	60.6%	58.3%
% of FP17s for the same patient ID Re-attending between 3 & 9 months - Adults	3,806	8,905	42.7%	48.0%	51.6%	50.3%
% of FP17s for Band 1 Urgent Courses	1,458	12,039	12.1%	9.8%	9.5%	9.1%
% of FP17s Relating to Free Repair or Replacements	117	12,039	1.0%	0.7%	0.7%	0.8%
% of FP17s Relating to Continuations	89	12,039	0.7%	0.8%	1.0%	1.0%
% of Patients satisfied with the dentistry they have received	15	15	100.0%	93.6%	92.0%	91.5%
% of Patients satisfied with the time they had to wait for an appointment	14	15	93.3%	89.3%	88.1%	87.9%

* This is based on patients treated on this contract for their most recent course of treatment. Figures in italics indicate the base number of FP17s or Patient Questionnaire responses are less than 100. N/A is shown where the base number of responses is less than 10 during the period. % is calculated as Quantity/Base number*100

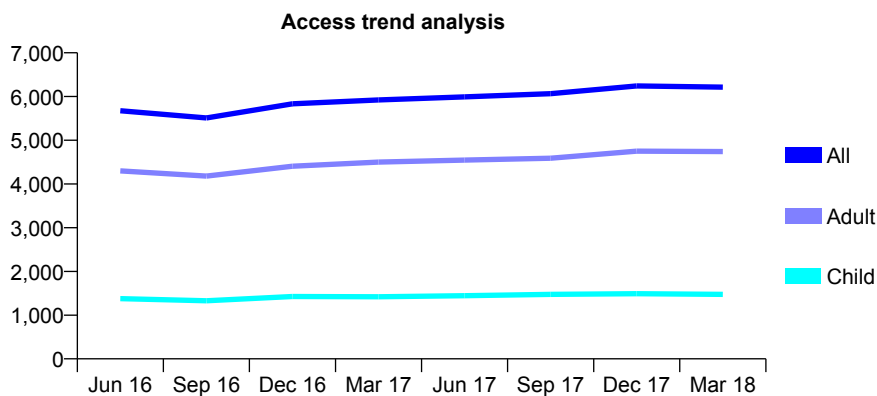
Q69 - Vital Signs At a Glance Contract Report for 101362/0016 - March 2018

Name or company name	Rodericks Dental Limited
Contract type name	GDS Contract
Purpose of contract	General
Contract start date	01/05/2009
Contract end date	

17/18 Contracted general activity (UDA)	14,000
Carry forward general activity (UDA)	136
17/18 Contracted orthodontic activity (UOA)	0
Carry forward orthodontic activity (UOA)	0
Baseline contract value	£330,296.26

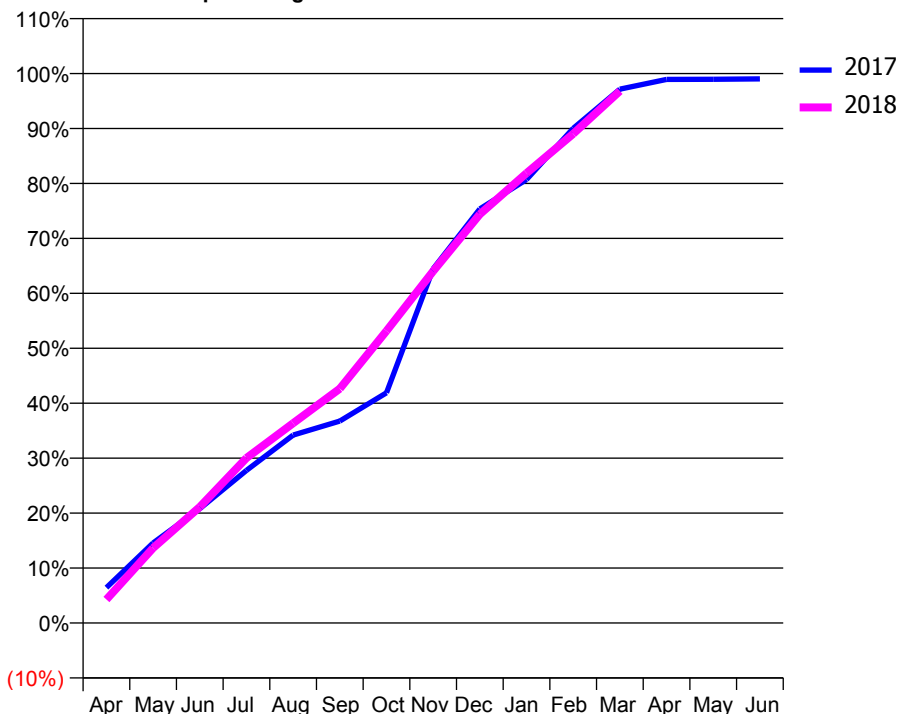
ACCESS*

Patients seen in 24 months	Total	Change since previous quarter
Quarter ending March 2017	5,921	
Quarter ending June 2017	5,991	→
Quarter ending September 2017	6,065	→
Quarter ending December 2017	6,242	↑
Quarter ending March 2018	6,214	→
Variance since March 2017	4.9%	↑



ACTIVITY

Cumulative percentage of contracted UDA delivered 2017 & 2018



Month	Adjusted Scheduled Activity (UDA)	
	2017	2018
April	901	601
May	2,039	1,910
June	2,913	2,957
July	3,888	4,204
August	4,790	5,091
September	5,145	5,972
October	5,865	7,441
November	9,026	8,965
December	10,551	10,413
January	11,297	11,462
February	12,602	12,462
March	13,603	13,552
April	13,848	
May	13,853	
June	13,864	

QUALITY

	Quantity	Base Number	Contract	AT	Region	England
% of FP17s for the same patient ID Re-attending within 3 months - Children	97	2,049	4.7%	11.5%	11.5%	11.9%
% of FP17s for the same patient ID Re-attending within 3 months - Adults	486	4,966	9.8%	15.2%	15.9%	16.0%
% of FP17s for the same patient ID Re-attending between 3 & 9 months - Children	1,321	2,049	64.5%	57.8%	60.6%	58.3%
% of FP17s for the same patient ID Re-attending between 3 & 9 months - Adults	1,839	4,966	37.0%	48.0%	51.6%	50.3%
% of FP17s for Band 1 Urgent Courses	733	6,874	10.7%	9.8%	9.5%	9.1%
% of FP17s Relating to Free Repair or Replacements	56	6,874	0.8%	0.7%	0.7%	0.8%
% of FP17s Relating to Continuations	8	6,874	0.1%	0.8%	1.0%	1.0%
% of Patients satisfied with the dentistry they have received	5	5	N/A	93.6%	92.0%	91.5%
% of Patients satisfied with the time they had to wait for an appointment	5	5	N/A	89.3%	88.1%	87.9%

* This is based on patients treated on this contract for their most recent course of treatment. Figures in italics indicate the base number of FP17s or Patient Questionnaire responses are less than 100. N/A is shown where the base number of responses is less than 10 during the period. % is calculated as Quantity/Base number*100

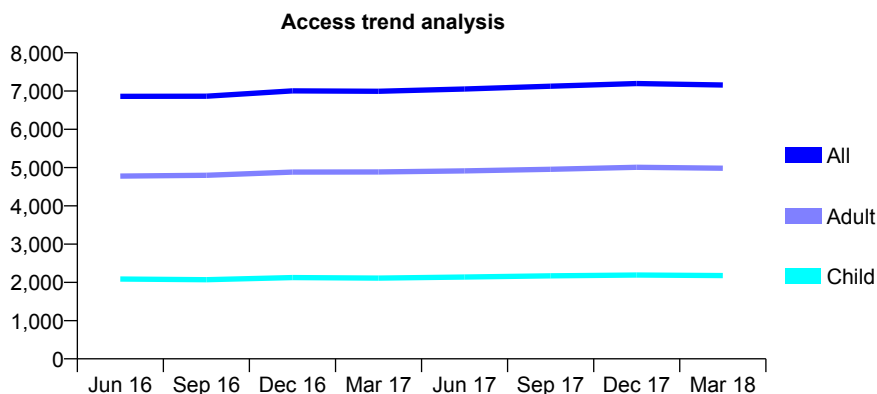
Q69 - Vital Signs At a Glance Contract Report for 101362/0017 - March 2018

Name or company name	Rodericks Dental Limited
Contract type name	GDS Contract
Purpose of contract	General
Contract start date	01/07/2009
Contract end date	

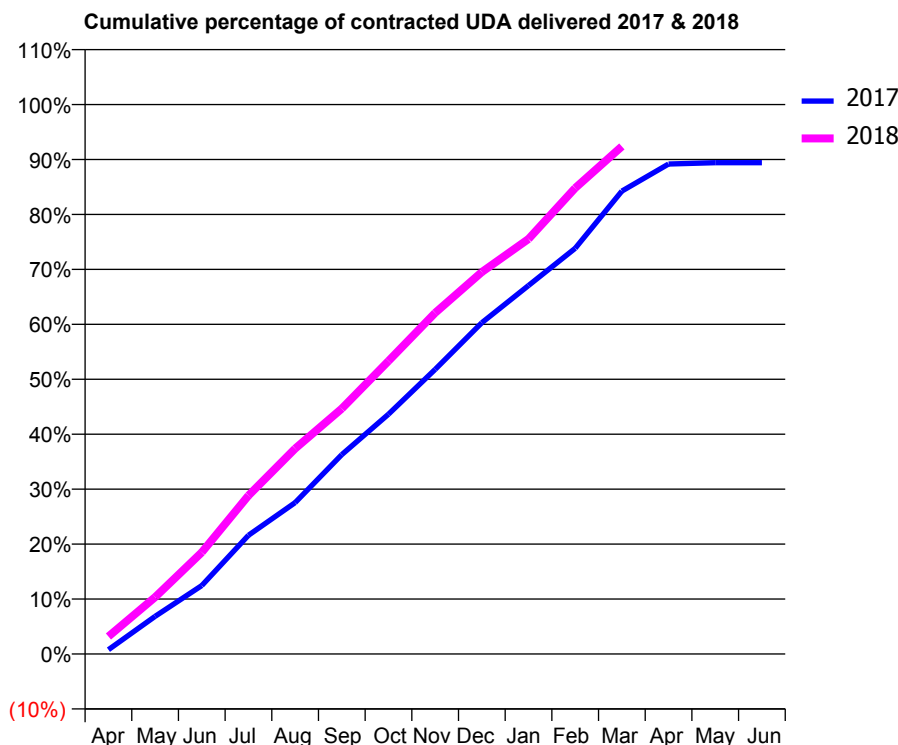
17/18 Contracted general activity (UDA)	22,048
Carry forward general activity (UDA)	0
17/18 Contracted orthodontic activity (UOA)	0
Carry forward orthodontic activity (UOA)	0
Baseline contract value	£551,158.69

ACCESS*

Patients seen in 24 months	Total	Change since previous quarter
Quarter ending March 2017	6,993	
Quarter ending June 2017	7,053	→
Quarter ending September 2017	7,127	→
Quarter ending December 2017	7,198	→
Quarter ending March 2018	7,158	→
Variance since March 2017	2.4%	↑



ACTIVITY



Month	Adjusted Scheduled Activity (UDA)	
	2017	2018
April	175	703
May	1,509	2,280
June	2,750	4,078
July	4,762	6,357
August	6,076	8,245
September	8,003	9,850
October	9,622	11,758
November	11,419	13,687
December	13,290	15,325
January	14,788	16,653
February	16,276	18,698
March	18,572	20,365
April	19,662	
May	19,712	
June	19,711	

QUALITY

	Quantity	Base Number	Contract	AT	Region	England
% of FP17s for the same patient ID Re-attending within 3 months - Children	441	3,094	14.3%	11.5%	11.5%	11.9%
% of FP17s for the same patient ID Re-attending within 3 months - Adults	1,349	6,268	21.5%	15.2%	15.9%	16.0%
% of FP17s for the same patient ID Re-attending between 3 & 9 months - Children	1,516	3,094	49.0%	57.8%	60.6%	58.3%
% of FP17s for the same patient ID Re-attending between 3 & 9 months - Adults	2,371	6,268	37.8%	48.0%	51.6%	50.3%
% of FP17s for Band 1 Urgent Courses	1,789	8,901	20.1%	9.8%	9.5%	9.1%
% of FP17s Relating to Free Repair or Replacements	50	8,901	0.6%	0.7%	0.7%	0.8%
% of FP17s Relating to Continuations	38	8,901	0.4%	0.8%	1.0%	1.0%
% of Patients satisfied with the dentistry they have received	4	4	N/A	93.6%	92.0%	91.5%
% of Patients satisfied with the time they had to wait for an appointment	4	4	N/A	89.3%	88.1%	87.9%

* This is based on patients treated on this contract for their most recent course of treatment. Figures in italics indicate the base number of FP17s or Patient Questionnaire responses are less than 100. N/A is shown where the base number of responses is less than 10 during the period. % is calculated as Quantity/Base number*100

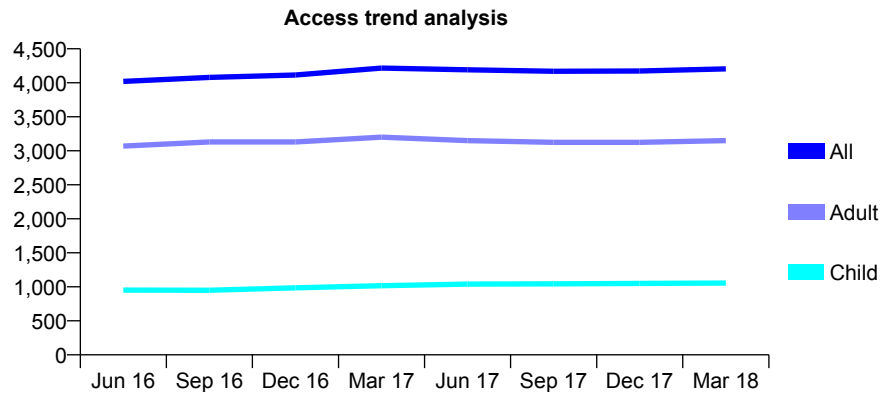
Q69 - Vital Signs At a Glance Contract Report for 101362/0019 - March 2018

Name or company name	Rodericks Dental Limited
Contract type name	GDS Contract
Purpose of contract	General
Contract start date	01/07/2009
Contract end date	

17/18 Contracted general activity (UDA)	10,000
Carry forward general activity (UDA)	21
17/18 Contracted orthodontic activity (UOA)	0
Carry forward orthodontic activity (UOA)	0
Baseline contract value	£235,925.90

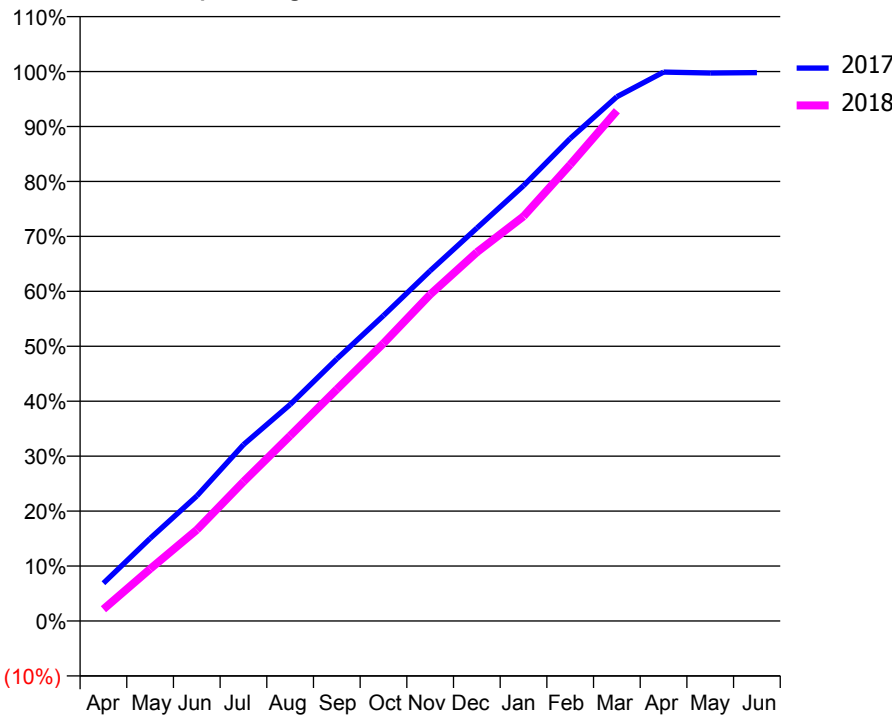
ACCESS*

Patients seen in 24 months	Total	Change since previous quarter
Quarter ending March 2017	4,216	
Quarter ending June 2017	4,191	→
Quarter ending September 2017	4,170	→
Quarter ending December 2017	4,174	→
Quarter ending March 2018	4,205	→
Variance since March 2017	(0.3%)	→



ACTIVITY

Cumulative percentage of contracted UDA delivered 2017 & 2018



Month	Adjusted Scheduled Activity (UDA)	
	2017	2018
April	687	215
May	1,503	948
June	2,274	1,659
July	3,210	2,535
August	3,940	3,372
September	4,770	4,216
October	5,559	5,054
November	6,374	5,941
December	7,151	6,711
January	7,921	7,364
February	8,781	8,306
March	9,540	9,287
April	9,989	
May	9,973	
June	9,979	

QUALITY

	Quantity	Base Number	Contract	AT	Region	England
% of FP17s for the same patient ID Re-attending within 3 months - Children	147	1,329	11.1%	11.5%	11.5%	11.9%
% of FP17s for the same patient ID Re-attending within 3 months - Adults	533	3,241	16.4%	15.2%	15.9%	16.0%
% of FP17s for the same patient ID Re-attending between 3 & 9 months - Children	645	1,329	48.5%	57.8%	60.6%	58.3%
% of FP17s for the same patient ID Re-attending between 3 & 9 months - Adults	1,139	3,241	35.1%	48.0%	51.6%	50.3%
% of FP17s for Band 1 Urgent Courses	519	3,835	13.5%	9.8%	9.5%	9.1%
% of FP17s Relating to Free Repair or Replacements	23	3,835	0.6%	0.7%	0.7%	0.8%
% of FP17s Relating to Continuations	20	3,835	0.5%	0.8%	1.0%	1.0%
% of Patients satisfied with the dentistry they have received	0	0	N/A	93.6%	92.0%	91.5%
% of Patients satisfied with the time they had to wait for an appointment	0	0	N/A	89.3%	88.1%	87.9%

* This is based on patients treated on this contract for their most recent course of treatment. Figures in italics indicate the base number of FP17s or Patient Questionnaire responses are less than 100. N/A is shown where the base number of responses is less than 10 during the period. % is calculated as Quantity/Base number*100

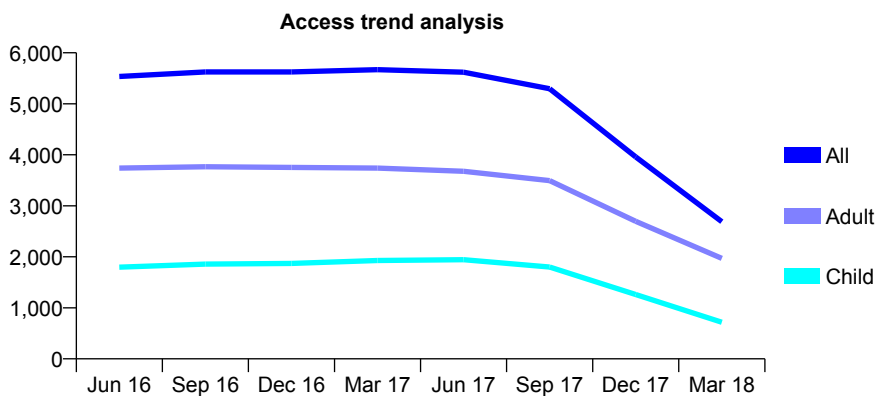
Q69 - Vital Signs At a Glance Contract Report for 101362/0031 - March 2018

Name or company name	Rodericks Dental Limited
Contract type name	PDS Plus Contract
Purpose of contract	General
Contract start date	01/09/2010
Contract end date	31/08/2017

17/18 Contracted general activity (UDA)	6,250
Carry forward general activity (UDA)	104
17/18 Contracted orthodontic activity (UOA)	0
Carry forward orthodontic activity (UOA)	0
Baseline contract value	£82,430.71

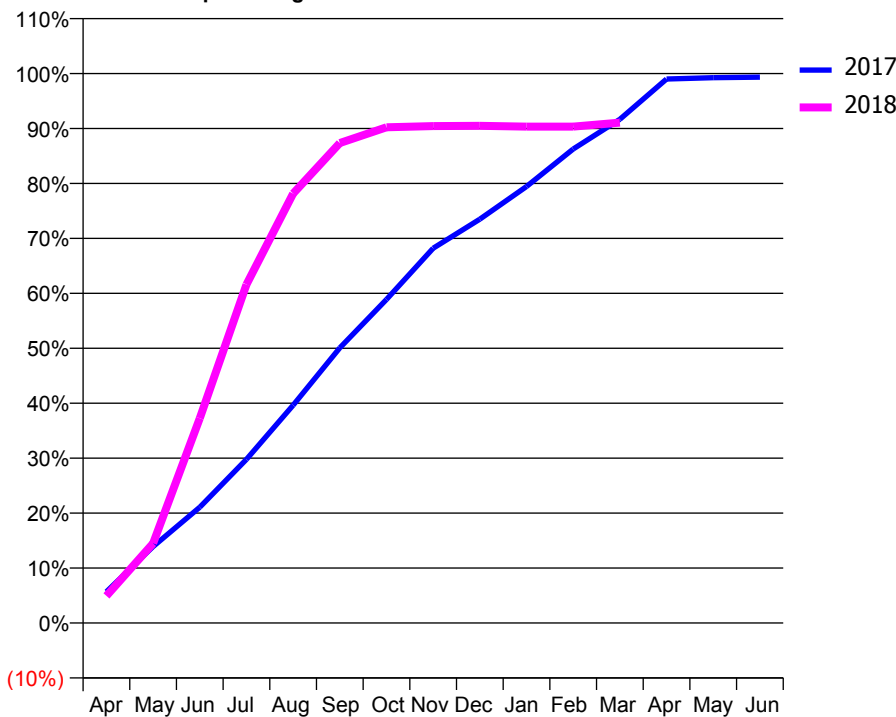
ACCESS*

Patients seen in 24 months	Total	Change since previous quarter
Quarter ending March 2017	5,670	
Quarter ending June 2017	5,620	→
Quarter ending September 2017	5,295	↓
Quarter ending December 2017	3,959	↓
Quarter ending March 2018	2,688	↓
Variance since March 2017	(52.6%)	↓



ACTIVITY

Cumulative percentage of contracted UDA delivered 2017 & 2018



Month	Adjusted Scheduled Activity (UDA)	
	2017	2018
April	879	309
May	2,152	906
June	3,257	2,328
July	4,604	3,851
August	6,124	4,885
September	7,738	5,459
October	9,099	5,638
November	10,538	5,653
December	11,356	5,656
January	12,272	5,647
February	13,328	5,647
March	14,162	5,692
April	15,295	
May	15,333	
June	15,346	

QUALITY

	Quantity	Base Number	Contract	AT	Region	England
% of FP17s for the same patient ID Re-attending within 3 months - Children	147	1,371	10.7%	11.5%	11.5%	11.9%
% of FP17s for the same patient ID Re-attending within 3 months - Adults	289	1,877	15.4%	15.2%	15.9%	16.0%
% of FP17s for the same patient ID Re-attending between 3 & 9 months - Children	634	1,371	46.2%	57.8%	60.6%	58.3%
% of FP17s for the same patient ID Re-attending between 3 & 9 months - Adults	432	1,877	23.0%	48.0%	51.6%	50.3%
% of FP17s for Band 1 Urgent Courses	271	2,795	9.7%	9.8%	9.5%	9.1%
% of FP17s Relating to Free Repair or Replacements	23	2,795	0.8%	0.7%	0.7%	0.8%
% of FP17s Relating to Continuations	6	2,795	0.2%	0.8%	1.0%	1.0%
% of Patients satisfied with the dentistry they have received	4	6	N/A	93.6%	92.0%	91.5%
% of Patients satisfied with the time they had to wait for an appointment	5	6	N/A	89.3%	88.1%	87.9%

* This is based on patients treated on this contract for their most recent course of treatment. Figures in italics indicate the base number of FP17s or Patient Questionnaire responses are less than 100. N/A is shown where the base number of responses is less than 10 during the period. % is calculated as Quantity/Base number*100

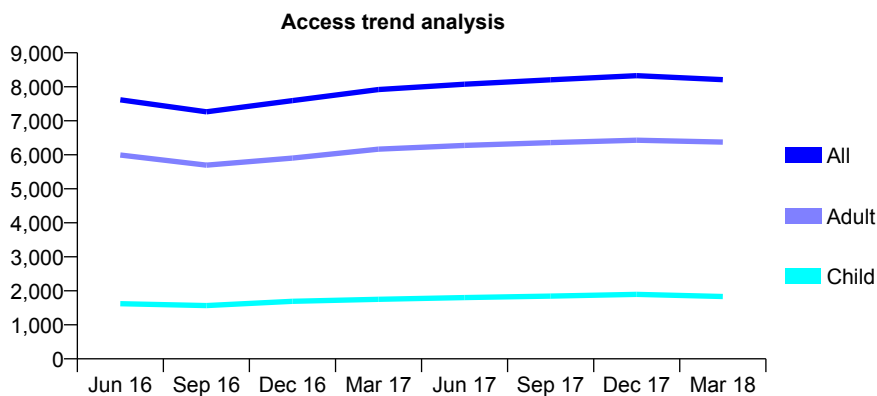
Q69 - Vital Signs At a Glance Contract Report for 101362/0035 - March 2018

Name or company name	Rodericks Dental Limited
Contract type name	PDS Plus Contract
Purpose of contract	General
Contract start date	21/02/2011
Contract end date	31/03/2018

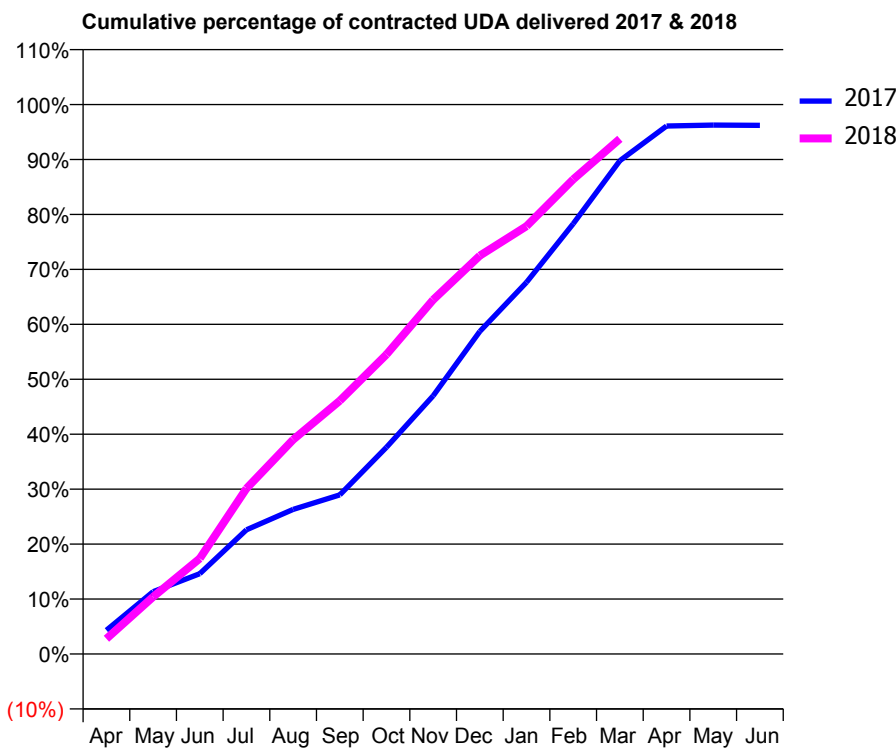
17/18 Contracted general activity (UDA)	20,015
Carry forward general activity (UDA)	0
17/18 Contracted orthodontic activity (UOA)	0
Carry forward orthodontic activity (UOA)	0
Baseline contract value	£295,596.29

ACCESS*

Patients seen in 24 months	Total	Change since previous quarter
Quarter ending March 2017	7,920	
Quarter ending June 2017	8,078	→
Quarter ending September 2017	8,204	→
Quarter ending December 2017	8,328	→
Quarter ending March 2018	8,208	↓
Variance since March 2017	3.6%	↑



ACTIVITY



Month	Adjusted Scheduled Activity (UDA)	
	2017	2018
April	867	556
May	2,273	2,082
June	2,928	3,480
July	4,524	6,029
August	5,268	7,807
September	5,796	9,226
October	7,532	10,913
November	9,406	12,904
December	11,753	14,509
January	13,540	15,583
February	15,672	17,287
March	17,968	18,763
April	19,231	
May	19,263	
June	19,256	

QUALITY

	Quantity	Base Number	Contract	AT	Region	England
% of FP17s for the same patient ID Re-attending within 3 months - Children	186	2,532	7.3%	11.5%	11.5%	11.9%
% of FP17s for the same patient ID Re-attending within 3 months - Adults	987	7,812	12.6%	15.2%	15.9%	16.0%
% of FP17s for the same patient ID Re-attending between 3 & 9 months - Children	1,336	2,532	52.8%	57.8%	60.6%	58.3%
% of FP17s for the same patient ID Re-attending between 3 & 9 months - Adults	3,570	7,812	45.7%	48.0%	51.6%	50.3%
% of FP17s for Band 1 Urgent Courses	1,065	9,723	11.0%	9.8%	9.5%	9.1%
% of FP17s Relating to Free Repair or Replacements	43	9,723	0.4%	0.7%	0.7%	0.8%
% of FP17s Relating to Continuations	8	9,723	0.1%	0.8%	1.0%	1.0%
% of Patients satisfied with the dentistry they have received	8	9	N/A	93.6%	92.0%	91.5%
% of Patients satisfied with the time they had to wait for an appointment	6	9	N/A	89.3%	88.1%	87.9%

* This is based on patients treated on this contract for their most recent course of treatment. Figures in italics indicate the base number of FP17s or Patient Questionnaire responses are less than 100. N/A is shown where the base number of responses is less than 10 during the period. % is calculated as Quantity/Base number*100

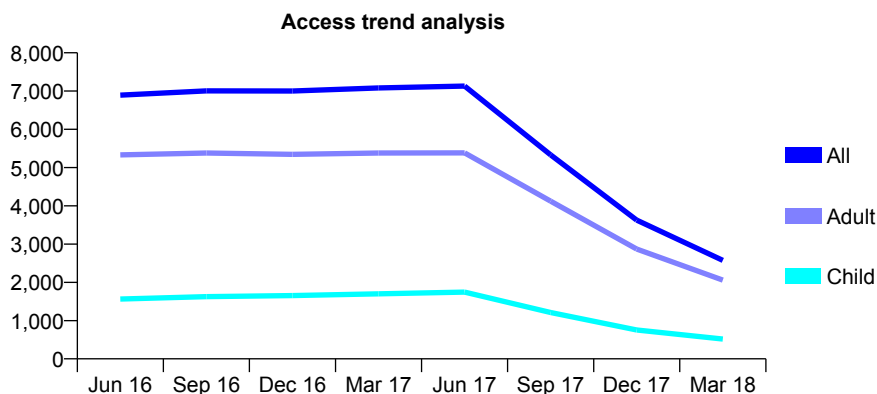
Q69 - Vital Signs At a Glance Contract Report for 101362/0037 - March 2018

Name or company name	Rodericks Dental Limited
Contract type name	PDS Plus Contract
Purpose of contract	General
Contract start date	01/01/2011
Contract end date	30/06/2017

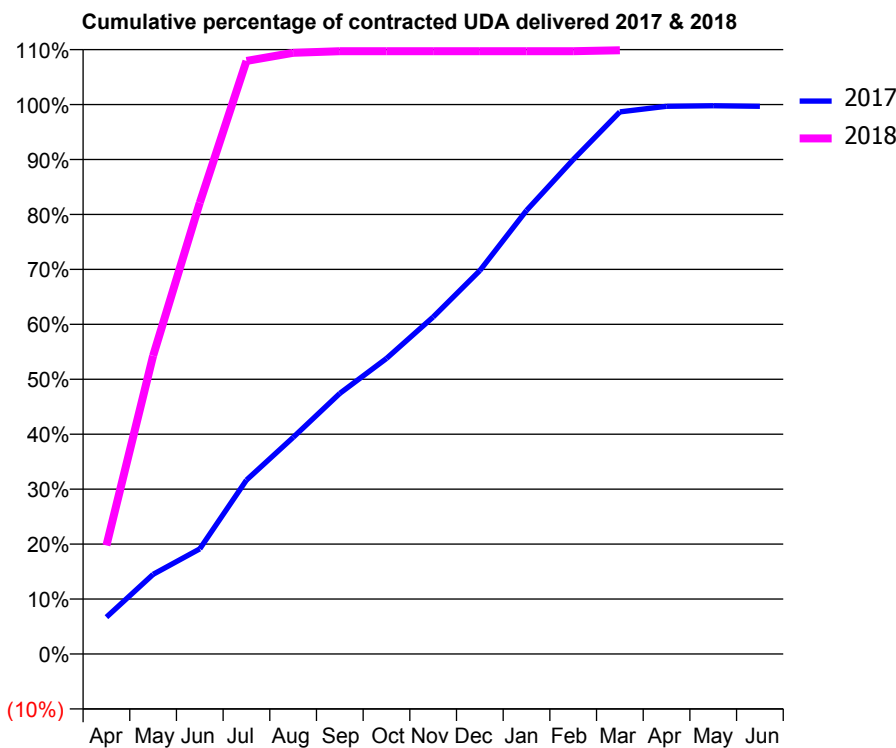
17/18 Contracted general activity (UDA)	4,500
Carry forward general activity (UDA)	0
17/18 Contracted orthodontic activity (UOA)	0
Carry forward orthodontic activity (UOA)	0
Baseline contract value	£72,673.61

ACCESS*

Patients seen in 24 months	Total	Change since previous quarter
Quarter ending March 2017	7,080	
Quarter ending June 2017	7,129	→
Quarter ending September 2017	5,333	↓
Quarter ending December 2017	3,626	↓
Quarter ending March 2018	2,575	↓
Variance since March 2017	(63.6%)	↓



ACTIVITY



Month	Adjusted Scheduled Activity (UDA)	
	2017	2018
April	1,207	889
May	2,610	2,442
June	3,444	3,696
July	5,697	4,857
August	7,096	4,923
September	8,537	4,937
October	9,683	4,937
November	11,040	4,937
December	12,561	4,937
January	14,532	4,937
February	16,196	4,937
March	17,758	4,944
April	17,944	
May	17,958	
June	17,942	

QUALITY

	Quantity	Base Number	Contract	AT	Region	England
% of FP17s for the same patient ID Re-attending within 3 months - Children	36	592	6.1%	11.5%	11.5%	11.9%
% of FP17s for the same patient ID Re-attending within 3 months - Adults	193	1,555	12.4%	15.2%	15.9%	16.0%
% of FP17s for the same patient ID Re-attending between 3 & 9 months - Children	290	592	49.0%	57.8%	60.6%	58.3%
% of FP17s for the same patient ID Re-attending between 3 & 9 months - Adults	598	1,555	38.5%	48.0%	51.6%	50.3%
% of FP17s for Band 1 Urgent Courses	174	2,029	8.6%	9.8%	9.5%	9.1%
% of FP17s Relating to Free Repair or Replacements	16	2,029	0.8%	0.7%	0.7%	0.8%
% of FP17s Relating to Continuations	25	2,029	1.2%	0.8%	1.0%	1.0%
% of Patients satisfied with the dentistry they have received	4	5	N/A	93.6%	92.0%	91.5%
% of Patients satisfied with the time they had to wait for an appointment	4	5	N/A	89.3%	88.1%	87.9%

* This is based on patients treated on this contract for their most recent course of treatment. Figures in italics indicate the base number of FP17s or Patient Questionnaire responses are less than 100. N/A is shown where the base number of responses is less than 10 during the period. % is calculated as Quantity/Base number*100

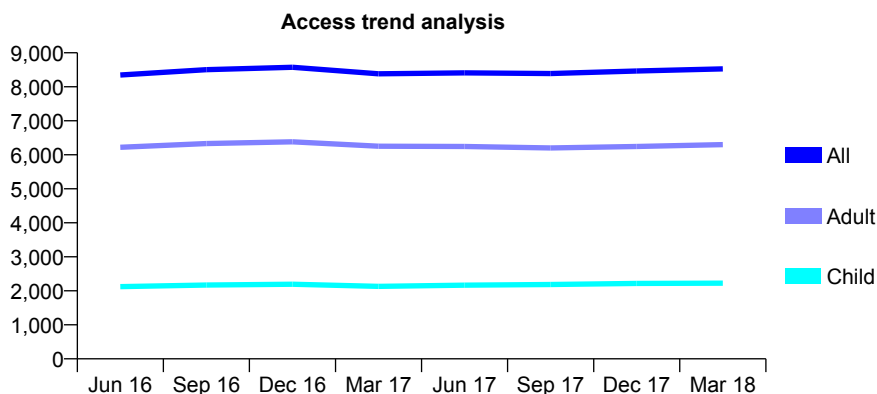
Q69 - Vital Signs At a Glance Contract Report for 101370/0073 - March 2018

Name or company name	Petrie Tucker and Partners Ltd
Contract type name	GDS Contract
Purpose of contract	General
Contract start date	01/08/2006
Contract end date	

17/18 Contracted general activity (UDA)	22,500
Carry forward general activity (UDA)	496
17/18 Contracted orthodontic activity (UOA)	0
Carry forward orthodontic activity (UOA)	0
Baseline contract value	£597,462.02

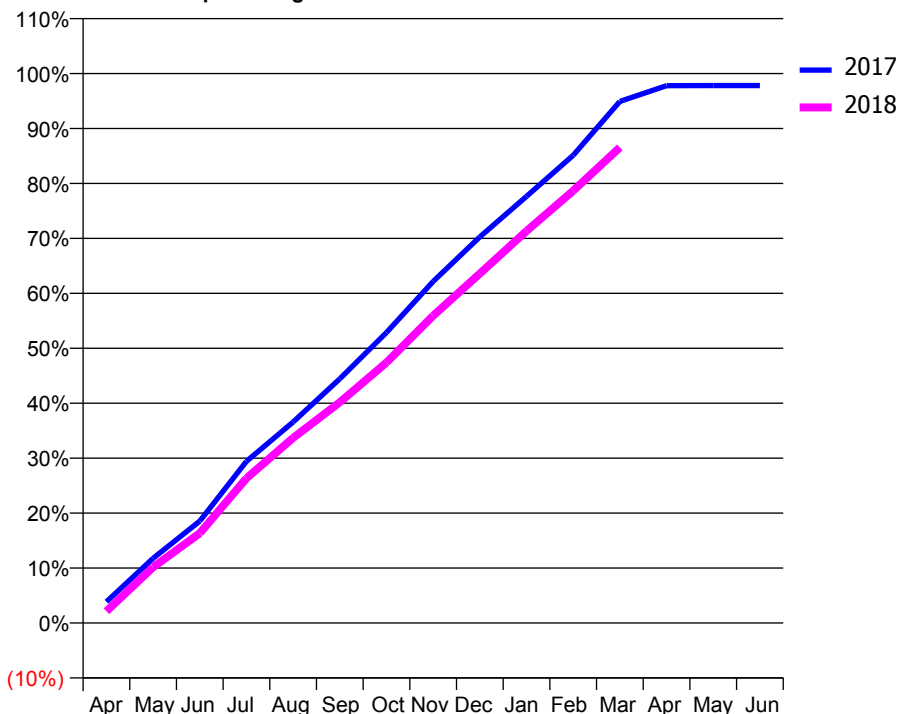
ACCESS*

Patients seen in 24 months	Total	Change since previous quarter
Quarter ending March 2017	8,384	
Quarter ending June 2017	8,410	→
Quarter ending September 2017	8,389	→
Quarter ending December 2017	8,464	→
Quarter ending March 2018	8,527	→
Variance since March 2017	1.7%	→



ACTIVITY

Cumulative percentage of contracted UDA delivered 2017 & 2018



Month	Adjusted Scheduled Activity (UDA)	
	2017	2018
April	871	481
May	2,650	2,283
June	4,176	3,680
July	6,622	5,925
August	8,229	7,582
September	10,003	9,042
October	11,897	10,665
November	13,984	12,583
December	15,808	14,309
January	17,468	16,050
February	19,152	17,698
March	21,355	19,473
April	22,004	
May	22,006	
June	22,005	

QUALITY

	Quantity	Base Number	Contract	AT	Region	England
% of FP17s for the same patient ID Re-attending within 3 months - Children	178	3,087	5.8%	11.5%	11.5%	11.9%
% of FP17s for the same patient ID Re-attending within 3 months - Adults	872	7,341	11.9%	15.2%	15.9%	16.0%
% of FP17s for the same patient ID Re-attending between 3 & 9 months - Children	1,721	3,087	55.7%	57.8%	60.6%	58.3%
% of FP17s for the same patient ID Re-attending between 3 & 9 months - Adults	2,982	7,341	40.6%	48.0%	51.6%	50.3%
% of FP17s for Band 1 Urgent Courses	700	10,153	6.9%	9.8%	9.5%	9.1%
% of FP17s Relating to Free Repair or Replacements	51	10,153	0.5%	0.7%	0.7%	0.8%
% of FP17s Relating to Continuations	183	10,153	1.8%	0.8%	1.0%	1.0%
% of Patients satisfied with the dentistry they have received	9	10	90.0%	93.6%	92.0%	91.5%
% of Patients satisfied with the time they had to wait for an appointment	8	10	80.0%	89.3%	88.1%	87.9%

* This is based on patients treated on this contract for their most recent course of treatment. Figures in italics indicate the base number of FP17s or Patient Questionnaire responses are less than 100. N/A is shown where the base number of responses is less than 10 during the period. % is calculated as Quantity/Base number*100

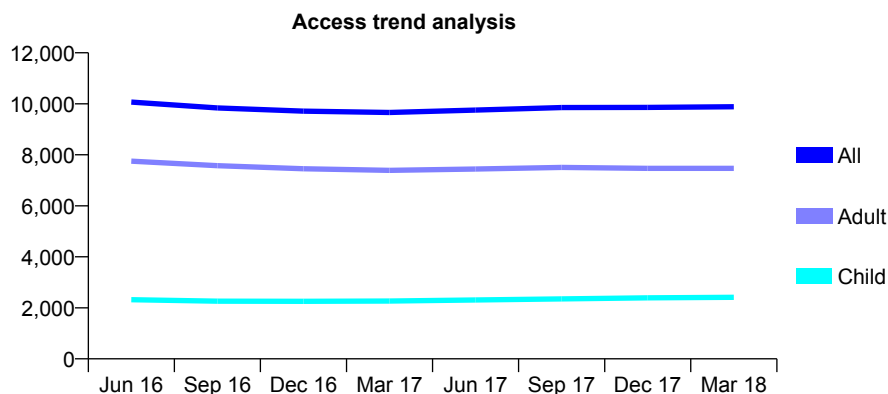
Q69 - Vital Signs At a Glance Contract Report for 101435/0014 - March 2018

Name or company name	IDH Limited
Contract type name	GDS Contract
Purpose of contract	General
Contract start date	01/04/2006
Contract end date	

17/18 Contracted general activity (UDA)	32,539
Carry forward general activity (UDA)	0
17/18 Contracted orthodontic activity (UOA)	0
Carry forward orthodontic activity (UOA)	0
Baseline contract value	£726,976.25

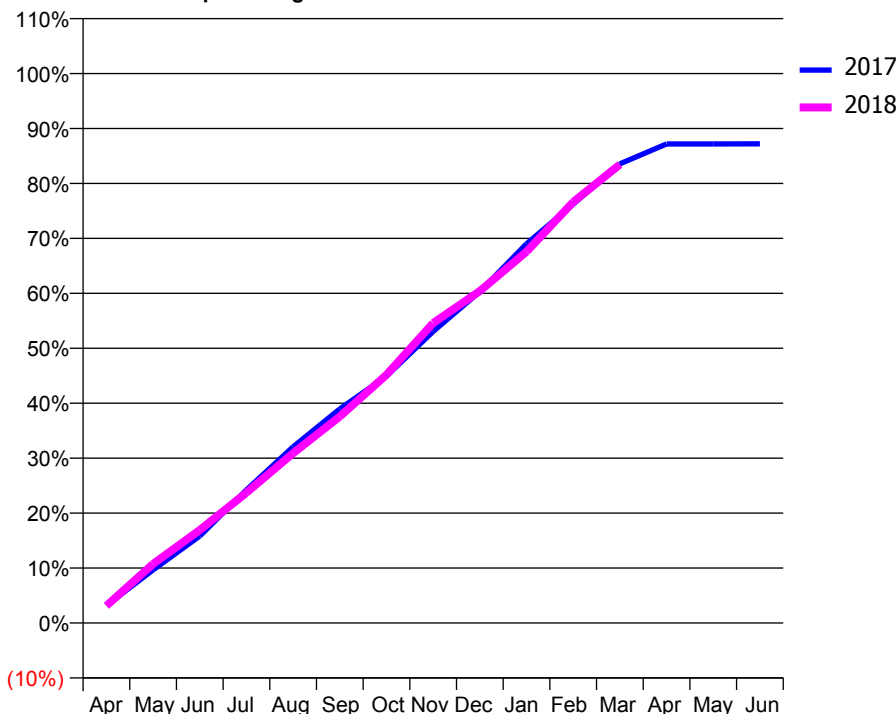
ACCESS*

Patients seen in 24 months	Total	Change since previous quarter
Quarter ending March 2017	9,659	
Quarter ending June 2017	9,754	→
Quarter ending September 2017	9,855	→
Quarter ending December 2017	9,859	→
Quarter ending March 2018	9,885	→
Variance since March 2017	2.3%	↑



ACTIVITY

Cumulative percentage of contracted UDA delivered 2017 & 2018



Month	Adjusted Scheduled Activity (UDA)	
	2017	2018
April	1,035	1,021
May	3,147	3,500
June	5,155	5,504
July	7,884	7,716
August	10,432	10,059
September	12,676	12,231
October	14,619	14,698
November	17,264	17,764
December	19,624	19,659
January	22,449	21,984
February	24,809	24,931
March	27,190	27,152
April	28,369	
May	28,370	
June	28,375	

QUALITY

	Quantity	Base Number	Contract	AT	Region	England
% of FP17s for the same patient ID Re-attending within 3 months - Children	224	3,346	6.7%	11.5%	11.5%	11.9%
% of FP17s for the same patient ID Re-attending within 3 months - Adults	874	8,454	10.3%	15.2%	15.9%	16.0%
% of FP17s for the same patient ID Re-attending between 3 & 9 months - Children	1,677	3,346	50.1%	57.8%	60.6%	58.3%
% of FP17s for the same patient ID Re-attending between 3 & 9 months - Adults	3,814	8,454	45.1%	48.0%	51.6%	50.3%
% of FP17s for Band 1 Urgent Courses	640	11,367	5.6%	9.8%	9.5%	9.1%
% of FP17s Relating to Free Repair or Replacements	40	11,367	0.4%	0.7%	0.7%	0.8%
% of FP17s Relating to Continuations	195	11,367	1.7%	0.8%	1.0%	1.0%
% of Patients satisfied with the dentistry they have received	22	22	100.0%	93.6%	92.0%	91.5%
% of Patients satisfied with the time they had to wait for an appointment	19	22	86.4%	89.3%	88.1%	87.9%

* This is based on patients treated on this contract for their most recent course of treatment. Figures in italics indicate the base number of FP17s or Patient Questionnaire responses are less than 100. N/A is shown where the base number of responses is less than 10 during the period. % is calculated as Quantity/Base number*100

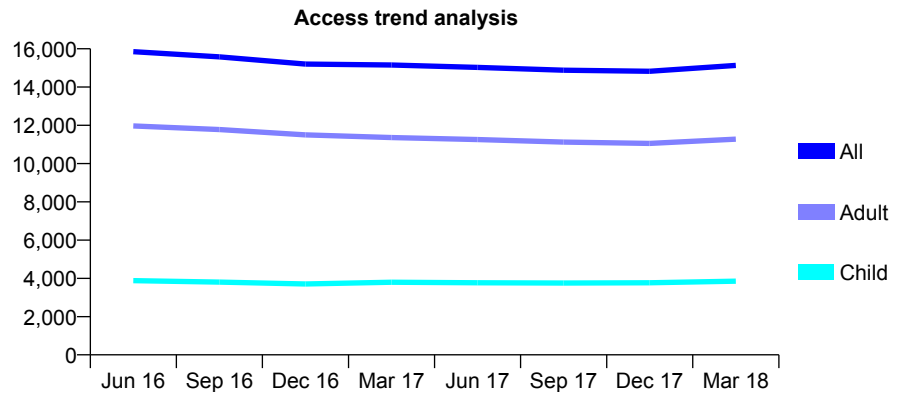
Q69 - Vital Signs At a Glance Contract Report for 101435/0035 - March 2018

Name or company name	IDH Limited
Contract type name	GDS Contract
Purpose of contract	General
Contract start date	01/04/2006
Contract end date	

17/18 Contracted general activity (UDA)	35,138
Carry forward general activity (UDA)	0
17/18 Contracted orthodontic activity (UOA)	0
Carry forward orthodontic activity (UOA)	0
Baseline contract value	£771,606.07

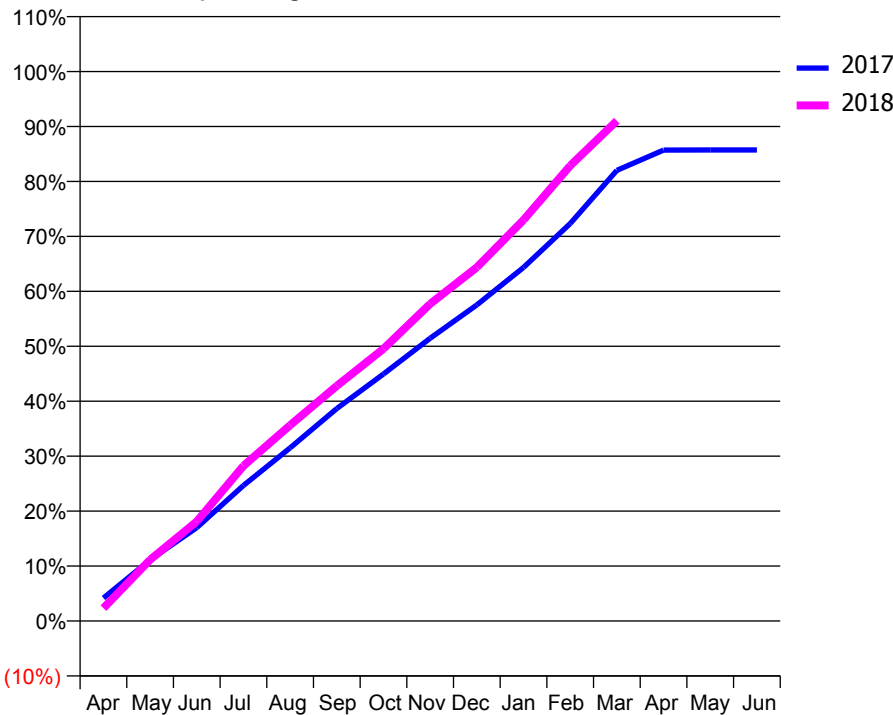
ACCESS*

Patients seen in 24 months	Total	Change since previous quarter
Quarter ending March 2017	15,151	
Quarter ending June 2017	15,028	→
Quarter ending September 2017	14,882	→
Quarter ending December 2017	14,823	→
Quarter ending March 2018	15,132	↑
Variance since March 2017	(0.1%)	→



ACTIVITY

Cumulative percentage of contracted UDA delivered 2017 & 2018



Month	Adjusted Scheduled Activity (UDA)	
	2017	2018
April	1,472	819
May	3,910	3,917
June	5,972	6,364
July	8,667	9,922
August	11,069	12,522
September	13,583	15,035
October	15,798	17,407
November	18,083	20,278
December	20,212	22,615
January	22,610	25,647
February	25,412	29,112
March	28,816	31,990
April	30,113	
May	30,122	
June	30,118	

QUALITY

	Quantity	Base Number	Contract	AT	Region	England
% of FP17s for the same patient ID Re-attending within 3 months - Children	243	4,887	5.0%	11.5%	11.5%	11.9%
% of FP17s for the same patient ID Re-attending within 3 months - Adults	1,243	12,631	9.8%	15.2%	15.9%	16.0%
% of FP17s for the same patient ID Re-attending between 3 & 9 months - Children	2,336	4,887	47.8%	57.8%	60.6%	58.3%
% of FP17s for the same patient ID Re-attending between 3 & 9 months - Adults	4,999	12,631	39.6%	48.0%	51.6%	50.3%
% of FP17s for Band 1 Urgent Courses	1,236	16,852	7.3%	9.8%	9.5%	9.1%
% of FP17s Relating to Free Repair or Replacements	45	16,852	0.3%	0.7%	0.7%	0.8%
% of FP17s Relating to Continuations	162	16,852	1.0%	0.8%	1.0%	1.0%
% of Patients satisfied with the dentistry they have received	16	17	94.1%	93.6%	92.0%	91.5%
% of Patients satisfied with the time they had to wait for an appointment	16	17	94.1%	89.3%	88.1%	87.9%

* This is based on patients treated on this contract for their most recent course of treatment. Figures in italics indicate the base number of FP17s or Patient Questionnaire responses are less than 100. N/A is shown where the base number of responses is less than 10 during the period. % is calculated as Quantity/Base number*100

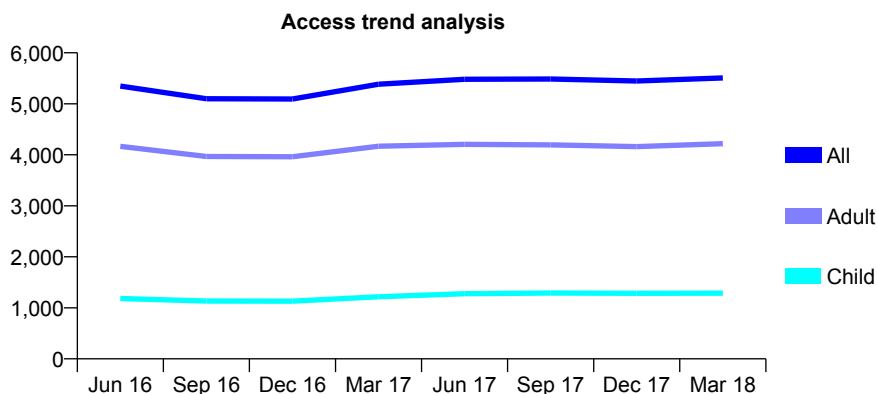
Q69 - Vital Signs At a Glance Contract Report for 101435/0054 - March 2018

Name or company name	IDH Limited
Contract type name	GDS Contract
Purpose of contract	General
Contract start date	01/12/2006
Contract end date	

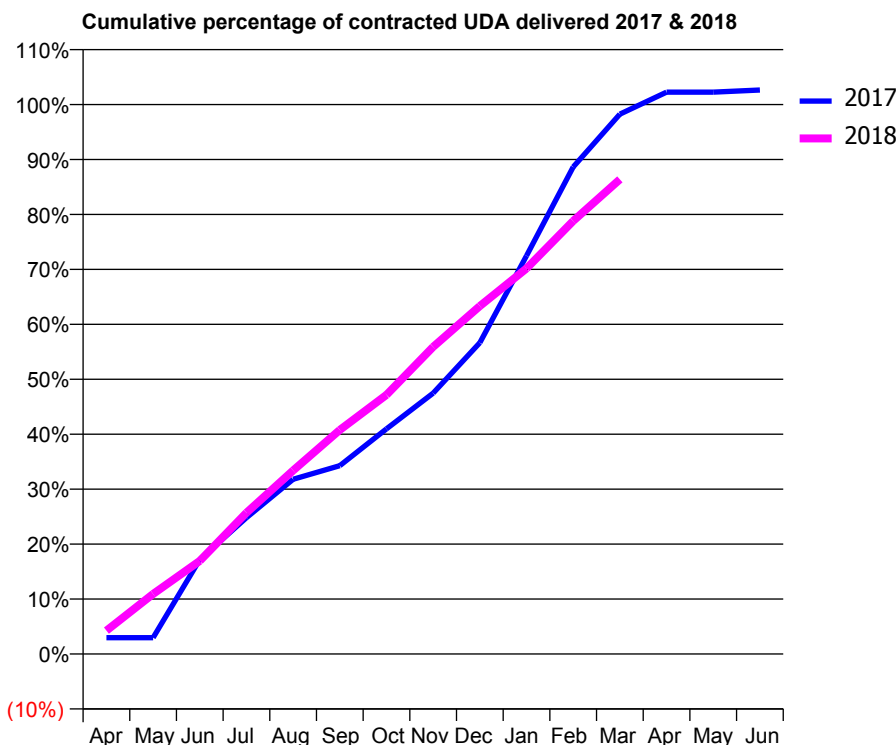
17/18 Contracted general activity (UDA)	13,010
Carry forward general activity (UDA)	-210
17/18 Contracted orthodontic activity (UOA)	0
Carry forward orthodontic activity (UOA)	0
Baseline contract value	£326,078.22

ACCESS*

Patients seen in 24 months	Total	Change since previous quarter
Quarter ending March 2017	5,385	
Quarter ending June 2017	5,481	→
Quarter ending September 2017	5,486	→
Quarter ending December 2017	5,446	→
Quarter ending March 2018	5,507	→
Variance since March 2017	2.3%	↑



ACTIVITY



Month	Adjusted Scheduled Activity (UDA)	
	2017	2018
April	312	554
May	312	1,423
June	1,807	2,207
July	2,607	3,345
August	3,343	4,346
September	3,603	5,306
October	4,306	6,134
November	4,991	7,274
December	5,954	8,239
January	7,618	9,127
February	9,315	10,253
March	10,326	11,238
April	10,746	
May	10,747	
June	10,788	

QUALITY

	Quantity	Base Number	Contract	AT	Region	England
% of FP17s for the same patient ID Re-attending within 3 months - Children	89	1,703	5.2%	11.5%	11.5%	11.9%
% of FP17s for the same patient ID Re-attending within 3 months - Adults	462	4,849	9.5%	15.2%	15.9%	16.0%
% of FP17s for the same patient ID Re-attending between 3 & 9 months - Children	848	1,703	49.8%	57.8%	60.6%	58.3%
% of FP17s for the same patient ID Re-attending between 3 & 9 months - Adults	2,307	4,849	47.6%	48.0%	51.6%	50.3%
% of FP17s for Band 1 Urgent Courses	488	6,235	7.8%	9.8%	9.5%	9.1%
% of FP17s Relating to Free Repair or Replacements	37	6,235	0.6%	0.7%	0.7%	0.8%
% of FP17s Relating to Continuations	47	6,235	0.8%	0.8%	1.0%	1.0%
% of Patients satisfied with the dentistry they have received	2	2	N/A	93.6%	92.0%	91.5%
% of Patients satisfied with the time they had to wait for an appointment	2	2	N/A	89.3%	88.1%	87.9%

* This is based on patients treated on this contract for their most recent course of treatment. Figures in italics indicate the base number of FP17s or Patient Questionnaire responses are less than 100. N/A is shown where the base number of responses is less than 10 during the period. % is calculated as Quantity/Base number*100

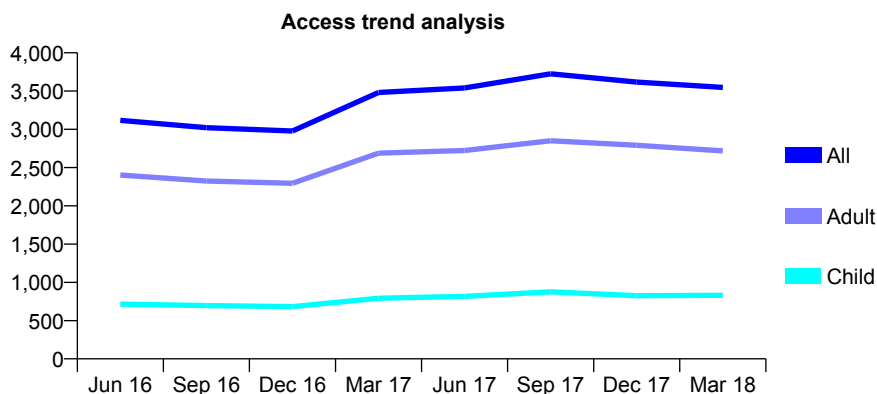
Q69 - Vital Signs At a Glance Contract Report for 101435/0109 - March 2018

Name or company name	IDH Limited
Contract type name	GDS Contract
Purpose of contract	General
Contract start date	01/07/2008
Contract end date	

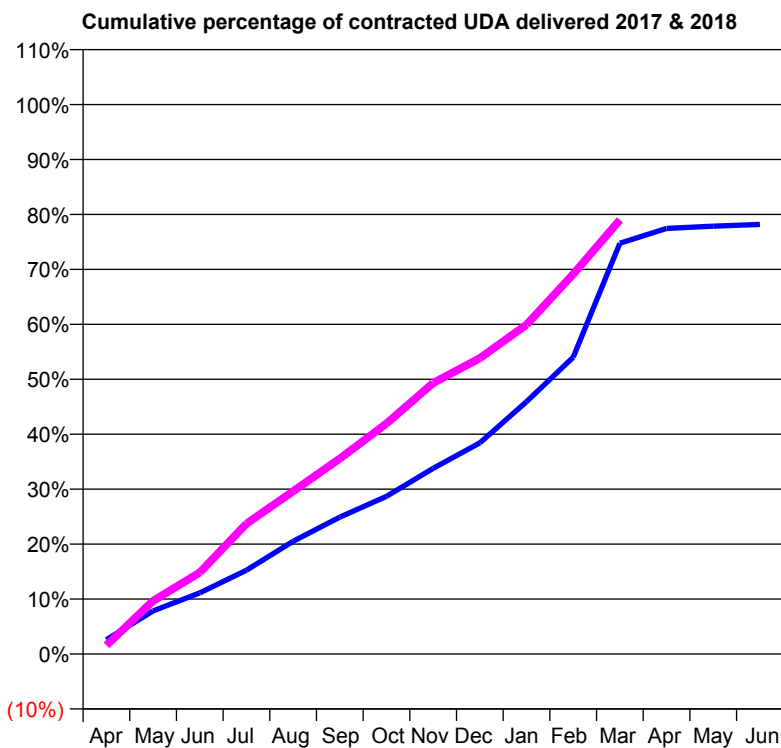
17/18 Contracted general activity (UDA)	10,590
Carry forward general activity (UDA)	0
17/18 Contracted orthodontic activity (UOA)	0
Carry forward orthodontic activity (UOA)	0
Baseline contract value	£250,006.07

ACCESS*

Patients seen in 24 months	Total	Change since previous quarter
Quarter ending March 2017	3,482	
Quarter ending June 2017	3,540	→
Quarter ending September 2017	3,726	↑
Quarter ending December 2017	3,618	↓
Quarter ending March 2018	3,548	↓
Variance since March 2017	1.9%	→



ACTIVITY



Month	Adjusted Scheduled Activity (UDA)	
	2017	2018
April	277	167
May	832	1,025
June	1,179	1,572
July	1,616	2,511
August	2,173	3,137
September	2,637	3,765
October	3,039	4,442
November	3,578	5,223
December	4,069	5,702
January	4,864	6,346
February	5,720	7,320
March	7,917	8,366
April	8,202	
May	8,246	
June	8,279	

QUALITY

	Quantity	Base Number	Contract	AT	Region	England
% of FP17s for the same patient ID Re-attending within 3 months - Children	72	1,185	6.1%	11.5%	11.5%	11.9%
% of FP17s for the same patient ID Re-attending within 3 months - Adults	338	2,865	11.8%	15.2%	15.9%	16.0%
% of FP17s for the same patient ID Re-attending between 3 & 9 months - Children	501	1,185	42.3%	57.8%	60.6%	58.3%
% of FP17s for the same patient ID Re-attending between 3 & 9 months - Adults	825	2,865	28.8%	48.0%	51.6%	50.3%
% of FP17s for Band 1 Urgent Courses	438	3,836	11.4%	9.8%	9.5%	9.1%
% of FP17s Relating to Free Repair or Replacements	11	3,836	0.3%	0.7%	0.7%	0.8%
% of FP17s Relating to Continuations	34	3,836	0.9%	0.8%	1.0%	1.0%
% of Patients satisfied with the dentistry they have received	3	3	N/A	93.6%	92.0%	91.5%
% of Patients satisfied with the time they had to wait for an appointment	2	3	N/A	89.3%	88.1%	87.9%

* This is based on patients treated on this contract for their most recent course of treatment. Figures in italics indicate the base number of FP17s or Patient Questionnaire responses are less than 100. N/A is shown where the base number of responses is less than 10 during the period. % is calculated as Quantity/Base number*100

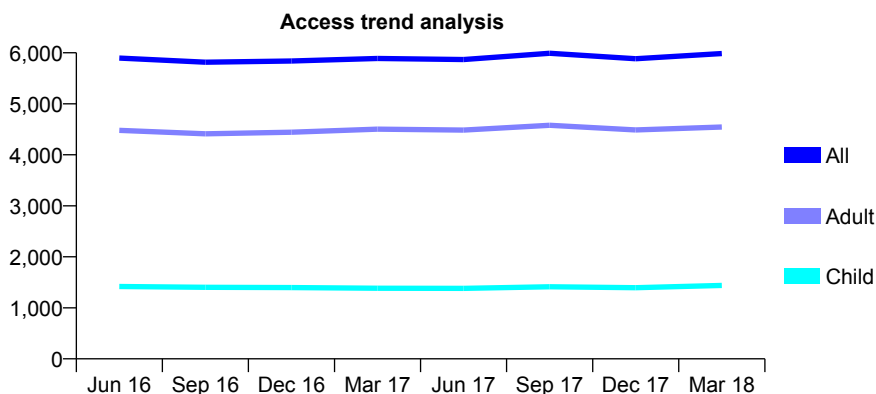
Q69 - Vital Signs At a Glance Contract Report for 102504/0001 - March 2018

Name or company name	Chess House (UK) Limited
Contract type name	GDS Contract
Purpose of contract	General
Contract start date	01/05/2010
Contract end date	

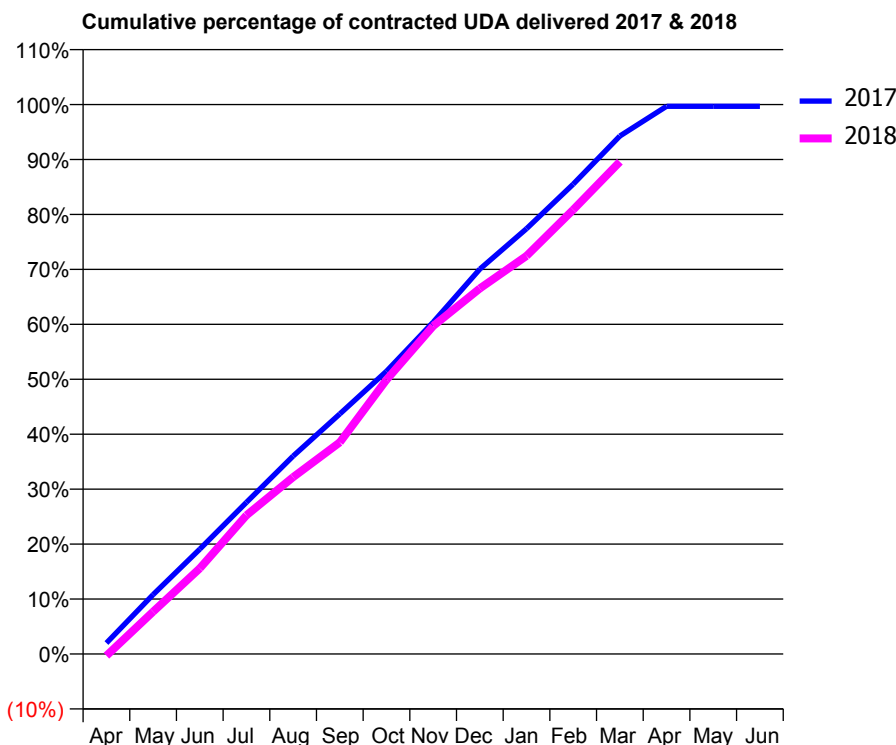
17/18 Contracted general activity (UDA)	15,619
Carry forward general activity (UDA)	50
17/18 Contracted orthodontic activity (UOA)	0
Carry forward orthodontic activity (UOA)	0
Baseline contract value	£357,803.91

ACCESS*

Patients seen in 24 months	Total	Change since previous quarter
Quarter ending March 2017	5,888	
Quarter ending June 2017	5,867	→
Quarter ending September 2017	5,992	↑
Quarter ending December 2017	5,883	↓
Quarter ending March 2018	5,985	→
Variance since March 2017	1.6%	→



ACTIVITY



Month	Adjusted Scheduled Activity (UDA)	
	2017	2018
April	314	-50
May	1,687	1,203
June	2,981	2,436
July	4,311	3,943
August	5,627	5,028
September	6,825	6,018
October	8,039	7,794
November	9,432	9,324
December	10,940	10,392
January	12,088	11,315
February	13,354	12,627
March	14,722	13,991
April	15,568	
May	15,569	
June	15,569	

QUALITY

	Quantity	Base Number	Contract	AT	Region	England
% of FP17s for the same patient ID Re-attending within 3 months - Children	160	1,935	8.3%	11.5%	11.5%	11.9%
% of FP17s for the same patient ID Re-attending within 3 months - Adults	1,163	6,313	18.4%	15.2%	15.9%	16.0%
% of FP17s for the same patient ID Re-attending between 3 & 9 months - Children	972	1,935	50.2%	57.8%	60.6%	58.3%
% of FP17s for the same patient ID Re-attending between 3 & 9 months - Adults	3,224	6,313	51.1%	48.0%	51.6%	50.3%
% of FP17s for Band 1 Urgent Courses	1,154	7,740	14.9%	9.8%	9.5%	9.1%
% of FP17s Relating to Free Repair or Replacements	46	7,740	0.6%	0.7%	0.7%	0.8%
% of FP17s Relating to Continuations	115	7,740	1.5%	0.8%	1.0%	1.0%
% of Patients satisfied with the dentistry they have received	9	10	90.0%	93.6%	92.0%	91.5%
% of Patients satisfied with the time they had to wait for an appointment	9	10	90.0%	89.3%	88.1%	87.9%

* This is based on patients treated on this contract for their most recent course of treatment. Figures in italics indicate the base number of FP17s or Patient Questionnaire responses are less than 100. N/A is shown where the base number of responses is less than 10 during the period. % is calculated as Quantity/Base number*100

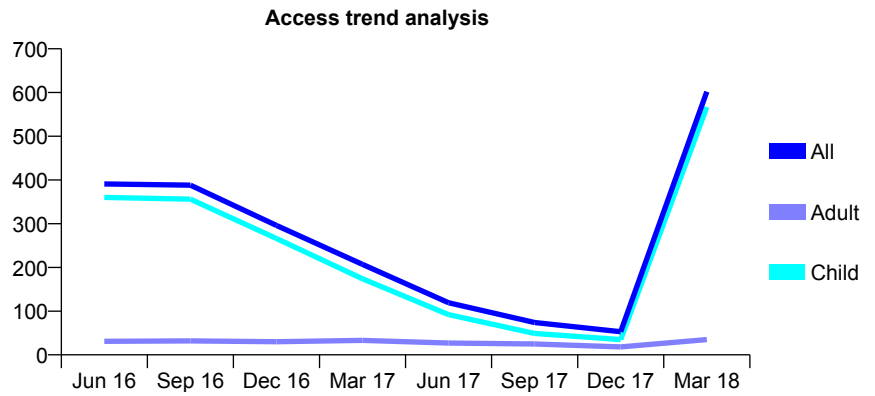
Q69 - Vital Signs At a Glance Contract Report for 103284/0001 - March 2018

Name or company name	Grove Green Dental Surgery
Contract type name	GDS Contract
Purpose of contract	General
Contract start date	01/07/2011
Contract end date	

17/18 Contracted general activity (UDA)	1,277
Carry forward general activity (UDA)	0
17/18 Contracted orthodontic activity (UOA)	0
Carry forward orthodontic activity (UOA)	0
Baseline contract value	£30,538.03

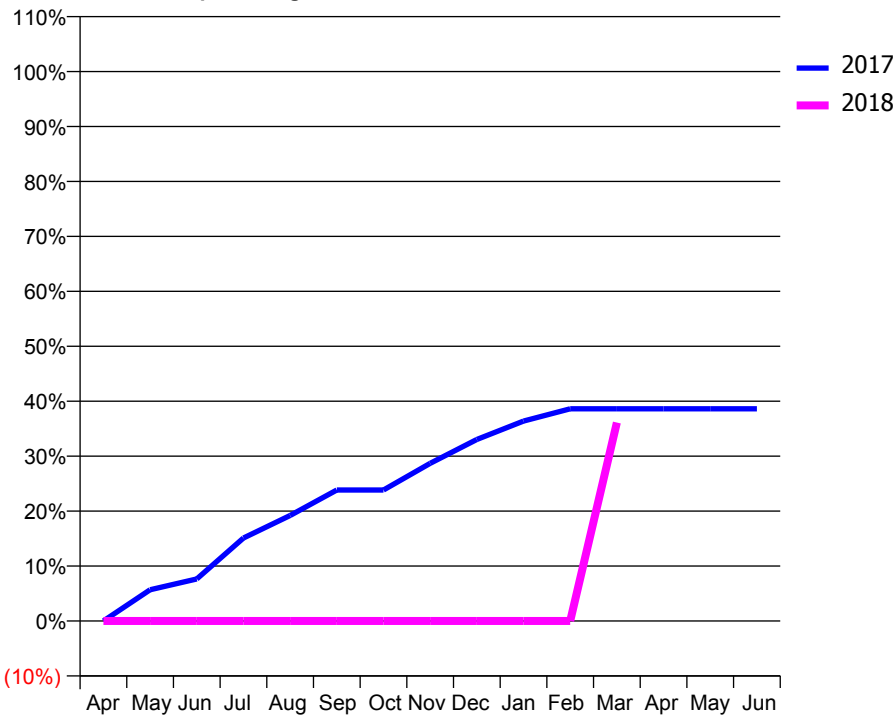
ACCESS*

Patients seen in 24 months	Total	Change since previous quarter
Quarter ending March 2017	207	
Quarter ending June 2017	119	↓
Quarter ending September 2017	74	↓
Quarter ending December 2017	53	↓
Quarter ending March 2018	602	↑
Variance since March 2017	190.8%	↑



ACTIVITY

Cumulative percentage of contracted UDA delivered 2017 & 2018



Month	Adjusted Scheduled Activity (UDA)	
	2017	2018
April	0	0
May	73	0
June	98	0
July	193	0
August	245	0
September	304	0
October	304	0
November	366	0
December	422	0
January	465	0
February	493	0
March	493	461
April	493	
May	493	
June	493	

QUALITY

	Quantity	Base Number	Contract	AT	Region	England
% of FP17s for the same patient ID Re-attending within 3 months - Children	36	613	5.9%	11.5%	11.5%	11.9%
% of FP17s for the same patient ID Re-attending within 3 months - Adults	2	19	<i>10.5%</i>	15.2%	15.9%	16.0%
% of FP17s for the same patient ID Re-attending between 3 & 9 months - Children	20	613	3.3%	57.8%	60.6%	58.3%
% of FP17s for the same patient ID Re-attending between 3 & 9 months - Adults	1	19	5.3%	48.0%	51.6%	50.3%
% of FP17s for Band 1 Urgent Courses	11	632	1.7%	9.8%	9.5%	9.1%
% of FP17s Relating to Free Repair or Replacements	0	632	0.0%	0.7%	0.7%	0.8%
% of FP17s Relating to Continuations	0	632	0.0%	0.8%	1.0%	1.0%
% of Patients satisfied with the dentistry they have received	0	0	N/A	93.6%	92.0%	91.5%
% of Patients satisfied with the time they had to wait for an appointment	0	0	N/A	89.3%	88.1%	87.9%

* This is based on patients treated on this contract for their most recent course of treatment. Figures in italics indicate the base number of FP17s or Patient Questionnaire responses are less than 100. N/A is shown where the base number of responses is less than 10 during the period. % is calculated as Quantity/Base number*100

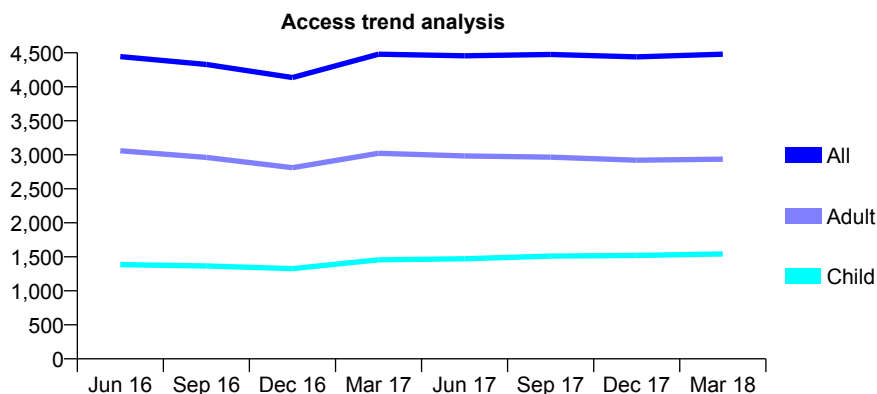
Q69 - Vital Signs At a Glance Contract Report for 103624/0001 - March 2018

Name or company name	CASTLE HILL DENTAL CARE LTD
Contract type name	GDS Contract
Purpose of contract	General
Contract start date	01/08/2012
Contract end date	

17/18 Contracted general activity (UDA)	9,075
Carry forward general activity (UDA)	-171
17/18 Contracted orthodontic activity (UOA)	0
Carry forward orthodontic activity (UOA)	0
Baseline contract value	£216,461.28

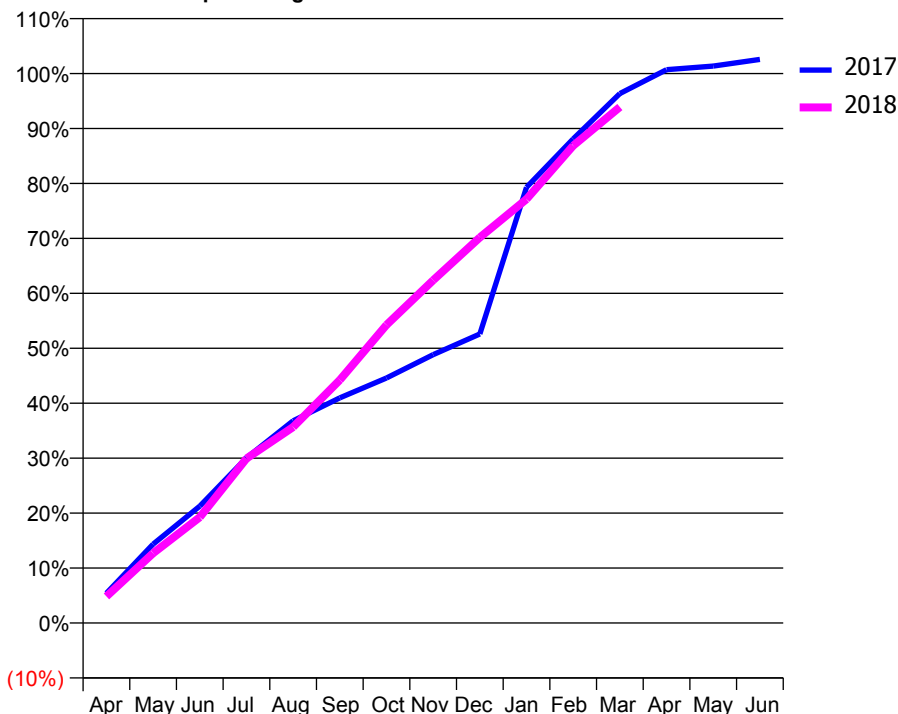
ACCESS*

Patients seen in 24 months	Total	Change since previous quarter
Quarter ending March 2017	4,479	
Quarter ending June 2017	4,455	→
Quarter ending September 2017	4,476	→
Quarter ending December 2017	4,441	→
Quarter ending March 2018	4,479	→
Variance since March 2017	0.0%	→



ACTIVITY

Cumulative percentage of contracted UDA delivered 2017 & 2018



Month	Adjusted Scheduled Activity (UDA)	
	2017	2018
April	464	440
May	1,231	1,153
June	1,825	1,748
July	2,578	2,716
August	3,157	3,236
September	3,515	4,013
October	3,826	4,924
November	4,191	5,661
December	4,512	6,367
January	6,802	7,000
February	7,559	7,882
March	8,268	8,521
April	8,639	
May	8,696	
June	8,800	

QUALITY

	Quantity	Base Number	Contract	AT	Region	England
% of FP17s for the same patient ID Re-attending within 3 months - Children	125	1,831	6.8%	11.5%	11.5%	11.9%
% of FP17s for the same patient ID Re-attending within 3 months - Adults	450	3,193	14.1%	15.2%	15.9%	16.0%
% of FP17s for the same patient ID Re-attending between 3 & 9 months - Children	703	1,831	38.4%	57.8%	60.6%	58.3%
% of FP17s for the same patient ID Re-attending between 3 & 9 months - Adults	1,052	3,193	32.9%	48.0%	51.6%	50.3%
% of FP17s for Band 1 Urgent Courses	516	4,704	11.0%	9.8%	9.5%	9.1%
% of FP17s Relating to Free Repair or Replacements	24	4,704	0.5%	0.7%	0.7%	0.8%
% of FP17s Relating to Continuations	17	4,704	0.4%	0.8%	1.0%	1.0%
% of Patients satisfied with the dentistry they have received	3	4	N/A	93.6%	92.0%	91.5%
% of Patients satisfied with the time they had to wait for an appointment	2	4	N/A	89.3%	88.1%	87.9%

* This is based on patients treated on this contract for their most recent course of treatment. Figures in italics indicate the base number of FP17s or Patient Questionnaire responses are less than 100. N/A is shown where the base number of responses is less than 10 during the period. % is calculated as Quantity/Base number*100

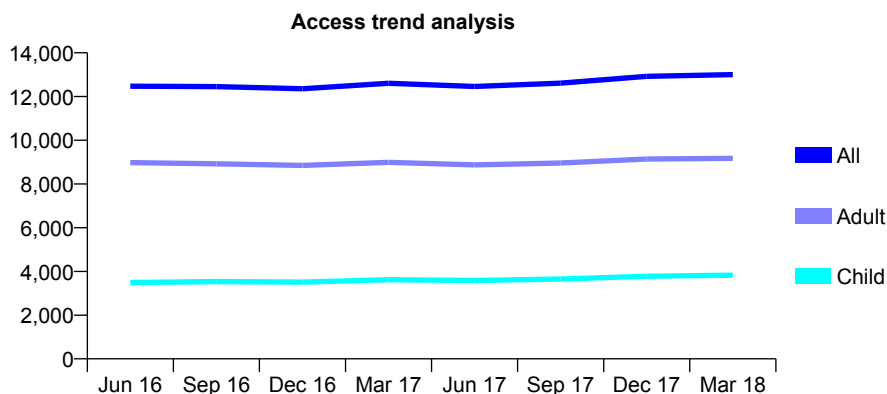
Q69 - Vital Signs At a Glance Contract Report for 104280/0001 - March 2018

Name or company name	BUSBY HOUSE DENTAL LTD
Contract type name	GDS Contract
Purpose of contract	General
Contract start date	01/10/2010
Contract end date	

17/18 Contracted general activity (UDA)	29,407
Carry forward general activity (UDA)	0
17/18 Contracted orthodontic activity (UOA)	0
Carry forward orthodontic activity (UOA)	0
Baseline contract value	£705,293.91

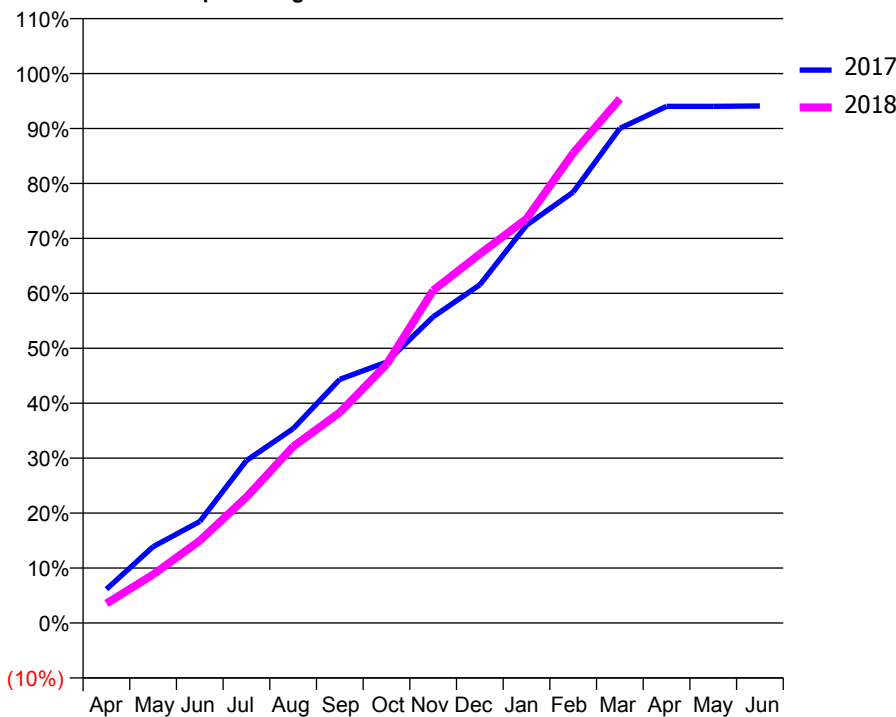
ACCESS*

Patients seen in 24 months	Total	Change since previous quarter
Quarter ending March 2017	12,606	
Quarter ending June 2017	12,457	↓
Quarter ending September 2017	12,612	→
Quarter ending December 2017	12,924	↑
Quarter ending March 2018	13,004	→
Variance since March 2017	3.2%	↑



ACTIVITY

Cumulative percentage of contracted UDA delivered 2017 & 2018



Month	Adjusted Scheduled Activity (UDA)	
	2017	2018
April	1,881	1,047
May	4,249	2,597
June	5,651	4,408
July	9,046	6,741
August	10,819	9,442
September	13,565	11,274
October	14,518	13,831
November	17,041	17,803
December	18,824	19,748
January	22,140	21,630
February	23,985	25,150
March	27,533	28,055
April	28,756	
May	28,757	
June	28,778	

QUALITY

	Quantity	Base Number	Contract	AT	Region	England
% of FP17s for the same patient ID Re-attending within 3 months - Children	457	5,786	7.9%	11.5%	11.5%	11.9%
% of FP17s for the same patient ID Re-attending within 3 months - Adults	2,155	12,711	17.0%	15.2%	15.9%	16.0%
% of FP17s for the same patient ID Re-attending between 3 & 9 months - Children	3,442	5,786	59.5%	57.8%	60.6%	58.3%
% of FP17s for the same patient ID Re-attending between 3 & 9 months - Adults	6,493	12,711	51.1%	48.0%	51.6%	50.3%
% of FP17s for Band 1 Urgent Courses	1,996	16,185	12.3%	9.8%	9.5%	9.1%
% of FP17s Relating to Free Repair or Replacements	112	16,185	0.7%	0.7%	0.7%	0.8%
% of FP17s Relating to Continuations	54	16,185	0.3%	0.8%	1.0%	1.0%
% of Patients satisfied with the dentistry they have received	12	12	100.0%	93.6%	92.0%	91.5%
% of Patients satisfied with the time they had to wait for an appointment	12	12	100.0%	89.3%	88.1%	87.9%

* This is based on patients treated on this contract for their most recent course of treatment. Figures in italics indicate the base number of FP17s or Patient Questionnaire responses are less than 100. N/A is shown where the base number of responses is less than 10 during the period. % is calculated as Quantity/Base number*100

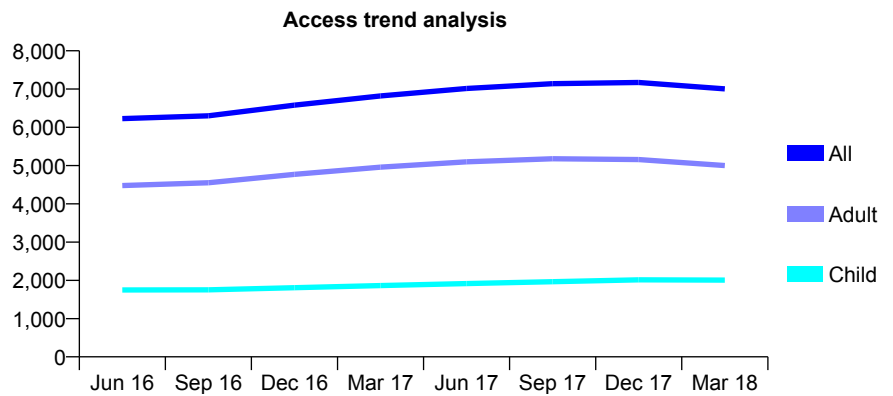
Q69 - Vital Signs At a Glance Contract Report for 104345/0001 - March 2018

Name or company name	Michael Fahami LTD
Contract type name	GDS Contract
Purpose of contract	General
Contract start date	01/08/2010
Contract end date	

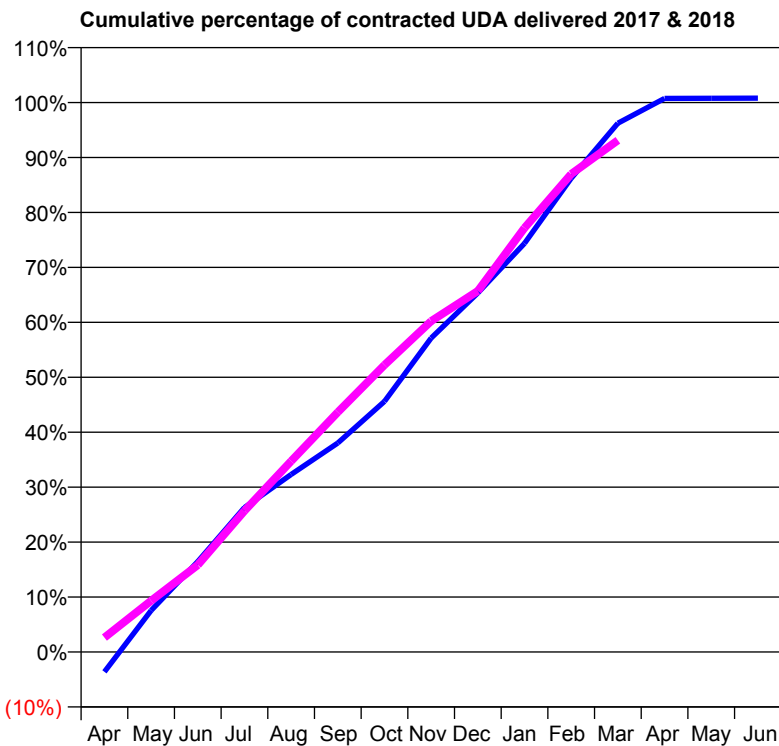
17/18 Contracted general activity (UDA)	15,400
Carry forward general activity (UDA)	-115
17/18 Contracted orthodontic activity (UOA)	0
Carry forward orthodontic activity (UOA)	0
Baseline contract value	£376,480.18

ACCESS*

Patients seen in 24 months	Total	Change since previous quarter
Quarter ending March 2017	6,820	
Quarter ending June 2017	7,016	↑
Quarter ending September 2017	7,141	→
Quarter ending December 2017	7,171	→
Quarter ending March 2018	7,006	↓
Variance since March 2017	2.7%	↑



ACTIVITY



Month	Adjusted Scheduled Activity (UDA)	
	2017	2018
April	-527	407
May	1,102	1,437
June	2,398	2,440
July	3,830	3,954
August	4,706	5,350
September	5,540	6,722
October	6,642	8,045
November	8,318	9,275
December	9,514	10,119
January	10,828	11,888
February	12,553	13,396
March	14,010	14,340
April	14,668	
May	14,673	
June	14,675	

QUALITY

	Quantity	Base Number	Contract	AT	Region	England
% of FP17s for the same patient ID Re-attending within 3 months - Children	204	2,872	7.1%	11.5%	11.5%	11.9%
% of FP17s for the same patient ID Re-attending within 3 months - Adults	801	6,478	12.4%	15.2%	15.9%	16.0%
% of FP17s for the same patient ID Re-attending between 3 & 9 months - Children	1,701	2,872	59.2%	57.8%	60.6%	58.3%
% of FP17s for the same patient ID Re-attending between 3 & 9 months - Adults	3,481	6,478	53.7%	48.0%	51.6%	50.3%
% of FP17s for Band 1 Urgent Courses	638	8,009	8.0%	9.8%	9.5%	9.1%
% of FP17s Relating to Free Repair or Replacements	54	8,009	0.7%	0.7%	0.7%	0.8%
% of FP17s Relating to Continuations	20	8,009	0.2%	0.8%	1.0%	1.0%
% of Patients satisfied with the dentistry they have received	11	11	100.0%	93.6%	92.0%	91.5%
% of Patients satisfied with the time they had to wait for an appointment	10	11	90.9%	89.3%	88.1%	87.9%

* This is based on patients treated on this contract for their most recent course of treatment. Figures in italics indicate the base number of FP17s or Patient Questionnaire responses are less than 100. N/A is shown where the base number of responses is less than 10 during the period. % is calculated as Quantity/Base number*100

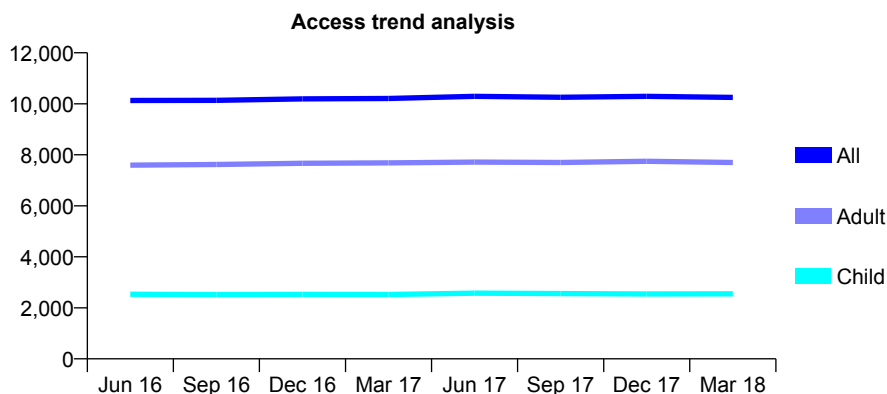
Q69 - Vital Signs At a Glance Contract Report for 105961/0001 - March 2018

Name or company name	Roundshill Dental Practice
Contract type name	GDS Contract
Purpose of contract	General
Contract start date	01/04/2006
Contract end date	

17/18 Contracted general activity (UDA)	22,935
Carry forward general activity (UDA)	216
17/18 Contracted orthodontic activity (UOA)	0
Carry forward orthodontic activity (UOA)	0
Baseline contract value	£586,285.42

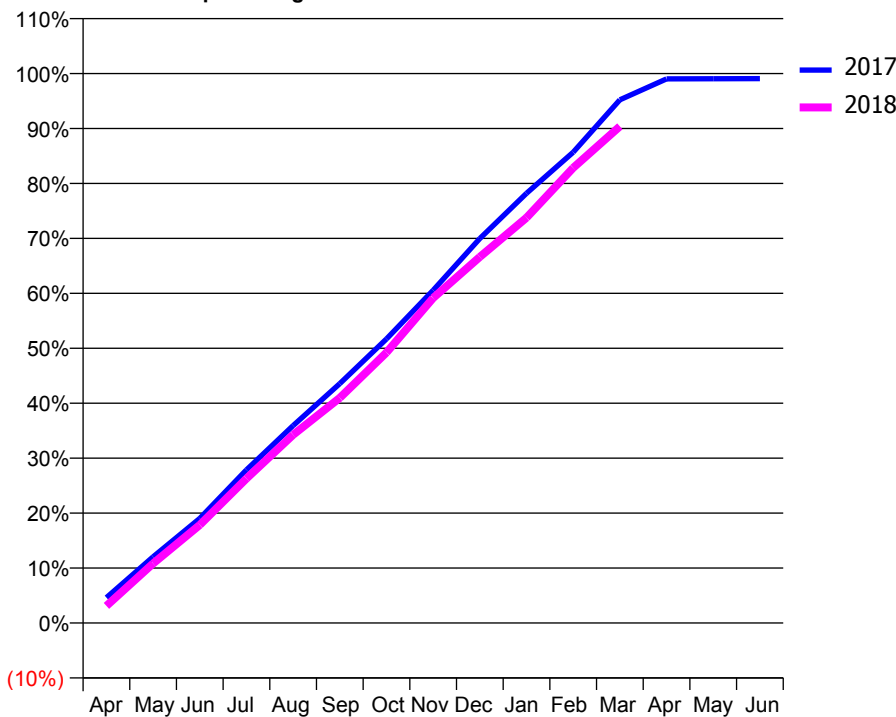
ACCESS*

Patients seen in 24 months	Total	Change since previous quarter
Quarter ending March 2017	10,210	
Quarter ending June 2017	10,291	→
Quarter ending September 2017	10,257	→
Quarter ending December 2017	10,293	→
Quarter ending March 2018	10,250	→
Variance since March 2017	0.4%	→



ACTIVITY

Cumulative percentage of contracted UDA delivered 2017 & 2018



Month	Adjusted Scheduled Activity (UDA)	
	2017	2018
April	1,060	716
May	2,765	2,486
June	4,366	4,095
July	6,390	6,030
August	8,239	7,855
September	9,991	9,400
October	11,860	11,292
November	13,890	13,564
December	16,051	15,281
January	17,934	16,917
February	19,647	19,001
March	21,835	20,728
April	22,712	
May	22,718	
June	22,719	

QUALITY

	Quantity	Base Number	Contract	AT	Region	England
% of FP17s for the same patient ID Re-attending within 3 months - Children	240	3,434	7.0%	11.5%	11.5%	11.9%
% of FP17s for the same patient ID Re-attending within 3 months - Adults	1,351	9,321	14.5%	15.2%	15.9%	16.0%
% of FP17s for the same patient ID Re-attending between 3 & 9 months - Children	1,751	3,434	51.0%	57.8%	60.6%	58.3%
% of FP17s for the same patient ID Re-attending between 3 & 9 months - Adults	3,971	9,321	42.6%	48.0%	51.6%	50.3%
% of FP17s for Band 1 Urgent Courses	1,247	12,272	10.2%	9.8%	9.5%	9.1%
% of FP17s Relating to Free Repair or Replacements	182	12,272	1.5%	0.7%	0.7%	0.8%
% of FP17s Relating to Continuations	117	12,272	1.0%	0.8%	1.0%	1.0%
% of Patients satisfied with the dentistry they have received	22	24	91.7%	93.6%	92.0%	91.5%
% of Patients satisfied with the time they had to wait for an appointment	19	24	79.2%	89.3%	88.1%	87.9%

* This is based on patients treated on this contract for their most recent course of treatment. Figures in italics indicate the base number of FP17s or Patient Questionnaire responses are less than 100. N/A is shown where the base number of responses is less than 10 during the period. % is calculated as Quantity/Base number*100

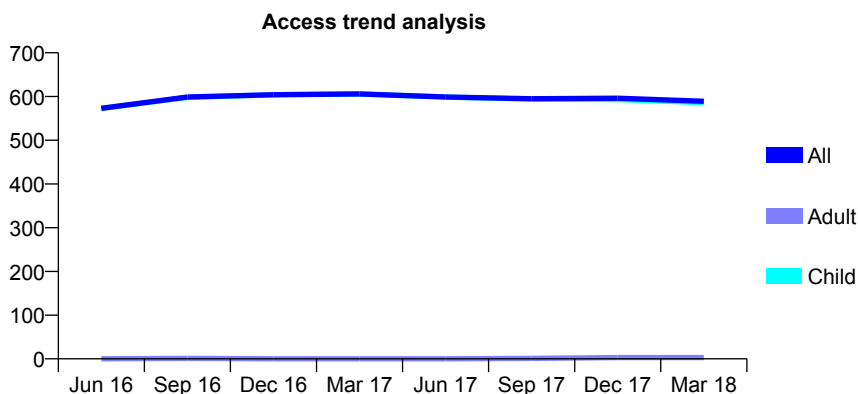
Q69 - Vital Signs At a Glance Contract Report for 108715/0001 - March 2018

Name or company name	Williams and Sanghera Dental Practice
Contract type name	GDS Contract
Purpose of contract	General
Contract start date	01/11/2014
Contract end date	

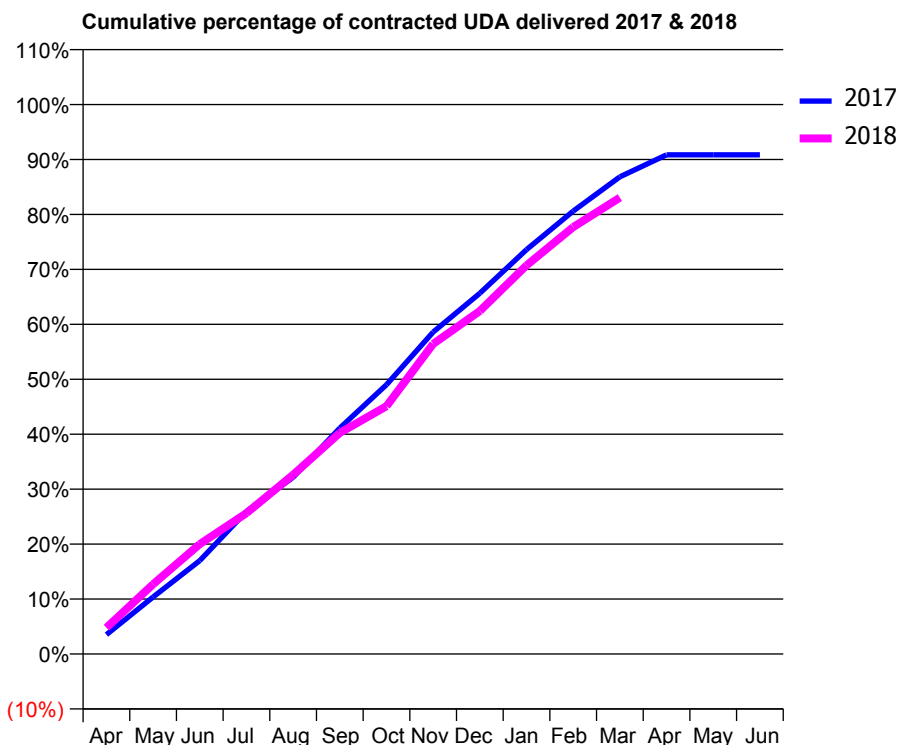
17/18 Contracted general activity (UDA)	1,425
Carry forward general activity (UDA)	0
17/18 Contracted orthodontic activity (UOA)	0
Carry forward orthodontic activity (UOA)	0
Baseline contract value	£25,937.22

ACCESS*

Patients seen in 24 months	Total	Change since previous quarter
Quarter ending March 2017	606	
Quarter ending June 2017	599	↓
Quarter ending September 2017	595	→
Quarter ending December 2017	596	→
Quarter ending March 2018	589	↓
Variance since March 2017	(2.8%)	↓



ACTIVITY



Month	Adjusted Scheduled Activity (UDA)	
	2017	2018
April	50	68
May	148	181
June	242	285
July	370	365
August	458	465
September	586	573
October	698	643
November	835	804
December	935	890
January	1,049	1,008
February	1,149	1,107
March	1,237	1,184
April	1,295	
May	1,295	
June	1,295	

QUALITY

	Quantity	Base Number	Contract	AT	Region	England
% of FP17s for the same patient ID Re-attending within 3 months - Children	61	959	6.4%	11.5%	11.5%	11.9%
% of FP17s for the same patient ID Re-attending within 3 months - Adults	0	0	N/A	15.2%	15.9%	16.0%
% of FP17s for the same patient ID Re-attending between 3 & 9 months - Children	723	959	75.4%	57.8%	60.6%	58.3%
% of FP17s for the same patient ID Re-attending between 3 & 9 months - Adults	0	0	N/A	48.0%	51.6%	50.3%
% of FP17s for Band 1 Urgent Courses	23	916	2.5%	9.8%	9.5%	9.1%
% of FP17s Relating to Free Repair or Replacements	0	916	0.0%	0.7%	0.7%	0.8%
% of FP17s Relating to Continuations	0	916	0.0%	0.8%	1.0%	1.0%
% of Patients satisfied with the dentistry they have received	0	0	N/A	93.6%	92.0%	91.5%
% of Patients satisfied with the time they had to wait for an appointment	0	0	N/A	89.3%	88.1%	87.9%

* This is based on patients treated on this contract for their most recent course of treatment. Figures in italics indicate the base number of FP17s or Patient Questionnaire responses are less than 100. N/A is shown where the base number of responses is less than 10 during the period. % is calculated as Quantity/Base number*100

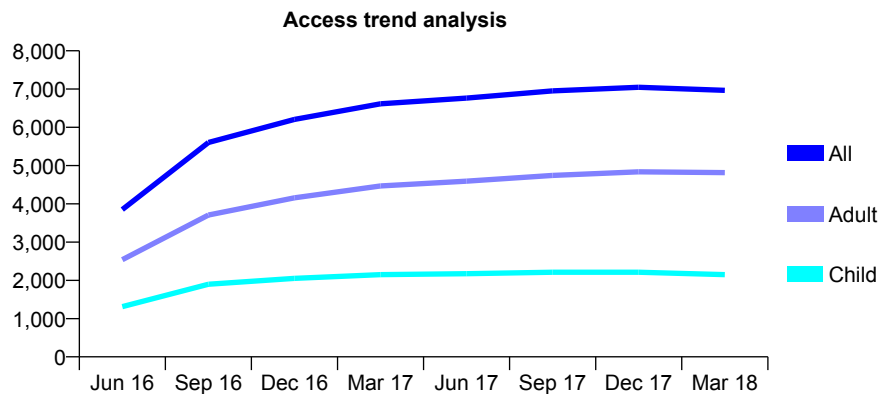
Q69 - Vital Signs At a Glance Contract Report for 111945/0001 - March 2018

Name or company name	Gloucester House Dental Practice
Contract type name	GDS Contract
Purpose of contract	General
Contract start date	01/02/2016
Contract end date	

17/18 Contracted general activity (UDA)	19,387
Carry forward general activity (UDA)	-387
17/18 Contracted orthodontic activity (UOA)	0
Carry forward orthodontic activity (UOA)	0
Baseline contract value	£567,001.19

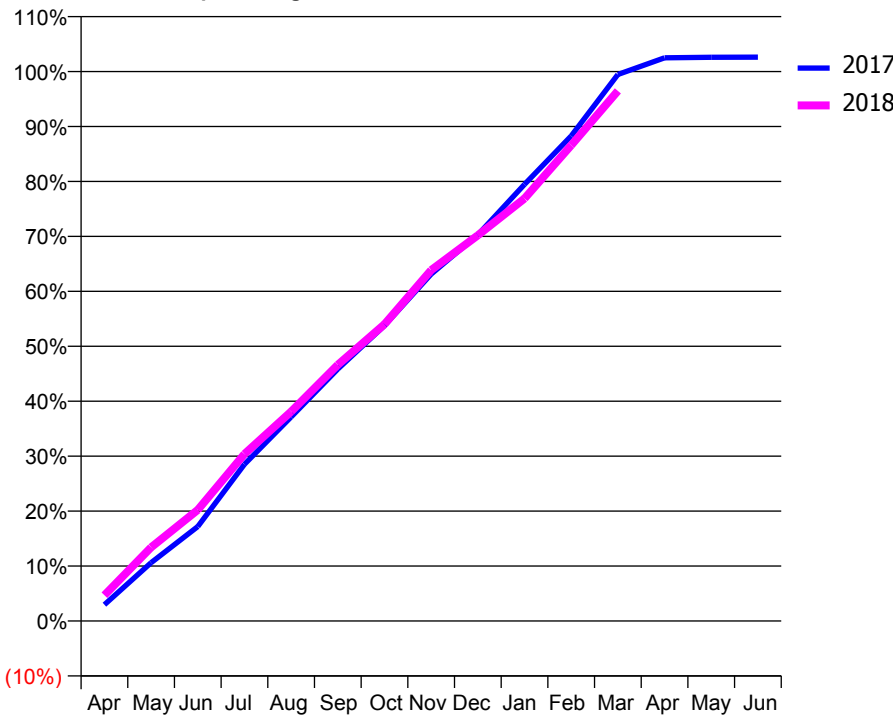
ACCESS*

Patients seen in 24 months	Total	Change since previous quarter
Quarter ending March 2017	6,616	
Quarter ending June 2017	6,764	↑
Quarter ending September 2017	6,954	↑
Quarter ending December 2017	7,048	→
Quarter ending March 2018	6,965	↓
Variance since March 2017	5.3%	↑



ACTIVITY

Cumulative percentage of contracted UDA delivered 2017 & 2018



Month	Adjusted Scheduled Activity (UDA)	
	2017	2018
April	577	909
May	2,058	2,597
June	3,335	3,923
July	5,529	5,894
August	7,199	7,390
September	8,889	9,040
October	10,424	10,472
November	12,240	12,380
December	13,628	13,606
January	15,405	14,905
February	17,112	16,785
March	19,281	18,702
April	19,871	
May	19,890	
June	19,894	

QUALITY

	Quantity	Base Number	Contract	AT	Region	England
% of FP17s for the same patient ID Re-attending within 3 months - Children	253	3,758	6.7%	11.5%	11.5%	11.9%
% of FP17s for the same patient ID Re-attending within 3 months - Adults	1,035	7,784	13.3%	15.2%	15.9%	16.0%
% of FP17s for the same patient ID Re-attending between 3 & 9 months - Children	2,890	3,758	76.9%	57.8%	60.6%	58.3%
% of FP17s for the same patient ID Re-attending between 3 & 9 months - Adults	5,431	7,784	69.8%	48.0%	51.6%	50.3%
% of FP17s for Band 1 Urgent Courses	642	11,211	5.7%	9.8%	9.5%	9.1%
% of FP17s Relating to Free Repair or Replacements	71	11,211	0.6%	0.7%	0.7%	0.8%
% of FP17s Relating to Continuations	60	11,211	0.5%	0.8%	1.0%	1.0%
% of Patients satisfied with the dentistry they have received	7	8	N/A	93.6%	92.0%	91.5%
% of Patients satisfied with the time they had to wait for an appointment	8	8	N/A	89.3%	88.1%	87.9%

* This is based on patients treated on this contract for their most recent course of treatment. Figures in italics indicate the base number of FP17s or Patient Questionnaire responses are less than 100. N/A is shown where the base number of responses is less than 10 during the period. % is calculated as Quantity/Base number*100

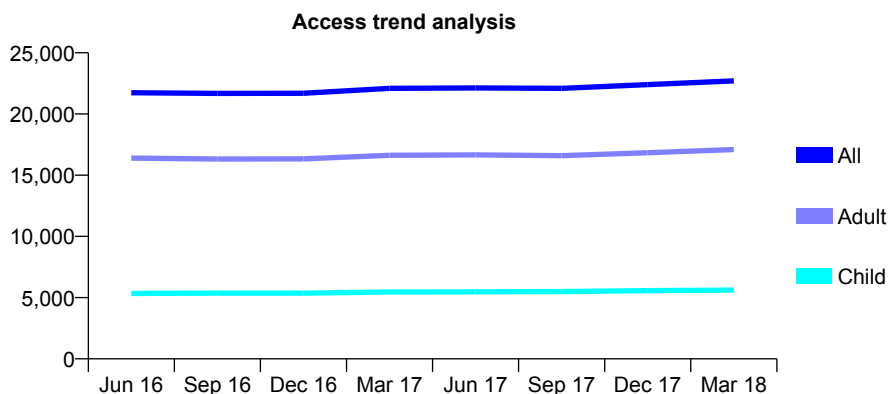
Q69 - Vital Signs At a Glance Contract Report for 111988/0001 - March 2018

Name or company name	OXFORD DENTAL CARE LTD
Contract type name	GDS Contract
Purpose of contract	General
Contract start date	01/04/2009
Contract end date	

17/18 Contracted general activity (UDA)	56,758
Carry forward general activity (UDA)	-35
17/18 Contracted orthodontic activity (UOA)	0
Carry forward orthodontic activity (UOA)	0
Baseline contract value	£1,463,035.70

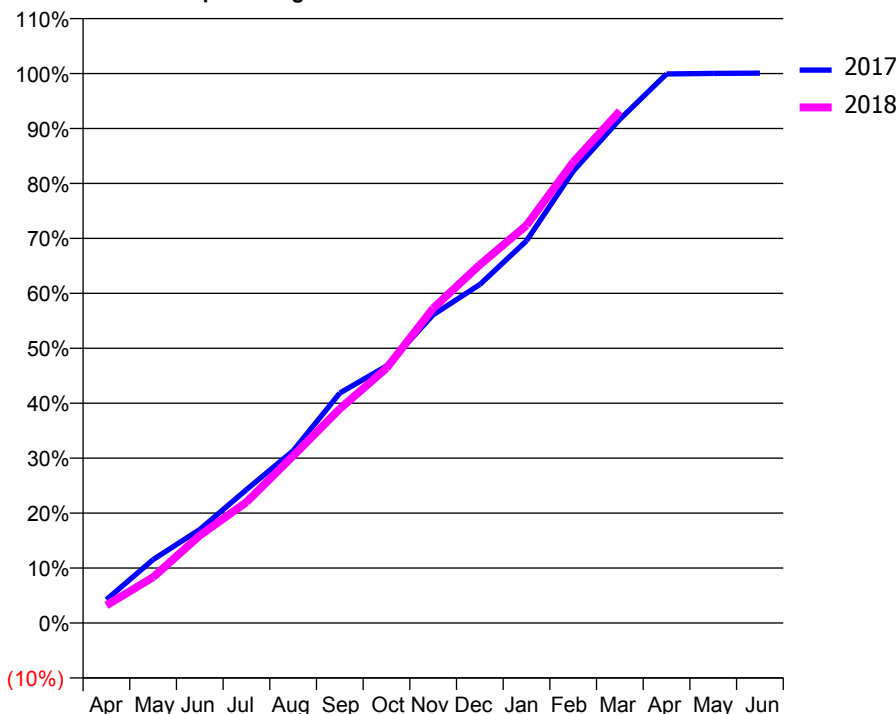
ACCESS*

Patients seen in 24 months	Total	Change since previous quarter
Quarter ending March 2017	22,096	
Quarter ending June 2017	22,133	→
Quarter ending September 2017	22,096	→
Quarter ending December 2017	22,405	→
Quarter ending March 2018	22,710	→
Variance since March 2017	2.8%	↑



ACTIVITY

Cumulative percentage of contracted UDA delivered 2017 & 2018



Month	Adjusted Scheduled Activity (UDA)	
	2017	2018
April	2,418	1,823
May	6,543	4,731
June	9,659	9,043
July	13,786	12,487
August	17,786	17,263
September	23,752	22,124
October	26,551	26,319
November	31,841	32,515
December	34,967	37,009
January	39,481	41,073
February	46,667	47,598
March	52,028	52,878
April	56,711	
May	56,773	
June	56,794	

QUALITY

	Quantity	Base Number	Contract	AT	Region	England
% of FP17s for the same patient ID Re-attending within 3 months - Children	652	7,825	8.3%	11.5%	11.5%	11.9%
% of FP17s for the same patient ID Re-attending within 3 months - Adults	3,985	22,407	17.8%	15.2%	15.9%	16.0%
% of FP17s for the same patient ID Re-attending between 3 & 9 months - Children	4,022	7,825	51.4%	57.8%	60.6%	58.3%
% of FP17s for the same patient ID Re-attending between 3 & 9 months - Adults	10,106	22,407	45.1%	48.0%	51.6%	50.3%
% of FP17s for Band 1 Urgent Courses	3,371	26,343	12.8%	9.8%	9.5%	9.1%
% of FP17s Relating to Free Repair or Replacements	342	26,343	1.3%	0.7%	0.7%	0.8%
% of FP17s Relating to Continuations	262	26,343	1.0%	0.8%	1.0%	1.0%
% of Patients satisfied with the dentistry they have received	13	15	86.7%	93.6%	92.0%	91.5%
% of Patients satisfied with the time they had to wait for an appointment	12	15	80.0%	89.3%	88.1%	87.9%

* This is based on patients treated on this contract for their most recent course of treatment. Figures in italics indicate the base number of FP17s or Patient Questionnaire responses are less than 100. N/A is shown where the base number of responses is less than 10 during the period. % is calculated as Quantity/Base number*100

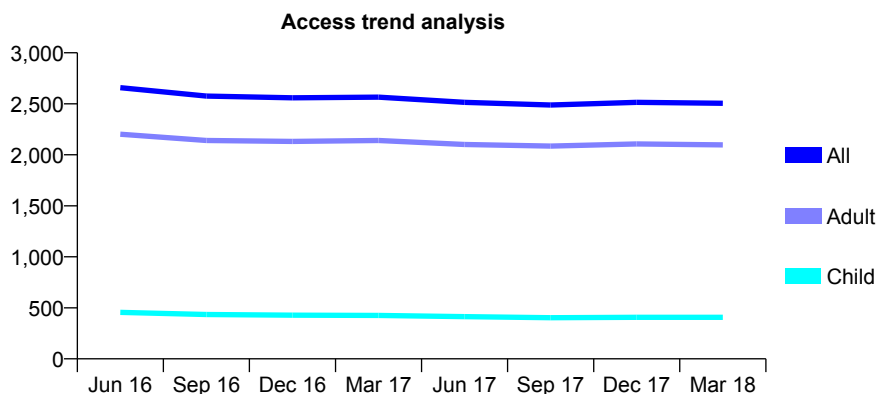
Q69 - Vital Signs At a Glance Contract Report for 113735/0001 - March 2018

Name or company name	E. Leondaki Ltd
Contract type name	GDS Contract
Purpose of contract	General
Contract start date	01/04/2009
Contract end date	

17/18 Contracted general activity (UDA)	8,160
Carry forward general activity (UDA)	-58
17/18 Contracted orthodontic activity (UOA)	0
Carry forward orthodontic activity (UOA)	0
Baseline contract value	£203,845.24

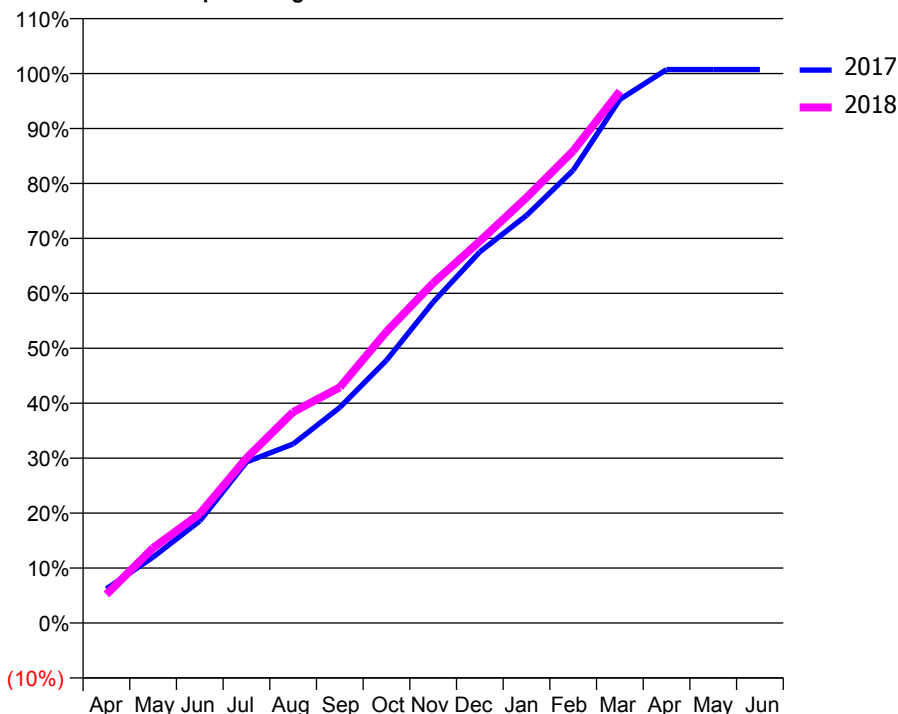
ACCESS*

Patients seen in 24 months	Total	Change since previous quarter
Quarter ending March 2017	2,566	
Quarter ending June 2017	2,515	↓
Quarter ending September 2017	2,488	↓
Quarter ending December 2017	2,514	→
Quarter ending March 2018	2,505	→
Variance since March 2017	(2.4%)	↓



ACTIVITY

Cumulative percentage of contracted UDA delivered 2017 & 2018



Adjusted Scheduled Activity (UDA)

Month	2017	2018
April	507	425
May	978	1,116
June	1,516	1,622
July	2,390	2,448
August	2,658	3,134
September	3,201	3,500
October	3,902	4,328
November	4,766	5,049
December	5,513	5,670
January	6,052	6,317
February	6,725	7,011
March	7,775	7,897
April	8,218	
May	8,218	
June	8,218	

QUALITY

	Quantity	Base Number	Contract	AT	Region	England
% of FP17s for the same patient ID Re-attending within 3 months - Children	43	655	6.6%	11.5%	11.5%	11.9%
% of FP17s for the same patient ID Re-attending within 3 months - Adults	393	3,365	11.7%	15.2%	15.9%	16.0%
% of FP17s for the same patient ID Re-attending between 3 & 9 months - Children	448	655	68.4%	57.8%	60.6%	58.3%
% of FP17s for the same patient ID Re-attending between 3 & 9 months - Adults	2,289	3,365	68.0%	48.0%	51.6%	50.3%
% of FP17s for Band 1 Urgent Courses	116	3,865	3.0%	9.8%	9.5%	9.1%
% of FP17s Relating to Free Repair or Replacements	37	3,865	1.0%	0.7%	0.7%	0.8%
% of FP17s Relating to Continuations	68	3,865	1.8%	0.8%	1.0%	1.0%
% of Patients satisfied with the dentistry they have received	7	9	N/A	93.6%	92.0%	91.5%
% of Patients satisfied with the time they had to wait for an appointment	7	9	N/A	89.3%	88.1%	87.9%

* This is based on patients treated on this contract for their most recent course of treatment. Figures in italics indicate the base number of FP17s or Patient Questionnaire responses are less than 100. N/A is shown where the base number of responses is less than 10 during the period. % is calculated as Quantity/Base number*100

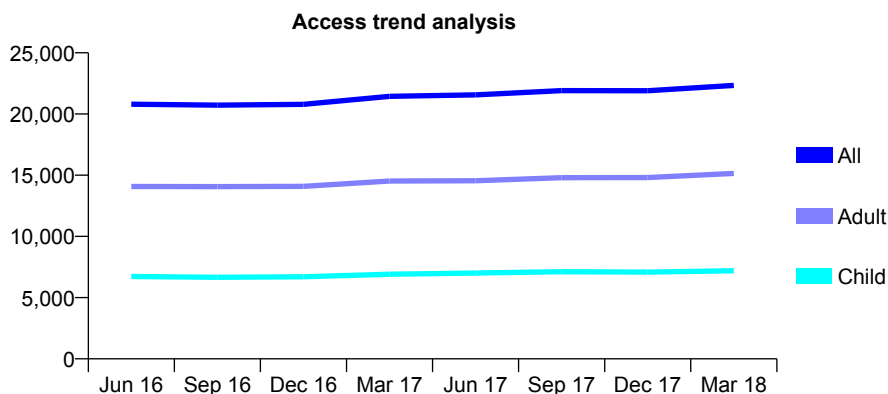
Q69 - Vital Signs At a Glance Contract Report for 113913/0001 - March 2018

Name or company name	Eastgate Dental Centre LTD
Contract type name	GDS Contract
Purpose of contract	General
Contract start date	01/11/2012
Contract end date	

17/18 Contracted general activity (UDA)	42,801
Carry forward general activity (UDA)	-473
17/18 Contracted orthodontic activity (UOA)	0
Carry forward orthodontic activity (UOA)	0
Baseline contract value	£1,093,916.66

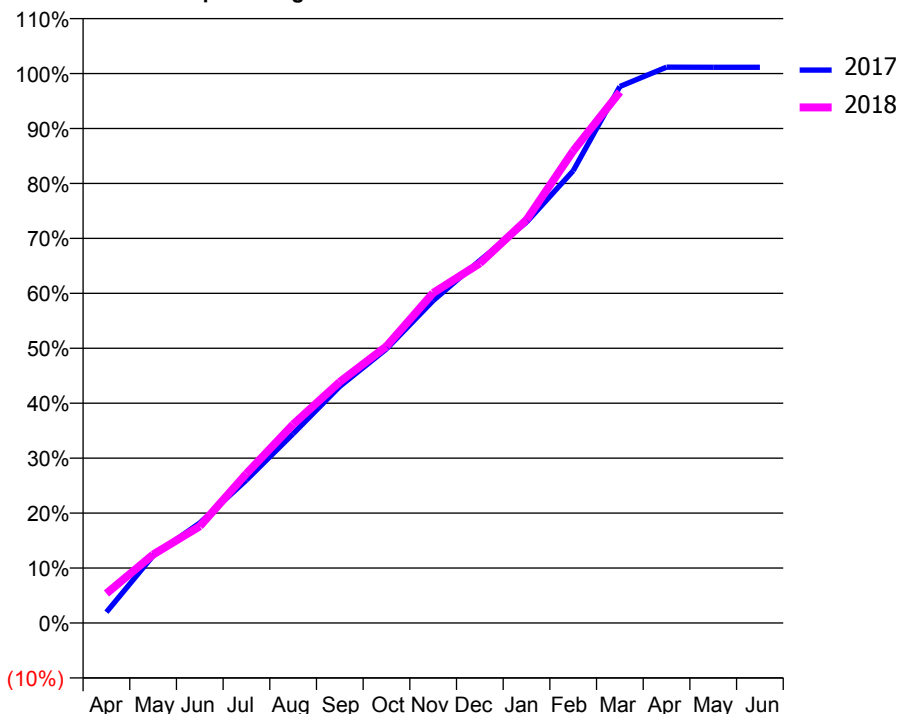
ACCESS*

Patients seen in 24 months	Total	Change since previous quarter
Quarter ending March 2017	21,439	
Quarter ending June 2017	21,560	→
Quarter ending September 2017	21,913	→
Quarter ending December 2017	21,905	→
Quarter ending March 2018	22,340	→
Variance since March 2017	4.2%	↑



ACTIVITY

Cumulative percentage of contracted UDA delivered 2017 & 2018



Month	Adjusted Scheduled Activity (UDA)	
	2017	2018
April	832	2,303
May	5,144	5,335
June	7,654	7,532
July	10,941	11,635
August	14,477	15,475
September	18,098	18,782
October	20,959	21,554
November	24,657	25,717
December	27,720	28,018
January	30,652	31,400
February	34,586	36,776
March	41,030	41,364
April	42,515	
May	42,500	
June	42,499	

QUALITY

	Quantity	Base Number	Contract	AT	Region	England
% of FP17s for the same patient ID Re-attending within 3 months - Children	820	10,369	7.9%	11.5%	11.5%	11.9%
% of FP17s for the same patient ID Re-attending within 3 months - Adults	2,567	18,027	14.2%	15.2%	15.9%	16.0%
% of FP17s for the same patient ID Re-attending between 3 & 9 months - Children	6,295	10,369	60.7%	57.8%	60.6%	58.3%
% of FP17s for the same patient ID Re-attending between 3 & 9 months - Adults	8,351	18,027	46.3%	48.0%	51.6%	50.3%
% of FP17s for Band 1 Urgent Courses	3,595	25,767	14.0%	9.8%	9.5%	9.1%
% of FP17s Relating to Free Repair or Replacements	89	25,767	0.3%	0.7%	0.7%	0.8%
% of FP17s Relating to Continuations	15	25,767	0.1%	0.8%	1.0%	1.0%
% of Patients satisfied with the dentistry they have received	15	15	100.0%	93.6%	92.0%	91.5%
% of Patients satisfied with the time they had to wait for an appointment	14	15	93.3%	89.3%	88.1%	87.9%

* This is based on patients treated on this contract for their most recent course of treatment. Figures in italics indicate the base number of FP17s or Patient Questionnaire responses are less than 100. N/A is shown where the base number of responses is less than 10 during the period. % is calculated as Quantity/Base number*100

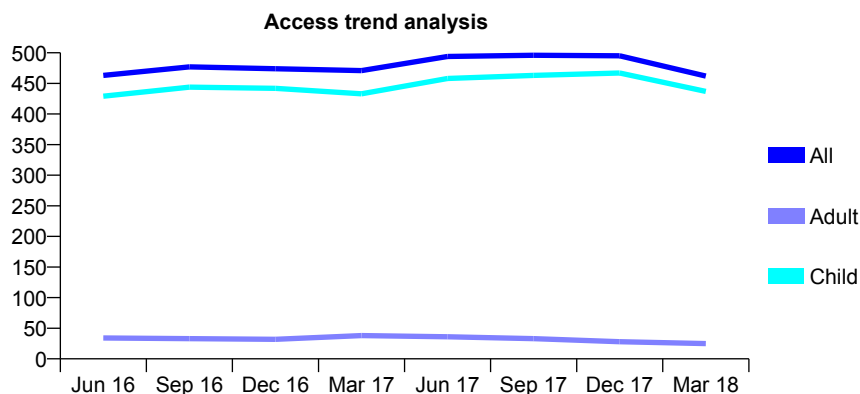
Q69 - Vital Signs At a Glance Contract Report for 114502/0001 - March 2018

Name or company name	Oakthorpe Dental
Contract type name	GDS Contract
Purpose of contract	General
Contract start date	01/04/2012
Contract end date	

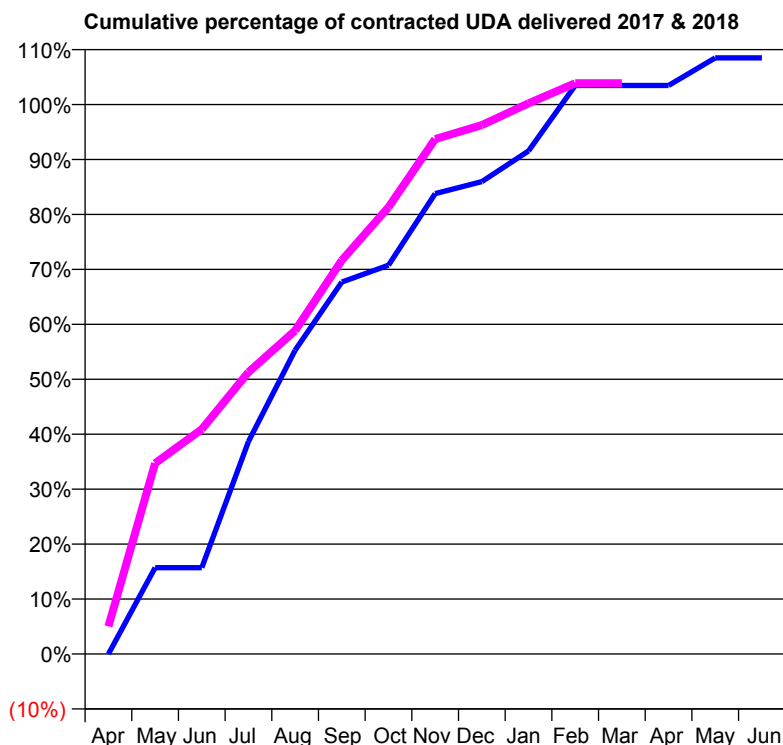
17/18 Contracted general activity (UDA)	556
Carry forward general activity (UDA)	-11
17/18 Contracted orthodontic activity (UOA)	0
Carry forward orthodontic activity (UOA)	0
Baseline contract value	£15,188.14

ACCESS*

Patients seen in 24 months	Total	Change since previous quarter
Quarter ending March 2017	471	
Quarter ending June 2017	494	↑
Quarter ending September 2017	496	→
Quarter ending December 2017	495	→
Quarter ending March 2018	462	↓
Variance since March 2017	(1.9%)	↓



ACTIVITY



Month	Adjusted Scheduled Activity (UDA)	
	2017	2018
April	0	28
May	87	193
June	87	227
July	215	285
August	307	327
September	376	398
October	393	452
November	466	521
December	478	535
January	509	557
February	575	578
March	575	578
April	575	
May	603	
June	603	

QUALITY

	Quantity	Base Number	Contract	AT	Region	England
% of FP17s for the same patient ID Re-attending within 3 months - Children	23	464	5.0%	11.5%	11.5%	11.9%
% of FP17s for the same patient ID Re-attending within 3 months - Adults	0	2	0.0%	15.2%	15.9%	16.0%
% of FP17s for the same patient ID Re-attending between 3 & 9 months - Children	167	464	36.0%	57.8%	60.6%	58.3%
% of FP17s for the same patient ID Re-attending between 3 & 9 months - Adults	1	2	50.0%	48.0%	51.6%	50.3%
% of FP17s for Band 1 Urgent Courses	18	446	4.0%	9.8%	9.5%	9.1%
% of FP17s Relating to Free Repair or Replacements	0	446	0.0%	0.7%	0.7%	0.8%
% of FP17s Relating to Continuations	6	446	1.3%	0.8%	1.0%	1.0%
% of Patients satisfied with the dentistry they have received	0	0	N/A	93.6%	92.0%	91.5%
% of Patients satisfied with the time they had to wait for an appointment	0	0	N/A	89.3%	88.1%	87.9%

* This is based on patients treated on this contract for their most recent course of treatment. Figures in italics indicate the base number of FP17s or Patient Questionnaire responses are less than 100. N/A is shown where the base number of responses is less than 10 during the period. % is calculated as Quantity/Base number*100

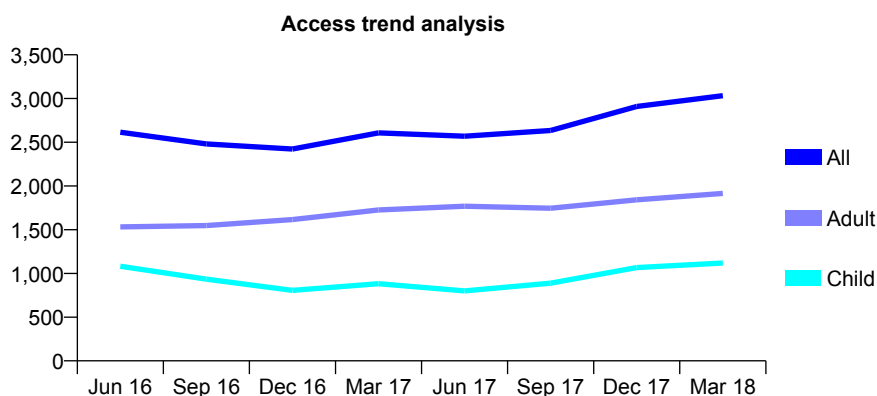
Q69 - Vital Signs At a Glance Contract Report for 114790/0001 - March 2018

Name or company name	GENTLE DENTAL CARE 4U LTD
Contract type name	GDS Contract
Purpose of contract	General
Contract start date	01/12/2012
Contract end date	

17/18 Contracted general activity (UDA)	5,389
Carry forward general activity (UDA)	-42
17/18 Contracted orthodontic activity (UOA)	0
Carry forward orthodontic activity (UOA)	0
Baseline contract value	£144,459.46

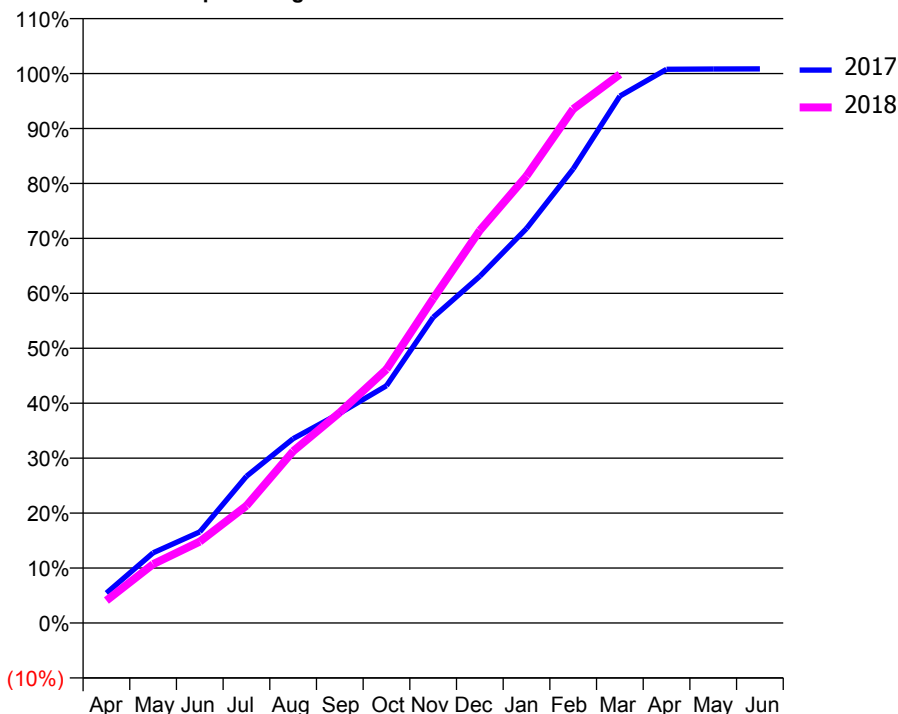
ACCESS*

Patients seen in 24 months	Total	Change since previous quarter
Quarter ending March 2017	2,607	
Quarter ending June 2017	2,569	↓
Quarter ending September 2017	2,634	↑
Quarter ending December 2017	2,909	↑
Quarter ending March 2018	3,032	↑
Variance since March 2017	16.3%	↑



ACTIVITY

Cumulative percentage of contracted UDA delivered 2017 & 2018



Month	Adjusted Scheduled Activity (UDA)	
	2017	2018
April	278	220
May	650	577
June	845	798
July	1,361	1,150
August	1,709	1,686
September	1,946	2,066
October	2,201	2,488
November	2,835	3,181
December	3,215	3,851
January	3,658	4,384
February	4,211	5,040
March	4,885	5,381
April	5,135	
May	5,137	
June	5,138	

QUALITY

	Quantity	Base Number	Contract	AT	Region	England
% of FP17s for the same patient ID Re-attending within 3 months - Children	82	1,684	4.9%	11.5%	11.5%	11.9%
% of FP17s for the same patient ID Re-attending within 3 months - Adults	393	2,461	16.0%	15.2%	15.9%	16.0%
% of FP17s for the same patient ID Re-attending between 3 & 9 months - Children	676	1,684	40.1%	57.8%	60.6%	58.3%
% of FP17s for the same patient ID Re-attending between 3 & 9 months - Adults	1,257	2,461	51.1%	48.0%	51.6%	50.3%
% of FP17s for Band 1 Urgent Courses	292	3,180	9.2%	9.8%	9.5%	9.1%
% of FP17s Relating to Free Repair or Replacements	26	3,180	0.8%	0.7%	0.7%	0.8%
% of FP17s Relating to Continuations	1	3,180	0.0%	0.8%	1.0%	1.0%
% of Patients satisfied with the dentistry they have received	4	4	N/A	93.6%	92.0%	91.5%
% of Patients satisfied with the time they had to wait for an appointment	4	4	N/A	89.3%	88.1%	87.9%

* This is based on patients treated on this contract for their most recent course of treatment. Figures in italics indicate the base number of FP17s or Patient Questionnaire responses are less than 100. N/A is shown where the base number of responses is less than 10 during the period. % is calculated as Quantity/Base number*100

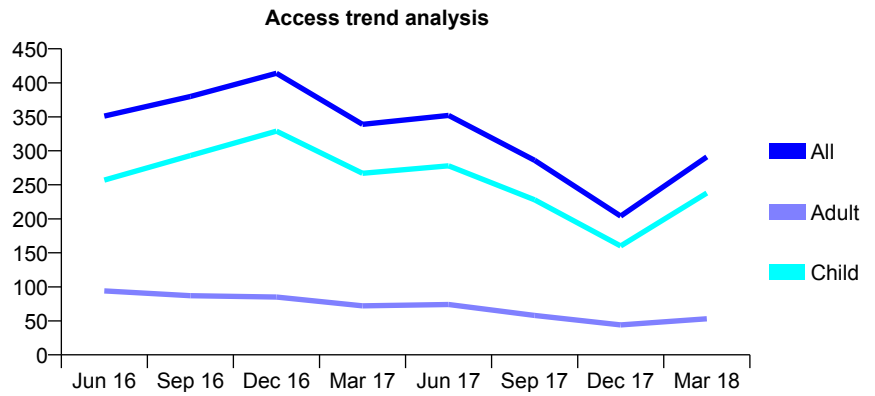
Q69 - Vital Signs At a Glance Contract Report for 115452/0001 - March 2018

Name or company name	Eynsham Dental Care
Contract type name	GDS Contract
Purpose of contract	General
Contract start date	01/09/2012
Contract end date	

17/18 Contracted general activity (UDA)	811
Carry forward general activity (UDA)	-9
17/18 Contracted orthodontic activity (UOA)	0
Carry forward orthodontic activity (UOA)	0
Baseline contract value	£19,310.98

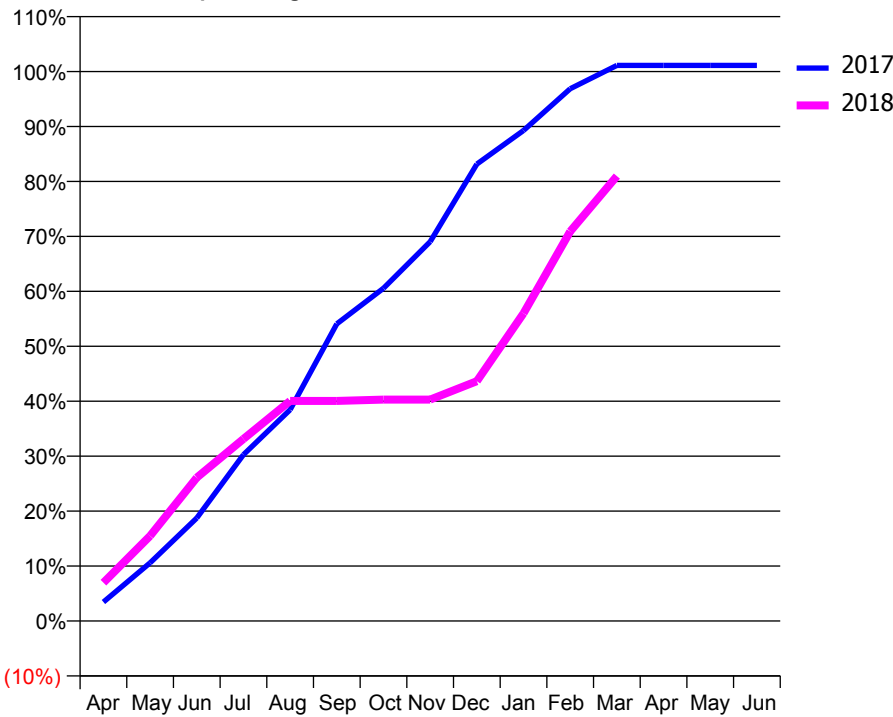
ACCESS*

Patients seen in 24 months	Total	Change since previous quarter
Quarter ending March 2017	339	
Quarter ending June 2017	352	↑
Quarter ending September 2017	286	↓
Quarter ending December 2017	204	↓
Quarter ending March 2018	291	↑
Variance since March 2017	(14.2%)	↓



ACTIVITY

Cumulative percentage of contracted UDA delivered 2017 & 2018



Month	Adjusted Scheduled Activity (UDA)	
	2017	2018
April	28	57
May	86	126
June	152	212
July	246	269
August	312	325
September	439	325
October	491	327
November	560	327
December	674	354
January	724	454
February	786	575
March	820	657
April	820	
May	820	
June	820	

QUALITY

	Quantity	Base Number	Contract	AT	Region	England
% of FP17s for the same patient ID Re-attending within 3 months - Children	13	412	3.2%	11.5%	11.5%	11.9%
% of FP17s for the same patient ID Re-attending within 3 months - Adults	3	45	6.7%	15.2%	15.9%	16.0%
% of FP17s for the same patient ID Re-attending between 3 & 9 months - Children	183	412	44.4%	57.8%	60.6%	58.3%
% of FP17s for the same patient ID Re-attending between 3 & 9 months - Adults	14	45	31.1%	48.0%	51.6%	50.3%
% of FP17s for Band 1 Urgent Courses	13	457	2.8%	9.8%	9.5%	9.1%
% of FP17s Relating to Free Repair or Replacements	0	457	0.0%	0.7%	0.7%	0.8%
% of FP17s Relating to Continuations	0	457	0.0%	0.8%	1.0%	1.0%
% of Patients satisfied with the dentistry they have received	0	0	N/A	93.6%	92.0%	91.5%
% of Patients satisfied with the time they had to wait for an appointment	0	0	N/A	89.3%	88.1%	87.9%

* This is based on patients treated on this contract for their most recent course of treatment. Figures in italics indicate the base number of FP17s or Patient Questionnaire responses are less than 100. N/A is shown where the base number of responses is less than 10 during the period. % is calculated as Quantity/Base number*100

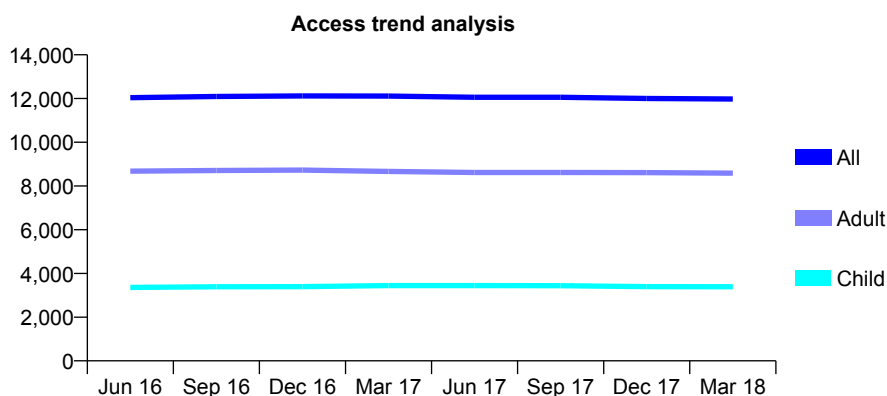
Q69 - Vital Signs At a Glance Contract Report for 115622/0001 - March 2018

Name or company name	Greytown Dental Practice
Contract type name	GDS Contract
Purpose of contract	General
Contract start date	01/04/2006
Contract end date	

17/18 Contracted general activity (UDA)	35,605
Carry forward general activity (UDA)	0
17/18 Contracted orthodontic activity (UOA)	0
Carry forward orthodontic activity (UOA)	0
Baseline contract value	£866,248.13

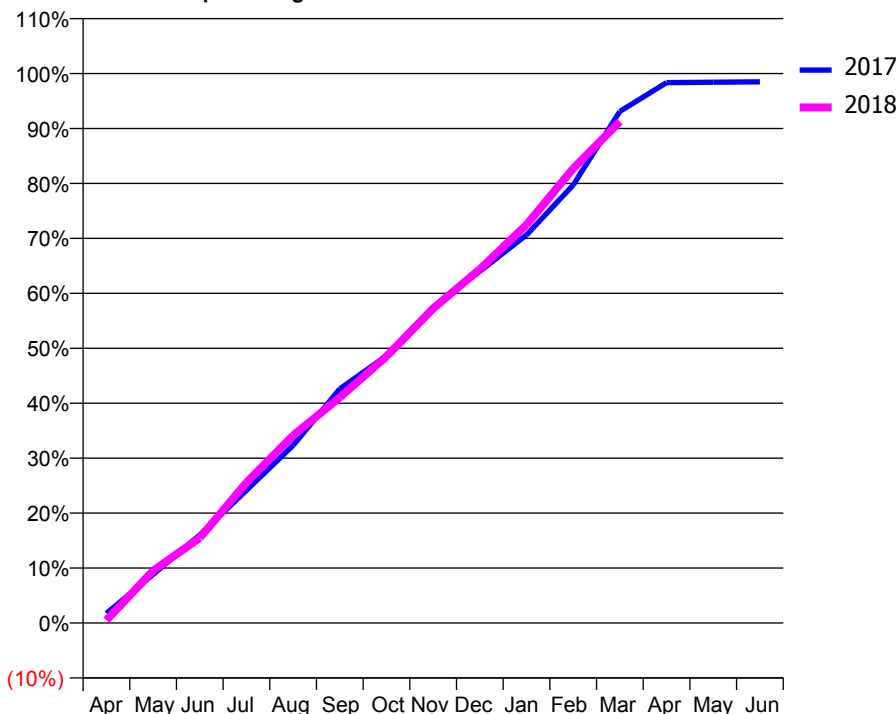
ACCESS*

Patients seen in 24 months	Total	Change since previous quarter
Quarter ending March 2017	12,111	
Quarter ending June 2017	12,060	→
Quarter ending September 2017	12,055	→
Quarter ending December 2017	12,002	→
Quarter ending March 2018	11,976	→
Variance since March 2017	(1.1%)	↓



ACTIVITY

Cumulative percentage of contracted UDA delivered 2017 & 2018



Month	Adjusted Scheduled Activity (UDA)	
	2017	2018
April	623	189
May	3,152	3,393
June	5,709	5,519
July	8,599	9,106
August	11,515	12,150
September	15,168	14,622
October	17,319	17,276
November	20,479	20,380
December	22,792	22,923
January	25,145	25,801
February	28,380	29,451
March	33,144	32,488
April	35,010	
May	35,043	
June	35,065	

QUALITY

	Quantity	Base Number	Contract	AT	Region	England
% of FP17s for the same patient ID Re-attending within 3 months - Children	344	5,749	6.0%	11.5%	11.5%	11.9%
% of FP17s for the same patient ID Re-attending within 3 months - Adults	1,649	12,529	13.2%	15.2%	15.9%	16.0%
% of FP17s for the same patient ID Re-attending between 3 & 9 months - Children	4,055	5,749	70.5%	57.8%	60.6%	58.3%
% of FP17s for the same patient ID Re-attending between 3 & 9 months - Adults	6,940	12,529	55.4%	48.0%	51.6%	50.3%
% of FP17s for Band 1 Urgent Courses	1,362	16,915	8.1%	9.8%	9.5%	9.1%
% of FP17s Relating to Free Repair or Replacements	183	16,915	1.1%	0.7%	0.7%	0.8%
% of FP17s Relating to Continuations	63	16,915	0.4%	0.8%	1.0%	1.0%
% of Patients satisfied with the dentistry they have received	17	19	89.5%	93.6%	92.0%	91.5%
% of Patients satisfied with the time they had to wait for an appointment	19	19	100.0%	89.3%	88.1%	87.9%

* This is based on patients treated on this contract for their most recent course of treatment. Figures in italics indicate the base number of FP17s or Patient Questionnaire responses are less than 100. N/A is shown where the base number of responses is less than 10 during the period. % is calculated as Quantity/Base number*100

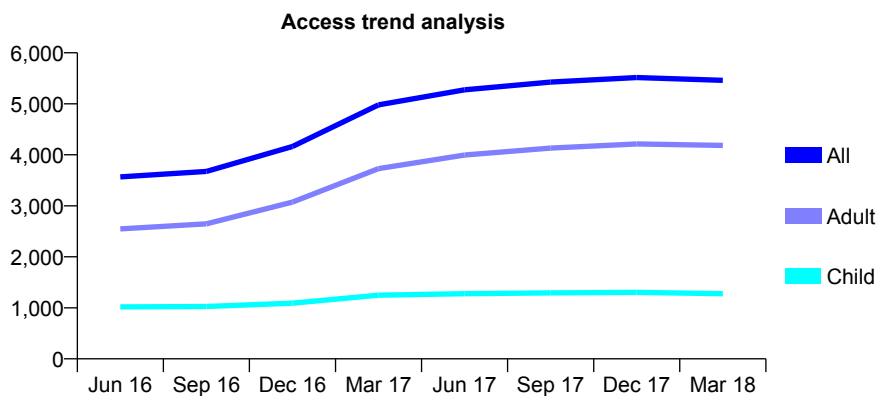
Q69 - Vital Signs At a Glance Contract Report for 116955/0001 - March 2018

Name or company name	The Morgan Clinic - Henley
Contract type name	GDS Contract
Purpose of contract	General
Contract start date	01/11/2015
Contract end date	

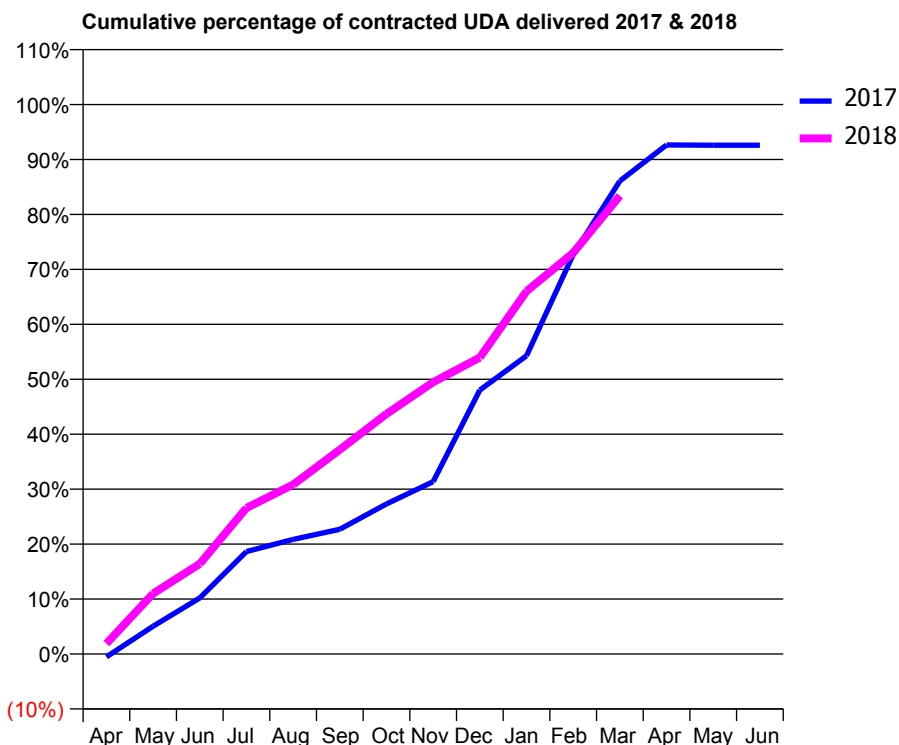
17/18 Contracted general activity (UDA)	21,364
Carry forward general activity (UDA)	0
17/18 Contracted orthodontic activity (UOA)	0
Carry forward orthodontic activity (UOA)	0
Baseline contract value	£597,045.46

ACCESS*

Patients seen in 24 months	Total	Change since previous quarter
Quarter ending March 2017	4,978	
Quarter ending June 2017	5,274	↑
Quarter ending September 2017	5,427	↑
Quarter ending December 2017	5,514	→
Quarter ending March 2018	5,461	→
Variance since March 2017	9.7%	↑



ACTIVITY



Month	Adjusted Scheduled Activity (UDA)	
	2017	2018
April	-115	405
May	1,079	2,349
June	2,180	3,507
July	3,983	5,679
August	4,456	6,589
September	4,851	7,945
October	5,836	9,335
November	6,700	10,569
December	10,261	11,529
January	11,596	14,105
February	15,532	15,597
March	18,390	17,815
April	19,794	
May	19,782	
June	19,780	

QUALITY

	Quantity	Base Number	Contract	AT	Region	England
% of FP17s for the same patient ID Re-attending within 3 months - Children	170	1,942	8.8%	11.5%	11.5%	11.9%
% of FP17s for the same patient ID Re-attending within 3 months - Adults	883	5,343	16.5%	15.2%	15.9%	16.0%
% of FP17s for the same patient ID Re-attending between 3 & 9 months - Children	1,131	1,942	58.2%	57.8%	60.6%	58.3%
% of FP17s for the same patient ID Re-attending between 3 & 9 months - Adults	2,502	5,343	46.8%	48.0%	51.6%	50.3%
% of FP17s for Band 1 Urgent Courses	809	6,847	11.8%	9.8%	9.5%	9.1%
% of FP17s Relating to Free Repair or Replacements	46	6,847	0.7%	0.7%	0.7%	0.8%
% of FP17s Relating to Continuations	38	6,847	0.6%	0.8%	1.0%	1.0%
% of Patients satisfied with the dentistry they have received	4	4	N/A	93.6%	92.0%	91.5%
% of Patients satisfied with the time they had to wait for an appointment	3	4	N/A	89.3%	88.1%	87.9%

* This is based on patients treated on this contract for their most recent course of treatment. Figures in italics indicate the base number of FP17s or Patient Questionnaire responses are less than 100. N/A is shown where the base number of responses is less than 10 during the period. % is calculated as Quantity/Base number*100

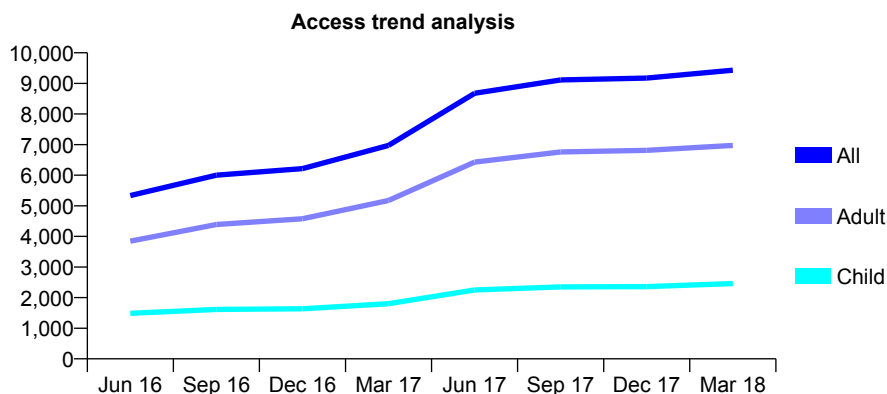
Q69 - Vital Signs At a Glance Contract Report for 117625/0001 - March 2018

Name or company name	The Morgan Clinic - Maidenhead
Contract type name	GDS Contract
Purpose of contract	General
Contract start date	01/11/2015
Contract end date	

17/18 Contracted general activity (UDA)	24,408
Carry forward general activity (UDA)	0
17/18 Contracted orthodontic activity (UOA)	0
Carry forward orthodontic activity (UOA)	0
Baseline contract value	£680,666.53

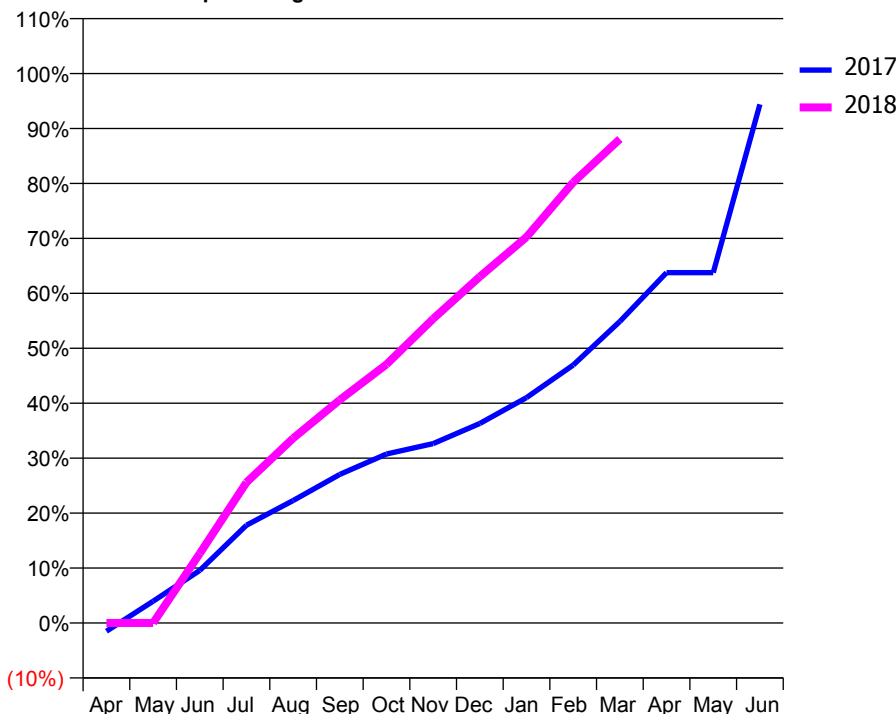
ACCESS*

Patients seen in 24 months	Total	Change since previous quarter
Quarter ending March 2017	6,976	
Quarter ending June 2017	8,679	↑
Quarter ending September 2017	9,112	↑
Quarter ending December 2017	9,173	→
Quarter ending March 2018	9,432	↑
Variance since March 2017	35.2%	↑



ACTIVITY

Cumulative percentage of contracted UDA delivered 2017 & 2018



Month	Adjusted Scheduled Activity (UDA)	
	2017	2018
April	-371	0
May	969	0
June	2,336	3,086
July	4,346	6,248
August	5,440	8,207
September	6,603	9,913
October	7,509	11,490
November	7,968	13,515
December	8,867	15,383
January	10,011	17,145
February	11,460	19,574
March	13,394	21,496
April	15,563	
May	15,563	
June	23,036	

QUALITY

	Quantity	Base Number	Contract	AT	Region	England
% of FP17s for the same patient ID Re-attending within 3 months - Children	339	4,648	7.3%	11.5%	11.5%	11.9%
% of FP17s for the same patient ID Re-attending within 3 months - Adults	1,484	10,763	13.8%	15.2%	15.9%	16.0%
% of FP17s for the same patient ID Re-attending between 3 & 9 months - Children	2,576	4,648	55.4%	57.8%	60.6%	58.3%
% of FP17s for the same patient ID Re-attending between 3 & 9 months - Adults	4,688	10,763	43.6%	48.0%	51.6%	50.3%
% of FP17s for Band 1 Urgent Courses	1,320	11,026	12.0%	9.8%	9.5%	9.1%
% of FP17s Relating to Free Repair or Replacements	79	11,026	0.7%	0.7%	0.7%	0.8%
% of FP17s Relating to Continuations	38	11,026	0.3%	0.8%	1.0%	1.0%
% of Patients satisfied with the dentistry they have received	9	11	81.8%	93.6%	92.0%	91.5%
% of Patients satisfied with the time they had to wait for an appointment	8	11	72.7%	89.3%	88.1%	87.9%

* This is based on patients treated on this contract for their most recent course of treatment. Figures in italics indicate the base number of FP17s or Patient Questionnaire responses are less than 100. N/A is shown where the base number of responses is less than 10 during the period. % is calculated as Quantity/Base number*100

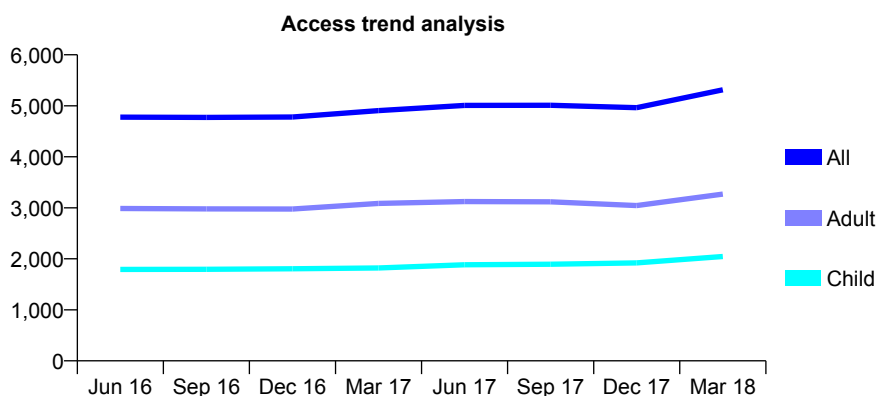
Q69 - Vital Signs At a Glance Contract Report for 118710/0001 - March 2018

Name or company name	Smile Care Cippenham Ltd
Contract type name	GDS Contract
Purpose of contract	General
Contract start date	01/07/2013
Contract end date	

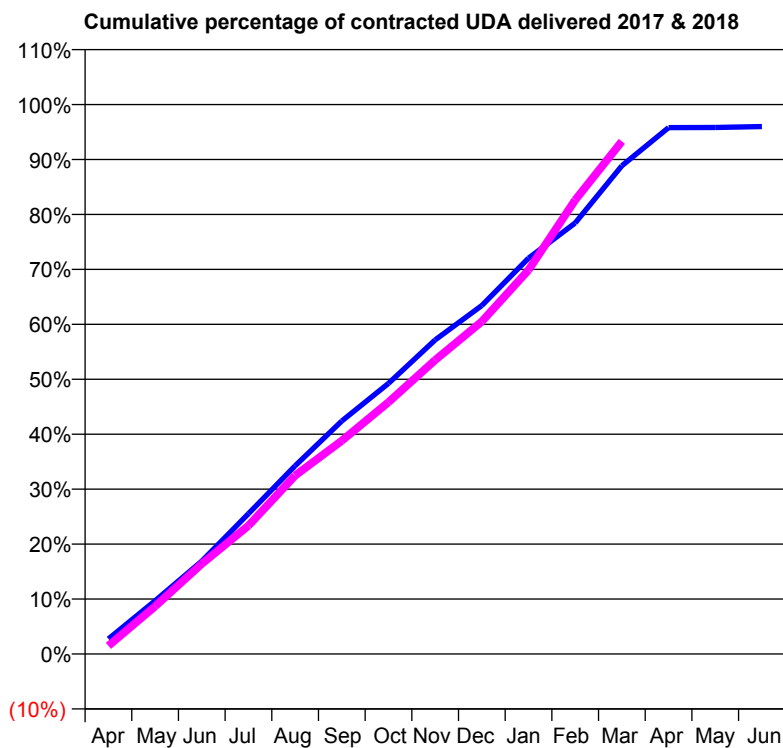
17/18 Contracted general activity (UDA)	9,893
Carry forward general activity (UDA)	0
17/18 Contracted orthodontic activity (UOA)	0
Carry forward orthodontic activity (UOA)	0
Baseline contract value	£242,270.03

ACCESS*

Patients seen in 24 months	Total	Change since previous quarter
Quarter ending March 2017	4,907	
Quarter ending June 2017	5,007	↑
Quarter ending September 2017	5,011	→
Quarter ending December 2017	4,964	→
Quarter ending March 2018	5,315	↑
Variance since March 2017	8.3%	↑



ACTIVITY



Month	Adjusted Scheduled Activity (UDA)	
	2017	2018
April	294	148
May	1,037	859
June	1,805	1,625
July	2,729	2,311
August	3,661	3,214
September	4,531	3,840
October	5,262	4,534
November	6,108	5,291
December	6,778	5,986
January	7,697	6,913
February	8,383	8,172
March	9,493	9,229
April	10,236	
May	10,239	
June	10,257	

QUALITY

	Quantity	Base Number	Contract	AT	Region	England
% of FP17s for the same patient ID Re-attending within 3 months - Children	174	2,500	7.0%	11.5%	11.5%	11.9%
% of FP17s for the same patient ID Re-attending within 3 months - Adults	439	3,530	12.4%	15.2%	15.9%	16.0%
% of FP17s for the same patient ID Re-attending between 3 & 9 months - Children	1,003	2,500	40.1%	57.8%	60.6%	58.3%
% of FP17s for the same patient ID Re-attending between 3 & 9 months - Adults	1,248	3,530	35.4%	48.0%	51.6%	50.3%
% of FP17s for Band 1 Urgent Courses	515	4,453	11.6%	9.8%	9.5%	9.1%
% of FP17s Relating to Free Repair or Replacements	30	4,453	0.7%	0.7%	0.7%	0.8%
% of FP17s Relating to Continuations	11	4,453	0.2%	0.8%	1.0%	1.0%
% of Patients satisfied with the dentistry they have received	5	5	N/A	93.6%	92.0%	91.5%
% of Patients satisfied with the time they had to wait for an appointment	5	5	N/A	89.3%	88.1%	87.9%

* This is based on patients treated on this contract for their most recent course of treatment. Figures in italics indicate the base number of FP17s or Patient Questionnaire responses are less than 100. N/A is shown where the base number of responses is less than 10 during the period. % is calculated as Quantity/Base number*100

Q69 - Vital Signs At a Glance Contract Report for 122297/0001 - March 2018

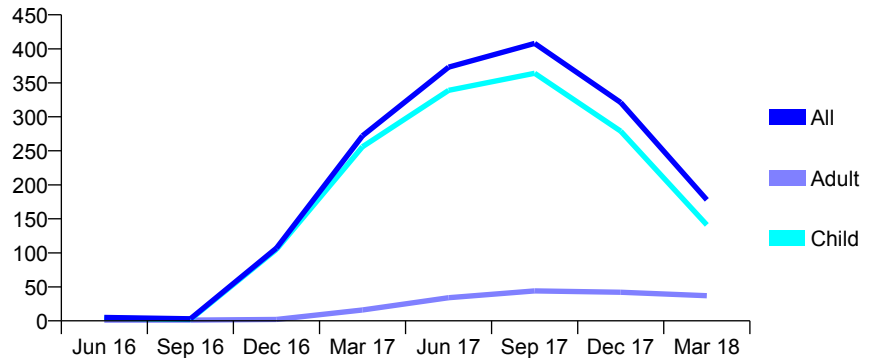
Name or company name	Makhani and Makhani
Contract type name	GDS Contract
Purpose of contract	General
Contract start date	01/04/2015
Contract end date	

17/18 Contracted general activity (UDA)	442
Carry forward general activity (UDA)	8
17/18 Contracted orthodontic activity (UOA)	0
Carry forward orthodontic activity (UOA)	0
Baseline contract value	£9,233.84

ACCESS*

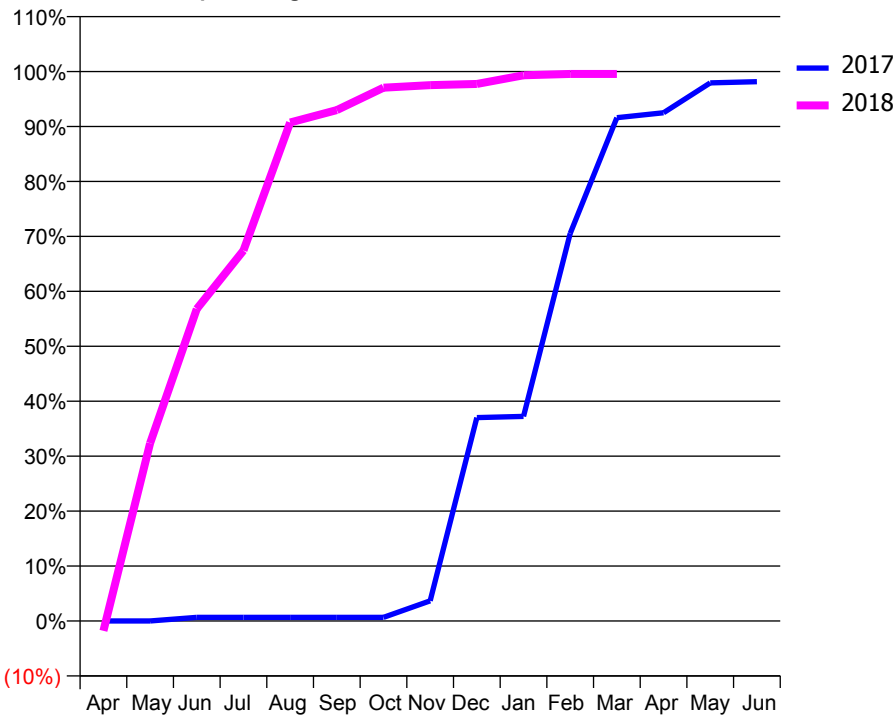
Patients seen in 24 months	Total	Change since previous quarter
Quarter ending March 2017	272	
Quarter ending June 2017	373	↑
Quarter ending September 2017	408	↑
Quarter ending December 2017	321	↓
Quarter ending March 2018	178	↓
Variance since March 2017	(34.6%)	↓

Access trend analysis



ACTIVITY

Cumulative percentage of contracted UDA delivered 2017 & 2018



Month	Adjusted Scheduled Activity (UDA)	
	2017	2018
April	0	-8
May	0	143
June	3	251
July	3	298
August	3	401
September	3	411
October	3	429
November	16	431
December	164	432
January	165	439
February	312	440
March	405	440
April	409	
May	433	
June	434	

QUALITY

	Quantity	Base Number	Contract	AT	Region	England
% of FP17s for the same patient ID Re-attending within 3 months - Children	13	329	4.0%	11.5%	11.5%	11.9%
% of FP17s for the same patient ID Re-attending within 3 months - Adults	0	27	0.0%	15.2%	15.9%	16.0%
% of FP17s for the same patient ID Re-attending between 3 & 9 months - Children	147	329	44.7%	57.8%	60.6%	58.3%
% of FP17s for the same patient ID Re-attending between 3 & 9 months - Adults	4	27	14.8%	48.0%	51.6%	50.3%
% of FP17s for Band 1 Urgent Courses	0	331	0.0%	9.8%	9.5%	9.1%
% of FP17s Relating to Free Repair or Replacements	0	331	0.0%	0.7%	0.7%	0.8%
% of FP17s Relating to Continuations	1	331	0.3%	0.8%	1.0%	1.0%
% of Patients satisfied with the dentistry they have received	0	0	N/A	93.6%	92.0%	91.5%
% of Patients satisfied with the time they had to wait for an appointment	0	0	N/A	89.3%	88.1%	87.9%

* This is based on patients treated on this contract for their most recent course of treatment. Figures in italics indicate the base number of FP17s or Patient Questionnaire responses are less than 100. N/A is shown where the base number of responses is less than 10 during the period. % is calculated as Quantity/Base number*100

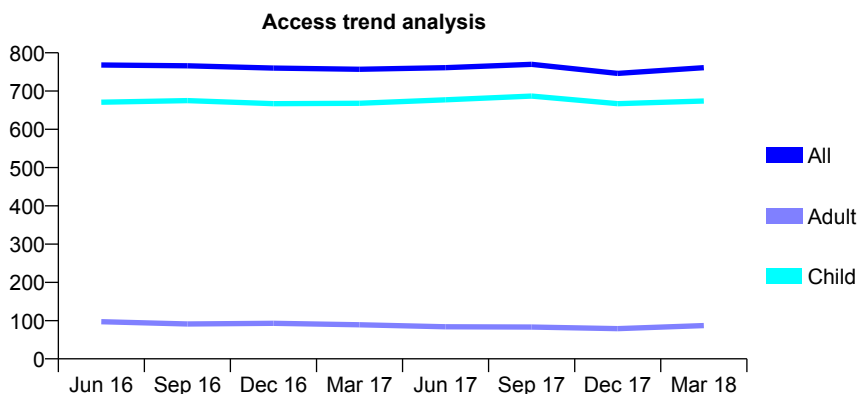
Q69 - Vital Signs At a Glance Contract Report for 122645/0001 - March 2018

Name or company name	THEALE SURGERY LIMITED
Contract type name	GDS Contract
Purpose of contract	General
Contract start date	01/12/2010
Contract end date	

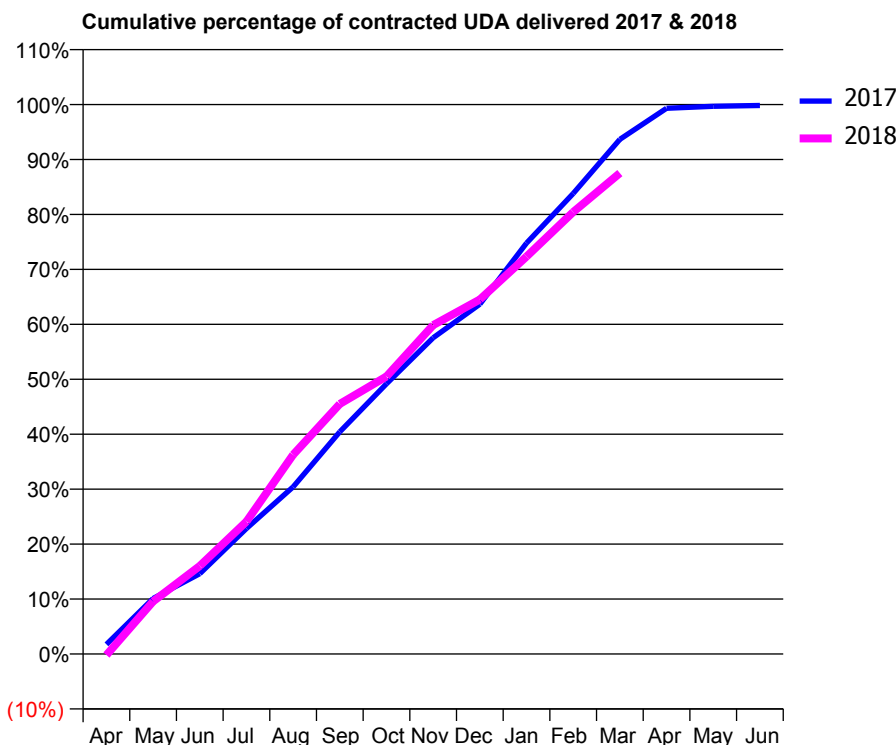
17/18 Contracted general activity (UDA)	2,000
Carry forward general activity (UDA)	4
17/18 Contracted orthodontic activity (UOA)	0
Carry forward orthodontic activity (UOA)	0
Baseline contract value	£42,759.53

ACCESS*

Patients seen in 24 months	Total	Change since previous quarter
Quarter ending March 2017	757	
Quarter ending June 2017	761	→
Quarter ending September 2017	770	→
Quarter ending December 2017	746	↓
Quarter ending March 2018	761	↑
Variance since March 2017	0.5%	→



ACTIVITY



Month	Adjusted Scheduled Activity (UDA)	
	2017	2018
April	35	-4
May	202	192
June	293	321
July	457	482
August	609	725
September	809	910
October	984	1,010
November	1,151	1,197
December	1,273	1,290
January	1,496	1,447
February	1,676	1,609
March	1,873	1,750
April	1,986	
May	1,993	
June	1,996	

QUALITY

	Quantity	Base Number	Contract	AT	Region	England
% of FP17s for the same patient ID Re-attending within 3 months - Children	101	1,033	9.8%	11.5%	11.5%	11.9%
% of FP17s for the same patient ID Re-attending within 3 months - Adults	3	60	5.0%	15.2%	15.9%	16.0%
% of FP17s for the same patient ID Re-attending between 3 & 9 months - Children	592	1,033	57.3%	57.8%	60.6%	58.3%
% of FP17s for the same patient ID Re-attending between 3 & 9 months - Adults	36	60	60.0%	48.0%	51.6%	50.3%
% of FP17s for Band 1 Urgent Courses	31	1,027	3.0%	9.8%	9.5%	9.1%
% of FP17s Relating to Free Repair or Replacements	0	1,027	0.0%	0.7%	0.7%	0.8%
% of FP17s Relating to Continuations	0	1,027	0.0%	0.8%	1.0%	1.0%
% of Patients satisfied with the dentistry they have received	0	0	N/A	93.6%	92.0%	91.5%
% of Patients satisfied with the time they had to wait for an appointment	0	0	N/A	89.3%	88.1%	87.9%

* This is based on patients treated on this contract for their most recent course of treatment. Figures in italics indicate the base number of FP17s or Patient Questionnaire responses are less than 100. N/A is shown where the base number of responses is less than 10 during the period. % is calculated as Quantity/Base number*100

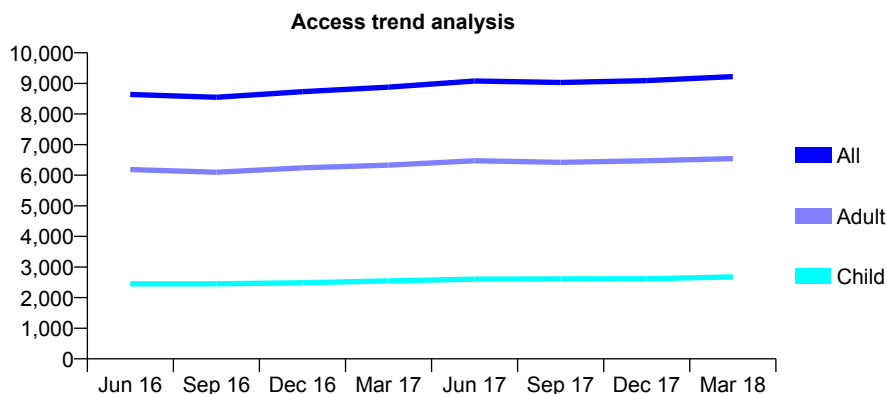
Q69 - Vital Signs At a Glance Contract Report for 122866/0001 - March 2018

Name or company name	Puresmile Reading Limited
Contract type name	GDS Contract
Purpose of contract	General
Contract start date	01/04/2012
Contract end date	

17/18 Contracted general activity (UDA)	30,186
Carry forward general activity (UDA)	649
17/18 Contracted orthodontic activity (UOA)	0
Carry forward orthodontic activity (UOA)	0
Baseline contract value	£757,384.40

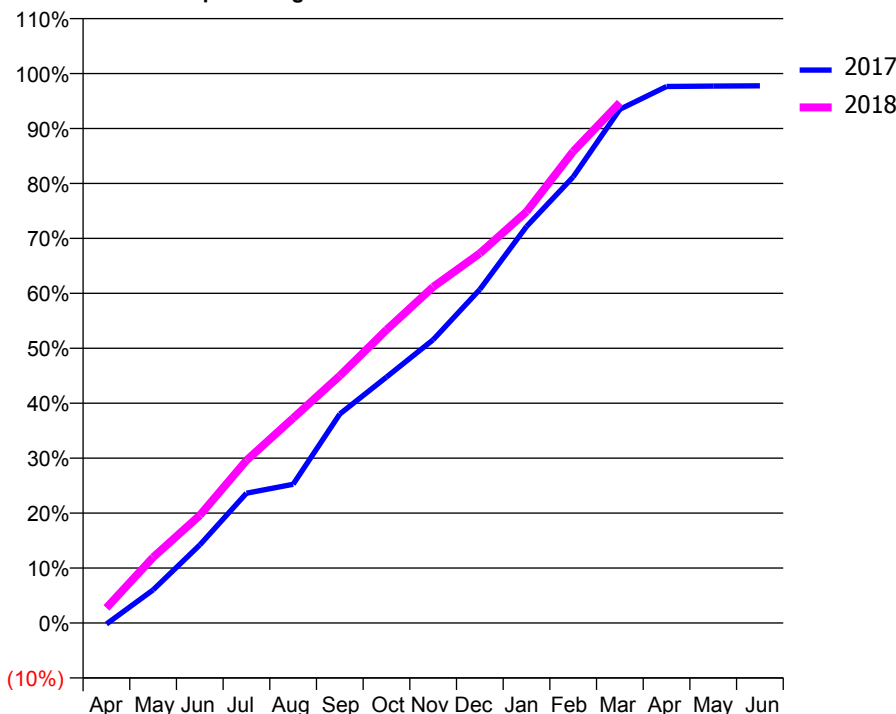
ACCESS*

Patients seen in 24 months	Total	Change since previous quarter
Quarter ending March 2017	8,876	
Quarter ending June 2017	9,077	↑
Quarter ending September 2017	9,030	→
Quarter ending December 2017	9,092	→
Quarter ending March 2018	9,221	→
Variance since March 2017	3.9%	↑



ACTIVITY

Cumulative percentage of contracted UDA delivered 2017 & 2018



Month	Adjusted Scheduled Activity (UDA)	
	2017	2018
April	-62	830
May	1,747	3,610
June	4,126	5,918
July	6,860	8,935
August	7,328	11,256
September	11,041	13,586
October	12,990	16,108
November	14,964	18,462
December	17,616	20,313
January	20,945	22,592
February	23,564	25,907
March	27,135	28,586
April	28,340	
May	28,358	
June	28,376	

QUALITY

	Quantity	Base Number	Contract	AT	Region	England
% of FP17s for the same patient ID Re-attending within 3 months - Children	286	3,812	7.5%	11.5%	11.5%	11.9%
% of FP17s for the same patient ID Re-attending within 3 months - Adults	1,029	7,494	13.7%	15.2%	15.9%	16.0%
% of FP17s for the same patient ID Re-attending between 3 & 9 months - Children	2,062	3,812	54.1%	57.8%	60.6%	58.3%
% of FP17s for the same patient ID Re-attending between 3 & 9 months - Adults	3,244	7,494	43.3%	48.0%	51.6%	50.3%
% of FP17s for Band 1 Urgent Courses	538	10,863	5.0%	9.8%	9.5%	9.1%
% of FP17s Relating to Free Repair or Replacements	141	10,863	1.3%	0.7%	0.7%	0.8%
% of FP17s Relating to Continuations	33	10,863	0.3%	0.8%	1.0%	1.0%
% of Patients satisfied with the dentistry they have received	14	15	93.3%	93.6%	92.0%	91.5%
% of Patients satisfied with the time they had to wait for an appointment	12	15	80.0%	89.3%	88.1%	87.9%

* This is based on patients treated on this contract for their most recent course of treatment. Figures in italics indicate the base number of FP17s or Patient Questionnaire responses are less than 100. N/A is shown where the base number of responses is less than 10 during the period. % is calculated as Quantity/Base number*100

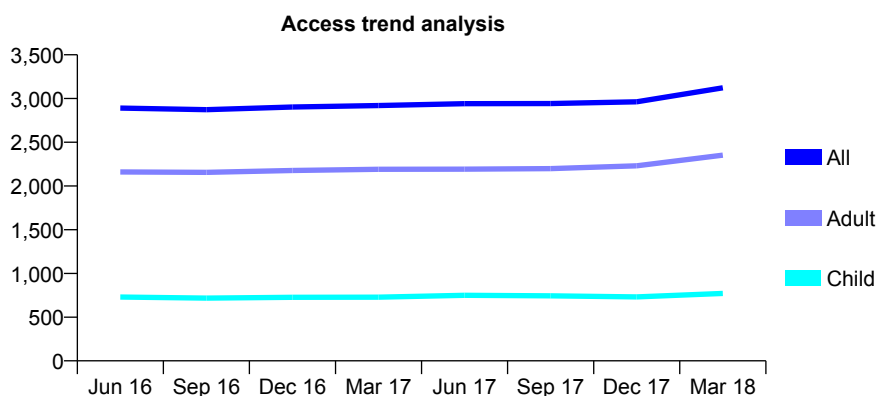
Q69 - Vital Signs At a Glance Contract Report for 127051/0001 - March 2018

Name or company name	Sensura (UK) Limited
Contract type name	GDS Contract
Purpose of contract	General
Contract start date	01/04/2012
Contract end date	

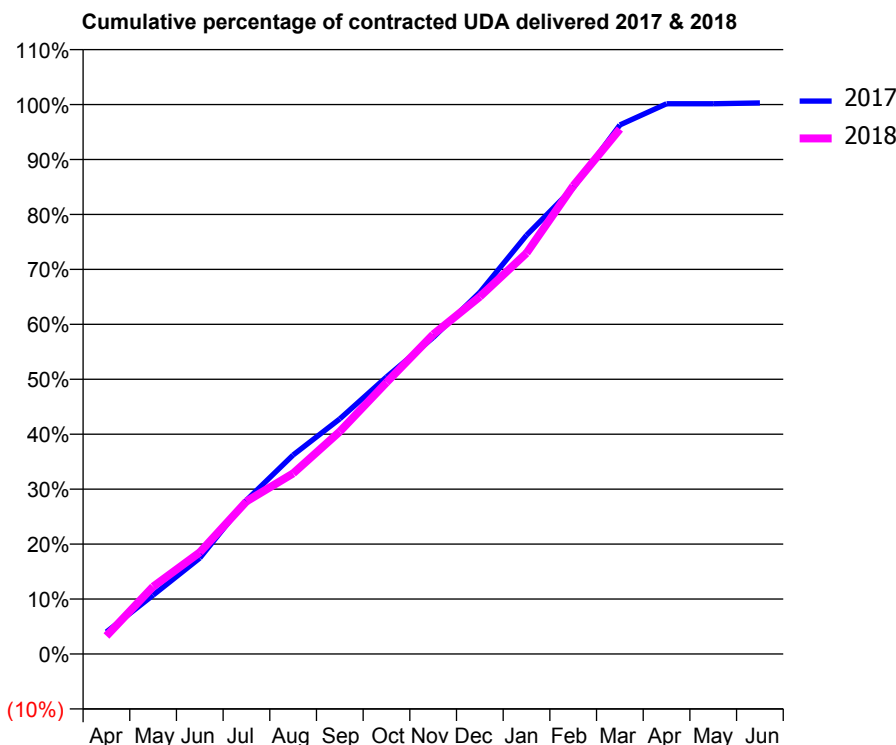
17/18 Contracted general activity (UDA)	11,300
Carry forward general activity (UDA)	-31
17/18 Contracted orthodontic activity (UOA)	0
Carry forward orthodontic activity (UOA)	0
Baseline contract value	£293,702.23

ACCESS*

Patients seen in 24 months	Total	Change since previous quarter
Quarter ending March 2017	2,919	
Quarter ending June 2017	2,941	→
Quarter ending September 2017	2,942	→
Quarter ending December 2017	2,962	→
Quarter ending March 2018	3,123	↑
Variance since March 2017	7.0%	↑



ACTIVITY



Month	Adjusted Scheduled Activity (UDA)	
	2017	2018
April	453	371
May	1,211	1,386
June	1,973	2,091
July	3,164	3,137
August	4,091	3,715
September	4,836	4,575
October	5,698	5,585
November	6,510	6,573
December	7,439	7,348
January	8,611	8,243
February	9,586	9,625
March	10,879	10,795
April	11,315	
May	11,316	
June	11,332	

QUALITY

	Quantity	Base Number	Contract	AT	Region	England
% of FP17s for the same patient ID Re-attending within 3 months - Children	71	1,018	7.0%	11.5%	11.5%	11.9%
% of FP17s for the same patient ID Re-attending within 3 months - Adults	352	2,881	12.2%	15.2%	15.9%	16.0%
% of FP17s for the same patient ID Re-attending between 3 & 9 months - Children	501	1,018	49.2%	57.8%	60.6%	58.3%
% of FP17s for the same patient ID Re-attending between 3 & 9 months - Adults	1,297	2,881	45.0%	48.0%	51.6%	50.3%
% of FP17s for Band 1 Urgent Courses	311	3,707	8.4%	9.8%	9.5%	9.1%
% of FP17s Relating to Free Repair or Replacements	22	3,707	0.6%	0.7%	0.7%	0.8%
% of FP17s Relating to Continuations	4	3,707	0.1%	0.8%	1.0%	1.0%
% of Patients satisfied with the dentistry they have received	3	3	N/A	93.6%	92.0%	91.5%
% of Patients satisfied with the time they had to wait for an appointment	3	3	N/A	89.3%	88.1%	87.9%

* This is based on patients treated on this contract for their most recent course of treatment. Figures in italics indicate the base number of FP17s or Patient Questionnaire responses are less than 100. N/A is shown where the base number of responses is less than 10 during the period. % is calculated as Quantity/Base number*100

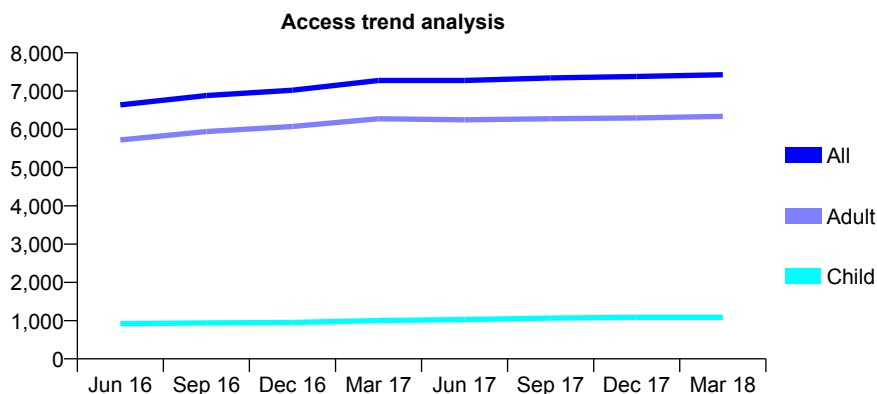
Q69 - Vital Signs At a Glance Contract Report for 127558/0001 - March 2018

Name or company name	Friar Street Dental Surgery
Contract type name	GDS Contract
Purpose of contract	General
Contract start date	01/04/2013
Contract end date	

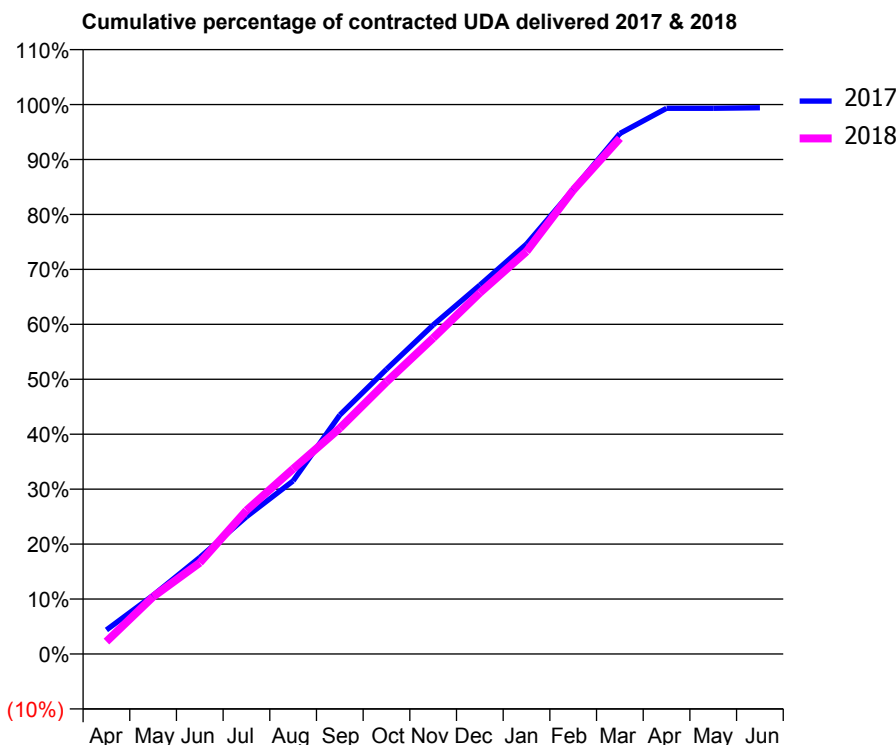
17/18 Contracted general activity (UDA)	22,923
Carry forward general activity (UDA)	138
17/18 Contracted orthodontic activity (UOA)	0
Carry forward orthodontic activity (UOA)	0
Baseline contract value	£511,107.28

ACCESS*

Patients seen in 24 months	Total	Change since previous quarter
Quarter ending March 2017	7,277	
Quarter ending June 2017	7,277	→
Quarter ending September 2017	7,342	→
Quarter ending December 2017	7,382	→
Quarter ending March 2018	7,427	→
Variance since March 2017	2.1%	↑



ACTIVITY



Month	Adjusted Scheduled Activity (UDA)	
	2017	2018
April	1,004	520
May	2,452	2,390
June	4,031	3,808
July	5,728	5,990
August	7,222	7,724
September	9,973	9,418
October	11,877	11,352
November	13,724	13,180
December	15,390	15,069
January	17,105	16,792
February	19,383	19,350
March	21,715	21,516
April	22,763	
May	22,766	
June	22,785	

QUALITY

	Quantity	Base Number	Contract	AT	Region	England
% of FP17s for the same patient ID Re-attending within 3 months - Children	153	1,546	9.9%	11.5%	11.5%	11.9%
% of FP17s for the same patient ID Re-attending within 3 months - Adults	1,136	8,082	14.1%	15.2%	15.9%	16.0%
% of FP17s for the same patient ID Re-attending between 3 & 9 months - Children	847	1,546	54.8%	57.8%	60.6%	58.3%
% of FP17s for the same patient ID Re-attending between 3 & 9 months - Adults	4,363	8,082	54.0%	48.0%	51.6%	50.3%
% of FP17s for Band 1 Urgent Courses	1,106	9,283	11.9%	9.8%	9.5%	9.1%
% of FP17s Relating to Free Repair or Replacements	102	9,283	1.1%	0.7%	0.7%	0.8%
% of FP17s Relating to Continuations	47	9,283	0.5%	0.8%	1.0%	1.0%
% of Patients satisfied with the dentistry they have received	5	5	N/A	93.6%	92.0%	91.5%
% of Patients satisfied with the time they had to wait for an appointment	4	5	N/A	89.3%	88.1%	87.9%

* This is based on patients treated on this contract for their most recent course of treatment. Figures in italics indicate the base number of FP17s or Patient Questionnaire responses are less than 100. N/A is shown where the base number of responses is less than 10 during the period. % is calculated as Quantity/Base number*100

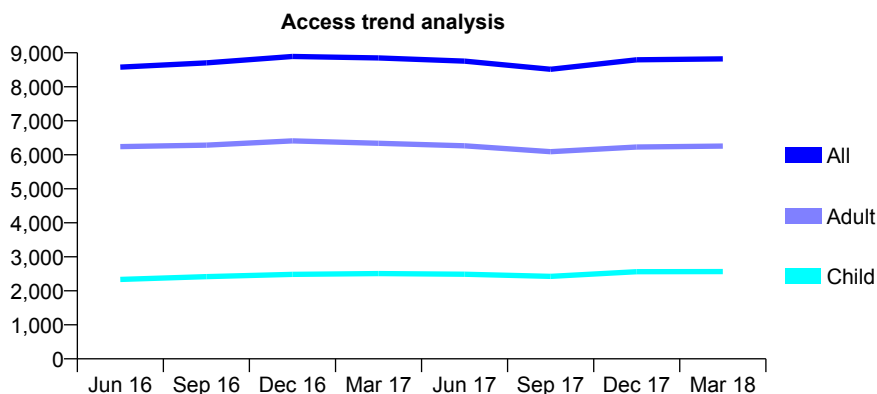
Q69 - Vital Signs At a Glance Contract Report for 128163/0004 - March 2018

Name or company name	Aspire Dental Care Limited
Contract type name	PDS Plus Contract
Purpose of contract	General
Contract start date	10/12/2012
Contract end date	31/08/2020

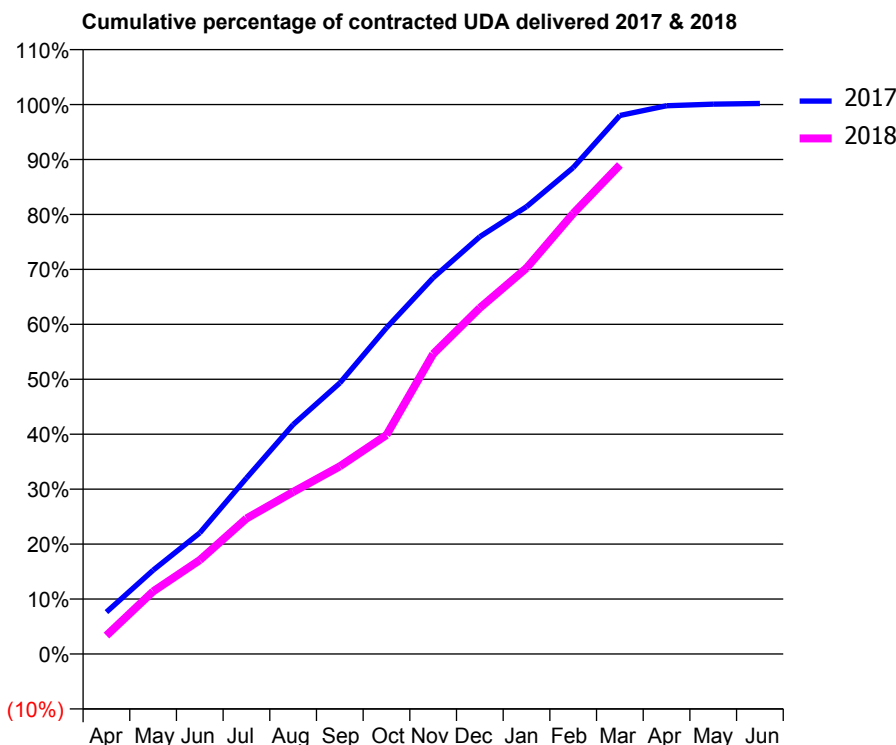
17/18 Contracted general activity (UDA)	24,000
Carry forward general activity (UDA)	0
17/18 Contracted orthodontic activity (UOA)	0
Carry forward orthodontic activity (UOA)	0
Baseline contract value	£322,993.81

ACCESS*

Patients seen in 24 months	Total	Change since previous quarter
Quarter ending March 2017	8,848	
Quarter ending June 2017	8,755	↓
Quarter ending September 2017	8,517	↓
Quarter ending December 2017	8,794	↑
Quarter ending March 2018	8,821	→
Variance since March 2017	(0.3%)	→



ACTIVITY



Month	Adjusted Scheduled Activity (UDA)	
	2017	2018
April	1,902	809
May	3,808	2,732
June	5,506	4,102
July	7,993	5,922
August	10,421	7,079
September	12,310	8,198
October	14,821	9,568
November	17,092	13,107
December	18,953	15,114
January	20,317	16,856
February	22,096	19,242
March	24,460	21,362
April	24,903	
May	24,979	
June	25,008	

QUALITY

	Quantity	Base Number	Contract	AT	Region	England
% of FP17s for the same patient ID Re-attending within 3 months - Children	278	3,018	9.2%	11.5%	11.5%	11.9%
% of FP17s for the same patient ID Re-attending within 3 months - Adults	1,491	6,836	21.8%	15.2%	15.9%	16.0%
% of FP17s for the same patient ID Re-attending between 3 & 9 months - Children	1,031	3,018	34.2%	57.8%	60.6%	58.3%
% of FP17s for the same patient ID Re-attending between 3 & 9 months - Adults	1,880	6,836	27.5%	48.0%	51.6%	50.3%
% of FP17s for Band 1 Urgent Courses	2,115	9,556	22.1%	9.8%	9.5%	9.1%
% of FP17s Relating to Free Repair or Replacements	38	9,556	0.4%	0.7%	0.7%	0.8%
% of FP17s Relating to Continuations	40	9,556	0.4%	0.8%	1.0%	1.0%
% of Patients satisfied with the dentistry they have received	14	15	93.3%	93.6%	92.0%	91.5%
% of Patients satisfied with the time they had to wait for an appointment	13	15	86.7%	89.3%	88.1%	87.9%

* This is based on patients treated on this contract for their most recent course of treatment. Figures in italics indicate the base number of FP17s or Patient Questionnaire responses are less than 100. N/A is shown where the base number of responses is less than 10 during the period. % is calculated as Quantity/Base number*100

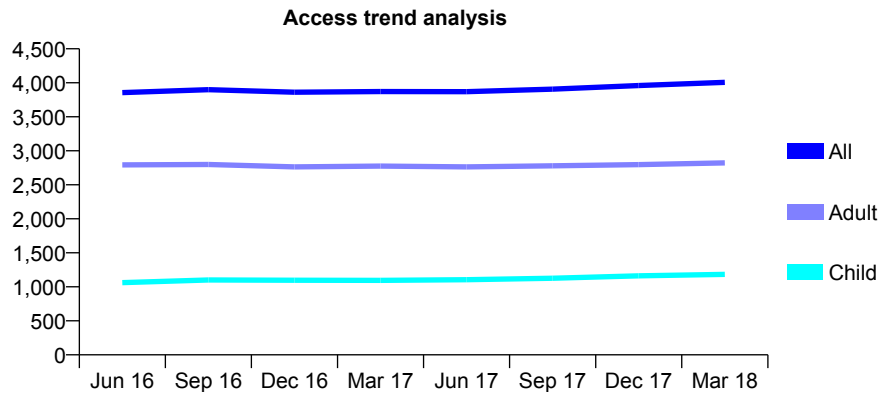
Q69 - Vital Signs At a Glance Contract Report for 128163/0005 - March 2018

Name or company name	Aspire Dental Care Limited
Contract type name	PDS Plus Contract
Purpose of contract	General
Contract start date	10/12/2012
Contract end date	31/03/2018

17/18 Contracted general activity (UDA)	12,000
Carry forward general activity (UDA)	0
17/18 Contracted orthodontic activity (UOA)	0
Carry forward orthodontic activity (UOA)	0
Baseline contract value	£161,488.43

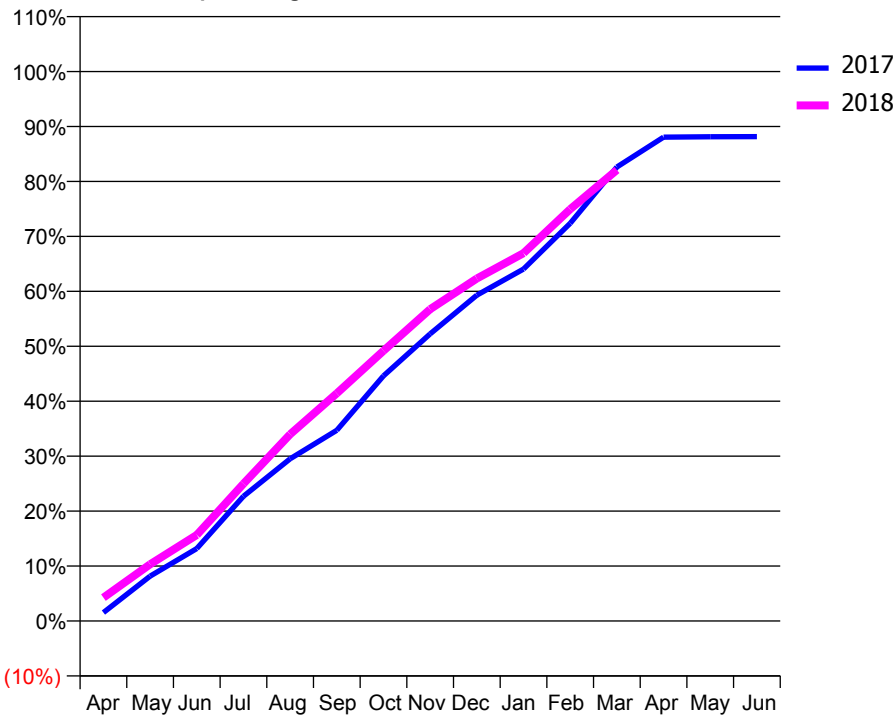
ACCESS*

Patients seen in 24 months	Total	Change since previous quarter
Quarter ending March 2017	3,872	
Quarter ending June 2017	3,869	→
Quarter ending September 2017	3,906	→
Quarter ending December 2017	3,959	→
Quarter ending March 2018	4,006	→
Variance since March 2017	3.5%	↑



ACTIVITY

Cumulative percentage of contracted UDA delivered 2017 & 2018



Month	Adjusted Scheduled Activity (UDA)	
	2017	2018
April	185	511
May	979	1,240
June	1,582	1,881
July	2,723	2,998
August	3,543	4,080
September	4,164	4,973
October	5,353	5,901
November	6,272	6,811
December	7,114	7,478
January	7,686	8,033
February	8,684	8,994
March	9,913	9,849
April	10,567	
May	10,574	
June	10,577	

QUALITY

	Quantity	Base Number	Contract	AT	Region	England
% of FP17s for the same patient ID Re-attending within 3 months - Children	139	1,708	8.1%	11.5%	11.5%	11.9%
% of FP17s for the same patient ID Re-attending within 3 months - Adults	554	3,637	15.2%	15.2%	15.9%	16.0%
% of FP17s for the same patient ID Re-attending between 3 & 9 months - Children	992	1,708	58.1%	57.8%	60.6%	58.3%
% of FP17s for the same patient ID Re-attending between 3 & 9 months - Adults	1,783	3,637	49.0%	48.0%	51.6%	50.3%
% of FP17s for Band 1 Urgent Courses	632	5,113	12.4%	9.8%	9.5%	9.1%
% of FP17s Relating to Free Repair or Replacements	37	5,113	0.7%	0.7%	0.7%	0.8%
% of FP17s Relating to Continuations	41	5,113	0.8%	0.8%	1.0%	1.0%
% of Patients satisfied with the dentistry they have received	1	1	N/A	93.6%	92.0%	91.5%
% of Patients satisfied with the time they had to wait for an appointment	1	1	N/A	89.3%	88.1%	87.9%

* This is based on patients treated on this contract for their most recent course of treatment. Figures in italics indicate the base number of FP17s or Patient Questionnaire responses are less than 100. N/A is shown where the base number of responses is less than 10 during the period. % is calculated as Quantity/Base number*100

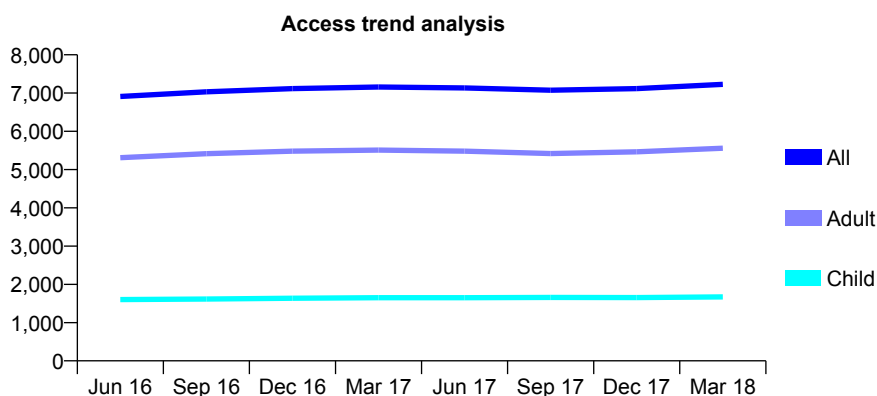
Q69 - Vital Signs At a Glance Contract Report for 128244/0001 - March 2018

Name or company name	The Dental Surgery Burnham Ltd
Contract type name	GDS Contract
Purpose of contract	General
Contract start date	01/04/2008
Contract end date	

17/18 Contracted general activity (UDA)	18,494
Carry forward general activity (UDA)	448
17/18 Contracted orthodontic activity (UOA)	0
Carry forward orthodontic activity (UOA)	0
Baseline contract value	£446,544.39

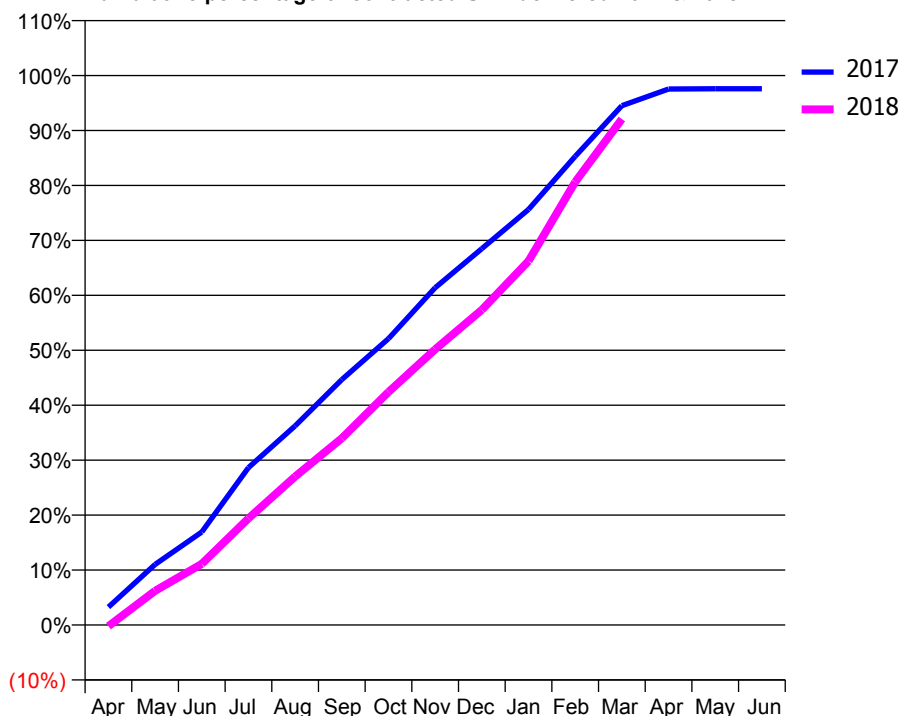
ACCESS*

Patients seen in 24 months	Total	Change since previous quarter
Quarter ending March 2017	7,159	
Quarter ending June 2017	7,134	→
Quarter ending September 2017	7,075	→
Quarter ending December 2017	7,116	→
Quarter ending March 2018	7,227	→
Variance since March 2017	0.9%	→



ACTIVITY

Cumulative percentage of contracted UDA delivered 2017 & 2018



Adjusted Scheduled Activity (UDA)

Month	2017	2018
April	602	-41
May	2,042	1,153
June	3,128	2,058
July	5,300	3,590
August	6,705	4,999
September	8,260	6,285
October	9,637	7,843
November	11,351	9,281
December	12,666	10,606
January	13,989	12,249
February	15,773	14,913
March	17,478	17,032
April	18,041	
May	18,046	
June	18,046	

QUALITY

	Quantity	Base Number	Contract	AT	Region	England
% of FP17s for the same patient ID Re-attending within 3 months - Children	229	2,604	8.8%	11.5%	11.5%	11.9%
% of FP17s for the same patient ID Re-attending within 3 months - Adults	1,218	7,323	16.6%	15.2%	15.9%	16.0%
% of FP17s for the same patient ID Re-attending between 3 & 9 months - Children	1,537	2,604	59.0%	57.8%	60.6%	58.3%
% of FP17s for the same patient ID Re-attending between 3 & 9 months - Adults	3,389	7,323	46.3%	48.0%	51.6%	50.3%
% of FP17s for Band 1 Urgent Courses	634	8,261	7.7%	9.8%	9.5%	9.1%
% of FP17s Relating to Free Repair or Replacements	163	8,261	2.0%	0.7%	0.7%	0.8%
% of FP17s Relating to Continuations	77	8,261	0.9%	0.8%	1.0%	1.0%
% of Patients satisfied with the dentistry they have received	11	13	84.6%	93.6%	92.0%	91.5%
% of Patients satisfied with the time they had to wait for an appointment	13	13	100.0%	89.3%	88.1%	87.9%

* This is based on patients treated on this contract for their most recent course of treatment. Figures in italics indicate the base number of FP17s or Patient Questionnaire responses are less than 100. N/A is shown where the base number of responses is less than 10 during the period. % is calculated as Quantity/Base number*100

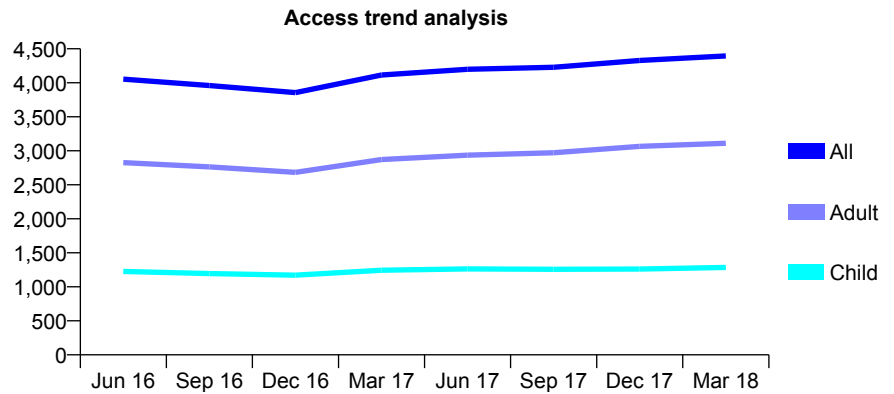
Q69 - Vital Signs At a Glance Contract Report for 129038/0001 - March 2018

Name or company name	Oxfordshire Therapy Limited
Contract type name	GDS Contract
Purpose of contract	General
Contract start date	01/04/2014
Contract end date	

17/18 Contracted general activity (UDA)	12,500
Carry forward general activity (UDA)	0
17/18 Contracted orthodontic activity (UOA)	0
Carry forward orthodontic activity (UOA)	0
Baseline contract value	£304,288.58

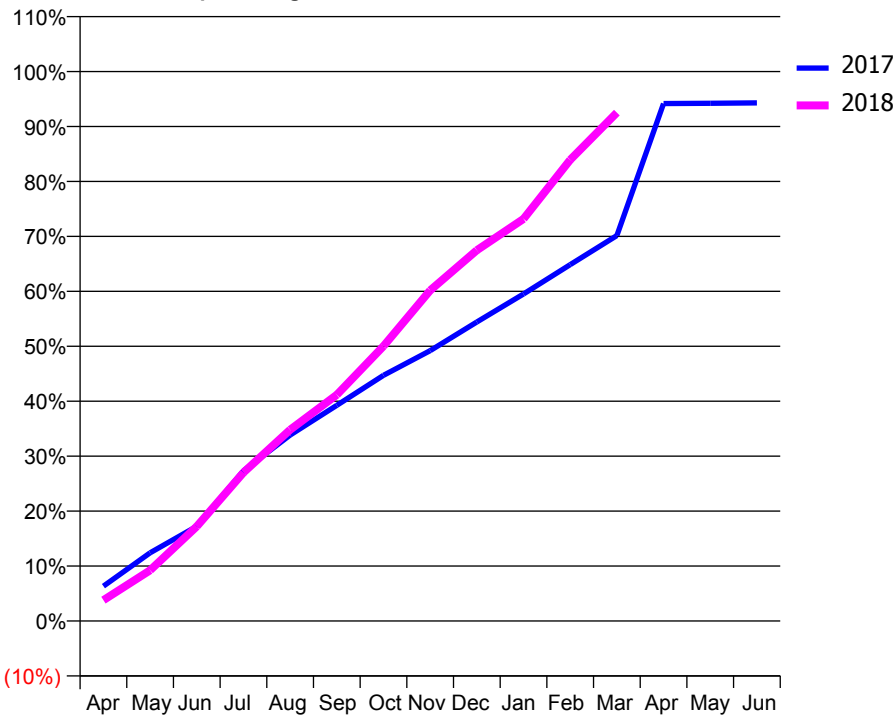
ACCESS*

Patients seen in 24 months	Total	Change since previous quarter
Quarter ending March 2017	4,115	
Quarter ending June 2017	4,199	↑
Quarter ending September 2017	4,229	→
Quarter ending December 2017	4,328	↑
Quarter ending March 2018	4,395	→
Variance since March 2017	6.8%	↑



ACTIVITY

Cumulative percentage of contracted UDA delivered 2017 & 2018



Month	Adjusted Scheduled Activity (UDA)	
	2017	2018
April	794	473
May	1,553	1,156
June	2,155	2,153
July	3,417	3,378
August	4,229	4,353
September	4,905	5,146
October	5,588	6,254
November	6,151	7,521
December	6,803	8,433
January	7,441	9,146
February	8,106	10,490
March	8,767	11,566
April	11,770	
May	11,777	
June	11,786	

QUALITY

	Quantity	Base Number	Contract	AT	Region	England
% of FP17s for the same patient ID Re-attending within 3 months - Children	225	2,570	8.8%	11.5%	11.5%	11.9%
% of FP17s for the same patient ID Re-attending within 3 months - Adults	840	5,907	14.2%	15.2%	15.9%	16.0%
% of FP17s for the same patient ID Re-attending between 3 & 9 months - Children	1,660	2,570	64.6%	57.8%	60.6%	58.3%
% of FP17s for the same patient ID Re-attending between 3 & 9 months - Adults	3,562	5,907	60.3%	48.0%	51.6%	50.3%
% of FP17s for Band 1 Urgent Courses	655	6,657	9.8%	9.8%	9.5%	9.1%
% of FP17s Relating to Free Repair or Replacements	18	6,657	0.3%	0.7%	0.7%	0.8%
% of FP17s Relating to Continuations	48	6,657	0.7%	0.8%	1.0%	1.0%
% of Patients satisfied with the dentistry they have received	4	6	N/A	93.6%	92.0%	91.5%
% of Patients satisfied with the time they had to wait for an appointment	5	6	N/A	89.3%	88.1%	87.9%

* This is based on patients treated on this contract for their most recent course of treatment. Figures in italics indicate the base number of FP17s or Patient Questionnaire responses are less than 100. N/A is shown where the base number of responses is less than 10 during the period. % is calculated as Quantity/Base number*100

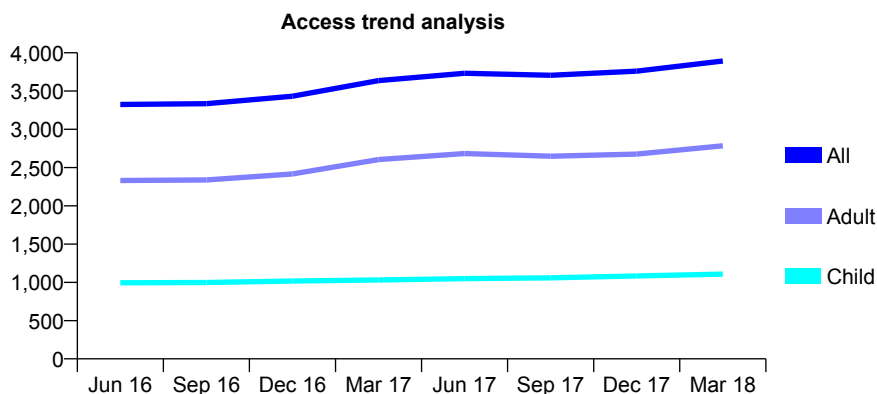
Q69 - Vital Signs At a Glance Contract Report for 129917/0001 - March 2018

Name or company name	Ash Tree House Dental
Contract type name	GDS Contract
Purpose of contract	General
Contract start date	21/08/2012
Contract end date	

17/18 Contracted general activity (UDA)	6,380
Carry forward general activity (UDA)	-25
17/18 Contracted orthodontic activity (UOA)	0
Carry forward orthodontic activity (UOA)	0
Baseline contract value	£140,505.87

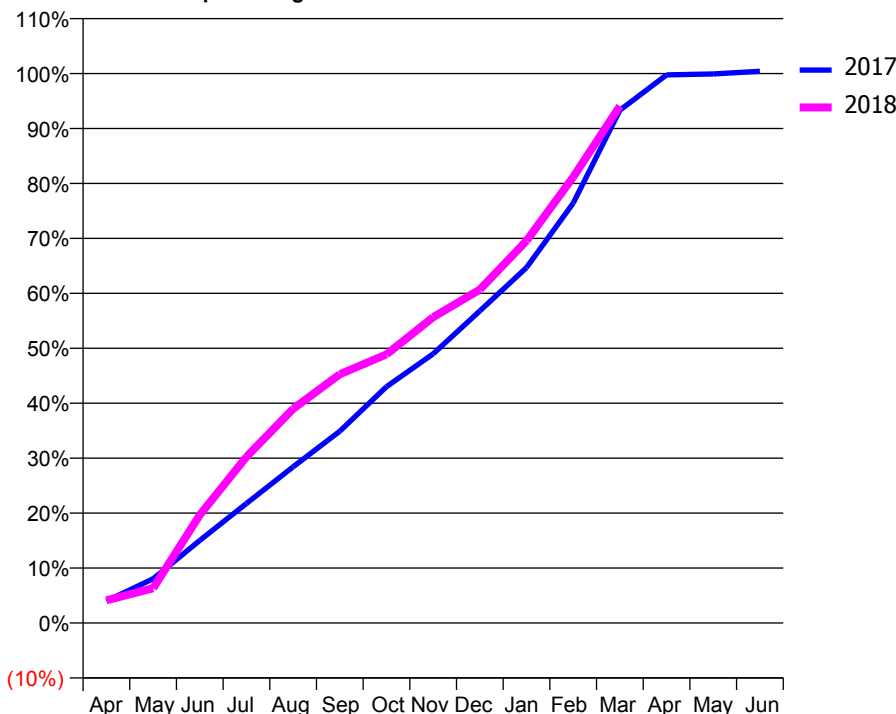
ACCESS*

Patients seen in 24 months	Total	Change since previous quarter
Quarter ending March 2017	3,636	
Quarter ending June 2017	3,732	↑
Quarter ending September 2017	3,706	→
Quarter ending December 2017	3,760	→
Quarter ending March 2018	3,893	↑
Variance since March 2017	7.1%	↑



ACTIVITY

Cumulative percentage of contracted UDA delivered 2017 & 2018



Month	Adjusted Scheduled Activity (UDA)	
	2017	2018
April	257	263
May	513	403
June	960	1,256
July	1,389	1,930
August	1,814	2,487
September	2,228	2,889
October	2,745	3,119
November	3,125	3,550
December	3,624	3,871
January	4,126	4,438
February	4,875	5,178
March	5,953	6,002
April	6,364	
May	6,375	
June	6,405	

QUALITY

	Quantity	Base Number	Contract	AT	Region	England
% of FP17s for the same patient ID Re-attending within 3 months - Children	125	1,721	7.3%	11.5%	11.5%	11.9%
% of FP17s for the same patient ID Re-attending within 3 months - Adults	399	3,054	13.1%	15.2%	15.9%	16.0%
% of FP17s for the same patient ID Re-attending between 3 & 9 months - Children	1,070	1,721	62.2%	57.8%	60.6%	58.3%
% of FP17s for the same patient ID Re-attending between 3 & 9 months - Adults	1,257	3,054	41.2%	48.0%	51.6%	50.3%
% of FP17s for Band 1 Urgent Courses	313	3,363	9.3%	9.8%	9.5%	9.1%
% of FP17s Relating to Free Repair or Replacements	28	3,363	0.8%	0.7%	0.7%	0.8%
% of FP17s Relating to Continuations	10	3,363	0.3%	0.8%	1.0%	1.0%
% of Patients satisfied with the dentistry they have received	3	3	N/A	93.6%	92.0%	91.5%
% of Patients satisfied with the time they had to wait for an appointment	3	3	N/A	89.3%	88.1%	87.9%

* This is based on patients treated on this contract for their most recent course of treatment. Figures in italics indicate the base number of FP17s or Patient Questionnaire responses are less than 100. N/A is shown where the base number of responses is less than 10 during the period. % is calculated as Quantity/Base number*100

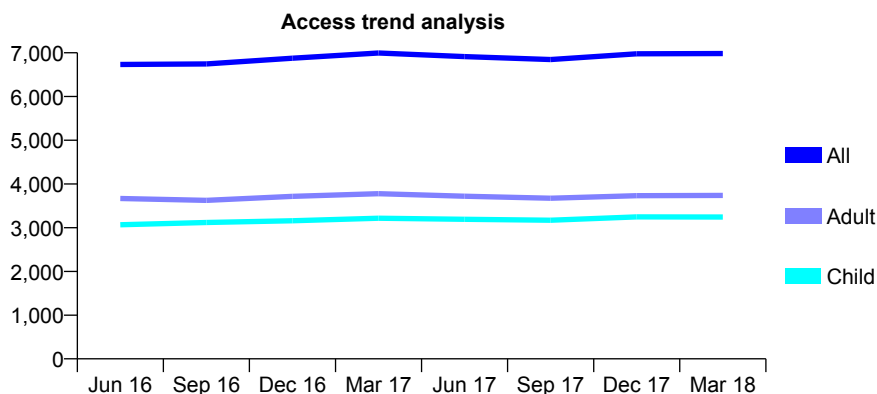
Q69 - Vital Signs At a Glance Contract Report for 130230/0001 - March 2018

Name or company name	WEXHAM ROAD DENTAL SURGERY LTD
Contract type name	GDS Contract
Purpose of contract	General
Contract start date	04/04/2008
Contract end date	

17/18 Contracted general activity (UDA)	16,630
Carry forward general activity (UDA)	453
17/18 Contracted orthodontic activity (UOA)	0
Carry forward orthodontic activity (UOA)	0
Baseline contract value	£540,751.72

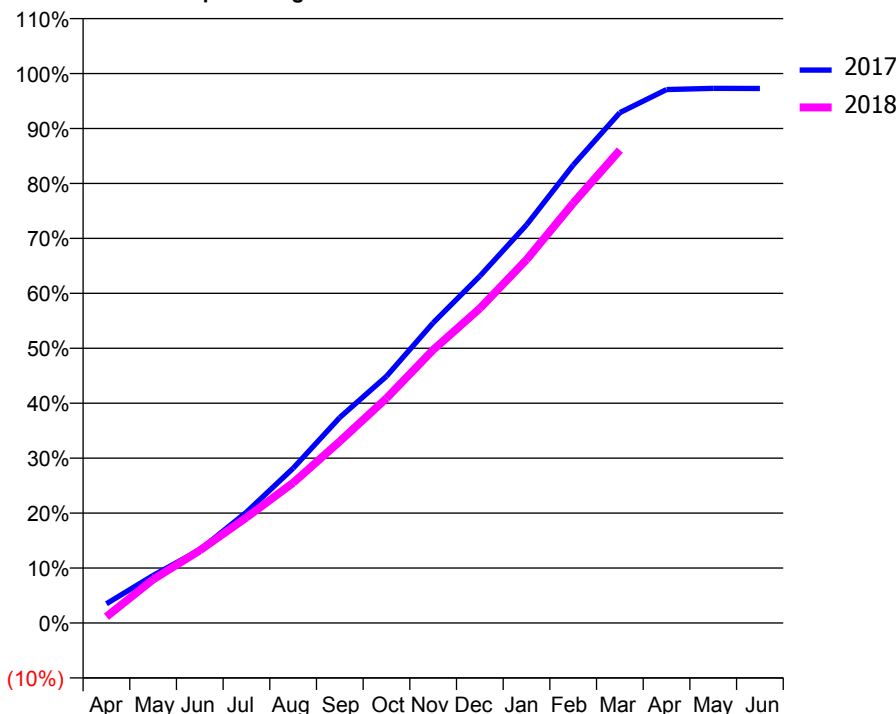
ACCESS*

Patients seen in 24 months	Total	Change since previous quarter
Quarter ending March 2017	6,994	
Quarter ending June 2017	6,912	↓
Quarter ending September 2017	6,847	→
Quarter ending December 2017	6,978	→
Quarter ending March 2018	6,984	→
Variance since March 2017	(0.1%)	→



ACTIVITY

Cumulative percentage of contracted UDA delivered 2017 & 2018



Month	Adjusted Scheduled Activity (UDA)	
	2017	2018
April	581	193
May	1,440	1,317
June	2,215	2,199
July	3,357	3,194
August	4,681	4,242
September	6,220	5,499
October	7,467	6,800
November	9,085	8,267
December	10,497	9,523
January	12,049	10,996
February	13,859	12,708
March	15,448	14,314
April	16,143	
May	16,180	
June	16,178	

QUALITY

	Quantity	Base Number	Contract	AT	Region	England
% of FP17s for the same patient ID Re-attending within 3 months - Children	429	3,884	11.0%	11.5%	11.5%	11.9%
% of FP17s for the same patient ID Re-attending within 3 months - Adults	780	3,798	20.5%	15.2%	15.9%	16.0%
% of FP17s for the same patient ID Re-attending between 3 & 9 months - Children	1,325	3,884	34.1%	57.8%	60.6%	58.3%
% of FP17s for the same patient ID Re-attending between 3 & 9 months - Adults	977	3,798	25.7%	48.0%	51.6%	50.3%
% of FP17s for Band 1 Urgent Courses	1,139	6,525	17.5%	9.8%	9.5%	9.1%
% of FP17s Relating to Free Repair or Replacements	9	6,525	0.1%	0.7%	0.7%	0.8%
% of FP17s Relating to Continuations	25	6,525	0.4%	0.8%	1.0%	1.0%
% of Patients satisfied with the dentistry they have received	3	3	N/A	93.6%	92.0%	91.5%
% of Patients satisfied with the time they had to wait for an appointment	2	3	N/A	89.3%	88.1%	87.9%

* This is based on patients treated on this contract for their most recent course of treatment. Figures in italics indicate the base number of FP17s or Patient Questionnaire responses are less than 100. N/A is shown where the base number of responses is less than 10 during the period. % is calculated as Quantity/Base number*100

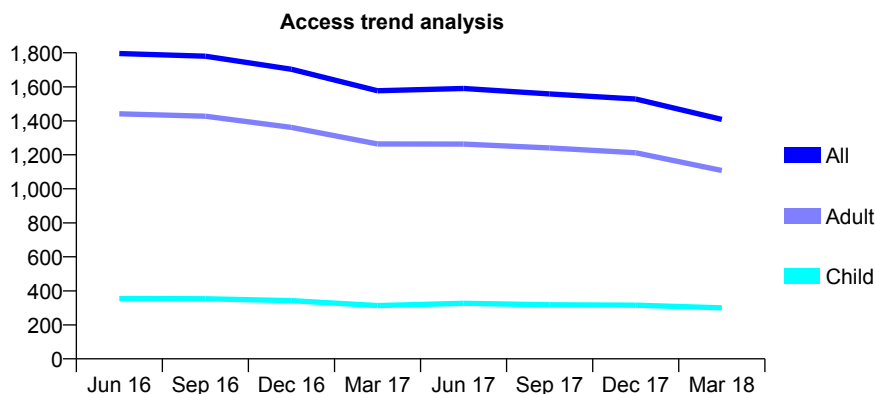
Q69 - Vital Signs At a Glance Contract Report for 131539/0001 - March 2018

Name or company name	Eurodental Limited
Contract type name	GDS Contract
Purpose of contract	General
Contract start date	01/01/2009
Contract end date	

17/18 Contracted general activity (UDA)	8,541
Carry forward general activity (UDA)	0
17/18 Contracted orthodontic activity (UOA)	0
Carry forward orthodontic activity (UOA)	0
Baseline contract value	£204,286.50

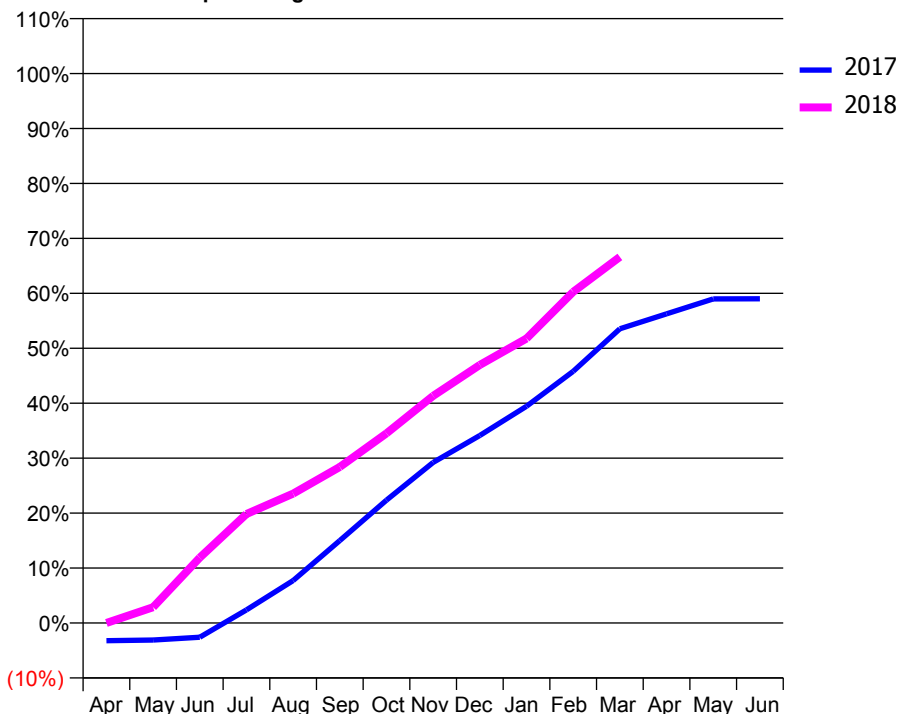
ACCESS*

Patients seen in 24 months	Total	Change since previous quarter
Quarter ending March 2017	1,577	
Quarter ending June 2017	1,590	→
Quarter ending September 2017	1,558	↓
Quarter ending December 2017	1,528	↓
Quarter ending March 2018	1,408	↓
Variance since March 2017	(10.7%)	↓



ACTIVITY

Cumulative percentage of contracted UDA delivered 2017 & 2018



Month	Adjusted Scheduled Activity (UDA)	
	2017	2018
April	-277	0
May	-266	246
June	-222	1,016
July	204	1,694
August	660	2,011
September	1,282	2,426
October	1,909	2,949
November	2,497	3,530
December	2,916	4,012
January	3,369	4,423
February	3,912	5,148
March	4,574	5,691
April	4,806	
May	5,037	
June	5,040	

QUALITY

	Quantity	Base Number	Contract	AT	Region	England
% of FP17s for the same patient ID Re-attending within 3 months - Children	148	631	23.5%	11.5%	11.5%	11.9%
% of FP17s for the same patient ID Re-attending within 3 months - Adults	298	1,430	20.8%	15.2%	15.9%	16.0%
% of FP17s for the same patient ID Re-attending between 3 & 9 months - Children	314	631	49.8%	57.8%	60.6%	58.3%
% of FP17s for the same patient ID Re-attending between 3 & 9 months - Adults	586	1,430	41.0%	48.0%	51.6%	50.3%
% of FP17s for Band 1 Urgent Courses	322	1,919	16.8%	9.8%	9.5%	9.1%
% of FP17s Relating to Free Repair or Replacements	1	1,919	0.1%	0.7%	0.7%	0.8%
% of FP17s Relating to Continuations	44	1,919	2.3%	0.8%	1.0%	1.0%
% of Patients satisfied with the dentistry they have received	2	3	N/A	93.6%	92.0%	91.5%
% of Patients satisfied with the time they had to wait for an appointment	2	3	N/A	89.3%	88.1%	87.9%

* This is based on patients treated on this contract for their most recent course of treatment. Figures in italics indicate the base number of FP17s or Patient Questionnaire responses are less than 100. N/A is shown where the base number of responses is less than 10 during the period. % is calculated as Quantity/Base number*100

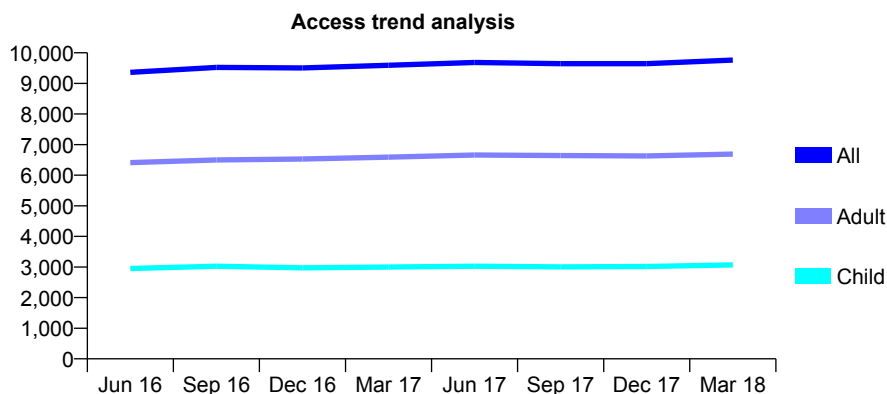
Q69 - Vital Signs At a Glance Contract Report for 133752/0001 - March 2018

Name or company name	Winnersh Dental Practice Ltd
Contract type name	GDS Contract
Purpose of contract	General
Contract start date	05/02/2010
Contract end date	

17/18 Contracted general activity (UDA)	23,809
Carry forward general activity (UDA)	-143
17/18 Contracted orthodontic activity (UOA)	0
Carry forward orthodontic activity (UOA)	0
Baseline contract value	£587,018.19

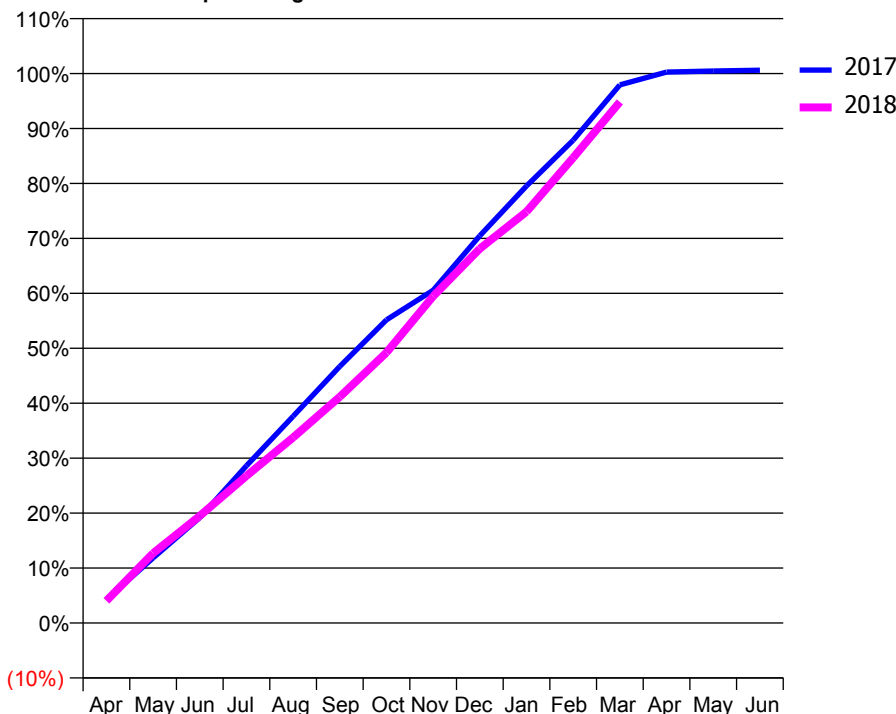
ACCESS*

Patients seen in 24 months	Total	Change since previous quarter
Quarter ending March 2017	9,593	
Quarter ending June 2017	9,684	→
Quarter ending September 2017	9,646	→
Quarter ending December 2017	9,647	→
Quarter ending March 2018	9,761	→
Variance since March 2017	1.8%	→



ACTIVITY

Cumulative percentage of contracted UDA delivered 2017 & 2018



Month	Adjusted Scheduled Activity (UDA)	
	2017	2018
April	1,015	963
May	2,824	3,026
June	4,566	4,644
July	6,815	6,375
August	8,956	8,037
September	11,119	9,804
October	13,135	11,719
November	14,420	14,161
December	16,779	16,221
January	18,934	17,823
February	20,920	20,161
March	23,315	22,575
April	23,873	
May	23,916	
June	23,952	

QUALITY

	Quantity	Base Number	Contract	AT	Region	England
% of FP17s for the same patient ID Re-attending within 3 months - Children	420	4,684	9.0%	11.5%	11.5%	11.9%
% of FP17s for the same patient ID Re-attending within 3 months - Adults	1,257	8,287	15.2%	15.2%	15.9%	16.0%
% of FP17s for the same patient ID Re-attending between 3 & 9 months - Children	2,838	4,684	60.6%	57.8%	60.6%	58.3%
% of FP17s for the same patient ID Re-attending between 3 & 9 months - Adults	3,921	8,287	47.3%	48.0%	51.6%	50.3%
% of FP17s for Band 1 Urgent Courses	1,018	12,054	8.4%	9.8%	9.5%	9.1%
% of FP17s Relating to Free Repair or Replacements	131	12,054	1.1%	0.7%	0.7%	0.8%
% of FP17s Relating to Continuations	19	12,054	0.2%	0.8%	1.0%	1.0%
% of Patients satisfied with the dentistry they have received	9	9	N/A	93.6%	92.0%	91.5%
% of Patients satisfied with the time they had to wait for an appointment	8	9	N/A	89.3%	88.1%	87.9%

* This is based on patients treated on this contract for their most recent course of treatment. Figures in italics indicate the base number of FP17s or Patient Questionnaire responses are less than 100. N/A is shown where the base number of responses is less than 10 during the period. % is calculated as Quantity/Base number*100

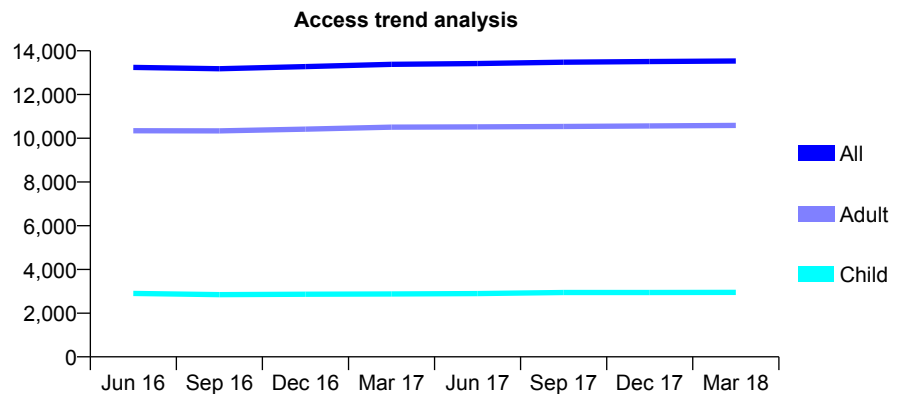
Q69 - Vital Signs At a Glance Contract Report for 134384/0001 - March 2018

Name or company name	Sam Health Ltd
Contract type name	GDS Contract
Purpose of contract	General
Contract start date	01/05/2013
Contract end date	

17/18 Contracted general activity (UDA)	40,939
Carry forward general activity (UDA)	-604
17/18 Contracted orthodontic activity (UOA)	0
Carry forward orthodontic activity (UOA)	0
Baseline contract value	£999,162.46

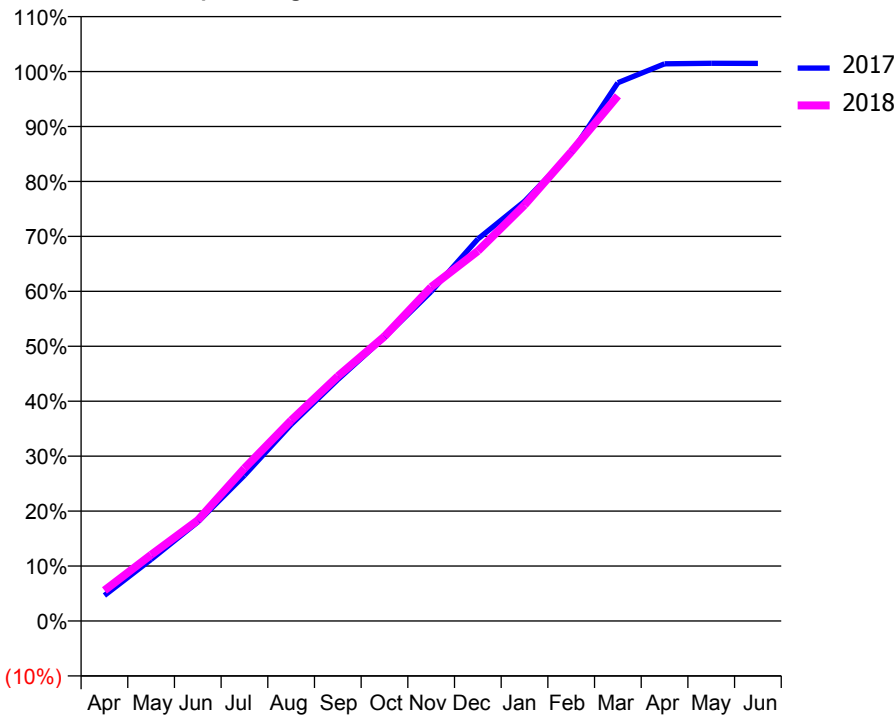
ACCESS*

Patients seen in 24 months	Total	Change since previous quarter
Quarter ending March 2017	13,381	
Quarter ending June 2017	13,416	→
Quarter ending September 2017	13,478	→
Quarter ending December 2017	13,507	→
Quarter ending March 2018	13,535	→
Variance since March 2017	1.2%	→



ACTIVITY

Cumulative percentage of contracted UDA delivered 2017 & 2018



Month	Adjusted Scheduled Activity (UDA)	
	2017	2018
April	1,901	2,279
May	4,583	4,934
June	7,378	7,505
July	10,851	11,380
August	14,644	14,949
September	17,991	18,235
October	21,134	21,204
November	24,540	24,883
December	28,457	27,566
January	31,271	30,996
February	34,872	34,957
March	40,101	39,131
April	41,515	
May	41,552	
June	41,543	

QUALITY

	Quantity	Base Number	Contract	AT	Region	England
% of FP17s for the same patient ID Re-attending within 3 months - Children	487	4,659	10.5%	11.5%	11.5%	11.9%
% of FP17s for the same patient ID Re-attending within 3 months - Adults	2,997	15,035	19.9%	15.2%	15.9%	16.0%
% of FP17s for the same patient ID Re-attending between 3 & 9 months - Children	2,650	4,659	56.9%	57.8%	60.6%	58.3%
% of FP17s for the same patient ID Re-attending between 3 & 9 months - Adults	7,084	15,035	47.1%	48.0%	51.6%	50.3%
% of FP17s for Band 1 Urgent Courses	2,283	19,035	12.0%	9.8%	9.5%	9.1%
% of FP17s Relating to Free Repair or Replacements	247	19,035	1.3%	0.7%	0.7%	0.8%
% of FP17s Relating to Continuations	298	19,035	1.6%	0.8%	1.0%	1.0%
% of Patients satisfied with the dentistry they have received	18	19	94.7%	93.6%	92.0%	91.5%
% of Patients satisfied with the time they had to wait for an appointment	18	19	94.7%	89.3%	88.1%	87.9%

* This is based on patients treated on this contract for their most recent course of treatment. Figures in italics indicate the base number of FP17s or Patient Questionnaire responses are less than 100. N/A is shown where the base number of responses is less than 10 during the period. % is calculated as Quantity/Base number*100

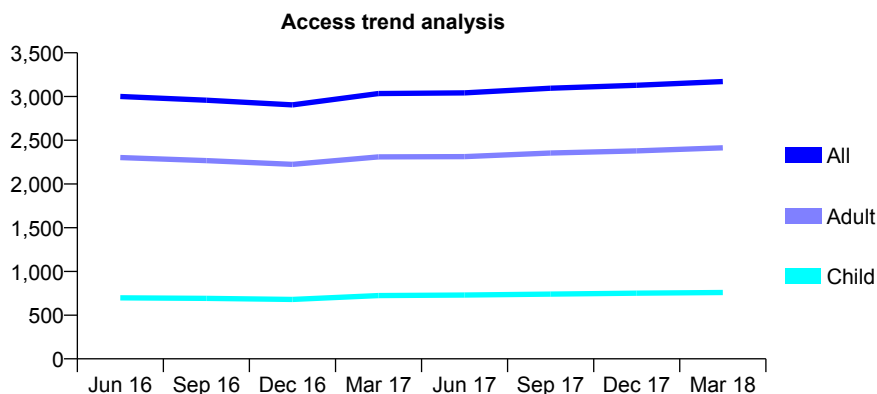
Q69 - Vital Signs At a Glance Contract Report for 136425/0001 - March 2018

Name or company name	Barsar Ltd
Contract type name	GDS Contract
Purpose of contract	General
Contract start date	01/09/2011
Contract end date	

17/18 Contracted general activity (UDA)	7,016
Carry forward general activity (UDA)	41
17/18 Contracted orthodontic activity (UOA)	0
Carry forward orthodontic activity (UOA)	0
Baseline contract value	£148,465.16

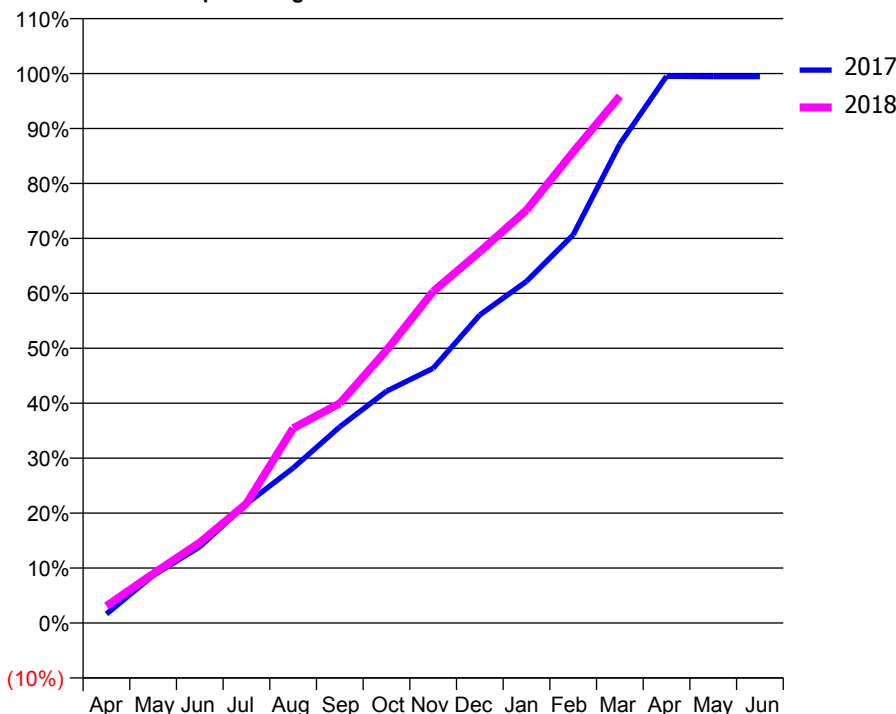
ACCESS*

Patients seen in 24 months	Total	Change since previous quarter
Quarter ending March 2017	3,034	
Quarter ending June 2017	3,042	→
Quarter ending September 2017	3,095	→
Quarter ending December 2017	3,129	→
Quarter ending March 2018	3,172	→
Variance since March 2017	4.5%	↑



ACTIVITY

Cumulative percentage of contracted UDA delivered 2017 & 2018



Month	Adjusted Scheduled Activity (UDA)	
	2017	2018
April	114	217
May	607	630
June	974	1,027
July	1,522	1,524
August	1,978	2,486
September	2,506	2,806
October	2,961	3,481
November	3,252	4,234
December	3,934	4,740
January	4,363	5,272
February	4,957	6,014
March	6,117	6,727
April	6,981	
May	6,977	
June	6,976	

QUALITY

	Quantity	Base Number	Contract	AT	Region	England
% of FP17s for the same patient ID Re-attending within 3 months - Children	91	1,025	8.9%	11.5%	11.5%	11.9%
% of FP17s for the same patient ID Re-attending within 3 months - Adults	638	3,298	19.3%	15.2%	15.9%	16.0%
% of FP17s for the same patient ID Re-attending between 3 & 9 months - Children	547	1,025	53.4%	57.8%	60.6%	58.3%
% of FP17s for the same patient ID Re-attending between 3 & 9 months - Adults	1,464	3,298	44.4%	48.0%	51.6%	50.3%
% of FP17s for Band 1 Urgent Courses	475	3,353	14.2%	9.8%	9.5%	9.1%
% of FP17s Relating to Free Repair or Replacements	48	3,353	1.4%	0.7%	0.7%	0.8%
% of FP17s Relating to Continuations	23	3,353	0.7%	0.8%	1.0%	1.0%
% of Patients satisfied with the dentistry they have received	6	6	N/A	93.6%	92.0%	91.5%
% of Patients satisfied with the time they had to wait for an appointment	6	6	N/A	89.3%	88.1%	87.9%

* This is based on patients treated on this contract for their most recent course of treatment. Figures in italics indicate the base number of FP17s or Patient Questionnaire responses are less than 100. N/A is shown where the base number of responses is less than 10 during the period. % is calculated as Quantity/Base number*100

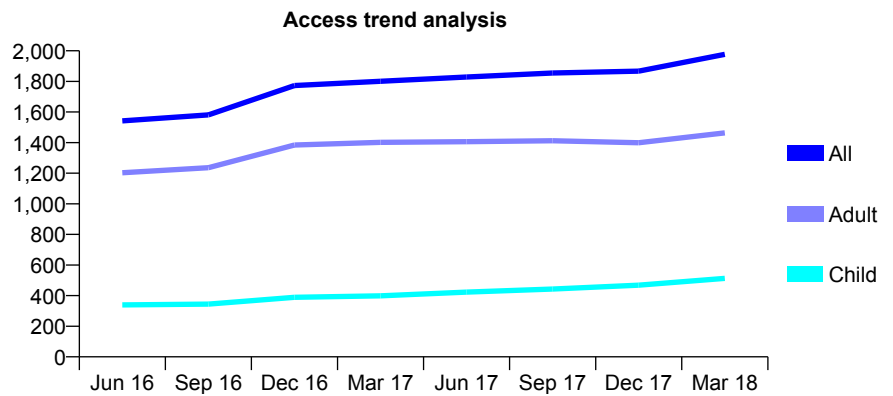
Q69 - Vital Signs At a Glance Contract Report for 136425/0002 - March 2018

Name or company name	Barsar Ltd
Contract type name	GDS Contract
Purpose of contract	General
Contract start date	20/01/2015
Contract end date	

17/18 Contracted general activity (UDA)	4,510
Carry forward general activity (UDA)	122
17/18 Contracted orthodontic activity (UOA)	0
Carry forward orthodontic activity (UOA)	0
Baseline contract value	£96,824.00

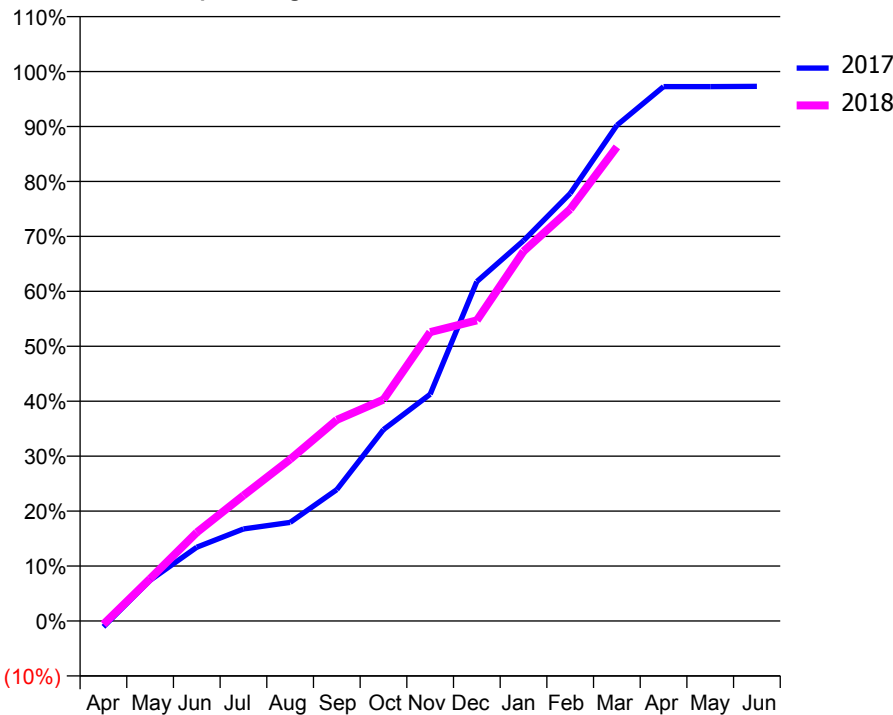
ACCESS*

Patients seen in 24 months	Total	Change since previous quarter
Quarter ending March 2017	1,801	
Quarter ending June 2017	1,829	→
Quarter ending September 2017	1,855	→
Quarter ending December 2017	1,867	→
Quarter ending March 2018	1,977	↑
Variance since March 2017	9.8%	↑



ACTIVITY

Cumulative percentage of contracted UDA delivered 2017 & 2018



Month	Adjusted Scheduled Activity (UDA)	
	2017	2018
April	-49	-28
May	334	348
June	606	727
July	756	1,030
August	809	1,327
September	1,079	1,651
October	1,571	1,817
November	1,861	2,371
December	2,785	2,467
January	3,122	3,034
February	3,509	3,380
March	4,068	3,891
April	4,386	
May	4,386	
June	4,388	

QUALITY

	Quantity	Base Number	Contract	AT	Region	England
% of FP17s for the same patient ID Re-attending within 3 months - Children	34	716	4.7%	11.5%	11.5%	11.9%
% of FP17s for the same patient ID Re-attending within 3 months - Adults	196	1,554	12.6%	15.2%	15.9%	16.0%
% of FP17s for the same patient ID Re-attending between 3 & 9 months - Children	394	716	55.0%	57.8%	60.6%	58.3%
% of FP17s for the same patient ID Re-attending between 3 & 9 months - Adults	688	1,554	44.3%	48.0%	51.6%	50.3%
% of FP17s for Band 1 Urgent Courses	288	2,146	13.4%	9.8%	9.5%	9.1%
% of FP17s Relating to Free Repair or Replacements	12	2,146	0.6%	0.7%	0.7%	0.8%
% of FP17s Relating to Continuations	4	2,146	0.2%	0.8%	1.0%	1.0%
% of Patients satisfied with the dentistry they have received	3	3	N/A	93.6%	92.0%	91.5%
% of Patients satisfied with the time they had to wait for an appointment	2	3	N/A	89.3%	88.1%	87.9%

* This is based on patients treated on this contract for their most recent course of treatment. Figures in italics indicate the base number of FP17s or Patient Questionnaire responses are less than 100. N/A is shown where the base number of responses is less than 10 during the period. % is calculated as Quantity/Base number*100

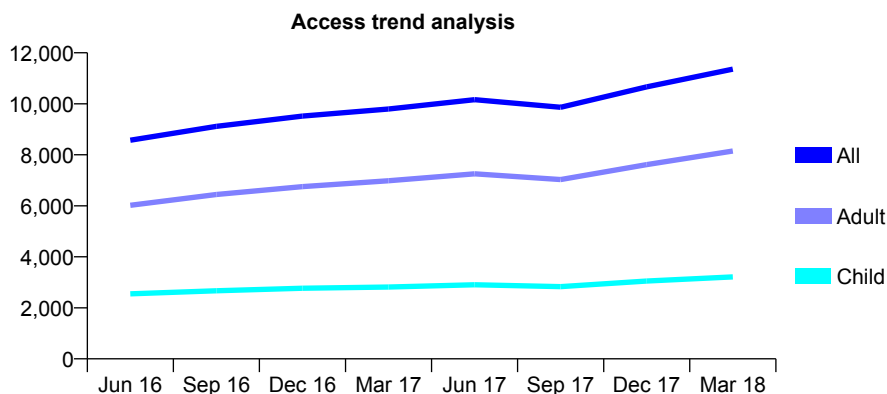
Q69 - Vital Signs At a Glance Contract Report for 137588/0006 - March 2018

Name or company name	Damira Dental Studios Ltd
Contract type name	GDS Contract
Purpose of contract	General
Contract start date	01/04/2015
Contract end date	

17/18 Contracted general activity (UDA)	46,702
Carry forward general activity (UDA)	0
17/18 Contracted orthodontic activity (UOA)	0
Carry forward orthodontic activity (UOA)	0
Baseline contract value	£1,215,891.10

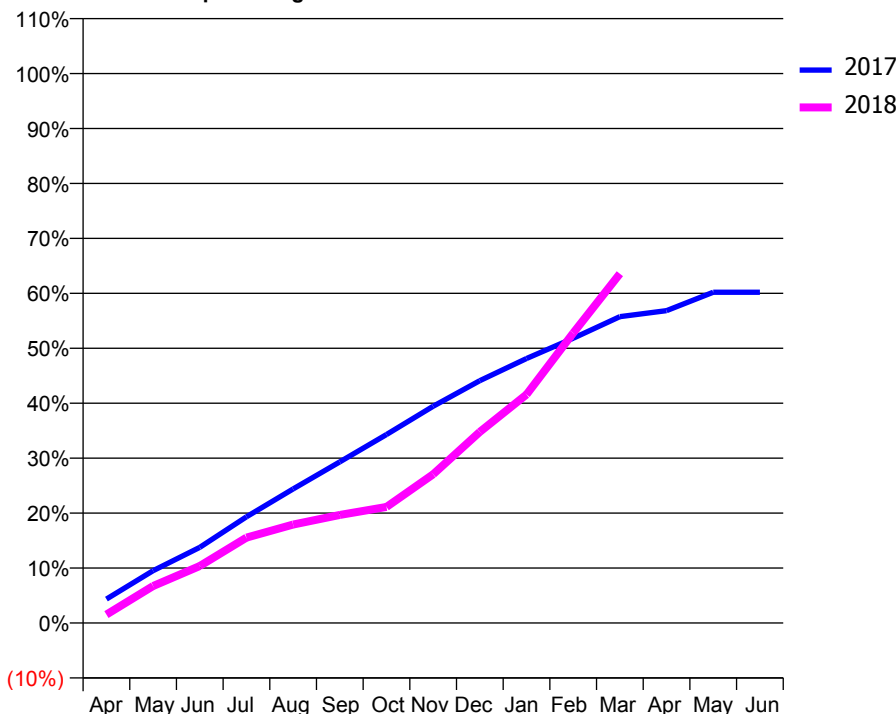
ACCESS*

Patients seen in 24 months	Total	Change since previous quarter
Quarter ending March 2017	9,797	
Quarter ending June 2017	10,161	↑
Quarter ending September 2017	9,863	↓
Quarter ending December 2017	10,665	↑
Quarter ending March 2018	11,359	↑
Variance since March 2017	15.9%	↑



ACTIVITY

Cumulative percentage of contracted UDA delivered 2017 & 2018



Month	Adjusted Scheduled Activity (UDA)	
	2017	2018
April	2,029	725
May	4,451	3,140
June	6,429	4,843
July	9,024	7,260
August	11,393	8,374
September	13,697	9,191
October	16,018	9,865
November	18,419	12,643
December	20,596	16,249
January	22,479	19,418
February	24,199	24,645
March	26,039	29,690
April	26,550	
May	28,109	
June	28,110	

QUALITY

	Quantity	Base Number	Contract	AT	Region	England
% of FP17s for the same patient ID Re-attending within 3 months - Children	258	5,220	4.9%	11.5%	11.5%	11.9%
% of FP17s for the same patient ID Re-attending within 3 months - Adults	1,579	11,251	14.0%	15.2%	15.9%	16.0%
% of FP17s for the same patient ID Re-attending between 3 & 9 months - Children	3,210	5,220	61.5%	57.8%	60.6%	58.3%
% of FP17s for the same patient ID Re-attending between 3 & 9 months - Adults	5,177	11,251	46.0%	48.0%	51.6%	50.3%
% of FP17s for Band 1 Urgent Courses	1,749	15,435	11.3%	9.8%	9.5%	9.1%
% of FP17s Relating to Free Repair or Replacements	40	15,435	0.3%	0.7%	0.7%	0.8%
% of FP17s Relating to Continuations	90	15,435	0.6%	0.8%	1.0%	1.0%
% of Patients satisfied with the dentistry they have received	3	4	N/A	93.6%	92.0%	91.5%
% of Patients satisfied with the time they had to wait for an appointment	4	4	N/A	89.3%	88.1%	87.9%

* This is based on patients treated on this contract for their most recent course of treatment. Figures in italics indicate the base number of FP17s or Patient Questionnaire responses are less than 100. N/A is shown where the base number of responses is less than 10 during the period. % is calculated as Quantity/Base number*100

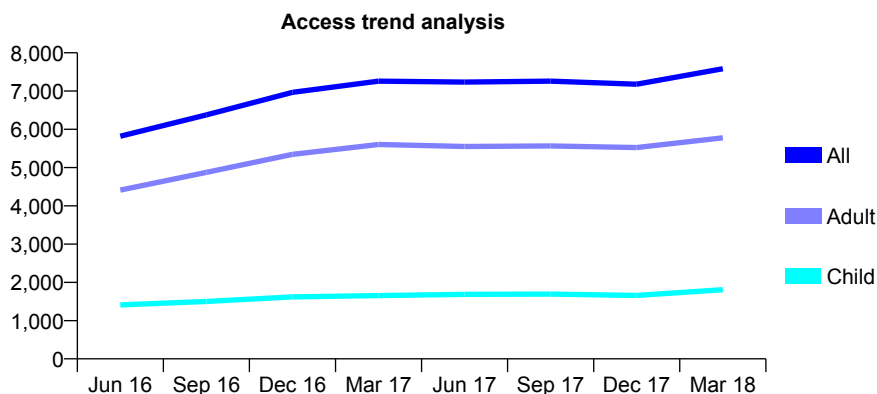
Q69 - Vital Signs At a Glance Contract Report for 137588/0007 - March 2018

Name or company name	Damira Dental Studios Ltd
Contract type name	GDS Contract
Purpose of contract	General
Contract start date	01/04/2015
Contract end date	

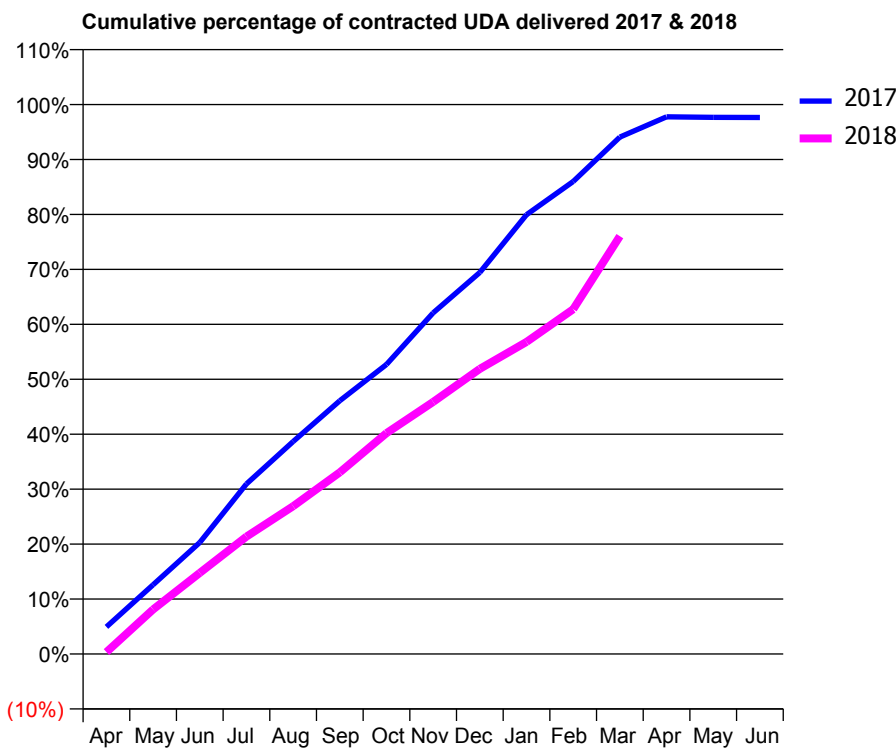
17/18 Contracted general activity (UDA)	22,500
Carry forward general activity (UDA)	531
17/18 Contracted orthodontic activity (UOA)	0
Carry forward orthodontic activity (UOA)	0
Baseline contract value	£549,148.54

ACCESS*

Patients seen in 24 months	Total	Change since previous quarter
Quarter ending March 2017	7,260	
Quarter ending June 2017	7,234	→
Quarter ending September 2017	7,258	→
Quarter ending December 2017	7,180	↓
Quarter ending March 2018	7,585	↑
Variance since March 2017	4.5%	↑



ACTIVITY



Month	Adjusted Scheduled Activity (UDA)	
	2017	2018
April	1,108	78
May	2,834	1,827
June	4,567	3,323
July	6,962	4,808
August	8,701	6,053
September	10,370	7,439
October	11,855	9,046
November	13,972	10,322
December	15,624	11,674
January	17,987	12,778
February	19,346	14,119
March	21,167	17,109
April	21,997	
May	21,976	
June	21,969	

QUALITY

	Quantity	Base Number	Contract	AT	Region	England
% of FP17s for the same patient ID Re-attending within 3 months - Children	359	2,670	13.4%	11.5%	11.5%	11.9%
% of FP17s for the same patient ID Re-attending within 3 months - Adults	1,539	7,277	21.1%	15.2%	15.9%	16.0%
% of FP17s for the same patient ID Re-attending between 3 & 9 months - Children	1,158	2,670	43.4%	57.8%	60.6%	58.3%
% of FP17s for the same patient ID Re-attending between 3 & 9 months - Adults	2,491	7,277	34.2%	48.0%	51.6%	50.3%
% of FP17s for Band 1 Urgent Courses	2,548	9,615	26.5%	9.8%	9.5%	9.1%
% of FP17s Relating to Free Repair or Replacements	62	9,615	0.6%	0.7%	0.7%	0.8%
% of FP17s Relating to Continuations	39	9,615	0.4%	0.8%	1.0%	1.0%
% of Patients satisfied with the dentistry they have received	8	8	N/A	93.6%	92.0%	91.5%
% of Patients satisfied with the time they had to wait for an appointment	6	8	N/A	89.3%	88.1%	87.9%

* This is based on patients treated on this contract for their most recent course of treatment. Figures in italics indicate the base number of FP17s or Patient Questionnaire responses are less than 100. N/A is shown where the base number of responses is less than 10 during the period. % is calculated as Quantity/Base number*100

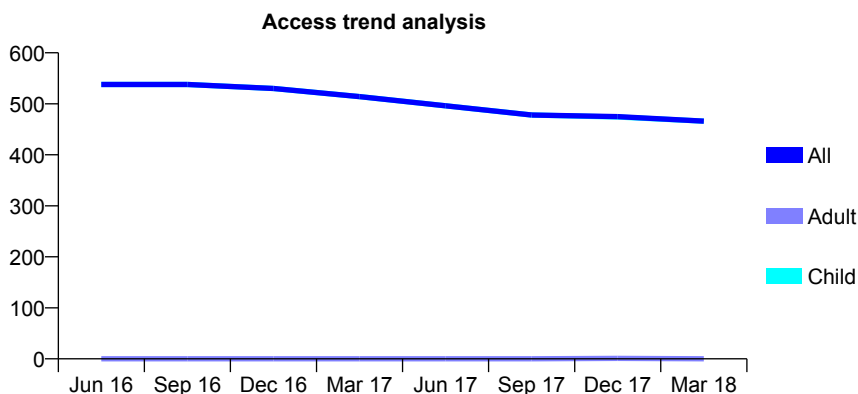
Q69 - Vital Signs At a Glance Contract Report for 138770/0001 - March 2018

Name or company name	Greystone Dental Surgery
Contract type name	GDS Contract
Purpose of contract	General
Contract start date	18/03/2014
Contract end date	

17/18 Contracted general activity (UDA)	963
Carry forward general activity (UDA)	0
17/18 Contracted orthodontic activity (UOA)	0
Carry forward orthodontic activity (UOA)	0
Baseline contract value	£17,235.60

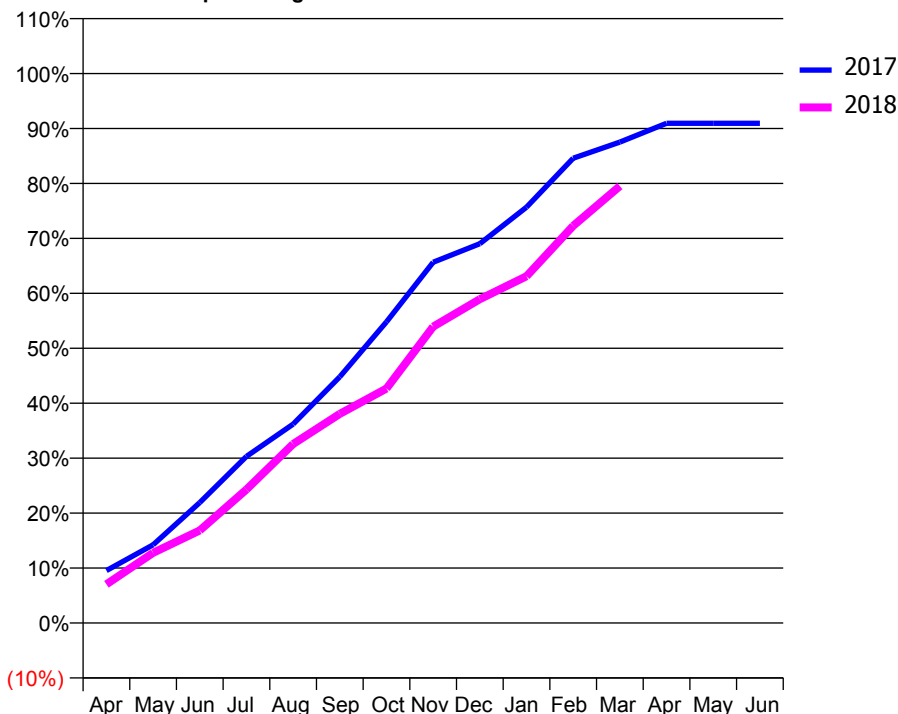
ACCESS*

Patients seen in 24 months	Total	Change since previous quarter
Quarter ending March 2017	514	
Quarter ending June 2017	496	↓
Quarter ending September 2017	478	↓
Quarter ending December 2017	475	→
Quarter ending March 2018	466	↓
Variance since March 2017	(9.3%)	↓



ACTIVITY

Cumulative percentage of contracted UDA delivered 2017 & 2018



Month	Adjusted Scheduled Activity (UDA)	
	2017	2018
April	92	68
May	137	123
June	211	162
July	292	234
August	349	314
September	432	367
October	528	411
November	632	519
December	665	568
January	729	608
February	815	696
March	843	766
April	876	
May	876	
June	876	

QUALITY

	Quantity	Base Number	Contract	AT	Region	England
% of FP17s for the same patient ID Re-attending within 3 months - Children	39	632	6.2%	11.5%	11.5%	11.9%
% of FP17s for the same patient ID Re-attending within 3 months - Adults	0	0	N/A	15.2%	15.9%	16.0%
% of FP17s for the same patient ID Re-attending between 3 & 9 months - Children	385	632	60.9%	57.8%	60.6%	58.3%
% of FP17s for the same patient ID Re-attending between 3 & 9 months - Adults	0	0	N/A	48.0%	51.6%	50.3%
% of FP17s for Band 1 Urgent Courses	23	607	3.8%	9.8%	9.5%	9.1%
% of FP17s Relating to Free Repair or Replacements	0	607	0.0%	0.7%	0.7%	0.8%
% of FP17s Relating to Continuations	12	607	2.0%	0.8%	1.0%	1.0%
% of Patients satisfied with the dentistry they have received	0	0	N/A	93.6%	92.0%	91.5%
% of Patients satisfied with the time they had to wait for an appointment	0	0	N/A	89.3%	88.1%	87.9%

* This is based on patients treated on this contract for their most recent course of treatment. Figures in italics indicate the base number of FP17s or Patient Questionnaire responses are less than 100. N/A is shown where the base number of responses is less than 10 during the period. % is calculated as Quantity/Base number*100

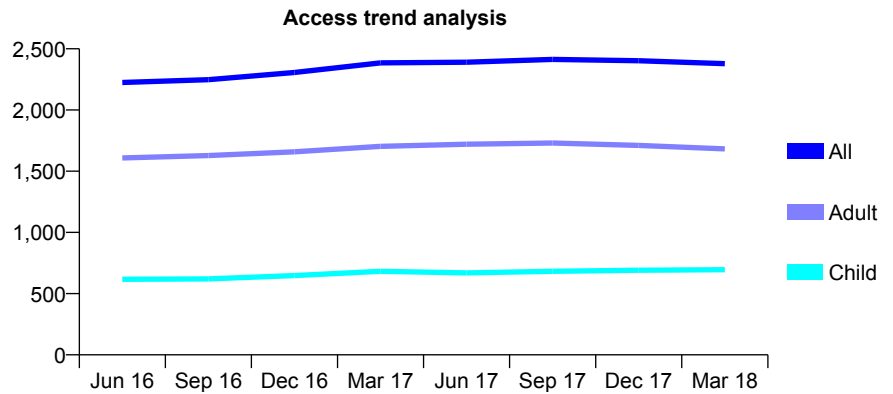
Q69 - Vital Signs At a Glance Contract Report for 139610/0002 - March 2018

Name or company name	OPTIMA CARE (MAIDENHEAD) Ltd
Contract type name	GDS Contract
Purpose of contract	General
Contract start date	24/09/2012
Contract end date	

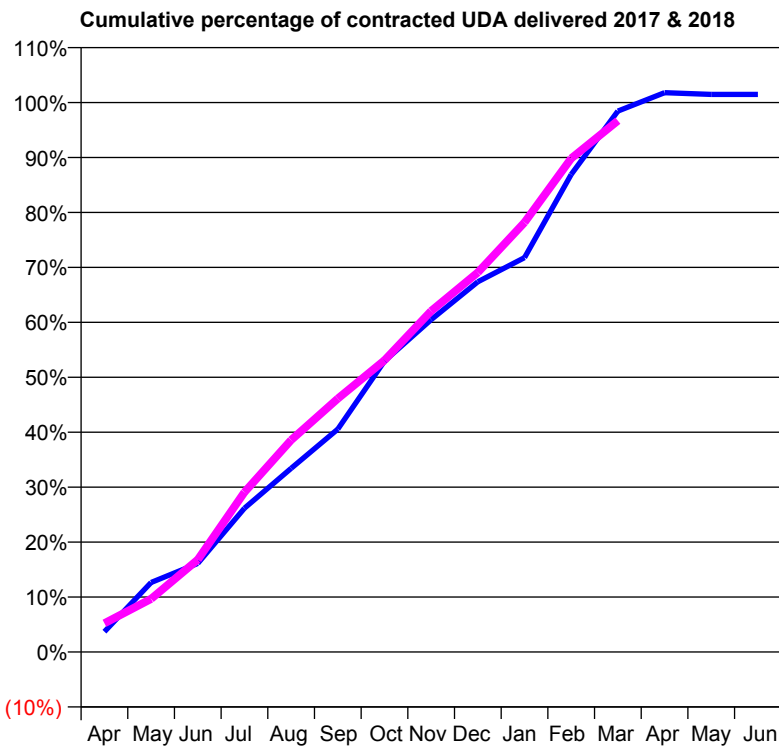
17/18 Contracted general activity (UDA)	4,658
Carry forward general activity (UDA)	-73
17/18 Contracted orthodontic activity (UOA)	0
Carry forward orthodontic activity (UOA)	0
Baseline contract value	£107,639.22

ACCESS*

Patients seen in 24 months	Total	Change since previous quarter
Quarter ending March 2017	2,385	
Quarter ending June 2017	2,390	→
Quarter ending September 2017	2,413	→
Quarter ending December 2017	2,402	→
Quarter ending March 2018	2,378	→
Variance since March 2017	(0.3%)	→



ACTIVITY



Month	Adjusted Scheduled Activity (UDA)	
	2017	2018
April	186	243
May	637	451
June	811	783
July	1,317	1,355
August	1,682	1,796
September	2,040	2,149
October	2,663	2,473
November	3,043	2,891
December	3,389	3,218
January	3,610	3,641
February	4,372	4,184
March	4,951	4,504
April	5,120	
May	5,105	
June	5,104	

QUALITY

	Quantity	Base Number	Contract	AT	Region	England
% of FP17s for the same patient ID Re-attending within 3 months - Children	69	909	7.6%	11.5%	11.5%	11.9%
% of FP17s for the same patient ID Re-attending within 3 months - Adults	160	1,792	8.9%	15.2%	15.9%	16.0%
% of FP17s for the same patient ID Re-attending between 3 & 9 months - Children	439	909	48.3%	57.8%	60.6%	58.3%
% of FP17s for the same patient ID Re-attending between 3 & 9 months - Adults	634	1,792	35.4%	48.0%	51.6%	50.3%
% of FP17s for Band 1 Urgent Courses	212	2,207	9.6%	9.8%	9.5%	9.1%
% of FP17s Relating to Free Repair or Replacements	6	2,207	0.3%	0.7%	0.7%	0.8%
% of FP17s Relating to Continuations	3	2,207	0.1%	0.8%	1.0%	1.0%
% of Patients satisfied with the dentistry they have received	1	1	N/A	93.6%	92.0%	91.5%
% of Patients satisfied with the time they had to wait for an appointment	1	1	N/A	89.3%	88.1%	87.9%

* This is based on patients treated on this contract for their most recent course of treatment. Figures in italics indicate the base number of FP17s or Patient Questionnaire responses are less than 100. N/A is shown where the base number of responses is less than 10 during the period. % is calculated as Quantity/Base number*100

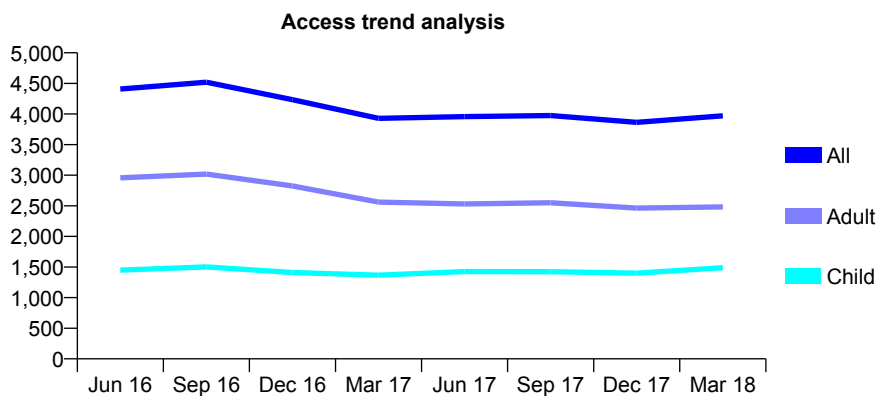
Q69 - Vital Signs At a Glance Contract Report for 139777/0001 - March 2018

Name or company name	Alluradent Ltd
Contract type name	GDS Contract
Purpose of contract	General
Contract start date	01/12/2010
Contract end date	

17/18 Contracted general activity (UDA)	6,996
Carry forward general activity (UDA)	278
17/18 Contracted orthodontic activity (UOA)	0
Carry forward orthodontic activity (UOA)	0
Baseline contract value	£161,169.33

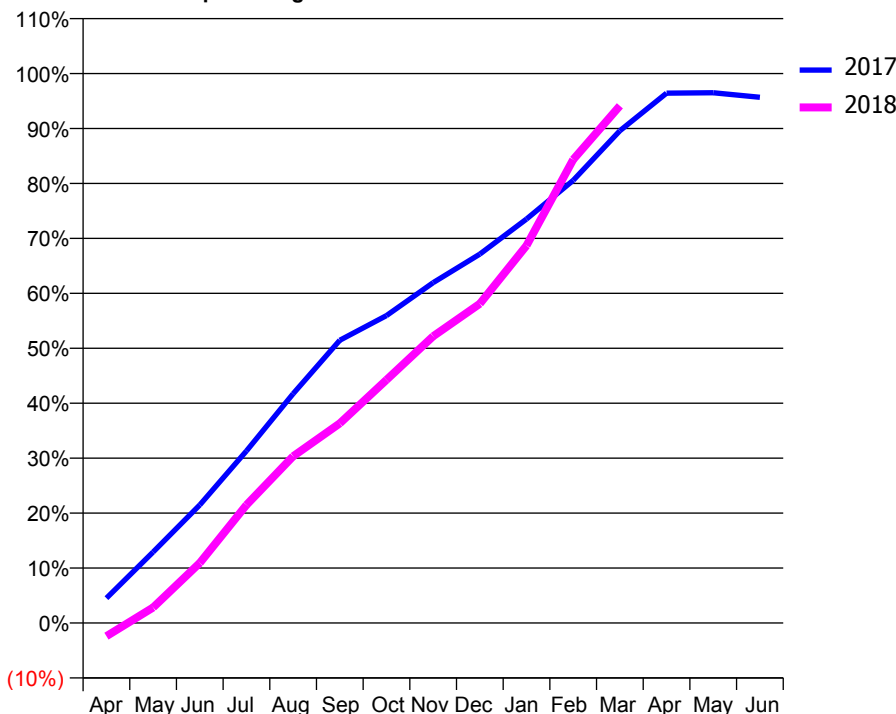
ACCESS*

Patients seen in 24 months	Total	Change since previous quarter
Quarter ending March 2017	3,930	
Quarter ending June 2017	3,958	→
Quarter ending September 2017	3,974	→
Quarter ending December 2017	3,863	↓
Quarter ending March 2018	3,971	↑
Variance since March 2017	1.0%	→



ACTIVITY

Cumulative percentage of contracted UDA delivered 2017 & 2018



Month	Adjusted Scheduled Activity (UDA)	
	2017	2018
April	317	-169
May	903	197
June	1,503	766
July	2,192	1,504
August	2,919	2,124
September	3,600	2,543
October	3,914	3,095
November	4,334	3,651
December	4,697	4,065
January	5,143	4,806
February	5,635	5,900
March	6,267	6,585
April	6,747	
May	6,751	
June	6,692	

QUALITY

	Quantity	Base Number	Contract	AT	Region	England
% of FP17s for the same patient ID Re-attending within 3 months - Children	152	1,946	7.8%	11.5%	11.5%	11.9%
% of FP17s for the same patient ID Re-attending within 3 months - Adults	424	2,886	14.7%	15.2%	15.9%	16.0%
% of FP17s for the same patient ID Re-attending between 3 & 9 months - Children	616	1,946	31.7%	57.8%	60.6%	58.3%
% of FP17s for the same patient ID Re-attending between 3 & 9 months - Adults	723	2,886	25.1%	48.0%	51.6%	50.3%
% of FP17s for Band 1 Urgent Courses	535	3,659	14.6%	9.8%	9.5%	9.1%
% of FP17s Relating to Free Repair or Replacements	34	3,659	0.9%	0.7%	0.7%	0.8%
% of FP17s Relating to Continuations	12	3,659	0.3%	0.8%	1.0%	1.0%
% of Patients satisfied with the dentistry they have received	4	4	N/A	93.6%	92.0%	91.5%
% of Patients satisfied with the time they had to wait for an appointment	2	4	N/A	89.3%	88.1%	87.9%

* This is based on patients treated on this contract for their most recent course of treatment. Figures in italics indicate the base number of FP17s or Patient Questionnaire responses are less than 100. N/A is shown where the base number of responses is less than 10 during the period. % is calculated as Quantity/Base number*100

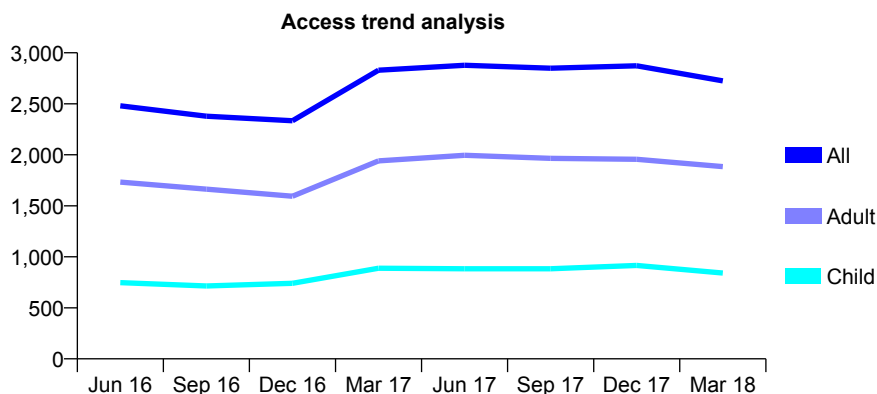
Q69 - Vital Signs At a Glance Contract Report for 139777/0002 - March 2018

Name or company name	Alluradent Ltd
Contract type name	GDS Contract
Purpose of contract	General
Contract start date	01/12/2010
Contract end date	

17/18 Contracted general activity (UDA)	6,300
Carry forward general activity (UDA)	231
17/18 Contracted orthodontic activity (UOA)	0
Carry forward orthodontic activity (UOA)	0
Baseline contract value	£144,874.68

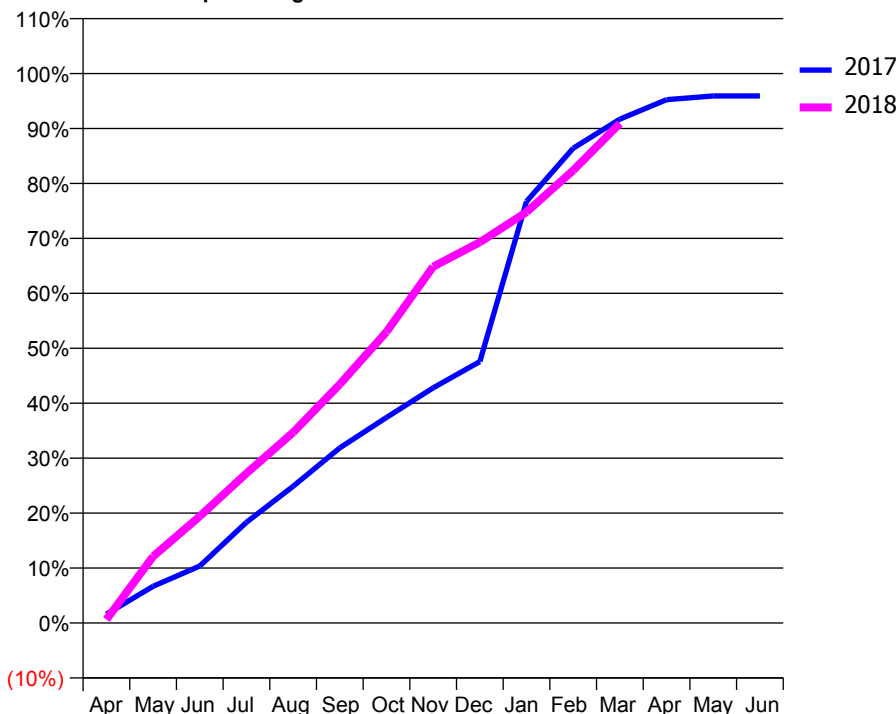
ACCESS*

Patients seen in 24 months	Total	Change since previous quarter
Quarter ending March 2017	2,829	
Quarter ending June 2017	2,878	→
Quarter ending September 2017	2,849	↓
Quarter ending December 2017	2,872	→
Quarter ending March 2018	2,725	↓
Variance since March 2017	(3.7%)	↓



ACTIVITY

Cumulative percentage of contracted UDA delivered 2017 & 2018



Month	Adjusted Scheduled Activity (UDA)	
	2017	2018
April	101	41
May	421	763
June	653	1,223
July	1,156	1,717
August	1,568	2,186
September	2,009	2,738
October	2,356	3,338
November	2,695	4,085
December	2,998	4,365
January	4,833	4,711
February	5,444	5,190
March	5,777	5,727
April	6,000	
May	6,043	
June	6,043	

QUALITY

	Quantity	Base Number	Contract	AT	Region	England
% of FP17s for the same patient ID Re-attending within 3 months - Children	37	1,034	3.6%	11.5%	11.5%	11.9%
% of FP17s for the same patient ID Re-attending within 3 months - Adults	172	2,058	8.4%	15.2%	15.9%	16.0%
% of FP17s for the same patient ID Re-attending between 3 & 9 months - Children	345	1,034	33.4%	57.8%	60.6%	58.3%
% of FP17s for the same patient ID Re-attending between 3 & 9 months - Adults	593	2,058	28.8%	48.0%	51.6%	50.3%
% of FP17s for Band 1 Urgent Courses	465	2,972	15.6%	9.8%	9.5%	9.1%
% of FP17s Relating to Free Repair or Replacements	27	2,972	0.9%	0.7%	0.7%	0.8%
% of FP17s Relating to Continuations	13	2,972	0.4%	0.8%	1.0%	1.0%
% of Patients satisfied with the dentistry they have received	2	2	N/A	93.6%	92.0%	91.5%
% of Patients satisfied with the time they had to wait for an appointment	2	2	N/A	89.3%	88.1%	87.9%

* This is based on patients treated on this contract for their most recent course of treatment. Figures in italics indicate the base number of FP17s or Patient Questionnaire responses are less than 100. N/A is shown where the base number of responses is less than 10 during the period. % is calculated as Quantity/Base number*100

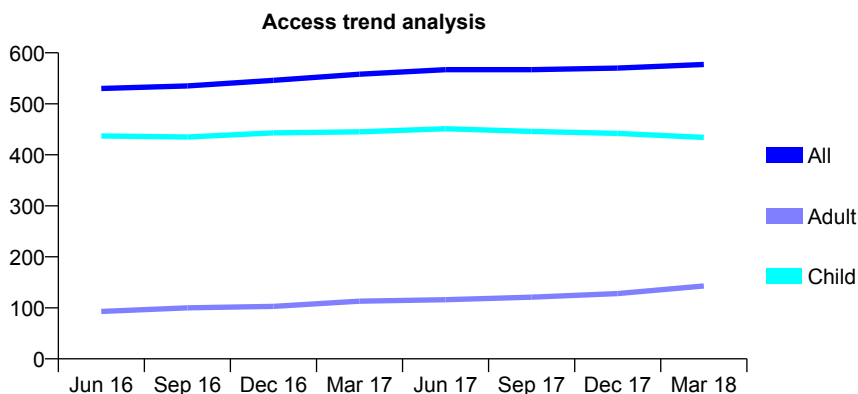
Q69 - Vital Signs At a Glance Contract Report for 139831/0001 - March 2018

Name or company name	High Street Dental Practice (Pangbourne) L
Contract type name	GDS Contract
Purpose of contract	General
Contract start date	01/08/2010
Contract end date	

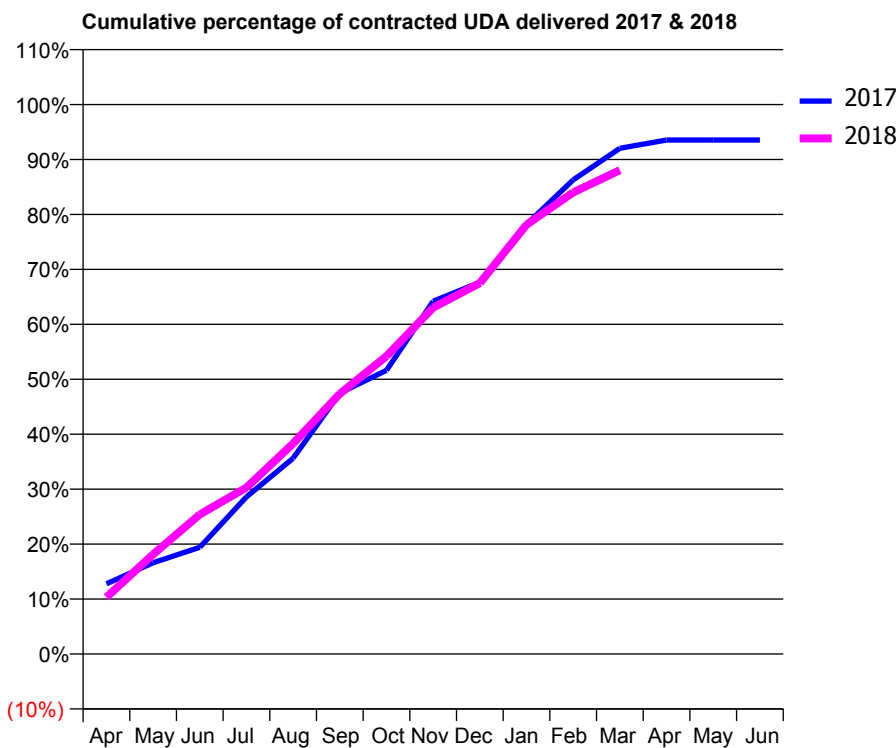
17/18 Contracted general activity (UDA)	940
Carry forward general activity (UDA)	0
17/18 Contracted orthodontic activity (UOA)	0
Carry forward orthodontic activity (UOA)	0
Baseline contract value	£17,347.18

ACCESS*

Patients seen in 24 months	Total	Change since previous quarter
Quarter ending March 2017	558	
Quarter ending June 2017	567	→
Quarter ending September 2017	567	→
Quarter ending December 2017	570	→
Quarter ending March 2018	577	→
Variance since March 2017	3.4%	↑



ACTIVITY



Month	Adjusted Scheduled Activity (UDA)	
	2017	2018
April	120	97
May	156	170
June	183	239
July	269	285
August	335	360
September	446	445
October	485	509
November	603	592
December	636	634
January	735	734
February	811	790
March	865	828
April	879	
May	879	
June	879	

QUALITY

	Quantity	Base Number	Contract	AT	Region	England
% of FP17s for the same patient ID Re-attending within 3 months - Children	26	625	4.2%	11.5%	11.5%	11.9%
% of FP17s for the same patient ID Re-attending within 3 months - Adults	3	114	2.6%	15.2%	15.9%	16.0%
% of FP17s for the same patient ID Re-attending between 3 & 9 months - Children	424	625	67.8%	57.8%	60.6%	58.3%
% of FP17s for the same patient ID Re-attending between 3 & 9 months - Adults	62	114	54.4%	48.0%	51.6%	50.3%
% of FP17s for Band 1 Urgent Courses	8	729	1.1%	9.8%	9.5%	9.1%
% of FP17s Relating to Free Repair or Replacements	0	729	0.0%	0.7%	0.7%	0.8%
% of FP17s Relating to Continuations	0	729	0.0%	0.8%	1.0%	1.0%
% of Patients satisfied with the dentistry they have received	0	0	N/A	93.6%	92.0%	91.5%
% of Patients satisfied with the time they had to wait for an appointment	0	0	N/A	89.3%	88.1%	87.9%

* This is based on patients treated on this contract for their most recent course of treatment. Figures in italics indicate the base number of FP17s or Patient Questionnaire responses are less than 100. N/A is shown where the base number of responses is less than 10 during the period. % is calculated as Quantity/Base number*100

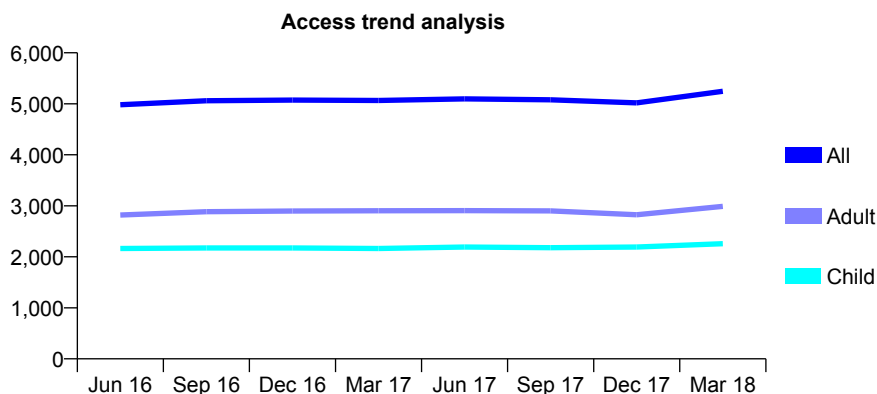
Q69 - Vital Signs At a Glance Contract Report for 140694/0001 - March 2018

Name or company name	Abbey D. Surgery Ltd
Contract type name	GDS Contract
Purpose of contract	General
Contract start date	01/04/2008
Contract end date	

17/18 Contracted general activity (UDA)	15,878
Carry forward general activity (UDA)	545
17/18 Contracted orthodontic activity (UOA)	0
Carry forward orthodontic activity (UOA)	0
Baseline contract value	£439,448.86

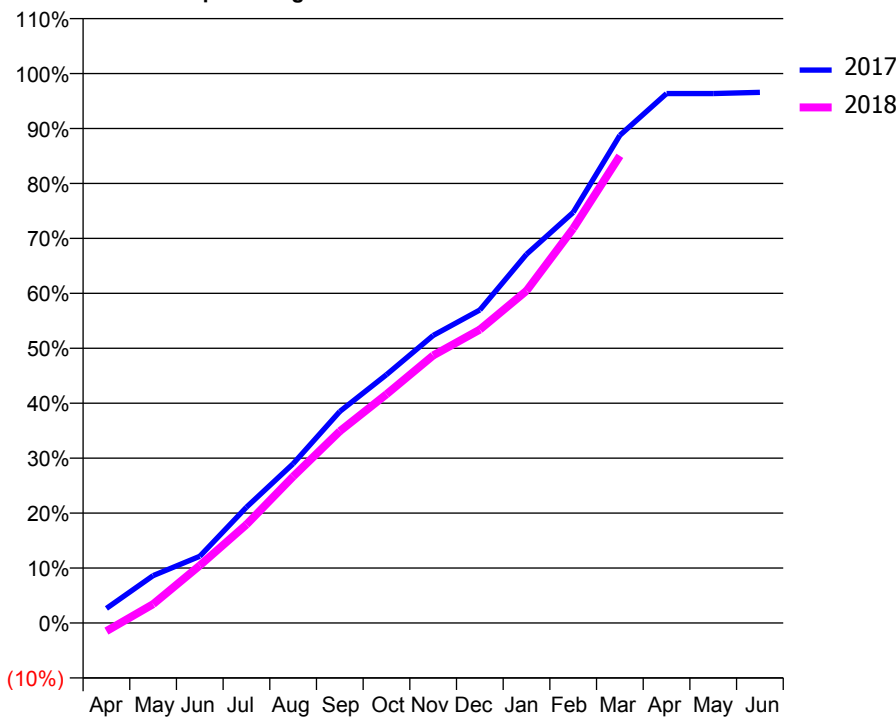
ACCESS*

Patients seen in 24 months	Total	Change since previous quarter
Quarter ending March 2017	5,066	
Quarter ending June 2017	5,096	→
Quarter ending September 2017	5,079	→
Quarter ending December 2017	5,019	↓
Quarter ending March 2018	5,247	↑
Variance since March 2017	3.6%	↑



ACTIVITY

Cumulative percentage of contracted UDA delivered 2017 & 2018



Month	Adjusted Scheduled Activity (UDA)	
	2017	2018
April	421	-237
May	1,368	545
June	1,928	1,663
July	3,345	2,844
August	4,602	4,231
September	6,112	5,544
October	7,178	6,611
November	8,310	7,730
December	9,047	8,480
January	10,655	9,599
February	11,866	11,400
March	14,091	13,499
April	15,299	
May	15,299	
June	15,334	

QUALITY

	Quantity	Base Number	Contract	AT	Region	England
% of FP17s for the same patient ID Re-attending within 3 months - Children	369	2,946	12.5%	11.5%	11.5%	11.9%
% of FP17s for the same patient ID Re-attending within 3 months - Adults	688	3,117	22.1%	15.2%	15.9%	16.0%
% of FP17s for the same patient ID Re-attending between 3 & 9 months - Children	1,105	2,946	37.5%	57.8%	60.6%	58.3%
% of FP17s for the same patient ID Re-attending between 3 & 9 months - Adults	771	3,117	24.7%	48.0%	51.6%	50.3%
% of FP17s for Band 1 Urgent Courses	800	4,703	17.0%	9.8%	9.5%	9.1%
% of FP17s Relating to Free Repair or Replacements	46	4,703	1.0%	0.7%	0.7%	0.8%
% of FP17s Relating to Continuations	68	4,703	1.4%	0.8%	1.0%	1.0%
% of Patients satisfied with the dentistry they have received	5	5	N/A	93.6%	92.0%	91.5%
% of Patients satisfied with the time they had to wait for an appointment	5	5	N/A	89.3%	88.1%	87.9%

* This is based on patients treated on this contract for their most recent course of treatment. Figures in italics indicate the base number of FP17s or Patient Questionnaire responses are less than 100. N/A is shown where the base number of responses is less than 10 during the period. % is calculated as Quantity/Base number*100

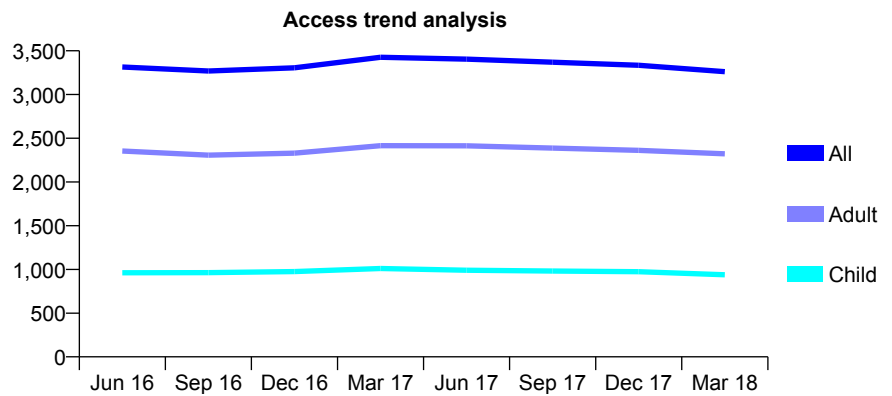
Q69 - Vital Signs At a Glance Contract Report for 142379/0001 - March 2018

Name or company name	Bicester Dental Care
Contract type name	GDS Contract
Purpose of contract	General
Contract start date	01/10/2011
Contract end date	

17/18 Contracted general activity (UDA)	12,694
Carry forward general activity (UDA)	0
17/18 Contracted orthodontic activity (UOA)	0
Carry forward orthodontic activity (UOA)	0
Baseline contract value	£327,517.83

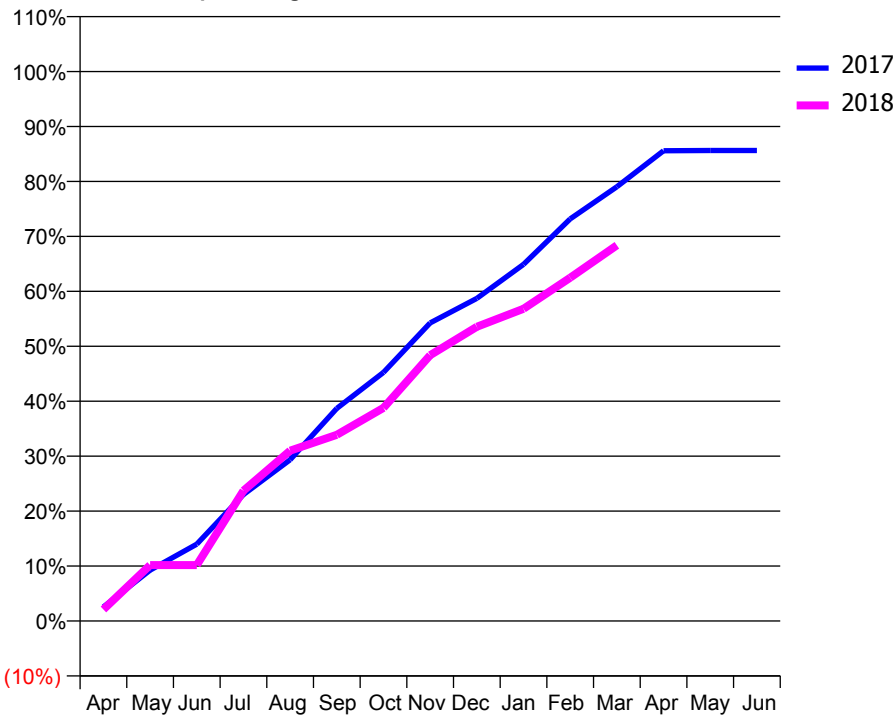
ACCESS*

Patients seen in 24 months	Total	Change since previous quarter
Quarter ending March 2017	3,426	
Quarter ending June 2017	3,404	→
Quarter ending September 2017	3,369	↓
Quarter ending December 2017	3,335	↓
Quarter ending March 2018	3,261	↓
Variance since March 2017	(4.8%)	↓



ACTIVITY

Cumulative percentage of contracted UDA delivered 2017 & 2018



Month	Adjusted Scheduled Activity (UDA)	
	2017	2018
April	403	268
May	1,453	1,292
June	2,194	1,292
July	3,613	3,012
August	4,608	3,934
September	6,073	4,301
October	7,101	4,924
November	8,515	6,140
December	9,213	6,797
January	10,186	7,212
February	11,483	7,929
March	12,403	8,679
April	13,432	
May	13,438	
June	13,438	

QUALITY

	Quantity	Base Number	Contract	AT	Region	England
% of FP17s for the same patient ID Re-attending within 3 months - Children	67	1,531	4.4%	11.5%	11.5%	11.9%
% of FP17s for the same patient ID Re-attending within 3 months - Adults	254	3,078	8.3%	15.2%	15.9%	16.0%
% of FP17s for the same patient ID Re-attending between 3 & 9 months - Children	1,060	1,531	69.2%	57.8%	60.6%	58.3%
% of FP17s for the same patient ID Re-attending between 3 & 9 months - Adults	1,806	3,078	58.7%	48.0%	51.6%	50.3%
% of FP17s for Band 1 Urgent Courses	292	4,242	6.9%	9.8%	9.5%	9.1%
% of FP17s Relating to Free Repair or Replacements	5	4,242	0.1%	0.7%	0.7%	0.8%
% of FP17s Relating to Continuations	14	4,242	0.3%	0.8%	1.0%	1.0%
% of Patients satisfied with the dentistry they have received	9	9	N/A	93.6%	92.0%	91.5%
% of Patients satisfied with the time they had to wait for an appointment	9	9	N/A	89.3%	88.1%	87.9%

* This is based on patients treated on this contract for their most recent course of treatment. Figures in italics indicate the base number of FP17s or Patient Questionnaire responses are less than 100. N/A is shown where the base number of responses is less than 10 during the period. % is calculated as Quantity/Base number*100

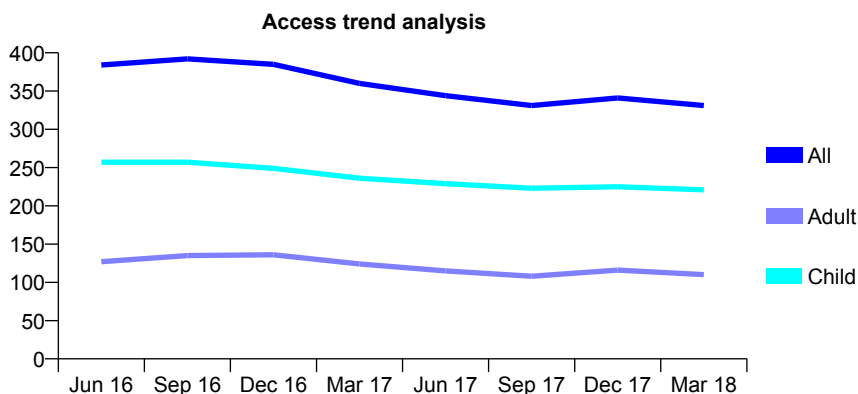
Q69 - Vital Signs At a Glance Contract Report for 143073/0001 - March 2018

Name or company name	MARKET SQUARE DENTAL PRACTICE P
Contract type name	GDS Contract
Purpose of contract	General
Contract start date	03/11/2014
Contract end date	

17/18 Contracted general activity (UDA)	648
Carry forward general activity (UDA)	0
17/18 Contracted orthodontic activity (UOA)	0
Carry forward orthodontic activity (UOA)	0
Baseline contract value	£17,065.85

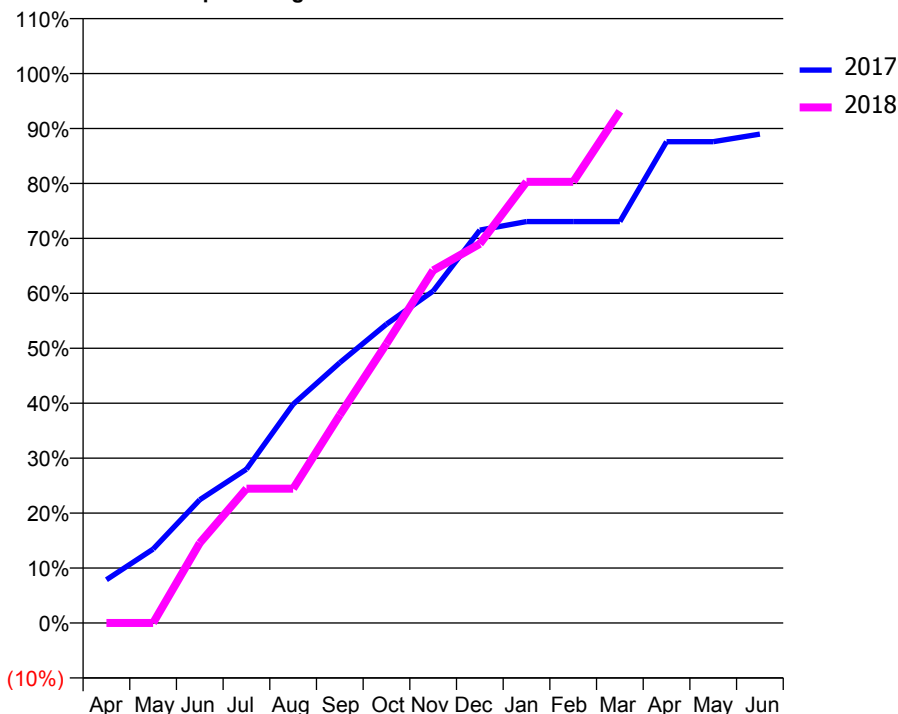
ACCESS*

Patients seen in 24 months	Total	Change since previous quarter
Quarter ending March 2017	360	
Quarter ending June 2017	344	↓
Quarter ending September 2017	331	↓
Quarter ending December 2017	341	↑
Quarter ending March 2018	331	↓
Variance since March 2017	(8.1%)	↓



ACTIVITY

Cumulative percentage of contracted UDA delivered 2017 & 2018



Month	Adjusted Scheduled Activity (UDA)	
	2017	2018
April	51	0
May	87	0
June	145	94
July	181	158
August	258	158
September	307	245
October	352	329
November	391	416
December	463	447
January	473	520
February	473	520
March	473	603
April	568	
May	568	
June	577	

QUALITY

	Quantity	Base Number	Contract	AT	Region	England
% of FP17s for the same patient ID Re-attending within 3 months - Children	13	335	3.9%	11.5%	11.5%	11.9%
% of FP17s for the same patient ID Re-attending within 3 months - Adults	16	112	14.3%	15.2%	15.9%	16.0%
% of FP17s for the same patient ID Re-attending between 3 & 9 months - Children	170	335	50.7%	57.8%	60.6%	58.3%
% of FP17s for the same patient ID Re-attending between 3 & 9 months - Adults	36	112	32.1%	48.0%	51.6%	50.3%
% of FP17s for Band 1 Urgent Courses	7	368	1.9%	9.8%	9.5%	9.1%
% of FP17s Relating to Free Repair or Replacements	0	368	0.0%	0.7%	0.7%	0.8%
% of FP17s Relating to Continuations	10	368	2.7%	0.8%	1.0%	1.0%
% of Patients satisfied with the dentistry they have received	0	0	N/A	93.6%	92.0%	91.5%
% of Patients satisfied with the time they had to wait for an appointment	0	0	N/A	89.3%	88.1%	87.9%

* This is based on patients treated on this contract for their most recent course of treatment. Figures in italics indicate the base number of FP17s or Patient Questionnaire responses are less than 100. N/A is shown where the base number of responses is less than 10 during the period. % is calculated as Quantity/Base number*100

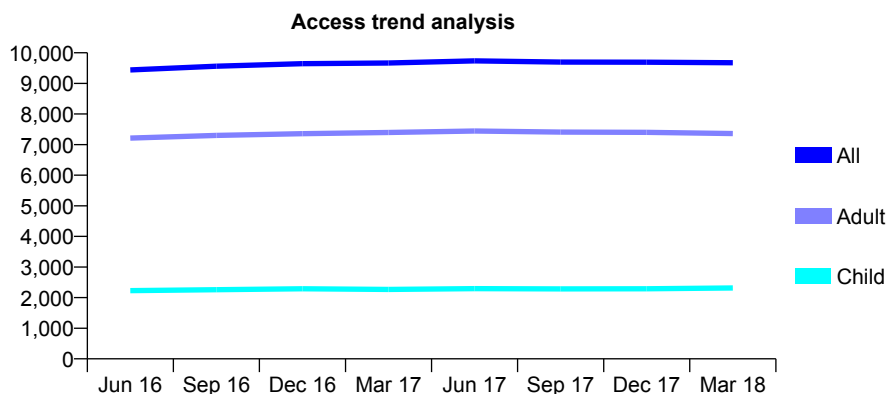
Q69 - Vital Signs At a Glance Contract Report for 143367/0001 - March 2018

Name or company name	Bloxdent Ltd
Contract type name	GDS Contract
Purpose of contract	General
Contract start date	01/01/2010
Contract end date	

17/18 Contracted general activity (UDA)	25,812
Carry forward general activity (UDA)	-268
17/18 Contracted orthodontic activity (UOA)	0
Carry forward orthodontic activity (UOA)	0
Baseline contract value	£656,627.44

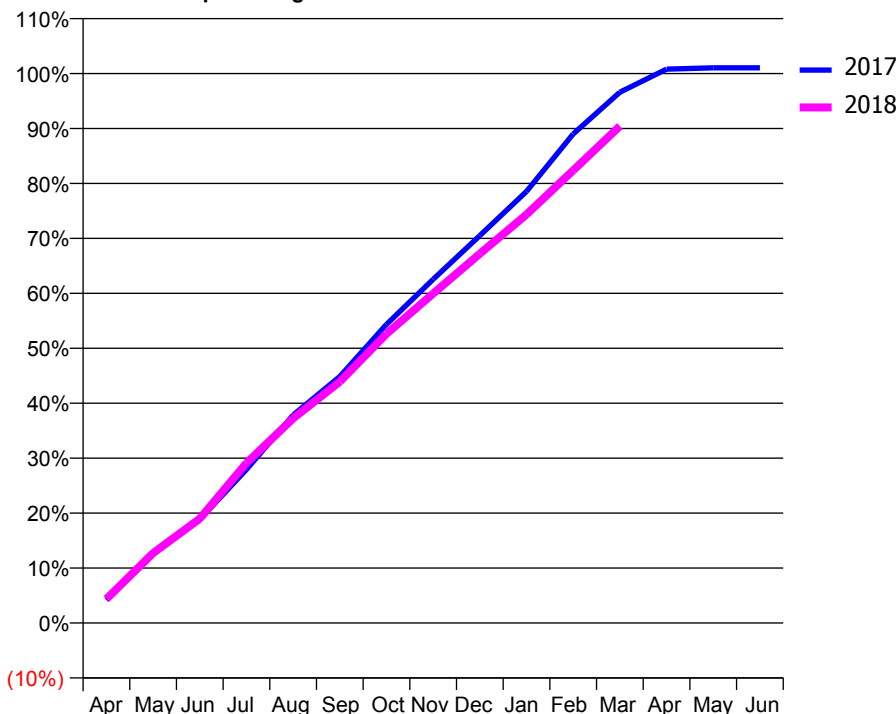
ACCESS*

Patients seen in 24 months	Total	Change since previous quarter
Quarter ending March 2017	9,667	
Quarter ending June 2017	9,737	→
Quarter ending September 2017	9,697	→
Quarter ending December 2017	9,691	→
Quarter ending March 2018	9,675	→
Variance since March 2017	0.1%	→



ACTIVITY

Cumulative percentage of contracted UDA delivered 2017 & 2018



Month	Adjusted Scheduled Activity (UDA)	
	2017	2018
April	1,082	1,130
May	3,317	3,287
June	4,866	4,902
July	7,213	7,513
August	9,771	9,611
September	11,581	11,332
October	14,030	13,581
November	16,147	15,475
December	18,197	17,347
January	20,273	19,192
February	22,974	21,261
March	24,935	23,339
April	26,019	
May	26,081	
June	26,080	

QUALITY

	Quantity	Base Number	Contract	AT	Region	England
% of FP17s for the same patient ID Re-attending within 3 months - Children	271	3,773	7.2%	11.5%	11.5%	11.9%
% of FP17s for the same patient ID Re-attending within 3 months - Adults	1,442	10,399	13.9%	15.2%	15.9%	16.0%
% of FP17s for the same patient ID Re-attending between 3 & 9 months - Children	2,466	3,773	65.4%	57.8%	60.6%	58.3%
% of FP17s for the same patient ID Re-attending between 3 & 9 months - Adults	6,183	10,399	59.5%	48.0%	51.6%	50.3%
% of FP17s for Band 1 Urgent Courses	991	12,521	7.9%	9.8%	9.5%	9.1%
% of FP17s Relating to Free Repair or Replacements	210	12,521	1.7%	0.7%	0.7%	0.8%
% of FP17s Relating to Continuations	76	12,521	0.6%	0.8%	1.0%	1.0%
% of Patients satisfied with the dentistry they have received	12	12	100.0%	93.6%	92.0%	91.5%
% of Patients satisfied with the time they had to wait for an appointment	12	12	100.0%	89.3%	88.1%	87.9%

* This is based on patients treated on this contract for their most recent course of treatment. Figures in italics indicate the base number of FP17s or Patient Questionnaire responses are less than 100. N/A is shown where the base number of responses is less than 10 during the period. % is calculated as Quantity/Base number*100

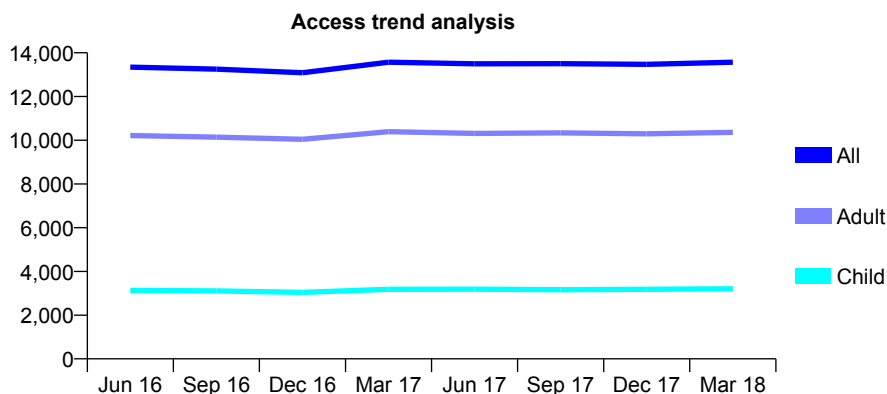
Q69 - Vital Signs At a Glance Contract Report for 143367/0002 - March 2018

Name or company name	Bloxdent Ltd
Contract type name	GDS Contract
Purpose of contract	General
Contract start date	01/01/2010
Contract end date	

17/18 Contracted general activity (UDA)	35,340
Carry forward general activity (UDA)	295
17/18 Contracted orthodontic activity (UOA)	0
Carry forward orthodontic activity (UOA)	0
Baseline contract value	£845,122.32

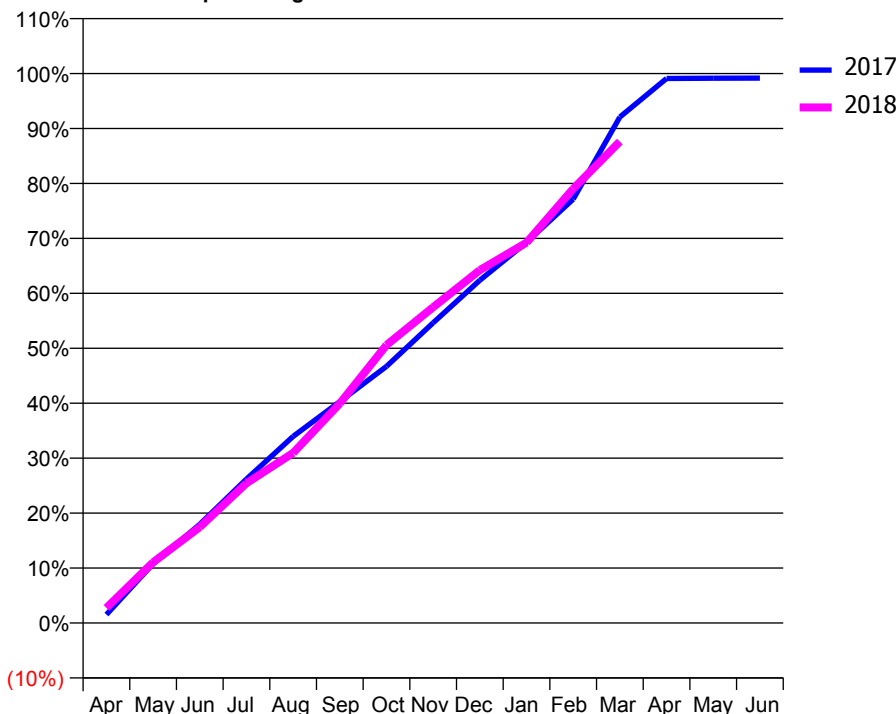
ACCESS*

Patients seen in 24 months	Total	Change since previous quarter
Quarter ending March 2017	13,569	
Quarter ending June 2017	13,497	→
Quarter ending September 2017	13,500	→
Quarter ending December 2017	13,473	→
Quarter ending March 2018	13,567	→
Variance since March 2017	(0.0%)	→



ACTIVITY

Cumulative percentage of contracted UDA delivered 2017 & 2018



Month	Adjusted Scheduled Activity (UDA)	
	2017	2018
April	548	969
May	3,816	3,910
June	6,354	6,170
July	9,255	8,992
August	12,006	10,941
September	14,244	14,118
October	16,508	17,873
November	19,310	20,315
December	22,044	22,695
January	24,481	24,464
February	27,261	27,923
March	32,537	30,963
April	35,022	
May	35,038	
June	35,045	

QUALITY

	Quantity	Base Number	Contract	AT	Region	England
% of FP17s for the same patient ID Re-attending within 3 months - Children	396	5,140	7.7%	11.5%	11.5%	11.9%
% of FP17s for the same patient ID Re-attending within 3 months - Adults	2,415	15,110	16.0%	15.2%	15.9%	16.0%
% of FP17s for the same patient ID Re-attending between 3 & 9 months - Children	3,241	5,140	63.1%	57.8%	60.6%	58.3%
% of FP17s for the same patient ID Re-attending between 3 & 9 months - Adults	8,509	15,110	56.3%	48.0%	51.6%	50.3%
% of FP17s for Band 1 Urgent Courses	1,634	17,938	9.1%	9.8%	9.5%	9.1%
% of FP17s Relating to Free Repair or Replacements	401	17,938	2.2%	0.7%	0.7%	0.8%
% of FP17s Relating to Continuations	138	17,938	0.8%	0.8%	1.0%	1.0%
% of Patients satisfied with the dentistry they have received	12	13	92.3%	93.6%	92.0%	91.5%
% of Patients satisfied with the time they had to wait for an appointment	12	13	92.3%	89.3%	88.1%	87.9%

* This is based on patients treated on this contract for their most recent course of treatment. Figures in italics indicate the base number of FP17s or Patient Questionnaire responses are less than 100. N/A is shown where the base number of responses is less than 10 during the period. % is calculated as Quantity/Base number*100

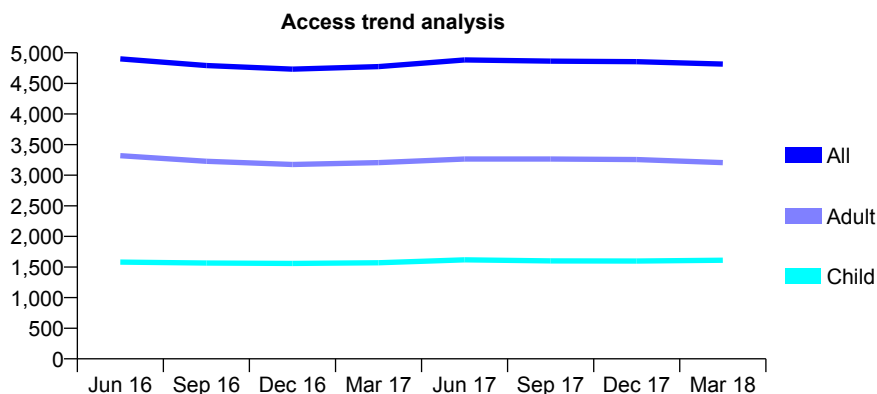
Q69 - Vital Signs At a Glance Contract Report for 145971/0001 - March 2018

Name or company name	Gill Brothers Dental Surgeries Ltd
Contract type name	GDS Contract
Purpose of contract	General
Contract start date	05/05/2009
Contract end date	

17/18 Contracted general activity (UDA)	16,940
Carry forward general activity (UDA)	370
17/18 Contracted orthodontic activity (UOA)	0
Carry forward orthodontic activity (UOA)	0
Baseline contract value	£441,001.79

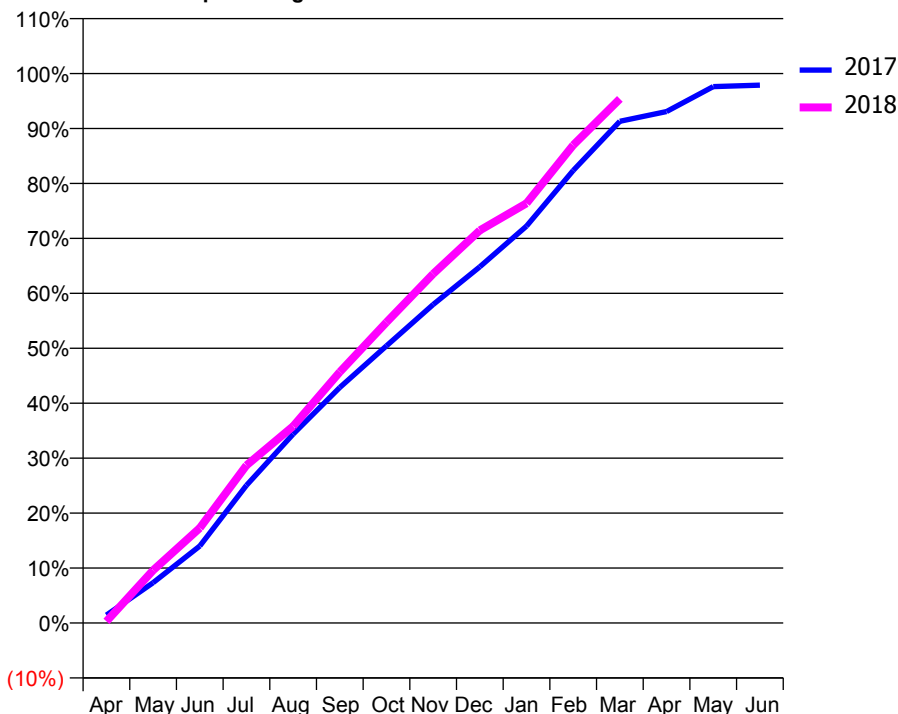
ACCESS*

Patients seen in 24 months	Total	Change since previous quarter
Quarter ending March 2017	4,775	
Quarter ending June 2017	4,883	↑
Quarter ending September 2017	4,864	→
Quarter ending December 2017	4,856	→
Quarter ending March 2018	4,816	→
Variance since March 2017	0.9%	→



ACTIVITY

Cumulative percentage of contracted UDA delivered 2017 & 2018



Month	Adjusted Scheduled Activity (UDA)	
	2017	2018
April	252	52
May	1,282	1,625
June	2,451	2,928
July	4,380	4,861
August	6,010	6,066
September	7,493	7,738
October	8,814	9,271
November	10,130	10,765
December	11,330	12,105
January	12,624	12,940
February	14,395	14,730
March	15,960	16,159
April	16,268	
May	17,063	
June	17,109	

QUALITY

	Quantity	Base Number	Contract	AT	Region	England
% of FP17s for the same patient ID Re-attending within 3 months - Children	90	2,228	4.0%	11.5%	11.5%	11.9%
% of FP17s for the same patient ID Re-attending within 3 months - Adults	427	4,051	10.5%	15.2%	15.9%	16.0%
% of FP17s for the same patient ID Re-attending between 3 & 9 months - Children	1,244	2,228	55.8%	57.8%	60.6%	58.3%
% of FP17s for the same patient ID Re-attending between 3 & 9 months - Adults	2,089	4,051	51.6%	48.0%	51.6%	50.3%
% of FP17s for Band 1 Urgent Courses	355	5,883	6.0%	9.8%	9.5%	9.1%
% of FP17s Relating to Free Repair or Replacements	36	5,883	0.6%	0.7%	0.7%	0.8%
% of FP17s Relating to Continuations	66	5,883	1.1%	0.8%	1.0%	1.0%
% of Patients satisfied with the dentistry they have received	7	7	N/A	93.6%	92.0%	91.5%
% of Patients satisfied with the time they had to wait for an appointment	6	7	N/A	89.3%	88.1%	87.9%

* This is based on patients treated on this contract for their most recent course of treatment. Figures in italics indicate the base number of FP17s or Patient Questionnaire responses are less than 100. N/A is shown where the base number of responses is less than 10 during the period. % is calculated as Quantity/Base number*100

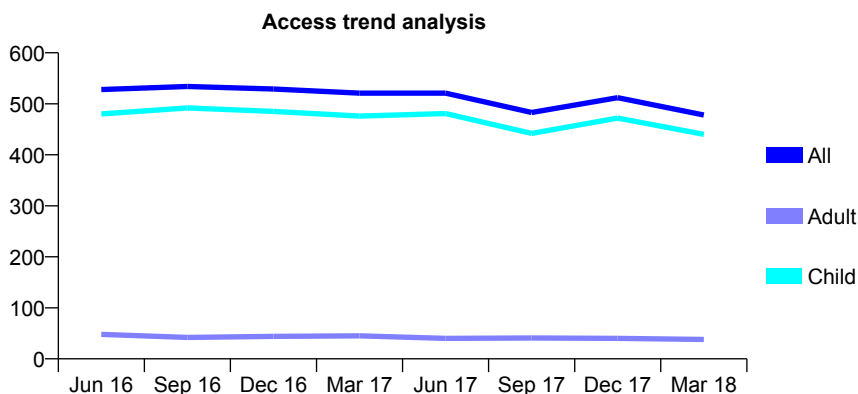
Q69 - Vital Signs At a Glance Contract Report for 147451/0001 - March 2018

Name or company name	Halldent Ltd
Contract type name	GDS Contract
Purpose of contract	General
Contract start date	01/01/2007
Contract end date	

17/18 Contracted general activity (UDA)	1,300
Carry forward general activity (UDA)	6
17/18 Contracted orthodontic activity (UOA)	0
Carry forward orthodontic activity (UOA)	0
Baseline contract value	£37,042.81

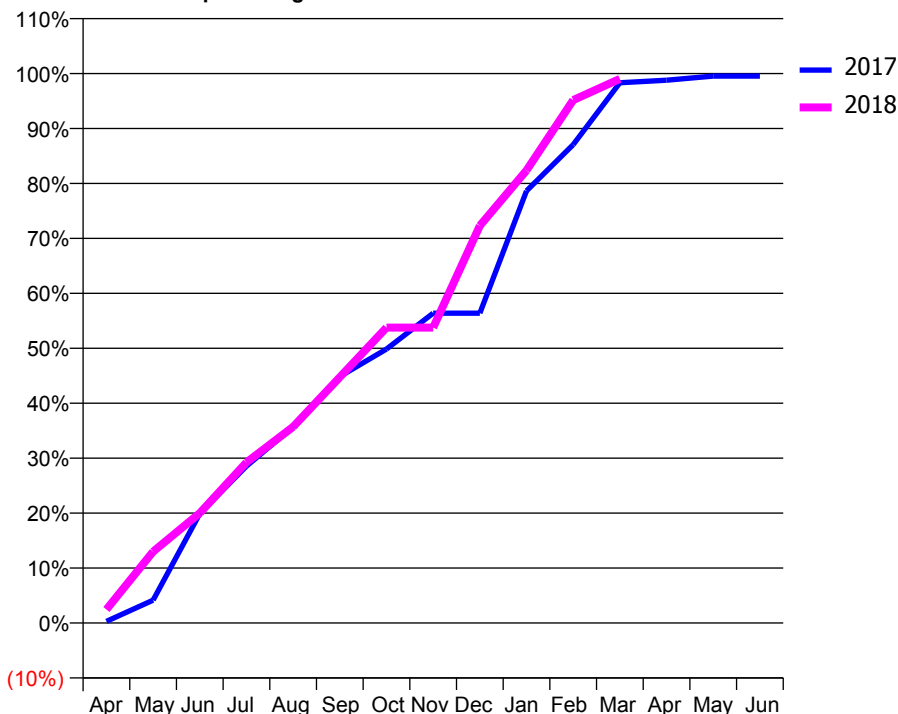
ACCESS*

Patients seen in 24 months	Total	Change since previous quarter
Quarter ending March 2017	521	
Quarter ending June 2017	521	→
Quarter ending September 2017	483	↓
Quarter ending December 2017	512	↑
Quarter ending March 2018	478	↓
Variance since March 2017	(8.3%)	↓



ACTIVITY

Cumulative percentage of contracted UDA delivered 2017 & 2018



Month	Adjusted Scheduled Activity (UDA)	
	2017	2018
April	4	32
May	54	169
June	259	260
July	371	380
August	464	464
September	583	582
October	648	699
November	733	699
December	733	940
January	1,022	1,071
February	1,132	1,237
March	1,278	1,287
April	1,284	
May	1,294	
June	1,294	

QUALITY

	Quantity	Base Number	Contract	AT	Region	England
% of FP17s for the same patient ID Re-attending within 3 months - Children	90	874	10.3%	11.5%	11.5%	11.9%
% of FP17s for the same patient ID Re-attending within 3 months - Adults	0	1	0.0%	15.2%	15.9%	16.0%
% of FP17s for the same patient ID Re-attending between 3 & 9 months - Children	498	874	57.0%	57.8%	60.6%	58.3%
% of FP17s for the same patient ID Re-attending between 3 & 9 months - Adults	0	1	0.0%	48.0%	51.6%	50.3%
% of FP17s for Band 1 Urgent Courses	6	865	0.7%	9.8%	9.5%	9.1%
% of FP17s Relating to Free Repair or Replacements	0	865	0.0%	0.7%	0.7%	0.8%
% of FP17s Relating to Continuations	7	865	0.8%	0.8%	1.0%	1.0%
% of Patients satisfied with the dentistry they have received	0	0	N/A	93.6%	92.0%	91.5%
% of Patients satisfied with the time they had to wait for an appointment	0	0	N/A	89.3%	88.1%	87.9%

* This is based on patients treated on this contract for their most recent course of treatment. Figures in italics indicate the base number of FP17s or Patient Questionnaire responses are less than 100. N/A is shown where the base number of responses is less than 10 during the period. % is calculated as Quantity/Base number*100

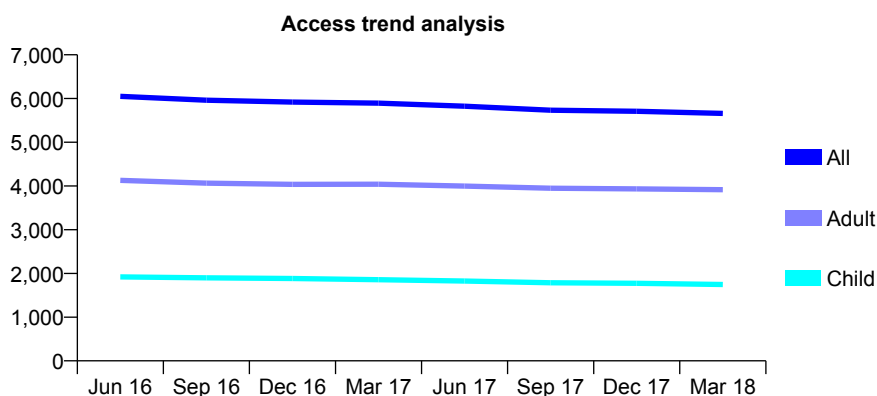
Q69 - Vital Signs At a Glance Contract Report for 148318/0001 - March 2018

Name or company name	Forlon Dental Surgeries Limited
Contract type name	GDS Contract
Purpose of contract	General
Contract start date	01/04/2006
Contract end date	

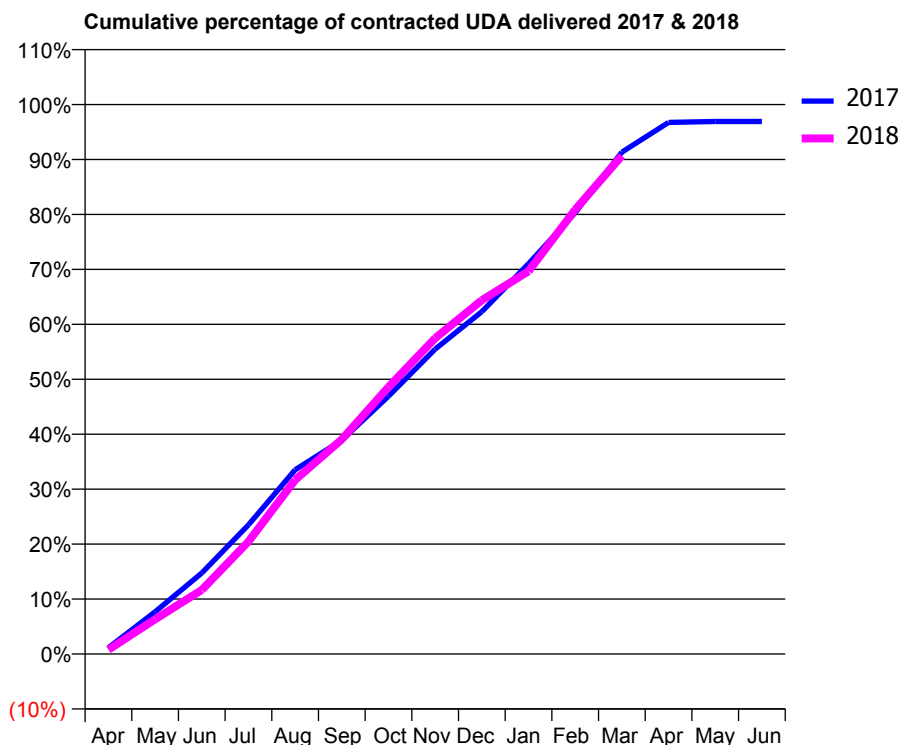
17/18 Contracted general activity (UDA)	12,850
Carry forward general activity (UDA)	399
17/18 Contracted orthodontic activity (UOA)	0
Carry forward orthodontic activity (UOA)	0
Baseline contract value	£303,130.95

ACCESS*

Patients seen in 24 months	Total	Change since previous quarter
Quarter ending March 2017	5,895	
Quarter ending June 2017	5,823	↓
Quarter ending September 2017	5,732	↓
Quarter ending December 2017	5,707	→
Quarter ending March 2018	5,661	→
Variance since March 2017	(4.0%)	↓



ACTIVITY



Month	Adjusted Scheduled Activity (UDA)	
	2017	2018
April	149	101
May	985	811
June	1,894	1,499
July	3,019	2,630
August	4,309	4,070
September	5,000	5,017
October	6,030	6,245
November	7,129	7,387
December	8,005	8,275
January	9,126	8,950
February	10,320	10,391
March	11,736	11,653
April	12,430	
May	12,452	
June	12,451	

QUALITY

	Quantity	Base Number	Contract	AT	Region	England
% of FP17s for the same patient ID Re-attending within 3 months - Children	229	2,319	9.9%	11.5%	11.5%	11.9%
% of FP17s for the same patient ID Re-attending within 3 months - Adults	933	4,948	18.9%	15.2%	15.9%	16.0%
% of FP17s for the same patient ID Re-attending between 3 & 9 months - Children	1,014	2,319	43.7%	57.8%	60.6%	58.3%
% of FP17s for the same patient ID Re-attending between 3 & 9 months - Adults	2,122	4,948	42.9%	48.0%	51.6%	50.3%
% of FP17s for Band 1 Urgent Courses	759	6,328	12.0%	9.8%	9.5%	9.1%
% of FP17s Relating to Free Repair or Replacements	66	6,328	1.0%	0.7%	0.7%	0.8%
% of FP17s Relating to Continuations	65	6,328	1.0%	0.8%	1.0%	1.0%
% of Patients satisfied with the dentistry they have received	2	2	N/A	93.6%	92.0%	91.5%
% of Patients satisfied with the time they had to wait for an appointment	1	2	N/A	89.3%	88.1%	87.9%

* This is based on patients treated on this contract for their most recent course of treatment. Figures in italics indicate the base number of FP17s or Patient Questionnaire responses are less than 100. N/A is shown where the base number of responses is less than 10 during the period. % is calculated as Quantity/Base number*100

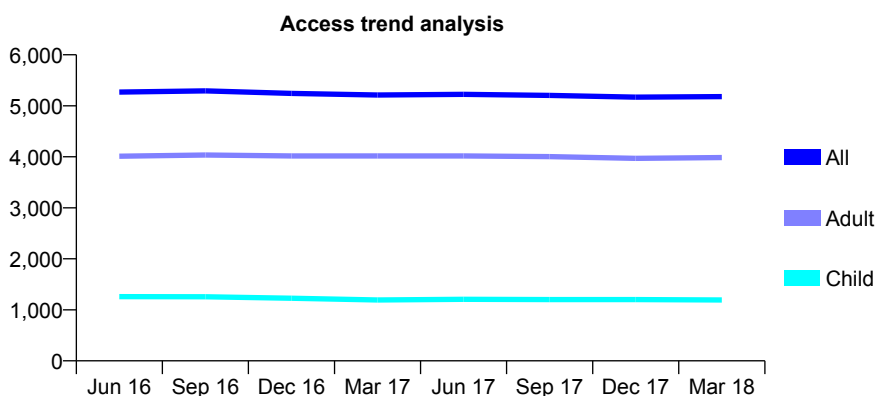
Q69 - Vital Signs At a Glance Contract Report for 149500/0001 - March 2018

Name or company name	OPTIMA CARE (HW) LTD
Contract type name	GDS Contract
Purpose of contract	General
Contract start date	01/11/2012
Contract end date	

17/18 Contracted general activity (UDA)	13,444
Carry forward general activity (UDA)	-269
17/18 Contracted orthodontic activity (UOA)	0
Carry forward orthodontic activity (UOA)	0
Baseline contract value	£320,486.29

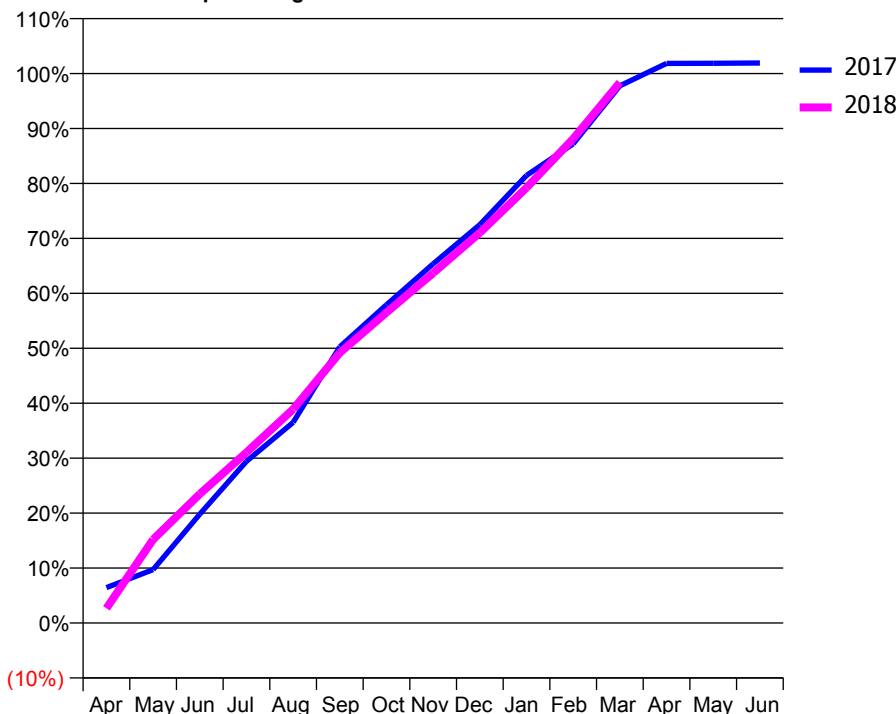
ACCESS*

Patients seen in 24 months	Total	Change since previous quarter
Quarter ending March 2017	5,212	
Quarter ending June 2017	5,225	→
Quarter ending September 2017	5,205	→
Quarter ending December 2017	5,171	→
Quarter ending March 2018	5,180	→
Variance since March 2017	(0.6%)	→



ACTIVITY

Cumulative percentage of contracted UDA delivered 2017 & 2018



Month	Adjusted Scheduled Activity (UDA)	
	2017	2018
April	902	359
May	1,358	2,045
June	2,771	3,156
July	4,113	4,173
August	5,104	5,231
September	7,030	6,613
October	8,097	7,597
November	9,138	8,561
December	10,136	9,547
January	11,390	10,649
February	12,193	11,848
March	13,668	13,223
April	14,239	
May	14,241	
June	14,248	

QUALITY

	Quantity	Base Number	Contract	AT	Region	England
% of FP17s for the same patient ID Re-attending within 3 months - Children	79	1,873	4.2%	11.5%	11.5%	11.9%
% of FP17s for the same patient ID Re-attending within 3 months - Adults	542	5,347	10.1%	15.2%	15.9%	16.0%
% of FP17s for the same patient ID Re-attending between 3 & 9 months - Children	1,082	1,873	57.8%	57.8%	60.6%	58.3%
% of FP17s for the same patient ID Re-attending between 3 & 9 months - Adults	2,755	5,347	51.5%	48.0%	51.6%	50.3%
% of FP17s for Band 1 Urgent Courses	421	6,928	6.1%	9.8%	9.5%	9.1%
% of FP17s Relating to Free Repair or Replacements	21	6,928	0.3%	0.7%	0.7%	0.8%
% of FP17s Relating to Continuations	20	6,928	0.3%	0.8%	1.0%	1.0%
% of Patients satisfied with the dentistry they have received	14	17	82.4%	93.6%	92.0%	91.5%
% of Patients satisfied with the time they had to wait for an appointment	16	17	94.1%	89.3%	88.1%	87.9%

* This is based on patients treated on this contract for their most recent course of treatment. Figures in italics indicate the base number of FP17s or Patient Questionnaire responses are less than 100. N/A is shown where the base number of responses is less than 10 during the period. % is calculated as Quantity/Base number*100

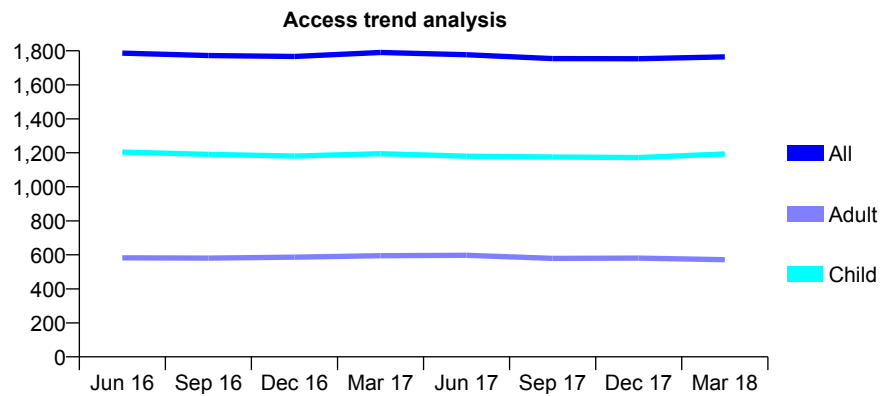
Q69 - Vital Signs At a Glance Contract Report for 151343/0001 - March 2018

Name or company name	York House Dental Practice
Contract type name	GDS Contract
Purpose of contract	General
Contract start date	01/05/2012
Contract end date	

17/18 Contracted general activity (UDA)	4,439
Carry forward general activity (UDA)	-50
17/18 Contracted orthodontic activity (UOA)	0
Carry forward orthodontic activity (UOA)	0
Baseline contract value	£107,731.48

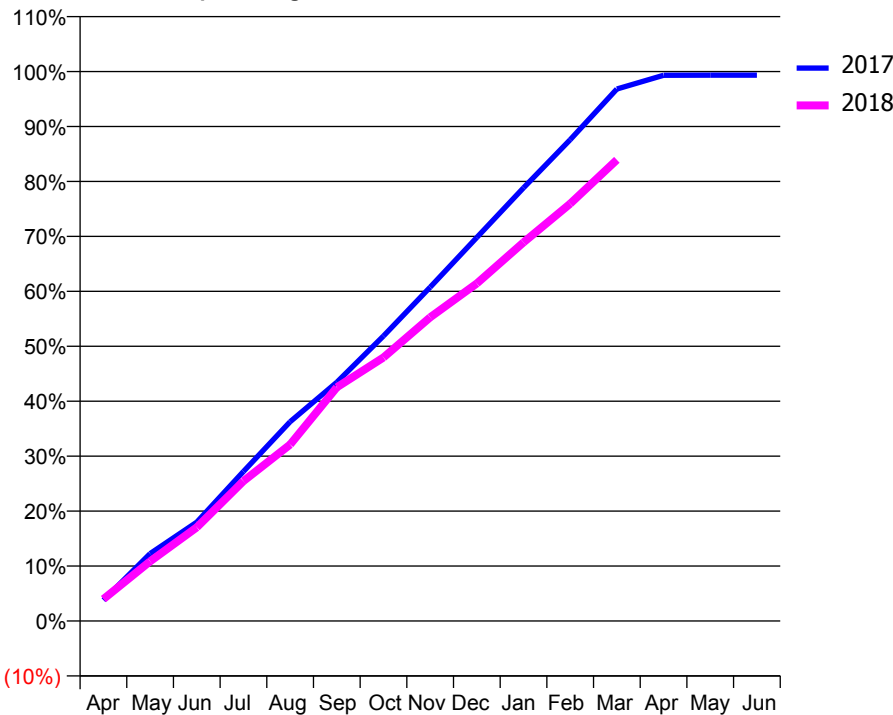
ACCESS*

Patients seen in 24 months	Total	Change since previous quarter
Quarter ending March 2017	1,790	
Quarter ending June 2017	1,777	→
Quarter ending September 2017	1,754	↓
Quarter ending December 2017	1,753	→
Quarter ending March 2018	1,764	→
Variance since March 2017	(1.5%)	↓



ACTIVITY

Cumulative percentage of contracted UDA delivered 2017 & 2018



Month	Adjusted Scheduled Activity (UDA)	
	2017	2018
April	169	177
May	544	482
June	799	757
July	1,208	1,131
August	1,610	1,426
September	1,929	1,888
October	2,303	2,130
November	2,697	2,454
December	3,099	2,727
January	3,499	3,059
February	3,888	3,371
March	4,298	3,726
April	4,408	
May	4,409	
June	4,409	

QUALITY

	Quantity	Base Number	Contract	AT	Region	England
% of FP17s for the same patient ID Re-attending within 3 months - Children	133	1,915	6.9%	11.5%	11.5%	11.9%
% of FP17s for the same patient ID Re-attending within 3 months - Adults	113	584	19.3%	15.2%	15.9%	16.0%
% of FP17s for the same patient ID Re-attending between 3 & 9 months - Children	1,322	1,915	69.0%	57.8%	60.6%	58.3%
% of FP17s for the same patient ID Re-attending between 3 & 9 months - Adults	327	584	56.0%	48.0%	51.6%	50.3%
% of FP17s for Band 1 Urgent Courses	145	2,419	6.0%	9.8%	9.5%	9.1%
% of FP17s Relating to Free Repair or Replacements	0	2,419	0.0%	0.7%	0.7%	0.8%
% of FP17s Relating to Continuations	35	2,419	1.4%	0.8%	1.0%	1.0%
% of Patients satisfied with the dentistry they have received	3	3	N/A	93.6%	92.0%	91.5%
% of Patients satisfied with the time they had to wait for an appointment	2	3	N/A	89.3%	88.1%	87.9%

* This is based on patients treated on this contract for their most recent course of treatment. Figures in italics indicate the base number of FP17s or Patient Questionnaire responses are less than 100. N/A is shown where the base number of responses is less than 10 during the period. % is calculated as Quantity/Base number*100

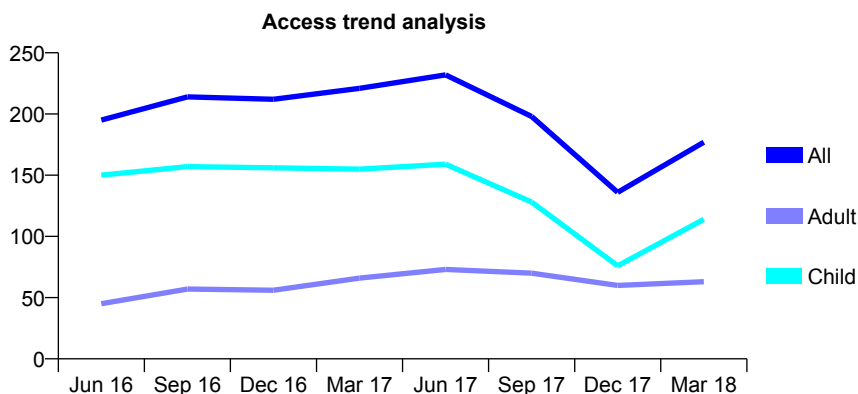
Q69 - Vital Signs At a Glance Contract Report for 152145/0001 - March 2018

Name or company name	Fullarton and Hughes Dental Partnership
Contract type name	GDS Contract
Purpose of contract	General
Contract start date	01/10/2015
Contract end date	

17/18 Contracted general activity (UDA)	1,594
Carry forward general activity (UDA)	0
17/18 Contracted orthodontic activity (UOA)	0
Carry forward orthodontic activity (UOA)	0
Baseline contract value	£34,753.85

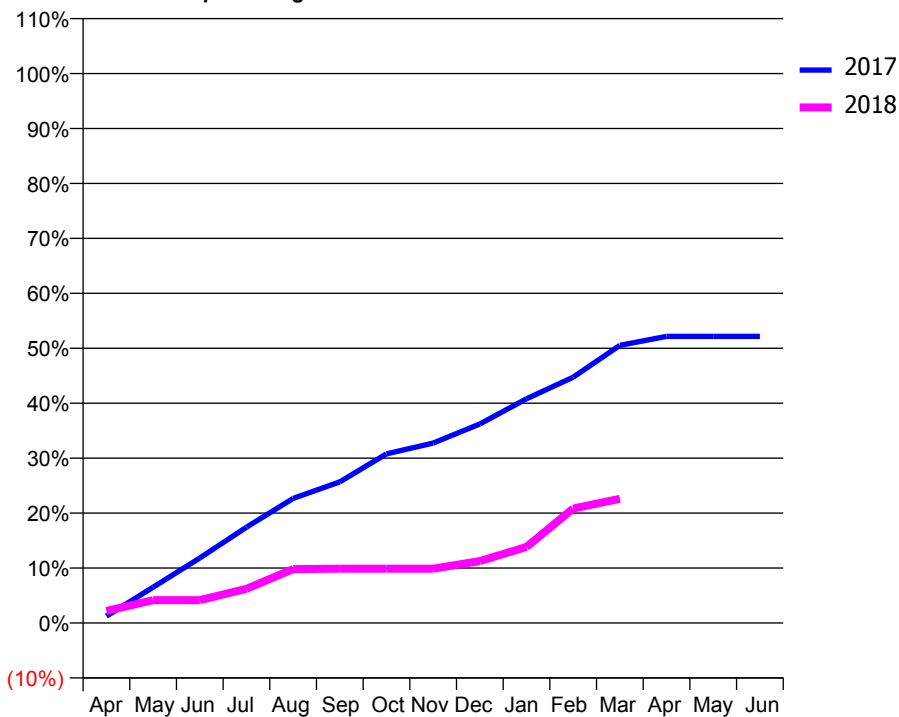
ACCESS*

Patients seen in 24 months	Total	Change since previous quarter
Quarter ending March 2017	221	
Quarter ending June 2017	232	↑
Quarter ending September 2017	198	↓
Quarter ending December 2017	136	↓
Quarter ending March 2018	177	↑
Variance since March 2017	(19.9%)	↓



ACTIVITY

Cumulative percentage of contracted UDA delivered 2017 & 2018



Month	Adjusted Scheduled Activity (UDA)	
	2017	2018
April	20	35
May	104	66
June	188	66
July	278	99
August	361	157
September	410	158
October	491	158
November	522	158
December	577	180
January	650	221
February	713	332
March	805	360
April	831	
May	831	
June	831	

QUALITY

	Quantity	Base Number	Contract	AT	Region	England
% of FP17s for the same patient ID Re-attending within 3 months - Children	14	198	7.1%	11.5%	11.5%	11.9%
% of FP17s for the same patient ID Re-attending within 3 months - Adults	4	32	12.5%	15.2%	15.9%	16.0%
% of FP17s for the same patient ID Re-attending between 3 & 9 months - Children	71	198	35.9%	57.8%	60.6%	58.3%
% of FP17s for the same patient ID Re-attending between 3 & 9 months - Adults	12	32	37.5%	48.0%	51.6%	50.3%
% of FP17s for Band 1 Urgent Courses	7	215	3.3%	9.8%	9.5%	9.1%
% of FP17s Relating to Free Repair or Replacements	0	215	0.0%	0.7%	0.7%	0.8%
% of FP17s Relating to Continuations	0	215	0.0%	0.8%	1.0%	1.0%
% of Patients satisfied with the dentistry they have received	0	0	N/A	93.6%	92.0%	91.5%
% of Patients satisfied with the time they had to wait for an appointment	0	0	N/A	89.3%	88.1%	87.9%

* This is based on patients treated on this contract for their most recent course of treatment. Figures in italics indicate the base number of FP17s or Patient Questionnaire responses are less than 100. N/A is shown where the base number of responses is less than 10 during the period. % is calculated as Quantity/Base number*100

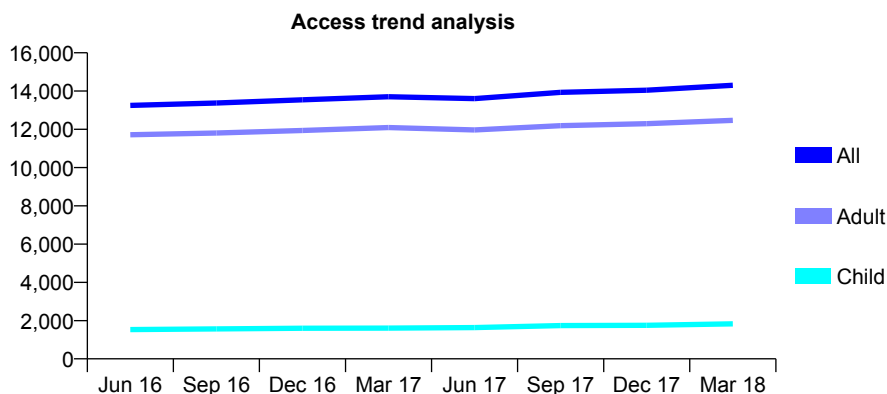
Q69 - Vital Signs At a Glance Contract Report for 152234/0001 - March 2018

Name or company name	Studental Ltd
Contract type name	GDS Contract
Purpose of contract	General
Contract start date	01/04/2009
Contract end date	

17/18 Contracted general activity (UDA)	34,000
Carry forward general activity (UDA)	0
17/18 Contracted orthodontic activity (UOA)	0
Carry forward orthodontic activity (UOA)	0
Baseline contract value	£873,131.18

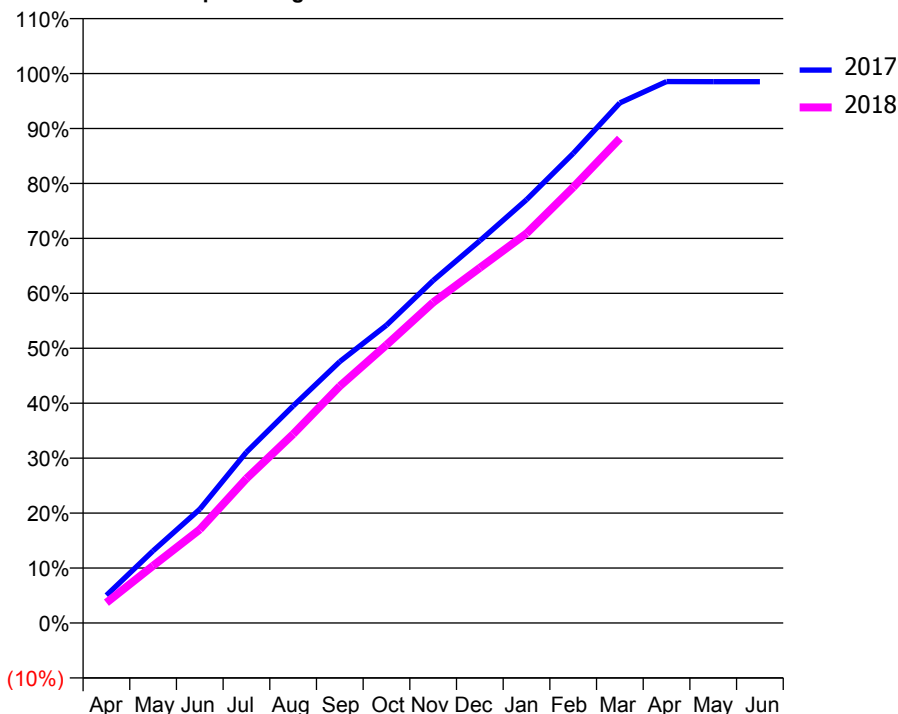
ACCESS*

Patients seen in 24 months	Total	Change since previous quarter
Quarter ending March 2017	13,702	
Quarter ending June 2017	13,604	→
Quarter ending September 2017	13,932	↑
Quarter ending December 2017	14,043	→
Quarter ending March 2018	14,303	→
Variance since March 2017	4.4%	↑



ACTIVITY

Cumulative percentage of contracted UDA delivered 2017 & 2018



Month	Adjusted Scheduled Activity (UDA)	
	2017	2018
April	1,711	1,257
May	4,464	3,544
June	7,043	5,787
July	10,577	8,941
August	13,428	11,690
September	16,174	14,659
October	18,429	17,204
November	21,196	19,841
December	23,649	21,975
January	26,189	24,106
February	29,052	26,962
March	32,179	29,976
April	33,501	
May	33,493	
June	33,498	

QUALITY

	Quantity	Base Number	Contract	AT	Region	England
% of FP17s for the same patient ID Re-attending within 3 months - Children	156	2,468	6.3%	11.5%	11.5%	11.9%
% of FP17s for the same patient ID Re-attending within 3 months - Adults	1,334	12,963	10.3%	15.2%	15.9%	16.0%
% of FP17s for the same patient ID Re-attending between 3 & 9 months - Children	1,218	2,468	49.4%	57.8%	60.6%	58.3%
% of FP17s for the same patient ID Re-attending between 3 & 9 months - Adults	4,689	12,963	36.2%	48.0%	51.6%	50.3%
% of FP17s for Band 1 Urgent Courses	1,640	14,796	11.1%	9.8%	9.5%	9.1%
% of FP17s Relating to Free Repair or Replacements	108	14,796	0.7%	0.7%	0.7%	0.8%
% of FP17s Relating to Continuations	58	14,796	0.4%	0.8%	1.0%	1.0%
% of Patients satisfied with the dentistry they have received	7	8	N/A	93.6%	92.0%	91.5%
% of Patients satisfied with the time they had to wait for an appointment	7	8	N/A	89.3%	88.1%	87.9%

* This is based on patients treated on this contract for their most recent course of treatment. Figures in italics indicate the base number of FP17s or Patient Questionnaire responses are less than 100. N/A is shown where the base number of responses is less than 10 during the period. % is calculated as Quantity/Base number*100

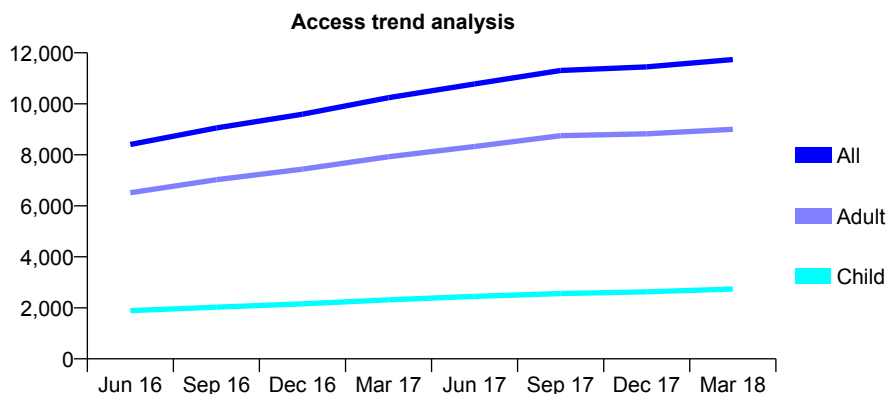
Q69 - Vital Signs At a Glance Contract Report for 152552/0001 - March 2018

Name or company name	Ahmed Aleishaker and Dinah Alshamma
Contract type name	GDS Contract
Purpose of contract	General
Contract start date	01/08/2015
Contract end date	

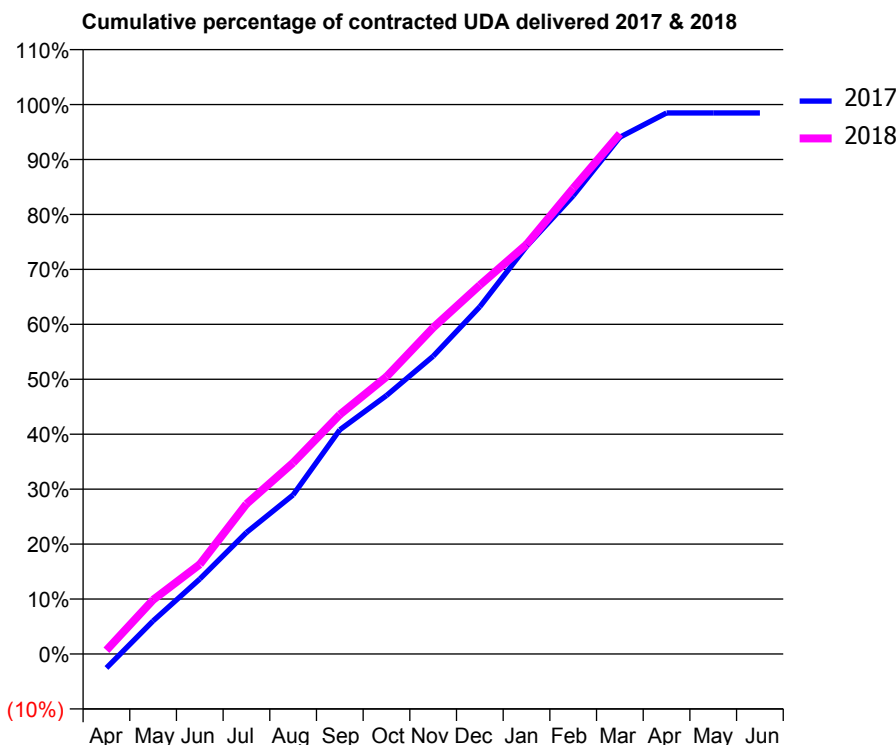
17/18 Contracted general activity (UDA)	29,910
Carry forward general activity (UDA)	427
17/18 Contracted orthodontic activity (UOA)	0
Carry forward orthodontic activity (UOA)	0
Baseline contract value	£780,728.83

ACCESS*

Patients seen in 24 months	Total	Change since previous quarter
Quarter ending March 2017	10,241	
Quarter ending June 2017	10,777	↑
Quarter ending September 2017	11,307	↑
Quarter ending December 2017	11,449	→
Quarter ending March 2018	11,738	↑
Variance since March 2017	14.6%	↑



ACTIVITY



Month	Adjusted Scheduled Activity (UDA)	
	2017	2018
April	-717	206
May	1,686	2,951
June	3,816	4,878
July	6,182	8,172
August	8,093	10,411
September	11,408	13,035
October	13,150	15,097
November	15,153	17,768
December	17,665	20,082
January	20,730	22,294
February	23,312	25,353
March	26,286	28,317
April	27,526	
May	27,526	
June	27,526	

QUALITY

	Quantity	Base Number	Contract	AT	Region	England
% of FP17s for the same patient ID Re-attending within 3 months - Children	168	3,760	4.5%	11.5%	11.5%	11.9%
% of FP17s for the same patient ID Re-attending within 3 months - Adults	1,487	12,407	12.0%	15.2%	15.9%	16.0%
% of FP17s for the same patient ID Re-attending between 3 & 9 months - Children	1,850	3,760	49.2%	57.8%	60.6%	58.3%
% of FP17s for the same patient ID Re-attending between 3 & 9 months - Adults	6,557	12,407	52.8%	48.0%	51.6%	50.3%
% of FP17s for Band 1 Urgent Courses	872	15,458	5.6%	9.8%	9.5%	9.1%
% of FP17s Relating to Free Repair or Replacements	97	15,458	0.6%	0.7%	0.7%	0.8%
% of FP17s Relating to Continuations	101	15,458	0.7%	0.8%	1.0%	1.0%
% of Patients satisfied with the dentistry they have received	17	18	94.4%	93.6%	92.0%	91.5%
% of Patients satisfied with the time they had to wait for an appointment	16	18	88.9%	89.3%	88.1%	87.9%

* This is based on patients treated on this contract for their most recent course of treatment. Figures in italics indicate the base number of FP17s or Patient Questionnaire responses are less than 100. N/A is shown where the base number of responses is less than 10 during the period. % is calculated as Quantity/Base number*100

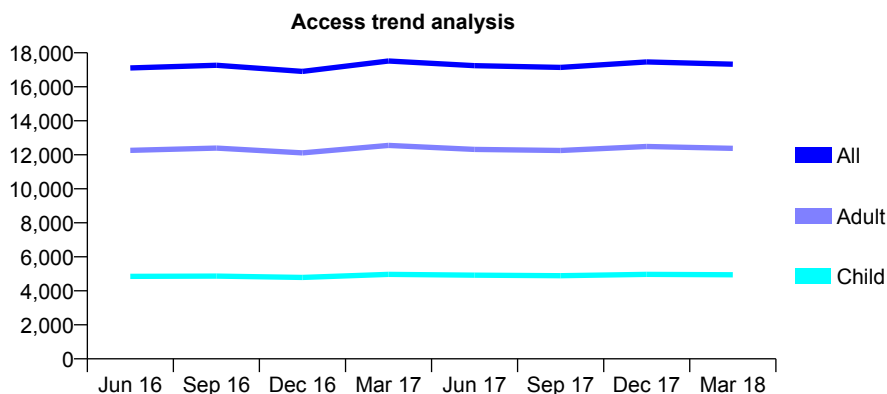
Q69 - Vital Signs At a Glance Contract Report for 153389/0001 - March 2018

Name or company name	Smile Care (Dental) Ltd
Contract type name	GDS Contract
Purpose of contract	General
Contract start date	10/03/2008
Contract end date	

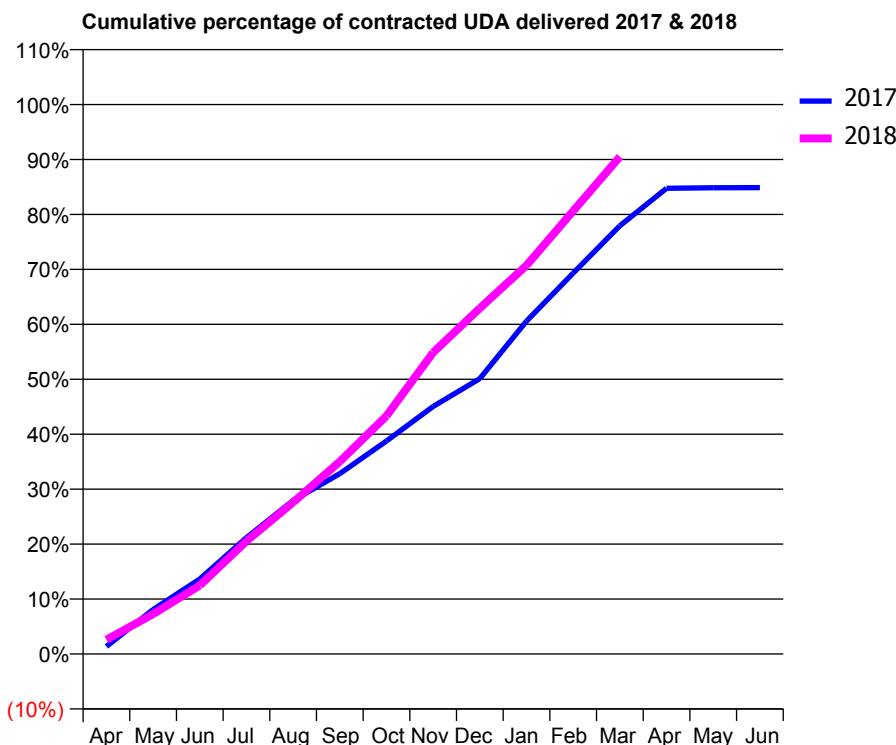
17/18 Contracted general activity (UDA)	45,370
Carry forward general activity (UDA)	0
17/18 Contracted orthodontic activity (UOA)	0
Carry forward orthodontic activity (UOA)	0
Baseline contract value	£1,208,764.95

ACCESS*

Patients seen in 24 months	Total	Change since previous quarter
Quarter ending March 2017	17,518	
Quarter ending June 2017	17,241	↓
Quarter ending September 2017	17,143	→
Quarter ending December 2017	17,463	→
Quarter ending March 2018	17,331	→
Variance since March 2017	(1.1%)	↓



ACTIVITY



Month	Adjusted Scheduled Activity (UDA)	
	2017	2018
April	651	1,187
May	3,815	3,296
June	6,445	5,664
July	9,992	9,322
August	13,180	12,528
September	15,484	15,894
October	18,290	19,653
November	21,262	24,894
December	23,647	28,550
January	28,591	32,088
February	32,709	36,583
March	36,774	41,059
April	39,986	
May	40,032	
June	40,046	

QUALITY

	Quantity	Base Number	Contract	AT	Region	England
% of FP17s for the same patient ID Re-attending within 3 months - Children	555	5,990	9.3%	11.5%	11.5%	11.9%
% of FP17s for the same patient ID Re-attending within 3 months - Adults	1,911	12,786	14.9%	15.2%	15.9%	16.0%
% of FP17s for the same patient ID Re-attending between 3 & 9 months - Children	2,280	5,990	38.1%	57.8%	60.6%	58.3%
% of FP17s for the same patient ID Re-attending between 3 & 9 months - Adults	3,578	12,786	28.0%	48.0%	51.6%	50.3%
% of FP17s for Band 1 Urgent Courses	2,802	16,237	17.3%	9.8%	9.5%	9.1%
% of FP17s Relating to Free Repair or Replacements	102	16,237	0.6%	0.7%	0.7%	0.8%
% of FP17s Relating to Continuations	45	16,237	0.3%	0.8%	1.0%	1.0%
% of Patients satisfied with the dentistry they have received	8	9	N/A	93.6%	92.0%	91.5%
% of Patients satisfied with the time they had to wait for an appointment	8	9	N/A	89.3%	88.1%	87.9%

* This is based on patients treated on this contract for their most recent course of treatment. Figures in italics indicate the base number of FP17s or Patient Questionnaire responses are less than 100. N/A is shown where the base number of responses is less than 10 during the period. % is calculated as Quantity/Base number*100

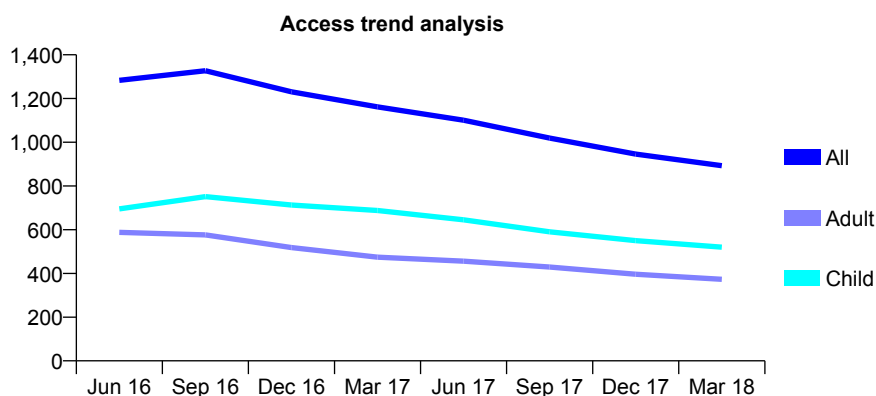
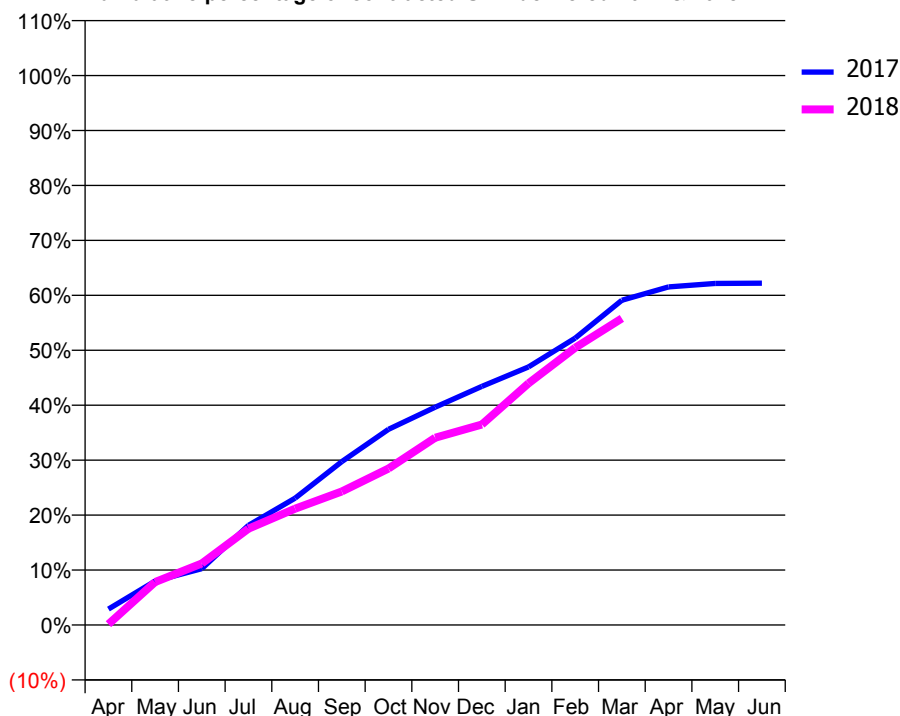
Q69 - Vital Signs At a Glance Contract Report for 154601/0001 - March 2018

Name or company name	Oxfordshire Priority Dental Service
Contract type name	PDS Contract
Purpose of contract	General
Contract start date	01/04/2006
Contract end date	31/03/2019

17/18 Contracted general activity (UDA)	3,000
Carry forward general activity (UDA)	0
17/18 Contracted orthodontic activity (UOA)	0
Carry forward orthodontic activity (UOA)	0
Baseline contract value	£0.00

ACCESS*

Patients seen in 24 months	Total	Change since previous quarter
Quarter ending March 2017	1,162	
Quarter ending June 2017	1,101	↓
Quarter ending September 2017	1,019	↓
Quarter ending December 2017	946	↓
Quarter ending March 2018	893	↓
Variance since March 2017	(23.1%)	↓


ACTIVITY
Cumulative percentage of contracted UDA delivered 2017 & 2018

Adjusted Scheduled Activity (UDA)

Month	2017	2018
April	87	4
May	240	235
June	308	336
July	544	526
August	693	635
September	892	729
October	1,068	854
November	1,189	1,022
December	1,303	1,095
January	1,409	1,319
February	1,566	1,514
March	1,773	1,674
April	1,846	
May	1,865	
June	1,866	

QUALITY

	Quantity	Base Number	Contract	AT	Region	England
% of FP17s for the same patient ID Re-attending within 3 months - Children	74	681	10.9%	11.5%	11.5%	11.9%
% of FP17s for the same patient ID Re-attending within 3 months - Adults	25	364	6.9%	15.2%	15.9%	16.0%
% of FP17s for the same patient ID Re-attending between 3 & 9 months - Children	238	681	34.9%	57.8%	60.6%	58.3%
% of FP17s for the same patient ID Re-attending between 3 & 9 months - Adults	83	364	22.8%	48.0%	51.6%	50.3%
% of FP17s for Band 1 Urgent Courses	162	1,005	16.1%	9.8%	9.5%	9.1%
% of FP17s Relating to Free Repair or Replacements	0	1,005	0.0%	0.7%	0.7%	0.8%
% of FP17s Relating to Continuations	7	1,005	0.7%	0.8%	1.0%	1.0%
% of Patients satisfied with the dentistry they have received	1	1	N/A	93.6%	92.0%	91.5%
% of Patients satisfied with the time they had to wait for an appointment	0	1	N/A	89.3%	88.1%	87.9%

* This is based on patients treated on this contract for their most recent course of treatment. Figures in italics indicate the base number of FP17s or Patient Questionnaire responses are less than 100. N/A is shown where the base number of responses is less than 10 during the period. % is calculated as Quantity/Base number*100

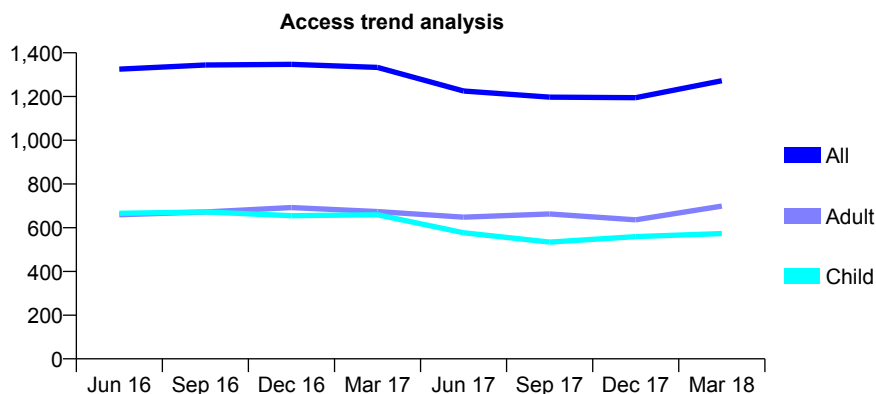
Q69 - Vital Signs At a Glance Contract Report for 154601/0002 - March 2018

Name or company name	Oxfordshire Priority Dental Service
Contract type name	PDS Contract
Purpose of contract	General and Orthodontic
Contract start date	01/04/2006
Contract end date	31/03/2019

17/18 Contracted general activity (UDA)	4,000
Carry forward general activity (UDA)	0
17/18 Contracted orthodontic activity (UOA)	1,350
Carry forward orthodontic activity (UOA)	0
Baseline contract value	£0.00

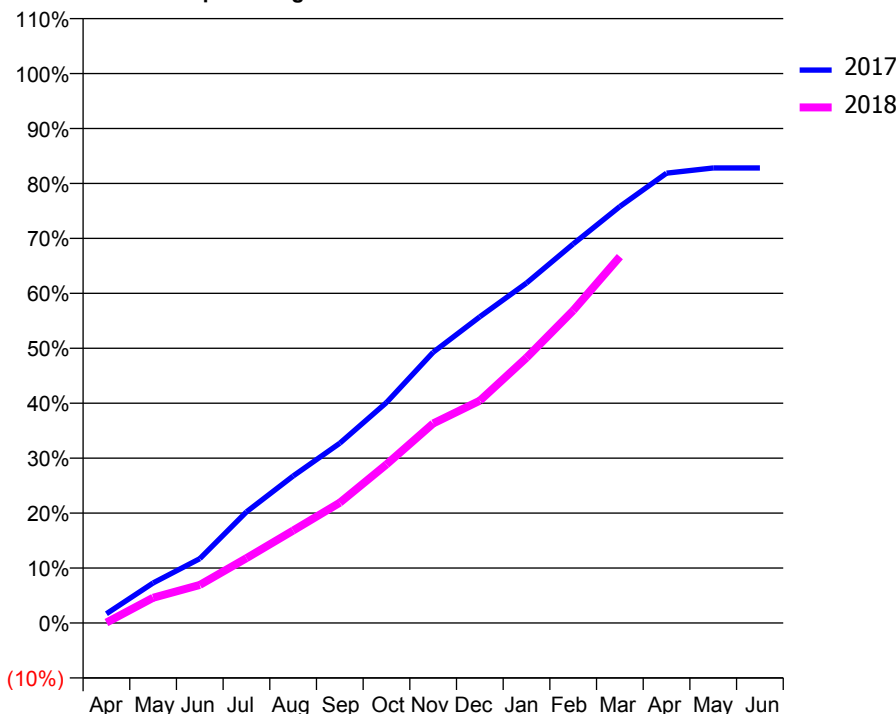
ACCESS*

Patients seen in 24 months	Total	Change since previous quarter
Quarter ending March 2017	1,333	
Quarter ending June 2017	1,225	↓
Quarter ending September 2017	1,197	↓
Quarter ending December 2017	1,195	→
Quarter ending March 2018	1,272	↑
Variance since March 2017	(4.6%)	↓



ACTIVITY

Cumulative percentage of contracted UDA delivered 2017 & 2018



Adjusted Scheduled Activity (UDA)

Month	2017	2018
April	68	3
May	292	184
June	468	277
July	809	472
August	1,070	673
September	1,309	876
October	1,605	1,154
November	1,971	1,453
December	2,229	1,619
January	2,475	1,931
February	2,760	2,275
March	3,032	2,667
April	3,274	
May	3,312	
June	3,312	

QUALITY

	Quantity	Base Number	Contract	AT	Region	England
% of FP17s for the same patient ID Re-attending within 3 months - Children	101	814	12.4%	11.5%	11.5%	11.9%
% of FP17s for the same patient ID Re-attending within 3 months - Adults	49	762	6.4%	15.2%	15.9%	16.0%
% of FP17s for the same patient ID Re-attending between 3 & 9 months - Children	145	814	17.8%	57.8%	60.6%	58.3%
% of FP17s for the same patient ID Re-attending between 3 & 9 months - Adults	164	762	21.5%	48.0%	51.6%	50.3%
% of FP17s for Band 1 Urgent Courses	93	1,320	7.0%	9.8%	9.5%	9.1%
% of FP17s Relating to Free Repair or Replacements	0	1,320	0.0%	0.7%	0.7%	0.8%
% of FP17s Relating to Continuations	19	1,320	1.4%	0.8%	1.0%	1.0%
% of Patients satisfied with the dentistry they have received	0	0	N/A	93.6%	92.0%	91.5%
% of Patients satisfied with the time they had to wait for an appointment	0	0	N/A	89.3%	88.1%	87.9%

* This is based on patients treated on this contract for their most recent course of treatment. Figures in italics indicate the base number of FP17s or Patient Questionnaire responses are less than 100. N/A is shown where the base number of responses is less than 10 during the period. % is calculated as Quantity/Base number*100

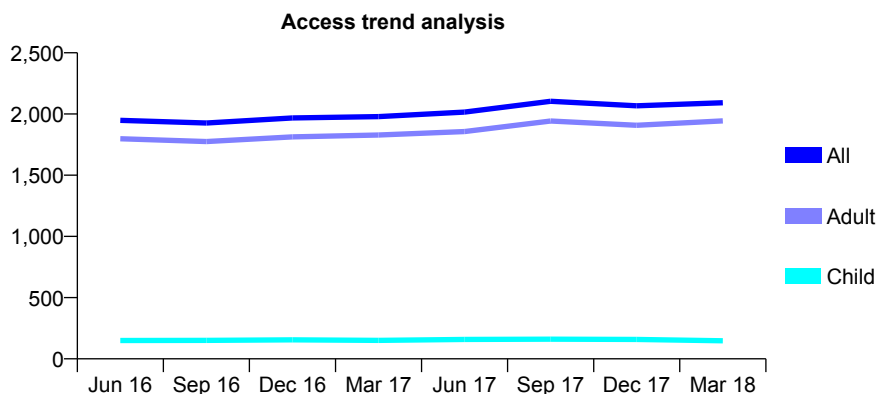
Q69 - Vital Signs At a Glance Contract Report for 154601/0003 - March 2018

Name or company name	Oxfordshire Priority Dental Service
Contract type name	PDS Contract
Purpose of contract	General
Contract start date	01/04/2006
Contract end date	31/03/2019

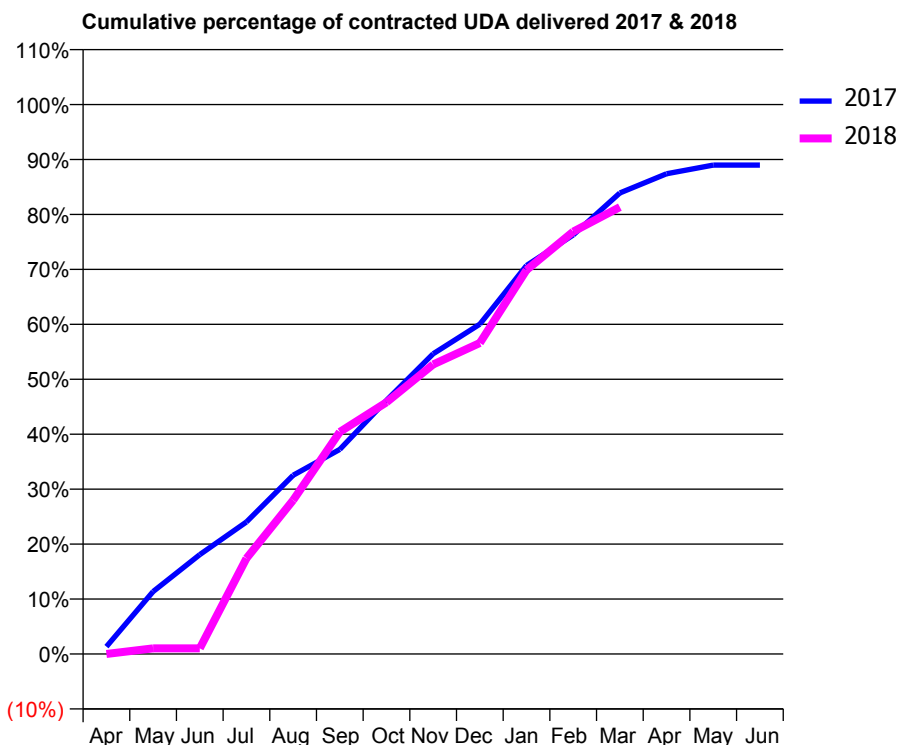
17/18 Contracted general activity (UDA)	4,000
Carry forward general activity (UDA)	0
17/18 Contracted orthodontic activity (UOA)	0
Carry forward orthodontic activity (UOA)	0
Baseline contract value	£0.00

ACCESS*

Patients seen in 24 months	Total	Change since previous quarter
Quarter ending March 2017	1,979	
Quarter ending June 2017	2,016	→
Quarter ending September 2017	2,104	↑
Quarter ending December 2017	2,067	↓
Quarter ending March 2018	2,092	→
Variance since March 2017	5.7%	↑



ACTIVITY



Month	Adjusted Scheduled Activity (UDA)	
	2017	2018
April	54	0
May	455	41
June	724	41
July	961	696
August	1,301	1,120
September	1,489	1,616
October	1,847	1,832
November	2,185	2,108
December	2,401	2,264
January	2,828	2,795
February	3,050	3,074
March	3,356	3,253
April	3,496	
May	3,559	
June	3,559	

QUALITY

	Quantity	Base Number	Contract	AT	Region	England
% of FP17s for the same patient ID Re-attending within 3 months - Children	16	402	4.0%	11.5%	11.5%	11.9%
% of FP17s for the same patient ID Re-attending within 3 months - Adults	72	2,620	2.7%	15.2%	15.9%	16.0%
% of FP17s for the same patient ID Re-attending between 3 & 9 months - Children	5	402	1.2%	57.8%	60.6%	58.3%
% of FP17s for the same patient ID Re-attending between 3 & 9 months - Adults	32	2,620	1.2%	48.0%	51.6%	50.3%
% of FP17s for Band 1 Urgent Courses	2,825	2,828	99.9%	9.8%	9.5%	9.1%
% of FP17s Relating to Free Repair or Replacements	0	2,828	0.0%	0.7%	0.7%	0.8%
% of FP17s Relating to Continuations	0	2,828	0.0%	0.8%	1.0%	1.0%
% of Patients satisfied with the dentistry they have received	1	1	N/A	93.6%	92.0%	91.5%
% of Patients satisfied with the time they had to wait for an appointment	1	1	N/A	89.3%	88.1%	87.9%

* This is based on patients treated on this contract for their most recent course of treatment. Figures in italics indicate the base number of FP17s or Patient Questionnaire responses are less than 100. N/A is shown where the base number of responses is less than 10 during the period. % is calculated as Quantity/Base number*100

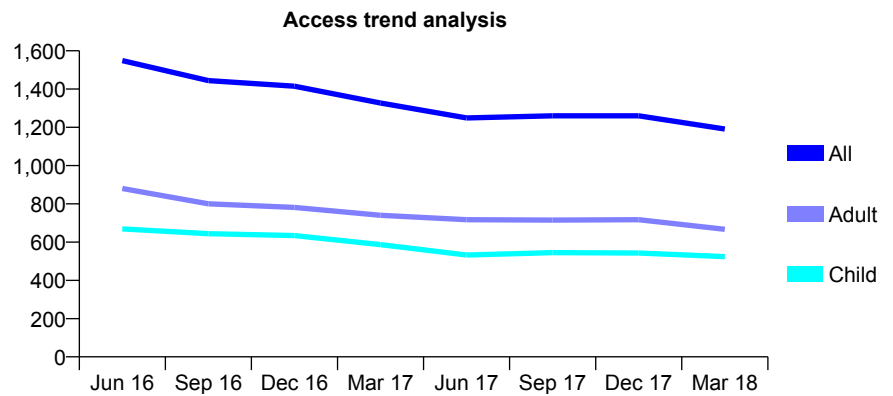
Q69 - Vital Signs At a Glance Contract Report for 154601/0004 - March 2018

Name or company name	Oxfordshire Priority Dental Service
Contract type name	PDS Contract
Purpose of contract	General
Contract start date	01/04/2006
Contract end date	31/03/2019

17/18 Contracted general activity (UDA)	5,000
Carry forward general activity (UDA)	0
17/18 Contracted orthodontic activity (UOA)	0
Carry forward orthodontic activity (UOA)	0
Baseline contract value	£0.00

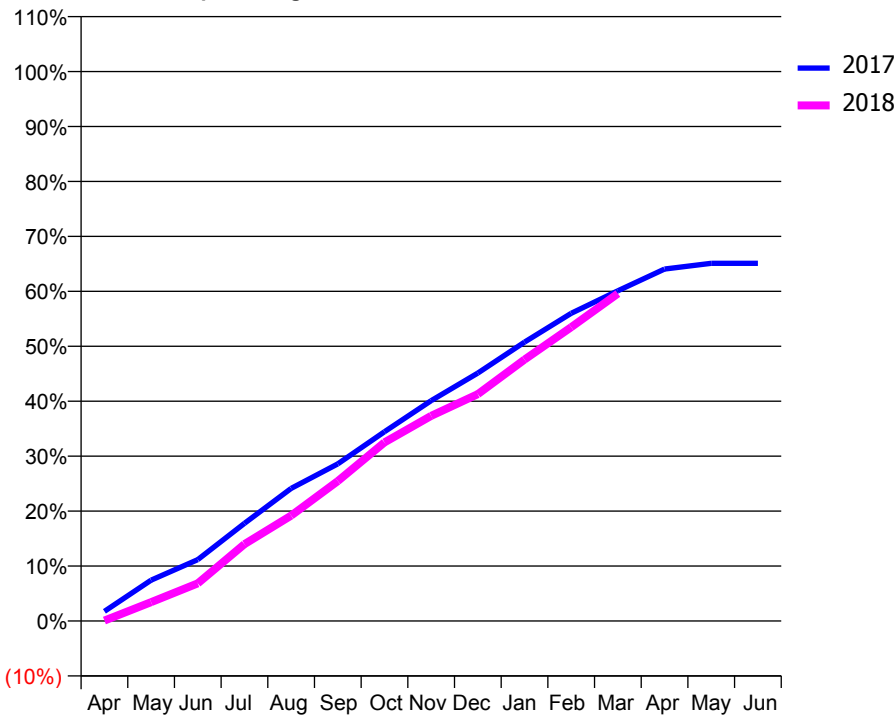
ACCESS*

Patients seen in 24 months	Total	Change since previous quarter
Quarter ending March 2017	1,327	
Quarter ending June 2017	1,249	↓
Quarter ending September 2017	1,260	→
Quarter ending December 2017	1,260	→
Quarter ending March 2018	1,191	↓
Variance since March 2017	(10.2%)	↓



ACTIVITY

Cumulative percentage of contracted UDA delivered 2017 & 2018



Month	Adjusted Scheduled Activity (UDA)	
	2017	2018
April	88	4
May	372	172
June	559	342
July	889	700
August	1,207	959
September	1,429	1,273
October	1,723	1,625
November	2,005	1,866
December	2,257	2,065
January	2,538	2,379
February	2,800	2,674
March	3,005	2,979
April	3,202	
May	3,255	
June	3,255	

QUALITY

	Quantity	Base Number	Contract	AT	Region	England
% of FP17s for the same patient ID Re-attending within 3 months - Children	105	831	12.6%	11.5%	11.5%	11.9%
% of FP17s for the same patient ID Re-attending within 3 months - Adults	93	717	13.0%	15.2%	15.9%	16.0%
% of FP17s for the same patient ID Re-attending between 3 & 9 months - Children	275	831	33.1%	57.8%	60.6%	58.3%
% of FP17s for the same patient ID Re-attending between 3 & 9 months - Adults	143	717	19.9%	48.0%	51.6%	50.3%
% of FP17s for Band 1 Urgent Courses	278	1,454	19.1%	9.8%	9.5%	9.1%
% of FP17s Relating to Free Repair or Replacements	0	1,454	0.0%	0.7%	0.7%	0.8%
% of FP17s Relating to Continuations	33	1,454	2.3%	0.8%	1.0%	1.0%
% of Patients satisfied with the dentistry they have received	0	0	N/A	93.6%	92.0%	91.5%
% of Patients satisfied with the time they had to wait for an appointment	0	0	N/A	89.3%	88.1%	87.9%

* This is based on patients treated on this contract for their most recent course of treatment. Figures in italics indicate the base number of FP17s or Patient Questionnaire responses are less than 100. N/A is shown where the base number of responses is less than 10 during the period. % is calculated as Quantity/Base number*100

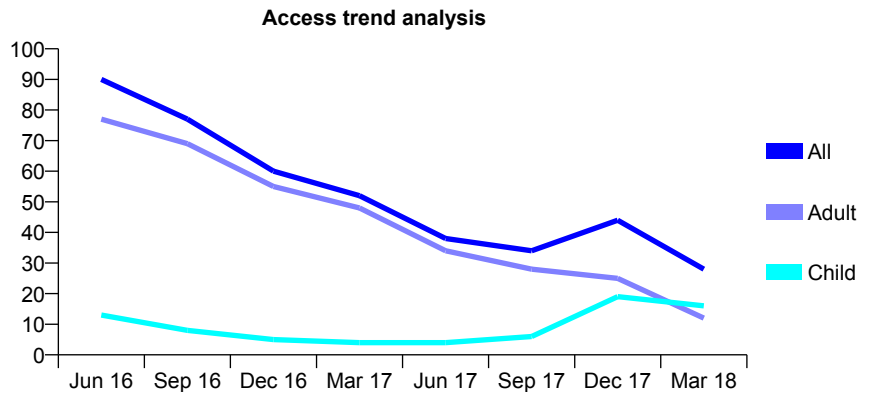
Q69 - Vital Signs At a Glance Contract Report for 154601/0005 - March 2018

Name or company name	Oxfordshire Priority Dental Service
Contract type name	PDS Contract
Purpose of contract	General
Contract start date	01/04/2006
Contract end date	31/03/2019

17/18 Contracted general activity (UDA)	1,000
Carry forward general activity (UDA)	0
17/18 Contracted orthodontic activity (UOA)	0
Carry forward orthodontic activity (UOA)	0
Baseline contract value	£0.00

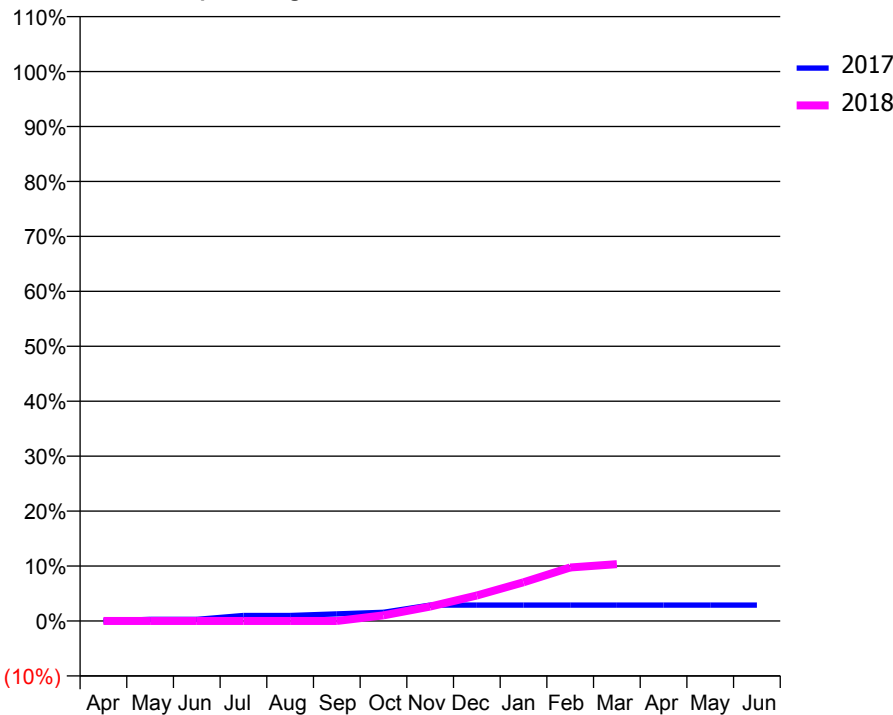
ACCESS*

Patients seen in 24 months	Total	Change since previous quarter
Quarter ending March 2017	52	
Quarter ending June 2017	38	↓
Quarter ending September 2017	34	↓
Quarter ending December 2017	44	↑
Quarter ending March 2018	28	↓
Variance since March 2017	(46.2%)	↓



ACTIVITY

Cumulative percentage of contracted UDA delivered 2017 & 2018



Month	Adjusted Scheduled Activity (UDA)	
	2017	2018
April	0	0
May	3	0
June	3	0
July	10	0
August	10	0
September	13	0
October	16	10
November	29	26
December	29	46
January	29	70
February	29	97
March	29	103
April	29	
May	29	
June	29	

QUALITY

	Quantity	Base Number	Contract	AT	Region	England
% of FP17s for the same patient ID Re-attending within 3 months - Children	0	26	0.0%	11.5%	11.5%	11.9%
% of FP17s for the same patient ID Re-attending within 3 months - Adults	1	18	5.6%	15.2%	15.9%	16.0%
% of FP17s for the same patient ID Re-attending between 3 & 9 months - Children	0	26	0.0%	57.8%	60.6%	58.3%
% of FP17s for the same patient ID Re-attending between 3 & 9 months - Adults	0	18	0.0%	48.0%	51.6%	50.3%
% of FP17s for Band 1 Urgent Courses	2	44	4.5%	9.8%	9.5%	9.1%
% of FP17s Relating to Free Repair or Replacements	0	44	0.0%	0.7%	0.7%	0.8%
% of FP17s Relating to Continuations	0	44	0.0%	0.8%	1.0%	1.0%
% of Patients satisfied with the dentistry they have received	0	0	N/A	93.6%	92.0%	91.5%
% of Patients satisfied with the time they had to wait for an appointment	0	0	N/A	89.3%	88.1%	87.9%

* This is based on patients treated on this contract for their most recent course of treatment. Figures in italics indicate the base number of FP17s or Patient Questionnaire responses are less than 100. N/A is shown where the base number of responses is less than 10 during the period. % is calculated as Quantity/Base number*100

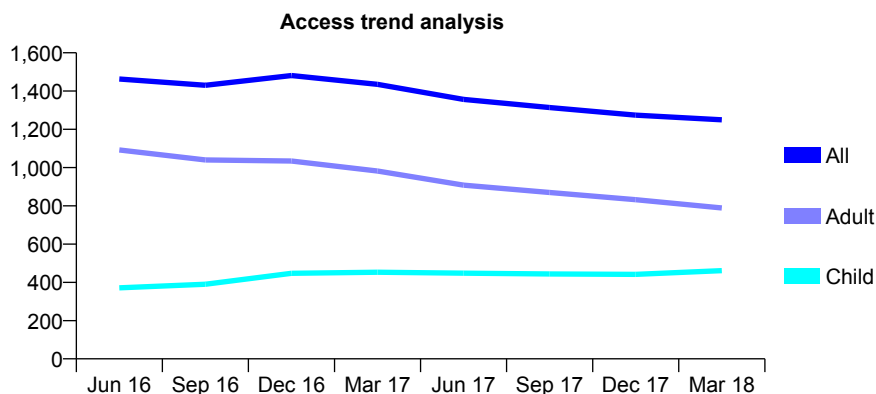
Q69 - Vital Signs At a Glance Contract Report for 154601/0006 - March 2018

Name or company name	Oxfordshire Priority Dental Service
Contract type name	PDS Contract
Purpose of contract	General
Contract start date	01/04/2006
Contract end date	31/03/2019

17/18 Contracted general activity (UDA)	4,000
Carry forward general activity (UDA)	0
17/18 Contracted orthodontic activity (UOA)	0
Carry forward orthodontic activity (UOA)	0
Baseline contract value	£0.00

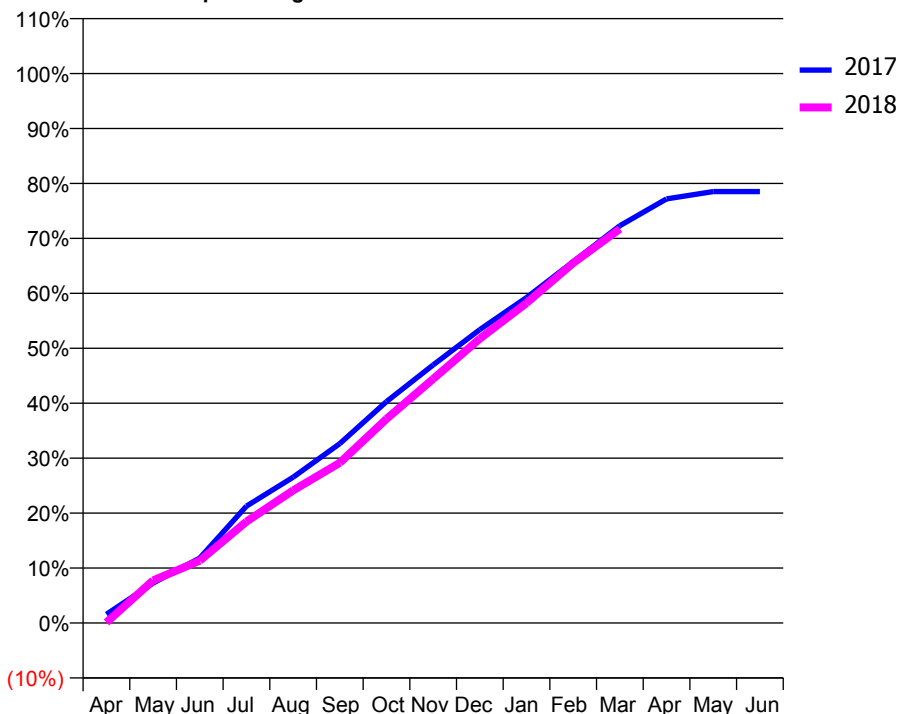
ACCESS*

Patients seen in 24 months	Total	Change since previous quarter
Quarter ending March 2017	1,435	
Quarter ending June 2017	1,356	↓
Quarter ending September 2017	1,314	↓
Quarter ending December 2017	1,274	↓
Quarter ending March 2018	1,250	↓
Variance since March 2017	(12.9%)	↓



ACTIVITY

Cumulative percentage of contracted UDA delivered 2017 & 2018



Month	Adjusted Scheduled Activity (UDA)	
	2017	2018
April	63	4
May	291	310
June	473	454
July	851	738
August	1,062	965
September	1,306	1,166
October	1,611	1,486
November	1,879	1,777
December	2,136	2,070
January	2,369	2,329
February	2,630	2,620
March	2,892	2,869
April	3,087	
May	3,141	
June	3,141	

QUALITY

	Quantity	Base Number	Contract	AT	Region	England
% of FP17s for the same patient ID Re-attending within 3 months - Children	44	643	6.8%	11.5%	11.5%	11.9%
% of FP17s for the same patient ID Re-attending within 3 months - Adults	93	865	10.8%	15.2%	15.9%	16.0%
% of FP17s for the same patient ID Re-attending between 3 & 9 months - Children	161	643	25.0%	57.8%	60.6%	58.3%
% of FP17s for the same patient ID Re-attending between 3 & 9 months - Adults	238	865	27.5%	48.0%	51.6%	50.3%
% of FP17s for Band 1 Urgent Courses	281	1,418	19.8%	9.8%	9.5%	9.1%
% of FP17s Relating to Free Repair or Replacements	0	1,418	0.0%	0.7%	0.7%	0.8%
% of FP17s Relating to Continuations	11	1,418	0.8%	0.8%	1.0%	1.0%
% of Patients satisfied with the dentistry they have received	1	1	N/A	93.6%	92.0%	91.5%
% of Patients satisfied with the time they had to wait for an appointment	1	1	N/A	89.3%	88.1%	87.9%

* This is based on patients treated on this contract for their most recent course of treatment. Figures in italics indicate the base number of FP17s or Patient Questionnaire responses are less than 100. N/A is shown where the base number of responses is less than 10 during the period. % is calculated as Quantity/Base number*100

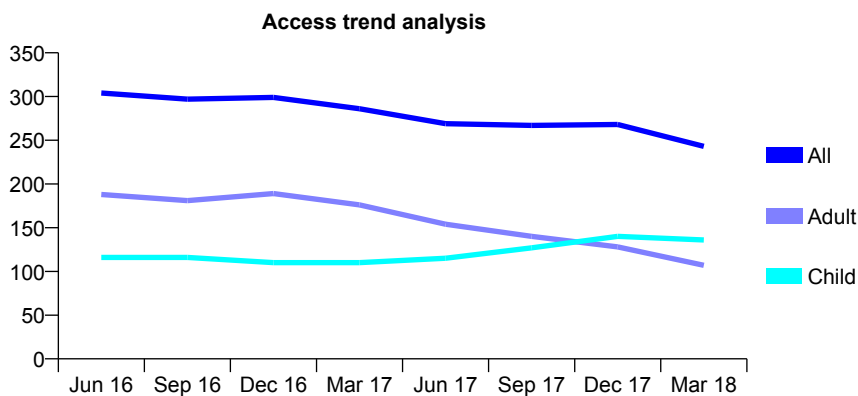
Q69 - Vital Signs At a Glance Contract Report for 154601/0007 - March 2018

Name or company name	Oxfordshire Priority Dental Service
Contract type name	PDS Contract
Purpose of contract	General
Contract start date	01/04/2006
Contract end date	31/03/2019

17/18 Contracted general activity (UDA)	1,000
Carry forward general activity (UDA)	0
17/18 Contracted orthodontic activity (UOA)	0
Carry forward orthodontic activity (UOA)	0
Baseline contract value	£0.00

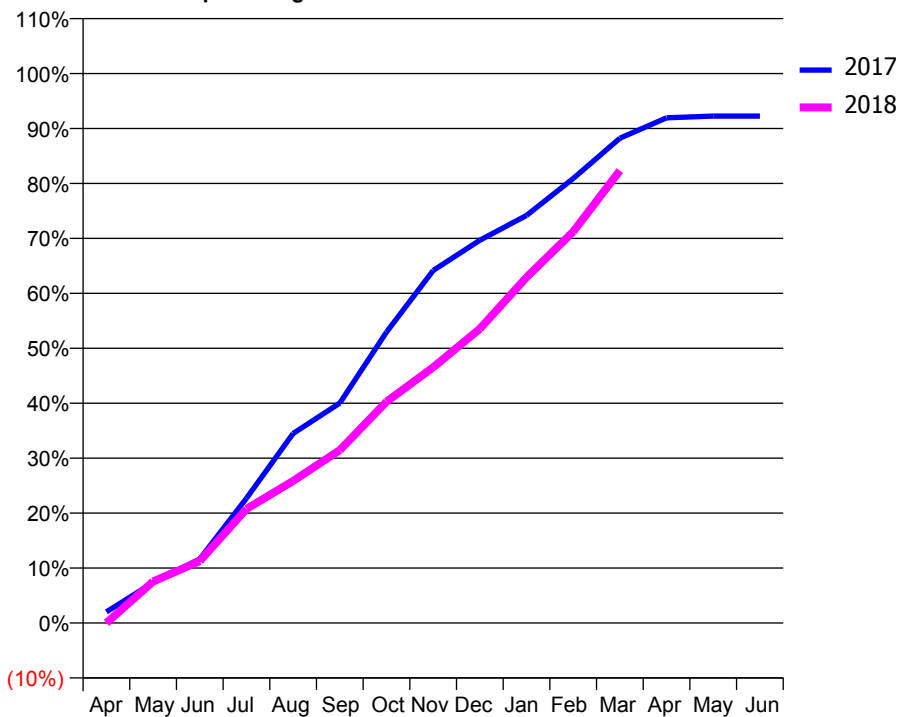
ACCESS*

Patients seen in 24 months	Total	Change since previous quarter
Quarter ending March 2017	286	
Quarter ending June 2017	269	↓
Quarter ending September 2017	267	→
Quarter ending December 2017	268	→
Quarter ending March 2018	243	↓
Variance since March 2017	(15.0%)	↓



ACTIVITY

Cumulative percentage of contracted UDA delivered 2017 & 2018



Month	Adjusted Scheduled Activity (UDA)	
	2017	2018
April	20	0
May	74	76
June	117	113
July	227	208
August	345	259
September	400	315
October	529	403
November	642	465
December	697	535
January	742	629
February	809	712
March	882	823
April	919	
May	922	
June	922	

QUALITY

	Quantity	Base Number	Contract	AT	Region	England
% of FP17s for the same patient ID Re-attending within 3 months - Children	38	273	13.9%	11.5%	11.5%	11.9%
% of FP17s for the same patient ID Re-attending within 3 months - Adults	8	97	8.2%	15.2%	15.9%	16.0%
% of FP17s for the same patient ID Re-attending between 3 & 9 months - Children	121	273	44.3%	57.8%	60.6%	58.3%
% of FP17s for the same patient ID Re-attending between 3 & 9 months - Adults	50	97	51.5%	48.0%	51.6%	50.3%
% of FP17s for Band 1 Urgent Courses	11	352	3.1%	9.8%	9.5%	9.1%
% of FP17s Relating to Free Repair or Replacements	0	352	0.0%	0.7%	0.7%	0.8%
% of FP17s Relating to Continuations	11	352	3.1%	0.8%	1.0%	1.0%
% of Patients satisfied with the dentistry they have received	0	0	N/A	93.6%	92.0%	91.5%
% of Patients satisfied with the time they had to wait for an appointment	0	0	N/A	89.3%	88.1%	87.9%

* This is based on patients treated on this contract for their most recent course of treatment. Figures in italics indicate the base number of FP17s or Patient Questionnaire responses are less than 100. N/A is shown where the base number of responses is less than 10 during the period. % is calculated as Quantity/Base number*100

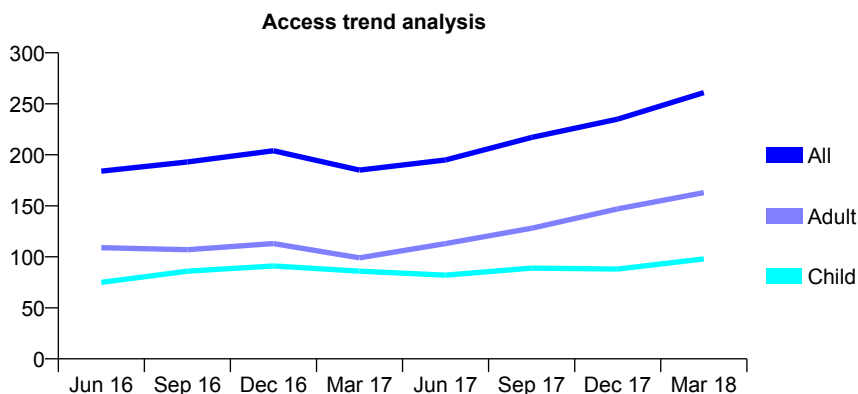
Q69 - Vital Signs At a Glance Contract Report for 154601/0008 - March 2018

Name or company name	Oxfordshire Priority Dental Service
Contract type name	PDS Contract
Purpose of contract	General
Contract start date	01/04/2006
Contract end date	31/03/2019

17/18 Contracted general activity (UDA)	1,000
Carry forward general activity (UDA)	0
17/18 Contracted orthodontic activity (UOA)	0
Carry forward orthodontic activity (UOA)	0
Baseline contract value	£0.00

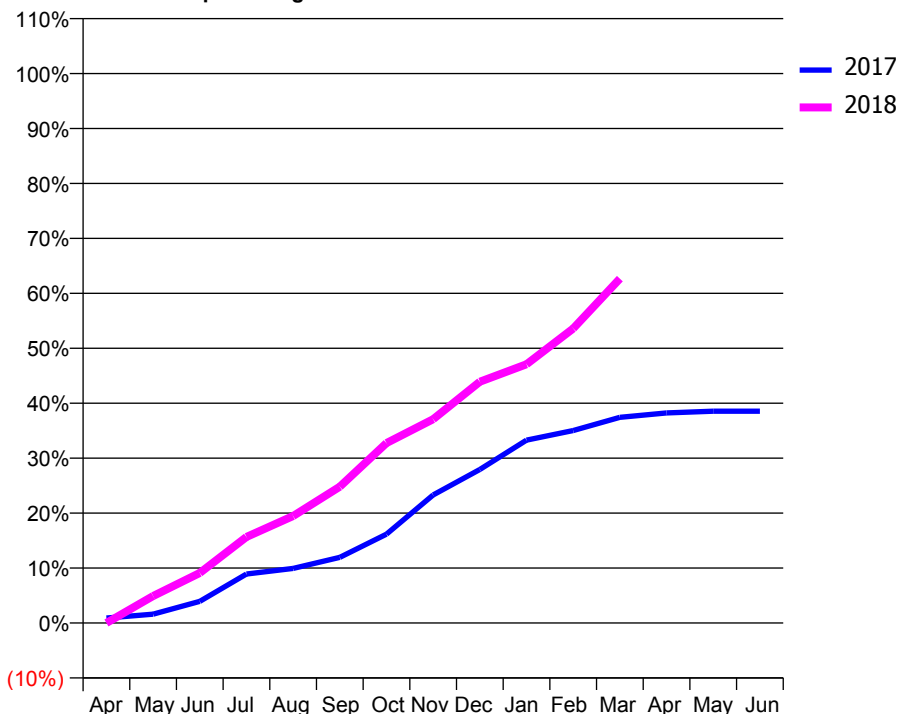
ACCESS*

Patients seen in 24 months	Total	Change since previous quarter
Quarter ending March 2017	185	
Quarter ending June 2017	195	↑
Quarter ending September 2017	217	↑
Quarter ending December 2017	235	↑
Quarter ending March 2018	261	↑
Variance since March 2017	41.1%	↑



ACTIVITY

Cumulative percentage of contracted UDA delivered 2017 & 2018



Month	Adjusted Scheduled Activity (UDA)	
	2017	2018
April	9	0
May	16	49
June	39	91
July	89	157
August	99	195
September	119	248
October	162	327
November	233	371
December	279	439
January	333	471
February	350	536
March	374	627
April	382	
May	385	
June	385	

QUALITY

	Quantity	Base Number	Contract	AT	Region	England
% of FP17s for the same patient ID Re-attending within 3 months - Children	5	133	3.8%	11.5%	11.5%	11.9%
% of FP17s for the same patient ID Re-attending within 3 months - Adults	3	179	1.7%	15.2%	15.9%	16.0%
% of FP17s for the same patient ID Re-attending between 3 & 9 months - Children	24	133	18.0%	57.8%	60.6%	58.3%
% of FP17s for the same patient ID Re-attending between 3 & 9 months - Adults	38	179	21.2%	48.0%	51.6%	50.3%
% of FP17s for Band 1 Urgent Courses	15	307	4.9%	9.8%	9.5%	9.1%
% of FP17s Relating to Free Repair or Replacements	0	307	0.0%	0.7%	0.7%	0.8%
% of FP17s Relating to Continuations	1	307	0.3%	0.8%	1.0%	1.0%
% of Patients satisfied with the dentistry they have received	0	0	N/A	93.6%	92.0%	91.5%
% of Patients satisfied with the time they had to wait for an appointment	0	0	N/A	89.3%	88.1%	87.9%

* This is based on patients treated on this contract for their most recent course of treatment. Figures in italics indicate the base number of FP17s or Patient Questionnaire responses are less than 100. N/A is shown where the base number of responses is less than 10 during the period. % is calculated as Quantity/Base number*100

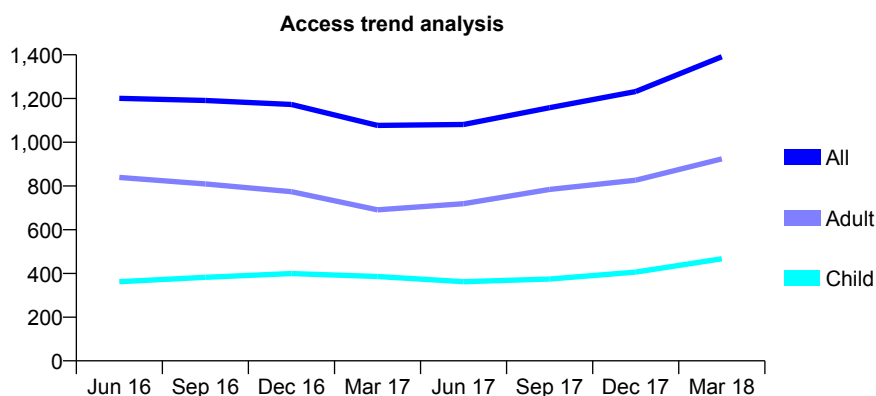
Q69 - Vital Signs At a Glance Contract Report for 154601/0009 - March 2018

Name or company name	Oxfordshire Priority Dental Service
Contract type name	PDS Contract
Purpose of contract	General
Contract start date	01/04/2006
Contract end date	31/03/2019

17/18 Contracted general activity (UDA)	3,000
Carry forward general activity (UDA)	0
17/18 Contracted orthodontic activity (UOA)	0
Carry forward orthodontic activity (UOA)	0
Baseline contract value	£0.00

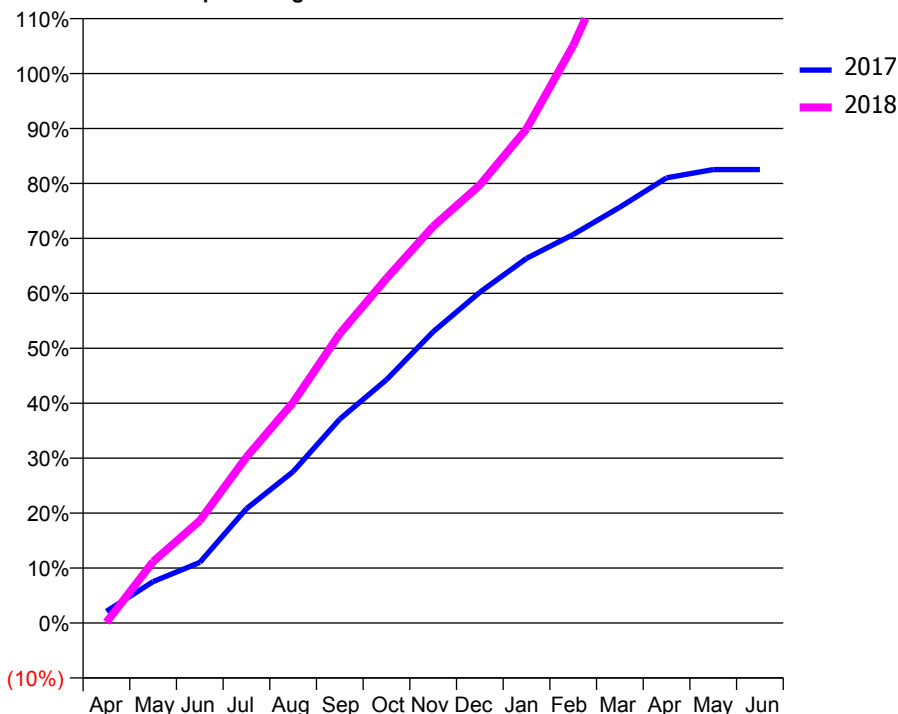
ACCESS*

Patients seen in 24 months	Total	Change since previous quarter
Quarter ending March 2017	1,077	
Quarter ending June 2017	1,081	→
Quarter ending September 2017	1,158	↑
Quarter ending December 2017	1,232	↑
Quarter ending March 2018	1,391	↑
Variance since March 2017	29.2%	↑



ACTIVITY

Cumulative percentage of contracted UDA delivered 2017 & 2018



Month	Adjusted Scheduled Activity (UDA)	
	2017	2018
April	64	4
May	226	336
June	331	558
July	625	906
August	827	1,205
September	1,113	1,580
October	1,328	1,882
November	1,590	2,165
December	1,806	2,391
January	1,991	2,698
February	2,121	3,153
March	2,270	3,711
April	2,430	
May	2,476	
June	2,476	

QUALITY

	Quantity	Base Number	Contract	AT	Region	England
% of FP17s for the same patient ID Re-attending within 3 months - Children	56	752	7.4%	11.5%	11.5%	11.9%
% of FP17s for the same patient ID Re-attending within 3 months - Adults	139	1,247	11.1%	15.2%	15.9%	16.0%
% of FP17s for the same patient ID Re-attending between 3 & 9 months - Children	213	752	28.3%	57.8%	60.6%	58.3%
% of FP17s for the same patient ID Re-attending between 3 & 9 months - Adults	268	1,247	21.5%	48.0%	51.6%	50.3%
% of FP17s for Band 1 Urgent Courses	369	1,913	19.3%	9.8%	9.5%	9.1%
% of FP17s Relating to Free Repair or Replacements	0	1,913	0.0%	0.7%	0.7%	0.8%
% of FP17s Relating to Continuations	13	1,913	0.7%	0.8%	1.0%	1.0%
% of Patients satisfied with the dentistry they have received	1	1	N/A	93.6%	92.0%	91.5%
% of Patients satisfied with the time they had to wait for an appointment	0	1	N/A	89.3%	88.1%	87.9%

* This is based on patients treated on this contract for their most recent course of treatment. Figures in italics indicate the base number of FP17s or Patient Questionnaire responses are less than 100. N/A is shown where the base number of responses is less than 10 during the period. % is calculated as Quantity/Base number*100

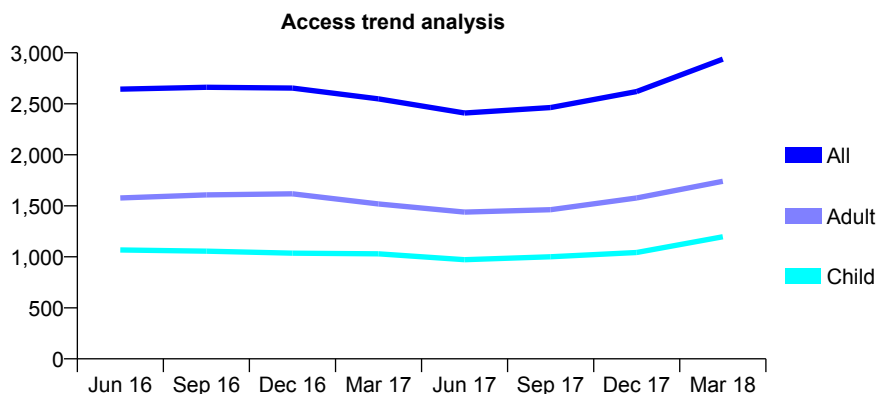
Q69 - Vital Signs At a Glance Contract Report for 154601/0010 - March 2018

Name or company name	Oxfordshire Priority Dental Service
Contract type name	PDS Contract
Purpose of contract	General
Contract start date	01/04/2006
Contract end date	31/03/2019

17/18 Contracted general activity (UDA)	5,900
Carry forward general activity (UDA)	0
17/18 Contracted orthodontic activity (UOA)	0
Carry forward orthodontic activity (UOA)	0
Baseline contract value	£0.00

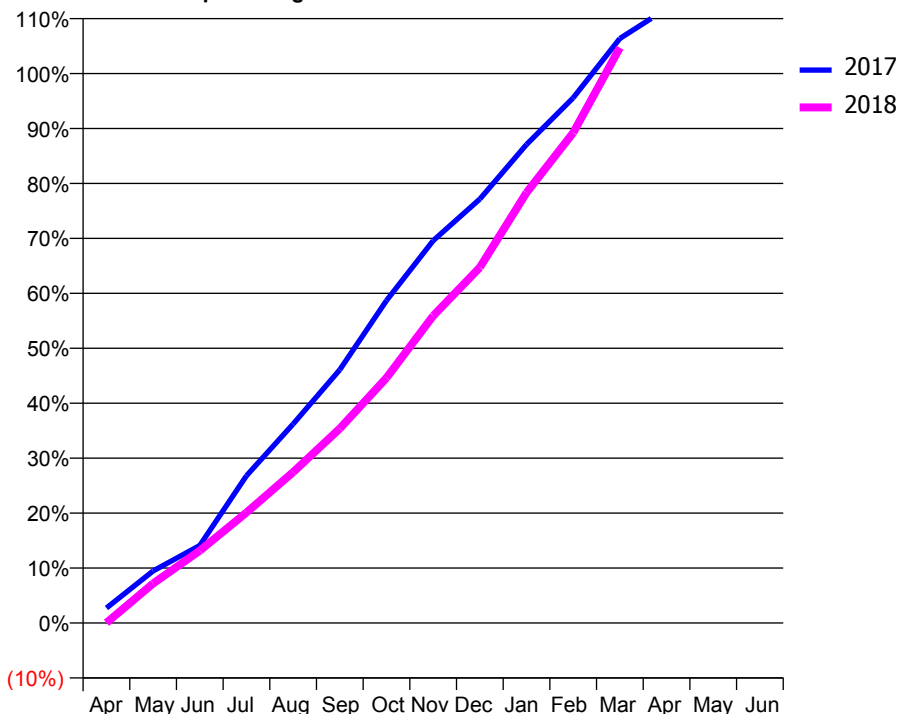
ACCESS*

Patients seen in 24 months	Total	Change since previous quarter
Quarter ending March 2017	2,548	
Quarter ending June 2017	2,410	↓
Quarter ending September 2017	2,463	↑
Quarter ending December 2017	2,620	↑
Quarter ending March 2018	2,938	↑
Variance since March 2017	15.3%	↑



ACTIVITY

Cumulative percentage of contracted UDA delivered 2017 & 2018



Adjusted Scheduled Activity (UDA)		
Month	2017	2018
April	147	2
May	512	425
June	763	777
July	1,448	1,186
August	1,956	1,621
September	2,489	2,089
October	3,169	2,632
November	3,758	3,298
December	4,166	3,818
January	4,703	4,621
February	5,161	5,264
March	5,745	6,177
April	6,037	
May	6,094	
June	6,096	

QUALITY

	Quantity	Base Number	Contract	AT	Region	England
% of FP17s for the same patient ID Re-attending within 3 months - Children	118	1,410	8.4%	11.5%	11.5%	11.9%
% of FP17s for the same patient ID Re-attending within 3 months - Adults	135	1,825	7.4%	15.2%	15.9%	16.0%
% of FP17s for the same patient ID Re-attending between 3 & 9 months - Children	395	1,410	28.0%	57.8%	60.6%	58.3%
% of FP17s for the same patient ID Re-attending between 3 & 9 months - Adults	332	1,825	18.2%	48.0%	51.6%	50.3%
% of FP17s for Band 1 Urgent Courses	529	3,106	17.0%	9.8%	9.5%	9.1%
% of FP17s Relating to Free Repair or Replacements	0	3,106	0.0%	0.7%	0.7%	0.8%
% of FP17s Relating to Continuations	30	3,106	1.0%	0.8%	1.0%	1.0%
% of Patients satisfied with the dentistry they have received	0	0	N/A	93.6%	92.0%	91.5%
% of Patients satisfied with the time they had to wait for an appointment	0	0	N/A	89.3%	88.1%	87.9%

* This is based on patients treated on this contract for their most recent course of treatment. Figures in italics indicate the base number of FP17s or Patient Questionnaire responses are less than 100. N/A is shown where the base number of responses is less than 10 during the period. % is calculated as Quantity/Base number*100

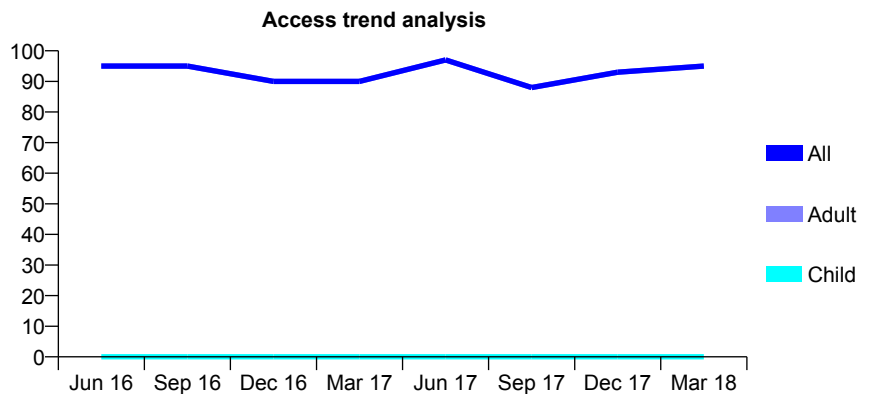
Q69 - Vital Signs At a Glance Contract Report for 154601/0012 - March 2018

Name or company name	Oxfordshire Priority Dental Service
Contract type name	PDS Contract
Purpose of contract	General
Contract start date	01/04/2006
Contract end date	31/03/2019

17/18 Contracted general activity (UDA)	100
Carry forward general activity (UDA)	0
17/18 Contracted orthodontic activity (UOA)	0
Carry forward orthodontic activity (UOA)	0
Baseline contract value	£0.00

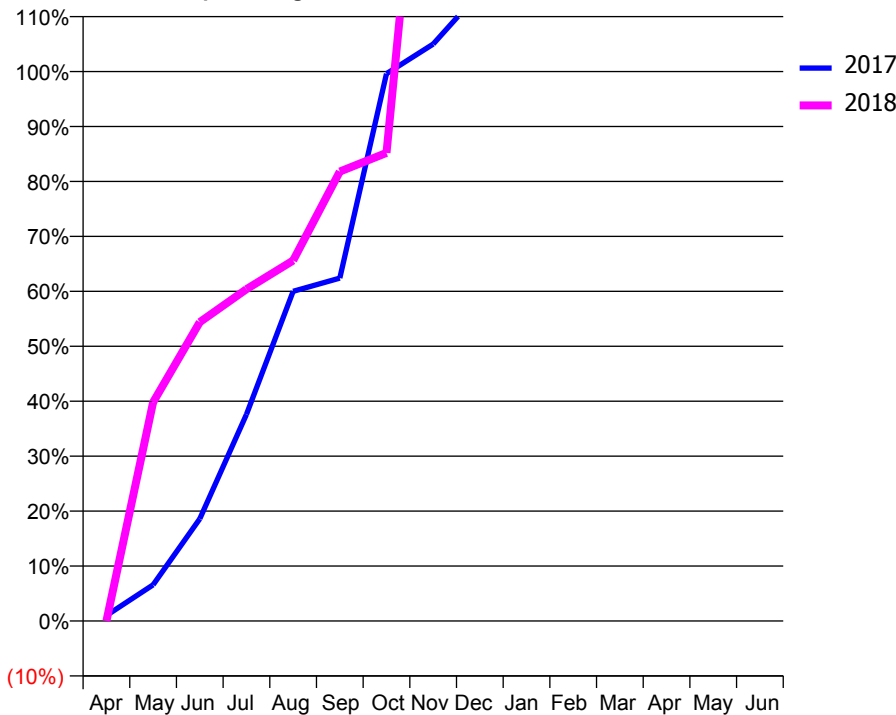
ACCESS*

Patients seen in 24 months	Total	Change since previous quarter
Quarter ending March 2017	90	
Quarter ending June 2017	97	↑
Quarter ending September 2017	88	↓
Quarter ending December 2017	93	↑
Quarter ending March 2018	95	↑
Variance since March 2017	5.6%	↑



ACTIVITY

Cumulative percentage of contracted UDA delivered 2017 & 2018



Month	Adjusted Scheduled Activity (UDA)	
	2017	2018
April	1	0
May	7	40
June	19	54
July	38	60
August	60	66
September	62	82
October	100	85
November	105	171
December	114	177
January	136	220
February	145	230
March	156	251
April	170	
May	177	
June	177	

QUALITY

	Quantity	Base Number	Contract	AT	Region	England
% of FP17s for the same patient ID Re-attending within 3 months - Children	0	0	N/A	11.5%	11.5%	11.9%
% of FP17s for the same patient ID Re-attending within 3 months - Adults	19	96	19.8%	15.2%	15.9%	16.0%
% of FP17s for the same patient ID Re-attending between 3 & 9 months - Children	0	0	N/A	57.8%	60.6%	58.3%
% of FP17s for the same patient ID Re-attending between 3 & 9 months - Adults	12	96	12.5%	48.0%	51.6%	50.3%
% of FP17s for Band 1 Urgent Courses	36	84	42.9%	9.8%	9.5%	9.1%
% of FP17s Relating to Free Repair or Replacements	0	84	0.0%	0.7%	0.7%	0.8%
% of FP17s Relating to Continuations	0	84	0.0%	0.8%	1.0%	1.0%
% of Patients satisfied with the dentistry they have received	0	0	N/A	93.6%	92.0%	91.5%
% of Patients satisfied with the time they had to wait for an appointment	0	0	N/A	89.3%	88.1%	87.9%

* This is based on patients treated on this contract for their most recent course of treatment. Figures in italics indicate the base number of FP17s or Patient Questionnaire responses are less than 100. N/A is shown where the base number of responses is less than 10 during the period. % is calculated as Quantity/Base number*100

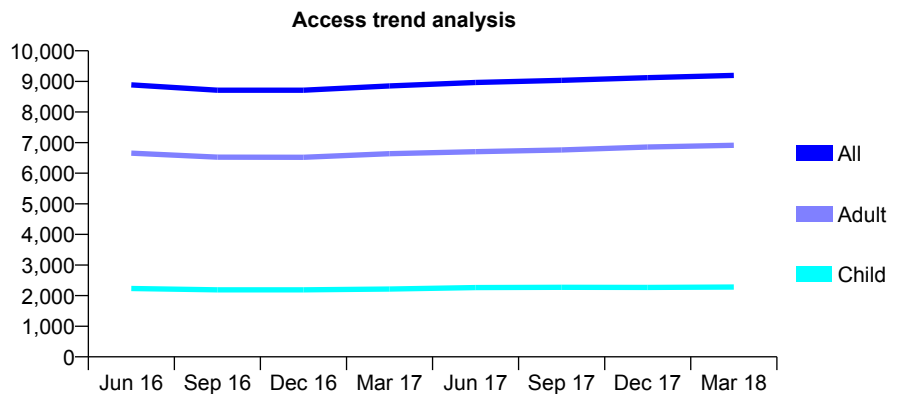
Q69 - Vital Signs At a Glance Contract Report for 155713/0001 - March 2018

Name or company name	NIGHTINGALE COTTAGE DENTAL PRAC
Contract type name	GDS Contract
Purpose of contract	General
Contract start date	01/04/2013
Contract end date	

17/18 Contracted general activity (UDA)	24,761
Carry forward general activity (UDA)	793
17/18 Contracted orthodontic activity (UOA)	0
Carry forward orthodontic activity (UOA)	0
Baseline contract value	£554,482.83

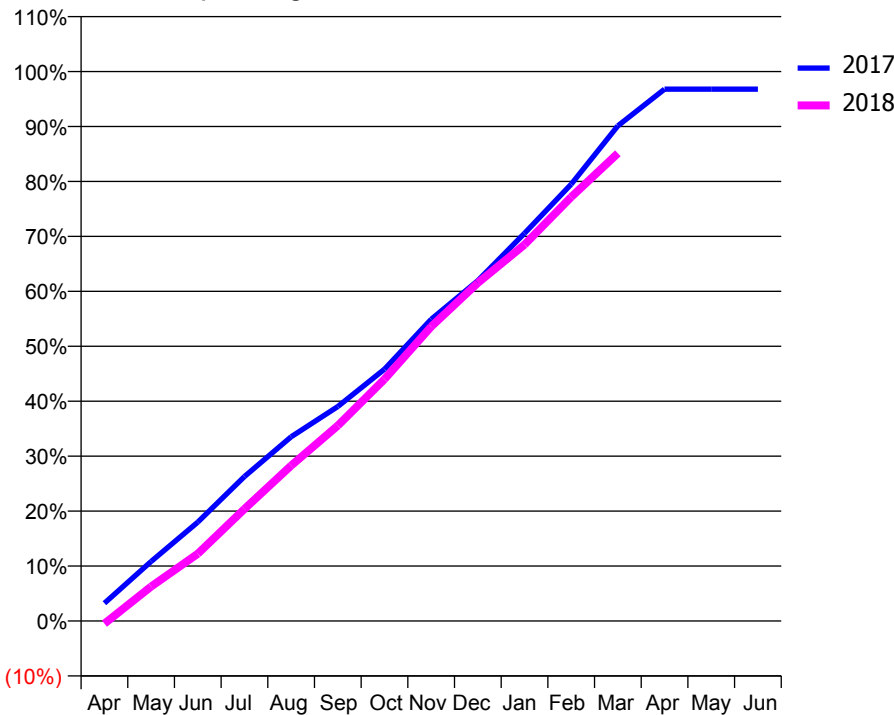
ACCESS*

Patients seen in 24 months	Total	Change since previous quarter
Quarter ending March 2017	8,854	
Quarter ending June 2017	8,966	→
Quarter ending September 2017	9,034	→
Quarter ending December 2017	9,124	→
Quarter ending March 2018	9,194	→
Variance since March 2017	3.8%	↑



ACTIVITY

Cumulative percentage of contracted UDA delivered 2017 & 2018



Month	Adjusted Scheduled Activity (UDA)	
	2017	2018
April	799	-126
May	2,683	1,553
June	4,455	3,034
July	6,508	5,049
August	8,298	7,003
September	9,664	8,804
October	11,347	10,896
November	13,593	13,264
December	15,340	15,238
January	17,472	16,959
February	19,680	19,102
March	22,311	21,074
April	23,967	
May	23,968	
June	23,968	

QUALITY

	Quantity	Base Number	Contract	AT	Region	England
% of FP17s for the same patient ID Re-attending within 3 months - Children	211	3,403	6.2%	11.5%	11.5%	11.9%
% of FP17s for the same patient ID Re-attending within 3 months - Adults	1,038	8,993	11.5%	15.2%	15.9%	16.0%
% of FP17s for the same patient ID Re-attending between 3 & 9 months - Children	2,028	3,403	59.6%	57.8%	60.6%	58.3%
% of FP17s for the same patient ID Re-attending between 3 & 9 months - Adults	4,389	8,993	48.8%	48.0%	51.6%	50.3%
% of FP17s for Band 1 Urgent Courses	785	11,778	6.7%	9.8%	9.5%	9.1%
% of FP17s Relating to Free Repair or Replacements	70	11,778	0.6%	0.7%	0.7%	0.8%
% of FP17s Relating to Continuations	189	11,778	1.6%	0.8%	1.0%	1.0%
% of Patients satisfied with the dentistry they have received	14	15	93.3%	93.6%	92.0%	91.5%
% of Patients satisfied with the time they had to wait for an appointment	14	15	93.3%	89.3%	88.1%	87.9%

* This is based on patients treated on this contract for their most recent course of treatment. Figures in italics indicate the base number of FP17s or Patient Questionnaire responses are less than 100. N/A is shown where the base number of responses is less than 10 during the period. % is calculated as Quantity/Base number*100

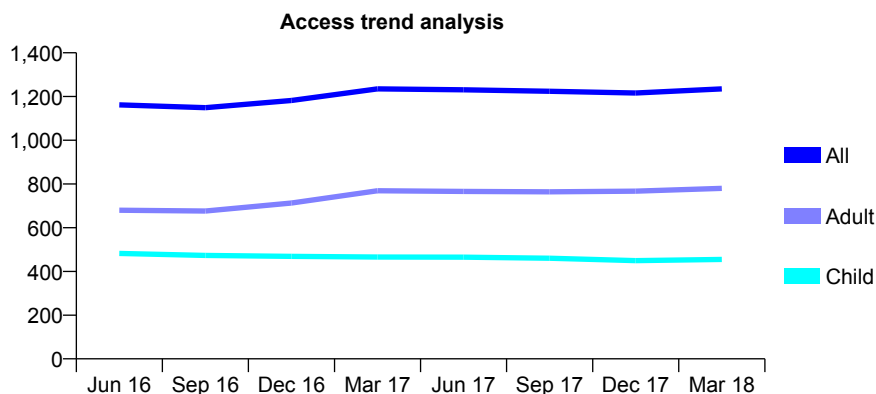
Q69 - Vital Signs At a Glance Contract Report for 156043/0001 - March 2018

Name or company name	Burghfield Dental Care Limited
Contract type name	GDS Contract
Purpose of contract	General
Contract start date	01/01/2013
Contract end date	

17/18 Contracted general activity (UDA)	3,945
Carry forward general activity (UDA)	-47
17/18 Contracted orthodontic activity (UOA)	0
Carry forward orthodontic activity (UOA)	0
Baseline contract value	£91,236.76

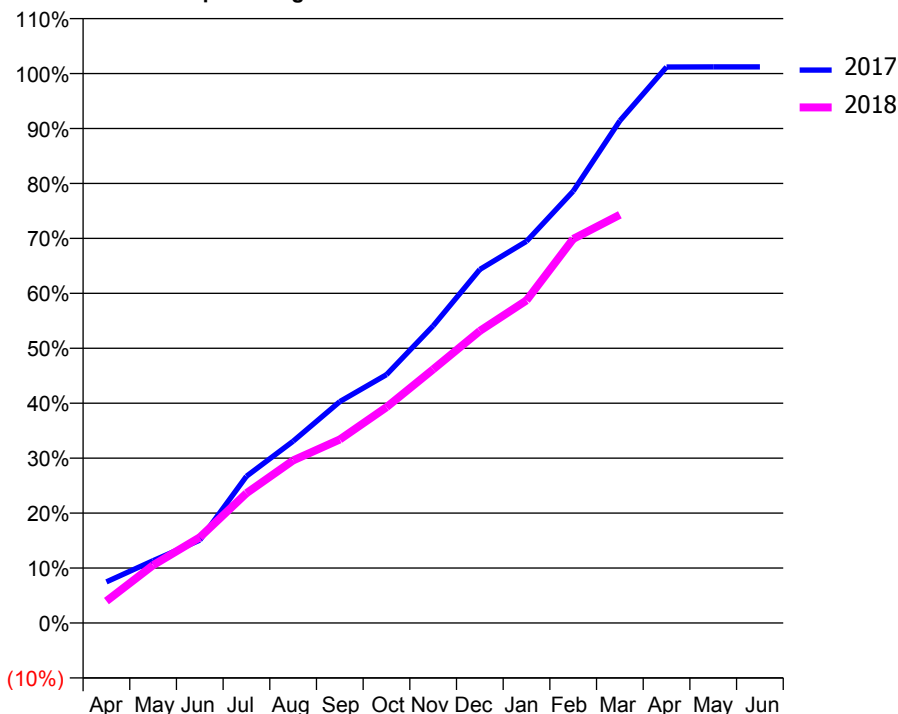
ACCESS*

Patients seen in 24 months	Total	Change since previous quarter
Quarter ending March 2017	1,235	
Quarter ending June 2017	1,231	→
Quarter ending September 2017	1,224	→
Quarter ending December 2017	1,216	→
Quarter ending March 2018	1,235	→
Variance since March 2017	0.0%	→



ACTIVITY

Cumulative percentage of contracted UDA delivered 2017 & 2018



Month	Adjusted Scheduled Activity (UDA)	
	2017	2018
April	296	157
May	447	415
June	595	615
July	1,054	932
August	1,305	1,168
September	1,589	1,318
October	1,783	1,550
November	2,133	1,821
December	2,538	2,097
January	2,740	2,316
February	3,100	2,758
March	3,606	2,931
April	3,991	
May	3,992	
June	3,992	

QUALITY

	Quantity	Base Number	Contract	AT	Region	England
% of FP17s for the same patient ID Re-attending within 3 months - Children	64	740	8.6%	11.5%	11.5%	11.9%
% of FP17s for the same patient ID Re-attending within 3 months - Adults	93	994	9.4%	15.2%	15.9%	16.0%
% of FP17s for the same patient ID Re-attending between 3 & 9 months - Children	512	740	69.2%	57.8%	60.6%	58.3%
% of FP17s for the same patient ID Re-attending between 3 & 9 months - Adults	667	994	67.1%	48.0%	51.6%	50.3%
% of FP17s for Band 1 Urgent Courses	77	1,606	4.8%	9.8%	9.5%	9.1%
% of FP17s Relating to Free Repair or Replacements	7	1,606	0.4%	0.7%	0.7%	0.8%
% of FP17s Relating to Continuations	0	1,606	0.0%	0.8%	1.0%	1.0%
% of Patients satisfied with the dentistry they have received	3	3	N/A	93.6%	92.0%	91.5%
% of Patients satisfied with the time they had to wait for an appointment	3	3	N/A	89.3%	88.1%	87.9%

* This is based on patients treated on this contract for their most recent course of treatment. Figures in italics indicate the base number of FP17s or Patient Questionnaire responses are less than 100. N/A is shown where the base number of responses is less than 10 during the period. % is calculated as Quantity/Base number*100

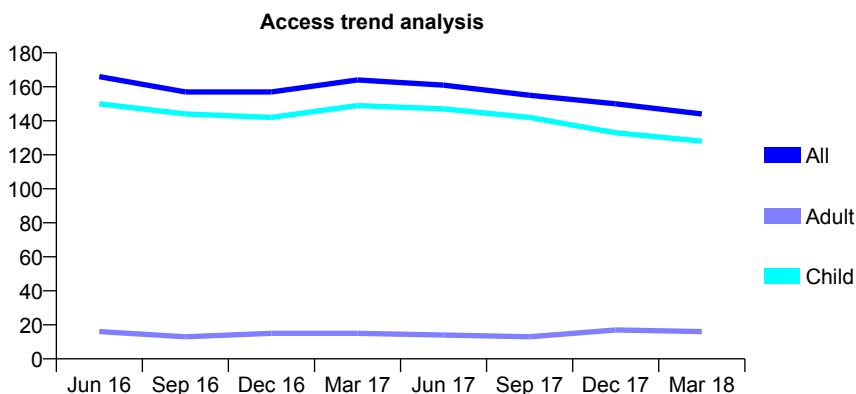
Q69 - Vital Signs At a Glance Contract Report for 157651/0001 - March 2018

Name or company name	Chesham Dental Care
Contract type name	GDS Contract
Purpose of contract	General
Contract start date	01/04/2011
Contract end date	

17/18 Contracted general activity (UDA)	550
Carry forward general activity (UDA)	16
17/18 Contracted orthodontic activity (UOA)	0
Carry forward orthodontic activity (UOA)	0
Baseline contract value	£13,863.55

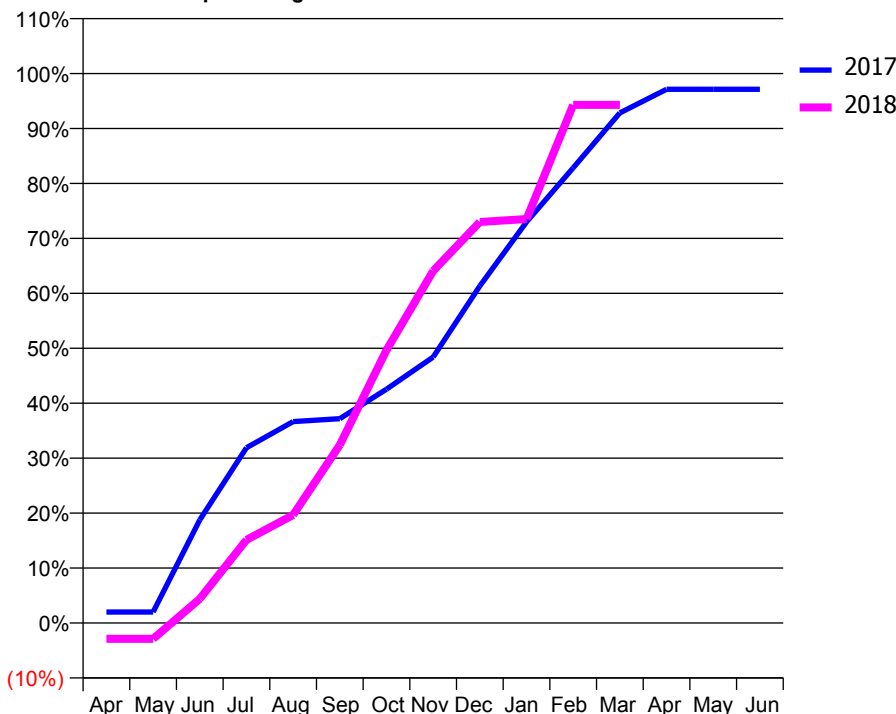
ACCESS*

Patients seen in 24 months	Total	Change since previous quarter
Quarter ending March 2017	164	
Quarter ending June 2017	161	↓
Quarter ending September 2017	155	↓
Quarter ending December 2017	150	↓
Quarter ending March 2018	144	↓
Variance since March 2017	(12.2%)	↓



ACTIVITY

Cumulative percentage of contracted UDA delivered 2017 & 2018



Month	Adjusted Scheduled Activity (UDA)	
	2017	2018
April	11	-16
May	11	-16
June	103	24
July	175	83
August	202	108
September	205	178
October	234	273
November	266	352
December	337	401
January	401	404
February	456	519
March	511	519
April	534	
May	534	
June	534	

QUALITY

	Quantity	Base Number	Contract	AT	Region	England
% of FP17s for the same patient ID Re-attending within 3 months - Children	40	225	17.8%	11.5%	11.5%	11.9%
% of FP17s for the same patient ID Re-attending within 3 months - Adults	1	3	33.3%	15.2%	15.9%	16.0%
% of FP17s for the same patient ID Re-attending between 3 & 9 months - Children	139	225	61.8%	57.8%	60.6%	58.3%
% of FP17s for the same patient ID Re-attending between 3 & 9 months - Adults	2	3	66.7%	48.0%	51.6%	50.3%
% of FP17s for Band 1 Urgent Courses	3	213	1.4%	9.8%	9.5%	9.1%
% of FP17s Relating to Free Repair or Replacements	0	213	0.0%	0.7%	0.7%	0.8%
% of FP17s Relating to Continuations	0	213	0.0%	0.8%	1.0%	1.0%
% of Patients satisfied with the dentistry they have received	1	1	N/A	93.6%	92.0%	91.5%
% of Patients satisfied with the time they had to wait for an appointment	1	1	N/A	89.3%	88.1%	87.9%

* This is based on patients treated on this contract for their most recent course of treatment. Figures in italics indicate the base number of FP17s or Patient Questionnaire responses are less than 100. N/A is shown where the base number of responses is less than 10 during the period. % is calculated as Quantity/Base number*100

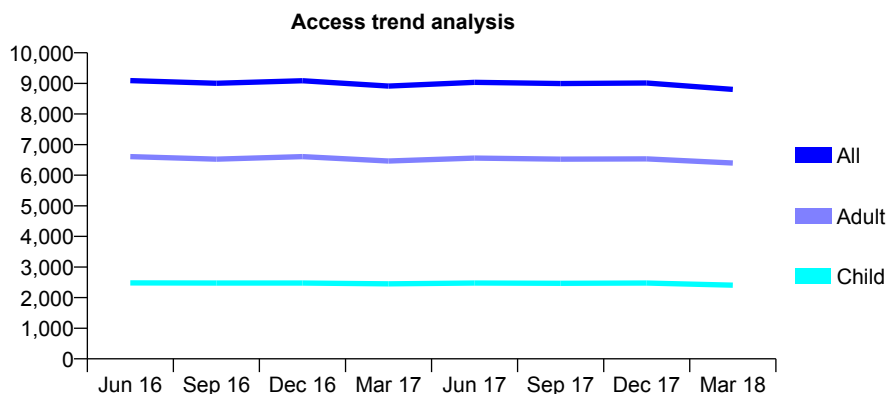
Q69 - Vital Signs At a Glance Contract Report for 157678/0001 - March 2018

Name or company name	PEACHCROFT DENTAL PRACTICE
Contract type name	GDS Contract
Purpose of contract	General
Contract start date	01/04/2011
Contract end date	

17/18 Contracted general activity (UDA)	26,527
Carry forward general activity (UDA)	0
17/18 Contracted orthodontic activity (UOA)	0
Carry forward orthodontic activity (UOA)	0
Baseline contract value	£546,822.65

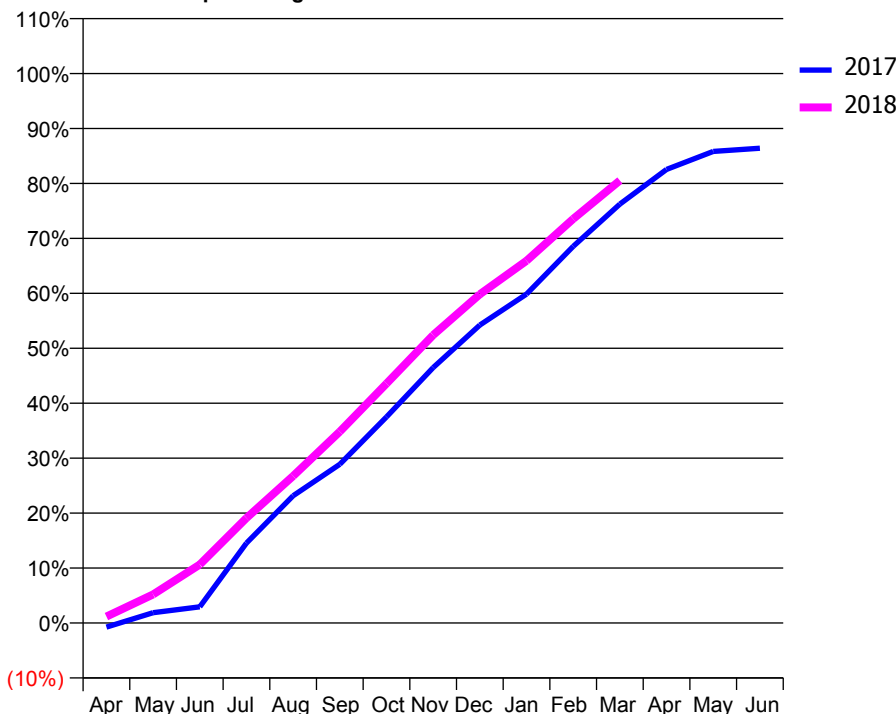
ACCESS*

Patients seen in 24 months	Total	Change since previous quarter
Quarter ending March 2017	8,912	
Quarter ending June 2017	9,036	→
Quarter ending September 2017	8,995	→
Quarter ending December 2017	9,011	→
Quarter ending March 2018	8,804	↓
Variance since March 2017	(1.2%)	↓



ACTIVITY

Cumulative percentage of contracted UDA delivered 2017 & 2018



Month	Adjusted Scheduled Activity (UDA)	
	2017	2018
April	-202	315
May	500	1,380
June	783	2,824
July	3,859	5,068
August	6,146	7,095
September	7,663	9,241
October	9,949	11,557
November	12,333	13,903
December	14,382	15,874
January	15,875	17,489
February	18,184	19,508
March	20,224	21,362
April	21,894	
May	22,768	
June	22,921	

QUALITY

	Quantity	Base Number	Contract	AT	Region	England
% of FP17s for the same patient ID Re-attending within 3 months - Children	167	3,513	4.8%	11.5%	11.5%	11.9%
% of FP17s for the same patient ID Re-attending within 3 months - Adults	1,033	8,545	12.1%	15.2%	15.9%	16.0%
% of FP17s for the same patient ID Re-attending between 3 & 9 months - Children	2,181	3,513	62.1%	57.8%	60.6%	58.3%
% of FP17s for the same patient ID Re-attending between 3 & 9 months - Adults	4,928	8,545	57.7%	48.0%	51.6%	50.3%
% of FP17s for Band 1 Urgent Courses	1,193	10,797	11.0%	9.8%	9.5%	9.1%
% of FP17s Relating to Free Repair or Replacements	41	10,797	0.4%	0.7%	0.7%	0.8%
% of FP17s Relating to Continuations	36	10,797	0.3%	0.8%	1.0%	1.0%
% of Patients satisfied with the dentistry they have received	9	10	90.0%	93.6%	92.0%	91.5%
% of Patients satisfied with the time they had to wait for an appointment	9	10	90.0%	89.3%	88.1%	87.9%

* This is based on patients treated on this contract for their most recent course of treatment. Figures in italics indicate the base number of FP17s or Patient Questionnaire responses are less than 100. N/A is shown where the base number of responses is less than 10 during the period. % is calculated as Quantity/Base number*100

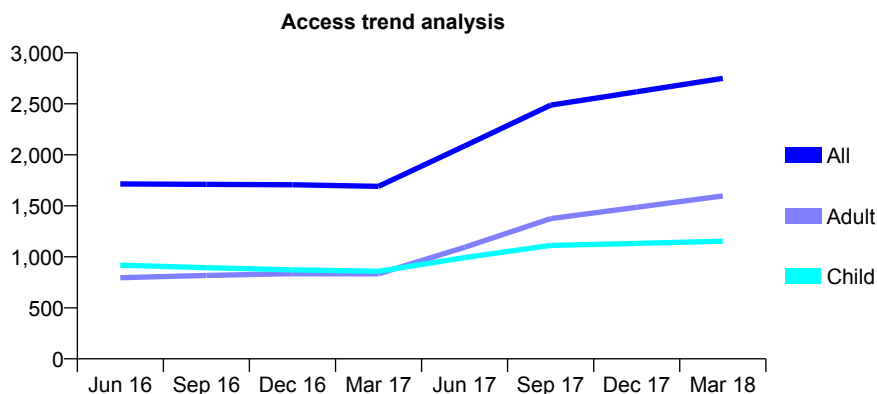
Q69 - Vital Signs At a Glance Contract Report for 159115/0001 - March 2018

Name or company name	The Dental Centre Ltd
Contract type name	GDS Contract
Purpose of contract	General
Contract start date	15/12/2007
Contract end date	

17/18 Contracted general activity (UDA)	8,160
Carry forward general activity (UDA)	-81
17/18 Contracted orthodontic activity (UOA)	0
Carry forward orthodontic activity (UOA)	0
Baseline contract value	£225,574.56

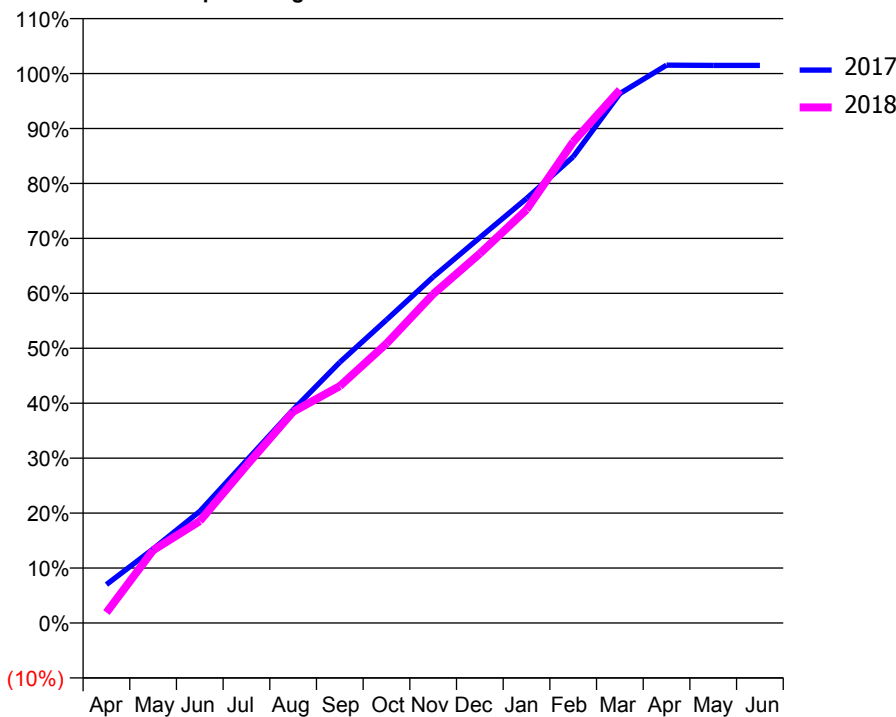
ACCESS*

Patients seen in 24 months	Total	Change since previous quarter
Quarter ending March 2017	1,691	
Quarter ending June 2017	2,087	↑
Quarter ending September 2017	2,487	↑
Quarter ending December 2017	2,617	↑
Quarter ending March 2018	2,750	↑
Variance since March 2017	62.6%	↑



ACTIVITY

Cumulative percentage of contracted UDA delivered 2017 & 2018



Month	Adjusted Scheduled Activity (UDA)	
	2017	2018
April	298	155
May	573	1,080
June	864	1,514
July	1,257	2,337
August	1,650	3,137
September	2,016	3,517
October	2,345	4,149
November	2,677	4,884
December	2,981	5,485
January	3,284	6,138
February	3,606	7,146
March	4,095	7,918
April	4,315	
May	4,313	
June	4,313	

QUALITY

	Quantity	Base Number	Contract	AT	Region	England
% of FP17s for the same patient ID Re-attending within 3 months - Children	175	2,037	8.6%	11.5%	11.5%	11.9%
% of FP17s for the same patient ID Re-attending within 3 months - Adults	240	2,201	10.9%	15.2%	15.9%	16.0%
% of FP17s for the same patient ID Re-attending between 3 & 9 months - Children	1,123	2,037	55.1%	57.8%	60.6%	58.3%
% of FP17s for the same patient ID Re-attending between 3 & 9 months - Adults	867	2,201	39.4%	48.0%	51.6%	50.3%
% of FP17s for Band 1 Urgent Courses	252	4,143	6.1%	9.8%	9.5%	9.1%
% of FP17s Relating to Free Repair or Replacements	16	4,143	0.4%	0.7%	0.7%	0.8%
% of FP17s Relating to Continuations	30	4,143	0.7%	0.8%	1.0%	1.0%
% of Patients satisfied with the dentistry they have received	2	2	N/A	93.6%	92.0%	91.5%
% of Patients satisfied with the time they had to wait for an appointment	2	2	N/A	89.3%	88.1%	87.9%

* This is based on patients treated on this contract for their most recent course of treatment. Figures in italics indicate the base number of FP17s or Patient Questionnaire responses are less than 100. N/A is shown where the base number of responses is less than 10 during the period. % is calculated as Quantity/Base number*100

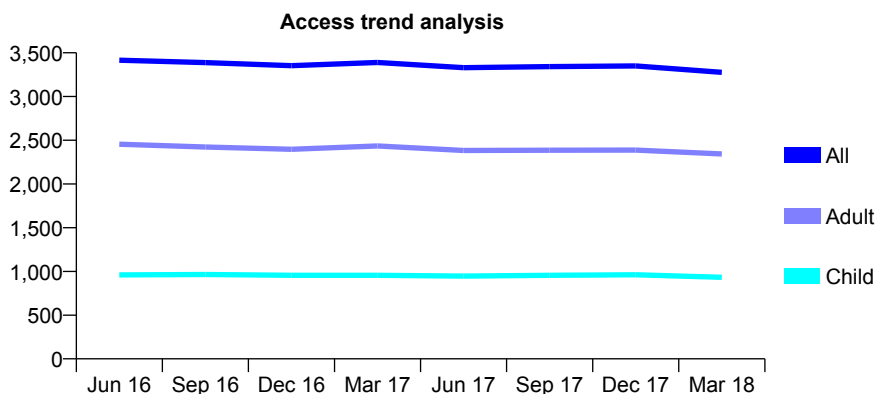
Q69 - Vital Signs At a Glance Contract Report for 159115/0004 - March 2018

Name or company name	The Dental Centre Ltd
Contract type name	GDS Contract
Purpose of contract	General
Contract start date	01/04/2008
Contract end date	

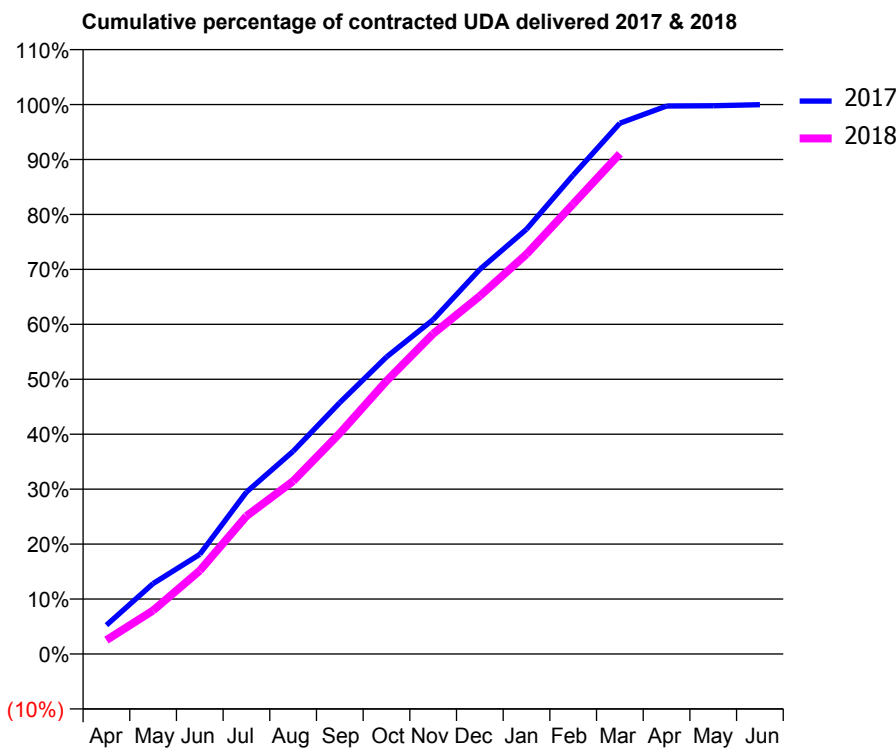
17/18 Contracted general activity (UDA)	12,449
Carry forward general activity (UDA)	6
17/18 Contracted orthodontic activity (UOA)	0
Carry forward orthodontic activity (UOA)	0
Baseline contract value	£355,506.54

ACCESS*

Patients seen in 24 months	Total	Change since previous quarter
Quarter ending March 2017	3,389	
Quarter ending June 2017	3,330	↓
Quarter ending September 2017	3,342	→
Quarter ending December 2017	3,350	→
Quarter ending March 2018	3,276	↓
Variance since March 2017	(3.3%)	↓



ACTIVITY



Month	Adjusted Scheduled Activity (UDA)	
	2017	2018
April	655	314
May	1,597	988
June	2,258	1,890
July	3,668	3,126
August	4,593	3,917
September	5,697	5,002
October	6,729	6,186
November	7,576	7,254
December	8,715	8,109
January	9,624	9,059
February	10,851	10,196
March	12,024	11,333
April	12,413	
May	12,422	
June	12,444	

QUALITY

	Quantity	Base Number	Contract	AT	Region	England
% of FP17s for the same patient ID Re-attending within 3 months - Children	147	1,366	10.8%	11.5%	11.5%	11.9%
% of FP17s for the same patient ID Re-attending within 3 months - Adults	673	3,243	20.8%	15.2%	15.9%	16.0%
% of FP17s for the same patient ID Re-attending between 3 & 9 months - Children	771	1,366	56.4%	57.8%	60.6%	58.3%
% of FP17s for the same patient ID Re-attending between 3 & 9 months - Adults	1,528	3,243	47.1%	48.0%	51.6%	50.3%
% of FP17s for Band 1 Urgent Courses	535	4,437	12.1%	9.8%	9.5%	9.1%
% of FP17s Relating to Free Repair or Replacements	135	4,437	3.0%	0.7%	0.7%	0.8%
% of FP17s Relating to Continuations	46	4,437	1.0%	0.8%	1.0%	1.0%
% of Patients satisfied with the dentistry they have received	2	2	N/A	93.6%	92.0%	91.5%
% of Patients satisfied with the time they had to wait for an appointment	2	2	N/A	89.3%	88.1%	87.9%

* This is based on patients treated on this contract for their most recent course of treatment. Figures in italics indicate the base number of FP17s or Patient Questionnaire responses are less than 100. N/A is shown where the base number of responses is less than 10 during the period. % is calculated as Quantity/Base number*100

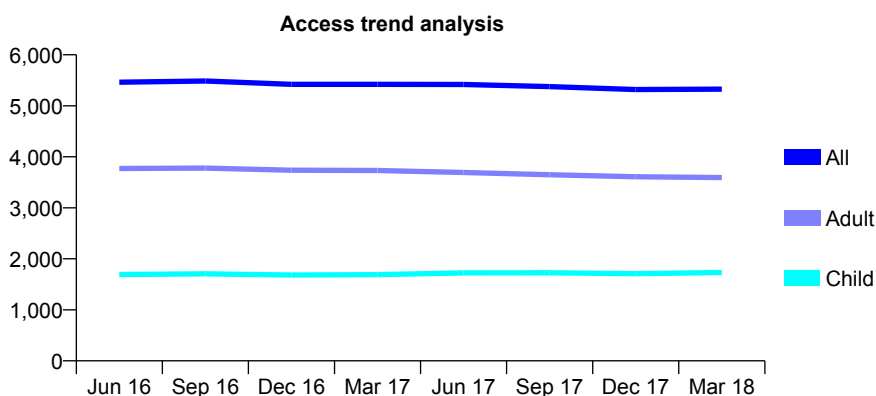
Q69 - Vital Signs At a Glance Contract Report for 162310/0001 - March 2018

Name or company name	WILDRIDINGS LTD
Contract type name	GDS Contract
Purpose of contract	General
Contract start date	24/09/2012
Contract end date	

17/18 Contracted general activity (UDA)	17,822
Carry forward general activity (UDA)	0
17/18 Contracted orthodontic activity (UOA)	0
Carry forward orthodontic activity (UOA)	0
Baseline contract value	£480,874.55

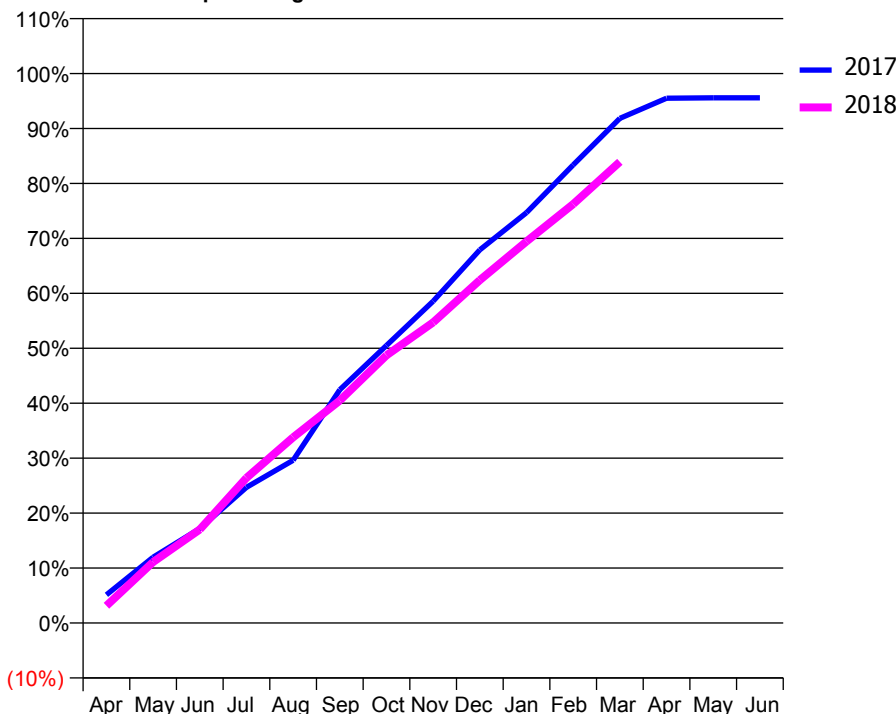
ACCESS*

Patients seen in 24 months	Total	Change since previous quarter
Quarter ending March 2017	5,422	
Quarter ending June 2017	5,418	→
Quarter ending September 2017	5,376	→
Quarter ending December 2017	5,318	↓
Quarter ending March 2018	5,326	→
Variance since March 2017	(1.8%)	↓



ACTIVITY

Cumulative percentage of contracted UDA delivered 2017 & 2018



Month	Adjusted Scheduled Activity (UDA)	
	2017	2018
April	913	560
May	2,133	1,977
June	3,063	3,032
July	4,400	4,707
August	5,278	6,023
September	7,566	7,217
October	9,004	8,683
November	10,438	9,750
December	12,101	11,120
January	13,310	12,374
February	14,858	13,585
March	16,369	14,958
April	17,021	
May	17,032	
June	17,034	

QUALITY

	Quantity	Base Number	Contract	AT	Region	England
% of FP17s for the same patient ID Re-attending within 3 months - Children	231	2,405	9.6%	11.5%	11.5%	11.9%
% of FP17s for the same patient ID Re-attending within 3 months - Adults	836	4,508	18.5%	15.2%	15.9%	16.0%
% of FP17s for the same patient ID Re-attending between 3 & 9 months - Children	1,250	2,405	52.0%	57.8%	60.6%	58.3%
% of FP17s for the same patient ID Re-attending between 3 & 9 months - Adults	2,045	4,508	45.4%	48.0%	51.6%	50.3%
% of FP17s for Band 1 Urgent Courses	813	6,593	12.3%	9.8%	9.5%	9.1%
% of FP17s Relating to Free Repair or Replacements	54	6,593	0.8%	0.7%	0.7%	0.8%
% of FP17s Relating to Continuations	37	6,593	0.6%	0.8%	1.0%	1.0%
% of Patients satisfied with the dentistry they have received	5	6	N/A	93.6%	92.0%	91.5%
% of Patients satisfied with the time they had to wait for an appointment	6	6	N/A	89.3%	88.1%	87.9%

* This is based on patients treated on this contract for their most recent course of treatment. Figures in italics indicate the base number of FP17s or Patient Questionnaire responses are less than 100. N/A is shown where the base number of responses is less than 10 during the period. % is calculated as Quantity/Base number*100

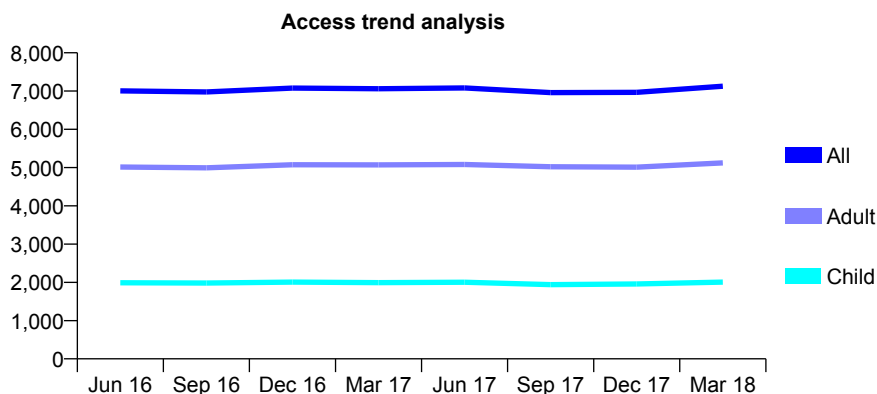
Q69 - Vital Signs At a Glance Contract Report for 162612/0001 - March 2018

Name or company name	Facial Aesthetics Dental Centre Ltd
Contract type name	GDS Contract
Purpose of contract	General
Contract start date	01/04/2008
Contract end date	

17/18 Contracted general activity (UDA)	17,571
Carry forward general activity (UDA)	-165
17/18 Contracted orthodontic activity (UOA)	0
Carry forward orthodontic activity (UOA)	0
Baseline contract value	£481,054.92

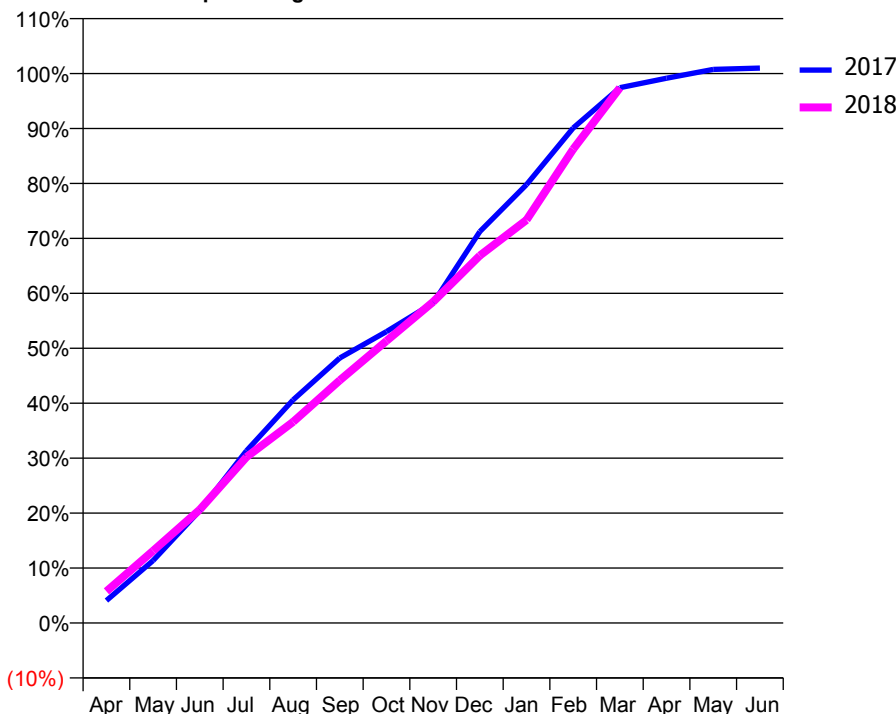
ACCESS*

Patients seen in 24 months	Total	Change since previous quarter
Quarter ending March 2017	7,062	
Quarter ending June 2017	7,082	→
Quarter ending September 2017	6,961	↓
Quarter ending December 2017	6,968	→
Quarter ending March 2018	7,127	↑
Variance since March 2017	0.9%	→



ACTIVITY

Cumulative percentage of contracted UDA delivered 2017 & 2018



Month	Adjusted Scheduled Activity (UDA)	
	2017	2018
April	679	1,012
May	1,888	2,309
June	3,401	3,625
July	5,207	5,308
August	6,746	6,432
September	8,013	7,761
October	8,812	9,022
November	9,675	10,268
December	11,836	11,748
January	13,255	12,887
February	14,968	15,151
March	16,184	17,114
April	16,470	
May	16,737	
June	16,778	

QUALITY

	Quantity	Base Number	Contract	AT	Region	England
% of FP17s for the same patient ID Re-attending within 3 months - Children	208	3,126	6.7%	11.5%	11.5%	11.9%
% of FP17s for the same patient ID Re-attending within 3 months - Adults	1,107	6,711	16.5%	15.2%	15.9%	16.0%
% of FP17s for the same patient ID Re-attending between 3 & 9 months - Children	1,931	3,126	61.8%	57.8%	60.6%	58.3%
% of FP17s for the same patient ID Re-attending between 3 & 9 months - Adults	3,078	6,711	45.9%	48.0%	51.6%	50.3%
% of FP17s for Band 1 Urgent Courses	602	8,043	7.5%	9.8%	9.5%	9.1%
% of FP17s Relating to Free Repair or Replacements	110	8,043	1.4%	0.7%	0.7%	0.8%
% of FP17s Relating to Continuations	201	8,043	2.5%	0.8%	1.0%	1.0%
% of Patients satisfied with the dentistry they have received	6	6	N/A	93.6%	92.0%	91.5%
% of Patients satisfied with the time they had to wait for an appointment	6	6	N/A	89.3%	88.1%	87.9%

* This is based on patients treated on this contract for their most recent course of treatment. Figures in italics indicate the base number of FP17s or Patient Questionnaire responses are less than 100. N/A is shown where the base number of responses is less than 10 during the period. % is calculated as Quantity/Base number*100

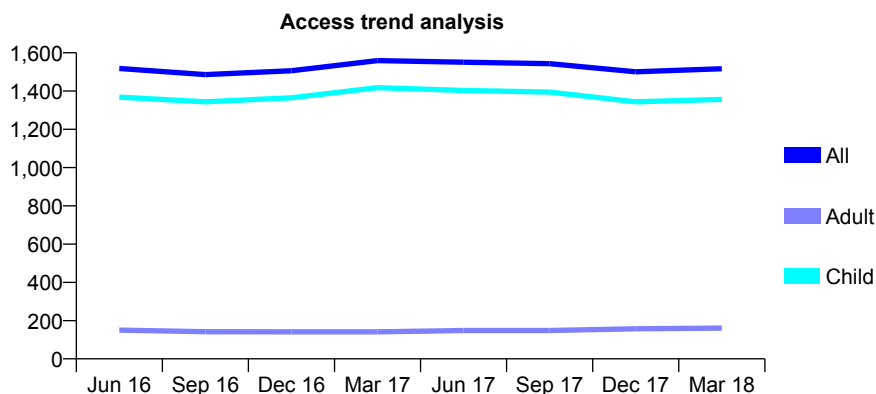
Q69 - Vital Signs At a Glance Contract Report for 163678/0001 - March 2018

Name or company name	Oaktree Dental Practice
Contract type name	GDS Contract
Purpose of contract	General
Contract start date	02/06/2014
Contract end date	

17/18 Contracted general activity (UDA)	2,944
Carry forward general activity (UDA)	29
17/18 Contracted orthodontic activity (UOA)	0
Carry forward orthodontic activity (UOA)	0
Baseline contract value	£52,656.59

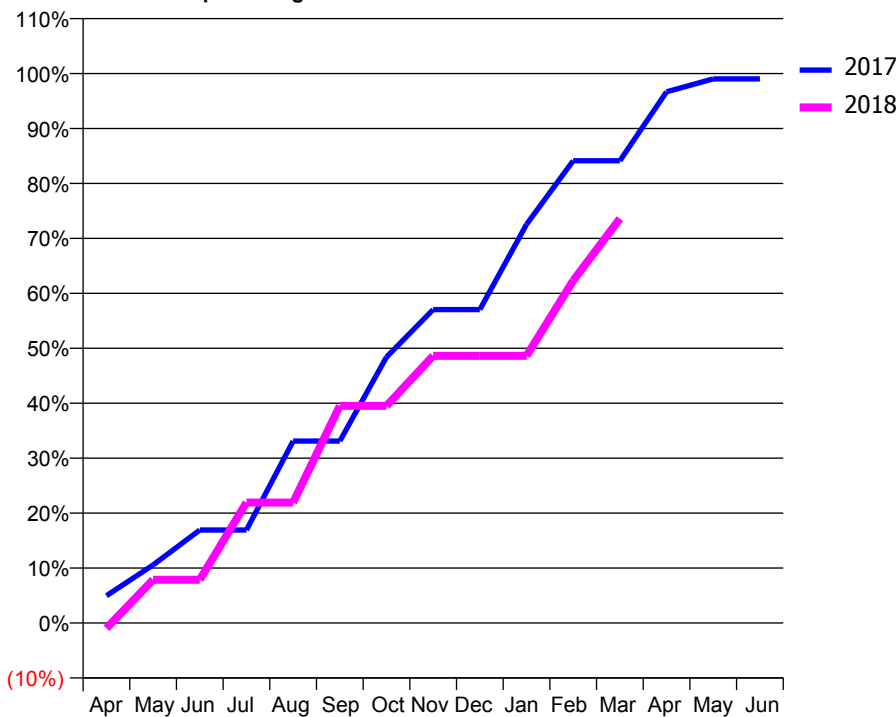
ACCESS*

Patients seen in 24 months	Total	Change since previous quarter
Quarter ending March 2017	1,559	
Quarter ending June 2017	1,551	→
Quarter ending September 2017	1,543	→
Quarter ending December 2017	1,501	↓
Quarter ending March 2018	1,517	→
Variance since March 2017	(2.7%)	↓



ACTIVITY

Cumulative percentage of contracted UDA delivered 2017 & 2018



Month	Adjusted Scheduled Activity (UDA)	
	2017	2018
April	146	-29
May	311	232
June	498	232
July	498	645
August	975	645
September	975	1,163
October	1,425	1,163
November	1,679	1,431
December	1,679	1,431
January	2,136	1,431
February	2,477	1,834
March	2,477	2,166
April	2,846	
May	2,915	
June	2,915	

QUALITY

	Quantity	Base Number	Contract	AT	Region	England
% of FP17s for the same patient ID Re-attending within 3 months - Children	148	2,299	6.4%	11.5%	11.5%	11.9%
% of FP17s for the same patient ID Re-attending within 3 months - Adults	7	79	8.9%	15.2%	15.9%	16.0%
% of FP17s for the same patient ID Re-attending between 3 & 9 months - Children	1,542	2,299	67.1%	57.8%	60.6%	58.3%
% of FP17s for the same patient ID Re-attending between 3 & 9 months - Adults	55	79	69.6%	48.0%	51.6%	50.3%
% of FP17s for Band 1 Urgent Courses	66	2,019	3.3%	9.8%	9.5%	9.1%
% of FP17s Relating to Free Repair or Replacements	0	2,019	0.0%	0.7%	0.7%	0.8%
% of FP17s Relating to Continuations	18	2,019	0.9%	0.8%	1.0%	1.0%
% of Patients satisfied with the dentistry they have received	1	1	N/A	93.6%	92.0%	91.5%
% of Patients satisfied with the time they had to wait for an appointment	1	1	N/A	89.3%	88.1%	87.9%

* This is based on patients treated on this contract for their most recent course of treatment. Figures in italics indicate the base number of FP17s or Patient Questionnaire responses are less than 100. N/A is shown where the base number of responses is less than 10 during the period. % is calculated as Quantity/Base number*100

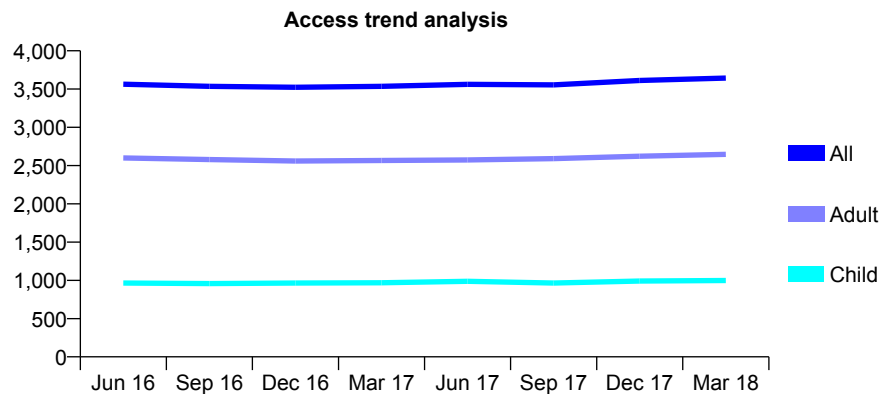
Q69 - Vital Signs At a Glance Contract Report for 164704/0001 - March 2018

Name or company name	White Smiles Ltd
Contract type name	GDS Contract
Purpose of contract	General
Contract start date	15/03/2008
Contract end date	

17/18 Contracted general activity (UDA)	11,033
Carry forward general activity (UDA)	0
17/18 Contracted orthodontic activity (UOA)	0
Carry forward orthodontic activity (UOA)	0
Baseline contract value	£316,430.81

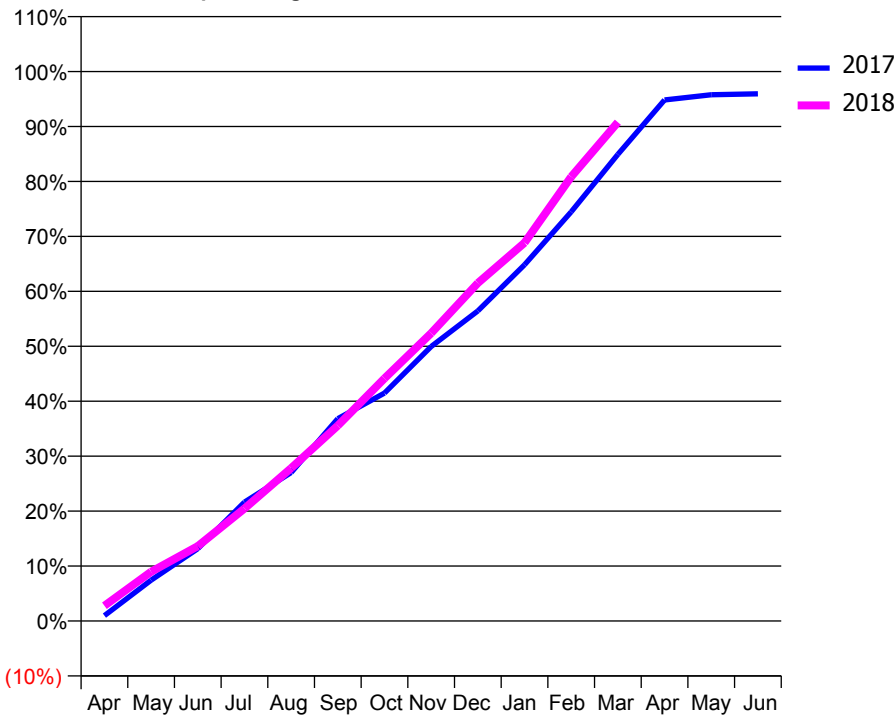
ACCESS*

Patients seen in 24 months	Total	Change since previous quarter
Quarter ending March 2017	3,535	
Quarter ending June 2017	3,561	→
Quarter ending September 2017	3,554	→
Quarter ending December 2017	3,613	→
Quarter ending March 2018	3,644	→
Variance since March 2017	3.1%	↑



ACTIVITY

Cumulative percentage of contracted UDA delivered 2017 & 2018



Month	Adjusted Scheduled Activity (UDA)	
	2017	2018
April	107	305
May	821	988
June	1,452	1,503
July	2,387	2,258
August	2,982	3,070
September	4,064	3,923
October	4,577	4,872
November	5,511	5,778
December	6,227	6,785
January	7,152	7,594
February	8,216	8,919
March	9,368	10,014
April	10,462	
May	10,565	
June	10,584	

QUALITY

	Quantity	Base Number	Contract	AT	Region	England
% of FP17s for the same patient ID Re-attending within 3 months - Children	120	1,619	7.4%	11.5%	11.5%	11.9%
% of FP17s for the same patient ID Re-attending within 3 months - Adults	304	3,526	8.6%	15.2%	15.9%	16.0%
% of FP17s for the same patient ID Re-attending between 3 & 9 months - Children	1,018	1,619	62.9%	57.8%	60.6%	58.3%
% of FP17s for the same patient ID Re-attending between 3 & 9 months - Adults	1,967	3,526	55.8%	48.0%	51.6%	50.3%
% of FP17s for Band 1 Urgent Courses	269	4,773	5.6%	9.8%	9.5%	9.1%
% of FP17s Relating to Free Repair or Replacements	18	4,773	0.4%	0.7%	0.7%	0.8%
% of FP17s Relating to Continuations	2	4,773	0.0%	0.8%	1.0%	1.0%
% of Patients satisfied with the dentistry they have received	5	5	N/A	93.6%	92.0%	91.5%
% of Patients satisfied with the time they had to wait for an appointment	5	5	N/A	89.3%	88.1%	87.9%

* This is based on patients treated on this contract for their most recent course of treatment. Figures in italics indicate the base number of FP17s or Patient Questionnaire responses are less than 100. N/A is shown where the base number of responses is less than 10 during the period. % is calculated as Quantity/Base number*100

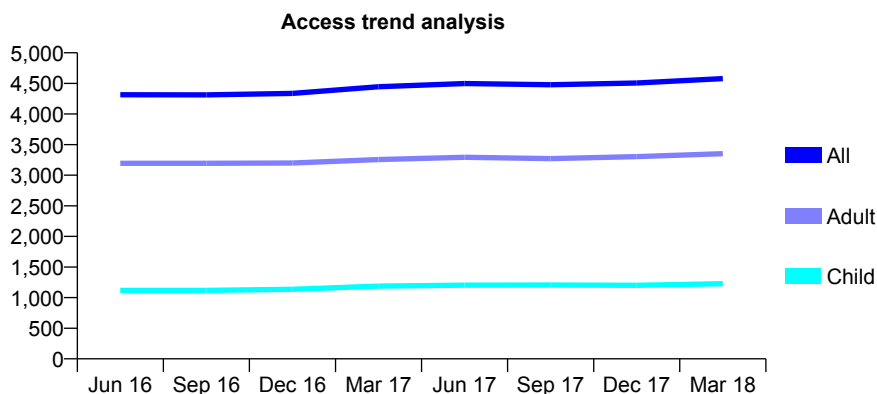
Q69 - Vital Signs At a Glance Contract Report for 165328/0001 - March 2018

Name or company name	Scandic Dental Care
Contract type name	GDS Contract
Purpose of contract	General
Contract start date	01/11/2011
Contract end date	

17/18 Contracted general activity (UDA)	17,011
Carry forward general activity (UDA)	525
17/18 Contracted orthodontic activity (UOA)	0
Carry forward orthodontic activity (UOA)	0
Baseline contract value	£468,656.26

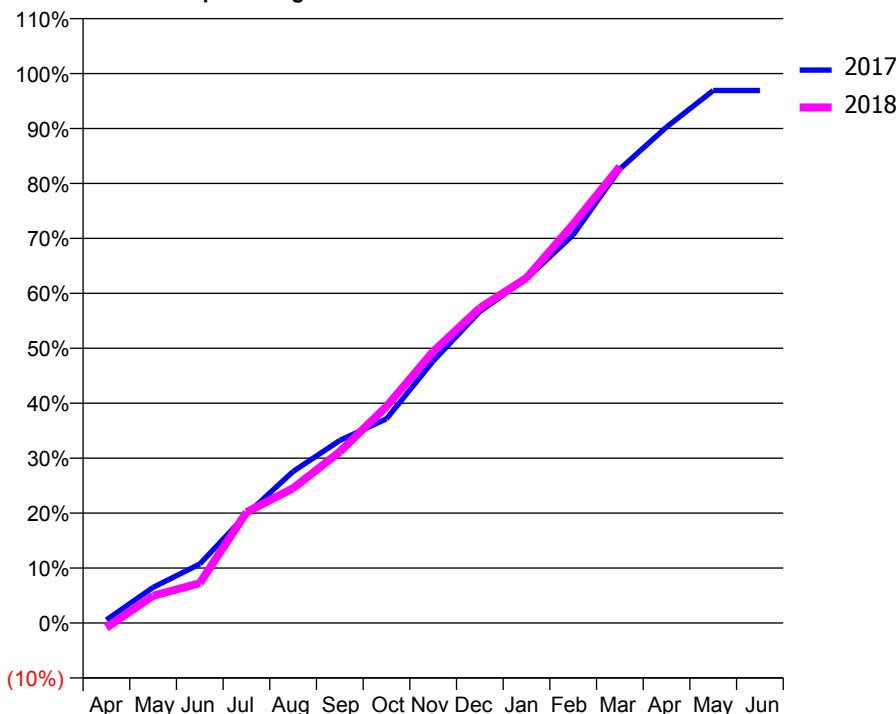
ACCESS*

Patients seen in 24 months	Total	Change since previous quarter
Quarter ending March 2017	4,445	
Quarter ending June 2017	4,498	→
Quarter ending September 2017	4,478	→
Quarter ending December 2017	4,506	→
Quarter ending March 2018	4,579	→
Variance since March 2017	3.0%	↑



ACTIVITY

Cumulative percentage of contracted UDA delivered 2017 & 2018



Month	Adjusted Scheduled Activity (UDA)	
	2017	2018
April	96	-152
May	1,103	842
June	1,828	1,234
July	3,363	3,430
August	4,693	4,169
September	5,653	5,302
October	6,321	6,702
November	8,110	8,405
December	9,643	9,752
January	10,659	10,681
February	12,013	12,343
March	14,053	14,130
April	15,356	
May	16,485	
June	16,486	

QUALITY

	Quantity	Base Number	Contract	AT	Region	England
% of FP17s for the same patient ID Re-attending within 3 months - Children	94	1,620	5.8%	11.5%	11.5%	11.9%
% of FP17s for the same patient ID Re-attending within 3 months - Adults	586	4,312	13.6%	15.2%	15.9%	16.0%
% of FP17s for the same patient ID Re-attending between 3 & 9 months - Children	846	1,620	52.2%	57.8%	60.6%	58.3%
% of FP17s for the same patient ID Re-attending between 3 & 9 months - Adults	2,124	4,312	49.3%	48.0%	51.6%	50.3%
% of FP17s for Band 1 Urgent Courses	416	5,317	7.8%	9.8%	9.5%	9.1%
% of FP17s Relating to Free Repair or Replacements	32	5,317	0.6%	0.7%	0.7%	0.8%
% of FP17s Relating to Continuations	10	5,317	0.2%	0.8%	1.0%	1.0%
% of Patients satisfied with the dentistry they have received	11	11	100.0%	93.6%	92.0%	91.5%
% of Patients satisfied with the time they had to wait for an appointment	9	11	81.8%	89.3%	88.1%	87.9%

* This is based on patients treated on this contract for their most recent course of treatment. Figures in italics indicate the base number of FP17s or Patient Questionnaire responses are less than 100. N/A is shown where the base number of responses is less than 10 during the period. % is calculated as Quantity/Base number*100

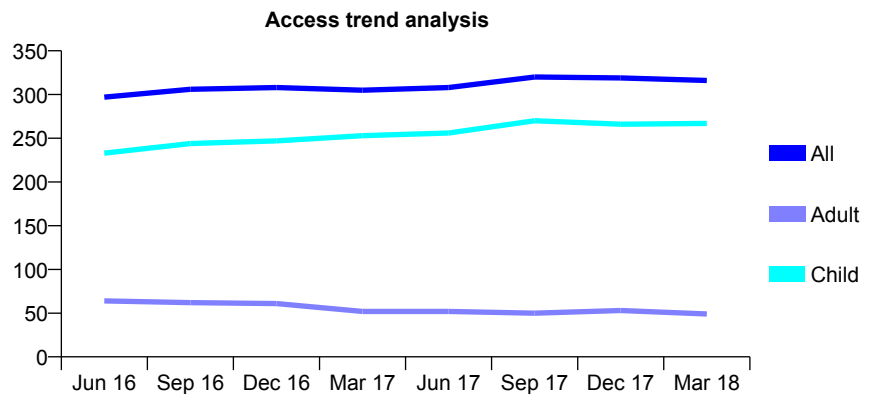
Q69 - Vital Signs At a Glance Contract Report for 166065/0001 - March 2018

Name or company name	The Elms Dental Practice
Contract type name	GDS Contract
Purpose of contract	General
Contract start date	01/04/2011
Contract end date	

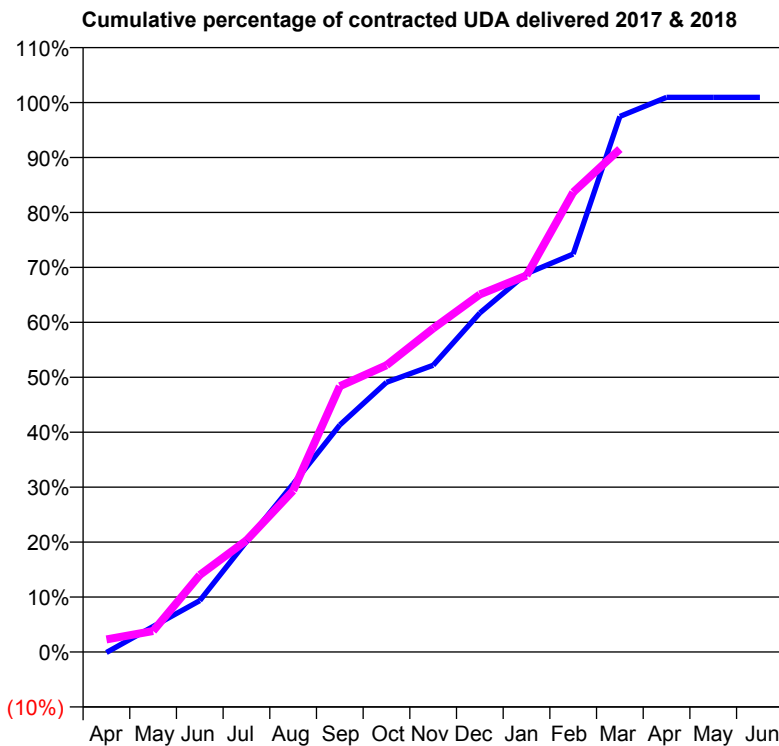
17/18 Contracted general activity (UDA)	840
Carry forward general activity (UDA)	-7
17/18 Contracted orthodontic activity (UOA)	0
Carry forward orthodontic activity (UOA)	0
Baseline contract value	£19,790.45

ACCESS*

Patients seen in 24 months	Total	Change since previous quarter
Quarter ending March 2017	305	
Quarter ending June 2017	308	→
Quarter ending September 2017	320	↑
Quarter ending December 2017	319	→
Quarter ending March 2018	316	→
Variance since March 2017	3.6%	↑



ACTIVITY



Month	Adjusted Scheduled Activity (UDA)	
	2017	2018
April	-1	19
May	39	32
June	79	118
July	169	171
August	257	247
September	347	406
October	412	438
November	438	495
December	518	547
January	578	576
February	608	703
March	819	769
April	848	
May	848	
June	848	

QUALITY

	Quantity	Base Number	Contract	AT	Region	England
% of FP17s for the same patient ID Re-attending within 3 months - Children	34	457	7.4%	11.5%	11.5%	11.9%
% of FP17s for the same patient ID Re-attending within 3 months - Adults	2	43	4.7%	15.2%	15.9%	16.0%
% of FP17s for the same patient ID Re-attending between 3 & 9 months - Children	331	457	72.4%	57.8%	60.6%	58.3%
% of FP17s for the same patient ID Re-attending between 3 & 9 months - Adults	29	43	67.4%	48.0%	51.6%	50.3%
% of FP17s for Band 1 Urgent Courses	9	481	1.9%	9.8%	9.5%	9.1%
% of FP17s Relating to Free Repair or Replacements	0	481	0.0%	0.7%	0.7%	0.8%
% of FP17s Relating to Continuations	0	481	0.0%	0.8%	1.0%	1.0%
% of Patients satisfied with the dentistry they have received	0	0	N/A	93.6%	92.0%	91.5%
% of Patients satisfied with the time they had to wait for an appointment	0	0	N/A	89.3%	88.1%	87.9%

* This is based on patients treated on this contract for their most recent course of treatment. Figures in italics indicate the base number of FP17s or Patient Questionnaire responses are less than 100. N/A is shown where the base number of responses is less than 10 during the period. % is calculated as Quantity/Base number*100

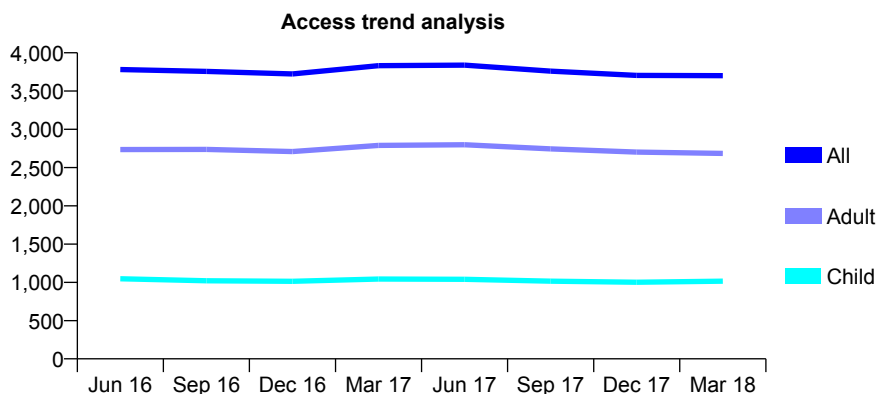
Q69 - Vital Signs At a Glance Contract Report for 166162/0001 - March 2018

Name or company name	Cressex Dental Practice
Contract type name	GDS Contract
Purpose of contract	General
Contract start date	02/08/2013
Contract end date	

17/18 Contracted general activity (UDA)	11,710
Carry forward general activity (UDA)	110
17/18 Contracted orthodontic activity (UOA)	0
Carry forward orthodontic activity (UOA)	0
Baseline contract value	£355,971.06

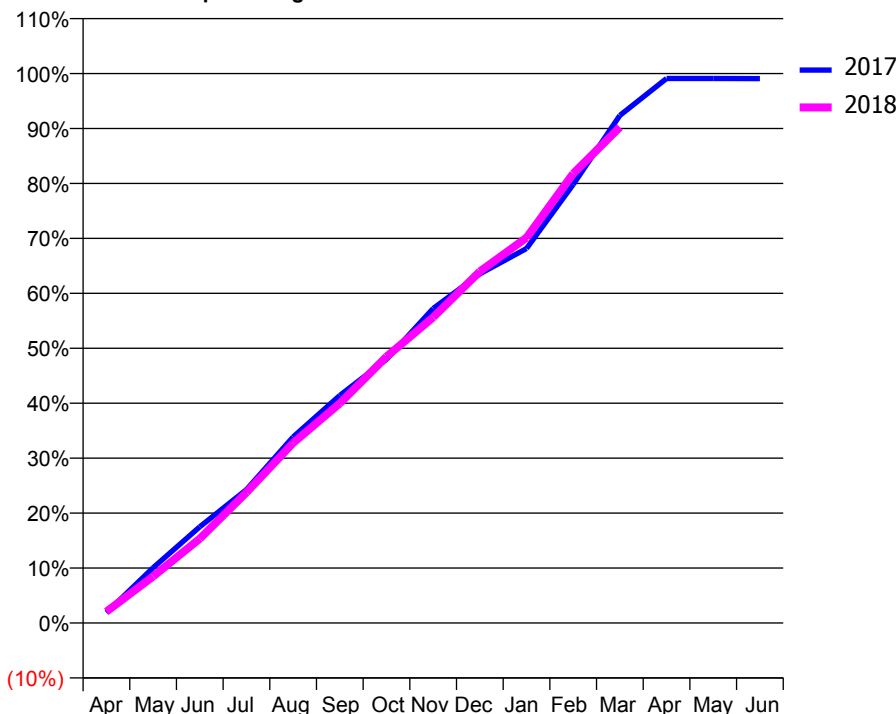
ACCESS*

Patients seen in 24 months	Total	Change since previous quarter
Quarter ending March 2017	3,832	
Quarter ending June 2017	3,839	→
Quarter ending September 2017	3,761	↓
Quarter ending December 2017	3,704	↓
Quarter ending March 2018	3,701	→
Variance since March 2017	(3.4%)	↓



ACTIVITY

Cumulative percentage of contracted UDA delivered 2017 & 2018



Month	Adjusted Scheduled Activity (UDA)	
	2017	2018
April	226	244
May	1,203	994
June	2,091	1,797
July	2,900	2,782
August	4,046	3,837
September	4,945	4,681
October	5,731	5,676
November	6,835	6,514
December	7,590	7,491
January	8,141	8,210
February	9,532	9,578
March	11,033	10,567
April	11,835	
May	11,835	
June	11,834	

QUALITY

	Quantity	Base Number	Contract	AT	Region	England
% of FP17s for the same patient ID Re-attending within 3 months - Children	120	1,726	7.0%	11.5%	11.5%	11.9%
% of FP17s for the same patient ID Re-attending within 3 months - Adults	615	4,021	15.3%	15.2%	15.9%	16.0%
% of FP17s for the same patient ID Re-attending between 3 & 9 months - Children	1,226	1,726	71.0%	57.8%	60.6%	58.3%
% of FP17s for the same patient ID Re-attending between 3 & 9 months - Adults	2,401	4,021	59.7%	48.0%	51.6%	50.3%
% of FP17s for Band 1 Urgent Courses	412	5,478	7.5%	9.8%	9.5%	9.1%
% of FP17s Relating to Free Repair or Replacements	34	5,478	0.6%	0.7%	0.7%	0.8%
% of FP17s Relating to Continuations	96	5,478	1.8%	0.8%	1.0%	1.0%
% of Patients satisfied with the dentistry they have received	6	7	N/A	93.6%	92.0%	91.5%
% of Patients satisfied with the time they had to wait for an appointment	5	7	N/A	89.3%	88.1%	87.9%

* This is based on patients treated on this contract for their most recent course of treatment. Figures in italics indicate the base number of FP17s or Patient Questionnaire responses are less than 100. N/A is shown where the base number of responses is less than 10 during the period. % is calculated as Quantity/Base number*100

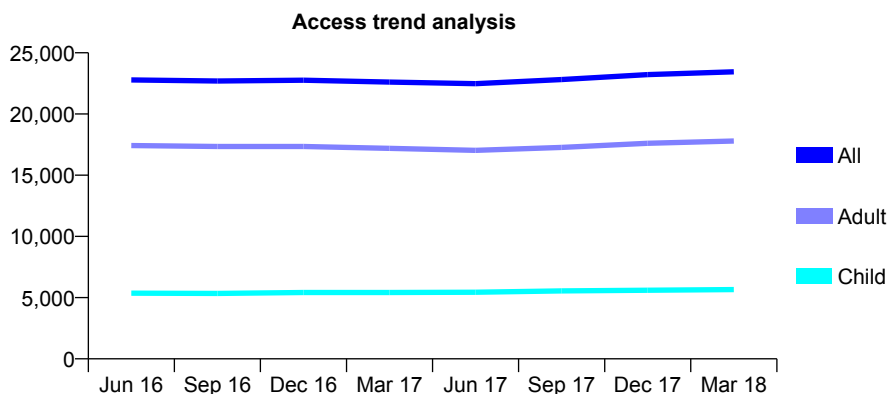
Q69 - Vital Signs At a Glance Contract Report for 166413/0001 - March 2018

Name or company name	ALAN LEWIS & ASSOCIATES LTD
Contract type name	GDS Contract
Purpose of contract	General
Contract start date	27/11/2009
Contract end date	

17/18 Contracted general activity (UDA)	65,190
Carry forward general activity (UDA)	-161
17/18 Contracted orthodontic activity (UOA)	0
Carry forward orthodontic activity (UOA)	0
Baseline contract value	£1,764,768.37

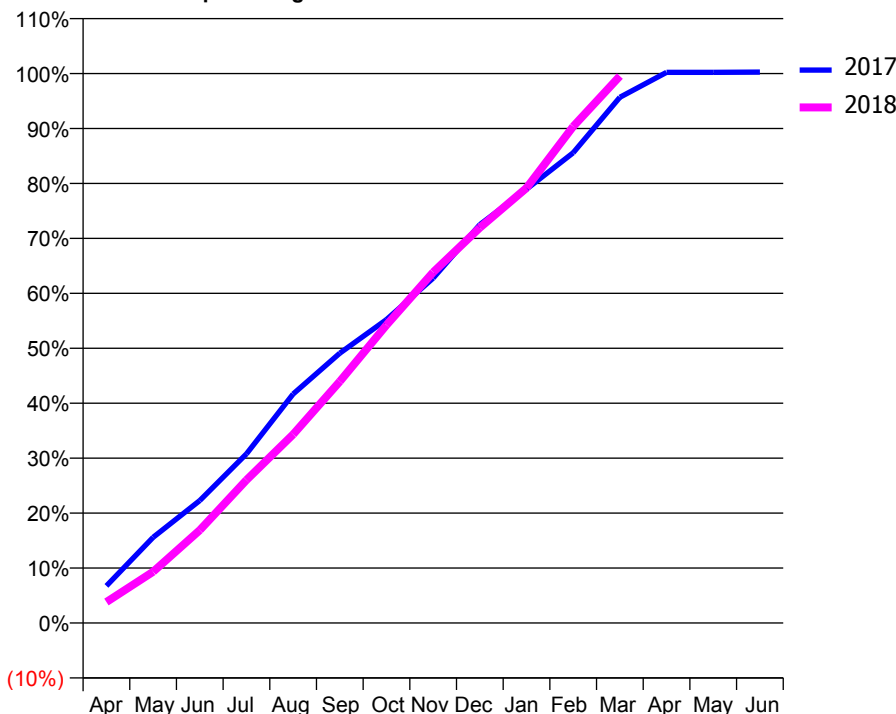
ACCESS*

Patients seen in 24 months	Total	Change since previous quarter
Quarter ending March 2017	22,611	
Quarter ending June 2017	22,478	→
Quarter ending September 2017	22,814	→
Quarter ending December 2017	23,220	→
Quarter ending March 2018	23,451	→
Variance since March 2017	3.7%	↑



ACTIVITY

Cumulative percentage of contracted UDA delivered 2017 & 2018



Adjusted Scheduled Activity (UDA)

Month	2017	2018
April	4,321	2,484
May	9,983	6,090
June	14,274	11,023
July	19,702	16,970
August	26,675	22,382
September	31,425	28,660
October	35,346	35,353
November	40,173	41,611
December	46,401	46,903
January	50,532	51,613
February	54,773	58,910
March	61,234	64,881
April	64,134	
May	64,142	
June	64,167	

QUALITY

	Quantity	Base Number	Contract	AT	Region	England
% of FP17s for the same patient ID Re-attending within 3 months - Children	541	7,779	7.0%	11.5%	11.5%	11.9%
% of FP17s for the same patient ID Re-attending within 3 months - Adults	2,666	21,433	12.4%	15.2%	15.9%	16.0%
% of FP17s for the same patient ID Re-attending between 3 & 9 months - Children	4,068	7,779	52.3%	57.8%	60.6%	58.3%
% of FP17s for the same patient ID Re-attending between 3 & 9 months - Adults	9,670	21,433	45.1%	48.0%	51.6%	50.3%
% of FP17s for Band 1 Urgent Courses	2,840	28,068	10.1%	9.8%	9.5%	9.1%
% of FP17s Relating to Free Repair or Replacements	212	28,068	0.8%	0.7%	0.7%	0.8%
% of FP17s Relating to Continuations	131	28,068	0.5%	0.8%	1.0%	1.0%
% of Patients satisfied with the dentistry they have received	13	14	92.9%	93.6%	92.0%	91.5%
% of Patients satisfied with the time they had to wait for an appointment	12	14	85.7%	89.3%	88.1%	87.9%

* This is based on patients treated on this contract for their most recent course of treatment. Figures in italics indicate the base number of FP17s or Patient Questionnaire responses are less than 100. N/A is shown where the base number of responses is less than 10 during the period. % is calculated as Quantity/Base number*100

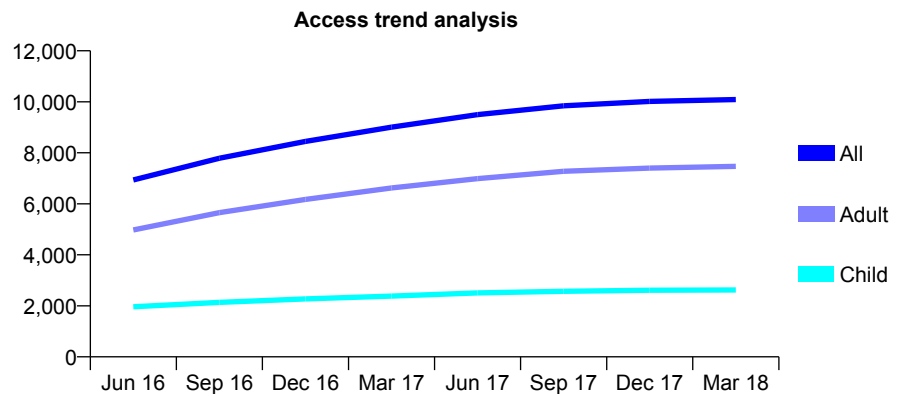
Q69 - Vital Signs At a Glance Contract Report for 166847/0001 - March 2018

Name or company name	Ratti GDS Contract Partnership
Contract type name	GDS Contract
Purpose of contract	General
Contract start date	01/10/2015
Contract end date	

17/18 Contracted general activity (UDA)	25,867
Carry forward general activity (UDA)	-91
17/18 Contracted orthodontic activity (UOA)	0
Carry forward orthodontic activity (UOA)	0
Baseline contract value	£619,180.41

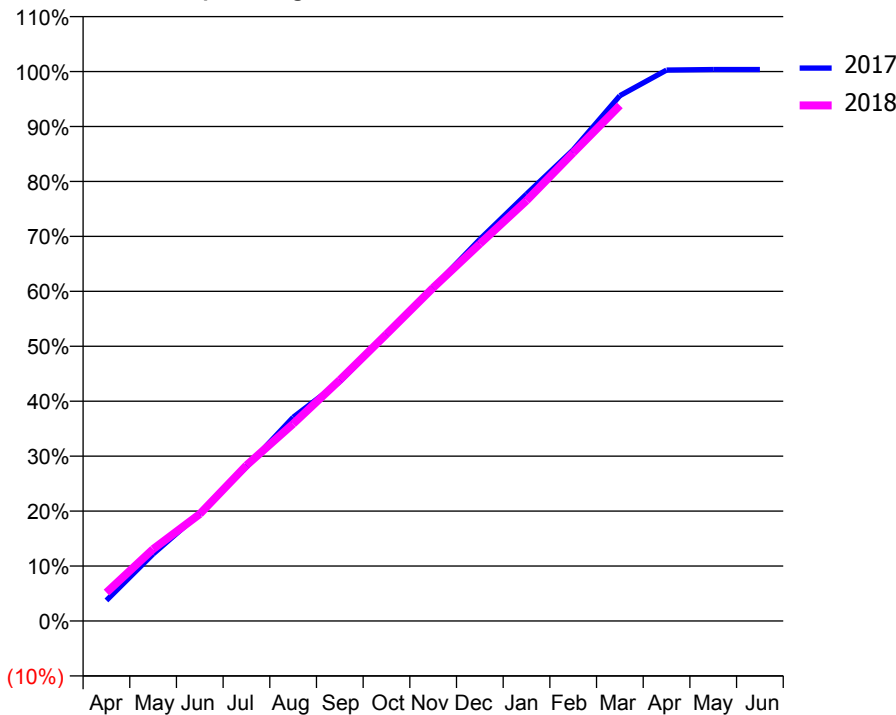
ACCESS*

Patients seen in 24 months	Total	Change since previous quarter
Quarter ending March 2017	9,004	
Quarter ending June 2017	9,496	↑
Quarter ending September 2017	9,843	↑
Quarter ending December 2017	10,015	→
Quarter ending March 2018	10,091	→
Variance since March 2017	12.1%	↑



ACTIVITY

Cumulative percentage of contracted UDA delivered 2017 & 2018



Month	Adjusted Scheduled Activity (UDA)	
	2017	2018
April	970	1,342
May	3,156	3,388
June	5,066	5,038
July	7,251	7,326
August	9,590	9,283
September	11,271	11,344
October	13,468	13,507
November	15,698	15,688
December	17,965	17,755
January	20,093	19,787
February	22,181	22,043
March	24,731	24,273
April	25,933	
May	25,956	
June	25,958	

QUALITY

	Quantity	Base Number	Contract	AT	Region	England
% of FP17s for the same patient ID Re-attending within 3 months - Children	347	4,002	8.7%	11.5%	11.5%	11.9%
% of FP17s for the same patient ID Re-attending within 3 months - Adults	1,380	10,146	13.6%	15.2%	15.9%	16.0%
% of FP17s for the same patient ID Re-attending between 3 & 9 months - Children	2,389	4,002	59.7%	57.8%	60.6%	58.3%
% of FP17s for the same patient ID Re-attending between 3 & 9 months - Adults	5,307	10,146	52.3%	48.0%	51.6%	50.3%
% of FP17s for Band 1 Urgent Courses	798	13,526	5.9%	9.8%	9.5%	9.1%
% of FP17s Relating to Free Repair or Replacements	178	13,526	1.3%	0.7%	0.7%	0.8%
% of FP17s Relating to Continuations	184	13,526	1.4%	0.8%	1.0%	1.0%
% of Patients satisfied with the dentistry they have received	11	11	100.0%	93.6%	92.0%	91.5%
% of Patients satisfied with the time they had to wait for an appointment	10	11	90.9%	89.3%	88.1%	87.9%

* This is based on patients treated on this contract for their most recent course of treatment. Figures in italics indicate the base number of FP17s or Patient Questionnaire responses are less than 100. N/A is shown where the base number of responses is less than 10 during the period. % is calculated as Quantity/Base number*100

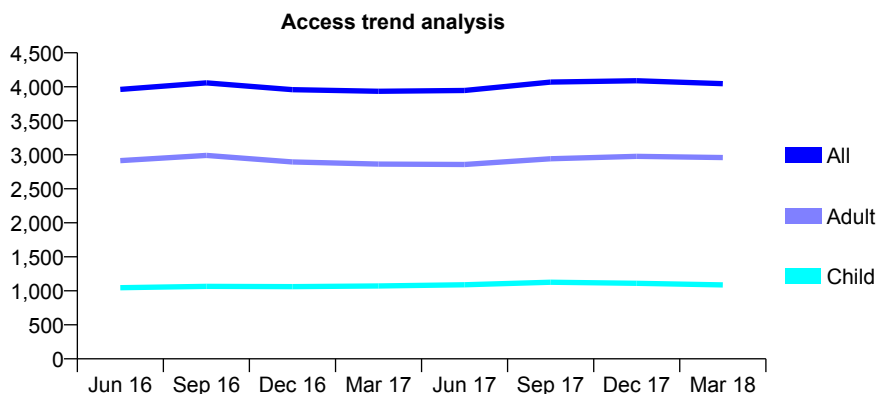
Q69 - Vital Signs At a Glance Contract Report for 167320/0001 - March 2018

Name or company name	MANOR DENTAL CARE
Contract type name	GDS Contract
Purpose of contract	General
Contract start date	01/06/2011
Contract end date	

17/18 Contracted general activity (UDA)	15,661
Carry forward general activity (UDA)	0
17/18 Contracted orthodontic activity (UOA)	0
Carry forward orthodontic activity (UOA)	0
Baseline contract value	£447,514.76

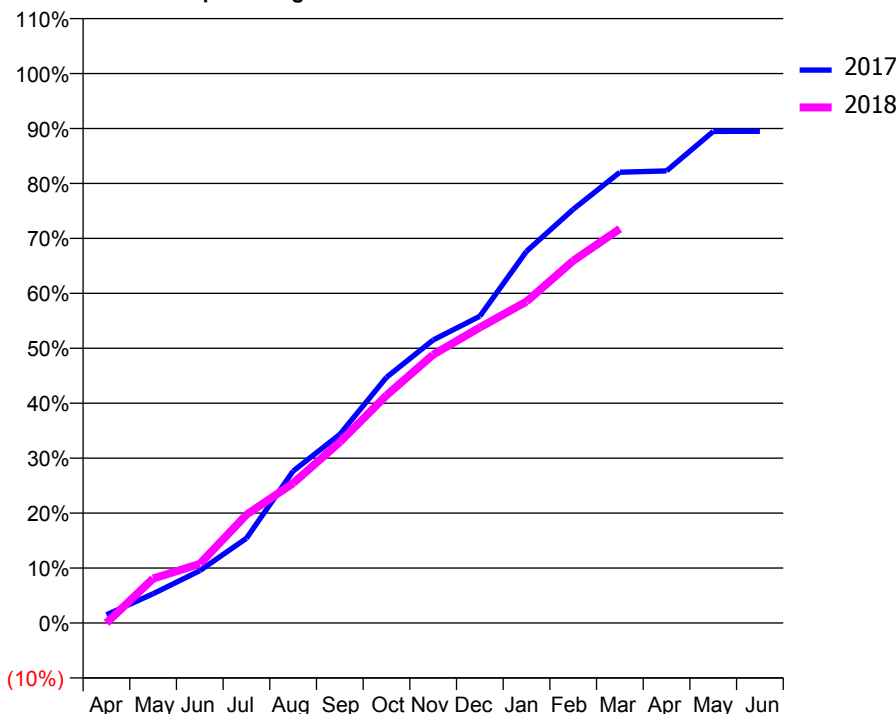
ACCESS*

Patients seen in 24 months	Total	Change since previous quarter
Quarter ending March 2017	3,934	
Quarter ending June 2017	3,947	→
Quarter ending September 2017	4,069	↑
Quarter ending December 2017	4,089	→
Quarter ending March 2018	4,047	↓
Variance since March 2017	2.9%	↑



ACTIVITY

Cumulative percentage of contracted UDA delivered 2017 & 2018



Month	Adjusted Scheduled Activity (UDA)	
	2017	2018
April	233	0
May	834	1,269
June	1,493	1,686
July	2,415	3,086
August	4,329	3,987
September	5,376	5,155
October	7,003	6,489
November	8,067	7,650
December	8,742	8,423
January	10,594	9,162
February	11,791	10,323
March	12,847	11,234
April	12,884	
May	14,012	
June	14,013	

QUALITY

	Quantity	Base Number	Contract	AT	Region	England
% of FP17s for the same patient ID Re-attending within 3 months - Children	164	1,445	11.3%	11.5%	11.5%	11.9%
% of FP17s for the same patient ID Re-attending within 3 months - Adults	527	3,388	15.6%	15.2%	15.9%	16.0%
% of FP17s for the same patient ID Re-attending between 3 & 9 months - Children	704	1,445	48.7%	57.8%	60.6%	58.3%
% of FP17s for the same patient ID Re-attending between 3 & 9 months - Adults	1,367	3,388	40.3%	48.0%	51.6%	50.3%
% of FP17s for Band 1 Urgent Courses	542	4,401	12.3%	9.8%	9.5%	9.1%
% of FP17s Relating to Free Repair or Replacements	20	4,401	0.5%	0.7%	0.7%	0.8%
% of FP17s Relating to Continuations	82	4,401	1.9%	0.8%	1.0%	1.0%
% of Patients satisfied with the dentistry they have received	4	6	N/A	93.6%	92.0%	91.5%
% of Patients satisfied with the time they had to wait for an appointment	5	6	N/A	89.3%	88.1%	87.9%

* This is based on patients treated on this contract for their most recent course of treatment. Figures in italics indicate the base number of FP17s or Patient Questionnaire responses are less than 100. N/A is shown where the base number of responses is less than 10 during the period. % is calculated as Quantity/Base number*100

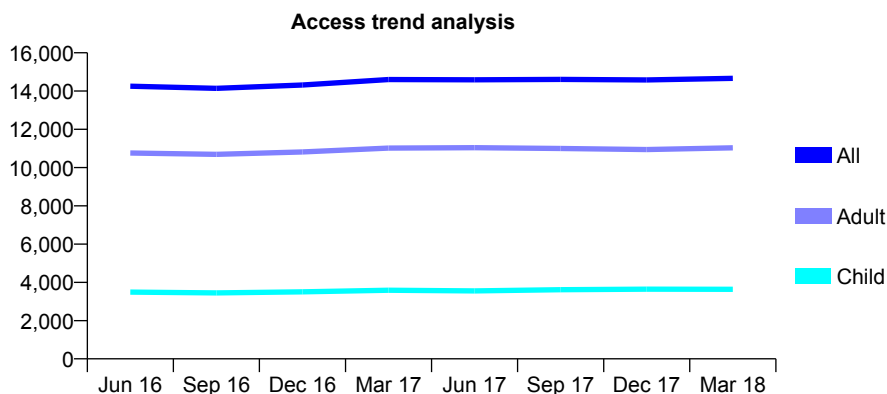
Q69 - Vital Signs At a Glance Contract Report for 167746/0001 - March 2018

Name or company name	Chipping Norton Dental Practice Limited
Contract type name	GDS Contract
Purpose of contract	General
Contract start date	01/09/2007
Contract end date	

17/18 Contracted general activity (UDA)	35,904
Carry forward general activity (UDA)	-207
17/18 Contracted orthodontic activity (UOA)	0
Carry forward orthodontic activity (UOA)	0
Baseline contract value	£863,280.91

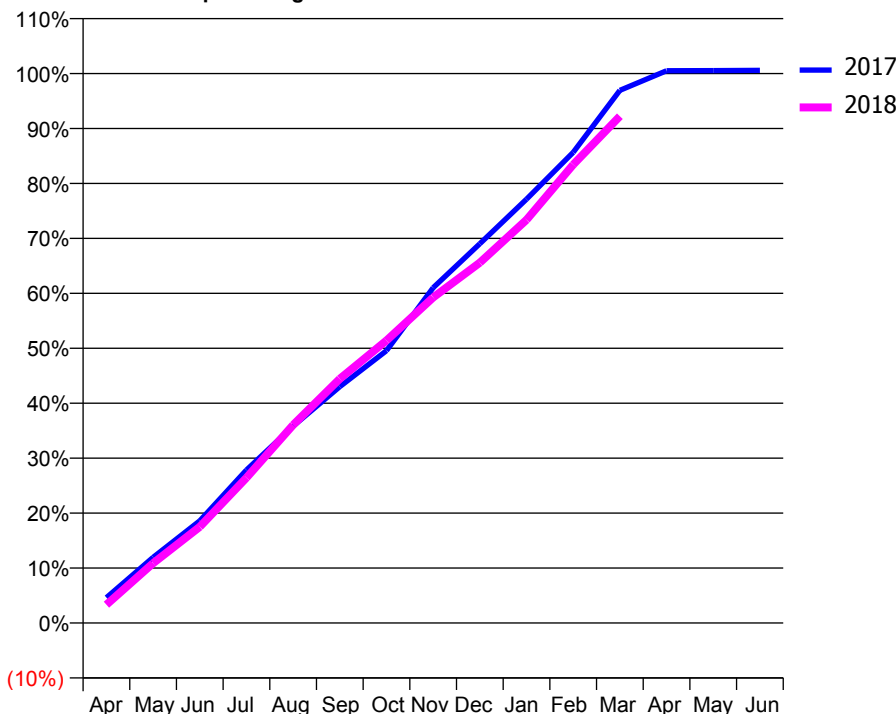
ACCESS*

Patients seen in 24 months	Total	Change since previous quarter
Quarter ending March 2017	14,604	
Quarter ending June 2017	14,587	→
Quarter ending September 2017	14,608	→
Quarter ending December 2017	14,584	→
Quarter ending March 2018	14,666	→
Variance since March 2017	0.4%	→



ACTIVITY

Cumulative percentage of contracted UDA delivered 2017 & 2018



Month	Adjusted Scheduled Activity (UDA)	
	2017	2018
April	1,656	1,202
May	4,292	3,906
June	6,681	6,290
July	9,999	9,495
August	12,862	12,941
September	15,447	15,954
October	17,795	18,458
November	21,909	21,271
December	24,783	23,548
January	27,698	26,344
February	30,752	29,954
March	34,801	33,113
April	36,084	
May	36,090	
June	36,111	

QUALITY

	Quantity	Base Number	Contract	AT	Region	England
% of FP17s for the same patient ID Re-attending within 3 months - Children	292	4,735	6.2%	11.5%	11.5%	11.9%
% of FP17s for the same patient ID Re-attending within 3 months - Adults	1,714	13,329	12.9%	15.2%	15.9%	16.0%
% of FP17s for the same patient ID Re-attending between 3 & 9 months - Children	2,536	4,735	53.6%	57.8%	60.6%	58.3%
% of FP17s for the same patient ID Re-attending between 3 & 9 months - Adults	6,674	13,329	50.1%	48.0%	51.6%	50.3%
% of FP17s for Band 1 Urgent Courses	1,299	17,385	7.5%	9.8%	9.5%	9.1%
% of FP17s Relating to Free Repair or Replacements	149	17,385	0.9%	0.7%	0.7%	0.8%
% of FP17s Relating to Continuations	54	17,385	0.3%	0.8%	1.0%	1.0%
% of Patients satisfied with the dentistry they have received	13	13	100.0%	93.6%	92.0%	91.5%
% of Patients satisfied with the time they had to wait for an appointment	11	13	84.6%	89.3%	88.1%	87.9%

* This is based on patients treated on this contract for their most recent course of treatment. Figures in italics indicate the base number of FP17s or Patient Questionnaire responses are less than 100. N/A is shown where the base number of responses is less than 10 during the period. % is calculated as Quantity/Base number*100

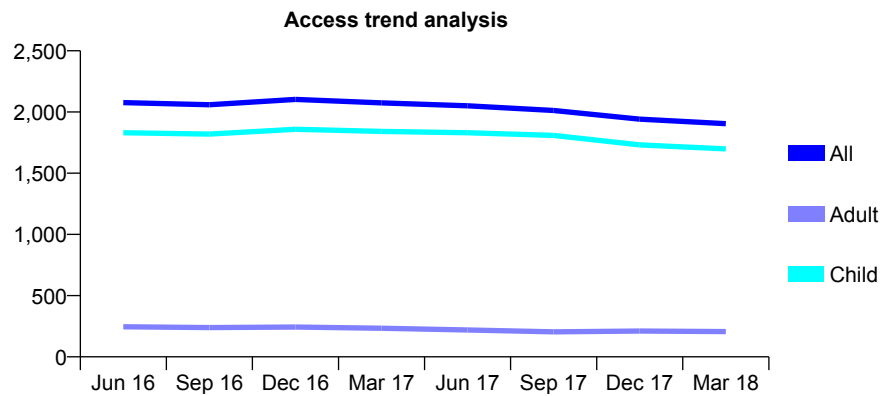
Q69 - Vital Signs At a Glance Contract Report for 169153/0001 - March 2018

Name or company name	Prospect Street Dental Practice
Contract type name	GDS Contract
Purpose of contract	General
Contract start date	27/11/2013
Contract end date	

17/18 Contracted general activity (UDA)	3,522
Carry forward general activity (UDA)	0
17/18 Contracted orthodontic activity (UOA)	0
Carry forward orthodontic activity (UOA)	0
Baseline contract value	£80,321.75

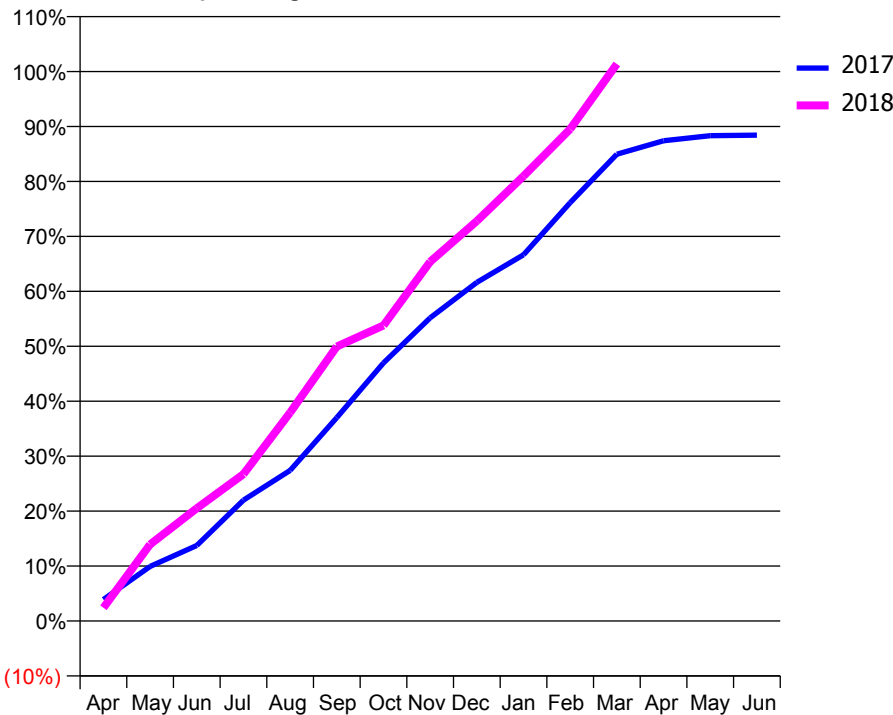
ACCESS*

Patients seen in 24 months	Total	Change since previous quarter
Quarter ending March 2017	2,075	
Quarter ending June 2017	2,051	↓
Quarter ending September 2017	2,013	↓
Quarter ending December 2017	1,942	↓
Quarter ending March 2018	1,905	↓
Variance since March 2017	(8.2%)	↓



ACTIVITY

Cumulative percentage of contracted UDA delivered 2017 & 2018



Month	Adjusted Scheduled Activity (UDA)	
	2017	2018
April	138	85
May	350	491
June	484	723
July	775	941
August	966	1,337
September	1,304	1,759
October	1,654	1,895
November	1,943	2,303
December	2,170	2,564
January	2,347	2,852
February	2,682	3,153
March	2,991	3,570
April	3,078	
May	3,110	
June	3,114	

QUALITY

	Quantity	Base Number	Contract	AT	Region	England
% of FP17s for the same patient ID Re-attending within 3 months - Children	158	2,726	5.8%	11.5%	11.5%	11.9%
% of FP17s for the same patient ID Re-attending within 3 months - Adults	0	94	0.0%	15.2%	15.9%	16.0%
% of FP17s for the same patient ID Re-attending between 3 & 9 months - Children	1,814	2,726	66.5%	57.8%	60.6%	58.3%
% of FP17s for the same patient ID Re-attending between 3 & 9 months - Adults	60	94	63.8%	48.0%	51.6%	50.3%
% of FP17s for Band 1 Urgent Courses	66	2,724	2.4%	9.8%	9.5%	9.1%
% of FP17s Relating to Free Repair or Replacements	0	2,724	0.0%	0.7%	0.7%	0.8%
% of FP17s Relating to Continuations	0	2,724	0.0%	0.8%	1.0%	1.0%
% of Patients satisfied with the dentistry they have received	0	0	N/A	93.6%	92.0%	91.5%
% of Patients satisfied with the time they had to wait for an appointment	0	0	N/A	89.3%	88.1%	87.9%

* This is based on patients treated on this contract for their most recent course of treatment. Figures in italics indicate the base number of FP17s or Patient Questionnaire responses are less than 100. N/A is shown where the base number of responses is less than 10 during the period. % is calculated as Quantity/Base number*100

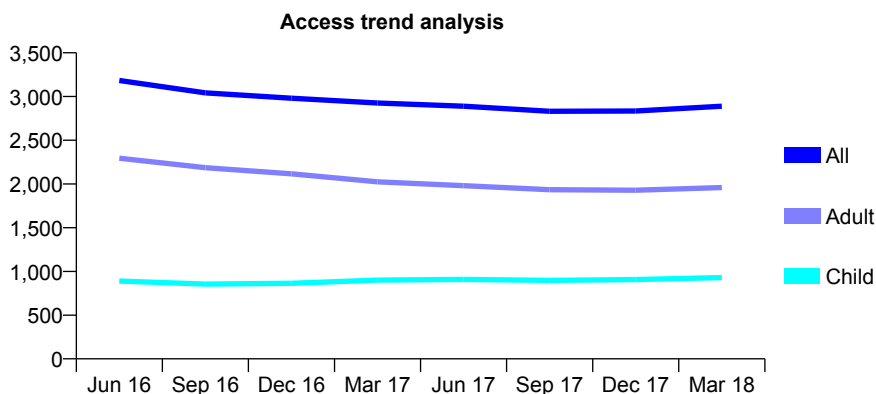
Q69 - Vital Signs At a Glance Contract Report for 169641/0001 - March 2018

Name or company name	Market Square Dental Practice
Contract type name	GDS Contract
Purpose of contract	General
Contract start date	01/06/2009
Contract end date	

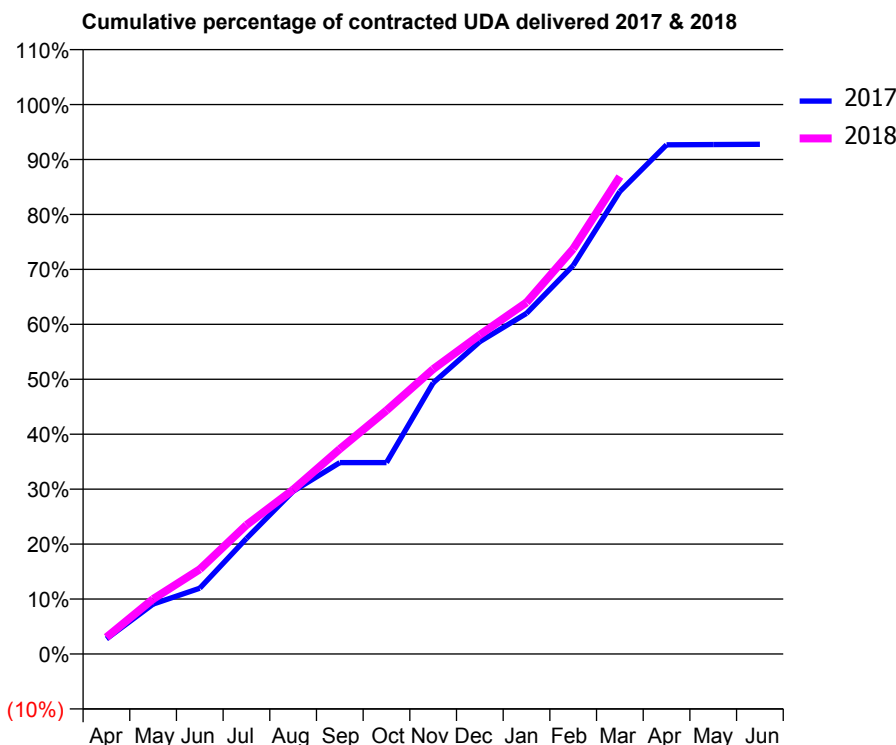
17/18 Contracted general activity (UDA)	9,124
Carry forward general activity (UDA)	0
17/18 Contracted orthodontic activity (UOA)	0
Carry forward orthodontic activity (UOA)	0
Baseline contract value	£218,141.45

ACCESS*

Patients seen in 24 months	Total	Change since previous quarter
Quarter ending March 2017	2,926	
Quarter ending June 2017	2,889	↓
Quarter ending September 2017	2,831	↓
Quarter ending December 2017	2,834	→
Quarter ending March 2018	2,889	→
Variance since March 2017	(1.3%)	↓



ACTIVITY



Month	Adjusted Scheduled Activity (UDA)	
	2017	2018
April	256	278
May	841	913
June	1,109	1,408
July	1,948	2,141
August	2,743	2,729
September	3,226	3,404
October	3,226	4,045
November	4,570	4,730
December	5,264	5,300
January	5,741	5,838
February	6,547	6,727
March	7,794	7,928
April	8,581	
May	8,587	
June	8,591	

QUALITY

	Quantity	Base Number	Contract	AT	Region	England
% of FP17s for the same patient ID Re-attending within 3 months - Children	111	1,482	7.5%	11.5%	11.5%	11.9%
% of FP17s for the same patient ID Re-attending within 3 months - Adults	472	2,990	15.8%	15.2%	15.9%	16.0%
% of FP17s for the same patient ID Re-attending between 3 & 9 months - Children	968	1,482	65.3%	57.8%	60.6%	58.3%
% of FP17s for the same patient ID Re-attending between 3 & 9 months - Adults	1,755	2,990	58.7%	48.0%	51.6%	50.3%
% of FP17s for Band 1 Urgent Courses	388	4,194	9.3%	9.8%	9.5%	9.1%
% of FP17s Relating to Free Repair or Replacements	30	4,194	0.7%	0.7%	0.7%	0.8%
% of FP17s Relating to Continuations	7	4,194	0.2%	0.8%	1.0%	1.0%
% of Patients satisfied with the dentistry they have received	4	5	N/A	93.6%	92.0%	91.5%
% of Patients satisfied with the time they had to wait for an appointment	4	5	N/A	89.3%	88.1%	87.9%

* This is based on patients treated on this contract for their most recent course of treatment. Figures in italics indicate the base number of FP17s or Patient Questionnaire responses are less than 100. N/A is shown where the base number of responses is less than 10 during the period. % is calculated as Quantity/Base number*100

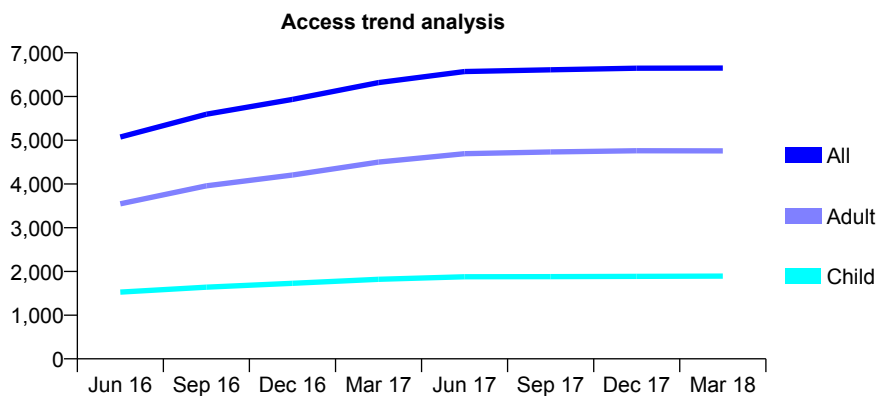
Q69 - Vital Signs At a Glance Contract Report for 173061/0001 - March 2018

Name or company name	The Dental Centre Carterton Practice
Contract type name	GDS Contract
Purpose of contract	General
Contract start date	01/09/2015
Contract end date	

17/18 Contracted general activity (UDA)	16,735
Carry forward general activity (UDA)	-334
17/18 Contracted orthodontic activity (UOA)	0
Carry forward orthodontic activity (UOA)	0
Baseline contract value	£400,709.31

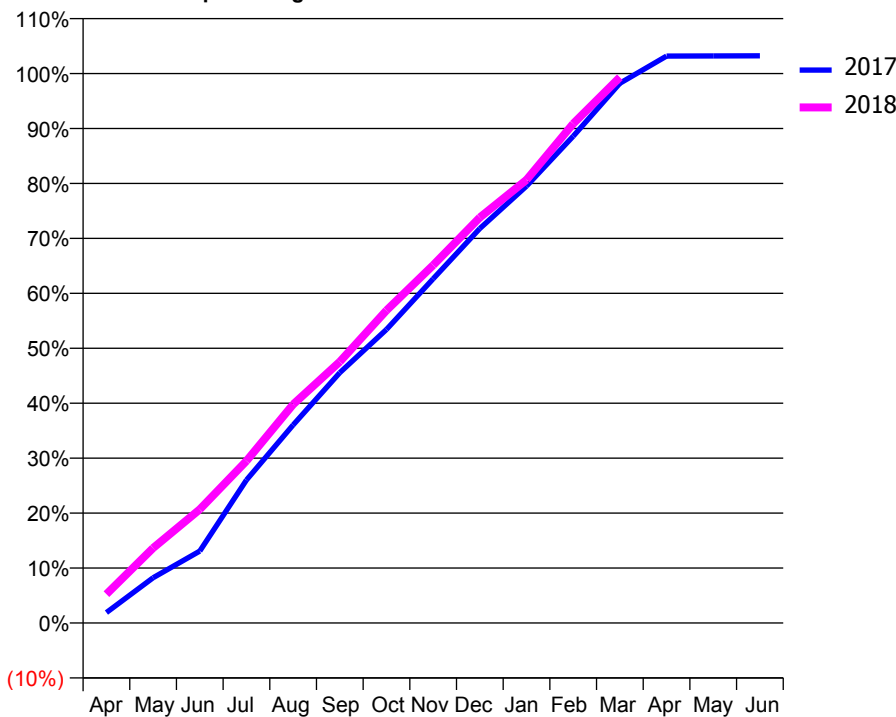
ACCESS*

Patients seen in 24 months	Total	Change since previous quarter
Quarter ending March 2017	6,317	
Quarter ending June 2017	6,570	↑
Quarter ending September 2017	6,612	→
Quarter ending December 2017	6,648	→
Quarter ending March 2018	6,651	→
Variance since March 2017	5.3%	↑



ACTIVITY

Cumulative percentage of contracted UDA delivered 2017 & 2018



Month	Adjusted Scheduled Activity (UDA)	
	2017	2018
April	318	877
May	1,379	2,286
June	2,189	3,464
July	4,355	4,938
August	6,034	6,659
September	7,624	7,960
October	8,942	9,521
November	10,484	10,897
December	12,015	12,353
January	13,305	13,495
February	14,824	15,208
March	16,438	16,622
April	17,265	
May	17,268	
June	17,273	

QUALITY

	Quantity	Base Number	Contract	AT	Region	England
% of FP17s for the same patient ID Re-attending within 3 months - Children	370	3,088	12.0%	11.5%	11.5%	11.9%
% of FP17s for the same patient ID Re-attending within 3 months - Adults	931	6,482	14.4%	15.2%	15.9%	16.0%
% of FP17s for the same patient ID Re-attending between 3 & 9 months - Children	1,871	3,088	60.6%	57.8%	60.6%	58.3%
% of FP17s for the same patient ID Re-attending between 3 & 9 months - Adults	3,478	6,482	53.7%	48.0%	51.6%	50.3%
% of FP17s for Band 1 Urgent Courses	805	8,702	9.3%	9.8%	9.5%	9.1%
% of FP17s Relating to Free Repair or Replacements	105	8,702	1.2%	0.7%	0.7%	0.8%
% of FP17s Relating to Continuations	36	8,702	0.4%	0.8%	1.0%	1.0%
% of Patients satisfied with the dentistry they have received	6	6	N/A	93.6%	92.0%	91.5%
% of Patients satisfied with the time they had to wait for an appointment	4	6	N/A	89.3%	88.1%	87.9%

* This is based on patients treated on this contract for their most recent course of treatment. Figures in italics indicate the base number of FP17s or Patient Questionnaire responses are less than 100. N/A is shown where the base number of responses is less than 10 during the period. % is calculated as Quantity/Base number*100

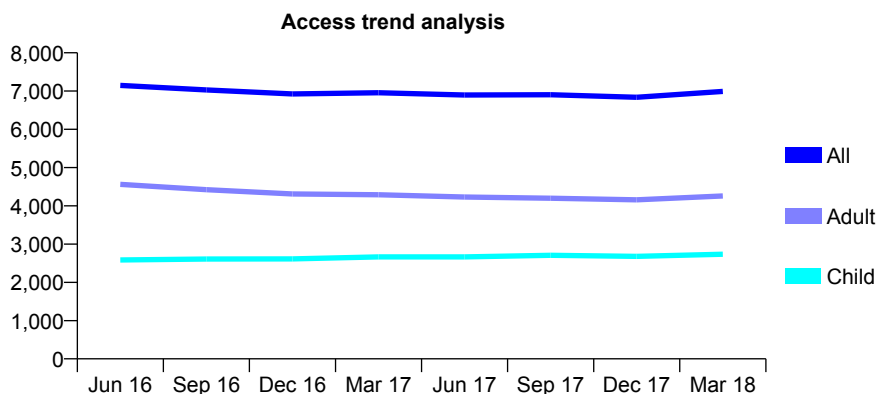
Q69 - Vital Signs At a Glance Contract Report for 175609/0001 - March 2018

Name or company name	Riverside Dental Centre Ltd
Contract type name	GDS Contract
Purpose of contract	General
Contract start date	01/07/2008
Contract end date	

17/18 Contracted general activity (UDA)	19,096
Carry forward general activity (UDA)	-47
17/18 Contracted orthodontic activity (UOA)	0
Carry forward orthodontic activity (UOA)	0
Baseline contract value	£569,168.14

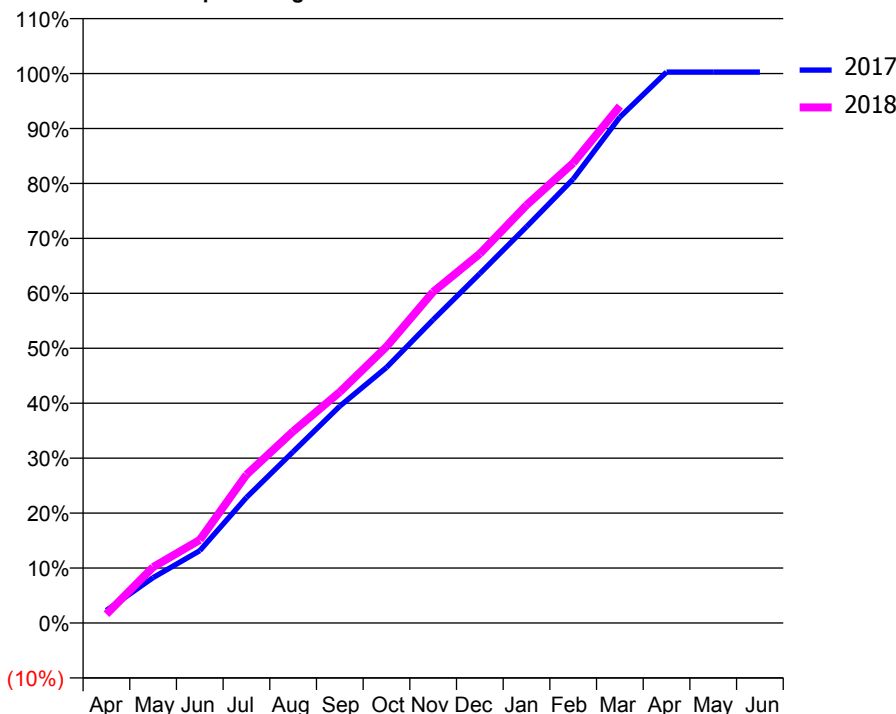
ACCESS*

Patients seen in 24 months	Total	Change since previous quarter
Quarter ending March 2017	6,955	
Quarter ending June 2017	6,896	→
Quarter ending September 2017	6,903	→
Quarter ending December 2017	6,836	→
Quarter ending March 2018	6,990	↑
Variance since March 2017	0.5%	→



ACTIVITY

Cumulative percentage of contracted UDA delivered 2017 & 2018



Month	Adjusted Scheduled Activity (UDA)	
	2017	2018
April	438	309
May	1,578	1,944
June	2,515	2,887
July	4,364	5,153
August	5,954	6,660
September	7,538	8,028
October	8,882	9,606
November	10,542	11,509
December	12,144	12,834
January	13,769	14,519
February	15,431	15,985
March	17,579	17,963
April	19,146	
May	19,145	
June	19,144	

QUALITY

	Quantity	Base Number	Contract	AT	Region	England
% of FP17s for the same patient ID Re-attending within 3 months - Children	444	4,614	9.6%	11.5%	11.5%	11.9%
% of FP17s for the same patient ID Re-attending within 3 months - Adults	769	5,503	14.0%	15.2%	15.9%	16.0%
% of FP17s for the same patient ID Re-attending between 3 & 9 months - Children	3,033	4,614	65.7%	57.8%	60.6%	58.3%
% of FP17s for the same patient ID Re-attending between 3 & 9 months - Adults	2,774	5,503	50.4%	48.0%	51.6%	50.3%
% of FP17s for Band 1 Urgent Courses	700	9,430	7.4%	9.8%	9.5%	9.1%
% of FP17s Relating to Free Repair or Replacements	28	9,430	0.3%	0.7%	0.7%	0.8%
% of FP17s Relating to Continuations	128	9,430	1.4%	0.8%	1.0%	1.0%
% of Patients satisfied with the dentistry they have received	7	7	N/A	93.6%	92.0%	91.5%
% of Patients satisfied with the time they had to wait for an appointment	7	7	N/A	89.3%	88.1%	87.9%

* This is based on patients treated on this contract for their most recent course of treatment. Figures in italics indicate the base number of FP17s or Patient Questionnaire responses are less than 100. N/A is shown where the base number of responses is less than 10 during the period. % is calculated as Quantity/Base number*100

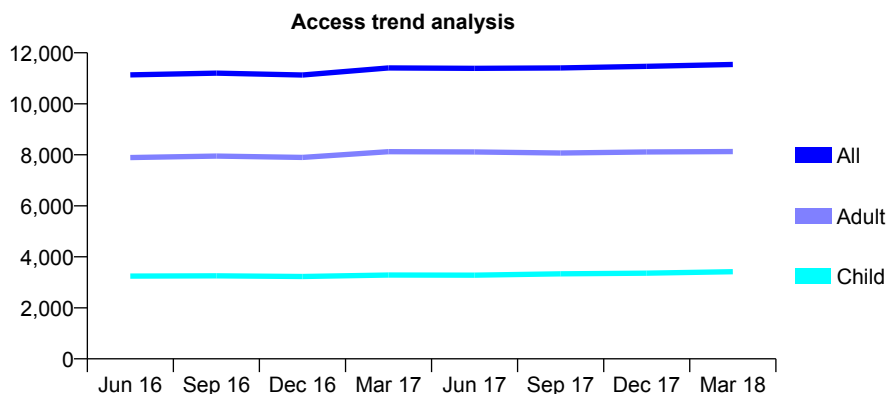
Q69 - Vital Signs At a Glance Contract Report for 176621/0001 - March 2018

Name or company name	Rodericks Ltd
Contract type name	GDS Contract
Purpose of contract	General
Contract start date	01/04/2008
Contract end date	

17/18 Contracted general activity (UDA)	29,400
Carry forward general activity (UDA)	9
17/18 Contracted orthodontic activity (UOA)	0
Carry forward orthodontic activity (UOA)	0
Baseline contract value	£693,764.33

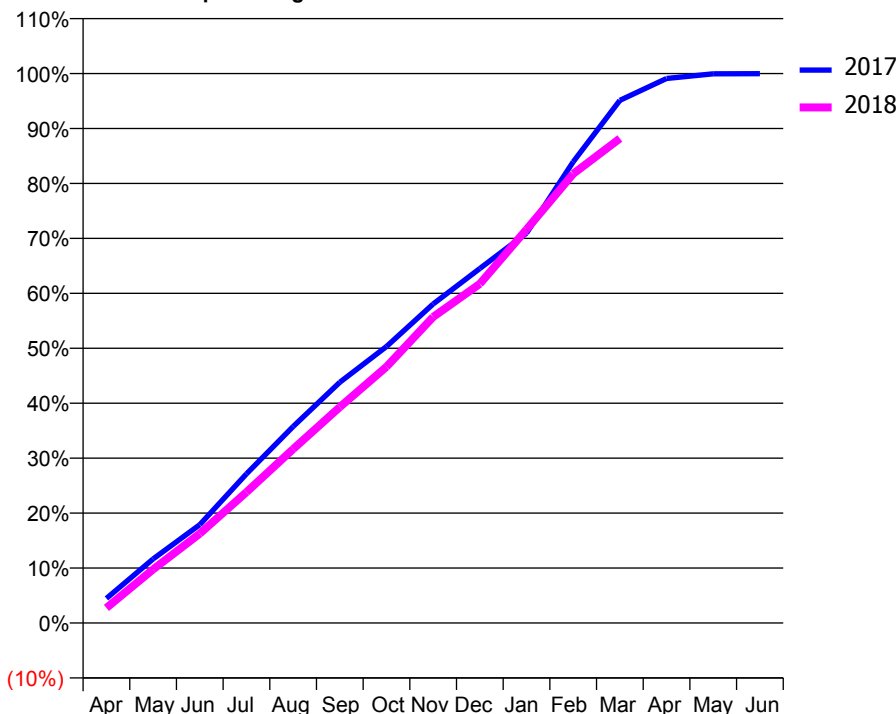
ACCESS*

Patients seen in 24 months	Total	Change since previous quarter
Quarter ending March 2017	11,408	
Quarter ending June 2017	11,393	→
Quarter ending September 2017	11,405	→
Quarter ending December 2017	11,467	→
Quarter ending March 2018	11,542	→
Variance since March 2017	1.2%	→



ACTIVITY

Cumulative percentage of contracted UDA delivered 2017 & 2018



Month	Adjusted Scheduled Activity (UDA)	
	2017	2018
April	1,314	808
May	3,430	2,872
June	5,261	4,784
July	7,979	7,000
August	10,513	9,303
September	12,883	11,555
October	14,793	13,712
November	17,068	16,375
December	18,965	18,144
January	20,861	21,054
February	24,673	24,031
March	27,960	25,926
April	29,135	
May	29,384	
June	29,391	

QUALITY

	Quantity	Base Number	Contract	AT	Region	England
% of FP17s for the same patient ID Re-attending within 3 months - Children	366	4,996	7.3%	11.5%	11.5%	11.9%
% of FP17s for the same patient ID Re-attending within 3 months - Adults	1,804	10,647	16.9%	15.2%	15.9%	16.0%
% of FP17s for the same patient ID Re-attending between 3 & 9 months - Children	3,039	4,996	60.8%	57.8%	60.6%	58.3%
% of FP17s for the same patient ID Re-attending between 3 & 9 months - Adults	5,132	10,647	48.2%	48.0%	51.6%	50.3%
% of FP17s for Band 1 Urgent Courses	1,817	14,942	12.2%	9.8%	9.5%	9.1%
% of FP17s Relating to Free Repair or Replacements	97	14,942	0.6%	0.7%	0.7%	0.8%
% of FP17s Relating to Continuations	81	14,942	0.5%	0.8%	1.0%	1.0%
% of Patients satisfied with the dentistry they have received	10	11	90.9%	93.6%	92.0%	91.5%
% of Patients satisfied with the time they had to wait for an appointment	9	11	81.8%	89.3%	88.1%	87.9%

* This is based on patients treated on this contract for their most recent course of treatment. Figures in italics indicate the base number of FP17s or Patient Questionnaire responses are less than 100. N/A is shown where the base number of responses is less than 10 during the period. % is calculated as Quantity/Base number*100

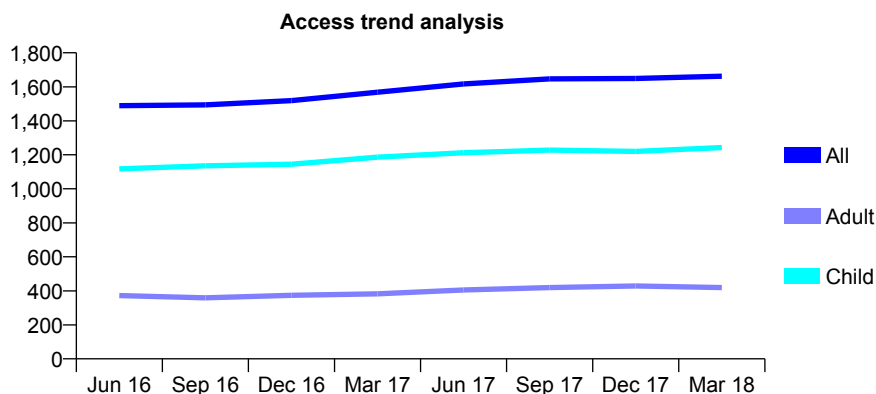
Q69 - Vital Signs At a Glance Contract Report for 177393/0001 - March 2018

Name or company name	Aston Clinton Dental
Contract type name	GDS Contract
Purpose of contract	General
Contract start date	01/04/2013
Contract end date	

17/18 Contracted general activity (UDA)	3,800
Carry forward general activity (UDA)	111
17/18 Contracted orthodontic activity (UOA)	0
Carry forward orthodontic activity (UOA)	0
Baseline contract value	£88,536.91

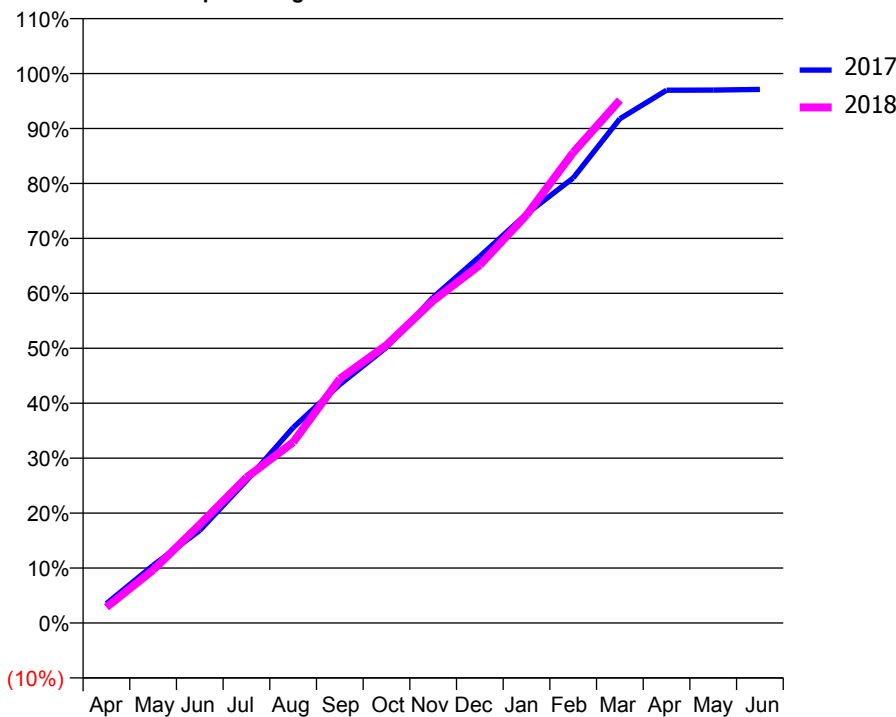
ACCESS*

Patients seen in 24 months	Total	Change since previous quarter
Quarter ending March 2017	1,568	
Quarter ending June 2017	1,617	↑
Quarter ending September 2017	1,647	→
Quarter ending December 2017	1,649	→
Quarter ending March 2018	1,662	→
Variance since March 2017	6.0%	↑



ACTIVITY

Cumulative percentage of contracted UDA delivered 2017 & 2018



Month	Adjusted Scheduled Activity (UDA)	
	2017	2018
April	134	109
May	399	366
June	640	681
July	985	1,007
August	1,351	1,250
September	1,649	1,689
October	1,907	1,922
November	2,253	2,229
December	2,536	2,475
January	2,829	2,821
February	3,078	3,254
March	3,487	3,616
April	3,685	
May	3,686	
June	3,690	

QUALITY

	Quantity	Base Number	Contract	AT	Region	England
% of FP17s for the same patient ID Re-attending within 3 months - Children	94	2,012	4.7%	11.5%	11.5%	11.9%
% of FP17s for the same patient ID Re-attending within 3 months - Adults	54	420	12.9%	15.2%	15.9%	16.0%
% of FP17s for the same patient ID Re-attending between 3 & 9 months - Children	1,345	2,012	66.8%	57.8%	60.6%	58.3%
% of FP17s for the same patient ID Re-attending between 3 & 9 months - Adults	207	420	49.3%	48.0%	51.6%	50.3%
% of FP17s for Band 1 Urgent Courses	69	2,339	2.9%	9.8%	9.5%	9.1%
% of FP17s Relating to Free Repair or Replacements	0	2,339	0.0%	0.7%	0.7%	0.8%
% of FP17s Relating to Continuations	0	2,339	0.0%	0.8%	1.0%	1.0%
% of Patients satisfied with the dentistry they have received	1	1	N/A	93.6%	92.0%	91.5%
% of Patients satisfied with the time they had to wait for an appointment	1	1	N/A	89.3%	88.1%	87.9%

* This is based on patients treated on this contract for their most recent course of treatment. Figures in italics indicate the base number of FP17s or Patient Questionnaire responses are less than 100. N/A is shown where the base number of responses is less than 10 during the period. % is calculated as Quantity/Base number*100

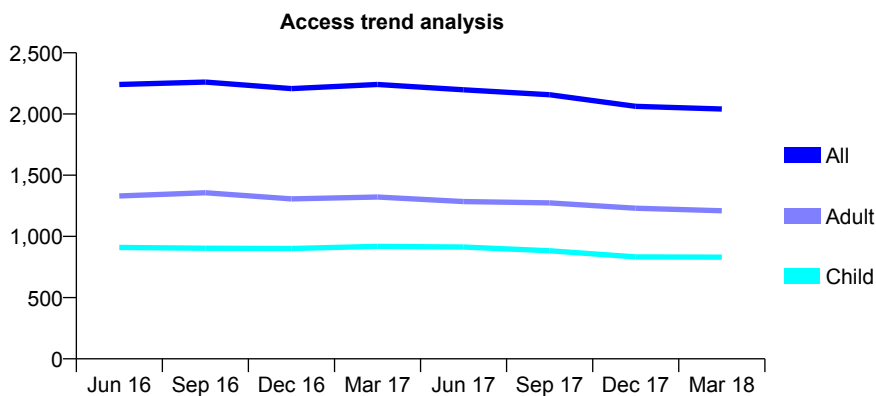
Q69 - Vital Signs At a Glance Contract Report for 177806/0001 - March 2018

Name or company name	Westwood Smile Care Ltd
Contract type name	GDS Contract
Purpose of contract	General
Contract start date	01/07/2013
Contract end date	

17/18 Contracted general activity (UDA)	3,276
Carry forward general activity (UDA)	-7
17/18 Contracted orthodontic activity (UOA)	0
Carry forward orthodontic activity (UOA)	0
Baseline contract value	£77,612.58

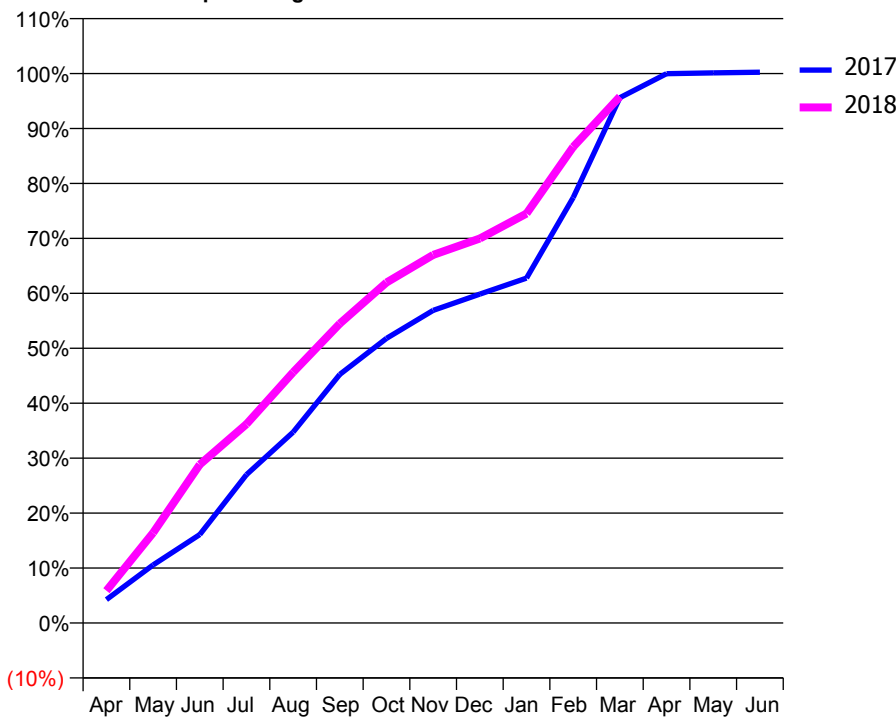
ACCESS*

Patients seen in 24 months	Total	Change since previous quarter
Quarter ending March 2017	2,241	
Quarter ending June 2017	2,198	↓
Quarter ending September 2017	2,157	↓
Quarter ending December 2017	2,063	↓
Quarter ending March 2018	2,041	↓
Variance since March 2017	(8.9%)	↓



ACTIVITY

Cumulative percentage of contracted UDA delivered 2017 & 2018



Month	Adjusted Scheduled Activity (UDA)	
	2017	2018
April	143	193
May	353	538
June	538	945
July	901	1,186
August	1,160	1,495
September	1,510	1,785
October	1,729	2,030
November	1,900	2,194
December	1,998	2,292
January	2,095	2,441
February	2,585	2,838
March	3,192	3,138
April	3,338	
May	3,343	
June	3,347	

QUALITY

	Quantity	Base Number	Contract	AT	Region	England
% of FP17s for the same patient ID Re-attending within 3 months - Children	81	1,155	7.0%	11.5%	11.5%	11.9%
% of FP17s for the same patient ID Re-attending within 3 months - Adults	222	1,386	16.0%	15.2%	15.9%	16.0%
% of FP17s for the same patient ID Re-attending between 3 & 9 months - Children	665	1,155	57.6%	57.8%	60.6%	58.3%
% of FP17s for the same patient ID Re-attending between 3 & 9 months - Adults	616	1,386	44.4%	48.0%	51.6%	50.3%
% of FP17s for Band 1 Urgent Courses	68	1,437	4.7%	9.8%	9.5%	9.1%
% of FP17s Relating to Free Repair or Replacements	9	1,437	0.6%	0.7%	0.7%	0.8%
% of FP17s Relating to Continuations	9	1,437	0.6%	0.8%	1.0%	1.0%
% of Patients satisfied with the dentistry they have received	3	3	N/A	93.6%	92.0%	91.5%
% of Patients satisfied with the time they had to wait for an appointment	3	3	N/A	89.3%	88.1%	87.9%

* This is based on patients treated on this contract for their most recent course of treatment. Figures in italics indicate the base number of FP17s or Patient Questionnaire responses are less than 100. N/A is shown where the base number of responses is less than 10 during the period. % is calculated as Quantity/Base number*100

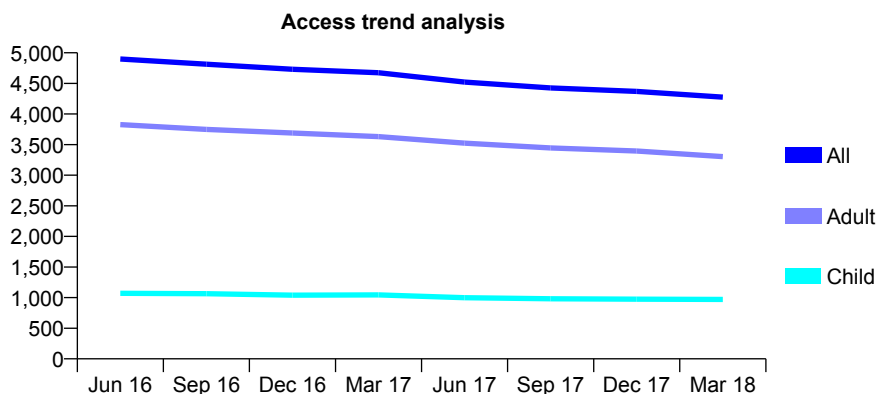
Q69 - Vital Signs At a Glance Contract Report for 177881/0001 - March 2018

Name or company name	The Burnham Dental Practice
Contract type name	GDS Contract
Purpose of contract	General
Contract start date	01/06/2010
Contract end date	

17/18 Contracted general activity (UDA)	14,629
Carry forward general activity (UDA)	0
17/18 Contracted orthodontic activity (UOA)	0
Carry forward orthodontic activity (UOA)	0
Baseline contract value	£430,334.78

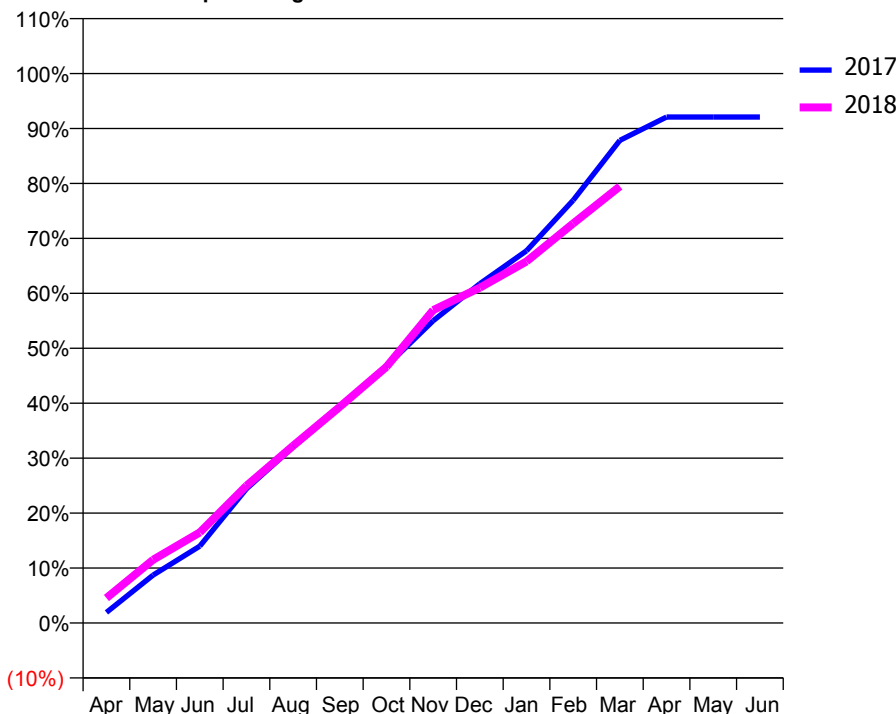
ACCESS*

Patients seen in 24 months	Total	Change since previous quarter
Quarter ending March 2017	4,675	
Quarter ending June 2017	4,521	↓
Quarter ending September 2017	4,427	↓
Quarter ending December 2017	4,370	↓
Quarter ending March 2018	4,276	↓
Variance since March 2017	(8.5%)	↓



ACTIVITY

Cumulative percentage of contracted UDA delivered 2017 & 2018



Month	Adjusted Scheduled Activity (UDA)	
	2017	2018
April	282	664
May	1,278	1,685
June	2,047	2,413
July	3,572	3,654
August	4,687	4,720
September	5,746	5,756
October	6,839	6,820
November	8,045	8,330
December	9,033	8,925
January	9,909	9,624
February	11,257	10,638
March	12,849	11,626
April	13,470	
May	13,470	
June	13,472	

QUALITY

	Quantity	Base Number	Contract	AT	Region	England
% of FP17s for the same patient ID Re-attending within 3 months - Children	90	1,342	6.7%	11.5%	11.5%	11.9%
% of FP17s for the same patient ID Re-attending within 3 months - Adults	462	4,341	10.6%	15.2%	15.9%	16.0%
% of FP17s for the same patient ID Re-attending between 3 & 9 months - Children	830	1,342	61.8%	57.8%	60.6%	58.3%
% of FP17s for the same patient ID Re-attending between 3 & 9 months - Adults	2,649	4,341	61.0%	48.0%	51.6%	50.3%
% of FP17s for Band 1 Urgent Courses	311	5,456	5.7%	9.8%	9.5%	9.1%
% of FP17s Relating to Free Repair or Replacements	6	5,456	0.1%	0.7%	0.7%	0.8%
% of FP17s Relating to Continuations	60	5,456	1.1%	0.8%	1.0%	1.0%
% of Patients satisfied with the dentistry they have received	4	5	N/A	93.6%	92.0%	91.5%
% of Patients satisfied with the time they had to wait for an appointment	5	5	N/A	89.3%	88.1%	87.9%

* This is based on patients treated on this contract for their most recent course of treatment. Figures in italics indicate the base number of FP17s or Patient Questionnaire responses are less than 100. N/A is shown where the base number of responses is less than 10 during the period. % is calculated as Quantity/Base number*100

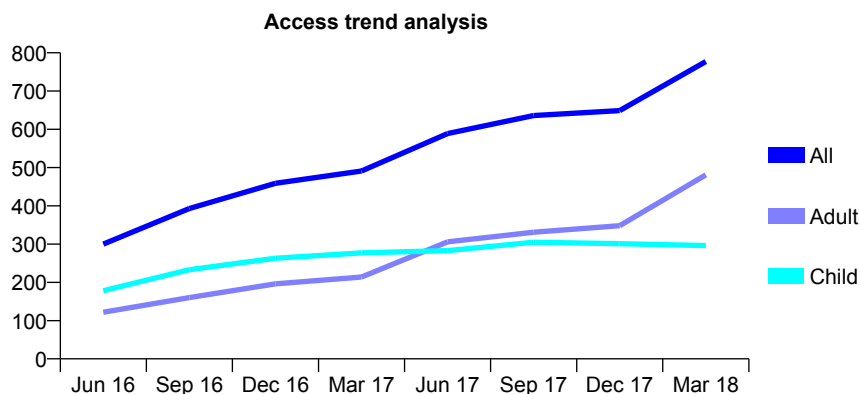
Q69 - Vital Signs At a Glance Contract Report for 181285/0001 - March 2018

Name or company name	David Barrett & John Coulter
Contract type name	GDS Contract
Purpose of contract	General
Contract start date	01/12/2015
Contract end date	

17/18 Contracted general activity (UDA)	1,509
Carry forward general activity (UDA)	0
17/18 Contracted orthodontic activity (UOA)	0
Carry forward orthodontic activity (UOA)	0
Baseline contract value	£36,092.27

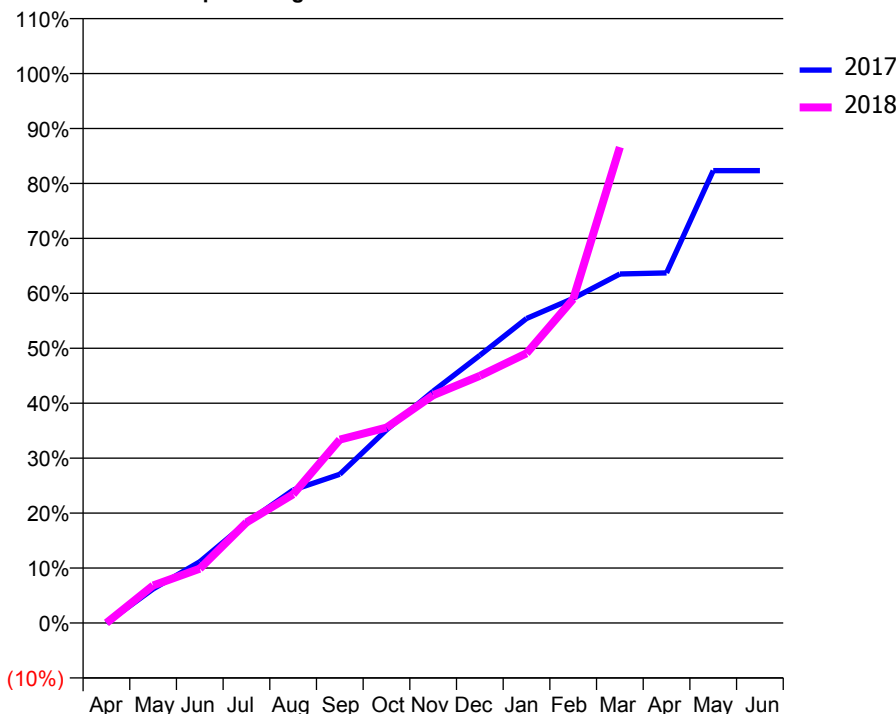
ACCESS*

Patients seen in 24 months	Total	Change since previous quarter
Quarter ending March 2017	491	
Quarter ending June 2017	589	↑
Quarter ending September 2017	636	↑
Quarter ending December 2017	649	↑
Quarter ending March 2018	777	↑
Variance since March 2017	58.2%	↑



ACTIVITY

Cumulative percentage of contracted UDA delivered 2017 & 2018



Month	Adjusted Scheduled Activity (UDA)	
	2017	2018
April	0	0
May	93	103
June	168	149
July	275	276
August	365	354
September	408	504
October	531	537
November	637	626
December	735	679
January	836	741
February	891	890
March	958	1,307
April	961	
May	1,242	
June	1,242	

QUALITY

	Quantity	Base Number	Contract	AT	Region	England
% of FP17s for the same patient ID Re-attending within 3 months - Children	14	364	3.8%	11.5%	11.5%	11.9%
% of FP17s for the same patient ID Re-attending within 3 months - Adults	20	475	4.2%	15.2%	15.9%	16.0%
% of FP17s for the same patient ID Re-attending between 3 & 9 months - Children	180	364	49.5%	57.8%	60.6%	58.3%
% of FP17s for the same patient ID Re-attending between 3 & 9 months - Adults	82	475	17.3%	48.0%	51.6%	50.3%
% of FP17s for Band 1 Urgent Courses	9	725	1.2%	9.8%	9.5%	9.1%
% of FP17s Relating to Free Repair or Replacements	1	725	0.1%	0.7%	0.7%	0.8%
% of FP17s Relating to Continuations	1	725	0.1%	0.8%	1.0%	1.0%
% of Patients satisfied with the dentistry they have received	1	1	N/A	93.6%	92.0%	91.5%
% of Patients satisfied with the time they had to wait for an appointment	1	1	N/A	89.3%	88.1%	87.9%

* This is based on patients treated on this contract for their most recent course of treatment. Figures in italics indicate the base number of FP17s or Patient Questionnaire responses are less than 100. N/A is shown where the base number of responses is less than 10 during the period. % is calculated as Quantity/Base number*100

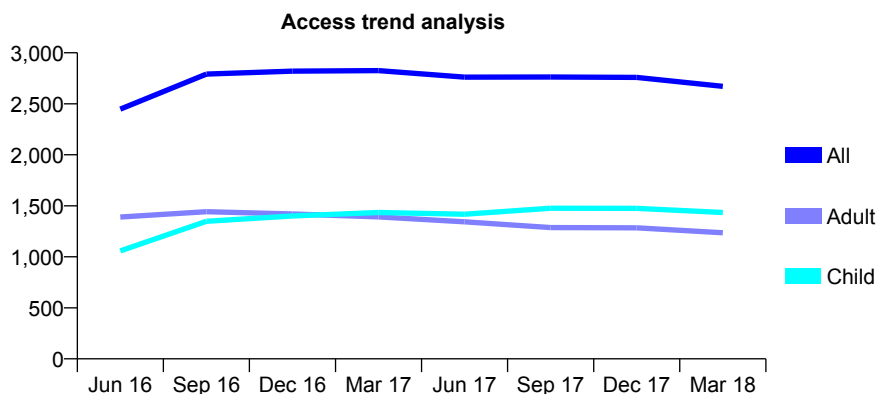
Q69 - Vital Signs At a Glance Contract Report for 181730/0004 - March 2018

Name or company name	Buckinghamshire Priority Dental Service
Contract type name	PDS Contract
Purpose of contract	General
Contract start date	26/10/2008
Contract end date	31/03/2019

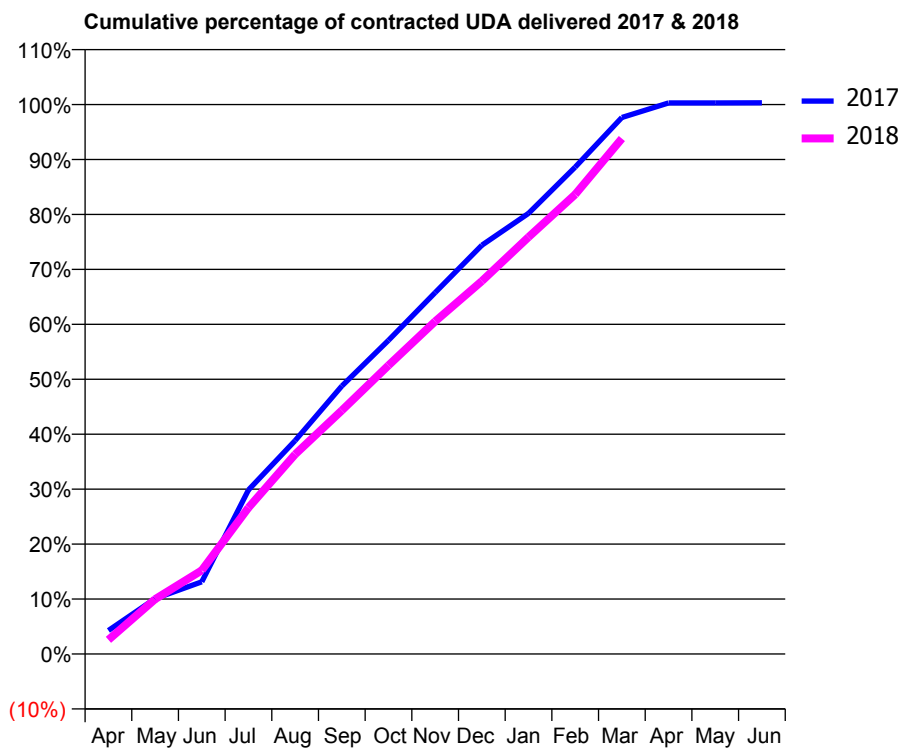
17/18 Contracted general activity (UDA)	7,259
Carry forward general activity (UDA)	0
17/18 Contracted orthodontic activity (UOA)	0
Carry forward orthodontic activity (UOA)	0
Baseline contract value	£0.00

ACCESS*

Patients seen in 24 months	Total	Change since previous quarter
Quarter ending March 2017	2,826	
Quarter ending June 2017	2,761	↓
Quarter ending September 2017	2,763	→
Quarter ending December 2017	2,759	→
Quarter ending March 2018	2,671	↓
Variance since March 2017	(5.5%)	↓



ACTIVITY



Month	Adjusted Scheduled Activity (UDA)	
	2017	2018
April	311	187
May	732	725
June	954	1,105
July	2,168	1,933
August	2,820	2,638
September	3,540	3,218
October	4,144	3,812
November	4,774	4,394
December	5,400	4,926
January	5,822	5,508
February	6,432	6,071
March	7,088	6,809
April	7,279	
May	7,280	
June	7,281	

QUALITY

	Quantity	Base Number	Contract	AT	Region	England
% of FP17s for the same patient ID Re-attending within 3 months - Children	378	2,208	17.1%	11.5%	11.5%	11.9%
% of FP17s for the same patient ID Re-attending within 3 months - Adults	160	1,253	12.8%	15.2%	15.9%	16.0%
% of FP17s for the same patient ID Re-attending between 3 & 9 months - Children	363	2,208	16.4%	57.8%	60.6%	58.3%
% of FP17s for the same patient ID Re-attending between 3 & 9 months - Adults	397	1,253	31.7%	48.0%	51.6%	50.3%
% of FP17s for Band 1 Urgent Courses	90	3,357	2.7%	9.8%	9.5%	9.1%
% of FP17s Relating to Free Repair or Replacements	0	3,357	0.0%	0.7%	0.7%	0.8%
% of FP17s Relating to Continuations	91	3,357	2.7%	0.8%	1.0%	1.0%
% of Patients satisfied with the dentistry they have received	3	4	N/A	93.6%	92.0%	91.5%
% of Patients satisfied with the time they had to wait for an appointment	2	4	N/A	89.3%	88.1%	87.9%

* This is based on patients treated on this contract for their most recent course of treatment. Figures in italics indicate the base number of FP17s or Patient Questionnaire responses are less than 100. N/A is shown where the base number of responses is less than 10 during the period. % is calculated as Quantity/Base number*100

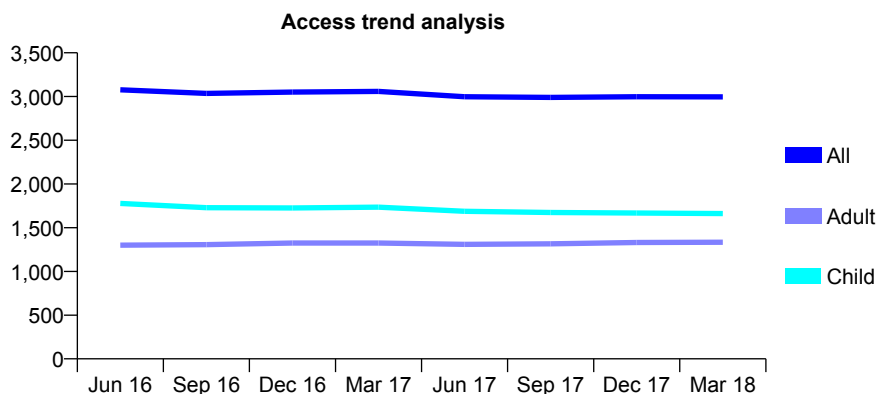
Q69 - Vital Signs At a Glance Contract Report for 182885/0002 - March 2018

Name or company name	CEDAR DENTAL CARE LTD
Contract type name	GDS Contract
Purpose of contract	General
Contract start date	31/03/2014
Contract end date	

17/18 Contracted general activity (UDA)	8,200
Carry forward general activity (UDA)	120
17/18 Contracted orthodontic activity (UOA)	0
Carry forward orthodontic activity (UOA)	0
Baseline contract value	£160,993.67

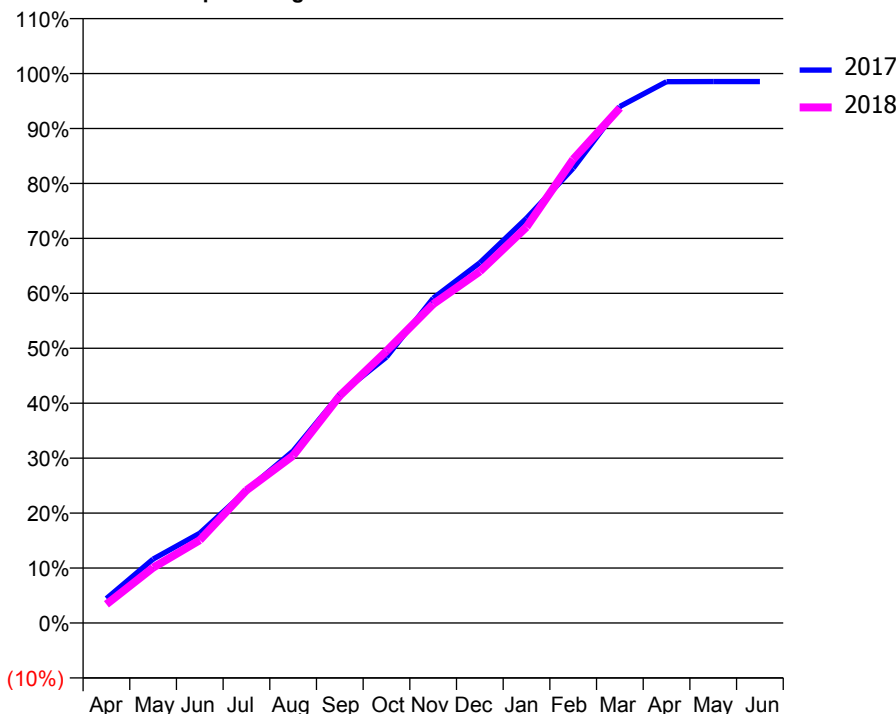
ACCESS*

Patients seen in 24 months	Total	Change since previous quarter
Quarter ending March 2017	3,059	
Quarter ending June 2017	2,997	↓
Quarter ending September 2017	2,990	→
Quarter ending December 2017	2,998	→
Quarter ending March 2018	2,996	→
Variance since March 2017	(2.1%)	↓



ACTIVITY

Cumulative percentage of contracted UDA delivered 2017 & 2018



Adjusted Scheduled Activity (UDA)

Month	2017	2018
April	365	280
May	955	826
June	1,340	1,237
July	1,979	1,982
August	2,568	2,499
September	3,413	3,391
October	3,968	4,059
November	4,846	4,758
December	5,375	5,246
January	6,040	5,910
February	6,786	6,921
March	7,709	7,686
April	8,078	
May	8,080	
June	8,080	

QUALITY

	Quantity	Base Number	Contract	AT	Region	England
% of FP17s for the same patient ID Re-attending within 3 months - Children	266	3,034	8.8%	11.5%	11.5%	11.9%
% of FP17s for the same patient ID Re-attending within 3 months - Adults	329	1,916	17.2%	15.2%	15.9%	16.0%
% of FP17s for the same patient ID Re-attending between 3 & 9 months - Children	2,222	3,034	73.2%	57.8%	60.6%	58.3%
% of FP17s for the same patient ID Re-attending between 3 & 9 months - Adults	1,195	1,916	62.4%	48.0%	51.6%	50.3%
% of FP17s for Band 1 Urgent Courses	146	4,722	3.1%	9.8%	9.5%	9.1%
% of FP17s Relating to Free Repair or Replacements	26	4,722	0.6%	0.7%	0.7%	0.8%
% of FP17s Relating to Continuations	23	4,722	0.5%	0.8%	1.0%	1.0%
% of Patients satisfied with the dentistry they have received	3	3	N/A	93.6%	92.0%	91.5%
% of Patients satisfied with the time they had to wait for an appointment	3	3	N/A	89.3%	88.1%	87.9%

* This is based on patients treated on this contract for their most recent course of treatment. Figures in italics indicate the base number of FP17s or Patient Questionnaire responses are less than 100. N/A is shown where the base number of responses is less than 10 during the period. % is calculated as Quantity/Base number*100

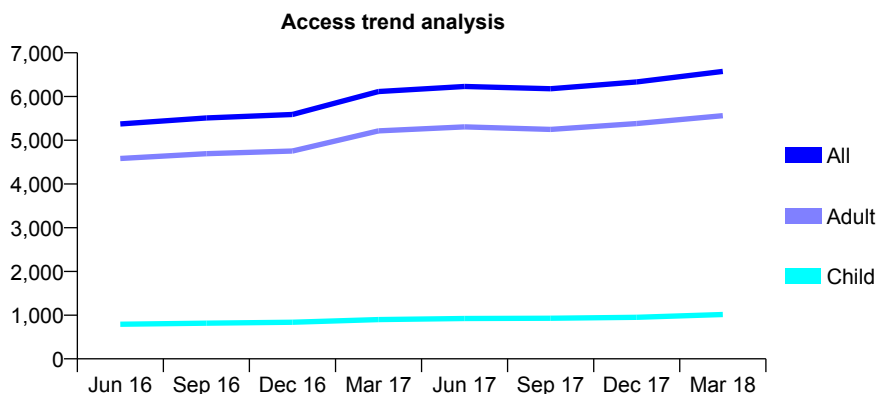
Q69 - Vital Signs At a Glance Contract Report for 183377/0001 - March 2018

Name or company name	Temple Street Dental Practice
Contract type name	GDS Contract
Purpose of contract	General
Contract start date	01/08/2012
Contract end date	

17/18 Contracted general activity (UDA)	13,000
Carry forward general activity (UDA)	105
17/18 Contracted orthodontic activity (UOA)	0
Carry forward orthodontic activity (UOA)	0
Baseline contract value	£313,127.34

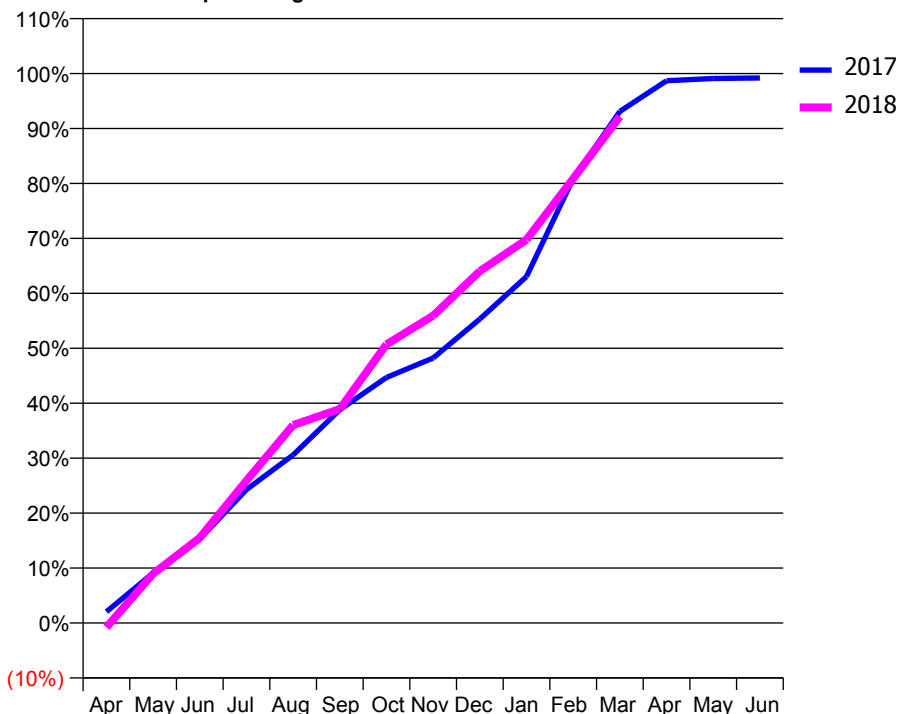
ACCESS*

Patients seen in 24 months	Total	Change since previous quarter
Quarter ending March 2017	6,114	
Quarter ending June 2017	6,229	→
Quarter ending September 2017	6,178	→
Quarter ending December 2017	6,333	↑
Quarter ending March 2018	6,576	↑
Variance since March 2017	7.6%	↑



ACTIVITY

Cumulative percentage of contracted UDA delivered 2017 & 2018



Month	Adjusted Scheduled Activity (UDA)	
	2017	2018
April	267	-105
May	1,184	1,166
June	1,987	2,015
July	3,156	3,367
August	3,976	4,684
September	5,044	5,060
October	5,809	6,591
November	6,271	7,271
December	7,190	8,323
January	8,196	9,068
February	10,513	10,513
March	12,104	11,985
April	12,829	
May	12,882	
June	12,895	

QUALITY

	Quantity	Base Number	Contract	AT	Region	England
% of FP17s for the same patient ID Re-attending within 3 months - Children	101	1,376	7.3%	11.5%	11.5%	11.9%
% of FP17s for the same patient ID Re-attending within 3 months - Adults	579	5,662	10.2%	15.2%	15.9%	16.0%
% of FP17s for the same patient ID Re-attending between 3 & 9 months - Children	720	1,376	52.3%	57.8%	60.6%	58.3%
% of FP17s for the same patient ID Re-attending between 3 & 9 months - Adults	2,030	5,662	35.9%	48.0%	51.6%	50.3%
% of FP17s for Band 1 Urgent Courses	418	5,885	7.1%	9.8%	9.5%	9.1%
% of FP17s Relating to Free Repair or Replacements	24	5,885	0.4%	0.7%	0.7%	0.8%
% of FP17s Relating to Continuations	29	5,885	0.5%	0.8%	1.0%	1.0%
% of Patients satisfied with the dentistry they have received	4	4	N/A	93.6%	92.0%	91.5%
% of Patients satisfied with the time they had to wait for an appointment	4	4	N/A	89.3%	88.1%	87.9%

* This is based on patients treated on this contract for their most recent course of treatment. Figures in italics indicate the base number of FP17s or Patient Questionnaire responses are less than 100. N/A is shown where the base number of responses is less than 10 during the period. % is calculated as Quantity/Base number*100

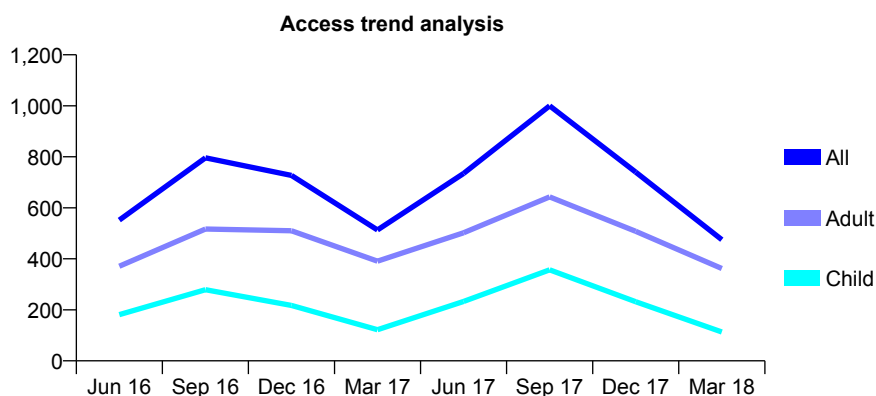
Q69 - Vital Signs At a Glance Contract Report for 183539/0001 - March 2018

Name or company name	Jeremy Potter, Arti Sharma and Shiva Ema
Contract type name	GDS Contract
Purpose of contract	General
Contract start date	01/04/2015
Contract end date	

17/18 Contracted general activity (UDA)	2,249
Carry forward general activity (UDA)	-29
17/18 Contracted orthodontic activity (UOA)	0
Carry forward orthodontic activity (UOA)	0
Baseline contract value	£62,010.77

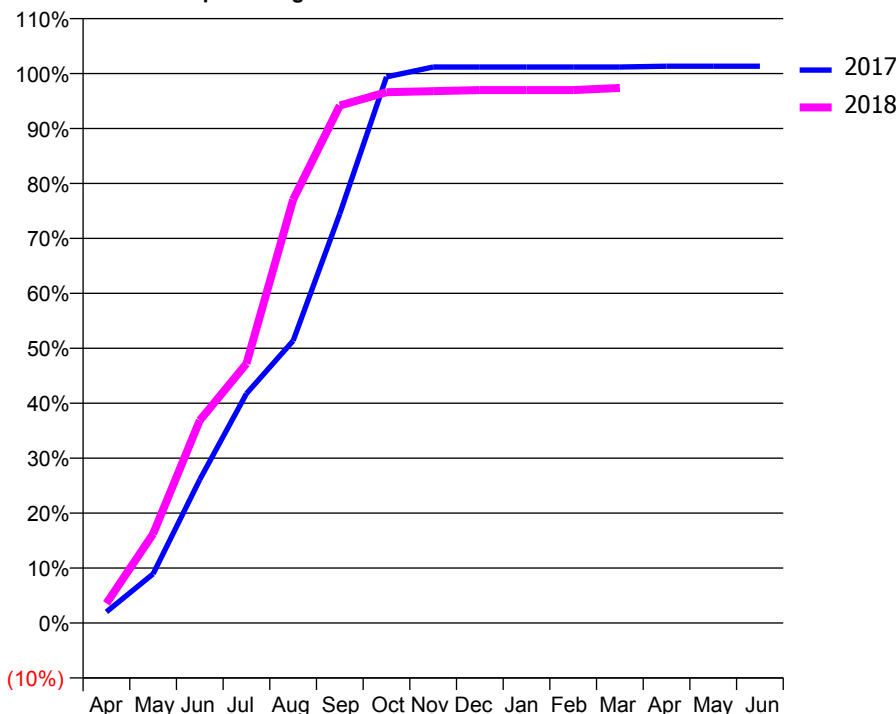
ACCESS*

Patients seen in 24 months	Total	Change since previous quarter
Quarter ending March 2017	513	
Quarter ending June 2017	735	↑
Quarter ending September 2017	1,000	↑
Quarter ending December 2017	740	↓
Quarter ending March 2018	475	↓
Variance since March 2017	(7.4%)	↓



ACTIVITY

Cumulative percentage of contracted UDA delivered 2017 & 2018



Month	Adjusted Scheduled Activity (UDA)	
	2017	2018
April	46	81
May	201	365
June	587	829
July	939	1,062
August	1,155	1,733
September	1,675	2,118
October	2,235	2,173
November	2,276	2,177
December	2,276	2,181
January	2,276	2,181
February	2,276	2,181
March	2,276	2,190
April	2,279	
May	2,279	
June	2,279	

QUALITY

	Quantity	Base Number	Contract	AT	Region	England
% of FP17s for the same patient ID Re-attending within 3 months - Children	13	374	3.5%	11.5%	11.5%	11.9%
% of FP17s for the same patient ID Re-attending within 3 months - Adults	54	559	9.7%	15.2%	15.9%	16.0%
% of FP17s for the same patient ID Re-attending between 3 & 9 months - Children	28	374	7.5%	57.8%	60.6%	58.3%
% of FP17s for the same patient ID Re-attending between 3 & 9 months - Adults	29	559	5.2%	48.0%	51.6%	50.3%
% of FP17s for Band 1 Urgent Courses	175	932	18.8%	9.8%	9.5%	9.1%
% of FP17s Relating to Free Repair or Replacements	1	932	0.1%	0.7%	0.7%	0.8%
% of FP17s Relating to Continuations	4	932	0.4%	0.8%	1.0%	1.0%
% of Patients satisfied with the dentistry they have received	0	0	N/A	93.6%	92.0%	91.5%
% of Patients satisfied with the time they had to wait for an appointment	0	0	N/A	89.3%	88.1%	87.9%

* This is based on patients treated on this contract for their most recent course of treatment. Figures in italics indicate the base number of FP17s or Patient Questionnaire responses are less than 100. N/A is shown where the base number of responses is less than 10 during the period. % is calculated as Quantity/Base number*100

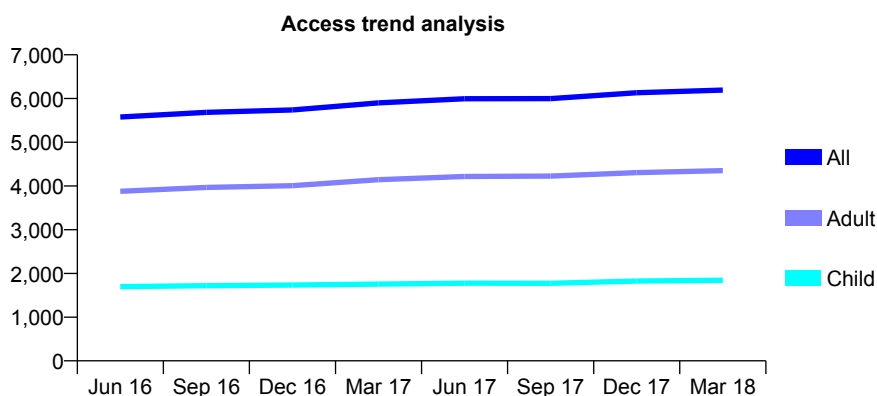
Q69 - Vital Signs At a Glance Contract Report for 184179/0001 - March 2018

Name or company name	Rodericks Limited and the Dental House Li
Contract type name	GDS Contract
Purpose of contract	General
Contract start date	01/12/2007
Contract end date	

17/18 Contracted general activity (UDA)	13,784
Carry forward general activity (UDA)	-2
17/18 Contracted orthodontic activity (UOA)	0
Carry forward orthodontic activity (UOA)	0
Baseline contract value	£318,359.56

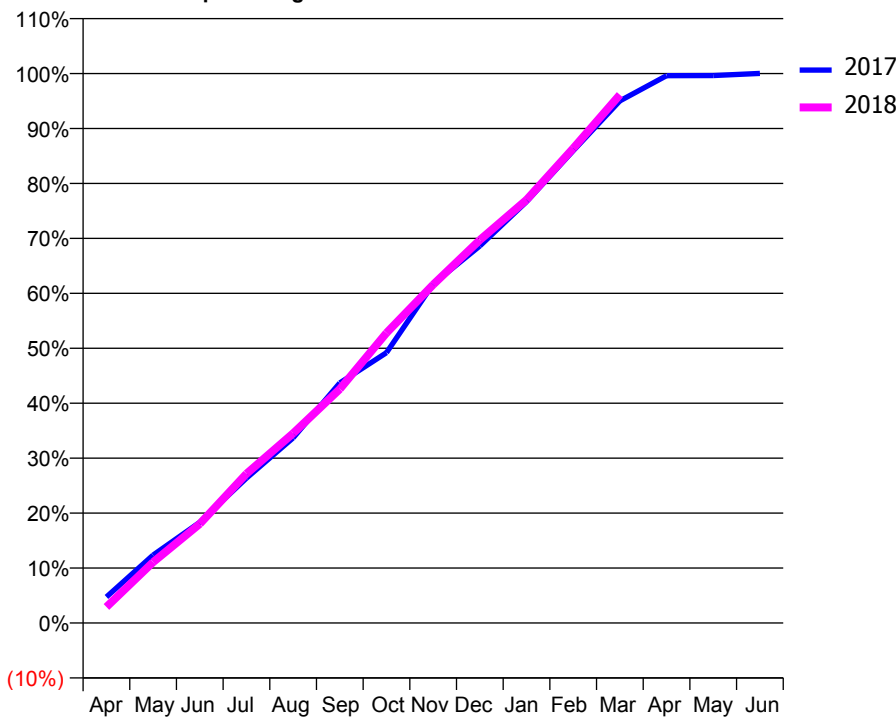
ACCESS*

Patients seen in 24 months	Total	Change since previous quarter
Quarter ending March 2017	5,899	
Quarter ending June 2017	5,995	→
Quarter ending September 2017	5,999	→
Quarter ending December 2017	6,133	↑
Quarter ending March 2018	6,194	→
Variance since March 2017	5.0%	↑



ACTIVITY

Cumulative percentage of contracted UDA delivered 2017 & 2018



Adjusted Scheduled Activity (UDA)

Month	2017	2018
April	657	403
May	1,715	1,528
June	2,544	2,486
July	3,660	3,746
August	4,678	4,759
September	6,067	5,870
October	6,832	7,278
November	8,565	8,487
December	9,528	9,608
January	10,646	10,616
February	11,931	11,908
March	13,193	13,251
April	13,829	
May	13,831	
June	13,886	

QUALITY

	Quantity	Base Number	Contract	AT	Region	England
% of FP17s for the same patient ID Re-attending within 3 months - Children	149	2,406	6.2%	11.5%	11.5%	11.9%
% of FP17s for the same patient ID Re-attending within 3 months - Adults	543	5,090	10.7%	15.2%	15.9%	16.0%
% of FP17s for the same patient ID Re-attending between 3 & 9 months - Children	1,011	2,406	42.0%	57.8%	60.6%	58.3%
% of FP17s for the same patient ID Re-attending between 3 & 9 months - Adults	1,791	5,090	35.2%	48.0%	51.6%	50.3%
% of FP17s for Band 1 Urgent Courses	460	7,156	6.4%	9.8%	9.5%	9.1%
% of FP17s Relating to Free Repair or Replacements	39	7,156	0.5%	0.7%	0.7%	0.8%
% of FP17s Relating to Continuations	66	7,156	0.9%	0.8%	1.0%	1.0%
% of Patients satisfied with the dentistry they have received	6	6	N/A	93.6%	92.0%	91.5%
% of Patients satisfied with the time they had to wait for an appointment	6	6	N/A	89.3%	88.1%	87.9%

* This is based on patients treated on this contract for their most recent course of treatment. Figures in italics indicate the base number of FP17s or Patient Questionnaire responses are less than 100. N/A is shown where the base number of responses is less than 10 during the period. % is calculated as Quantity/Base number*100

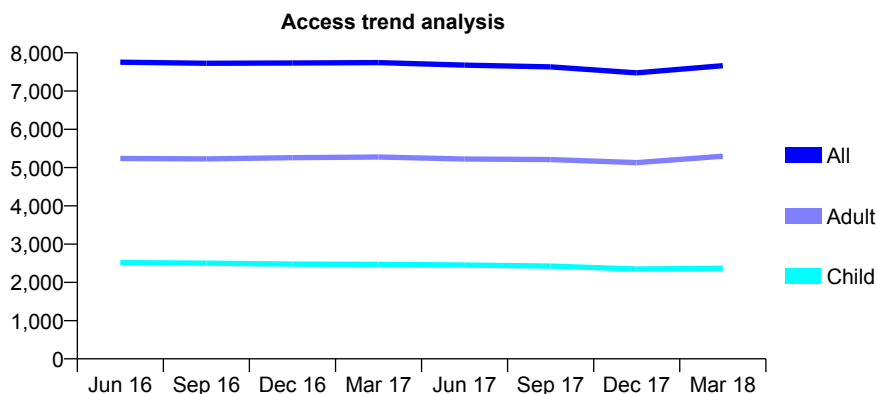
Q69 - Vital Signs At a Glance Contract Report for 184179/0002 - March 2018

Name or company name	Rodericks Limited and the Dental House Li
Contract type name	GDS Contract
Purpose of contract	General
Contract start date	01/04/2008
Contract end date	

17/18 Contracted general activity (UDA)	15,918
Carry forward general activity (UDA)	105
17/18 Contracted orthodontic activity (UOA)	0
Carry forward orthodontic activity (UOA)	0
Baseline contract value	£465,146.68

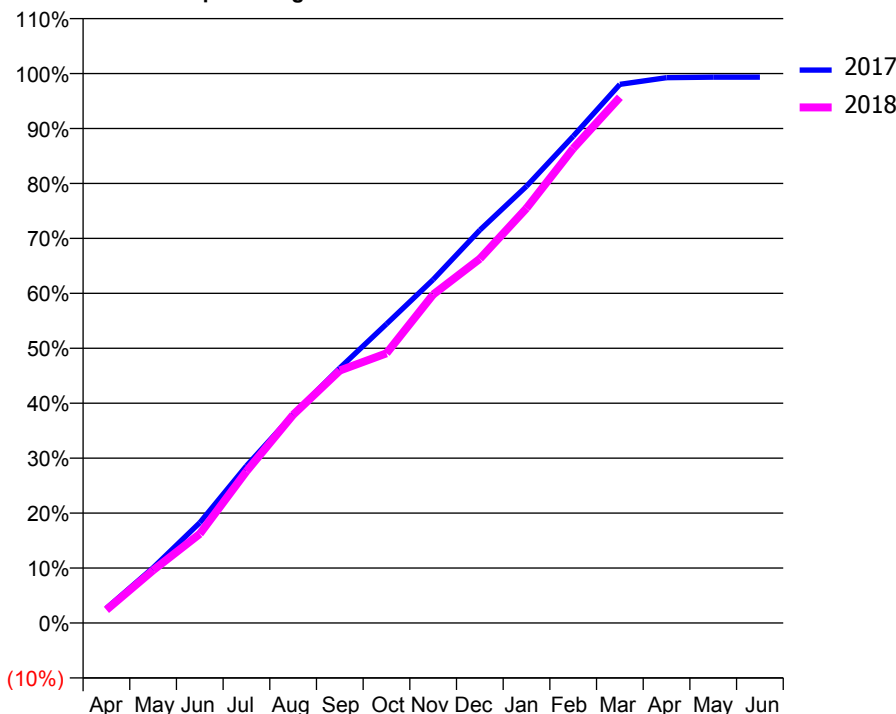
ACCESS*

Patients seen in 24 months	Total	Change since previous quarter
Quarter ending March 2017	7,745	
Quarter ending June 2017	7,676	→
Quarter ending September 2017	7,631	→
Quarter ending December 2017	7,477	↓
Quarter ending March 2018	7,663	↑
Variance since March 2017	(1.1%)	↓



ACTIVITY

Cumulative percentage of contracted UDA delivered 2017 & 2018



Month	Adjusted Scheduled Activity (UDA)	
	2017	2018
April	426	382
May	1,602	1,528
June	2,906	2,583
July	4,552	4,396
August	6,045	6,032
September	7,386	7,315
October	8,663	7,811
November	9,951	9,515
December	11,382	10,549
January	12,654	12,015
February	14,103	13,746
March	15,604	15,229
April	15,798	
May	15,813	
June	15,814	

QUALITY

	Quantity	Base Number	Contract	AT	Region	England
% of FP17s for the same patient ID Re-attending within 3 months - Children	233	2,916	8.0%	11.5%	11.5%	11.9%
% of FP17s for the same patient ID Re-attending within 3 months - Adults	672	5,828	11.5%	15.2%	15.9%	16.0%
% of FP17s for the same patient ID Re-attending between 3 & 9 months - Children	1,499	2,916	51.4%	57.8%	60.6%	58.3%
% of FP17s for the same patient ID Re-attending between 3 & 9 months - Adults	2,603	5,828	44.7%	48.0%	51.6%	50.3%
% of FP17s for Band 1 Urgent Courses	655	8,631	7.6%	9.8%	9.5%	9.1%
% of FP17s Relating to Free Repair or Replacements	87	8,631	1.0%	0.7%	0.7%	0.8%
% of FP17s Relating to Continuations	15	8,631	0.2%	0.8%	1.0%	1.0%
% of Patients satisfied with the dentistry they have received	7	8	N/A	93.6%	92.0%	91.5%
% of Patients satisfied with the time they had to wait for an appointment	6	8	N/A	89.3%	88.1%	87.9%

* This is based on patients treated on this contract for their most recent course of treatment. Figures in italics indicate the base number of FP17s or Patient Questionnaire responses are less than 100. N/A is shown where the base number of responses is less than 10 during the period. % is calculated as Quantity/Base number*100

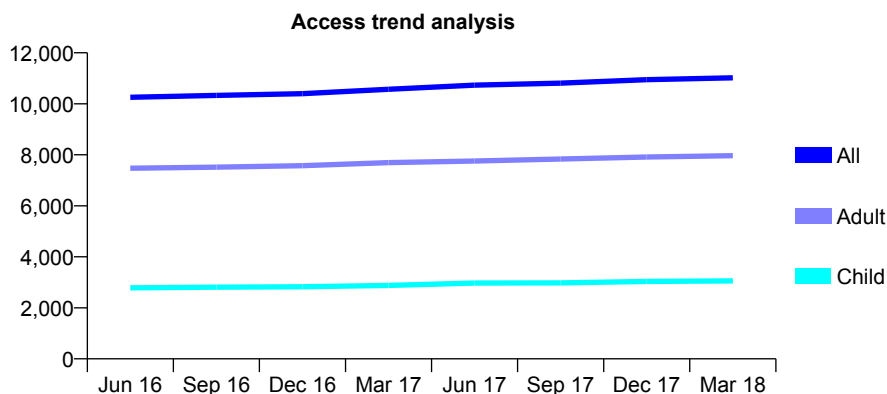
Q69 - Vital Signs At a Glance Contract Report for 184179/0003 - March 2018

Name or company name	Rodericks Limited and the Dental House Li
Contract type name	GDS Contract
Purpose of contract	General
Contract start date	16/11/2009
Contract end date	

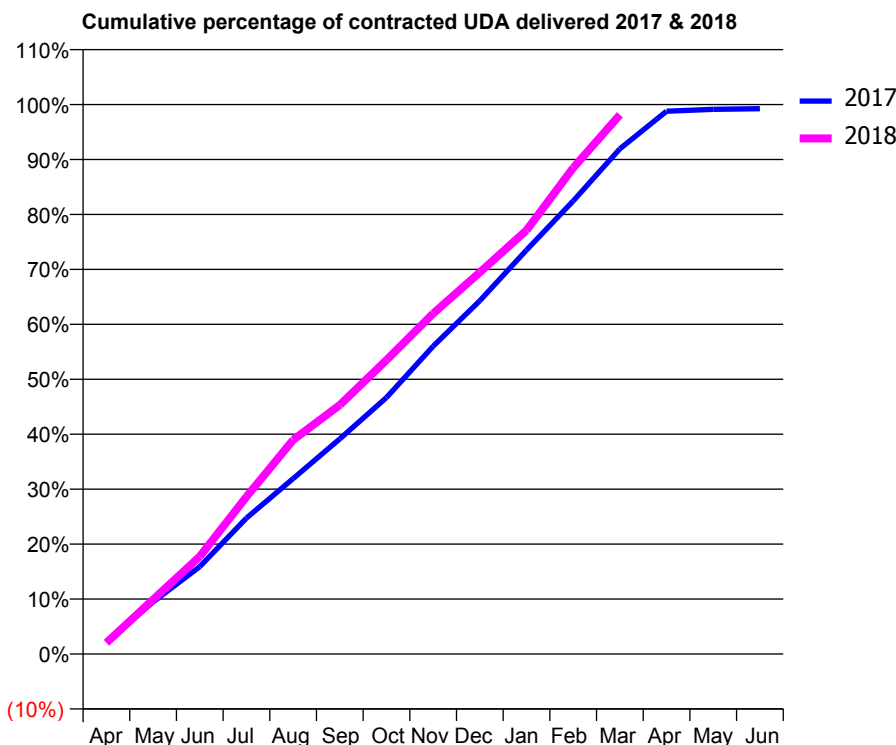
17/18 Contracted general activity (UDA)	25,000
Carry forward general activity (UDA)	192
17/18 Contracted orthodontic activity (UOA)	0
Carry forward orthodontic activity (UOA)	0
Baseline contract value	£623,712.16

ACCESS*

Patients seen in 24 months	Total	Change since previous quarter
Quarter ending March 2017	10,569	
Quarter ending June 2017	10,734	→
Quarter ending September 2017	10,811	→
Quarter ending December 2017	10,947	→
Quarter ending March 2018	11,020	→
Variance since March 2017	4.3%	↑



ACTIVITY



Month	Adjusted Scheduled Activity (UDA)	
	2017	2018
April	542	513
May	2,368	2,477
June	3,977	4,437
July	6,185	7,158
August	7,982	9,739
September	9,790	11,328
October	11,672	13,377
November	14,003	15,490
December	16,075	17,366
January	18,377	19,277
February	20,611	22,114
March	22,982	24,530
April	24,695	
May	24,778	
June	24,809	

QUALITY

	Quantity	Base Number	Contract	AT	Region	England
% of FP17s for the same patient ID Re-attending within 3 months - Children	198	4,269	4.6%	11.5%	11.5%	11.9%
% of FP17s for the same patient ID Re-attending within 3 months - Adults	1,270	10,297	12.3%	15.2%	15.9%	16.0%
% of FP17s for the same patient ID Re-attending between 3 & 9 months - Children	2,574	4,269	60.3%	57.8%	60.6%	58.3%
% of FP17s for the same patient ID Re-attending between 3 & 9 months - Adults	5,346	10,297	51.9%	48.0%	51.6%	50.3%
% of FP17s for Band 1 Urgent Courses	840	12,582	6.7%	9.8%	9.5%	9.1%
% of FP17s Relating to Free Repair or Replacements	116	12,582	0.9%	0.7%	0.7%	0.8%
% of FP17s Relating to Continuations	74	12,582	0.6%	0.8%	1.0%	1.0%
% of Patients satisfied with the dentistry they have received	11	11	100.0%	93.6%	92.0%	91.5%
% of Patients satisfied with the time they had to wait for an appointment	10	11	90.9%	89.3%	88.1%	87.9%

* This is based on patients treated on this contract for their most recent course of treatment. Figures in italics indicate the base number of FP17s or Patient Questionnaire responses are less than 100. N/A is shown where the base number of responses is less than 10 during the period. % is calculated as Quantity/Base number*100

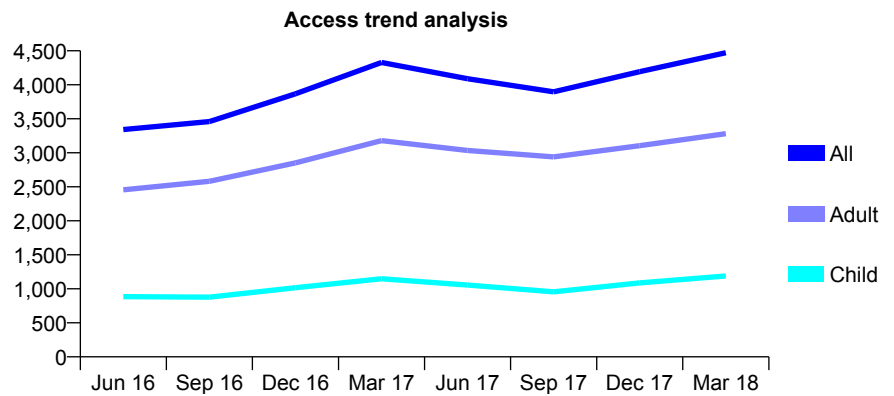
Q69 - Vital Signs At a Glance Contract Report for 184373/0001 - March 2018

Name or company name	Valentine MacGreevy, Arti Sharma and Shi
Contract type name	GDS Contract
Purpose of contract	General
Contract start date	01/04/2015
Contract end date	

17/18 Contracted general activity (UDA)	11,814
Carry forward general activity (UDA)	-160
17/18 Contracted orthodontic activity (UOA)	0
Carry forward orthodontic activity (UOA)	0
Baseline contract value	£318,927.32

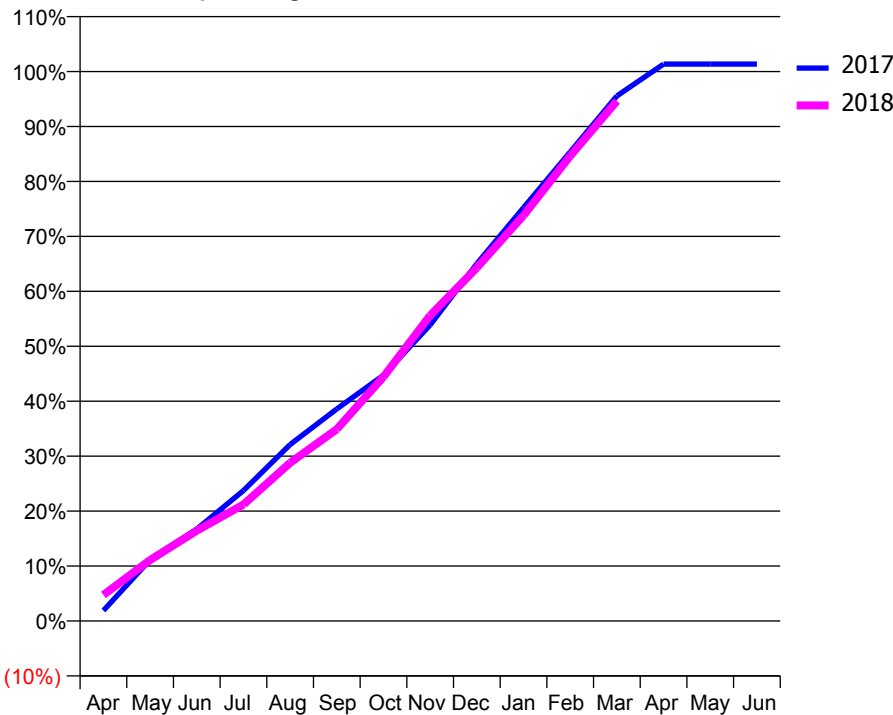
ACCESS*

Patients seen in 24 months	Total	Change since previous quarter
Quarter ending March 2017	4,328	
Quarter ending June 2017	4,089	↓
Quarter ending September 2017	3,897	↓
Quarter ending December 2017	4,193	↑
Quarter ending March 2018	4,472	↑
Variance since March 2017	3.3%	↑



ACTIVITY

Cumulative percentage of contracted UDA delivered 2017 & 2018



Month	Adjusted Scheduled Activity (UDA)	
	2017	2018
April	226	560
May	1,316	1,311
June	1,978	1,942
July	2,805	2,504
August	3,794	3,402
September	4,561	4,123
October	5,286	5,250
November	6,365	6,570
December	7,683	7,597
January	8,886	8,721
February	10,084	9,998
March	11,290	11,181
April	11,974	
May	11,974	
June	11,974	

QUALITY

	Quantity	Base Number	Contract	AT	Region	England
% of FP17s for the same patient ID Re-attending within 3 months - Children	119	1,696	7.0%	11.5%	11.5%	11.9%
% of FP17s for the same patient ID Re-attending within 3 months - Adults	540	4,276	12.6%	15.2%	15.9%	16.0%
% of FP17s for the same patient ID Re-attending between 3 & 9 months - Children	854	1,696	50.4%	57.8%	60.6%	58.3%
% of FP17s for the same patient ID Re-attending between 3 & 9 months - Adults	2,185	4,276	51.1%	48.0%	51.6%	50.3%
% of FP17s for Band 1 Urgent Courses	655	5,661	11.6%	9.8%	9.5%	9.1%
% of FP17s Relating to Free Repair or Replacements	25	5,661	0.4%	0.7%	0.7%	0.8%
% of FP17s Relating to Continuations	31	5,661	0.5%	0.8%	1.0%	1.0%
% of Patients satisfied with the dentistry they have received	1	1	N/A	93.6%	92.0%	91.5%
% of Patients satisfied with the time they had to wait for an appointment	1	1	N/A	89.3%	88.1%	87.9%

* This is based on patients treated on this contract for their most recent course of treatment. Figures in italics indicate the base number of FP17s or Patient Questionnaire responses are less than 100. N/A is shown where the base number of responses is less than 10 during the period. % is calculated as Quantity/Base number*100

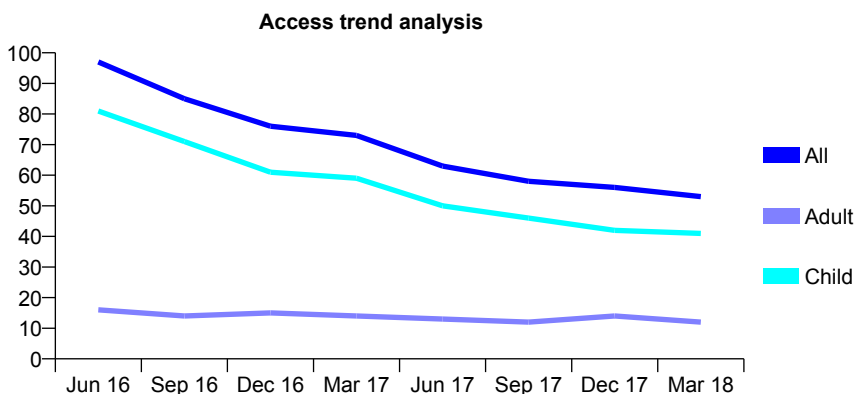
Q69 - Vital Signs At a Glance Contract Report for 186171/0001 - March 2018

Name or company name	MR AK MURGAI
Contract type name	GDS Contract
Purpose of contract	General
Contract start date	28/02/2014
Contract end date	

17/18 Contracted general activity (UDA)	200
Carry forward general activity (UDA)	0
17/18 Contracted orthodontic activity (UOA)	0
Carry forward orthodontic activity (UOA)	0
Baseline contract value	£4,714.03

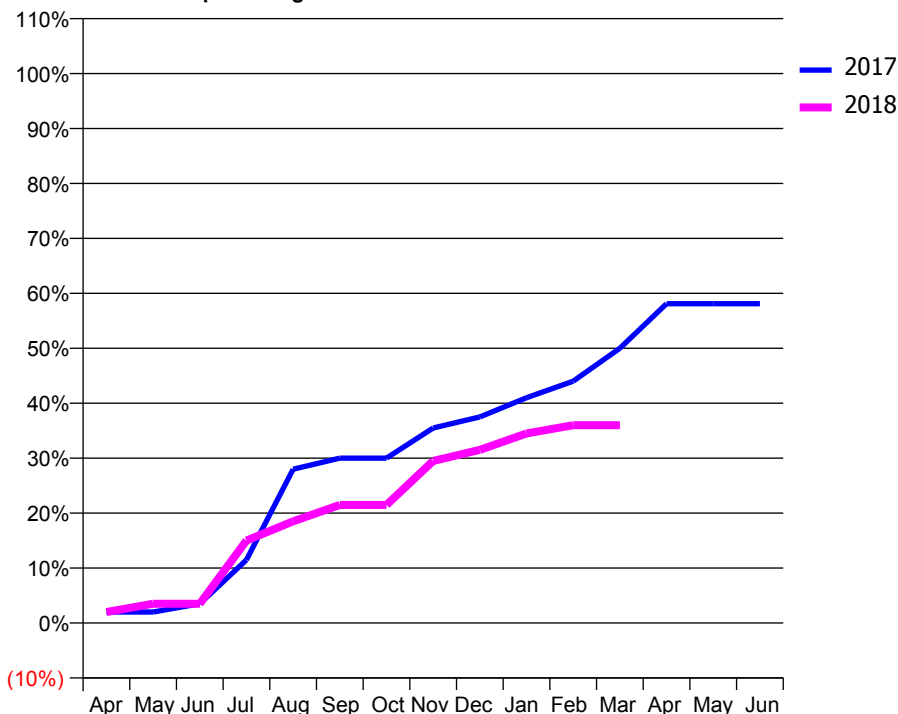
ACCESS*

Patients seen in 24 months	Total	Change since previous quarter
Quarter ending March 2017	73	
Quarter ending June 2017	63	↓
Quarter ending September 2017	58	↓
Quarter ending December 2017	56	↓
Quarter ending March 2018	53	↓
Variance since March 2017	(27.4%)	↓



ACTIVITY

Cumulative percentage of contracted UDA delivered 2017 & 2018



Adjusted Scheduled Activity (UDA)

Month	2017	2018
April	4	4
May	4	7
June	7	7
July	23	30
August	56	37
September	60	43
October	60	43
November	71	59
December	75	63
January	82	69
February	88	72
March	100	72
April	116	-
May	116	-
June	116	-

QUALITY

	Quantity	Base Number	Contract	AT	Region	England
% of FP17s for the same patient ID Re-attending within 3 months - Children	0	50	0.0%	11.5%	11.5%	11.9%
% of FP17s for the same patient ID Re-attending within 3 months - Adults	0	3	0.0%	15.2%	15.9%	16.0%
% of FP17s for the same patient ID Re-attending between 3 & 9 months - Children	25	50	50.0%	57.8%	60.6%	58.3%
% of FP17s for the same patient ID Re-attending between 3 & 9 months - Adults	1	3	33.3%	48.0%	51.6%	50.3%
% of FP17s for Band 1 Urgent Courses	0	48	0.0%	9.8%	9.5%	9.1%
% of FP17s Relating to Free Repair or Replacements	0	48	0.0%	0.7%	0.7%	0.8%
% of FP17s Relating to Continuations	0	48	0.0%	0.8%	1.0%	1.0%
% of Patients satisfied with the dentistry they have received	0	0	N/A	93.6%	92.0%	91.5%
% of Patients satisfied with the time they had to wait for an appointment	0	0	N/A	89.3%	88.1%	87.9%

* This is based on patients treated on this contract for their most recent course of treatment. Figures in italics indicate the base number of FP17s or Patient Questionnaire responses are less than 100. N/A is shown where the base number of responses is less than 10 during the period. % is calculated as Quantity/Base number*100

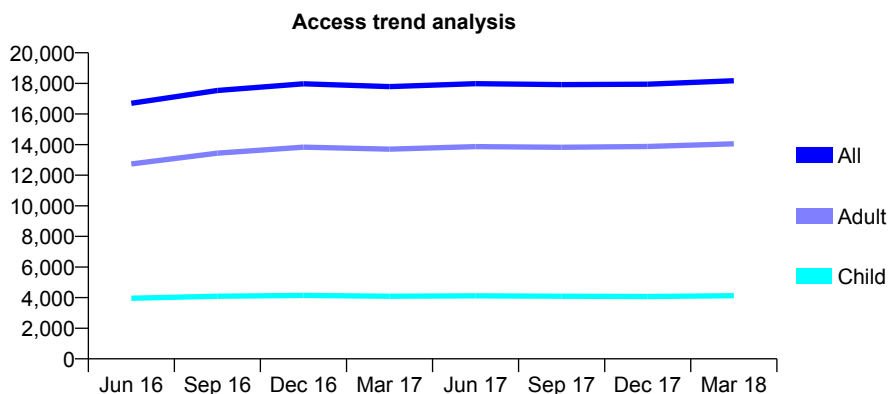
Q69 - Vital Signs At a Glance Contract Report for 186201/0001 - March 2018

Name or company name	Perfect Smile Bracknell Limited
Contract type name	GDS Contract
Purpose of contract	General
Contract start date	01/11/2014
Contract end date	

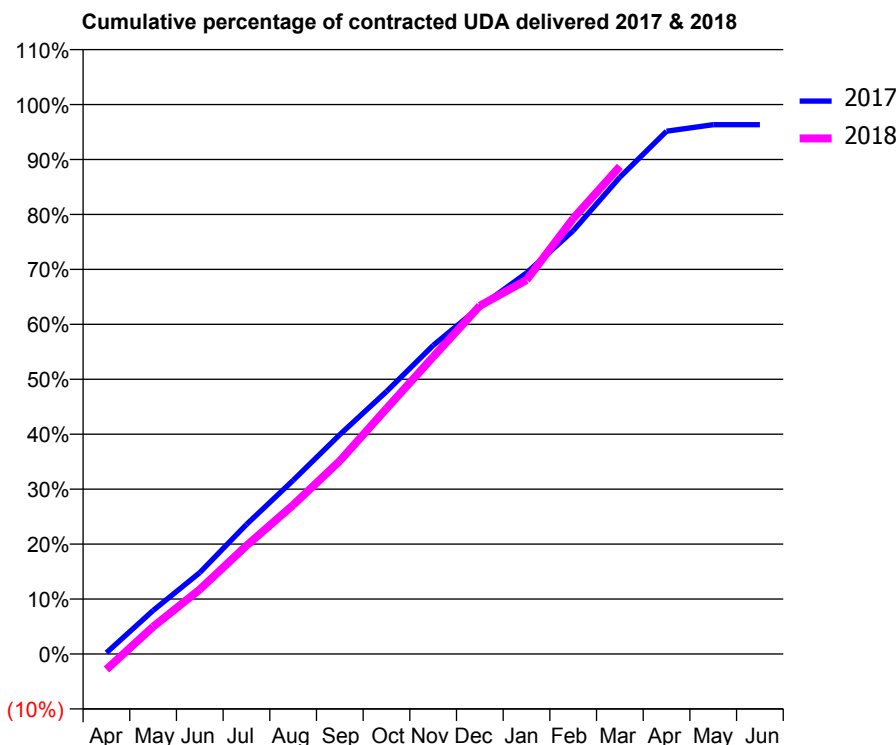
17/18 Contracted general activity (UDA)	50,448
Carry forward general activity (UDA)	1,856
17/18 Contracted orthodontic activity (UOA)	0
Carry forward orthodontic activity (UOA)	0
Baseline contract value	£1,267,793.09

ACCESS*

Patients seen in 24 months	Total	Change since previous quarter
Quarter ending March 2017	17,793	
Quarter ending June 2017	17,986	→
Quarter ending September 2017	17,919	→
Quarter ending December 2017	17,951	→
Quarter ending March 2018	18,176	→
Variance since March 2017	2.2%	↑



ACTIVITY



Month	Adjusted Scheduled Activity (UDA)	
	2017	2018
April	116	-1,430
May	4,003	2,499
June	7,478	5,933
July	11,895	9,944
August	15,950	13,679
September	20,144	17,735
October	24,104	22,536
November	28,339	27,282
December	31,876	31,966
January	34,977	34,339
February	38,862	39,987
March	43,770	44,761
April	47,989	
May	48,593	
June	48,592	

QUALITY

	Quantity	Base Number	Contract	AT	Region	England
% of FP17s for the same patient ID Re-attending within 3 months - Children	440	5,391	8.2%	11.5%	11.5%	11.9%
% of FP17s for the same patient ID Re-attending within 3 months - Adults	3,809	18,508	20.6%	15.2%	15.9%	16.0%
% of FP17s for the same patient ID Re-attending between 3 & 9 months - Children	2,260	5,391	41.9%	57.8%	60.6%	58.3%
% of FP17s for the same patient ID Re-attending between 3 & 9 months - Adults	6,651	18,508	35.9%	48.0%	51.6%	50.3%
% of FP17s for Band 1 Urgent Courses	2,308	21,817	10.6%	9.8%	9.5%	9.1%
% of FP17s Relating to Free Repair or Replacements	212	21,817	1.0%	0.7%	0.7%	0.8%
% of FP17s Relating to Continuations	853	21,817	3.9%	0.8%	1.0%	1.0%
% of Patients satisfied with the dentistry they have received	20	23	87.0%	93.6%	92.0%	91.5%
% of Patients satisfied with the time they had to wait for an appointment	20	23	87.0%	89.3%	88.1%	87.9%

* This is based on patients treated on this contract for their most recent course of treatment. Figures in italics indicate the base number of FP17s or Patient Questionnaire responses are less than 100. N/A is shown where the base number of responses is less than 10 during the period. % is calculated as Quantity/Base number*100

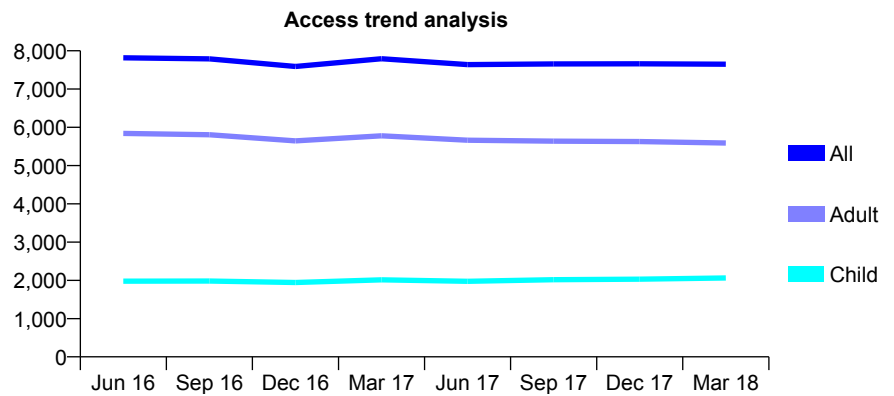
Q69 - Vital Signs At a Glance Contract Report for 186929/0001 - March 2018

Name or company name	Smile Care Twyford Limited
Contract type name	GDS Contract
Purpose of contract	General
Contract start date	01/07/2013
Contract end date	

17/18 Contracted general activity (UDA)	15,956
Carry forward general activity (UDA)	0
17/18 Contracted orthodontic activity (UOA)	0
Carry forward orthodontic activity (UOA)	0
Baseline contract value	£378,917.86

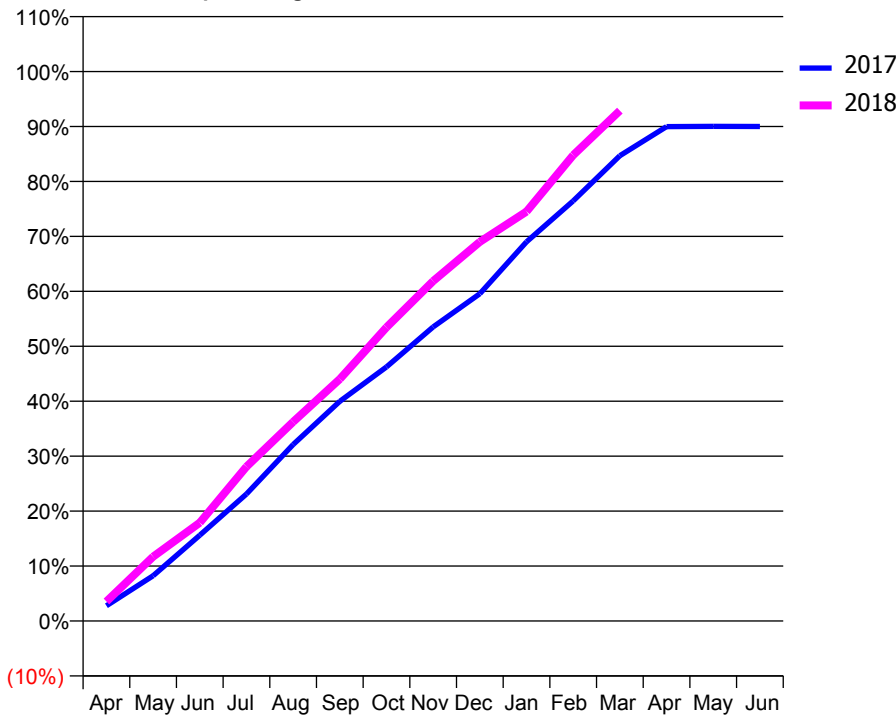
ACCESS*

Patients seen in 24 months	Total	Change since previous quarter
Quarter ending March 2017	7,791	
Quarter ending June 2017	7,638	↓
Quarter ending September 2017	7,655	→
Quarter ending December 2017	7,660	→
Quarter ending March 2018	7,651	→
Variance since March 2017	(1.8%)	↓



ACTIVITY

Cumulative percentage of contracted UDA delivered 2017 & 2018



Month	Adjusted Scheduled Activity (UDA)	
	2017	2018
April	478	568
May	1,418	1,867
June	2,689	2,857
July	3,981	4,483
August	5,535	5,784
September	6,891	7,024
October	7,969	8,527
November	9,221	9,871
December	10,265	11,009
January	11,889	11,890
February	13,176	13,529
March	14,591	14,821
April	15,504	
May	15,513	
June	15,507	

QUALITY

	Quantity	Base Number	Contract	AT	Region	England
% of FP17s for the same patient ID Re-attending within 3 months - Children	175	2,823	6.2%	11.5%	11.5%	11.9%
% of FP17s for the same patient ID Re-attending within 3 months - Adults	954	6,952	13.7%	15.2%	15.9%	16.0%
% of FP17s for the same patient ID Re-attending between 3 & 9 months - Children	1,648	2,823	58.4%	57.8%	60.6%	58.3%
% of FP17s for the same patient ID Re-attending between 3 & 9 months - Adults	3,344	6,952	48.1%	48.0%	51.6%	50.3%
% of FP17s for Band 1 Urgent Courses	797	8,397	9.5%	9.8%	9.5%	9.1%
% of FP17s Relating to Free Repair or Replacements	34	8,397	0.4%	0.7%	0.7%	0.8%
% of FP17s Relating to Continuations	30	8,397	0.4%	0.8%	1.0%	1.0%
% of Patients satisfied with the dentistry they have received	7	7	N/A	93.6%	92.0%	91.5%
% of Patients satisfied with the time they had to wait for an appointment	7	7	N/A	89.3%	88.1%	87.9%

* This is based on patients treated on this contract for their most recent course of treatment. Figures in italics indicate the base number of FP17s or Patient Questionnaire responses are less than 100. N/A is shown where the base number of responses is less than 10 during the period. % is calculated as Quantity/Base number*100

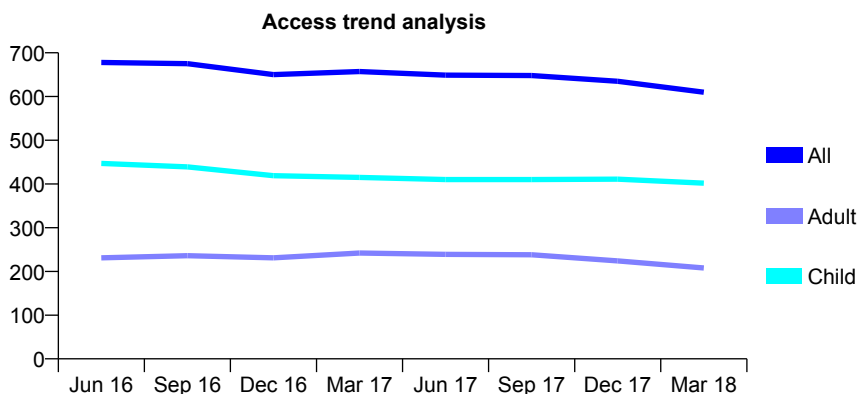
Q69 - Vital Signs At a Glance Contract Report for 188921/0001 - March 2018

Name or company name	Portman Healthcare Limited
Contract type name	GDS Contract
Purpose of contract	General
Contract start date	01/07/2009
Contract end date	

17/18 Contracted general activity (UDA)	1,308
Carry forward general activity (UDA)	13
17/18 Contracted orthodontic activity (UOA)	0
Carry forward orthodontic activity (UOA)	0
Baseline contract value	£31,273.00

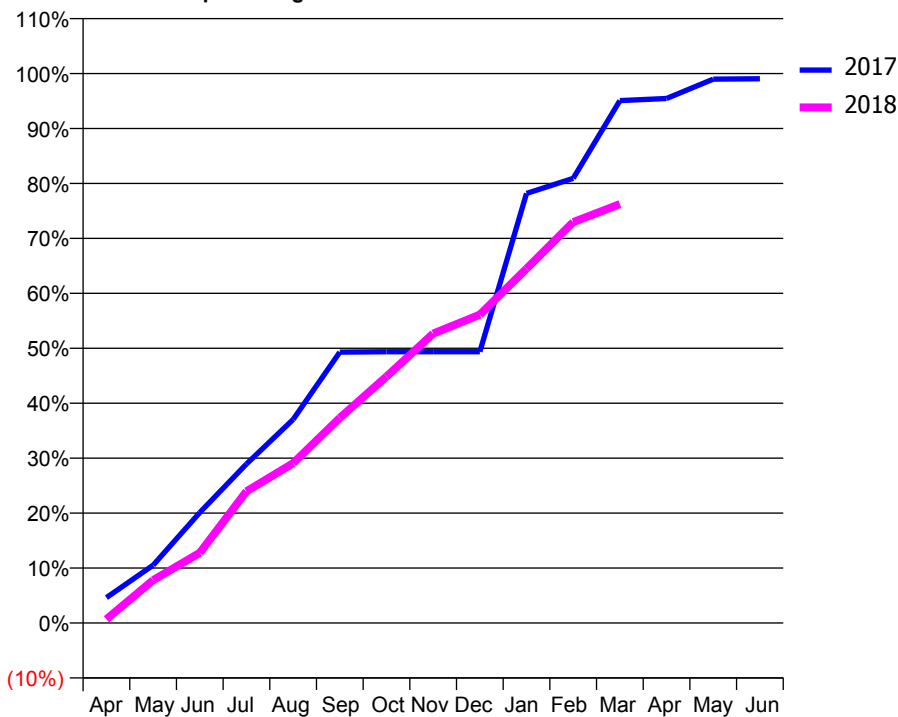
ACCESS*

Patients seen in 24 months	Total	Change since previous quarter
Quarter ending March 2017	657	
Quarter ending June 2017	649	↓
Quarter ending September 2017	648	→
Quarter ending December 2017	635	↓
Quarter ending March 2018	610	↓
Variance since March 2017	(7.2%)	↓



ACTIVITY

Cumulative percentage of contracted UDA delivered 2017 & 2018



QUALITY

	Quantity	Base Number	Contract	AT	Region	England
% of FP17s for the same patient ID Re-attending within 3 months - Children	54	626	8.6%	11.5%	11.5%	11.9%
% of FP17s for the same patient ID Re-attending within 3 months - Adults	20	186	10.8%	15.2%	15.9%	16.0%
% of FP17s for the same patient ID Re-attending between 3 & 9 months - Children	368	626	58.8%	57.8%	60.6%	58.3%
% of FP17s for the same patient ID Re-attending between 3 & 9 months - Adults	86	186	46.2%	48.0%	51.6%	50.3%
% of FP17s for Band 1 Urgent Courses	28	762	3.7%	9.8%	9.5%	9.1%
% of FP17s Relating to Free Repair or Replacements	1	762	0.1%	0.7%	0.7%	0.8%
% of FP17s Relating to Continuations	1	762	0.1%	0.8%	1.0%	1.0%
% of Patients satisfied with the dentistry they have received	4	4	N/A	93.6%	92.0%	91.5%
% of Patients satisfied with the time they had to wait for an appointment	3	4	N/A	89.3%	88.1%	87.9%

* This is based on patients treated on this contract for their most recent course of treatment. Figures in italics indicate the base number of FP17s or Patient Questionnaire responses are less than 100. N/A is shown where the base number of responses is less than 10 during the period. % is calculated as Quantity/Base number*100

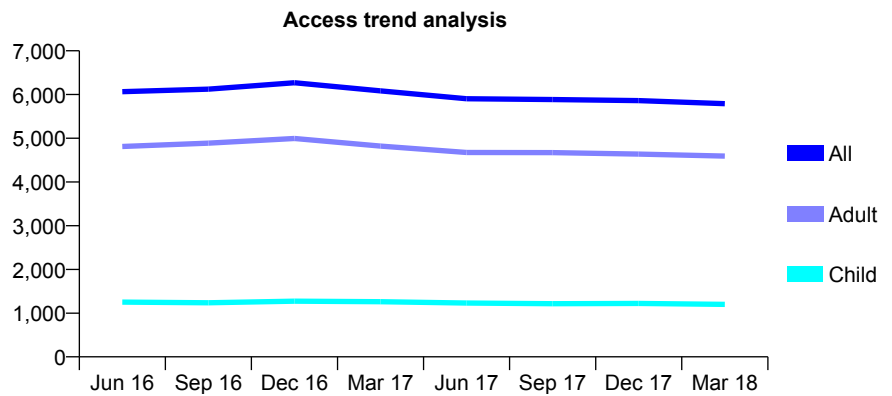
Q69 - Vital Signs At a Glance Contract Report for 189855/0001 - March 2018

Name or company name	Halford House Dental Partnership
Contract type name	GDS Contract
Purpose of contract	General
Contract start date	14/10/2014
Contract end date	

17/18 Contracted general activity (UDA)	19,855
Carry forward general activity (UDA)	0
17/18 Contracted orthodontic activity (UOA)	0
Carry forward orthodontic activity (UOA)	0
Baseline contract value	£436,017.23

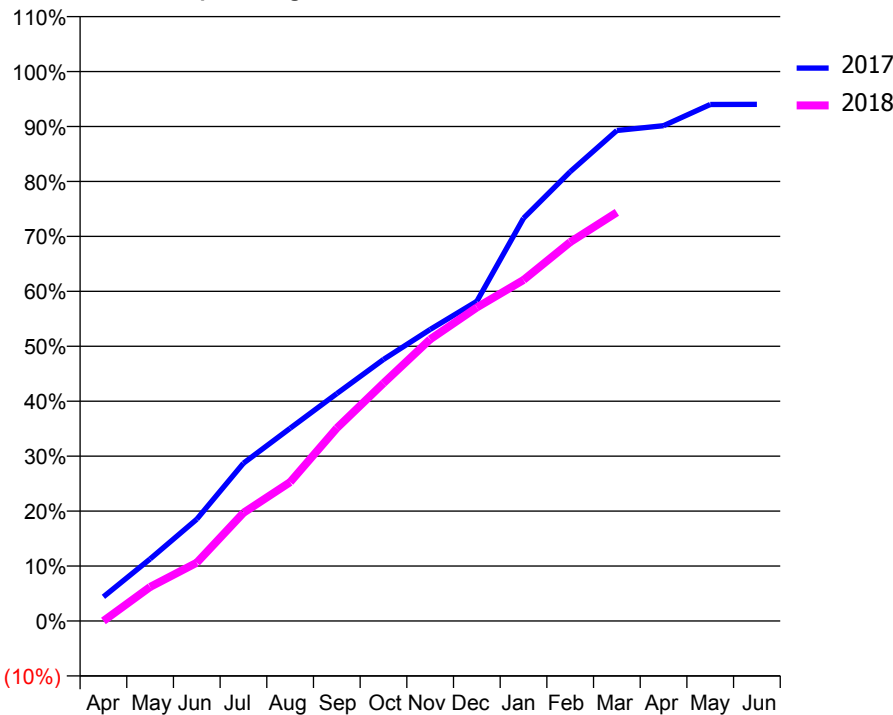
ACCESS*

Patients seen in 24 months	Total	Change since previous quarter
Quarter ending March 2017	6,082	
Quarter ending June 2017	5,905	↓
Quarter ending September 2017	5,886	→
Quarter ending December 2017	5,861	→
Quarter ending March 2018	5,792	↓
Variance since March 2017	(4.8%)	↓



ACTIVITY

Cumulative percentage of contracted UDA delivered 2017 & 2018



Month	Adjusted Scheduled Activity (UDA)	
	2017	2018
April	877	0
May	2,243	1,231
June	3,679	2,110
July	5,702	3,910
August	6,965	5,017
September	8,219	6,971
October	9,450	8,596
November	10,535	10,177
December	11,550	11,332
January	14,554	12,324
February	16,235	13,689
March	17,723	14,767
April	17,898	
May	18,666	
June	18,670	

QUALITY

	Quantity	Base Number	Contract	AT	Region	England
% of FP17s for the same patient ID Re-attending within 3 months - Children	153	2,033	7.5%	11.5%	11.5%	11.9%
% of FP17s for the same patient ID Re-attending within 3 months - Adults	1,044	7,539	13.8%	15.2%	15.9%	16.0%
% of FP17s for the same patient ID Re-attending between 3 & 9 months - Children	1,411	2,033	69.4%	57.8%	60.6%	58.3%
% of FP17s for the same patient ID Re-attending between 3 & 9 months - Adults	4,794	7,539	63.6%	48.0%	51.6%	50.3%
% of FP17s for Band 1 Urgent Courses	608	9,049	6.7%	9.8%	9.5%	9.1%
% of FP17s Relating to Free Repair or Replacements	108	9,049	1.2%	0.7%	0.7%	0.8%
% of FP17s Relating to Continuations	210	9,049	2.3%	0.8%	1.0%	1.0%
% of Patients satisfied with the dentistry they have received	9	9	N/A	93.6%	92.0%	91.5%
% of Patients satisfied with the time they had to wait for an appointment	8	9	N/A	89.3%	88.1%	87.9%

* This is based on patients treated on this contract for their most recent course of treatment. Figures in italics indicate the base number of FP17s or Patient Questionnaire responses are less than 100. N/A is shown where the base number of responses is less than 10 during the period. % is calculated as Quantity/Base number*100

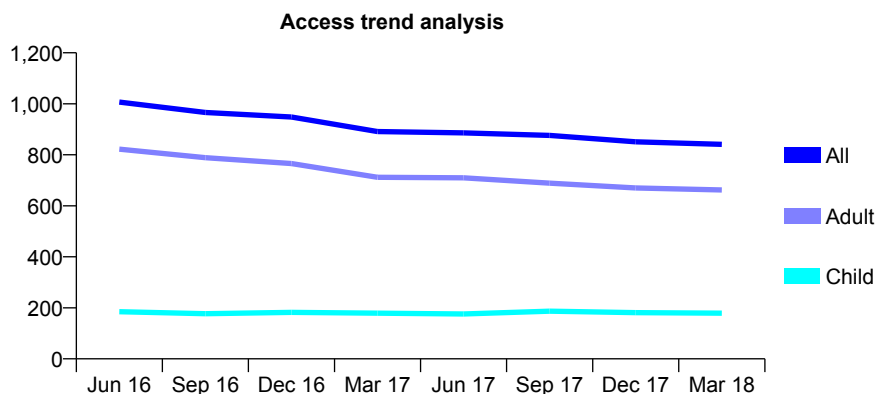
Q69 - Vital Signs At a Glance Contract Report for 190764/0001 - March 2018

Name or company name	The Dental Practice
Contract type name	GDS Contract
Purpose of contract	General
Contract start date	01/08/2012
Contract end date	

17/18 Contracted general activity (UDA)	4,946
Carry forward general activity (UDA)	0
17/18 Contracted orthodontic activity (UOA)	0
Carry forward orthodontic activity (UOA)	0
Baseline contract value	£119,132.91

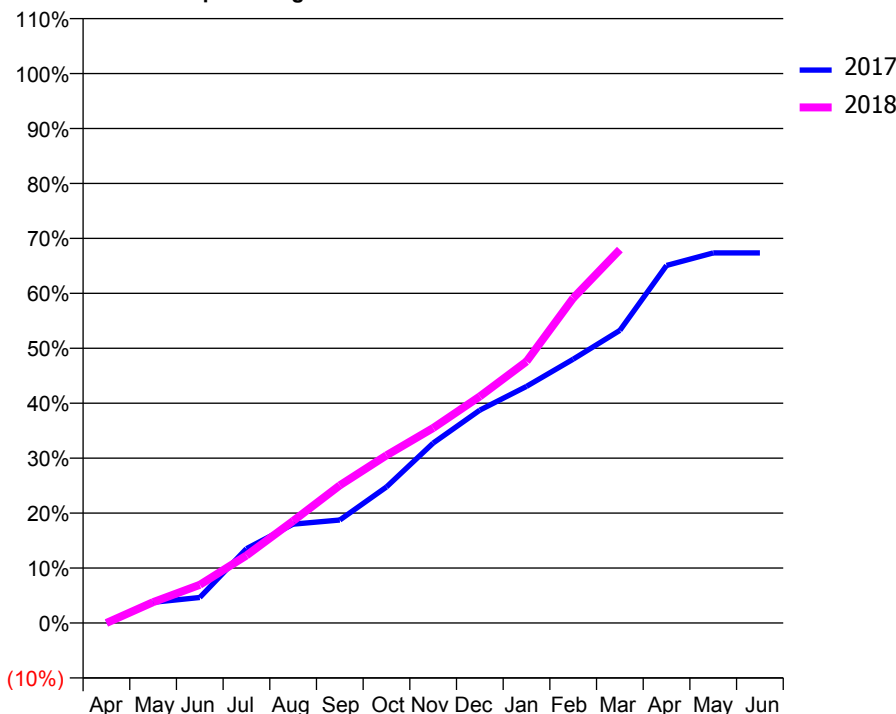
ACCESS*

Patients seen in 24 months	Total	Change since previous quarter
Quarter ending March 2017	891	
Quarter ending June 2017	886	→
Quarter ending September 2017	876	↓
Quarter ending December 2017	851	↓
Quarter ending March 2018	841	↓
Variance since March 2017	(5.6%)	↓



ACTIVITY

Cumulative percentage of contracted UDA delivered 2017 & 2018



Adjusted Scheduled Activity (UDA)

Month	2017	2018
April	6	0
May	187	187
June	229	344
July	669	608
August	890	919
September	927	1,239
October	1,224	1,509
November	1,619	1,755
December	1,916	2,040
January	2,130	2,354
February	2,374	2,925
March	2,634	3,361
April	3,218	
May	3,332	
June	3,332	

QUALITY

	Quantity	Base Number	Contract	AT	Region	England
% of FP17s for the same patient ID Re-attending within 3 months - Children	22	251	8.8%	11.5%	11.5%	11.9%
% of FP17s for the same patient ID Re-attending within 3 months - Adults	187	909	20.6%	15.2%	15.9%	16.0%
% of FP17s for the same patient ID Re-attending between 3 & 9 months - Children	108	251	43.0%	57.8%	60.6%	58.3%
% of FP17s for the same patient ID Re-attending between 3 & 9 months - Adults	364	909	40.0%	48.0%	51.6%	50.3%
% of FP17s for Band 1 Urgent Courses	159	979	16.2%	9.8%	9.5%	9.1%
% of FP17s Relating to Free Repair or Replacements	9	979	0.9%	0.7%	0.7%	0.8%
% of FP17s Relating to Continuations	2	979	0.2%	0.8%	1.0%	1.0%
% of Patients satisfied with the dentistry they have received	3	3	N/A	93.6%	92.0%	91.5%
% of Patients satisfied with the time they had to wait for an appointment	3	3	N/A	89.3%	88.1%	87.9%

* This is based on patients treated on this contract for their most recent course of treatment. Figures in italics indicate the base number of FP17s or Patient Questionnaire responses are less than 100. N/A is shown where the base number of responses is less than 10 during the period. % is calculated as Quantity/Base number*100

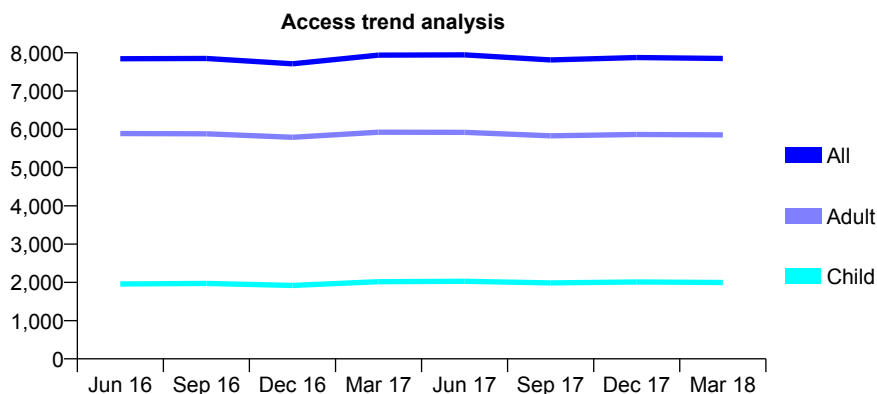
Q69 - Vital Signs At a Glance Contract Report for 193550/0001 - March 2018

Name or company name	Banbury Dental Surgery
Contract type name	GDS Contract
Purpose of contract	General
Contract start date	01/08/2009
Contract end date	

17/18 Contracted general activity (UDA)	22,000
Carry forward general activity (UDA)	526
17/18 Contracted orthodontic activity (UOA)	0
Carry forward orthodontic activity (UOA)	0
Baseline contract value	£494,548.80

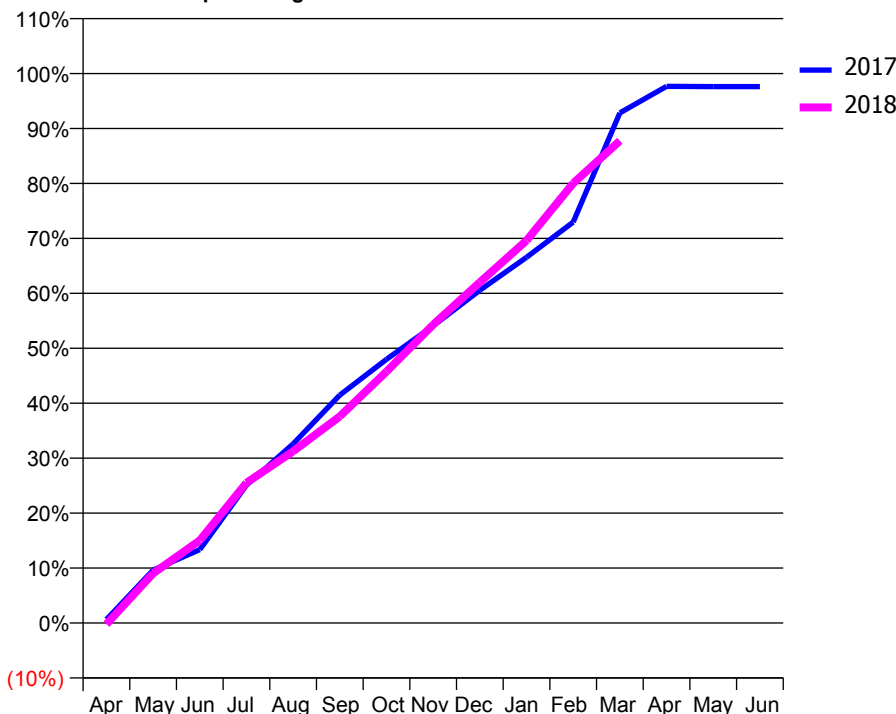
ACCESS*

Patients seen in 24 months	Total	Change since previous quarter
Quarter ending March 2017	7,940	
Quarter ending June 2017	7,946	→
Quarter ending September 2017	7,815	↓
Quarter ending December 2017	7,877	→
Quarter ending March 2018	7,851	→
Variance since March 2017	(1.1%)	↓



ACTIVITY

Cumulative percentage of contracted UDA delivered 2017 & 2018



Month	Adjusted Scheduled Activity (UDA)	
	2017	2018
April	139	-50
May	2,117	1,991
June	2,938	3,305
July	5,518	5,616
August	7,172	6,875
September	9,126	8,273
October	10,558	10,068
November	11,898	11,948
December	13,320	13,642
January	14,641	15,316
February	16,051	17,606
March	20,421	19,307
April	21,486	
May	21,474	
June	21,474	

QUALITY

	Quantity	Base Number	Contract	AT	Region	England
% of FP17s for the same patient ID Re-attending within 3 months - Children	240	3,131	7.7%	11.5%	11.5%	11.9%
% of FP17s for the same patient ID Re-attending within 3 months - Adults	1,119	8,167	13.7%	15.2%	15.9%	16.0%
% of FP17s for the same patient ID Re-attending between 3 & 9 months - Children	1,924	3,131	61.5%	57.8%	60.6%	58.3%
% of FP17s for the same patient ID Re-attending between 3 & 9 months - Adults	4,371	8,167	53.5%	48.0%	51.6%	50.3%
% of FP17s for Band 1 Urgent Courses	843	10,784	7.8%	9.8%	9.5%	9.1%
% of FP17s Relating to Free Repair or Replacements	124	10,784	1.1%	0.7%	0.7%	0.8%
% of FP17s Relating to Continuations	33	10,784	0.3%	0.8%	1.0%	1.0%
% of Patients satisfied with the dentistry they have received	18	21	85.7%	93.6%	92.0%	91.5%
% of Patients satisfied with the time they had to wait for an appointment	20	21	95.2%	89.3%	88.1%	87.9%

* This is based on patients treated on this contract for their most recent course of treatment. Figures in italics indicate the base number of FP17s or Patient Questionnaire responses are less than 100. N/A is shown where the base number of responses is less than 10 during the period. % is calculated as Quantity/Base number*100

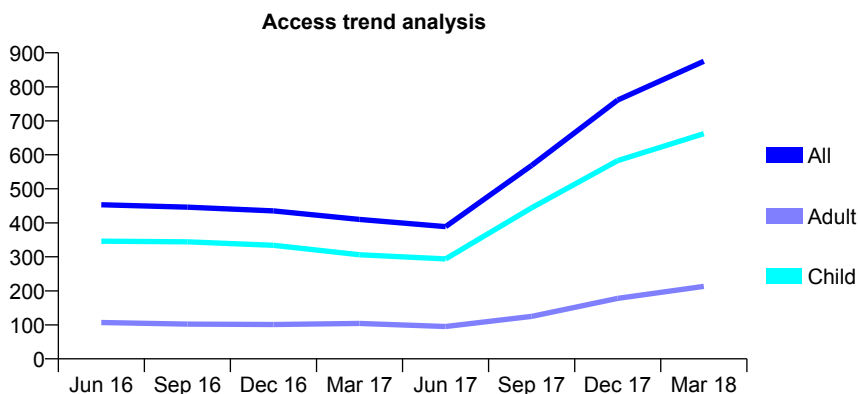
Q69 - Vital Signs At a Glance Contract Report for 195057/0001 - March 2018

Name or company name	AM Dentalcare
Contract type name	GDS Contract
Purpose of contract	General
Contract start date	01/09/2011
Contract end date	

17/18 Contracted general activity (UDA)	2,427
Carry forward general activity (UDA)	-11
17/18 Contracted orthodontic activity (UOA)	0
Carry forward orthodontic activity (UOA)	0
Baseline contract value	£58,010.77

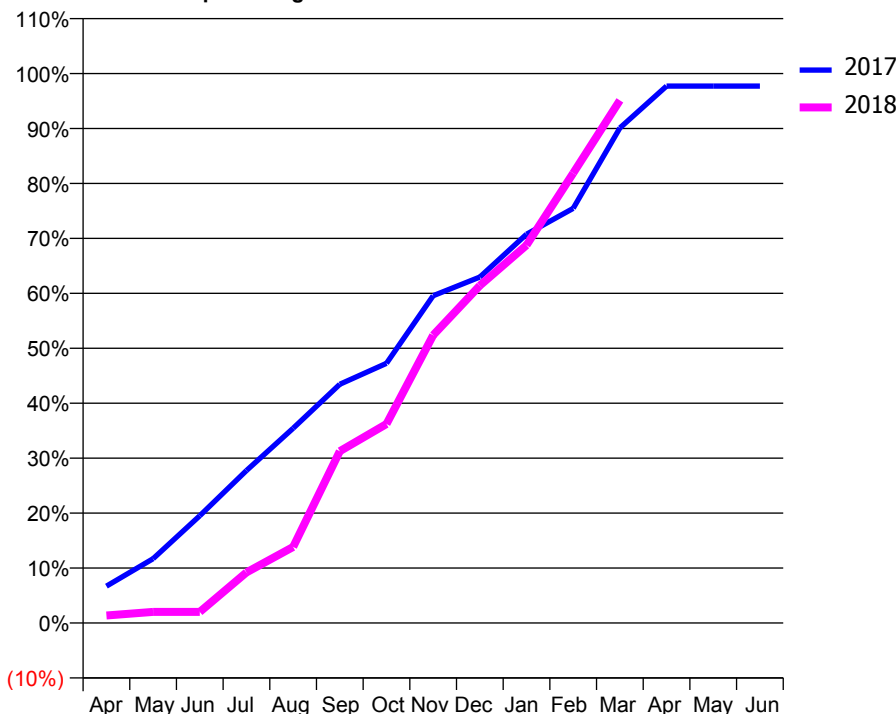
ACCESS*

Patients seen in 24 months	Total	Change since previous quarter
Quarter ending March 2017	410	
Quarter ending June 2017	389	↓
Quarter ending September 2017	569	↑
Quarter ending December 2017	761	↑
Quarter ending March 2018	875	↑
Variance since March 2017	113.4%	↑



ACTIVITY

Cumulative percentage of contracted UDA delivered 2017 & 2018



Month	Adjusted Scheduled Activity (UDA)	
	2017	2018
April	67	33
May	117	49
June	195	49
July	277	224
August	354	336
September	435	759
October	473	879
November	596	1,271
December	630	1,490
January	708	1,669
February	755	1,987
March	901	2,308
April	977	
May	977	
June	977	

QUALITY

	Quantity	Base Number	Contract	AT	Region	England
% of FP17s for the same patient ID Re-attending within 3 months - Children	60	924	6.5%	11.5%	11.5%	11.9%
% of FP17s for the same patient ID Re-attending within 3 months - Adults	54	243	22.2%	15.2%	15.9%	16.0%
% of FP17s for the same patient ID Re-attending between 3 & 9 months - Children	316	924	34.2%	57.8%	60.6%	58.3%
% of FP17s for the same patient ID Re-attending between 3 & 9 months - Adults	49	243	20.2%	48.0%	51.6%	50.3%
% of FP17s for Band 1 Urgent Courses	91	1,128	8.1%	9.8%	9.5%	9.1%
% of FP17s Relating to Free Repair or Replacements	1	1,128	0.1%	0.7%	0.7%	0.8%
% of FP17s Relating to Continuations	19	1,128	1.7%	0.8%	1.0%	1.0%
% of Patients satisfied with the dentistry they have received	1	1	N/A	93.6%	92.0%	91.5%
% of Patients satisfied with the time they had to wait for an appointment	1	1	N/A	89.3%	88.1%	87.9%

* This is based on patients treated on this contract for their most recent course of treatment. Figures in italics indicate the base number of FP17s or Patient Questionnaire responses are less than 100. N/A is shown where the base number of responses is less than 10 during the period. % is calculated as Quantity/Base number*100

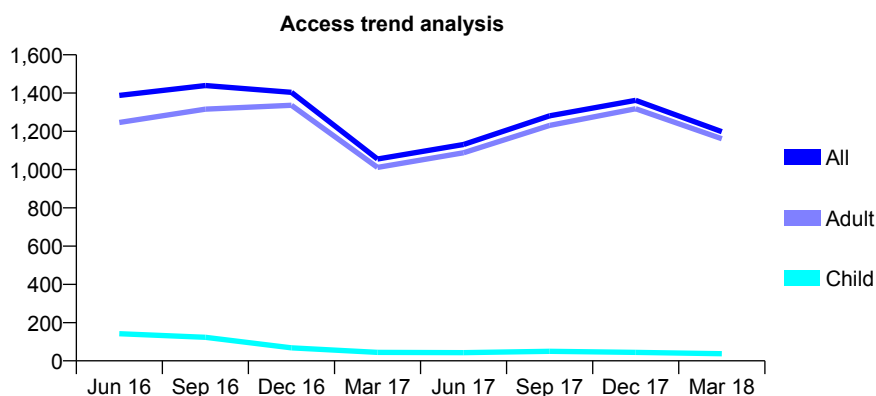
Q69 - Vital Signs At a Glance Contract Report for 195472/0001 - March 2018

Name or company name	DA CLINICS LTD
Contract type name	GDS Contract
Purpose of contract	General
Contract start date	01/04/2008
Contract end date	

17/18 Contracted general activity (UDA)	5,053
Carry forward general activity (UDA)	198
17/18 Contracted orthodontic activity (UOA)	0
Carry forward orthodontic activity (UOA)	0
Baseline contract value	£103,821.51

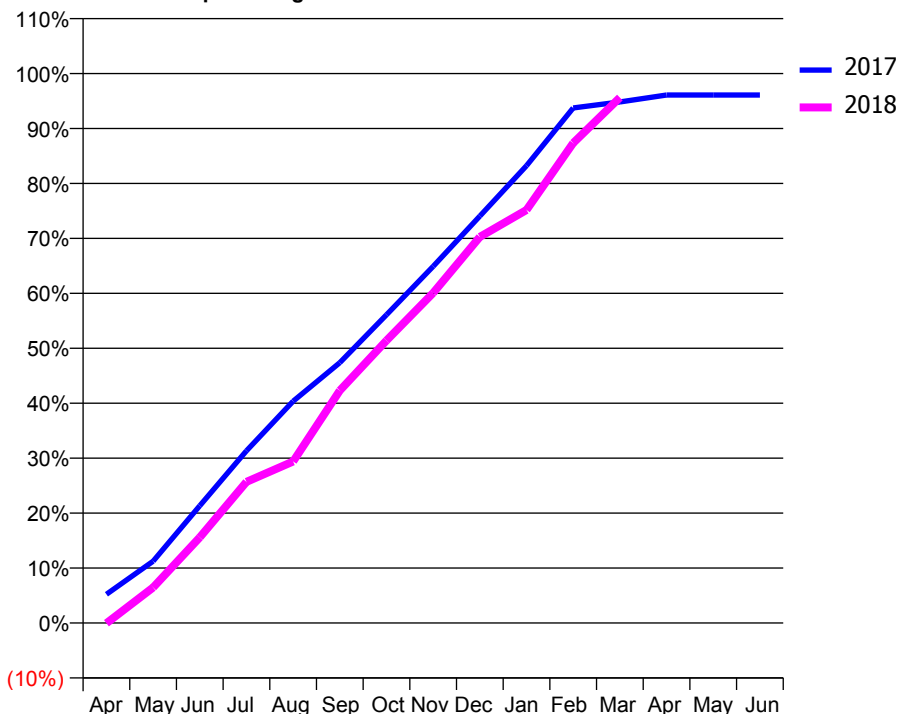
ACCESS*

Patients seen in 24 months	Total	Change since previous quarter
Quarter ending March 2017	1,055	
Quarter ending June 2017	1,131	↑
Quarter ending September 2017	1,281	↑
Quarter ending December 2017	1,362	↑
Quarter ending March 2018	1,198	↓
Variance since March 2017	13.6%	↑



ACTIVITY

Cumulative percentage of contracted UDA delivered 2017 & 2018



Month	Adjusted Scheduled Activity (UDA)	
	2017	2018
April	264	-4
May	568	326
June	1,078	788
July	1,584	1,298
August	2,040	1,486
September	2,394	2,137
October	2,834	2,597
November	3,279	3,036
December	3,742	3,551
January	4,205	3,799
February	4,736	4,414
March	4,792	4,832
April	4,855	
May	4,855	
June	4,855	

QUALITY

	Quantity	Base Number	Contract	AT	Region	England
% of FP17s for the same patient ID Re-attending within 3 months - Children	0	68	0.0%	11.5%	11.5%	11.9%
% of FP17s for the same patient ID Re-attending within 3 months - Adults	272	2,411	11.3%	15.2%	15.9%	16.0%
% of FP17s for the same patient ID Re-attending between 3 & 9 months - Children	9	68	13.2%	57.8%	60.6%	58.3%
% of FP17s for the same patient ID Re-attending between 3 & 9 months - Adults	1,447	2,411	60.0%	48.0%	51.6%	50.3%
% of FP17s for Band 1 Urgent Courses	127	2,456	5.2%	9.8%	9.5%	9.1%
% of FP17s Relating to Free Repair or Replacements	26	2,456	1.1%	0.7%	0.7%	0.8%
% of FP17s Relating to Continuations	71	2,456	2.9%	0.8%	1.0%	1.0%
% of Patients satisfied with the dentistry they have received	1	1	N/A	93.6%	92.0%	91.5%
% of Patients satisfied with the time they had to wait for an appointment	1	1	N/A	89.3%	88.1%	87.9%

* This is based on patients treated on this contract for their most recent course of treatment. Figures in italics indicate the base number of FP17s or Patient Questionnaire responses are less than 100. N/A is shown where the base number of responses is less than 10 during the period. % is calculated as Quantity/Base number*100

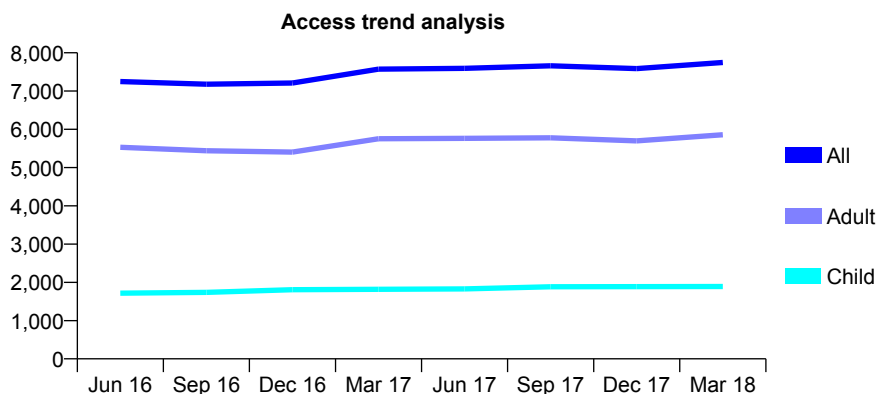
Q69 - Vital Signs At a Glance Contract Report for 195472/0002 - March 2018

Name or company name	DA CLINICS LTD
Contract type name	GDS Contract
Purpose of contract	General
Contract start date	01/04/2008
Contract end date	

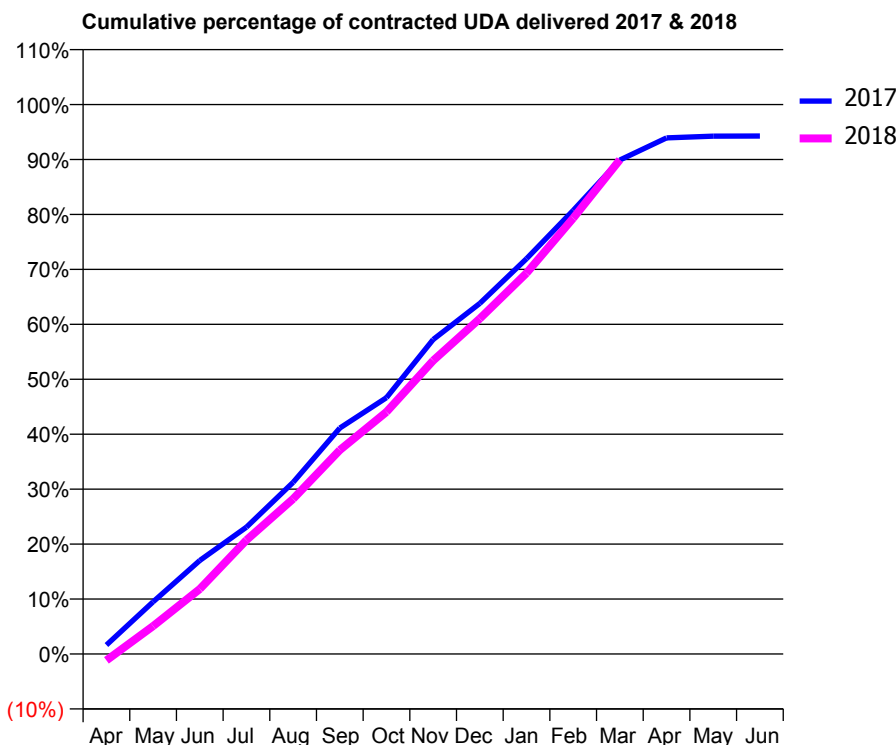
17/18 Contracted general activity (UDA)	22,660
Carry forward general activity (UDA)	907
17/18 Contracted orthodontic activity (UOA)	0
Carry forward orthodontic activity (UOA)	0
Baseline contract value	£550,886.02

ACCESS*

Patients seen in 24 months	Total	Change since previous quarter
Quarter ending March 2017	7,573	
Quarter ending June 2017	7,593	→
Quarter ending September 2017	7,661	→
Quarter ending December 2017	7,588	→
Quarter ending March 2018	7,748	↑
Variance since March 2017	2.3%	↑



ACTIVITY



Month	Adjusted Scheduled Activity (UDA)	
	2017	2018
April	369	-265
May	2,153	1,149
June	3,856	2,680
July	5,232	4,698
August	7,078	6,397
September	9,318	8,411
October	10,569	9,985
November	12,970	12,099
December	14,457	13,830
January	16,302	15,705
February	18,294	17,975
March	20,368	20,381
April	21,282	
May	21,353	
June	21,363	

QUALITY

	Quantity	Base Number	Contract	AT	Region	England
% of FP17s for the same patient ID Re-attending within 3 months - Children	158	3,072	5.1%	11.5%	11.5%	11.9%
% of FP17s for the same patient ID Re-attending within 3 months - Adults	1,070	9,255	11.6%	15.2%	15.9%	16.0%
% of FP17s for the same patient ID Re-attending between 3 & 9 months - Children	2,059	3,072	67.0%	57.8%	60.6%	58.3%
% of FP17s for the same patient ID Re-attending between 3 & 9 months - Adults	5,957	9,255	64.4%	48.0%	51.6%	50.3%
% of FP17s for Band 1 Urgent Courses	559	11,794	4.7%	9.8%	9.5%	9.1%
% of FP17s Relating to Free Repair or Replacements	69	11,794	0.6%	0.7%	0.7%	0.8%
% of FP17s Relating to Continuations	116	11,794	1.0%	0.8%	1.0%	1.0%
% of Patients satisfied with the dentistry they have received	10	10	100.0%	93.6%	92.0%	91.5%
% of Patients satisfied with the time they had to wait for an appointment	9	10	90.0%	89.3%	88.1%	87.9%

* This is based on patients treated on this contract for their most recent course of treatment. Figures in italics indicate the base number of FP17s or Patient Questionnaire responses are less than 100. N/A is shown where the base number of responses is less than 10 during the period. % is calculated as Quantity/Base number*100

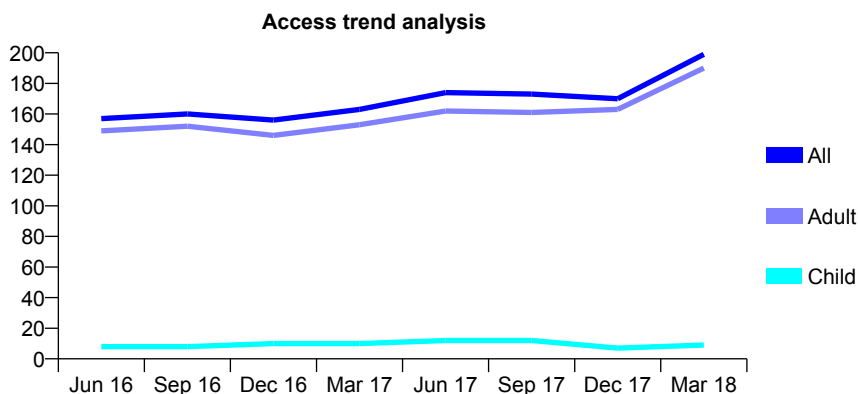
Q69 - Vital Signs At a Glance Contract Report for 195472/0003 - March 2018

Name or company name	DA CLINICS LTD
Contract type name	PDS Contract
Purpose of contract	General
Contract start date	01/04/2008
Contract end date	31/03/2019

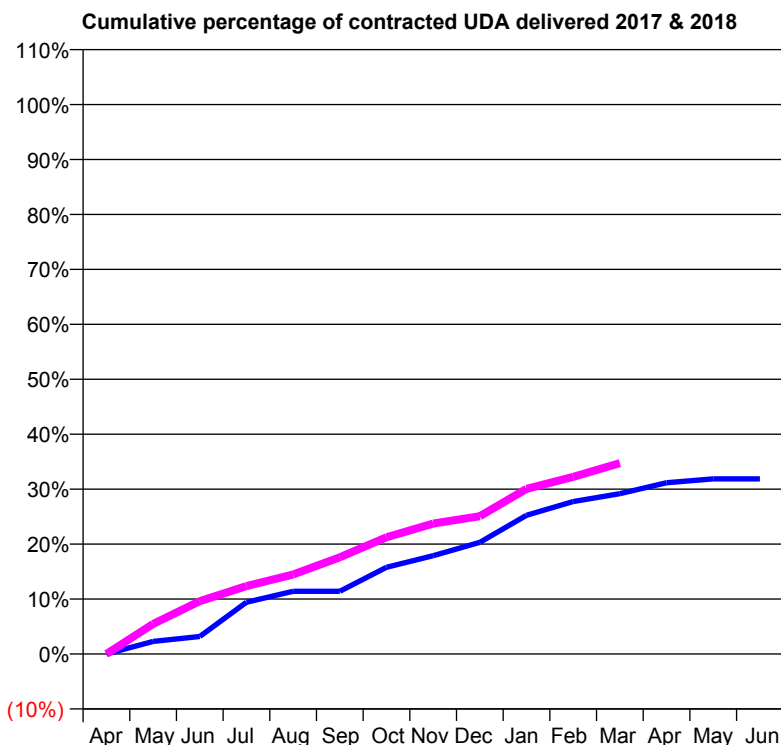
17/18 Contracted general activity (UDA)	1,204
Carry forward general activity (UDA)	0
17/18 Contracted orthodontic activity (UOA)	0
Carry forward orthodontic activity (UOA)	0
Baseline contract value	£53,532.27

ACCESS*

Patients seen in 24 months	Total	Change since previous quarter
Quarter ending March 2017	163	
Quarter ending June 2017	174	↑
Quarter ending September 2017	173	→
Quarter ending December 2017	170	↓
Quarter ending March 2018	199	↑
Variance since March 2017	22.1%	↑



ACTIVITY



Month	Adjusted Scheduled Activity (UDA)	
	2017	2018
April	0	0
May	28	66
June	38	116
July	113	149
August	137	174
September	137	212
October	190	256
November	215	286
December	245	302
January	304	362
February	334	388
March	351	418
April	375	
May	384	
June	384	

QUALITY

	Quantity	Base Number	Contract	AT	Region	England
% of FP17s for the same patient ID Re-attending within 3 months - Children	0	43	0.0%	11.5%	11.5%	11.9%
% of FP17s for the same patient ID Re-attending within 3 months - Adults	1	316	0.3%	15.2%	15.9%	16.0%
% of FP17s for the same patient ID Re-attending between 3 & 9 months - Children	0	43	0.0%	57.8%	60.6%	58.3%
% of FP17s for the same patient ID Re-attending between 3 & 9 months - Adults	0	316	0.0%	48.0%	51.6%	50.3%
% of FP17s for Band 1 Urgent Courses	313	334	93.7%	9.8%	9.5%	9.1%
% of FP17s Relating to Free Repair or Replacements	0	334	0.0%	0.7%	0.7%	0.8%
% of FP17s Relating to Continuations	0	334	0.0%	0.8%	1.0%	1.0%
% of Patients satisfied with the dentistry they have received	0	0	N/A	93.6%	92.0%	91.5%
% of Patients satisfied with the time they had to wait for an appointment	0	0	N/A	89.3%	88.1%	87.9%

* This is based on patients treated on this contract for their most recent course of treatment. Figures in italics indicate the base number of FP17s or Patient Questionnaire responses are less than 100. N/A is shown where the base number of responses is less than 10 during the period. % is calculated as Quantity/Base number*100

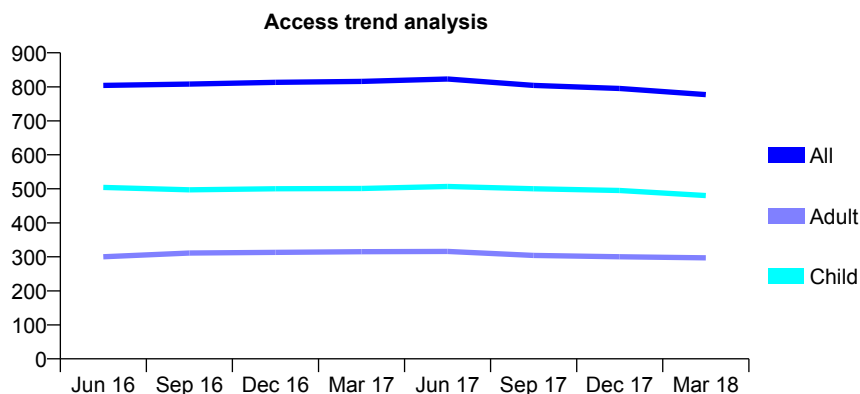
Q69 - Vital Signs At a Glance Contract Report for 195537/0001 - March 2018

Name or company name	Charlbury Dental Practice
Contract type name	GDS Contract
Purpose of contract	General
Contract start date	01/09/2012
Contract end date	

17/18 Contracted general activity (UDA)	2,183
Carry forward general activity (UDA)	-37
17/18 Contracted orthodontic activity (UOA)	0
Carry forward orthodontic activity (UOA)	0
Baseline contract value	£48,743.35

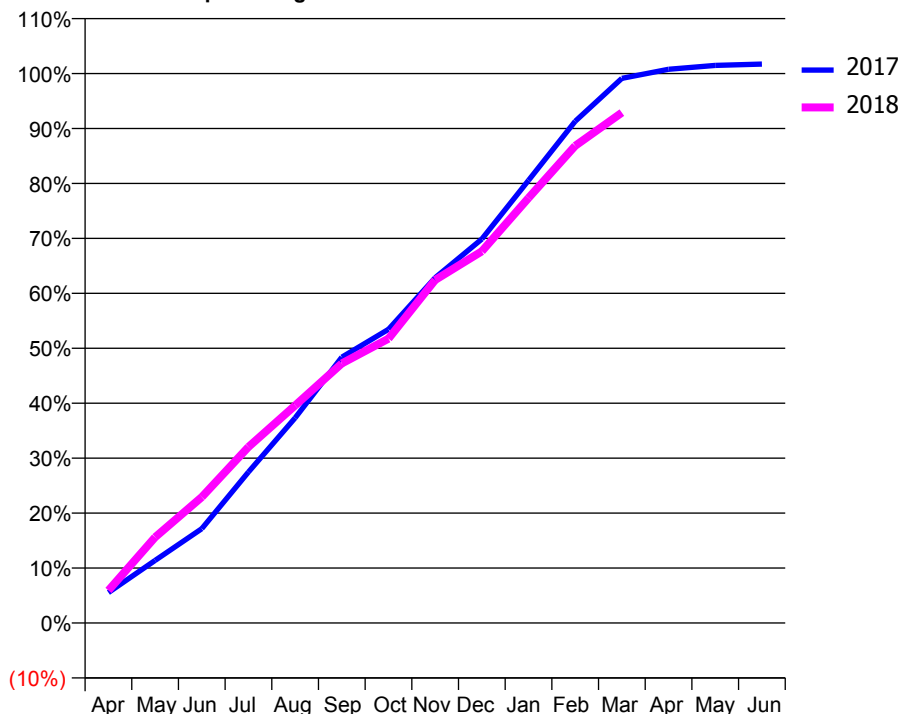
ACCESS*

Patients seen in 24 months	Total	Change since previous quarter
Quarter ending March 2017	816	
Quarter ending June 2017	823	→
Quarter ending September 2017	804	↓
Quarter ending December 2017	795	↓
Quarter ending March 2018	777	↓
Variance since March 2017	(4.8%)	↓



ACTIVITY

Cumulative percentage of contracted UDA delivered 2017 & 2018



Month	Adjusted Scheduled Activity (UDA)	
	2017	2018
April	121	129
May	249	341
June	375	500
July	600	699
August	815	864
September	1,056	1,031
October	1,167	1,130
November	1,372	1,363
December	1,526	1,477
January	1,759	1,688
February	1,993	1,896
March	2,164	2,027
April	2,200	
May	2,215	
June	2,220	

QUALITY

	Quantity	Base Number	Contract	AT	Region	England
% of FP17s for the same patient ID Re-attending within 3 months - Children	132	1,007	13.1%	11.5%	11.5%	11.9%
% of FP17s for the same patient ID Re-attending within 3 months - Adults	66	386	17.1%	15.2%	15.9%	16.0%
% of FP17s for the same patient ID Re-attending between 3 & 9 months - Children	745	1,007	74.0%	57.8%	60.6%	58.3%
% of FP17s for the same patient ID Re-attending between 3 & 9 months - Adults	232	386	60.1%	48.0%	51.6%	50.3%
% of FP17s for Band 1 Urgent Courses	57	1,356	4.2%	9.8%	9.5%	9.1%
% of FP17s Relating to Free Repair or Replacements	1	1,356	0.1%	0.7%	0.7%	0.8%
% of FP17s Relating to Continuations	30	1,356	2.2%	0.8%	1.0%	1.0%
% of Patients satisfied with the dentistry they have received	0	0	N/A	93.6%	92.0%	91.5%
% of Patients satisfied with the time they had to wait for an appointment	0	0	N/A	89.3%	88.1%	87.9%

* This is based on patients treated on this contract for their most recent course of treatment. Figures in italics indicate the base number of FP17s or Patient Questionnaire responses are less than 100. N/A is shown where the base number of responses is less than 10 during the period. % is calculated as Quantity/Base number*100

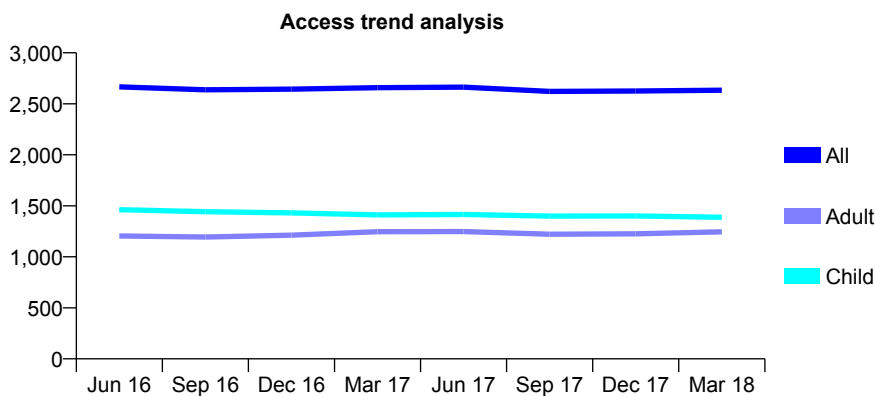
Q69 - Vital Signs At a Glance Contract Report for 197807/0001 - March 2018

Name or company name	Linden Dental Surgery Ltd
Contract type name	GDS Contract
Purpose of contract	General
Contract start date	01/04/2008
Contract end date	

17/18 Contracted general activity (UDA)	5,007
Carry forward general activity (UDA)	135
17/18 Contracted orthodontic activity (UOA)	0
Carry forward orthodontic activity (UOA)	0
Baseline contract value	£110,200.40

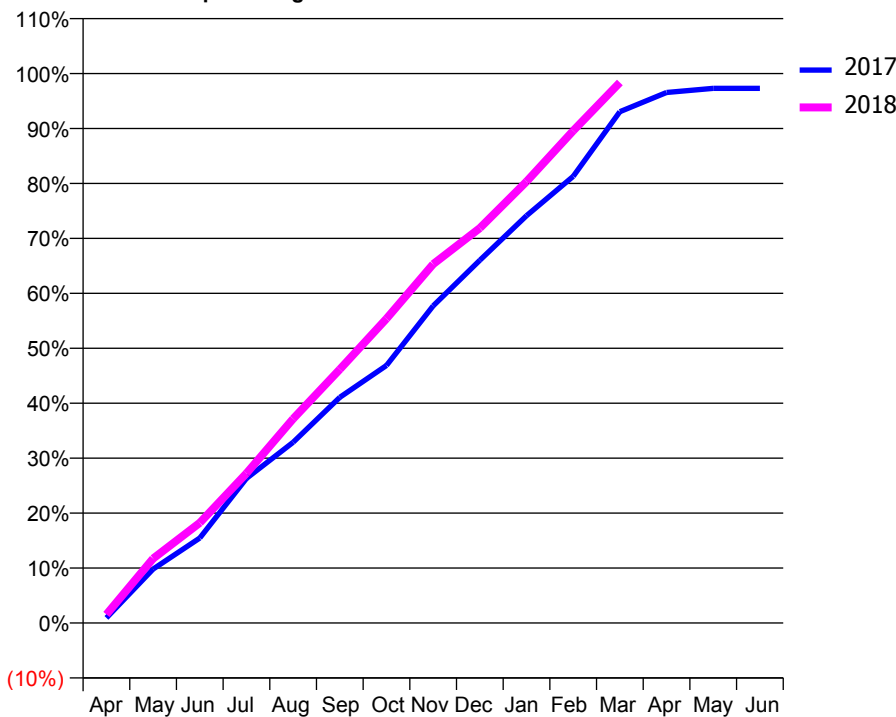
ACCESS*

Patients seen in 24 months	Total	Change since previous quarter
Quarter ending March 2017	2,658	
Quarter ending June 2017	2,663	→
Quarter ending September 2017	2,621	↓
Quarter ending December 2017	2,626	→
Quarter ending March 2018	2,633	→
Variance since March 2017	(0.9%)	→



ACTIVITY

Cumulative percentage of contracted UDA delivered 2017 & 2018



Month	Adjusted Scheduled Activity (UDA)	
	2017	2018
April	47	78
May	492	587
June	774	913
July	1,318	1,364
August	1,647	1,861
September	2,057	2,312
October	2,347	2,773
November	2,890	3,270
December	3,306	3,598
January	3,711	4,022
February	4,069	4,485
March	4,659	4,925
April	4,834	
May	4,872	
June	4,872	

QUALITY

	Quantity	Base Number	Contract	AT	Region	England
% of FP17s for the same patient ID Re-attending within 3 months - Children	178	2,041	8.7%	11.5%	11.5%	11.9%
% of FP17s for the same patient ID Re-attending within 3 months - Adults	154	1,221	12.6%	15.2%	15.9%	16.0%
% of FP17s for the same patient ID Re-attending between 3 & 9 months - Children	1,084	2,041	53.1%	57.8%	60.6%	58.3%
% of FP17s for the same patient ID Re-attending between 3 & 9 months - Adults	427	1,221	35.0%	48.0%	51.6%	50.3%
% of FP17s for Band 1 Urgent Courses	282	3,141	9.0%	9.8%	9.5%	9.1%
% of FP17s Relating to Free Repair or Replacements	8	3,141	0.3%	0.7%	0.7%	0.8%
% of FP17s Relating to Continuations	8	3,141	0.3%	0.8%	1.0%	1.0%
% of Patients satisfied with the dentistry they have received	3	3	N/A	93.6%	92.0%	91.5%
% of Patients satisfied with the time they had to wait for an appointment	3	3	N/A	89.3%	88.1%	87.9%

* This is based on patients treated on this contract for their most recent course of treatment. Figures in italics indicate the base number of FP17s or Patient Questionnaire responses are less than 100. N/A is shown where the base number of responses is less than 10 during the period. % is calculated as Quantity/Base number*100

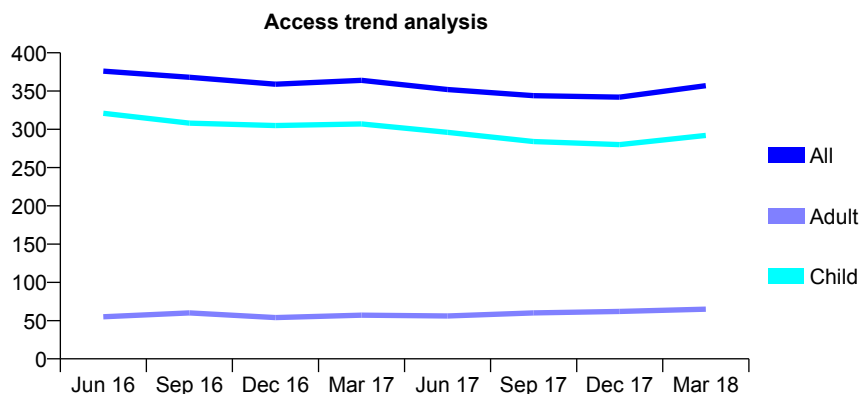
Q69 - Vital Signs At a Glance Contract Report for 198161/0001 - March 2018

Name or company name	Babber,Khabra and Frankel
Contract type name	GDS Contract
Purpose of contract	General
Contract start date	01/05/2012
Contract end date	

17/18 Contracted general activity (UDA)	870
Carry forward general activity (UDA)	15
17/18 Contracted orthodontic activity (UOA)	0
Carry forward orthodontic activity (UOA)	0
Baseline contract value	£21,217.65

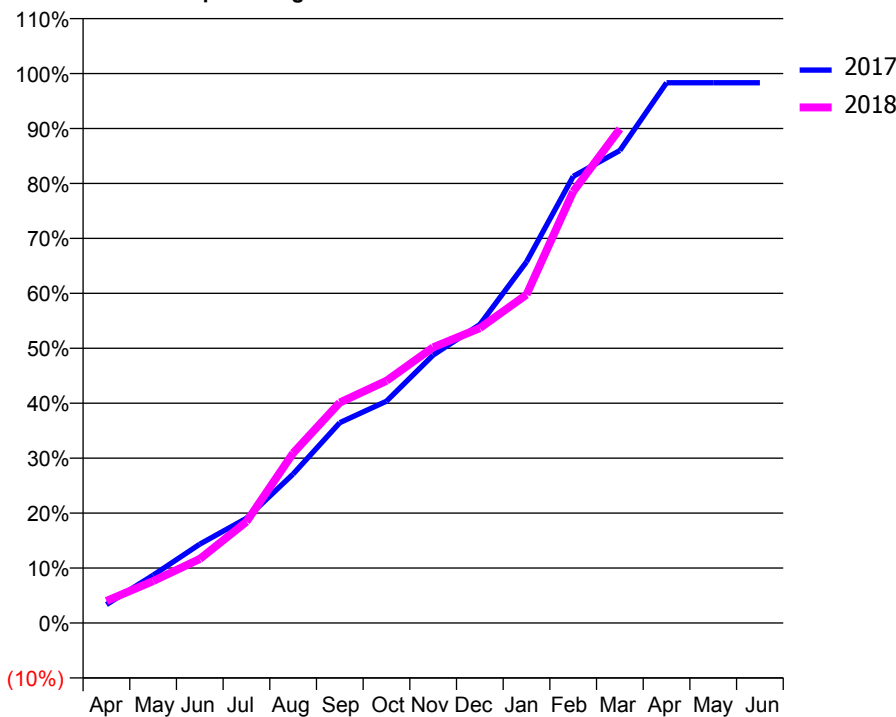
ACCESS*

Patients seen in 24 months	Total	Change since previous quarter
Quarter ending March 2017	364	
Quarter ending June 2017	352	↓
Quarter ending September 2017	344	↓
Quarter ending December 2017	342	→
Quarter ending March 2018	357	↑
Variance since March 2017	(1.9%)	↓



ACTIVITY

Cumulative percentage of contracted UDA delivered 2017 & 2018



Month	Adjusted Scheduled Activity (UDA)	
	2017	2018
April	29	35
May	76	66
June	125	101
July	166	160
August	236	269
September	317	349
October	351	384
November	424	437
December	473	467
January	572	520
February	707	683
March	748	782
April	855	
May	855	
June	855	

QUALITY

	Quantity	Base Number	Contract	AT	Region	England
% of FP17s for the same patient ID Re-attending within 3 months - Children	32	471	6.8%	11.5%	11.5%	11.9%
% of FP17s for the same patient ID Re-attending within 3 months - Adults	0	30	0.0%	15.2%	15.9%	16.0%
% of FP17s for the same patient ID Re-attending between 3 & 9 months - Children	316	471	67.1%	57.8%	60.6%	58.3%
% of FP17s for the same patient ID Re-attending between 3 & 9 months - Adults	22	30	73.3%	48.0%	51.6%	50.3%
% of FP17s for Band 1 Urgent Courses	13	447	2.9%	9.8%	9.5%	9.1%
% of FP17s Relating to Free Repair or Replacements	0	447	0.0%	0.7%	0.7%	0.8%
% of FP17s Relating to Continuations	0	447	0.0%	0.8%	1.0%	1.0%
% of Patients satisfied with the dentistry they have received	0	0	N/A	93.6%	92.0%	91.5%
% of Patients satisfied with the time they had to wait for an appointment	0	0	N/A	89.3%	88.1%	87.9%

* This is based on patients treated on this contract for their most recent course of treatment. Figures in italics indicate the base number of FP17s or Patient Questionnaire responses are less than 100. N/A is shown where the base number of responses is less than 10 during the period. % is calculated as Quantity/Base number*100

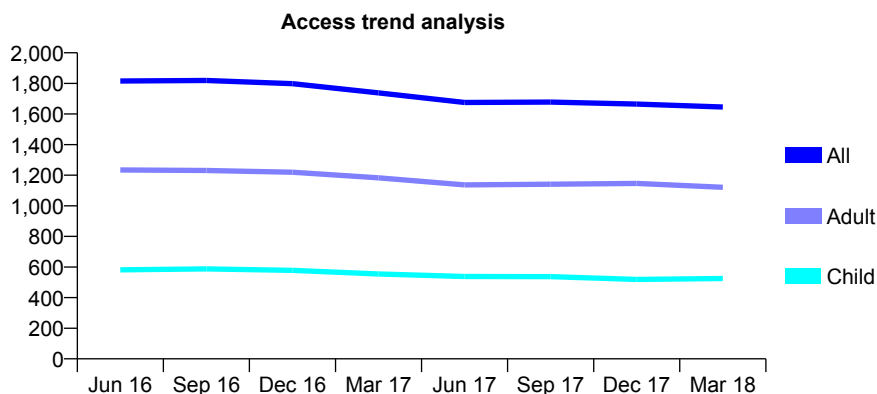
Q69 - Vital Signs At a Glance Contract Report for 198277/0001 - March 2018

Name or company name	IMOGEN DENTAL LTD
Contract type name	GDS Contract
Purpose of contract	General
Contract start date	01/09/2013
Contract end date	

17/18 Contracted general activity (UDA)	3,994
Carry forward general activity (UDA)	-83
17/18 Contracted orthodontic activity (UOA)	0
Carry forward orthodontic activity (UOA)	0
Baseline contract value	£98,722.05

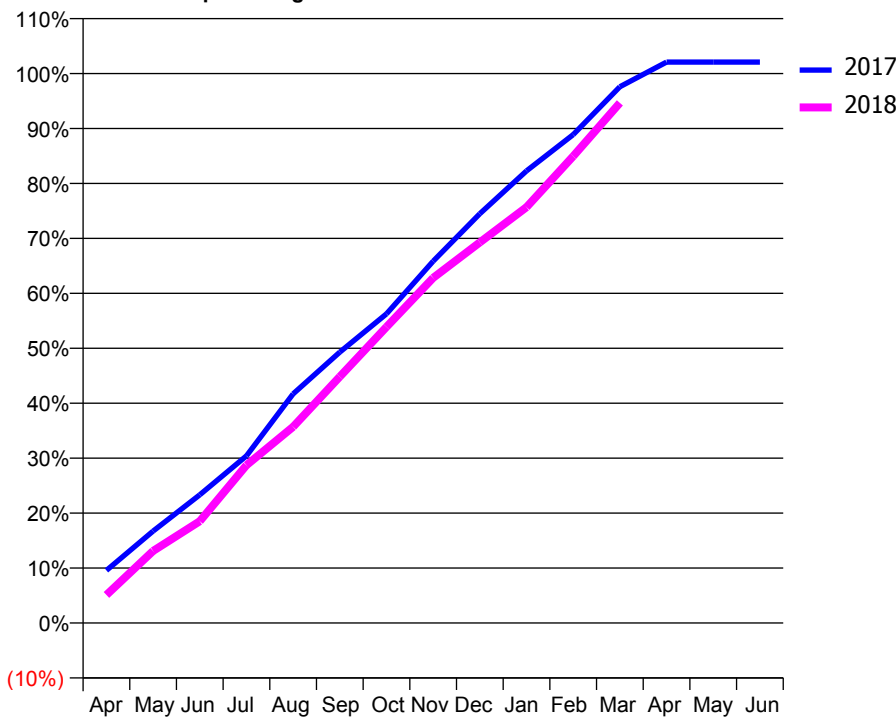
ACCESS*

Patients seen in 24 months	Total	Change since previous quarter
Quarter ending March 2017	1,738	
Quarter ending June 2017	1,675	↓
Quarter ending September 2017	1,678	→
Quarter ending December 2017	1,665	→
Quarter ending March 2018	1,646	↓
Variance since March 2017	(5.3%)	↓



ACTIVITY

Cumulative percentage of contracted UDA delivered 2017 & 2018



Month	Adjusted Scheduled Activity (UDA)	
	2017	2018
April	397	204
May	695	524
June	969	740
July	1,264	1,147
August	1,732	1,427
September	2,048	1,791
October	2,337	2,152
November	2,736	2,509
December	3,094	2,767
January	3,418	3,023
February	3,692	3,393
March	4,054	3,781
April	4,240	
May	4,240	
June	4,240	

QUALITY

	Quantity	Base Number	Contract	AT	Region	England
% of FP17s for the same patient ID Re-attending within 3 months - Children	42	892	4.7%	11.5%	11.5%	11.9%
% of FP17s for the same patient ID Re-attending within 3 months - Adults	107	1,521	7.0%	15.2%	15.9%	16.0%
% of FP17s for the same patient ID Re-attending between 3 & 9 months - Children	688	892	77.1%	57.8%	60.6%	58.3%
% of FP17s for the same patient ID Re-attending between 3 & 9 months - Adults	898	1,521	59.0%	48.0%	51.6%	50.3%
% of FP17s for Band 1 Urgent Courses	175	2,313	7.6%	9.8%	9.5%	9.1%
% of FP17s Relating to Free Repair or Replacements	7	2,313	0.3%	0.7%	0.7%	0.8%
% of FP17s Relating to Continuations	5	2,313	0.2%	0.8%	1.0%	1.0%
% of Patients satisfied with the dentistry they have received	2	2	N/A	93.6%	92.0%	91.5%
% of Patients satisfied with the time they had to wait for an appointment	2	2	N/A	89.3%	88.1%	87.9%

* This is based on patients treated on this contract for their most recent course of treatment. Figures in italics indicate the base number of FP17s or Patient Questionnaire responses are less than 100. N/A is shown where the base number of responses is less than 10 during the period. % is calculated as Quantity/Base number*100

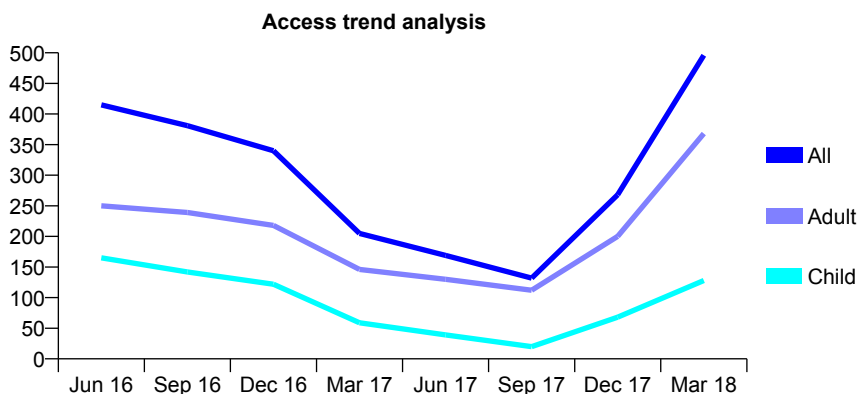
Q69 - Vital Signs At a Glance Contract Report for 198609/0001 - March 2018

Name or company name	Cornhill Dental Centre Practice Partnership
Contract type name	GDS Contract
Purpose of contract	General
Contract start date	23/06/2014
Contract end date	

17/18 Contracted general activity (UDA)	796
Carry forward general activity (UDA)	0
17/18 Contracted orthodontic activity (UOA)	0
Carry forward orthodontic activity (UOA)	0
Baseline contract value	£15,801.22

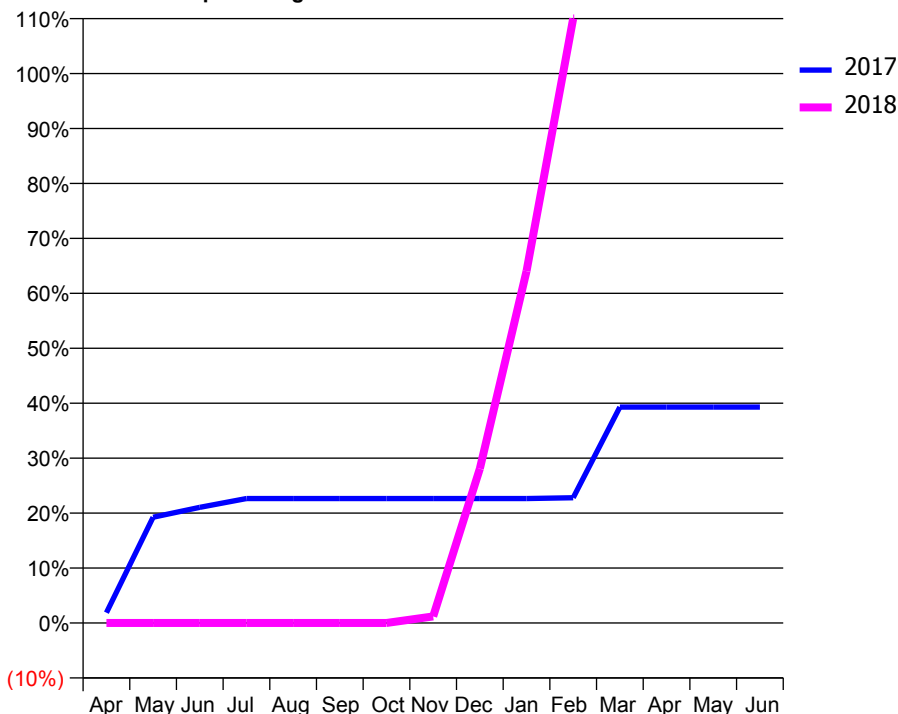
ACCESS*

Patients seen in 24 months	Total	Change since previous quarter
Quarter ending March 2017	205	
Quarter ending June 2017	169	↓
Quarter ending September 2017	132	↓
Quarter ending December 2017	268	↑
Quarter ending March 2018	496	↑
Variance since March 2017	142.0%	↑



ACTIVITY

Cumulative percentage of contracted UDA delivered 2017 & 2018



Month	Adjusted Scheduled Activity (UDA)	
	2017	2018
April	15	0
May	153	0
June	168	0
July	180	0
August	180	0
September	180	0
October	180	0
November	180	10
December	180	224
January	180	510
February	181	876
March	313	1,016
April	313	
May	313	
June	313	

QUALITY

	Quantity	Base Number	Contract	AT	Region	England
% of FP17s for the same patient ID Re-attending within 3 months - Children	4	147	2.7%	11.5%	11.5%	11.9%
% of FP17s for the same patient ID Re-attending within 3 months - Adults	22	423	5.2%	15.2%	15.9%	16.0%
% of FP17s for the same patient ID Re-attending between 3 & 9 months - Children	1	147	0.7%	57.8%	60.6%	58.3%
% of FP17s for the same patient ID Re-attending between 3 & 9 months - Adults	0	423	0.0%	48.0%	51.6%	50.3%
% of FP17s for Band 1 Urgent Courses	70	569	12.3%	9.8%	9.5%	9.1%
% of FP17s Relating to Free Repair or Replacements	1	569	0.2%	0.7%	0.7%	0.8%
% of FP17s Relating to Continuations	0	569	0.0%	0.8%	1.0%	1.0%
% of Patients satisfied with the dentistry they have received	0	0	N/A	93.6%	92.0%	91.5%
% of Patients satisfied with the time they had to wait for an appointment	0	0	N/A	89.3%	88.1%	87.9%

* This is based on patients treated on this contract for their most recent course of treatment. Figures in italics indicate the base number of FP17s or Patient Questionnaire responses are less than 100. N/A is shown where the base number of responses is less than 10 during the period. % is calculated as Quantity/Base number*100

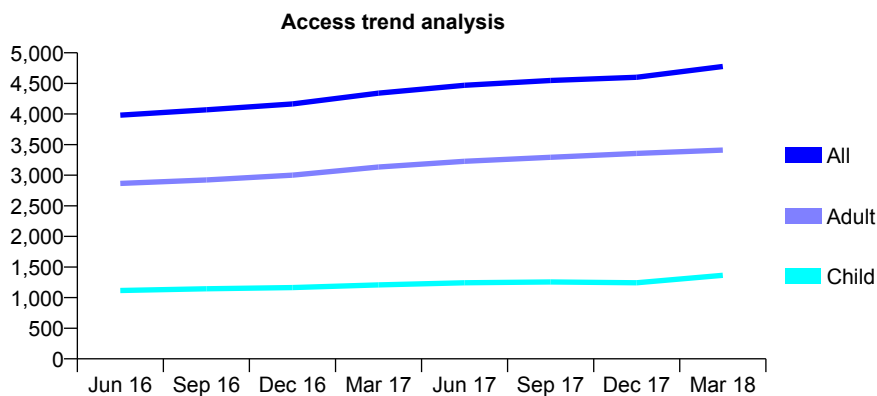
Q69 - Vital Signs At a Glance Contract Report for 198757/0001 - March 2018

Name or company name	Valley DC Ltd
Contract type name	GDS Contract
Purpose of contract	General
Contract start date	01/09/2008
Contract end date	

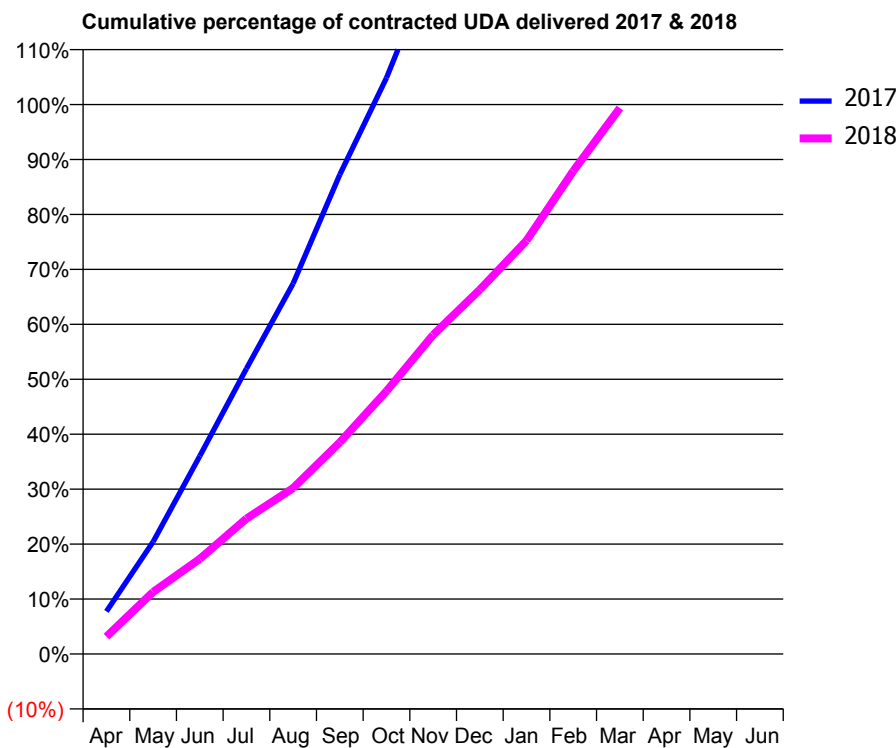
17/18 Contracted general activity (UDA)	15,824
Carry forward general activity (UDA)	0
17/18 Contracted orthodontic activity (UOA)	0
Carry forward orthodontic activity (UOA)	0
Baseline contract value	£462,293.06

ACCESS*

Patients seen in 24 months	Total	Change since previous quarter
Quarter ending March 2017	4,342	
Quarter ending June 2017	4,470	↑
Quarter ending September 2017	4,549	→
Quarter ending December 2017	4,600	→
Quarter ending March 2018	4,776	↑
Variance since March 2017	10.0%	↑



ACTIVITY



Month	Adjusted Scheduled Activity (UDA)	
	2017	2018
April	511	502
May	1,346	1,787
June	2,376	2,740
July	3,424	3,899
August	4,445	4,778
September	5,753	6,094
October	6,912	7,571
November	8,292	9,189
December	9,381	10,491
January	10,572	11,906
February	12,164	13,906
March	13,795	15,723
April	14,556	
May	14,559	
June	14,547	

QUALITY

	Quantity	Base Number	Contract	AT	Region	England
% of FP17s for the same patient ID Re-attending within 3 months - Children	271	2,239	12.1%	11.5%	11.5%	11.9%
% of FP17s for the same patient ID Re-attending within 3 months - Adults	1,629	5,536	29.4%	15.2%	15.9%	16.0%
% of FP17s for the same patient ID Re-attending between 3 & 9 months - Children	1,163	2,239	51.9%	57.8%	60.6%	58.3%
% of FP17s for the same patient ID Re-attending between 3 & 9 months - Adults	2,259	5,536	40.8%	48.0%	51.6%	50.3%
% of FP17s for Band 1 Urgent Courses	567	6,333	9.0%	9.8%	9.5%	9.1%
% of FP17s Relating to Free Repair or Replacements	182	6,333	2.9%	0.7%	0.7%	0.8%
% of FP17s Relating to Continuations	341	6,333	5.4%	0.8%	1.0%	1.0%
% of Patients satisfied with the dentistry they have received	3	3	N/A	93.6%	92.0%	91.5%
% of Patients satisfied with the time they had to wait for an appointment	3	3	N/A	89.3%	88.1%	87.9%

* This is based on patients treated on this contract for their most recent course of treatment. Figures in italics indicate the base number of FP17s or Patient Questionnaire responses are less than 100. N/A is shown where the base number of responses is less than 10 during the period. % is calculated as Quantity/Base number*100

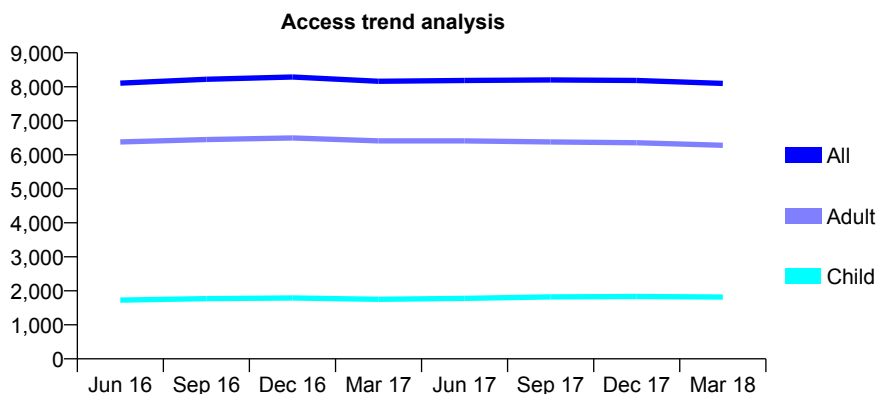
Q69 - Vital Signs At a Glance Contract Report for 199974/0001 - March 2018

Name or company name	Dhami Dental Surgeons Ltd
Contract type name	GDS Contract
Purpose of contract	General
Contract start date	01/10/2007
Contract end date	

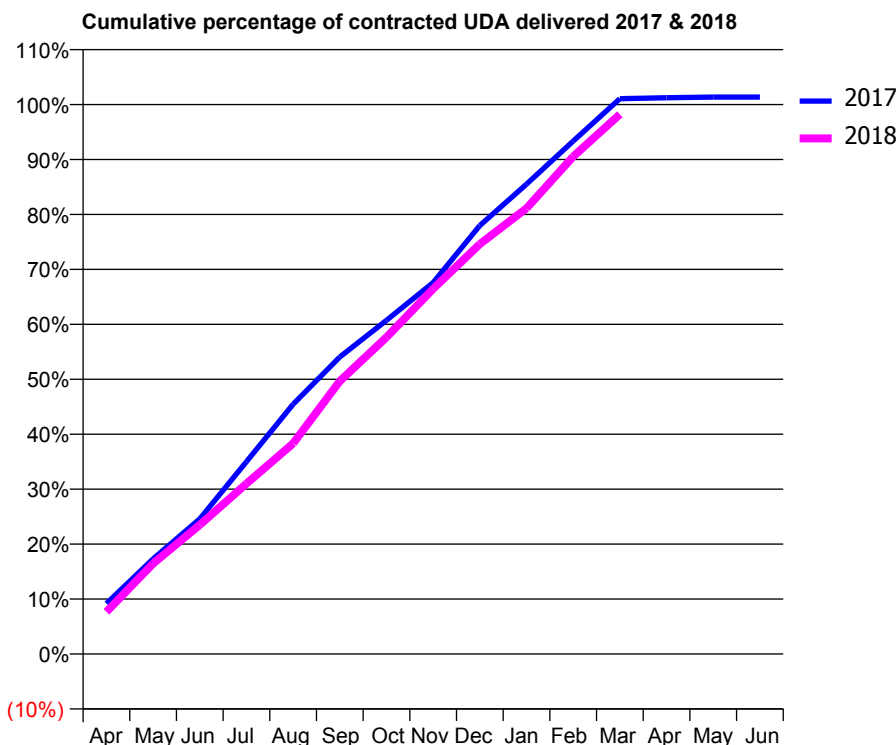
17/18 Contracted general activity (UDA)	18,199
Carry forward general activity (UDA)	-256
17/18 Contracted orthodontic activity (UOA)	0
Carry forward orthodontic activity (UOA)	0
Baseline contract value	£435,222.11

ACCESS*

Patients seen in 24 months	Total	Change since previous quarter
Quarter ending March 2017	8,161	
Quarter ending June 2017	8,186	→
Quarter ending September 2017	8,200	→
Quarter ending December 2017	8,187	→
Quarter ending March 2018	8,099	↓
Variance since March 2017	(0.8%)	→



ACTIVITY



Month	Adjusted Scheduled Activity (UDA)	
	2017	2018
April	1,739	1,397
May	3,278	2,996
June	4,654	4,276
July	6,626	5,644
August	8,605	6,975
September	10,231	9,036
October	11,493	10,492
November	12,796	12,092
December	14,760	13,577
January	16,185	14,761
February	17,668	16,474
March	19,127	17,877
April	19,158	
May	19,182	
June	19,183	

QUALITY

	Quantity	Base Number	Contract	AT	Region	England
% of FP17s for the same patient ID Re-attending within 3 months - Children	154	2,591	5.9%	11.5%	11.5%	11.9%
% of FP17s for the same patient ID Re-attending within 3 months - Adults	829	7,235	11.5%	15.2%	15.9%	16.0%
% of FP17s for the same patient ID Re-attending between 3 & 9 months - Children	1,524	2,591	58.8%	57.8%	60.6%	58.3%
% of FP17s for the same patient ID Re-attending between 3 & 9 months - Adults	3,136	7,235	43.3%	48.0%	51.6%	50.3%
% of FP17s for Band 1 Urgent Courses	1,241	9,781	12.7%	9.8%	9.5%	9.1%
% of FP17s Relating to Free Repair or Replacements	24	9,781	0.2%	0.7%	0.7%	0.8%
% of FP17s Relating to Continuations	12	9,781	0.1%	0.8%	1.0%	1.0%
% of Patients satisfied with the dentistry they have received	7	9	N/A	93.6%	92.0%	91.5%
% of Patients satisfied with the time they had to wait for an appointment	9	9	N/A	89.3%	88.1%	87.9%

* This is based on patients treated on this contract for their most recent course of treatment. Figures in italics indicate the base number of FP17s or Patient Questionnaire responses are less than 100. N/A is shown where the base number of responses is less than 10 during the period. % is calculated as Quantity/Base number*100

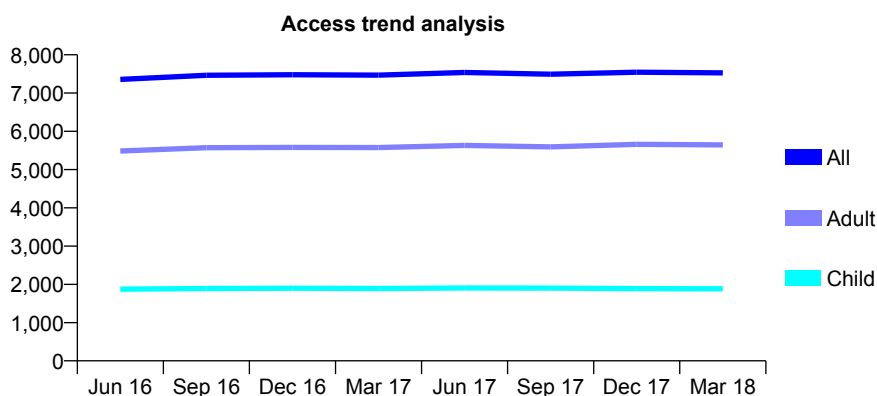
Q69 - Vital Signs At a Glance Contract Report for 210226/0002 - March 2018

Name or company name	MR R RATTAN
Contract type name	GDS Contract
Purpose of contract	General
Contract start date	01/04/2006
Contract end date	

17/18 Contracted general activity (UDA)	22,000
Carry forward general activity (UDA)	22
17/18 Contracted orthodontic activity (UOA)	0
Carry forward orthodontic activity (UOA)	0
Baseline contract value	£615,563.79

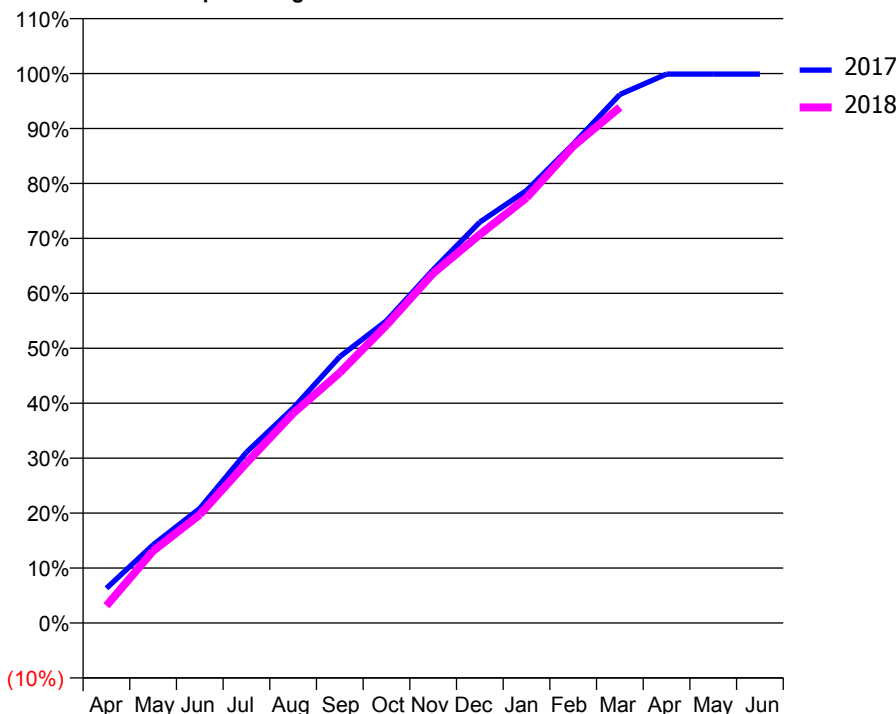
ACCESS*

Patients seen in 24 months	Total	Change since previous quarter
Quarter ending March 2017	7,467	
Quarter ending June 2017	7,539	→
Quarter ending September 2017	7,492	→
Quarter ending December 2017	7,546	→
Quarter ending March 2018	7,529	→
Variance since March 2017	0.8%	→



ACTIVITY

Cumulative percentage of contracted UDA delivered 2017 & 2018



Month	Adjusted Scheduled Activity (UDA)	
	2017	2018
April	1,393	690
May	3,132	2,888
June	4,586	4,338
July	6,838	6,410
August	8,605	8,393
September	10,663	10,021
October	12,102	11,926
November	14,142	14,003
December	16,048	15,552
January	17,318	17,024
February	19,174	19,090
March	21,162	20,645
April	21,977	
May	21,978	
June	21,979	

QUALITY

	Quantity	Base Number	Contract	AT	Region	England
% of FP17s for the same patient ID Re-attending within 3 months - Children	248	3,024	8.2%	11.5%	11.5%	11.9%
% of FP17s for the same patient ID Re-attending within 3 months - Adults	1,098	7,863	14.0%	15.2%	15.9%	16.0%
% of FP17s for the same patient ID Re-attending between 3 & 9 months - Children	1,886	3,024	62.4%	57.8%	60.6%	58.3%
% of FP17s for the same patient ID Re-attending between 3 & 9 months - Adults	4,135	7,863	52.6%	48.0%	51.6%	50.3%
% of FP17s for Band 1 Urgent Courses	1,001	10,502	9.5%	9.8%	9.5%	9.1%
% of FP17s Relating to Free Repair or Replacements	46	10,502	0.4%	0.7%	0.7%	0.8%
% of FP17s Relating to Continuations	175	10,502	1.7%	0.8%	1.0%	1.0%
% of Patients satisfied with the dentistry they have received	9	10	90.0%	93.6%	92.0%	91.5%
% of Patients satisfied with the time they had to wait for an appointment	9	10	90.0%	89.3%	88.1%	87.9%

* This is based on patients treated on this contract for their most recent course of treatment. Figures in italics indicate the base number of FP17s or Patient Questionnaire responses are less than 100. N/A is shown where the base number of responses is less than 10 during the period. % is calculated as Quantity/Base number*100

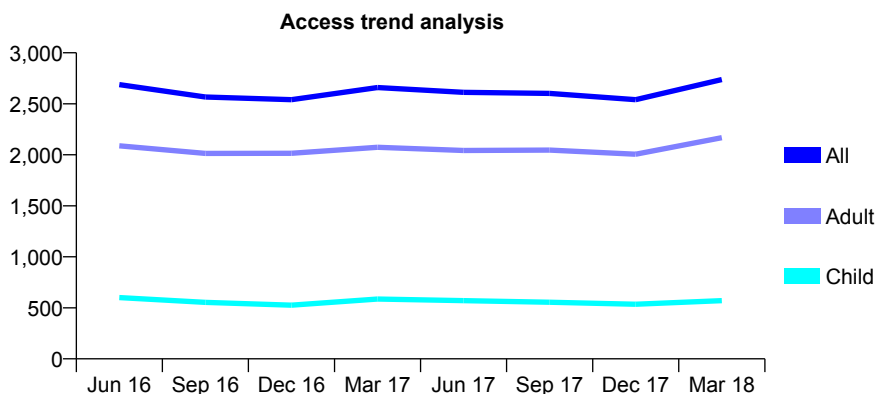
Q69 - Vital Signs At a Glance Contract Report for 217352/0001 - March 2018

Name or company name	Carling Dental Practice
Contract type name	GDS Contract
Purpose of contract	General
Contract start date	01/04/2006
Contract end date	

17/18 Contracted general activity (UDA)	7,354
Carry forward general activity (UDA)	-83
17/18 Contracted orthodontic activity (UOA)	0
Carry forward orthodontic activity (UOA)	0
Baseline contract value	£213,337.07

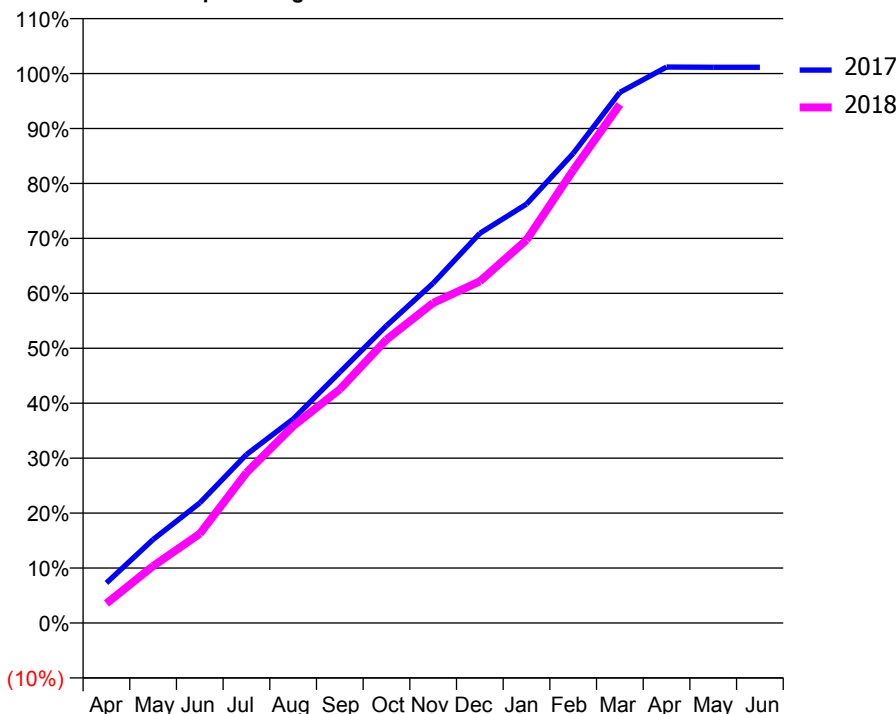
ACCESS*

Patients seen in 24 months	Total	Change since previous quarter
Quarter ending March 2017	2,660	
Quarter ending June 2017	2,613	↓
Quarter ending September 2017	2,602	→
Quarter ending December 2017	2,541	↓
Quarter ending March 2018	2,738	↑
Variance since March 2017	2.9%	↑



ACTIVITY

Cumulative percentage of contracted UDA delivered 2017 & 2018



Month	Adjusted Scheduled Activity (UDA)	
	2017	2018
April	536	262
May	1,117	764
June	1,607	1,194
July	2,255	2,012
August	2,730	2,635
September	3,356	3,127
October	3,978	3,794
November	4,548	4,283
December	5,216	4,573
January	5,606	5,126
February	6,285	6,060
March	7,102	6,940
April	7,440	
May	7,437	
June	7,437	

QUALITY

	Quantity	Base Number	Contract	AT	Region	England
% of FP17s for the same patient ID Re-attending within 3 months - Children	30	791	3.8%	11.5%	11.5%	11.9%
% of FP17s for the same patient ID Re-attending within 3 months - Adults	325	2,923	11.1%	15.2%	15.9%	16.0%
% of FP17s for the same patient ID Re-attending between 3 & 9 months - Children	322	791	40.7%	57.8%	60.6%	58.3%
% of FP17s for the same patient ID Re-attending between 3 & 9 months - Adults	1,074	2,923	36.7%	48.0%	51.6%	50.3%
% of FP17s for Band 1 Urgent Courses	554	3,550	15.6%	9.8%	9.5%	9.1%
% of FP17s Relating to Free Repair or Replacements	35	3,550	1.0%	0.7%	0.7%	0.8%
% of FP17s Relating to Continuations	7	3,550	0.2%	0.8%	1.0%	1.0%
% of Patients satisfied with the dentistry they have received	3	3	N/A	93.6%	92.0%	91.5%
% of Patients satisfied with the time they had to wait for an appointment	3	3	N/A	89.3%	88.1%	87.9%

* This is based on patients treated on this contract for their most recent course of treatment. Figures in italics indicate the base number of FP17s or Patient Questionnaire responses are less than 100. N/A is shown where the base number of responses is less than 10 during the period. % is calculated as Quantity/Base number*100

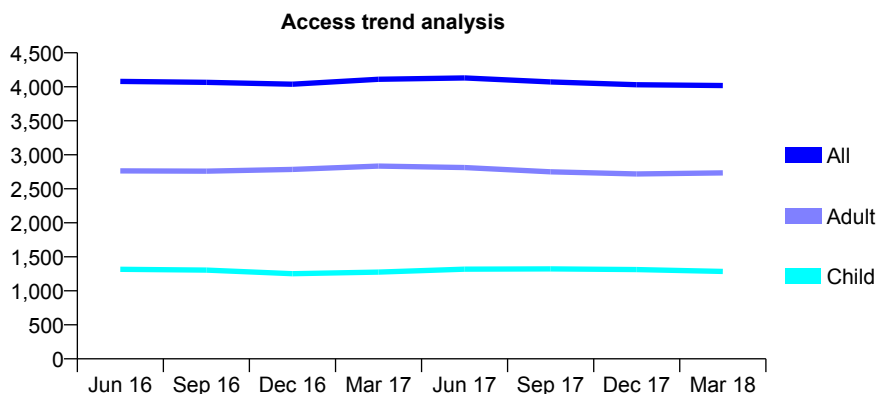
Q69 - Vital Signs At a Glance Contract Report for 220248/0001 - March 2018

Name or company name	MR MK SULEIMAN
Contract type name	GDS Contract
Purpose of contract	General
Contract start date	01/04/2006
Contract end date	

17/18 Contracted general activity (UDA)	7,313
Carry forward general activity (UDA)	185
17/18 Contracted orthodontic activity (UOA)	0
Carry forward orthodontic activity (UOA)	0
Baseline contract value	£160,707.60

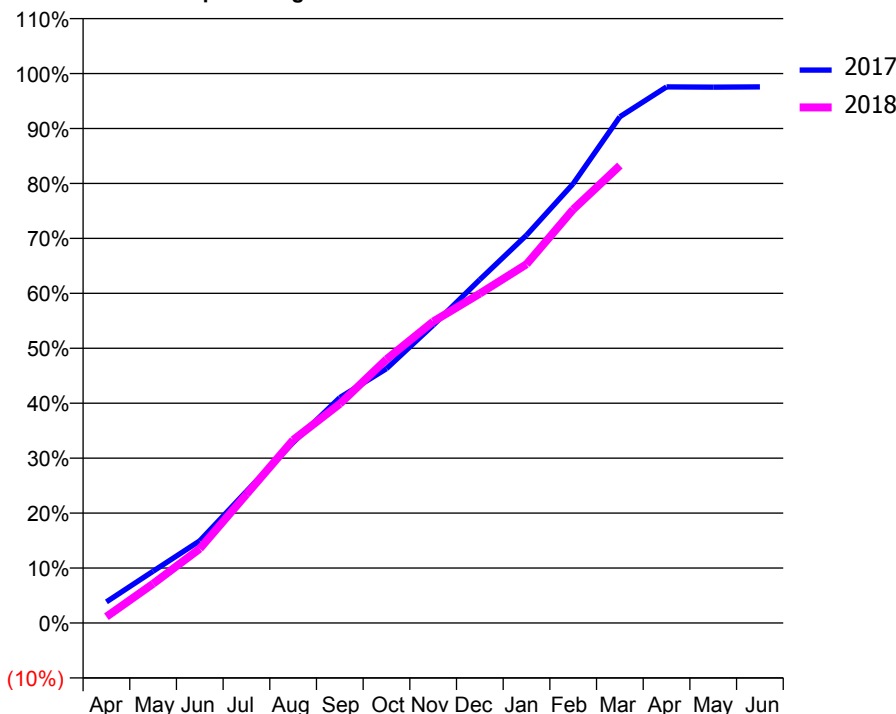
ACCESS*

Patients seen in 24 months	Total	Change since previous quarter
Quarter ending March 2017	4,110	
Quarter ending June 2017	4,131	→
Quarter ending September 2017	4,072	↓
Quarter ending December 2017	4,030	↓
Quarter ending March 2018	4,019	→
Variance since March 2017	(2.2%)	↓



ACTIVITY

Cumulative percentage of contracted UDA delivered 2017 & 2018



Month	Adjusted Scheduled Activity (UDA)	
	2017	2018
April	293	85
May	717	523
June	1,137	990
July	1,823	1,713
August	2,497	2,436
September	3,121	2,917
October	3,521	3,510
November	4,123	4,011
December	4,754	4,384
January	5,369	4,775
February	6,080	5,504
March	7,007	6,088
April	7,420	
May	7,417	
June	7,421	

QUALITY

	Quantity	Base Number	Contract	AT	Region	England
% of FP17s for the same patient ID Re-attending within 3 months - Children	146	1,938	7.5%	11.5%	11.5%	11.9%
% of FP17s for the same patient ID Re-attending within 3 months - Adults	535	3,548	15.1%	15.2%	15.9%	16.0%
% of FP17s for the same patient ID Re-attending between 3 & 9 months - Children	1,161	1,938	59.9%	57.8%	60.6%	58.3%
% of FP17s for the same patient ID Re-attending between 3 & 9 months - Adults	1,953	3,548	55.0%	48.0%	51.6%	50.3%
% of FP17s for Band 1 Urgent Courses	208	3,508	5.9%	9.8%	9.5%	9.1%
% of FP17s Relating to Free Repair or Replacements	68	3,508	1.9%	0.7%	0.7%	0.8%
% of FP17s Relating to Continuations	21	3,508	0.6%	0.8%	1.0%	1.0%
% of Patients satisfied with the dentistry they have received	1	2	N/A	93.6%	92.0%	91.5%
% of Patients satisfied with the time they had to wait for an appointment	1	2	N/A	89.3%	88.1%	87.9%

* This is based on patients treated on this contract for their most recent course of treatment. Figures in italics indicate the base number of FP17s or Patient Questionnaire responses are less than 100. N/A is shown where the base number of responses is less than 10 during the period. % is calculated as Quantity/Base number*100

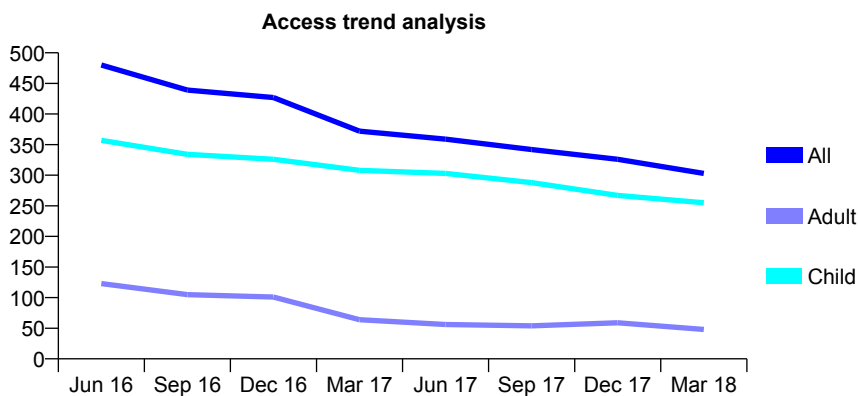
Q69 - Vital Signs At a Glance Contract Report for 220426/0001 - March 2018

Name or company name	MR MD JACKSON
Contract type name	GDS Contract
Purpose of contract	General
Contract start date	01/04/2006
Contract end date	

17/18 Contracted general activity (UDA)	1,236
Carry forward general activity (UDA)	0
17/18 Contracted orthodontic activity (UOA)	0
Carry forward orthodontic activity (UOA)	0
Baseline contract value	£29,560.69

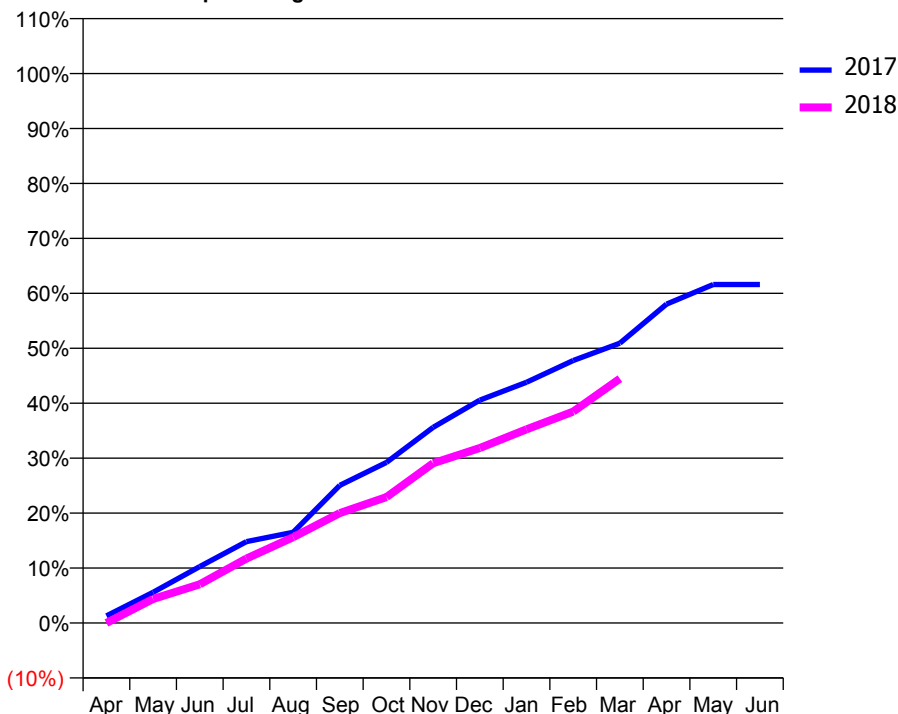
ACCESS*

Patients seen in 24 months	Total	Change since previous quarter
Quarter ending March 2017	372	
Quarter ending June 2017	359	↓
Quarter ending September 2017	342	↓
Quarter ending December 2017	326	↓
Quarter ending March 2018	303	↓
Variance since March 2017	(18.5%)	↓



ACTIVITY

Cumulative percentage of contracted UDA delivered 2017 & 2018



Month	Adjusted Scheduled Activity (UDA)	
	2017	2018
April	16	0
May	69	54
June	127	87
July	183	145
August	204	193
September	310	247
October	361	283
November	440	359
December	501	394
January	541	436
February	590	476
March	629	550
April	717	
May	761	
June	761	

QUALITY

	Quantity	Base Number	Contract	AT	Region	England
% of FP17s for the same patient ID Re-attending within 3 months - Children	79	549	14.4%	11.5%	11.5%	11.9%
% of FP17s for the same patient ID Re-attending within 3 months - Adults	3	24	12.5%	15.2%	15.9%	16.0%
% of FP17s for the same patient ID Re-attending between 3 & 9 months - Children	354	549	64.5%	57.8%	60.6%	58.3%
% of FP17s for the same patient ID Re-attending between 3 & 9 months - Adults	14	24	58.3%	48.0%	51.6%	50.3%
% of FP17s for Band 1 Urgent Courses	3	455	0.7%	9.8%	9.5%	9.1%
% of FP17s Relating to Free Repair or Replacements	0	455	0.0%	0.7%	0.7%	0.8%
% of FP17s Relating to Continuations	0	455	0.0%	0.8%	1.0%	1.0%
% of Patients satisfied with the dentistry they have received	0	0	N/A	93.6%	92.0%	91.5%
% of Patients satisfied with the time they had to wait for an appointment	0	0	N/A	89.3%	88.1%	87.9%

* This is based on patients treated on this contract for their most recent course of treatment. Figures in italics indicate the base number of FP17s or Patient Questionnaire responses are less than 100. N/A is shown where the base number of responses is less than 10 during the period. % is calculated as Quantity/Base number*100

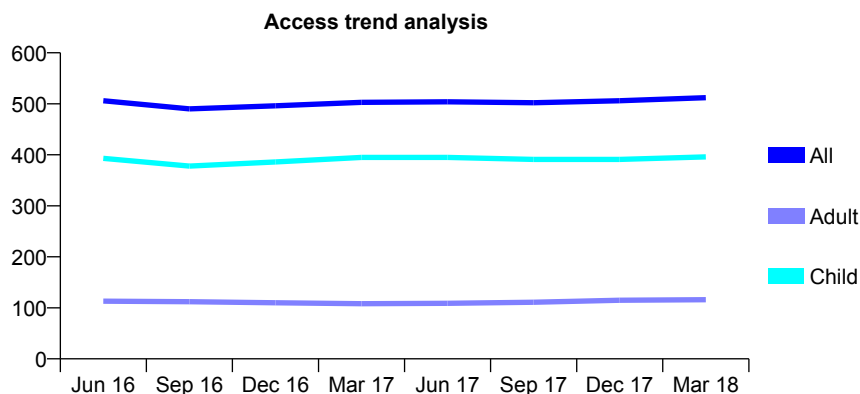
Q69 - Vital Signs At a Glance Contract Report for 220817/0001 - March 2018

Name or company name	MR PJ ALLEN
Contract type name	GDS Contract
Purpose of contract	General
Contract start date	01/04/2006
Contract end date	

17/18 Contracted general activity (UDA)	1,191
Carry forward general activity (UDA)	10
17/18 Contracted orthodontic activity (UOA)	0
Carry forward orthodontic activity (UOA)	0
Baseline contract value	£28,744.00

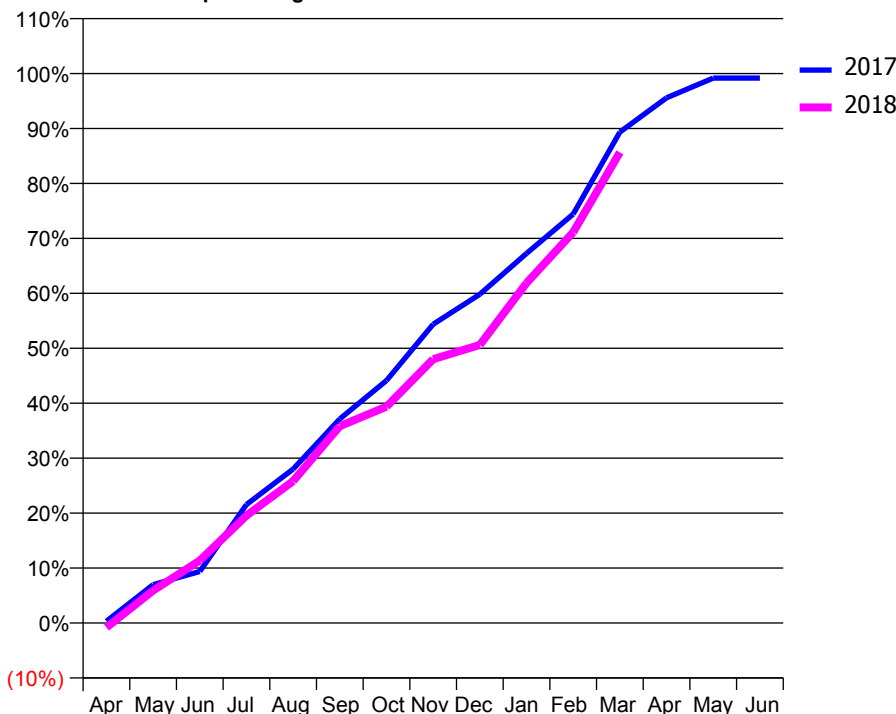
ACCESS*

Patients seen in 24 months	Total	Change since previous quarter
Quarter ending March 2017	503	
Quarter ending June 2017	504	→
Quarter ending September 2017	502	→
Quarter ending December 2017	506	→
Quarter ending March 2018	512	→
Variance since March 2017	1.8%	→



ACTIVITY

Cumulative percentage of contracted UDA delivered 2017 & 2018



Month	Adjusted Scheduled Activity (UDA)	
	2017	2018
April	4	-10
May	83	70
June	112	135
July	257	233
August	334	308
September	442	427
October	526	469
November	648	572
December	713	603
January	801	737
February	886	847
March	1,064	1,020
April	1,138	
May	1,181	
June	1,181	

QUALITY

	Quantity	Base Number	Contract	AT	Region	England
% of FP17s for the same patient ID Re-attending within 3 months - Children	33	623	5.3%	11.5%	11.5%	11.9%
% of FP17s for the same patient ID Re-attending within 3 months - Adults	11	112	9.8%	15.2%	15.9%	16.0%
% of FP17s for the same patient ID Re-attending between 3 & 9 months - Children	423	623	67.9%	57.8%	60.6%	58.3%
% of FP17s for the same patient ID Re-attending between 3 & 9 months - Adults	62	112	55.4%	48.0%	51.6%	50.3%
% of FP17s for Band 1 Urgent Courses	10	694	1.4%	9.8%	9.5%	9.1%
% of FP17s Relating to Free Repair or Replacements	0	694	0.0%	0.7%	0.7%	0.8%
% of FP17s Relating to Continuations	0	694	0.0%	0.8%	1.0%	1.0%
% of Patients satisfied with the dentistry they have received	2	2	N/A	93.6%	92.0%	91.5%
% of Patients satisfied with the time they had to wait for an appointment	2	2	N/A	89.3%	88.1%	87.9%

* This is based on patients treated on this contract for their most recent course of treatment. Figures in italics indicate the base number of FP17s or Patient Questionnaire responses are less than 100. N/A is shown where the base number of responses is less than 10 during the period. % is calculated as Quantity/Base number*100

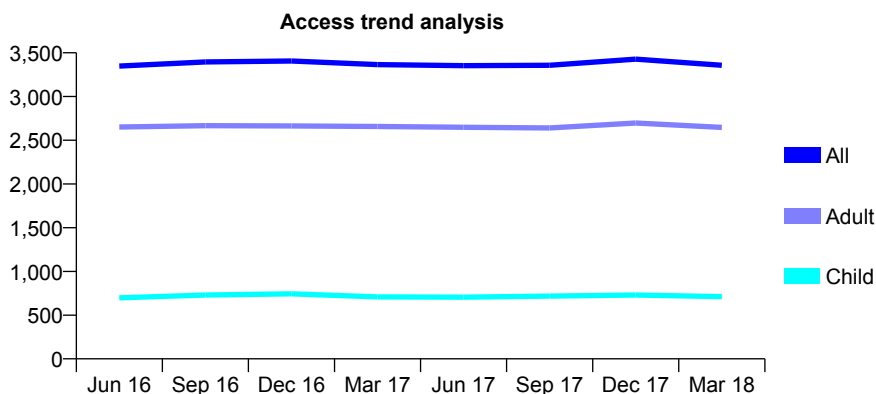
Q69 - Vital Signs At a Glance Contract Report for 221384/0001 - March 2018

Name or company name	Carling Dental Practice
Contract type name	GDS Contract
Purpose of contract	General
Contract start date	01/04/2006
Contract end date	

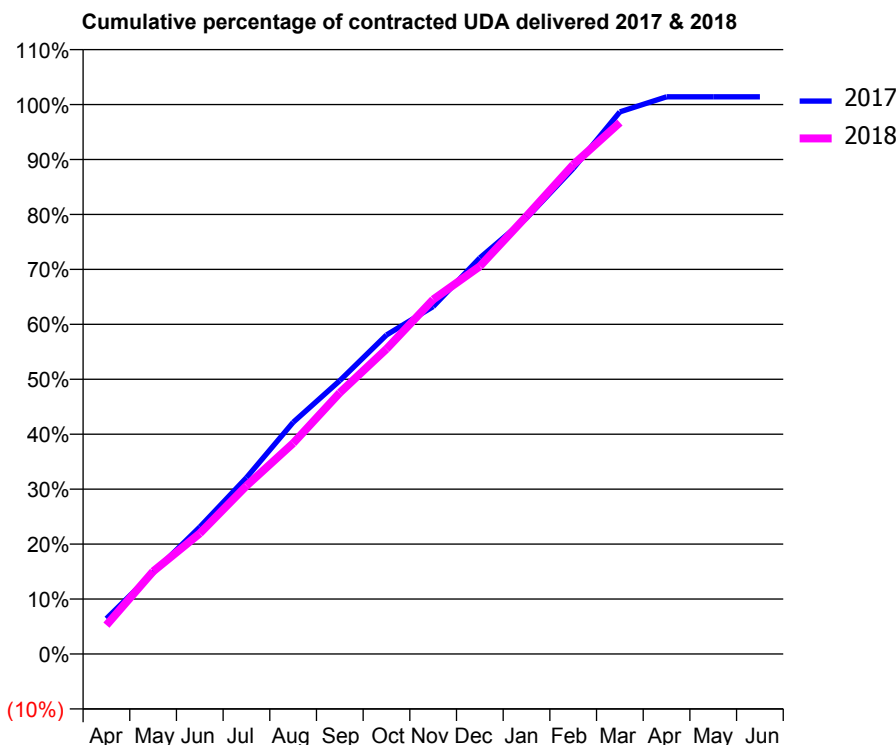
17/18 Contracted general activity (UDA)	7,565
Carry forward general activity (UDA)	-107
17/18 Contracted orthodontic activity (UOA)	0
Carry forward orthodontic activity (UOA)	0
Baseline contract value	£181,847.12

ACCESS*

Patients seen in 24 months	Total	Change since previous quarter
Quarter ending March 2017	3,365	
Quarter ending June 2017	3,353	→
Quarter ending September 2017	3,358	→
Quarter ending December 2017	3,427	↑
Quarter ending March 2018	3,357	↓
Variance since March 2017	(0.2%)	→



ACTIVITY



Month	Adjusted Scheduled Activity (UDA)	
	2017	2018
April	487	397
May	1,119	1,137
June	1,749	1,660
July	2,428	2,317
August	3,189	2,901
September	3,765	3,597
October	4,393	4,199
November	4,783	4,881
December	5,453	5,337
January	6,002	6,028
February	6,683	6,736
March	7,463	7,317
April	7,672	
May	7,672	
June	7,672	

QUALITY

	Quantity	Base Number	Contract	AT	Region	England
% of FP17s for the same patient ID Re-attending within 3 months - Children	17	929	1.8%	11.5%	11.5%	11.9%
% of FP17s for the same patient ID Re-attending within 3 months - Adults	208	3,309	6.3%	15.2%	15.9%	16.0%
% of FP17s for the same patient ID Re-attending between 3 & 9 months - Children	339	929	36.5%	57.8%	60.6%	58.3%
% of FP17s for the same patient ID Re-attending between 3 & 9 months - Adults	1,247	3,309	37.7%	48.0%	51.6%	50.3%
% of FP17s for Band 1 Urgent Courses	235	4,123	5.7%	9.8%	9.5%	9.1%
% of FP17s Relating to Free Repair or Replacements	41	4,123	1.0%	0.7%	0.7%	0.8%
% of FP17s Relating to Continuations	3	4,123	0.1%	0.8%	1.0%	1.0%
% of Patients satisfied with the dentistry they have received	5	5	N/A	93.6%	92.0%	91.5%
% of Patients satisfied with the time they had to wait for an appointment	5	5	N/A	89.3%	88.1%	87.9%

* This is based on patients treated on this contract for their most recent course of treatment. Figures in italics indicate the base number of FP17s or Patient Questionnaire responses are less than 100. N/A is shown where the base number of responses is less than 10 during the period. % is calculated as Quantity/Base number*100

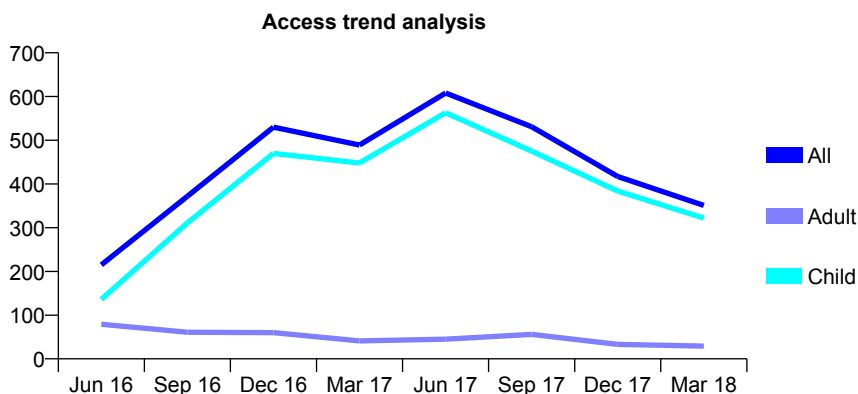
Q69 - Vital Signs At a Glance Contract Report for 230456/0001 - March 2018

Name or company name	MRS BM MACMILLAN
Contract type name	GDS Contract
Purpose of contract	General
Contract start date	01/04/2006
Contract end date	

17/18 Contracted general activity (UDA)	1,045
Carry forward general activity (UDA)	-16
17/18 Contracted orthodontic activity (UOA)	0
Carry forward orthodontic activity (UOA)	0
Baseline contract value	£24,990.42

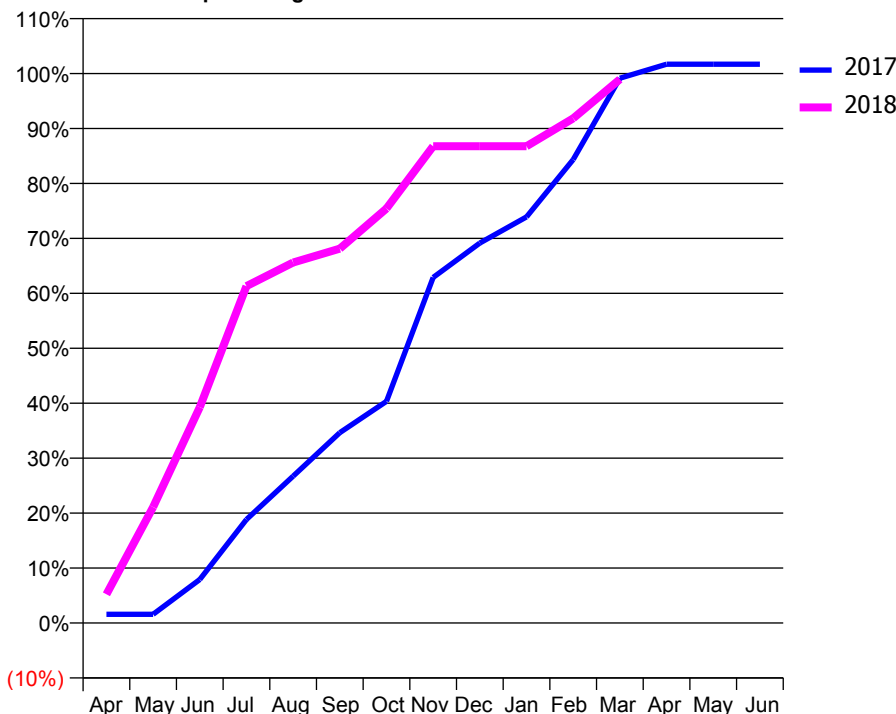
ACCESS*

Patients seen in 24 months	Total	Change since previous quarter
Quarter ending March 2017	489	
Quarter ending June 2017	608	↑
Quarter ending September 2017	531	↓
Quarter ending December 2017	417	↓
Quarter ending March 2018	351	↓
Variance since March 2017	(28.2%)	↓



ACTIVITY

Cumulative percentage of contracted UDA delivered 2017 & 2018



Month	Adjusted Scheduled Activity (UDA)	
	2017	2018
April	15	55
May	15	221
June	75	410
July	179	641
August	254	686
September	329	712
October	383	788
November	597	907
December	657	907
January	702	907
February	801	960
March	942	1,034
April	966	
May	966	
June	966	

QUALITY

	Quantity	Base Number	Contract	AT	Region	England
% of FP17s for the same patient ID Re-attending within 3 months - Children	26	677	3.8%	11.5%	11.5%	11.9%
% of FP17s for the same patient ID Re-attending within 3 months - Adults	1	58	1.7%	15.2%	15.9%	16.0%
% of FP17s for the same patient ID Re-attending between 3 & 9 months - Children	200	677	29.5%	57.8%	60.6%	58.3%
% of FP17s for the same patient ID Re-attending between 3 & 9 months - Adults	2	58	3.4%	48.0%	51.6%	50.3%
% of FP17s for Band 1 Urgent Courses	25	714	3.5%	9.8%	9.5%	9.1%
% of FP17s Relating to Free Repair or Replacements	0	714	0.0%	0.7%	0.7%	0.8%
% of FP17s Relating to Continuations	0	714	0.0%	0.8%	1.0%	1.0%
% of Patients satisfied with the dentistry they have received	0	0	N/A	93.6%	92.0%	91.5%
% of Patients satisfied with the time they had to wait for an appointment	0	0	N/A	89.3%	88.1%	87.9%

* This is based on patients treated on this contract for their most recent course of treatment. Figures in italics indicate the base number of FP17s or Patient Questionnaire responses are less than 100. N/A is shown where the base number of responses is less than 10 during the period. % is calculated as Quantity/Base number*100

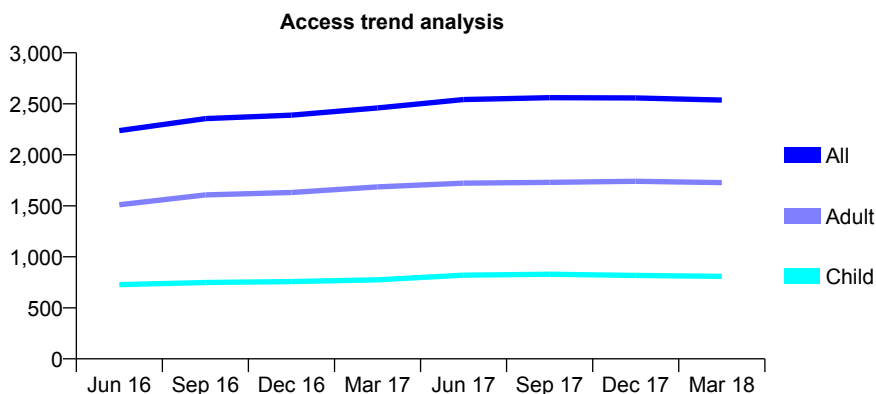
Q69 - Vital Signs At a Glance Contract Report for 231878/0001 - March 2018

Name or company name	MR AF GAON
Contract type name	GDS Contract
Purpose of contract	General
Contract start date	01/04/2006
Contract end date	

17/18 Contracted general activity (UDA)	6,049
Carry forward general activity (UDA)	-121
17/18 Contracted orthodontic activity (UOA)	0
Carry forward orthodontic activity (UOA)	0
Baseline contract value	£177,936.64

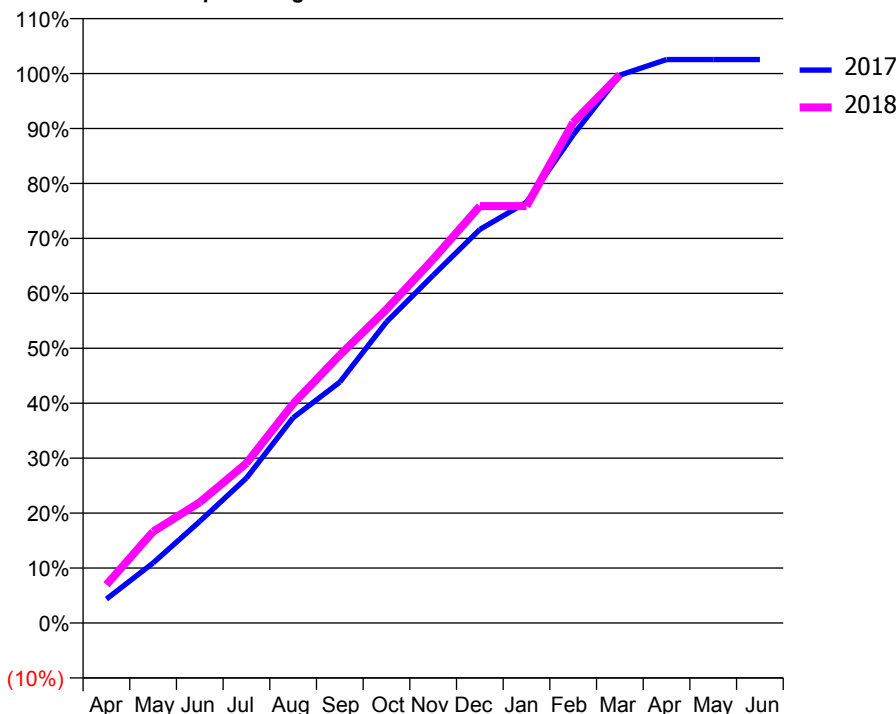
ACCESS*

Patients seen in 24 months	Total	Change since previous quarter
Quarter ending March 2017	2,460	
Quarter ending June 2017	2,542	↑
Quarter ending September 2017	2,560	→
Quarter ending December 2017	2,558	→
Quarter ending March 2018	2,537	→
Variance since March 2017	3.1%	↑



ACTIVITY

Cumulative percentage of contracted UDA delivered 2017 & 2018



Month	Adjusted Scheduled Activity (UDA)	
	2017	2018
April	264	422
May	661	1,006
June	1,120	1,329
July	1,596	1,759
August	2,260	2,415
September	2,652	2,950
October	3,314	3,453
November	3,827	4,006
December	4,332	4,590
January	4,632	4,590
February	5,374	5,510
March	6,031	6,035
April	6,202	
May	6,202	
June	6,202	

QUALITY

	Quantity	Base Number	Contract	AT	Region	England
% of FP17s for the same patient ID Re-attending within 3 months - Children	92	1,317	7.0%	11.5%	11.5%	11.9%
% of FP17s for the same patient ID Re-attending within 3 months - Adults	250	2,363	10.6%	15.2%	15.9%	16.0%
% of FP17s for the same patient ID Re-attending between 3 & 9 months - Children	876	1,317	66.5%	57.8%	60.6%	58.3%
% of FP17s for the same patient ID Re-attending between 3 & 9 months - Adults	1,394	2,363	59.0%	48.0%	51.6%	50.3%
% of FP17s for Band 1 Urgent Courses	149	3,596	4.1%	9.8%	9.5%	9.1%
% of FP17s Relating to Free Repair or Replacements	0	3,596	0.0%	0.7%	0.7%	0.8%
% of FP17s Relating to Continuations	14	3,596	0.4%	0.8%	1.0%	1.0%
% of Patients satisfied with the dentistry they have received	9	9	N/A	93.6%	92.0%	91.5%
% of Patients satisfied with the time they had to wait for an appointment	8	9	N/A	89.3%	88.1%	87.9%

* This is based on patients treated on this contract for their most recent course of treatment. Figures in italics indicate the base number of FP17s or Patient Questionnaire responses are less than 100. N/A is shown where the base number of responses is less than 10 during the period. % is calculated as Quantity/Base number*100

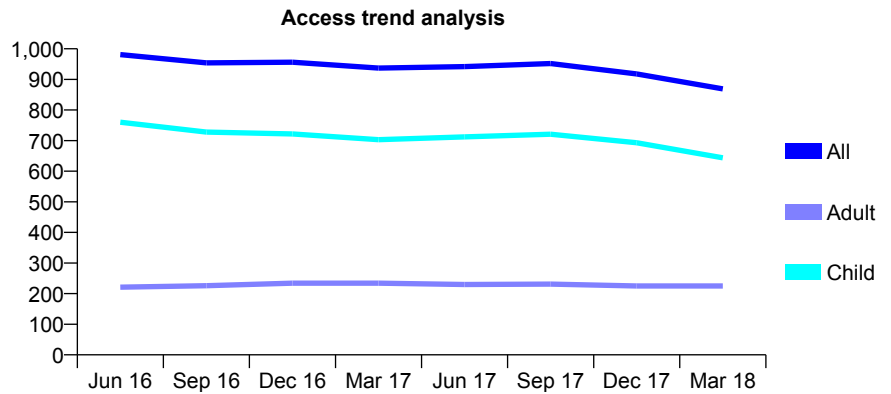
Q69 - Vital Signs At a Glance Contract Report for 233269/0001 - March 2018

Name or company name	MR JD BARLOW
Contract type name	GDS Contract
Purpose of contract	General
Contract start date	01/04/2006
Contract end date	

17/18 Contracted general activity (UDA)	1,471
Carry forward general activity (UDA)	-29
17/18 Contracted orthodontic activity (UOA)	0
Carry forward orthodontic activity (UOA)	0
Baseline contract value	£32,685.00

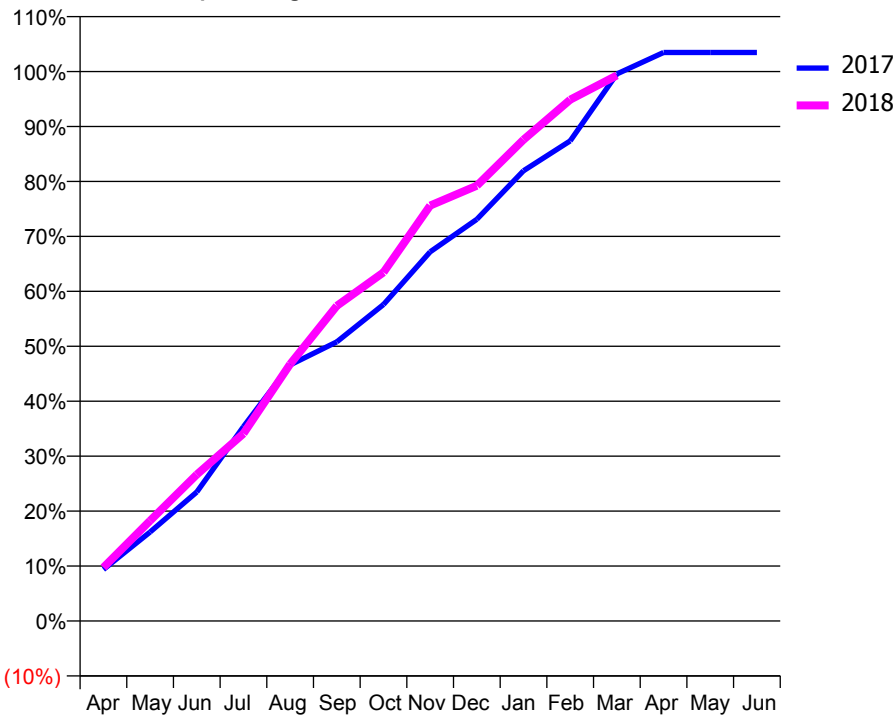
ACCESS*

Patients seen in 24 months	Total	Change since previous quarter
Quarter ending March 2017	937	
Quarter ending June 2017	942	→
Quarter ending September 2017	952	→
Quarter ending December 2017	918	↓
Quarter ending March 2018	869	↓
Variance since March 2017	(7.3%)	↓



ACTIVITY

Cumulative percentage of contracted UDA delivered 2017 & 2018



Month	Adjusted Scheduled Activity (UDA)	
	2017	2018
April	138	143
May	238	269
June	345	392
July	520	502
August	685	688
September	747	844
October	847	933
November	988	1,112
December	1,075	1,165
January	1,205	1,288
February	1,285	1,395
March	1,464	1,460
April	1,522	
May	1,522	
June	1,522	

QUALITY

	Quantity	Base Number	Contract	AT	Region	England
% of FP17s for the same patient ID Re-attending within 3 months - Children	39	917	4.3%	11.5%	11.5%	11.9%
% of FP17s for the same patient ID Re-attending within 3 months - Adults	6	161	3.7%	15.2%	15.9%	16.0%
% of FP17s for the same patient ID Re-attending between 3 & 9 months - Children	512	917	55.8%	57.8%	60.6%	58.3%
% of FP17s for the same patient ID Re-attending between 3 & 9 months - Adults	62	161	38.5%	48.0%	51.6%	50.3%
% of FP17s for Band 1 Urgent Courses	22	1,041	2.1%	9.8%	9.5%	9.1%
% of FP17s Relating to Free Repair or Replacements	0	1,041	0.0%	0.7%	0.7%	0.8%
% of FP17s Relating to Continuations	8	1,041	0.8%	0.8%	1.0%	1.0%
% of Patients satisfied with the dentistry they have received	1	1	N/A	93.6%	92.0%	91.5%
% of Patients satisfied with the time they had to wait for an appointment	1	1	N/A	89.3%	88.1%	87.9%

* This is based on patients treated on this contract for their most recent course of treatment. Figures in italics indicate the base number of FP17s or Patient Questionnaire responses are less than 100. N/A is shown where the base number of responses is less than 10 during the period. % is calculated as Quantity/Base number*100

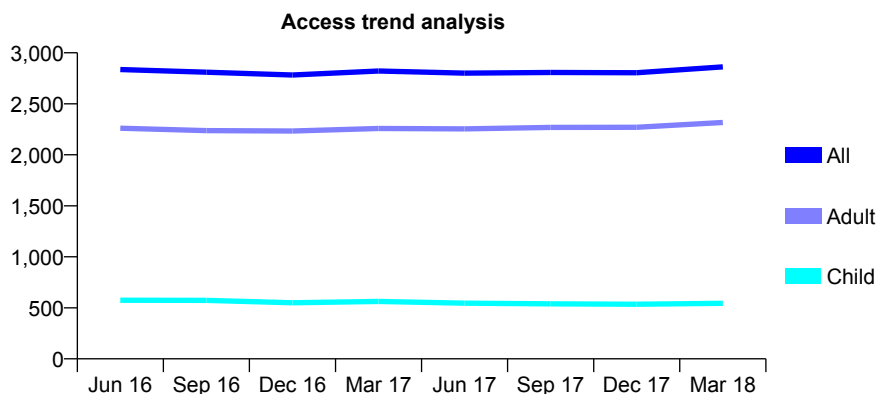
Q69 - Vital Signs At a Glance Contract Report for 234907/0001 - March 2018

Name or company name	MRS SV TAFFT
Contract type name	GDS Contract
Purpose of contract	General
Contract start date	01/04/2006
Contract end date	

17/18 Contracted general activity (UDA)	8,926
Carry forward general activity (UDA)	-46
17/18 Contracted orthodontic activity (UOA)	0
Carry forward orthodontic activity (UOA)	0
Baseline contract value	£213,399.56

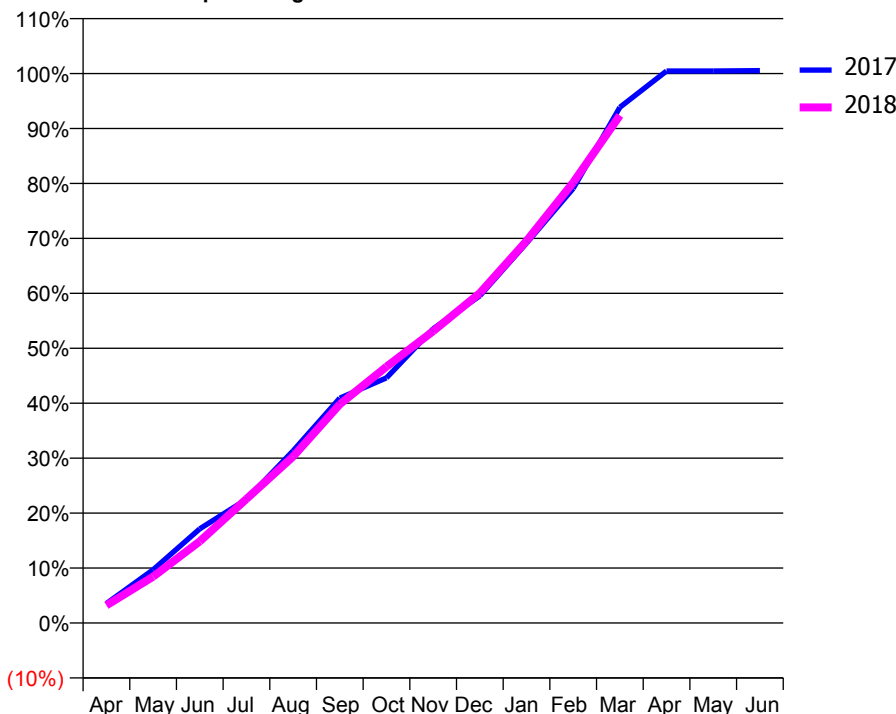
ACCESS*

Patients seen in 24 months	Total	Change since previous quarter
Quarter ending March 2017	2,821	
Quarter ending June 2017	2,800	→
Quarter ending September 2017	2,807	→
Quarter ending December 2017	2,805	→
Quarter ending March 2018	2,862	↑
Variance since March 2017	1.5%	→



ACTIVITY

Cumulative percentage of contracted UDA delivered 2017 & 2018



Month	Adjusted Scheduled Activity (UDA)	
	2017	2018
April	317	286
May	864	753
June	1,531	1,327
July	2,010	2,016
August	2,796	2,704
September	3,652	3,553
October	3,981	4,163
November	4,779	4,741
December	5,314	5,360
January	6,171	6,206
February	7,059	7,155
March	8,378	8,245
April	8,967	
May	8,966	
June	8,973	

QUALITY

	Quantity	Base Number	Contract	AT	Region	England
% of FP17s for the same patient ID Re-attending within 3 months - Children	86	930	9.2%	11.5%	11.5%	11.9%
% of FP17s for the same patient ID Re-attending within 3 months - Adults	402	3,543	11.3%	15.2%	15.9%	16.0%
% of FP17s for the same patient ID Re-attending between 3 & 9 months - Children	627	930	67.4%	57.8%	60.6%	58.3%
% of FP17s for the same patient ID Re-attending between 3 & 9 months - Adults	2,367	3,543	66.8%	48.0%	51.6%	50.3%
% of FP17s for Band 1 Urgent Courses	163	4,272	3.8%	9.8%	9.5%	9.1%
% of FP17s Relating to Free Repair or Replacements	20	4,272	0.5%	0.7%	0.7%	0.8%
% of FP17s Relating to Continuations	53	4,272	1.2%	0.8%	1.0%	1.0%
% of Patients satisfied with the dentistry they have received	1	1	N/A	93.6%	92.0%	91.5%
% of Patients satisfied with the time they had to wait for an appointment	1	1	N/A	89.3%	88.1%	87.9%

* This is based on patients treated on this contract for their most recent course of treatment. Figures in italics indicate the base number of FP17s or Patient Questionnaire responses are less than 100. N/A is shown where the base number of responses is less than 10 during the period. % is calculated as Quantity/Base number*100

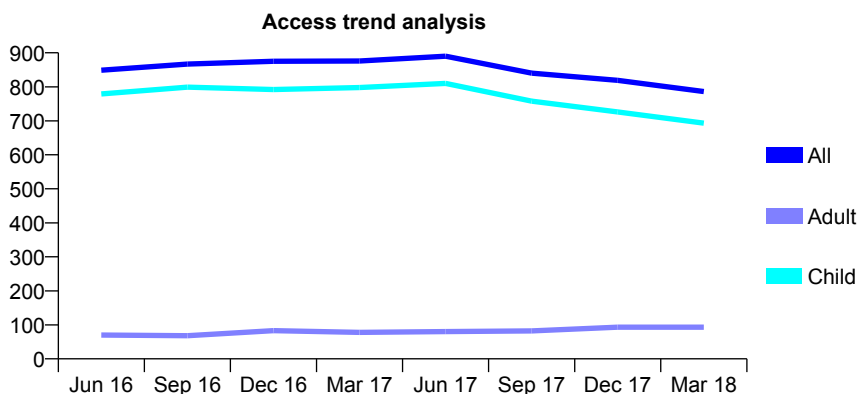
Q69 - Vital Signs At a Glance Contract Report for 235849/0001 - March 2018

Name or company name	MR JM BROWN
Contract type name	GDS Contract
Purpose of contract	General
Contract start date	01/04/2006
Contract end date	

17/18 Contracted general activity (UDA)	1,254
Carry forward general activity (UDA)	-25
17/18 Contracted orthodontic activity (UOA)	0
Carry forward orthodontic activity (UOA)	0
Baseline contract value	£23,627.27

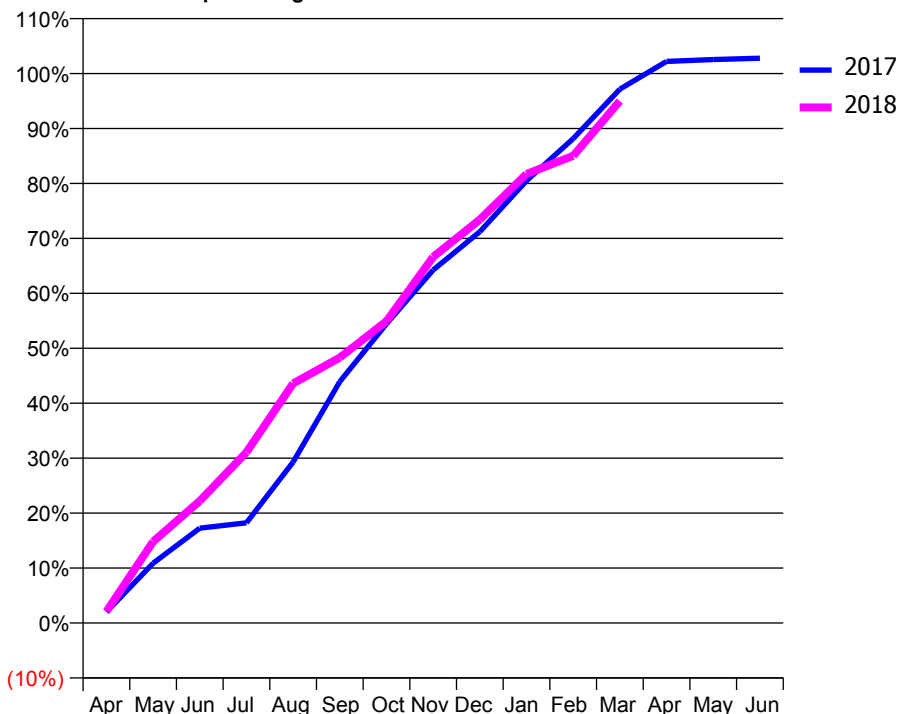
ACCESS*

Patients seen in 24 months	Total	Change since previous quarter
Quarter ending March 2017	876	
Quarter ending June 2017	890	→
Quarter ending September 2017	840	↓
Quarter ending December 2017	819	↓
Quarter ending March 2018	786	↓
Variance since March 2017	(10.3%)	↓



ACTIVITY

Cumulative percentage of contracted UDA delivered 2017 & 2018



Month	Adjusted Scheduled Activity (UDA)	
	2017	2018
April	25	26
May	136	186
June	217	279
July	229	390
August	368	547
September	551	606
October	683	689
November	806	835
December	893	921
January	1,009	1,025
February	1,105	1,066
March	1,218	1,191
April	1,282	
May	1,286	
June	1,289	

QUALITY

	Quantity	Base Number	Contract	AT	Region	England
% of FP17s for the same patient ID Re-attending within 3 months - Children	45	1,078	4.2%	11.5%	11.5%	11.9%
% of FP17s for the same patient ID Re-attending within 3 months - Adults	0	0	N/A	15.2%	15.9%	16.0%
% of FP17s for the same patient ID Re-attending between 3 & 9 months - Children	656	1,078	60.9%	57.8%	60.6%	58.3%
% of FP17s for the same patient ID Re-attending between 3 & 9 months - Adults	0	0	N/A	48.0%	51.6%	50.3%
% of FP17s for Band 1 Urgent Courses	36	1,016	3.5%	9.8%	9.5%	9.1%
% of FP17s Relating to Free Repair or Replacements	0	1,016	0.0%	0.7%	0.7%	0.8%
% of FP17s Relating to Continuations	0	1,016	0.0%	0.8%	1.0%	1.0%
% of Patients satisfied with the dentistry they have received	0	0	N/A	93.6%	92.0%	91.5%
% of Patients satisfied with the time they had to wait for an appointment	0	0	N/A	89.3%	88.1%	87.9%

* This is based on patients treated on this contract for their most recent course of treatment. Figures in italics indicate the base number of FP17s or Patient Questionnaire responses are less than 100. N/A is shown where the base number of responses is less than 10 during the period. % is calculated as Quantity/Base number*100

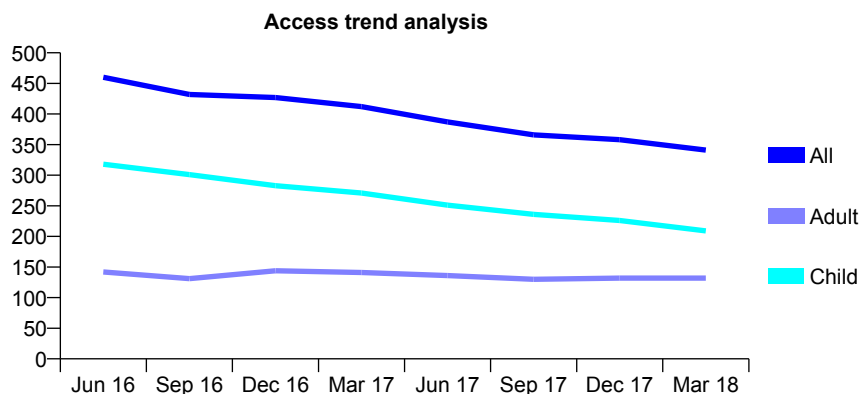
Q69 - Vital Signs At a Glance Contract Report for 237558/0001 - March 2018

Name or company name	Alexandra Dental Practice
Contract type name	GDS Contract
Purpose of contract	General
Contract start date	02/07/2012
Contract end date	

17/18 Contracted general activity (UDA)	675
Carry forward general activity (UDA)	0
17/18 Contracted orthodontic activity (UOA)	0
Carry forward orthodontic activity (UOA)	0
Baseline contract value	£12,274.72

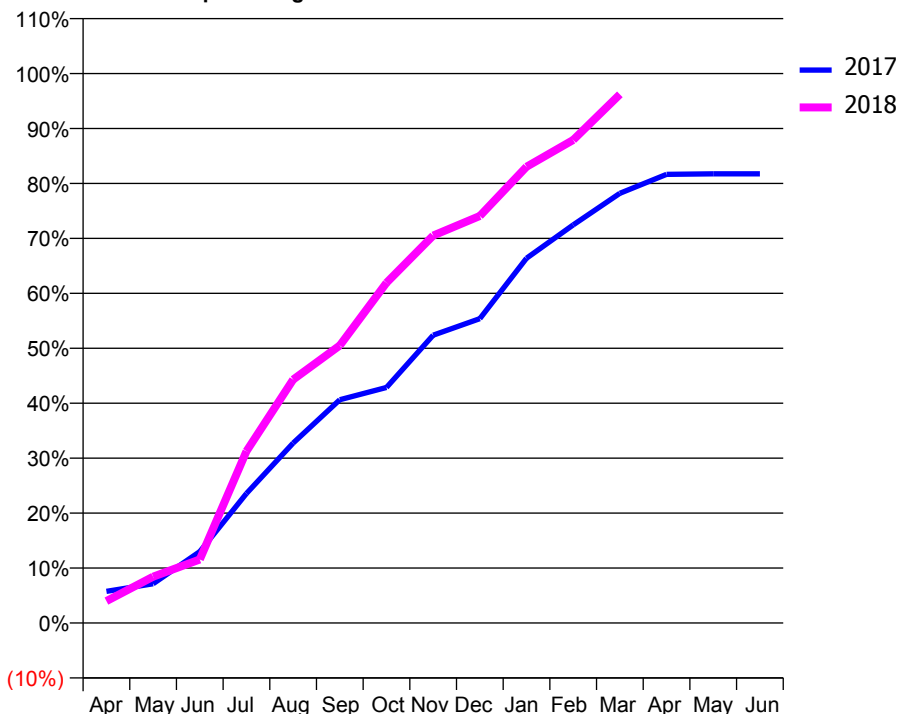
ACCESS*

Patients seen in 24 months	Total	Change since previous quarter
Quarter ending March 2017	412	
Quarter ending June 2017	387	↓
Quarter ending September 2017	366	↓
Quarter ending December 2017	358	↓
Quarter ending March 2018	341	↓
Variance since March 2017	(17.2%)	↓



ACTIVITY

Cumulative percentage of contracted UDA delivered 2017 & 2018



Month	Adjusted Scheduled Activity (UDA)	
	2017	2018
April	54	27
May	67	57
June	122	78
July	221	211
August	307	299
September	381	341
October	402	418
November	491	476
December	520	500
January	623	560
February	680	593
March	734	649
April	766	
May	767	
June	767	

QUALITY

	Quantity	Base Number	Contract	AT	Region	England
% of FP17s for the same patient ID Re-attending within 3 months - Children	8	375	2.1%	11.5%	11.5%	11.9%
% of FP17s for the same patient ID Re-attending within 3 months - Adults	7	84	8.3%	15.2%	15.9%	16.0%
% of FP17s for the same patient ID Re-attending between 3 & 9 months - Children	285	375	76.0%	57.8%	60.6%	58.3%
% of FP17s for the same patient ID Re-attending between 3 & 9 months - Adults	63	84	75.0%	48.0%	51.6%	50.3%
% of FP17s for Band 1 Urgent Courses	2	433	0.5%	9.8%	9.5%	9.1%
% of FP17s Relating to Free Repair or Replacements	0	433	0.0%	0.7%	0.7%	0.8%
% of FP17s Relating to Continuations	0	433	0.0%	0.8%	1.0%	1.0%
% of Patients satisfied with the dentistry they have received	0	0	N/A	93.6%	92.0%	91.5%
% of Patients satisfied with the time they had to wait for an appointment	0	0	N/A	89.3%	88.1%	87.9%

* This is based on patients treated on this contract for their most recent course of treatment. Figures in italics indicate the base number of FP17s or Patient Questionnaire responses are less than 100. N/A is shown where the base number of responses is less than 10 during the period. % is calculated as Quantity/Base number*100

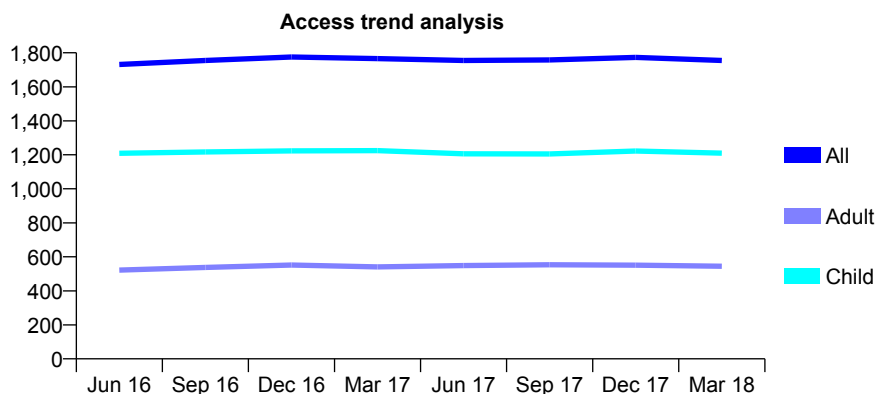
Q69 - Vital Signs At a Glance Contract Report for 237620/0001 - March 2018

Name or company name	MISS NJ BEARDSLEY
Contract type name	GDS Contract
Purpose of contract	General
Contract start date	01/04/2006
Contract end date	

17/18 Contracted general activity (UDA)	5,732
Carry forward general activity (UDA)	68
17/18 Contracted orthodontic activity (UOA)	0
Carry forward orthodontic activity (UOA)	0
Baseline contract value	£149,657.56

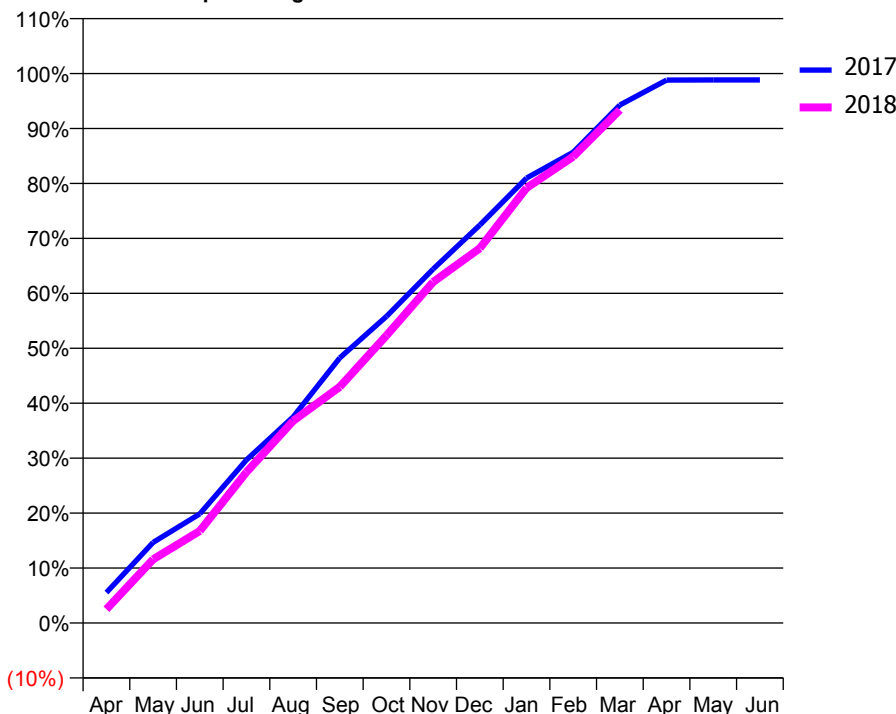
ACCESS*

Patients seen in 24 months	Total	Change since previous quarter
Quarter ending March 2017	1,766	
Quarter ending June 2017	1,755	→
Quarter ending September 2017	1,758	→
Quarter ending December 2017	1,773	→
Quarter ending March 2018	1,755	↓
Variance since March 2017	(0.6%)	→



ACTIVITY

Cumulative percentage of contracted UDA delivered 2017 & 2018



Month	Adjusted Scheduled Activity (UDA)	
	2017	2018
April	318	144
May	841	664
June	1,138	960
July	1,701	1,574
August	2,150	2,108
September	2,766	2,465
October	3,198	3,000
November	3,692	3,558
December	4,152	3,909
January	4,641	4,538
February	4,911	4,865
March	5,403	5,352
April	5,664	
May	5,665	
June	5,665	

QUALITY

	Quantity	Base Number	Contract	AT	Region	England
% of FP17s for the same patient ID Re-attending within 3 months - Children	217	2,037	10.7%	11.5%	11.5%	11.9%
% of FP17s for the same patient ID Re-attending within 3 months - Adults	69	622	11.1%	15.2%	15.9%	16.0%
% of FP17s for the same patient ID Re-attending between 3 & 9 months - Children	1,288	2,037	63.2%	57.8%	60.6%	58.3%
% of FP17s for the same patient ID Re-attending between 3 & 9 months - Adults	395	622	63.5%	48.0%	51.6%	50.3%
% of FP17s for Band 1 Urgent Courses	87	2,558	3.4%	9.8%	9.5%	9.1%
% of FP17s Relating to Free Repair or Replacements	4	2,558	0.2%	0.7%	0.7%	0.8%
% of FP17s Relating to Continuations	12	2,558	0.5%	0.8%	1.0%	1.0%
% of Patients satisfied with the dentistry they have received	2	2	N/A	93.6%	92.0%	91.5%
% of Patients satisfied with the time they had to wait for an appointment	2	2	N/A	89.3%	88.1%	87.9%

* This is based on patients treated on this contract for their most recent course of treatment. Figures in italics indicate the base number of FP17s or Patient Questionnaire responses are less than 100. N/A is shown where the base number of responses is less than 10 during the period. % is calculated as Quantity/Base number*100

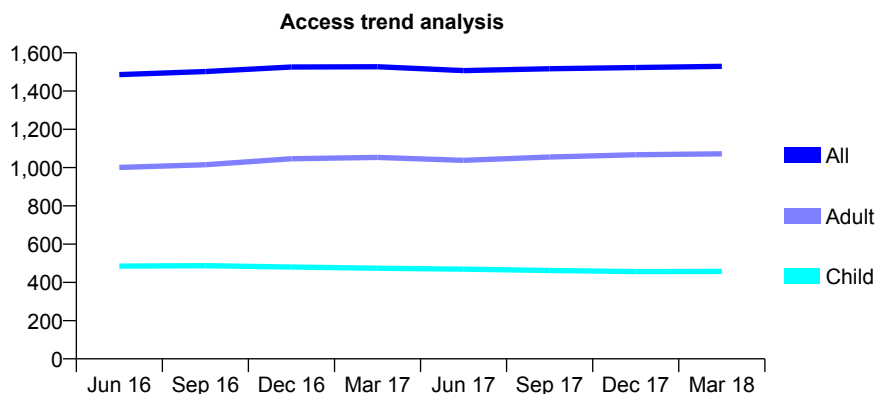
Q69 - Vital Signs At a Glance Contract Report for 238082/0001 - March 2018

Name or company name	MR SK GRAY
Contract type name	GDS Contract
Purpose of contract	General
Contract start date	01/04/2006
Contract end date	

17/18 Contracted general activity (UDA)	3,750
Carry forward general activity (UDA)	0
17/18 Contracted orthodontic activity (UOA)	0
Carry forward orthodontic activity (UOA)	0
Baseline contract value	£89,686.56

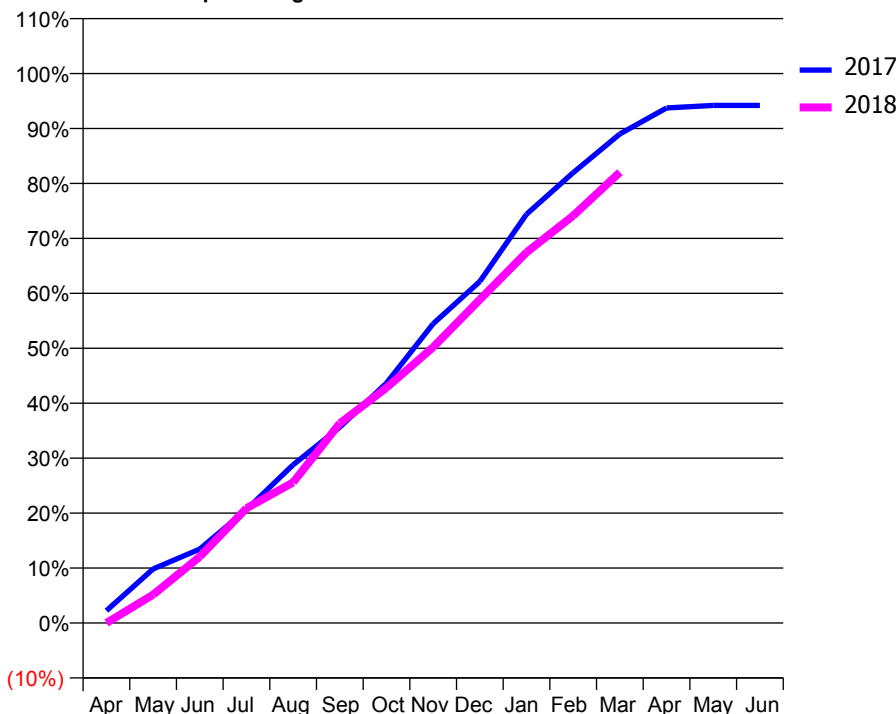
ACCESS*

Patients seen in 24 months	Total	Change since previous quarter
Quarter ending March 2017	1,527	
Quarter ending June 2017	1,507	↓
Quarter ending September 2017	1,517	→
Quarter ending December 2017	1,523	→
Quarter ending March 2018	1,529	→
Variance since March 2017	0.1%	→



ACTIVITY

Cumulative percentage of contracted UDA delivered 2017 & 2018



Month	Adjusted Scheduled Activity (UDA)	
	2017	2018
April	84	0
May	369	194
June	505	452
July	774	783
August	1,080	960
September	1,337	1,363
October	1,637	1,606
November	2,042	1,883
December	2,331	2,207
January	2,790	2,530
February	3,074	2,779
March	3,337	3,077
April	3,515	
May	3,532	
June	3,532	

QUALITY

	Quantity	Base Number	Contract	AT	Region	England
% of FP17s for the same patient ID Re-attending within 3 months - Children	20	627	3.2%	11.5%	11.5%	11.9%
% of FP17s for the same patient ID Re-attending within 3 months - Adults	153	1,370	11.2%	15.2%	15.9%	16.0%
% of FP17s for the same patient ID Re-attending between 3 & 9 months - Children	360	627	57.4%	57.8%	60.6%	58.3%
% of FP17s for the same patient ID Re-attending between 3 & 9 months - Adults	765	1,370	55.8%	48.0%	51.6%	50.3%
% of FP17s for Band 1 Urgent Courses	78	1,878	4.2%	9.8%	9.5%	9.1%
% of FP17s Relating to Free Repair or Replacements	9	1,878	0.5%	0.7%	0.7%	0.8%
% of FP17s Relating to Continuations	12	1,878	0.6%	0.8%	1.0%	1.0%
% of Patients satisfied with the dentistry they have received	1	2	N/A	93.6%	92.0%	91.5%
% of Patients satisfied with the time they had to wait for an appointment	2	2	N/A	89.3%	88.1%	87.9%

* This is based on patients treated on this contract for their most recent course of treatment. Figures in italics indicate the base number of FP17s or Patient Questionnaire responses are less than 100. N/A is shown where the base number of responses is less than 10 during the period. % is calculated as Quantity/Base number*100

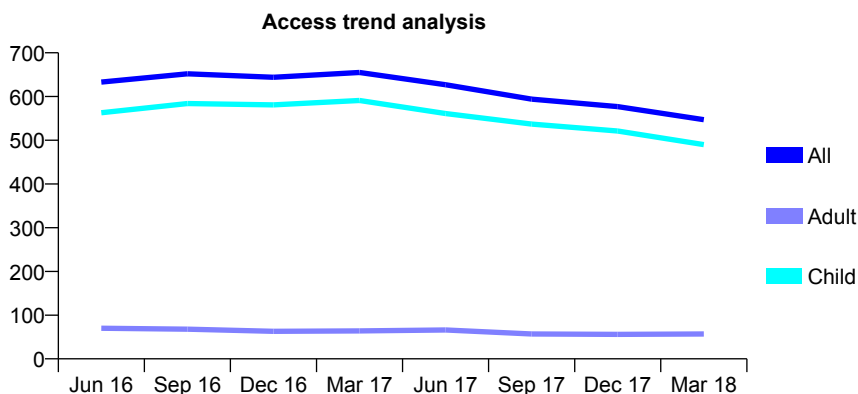
Q69 - Vital Signs At a Glance Contract Report for 239275/0001 - March 2018

Name or company name	RHDC Partners
Contract type name	GDS Contract
Purpose of contract	General
Contract start date	01/04/2006
Contract end date	

17/18 Contracted general activity (UDA)	870
Carry forward general activity (UDA)	-7
17/18 Contracted orthodontic activity (UOA)	0
Carry forward orthodontic activity (UOA)	0
Baseline contract value	£20,800.75

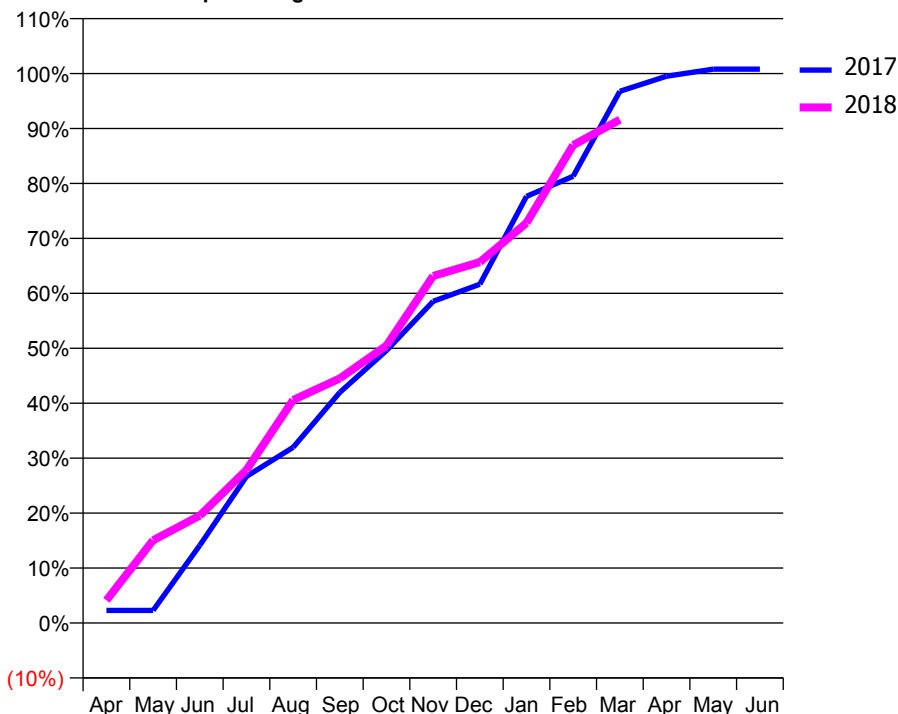
ACCESS*

Patients seen in 24 months	Total	Change since previous quarter
Quarter ending March 2017	655	
Quarter ending June 2017	627	↓
Quarter ending September 2017	594	↓
Quarter ending December 2017	577	↓
Quarter ending March 2018	547	↓
Variance since March 2017	(16.5%)	↓



ACTIVITY

Cumulative percentage of contracted UDA delivered 2017 & 2018



Adjusted Scheduled Activity (UDA)

Month	2017	2018
April	20	36
May	20	131
June	123	170
July	232	242
August	278	353
September	365	387
October	431	439
November	509	549
December	536	571
January	675	633
February	707	757
March	842	797
April	866	
May	877	
June	877	

QUALITY

	Quantity	Base Number	Contract	AT	Region	England
% of FP17s for the same patient ID Re-attending within 3 months - Children	31	626	5.0%	11.5%	11.5%	11.9%
% of FP17s for the same patient ID Re-attending within 3 months - Adults	0	0	N/A	15.2%	15.9%	16.0%
% of FP17s for the same patient ID Re-attending between 3 & 9 months - Children	365	626	58.3%	57.8%	60.6%	58.3%
% of FP17s for the same patient ID Re-attending between 3 & 9 months - Adults	0	0	N/A	48.0%	51.6%	50.3%
% of FP17s for Band 1 Urgent Courses	4	601	0.7%	9.8%	9.5%	9.1%
% of FP17s Relating to Free Repair or Replacements	0	601	0.0%	0.7%	0.7%	0.8%
% of FP17s Relating to Continuations	6	601	1.0%	0.8%	1.0%	1.0%
% of Patients satisfied with the dentistry they have received	0	0	N/A	93.6%	92.0%	91.5%
% of Patients satisfied with the time they had to wait for an appointment	0	0	N/A	89.3%	88.1%	87.9%

* This is based on patients treated on this contract for their most recent course of treatment. Figures in italics indicate the base number of FP17s or Patient Questionnaire responses are less than 100. N/A is shown where the base number of responses is less than 10 during the period. % is calculated as Quantity/Base number*100

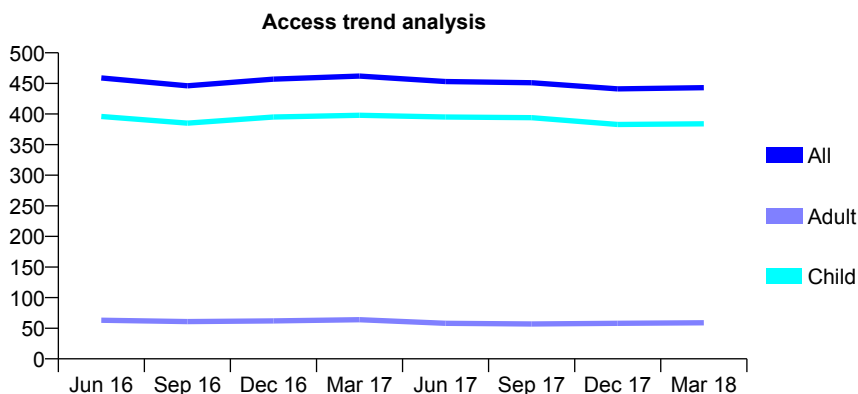
Q69 - Vital Signs At a Glance Contract Report for 244287/0001 - March 2018

Name or company name	MR CR HARRIS
Contract type name	GDS Contract
Purpose of contract	General
Contract start date	01/04/2006
Contract end date	

17/18 Contracted general activity (UDA)	1,083
Carry forward general activity (UDA)	-21
17/18 Contracted orthodontic activity (UOA)	0
Carry forward orthodontic activity (UOA)	0
Baseline contract value	£23,476.34

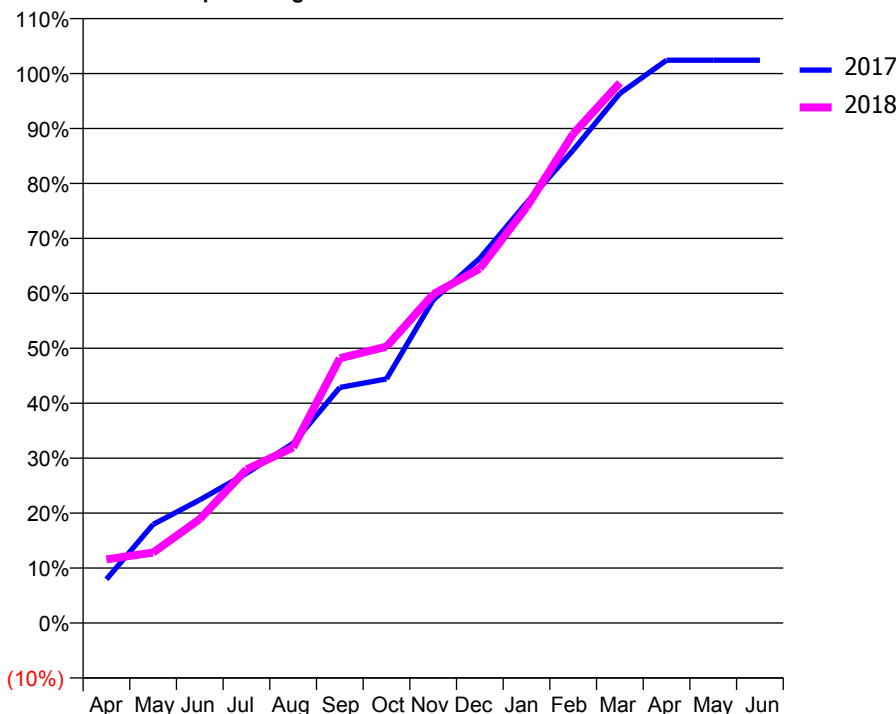
ACCESS*

Patients seen in 24 months	Total	Change since previous quarter
Quarter ending March 2017	462	
Quarter ending June 2017	453	↓
Quarter ending September 2017	451	→
Quarter ending December 2017	441	↓
Quarter ending March 2018	443	→
Variance since March 2017	(4.1%)	↓



ACTIVITY

Cumulative percentage of contracted UDA delivered 2017 & 2018



Adjusted Scheduled Activity (UDA)

Month	2017	2018
April	86	126
May	194	139
June	243	205
July	295	303
August	354	346
September	464	522
October	481	545
November	637	648
December	719	699
January	828	820
February	932	964
March	1,044	1,064
April	1,109	
May	1,109	
June	1,109	

QUALITY

	Quantity	Base Number	Contract	AT	Region	England
% of FP17s for the same patient ID Re-attending within 3 months - Children	43	625	6.9%	11.5%	11.5%	11.9%
% of FP17s for the same patient ID Re-attending within 3 months - Adults	3	36	8.3%	15.2%	15.9%	16.0%
% of FP17s for the same patient ID Re-attending between 3 & 9 months - Children	411	625	65.8%	57.8%	60.6%	58.3%
% of FP17s for the same patient ID Re-attending between 3 & 9 months - Adults	24	36	66.7%	48.0%	51.6%	50.3%
% of FP17s for Band 1 Urgent Courses	22	632	3.5%	9.8%	9.5%	9.1%
% of FP17s Relating to Free Repair or Replacements	0	632	0.0%	0.7%	0.7%	0.8%
% of FP17s Relating to Continuations	7	632	1.1%	0.8%	1.0%	1.0%
% of Patients satisfied with the dentistry they have received	0	0	N/A	93.6%	92.0%	91.5%
% of Patients satisfied with the time they had to wait for an appointment	0	0	N/A	89.3%	88.1%	87.9%

* This is based on patients treated on this contract for their most recent course of treatment. Figures in italics indicate the base number of FP17s or Patient Questionnaire responses are less than 100. N/A is shown where the base number of responses is less than 10 during the period. % is calculated as Quantity/Base number*100

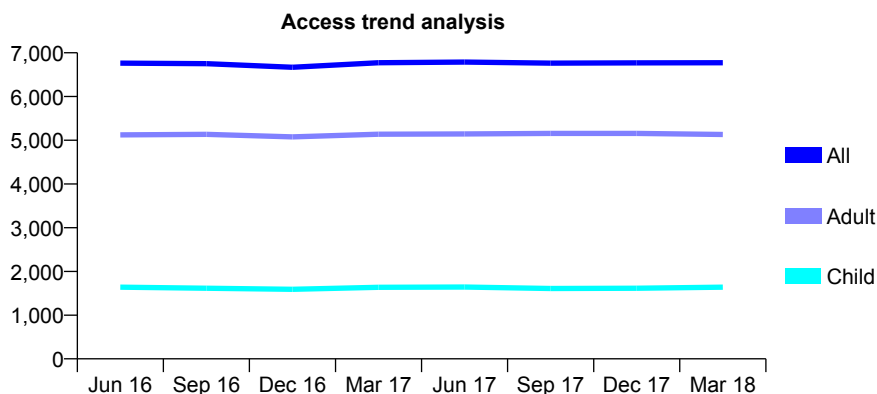
Q69 - Vital Signs At a Glance Contract Report for 250511/0001 - March 2018

Name or company name	Mr BS Degun and Mr DS Jheeta
Contract type name	GDS Contract
Purpose of contract	General
Contract start date	01/04/2006
Contract end date	

17/18 Contracted general activity (UDA)	21,463
Carry forward general activity (UDA)	150
17/18 Contracted orthodontic activity (UOA)	0
Carry forward orthodontic activity (UOA)	0
Baseline contract value	£542,369.94

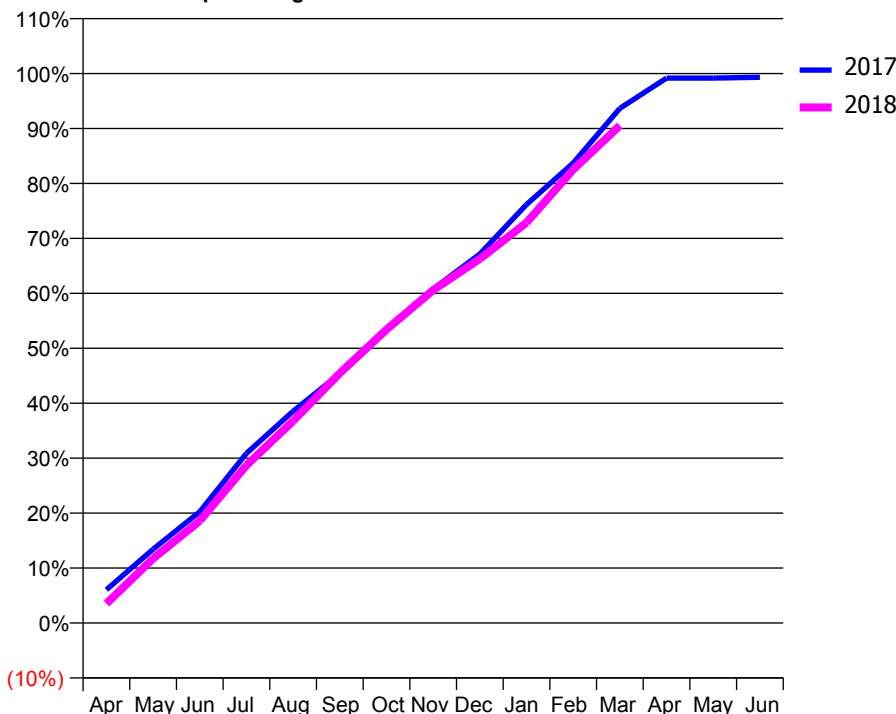
ACCESS*

Patients seen in 24 months	Total	Change since previous quarter
Quarter ending March 2017	6,773	
Quarter ending June 2017	6,788	→
Quarter ending September 2017	6,765	→
Quarter ending December 2017	6,770	→
Quarter ending March 2018	6,772	→
Variance since March 2017	(0.0%)	→



ACTIVITY

Cumulative percentage of contracted UDA delivered 2017 & 2018



Month	Adjusted Scheduled Activity (UDA)	
	2017	2018
April	1,302	759
May	2,885	2,520
June	4,346	3,994
July	6,629	6,159
August	8,274	7,891
September	9,735	9,759
October	11,473	11,460
November	13,044	13,004
December	14,414	14,219
January	16,347	15,636
February	17,967	17,711
March	20,101	19,432
April	21,283	
May	21,286	
June	21,313	

QUALITY

	Quantity	Base Number	Contract	AT	Region	England
% of FP17s for the same patient ID Re-attending within 3 months - Children	194	2,436	8.0%	11.5%	11.5%	11.9%
% of FP17s for the same patient ID Re-attending within 3 months - Adults	733	6,056	12.1%	15.2%	15.9%	16.0%
% of FP17s for the same patient ID Re-attending between 3 & 9 months - Children	1,427	2,436	58.6%	57.8%	60.6%	58.3%
% of FP17s for the same patient ID Re-attending between 3 & 9 months - Adults	2,937	6,056	48.5%	48.0%	51.6%	50.3%
% of FP17s for Band 1 Urgent Courses	775	8,117	9.5%	9.8%	9.5%	9.1%
% of FP17s Relating to Free Repair or Replacements	38	8,117	0.5%	0.7%	0.7%	0.8%
% of FP17s Relating to Continuations	32	8,117	0.4%	0.8%	1.0%	1.0%
% of Patients satisfied with the dentistry they have received	4	5	N/A	93.6%	92.0%	91.5%
% of Patients satisfied with the time they had to wait for an appointment	4	5	N/A	89.3%	88.1%	87.9%

* This is based on patients treated on this contract for their most recent course of treatment. Figures in italics indicate the base number of FP17s or Patient Questionnaire responses are less than 100. N/A is shown where the base number of responses is less than 10 during the period. % is calculated as Quantity/Base number*100

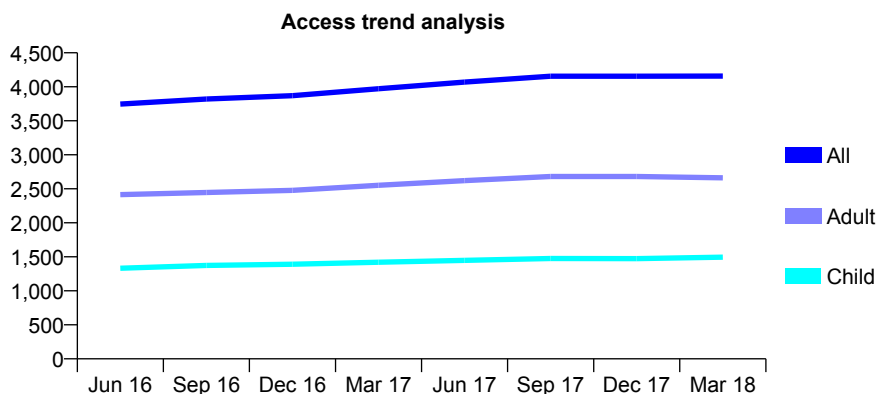
Q69 - Vital Signs At a Glance Contract Report for 250929/0001 - March 2018

Name or company name	MR JS GILL
Contract type name	GDS Contract
Purpose of contract	General
Contract start date	01/04/2006
Contract end date	

17/18 Contracted general activity (UDA)	13,780
Carry forward general activity (UDA)	410
17/18 Contracted orthodontic activity (UOA)	0
Carry forward orthodontic activity (UOA)	0
Baseline contract value	£430,010.86

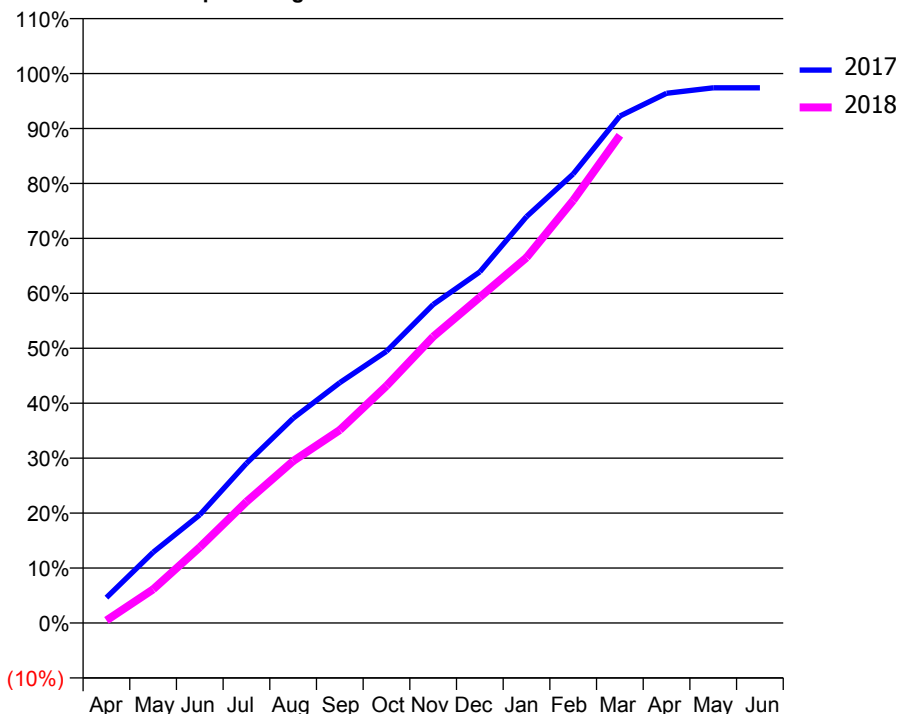
ACCESS*

Patients seen in 24 months	Total	Change since previous quarter
Quarter ending March 2017	3,972	
Quarter ending June 2017	4,070	↑
Quarter ending September 2017	4,156	↑
Quarter ending December 2017	4,155	→
Quarter ending March 2018	4,158	→
Variance since March 2017	4.7%	↑



ACTIVITY

Cumulative percentage of contracted UDA delivered 2017 & 2018



Month	Adjusted Scheduled Activity (UDA)	
	2017	2018
April	731	66
May	2,033	846
June	3,106	1,901
July	4,586	3,042
August	5,882	4,061
September	6,901	4,839
October	7,801	5,949
November	9,146	7,180
December	10,084	8,173
January	11,671	9,163
February	12,894	10,600
March	14,556	12,229
April	15,211	
May	15,370	
June	15,371	

QUALITY

	Quantity	Base Number	Contract	AT	Region	England
% of FP17s for the same patient ID Re-attending within 3 months - Children	140	2,193	6.4%	11.5%	11.5%	11.9%
% of FP17s for the same patient ID Re-attending within 3 months - Adults	414	3,064	13.5%	15.2%	15.9%	16.0%
% of FP17s for the same patient ID Re-attending between 3 & 9 months - Children	1,335	2,193	60.9%	57.8%	60.6%	58.3%
% of FP17s for the same patient ID Re-attending between 3 & 9 months - Adults	1,339	3,064	43.7%	48.0%	51.6%	50.3%
% of FP17s for Band 1 Urgent Courses	685	5,028	13.6%	9.8%	9.5%	9.1%
% of FP17s Relating to Free Repair or Replacements	52	5,028	1.0%	0.7%	0.7%	0.8%
% of FP17s Relating to Continuations	16	5,028	0.3%	0.8%	1.0%	1.0%
% of Patients satisfied with the dentistry they have received	4	5	N/A	93.6%	92.0%	91.5%
% of Patients satisfied with the time they had to wait for an appointment	5	5	N/A	89.3%	88.1%	87.9%

* This is based on patients treated on this contract for their most recent course of treatment. Figures in italics indicate the base number of FP17s or Patient Questionnaire responses are less than 100. N/A is shown where the base number of responses is less than 10 during the period. % is calculated as Quantity/Base number*100

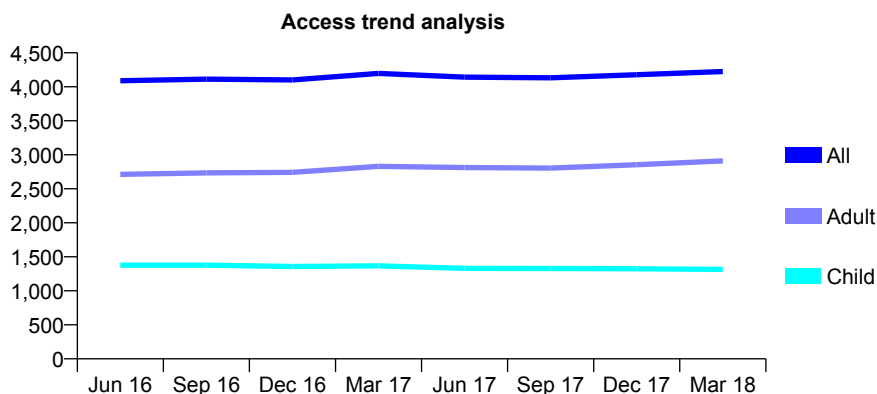
Q69 - Vital Signs At a Glance Contract Report for 253359/0001 - March 2018

Name or company name	MR MA LADAK
Contract type name	GDS Contract
Purpose of contract	General
Contract start date	01/04/2006
Contract end date	

17/18 Contracted general activity (UDA)	11,021
Carry forward general activity (UDA)	404
17/18 Contracted orthodontic activity (UOA)	0
Carry forward orthodontic activity (UOA)	0
Baseline contract value	£355,548.94

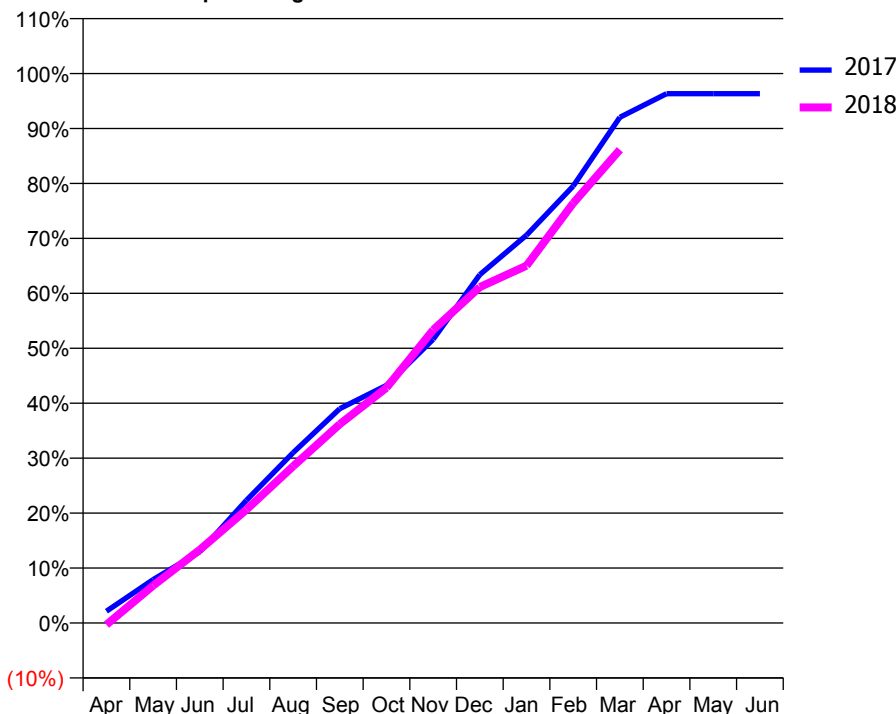
ACCESS*

Patients seen in 24 months	Total	Change since previous quarter
Quarter ending March 2017	4,198	
Quarter ending June 2017	4,142	↓
Quarter ending September 2017	4,133	→
Quarter ending December 2017	4,178	→
Quarter ending March 2018	4,225	→
Variance since March 2017	0.6%	→



ACTIVITY

Cumulative percentage of contracted UDA delivered 2017 & 2018



Adjusted Scheduled Activity (UDA)

Month	2017	2018
April	236	-35
May	871	749
June	1,430	1,469
July	2,462	2,275
August	3,416	3,143
September	4,300	3,989
October	4,768	4,718
November	5,691	5,876
December	6,987	6,737
January	7,778	7,166
February	8,762	8,421
March	10,144	9,494
April	10,617	
May	10,617	
June	10,617	

QUALITY

	Quantity	Base Number	Contract	AT	Region	England
% of FP17s for the same patient ID Re-attending within 3 months - Children	141	2,106	6.7%	11.5%	11.5%	11.9%
% of FP17s for the same patient ID Re-attending within 3 months - Adults	531	3,913	13.6%	15.2%	15.9%	16.0%
% of FP17s for the same patient ID Re-attending between 3 & 9 months - Children	1,449	2,106	68.8%	57.8%	60.6%	58.3%
% of FP17s for the same patient ID Re-attending between 3 & 9 months - Adults	2,253	3,913	57.6%	48.0%	51.6%	50.3%
% of FP17s for Band 1 Urgent Courses	436	5,778	7.5%	9.8%	9.5%	9.1%
% of FP17s Relating to Free Repair or Replacements	20	5,778	0.3%	0.7%	0.7%	0.8%
% of FP17s Relating to Continuations	63	5,778	1.1%	0.8%	1.0%	1.0%
% of Patients satisfied with the dentistry they have received	3	3	N/A	93.6%	92.0%	91.5%
% of Patients satisfied with the time they had to wait for an appointment	3	3	N/A	89.3%	88.1%	87.9%

* This is based on patients treated on this contract for their most recent course of treatment. Figures in italics indicate the base number of FP17s or Patient Questionnaire responses are less than 100. N/A is shown where the base number of responses is less than 10 during the period. % is calculated as Quantity/Base number*100

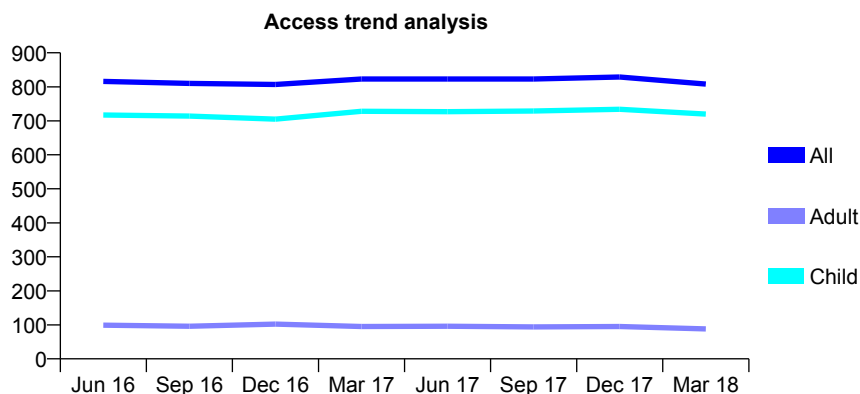
Q69 - Vital Signs At a Glance Contract Report for 253731/0001 - March 2018

Name or company name	MR V KUMAR
Contract type name	GDS Contract
Purpose of contract	General
Contract start date	01/04/2006
Contract end date	

17/18 Contracted general activity (UDA)	1,570
Carry forward general activity (UDA)	0
17/18 Contracted orthodontic activity (UOA)	0
Carry forward orthodontic activity (UOA)	0
Baseline contract value	£40,974.31

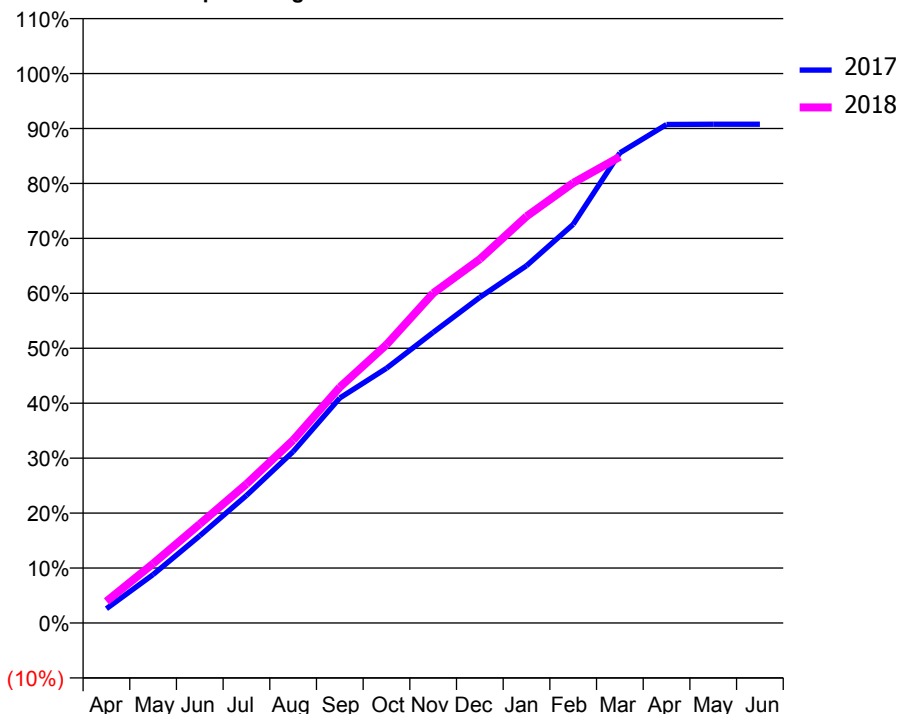
ACCESS*

Patients seen in 24 months	Total	Change since previous quarter
Quarter ending March 2017	823	
Quarter ending June 2017	823	→
Quarter ending September 2017	823	→
Quarter ending December 2017	829	→
Quarter ending March 2018	808	↓
Variance since March 2017	(1.8%)	↓



ACTIVITY

Cumulative percentage of contracted UDA delivered 2017 & 2018



Month	Adjusted Scheduled Activity (UDA)	
	2017	2018
April	41	62
May	139	170
June	249	283
July	364	397
August	490	522
September	643	674
October	728	795
November	830	942
December	931	1,040
January	1,021	1,162
February	1,139	1,258
March	1,343	1,332
April	1,424	
May	1,425	
June	1,425	

QUALITY

	Quantity	Base Number	Contract	AT	Region	England
% of FP17s for the same patient ID Re-attending within 3 months - Children	62	1,155	5.4%	11.5%	11.5%	11.9%
% of FP17s for the same patient ID Re-attending within 3 months - Adults	6	43	14.0%	15.2%	15.9%	16.0%
% of FP17s for the same patient ID Re-attending between 3 & 9 months - Children	806	1,155	69.8%	57.8%	60.6%	58.3%
% of FP17s for the same patient ID Re-attending between 3 & 9 months - Adults	21	43	48.8%	48.0%	51.6%	50.3%
% of FP17s for Band 1 Urgent Courses	31	1,125	2.8%	9.8%	9.5%	9.1%
% of FP17s Relating to Free Repair or Replacements	0	1,125	0.0%	0.7%	0.7%	0.8%
% of FP17s Relating to Continuations	18	1,125	1.6%	0.8%	1.0%	1.0%
% of Patients satisfied with the dentistry they have received	1	1	N/A	93.6%	92.0%	91.5%
% of Patients satisfied with the time they had to wait for an appointment	1	1	N/A	89.3%	88.1%	87.9%

* This is based on patients treated on this contract for their most recent course of treatment. Figures in italics indicate the base number of FP17s or Patient Questionnaire responses are less than 100. N/A is shown where the base number of responses is less than 10 during the period. % is calculated as Quantity/Base number*100

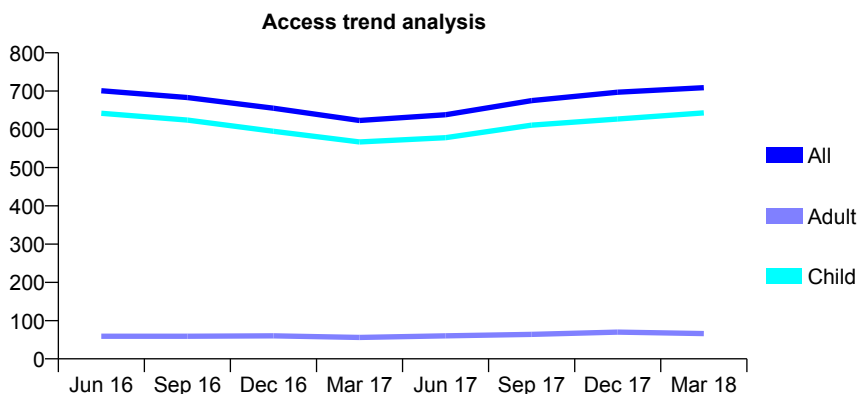
Q69 - Vital Signs At a Glance Contract Report for 257273/0001 - March 2018

Name or company name	MR NP ARNOLD
Contract type name	GDS Contract
Purpose of contract	General
Contract start date	01/04/2006
Contract end date	

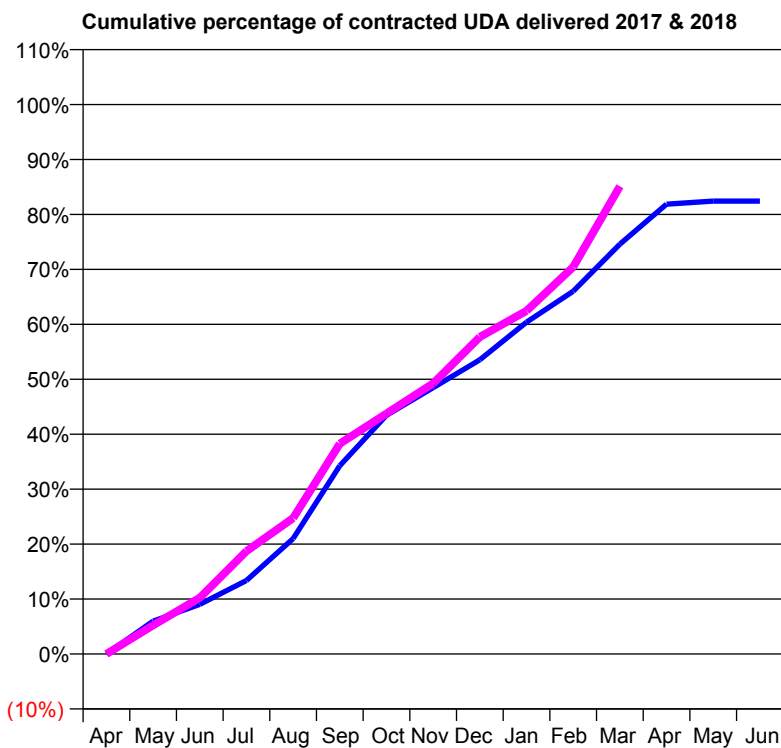
17/18 Contracted general activity (UDA)	1,246
Carry forward general activity (UDA)	0
17/18 Contracted orthodontic activity (UOA)	0
Carry forward orthodontic activity (UOA)	0
Baseline contract value	£24,285.15

ACCESS*

Patients seen in 24 months	Total	Change since previous quarter
Quarter ending March 2017	623	
Quarter ending June 2017	638	↑
Quarter ending September 2017	675	↑
Quarter ending December 2017	697	↑
Quarter ending March 2018	709	→
Variance since March 2017	13.8%	↑



ACTIVITY



Month	Adjusted Scheduled Activity (UDA)	
	2017	2018
April	0	0
May	74	65
June	113	127
July	167	233
August	262	308
September	427	477
October	541	545
November	604	614
December	667	719
January	752	778
February	823	878
March	929	1,060
April	1,020	
May	1,027	
June	1,027	

QUALITY

	Quantity	Base Number	Contract	AT	Region	England
% of FP17s for the same patient ID Re-attending within 3 months - Children	42	999	4.2%	11.5%	11.5%	11.9%
% of FP17s for the same patient ID Re-attending within 3 months - Adults	0	1	0.0%	15.2%	15.9%	16.0%
% of FP17s for the same patient ID Re-attending between 3 & 9 months - Children	536	999	53.7%	57.8%	60.6%	58.3%
% of FP17s for the same patient ID Re-attending between 3 & 9 months - Adults	0	1	0.0%	48.0%	51.6%	50.3%
% of FP17s for Band 1 Urgent Courses	27	910	3.0%	9.8%	9.5%	9.1%
% of FP17s Relating to Free Repair or Replacements	0	910	0.0%	0.7%	0.7%	0.8%
% of FP17s Relating to Continuations	0	910	0.0%	0.8%	1.0%	1.0%
% of Patients satisfied with the dentistry they have received	2	2	N/A	93.6%	92.0%	91.5%
% of Patients satisfied with the time they had to wait for an appointment	2	2	N/A	89.3%	88.1%	87.9%

* This is based on patients treated on this contract for their most recent course of treatment. Figures in italics indicate the base number of FP17s or Patient Questionnaire responses are less than 100. N/A is shown where the base number of responses is less than 10 during the period. % is calculated as Quantity/Base number*100

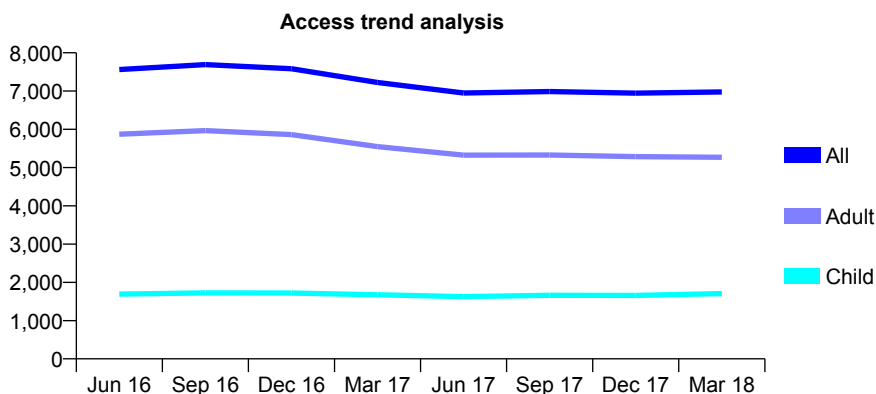
Q69 - Vital Signs At a Glance Contract Report for 258989/0001 - March 2018

Name or company name	Mr Andrew Cumming and Mr Jayesh Kotec
Contract type name	GDS Contract
Purpose of contract	General
Contract start date	01/04/2006
Contract end date	

17/18 Contracted general activity (UDA)	19,500
Carry forward general activity (UDA)	-35
17/18 Contracted orthodontic activity (UOA)	0
Carry forward orthodontic activity (UOA)	0
Baseline contract value	£613,970.54

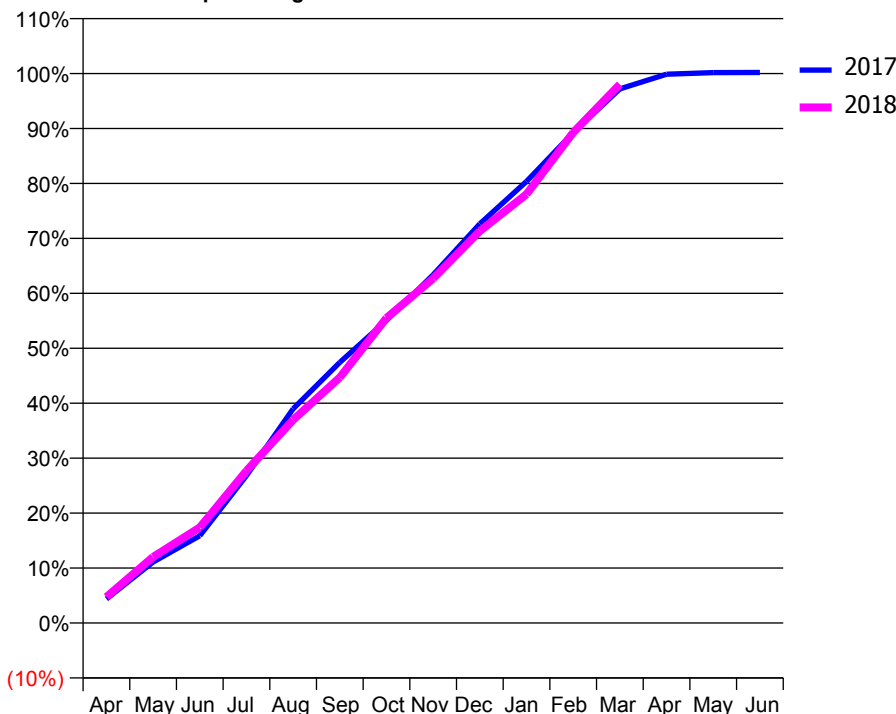
ACCESS*

Patients seen in 24 months	Total	Change since previous quarter
Quarter ending March 2017	7,223	
Quarter ending June 2017	6,950	↓
Quarter ending September 2017	6,988	→
Quarter ending December 2017	6,945	→
Quarter ending March 2018	6,977	→
Variance since March 2017	(3.4%)	↓



ACTIVITY

Cumulative percentage of contracted UDA delivered 2017 & 2018



Month	Adjusted Scheduled Activity (UDA)	
	2017	2018
April	855	923
May	2,164	2,343
June	3,097	3,389
July	5,233	5,400
August	7,603	7,210
September	9,251	8,712
October	10,740	10,825
November	12,360	12,227
December	14,167	13,909
January	15,671	15,216
February	17,404	17,408
March	18,956	19,114
April	19,477	
May	19,532	
June	19,536	

QUALITY

	Quantity	Base Number	Contract	AT	Region	England
% of FP17s for the same patient ID Re-attending within 3 months - Children	140	2,113	6.6%	11.5%	11.5%	11.9%
% of FP17s for the same patient ID Re-attending within 3 months - Adults	1,508	6,867	22.0%	15.2%	15.9%	16.0%
% of FP17s for the same patient ID Re-attending between 3 & 9 months - Children	870	2,113	41.2%	57.8%	60.6%	58.3%
% of FP17s for the same patient ID Re-attending between 3 & 9 months - Adults	2,510	6,867	36.6%	48.0%	51.6%	50.3%
% of FP17s for Band 1 Urgent Courses	643	8,739	7.4%	9.8%	9.5%	9.1%
% of FP17s Relating to Free Repair or Replacements	111	8,739	1.3%	0.7%	0.7%	0.8%
% of FP17s Relating to Continuations	332	8,739	3.8%	0.8%	1.0%	1.0%
% of Patients satisfied with the dentistry they have received	8	9	N/A	93.6%	92.0%	91.5%
% of Patients satisfied with the time they had to wait for an appointment	8	9	N/A	89.3%	88.1%	87.9%

* This is based on patients treated on this contract for their most recent course of treatment. Figures in italics indicate the base number of FP17s or Patient Questionnaire responses are less than 100. N/A is shown where the base number of responses is less than 10 during the period. % is calculated as Quantity/Base number*100

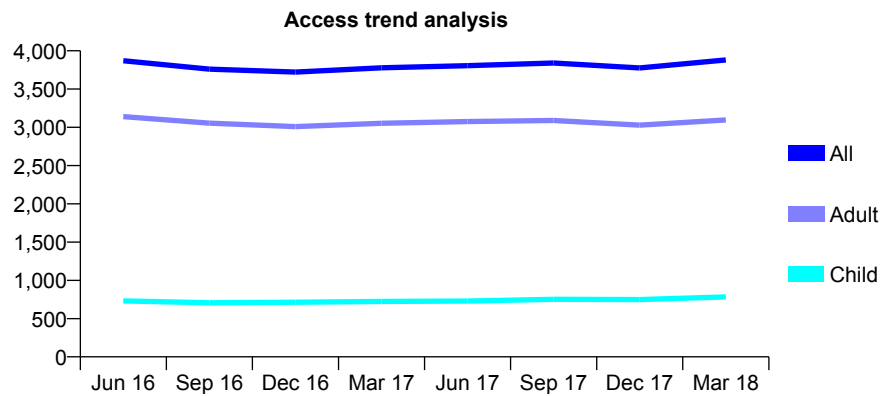
Q69 - Vital Signs At a Glance Contract Report for 263400/0001 - March 2018

Name or company name	MR TP WINDSOR
Contract type name	GDS Contract
Purpose of contract	General
Contract start date	01/04/2006
Contract end date	

17/18 Contracted general activity (UDA)	12,294
Carry forward general activity (UDA)	0
17/18 Contracted orthodontic activity (UOA)	0
Carry forward orthodontic activity (UOA)	0
Baseline contract value	£293,381.18

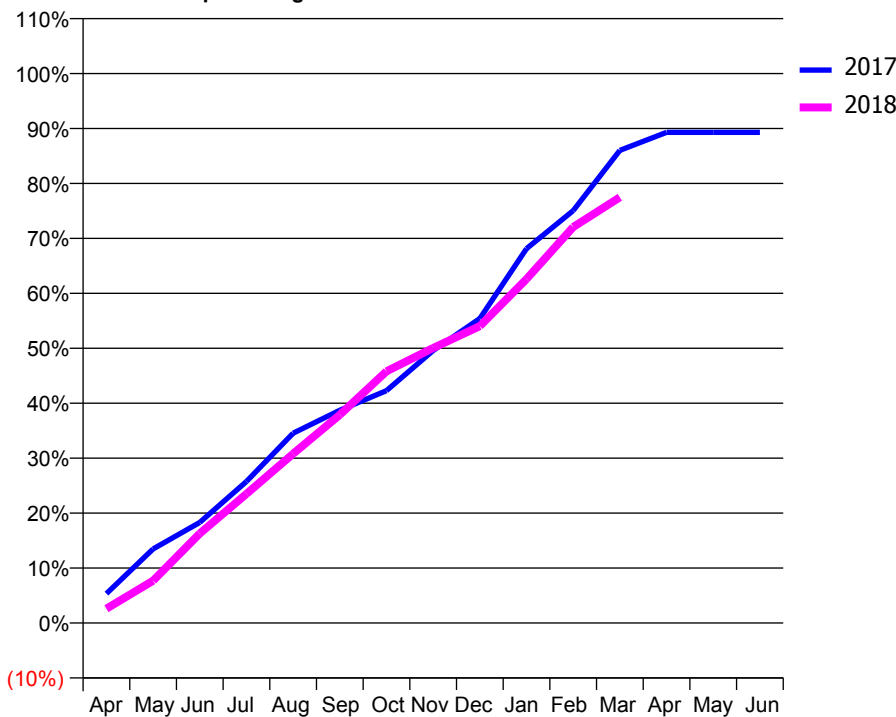
ACCESS*

Patients seen in 24 months	Total	Change since previous quarter
Quarter ending March 2017	3,778	
Quarter ending June 2017	3,806	→
Quarter ending September 2017	3,841	→
Quarter ending December 2017	3,776	↓
Quarter ending March 2018	3,881	↑
Variance since March 2017	2.7%	↑



ACTIVITY

Cumulative percentage of contracted UDA delivered 2017 & 2018



Month	Adjusted Scheduled Activity (UDA)	
	2017	2018
April	659	322
May	1,657	946
June	2,251	2,004
July	3,167	2,889
August	4,246	3,786
September	4,760	4,659
October	5,199	5,631
November	6,097	6,153
December	6,814	6,644
January	8,374	7,696
February	9,226	8,860
March	10,575	9,525
April	10,978	
May	10,977	
June	10,978	

QUALITY

	Quantity	Base Number	Contract	AT	Region	England
% of FP17s for the same patient ID Re-attending within 3 months - Children	59	1,126	5.2%	11.5%	11.5%	11.9%
% of FP17s for the same patient ID Re-attending within 3 months - Adults	531	4,352	12.2%	15.2%	15.9%	16.0%
% of FP17s for the same patient ID Re-attending between 3 & 9 months - Children	651	1,126	57.8%	57.8%	60.6%	58.3%
% of FP17s for the same patient ID Re-attending between 3 & 9 months - Adults	2,602	4,352	59.8%	48.0%	51.6%	50.3%
% of FP17s for Band 1 Urgent Courses	565	5,283	10.7%	9.8%	9.5%	9.1%
% of FP17s Relating to Free Repair or Replacements	33	5,283	0.6%	0.7%	0.7%	0.8%
% of FP17s Relating to Continuations	24	5,283	0.5%	0.8%	1.0%	1.0%
% of Patients satisfied with the dentistry they have received	2	2	N/A	93.6%	92.0%	91.5%
% of Patients satisfied with the time they had to wait for an appointment	1	2	N/A	89.3%	88.1%	87.9%

* This is based on patients treated on this contract for their most recent course of treatment. Figures in italics indicate the base number of FP17s or Patient Questionnaire responses are less than 100. N/A is shown where the base number of responses is less than 10 during the period. % is calculated as Quantity/Base number*100

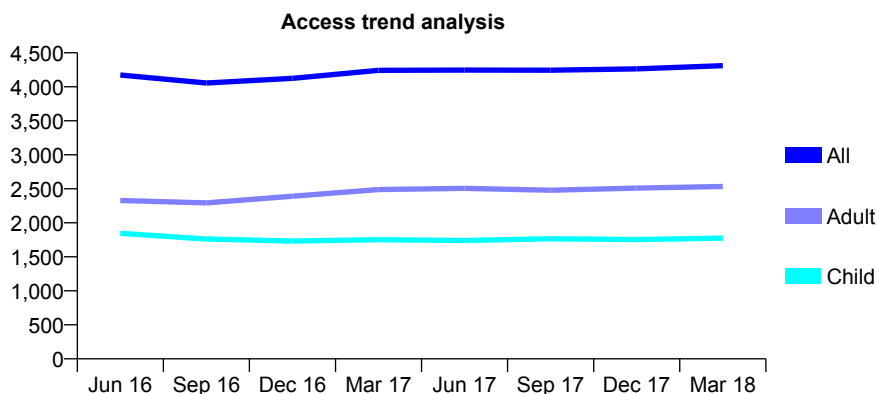
Q69 - Vital Signs At a Glance Contract Report for 269913/0002 - March 2018

Name or company name	MISS NZ ALI
Contract type name	GDS Contract
Purpose of contract	General
Contract start date	01/06/2006
Contract end date	

17/18 Contracted general activity (UDA)	13,365
Carry forward general activity (UDA)	-137
17/18 Contracted orthodontic activity (UOA)	0
Carry forward orthodontic activity (UOA)	0
Baseline contract value	£405,001.00

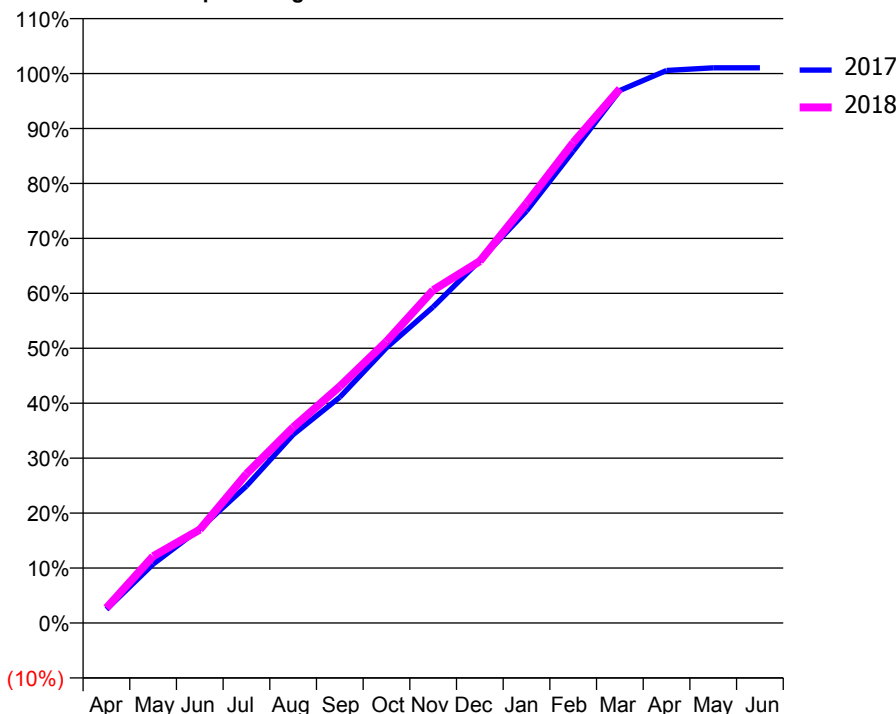
ACCESS*

Patients seen in 24 months	Total	Change since previous quarter
Quarter ending March 2017	4,242	
Quarter ending June 2017	4,247	→
Quarter ending September 2017	4,245	→
Quarter ending December 2017	4,264	→
Quarter ending March 2018	4,311	→
Variance since March 2017	1.6%	→



ACTIVITY

Cumulative percentage of contracted UDA delivered 2017 & 2018



Month	Adjusted Scheduled Activity (UDA)	
	2017	2018
April	331	366
May	1,432	1,624
June	2,293	2,271
July	3,331	3,628
August	4,582	4,760
September	5,492	5,756
October	6,694	6,847
November	7,689	8,096
December	8,818	8,800
January	10,019	10,207
February	11,475	11,685
March	12,952	12,994
April	13,439	
May	13,502	
June	13,503	

QUALITY

	Quantity	Base Number	Contract	AT	Region	England
% of FP17s for the same patient ID Re-attending within 3 months - Children	153	2,016	7.6%	11.5%	11.5%	11.9%
% of FP17s for the same patient ID Re-attending within 3 months - Adults	405	2,394	16.9%	15.2%	15.9%	16.0%
% of FP17s for the same patient ID Re-attending between 3 & 9 months - Children	598	2,016	29.7%	57.8%	60.6%	58.3%
% of FP17s for the same patient ID Re-attending between 3 & 9 months - Adults	691	2,394	28.9%	48.0%	51.6%	50.3%
% of FP17s for Band 1 Urgent Courses	616	4,239	14.5%	9.8%	9.5%	9.1%
% of FP17s Relating to Free Repair or Replacements	13	4,239	0.3%	0.7%	0.7%	0.8%
% of FP17s Relating to Continuations	0	4,239	0.0%	0.8%	1.0%	1.0%
% of Patients satisfied with the dentistry they have received	10	11	90.9%	93.6%	92.0%	91.5%
% of Patients satisfied with the time they had to wait for an appointment	8	11	72.7%	89.3%	88.1%	87.9%

* This is based on patients treated on this contract for their most recent course of treatment. Figures in italics indicate the base number of FP17s or Patient Questionnaire responses are less than 100. N/A is shown where the base number of responses is less than 10 during the period. % is calculated as Quantity/Base number*100

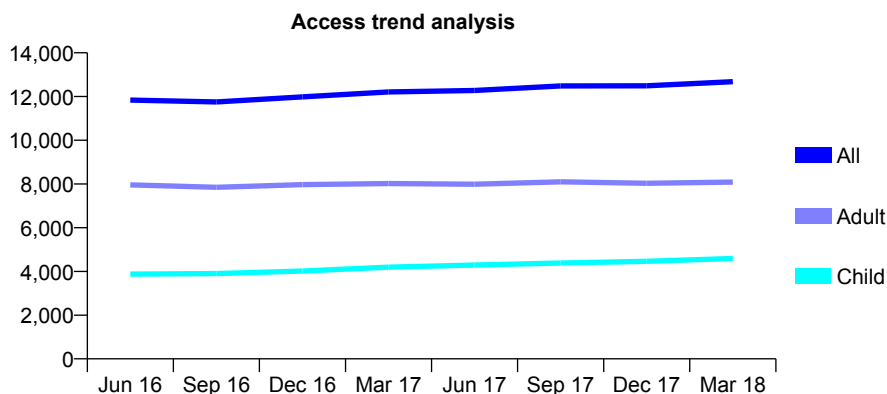
Q69 - Vital Signs At a Glance Contract Report for 270563/0001 - March 2018

Name or company name	MR RS DHARWAR
Contract type name	GDS Contract
Purpose of contract	General
Contract start date	01/04/2006
Contract end date	

17/18 Contracted general activity (UDA)	34,309
Carry forward general activity (UDA)	659
17/18 Contracted orthodontic activity (UOA)	0
Carry forward orthodontic activity (UOA)	0
Baseline contract value	£878,639.38

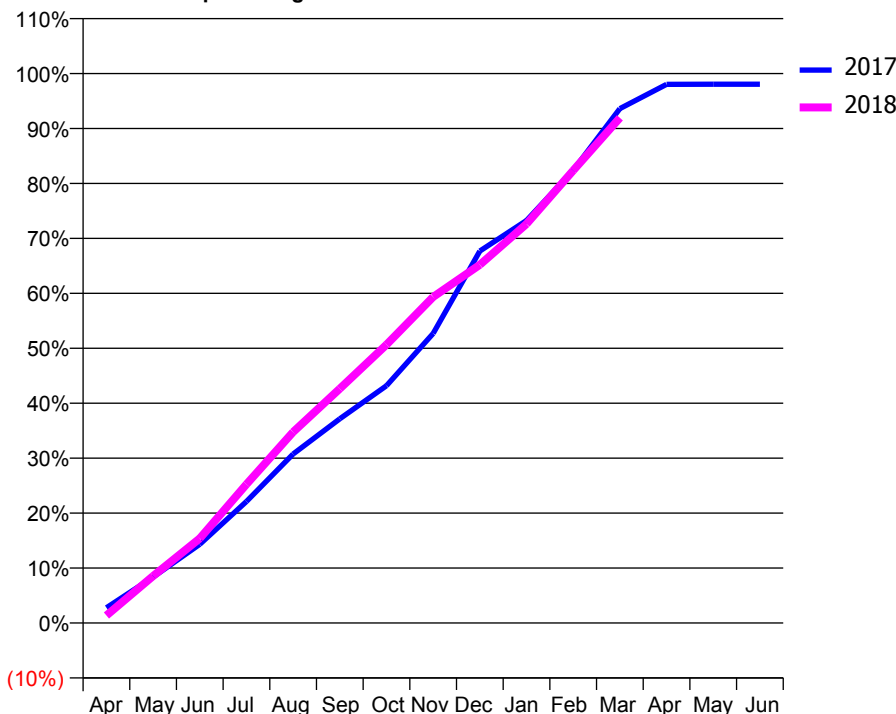
ACCESS*

Patients seen in 24 months	Total	Change since previous quarter
Quarter ending March 2017	12,207	
Quarter ending June 2017	12,277	→
Quarter ending September 2017	12,483	→
Quarter ending December 2017	12,490	→
Quarter ending March 2018	12,677	→
Variance since March 2017	3.9%	↑



ACTIVITY

Cumulative percentage of contracted UDA delivered 2017 & 2018



Month	Adjusted Scheduled Activity (UDA)	
	2017	2018
April	933	470
May	2,813	2,934
June	4,829	5,283
July	7,455	8,665
August	10,358	11,928
September	12,518	14,631
October	14,544	17,382
November	17,748	20,361
December	22,800	22,368
January	24,678	24,919
February	27,752	28,251
March	31,536	31,541
April	33,018	
May	33,025	
June	33,026	

QUALITY

	Quantity	Base Number	Contract	AT	Region	England
% of FP17s for the same patient ID Re-attending within 3 months - Children	476	6,564	7.3%	11.5%	11.5%	11.9%
% of FP17s for the same patient ID Re-attending within 3 months - Adults	1,396	9,713	14.4%	15.2%	15.9%	16.0%
% of FP17s for the same patient ID Re-attending between 3 & 9 months - Children	3,793	6,564	57.8%	57.8%	60.6%	58.3%
% of FP17s for the same patient ID Re-attending between 3 & 9 months - Adults	4,465	9,713	46.0%	48.0%	51.6%	50.3%
% of FP17s for Band 1 Urgent Courses	1,524	15,134	10.1%	9.8%	9.5%	9.1%
% of FP17s Relating to Free Repair or Replacements	99	15,134	0.7%	0.7%	0.7%	0.8%
% of FP17s Relating to Continuations	68	15,134	0.4%	0.8%	1.0%	1.0%
% of Patients satisfied with the dentistry they have received	10	11	90.9%	93.6%	92.0%	91.5%
% of Patients satisfied with the time they had to wait for an appointment	9	11	81.8%	89.3%	88.1%	87.9%

* This is based on patients treated on this contract for their most recent course of treatment. Figures in italics indicate the base number of FP17s or Patient Questionnaire responses are less than 100. N/A is shown where the base number of responses is less than 10 during the period. % is calculated as Quantity/Base number*100

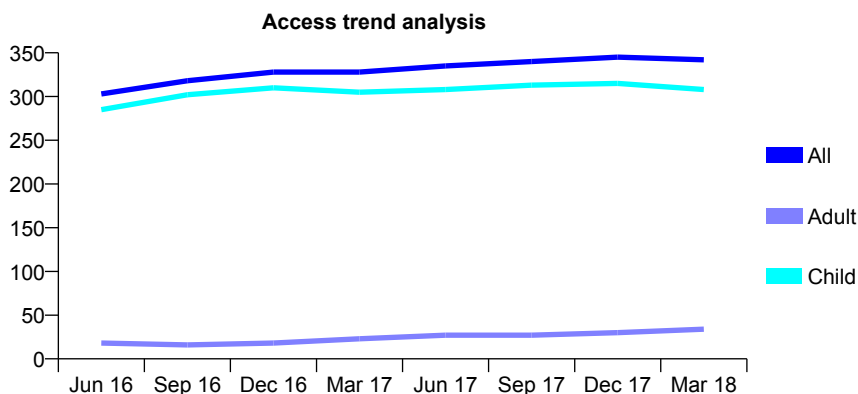
Q69 - Vital Signs At a Glance Contract Report for 272558/0001 - March 2018

Name or company name	MRS OF QADEER
Contract type name	GDS Contract
Purpose of contract	General
Contract start date	04/09/2012
Contract end date	

17/18 Contracted general activity (UDA)	809
Carry forward general activity (UDA)	-12
17/18 Contracted orthodontic activity (UOA)	0
Carry forward orthodontic activity (UOA)	0
Baseline contract value	£23,281.42

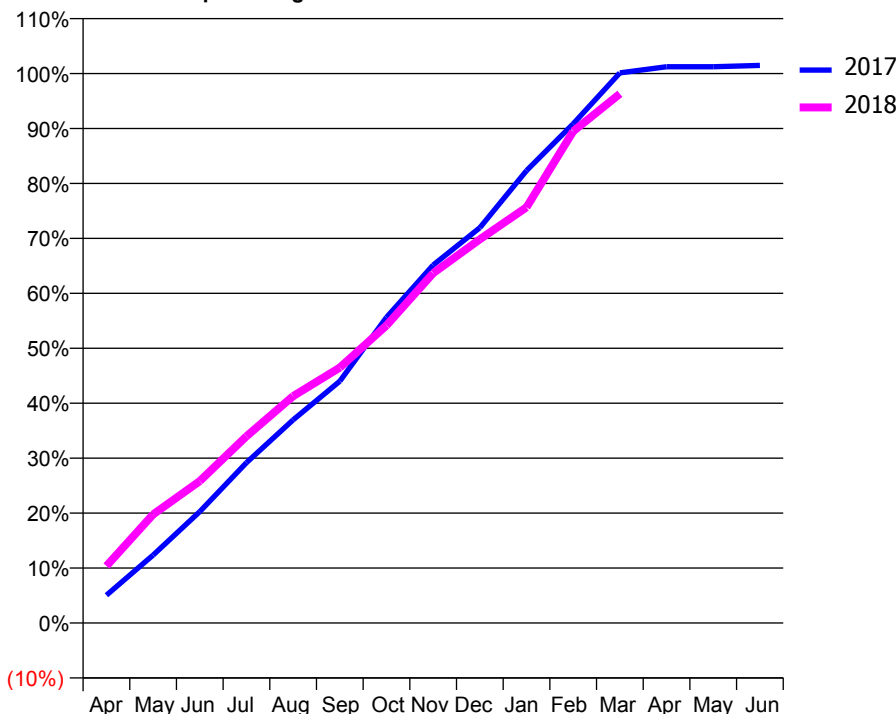
ACCESS*

Patients seen in 24 months	Total	Change since previous quarter
Quarter ending March 2017	328	
Quarter ending June 2017	335	↑
Quarter ending September 2017	340	→
Quarter ending December 2017	345	→
Quarter ending March 2018	342	→
Variance since March 2017	4.3%	↑



ACTIVITY

Cumulative percentage of contracted UDA delivered 2017 & 2018



Month	Adjusted Scheduled Activity (UDA)	
	2017	2018
April	41	84
May	100	160
June	164	209
July	236	275
August	299	334
September	356	376
October	450	438
November	527	515
December	582	565
January	666	612
February	735	724
March	810	779
April	819	
May	819	
June	821	

QUALITY

	Quantity	Base Number	Contract	AT	Region	England
% of FP17s for the same patient ID Re-attending within 3 months - Children	35	608	5.8%	11.5%	11.5%	11.9%
% of FP17s for the same patient ID Re-attending within 3 months - Adults	2	20	10.0%	15.2%	15.9%	16.0%
% of FP17s for the same patient ID Re-attending between 3 & 9 months - Children	441	608	72.5%	57.8%	60.6%	58.3%
% of FP17s for the same patient ID Re-attending between 3 & 9 months - Adults	11	20	55.0%	48.0%	51.6%	50.3%
% of FP17s for Band 1 Urgent Courses	0	618	0.0%	9.8%	9.5%	9.1%
% of FP17s Relating to Free Repair or Replacements	0	618	0.0%	0.7%	0.7%	0.8%
% of FP17s Relating to Continuations	21	618	3.4%	0.8%	1.0%	1.0%
% of Patients satisfied with the dentistry they have received	2	2	N/A	93.6%	92.0%	91.5%
% of Patients satisfied with the time they had to wait for an appointment	2	2	N/A	89.3%	88.1%	87.9%

* This is based on patients treated on this contract for their most recent course of treatment. Figures in italics indicate the base number of FP17s or Patient Questionnaire responses are less than 100. N/A is shown where the base number of responses is less than 10 during the period. % is calculated as Quantity/Base number*100

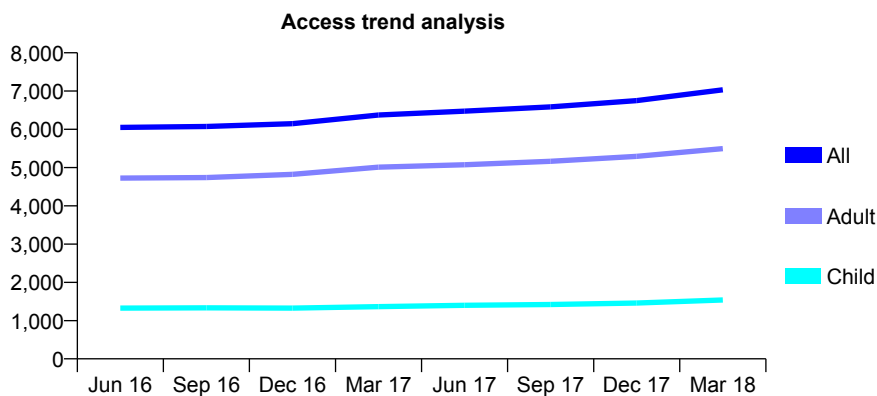
Q69 - Vital Signs At a Glance Contract Report for 272728/0001 - March 2018

Name or company name	MRS RK DHARWAR
Contract type name	GDS Contract
Purpose of contract	General
Contract start date	01/02/2011
Contract end date	

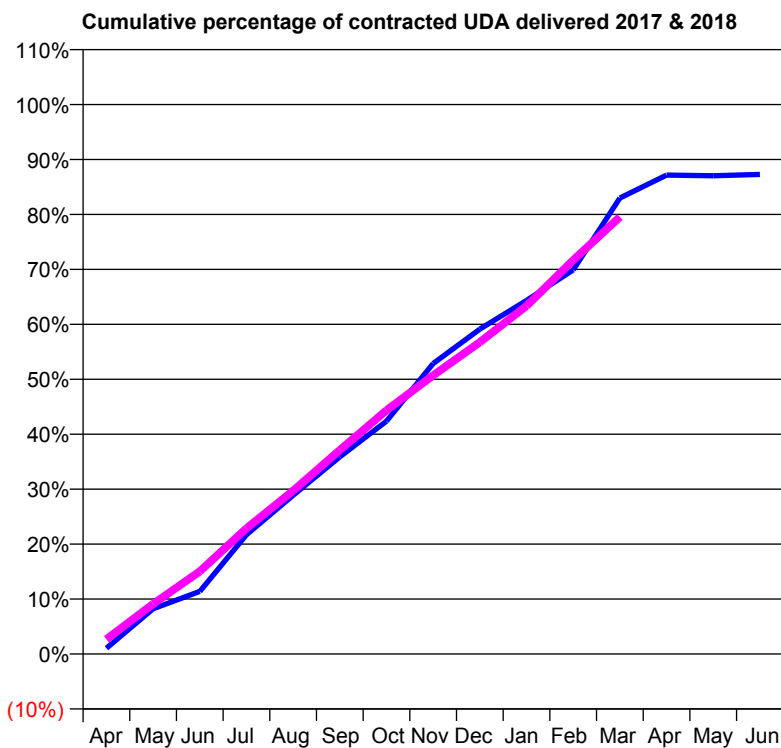
17/18 Contracted general activity (UDA)	22,500
Carry forward general activity (UDA)	0
17/18 Contracted orthodontic activity (UOA)	0
Carry forward orthodontic activity (UOA)	0
Baseline contract value	£566,222.17

ACCESS*

Patients seen in 24 months	Total	Change since previous quarter
Quarter ending March 2017	6,374	
Quarter ending June 2017	6,475	→
Quarter ending September 2017	6,585	→
Quarter ending December 2017	6,751	↑
Quarter ending March 2018	7,034	↑
Variance since March 2017	10.4%	↑



ACTIVITY



Month	Adjusted Scheduled Activity (UDA)	
	2017	2018
April	239	604
May	1,855	2,050
June	2,564	3,383
July	4,885	5,145
August	6,499	6,688
September	8,070	8,353
October	9,533	9,980
November	11,896	11,409
December	13,303	12,770
January	14,475	14,255
February	15,730	16,126
March	18,673	17,894
April	19,610	
May	19,584	
June	19,635	

QUALITY

	Quantity	Base Number	Contract	AT	Region	England
% of FP17s for the same patient ID Re-attending within 3 months - Children	115	2,528	4.5%	11.5%	11.5%	11.9%
% of FP17s for the same patient ID Re-attending within 3 months - Adults	792	8,022	9.9%	15.2%	15.9%	16.0%
% of FP17s for the same patient ID Re-attending between 3 & 9 months - Children	1,668	2,528	66.0%	57.8%	60.6%	58.3%
% of FP17s for the same patient ID Re-attending between 3 & 9 months - Adults	5,007	8,022	62.4%	48.0%	51.6%	50.3%
% of FP17s for Band 1 Urgent Courses	791	10,155	7.8%	9.8%	9.5%	9.1%
% of FP17s Relating to Free Repair or Replacements	77	10,155	0.8%	0.7%	0.7%	0.8%
% of FP17s Relating to Continuations	30	10,155	0.3%	0.8%	1.0%	1.0%
% of Patients satisfied with the dentistry they have received	7	7	N/A	93.6%	92.0%	91.5%
% of Patients satisfied with the time they had to wait for an appointment	7	7	N/A	89.3%	88.1%	87.9%

* This is based on patients treated on this contract for their most recent course of treatment. Figures in italics indicate the base number of FP17s or Patient Questionnaire responses are less than 100. N/A is shown where the base number of responses is less than 10 during the period. % is calculated as Quantity/Base number*100

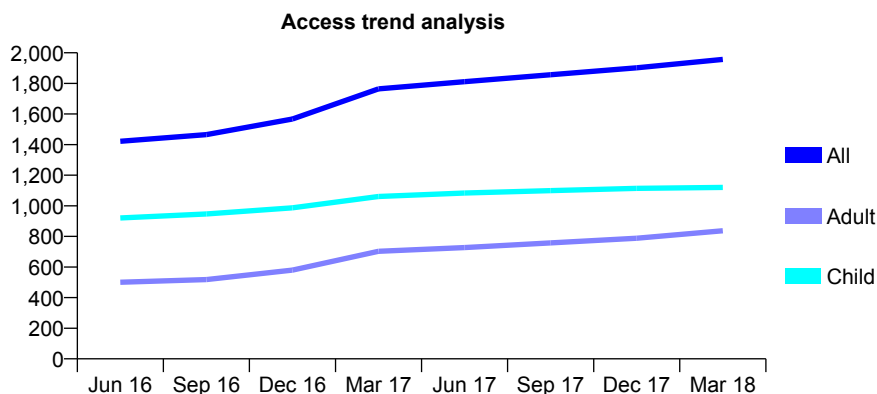
Q69 - Vital Signs At a Glance Contract Report for 278637/0001 - March 2018

Name or company name	MR AK MURGAI
Contract type name	GDS Contract
Purpose of contract	General
Contract start date	01/02/2012
Contract end date	

17/18 Contracted general activity (UDA)	5,500
Carry forward general activity (UDA)	136
17/18 Contracted orthodontic activity (UOA)	0
Carry forward orthodontic activity (UOA)	0
Baseline contract value	£133,431.04

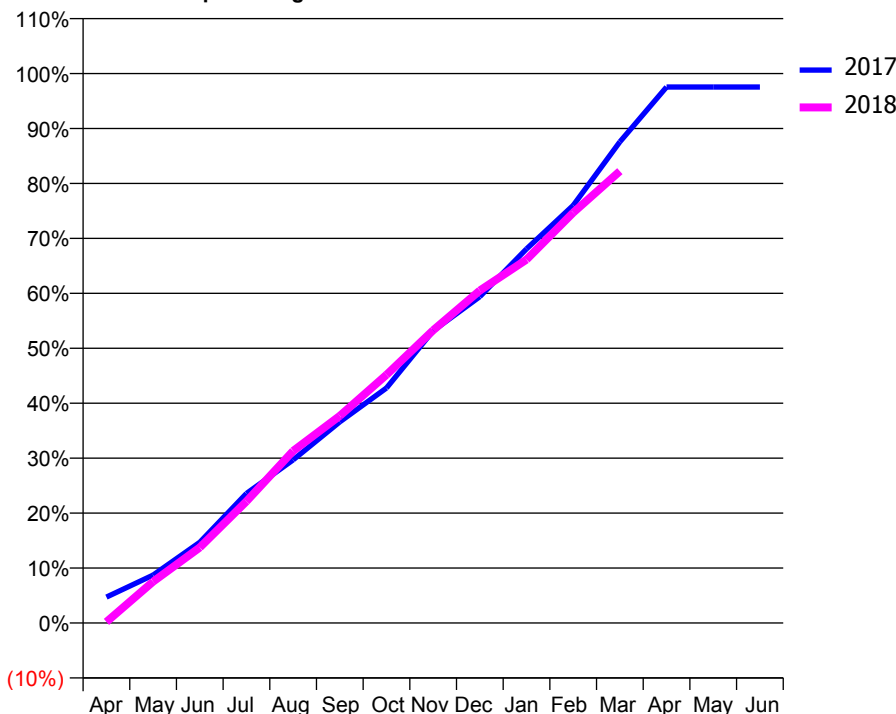
ACCESS*

Patients seen in 24 months	Total	Change since previous quarter
Quarter ending March 2017	1,764	
Quarter ending June 2017	1,811	↑
Quarter ending September 2017	1,857	↑
Quarter ending December 2017	1,902	↑
Quarter ending March 2018	1,957	↑
Variance since March 2017	10.9%	↑



ACTIVITY

Cumulative percentage of contracted UDA delivered 2017 & 2018



Month	Adjusted Scheduled Activity (UDA)	
	2017	2018
April	259	11
May	480	414
June	808	756
July	1,297	1,218
August	1,633	1,723
September	2,013	2,074
October	2,352	2,484
November	2,924	2,930
December	3,267	3,328
January	3,745	3,638
February	4,180	4,107
March	4,817	4,523
April	5,365	
May	5,365	
June	5,365	

QUALITY

	Quantity	Base Number	Contract	AT	Region	England
% of FP17s for the same patient ID Re-attending within 3 months - Children	101	1,711	5.9%	11.5%	11.5%	11.9%
% of FP17s for the same patient ID Re-attending within 3 months - Adults	179	1,004	17.8%	15.2%	15.9%	16.0%
% of FP17s for the same patient ID Re-attending between 3 & 9 months - Children	1,099	1,711	64.2%	57.8%	60.6%	58.3%
% of FP17s for the same patient ID Re-attending between 3 & 9 months - Adults	467	1,004	46.5%	48.0%	51.6%	50.3%
% of FP17s for Band 1 Urgent Courses	204	2,563	8.0%	9.8%	9.5%	9.1%
% of FP17s Relating to Free Repair or Replacements	5	2,563	0.2%	0.7%	0.7%	0.8%
% of FP17s Relating to Continuations	2	2,563	0.1%	0.8%	1.0%	1.0%
% of Patients satisfied with the dentistry they have received	6	6	N/A	93.6%	92.0%	91.5%
% of Patients satisfied with the time they had to wait for an appointment	5	6	N/A	89.3%	88.1%	87.9%

* This is based on patients treated on this contract for their most recent course of treatment. Figures in italics indicate the base number of FP17s or Patient Questionnaire responses are less than 100. N/A is shown where the base number of responses is less than 10 during the period. % is calculated as Quantity/Base number*100

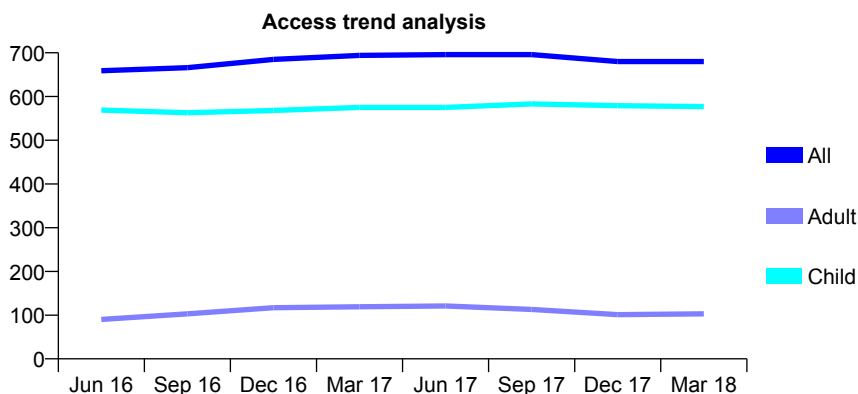
Q69 - Vital Signs At a Glance Contract Report for 279978/0002 - March 2018

Name or company name	MR AG PAUL
Contract type name	GDS Contract
Purpose of contract	General
Contract start date	19/01/2015
Contract end date	

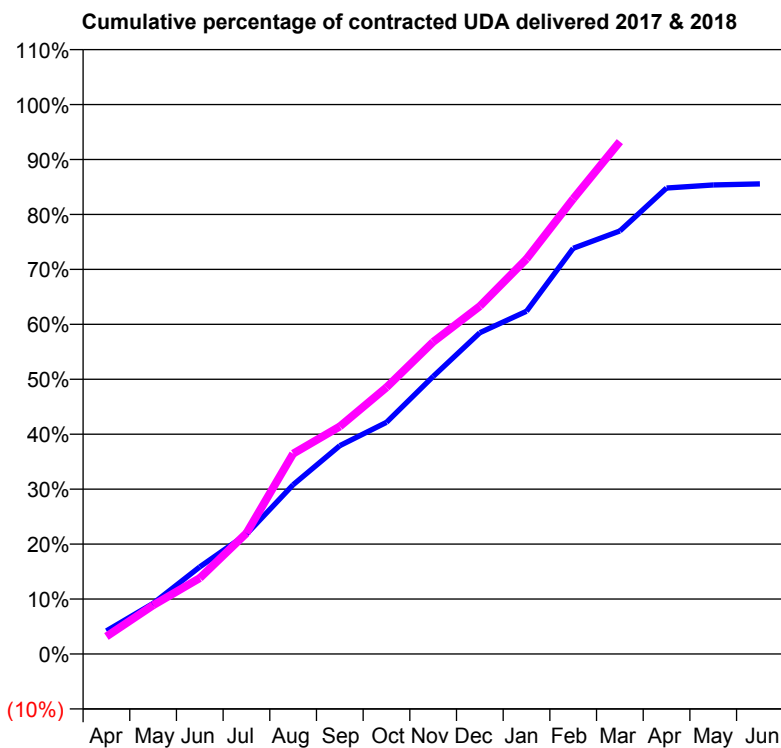
17/18 Contracted general activity (UDA)	2,000
Carry forward general activity (UDA)	0
17/18 Contracted orthodontic activity (UOA)	0
Carry forward orthodontic activity (UOA)	0
Baseline contract value	£52,230.77

ACCESS*

Patients seen in 24 months	Total	Change since previous quarter
Quarter ending March 2017	694	
Quarter ending June 2017	696	→
Quarter ending September 2017	696	→
Quarter ending December 2017	680	↓
Quarter ending March 2018	680	→
Variance since March 2017	(2.0%)	↓



ACTIVITY



Month	Adjusted Scheduled Activity (UDA)	
	2017	2018
April	84	64
May	184	177
June	317	276
July	436	440
August	616	729
September	758	828
October	843	970
November	1,010	1,136
December	1,170	1,266
January	1,248	1,438
February	1,477	1,657
March	1,540	1,865
April	1,696	
May	1,707	
June	1,711	

QUALITY

	Quantity	Base Number	Contract	AT	Region	England
% of FP17s for the same patient ID Re-attending within 3 months - Children	52	974	5.3%	11.5%	11.5%	11.9%
% of FP17s for the same patient ID Re-attending within 3 months - Adults	5	56	8.9%	15.2%	15.9%	16.0%
% of FP17s for the same patient ID Re-attending between 3 & 9 months - Children	652	974	66.9%	57.8%	60.6%	58.3%
% of FP17s for the same patient ID Re-attending between 3 & 9 months - Adults	34	56	60.7%	48.0%	51.6%	50.3%
% of FP17s for Band 1 Urgent Courses	14	942	1.5%	9.8%	9.5%	9.1%
% of FP17s Relating to Free Repair or Replacements	0	942	0.0%	0.7%	0.7%	0.8%
% of FP17s Relating to Continuations	0	942	0.0%	0.8%	1.0%	1.0%
% of Patients satisfied with the dentistry they have received	1	1	N/A	93.6%	92.0%	91.5%
% of Patients satisfied with the time they had to wait for an appointment	1	1	N/A	89.3%	88.1%	87.9%

* This is based on patients treated on this contract for their most recent course of treatment. Figures in italics indicate the base number of FP17s or Patient Questionnaire responses are less than 100. N/A is shown where the base number of responses is less than 10 during the period. % is calculated as Quantity/Base number*100

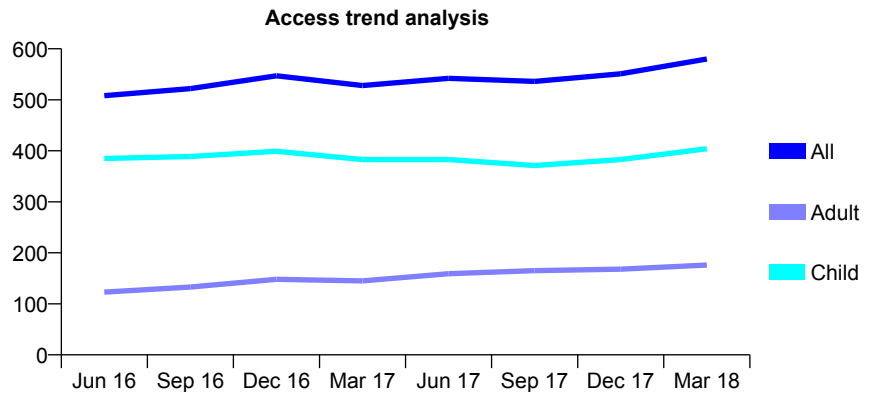
Q69 - Vital Signs At a Glance Contract Report for 289442/0003 - March 2018

Name or company name	Mr Ahmed Alshafi
Contract type name	GDS Contract
Purpose of contract	General
Contract start date	02/04/2013
Contract end date	

17/18 Contracted general activity (UDA)	1,500
Carry forward general activity (UDA)	-23
17/18 Contracted orthodontic activity (UOA)	0
Carry forward orthodontic activity (UOA)	0
Baseline contract value	£33,127.23

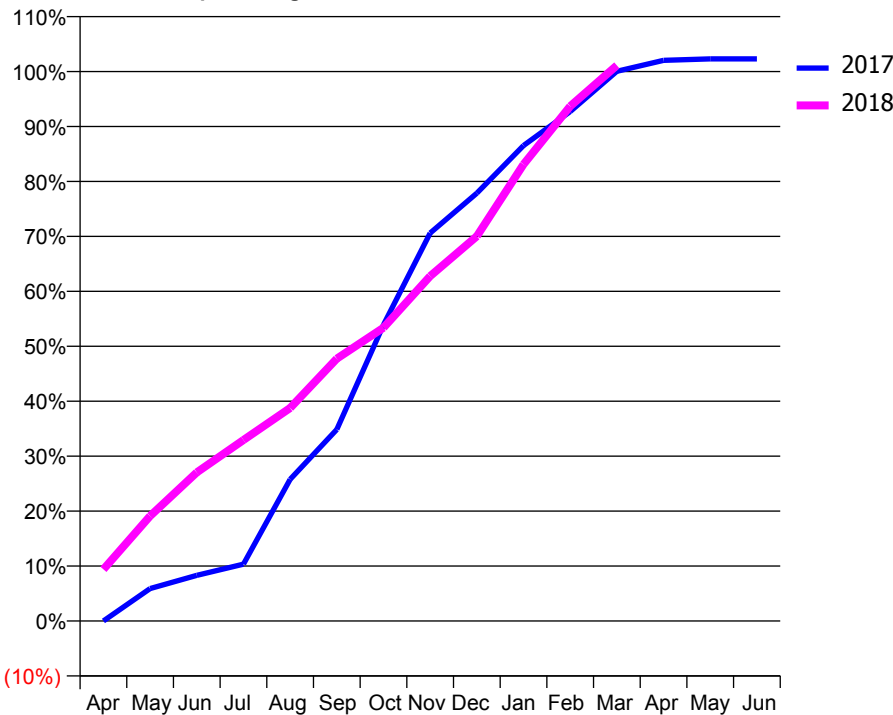
ACCESS*

Patients seen in 24 months	Total	Change since previous quarter
Quarter ending March 2017	528	
Quarter ending June 2017	542	↑
Quarter ending September 2017	536	↓
Quarter ending December 2017	551	↑
Quarter ending March 2018	580	↑
Variance since March 2017	9.8%	↑



ACTIVITY

Cumulative percentage of contracted UDA delivered 2017 & 2018



Month	Adjusted Scheduled Activity (UDA)	
	2017	2018
April	0	141
May	69	287
June	97	406
July	121	494
August	302	582
September	408	716
October	631	801
November	826	942
December	911	1,050
January	1,012	1,247
February	1,085	1,405
March	1,171	1,517
April	1,194	
May	1,197	
June	1,197	

QUALITY

	Quantity	Base Number	Contract	AT	Region	England
% of FP17s for the same patient ID Re-attending within 3 months - Children	33	606	5.4%	11.5%	11.5%	11.9%
% of FP17s for the same patient ID Re-attending within 3 months - Adults	15	190	7.9%	15.2%	15.9%	16.0%
% of FP17s for the same patient ID Re-attending between 3 & 9 months - Children	347	606	57.3%	57.8%	60.6%	58.3%
% of FP17s for the same patient ID Re-attending between 3 & 9 months - Adults	83	190	43.7%	48.0%	51.6%	50.3%
% of FP17s for Band 1 Urgent Courses	23	774	3.0%	9.8%	9.5%	9.1%
% of FP17s Relating to Free Repair or Replacements	3	774	0.4%	0.7%	0.7%	0.8%
% of FP17s Relating to Continuations	1	774	0.1%	0.8%	1.0%	1.0%
% of Patients satisfied with the dentistry they have received	1	1	N/A	93.6%	92.0%	91.5%
% of Patients satisfied with the time they had to wait for an appointment	1	1	N/A	89.3%	88.1%	87.9%

* This is based on patients treated on this contract for their most recent course of treatment. Figures in italics indicate the base number of FP17s or Patient Questionnaire responses are less than 100. N/A is shown where the base number of responses is less than 10 during the period. % is calculated as Quantity/Base number*100

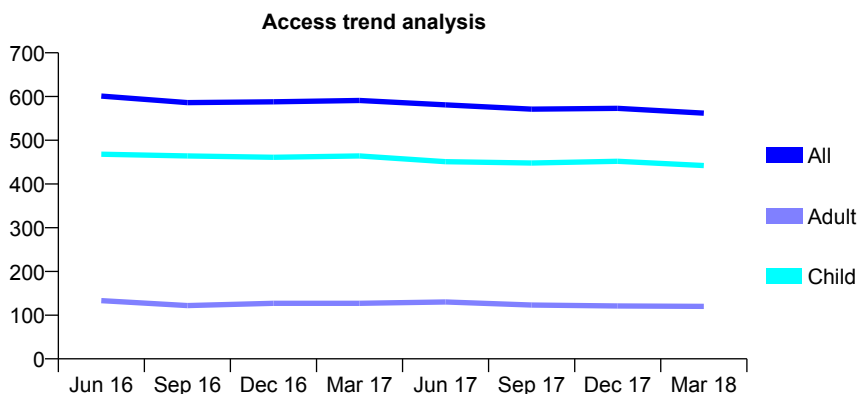
Q69 - Vital Signs At a Glance Contract Report for 302201/0002 - March 2018

Name or company name	MR ND HATTON
Contract type name	GDS Contract
Purpose of contract	General
Contract start date	17/06/2013
Contract end date	

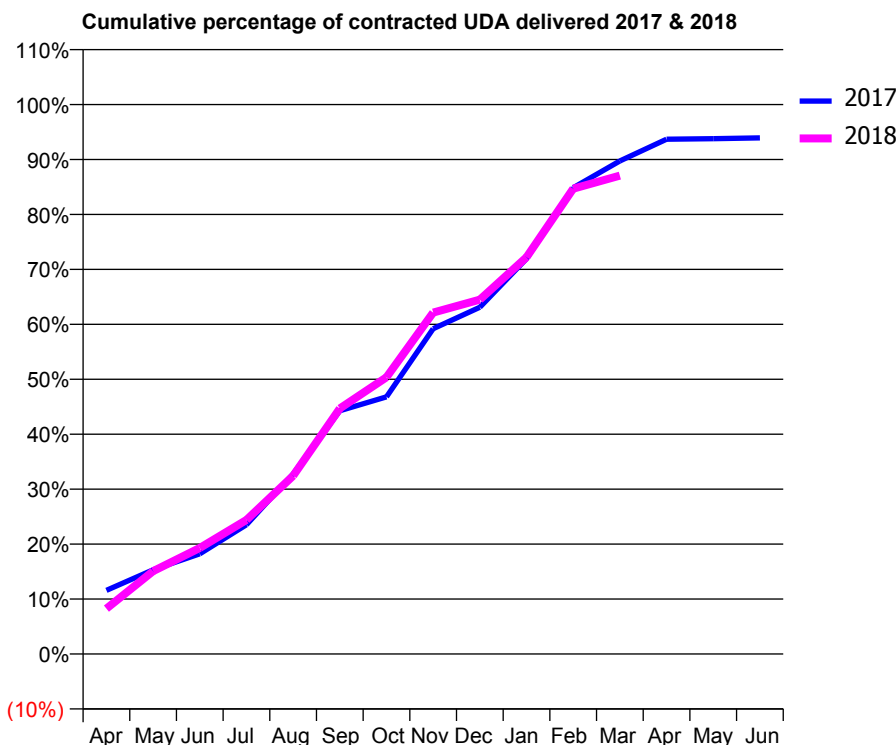
17/18 Contracted general activity (UDA)	1,233
Carry forward general activity (UDA)	0
17/18 Contracted orthodontic activity (UOA)	0
Carry forward orthodontic activity (UOA)	0
Baseline contract value	£27,738.83

ACCESS*

Patients seen in 24 months	Total	Change since previous quarter
Quarter ending March 2017	591	
Quarter ending June 2017	581	↓
Quarter ending September 2017	571	↓
Quarter ending December 2017	573	→
Quarter ending March 2018	562	↓
Variance since March 2017	(4.9%)	↓



ACTIVITY



Month	Adjusted Scheduled Activity (UDA)	
	2017	2018
April	143	102
May	189	186
June	225	238
July	290	301
August	404	400
September	546	551
October	577	621
November	730	766
December	778	795
January	887	890
February	1,046	1,044
March	1,106	1,073
April	1,155	
May	1,156	
June	1,158	

QUALITY

	Quantity	Base Number	Contract	AT	Region	England
% of FP17s for the same patient ID Re-attending within 3 months - Children	41	744	5.5%	11.5%	11.5%	11.9%
% of FP17s for the same patient ID Re-attending within 3 months - Adults	5	81	6.2%	15.2%	15.9%	16.0%
% of FP17s for the same patient ID Re-attending between 3 & 9 months - Children	529	744	71.1%	57.8%	60.6%	58.3%
% of FP17s for the same patient ID Re-attending between 3 & 9 months - Adults	61	81	75.3%	48.0%	51.6%	50.3%
% of FP17s for Band 1 Urgent Courses	2	782	0.3%	9.8%	9.5%	9.1%
% of FP17s Relating to Free Repair or Replacements	0	782	0.0%	0.7%	0.7%	0.8%
% of FP17s Relating to Continuations	1	782	0.1%	0.8%	1.0%	1.0%
% of Patients satisfied with the dentistry they have received	0	0	N/A	93.6%	92.0%	91.5%
% of Patients satisfied with the time they had to wait for an appointment	0	0	N/A	89.3%	88.1%	87.9%

* This is based on patients treated on this contract for their most recent course of treatment. Figures in italics indicate the base number of FP17s or Patient Questionnaire responses are less than 100. N/A is shown where the base number of responses is less than 10 during the period. % is calculated as Quantity/Base number*100

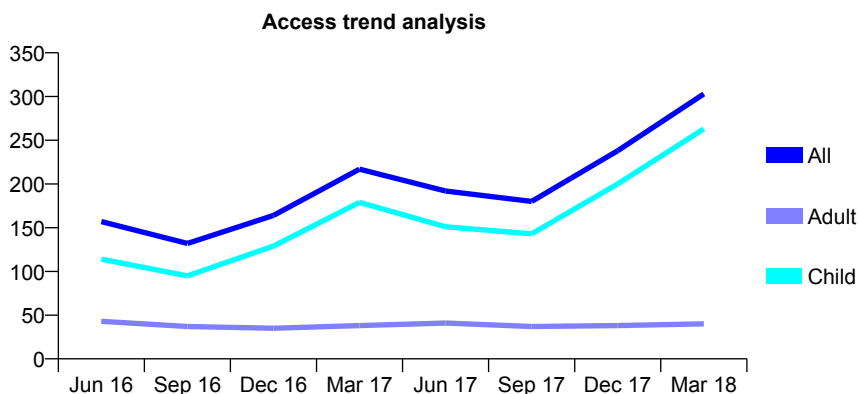
Q69 - Vital Signs At a Glance Contract Report for 308242/0001 - March 2018

Name or company name	Dr Balaji
Contract type name	GDS Contract
Purpose of contract	General
Contract start date	01/04/2006
Contract end date	

17/18 Contracted general activity (UDA)	360
Carry forward general activity (UDA)	-7
17/18 Contracted orthodontic activity (UOA)	0
Carry forward orthodontic activity (UOA)	0
Baseline contract value	£9,596.48

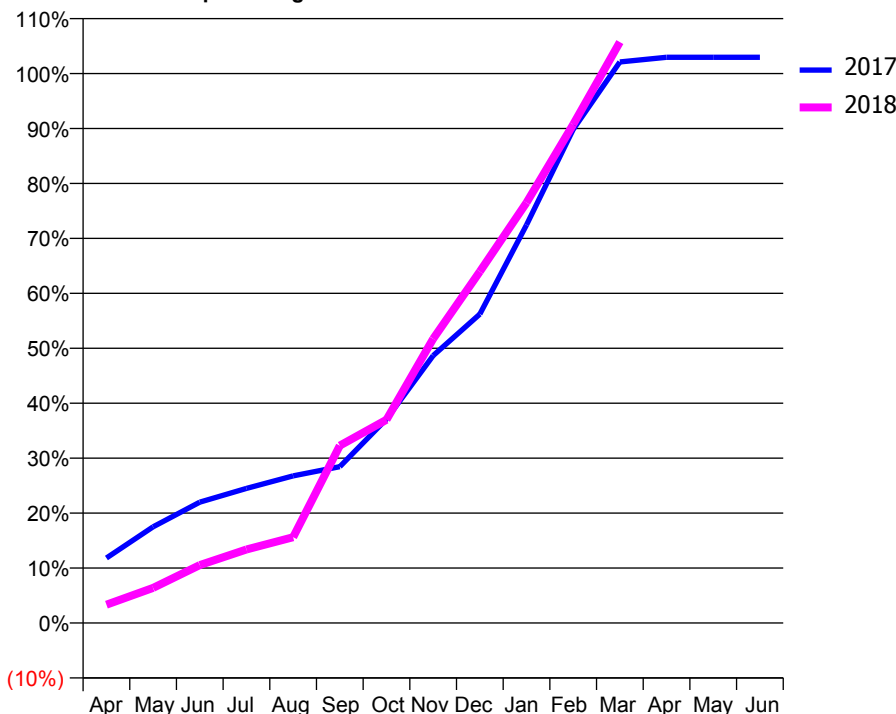
ACCESS*

Patients seen in 24 months	Total	Change since previous quarter
Quarter ending March 2017	217	
Quarter ending June 2017	192	↓
Quarter ending September 2017	180	↓
Quarter ending December 2017	238	↑
Quarter ending March 2018	303	↑
Variance since March 2017	39.6%	↑



ACTIVITY

Cumulative percentage of contracted UDA delivered 2017 & 2018



Month	Adjusted Scheduled Activity (UDA)	
	2017	2018
April	43	12
May	63	23
June	79	38
July	88	48
August	96	56
September	102	116
October	134	133
November	175	186
December	202	230
January	261	275
February	323	327
March	368	381
April	371	
May	371	
June	371	

QUALITY

	Quantity	Base Number	Contract	AT	Region	England
% of FP17s for the same patient ID Re-attending within 3 months - Children	6	294	2.0%	11.5%	11.5%	11.9%
% of FP17s for the same patient ID Re-attending within 3 months - Adults	0	20	0.0%	15.2%	15.9%	16.0%
% of FP17s for the same patient ID Re-attending between 3 & 9 months - Children	71	294	24.1%	57.8%	60.6%	58.3%
% of FP17s for the same patient ID Re-attending between 3 & 9 months - Adults	9	20	45.0%	48.0%	51.6%	50.3%
% of FP17s for Band 1 Urgent Courses	8	311	2.6%	9.8%	9.5%	9.1%
% of FP17s Relating to Free Repair or Replacements	0	311	0.0%	0.7%	0.7%	0.8%
% of FP17s Relating to Continuations	0	311	0.0%	0.8%	1.0%	1.0%
% of Patients satisfied with the dentistry they have received	0	0	N/A	93.6%	92.0%	91.5%
% of Patients satisfied with the time they had to wait for an appointment	0	0	N/A	89.3%	88.1%	87.9%

* This is based on patients treated on this contract for their most recent course of treatment. Figures in italics indicate the base number of FP17s or Patient Questionnaire responses are less than 100. N/A is shown where the base number of responses is less than 10 during the period. % is calculated as Quantity/Base number*100

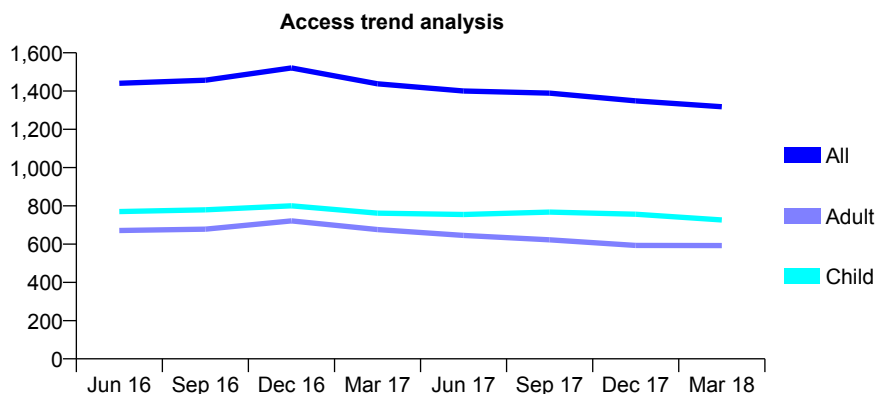
Q69 - Vital Signs At a Glance Contract Report for 318833/0001 - March 2018

Name or company name	MR JS ROOPRA
Contract type name	GDS Contract
Purpose of contract	General
Contract start date	01/04/2006
Contract end date	

17/18 Contracted general activity (UDA)	2,969
Carry forward general activity (UDA)	-55
17/18 Contracted orthodontic activity (UOA)	0
Carry forward orthodontic activity (UOA)	0
Baseline contract value	£56,882.13

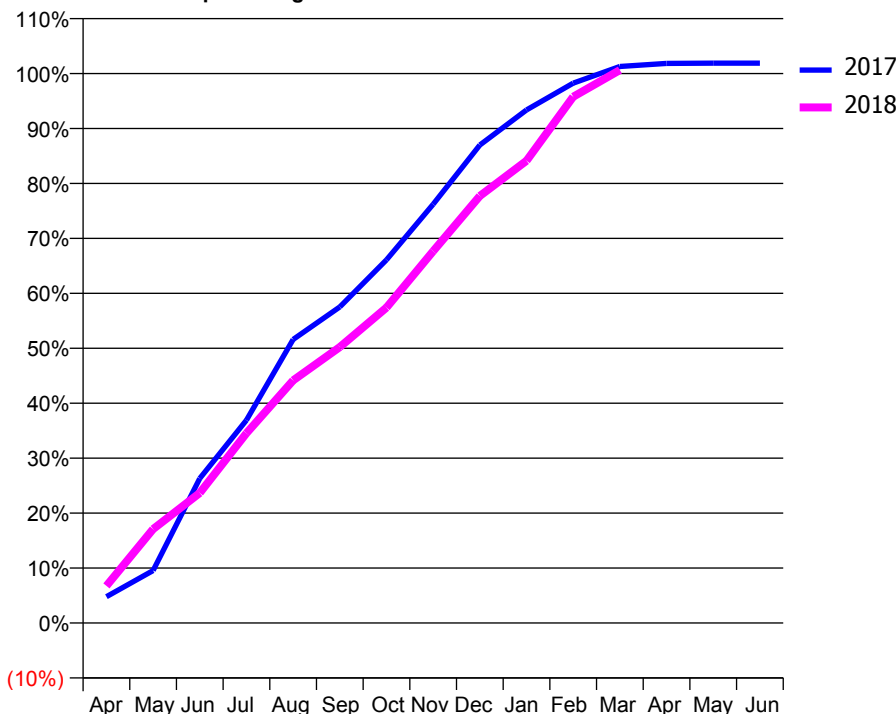
ACCESS*

Patients seen in 24 months	Total	Change since previous quarter
Quarter ending March 2017	1,438	
Quarter ending June 2017	1,400	↓
Quarter ending September 2017	1,389	→
Quarter ending December 2017	1,349	↓
Quarter ending March 2018	1,318	↓
Variance since March 2017	(8.3%)	↓



ACTIVITY

Cumulative percentage of contracted UDA delivered 2017 & 2018



Adjusted Scheduled Activity (UDA)

Month	2017	2018
April	142	201
May	283	508
June	782	703
July	1,096	1,026
August	1,532	1,311
September	1,708	1,491
October	1,962	1,704
November	2,262	2,009
December	2,583	2,308
January	2,772	2,498
February	2,917	2,843
March	3,007	2,987
April	3,024	
May	3,025	
June	3,025	

QUALITY

	Quantity	Base Number	Contract	AT	Region	England
% of FP17s for the same patient ID Re-attending within 3 months - Children	48	953	5.0%	11.5%	11.5%	11.9%
% of FP17s for the same patient ID Re-attending within 3 months - Adults	67	549	12.2%	15.2%	15.9%	16.0%
% of FP17s for the same patient ID Re-attending between 3 & 9 months - Children	563	953	59.1%	57.8%	60.6%	58.3%
% of FP17s for the same patient ID Re-attending between 3 & 9 months - Adults	219	549	39.9%	48.0%	51.6%	50.3%
% of FP17s for Band 1 Urgent Courses	67	1,484	4.5%	9.8%	9.5%	9.1%
% of FP17s Relating to Free Repair or Replacements	3	1,484	0.2%	0.7%	0.7%	0.8%
% of FP17s Relating to Continuations	13	1,484	0.9%	0.8%	1.0%	1.0%
% of Patients satisfied with the dentistry they have received	0	0	N/A	93.6%	92.0%	91.5%
% of Patients satisfied with the time they had to wait for an appointment	0	0	N/A	89.3%	88.1%	87.9%

* This is based on patients treated on this contract for their most recent course of treatment. Figures in italics indicate the base number of FP17s or Patient Questionnaire responses are less than 100. N/A is shown where the base number of responses is less than 10 during the period. % is calculated as Quantity/Base number*100

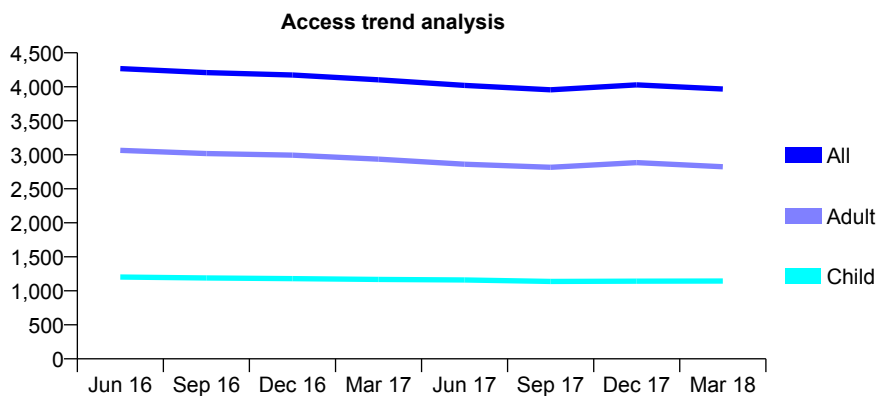
Q69 - Vital Signs At a Glance Contract Report for 318922/0001 - March 2018

Name or company name	Nicholas Harrison & Caitlin Devlin
Contract type name	GDS Contract
Purpose of contract	General
Contract start date	01/04/2006
Contract end date	

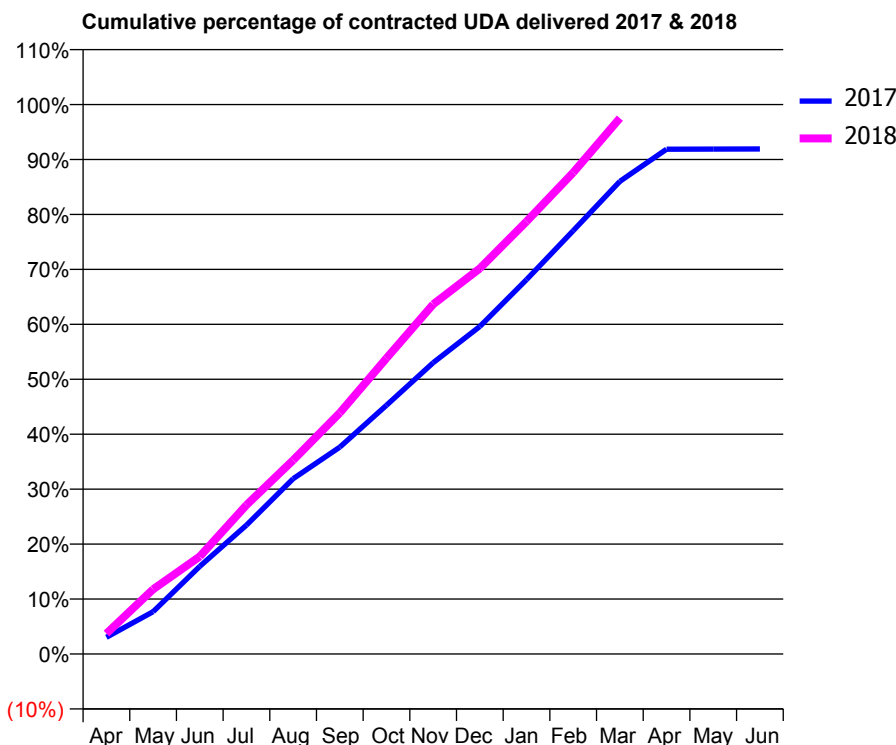
17/18 Contracted general activity (UDA)	10,982
Carry forward general activity (UDA)	0
17/18 Contracted orthodontic activity (UOA)	0
Carry forward orthodontic activity (UOA)	0
Baseline contract value	£261,655.86

ACCESS*

Patients seen in 24 months	Total	Change since previous quarter
Quarter ending March 2017	4,103	
Quarter ending June 2017	4,021	↓
Quarter ending September 2017	3,955	↓
Quarter ending December 2017	4,028	→
Quarter ending March 2018	3,968	↓
Variance since March 2017	(3.3%)	↓



ACTIVITY



Month	Adjusted Scheduled Activity (UDA)	
	2017	2018
April	335	410
May	847	1,294
June	1,752	1,950
July	2,576	2,978
August	3,503	3,873
September	4,134	4,820
October	4,972	5,912
November	5,821	6,988
December	6,547	7,705
January	7,483	8,644
February	8,461	9,622
March	9,445	10,710
April	10,088	
May	10,090	
June	10,093	

QUALITY

	Quantity	Base Number	Contract	AT	Region	England
% of FP17s for the same patient ID Re-attending within 3 months - Children	133	1,939	6.9%	11.5%	11.5%	11.9%
% of FP17s for the same patient ID Re-attending within 3 months - Adults	610	4,412	13.8%	15.2%	15.9%	16.0%
% of FP17s for the same patient ID Re-attending between 3 & 9 months - Children	1,363	1,939	70.3%	57.8%	60.6%	58.3%
% of FP17s for the same patient ID Re-attending between 3 & 9 months - Adults	2,928	4,412	66.4%	48.0%	51.6%	50.3%
% of FP17s for Band 1 Urgent Courses	393	6,066	6.5%	9.8%	9.5%	9.1%
% of FP17s Relating to Free Repair or Replacements	25	6,066	0.4%	0.7%	0.7%	0.8%
% of FP17s Relating to Continuations	16	6,066	0.3%	0.8%	1.0%	1.0%
% of Patients satisfied with the dentistry they have received	2	2	N/A	93.6%	92.0%	91.5%
% of Patients satisfied with the time they had to wait for an appointment	2	2	N/A	89.3%	88.1%	87.9%

* This is based on patients treated on this contract for their most recent course of treatment. Figures in italics indicate the base number of FP17s or Patient Questionnaire responses are less than 100. N/A is shown where the base number of responses is less than 10 during the period. % is calculated as Quantity/Base number*100

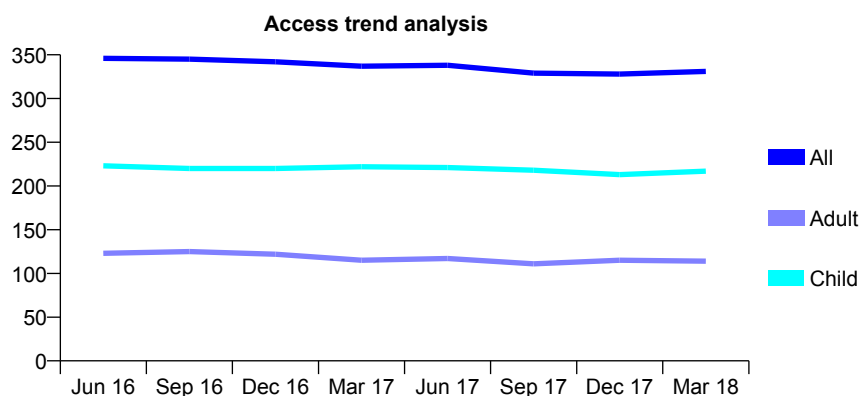
Q69 - Vital Signs At a Glance Contract Report for 322261/0001 - March 2018

Name or company name	MR BS COUSINS
Contract type name	GDS Contract
Purpose of contract	General
Contract start date	01/04/2006
Contract end date	

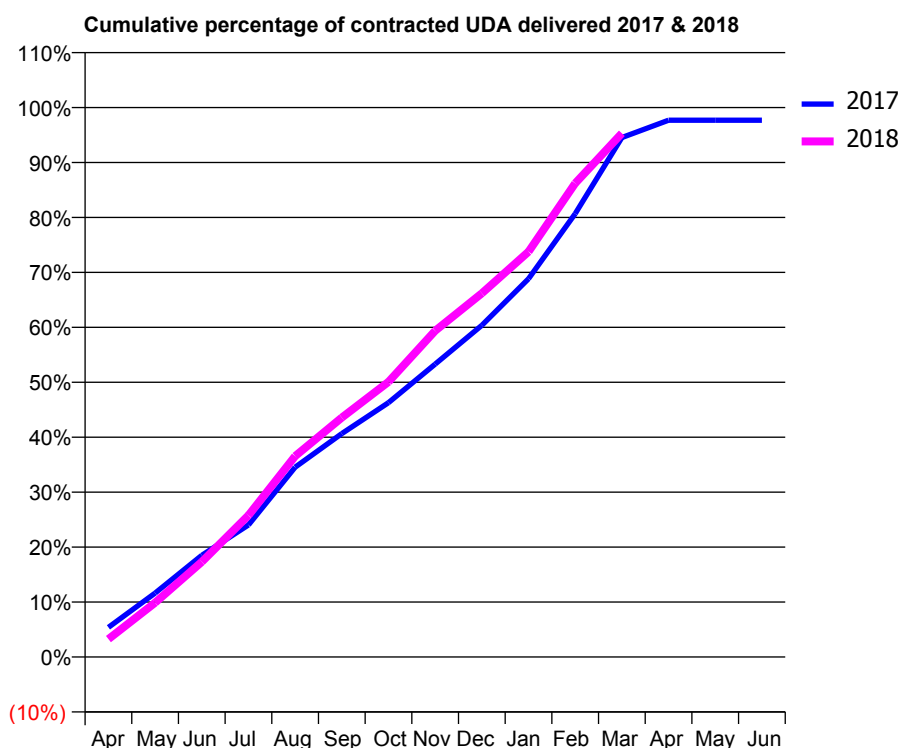
17/18 Contracted general activity (UDA)	984
Carry forward general activity (UDA)	23
17/18 Contracted orthodontic activity (UOA)	0
Carry forward orthodontic activity (UOA)	0
Baseline contract value	£24,429.72

ACCESS*

Patients seen in 24 months	Total	Change since previous quarter
Quarter ending March 2017	337	
Quarter ending June 2017	338	→
Quarter ending September 2017	329	↓
Quarter ending December 2017	328	→
Quarter ending March 2018	331	→
Variance since March 2017	(1.8%)	↓



ACTIVITY



Month	Adjusted Scheduled Activity (UDA)	
	2017	2018
April	53	32
May	114	97
June	182	170
July	237	254
August	340	360
September	400	429
October	455	493
November	525	584
December	594	651
January	677	726
February	794	848
March	930	938
April	961	
May	961	
June	961	

QUALITY

	Quantity	Base Number	Contract	AT	Region	England
% of FP17s for the same patient ID Re-attending within 3 months - Children	31	410	7.6%	11.5%	11.5%	11.9%
% of FP17s for the same patient ID Re-attending within 3 months - Adults	25	119	21.0%	15.2%	15.9%	16.0%
% of FP17s for the same patient ID Re-attending between 3 & 9 months - Children	312	410	76.1%	57.8%	60.6%	58.3%
% of FP17s for the same patient ID Re-attending between 3 & 9 months - Adults	73	119	61.3%	48.0%	51.6%	50.3%
% of FP17s for Band 1 Urgent Courses	14	513	2.7%	9.8%	9.5%	9.1%
% of FP17s Relating to Free Repair or Replacements	0	513	0.0%	0.7%	0.7%	0.8%
% of FP17s Relating to Continuations	0	513	0.0%	0.8%	1.0%	1.0%
% of Patients satisfied with the dentistry they have received	0	0	N/A	93.6%	92.0%	91.5%
% of Patients satisfied with the time they had to wait for an appointment	0	0	N/A	89.3%	88.1%	87.9%

* This is based on patients treated on this contract for their most recent course of treatment. Figures in italics indicate the base number of FP17s or Patient Questionnaire responses are less than 100. N/A is shown where the base number of responses is less than 10 during the period. % is calculated as Quantity/Base number*100

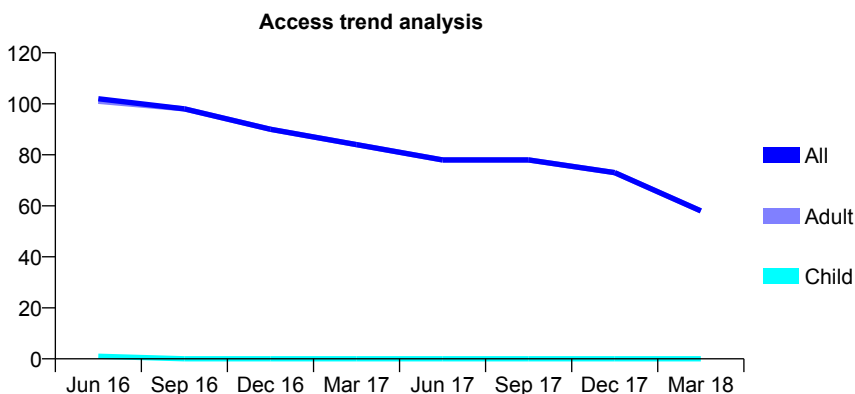
Q69 - Vital Signs At a Glance Contract Report for 323373/0003 - March 2018

Name or company name	MR GF HOLLIS
Contract type name	GDS Contract
Purpose of contract	General
Contract start date	01/04/2006
Contract end date	31/12/2017

17/18 Contracted general activity (UDA)	1,106
Carry forward general activity (UDA)	0
17/18 Contracted orthodontic activity (UOA)	0
Carry forward orthodontic activity (UOA)	0
Baseline contract value	£31,125.36

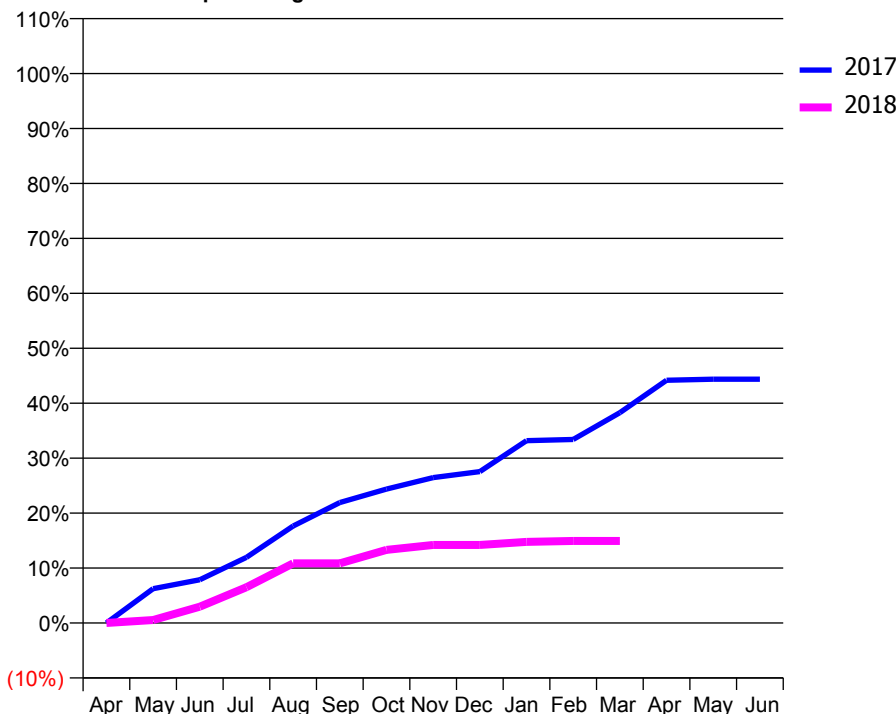
ACCESS*

Patients seen in 24 months	Total	Change since previous quarter
Quarter ending March 2017	84	
Quarter ending June 2017	78	↓
Quarter ending September 2017	78	→
Quarter ending December 2017	73	↓
Quarter ending March 2018	58	↓
Variance since March 2017	(31.0%)	↓



ACTIVITY

Cumulative percentage of contracted UDA delivered 2017 & 2018



Month	Adjusted Scheduled Activity (UDA)	
	2017	2018
April	0	0
May	92	6
June	116	33
July	176	72
August	260	120
September	323	120
October	359	147
November	390	157
December	406	157
January	489	163
February	492	165
March	564	165
April	651	
May	654	
June	654	

QUALITY

	Quantity	Base Number	Contract	AT	Region	England
% of FP17s for the same patient ID Re-attending within 3 months - Children	0	0	N/A	11.5%	11.5%	11.9%
% of FP17s for the same patient ID Re-attending within 3 months - Adults	3	77	3.9%	15.2%	15.9%	16.0%
% of FP17s for the same patient ID Re-attending between 3 & 9 months - Children	0	0	N/A	57.8%	60.6%	58.3%
% of FP17s for the same patient ID Re-attending between 3 & 9 months - Adults	49	77	63.6%	48.0%	51.6%	50.3%
% of FP17s for Band 1 Urgent Courses	2	68	2.9%	9.8%	9.5%	9.1%
% of FP17s Relating to Free Repair or Replacements	0	68	0.0%	0.7%	0.7%	0.8%
% of FP17s Relating to Continuations	0	68	0.0%	0.8%	1.0%	1.0%
% of Patients satisfied with the dentistry they have received	0	0	N/A	93.6%	92.0%	91.5%
% of Patients satisfied with the time they had to wait for an appointment	0	0	N/A	89.3%	88.1%	87.9%

* This is based on patients treated on this contract for their most recent course of treatment. Figures in italics indicate the base number of FP17s or Patient Questionnaire responses are less than 100. N/A is shown where the base number of responses is less than 10 during the period. % is calculated as Quantity/Base number*100

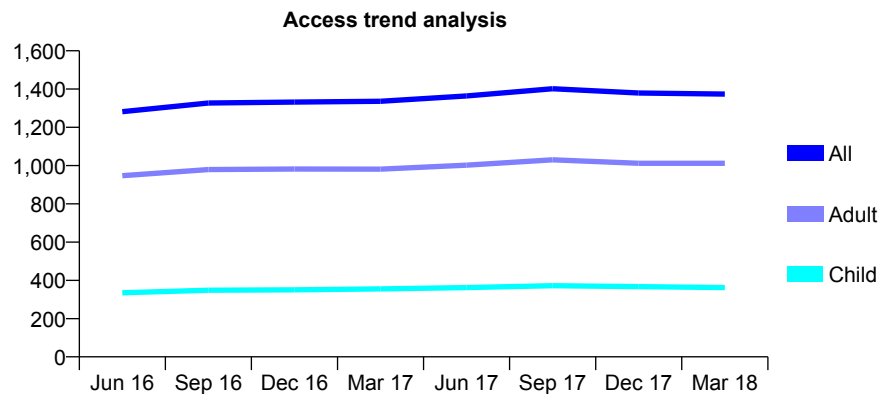
Q69 - Vital Signs At a Glance Contract Report for 323977/0001 - March 2018

Name or company name	MR JR WHITLOCK
Contract type name	GDS Contract
Purpose of contract	General
Contract start date	01/04/2006
Contract end date	

17/18 Contracted general activity (UDA)	4,200
Carry forward general activity (UDA)	69
17/18 Contracted orthodontic activity (UOA)	0
Carry forward orthodontic activity (UOA)	0
Baseline contract value	£105,142.25

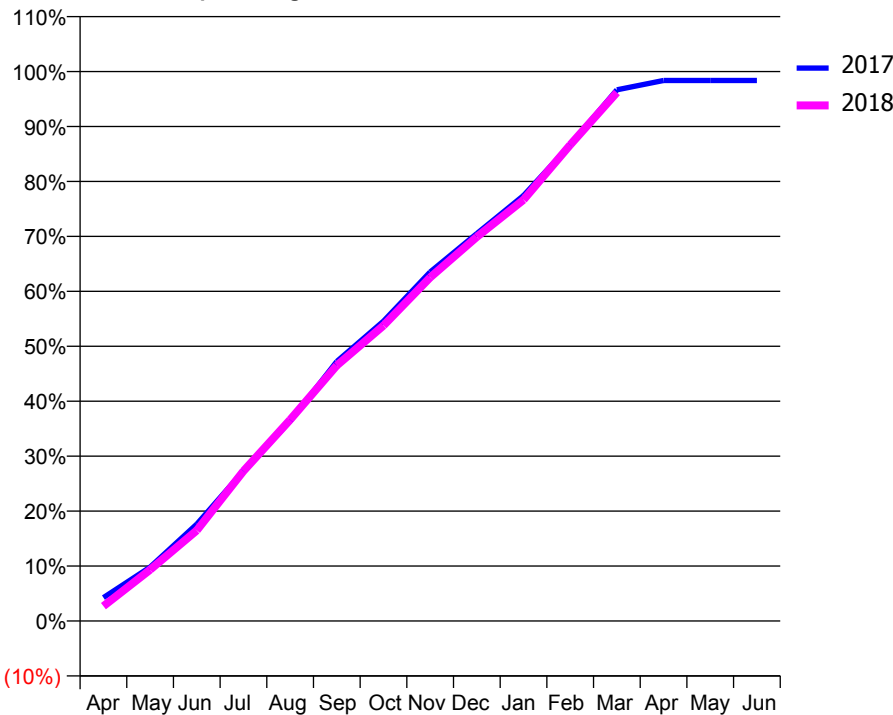
ACCESS*

Patients seen in 24 months	Total	Change since previous quarter
Quarter ending March 2017	1,336	
Quarter ending June 2017	1,364	↑
Quarter ending September 2017	1,402	↑
Quarter ending December 2017	1,379	↓
Quarter ending March 2018	1,374	→
Variance since March 2017	2.8%	↑



ACTIVITY

Cumulative percentage of contracted UDA delivered 2017 & 2018



Month	Adjusted Scheduled Activity (UDA)	
	2017	2018
April	178	114
May	412	392
June	741	693
July	1,148	1,146
August	1,528	1,538
September	1,984	1,953
October	2,291	2,258
November	2,668	2,626
December	2,961	2,935
January	3,251	3,219
February	3,639	3,639
March	4,060	4,040
April	4,131	
May	4,131	
June	4,131	

QUALITY

	Quantity	Base Number	Contract	AT	Region	England
% of FP17s for the same patient ID Re-attending within 3 months - Children	58	668	8.7%	11.5%	11.5%	11.9%
% of FP17s for the same patient ID Re-attending within 3 months - Adults	234	1,787	13.1%	15.2%	15.9%	16.0%
% of FP17s for the same patient ID Re-attending between 3 & 9 months - Children	456	668	68.3%	57.8%	60.6%	58.3%
% of FP17s for the same patient ID Re-attending between 3 & 9 months - Adults	1,261	1,787	70.6%	48.0%	51.6%	50.3%
% of FP17s for Band 1 Urgent Courses	125	2,408	5.2%	9.8%	9.5%	9.1%
% of FP17s Relating to Free Repair or Replacements	0	2,408	0.0%	0.7%	0.7%	0.8%
% of FP17s Relating to Continuations	0	2,408	0.0%	0.8%	1.0%	1.0%
% of Patients satisfied with the dentistry they have received	5	5	N/A	93.6%	92.0%	91.5%
% of Patients satisfied with the time they had to wait for an appointment	5	5	N/A	89.3%	88.1%	87.9%

* This is based on patients treated on this contract for their most recent course of treatment. Figures in italics indicate the base number of FP17s or Patient Questionnaire responses are less than 100. N/A is shown where the base number of responses is less than 10 during the period. % is calculated as Quantity/Base number*100

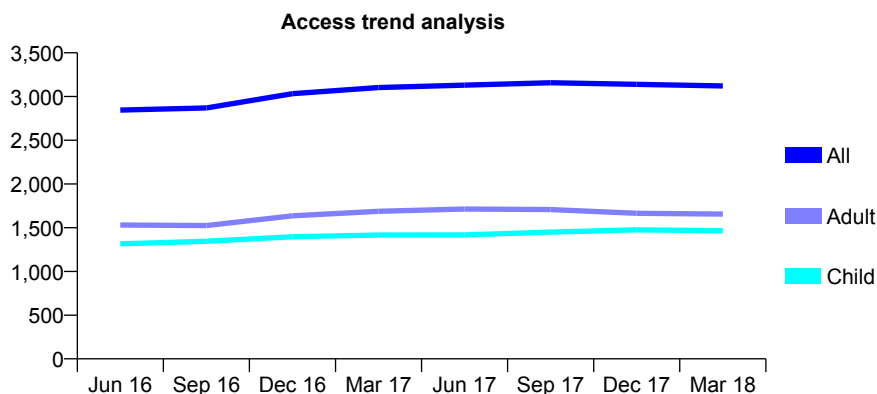
Q69 - Vital Signs At a Glance Contract Report for 326240/0001 - March 2018

Name or company name	MR NS SEHRA
Contract type name	GDS Contract
Purpose of contract	General
Contract start date	01/04/2006
Contract end date	

17/18 Contracted general activity (UDA)	12,571
Carry forward general activity (UDA)	-220
17/18 Contracted orthodontic activity (UOA)	0
Carry forward orthodontic activity (UOA)	0
Baseline contract value	£424,276.06

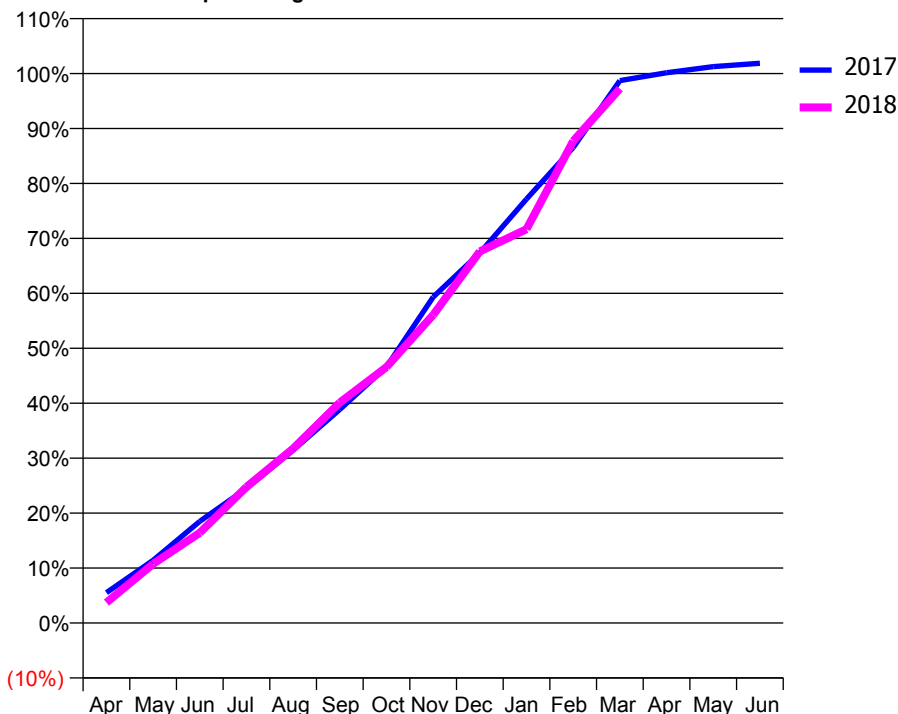
ACCESS*

Patients seen in 24 months	Total	Change since previous quarter
Quarter ending March 2017	3,103	
Quarter ending June 2017	3,130	→
Quarter ending September 2017	3,157	→
Quarter ending December 2017	3,140	→
Quarter ending March 2018	3,121	→
Variance since March 2017	0.6%	→



ACTIVITY

Cumulative percentage of contracted UDA delivered 2017 & 2018



Month	Adjusted Scheduled Activity (UDA)	
	2017	2018
April	655	468
May	1,358	1,354
June	2,198	2,063
July	2,912	3,112
August	3,740	3,993
September	4,618	5,045
October	5,543	5,855
November	7,052	7,047
December	8,004	8,500
January	9,171	9,011
February	10,283	11,025
March	11,732	12,224
April	11,903	
May	12,033	
June	12,106	

QUALITY

	Quantity	Base Number	Contract	AT	Region	England
% of FP17s for the same patient ID Re-attending within 3 months - Children	180	2,647	6.8%	11.5%	11.5%	11.9%
% of FP17s for the same patient ID Re-attending within 3 months - Adults	284	1,920	14.8%	15.2%	15.9%	16.0%
% of FP17s for the same patient ID Re-attending between 3 & 9 months - Children	1,746	2,647	66.0%	57.8%	60.6%	58.3%
% of FP17s for the same patient ID Re-attending between 3 & 9 months - Adults	925	1,920	48.2%	48.0%	51.6%	50.3%
% of FP17s for Band 1 Urgent Courses	572	4,438	12.9%	9.8%	9.5%	9.1%
% of FP17s Relating to Free Repair or Replacements	4	4,438	0.1%	0.7%	0.7%	0.8%
% of FP17s Relating to Continuations	0	4,438	0.0%	0.8%	1.0%	1.0%
% of Patients satisfied with the dentistry they have received	2	3	N/A	93.6%	92.0%	91.5%
% of Patients satisfied with the time they had to wait for an appointment	3	3	N/A	89.3%	88.1%	87.9%

* This is based on patients treated on this contract for their most recent course of treatment. Figures in italics indicate the base number of FP17s or Patient Questionnaire responses are less than 100. N/A is shown where the base number of responses is less than 10 during the period. % is calculated as Quantity/Base number*100

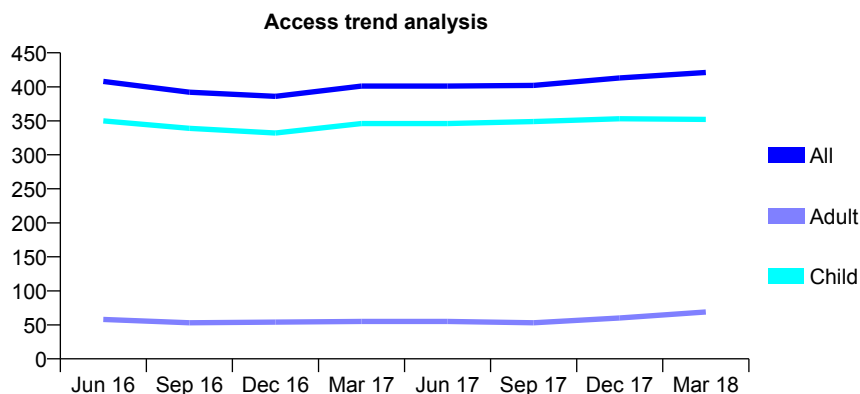
Q69 - Vital Signs At a Glance Contract Report for 327387/0001 - March 2018

Name or company name	Pond House Dental Partnership
Contract type name	GDS Contract
Purpose of contract	General
Contract start date	01/04/2006
Contract end date	

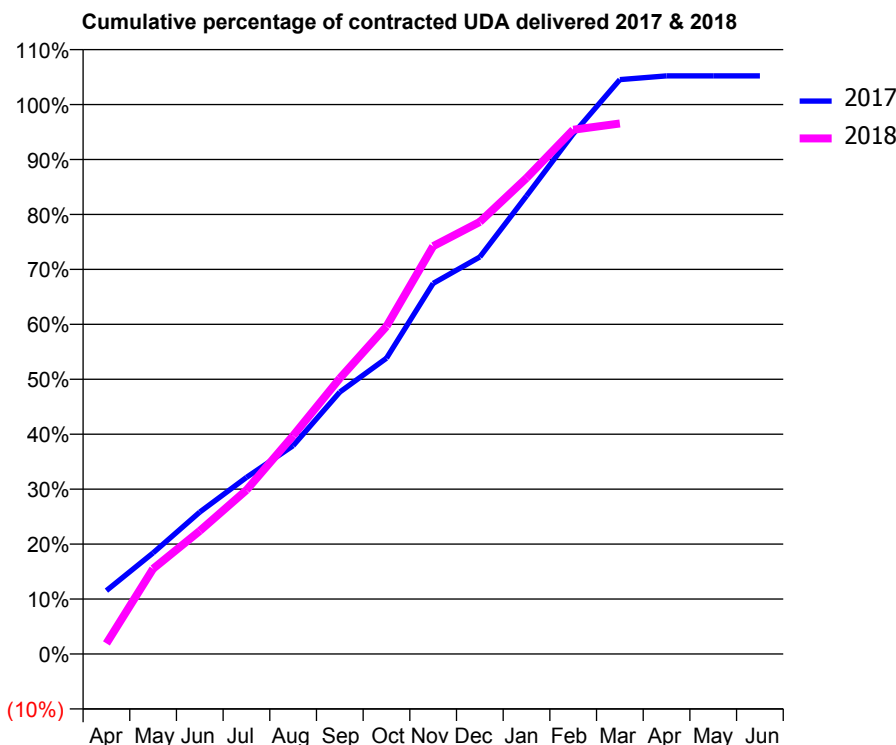
17/18 Contracted general activity (UDA)	728
Carry forward general activity (UDA)	-14
17/18 Contracted orthodontic activity (UOA)	0
Carry forward orthodontic activity (UOA)	0
Baseline contract value	£13,974.94

ACCESS*

Patients seen in 24 months	Total	Change since previous quarter
Quarter ending March 2017	401	
Quarter ending June 2017	401	→
Quarter ending September 2017	402	→
Quarter ending December 2017	413	↑
Quarter ending March 2018	421	→
Variance since March 2017	5.0%	↑



ACTIVITY



Month	Adjusted Scheduled Activity (UDA)	
	2017	2018
April	84	14
May	134	113
June	188	163
July	234	217
August	276	289
September	347	365
October	392	434
November	491	540
December	526	572
January	607	631
February	689	695
March	761	703
April	766	
May	766	
June	766	

QUALITY

	Quantity	Base Number	Contract	AT	Region	England
% of FP17s for the same patient ID Re-attending within 3 months - Children	17	460	3.7%	11.5%	11.5%	11.9%
% of FP17s for the same patient ID Re-attending within 3 months - Adults	1	21	4.8%	15.2%	15.9%	16.0%
% of FP17s for the same patient ID Re-attending between 3 & 9 months - Children	246	460	53.5%	57.8%	60.6%	58.3%
% of FP17s for the same patient ID Re-attending between 3 & 9 months - Adults	12	21	57.1%	48.0%	51.6%	50.3%
% of FP17s for Band 1 Urgent Courses	4	478	0.8%	9.8%	9.5%	9.1%
% of FP17s Relating to Free Repair or Replacements	0	478	0.0%	0.7%	0.7%	0.8%
% of FP17s Relating to Continuations	1	478	0.2%	0.8%	1.0%	1.0%
% of Patients satisfied with the dentistry they have received	0	0	N/A	93.6%	92.0%	91.5%
% of Patients satisfied with the time they had to wait for an appointment	0	0	N/A	89.3%	88.1%	87.9%

* This is based on patients treated on this contract for their most recent course of treatment. Figures in italics indicate the base number of FP17s or Patient Questionnaire responses are less than 100. N/A is shown where the base number of responses is less than 10 during the period. % is calculated as Quantity/Base number*100

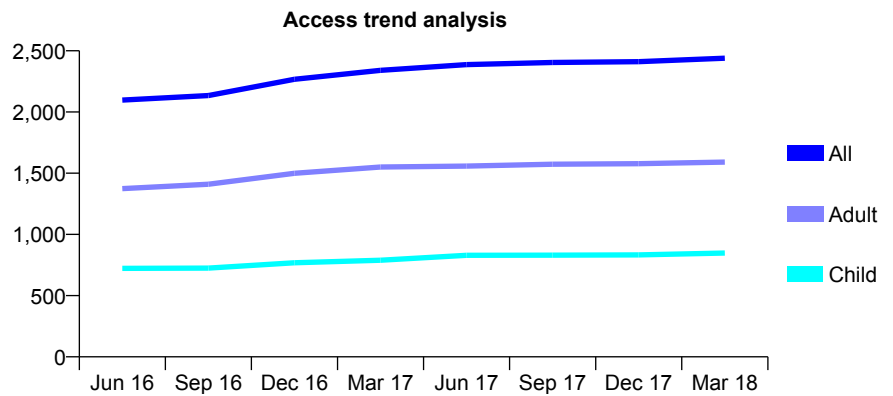
Q69 - Vital Signs At a Glance Contract Report for 332119/0003 - March 2018

Name or company name	SC Dental Studio Ltd
Contract type name	GDS Contract
Purpose of contract	General
Contract start date	24/12/2009
Contract end date	

17/18 Contracted general activity (UDA)	3,465
Carry forward general activity (UDA)	-65
17/18 Contracted orthodontic activity (UOA)	0
Carry forward orthodontic activity (UOA)	0
Baseline contract value	£102,128.38

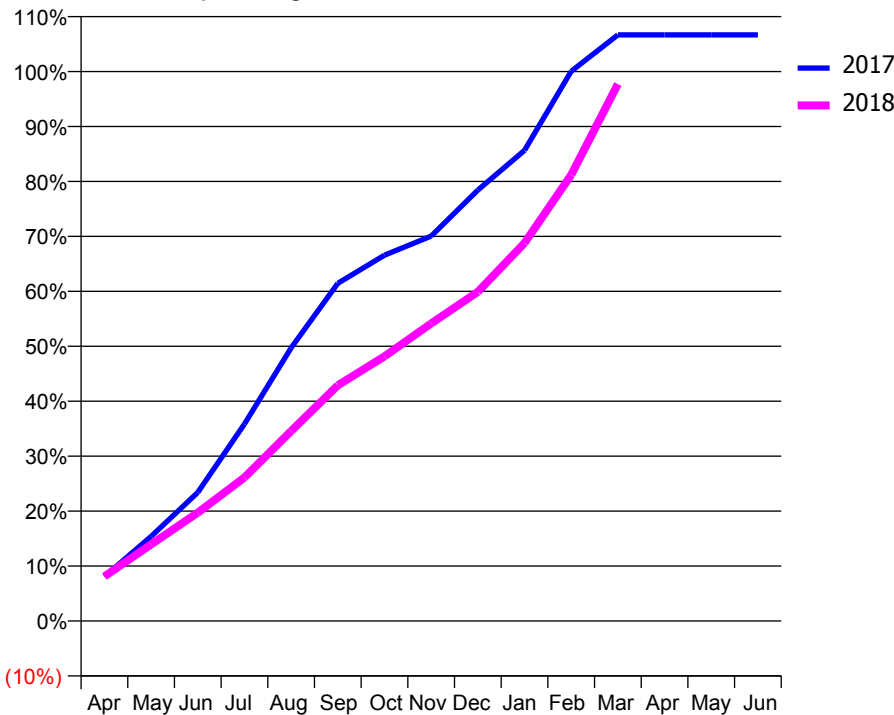
ACCESS*

Patients seen in 24 months	Total	Change since previous quarter
Quarter ending March 2017	2,340	
Quarter ending June 2017	2,387	↑
Quarter ending September 2017	2,405	→
Quarter ending December 2017	2,411	→
Quarter ending March 2018	2,439	→
Variance since March 2017	4.2%	↑



ACTIVITY

Cumulative percentage of contracted UDA delivered 2017 & 2018



Month	Adjusted Scheduled Activity (UDA)	
	2017	2018
April	265	282
May	505	483
June	767	683
July	1,174	905
August	1,628	1,198
September	2,013	1,486
October	2,181	1,669
November	2,295	1,876
December	2,569	2,076
January	2,806	2,384
February	3,277	2,813
March	3,494	3,386
April	3,494	
May	3,494	
June	3,494	

QUALITY

	Quantity	Base Number	Contract	AT	Region	England
% of FP17s for the same patient ID Re-attending within 3 months - Children	137	1,067	12.8%	11.5%	11.5%	11.9%
% of FP17s for the same patient ID Re-attending within 3 months - Adults	229	1,530	15.0%	15.2%	15.9%	16.0%
% of FP17s for the same patient ID Re-attending between 3 & 9 months - Children	458	1,067	42.9%	57.8%	60.6%	58.3%
% of FP17s for the same patient ID Re-attending between 3 & 9 months - Adults	409	1,530	26.7%	48.0%	51.6%	50.3%
% of FP17s for Band 1 Urgent Courses	248	1,164	21.3%	9.8%	9.5%	9.1%
% of FP17s Relating to Free Repair or Replacements	0	1,164	0.0%	0.7%	0.7%	0.8%
% of FP17s Relating to Continuations	16	1,164	1.4%	0.8%	1.0%	1.0%
% of Patients satisfied with the dentistry they have received	0	0	N/A	93.6%	92.0%	91.5%
% of Patients satisfied with the time they had to wait for an appointment	0	0	N/A	89.3%	88.1%	87.9%

* This is based on patients treated on this contract for their most recent course of treatment. Figures in italics indicate the base number of FP17s or Patient Questionnaire responses are less than 100. N/A is shown where the base number of responses is less than 10 during the period. % is calculated as Quantity/Base number*100

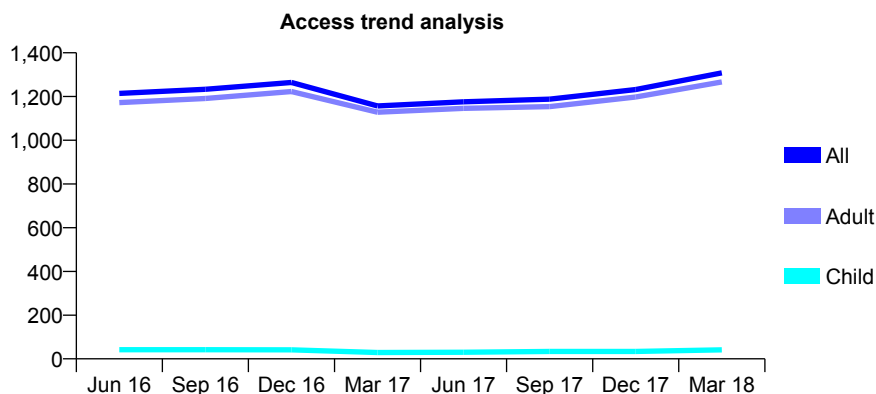
Q69 - Vital Signs At a Glance Contract Report for 332119/0005 - March 2018

Name or company name	SC Dental Studio Ltd
Contract type name	GDS Contract
Purpose of contract	General
Contract start date	01/04/2013
Contract end date	

17/18 Contracted general activity (UDA)	5,693
Carry forward general activity (UDA)	-107
17/18 Contracted orthodontic activity (UOA)	0
Carry forward orthodontic activity (UOA)	0
Baseline contract value	£293,768.97

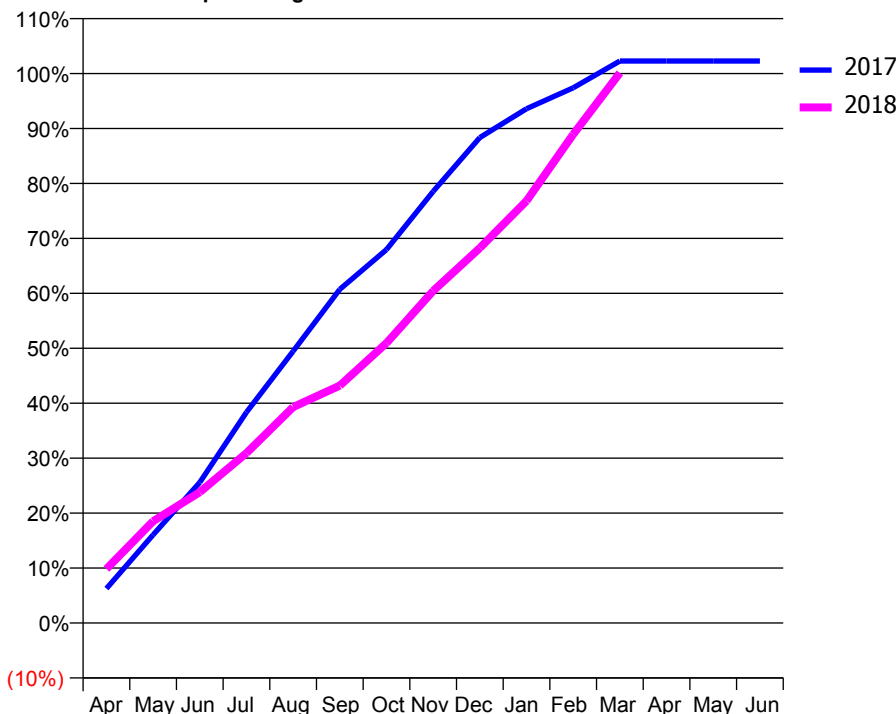
ACCESS*

Patients seen in 24 months	Total	Change since previous quarter
Quarter ending March 2017	1,157	
Quarter ending June 2017	1,176	→
Quarter ending September 2017	1,188	→
Quarter ending December 2017	1,232	↑
Quarter ending March 2018	1,308	↑
Variance since March 2017	13.1%	↑



ACTIVITY

Cumulative percentage of contracted UDA delivered 2017 & 2018



Month	Adjusted Scheduled Activity (UDA)	
	2017	2018
April	338	560
May	864	1,055
June	1,377	1,356
July	2,064	1,761
August	2,662	2,238
September	3,269	2,460
October	3,658	2,901
November	4,227	3,441
December	4,755	3,886
January	5,037	4,373
February	5,242	5,062
March	5,504	5,699
April	5,504	
May	5,504	
June	5,504	

QUALITY

	Quantity	Base Number	Contract	AT	Region	England
% of FP17s for the same patient ID Re-attending within 3 months - Children	0	62	0.0%	11.5%	11.5%	11.9%
% of FP17s for the same patient ID Re-attending within 3 months - Adults	7	1,064	0.7%	15.2%	15.9%	16.0%
% of FP17s for the same patient ID Re-attending between 3 & 9 months - Children	3	62	4.8%	57.8%	60.6%	58.3%
% of FP17s for the same patient ID Re-attending between 3 & 9 months - Adults	56	1,064	5.3%	48.0%	51.6%	50.3%
% of FP17s for Band 1 Urgent Courses	0	1,126	0.0%	9.8%	9.5%	9.1%
% of FP17s Relating to Free Repair or Replacements	0	1,126	0.0%	0.7%	0.7%	0.8%
% of FP17s Relating to Continuations	5	1,126	0.4%	0.8%	1.0%	1.0%
% of Patients satisfied with the dentistry they have received	2	2	N/A	93.6%	92.0%	91.5%
% of Patients satisfied with the time they had to wait for an appointment	2	2	N/A	89.3%	88.1%	87.9%

* This is based on patients treated on this contract for their most recent course of treatment. Figures in italics indicate the base number of FP17s or Patient Questionnaire responses are less than 100. N/A is shown where the base number of responses is less than 10 during the period. % is calculated as Quantity/Base number*100

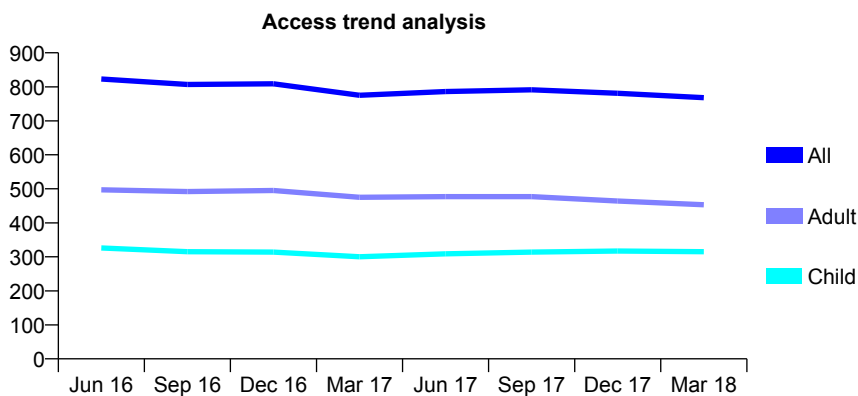
Q69 - Vital Signs At a Glance Contract Report for 334944/0001 - March 2018

Name or company name	MISS NP MCVEIGH
Contract type name	GDS Contract
Purpose of contract	General
Contract start date	01/04/2006
Contract end date	

17/18 Contracted general activity (UDA)	1,760
Carry forward general activity (UDA)	29
17/18 Contracted orthodontic activity (UOA)	0
Carry forward orthodontic activity (UOA)	0
Baseline contract value	£43,012.06

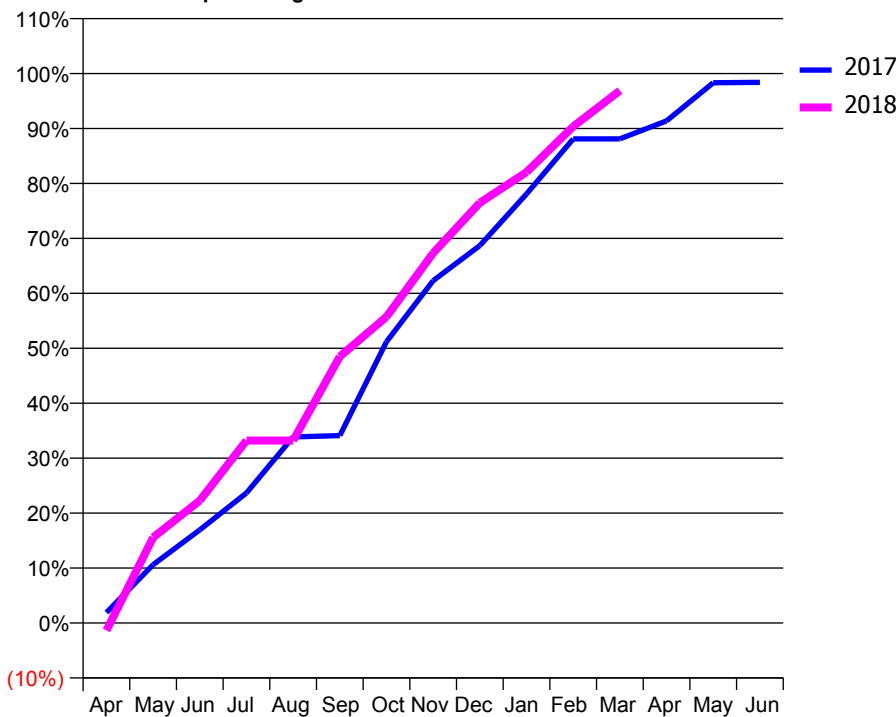
ACCESS*

Patients seen in 24 months	Total	Change since previous quarter
Quarter ending March 2017	775	
Quarter ending June 2017	786	→
Quarter ending September 2017	791	→
Quarter ending December 2017	781	↓
Quarter ending March 2018	768	↓
Variance since March 2017	(0.9%)	→



ACTIVITY

Cumulative percentage of contracted UDA delivered 2017 & 2018



Month	Adjusted Scheduled Activity (UDA)	
	2017	2018
April	33	-24
May	187	274
June	298	392
July	417	585
August	596	585
September	600	853
October	901	981
November	1,096	1,185
December	1,209	1,346
January	1,374	1,444
February	1,550	1,590
March	1,550	1,705
April	1,608	
May	1,731	
June	1,732	

QUALITY

	Quantity	Base Number	Contract	AT	Region	England
% of FP17s for the same patient ID Re-attending within 3 months - Children	8	511	1.6%	11.5%	11.5%	11.9%
% of FP17s for the same patient ID Re-attending within 3 months - Adults	48	739	6.5%	15.2%	15.9%	16.0%
% of FP17s for the same patient ID Re-attending between 3 & 9 months - Children	363	511	71.0%	57.8%	60.6%	58.3%
% of FP17s for the same patient ID Re-attending between 3 & 9 months - Adults	574	739	77.7%	48.0%	51.6%	50.3%
% of FP17s for Band 1 Urgent Courses	20	1,147	1.7%	9.8%	9.5%	9.1%
% of FP17s Relating to Free Repair or Replacements	5	1,147	0.4%	0.7%	0.7%	0.8%
% of FP17s Relating to Continuations	3	1,147	0.3%	0.8%	1.0%	1.0%
% of Patients satisfied with the dentistry they have received	3	3	N/A	93.6%	92.0%	91.5%
% of Patients satisfied with the time they had to wait for an appointment	3	3	N/A	89.3%	88.1%	87.9%

* This is based on patients treated on this contract for their most recent course of treatment. Figures in italics indicate the base number of FP17s or Patient Questionnaire responses are less than 100. N/A is shown where the base number of responses is less than 10 during the period. % is calculated as Quantity/Base number*100

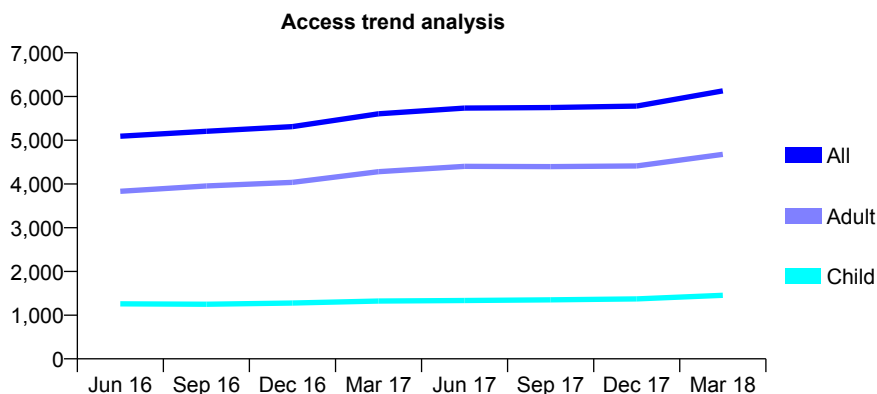
Q69 - Vital Signs At a Glance Contract Report for 335304/0001 - March 2018

Name or company name	Mr L Powell & Ms R Murray
Contract type name	GDS Contract
Purpose of contract	General
Contract start date	01/04/2006
Contract end date	

17/18 Contracted general activity (UDA)	17,123
Carry forward general activity (UDA)	0
17/18 Contracted orthodontic activity (UOA)	0
Carry forward orthodontic activity (UOA)	0
Baseline contract value	£395,502.65

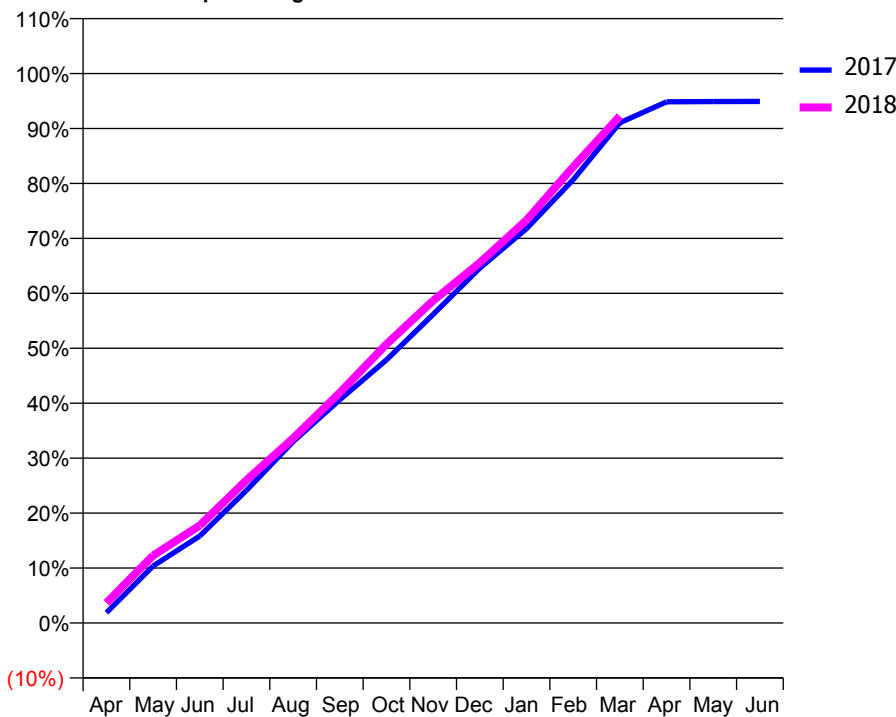
ACCESS*

Patients seen in 24 months	Total	Change since previous quarter
Quarter ending March 2017	5,605	
Quarter ending June 2017	5,737	↑
Quarter ending September 2017	5,747	→
Quarter ending December 2017	5,781	→
Quarter ending March 2018	6,129	↑
Variance since March 2017	9.3%	↑



ACTIVITY

Cumulative percentage of contracted UDA delivered 2017 & 2018



Month	Adjusted Scheduled Activity (UDA)	
	2017	2018
April	322	624
May	1,778	2,103
June	2,710	3,039
July	4,131	4,451
August	5,655	5,756
September	6,960	7,178
October	8,201	8,690
November	9,617	10,046
December	11,058	11,230
January	12,288	12,557
February	13,816	14,215
March	15,588	15,795
April	16,241	
May	16,250	
June	16,254	

QUALITY

	Quantity	Base Number	Contract	AT	Region	England
% of FP17s for the same patient ID Re-attending within 3 months - Children	154	2,349	6.6%	11.5%	11.5%	11.9%
% of FP17s for the same patient ID Re-attending within 3 months - Adults	1,312	7,253	18.1%	15.2%	15.9%	16.0%
% of FP17s for the same patient ID Re-attending between 3 & 9 months - Children	1,501	2,349	63.9%	57.8%	60.6%	58.3%
% of FP17s for the same patient ID Re-attending between 3 & 9 months - Adults	3,750	7,253	51.7%	48.0%	51.6%	50.3%
% of FP17s for Band 1 Urgent Courses	1,053	9,249	11.4%	9.8%	9.5%	9.1%
% of FP17s Relating to Free Repair or Replacements	141	9,249	1.5%	0.7%	0.7%	0.8%
% of FP17s Relating to Continuations	88	9,249	1.0%	0.8%	1.0%	1.0%
% of Patients satisfied with the dentistry they have received	14	14	100.0%	93.6%	92.0%	91.5%
% of Patients satisfied with the time they had to wait for an appointment	11	14	78.6%	89.3%	88.1%	87.9%

* This is based on patients treated on this contract for their most recent course of treatment. Figures in italics indicate the base number of FP17s or Patient Questionnaire responses are less than 100. N/A is shown where the base number of responses is less than 10 during the period. % is calculated as Quantity/Base number*100

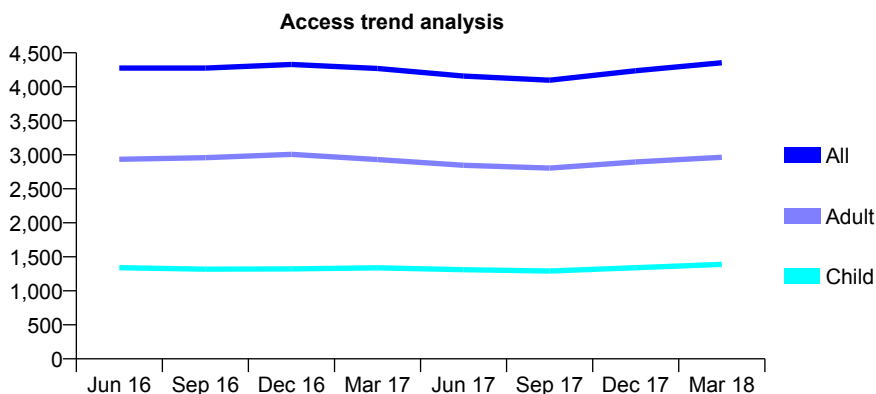
Q69 - Vital Signs At a Glance Contract Report for 336785/0001 - March 2018

Name or company name	MRS KS RADIA
Contract type name	GDS Contract
Purpose of contract	General
Contract start date	01/04/2006
Contract end date	

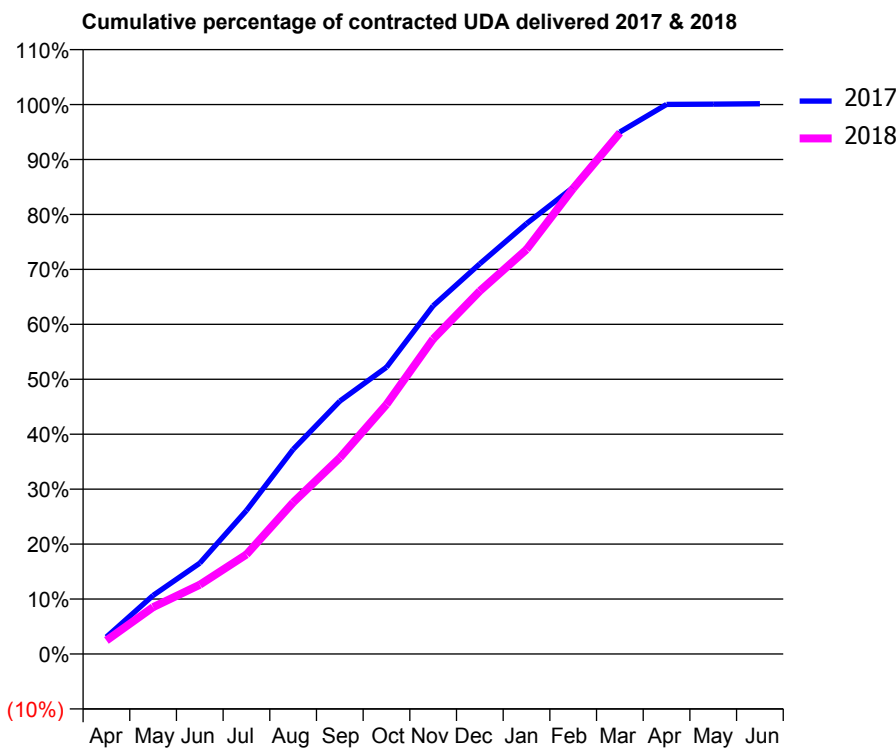
17/18 Contracted general activity (UDA)	9,130
Carry forward general activity (UDA)	-11
17/18 Contracted orthodontic activity (UOA)	0
Carry forward orthodontic activity (UOA)	0
Baseline contract value	£297,101.02

ACCESS*

Patients seen in 24 months	Total	Change since previous quarter
Quarter ending March 2017	4,269	
Quarter ending June 2017	4,158	↓
Quarter ending September 2017	4,097	↓
Quarter ending December 2017	4,237	↑
Quarter ending March 2018	4,354	↑
Variance since March 2017	2.0%	→



ACTIVITY



Month	2017	2018
April	276	226
May	954	779
June	1,481	1,150
July	2,339	1,653
August	3,333	2,519
September	4,119	3,261
October	4,672	4,146
November	5,672	5,235
December	6,356	6,032
January	7,010	6,720
February	7,602	7,736
March	8,503	8,660
April	8,953	
May	8,956	
June	8,962	

QUALITY

	Quantity	Base Number	Contract	AT	Region	England
% of FP17s for the same patient ID Re-attending within 3 months - Children	126	2,229	5.7%	11.5%	11.5%	11.9%
% of FP17s for the same patient ID Re-attending within 3 months - Adults	559	4,098	13.6%	15.2%	15.9%	16.0%
% of FP17s for the same patient ID Re-attending between 3 & 9 months - Children	1,487	2,229	66.7%	57.8%	60.6%	58.3%
% of FP17s for the same patient ID Re-attending between 3 & 9 months - Adults	1,916	4,098	46.8%	48.0%	51.6%	50.3%
% of FP17s for Band 1 Urgent Courses	435	5,161	8.4%	9.8%	9.5%	9.1%
% of FP17s Relating to Free Repair or Replacements	38	5,161	0.7%	0.7%	0.7%	0.8%
% of FP17s Relating to Continuations	8	5,161	0.2%	0.8%	1.0%	1.0%
% of Patients satisfied with the dentistry they have received	32	33	97.0%	93.6%	92.0%	91.5%
% of Patients satisfied with the time they had to wait for an appointment	29	33	87.9%	89.3%	88.1%	87.9%

* This is based on patients treated on this contract for their most recent course of treatment. Figures in italics indicate the base number of FP17s or Patient Questionnaire responses are less than 100. N/A is shown where the base number of responses is less than 10 during the period. % is calculated as Quantity/Base number*100

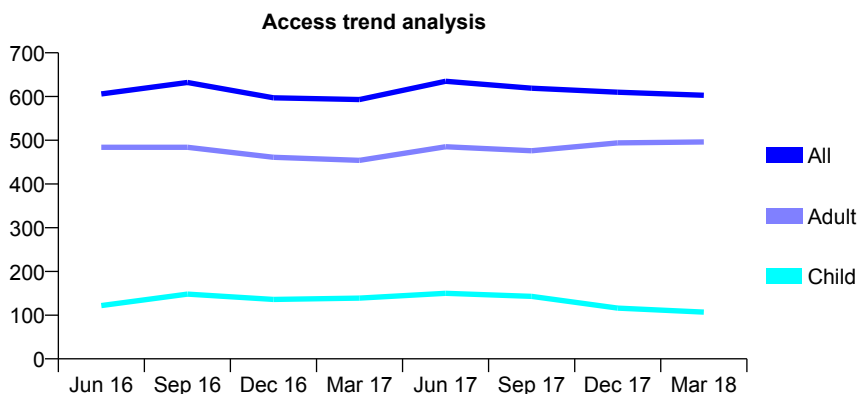
Q69 - Vital Signs At a Glance Contract Report for 336785/0002 - March 2018

Name or company name	MRS KS RADIA
Contract type name	GDS Contract
Purpose of contract	General
Contract start date	01/04/2009
Contract end date	

17/18 Contracted general activity (UDA)	1,092
Carry forward general activity (UDA)	-6
17/18 Contracted orthodontic activity (UOA)	0
Carry forward orthodontic activity (UOA)	0
Baseline contract value	£29,612.86

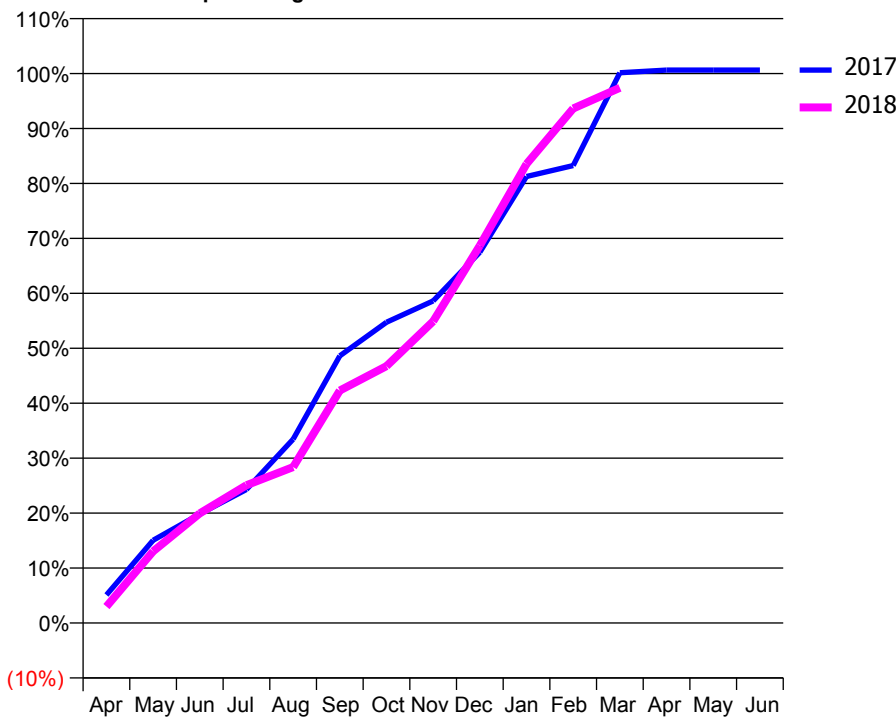
ACCESS*

Patients seen in 24 months	Total	Change since previous quarter
Quarter ending March 2017	593	
Quarter ending June 2017	635	↑
Quarter ending September 2017	619	↓
Quarter ending December 2017	610	↓
Quarter ending March 2018	603	↓
Variance since March 2017	1.7%	→



ACTIVITY

Cumulative percentage of contracted UDA delivered 2017 & 2018



Month	Adjusted Scheduled Activity (UDA)	
	2017	2018
April	54	33
May	158	142
June	208	218
July	255	274
August	351	310
September	511	462
October	575	511
November	615	600
December	708	750
January	853	912
February	874	1,022
March	1,051	1,064
April	1,057	
May	1,057	
June	1,057	

QUALITY

	Quantity	Base Number	Contract	AT	Region	England
% of FP17s for the same patient ID Re-attending within 3 months - Children	5	185	2.7%	11.5%	11.5%	11.9%
% of FP17s for the same patient ID Re-attending within 3 months - Adults	19	634	3.0%	15.2%	15.9%	16.0%
% of FP17s for the same patient ID Re-attending between 3 & 9 months - Children	88	185	47.6%	57.8%	60.6%	58.3%
% of FP17s for the same patient ID Re-attending between 3 & 9 months - Adults	127	634	20.0%	48.0%	51.6%	50.3%
% of FP17s for Band 1 Urgent Courses	83	813	10.2%	9.8%	9.5%	9.1%
% of FP17s Relating to Free Repair or Replacements	1	813	0.1%	0.7%	0.7%	0.8%
% of FP17s Relating to Continuations	0	813	0.0%	0.8%	1.0%	1.0%
% of Patients satisfied with the dentistry they have received	1	1	N/A	93.6%	92.0%	91.5%
% of Patients satisfied with the time they had to wait for an appointment	1	1	N/A	89.3%	88.1%	87.9%

* This is based on patients treated on this contract for their most recent course of treatment. Figures in italics indicate the base number of FP17s or Patient Questionnaire responses are less than 100. N/A is shown where the base number of responses is less than 10 during the period. % is calculated as Quantity/Base number*100

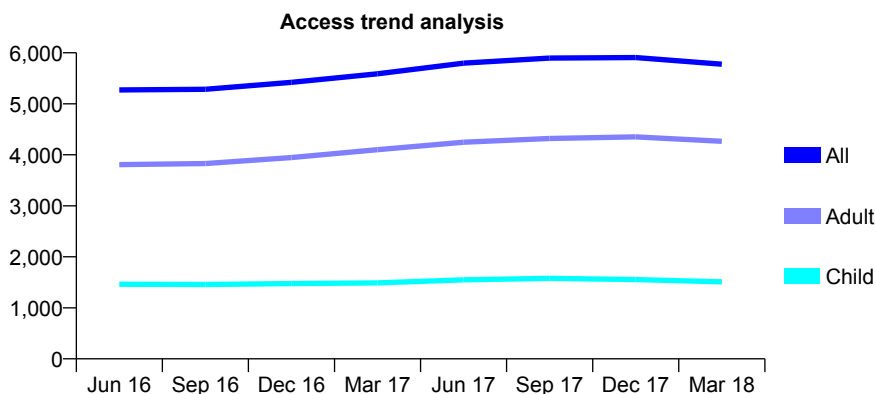
Q69 - Vital Signs At a Glance Contract Report for 337765/0001 - March 2018

Name or company name	MR SI YOUNG
Contract type name	GDS Contract
Purpose of contract	General
Contract start date	01/04/2006
Contract end date	

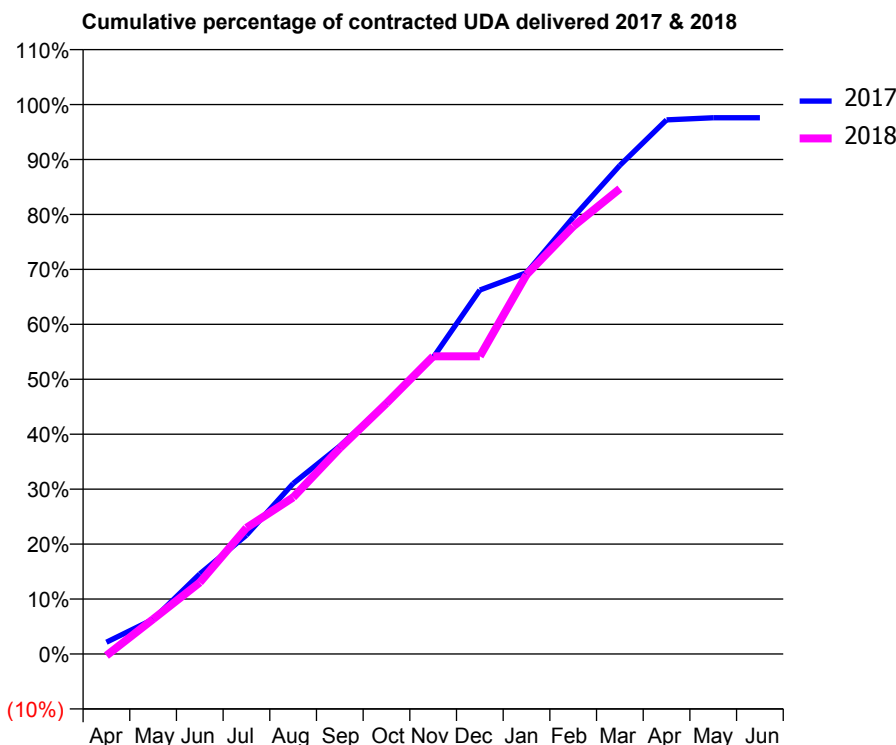
17/18 Contracted general activity (UDA)	15,338
Carry forward general activity (UDA)	372
17/18 Contracted orthodontic activity (UOA)	0
Carry forward orthodontic activity (UOA)	0
Baseline contract value	£395,570.74

ACCESS*

Patients seen in 24 months	Total	Change since previous quarter
Quarter ending March 2017	5,589	
Quarter ending June 2017	5,798	↑
Quarter ending September 2017	5,896	→
Quarter ending December 2017	5,906	→
Quarter ending March 2018	5,776	↓
Variance since March 2017	3.3%	↑



ACTIVITY



Month	Adjusted Scheduled Activity (UDA)	
	2017	2018
April	331	-46
May	971	975
June	2,234	1,995
July	3,317	3,523
August	4,759	4,373
September	5,803	5,744
October	7,003	6,999
November	8,275	8,308
December	10,158	8,308
January	10,643	10,588
February	12,189	11,934
March	13,640	12,989
April	14,908	
May	14,967	
June	14,967	

QUALITY

	Quantity	Base Number	Contract	AT	Region	England
% of FP17s for the same patient ID Re-attending within 3 months - Children	99	2,151	4.6%	11.5%	11.5%	11.9%
% of FP17s for the same patient ID Re-attending within 3 months - Adults	666	4,639	14.4%	15.2%	15.9%	16.0%
% of FP17s for the same patient ID Re-attending between 3 & 9 months - Children	1,334	2,151	62.0%	57.8%	60.6%	58.3%
% of FP17s for the same patient ID Re-attending between 3 & 9 months - Adults	1,344	4,639	29.0%	48.0%	51.6%	50.3%
% of FP17s for Band 1 Urgent Courses	843	6,335	13.3%	9.8%	9.5%	9.1%
% of FP17s Relating to Free Repair or Replacements	25	6,335	0.4%	0.7%	0.7%	0.8%
% of FP17s Relating to Continuations	13	6,335	0.2%	0.8%	1.0%	1.0%
% of Patients satisfied with the dentistry they have received	8	8	N/A	93.6%	92.0%	91.5%
% of Patients satisfied with the time they had to wait for an appointment	8	8	N/A	89.3%	88.1%	87.9%

* This is based on patients treated on this contract for their most recent course of treatment. Figures in italics indicate the base number of FP17s or Patient Questionnaire responses are less than 100. N/A is shown where the base number of responses is less than 10 during the period. % is calculated as Quantity/Base number*100

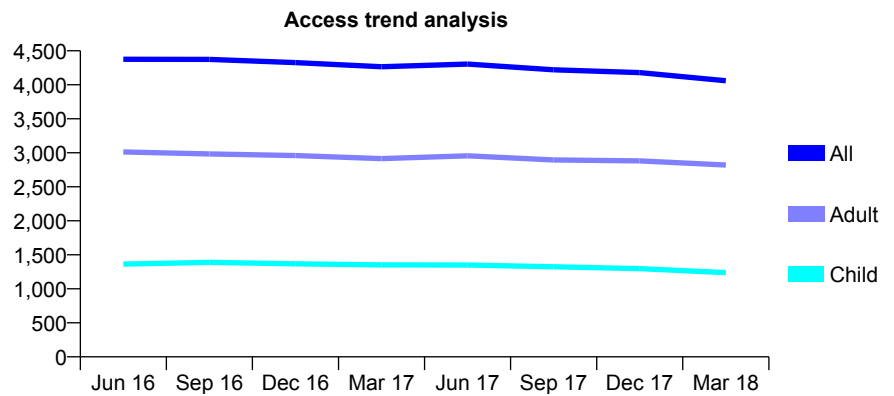
Q69 - Vital Signs At a Glance Contract Report for 338761/0002 - March 2018

Name or company name	Broadshires Dental Practice
Contract type name	GDS Contract
Purpose of contract	General
Contract start date	01/04/2006
Contract end date	

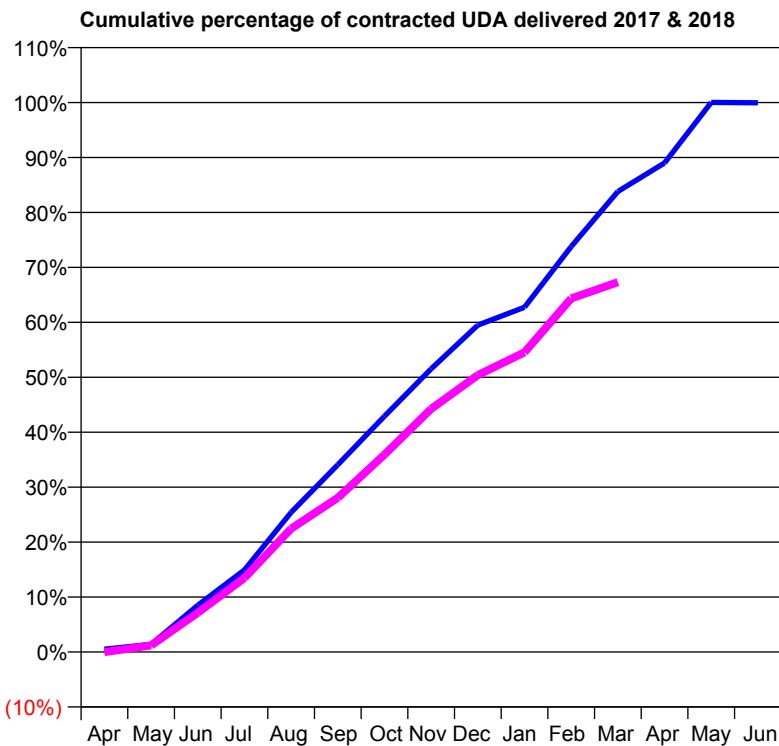
17/18 Contracted general activity (UDA)	11,111
Carry forward general activity (UDA)	6
17/18 Contracted orthodontic activity (UOA)	0
Carry forward orthodontic activity (UOA)	0
Baseline contract value	£265,771.46

ACCESS*

Patients seen in 24 months	Total	Change since previous quarter
Quarter ending March 2017	4,266	
Quarter ending June 2017	4,305	→
Quarter ending September 2017	4,220	↓
Quarter ending December 2017	4,179	→
Quarter ending March 2018	4,059	↓
Variance since March 2017	(4.9%)	↓



ACTIVITY



Month	Adjusted Scheduled Activity (UDA)	
	2017	2018
April	58	-5
May	154	134
June	946	793
July	1,660	1,498
August	2,823	2,496
September	3,787	3,117
October	4,767	3,991
November	5,725	4,915
December	6,610	5,598
January	6,971	6,061
February	8,198	7,149
March	9,311	7,478
April	9,890	
May	11,114	
June	11,106	

QUALITY

	Quantity	Base Number	Contract	AT	Region	England
% of FP17s for the same patient ID Re-attending within 3 months - Children	135	1,722	7.8%	11.5%	11.5%	11.9%
% of FP17s for the same patient ID Re-attending within 3 months - Adults	496	3,713	13.4%	15.2%	15.9%	16.0%
% of FP17s for the same patient ID Re-attending between 3 & 9 months - Children	1,093	1,722	63.5%	57.8%	60.6%	58.3%
% of FP17s for the same patient ID Re-attending between 3 & 9 months - Adults	2,207	3,713	59.4%	48.0%	51.6%	50.3%
% of FP17s for Band 1 Urgent Courses	450	4,478	10.0%	9.8%	9.5%	9.1%
% of FP17s Relating to Free Repair or Replacements	5	4,478	0.1%	0.7%	0.7%	0.8%
% of FP17s Relating to Continuations	59	4,478	1.3%	0.8%	1.0%	1.0%
% of Patients satisfied with the dentistry they have received	2	2	N/A	93.6%	92.0%	91.5%
% of Patients satisfied with the time they had to wait for an appointment	2	2	N/A	89.3%	88.1%	87.9%

* This is based on patients treated on this contract for their most recent course of treatment. Figures in italics indicate the base number of FP17s or Patient Questionnaire responses are less than 100. N/A is shown where the base number of responses is less than 10 during the period. % is calculated as Quantity/Base number*100

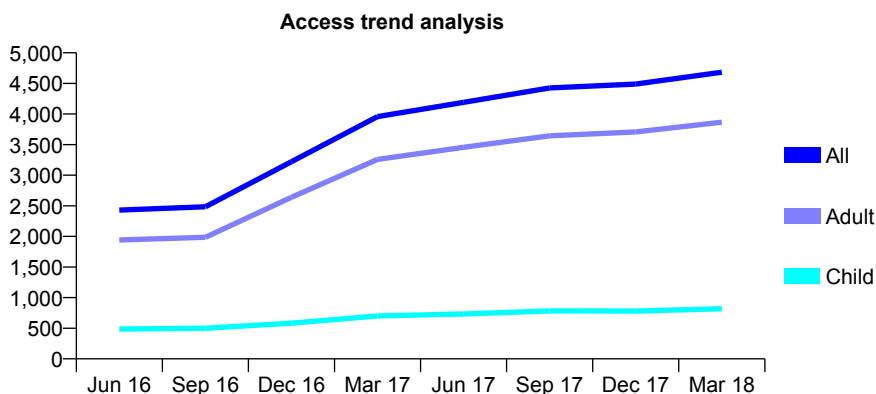
Q69 - Vital Signs At a Glance Contract Report for 339946/0001 - March 2018

Name or company name	Mrs RK Kakad
Contract type name	GDS Contract
Purpose of contract	General
Contract start date	01/04/2006
Contract end date	

17/18 Contracted general activity (UDA)	17,125
Carry forward general activity (UDA)	0
17/18 Contracted orthodontic activity (UOA)	0
Carry forward orthodontic activity (UOA)	0
Baseline contract value	£372,295.69

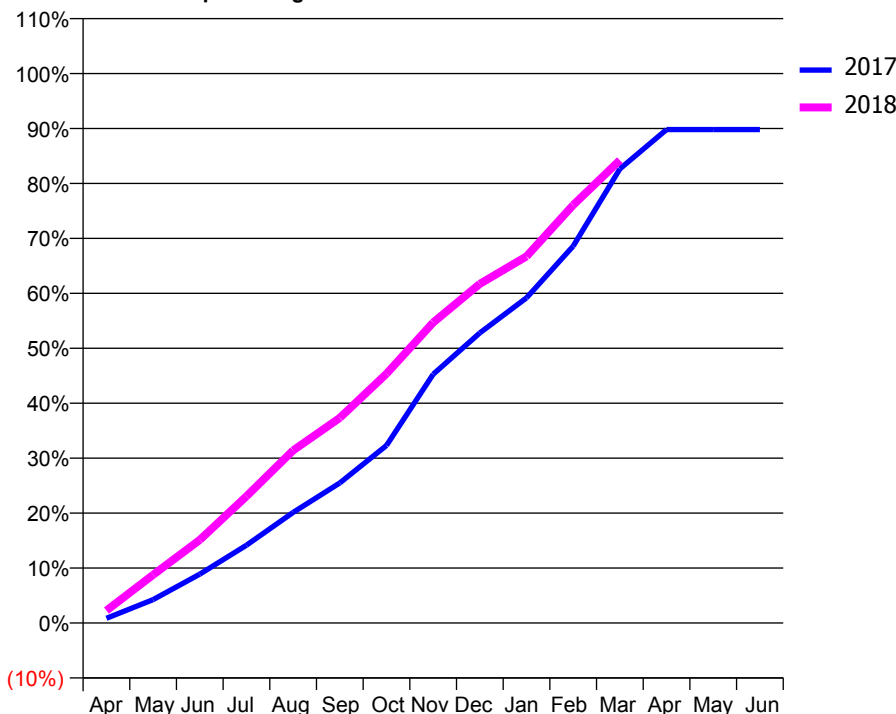
ACCESS*

Patients seen in 24 months	Total	Change since previous quarter
Quarter ending March 2017	3,958	
Quarter ending June 2017	4,191	↑
Quarter ending September 2017	4,427	↑
Quarter ending December 2017	4,489	→
Quarter ending March 2018	4,683	↑
Variance since March 2017	18.3%	↑



ACTIVITY

Cumulative percentage of contracted UDA delivered 2017 & 2018



Month	Adjusted Scheduled Activity (UDA)	
	2017	2018
April	109	390
May	538	1,501
June	1,124	2,589
July	1,793	3,951
August	2,547	5,381
September	3,225	6,392
October	4,089	7,770
November	5,729	9,366
December	6,681	10,570
January	7,490	11,427
February	8,679	13,024
March	10,457	14,424
April	11,365	
May	11,363	
June	11,365	

QUALITY

	Quantity	Base Number	Contract	AT	Region	England
% of FP17s for the same patient ID Re-attending within 3 months - Children	61	1,211	5.0%	11.5%	11.5%	11.9%
% of FP17s for the same patient ID Re-attending within 3 months - Adults	966	5,685	17.0%	15.2%	15.9%	16.0%
% of FP17s for the same patient ID Re-attending between 3 & 9 months - Children	736	1,211	60.8%	57.8%	60.6%	58.3%
% of FP17s for the same patient ID Re-attending between 3 & 9 months - Adults	2,872	5,685	50.5%	48.0%	51.6%	50.3%
% of FP17s for Band 1 Urgent Courses	640	6,566	9.7%	9.8%	9.5%	9.1%
% of FP17s Relating to Free Repair or Replacements	71	6,566	1.1%	0.7%	0.7%	0.8%
% of FP17s Relating to Continuations	64	6,566	1.0%	0.8%	1.0%	1.0%
% of Patients satisfied with the dentistry they have received	11	11	100.0%	93.6%	92.0%	91.5%
% of Patients satisfied with the time they had to wait for an appointment	10	11	90.9%	89.3%	88.1%	87.9%

* This is based on patients treated on this contract for their most recent course of treatment. Figures in italics indicate the base number of FP17s or Patient Questionnaire responses are less than 100. N/A is shown where the base number of responses is less than 10 during the period. % is calculated as Quantity/Base number*100

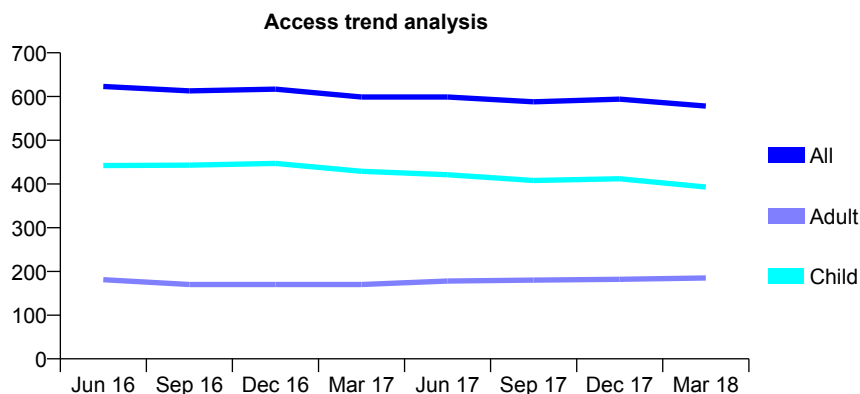
Q69 - Vital Signs At a Glance Contract Report for 341495/0001 - March 2018

Name or company name	Byways Dental Practice
Contract type name	GDS Contract
Purpose of contract	General
Contract start date	01/04/2006
Contract end date	

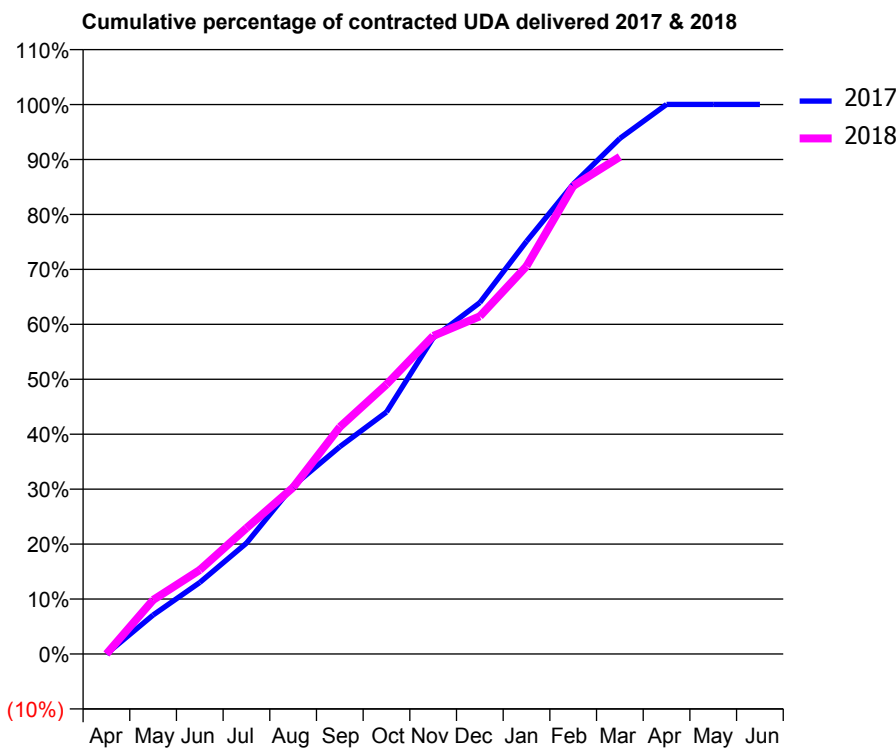
17/18 Contracted general activity (UDA)	2,359
Carry forward general activity (UDA)	0
17/18 Contracted orthodontic activity (UOA)	0
Carry forward orthodontic activity (UOA)	0
Baseline contract value	£61,833.24

ACCESS*

Patients seen in 24 months	Total	Change since previous quarter
Quarter ending March 2017	599	
Quarter ending June 2017	599	→
Quarter ending September 2017	588	↓
Quarter ending December 2017	594	→
Quarter ending March 2018	578	↓
Variance since March 2017	(3.5%)	↓



ACTIVITY



Month	Adjusted Scheduled Activity (UDA)	
	2017	2018
April	0	0
May	167	232
June	307	361
July	476	540
August	722	715
September	890	975
October	1,039	1,157
November	1,357	1,366
December	1,509	1,450
January	1,772	1,665
February	2,017	2,009
March	2,213	2,134
April	2,360	
May	2,360	
June	2,360	

QUALITY

	Quantity	Base Number	Contract	AT	Region	England
% of FP17s for the same patient ID Re-attending within 3 months - Children	34	717	4.7%	11.5%	11.5%	11.9%
% of FP17s for the same patient ID Re-attending within 3 months - Adults	6	197	3.0%	15.2%	15.9%	16.0%
% of FP17s for the same patient ID Re-attending between 3 & 9 months - Children	584	717	81.5%	57.8%	60.6%	58.3%
% of FP17s for the same patient ID Re-attending between 3 & 9 months - Adults	134	197	68.0%	48.0%	51.6%	50.3%
% of FP17s for Band 1 Urgent Courses	26	859	3.0%	9.8%	9.5%	9.1%
% of FP17s Relating to Free Repair or Replacements	0	859	0.0%	0.7%	0.7%	0.8%
% of FP17s Relating to Continuations	0	859	0.0%	0.8%	1.0%	1.0%
% of Patients satisfied with the dentistry they have received	1	1	N/A	93.6%	92.0%	91.5%
% of Patients satisfied with the time they had to wait for an appointment	1	1	N/A	89.3%	88.1%	87.9%

* This is based on patients treated on this contract for their most recent course of treatment. Figures in italics indicate the base number of FP17s or Patient Questionnaire responses are less than 100. N/A is shown where the base number of responses is less than 10 during the period. % is calculated as Quantity/Base number*100

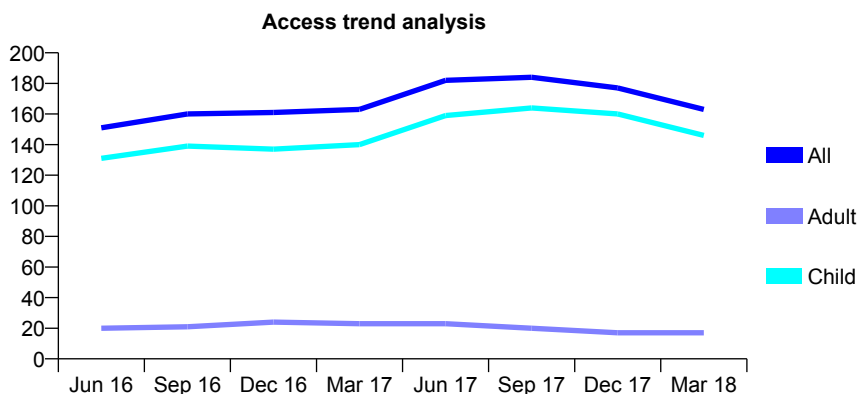
Q69 - Vital Signs At a Glance Contract Report for 343099/0001 - March 2018

Name or company name	MRS E MUKSINOVIC
Contract type name	GDS Contract
Purpose of contract	General
Contract start date	01/04/2006
Contract end date	

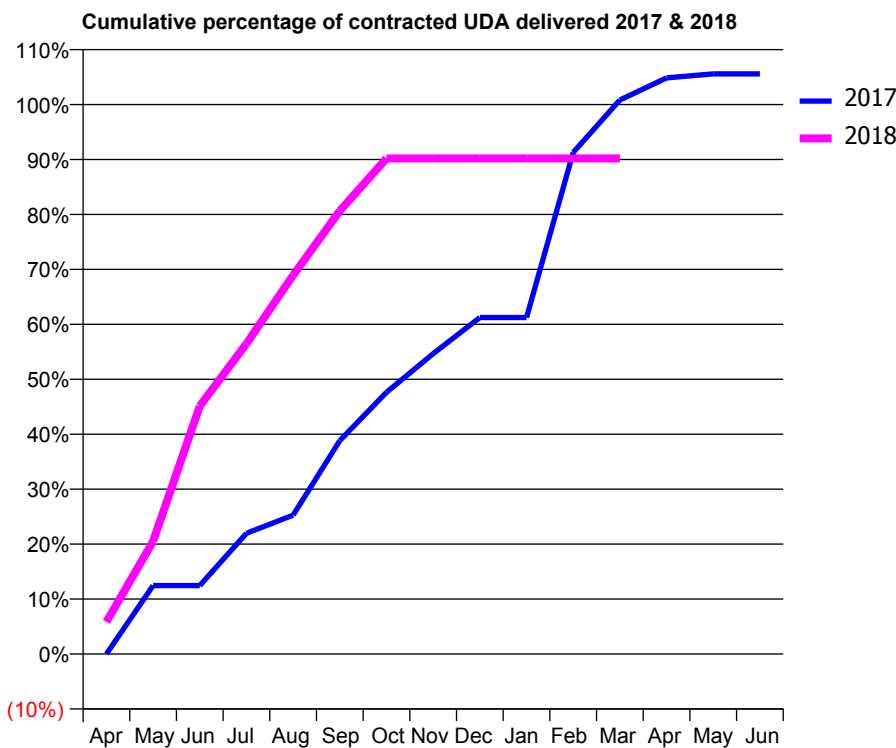
17/18 Contracted general activity (UDA)	273
Carry forward general activity (UDA)	-5
17/18 Contracted orthodontic activity (UOA)	0
Carry forward orthodontic activity (UOA)	0
Baseline contract value	£6,528.51

ACCESS*

Patients seen in 24 months	Total	Change since previous quarter
Quarter ending March 2017	163	
Quarter ending June 2017	182	↑
Quarter ending September 2017	184	→
Quarter ending December 2017	177	↓
Quarter ending March 2018	163	↓
Variance since March 2017	0.0%	→



ACTIVITY



Month	Adjusted Scheduled Activity (UDA)	
	2017	2018
April	0	16
May	34	56
June	34	123
July	60	154
August	69	188
September	106	220
October	130	246
November	149	246
December	167	246
January	167	246
February	249	246
March	275	246
April	286	
May	288	
June	288	

QUALITY

	Quantity	Base Number	Contract	AT	Region	England
% of FP17s for the same patient ID Re-attending within 3 months - Children	10	151	6.6%	11.5%	11.5%	11.9%
% of FP17s for the same patient ID Re-attending within 3 months - Adults	0	3	0.0%	15.2%	15.9%	16.0%
% of FP17s for the same patient ID Re-attending between 3 & 9 months - Children	60	151	39.7%	57.8%	60.6%	58.3%
% of FP17s for the same patient ID Re-attending between 3 & 9 months - Adults	1	3	33.3%	48.0%	51.6%	50.3%
% of FP17s for Band 1 Urgent Courses	1	143	0.7%	9.8%	9.5%	9.1%
% of FP17s Relating to Free Repair or Replacements	0	143	0.0%	0.7%	0.7%	0.8%
% of FP17s Relating to Continuations	0	143	0.0%	0.8%	1.0%	1.0%
% of Patients satisfied with the dentistry they have received	0	0	N/A	93.6%	92.0%	91.5%
% of Patients satisfied with the time they had to wait for an appointment	0	0	N/A	89.3%	88.1%	87.9%

* This is based on patients treated on this contract for their most recent course of treatment. Figures in italics indicate the base number of FP17s or Patient Questionnaire responses are less than 100. N/A is shown where the base number of responses is less than 10 during the period. % is calculated as Quantity/Base number*100

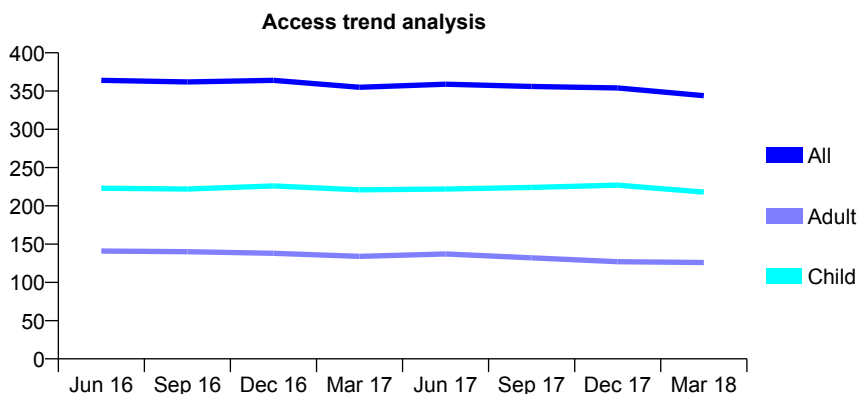
Q69 - Vital Signs At a Glance Contract Report for 344192/0001 - March 2018

Name or company name	MR KV KARLEKAR
Contract type name	GDS Contract
Purpose of contract	General
Contract start date	01/09/2013
Contract end date	

17/18 Contracted general activity (UDA)	1,141
Carry forward general activity (UDA)	0
17/18 Contracted orthodontic activity (UOA)	0
Carry forward orthodontic activity (UOA)	0
Baseline contract value	£29,234.56

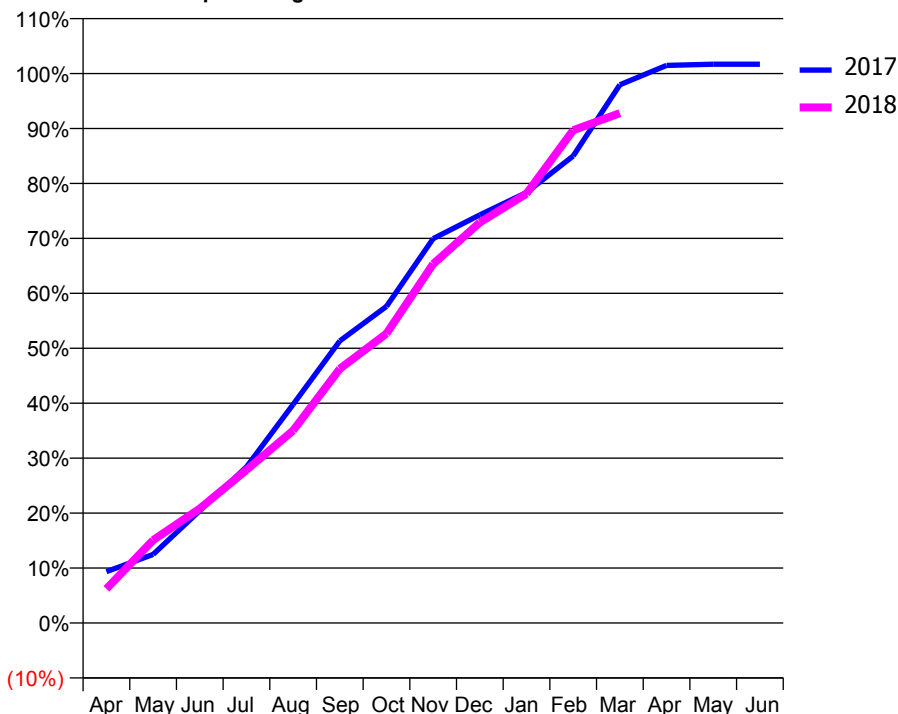
ACCESS*

Patients seen in 24 months	Total	Change since previous quarter
Quarter ending March 2017	355	
Quarter ending June 2017	359	→
Quarter ending September 2017	356	→
Quarter ending December 2017	354	→
Quarter ending March 2018	344	↓
Variance since March 2017	(3.1%)	↓



ACTIVITY

Cumulative percentage of contracted UDA delivered 2017 & 2018



Month	Adjusted Scheduled Activity (UDA)	
	2017	2018
April	108	71
May	145	172
June	237	238
July	329	318
August	461	400
September	595	528
October	668	601
November	811	745
December	861	832
January	909	891
February	986	1,023
March	1,136	1,059
April	1,177	
May	1,180	
June	1,180	

QUALITY

	Quantity	Base Number	Contract	AT	Region	England
% of FP17s for the same patient ID Re-attending within 3 months - Children	21	336	6.3%	11.5%	11.5%	11.9%
% of FP17s for the same patient ID Re-attending within 3 months - Adults	5	99	5.1%	15.2%	15.9%	16.0%
% of FP17s for the same patient ID Re-attending between 3 & 9 months - Children	189	336	56.3%	57.8%	60.6%	58.3%
% of FP17s for the same patient ID Re-attending between 3 & 9 months - Adults	51	99	51.5%	48.0%	51.6%	50.3%
% of FP17s for Band 1 Urgent Courses	23	413	5.6%	9.8%	9.5%	9.1%
% of FP17s Relating to Free Repair or Replacements	1	413	0.2%	0.7%	0.7%	0.8%
% of FP17s Relating to Continuations	4	413	1.0%	0.8%	1.0%	1.0%
% of Patients satisfied with the dentistry they have received	0	0	N/A	93.6%	92.0%	91.5%
% of Patients satisfied with the time they had to wait for an appointment	0	0	N/A	89.3%	88.1%	87.9%

* This is based on patients treated on this contract for their most recent course of treatment. Figures in italics indicate the base number of FP17s or Patient Questionnaire responses are less than 100. N/A is shown where the base number of responses is less than 10 during the period. % is calculated as Quantity/Base number*100

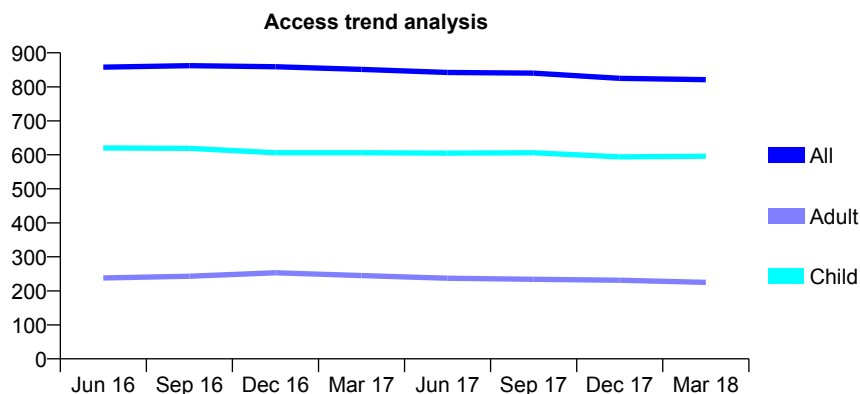
Q69 - Vital Signs At a Glance Contract Report for 344311/0001 - March 2018

Name or company name	MR VG CHUGANI
Contract type name	GDS Contract
Purpose of contract	General
Contract start date	01/04/2006
Contract end date	

17/18 Contracted general activity (UDA)	1,570
Carry forward general activity (UDA)	-31
17/18 Contracted orthodontic activity (UOA)	0
Carry forward orthodontic activity (UOA)	0
Baseline contract value	£37,537.01

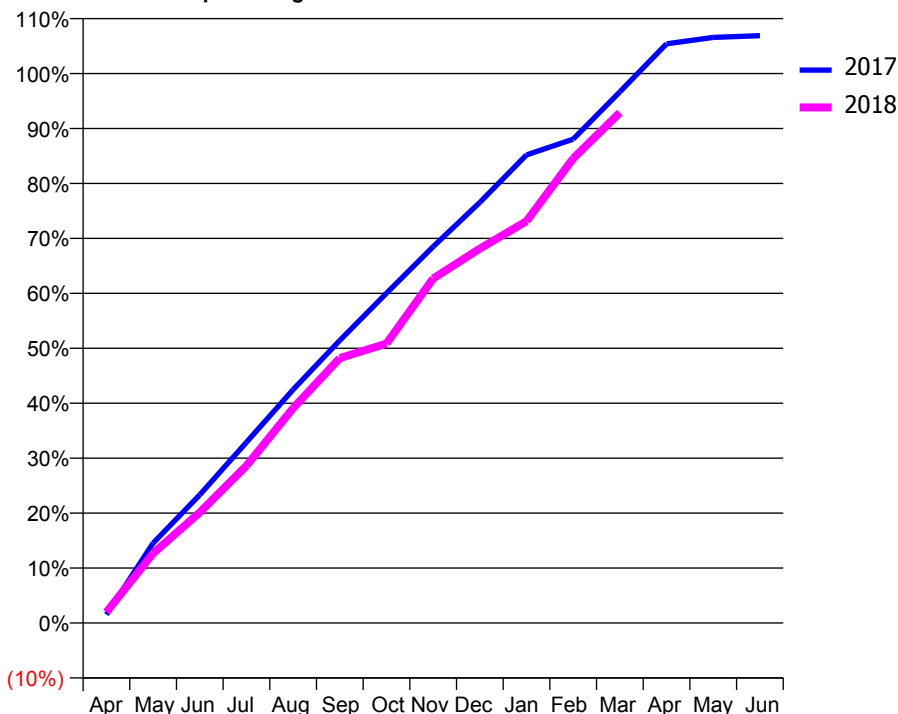
ACCESS*

Patients seen in 24 months	Total	Change since previous quarter
Quarter ending March 2017	851	
Quarter ending June 2017	842	↓
Quarter ending September 2017	840	→
Quarter ending December 2017	825	↓
Quarter ending March 2018	821	→
Variance since March 2017	(3.5%)	↓



ACTIVITY

Cumulative percentage of contracted UDA delivered 2017 & 2018



Month	Adjusted Scheduled Activity (UDA)	
	2017	2018
April	24	31
May	228	199
June	366	316
July	517	449
August	667	614
September	807	757
October	942	798
November	1,075	984
December	1,202	1,070
January	1,337	1,148
February	1,383	1,327
March	1,518	1,458
April	1,655	
May	1,673	
June	1,678	

QUALITY

	Quantity	Base Number	Contract	AT	Region	England
% of FP17s for the same patient ID Re-attending within 3 months - Children	79	949	8.3%	11.5%	11.5%	11.9%
% of FP17s for the same patient ID Re-attending within 3 months - Adults	19	200	9.5%	15.2%	15.9%	16.0%
% of FP17s for the same patient ID Re-attending between 3 & 9 months - Children	570	949	60.1%	57.8%	60.6%	58.3%
% of FP17s for the same patient ID Re-attending between 3 & 9 months - Adults	110	200	55.0%	48.0%	51.6%	50.3%
% of FP17s for Band 1 Urgent Courses	52	1,032	5.0%	9.8%	9.5%	9.1%
% of FP17s Relating to Free Repair or Replacements	3	1,032	0.3%	0.7%	0.7%	0.8%
% of FP17s Relating to Continuations	1	1,032	0.1%	0.8%	1.0%	1.0%
% of Patients satisfied with the dentistry they have received	0	0	N/A	93.6%	92.0%	91.5%
% of Patients satisfied with the time they had to wait for an appointment	0	0	N/A	89.3%	88.1%	87.9%

* This is based on patients treated on this contract for their most recent course of treatment. Figures in italics indicate the base number of FP17s or Patient Questionnaire responses are less than 100. N/A is shown where the base number of responses is less than 10 during the period. % is calculated as Quantity/Base number*100

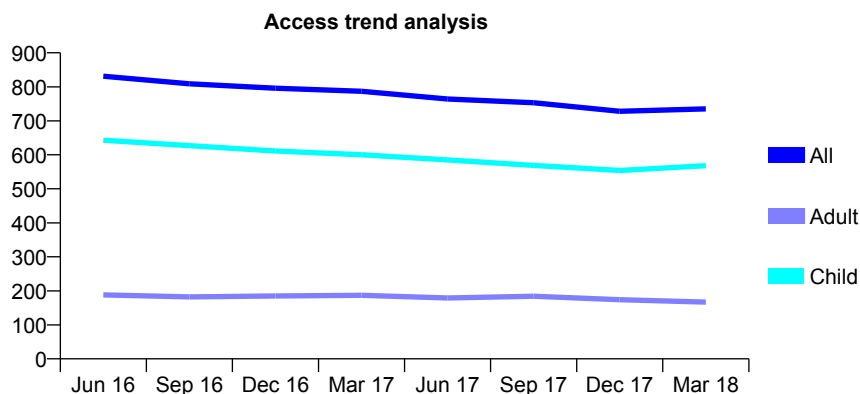
Q69 - Vital Signs At a Glance Contract Report for 351458/0001 - March 2018

Name or company name	McAleavey and Padget
Contract type name	GDS Contract
Purpose of contract	General
Contract start date	01/04/2006
Contract end date	

17/18 Contracted general activity (UDA)	1,443
Carry forward general activity (UDA)	0
17/18 Contracted orthodontic activity (UOA)	0
Carry forward orthodontic activity (UOA)	0
Baseline contract value	£34,406.11

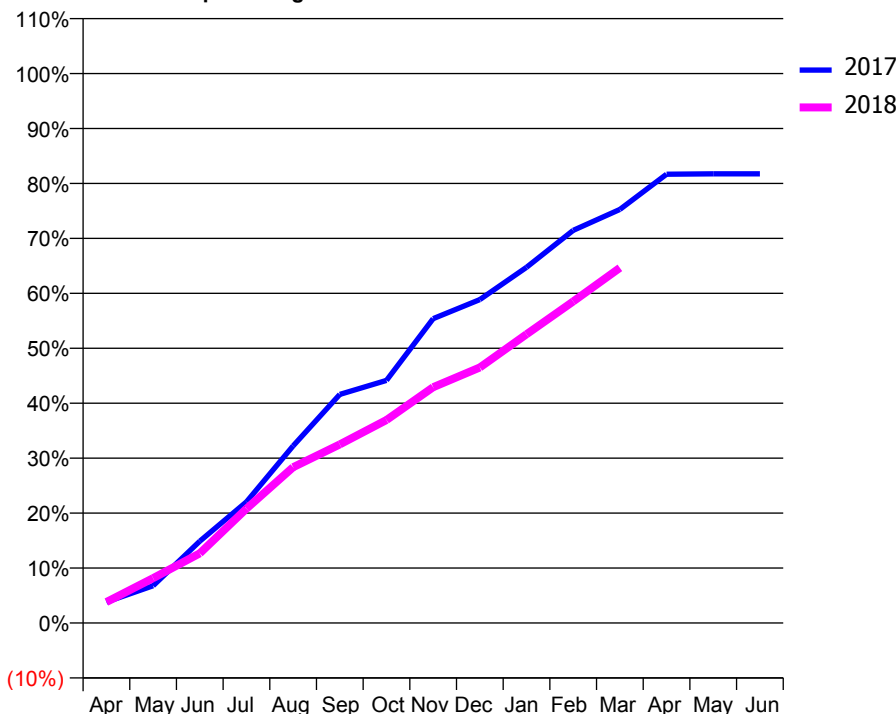
ACCESS*

Patients seen in 24 months	Total	Change since previous quarter
Quarter ending March 2017	787	
Quarter ending June 2017	764	↓
Quarter ending September 2017	753	↓
Quarter ending December 2017	728	↓
Quarter ending March 2018	735	→
Variance since March 2017	(6.6%)	↓



ACTIVITY

Cumulative percentage of contracted UDA delivered 2017 & 2018



Adjusted Scheduled Activity (UDA)

Month	2017	2018
April	55	55
May	98	118
June	215	183
July	318	300
August	465	409
September	600	469
October	637	533
November	799	619
December	849	671
January	934	758
February	1,031	845
March	1,086	933
April	1,178	
May	1,179	
June	1,179	

QUALITY

	Quantity	Base Number	Contract	AT	Region	England
% of FP17s for the same patient ID Re-attending within 3 months - Children	17	713	2.4%	11.5%	11.5%	11.9%
% of FP17s for the same patient ID Re-attending within 3 months - Adults	3	82	3.7%	15.2%	15.9%	16.0%
% of FP17s for the same patient ID Re-attending between 3 & 9 months - Children	389	713	54.6%	57.8%	60.6%	58.3%
% of FP17s for the same patient ID Re-attending between 3 & 9 months - Adults	46	82	56.1%	48.0%	51.6%	50.3%
% of FP17s for Band 1 Urgent Courses	3	727	0.4%	9.8%	9.5%	9.1%
% of FP17s Relating to Free Repair or Replacements	0	727	0.0%	0.7%	0.7%	0.8%
% of FP17s Relating to Continuations	6	727	0.8%	0.8%	1.0%	1.0%
% of Patients satisfied with the dentistry they have received	0	0	N/A	93.6%	92.0%	91.5%
% of Patients satisfied with the time they had to wait for an appointment	0	0	N/A	89.3%	88.1%	87.9%

* This is based on patients treated on this contract for their most recent course of treatment. Figures in italics indicate the base number of FP17s or Patient Questionnaire responses are less than 100. N/A is shown where the base number of responses is less than 10 during the period. % is calculated as Quantity/Base number*100

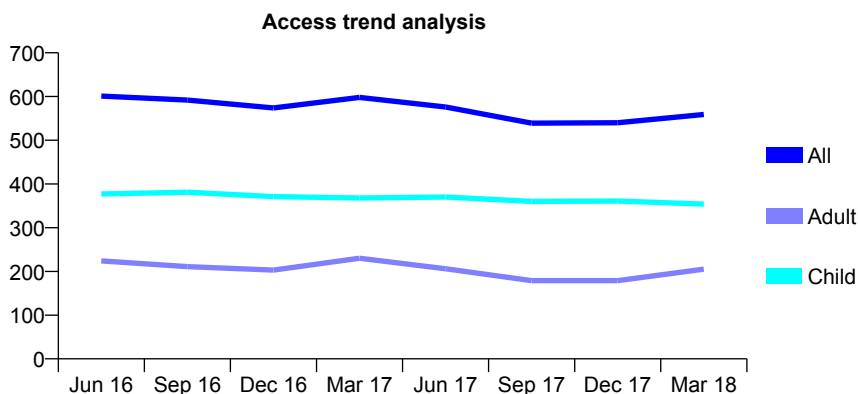
Q69 - Vital Signs At a Glance Contract Report for 353434/0001 - March 2018

Name or company name	MR RS DHILLON
Contract type name	GDS Contract
Purpose of contract	General
Contract start date	01/04/2006
Contract end date	

17/18 Contracted general activity (UDA)	1,018
Carry forward general activity (UDA)	-6
17/18 Contracted orthodontic activity (UOA)	0
Carry forward orthodontic activity (UOA)	0
Baseline contract value	£27,527.54

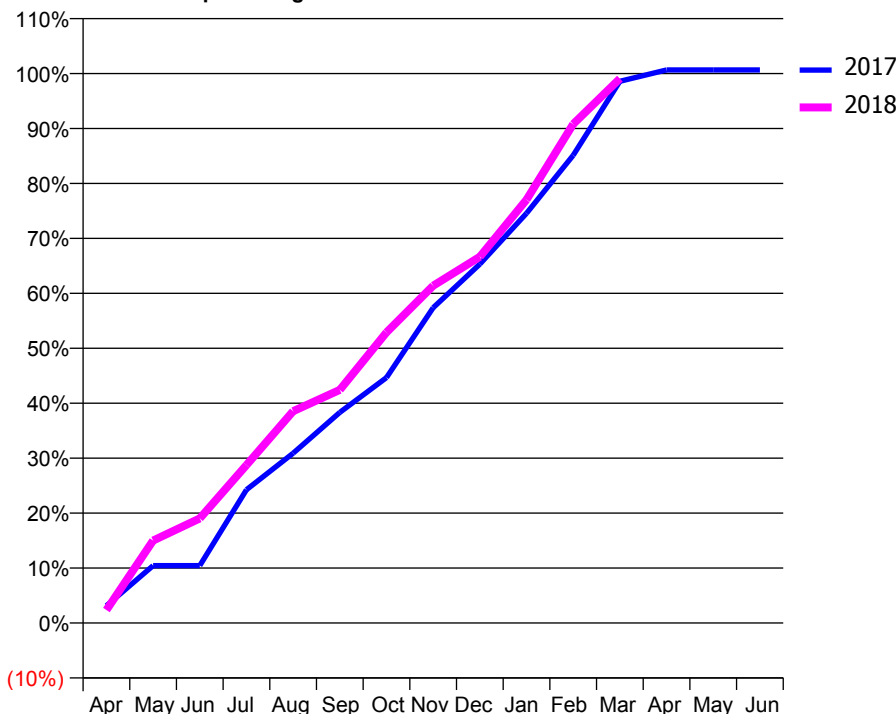
ACCESS*

Patients seen in 24 months	Total	Change since previous quarter
Quarter ending March 2017	598	
Quarter ending June 2017	576	↓
Quarter ending September 2017	539	↓
Quarter ending December 2017	540	→
Quarter ending March 2018	559	↑
Variance since March 2017	(6.5%)	↓



ACTIVITY

Cumulative percentage of contracted UDA delivered 2017 & 2018



Month	Adjusted Scheduled Activity (UDA)	
	2017	2018
April	32	24
May	106	153
June	106	194
July	247	293
August	315	392
September	390	432
October	455	538
November	584	625
December	665	678
January	759	784
February	867	924
March	1,004	1,009
April	1,025	
May	1,025	
June	1,025	

QUALITY

	Quantity	Base Number	Contract	AT	Region	England
% of FP17s for the same patient ID Re-attending within 3 months - Children	40	525	7.6%	11.5%	11.5%	11.9%
% of FP17s for the same patient ID Re-attending within 3 months - Adults	18	182	9.9%	15.2%	15.9%	16.0%
% of FP17s for the same patient ID Re-attending between 3 & 9 months - Children	285	525	54.3%	57.8%	60.6%	58.3%
% of FP17s for the same patient ID Re-attending between 3 & 9 months - Adults	82	182	45.1%	48.0%	51.6%	50.3%
% of FP17s for Band 1 Urgent Courses	33	692	4.8%	9.8%	9.5%	9.1%
% of FP17s Relating to Free Repair or Replacements	5	692	0.7%	0.7%	0.7%	0.8%
% of FP17s Relating to Continuations	0	692	0.0%	0.8%	1.0%	1.0%
% of Patients satisfied with the dentistry they have received	1	1	N/A	93.6%	92.0%	91.5%
% of Patients satisfied with the time they had to wait for an appointment	1	1	N/A	89.3%	88.1%	87.9%

* This is based on patients treated on this contract for their most recent course of treatment. Figures in italics indicate the base number of FP17s or Patient Questionnaire responses are less than 100. N/A is shown where the base number of responses is less than 10 during the period. % is calculated as Quantity/Base number*100

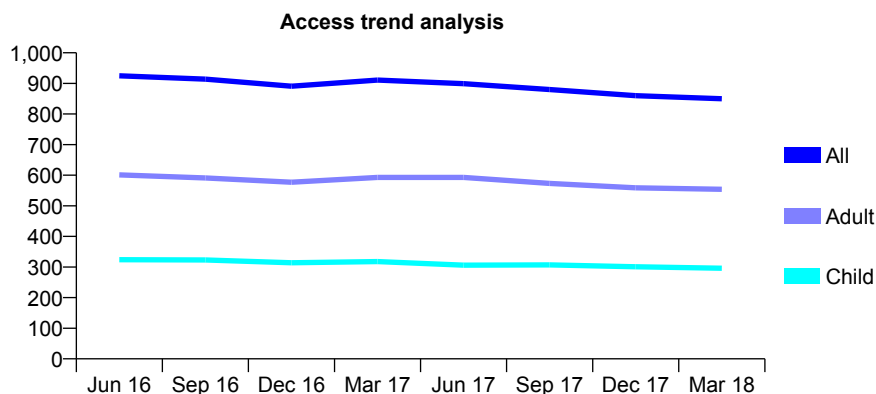
Q69 - Vital Signs At a Glance Contract Report for 355763/0001 - March 2018

Name or company name	MR AJ DANDAPAT
Contract type name	GDS Contract
Purpose of contract	General
Contract start date	01/04/2006
Contract end date	

17/18 Contracted general activity (UDA)	3,556
Carry forward general activity (UDA)	39
17/18 Contracted orthodontic activity (UOA)	0
Carry forward orthodontic activity (UOA)	0
Baseline contract value	£90,885.30

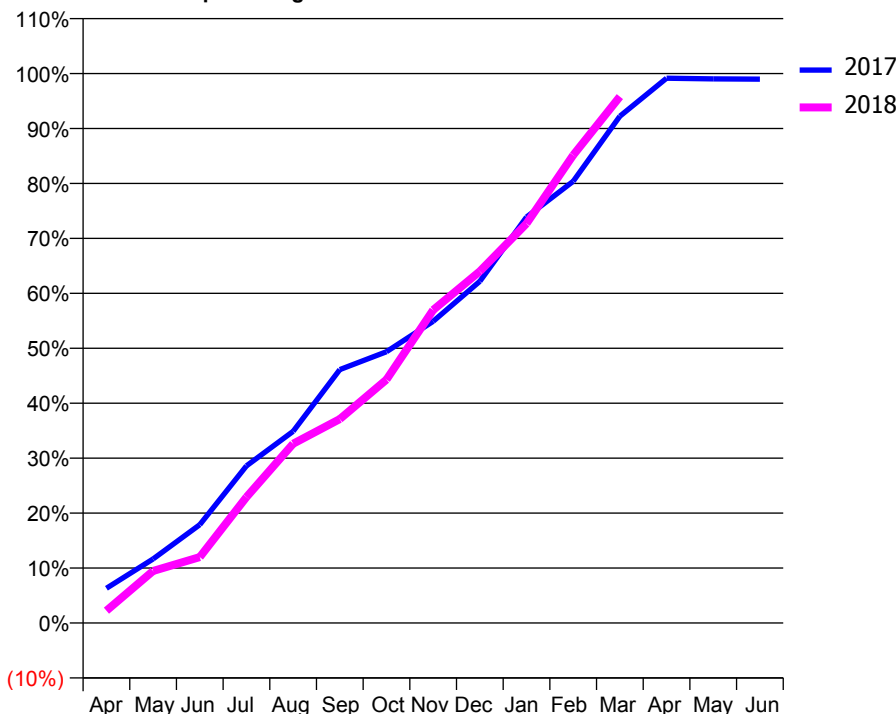
ACCESS*

Patients seen in 24 months	Total	Change since previous quarter
Quarter ending March 2017	911	
Quarter ending June 2017	899	↓
Quarter ending September 2017	880	↓
Quarter ending December 2017	860	↓
Quarter ending March 2018	850	↓
Variance since March 2017	(6.7%)	↓



ACTIVITY

Cumulative percentage of contracted UDA delivered 2017 & 2018



Adjusted Scheduled Activity (UDA)

Month	2017	2018
April	234	80
May	431	337
June	662	427
July	1,058	815
August	1,290	1,160
September	1,705	1,320
October	1,826	1,575
November	2,031	2,026
December	2,299	2,276
January	2,732	2,585
February	2,972	3,028
March	3,411	3,407
April	3,667	
May	3,662	
June	3,660	

QUALITY

	Quantity	Base Number	Contract	AT	Region	England
% of FP17s for the same patient ID Re-attending within 3 months - Children	89	663	13.4%	11.5%	11.5%	11.9%
% of FP17s for the same patient ID Re-attending within 3 months - Adults	95	838	11.3%	15.2%	15.9%	16.0%
% of FP17s for the same patient ID Re-attending between 3 & 9 months - Children	474	663	71.5%	57.8%	60.6%	58.3%
% of FP17s for the same patient ID Re-attending between 3 & 9 months - Adults	586	838	69.9%	48.0%	51.6%	50.3%
% of FP17s for Band 1 Urgent Courses	40	1,439	2.8%	9.8%	9.5%	9.1%
% of FP17s Relating to Free Repair or Replacements	39	1,439	2.7%	0.7%	0.7%	0.8%
% of FP17s Relating to Continuations	2	1,439	0.1%	0.8%	1.0%	1.0%
% of Patients satisfied with the dentistry they have received	2	2	N/A	93.6%	92.0%	91.5%
% of Patients satisfied with the time they had to wait for an appointment	1	2	N/A	89.3%	88.1%	87.9%

* This is based on patients treated on this contract for their most recent course of treatment. Figures in italics indicate the base number of FP17s or Patient Questionnaire responses are less than 100. N/A is shown where the base number of responses is less than 10 during the period. % is calculated as Quantity/Base number*100

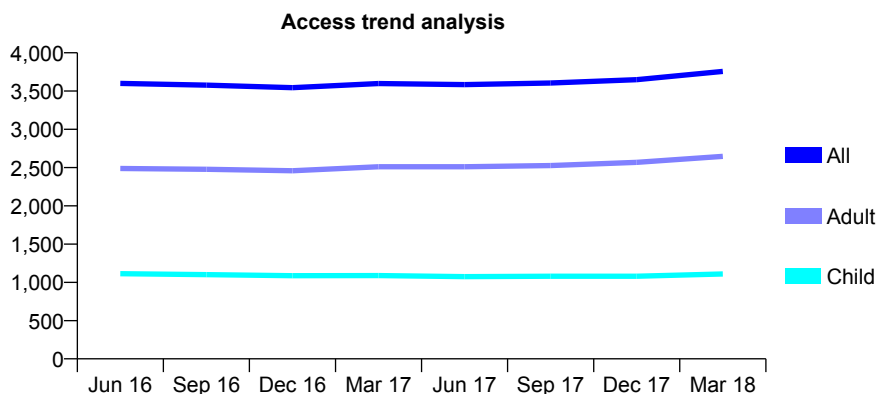
Q69 - Vital Signs At a Glance Contract Report for 356581/0001 - March 2018

Name or company name	MR ZR ANWAR
Contract type name	GDS Contract
Purpose of contract	General
Contract start date	28/07/2012
Contract end date	

17/18 Contracted general activity (UDA)	9,276
Carry forward general activity (UDA)	108
17/18 Contracted orthodontic activity (UOA)	0
Carry forward orthodontic activity (UOA)	0
Baseline contract value	£218,868.42

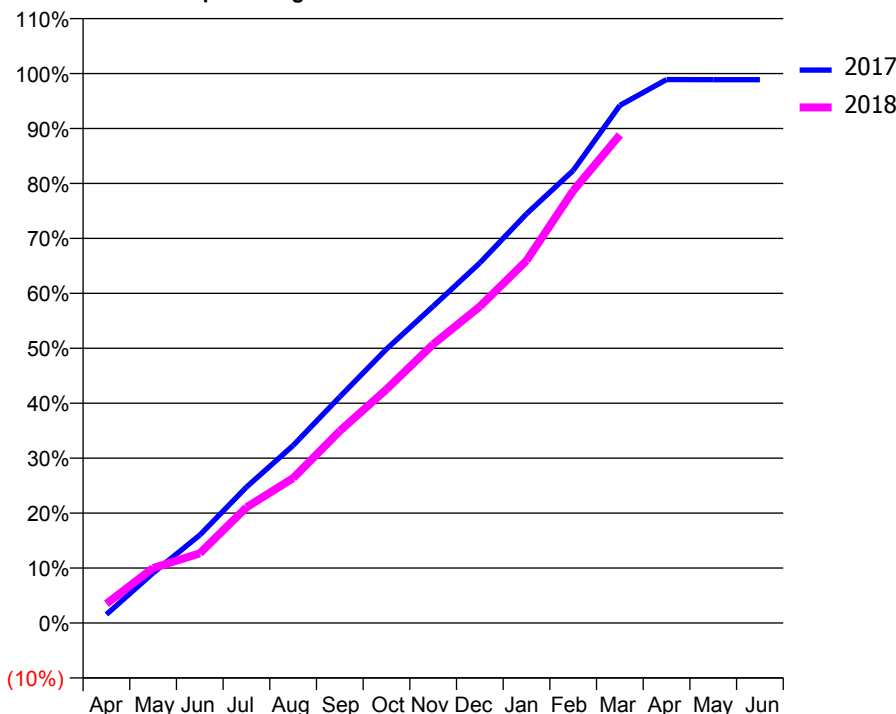
ACCESS*

Patients seen in 24 months	Total	Change since previous quarter
Quarter ending March 2017	3,599	
Quarter ending June 2017	3,585	→
Quarter ending September 2017	3,605	→
Quarter ending December 2017	3,648	→
Quarter ending March 2018	3,756	↑
Variance since March 2017	4.4%	↑



ACTIVITY

Cumulative percentage of contracted UDA delivered 2017 & 2018



Month	Adjusted Scheduled Activity (UDA)	
	2017	2018
April	149	325
May	868	928
June	1,525	1,176
July	2,357	1,952
August	3,078	2,447
September	3,923	3,242
October	4,748	3,945
November	5,492	4,705
December	6,242	5,343
January	7,094	6,117
February	7,845	7,296
March	8,973	8,239
April	9,422	
May	9,419	
June	9,419	

QUALITY

	Quantity	Base Number	Contract	AT	Region	England
% of FP17s for the same patient ID Re-attending within 3 months - Children	112	1,764	6.3%	11.5%	11.5%	11.9%
% of FP17s for the same patient ID Re-attending within 3 months - Adults	360	3,122	11.5%	15.2%	15.9%	16.0%
% of FP17s for the same patient ID Re-attending between 3 & 9 months - Children	1,253	1,764	71.0%	57.8%	60.6%	58.3%
% of FP17s for the same patient ID Re-attending between 3 & 9 months - Adults	1,212	3,122	38.8%	48.0%	51.6%	50.3%
% of FP17s for Band 1 Urgent Courses	377	4,685	8.0%	9.8%	9.5%	9.1%
% of FP17s Relating to Free Repair or Replacements	30	4,685	0.6%	0.7%	0.7%	0.8%
% of FP17s Relating to Continuations	3	4,685	0.1%	0.8%	1.0%	1.0%
% of Patients satisfied with the dentistry they have received	2	2	N/A	93.6%	92.0%	91.5%
% of Patients satisfied with the time they had to wait for an appointment	2	2	N/A	89.3%	88.1%	87.9%

* This is based on patients treated on this contract for their most recent course of treatment. Figures in italics indicate the base number of FP17s or Patient Questionnaire responses are less than 100. N/A is shown where the base number of responses is less than 10 during the period. % is calculated as Quantity/Base number*100

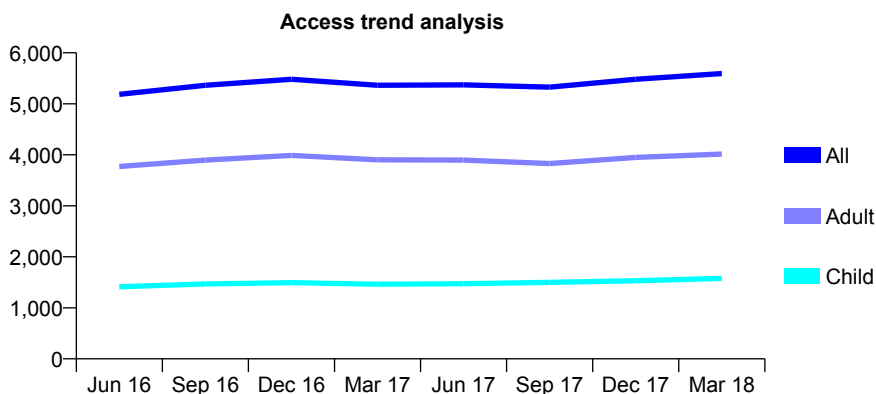
Q69 - Vital Signs At a Glance Contract Report for 359270/0019 - March 2018

Name or company name	MR AF RAI
Contract type name	GDS Contract
Purpose of contract	General
Contract start date	01/11/2012
Contract end date	

17/18 Contracted general activity (UDA)	13,000
Carry forward general activity (UDA)	284
17/18 Contracted orthodontic activity (UOA)	0
Carry forward orthodontic activity (UOA)	0
Baseline contract value	£318,938.79

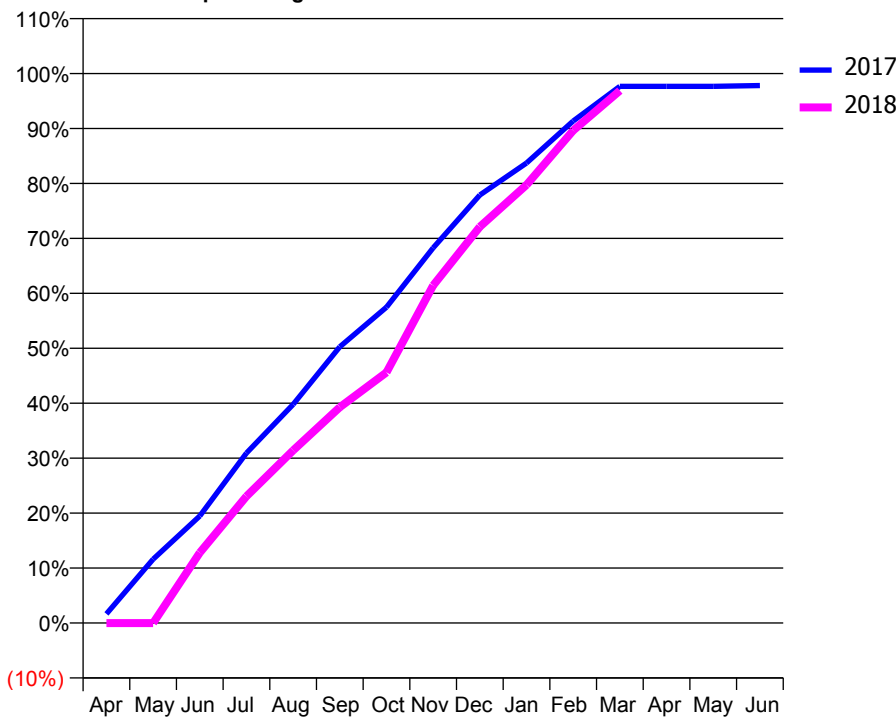
ACCESS*

Patients seen in 24 months	Total	Change since previous quarter
Quarter ending March 2017	5,364	
Quarter ending June 2017	5,372	→
Quarter ending September 2017	5,327	→
Quarter ending December 2017	5,480	↑
Quarter ending March 2018	5,593	↑
Variance since March 2017	4.3%	↑



ACTIVITY

Cumulative percentage of contracted UDA delivered 2017 & 2018



Adjusted Scheduled Activity (UDA)

Month	2017	2018
April	216	-5
May	1,510	-5
June	2,532	1,663
July	4,022	2,999
August	5,173	4,083
September	6,535	5,106
October	7,471	5,930
November	8,876	7,986
December	10,124	9,374
January	10,881	10,364
February	11,876	11,652
March	12,696	12,597
April	12,696	
May	12,696	
June	12,716	

QUALITY

	Quantity	Base Number	Contract	AT	Region	England
% of FP17s for the same patient ID Re-attending within 3 months - Children	164	2,262	7.3%	11.5%	11.5%	11.9%
% of FP17s for the same patient ID Re-attending within 3 months - Adults	667	4,629	14.4%	15.2%	15.9%	16.0%
% of FP17s for the same patient ID Re-attending between 3 & 9 months - Children	1,237	2,262	54.7%	57.8%	60.6%	58.3%
% of FP17s for the same patient ID Re-attending between 3 & 9 months - Adults	1,857	4,629	40.1%	48.0%	51.6%	50.3%
% of FP17s for Band 1 Urgent Courses	831	6,873	12.1%	9.8%	9.5%	9.1%
% of FP17s Relating to Free Repair or Replacements	74	6,873	1.1%	0.7%	0.7%	0.8%
% of FP17s Relating to Continuations	89	6,873	1.3%	0.8%	1.0%	1.0%
% of Patients satisfied with the dentistry they have received	6	6	N/A	93.6%	92.0%	91.5%
% of Patients satisfied with the time they had to wait for an appointment	4	6	N/A	89.3%	88.1%	87.9%

* This is based on patients treated on this contract for their most recent course of treatment. Figures in italics indicate the base number of FP17s or Patient Questionnaire responses are less than 100. N/A is shown where the base number of responses is less than 10 during the period. % is calculated as Quantity/Base number*100

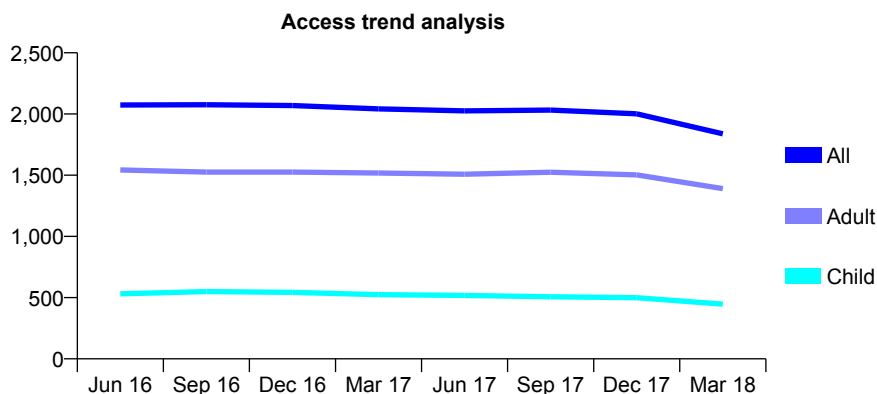
Q69 - Vital Signs At a Glance Contract Report for 360589/0001 - March 2018

Name or company name	Carling Dental Practice
Contract type name	GDS Contract
Purpose of contract	General
Contract start date	01/04/2006
Contract end date	

17/18 Contracted general activity (UDA)	5,446
Carry forward general activity (UDA)	-1
17/18 Contracted orthodontic activity (UOA)	0
Carry forward orthodontic activity (UOA)	0
Baseline contract value	£149,155.54

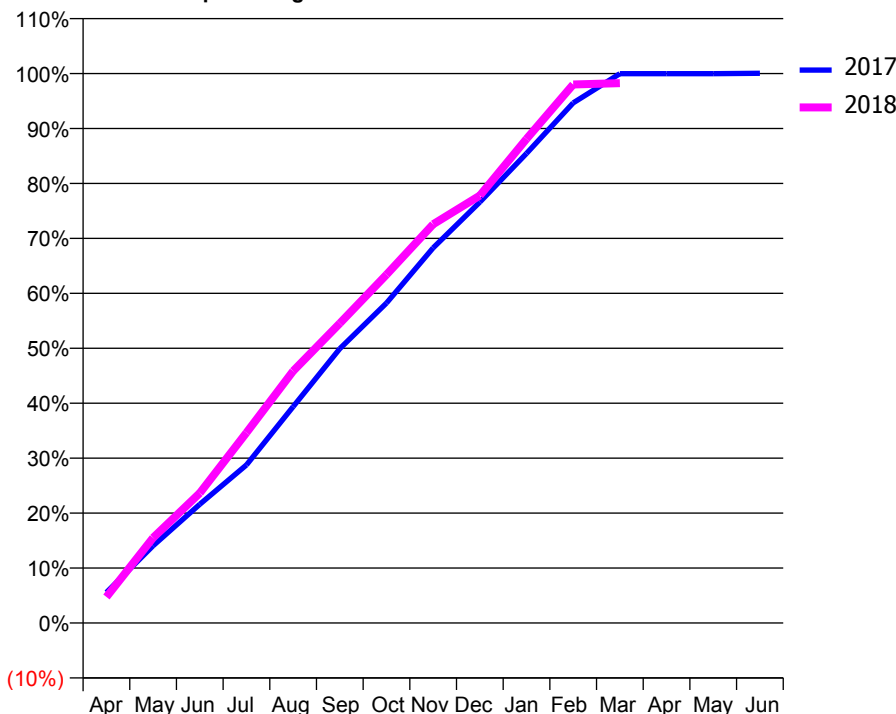
ACCESS*

Patients seen in 24 months	Total	Change since previous quarter
Quarter ending March 2017	2,042	
Quarter ending June 2017	2,026	→
Quarter ending September 2017	2,032	→
Quarter ending December 2017	2,002	↓
Quarter ending March 2018	1,838	↓
Variance since March 2017	(10.0%)	↓



ACTIVITY

Cumulative percentage of contracted UDA delivered 2017 & 2018



Month	Adjusted Scheduled Activity (UDA)	
	2017	2018
April	304	258
May	766	845
June	1,176	1,288
July	1,567	1,886
August	2,145	2,497
September	2,720	2,970
October	3,171	3,452
November	3,718	3,953
December	4,172	4,236
January	4,654	4,799
February	5,155	5,337
March	5,444	5,350
April	5,444	
May	5,444	
June	5,448	

QUALITY

	Quantity	Base Number	Contract	AT	Region	England
% of FP17s for the same patient ID Re-attending within 3 months - Children	44	737	6.0%	11.5%	11.5%	11.9%
% of FP17s for the same patient ID Re-attending within 3 months - Adults	292	2,139	13.7%	15.2%	15.9%	16.0%
% of FP17s for the same patient ID Re-attending between 3 & 9 months - Children	429	737	58.2%	57.8%	60.6%	58.3%
% of FP17s for the same patient ID Re-attending between 3 & 9 months - Adults	1,060	2,139	49.6%	48.0%	51.6%	50.3%
% of FP17s for Band 1 Urgent Courses	355	2,872	12.4%	9.8%	9.5%	9.1%
% of FP17s Relating to Free Repair or Replacements	91	2,872	3.2%	0.7%	0.7%	0.8%
% of FP17s Relating to Continuations	0	2,872	0.0%	0.8%	1.0%	1.0%
% of Patients satisfied with the dentistry they have received	2	2	N/A	93.6%	92.0%	91.5%
% of Patients satisfied with the time they had to wait for an appointment	2	2	N/A	89.3%	88.1%	87.9%

* This is based on patients treated on this contract for their most recent course of treatment. Figures in italics indicate the base number of FP17s or Patient Questionnaire responses are less than 100. N/A is shown where the base number of responses is less than 10 during the period. % is calculated as Quantity/Base number*100

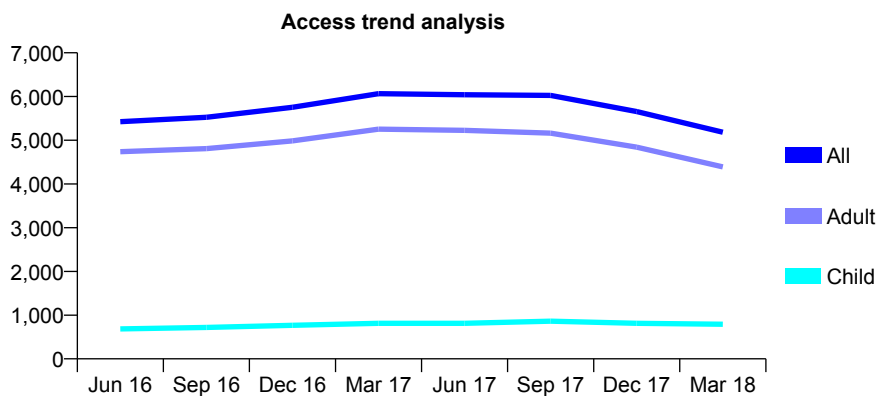
Q69 - Vital Signs At a Glance Contract Report for 385905/0001 - March 2018

Name or company name	Mr S Kaura and Mr T Tariq
Contract type name	GDS Contract
Purpose of contract	General
Contract start date	01/04/2006
Contract end date	

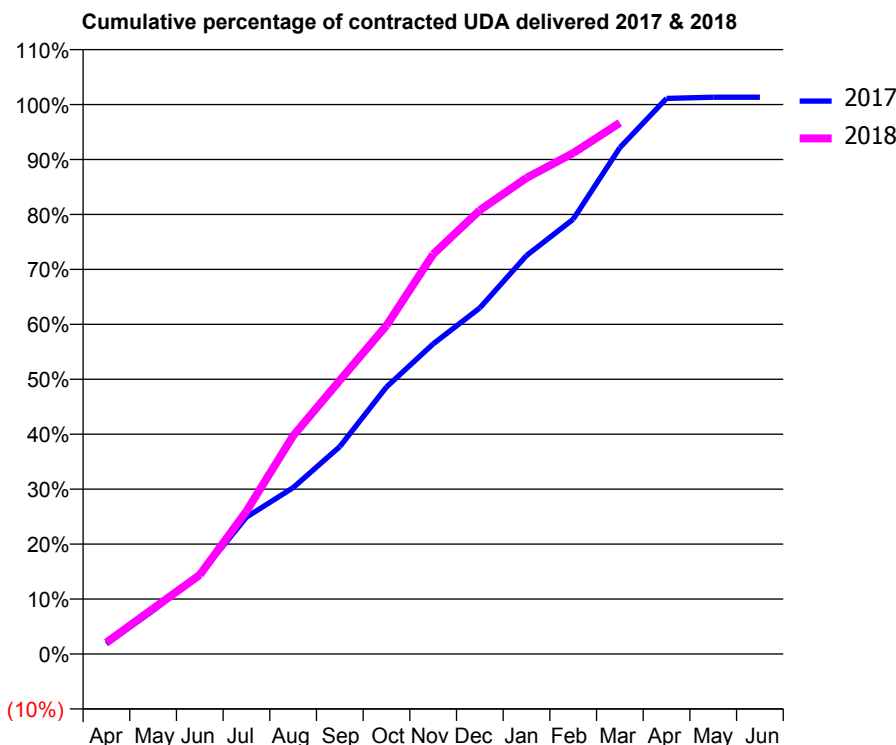
17/18 Contracted general activity (UDA)	10,897
Carry forward general activity (UDA)	-144
17/18 Contracted orthodontic activity (UOA)	0
Carry forward orthodontic activity (UOA)	0
Baseline contract value	£314,047.29

ACCESS*

Patients seen in 24 months	Total	Change since previous quarter
Quarter ending March 2017	6,065	
Quarter ending June 2017	6,040	→
Quarter ending September 2017	6,024	→
Quarter ending December 2017	5,655	↓
Quarter ending March 2018	5,184	↓
Variance since March 2017	(14.5%)	↓



ACTIVITY



Month	Adjusted Scheduled Activity (UDA)	
	2017	2018
April	201	229
May	863	901
June	1,575	1,569
July	2,715	2,833
August	3,298	4,327
September	4,114	5,429
October	5,296	6,513
November	6,150	7,930
December	6,862	8,803
January	7,903	9,443
February	8,622	9,933
March	10,042	10,533
April	11,019	
May	11,041	
June	11,041	

QUALITY

	Quantity	Base Number	Contract	AT	Region	England
% of FP17s for the same patient ID Re-attending within 3 months - Children	55	796	6.9%	11.5%	11.5%	11.9%
% of FP17s for the same patient ID Re-attending within 3 months - Adults	486	3,680	13.2%	15.2%	15.9%	16.0%
% of FP17s for the same patient ID Re-attending between 3 & 9 months - Children	228	796	28.6%	57.8%	60.6%	58.3%
% of FP17s for the same patient ID Re-attending between 3 & 9 months - Adults	1,139	3,680	31.0%	48.0%	51.6%	50.3%
% of FP17s for Band 1 Urgent Courses	1,073	4,001	26.8%	9.8%	9.5%	9.1%
% of FP17s Relating to Free Repair or Replacements	6	4,001	0.1%	0.7%	0.7%	0.8%
% of FP17s Relating to Continuations	31	4,001	0.8%	0.8%	1.0%	1.0%
% of Patients satisfied with the dentistry they have received	8	10	80.0%	93.6%	92.0%	91.5%
% of Patients satisfied with the time they had to wait for an appointment	10	10	100.0%	89.3%	88.1%	87.9%

* This is based on patients treated on this contract for their most recent course of treatment. Figures in italics indicate the base number of FP17s or Patient Questionnaire responses are less than 100. N/A is shown where the base number of responses is less than 10 during the period. % is calculated as Quantity/Base number*100

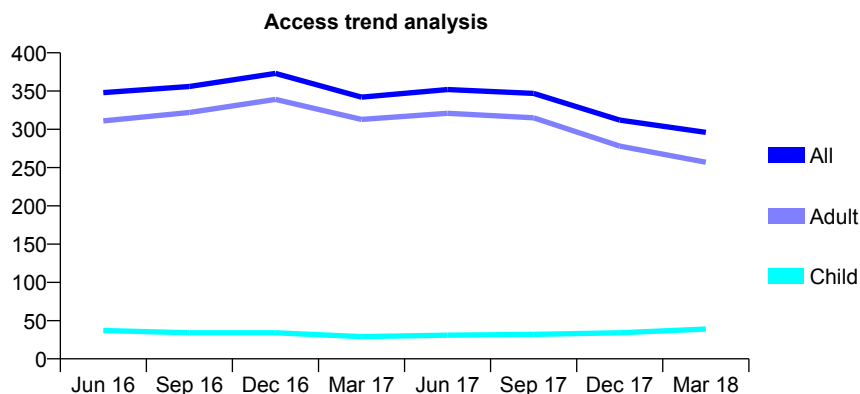
Q69 - Vital Signs At a Glance Contract Report for 385905/0003 - March 2018

Name or company name	Mr S Kaura and Mr T Tariq
Contract type name	PDS Contract
Purpose of contract	General
Contract start date	01/04/2006
Contract end date	31/03/2019

17/18 Contracted general activity (UDA)	3,488
Carry forward general activity (UDA)	0
17/18 Contracted orthodontic activity (UOA)	0
Carry forward orthodontic activity (UOA)	0
Baseline contract value	£103,987.26

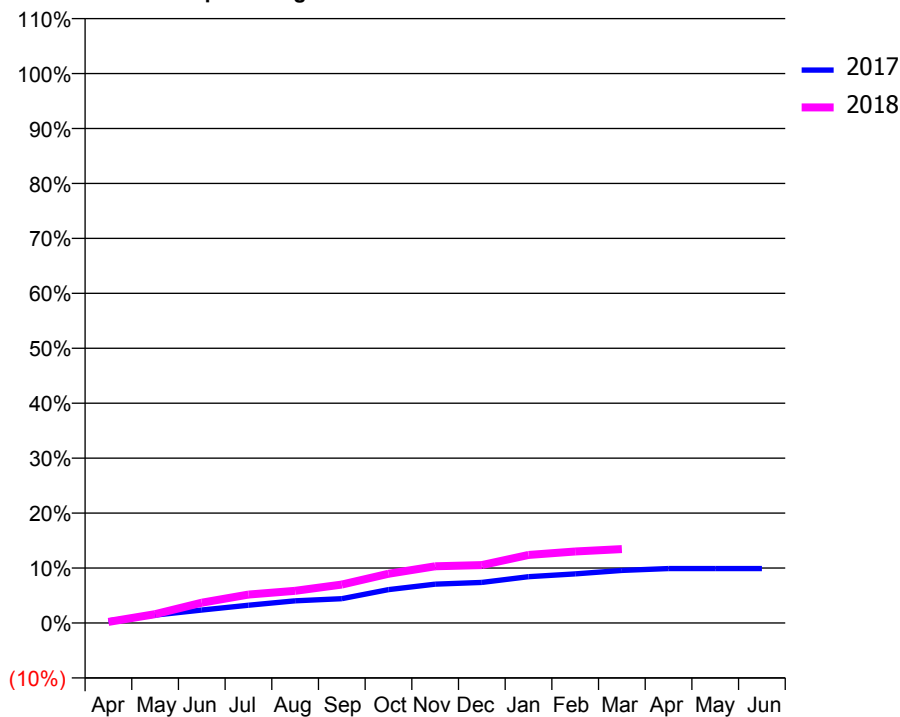
ACCESS*

Patients seen in 24 months	Total	Change since previous quarter
Quarter ending March 2017	342	
Quarter ending June 2017	352	↑
Quarter ending September 2017	347	↓
Quarter ending December 2017	312	↓
Quarter ending March 2018	296	↓
Variance since March 2017	(13.5%)	↓



ACTIVITY

Cumulative percentage of contracted UDA delivered 2017 & 2018



Month	Adjusted Scheduled Activity (UDA)	
	2017	2018
April	14	7
May	51	56
June	82	129
July	113	181
August	141	205
September	155	244
October	212	312
November	247	360
December	258	368
January	294	432
February	312	454
March	334	469
April	346	
May	346	
June	346	

QUALITY

	Quantity	Base Number	Contract	AT	Region	England
% of FP17s for the same patient ID Re-attending within 3 months - Children	2	50	4.0%	11.5%	11.5%	11.9%
% of FP17s for the same patient ID Re-attending within 3 months - Adults	6	303	2.0%	15.2%	15.9%	16.0%
% of FP17s for the same patient ID Re-attending between 3 & 9 months - Children	0	50	0.0%	57.8%	60.6%	58.3%
% of FP17s for the same patient ID Re-attending between 3 & 9 months - Adults	1	303	0.3%	48.0%	51.6%	50.3%
% of FP17s for Band 1 Urgent Courses	298	337	88.4%	9.8%	9.5%	9.1%
% of FP17s Relating to Free Repair or Replacements	0	337	0.0%	0.7%	0.7%	0.8%
% of FP17s Relating to Continuations	1	337	0.3%	0.8%	1.0%	1.0%
% of Patients satisfied with the dentistry they have received	0	0	N/A	93.6%	92.0%	91.5%
% of Patients satisfied with the time they had to wait for an appointment	0	0	N/A	89.3%	88.1%	87.9%

* This is based on patients treated on this contract for their most recent course of treatment. Figures in italics indicate the base number of FP17s or Patient Questionnaire responses are less than 100. N/A is shown where the base number of responses is less than 10 during the period. % is calculated as Quantity/Base number*100

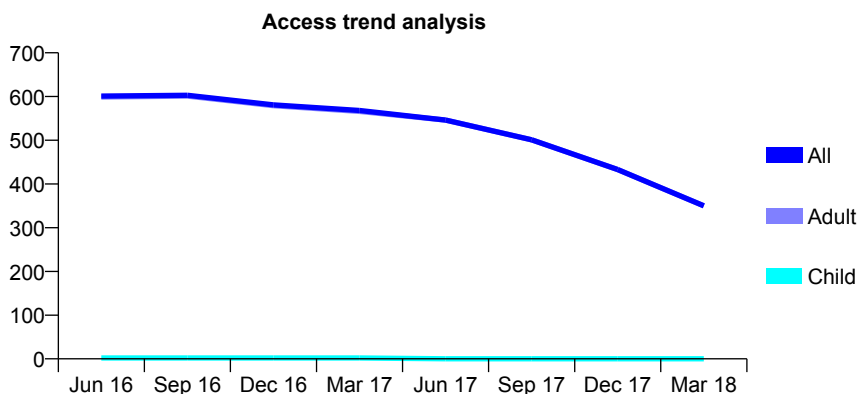
Q69 - Vital Signs At a Glance Contract Report for 566039/0001 - March 2018

Name or company name	MS AR LOCKYER
Contract type name	GDS Contract
Purpose of contract	General
Contract start date	01/04/2006
Contract end date	

17/18 Contracted general activity (UDA)	1,167
Carry forward general activity (UDA)	0
17/18 Contracted orthodontic activity (UOA)	0
Carry forward orthodontic activity (UOA)	0
Baseline contract value	£31,187.48

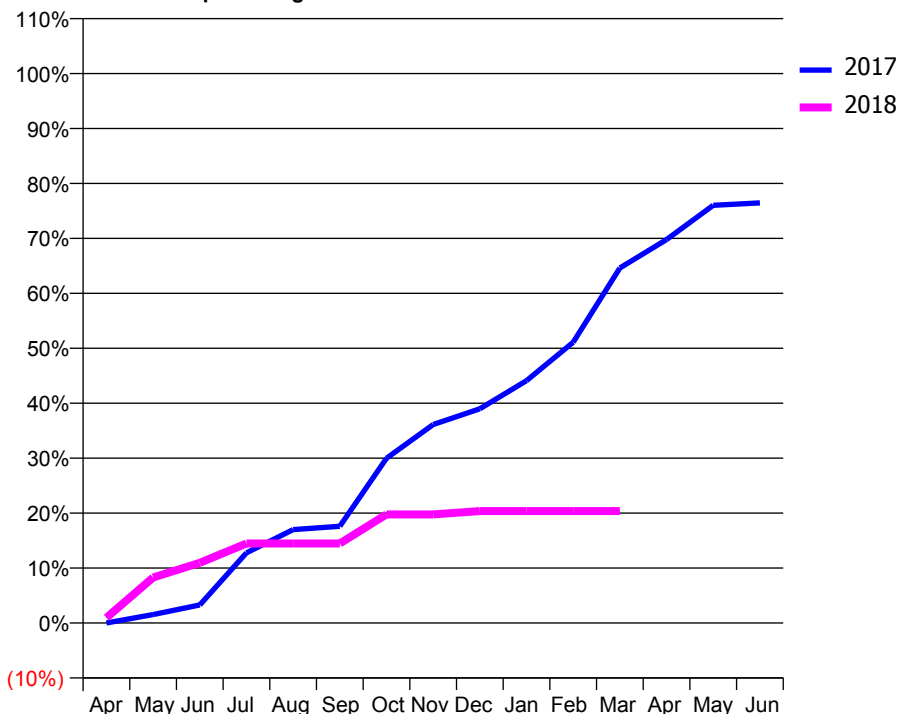
ACCESS*

Patients seen in 24 months	Total	Change since previous quarter
Quarter ending March 2017	568	
Quarter ending June 2017	546	↓
Quarter ending September 2017	501	↓
Quarter ending December 2017	433	↓
Quarter ending March 2018	350	↓
Variance since March 2017	(38.4%)	↓



ACTIVITY

Cumulative percentage of contracted UDA delivered 2017 & 2018



Month	Adjusted Scheduled Activity (UDA)	
	2017	2018
April	0	11
May	43	97
June	92	128
July	358	169
August	476	169
September	493	169
October	840	231
November	1,011	231
December	1,092	238
January	1,235	238
February	1,431	238
March	1,809	238
April	1,954	
May	2,129	
June	2,141	

QUALITY

	Quantity	Base Number	Contract	AT	Region	England
% of FP17s for the same patient ID Re-attending within 3 months - Children	0	0	N/A	11.5%	11.5%	11.9%
% of FP17s for the same patient ID Re-attending within 3 months - Adults	24	143	16.8%	15.2%	15.9%	16.0%
% of FP17s for the same patient ID Re-attending between 3 & 9 months - Children	0	0	N/A	57.8%	60.6%	58.3%
% of FP17s for the same patient ID Re-attending between 3 & 9 months - Adults	29	143	20.3%	48.0%	51.6%	50.3%
% of FP17s for Band 1 Urgent Courses	6	96	6.3%	9.8%	9.5%	9.1%
% of FP17s Relating to Free Repair or Replacements	1	96	1.0%	0.7%	0.7%	0.8%
% of FP17s Relating to Continuations	13	96	13.5%	0.8%	1.0%	1.0%
% of Patients satisfied with the dentistry they have received	1	1	N/A	93.6%	92.0%	91.5%
% of Patients satisfied with the time they had to wait for an appointment	1	1	N/A	89.3%	88.1%	87.9%

* This is based on patients treated on this contract for their most recent course of treatment. Figures in italics indicate the base number of FP17s or Patient Questionnaire responses are less than 100. N/A is shown where the base number of responses is less than 10 during the period. % is calculated as Quantity/Base number*100

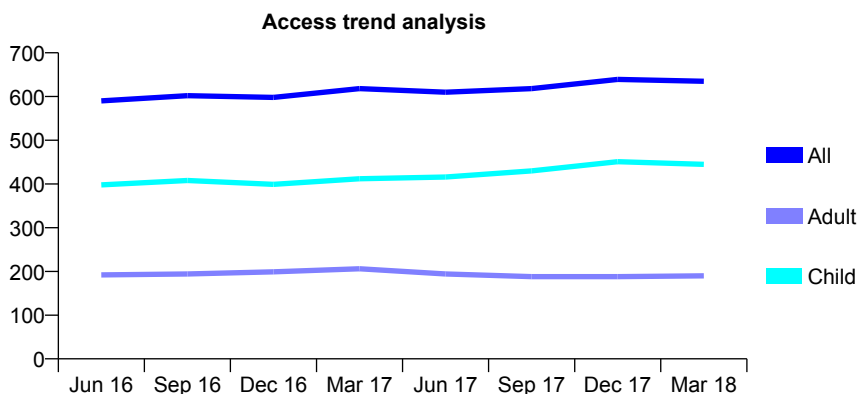
Q69 - Vital Signs At a Glance Contract Report for 566039/0005 - March 2018

Name or company name	MS AR LOCKYER
Contract type name	GDS Contract
Purpose of contract	General
Contract start date	01/04/2006
Contract end date	

17/18 Contracted general activity (UDA)	1,100
Carry forward general activity (UDA)	-12
17/18 Contracted orthodontic activity (UOA)	0
Carry forward orthodontic activity (UOA)	0
Baseline contract value	£29,404.63

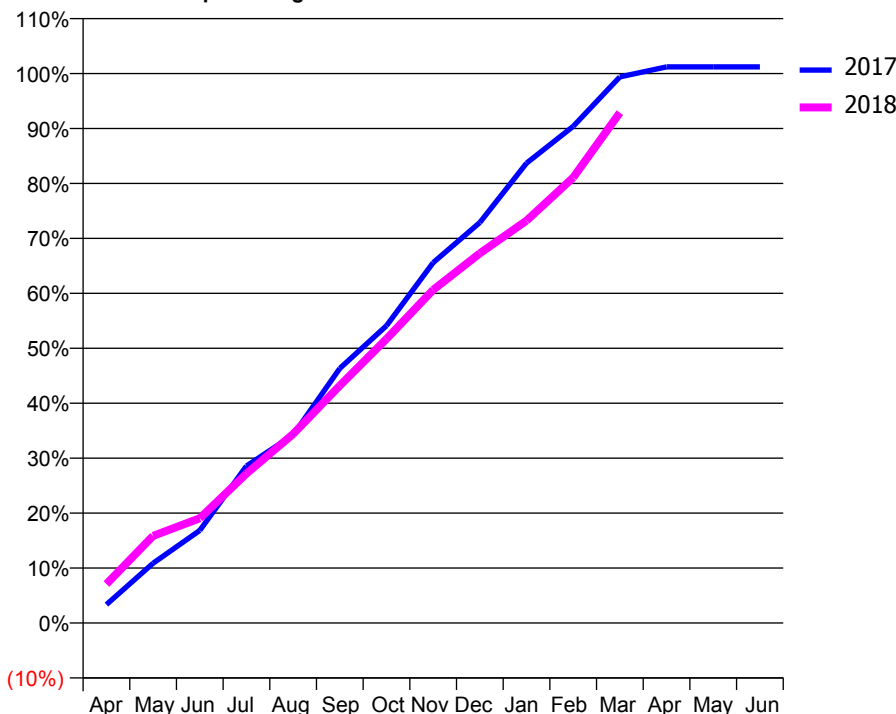
ACCESS*

Patients seen in 24 months	Total	Change since previous quarter
Quarter ending March 2017	618	
Quarter ending June 2017	610	↓
Quarter ending September 2017	618	→
Quarter ending December 2017	639	↑
Quarter ending March 2018	635	→
Variance since March 2017	2.8%	↑



ACTIVITY

Cumulative percentage of contracted UDA delivered 2017 & 2018



Month	Adjusted Scheduled Activity (UDA)	
	2017	2018
April	35	78
May	113	174
June	175	210
July	297	299
August	356	378
September	482	475
October	563	569
November	682	667
December	758	740
January	870	805
February	940	892
March	1,034	1,022
April	1,053	
May	1,053	
June	1,053	

QUALITY

	Quantity	Base Number	Contract	AT	Region	England
% of FP17s for the same patient ID Re-attending within 3 months - Children	26	560	4.6%	11.5%	11.5%	11.9%
% of FP17s for the same patient ID Re-attending within 3 months - Adults	15	154	9.7%	15.2%	15.9%	16.0%
% of FP17s for the same patient ID Re-attending between 3 & 9 months - Children	279	560	49.8%	57.8%	60.6%	58.3%
% of FP17s for the same patient ID Re-attending between 3 & 9 months - Adults	63	154	40.9%	48.0%	51.6%	50.3%
% of FP17s for Band 1 Urgent Courses	13	703	1.8%	9.8%	9.5%	9.1%
% of FP17s Relating to Free Repair or Replacements	0	703	0.0%	0.7%	0.7%	0.8%
% of FP17s Relating to Continuations	1	703	0.1%	0.8%	1.0%	1.0%
% of Patients satisfied with the dentistry they have received	0	0	N/A	93.6%	92.0%	91.5%
% of Patients satisfied with the time they had to wait for an appointment	0	0	N/A	89.3%	88.1%	87.9%

* This is based on patients treated on this contract for their most recent course of treatment. Figures in italics indicate the base number of FP17s or Patient Questionnaire responses are less than 100. N/A is shown where the base number of responses is less than 10 during the period. % is calculated as Quantity/Base number*100

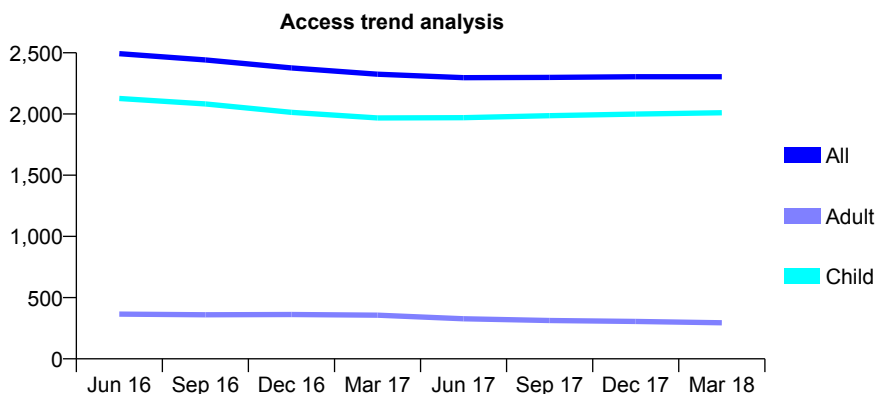
Q69 - Vital Signs At a Glance Contract Report for 566551/0001 - March 2018

Name or company name	MR GB DERRY
Contract type name	GDS Contract
Purpose of contract	General
Contract start date	01/04/2006
Contract end date	

17/18 Contracted general activity (UDA)	5,000
Carry forward general activity (UDA)	53
17/18 Contracted orthodontic activity (UOA)	0
Carry forward orthodontic activity (UOA)	0
Baseline contract value	£136,896.12

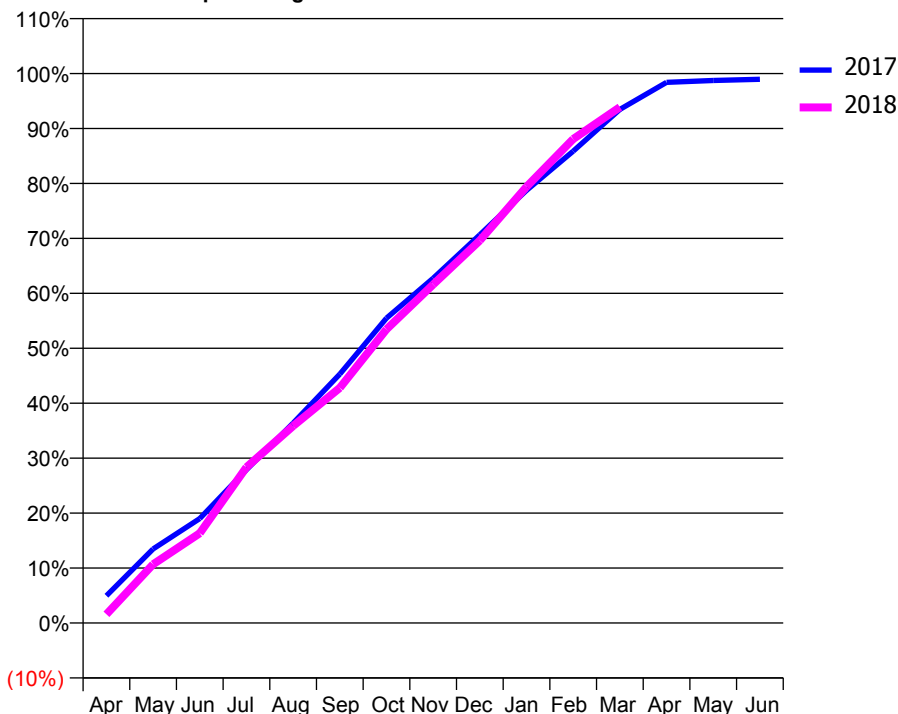
ACCESS*

Patients seen in 24 months	Total	Change since previous quarter
Quarter ending March 2017	2,325	
Quarter ending June 2017	2,297	↓
Quarter ending September 2017	2,299	→
Quarter ending December 2017	2,305	→
Quarter ending March 2018	2,305	→
Variance since March 2017	(0.9%)	→



ACTIVITY

Cumulative percentage of contracted UDA delivered 2017 & 2018



Month	Adjusted Scheduled Activity (UDA)	
	2017	2018
April	249	80
May	675	534
June	950	817
July	1,394	1,418
August	1,820	1,793
September	2,264	2,139
October	2,774	2,672
November	3,137	3,081
December	3,533	3,480
January	3,937	3,969
February	4,294	4,404
March	4,673	4,694
April	4,920	
May	4,937	
June	4,948	

QUALITY

	Quantity	Base Number	Contract	AT	Region	England
% of FP17s for the same patient ID Re-attending within 3 months - Children	307	3,763	8.2%	11.5%	11.5%	11.9%
% of FP17s for the same patient ID Re-attending within 3 months - Adults	16	199	8.0%	15.2%	15.9%	16.0%
% of FP17s for the same patient ID Re-attending between 3 & 9 months - Children	2,767	3,763	73.5%	57.8%	60.6%	58.3%
% of FP17s for the same patient ID Re-attending between 3 & 9 months - Adults	149	199	74.9%	48.0%	51.6%	50.3%
% of FP17s for Band 1 Urgent Courses	130	3,729	3.5%	9.8%	9.5%	9.1%
% of FP17s Relating to Free Repair or Replacements	0	3,729	0.0%	0.7%	0.7%	0.8%
% of FP17s Relating to Continuations	0	3,729	0.0%	0.8%	1.0%	1.0%
% of Patients satisfied with the dentistry they have received	2	2	N/A	93.6%	92.0%	91.5%
% of Patients satisfied with the time they had to wait for an appointment	1	2	N/A	89.3%	88.1%	87.9%

* This is based on patients treated on this contract for their most recent course of treatment. Figures in italics indicate the base number of FP17s or Patient Questionnaire responses are less than 100. N/A is shown where the base number of responses is less than 10 during the period. % is calculated as Quantity/Base number*100

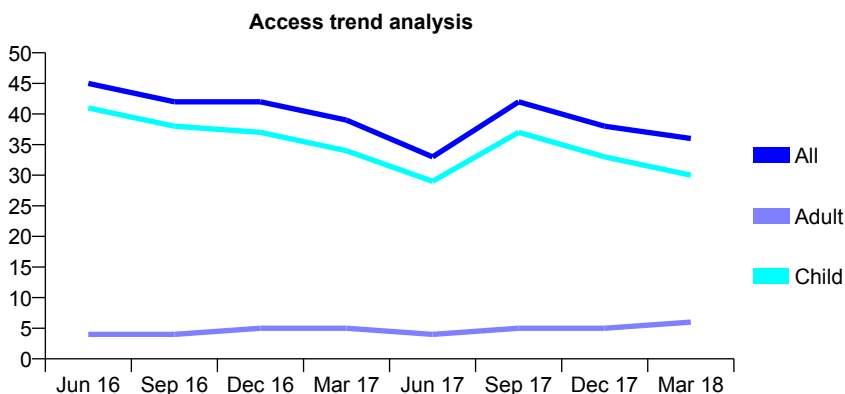
Q69 - Vital Signs At a Glance Contract Report for 568430/0001 - March 2018

Name or company name	MR PG CRUCI
Contract type name	GDS Contract
Purpose of contract	General
Contract start date	01/04/2006
Contract end date	

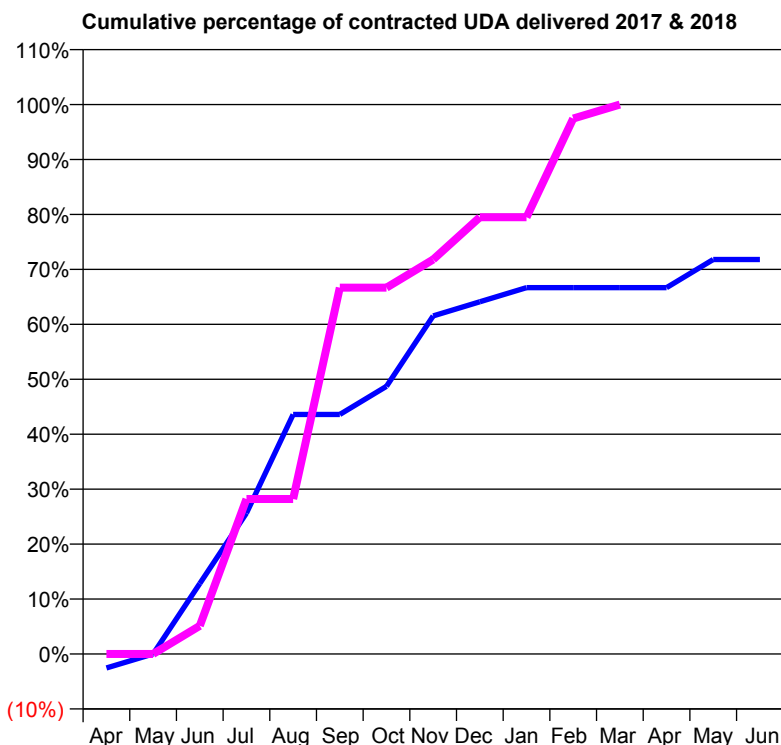
17/18 Contracted general activity (UDA)	39
Carry forward general activity (UDA)	0
17/18 Contracted orthodontic activity (UOA)	0
Carry forward orthodontic activity (UOA)	0
Baseline contract value	£918.19

ACCESS*

Patients seen in 24 months	Total	Change since previous quarter
Quarter ending March 2017	39	
Quarter ending June 2017	33	↓
Quarter ending September 2017	42	↑
Quarter ending December 2017	38	↓
Quarter ending March 2018	36	↓
Variance since March 2017	(7.7%)	↓



ACTIVITY



Month	Adjusted Scheduled Activity (UDA)	
	2017	2018
April	-1	0
May	0	0
June	5	2
July	10	11
August	17	11
September	17	26
October	19	26
November	24	28
December	25	31
January	26	31
February	26	38
March	26	39
April	26	
May	28	
June	28	

QUALITY

	Quantity	Base Number	Contract	AT	Region	England
% of FP17s for the same patient ID Re-attending within 3 months - Children	1	38	2.6%	11.5%	11.5%	11.9%
% of FP17s for the same patient ID Re-attending within 3 months - Adults	0	0	N/A	15.2%	15.9%	16.0%
% of FP17s for the same patient ID Re-attending between 3 & 9 months - Children	9	38	23.7%	57.8%	60.6%	58.3%
% of FP17s for the same patient ID Re-attending between 3 & 9 months - Adults	0	0	N/A	48.0%	51.6%	50.3%
% of FP17s for Band 1 Urgent Courses	0	36	0.0%	9.8%	9.5%	9.1%
% of FP17s Relating to Free Repair or Replacements	0	36	0.0%	0.7%	0.7%	0.8%
% of FP17s Relating to Continuations	0	36	0.0%	0.8%	1.0%	1.0%
% of Patients satisfied with the dentistry they have received	0	0	N/A	93.6%	92.0%	91.5%
% of Patients satisfied with the time they had to wait for an appointment	0	0	N/A	89.3%	88.1%	87.9%

* This is based on patients treated on this contract for their most recent course of treatment. Figures in italics indicate the base number of FP17s or Patient Questionnaire responses are less than 100. N/A is shown where the base number of responses is less than 10 during the period. % is calculated as Quantity/Base number*100

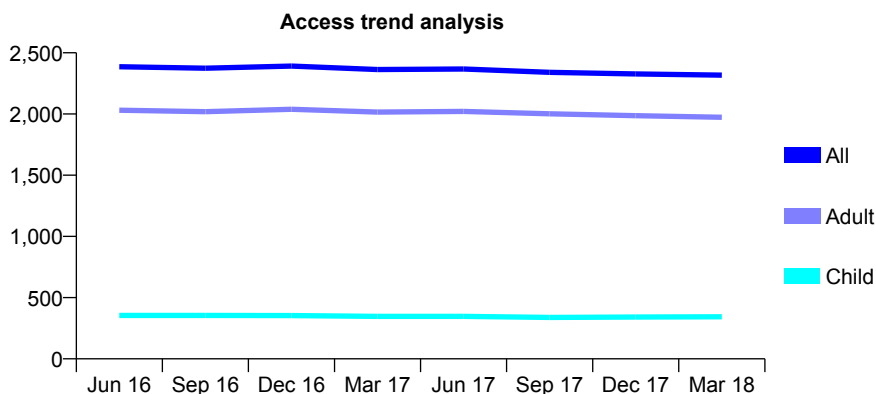
Q69 - Vital Signs At a Glance Contract Report for 575682/0001 - March 2018

Name or company name	MR HJ COULL
Contract type name	GDS Contract
Purpose of contract	General
Contract start date	01/04/2006
Contract end date	

17/18 Contracted general activity (UDA)	6,812
Carry forward general activity (UDA)	-104
17/18 Contracted orthodontic activity (UOA)	0
Carry forward orthodontic activity (UOA)	0
Baseline contract value	£162,901.36

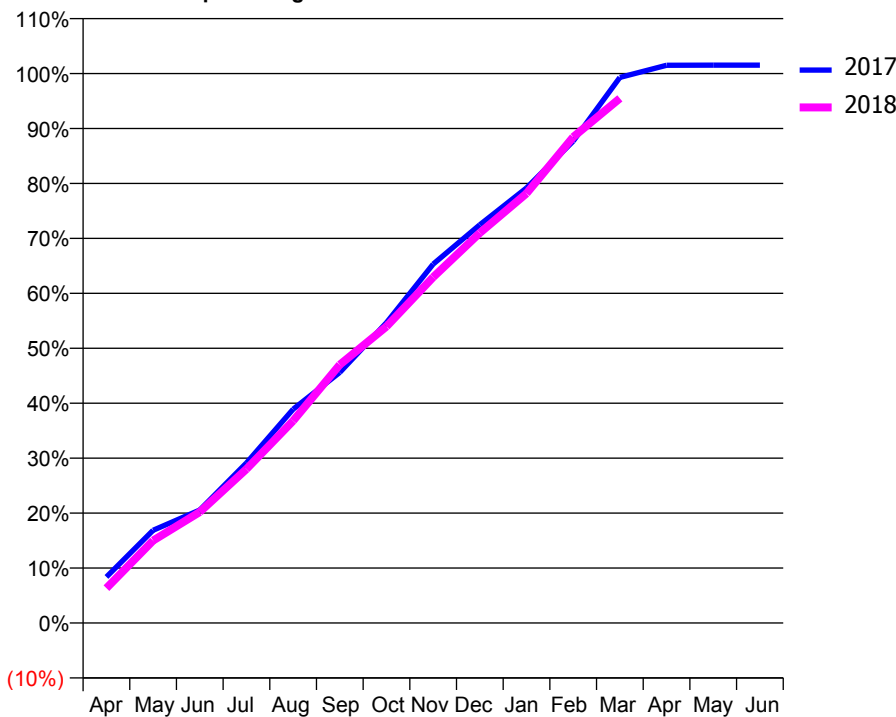
ACCESS*

Patients seen in 24 months	Total	Change since previous quarter
Quarter ending March 2017	2,363	
Quarter ending June 2017	2,368	→
Quarter ending September 2017	2,340	↓
Quarter ending December 2017	2,327	→
Quarter ending March 2018	2,317	→
Variance since March 2017	(1.9%)	↓



ACTIVITY

Cumulative percentage of contracted UDA delivered 2017 & 2018



Month	Adjusted Scheduled Activity (UDA)	
	2017	2018
April	572	432
May	1,150	1,023
June	1,401	1,377
July	1,985	1,909
August	2,651	2,507
September	3,107	3,203
October	3,723	3,676
November	4,450	4,287
December	4,937	4,836
January	5,393	5,325
February	5,973	6,025
March	6,764	6,503
April	6,914	
May	6,916	
June	6,916	

QUALITY

	Quantity	Base Number	Contract	AT	Region	England
% of FP17s for the same patient ID Re-attending within 3 months - Children	21	539	3.9%	11.5%	11.5%	11.9%
% of FP17s for the same patient ID Re-attending within 3 months - Adults	221	2,843	7.8%	15.2%	15.9%	16.0%
% of FP17s for the same patient ID Re-attending between 3 & 9 months - Children	377	539	69.9%	57.8%	60.6%	58.3%
% of FP17s for the same patient ID Re-attending between 3 & 9 months - Adults	1,885	2,843	66.3%	48.0%	51.6%	50.3%
% of FP17s for Band 1 Urgent Courses	190	3,329	5.7%	9.8%	9.5%	9.1%
% of FP17s Relating to Free Repair or Replacements	9	3,329	0.3%	0.7%	0.7%	0.8%
% of FP17s Relating to Continuations	23	3,329	0.7%	0.8%	1.0%	1.0%
% of Patients satisfied with the dentistry they have received	3	3	N/A	93.6%	92.0%	91.5%
% of Patients satisfied with the time they had to wait for an appointment	3	3	N/A	89.3%	88.1%	87.9%

* This is based on patients treated on this contract for their most recent course of treatment. Figures in italics indicate the base number of FP17s or Patient Questionnaire responses are less than 100. N/A is shown where the base number of responses is less than 10 during the period. % is calculated as Quantity/Base number*100

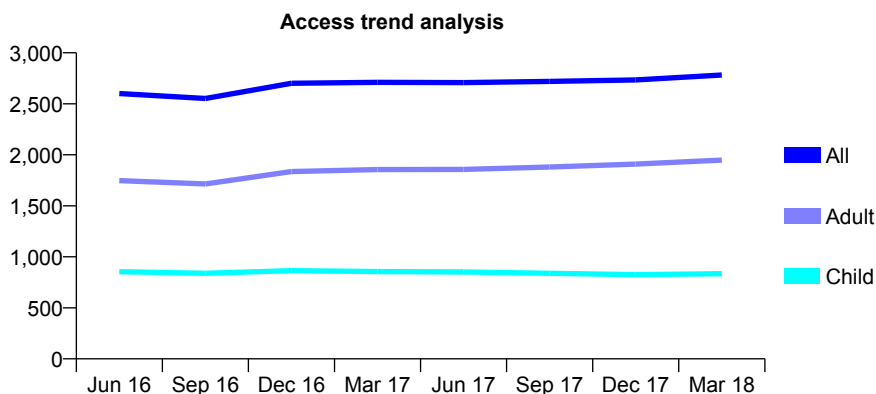
Q69 - Vital Signs At a Glance Contract Report for 578967/0001 - March 2018

Name or company name	Lion House Dental Practice
Contract type name	GDS Contract
Purpose of contract	General
Contract start date	01/04/2006
Contract end date	

17/18 Contracted general activity (UDA)	7,646
Carry forward general activity (UDA)	0
17/18 Contracted orthodontic activity (UOA)	0
Carry forward orthodontic activity (UOA)	0
Baseline contract value	£182,845.55

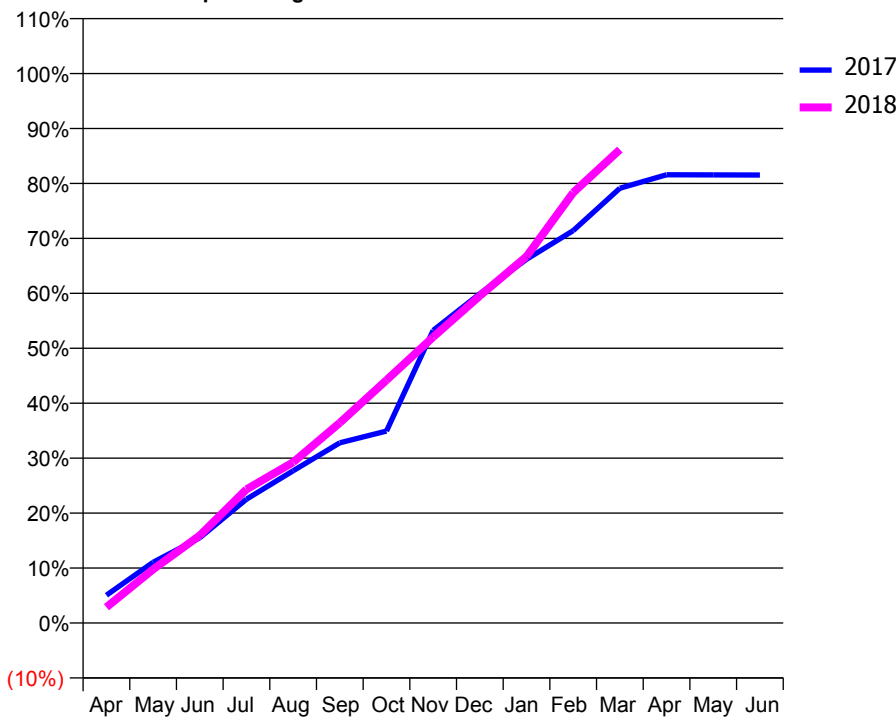
ACCESS*

Patients seen in 24 months	Total	Change since previous quarter
Quarter ending March 2017	2,711	
Quarter ending June 2017	2,708	→
Quarter ending September 2017	2,719	→
Quarter ending December 2017	2,734	→
Quarter ending March 2018	2,783	→
Variance since March 2017	2.7%	↑



ACTIVITY

Cumulative percentage of contracted UDA delivered 2017 & 2018



Month	Adjusted Scheduled Activity (UDA)	
	2017	2018
April	387	219
May	845	746
June	1,186	1,218
July	1,722	1,859
August	2,117	2,237
September	2,507	2,785
October	2,671	3,380
November	4,072	3,979
December	4,582	4,553
January	5,060	5,100
February	5,460	5,989
March	6,050	6,589
April	6,238	
May	6,235	
June	6,234	

QUALITY

	Quantity	Base Number	Contract	AT	Region	England
% of FP17s for the same patient ID Re-attending within 3 months - Children	96	1,394	6.9%	11.5%	11.5%	11.9%
% of FP17s for the same patient ID Re-attending within 3 months - Adults	306	2,577	11.9%	15.2%	15.9%	16.0%
% of FP17s for the same patient ID Re-attending between 3 & 9 months - Children	956	1,394	68.6%	57.8%	60.6%	58.3%
% of FP17s for the same patient ID Re-attending between 3 & 9 months - Adults	1,382	2,577	53.6%	48.0%	51.6%	50.3%
% of FP17s for Band 1 Urgent Courses	376	3,842	9.8%	9.8%	9.5%	9.1%
% of FP17s Relating to Free Repair or Replacements	28	3,842	0.7%	0.7%	0.7%	0.8%
% of FP17s Relating to Continuations	3	3,842	0.1%	0.8%	1.0%	1.0%
% of Patients satisfied with the dentistry they have received	8	8	N/A	93.6%	92.0%	91.5%
% of Patients satisfied with the time they had to wait for an appointment	8	8	N/A	89.3%	88.1%	87.9%

* This is based on patients treated on this contract for their most recent course of treatment. Figures in italics indicate the base number of FP17s or Patient Questionnaire responses are less than 100. N/A is shown where the base number of responses is less than 10 during the period. % is calculated as Quantity/Base number*100

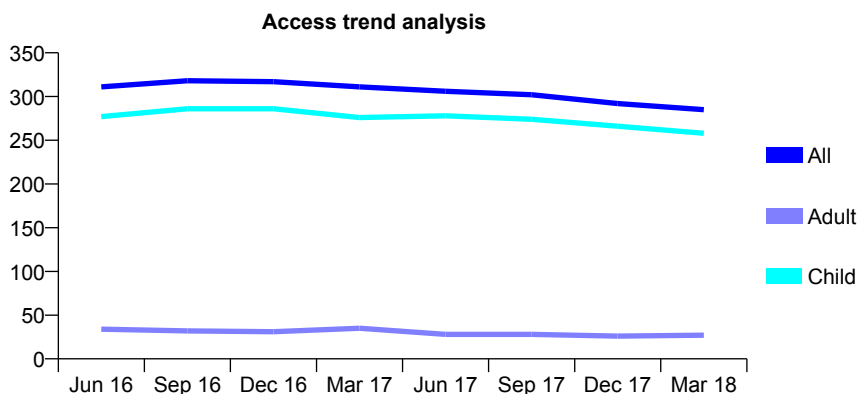
Q69 - Vital Signs At a Glance Contract Report for 630209/0001 - March 2018

Name or company name	MR CR NIXON
Contract type name	GDS Contract
Purpose of contract	General
Contract start date	01/04/2006
Contract end date	

17/18 Contracted general activity (UDA)	441
Carry forward general activity (UDA)	14
17/18 Contracted orthodontic activity (UOA)	0
Carry forward orthodontic activity (UOA)	0
Baseline contract value	£10,267.13

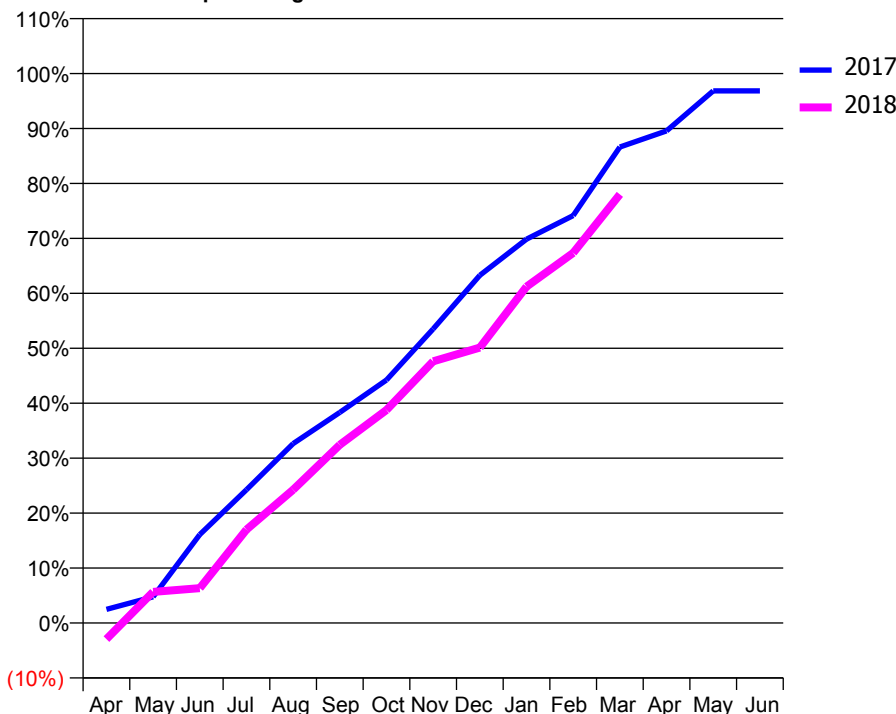
ACCESS*

Patients seen in 24 months	Total	Change since previous quarter
Quarter ending March 2017	311	
Quarter ending June 2017	306	↓
Quarter ending September 2017	302	↓
Quarter ending December 2017	292	↓
Quarter ending March 2018	285	↓
Variance since March 2017	(8.4%)	↓



ACTIVITY

Cumulative percentage of contracted UDA delivered 2017 & 2018



Adjusted Scheduled Activity (UDA)

Month	2017	2018
April	11	-13
May	21	25
June	71	28
July	107	75
August	144	107
September	169	143
October	195	171
November	236	210
December	279	221
January	308	270
February	327	297
March	382	344
April	395	
May	427	
June	427	

QUALITY

	Quantity	Base Number	Contract	AT	Region	England
% of FP17s for the same patient ID Re-attending within 3 months - Children	12	373	3.2%	11.5%	11.5%	11.9%
% of FP17s for the same patient ID Re-attending within 3 months - Adults	0	11	0.0%	15.2%	15.9%	16.0%
% of FP17s for the same patient ID Re-attending between 3 & 9 months - Children	251	373	67.3%	57.8%	60.6%	58.3%
% of FP17s for the same patient ID Re-attending between 3 & 9 months - Adults	8	11	72.7%	48.0%	51.6%	50.3%
% of FP17s for Band 1 Urgent Courses	0	345	0.0%	9.8%	9.5%	9.1%
% of FP17s Relating to Free Repair or Replacements	0	345	0.0%	0.7%	0.7%	0.8%
% of FP17s Relating to Continuations	0	345	0.0%	0.8%	1.0%	1.0%
% of Patients satisfied with the dentistry they have received	0	0	N/A	93.6%	92.0%	91.5%
% of Patients satisfied with the time they had to wait for an appointment	0	0	N/A	89.3%	88.1%	87.9%

* This is based on patients treated on this contract for their most recent course of treatment. Figures in italics indicate the base number of FP17s or Patient Questionnaire responses are less than 100. N/A is shown where the base number of responses is less than 10 during the period. % is calculated as Quantity/Base number*100

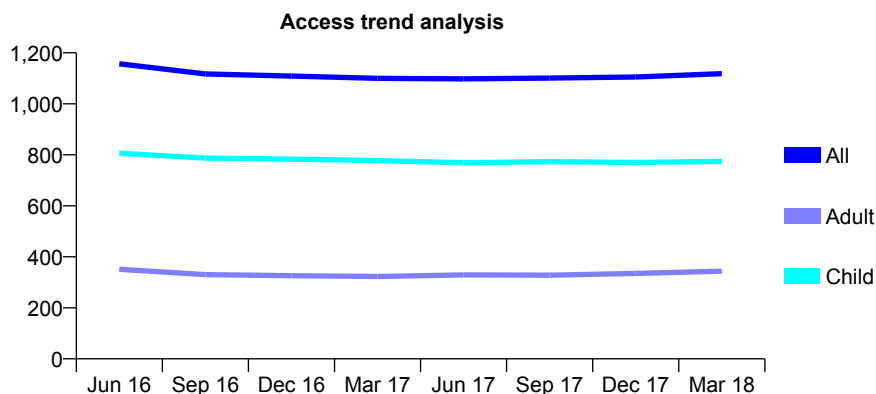
Q69 - Vital Signs At a Glance Contract Report for 630640/0001 - March 2018

Name or company name	MRS ME SHAW
Contract type name	GDS Contract
Purpose of contract	General
Contract start date	01/04/2006
Contract end date	

17/18 Contracted general activity (UDA)	2,164
Carry forward general activity (UDA)	0
17/18 Contracted orthodontic activity (UOA)	0
Carry forward orthodontic activity (UOA)	0
Baseline contract value	£47,644.45

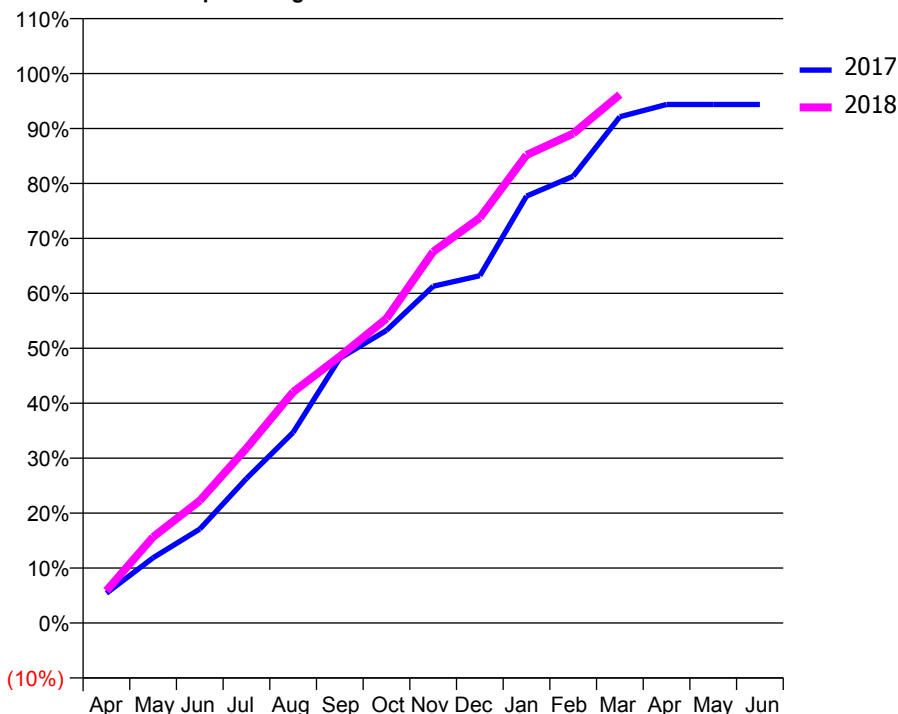
ACCESS*

Patients seen in 24 months	Total	Change since previous quarter
Quarter ending March 2017	1,100	
Quarter ending June 2017	1,098	→
Quarter ending September 2017	1,101	→
Quarter ending December 2017	1,105	→
Quarter ending March 2018	1,118	→
Variance since March 2017	1.6%	→



ACTIVITY

Cumulative percentage of contracted UDA delivered 2017 & 2018



Adjusted Scheduled Activity (UDA)

Month	2017	2018
April	117	128
May	257	339
June	370	482
July	569	688
August	751	910
September	1,043	1,050
October	1,153	1,199
November	1,326	1,462
December	1,368	1,596
January	1,681	1,843
February	1,759	1,927
March	1,994	2,081
April	2,042	
May	2,042	
June	2,042	

QUALITY

	Quantity	Base Number	Contract	AT	Region	England
% of FP17s for the same patient ID Re-attending within 3 months - Children	61	1,373	4.4%	11.5%	11.5%	11.9%
% of FP17s for the same patient ID Re-attending within 3 months - Adults	17	351	4.8%	15.2%	15.9%	16.0%
% of FP17s for the same patient ID Re-attending between 3 & 9 months - Children	1,030	1,373	75.0%	57.8%	60.6%	58.3%
% of FP17s for the same patient ID Re-attending between 3 & 9 months - Adults	208	351	59.3%	48.0%	51.6%	50.3%
% of FP17s for Band 1 Urgent Courses	24	1,684	1.4%	9.8%	9.5%	9.1%
% of FP17s Relating to Free Repair or Replacements	1	1,684	0.1%	0.7%	0.7%	0.8%
% of FP17s Relating to Continuations	0	1,684	0.0%	0.8%	1.0%	1.0%
% of Patients satisfied with the dentistry they have received	1	1	N/A	93.6%	92.0%	91.5%
% of Patients satisfied with the time they had to wait for an appointment	1	1	N/A	89.3%	88.1%	87.9%

* This is based on patients treated on this contract for their most recent course of treatment. Figures in italics indicate the base number of FP17s or Patient Questionnaire responses are less than 100. N/A is shown where the base number of responses is less than 10 during the period. % is calculated as Quantity/Base number*100

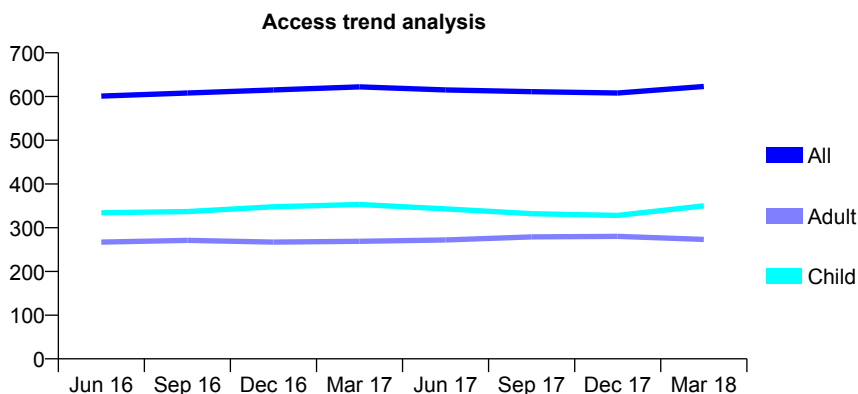
Q69 - Vital Signs At a Glance Contract Report for 631043/0001 - March 2018

Name or company name	MR PR COLLINS
Contract type name	GDS Contract
Purpose of contract	General
Contract start date	01/04/2006
Contract end date	

17/18 Contracted general activity (UDA)	1,226
Carry forward general activity (UDA)	-23
17/18 Contracted orthodontic activity (UOA)	0
Carry forward orthodontic activity (UOA)	0
Baseline contract value	£31,430.11

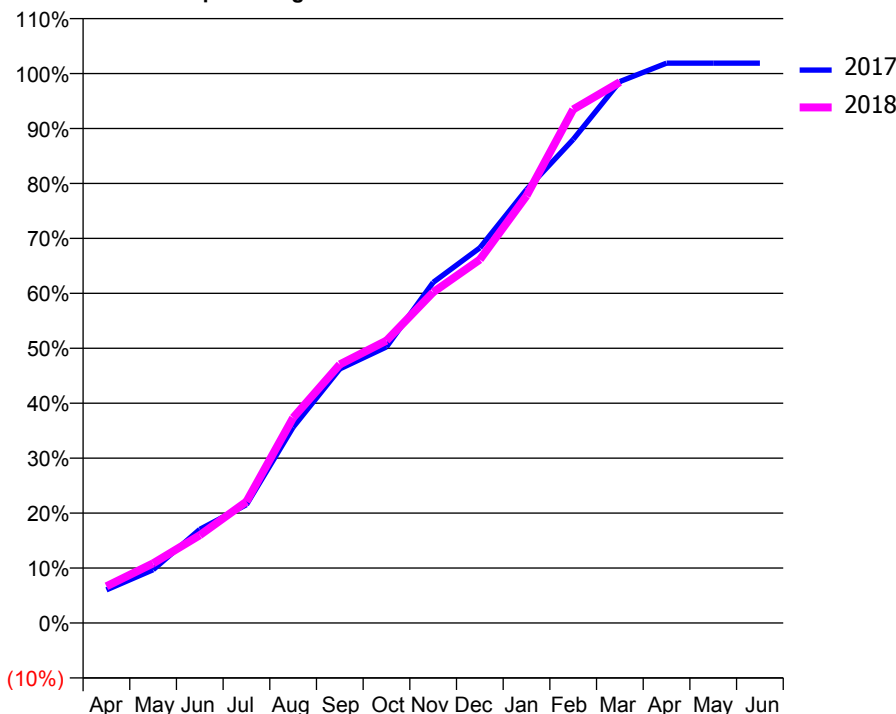
ACCESS*

Patients seen in 24 months	Total	Change since previous quarter
Quarter ending March 2017	622	
Quarter ending June 2017	615	↓
Quarter ending September 2017	611	→
Quarter ending December 2017	608	→
Quarter ending March 2018	623	↑
Variance since March 2017	0.2%	→



ACTIVITY

Cumulative percentage of contracted UDA delivered 2017 & 2018



Month	Adjusted Scheduled Activity (UDA)	
	2017	2018
April	74	82
May	119	133
June	209	196
July	264	271
August	437	458
September	567	577
October	616	630
November	760	738
December	837	811
January	967	953
February	1,079	1,146
March	1,208	1,207
April	1,249	
May	1,249	
June	1,249	

QUALITY

	Quantity	Base Number	Contract	AT	Region	England
% of FP17s for the same patient ID Re-attending within 3 months - Children	24	484	5.0%	11.5%	11.5%	11.9%
% of FP17s for the same patient ID Re-attending within 3 months - Adults	18	248	7.3%	15.2%	15.9%	16.0%
% of FP17s for the same patient ID Re-attending between 3 & 9 months - Children	220	484	45.5%	57.8%	60.6%	58.3%
% of FP17s for the same patient ID Re-attending between 3 & 9 months - Adults	116	248	46.8%	48.0%	51.6%	50.3%
% of FP17s for Band 1 Urgent Courses	0	705	0.0%	9.8%	9.5%	9.1%
% of FP17s Relating to Free Repair or Replacements	0	705	0.0%	0.7%	0.7%	0.8%
% of FP17s Relating to Continuations	12	705	1.7%	0.8%	1.0%	1.0%
% of Patients satisfied with the dentistry they have received	1	1	N/A	93.6%	92.0%	91.5%
% of Patients satisfied with the time they had to wait for an appointment	1	1	N/A	89.3%	88.1%	87.9%

* This is based on patients treated on this contract for their most recent course of treatment. Figures in italics indicate the base number of FP17s or Patient Questionnaire responses are less than 100. N/A is shown where the base number of responses is less than 10 during the period. % is calculated as Quantity/Base number*100

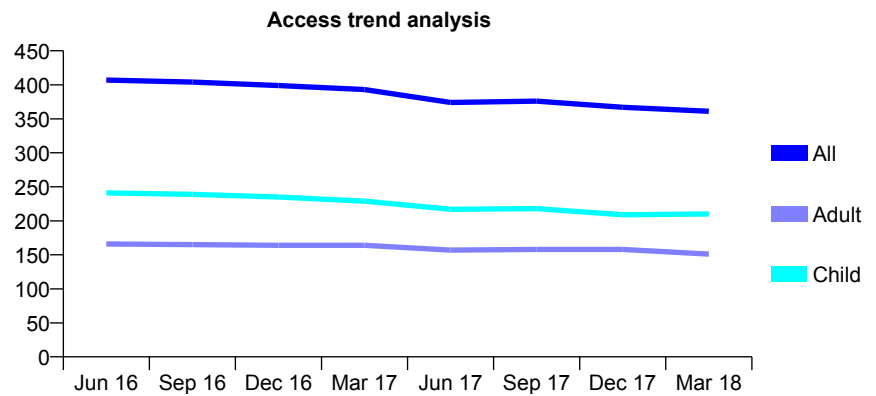
Q69 - Vital Signs At a Glance Contract Report for 631582/0001 - March 2018

Name or company name	MR NM GOLDSMITH
Contract type name	GDS Contract
Purpose of contract	General
Contract start date	01/04/2006
Contract end date	

17/18 Contracted general activity (UDA)	758
Carry forward general activity (UDA)	0
17/18 Contracted orthodontic activity (UOA)	0
Carry forward orthodontic activity (UOA)	0
Baseline contract value	£20,877.65

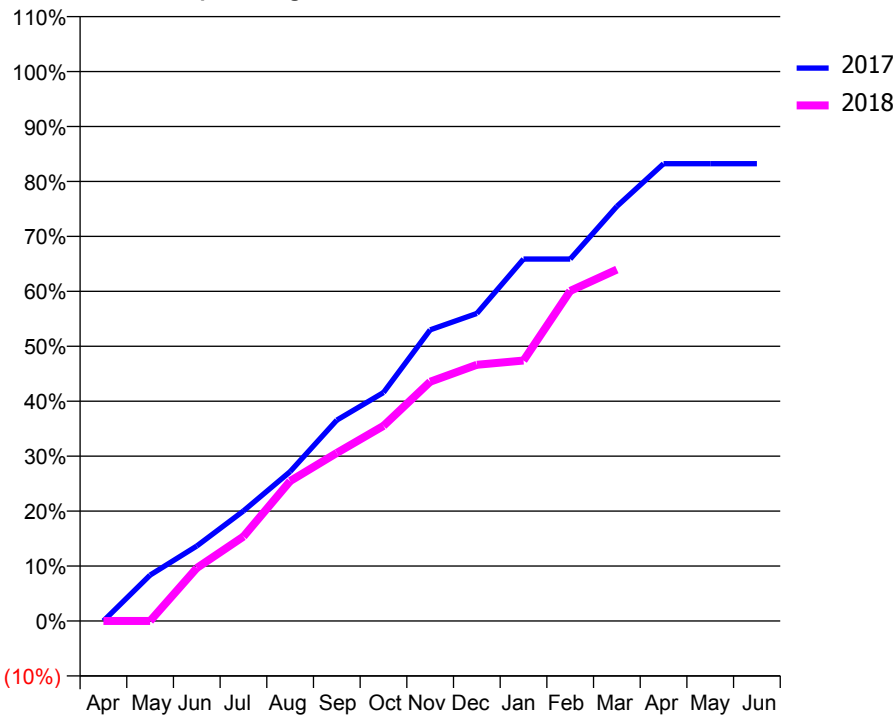
ACCESS*

Patients seen in 24 months	Total	Change since previous quarter
Quarter ending March 2017	393	
Quarter ending June 2017	374	↓
Quarter ending September 2017	376	→
Quarter ending December 2017	367	↓
Quarter ending March 2018	361	↓
Variance since March 2017	(8.1%)	↓



ACTIVITY

Cumulative percentage of contracted UDA delivered 2017 & 2018



Month	Adjusted Scheduled Activity (UDA)	
	2017	2018
April	0	0
May	63	0
June	103	73
July	152	117
August	206	193
September	277	232
October	315	269
November	402	330
December	424	353
January	499	359
February	499	455
March	572	485
April	631	
May	631	
June	631	

QUALITY

	Quantity	Base Number	Contract	AT	Region	England
% of FP17s for the same patient ID Re-attending within 3 months - Children	18	350	5.1%	11.5%	11.5%	11.9%
% of FP17s for the same patient ID Re-attending within 3 months - Adults	5	134	3.7%	15.2%	15.9%	16.0%
% of FP17s for the same patient ID Re-attending between 3 & 9 months - Children	249	350	71.1%	57.8%	60.6%	58.3%
% of FP17s for the same patient ID Re-attending between 3 & 9 months - Adults	83	134	61.9%	48.0%	51.6%	50.3%
% of FP17s for Band 1 Urgent Courses	24	438	5.5%	9.8%	9.5%	9.1%
% of FP17s Relating to Free Repair or Replacements	0	438	0.0%	0.7%	0.7%	0.8%
% of FP17s Relating to Continuations	4	438	0.9%	0.8%	1.0%	1.0%
% of Patients satisfied with the dentistry they have received	1	1	N/A	93.6%	92.0%	91.5%
% of Patients satisfied with the time they had to wait for an appointment	1	1	N/A	89.3%	88.1%	87.9%

* This is based on patients treated on this contract for their most recent course of treatment. Figures in italics indicate the base number of FP17s or Patient Questionnaire responses are less than 100. N/A is shown where the base number of responses is less than 10 during the period. % is calculated as Quantity/Base number*100

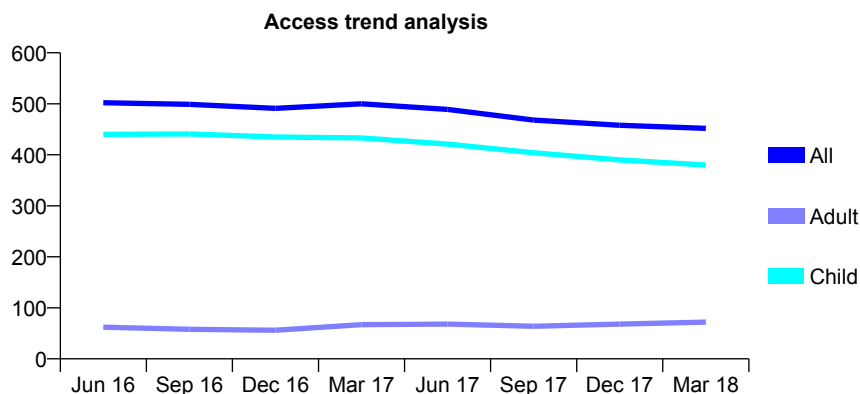
Q69 - Vital Signs At a Glance Contract Report for 632635/0001 - March 2018

Name or company name	Blanchard and Castle
Contract type name	GDS Contract
Purpose of contract	General
Contract start date	04/11/2006
Contract end date	

17/18 Contracted general activity (UDA)	846
Carry forward general activity (UDA)	-1
17/18 Contracted orthodontic activity (UOA)	0
Carry forward orthodontic activity (UOA)	0
Baseline contract value	£15,430.93

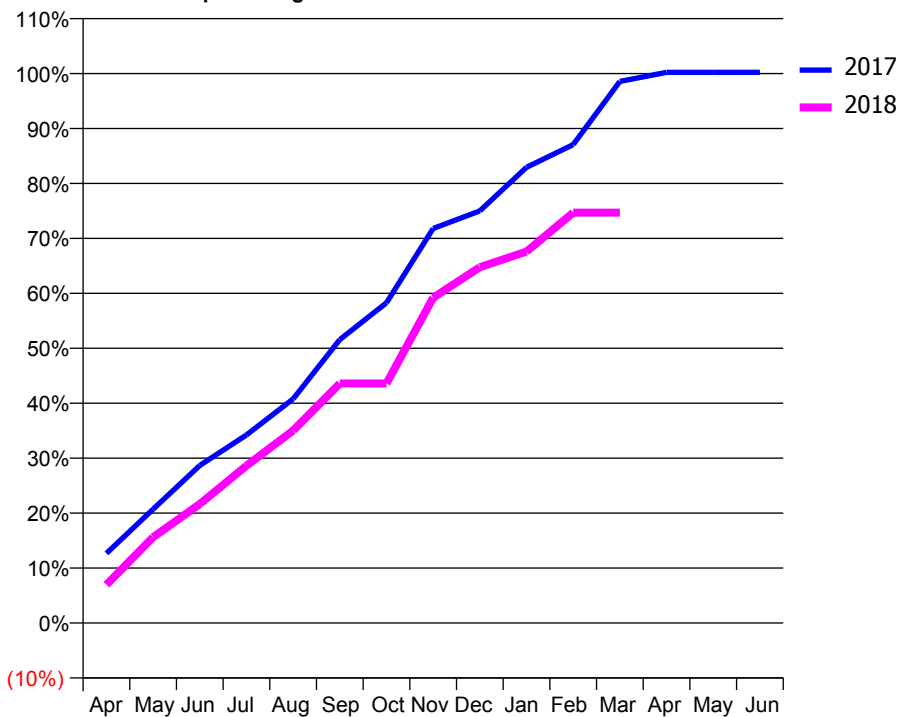
ACCESS*

Patients seen in 24 months	Total	Change since previous quarter
Quarter ending March 2017	500	
Quarter ending June 2017	489	↓
Quarter ending September 2017	468	↓
Quarter ending December 2017	458	↓
Quarter ending March 2018	452	↓
Variance since March 2017	(9.6%)	↓



ACTIVITY

Cumulative percentage of contracted UDA delivered 2017 & 2018



Month	Adjusted Scheduled Activity (UDA)	
	2017	2018
April	107	59
May	175	132
June	243	183
July	290	242
August	345	296
September	436	369
October	493	369
November	607	501
December	634	548
January	702	572
February	737	632
March	834	632
April	848	
May	848	
June	848	

QUALITY

	Quantity	Base Number	Contract	AT	Region	England
% of FP17s for the same patient ID Re-attending within 3 months - Children	12	495	2.4%	11.5%	11.5%	11.9%
% of FP17s for the same patient ID Re-attending within 3 months - Adults	2	24	8.3%	15.2%	15.9%	16.0%
% of FP17s for the same patient ID Re-attending between 3 & 9 months - Children	314	495	63.4%	57.8%	60.6%	58.3%
% of FP17s for the same patient ID Re-attending between 3 & 9 months - Adults	10	24	41.7%	48.0%	51.6%	50.3%
% of FP17s for Band 1 Urgent Courses	4	512	0.8%	9.8%	9.5%	9.1%
% of FP17s Relating to Free Repair or Replacements	0	512	0.0%	0.7%	0.7%	0.8%
% of FP17s Relating to Continuations	0	512	0.0%	0.8%	1.0%	1.0%
% of Patients satisfied with the dentistry they have received	0	0	N/A	93.6%	92.0%	91.5%
% of Patients satisfied with the time they had to wait for an appointment	0	0	N/A	89.3%	88.1%	87.9%

* This is based on patients treated on this contract for their most recent course of treatment. Figures in italics indicate the base number of FP17s or Patient Questionnaire responses are less than 100. N/A is shown where the base number of responses is less than 10 during the period. % is calculated as Quantity/Base number*100

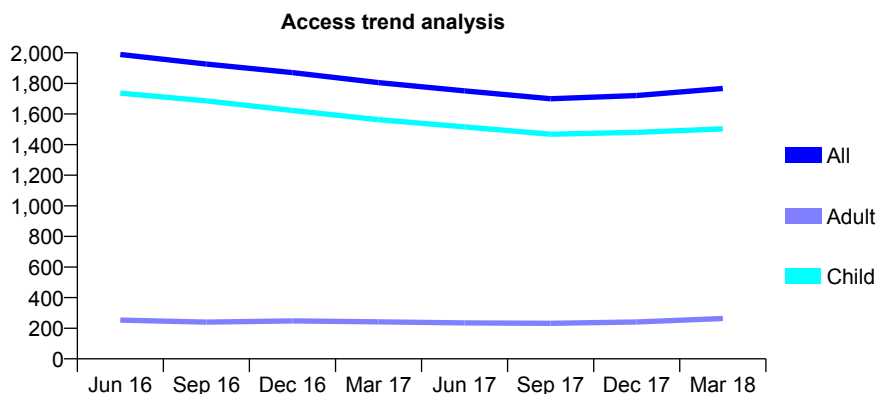
Q69 - Vital Signs At a Glance Contract Report for 641464/0004 - March 2018

Name or company name	Robin John Denville and Stanley David Dut
Contract type name	GDS Contract
Purpose of contract	General
Contract start date	02/06/2012
Contract end date	

17/18 Contracted general activity (UDA)	4,414
Carry forward general activity (UDA)	-87
17/18 Contracted orthodontic activity (UOA)	0
Carry forward orthodontic activity (UOA)	0
Baseline contract value	£98,773.77

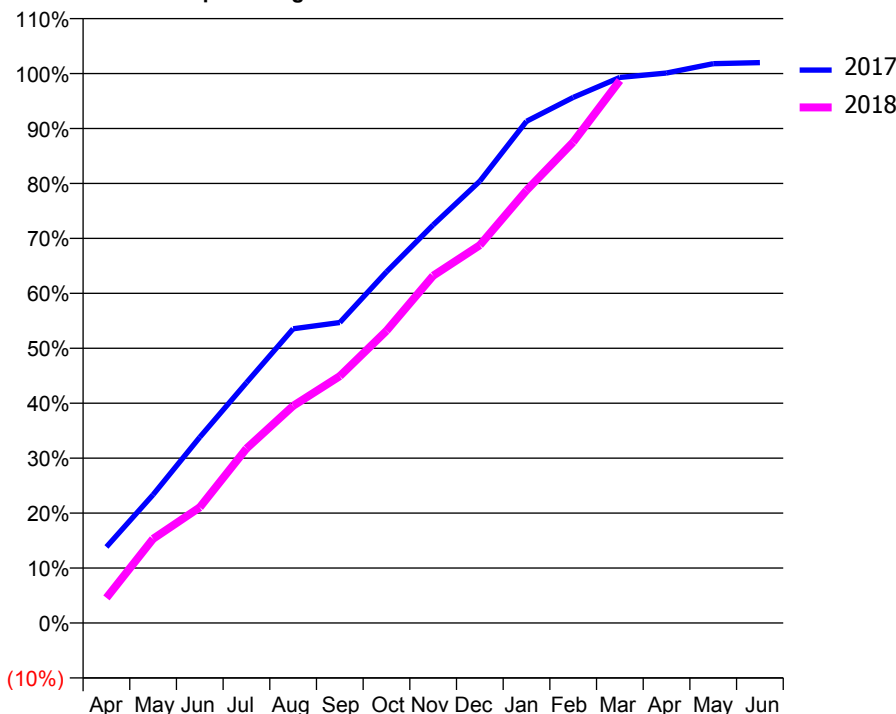
ACCESS*

Patients seen in 24 months	Total	Change since previous quarter
Quarter ending March 2017	1,805	
Quarter ending June 2017	1,751	↓
Quarter ending September 2017	1,700	↓
Quarter ending December 2017	1,721	→
Quarter ending March 2018	1,767	↑
Variance since March 2017	(2.1%)	↓



ACTIVITY

Cumulative percentage of contracted UDA delivered 2017 & 2018



Month	Adjusted Scheduled Activity (UDA)	
	2017	2018
April	611	202
May	1,031	677
June	1,492	929
July	1,930	1,401
August	2,363	1,744
September	2,413	1,983
October	2,820	2,347
November	3,198	2,790
December	3,549	3,035
January	4,030	3,475
February	4,222	3,863
March	4,382	4,358
April	4,418	
May	4,493	
June	4,501	

QUALITY

	Quantity	Base Number	Contract	AT	Region	England
% of FP17s for the same patient ID Re-attending within 3 months - Children	204	2,632	7.8%	11.5%	11.5%	11.9%
% of FP17s for the same patient ID Re-attending within 3 months - Adults	9	126	7.1%	15.2%	15.9%	16.0%
% of FP17s for the same patient ID Re-attending between 3 & 9 months - Children	1,666	2,632	63.3%	57.8%	60.6%	58.3%
% of FP17s for the same patient ID Re-attending between 3 & 9 months - Adults	74	126	58.7%	48.0%	51.6%	50.3%
% of FP17s for Band 1 Urgent Courses	102	2,604	3.9%	9.8%	9.5%	9.1%
% of FP17s Relating to Free Repair or Replacements	0	2,604	0.0%	0.7%	0.7%	0.8%
% of FP17s Relating to Continuations	0	2,604	0.0%	0.8%	1.0%	1.0%
% of Patients satisfied with the dentistry they have received	0	0	N/A	93.6%	92.0%	91.5%
% of Patients satisfied with the time they had to wait for an appointment	0	0	N/A	89.3%	88.1%	87.9%

* This is based on patients treated on this contract for their most recent course of treatment. Figures in italics indicate the base number of FP17s or Patient Questionnaire responses are less than 100. N/A is shown where the base number of responses is less than 10 during the period. % is calculated as Quantity/Base number*100

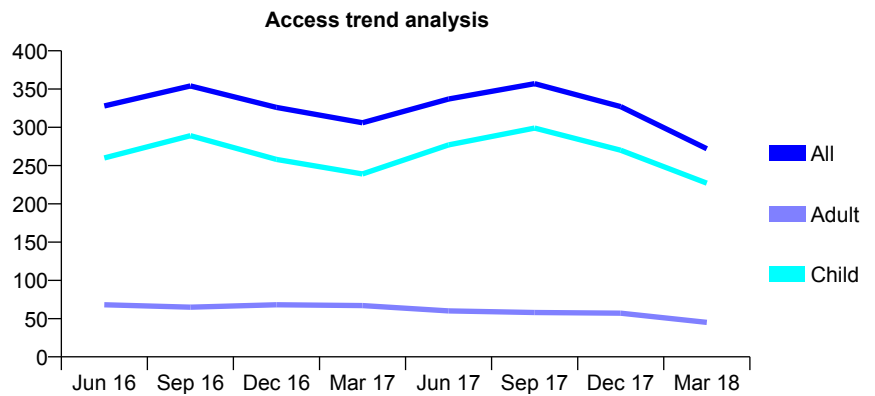
Q69 - Vital Signs At a Glance Contract Report for 642215/0001 - March 2018

Name or company name	MISS EH NICHOLS
Contract type name	GDS Contract
Purpose of contract	General
Contract start date	01/04/2006
Contract end date	

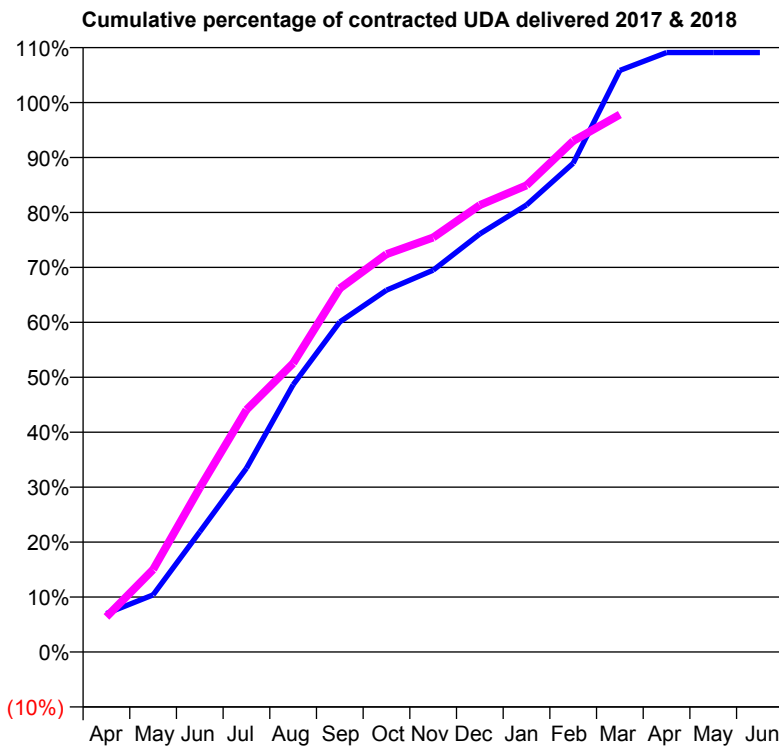
17/18 Contracted general activity (UDA)	500
Carry forward general activity (UDA)	-10
17/18 Contracted orthodontic activity (UOA)	0
Carry forward orthodontic activity (UOA)	0
Baseline contract value	£11,691.08

ACCESS*

Patients seen in 24 months	Total	Change since previous quarter
Quarter ending March 2017	306	
Quarter ending June 2017	337	↑
Quarter ending September 2017	357	↑
Quarter ending December 2017	327	↓
Quarter ending March 2018	272	↓
Variance since March 2017	(11.1%)	↓



ACTIVITY



Month	Adjusted Scheduled Activity (UDA)	
	2017	2018
April	35	32
May	52	75
June	109	149
July	167	220
August	243	263
September	300	331
October	329	362
November	347	377
December	380	407
January	407	425
February	445	465
March	529	489
April	545	
May	545	
June	545	

QUALITY

	Quantity	Base Number	Contract	AT	Region	England
% of FP17s for the same patient ID Re-attending within 3 months - Children	17	369	4.6%	11.5%	11.5%	11.9%
% of FP17s for the same patient ID Re-attending within 3 months - Adults	0	18	0.0%	15.2%	15.9%	16.0%
% of FP17s for the same patient ID Re-attending between 3 & 9 months - Children	138	369	37.4%	57.8%	60.6%	58.3%
% of FP17s for the same patient ID Re-attending between 3 & 9 months - Adults	7	18	38.9%	48.0%	51.6%	50.3%
% of FP17s for Band 1 Urgent Courses	15	375	4.0%	9.8%	9.5%	9.1%
% of FP17s Relating to Free Repair or Replacements	0	375	0.0%	0.7%	0.7%	0.8%
% of FP17s Relating to Continuations	0	375	0.0%	0.8%	1.0%	1.0%
% of Patients satisfied with the dentistry they have received	0	0	N/A	93.6%	92.0%	91.5%
% of Patients satisfied with the time they had to wait for an appointment	0	0	N/A	89.3%	88.1%	87.9%

* This is based on patients treated on this contract for their most recent course of treatment. Figures in italics indicate the base number of FP17s or Patient Questionnaire responses are less than 100. N/A is shown where the base number of responses is less than 10 during the period. % is calculated as Quantity/Base number*100

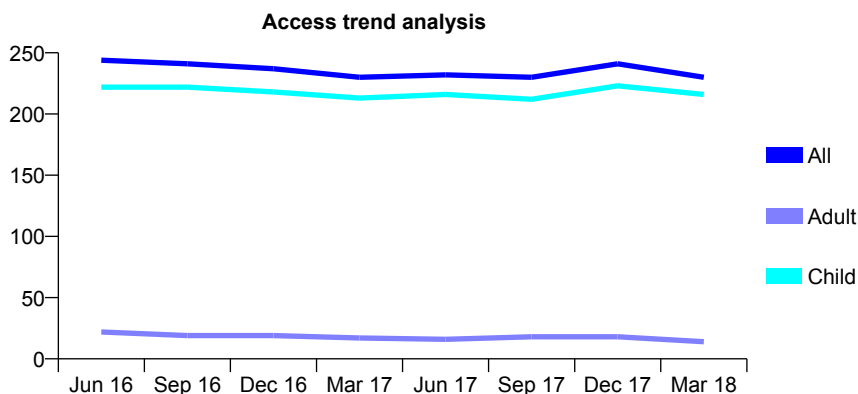
Q69 - Vital Signs At a Glance Contract Report for 644188/0001 - March 2018

Name or company name	MR PC CHEN
Contract type name	GDS Contract
Purpose of contract	General
Contract start date	01/04/2006
Contract end date	

17/18 Contracted general activity (UDA)	381
Carry forward general activity (UDA)	6
17/18 Contracted orthodontic activity (UOA)	0
Carry forward orthodontic activity (UOA)	0
Baseline contract value	£9,111.20

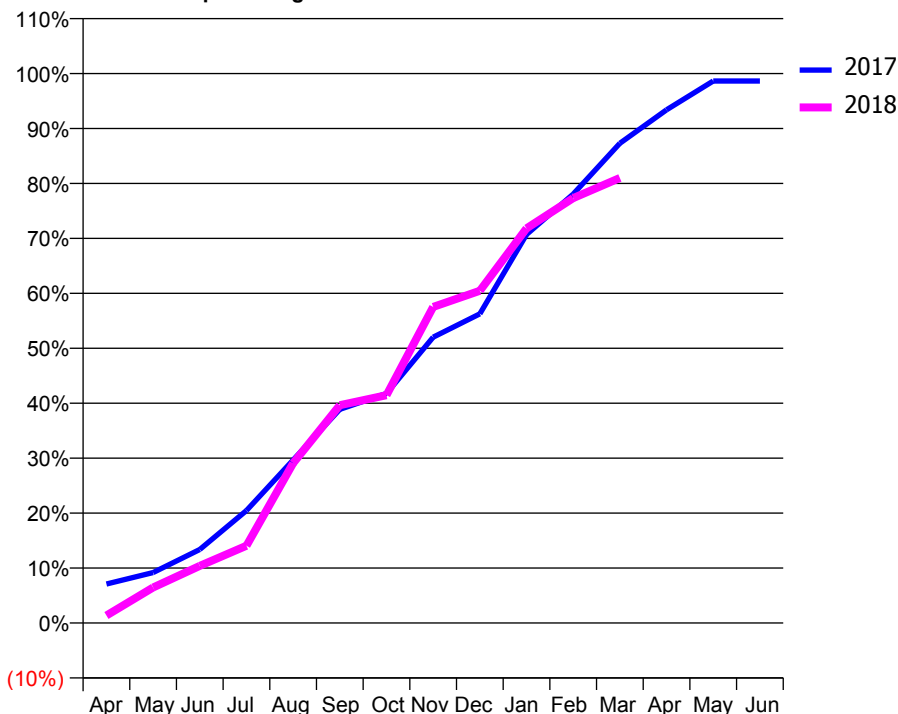
ACCESS*

Patients seen in 24 months	Total	Change since previous quarter
Quarter ending March 2017	230	
Quarter ending June 2017	232	→
Quarter ending September 2017	230	→
Quarter ending December 2017	241	↑
Quarter ending March 2018	230	↓
Variance since March 2017	0.0%	→



ACTIVITY

Cumulative percentage of contracted UDA delivered 2017 & 2018



Month	Adjusted Scheduled Activity (UDA)	
	2017	2018
April	27	5
May	35	25
June	51	40
July	78	54
August	113	111
September	148	151
October	159	158
November	198	219
December	214	230
January	269	274
February	297	295
March	333	309
April	356	
May	376	
June	376	

QUALITY

	Quantity	Base Number	Contract	AT	Region	England
% of FP17s for the same patient ID Re-attending within 3 months - Children	18	271	6.6%	11.5%	11.5%	11.9%
% of FP17s for the same patient ID Re-attending within 3 months - Adults	0	3	0.0%	15.2%	15.9%	16.0%
% of FP17s for the same patient ID Re-attending between 3 & 9 months - Children	152	271	56.1%	57.8%	60.6%	58.3%
% of FP17s for the same patient ID Re-attending between 3 & 9 months - Adults	2	3	66.7%	48.0%	51.6%	50.3%
% of FP17s for Band 1 Urgent Courses	8	241	3.3%	9.8%	9.5%	9.1%
% of FP17s Relating to Free Repair or Replacements	0	241	0.0%	0.7%	0.7%	0.8%
% of FP17s Relating to Continuations	0	241	0.0%	0.8%	1.0%	1.0%
% of Patients satisfied with the dentistry they have received	0	0	N/A	93.6%	92.0%	91.5%
% of Patients satisfied with the time they had to wait for an appointment	0	0	N/A	89.3%	88.1%	87.9%

* This is based on patients treated on this contract for their most recent course of treatment. Figures in italics indicate the base number of FP17s or Patient Questionnaire responses are less than 100. N/A is shown where the base number of responses is less than 10 during the period. % is calculated as Quantity/Base number*100

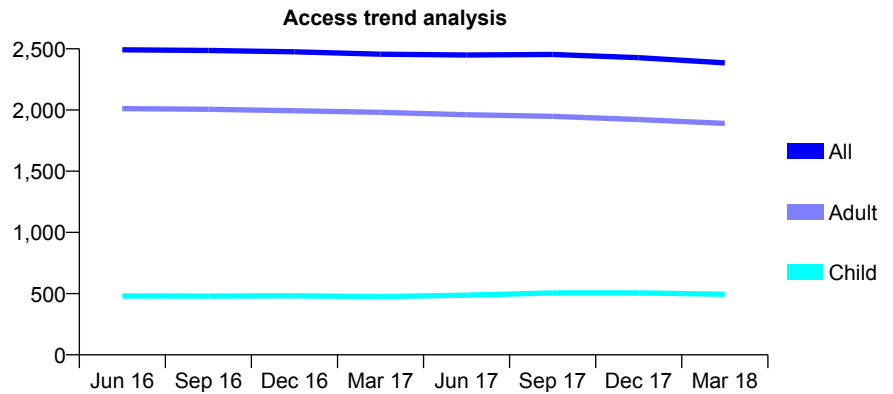
Q69 - Vital Signs At a Glance Contract Report for 648744/0001 - March 2018

Name or company name	MR NV BADIANI
Contract type name	GDS Contract
Purpose of contract	General
Contract start date	01/04/2006
Contract end date	

17/18 Contracted general activity (UDA)	5,285
Carry forward general activity (UDA)	-74
17/18 Contracted orthodontic activity (UOA)	0
Carry forward orthodontic activity (UOA)	0
Baseline contract value	£130,032.92

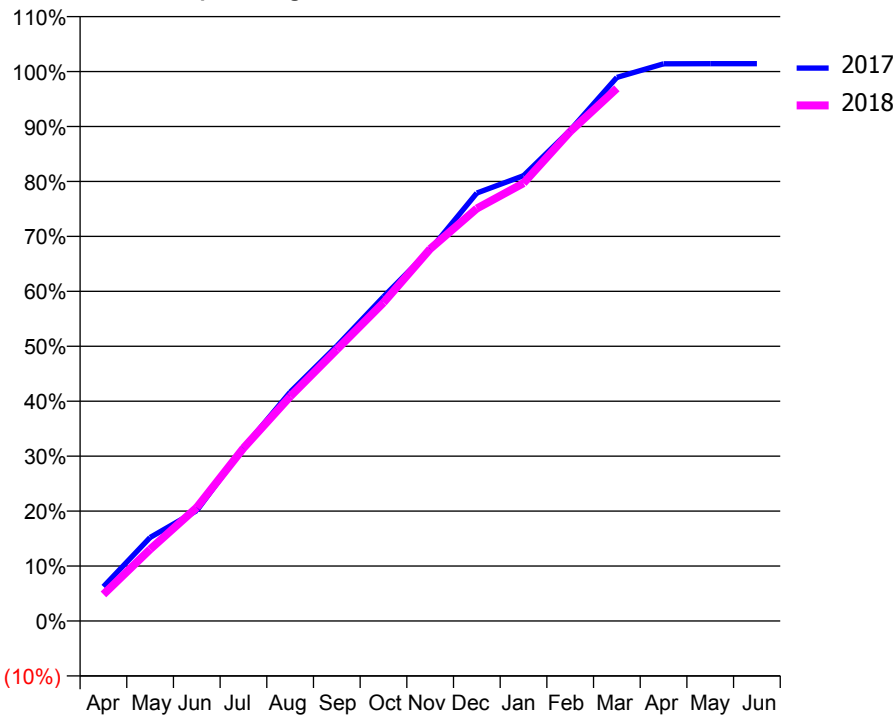
ACCESS*

Patients seen in 24 months	Total	Change since previous quarter
Quarter ending March 2017	2,456	
Quarter ending June 2017	2,449	→
Quarter ending September 2017	2,454	→
Quarter ending December 2017	2,428	↓
Quarter ending March 2018	2,385	↓
Variance since March 2017	(2.9%)	↓



ACTIVITY

Cumulative percentage of contracted UDA delivered 2017 & 2018



Month	Adjusted Scheduled Activity (UDA)	
	2017	2018
April	330	256
May	803	689
June	1,062	1,092
July	1,665	1,663
August	2,202	2,159
September	2,646	2,611
October	3,118	3,062
November	3,571	3,579
December	4,116	3,967
January	4,283	4,211
February	4,720	4,707
March	5,228	5,123
April	5,358	
May	5,360	
June	5,360	

QUALITY

	Quantity	Base Number	Contract	AT	Region	England
% of FP17s for the same patient ID Re-attending within 3 months - Children	39	736	5.3%	11.5%	11.5%	11.9%
% of FP17s for the same patient ID Re-attending within 3 months - Adults	273	2,350	11.6%	15.2%	15.9%	16.0%
% of FP17s for the same patient ID Re-attending between 3 & 9 months - Children	449	736	61.0%	57.8%	60.6%	58.3%
% of FP17s for the same patient ID Re-attending between 3 & 9 months - Adults	1,027	2,350	43.7%	48.0%	51.6%	50.3%
% of FP17s for Band 1 Urgent Courses	483	2,999	16.1%	9.8%	9.5%	9.1%
% of FP17s Relating to Free Repair or Replacements	0	2,999	0.0%	0.7%	0.7%	0.8%
% of FP17s Relating to Continuations	4	2,999	0.1%	0.8%	1.0%	1.0%
% of Patients satisfied with the dentistry they have received	3	3	N/A	93.6%	92.0%	91.5%
% of Patients satisfied with the time they had to wait for an appointment	3	3	N/A	89.3%	88.1%	87.9%

* This is based on patients treated on this contract for their most recent course of treatment. Figures in italics indicate the base number of FP17s or Patient Questionnaire responses are less than 100. N/A is shown where the base number of responses is less than 10 during the period. % is calculated as Quantity/Base number*100

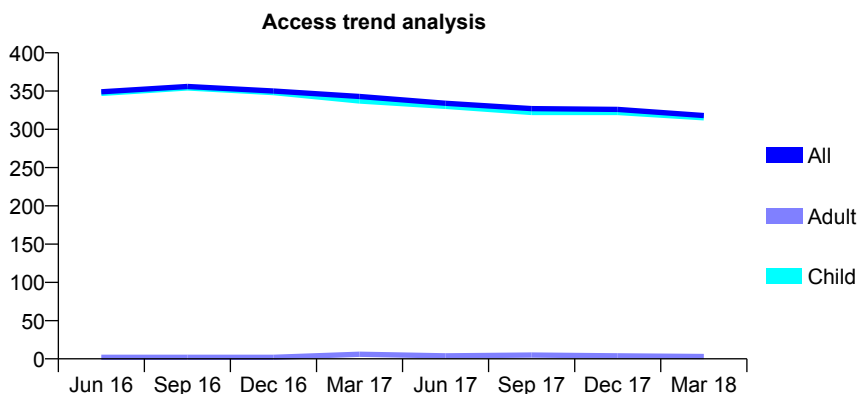
Q69 - Vital Signs At a Glance Contract Report for 649988/0001 - March 2018

Name or company name	MISS SE MACGILLIVRAY
Contract type name	GDS Contract
Purpose of contract	General
Contract start date	01/04/2006
Contract end date	

17/18 Contracted general activity (UDA)	550
Carry forward general activity (UDA)	-11
17/18 Contracted orthodontic activity (UOA)	0
Carry forward orthodontic activity (UOA)	0
Baseline contract value	£13,098.84

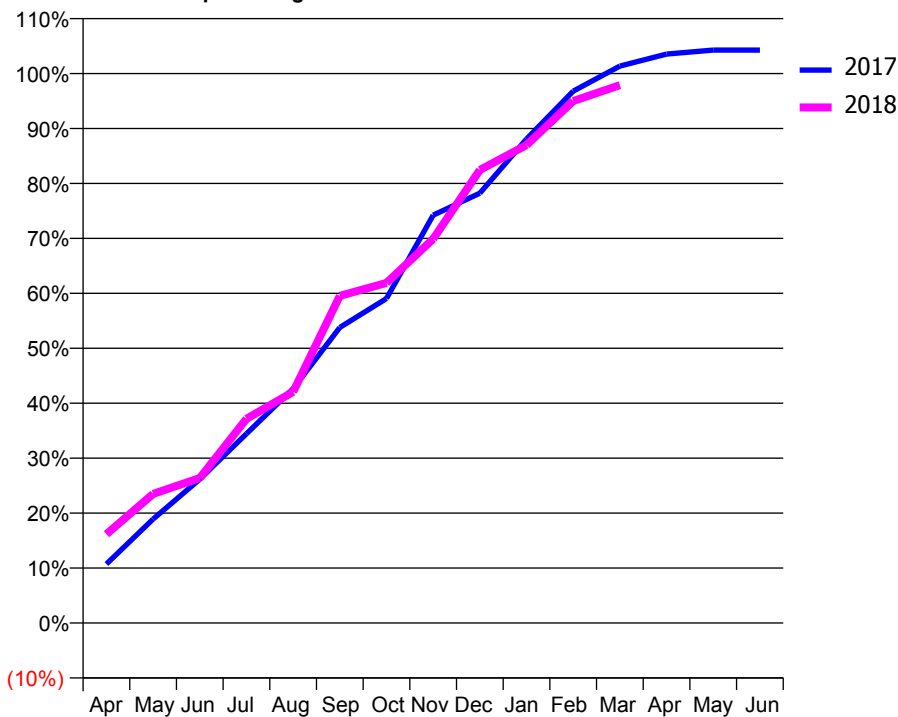
ACCESS*

Patients seen in 24 months	Total	Change since previous quarter
Quarter ending March 2017	343	
Quarter ending June 2017	334	↓
Quarter ending September 2017	327	↓
Quarter ending December 2017	326	→
Quarter ending March 2018	318	↓
Variance since March 2017	(7.3%)	↓



ACTIVITY

Cumulative percentage of contracted UDA delivered 2017 & 2018



Month	Adjusted Scheduled Activity (UDA)	
	2017	2018
April	59	89
May	104	129
June	144	145
July	189	204
August	235	231
September	296	327
October	325	340
November	408	384
December	430	453
January	484	478
February	532	522
March	557	538
April	569	
May	573	
June	573	

QUALITY

	Quantity	Base Number	Contract	AT	Region	England
% of FP17s for the same patient ID Re-attending within 3 months - Children	31	455	6.8%	11.5%	11.5%	11.9%
% of FP17s for the same patient ID Re-attending within 3 months - Adults	0	0	N/A	15.2%	15.9%	16.0%
% of FP17s for the same patient ID Re-attending between 3 & 9 months - Children	317	455	69.7%	57.8%	60.6%	58.3%
% of FP17s for the same patient ID Re-attending between 3 & 9 months - Adults	0	0	N/A	48.0%	51.6%	50.3%
% of FP17s for Band 1 Urgent Courses	2	442	0.5%	9.8%	9.5%	9.1%
% of FP17s Relating to Free Repair or Replacements	0	442	0.0%	0.7%	0.7%	0.8%
% of FP17s Relating to Continuations	0	442	0.0%	0.8%	1.0%	1.0%
% of Patients satisfied with the dentistry they have received	3	3	N/A	93.6%	92.0%	91.5%
% of Patients satisfied with the time they had to wait for an appointment	2	3	N/A	89.3%	88.1%	87.9%

* This is based on patients treated on this contract for their most recent course of treatment. Figures in italics indicate the base number of FP17s or Patient Questionnaire responses are less than 100. N/A is shown where the base number of responses is less than 10 during the period. % is calculated as Quantity/Base number*100

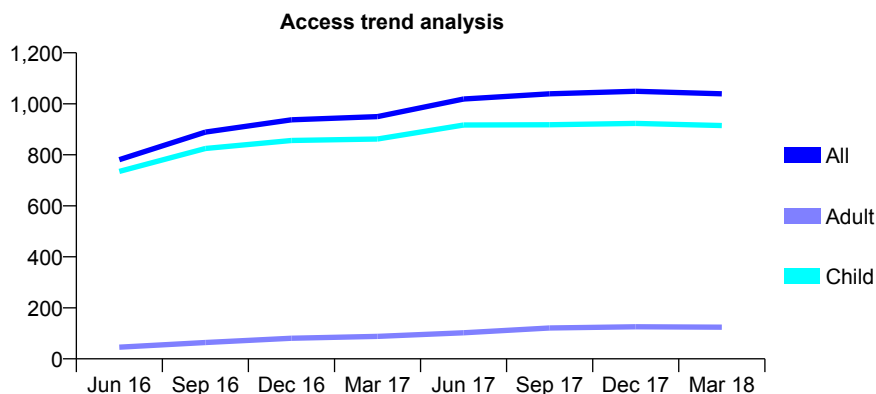
Q69 - Vital Signs At a Glance Contract Report for 660361/0002 - March 2018

Name or company name	MRS SK RAJANI
Contract type name	GDS Contract
Purpose of contract	General
Contract start date	01/09/2015
Contract end date	

17/18 Contracted general activity (UDA)	1,803
Carry forward general activity (UDA)	-36
17/18 Contracted orthodontic activity (UOA)	0
Carry forward orthodontic activity (UOA)	0
Baseline contract value	£36,466.12

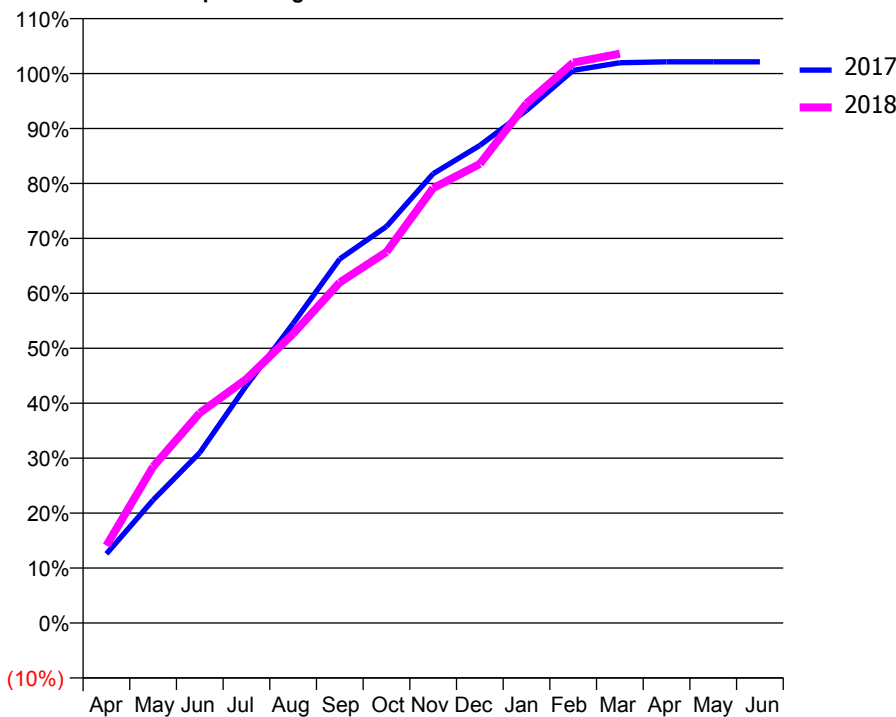
ACCESS*

Patients seen in 24 months	Total	Change since previous quarter
Quarter ending March 2017	950	
Quarter ending June 2017	1,019	↑
Quarter ending September 2017	1,039	→
Quarter ending December 2017	1,049	→
Quarter ending March 2018	1,039	→
Variance since March 2017	9.4%	↑



ACTIVITY

Cumulative percentage of contracted UDA delivered 2017 & 2018



Month	Adjusted Scheduled Activity (UDA)	
	2017	2018
April	227	254
May	404	513
June	559	689
July	780	801
August	983	949
September	1,195	1,118
October	1,301	1,217
November	1,474	1,427
December	1,567	1,506
January	1,682	1,705
February	1,813	1,839
March	1,838	1,868
April	1,841	
May	1,841	
June	1,841	

QUALITY

	Quantity	Base Number	Contract	AT	Region	England
% of FP17s for the same patient ID Re-attending within 3 months - Children	66	1,304	5.1%	11.5%	11.5%	11.9%
% of FP17s for the same patient ID Re-attending within 3 months - Adults	6	63	9.5%	15.2%	15.9%	16.0%
% of FP17s for the same patient ID Re-attending between 3 & 9 months - Children	706	1,304	54.1%	57.8%	60.6%	58.3%
% of FP17s for the same patient ID Re-attending between 3 & 9 months - Adults	30	63	47.6%	48.0%	51.6%	50.3%
% of FP17s for Band 1 Urgent Courses	26	1,366	1.9%	9.8%	9.5%	9.1%
% of FP17s Relating to Free Repair or Replacements	0	1,366	0.0%	0.7%	0.7%	0.8%
% of FP17s Relating to Continuations	12	1,366	0.9%	0.8%	1.0%	1.0%
% of Patients satisfied with the dentistry they have received	0	1	N/A	93.6%	92.0%	91.5%
% of Patients satisfied with the time they had to wait for an appointment	0	1	N/A	89.3%	88.1%	87.9%

* This is based on patients treated on this contract for their most recent course of treatment. Figures in italics indicate the base number of FP17s or Patient Questionnaire responses are less than 100. N/A is shown where the base number of responses is less than 10 during the period. % is calculated as Quantity/Base number*100

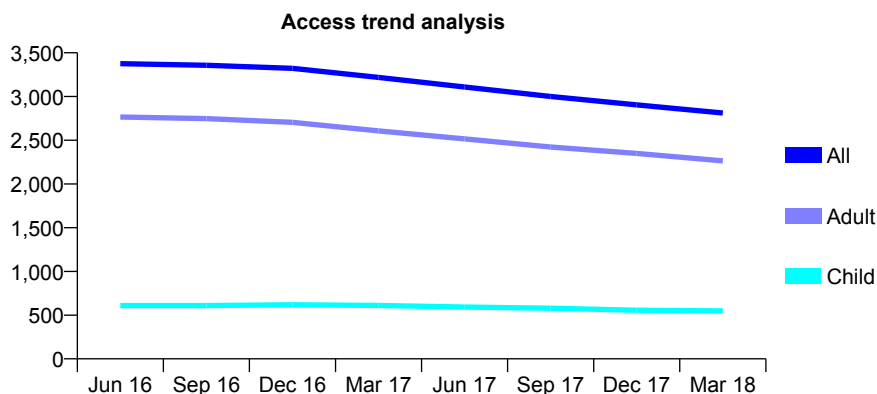
Q69 - Vital Signs At a Glance Contract Report for 673927/0001 - March 2018

Name or company name	MR DG DUGGAN
Contract type name	GDS Contract
Purpose of contract	General
Contract start date	01/04/2006
Contract end date	

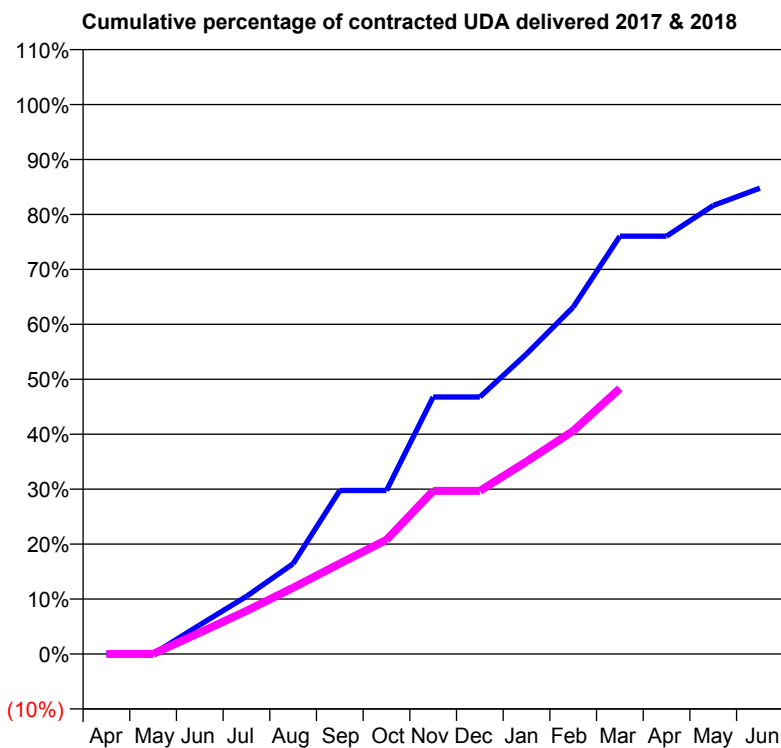
17/18 Contracted general activity (UDA)	11,284
Carry forward general activity (UDA)	0
17/18 Contracted orthodontic activity (UOA)	0
Carry forward orthodontic activity (UOA)	0
Baseline contract value	£269,844.26

ACCESS*

Patients seen in 24 months	Total	Change since previous quarter
Quarter ending March 2017	3,218	
Quarter ending June 2017	3,109	↓
Quarter ending September 2017	3,001	↓
Quarter ending December 2017	2,905	↓
Quarter ending March 2018	2,812	↓
Variance since March 2017	(12.6%)	↓



ACTIVITY



Month	Adjusted Scheduled Activity (UDA)	
	2017	2018
April	0	0
May	0	0
June	598	438
July	1,183	887
August	1,855	1,361
September	3,357	1,858
October	3,357	2,346
November	5,278	3,352
December	5,278	3,352
January	6,162	3,952
February	7,124	4,582
March	8,581	5,452
April	8,581	
May	9,209	
June	9,567	

QUALITY

	Quantity	Base Number	Contract	AT	Region	England
% of FP17s for the same patient ID Re-attending within 3 months - Children	63	979	6.4%	11.5%	11.5%	11.9%
% of FP17s for the same patient ID Re-attending within 3 months - Adults	325	2,886	11.3%	15.2%	15.9%	16.0%
% of FP17s for the same patient ID Re-attending between 3 & 9 months - Children	734	979	75.0%	57.8%	60.6%	58.3%
% of FP17s for the same patient ID Re-attending between 3 & 9 months - Adults	2,115	2,886	73.3%	48.0%	51.6%	50.3%
% of FP17s for Band 1 Urgent Courses	117	3,330	3.5%	9.8%	9.5%	9.1%
% of FP17s Relating to Free Repair or Replacements	11	3,330	0.3%	0.7%	0.7%	0.8%
% of FP17s Relating to Continuations	47	3,330	1.4%	0.8%	1.0%	1.0%
% of Patients satisfied with the dentistry they have received	1	1	N/A	93.6%	92.0%	91.5%
% of Patients satisfied with the time they had to wait for an appointment	1	1	N/A	89.3%	88.1%	87.9%

* This is based on patients treated on this contract for their most recent course of treatment. Figures in italics indicate the base number of FP17s or Patient Questionnaire responses are less than 100. N/A is shown where the base number of responses is less than 10 during the period. % is calculated as Quantity/Base number*100

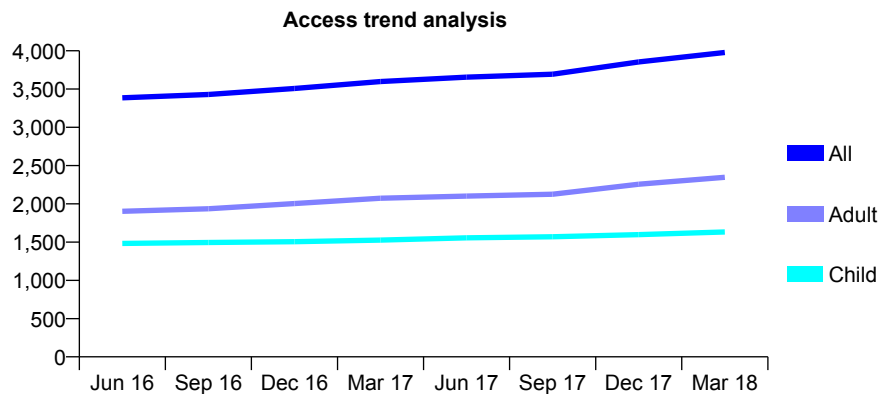
Q69 - Vital Signs At a Glance Contract Report for 678279/0001 - March 2018

Name or company name	MR C WONG
Contract type name	GDS Contract
Purpose of contract	General
Contract start date	01/04/2006
Contract end date	

17/18 Contracted general activity (UDA)	9,000
Carry forward general activity (UDA)	-180
17/18 Contracted orthodontic activity (UOA)	0
Carry forward orthodontic activity (UOA)	0
Baseline contract value	£234,057.20

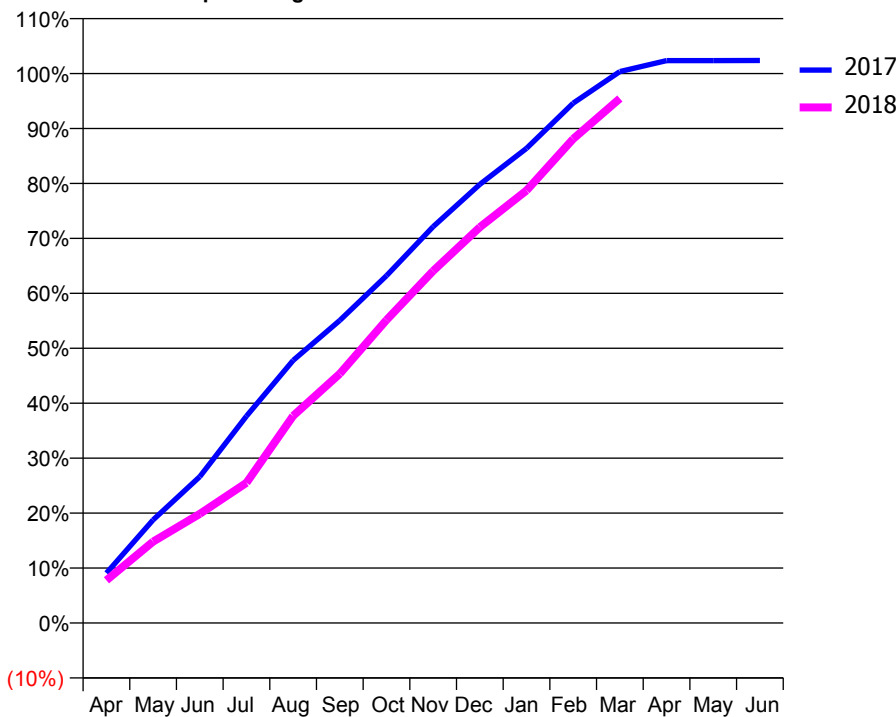
ACCESS*

Patients seen in 24 months	Total	Change since previous quarter
Quarter ending March 2017	3,599	
Quarter ending June 2017	3,656	→
Quarter ending September 2017	3,694	→
Quarter ending December 2017	3,854	↑
Quarter ending March 2018	3,978	↑
Variance since March 2017	10.5%	↑



ACTIVITY

Cumulative percentage of contracted UDA delivered 2017 & 2018



Month	Adjusted Scheduled Activity (UDA)	
	2017	2018
April	818	701
May	1,690	1,333
June	2,397	1,787
July	3,389	2,296
August	4,301	3,392
September	4,956	4,084
October	5,687	4,963
November	6,493	5,766
December	7,183	6,483
January	7,773	7,083
February	8,515	7,930
March	9,033	8,591
April	9,211	
May	9,210	
June	9,212	

QUALITY

	Quantity	Base Number	Contract	AT	Region	England
% of FP17s for the same patient ID Re-attending within 3 months - Children	199	2,367	8.4%	11.5%	11.5%	11.9%
% of FP17s for the same patient ID Re-attending within 3 months - Adults	345	2,820	12.2%	15.2%	15.9%	16.0%
% of FP17s for the same patient ID Re-attending between 3 & 9 months - Children	1,284	2,367	54.2%	57.8%	60.6%	58.3%
% of FP17s for the same patient ID Re-attending between 3 & 9 months - Adults	1,286	2,820	45.6%	48.0%	51.6%	50.3%
% of FP17s for Band 1 Urgent Courses	268	3,978	6.7%	9.8%	9.5%	9.1%
% of FP17s Relating to Free Repair or Replacements	10	3,978	0.3%	0.7%	0.7%	0.8%
% of FP17s Relating to Continuations	56	3,978	1.4%	0.8%	1.0%	1.0%
% of Patients satisfied with the dentistry they have received	3	3	N/A	93.6%	92.0%	91.5%
% of Patients satisfied with the time they had to wait for an appointment	3	3	N/A	89.3%	88.1%	87.9%

* This is based on patients treated on this contract for their most recent course of treatment. Figures in italics indicate the base number of FP17s or Patient Questionnaire responses are less than 100. N/A is shown where the base number of responses is less than 10 during the period. % is calculated as Quantity/Base number*100

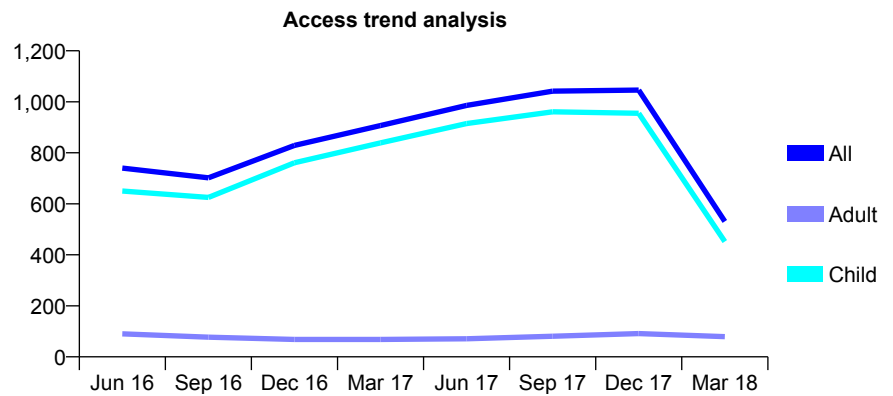
Q69 - Vital Signs At a Glance Contract Report for 678600/0001 - March 2018

Name or company name	MISS CE MCCLELLAND
Contract type name	GDS Contract
Purpose of contract	General
Contract start date	01/04/2006
Contract end date	

17/18 Contracted general activity (UDA)	1,700
Carry forward general activity (UDA)	-34
17/18 Contracted orthodontic activity (UOA)	0
Carry forward orthodontic activity (UOA)	0
Baseline contract value	£40,653.60

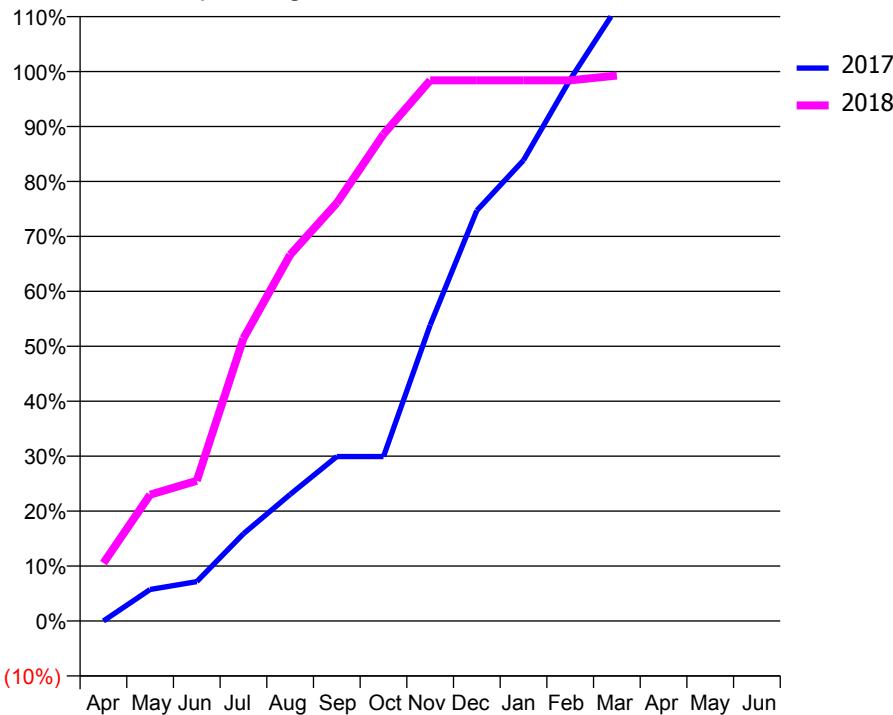
ACCESS*

Patients seen in 24 months	Total	Change since previous quarter
Quarter ending March 2017	907	
Quarter ending June 2017	986	↑
Quarter ending September 2017	1,042	↑
Quarter ending December 2017	1,046	→
Quarter ending March 2018	531	↓
Variance since March 2017	(41.5%)	↓



ACTIVITY

Cumulative percentage of contracted UDA delivered 2017 & 2018



Month	Adjusted Scheduled Activity (UDA)	
	2017	2018
April	0	179
May	98	391
June	122	434
July	270	874
August	392	1,133
September	509	1,293
October	509	1,506
November	916	1,673
December	1,270	1,673
January	1,426	1,673
February	1,675	1,673
March	1,898	1,688
April	2,004	
May	2,004	
June	2,004	

QUALITY

	Quantity	Base Number	Contract	AT	Region	England
% of FP17s for the same patient ID Re-attending within 3 months - Children	125	1,173	10.7%	11.5%	11.5%	11.9%
% of FP17s for the same patient ID Re-attending within 3 months - Adults	2	27	7.4%	15.2%	15.9%	16.0%
% of FP17s for the same patient ID Re-attending between 3 & 9 months - Children	660	1,173	56.3%	57.8%	60.6%	58.3%
% of FP17s for the same patient ID Re-attending between 3 & 9 months - Adults	18	27	66.7%	48.0%	51.6%	50.3%
% of FP17s for Band 1 Urgent Courses	33	1,133	2.9%	9.8%	9.5%	9.1%
% of FP17s Relating to Free Repair or Replacements	0	1,133	0.0%	0.7%	0.7%	0.8%
% of FP17s Relating to Continuations	0	1,133	0.0%	0.8%	1.0%	1.0%
% of Patients satisfied with the dentistry they have received	3	3	N/A	93.6%	92.0%	91.5%
% of Patients satisfied with the time they had to wait for an appointment	3	3	N/A	89.3%	88.1%	87.9%

* This is based on patients treated on this contract for their most recent course of treatment. Figures in italics indicate the base number of FP17s or Patient Questionnaire responses are less than 100. N/A is shown where the base number of responses is less than 10 during the period. % is calculated as Quantity/Base number*100

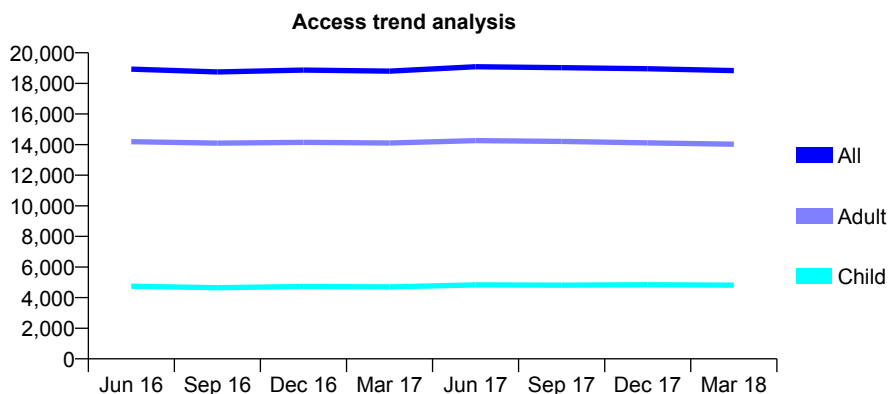
Q69 - Vital Signs At a Glance Contract Report for 678732/0001 - March 2018

Name or company name	MR V MISTRY
Contract type name	GDS Contract
Purpose of contract	General
Contract start date	01/04/2006
Contract end date	

17/18 Contracted general activity (UDA)	41,870
Carry forward general activity (UDA)	-805
17/18 Contracted orthodontic activity (UOA)	0
Carry forward orthodontic activity (UOA)	0
Baseline contract value	£1,196,319.24

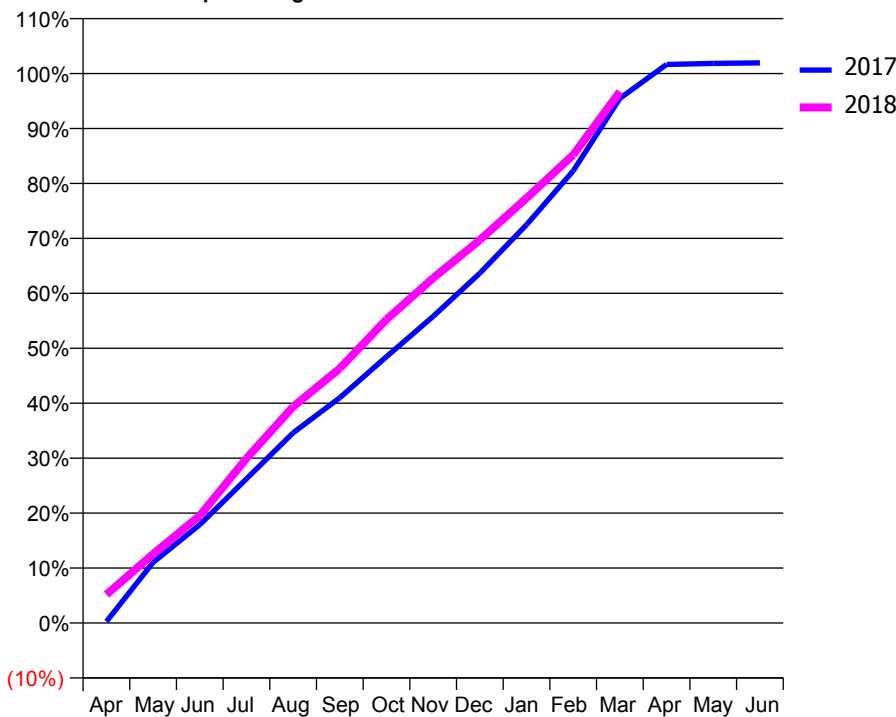
ACCESS*

Patients seen in 24 months	Total	Change since previous quarter
Quarter ending March 2017	18,806	
Quarter ending June 2017	19,090	→
Quarter ending September 2017	19,029	→
Quarter ending December 2017	18,955	→
Quarter ending March 2018	18,835	→
Variance since March 2017	0.2%	→



ACTIVITY

Cumulative percentage of contracted UDA delivered 2017 & 2018



Adjusted Scheduled Activity (UDA)

Month	2017	2018
April	112	2,167
May	4,622	5,254
June	7,493	8,181
July	10,993	12,539
August	14,499	16,488
September	17,167	19,398
October	20,299	23,129
November	23,363	26,278
December	26,652	29,186
January	30,340	32,379
February	34,446	35,671
March	39,977	40,483
April	42,558	
May	42,642	
June	42,675	

QUALITY

	Quantity	Base Number	Contract	AT	Region	England
% of FP17s for the same patient ID Re-attending within 3 months - Children	466	6,265	7.4%	11.5%	11.5%	11.9%
% of FP17s for the same patient ID Re-attending within 3 months - Adults	3,025	16,747	18.1%	15.2%	15.9%	16.0%
% of FP17s for the same patient ID Re-attending between 3 & 9 months - Children	2,884	6,265	46.0%	57.8%	60.6%	58.3%
% of FP17s for the same patient ID Re-attending between 3 & 9 months - Adults	6,005	16,747	35.9%	48.0%	51.6%	50.3%
% of FP17s for Band 1 Urgent Courses	3,730	19,820	18.8%	9.8%	9.5%	9.1%
% of FP17s Relating to Free Repair or Replacements	412	19,820	2.1%	0.7%	0.7%	0.8%
% of FP17s Relating to Continuations	175	19,820	0.9%	0.8%	1.0%	1.0%
% of Patients satisfied with the dentistry they have received	11	12	91.7%	93.6%	92.0%	91.5%
% of Patients satisfied with the time they had to wait for an appointment	8	12	66.7%	89.3%	88.1%	87.9%

* This is based on patients treated on this contract for their most recent course of treatment. Figures in italics indicate the base number of FP17s or Patient Questionnaire responses are less than 100. N/A is shown where the base number of responses is less than 10 during the period. % is calculated as Quantity/Base number*100

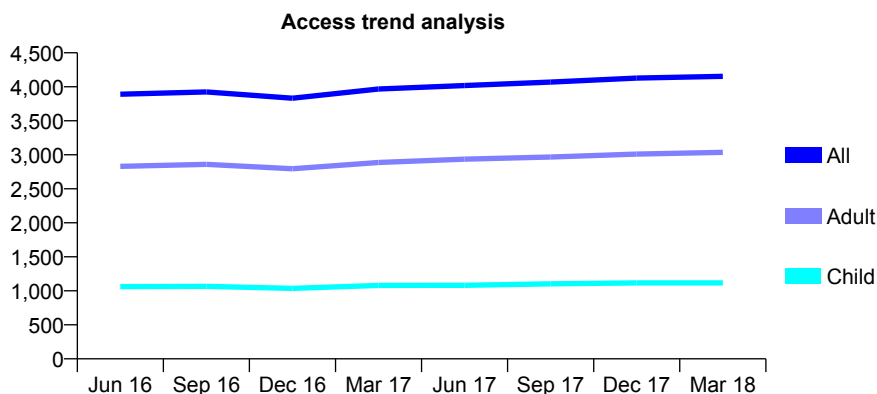
Q69 - Vital Signs At a Glance Contract Report for 683396/0001 - March 2018

Name or company name	Bourbon Street Dental Care
Contract type name	GDS Contract
Purpose of contract	General
Contract start date	01/04/2006
Contract end date	

17/18 Contracted general activity (UDA)	11,630
Carry forward general activity (UDA)	29
17/18 Contracted orthodontic activity (UOA)	0
Carry forward orthodontic activity (UOA)	0
Baseline contract value	£359,721.19

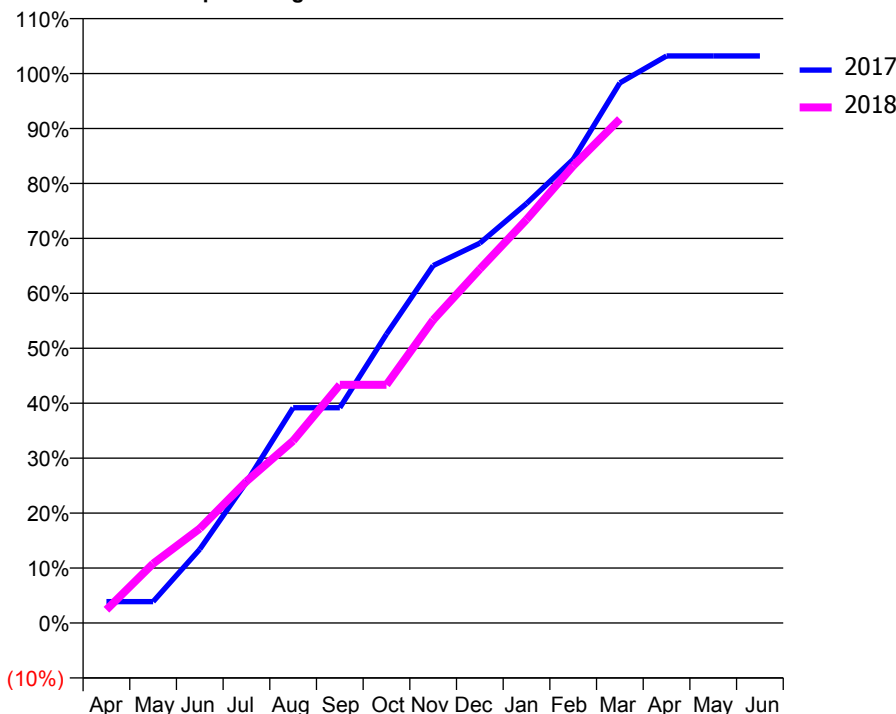
ACCESS*

Patients seen in 24 months	Total	Change since previous quarter
Quarter ending March 2017	3,967	
Quarter ending June 2017	4,018	→
Quarter ending September 2017	4,070	→
Quarter ending December 2017	4,128	→
Quarter ending March 2018	4,153	→
Variance since March 2017	4.7%	↑



ACTIVITY

Cumulative percentage of contracted UDA delivered 2017 & 2018



Month	Adjusted Scheduled Activity (UDA)	
	2017	2018
April	453	281
May	453	1,258
June	1,562	1,999
July	2,982	2,998
August	4,557	3,858
September	4,557	5,042
October	6,115	5,042
November	7,564	6,415
December	8,039	7,491
January	8,879	8,540
February	9,816	9,676
March	11,433	10,666
April	12,003	
May	12,003	
June	12,003	

QUALITY

	Quantity	Base Number	Contract	AT	Region	England
% of FP17s for the same patient ID Re-attending within 3 months - Children	123	1,349	9.1%	11.5%	11.5%	11.9%
% of FP17s for the same patient ID Re-attending within 3 months - Adults	365	3,041	12.0%	15.2%	15.9%	16.0%
% of FP17s for the same patient ID Re-attending between 3 & 9 months - Children	569	1,349	42.2%	57.8%	60.6%	58.3%
% of FP17s for the same patient ID Re-attending between 3 & 9 months - Adults	888	3,041	29.2%	48.0%	51.6%	50.3%
% of FP17s for Band 1 Urgent Courses	180	4,191	4.3%	9.8%	9.5%	9.1%
% of FP17s Relating to Free Repair or Replacements	15	4,191	0.4%	0.7%	0.7%	0.8%
% of FP17s Relating to Continuations	110	4,191	2.6%	0.8%	1.0%	1.0%
% of Patients satisfied with the dentistry they have received	3	3	N/A	93.6%	92.0%	91.5%
% of Patients satisfied with the time they had to wait for an appointment	3	3	N/A	89.3%	88.1%	87.9%

* This is based on patients treated on this contract for their most recent course of treatment. Figures in italics indicate the base number of FP17s or Patient Questionnaire responses are less than 100. N/A is shown where the base number of responses is less than 10 during the period. % is calculated as Quantity/Base number*100

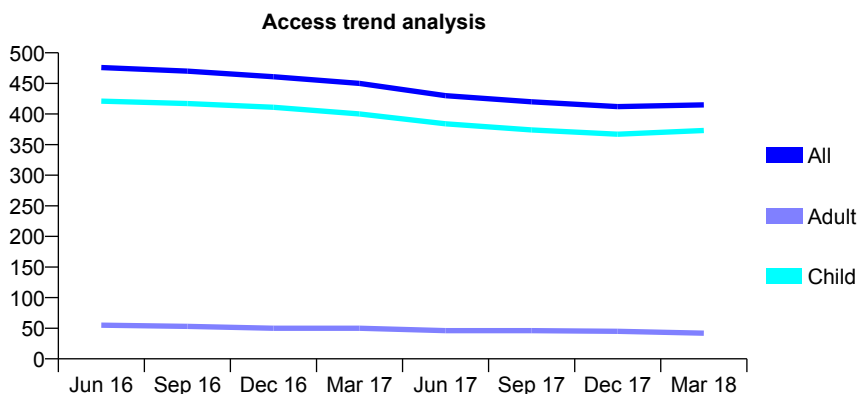
Q69 - Vital Signs At a Glance Contract Report for 683760/0001 - March 2018

Name or company name	MR CJ MORRIS
Contract type name	GDS Contract
Purpose of contract	General
Contract start date	01/12/2013
Contract end date	

17/18 Contracted general activity (UDA)	1,443
Carry forward general activity (UDA)	29
17/18 Contracted orthodontic activity (UOA)	0
Carry forward orthodontic activity (UOA)	0
Baseline contract value	£29,469.46

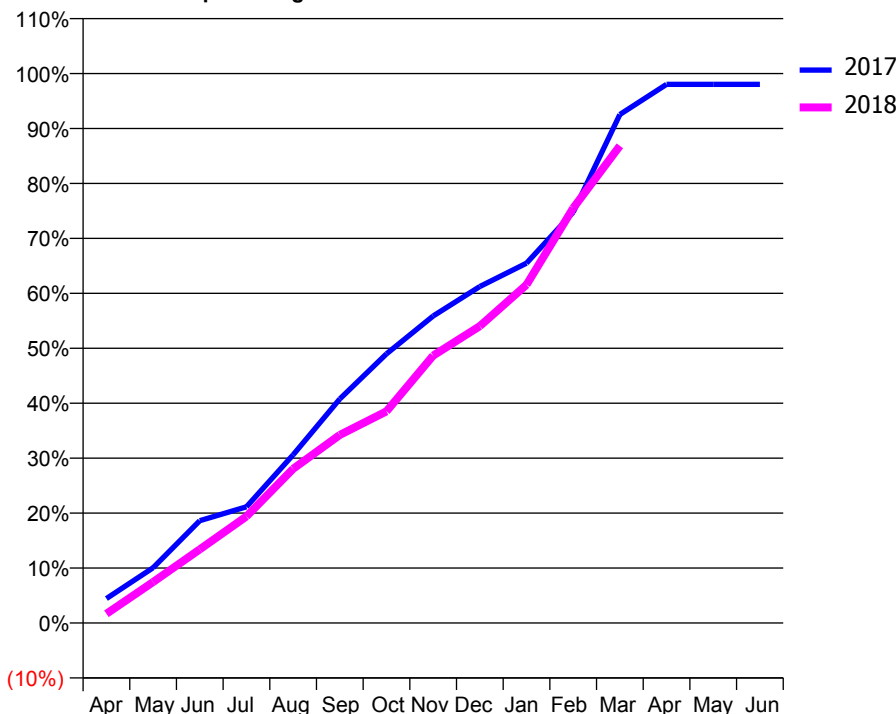
ACCESS*

Patients seen in 24 months	Total	Change since previous quarter
Quarter ending March 2017	450	
Quarter ending June 2017	430	↓
Quarter ending September 2017	420	↓
Quarter ending December 2017	412	↓
Quarter ending March 2018	415	→
Variance since March 2017	(7.8%)	↓



ACTIVITY

Cumulative percentage of contracted UDA delivered 2017 & 2018



Month	Adjusted Scheduled Activity (UDA)	
	2017	2018
April	64	24
May	145	108
June	269	193
July	305	280
August	442	405
September	588	494
October	707	556
November	806	702
December	884	780
January	945	888
February	1,079	1,089
March	1,335	1,253
April	1,415	
May	1,415	
June	1,415	

QUALITY

	Quantity	Base Number	Contract	AT	Region	England
% of FP17s for the same patient ID Re-attending within 3 months - Children	67	625	10.7%	11.5%	11.5%	11.9%
% of FP17s for the same patient ID Re-attending within 3 months - Adults	1	7	14.3%	15.2%	15.9%	16.0%
% of FP17s for the same patient ID Re-attending between 3 & 9 months - Children	363	625	58.1%	57.8%	60.6%	58.3%
% of FP17s for the same patient ID Re-attending between 3 & 9 months - Adults	5	7	71.4%	48.0%	51.6%	50.3%
% of FP17s for Band 1 Urgent Courses	36	596	6.0%	9.8%	9.5%	9.1%
% of FP17s Relating to Free Repair or Replacements	0	596	0.0%	0.7%	0.7%	0.8%
% of FP17s Relating to Continuations	2	596	0.3%	0.8%	1.0%	1.0%
% of Patients satisfied with the dentistry they have received	0	0	N/A	93.6%	92.0%	91.5%
% of Patients satisfied with the time they had to wait for an appointment	0	0	N/A	89.3%	88.1%	87.9%

* This is based on patients treated on this contract for their most recent course of treatment. Figures in italics indicate the base number of FP17s or Patient Questionnaire responses are less than 100. N/A is shown where the base number of responses is less than 10 during the period. % is calculated as Quantity/Base number*100

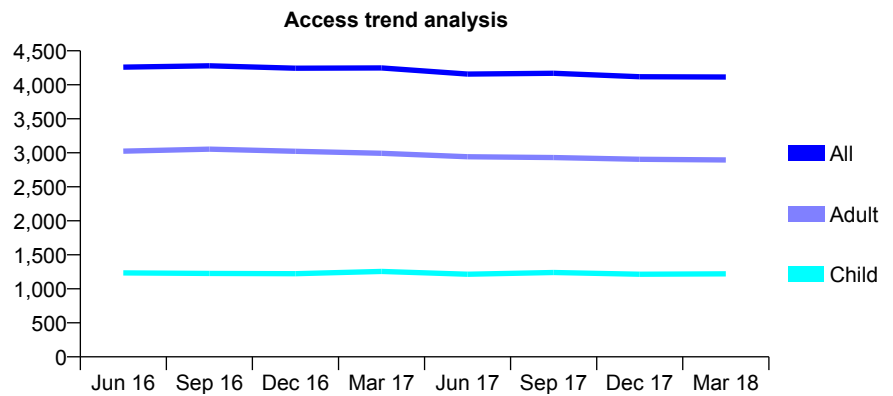
Q69 - Vital Signs At a Glance Contract Report for 684163/0001 - March 2018

Name or company name	MR PW NILAND
Contract type name	GDS Contract
Purpose of contract	General
Contract start date	01/11/2007
Contract end date	

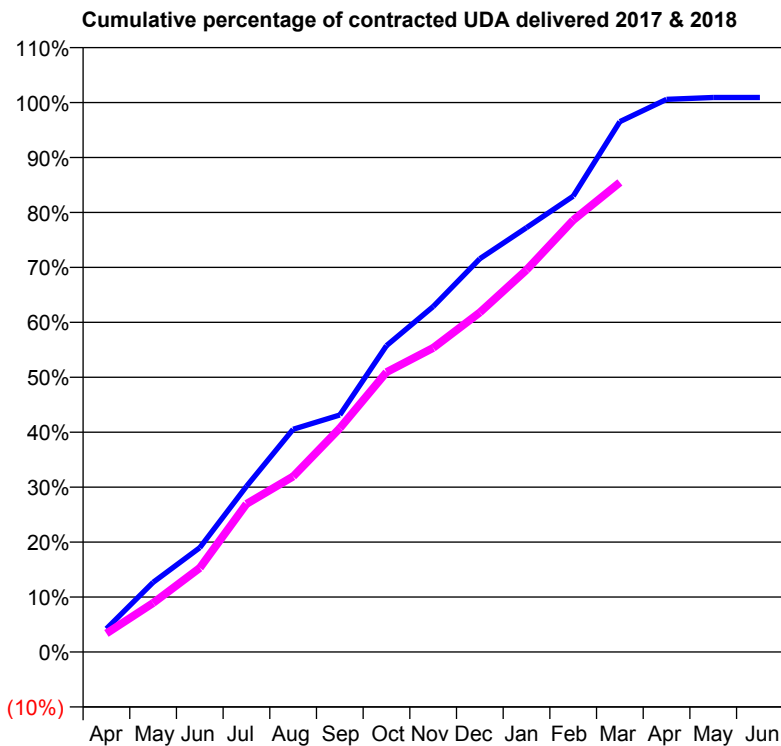
17/18 Contracted general activity (UDA)	10,400
Carry forward general activity (UDA)	-96
17/18 Contracted orthodontic activity (UOA)	0
Carry forward orthodontic activity (UOA)	0
Baseline contract value	£304,778.54

ACCESS*

Patients seen in 24 months	Total	Change since previous quarter
Quarter ending March 2017	4,249	
Quarter ending June 2017	4,158	↓
Quarter ending September 2017	4,170	→
Quarter ending December 2017	4,119	↓
Quarter ending March 2018	4,115	→
Variance since March 2017	(3.2%)	↓



ACTIVITY



Month	Adjusted Scheduled Activity (UDA)	
	2017	2018
April	440	353
May	1,318	927
June	1,975	1,591
July	3,137	2,803
August	4,215	3,324
September	4,486	4,236
October	5,798	5,297
November	6,537	5,756
December	7,443	6,427
January	8,032	7,232
February	8,627	8,173
March	10,038	8,887
April	10,460	
May	10,496	
June	10,496	

QUALITY

	Quantity	Base Number	Contract	AT	Region	England
% of FP17s for the same patient ID Re-attending within 3 months - Children	103	1,618	6.4%	11.5%	11.5%	11.9%
% of FP17s for the same patient ID Re-attending within 3 months - Adults	373	3,092	12.1%	15.2%	15.9%	16.0%
% of FP17s for the same patient ID Re-attending between 3 & 9 months - Children	895	1,618	55.3%	57.8%	60.6%	58.3%
% of FP17s for the same patient ID Re-attending between 3 & 9 months - Adults	1,214	3,092	39.3%	48.0%	51.6%	50.3%
% of FP17s for Band 1 Urgent Courses	140	4,509	3.1%	9.8%	9.5%	9.1%
% of FP17s Relating to Free Repair or Replacements	13	4,509	0.3%	0.7%	0.7%	0.8%
% of FP17s Relating to Continuations	136	4,509	3.0%	0.8%	1.0%	1.0%
% of Patients satisfied with the dentistry they have received	6	6	N/A	93.6%	92.0%	91.5%
% of Patients satisfied with the time they had to wait for an appointment	5	6	N/A	89.3%	88.1%	87.9%

* This is based on patients treated on this contract for their most recent course of treatment. Figures in italics indicate the base number of FP17s or Patient Questionnaire responses are less than 100. N/A is shown where the base number of responses is less than 10 during the period. % is calculated as Quantity/Base number*100

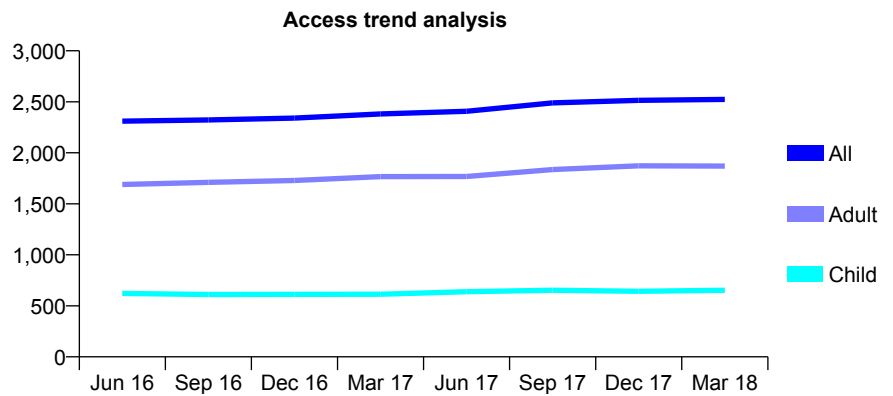
Q69 - Vital Signs At a Glance Contract Report for 688118/0001 - March 2018

Name or company name	MR C SANTODOMINGO RUBIDO
Contract type name	GDS Contract
Purpose of contract	General
Contract start date	01/04/2014
Contract end date	

17/18 Contracted general activity (UDA)	7,974
Carry forward general activity (UDA)	-79
17/18 Contracted orthodontic activity (UOA)	0
Carry forward orthodontic activity (UOA)	0
Baseline contract value	£198,901.53

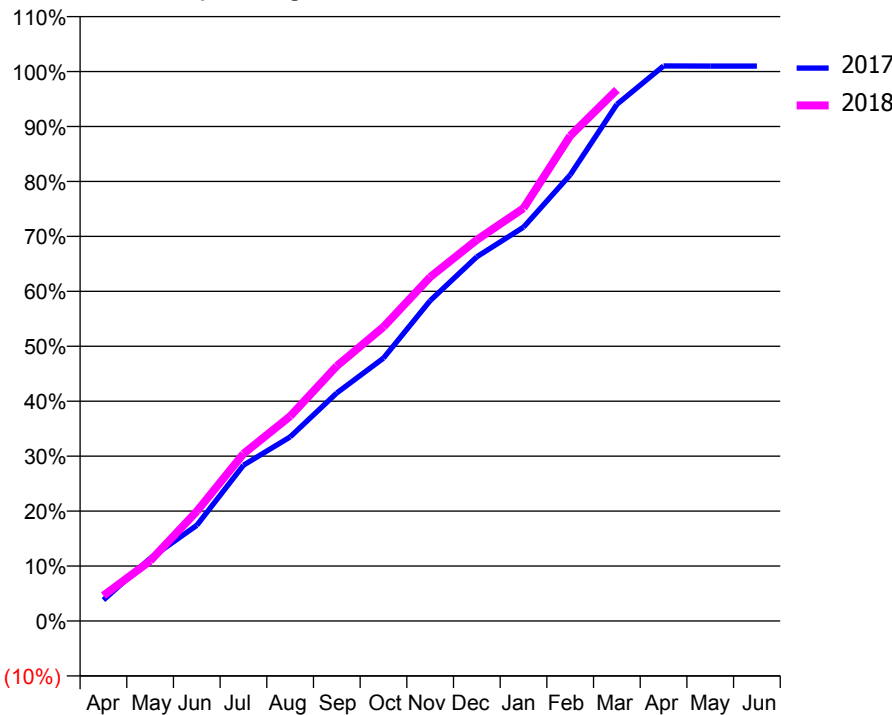
ACCESS*

Patients seen in 24 months	Total	Change since previous quarter
Quarter ending March 2017	2,381	
Quarter ending June 2017	2,407	→
Quarter ending September 2017	2,489	↑
Quarter ending December 2017	2,515	→
Quarter ending March 2018	2,523	→
Variance since March 2017	6.0%	↑



ACTIVITY

Cumulative percentage of contracted UDA delivered 2017 & 2018



Month	Adjusted Scheduled Activity (UDA)	
	2017	2018
April	305	369
May	909	871
June	1,388	1,592
July	2,260	2,427
August	2,672	2,971
September	3,310	3,700
October	3,814	4,268
November	4,648	4,992
December	5,286	5,532
January	5,714	5,989
February	6,473	7,041
March	7,498	7,708
April	8,054	
May	8,053	
June	8,053	

QUALITY

	Quantity	Base Number	Contract	AT	Region	England
% of FP17s for the same patient ID Re-attending within 3 months - Children	36	843	4.3%	11.5%	11.5%	11.9%
% of FP17s for the same patient ID Re-attending within 3 months - Adults	240	2,170	11.1%	15.2%	15.9%	16.0%
% of FP17s for the same patient ID Re-attending between 3 & 9 months - Children	410	843	48.6%	57.8%	60.6%	58.3%
% of FP17s for the same patient ID Re-attending between 3 & 9 months - Adults	946	2,170	43.6%	48.0%	51.6%	50.3%
% of FP17s for Band 1 Urgent Courses	196	2,844	6.9%	9.8%	9.5%	9.1%
% of FP17s Relating to Free Repair or Replacements	16	2,844	0.6%	0.7%	0.7%	0.8%
% of FP17s Relating to Continuations	1	2,844	0.0%	0.8%	1.0%	1.0%
% of Patients satisfied with the dentistry they have received	7	7	N/A	93.6%	92.0%	91.5%
% of Patients satisfied with the time they had to wait for an appointment	6	7	N/A	89.3%	88.1%	87.9%

* This is based on patients treated on this contract for their most recent course of treatment. Figures in italics indicate the base number of FP17s or Patient Questionnaire responses are less than 100. N/A is shown where the base number of responses is less than 10 during the period. % is calculated as Quantity/Base number*100

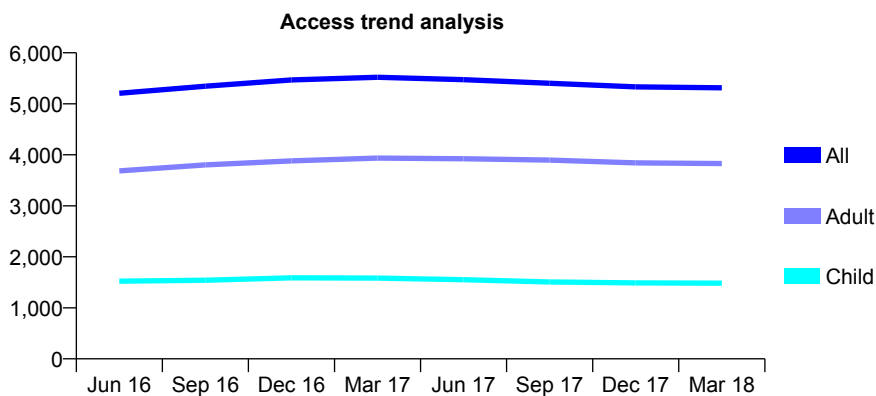
Q69 - Vital Signs At a Glance Contract Report for 689955/0001 - March 2018

Name or company name	MR DS MALLI
Contract type name	GDS Contract
Purpose of contract	General
Contract start date	01/10/2014
Contract end date	

17/18 Contracted general activity (UDA)	12,508
Carry forward general activity (UDA)	255
17/18 Contracted orthodontic activity (UOA)	0
Carry forward orthodontic activity (UOA)	0
Baseline contract value	£343,414.54

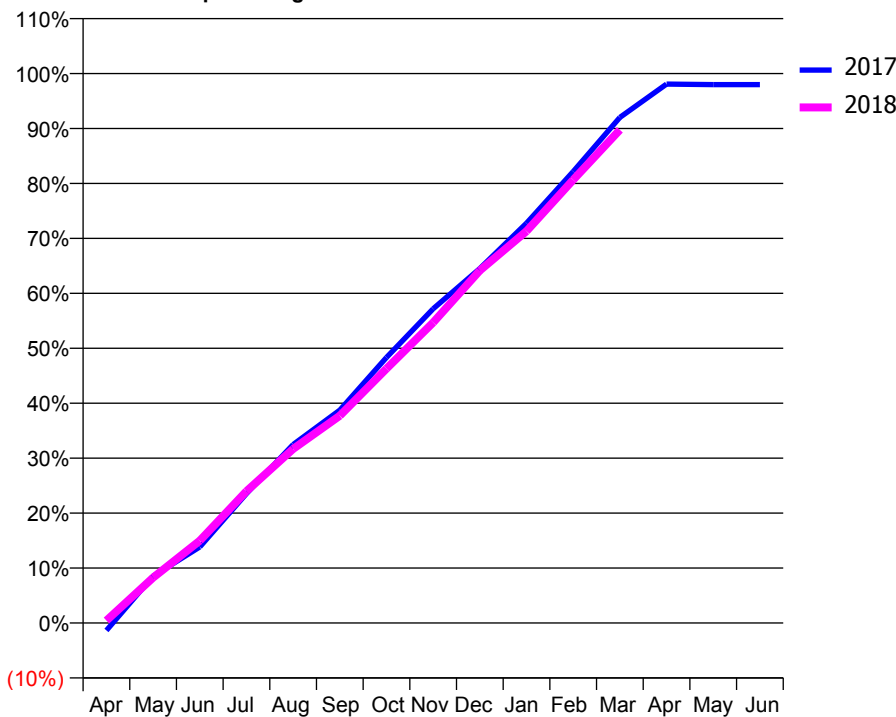
ACCESS*

Patients seen in 24 months	Total	Change since previous quarter
Quarter ending March 2017	5,519	
Quarter ending June 2017	5,473	→
Quarter ending September 2017	5,403	↓
Quarter ending December 2017	5,332	↓
Quarter ending March 2018	5,313	→
Variance since March 2017	(3.7%)	↓



ACTIVITY

Cumulative percentage of contracted UDA delivered 2017 & 2018



Month	Adjusted Scheduled Activity (UDA)	
	2017	2018
April	-173	55
May	1,067	1,035
June	1,732	1,876
July	2,946	3,002
August	4,062	3,963
September	4,845	4,718
October	6,045	5,789
November	7,153	6,840
December	8,071	8,024
January	9,103	8,918
February	10,275	10,087
March	11,507	11,225
April	12,267	
May	12,255	
June	12,254	

QUALITY

	Quantity	Base Number	Contract	AT	Region	England
% of FP17s for the same patient ID Re-attending within 3 months - Children	81	1,688	4.8%	11.5%	11.5%	11.9%
% of FP17s for the same patient ID Re-attending within 3 months - Adults	417	4,158	10.0%	15.2%	15.9%	16.0%
% of FP17s for the same patient ID Re-attending between 3 & 9 months - Children	712	1,688	42.2%	57.8%	60.6%	58.3%
% of FP17s for the same patient ID Re-attending between 3 & 9 months - Adults	1,954	4,158	47.0%	48.0%	51.6%	50.3%
% of FP17s for Band 1 Urgent Courses	315	5,498	5.7%	9.8%	9.5%	9.1%
% of FP17s Relating to Free Repair or Replacements	23	5,498	0.4%	0.7%	0.7%	0.8%
% of FP17s Relating to Continuations	13	5,498	0.2%	0.8%	1.0%	1.0%
% of Patients satisfied with the dentistry they have received	3	4	N/A	93.6%	92.0%	91.5%
% of Patients satisfied with the time they had to wait for an appointment	3	4	N/A	89.3%	88.1%	87.9%

* This is based on patients treated on this contract for their most recent course of treatment. Figures in italics indicate the base number of FP17s or Patient Questionnaire responses are less than 100. N/A is shown where the base number of responses is less than 10 during the period. % is calculated as Quantity/Base number*100

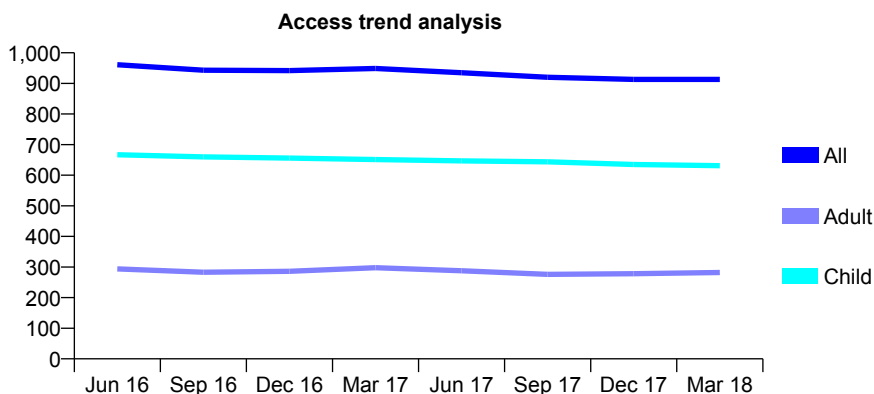
Q69 - Vital Signs At a Glance Contract Report for 691259/0001 - March 2018

Name or company name	MRS N MAJEVADIA
Contract type name	GDS Contract
Purpose of contract	General
Contract start date	01/04/2014
Contract end date	

17/18 Contracted general activity (UDA)	2,400
Carry forward general activity (UDA)	-31
17/18 Contracted orthodontic activity (UOA)	0
Carry forward orthodontic activity (UOA)	0
Baseline contract value	£55,129.05

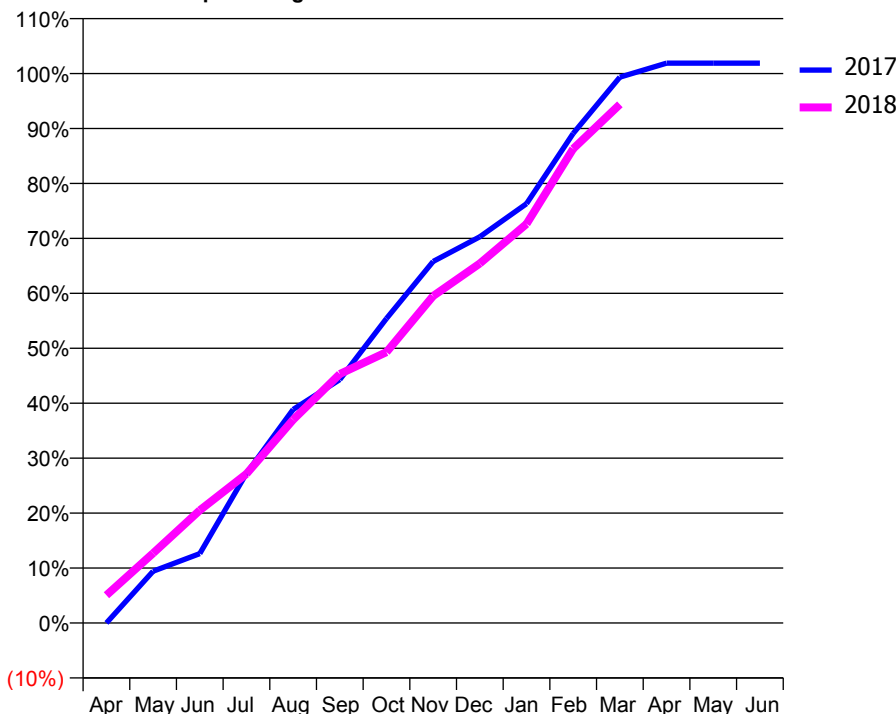
ACCESS*

Patients seen in 24 months	Total	Change since previous quarter
Quarter ending March 2017	949	
Quarter ending June 2017	935	↓
Quarter ending September 2017	920	↓
Quarter ending December 2017	913	→
Quarter ending March 2018	913	→
Variance since March 2017	(3.8%)	↓



ACTIVITY

Cumulative percentage of contracted UDA delivered 2017 & 2018



Month	Adjusted Scheduled Activity (UDA)	
	2017	2018
April	0	121
May	226	305
June	303	492
July	654	651
August	933	888
September	1,063	1,088
October	1,330	1,183
November	1,579	1,429
December	1,687	1,570
January	1,832	1,743
February	2,138	2,071
March	2,384	2,265
April	2,445	
May	2,445	
June	2,445	

QUALITY

	Quantity	Base Number	Contract	AT	Region	England
% of FP17s for the same patient ID Re-attending within 3 months - Children	86	1,059	8.1%	11.5%	11.5%	11.9%
% of FP17s for the same patient ID Re-attending within 3 months - Adults	50	274	18.2%	15.2%	15.9%	16.0%
% of FP17s for the same patient ID Re-attending between 3 & 9 months - Children	676	1,059	63.8%	57.8%	60.6%	58.3%
% of FP17s for the same patient ID Re-attending between 3 & 9 months - Adults	152	274	55.5%	48.0%	51.6%	50.3%
% of FP17s for Band 1 Urgent Courses	56	1,297	4.3%	9.8%	9.5%	9.1%
% of FP17s Relating to Free Repair or Replacements	2	1,297	0.2%	0.7%	0.7%	0.8%
% of FP17s Relating to Continuations	25	1,297	1.9%	0.8%	1.0%	1.0%
% of Patients satisfied with the dentistry they have received	0	0	N/A	93.6%	92.0%	91.5%
% of Patients satisfied with the time they had to wait for an appointment	0	0	N/A	89.3%	88.1%	87.9%

* This is based on patients treated on this contract for their most recent course of treatment. Figures in italics indicate the base number of FP17s or Patient Questionnaire responses are less than 100. N/A is shown where the base number of responses is less than 10 during the period. % is calculated as Quantity/Base number*100

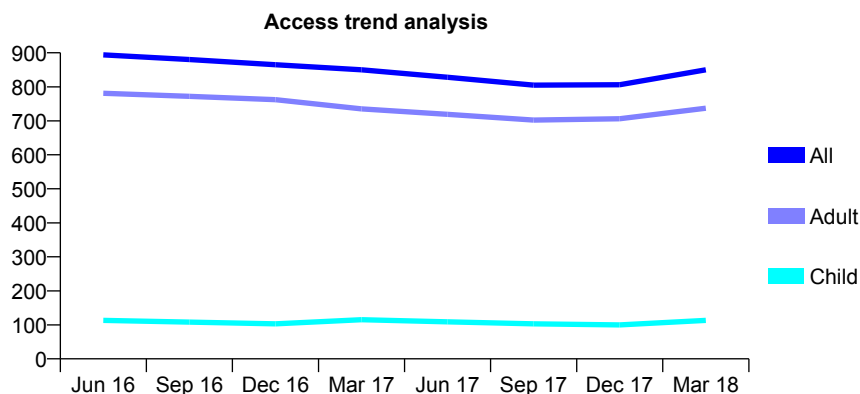
Q69 - Vital Signs At a Glance Contract Report for 691259/0002 - March 2018

Name or company name	MRS N MAJEVADIA
Contract type name	GDS Contract
Purpose of contract	General
Contract start date	01/08/2014
Contract end date	

17/18 Contracted general activity (UDA)	3,008
Carry forward general activity (UDA)	31
17/18 Contracted orthodontic activity (UOA)	0
Carry forward orthodontic activity (UOA)	0
Baseline contract value	£72,640.11

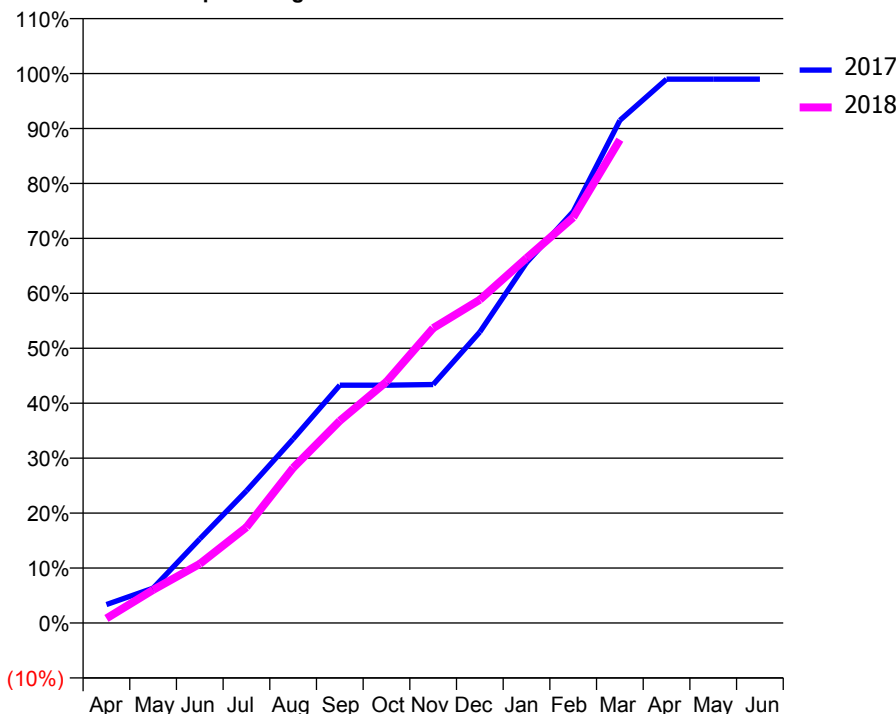
ACCESS*

Patients seen in 24 months	Total	Change since previous quarter
Quarter ending March 2017	850	
Quarter ending June 2017	828	↓
Quarter ending September 2017	805	↓
Quarter ending December 2017	806	→
Quarter ending March 2018	850	↑
Variance since March 2017	0.0%	→



ACTIVITY

Cumulative percentage of contracted UDA delivered 2017 & 2018



Month	Adjusted Scheduled Activity (UDA)	
	2017	2018
April	101	25
May	191	181
June	460	323
July	724	524
August	1,008	849
September	1,302	1,107
October	1,302	1,321
November	1,305	1,614
December	1,593	1,770
January	1,973	1,997
February	2,252	2,220
March	2,751	2,646
April	2,977	
May	2,977	
June	2,977	

QUALITY

	Quantity	Base Number	Contract	AT	Region	England
% of FP17s for the same patient ID Re-attending within 3 months - Children	7	152	4.6%	11.5%	11.5%	11.9%
% of FP17s for the same patient ID Re-attending within 3 months - Adults	78	959	8.1%	15.2%	15.9%	16.0%
% of FP17s for the same patient ID Re-attending between 3 & 9 months - Children	87	152	57.2%	57.8%	60.6%	58.3%
% of FP17s for the same patient ID Re-attending between 3 & 9 months - Adults	603	959	62.9%	48.0%	51.6%	50.3%
% of FP17s for Band 1 Urgent Courses	29	1,052	2.8%	9.8%	9.5%	9.1%
% of FP17s Relating to Free Repair or Replacements	1	1,052	0.1%	0.7%	0.7%	0.8%
% of FP17s Relating to Continuations	5	1,052	0.5%	0.8%	1.0%	1.0%
% of Patients satisfied with the dentistry they have received	1	2	N/A	93.6%	92.0%	91.5%
% of Patients satisfied with the time they had to wait for an appointment	2	2	N/A	89.3%	88.1%	87.9%

* This is based on patients treated on this contract for their most recent course of treatment. Figures in italics indicate the base number of FP17s or Patient Questionnaire responses are less than 100. N/A is shown where the base number of responses is less than 10 during the period. % is calculated as Quantity/Base number*100

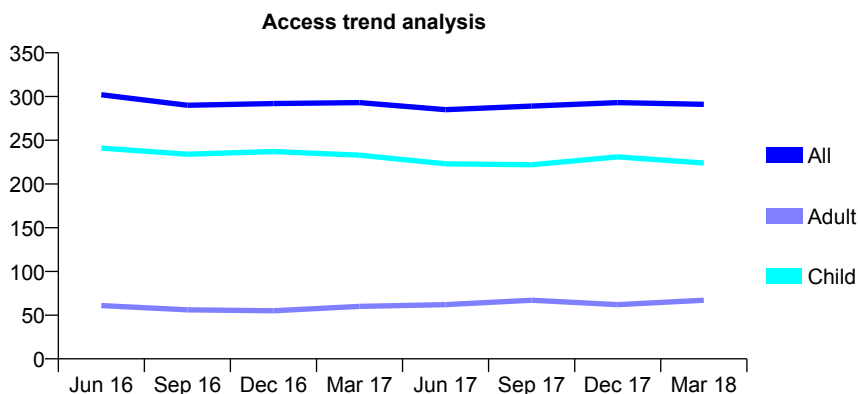
Q69 - Vital Signs At a Glance Contract Report for 725773/0001 - March 2018

Name or company name	MR MC MARTIN
Contract type name	GDS Contract
Purpose of contract	General
Contract start date	01/04/2006
Contract end date	

17/18 Contracted general activity (UDA)	600
Carry forward general activity (UDA)	12
17/18 Contracted orthodontic activity (UOA)	0
Carry forward orthodontic activity (UOA)	0
Baseline contract value	£14,354.46

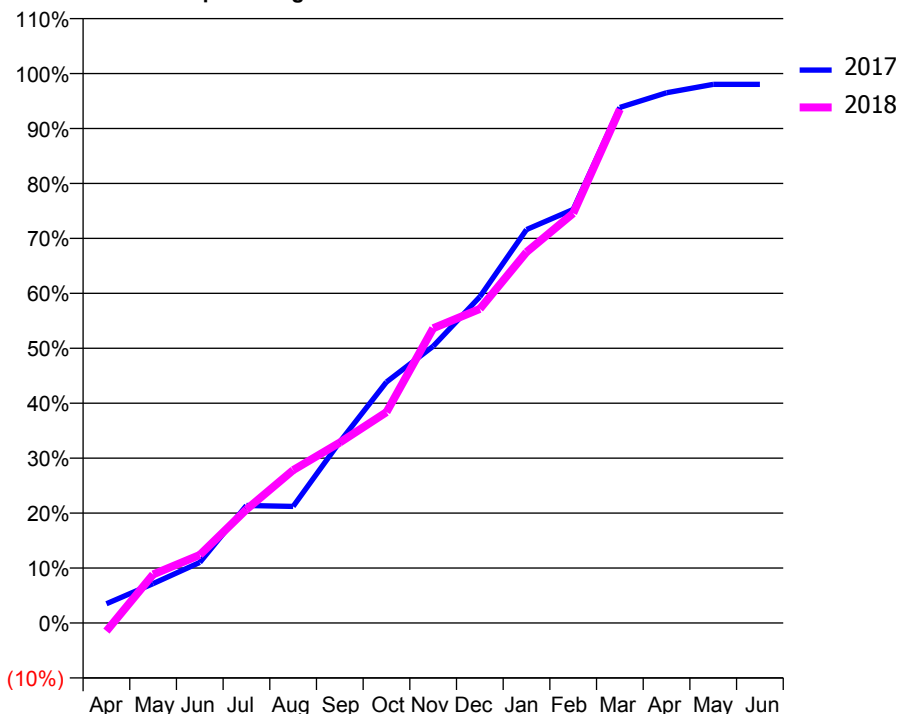
ACCESS*

Patients seen in 24 months	Total	Change since previous quarter
Quarter ending March 2017	293	
Quarter ending June 2017	285	↓
Quarter ending September 2017	289	→
Quarter ending December 2017	293	→
Quarter ending March 2018	291	→
Variance since March 2017	(0.7%)	→



ACTIVITY

Cumulative percentage of contracted UDA delivered 2017 & 2018



Adjusted Scheduled Activity (UDA)

Month	2017	2018
April	21	-9
May	43	53
June	66	74
July	128	124
August	127	167
September	198	197
October	263	230
November	302	322
December	356	343
January	430	405
February	452	447
March	563	561
April	579	
May	588	
June	588	

QUALITY

	Quantity	Base Number	Contract	AT	Region	England
% of FP17s for the same patient ID Re-attending within 3 months - Children	16	366	4.4%	11.5%	11.5%	11.9%
% of FP17s for the same patient ID Re-attending within 3 months - Adults	8	59	13.6%	15.2%	15.9%	16.0%
% of FP17s for the same patient ID Re-attending between 3 & 9 months - Children	252	366	68.9%	57.8%	60.6%	58.3%
% of FP17s for the same patient ID Re-attending between 3 & 9 months - Adults	31	59	52.5%	48.0%	51.6%	50.3%
% of FP17s for Band 1 Urgent Courses	15	406	3.7%	9.8%	9.5%	9.1%
% of FP17s Relating to Free Repair or Replacements	0	406	0.0%	0.7%	0.7%	0.8%
% of FP17s Relating to Continuations	0	406	0.0%	0.8%	1.0%	1.0%
% of Patients satisfied with the dentistry they have received	0	0	N/A	93.6%	92.0%	91.5%
% of Patients satisfied with the time they had to wait for an appointment	0	0	N/A	89.3%	88.1%	87.9%

* This is based on patients treated on this contract for their most recent course of treatment. Figures in italics indicate the base number of FP17s or Patient Questionnaire responses are less than 100. N/A is shown where the base number of responses is less than 10 during the period. % is calculated as Quantity/Base number*100

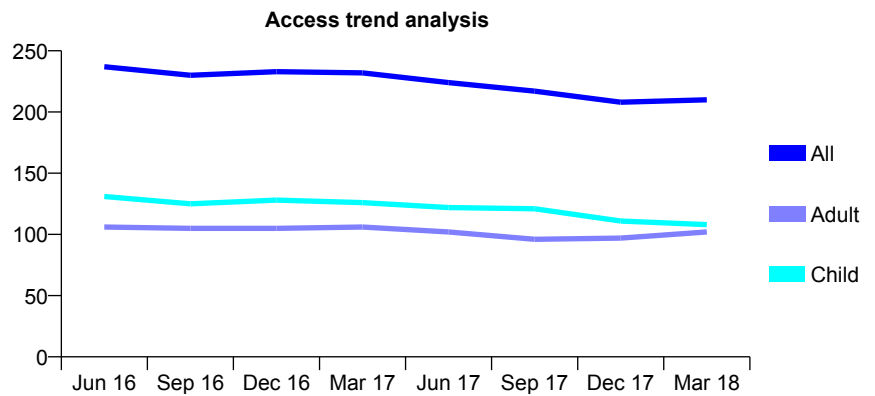
Q69 - Vital Signs At a Glance Contract Report for 732605/0002 - March 2018

Name or company name	MR DW COX
Contract type name	GDS Contract
Purpose of contract	General
Contract start date	01/04/2006
Contract end date	

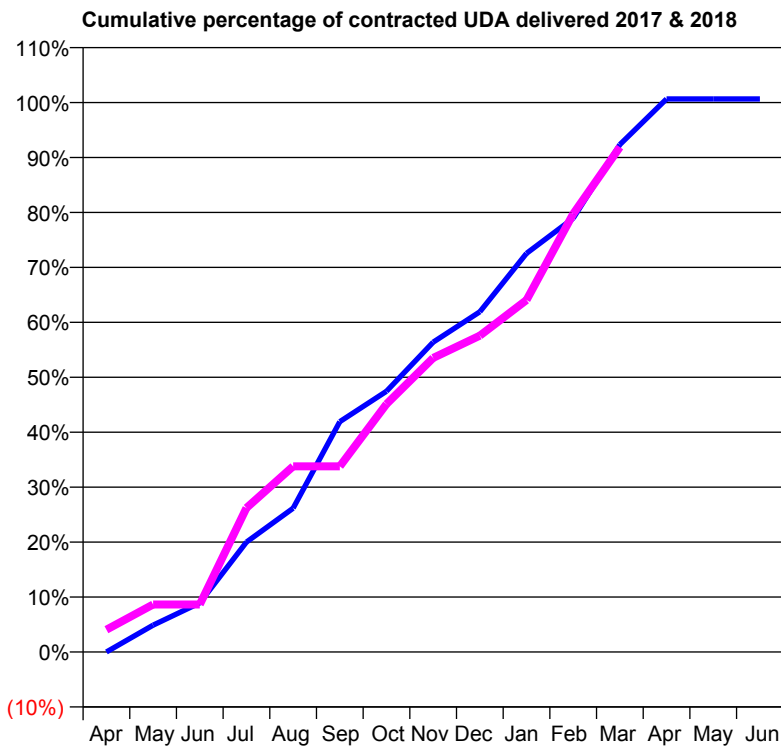
17/18 Contracted general activity (UDA)	370
Carry forward general activity (UDA)	-3
17/18 Contracted orthodontic activity (UOA)	0
Carry forward orthodontic activity (UOA)	0
Baseline contract value	£8,558.95

ACCESS*

Patients seen in 24 months	Total	Change since previous quarter
Quarter ending March 2017	232	
Quarter ending June 2017	224	↓
Quarter ending September 2017	217	↓
Quarter ending December 2017	208	↓
Quarter ending March 2018	210	→
Variance since March 2017	(9.5%)	↓



ACTIVITY



Month	Adjusted Scheduled Activity (UDA)	
	2017	2018
April	0	15
May	23	32
June	42	32
July	94	97
August	123	125
September	197	125
October	223	167
November	265	198
December	291	213
January	341	237
February	371	295
March	434	340
April	473	
May	473	
June	473	

QUALITY

	Quantity	Base Number	Contract	AT	Region	England
% of FP17s for the same patient ID Re-attending within 3 months - Children	1	169	0.6%	11.5%	11.5%	11.9%
% of FP17s for the same patient ID Re-attending within 3 months - Adults	2	99	2.0%	15.2%	15.9%	16.0%
% of FP17s for the same patient ID Re-attending between 3 & 9 months - Children	126	169	74.6%	57.8%	60.6%	58.3%
% of FP17s for the same patient ID Re-attending between 3 & 9 months - Adults	62	99	62.6%	48.0%	51.6%	50.3%
% of FP17s for Band 1 Urgent Courses	0	254	0.0%	9.8%	9.5%	9.1%
% of FP17s Relating to Free Repair or Replacements	0	254	0.0%	0.7%	0.7%	0.8%
% of FP17s Relating to Continuations	2	254	0.8%	0.8%	1.0%	1.0%
% of Patients satisfied with the dentistry they have received	0	0	N/A	93.6%	92.0%	91.5%
% of Patients satisfied with the time they had to wait for an appointment	0	0	N/A	89.3%	88.1%	87.9%

* This is based on patients treated on this contract for their most recent course of treatment. Figures in italics indicate the base number of FP17s or Patient Questionnaire responses are less than 100. N/A is shown where the base number of responses is less than 10 during the period. % is calculated as Quantity/Base number*100

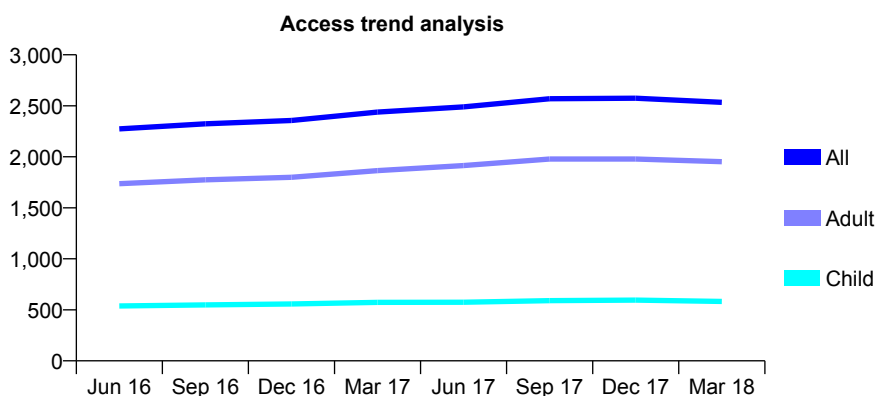
Q69 - Vital Signs At a Glance Contract Report for 736686/0002 - March 2018

Name or company name	MR DA DUFFY
Contract type name	PDS Contract
Purpose of contract	General
Contract start date	01/04/2006
Contract end date	31/03/2018

17/18 Contracted general activity (UDA)	6,186
Carry forward general activity (UDA)	0
17/18 Contracted orthodontic activity (UOA)	0
Carry forward orthodontic activity (UOA)	0
Baseline contract value	£163,049.47

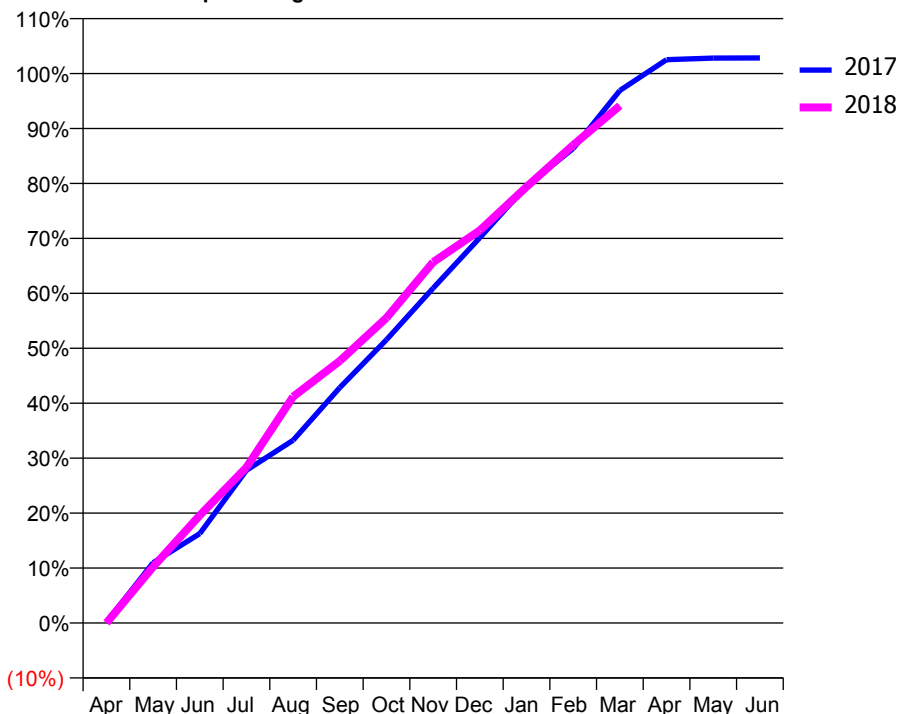
ACCESS*

Patients seen in 24 months	Total	Change since previous quarter
Quarter ending March 2017	2,438	
Quarter ending June 2017	2,490	↑
Quarter ending September 2017	2,569	↑
Quarter ending December 2017	2,575	→
Quarter ending March 2018	2,534	↓
Variance since March 2017	3.9%	↑



ACTIVITY

Cumulative percentage of contracted UDA delivered 2017 & 2018



Month	Adjusted Scheduled Activity (UDA)	
	2017	2018
April	12	0
May	679	633
June	1,006	1,213
July	1,719	1,753
August	2,058	2,548
September	2,650	2,951
October	3,189	3,436
November	3,771	4,063
December	4,338	4,420
January	4,920	4,910
February	5,341	5,381
March	5,995	5,824
April	6,341	
May	6,359	
June	6,360	

QUALITY

	Quantity	Base Number	Contract	AT	Region	England
% of FP17s for the same patient ID Re-attending within 3 months - Children	28	718	3.9%	11.5%	11.5%	11.9%
% of FP17s for the same patient ID Re-attending within 3 months - Adults	272	2,595	10.5%	15.2%	15.9%	16.0%
% of FP17s for the same patient ID Re-attending between 3 & 9 months - Children	376	718	52.4%	57.8%	60.6%	58.3%
% of FP17s for the same patient ID Re-attending between 3 & 9 months - Adults	1,504	2,595	58.0%	48.0%	51.6%	50.3%
% of FP17s for Band 1 Urgent Courses	259	3,147	8.2%	9.8%	9.5%	9.1%
% of FP17s Relating to Free Repair or Replacements	10	3,147	0.3%	0.7%	0.7%	0.8%
% of FP17s Relating to Continuations	0	3,147	0.0%	0.8%	1.0%	1.0%
% of Patients satisfied with the dentistry they have received	3	3	N/A	93.6%	92.0%	91.5%
% of Patients satisfied with the time they had to wait for an appointment	3	3	N/A	89.3%	88.1%	87.9%

* This is based on patients treated on this contract for their most recent course of treatment. Figures in italics indicate the base number of FP17s or Patient Questionnaire responses are less than 100. N/A is shown where the base number of responses is less than 10 during the period. % is calculated as Quantity/Base number*100

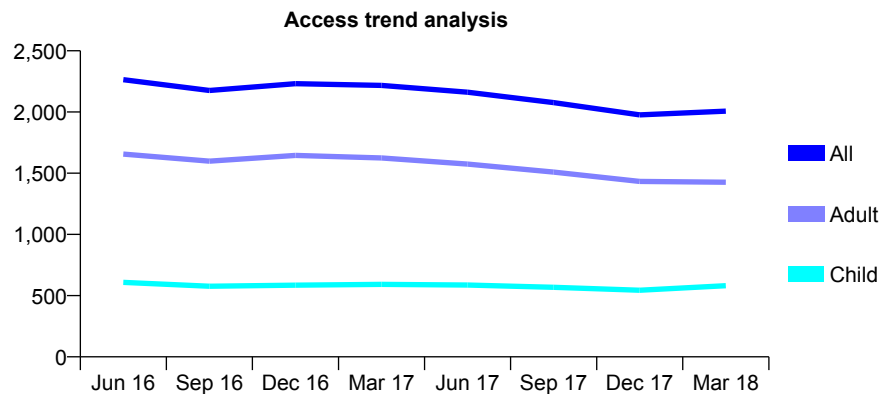
Q69 - Vital Signs At a Glance Contract Report for 737356/0001 - March 2018

Name or company name	MISS MJ HARDMAN
Contract type name	GDS Contract
Purpose of contract	General
Contract start date	01/04/2006
Contract end date	

17/18 Contracted general activity (UDA)	6,493
Carry forward general activity (UDA)	0
17/18 Contracted orthodontic activity (UOA)	0
Carry forward orthodontic activity (UOA)	0
Baseline contract value	£155,008.07

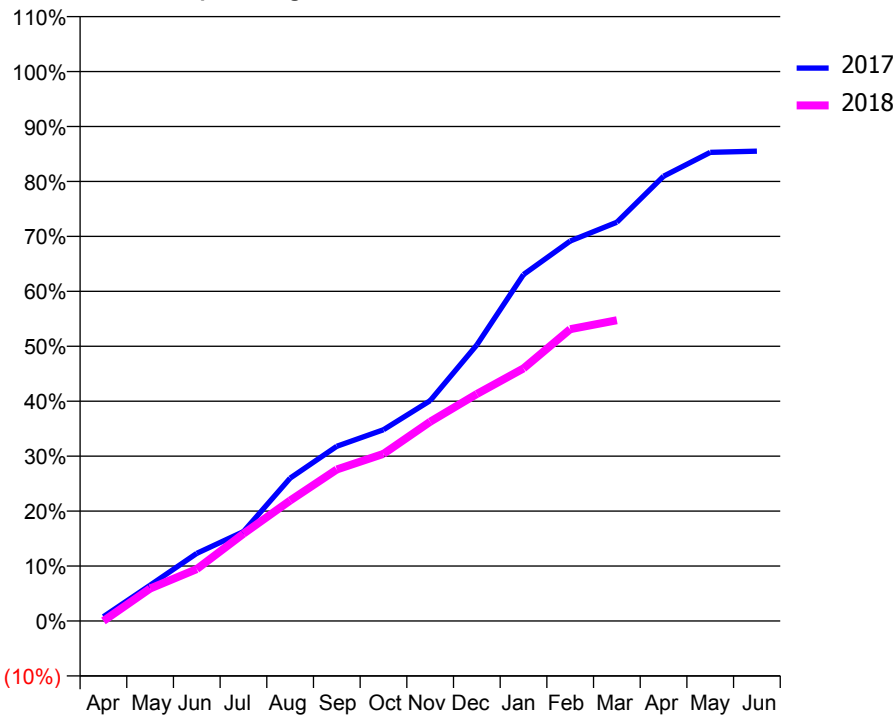
ACCESS*

Patients seen in 24 months	Total	Change since previous quarter
Quarter ending March 2017	2,217	
Quarter ending June 2017	2,162	↓
Quarter ending September 2017	2,077	↓
Quarter ending December 2017	1,977	↓
Quarter ending March 2018	2,007	→
Variance since March 2017	(9.5%)	↓



ACTIVITY

Cumulative percentage of contracted UDA delivered 2017 & 2018



Month	Adjusted Scheduled Activity (UDA)	
	2017	2018
April	52	0
May	423	384
June	800	614
July	1,056	1,031
August	1,689	1,424
September	2,065	1,791
October	2,260	1,975
November	2,603	2,355
December	3,263	2,683
January	4,095	2,986
February	4,490	3,449
March	4,711	3,553
April	5,256	
May	5,537	
June	5,551	

QUALITY

	Quantity	Base Number	Contract	AT	Region	England
% of FP17s for the same patient ID Re-attending within 3 months - Children	38	839	4.5%	11.5%	11.5%	11.9%
% of FP17s for the same patient ID Re-attending within 3 months - Adults	138	1,650	8.4%	15.2%	15.9%	16.0%
% of FP17s for the same patient ID Re-attending between 3 & 9 months - Children	501	839	59.7%	57.8%	60.6%	58.3%
% of FP17s for the same patient ID Re-attending between 3 & 9 months - Adults	1,009	1,650	61.2%	48.0%	51.6%	50.3%
% of FP17s for Band 1 Urgent Courses	67	2,069	3.2%	9.8%	9.5%	9.1%
% of FP17s Relating to Free Repair or Replacements	13	2,069	0.6%	0.7%	0.7%	0.8%
% of FP17s Relating to Continuations	6	2,069	0.3%	0.8%	1.0%	1.0%
% of Patients satisfied with the dentistry they have received	2	2	N/A	93.6%	92.0%	91.5%
% of Patients satisfied with the time they had to wait for an appointment	2	2	N/A	89.3%	88.1%	87.9%

* This is based on patients treated on this contract for their most recent course of treatment. Figures in italics indicate the base number of FP17s or Patient Questionnaire responses are less than 100. N/A is shown where the base number of responses is less than 10 during the period. % is calculated as Quantity/Base number*100

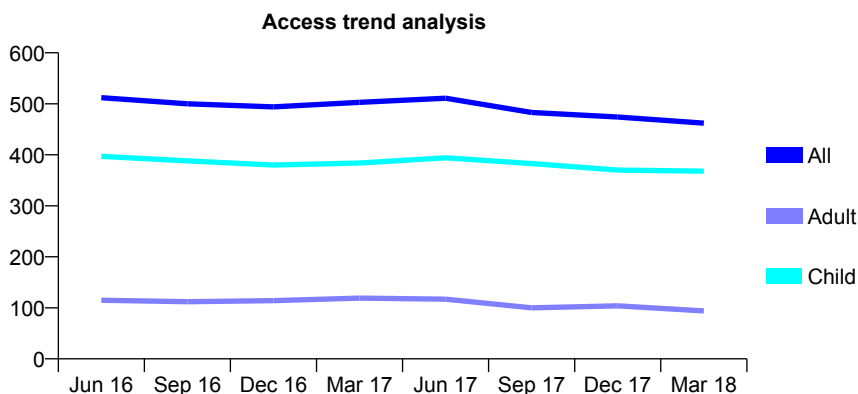
Q69 - Vital Signs At a Glance Contract Report for 740616/0001 - March 2018

Name or company name	MR R PARMAR
Contract type name	GDS Contract
Purpose of contract	General
Contract start date	01/04/2006
Contract end date	

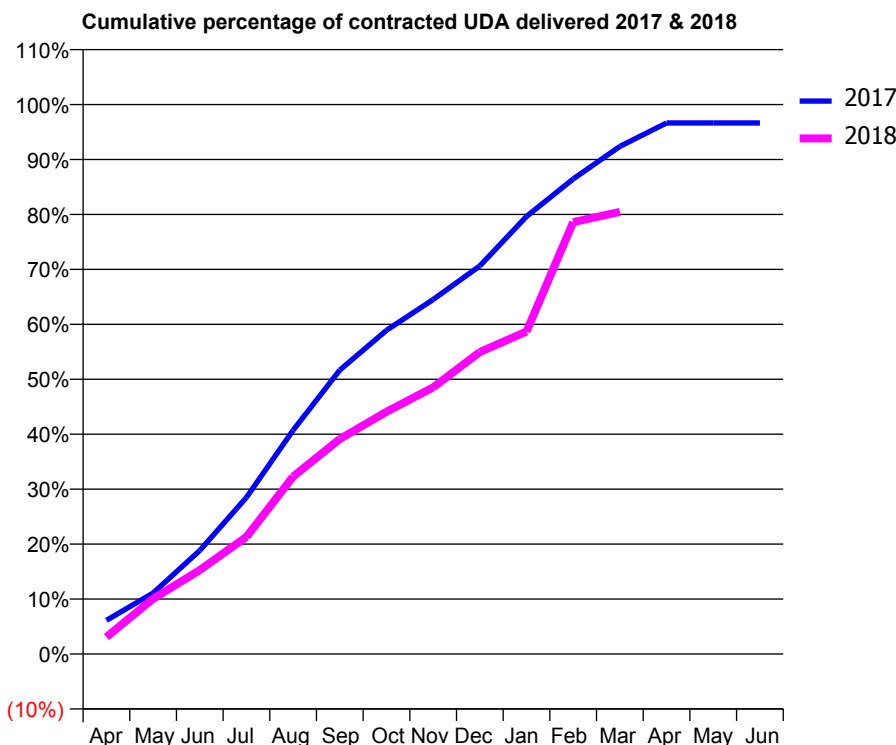
17/18 Contracted general activity (UDA)	750
Carry forward general activity (UDA)	26
17/18 Contracted orthodontic activity (UOA)	0
Carry forward orthodontic activity (UOA)	0
Baseline contract value	£16,609.39

ACCESS*

Patients seen in 24 months	Total	Change since previous quarter
Quarter ending March 2017	503	
Quarter ending June 2017	511	→
Quarter ending September 2017	483	↓
Quarter ending December 2017	474	↓
Quarter ending March 2018	462	↓
Variance since March 2017	(8.2%)	↓



ACTIVITY



Month	Adjusted Scheduled Activity (UDA)	
	2017	2018
April	46	23
May	83	75
June	141	115
July	214	160
August	305	242
September	388	293
October	442	331
November	484	364
December	530	412
January	597	440
February	648	589
March	693	603
April	725	
May	725	
June	725	

QUALITY

	Quantity	Base Number	Contract	AT	Region	England
% of FP17s for the same patient ID Re-attending within 3 months - Children	20	530	3.8%	11.5%	11.5%	11.9%
% of FP17s for the same patient ID Re-attending within 3 months - Adults	7	33	21.2%	15.2%	15.9%	16.0%
% of FP17s for the same patient ID Re-attending between 3 & 9 months - Children	312	530	58.9%	57.8%	60.6%	58.3%
% of FP17s for the same patient ID Re-attending between 3 & 9 months - Adults	14	33	42.4%	48.0%	51.6%	50.3%
% of FP17s for Band 1 Urgent Courses	12	541	2.2%	9.8%	9.5%	9.1%
% of FP17s Relating to Free Repair or Replacements	0	541	0.0%	0.7%	0.7%	0.8%
% of FP17s Relating to Continuations	5	541	0.9%	0.8%	1.0%	1.0%
% of Patients satisfied with the dentistry they have received	2	2	N/A	93.6%	92.0%	91.5%
% of Patients satisfied with the time they had to wait for an appointment	2	2	N/A	89.3%	88.1%	87.9%

* This is based on patients treated on this contract for their most recent course of treatment. Figures in italics indicate the base number of FP17s or Patient Questionnaire responses are less than 100. N/A is shown where the base number of responses is less than 10 during the period. % is calculated as Quantity/Base number*100

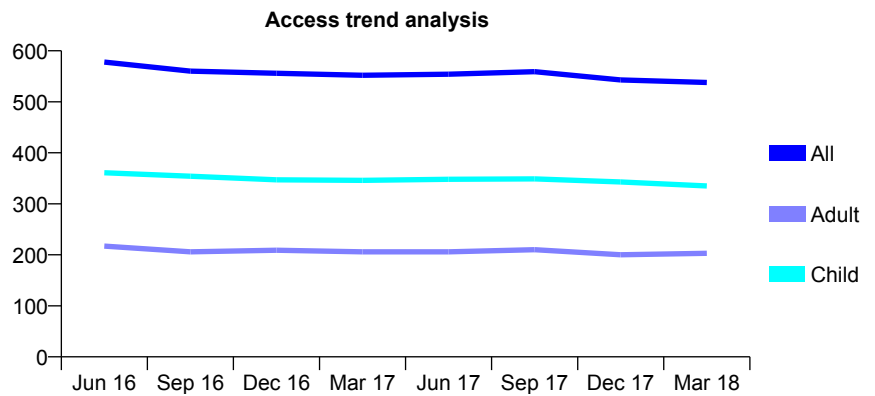
Q69 - Vital Signs At a Glance Contract Report for 741523/0001 - March 2018

Name or company name	MR JE MILLER
Contract type name	GDS Contract
Purpose of contract	General
Contract start date	01/07/2007
Contract end date	

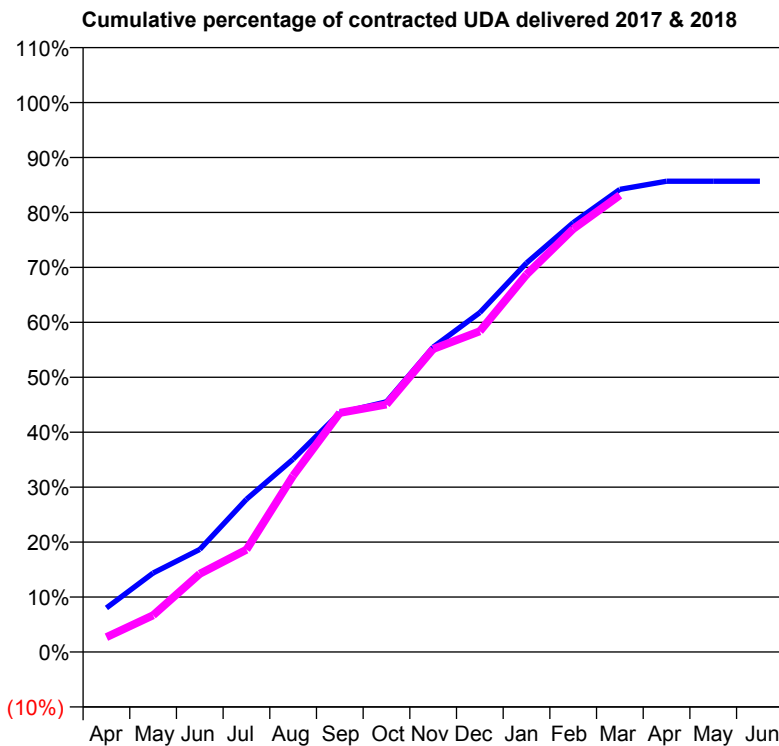
17/18 Contracted general activity (UDA)	850
Carry forward general activity (UDA)	0
17/18 Contracted orthodontic activity (UOA)	0
Carry forward orthodontic activity (UOA)	0
Baseline contract value	£20,328.33

ACCESS*

Patients seen in 24 months	Total	Change since previous quarter
Quarter ending March 2017	552	
Quarter ending June 2017	554	→
Quarter ending September 2017	559	→
Quarter ending December 2017	543	↓
Quarter ending March 2018	538	→
Variance since March 2017	(2.5%)	↓



ACTIVITY



Month	Adjusted Scheduled Activity (UDA)	
	2017	2018
April	76	23
May	137	57
June	177	121
July	264	158
August	333	273
September	413	370
October	433	383
November	527	469
December	587	496
January	673	584
February	742	654
March	800	707
April	814	
May	814	
June	814	

QUALITY

	Quantity	Base Number	Contract	AT	Region	England
% of FP17s for the same patient ID Re-attending within 3 months - Children	9	399	2.3%	11.5%	11.5%	11.9%
% of FP17s for the same patient ID Re-attending within 3 months - Adults	11	175	6.3%	15.2%	15.9%	16.0%
% of FP17s for the same patient ID Re-attending between 3 & 9 months - Children	189	399	47.4%	57.8%	60.6%	58.3%
% of FP17s for the same patient ID Re-attending between 3 & 9 months - Adults	68	175	38.9%	48.0%	51.6%	50.3%
% of FP17s for Band 1 Urgent Courses	28	563	5.0%	9.8%	9.5%	9.1%
% of FP17s Relating to Free Repair or Replacements	0	563	0.0%	0.7%	0.7%	0.8%
% of FP17s Relating to Continuations	1	563	0.2%	0.8%	1.0%	1.0%
% of Patients satisfied with the dentistry they have received	0	0	N/A	93.6%	92.0%	91.5%
% of Patients satisfied with the time they had to wait for an appointment	0	0	N/A	89.3%	88.1%	87.9%

* This is based on patients treated on this contract for their most recent course of treatment. Figures in italics indicate the base number of FP17s or Patient Questionnaire responses are less than 100. N/A is shown where the base number of responses is less than 10 during the period. % is calculated as Quantity/Base number*100

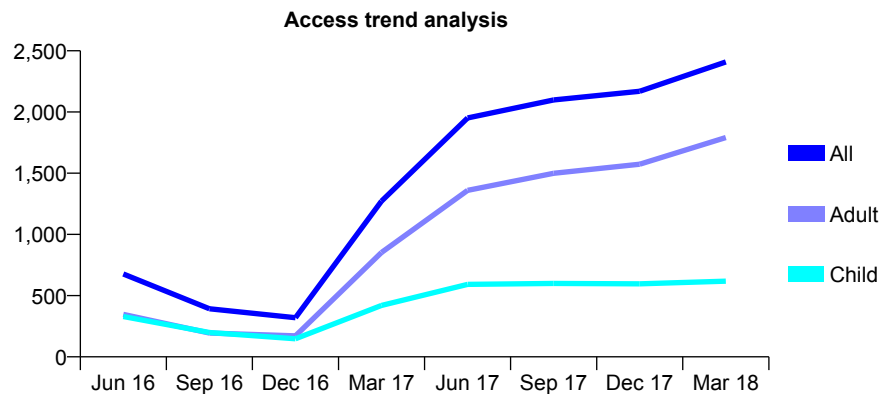
Q69 - Vital Signs At a Glance Contract Report for 746762/0001 - March 2018

Name or company name	MR S BHATIA
Contract type name	GDS Contract
Purpose of contract	General
Contract start date	01/04/2006
Contract end date	

17/18 Contracted general activity (UDA)	7,056
Carry forward general activity (UDA)	0
17/18 Contracted orthodontic activity (UOA)	0
Carry forward orthodontic activity (UOA)	0
Baseline contract value	£177,080.00

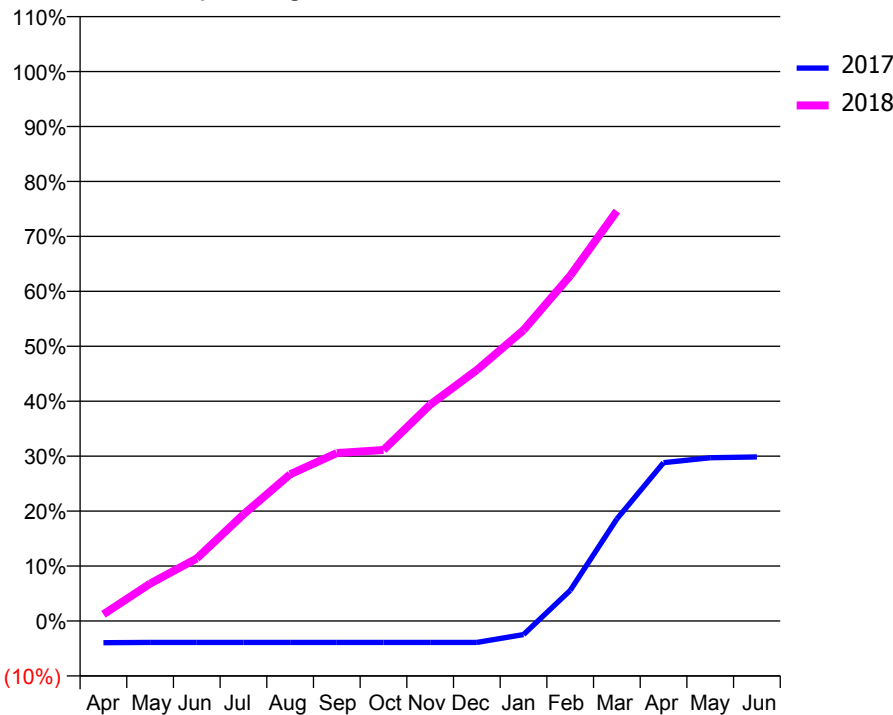
ACCESS*

Patients seen in 24 months	Total	Change since previous quarter
Quarter ending March 2017	1,272	
Quarter ending June 2017	1,952	↑
Quarter ending September 2017	2,099	↑
Quarter ending December 2017	2,169	↑
Quarter ending March 2018	2,409	↑
Variance since March 2017	89.4%	↑



ACTIVITY

Cumulative percentage of contracted UDA delivered 2017 & 2018



Month	Adjusted Scheduled Activity (UDA)	
	2017	2018
April	-247	87
May	-244	481
June	-244	805
July	-244	1,370
August	-244	1,884
September	-244	2,156
October	-244	2,195
November	-244	2,778
December	-244	3,224
January	-155	3,735
February	347	4,435
March	1,159	5,264
April	1,800	
May	1,856	
June	1,865	

QUALITY

	Quantity	Base Number	Contract	AT	Region	England
% of FP17s for the same patient ID Re-attending within 3 months - Children	44	956	4.6%	11.5%	11.5%	11.9%
% of FP17s for the same patient ID Re-attending within 3 months - Adults	298	2,589	11.5%	15.2%	15.9%	16.0%
% of FP17s for the same patient ID Re-attending between 3 & 9 months - Children	352	956	36.8%	57.8%	60.6%	58.3%
% of FP17s for the same patient ID Re-attending between 3 & 9 months - Adults	930	2,589	35.9%	48.0%	51.6%	50.3%
% of FP17s for Band 1 Urgent Courses	224	3,093	7.2%	9.8%	9.5%	9.1%
% of FP17s Relating to Free Repair or Replacements	17	3,093	0.5%	0.7%	0.7%	0.8%
% of FP17s Relating to Continuations	7	3,093	0.2%	0.8%	1.0%	1.0%
% of Patients satisfied with the dentistry they have received	6	6	N/A	93.6%	92.0%	91.5%
% of Patients satisfied with the time they had to wait for an appointment	5	6	N/A	89.3%	88.1%	87.9%

* This is based on patients treated on this contract for their most recent course of treatment. Figures in italics indicate the base number of FP17s or Patient Questionnaire responses are less than 100. N/A is shown where the base number of responses is less than 10 during the period. % is calculated as Quantity/Base number*100

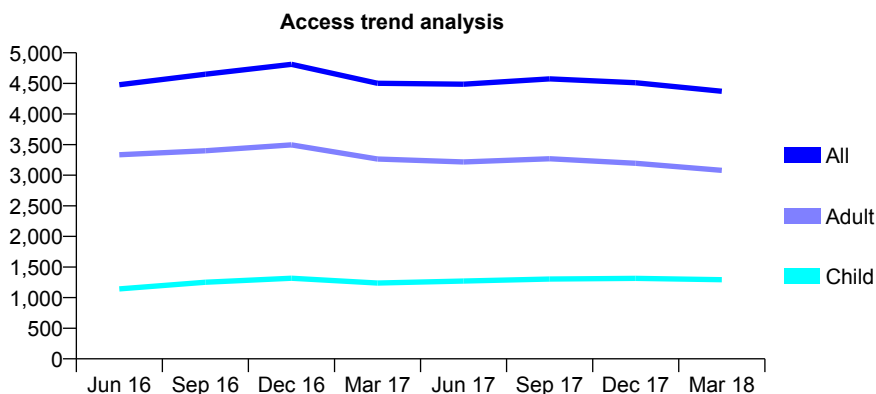
Q69 - Vital Signs At a Glance Contract Report for 746762/0002 - March 2018

Name or company name	MR S BHATIA
Contract type name	GDS Contract
Purpose of contract	General
Contract start date	01/04/2006
Contract end date	

17/18 Contracted general activity (UDA)	8,311
Carry forward general activity (UDA)	0
17/18 Contracted orthodontic activity (UOA)	0
Carry forward orthodontic activity (UOA)	0
Baseline contract value	£216,542.75

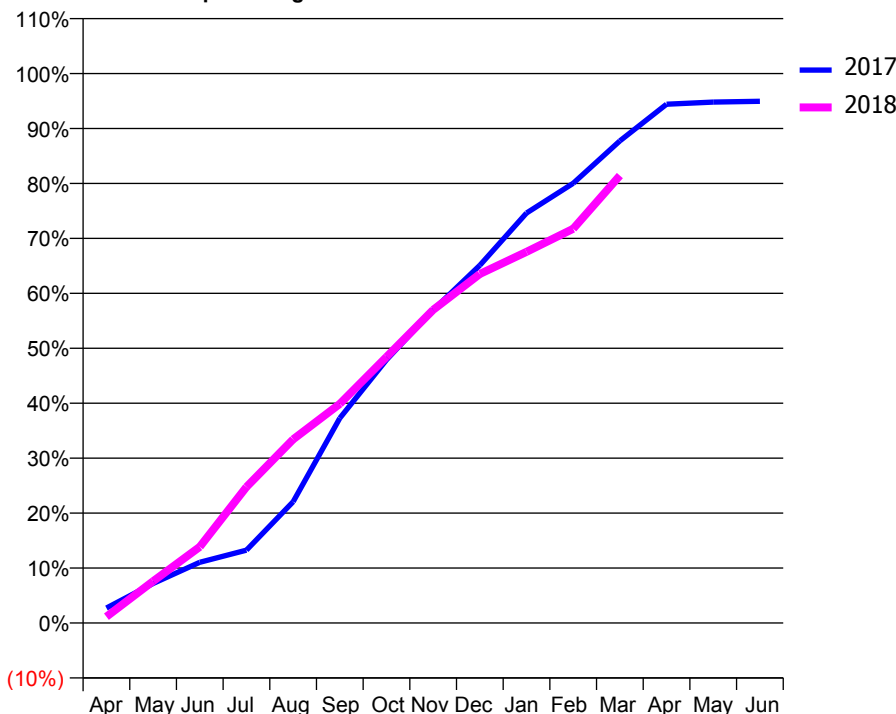
ACCESS*

Patients seen in 24 months	Total	Change since previous quarter
Quarter ending March 2017	4,503	
Quarter ending June 2017	4,488	→
Quarter ending September 2017	4,573	→
Quarter ending December 2017	4,510	↓
Quarter ending March 2018	4,372	↓
Variance since March 2017	(2.9%)	↓



ACTIVITY

Cumulative percentage of contracted UDA delivered 2017 & 2018



Adjusted Scheduled Activity (UDA)

Month	2017	2018
April	226	96
May	598	632
June	919	1,153
July	1,102	2,058
August	1,834	2,779
September	3,099	3,316
October	3,981	4,024
November	4,735	4,736
December	5,409	5,278
January	6,201	5,615
February	6,651	5,963
March	7,292	6,767
April	7,846	
May	7,879	
June	7,892	

QUALITY

	Quantity	Base Number	Contract	AT	Region	England
% of FP17s for the same patient ID Re-attending within 3 months - Children	58	1,344	4.3%	11.5%	11.5%	11.9%
% of FP17s for the same patient ID Re-attending within 3 months - Adults	251	2,835	8.9%	15.2%	15.9%	16.0%
% of FP17s for the same patient ID Re-attending between 3 & 9 months - Children	483	1,344	35.9%	57.8%	60.6%	58.3%
% of FP17s for the same patient ID Re-attending between 3 & 9 months - Adults	784	2,835	27.7%	48.0%	51.6%	50.3%
% of FP17s for Band 1 Urgent Courses	234	3,883	6.0%	9.8%	9.5%	9.1%
% of FP17s Relating to Free Repair or Replacements	17	3,883	0.4%	0.7%	0.7%	0.8%
% of FP17s Relating to Continuations	13	3,883	0.3%	0.8%	1.0%	1.0%
% of Patients satisfied with the dentistry they have received	9	9	N/A	93.6%	92.0%	91.5%
% of Patients satisfied with the time they had to wait for an appointment	9	9	N/A	89.3%	88.1%	87.9%

* This is based on patients treated on this contract for their most recent course of treatment. Figures in italics indicate the base number of FP17s or Patient Questionnaire responses are less than 100. N/A is shown where the base number of responses is less than 10 during the period. % is calculated as Quantity/Base number*100

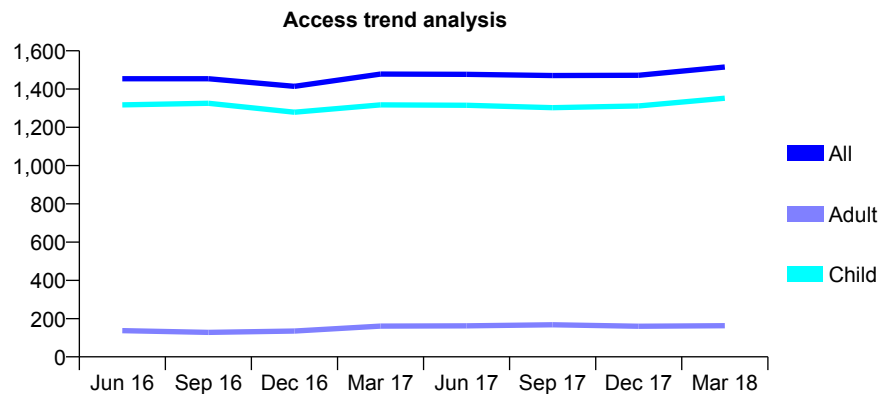
Q69 - Vital Signs At a Glance Contract Report for 749664/0001 - March 2018

Name or company name	MISS BB KANAS
Contract type name	GDS Contract
Purpose of contract	General
Contract start date	01/04/2006
Contract end date	

17/18 Contracted general activity (UDA)	2,650
Carry forward general activity (UDA)	36
17/18 Contracted orthodontic activity (UOA)	0
Carry forward orthodontic activity (UOA)	0
Baseline contract value	£63,371.18

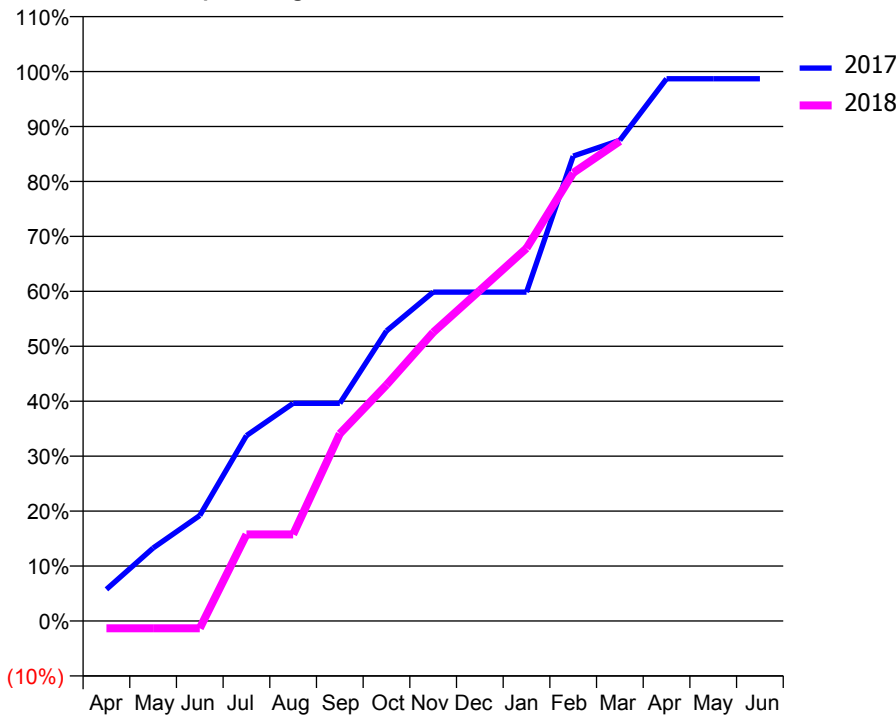
ACCESS*

Patients seen in 24 months	Total	Change since previous quarter
Quarter ending March 2017	1,478	
Quarter ending June 2017	1,477	→
Quarter ending September 2017	1,471	→
Quarter ending December 2017	1,472	→
Quarter ending March 2018	1,515	↑
Variance since March 2017	2.5%	↑



ACTIVITY

Cumulative percentage of contracted UDA delivered 2017 & 2018



Month	Adjusted Scheduled Activity (UDA)	
	2017	2018
April	153	-36
May	352	-36
June	509	-36
July	894	417
August	1,050	417
September	1,050	903
October	1,399	1,139
November	1,586	1,392
December	1,586	1,595
January	1,586	1,798
February	2,242	2,161
March	2,318	2,314
April	2,615	
May	2,615	
June	2,615	

QUALITY

	Quantity	Base Number	Contract	AT	Region	England
% of FP17s for the same patient ID Re-attending within 3 months - Children	158	2,120	7.5%	11.5%	11.5%	11.9%
% of FP17s for the same patient ID Re-attending within 3 months - Adults	5	84	6.0%	15.2%	15.9%	16.0%
% of FP17s for the same patient ID Re-attending between 3 & 9 months - Children	1,130	2,120	53.3%	57.8%	60.6%	58.3%
% of FP17s for the same patient ID Re-attending between 3 & 9 months - Adults	49	84	58.3%	48.0%	51.6%	50.3%
% of FP17s for Band 1 Urgent Courses	105	1,963	5.3%	9.8%	9.5%	9.1%
% of FP17s Relating to Free Repair or Replacements	0	1,963	0.0%	0.7%	0.7%	0.8%
% of FP17s Relating to Continuations	0	1,963	0.0%	0.8%	1.0%	1.0%
% of Patients satisfied with the dentistry they have received	2	2	N/A	93.6%	92.0%	91.5%
% of Patients satisfied with the time they had to wait for an appointment	2	2	N/A	89.3%	88.1%	87.9%

* This is based on patients treated on this contract for their most recent course of treatment. Figures in italics indicate the base number of FP17s or Patient Questionnaire responses are less than 100. N/A is shown where the base number of responses is less than 10 during the period. % is calculated as Quantity/Base number*100

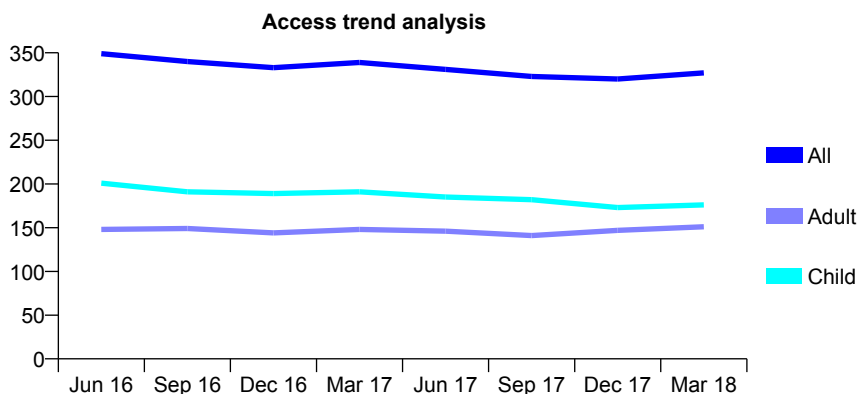
Q69 - Vital Signs At a Glance Contract Report for 754730/0001 - March 2018

Name or company name	MR D SCHOFIELD
Contract type name	GDS Contract
Purpose of contract	General
Contract start date	01/04/2006
Contract end date	

17/18 Contracted general activity (UDA)	645
Carry forward general activity (UDA)	20
17/18 Contracted orthodontic activity (UOA)	0
Carry forward orthodontic activity (UOA)	0
Baseline contract value	£14,611.46

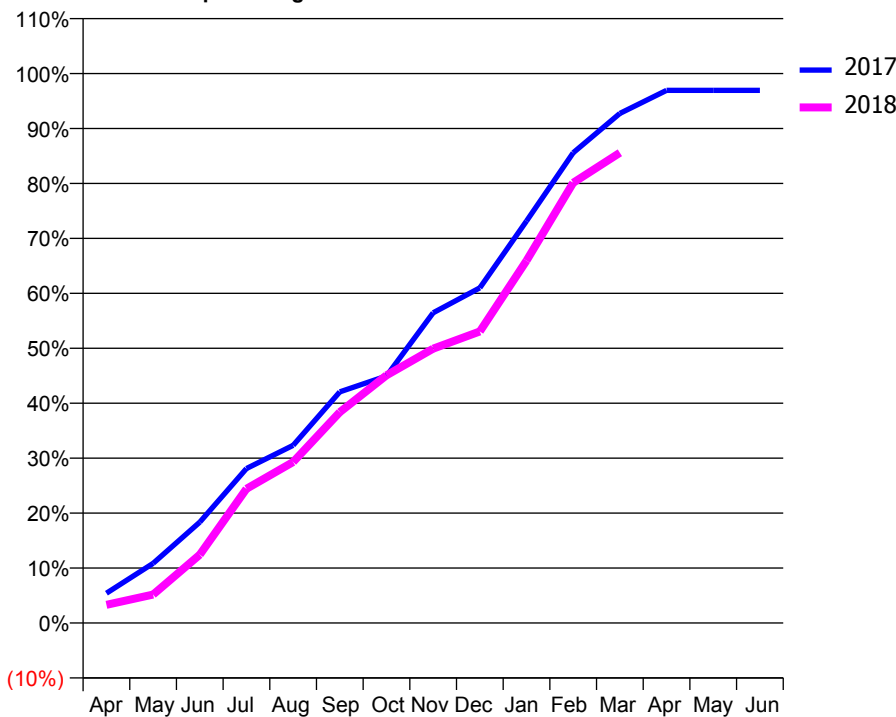
ACCESS*

Patients seen in 24 months	Total	Change since previous quarter
Quarter ending March 2017	339	
Quarter ending June 2017	331	↓
Quarter ending September 2017	323	↓
Quarter ending December 2017	320	→
Quarter ending March 2018	327	↑
Variance since March 2017	(3.5%)	↓



ACTIVITY

Cumulative percentage of contracted UDA delivered 2017 & 2018



Month	Adjusted Scheduled Activity (UDA)	
	2017	2018
April	35	21
May	70	33
June	118	80
July	181	158
August	209	189
September	271	248
October	290	291
November	364	322
December	393	342
January	472	425
February	552	517
March	598	552
April	625	
May	625	
June	625	

QUALITY

	Quantity	Base Number	Contract	AT	Region	England
% of FP17s for the same patient ID Re-attending within 3 months - Children	15	294	5.1%	11.5%	11.5%	11.9%
% of FP17s for the same patient ID Re-attending within 3 months - Adults	20	176	11.4%	15.2%	15.9%	16.0%
% of FP17s for the same patient ID Re-attending between 3 & 9 months - Children	232	294	78.9%	57.8%	60.6%	58.3%
% of FP17s for the same patient ID Re-attending between 3 & 9 months - Adults	101	176	57.4%	48.0%	51.6%	50.3%
% of FP17s for Band 1 Urgent Courses	25	456	5.5%	9.8%	9.5%	9.1%
% of FP17s Relating to Free Repair or Replacements	0	456	0.0%	0.7%	0.7%	0.8%
% of FP17s Relating to Continuations	4	456	0.9%	0.8%	1.0%	1.0%
% of Patients satisfied with the dentistry they have received	0	0	N/A	93.6%	92.0%	91.5%
% of Patients satisfied with the time they had to wait for an appointment	0	0	N/A	89.3%	88.1%	87.9%

* This is based on patients treated on this contract for their most recent course of treatment. Figures in italics indicate the base number of FP17s or Patient Questionnaire responses are less than 100. N/A is shown where the base number of responses is less than 10 during the period. % is calculated as Quantity/Base number*100

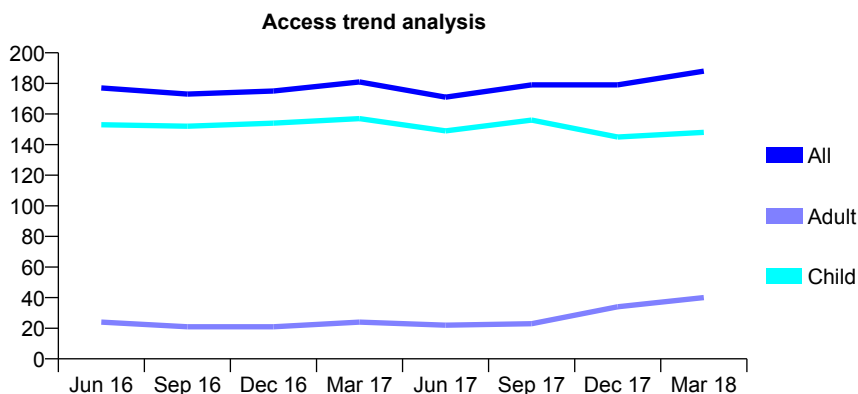
Q69 - Vital Signs At a Glance Contract Report for 762199/0001 - March 2018

Name or company name	MR F MOTTACKI
Contract type name	GDS Contract
Purpose of contract	General
Contract start date	01/04/2006
Contract end date	

17/18 Contracted general activity (UDA)	358
Carry forward general activity (UDA)	3
17/18 Contracted orthodontic activity (UOA)	0
Carry forward orthodontic activity (UOA)	0
Baseline contract value	£8,684.41

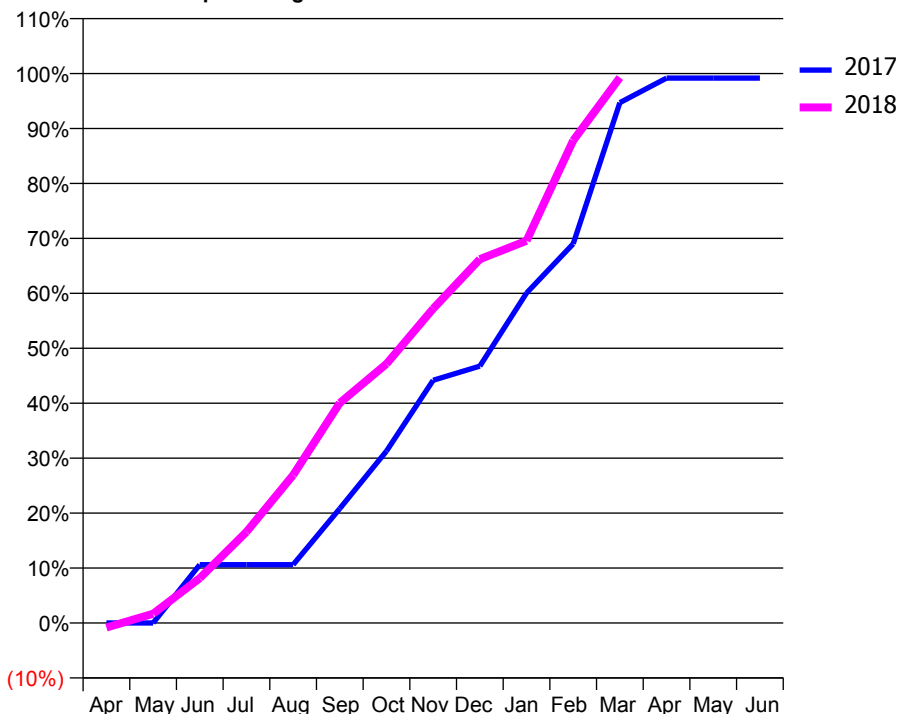
ACCESS*

Patients seen in 24 months	Total	Change since previous quarter
Quarter ending March 2017	181	
Quarter ending June 2017	171	↓
Quarter ending September 2017	179	↑
Quarter ending December 2017	179	→
Quarter ending March 2018	188	↑
Variance since March 2017	3.9%	↑



ACTIVITY

Cumulative percentage of contracted UDA delivered 2017 & 2018



Month	Adjusted Scheduled Activity (UDA)	
	2017	2018
April	0	-3
May	0	6
June	38	29
July	38	59
August	38	96
September	75	143
October	112	169
November	158	205
December	167	237
January	215	249
February	247	314
March	339	355
April	355	
May	355	
June	355	

QUALITY

	Quantity	Base Number	Contract	AT	Region	England
% of FP17s for the same patient ID Re-attending within 3 months - Children	8	155	5.2%	11.5%	11.5%	11.9%
% of FP17s for the same patient ID Re-attending within 3 months - Adults	2	33	6.1%	15.2%	15.9%	16.0%
% of FP17s for the same patient ID Re-attending between 3 & 9 months - Children	74	155	47.7%	57.8%	60.6%	58.3%
% of FP17s for the same patient ID Re-attending between 3 & 9 months - Adults	9	33	27.3%	48.0%	51.6%	50.3%
% of FP17s for Band 1 Urgent Courses	7	177	4.0%	9.8%	9.5%	9.1%
% of FP17s Relating to Free Repair or Replacements	0	177	0.0%	0.7%	0.7%	0.8%
% of FP17s Relating to Continuations	0	177	0.0%	0.8%	1.0%	1.0%
% of Patients satisfied with the dentistry they have received	0	0	N/A	93.6%	92.0%	91.5%
% of Patients satisfied with the time they had to wait for an appointment	0	0	N/A	89.3%	88.1%	87.9%

* This is based on patients treated on this contract for their most recent course of treatment. Figures in italics indicate the base number of FP17s or Patient Questionnaire responses are less than 100. N/A is shown where the base number of responses is less than 10 during the period. % is calculated as Quantity/Base number*100

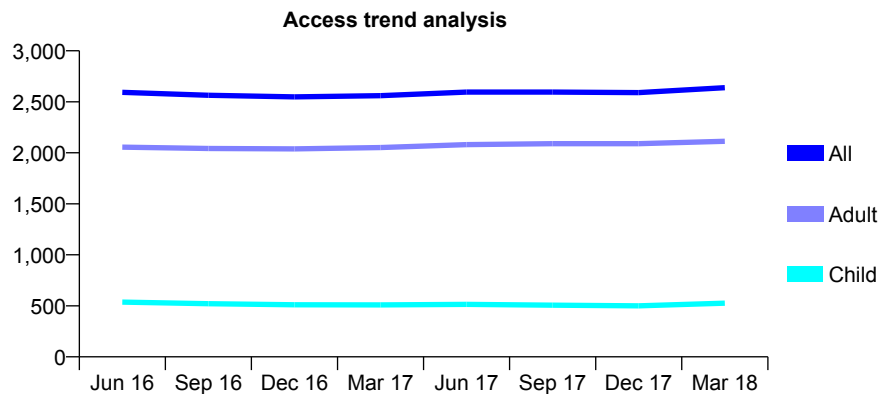
Q69 - Vital Signs At a Glance Contract Report for 762717/0001 - March 2018

Name or company name	MR R PATEL
Contract type name	GDS Contract
Purpose of contract	General
Contract start date	01/04/2007
Contract end date	

17/18 Contracted general activity (UDA)	7,599
Carry forward general activity (UDA)	33
17/18 Contracted orthodontic activity (UOA)	0
Carry forward orthodontic activity (UOA)	0
Baseline contract value	£167,428.79

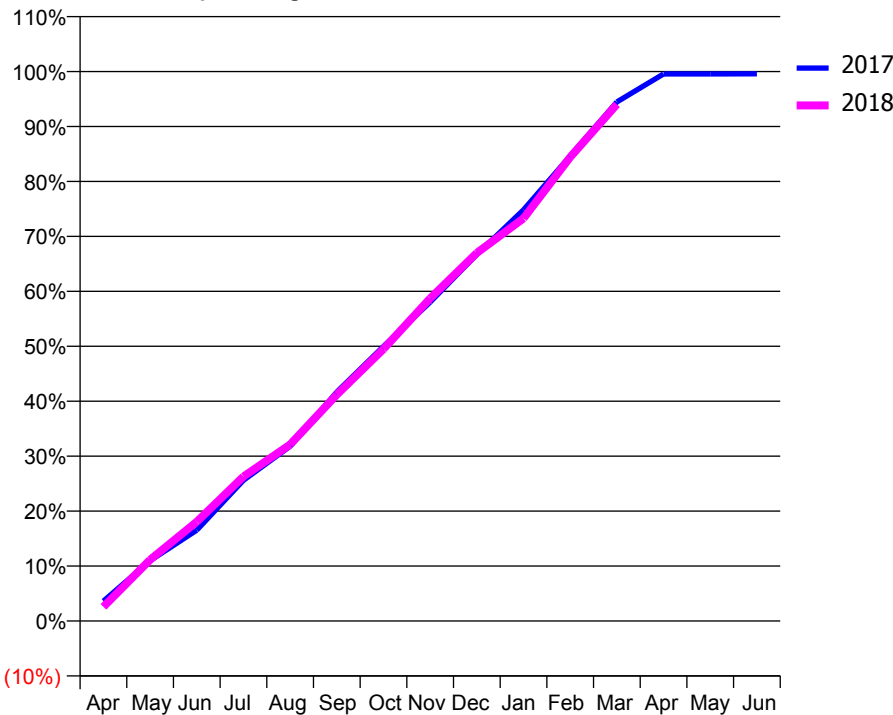
ACCESS*

Patients seen in 24 months	Total	Change since previous quarter
Quarter ending March 2017	2,560	
Quarter ending June 2017	2,596	→
Quarter ending September 2017	2,595	→
Quarter ending December 2017	2,590	→
Quarter ending March 2018	2,639	→
Variance since March 2017	3.1%	↑



ACTIVITY

Cumulative percentage of contracted UDA delivered 2017 & 2018



Month	Adjusted Scheduled Activity (UDA)	
	2017	2018
April	276	196
May	835	848
June	1,257	1,373
July	1,946	1,997
August	2,416	2,441
September	3,168	3,131
October	3,799	3,761
November	4,410	4,461
December	5,068	5,091
January	5,686	5,568
February	6,432	6,415
March	7,178	7,144
April	7,565	
May	7,565	
June	7,567	

QUALITY

	Quantity	Base Number	Contract	AT	Region	England
% of FP17s for the same patient ID Re-attending within 3 months - Children	53	862	6.1%	11.5%	11.5%	11.9%
% of FP17s for the same patient ID Re-attending within 3 months - Adults	519	3,509	14.8%	15.2%	15.9%	16.0%
% of FP17s for the same patient ID Re-attending between 3 & 9 months - Children	575	862	66.7%	57.8%	60.6%	58.3%
% of FP17s for the same patient ID Re-attending between 3 & 9 months - Adults	2,288	3,509	65.2%	48.0%	51.6%	50.3%
% of FP17s for Band 1 Urgent Courses	257	4,178	6.2%	9.8%	9.5%	9.1%
% of FP17s Relating to Free Repair or Replacements	69	4,178	1.7%	0.7%	0.7%	0.8%
% of FP17s Relating to Continuations	50	4,178	1.2%	0.8%	1.0%	1.0%
% of Patients satisfied with the dentistry they have received	3	3	N/A	93.6%	92.0%	91.5%
% of Patients satisfied with the time they had to wait for an appointment	3	3	N/A	89.3%	88.1%	87.9%

* This is based on patients treated on this contract for their most recent course of treatment. Figures in italics indicate the base number of FP17s or Patient Questionnaire responses are less than 100. N/A is shown where the base number of responses is less than 10 during the period. % is calculated as Quantity/Base number*100

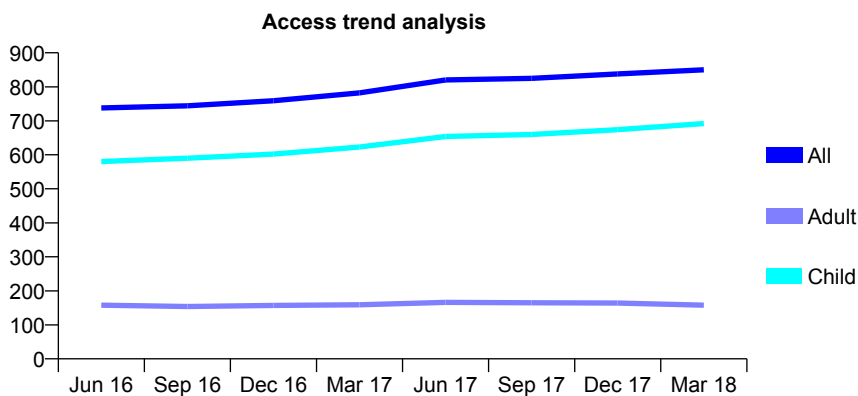
Q69 - Vital Signs At a Glance Contract Report for 766461/0002 - March 2018

Name or company name	MR J MURUGUPPILLAI
Contract type name	GDS Contract
Purpose of contract	General
Contract start date	30/07/2008
Contract end date	

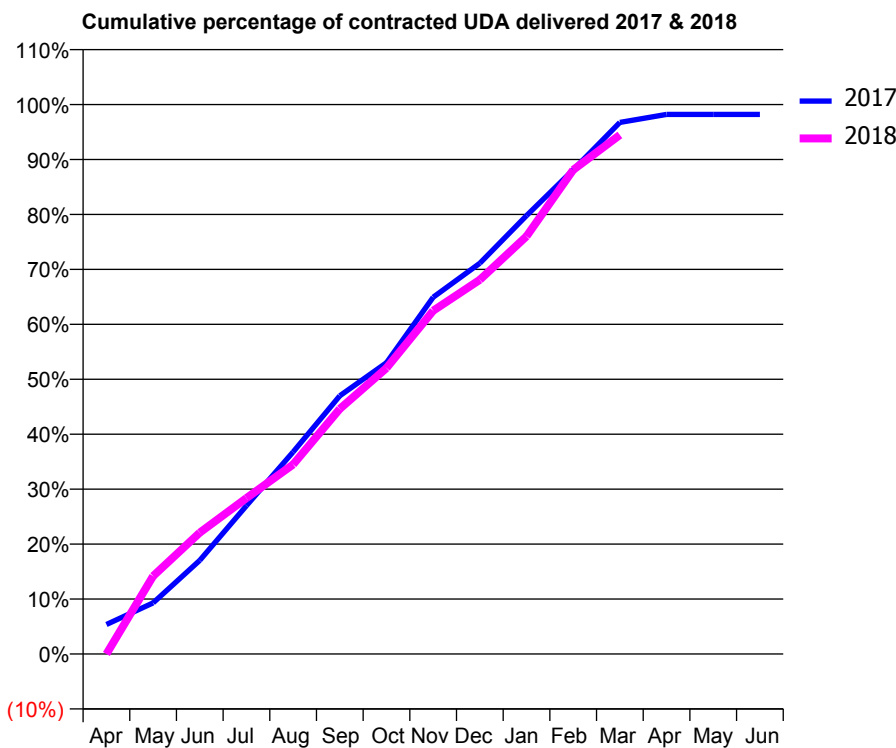
17/18 Contracted general activity (UDA)	1,226
Carry forward general activity (UDA)	22
17/18 Contracted orthodontic activity (UOA)	0
Carry forward orthodontic activity (UOA)	0
Baseline contract value	£26,669.34

ACCESS*

Patients seen in 24 months	Total	Change since previous quarter
Quarter ending March 2017	782	
Quarter ending June 2017	820	↑
Quarter ending September 2017	825	→
Quarter ending December 2017	838	→
Quarter ending March 2018	850	→
Variance since March 2017	8.7%	↑



ACTIVITY



Month	Adjusted Scheduled Activity (UDA)	
	2017	2018
April	66	0
May	114	174
June	209	271
July	331	348
August	451	423
September	576	547
October	650	638
November	796	766
December	872	835
January	978	932
February	1,080	1,080
March	1,186	1,158
April	1,204	
May	1,204	
June	1,204	

QUALITY

	Quantity	Base Number	Contract	AT	Region	England
% of FP17s for the same patient ID Re-attending within 3 months - Children	31	931	3.3%	11.5%	11.5%	11.9%
% of FP17s for the same patient ID Re-attending within 3 months - Adults	11	109	10.1%	15.2%	15.9%	16.0%
% of FP17s for the same patient ID Re-attending between 3 & 9 months - Children	542	931	58.2%	57.8%	60.6%	58.3%
% of FP17s for the same patient ID Re-attending between 3 & 9 months - Adults	40	109	36.7%	48.0%	51.6%	50.3%
% of FP17s for Band 1 Urgent Courses	0	1,022	0.0%	9.8%	9.5%	9.1%
% of FP17s Relating to Free Repair or Replacements	0	1,022	0.0%	0.7%	0.7%	0.8%
% of FP17s Relating to Continuations	0	1,022	0.0%	0.8%	1.0%	1.0%
% of Patients satisfied with the dentistry they have received	0	0	N/A	93.6%	92.0%	91.5%
% of Patients satisfied with the time they had to wait for an appointment	0	0	N/A	89.3%	88.1%	87.9%

* This is based on patients treated on this contract for their most recent course of treatment. Figures in italics indicate the base number of FP17s or Patient Questionnaire responses are less than 100. N/A is shown where the base number of responses is less than 10 during the period. % is calculated as Quantity/Base number*100

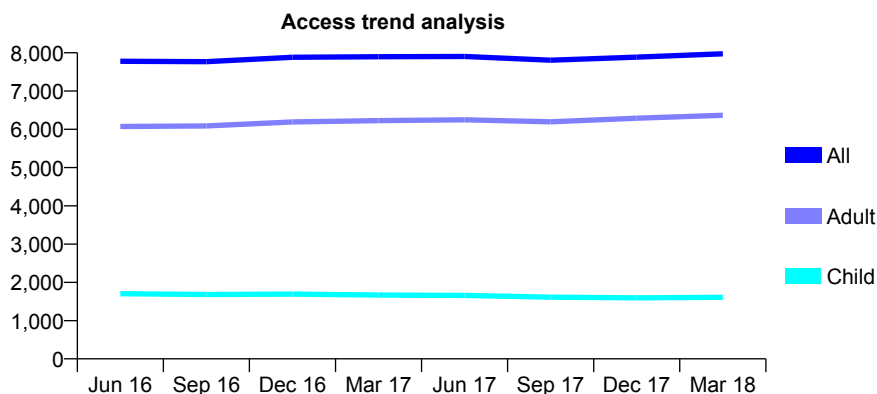
Q69 - Vital Signs At a Glance Contract Report for 767670/0001 - March 2018

Name or company name	MRS K DOULGERIDOU-KOSTOPOULOU
Contract type name	GDS Contract
Purpose of contract	General
Contract start date	01/04/2006
Contract end date	

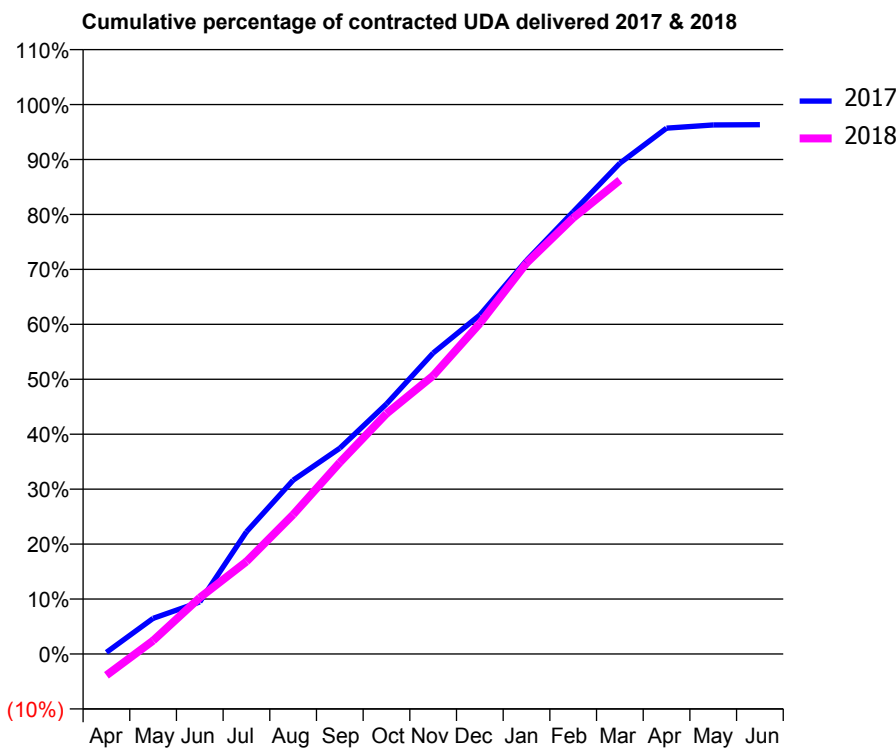
17/18 Contracted general activity (UDA)	22,500
Carry forward general activity (UDA)	879
17/18 Contracted orthodontic activity (UOA)	0
Carry forward orthodontic activity (UOA)	0
Baseline contract value	£492,217.44

ACCESS*

Patients seen in 24 months	Total	Change since previous quarter
Quarter ending March 2017	7,896	
Quarter ending June 2017	7,905	→
Quarter ending September 2017	7,807	↓
Quarter ending December 2017	7,885	→
Quarter ending March 2018	7,973	→
Variance since March 2017	1.0%	→



ACTIVITY



Month	Adjusted Scheduled Activity (UDA)	
	2017	2018
April	72	-879
May	1,558	550
June	2,274	2,306
July	5,341	3,785
August	7,593	5,708
September	8,989	7,841
October	10,925	9,842
November	13,150	11,399
December	14,808	13,538
January	17,193	16,004
February	19,317	17,857
March	21,434	19,400
April	22,967	
May	23,106	
June	23,121	

QUALITY

	Quantity	Base Number	Contract	AT	Region	England
% of FP17s for the same patient ID Re-attending within 3 months - Children	143	2,319	6.2%	11.5%	11.5%	11.9%
% of FP17s for the same patient ID Re-attending within 3 months - Adults	1,109	8,307	13.4%	15.2%	15.9%	16.0%
% of FP17s for the same patient ID Re-attending between 3 & 9 months - Children	1,380	2,319	59.5%	57.8%	60.6%	58.3%
% of FP17s for the same patient ID Re-attending between 3 & 9 months - Adults	4,281	8,307	51.5%	48.0%	51.6%	50.3%
% of FP17s for Band 1 Urgent Courses	198	9,912	2.0%	9.8%	9.5%	9.1%
% of FP17s Relating to Free Repair or Replacements	45	9,912	0.5%	0.7%	0.7%	0.8%
% of FP17s Relating to Continuations	142	9,912	1.4%	0.8%	1.0%	1.0%
% of Patients satisfied with the dentistry they have received	17	19	89.5%	93.6%	92.0%	91.5%
% of Patients satisfied with the time they had to wait for an appointment	18	19	94.7%	89.3%	88.1%	87.9%

* This is based on patients treated on this contract for their most recent course of treatment. Figures in italics indicate the base number of FP17s or Patient Questionnaire responses are less than 100. N/A is shown where the base number of responses is less than 10 during the period. % is calculated as Quantity/Base number*100

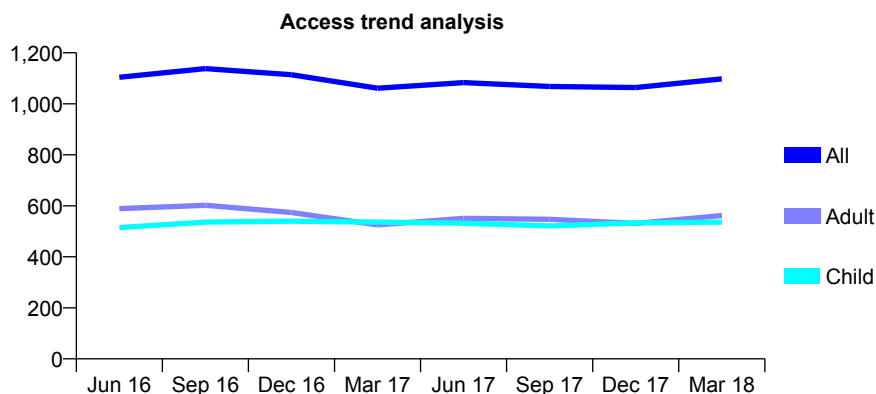
Q69 - Vital Signs At a Glance Contract Report for 768405/0001 - March 2018

Name or company name	MR H SANDHU
Contract type name	GDS Contract
Purpose of contract	General
Contract start date	01/04/2006
Contract end date	

17/18 Contracted general activity (UDA)	3,000
Carry forward general activity (UDA)	-19
17/18 Contracted orthodontic activity (UOA)	0
Carry forward orthodontic activity (UOA)	0
Baseline contract value	£64,396.63

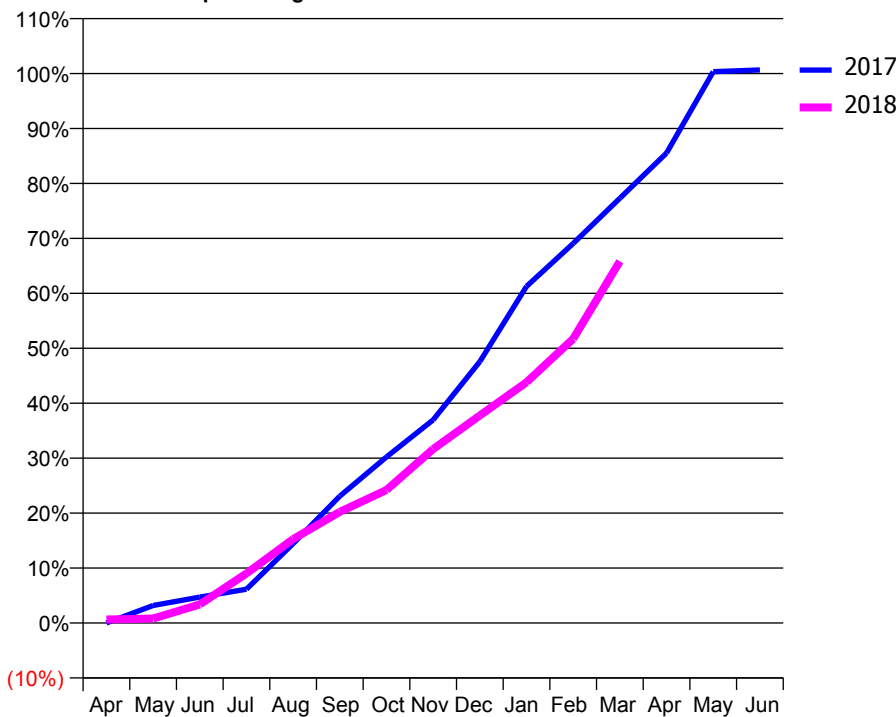
ACCESS*

Patients seen in 24 months	Total	Change since previous quarter
Quarter ending March 2017	1,061	
Quarter ending June 2017	1,083	↑
Quarter ending September 2017	1,068	↓
Quarter ending December 2017	1,064	→
Quarter ending March 2018	1,098	↑
Variance since March 2017	3.5%	↑



ACTIVITY

Cumulative percentage of contracted UDA delivered 2017 & 2018



Month	Adjusted Scheduled Activity (UDA)	
	2017	2018
April	0	19
May	95	24
June	141	101
July	184	270
August	433	458
September	693	607
October	906	726
November	1,109	950
December	1,427	1,133
January	1,838	1,314
February	2,072	1,552
March	2,319	1,975
April	2,566	
May	3,010	
June	3,020	

QUALITY

	Quantity	Base Number	Contract	AT	Region	England
% of FP17s for the same patient ID Re-attending within 3 months - Children	44	664	6.6%	11.5%	11.5%	11.9%
% of FP17s for the same patient ID Re-attending within 3 months - Adults	68	488	13.9%	15.2%	15.9%	16.0%
% of FP17s for the same patient ID Re-attending between 3 & 9 months - Children	294	664	44.3%	57.8%	60.6%	58.3%
% of FP17s for the same patient ID Re-attending between 3 & 9 months - Adults	124	488	25.4%	48.0%	51.6%	50.3%
% of FP17s for Band 1 Urgent Courses	98	938	10.4%	9.8%	9.5%	9.1%
% of FP17s Relating to Free Repair or Replacements	8	938	0.9%	0.7%	0.7%	0.8%
% of FP17s Relating to Continuations	8	938	0.9%	0.8%	1.0%	1.0%
% of Patients satisfied with the dentistry they have received	1	1	N/A	93.6%	92.0%	91.5%
% of Patients satisfied with the time they had to wait for an appointment	1	1	N/A	89.3%	88.1%	87.9%

* This is based on patients treated on this contract for their most recent course of treatment. Figures in italics indicate the base number of FP17s or Patient Questionnaire responses are less than 100. N/A is shown where the base number of responses is less than 10 during the period. % is calculated as Quantity/Base number*100

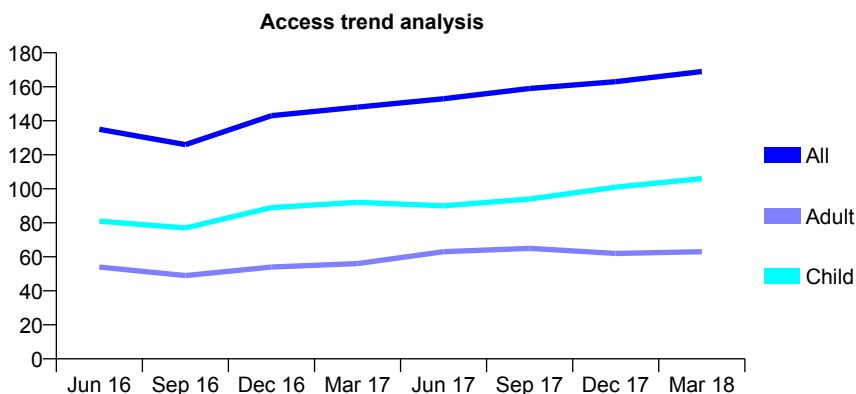
Q69 - Vital Signs At a Glance Contract Report for 768618/0001 - March 2018

Name or company name	MR PS NAGI
Contract type name	GDS Contract
Purpose of contract	General
Contract start date	05/02/2008
Contract end date	

17/18 Contracted general activity (UDA)	270
Carry forward general activity (UDA)	-5
17/18 Contracted orthodontic activity (UOA)	0
Carry forward orthodontic activity (UOA)	0
Baseline contract value	£6,457.86

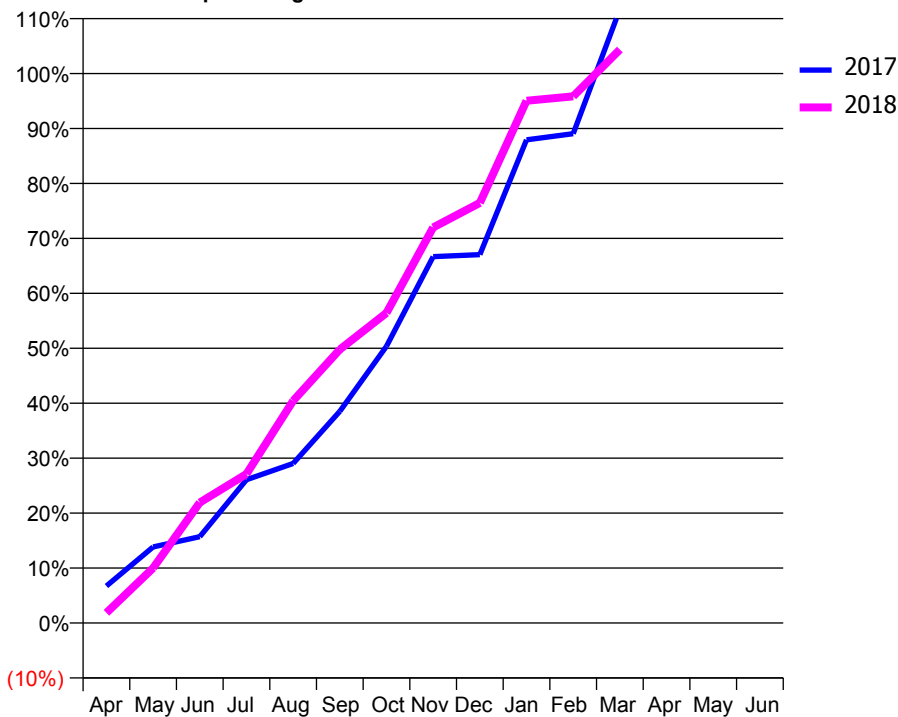
ACCESS*

Patients seen in 24 months	Total	Change since previous quarter
Quarter ending March 2017	148	
Quarter ending June 2017	153	↑
Quarter ending September 2017	159	↑
Quarter ending December 2017	163	↑
Quarter ending March 2018	169	↑
Variance since March 2017	14.2%	↑



ACTIVITY

Cumulative percentage of contracted UDA delivered 2017 & 2018



Month	Adjusted Scheduled Activity (UDA)	
	2017	2018
April	18	5
May	37	27
June	42	59
July	70	73
August	78	109
September	104	134
October	136	152
November	180	194
December	181	206
January	237	257
February	240	259
March	301	282
April	324	
May	332	
June	334	

QUALITY

	Quantity	Base Number	Contract	AT	Region	England
% of FP17s for the same patient ID Re-attending within 3 months - Children	17	139	12.2%	11.5%	11.5%	11.9%
% of FP17s for the same patient ID Re-attending within 3 months - Adults	3	45	6.7%	15.2%	15.9%	16.0%
% of FP17s for the same patient ID Re-attending between 3 & 9 months - Children	53	139	38.1%	57.8%	60.6%	58.3%
% of FP17s for the same patient ID Re-attending between 3 & 9 months - Adults	17	45	37.8%	48.0%	51.6%	50.3%
% of FP17s for Band 1 Urgent Courses	4	167	2.4%	9.8%	9.5%	9.1%
% of FP17s Relating to Free Repair or Replacements	0	167	0.0%	0.7%	0.7%	0.8%
% of FP17s Relating to Continuations	0	167	0.0%	0.8%	1.0%	1.0%
% of Patients satisfied with the dentistry they have received	0	0	N/A	93.6%	92.0%	91.5%
% of Patients satisfied with the time they had to wait for an appointment	0	0	N/A	89.3%	88.1%	87.9%

* This is based on patients treated on this contract for their most recent course of treatment. Figures in italics indicate the base number of FP17s or Patient Questionnaire responses are less than 100. N/A is shown where the base number of responses is less than 10 during the period. % is calculated as Quantity/Base number*100

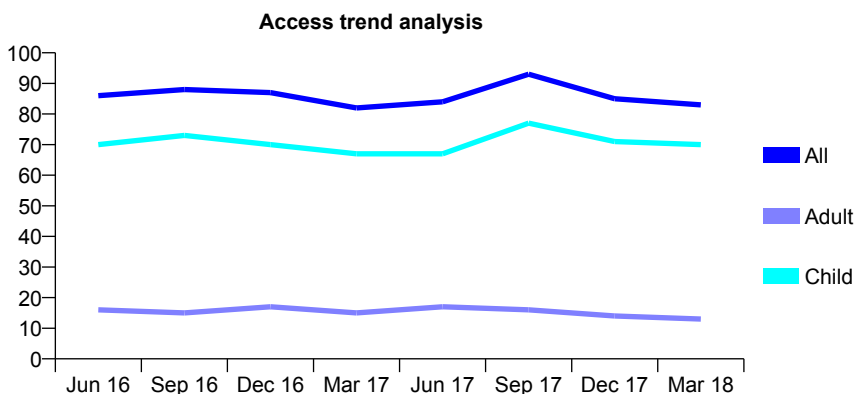
Q69 - Vital Signs At a Glance Contract Report for 768766/0001 - March 2018

Name or company name	MR S PATEL
Contract type name	GDS Contract
Purpose of contract	General
Contract start date	01/07/2006
Contract end date	

17/18 Contracted general activity (UDA)	190
Carry forward general activity (UDA)	0
17/18 Contracted orthodontic activity (UOA)	0
Carry forward orthodontic activity (UOA)	0
Baseline contract value	£4,543.64

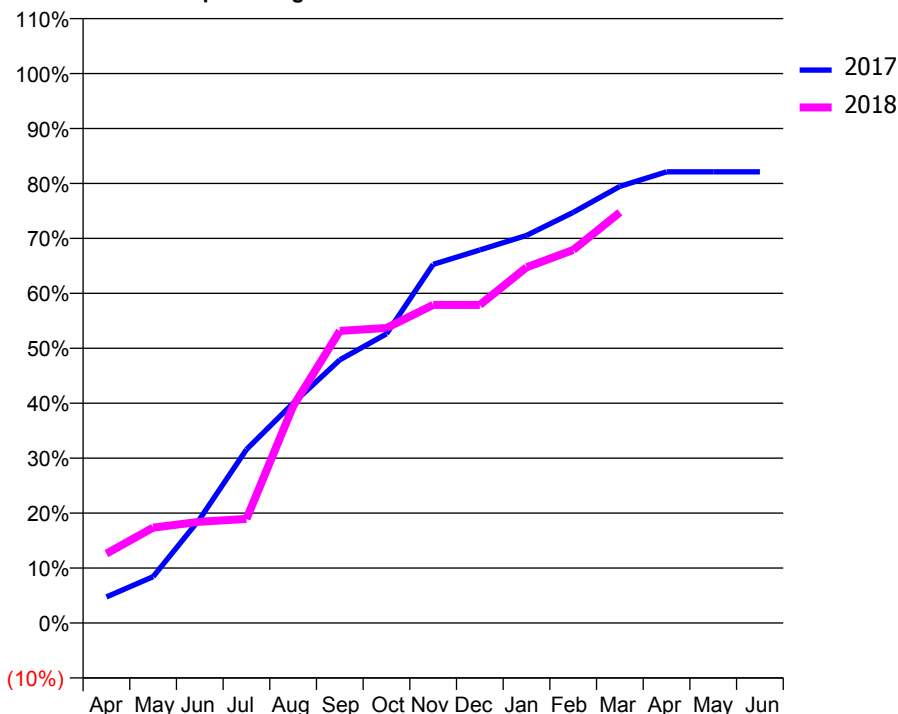
ACCESS*

Patients seen in 24 months	Total	Change since previous quarter
Quarter ending March 2017	82	
Quarter ending June 2017	84	↑
Quarter ending September 2017	93	↑
Quarter ending December 2017	85	↓
Quarter ending March 2018	83	↓
Variance since March 2017	1.2%	→



ACTIVITY

Cumulative percentage of contracted UDA delivered 2017 & 2018



QUALITY

	Quantity	Base Number	Contract	AT	Region	England
% of FP17s for the same patient ID Re-attending within 3 months - Children	5	89	5.6%	11.5%	11.5%	11.9%
% of FP17s for the same patient ID Re-attending within 3 months - Adults	0	2	0.0%	15.2%	15.9%	16.0%
% of FP17s for the same patient ID Re-attending between 3 & 9 months - Children	31	89	34.8%	57.8%	60.6%	58.3%
% of FP17s for the same patient ID Re-attending between 3 & 9 months - Adults	1	2	50.0%	48.0%	51.6%	50.3%
% of FP17s for Band 1 Urgent Courses	0	84	0.0%	9.8%	9.5%	9.1%
% of FP17s Relating to Free Repair or Replacements	0	84	0.0%	0.7%	0.7%	0.8%
% of FP17s Relating to Continuations	0	84	0.0%	0.8%	1.0%	1.0%
% of Patients satisfied with the dentistry they have received	0	0	N/A	93.6%	92.0%	91.5%
% of Patients satisfied with the time they had to wait for an appointment	0	0	N/A	89.3%	88.1%	87.9%

* This is based on patients treated on this contract for their most recent course of treatment. Figures in italics indicate the base number of FP17s or Patient Questionnaire responses are less than 100. N/A is shown where the base number of responses is less than 10 during the period. % is calculated as Quantity/Base number*100

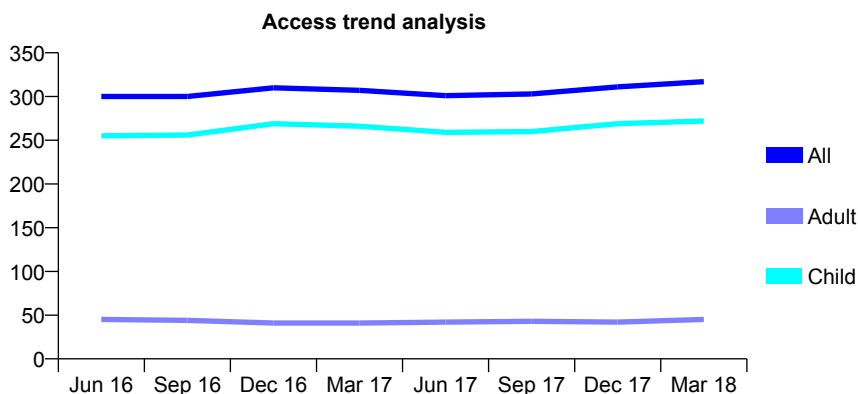
Q69 - Vital Signs At a Glance Contract Report for 772909/0001 - March 2018

Name or company name	MR JS JUGDEV
Contract type name	GDS Contract
Purpose of contract	General
Contract start date	01/02/2008
Contract end date	

17/18 Contracted general activity (UDA)	649
Carry forward general activity (UDA)	6
17/18 Contracted orthodontic activity (UOA)	0
Carry forward orthodontic activity (UOA)	0
Baseline contract value	£15,321.54

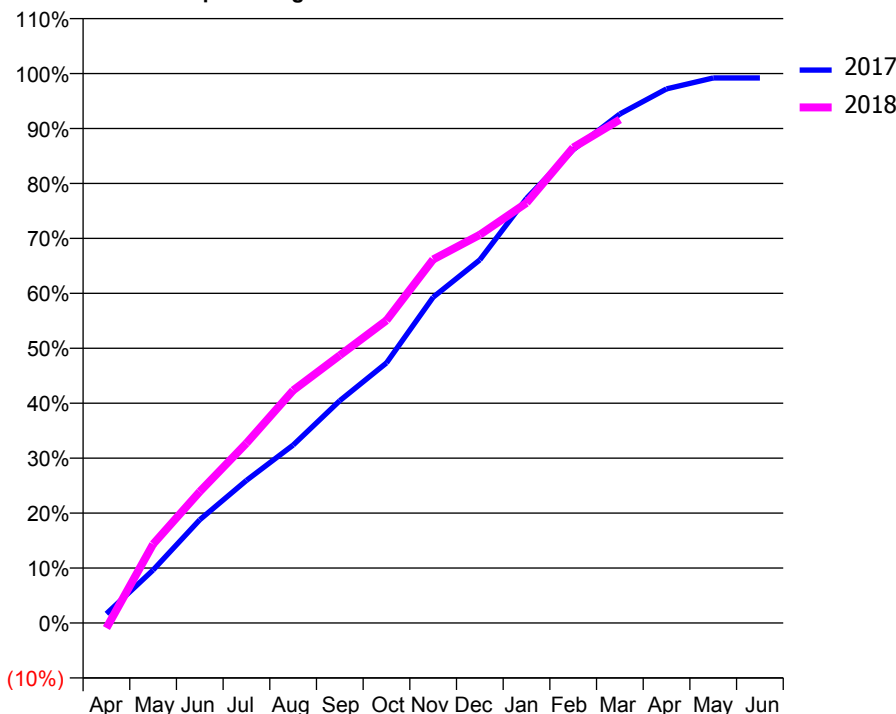
ACCESS*

Patients seen in 24 months	Total	Change since previous quarter
Quarter ending March 2017	307	
Quarter ending June 2017	301	↓
Quarter ending September 2017	303	→
Quarter ending December 2017	311	↑
Quarter ending March 2018	317	→
Variance since March 2017	3.3%	↑



ACTIVITY

Cumulative percentage of contracted UDA delivered 2017 & 2018



Month	Adjusted Scheduled Activity (UDA)	
	2017	2018
April	11	-6
May	63	93
June	122	155
July	168	212
August	210	275
September	263	316
October	307	357
November	385	429
December	429	459
January	502	496
February	559	562
March	601	595
April	631	
May	644	
June	644	

QUALITY

	Quantity	Base Number	Contract	AT	Region	England
% of FP17s for the same patient ID Re-attending within 3 months - Children	26	444	5.9%	11.5%	11.5%	11.9%
% of FP17s for the same patient ID Re-attending within 3 months - Adults	0	22	0.0%	15.2%	15.9%	16.0%
% of FP17s for the same patient ID Re-attending between 3 & 9 months - Children	311	444	70.0%	57.8%	60.6%	58.3%
% of FP17s for the same patient ID Re-attending between 3 & 9 months - Adults	20	22	90.9%	48.0%	51.6%	50.3%
% of FP17s for Band 1 Urgent Courses	13	434	3.0%	9.8%	9.5%	9.1%
% of FP17s Relating to Free Repair or Replacements	0	434	0.0%	0.7%	0.7%	0.8%
% of FP17s Relating to Continuations	0	434	0.0%	0.8%	1.0%	1.0%
% of Patients satisfied with the dentistry they have received	0	0	N/A	93.6%	92.0%	91.5%
% of Patients satisfied with the time they had to wait for an appointment	0	0	N/A	89.3%	88.1%	87.9%

* This is based on patients treated on this contract for their most recent course of treatment. Figures in italics indicate the base number of FP17s or Patient Questionnaire responses are less than 100. N/A is shown where the base number of responses is less than 10 during the period. % is calculated as Quantity/Base number*100

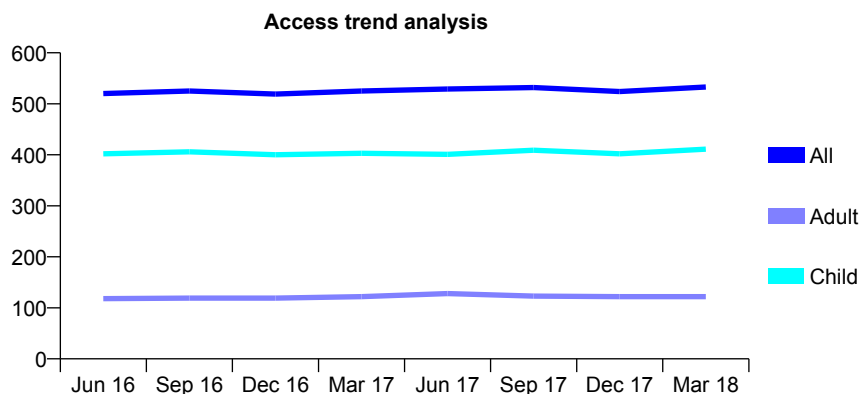
Q69 - Vital Signs At a Glance Contract Report for 783463/0001 - March 2018

Name or company name	MR SP DAHLMAN
Contract type name	GDS Contract
Purpose of contract	General
Contract start date	01/04/2006
Contract end date	

17/18 Contracted general activity (UDA)	700
Carry forward general activity (UDA)	-14
17/18 Contracted orthodontic activity (UOA)	0
Carry forward orthodontic activity (UOA)	0
Baseline contract value	£16,739.72

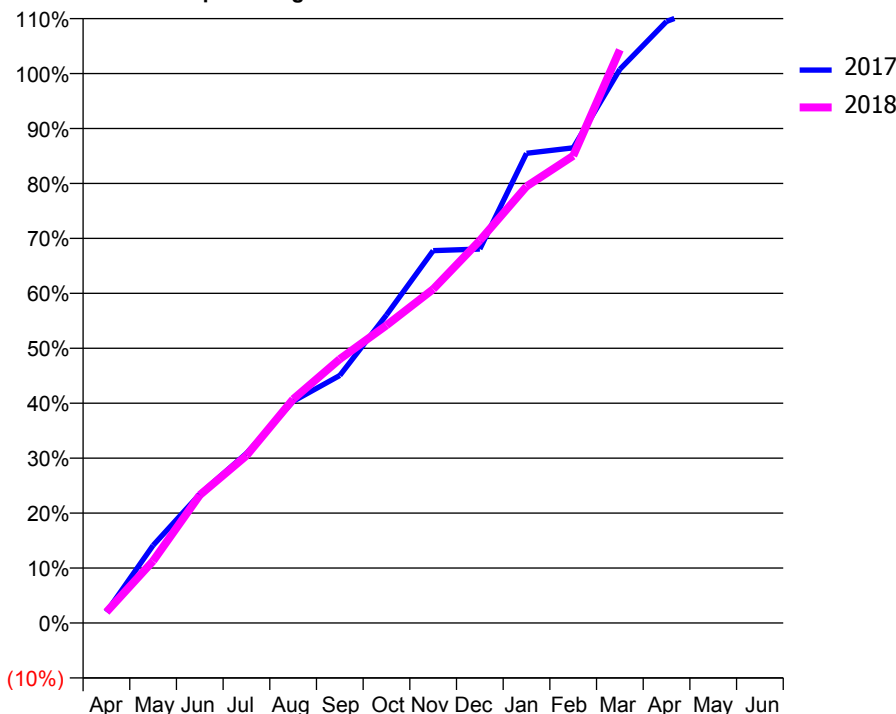
ACCESS*

Patients seen in 24 months	Total	Change since previous quarter
Quarter ending March 2017	525	
Quarter ending June 2017	529	→
Quarter ending September 2017	532	→
Quarter ending December 2017	524	↓
Quarter ending March 2018	533	→
Variance since March 2017	1.5%	→



ACTIVITY

Cumulative percentage of contracted UDA delivered 2017 & 2018



Month	Adjusted Scheduled Activity (UDA)	
	2017	2018
April	14	14
May	99	79
June	164	163
July	216	213
August	282	285
September	315	336
October	392	379
November	474	425
December	476	487
January	598	556
February	605	595
March	705	730
April	766	
May	788	
June	788	

QUALITY

	Quantity	Base Number	Contract	AT	Region	England
% of FP17s for the same patient ID Re-attending within 3 months - Children	13	521	2.5%	11.5%	11.5%	11.9%
% of FP17s for the same patient ID Re-attending within 3 months - Adults	2	70	2.9%	15.2%	15.9%	16.0%
% of FP17s for the same patient ID Re-attending between 3 & 9 months - Children	278	521	53.4%	57.8%	60.6%	58.3%
% of FP17s for the same patient ID Re-attending between 3 & 9 months - Adults	21	70	30.0%	48.0%	51.6%	50.3%
% of FP17s for Band 1 Urgent Courses	1	543	0.2%	9.8%	9.5%	9.1%
% of FP17s Relating to Free Repair or Replacements	1	543	0.2%	0.7%	0.7%	0.8%
% of FP17s Relating to Continuations	1	543	0.2%	0.8%	1.0%	1.0%
% of Patients satisfied with the dentistry they have received	0	0	N/A	93.6%	92.0%	91.5%
% of Patients satisfied with the time they had to wait for an appointment	0	0	N/A	89.3%	88.1%	87.9%

* This is based on patients treated on this contract for their most recent course of treatment. Figures in italics indicate the base number of FP17s or Patient Questionnaire responses are less than 100. N/A is shown where the base number of responses is less than 10 during the period. % is calculated as Quantity/Base number*100

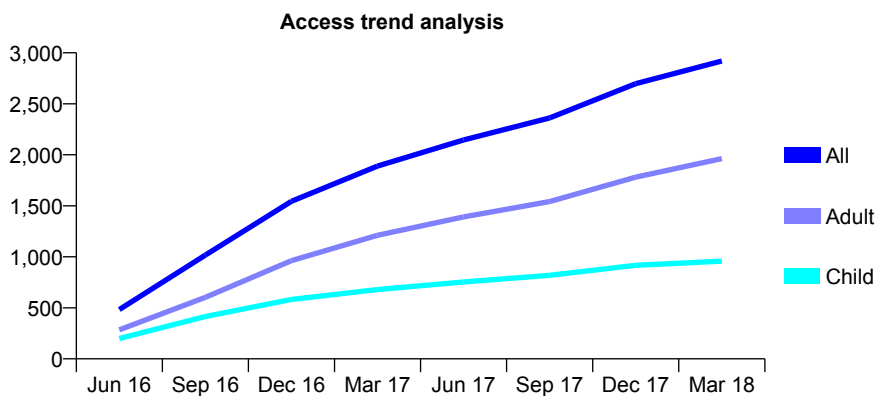
Q69 - Vital Signs At a Glance Contract Report for 788236/0001 - March 2018

Name or company name	MR N SHAH
Contract type name	GDS Contract
Purpose of contract	General
Contract start date	01/11/2015
Contract end date	

17/18 Contracted general activity (UDA)	6,219
Carry forward general activity (UDA)	134
17/18 Contracted orthodontic activity (UOA)	0
Carry forward orthodontic activity (UOA)	0
Baseline contract value	£136,882.15

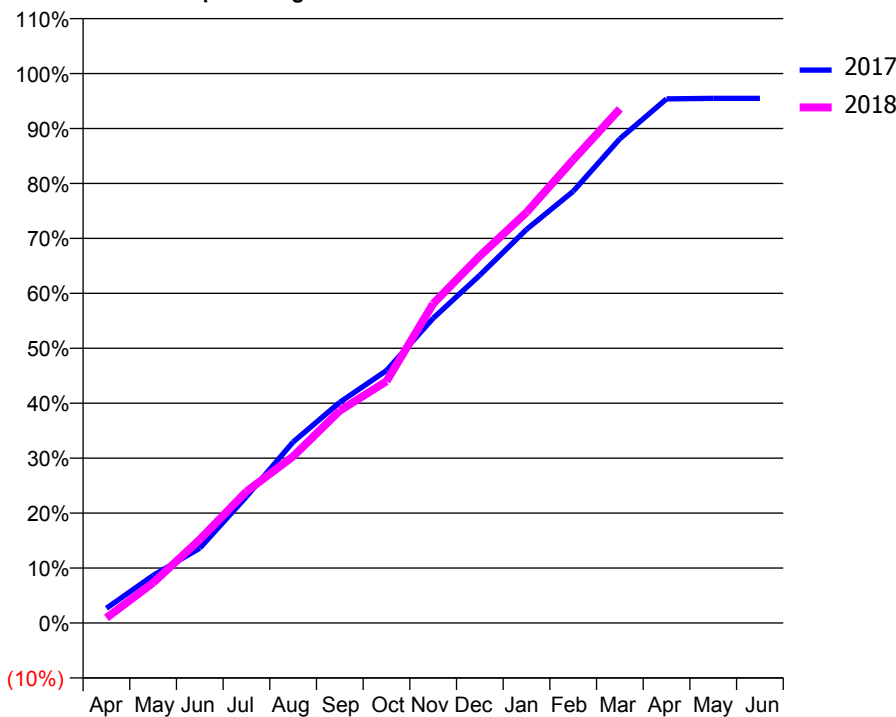
ACCESS*

Patients seen in 24 months	Total	Change since previous quarter
Quarter ending March 2017	1,890	
Quarter ending June 2017	2,146	↑
Quarter ending September 2017	2,361	↑
Quarter ending December 2017	2,698	↑
Quarter ending March 2018	2,920	↑
Variance since March 2017	54.5%	↑



ACTIVITY

Cumulative percentage of contracted UDA delivered 2017 & 2018



Month	Adjusted Scheduled Activity (UDA)	
	2017	2018
April	173	57
May	560	455
June	882	945
July	1,489	1,488
August	2,130	1,886
September	2,599	2,403
October	2,972	2,735
November	3,588	3,613
December	4,095	4,154
January	4,633	4,647
February	5,081	5,242
March	5,701	5,818
April	6,169	
May	6,175	
June	6,175	

QUALITY

	Quantity	Base Number	Contract	AT	Region	England
% of FP17s for the same patient ID Re-attending within 3 months - Children	114	1,344	8.5%	11.5%	11.5%	11.9%
% of FP17s for the same patient ID Re-attending within 3 months - Adults	362	2,106	17.2%	15.2%	15.9%	16.0%
% of FP17s for the same patient ID Re-attending between 3 & 9 months - Children	616	1,344	45.8%	57.8%	60.6%	58.3%
% of FP17s for the same patient ID Re-attending between 3 & 9 months - Adults	705	2,106	33.5%	48.0%	51.6%	50.3%
% of FP17s for Band 1 Urgent Courses	369	3,268	11.3%	9.8%	9.5%	9.1%
% of FP17s Relating to Free Repair or Replacements	9	3,268	0.3%	0.7%	0.7%	0.8%
% of FP17s Relating to Continuations	26	3,268	0.8%	0.8%	1.0%	1.0%
% of Patients satisfied with the dentistry they have received	4	4	N/A	93.6%	92.0%	91.5%
% of Patients satisfied with the time they had to wait for an appointment	4	4	N/A	89.3%	88.1%	87.9%

* This is based on patients treated on this contract for their most recent course of treatment. Figures in italics indicate the base number of FP17s or Patient Questionnaire responses are less than 100. N/A is shown where the base number of responses is less than 10 during the period. % is calculated as Quantity/Base number*100

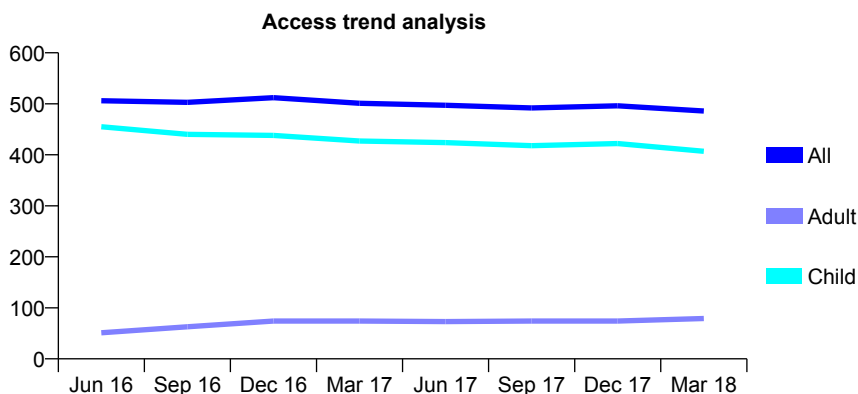
Q69 - Vital Signs At a Glance Contract Report for 789224/0001 - March 2018

Name or company name	MR SM MUGHAL
Contract type name	GDS Contract
Purpose of contract	General
Contract start date	01/01/2015
Contract end date	

17/18 Contracted general activity (UDA)	986
Carry forward general activity (UDA)	-11
17/18 Contracted orthodontic activity (UOA)	0
Carry forward orthodontic activity (UOA)	0
Baseline contract value	£21,600.61

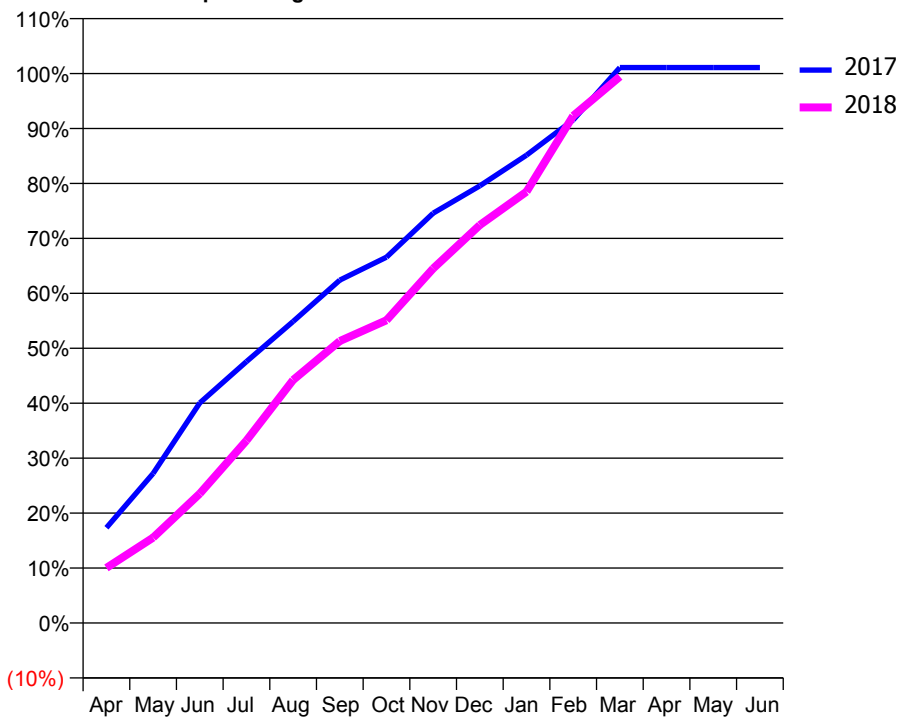
ACCESS*

Patients seen in 24 months	Total	Change since previous quarter
Quarter ending March 2017	501	
Quarter ending June 2017	497	→
Quarter ending September 2017	492	↓
Quarter ending December 2017	496	→
Quarter ending March 2018	486	↓
Variance since March 2017	(3.0%)	↓



ACTIVITY

Cumulative percentage of contracted UDA delivered 2017 & 2018



Adjusted Scheduled Activity (UDA)

Month	2017	2018
April	171	99
May	268	153
June	395	232
July	469	327
August	541	436
September	615	506
October	656	543
November	735	636
December	784	714
January	839	774
February	903	910
March	997	980
April	997	
May	997	
June	997	

QUALITY

	Quantity	Base Number	Contract	AT	Region	England
% of FP17s for the same patient ID Re-attending within 3 months - Children	38	662	5.7%	11.5%	11.5%	11.9%
% of FP17s for the same patient ID Re-attending within 3 months - Adults	3	46	6.5%	15.2%	15.9%	16.0%
% of FP17s for the same patient ID Re-attending between 3 & 9 months - Children	417	662	63.0%	57.8%	60.6%	58.3%
% of FP17s for the same patient ID Re-attending between 3 & 9 months - Adults	31	46	67.4%	48.0%	51.6%	50.3%
% of FP17s for Band 1 Urgent Courses	17	706	2.4%	9.8%	9.5%	9.1%
% of FP17s Relating to Free Repair or Replacements	0	706	0.0%	0.7%	0.7%	0.8%
% of FP17s Relating to Continuations	0	706	0.0%	0.8%	1.0%	1.0%
% of Patients satisfied with the dentistry they have received	0	0	N/A	93.6%	92.0%	91.5%
% of Patients satisfied with the time they had to wait for an appointment	0	0	N/A	89.3%	88.1%	87.9%

* This is based on patients treated on this contract for their most recent course of treatment. Figures in italics indicate the base number of FP17s or Patient Questionnaire responses are less than 100. N/A is shown where the base number of responses is less than 10 during the period. % is calculated as Quantity/Base number*100

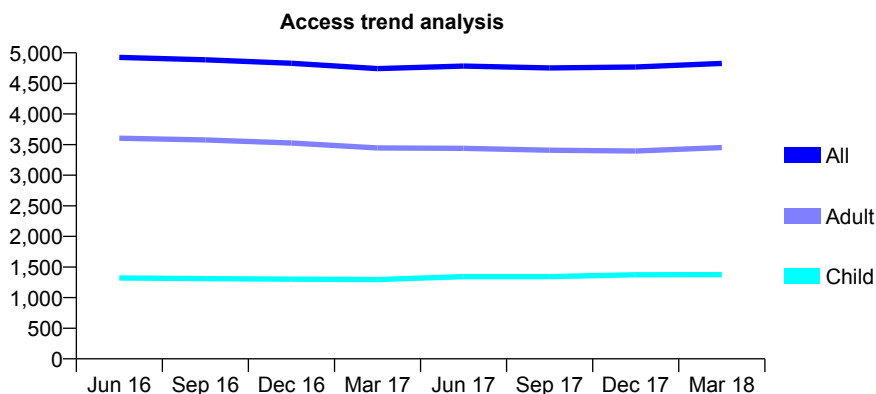
Q69 - Vital Signs At a Glance Contract Report for 789429/0001 - March 2018

Name or company name	Oak End Dental Clinic Partnership
Contract type name	GDS Contract
Purpose of contract	General
Contract start date	01/06/2009
Contract end date	

17/18 Contracted general activity (UDA)	14,000
Carry forward general activity (UDA)	124
17/18 Contracted orthodontic activity (UOA)	0
Carry forward orthodontic activity (UOA)	0
Baseline contract value	£350,732.27

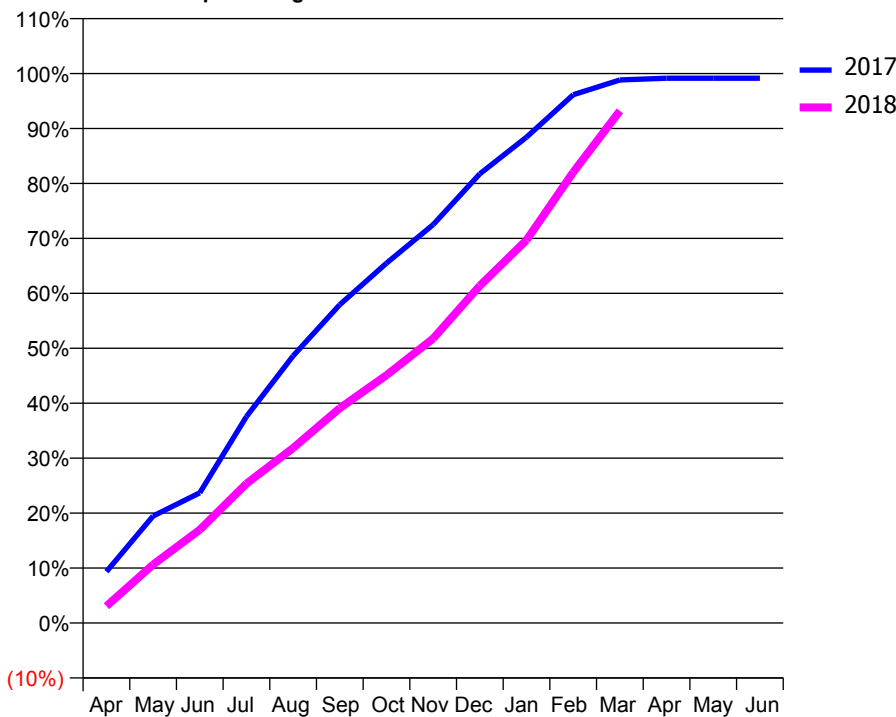
ACCESS*

Patients seen in 24 months	Total	Change since previous quarter
Quarter ending March 2017	4,742	
Quarter ending June 2017	4,783	→
Quarter ending September 2017	4,753	→
Quarter ending December 2017	4,768	→
Quarter ending March 2018	4,827	→
Variance since March 2017	1.8%	→



ACTIVITY

Cumulative percentage of contracted UDA delivered 2017 & 2018



Month	Adjusted Scheduled Activity (UDA)	
	2017	2018
April	1,362	429
May	2,835	1,490
June	3,450	2,377
July	5,470	3,554
August	7,079	4,461
September	8,435	5,474
October	9,536	6,316
November	10,557	7,249
December	11,901	8,593
January	12,873	9,757
February	13,999	11,486
March	14,388	13,048
April	14,437	
May	14,437	
June	14,437	

QUALITY

	Quantity	Base Number	Contract	AT	Region	England
% of FP17s for the same patient ID Re-attending within 3 months - Children	143	1,863	7.7%	11.5%	11.5%	11.9%
% of FP17s for the same patient ID Re-attending within 3 months - Adults	631	4,091	15.4%	15.2%	15.9%	16.0%
% of FP17s for the same patient ID Re-attending between 3 & 9 months - Children	909	1,863	48.8%	57.8%	60.6%	58.3%
% of FP17s for the same patient ID Re-attending between 3 & 9 months - Adults	1,648	4,091	40.3%	48.0%	51.6%	50.3%
% of FP17s for Band 1 Urgent Courses	573	5,898	9.7%	9.8%	9.5%	9.1%
% of FP17s Relating to Free Repair or Replacements	59	5,898	1.0%	0.7%	0.7%	0.8%
% of FP17s Relating to Continuations	152	5,898	2.6%	0.8%	1.0%	1.0%
% of Patients satisfied with the dentistry they have received	7	7	N/A	93.6%	92.0%	91.5%
% of Patients satisfied with the time they had to wait for an appointment	7	7	N/A	89.3%	88.1%	87.9%

* This is based on patients treated on this contract for their most recent course of treatment. Figures in italics indicate the base number of FP17s or Patient Questionnaire responses are less than 100. N/A is shown where the base number of responses is less than 10 during the period. % is calculated as Quantity/Base number*100

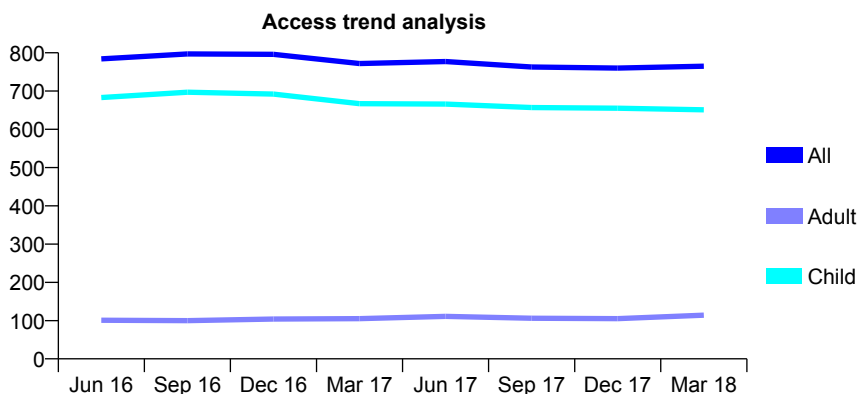
Q69 - Vital Signs At a Glance Contract Report for 810282/0001 - March 2018

Name or company name	MR CJ MORRELL
Contract type name	GDS Contract
Purpose of contract	General
Contract start date	01/04/2006
Contract end date	

17/18 Contracted general activity (UDA)	1,100
Carry forward general activity (UDA)	32
17/18 Contracted orthodontic activity (UOA)	0
Carry forward orthodontic activity (UOA)	0
Baseline contract value	£21,534.16

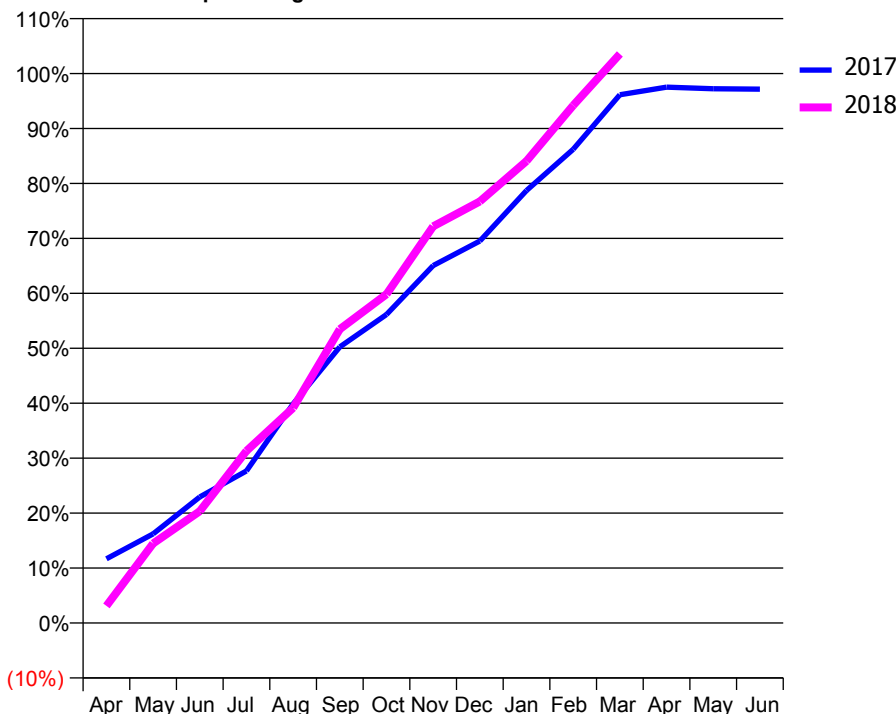
ACCESS*

Patients seen in 24 months	Total	Change since previous quarter
Quarter ending March 2017	772	
Quarter ending June 2017	777	→
Quarter ending September 2017	763	↓
Quarter ending December 2017	760	→
Quarter ending March 2018	765	→
Variance since March 2017	(0.9%)	→



ACTIVITY

Cumulative percentage of contracted UDA delivered 2017 & 2018



Month	Adjusted Scheduled Activity (UDA)	
	2017	2018
April	128	34
May	178	159
June	252	224
July	304	344
August	439	431
September	553	588
October	618	658
November	716	794
December	765	844
January	866	925
February	948	1,036
March	1,058	1,139
April	1,073	
May	1,070	
June	1,069	

QUALITY

	Quantity	Base Number	Contract	AT	Region	England
% of FP17s for the same patient ID Re-attending within 3 months - Children	48	882	5.4%	11.5%	11.5%	11.9%
% of FP17s for the same patient ID Re-attending within 3 months - Adults	8	68	11.8%	15.2%	15.9%	16.0%
% of FP17s for the same patient ID Re-attending between 3 & 9 months - Children	423	882	48.0%	57.8%	60.6%	58.3%
% of FP17s for the same patient ID Re-attending between 3 & 9 months - Adults	28	68	41.2%	48.0%	51.6%	50.3%
% of FP17s for Band 1 Urgent Courses	45	923	4.9%	9.8%	9.5%	9.1%
% of FP17s Relating to Free Repair or Replacements	0	923	0.0%	0.7%	0.7%	0.8%
% of FP17s Relating to Continuations	0	923	0.0%	0.8%	1.0%	1.0%
% of Patients satisfied with the dentistry they have received	0	0	N/A	93.6%	92.0%	91.5%
% of Patients satisfied with the time they had to wait for an appointment	0	0	N/A	89.3%	88.1%	87.9%

* This is based on patients treated on this contract for their most recent course of treatment. Figures in italics indicate the base number of FP17s or Patient Questionnaire responses are less than 100. N/A is shown where the base number of responses is less than 10 during the period. % is calculated as Quantity/Base number*100

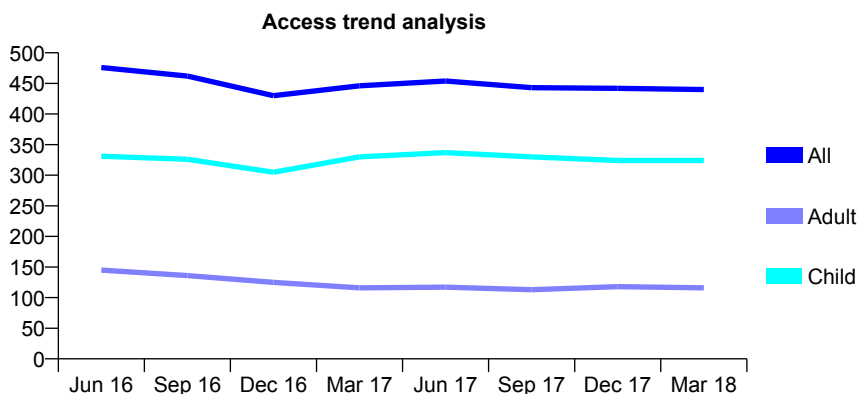
Q69 - Vital Signs At a Glance Contract Report for 811769/0001 - March 2018

Name or company name	MR PP BRODIE
Contract type name	GDS Contract
Purpose of contract	General
Contract start date	01/04/2006
Contract end date	

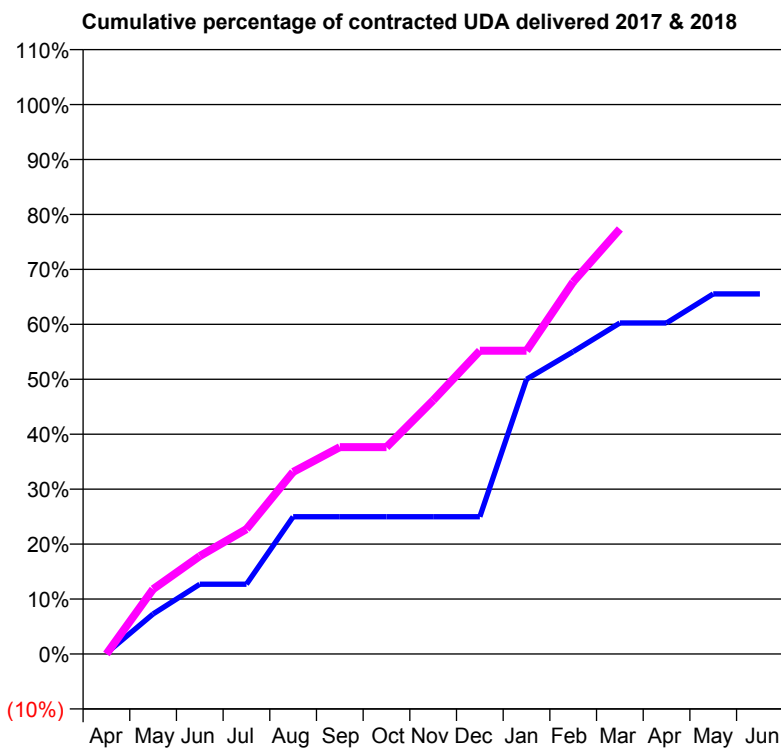
17/18 Contracted general activity (UDA)	1,000
Carry forward general activity (UDA)	0
17/18 Contracted orthodontic activity (UOA)	0
Carry forward orthodontic activity (UOA)	0
Baseline contract value	£23,914.40

ACCESS*

Patients seen in 24 months	Total	Change since previous quarter
Quarter ending March 2017	446	
Quarter ending June 2017	454	→
Quarter ending September 2017	443	↓
Quarter ending December 2017	442	→
Quarter ending March 2018	440	→
Variance since March 2017	(1.3%)	↓



ACTIVITY



Month	Adjusted Scheduled Activity (UDA)	
	2017	2018
April	2	0
May	109	118
June	190	178
July	190	227
August	375	331
September	375	376
October	375	376
November	375	462
December	375	552
January	750	552
February	825	677
March	904	774
April	904	
May	983	
June	983	

QUALITY

	Quantity	Base Number	Contract	AT	Region	England
% of FP17s for the same patient ID Re-attending within 3 months - Children	20	514	3.9%	11.5%	11.5%	11.9%
% of FP17s for the same patient ID Re-attending within 3 months - Adults	9	95	9.5%	15.2%	15.9%	16.0%
% of FP17s for the same patient ID Re-attending between 3 & 9 months - Children	356	514	69.3%	57.8%	60.6%	58.3%
% of FP17s for the same patient ID Re-attending between 3 & 9 months - Adults	66	95	69.5%	48.0%	51.6%	50.3%
% of FP17s for Band 1 Urgent Courses	9	554	1.6%	9.8%	9.5%	9.1%
% of FP17s Relating to Free Repair or Replacements	0	554	0.0%	0.7%	0.7%	0.8%
% of FP17s Relating to Continuations	0	554	0.0%	0.8%	1.0%	1.0%
% of Patients satisfied with the dentistry they have received	2	2	N/A	93.6%	92.0%	91.5%
% of Patients satisfied with the time they had to wait for an appointment	2	2	N/A	89.3%	88.1%	87.9%

* This is based on patients treated on this contract for their most recent course of treatment. Figures in italics indicate the base number of FP17s or Patient Questionnaire responses are less than 100. N/A is shown where the base number of responses is less than 10 during the period. % is calculated as Quantity/Base number*100

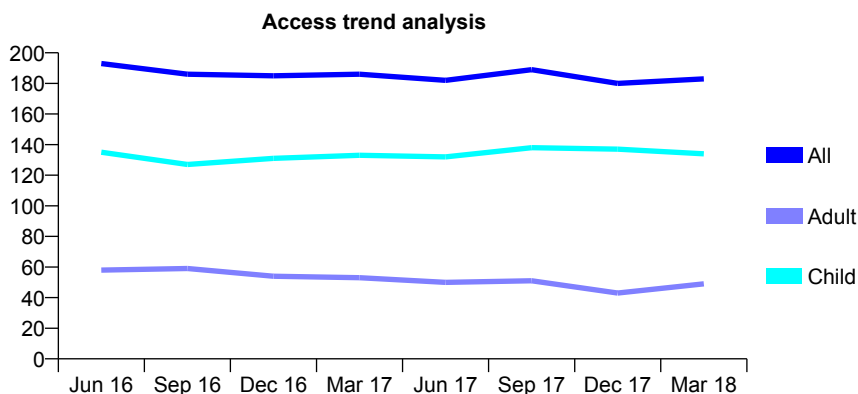
Q69 - Vital Signs At a Glance Contract Report for 812757/0001 - March 2018

Name or company name	MR C HURST
Contract type name	GDS Contract
Purpose of contract	General
Contract start date	01/04/2006
Contract end date	

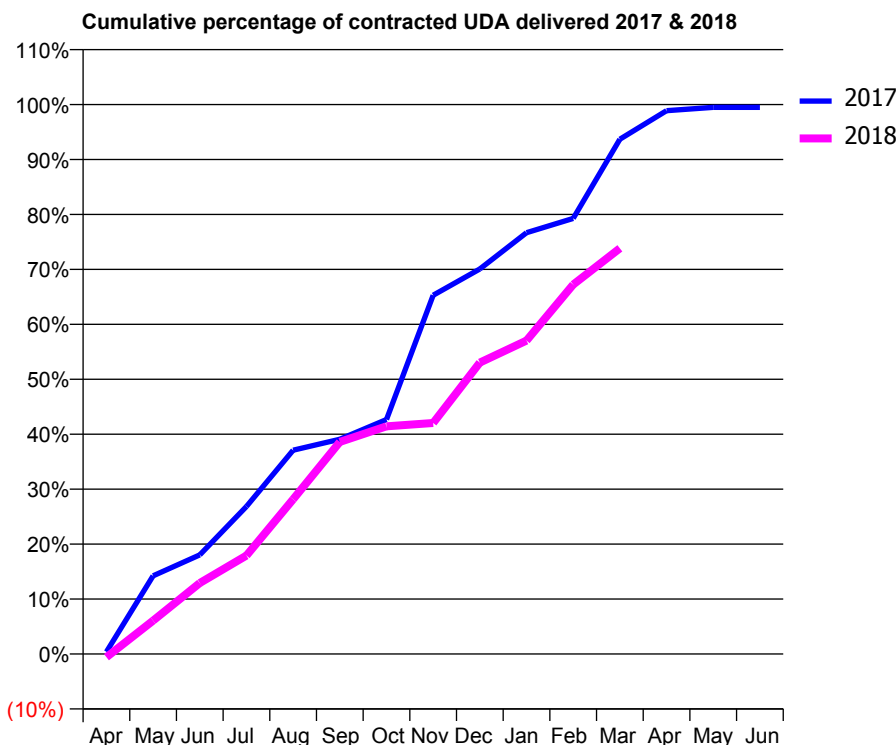
17/18 Contracted general activity (UDA)	500
Carry forward general activity (UDA)	3
17/18 Contracted orthodontic activity (UOA)	0
Carry forward orthodontic activity (UOA)	0
Baseline contract value	£11,953.83

ACCESS*

Patients seen in 24 months	Total	Change since previous quarter
Quarter ending March 2017	186	
Quarter ending June 2017	182	↓
Quarter ending September 2017	189	↑
Quarter ending December 2017	180	↓
Quarter ending March 2018	183	→
Variance since March 2017	(1.6%)	↓



ACTIVITY



Month	Adjusted Scheduled Activity (UDA)	
	2017	2018
April	2	-3
May	71	30
June	90	65
July	134	90
August	185	141
September	195	193
October	213	207
November	326	210
December	350	265
January	383	285
February	396	336
March	468	369
April	494	
May	497	
June	497	

QUALITY

	Quantity	Base Number	Contract	AT	Region	England
% of FP17s for the same patient ID Re-attending within 3 months - Children	12	189	6.3%	11.5%	11.5%	11.9%
% of FP17s for the same patient ID Re-attending within 3 months - Adults	20	55	36.4%	15.2%	15.9%	16.0%
% of FP17s for the same patient ID Re-attending between 3 & 9 months - Children	116	189	61.4%	57.8%	60.6%	58.3%
% of FP17s for the same patient ID Re-attending between 3 & 9 months - Adults	23	55	41.8%	48.0%	51.6%	50.3%
% of FP17s for Band 1 Urgent Courses	6	232	2.6%	9.8%	9.5%	9.1%
% of FP17s Relating to Free Repair or Replacements	0	232	0.0%	0.7%	0.7%	0.8%
% of FP17s Relating to Continuations	6	232	2.6%	0.8%	1.0%	1.0%
% of Patients satisfied with the dentistry they have received	0	0	N/A	93.6%	92.0%	91.5%
% of Patients satisfied with the time they had to wait for an appointment	0	0	N/A	89.3%	88.1%	87.9%

* This is based on patients treated on this contract for their most recent course of treatment. Figures in italics indicate the base number of FP17s or Patient Questionnaire responses are less than 100. N/A is shown where the base number of responses is less than 10 during the period. % is calculated as Quantity/Base number*100

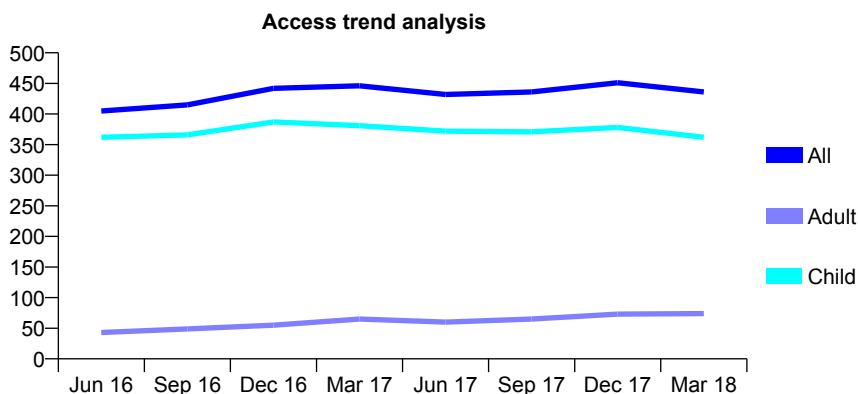
Q69 - Vital Signs At a Glance Contract Report for 815039/0001 - March 2018

Name or company name	MR PC BRASH
Contract type name	GDS Contract
Purpose of contract	General
Contract start date	01/04/2006
Contract end date	

17/18 Contracted general activity (UDA)	760
Carry forward general activity (UDA)	-15
17/18 Contracted orthodontic activity (UOA)	0
Carry forward orthodontic activity (UOA)	0
Baseline contract value	£20,252.53

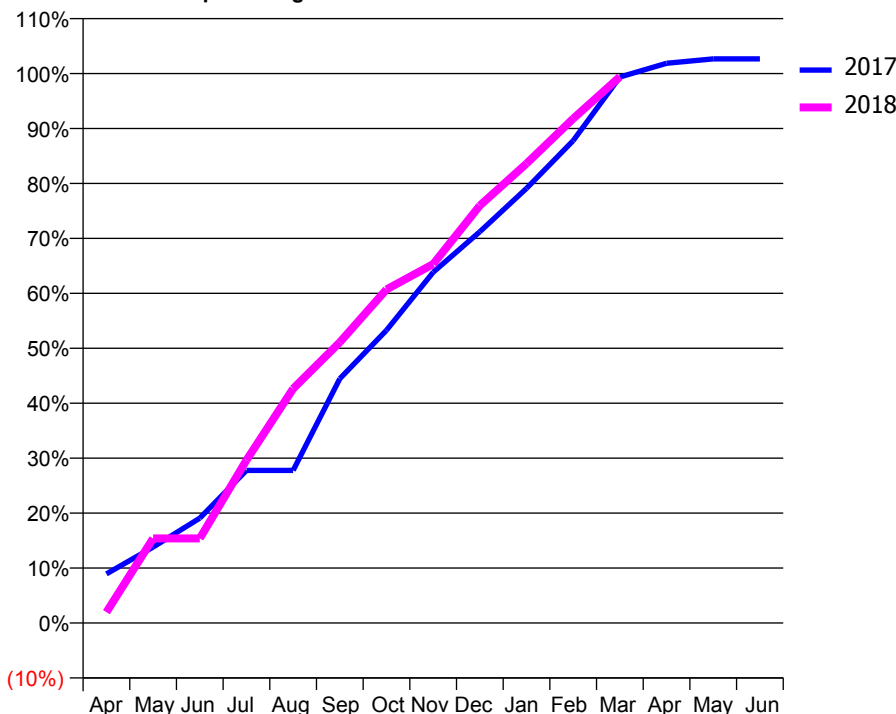
ACCESS*

Patients seen in 24 months	Total	Change since previous quarter
Quarter ending March 2017	446	
Quarter ending June 2017	432	↓
Quarter ending September 2017	436	→
Quarter ending December 2017	451	↑
Quarter ending March 2018	436	↓
Variance since March 2017	(2.2%)	↓



ACTIVITY

Cumulative percentage of contracted UDA delivered 2017 & 2018



Adjusted Scheduled Activity (UDA)

Month	2017	2018
April	68	15
May	105	117
June	145	117
July	211	225
August	211	324
September	338	388
October	405	461
November	485	496
December	541	577
January	601	635
February	667	698
March	755	756
April	774	
May	780	
June	780	

QUALITY

	Quantity	Base Number	Contract	AT	Region	England
% of FP17s for the same patient ID Re-attending within 3 months - Children	18	495	3.6%	11.5%	11.5%	11.9%
% of FP17s for the same patient ID Re-attending within 3 months - Adults	1	35	2.9%	15.2%	15.9%	16.0%
% of FP17s for the same patient ID Re-attending between 3 & 9 months - Children	270	495	54.5%	57.8%	60.6%	58.3%
% of FP17s for the same patient ID Re-attending between 3 & 9 months - Adults	16	35	45.7%	48.0%	51.6%	50.3%
% of FP17s for Band 1 Urgent Courses	3	513	0.6%	9.8%	9.5%	9.1%
% of FP17s Relating to Free Repair or Replacements	0	513	0.0%	0.7%	0.7%	0.8%
% of FP17s Relating to Continuations	0	513	0.0%	0.8%	1.0%	1.0%
% of Patients satisfied with the dentistry they have received	0	0	N/A	93.6%	92.0%	91.5%
% of Patients satisfied with the time they had to wait for an appointment	0	0	N/A	89.3%	88.1%	87.9%

* This is based on patients treated on this contract for their most recent course of treatment. Figures in italics indicate the base number of FP17s or Patient Questionnaire responses are less than 100. N/A is shown where the base number of responses is less than 10 during the period. % is calculated as Quantity/Base number*100

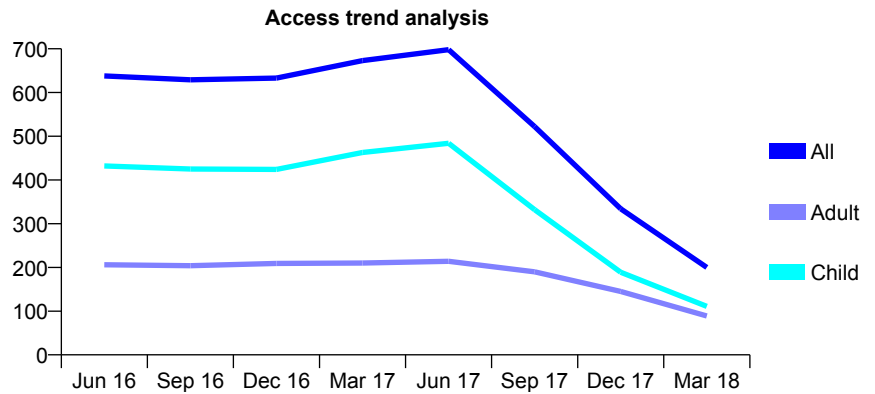
Q69 - Vital Signs At a Glance Contract Report for 815128/0001 - March 2018

Name or company name	Handa and Majeবাদia
Contract type name	GDS Contract
Purpose of contract	General
Contract start date	01/04/2006
Contract end date	31/05/2017

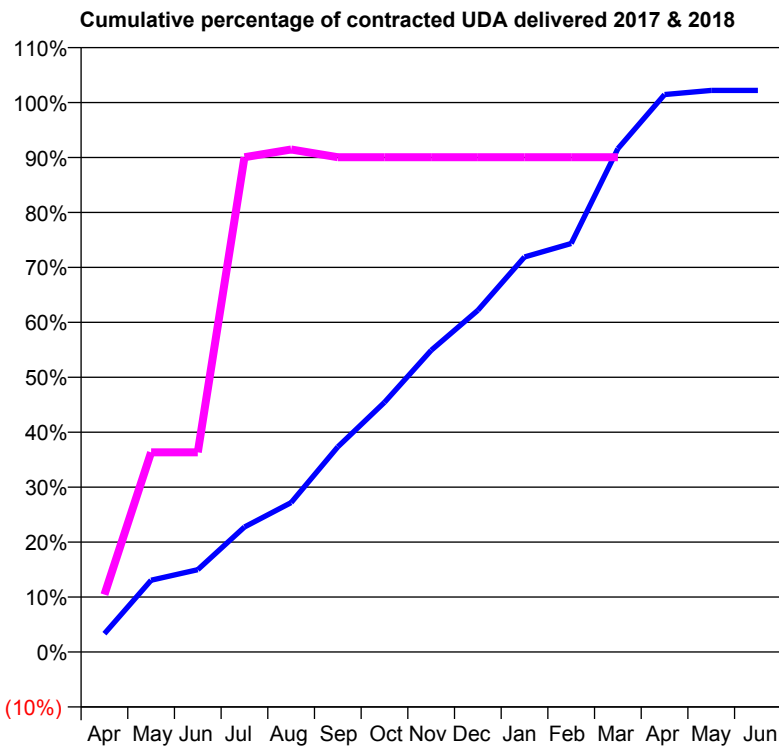
17/18 Contracted general activity (UDA)	285
Carry forward general activity (UDA)	0
17/18 Contracted orthodontic activity (UOA)	0
Carry forward orthodontic activity (UOA)	0
Baseline contract value	£6,882.77

ACCESS*

Patients seen in 24 months	Total	Change since previous quarter
Quarter ending March 2017	673	
Quarter ending June 2017	698	↑
Quarter ending September 2017	522	↓
Quarter ending December 2017	334	↓
Quarter ending March 2018	200	↓
Variance since March 2017	(70.3%)	↓



ACTIVITY



Month	Adjusted Scheduled Activity (UDA)	
	2017	2018
April	57	30
May	224	104
June	257	104
July	390	257
August	466	261
September	639	257
October	778	257
November	940	257
December	1,065	257
January	1,231	257
February	1,273	257
March	1,568	257
April	1,737	
May	1,750	
June	1,750	

QUALITY

	Quantity	Base Number	Contract	AT	Region	England
% of FP17s for the same patient ID Re-attending within 3 months - Children	16	141	11.3%	11.5%	11.5%	11.9%
% of FP17s for the same patient ID Re-attending within 3 months - Adults	17	48	35.4%	15.2%	15.9%	16.0%
% of FP17s for the same patient ID Re-attending between 3 & 9 months - Children	33	141	23.4%	57.8%	60.6%	58.3%
% of FP17s for the same patient ID Re-attending between 3 & 9 months - Adults	10	48	20.8%	48.0%	51.6%	50.3%
% of FP17s for Band 1 Urgent Courses	18	118	15.3%	9.8%	9.5%	9.1%
% of FP17s Relating to Free Repair or Replacements	0	118	0.0%	0.7%	0.7%	0.8%
% of FP17s Relating to Continuations	1	118	0.8%	0.8%	1.0%	1.0%
% of Patients satisfied with the dentistry they have received	0	0	N/A	93.6%	92.0%	91.5%
% of Patients satisfied with the time they had to wait for an appointment	0	0	N/A	89.3%	88.1%	87.9%

* This is based on patients treated on this contract for their most recent course of treatment. Figures in italics indicate the base number of FP17s or Patient Questionnaire responses are less than 100. N/A is shown where the base number of responses is less than 10 during the period. % is calculated as Quantity/Base number*100

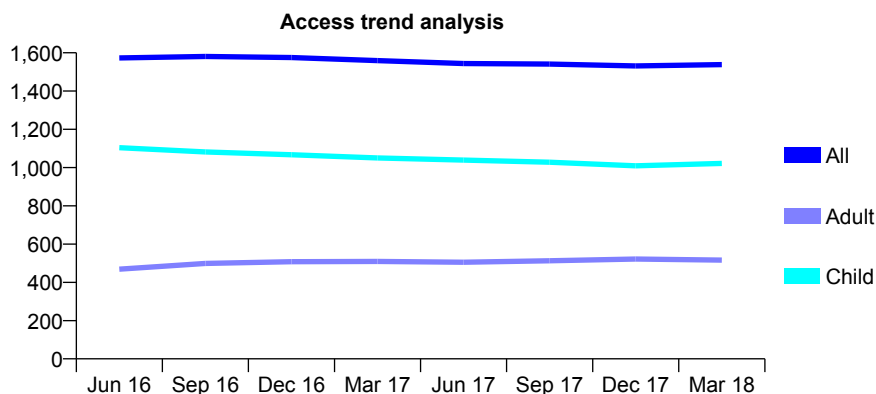
Q69 - Vital Signs At a Glance Contract Report for 820334/0001 - March 2018

Name or company name	MR A BABOOLAL
Contract type name	GDS Contract
Purpose of contract	General
Contract start date	01/04/2006
Contract end date	

17/18 Contracted general activity (UDA)	3,755
Carry forward general activity (UDA)	-31
17/18 Contracted orthodontic activity (UOA)	0
Carry forward orthodontic activity (UOA)	0
Baseline contract value	£89,608.45

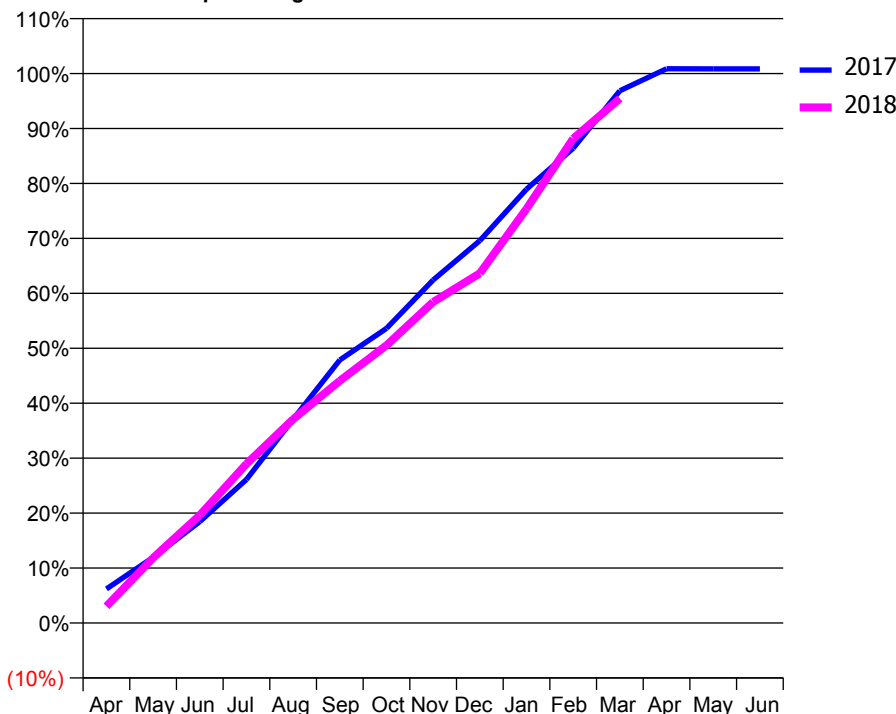
ACCESS*

Patients seen in 24 months	Total	Change since previous quarter
Quarter ending March 2017	1,559	
Quarter ending June 2017	1,544	→
Quarter ending September 2017	1,541	→
Quarter ending December 2017	1,531	→
Quarter ending March 2018	1,538	→
Variance since March 2017	(1.3%)	↓



ACTIVITY

Cumulative percentage of contracted UDA delivered 2017 & 2018



Month	Adjusted Scheduled Activity (UDA)	
	2017	2018
April	233	115
May	449	445
June	693	737
July	981	1,087
August	1,393	1,393
September	1,798	1,655
October	2,013	1,898
November	2,344	2,193
December	2,613	2,389
January	2,964	2,831
February	3,244	3,310
March	3,637	3,585
April	3,787	
May	3,786	
June	3,786	

QUALITY

	Quantity	Base Number	Contract	AT	Region	England
% of FP17s for the same patient ID Re-attending within 3 months - Children	125	1,826	6.8%	11.5%	11.5%	11.9%
% of FP17s for the same patient ID Re-attending within 3 months - Adults	42	636	6.6%	15.2%	15.9%	16.0%
% of FP17s for the same patient ID Re-attending between 3 & 9 months - Children	1,298	1,826	71.1%	57.8%	60.6%	58.3%
% of FP17s for the same patient ID Re-attending between 3 & 9 months - Adults	460	636	72.3%	48.0%	51.6%	50.3%
% of FP17s for Band 1 Urgent Courses	88	2,356	3.7%	9.8%	9.5%	9.1%
% of FP17s Relating to Free Repair or Replacements	0	2,356	0.0%	0.7%	0.7%	0.8%
% of FP17s Relating to Continuations	28	2,356	1.2%	0.8%	1.0%	1.0%
% of Patients satisfied with the dentistry they have received	0	0	N/A	93.6%	92.0%	91.5%
% of Patients satisfied with the time they had to wait for an appointment	0	0	N/A	89.3%	88.1%	87.9%

* This is based on patients treated on this contract for their most recent course of treatment. Figures in italics indicate the base number of FP17s or Patient Questionnaire responses are less than 100. N/A is shown where the base number of responses is less than 10 during the period. % is calculated as Quantity/Base number*100

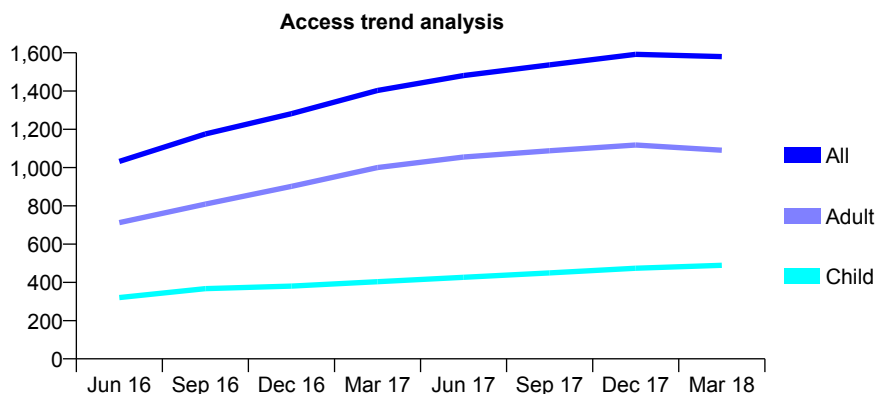
Q69 - Vital Signs At a Glance Contract Report for 826634/0001 - March 2018

Name or company name	MR G SNYMAN
Contract type name	GDS Contract
Purpose of contract	General
Contract start date	01/04/2006
Contract end date	

17/18 Contracted general activity (UDA)	7,134
Carry forward general activity (UDA)	-142
17/18 Contracted orthodontic activity (UOA)	0
Carry forward orthodontic activity (UOA)	0
Baseline contract value	£451,921.51

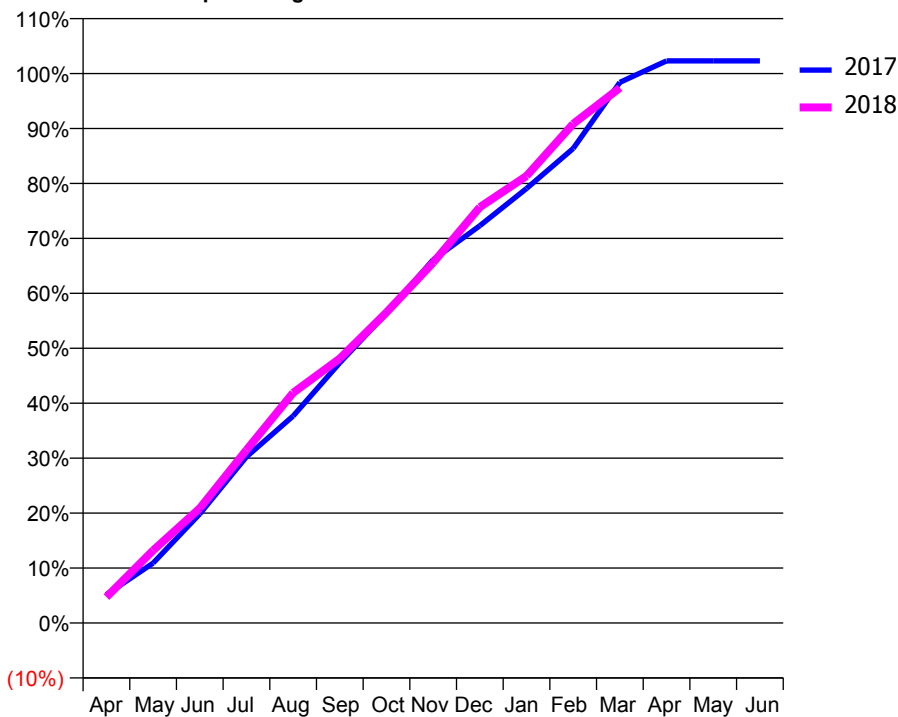
ACCESS*

Patients seen in 24 months	Total	Change since previous quarter
Quarter ending March 2017	1,403	
Quarter ending June 2017	1,481	↑
Quarter ending September 2017	1,537	↑
Quarter ending December 2017	1,592	↑
Quarter ending March 2018	1,580	→
Variance since March 2017	12.6%	↑



ACTIVITY

Cumulative percentage of contracted UDA delivered 2017 & 2018



Month	Adjusted Scheduled Activity (UDA)	
	2017	2018
April	370	336
May	779	942
June	1,417	1,490
July	2,158	2,247
August	2,688	2,989
September	3,379	3,435
October	4,022	4,034
November	4,716	4,679
December	5,158	5,400
January	5,640	5,805
February	6,160	6,482
March	7,020	6,948
April	7,298	
May	7,298	
June	7,298	

QUALITY

	Quantity	Base Number	Contract	AT	Region	England
% of FP17s for the same patient ID Re-attending within 3 months - Children	8	608	1.3%	11.5%	11.5%	11.9%
% of FP17s for the same patient ID Re-attending within 3 months - Adults	8	1,009	0.8%	15.2%	15.9%	16.0%
% of FP17s for the same patient ID Re-attending between 3 & 9 months - Children	40	608	6.6%	57.8%	60.6%	58.3%
% of FP17s for the same patient ID Re-attending between 3 & 9 months - Adults	14	1,009	1.4%	48.0%	51.6%	50.3%
% of FP17s for Band 1 Urgent Courses	3	1,557	0.2%	9.8%	9.5%	9.1%
% of FP17s Relating to Free Repair or Replacements	0	1,557	0.0%	0.7%	0.7%	0.8%
% of FP17s Relating to Continuations	2	1,557	0.1%	0.8%	1.0%	1.0%
% of Patients satisfied with the dentistry they have received	4	4	N/A	93.6%	92.0%	91.5%
% of Patients satisfied with the time they had to wait for an appointment	4	4	N/A	89.3%	88.1%	87.9%

* This is based on patients treated on this contract for their most recent course of treatment. Figures in italics indicate the base number of FP17s or Patient Questionnaire responses are less than 100. N/A is shown where the base number of responses is less than 10 during the period. % is calculated as Quantity/Base number*100

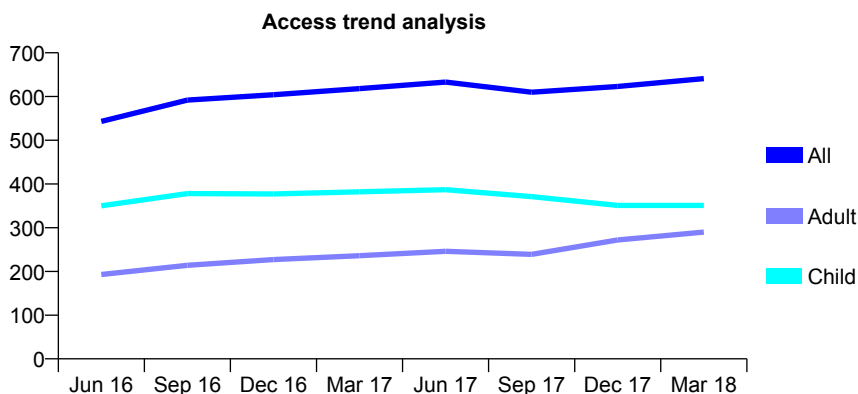
Q69 - Vital Signs At a Glance Contract Report for 829064/0001 - March 2018

Name or company name	MRS PP KOTHARI
Contract type name	GDS Contract
Purpose of contract	General
Contract start date	01/04/2006
Contract end date	

17/18 Contracted general activity (UDA)	1,400
Carry forward general activity (UDA)	0
17/18 Contracted orthodontic activity (UOA)	0
Carry forward orthodontic activity (UOA)	0
Baseline contract value	£32,573.88

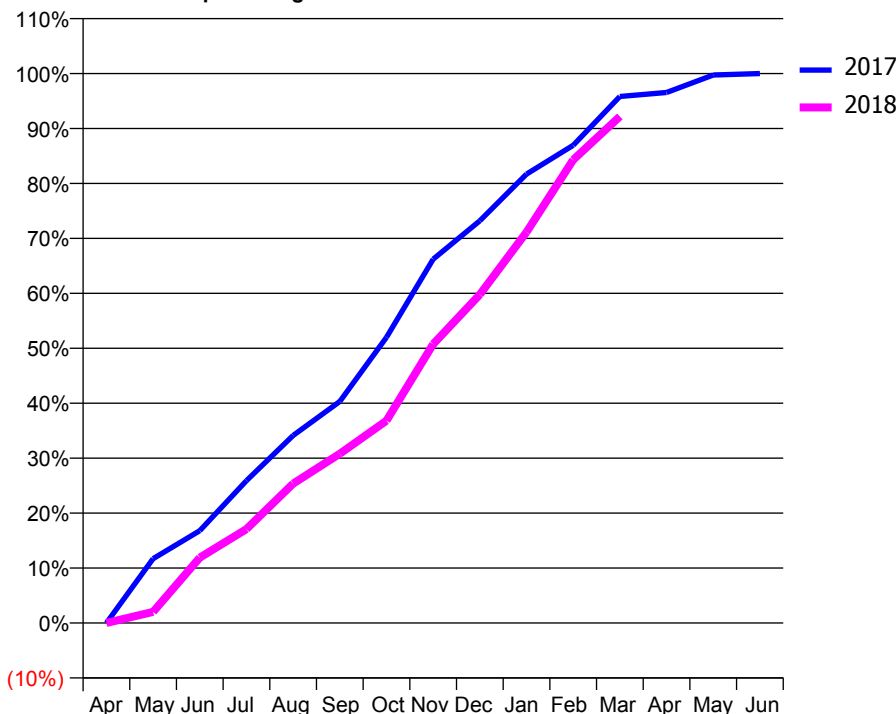
ACCESS*

Patients seen in 24 months	Total	Change since previous quarter
Quarter ending March 2017	618	
Quarter ending June 2017	633	↑
Quarter ending September 2017	610	↓
Quarter ending December 2017	623	↑
Quarter ending March 2018	641	↑
Variance since March 2017	3.7%	↑



ACTIVITY

Cumulative percentage of contracted UDA delivered 2017 & 2018



Month	Adjusted Scheduled Activity (UDA)	
	2017	2018
April	0	0
May	164	28
June	235	167
July	363	239
August	478	355
September	564	431
October	728	516
November	927	710
December	1,025	837
January	1,144	996
February	1,217	1,180
March	1,341	1,290
April	1,352	
May	1,396	
June	1,400	

QUALITY

	Quantity	Base Number	Contract	AT	Region	England
% of FP17s for the same patient ID Re-attending within 3 months - Children	19	506	3.8%	11.5%	11.5%	11.9%
% of FP17s for the same patient ID Re-attending within 3 months - Adults	13	227	5.7%	15.2%	15.9%	16.0%
% of FP17s for the same patient ID Re-attending between 3 & 9 months - Children	331	506	65.4%	57.8%	60.6%	58.3%
% of FP17s for the same patient ID Re-attending between 3 & 9 months - Adults	69	227	30.4%	48.0%	51.6%	50.3%
% of FP17s for Band 1 Urgent Courses	63	687	9.2%	9.8%	9.5%	9.1%
% of FP17s Relating to Free Repair or Replacements	6	687	0.9%	0.7%	0.7%	0.8%
% of FP17s Relating to Continuations	0	687	0.0%	0.8%	1.0%	1.0%
% of Patients satisfied with the dentistry they have received	0	0	N/A	93.6%	92.0%	91.5%
% of Patients satisfied with the time they had to wait for an appointment	0	0	N/A	89.3%	88.1%	87.9%

* This is based on patients treated on this contract for their most recent course of treatment. Figures in italics indicate the base number of FP17s or Patient Questionnaire responses are less than 100. N/A is shown where the base number of responses is less than 10 during the period. % is calculated as Quantity/Base number*100

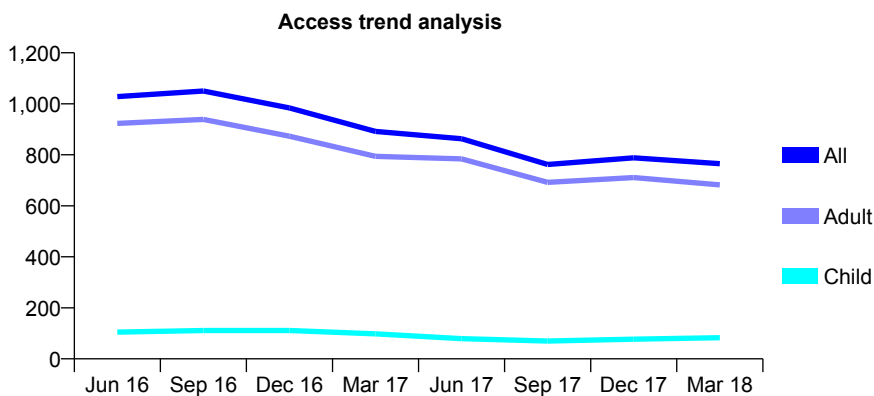
Q69 - Vital Signs At a Glance Contract Report for 829471/0006 - March 2018

Name or company name	SMILE CARE SLOUGH LTD
Contract type name	GDS Contract
Purpose of contract	General
Contract start date	01/04/2006
Contract end date	

17/18 Contracted general activity (UDA)	3,143
Carry forward general activity (UDA)	0
17/18 Contracted orthodontic activity (UOA)	0
Carry forward orthodontic activity (UOA)	0
Baseline contract value	£255,508.85

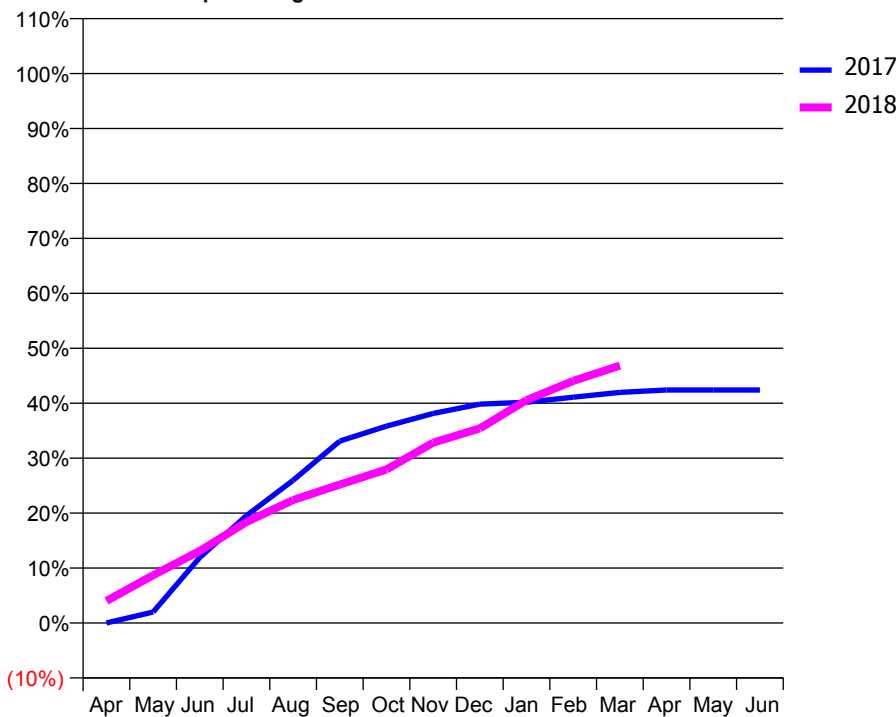
ACCESS*

Patients seen in 24 months	Total	Change since previous quarter
Quarter ending March 2017	892	
Quarter ending June 2017	863	↓
Quarter ending September 2017	762	↓
Quarter ending December 2017	788	↑
Quarter ending March 2018	765	↓
Variance since March 2017	(14.2%)	↓



ACTIVITY

Cumulative percentage of contracted UDA delivered 2017 & 2018



Month	Adjusted Scheduled Activity (UDA)	
	2017	2018
April	0	126
May	63	273
June	375	412
July	615	578
August	816	703
September	1,041	792
October	1,126	878
November	1,198	1,031
December	1,252	1,113
January	1,263	1,275
February	1,292	1,384
March	1,319	1,473
April	1,333	
May	1,333	
June	1,333	

QUALITY

	Quantity	Base Number	Contract	AT	Region	England
% of FP17s for the same patient ID Re-attending within 3 months - Children	4	197	2.0%	11.5%	11.5%	11.9%
% of FP17s for the same patient ID Re-attending within 3 months - Adults	12	1,026	1.2%	15.2%	15.9%	16.0%
% of FP17s for the same patient ID Re-attending between 3 & 9 months - Children	0	197	0.0%	57.8%	60.6%	58.3%
% of FP17s for the same patient ID Re-attending between 3 & 9 months - Adults	4	1,026	0.4%	48.0%	51.6%	50.3%
% of FP17s for Band 1 Urgent Courses	1,193	1,212	98.4%	9.8%	9.5%	9.1%
% of FP17s Relating to Free Repair or Replacements	0	1,212	0.0%	0.7%	0.7%	0.8%
% of FP17s Relating to Continuations	0	1,212	0.0%	0.8%	1.0%	1.0%
% of Patients satisfied with the dentistry they have received	3	4	N/A	93.6%	92.0%	91.5%
% of Patients satisfied with the time they had to wait for an appointment	3	4	N/A	89.3%	88.1%	87.9%

* This is based on patients treated on this contract for their most recent course of treatment. Figures in italics indicate the base number of FP17s or Patient Questionnaire responses are less than 100. N/A is shown where the base number of responses is less than 10 during the period. % is calculated as Quantity/Base number*100

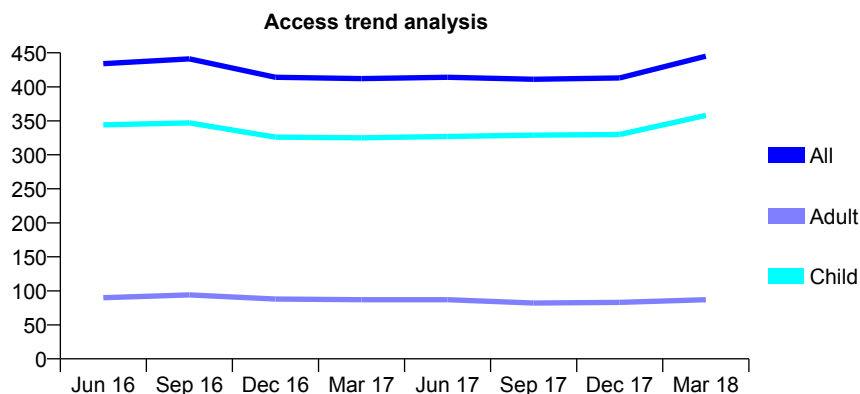
Q69 - Vital Signs At a Glance Contract Report for 830119/0001 - March 2018

Name or company name	MR MJ MCKENNY
Contract type name	GDS Contract
Purpose of contract	General
Contract start date	01/04/2008
Contract end date	

17/18 Contracted general activity (UDA)	732
Carry forward general activity (UDA)	-14
17/18 Contracted orthodontic activity (UOA)	0
Carry forward orthodontic activity (UOA)	0
Baseline contract value	£16,441.44

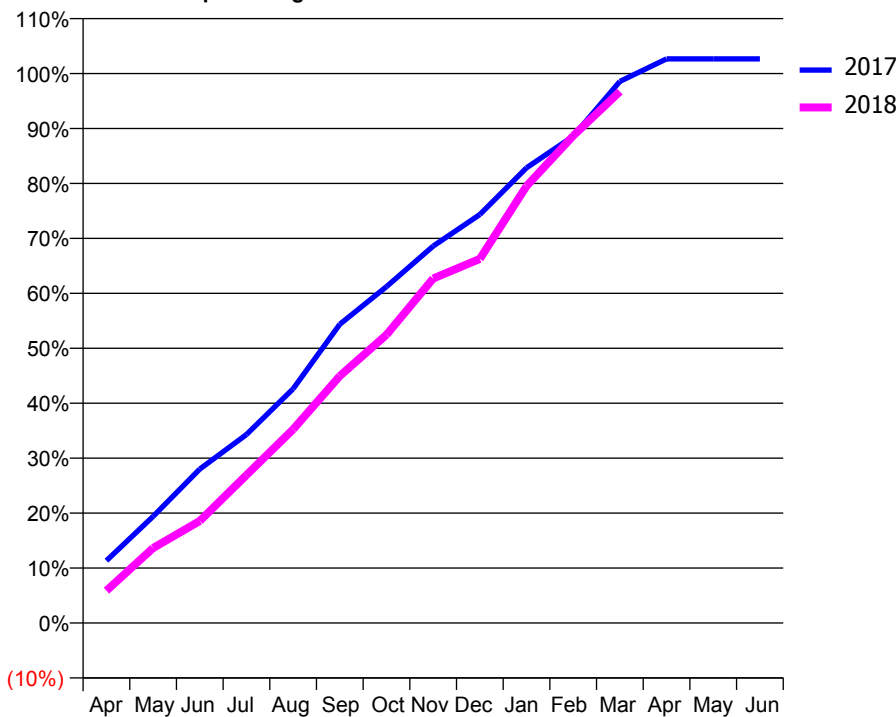
ACCESS*

Patients seen in 24 months	Total	Change since previous quarter
Quarter ending March 2017	412	
Quarter ending June 2017	414	→
Quarter ending September 2017	411	→
Quarter ending December 2017	413	→
Quarter ending March 2018	445	↑
Variance since March 2017	8.0%	↑



ACTIVITY

Cumulative percentage of contracted UDA delivered 2017 & 2018



Month	Adjusted Scheduled Activity (UDA)	
	2017	2018
April	83	43
May	142	100
June	205	136
July	251	197
August	312	258
September	398	329
October	448	384
November	502	459
December	544	485
January	606	582
February	648	649
March	721	708
April	751	
May	751	
June	751	

QUALITY

	Quantity	Base Number	Contract	AT	Region	England
% of FP17s for the same patient ID Re-attending within 3 months - Children	17	471	3.6%	11.5%	11.5%	11.9%
% of FP17s for the same patient ID Re-attending within 3 months - Adults	6	73	8.2%	15.2%	15.9%	16.0%
% of FP17s for the same patient ID Re-attending between 3 & 9 months - Children	252	471	53.5%	57.8%	60.6%	58.3%
% of FP17s for the same patient ID Re-attending between 3 & 9 months - Adults	29	73	39.7%	48.0%	51.6%	50.3%
% of FP17s for Band 1 Urgent Courses	0	522	0.0%	9.8%	9.5%	9.1%
% of FP17s Relating to Free Repair or Replacements	0	522	0.0%	0.7%	0.7%	0.8%
% of FP17s Relating to Continuations	10	522	1.9%	0.8%	1.0%	1.0%
% of Patients satisfied with the dentistry they have received	0	0	N/A	93.6%	92.0%	91.5%
% of Patients satisfied with the time they had to wait for an appointment	0	0	N/A	89.3%	88.1%	87.9%

* This is based on patients treated on this contract for their most recent course of treatment. Figures in italics indicate the base number of FP17s or Patient Questionnaire responses are less than 100. N/A is shown where the base number of responses is less than 10 during the period. % is calculated as Quantity/Base number*100

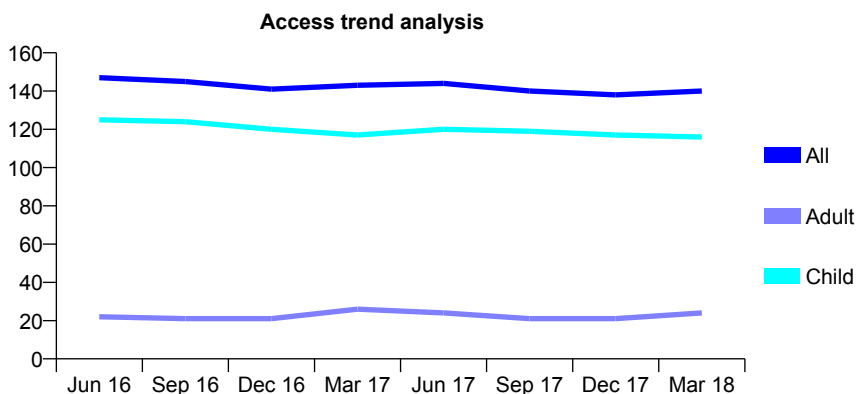
Q69 - Vital Signs At a Glance Contract Report for 830429/0001 - March 2018

Name or company name	MRS CA PEERS
Contract type name	GDS Contract
Purpose of contract	General
Contract start date	01/04/2006
Contract end date	

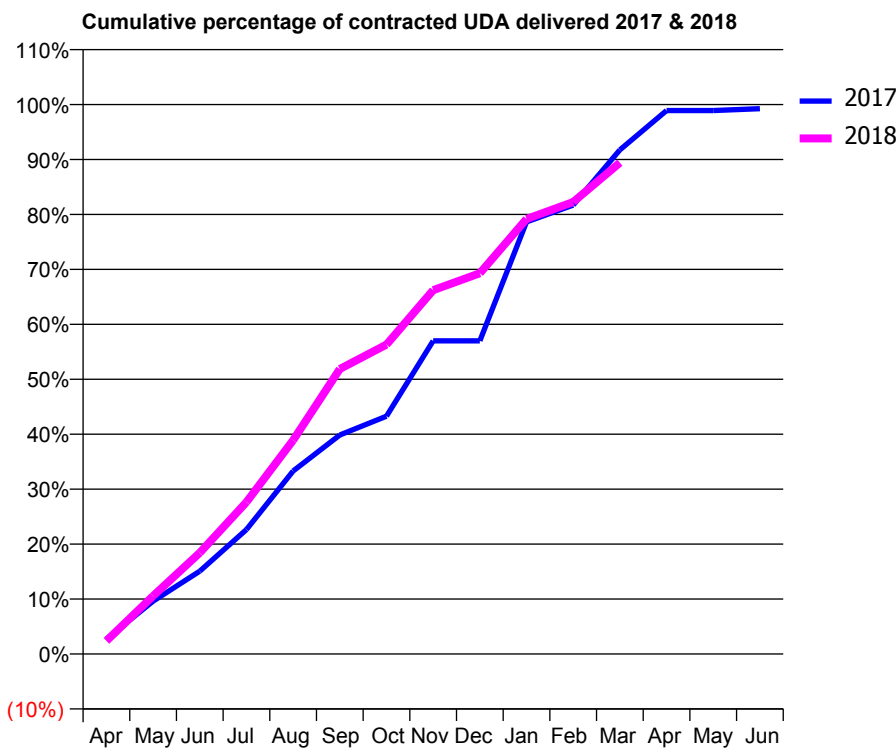
17/18 Contracted general activity (UDA)	293
Carry forward general activity (UDA)	3
17/18 Contracted orthodontic activity (UOA)	0
Carry forward orthodontic activity (UOA)	0
Baseline contract value	£7,008.42

ACCESS*

Patients seen in 24 months	Total	Change since previous quarter
Quarter ending March 2017	143	
Quarter ending June 2017	144	→
Quarter ending September 2017	140	↓
Quarter ending December 2017	138	↓
Quarter ending March 2018	140	→
Variance since March 2017	(2.1%)	↓



ACTIVITY



Month	Adjusted Scheduled Activity (UDA)	
	2017	2018
April	8	7
May	28	31
June	44	54
July	66	81
August	98	114
September	117	152
October	127	165
November	167	194
December	167	203
January	230	232
February	239	241
March	269	262
April	290	
May	290	
June	291	

QUALITY

	Quantity	Base Number	Contract	AT	Region	England
% of FP17s for the same patient ID Re-attending within 3 months - Children	11	196	5.6%	11.5%	11.5%	11.9%
% of FP17s for the same patient ID Re-attending within 3 months - Adults	1	21	4.8%	15.2%	15.9%	16.0%
% of FP17s for the same patient ID Re-attending between 3 & 9 months - Children	150	196	76.5%	57.8%	60.6%	58.3%
% of FP17s for the same patient ID Re-attending between 3 & 9 months - Adults	17	21	81.0%	48.0%	51.6%	50.3%
% of FP17s for Band 1 Urgent Courses	0	202	0.0%	9.8%	9.5%	9.1%
% of FP17s Relating to Free Repair or Replacements	0	202	0.0%	0.7%	0.7%	0.8%
% of FP17s Relating to Continuations	4	202	2.0%	0.8%	1.0%	1.0%
% of Patients satisfied with the dentistry they have received	0	0	N/A	93.6%	92.0%	91.5%
% of Patients satisfied with the time they had to wait for an appointment	0	0	N/A	89.3%	88.1%	87.9%

* This is based on patients treated on this contract for their most recent course of treatment. Figures in italics indicate the base number of FP17s or Patient Questionnaire responses are less than 100. N/A is shown where the base number of responses is less than 10 during the period. % is calculated as Quantity/Base number*100

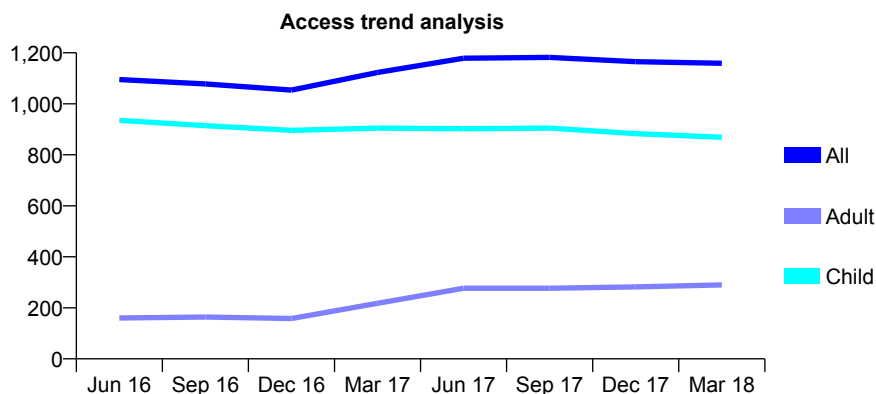
Q69 - Vital Signs At a Glance Contract Report for 834815/0001 - March 2018

Name or company name	Watlington Dental Centre
Contract type name	GDS Contract
Purpose of contract	General
Contract start date	01/04/2006
Contract end date	

17/18 Contracted general activity (UDA)	2,300
Carry forward general activity (UDA)	-46
17/18 Contracted orthodontic activity (UOA)	0
Carry forward orthodontic activity (UOA)	0
Baseline contract value	£54,990.53

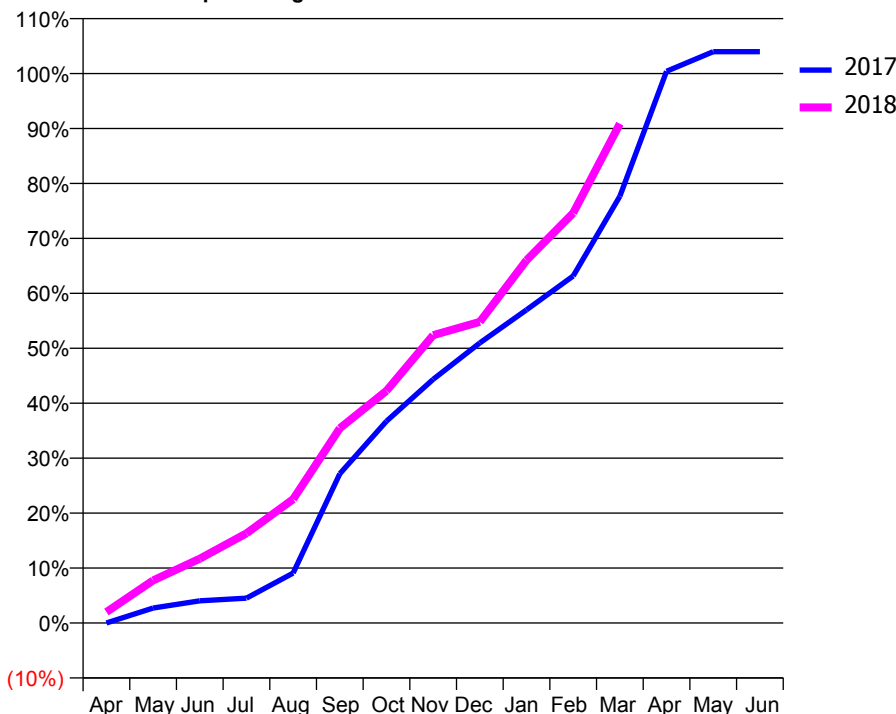
ACCESS*

Patients seen in 24 months	Total	Change since previous quarter
Quarter ending March 2017	1,123	
Quarter ending June 2017	1,179	↑
Quarter ending September 2017	1,182	→
Quarter ending December 2017	1,165	↓
Quarter ending March 2018	1,159	→
Variance since March 2017	3.2%	↑



ACTIVITY

Cumulative percentage of contracted UDA delivered 2017 & 2018



Month	Adjusted Scheduled Activity (UDA)	
	2017	2018
April	0	46
May	63	178
June	93	269
July	104	375
August	209	518
September	625	815
October	845	972
November	1,020	1,205
December	1,172	1,261
January	1,311	1,518
February	1,452	1,716
March	1,787	2,090
April	2,309	
May	2,391	
June	2,391	

QUALITY

	Quantity	Base Number	Contract	AT	Region	England
% of FP17s for the same patient ID Re-attending within 3 months - Children	74	1,255	5.9%	11.5%	11.5%	11.9%
% of FP17s for the same patient ID Re-attending within 3 months - Adults	6	191	3.1%	15.2%	15.9%	16.0%
% of FP17s for the same patient ID Re-attending between 3 & 9 months - Children	808	1,255	64.4%	57.8%	60.6%	58.3%
% of FP17s for the same patient ID Re-attending between 3 & 9 months - Adults	34	191	17.8%	48.0%	51.6%	50.3%
% of FP17s for Band 1 Urgent Courses	25	1,211	2.1%	9.8%	9.5%	9.1%
% of FP17s Relating to Free Repair or Replacements	1	1,211	0.1%	0.7%	0.7%	0.8%
% of FP17s Relating to Continuations	0	1,211	0.0%	0.8%	1.0%	1.0%
% of Patients satisfied with the dentistry they have received	3	3	N/A	93.6%	92.0%	91.5%
% of Patients satisfied with the time they had to wait for an appointment	3	3	N/A	89.3%	88.1%	87.9%

* This is based on patients treated on this contract for their most recent course of treatment. Figures in italics indicate the base number of FP17s or Patient Questionnaire responses are less than 100. N/A is shown where the base number of responses is less than 10 during the period. % is calculated as Quantity/Base number*100

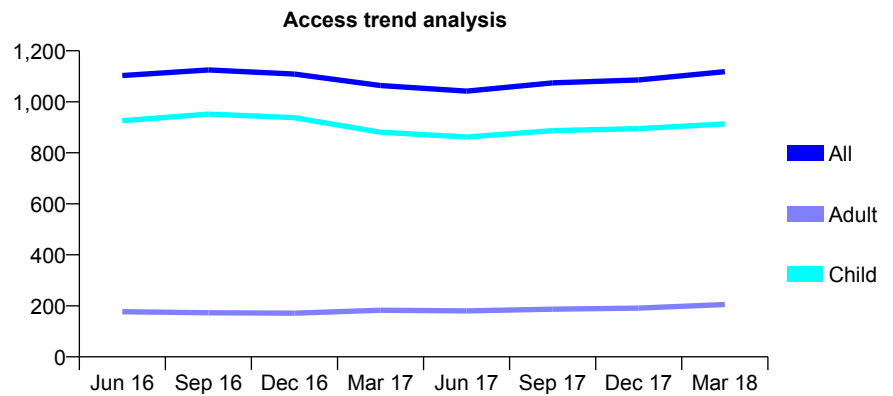
Q69 - Vital Signs At a Glance Contract Report for 839175/0004 - March 2018

Name or company name	MR U BOSE
Contract type name	GDS Contract
Purpose of contract	General
Contract start date	01/01/2013
Contract end date	

17/18 Contracted general activity (UDA)	3,000
Carry forward general activity (UDA)	-40
17/18 Contracted orthodontic activity (UOA)	0
Carry forward orthodontic activity (UOA)	0
Baseline contract value	£75,469.40

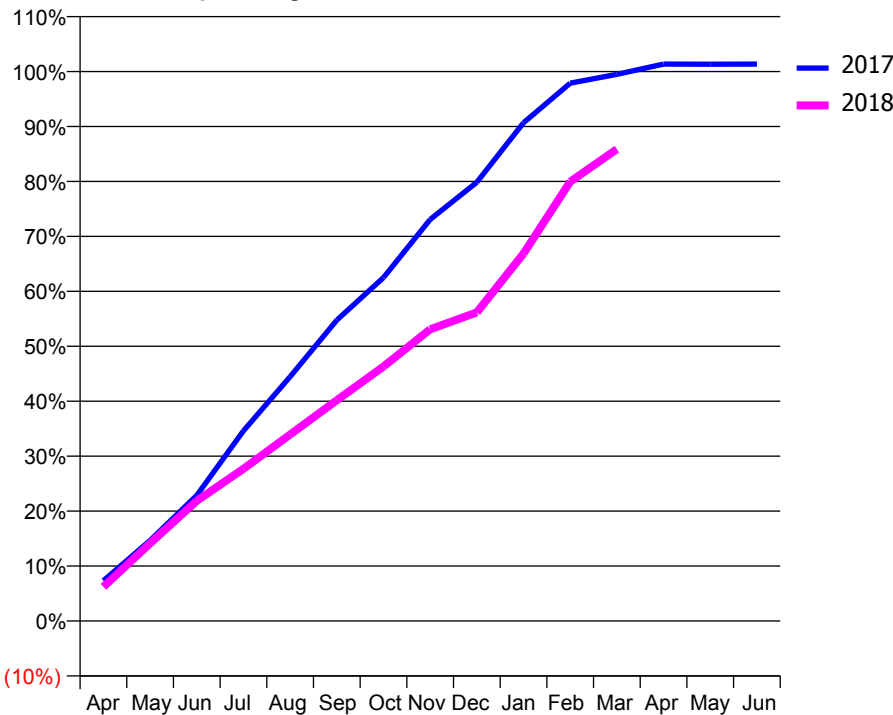
ACCESS*

Patients seen in 24 months	Total	Change since previous quarter
Quarter ending March 2017	1,064	
Quarter ending June 2017	1,042	↓
Quarter ending September 2017	1,074	↑
Quarter ending December 2017	1,086	→
Quarter ending March 2018	1,118	↑
Variance since March 2017	5.1%	↑



ACTIVITY

Cumulative percentage of contracted UDA delivered 2017 & 2018



Month	Adjusted Scheduled Activity (UDA)	
	2017	2018
April	220	187
May	440	424
June	686	656
July	1,038	831
August	1,334	1,018
September	1,643	1,205
October	1,875	1,389
November	2,192	1,592
December	2,395	1,685
January	2,720	2,006
February	2,937	2,398
March	2,985	2,576
April	3,041	
May	3,040	
June	3,041	

QUALITY

	Quantity	Base Number	Contract	AT	Region	England
% of FP17s for the same patient ID Re-attending within 3 months - Children	213	1,888	11.3%	11.5%	11.5%	11.9%
% of FP17s for the same patient ID Re-attending within 3 months - Adults	9	131	6.9%	15.2%	15.9%	16.0%
% of FP17s for the same patient ID Re-attending between 3 & 9 months - Children	987	1,888	52.3%	57.8%	60.6%	58.3%
% of FP17s for the same patient ID Re-attending between 3 & 9 months - Adults	63	131	48.1%	48.0%	51.6%	50.3%
% of FP17s for Band 1 Urgent Courses	0	1,976	0.0%	9.8%	9.5%	9.1%
% of FP17s Relating to Free Repair or Replacements	0	1,976	0.0%	0.7%	0.7%	0.8%
% of FP17s Relating to Continuations	0	1,976	0.0%	0.8%	1.0%	1.0%
% of Patients satisfied with the dentistry they have received	0	0	N/A	93.6%	92.0%	91.5%
% of Patients satisfied with the time they had to wait for an appointment	0	0	N/A	89.3%	88.1%	87.9%

* This is based on patients treated on this contract for their most recent course of treatment. Figures in italics indicate the base number of FP17s or Patient Questionnaire responses are less than 100. N/A is shown where the base number of responses is less than 10 during the period. % is calculated as Quantity/Base number*100

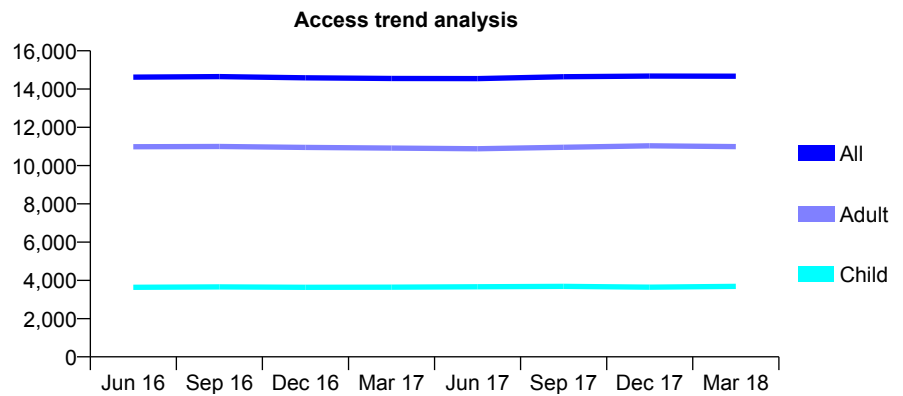
Q69 - Vital Signs At a Glance Contract Report for 842834/0001 - March 2018

Name or company name	MR HR LABBANI MOTLAGH
Contract type name	GDS Contract
Purpose of contract	General
Contract start date	01/12/2009
Contract end date	

17/18 Contracted general activity (UDA)	36,100
Carry forward general activity (UDA)	-175
17/18 Contracted orthodontic activity (UOA)	0
Carry forward orthodontic activity (UOA)	0
Baseline contract value	£1,055,515.13

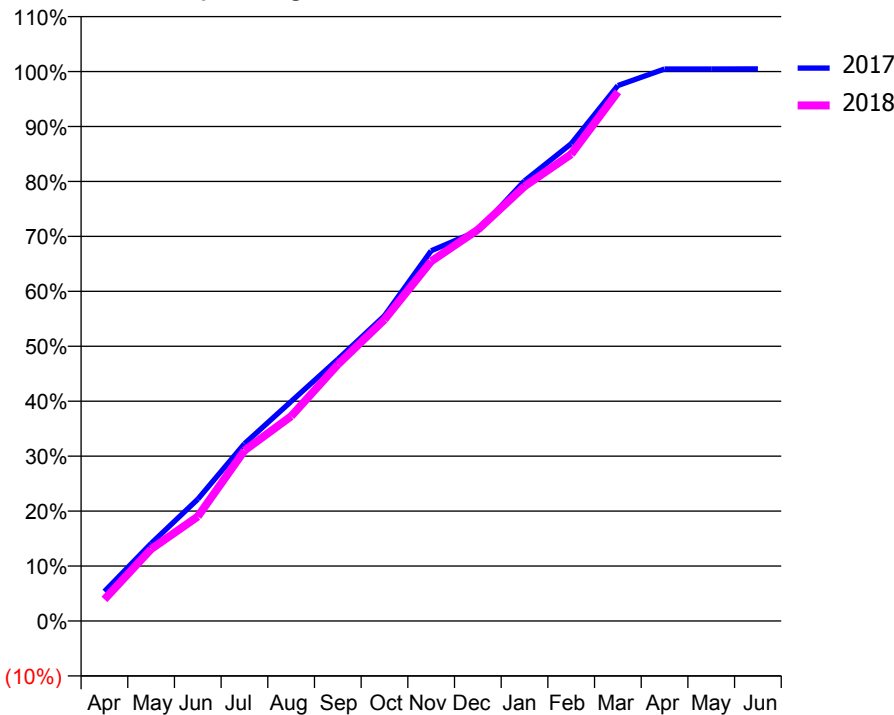
ACCESS*

Patients seen in 24 months	Total	Change since previous quarter
Quarter ending March 2017	14,553	
Quarter ending June 2017	14,546	→
Quarter ending September 2017	14,642	→
Quarter ending December 2017	14,678	→
Quarter ending March 2018	14,674	→
Variance since March 2017	0.8%	→



ACTIVITY

Cumulative percentage of contracted UDA delivered 2017 & 2018



Month	Adjusted Scheduled Activity (UDA)	
	2017	2018
April	2,022	1,424
May	5,301	4,728
June	8,321	6,864
July	12,115	11,196
August	15,004	13,452
September	17,879	16,851
October	20,862	19,806
November	25,294	23,635
December	26,653	25,710
January	30,075	28,559
February	32,613	30,669
March	36,584	34,769
April	37,718	
May	37,716	
June	37,719	

QUALITY

	Quantity	Base Number	Contract	AT	Region	England
% of FP17s for the same patient ID Re-attending within 3 months - Children	57	4,925	1.2%	11.5%	11.5%	11.9%
% of FP17s for the same patient ID Re-attending within 3 months - Adults	614	13,358	4.6%	15.2%	15.9%	16.0%
% of FP17s for the same patient ID Re-attending between 3 & 9 months - Children	2,746	4,925	55.8%	57.8%	60.6%	58.3%
% of FP17s for the same patient ID Re-attending between 3 & 9 months - Adults	7,587	13,358	56.8%	48.0%	51.6%	50.3%
% of FP17s for Band 1 Urgent Courses	162	17,645	0.9%	9.8%	9.5%	9.1%
% of FP17s Relating to Free Repair or Replacements	3	17,645	0.0%	0.7%	0.7%	0.8%
% of FP17s Relating to Continuations	49	17,645	0.3%	0.8%	1.0%	1.0%
% of Patients satisfied with the dentistry they have received	83	85	97.6%	93.6%	92.0%	91.5%
% of Patients satisfied with the time they had to wait for an appointment	85	85	100.0%	89.3%	88.1%	87.9%

* This is based on patients treated on this contract for their most recent course of treatment. Figures in italics indicate the base number of FP17s or Patient Questionnaire responses are less than 100. N/A is shown where the base number of responses is less than 10 during the period. % is calculated as Quantity/Base number*100

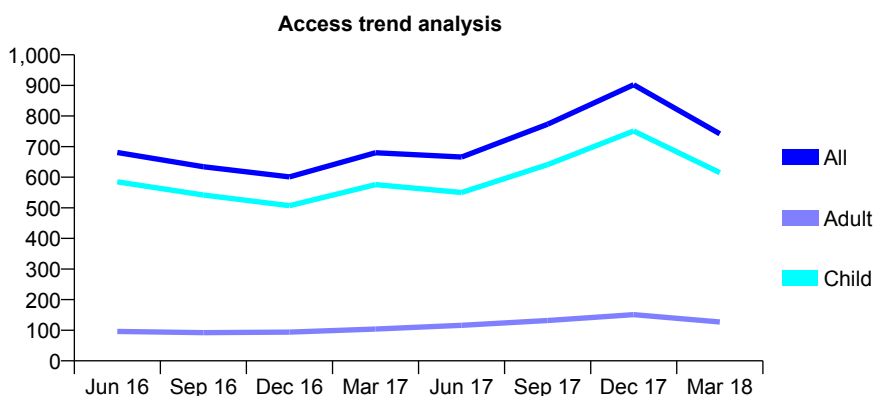
Q69 - Vital Signs At a Glance Contract Report for 847054/0001 - March 2018

Name or company name	MR RA HUGHES
Contract type name	GDS Contract
Purpose of contract	General
Contract start date	01/04/2006
Contract end date	

17/18 Contracted general activity (UDA)	1,526
Carry forward general activity (UDA)	0
17/18 Contracted orthodontic activity (UOA)	0
Carry forward orthodontic activity (UOA)	0
Baseline contract value	£40,097.88

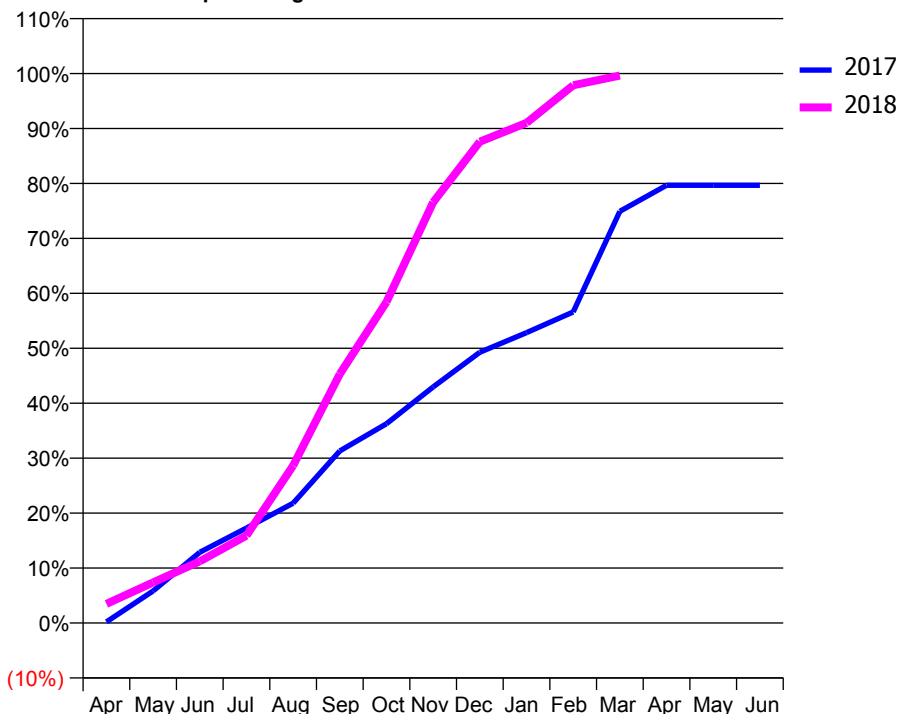
ACCESS*

Patients seen in 24 months	Total	Change since previous quarter
Quarter ending March 2017	680	
Quarter ending June 2017	666	↓
Quarter ending September 2017	773	↑
Quarter ending December 2017	902	↑
Quarter ending March 2018	742	↓
Variance since March 2017	9.1%	↑



ACTIVITY

Cumulative percentage of contracted UDA delivered 2017 & 2018



Month	Adjusted Scheduled Activity (UDA)	
	2017	2018
April	3	53
May	89	113
June	196	171
July	264	243
August	333	437
September	478	691
October	553	891
November	656	1,169
December	752	1,337
January	806	1,389
February	864	1,493
March	1,143	1,520
April	1,216	
May	1,216	
June	1,216	

QUALITY

	Quantity	Base Number	Contract	AT	Region	England
% of FP17s for the same patient ID Re-attending within 3 months - Children	67	1,039	6.4%	11.5%	11.5%	11.9%
% of FP17s for the same patient ID Re-attending within 3 months - Adults	11	79	13.9%	15.2%	15.9%	16.0%
% of FP17s for the same patient ID Re-attending between 3 & 9 months - Children	527	1,039	50.7%	57.8%	60.6%	58.3%
% of FP17s for the same patient ID Re-attending between 3 & 9 months - Adults	16	79	20.3%	48.0%	51.6%	50.3%
% of FP17s for Band 1 Urgent Courses	42	1,065	3.9%	9.8%	9.5%	9.1%
% of FP17s Relating to Free Repair or Replacements	0	1,065	0.0%	0.7%	0.7%	0.8%
% of FP17s Relating to Continuations	1	1,065	0.1%	0.8%	1.0%	1.0%
% of Patients satisfied with the dentistry they have received	0	0	N/A	93.6%	92.0%	91.5%
% of Patients satisfied with the time they had to wait for an appointment	0	0	N/A	89.3%	88.1%	87.9%

* This is based on patients treated on this contract for their most recent course of treatment. Figures in italics indicate the base number of FP17s or Patient Questionnaire responses are less than 100. N/A is shown where the base number of responses is less than 10 during the period. % is calculated as Quantity/Base number*100

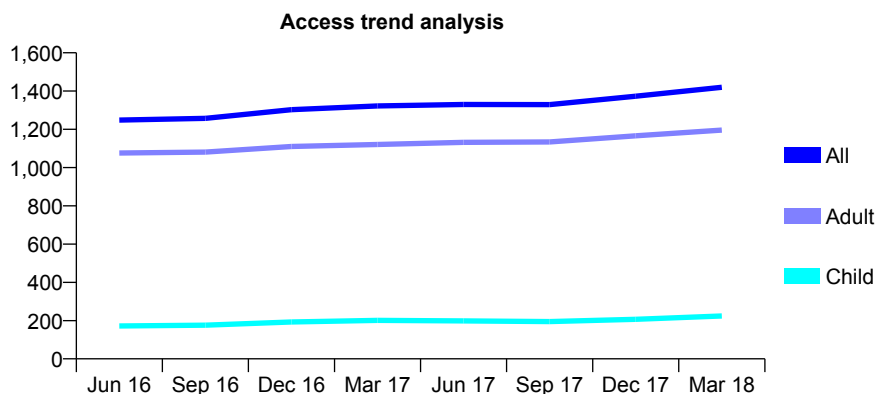
Q69 - Vital Signs At a Glance Contract Report for 848077/0001 - March 2018

Name or company name	MISS NP MCVEIGH
Contract type name	GDS Contract
Purpose of contract	General
Contract start date	01/04/2006
Contract end date	

17/18 Contracted general activity (UDA)	4,472
Carry forward general activity (UDA)	0
17/18 Contracted orthodontic activity (UOA)	0
Carry forward orthodontic activity (UOA)	0
Baseline contract value	£94,609.01

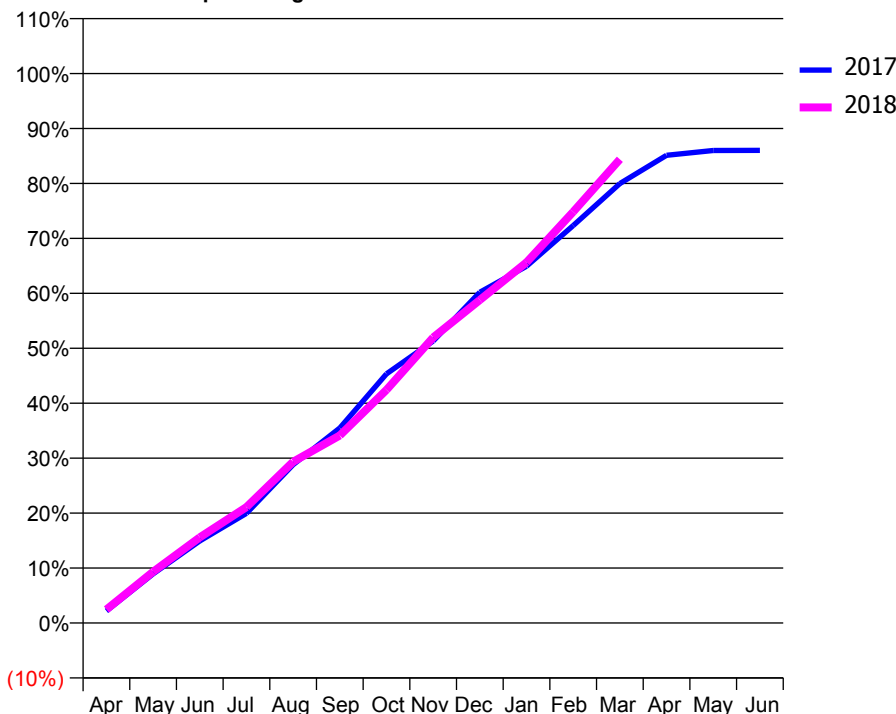
ACCESS*

Patients seen in 24 months	Total	Change since previous quarter
Quarter ending March 2017	1,322	
Quarter ending June 2017	1,330	→
Quarter ending September 2017	1,329	→
Quarter ending December 2017	1,373	↑
Quarter ending March 2018	1,420	↑
Variance since March 2017	7.4%	↑



ACTIVITY

Cumulative percentage of contracted UDA delivered 2017 & 2018



Month	Adjusted Scheduled Activity (UDA)	
	2017	2018
April	99	111
May	399	417
June	668	697
July	893	944
August	1,289	1,313
September	1,587	1,526
October	2,028	1,898
November	2,294	2,324
December	2,691	2,628
January	2,903	2,935
February	3,234	3,347
March	3,576	3,774
April	3,806	
May	3,846	
June	3,847	

QUALITY

	Quantity	Base Number	Contract	AT	Region	England
% of FP17s for the same patient ID Re-attending within 3 months - Children	16	335	4.8%	11.5%	11.5%	11.9%
% of FP17s for the same patient ID Re-attending within 3 months - Adults	285	2,036	14.0%	15.2%	15.9%	16.0%
% of FP17s for the same patient ID Re-attending between 3 & 9 months - Children	200	335	59.7%	57.8%	60.6%	58.3%
% of FP17s for the same patient ID Re-attending between 3 & 9 months - Adults	1,369	2,036	67.2%	48.0%	51.6%	50.3%
% of FP17s for Band 1 Urgent Courses	185	2,241	8.3%	9.8%	9.5%	9.1%
% of FP17s Relating to Free Repair or Replacements	21	2,241	0.9%	0.7%	0.7%	0.8%
% of FP17s Relating to Continuations	4	2,241	0.2%	0.8%	1.0%	1.0%
% of Patients satisfied with the dentistry they have received	1	1	N/A	93.6%	92.0%	91.5%
% of Patients satisfied with the time they had to wait for an appointment	1	1	N/A	89.3%	88.1%	87.9%

* This is based on patients treated on this contract for their most recent course of treatment. Figures in italics indicate the base number of FP17s or Patient Questionnaire responses are less than 100. N/A is shown where the base number of responses is less than 10 during the period. % is calculated as Quantity/Base number*100

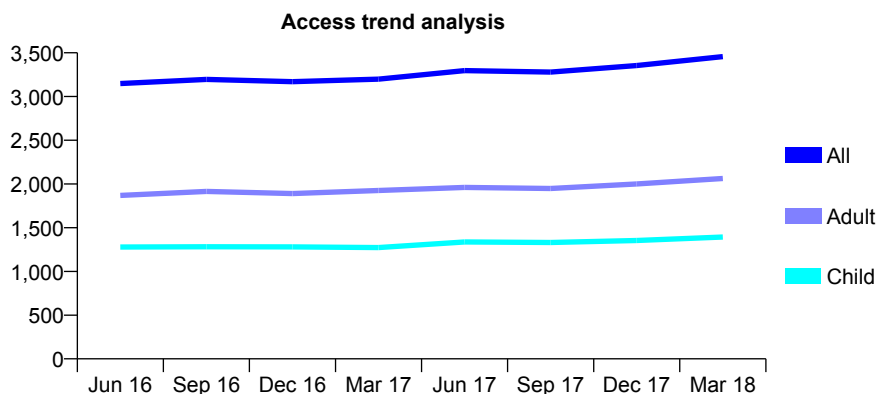
Q69 - Vital Signs At a Glance Contract Report for 854166/0001 - March 2018

Name or company name	MRS JP BENNETT
Contract type name	GDS Contract
Purpose of contract	General
Contract start date	01/04/2006
Contract end date	

17/18 Contracted general activity (UDA)	5,698
Carry forward general activity (UDA)	-118
17/18 Contracted orthodontic activity (UOA)	0
Carry forward orthodontic activity (UOA)	0
Baseline contract value	£113,797.57

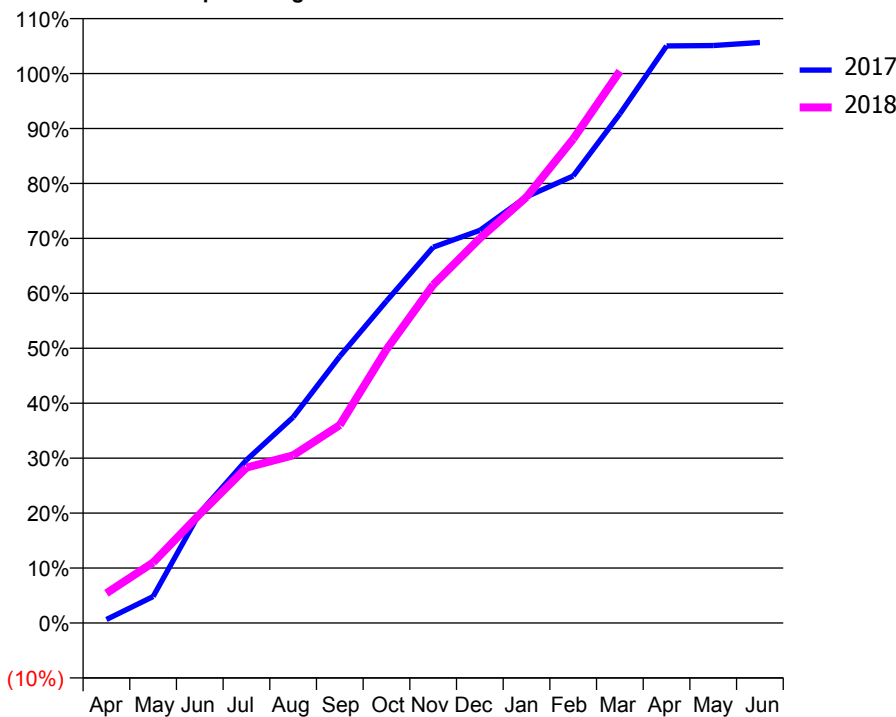
ACCESS*

Patients seen in 24 months	Total	Change since previous quarter
Quarter ending March 2017	3,199	
Quarter ending June 2017	3,297	↑
Quarter ending September 2017	3,279	→
Quarter ending December 2017	3,354	↑
Quarter ending March 2018	3,456	↑
Variance since March 2017	8.0%	↑



ACTIVITY

Cumulative percentage of contracted UDA delivered 2017 & 2018



Adjusted Scheduled Activity (UDA)

Month	2017	2018
April	38	310
May	286	627
June	1,189	1,129
July	1,758	1,612
August	2,219	1,738
September	2,875	2,052
October	3,472	2,837
November	4,053	3,506
December	4,234	3,988
January	4,597	4,418
February	4,821	5,018
March	5,491	5,722
April	6,223	
May	6,228	
June	6,261	

QUALITY

	Quantity	Base Number	Contract	AT	Region	England
% of FP17s for the same patient ID Re-attending within 3 months - Children	227	2,355	9.6%	11.5%	11.5%	11.9%
% of FP17s for the same patient ID Re-attending within 3 months - Adults	636	2,742	23.2%	15.2%	15.9%	16.0%
% of FP17s for the same patient ID Re-attending between 3 & 9 months - Children	1,395	2,355	59.2%	57.8%	60.6%	58.3%
% of FP17s for the same patient ID Re-attending between 3 & 9 months - Adults	1,061	2,742	38.7%	48.0%	51.6%	50.3%
% of FP17s for Band 1 Urgent Courses	363	3,590	10.1%	9.8%	9.5%	9.1%
% of FP17s Relating to Free Repair or Replacements	14	3,590	0.4%	0.7%	0.7%	0.8%
% of FP17s Relating to Continuations	1	3,590	0.0%	0.8%	1.0%	1.0%
% of Patients satisfied with the dentistry they have received	0	0	N/A	93.6%	92.0%	91.5%
% of Patients satisfied with the time they had to wait for an appointment	0	0	N/A	89.3%	88.1%	87.9%

* This is based on patients treated on this contract for their most recent course of treatment. Figures in italics indicate the base number of FP17s or Patient Questionnaire responses are less than 100. N/A is shown where the base number of responses is less than 10 during the period. % is calculated as Quantity/Base number*100

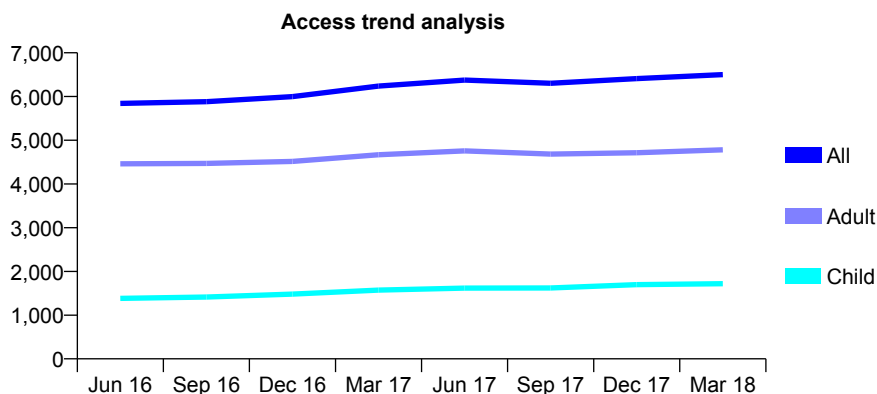
Q69 - Vital Signs At a Glance Contract Report for 889660/0001 - March 2018

Name or company name	MR B AHMED
Contract type name	GDS Contract
Purpose of contract	General
Contract start date	25/07/2012
Contract end date	

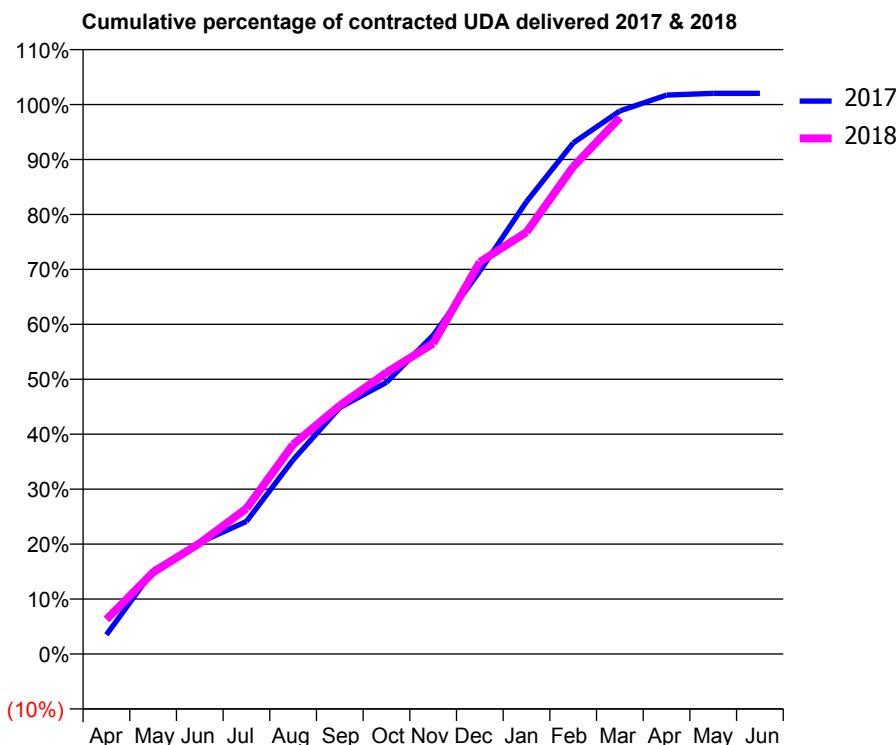
17/18 Contracted general activity (UDA)	13,500
Carry forward general activity (UDA)	-270
17/18 Contracted orthodontic activity (UOA)	0
Carry forward orthodontic activity (UOA)	0
Baseline contract value	£324,610.89

ACCESS*

Patients seen in 24 months	Total	Change since previous quarter
Quarter ending March 2017	6,239	
Quarter ending June 2017	6,376	↑
Quarter ending September 2017	6,303	↓
Quarter ending December 2017	6,411	→
Quarter ending March 2018	6,501	→
Variance since March 2017	4.2%	↑



ACTIVITY



Month	Adjusted Scheduled Activity (UDA)	
	2017	2018
April	475	851
May	2,053	2,008
June	2,746	2,725
July	3,264	3,577
August	4,780	5,149
September	6,064	6,104
October	6,685	6,914
November	7,842	7,627
December	9,421	9,629
January	11,129	10,364
February	12,575	11,971
March	13,360	13,178
April	13,751	
May	13,794	
June	13,795	

QUALITY

	Quantity	Base Number	Contract	AT	Region	England
% of FP17s for the same patient ID Re-attending within 3 months - Children	147	2,469	6.0%	11.5%	11.5%	11.9%
% of FP17s for the same patient ID Re-attending within 3 months - Adults	687	6,487	10.6%	15.2%	15.9%	16.0%
% of FP17s for the same patient ID Re-attending between 3 & 9 months - Children	1,516	2,469	61.4%	57.8%	60.6%	58.3%
% of FP17s for the same patient ID Re-attending between 3 & 9 months - Adults	3,577	6,487	55.1%	48.0%	51.6%	50.3%
% of FP17s for Band 1 Urgent Courses	749	7,915	9.5%	9.8%	9.5%	9.1%
% of FP17s Relating to Free Repair or Replacements	35	7,915	0.4%	0.7%	0.7%	0.8%
% of FP17s Relating to Continuations	10	7,915	0.1%	0.8%	1.0%	1.0%
% of Patients satisfied with the dentistry they have received	11	11	100.0%	93.6%	92.0%	91.5%
% of Patients satisfied with the time they had to wait for an appointment	11	11	100.0%	89.3%	88.1%	87.9%

* This is based on patients treated on this contract for their most recent course of treatment. Figures in italics indicate the base number of FP17s or Patient Questionnaire responses are less than 100. N/A is shown where the base number of responses is less than 10 during the period. % is calculated as Quantity/Base number*100

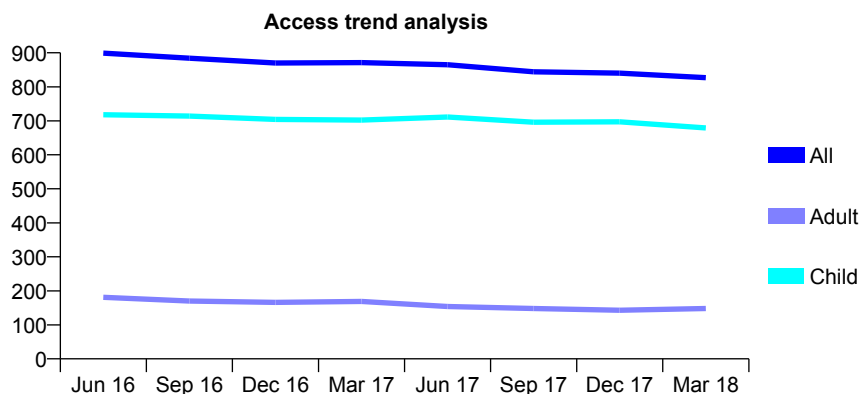
Q69 - Vital Signs At a Glance Contract Report for 905763/0001 - March 2018

Name or company name	MR HR PATEL
Contract type name	GDS Contract
Purpose of contract	General
Contract start date	01/04/2006
Contract end date	

17/18 Contracted general activity (UDA)	2,000
Carry forward general activity (UDA)	-30
17/18 Contracted orthodontic activity (UOA)	0
Carry forward orthodontic activity (UOA)	0
Baseline contract value	£45,059.13

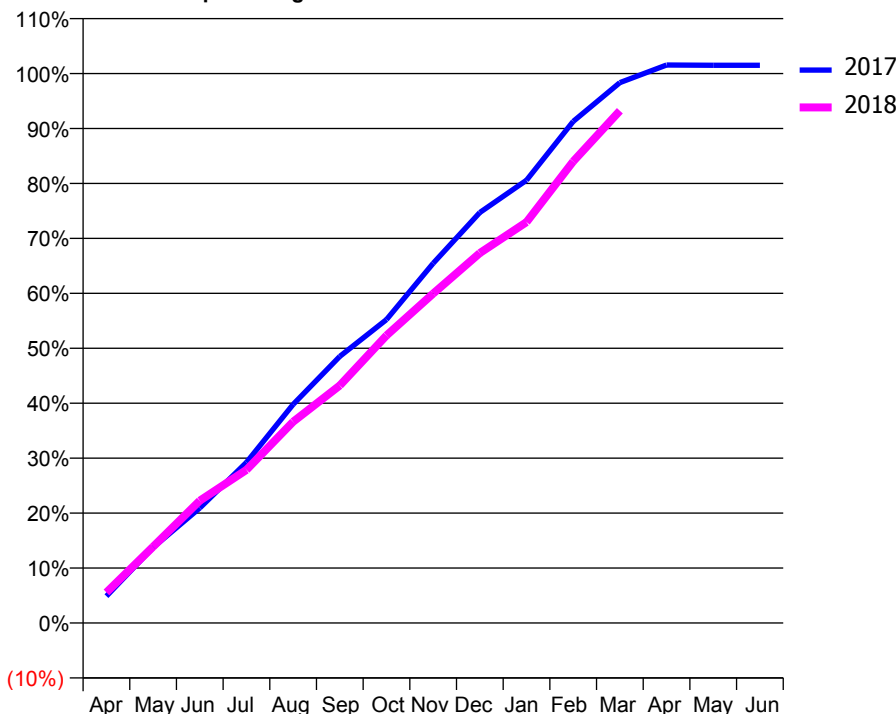
ACCESS*

Patients seen in 24 months	Total	Change since previous quarter
Quarter ending March 2017	871	
Quarter ending June 2017	865	→
Quarter ending September 2017	844	↓
Quarter ending December 2017	840	→
Quarter ending March 2018	827	↓
Variance since March 2017	(5.1%)	↓



ACTIVITY

Cumulative percentage of contracted UDA delivered 2017 & 2018



Adjusted Scheduled Activity (UDA)

Month	2017	2018
April	98	111
May	275	278
June	419	445
July	585	558
August	796	732
September	970	864
October	1,104	1,047
November	1,309	1,199
December	1,494	1,346
January	1,611	1,459
February	1,826	1,680
March	1,967	1,864
April	2,031	
May	2,030	
June	2,030	

QUALITY

	Quantity	Base Number	Contract	AT	Region	England
% of FP17s for the same patient ID Re-attending within 3 months - Children	84	1,065	7.9%	11.5%	11.5%	11.9%
% of FP17s for the same patient ID Re-attending within 3 months - Adults	28	138	20.3%	15.2%	15.9%	16.0%
% of FP17s for the same patient ID Re-attending between 3 & 9 months - Children	638	1,065	59.9%	57.8%	60.6%	58.3%
% of FP17s for the same patient ID Re-attending between 3 & 9 months - Adults	75	138	54.3%	48.0%	51.6%	50.3%
% of FP17s for Band 1 Urgent Courses	62	1,143	5.4%	9.8%	9.5%	9.1%
% of FP17s Relating to Free Repair or Replacements	0	1,143	0.0%	0.7%	0.7%	0.8%
% of FP17s Relating to Continuations	0	1,143	0.0%	0.8%	1.0%	1.0%
% of Patients satisfied with the dentistry they have received	0	0	N/A	93.6%	92.0%	91.5%
% of Patients satisfied with the time they had to wait for an appointment	0	0	N/A	89.3%	88.1%	87.9%

* This is based on patients treated on this contract for their most recent course of treatment. Figures in italics indicate the base number of FP17s or Patient Questionnaire responses are less than 100. N/A is shown where the base number of responses is less than 10 during the period. % is calculated as Quantity/Base number*100

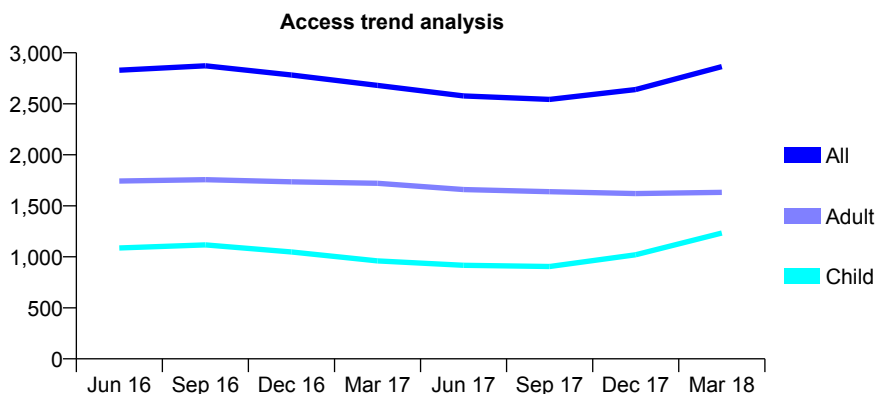
Q69 - Vital Signs At a Glance Contract Report for 905860/0004 - March 2018

Name or company name	MR A MAKHANI
Contract type name	GDS Contract
Purpose of contract	General
Contract start date	01/04/2006
Contract end date	

17/18 Contracted general activity (UDA)	6,297
Carry forward general activity (UDA)	105
17/18 Contracted orthodontic activity (UOA)	0
Carry forward orthodontic activity (UOA)	0
Baseline contract value	£155,870.83

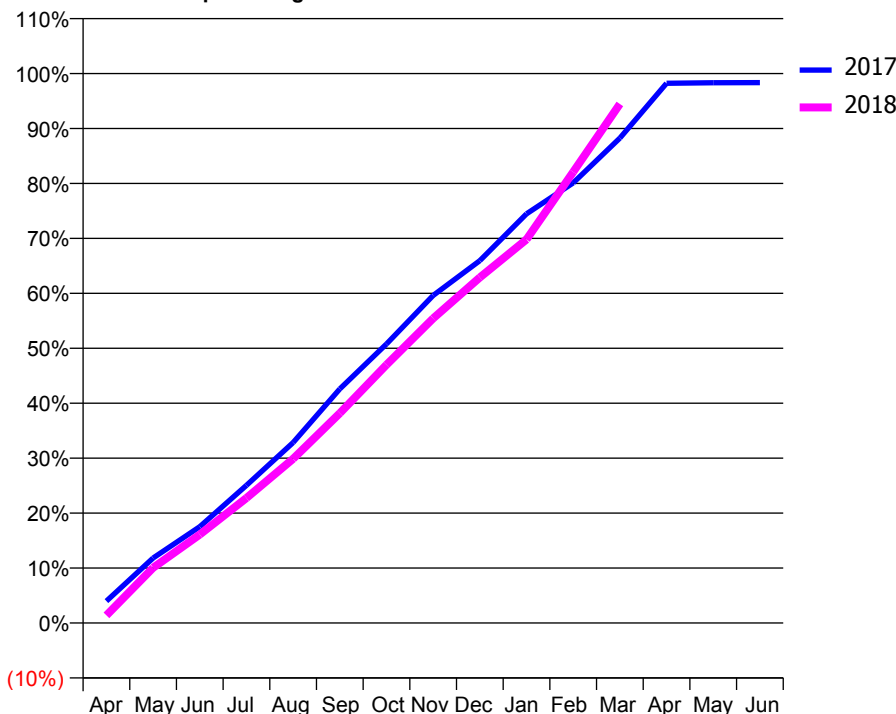
ACCESS*

Patients seen in 24 months	Total	Change since previous quarter
Quarter ending March 2017	2,681	
Quarter ending June 2017	2,577	↓
Quarter ending September 2017	2,543	↓
Quarter ending December 2017	2,640	↑
Quarter ending March 2018	2,865	↑
Variance since March 2017	6.9%	↑



ACTIVITY

Cumulative percentage of contracted UDA delivered 2017 & 2018



Month	Adjusted Scheduled Activity (UDA)	
	2017	2018
April	251	88
May	745	634
June	1,104	1,013
July	1,578	1,432
August	2,068	1,882
September	2,683	2,405
October	3,197	2,959
November	3,754	3,491
December	4,153	3,960
January	4,690	4,396
February	5,043	5,168
March	5,556	5,949
April	6,184	
May	6,191	
June	6,192	

QUALITY

	Quantity	Base Number	Contract	AT	Region	England
% of FP17s for the same patient ID Re-attending within 3 months - Children	103	1,629	6.3%	11.5%	11.5%	11.9%
% of FP17s for the same patient ID Re-attending within 3 months - Adults	294	1,951	15.1%	15.2%	15.9%	16.0%
% of FP17s for the same patient ID Re-attending between 3 & 9 months - Children	701	1,629	43.0%	57.8%	60.6%	58.3%
% of FP17s for the same patient ID Re-attending between 3 & 9 months - Adults	830	1,951	42.5%	48.0%	51.6%	50.3%
% of FP17s for Band 1 Urgent Courses	248	3,309	7.5%	9.8%	9.5%	9.1%
% of FP17s Relating to Free Repair or Replacements	29	3,309	0.9%	0.7%	0.7%	0.8%
% of FP17s Relating to Continuations	6	3,309	0.2%	0.8%	1.0%	1.0%
% of Patients satisfied with the dentistry they have received	5	5	N/A	93.6%	92.0%	91.5%
% of Patients satisfied with the time they had to wait for an appointment	4	5	N/A	89.3%	88.1%	87.9%

* This is based on patients treated on this contract for their most recent course of treatment. Figures in italics indicate the base number of FP17s or Patient Questionnaire responses are less than 100. N/A is shown where the base number of responses is less than 10 during the period. % is calculated as Quantity/Base number*100

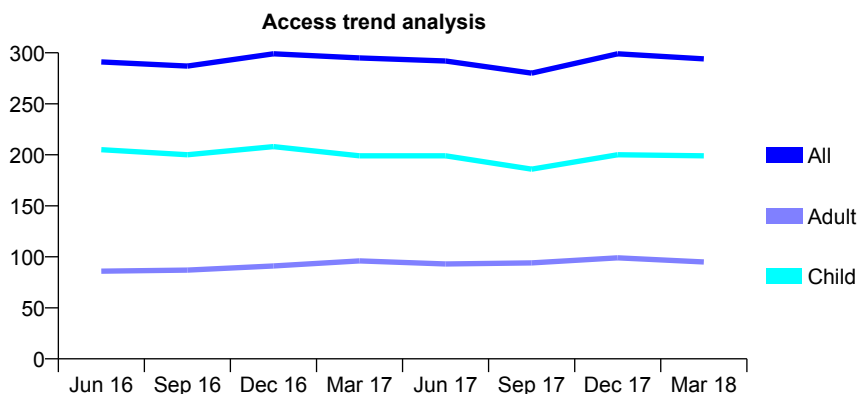
Q69 - Vital Signs At a Glance Contract Report for 911658/0001 - March 2018

Name or company name	KH Lee Dental Praticce
Contract type name	GDS Contract
Purpose of contract	General
Contract start date	01/04/2006
Contract end date	

17/18 Contracted general activity (UDA)	520
Carry forward general activity (UDA)	-10
17/18 Contracted orthodontic activity (UOA)	0
Carry forward orthodontic activity (UOA)	0
Baseline contract value	£12,081.86

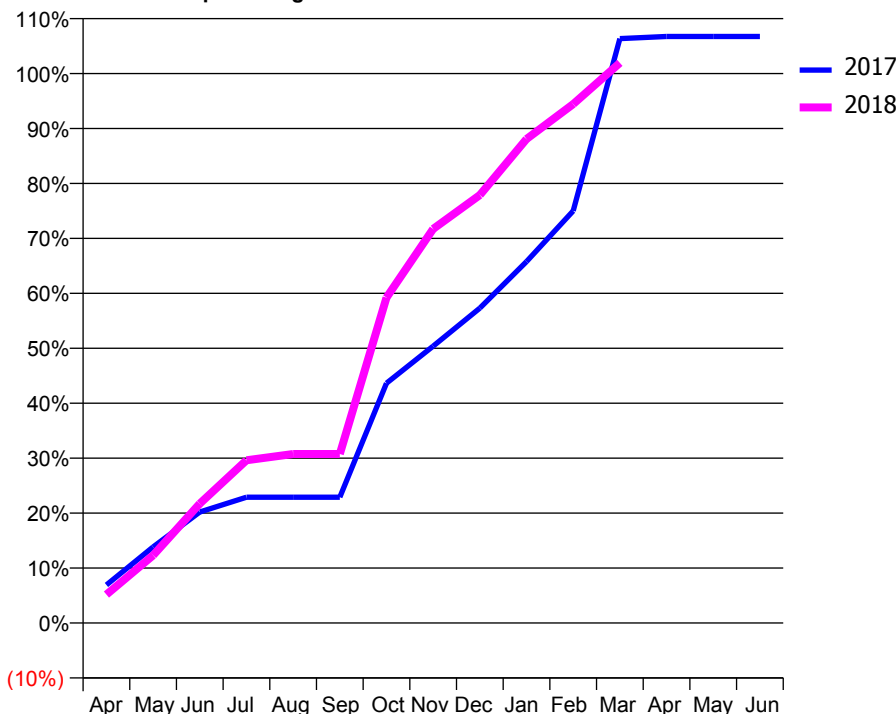
ACCESS*

Patients seen in 24 months	Total	Change since previous quarter
Quarter ending March 2017	295	
Quarter ending June 2017	292	↓
Quarter ending September 2017	280	↓
Quarter ending December 2017	299	↑
Quarter ending March 2018	294	↓
Variance since March 2017	(0.3%)	→



ACTIVITY

Cumulative percentage of contracted UDA delivered 2017 & 2018



Month	Adjusted Scheduled Activity (UDA)	
	2017	2018
April	36	27
May	72	64
June	105	113
July	119	154
August	119	160
September	119	160
October	227	308
November	262	373
December	298	405
January	342	458
February	390	491
March	553	530
April	555	
May	555	
June	555	

QUALITY

	Quantity	Base Number	Contract	AT	Region	England
% of FP17s for the same patient ID Re-attending within 3 months - Children	9	275	3.3%	11.5%	11.5%	11.9%
% of FP17s for the same patient ID Re-attending within 3 months - Adults	1	77	1.3%	15.2%	15.9%	16.0%
% of FP17s for the same patient ID Re-attending between 3 & 9 months - Children	161	275	58.5%	57.8%	60.6%	58.3%
% of FP17s for the same patient ID Re-attending between 3 & 9 months - Adults	34	77	44.2%	48.0%	51.6%	50.3%
% of FP17s for Band 1 Urgent Courses	0	350	0.0%	9.8%	9.5%	9.1%
% of FP17s Relating to Free Repair or Replacements	0	350	0.0%	0.7%	0.7%	0.8%
% of FP17s Relating to Continuations	0	350	0.0%	0.8%	1.0%	1.0%
% of Patients satisfied with the dentistry they have received	0	0	N/A	93.6%	92.0%	91.5%
% of Patients satisfied with the time they had to wait for an appointment	0	0	N/A	89.3%	88.1%	87.9%

* This is based on patients treated on this contract for their most recent course of treatment. Figures in italics indicate the base number of FP17s or Patient Questionnaire responses are less than 100. N/A is shown where the base number of responses is less than 10 during the period. % is calculated as Quantity/Base number*100

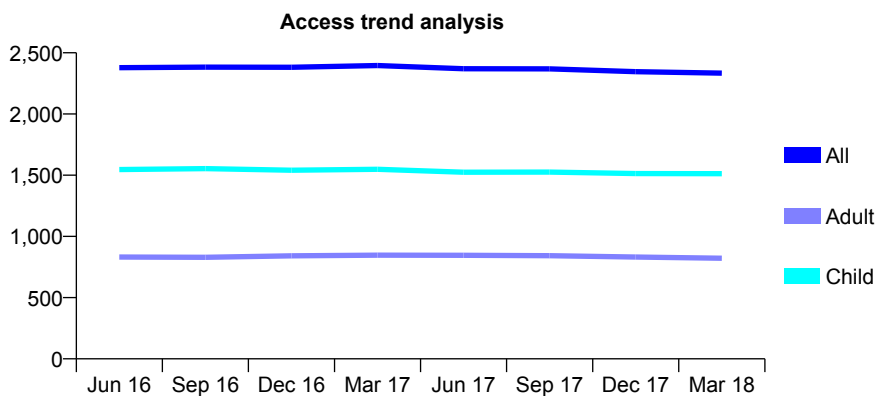
Q69 - Vital Signs At a Glance Contract Report for 912344/0001 - March 2018

Name or company name	MISS LE DAVIES
Contract type name	GDS Contract
Purpose of contract	General
Contract start date	01/04/2006
Contract end date	

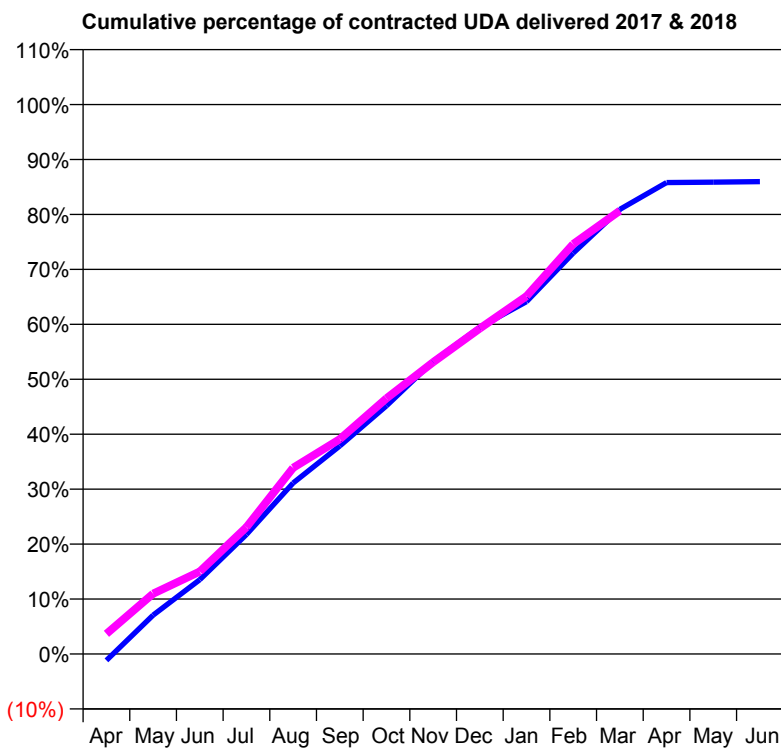
17/18 Contracted general activity (UDA)	5,439
Carry forward general activity (UDA)	0
17/18 Contracted orthodontic activity (UOA)	0
Carry forward orthodontic activity (UOA)	0
Baseline contract value	£113,513.55

ACCESS*

Patients seen in 24 months	Total	Change since previous quarter
Quarter ending March 2017	2,396	
Quarter ending June 2017	2,370	↓
Quarter ending September 2017	2,369	→
Quarter ending December 2017	2,346	→
Quarter ending March 2018	2,334	→
Variance since March 2017	(2.6%)	↓



ACTIVITY



Month	2017	2018
April	-64	200
May	384	598
June	736	816
July	1,184	1,256
August	1,693	1,844
September	2,060	2,127
October	2,458	2,531
November	2,897	2,889
December	3,235	3,223
January	3,488	3,542
February	3,969	4,057
March	4,401	4,387
April	4,666	
May	4,670	
June	4,676	

QUALITY

	Quantity	Base Number	Contract	AT	Region	England
% of FP17s for the same patient ID Re-attending within 3 months - Children	164	1,899	8.6%	11.5%	11.5%	11.9%
% of FP17s for the same patient ID Re-attending within 3 months - Adults	181	844	21.4%	15.2%	15.9%	16.0%
% of FP17s for the same patient ID Re-attending between 3 & 9 months - Children	817	1,899	43.0%	57.8%	60.6%	58.3%
% of FP17s for the same patient ID Re-attending between 3 & 9 months - Adults	290	844	34.4%	48.0%	51.6%	50.3%
% of FP17s for Band 1 Urgent Courses	197	2,589	7.6%	9.8%	9.5%	9.1%
% of FP17s Relating to Free Repair or Replacements	0	2,589	0.0%	0.7%	0.7%	0.8%
% of FP17s Relating to Continuations	0	2,589	0.0%	0.8%	1.0%	1.0%
% of Patients satisfied with the dentistry they have received	3	3	N/A	93.6%	92.0%	91.5%
% of Patients satisfied with the time they had to wait for an appointment	3	3	N/A	89.3%	88.1%	87.9%

* This is based on patients treated on this contract for their most recent course of treatment. Figures in italics indicate the base number of FP17s or Patient Questionnaire responses are less than 100. N/A is shown where the base number of responses is less than 10 during the period. % is calculated as Quantity/Base number*100

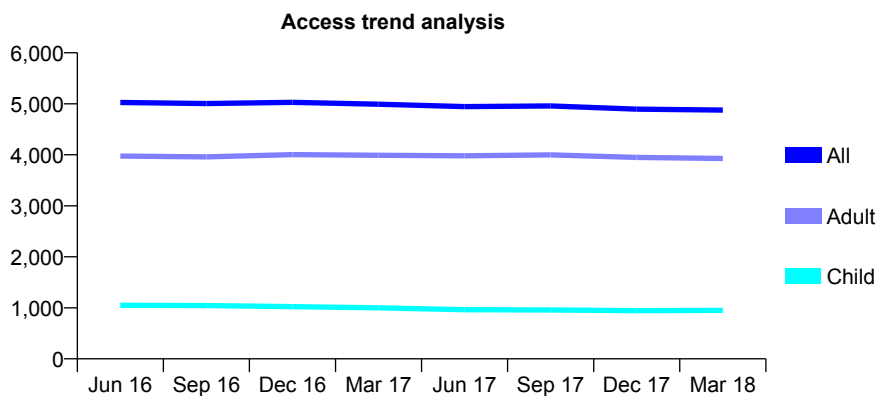
Q69 - Vital Signs At a Glance Contract Report for 915211/0001 - March 2018

Name or company name	MISS A CHANDARIA
Contract type name	GDS Contract
Purpose of contract	General
Contract start date	01/04/2006
Contract end date	

17/18 Contracted general activity (UDA)	13,232
Carry forward general activity (UDA)	110
17/18 Contracted orthodontic activity (UOA)	0
Carry forward orthodontic activity (UOA)	0
Baseline contract value	£315,462.29

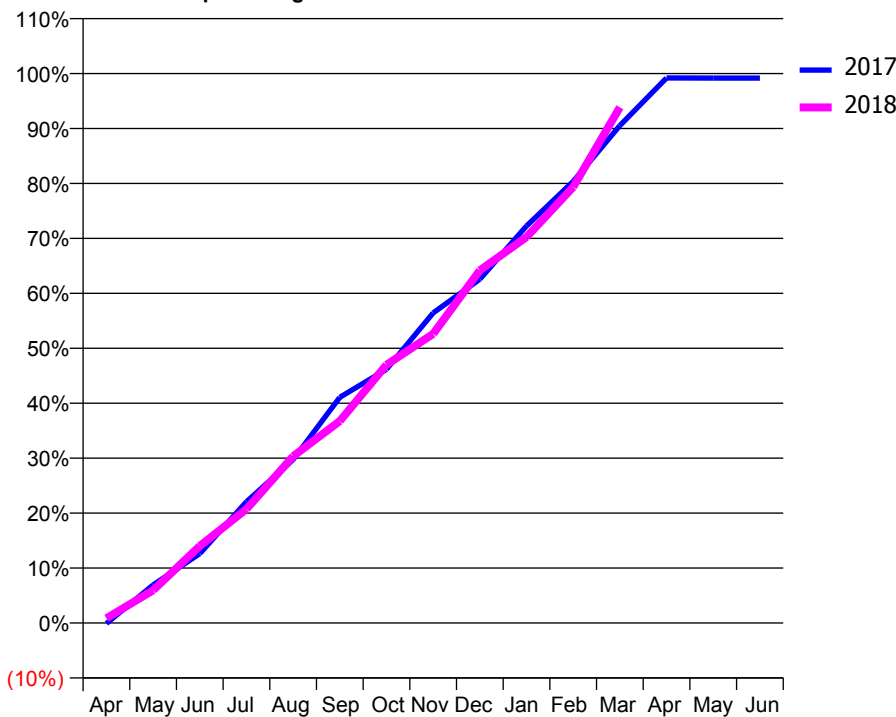
ACCESS*

Patients seen in 24 months	Total	Change since previous quarter
Quarter ending March 2017	4,992	
Quarter ending June 2017	4,944	→
Quarter ending September 2017	4,957	→
Quarter ending December 2017	4,895	↓
Quarter ending March 2018	4,878	→
Variance since March 2017	(2.3%)	↓



ACTIVITY

Cumulative percentage of contracted UDA delivered 2017 & 2018



Month	Adjusted Scheduled Activity (UDA)	
	2017	2018
April	-14	113
May	917	789
June	1,672	1,855
July	2,921	2,745
August	3,936	4,016
September	5,436	4,863
October	6,108	6,217
November	7,468	6,964
December	8,280	8,493
January	9,560	9,295
February	10,633	10,498
March	11,978	12,418
April	13,123	
May	13,122	
June	13,122	

QUALITY

	Quantity	Base Number	Contract	AT	Region	England
% of FP17s for the same patient ID Re-attending within 3 months - Children	75	1,258	6.0%	11.5%	11.5%	11.9%
% of FP17s for the same patient ID Re-attending within 3 months - Adults	489	5,165	9.5%	15.2%	15.9%	16.0%
% of FP17s for the same patient ID Re-attending between 3 & 9 months - Children	552	1,258	43.9%	57.8%	60.6%	58.3%
% of FP17s for the same patient ID Re-attending between 3 & 9 months - Adults	2,900	5,165	56.1%	48.0%	51.6%	50.3%
% of FP17s for Band 1 Urgent Courses	519	5,932	8.7%	9.8%	9.5%	9.1%
% of FP17s Relating to Free Repair or Replacements	11	5,932	0.2%	0.7%	0.7%	0.8%
% of FP17s Relating to Continuations	14	5,932	0.2%	0.8%	1.0%	1.0%
% of Patients satisfied with the dentistry they have received	16	16	100.0%	93.6%	92.0%	91.5%
% of Patients satisfied with the time they had to wait for an appointment	14	16	87.5%	89.3%	88.1%	87.9%

* This is based on patients treated on this contract for their most recent course of treatment. Figures in italics indicate the base number of FP17s or Patient Questionnaire responses are less than 100. N/A is shown where the base number of responses is less than 10 during the period. % is calculated as Quantity/Base number*100

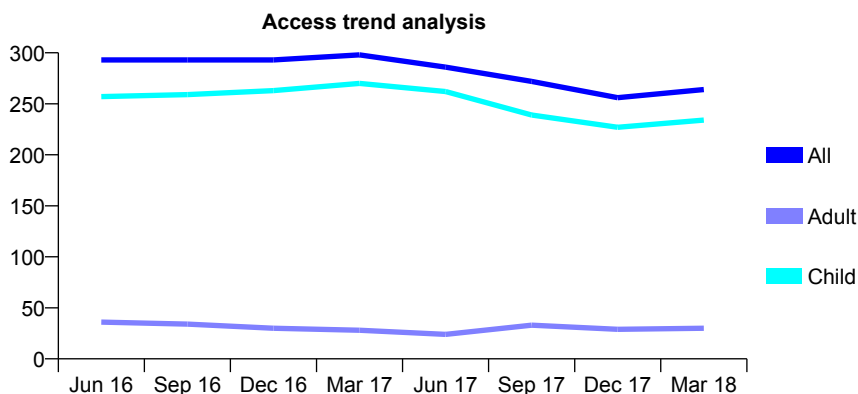
Q69 - Vital Signs At a Glance Contract Report for 915564/0001 - March 2018

Name or company name	MR JM PATEL
Contract type name	GDS Contract
Purpose of contract	General
Contract start date	01/04/2006
Contract end date	

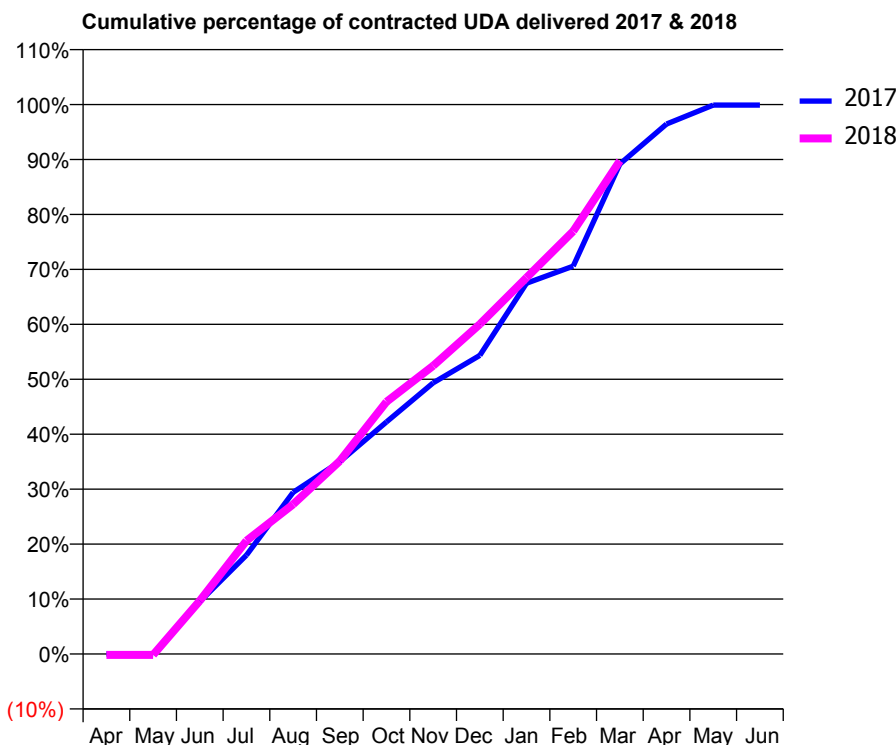
17/18 Contracted general activity (UDA)	580
Carry forward general activity (UDA)	1
17/18 Contracted orthodontic activity (UOA)	0
Carry forward orthodontic activity (UOA)	0
Baseline contract value	£11,223.77

ACCESS*

Patients seen in 24 months	Total	Change since previous quarter
Quarter ending March 2017	298	
Quarter ending June 2017	286	↓
Quarter ending September 2017	272	↓
Quarter ending December 2017	256	↓
Quarter ending March 2018	264	↑
Variance since March 2017	(11.4%)	↓



ACTIVITY



Month	Adjusted Scheduled Activity (UDA)	
	2017	2018
April	0	-1
May	0	-1
June	55	56
July	104	120
August	171	158
September	203	204
October	245	266
November	286	304
December	315	348
January	391	397
February	409	446
March	517	521
April	559	
May	579	
June	579	

QUALITY

	Quantity	Base Number	Contract	AT	Region	England
% of FP17s for the same patient ID Re-attending within 3 months - Children	18	419	4.3%	11.5%	11.5%	11.9%
% of FP17s for the same patient ID Re-attending within 3 months - Adults	0	0	N/A	15.2%	15.9%	16.0%
% of FP17s for the same patient ID Re-attending between 3 & 9 months - Children	312	419	74.5%	57.8%	60.6%	58.3%
% of FP17s for the same patient ID Re-attending between 3 & 9 months - Adults	0	0	N/A	48.0%	51.6%	50.3%
% of FP17s for Band 1 Urgent Courses	13	371	3.5%	9.8%	9.5%	9.1%
% of FP17s Relating to Free Repair or Replacements	0	371	0.0%	0.7%	0.7%	0.8%
% of FP17s Relating to Continuations	0	371	0.0%	0.8%	1.0%	1.0%
% of Patients satisfied with the dentistry they have received	0	0	N/A	93.6%	92.0%	91.5%
% of Patients satisfied with the time they had to wait for an appointment	0	0	N/A	89.3%	88.1%	87.9%

* This is based on patients treated on this contract for their most recent course of treatment. Figures in italics indicate the base number of FP17s or Patient Questionnaire responses are less than 100. N/A is shown where the base number of responses is less than 10 during the period. % is calculated as Quantity/Base number*100

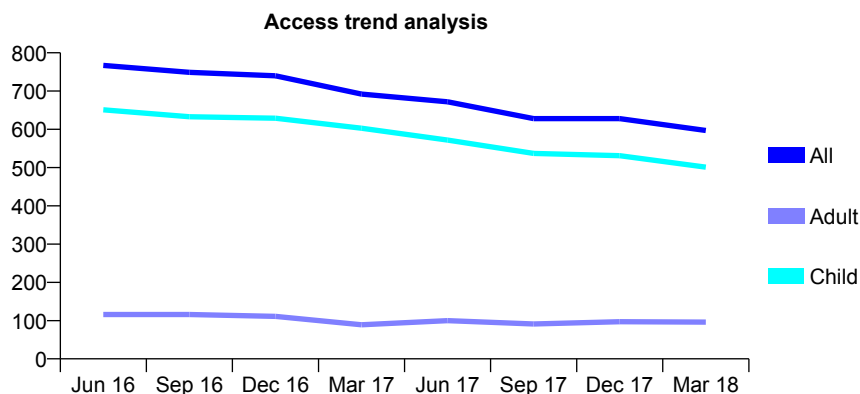
Q69 - Vital Signs At a Glance Contract Report for 916439/0001 - March 2018

Name or company name	MR A SYED
Contract type name	GDS Contract
Purpose of contract	General
Contract start date	01/04/2006
Contract end date	

17/18 Contracted general activity (UDA)	963
Carry forward general activity (UDA)	37
17/18 Contracted orthodontic activity (UOA)	0
Carry forward orthodontic activity (UOA)	0
Baseline contract value	£21,928.78

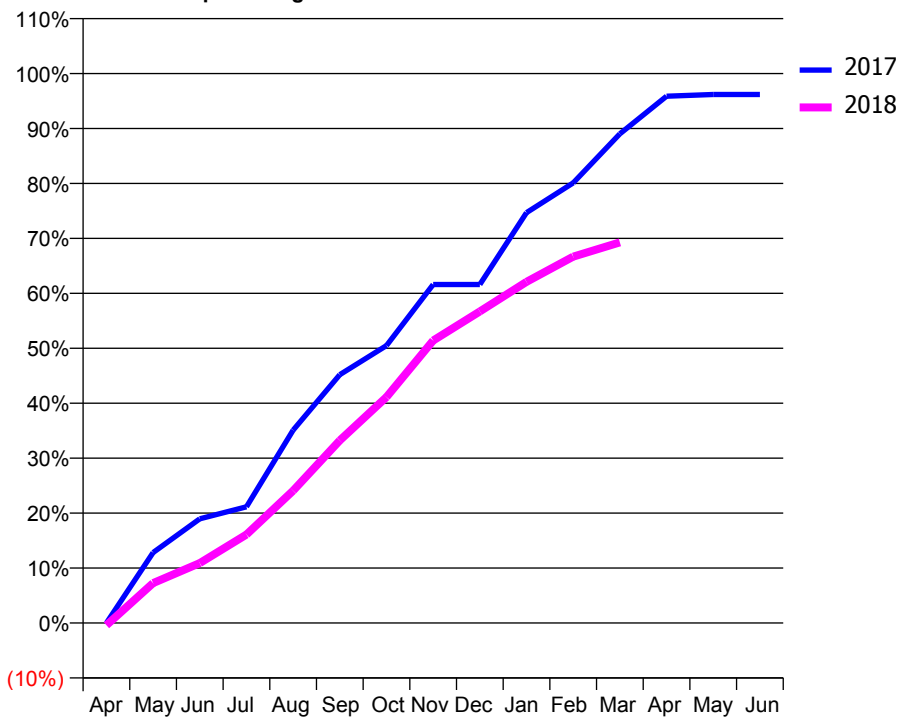
ACCESS*

Patients seen in 24 months	Total	Change since previous quarter
Quarter ending March 2017	692	
Quarter ending June 2017	672	↓
Quarter ending September 2017	628	↓
Quarter ending December 2017	628	→
Quarter ending March 2018	597	↓
Variance since March 2017	(13.7%)	↓



ACTIVITY

Cumulative percentage of contracted UDA delivered 2017 & 2018



Month	Adjusted Scheduled Activity (UDA)	
	2017	2018
April	0	-4
May	123	70
June	183	105
July	204	155
August	338	232
September	435	320
October	486	396
November	593	495
December	593	546
January	719	598
February	771	642
March	857	667
April	923	
May	926	
June	926	

QUALITY

	Quantity	Base Number	Contract	AT	Region	England
% of FP17s for the same patient ID Re-attending within 3 months - Children	18	618	2.9%	11.5%	11.5%	11.9%
% of FP17s for the same patient ID Re-attending within 3 months - Adults	0	40	0.0%	15.2%	15.9%	16.0%
% of FP17s for the same patient ID Re-attending between 3 & 9 months - Children	357	618	57.8%	57.8%	60.6%	58.3%
% of FP17s for the same patient ID Re-attending between 3 & 9 months - Adults	17	40	42.5%	48.0%	51.6%	50.3%
% of FP17s for Band 1 Urgent Courses	0	598	0.0%	9.8%	9.5%	9.1%
% of FP17s Relating to Free Repair or Replacements	0	598	0.0%	0.7%	0.7%	0.8%
% of FP17s Relating to Continuations	0	598	0.0%	0.8%	1.0%	1.0%
% of Patients satisfied with the dentistry they have received	0	0	N/A	93.6%	92.0%	91.5%
% of Patients satisfied with the time they had to wait for an appointment	0	0	N/A	89.3%	88.1%	87.9%

* This is based on patients treated on this contract for their most recent course of treatment. Figures in italics indicate the base number of FP17s or Patient Questionnaire responses are less than 100. N/A is shown where the base number of responses is less than 10 during the period. % is calculated as Quantity/Base number*100

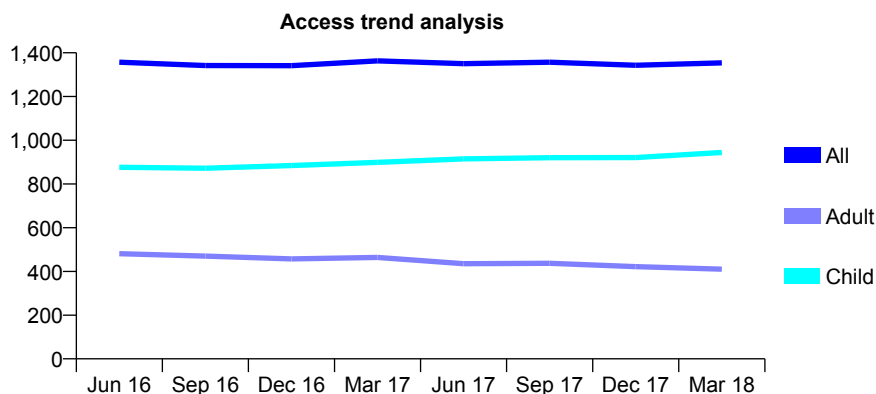
Q69 - Vital Signs At a Glance Contract Report for 917044/0001 - March 2018

Name or company name	MISS M KHANNA
Contract type name	GDS Contract
Purpose of contract	General
Contract start date	01/04/2006
Contract end date	

17/18 Contracted general activity (UDA)	3,240
Carry forward general activity (UDA)	-43
17/18 Contracted orthodontic activity (UOA)	0
Carry forward orthodontic activity (UOA)	0
Baseline contract value	£68,722.95

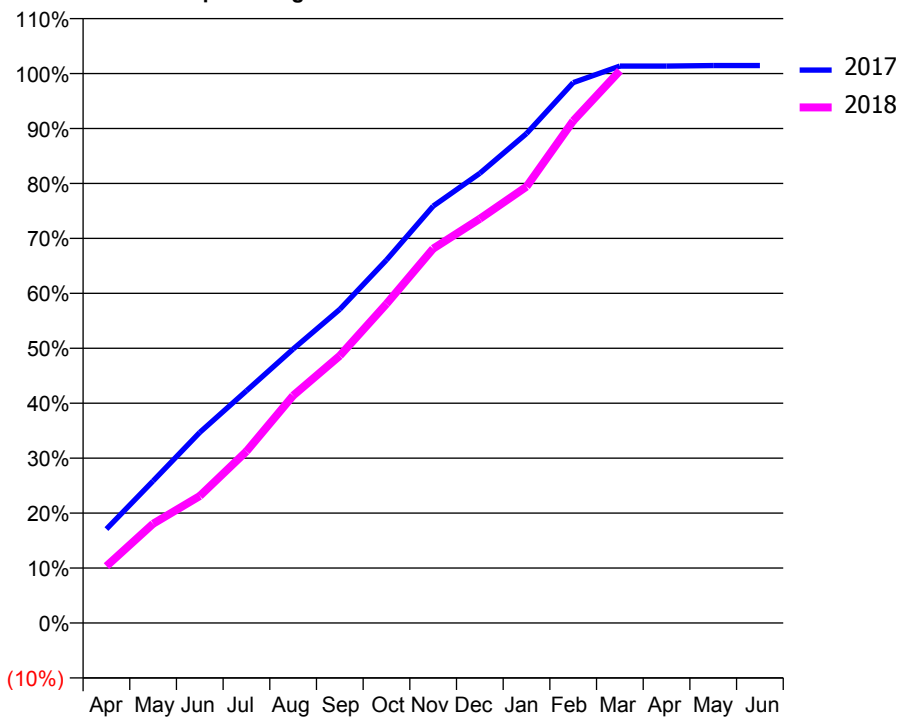
ACCESS*

Patients seen in 24 months	Total	Change since previous quarter
Quarter ending March 2017	1,363	
Quarter ending June 2017	1,350	→
Quarter ending September 2017	1,357	→
Quarter ending December 2017	1,343	↓
Quarter ending March 2018	1,354	→
Variance since March 2017	(0.7%)	→



ACTIVITY

Cumulative percentage of contracted UDA delivered 2017 & 2018



Month	Adjusted Scheduled Activity (UDA)	
	2017	2018
April	513	336
May	776	585
June	1,041	749
July	1,268	1,013
August	1,496	1,341
September	1,713	1,576
October	1,982	1,882
November	2,276	2,207
December	2,455	2,384
January	2,672	2,573
February	2,951	2,961
March	3,041	3,256
April	3,041	
May	3,044	
June	3,044	

QUALITY

	Quantity	Base Number	Contract	AT	Region	England
% of FP17s for the same patient ID Re-attending within 3 months - Children	95	1,406	6.8%	11.5%	11.5%	11.9%
% of FP17s for the same patient ID Re-attending within 3 months - Adults	32	357	9.0%	15.2%	15.9%	16.0%
% of FP17s for the same patient ID Re-attending between 3 & 9 months - Children	672	1,406	47.8%	57.8%	60.6%	58.3%
% of FP17s for the same patient ID Re-attending between 3 & 9 months - Adults	139	357	38.9%	48.0%	51.6%	50.3%
% of FP17s for Band 1 Urgent Courses	46	1,761	2.6%	9.8%	9.5%	9.1%
% of FP17s Relating to Free Repair or Replacements	1	1,761	0.1%	0.7%	0.7%	0.8%
% of FP17s Relating to Continuations	22	1,761	1.2%	0.8%	1.0%	1.0%
% of Patients satisfied with the dentistry they have received	1	1	N/A	93.6%	92.0%	91.5%
% of Patients satisfied with the time they had to wait for an appointment	1	1	N/A	89.3%	88.1%	87.9%

* This is based on patients treated on this contract for their most recent course of treatment. Figures in italics indicate the base number of FP17s or Patient Questionnaire responses are less than 100. N/A is shown where the base number of responses is less than 10 during the period. % is calculated as Quantity/Base number*100

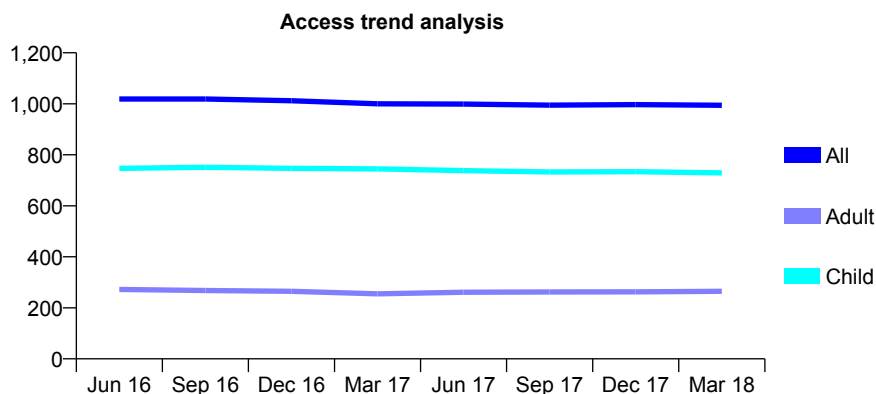
Q69 - Vital Signs At a Glance Contract Report for 919306/0001 - March 2018

Name or company name	20/20 Dental Practice Limited
Contract type name	GDS Contract
Purpose of contract	General
Contract start date	01/04/2006
Contract end date	

17/18 Contracted general activity (UDA)	3,200
Carry forward general activity (UDA)	-8
17/18 Contracted orthodontic activity (UOA)	0
Carry forward orthodontic activity (UOA)	0
Baseline contract value	£74,367.82

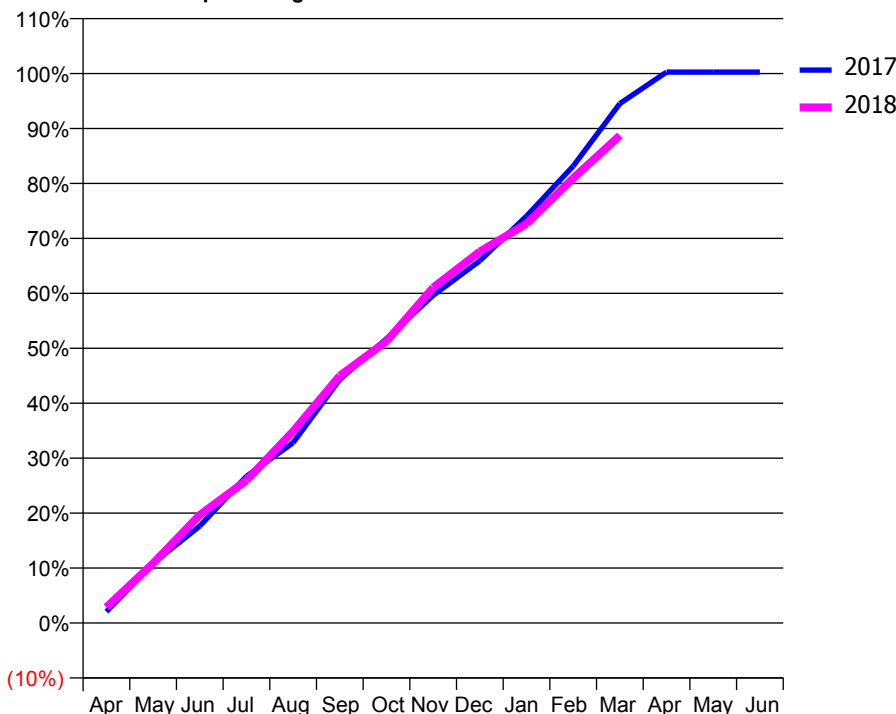
ACCESS*

Patients seen in 24 months	Total	Change since previous quarter
Quarter ending March 2017	1,000	
Quarter ending June 2017	999	→
Quarter ending September 2017	995	→
Quarter ending December 2017	997	→
Quarter ending March 2018	994	→
Variance since March 2017	(0.6%)	→



ACTIVITY

Cumulative percentage of contracted UDA delivered 2017 & 2018



Month	Adjusted Scheduled Activity (UDA)	
	2017	2018
April	67	92
May	348	348
June	565	629
July	854	830
August	1,050	1,116
September	1,418	1,440
October	1,656	1,640
November	1,908	1,954
December	2,110	2,163
January	2,369	2,325
February	2,661	2,590
March	3,025	2,839
April	3,208	
May	3,208	
June	3,208	

QUALITY

	Quantity	Base Number	Contract	AT	Region	England
% of FP17s for the same patient ID Re-attending within 3 months - Children	131	1,336	9.8%	11.5%	11.5%	11.9%
% of FP17s for the same patient ID Re-attending within 3 months - Adults	80	319	25.1%	15.2%	15.9%	16.0%
% of FP17s for the same patient ID Re-attending between 3 & 9 months - Children	925	1,336	69.2%	57.8%	60.6%	58.3%
% of FP17s for the same patient ID Re-attending between 3 & 9 months - Adults	181	319	56.7%	48.0%	51.6%	50.3%
% of FP17s for Band 1 Urgent Courses	70	1,544	4.5%	9.8%	9.5%	9.1%
% of FP17s Relating to Free Repair or Replacements	0	1,544	0.0%	0.7%	0.7%	0.8%
% of FP17s Relating to Continuations	5	1,544	0.3%	0.8%	1.0%	1.0%
% of Patients satisfied with the dentistry they have received	1	1	N/A	93.6%	92.0%	91.5%
% of Patients satisfied with the time they had to wait for an appointment	1	1	N/A	89.3%	88.1%	87.9%

* This is based on patients treated on this contract for their most recent course of treatment. Figures in italics indicate the base number of FP17s or Patient Questionnaire responses are less than 100. N/A is shown where the base number of responses is less than 10 during the period. % is calculated as Quantity/Base number*100

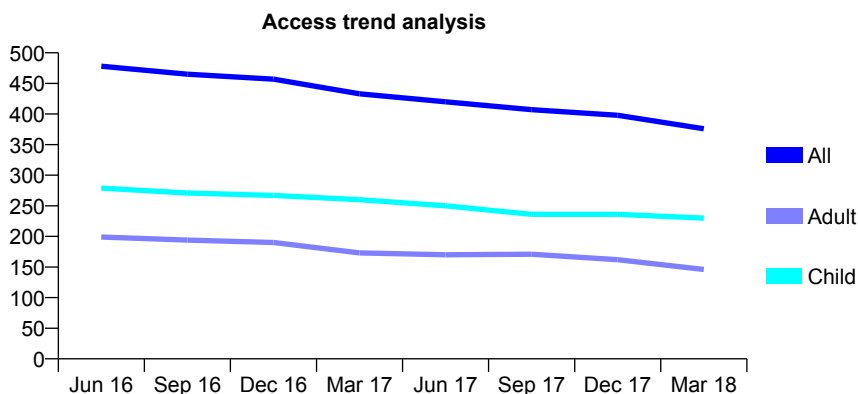
Q69 - Vital Signs At a Glance Contract Report for 920525/0001 - March 2018

Name or company name	Dr T Moehl and Dr P Samra
Contract type name	GDS Contract
Purpose of contract	General
Contract start date	01/04/2006
Contract end date	

17/18 Contracted general activity (UDA)	1,635
Carry forward general activity (UDA)	0
17/18 Contracted orthodontic activity (UOA)	0
Carry forward orthodontic activity (UOA)	0
Baseline contract value	£39,496.10

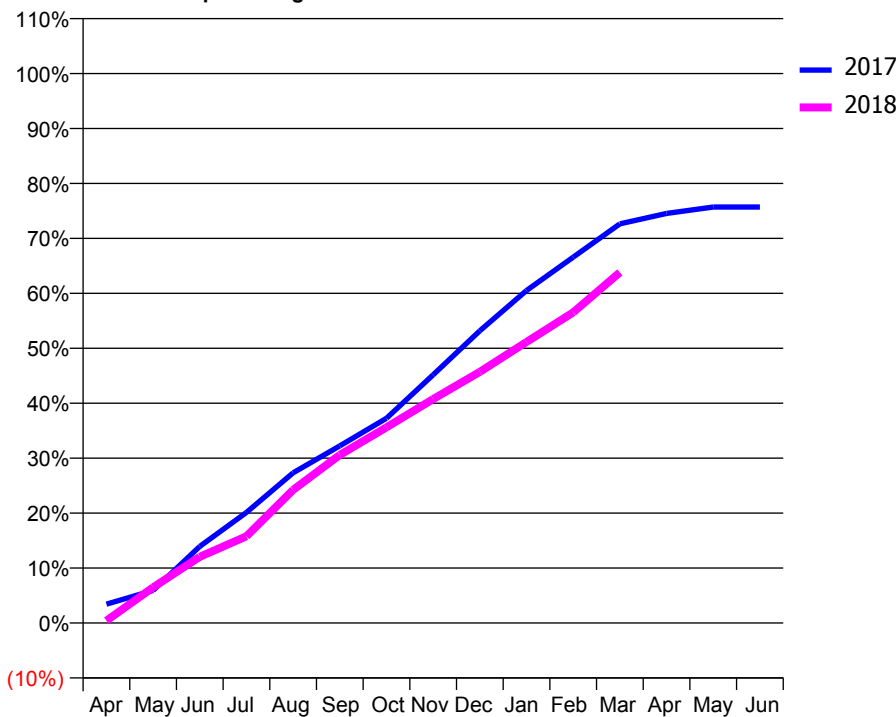
ACCESS*

Patients seen in 24 months	Total	Change since previous quarter
Quarter ending March 2017	433	
Quarter ending June 2017	420	↓
Quarter ending September 2017	407	↓
Quarter ending December 2017	398	↓
Quarter ending March 2018	376	↓
Variance since March 2017	(13.2%)	↓



ACTIVITY

Cumulative percentage of contracted UDA delivered 2017 & 2018



Adjusted Scheduled Activity (UDA)

Month	2017	2018
April	56	7
May	97	106
June	228	197
July	329	258
August	447	396
September	527	500
October	609	582
November	738	666
December	869	747
January	989	836
February	1,089	924
March	1,188	1,043
April	1,219	
May	1,238	
June	1,238	

QUALITY

	Quantity	Base Number	Contract	AT	Region	England
% of FP17s for the same patient ID Re-attending within 3 months - Children	18	296	6.1%	11.5%	11.5%	11.9%
% of FP17s for the same patient ID Re-attending within 3 months - Adults	46	179	25.7%	15.2%	15.9%	16.0%
% of FP17s for the same patient ID Re-attending between 3 & 9 months - Children	151	296	51.0%	57.8%	60.6%	58.3%
% of FP17s for the same patient ID Re-attending between 3 & 9 months - Adults	95	179	53.1%	48.0%	51.6%	50.3%
% of FP17s for Band 1 Urgent Courses	2	453	0.4%	9.8%	9.5%	9.1%
% of FP17s Relating to Free Repair or Replacements	0	453	0.0%	0.7%	0.7%	0.8%
% of FP17s Relating to Continuations	9	453	2.0%	0.8%	1.0%	1.0%
% of Patients satisfied with the dentistry they have received	1	1	N/A	93.6%	92.0%	91.5%
% of Patients satisfied with the time they had to wait for an appointment	1	1	N/A	89.3%	88.1%	87.9%

* This is based on patients treated on this contract for their most recent course of treatment. Figures in italics indicate the base number of FP17s or Patient Questionnaire responses are less than 100. N/A is shown where the base number of responses is less than 10 during the period. % is calculated as Quantity/Base number*100

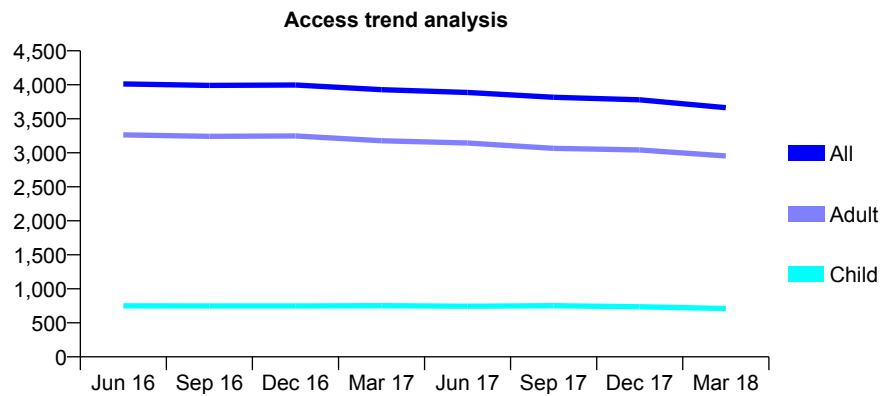
Q69 - Vital Signs At a Glance Contract Report for 920592/0001 - March 2018

Name or company name	MR AJ CROSBIE
Contract type name	GDS Contract
Purpose of contract	General
Contract start date	01/02/2009
Contract end date	

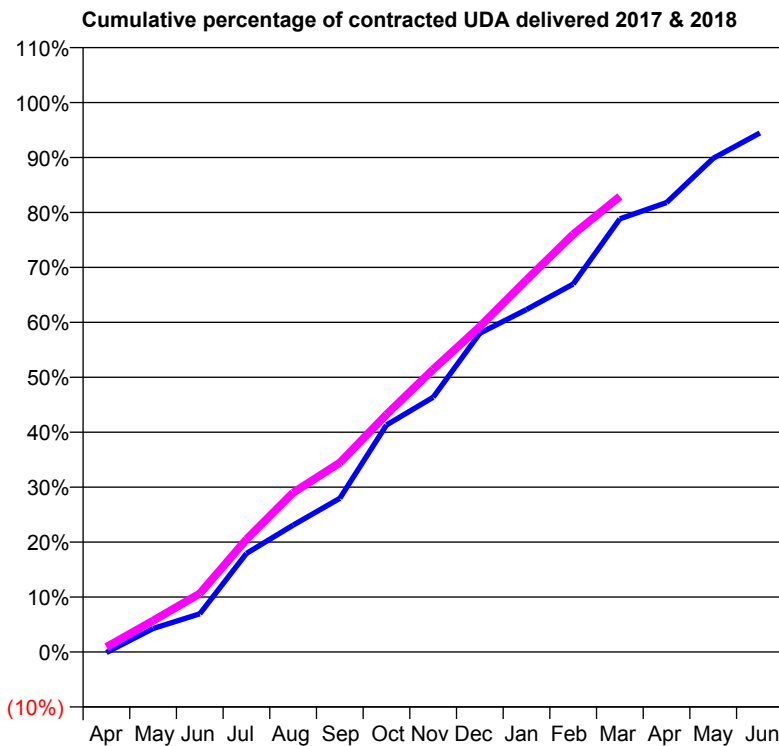
17/18 Contracted general activity (UDA)	10,001
Carry forward general activity (UDA)	0
17/18 Contracted orthodontic activity (UOA)	0
Carry forward orthodontic activity (UOA)	0
Baseline contract value	£235,867.06

ACCESS*

Patients seen in 24 months	Total	Change since previous quarter
Quarter ending March 2017	3,929	
Quarter ending June 2017	3,888	↓
Quarter ending September 2017	3,817	↓
Quarter ending December 2017	3,780	→
Quarter ending March 2018	3,664	↓
Variance since March 2017	(6.7%)	↓



ACTIVITY



Month	Adjusted Scheduled Activity (UDA)	
	2017	2018
April	-11	90
May	428	572
June	696	1,063
July	1,794	2,052
August	2,310	2,901
September	2,798	3,444
October	4,132	4,324
November	4,637	5,143
December	5,802	5,924
January	6,234	6,772
February	6,697	7,603
March	7,883	8,292
April	8,181	
May	8,987	
June	9,447	

QUALITY

	Quantity	Base Number	Contract	AT	Region	England
% of FP17s for the same patient ID Re-attending within 3 months - Children	47	942	5.0%	11.5%	11.5%	11.9%
% of FP17s for the same patient ID Re-attending within 3 months - Adults	645	4,296	15.0%	15.2%	15.9%	16.0%
% of FP17s for the same patient ID Re-attending between 3 & 9 months - Children	573	942	60.8%	57.8%	60.6%	58.3%
% of FP17s for the same patient ID Re-attending between 3 & 9 months - Adults	2,509	4,296	58.4%	48.0%	51.6%	50.3%
% of FP17s for Band 1 Urgent Courses	280	4,456	6.3%	9.8%	9.5%	9.1%
% of FP17s Relating to Free Repair or Replacements	74	4,456	1.7%	0.7%	0.7%	0.8%
% of FP17s Relating to Continuations	40	4,456	0.9%	0.8%	1.0%	1.0%
% of Patients satisfied with the dentistry they have received	8	8	N/A	93.6%	92.0%	91.5%
% of Patients satisfied with the time they had to wait for an appointment	8	8	N/A	89.3%	88.1%	87.9%

* This is based on patients treated on this contract for their most recent course of treatment. Figures in italics indicate the base number of FP17s or Patient Questionnaire responses are less than 100. N/A is shown where the base number of responses is less than 10 during the period. % is calculated as Quantity/Base number*100

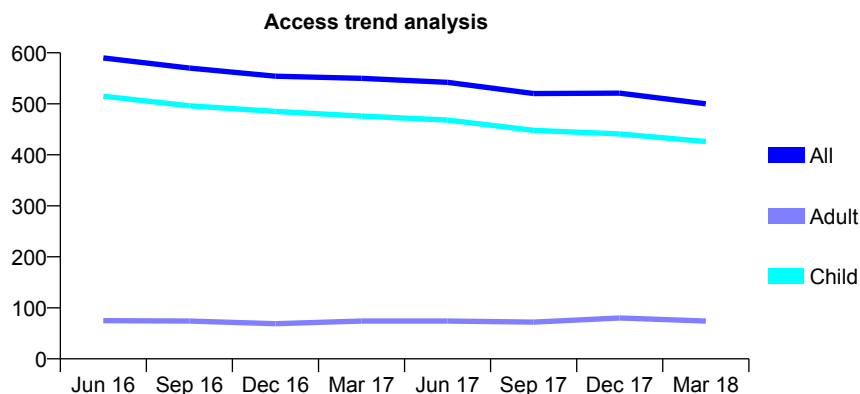
Q69 - Vital Signs At a Glance Contract Report for 920738/0002 - March 2018

Name or company name	MR A KOTHARI
Contract type name	GDS Contract
Purpose of contract	General
Contract start date	01/04/2006
Contract end date	

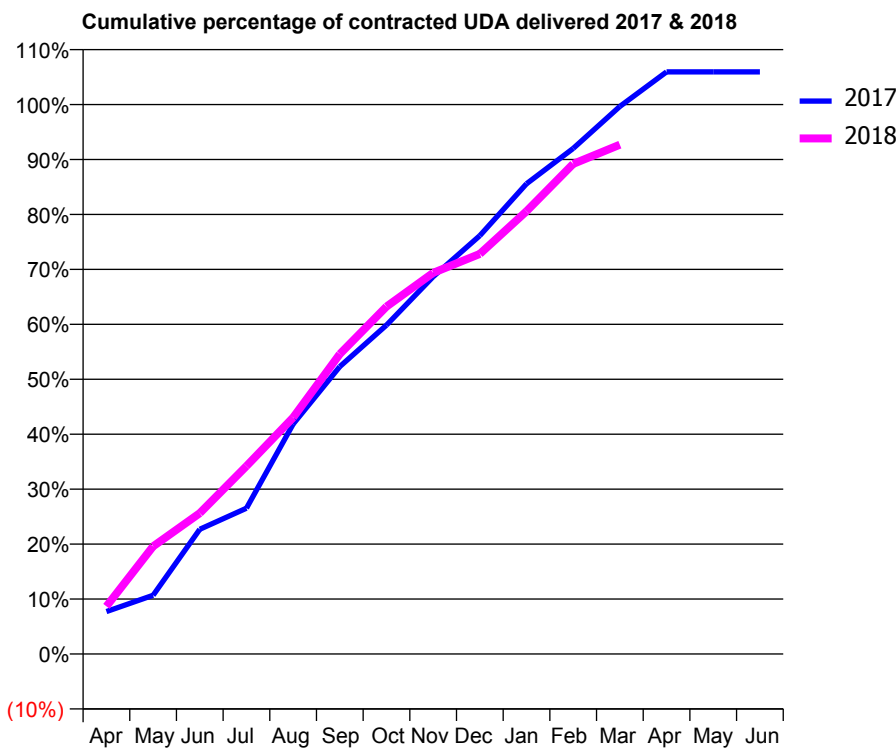
17/18 Contracted general activity (UDA)	945
Carry forward general activity (UDA)	-18
17/18 Contracted orthodontic activity (UOA)	0
Carry forward orthodontic activity (UOA)	0
Baseline contract value	£22,550.34

ACCESS*

Patients seen in 24 months	Total	Change since previous quarter
Quarter ending March 2017	550	
Quarter ending June 2017	542	↓
Quarter ending September 2017	520	↓
Quarter ending December 2017	521	→
Quarter ending March 2018	500	↓
Variance since March 2017	(9.1%)	↓



ACTIVITY



Month	Adjusted Scheduled Activity (UDA)	
	2017	2018
April	73	82
May	101	185
June	215	242
July	251	323
August	395	407
September	494	516
October	566	598
November	649	656
December	720	688
January	809	761
February	869	843
March	942	876
April	1,001	
May	1,001	
June	1,001	

QUALITY

	Quantity	Base Number	Contract	AT	Region	England
% of FP17s for the same patient ID Re-attending within 3 months - Children	51	707	7.2%	11.5%	11.5%	11.9%
% of FP17s for the same patient ID Re-attending within 3 months - Adults	0	35	0.0%	15.2%	15.9%	16.0%
% of FP17s for the same patient ID Re-attending between 3 & 9 months - Children	475	707	67.2%	57.8%	60.6%	58.3%
% of FP17s for the same patient ID Re-attending between 3 & 9 months - Adults	21	35	60.0%	48.0%	51.6%	50.3%
% of FP17s for Band 1 Urgent Courses	17	689	2.5%	9.8%	9.5%	9.1%
% of FP17s Relating to Free Repair or Replacements	0	689	0.0%	0.7%	0.7%	0.8%
% of FP17s Relating to Continuations	0	689	0.0%	0.8%	1.0%	1.0%
% of Patients satisfied with the dentistry they have received	0	0	N/A	93.6%	92.0%	91.5%
% of Patients satisfied with the time they had to wait for an appointment	0	0	N/A	89.3%	88.1%	87.9%

* This is based on patients treated on this contract for their most recent course of treatment. Figures in italics indicate the base number of FP17s or Patient Questionnaire responses are less than 100. N/A is shown where the base number of responses is less than 10 during the period. % is calculated as Quantity/Base number*100

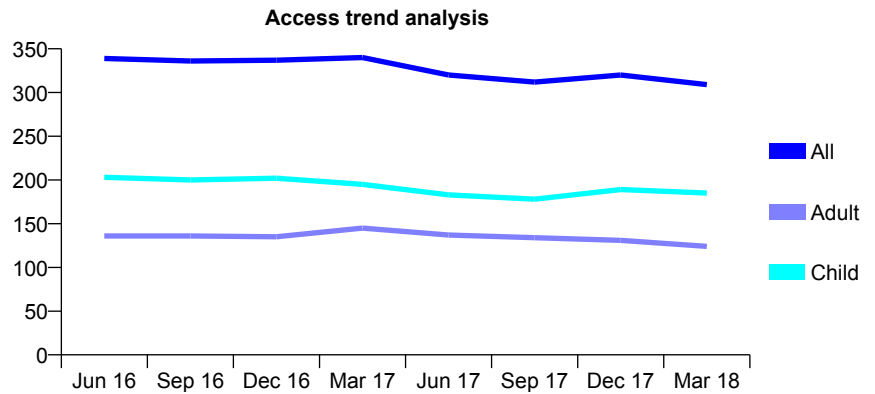
Q69 - Vital Signs At a Glance Contract Report for 921270/0001 - March 2018

Name or company name	MR MN GOSZTONYI
Contract type name	GDS Contract
Purpose of contract	General
Contract start date	01/04/2006
Contract end date	

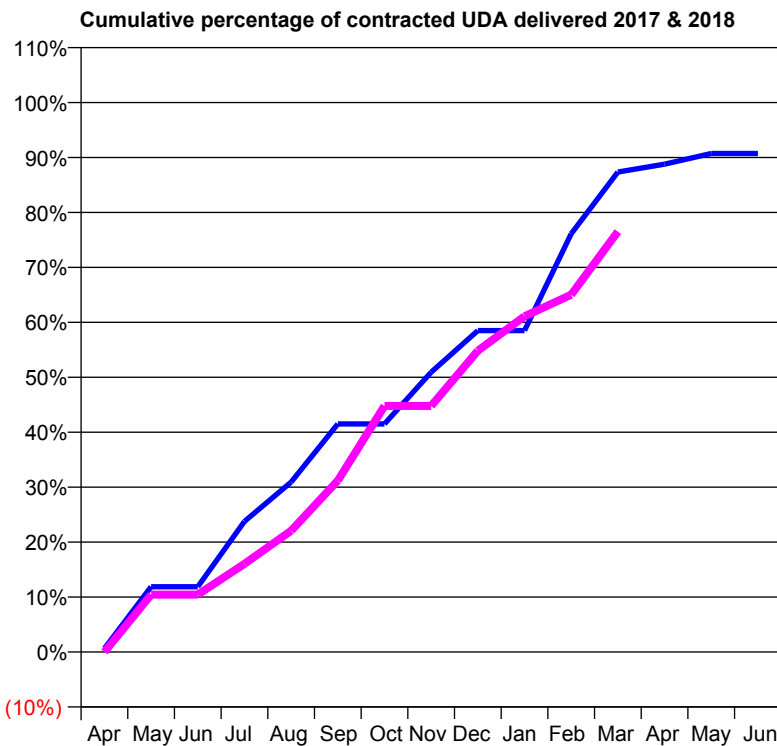
17/18 Contracted general activity (UDA)	766
Carry forward general activity (UDA)	0
17/18 Contracted orthodontic activity (UOA)	0
Carry forward orthodontic activity (UOA)	0
Baseline contract value	£17,210.93

ACCESS*

Patients seen in 24 months	Total	Change since previous quarter
Quarter ending March 2017	340	
Quarter ending June 2017	320	↓
Quarter ending September 2017	312	↓
Quarter ending December 2017	320	↑
Quarter ending March 2018	309	↓
Variance since March 2017	(9.1%)	↓



ACTIVITY



Month	Adjusted Scheduled Activity (UDA)	
	2017	2018
April	5	0
May	91	80
June	91	80
July	182	123
August	237	169
September	318	239
October	318	343
November	390	343
December	448	420
January	448	468
February	583	498
March	669	586
April	680	
May	695	
June	695	

QUALITY

	Quantity	Base Number	Contract	AT	Region	England
% of FP17s for the same patient ID Re-attending within 3 months - Children	20	317	6.3%	11.5%	11.5%	11.9%
% of FP17s for the same patient ID Re-attending within 3 months - Adults	2	132	1.5%	15.2%	15.9%	16.0%
% of FP17s for the same patient ID Re-attending between 3 & 9 months - Children	215	317	67.8%	57.8%	60.6%	58.3%
% of FP17s for the same patient ID Re-attending between 3 & 9 months - Adults	86	132	65.2%	48.0%	51.6%	50.3%
% of FP17s for Band 1 Urgent Courses	0	433	0.0%	9.8%	9.5%	9.1%
% of FP17s Relating to Free Repair or Replacements	0	433	0.0%	0.7%	0.7%	0.8%
% of FP17s Relating to Continuations	7	433	1.6%	0.8%	1.0%	1.0%
% of Patients satisfied with the dentistry they have received	0	0	N/A	93.6%	92.0%	91.5%
% of Patients satisfied with the time they had to wait for an appointment	0	0	N/A	89.3%	88.1%	87.9%

* This is based on patients treated on this contract for their most recent course of treatment. Figures in italics indicate the base number of FP17s or Patient Questionnaire responses are less than 100. N/A is shown where the base number of responses is less than 10 during the period. % is calculated as Quantity/Base number*100

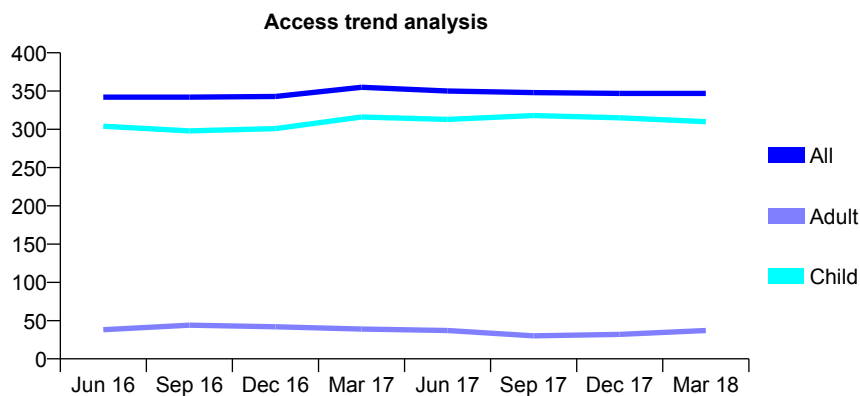
Q69 - Vital Signs At a Glance Contract Report for 924865/0003 - March 2018

Name or company name	Owlsmoor Dental Surgery
Contract type name	GDS Contract
Purpose of contract	General
Contract start date	28/05/2013
Contract end date	

17/18 Contracted general activity (UDA)	675
Carry forward general activity (UDA)	-13
17/18 Contracted orthodontic activity (UOA)	0
Carry forward orthodontic activity (UOA)	0
Baseline contract value	£17,919.24

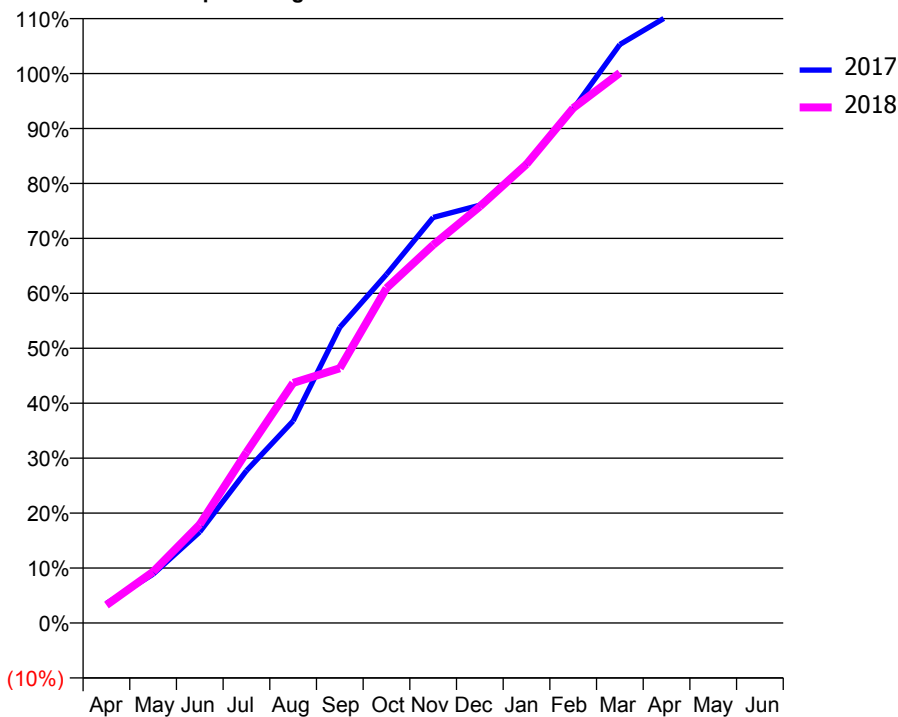
ACCESS*

Patients seen in 24 months	Total	Change since previous quarter
Quarter ending March 2017	355	
Quarter ending June 2017	350	↓
Quarter ending September 2017	348	→
Quarter ending December 2017	347	→
Quarter ending March 2018	347	→
Variance since March 2017	(2.3%)	↓



ACTIVITY

Cumulative percentage of contracted UDA delivered 2017 & 2018



Month	Adjusted Scheduled Activity (UDA)	
	2017	2018
April	24	22
May	60	63
June	112	121
July	187	210
August	248	295
September	363	313
October	428	411
November	498	464
December	513	512
January	564	564
February	631	633
March	711	676
April	745	
May	746	
June	746	

QUALITY

	Quantity	Base Number	Contract	AT	Region	England
% of FP17s for the same patient ID Re-attending within 3 months - Children	46	467	9.9%	11.5%	11.5%	11.9%
% of FP17s for the same patient ID Re-attending within 3 months - Adults	1	19	5.3%	15.2%	15.9%	16.0%
% of FP17s for the same patient ID Re-attending between 3 & 9 months - Children	273	467	58.5%	57.8%	60.6%	58.3%
% of FP17s for the same patient ID Re-attending between 3 & 9 months - Adults	14	19	73.7%	48.0%	51.6%	50.3%
% of FP17s for Band 1 Urgent Courses	9	463	1.9%	9.8%	9.5%	9.1%
% of FP17s Relating to Free Repair or Replacements	3	463	0.6%	0.7%	0.7%	0.8%
% of FP17s Relating to Continuations	8	463	1.7%	0.8%	1.0%	1.0%
% of Patients satisfied with the dentistry they have received	0	0	N/A	93.6%	92.0%	91.5%
% of Patients satisfied with the time they had to wait for an appointment	0	0	N/A	89.3%	88.1%	87.9%

* This is based on patients treated on this contract for their most recent course of treatment. Figures in italics indicate the base number of FP17s or Patient Questionnaire responses are less than 100. N/A is shown where the base number of responses is less than 10 during the period. % is calculated as Quantity/Base number*100

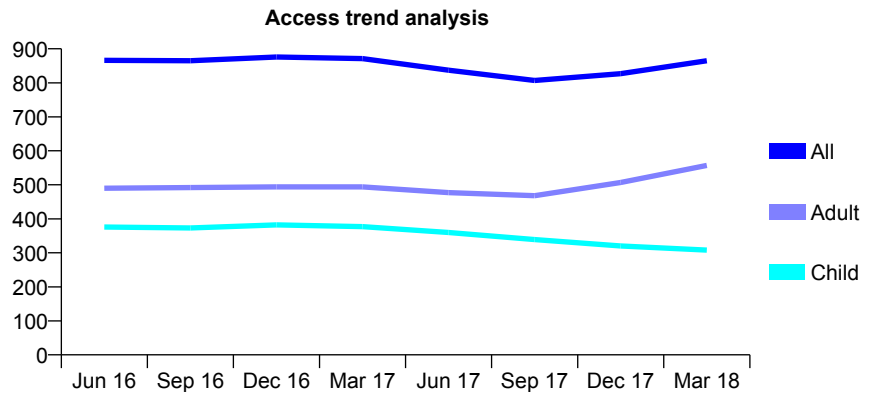
Q69 - Vital Signs At a Glance Contract Report for 925446/0001 - March 2018

Name or company name	310 Dental Care
Contract type name	GDS Contract
Purpose of contract	General
Contract start date	01/04/2009
Contract end date	

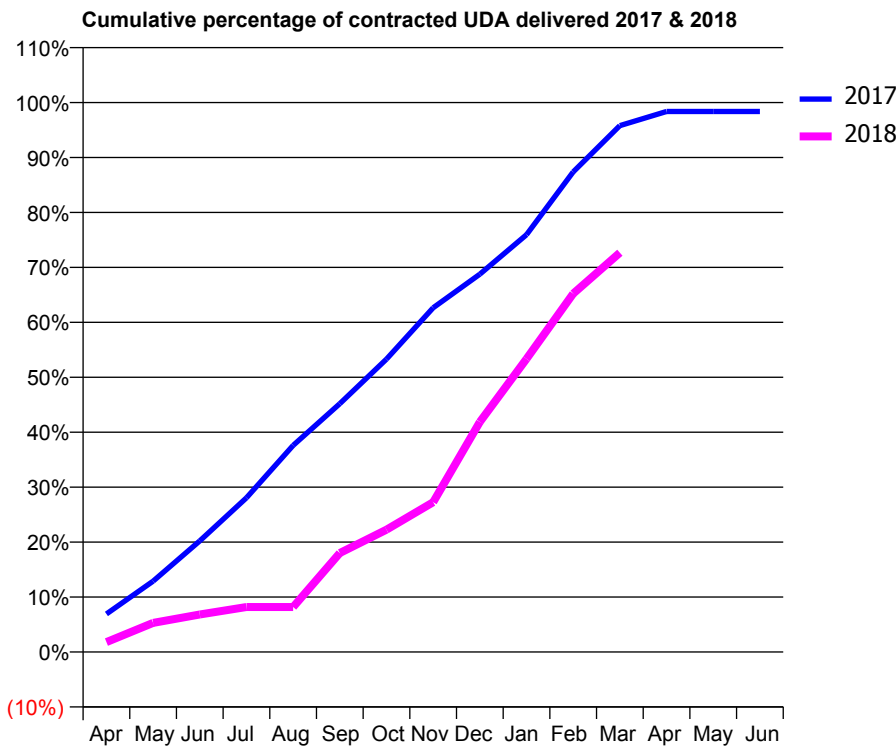
17/18 Contracted general activity (UDA)	2,734
Carry forward general activity (UDA)	47
17/18 Contracted orthodontic activity (UOA)	0
Carry forward orthodontic activity (UOA)	0
Baseline contract value	£65,366.99

ACCESS*

Patients seen in 24 months	Total	Change since previous quarter
Quarter ending March 2017	871	
Quarter ending June 2017	837	↓
Quarter ending September 2017	807	↓
Quarter ending December 2017	827	↑
Quarter ending March 2018	865	↑
Variance since March 2017	(0.7%)	→



ACTIVITY



Month	Adjusted Scheduled Activity (UDA)	
	2017	2018
April	197	49
May	367	145
June	575	187
July	798	224
August	1,069	224
September	1,285	492
October	1,516	609
November	1,781	745
December	1,955	1,145
January	2,159	1,459
February	2,484	1,783
March	2,724	1,987
April	2,796	
May	2,796	
June	2,796	

QUALITY

	Quantity	Base Number	Contract	AT	Region	England
% of FP17s for the same patient ID Re-attending within 3 months - Children	59	398	14.8%	11.5%	11.5%	11.9%
% of FP17s for the same patient ID Re-attending within 3 months - Adults	55	493	11.2%	15.2%	15.9%	16.0%
% of FP17s for the same patient ID Re-attending between 3 & 9 months - Children	154	398	38.7%	57.8%	60.6%	58.3%
% of FP17s for the same patient ID Re-attending between 3 & 9 months - Adults	171	493	34.7%	48.0%	51.6%	50.3%
% of FP17s for Band 1 Urgent Courses	65	856	7.6%	9.8%	9.5%	9.1%
% of FP17s Relating to Free Repair or Replacements	1	856	0.1%	0.7%	0.7%	0.8%
% of FP17s Relating to Continuations	0	856	0.0%	0.8%	1.0%	1.0%
% of Patients satisfied with the dentistry they have received	1	1	N/A	93.6%	92.0%	91.5%
% of Patients satisfied with the time they had to wait for an appointment	1	1	N/A	89.3%	88.1%	87.9%

* This is based on patients treated on this contract for their most recent course of treatment. Figures in italics indicate the base number of FP17s or Patient Questionnaire responses are less than 100. N/A is shown where the base number of responses is less than 10 during the period. % is calculated as Quantity/Base number*100

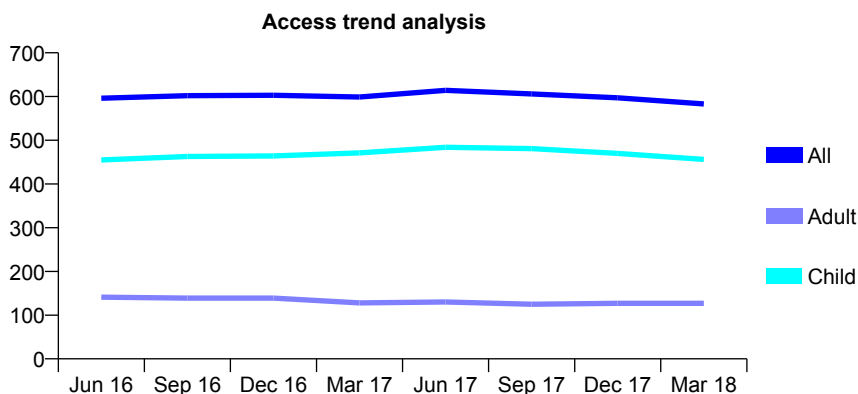
Q69 - Vital Signs At a Glance Contract Report for 926361/0001 - March 2018

Name or company name	DR F TALHI
Contract type name	GDS Contract
Purpose of contract	General
Contract start date	01/04/2006
Contract end date	

17/18 Contracted general activity (UDA)	1,000
Carry forward general activity (UDA)	-20
17/18 Contracted orthodontic activity (UOA)	0
Carry forward orthodontic activity (UOA)	0
Baseline contract value	£23,635.97

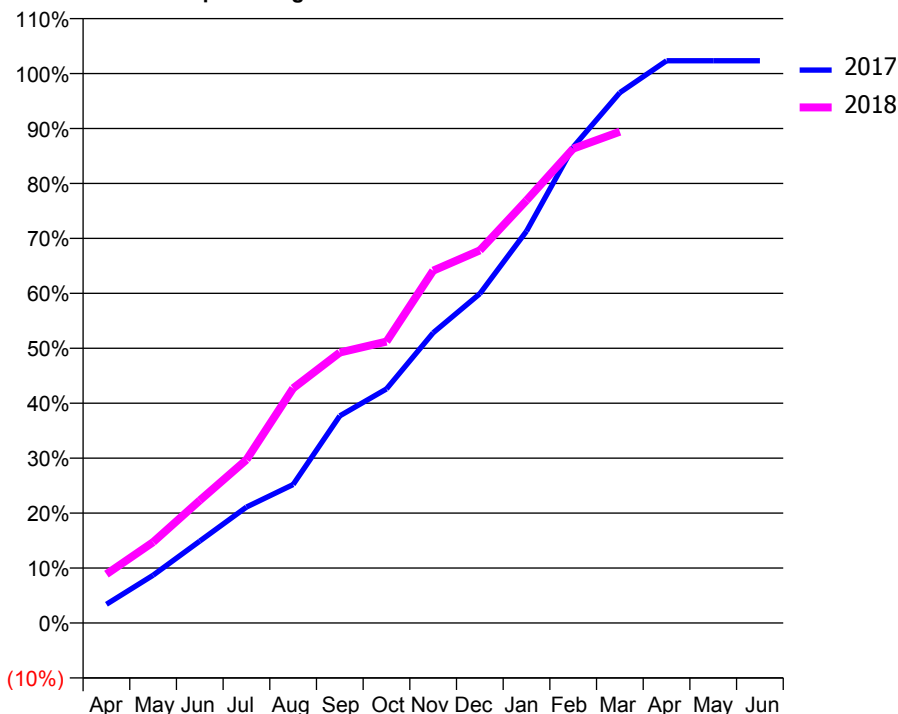
ACCESS*

Patients seen in 24 months	Total	Change since previous quarter
Quarter ending March 2017	599	
Quarter ending June 2017	614	↑
Quarter ending September 2017	606	↓
Quarter ending December 2017	597	↓
Quarter ending March 2018	583	↓
Variance since March 2017	(2.7%)	↓



ACTIVITY

Cumulative percentage of contracted UDA delivered 2017 & 2018



Month	Adjusted Scheduled Activity (UDA)	
	2017	2018
April	34	89
May	87	147
June	149	223
July	211	297
August	252	427
September	377	492
October	426	512
November	528	641
December	599	678
January	713	769
February	866	863
March	965	894
April	1,023	
May	1,023	
June	1,023	

QUALITY

	Quantity	Base Number	Contract	AT	Region	England
% of FP17s for the same patient ID Re-attending within 3 months - Children	22	551	4.0%	11.5%	11.5%	11.9%
% of FP17s for the same patient ID Re-attending within 3 months - Adults	9	110	8.2%	15.2%	15.9%	16.0%
% of FP17s for the same patient ID Re-attending between 3 & 9 months - Children	331	551	60.1%	57.8%	60.6%	58.3%
% of FP17s for the same patient ID Re-attending between 3 & 9 months - Adults	55	110	50.0%	48.0%	51.6%	50.3%
% of FP17s for Band 1 Urgent Courses	1	646	0.2%	9.8%	9.5%	9.1%
% of FP17s Relating to Free Repair or Replacements	0	646	0.0%	0.7%	0.7%	0.8%
% of FP17s Relating to Continuations	4	646	0.6%	0.8%	1.0%	1.0%
% of Patients satisfied with the dentistry they have received	1	1	N/A	93.6%	92.0%	91.5%
% of Patients satisfied with the time they had to wait for an appointment	1	1	N/A	89.3%	88.1%	87.9%

* This is based on patients treated on this contract for their most recent course of treatment. Figures in italics indicate the base number of FP17s or Patient Questionnaire responses are less than 100. N/A is shown where the base number of responses is less than 10 during the period. % is calculated as Quantity/Base number*100

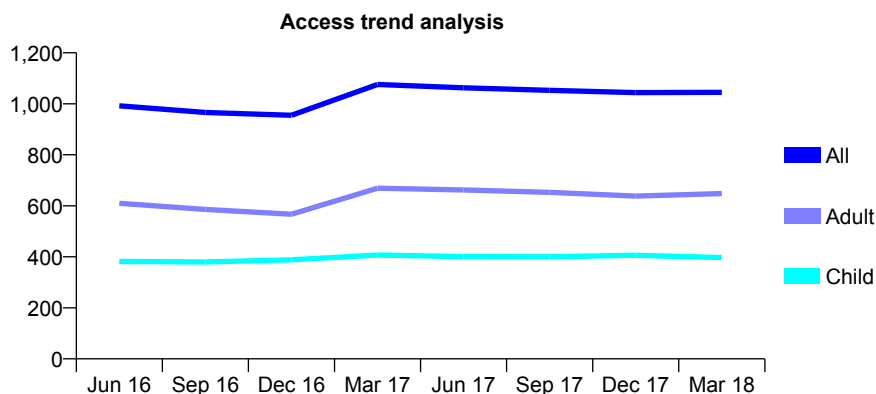
Q69 - Vital Signs At a Glance Contract Report for 930997/0002 - March 2018

Name or company name	MR PF MITCHELL
Contract type name	GDS Contract
Purpose of contract	General
Contract start date	11/05/2012
Contract end date	

17/18 Contracted general activity (UDA)	1,914
Carry forward general activity (UDA)	17
17/18 Contracted orthodontic activity (UOA)	0
Carry forward orthodontic activity (UOA)	0
Baseline contract value	£45,405.85

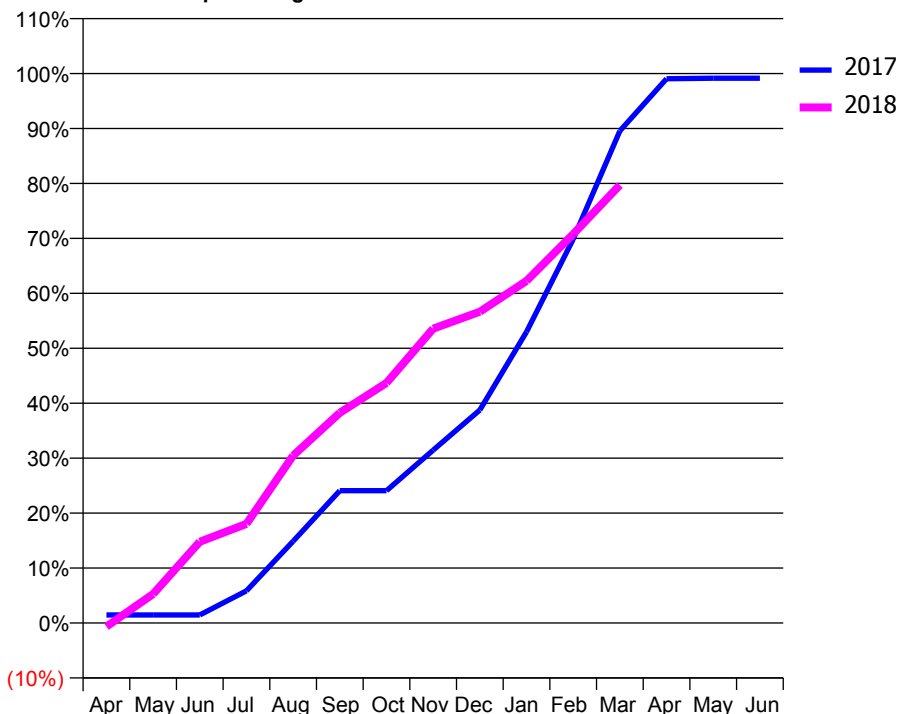
ACCESS*

Patients seen in 24 months	Total	Change since previous quarter
Quarter ending March 2017	1,076	
Quarter ending June 2017	1,063	↓
Quarter ending September 2017	1,053	→
Quarter ending December 2017	1,044	→
Quarter ending March 2018	1,045	→
Variance since March 2017	(2.9%)	↓



ACTIVITY

Cumulative percentage of contracted UDA delivered 2017 & 2018



Month	Adjusted Scheduled Activity (UDA)	
	2017	2018
April	28	-13
May	28	101
June	28	283
July	112	345
August	285	583
September	461	732
October	461	836
November	602	1,025
December	742	1,084
January	1,014	1,191
February	1,337	1,354
March	1,714	1,526
April	1,896	
May	1,898	
June	1,898	

QUALITY

	Quantity	Base Number	Contract	AT	Region	England
% of FP17s for the same patient ID Re-attending within 3 months - Children	15	463	3.2%	11.5%	11.5%	11.9%
% of FP17s for the same patient ID Re-attending within 3 months - Adults	35	523	6.7%	15.2%	15.9%	16.0%
% of FP17s for the same patient ID Re-attending between 3 & 9 months - Children	209	463	45.1%	57.8%	60.6%	58.3%
% of FP17s for the same patient ID Re-attending between 3 & 9 months - Adults	190	523	36.3%	48.0%	51.6%	50.3%
% of FP17s for Band 1 Urgent Courses	3	898	0.3%	9.8%	9.5%	9.1%
% of FP17s Relating to Free Repair or Replacements	0	898	0.0%	0.7%	0.7%	0.8%
% of FP17s Relating to Continuations	0	898	0.0%	0.8%	1.0%	1.0%
% of Patients satisfied with the dentistry they have received	0	0	N/A	93.6%	92.0%	91.5%
% of Patients satisfied with the time they had to wait for an appointment	0	0	N/A	89.3%	88.1%	87.9%

* This is based on patients treated on this contract for their most recent course of treatment. Figures in italics indicate the base number of FP17s or Patient Questionnaire responses are less than 100. N/A is shown where the base number of responses is less than 10 during the period. % is calculated as Quantity/Base number*100

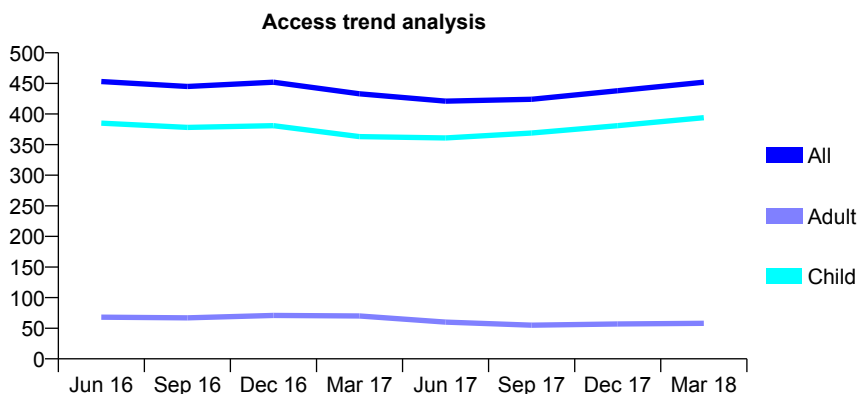
Q69 - Vital Signs At a Glance Contract Report for 939374/0001 - March 2018

Name or company name	MR MS PATEL
Contract type name	GDS Contract
Purpose of contract	General
Contract start date	01/04/2006
Contract end date	

17/18 Contracted general activity (UDA)	989
Carry forward general activity (UDA)	-18
17/18 Contracted orthodontic activity (UOA)	0
Carry forward orthodontic activity (UOA)	0
Baseline contract value	£23,965.51

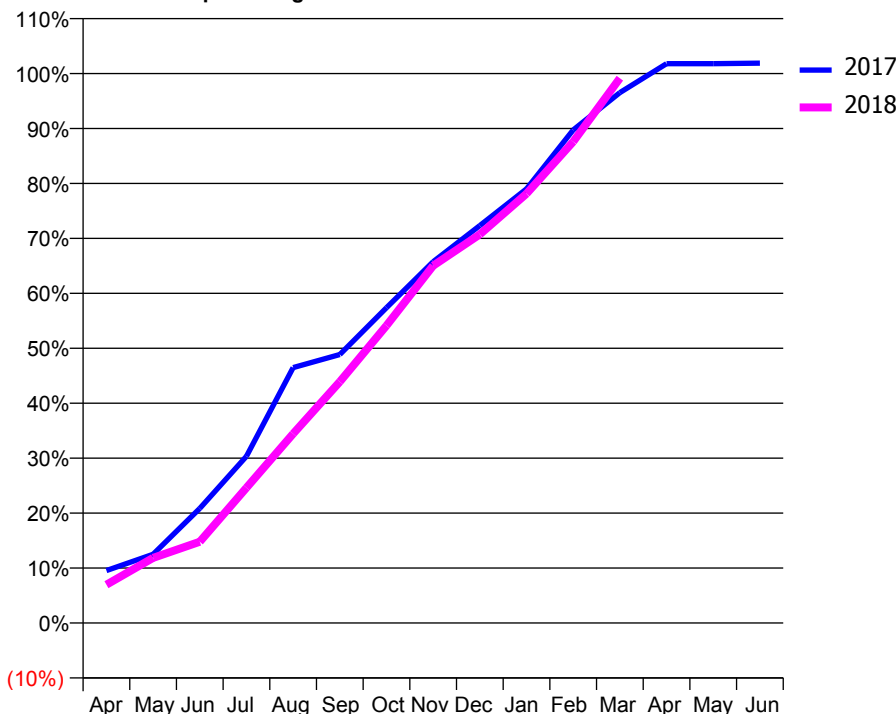
ACCESS*

Patients seen in 24 months	Total	Change since previous quarter
Quarter ending March 2017	433	
Quarter ending June 2017	421	↓
Quarter ending September 2017	424	→
Quarter ending December 2017	438	↑
Quarter ending March 2018	452	↑
Variance since March 2017	4.4%	↑



ACTIVITY

Cumulative percentage of contracted UDA delivered 2017 & 2018



Adjusted Scheduled Activity (UDA)

Month	2017	2018
April	94	69
May	124	117
June	206	146
July	300	243
August	460	341
September	483	434
October	567	535
November	650	643
December	715	700
January	781	773
February	887	866
March	955	981
April	1,007	
May	1,007	
June	1,008	

QUALITY

	Quantity	Base Number	Contract	AT	Region	England
% of FP17s for the same patient ID Re-attending within 3 months - Children	36	504	7.1%	11.5%	11.5%	11.9%
% of FP17s for the same patient ID Re-attending within 3 months - Adults	2	30	6.7%	15.2%	15.9%	16.0%
% of FP17s for the same patient ID Re-attending between 3 & 9 months - Children	252	504	50.0%	57.8%	60.6%	58.3%
% of FP17s for the same patient ID Re-attending between 3 & 9 months - Adults	18	30	60.0%	48.0%	51.6%	50.3%
% of FP17s for Band 1 Urgent Courses	18	519	3.5%	9.8%	9.5%	9.1%
% of FP17s Relating to Free Repair or Replacements	0	519	0.0%	0.7%	0.7%	0.8%
% of FP17s Relating to Continuations	0	519	0.0%	0.8%	1.0%	1.0%
% of Patients satisfied with the dentistry they have received	1	1	N/A	93.6%	92.0%	91.5%
% of Patients satisfied with the time they had to wait for an appointment	1	1	N/A	89.3%	88.1%	87.9%

* This is based on patients treated on this contract for their most recent course of treatment. Figures in italics indicate the base number of FP17s or Patient Questionnaire responses are less than 100. N/A is shown where the base number of responses is less than 10 during the period. % is calculated as Quantity/Base number*100

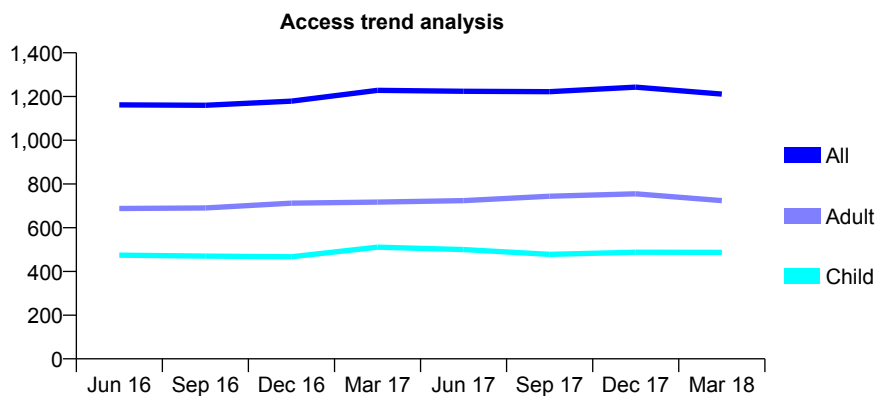
Q69 - Vital Signs At a Glance Contract Report for 946818/0002 - March 2018

Name or company name	MR S NAJAFI
Contract type name	GDS Contract
Purpose of contract	General
Contract start date	01/04/2006
Contract end date	

17/18 Contracted general activity (UDA)	3,330
Carry forward general activity (UDA)	14
17/18 Contracted orthodontic activity (UOA)	0
Carry forward orthodontic activity (UOA)	0
Baseline contract value	£80,339.39

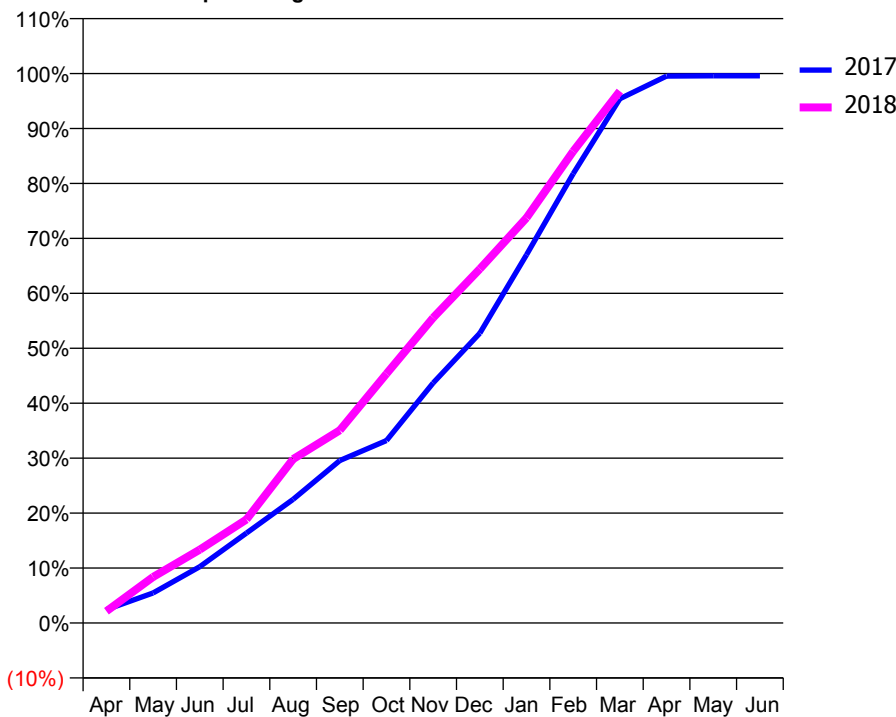
ACCESS*

Patients seen in 24 months	Total	Change since previous quarter
Quarter ending March 2017	1,228	
Quarter ending June 2017	1,224	→
Quarter ending September 2017	1,222	→
Quarter ending December 2017	1,243	→
Quarter ending March 2018	1,211	↓
Variance since March 2017	(1.4%)	↓



ACTIVITY

Cumulative percentage of contracted UDA delivered 2017 & 2018



Month	Adjusted Scheduled Activity (UDA)	
	2017	2018
April	81	71
May	183	279
June	342	445
July	545	628
August	750	993
September	985	1,168
October	1,106	1,511
November	1,455	1,850
December	1,756	2,146
January	2,231	2,456
February	2,723	2,859
March	3,177	3,223
April	3,314	
May	3,316	
June	3,316	

QUALITY

	Quantity	Base Number	Contract	AT	Region	England
% of FP17s for the same patient ID Re-attending within 3 months - Children	145	934	15.5%	11.5%	11.5%	11.9%
% of FP17s for the same patient ID Re-attending within 3 months - Adults	75	832	9.0%	15.2%	15.9%	16.0%
% of FP17s for the same patient ID Re-attending between 3 & 9 months - Children	557	934	59.6%	57.8%	60.6%	58.3%
% of FP17s for the same patient ID Re-attending between 3 & 9 months - Adults	516	832	62.0%	48.0%	51.6%	50.3%
% of FP17s for Band 1 Urgent Courses	46	1,710	2.7%	9.8%	9.5%	9.1%
% of FP17s Relating to Free Repair or Replacements	5	1,710	0.3%	0.7%	0.7%	0.8%
% of FP17s Relating to Continuations	1	1,710	0.1%	0.8%	1.0%	1.0%
% of Patients satisfied with the dentistry they have received	1	1	N/A	93.6%	92.0%	91.5%
% of Patients satisfied with the time they had to wait for an appointment	1	1	N/A	89.3%	88.1%	87.9%

* This is based on patients treated on this contract for their most recent course of treatment. Figures in italics indicate the base number of FP17s or Patient Questionnaire responses are less than 100. N/A is shown where the base number of responses is less than 10 during the period. % is calculated as Quantity/Base number*100

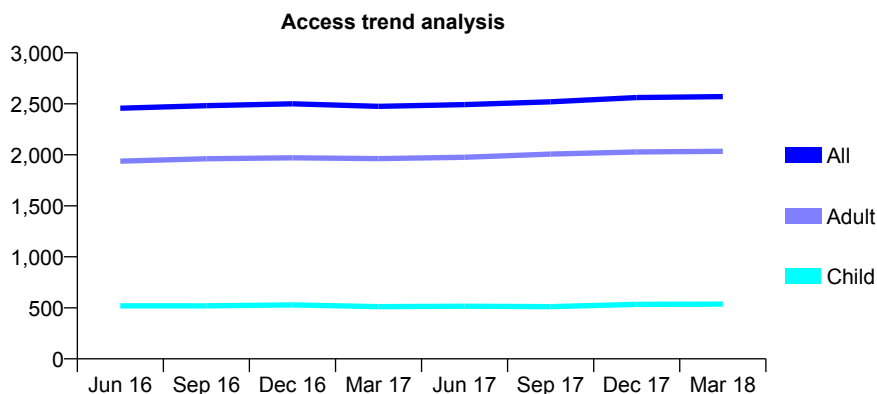
Q69 - Vital Signs At a Glance Contract Report for 947504/0001 - March 2018

Name or company name	MISS C RADOS
Contract type name	GDS Contract
Purpose of contract	General
Contract start date	01/04/2014
Contract end date	

17/18 Contracted general activity (UDA)	6,996
Carry forward general activity (UDA)	0
17/18 Contracted orthodontic activity (UOA)	0
Carry forward orthodontic activity (UOA)	0
Baseline contract value	£177,431.24

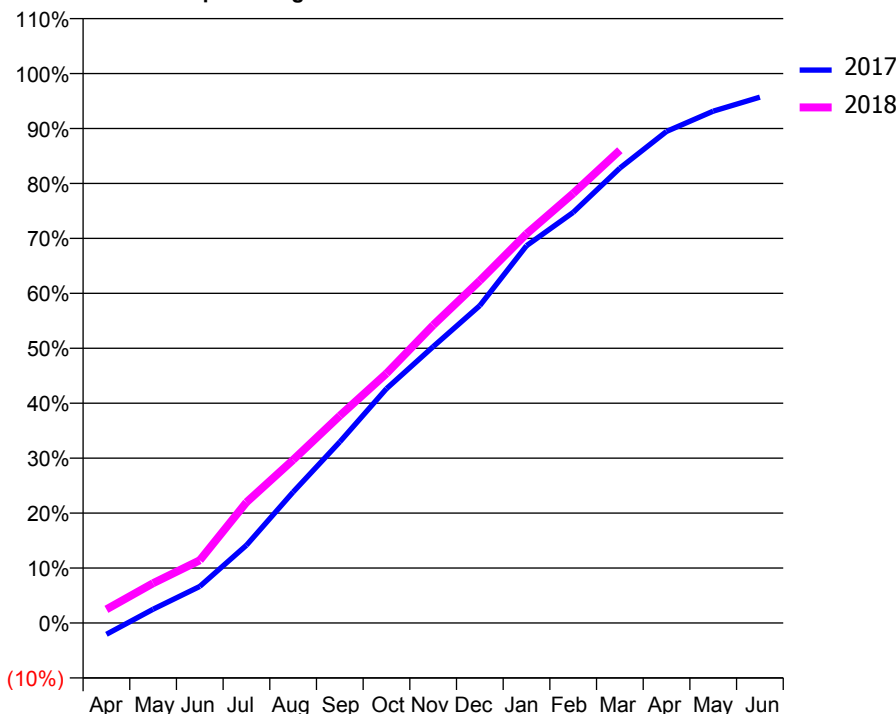
ACCESS*

Patients seen in 24 months	Total	Change since previous quarter
Quarter ending March 2017	2,475	
Quarter ending June 2017	2,492	→
Quarter ending September 2017	2,519	→
Quarter ending December 2017	2,562	→
Quarter ending March 2018	2,571	→
Variance since March 2017	3.9%	↑



ACTIVITY

Cumulative percentage of contracted UDA delivered 2017 & 2018



Month	Adjusted Scheduled Activity (UDA)	
	2017	2018
April	-152	174
May	184	507
June	490	799
July	1,040	1,538
August	1,752	2,077
September	2,422	2,639
October	3,132	3,177
November	3,695	3,791
December	4,244	4,359
January	5,044	4,955
February	5,490	5,469
March	6,081	6,018
April	6,571	
May	6,842	
June	7,030	

QUALITY

	Quantity	Base Number	Contract	AT	Region	England
% of FP17s for the same patient ID Re-attending within 3 months - Children	86	950	9.1%	11.5%	11.5%	11.9%
% of FP17s for the same patient ID Re-attending within 3 months - Adults	428	3,045	14.1%	15.2%	15.9%	16.0%
% of FP17s for the same patient ID Re-attending between 3 & 9 months - Children	619	950	65.2%	57.8%	60.6%	58.3%
% of FP17s for the same patient ID Re-attending between 3 & 9 months - Adults	1,816	3,045	59.6%	48.0%	51.6%	50.3%
% of FP17s for Band 1 Urgent Courses	412	3,649	11.3%	9.8%	9.5%	9.1%
% of FP17s Relating to Free Repair or Replacements	5	3,649	0.1%	0.7%	0.7%	0.8%
% of FP17s Relating to Continuations	21	3,649	0.6%	0.8%	1.0%	1.0%
% of Patients satisfied with the dentistry they have received	3	3	N/A	93.6%	92.0%	91.5%
% of Patients satisfied with the time they had to wait for an appointment	2	3	N/A	89.3%	88.1%	87.9%

* This is based on patients treated on this contract for their most recent course of treatment. Figures in italics indicate the base number of FP17s or Patient Questionnaire responses are less than 100. N/A is shown where the base number of responses is less than 10 during the period. % is calculated as Quantity/Base number*100

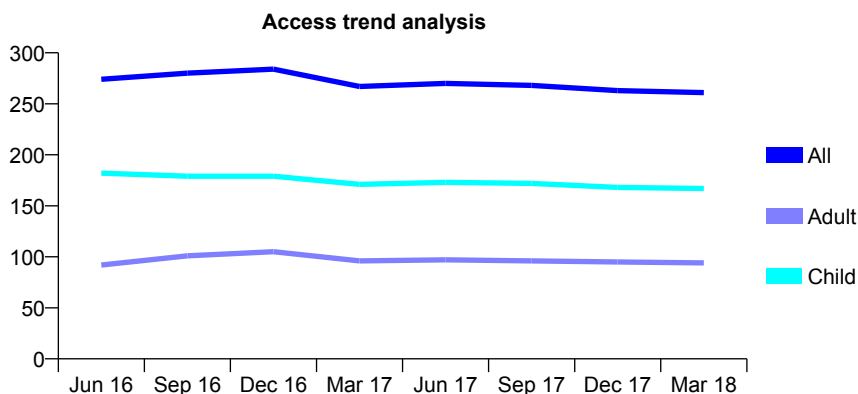
Q69 - Vital Signs At a Glance Contract Report for 950122/0001 - March 2018

Name or company name	MR EH MIDDLETON
Contract type name	GDS Contract
Purpose of contract	General
Contract start date	01/04/2006
Contract end date	

17/18 Contracted general activity (UDA)	716
Carry forward general activity (UDA)	-8
17/18 Contracted orthodontic activity (UOA)	0
Carry forward orthodontic activity (UOA)	0
Baseline contract value	£18,969.67

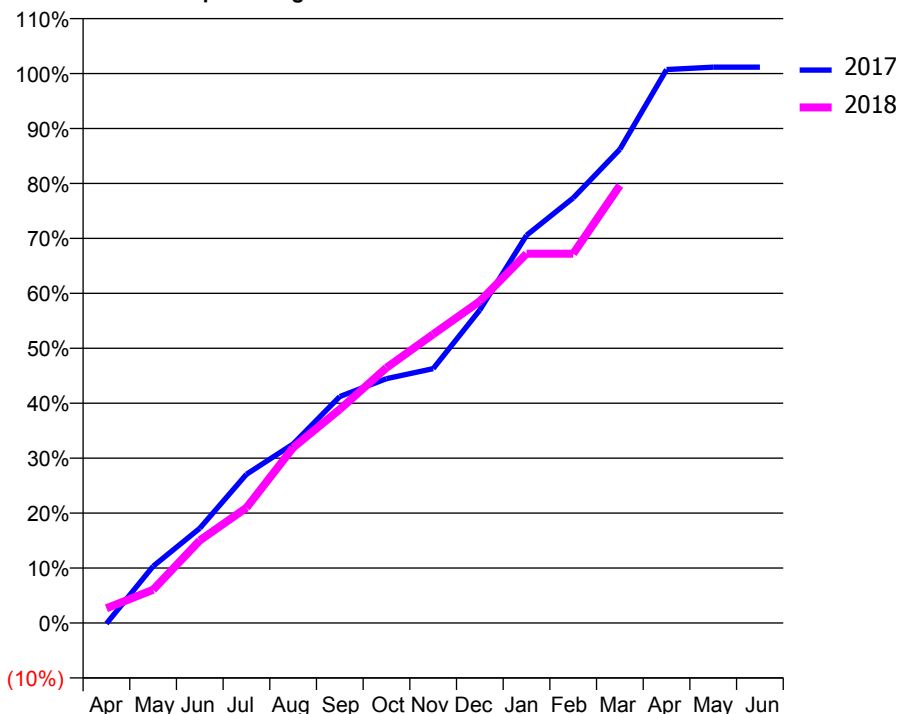
ACCESS*

Patients seen in 24 months	Total	Change since previous quarter
Quarter ending March 2017	267	
Quarter ending June 2017	270	→
Quarter ending September 2017	268	→
Quarter ending December 2017	263	↓
Quarter ending March 2018	261	→
Variance since March 2017	(2.2%)	↓



ACTIVITY

Cumulative percentage of contracted UDA delivered 2017 & 2018



Month	Adjusted Scheduled Activity (UDA)	
	2017	2018
April	-1	19
May	74	43
June	123	108
July	194	150
August	233	229
September	295	278
October	318	333
November	331	376
December	408	419
January	505	481
February	554	481
March	617	570
April	721	
May	724	
June	724	

QUALITY

	Quantity	Base Number	Contract	AT	Region	England
% of FP17s for the same patient ID Re-attending within 3 months - Children	23	205	11.2%	11.5%	11.5%	11.9%
% of FP17s for the same patient ID Re-attending within 3 months - Adults	43	119	36.1%	15.2%	15.9%	16.0%
% of FP17s for the same patient ID Re-attending between 3 & 9 months - Children	103	205	50.2%	57.8%	60.6%	58.3%
% of FP17s for the same patient ID Re-attending between 3 & 9 months - Adults	35	119	29.4%	48.0%	51.6%	50.3%
% of FP17s for Band 1 Urgent Courses	35	281	12.5%	9.8%	9.5%	9.1%
% of FP17s Relating to Free Repair or Replacements	0	281	0.0%	0.7%	0.7%	0.8%
% of FP17s Relating to Continuations	0	281	0.0%	0.8%	1.0%	1.0%
% of Patients satisfied with the dentistry they have received	0	0	N/A	93.6%	92.0%	91.5%
% of Patients satisfied with the time they had to wait for an appointment	0	0	N/A	89.3%	88.1%	87.9%

* This is based on patients treated on this contract for their most recent course of treatment. Figures in italics indicate the base number of FP17s or Patient Questionnaire responses are less than 100. N/A is shown where the base number of responses is less than 10 during the period. % is calculated as Quantity/Base number*100

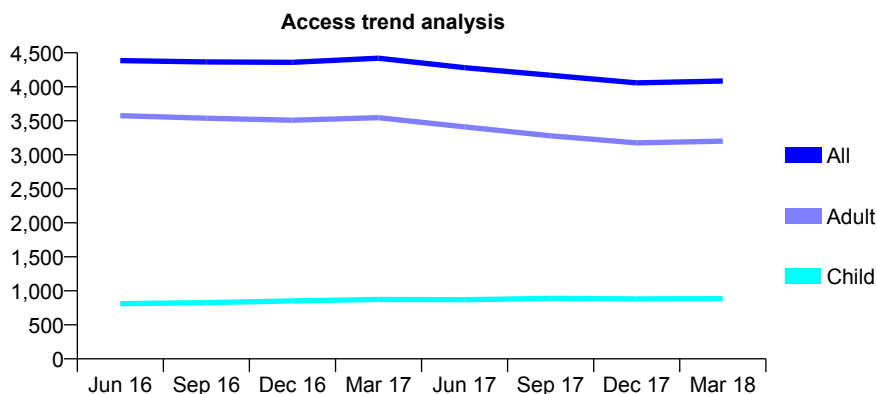
Q69 - Vital Signs At a Glance Contract Report for 959766/0001 - March 2018

Name or company name	MR S SABBAGHI-SARABI
Contract type name	GDS Contract
Purpose of contract	General
Contract start date	01/04/2006
Contract end date	

17/18 Contracted general activity (UDA)	11,188
Carry forward general activity (UDA)	0
17/18 Contracted orthodontic activity (UOA)	0
Carry forward orthodontic activity (UOA)	0
Baseline contract value	£273,508.61

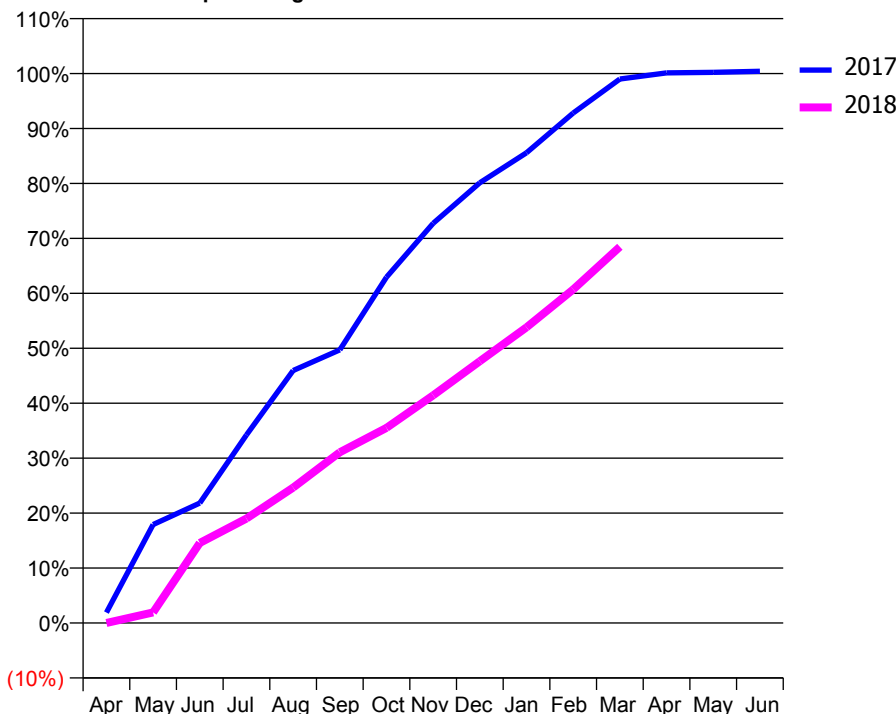
ACCESS*

Patients seen in 24 months	Total	Change since previous quarter
Quarter ending March 2017	4,420	
Quarter ending June 2017	4,281	↓
Quarter ending September 2017	4,169	↓
Quarter ending December 2017	4,057	↓
Quarter ending March 2018	4,085	→
Variance since March 2017	(7.6%)	↓



ACTIVITY

Cumulative percentage of contracted UDA delivered 2017 & 2018



Month	Adjusted Scheduled Activity (UDA)	
	2017	2018
April	234	0
May	2,205	217
June	2,687	1,631
July	4,212	2,126
August	5,655	2,757
September	6,119	3,477
October	7,747	3,973
November	8,954	4,636
December	9,861	5,331
January	10,533	6,019
February	11,422	6,792
March	12,185	7,660
April	12,322	
May	12,335	
June	12,358	

QUALITY

	Quantity	Base Number	Contract	AT	Region	England
% of FP17s for the same patient ID Re-attending within 3 months - Children	67	936	7.2%	11.5%	11.5%	11.9%
% of FP17s for the same patient ID Re-attending within 3 months - Adults	397	3,150	12.6%	15.2%	15.9%	16.0%
% of FP17s for the same patient ID Re-attending between 3 & 9 months - Children	339	936	36.2%	57.8%	60.6%	58.3%
% of FP17s for the same patient ID Re-attending between 3 & 9 months - Adults	1,169	3,150	37.1%	48.0%	51.6%	50.3%
% of FP17s for Band 1 Urgent Courses	617	3,963	15.6%	9.8%	9.5%	9.1%
% of FP17s Relating to Free Repair or Replacements	17	3,963	0.4%	0.7%	0.7%	0.8%
% of FP17s Relating to Continuations	2	3,963	0.1%	0.8%	1.0%	1.0%
% of Patients satisfied with the dentistry they have received	1	1	N/A	93.6%	92.0%	91.5%
% of Patients satisfied with the time they had to wait for an appointment	1	1	N/A	89.3%	88.1%	87.9%

* This is based on patients treated on this contract for their most recent course of treatment. Figures in italics indicate the base number of FP17s or Patient Questionnaire responses are less than 100. N/A is shown where the base number of responses is less than 10 during the period. % is calculated as Quantity/Base number*100

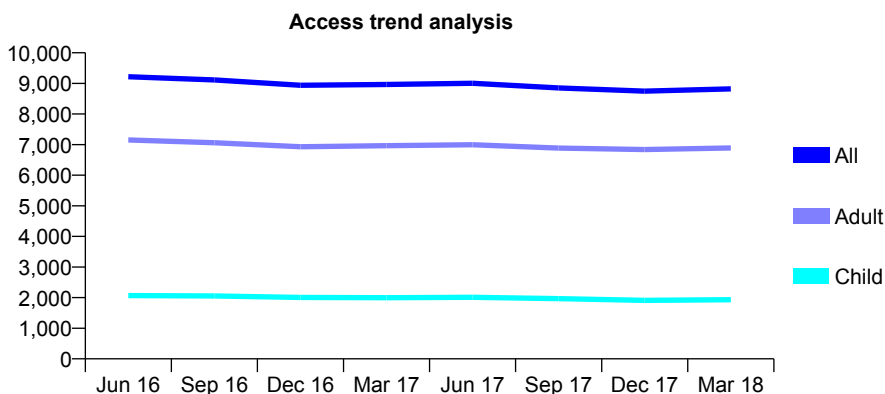
Q69 - Vital Signs At a Glance Contract Report for 961450/0001 - March 2018

Name or company name	Wootton House Dental Partnership
Contract type name	GDS Contract
Purpose of contract	General
Contract start date	21/05/2010
Contract end date	

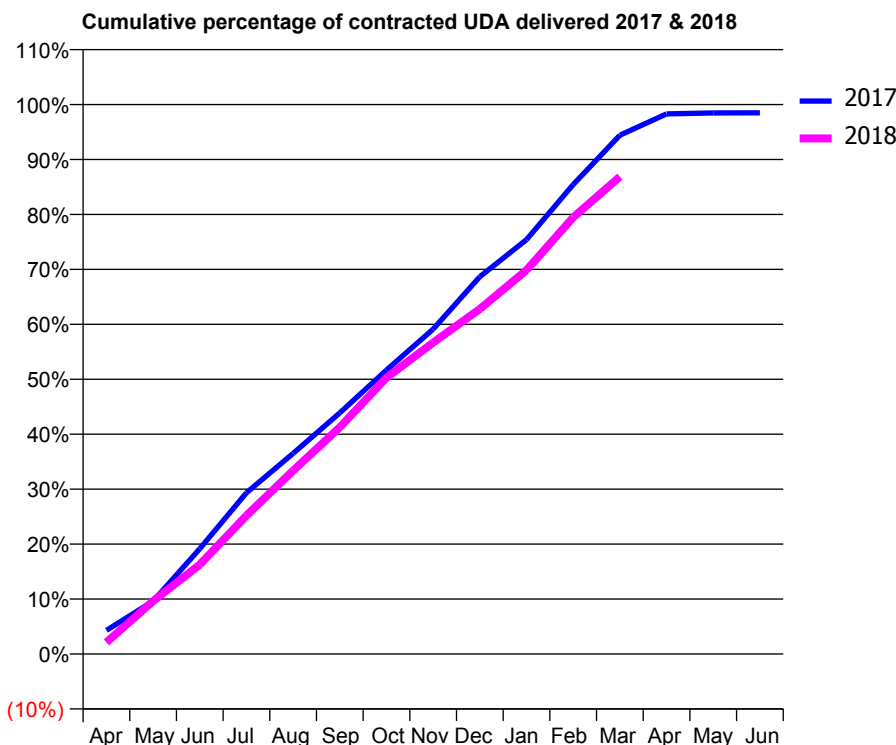
17/18 Contracted general activity (UDA)	26,774
Carry forward general activity (UDA)	408
17/18 Contracted orthodontic activity (UOA)	0
Carry forward orthodontic activity (UOA)	0
Baseline contract value	£657,430.99

ACCESS*

Patients seen in 24 months	Total	Change since previous quarter
Quarter ending March 2017	8,966	
Quarter ending June 2017	9,005	→
Quarter ending September 2017	8,853	↓
Quarter ending December 2017	8,748	↓
Quarter ending March 2018	8,821	→
Variance since March 2017	(1.6%)	↓



ACTIVITY



Month	Adjusted Scheduled Activity (UDA)	
	2017	2018
April	1,152	569
May	2,577	2,580
June	5,130	4,359
July	7,857	6,749
August	9,773	8,936
September	11,753	11,049
October	13,835	13,464
November	15,833	15,175
December	18,384	16,811
January	20,190	18,704
February	22,870	21,276
March	25,277	23,259
April	26,314	
May	26,365	
June	26,366	

QUALITY

	Quantity	Base Number	Contract	AT	Region	England
% of FP17s for the same patient ID Re-attending within 3 months - Children	225	3,291	6.8%	11.5%	11.5%	11.9%
% of FP17s for the same patient ID Re-attending within 3 months - Adults	1,591	10,188	15.6%	15.2%	15.9%	16.0%
% of FP17s for the same patient ID Re-attending between 3 & 9 months - Children	2,226	3,291	67.6%	57.8%	60.6%	58.3%
% of FP17s for the same patient ID Re-attending between 3 & 9 months - Adults	5,378	10,188	52.8%	48.0%	51.6%	50.3%
% of FP17s for Band 1 Urgent Courses	1,050	12,952	8.1%	9.8%	9.5%	9.1%
% of FP17s Relating to Free Repair or Replacements	120	12,952	0.9%	0.7%	0.7%	0.8%
% of FP17s Relating to Continuations	123	12,952	0.9%	0.8%	1.0%	1.0%
% of Patients satisfied with the dentistry they have received	17	19	89.5%	93.6%	92.0%	91.5%
% of Patients satisfied with the time they had to wait for an appointment	17	19	89.5%	89.3%	88.1%	87.9%

* This is based on patients treated on this contract for their most recent course of treatment. Figures in italics indicate the base number of FP17s or Patient Questionnaire responses are less than 100. N/A is shown where the base number of responses is less than 10 during the period. % is calculated as Quantity/Base number*100

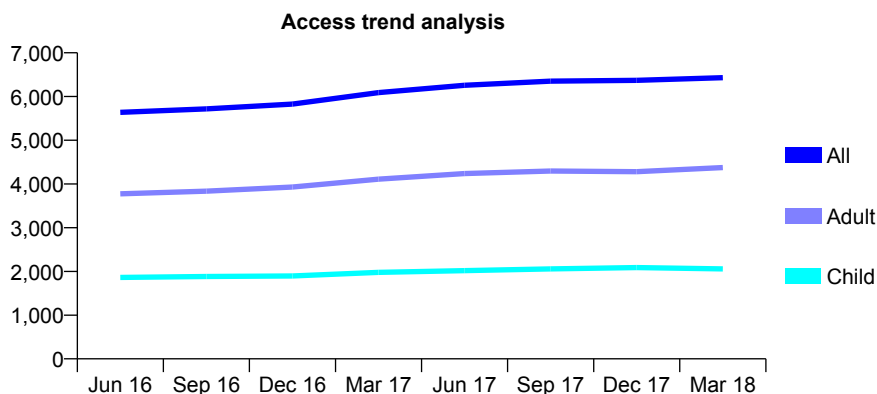
Q69 - Vital Signs At a Glance Contract Report for 962392/0001 - March 2018

Name or company name	MR N PATEL
Contract type name	GDS Contract
Purpose of contract	General
Contract start date	01/04/2008
Contract end date	

17/18 Contracted general activity (UDA)	13,728
Carry forward general activity (UDA)	358
17/18 Contracted orthodontic activity (UOA)	0
Carry forward orthodontic activity (UOA)	0
Baseline contract value	£341,688.22

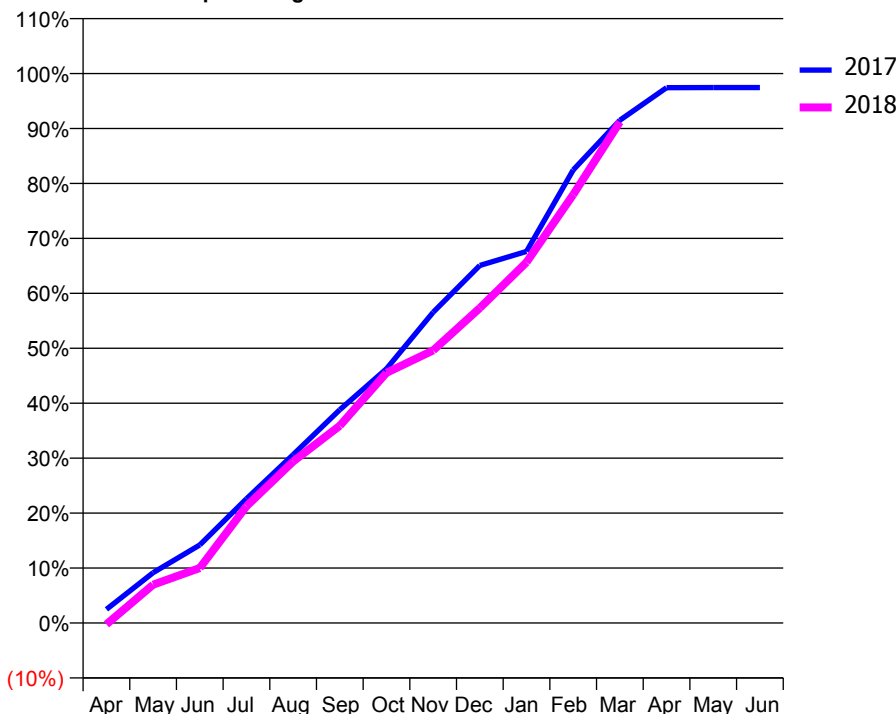
ACCESS*

Patients seen in 24 months	Total	Change since previous quarter
Quarter ending March 2017	6,089	
Quarter ending June 2017	6,257	↑
Quarter ending September 2017	6,353	→
Quarter ending December 2017	6,369	→
Quarter ending March 2018	6,430	→
Variance since March 2017	5.6%	↑



ACTIVITY

Cumulative percentage of contracted UDA delivered 2017 & 2018



Month	Adjusted Scheduled Activity (UDA)	
	2017	2018
April	349	-34
May	1,280	957
June	1,986	1,374
July	3,161	2,915
August	4,283	4,036
September	5,428	4,930
October	6,471	6,251
November	7,908	6,812
December	9,098	7,871
January	9,455	9,014
February	11,529	10,701
March	12,793	12,517
April	13,621	
May	13,626	
June	13,625	

QUALITY

	Quantity	Base Number	Contract	AT	Region	England
% of FP17s for the same patient ID Re-attending within 3 months - Children	277	3,704	7.5%	11.5%	11.5%	11.9%
% of FP17s for the same patient ID Re-attending within 3 months - Adults	691	5,607	12.3%	15.2%	15.9%	16.0%
% of FP17s for the same patient ID Re-attending between 3 & 9 months - Children	2,685	3,704	72.5%	57.8%	60.6%	58.3%
% of FP17s for the same patient ID Re-attending between 3 & 9 months - Adults	2,586	5,607	46.1%	48.0%	51.6%	50.3%
% of FP17s for Band 1 Urgent Courses	332	7,816	4.2%	9.8%	9.5%	9.1%
% of FP17s Relating to Free Repair or Replacements	45	7,816	0.6%	0.7%	0.7%	0.8%
% of FP17s Relating to Continuations	49	7,816	0.6%	0.8%	1.0%	1.0%
% of Patients satisfied with the dentistry they have received	7	7	N/A	93.6%	92.0%	91.5%
% of Patients satisfied with the time they had to wait for an appointment	7	7	N/A	89.3%	88.1%	87.9%

* This is based on patients treated on this contract for their most recent course of treatment. Figures in italics indicate the base number of FP17s or Patient Questionnaire responses are less than 100. N/A is shown where the base number of responses is less than 10 during the period. % is calculated as Quantity/Base number*100

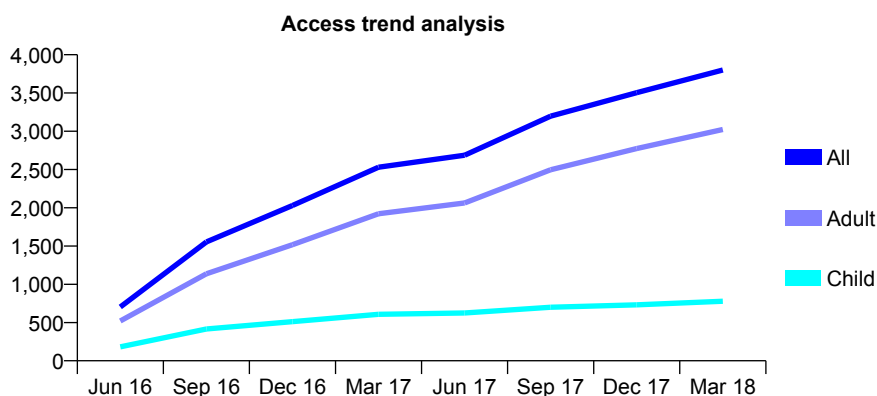
Q70 - Vital Signs At a Glance Contract Report for 100088/0000 - March 2018

Name or company name	Portsea Dental Care Ltd
Contract type name	GDS Contract
Purpose of contract	General
Contract start date	01/04/2016
Contract end date	

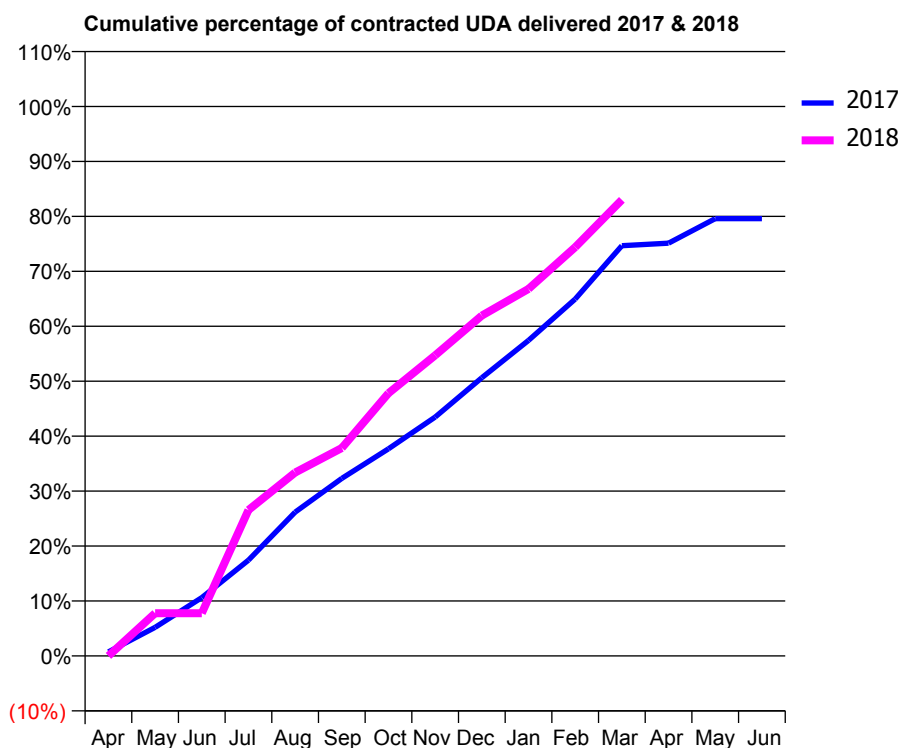
17/18 Contracted general activity (UDA)	13,002
Carry forward general activity (UDA)	0
17/18 Contracted orthodontic activity (UOA)	0
Carry forward orthodontic activity (UOA)	0
Baseline contract value	£291,014.43

ACCESS*

Patients seen in 24 months	Total	Change since previous quarter
Quarter ending March 2017	2,529	
Quarter ending June 2017	2,686	↑
Quarter ending September 2017	3,197	↑
Quarter ending December 2017	3,504	↑
Quarter ending March 2018	3,801	↑
Variance since March 2017	50.3%	↑



ACTIVITY



Month	Adjusted Scheduled Activity (UDA)	
	2017	2018
April	127	0
May	885	1,011
June	1,805	1,011
July	2,965	3,453
August	4,450	4,340
September	5,496	4,919
October	6,410	6,216
November	7,392	7,113
December	8,607	8,053
January	9,764	8,684
February	11,044	9,674
March	12,694	10,793
April	12,772	
May	13,531	
June	13,531	

QUALITY

	Quantity	Base Number	Contract	AT	Region	England
% of FP17s for the same patient ID Re-attending within 3 months - Children	72	928	7.8%	10.3%	11.5%	11.9%
% of FP17s for the same patient ID Re-attending within 3 months - Adults	580	3,466	16.7%	14.7%	15.9%	16.0%
% of FP17s for the same patient ID Re-attending between 3 & 9 months - Children	387	928	41.7%	60.5%	60.6%	58.3%
% of FP17s for the same patient ID Re-attending between 3 & 9 months - Adults	979	3,466	28.2%	52.0%	51.6%	50.3%
% of FP17s for Band 1 Urgent Courses	1,385	4,187	33.1%	9.8%	9.5%	9.1%
% of FP17s Relating to Free Repair or Replacements	22	4,187	0.5%	0.6%	0.7%	0.8%
% of FP17s Relating to Continuations	58	4,187	1.4%	1.1%	1.0%	1.0%
% of Patients satisfied with the dentistry they have received	1	1	N/A	91.8%	92.0%	91.5%
% of Patients satisfied with the time they had to wait for an appointment	1	1	N/A	89.0%	88.1%	87.9%

* This is based on patients treated on this contract for their most recent course of treatment. Figures in italics indicate the base number of FP17s or Patient Questionnaire responses are less than 100. N/A is shown where the base number of responses is less than 10 during the period. % is calculated as Quantity/Base number*100

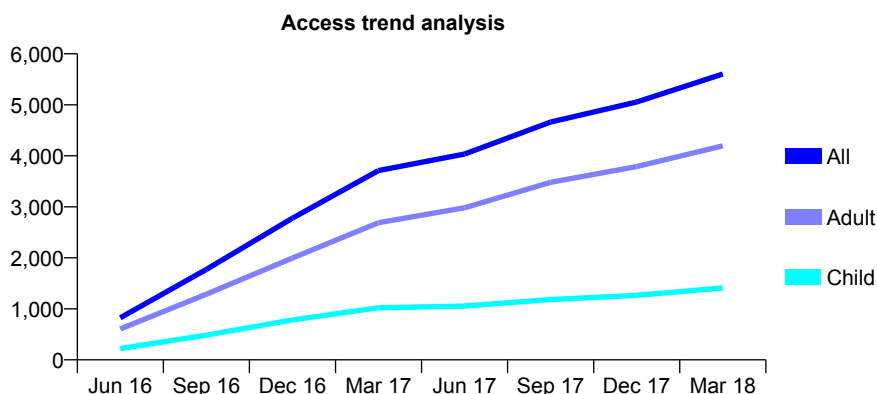
Q70 - Vital Signs At a Glance Contract Report for 100089/0000 - March 2018

Name or company name	Hilsea Dental Care Ltd
Contract type name	GDS Contract
Purpose of contract	General
Contract start date	01/04/2016
Contract end date	

17/18 Contracted general activity (UDA)	16,002
Carry forward general activity (UDA)	75
17/18 Contracted orthodontic activity (UOA)	0
Carry forward orthodontic activity (UOA)	0
Baseline contract value	£358,161.27

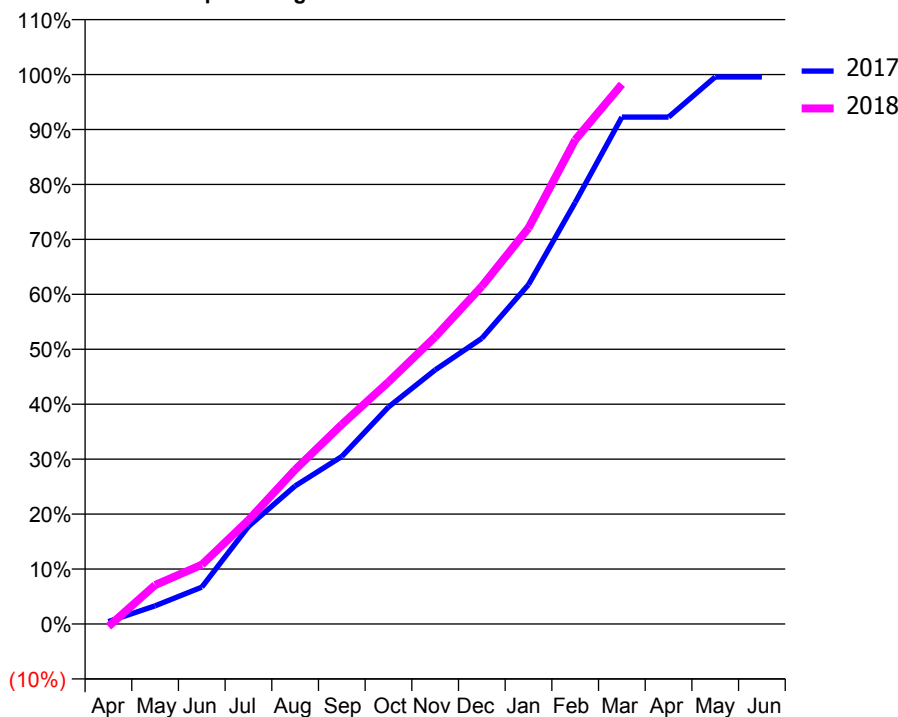
ACCESS*

Patients seen in 24 months	Total	Change since previous quarter
Quarter ending March 2017	3,710	
Quarter ending June 2017	4,035	↑
Quarter ending September 2017	4,664	↑
Quarter ending December 2017	5,055	↑
Quarter ending March 2018	5,605	↑
Variance since March 2017	51.1%	↑



ACTIVITY

Cumulative percentage of contracted UDA delivered 2017 & 2018



Month	Adjusted Scheduled Activity (UDA)	
	2017	2018
April	75	-74
May	564	1,137
June	1,141	1,725
July	3,016	3,028
August	4,272	4,496
September	5,184	5,811
October	6,713	7,051
November	7,860	8,364
December	8,840	9,835
January	10,503	11,530
February	13,046	14,098
March	15,685	15,716
April	15,685	
May	16,928	
June	16,927	

QUALITY

	Quantity	Base Number	Contract	AT	Region	England
% of FP17s for the same patient ID Re-attending within 3 months - Children	154	1,626	9.5%	10.3%	11.5%	11.9%
% of FP17s for the same patient ID Re-attending within 3 months - Adults	814	4,623	17.6%	14.7%	15.9%	16.0%
% of FP17s for the same patient ID Re-attending between 3 & 9 months - Children	669	1,626	41.1%	60.5%	60.6%	58.3%
% of FP17s for the same patient ID Re-attending between 3 & 9 months - Adults	1,338	4,623	28.9%	52.0%	51.6%	50.3%
% of FP17s for Band 1 Urgent Courses	1,396	5,920	23.6%	9.8%	9.5%	9.1%
% of FP17s Relating to Free Repair or Replacements	39	5,920	0.7%	0.6%	0.7%	0.8%
% of FP17s Relating to Continuations	100	5,920	1.7%	1.1%	1.0%	1.0%
% of Patients satisfied with the dentistry they have received	2	2	N/A	91.8%	92.0%	91.5%
% of Patients satisfied with the time they had to wait for an appointment	2	2	N/A	89.0%	88.1%	87.9%

* This is based on patients treated on this contract for their most recent course of treatment. Figures in italics indicate the base number of FP17s or Patient Questionnaire responses are less than 100. N/A is shown where the base number of responses is less than 10 during the period. % is calculated as Quantity/Base number*100

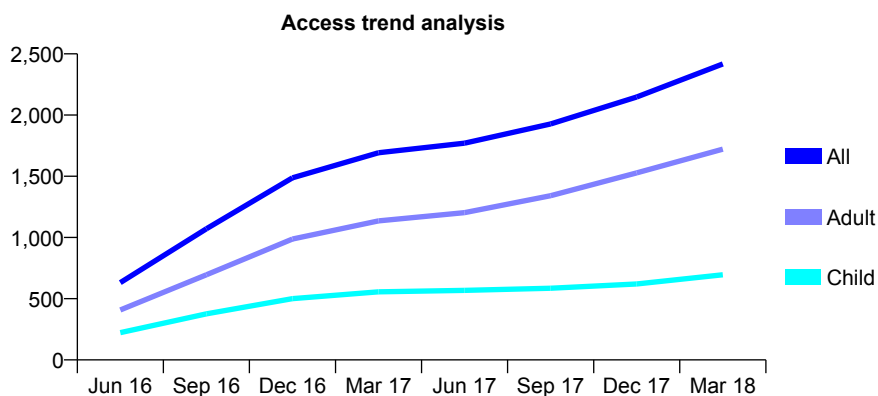
Q70 - Vital Signs At a Glance Contract Report for 100091/0000 - March 2018

Name or company name	Paulsgrove Dental Care Ltd
Contract type name	GDS Contract
Purpose of contract	General
Contract start date	01/04/2016
Contract end date	

17/18 Contracted general activity (UDA)	7,002
Carry forward general activity (UDA)	0
17/18 Contracted orthodontic activity (UOA)	0
Carry forward orthodontic activity (UOA)	0
Baseline contract value	£159,624.29

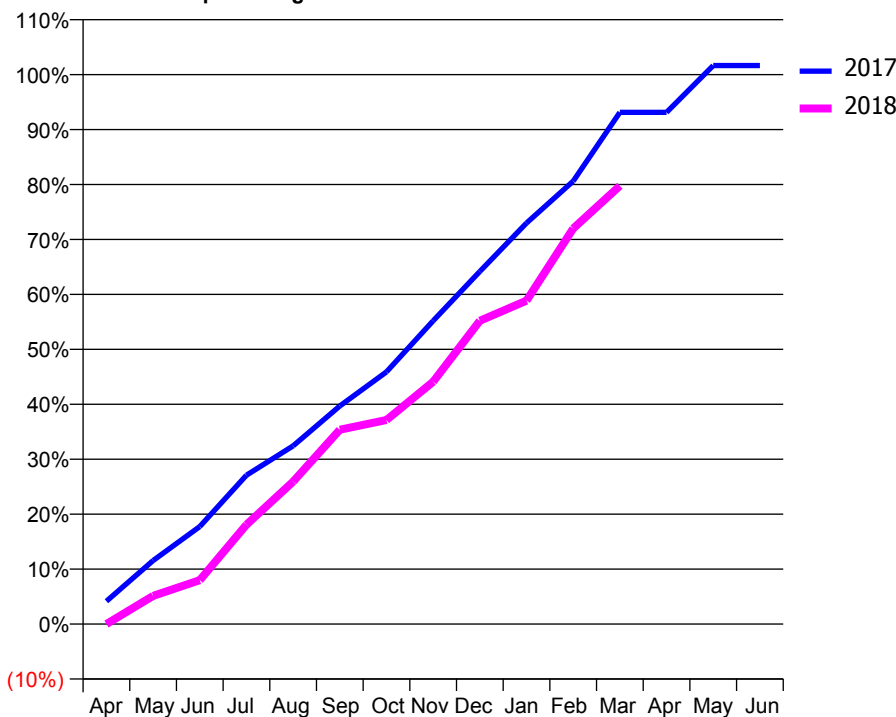
ACCESS*

Patients seen in 24 months	Total	Change since previous quarter
Quarter ending March 2017	1,692	
Quarter ending June 2017	1,771	↑
Quarter ending September 2017	1,928	↑
Quarter ending December 2017	2,148	↑
Quarter ending March 2018	2,418	↑
Variance since March 2017	42.9%	↑



ACTIVITY

Cumulative percentage of contracted UDA delivered 2017 & 2018



Adjusted Scheduled Activity (UDA)

Month	2017	2018
April	291	0
May	810	360
June	1,243	560
July	1,898	1,266
August	2,271	1,816
September	2,779	2,477
October	3,213	2,600
November	3,864	3,088
December	4,493	3,864
January	5,110	4,121
February	5,644	5,041
March	6,521	5,584
April	6,521	
May	7,116	
June	7,116	

QUALITY

	Quantity	Base Number	Contract	AT	Region	England
% of FP17s for the same patient ID Re-attending within 3 months - Children	84	960	8.8%	10.3%	11.5%	11.9%
% of FP17s for the same patient ID Re-attending within 3 months - Adults	264	2,122	12.4%	14.7%	15.9%	16.0%
% of FP17s for the same patient ID Re-attending between 3 & 9 months - Children	496	960	51.7%	60.5%	60.6%	58.3%
% of FP17s for the same patient ID Re-attending between 3 & 9 months - Adults	808	2,122	38.1%	52.0%	51.6%	50.3%
% of FP17s for Band 1 Urgent Courses	766	2,922	26.2%	9.8%	9.5%	9.1%
% of FP17s Relating to Free Repair or Replacements	8	2,922	0.3%	0.6%	0.7%	0.8%
% of FP17s Relating to Continuations	37	2,922	1.3%	1.1%	1.0%	1.0%
% of Patients satisfied with the dentistry they have received	2	2	N/A	91.8%	92.0%	91.5%
% of Patients satisfied with the time they had to wait for an appointment	2	2	N/A	89.0%	88.1%	87.9%

* This is based on patients treated on this contract for their most recent course of treatment. Figures in italics indicate the base number of FP17s or Patient Questionnaire responses are less than 100. N/A is shown where the base number of responses is less than 10 during the period. % is calculated as Quantity/Base number*100

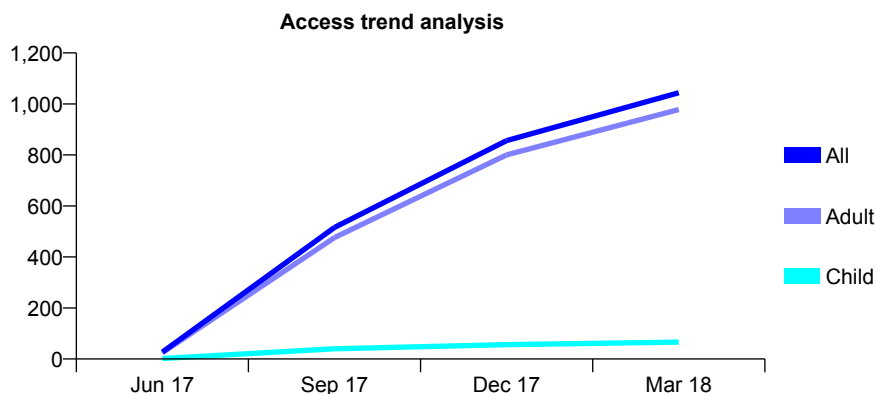
Q70 - Vital Signs At a Glance Contract Report for 100326/0000 - March 2018

Name or company name	Access Dental Ltd
Contract type name	PDS Contract
Purpose of contract	General
Contract start date	01/04/2017
Contract end date	31/03/2020

17/18 Contracted general activity (UDA)	3,422
Carry forward general activity (UDA)	0
17/18 Contracted orthodontic activity (UOA)	0
Carry forward orthodontic activity (UOA)	0
Baseline contract value	£223,239.03

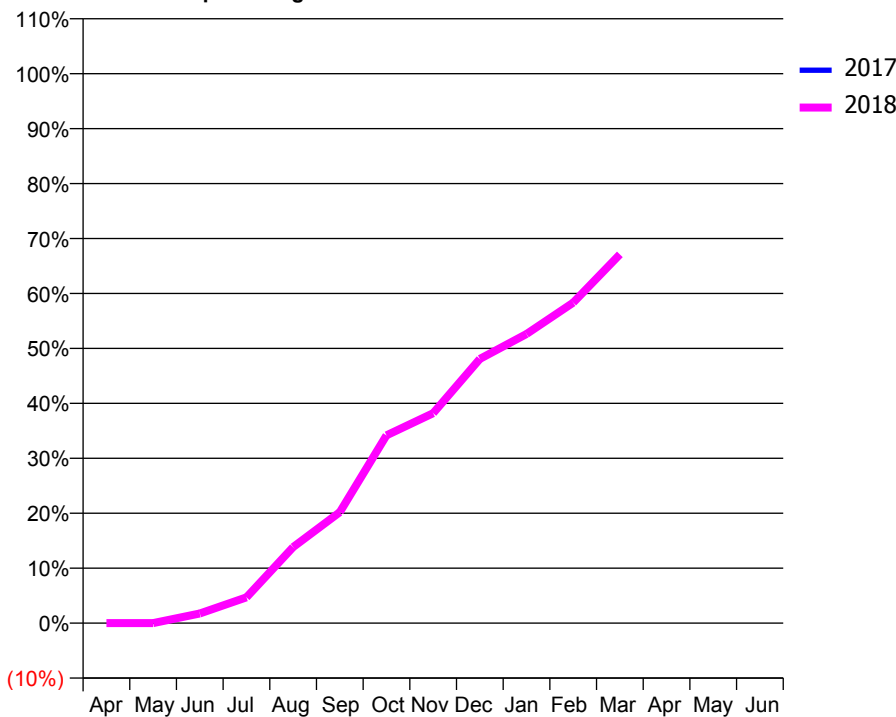
ACCESS*

Patients seen in 24 months	Total	Change since previous quarter
Quarter ending March 2017	0	
Quarter ending June 2017	27	↑
Quarter ending September 2017	516	↑
Quarter ending December 2017	856	↑
Quarter ending March 2018	1,044	↑
Variance since March 2017	N/A	



ACTIVITY

Cumulative percentage of contracted UDA delivered 2017 & 2018



Month	Adjusted Scheduled Activity (UDA)	
	2017	2018
April	0	0
May	0	0
June	0	60
July	0	161
August	0	474
September	0	691
October	0	1,170
November	0	1,307
December	0	1,645
January	0	1,801
February	0	1,996
March	0	2,297
April	0	
May	0	
June	0	

QUALITY

	Quantity	Base Number	Contract	AT	Region	England
% of FP17s for the same patient ID Re-attending within 3 months - Children	4	222	1.8%	10.3%	11.5%	11.9%
% of FP17s for the same patient ID Re-attending within 3 months - Adults	17	2,131	0.8%	14.7%	15.9%	16.0%
% of FP17s for the same patient ID Re-attending between 3 & 9 months - Children	0	222	0.0%	60.5%	60.6%	58.3%
% of FP17s for the same patient ID Re-attending between 3 & 9 months - Adults	7	2,131	0.3%	52.0%	51.6%	50.3%
% of FP17s for Band 1 Urgent Courses	2,306	2,353	98.0%	9.8%	9.5%	9.1%
% of FP17s Relating to Free Repair or Replacements	0	2,353	0.0%	0.6%	0.7%	0.8%
% of FP17s Relating to Continuations	0	2,353	0.0%	1.1%	1.0%	1.0%
% of Patients satisfied with the dentistry they have received	1	1	N/A	91.8%	92.0%	91.5%
% of Patients satisfied with the time they had to wait for an appointment	1	1	N/A	89.0%	88.1%	87.9%

* This is based on patients treated on this contract for their most recent course of treatment. Figures in italics indicate the base number of FP17s or Patient Questionnaire responses are less than 100. N/A is shown where the base number of responses is less than 10 during the period. % is calculated as Quantity/Base number*100

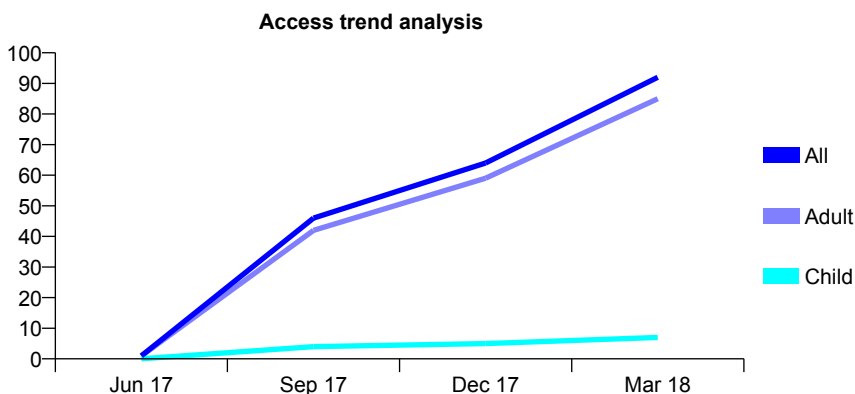
Q70 - Vital Signs At a Glance Contract Report for 100327/0000 - March 2018

Name or company name	Access Dental Ltd
Contract type name	PDS Contract
Purpose of contract	General
Contract start date	01/04/2017
Contract end date	31/03/2020

17/18 Contracted general activity (UDA)	740
Carry forward general activity (UDA)	0
17/18 Contracted orthodontic activity (UOA)	0
Carry forward orthodontic activity (UOA)	0
Baseline contract value	£59,089.19

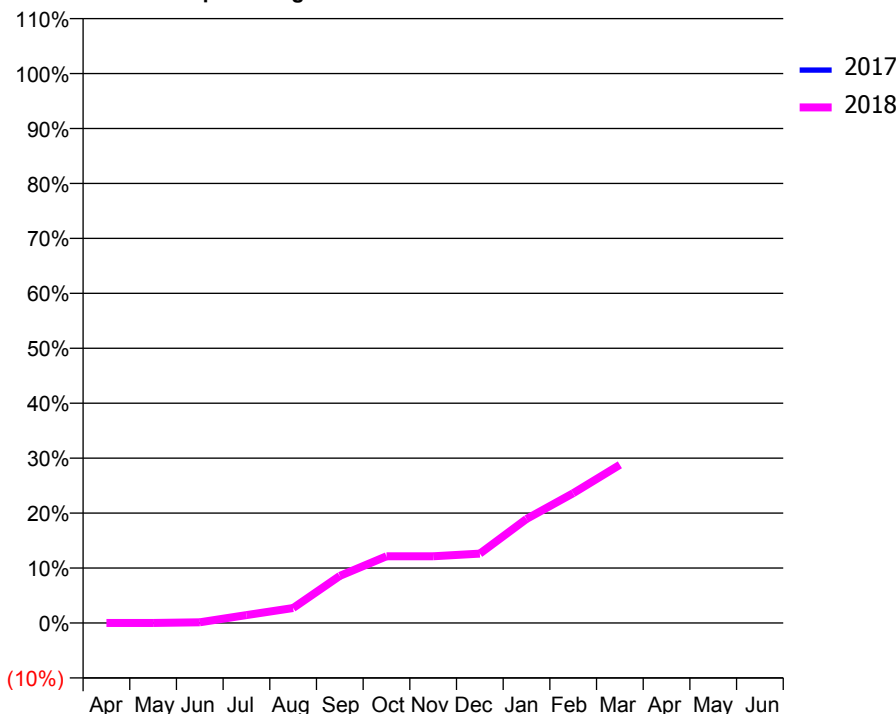
ACCESS*

Patients seen in 24 months	Total	Change since previous quarter
Quarter ending March 2017	0	
Quarter ending June 2017	1	↑
Quarter ending September 2017	46	↑
Quarter ending December 2017	64	↑
Quarter ending March 2018	92	↑
Variance since March 2017	N/A	



ACTIVITY

Cumulative percentage of contracted UDA delivered 2017 & 2018



Adjusted Scheduled Activity (UDA)

Month	2017	2018
April	0	0
May	0	0
June	0	1
July	0	11
August	0	20
September	0	63
October	0	90
November	0	90
December	0	93
January	0	140
February	0	175
March	0	213
April	0	
May	0	
June	0	

QUALITY

	Quantity	Base Number	Contract	AT	Region	England
% of FP17s for the same patient ID Re-attending within 3 months - Children	0	29	0.0%	10.3%	11.5%	11.9%
% of FP17s for the same patient ID Re-attending within 3 months - Adults	1	219	0.5%	14.7%	15.9%	16.0%
% of FP17s for the same patient ID Re-attending between 3 & 9 months - Children	0	29	0.0%	60.5%	60.6%	58.3%
% of FP17s for the same patient ID Re-attending between 3 & 9 months - Adults	0	219	0.0%	52.0%	51.6%	50.3%
% of FP17s for Band 1 Urgent Courses	245	248	98.8%	9.8%	9.5%	9.1%
% of FP17s Relating to Free Repair or Replacements	0	248	0.0%	0.6%	0.7%	0.8%
% of FP17s Relating to Continuations	0	248	0.0%	1.1%	1.0%	1.0%
% of Patients satisfied with the dentistry they have received	0	0	N/A	91.8%	92.0%	91.5%
% of Patients satisfied with the time they had to wait for an appointment	0	0	N/A	89.0%	88.1%	87.9%

* This is based on patients treated on this contract for their most recent course of treatment. Figures in italics indicate the base number of FP17s or Patient Questionnaire responses are less than 100. N/A is shown where the base number of responses is less than 10 during the period. % is calculated as Quantity/Base number*100

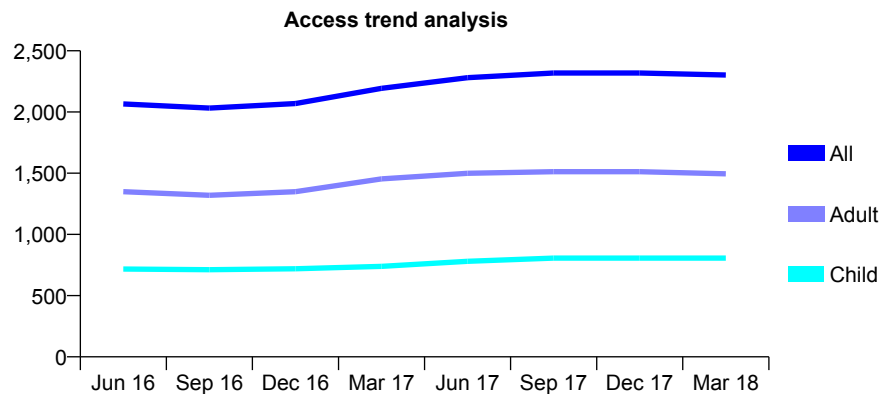
Q70 - Vital Signs At a Glance Contract Report for 101281/0122 - March 2018

Name or company name	OASIS DENTAL CARE LTD
Contract type name	GDS Contract
Purpose of contract	General
Contract start date	01/04/2006
Contract end date	

17/18 Contracted general activity (UDA)	4,652
Carry forward general activity (UDA)	0
17/18 Contracted orthodontic activity (UOA)	0
Carry forward orthodontic activity (UOA)	0
Baseline contract value	£110,157.11

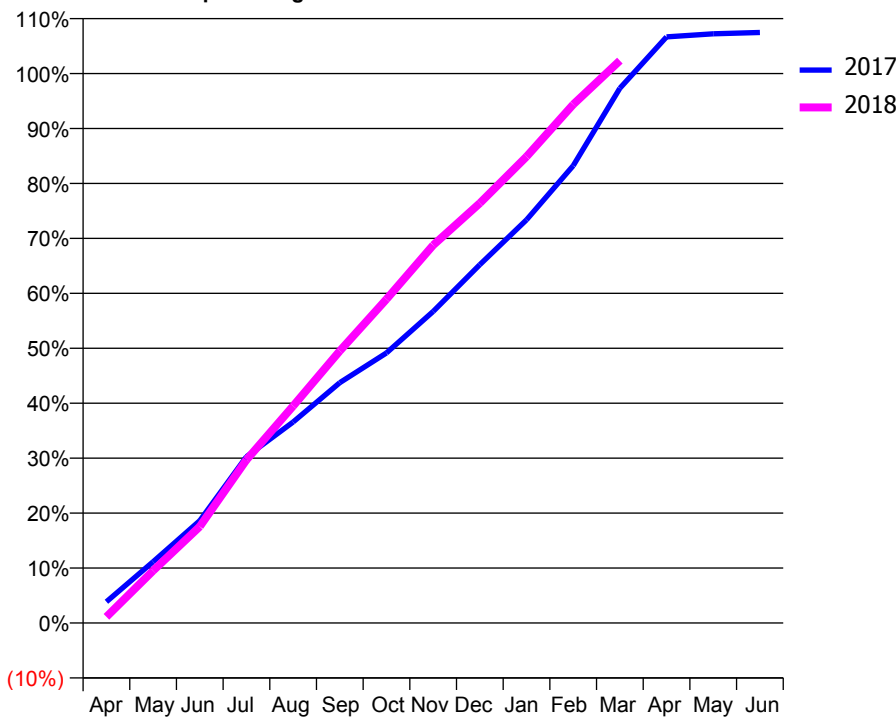
ACCESS*

Patients seen in 24 months	Total	Change since previous quarter
Quarter ending March 2017	2,193	
Quarter ending June 2017	2,280	↑
Quarter ending September 2017	2,319	→
Quarter ending December 2017	2,319	→
Quarter ending March 2018	2,302	→
Variance since March 2017	5.0%	↑



ACTIVITY

Cumulative percentage of contracted UDA delivered 2017 & 2018



Month	Adjusted Scheduled Activity (UDA)	
	2017	2018
April	181	52
May	518	443
June	866	817
July	1,408	1,381
August	1,702	1,838
September	2,035	2,303
October	2,287	2,742
November	2,637	3,198
December	3,034	3,555
January	3,413	3,948
February	3,872	4,390
March	4,527	4,761
April	4,963	
May	4,988	
June	4,999	

QUALITY

	Quantity	Base Number	Contract	AT	Region	England
% of FP17s for the same patient ID Re-attending within 3 months - Children	107	1,195	9.0%	10.3%	11.5%	11.9%
% of FP17s for the same patient ID Re-attending within 3 months - Adults	311	1,801	17.3%	14.7%	15.9%	16.0%
% of FP17s for the same patient ID Re-attending between 3 & 9 months - Children	666	1,195	55.7%	60.5%	60.6%	58.3%
% of FP17s for the same patient ID Re-attending between 3 & 9 months - Adults	826	1,801	45.9%	52.0%	51.6%	50.3%
% of FP17s for Band 1 Urgent Courses	360	2,732	13.2%	9.8%	9.5%	9.1%
% of FP17s Relating to Free Repair or Replacements	0	2,732	0.0%	0.6%	0.7%	0.8%
% of FP17s Relating to Continuations	31	2,732	1.1%	1.1%	1.0%	1.0%
% of Patients satisfied with the dentistry they have received	3	3	N/A	91.8%	92.0%	91.5%
% of Patients satisfied with the time they had to wait for an appointment	3	3	N/A	89.0%	88.1%	87.9%

* This is based on patients treated on this contract for their most recent course of treatment. Figures in italics indicate the base number of FP17s or Patient Questionnaire responses are less than 100. N/A is shown where the base number of responses is less than 10 during the period. % is calculated as Quantity/Base number*100

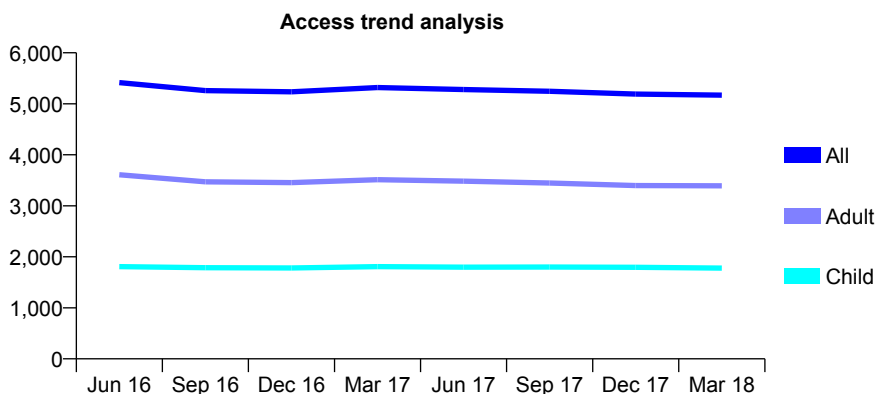
Q70 - Vital Signs At a Glance Contract Report for 101281/0124 - March 2018

Name or company name	OASIS DENTAL CARE LTD
Contract type name	GDS Contract
Purpose of contract	General
Contract start date	01/04/2006
Contract end date	

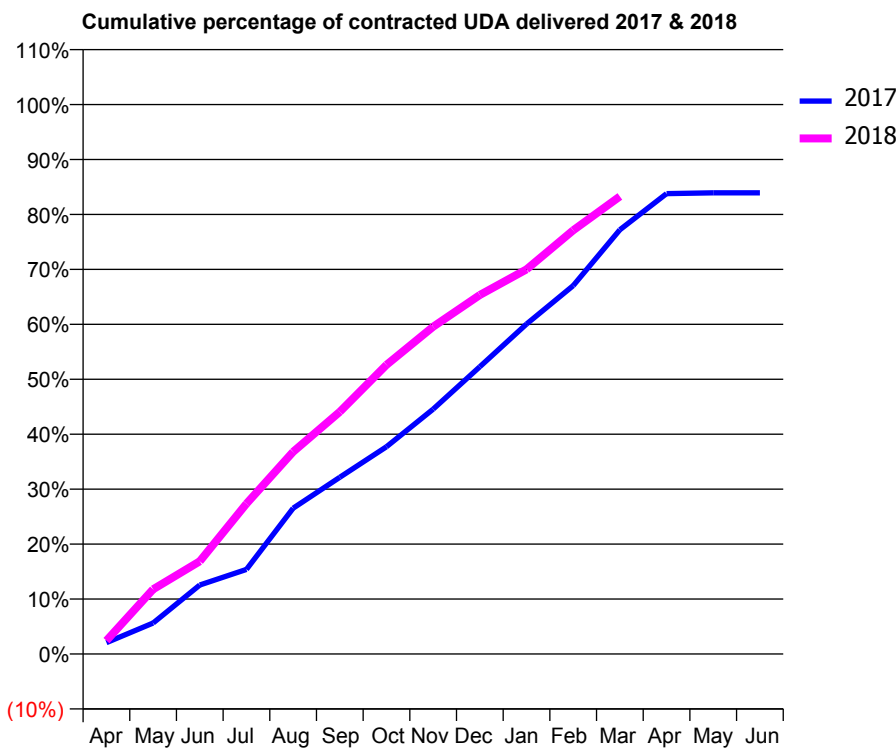
17/18 Contracted general activity (UDA)	13,263
Carry forward general activity (UDA)	0
17/18 Contracted orthodontic activity (UOA)	0
Carry forward orthodontic activity (UOA)	0
Baseline contract value	£319,952.21

ACCESS*

Patients seen in 24 months	Total	Change since previous quarter
Quarter ending March 2017	5,319	
Quarter ending June 2017	5,281	→
Quarter ending September 2017	5,245	→
Quarter ending December 2017	5,192	↓
Quarter ending March 2018	5,170	→
Variance since March 2017	(2.8%)	↓



ACTIVITY



Month	Adjusted Scheduled Activity (UDA)	
	2017	2018
April	275	323
May	749	1,563
June	1,665	2,239
July	2,043	3,628
August	3,520	4,879
September	4,265	5,845
October	5,002	6,981
November	5,912	7,900
December	6,935	8,667
January	7,964	9,285
February	8,890	10,228
March	10,240	11,044
April	11,112	
May	11,131	
June	11,131	

QUALITY

	Quantity	Base Number	Contract	AT	Region	England
% of FP17s for the same patient ID Re-attending within 3 months - Children	213	2,403	8.9%	10.3%	11.5%	11.9%
% of FP17s for the same patient ID Re-attending within 3 months - Adults	697	4,298	16.2%	14.7%	15.9%	16.0%
% of FP17s for the same patient ID Re-attending between 3 & 9 months - Children	1,329	2,403	55.3%	60.5%	60.6%	58.3%
% of FP17s for the same patient ID Re-attending between 3 & 9 months - Adults	2,005	4,298	46.6%	52.0%	51.6%	50.3%
% of FP17s for Band 1 Urgent Courses	578	6,265	9.2%	9.8%	9.5%	9.1%
% of FP17s Relating to Free Repair or Replacements	101	6,265	1.6%	0.6%	0.7%	0.8%
% of FP17s Relating to Continuations	150	6,265	2.4%	1.1%	1.0%	1.0%
% of Patients satisfied with the dentistry they have received	1	1	N/A	91.8%	92.0%	91.5%
% of Patients satisfied with the time they had to wait for an appointment	1	1	N/A	89.0%	88.1%	87.9%

* This is based on patients treated on this contract for their most recent course of treatment. Figures in italics indicate the base number of FP17s or Patient Questionnaire responses are less than 100. N/A is shown where the base number of responses is less than 10 during the period. % is calculated as Quantity/Base number*100

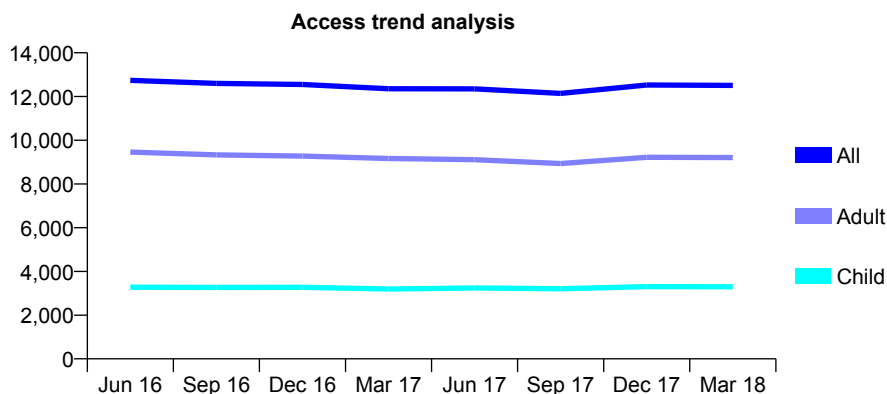
Q70 - Vital Signs At a Glance Contract Report for 101281/0193 - March 2018

Name or company name	OASIS DENTAL CARE LTD
Contract type name	GDS Contract
Purpose of contract	General
Contract start date	01/02/2009
Contract end date	

17/18 Contracted general activity (UDA)	35,100
Carry forward general activity (UDA)	0
17/18 Contracted orthodontic activity (UOA)	0
Carry forward orthodontic activity (UOA)	0
Baseline contract value	£757,347.23

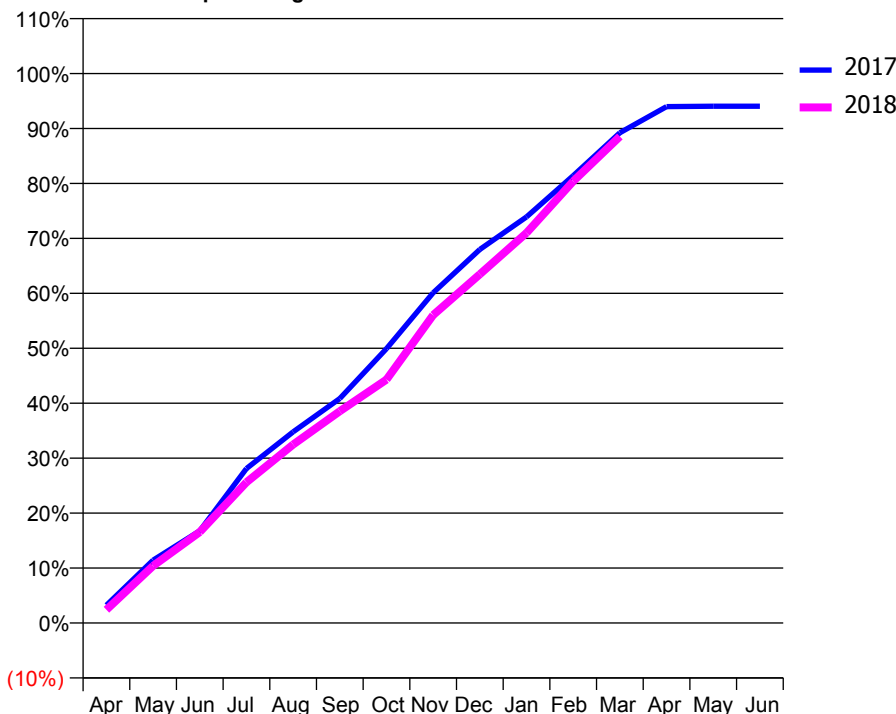
ACCESS*

Patients seen in 24 months	Total	Change since previous quarter
Quarter ending March 2017	12,354	
Quarter ending June 2017	12,351	→
Quarter ending September 2017	12,141	↓
Quarter ending December 2017	12,524	↑
Quarter ending March 2018	12,508	→
Variance since March 2017	1.2%	→



ACTIVITY

Cumulative percentage of contracted UDA delivered 2017 & 2018



Month	Adjusted Scheduled Activity (UDA)	
	2017	2018
April	1,107	848
May	3,920	3,652
June	5,739	5,815
July	9,622	8,989
August	11,902	11,400
September	13,987	13,529
October	17,085	15,549
November	20,567	19,674
December	23,271	22,274
January	25,292	24,916
February	27,860	28,212
March	30,539	31,073
April	32,168	
May	32,190	
June	32,192	

QUALITY

	Quantity	Base Number	Contract	AT	Region	England
% of FP17s for the same patient ID Re-attending within 3 months - Children	376	5,063	7.4%	10.3%	11.5%	11.9%
% of FP17s for the same patient ID Re-attending within 3 months - Adults	1,707	13,565	12.6%	14.7%	15.9%	16.0%
% of FP17s for the same patient ID Re-attending between 3 & 9 months - Children	3,068	5,063	60.6%	60.5%	60.6%	58.3%
% of FP17s for the same patient ID Re-attending between 3 & 9 months - Adults	8,085	13,565	59.6%	52.0%	51.6%	50.3%
% of FP17s for Band 1 Urgent Courses	1,988	17,756	11.2%	9.8%	9.5%	9.1%
% of FP17s Relating to Free Repair or Replacements	100	17,756	0.6%	0.6%	0.7%	0.8%
% of FP17s Relating to Continuations	131	17,756	0.7%	1.1%	1.0%	1.0%
% of Patients satisfied with the dentistry they have received	8	10	80.0%	91.8%	92.0%	91.5%
% of Patients satisfied with the time they had to wait for an appointment	8	10	80.0%	89.0%	88.1%	87.9%

* This is based on patients treated on this contract for their most recent course of treatment. Figures in italics indicate the base number of FP17s or Patient Questionnaire responses are less than 100. N/A is shown where the base number of responses is less than 10 during the period. % is calculated as Quantity/Base number*100

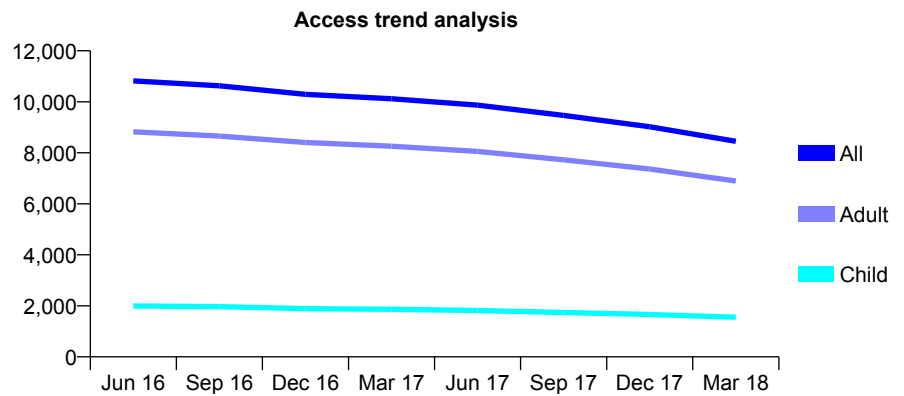
Q70 - Vital Signs At a Glance Contract Report for 101338/0001 - March 2018

Name or company name	Whitecross Dental Care Limited
Contract type name	GDS Contract
Purpose of contract	General
Contract start date	01/04/2006
Contract end date	

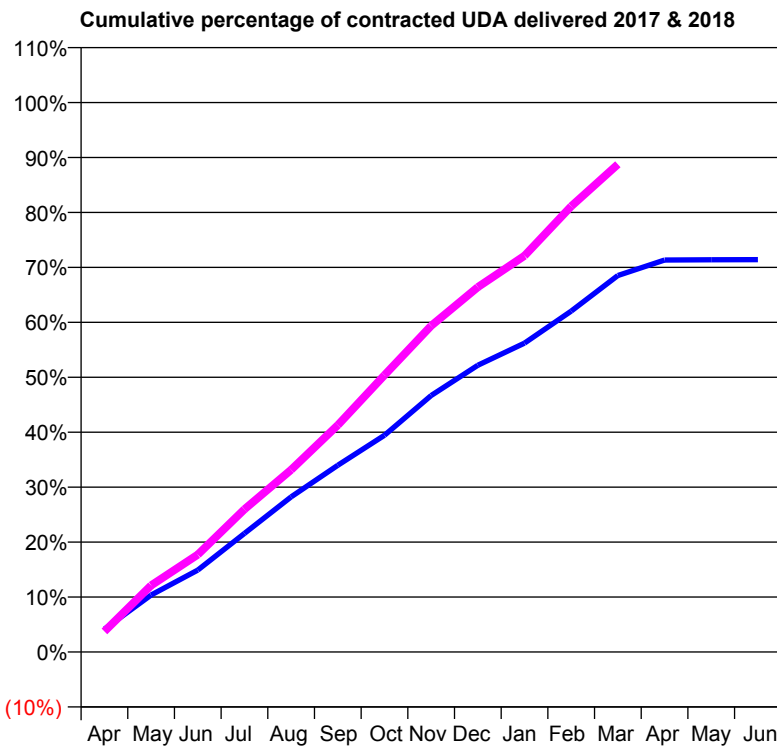
17/18 Contracted general activity (UDA)	23,000
Carry forward general activity (UDA)	0
17/18 Contracted orthodontic activity (UOA)	0
Carry forward orthodontic activity (UOA)	0
Baseline contract value	£556,915.10

ACCESS*

Patients seen in 24 months	Total	Change since previous quarter
Quarter ending March 2017	10,120	
Quarter ending June 2017	9,870	↓
Quarter ending September 2017	9,465	↓
Quarter ending December 2017	9,024	↓
Quarter ending March 2018	8,452	↓
Variance since March 2017	(16.5%)	↓



ACTIVITY



Month	Adjusted Scheduled Activity (UDA)	
	2017	2018
April	1,406	861
May	3,496	2,789
June	5,028	4,076
July	7,273	5,977
August	9,519	7,628
September	11,457	9,498
October	13,292	11,589
November	15,734	13,652
December	17,588	15,273
January	18,946	16,582
February	20,908	18,656
March	23,093	20,413
April	24,042	
May	24,061	
June	24,063	

QUALITY

	Quantity	Base Number	Contract	AT	Region	England
% of FP17s for the same patient ID Re-attending within 3 months - Children	136	2,007	6.8%	10.3%	11.5%	11.9%
% of FP17s for the same patient ID Re-attending within 3 months - Adults	1,034	8,272	12.5%	14.7%	15.9%	16.0%
% of FP17s for the same patient ID Re-attending between 3 & 9 months - Children	898	2,007	44.7%	60.5%	60.6%	58.3%
% of FP17s for the same patient ID Re-attending between 3 & 9 months - Adults	3,472	8,272	42.0%	52.0%	51.6%	50.3%
% of FP17s for Band 1 Urgent Courses	1,066	9,854	10.8%	9.8%	9.5%	9.1%
% of FP17s Relating to Free Repair or Replacements	53	9,854	0.5%	0.6%	0.7%	0.8%
% of FP17s Relating to Continuations	191	9,854	1.9%	1.1%	1.0%	1.0%
% of Patients satisfied with the dentistry they have received	5	5	N/A	91.8%	92.0%	91.5%
% of Patients satisfied with the time they had to wait for an appointment	3	5	N/A	89.0%	88.1%	87.9%

* This is based on patients treated on this contract for their most recent course of treatment. Figures in italics indicate the base number of FP17s or Patient Questionnaire responses are less than 100. N/A is shown where the base number of responses is less than 10 during the period. % is calculated as Quantity/Base number*100

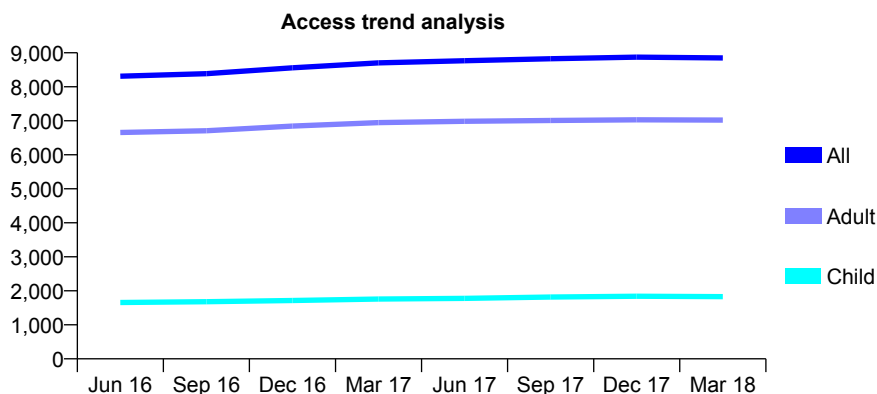
Q70 - Vital Signs At a Glance Contract Report for 101338/0002 - March 2018

Name or company name	Whitecross Dental Care Limited
Contract type name	GDS Contract
Purpose of contract	General
Contract start date	01/04/2006
Contract end date	

17/18 Contracted general activity (UDA)	26,962
Carry forward general activity (UDA)	614
17/18 Contracted orthodontic activity (UOA)	0
Carry forward orthodontic activity (UOA)	0
Baseline contract value	£652,849.79

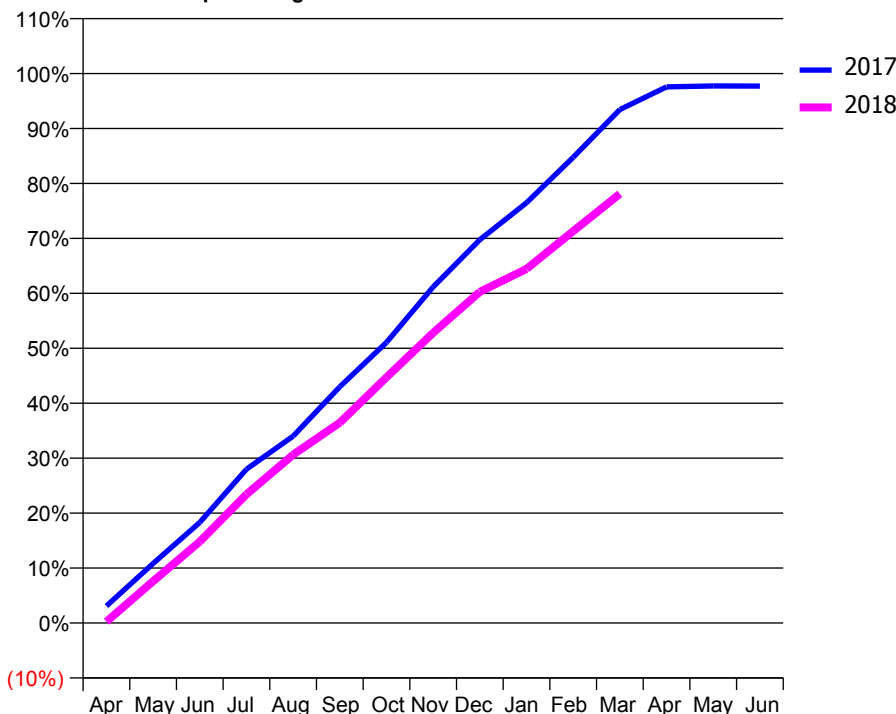
ACCESS*

Patients seen in 24 months	Total	Change since previous quarter
Quarter ending March 2017	8,704	
Quarter ending June 2017	8,766	→
Quarter ending September 2017	8,825	→
Quarter ending December 2017	8,872	→
Quarter ending March 2018	8,850	→
Variance since March 2017	1.7%	→



ACTIVITY

Cumulative percentage of contracted UDA delivered 2017 & 2018



Month	Adjusted Scheduled Activity (UDA)	
	2017	2018
April	832	70
May	2,920	2,049
June	4,934	3,994
July	7,550	6,308
August	9,168	8,258
September	11,593	9,834
October	13,772	12,052
November	16,491	14,240
December	18,810	16,251
January	20,619	17,371
February	22,850	19,224
March	25,196	21,056
April	26,308	
May	26,350	
June	26,348	

QUALITY

	Quantity	Base Number	Contract	AT	Region	England
% of FP17s for the same patient ID Re-attending within 3 months - Children	121	2,164	5.6%	10.3%	11.5%	11.9%
% of FP17s for the same patient ID Re-attending within 3 months - Adults	1,030	8,663	11.9%	14.7%	15.9%	16.0%
% of FP17s for the same patient ID Re-attending between 3 & 9 months - Children	1,088	2,164	50.3%	60.5%	60.6%	58.3%
% of FP17s for the same patient ID Re-attending between 3 & 9 months - Adults	4,453	8,663	51.4%	52.0%	51.6%	50.3%
% of FP17s for Band 1 Urgent Courses	969	10,377	9.3%	9.8%	9.5%	9.1%
% of FP17s Relating to Free Repair or Replacements	59	10,377	0.6%	0.6%	0.7%	0.8%
% of FP17s Relating to Continuations	186	10,377	1.8%	1.1%	1.0%	1.0%
% of Patients satisfied with the dentistry they have received	7	8	N/A	91.8%	92.0%	91.5%
% of Patients satisfied with the time they had to wait for an appointment	8	8	N/A	89.0%	88.1%	87.9%

* This is based on patients treated on this contract for their most recent course of treatment. Figures in italics indicate the base number of FP17s or Patient Questionnaire responses are less than 100. N/A is shown where the base number of responses is less than 10 during the period. % is calculated as Quantity/Base number*100

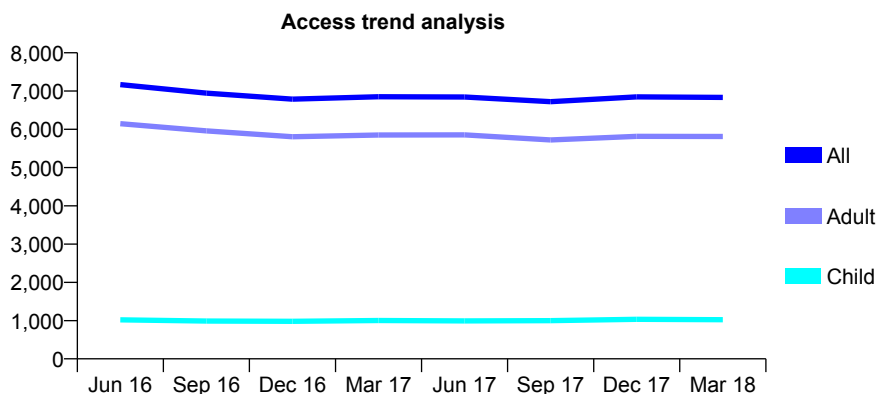
Q70 - Vital Signs At a Glance Contract Report for 101338/0003 - March 2018

Name or company name	Whitecross Dental Care Limited
Contract type name	GDS Contract
Purpose of contract	General
Contract start date	01/04/2006
Contract end date	

17/18 Contracted general activity (UDA)	20,000
Carry forward general activity (UDA)	0
17/18 Contracted orthodontic activity (UOA)	0
Carry forward orthodontic activity (UOA)	0
Baseline contract value	£564,703.55

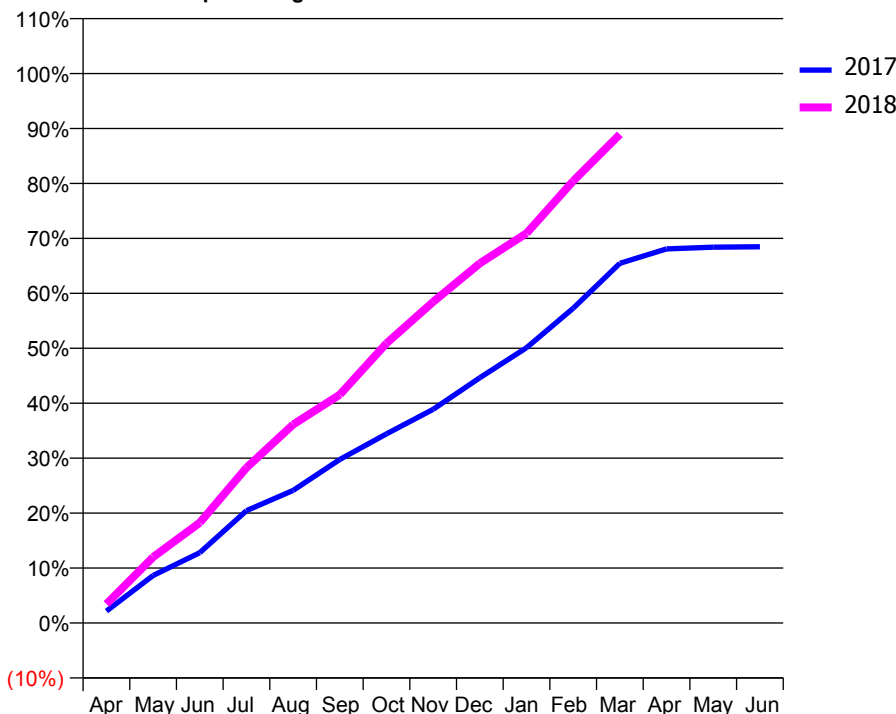
ACCESS*

Patients seen in 24 months	Total	Change since previous quarter
Quarter ending March 2017	6,852	
Quarter ending June 2017	6,844	→
Quarter ending September 2017	6,721	↓
Quarter ending December 2017	6,849	→
Quarter ending March 2018	6,835	→
Variance since March 2017	(0.2%)	→



ACTIVITY

Cumulative percentage of contracted UDA delivered 2017 & 2018



Month	Adjusted Scheduled Activity (UDA)	
	2017	2018
April	525	690
May	2,101	2,398
June	3,113	3,651
July	4,970	5,654
August	5,863	7,225
September	7,230	8,312
October	8,360	10,178
November	9,447	11,692
December	10,845	13,091
January	12,169	14,186
February	13,914	16,088
March	15,903	17,784
April	16,542	
May	16,617	
June	16,635	

QUALITY

	Quantity	Base Number	Contract	AT	Region	England
% of FP17s for the same patient ID Re-attending within 3 months - Children	131	1,440	9.1%	10.3%	11.5%	11.9%
% of FP17s for the same patient ID Re-attending within 3 months - Adults	822	7,064	11.6%	14.7%	15.9%	16.0%
% of FP17s for the same patient ID Re-attending between 3 & 9 months - Children	633	1,440	44.0%	60.5%	60.6%	58.3%
% of FP17s for the same patient ID Re-attending between 3 & 9 months - Adults	2,814	7,064	39.8%	52.0%	51.6%	50.3%
% of FP17s for Band 1 Urgent Courses	1,003	8,164	12.3%	9.8%	9.5%	9.1%
% of FP17s Relating to Free Repair or Replacements	88	8,164	1.1%	0.6%	0.7%	0.8%
% of FP17s Relating to Continuations	156	8,164	1.9%	1.1%	1.0%	1.0%
% of Patients satisfied with the dentistry they have received	5	8	N/A	91.8%	92.0%	91.5%
% of Patients satisfied with the time they had to wait for an appointment	6	8	N/A	89.0%	88.1%	87.9%

* This is based on patients treated on this contract for their most recent course of treatment. Figures in italics indicate the base number of FP17s or Patient Questionnaire responses are less than 100. N/A is shown where the base number of responses is less than 10 during the period. % is calculated as Quantity/Base number*100

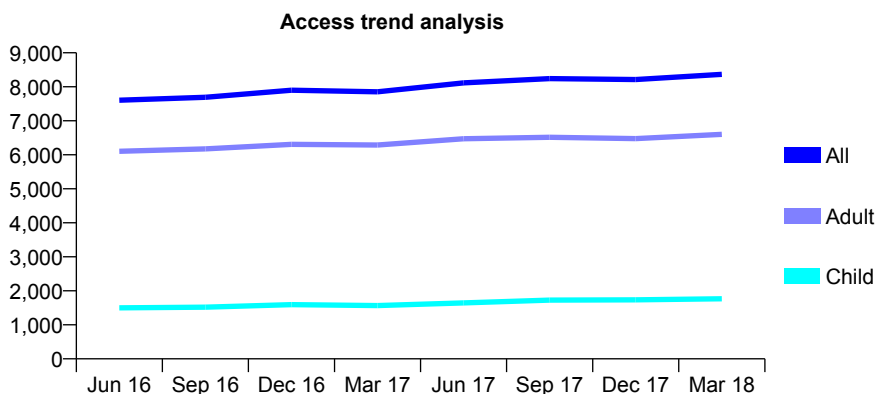
Q70 - Vital Signs At a Glance Contract Report for 101338/0015 - March 2018

Name or company name	Whitecross Dental Care Limited
Contract type name	GDS Contract
Purpose of contract	General
Contract start date	01/04/2006
Contract end date	

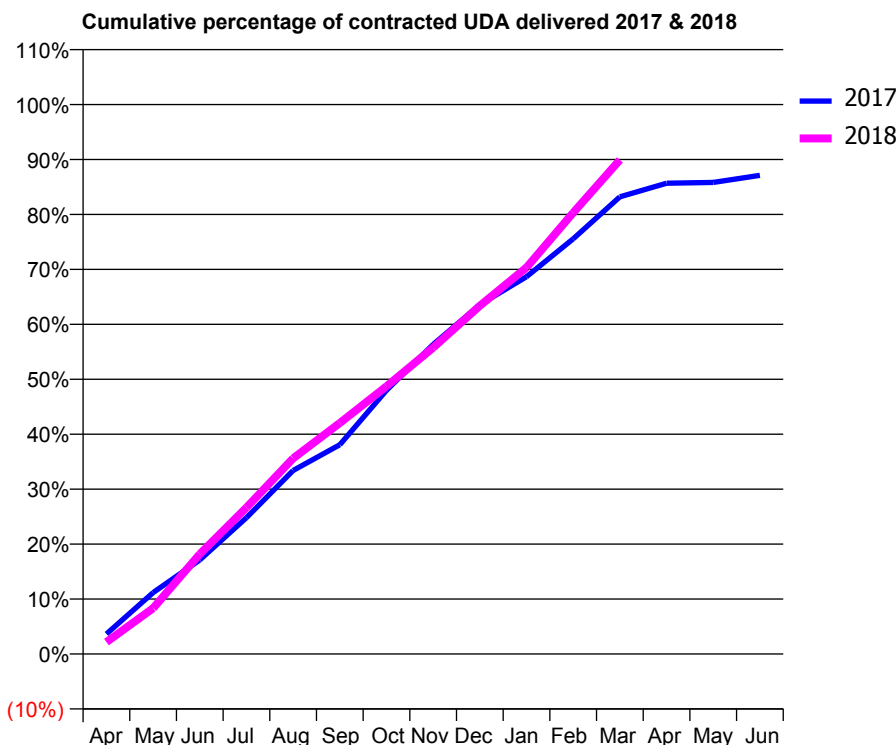
17/18 Contracted general activity (UDA)	23,000
Carry forward general activity (UDA)	0
17/18 Contracted orthodontic activity (UOA)	0
Carry forward orthodontic activity (UOA)	0
Baseline contract value	£649,409.09

ACCESS*

Patients seen in 24 months	Total	Change since previous quarter
Quarter ending March 2017	7,852	
Quarter ending June 2017	8,117	↑
Quarter ending September 2017	8,243	→
Quarter ending December 2017	8,212	→
Quarter ending March 2018	8,366	→
Variance since March 2017	6.5%	↑



ACTIVITY



Month	Adjusted Scheduled Activity (UDA)	
	2017	2018
April	898	499
May	2,743	1,919
June	4,205	4,183
July	6,089	6,129
August	8,201	8,192
September	9,348	9,669
October	11,783	11,206
November	13,828	12,821
December	15,608	14,574
January	16,855	16,176
February	18,547	18,472
March	20,425	20,683
April	21,033	
May	21,066	
June	21,383	

QUALITY

	Quantity	Base Number	Contract	AT	Region	England
% of FP17s for the same patient ID Re-attending within 3 months - Children	115	2,448	4.7%	10.3%	11.5%	11.9%
% of FP17s for the same patient ID Re-attending within 3 months - Adults	1,064	8,049	13.2%	14.7%	15.9%	16.0%
% of FP17s for the same patient ID Re-attending between 3 & 9 months - Children	1,251	2,448	51.1%	60.5%	60.6%	58.3%
% of FP17s for the same patient ID Re-attending between 3 & 9 months - Adults	2,835	8,049	35.2%	52.0%	51.6%	50.3%
% of FP17s for Band 1 Urgent Courses	754	10,064	7.5%	9.8%	9.5%	9.1%
% of FP17s Relating to Free Repair or Replacements	16	10,064	0.2%	0.6%	0.7%	0.8%
% of FP17s Relating to Continuations	210	10,064	2.1%	1.1%	1.0%	1.0%
% of Patients satisfied with the dentistry they have received	8	11	72.7%	91.8%	92.0%	91.5%
% of Patients satisfied with the time they had to wait for an appointment	8	11	72.7%	89.0%	88.1%	87.9%

* This is based on patients treated on this contract for their most recent course of treatment. Figures in italics indicate the base number of FP17s or Patient Questionnaire responses are less than 100. N/A is shown where the base number of responses is less than 10 during the period. % is calculated as Quantity/Base number*100

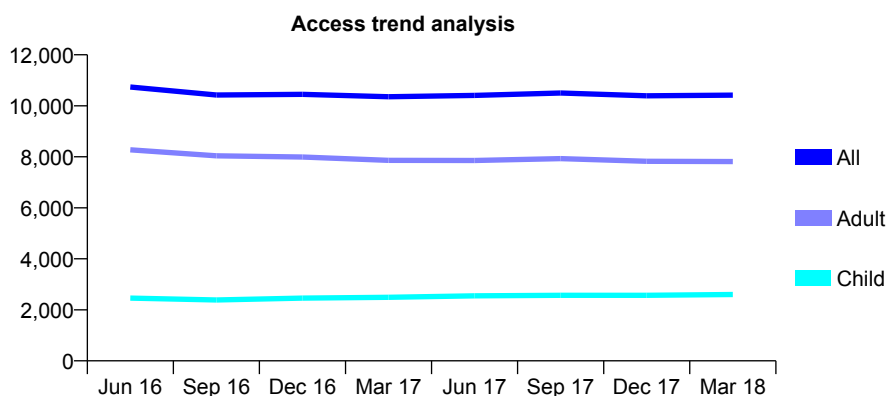
Q70 - Vital Signs At a Glance Contract Report for 101338/0018 - March 2018

Name or company name	Whitecross Dental Care Limited
Contract type name	GDS Contract
Purpose of contract	General
Contract start date	01/04/2006
Contract end date	

17/18 Contracted general activity (UDA)	28,215
Carry forward general activity (UDA)	0
17/18 Contracted orthodontic activity (UOA)	0
Carry forward orthodontic activity (UOA)	0
Baseline contract value	£739,666.26

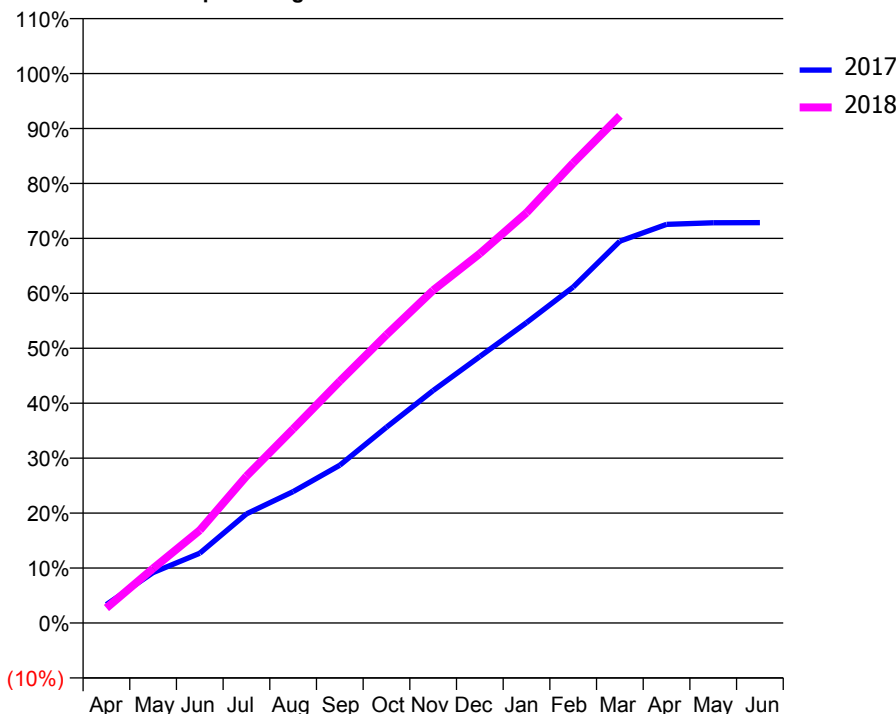
ACCESS*

Patients seen in 24 months	Total	Change since previous quarter
Quarter ending March 2017	10,353	
Quarter ending June 2017	10,409	→
Quarter ending September 2017	10,501	→
Quarter ending December 2017	10,394	↓
Quarter ending March 2018	10,419	→
Variance since March 2017	0.6%	→



ACTIVITY

Cumulative percentage of contracted UDA delivered 2017 & 2018



Month	Adjusted Scheduled Activity (UDA)	
	2017	2018
April	1,158	770
May	3,167	2,801
June	4,387	4,759
July	6,856	7,542
August	8,252	9,966
September	9,906	12,417
October	12,292	14,800
November	14,597	17,084
December	16,731	18,970
January	18,859	21,065
February	21,095	23,623
March	23,975	26,040
April	25,033	
May	25,136	
June	25,143	

QUALITY

	Quantity	Base Number	Contract	AT	Region	England
% of FP17s for the same patient ID Re-attending within 3 months - Children	122	3,494	3.5%	10.3%	11.5%	11.9%
% of FP17s for the same patient ID Re-attending within 3 months - Adults	648	9,389	6.9%	14.7%	15.9%	16.0%
% of FP17s for the same patient ID Re-attending between 3 & 9 months - Children	1,685	3,494	48.2%	60.5%	60.6%	58.3%
% of FP17s for the same patient ID Re-attending between 3 & 9 months - Adults	2,912	9,389	31.0%	52.0%	51.6%	50.3%
% of FP17s for Band 1 Urgent Courses	939	12,477	7.5%	9.8%	9.5%	9.1%
% of FP17s Relating to Free Repair or Replacements	43	12,477	0.3%	0.6%	0.7%	0.8%
% of FP17s Relating to Continuations	112	12,477	0.9%	1.1%	1.0%	1.0%
% of Patients satisfied with the dentistry they have received	4	5	N/A	91.8%	92.0%	91.5%
% of Patients satisfied with the time they had to wait for an appointment	3	5	N/A	89.0%	88.1%	87.9%

* This is based on patients treated on this contract for their most recent course of treatment. Figures in italics indicate the base number of FP17s or Patient Questionnaire responses are less than 100. N/A is shown where the base number of responses is less than 10 during the period. % is calculated as Quantity/Base number*100

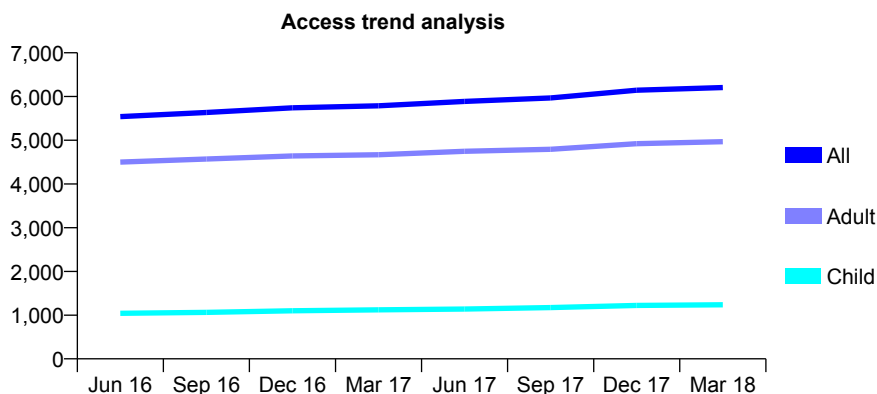
Q70 - Vital Signs At a Glance Contract Report for 101338/0026 - March 2018

Name or company name	Whitecross Dental Care Limited
Contract type name	GDS Contract
Purpose of contract	General
Contract start date	01/04/2006
Contract end date	

17/18 Contracted general activity (UDA)	16,392
Carry forward general activity (UDA)	0
17/18 Contracted orthodontic activity (UOA)	0
Carry forward orthodontic activity (UOA)	0
Baseline contract value	£396,910.96

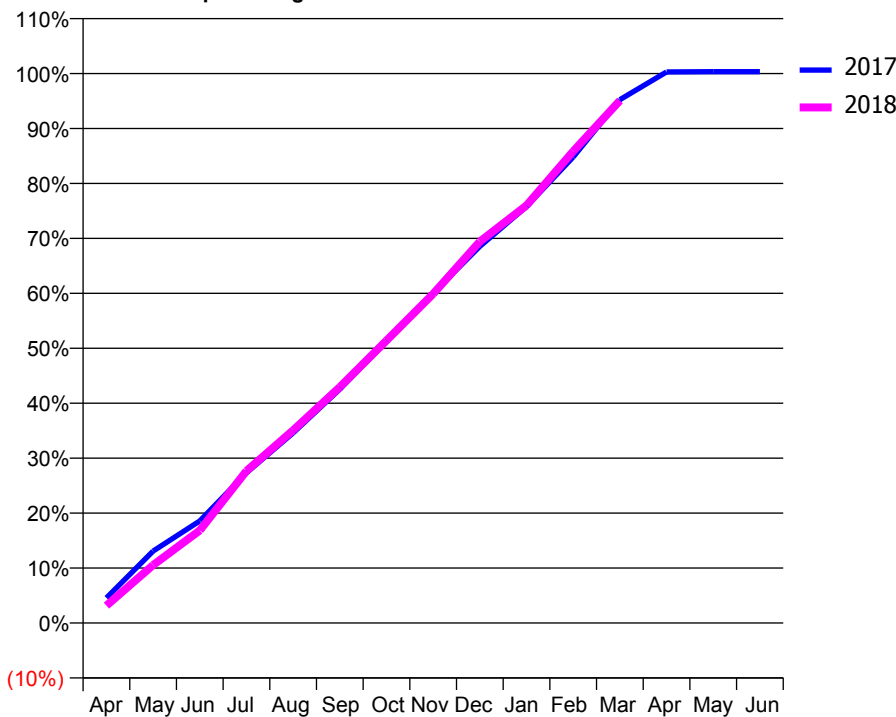
ACCESS*

Patients seen in 24 months	Total	Change since previous quarter
Quarter ending March 2017	5,787	
Quarter ending June 2017	5,887	→
Quarter ending September 2017	5,968	→
Quarter ending December 2017	6,144	↑
Quarter ending March 2018	6,204	→
Variance since March 2017	7.2%	↑



ACTIVITY

Cumulative percentage of contracted UDA delivered 2017 & 2018



Month	Adjusted Scheduled Activity (UDA)	
	2017	2018
April	750	518
May	2,147	1,727
June	3,044	2,763
July	4,482	4,536
August	5,670	5,750
September	6,974	7,037
October	8,406	8,429
November	9,839	9,819
December	11,236	11,377
January	12,425	12,458
February	13,900	14,073
March	15,613	15,582
April	16,440	
May	16,448	
June	16,448	

QUALITY

	Quantity	Base Number	Contract	AT	Region	England
% of FP17s for the same patient ID Re-attending within 3 months - Children	73	1,726	4.2%	10.3%	11.5%	11.9%
% of FP17s for the same patient ID Re-attending within 3 months - Adults	613	6,733	9.1%	14.7%	15.9%	16.0%
% of FP17s for the same patient ID Re-attending between 3 & 9 months - Children	1,075	1,726	62.3%	60.5%	60.6%	58.3%
% of FP17s for the same patient ID Re-attending between 3 & 9 months - Adults	3,916	6,733	58.2%	52.0%	51.6%	50.3%
% of FP17s for Band 1 Urgent Courses	685	8,145	8.4%	9.8%	9.5%	9.1%
% of FP17s Relating to Free Repair or Replacements	36	8,145	0.4%	0.6%	0.7%	0.8%
% of FP17s Relating to Continuations	103	8,145	1.3%	1.1%	1.0%	1.0%
% of Patients satisfied with the dentistry they have received	8	9	N/A	91.8%	92.0%	91.5%
% of Patients satisfied with the time they had to wait for an appointment	9	9	N/A	89.0%	88.1%	87.9%

* This is based on patients treated on this contract for their most recent course of treatment. Figures in italics indicate the base number of FP17s or Patient Questionnaire responses are less than 100. N/A is shown where the base number of responses is less than 10 during the period. % is calculated as Quantity/Base number*100

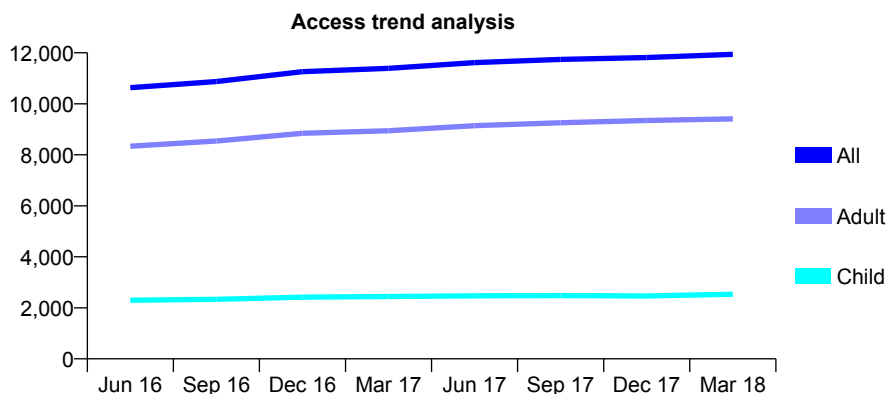
Q70 - Vital Signs At a Glance Contract Report for 101338/0034 - March 2018

Name or company name	Whitecross Dental Care Limited
Contract type name	GDS Contract
Purpose of contract	General
Contract start date	01/04/2006
Contract end date	

17/18 Contracted general activity (UDA)	34,000
Carry forward general activity (UDA)	0
17/18 Contracted orthodontic activity (UOA)	0
Carry forward orthodontic activity (UOA)	0
Baseline contract value	£959,996.05

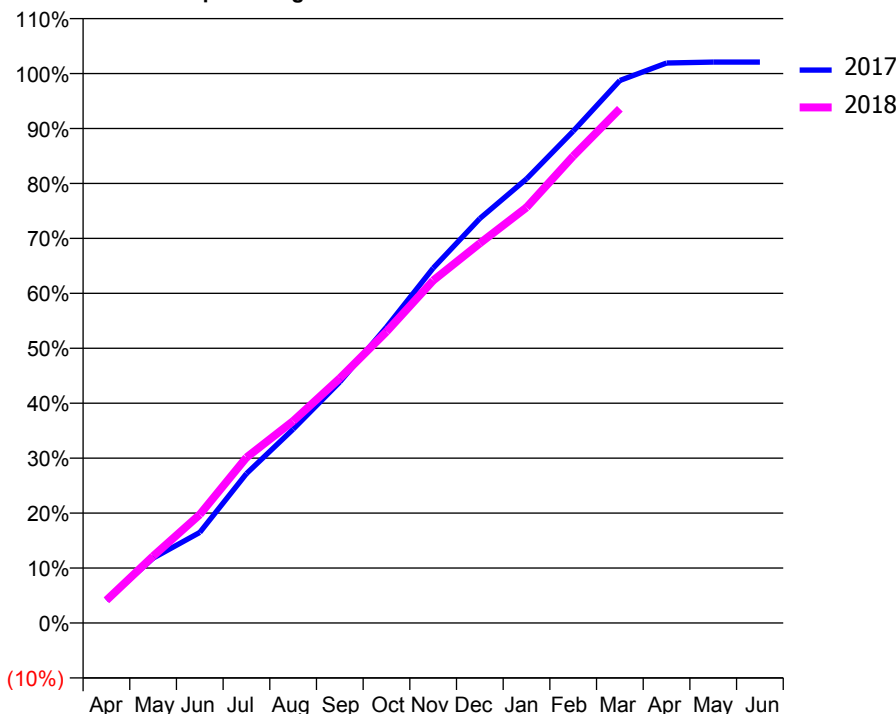
ACCESS*

Patients seen in 24 months	Total	Change since previous quarter
Quarter ending March 2017	11,389	
Quarter ending June 2017	11,618	↑
Quarter ending September 2017	11,739	→
Quarter ending December 2017	11,815	→
Quarter ending March 2018	11,940	→
Variance since March 2017	4.8%	↑



ACTIVITY

Cumulative percentage of contracted UDA delivered 2017 & 2018



Month	Adjusted Scheduled Activity (UDA)	
	2017	2018
April	1,408	1,407
May	4,016	4,141
June	5,603	6,708
July	9,248	10,244
August	11,994	12,500
September	14,915	15,143
October	18,315	18,027
November	21,963	21,195
December	25,026	23,496
January	27,476	25,717
February	30,432	28,886
March	33,569	31,818
April	34,652	
May	34,706	
June	34,705	

QUALITY

	Quantity	Base Number	Contract	AT	Region	England
% of FP17s for the same patient ID Re-attending within 3 months - Children	255	3,443	7.4%	10.3%	11.5%	11.9%
% of FP17s for the same patient ID Re-attending within 3 months - Adults	1,757	11,899	14.8%	14.7%	15.9%	16.0%
% of FP17s for the same patient ID Re-attending between 3 & 9 months - Children	1,923	3,443	55.9%	60.5%	60.6%	58.3%
% of FP17s for the same patient ID Re-attending between 3 & 9 months - Adults	5,091	11,899	42.8%	52.0%	51.6%	50.3%
% of FP17s for Band 1 Urgent Courses	1,489	14,848	10.0%	9.8%	9.5%	9.1%
% of FP17s Relating to Free Repair or Replacements	143	14,848	1.0%	0.6%	0.7%	0.8%
% of FP17s Relating to Continuations	381	14,848	2.6%	1.1%	1.0%	1.0%
% of Patients satisfied with the dentistry they have received	7	7	N/A	91.8%	92.0%	91.5%
% of Patients satisfied with the time they had to wait for an appointment	5	7	N/A	89.0%	88.1%	87.9%

* This is based on patients treated on this contract for their most recent course of treatment. Figures in italics indicate the base number of FP17s or Patient Questionnaire responses are less than 100. N/A is shown where the base number of responses is less than 10 during the period. % is calculated as Quantity/Base number*100

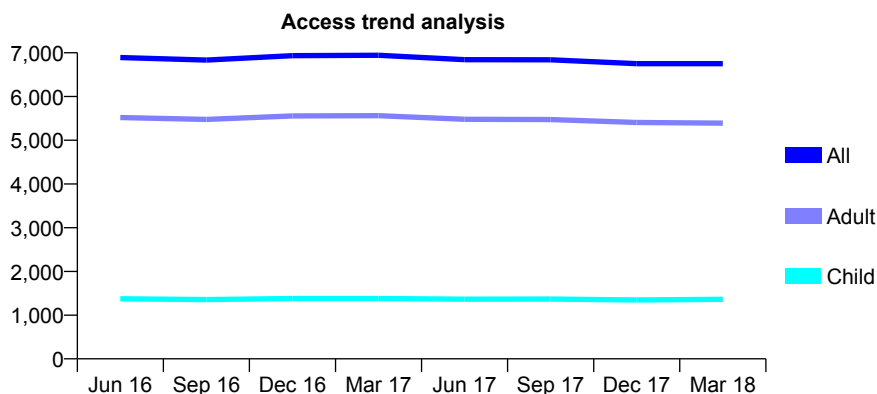
Q70 - Vital Signs At a Glance Contract Report for 101338/0036 - March 2018

Name or company name	Whitecross Dental Care Limited
Contract type name	GDS Contract
Purpose of contract	General
Contract start date	01/04/2006
Contract end date	

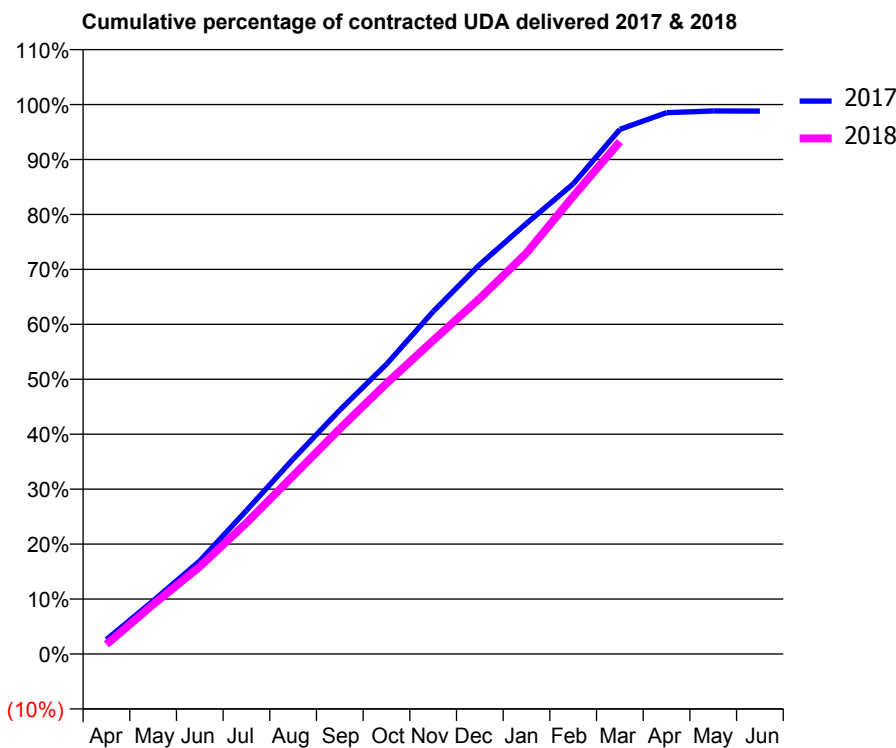
17/18 Contracted general activity (UDA)	20,250
Carry forward general activity (UDA)	240
17/18 Contracted orthodontic activity (UOA)	0
Carry forward orthodontic activity (UOA)	0
Baseline contract value	£571,762.36

ACCESS*

Patients seen in 24 months	Total	Change since previous quarter
Quarter ending March 2017	6,943	
Quarter ending June 2017	6,844	↓
Quarter ending September 2017	6,840	→
Quarter ending December 2017	6,752	↓
Quarter ending March 2018	6,752	→
Variance since March 2017	(2.8%)	↓



ACTIVITY



Month	Adjusted Scheduled Activity (UDA)	
	2017	2018
April	533	357
May	1,958	1,825
June	3,432	3,222
July	5,289	4,833
August	7,189	6,567
September	8,988	8,302
October	10,679	9,972
November	12,620	11,556
December	14,356	13,110
January	15,869	14,778
February	17,323	16,868
March	19,337	18,884
April	19,951	
May	20,010	
June	20,009	

QUALITY

	Quantity	Base Number	Contract	AT	Region	England
% of FP17s for the same patient ID Re-attending within 3 months - Children	118	1,830	6.4%	10.3%	11.5%	11.9%
% of FP17s for the same patient ID Re-attending within 3 months - Adults	928	7,088	13.1%	14.7%	15.9%	16.0%
% of FP17s for the same patient ID Re-attending between 3 & 9 months - Children	977	1,830	53.4%	60.5%	60.6%	58.3%
% of FP17s for the same patient ID Re-attending between 3 & 9 months - Adults	3,507	7,088	49.5%	52.0%	51.6%	50.3%
% of FP17s for Band 1 Urgent Courses	905	8,653	10.5%	9.8%	9.5%	9.1%
% of FP17s Relating to Free Repair or Replacements	103	8,653	1.2%	0.6%	0.7%	0.8%
% of FP17s Relating to Continuations	229	8,653	2.6%	1.1%	1.0%	1.0%
% of Patients satisfied with the dentistry they have received	3	3	N/A	91.8%	92.0%	91.5%
% of Patients satisfied with the time they had to wait for an appointment	3	3	N/A	89.0%	88.1%	87.9%

* This is based on patients treated on this contract for their most recent course of treatment. Figures in italics indicate the base number of FP17s or Patient Questionnaire responses are less than 100. N/A is shown where the base number of responses is less than 10 during the period. % is calculated as Quantity/Base number*100

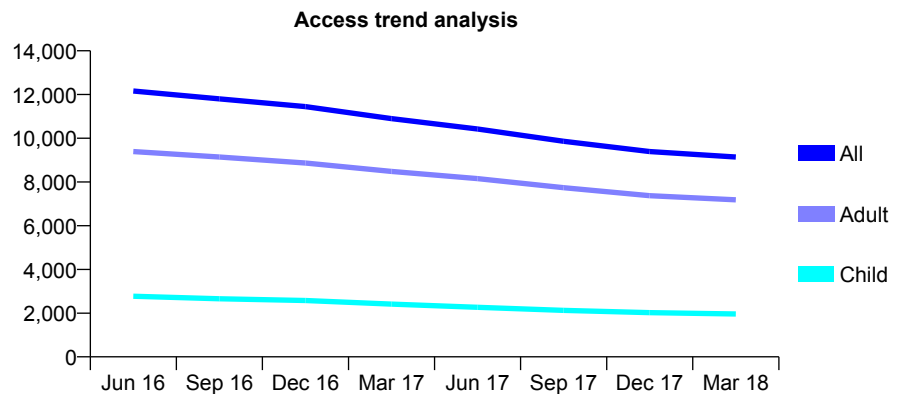
Q70 - Vital Signs At a Glance Contract Report for 101338/0038 - March 2018

Name or company name	Whitecross Dental Care Limited
Contract type name	GDS Contract
Purpose of contract	General
Contract start date	01/04/2006
Contract end date	

17/18 Contracted general activity (UDA)	27,000
Carry forward general activity (UDA)	0
17/18 Contracted orthodontic activity (UOA)	0
Carry forward orthodontic activity (UOA)	0
Baseline contract value	£834,527.05

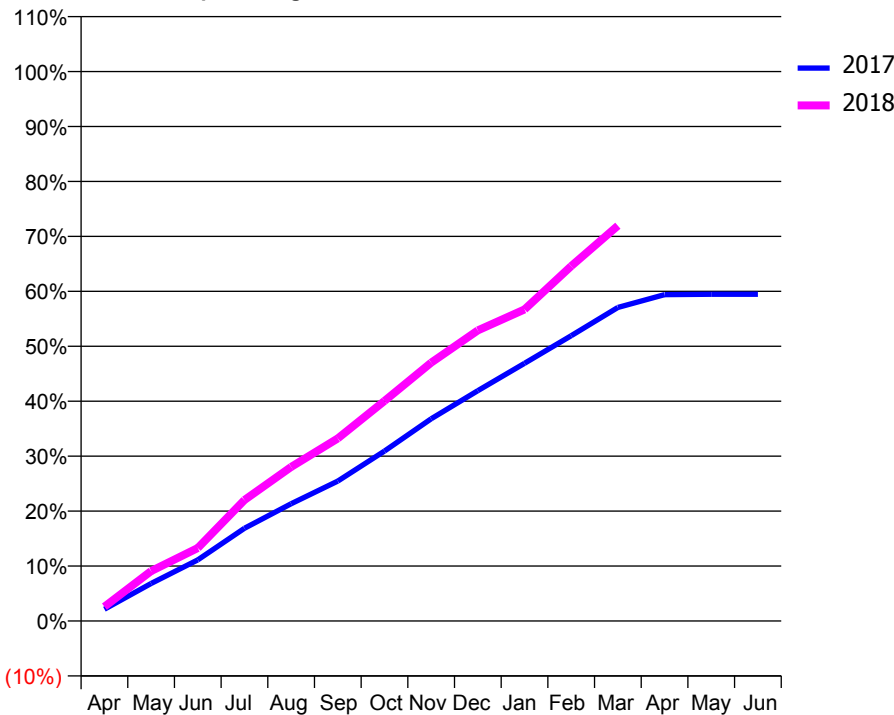
ACCESS*

Patients seen in 24 months	Total	Change since previous quarter
Quarter ending March 2017	10,897	
Quarter ending June 2017	10,421	↓
Quarter ending September 2017	9,863	↓
Quarter ending December 2017	9,394	↓
Quarter ending March 2018	9,144	↓
Variance since March 2017	(16.1%)	↓



ACTIVITY

Cumulative percentage of contracted UDA delivered 2017 & 2018



Month	Adjusted Scheduled Activity (UDA)	
	2017	2018
April	748	703
May	2,383	2,456
June	3,879	3,590
July	5,882	5,946
August	7,439	7,571
September	8,876	8,975
October	10,773	10,816
November	12,818	12,692
December	14,603	14,279
January	16,340	15,311
February	18,084	17,439
March	19,883	19,421
April	20,688	
May	20,717	
June	20,715	

QUALITY

	Quantity	Base Number	Contract	AT	Region	England
% of FP17s for the same patient ID Re-attending within 3 months - Children	152	2,443	6.2%	10.3%	11.5%	11.9%
% of FP17s for the same patient ID Re-attending within 3 months - Adults	843	8,483	9.9%	14.7%	15.9%	16.0%
% of FP17s for the same patient ID Re-attending between 3 & 9 months - Children	1,153	2,443	47.2%	60.5%	60.6%	58.3%
% of FP17s for the same patient ID Re-attending between 3 & 9 months - Adults	3,428	8,483	40.4%	52.0%	51.6%	50.3%
% of FP17s for Band 1 Urgent Courses	746	10,473	7.1%	9.8%	9.5%	9.1%
% of FP17s Relating to Free Repair or Replacements	72	10,473	0.7%	0.6%	0.7%	0.8%
% of FP17s Relating to Continuations	152	10,473	1.5%	1.1%	1.0%	1.0%
% of Patients satisfied with the dentistry they have received	7	8	N/A	91.8%	92.0%	91.5%
% of Patients satisfied with the time they had to wait for an appointment	5	8	N/A	89.0%	88.1%	87.9%

* This is based on patients treated on this contract for their most recent course of treatment. Figures in italics indicate the base number of FP17s or Patient Questionnaire responses are less than 100. N/A is shown where the base number of responses is less than 10 during the period. % is calculated as Quantity/Base number*100

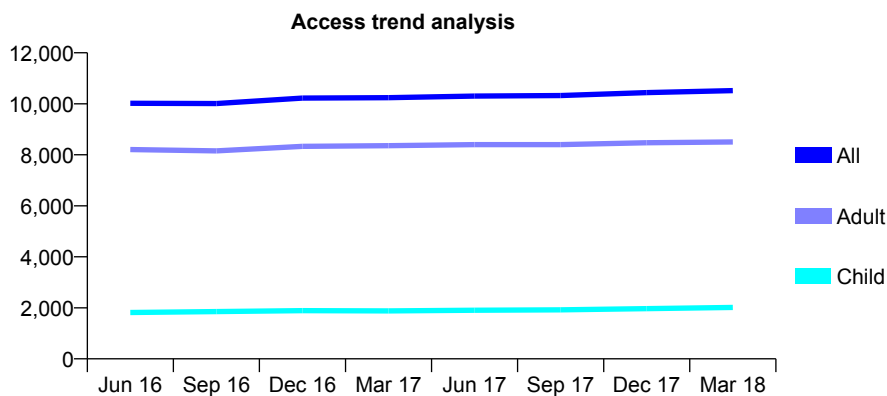
Q70 - Vital Signs At a Glance Contract Report for 101338/0047 - March 2018

Name or company name	Whitecross Dental Care Limited
Contract type name	GDS Contract
Purpose of contract	General
Contract start date	01/04/2007
Contract end date	

17/18 Contracted general activity (UDA)	33,000
Carry forward general activity (UDA)	1,321
17/18 Contracted orthodontic activity (UOA)	0
Carry forward orthodontic activity (UOA)	0
Baseline contract value	£964,299.35

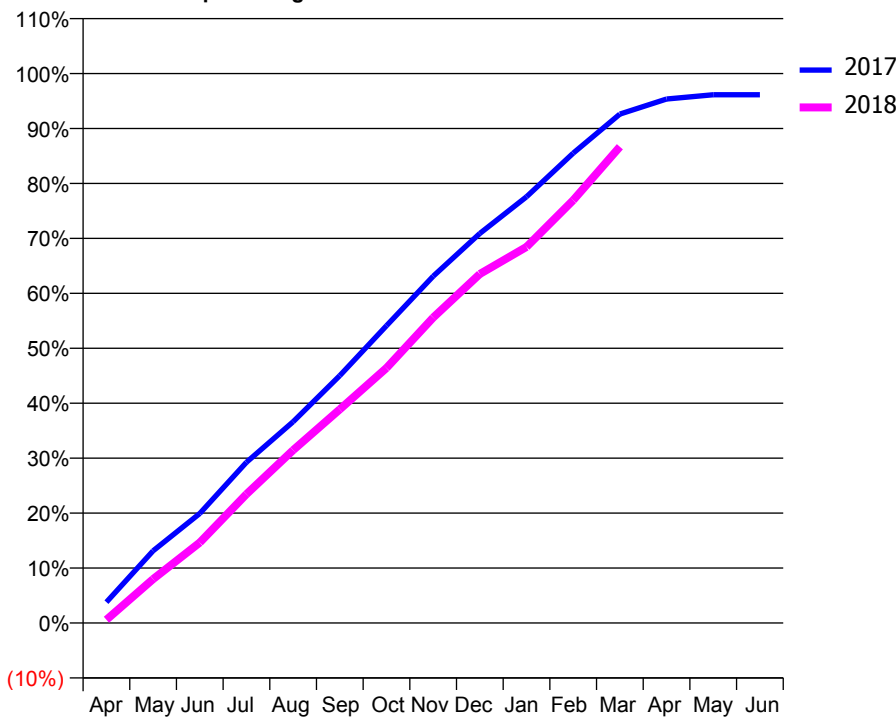
ACCESS*

Patients seen in 24 months	Total	Change since previous quarter
Quarter ending March 2017	10,239	
Quarter ending June 2017	10,304	→
Quarter ending September 2017	10,322	→
Quarter ending December 2017	10,438	→
Quarter ending March 2018	10,520	→
Variance since March 2017	2.7%	↑



ACTIVITY

Cumulative percentage of contracted UDA delivered 2017 & 2018



Month	Adjusted Scheduled Activity (UDA)	
	2017	2018
April	1,302	194
May	4,498	2,642
June	6,825	4,834
July	10,021	7,742
August	12,546	10,379
September	15,418	12,835
October	18,533	15,313
November	21,617	18,341
December	24,287	20,963
January	26,566	22,586
February	29,289	25,393
March	31,718	28,601
April	32,660	
May	32,926	
June	32,930	

QUALITY

	Quantity	Base Number	Contract	AT	Region	England
% of FP17s for the same patient ID Re-attending within 3 months - Children	137	2,549	5.4%	10.3%	11.5%	11.9%
% of FP17s for the same patient ID Re-attending within 3 months - Adults	1,469	10,606	13.9%	14.7%	15.9%	16.0%
% of FP17s for the same patient ID Re-attending between 3 & 9 months - Children	1,306	2,549	51.2%	60.5%	60.6%	58.3%
% of FP17s for the same patient ID Re-attending between 3 & 9 months - Adults	5,020	10,606	47.3%	52.0%	51.6%	50.3%
% of FP17s for Band 1 Urgent Courses	838	12,630	6.6%	9.8%	9.5%	9.1%
% of FP17s Relating to Free Repair or Replacements	88	12,630	0.7%	0.6%	0.7%	0.8%
% of FP17s Relating to Continuations	354	12,630	2.8%	1.1%	1.0%	1.0%
% of Patients satisfied with the dentistry they have received	11	13	84.6%	91.8%	92.0%	91.5%
% of Patients satisfied with the time they had to wait for an appointment	10	13	76.9%	89.0%	88.1%	87.9%

* This is based on patients treated on this contract for their most recent course of treatment. Figures in italics indicate the base number of FP17s or Patient Questionnaire responses are less than 100. N/A is shown where the base number of responses is less than 10 during the period. % is calculated as Quantity/Base number*100

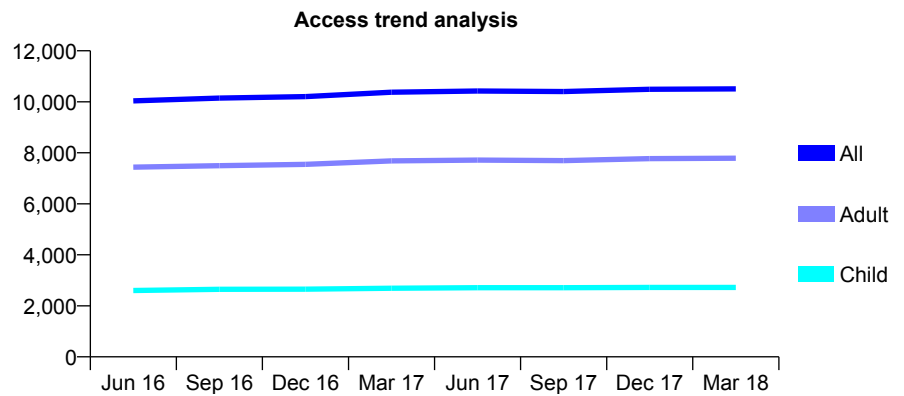
Q70 - Vital Signs At a Glance Contract Report for 101338/0070 - March 2018

Name or company name	Whitecross Dental Care Limited
Contract type name	GDS Contract
Purpose of contract	General
Contract start date	01/11/2008
Contract end date	

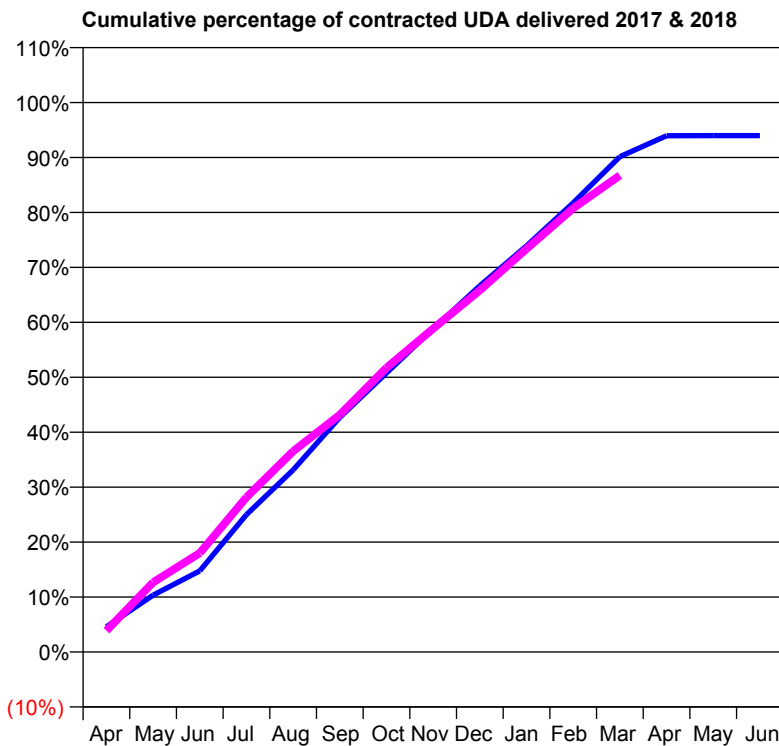
17/18 Contracted general activity (UDA)	29,000
Carry forward general activity (UDA)	0
17/18 Contracted orthodontic activity (UOA)	0
Carry forward orthodontic activity (UOA)	0
Baseline contract value	£695,157.88

ACCESS*

Patients seen in 24 months	Total	Change since previous quarter
Quarter ending March 2017	10,376	
Quarter ending June 2017	10,425	→
Quarter ending September 2017	10,404	→
Quarter ending December 2017	10,491	→
Quarter ending March 2018	10,508	→
Variance since March 2017	1.3%	→



ACTIVITY



Month	Adjusted Scheduled Activity (UDA)	
	2017	2018
April	1,325	1,131
May	2,977	3,675
June	4,245	5,227
July	7,187	8,170
August	9,528	10,593
September	12,273	12,526
October	14,600	15,000
November	16,916	17,069
December	19,164	19,088
January	21,248	21,276
February	23,501	23,419
March	25,918	25,158
April	27,009	
May	27,018	
June	27,018	

QUALITY

	Quantity	Base Number	Contract	AT	Region	England
% of FP17s for the same patient ID Re-attending within 3 months - Children	190	3,399	5.6%	10.3%	11.5%	11.9%
% of FP17s for the same patient ID Re-attending within 3 months - Adults	1,226	9,468	12.9%	14.7%	15.9%	16.0%
% of FP17s for the same patient ID Re-attending between 3 & 9 months - Children	1,792	3,399	52.7%	60.5%	60.6%	58.3%
% of FP17s for the same patient ID Re-attending between 3 & 9 months - Adults	4,758	9,468	50.3%	52.0%	51.6%	50.3%
% of FP17s for Band 1 Urgent Courses	981	12,421	7.9%	9.8%	9.5%	9.1%
% of FP17s Relating to Free Repair or Replacements	32	12,421	0.3%	0.6%	0.7%	0.8%
% of FP17s Relating to Continuations	207	12,421	1.7%	1.1%	1.0%	1.0%
% of Patients satisfied with the dentistry they have received	6	7	N/A	91.8%	92.0%	91.5%
% of Patients satisfied with the time they had to wait for an appointment	7	7	N/A	89.0%	88.1%	87.9%

* This is based on patients treated on this contract for their most recent course of treatment. Figures in italics indicate the base number of FP17s or Patient Questionnaire responses are less than 100. N/A is shown where the base number of responses is less than 10 during the period. % is calculated as Quantity/Base number*100

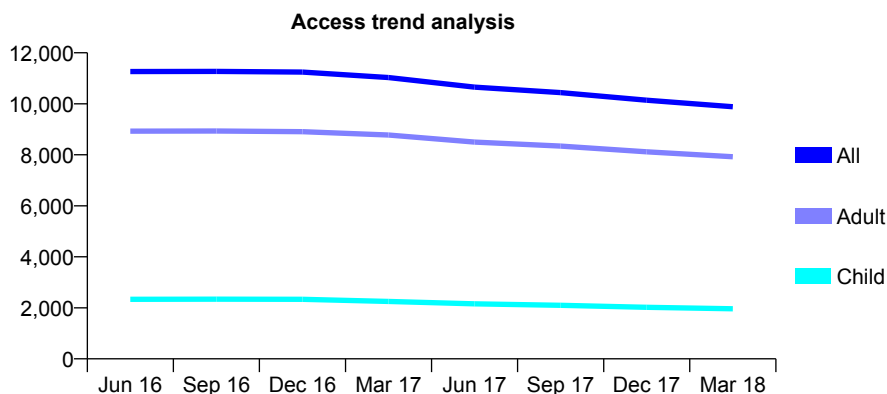
Q70 - Vital Signs At a Glance Contract Report for 101338/0072 - March 2018

Name or company name	Whitecross Dental Care Limited
Contract type name	GDS Contract
Purpose of contract	General
Contract start date	01/01/2009
Contract end date	

17/18 Contracted general activity (UDA)	30,069
Carry forward general activity (UDA)	0
17/18 Contracted orthodontic activity (UOA)	0
Carry forward orthodontic activity (UOA)	0
Baseline contract value	£816,528.79

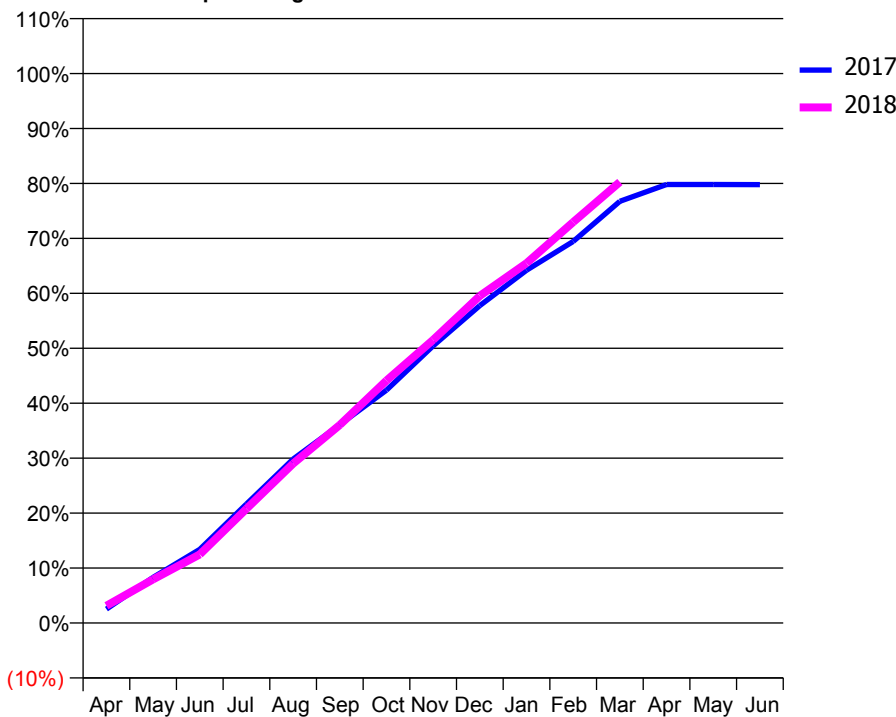
ACCESS*

Patients seen in 24 months	Total	Change since previous quarter
Quarter ending March 2017	11,030	
Quarter ending June 2017	10,653	↓
Quarter ending September 2017	10,438	↓
Quarter ending December 2017	10,139	↓
Quarter ending March 2018	9,885	↓
Variance since March 2017	(10.4%)	↓



ACTIVITY

Cumulative percentage of contracted UDA delivered 2017 & 2018



Month	Adjusted Scheduled Activity (UDA)	
	2017	2018
April	1,014	944
May	3,332	2,389
June	5,376	3,751
July	8,675	6,246
August	11,954	8,720
September	14,460	10,836
October	16,978	13,267
November	20,209	15,496
December	23,151	17,905
January	25,727	19,690
February	27,824	21,939
March	30,753	24,131
April	31,977	
May	31,978	
June	31,970	

QUALITY

	Quantity	Base Number	Contract	AT	Region	England
% of FP17s for the same patient ID Re-attending within 3 months - Children	118	2,198	5.4%	10.3%	11.5%	11.9%
% of FP17s for the same patient ID Re-attending within 3 months - Adults	849	8,646	9.8%	14.7%	15.9%	16.0%
% of FP17s for the same patient ID Re-attending between 3 & 9 months - Children	934	2,198	42.5%	60.5%	60.6%	58.3%
% of FP17s for the same patient ID Re-attending between 3 & 9 months - Adults	3,422	8,646	39.6%	52.0%	51.6%	50.3%
% of FP17s for Band 1 Urgent Courses	887	10,427	8.5%	9.8%	9.5%	9.1%
% of FP17s Relating to Free Repair or Replacements	83	10,427	0.8%	0.6%	0.7%	0.8%
% of FP17s Relating to Continuations	119	10,427	1.1%	1.1%	1.0%	1.0%
% of Patients satisfied with the dentistry they have received	8	8	N/A	91.8%	92.0%	91.5%
% of Patients satisfied with the time they had to wait for an appointment	8	8	N/A	89.0%	88.1%	87.9%

* This is based on patients treated on this contract for their most recent course of treatment. Figures in italics indicate the base number of FP17s or Patient Questionnaire responses are less than 100. N/A is shown where the base number of responses is less than 10 during the period. % is calculated as Quantity/Base number*100

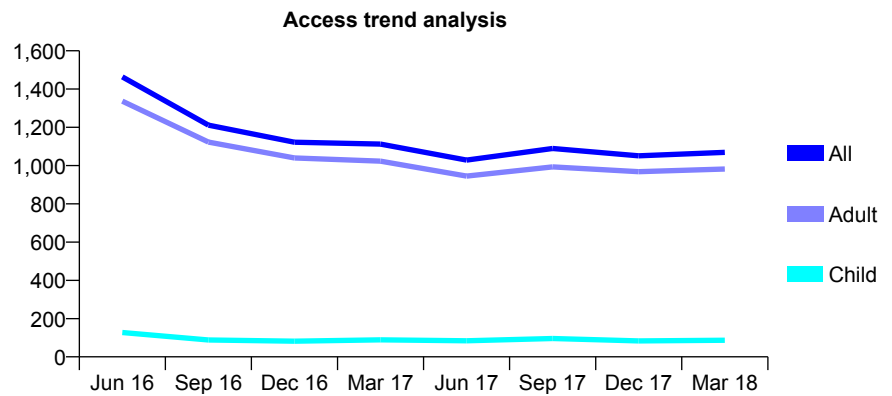
Q70 - Vital Signs At a Glance Contract Report for 101338/0073 - March 2018

Name or company name	Whitecross Dental Care Limited
Contract type name	GDS Contract
Purpose of contract	General
Contract start date	01/01/2009
Contract end date	

17/18 Contracted general activity (UDA)	6,653
Carry forward general activity (UDA)	0
17/18 Contracted orthodontic activity (UOA)	0
Carry forward orthodontic activity (UOA)	0
Baseline contract value	£183,426.91

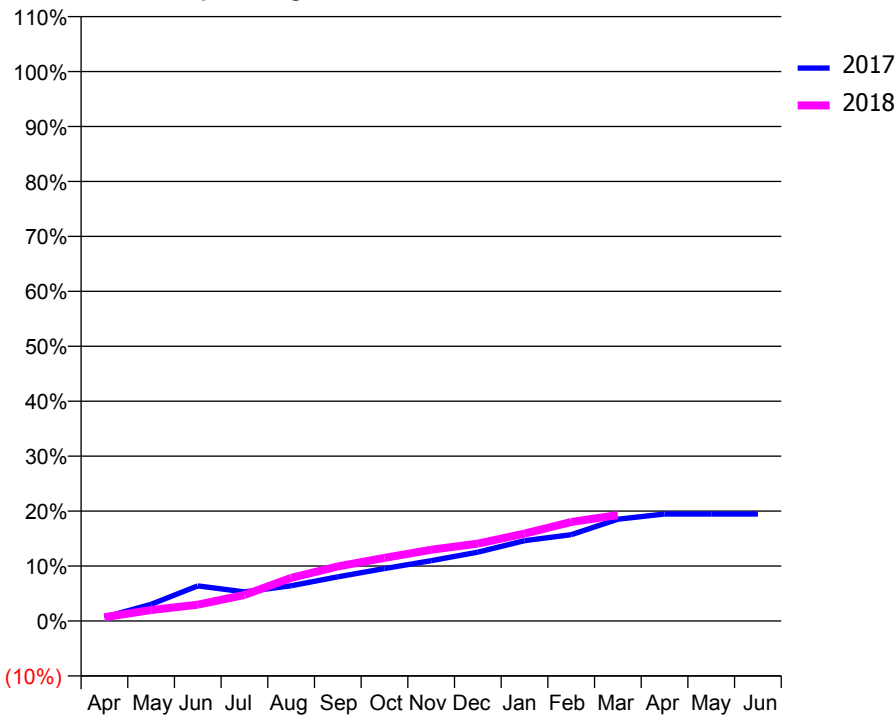
ACCESS*

Patients seen in 24 months	Total	Change since previous quarter
Quarter ending March 2017	1,112	
Quarter ending June 2017	1,029	↓
Quarter ending September 2017	1,089	↑
Quarter ending December 2017	1,051	↓
Quarter ending March 2018	1,069	→
Variance since March 2017	(3.9%)	↓



ACTIVITY

Cumulative percentage of contracted UDA delivered 2017 & 2018



Month	Adjusted Scheduled Activity (UDA)	
	2017	2018
April	47	47
May	203	134
June	425	198
July	352	316
August	427	522
September	535	661
October	636	764
November	731	862
December	834	938
January	972	1,058
February	1,045	1,198
March	1,233	1,283
April	1,296	
May	1,296	
June	1,296	

QUALITY

	Quantity	Base Number	Contract	AT	Region	England
% of FP17s for the same patient ID Re-attending within 3 months - Children	8	114	7.0%	10.3%	11.5%	11.9%
% of FP17s for the same patient ID Re-attending within 3 months - Adults	83	1,003	8.3%	14.7%	15.9%	16.0%
% of FP17s for the same patient ID Re-attending between 3 & 9 months - Children	10	114	8.8%	60.5%	60.6%	58.3%
% of FP17s for the same patient ID Re-attending between 3 & 9 months - Adults	72	1,003	7.2%	52.0%	51.6%	50.3%
% of FP17s for Band 1 Urgent Courses	1,018	1,065	95.6%	9.8%	9.5%	9.1%
% of FP17s Relating to Free Repair or Replacements	0	1,065	0.0%	0.6%	0.7%	0.8%
% of FP17s Relating to Continuations	0	1,065	0.0%	1.1%	1.0%	1.0%
% of Patients satisfied with the dentistry they have received	1	1	N/A	91.8%	92.0%	91.5%
% of Patients satisfied with the time they had to wait for an appointment	1	1	N/A	89.0%	88.1%	87.9%

* This is based on patients treated on this contract for their most recent course of treatment. Figures in italics indicate the base number of FP17s or Patient Questionnaire responses are less than 100. N/A is shown where the base number of responses is less than 10 during the period. % is calculated as Quantity/Base number*100

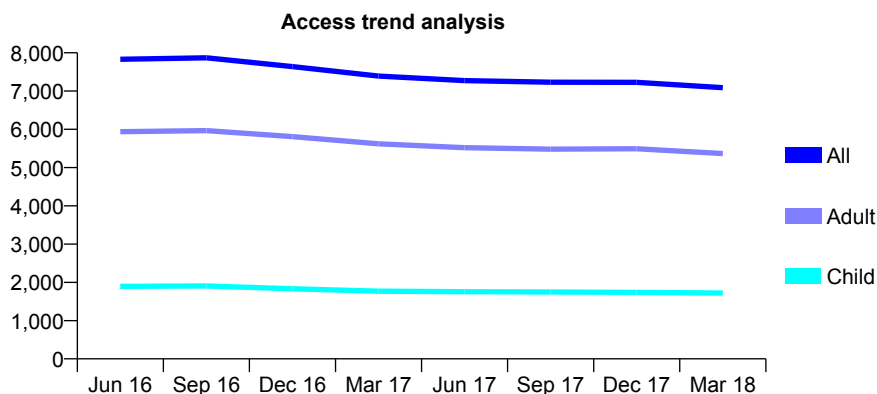
Q70 - Vital Signs At a Glance Contract Report for 101338/0076 - March 2018

Name or company name	Whitecross Dental Care Limited
Contract type name	GDS Contract
Purpose of contract	General
Contract start date	01/02/2009
Contract end date	

17/18 Contracted general activity (UDA)	21,000
Carry forward general activity (UDA)	0
17/18 Contracted orthodontic activity (UOA)	0
Carry forward orthodontic activity (UOA)	0
Baseline contract value	£489,124.88

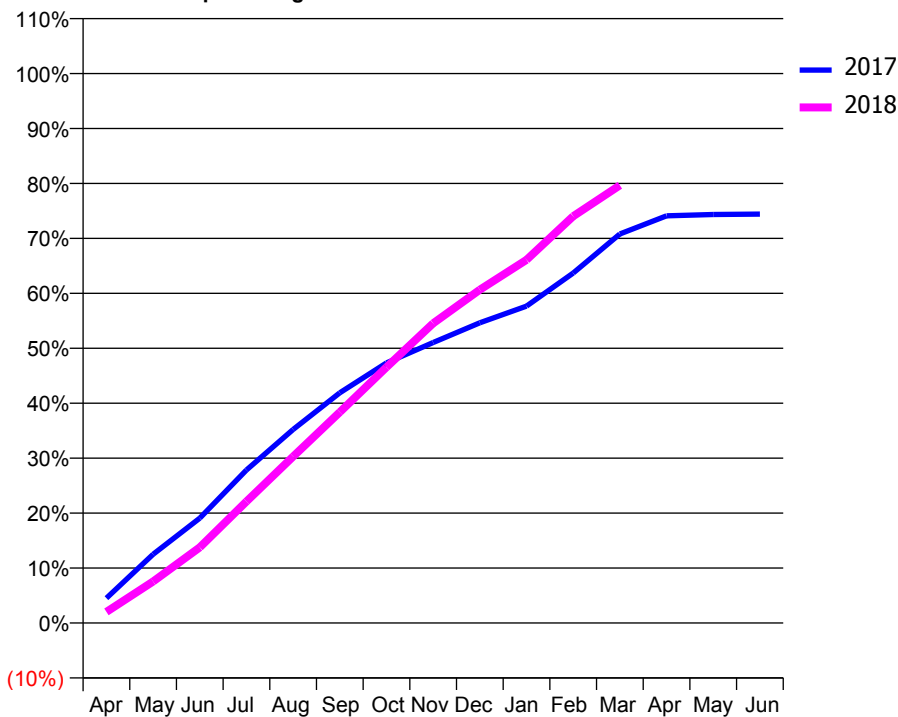
ACCESS*

Patients seen in 24 months	Total	Change since previous quarter
Quarter ending March 2017	7,391	
Quarter ending June 2017	7,274	↓
Quarter ending September 2017	7,230	→
Quarter ending December 2017	7,229	→
Quarter ending March 2018	7,087	↓
Variance since March 2017	(4.1%)	↓



ACTIVITY

Cumulative percentage of contracted UDA delivered 2017 & 2018



Month	Adjusted Scheduled Activity (UDA)	
	2017	2018
April	1,061	424
May	2,926	1,587
June	4,465	2,890
July	6,518	4,645
August	8,243	6,363
September	9,803	8,061
October	11,077	9,776
November	11,946	11,451
December	12,786	12,740
January	13,496	13,878
February	14,902	15,545
March	16,566	16,727
April	17,340	
May	17,396	
June	17,416	

QUALITY

	Quantity	Base Number	Contract	AT	Region	England
% of FP17s for the same patient ID Re-attending within 3 months - Children	116	2,354	4.9%	10.3%	11.5%	11.9%
% of FP17s for the same patient ID Re-attending within 3 months - Adults	800	6,467	12.4%	14.7%	15.9%	16.0%
% of FP17s for the same patient ID Re-attending between 3 & 9 months - Children	1,247	2,354	53.0%	60.5%	60.6%	58.3%
% of FP17s for the same patient ID Re-attending between 3 & 9 months - Adults	2,996	6,467	46.3%	52.0%	51.6%	50.3%
% of FP17s for Band 1 Urgent Courses	708	8,481	8.3%	9.8%	9.5%	9.1%
% of FP17s Relating to Free Repair or Replacements	20	8,481	0.2%	0.6%	0.7%	0.8%
% of FP17s Relating to Continuations	91	8,481	1.1%	1.1%	1.0%	1.0%
% of Patients satisfied with the dentistry they have received	9	10	90.0%	91.8%	92.0%	91.5%
% of Patients satisfied with the time they had to wait for an appointment	7	10	70.0%	89.0%	88.1%	87.9%

* This is based on patients treated on this contract for their most recent course of treatment. Figures in italics indicate the base number of FP17s or Patient Questionnaire responses are less than 100. N/A is shown where the base number of responses is less than 10 during the period. % is calculated as Quantity/Base number*100

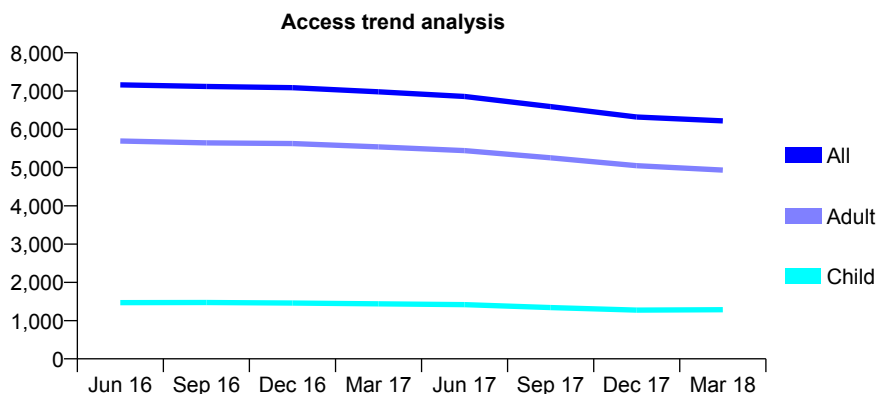
Q70 - Vital Signs At a Glance Contract Report for 101338/0094 - March 2018

Name or company name	Whitecross Dental Care Limited
Contract type name	GDS Contract
Purpose of contract	General
Contract start date	14/09/2009
Contract end date	

17/18 Contracted general activity (UDA)	17,500
Carry forward general activity (UDA)	0
17/18 Contracted orthodontic activity (UOA)	0
Carry forward orthodontic activity (UOA)	0
Baseline contract value	£484,054.86

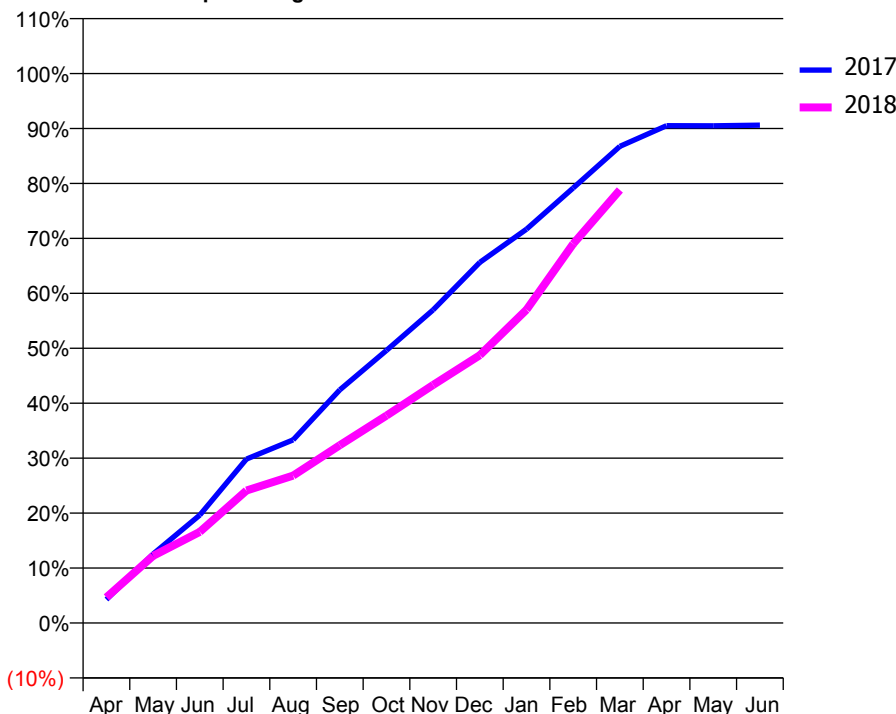
ACCESS*

Patients seen in 24 months	Total	Change since previous quarter
Quarter ending March 2017	6,981	
Quarter ending June 2017	6,860	↓
Quarter ending September 2017	6,595	↓
Quarter ending December 2017	6,322	↓
Quarter ending March 2018	6,221	↓
Variance since March 2017	(10.9%)	↓



ACTIVITY

Cumulative percentage of contracted UDA delivered 2017 & 2018



Adjusted Scheduled Activity (UDA)

Month	2017	2018
April	855	816
May	2,512	2,138
June	3,929	2,902
July	5,966	4,217
August	6,666	4,695
September	8,484	5,663
October	9,921	6,604
November	11,400	7,582
December	13,126	8,531
January	14,332	9,979
February	15,836	12,077
March	17,347	13,789
April	18,099	
May	18,096	
June	18,122	

QUALITY

	Quantity	Base Number	Contract	AT	Region	England
% of FP17s for the same patient ID Re-attending within 3 months - Children	63	1,319	4.8%	10.3%	11.5%	11.9%
% of FP17s for the same patient ID Re-attending within 3 months - Adults	510	4,922	10.4%	14.7%	15.9%	16.0%
% of FP17s for the same patient ID Re-attending between 3 & 9 months - Children	388	1,319	29.4%	60.5%	60.6%	58.3%
% of FP17s for the same patient ID Re-attending between 3 & 9 months - Adults	1,298	4,922	26.4%	52.0%	51.6%	50.3%
% of FP17s for Band 1 Urgent Courses	362	5,972	6.1%	9.8%	9.5%	9.1%
% of FP17s Relating to Free Repair or Replacements	24	5,972	0.4%	0.6%	0.7%	0.8%
% of FP17s Relating to Continuations	115	5,972	1.9%	1.1%	1.0%	1.0%
% of Patients satisfied with the dentistry they have received	1	2	N/A	91.8%	92.0%	91.5%
% of Patients satisfied with the time they had to wait for an appointment	1	2	N/A	89.0%	88.1%	87.9%

* This is based on patients treated on this contract for their most recent course of treatment. Figures in italics indicate the base number of FP17s or Patient Questionnaire responses are less than 100. N/A is shown where the base number of responses is less than 10 during the period. % is calculated as Quantity/Base number*100

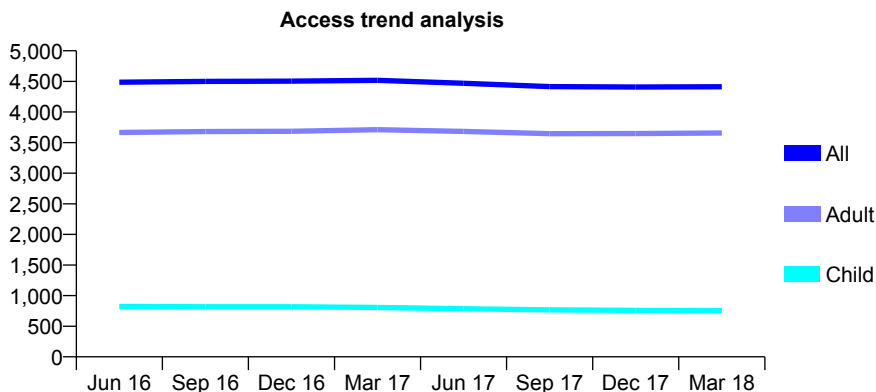
Q70 - Vital Signs At a Glance Contract Report for 101338/0095 - March 2018

Name or company name	Whitecross Dental Care Limited
Contract type name	GDS Contract
Purpose of contract	General
Contract start date	02/09/2009
Contract end date	

17/18 Contracted general activity (UDA)	12,000
Carry forward general activity (UDA)	0
17/18 Contracted orthodontic activity (UOA)	0
Carry forward orthodontic activity (UOA)	0
Baseline contract value	£331,923.35

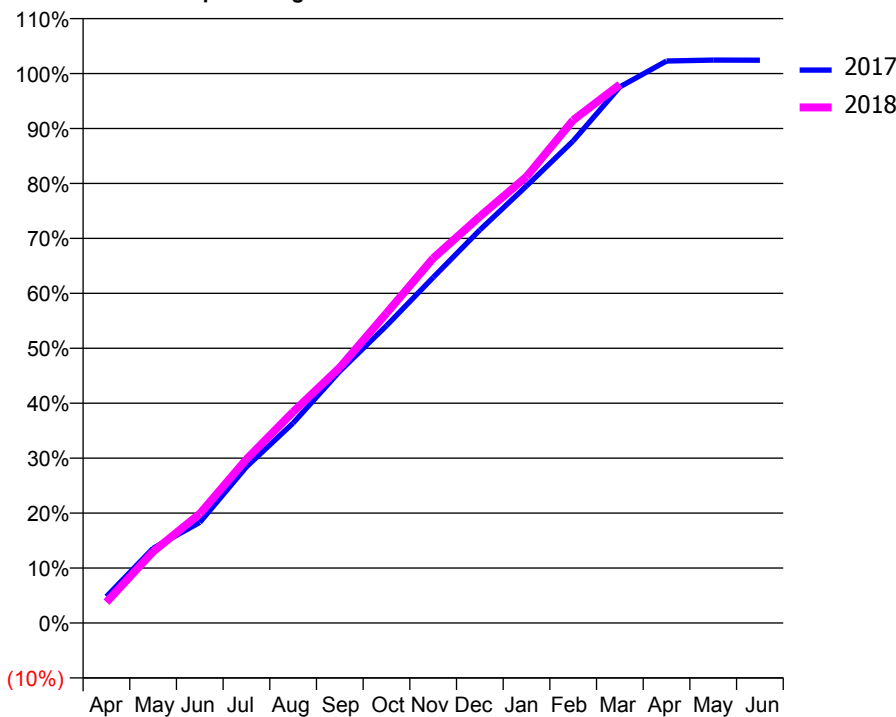
ACCESS*

Patients seen in 24 months	Total	Change since previous quarter
Quarter ending March 2017	4,518	
Quarter ending June 2017	4,470	↓
Quarter ending September 2017	4,415	↓
Quarter ending December 2017	4,408	→
Quarter ending March 2018	4,412	→
Variance since March 2017	(2.3%)	↓



ACTIVITY

Cumulative percentage of contracted UDA delivered 2017 & 2018



Month	Adjusted Scheduled Activity (UDA)	
	2017	2018
April	579	455
May	1,633	1,561
June	2,197	2,385
July	3,412	3,579
August	4,367	4,611
September	5,499	5,580
October	6,493	6,766
November	7,546	7,966
December	8,582	8,878
January	9,545	9,748
February	10,528	10,982
March	11,706	11,761
April	12,273	
May	12,294	
June	12,292	

QUALITY

	Quantity	Base Number	Contract	AT	Region	England
% of FP17s for the same patient ID Re-attending within 3 months - Children	46	1,049	4.4%	10.3%	11.5%	11.9%
% of FP17s for the same patient ID Re-attending within 3 months - Adults	352	4,422	8.0%	14.7%	15.9%	16.0%
% of FP17s for the same patient ID Re-attending between 3 & 9 months - Children	647	1,049	61.7%	60.5%	60.6%	58.3%
% of FP17s for the same patient ID Re-attending between 3 & 9 months - Adults	1,096	4,422	24.8%	52.0%	51.6%	50.3%
% of FP17s for Band 1 Urgent Courses	319	5,256	6.1%	9.8%	9.5%	9.1%
% of FP17s Relating to Free Repair or Replacements	14	5,256	0.3%	0.6%	0.7%	0.8%
% of FP17s Relating to Continuations	47	5,256	0.9%	1.1%	1.0%	1.0%
% of Patients satisfied with the dentistry they have received	6	6	N/A	91.8%	92.0%	91.5%
% of Patients satisfied with the time they had to wait for an appointment	6	6	N/A	89.0%	88.1%	87.9%

* This is based on patients treated on this contract for their most recent course of treatment. Figures in italics indicate the base number of FP17s or Patient Questionnaire responses are less than 100. N/A is shown where the base number of responses is less than 10 during the period. % is calculated as Quantity/Base number*100

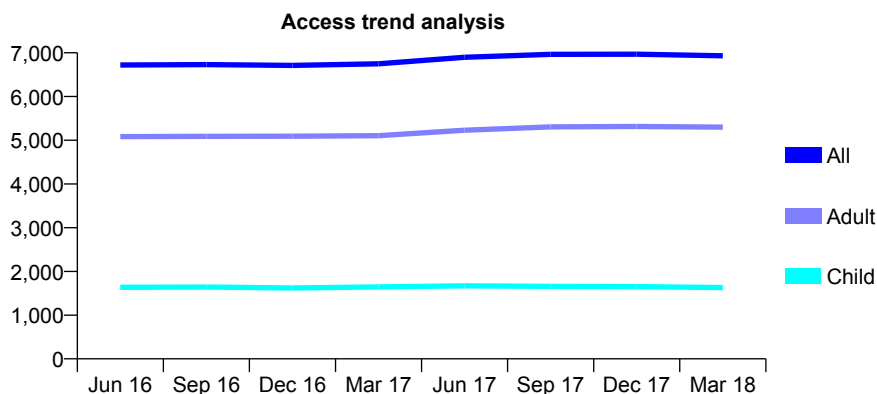
Q70 - Vital Signs At a Glance Contract Report for 101338/0096 - March 2018

Name or company name	Whitecross Dental Care Limited
Contract type name	GDS Contract
Purpose of contract	General
Contract start date	01/09/2009
Contract end date	

17/18 Contracted general activity (UDA)	25,081
Carry forward general activity (UDA)	0
17/18 Contracted orthodontic activity (UOA)	0
Carry forward orthodontic activity (UOA)	0
Baseline contract value	£674,310.23

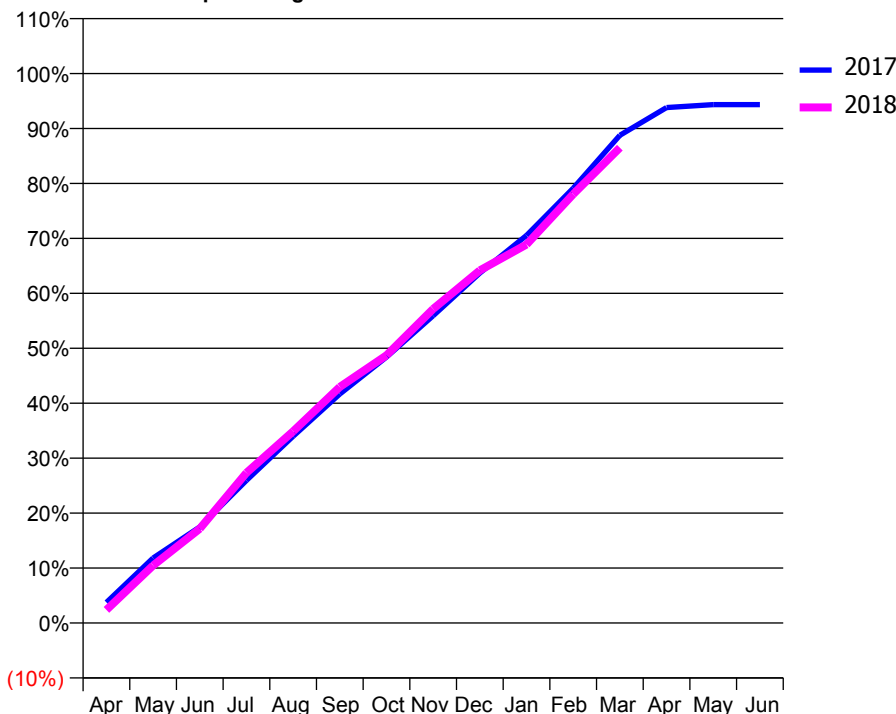
ACCESS*

Patients seen in 24 months	Total	Change since previous quarter
Quarter ending March 2017	6,749	
Quarter ending June 2017	6,898	↑
Quarter ending September 2017	6,965	→
Quarter ending December 2017	6,969	→
Quarter ending March 2018	6,930	→
Variance since March 2017	2.7%	↑



ACTIVITY

Cumulative percentage of contracted UDA delivered 2017 & 2018



Month	Adjusted Scheduled Activity (UDA)	
	2017	2018
April	882	597
May	2,790	2,625
June	4,123	4,305
July	6,119	6,854
August	8,015	8,750
September	9,830	10,777
October	11,416	12,220
November	13,188	14,335
December	15,023	16,097
January	16,632	17,278
February	18,658	19,570
March	20,930	21,695
April	22,123	
May	22,247	
June	22,246	

QUALITY

	Quantity	Base Number	Contract	AT	Region	England
% of FP17s for the same patient ID Re-attending within 3 months - Children	151	2,226	6.8%	10.3%	11.5%	11.9%
% of FP17s for the same patient ID Re-attending within 3 months - Adults	782	7,285	10.7%	14.7%	15.9%	16.0%
% of FP17s for the same patient ID Re-attending between 3 & 9 months - Children	1,210	2,226	54.4%	60.5%	60.6%	58.3%
% of FP17s for the same patient ID Re-attending between 3 & 9 months - Adults	4,018	7,285	55.2%	52.0%	51.6%	50.3%
% of FP17s for Band 1 Urgent Courses	1,095	9,089	12.0%	9.8%	9.5%	9.1%
% of FP17s Relating to Free Repair or Replacements	87	9,089	1.0%	0.6%	0.7%	0.8%
% of FP17s Relating to Continuations	114	9,089	1.3%	1.1%	1.0%	1.0%
% of Patients satisfied with the dentistry they have received	4	5	N/A	91.8%	92.0%	91.5%
% of Patients satisfied with the time they had to wait for an appointment	3	5	N/A	89.0%	88.1%	87.9%

* This is based on patients treated on this contract for their most recent course of treatment. Figures in italics indicate the base number of FP17s or Patient Questionnaire responses are less than 100. N/A is shown where the base number of responses is less than 10 during the period. % is calculated as Quantity/Base number*100

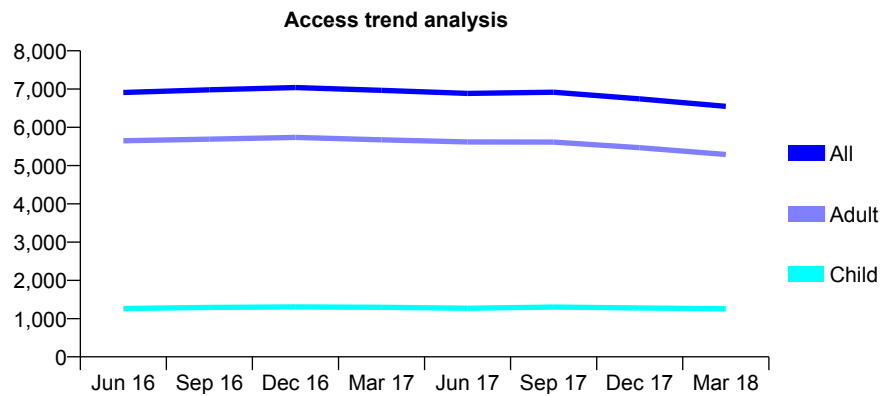
Q70 - Vital Signs At a Glance Contract Report for 101338/0129 - March 2018

Name or company name	Whitecross Dental Care Limited
Contract type name	GDS Contract
Purpose of contract	General
Contract start date	25/10/2010
Contract end date	

17/18 Contracted general activity (UDA)	21,000
Carry forward general activity (UDA)	503
17/18 Contracted orthodontic activity (UOA)	0
Carry forward orthodontic activity (UOA)	0
Baseline contract value	£495,540.34

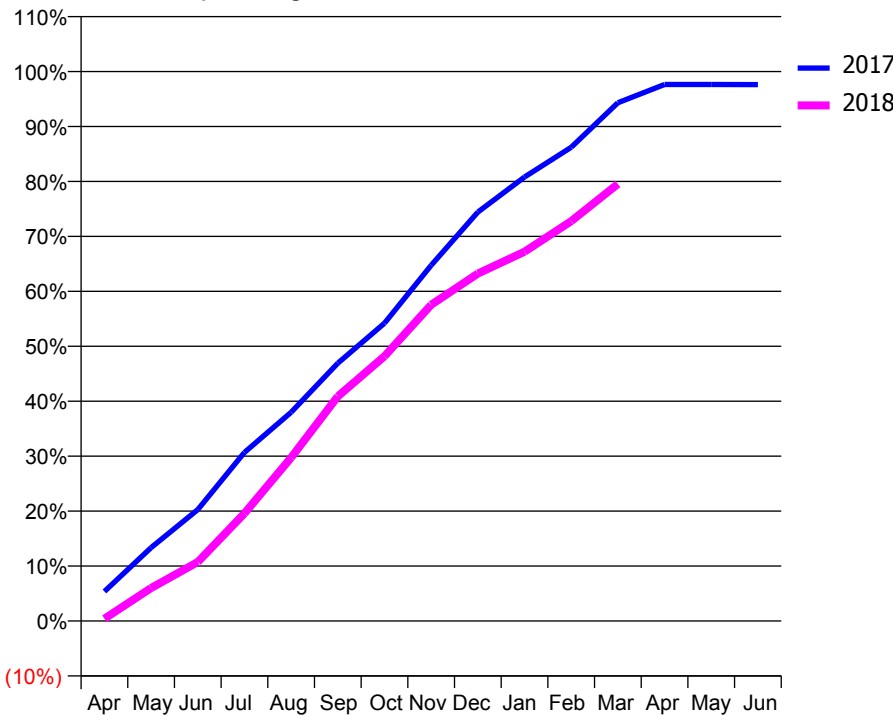
ACCESS*

Patients seen in 24 months	Total	Change since previous quarter
Quarter ending March 2017	6,968	
Quarter ending June 2017	6,888	↓
Quarter ending September 2017	6,916	→
Quarter ending December 2017	6,745	↓
Quarter ending March 2018	6,549	↓
Variance since March 2017	(6.0%)	↓



ACTIVITY

Cumulative percentage of contracted UDA delivered 2017 & 2018



Month	Adjusted Scheduled Activity (UDA)	
	2017	2018
April	1,129	90
May	2,803	1,260
June	4,260	2,255
July	6,442	4,117
August	7,979	6,246
September	9,851	8,582
October	11,382	10,117
November	13,594	12,087
December	15,627	13,278
January	16,966	14,111
February	18,105	15,282
March	19,804	16,702
April	20,503	
May	20,504	
June	20,497	

QUALITY

	Quantity	Base Number	Contract	AT	Region	England
% of FP17s for the same patient ID Re-attending within 3 months - Children	132	1,755	7.5%	10.3%	11.5%	11.9%
% of FP17s for the same patient ID Re-attending within 3 months - Adults	906	6,895	13.1%	14.7%	15.9%	16.0%
% of FP17s for the same patient ID Re-attending between 3 & 9 months - Children	981	1,755	55.9%	60.5%	60.6%	58.3%
% of FP17s for the same patient ID Re-attending between 3 & 9 months - Adults	3,386	6,895	49.1%	52.0%	51.6%	50.3%
% of FP17s for Band 1 Urgent Courses	652	8,319	7.8%	9.8%	9.5%	9.1%
% of FP17s Relating to Free Repair or Replacements	93	8,319	1.1%	0.6%	0.7%	0.8%
% of FP17s Relating to Continuations	124	8,319	1.5%	1.1%	1.0%	1.0%
% of Patients satisfied with the dentistry they have received	7	7	N/A	91.8%	92.0%	91.5%
% of Patients satisfied with the time they had to wait for an appointment	6	7	N/A	89.0%	88.1%	87.9%

* This is based on patients treated on this contract for their most recent course of treatment. Figures in italics indicate the base number of FP17s or Patient Questionnaire responses are less than 100. N/A is shown where the base number of responses is less than 10 during the period. % is calculated as Quantity/Base number*100

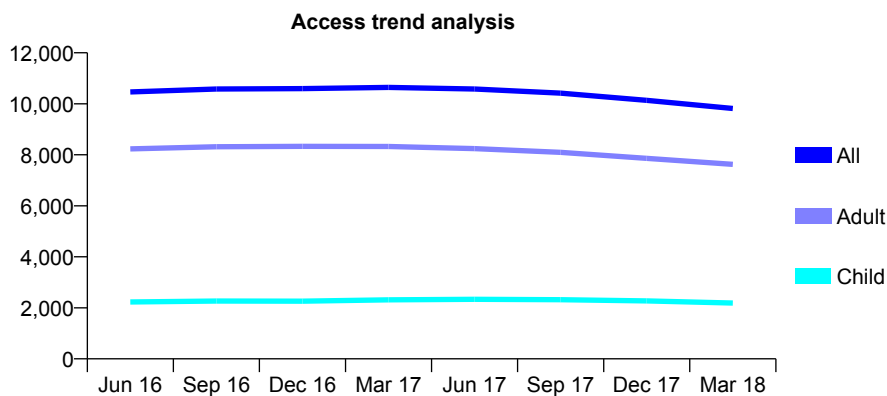
Q70 - Vital Signs At a Glance Contract Report for 101338/0132 - March 2018

Name or company name	Whitecross Dental Care Limited
Contract type name	GDS Contract
Purpose of contract	General
Contract start date	01/09/2011
Contract end date	

17/18 Contracted general activity (UDA)	22,493
Carry forward general activity (UDA)	0
17/18 Contracted orthodontic activity (UOA)	0
Carry forward orthodontic activity (UOA)	0
Baseline contract value	£604,943.37

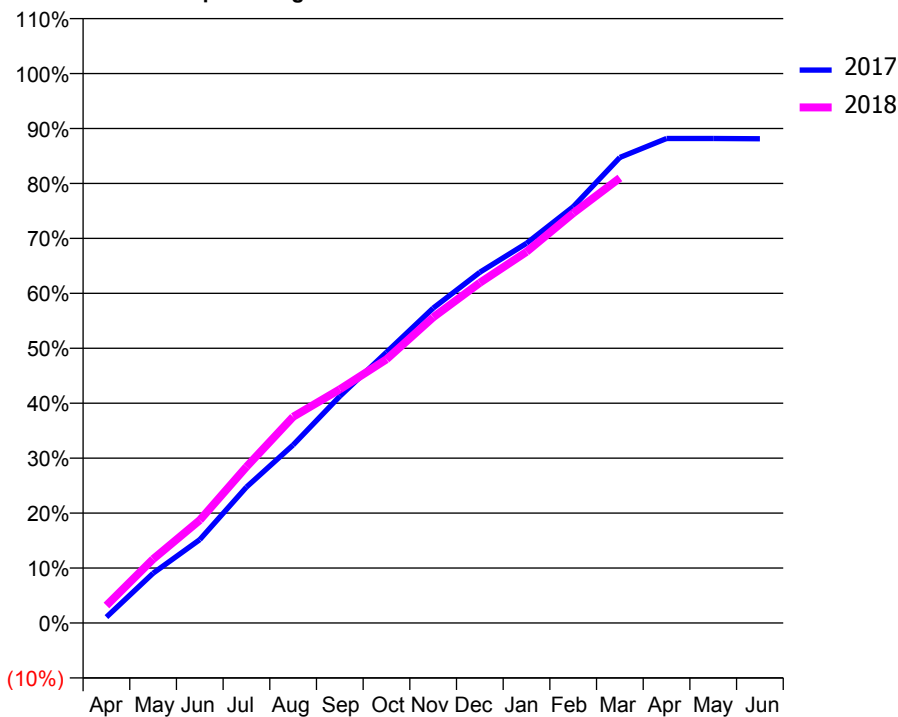
ACCESS*

Patients seen in 24 months	Total	Change since previous quarter
Quarter ending March 2017	10,641	
Quarter ending June 2017	10,582	→
Quarter ending September 2017	10,420	↓
Quarter ending December 2017	10,135	↓
Quarter ending March 2018	9,815	↓
Variance since March 2017	(7.8%)	↓



ACTIVITY

Cumulative percentage of contracted UDA delivered 2017 & 2018



Month	Adjusted Scheduled Activity (UDA)	
	2017	2018
April	302	716
May	2,536	2,617
June	4,246	4,211
July	6,926	6,394
August	9,075	8,441
September	11,549	9,565
October	13,794	10,791
November	16,040	12,513
December	17,871	13,927
January	19,343	15,194
February	21,202	16,775
March	23,721	18,220
April	24,686	
May	24,681	
June	24,669	

QUALITY

	Quantity	Base Number	Contract	AT	Region	England
% of FP17s for the same patient ID Re-attending within 3 months - Children	142	2,547	5.6%	10.3%	11.5%	11.9%
% of FP17s for the same patient ID Re-attending within 3 months - Adults	888	8,039	11.0%	14.7%	15.9%	16.0%
% of FP17s for the same patient ID Re-attending between 3 & 9 months - Children	1,411	2,547	55.4%	60.5%	60.6%	58.3%
% of FP17s for the same patient ID Re-attending between 3 & 9 months - Adults	3,168	8,039	39.4%	52.0%	51.6%	50.3%
% of FP17s for Band 1 Urgent Courses	1,225	10,111	12.1%	9.8%	9.5%	9.1%
% of FP17s Relating to Free Repair or Replacements	71	10,111	0.7%	0.6%	0.7%	0.8%
% of FP17s Relating to Continuations	99	10,111	1.0%	1.1%	1.0%	1.0%
% of Patients satisfied with the dentistry they have received	9	12	75.0%	91.8%	92.0%	91.5%
% of Patients satisfied with the time they had to wait for an appointment	10	12	83.3%	89.0%	88.1%	87.9%

* This is based on patients treated on this contract for their most recent course of treatment. Figures in italics indicate the base number of FP17s or Patient Questionnaire responses are less than 100. N/A is shown where the base number of responses is less than 10 during the period. % is calculated as Quantity/Base number*100

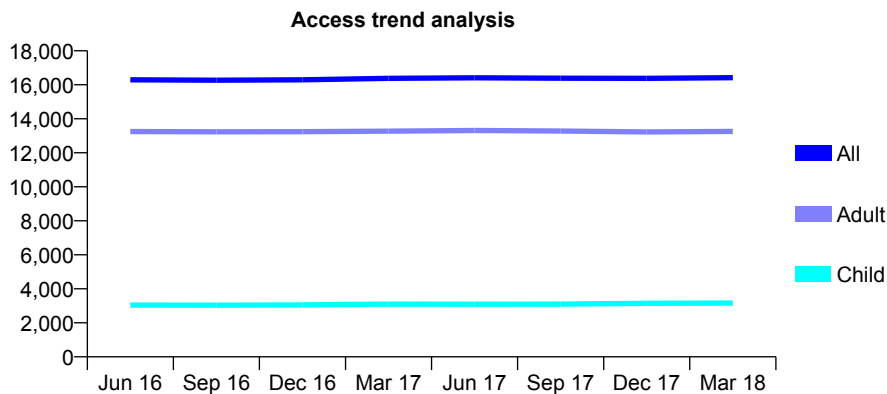
Q70 - Vital Signs At a Glance Contract Report for 101338/0133 - March 2018

Name or company name	Whitecross Dental Care Limited
Contract type name	GDS Contract
Purpose of contract	General
Contract start date	01/09/2011
Contract end date	

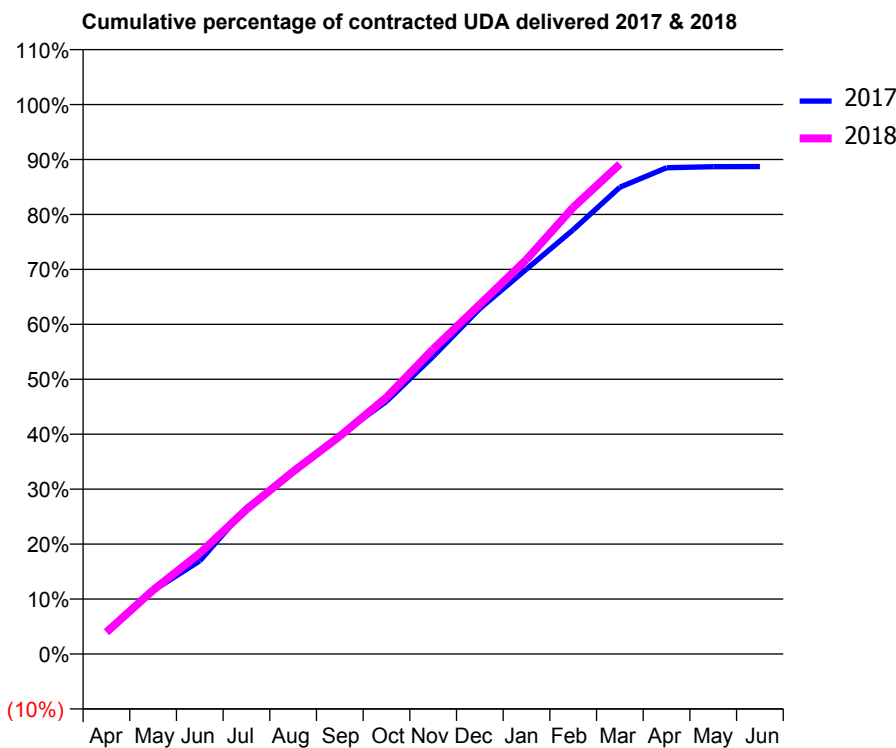
17/18 Contracted general activity (UDA)	40,500
Carry forward general activity (UDA)	0
17/18 Contracted orthodontic activity (UOA)	0
Carry forward orthodontic activity (UOA)	0
Baseline contract value	£1,192,964.06

ACCESS*

Patients seen in 24 months	Total	Change since previous quarter
Quarter ending March 2017	16,377	
Quarter ending June 2017	16,410	→
Quarter ending September 2017	16,389	→
Quarter ending December 2017	16,377	→
Quarter ending March 2018	16,423	→
Variance since March 2017	0.3%	→



ACTIVITY



Month	2017	2018
April	1,735	1,607
May	4,804	4,716
June	7,052	7,425
July	11,072	10,660
August	13,740	13,452
September	16,557	16,057
October	19,128	18,913
November	22,525	22,467
December	26,156	25,765
January	29,142	29,078
February	32,122	32,923
March	35,335	36,101
April	36,815	
May	36,889	
June	36,899	

QUALITY

	Quantity	Base Number	Contract	AT	Region	England
% of FP17s for the same patient ID Re-attending within 3 months - Children	204	4,596	4.4%	10.3%	11.5%	11.9%
% of FP17s for the same patient ID Re-attending within 3 months - Adults	2,130	18,163	11.7%	14.7%	15.9%	16.0%
% of FP17s for the same patient ID Re-attending between 3 & 9 months - Children	2,953	4,596	64.3%	60.5%	60.6%	58.3%
% of FP17s for the same patient ID Re-attending between 3 & 9 months - Adults	8,398	18,163	46.2%	52.0%	51.6%	50.3%
% of FP17s for Band 1 Urgent Courses	1,425	20,667	6.9%	9.8%	9.5%	9.1%
% of FP17s Relating to Free Repair or Replacements	114	20,667	0.6%	0.6%	0.7%	0.8%
% of FP17s Relating to Continuations	269	20,667	1.3%	1.1%	1.0%	1.0%
% of Patients satisfied with the dentistry they have received	13	13	100.0%	91.8%	92.0%	91.5%
% of Patients satisfied with the time they had to wait for an appointment	13	13	100.0%	89.0%	88.1%	87.9%

* This is based on patients treated on this contract for their most recent course of treatment. Figures in italics indicate the base number of FP17s or Patient Questionnaire responses are less than 100. N/A is shown where the base number of responses is less than 10 during the period. % is calculated as Quantity/Base number*100

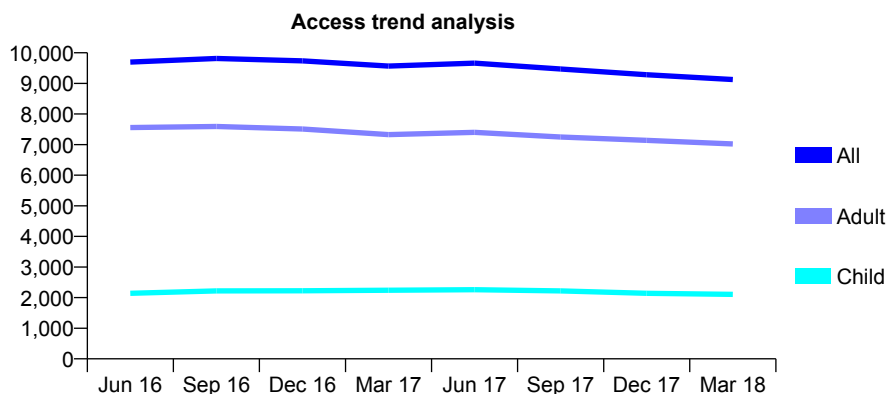
Q70 - Vital Signs At a Glance Contract Report for 101362/0039 - March 2018

Name or company name	Rodericks Dental Limited
Contract type name	GDS Contract
Purpose of contract	General
Contract start date	03/10/2011
Contract end date	

17/18 Contracted general activity (UDA)	26,613
Carry forward general activity (UDA)	0
17/18 Contracted orthodontic activity (UOA)	0
Carry forward orthodontic activity (UOA)	0
Baseline contract value	£735,193.05

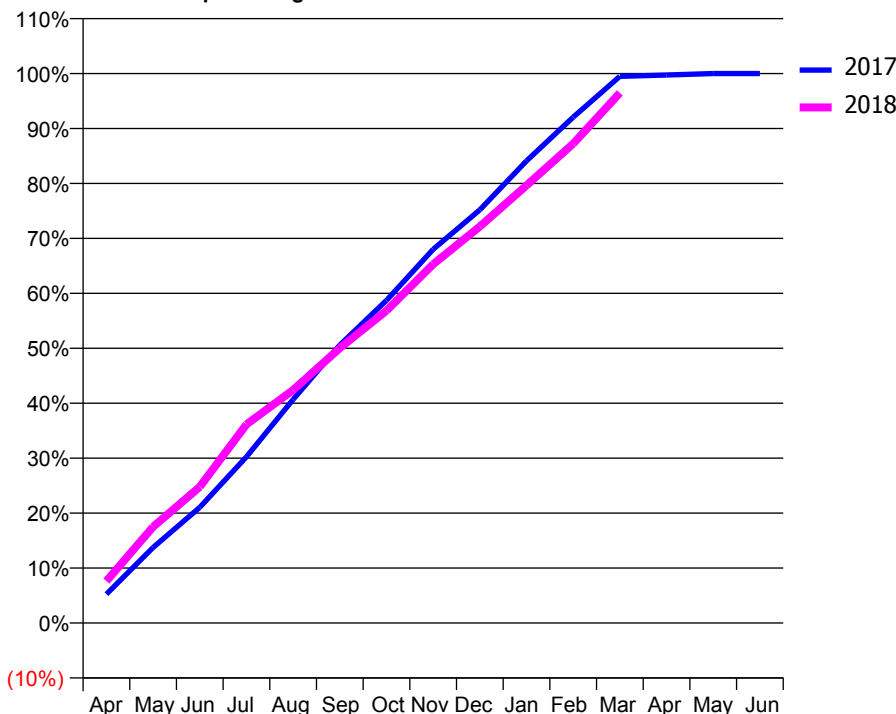
ACCESS*

Patients seen in 24 months	Total	Change since previous quarter
Quarter ending March 2017	9,567	
Quarter ending June 2017	9,661	→
Quarter ending September 2017	9,469	↓
Quarter ending December 2017	9,283	↓
Quarter ending March 2018	9,128	↓
Variance since March 2017	(4.6%)	↓



ACTIVITY

Cumulative percentage of contracted UDA delivered 2017 & 2018



Month	Adjusted Scheduled Activity (UDA)	
	2017	2018
April	1,401	2,033
May	3,657	4,658
June	5,602	6,599
July	8,052	9,617
August	10,824	11,285
September	13,461	13,312
October	15,627	15,131
November	18,101	17,376
December	20,013	19,200
January	22,379	21,192
February	24,500	23,212
March	26,478	25,675
April	26,543	
May	26,614	
June	26,614	

QUALITY

	Quantity	Base Number	Contract	AT	Region	England
% of FP17s for the same patient ID Re-attending within 3 months - Children	347	3,211	10.8%	10.3%	11.5%	11.9%
% of FP17s for the same patient ID Re-attending within 3 months - Adults	1,448	9,003	16.1%	14.7%	15.9%	16.0%
% of FP17s for the same patient ID Re-attending between 3 & 9 months - Children	1,717	3,211	53.5%	60.5%	60.6%	58.3%
% of FP17s for the same patient ID Re-attending between 3 & 9 months - Adults	3,410	9,003	37.9%	52.0%	51.6%	50.3%
% of FP17s for Band 1 Urgent Courses	3,411	12,168	28.0%	9.8%	9.5%	9.1%
% of FP17s Relating to Free Repair or Replacements	142	12,168	1.2%	0.6%	0.7%	0.8%
% of FP17s Relating to Continuations	22	12,168	0.2%	1.1%	1.0%	1.0%
% of Patients satisfied with the dentistry they have received	16	17	94.1%	91.8%	92.0%	91.5%
% of Patients satisfied with the time they had to wait for an appointment	13	17	76.5%	89.0%	88.1%	87.9%

* This is based on patients treated on this contract for their most recent course of treatment. Figures in italics indicate the base number of FP17s or Patient Questionnaire responses are less than 100. N/A is shown where the base number of responses is less than 10 during the period. % is calculated as Quantity/Base number*100

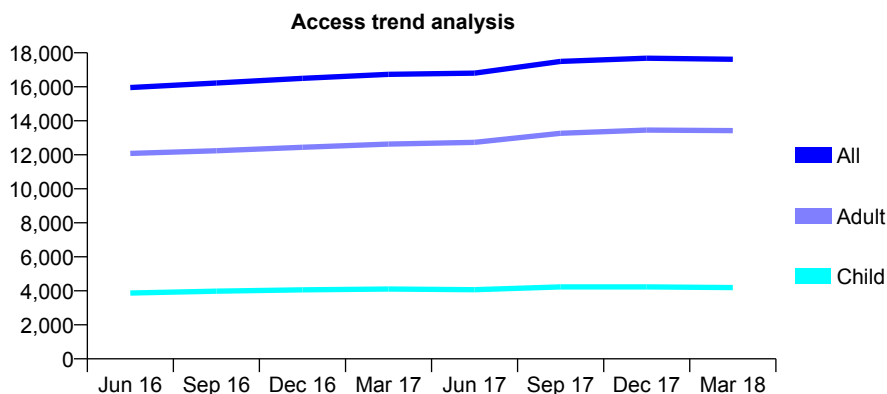
Q70 - Vital Signs At a Glance Contract Report for 101362/0043 - March 2018

Name or company name	Rodericks Dental Limited
Contract type name	GDS Contract
Purpose of contract	General
Contract start date	11/02/2012
Contract end date	

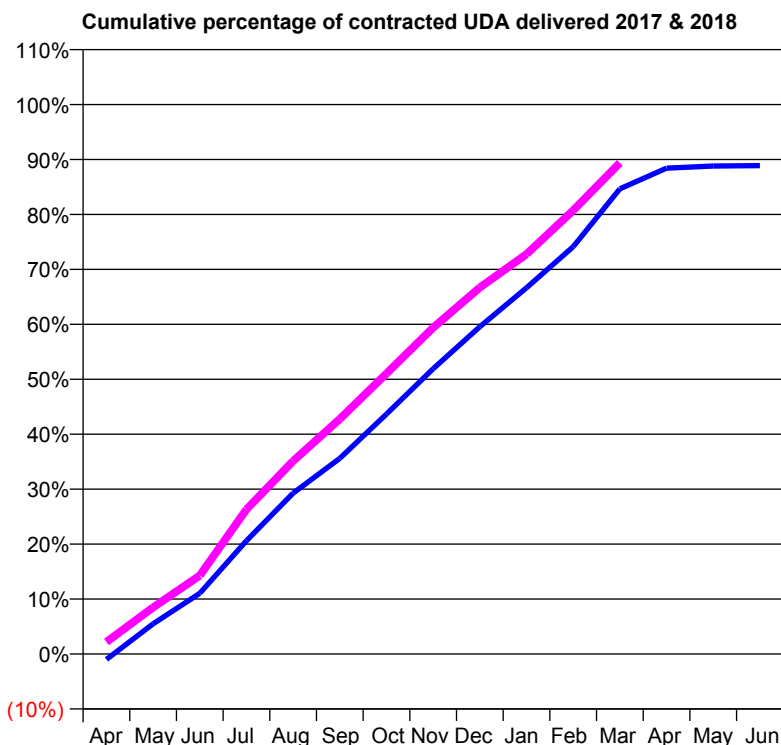
17/18 Contracted general activity (UDA)	52,655
Carry forward general activity (UDA)	0
17/18 Contracted orthodontic activity (UOA)	0
Carry forward orthodontic activity (UOA)	0
Baseline contract value	£1,379,814.61

ACCESS*

Patients seen in 24 months	Total	Change since previous quarter
Quarter ending March 2017	16,737	
Quarter ending June 2017	16,805	→
Quarter ending September 2017	17,495	↑
Quarter ending December 2017	17,680	→
Quarter ending March 2018	17,618	→
Variance since March 2017	5.3%	↑



ACTIVITY



Month	Adjusted Scheduled Activity (UDA)	
	2017	2018
April	-535	1,162
May	2,894	4,465
June	5,824	7,521
July	10,857	13,862
August	15,421	18,499
September	18,747	22,527
October	22,991	26,884
November	27,339	31,271
December	31,364	35,123
January	35,089	38,319
February	39,035	42,509
March	44,572	47,072
April	46,550	
May	46,759	
June	46,792	

QUALITY

	Quantity	Base Number	Contract	AT	Region	England
% of FP17s for the same patient ID Re-attending within 3 months - Children	471	5,977	7.9%	10.3%	11.5%	11.9%
% of FP17s for the same patient ID Re-attending within 3 months - Adults	2,520	17,072	14.8%	14.7%	15.9%	16.0%
% of FP17s for the same patient ID Re-attending between 3 & 9 months - Children	3,580	5,977	59.9%	60.5%	60.6%	58.3%
% of FP17s for the same patient ID Re-attending between 3 & 9 months - Adults	8,521	17,072	49.9%	52.0%	51.6%	50.3%
% of FP17s for Band 1 Urgent Courses	2,322	22,071	10.5%	9.8%	9.5%	9.1%
% of FP17s Relating to Free Repair or Replacements	161	22,071	0.7%	0.6%	0.7%	0.8%
% of FP17s Relating to Continuations	32	22,071	0.1%	1.1%	1.0%	1.0%
% of Patients satisfied with the dentistry they have received	11	11	100.0%	91.8%	92.0%	91.5%
% of Patients satisfied with the time they had to wait for an appointment	10	11	90.9%	89.0%	88.1%	87.9%

* This is based on patients treated on this contract for their most recent course of treatment. Figures in italics indicate the base number of FP17s or Patient Questionnaire responses are less than 100. N/A is shown where the base number of responses is less than 10 during the period. % is calculated as Quantity/Base number*100

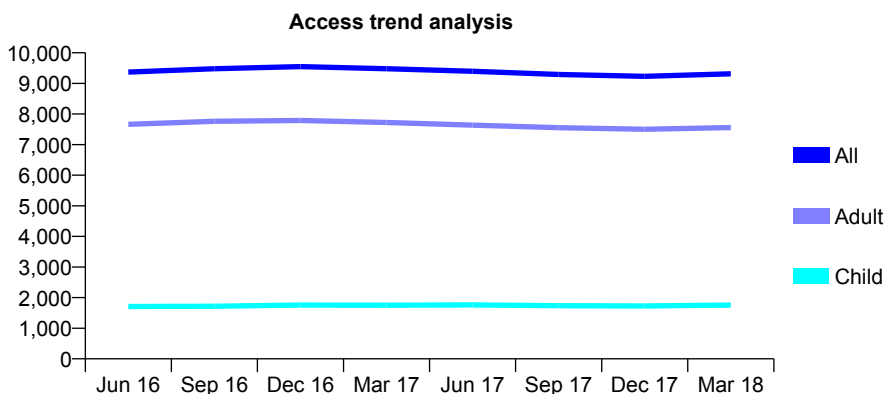
Q70 - Vital Signs At a Glance Contract Report for 101435/0008 - March 2018

Name or company name	IDH Limited
Contract type name	GDS Contract
Purpose of contract	General
Contract start date	01/04/2006
Contract end date	

17/18 Contracted general activity (UDA)	31,000
Carry forward general activity (UDA)	0
17/18 Contracted orthodontic activity (UOA)	0
Carry forward orthodontic activity (UOA)	0
Baseline contract value	£750,624.69

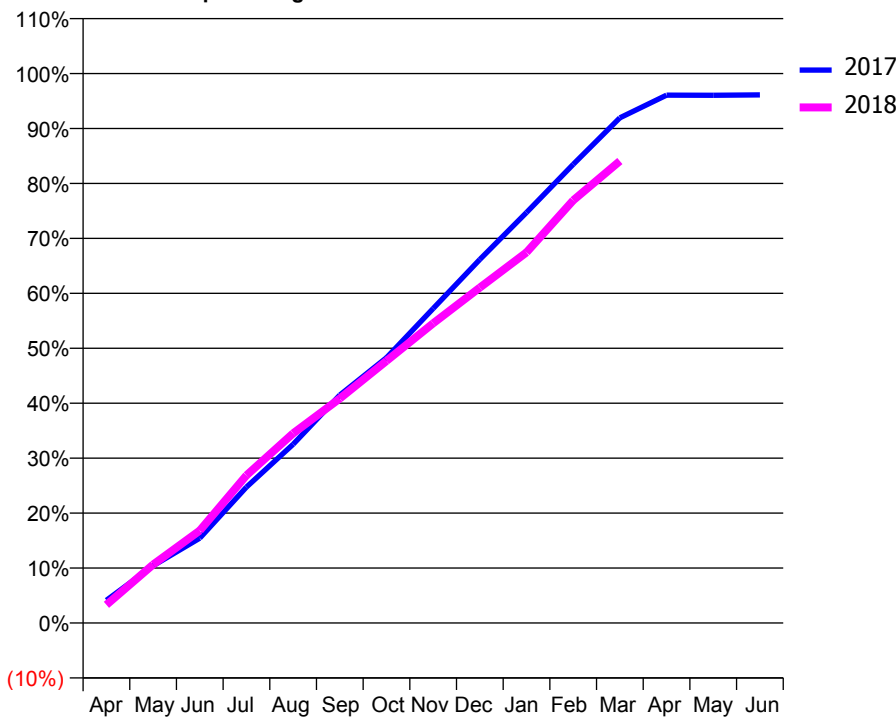
ACCESS*

Patients seen in 24 months	Total	Change since previous quarter
Quarter ending March 2017	9,478	
Quarter ending June 2017	9,397	→
Quarter ending September 2017	9,290	↓
Quarter ending December 2017	9,230	→
Quarter ending March 2018	9,314	→
Variance since March 2017	(1.7%)	↓



ACTIVITY

Cumulative percentage of contracted UDA delivered 2017 & 2018



Month	Adjusted Scheduled Activity (UDA)	
	2017	2018
April	1,282	1,025
May	3,230	3,302
June	4,789	5,221
July	7,668	8,329
August	10,087	10,699
September	12,859	12,661
October	14,963	14,790
November	17,739	16,904
December	20,508	18,924
January	23,162	20,911
February	25,875	23,846
March	28,500	26,061
April	29,780	
May	29,773	
June	29,792	

QUALITY

	Quantity	Base Number	Contract	AT	Region	England
% of FP17s for the same patient ID Re-attending within 3 months - Children	114	2,150	5.3%	10.3%	11.5%	11.9%
% of FP17s for the same patient ID Re-attending within 3 months - Adults	831	8,248	10.1%	14.7%	15.9%	16.0%
% of FP17s for the same patient ID Re-attending between 3 & 9 months - Children	1,044	2,150	48.6%	60.5%	60.6%	58.3%
% of FP17s for the same patient ID Re-attending between 3 & 9 months - Adults	3,045	8,248	36.9%	52.0%	51.6%	50.3%
% of FP17s for Band 1 Urgent Courses	411	9,986	4.1%	9.8%	9.5%	9.1%
% of FP17s Relating to Free Repair or Replacements	56	9,986	0.6%	0.6%	0.7%	0.8%
% of FP17s Relating to Continuations	198	9,986	2.0%	1.1%	1.0%	1.0%
% of Patients satisfied with the dentistry they have received	4	5	N/A	91.8%	92.0%	91.5%
% of Patients satisfied with the time they had to wait for an appointment	5	5	N/A	89.0%	88.1%	87.9%

* This is based on patients treated on this contract for their most recent course of treatment. Figures in italics indicate the base number of FP17s or Patient Questionnaire responses are less than 100. N/A is shown where the base number of responses is less than 10 during the period. % is calculated as Quantity/Base number*100

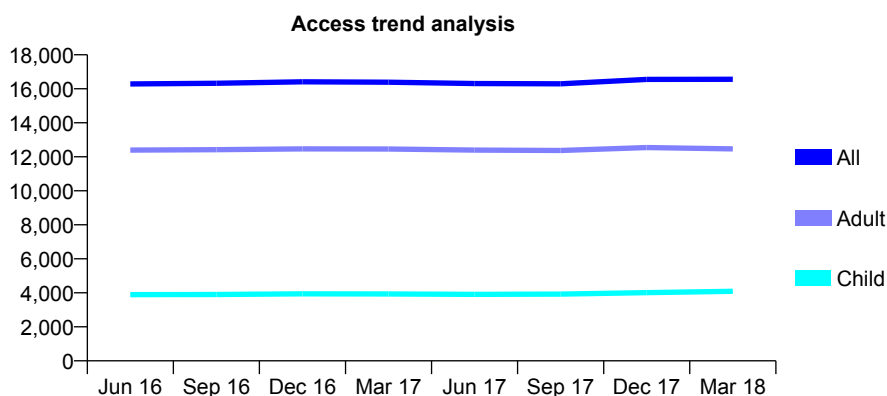
Q70 - Vital Signs At a Glance Contract Report for 101435/0016 - March 2018

Name or company name	IDH Limited
Contract type name	GDS Contract
Purpose of contract	General
Contract start date	01/04/2006
Contract end date	

17/18 Contracted general activity (UDA)	47,133
Carry forward general activity (UDA)	0
17/18 Contracted orthodontic activity (UOA)	0
Carry forward orthodontic activity (UOA)	0
Baseline contract value	£1,052,675.21

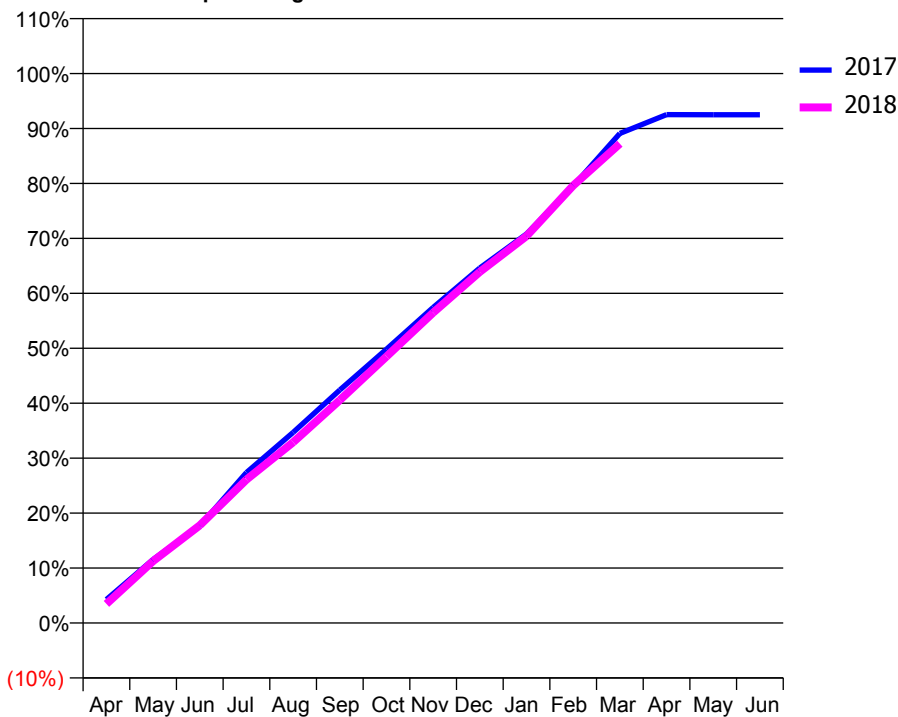
ACCESS*

Patients seen in 24 months	Total	Change since previous quarter
Quarter ending March 2017	16,392	
Quarter ending June 2017	16,306	→
Quarter ending September 2017	16,297	→
Quarter ending December 2017	16,553	→
Quarter ending March 2018	16,558	→
Variance since March 2017	1.0%	→



ACTIVITY

Cumulative percentage of contracted UDA delivered 2017 & 2018



Month	Adjusted Scheduled Activity (UDA)	
	2017	2018
April	2,022	1,643
May	5,452	5,315
June	8,329	8,380
July	12,911	12,305
August	16,346	15,505
September	19,990	19,121
October	23,483	22,859
November	27,065	26,622
December	30,450	30,126
January	33,366	33,186
February	37,484	37,524
March	41,998	41,110
April	43,603	
May	43,598	
June	43,600	

QUALITY

	Quantity	Base Number	Contract	AT	Region	England
% of FP17s for the same patient ID Re-attending within 3 months - Children	273	5,584	4.9%	10.3%	11.5%	11.9%
% of FP17s for the same patient ID Re-attending within 3 months - Adults	1,506	16,046	9.4%	14.7%	15.9%	16.0%
% of FP17s for the same patient ID Re-attending between 3 & 9 months - Children	3,268	5,584	58.5%	60.5%	60.6%	58.3%
% of FP17s for the same patient ID Re-attending between 3 & 9 months - Adults	8,927	16,046	55.6%	52.0%	51.6%	50.3%
% of FP17s for Band 1 Urgent Courses	834	20,895	4.0%	9.8%	9.5%	9.1%
% of FP17s Relating to Free Repair or Replacements	84	20,895	0.4%	0.6%	0.7%	0.8%
% of FP17s Relating to Continuations	280	20,895	1.3%	1.1%	1.0%	1.0%
% of Patients satisfied with the dentistry they have received	10	10	100.0%	91.8%	92.0%	91.5%
% of Patients satisfied with the time they had to wait for an appointment	8	10	80.0%	89.0%	88.1%	87.9%

* This is based on patients treated on this contract for their most recent course of treatment. Figures in italics indicate the base number of FP17s or Patient Questionnaire responses are less than 100. N/A is shown where the base number of responses is less than 10 during the period. % is calculated as Quantity/Base number*100

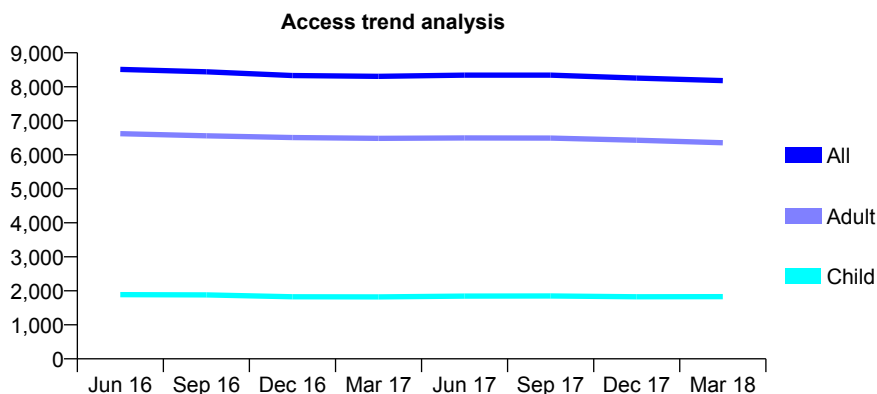
Q70 - Vital Signs At a Glance Contract Report for 101435/0022 - March 2018

Name or company name	IDH Limited
Contract type name	GDS Contract
Purpose of contract	General
Contract start date	01/04/2006
Contract end date	

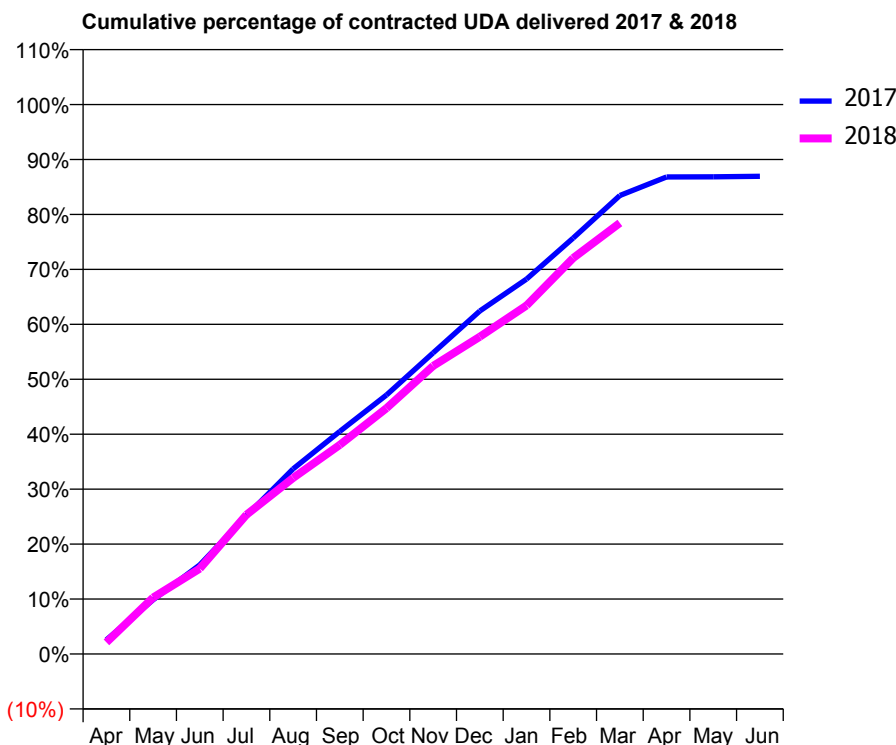
17/18 Contracted general activity (UDA)	23,473
Carry forward general activity (UDA)	0
17/18 Contracted orthodontic activity (UOA)	0
Carry forward orthodontic activity (UOA)	0
Baseline contract value	£560,631.66

ACCESS*

Patients seen in 24 months	Total	Change since previous quarter
Quarter ending March 2017	8,307	
Quarter ending June 2017	8,342	→
Quarter ending September 2017	8,343	→
Quarter ending December 2017	8,255	↓
Quarter ending March 2018	8,183	→
Variance since March 2017	(1.5%)	↓



ACTIVITY



Month	Adjusted Scheduled Activity (UDA)	
	2017	2018
April	630	497
May	2,411	2,414
June	3,969	3,646
July	6,159	5,949
August	8,246	7,521
September	9,913	8,932
October	11,535	10,502
November	13,412	12,308
December	15,276	13,556
January	16,696	14,885
February	18,524	16,914
March	20,420	18,414
April	21,246	
May	21,250	
June	21,277	

QUALITY

	Quantity	Base Number	Contract	AT	Region	England
% of FP17s for the same patient ID Re-attending within 3 months - Children	123	2,292	5.4%	10.3%	11.5%	11.9%
% of FP17s for the same patient ID Re-attending within 3 months - Adults	675	7,214	9.4%	14.7%	15.9%	16.0%
% of FP17s for the same patient ID Re-attending between 3 & 9 months - Children	835	2,292	36.4%	60.5%	60.6%	58.3%
% of FP17s for the same patient ID Re-attending between 3 & 9 months - Adults	2,461	7,214	34.1%	52.0%	51.6%	50.3%
% of FP17s for Band 1 Urgent Courses	587	9,113	6.4%	9.8%	9.5%	9.1%
% of FP17s Relating to Free Repair or Replacements	29	9,113	0.3%	0.6%	0.7%	0.8%
% of FP17s Relating to Continuations	98	9,113	1.1%	1.1%	1.0%	1.0%
% of Patients satisfied with the dentistry they have received	1	2	N/A	91.8%	92.0%	91.5%
% of Patients satisfied with the time they had to wait for an appointment	1	2	N/A	89.0%	88.1%	87.9%

* This is based on patients treated on this contract for their most recent course of treatment. Figures in italics indicate the base number of FP17s or Patient Questionnaire responses are less than 100. N/A is shown where the base number of responses is less than 10 during the period. % is calculated as Quantity/Base number*100

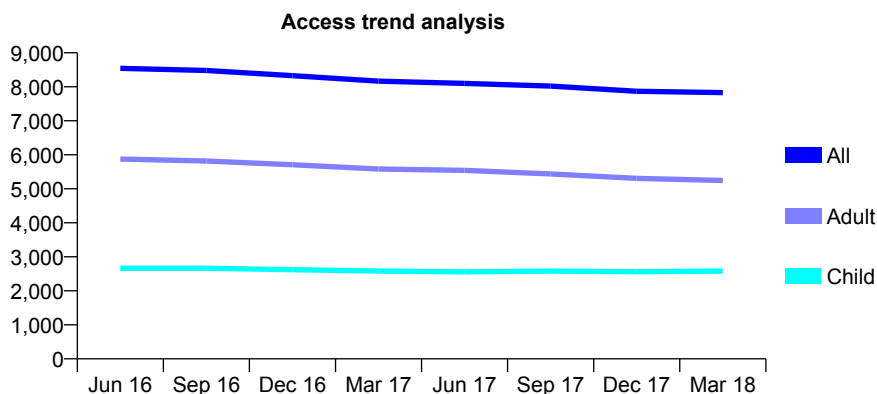
Q70 - Vital Signs At a Glance Contract Report for 101435/0023 - March 2018

Name or company name	IDH Limited
Contract type name	GDS Contract
Purpose of contract	General
Contract start date	01/04/2006
Contract end date	

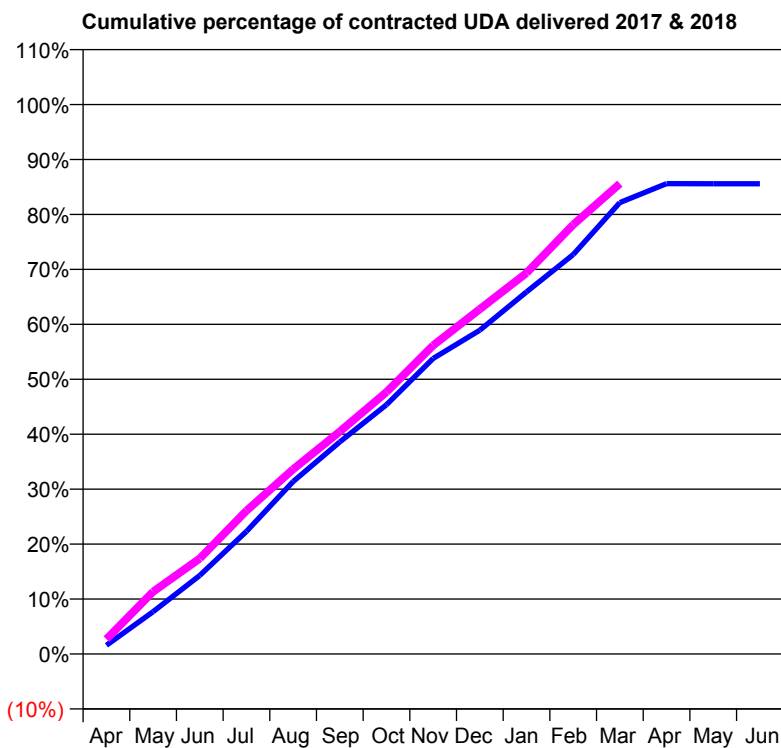
17/18 Contracted general activity (UDA)	21,343
Carry forward general activity (UDA)	0
17/18 Contracted orthodontic activity (UOA)	0
Carry forward orthodontic activity (UOA)	0
Baseline contract value	£614,436.14

ACCESS*

Patients seen in 24 months	Total	Change since previous quarter
Quarter ending March 2017	8,165	
Quarter ending June 2017	8,101	→
Quarter ending September 2017	8,020	→
Quarter ending December 2017	7,870	↓
Quarter ending March 2018	7,830	→
Variance since March 2017	(4.1%)	↓



ACTIVITY



Month	Adjusted Scheduled Activity (UDA)	
	2017	2018
April	337	578
May	1,646	2,421
June	3,054	3,709
July	4,765	5,565
August	6,698	7,176
September	8,239	8,641
October	9,684	10,176
November	11,480	11,986
December	12,579	13,395
January	14,063	14,799
February	15,517	16,673
March	17,535	18,272
April	18,268	
May	18,267	
June	18,267	

QUALITY

	Quantity	Base Number	Contract	AT	Region	England
% of FP17s for the same patient ID Re-attending within 3 months - Children	182	3,461	5.3%	10.3%	11.5%	11.9%
% of FP17s for the same patient ID Re-attending within 3 months - Adults	515	6,032	8.5%	14.7%	15.9%	16.0%
% of FP17s for the same patient ID Re-attending between 3 & 9 months - Children	2,007	3,461	58.0%	60.5%	60.6%	58.3%
% of FP17s for the same patient ID Re-attending between 3 & 9 months - Adults	3,172	6,032	52.6%	52.0%	51.6%	50.3%
% of FP17s for Band 1 Urgent Courses	466	9,180	5.1%	9.8%	9.5%	9.1%
% of FP17s Relating to Free Repair or Replacements	22	9,180	0.2%	0.6%	0.7%	0.8%
% of FP17s Relating to Continuations	118	9,180	1.3%	1.1%	1.0%	1.0%
% of Patients satisfied with the dentistry they have received	5	5	N/A	91.8%	92.0%	91.5%
% of Patients satisfied with the time they had to wait for an appointment	5	5	N/A	89.0%	88.1%	87.9%

* This is based on patients treated on this contract for their most recent course of treatment. Figures in italics indicate the base number of FP17s or Patient Questionnaire responses are less than 100. N/A is shown where the base number of responses is less than 10 during the period. % is calculated as Quantity/Base number*100

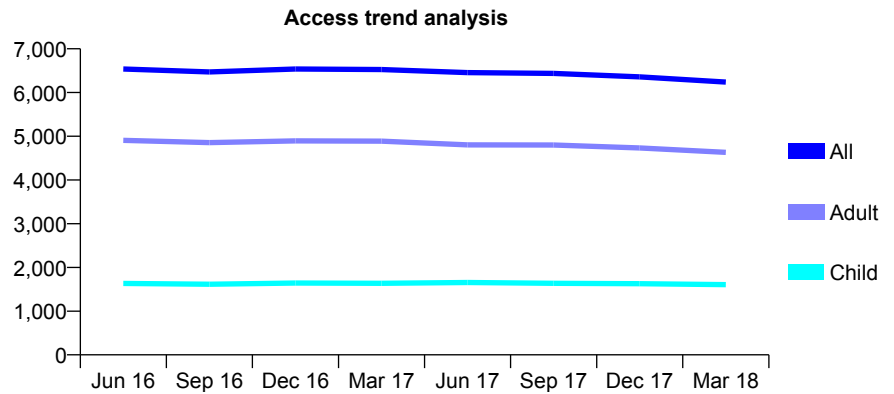
Q70 - Vital Signs At a Glance Contract Report for 101435/0024 - March 2018

Name or company name	IDH Limited
Contract type name	GDS Contract
Purpose of contract	General
Contract start date	01/04/2006
Contract end date	

17/18 Contracted general activity (UDA)	16,619
Carry forward general activity (UDA)	105
17/18 Contracted orthodontic activity (UOA)	0
Carry forward orthodontic activity (UOA)	0
Baseline contract value	£363,719.57

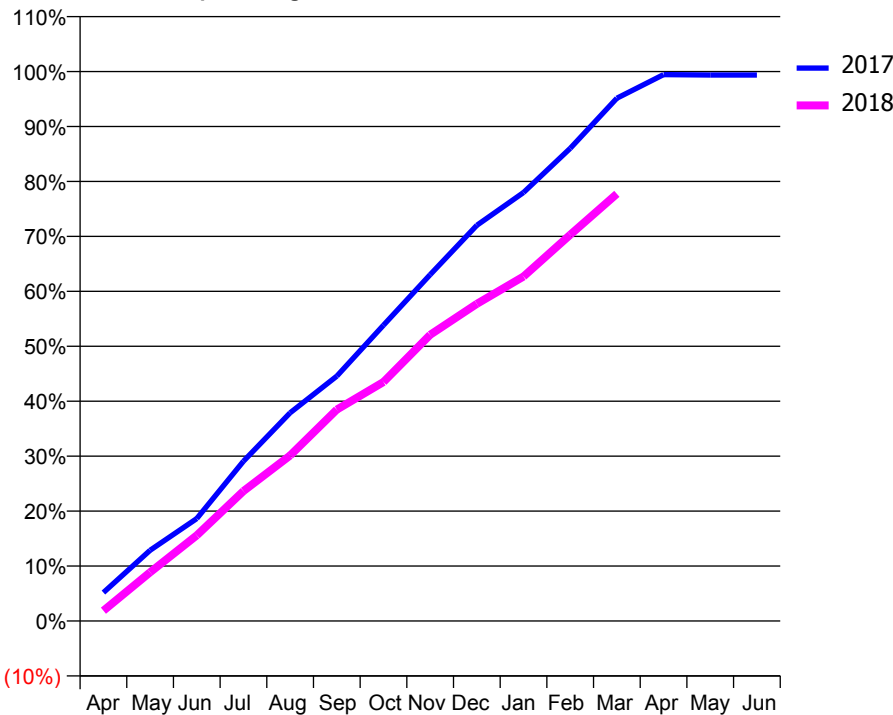
ACCESS*

Patients seen in 24 months	Total	Change since previous quarter
Quarter ending March 2017	6,525	
Quarter ending June 2017	6,457	↓
Quarter ending September 2017	6,437	→
Quarter ending December 2017	6,359	↓
Quarter ending March 2018	6,238	↓
Variance since March 2017	(4.4%)	↓



ACTIVITY

Cumulative percentage of contracted UDA delivered 2017 & 2018



Month	Adjusted Scheduled Activity (UDA)	
	2017	2018
April	861	312
May	2,140	1,473
June	3,100	2,589
July	4,832	3,931
August	6,296	5,007
September	7,405	6,394
October	8,945	7,228
November	10,476	8,656
December	11,969	9,594
January	12,960	10,420
February	14,294	11,681
March	15,813	12,921
April	16,526	
May	16,514	
June	16,514	

QUALITY

	Quantity	Base Number	Contract	AT	Region	England
% of FP17s for the same patient ID Re-attending within 3 months - Children	104	1,911	5.4%	10.3%	11.5%	11.9%
% of FP17s for the same patient ID Re-attending within 3 months - Adults	640	5,023	12.7%	14.7%	15.9%	16.0%
% of FP17s for the same patient ID Re-attending between 3 & 9 months - Children	1,022	1,911	53.5%	60.5%	60.6%	58.3%
% of FP17s for the same patient ID Re-attending between 3 & 9 months - Adults	1,914	5,023	38.1%	52.0%	51.6%	50.3%
% of FP17s for Band 1 Urgent Courses	629	6,645	9.5%	9.8%	9.5%	9.1%
% of FP17s Relating to Free Repair or Replacements	10	6,645	0.2%	0.6%	0.7%	0.8%
% of FP17s Relating to Continuations	65	6,645	1.0%	1.1%	1.0%	1.0%
% of Patients satisfied with the dentistry they have received	3	3	N/A	91.8%	92.0%	91.5%
% of Patients satisfied with the time they had to wait for an appointment	3	3	N/A	89.0%	88.1%	87.9%

* This is based on patients treated on this contract for their most recent course of treatment. Figures in italics indicate the base number of FP17s or Patient Questionnaire responses are less than 100. N/A is shown where the base number of responses is less than 10 during the period. % is calculated as Quantity/Base number*100

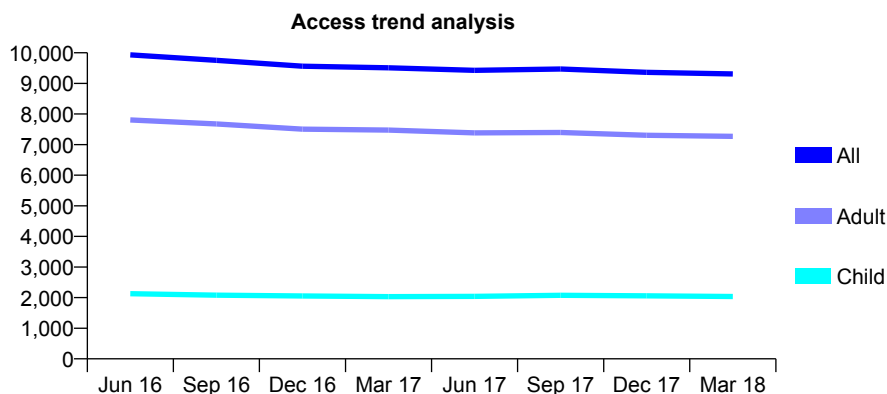
Q70 - Vital Signs At a Glance Contract Report for 101435/0025 - March 2018

Name or company name	IDH Limited
Contract type name	GDS Contract
Purpose of contract	General
Contract start date	01/04/2006
Contract end date	

17/18 Contracted general activity (UDA)	26,500
Carry forward general activity (UDA)	0
17/18 Contracted orthodontic activity (UOA)	0
Carry forward orthodontic activity (UOA)	0
Baseline contract value	£668,137.35

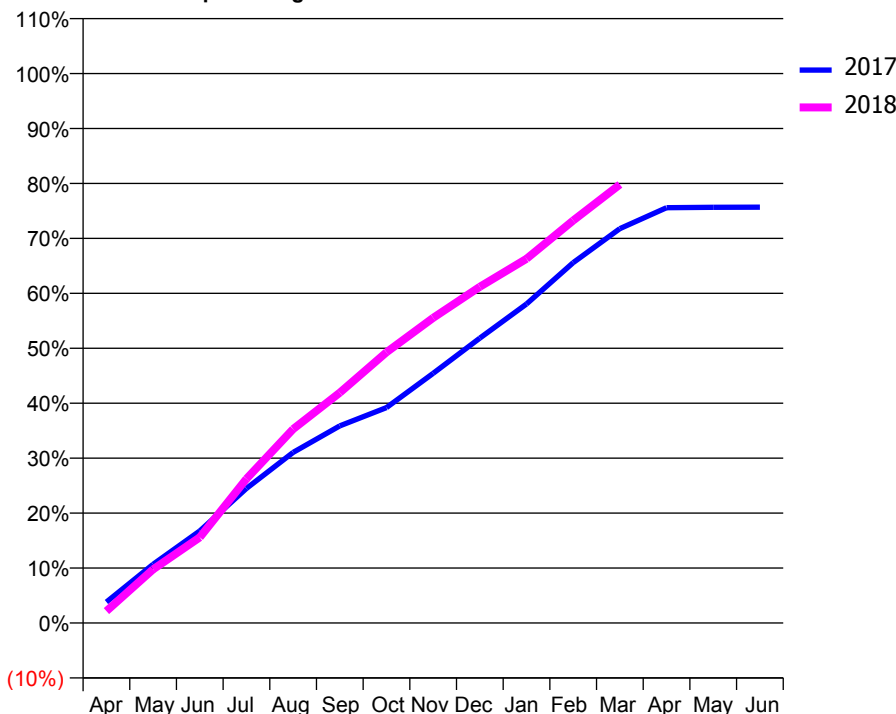
ACCESS*

Patients seen in 24 months	Total	Change since previous quarter
Quarter ending March 2017	9,508	
Quarter ending June 2017	9,427	→
Quarter ending September 2017	9,472	→
Quarter ending December 2017	9,362	↓
Quarter ending March 2018	9,310	→
Variance since March 2017	(2.1%)	↓



ACTIVITY

Cumulative percentage of contracted UDA delivered 2017 & 2018



Month	Adjusted Scheduled Activity (UDA)	
	2017	2018
April	1,138	577
May	3,174	2,587
June	4,974	4,131
July	7,275	6,952
August	9,216	9,350
September	10,654	11,107
October	11,637	13,058
November	13,489	14,717
December	15,390	16,213
January	17,237	17,566
February	19,473	19,413
March	21,306	21,150
April	22,440	
May	22,462	
June	22,468	

QUALITY

	Quantity	Base Number	Contract	AT	Region	England
% of FP17s for the same patient ID Re-attending within 3 months - Children	162	2,582	6.3%	10.3%	11.5%	11.9%
% of FP17s for the same patient ID Re-attending within 3 months - Adults	938	8,371	11.2%	14.7%	15.9%	16.0%
% of FP17s for the same patient ID Re-attending between 3 & 9 months - Children	1,308	2,582	50.7%	60.5%	60.6%	58.3%
% of FP17s for the same patient ID Re-attending between 3 & 9 months - Adults	3,935	8,371	47.0%	52.0%	51.6%	50.3%
% of FP17s for Band 1 Urgent Courses	806	10,446	7.7%	9.8%	9.5%	9.1%
% of FP17s Relating to Free Repair or Replacements	53	10,446	0.5%	0.6%	0.7%	0.8%
% of FP17s Relating to Continuations	143	10,446	1.4%	1.1%	1.0%	1.0%
% of Patients satisfied with the dentistry they have received	7	7	N/A	91.8%	92.0%	91.5%
% of Patients satisfied with the time they had to wait for an appointment	7	7	N/A	89.0%	88.1%	87.9%

* This is based on patients treated on this contract for their most recent course of treatment. Figures in italics indicate the base number of FP17s or Patient Questionnaire responses are less than 100. N/A is shown where the base number of responses is less than 10 during the period. % is calculated as Quantity/Base number*100

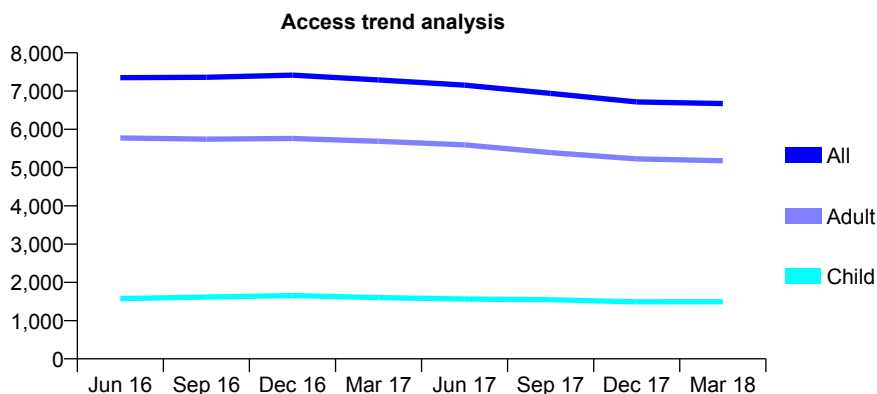
Q70 - Vital Signs At a Glance Contract Report for 101435/0045 - March 2018

Name or company name	IDH Limited
Contract type name	GDS Contract
Purpose of contract	General
Contract start date	02/04/2006
Contract end date	

17/18 Contracted general activity (UDA)	24,500
Carry forward general activity (UDA)	0
17/18 Contracted orthodontic activity (UOA)	0
Carry forward orthodontic activity (UOA)	0
Baseline contract value	£569,514.29

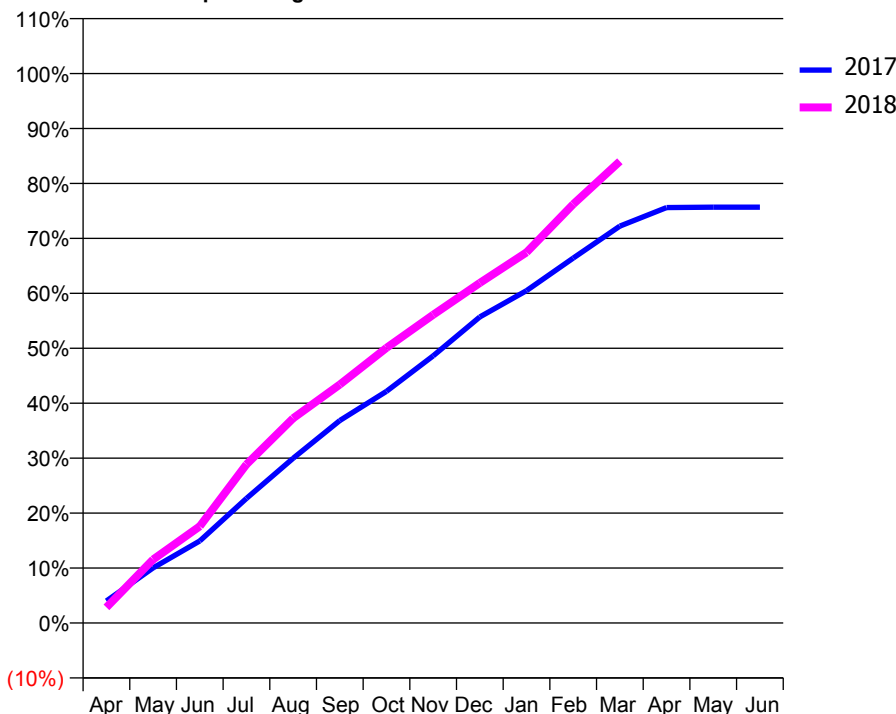
ACCESS*

Patients seen in 24 months	Total	Change since previous quarter
Quarter ending March 2017	7,289	
Quarter ending June 2017	7,156	↓
Quarter ending September 2017	6,937	↓
Quarter ending December 2017	6,716	↓
Quarter ending March 2018	6,672	→
Variance since March 2017	(8.5%)	↓



ACTIVITY

Cumulative percentage of contracted UDA delivered 2017 & 2018



Month	2017	2018
April	1,223	699
May	3,061	2,834
June	4,556	4,313
July	6,915	7,074
August	9,147	9,128
September	11,237	10,636
October	12,857	12,267
November	14,828	13,744
December	16,991	15,165
January	18,447	16,526
February	20,256	18,669
March	22,033	20,587
April	23,060	
May	23,080	
June	23,080	

QUALITY

	Quantity	Base Number	Contract	AT	Region	England
% of FP17s for the same patient ID Re-attending within 3 months - Children	119	2,018	5.9%	10.3%	11.5%	11.9%
% of FP17s for the same patient ID Re-attending within 3 months - Adults	850	6,608	12.9%	14.7%	15.9%	16.0%
% of FP17s for the same patient ID Re-attending between 3 & 9 months - Children	978	2,018	48.5%	60.5%	60.6%	58.3%
% of FP17s for the same patient ID Re-attending between 3 & 9 months - Adults	3,100	6,608	46.9%	52.0%	51.6%	50.3%
% of FP17s for Band 1 Urgent Courses	717	8,196	8.7%	9.8%	9.5%	9.1%
% of FP17s Relating to Free Repair or Replacements	82	8,196	1.0%	0.6%	0.7%	0.8%
% of FP17s Relating to Continuations	46	8,196	0.6%	1.1%	1.0%	1.0%
% of Patients satisfied with the dentistry they have received	3	3	N/A	91.8%	92.0%	91.5%
% of Patients satisfied with the time they had to wait for an appointment	3	3	N/A	89.0%	88.1%	87.9%

* This is based on patients treated on this contract for their most recent course of treatment. Figures in italics indicate the base number of FP17s or Patient Questionnaire responses are less than 100. N/A is shown where the base number of responses is less than 10 during the period. % is calculated as Quantity/Base number*100

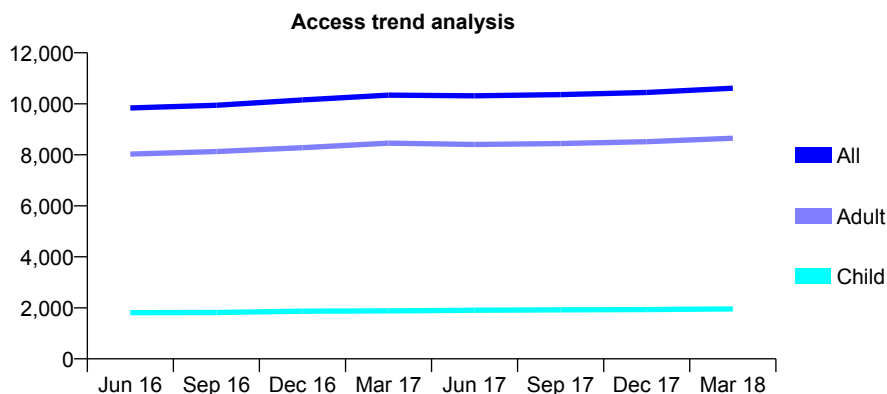
Q70 - Vital Signs At a Glance Contract Report for 101435/0046 - March 2018

Name or company name	IDH Limited
Contract type name	GDS Contract
Purpose of contract	General
Contract start date	16/10/2006
Contract end date	

17/18 Contracted general activity (UDA)	28,000
Carry forward general activity (UDA)	677
17/18 Contracted orthodontic activity (UOA)	0
Carry forward orthodontic activity (UOA)	0
Baseline contract value	£677,983.61

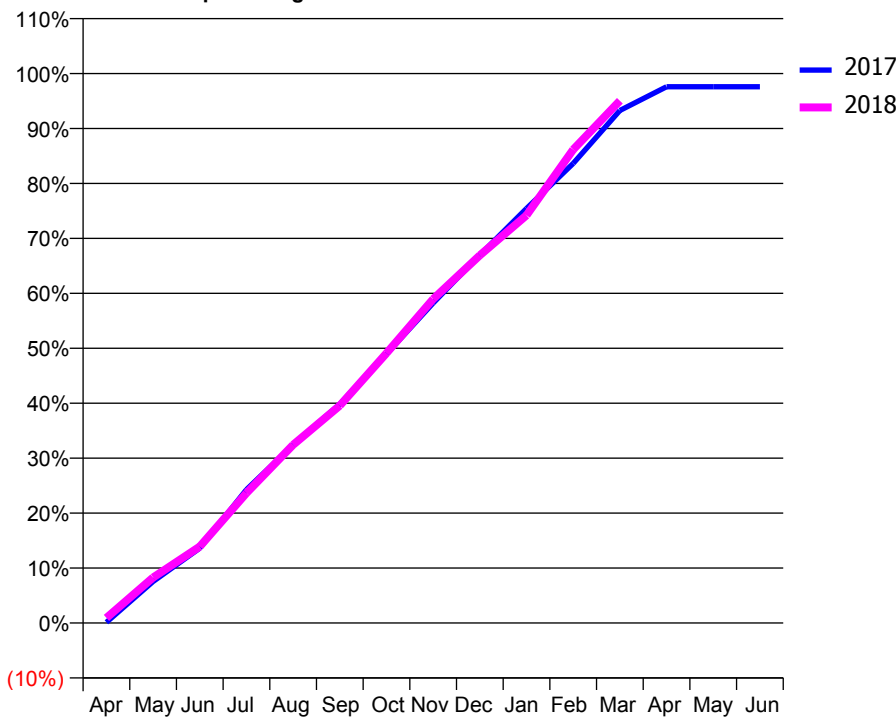
ACCESS*

Patients seen in 24 months	Total	Change since previous quarter
Quarter ending March 2017	10,339	
Quarter ending June 2017	10,312	→
Quarter ending September 2017	10,363	→
Quarter ending December 2017	10,446	→
Quarter ending March 2018	10,610	→
Variance since March 2017	2.6%	↑



ACTIVITY

Cumulative percentage of contracted UDA delivered 2017 & 2018



Month	Adjusted Scheduled Activity (UDA)	
	2017	2018
April	41	260
May	2,116	2,320
June	3,817	3,895
July	6,799	6,619
August	9,082	9,080
September	11,154	11,082
October	13,711	13,751
November	16,306	16,505
December	18,752	18,735
January	21,124	20,778
February	23,419	24,128
March	26,116	26,610
April	27,325	
May	27,323	
June	27,323	

QUALITY

	Quantity	Base Number	Contract	AT	Region	England
% of FP17s for the same patient ID Re-attending within 3 months - Children	136	2,730	5.0%	10.3%	11.5%	11.9%
% of FP17s for the same patient ID Re-attending within 3 months - Adults	1,298	11,092	11.7%	14.7%	15.9%	16.0%
% of FP17s for the same patient ID Re-attending between 3 & 9 months - Children	1,572	2,730	57.6%	60.5%	60.6%	58.3%
% of FP17s for the same patient ID Re-attending between 3 & 9 months - Adults	5,639	11,092	50.8%	52.0%	51.6%	50.3%
% of FP17s for Band 1 Urgent Courses	1,036	13,287	7.8%	9.8%	9.5%	9.1%
% of FP17s Relating to Free Repair or Replacements	53	13,287	0.4%	0.6%	0.7%	0.8%
% of FP17s Relating to Continuations	233	13,287	1.8%	1.1%	1.0%	1.0%
% of Patients satisfied with the dentistry they have received	11	11	100.0%	91.8%	92.0%	91.5%
% of Patients satisfied with the time they had to wait for an appointment	6	11	54.5%	89.0%	88.1%	87.9%

* This is based on patients treated on this contract for their most recent course of treatment. Figures in italics indicate the base number of FP17s or Patient Questionnaire responses are less than 100. N/A is shown where the base number of responses is less than 10 during the period. % is calculated as Quantity/Base number*100

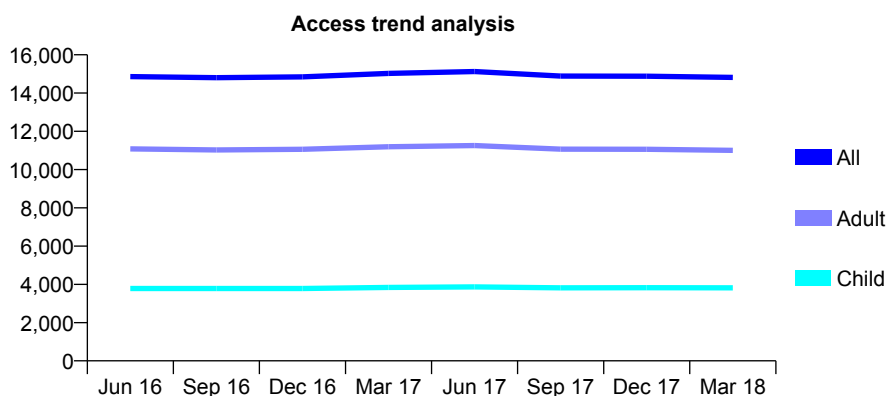
Q70 - Vital Signs At a Glance Contract Report for 101435/0058 - March 2018

Name or company name	IDH Limited
Contract type name	GDS Contract
Purpose of contract	General
Contract start date	01/03/2007
Contract end date	

17/18 Contracted general activity (UDA)	45,500
Carry forward general activity (UDA)	0
17/18 Contracted orthodontic activity (UOA)	0
Carry forward orthodontic activity (UOA)	0
Baseline contract value	£1,053,484.08

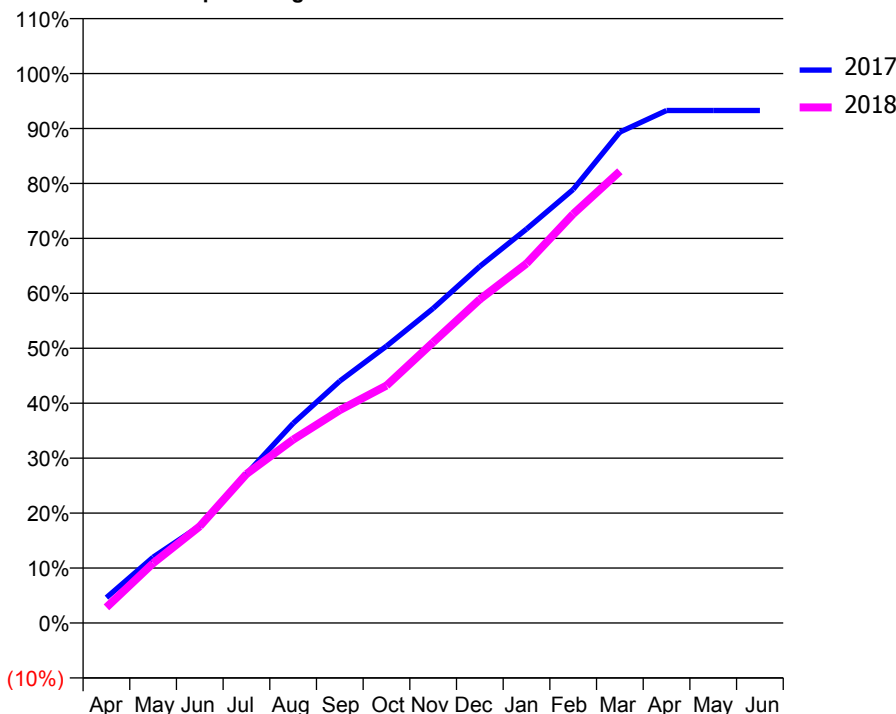
ACCESS*

Patients seen in 24 months	Total	Change since previous quarter
Quarter ending March 2017	15,027	
Quarter ending June 2017	15,122	→
Quarter ending September 2017	14,885	↓
Quarter ending December 2017	14,880	→
Quarter ending March 2018	14,821	→
Variance since March 2017	(1.4%)	↓



ACTIVITY

Cumulative percentage of contracted UDA delivered 2017 & 2018



Month	Adjusted Scheduled Activity (UDA)	
	2017	2018
April	2,107	1,297
May	5,454	4,951
June	8,045	8,012
July	12,353	12,336
August	16,539	15,192
September	20,034	17,627
October	22,926	19,664
November	26,052	23,249
December	29,533	26,804
January	32,622	29,757
February	35,904	33,867
March	40,649	37,402
April	42,433	
May	42,437	
June	42,436	

QUALITY

	Quantity	Base Number	Contract	AT	Region	England
% of FP17s for the same patient ID Re-attending within 3 months - Children	294	4,722	6.2%	10.3%	11.5%	11.9%
% of FP17s for the same patient ID Re-attending within 3 months - Adults	1,317	12,356	10.7%	14.7%	15.9%	16.0%
% of FP17s for the same patient ID Re-attending between 3 & 9 months - Children	2,491	4,722	52.8%	60.5%	60.6%	58.3%
% of FP17s for the same patient ID Re-attending between 3 & 9 months - Adults	5,857	12,356	47.4%	52.0%	51.6%	50.3%
% of FP17s for Band 1 Urgent Courses	1,708	16,319	10.5%	9.8%	9.5%	9.1%
% of FP17s Relating to Free Repair or Replacements	58	16,319	0.4%	0.6%	0.7%	0.8%
% of FP17s Relating to Continuations	177	16,319	1.1%	1.1%	1.0%	1.0%
% of Patients satisfied with the dentistry they have received	5	5	N/A	91.8%	92.0%	91.5%
% of Patients satisfied with the time they had to wait for an appointment	5	5	N/A	89.0%	88.1%	87.9%

* This is based on patients treated on this contract for their most recent course of treatment. Figures in italics indicate the base number of FP17s or Patient Questionnaire responses are less than 100. N/A is shown where the base number of responses is less than 10 during the period. % is calculated as Quantity/Base number*100

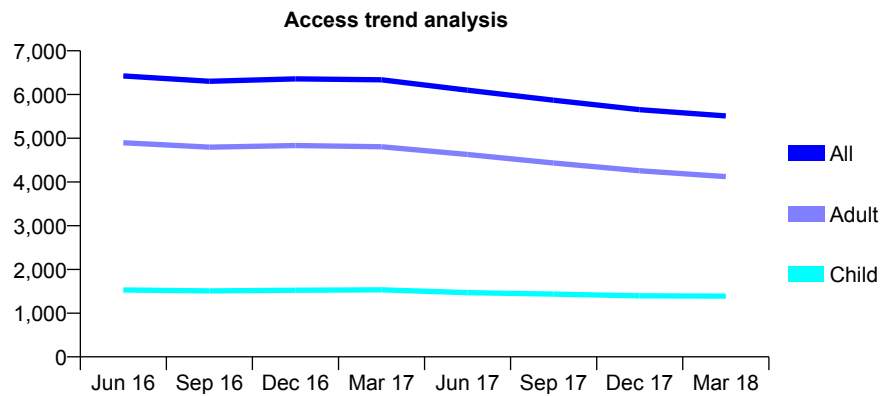
Q70 - Vital Signs At a Glance Contract Report for 101435/0079 - March 2018

Name or company name	IDH Limited
Contract type name	GDS Contract
Purpose of contract	General
Contract start date	02/01/2008
Contract end date	

17/18 Contracted general activity (UDA)	17,000
Carry forward general activity (UDA)	0
17/18 Contracted orthodontic activity (UOA)	0
Carry forward orthodontic activity (UOA)	0
Baseline contract value	£413,665.69

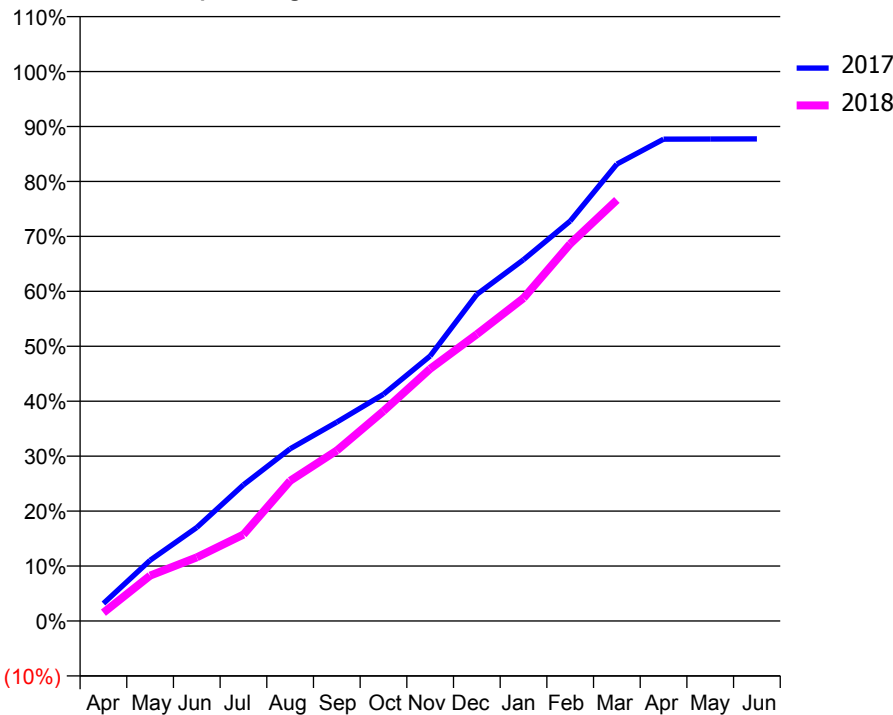
ACCESS*

Patients seen in 24 months	Total	Change since previous quarter
Quarter ending March 2017	6,337	
Quarter ending June 2017	6,098	↓
Quarter ending September 2017	5,870	↓
Quarter ending December 2017	5,653	↓
Quarter ending March 2018	5,511	↓
Variance since March 2017	(13.0%)	↓



ACTIVITY

Cumulative percentage of contracted UDA delivered 2017 & 2018



Month	Adjusted Scheduled Activity (UDA)	
	2017	2018
April	544	259
May	1,880	1,403
June	2,896	1,969
July	4,215	2,676
August	5,327	4,337
September	6,154	5,275
October	7,017	6,497
November	8,198	7,801
December	10,103	8,873
January	11,176	9,988
February	12,372	11,670
March	14,135	13,025
April	14,907	
May	14,911	
June	14,917	

QUALITY

	Quantity	Base Number	Contract	AT	Region	England
% of FP17s for the same patient ID Re-attending within 3 months - Children	110	1,860	5.9%	10.3%	11.5%	11.9%
% of FP17s for the same patient ID Re-attending within 3 months - Adults	610	5,223	11.7%	14.7%	15.9%	16.0%
% of FP17s for the same patient ID Re-attending between 3 & 9 months - Children	1,069	1,860	57.5%	60.5%	60.6%	58.3%
% of FP17s for the same patient ID Re-attending between 3 & 9 months - Adults	2,924	5,223	56.0%	52.0%	51.6%	50.3%
% of FP17s for Band 1 Urgent Courses	607	6,728	9.0%	9.8%	9.5%	9.1%
% of FP17s Relating to Free Repair or Replacements	46	6,728	0.7%	0.6%	0.7%	0.8%
% of FP17s Relating to Continuations	52	6,728	0.8%	1.1%	1.0%	1.0%
% of Patients satisfied with the dentistry they have received	5	5	N/A	91.8%	92.0%	91.5%
% of Patients satisfied with the time they had to wait for an appointment	5	5	N/A	89.0%	88.1%	87.9%

* This is based on patients treated on this contract for their most recent course of treatment. Figures in italics indicate the base number of FP17s or Patient Questionnaire responses are less than 100. N/A is shown where the base number of responses is less than 10 during the period. % is calculated as Quantity/Base number*100

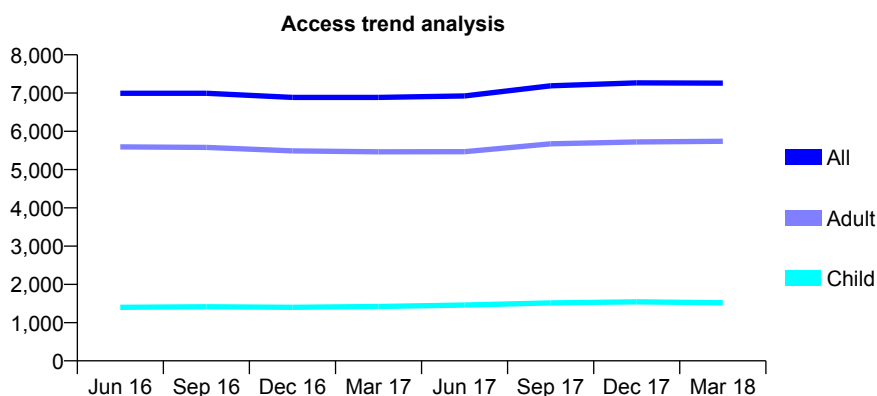
Q70 - Vital Signs At a Glance Contract Report for 101435/0092 - March 2018

Name or company name	IDH Limited
Contract type name	GDS Contract
Purpose of contract	General
Contract start date	01/04/2008
Contract end date	

17/18 Contracted general activity (UDA)	22,500
Carry forward general activity (UDA)	0
17/18 Contracted orthodontic activity (UOA)	0
Carry forward orthodontic activity (UOA)	0
Baseline contract value	£544,808.25

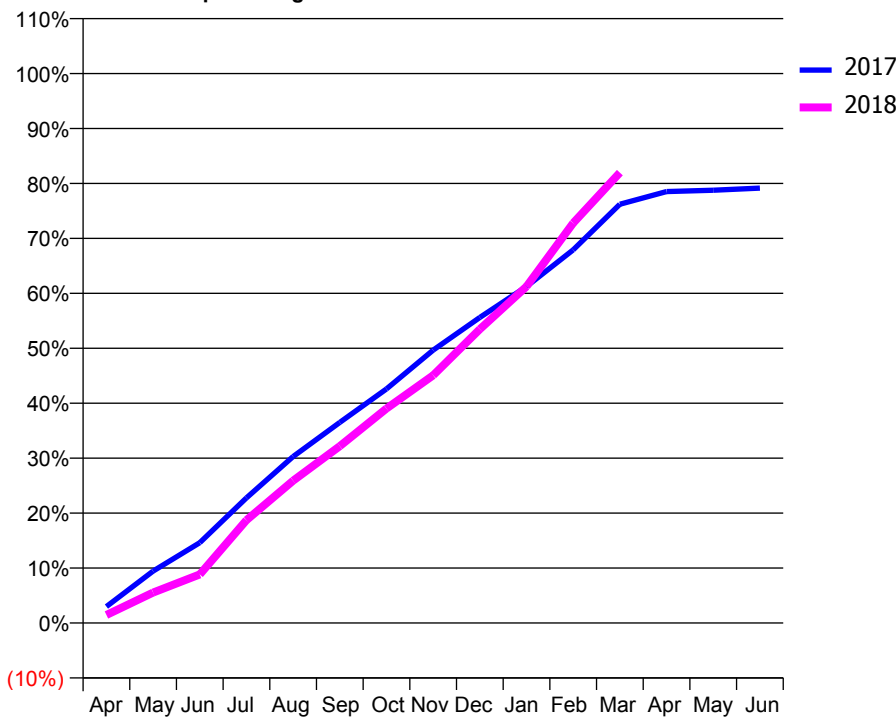
ACCESS*

Patients seen in 24 months	Total	Change since previous quarter
Quarter ending March 2017	6,886	
Quarter ending June 2017	6,926	→
Quarter ending September 2017	7,190	↑
Quarter ending December 2017	7,267	→
Quarter ending March 2018	7,260	→
Variance since March 2017	5.4%	↑



ACTIVITY

Cumulative percentage of contracted UDA delivered 2017 & 2018



Month	Adjusted Scheduled Activity (UDA)	
	2017	2018
April	693	329
May	2,184	1,250
June	3,380	1,989
July	5,262	4,210
August	7,001	5,829
September	8,439	7,242
October	9,850	8,780
November	11,479	10,143
December	12,854	12,031
January	14,158	13,779
February	15,697	16,379
March	17,614	18,440
April	18,148	
May	18,206	
June	18,297	

QUALITY

	Quantity	Base Number	Contract	AT	Region	England
% of FP17s for the same patient ID Re-attending within 3 months - Children	68	2,139	3.2%	10.3%	11.5%	11.9%
% of FP17s for the same patient ID Re-attending within 3 months - Adults	745	7,617	9.8%	14.7%	15.9%	16.0%
% of FP17s for the same patient ID Re-attending between 3 & 9 months - Children	1,291	2,139	60.4%	60.5%	60.6%	58.3%
% of FP17s for the same patient ID Re-attending between 3 & 9 months - Adults	3,402	7,617	44.7%	52.0%	51.6%	50.3%
% of FP17s for Band 1 Urgent Courses	788	9,451	8.3%	9.8%	9.5%	9.1%
% of FP17s Relating to Free Repair or Replacements	40	9,451	0.4%	0.6%	0.7%	0.8%
% of FP17s Relating to Continuations	69	9,451	0.7%	1.1%	1.0%	1.0%
% of Patients satisfied with the dentistry they have received	3	3	N/A	91.8%	92.0%	91.5%
% of Patients satisfied with the time they had to wait for an appointment	3	3	N/A	89.0%	88.1%	87.9%

* This is based on patients treated on this contract for their most recent course of treatment. Figures in italics indicate the base number of FP17s or Patient Questionnaire responses are less than 100. N/A is shown where the base number of responses is less than 10 during the period. % is calculated as Quantity/Base number*100

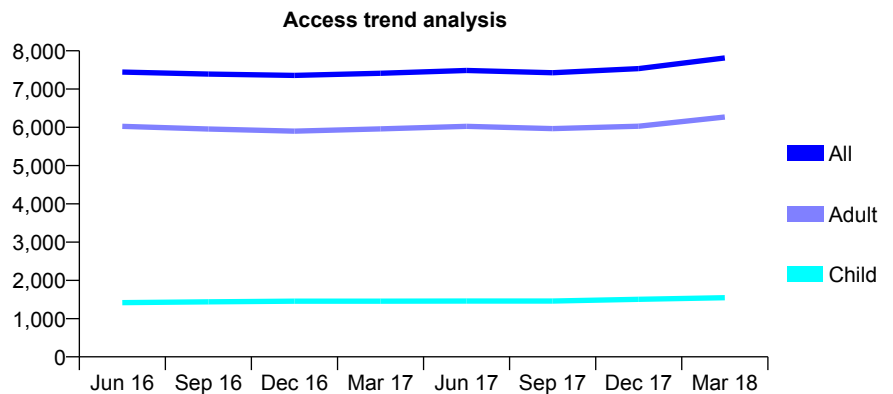
Q70 - Vital Signs At a Glance Contract Report for 101435/0094 - March 2018

Name or company name	IDH Limited
Contract type name	GDS Contract
Purpose of contract	General
Contract start date	01/06/2008
Contract end date	

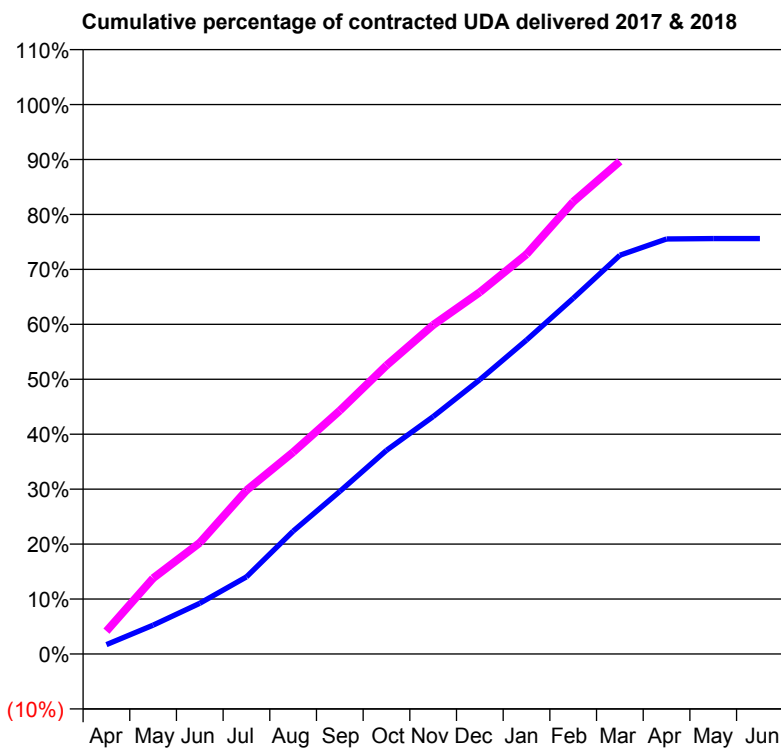
17/18 Contracted general activity (UDA)	20,873
Carry forward general activity (UDA)	0
17/18 Contracted orthodontic activity (UOA)	0
Carry forward orthodontic activity (UOA)	0
Baseline contract value	£477,445.63

ACCESS*

Patients seen in 24 months	Total	Change since previous quarter
Quarter ending March 2017	7,414	
Quarter ending June 2017	7,485	→
Quarter ending September 2017	7,425	→
Quarter ending December 2017	7,533	→
Quarter ending March 2018	7,815	↑
Variance since March 2017	5.4%	↑



ACTIVITY



Month	Adjusted Scheduled Activity (UDA)	
	2017	2018
April	417	866
May	1,285	2,882
June	2,264	4,228
July	3,439	6,217
August	5,478	7,665
September	7,248	9,245
October	9,083	10,965
November	10,584	12,498
December	12,234	13,743
January	14,001	15,184
February	15,859	17,181
March	17,782	18,713
April	18,505	
May	18,523	
June	18,523	

QUALITY

	Quantity	Base Number	Contract	AT	Region	England
% of FP17s for the same patient ID Re-attending within 3 months - Children	116	2,169	5.3%	10.3%	11.5%	11.9%
% of FP17s for the same patient ID Re-attending within 3 months - Adults	1,214	8,578	14.2%	14.7%	15.9%	16.0%
% of FP17s for the same patient ID Re-attending between 3 & 9 months - Children	1,159	2,169	53.4%	60.5%	60.6%	58.3%
% of FP17s for the same patient ID Re-attending between 3 & 9 months - Adults	4,158	8,578	48.5%	52.0%	51.6%	50.3%
% of FP17s for Band 1 Urgent Courses	1,325	10,403	12.7%	9.8%	9.5%	9.1%
% of FP17s Relating to Free Repair or Replacements	46	10,403	0.4%	0.6%	0.7%	0.8%
% of FP17s Relating to Continuations	65	10,403	0.6%	1.1%	1.0%	1.0%
% of Patients satisfied with the dentistry they have received	8	10	80.0%	91.8%	92.0%	91.5%
% of Patients satisfied with the time they had to wait for an appointment	7	10	70.0%	89.0%	88.1%	87.9%

* This is based on patients treated on this contract for their most recent course of treatment. Figures in italics indicate the base number of FP17s or Patient Questionnaire responses are less than 100. N/A is shown where the base number of responses is less than 10 during the period. % is calculated as Quantity/Base number*100

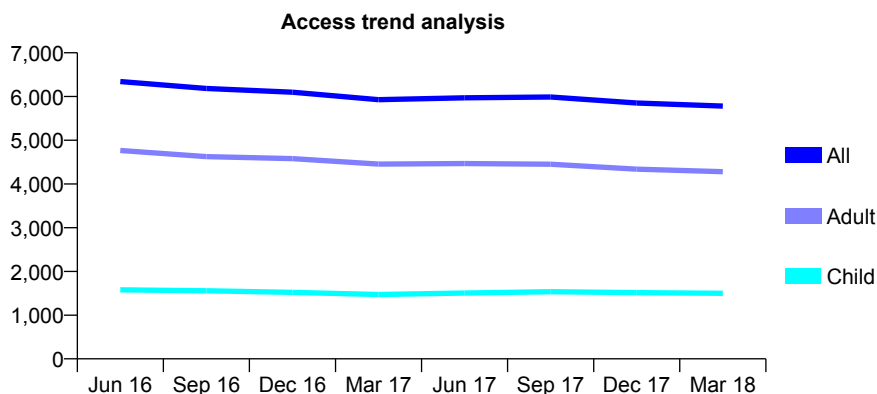
Q70 - Vital Signs At a Glance Contract Report for 101435/0104 - March 2018

Name or company name	IDH Limited
Contract type name	GDS Contract
Purpose of contract	General
Contract start date	01/08/2008
Contract end date	

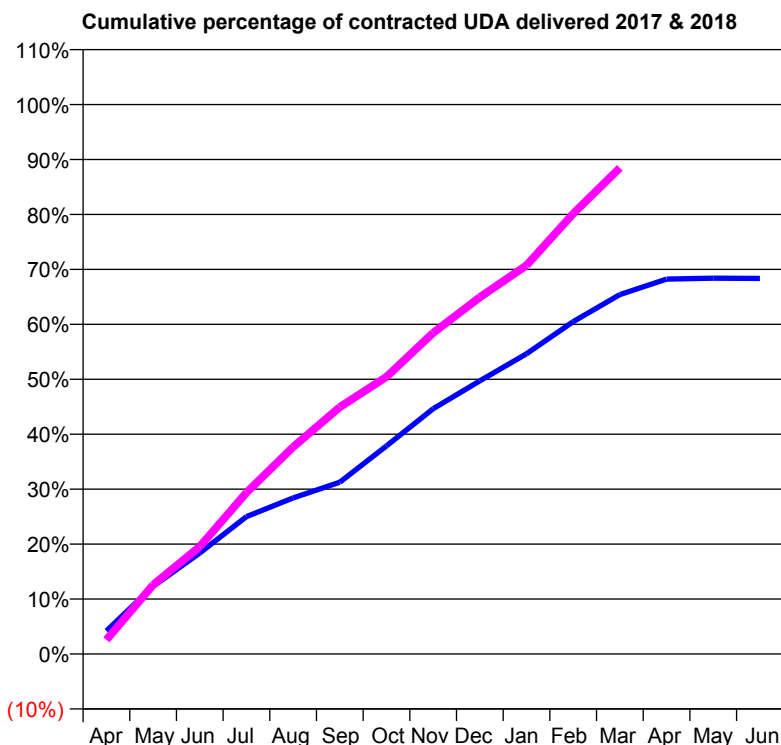
17/18 Contracted general activity (UDA)	18,500
Carry forward general activity (UDA)	0
17/18 Contracted orthodontic activity (UOA)	0
Carry forward orthodontic activity (UOA)	0
Baseline contract value	£454,728.52

ACCESS*

Patients seen in 24 months	Total	Change since previous quarter
Quarter ending March 2017	5,927	
Quarter ending June 2017	5,971	→
Quarter ending September 2017	5,988	→
Quarter ending December 2017	5,853	↓
Quarter ending March 2018	5,782	↓
Variance since March 2017	(2.4%)	↓



ACTIVITY



Month	Adjusted Scheduled Activity (UDA)	
	2017	2018
April	1,001	478
May	2,925	2,328
June	4,363	3,617
July	5,937	5,435
August	6,744	6,971
September	7,424	8,313
October	8,993	9,332
November	10,601	10,813
December	11,805	12,010
January	12,976	13,084
February	14,365	14,824
March	15,534	16,365
April	16,204	
May	16,241	
June	16,230	

QUALITY

	Quantity	Base Number	Contract	AT	Region	England
% of FP17s for the same patient ID Re-attending within 3 months - Children	109	2,258	4.8%	10.3%	11.5%	11.9%
% of FP17s for the same patient ID Re-attending within 3 months - Adults	484	5,272	9.2%	14.7%	15.9%	16.0%
% of FP17s for the same patient ID Re-attending between 3 & 9 months - Children	1,289	2,258	57.1%	60.5%	60.6%	58.3%
% of FP17s for the same patient ID Re-attending between 3 & 9 months - Adults	2,843	5,272	53.9%	52.0%	51.6%	50.3%
% of FP17s for Band 1 Urgent Courses	349	7,285	4.8%	9.8%	9.5%	9.1%
% of FP17s Relating to Free Repair or Replacements	44	7,285	0.6%	0.6%	0.7%	0.8%
% of FP17s Relating to Continuations	47	7,285	0.6%	1.1%	1.0%	1.0%
% of Patients satisfied with the dentistry they have received	3	3	N/A	91.8%	92.0%	91.5%
% of Patients satisfied with the time they had to wait for an appointment	3	3	N/A	89.0%	88.1%	87.9%

* This is based on patients treated on this contract for their most recent course of treatment. Figures in italics indicate the base number of FP17s or Patient Questionnaire responses are less than 100. N/A is shown where the base number of responses is less than 10 during the period. % is calculated as Quantity/Base number*100

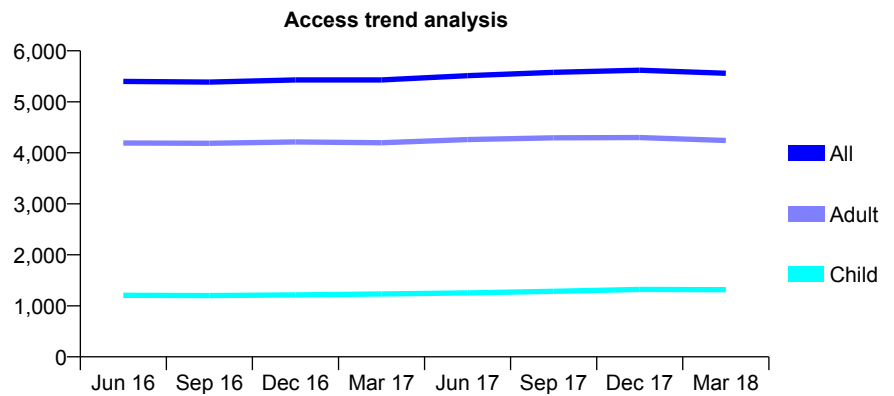
Q70 - Vital Signs At a Glance Contract Report for 101435/0105 - March 2018

Name or company name	IDH Limited
Contract type name	GDS Contract
Purpose of contract	General
Contract start date	01/08/2008
Contract end date	

17/18 Contracted general activity (UDA)	13,500
Carry forward general activity (UDA)	0
17/18 Contracted orthodontic activity (UOA)	0
Carry forward orthodontic activity (UOA)	0
Baseline contract value	£326,767.58

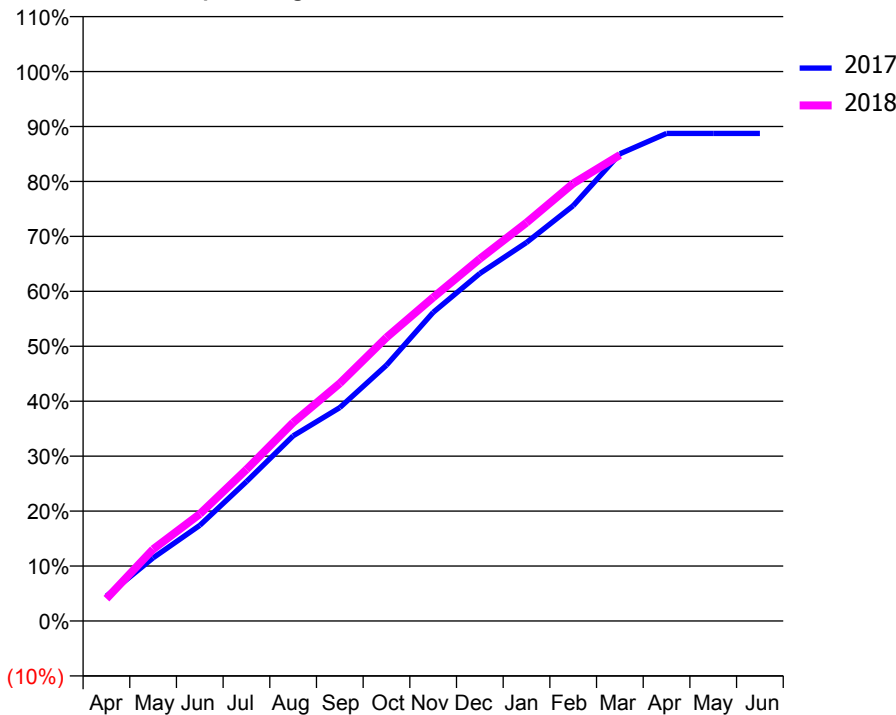
ACCESS*

Patients seen in 24 months	Total	Change since previous quarter
Quarter ending March 2017	5,430	
Quarter ending June 2017	5,513	→
Quarter ending September 2017	5,579	→
Quarter ending December 2017	5,620	→
Quarter ending March 2018	5,559	↓
Variance since March 2017	2.4%	↑



ACTIVITY

Cumulative percentage of contracted UDA delivered 2017 & 2018



Month	Adjusted Scheduled Activity (UDA)	
	2017	2018
April	679	548
May	1,723	1,765
June	2,611	2,628
July	3,807	3,724
August	5,055	4,876
September	5,824	5,840
October	6,984	6,966
November	8,426	7,951
December	9,488	8,899
January	10,333	9,788
February	11,336	10,751
March	12,754	11,449
April	13,309	
May	13,309	
June	13,309	

QUALITY

	Quantity	Base Number	Contract	AT	Region	England
% of FP17s for the same patient ID Re-attending within 3 months - Children	83	1,754	4.7%	10.3%	11.5%	11.9%
% of FP17s for the same patient ID Re-attending within 3 months - Adults	588	5,569	10.6%	14.7%	15.9%	16.0%
% of FP17s for the same patient ID Re-attending between 3 & 9 months - Children	1,091	1,754	62.2%	60.5%	60.6%	58.3%
% of FP17s for the same patient ID Re-attending between 3 & 9 months - Adults	3,322	5,569	59.7%	52.0%	51.6%	50.3%
% of FP17s for Band 1 Urgent Courses	564	7,035	8.0%	9.8%	9.5%	9.1%
% of FP17s Relating to Free Repair or Replacements	32	7,035	0.5%	0.6%	0.7%	0.8%
% of FP17s Relating to Continuations	55	7,035	0.8%	1.1%	1.0%	1.0%
% of Patients satisfied with the dentistry they have received	6	6	N/A	91.8%	92.0%	91.5%
% of Patients satisfied with the time they had to wait for an appointment	5	6	N/A	89.0%	88.1%	87.9%

* This is based on patients treated on this contract for their most recent course of treatment. Figures in italics indicate the base number of FP17s or Patient Questionnaire responses are less than 100. N/A is shown where the base number of responses is less than 10 during the period. % is calculated as Quantity/Base number*100

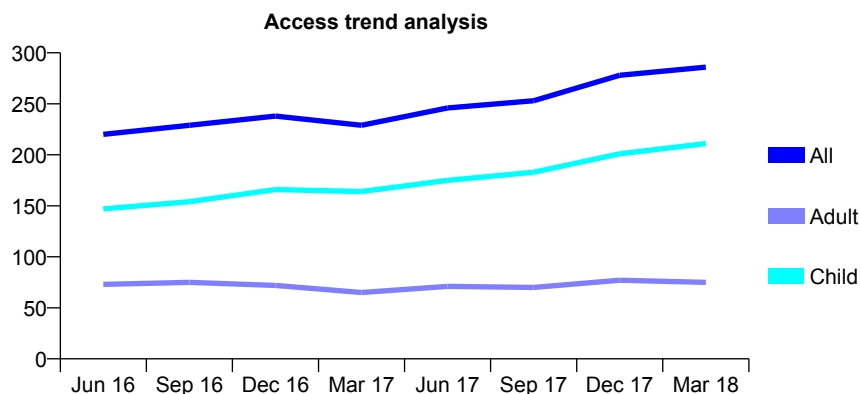
Q70 - Vital Signs At a Glance Contract Report for 101680/0001 - March 2018

Name or company name	Mrs S Robinson
Contract type name	GDS Contract
Purpose of contract	General
Contract start date	01/09/2012
Contract end date	

17/18 Contracted general activity (UDA)	600
Carry forward general activity (UDA)	0
17/18 Contracted orthodontic activity (UOA)	0
Carry forward orthodontic activity (UOA)	0
Baseline contract value	£13,128.75

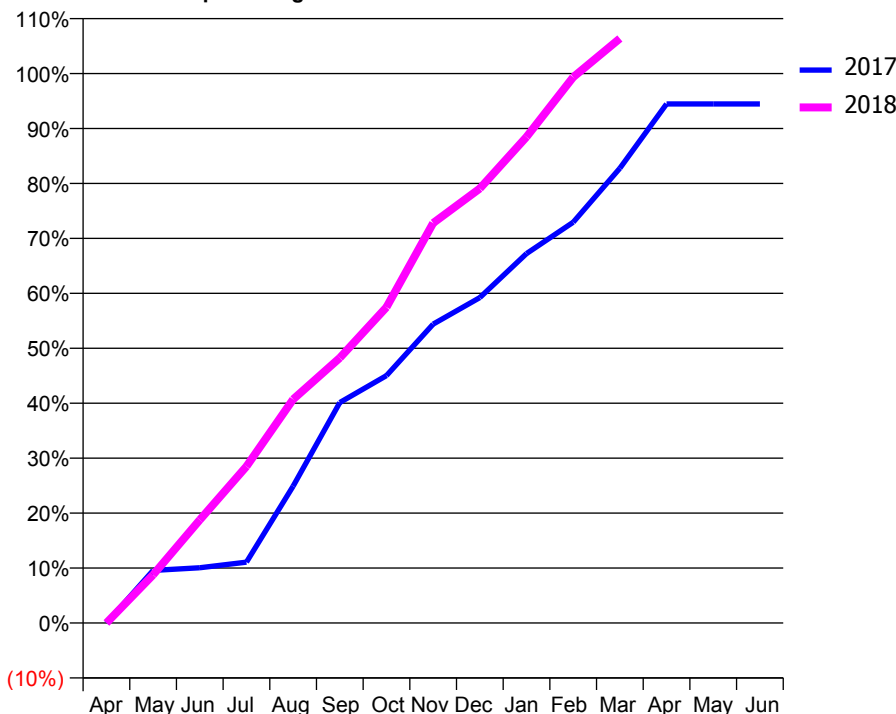
ACCESS*

Patients seen in 24 months	Total	Change since previous quarter
Quarter ending March 2017	229	
Quarter ending June 2017	246	↑
Quarter ending September 2017	253	↑
Quarter ending December 2017	278	↑
Quarter ending March 2018	286	↑
Variance since March 2017	24.9%	↑



ACTIVITY

Cumulative percentage of contracted UDA delivered 2017 & 2018



Month	Adjusted Scheduled Activity (UDA)	
	2017	2018
April	0	0
May	57	53
June	60	113
July	66	171
August	149	244
September	241	290
October	270	345
November	326	437
December	355	474
January	403	531
February	438	596
March	497	638
April	567	
May	567	
June	567	

QUALITY

	Quantity	Base Number	Contract	AT	Region	England
% of FP17s for the same patient ID Re-attending within 3 months - Children	38	345	11.0%	10.3%	11.5%	11.9%
% of FP17s for the same patient ID Re-attending within 3 months - Adults	13	89	14.6%	14.7%	15.9%	16.0%
% of FP17s for the same patient ID Re-attending between 3 & 9 months - Children	198	345	57.4%	60.5%	60.6%	58.3%
% of FP17s for the same patient ID Re-attending between 3 & 9 months - Adults	43	89	48.3%	52.0%	51.6%	50.3%
% of FP17s for Band 1 Urgent Courses	16	395	4.1%	9.8%	9.5%	9.1%
% of FP17s Relating to Free Repair or Replacements	0	395	0.0%	0.6%	0.7%	0.8%
% of FP17s Relating to Continuations	0	395	0.0%	1.1%	1.0%	1.0%
% of Patients satisfied with the dentistry they have received	0	0	N/A	91.8%	92.0%	91.5%
% of Patients satisfied with the time they had to wait for an appointment	0	0	N/A	89.0%	88.1%	87.9%

* This is based on patients treated on this contract for their most recent course of treatment. Figures in italics indicate the base number of FP17s or Patient Questionnaire responses are less than 100. N/A is shown where the base number of responses is less than 10 during the period. % is calculated as Quantity/Base number*100

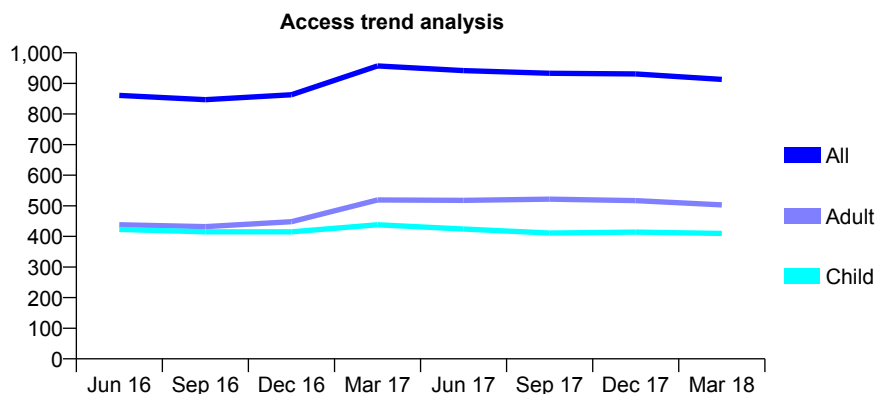
Q70 - Vital Signs At a Glance Contract Report for 101923/0001 - March 2018

Name or company name	Bounty Road Dental Practice Partnership
Contract type name	GDS Contract
Purpose of contract	General
Contract start date	01/04/2009
Contract end date	

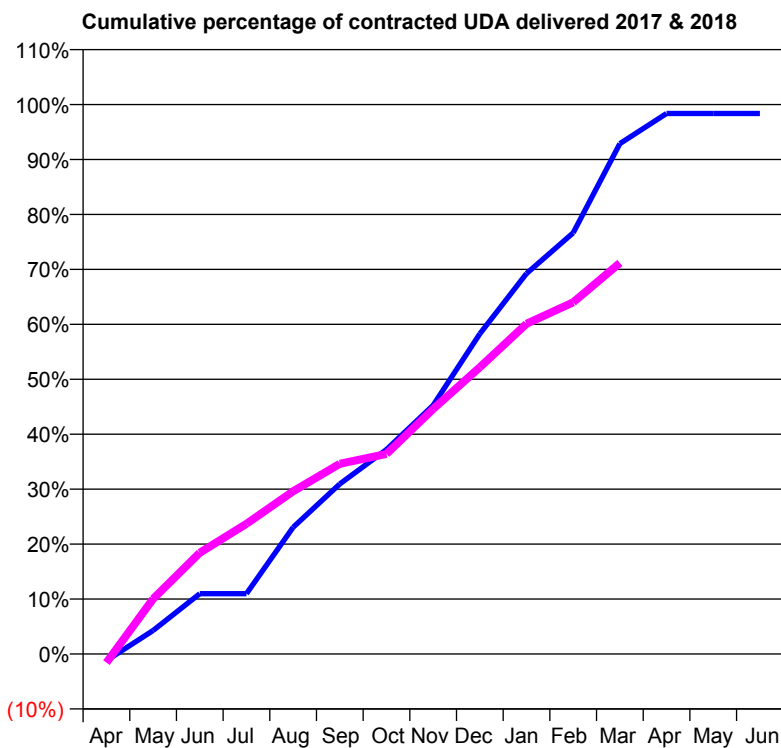
17/18 Contracted general activity (UDA)	3,000
Carry forward general activity (UDA)	48
17/18 Contracted orthodontic activity (UOA)	0
Carry forward orthodontic activity (UOA)	0
Baseline contract value	£65,818.66

ACCESS*

Patients seen in 24 months	Total	Change since previous quarter
Quarter ending March 2017	957	
Quarter ending June 2017	942	↓
Quarter ending September 2017	933	→
Quarter ending December 2017	931	→
Quarter ending March 2018	913	↓
Variance since March 2017	(4.6%)	↓



ACTIVITY



Month	Adjusted Scheduled Activity (UDA)	
	2017	2018
April	-37	-48
May	129	301
June	329	553
July	329	711
August	692	888
September	929	1,038
October	1,117	1,093
November	1,358	1,338
December	1,748	1,566
January	2,077	1,803
February	2,300	1,920
March	2,786	2,135
April	2,951	
May	2,951	
June	2,951	

QUALITY

	Quantity	Base Number	Contract	AT	Region	England
% of FP17s for the same patient ID Re-attending within 3 months - Children	36	637	5.7%	10.3%	11.5%	11.9%
% of FP17s for the same patient ID Re-attending within 3 months - Adults	93	557	16.7%	14.7%	15.9%	16.0%
% of FP17s for the same patient ID Re-attending between 3 & 9 months - Children	438	637	68.8%	60.5%	60.6%	58.3%
% of FP17s for the same patient ID Re-attending between 3 & 9 months - Adults	302	557	54.2%	52.0%	51.6%	50.3%
% of FP17s for Band 1 Urgent Courses	88	1,128	7.8%	9.8%	9.5%	9.1%
% of FP17s Relating to Free Repair or Replacements	1	1,128	0.1%	0.6%	0.7%	0.8%
% of FP17s Relating to Continuations	27	1,128	2.4%	1.1%	1.0%	1.0%
% of Patients satisfied with the dentistry they have received	1	1	N/A	91.8%	92.0%	91.5%
% of Patients satisfied with the time they had to wait for an appointment	1	1	N/A	89.0%	88.1%	87.9%

* This is based on patients treated on this contract for their most recent course of treatment. Figures in italics indicate the base number of FP17s or Patient Questionnaire responses are less than 100. N/A is shown where the base number of responses is less than 10 during the period. % is calculated as Quantity/Base number*100

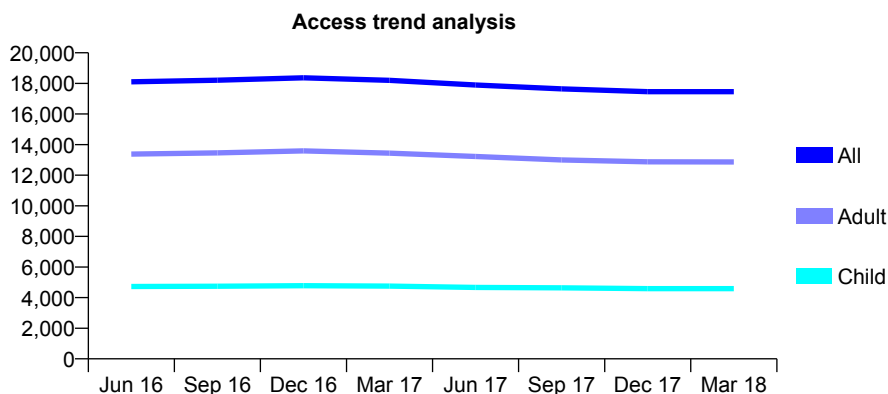
Q70 - Vital Signs At a Glance Contract Report for 102482/0001 - March 2018

Name or company name	Marlfield Saint James Partnership
Contract type name	GDS Contract
Purpose of contract	General
Contract start date	01/04/2011
Contract end date	

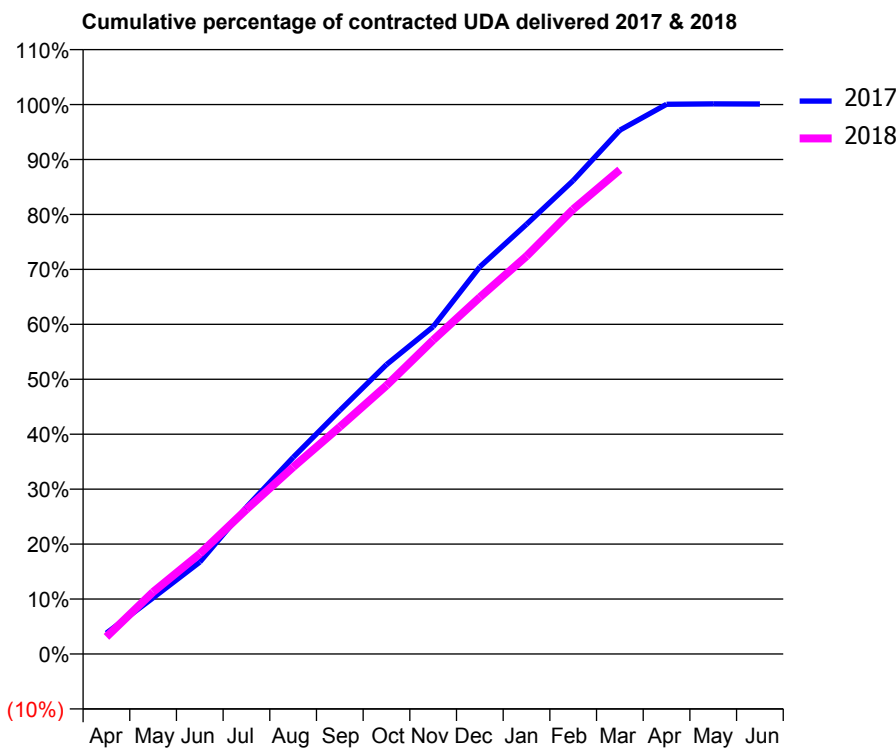
17/18 Contracted general activity (UDA)	45,758
Carry forward general activity (UDA)	0
17/18 Contracted orthodontic activity (UOA)	0
Carry forward orthodontic activity (UOA)	0
Baseline contract value	£1,490,461.06

ACCESS*

Patients seen in 24 months	Total	Change since previous quarter
Quarter ending March 2017	18,197	
Quarter ending June 2017	17,896	↓
Quarter ending September 2017	17,640	↓
Quarter ending December 2017	17,464	→
Quarter ending March 2018	17,458	→
Variance since March 2017	(4.1%)	↓



ACTIVITY



Month	Adjusted Scheduled Activity (UDA)	
	2017	2018
April	1,732	1,432
May	4,675	5,172
June	7,659	8,347
July	12,228	12,039
August	16,368	15,566
September	20,282	18,913
October	24,097	22,358
November	27,258	26,145
December	32,236	29,711
January	35,782	33,132
February	39,426	37,042
March	43,625	40,328
April	45,778	
May	45,805	
June	45,804	

QUALITY

	Quantity	Base Number	Contract	AT	Region	England
% of FP17s for the same patient ID Re-attending within 3 months - Children	493	7,374	6.7%	10.3%	11.5%	11.9%
% of FP17s for the same patient ID Re-attending within 3 months - Adults	2,365	19,390	12.2%	14.7%	15.9%	16.0%
% of FP17s for the same patient ID Re-attending between 3 & 9 months - Children	5,178	7,374	70.2%	60.5%	60.6%	58.3%
% of FP17s for the same patient ID Re-attending between 3 & 9 months - Adults	12,749	19,390	65.8%	52.0%	51.6%	50.3%
% of FP17s for Band 1 Urgent Courses	1,977	25,568	7.7%	9.8%	9.5%	9.1%
% of FP17s Relating to Free Repair or Replacements	100	25,568	0.4%	0.6%	0.7%	0.8%
% of FP17s Relating to Continuations	55	25,568	0.2%	1.1%	1.0%	1.0%
% of Patients satisfied with the dentistry they have received	15	16	93.8%	91.8%	92.0%	91.5%
% of Patients satisfied with the time they had to wait for an appointment	13	16	81.3%	89.0%	88.1%	87.9%

* This is based on patients treated on this contract for their most recent course of treatment. Figures in italics indicate the base number of FP17s or Patient Questionnaire responses are less than 100. N/A is shown where the base number of responses is less than 10 during the period. % is calculated as Quantity/Base number*100

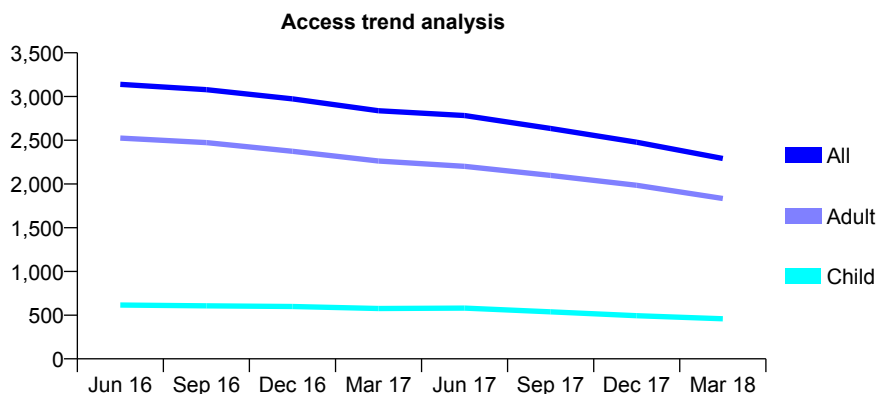
Q70 - Vital Signs At a Glance Contract Report for 102571/0001 - March 2018

Name or company name	Dr R Mihoc
Contract type name	GDS Contract
Purpose of contract	General
Contract start date	01/07/2010
Contract end date	

17/18 Contracted general activity (UDA)	6,421
Carry forward general activity (UDA)	0
17/18 Contracted orthodontic activity (UOA)	0
Carry forward orthodontic activity (UOA)	0
Baseline contract value	£138,317.80

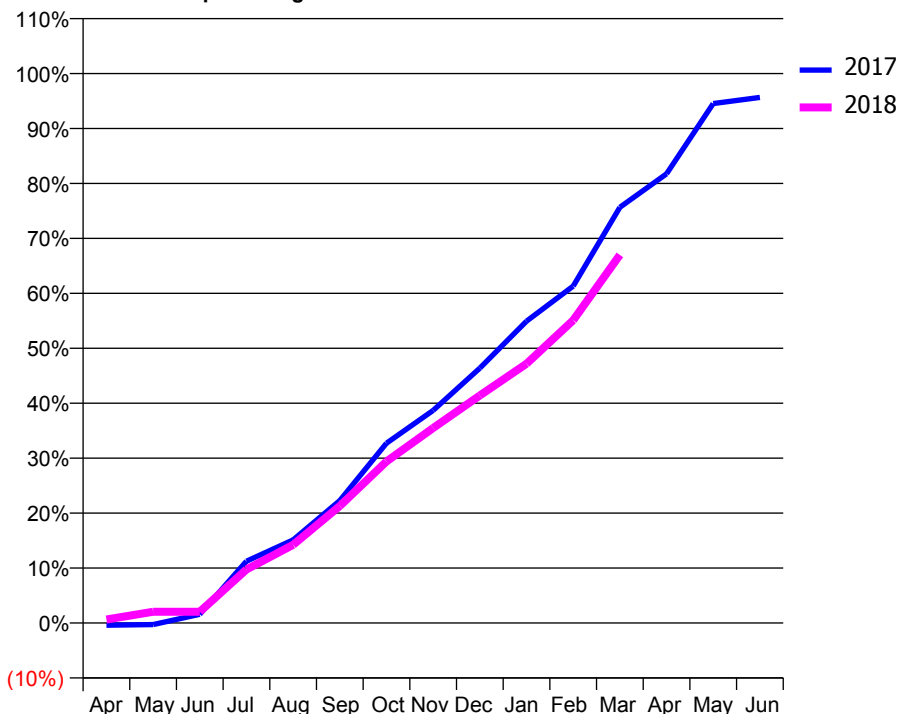
ACCESS*

Patients seen in 24 months	Total	Change since previous quarter
Quarter ending March 2017	2,838	
Quarter ending June 2017	2,782	↓
Quarter ending September 2017	2,635	↓
Quarter ending December 2017	2,478	↓
Quarter ending March 2018	2,292	↓
Variance since March 2017	(19.2%)	↓



ACTIVITY

Cumulative percentage of contracted UDA delivered 2017 & 2018



Month	Adjusted Scheduled Activity (UDA)	
	2017	2018
April	-28	42
May	-19	132
June	102	132
July	722	625
August	972	914
September	1,431	1,367
October	2,101	1,887
November	2,484	2,278
December	2,979	2,659
January	3,526	3,029
February	3,937	3,537
March	4,858	4,301
April	5,248	
May	6,070	
June	6,142	

QUALITY

	Quantity	Base Number	Contract	AT	Region	England
% of FP17s for the same patient ID Re-attending within 3 months - Children	11	464	2.4%	10.3%	11.5%	11.9%
% of FP17s for the same patient ID Re-attending within 3 months - Adults	54	1,790	3.0%	14.7%	15.9%	16.0%
% of FP17s for the same patient ID Re-attending between 3 & 9 months - Children	205	464	44.2%	60.5%	60.6%	58.3%
% of FP17s for the same patient ID Re-attending between 3 & 9 months - Adults	856	1,790	47.8%	52.0%	51.6%	50.3%
% of FP17s for Band 1 Urgent Courses	1	1,857	0.1%	9.8%	9.5%	9.1%
% of FP17s Relating to Free Repair or Replacements	5	1,857	0.3%	0.6%	0.7%	0.8%
% of FP17s Relating to Continuations	1	1,857	0.1%	1.1%	1.0%	1.0%
% of Patients satisfied with the dentistry they have received	2	4	N/A	91.8%	92.0%	91.5%
% of Patients satisfied with the time they had to wait for an appointment	4	4	N/A	89.0%	88.1%	87.9%

* This is based on patients treated on this contract for their most recent course of treatment. Figures in italics indicate the base number of FP17s or Patient Questionnaire responses are less than 100. N/A is shown where the base number of responses is less than 10 during the period. % is calculated as Quantity/Base number*100

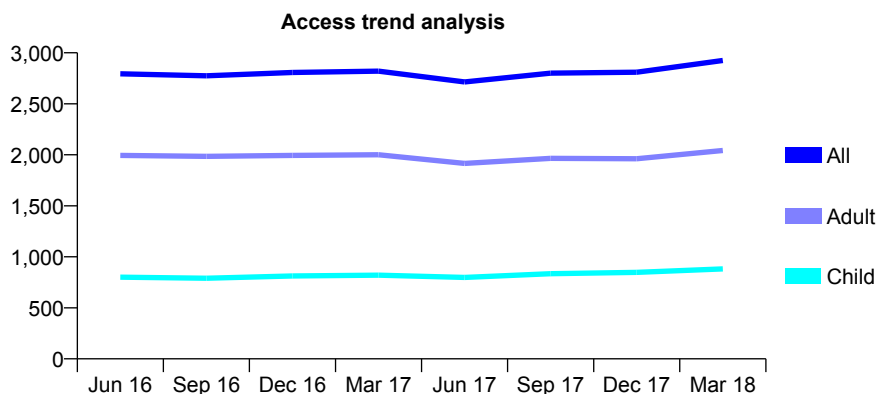
Q70 - Vital Signs At a Glance Contract Report for 103187/0001 - March 2018

Name or company name	Southsea Dental Care Ltd
Contract type name	GDS Contract
Purpose of contract	General
Contract start date	01/07/2008
Contract end date	

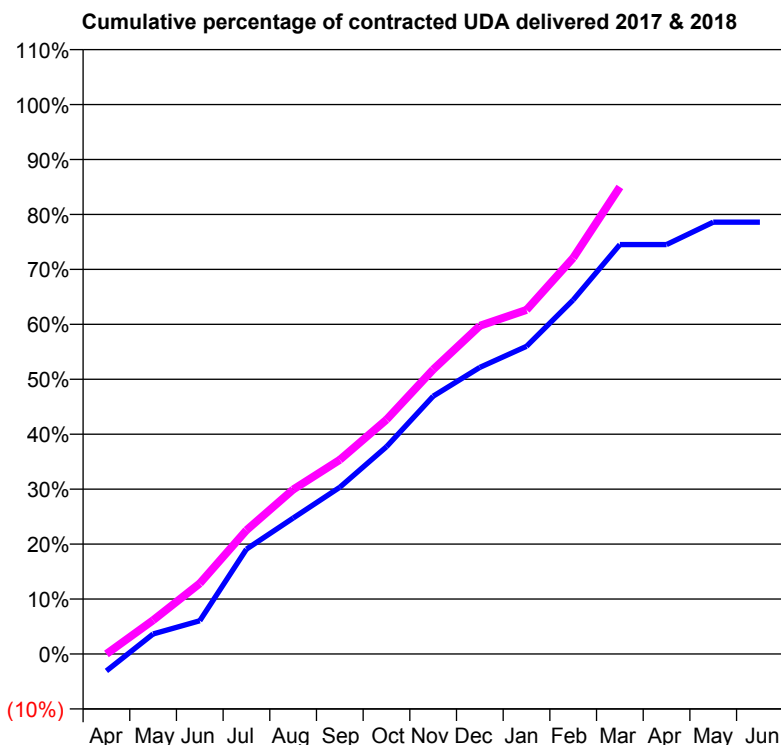
17/18 Contracted general activity (UDA)	11,737
Carry forward general activity (UDA)	0
17/18 Contracted orthodontic activity (UOA)	0
Carry forward orthodontic activity (UOA)	0
Baseline contract value	£279,533.02

ACCESS*

Patients seen in 24 months	Total	Change since previous quarter
Quarter ending March 2017	2,820	
Quarter ending June 2017	2,714	↓
Quarter ending September 2017	2,800	↑
Quarter ending December 2017	2,810	→
Quarter ending March 2018	2,925	↑
Variance since March 2017	3.7%	↑



ACTIVITY



Month	Adjusted Scheduled Activity (UDA)	
	2017	2018
April	-426	0
May	502	721
June	830	1,507
July	2,622	2,644
August	3,398	3,513
September	4,169	4,148
October	5,181	5,006
November	6,446	6,077
December	7,165	7,010
January	7,693	7,350
February	8,853	8,460
March	10,235	9,977
April	10,235	
May	10,795	
June	10,795	

QUALITY

	Quantity	Base Number	Contract	AT	Region	England
% of FP17s for the same patient ID Re-attending within 3 months - Children	81	1,066	7.6%	10.3%	11.5%	11.9%
% of FP17s for the same patient ID Re-attending within 3 months - Adults	388	2,415	16.1%	14.7%	15.9%	16.0%
% of FP17s for the same patient ID Re-attending between 3 & 9 months - Children	424	1,066	39.8%	60.5%	60.6%	58.3%
% of FP17s for the same patient ID Re-attending between 3 & 9 months - Adults	957	2,415	39.6%	52.0%	51.6%	50.3%
% of FP17s for Band 1 Urgent Courses	453	3,361	13.5%	9.8%	9.5%	9.1%
% of FP17s Relating to Free Repair or Replacements	32	3,361	1.0%	0.6%	0.7%	0.8%
% of FP17s Relating to Continuations	34	3,361	1.0%	1.1%	1.0%	1.0%
% of Patients satisfied with the dentistry they have received	1	1	N/A	91.8%	92.0%	91.5%
% of Patients satisfied with the time they had to wait for an appointment	1	1	N/A	89.0%	88.1%	87.9%

* This is based on patients treated on this contract for their most recent course of treatment. Figures in italics indicate the base number of FP17s or Patient Questionnaire responses are less than 100. N/A is shown where the base number of responses is less than 10 during the period. % is calculated as Quantity/Base number*100

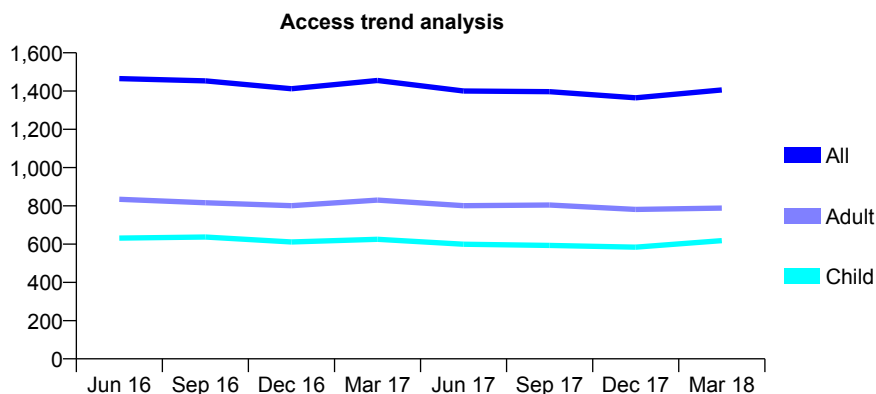
Q70 - Vital Signs At a Glance Contract Report for 103608/0001 - March 2018

Name or company name	Aaron Campbell
Contract type name	GDS Contract
Purpose of contract	General
Contract start date	01/09/2011
Contract end date	

17/18 Contracted general activity (UDA)	3,900
Carry forward general activity (UDA)	127
17/18 Contracted orthodontic activity (UOA)	0
Carry forward orthodontic activity (UOA)	0
Baseline contract value	£103,674.38

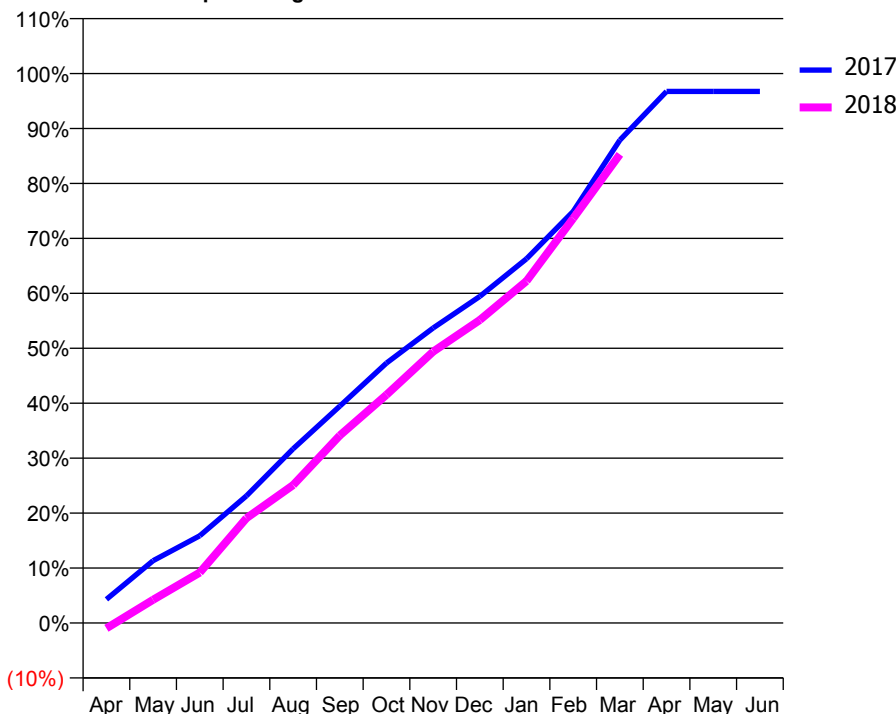
ACCESS*

Patients seen in 24 months	Total	Change since previous quarter
Quarter ending March 2017	1,455	
Quarter ending June 2017	1,400	↓
Quarter ending September 2017	1,397	→
Quarter ending December 2017	1,365	↓
Quarter ending March 2018	1,406	↑
Variance since March 2017	(3.4%)	↓



ACTIVITY

Cumulative percentage of contracted UDA delivered 2017 & 2018



Month	Adjusted Scheduled Activity (UDA)	
	2017	2018
April	168	-39
May	442	165
June	619	358
July	903	745
August	1,237	979
September	1,539	1,331
October	1,845	1,620
November	2,094	1,926
December	2,319	2,151
January	2,585	2,427
February	2,921	2,872
March	3,427	3,326
April	3,772	
May	3,772	
June	3,772	

QUALITY

	Quantity	Base Number	Contract	AT	Region	England
% of FP17s for the same patient ID Re-attending within 3 months - Children	42	912	4.6%	10.3%	11.5%	11.9%
% of FP17s for the same patient ID Re-attending within 3 months - Adults	110	1,031	10.7%	14.7%	15.9%	16.0%
% of FP17s for the same patient ID Re-attending between 3 & 9 months - Children	590	912	64.7%	60.5%	60.6%	58.3%
% of FP17s for the same patient ID Re-attending between 3 & 9 months - Adults	632	1,031	61.3%	52.0%	51.6%	50.3%
% of FP17s for Band 1 Urgent Courses	98	1,826	5.4%	9.8%	9.5%	9.1%
% of FP17s Relating to Free Repair or Replacements	4	1,826	0.2%	0.6%	0.7%	0.8%
% of FP17s Relating to Continuations	8	1,826	0.4%	1.1%	1.0%	1.0%
% of Patients satisfied with the dentistry they have received	0	0	N/A	91.8%	92.0%	91.5%
% of Patients satisfied with the time they had to wait for an appointment	0	0	N/A	89.0%	88.1%	87.9%

* This is based on patients treated on this contract for their most recent course of treatment. Figures in italics indicate the base number of FP17s or Patient Questionnaire responses are less than 100. N/A is shown where the base number of responses is less than 10 during the period. % is calculated as Quantity/Base number*100

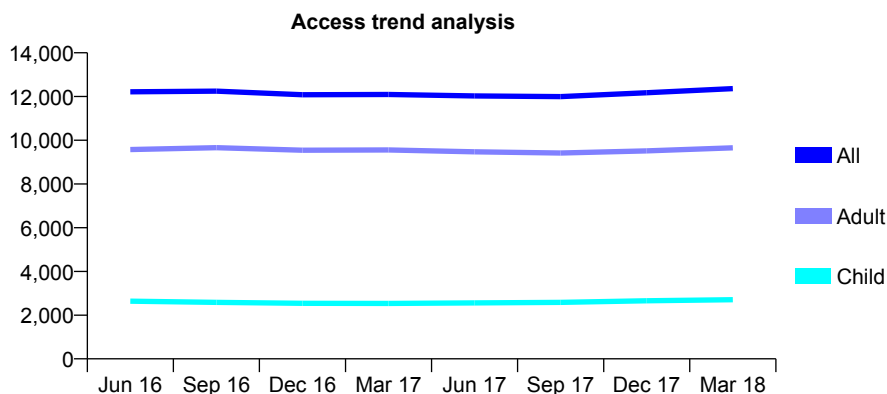
Q70 - Vital Signs At a Glance Contract Report for 105414/0001 - March 2018

Name or company name	First Choice Dental Limited
Contract type name	GDS Contract
Purpose of contract	General
Contract start date	01/04/2006
Contract end date	

17/18 Contracted general activity (UDA)	41,208
Carry forward general activity (UDA)	0
17/18 Contracted orthodontic activity (UOA)	0
Carry forward orthodontic activity (UOA)	0
Baseline contract value	£1,333,492.49

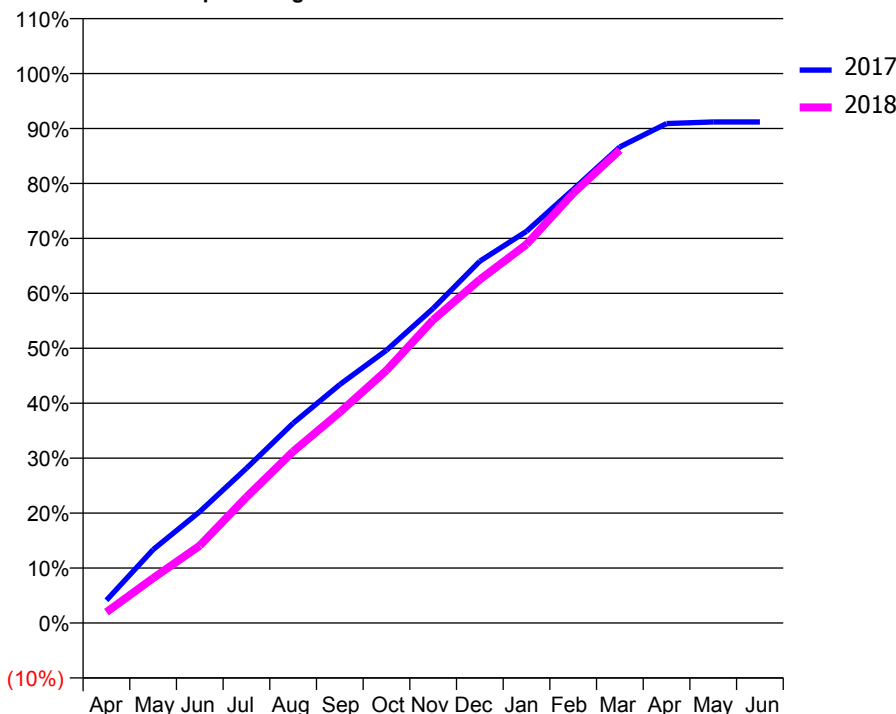
ACCESS*

Patients seen in 24 months	Total	Change since previous quarter
Quarter ending March 2017	12,094	
Quarter ending June 2017	12,029	→
Quarter ending September 2017	11,995	→
Quarter ending December 2017	12,171	→
Quarter ending March 2018	12,364	→
Variance since March 2017	2.2%	↑



ACTIVITY

Cumulative percentage of contracted UDA delivered 2017 & 2018



Month	Adjusted Scheduled Activity (UDA)	
	2017	2018
April	1,700	811
May	5,508	3,366
June	8,352	5,803
July	11,603	9,448
August	14,982	12,860
September	17,887	15,806
October	20,457	18,949
November	23,592	22,734
December	27,138	25,755
January	29,377	28,394
February	32,514	32,229
March	35,701	35,479
April	37,458	
May	37,575	
June	37,575	

QUALITY

	Quantity	Base Number	Contract	AT	Region	England
% of FP17s for the same patient ID Re-attending within 3 months - Children	251	3,933	6.4%	10.3%	11.5%	11.9%
% of FP17s for the same patient ID Re-attending within 3 months - Adults	1,595	12,294	13.0%	14.7%	15.9%	16.0%
% of FP17s for the same patient ID Re-attending between 3 & 9 months - Children	2,038	3,933	51.8%	60.5%	60.6%	58.3%
% of FP17s for the same patient ID Re-attending between 3 & 9 months - Adults	5,200	12,294	42.3%	52.0%	51.6%	50.3%
% of FP17s for Band 1 Urgent Courses	983	15,426	6.4%	9.8%	9.5%	9.1%
% of FP17s Relating to Free Repair or Replacements	90	15,426	0.6%	0.6%	0.7%	0.8%
% of FP17s Relating to Continuations	263	15,426	1.7%	1.1%	1.0%	1.0%
% of Patients satisfied with the dentistry they have received	12	13	92.3%	91.8%	92.0%	91.5%
% of Patients satisfied with the time they had to wait for an appointment	13	13	100.0%	89.0%	88.1%	87.9%

* This is based on patients treated on this contract for their most recent course of treatment. Figures in italics indicate the base number of FP17s or Patient Questionnaire responses are less than 100. N/A is shown where the base number of responses is less than 10 during the period. % is calculated as Quantity/Base number*100

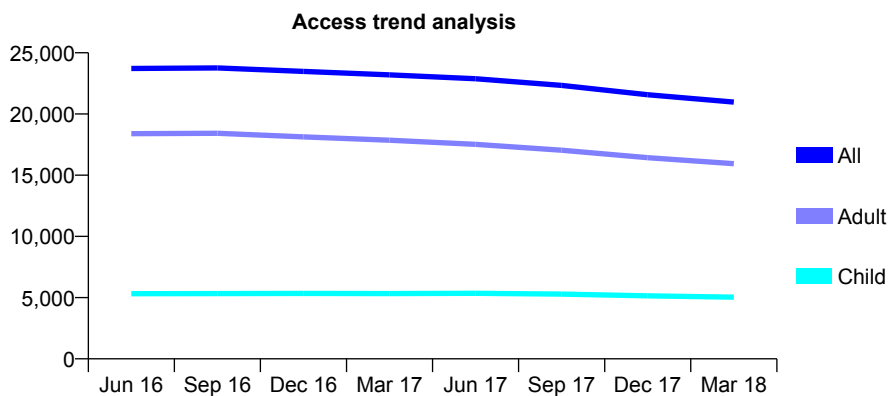
Q70 - Vital Signs At a Glance Contract Report for 105414/0006 - March 2018

Name or company name	First Choice Dental Limited
Contract type name	GDS Contract
Purpose of contract	General
Contract start date	02/04/2006
Contract end date	

17/18 Contracted general activity (UDA)	59,192
Carry forward general activity (UDA)	0
17/18 Contracted orthodontic activity (UOA)	0
Carry forward orthodontic activity (UOA)	0
Baseline contract value	£1,896,350.67

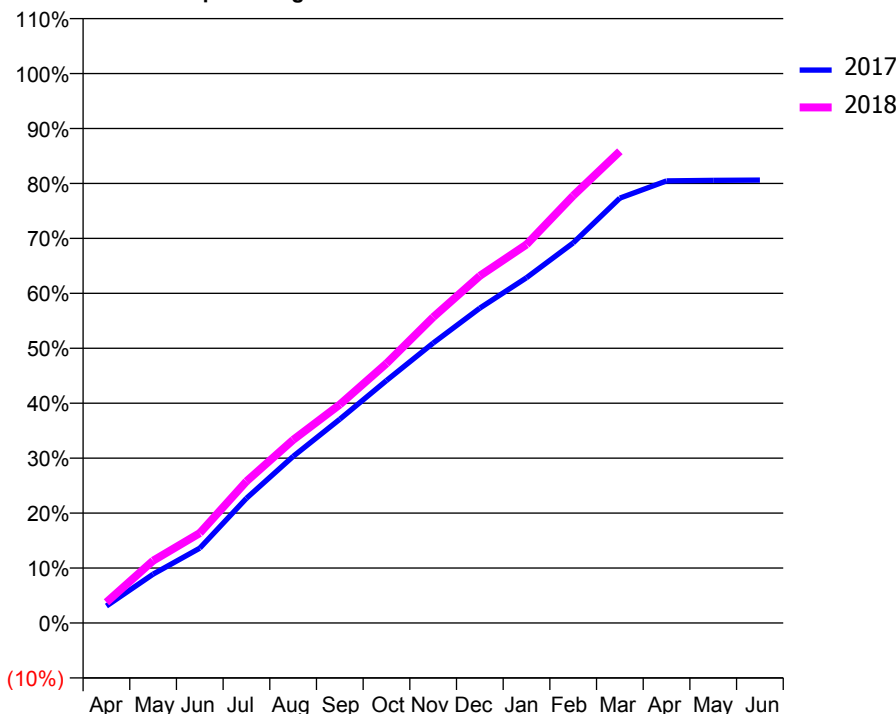
ACCESS*

Patients seen in 24 months	Total	Change since previous quarter
Quarter ending March 2017	23,197	
Quarter ending June 2017	22,882	↓
Quarter ending September 2017	22,332	↓
Quarter ending December 2017	21,576	↓
Quarter ending March 2018	20,975	↓
Variance since March 2017	(9.6%)	↓



ACTIVITY

Cumulative percentage of contracted UDA delivered 2017 & 2018



Month	Adjusted Scheduled Activity (UDA)	
	2017	2018
April	2,151	2,228
May	6,159	6,710
June	9,437	9,683
July	15,729	15,260
August	21,008	19,724
September	25,714	23,541
October	30,591	27,958
November	35,319	32,946
December	39,719	37,399
January	43,544	40,779
February	47,935	46,037
March	53,590	50,813
April	55,763	
May	55,823	
June	55,858	

QUALITY

	Quantity	Base Number	Contract	AT	Region	England
% of FP17s for the same patient ID Re-attending within 3 months - Children	275	6,043	4.6%	10.3%	11.5%	11.9%
% of FP17s for the same patient ID Re-attending within 3 months - Adults	1,494	16,853	8.9%	14.7%	15.9%	16.0%
% of FP17s for the same patient ID Re-attending between 3 & 9 months - Children	2,986	6,043	49.4%	60.5%	60.6%	58.3%
% of FP17s for the same patient ID Re-attending between 3 & 9 months - Adults	7,486	16,853	44.4%	52.0%	51.6%	50.3%
% of FP17s for Band 1 Urgent Courses	1,383	21,880	6.3%	9.8%	9.5%	9.1%
% of FP17s Relating to Free Repair or Replacements	108	21,880	0.5%	0.6%	0.7%	0.8%
% of FP17s Relating to Continuations	220	21,880	1.0%	1.1%	1.0%	1.0%
% of Patients satisfied with the dentistry they have received	11	12	91.7%	91.8%	92.0%	91.5%
% of Patients satisfied with the time they had to wait for an appointment	6	12	50.0%	89.0%	88.1%	87.9%

* This is based on patients treated on this contract for their most recent course of treatment. Figures in italics indicate the base number of FP17s or Patient Questionnaire responses are less than 100. N/A is shown where the base number of responses is less than 10 during the period. % is calculated as Quantity/Base number*100

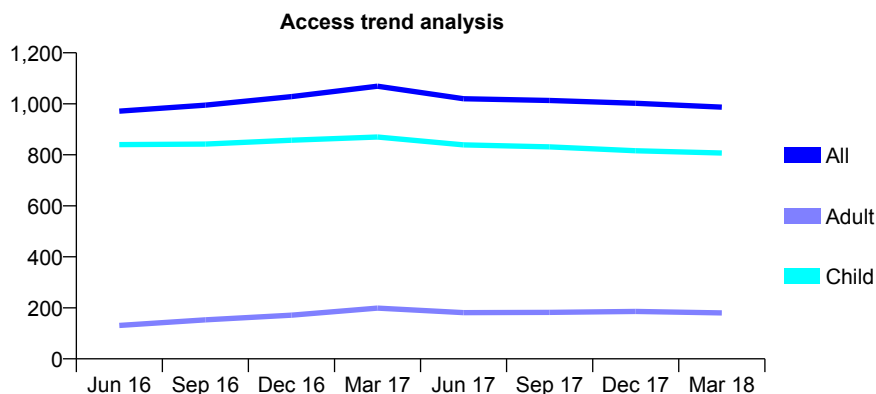
Q70 - Vital Signs At a Glance Contract Report for 106488/0001 - March 2018

Name or company name	Solent House Dental Centre
Contract type name	GDS Contract
Purpose of contract	General
Contract start date	01/04/2015
Contract end date	

17/18 Contracted general activity (UDA)	1,991
Carry forward general activity (UDA)	0
17/18 Contracted orthodontic activity (UOA)	0
Carry forward orthodontic activity (UOA)	0
Baseline contract value	£52,475.36

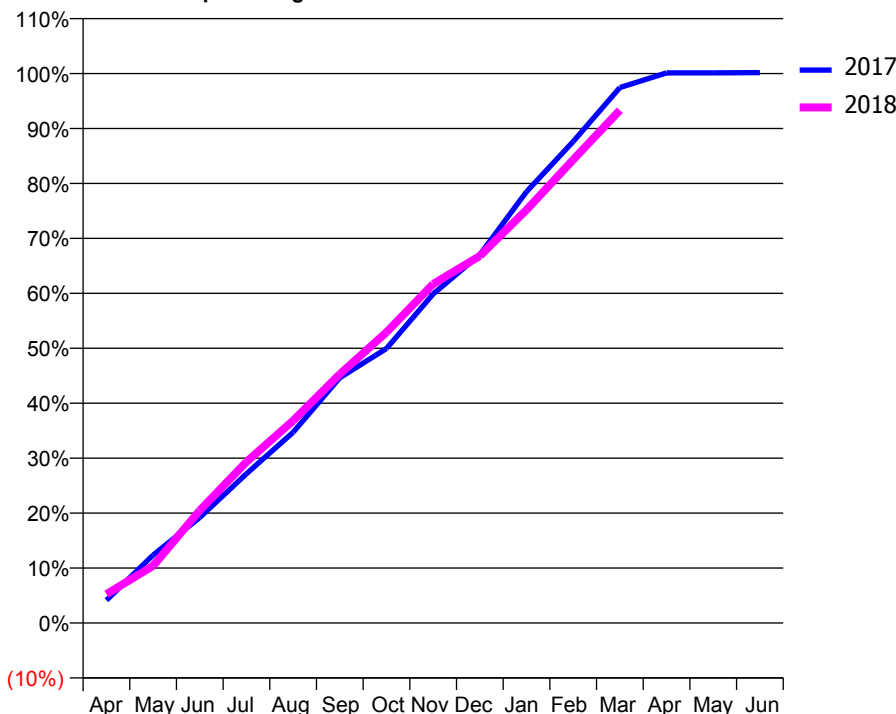
ACCESS*

Patients seen in 24 months	Total	Change since previous quarter
Quarter ending March 2017	1,069	
Quarter ending June 2017	1,020	↓
Quarter ending September 2017	1,013	→
Quarter ending December 2017	1,002	↓
Quarter ending March 2018	987	↓
Variance since March 2017	(7.7%)	↓



ACTIVITY

Cumulative percentage of contracted UDA delivered 2017 & 2018



Month	Adjusted Scheduled Activity (UDA)	
	2017	2018
April	82	104
May	246	207
June	383	408
July	541	584
August	691	733
September	889	902
October	995	1,053
November	1,192	1,228
December	1,335	1,330
January	1,563	1,497
February	1,745	1,679
March	1,940	1,858
April	1,993	
May	1,993	
June	1,994	

QUALITY

	Quantity	Base Number	Contract	AT	Region	England
% of FP17s for the same patient ID Re-attending within 3 months - Children	68	1,306	5.2%	10.3%	11.5%	11.9%
% of FP17s for the same patient ID Re-attending within 3 months - Adults	10	142	7.0%	14.7%	15.9%	16.0%
% of FP17s for the same patient ID Re-attending between 3 & 9 months - Children	967	1,306	74.0%	60.5%	60.6%	58.3%
% of FP17s for the same patient ID Re-attending between 3 & 9 months - Adults	94	142	66.2%	52.0%	51.6%	50.3%
% of FP17s for Band 1 Urgent Courses	45	1,410	3.2%	9.8%	9.5%	9.1%
% of FP17s Relating to Free Repair or Replacements	0	1,410	0.0%	0.6%	0.7%	0.8%
% of FP17s Relating to Continuations	0	1,410	0.0%	1.1%	1.0%	1.0%
% of Patients satisfied with the dentistry they have received	4	4	N/A	91.8%	92.0%	91.5%
% of Patients satisfied with the time they had to wait for an appointment	4	4	N/A	89.0%	88.1%	87.9%

* This is based on patients treated on this contract for their most recent course of treatment. Figures in italics indicate the base number of FP17s or Patient Questionnaire responses are less than 100. N/A is shown where the base number of responses is less than 10 during the period. % is calculated as Quantity/Base number*100

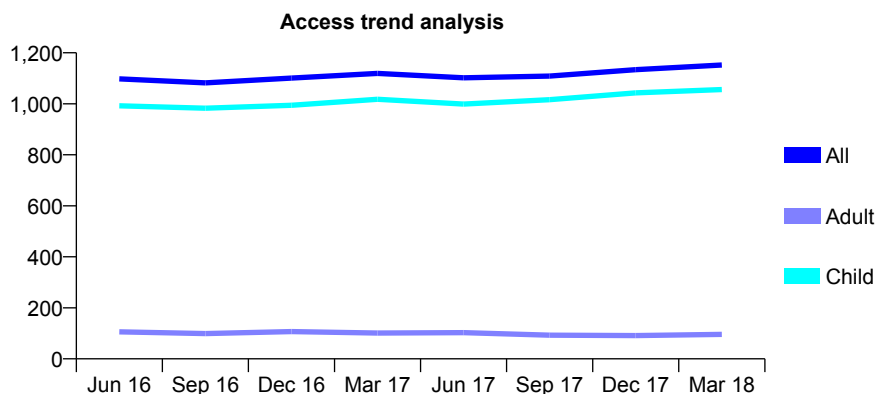
Q70 - Vital Signs At a Glance Contract Report for 106615/0001 - March 2018

Name or company name	Westphal & Srinivasan
Contract type name	GDS Contract
Purpose of contract	General
Contract start date	01/03/2012
Contract end date	

17/18 Contracted general activity (UDA)	3,136
Carry forward general activity (UDA)	62
17/18 Contracted orthodontic activity (UOA)	0
Carry forward orthodontic activity (UOA)	0
Baseline contract value	£91,171.96

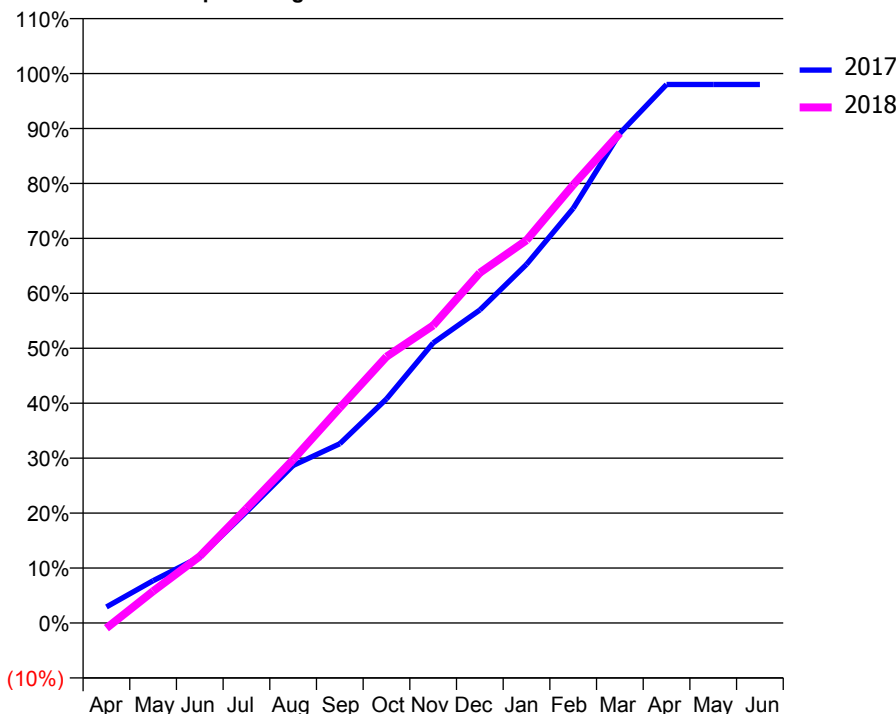
ACCESS*

Patients seen in 24 months	Total	Change since previous quarter
Quarter ending March 2017	1,119	
Quarter ending June 2017	1,102	↓
Quarter ending September 2017	1,109	→
Quarter ending December 2017	1,134	↑
Quarter ending March 2018	1,152	→
Variance since March 2017	2.9%	↑



ACTIVITY

Cumulative percentage of contracted UDA delivered 2017 & 2018



Month	Adjusted Scheduled Activity (UDA)	
	2017	2018
April	92	-30
May	241	181
June	377	381
July	634	653
August	899	933
September	1,023	1,229
October	1,279	1,520
November	1,599	1,698
December	1,786	1,999
January	2,046	2,185
February	2,367	2,501
March	2,795	2,796
April	3,073	
May	3,073	
June	3,073	

QUALITY

	Quantity	Base Number	Contract	AT	Region	England
% of FP17s for the same patient ID Re-attending within 3 months - Children	249	1,893	13.2%	10.3%	11.5%	11.9%
% of FP17s for the same patient ID Re-attending within 3 months - Adults	0	0	N/A	14.7%	15.9%	16.0%
% of FP17s for the same patient ID Re-attending between 3 & 9 months - Children	1,226	1,893	64.8%	60.5%	60.6%	58.3%
% of FP17s for the same patient ID Re-attending between 3 & 9 months - Adults	0	0	N/A	52.0%	51.6%	50.3%
% of FP17s for Band 1 Urgent Courses	24	1,765	1.4%	9.8%	9.5%	9.1%
% of FP17s Relating to Free Repair or Replacements	0	1,765	0.0%	0.6%	0.7%	0.8%
% of FP17s Relating to Continuations	11	1,765	0.6%	1.1%	1.0%	1.0%
% of Patients satisfied with the dentistry they have received	0	0	N/A	91.8%	92.0%	91.5%
% of Patients satisfied with the time they had to wait for an appointment	0	0	N/A	89.0%	88.1%	87.9%

* This is based on patients treated on this contract for their most recent course of treatment. Figures in italics indicate the base number of FP17s or Patient Questionnaire responses are less than 100. N/A is shown where the base number of responses is less than 10 during the period. % is calculated as Quantity/Base number*100

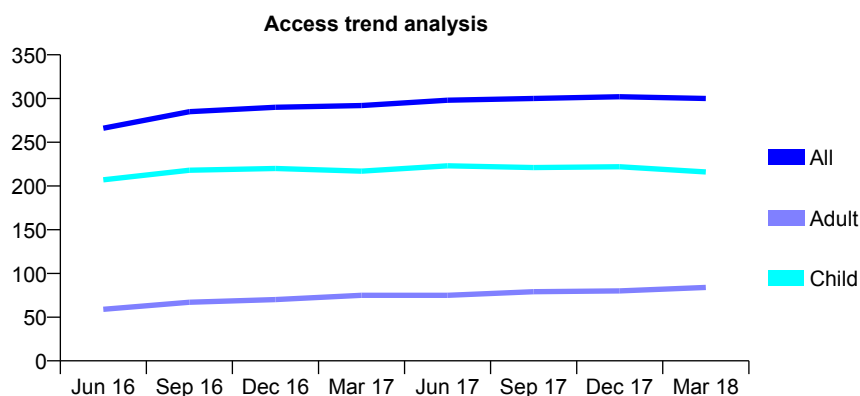
Q70 - Vital Signs At a Glance Contract Report for 106763/0001 - March 2018

Name or company name	The Dental Centre Cowplain Ltd
Contract type name	GDS Contract
Purpose of contract	General
Contract start date	01/05/2015
Contract end date	

17/18 Contracted general activity (UDA)	700
Carry forward general activity (UDA)	0
17/18 Contracted orthodontic activity (UOA)	0
Carry forward orthodontic activity (UOA)	0
Baseline contract value	£16,156.80

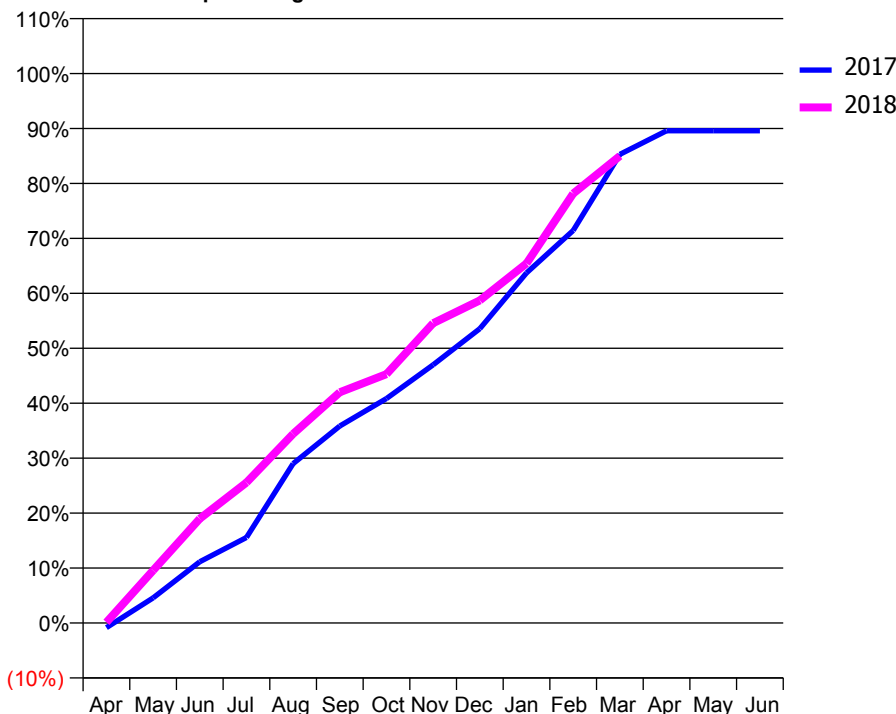
ACCESS*

Patients seen in 24 months	Total	Change since previous quarter
Quarter ending March 2017	292	
Quarter ending June 2017	298	↑
Quarter ending September 2017	300	→
Quarter ending December 2017	302	→
Quarter ending March 2018	300	→
Variance since March 2017	2.7%	↑



ACTIVITY

Cumulative percentage of contracted UDA delivered 2017 & 2018



Month	Adjusted Scheduled Activity (UDA)	
	2017	2018
April	-6	1
May	32	67
June	78	133
July	109	179
August	203	241
September	251	294
October	286	317
November	329	382
December	375	411
January	446	458
February	500	547
March	597	595
April	627	
May	627	
June	627	

QUALITY

	Quantity	Base Number	Contract	AT	Region	England
% of FP17s for the same patient ID Re-attending within 3 months - Children	14	349	4.0%	10.3%	11.5%	11.9%
% of FP17s for the same patient ID Re-attending within 3 months - Adults	10	66	15.2%	14.7%	15.9%	16.0%
% of FP17s for the same patient ID Re-attending between 3 & 9 months - Children	228	349	65.3%	60.5%	60.6%	58.3%
% of FP17s for the same patient ID Re-attending between 3 & 9 months - Adults	29	66	43.9%	52.0%	51.6%	50.3%
% of FP17s for Band 1 Urgent Courses	0	400	0.0%	9.8%	9.5%	9.1%
% of FP17s Relating to Free Repair or Replacements	0	400	0.0%	0.6%	0.7%	0.8%
% of FP17s Relating to Continuations	12	400	3.0%	1.1%	1.0%	1.0%
% of Patients satisfied with the dentistry they have received	0	0	N/A	91.8%	92.0%	91.5%
% of Patients satisfied with the time they had to wait for an appointment	0	0	N/A	89.0%	88.1%	87.9%

* This is based on patients treated on this contract for their most recent course of treatment. Figures in italics indicate the base number of FP17s or Patient Questionnaire responses are less than 100. N/A is shown where the base number of responses is less than 10 during the period. % is calculated as Quantity/Base number*100

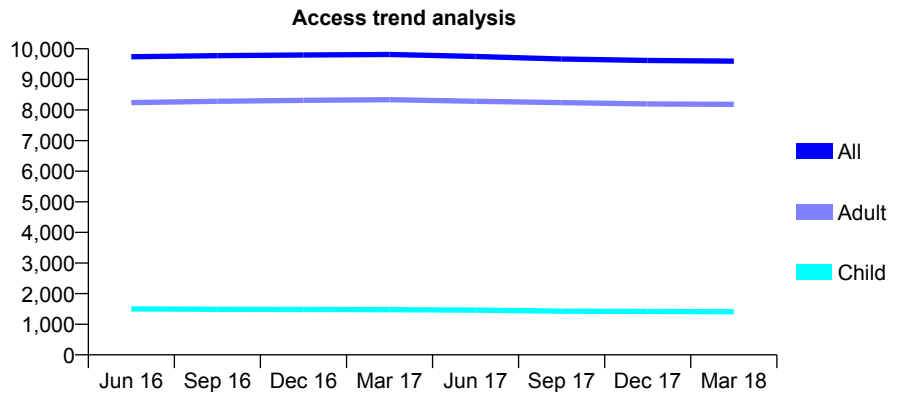
Q70 - Vital Signs At a Glance Contract Report for 108669/0001 - March 2018

Name or company name	Knibbs Dental Surgery Limited
Contract type name	GDS Contract
Purpose of contract	General
Contract start date	01/04/2007
Contract end date	

17/18 Contracted general activity (UDA)	29,497
Carry forward general activity (UDA)	0
17/18 Contracted orthodontic activity (UOA)	0
Carry forward orthodontic activity (UOA)	0
Baseline contract value	£841,266.62

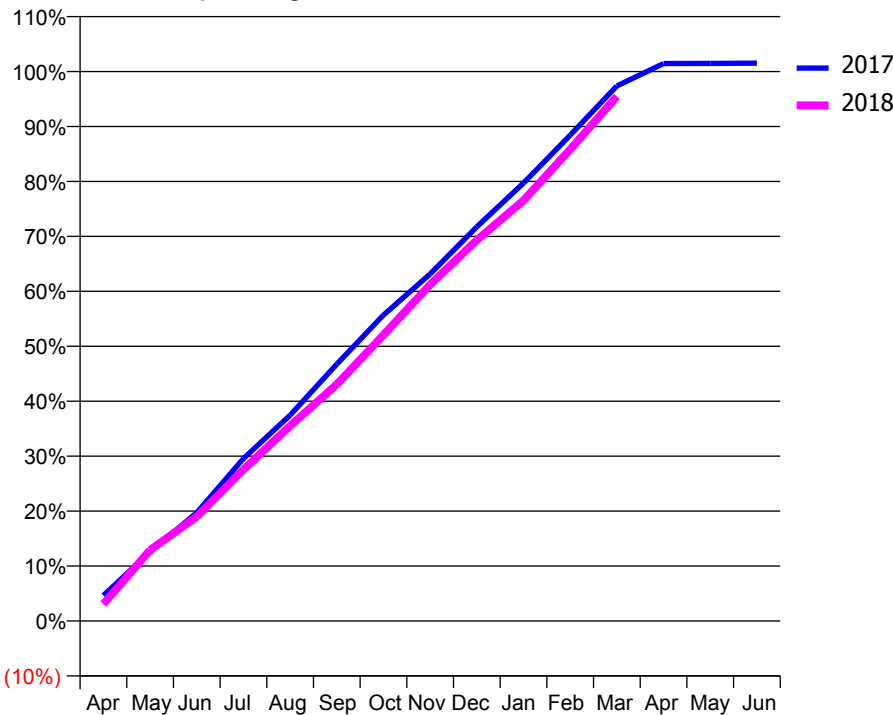
ACCESS*

Patients seen in 24 months	Total	Change since previous quarter
Quarter ending March 2017	9,813	
Quarter ending June 2017	9,751	→
Quarter ending September 2017	9,665	→
Quarter ending December 2017	9,618	→
Quarter ending March 2018	9,596	→
Variance since March 2017	(2.2%)	↓



ACTIVITY

Cumulative percentage of contracted UDA delivered 2017 & 2018



Month	Adjusted Scheduled Activity (UDA)	
	2017	2018
April	1,373	915
May	3,712	3,808
June	5,815	5,598
July	8,723	8,130
August	11,045	10,474
September	13,793	12,705
October	16,424	15,361
November	18,631	18,057
December	21,161	20,444
January	23,512	22,576
February	26,084	25,316
March	28,720	28,154
April	29,926	
May	29,930	
June	29,943	

QUALITY

	Quantity	Base Number	Contract	AT	Region	England
% of FP17s for the same patient ID Re-attending within 3 months - Children	166	2,440	6.8%	10.3%	11.5%	11.9%
% of FP17s for the same patient ID Re-attending within 3 months - Adults	2,346	14,016	16.7%	14.7%	15.9%	16.0%
% of FP17s for the same patient ID Re-attending between 3 & 9 months - Children	1,678	2,440	68.8%	60.5%	60.6%	58.3%
% of FP17s for the same patient ID Re-attending between 3 & 9 months - Adults	8,786	14,016	62.7%	52.0%	51.6%	50.3%
% of FP17s for Band 1 Urgent Courses	1,408	15,825	8.9%	9.8%	9.5%	9.1%
% of FP17s Relating to Free Repair or Replacements	190	15,825	1.2%	0.6%	0.7%	0.8%
% of FP17s Relating to Continuations	130	15,825	0.8%	1.1%	1.0%	1.0%
% of Patients satisfied with the dentistry they have received	9	11	81.8%	91.8%	92.0%	91.5%
% of Patients satisfied with the time they had to wait for an appointment	11	11	100.0%	89.0%	88.1%	87.9%

* This is based on patients treated on this contract for their most recent course of treatment. Figures in italics indicate the base number of FP17s or Patient Questionnaire responses are less than 100. N/A is shown where the base number of responses is less than 10 during the period. % is calculated as Quantity/Base number*100

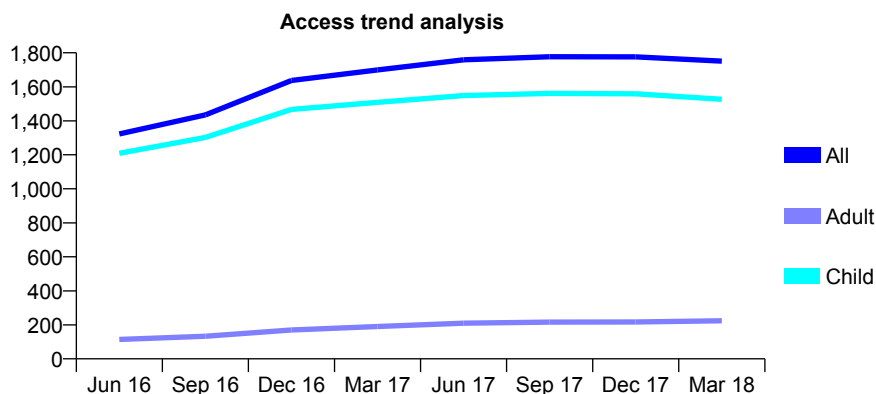
Q70 - Vital Signs At a Glance Contract Report for 109770/0001 - March 2018

Name or company name	Marlott Road Partnership
Contract type name	GDS Contract
Purpose of contract	General
Contract start date	21/07/2015
Contract end date	

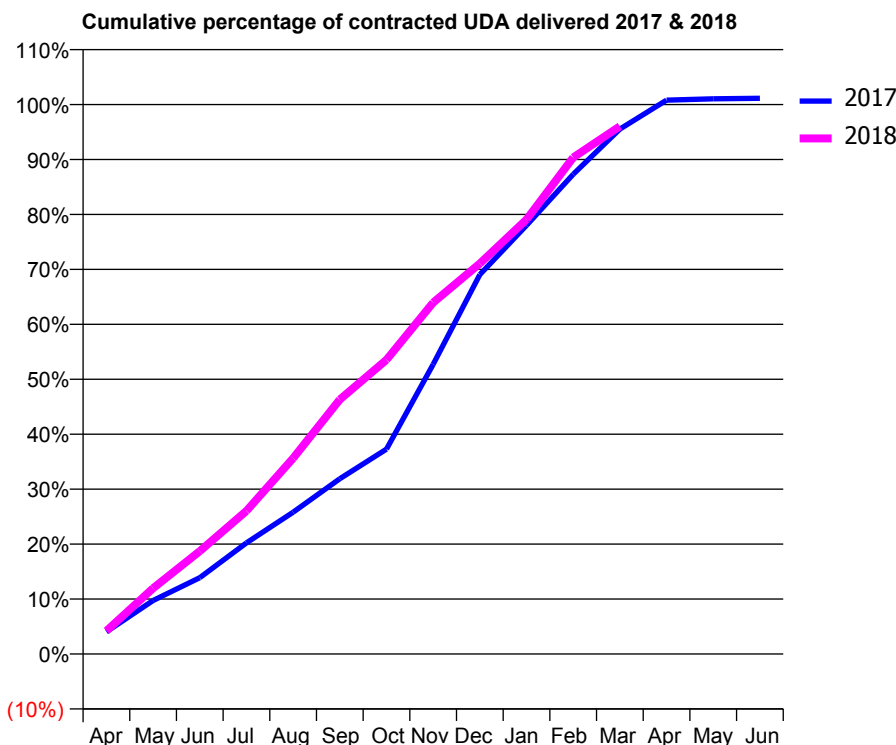
17/18 Contracted general activity (UDA)	3,290
Carry forward general activity (UDA)	0
17/18 Contracted orthodontic activity (UOA)	0
Carry forward orthodontic activity (UOA)	0
Baseline contract value	£83,588.77

ACCESS*

Patients seen in 24 months	Total	Change since previous quarter
Quarter ending March 2017	1,699	
Quarter ending June 2017	1,759	↑
Quarter ending September 2017	1,777	→
Quarter ending December 2017	1,776	→
Quarter ending March 2018	1,751	↓
Variance since March 2017	3.1%	↑



ACTIVITY



Month	Adjusted Scheduled Activity (UDA)	
	2017	2018
April	133	138
May	321	394
June	457	616
July	665	857
August	849	1,173
September	1,050	1,523
October	1,227	1,762
November	1,734	2,104
December	2,271	2,338
January	2,567	2,602
February	2,872	2,973
March	3,143	3,160
April	3,316	
May	3,324	
June	3,327	

QUALITY

	Quantity	Base Number	Contract	AT	Region	England
% of FP17s for the same patient ID Re-attending within 3 months - Children	183	2,033	9.0%	10.3%	11.5%	11.9%
% of FP17s for the same patient ID Re-attending within 3 months - Adults	18	110	16.4%	14.7%	15.9%	16.0%
% of FP17s for the same patient ID Re-attending between 3 & 9 months - Children	865	2,033	42.5%	60.5%	60.6%	58.3%
% of FP17s for the same patient ID Re-attending between 3 & 9 months - Adults	35	110	31.8%	52.0%	51.6%	50.3%
% of FP17s for Band 1 Urgent Courses	124	2,046	6.1%	9.8%	9.5%	9.1%
% of FP17s Relating to Free Repair or Replacements	0	2,046	0.0%	0.6%	0.7%	0.8%
% of FP17s Relating to Continuations	4	2,046	0.2%	1.1%	1.0%	1.0%
% of Patients satisfied with the dentistry they have received	0	0	N/A	91.8%	92.0%	91.5%
% of Patients satisfied with the time they had to wait for an appointment	0	0	N/A	89.0%	88.1%	87.9%

* This is based on patients treated on this contract for their most recent course of treatment. Figures in italics indicate the base number of FP17s or Patient Questionnaire responses are less than 100. N/A is shown where the base number of responses is less than 10 during the period. % is calculated as Quantity/Base number*100

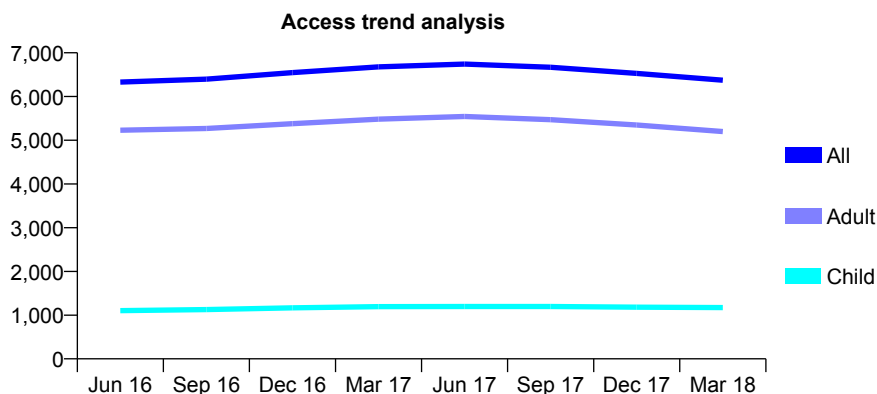
Q70 - Vital Signs At a Glance Contract Report for 109878/0001 - March 2018

Name or company name	Hampshire Terrace Dental Care
Contract type name	GDS Contract
Purpose of contract	General
Contract start date	01/09/2011
Contract end date	

17/18 Contracted general activity (UDA)	17,197
Carry forward general activity (UDA)	89
17/18 Contracted orthodontic activity (UOA)	0
Carry forward orthodontic activity (UOA)	0
Baseline contract value	£433,701.56

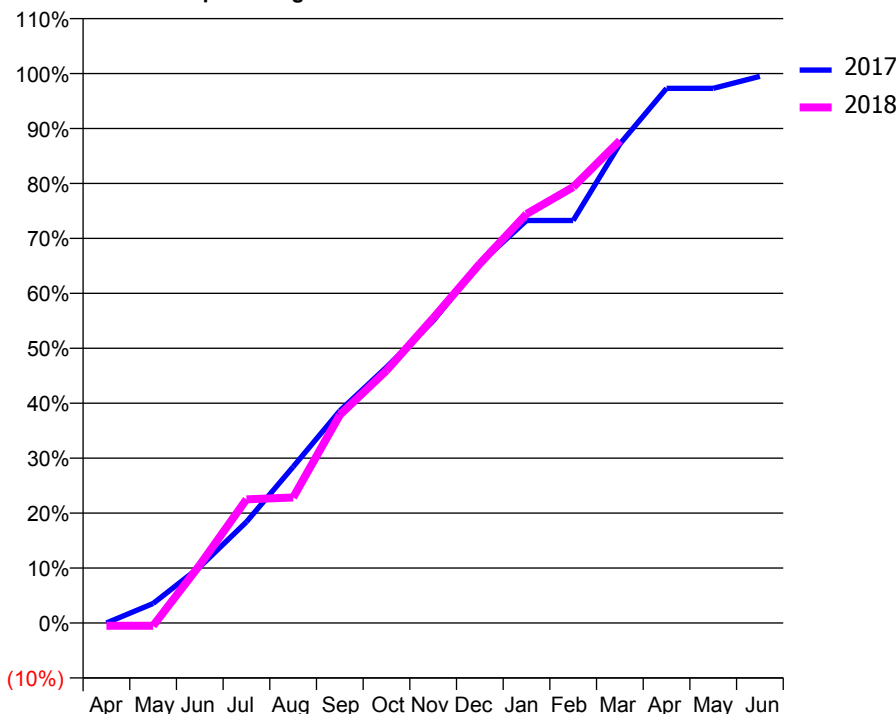
ACCESS*

Patients seen in 24 months	Total	Change since previous quarter
Quarter ending March 2017	6,677	
Quarter ending June 2017	6,742	→
Quarter ending September 2017	6,669	↓
Quarter ending December 2017	6,529	↓
Quarter ending March 2018	6,374	↓
Variance since March 2017	(4.5%)	↓



ACTIVITY

Cumulative percentage of contracted UDA delivered 2017 & 2018



Month	Adjusted Scheduled Activity (UDA)	
	2017	2018
April	0	-89
May	613	-89
June	1,753	1,818
July	3,164	3,870
August	4,891	3,930
September	6,643	6,511
October	8,004	7,902
November	9,453	9,540
December	11,253	11,245
January	12,595	12,799
February	12,595	13,644
March	14,990	15,095
April	16,732	
May	16,732	
June	17,108	

QUALITY

	Quantity	Base Number	Contract	AT	Region	England
% of FP17s for the same patient ID Re-attending within 3 months - Children	131	1,958	6.7%	10.3%	11.5%	11.9%
% of FP17s for the same patient ID Re-attending within 3 months - Adults	1,175	8,058	14.6%	14.7%	15.9%	16.0%
% of FP17s for the same patient ID Re-attending between 3 & 9 months - Children	1,181	1,958	60.3%	60.5%	60.6%	58.3%
% of FP17s for the same patient ID Re-attending between 3 & 9 months - Adults	4,675	8,058	58.0%	52.0%	51.6%	50.3%
% of FP17s for Band 1 Urgent Courses	559	7,765	7.2%	9.8%	9.5%	9.1%
% of FP17s Relating to Free Repair or Replacements	62	7,765	0.8%	0.6%	0.7%	0.8%
% of FP17s Relating to Continuations	20	7,765	0.3%	1.1%	1.0%	1.0%
% of Patients satisfied with the dentistry they have received	8	9	N/A	91.8%	92.0%	91.5%
% of Patients satisfied with the time they had to wait for an appointment	8	9	N/A	89.0%	88.1%	87.9%

* This is based on patients treated on this contract for their most recent course of treatment. Figures in italics indicate the base number of FP17s or Patient Questionnaire responses are less than 100. N/A is shown where the base number of responses is less than 10 during the period. % is calculated as Quantity/Base number*100

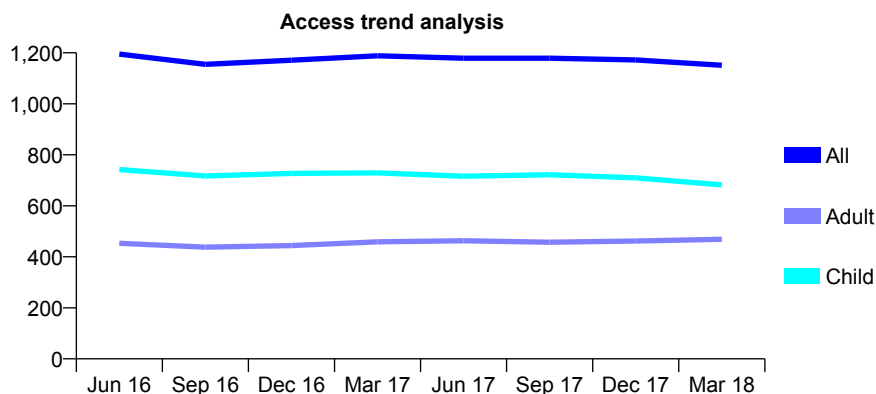
Q70 - Vital Signs At a Glance Contract Report for 109916/0001 - March 2018

Name or company name	Parchment Street Dental Practice Partners
Contract type name	GDS Contract
Purpose of contract	General
Contract start date	28/06/2010
Contract end date	

17/18 Contracted general activity (UDA)	2,885
Carry forward general activity (UDA)	22
17/18 Contracted orthodontic activity (UOA)	0
Carry forward orthodontic activity (UOA)	0
Baseline contract value	£62,371.14

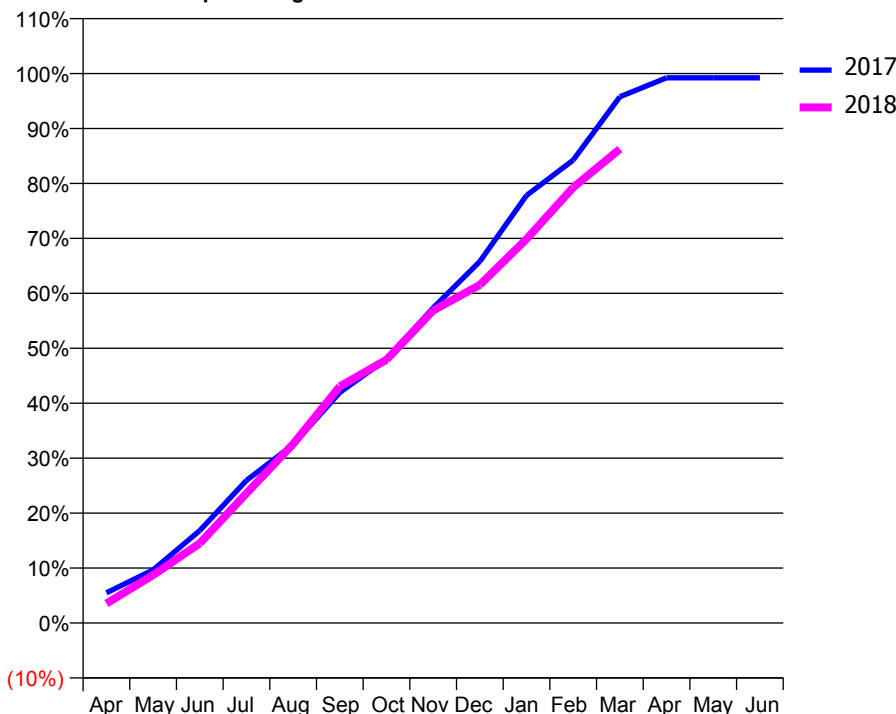
ACCESS*

Patients seen in 24 months	Total	Change since previous quarter
Quarter ending March 2017	1,188	
Quarter ending June 2017	1,179	→
Quarter ending September 2017	1,179	→
Quarter ending December 2017	1,172	→
Quarter ending March 2018	1,151	↓
Variance since March 2017	(3.1%)	↓



ACTIVITY

Cumulative percentage of contracted UDA delivered 2017 & 2018



Adjusted Scheduled Activity (UDA)

Month	2017	2018
April	158	102
May	279	252
June	485	418
July	749	681
August	937	940
September	1,211	1,242
October	1,385	1,382
November	1,655	1,641
December	1,898	1,775
January	2,245	2,016
February	2,430	2,287
March	2,763	2,489
April	2,862	
May	2,862	
June	2,862	

QUALITY

	Quantity	Base Number	Contract	AT	Region	England
% of FP17s for the same patient ID Re-attending within 3 months - Children	64	1,099	5.8%	10.3%	11.5%	11.9%
% of FP17s for the same patient ID Re-attending within 3 months - Adults	47	473	9.9%	14.7%	15.9%	16.0%
% of FP17s for the same patient ID Re-attending between 3 & 9 months - Children	764	1,099	69.5%	60.5%	60.6%	58.3%
% of FP17s for the same patient ID Re-attending between 3 & 9 months - Adults	261	473	55.2%	52.0%	51.6%	50.3%
% of FP17s for Band 1 Urgent Courses	49	1,499	3.3%	9.8%	9.5%	9.1%
% of FP17s Relating to Free Repair or Replacements	0	1,499	0.0%	0.6%	0.7%	0.8%
% of FP17s Relating to Continuations	7	1,499	0.5%	1.1%	1.0%	1.0%
% of Patients satisfied with the dentistry they have received	0	0	N/A	91.8%	92.0%	91.5%
% of Patients satisfied with the time they had to wait for an appointment	0	0	N/A	89.0%	88.1%	87.9%

* This is based on patients treated on this contract for their most recent course of treatment. Figures in italics indicate the base number of FP17s or Patient Questionnaire responses are less than 100. N/A is shown where the base number of responses is less than 10 during the period. % is calculated as Quantity/Base number*100

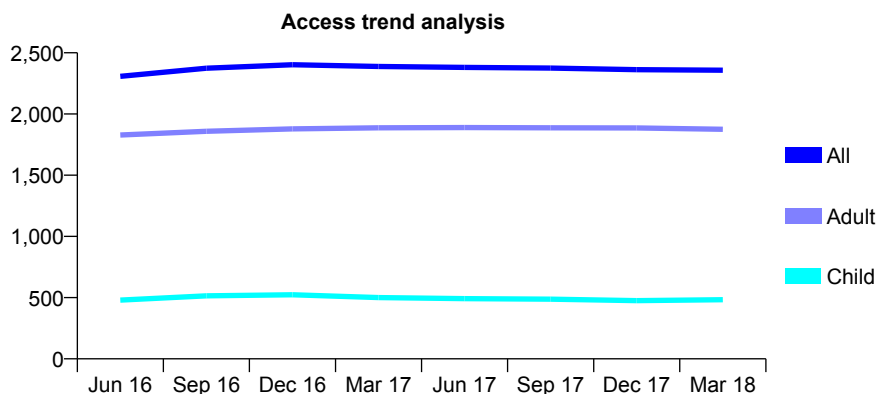
Q70 - Vital Signs At a Glance Contract Report for 110485/0001 - March 2018

Name or company name	Mr M C Omar
Contract type name	GDS Contract
Purpose of contract	General
Contract start date	01/10/2013
Contract end date	

17/18 Contracted general activity (UDA)	7,987
Carry forward general activity (UDA)	0
17/18 Contracted orthodontic activity (UOA)	0
Carry forward orthodontic activity (UOA)	0
Baseline contract value	£179,181.52

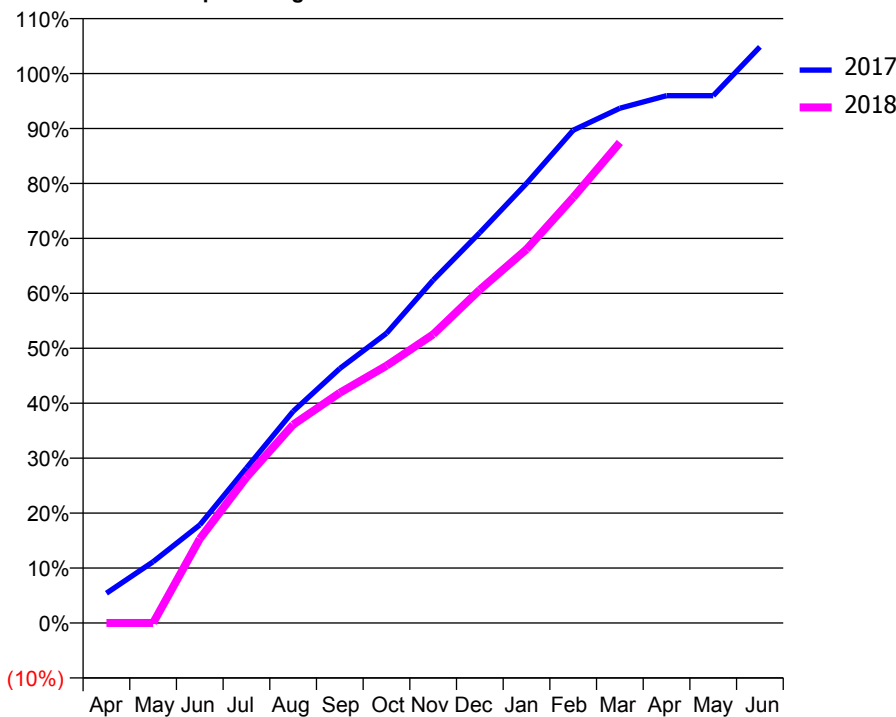
ACCESS*

Patients seen in 24 months	Total	Change since previous quarter
Quarter ending March 2017	2,388	
Quarter ending June 2017	2,381	→
Quarter ending September 2017	2,375	→
Quarter ending December 2017	2,362	→
Quarter ending March 2018	2,358	→
Variance since March 2017	(1.3%)	↓



ACTIVITY

Cumulative percentage of contracted UDA delivered 2017 & 2018



Adjusted Scheduled Activity (UDA)

Month	2017	2018
April	432	0
May	890	0
June	1,425	1,224
July	2,254	2,117
August	3,076	2,883
September	3,698	3,346
October	4,211	3,739
November	4,984	4,195
December	5,673	4,845
January	6,389	5,432
February	7,162	6,187
March	7,483	6,984
April	7,665	
May	7,665	
June	8,373	

QUALITY

	Quantity	Base Number	Contract	AT	Region	England
% of FP17s for the same patient ID Re-attending within 3 months - Children	66	911	7.2%	10.3%	11.5%	11.9%
% of FP17s for the same patient ID Re-attending within 3 months - Adults	362	2,928	12.4%	14.7%	15.9%	16.0%
% of FP17s for the same patient ID Re-attending between 3 & 9 months - Children	649	911	71.2%	60.5%	60.6%	58.3%
% of FP17s for the same patient ID Re-attending between 3 & 9 months - Adults	1,592	2,928	54.4%	52.0%	51.6%	50.3%
% of FP17s for Band 1 Urgent Courses	147	3,441	4.3%	9.8%	9.5%	9.1%
% of FP17s Relating to Free Repair or Replacements	44	3,441	1.3%	0.6%	0.7%	0.8%
% of FP17s Relating to Continuations	11	3,441	0.3%	1.1%	1.0%	1.0%
% of Patients satisfied with the dentistry they have received	1	2	N/A	91.8%	92.0%	91.5%
% of Patients satisfied with the time they had to wait for an appointment	2	2	N/A	89.0%	88.1%	87.9%

* This is based on patients treated on this contract for their most recent course of treatment. Figures in italics indicate the base number of FP17s or Patient Questionnaire responses are less than 100. N/A is shown where the base number of responses is less than 10 during the period. % is calculated as Quantity/Base number*100

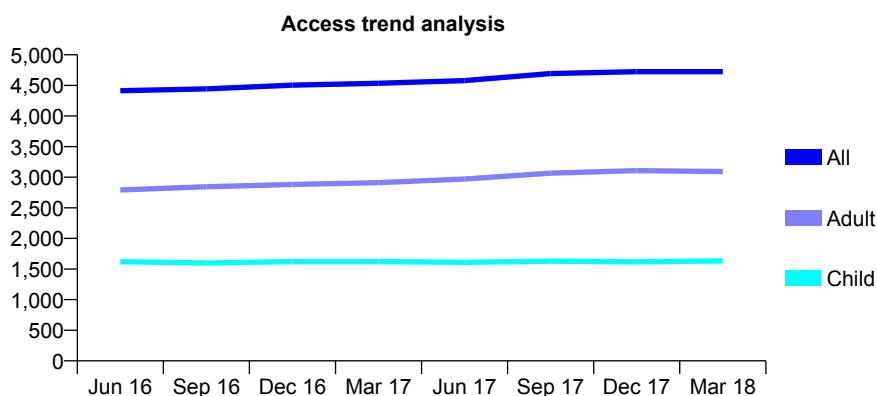
Q70 - Vital Signs At a Glance Contract Report for 110663/0001 - March 2018

Name or company name	Lake Road Dental Practice
Contract type name	GDS Contract
Purpose of contract	General
Contract start date	01/07/2010
Contract end date	

17/18 Contracted general activity (UDA)	17,225
Carry forward general activity (UDA)	235
17/18 Contracted orthodontic activity (UOA)	0
Carry forward orthodontic activity (UOA)	0
Baseline contract value	£476,792.71

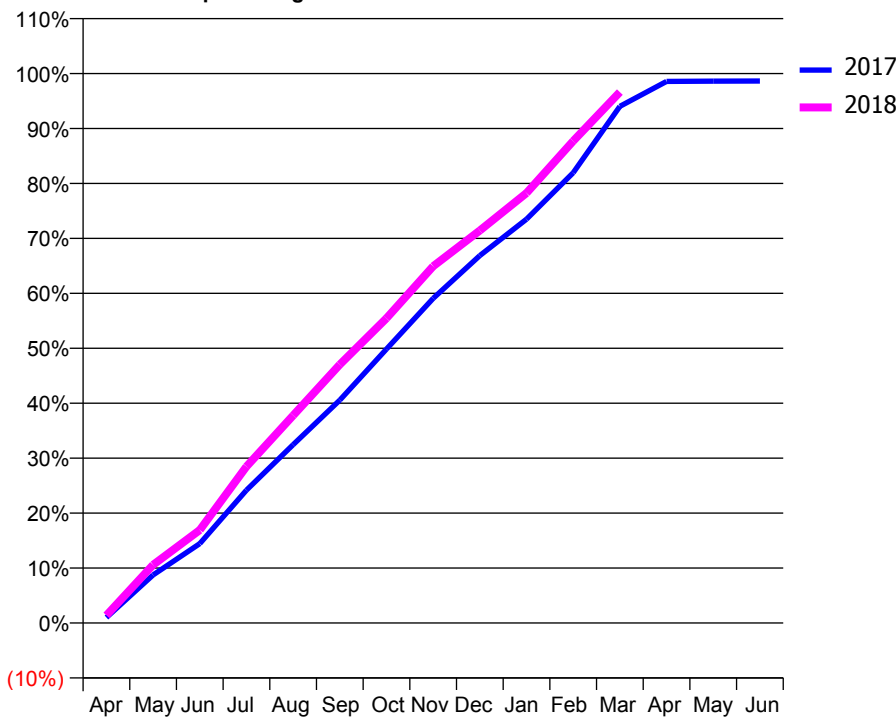
ACCESS*

Patients seen in 24 months	Total	Change since previous quarter
Quarter ending March 2017	4,535	
Quarter ending June 2017	4,579	→
Quarter ending September 2017	4,694	↑
Quarter ending December 2017	4,725	→
Quarter ending March 2018	4,725	→
Variance since March 2017	4.2%	↑



ACTIVITY

Cumulative percentage of contracted UDA delivered 2017 & 2018



Month	Adjusted Scheduled Activity (UDA)	
	2017	2018
April	172	241
May	1,507	1,825
June	2,491	2,917
July	4,167	4,905
August	5,591	6,505
September	6,987	8,102
October	8,589	9,554
November	10,176	11,183
December	11,517	12,302
January	12,660	13,478
February	14,113	15,109
March	16,197	16,642
April	16,978	
May	16,984	
June	16,990	

QUALITY

	Quantity	Base Number	Contract	AT	Region	England
% of FP17s for the same patient ID Re-attending within 3 months - Children	202	3,453	5.8%	10.3%	11.5%	11.9%
% of FP17s for the same patient ID Re-attending within 3 months - Adults	596	5,146	11.6%	14.7%	15.9%	16.0%
% of FP17s for the same patient ID Re-attending between 3 & 9 months - Children	2,644	3,453	76.6%	60.5%	60.6%	58.3%
% of FP17s for the same patient ID Re-attending between 3 & 9 months - Adults	3,236	5,146	62.9%	52.0%	51.6%	50.3%
% of FP17s for Band 1 Urgent Courses	962	8,227	11.7%	9.8%	9.5%	9.1%
% of FP17s Relating to Free Repair or Replacements	62	8,227	0.8%	0.6%	0.7%	0.8%
% of FP17s Relating to Continuations	62	8,227	0.8%	1.1%	1.0%	1.0%
% of Patients satisfied with the dentistry they have received	3	3	N/A	91.8%	92.0%	91.5%
% of Patients satisfied with the time they had to wait for an appointment	3	3	N/A	89.0%	88.1%	87.9%

* This is based on patients treated on this contract for their most recent course of treatment. Figures in italics indicate the base number of FP17s or Patient Questionnaire responses are less than 100. N/A is shown where the base number of responses is less than 10 during the period. % is calculated as Quantity/Base number*100

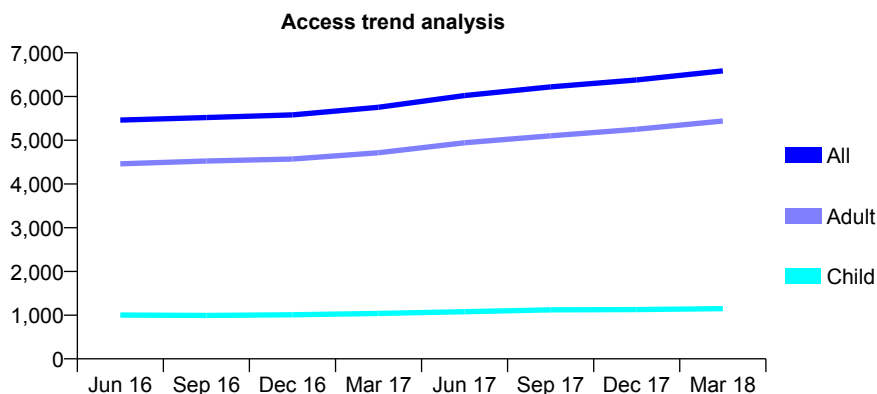
Q70 - Vital Signs At a Glance Contract Report for 110701/0001 - March 2018

Name or company name	Dr H Dhatt
Contract type name	GDS Contract
Purpose of contract	General
Contract start date	01/04/2010
Contract end date	

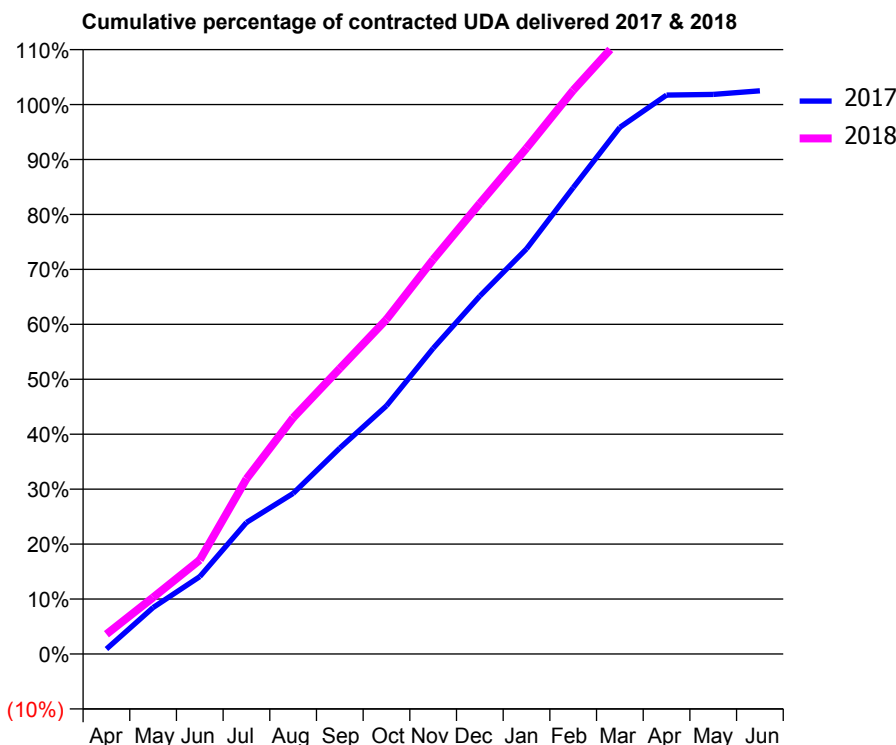
17/18 Contracted general activity (UDA)	18,000
Carry forward general activity (UDA)	0
17/18 Contracted orthodontic activity (UOA)	0
Carry forward orthodontic activity (UOA)	0
Baseline contract value	£473,706.89

ACCESS*

Patients seen in 24 months	Total	Change since previous quarter
Quarter ending March 2017	5,754	
Quarter ending June 2017	6,021	↑
Quarter ending September 2017	6,221	↑
Quarter ending December 2017	6,379	↑
Quarter ending March 2018	6,588	↑
Variance since March 2017	14.5%	↑



ACTIVITY



Month	Adjusted Scheduled Activity (UDA)	
	2017	2018
April	164	647
May	1,524	1,853
June	2,537	3,083
July	4,308	5,737
August	5,263	7,738
September	6,745	9,356
October	8,131	10,961
November	10,014	12,924
December	11,724	14,763
January	13,271	16,570
February	15,278	18,467
March	17,251	20,145
April	18,308	
May	18,332	
June	18,447	

QUALITY

	Quantity	Base Number	Contract	AT	Region	England
% of FP17s for the same patient ID Re-attending within 3 months - Children	102	1,757	5.8%	10.3%	11.5%	11.9%
% of FP17s for the same patient ID Re-attending within 3 months - Adults	973	7,478	13.0%	14.7%	15.9%	16.0%
% of FP17s for the same patient ID Re-attending between 3 & 9 months - Children	1,064	1,757	60.6%	60.5%	60.6%	58.3%
% of FP17s for the same patient ID Re-attending between 3 & 9 months - Adults	3,599	7,478	48.1%	52.0%	51.6%	50.3%
% of FP17s for Band 1 Urgent Courses	1,385	8,197	16.9%	9.8%	9.5%	9.1%
% of FP17s Relating to Free Repair or Replacements	1	8,197	0.0%	0.6%	0.7%	0.8%
% of FP17s Relating to Continuations	20	8,197	0.2%	1.1%	1.0%	1.0%
% of Patients satisfied with the dentistry they have received	3	3	N/A	91.8%	92.0%	91.5%
% of Patients satisfied with the time they had to wait for an appointment	3	3	N/A	89.0%	88.1%	87.9%

* This is based on patients treated on this contract for their most recent course of treatment. Figures in italics indicate the base number of FP17s or Patient Questionnaire responses are less than 100. N/A is shown where the base number of responses is less than 10 during the period. % is calculated as Quantity/Base number*100

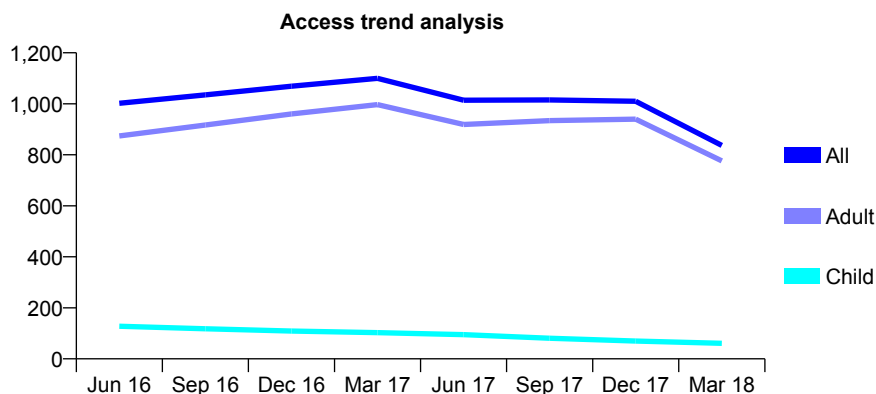
Q70 - Vital Signs At a Glance Contract Report for 111643/0001 - March 2018

Name or company name	S Cowley, R Ingham and J Angelo
Contract type name	GDS Contract
Purpose of contract	General
Contract start date	01/02/2014
Contract end date	

17/18 Contracted general activity (UDA)	5,711
Carry forward general activity (UDA)	55
17/18 Contracted orthodontic activity (UOA)	0
Carry forward orthodontic activity (UOA)	0
Baseline contract value	£123,914.28

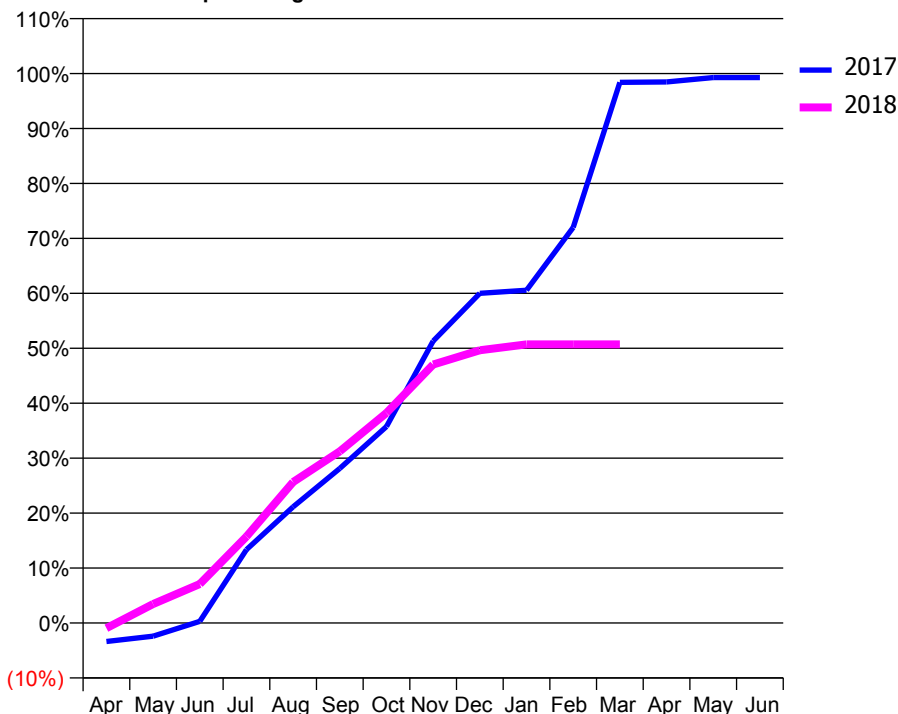
ACCESS*

Patients seen in 24 months	Total	Change since previous quarter
Quarter ending March 2017	1,100	
Quarter ending June 2017	1,014	↓
Quarter ending September 2017	1,015	→
Quarter ending December 2017	1,010	→
Quarter ending March 2018	837	↓
Variance since March 2017	(23.9%)	↓



ACTIVITY

Cumulative percentage of contracted UDA delivered 2017 & 2018



Month	Adjusted Scheduled Activity (UDA)	
	2017	2018
April	-252	-55
May	-180	197
June	23	405
July	993	899
August	1,574	1,466
September	2,093	1,784
October	2,659	2,183
November	3,818	2,687
December	4,463	2,835
January	4,505	2,895
February	5,355	2,895
March	7,319	2,895
April	7,325	
May	7,383	
June	7,383	

QUALITY

	Quantity	Base Number	Contract	AT	Region	England
% of FP17s for the same patient ID Re-attending within 3 months - Children	1	58	1.7%	10.3%	11.5%	11.9%
% of FP17s for the same patient ID Re-attending within 3 months - Adults	43	673	6.4%	14.7%	15.9%	16.0%
% of FP17s for the same patient ID Re-attending between 3 & 9 months - Children	14	58	24.1%	60.5%	60.6%	58.3%
% of FP17s for the same patient ID Re-attending between 3 & 9 months - Adults	229	673	34.0%	52.0%	51.6%	50.3%
% of FP17s for Band 1 Urgent Courses	88	714	12.3%	9.8%	9.5%	9.1%
% of FP17s Relating to Free Repair or Replacements	8	714	1.1%	0.6%	0.7%	0.8%
% of FP17s Relating to Continuations	3	714	0.4%	1.1%	1.0%	1.0%
% of Patients satisfied with the dentistry they have received	2	2	N/A	91.8%	92.0%	91.5%
% of Patients satisfied with the time they had to wait for an appointment	2	2	N/A	89.0%	88.1%	87.9%

* This is based on patients treated on this contract for their most recent course of treatment. Figures in italics indicate the base number of FP17s or Patient Questionnaire responses are less than 100. N/A is shown where the base number of responses is less than 10 during the period. % is calculated as Quantity/Base number*100

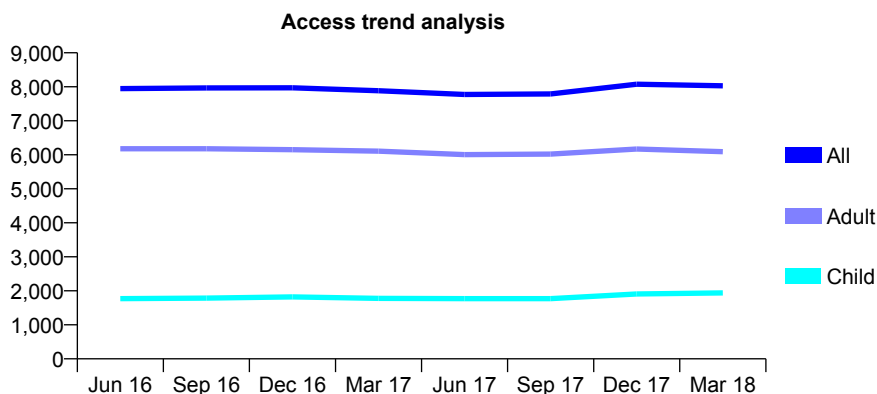
Q70 - Vital Signs At a Glance Contract Report for 112410/0001 - March 2018

Name or company name	Dale Road Oral Care Ltd
Contract type name	GDS Contract
Purpose of contract	General
Contract start date	01/09/2010
Contract end date	

17/18 Contracted general activity (UDA)	28,000
Carry forward general activity (UDA)	812
17/18 Contracted orthodontic activity (UOA)	0
Carry forward orthodontic activity (UOA)	0
Baseline contract value	£665,223.41

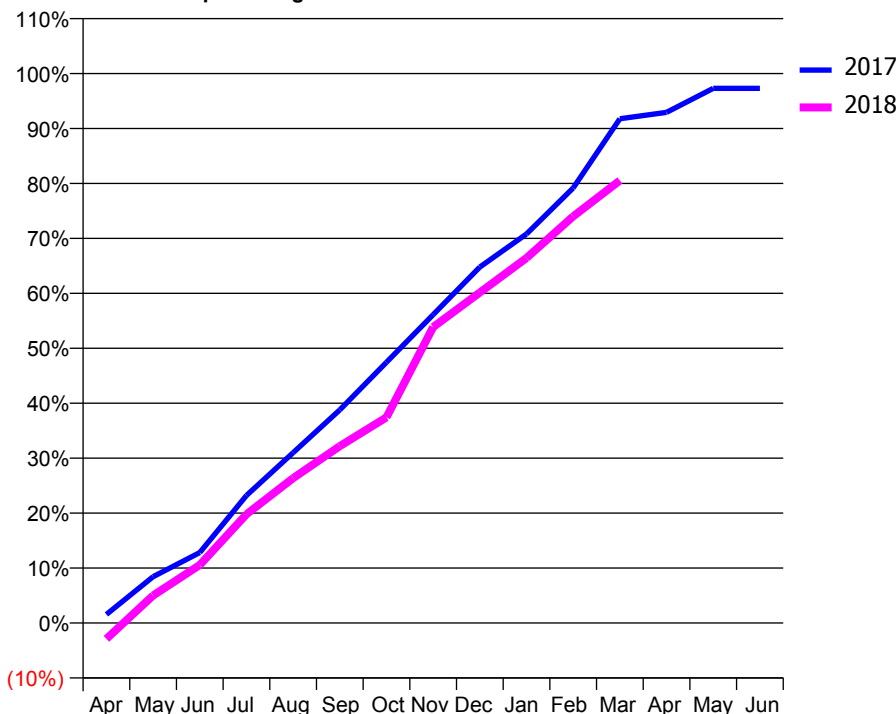
ACCESS*

Patients seen in 24 months	Total	Change since previous quarter
Quarter ending March 2017	7,883	
Quarter ending June 2017	7,773	↓
Quarter ending September 2017	7,791	→
Quarter ending December 2017	8,077	↑
Quarter ending March 2018	8,031	→
Variance since March 2017	1.9%	→



ACTIVITY

Cumulative percentage of contracted UDA delivered 2017 & 2018



Month	Adjusted Scheduled Activity (UDA)	
	2017	2018
April	467	-812
May	2,527	1,403
June	3,847	2,957
July	6,966	5,544
August	9,302	7,381
September	11,636	9,016
October	14,235	10,478
November	16,835	15,082
December	19,431	16,839
January	21,240	18,600
February	23,755	20,718
March	27,532	22,546
April	27,878	
May	29,189	
June	29,188	

QUALITY

	Quantity	Base Number	Contract	AT	Region	England
% of FP17s for the same patient ID Re-attending within 3 months - Children	274	2,602	10.5%	10.3%	11.5%	11.9%
% of FP17s for the same patient ID Re-attending within 3 months - Adults	1,354	7,298	18.6%	14.7%	15.9%	16.0%
% of FP17s for the same patient ID Re-attending between 3 & 9 months - Children	1,278	2,602	49.1%	60.5%	60.6%	58.3%
% of FP17s for the same patient ID Re-attending between 3 & 9 months - Adults	3,288	7,298	45.1%	52.0%	51.6%	50.3%
% of FP17s for Band 1 Urgent Courses	1,037	9,398	11.0%	9.8%	9.5%	9.1%
% of FP17s Relating to Free Repair or Replacements	48	9,398	0.5%	0.6%	0.7%	0.8%
% of FP17s Relating to Continuations	290	9,398	3.1%	1.1%	1.0%	1.0%
% of Patients satisfied with the dentistry they have received	5	6	N/A	91.8%	92.0%	91.5%
% of Patients satisfied with the time they had to wait for an appointment	4	6	N/A	89.0%	88.1%	87.9%

* This is based on patients treated on this contract for their most recent course of treatment. Figures in italics indicate the base number of FP17s or Patient Questionnaire responses are less than 100. N/A is shown where the base number of responses is less than 10 during the period. % is calculated as Quantity/Base number*100

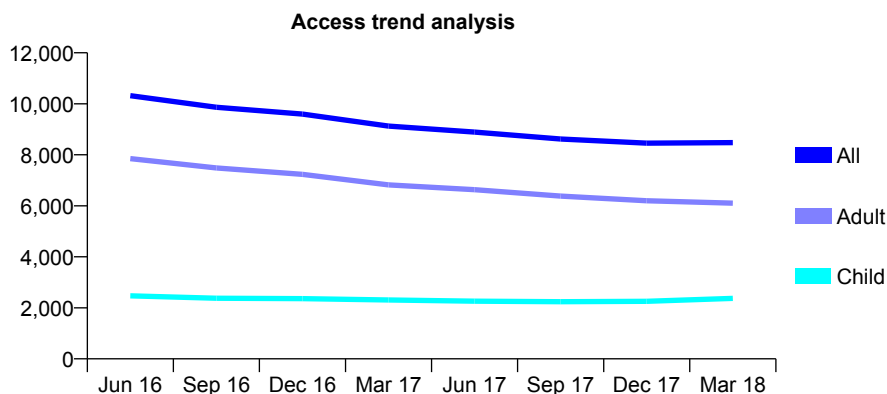
Q70 - Vital Signs At a Glance Contract Report for 112488/0004 - March 2018

Name or company name	Integrated Dental Holdings
Contract type name	GDS Contract
Purpose of contract	General
Contract start date	01/01/2009
Contract end date	

17/18 Contracted general activity (UDA)	29,968
Carry forward general activity (UDA)	0
17/18 Contracted orthodontic activity (UOA)	0
Carry forward orthodontic activity (UOA)	0
Baseline contract value	£695,341.85

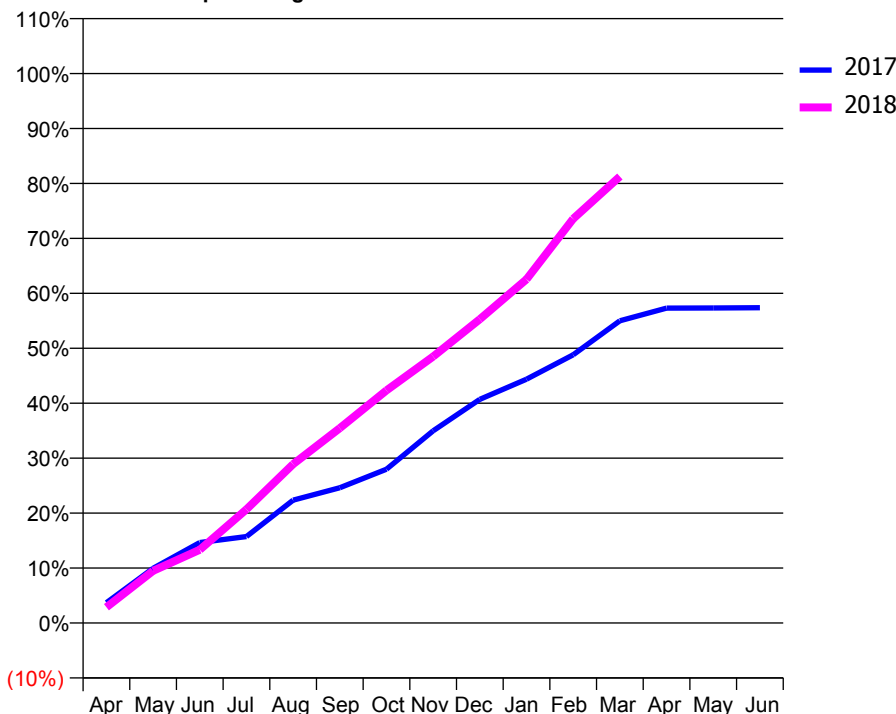
ACCESS*

Patients seen in 24 months	Total	Change since previous quarter
Quarter ending March 2017	9,129	
Quarter ending June 2017	8,892	↓
Quarter ending September 2017	8,622	↓
Quarter ending December 2017	8,456	↓
Quarter ending March 2018	8,477	→
Variance since March 2017	(7.1%)	↓



ACTIVITY

Cumulative percentage of contracted UDA delivered 2017 & 2018



Month	Adjusted Scheduled Activity (UDA)	
	2017	2018
April	1,330	865
May	3,583	2,848
June	5,271	3,999
July	5,658	6,200
August	8,045	8,664
September	8,851	10,629
October	10,064	12,687
November	12,583	14,536
December	14,642	16,568
January	15,958	18,745
February	17,561	22,048
March	19,786	24,351
April	20,609	
May	20,618	
June	20,636	

QUALITY

	Quantity	Base Number	Contract	AT	Region	England
% of FP17s for the same patient ID Re-attending within 3 months - Children	210	3,037	6.9%	10.3%	11.5%	11.9%
% of FP17s for the same patient ID Re-attending within 3 months - Adults	963	7,041	13.7%	14.7%	15.9%	16.0%
% of FP17s for the same patient ID Re-attending between 3 & 9 months - Children	1,250	3,037	41.2%	60.5%	60.6%	58.3%
% of FP17s for the same patient ID Re-attending between 3 & 9 months - Adults	2,807	7,041	39.9%	52.0%	51.6%	50.3%
% of FP17s for Band 1 Urgent Courses	955	9,713	9.8%	9.8%	9.5%	9.1%
% of FP17s Relating to Free Repair or Replacements	49	9,713	0.5%	0.6%	0.7%	0.8%
% of FP17s Relating to Continuations	71	9,713	0.7%	1.1%	1.0%	1.0%
% of Patients satisfied with the dentistry they have received	3	4	N/A	91.8%	92.0%	91.5%
% of Patients satisfied with the time they had to wait for an appointment	1	4	N/A	89.0%	88.1%	87.9%

* This is based on patients treated on this contract for their most recent course of treatment. Figures in italics indicate the base number of FP17s or Patient Questionnaire responses are less than 100. N/A is shown where the base number of responses is less than 10 during the period. % is calculated as Quantity/Base number*100

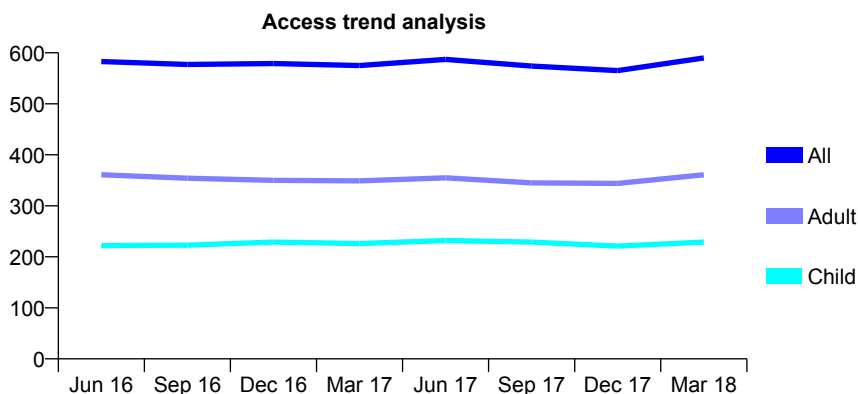
Q70 - Vital Signs At a Glance Contract Report for 112593/0001 - March 2018

Name or company name	Mrs T C Martin
Contract type name	GDS Contract
Purpose of contract	General
Contract start date	01/01/2012
Contract end date	

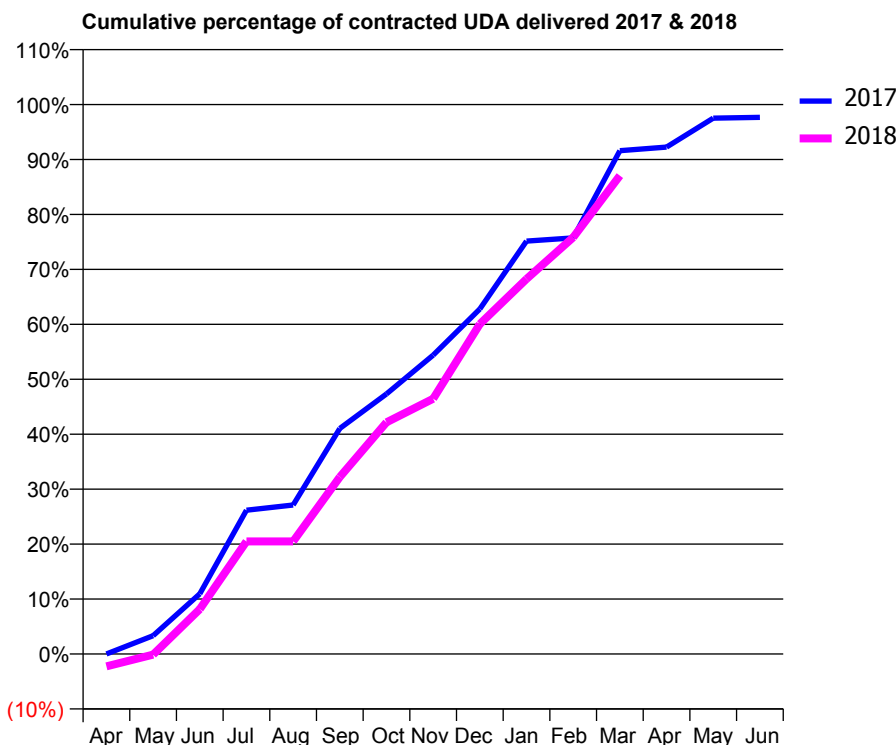
17/18 Contracted general activity (UDA)	1,407
Carry forward general activity (UDA)	32
17/18 Contracted orthodontic activity (UOA)	0
Carry forward orthodontic activity (UOA)	0
Baseline contract value	£35,116.64

ACCESS*

Patients seen in 24 months	Total	Change since previous quarter
Quarter ending March 2017	575	
Quarter ending June 2017	587	↑
Quarter ending September 2017	574	↓
Quarter ending December 2017	565	↓
Quarter ending March 2018	590	↑
Variance since March 2017	2.6%	↑



ACTIVITY



Month	Adjusted Scheduled Activity (UDA)	
	2017	2018
April	0	-32
May	47	-2
June	154	115
July	368	288
August	381	288
September	577	453
October	666	593
November	765	654
December	884	845
January	1,057	960
February	1,065	1,067
March	1,289	1,225
April	1,298	
May	1,372	
June	1,374	

QUALITY

	Quantity	Base Number	Contract	AT	Region	England
% of FP17s for the same patient ID Re-attending within 3 months - Children	25	339	7.4%	10.3%	11.5%	11.9%
% of FP17s for the same patient ID Re-attending within 3 months - Adults	51	482	10.6%	14.7%	15.9%	16.0%
% of FP17s for the same patient ID Re-attending between 3 & 9 months - Children	210	339	61.9%	60.5%	60.6%	58.3%
% of FP17s for the same patient ID Re-attending between 3 & 9 months - Adults	290	482	60.2%	52.0%	51.6%	50.3%
% of FP17s for Band 1 Urgent Courses	14	775	1.8%	9.8%	9.5%	9.1%
% of FP17s Relating to Free Repair or Replacements	4	775	0.5%	0.6%	0.7%	0.8%
% of FP17s Relating to Continuations	0	775	0.0%	1.1%	1.0%	1.0%
% of Patients satisfied with the dentistry they have received	1	1	N/A	91.8%	92.0%	91.5%
% of Patients satisfied with the time they had to wait for an appointment	1	1	N/A	89.0%	88.1%	87.9%

* This is based on patients treated on this contract for their most recent course of treatment. Figures in italics indicate the base number of FP17s or Patient Questionnaire responses are less than 100. N/A is shown where the base number of responses is less than 10 during the period. % is calculated as Quantity/Base number*100

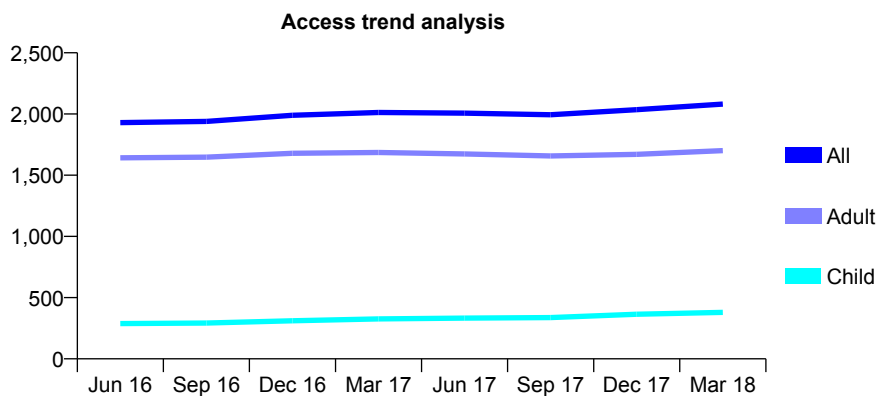
Q70 - Vital Signs At a Glance Contract Report for 112690/0001 - March 2018

Name or company name	The Grove Dental Practice
Contract type name	GDS Contract
Purpose of contract	General
Contract start date	28/03/2014
Contract end date	

17/18 Contracted general activity (UDA)	5,028
Carry forward general activity (UDA)	0
17/18 Contracted orthodontic activity (UOA)	0
Carry forward orthodontic activity (UOA)	0
Baseline contract value	£116,940.35

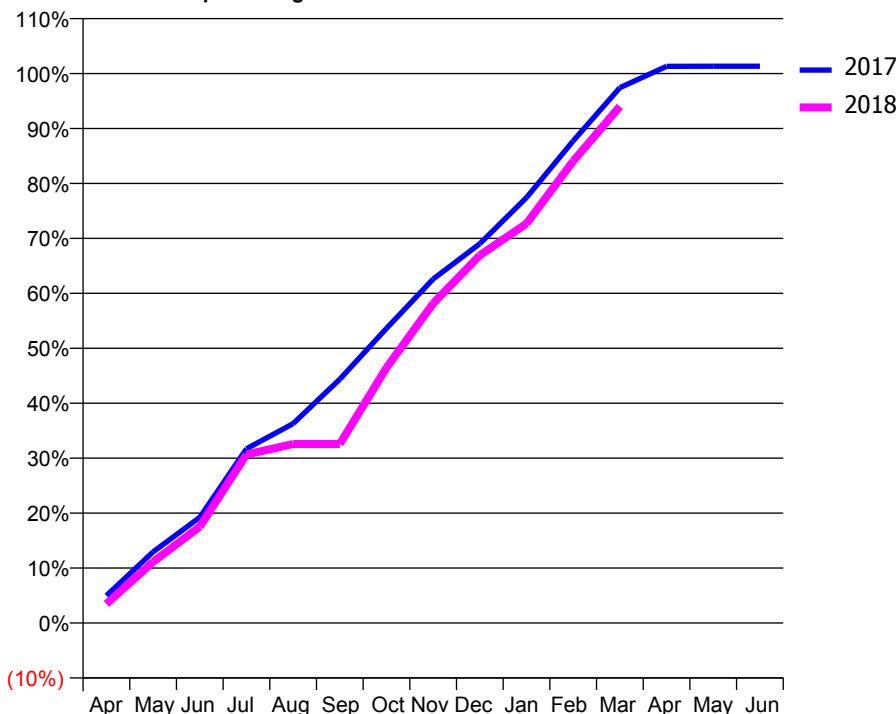
ACCESS*

Patients seen in 24 months	Total	Change since previous quarter
Quarter ending March 2017	2,012	
Quarter ending June 2017	2,007	→
Quarter ending September 2017	1,994	→
Quarter ending December 2017	2,035	↑
Quarter ending March 2018	2,081	↑
Variance since March 2017	3.4%	↑



ACTIVITY

Cumulative percentage of contracted UDA delivered 2017 & 2018



Month	Adjusted Scheduled Activity (UDA)	
	2017	2018
April	251	176
May	650	560
June	967	881
July	1,594	1,542
August	1,824	1,638
September	2,231	1,638
October	2,696	2,336
November	3,147	2,924
December	3,471	3,365
January	3,893	3,655
February	4,411	4,226
March	4,898	4,726
April	5,094	
May	5,095	
June	5,095	

QUALITY

	Quantity	Base Number	Contract	AT	Region	England
% of FP17s for the same patient ID Re-attending within 3 months - Children	34	560	6.1%	10.3%	11.5%	11.9%
% of FP17s for the same patient ID Re-attending within 3 months - Adults	313	2,503	12.5%	14.7%	15.9%	16.0%
% of FP17s for the same patient ID Re-attending between 3 & 9 months - Children	335	560	59.8%	60.5%	60.6%	58.3%
% of FP17s for the same patient ID Re-attending between 3 & 9 months - Adults	1,479	2,503	59.1%	52.0%	51.6%	50.3%
% of FP17s for Band 1 Urgent Courses	394	2,943	13.4%	9.8%	9.5%	9.1%
% of FP17s Relating to Free Repair or Replacements	21	2,943	0.7%	0.6%	0.7%	0.8%
% of FP17s Relating to Continuations	0	2,943	0.0%	1.1%	1.0%	1.0%
% of Patients satisfied with the dentistry they have received	3	3	N/A	91.8%	92.0%	91.5%
% of Patients satisfied with the time they had to wait for an appointment	3	3	N/A	89.0%	88.1%	87.9%

* This is based on patients treated on this contract for their most recent course of treatment. Figures in italics indicate the base number of FP17s or Patient Questionnaire responses are less than 100. N/A is shown where the base number of responses is less than 10 during the period. % is calculated as Quantity/Base number*100

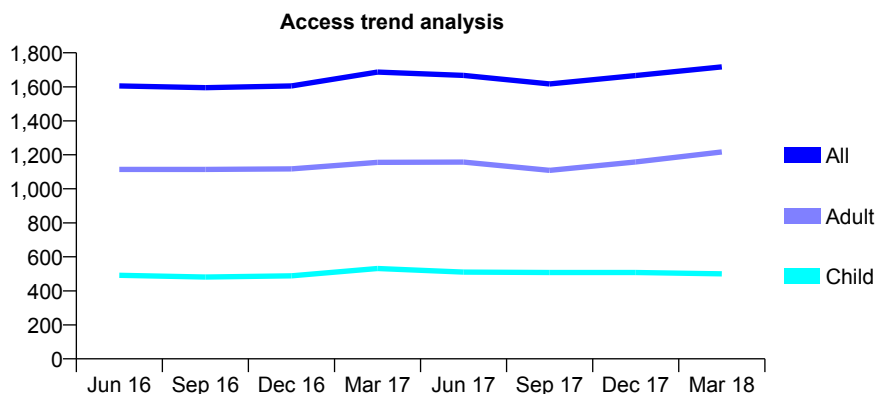
Q70 - Vital Signs At a Glance Contract Report for 112844/0001 - March 2018

Name or company name	Tadley Dental Care Partnership
Contract type name	GDS Contract
Purpose of contract	General
Contract start date	09/03/2012
Contract end date	

17/18 Contracted general activity (UDA)	4,130
Carry forward general activity (UDA)	0
17/18 Contracted orthodontic activity (UOA)	0
Carry forward orthodontic activity (UOA)	0
Baseline contract value	£108,726.00

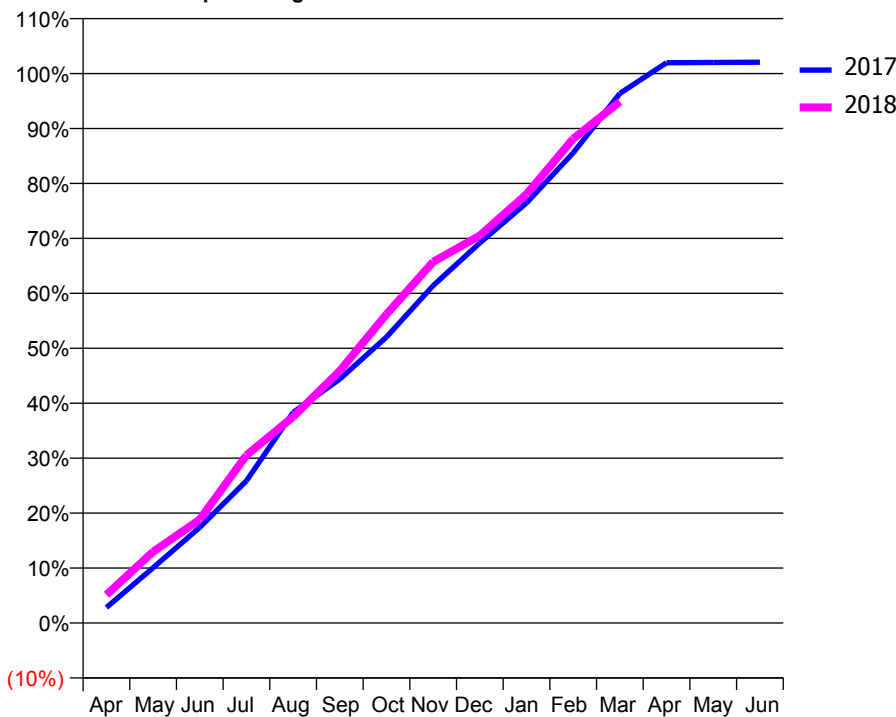
ACCESS*

Patients seen in 24 months	Total	Change since previous quarter
Quarter ending March 2017	1,687	
Quarter ending June 2017	1,667	↓
Quarter ending September 2017	1,617	↓
Quarter ending December 2017	1,666	↑
Quarter ending March 2018	1,717	↑
Variance since March 2017	1.8%	→



ACTIVITY

Cumulative percentage of contracted UDA delivered 2017 & 2018



Month	Adjusted Scheduled Activity (UDA)	
	2017	2018
April	117	212
May	416	536
June	719	778
July	1,069	1,261
August	1,583	1,550
September	1,834	1,895
October	2,150	2,321
November	2,536	2,715
December	2,857	2,912
January	3,158	3,223
February	3,533	3,640
March	3,981	3,919
April	4,211	
May	4,213	
June	4,215	

QUALITY

	Quantity	Base Number	Contract	AT	Region	England
% of FP17s for the same patient ID Re-attending within 3 months - Children	30	757	4.0%	10.3%	11.5%	11.9%
% of FP17s for the same patient ID Re-attending within 3 months - Adults	142	1,723	8.2%	14.7%	15.9%	16.0%
% of FP17s for the same patient ID Re-attending between 3 & 9 months - Children	263	757	34.7%	60.5%	60.6%	58.3%
% of FP17s for the same patient ID Re-attending between 3 & 9 months - Adults	533	1,723	30.9%	52.0%	51.6%	50.3%
% of FP17s for Band 1 Urgent Courses	185	2,355	7.9%	9.8%	9.5%	9.1%
% of FP17s Relating to Free Repair or Replacements	7	2,355	0.3%	0.6%	0.7%	0.8%
% of FP17s Relating to Continuations	4	2,355	0.2%	1.1%	1.0%	1.0%
% of Patients satisfied with the dentistry they have received	2	2	N/A	91.8%	92.0%	91.5%
% of Patients satisfied with the time they had to wait for an appointment	2	2	N/A	89.0%	88.1%	87.9%

* This is based on patients treated on this contract for their most recent course of treatment. Figures in italics indicate the base number of FP17s or Patient Questionnaire responses are less than 100. N/A is shown where the base number of responses is less than 10 during the period. % is calculated as Quantity/Base number*100

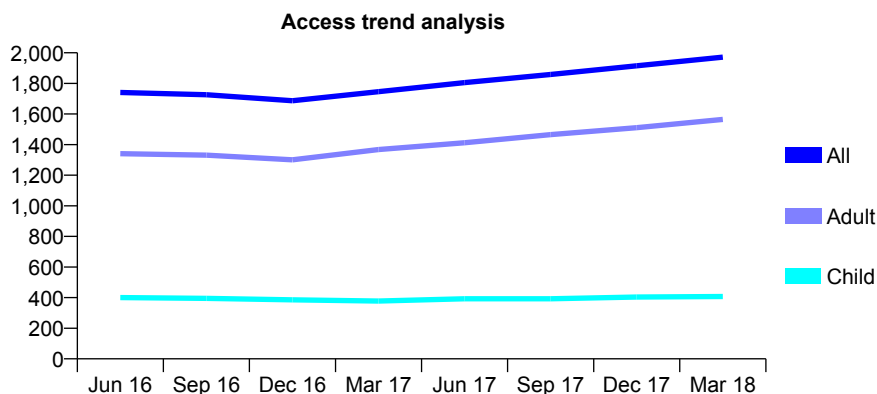
Q70 - Vital Signs At a Glance Contract Report for 115304/0001 - March 2018

Name or company name	Ms A Modarresi-Tehrani
Contract type name	GDS Contract
Purpose of contract	General
Contract start date	10/08/2012
Contract end date	

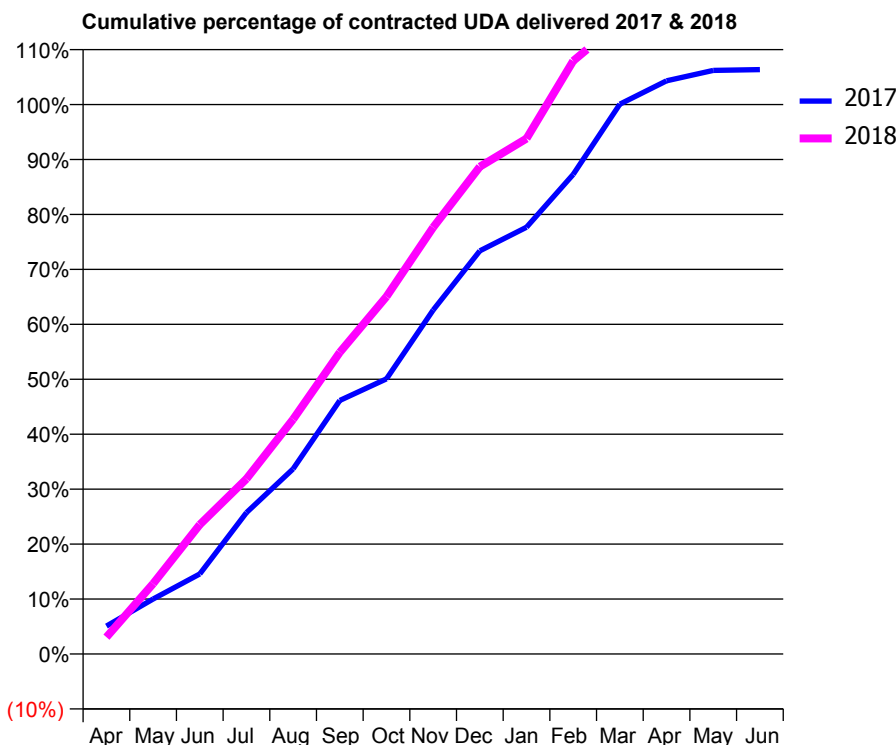
17/18 Contracted general activity (UDA)	4,462
Carry forward general activity (UDA)	0
17/18 Contracted orthodontic activity (UOA)	0
Carry forward orthodontic activity (UOA)	0
Baseline contract value	£124,179.36

ACCESS*

Patients seen in 24 months	Total	Change since previous quarter
Quarter ending March 2017	1,746	
Quarter ending June 2017	1,805	↑
Quarter ending September 2017	1,858	↑
Quarter ending December 2017	1,915	↑
Quarter ending March 2018	1,972	↑
Variance since March 2017	12.9%	↑



ACTIVITY



Month	Adjusted Scheduled Activity (UDA)	
	2017	2018
April	226	137
May	446	571
June	650	1,051
July	1,148	1,422
August	1,504	1,906
September	2,059	2,450
October	2,235	2,903
November	2,793	3,464
December	3,274	3,957
January	3,465	4,186
February	3,894	4,816
March	4,465	5,129
April	4,654	
May	4,738	
June	4,745	

QUALITY

	Quantity	Base Number	Contract	AT	Region	England
% of FP17s for the same patient ID Re-attending within 3 months - Children	35	544	6.4%	10.3%	11.5%	11.9%
% of FP17s for the same patient ID Re-attending within 3 months - Adults	277	2,100	13.2%	14.7%	15.9%	16.0%
% of FP17s for the same patient ID Re-attending between 3 & 9 months - Children	253	544	46.5%	60.5%	60.6%	58.3%
% of FP17s for the same patient ID Re-attending between 3 & 9 months - Adults	1,011	2,100	48.1%	52.0%	51.6%	50.3%
% of FP17s for Band 1 Urgent Courses	235	2,500	9.4%	9.8%	9.5%	9.1%
% of FP17s Relating to Free Repair or Replacements	2	2,500	0.1%	0.6%	0.7%	0.8%
% of FP17s Relating to Continuations	9	2,500	0.4%	1.1%	1.0%	1.0%
% of Patients satisfied with the dentistry they have received	7	7	N/A	91.8%	92.0%	91.5%
% of Patients satisfied with the time they had to wait for an appointment	7	7	N/A	89.0%	88.1%	87.9%

* This is based on patients treated on this contract for their most recent course of treatment. Figures in italics indicate the base number of FP17s or Patient Questionnaire responses are less than 100. N/A is shown where the base number of responses is less than 10 during the period. % is calculated as Quantity/Base number*100

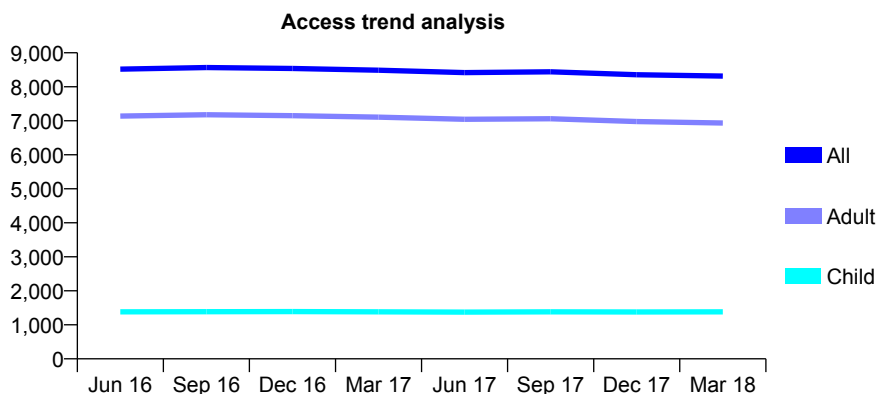
Q70 - Vital Signs At a Glance Contract Report for 115363/0001 - March 2018

Name or company name	Holmoak Dental Practice
Contract type name	GDS Contract
Purpose of contract	General
Contract start date	01/04/2009
Contract end date	

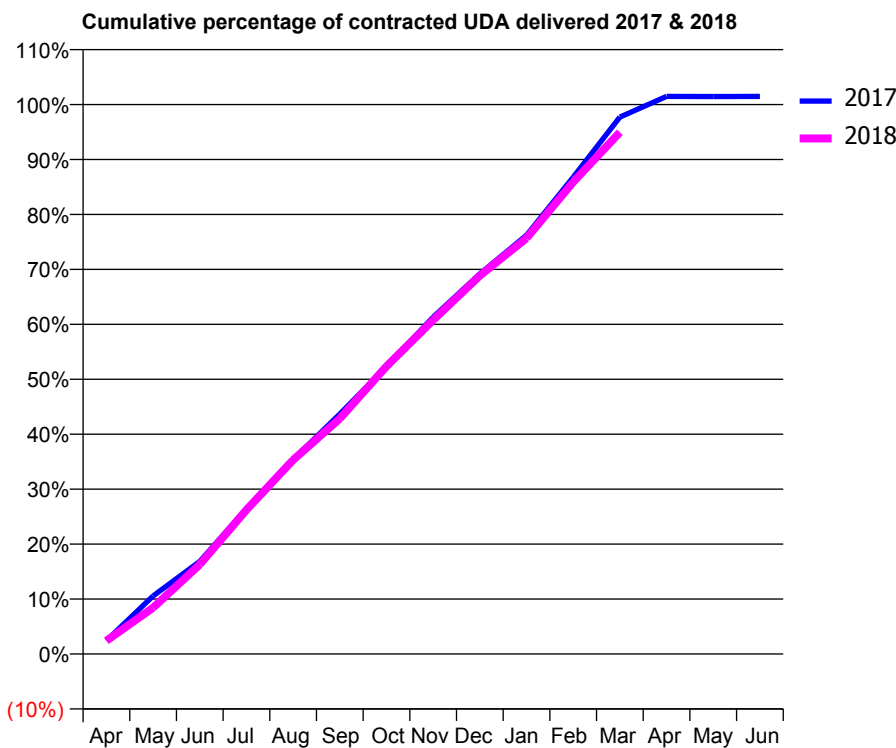
17/18 Contracted general activity (UDA)	28,000
Carry forward general activity (UDA)	0
17/18 Contracted orthodontic activity (UOA)	0
Carry forward orthodontic activity (UOA)	0
Baseline contract value	£728,658.50

ACCESS*

Patients seen in 24 months	Total	Change since previous quarter
Quarter ending March 2017	8,490	
Quarter ending June 2017	8,419	→
Quarter ending September 2017	8,442	→
Quarter ending December 2017	8,355	↓
Quarter ending March 2018	8,317	→
Variance since March 2017	(2.0%)	↓



ACTIVITY



Month	Adjusted Scheduled Activity (UDA)	
	2017	2018
April	684	676
May	2,962	2,361
June	4,716	4,562
July	7,404	7,351
August	9,918	9,892
September	12,229	11,993
October	14,646	14,658
November	17,168	17,018
December	19,369	19,278
January	21,339	21,192
February	24,297	24,049
March	27,362	26,583
April	28,412	
May	28,404	
June	28,409	

QUALITY

	Quantity	Base Number	Contract	AT	Region	England
% of FP17s for the same patient ID Re-attending within 3 months - Children	148	2,150	6.9%	10.3%	11.5%	11.9%
% of FP17s for the same patient ID Re-attending within 3 months - Adults	1,722	10,682	16.1%	14.7%	15.9%	16.0%
% of FP17s for the same patient ID Re-attending between 3 & 9 months - Children	1,346	2,150	62.6%	60.5%	60.6%	58.3%
% of FP17s for the same patient ID Re-attending between 3 & 9 months - Adults	6,292	10,682	58.9%	52.0%	51.6%	50.3%
% of FP17s for Band 1 Urgent Courses	1,141	12,364	9.2%	9.8%	9.5%	9.1%
% of FP17s Relating to Free Repair or Replacements	135	12,364	1.1%	0.6%	0.7%	0.8%
% of FP17s Relating to Continuations	124	12,364	1.0%	1.1%	1.0%	1.0%
% of Patients satisfied with the dentistry they have received	10	12	83.3%	91.8%	92.0%	91.5%
% of Patients satisfied with the time they had to wait for an appointment	11	12	91.7%	89.0%	88.1%	87.9%

* This is based on patients treated on this contract for their most recent course of treatment. Figures in italics indicate the base number of FP17s or Patient Questionnaire responses are less than 100. N/A is shown where the base number of responses is less than 10 during the period. % is calculated as Quantity/Base number*100

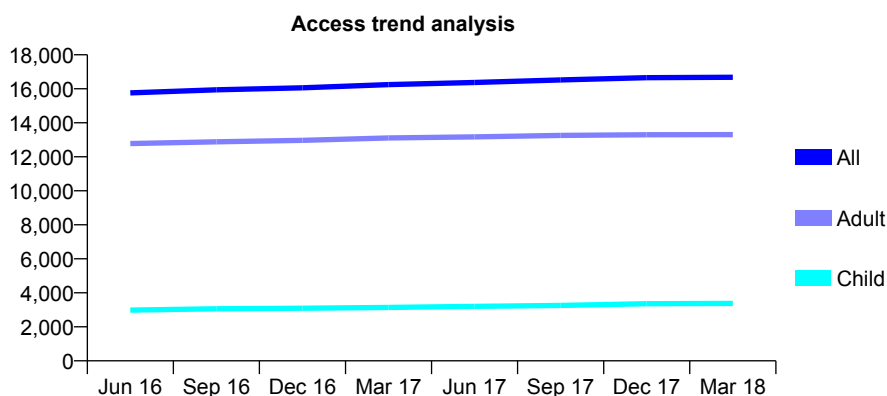
Q70 - Vital Signs At a Glance Contract Report for 116718/0001 - March 2018

Name or company name	St James Dental Practice Partnership
Contract type name	Pilot Contract
Purpose of contract	General and Orthodontic
Contract start date	01/01/2011
Contract end date	

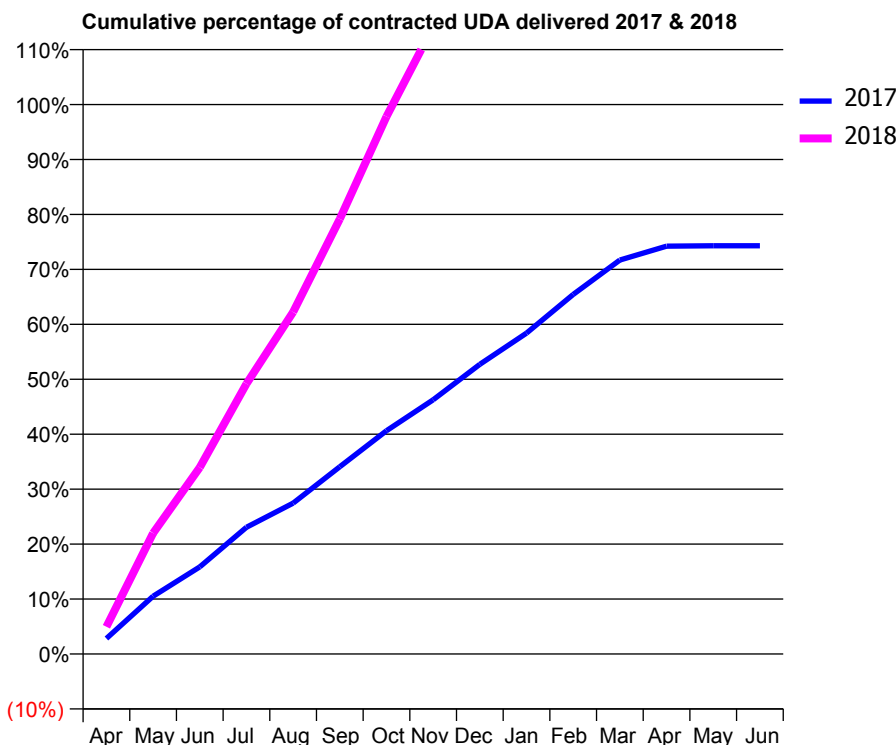
17/18 Contracted general activity (UDA)	21,572
Carry forward general activity (UDA)	0
17/18 Contracted orthodontic activity (UOA)	0
Carry forward orthodontic activity (UOA)	0
Baseline contract value	£1,865,107.06

ACCESS*

Patients seen in 24 months	Total	Change since previous quarter
Quarter ending March 2017	16,247	
Quarter ending June 2017	16,376	→
Quarter ending September 2017	16,521	→
Quarter ending December 2017	16,654	→
Quarter ending March 2018	16,681	→
Variance since March 2017	2.7%	↑



ACTIVITY



Month	Adjusted Scheduled Activity (UDA)	
	2017	2018
April	1,608	1,069
May	5,996	4,746
June	9,046	7,328
July	13,167	10,610
August	15,671	13,425
September	19,446	17,078
October	23,193	21,099
November	26,401	24,626
December	30,081	27,810
January	33,326	30,806
February	37,334	34,479
March	40,917	37,706
April	42,346	
May	42,391	
June	42,391	

QUALITY

	Quantity	Base Number	Contract	AT	Region	England
% of FP17s for the same patient ID Re-attending within 3 months - Children	211	5,294	4.0%	10.3%	11.5%	11.9%
% of FP17s for the same patient ID Re-attending within 3 months - Adults	1,778	14,488	12.3%	14.7%	15.9%	16.0%
% of FP17s for the same patient ID Re-attending between 3 & 9 months - Children	3,010	5,294	56.9%	60.5%	60.6%	58.3%
% of FP17s for the same patient ID Re-attending between 3 & 9 months - Adults	5,111	14,488	35.3%	52.0%	51.6%	50.3%
% of FP17s for Band 1 Urgent Courses	3	18,396	0.0%	9.8%	9.5%	9.1%
% of FP17s Relating to Free Repair or Replacements	105	18,396	0.6%	0.6%	0.7%	0.8%
% of FP17s Relating to Continuations	690	18,396	3.8%	1.1%	1.0%	1.0%
% of Patients satisfied with the dentistry they have received	12	12	100.0%	91.8%	92.0%	91.5%
% of Patients satisfied with the time they had to wait for an appointment	12	12	100.0%	89.0%	88.1%	87.9%

* This is based on patients treated on this contract for their most recent course of treatment. Figures in italics indicate the base number of FP17s or Patient Questionnaire responses are less than 100. N/A is shown where the base number of responses is less than 10 during the period. % is calculated as Quantity/Base number*100

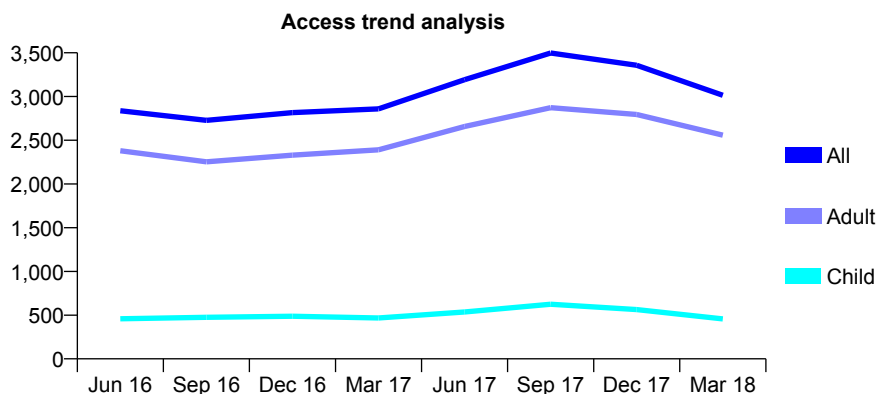
Q70 - Vital Signs At a Glance Contract Report for 117463/0001 - March 2018

Name or company name	Jonathan Mynors-Wallis, Jayne Mynors-Wa
Contract type name	PDS Plus Contract
Purpose of contract	General
Contract start date	01/01/2011
Contract end date	31/12/2020

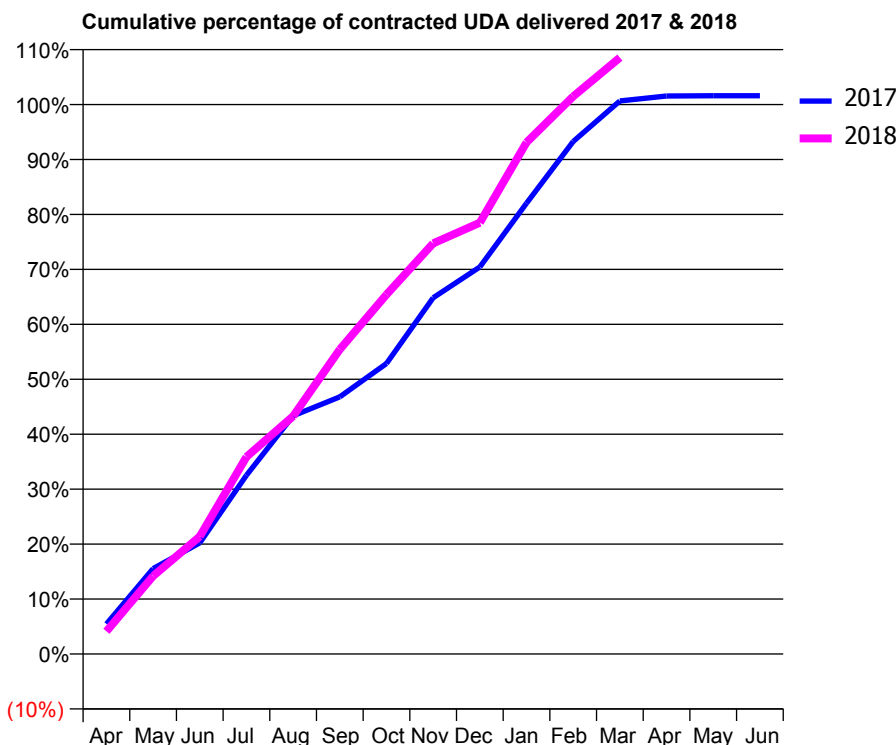
17/18 Contracted general activity (UDA)	6,000
Carry forward general activity (UDA)	0
17/18 Contracted orthodontic activity (UOA)	0
Carry forward orthodontic activity (UOA)	0
Baseline contract value	£126,574.85

ACCESS*

Patients seen in 24 months	Total	Change since previous quarter
Quarter ending March 2017	2,858	
Quarter ending June 2017	3,193	↑
Quarter ending September 2017	3,498	↑
Quarter ending December 2017	3,357	↓
Quarter ending March 2018	3,015	↓
Variance since March 2017	5.5%	↑



ACTIVITY



Month	Adjusted Scheduled Activity (UDA)	
	2017	2018
April	328	248
May	933	850
June	1,214	1,284
July	1,952	2,153
August	2,601	2,596
September	2,807	3,326
October	3,173	3,924
November	3,890	4,484
December	4,227	4,709
January	4,922	5,585
February	5,596	6,089
March	6,039	6,512
April	6,093	
May	6,096	
June	6,096	

QUALITY

	Quantity	Base Number	Contract	AT	Region	England
% of FP17s for the same patient ID Re-attending within 3 months - Children	32	880	3.6%	10.3%	11.5%	11.9%
% of FP17s for the same patient ID Re-attending within 3 months - Adults	329	3,531	9.3%	14.7%	15.9%	16.0%
% of FP17s for the same patient ID Re-attending between 3 & 9 months - Children	332	880	37.7%	60.5%	60.6%	58.3%
% of FP17s for the same patient ID Re-attending between 3 & 9 months - Adults	740	3,531	21.0%	52.0%	51.6%	50.3%
% of FP17s for Band 1 Urgent Courses	58	3,051	1.9%	9.8%	9.5%	9.1%
% of FP17s Relating to Free Repair or Replacements	43	3,051	1.4%	0.6%	0.7%	0.8%
% of FP17s Relating to Continuations	92	3,051	3.0%	1.1%	1.0%	1.0%
% of Patients satisfied with the dentistry they have received	2	3	N/A	91.8%	92.0%	91.5%
% of Patients satisfied with the time they had to wait for an appointment	3	3	N/A	89.0%	88.1%	87.9%

* This is based on patients treated on this contract for their most recent course of treatment. Figures in italics indicate the base number of FP17s or Patient Questionnaire responses are less than 100. N/A is shown where the base number of responses is less than 10 during the period. % is calculated as Quantity/Base number*100

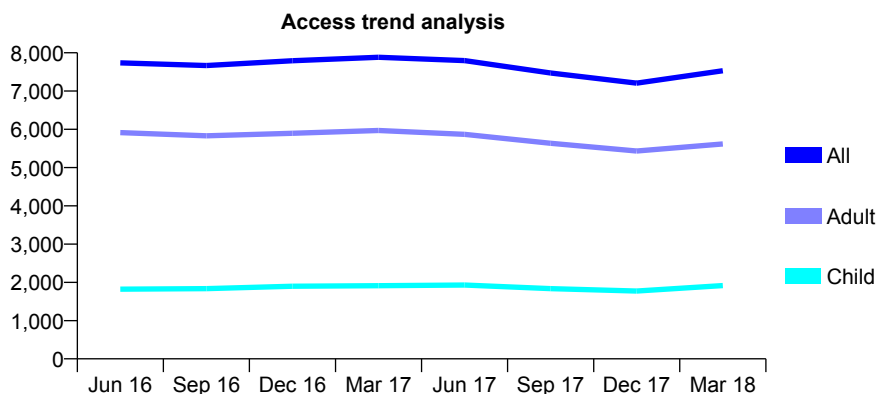
Q70 - Vital Signs At a Glance Contract Report for 118060/0025 - March 2018

Name or company name	Genix Healthcare Ltd
Contract type name	GDS Contract
Purpose of contract	General
Contract start date	24/01/2011
Contract end date	

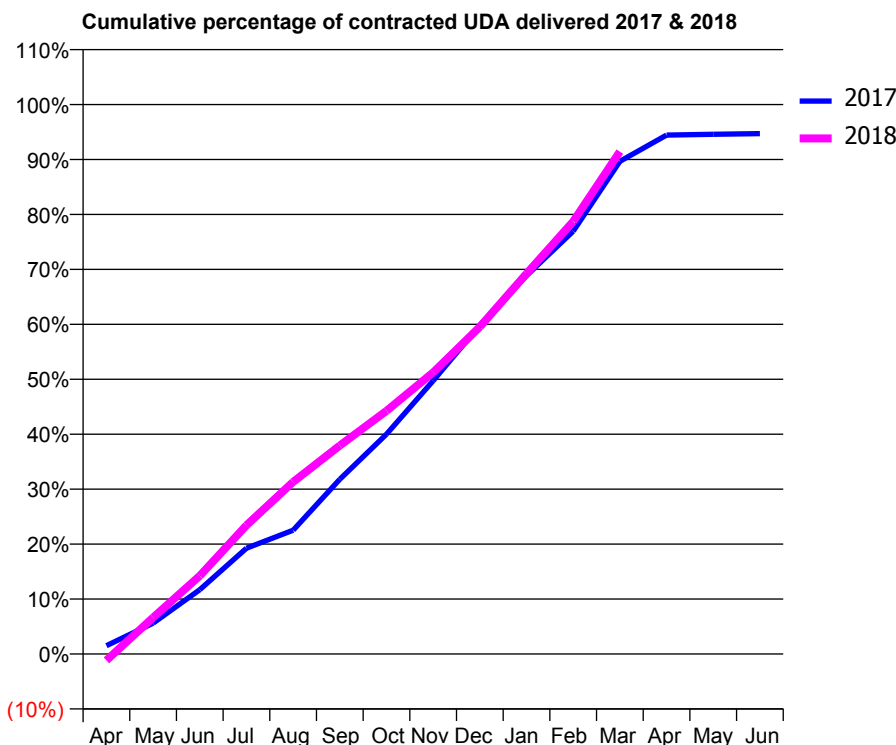
17/18 Contracted general activity (UDA)	21,000
Carry forward general activity (UDA)	1,114
17/18 Contracted orthodontic activity (UOA)	0
Carry forward orthodontic activity (UOA)	0
Baseline contract value	£530,532.93

ACCESS*

Patients seen in 24 months	Total	Change since previous quarter
Quarter ending March 2017	7,884	
Quarter ending June 2017	7,796	↓
Quarter ending September 2017	7,472	↓
Quarter ending December 2017	7,206	↓
Quarter ending March 2018	7,532	↑
Variance since March 2017	(4.5%)	↓



ACTIVITY



Month	Adjusted Scheduled Activity (UDA)	
	2017	2018
April	318	-245
May	1,182	1,393
June	2,460	2,988
July	4,046	4,919
August	4,733	6,578
September	6,678	7,966
October	8,402	9,293
November	10,445	10,762
December	12,564	12,506
January	14,460	14,535
February	16,158	16,529
March	18,828	19,198
April	19,829	
May	19,860	
June	19,886	

QUALITY

	Quantity	Base Number	Contract	AT	Region	England
% of FP17s for the same patient ID Re-attending within 3 months - Children	144	2,573	5.6%	10.3%	11.5%	11.9%
% of FP17s for the same patient ID Re-attending within 3 months - Adults	1,057	7,632	13.8%	14.7%	15.9%	16.0%
% of FP17s for the same patient ID Re-attending between 3 & 9 months - Children	1,406	2,573	54.6%	60.5%	60.6%	58.3%
% of FP17s for the same patient ID Re-attending between 3 & 9 months - Adults	4,200	7,632	55.0%	52.0%	51.6%	50.3%
% of FP17s for Band 1 Urgent Courses	628	9,742	6.4%	9.8%	9.5%	9.1%
% of FP17s Relating to Free Repair or Replacements	129	9,742	1.3%	0.6%	0.7%	0.8%
% of FP17s Relating to Continuations	20	9,742	0.2%	1.1%	1.0%	1.0%
% of Patients satisfied with the dentistry they have received	5	6	N/A	91.8%	92.0%	91.5%
% of Patients satisfied with the time they had to wait for an appointment	4	6	N/A	89.0%	88.1%	87.9%

* This is based on patients treated on this contract for their most recent course of treatment. Figures in italics indicate the base number of FP17s or Patient Questionnaire responses are less than 100. N/A is shown where the base number of responses is less than 10 during the period. % is calculated as Quantity/Base number*100

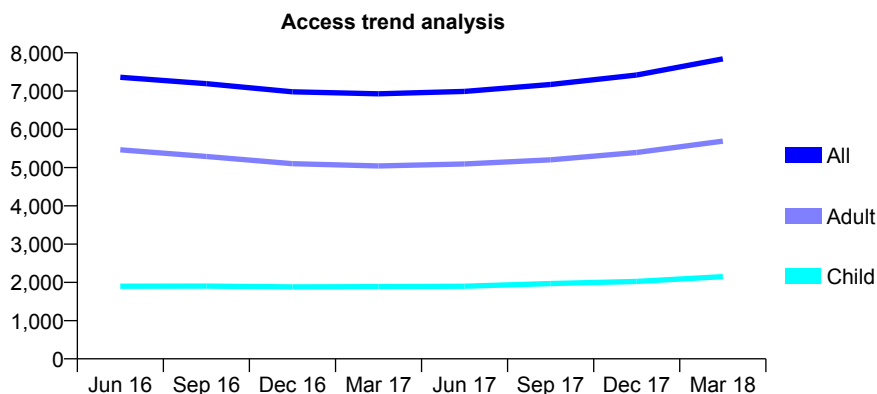
Q70 - Vital Signs At a Glance Contract Report for 118060/0026 - March 2018

Name or company name	Genix Healthcare Ltd
Contract type name	GDS Contract
Purpose of contract	General
Contract start date	01/04/2011
Contract end date	

17/18 Contracted general activity (UDA)	21,000
Carry forward general activity (UDA)	1,410
17/18 Contracted orthodontic activity (UOA)	0
Carry forward orthodontic activity (UOA)	0
Baseline contract value	£530,532.93

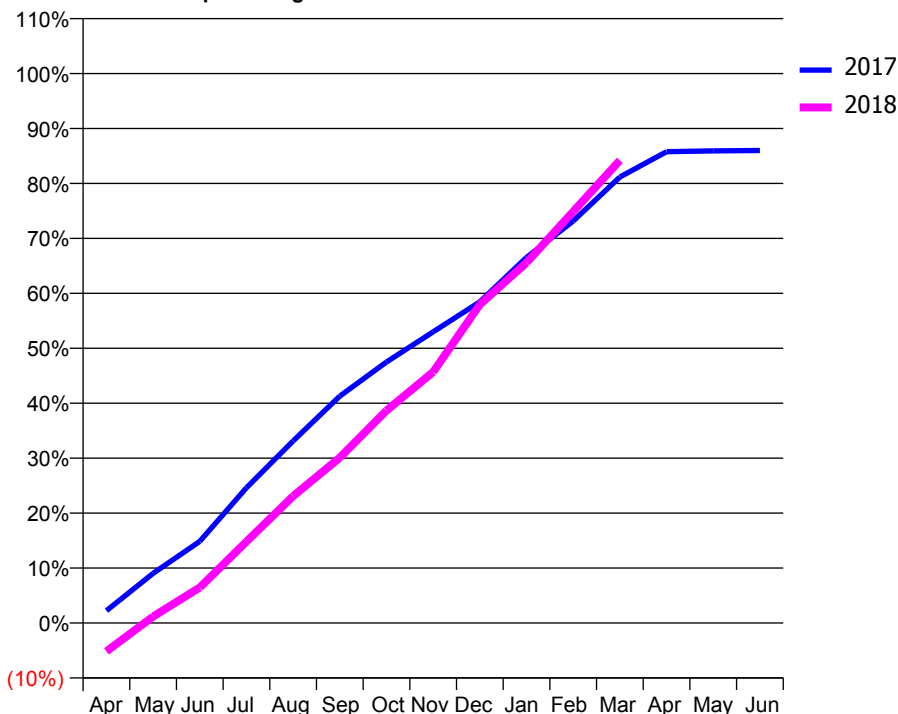
ACCESS*

Patients seen in 24 months	Total	Change since previous quarter
Quarter ending March 2017	6,929	
Quarter ending June 2017	6,990	→
Quarter ending September 2017	7,171	↑
Quarter ending December 2017	7,420	↑
Quarter ending March 2018	7,841	↑
Variance since March 2017	13.2%	↑



ACTIVITY

Cumulative percentage of contracted UDA delivered 2017 & 2018



Month	Adjusted Scheduled Activity (UDA)	
	2017	2018
April	452	-1,086
May	1,819	249
June	2,990	1,357
July	4,953	3,112
August	6,669	4,849
September	8,312	6,321
October	9,563	8,119
November	10,664	9,595
December	11,763	12,173
January	13,387	13,773
February	14,723	15,723
March	16,334	17,682
April	17,260	
May	17,291	
June	17,305	

QUALITY

	Quantity	Base Number	Contract	AT	Region	England
% of FP17s for the same patient ID Re-attending within 3 months - Children	190	3,004	6.3%	10.3%	11.5%	11.9%
% of FP17s for the same patient ID Re-attending within 3 months - Adults	759	7,648	9.9%	14.7%	15.9%	16.0%
% of FP17s for the same patient ID Re-attending between 3 & 9 months - Children	1,656	3,004	55.1%	60.5%	60.6%	58.3%
% of FP17s for the same patient ID Re-attending between 3 & 9 months - Adults	4,026	7,648	52.6%	52.0%	51.6%	50.3%
% of FP17s for Band 1 Urgent Courses	1,025	10,139	10.1%	9.8%	9.5%	9.1%
% of FP17s Relating to Free Repair or Replacements	76	10,139	0.7%	0.6%	0.7%	0.8%
% of FP17s Relating to Continuations	63	10,139	0.6%	1.1%	1.0%	1.0%
% of Patients satisfied with the dentistry they have received	8	9	N/A	91.8%	92.0%	91.5%
% of Patients satisfied with the time they had to wait for an appointment	9	9	N/A	89.0%	88.1%	87.9%

* This is based on patients treated on this contract for their most recent course of treatment. Figures in italics indicate the base number of FP17s or Patient Questionnaire responses are less than 100. N/A is shown where the base number of responses is less than 10 during the period. % is calculated as Quantity/Base number*100

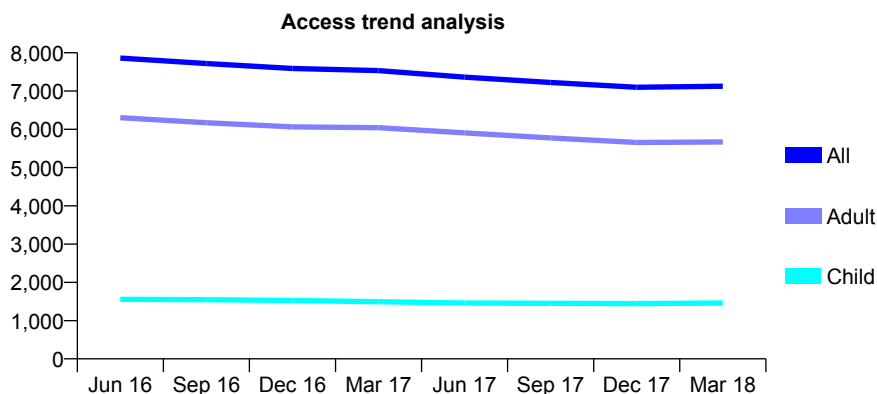
Q70 - Vital Signs At a Glance Contract Report for 118133/0001 - March 2018

Name or company name	Mrs P Oghabi Sajjadi & Ms P Soltani
Contract type name	GDS Contract
Purpose of contract	General
Contract start date	01/11/2010
Contract end date	

17/18 Contracted general activity (UDA)	23,000
Carry forward general activity (UDA)	0
17/18 Contracted orthodontic activity (UOA)	0
Carry forward orthodontic activity (UOA)	0
Baseline contract value	£563,711.80

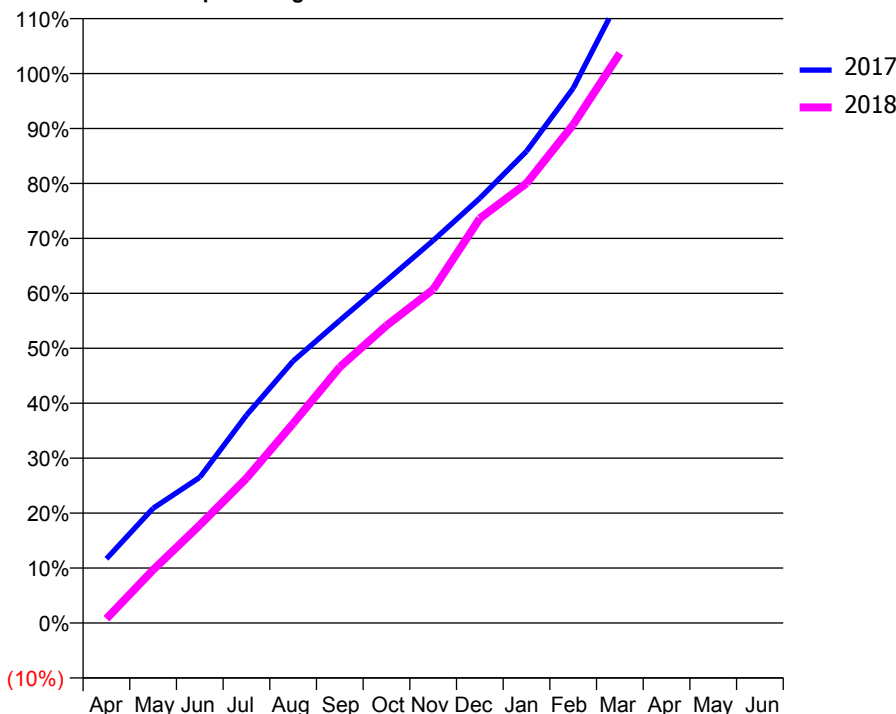
ACCESS*

Patients seen in 24 months	Total	Change since previous quarter
Quarter ending March 2017	7,536	
Quarter ending June 2017	7,365	↓
Quarter ending September 2017	7,224	↓
Quarter ending December 2017	7,099	↓
Quarter ending March 2018	7,128	→
Variance since March 2017	(5.4%)	↓



ACTIVITY

Cumulative percentage of contracted UDA delivered 2017 & 2018



Adjusted Scheduled Activity (UDA)

Month	2017	2018
April	2,685	182
May	4,802	2,226
June	6,098	4,099
July	8,696	6,057
August	10,964	8,352
September	12,665	10,712
October	14,329	12,450
November	16,012	13,963
December	17,778	16,935
January	19,742	18,404
February	22,385	20,858
March	26,177	23,847
April	27,813	
May	28,040	
June	28,071	

QUALITY

	Quantity	Base Number	Contract	AT	Region	England
% of FP17s for the same patient ID Re-attending within 3 months - Children	149	2,125	7.0%	10.3%	11.5%	11.9%
% of FP17s for the same patient ID Re-attending within 3 months - Adults	1,243	8,164	15.2%	14.7%	15.9%	16.0%
% of FP17s for the same patient ID Re-attending between 3 & 9 months - Children	1,279	2,125	60.2%	60.5%	60.6%	58.3%
% of FP17s for the same patient ID Re-attending between 3 & 9 months - Adults	4,620	8,164	56.6%	52.0%	51.6%	50.3%
% of FP17s for Band 1 Urgent Courses	653	9,653	6.8%	9.8%	9.5%	9.1%
% of FP17s Relating to Free Repair or Replacements	65	9,653	0.7%	0.6%	0.7%	0.8%
% of FP17s Relating to Continuations	248	9,653	2.6%	1.1%	1.0%	1.0%
% of Patients satisfied with the dentistry they have received	10	11	90.9%	91.8%	92.0%	91.5%
% of Patients satisfied with the time they had to wait for an appointment	9	11	81.8%	89.0%	88.1%	87.9%

* This is based on patients treated on this contract for their most recent course of treatment. Figures in italics indicate the base number of FP17s or Patient Questionnaire responses are less than 100. N/A is shown where the base number of responses is less than 10 during the period. % is calculated as Quantity/Base number*100

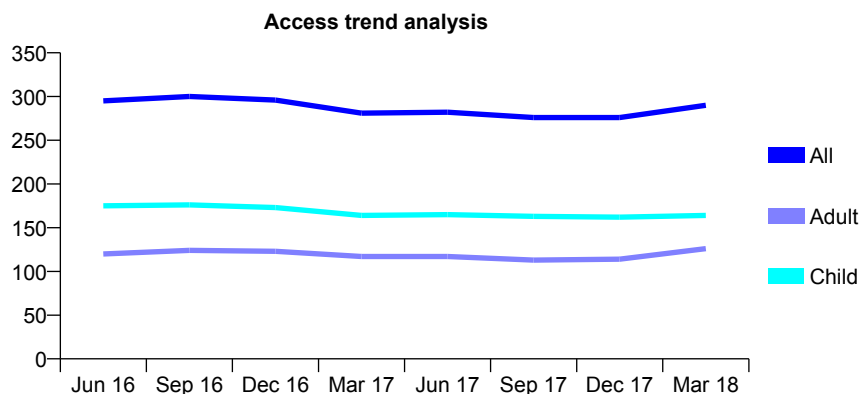
Q70 - Vital Signs At a Glance Contract Report for 118451/0001 - March 2018

Name or company name	Adriana Lackova
Contract type name	GDS Contract
Purpose of contract	General
Contract start date	01/07/2011
Contract end date	

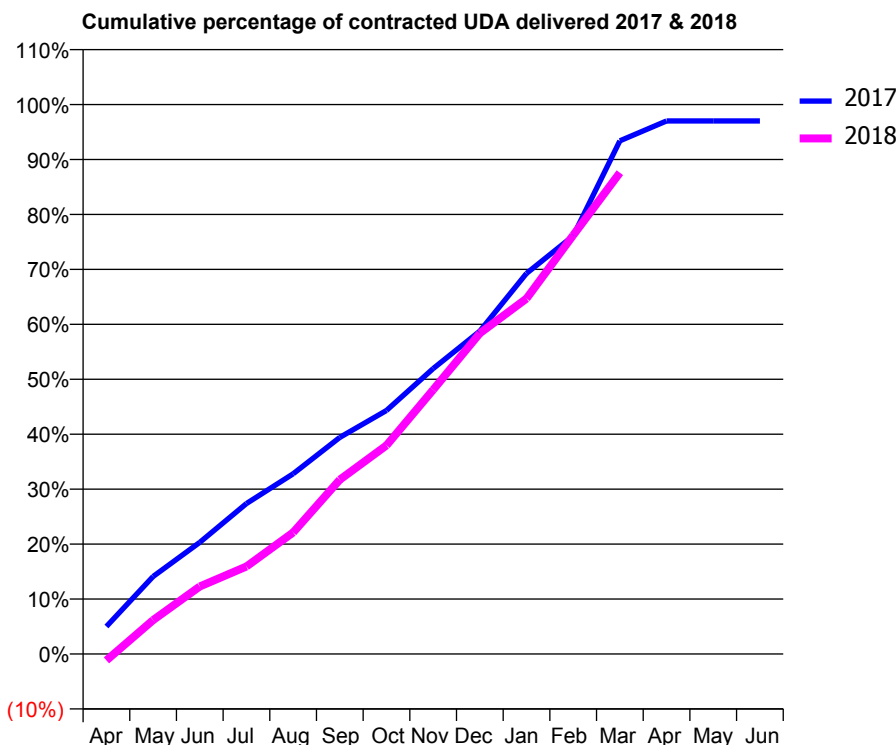
17/18 Contracted general activity (UDA)	1,000
Carry forward general activity (UDA)	30
17/18 Contracted orthodontic activity (UOA)	0
Carry forward orthodontic activity (UOA)	0
Baseline contract value	£19,468.98

ACCESS*

Patients seen in 24 months	Total	Change since previous quarter
Quarter ending March 2017	281	
Quarter ending June 2017	282	→
Quarter ending September 2017	276	↓
Quarter ending December 2017	276	→
Quarter ending March 2018	290	↑
Variance since March 2017	3.2%	↑



ACTIVITY



Month	Adjusted Scheduled Activity (UDA)	
	2017	2018
April	50	-12
May	141	62
June	203	123
July	274	159
August	328	221
September	394	317
October	443	380
November	519	481
December	588	584
January	693	647
February	761	762
March	934	876
April	970	
May	970	
June	970	

QUALITY

	Quantity	Base Number	Contract	AT	Region	England
% of FP17s for the same patient ID Re-attending within 3 months - Children	49	288	17.0%	10.3%	11.5%	11.9%
% of FP17s for the same patient ID Re-attending within 3 months - Adults	28	143	19.6%	14.7%	15.9%	16.0%
% of FP17s for the same patient ID Re-attending between 3 & 9 months - Children	177	288	61.5%	60.5%	60.6%	58.3%
% of FP17s for the same patient ID Re-attending between 3 & 9 months - Adults	77	143	53.8%	52.0%	51.6%	50.3%
% of FP17s for Band 1 Urgent Courses	10	416	2.4%	9.8%	9.5%	9.1%
% of FP17s Relating to Free Repair or Replacements	0	416	0.0%	0.6%	0.7%	0.8%
% of FP17s Relating to Continuations	2	416	0.5%	1.1%	1.0%	1.0%
% of Patients satisfied with the dentistry they have received	0	0	N/A	91.8%	92.0%	91.5%
% of Patients satisfied with the time they had to wait for an appointment	0	0	N/A	89.0%	88.1%	87.9%

* This is based on patients treated on this contract for their most recent course of treatment. Figures in italics indicate the base number of FP17s or Patient Questionnaire responses are less than 100. N/A is shown where the base number of responses is less than 10 during the period. % is calculated as Quantity/Base number*100

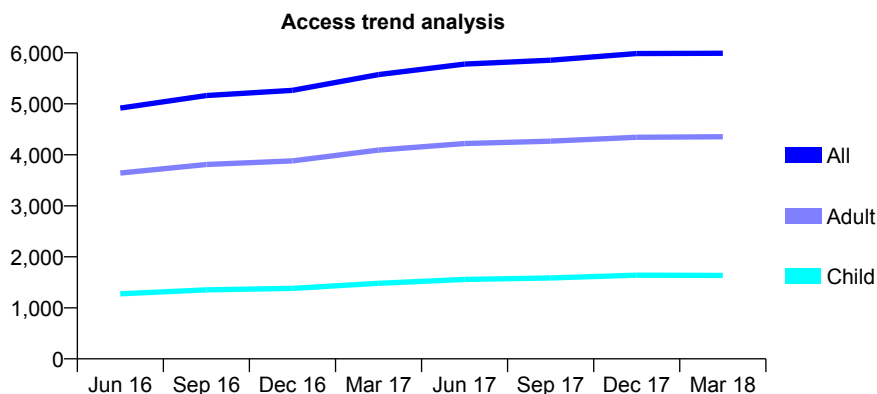
Q70 - Vital Signs At a Glance Contract Report for 119016/0001 - March 2018

Name or company name	Alton Dental Ltd
Contract type name	GDS Contract
Purpose of contract	General
Contract start date	01/12/2010
Contract end date	

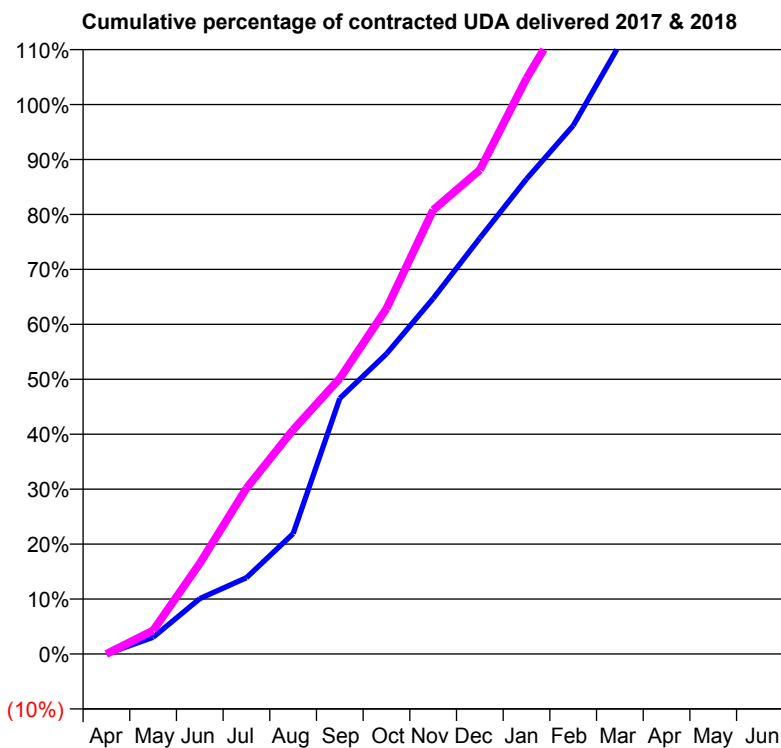
17/18 Contracted general activity (UDA)	9,051
Carry forward general activity (UDA)	0
17/18 Contracted orthodontic activity (UOA)	0
Carry forward orthodontic activity (UOA)	0
Baseline contract value	£283,439.90

ACCESS*

Patients seen in 24 months	Total	Change since previous quarter
Quarter ending March 2017	5,572	
Quarter ending June 2017	5,778	↑
Quarter ending September 2017	5,854	→
Quarter ending December 2017	5,985	↑
Quarter ending March 2018	5,990	→
Variance since March 2017	7.5%	↑



ACTIVITY



Month	Adjusted Scheduled Activity (UDA)	
	2017	2018
April	0	0
May	275	387
June	913	1,492
July	1,258	2,731
August	1,983	3,693
September	4,212	4,540
October	4,945	5,691
November	5,856	7,312
December	6,851	7,974
January	7,826	9,481
February	8,702	10,771
March	10,045	12,166
April	11,212	
May	11,781	
June	11,787	

QUALITY

	Quantity	Base Number	Contract	AT	Region	England
% of FP17s for the same patient ID Re-attending within 3 months - Children	175	2,130	8.2%	10.3%	11.5%	11.9%
% of FP17s for the same patient ID Re-attending within 3 months - Adults	872	5,685	15.3%	14.7%	15.9%	16.0%
% of FP17s for the same patient ID Re-attending between 3 & 9 months - Children	1,047	2,130	49.2%	60.5%	60.6%	58.3%
% of FP17s for the same patient ID Re-attending between 3 & 9 months - Adults	2,594	5,685	45.6%	52.0%	51.6%	50.3%
% of FP17s for Band 1 Urgent Courses	607	6,266	9.7%	9.8%	9.5%	9.1%
% of FP17s Relating to Free Repair or Replacements	23	6,266	0.4%	0.6%	0.7%	0.8%
% of FP17s Relating to Continuations	18	6,266	0.3%	1.1%	1.0%	1.0%
% of Patients satisfied with the dentistry they have received	4	4	N/A	91.8%	92.0%	91.5%
% of Patients satisfied with the time they had to wait for an appointment	4	4	N/A	89.0%	88.1%	87.9%

* This is based on patients treated on this contract for their most recent course of treatment. Figures in italics indicate the base number of FP17s or Patient Questionnaire responses are less than 100. N/A is shown where the base number of responses is less than 10 during the period. % is calculated as Quantity/Base number*100

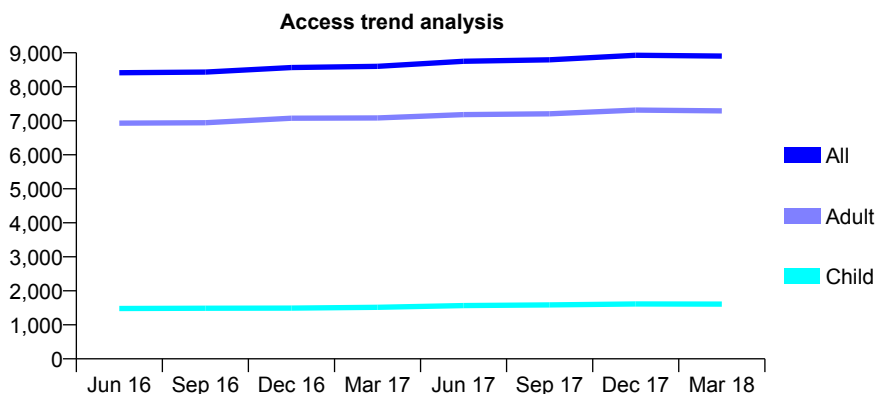
Q70 - Vital Signs At a Glance Contract Report for 119652/0001 - March 2018

Name or company name	Westbourne Dental Practice
Contract type name	GDS Contract
Purpose of contract	General
Contract start date	01/04/2011
Contract end date	

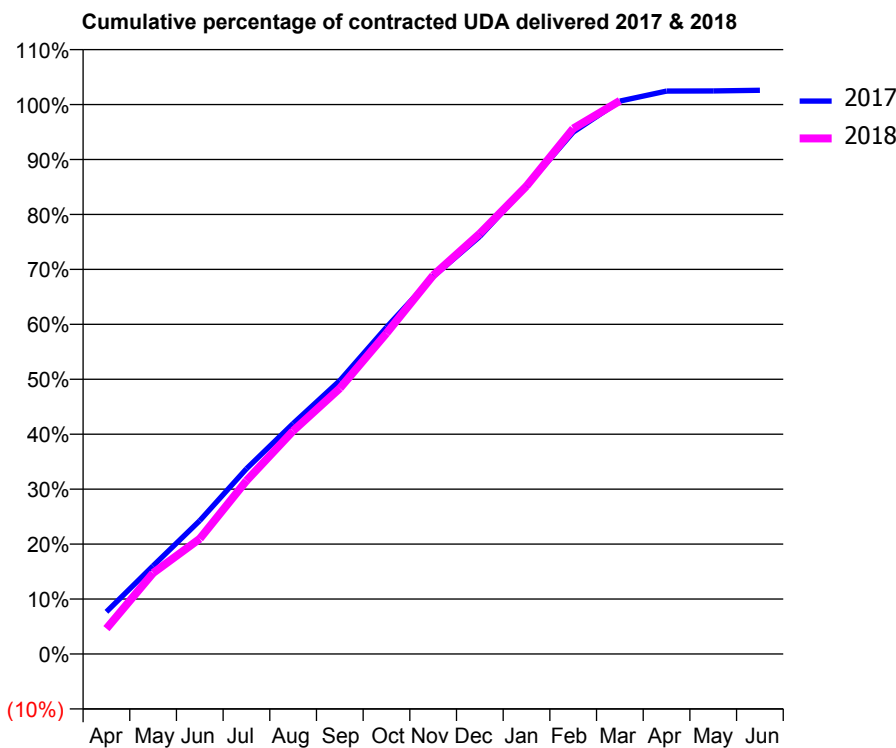
17/18 Contracted general activity (UDA)	22,000
Carry forward general activity (UDA)	0
17/18 Contracted orthodontic activity (UOA)	0
Carry forward orthodontic activity (UOA)	0
Baseline contract value	£520,285.71

ACCESS*

Patients seen in 24 months	Total	Change since previous quarter
Quarter ending March 2017	8,601	
Quarter ending June 2017	8,750	→
Quarter ending September 2017	8,793	→
Quarter ending December 2017	8,929	→
Quarter ending March 2018	8,903	→
Variance since March 2017	3.5%	↑



ACTIVITY



Month	Adjusted Scheduled Activity (UDA)	
	2017	2018
April	1,692	1,016
May	3,534	3,242
June	5,341	4,615
July	7,416	6,935
August	9,225	8,936
September	10,948	10,640
October	13,082	12,841
November	15,112	15,159
December	16,721	16,834
January	18,731	18,737
February	20,891	21,037
March	22,140	22,147
April	22,537	
May	22,541	
June	22,568	

QUALITY

	Quantity	Base Number	Contract	AT	Region	England
% of FP17s for the same patient ID Re-attending within 3 months - Children	144	2,169	6.6%	10.3%	11.5%	11.9%
% of FP17s for the same patient ID Re-attending within 3 months - Adults	897	8,553	10.5%	14.7%	15.9%	16.0%
% of FP17s for the same patient ID Re-attending between 3 & 9 months - Children	1,126	2,169	51.9%	60.5%	60.6%	58.3%
% of FP17s for the same patient ID Re-attending between 3 & 9 months - Adults	3,970	8,553	46.4%	52.0%	51.6%	50.3%
% of FP17s for Band 1 Urgent Courses	488	10,478	4.7%	9.8%	9.5%	9.1%
% of FP17s Relating to Free Repair or Replacements	33	10,478	0.3%	0.6%	0.7%	0.8%
% of FP17s Relating to Continuations	297	10,478	2.8%	1.1%	1.0%	1.0%
% of Patients satisfied with the dentistry they have received	9	10	90.0%	91.8%	92.0%	91.5%
% of Patients satisfied with the time they had to wait for an appointment	9	10	90.0%	89.0%	88.1%	87.9%

* This is based on patients treated on this contract for their most recent course of treatment. Figures in italics indicate the base number of FP17s or Patient Questionnaire responses are less than 100. N/A is shown where the base number of responses is less than 10 during the period. % is calculated as Quantity/Base number*100

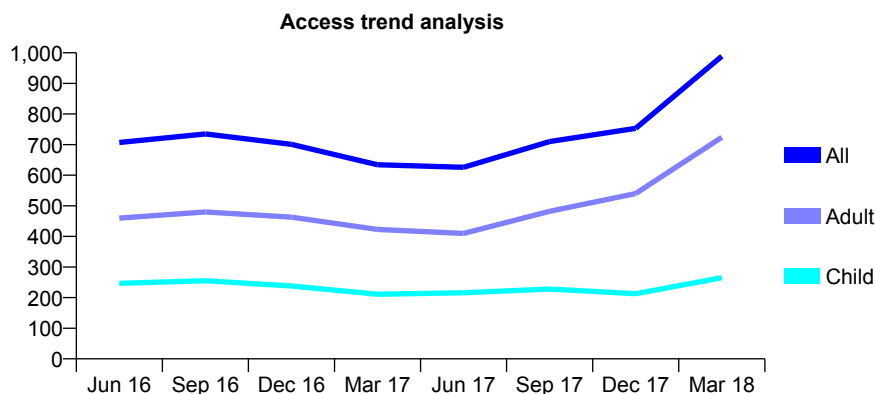
Q70 - Vital Signs At a Glance Contract Report for 119830/0001 - March 2018

Name or company name	Millhams Road Partnership
Contract type name	GDS Contract
Purpose of contract	General
Contract start date	01/04/2012
Contract end date	

17/18 Contracted general activity (UDA)	2,495
Carry forward general activity (UDA)	0
17/18 Contracted orthodontic activity (UOA)	0
Carry forward orthodontic activity (UOA)	0
Baseline contract value	£65,451.07

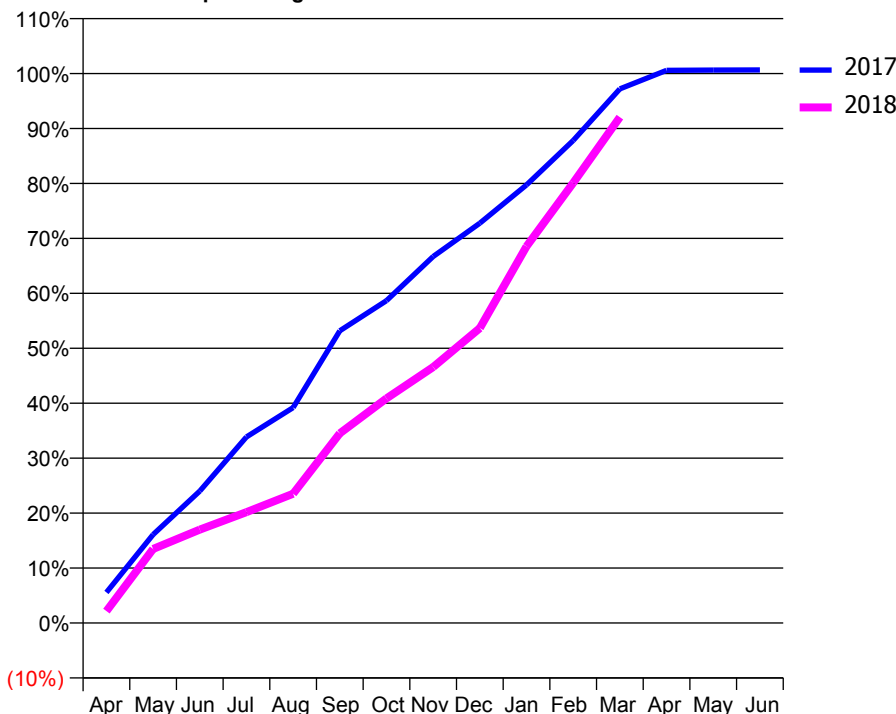
ACCESS*

Patients seen in 24 months	Total	Change since previous quarter
Quarter ending March 2017	634	
Quarter ending June 2017	626	↓
Quarter ending September 2017	710	↑
Quarter ending December 2017	753	↑
Quarter ending March 2018	989	↑
Variance since March 2017	56.0%	↑



ACTIVITY

Cumulative percentage of contracted UDA delivered 2017 & 2018



Adjusted Scheduled Activity (UDA)

Month	2017	2018
April	139	54
May	402	336
June	599	424
July	845	504
August	978	587
September	1,327	861
October	1,463	1,020
November	1,664	1,162
December	1,815	1,339
January	1,989	1,710
February	2,191	1,999
March	2,425	2,297
April	2,509	
May	2,510	
June	2,511	

QUALITY

	Quantity	Base Number	Contract	AT	Region	England
% of FP17s for the same patient ID Re-attending within 3 months - Children	8	421	1.9%	10.3%	11.5%	11.9%
% of FP17s for the same patient ID Re-attending within 3 months - Adults	73	1,007	7.2%	14.7%	15.9%	16.0%
% of FP17s for the same patient ID Re-attending between 3 & 9 months - Children	76	421	18.1%	60.5%	60.6%	58.3%
% of FP17s for the same patient ID Re-attending between 3 & 9 months - Adults	194	1,007	19.3%	52.0%	51.6%	50.3%
% of FP17s for Band 1 Urgent Courses	150	1,381	10.9%	9.8%	9.5%	9.1%
% of FP17s Relating to Free Repair or Replacements	12	1,381	0.9%	0.6%	0.7%	0.8%
% of FP17s Relating to Continuations	7	1,381	0.5%	1.1%	1.0%	1.0%
% of Patients satisfied with the dentistry they have received	0	0	N/A	91.8%	92.0%	91.5%
% of Patients satisfied with the time they had to wait for an appointment	0	0	N/A	89.0%	88.1%	87.9%

* This is based on patients treated on this contract for their most recent course of treatment. Figures in italics indicate the base number of FP17s or Patient Questionnaire responses are less than 100. N/A is shown where the base number of responses is less than 10 during the period. % is calculated as Quantity/Base number*100

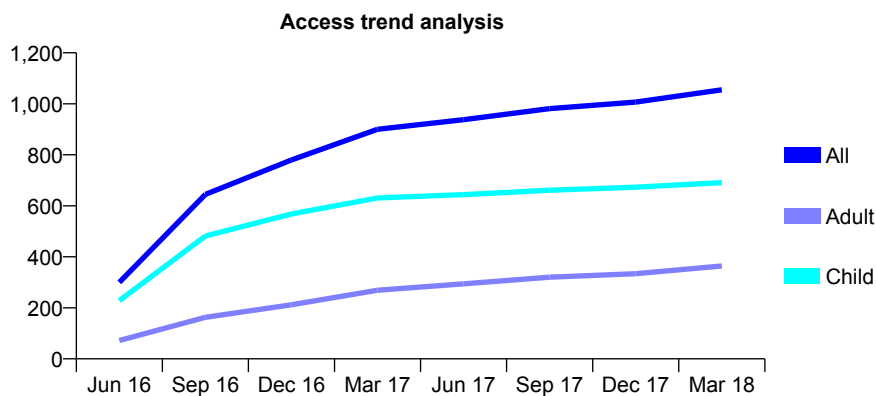
Q70 - Vital Signs At a Glance Contract Report for 120189/0001 - March 2018

Name or company name	Heatherstone House NHS Partnership
Contract type name	GDS Contract
Purpose of contract	General
Contract start date	01/04/2016
Contract end date	

17/18 Contracted general activity (UDA)	2,000
Carry forward general activity (UDA)	0
17/18 Contracted orthodontic activity (UOA)	0
Carry forward orthodontic activity (UOA)	0
Baseline contract value	£60,114.67

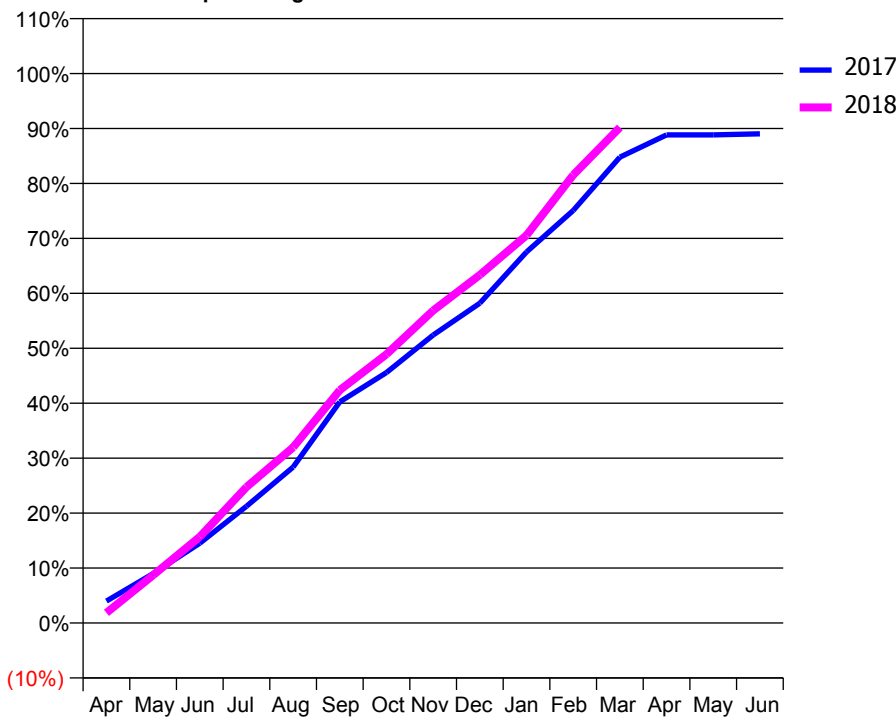
ACCESS*

Patients seen in 24 months	Total	Change since previous quarter
Quarter ending March 2017	900	
Quarter ending June 2017	938	↑
Quarter ending September 2017	981	↑
Quarter ending December 2017	1,007	↑
Quarter ending March 2018	1,055	↑
Variance since March 2017	17.2%	↑



ACTIVITY

Cumulative percentage of contracted UDA delivered 2017 & 2018



Adjusted Scheduled Activity (UDA)

Month	2017	2018
April	87	37
May	196	174
June	317	314
July	463	495
August	619	639
September	878	848
October	995	978
November	1,143	1,137
December	1,270	1,267
January	1,474	1,411
February	1,638	1,630
March	1,850	1,804
April	1,938	
May	1,938	
June	1,942	

QUALITY

	Quantity	Base Number	Contract	AT	Region	England
% of FP17s for the same patient ID Re-attending within 3 months - Children	61	1,053	5.8%	10.3%	11.5%	11.9%
% of FP17s for the same patient ID Re-attending within 3 months - Adults	25	345	7.2%	14.7%	15.9%	16.0%
% of FP17s for the same patient ID Re-attending between 3 & 9 months - Children	708	1,053	67.2%	60.5%	60.6%	58.3%
% of FP17s for the same patient ID Re-attending between 3 & 9 months - Adults	187	345	54.2%	52.0%	51.6%	50.3%
% of FP17s for Band 1 Urgent Courses	71	1,322	5.4%	9.8%	9.5%	9.1%
% of FP17s Relating to Free Repair or Replacements	0	1,322	0.0%	0.6%	0.7%	0.8%
% of FP17s Relating to Continuations	0	1,322	0.0%	1.1%	1.0%	1.0%
% of Patients satisfied with the dentistry they have received	0	0	N/A	91.8%	92.0%	91.5%
% of Patients satisfied with the time they had to wait for an appointment	0	0	N/A	89.0%	88.1%	87.9%

* This is based on patients treated on this contract for their most recent course of treatment. Figures in italics indicate the base number of FP17s or Patient Questionnaire responses are less than 100. N/A is shown where the base number of responses is less than 10 during the period. % is calculated as Quantity/Base number*100

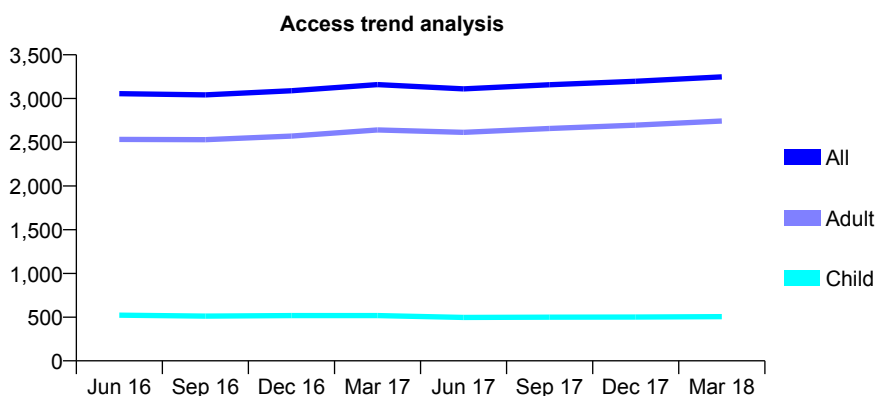
Q70 - Vital Signs At a Glance Contract Report for 120669/0001 - March 2018

Name or company name	Gowers Dental Surgery Limited
Contract type name	GDS Contract
Purpose of contract	General
Contract start date	01/04/2009
Contract end date	

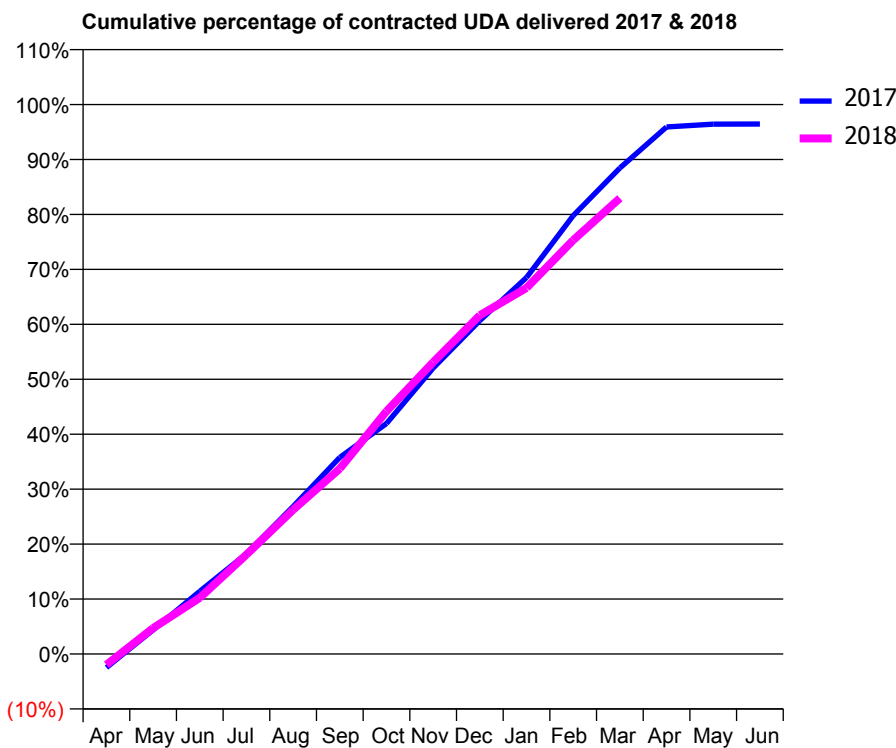
17/18 Contracted general activity (UDA)	11,705
Carry forward general activity (UDA)	415
17/18 Contracted orthodontic activity (UOA)	0
Carry forward orthodontic activity (UOA)	0
Baseline contract value	£305,229.10

ACCESS*

Patients seen in 24 months	Total	Change since previous quarter
Quarter ending March 2017	3,159	
Quarter ending June 2017	3,110	↓
Quarter ending September 2017	3,157	→
Quarter ending December 2017	3,197	→
Quarter ending March 2018	3,248	→
Variance since March 2017	2.8%	↑



ACTIVITY



Month	Adjusted Scheduled Activity (UDA)	
	2017	2018
April	-292	-232
May	514	554
June	1,337	1,196
July	2,137	2,117
August	3,143	3,072
September	4,187	3,950
October	4,908	5,170
November	6,092	6,217
December	7,104	7,216
January	8,020	7,800
February	9,339	8,814
March	10,353	9,711
April	11,226	
May	11,286	
June	11,289	

QUALITY

	Quantity	Base Number	Contract	AT	Region	England
% of FP17s for the same patient ID Re-attending within 3 months - Children	57	778	7.3%	10.3%	11.5%	11.9%
% of FP17s for the same patient ID Re-attending within 3 months - Adults	788	4,342	18.1%	14.7%	15.9%	16.0%
% of FP17s for the same patient ID Re-attending between 3 & 9 months - Children	494	778	63.5%	60.5%	60.6%	58.3%
% of FP17s for the same patient ID Re-attending between 3 & 9 months - Adults	2,581	4,342	59.4%	52.0%	51.6%	50.3%
% of FP17s for Band 1 Urgent Courses	464	4,849	9.6%	9.8%	9.5%	9.1%
% of FP17s Relating to Free Repair or Replacements	22	4,849	0.5%	0.6%	0.7%	0.8%
% of FP17s Relating to Continuations	132	4,849	2.7%	1.1%	1.0%	1.0%
% of Patients satisfied with the dentistry they have received	5	5	N/A	91.8%	92.0%	91.5%
% of Patients satisfied with the time they had to wait for an appointment	5	5	N/A	89.0%	88.1%	87.9%

* This is based on patients treated on this contract for their most recent course of treatment. Figures in italics indicate the base number of FP17s or Patient Questionnaire responses are less than 100. N/A is shown where the base number of responses is less than 10 during the period. % is calculated as Quantity/Base number*100

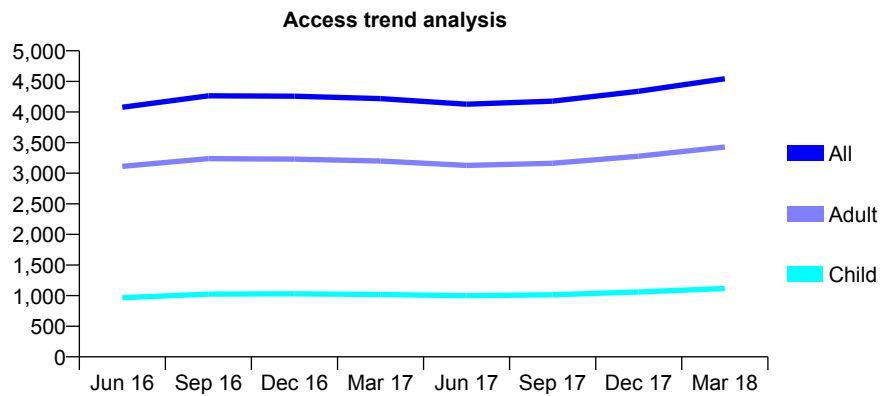
Q70 - Vital Signs At a Glance Contract Report for 121061/0001 - March 2018

Name or company name	Dental Concepts Whitchurch
Contract type name	GDS Contract
Purpose of contract	General
Contract start date	10/09/2010
Contract end date	

17/18 Contracted general activity (UDA)	11,000
Carry forward general activity (UDA)	234
17/18 Contracted orthodontic activity (UOA)	0
Carry forward orthodontic activity (UOA)	0
Baseline contract value	£276,054.89

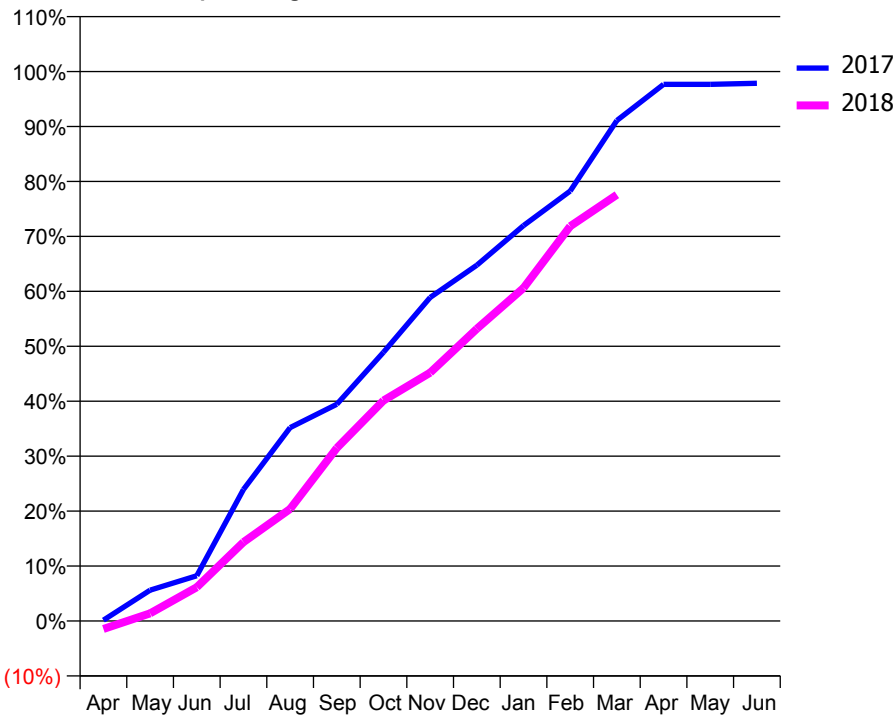
ACCESS*

Patients seen in 24 months	Total	Change since previous quarter
Quarter ending March 2017	4,219	
Quarter ending June 2017	4,127	↓
Quarter ending September 2017	4,177	→
Quarter ending December 2017	4,338	↑
Quarter ending March 2018	4,544	↑
Variance since March 2017	7.7%	↑



ACTIVITY

Cumulative percentage of contracted UDA delivered 2017 & 2018



Month	Adjusted Scheduled Activity (UDA)	
	2017	2018
April	18	-160
May	619	153
June	905	677
July	2,633	1,579
August	3,872	2,244
September	4,339	3,464
October	5,381	4,415
November	6,478	4,970
December	7,122	5,849
January	7,917	6,667
February	8,607	7,904
March	10,018	8,533
April	10,742	
May	10,742	
June	10,765	

QUALITY

	Quantity	Base Number	Contract	AT	Region	England
% of FP17s for the same patient ID Re-attending within 3 months - Children	97	1,579	6.1%	10.3%	11.5%	11.9%
% of FP17s for the same patient ID Re-attending within 3 months - Adults	364	4,036	9.0%	14.7%	15.9%	16.0%
% of FP17s for the same patient ID Re-attending between 3 & 9 months - Children	904	1,579	57.3%	60.5%	60.6%	58.3%
% of FP17s for the same patient ID Re-attending between 3 & 9 months - Adults	1,863	4,036	46.2%	52.0%	51.6%	50.3%
% of FP17s for Band 1 Urgent Courses	413	5,272	7.8%	9.8%	9.5%	9.1%
% of FP17s Relating to Free Repair or Replacements	34	5,272	0.6%	0.6%	0.7%	0.8%
% of FP17s Relating to Continuations	8	5,272	0.2%	1.1%	1.0%	1.0%
% of Patients satisfied with the dentistry they have received	3	3	N/A	91.8%	92.0%	91.5%
% of Patients satisfied with the time they had to wait for an appointment	2	3	N/A	89.0%	88.1%	87.9%

* This is based on patients treated on this contract for their most recent course of treatment. Figures in italics indicate the base number of FP17s or Patient Questionnaire responses are less than 100. N/A is shown where the base number of responses is less than 10 during the period. % is calculated as Quantity/Base number*100

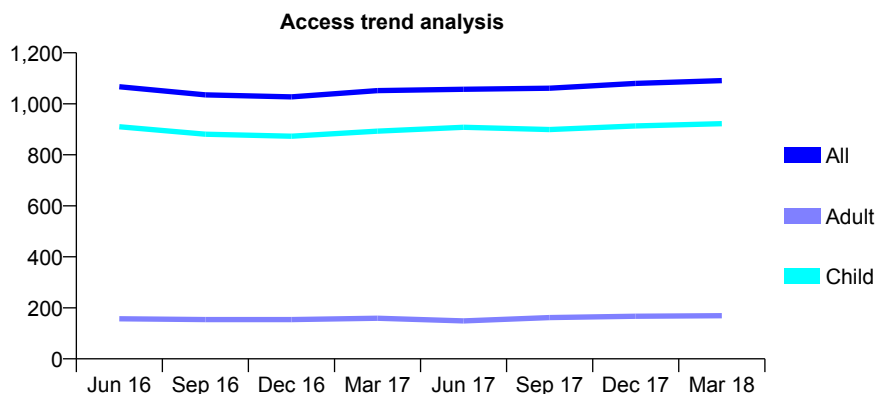
Q70 - Vital Signs At a Glance Contract Report for 122920/0001 - March 2018

Name or company name	Ms Briony Wood
Contract type name	GDS Contract
Purpose of contract	General
Contract start date	01/08/2011
Contract end date	

17/18 Contracted general activity (UDA)	2,260
Carry forward general activity (UDA)	65
17/18 Contracted orthodontic activity (UOA)	0
Carry forward orthodontic activity (UOA)	0
Baseline contract value	£57,166.27

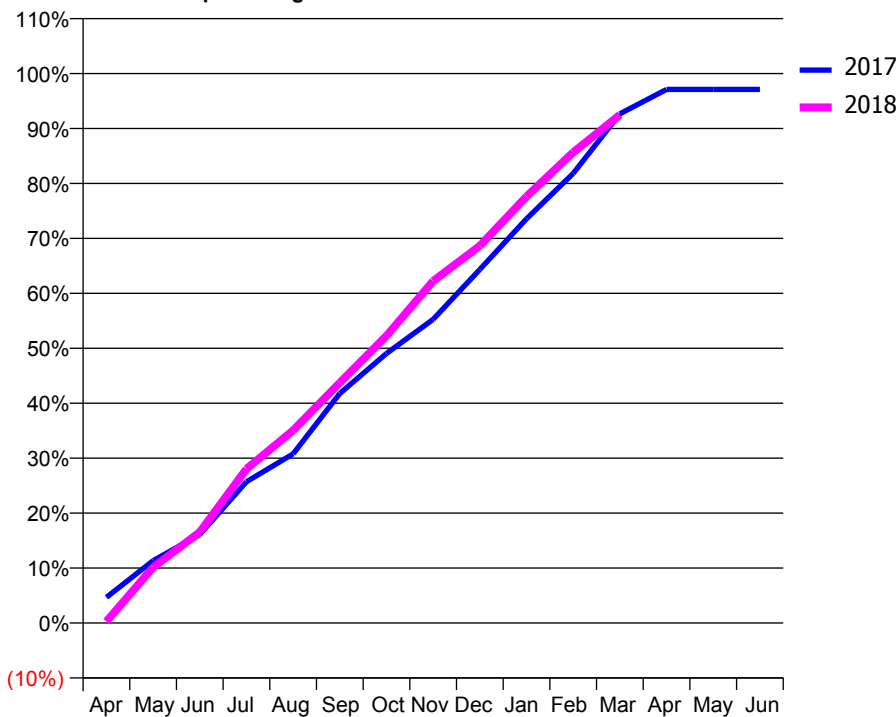
ACCESS*

Patients seen in 24 months	Total	Change since previous quarter
Quarter ending March 2017	1,052	
Quarter ending June 2017	1,057	→
Quarter ending September 2017	1,061	→
Quarter ending December 2017	1,080	→
Quarter ending March 2018	1,091	→
Variance since March 2017	3.7%	↑



ACTIVITY

Cumulative percentage of contracted UDA delivered 2017 & 2018



Month	Adjusted Scheduled Activity (UDA)	
	2017	2018
April	106	6
May	256	229
June	364	374
July	581	634
August	696	792
September	944	988
October	1,109	1,181
November	1,249	1,406
December	1,454	1,551
January	1,663	1,754
February	1,849	1,936
March	2,094	2,090
April	2,195	
May	2,195	
June	2,195	

QUALITY

	Quantity	Base Number	Contract	AT	Region	England
% of FP17s for the same patient ID Re-attending within 3 months - Children	121	1,724	7.0%	10.3%	11.5%	11.9%
% of FP17s for the same patient ID Re-attending within 3 months - Adults	10	97	10.3%	14.7%	15.9%	16.0%
% of FP17s for the same patient ID Re-attending between 3 & 9 months - Children	1,271	1,724	73.7%	60.5%	60.6%	58.3%
% of FP17s for the same patient ID Re-attending between 3 & 9 months - Adults	69	97	71.1%	52.0%	51.6%	50.3%
% of FP17s for Band 1 Urgent Courses	64	1,736	3.7%	9.8%	9.5%	9.1%
% of FP17s Relating to Free Repair or Replacements	0	1,736	0.0%	0.6%	0.7%	0.8%
% of FP17s Relating to Continuations	0	1,736	0.0%	1.1%	1.0%	1.0%
% of Patients satisfied with the dentistry they have received	3	3	N/A	91.8%	92.0%	91.5%
% of Patients satisfied with the time they had to wait for an appointment	3	3	N/A	89.0%	88.1%	87.9%

* This is based on patients treated on this contract for their most recent course of treatment. Figures in italics indicate the base number of FP17s or Patient Questionnaire responses are less than 100. N/A is shown where the base number of responses is less than 10 during the period. % is calculated as Quantity/Base number*100

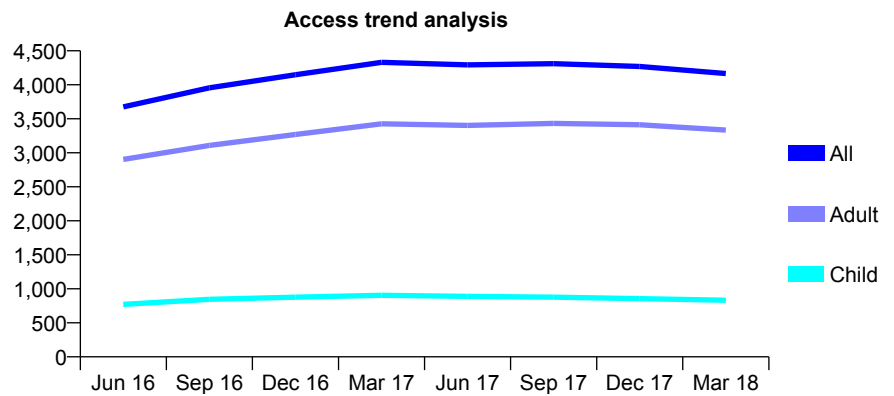
Q70 - Vital Signs At a Glance Contract Report for 124370/0001 - March 2018

Name or company name	Best Practice CDA Ltd
Contract type name	GDS Contract
Purpose of contract	General
Contract start date	16/03/2010
Contract end date	

17/18 Contracted general activity (UDA)	10,962
Carry forward general activity (UDA)	0
17/18 Contracted orthodontic activity (UOA)	0
Carry forward orthodontic activity (UOA)	0
Baseline contract value	£285,504.70

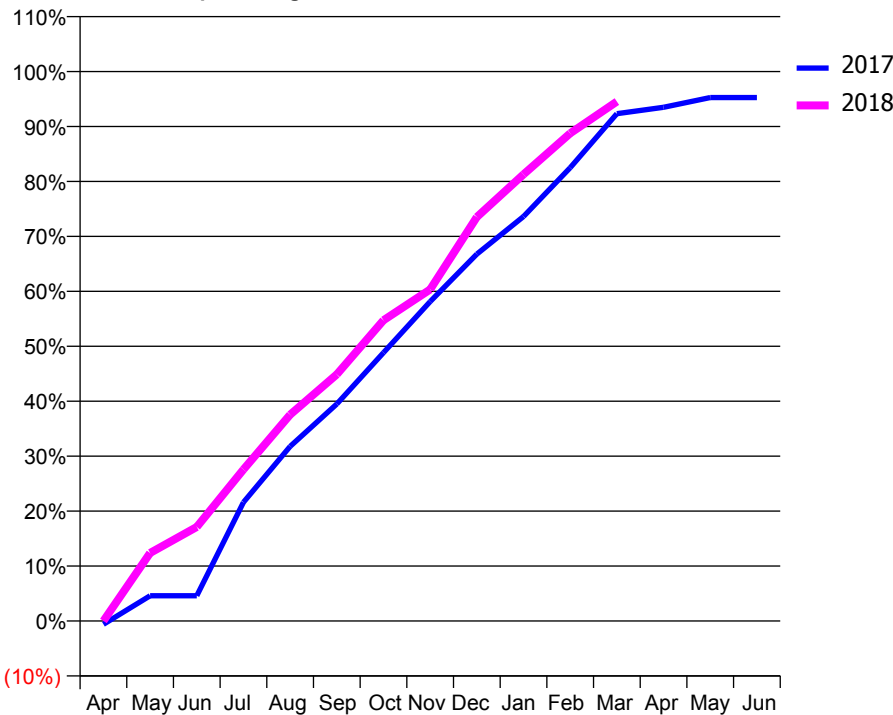
ACCESS*

Patients seen in 24 months	Total	Change since previous quarter
Quarter ending March 2017	4,330	
Quarter ending June 2017	4,293	→
Quarter ending September 2017	4,310	→
Quarter ending December 2017	4,269	→
Quarter ending March 2018	4,166	↓
Variance since March 2017	(3.8%)	↓



ACTIVITY

Cumulative percentage of contracted UDA delivered 2017 & 2018



Month	Adjusted Scheduled Activity (UDA)	
	2017	2018
April	-84	0
May	634	1,357
June	634	1,876
July	2,972	3,024
August	4,370	4,116
September	5,431	4,921
October	6,716	6,001
November	7,995	6,615
December	9,182	8,059
January	10,122	8,911
February	11,345	9,730
March	12,695	10,362
April	12,858	
May	13,101	
June	13,101	

QUALITY

	Quantity	Base Number	Contract	AT	Region	England
% of FP17s for the same patient ID Re-attending within 3 months - Children	63	1,111	5.7%	10.3%	11.5%	11.9%
% of FP17s for the same patient ID Re-attending within 3 months - Adults	663	4,560	14.5%	14.7%	15.9%	16.0%
% of FP17s for the same patient ID Re-attending between 3 & 9 months - Children	736	1,111	66.2%	60.5%	60.6%	58.3%
% of FP17s for the same patient ID Re-attending between 3 & 9 months - Adults	2,448	4,560	53.7%	52.0%	51.6%	50.3%
% of FP17s for Band 1 Urgent Courses	666	5,503	12.1%	9.8%	9.5%	9.1%
% of FP17s Relating to Free Repair or Replacements	37	5,503	0.7%	0.6%	0.7%	0.8%
% of FP17s Relating to Continuations	162	5,503	2.9%	1.1%	1.0%	1.0%
% of Patients satisfied with the dentistry they have received	3	3	N/A	91.8%	92.0%	91.5%
% of Patients satisfied with the time they had to wait for an appointment	2	3	N/A	89.0%	88.1%	87.9%

* This is based on patients treated on this contract for their most recent course of treatment. Figures in italics indicate the base number of FP17s or Patient Questionnaire responses are less than 100. N/A is shown where the base number of responses is less than 10 during the period. % is calculated as Quantity/Base number*100

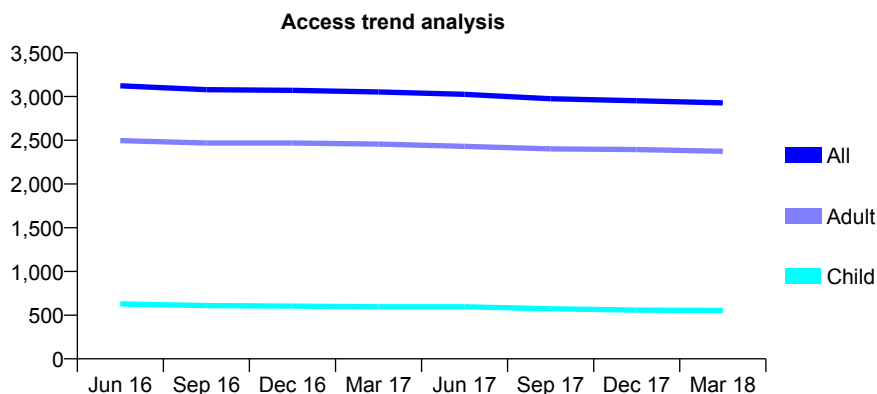
Q70 - Vital Signs At a Glance Contract Report for 124745/0001 - March 2018

Name or company name	Mr B J Richardson & Mr C M Winterbottom
Contract type name	GDS Contract
Purpose of contract	General
Contract start date	01/04/2013
Contract end date	

17/18 Contracted general activity (UDA)	12,311
Carry forward general activity (UDA)	0
17/18 Contracted orthodontic activity (UOA)	0
Carry forward orthodontic activity (UOA)	0
Baseline contract value	£314,483.34

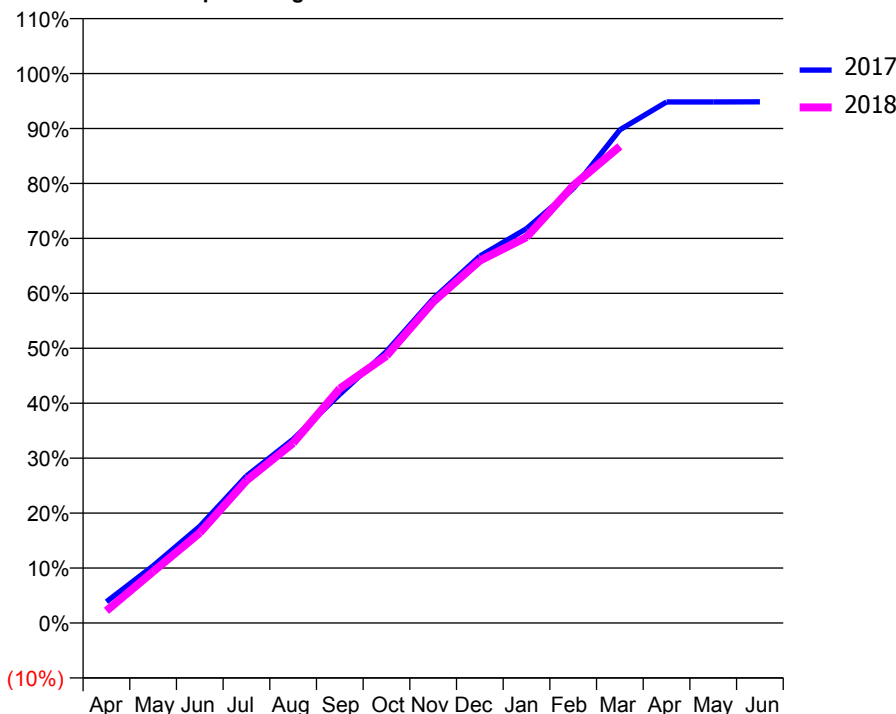
ACCESS*

Patients seen in 24 months	Total	Change since previous quarter
Quarter ending March 2017	3,052	
Quarter ending June 2017	3,025	→
Quarter ending September 2017	2,974	↓
Quarter ending December 2017	2,951	→
Quarter ending March 2018	2,927	→
Variance since March 2017	(4.1%)	↓



ACTIVITY

Cumulative percentage of contracted UDA delivered 2017 & 2018



Month	Adjusted Scheduled Activity (UDA)	
	2017	2018
April	477	275
May	1,279	1,152
June	2,167	2,022
July	3,295	3,192
August	4,119	4,031
September	5,126	5,252
October	6,085	5,984
November	7,265	7,192
December	8,221	8,118
January	8,836	8,643
February	9,733	9,801
March	11,048	10,678
April	11,673	
May	11,673	
June	11,678	

QUALITY

	Quantity	Base Number	Contract	AT	Region	England
% of FP17s for the same patient ID Re-attending within 3 months - Children	75	1,020	7.4%	10.3%	11.5%	11.9%
% of FP17s for the same patient ID Re-attending within 3 months - Adults	669	4,375	15.3%	14.7%	15.9%	16.0%
% of FP17s for the same patient ID Re-attending between 3 & 9 months - Children	770	1,020	75.5%	60.5%	60.6%	58.3%
% of FP17s for the same patient ID Re-attending between 3 & 9 months - Adults	3,219	4,375	73.6%	52.0%	51.6%	50.3%
% of FP17s for Band 1 Urgent Courses	404	5,157	7.8%	9.8%	9.5%	9.1%
% of FP17s Relating to Free Repair or Replacements	5	5,157	0.1%	0.6%	0.7%	0.8%
% of FP17s Relating to Continuations	61	5,157	1.2%	1.1%	1.0%	1.0%
% of Patients satisfied with the dentistry they have received	3	3	N/A	91.8%	92.0%	91.5%
% of Patients satisfied with the time they had to wait for an appointment	3	3	N/A	89.0%	88.1%	87.9%

* This is based on patients treated on this contract for their most recent course of treatment. Figures in italics indicate the base number of FP17s or Patient Questionnaire responses are less than 100. N/A is shown where the base number of responses is less than 10 during the period. % is calculated as Quantity/Base number*100

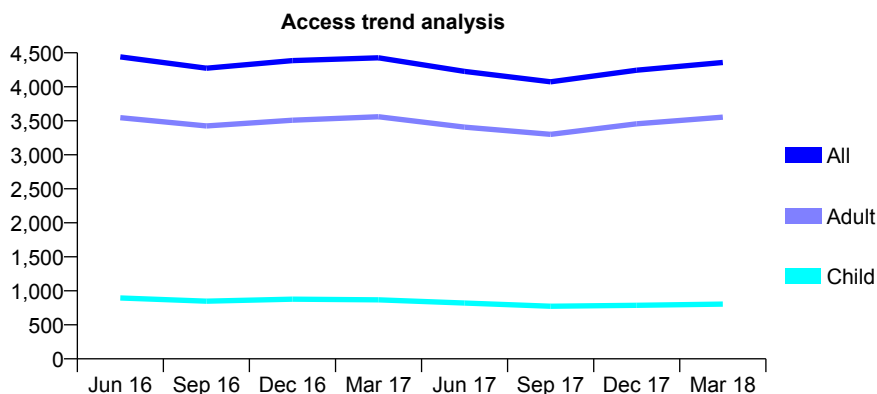
Q70 - Vital Signs At a Glance Contract Report for 125598/0002 - March 2018

Name or company name	S Cowley, R Ingham and J Angelo
Contract type name	GDS Contract
Purpose of contract	General
Contract start date	01/11/2011
Contract end date	

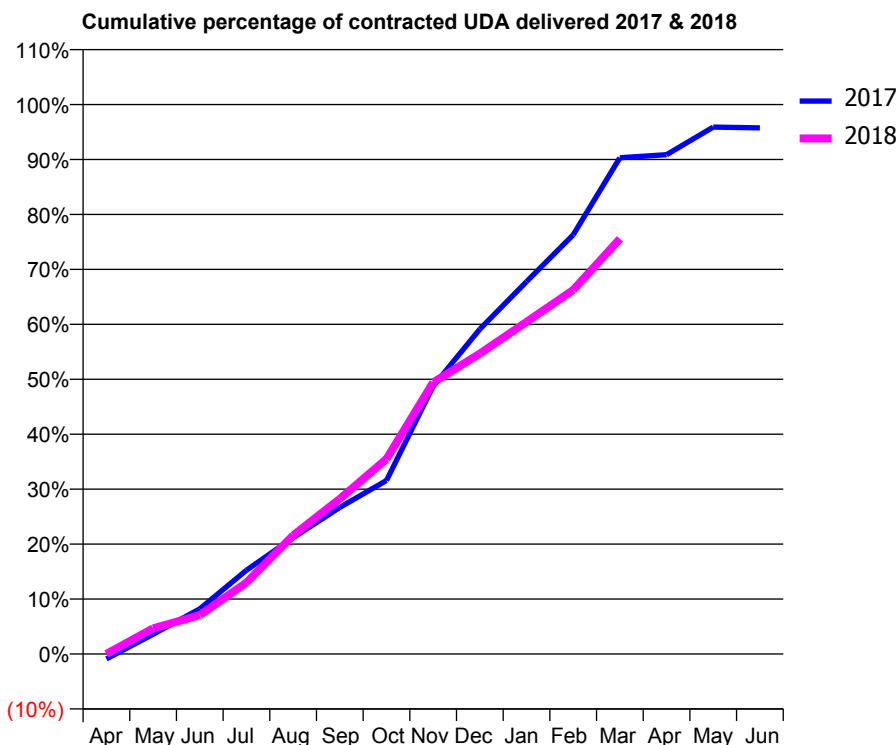
17/18 Contracted general activity (UDA)	15,000
Carry forward general activity (UDA)	0
17/18 Contracted orthodontic activity (UOA)	0
Carry forward orthodontic activity (UOA)	0
Baseline contract value	£479,716.07

ACCESS*

Patients seen in 24 months	Total	Change since previous quarter
Quarter ending March 2017	4,427	
Quarter ending June 2017	4,226	↓
Quarter ending September 2017	4,074	↓
Quarter ending December 2017	4,244	↑
Quarter ending March 2018	4,358	↑
Variance since March 2017	(1.6%)	↓



ACTIVITY



Month	Adjusted Scheduled Activity (UDA)	
	2017	2018
April	-137	0
May	541	699
June	1,233	1,063
July	2,288	1,950
August	3,177	3,238
September	4,001	4,234
October	4,737	5,322
November	7,311	7,414
December	8,871	8,200
January	10,163	9,065
February	11,443	9,935
March	13,545	11,333
April	13,629	
May	14,383	
June	14,362	

QUALITY

	Quantity	Base Number	Contract	AT	Region	England
% of FP17s for the same patient ID Re-attending within 3 months - Children	166	1,194	13.9%	10.3%	11.5%	11.9%
% of FP17s for the same patient ID Re-attending within 3 months - Adults	833	5,013	16.6%	14.7%	15.9%	16.0%
% of FP17s for the same patient ID Re-attending between 3 & 9 months - Children	622	1,194	52.1%	60.5%	60.6%	58.3%
% of FP17s for the same patient ID Re-attending between 3 & 9 months - Adults	2,707	5,013	54.0%	52.0%	51.6%	50.3%
% of FP17s for Band 1 Urgent Courses	436	5,882	7.4%	9.8%	9.5%	9.1%
% of FP17s Relating to Free Repair or Replacements	15	5,882	0.3%	0.6%	0.7%	0.8%
% of FP17s Relating to Continuations	203	5,882	3.5%	1.1%	1.0%	1.0%
% of Patients satisfied with the dentistry they have received	5	7	N/A	91.8%	92.0%	91.5%
% of Patients satisfied with the time they had to wait for an appointment	4	7	N/A	89.0%	88.1%	87.9%

* This is based on patients treated on this contract for their most recent course of treatment. Figures in italics indicate the base number of FP17s or Patient Questionnaire responses are less than 100. N/A is shown where the base number of responses is less than 10 during the period. % is calculated as Quantity/Base number*100

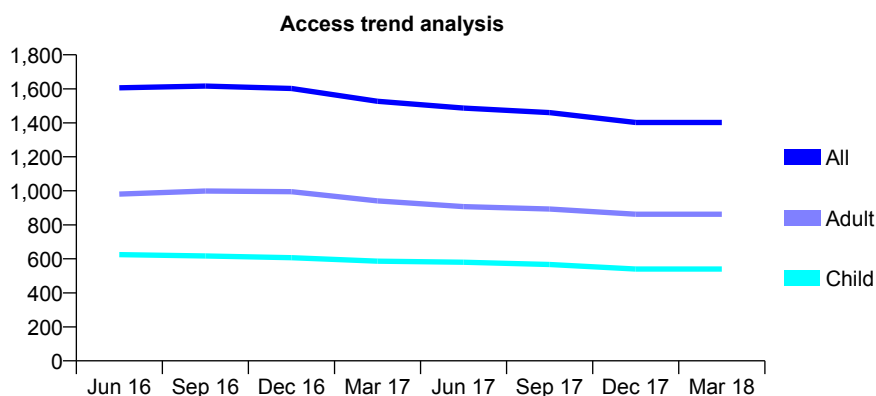
Q70 - Vital Signs At a Glance Contract Report for 125776/0006 - March 2018

Name or company name	Apex Dental Care Ltd
Contract type name	GDS Contract
Purpose of contract	General
Contract start date	03/08/2009
Contract end date	

17/18 Contracted general activity (UDA)	3,549
Carry forward general activity (UDA)	0
17/18 Contracted orthodontic activity (UOA)	0
Carry forward orthodontic activity (UOA)	0
Baseline contract value	£79,614.52

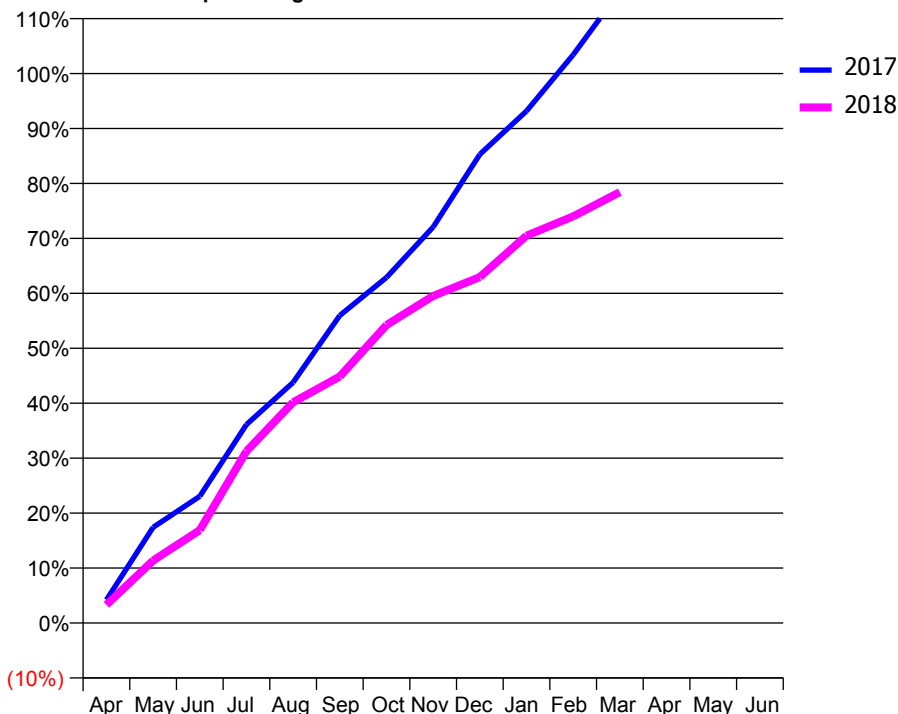
ACCESS*

Patients seen in 24 months	Total	Change since previous quarter
Quarter ending March 2017	1,527	
Quarter ending June 2017	1,487	↓
Quarter ending September 2017	1,460	↓
Quarter ending December 2017	1,402	↓
Quarter ending March 2018	1,402	→
Variance since March 2017	(8.2%)	↓



ACTIVITY

Cumulative percentage of contracted UDA delivered 2017 & 2018



Adjusted Scheduled Activity (UDA)

Month	2017	2018
April	149	118
May	618	403
June	819	600
July	1,282	1,109
August	1,554	1,426
September	1,986	1,592
October	2,232	1,924
November	2,557	2,112
December	3,026	2,234
January	3,307	2,501
February	3,670	2,626
March	4,079	2,783
April	4,185	
May	4,208	
June	4,208	

QUALITY

	Quantity	Base Number	Contract	AT	Region	England
% of FP17s for the same patient ID Re-attending within 3 months - Children	60	733	8.2%	10.3%	11.5%	11.9%
% of FP17s for the same patient ID Re-attending within 3 months - Adults	156	974	16.0%	14.7%	15.9%	16.0%
% of FP17s for the same patient ID Re-attending between 3 & 9 months - Children	477	733	65.1%	60.5%	60.6%	58.3%
% of FP17s for the same patient ID Re-attending between 3 & 9 months - Adults	571	974	58.6%	52.0%	51.6%	50.3%
% of FP17s for Band 1 Urgent Courses	187	1,650	11.3%	9.8%	9.5%	9.1%
% of FP17s Relating to Free Repair or Replacements	2	1,650	0.1%	0.6%	0.7%	0.8%
% of FP17s Relating to Continuations	1	1,650	0.1%	1.1%	1.0%	1.0%
% of Patients satisfied with the dentistry they have received	1	1	N/A	91.8%	92.0%	91.5%
% of Patients satisfied with the time they had to wait for an appointment	1	1	N/A	89.0%	88.1%	87.9%

* This is based on patients treated on this contract for their most recent course of treatment. Figures in italics indicate the base number of FP17s or Patient Questionnaire responses are less than 100. N/A is shown where the base number of responses is less than 10 during the period. % is calculated as Quantity/Base number*100

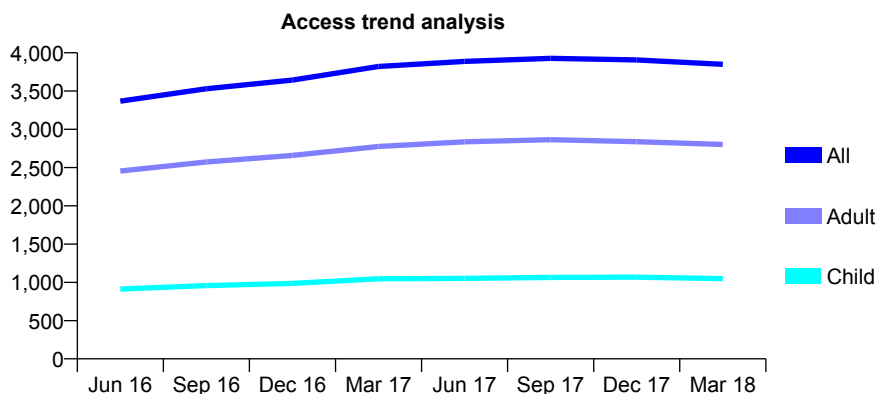
Q70 - Vital Signs At a Glance Contract Report for 125776/0012 - March 2018

Name or company name	Apex Dental Care Ltd
Contract type name	GDS Contract
Purpose of contract	General
Contract start date	01/09/2011
Contract end date	

17/18 Contracted general activity (UDA)	10,000
Carry forward general activity (UDA)	0
17/18 Contracted orthodontic activity (UOA)	0
Carry forward orthodontic activity (UOA)	0
Baseline contract value	£276,223.13

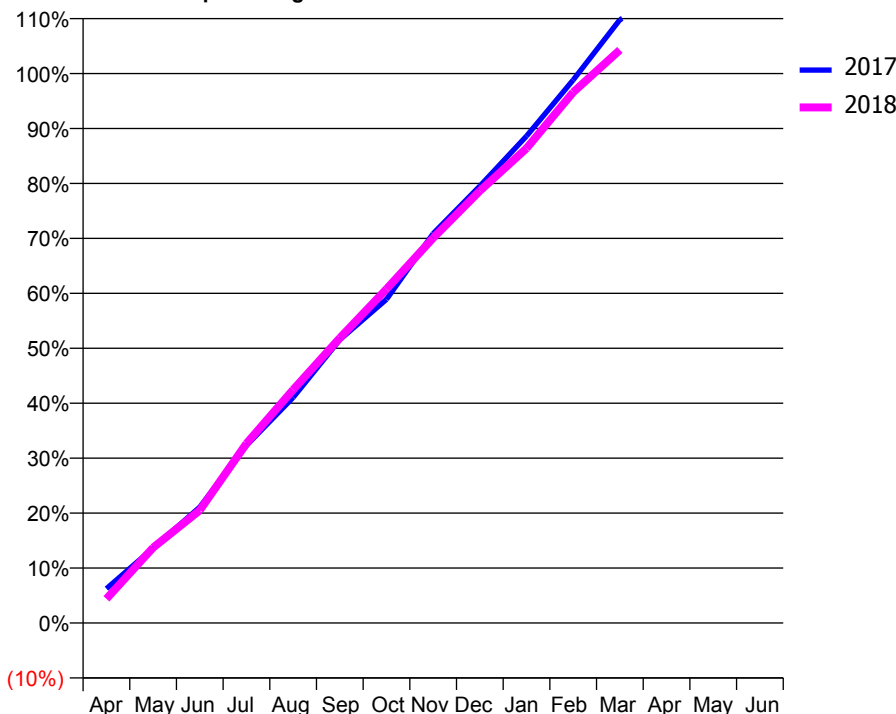
ACCESS*

Patients seen in 24 months	Total	Change since previous quarter
Quarter ending March 2017	3,822	
Quarter ending June 2017	3,888	→
Quarter ending September 2017	3,928	→
Quarter ending December 2017	3,907	→
Quarter ending March 2018	3,849	↓
Variance since March 2017	0.7%	→



ACTIVITY

Cumulative percentage of contracted UDA delivered 2017 & 2018



Month	Adjusted Scheduled Activity (UDA)	
	2017	2018
April	626	440
May	1,362	1,373
June	2,111	2,051
July	3,232	3,267
August	4,106	4,245
September	5,156	5,186
October	5,891	6,077
November	7,087	7,007
December	7,951	7,864
January	8,861	8,639
February	9,882	9,658
March	10,979	10,428
April	11,400	
May	11,393	
June	11,395	

QUALITY

	Quantity	Base Number	Contract	AT	Region	England
% of FP17s for the same patient ID Re-attending within 3 months - Children	78	1,545	5.0%	10.3%	11.5%	11.9%
% of FP17s for the same patient ID Re-attending within 3 months - Adults	509	4,175	12.2%	14.7%	15.9%	16.0%
% of FP17s for the same patient ID Re-attending between 3 & 9 months - Children	1,083	1,545	70.1%	60.5%	60.6%	58.3%
% of FP17s for the same patient ID Re-attending between 3 & 9 months - Adults	2,677	4,175	64.1%	52.0%	51.6%	50.3%
% of FP17s for Band 1 Urgent Courses	489	5,565	8.8%	9.8%	9.5%	9.1%
% of FP17s Relating to Free Repair or Replacements	38	5,565	0.7%	0.6%	0.7%	0.8%
% of FP17s Relating to Continuations	12	5,565	0.2%	1.1%	1.0%	1.0%
% of Patients satisfied with the dentistry they have received	2	4	N/A	91.8%	92.0%	91.5%
% of Patients satisfied with the time they had to wait for an appointment	3	4	N/A	89.0%	88.1%	87.9%

* This is based on patients treated on this contract for their most recent course of treatment. Figures in italics indicate the base number of FP17s or Patient Questionnaire responses are less than 100. N/A is shown where the base number of responses is less than 10 during the period. % is calculated as Quantity/Base number*100

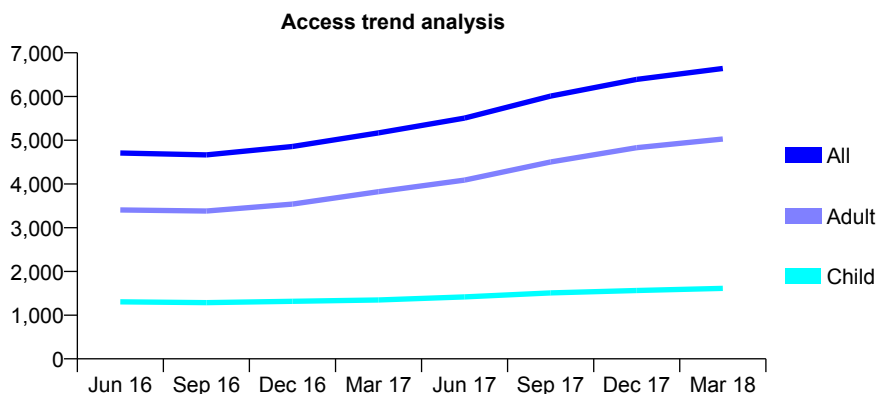
Q70 - Vital Signs At a Glance Contract Report for 125776/0015 - March 2018

Name or company name	Apex Dental Care Ltd
Contract type name	GDS Contract
Purpose of contract	General
Contract start date	01/06/2013
Contract end date	

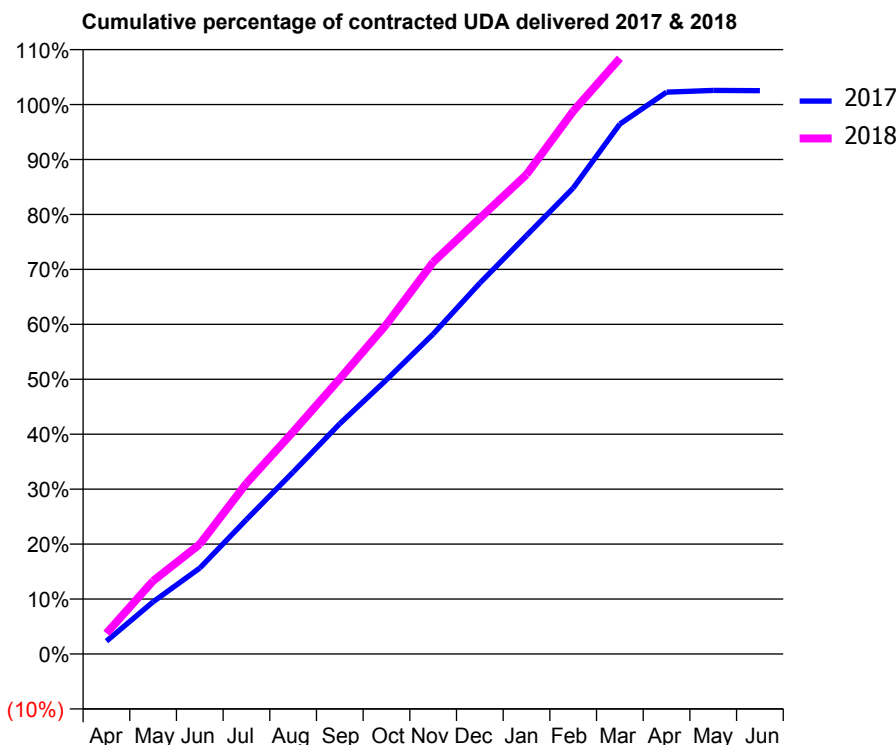
17/18 Contracted general activity (UDA)	16,814
Carry forward general activity (UDA)	0
17/18 Contracted orthodontic activity (UOA)	0
Carry forward orthodontic activity (UOA)	0
Baseline contract value	£389,225.19

ACCESS*

Patients seen in 24 months	Total	Change since previous quarter
Quarter ending March 2017	5,168	
Quarter ending June 2017	5,507	↑
Quarter ending September 2017	6,011	↑
Quarter ending December 2017	6,392	↑
Quarter ending March 2018	6,642	↑
Variance since March 2017	28.5%	↑



ACTIVITY



Month	Adjusted Scheduled Activity (UDA)	
	2017	2018
April	350	633
May	1,426	2,238
June	2,345	3,359
July	3,670	5,224
August	4,968	6,800
September	6,287	8,425
October	7,485	10,087
November	8,734	11,989
December	10,125	13,337
January	11,424	14,669
February	12,721	16,611
March	14,466	18,229
April	15,339	
May	15,383	
June	15,379	

QUALITY

	Quantity	Base Number	Contract	AT	Region	England
% of FP17s for the same patient ID Re-attending within 3 months - Children	149	2,479	6.0%	10.3%	11.5%	11.9%
% of FP17s for the same patient ID Re-attending within 3 months - Adults	930	7,120	13.1%	14.7%	15.9%	16.0%
% of FP17s for the same patient ID Re-attending between 3 & 9 months - Children	1,419	2,479	57.2%	60.5%	60.6%	58.3%
% of FP17s for the same patient ID Re-attending between 3 & 9 months - Adults	3,195	7,120	44.9%	52.0%	51.6%	50.3%
% of FP17s for Band 1 Urgent Courses	1,194	9,252	12.9%	9.8%	9.5%	9.1%
% of FP17s Relating to Free Repair or Replacements	34	9,252	0.4%	0.6%	0.7%	0.8%
% of FP17s Relating to Continuations	58	9,252	0.6%	1.1%	1.0%	1.0%
% of Patients satisfied with the dentistry they have received	3	3	N/A	91.8%	92.0%	91.5%
% of Patients satisfied with the time they had to wait for an appointment	3	3	N/A	89.0%	88.1%	87.9%

* This is based on patients treated on this contract for their most recent course of treatment. Figures in italics indicate the base number of FP17s or Patient Questionnaire responses are less than 100. N/A is shown where the base number of responses is less than 10 during the period. % is calculated as Quantity/Base number*100

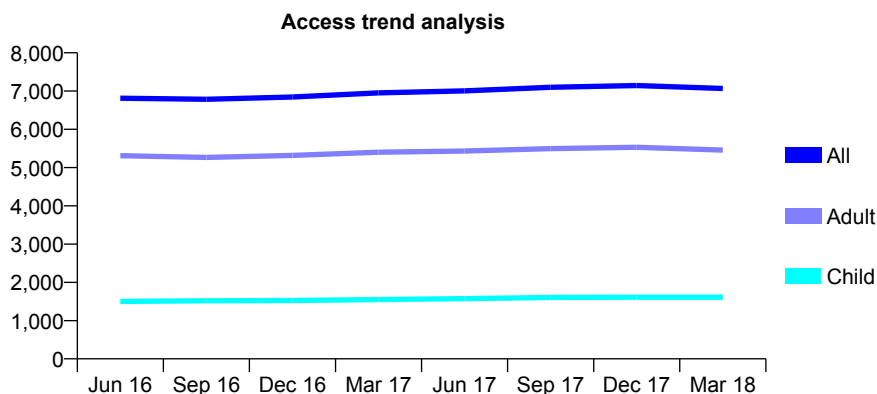
Q70 - Vital Signs At a Glance Contract Report for 127116/0002 - March 2018

Name or company name	Mr R Gyening & Miss N Hussain
Contract type name	GDS Contract
Purpose of contract	General
Contract start date	01/07/2012
Contract end date	

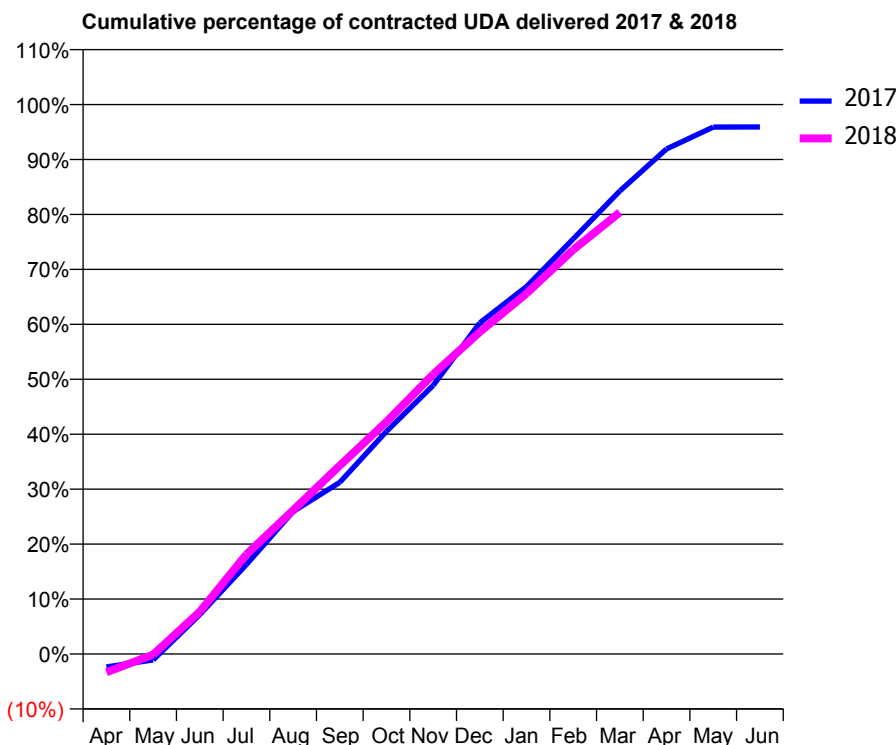
17/18 Contracted general activity (UDA)	20,000
Carry forward general activity (UDA)	804
17/18 Contracted orthodontic activity (UOA)	0
Carry forward orthodontic activity (UOA)	0
Baseline contract value	£527,192.42

ACCESS*

Patients seen in 24 months	Total	Change since previous quarter
Quarter ending March 2017	6,952	
Quarter ending June 2017	7,006	→
Quarter ending September 2017	7,098	→
Quarter ending December 2017	7,145	→
Quarter ending March 2018	7,069	↓
Variance since March 2017	1.7%	→



ACTIVITY



Month	Adjusted Scheduled Activity (UDA)	
	2017	2018
April	-467	-669
May	-218	-28
June	1,412	1,540
July	3,210	3,628
August	5,105	5,236
September	6,150	6,859
October	7,976	8,452
November	9,626	10,179
December	11,867	11,724
January	13,163	13,123
February	14,868	14,713
March	16,590	16,075
April	18,094	
May	18,881	
June	18,884	

QUALITY

	Quantity	Base Number	Contract	AT	Region	England
% of FP17s for the same patient ID Re-attending within 3 months - Children	138	2,317	6.0%	10.3%	11.5%	11.9%
% of FP17s for the same patient ID Re-attending within 3 months - Adults	1,018	7,719	13.2%	14.7%	15.9%	16.0%
% of FP17s for the same patient ID Re-attending between 3 & 9 months - Children	1,514	2,317	65.3%	60.5%	60.6%	58.3%
% of FP17s for the same patient ID Re-attending between 3 & 9 months - Adults	4,537	7,719	58.8%	52.0%	51.6%	50.3%
% of FP17s for Band 1 Urgent Courses	850	8,691	9.8%	9.8%	9.5%	9.1%
% of FP17s Relating to Free Repair or Replacements	31	8,691	0.4%	0.6%	0.7%	0.8%
% of FP17s Relating to Continuations	31	8,691	0.4%	1.1%	1.0%	1.0%
% of Patients satisfied with the dentistry they have received	5	5	N/A	91.8%	92.0%	91.5%
% of Patients satisfied with the time they had to wait for an appointment	5	5	N/A	89.0%	88.1%	87.9%

* This is based on patients treated on this contract for their most recent course of treatment. Figures in italics indicate the base number of FP17s or Patient Questionnaire responses are less than 100. N/A is shown where the base number of responses is less than 10 during the period. % is calculated as Quantity/Base number*100

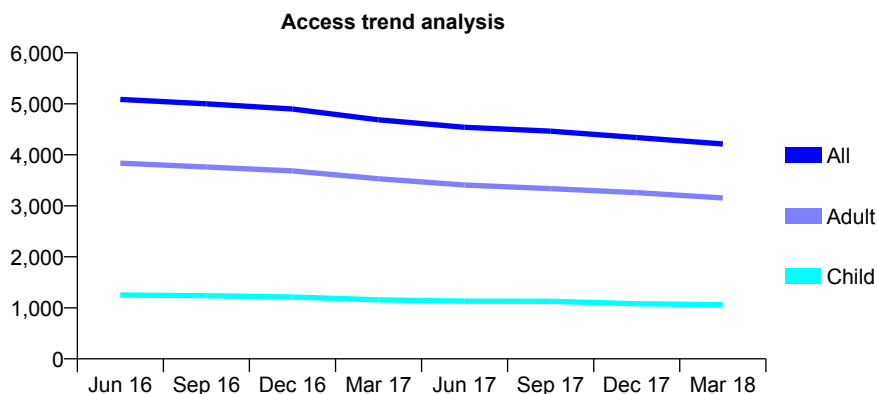
Q70 - Vital Signs At a Glance Contract Report for 127116/0004 - March 2018

Name or company name	Mr R Gyening & Miss N Hussain
Contract type name	GDS Contract
Purpose of contract	General
Contract start date	01/07/2012
Contract end date	

17/18 Contracted general activity (UDA)	13,200
Carry forward general activity (UDA)	0
17/18 Contracted orthodontic activity (UOA)	0
Carry forward orthodontic activity (UOA)	0
Baseline contract value	£367,729.88

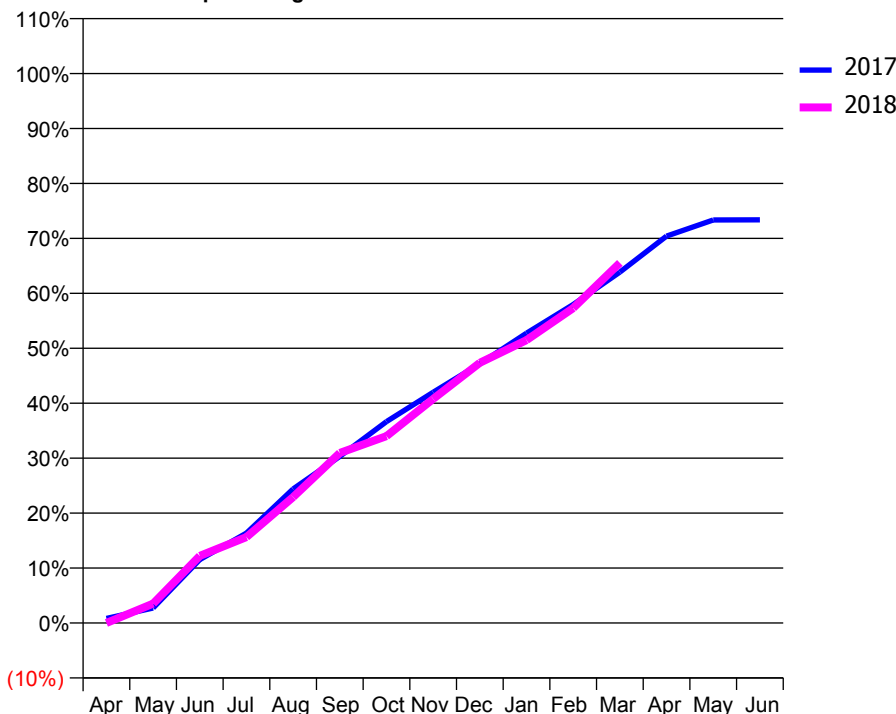
ACCESS*

Patients seen in 24 months	Total	Change since previous quarter
Quarter ending March 2017	4,687	
Quarter ending June 2017	4,540	↓
Quarter ending September 2017	4,463	↓
Quarter ending December 2017	4,339	↓
Quarter ending March 2018	4,214	↓
Variance since March 2017	(10.1%)	↓



ACTIVITY

Cumulative percentage of contracted UDA delivered 2017 & 2018



Month	Adjusted Scheduled Activity (UDA)	
	2017	2018
April	111	0
May	360	467
June	1,525	1,612
July	2,161	2,065
August	3,219	3,024
September	4,003	4,085
October	4,839	4,488
November	5,544	5,384
December	6,227	6,251
January	6,961	6,795
February	7,651	7,565
March	8,430	8,651
April	9,295	
May	9,683	
June	9,684	

QUALITY

	Quantity	Base Number	Contract	AT	Region	England
% of FP17s for the same patient ID Re-attending within 3 months - Children	96	1,379	7.0%	10.3%	11.5%	11.9%
% of FP17s for the same patient ID Re-attending within 3 months - Adults	726	4,352	16.7%	14.7%	15.9%	16.0%
% of FP17s for the same patient ID Re-attending between 3 & 9 months - Children	718	1,379	52.1%	60.5%	60.6%	58.3%
% of FP17s for the same patient ID Re-attending between 3 & 9 months - Adults	2,309	4,352	53.1%	52.0%	51.6%	50.3%
% of FP17s for Band 1 Urgent Courses	550	5,044	10.9%	9.8%	9.5%	9.1%
% of FP17s Relating to Free Repair or Replacements	17	5,044	0.3%	0.6%	0.7%	0.8%
% of FP17s Relating to Continuations	6	5,044	0.1%	1.1%	1.0%	1.0%
% of Patients satisfied with the dentistry they have received	1	1	N/A	91.8%	92.0%	91.5%
% of Patients satisfied with the time they had to wait for an appointment	1	1	N/A	89.0%	88.1%	87.9%

* This is based on patients treated on this contract for their most recent course of treatment. Figures in italics indicate the base number of FP17s or Patient Questionnaire responses are less than 100. N/A is shown where the base number of responses is less than 10 during the period. % is calculated as Quantity/Base number*100

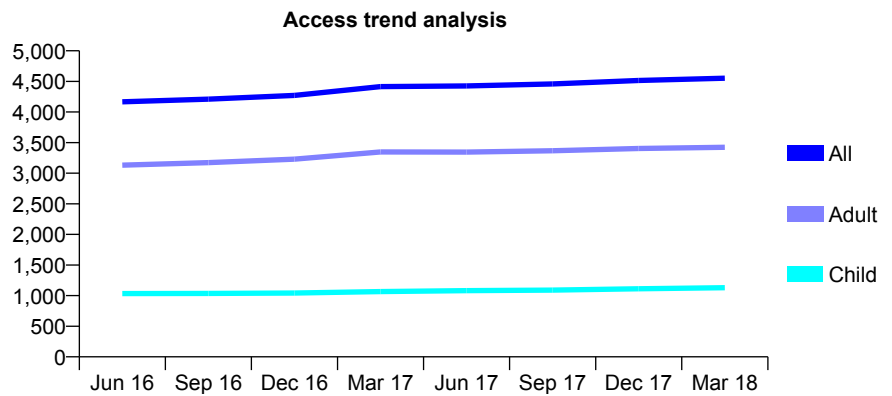
Q70 - Vital Signs At a Glance Contract Report for 128392/0001 - March 2018

Name or company name	Dr L Tangsiri
Contract type name	GDS Contract
Purpose of contract	General
Contract start date	25/09/2009
Contract end date	

17/18 Contracted general activity (UDA)	10,368
Carry forward general activity (UDA)	0
17/18 Contracted orthodontic activity (UOA)	0
Carry forward orthodontic activity (UOA)	0
Baseline contract value	£237,285.41

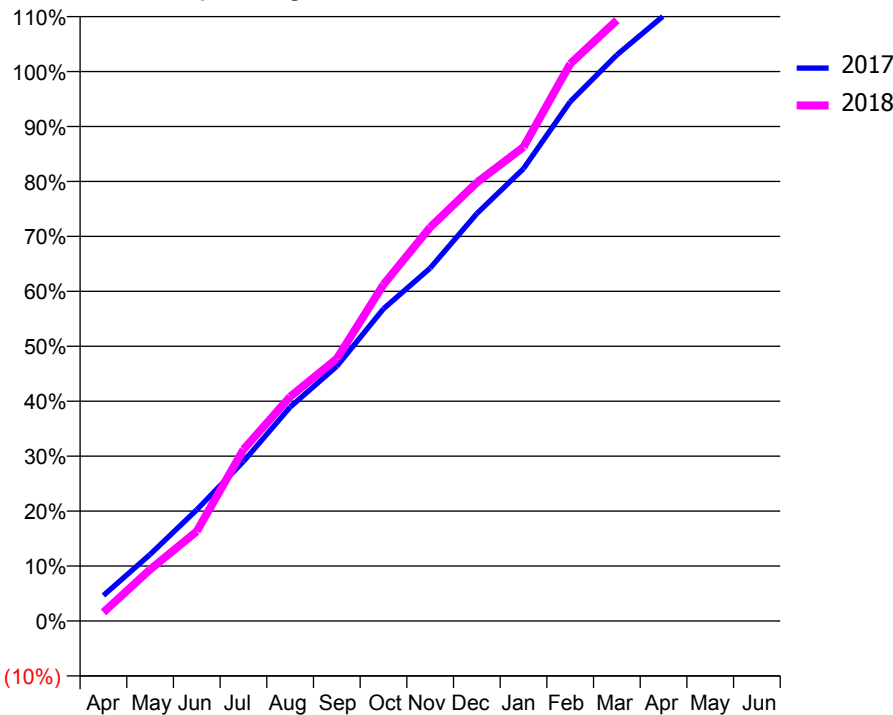
ACCESS*

Patients seen in 24 months	Total	Change since previous quarter
Quarter ending March 2017	4,415	
Quarter ending June 2017	4,427	→
Quarter ending September 2017	4,459	→
Quarter ending December 2017	4,516	→
Quarter ending March 2018	4,552	→
Variance since March 2017	3.1%	↑



ACTIVITY

Cumulative percentage of contracted UDA delivered 2017 & 2018



Month	Adjusted Scheduled Activity (UDA)	
	2017	2018
April	481	166
May	1,257	972
June	2,100	1,692
July	3,010	3,238
August	4,037	4,234
September	4,806	4,949
October	5,891	6,348
November	6,659	7,429
December	7,689	8,273
January	8,535	8,944
February	9,800	10,514
March	10,682	11,336
April	11,419	
May	11,461	
June	11,464	

QUALITY

	Quantity	Base Number	Contract	AT	Region	England
% of FP17s for the same patient ID Re-attending within 3 months - Children	71	1,678	4.2%	10.3%	11.5%	11.9%
% of FP17s for the same patient ID Re-attending within 3 months - Adults	556	4,956	11.2%	14.7%	15.9%	16.0%
% of FP17s for the same patient ID Re-attending between 3 & 9 months - Children	1,095	1,678	65.3%	60.5%	60.6%	58.3%
% of FP17s for the same patient ID Re-attending between 3 & 9 months - Adults	2,884	4,956	58.2%	52.0%	51.6%	50.3%
% of FP17s for Band 1 Urgent Courses	367	6,360	5.8%	9.8%	9.5%	9.1%
% of FP17s Relating to Free Repair or Replacements	21	6,360	0.3%	0.6%	0.7%	0.8%
% of FP17s Relating to Continuations	113	6,360	1.8%	1.1%	1.0%	1.0%
% of Patients satisfied with the dentistry they have received	2	4	N/A	91.8%	92.0%	91.5%
% of Patients satisfied with the time they had to wait for an appointment	3	4	N/A	89.0%	88.1%	87.9%

* This is based on patients treated on this contract for their most recent course of treatment. Figures in italics indicate the base number of FP17s or Patient Questionnaire responses are less than 100. N/A is shown where the base number of responses is less than 10 during the period. % is calculated as Quantity/Base number*100

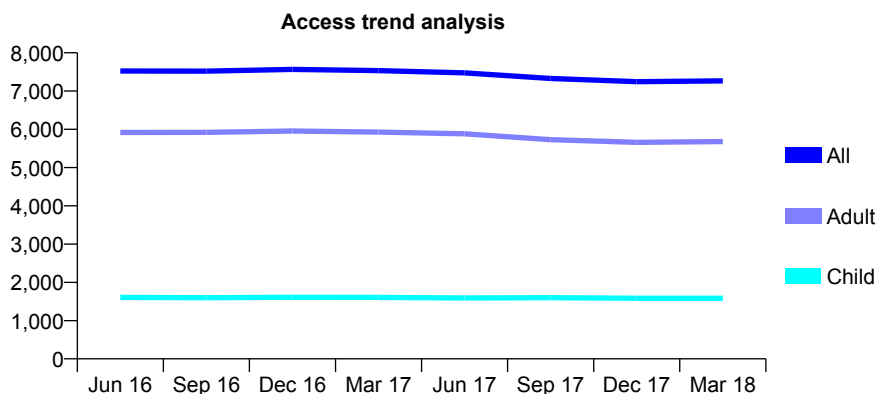
Q70 - Vital Signs At a Glance Contract Report for 128678/0001 - March 2018

Name or company name	SCA Trafalgar Dental Services Ltd
Contract type name	GDS Contract
Purpose of contract	General
Contract start date	01/04/2009
Contract end date	

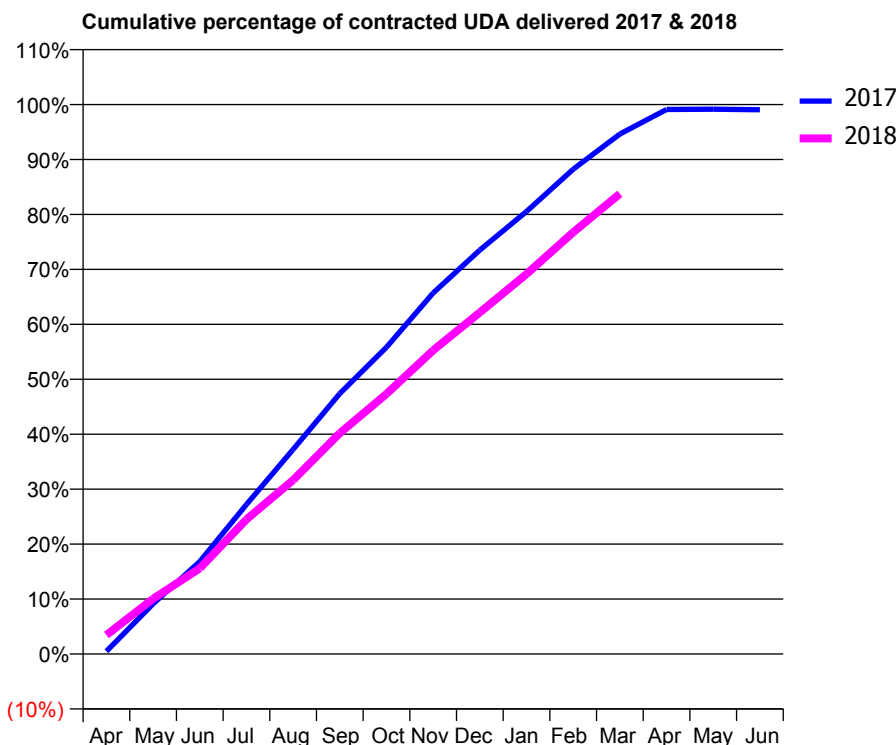
17/18 Contracted general activity (UDA)	21,352
Carry forward general activity (UDA)	0
17/18 Contracted orthodontic activity (UOA)	0
Carry forward orthodontic activity (UOA)	0
Baseline contract value	£550,912.78

ACCESS*

Patients seen in 24 months	Total	Change since previous quarter
Quarter ending March 2017	7,534	
Quarter ending June 2017	7,475	→
Quarter ending September 2017	7,329	↓
Quarter ending December 2017	7,245	↓
Quarter ending March 2018	7,265	→
Variance since March 2017	(3.6%)	↓



ACTIVITY



Month	Adjusted Scheduled Activity (UDA)	
	2017	2018
April	107	739
May	1,950	2,148
June	3,593	3,329
July	5,809	5,232
August	7,949	6,760
September	10,122	8,582
October	11,918	10,106
November	14,029	11,799
December	15,696	13,275
January	17,193	14,763
February	18,839	16,389
March	20,208	17,883
April	21,156	
May	21,171	
June	21,150	

QUALITY

	Quantity	Base Number	Contract	AT	Region	England
% of FP17s for the same patient ID Re-attending within 3 months - Children	147	2,205	6.7%	10.3%	11.5%	11.9%
% of FP17s for the same patient ID Re-attending within 3 months - Adults	842	7,496	11.2%	14.7%	15.9%	16.0%
% of FP17s for the same patient ID Re-attending between 3 & 9 months - Children	1,157	2,205	52.5%	60.5%	60.6%	58.3%
% of FP17s for the same patient ID Re-attending between 3 & 9 months - Adults	3,836	7,496	51.2%	52.0%	51.6%	50.3%
% of FP17s for Band 1 Urgent Courses	2,092	9,180	22.8%	9.8%	9.5%	9.1%
% of FP17s Relating to Free Repair or Replacements	16	9,180	0.2%	0.6%	0.7%	0.8%
% of FP17s Relating to Continuations	26	9,180	0.3%	1.1%	1.0%	1.0%
% of Patients satisfied with the dentistry they have received	3	4	N/A	91.8%	92.0%	91.5%
% of Patients satisfied with the time they had to wait for an appointment	3	4	N/A	89.0%	88.1%	87.9%

* This is based on patients treated on this contract for their most recent course of treatment. Figures in italics indicate the base number of FP17s or Patient Questionnaire responses are less than 100. N/A is shown where the base number of responses is less than 10 during the period. % is calculated as Quantity/Base number*100

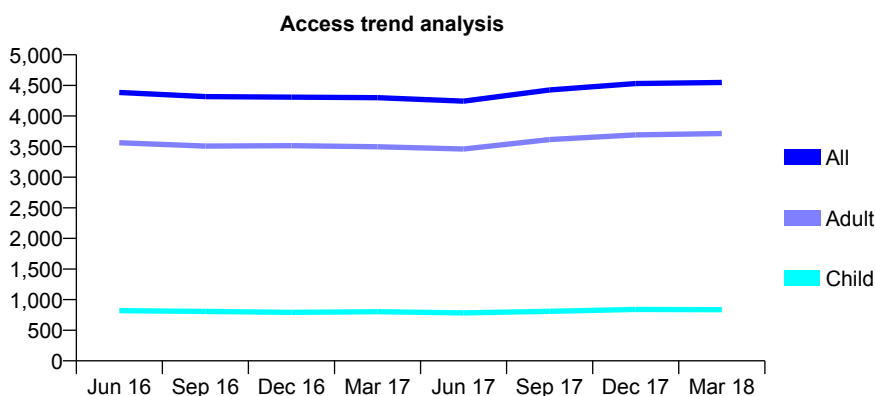
Q70 - Vital Signs At a Glance Contract Report for 128678/0002 - March 2018

Name or company name	SCA Trafalgar Dental Services Ltd
Contract type name	GDS Contract
Purpose of contract	General
Contract start date	10/02/2013
Contract end date	

17/18 Contracted general activity (UDA)	16,000
Carry forward general activity (UDA)	0
17/18 Contracted orthodontic activity (UOA)	0
Carry forward orthodontic activity (UOA)	0
Baseline contract value	£483,463.28

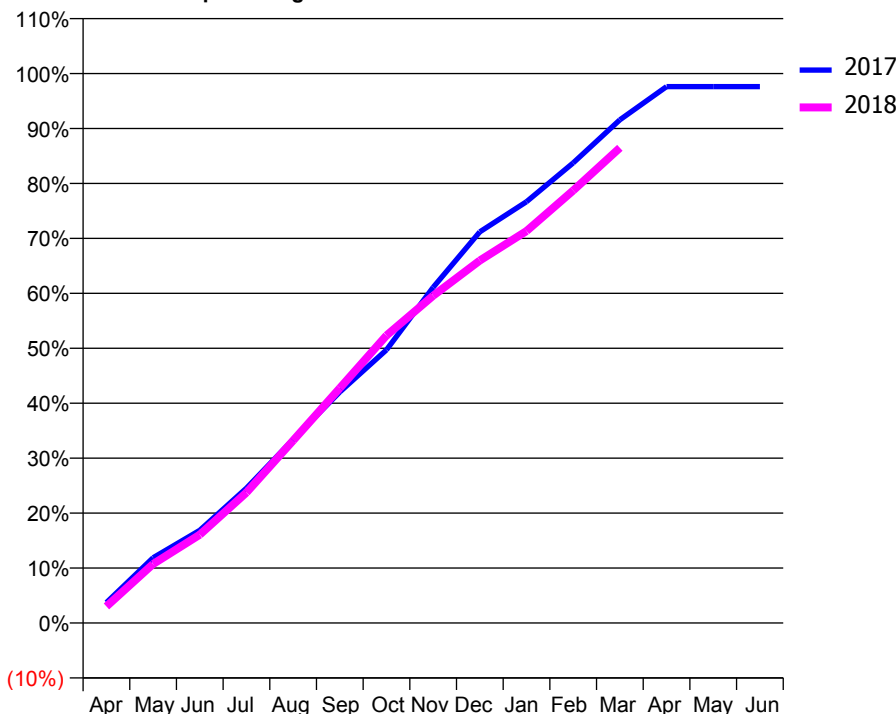
ACCESS*

Patients seen in 24 months	Total	Change since previous quarter
Quarter ending March 2017	4,300	
Quarter ending June 2017	4,244	↓
Quarter ending September 2017	4,425	↑
Quarter ending December 2017	4,531	↑
Quarter ending March 2018	4,549	→
Variance since March 2017	5.8%	↑



ACTIVITY

Cumulative percentage of contracted UDA delivered 2017 & 2018



Adjusted Scheduled Activity (UDA)

Month	2017	2018
April	595	484
May	1,901	1,716
June	2,700	2,573
July	3,926	3,801
August	5,346	5,312
September	6,728	6,839
October	7,952	8,374
November	9,776	9,531
December	11,391	10,555
January	12,266	11,414
February	13,397	12,595
March	14,651	13,837
April	15,618	
May	15,618	
June	15,618	

QUALITY

	Quantity	Base Number	Contract	AT	Region	England
% of FP17s for the same patient ID Re-attending within 3 months - Children	139	1,304	10.7%	10.3%	11.5%	11.9%
% of FP17s for the same patient ID Re-attending within 3 months - Adults	1,165	5,963	19.5%	14.7%	15.9%	16.0%
% of FP17s for the same patient ID Re-attending between 3 & 9 months - Children	792	1,304	60.7%	60.5%	60.6%	58.3%
% of FP17s for the same patient ID Re-attending between 3 & 9 months - Adults	3,357	5,963	56.3%	52.0%	51.6%	50.3%
% of FP17s for Band 1 Urgent Courses	818	6,828	12.0%	9.8%	9.5%	9.1%
% of FP17s Relating to Free Repair or Replacements	61	6,828	0.9%	0.6%	0.7%	0.8%
% of FP17s Relating to Continuations	71	6,828	1.0%	1.1%	1.0%	1.0%
% of Patients satisfied with the dentistry they have received	6	7	N/A	91.8%	92.0%	91.5%
% of Patients satisfied with the time they had to wait for an appointment	6	7	N/A	89.0%	88.1%	87.9%

* This is based on patients treated on this contract for their most recent course of treatment. Figures in italics indicate the base number of FP17s or Patient Questionnaire responses are less than 100. N/A is shown where the base number of responses is less than 10 during the period. % is calculated as Quantity/Base number*100

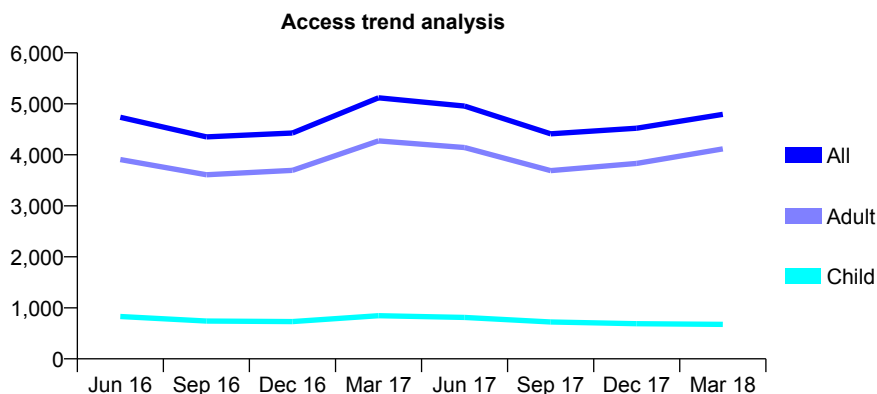
Q70 - Vital Signs At a Glance Contract Report for 129135/0001 - March 2018

Name or company name	Mr M Rzepski & Mrs A Grycz-Rzepaska
Contract type name	GDS Contract
Purpose of contract	General
Contract start date	01/04/2006
Contract end date	

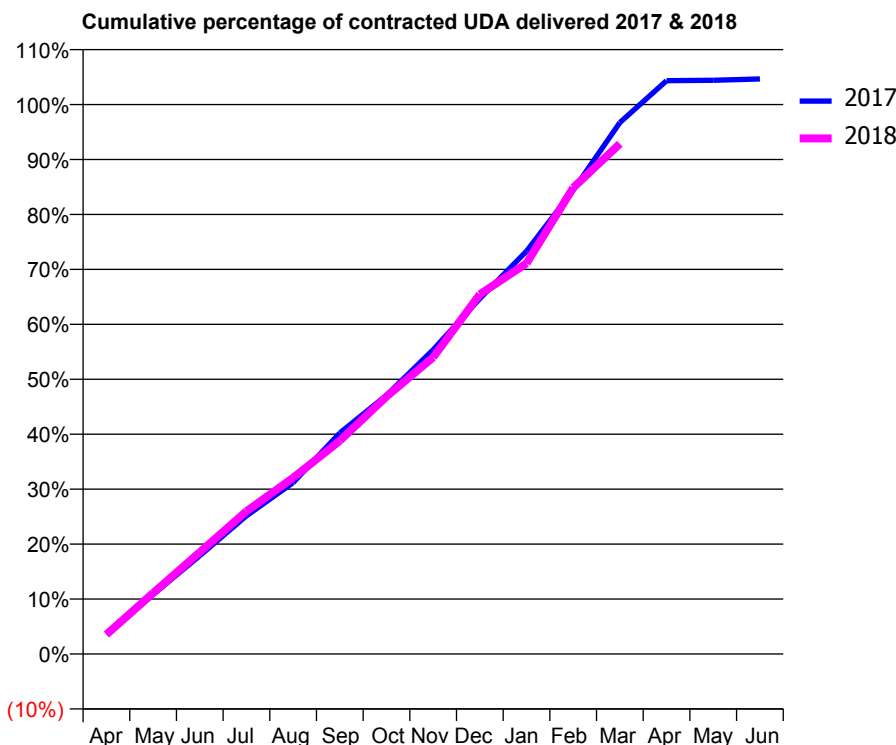
17/18 Contracted general activity (UDA)	14,316
Carry forward general activity (UDA)	0
17/18 Contracted orthodontic activity (UOA)	0
Carry forward orthodontic activity (UOA)	0
Baseline contract value	£296,188.66

ACCESS*

Patients seen in 24 months	Total	Change since previous quarter
Quarter ending March 2017	5,118	
Quarter ending June 2017	4,955	↓
Quarter ending September 2017	4,413	↓
Quarter ending December 2017	4,522	↑
Quarter ending March 2018	4,794	↑
Variance since March 2017	(6.3%)	↓



ACTIVITY



Month	Adjusted Scheduled Activity (UDA)	
	2017	2018
April	516	508
May	1,551	1,589
June	2,561	2,654
July	3,602	3,718
August	4,466	4,593
September	5,759	5,558
October	6,743	6,708
November	7,926	7,732
December	9,261	9,370
January	10,492	10,177
February	12,086	12,149
March	13,846	13,295
April	14,938	
May	14,946	
June	14,981	

QUALITY

	Quantity	Base Number	Contract	AT	Region	England
% of FP17s for the same patient ID Re-attending within 3 months - Children	72	1,217	5.9%	10.3%	11.5%	11.9%
% of FP17s for the same patient ID Re-attending within 3 months - Adults	970	6,978	13.9%	14.7%	15.9%	16.0%
% of FP17s for the same patient ID Re-attending between 3 & 9 months - Children	844	1,217	69.4%	60.5%	60.6%	58.3%
% of FP17s for the same patient ID Re-attending between 3 & 9 months - Adults	4,202	6,978	60.2%	52.0%	51.6%	50.3%
% of FP17s for Band 1 Urgent Courses	460	7,599	6.1%	9.8%	9.5%	9.1%
% of FP17s Relating to Free Repair or Replacements	48	7,599	0.6%	0.6%	0.7%	0.8%
% of FP17s Relating to Continuations	186	7,599	2.4%	1.1%	1.0%	1.0%
% of Patients satisfied with the dentistry they have received	5	5	N/A	91.8%	92.0%	91.5%
% of Patients satisfied with the time they had to wait for an appointment	5	5	N/A	89.0%	88.1%	87.9%

* This is based on patients treated on this contract for their most recent course of treatment. Figures in italics indicate the base number of FP17s or Patient Questionnaire responses are less than 100. N/A is shown where the base number of responses is less than 10 during the period. % is calculated as Quantity/Base number*100

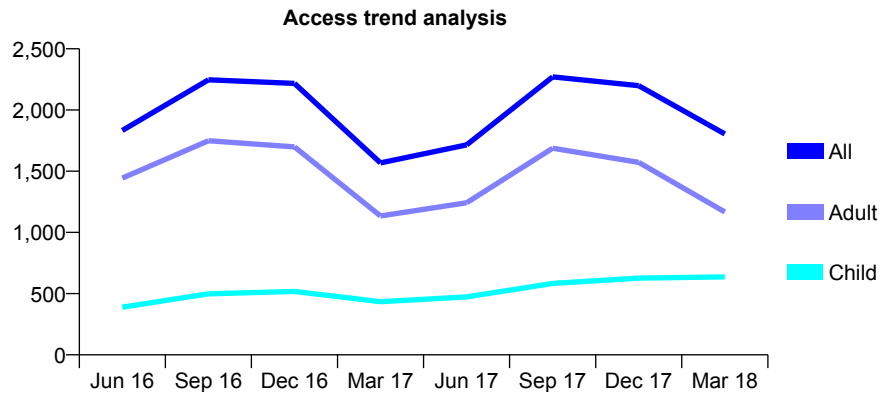
Q70 - Vital Signs At a Glance Contract Report for 129135/0002 - March 2018

Name or company name	Mr M Rzepski & Mrs A Grycz-Rzepka
Contract type name	PDS Plus Contract
Purpose of contract	General
Contract start date	01/12/2010
Contract end date	30/11/2020

17/18 Contracted general activity (UDA)	6,000
Carry forward general activity (UDA)	32
17/18 Contracted orthodontic activity (UOA)	0
Carry forward orthodontic activity (UOA)	0
Baseline contract value	£102,171.93

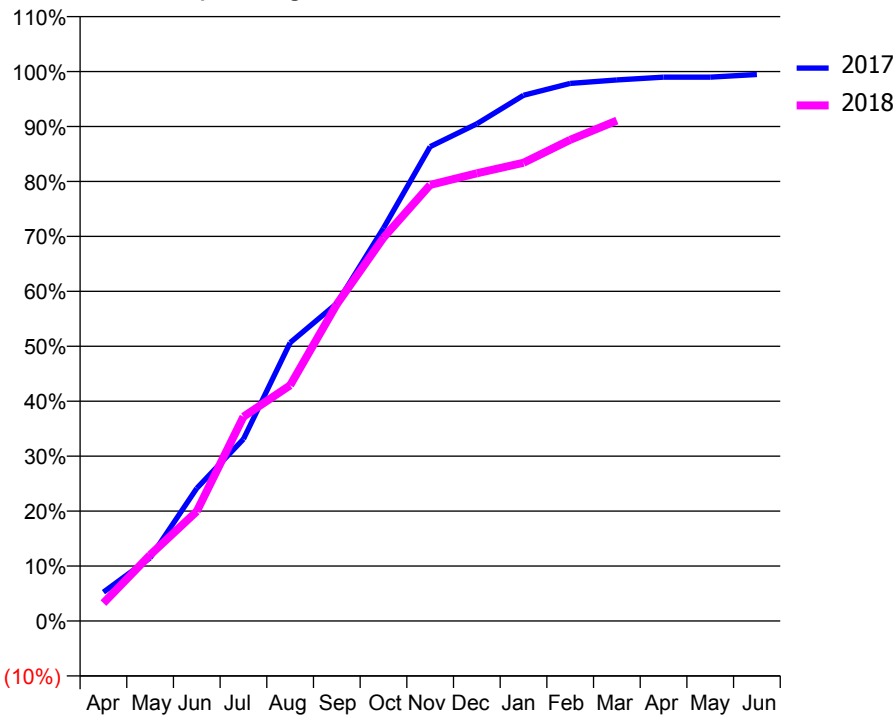
ACCESS*

Patients seen in 24 months	Total	Change since previous quarter
Quarter ending March 2017	1,568	
Quarter ending June 2017	1,715	↑
Quarter ending September 2017	2,271	↑
Quarter ending December 2017	2,199	↓
Quarter ending March 2018	1,804	↓
Variance since March 2017	15.1%	↑



ACTIVITY

Cumulative percentage of contracted UDA delivered 2017 & 2018



Month	Adjusted Scheduled Activity (UDA)	
	2017	2018
April	315	195
May	689	721
June	1,450	1,198
July	1,987	2,231
August	3,039	2,574
September	3,468	3,458
October	4,290	4,185
November	5,180	4,762
December	5,429	4,889
January	5,741	5,003
February	5,870	5,254
March	5,907	5,464
April	5,938	
May	5,938	
June	5,968	

QUALITY

	Quantity	Base Number	Contract	AT	Region	England
% of FP17s for the same patient ID Re-attending within 3 months - Children	48	961	5.0%	10.3%	11.5%	11.9%
% of FP17s for the same patient ID Re-attending within 3 months - Adults	195	2,187	8.9%	14.7%	15.9%	16.0%
% of FP17s for the same patient ID Re-attending between 3 & 9 months - Children	442	961	46.0%	60.5%	60.6%	58.3%
% of FP17s for the same patient ID Re-attending between 3 & 9 months - Adults	682	2,187	31.2%	52.0%	51.6%	50.3%
% of FP17s for Band 1 Urgent Courses	214	3,108	6.9%	9.8%	9.5%	9.1%
% of FP17s Relating to Free Repair or Replacements	7	3,108	0.2%	0.6%	0.7%	0.8%
% of FP17s Relating to Continuations	97	3,108	3.1%	1.1%	1.0%	1.0%
% of Patients satisfied with the dentistry they have received	2	2	N/A	91.8%	92.0%	91.5%
% of Patients satisfied with the time they had to wait for an appointment	2	2	N/A	89.0%	88.1%	87.9%

* This is based on patients treated on this contract for their most recent course of treatment. Figures in italics indicate the base number of FP17s or Patient Questionnaire responses are less than 100. N/A is shown where the base number of responses is less than 10 during the period. % is calculated as Quantity/Base number*100

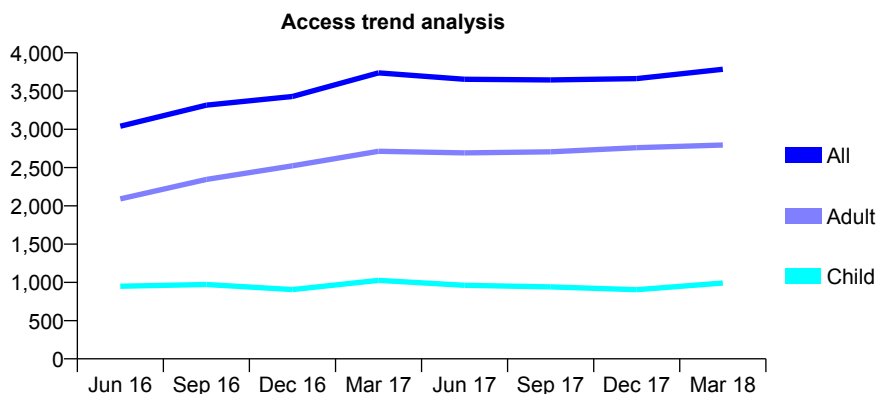
Q70 - Vital Signs At a Glance Contract Report for 129992/0008 - March 2018

Name or company name	Somerset Partnership NHS Foundation Tru
Contract type name	PDS Contract
Purpose of contract	General
Contract start date	01/04/2015
Contract end date	31/03/2020

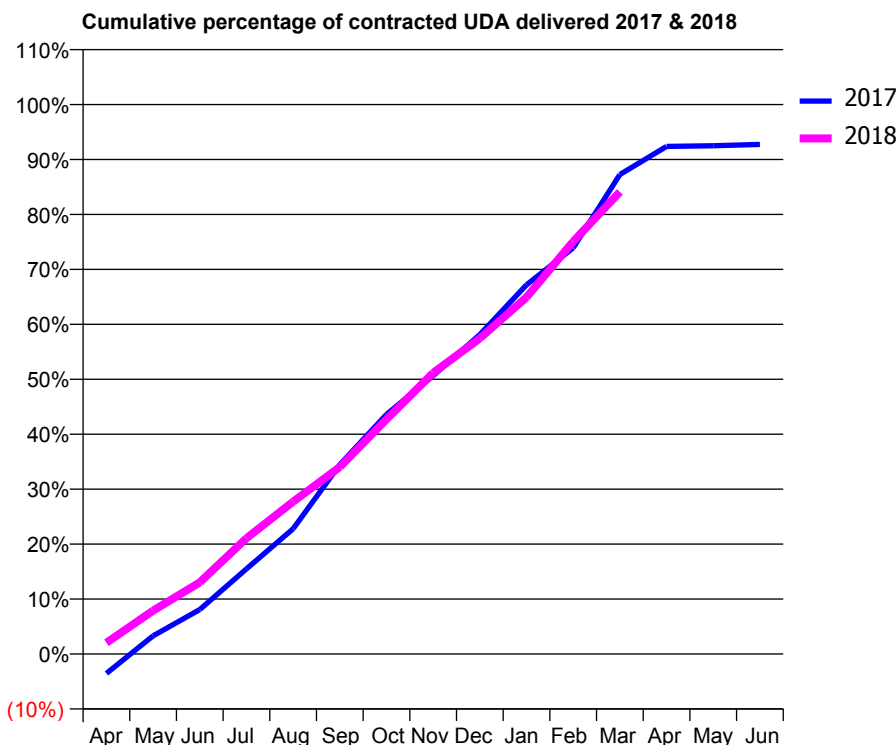
17/18 Contracted general activity (UDA)	9,333
Carry forward general activity (UDA)	0
17/18 Contracted orthodontic activity (UOA)	0
Carry forward orthodontic activity (UOA)	0
Baseline contract value	£1,312,505.84

ACCESS*

Patients seen in 24 months	Total	Change since previous quarter
Quarter ending March 2017	3,737	
Quarter ending June 2017	3,654	↓
Quarter ending September 2017	3,646	→
Quarter ending December 2017	3,663	→
Quarter ending March 2018	3,785	↑
Variance since March 2017	1.3%	→



ACTIVITY



Month	Adjusted Scheduled Activity (UDA)	
	2017	2018
April	-331	191
May	309	737
June	755	1,216
July	1,446	1,967
August	2,128	2,588
September	3,218	3,175
October	4,068	3,987
November	4,728	4,776
December	5,426	5,362
January	6,270	6,059
February	6,898	7,005
March	8,142	7,850
April	8,621	
May	8,633	
June	8,654	

QUALITY

	Quantity	Base Number	Contract	AT	Region	England
% of FP17s for the same patient ID Re-attending within 3 months - Children	92	1,370	6.7%	10.3%	11.5%	11.9%
% of FP17s for the same patient ID Re-attending within 3 months - Adults	418	3,505	11.9%	14.7%	15.9%	16.0%
% of FP17s for the same patient ID Re-attending between 3 & 9 months - Children	548	1,370	40.0%	60.5%	60.6%	58.3%
% of FP17s for the same patient ID Re-attending between 3 & 9 months - Adults	1,888	3,505	53.9%	52.0%	51.6%	50.3%
% of FP17s for Band 1 Urgent Courses	203	4,627	4.4%	9.8%	9.5%	9.1%
% of FP17s Relating to Free Repair or Replacements	12	4,627	0.3%	0.6%	0.7%	0.8%
% of FP17s Relating to Continuations	88	4,627	1.9%	1.1%	1.0%	1.0%
% of Patients satisfied with the dentistry they have received	2	2	N/A	91.8%	92.0%	91.5%
% of Patients satisfied with the time they had to wait for an appointment	2	2	N/A	89.0%	88.1%	87.9%

* This is based on patients treated on this contract for their most recent course of treatment. Figures in italics indicate the base number of FP17s or Patient Questionnaire responses are less than 100. N/A is shown where the base number of responses is less than 10 during the period. % is calculated as Quantity/Base number*100

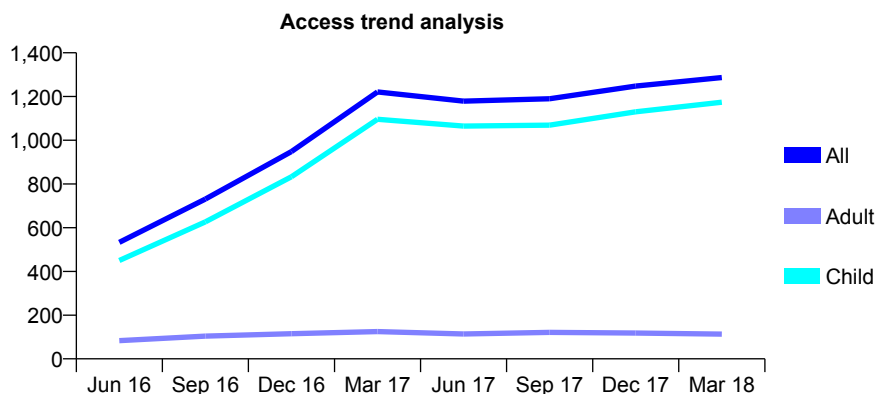
Q70 - Vital Signs At a Glance Contract Report for 129992/0009 - March 2018

Name or company name	Somerset Partnership NHS Foundation Tru
Contract type name	PDS Contract
Purpose of contract	General
Contract start date	01/04/2015
Contract end date	31/03/2020

17/18 Contracted general activity (UDA)	4,666
Carry forward general activity (UDA)	0
17/18 Contracted orthodontic activity (UOA)	0
Carry forward orthodontic activity (UOA)	0
Baseline contract value	£394,292.26

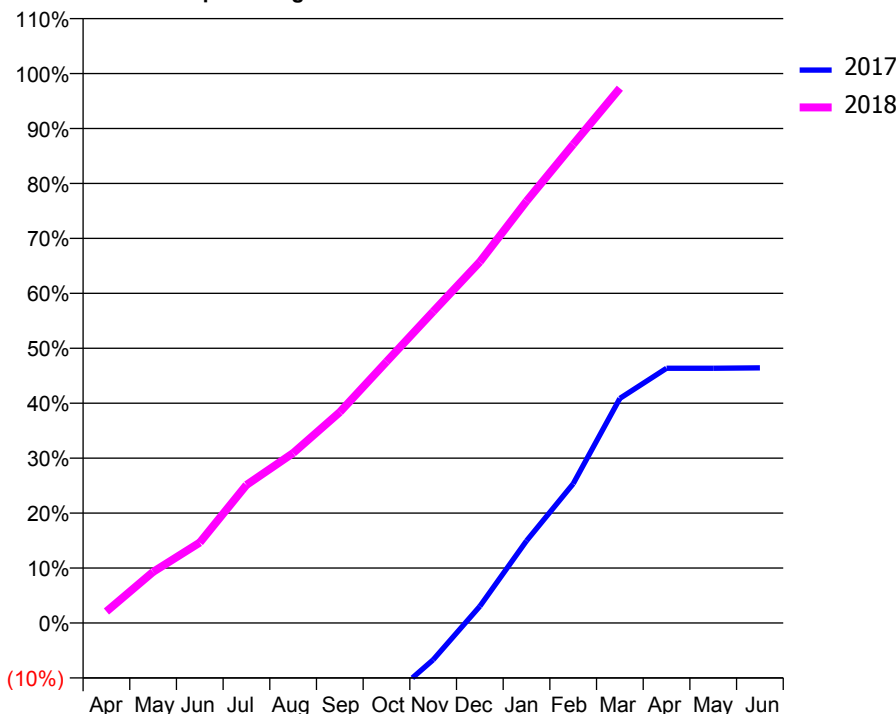
ACCESS*

Patients seen in 24 months	Total	Change since previous quarter
Quarter ending March 2017	1,221	
Quarter ending June 2017	1,179	↓
Quarter ending September 2017	1,190	→
Quarter ending December 2017	1,248	↑
Quarter ending March 2018	1,287	↑
Variance since March 2017	5.4%	↑



ACTIVITY

Cumulative percentage of contracted UDA delivered 2017 & 2018



Month	Adjusted Scheduled Activity (UDA)	
	2017	2018
April	-2,486	98
May	-2,273	434
June	-2,025	683
July	-1,776	1,173
August	-1,571	1,443
September	-1,104	1,791
October	-661	2,218
November	-313	2,645
December	142	3,067
January	698	3,582
February	1,182	4,065
March	1,907	4,541
April	2,163	
May	2,163	
June	2,166	

QUALITY

	Quantity	Base Number	Contract	AT	Region	England
% of FP17s for the same patient ID Re-attending within 3 months - Children	109	1,795	6.1%	10.3%	11.5%	11.9%
% of FP17s for the same patient ID Re-attending within 3 months - Adults	2	134	1.5%	14.7%	15.9%	16.0%
% of FP17s for the same patient ID Re-attending between 3 & 9 months - Children	140	1,795	7.8%	60.5%	60.6%	58.3%
% of FP17s for the same patient ID Re-attending between 3 & 9 months - Adults	12	134	9.0%	52.0%	51.6%	50.3%
% of FP17s for Band 1 Urgent Courses	33	1,818	1.8%	9.8%	9.5%	9.1%
% of FP17s Relating to Free Repair or Replacements	0	1,818	0.0%	0.6%	0.7%	0.8%
% of FP17s Relating to Continuations	23	1,818	1.3%	1.1%	1.0%	1.0%
% of Patients satisfied with the dentistry they have received	0	0	N/A	91.8%	92.0%	91.5%
% of Patients satisfied with the time they had to wait for an appointment	0	0	N/A	89.0%	88.1%	87.9%

* This is based on patients treated on this contract for their most recent course of treatment. Figures in italics indicate the base number of FP17s or Patient Questionnaire responses are less than 100. N/A is shown where the base number of responses is less than 10 during the period. % is calculated as Quantity/Base number*100

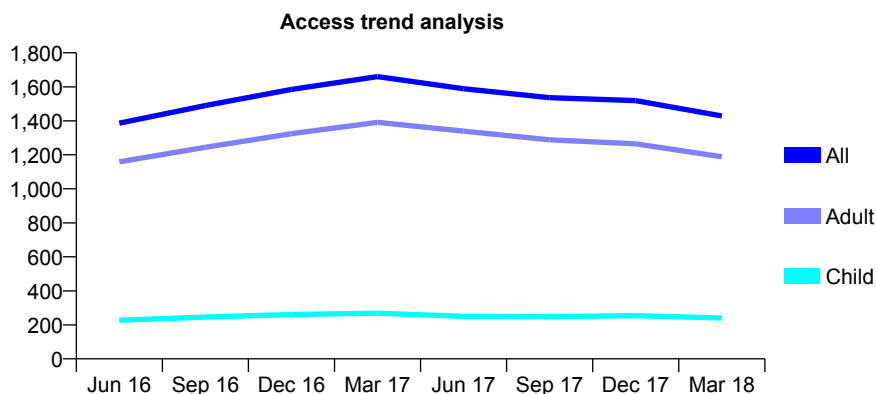
Q70 - Vital Signs At a Glance Contract Report for 129992/0010 - March 2018

Name or company name	Somerset Partnership NHS Foundation Tru
Contract type name	PDS Contract
Purpose of contract	General
Contract start date	01/04/2015
Contract end date	12/09/2018

17/18 Contracted general activity (UDA)	4,666
Carry forward general activity (UDA)	0
17/18 Contracted orthodontic activity (UOA)	0
Carry forward orthodontic activity (UOA)	0
Baseline contract value	£612,663.49

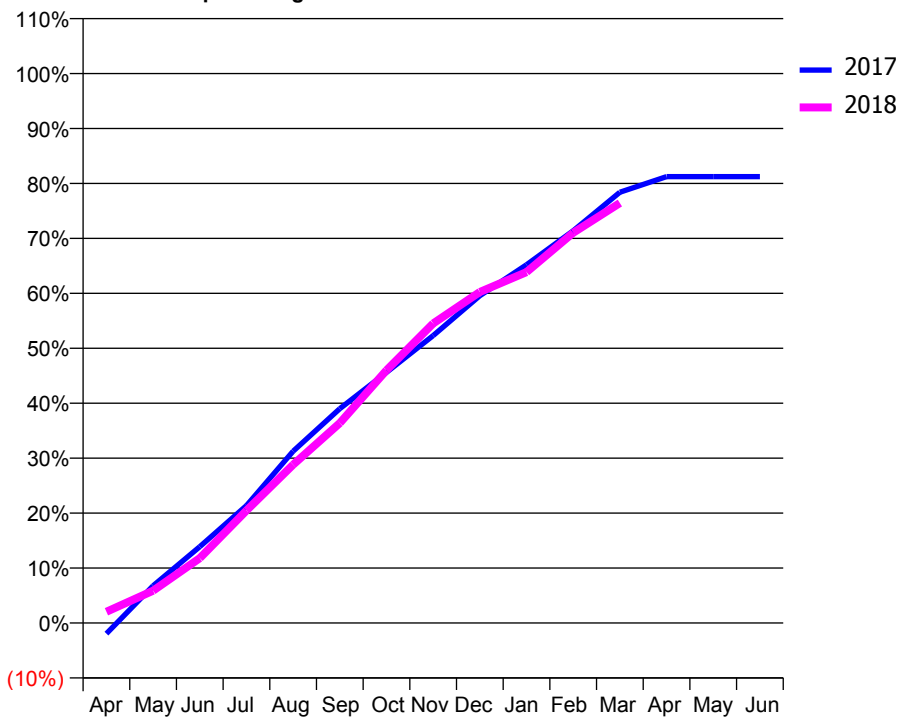
ACCESS*

Patients seen in 24 months	Total	Change since previous quarter
Quarter ending March 2017	1,660	
Quarter ending June 2017	1,589	↓
Quarter ending September 2017	1,536	↓
Quarter ending December 2017	1,519	↓
Quarter ending March 2018	1,429	↓
Variance since March 2017	(13.9%)	↓



ACTIVITY

Cumulative percentage of contracted UDA delivered 2017 & 2018



Month	Adjusted Scheduled Activity (UDA)	
	2017	2018
April	-91	96
May	316	275
June	648	551
July	997	955
August	1,459	1,345
September	1,820	1,698
October	2,128	2,146
November	2,440	2,543
December	2,779	2,811
January	3,041	2,980
February	3,331	3,313
March	3,658	3,566
April	3,790	
May	3,790	
June	3,790	

QUALITY

	Quantity	Base Number	Contract	AT	Region	England
% of FP17s for the same patient ID Re-attending within 3 months - Children	12	251	4.8%	10.3%	11.5%	11.9%
% of FP17s for the same patient ID Re-attending within 3 months - Adults	115	1,084	10.6%	14.7%	15.9%	16.0%
% of FP17s for the same patient ID Re-attending between 3 & 9 months - Children	54	251	21.5%	60.5%	60.6%	58.3%
% of FP17s for the same patient ID Re-attending between 3 & 9 months - Adults	266	1,084	24.5%	52.0%	51.6%	50.3%
% of FP17s for Band 1 Urgent Courses	110	1,286	8.6%	9.8%	9.5%	9.1%
% of FP17s Relating to Free Repair or Replacements	6	1,286	0.5%	0.6%	0.7%	0.8%
% of FP17s Relating to Continuations	14	1,286	1.1%	1.1%	1.0%	1.0%
% of Patients satisfied with the dentistry they have received	2	2	N/A	91.8%	92.0%	91.5%
% of Patients satisfied with the time they had to wait for an appointment	2	2	N/A	89.0%	88.1%	87.9%

* This is based on patients treated on this contract for their most recent course of treatment. Figures in italics indicate the base number of FP17s or Patient Questionnaire responses are less than 100. N/A is shown where the base number of responses is less than 10 during the period. % is calculated as Quantity/Base number*100

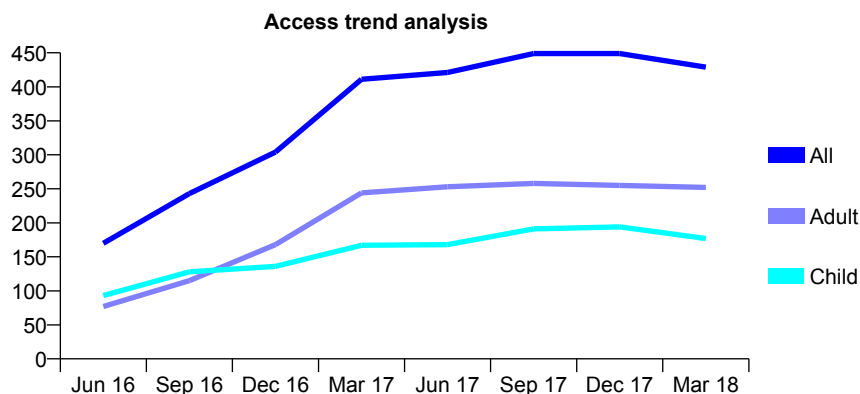
Q70 - Vital Signs At a Glance Contract Report for 129992/0011 - March 2018

Name or company name	Somerset Partnership NHS Foundation Tru
Contract type name	PDS Contract
Purpose of contract	General
Contract start date	01/04/2015
Contract end date	12/09/2018

17/18 Contracted general activity (UDA)	2,333
Carry forward general activity (UDA)	0
17/18 Contracted orthodontic activity (UOA)	0
Carry forward orthodontic activity (UOA)	0
Baseline contract value	£188,948.53

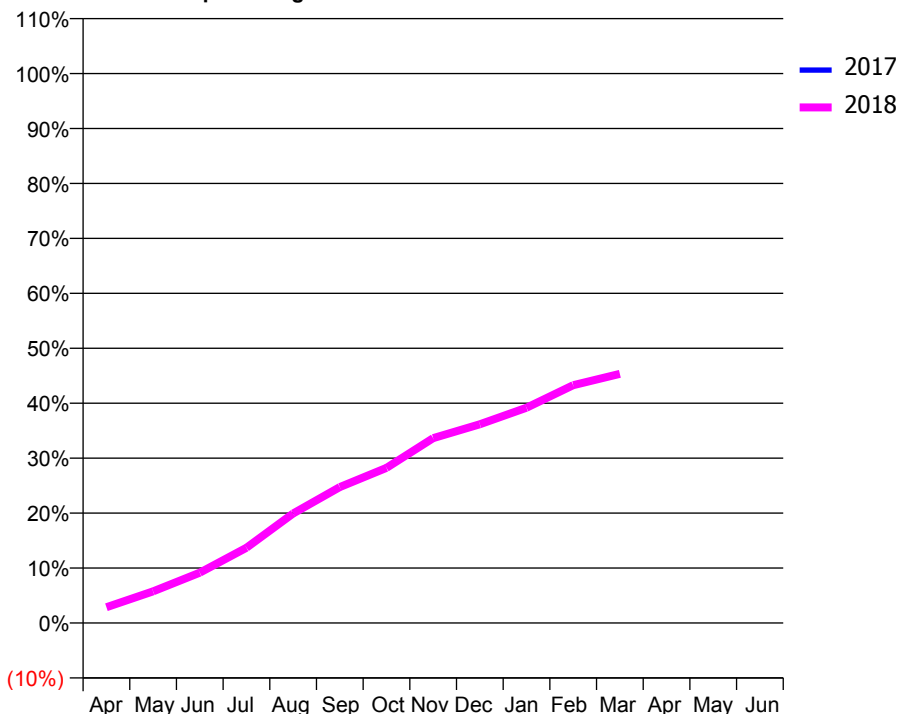
ACCESS*

Patients seen in 24 months	Total	Change since previous quarter
Quarter ending March 2017	411	
Quarter ending June 2017	421	↑
Quarter ending September 2017	449	↑
Quarter ending December 2017	449	→
Quarter ending March 2018	429	↓
Variance since March 2017	4.4%	↑



ACTIVITY

Cumulative percentage of contracted UDA delivered 2017 & 2018



Month	Adjusted Scheduled Activity (UDA)	
	2017	2018
April	-1,666	67
May	-1,602	134
June	-1,483	214
July	-1,363	320
August	-1,211	465
September	-1,095	577
October	-1,005	659
November	-901	785
December	-776	844
January	-673	914
February	-507	1,010
March	-345	1,058
April	-258	
May	-258	
June	-258	

QUALITY

	Quantity	Base Number	Contract	AT	Region	England
% of FP17s for the same patient ID Re-attending within 3 months - Children	2	234	0.9%	10.3%	11.5%	11.9%
% of FP17s for the same patient ID Re-attending within 3 months - Adults	1	208	0.5%	14.7%	15.9%	16.0%
% of FP17s for the same patient ID Re-attending between 3 & 9 months - Children	2	234	0.9%	60.5%	60.6%	58.3%
% of FP17s for the same patient ID Re-attending between 3 & 9 months - Adults	1	208	0.5%	52.0%	51.6%	50.3%
% of FP17s for Band 1 Urgent Courses	29	414	7.0%	9.8%	9.5%	9.1%
% of FP17s Relating to Free Repair or Replacements	0	414	0.0%	0.6%	0.7%	0.8%
% of FP17s Relating to Continuations	0	414	0.0%	1.1%	1.0%	1.0%
% of Patients satisfied with the dentistry they have received	0	0	N/A	91.8%	92.0%	91.5%
% of Patients satisfied with the time they had to wait for an appointment	0	0	N/A	89.0%	88.1%	87.9%

* This is based on patients treated on this contract for their most recent course of treatment. Figures in italics indicate the base number of FP17s or Patient Questionnaire responses are less than 100. N/A is shown where the base number of responses is less than 10 during the period. % is calculated as Quantity/Base number*100

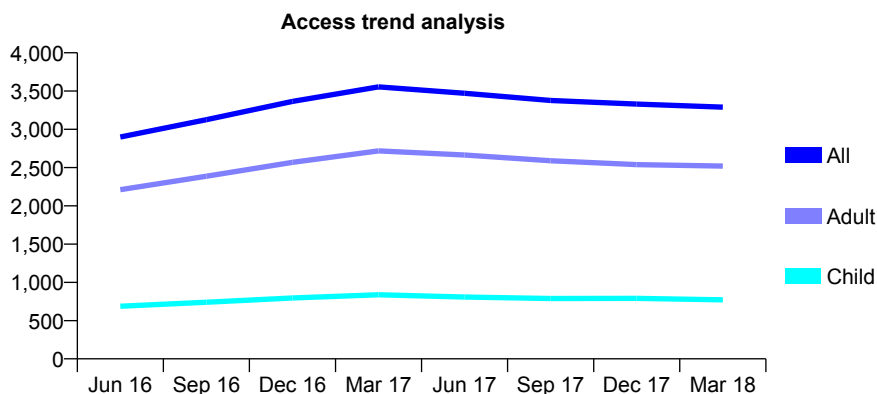
Q70 - Vital Signs At a Glance Contract Report for 129992/0012 - March 2018

Name or company name	Somerset Partnership NHS Foundation Tru
Contract type name	PDS Contract
Purpose of contract	General
Contract start date	01/04/2015
Contract end date	12/09/2018

17/18 Contracted general activity (UDA)	10,500
Carry forward general activity (UDA)	0
17/18 Contracted orthodontic activity (UOA)	0
Carry forward orthodontic activity (UOA)	0
Baseline contract value	£267,350.95

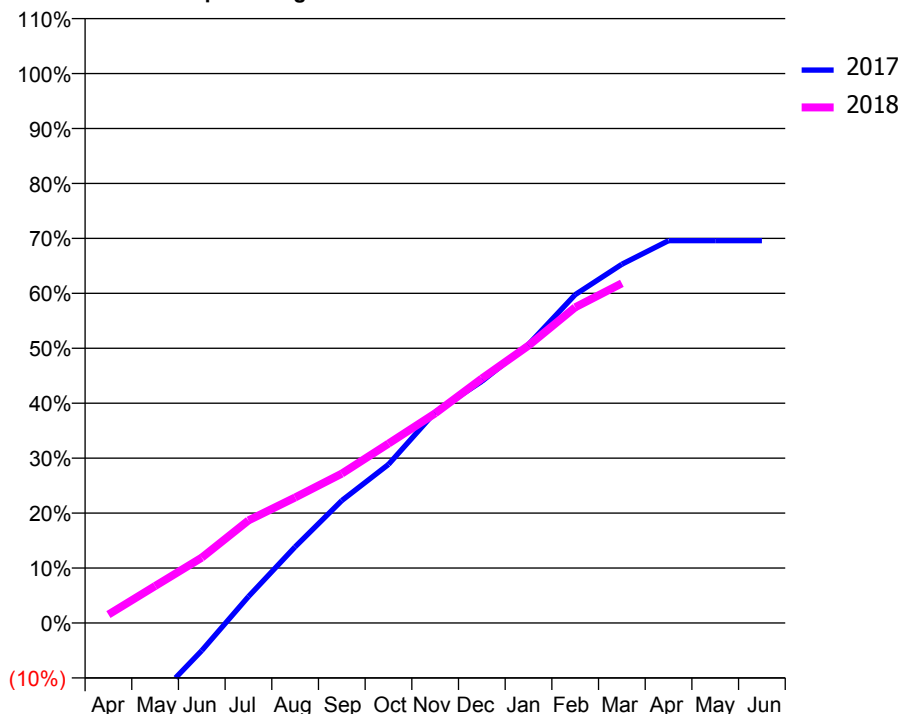
ACCESS*

Patients seen in 24 months	Total	Change since previous quarter
Quarter ending March 2017	3,555	
Quarter ending June 2017	3,471	↓
Quarter ending September 2017	3,377	↓
Quarter ending December 2017	3,329	↓
Quarter ending March 2018	3,290	↓
Variance since March 2017	(7.5%)	↓



ACTIVITY

Cumulative percentage of contracted UDA delivered 2017 & 2018



Adjusted Scheduled Activity (UDA)

Month	2017	2018
April	-2,203	163
May	-1,461	707
June	-530	1,250
July	506	1,962
August	1,456	2,400
September	2,339	2,855
October	3,030	3,430
November	4,030	4,007
December	4,617	4,672
January	5,324	5,300
February	6,275	6,032
March	6,856	6,490
April	7,306	
May	7,307	
June	7,307	

QUALITY

	Quantity	Base Number	Contract	AT	Region	England
% of FP17s for the same patient ID Re-attending within 3 months - Children	38	710	5.4%	10.3%	11.5%	11.9%
% of FP17s for the same patient ID Re-attending within 3 months - Adults	305	2,405	12.7%	14.7%	15.9%	16.0%
% of FP17s for the same patient ID Re-attending between 3 & 9 months - Children	225	710	31.7%	60.5%	60.6%	58.3%
% of FP17s for the same patient ID Re-attending between 3 & 9 months - Adults	914	2,405	38.0%	52.0%	51.6%	50.3%
% of FP17s for Band 1 Urgent Courses	412	2,958	13.9%	9.8%	9.5%	9.1%
% of FP17s Relating to Free Repair or Replacements	23	2,958	0.8%	0.6%	0.7%	0.8%
% of FP17s Relating to Continuations	36	2,958	1.2%	1.1%	1.0%	1.0%
% of Patients satisfied with the dentistry they have received	15	16	93.8%	91.8%	92.0%	91.5%
% of Patients satisfied with the time they had to wait for an appointment	13	16	81.3%	89.0%	88.1%	87.9%

* This is based on patients treated on this contract for their most recent course of treatment. Figures in italics indicate the base number of FP17s or Patient Questionnaire responses are less than 100. N/A is shown where the base number of responses is less than 10 during the period. % is calculated as Quantity/Base number*100

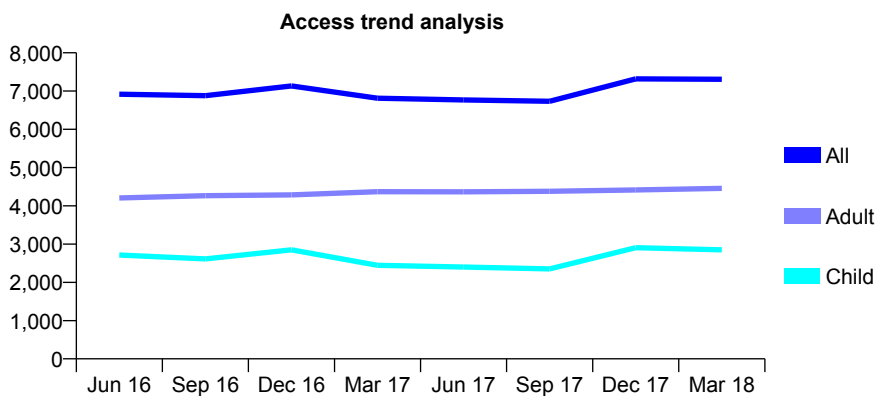
Q70 - Vital Signs At a Glance Contract Report for 130400/0001 - March 2018

Name or company name	M & A Dentmet Ltd
Contract type name	GDS Contract
Purpose of contract	General
Contract start date	01/09/2009
Contract end date	

17/18 Contracted general activity (UDA)	13,601
Carry forward general activity (UDA)	0
17/18 Contracted orthodontic activity (UOA)	0
Carry forward orthodontic activity (UOA)	0
Baseline contract value	£349,173.45

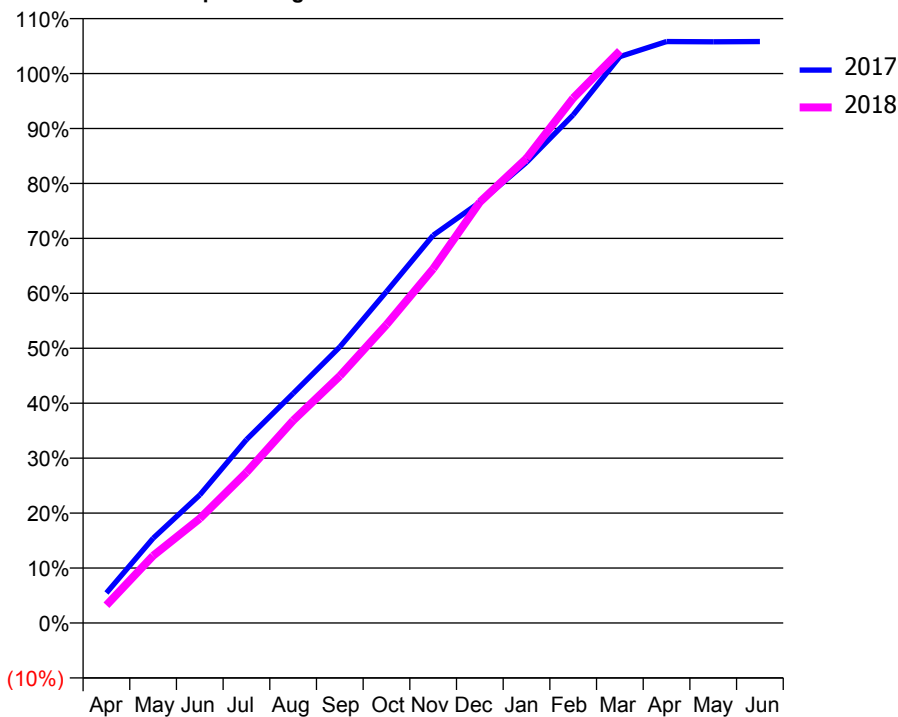
ACCESS*

Patients seen in 24 months	Total	Change since previous quarter
Quarter ending March 2017	6,814	
Quarter ending June 2017	6,767	→
Quarter ending September 2017	6,733	→
Quarter ending December 2017	7,320	↑
Quarter ending March 2018	7,307	→
Variance since March 2017	7.2%	↑



ACTIVITY

Cumulative percentage of contracted UDA delivered 2017 & 2018



Month	Adjusted Scheduled Activity (UDA)	
	2017	2018
April	744	442
May	2,097	1,665
June	3,171	2,585
July	4,539	3,726
August	5,683	5,013
September	6,833	6,115
October	8,203	7,386
November	9,595	8,766
December	10,416	10,418
January	11,400	11,501
February	12,576	12,992
March	14,020	14,160
April	14,391	
May	14,386	
June	14,391	

QUALITY

	Quantity	Base Number	Contract	AT	Region	England
% of FP17s for the same patient ID Re-attending within 3 months - Children	117	3,331	3.5%	10.3%	11.5%	11.9%
% of FP17s for the same patient ID Re-attending within 3 months - Adults	523	5,612	9.3%	14.7%	15.9%	16.0%
% of FP17s for the same patient ID Re-attending between 3 & 9 months - Children	1,448	3,331	43.5%	60.5%	60.6%	58.3%
% of FP17s for the same patient ID Re-attending between 3 & 9 months - Adults	3,170	5,612	56.5%	52.0%	51.6%	50.3%
% of FP17s for Band 1 Urgent Courses	543	8,729	6.2%	9.8%	9.5%	9.1%
% of FP17s Relating to Free Repair or Replacements	14	8,729	0.2%	0.6%	0.7%	0.8%
% of FP17s Relating to Continuations	0	8,729	0.0%	1.1%	1.0%	1.0%
% of Patients satisfied with the dentistry they have received	7	8	N/A	91.8%	92.0%	91.5%
% of Patients satisfied with the time they had to wait for an appointment	8	8	N/A	89.0%	88.1%	87.9%

* This is based on patients treated on this contract for their most recent course of treatment. Figures in italics indicate the base number of FP17s or Patient Questionnaire responses are less than 100. N/A is shown where the base number of responses is less than 10 during the period. % is calculated as Quantity/Base number*100

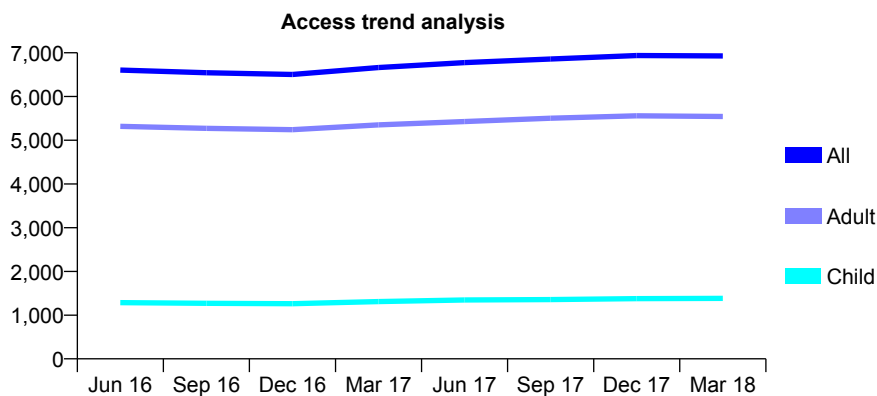
Q70 - Vital Signs At a Glance Contract Report for 130931/0001 - March 2018

Name or company name	Palmerston Precinct Practice Limited
Contract type name	GDS Contract
Purpose of contract	General
Contract start date	01/04/2008
Contract end date	

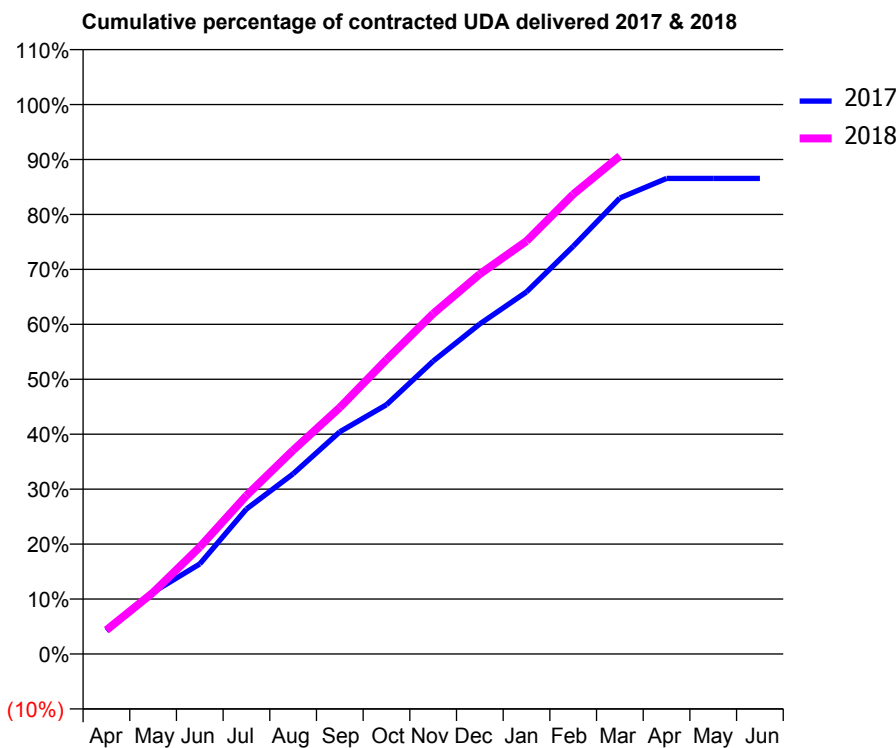
17/18 Contracted general activity (UDA)	20,100
Carry forward general activity (UDA)	0
17/18 Contracted orthodontic activity (UOA)	0
Carry forward orthodontic activity (UOA)	0
Baseline contract value	£481,642.22

ACCESS*

Patients seen in 24 months	Total	Change since previous quarter
Quarter ending March 2017	6,662	
Quarter ending June 2017	6,777	→
Quarter ending September 2017	6,859	→
Quarter ending December 2017	6,937	→
Quarter ending March 2018	6,928	→
Variance since March 2017	4.0%	↑



ACTIVITY



Month	Adjusted Scheduled Activity (UDA)	
	2017	2018
April	974	877
May	2,587	2,252
June	3,770	3,912
July	6,072	5,798
August	7,544	7,457
September	9,299	9,015
October	10,437	10,767
November	12,259	12,448
December	13,816	13,901
January	15,155	15,103
February	17,063	16,818
March	19,088	18,214
April	19,908	
May	19,908	
June	19,905	

QUALITY

	Quantity	Base Number	Contract	AT	Region	England
% of FP17s for the same patient ID Re-attending within 3 months - Children	83	1,976	4.2%	10.3%	11.5%	11.9%
% of FP17s for the same patient ID Re-attending within 3 months - Adults	663	6,929	9.6%	14.7%	15.9%	16.0%
% of FP17s for the same patient ID Re-attending between 3 & 9 months - Children	1,168	1,976	59.1%	60.5%	60.6%	58.3%
% of FP17s for the same patient ID Re-attending between 3 & 9 months - Adults	3,545	6,929	51.2%	52.0%	51.6%	50.3%
% of FP17s for Band 1 Urgent Courses	337	8,591	3.9%	9.8%	9.5%	9.1%
% of FP17s Relating to Free Repair or Replacements	38	8,591	0.4%	0.6%	0.7%	0.8%
% of FP17s Relating to Continuations	127	8,591	1.5%	1.1%	1.0%	1.0%
% of Patients satisfied with the dentistry they have received	9	9	N/A	91.8%	92.0%	91.5%
% of Patients satisfied with the time they had to wait for an appointment	7	9	N/A	89.0%	88.1%	87.9%

* This is based on patients treated on this contract for their most recent course of treatment. Figures in italics indicate the base number of FP17s or Patient Questionnaire responses are less than 100. N/A is shown where the base number of responses is less than 10 during the period. % is calculated as Quantity/Base number*100

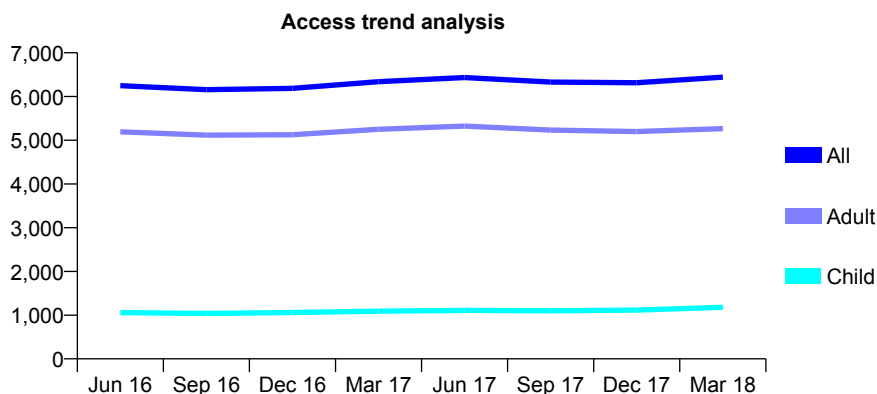
Q70 - Vital Signs At a Glance Contract Report for 131024/0001 - March 2018

Name or company name	Dr NF Portelli & Dr RO Smallwood
Contract type name	GDS Contract
Purpose of contract	General
Contract start date	01/12/2012
Contract end date	

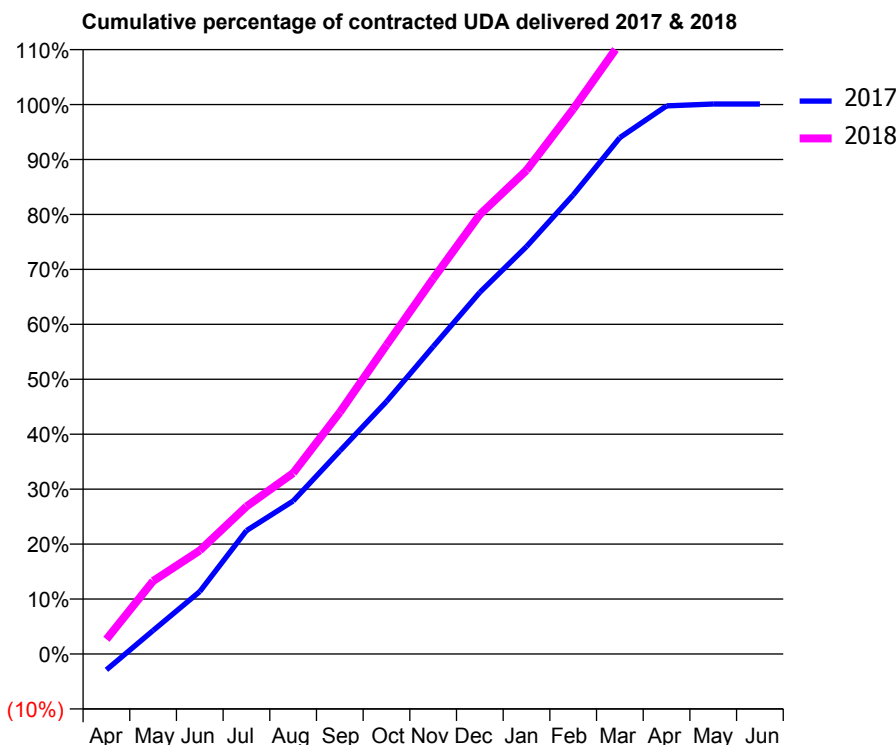
17/18 Contracted general activity (UDA)	16,665
Carry forward general activity (UDA)	0
17/18 Contracted orthodontic activity (UOA)	0
Carry forward orthodontic activity (UOA)	0
Baseline contract value	£364,375.78

ACCESS*

Patients seen in 24 months	Total	Change since previous quarter
Quarter ending March 2017	6,340	
Quarter ending June 2017	6,433	→
Quarter ending September 2017	6,331	↓
Quarter ending December 2017	6,314	→
Quarter ending March 2018	6,444	↑
Variance since March 2017	1.6%	→



ACTIVITY



Month	Adjusted Scheduled Activity (UDA)	
	2017	2018
April	-482	449
May	712	2,213
June	1,894	3,139
July	3,743	4,474
August	4,641	5,486
September	6,156	7,328
October	7,656	9,370
November	9,325	11,383
December	10,969	13,326
January	12,356	14,671
February	13,923	16,526
March	15,662	18,517
April	16,622	
May	16,680	
June	16,680	

QUALITY

	Quantity	Base Number	Contract	AT	Region	England
% of FP17s for the same patient ID Re-attending within 3 months - Children	163	1,857	8.8%	10.3%	11.5%	11.9%
% of FP17s for the same patient ID Re-attending within 3 months - Adults	1,238	8,690	14.2%	14.7%	15.9%	16.0%
% of FP17s for the same patient ID Re-attending between 3 & 9 months - Children	1,116	1,857	60.1%	60.5%	60.6%	58.3%
% of FP17s for the same patient ID Re-attending between 3 & 9 months - Adults	5,250	8,690	60.4%	52.0%	51.6%	50.3%
% of FP17s for Band 1 Urgent Courses	592	10,040	5.9%	9.8%	9.5%	9.1%
% of FP17s Relating to Free Repair or Replacements	85	10,040	0.8%	0.6%	0.7%	0.8%
% of FP17s Relating to Continuations	111	10,040	1.1%	1.1%	1.0%	1.0%
% of Patients satisfied with the dentistry they have received	9	9	N/A	91.8%	92.0%	91.5%
% of Patients satisfied with the time they had to wait for an appointment	9	9	N/A	89.0%	88.1%	87.9%

* This is based on patients treated on this contract for their most recent course of treatment. Figures in italics indicate the base number of FP17s or Patient Questionnaire responses are less than 100. N/A is shown where the base number of responses is less than 10 during the period. % is calculated as Quantity/Base number*100

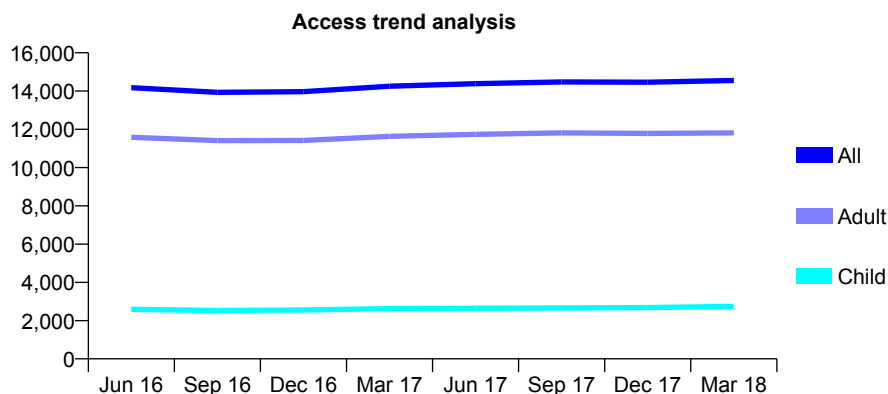
Q70 - Vital Signs At a Glance Contract Report for 132063/0001 - March 2018

Name or company name	DR A Brogan
Contract type name	GDS Contract
Purpose of contract	General
Contract start date	01/04/2011
Contract end date	

17/18 Contracted general activity (UDA)	38,250
Carry forward general activity (UDA)	1,125
17/18 Contracted orthodontic activity (UOA)	0
Carry forward orthodontic activity (UOA)	0
Baseline contract value	£1,128,753.17

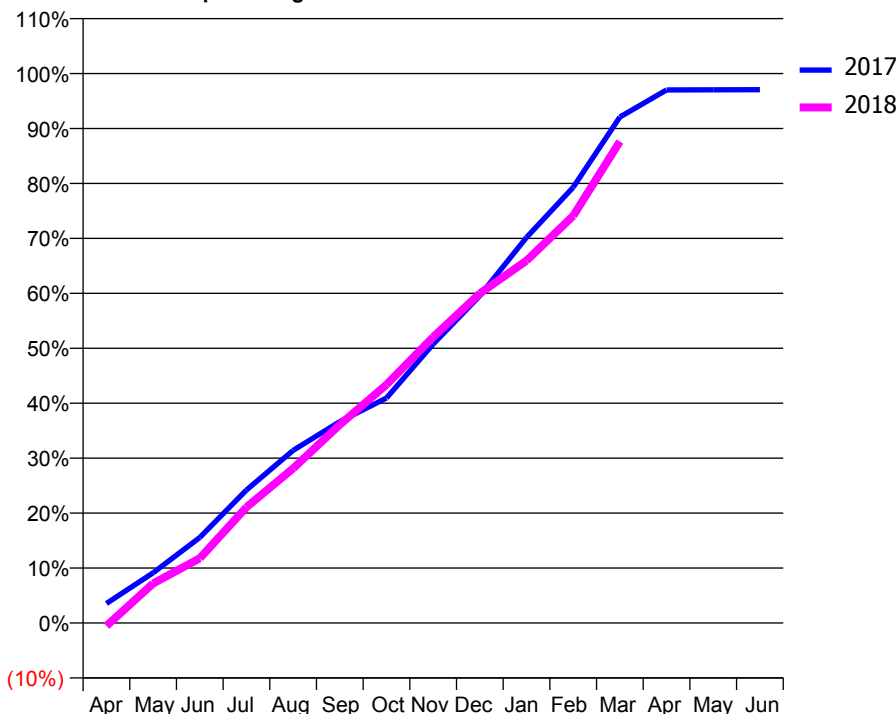
ACCESS*

Patients seen in 24 months	Total	Change since previous quarter
Quarter ending March 2017	14,256	
Quarter ending June 2017	14,385	→
Quarter ending September 2017	14,477	→
Quarter ending December 2017	14,466	→
Quarter ending March 2018	14,554	→
Variance since March 2017	2.1%	↑



ACTIVITY

Cumulative percentage of contracted UDA delivered 2017 & 2018



Month	Adjusted Scheduled Activity (UDA)	
	2017	2018
April	1,359	-210
May	3,494	2,749
June	5,954	4,506
July	9,257	8,065
August	12,011	10,760
September	14,018	13,805
October	15,667	16,588
November	19,414	19,908
December	22,785	22,941
January	26,836	25,228
February	30,333	28,342
March	35,224	33,510
April	37,107	
May	37,118	
June	37,125	

QUALITY

	Quantity	Base Number	Contract	AT	Region	England
% of FP17s for the same patient ID Re-attending within 3 months - Children	259	4,259	6.1%	10.3%	11.5%	11.9%
% of FP17s for the same patient ID Re-attending within 3 months - Adults	1,647	14,430	11.4%	14.7%	15.9%	16.0%
% of FP17s for the same patient ID Re-attending between 3 & 9 months - Children	2,545	4,259	59.8%	60.5%	60.6%	58.3%
% of FP17s for the same patient ID Re-attending between 3 & 9 months - Adults	8,332	14,430	57.7%	52.0%	51.6%	50.3%
% of FP17s for Band 1 Urgent Courses	1,317	17,870	7.4%	9.8%	9.5%	9.1%
% of FP17s Relating to Free Repair or Replacements	106	17,870	0.6%	0.6%	0.7%	0.8%
% of FP17s Relating to Continuations	89	17,870	0.5%	1.1%	1.0%	1.0%
% of Patients satisfied with the dentistry they have received	6	7	N/A	91.8%	92.0%	91.5%
% of Patients satisfied with the time they had to wait for an appointment	6	7	N/A	89.0%	88.1%	87.9%

* This is based on patients treated on this contract for their most recent course of treatment. Figures in italics indicate the base number of FP17s or Patient Questionnaire responses are less than 100. N/A is shown where the base number of responses is less than 10 during the period. % is calculated as Quantity/Base number*100

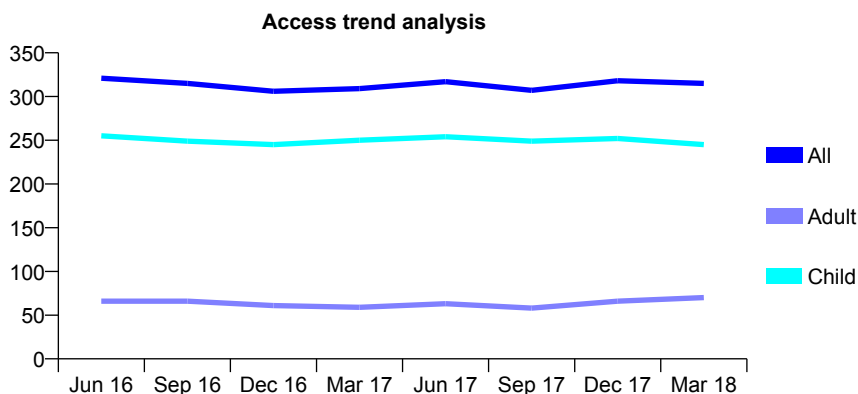
Q70 - Vital Signs At a Glance Contract Report for 133183/0001 - March 2018

Name or company name	Heath Dental Suite
Contract type name	GDS Contract
Purpose of contract	General
Contract start date	01/09/2012
Contract end date	

17/18 Contracted general activity (UDA)	450
Carry forward general activity (UDA)	0
17/18 Contracted orthodontic activity (UOA)	0
Carry forward orthodontic activity (UOA)	0
Baseline contract value	£11,138.95

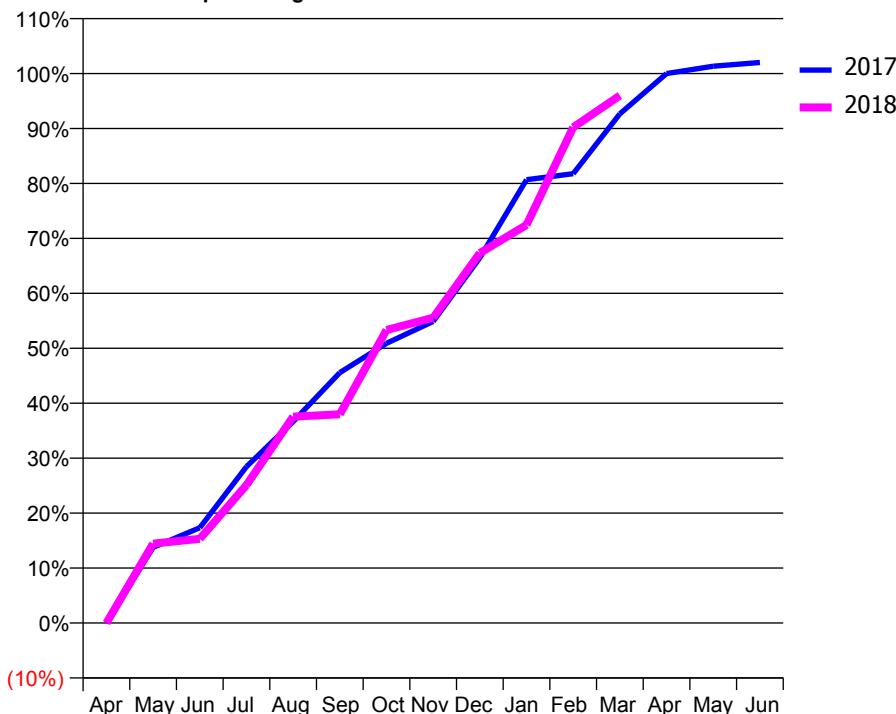
ACCESS*

Patients seen in 24 months	Total	Change since previous quarter
Quarter ending March 2017	309	
Quarter ending June 2017	317	↑
Quarter ending September 2017	307	↓
Quarter ending December 2017	318	↑
Quarter ending March 2018	315	→
Variance since March 2017	1.9%	→



ACTIVITY

Cumulative percentage of contracted UDA delivered 2017 & 2018



Month	Adjusted Scheduled Activity (UDA)	
	2017	2018
April	0	0
May	62	65
June	78	69
July	128	113
August	165	169
September	205	171
October	229	240
November	247	250
December	299	303
January	363	326
February	368	406
March	417	432
April	450	
May	456	
June	459	

QUALITY

	Quantity	Base Number	Contract	AT	Region	England
% of FP17s for the same patient ID Re-attending within 3 months - Children	3	314	1.0%	10.3%	11.5%	11.9%
% of FP17s for the same patient ID Re-attending within 3 months - Adults	0	47	0.0%	14.7%	15.9%	16.0%
% of FP17s for the same patient ID Re-attending between 3 & 9 months - Children	176	314	56.1%	60.5%	60.6%	58.3%
% of FP17s for the same patient ID Re-attending between 3 & 9 months - Adults	26	47	55.3%	52.0%	51.6%	50.3%
% of FP17s for Band 1 Urgent Courses	0	325	0.0%	9.8%	9.5%	9.1%
% of FP17s Relating to Free Repair or Replacements	0	325	0.0%	0.6%	0.7%	0.8%
% of FP17s Relating to Continuations	0	325	0.0%	1.1%	1.0%	1.0%
% of Patients satisfied with the dentistry they have received	0	0	N/A	91.8%	92.0%	91.5%
% of Patients satisfied with the time they had to wait for an appointment	0	0	N/A	89.0%	88.1%	87.9%

* This is based on patients treated on this contract for their most recent course of treatment. Figures in italics indicate the base number of FP17s or Patient Questionnaire responses are less than 100. N/A is shown where the base number of responses is less than 10 during the period. % is calculated as Quantity/Base number*100

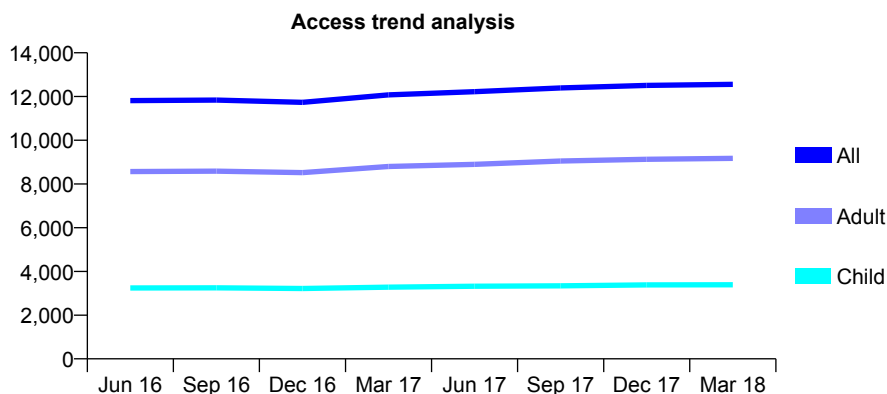
Q70 - Vital Signs At a Glance Contract Report for 133302/0001 - March 2018

Name or company name	Fleet Dental Centre limited
Contract type name	GDS Contract
Purpose of contract	General
Contract start date	01/04/2013
Contract end date	

17/18 Contracted general activity (UDA)	25,346
Carry forward general activity (UDA)	0
17/18 Contracted orthodontic activity (UOA)	0
Carry forward orthodontic activity (UOA)	0
Baseline contract value	£615,854.82

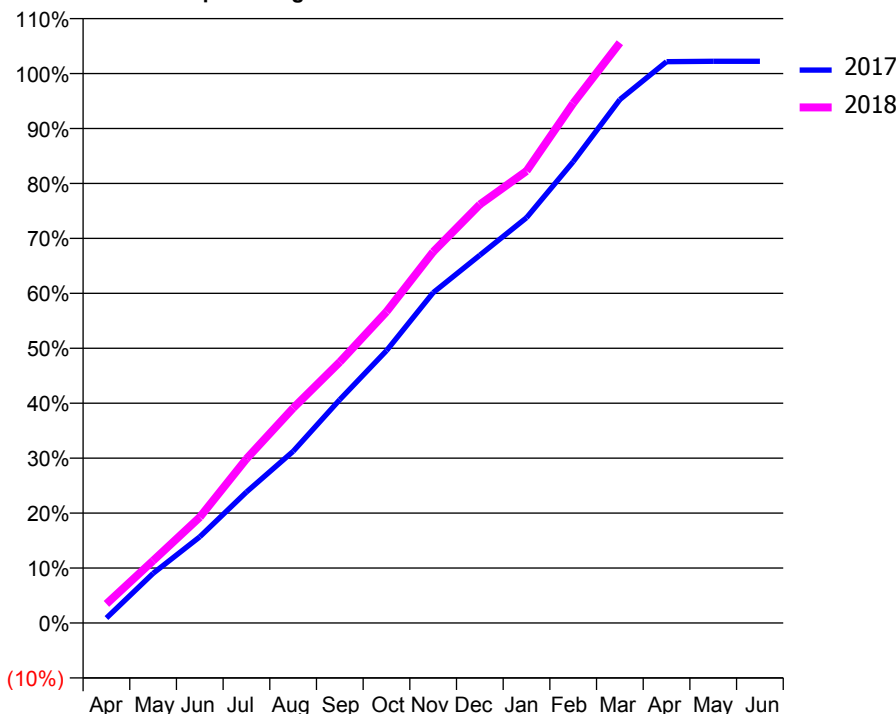
ACCESS*

Patients seen in 24 months	Total	Change since previous quarter
Quarter ending March 2017	12,077	
Quarter ending June 2017	12,222	→
Quarter ending September 2017	12,392	→
Quarter ending December 2017	12,511	→
Quarter ending March 2018	12,557	→
Variance since March 2017	4.0%	↑



ACTIVITY

Cumulative percentage of contracted UDA delivered 2017 & 2018



Month	Adjusted Scheduled Activity (UDA)	
	2017	2018
April	229	881
May	2,288	2,876
June	3,979	4,883
July	6,043	7,576
August	7,919	9,914
September	10,306	12,041
October	12,565	14,357
November	15,238	17,118
December	16,968	19,302
January	18,692	20,846
February	21,280	23,975
March	24,143	26,765
April	25,892	
May	25,910	
June	25,910	

QUALITY

	Quantity	Base Number	Contract	AT	Region	England
% of FP17s for the same patient ID Re-attending within 3 months - Children	345	5,476	6.3%	10.3%	11.5%	11.9%
% of FP17s for the same patient ID Re-attending within 3 months - Adults	1,691	13,432	12.6%	14.7%	15.9%	16.0%
% of FP17s for the same patient ID Re-attending between 3 & 9 months - Children	3,532	5,476	64.5%	60.5%	60.6%	58.3%
% of FP17s for the same patient ID Re-attending between 3 & 9 months - Adults	7,675	13,432	57.1%	52.0%	51.6%	50.3%
% of FP17s for Band 1 Urgent Courses	883	16,474	5.4%	9.8%	9.5%	9.1%
% of FP17s Relating to Free Repair or Replacements	90	16,474	0.5%	0.6%	0.7%	0.8%
% of FP17s Relating to Continuations	90	16,474	0.5%	1.1%	1.0%	1.0%
% of Patients satisfied with the dentistry they have received	24	26	92.3%	91.8%	92.0%	91.5%
% of Patients satisfied with the time they had to wait for an appointment	26	26	100.0%	89.0%	88.1%	87.9%

* This is based on patients treated on this contract for their most recent course of treatment. Figures in italics indicate the base number of FP17s or Patient Questionnaire responses are less than 100. N/A is shown where the base number of responses is less than 10 during the period. % is calculated as Quantity/Base number*100

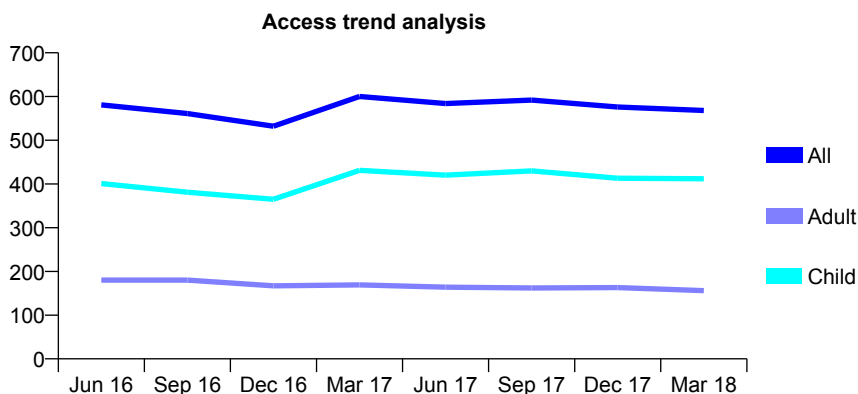
Q70 - Vital Signs At a Glance Contract Report for 134074/0001 - March 2018

Name or company name	Dr Pawel Kiersz and Dr Ewelina Kiersz
Contract type name	GDS Contract
Purpose of contract	General
Contract start date	30/04/2010
Contract end date	

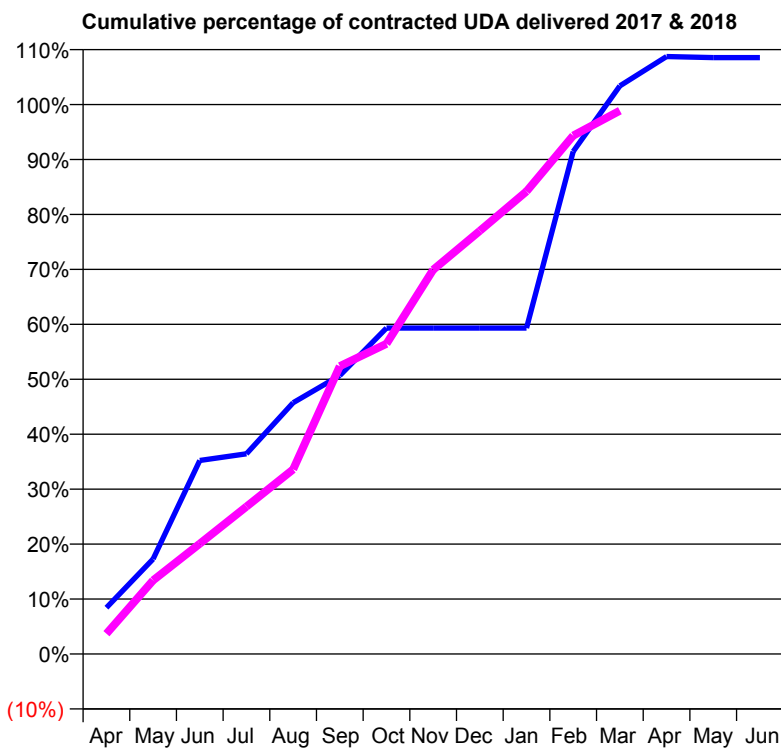
17/18 Contracted general activity (UDA)	1,389
Carry forward general activity (UDA)	0
17/18 Contracted orthodontic activity (UOA)	0
Carry forward orthodontic activity (UOA)	0
Baseline contract value	£29,881.54

ACCESS*

Patients seen in 24 months	Total	Change since previous quarter
Quarter ending March 2017	600	
Quarter ending June 2017	584	↓
Quarter ending September 2017	592	→
Quarter ending December 2017	576	↓
Quarter ending March 2018	568	↓
Variance since March 2017	(5.3%)	↓



ACTIVITY



Month	Adjusted Scheduled Activity (UDA)	
	2017	2018
April	117	51
May	240	186
June	489	279
July	506	373
August	635	467
September	704	727
October	824	784
November	824	971
December	824	1,070
January	824	1,170
February	1,270	1,310
March	1,436	1,373
April	1,510	
May	1,507	
June	1,507	

QUALITY

	Quantity	Base Number	Contract	AT	Region	England
% of FP17s for the same patient ID Re-attending within 3 months - Children	80	683	11.7%	10.3%	11.5%	11.9%
% of FP17s for the same patient ID Re-attending within 3 months - Adults	36	177	20.3%	14.7%	15.9%	16.0%
% of FP17s for the same patient ID Re-attending between 3 & 9 months - Children	410	683	60.0%	60.5%	60.6%	58.3%
% of FP17s for the same patient ID Re-attending between 3 & 9 months - Adults	92	177	52.0%	52.0%	51.6%	50.3%
% of FP17s for Band 1 Urgent Courses	37	812	4.6%	9.8%	9.5%	9.1%
% of FP17s Relating to Free Repair or Replacements	0	812	0.0%	0.6%	0.7%	0.8%
% of FP17s Relating to Continuations	6	812	0.7%	1.1%	1.0%	1.0%
% of Patients satisfied with the dentistry they have received	0	0	N/A	91.8%	92.0%	91.5%
% of Patients satisfied with the time they had to wait for an appointment	0	0	N/A	89.0%	88.1%	87.9%

* This is based on patients treated on this contract for their most recent course of treatment. Figures in italics indicate the base number of FP17s or Patient Questionnaire responses are less than 100. N/A is shown where the base number of responses is less than 10 during the period. % is calculated as Quantity/Base number*100

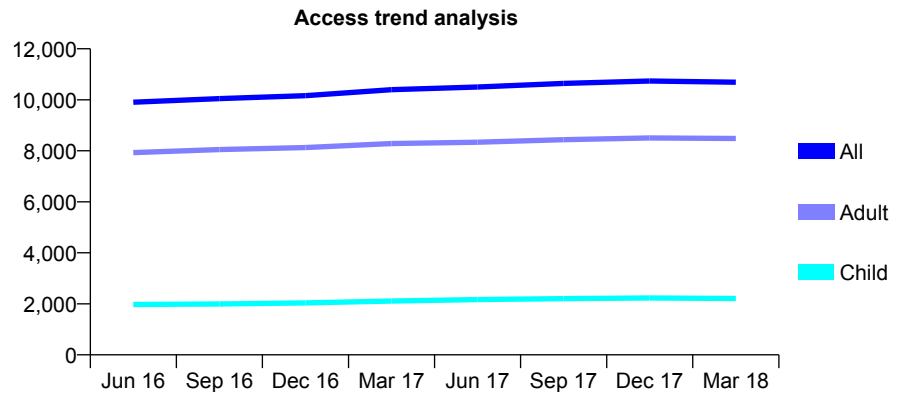
Q70 - Vital Signs At a Glance Contract Report for 136042/0001 - March 2018

Name or company name	Mr M Shahi
Contract type name	PDS Contract
Purpose of contract	General
Contract start date	01/04/2006
Contract end date	31/03/2026

17/18 Contracted general activity (UDA)	28,500
Carry forward general activity (UDA)	0
17/18 Contracted orthodontic activity (UOA)	0
Carry forward orthodontic activity (UOA)	0
Baseline contract value	£911,934.36

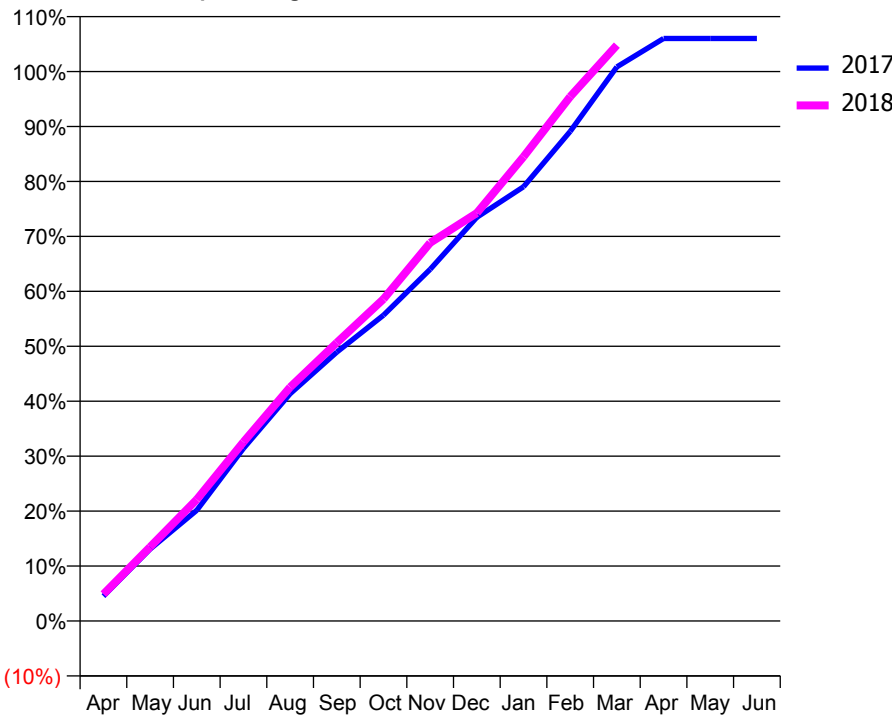
ACCESS*

Patients seen in 24 months	Total	Change since previous quarter
Quarter ending March 2017	10,395	
Quarter ending June 2017	10,503	→
Quarter ending September 2017	10,641	→
Quarter ending December 2017	10,735	→
Quarter ending March 2018	10,692	→
Variance since March 2017	2.9%	↑



ACTIVITY

Cumulative percentage of contracted UDA delivered 2017 & 2018



Month	Adjusted Scheduled Activity (UDA)	
	2017	2018
April	1,290	1,391
May	3,732	3,841
June	5,745	6,302
July	8,950	9,285
August	11,790	12,126
September	13,943	14,440
October	15,863	16,696
November	18,243	19,620
December	20,937	21,157
January	22,521	24,076
February	25,394	27,195
March	28,740	29,866
April	30,216	
May	30,216	
June	30,216	

QUALITY

	Quantity	Base Number	Contract	AT	Region	England
% of FP17s for the same patient ID Re-attending within 3 months - Children	74	2,993	2.5%	10.3%	11.5%	11.9%
% of FP17s for the same patient ID Re-attending within 3 months - Adults	445	9,767	4.6%	14.7%	15.9%	16.0%
% of FP17s for the same patient ID Re-attending between 3 & 9 months - Children	982	2,993	32.8%	60.5%	60.6%	58.3%
% of FP17s for the same patient ID Re-attending between 3 & 9 months - Adults	2,380	9,767	24.4%	52.0%	51.6%	50.3%
% of FP17s for Band 1 Urgent Courses	108	12,231	0.9%	9.8%	9.5%	9.1%
% of FP17s Relating to Free Repair or Replacements	16	12,231	0.1%	0.6%	0.7%	0.8%
% of FP17s Relating to Continuations	49	12,231	0.4%	1.1%	1.0%	1.0%
% of Patients satisfied with the dentistry they have received	27	28	96.4%	91.8%	92.0%	91.5%
% of Patients satisfied with the time they had to wait for an appointment	26	28	92.9%	89.0%	88.1%	87.9%

* This is based on patients treated on this contract for their most recent course of treatment. Figures in italics indicate the base number of FP17s or Patient Questionnaire responses are less than 100. N/A is shown where the base number of responses is less than 10 during the period. % is calculated as Quantity/Base number*100

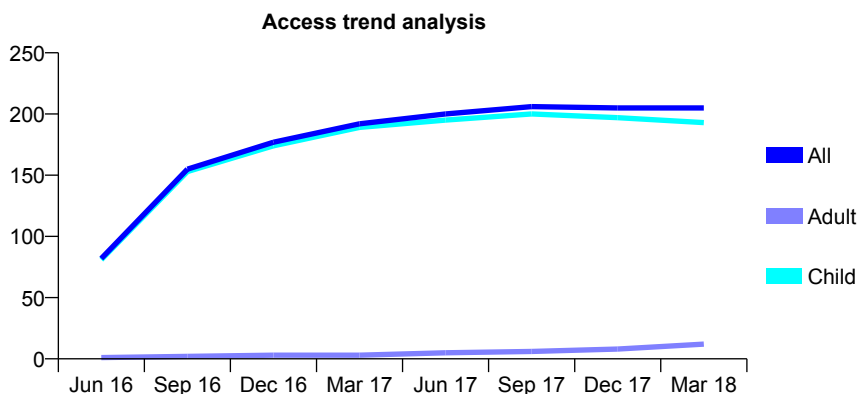
Q70 - Vital Signs At a Glance Contract Report for 136514/0001 - March 2018

Name or company name	Parkstone Dental Practice
Contract type name	GDS Contract
Purpose of contract	General
Contract start date	01/04/2016
Contract end date	

17/18 Contracted general activity (UDA)	350
Carry forward general activity (UDA)	0
17/18 Contracted orthodontic activity (UOA)	0
Carry forward orthodontic activity (UOA)	0
Baseline contract value	£9,319.39

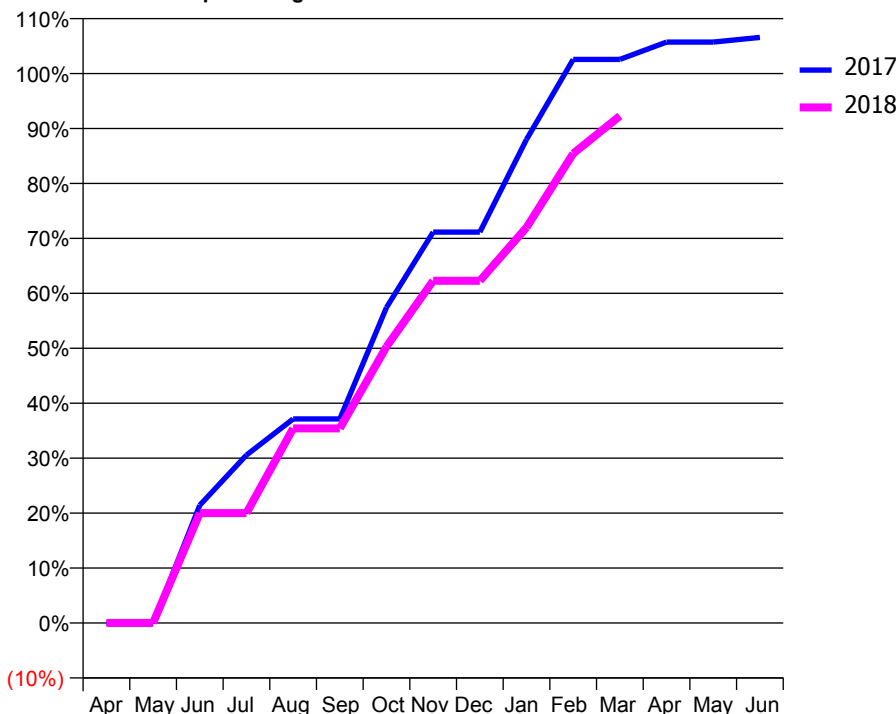
ACCESS*

Patients seen in 24 months	Total	Change since previous quarter
Quarter ending March 2017	192	
Quarter ending June 2017	200	↑
Quarter ending September 2017	206	↑
Quarter ending December 2017	205	→
Quarter ending March 2018	205	→
Variance since March 2017	6.8%	↑



ACTIVITY

Cumulative percentage of contracted UDA delivered 2017 & 2018



Month	Adjusted Scheduled Activity (UDA)	
	2017	2018
April	0	0
May	0	0
June	75	70
July	107	70
August	130	124
September	130	124
October	201	176
November	249	218
December	249	218
January	308	252
February	359	299
March	359	323
April	370	
May	370	
June	373	

QUALITY

	Quantity	Base Number	Contract	AT	Region	England
% of FP17s for the same patient ID Re-attending within 3 months - Children	21	308	6.8%	10.3%	11.5%	11.9%
% of FP17s for the same patient ID Re-attending within 3 months - Adults	0	0	N/A	14.7%	15.9%	16.0%
% of FP17s for the same patient ID Re-attending between 3 & 9 months - Children	224	308	72.7%	60.5%	60.6%	58.3%
% of FP17s for the same patient ID Re-attending between 3 & 9 months - Adults	0	0	N/A	52.0%	51.6%	50.3%
% of FP17s for Band 1 Urgent Courses	0	294	0.0%	9.8%	9.5%	9.1%
% of FP17s Relating to Free Repair or Replacements	0	294	0.0%	0.6%	0.7%	0.8%
% of FP17s Relating to Continuations	0	294	0.0%	1.1%	1.0%	1.0%
% of Patients satisfied with the dentistry they have received	0	0	N/A	91.8%	92.0%	91.5%
% of Patients satisfied with the time they had to wait for an appointment	0	0	N/A	89.0%	88.1%	87.9%

* This is based on patients treated on this contract for their most recent course of treatment. Figures in italics indicate the base number of FP17s or Patient Questionnaire responses are less than 100. N/A is shown where the base number of responses is less than 10 during the period. % is calculated as Quantity/Base number*100

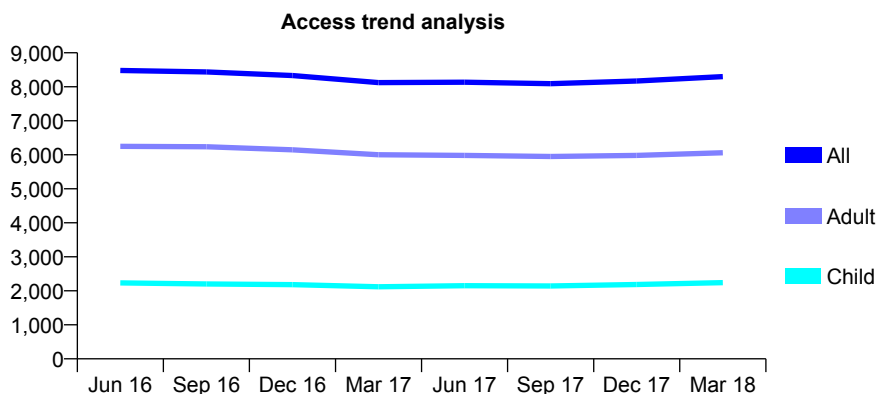
Q70 - Vital Signs At a Glance Contract Report for 137588/0001 - March 2018

Name or company name	Damira Dental Studios Ltd
Contract type name	GDS Contract
Purpose of contract	General
Contract start date	01/08/2011
Contract end date	

17/18 Contracted general activity (UDA)	20,000
Carry forward general activity (UDA)	0
17/18 Contracted orthodontic activity (UOA)	0
Carry forward orthodontic activity (UOA)	0
Baseline contract value	£524,149.54

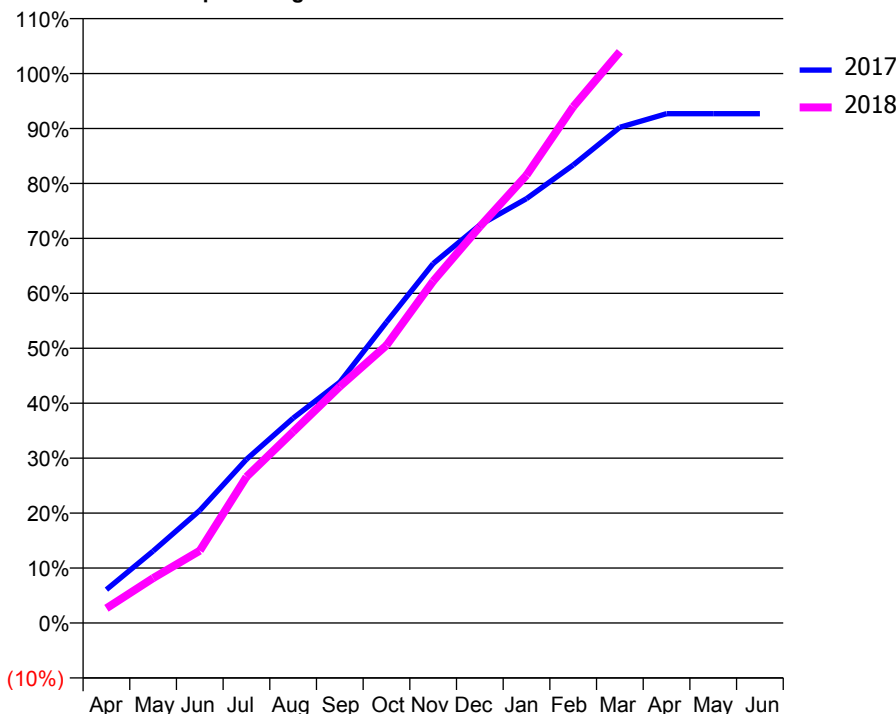
ACCESS*

Patients seen in 24 months	Total	Change since previous quarter
Quarter ending March 2017	8,123	
Quarter ending June 2017	8,134	→
Quarter ending September 2017	8,094	→
Quarter ending December 2017	8,170	→
Quarter ending March 2018	8,300	→
Variance since March 2017	2.2%	↑



ACTIVITY

Cumulative percentage of contracted UDA delivered 2017 & 2018



Month	Adjusted Scheduled Activity (UDA)	
	2017	2018
April	1,216	536
May	2,619	1,633
June	4,097	2,634
July	5,959	5,320
August	7,456	6,961
September	8,770	8,608
October	10,953	10,108
November	13,080	12,444
December	14,486	14,426
January	15,448	16,302
February	16,671	18,788
March	18,042	20,796
April	18,538	
May	18,538	
June	18,538	

QUALITY

	Quantity	Base Number	Contract	AT	Region	England
% of FP17s for the same patient ID Re-attending within 3 months - Children	116	3,585	3.2%	10.3%	11.5%	11.9%
% of FP17s for the same patient ID Re-attending within 3 months - Adults	679	8,918	7.6%	14.7%	15.9%	16.0%
% of FP17s for the same patient ID Re-attending between 3 & 9 months - Children	2,360	3,585	65.8%	60.5%	60.6%	58.3%
% of FP17s for the same patient ID Re-attending between 3 & 9 months - Adults	5,779	8,918	64.8%	52.0%	51.6%	50.3%
% of FP17s for Band 1 Urgent Courses	288	11,271	2.6%	9.8%	9.5%	9.1%
% of FP17s Relating to Free Repair or Replacements	51	11,271	0.5%	0.6%	0.7%	0.8%
% of FP17s Relating to Continuations	22	11,271	0.2%	1.1%	1.0%	1.0%
% of Patients satisfied with the dentistry they have received	3	3	N/A	91.8%	92.0%	91.5%
% of Patients satisfied with the time they had to wait for an appointment	3	3	N/A	89.0%	88.1%	87.9%

* This is based on patients treated on this contract for their most recent course of treatment. Figures in italics indicate the base number of FP17s or Patient Questionnaire responses are less than 100. N/A is shown where the base number of responses is less than 10 during the period. % is calculated as Quantity/Base number*100

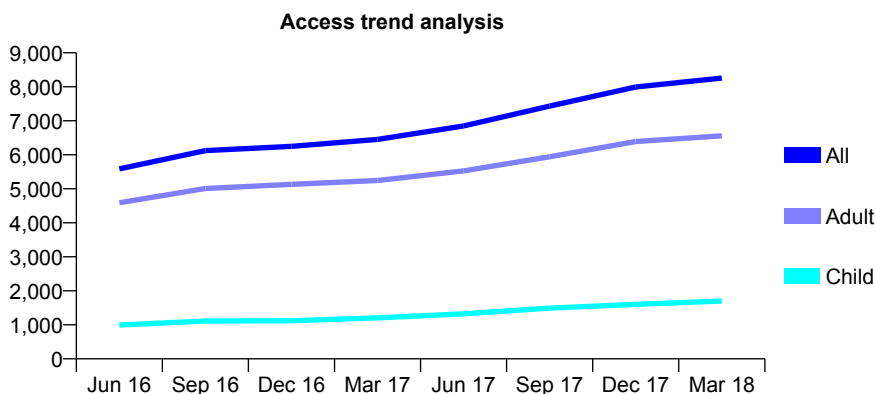
Q70 - Vital Signs At a Glance Contract Report for 137588/0002 - March 2018

Name or company name	Damira Dental Studios Ltd
Contract type name	GDS Contract
Purpose of contract	General
Contract start date	20/03/2013
Contract end date	

17/18 Contracted general activity (UDA)	23,402
Carry forward general activity (UDA)	0
17/18 Contracted orthodontic activity (UOA)	0
Carry forward orthodontic activity (UOA)	0
Baseline contract value	£699,002.82

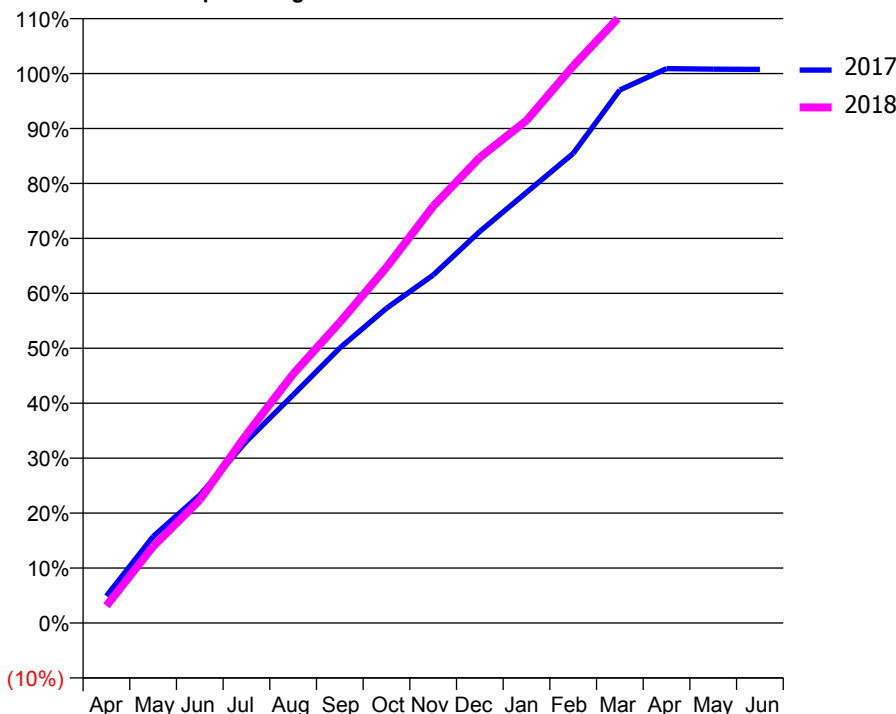
ACCESS*

Patients seen in 24 months	Total	Change since previous quarter
Quarter ending March 2017	6,451	
Quarter ending June 2017	6,849	↑
Quarter ending September 2017	7,434	↑
Quarter ending December 2017	7,995	↑
Quarter ending March 2018	8,258	↑
Variance since March 2017	28.0%	↑



ACTIVITY

Cumulative percentage of contracted UDA delivered 2017 & 2018



Month	Adjusted Scheduled Activity (UDA)	
	2017	2018
April	1,151	738
May	3,683	3,261
June	5,451	5,243
July	7,741	8,029
August	9,716	10,605
September	11,712	12,806
October	13,407	15,149
November	14,822	17,749
December	16,676	19,826
January	18,338	21,398
February	19,999	23,725
March	22,701	25,842
April	23,610	
May	23,590	
June	23,575	

QUALITY

	Quantity	Base Number	Contract	AT	Region	England
% of FP17s for the same patient ID Re-attending within 3 months - Children	242	2,463	9.8%	10.3%	11.5%	11.9%
% of FP17s for the same patient ID Re-attending within 3 months - Adults	2,148	9,332	23.0%	14.7%	15.9%	16.0%
% of FP17s for the same patient ID Re-attending between 3 & 9 months - Children	1,128	2,463	45.8%	60.5%	60.6%	58.3%
% of FP17s for the same patient ID Re-attending between 3 & 9 months - Adults	3,095	9,332	33.2%	52.0%	51.6%	50.3%
% of FP17s for Band 1 Urgent Courses	3,222	11,506	28.0%	9.8%	9.5%	9.1%
% of FP17s Relating to Free Repair or Replacements	95	11,506	0.8%	0.6%	0.7%	0.8%
% of FP17s Relating to Continuations	51	11,506	0.4%	1.1%	1.0%	1.0%
% of Patients satisfied with the dentistry they have received	28	28	100.0%	91.8%	92.0%	91.5%
% of Patients satisfied with the time they had to wait for an appointment	26	28	92.9%	89.0%	88.1%	87.9%

* This is based on patients treated on this contract for their most recent course of treatment. Figures in italics indicate the base number of FP17s or Patient Questionnaire responses are less than 100. N/A is shown where the base number of responses is less than 10 during the period. % is calculated as Quantity/Base number*100

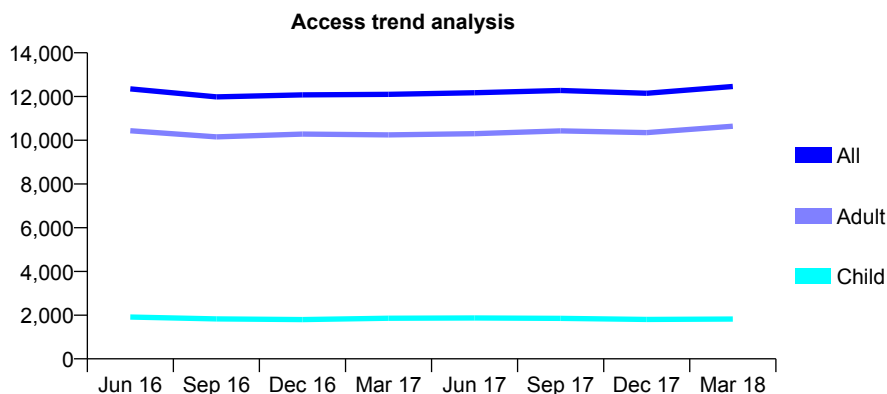
Q70 - Vital Signs At a Glance Contract Report for 137588/0003 - March 2018

Name or company name	Damira Dental Studios Ltd
Contract type name	GDS Contract
Purpose of contract	General
Contract start date	01/04/2013
Contract end date	

17/18 Contracted general activity (UDA)	30,000
Carry forward general activity (UDA)	1,202
17/18 Contracted orthodontic activity (UOA)	0
Carry forward orthodontic activity (UOA)	0
Baseline contract value	£806,954.15

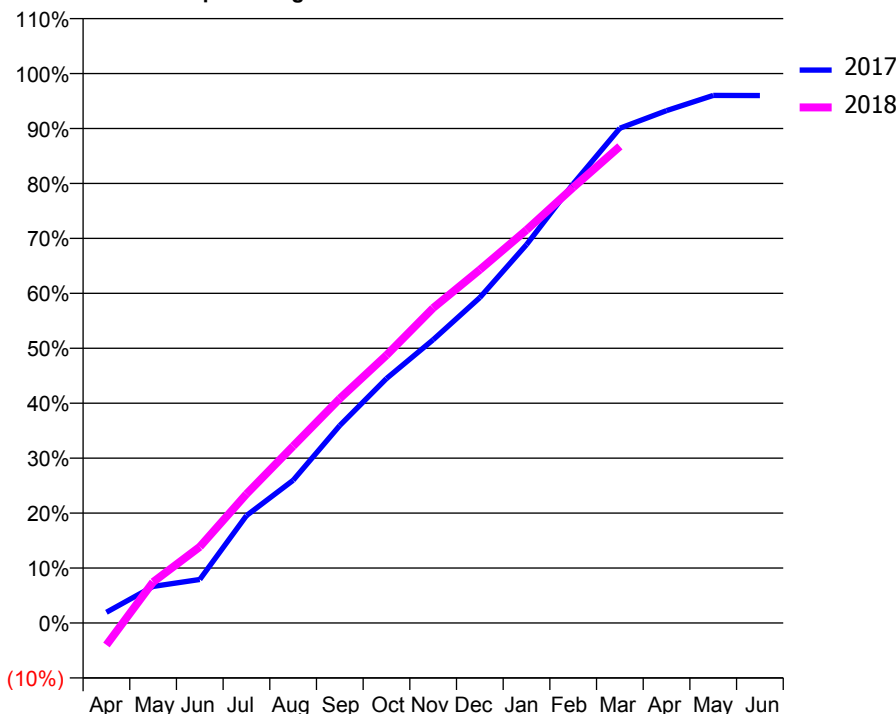
ACCESS*

Patients seen in 24 months	Total	Change since previous quarter
Quarter ending March 2017	12,100	
Quarter ending June 2017	12,172	→
Quarter ending September 2017	12,277	→
Quarter ending December 2017	12,150	↓
Quarter ending March 2018	12,462	↑
Variance since March 2017	3.0%	↑



ACTIVITY

Cumulative percentage of contracted UDA delivered 2017 & 2018



Month	Adjusted Scheduled Activity (UDA)	
	2017	2018
April	585	-1,202
May	1,997	2,239
June	2,378	4,161
July	5,862	7,041
August	7,791	9,660
September	10,784	12,259
October	13,350	14,623
November	15,469	17,199
December	17,770	19,288
January	20,654	21,461
February	23,979	23,778
March	27,011	26,025
April	27,972	
May	28,800	
June	28,798	

QUALITY

	Quantity	Base Number	Contract	AT	Region	England
% of FP17s for the same patient ID Re-attending within 3 months - Children	344	2,457	14.0%	10.3%	11.5%	11.9%
% of FP17s for the same patient ID Re-attending within 3 months - Adults	2,608	13,261	19.7%	14.7%	15.9%	16.0%
% of FP17s for the same patient ID Re-attending between 3 & 9 months - Children	704	2,457	28.7%	60.5%	60.6%	58.3%
% of FP17s for the same patient ID Re-attending between 3 & 9 months - Adults	2,158	13,261	16.3%	52.0%	51.6%	50.3%
% of FP17s for Band 1 Urgent Courses	9,624	14,880	64.7%	9.8%	9.5%	9.1%
% of FP17s Relating to Free Repair or Replacements	55	14,880	0.4%	0.6%	0.7%	0.8%
% of FP17s Relating to Continuations	32	14,880	0.2%	1.1%	1.0%	1.0%
% of Patients satisfied with the dentistry they have received	6	9	N/A	91.8%	92.0%	91.5%
% of Patients satisfied with the time they had to wait for an appointment	8	9	N/A	89.0%	88.1%	87.9%

* This is based on patients treated on this contract for their most recent course of treatment. Figures in italics indicate the base number of FP17s or Patient Questionnaire responses are less than 100. N/A is shown where the base number of responses is less than 10 during the period. % is calculated as Quantity/Base number*100

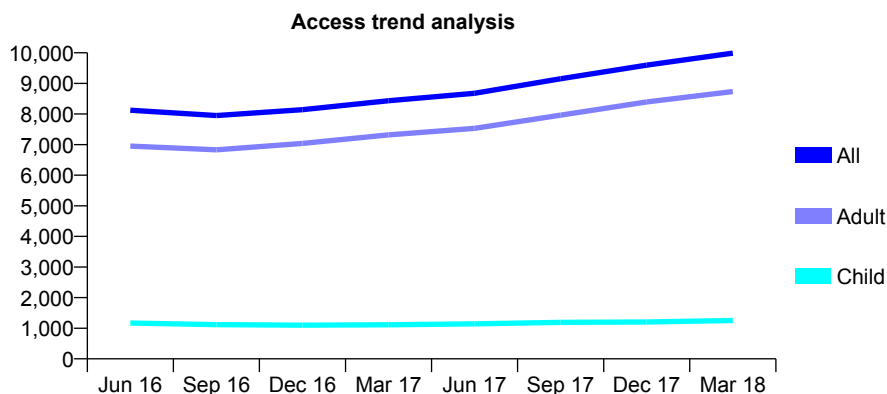
Q70 - Vital Signs At a Glance Contract Report for 137588/0004 - March 2018

Name or company name	Damira Dental Studios Ltd
Contract type name	GDS Contract
Purpose of contract	General
Contract start date	01/04/2013
Contract end date	

17/18 Contracted general activity (UDA)	20,000
Carry forward general activity (UDA)	0
17/18 Contracted orthodontic activity (UOA)	0
Carry forward orthodontic activity (UOA)	0
Baseline contract value	£611,514.92

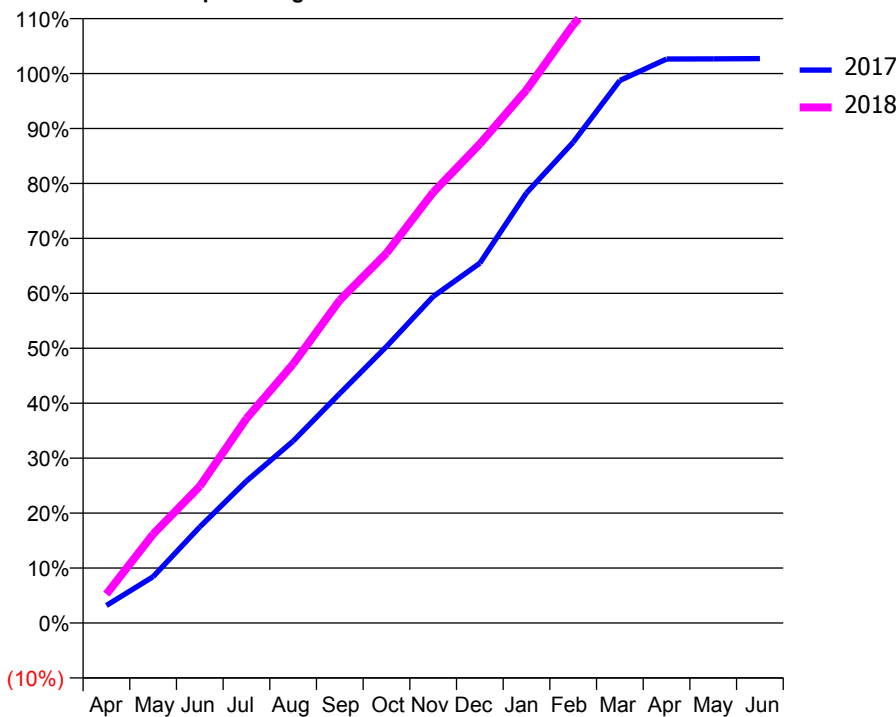
ACCESS*

Patients seen in 24 months	Total	Change since previous quarter
Quarter ending March 2017	8,432	
Quarter ending June 2017	8,676	↑
Quarter ending September 2017	9,152	↑
Quarter ending December 2017	9,596	↑
Quarter ending March 2018	9,989	↑
Variance since March 2017	18.5%	↑



ACTIVITY

Cumulative percentage of contracted UDA delivered 2017 & 2018



Month	Adjusted Scheduled Activity (UDA)	
	2017	2018
April	636	1,053
May	1,688	3,233
June	3,496	4,978
July	5,169	7,442
August	6,624	9,429
September	8,357	11,751
October	10,066	13,461
November	11,885	15,673
December	13,097	17,434
January	15,654	19,405
February	17,499	21,776
March	19,746	23,673
April	20,528	
May	20,533	
June	20,543	

QUALITY

	Quantity	Base Number	Contract	AT	Region	England
% of FP17s for the same patient ID Re-attending within 3 months - Children	160	1,995	8.0%	10.3%	11.5%	11.9%
% of FP17s for the same patient ID Re-attending within 3 months - Adults	1,810	11,709	15.5%	14.7%	15.9%	16.0%
% of FP17s for the same patient ID Re-attending between 3 & 9 months - Children	790	1,995	39.6%	60.5%	60.6%	58.3%
% of FP17s for the same patient ID Re-attending between 3 & 9 months - Adults	3,294	11,709	28.1%	52.0%	51.6%	50.3%
% of FP17s for Band 1 Urgent Courses	7,269	13,332	54.5%	9.8%	9.5%	9.1%
% of FP17s Relating to Free Repair or Replacements	119	13,332	0.9%	0.6%	0.7%	0.8%
% of FP17s Relating to Continuations	45	13,332	0.3%	1.1%	1.0%	1.0%
% of Patients satisfied with the dentistry they have received	20	20	100.0%	91.8%	92.0%	91.5%
% of Patients satisfied with the time they had to wait for an appointment	18	20	90.0%	89.0%	88.1%	87.9%

* This is based on patients treated on this contract for their most recent course of treatment. Figures in italics indicate the base number of FP17s or Patient Questionnaire responses are less than 100. N/A is shown where the base number of responses is less than 10 during the period. % is calculated as Quantity/Base number*100

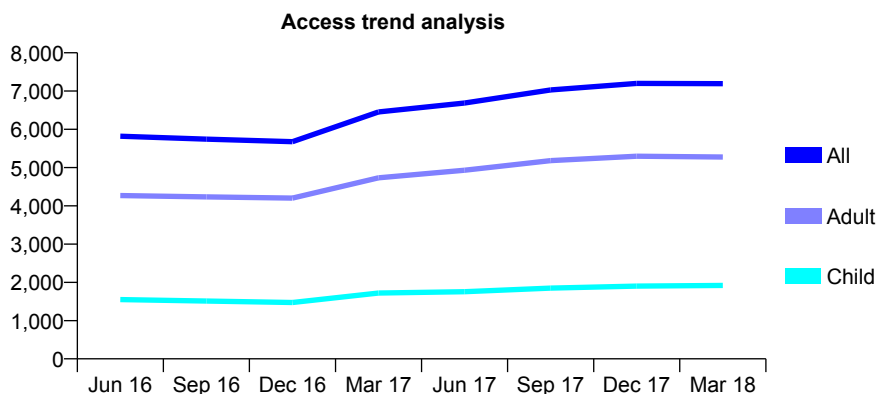
Q70 - Vital Signs At a Glance Contract Report for 137588/0005 - March 2018

Name or company name	Damira Dental Studios Ltd
Contract type name	GDS Contract
Purpose of contract	General
Contract start date	01/04/2013
Contract end date	

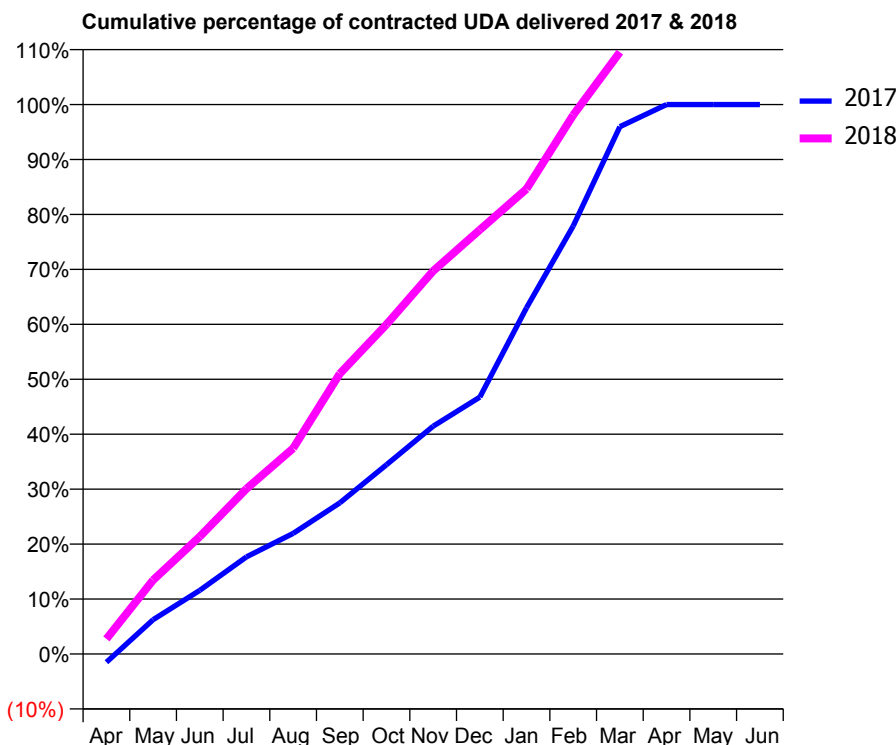
17/18 Contracted general activity (UDA)	20,000
Carry forward general activity (UDA)	1
17/18 Contracted orthodontic activity (UOA)	0
Carry forward orthodontic activity (UOA)	0
Baseline contract value	£553,288.90

ACCESS*

Patients seen in 24 months	Total	Change since previous quarter
Quarter ending March 2017	6,453	
Quarter ending June 2017	6,686	↑
Quarter ending September 2017	7,030	↑
Quarter ending December 2017	7,199	↑
Quarter ending March 2018	7,194	→
Variance since March 2017	11.5%	↑



ACTIVITY



Month	Adjusted Scheduled Activity (UDA)	
	2017	2018
April	-302	549
May	1,250	2,694
June	2,318	4,273
July	3,534	6,018
August	4,388	7,489
September	5,503	10,205
October	6,890	11,995
November	8,290	13,939
December	9,351	15,441
January	12,602	16,924
February	15,575	19,614
March	19,191	21,906
April	20,001	
May	20,001	
June	19,999	

QUALITY

	Quantity	Base Number	Contract	AT	Region	England
% of FP17s for the same patient ID Re-attending within 3 months - Children	196	2,350	8.3%	10.3%	11.5%	11.9%
% of FP17s for the same patient ID Re-attending within 3 months - Adults	1,089	6,164	17.7%	14.7%	15.9%	16.0%
% of FP17s for the same patient ID Re-attending between 3 & 9 months - Children	998	2,350	42.5%	60.5%	60.6%	58.3%
% of FP17s for the same patient ID Re-attending between 3 & 9 months - Adults	2,280	6,164	37.0%	52.0%	51.6%	50.3%
% of FP17s for Band 1 Urgent Courses	2,051	8,226	24.9%	9.8%	9.5%	9.1%
% of FP17s Relating to Free Repair or Replacements	73	8,226	0.9%	0.6%	0.7%	0.8%
% of FP17s Relating to Continuations	12	8,226	0.1%	1.1%	1.0%	1.0%
% of Patients satisfied with the dentistry they have received	13	15	86.7%	91.8%	92.0%	91.5%
% of Patients satisfied with the time they had to wait for an appointment	13	15	86.7%	89.0%	88.1%	87.9%

* This is based on patients treated on this contract for their most recent course of treatment. Figures in italics indicate the base number of FP17s or Patient Questionnaire responses are less than 100. N/A is shown where the base number of responses is less than 10 during the period. % is calculated as Quantity/Base number*100

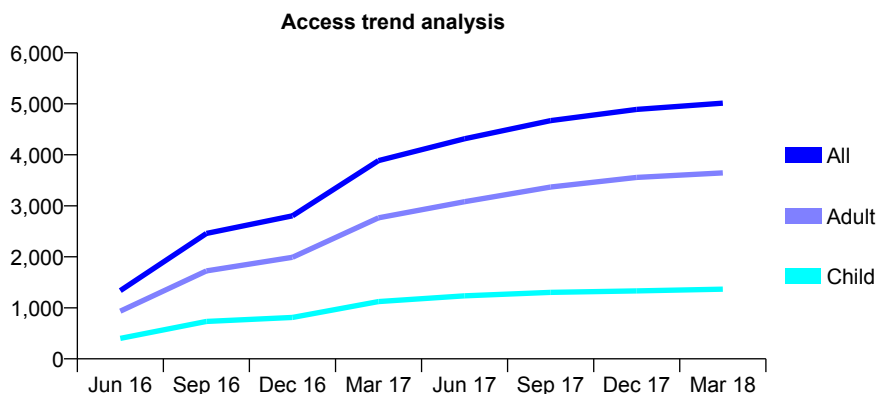
Q70 - Vital Signs At a Glance Contract Report for 137588/0009 - March 2018

Name or company name	Damira Dental Studios Ltd
Contract type name	GDS Contract
Purpose of contract	General
Contract start date	01/04/2016
Contract end date	

17/18 Contracted general activity (UDA)	15,480
Carry forward general activity (UDA)	505
17/18 Contracted orthodontic activity (UOA)	0
Carry forward orthodontic activity (UOA)	0
Baseline contract value	£418,905.29

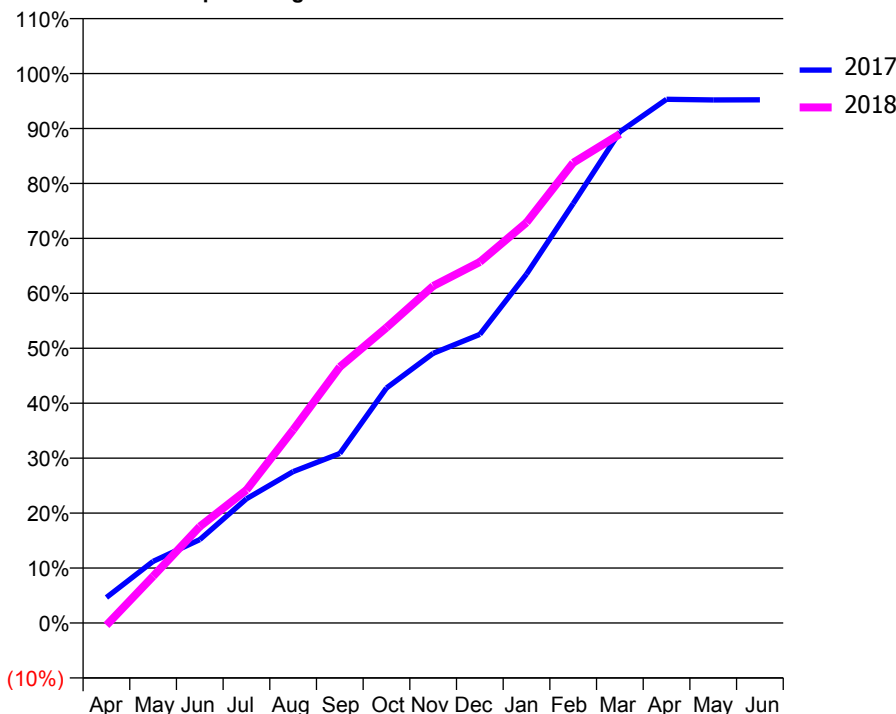
ACCESS*

Patients seen in 24 months	Total	Change since previous quarter
Quarter ending March 2017	3,887	
Quarter ending June 2017	4,316	↑
Quarter ending September 2017	4,671	↑
Quarter ending December 2017	4,889	↑
Quarter ending March 2018	5,012	↑
Variance since March 2017	28.9%	↑



ACTIVITY

Cumulative percentage of contracted UDA delivered 2017 & 2018



Month	Adjusted Scheduled Activity (UDA)	
	2017	2018
April	730	-66
May	1,764	1,317
June	2,385	2,716
July	3,556	3,747
August	4,330	5,443
September	4,851	7,213
October	6,725	8,322
November	7,718	9,493
December	8,257	10,171
January	9,984	11,283
February	12,003	12,966
March	14,055	13,772
April	14,985	
May	14,966	
June	14,968	

QUALITY

	Quantity	Base Number	Contract	AT	Region	England
% of FP17s for the same patient ID Re-attending within 3 months - Children	137	1,764	7.8%	10.3%	11.5%	11.9%
% of FP17s for the same patient ID Re-attending within 3 months - Adults	713	4,573	15.6%	14.7%	15.9%	16.0%
% of FP17s for the same patient ID Re-attending between 3 & 9 months - Children	910	1,764	51.6%	60.5%	60.6%	58.3%
% of FP17s for the same patient ID Re-attending between 3 & 9 months - Adults	2,269	4,573	49.6%	52.0%	51.6%	50.3%
% of FP17s for Band 1 Urgent Courses	759	5,989	12.7%	9.8%	9.5%	9.1%
% of FP17s Relating to Free Repair or Replacements	102	5,989	1.7%	0.6%	0.7%	0.8%
% of FP17s Relating to Continuations	6	5,989	0.1%	1.1%	1.0%	1.0%
% of Patients satisfied with the dentistry they have received	4	5	N/A	91.8%	92.0%	91.5%
% of Patients satisfied with the time they had to wait for an appointment	5	5	N/A	89.0%	88.1%	87.9%

* This is based on patients treated on this contract for their most recent course of treatment. Figures in italics indicate the base number of FP17s or Patient Questionnaire responses are less than 100. N/A is shown where the base number of responses is less than 10 during the period. % is calculated as Quantity/Base number*100

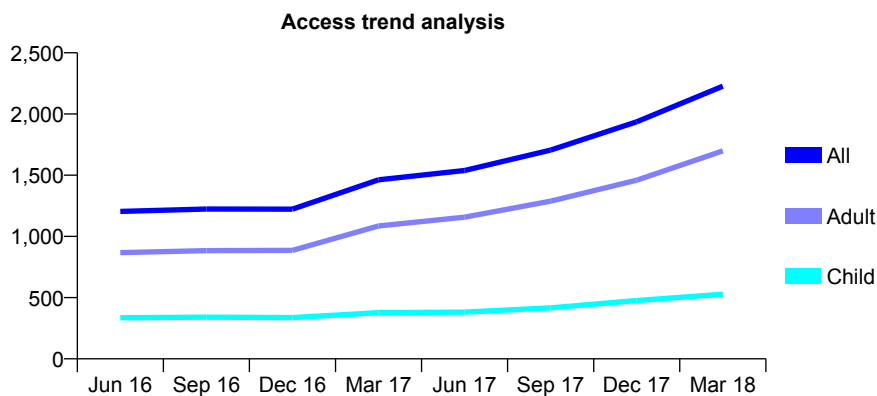
Q70 - Vital Signs At a Glance Contract Report for 138274/0001 - March 2018

Name or company name	Bembridge Dental Practice
Contract type name	GDS Contract
Purpose of contract	General
Contract start date	11/10/2012
Contract end date	

17/18 Contracted general activity (UDA)	4,563
Carry forward general activity (UDA)	0
17/18 Contracted orthodontic activity (UOA)	0
Carry forward orthodontic activity (UOA)	0
Baseline contract value	£121,270.07

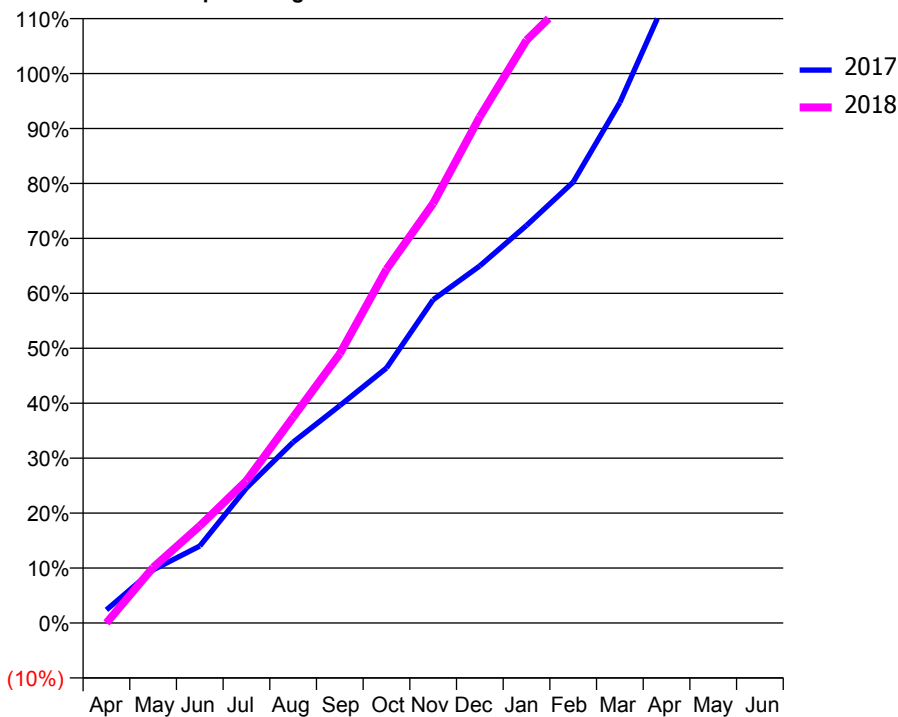
ACCESS*

Patients seen in 24 months	Total	Change since previous quarter
Quarter ending March 2017	1,462	
Quarter ending June 2017	1,539	↑
Quarter ending September 2017	1,705	↑
Quarter ending December 2017	1,936	↑
Quarter ending March 2018	2,227	↑
Variance since March 2017	52.3%	↑



ACTIVITY

Cumulative percentage of contracted UDA delivered 2017 & 2018



Month	Adjusted Scheduled Activity (UDA)	
	2017	2018
April	109	0
May	441	461
June	639	806
July	1,121	1,182
August	1,502	1,710
September	1,806	2,236
October	2,117	2,937
November	2,685	3,484
December	2,966	4,204
January	3,302	4,839
February	3,661	5,219
March	4,323	6,466
April	5,191	
May	5,149	
June	5,149	

QUALITY

	Quantity	Base Number	Contract	AT	Region	England
% of FP17s for the same patient ID Re-attending within 3 months - Children	44	727	6.1%	10.3%	11.5%	11.9%
% of FP17s for the same patient ID Re-attending within 3 months - Adults	246	2,373	10.4%	14.7%	15.9%	16.0%
% of FP17s for the same patient ID Re-attending between 3 & 9 months - Children	330	727	45.4%	60.5%	60.6%	58.3%
% of FP17s for the same patient ID Re-attending between 3 & 9 months - Adults	1,113	2,373	46.9%	52.0%	51.6%	50.3%
% of FP17s for Band 1 Urgent Courses	97	2,844	3.4%	9.8%	9.5%	9.1%
% of FP17s Relating to Free Repair or Replacements	27	2,844	0.9%	0.6%	0.7%	0.8%
% of FP17s Relating to Continuations	11	2,844	0.4%	1.1%	1.0%	1.0%
% of Patients satisfied with the dentistry they have received	4	4	N/A	91.8%	92.0%	91.5%
% of Patients satisfied with the time they had to wait for an appointment	4	4	N/A	89.0%	88.1%	87.9%

* This is based on patients treated on this contract for their most recent course of treatment. Figures in italics indicate the base number of FP17s or Patient Questionnaire responses are less than 100. N/A is shown where the base number of responses is less than 10 during the period. % is calculated as Quantity/Base number*100

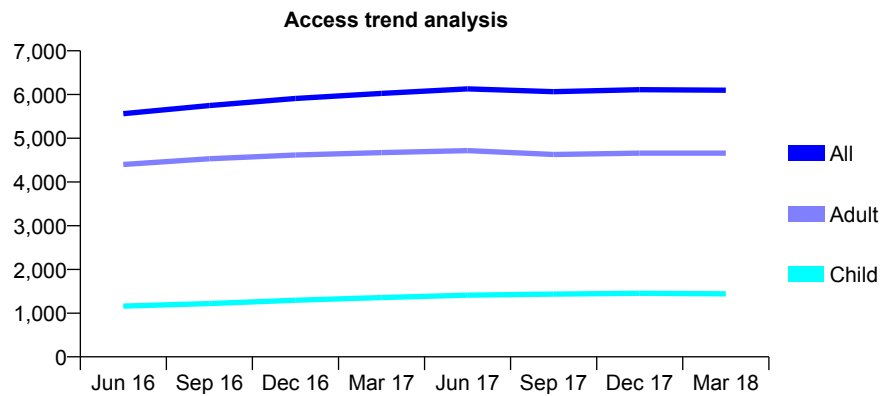
Q70 - Vital Signs At a Glance Contract Report for 138622/0001 - March 2018

Name or company name	Weymouth and Bridges Dental Practice Pa
Contract type name	GDS Contract
Purpose of contract	General
Contract start date	01/04/2006
Contract end date	

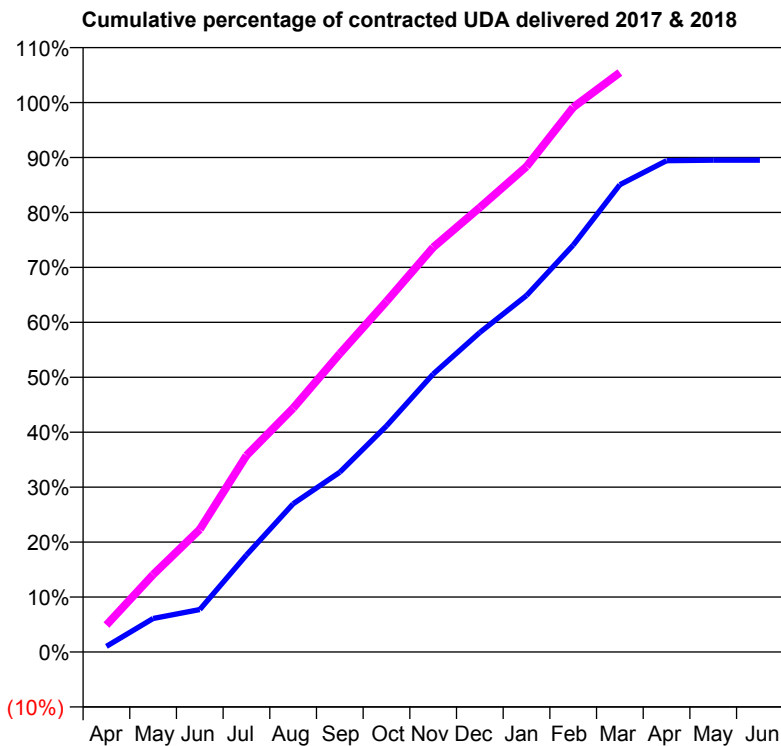
17/18 Contracted general activity (UDA)	16,000
Carry forward general activity (UDA)	0
17/18 Contracted orthodontic activity (UOA)	0
Carry forward orthodontic activity (UOA)	0
Baseline contract value	£387,419.20

ACCESS*

Patients seen in 24 months	Total	Change since previous quarter
Quarter ending March 2017	6,027	
Quarter ending June 2017	6,128	→
Quarter ending September 2017	6,064	↓
Quarter ending December 2017	6,112	→
Quarter ending March 2018	6,098	→
Variance since March 2017	1.2%	→



ACTIVITY



Month	Adjusted Scheduled Activity (UDA)	
	2017	2018
April	198	785
May	1,167	2,253
June	1,481	3,570
July	3,378	5,723
August	5,162	7,098
September	6,262	8,689
October	7,876	10,208
November	9,679	11,783
December	11,131	12,942
January	12,416	14,135
February	14,171	15,860
March	16,278	16,872
April	17,112	
May	17,133	
June	17,130	

QUALITY

	Quantity	Base Number	Contract	AT	Region	England
% of FP17s for the same patient ID Re-attending within 3 months - Children	91	1,993	4.6%	10.3%	11.5%	11.9%
% of FP17s for the same patient ID Re-attending within 3 months - Adults	599	5,876	10.2%	14.7%	15.9%	16.0%
% of FP17s for the same patient ID Re-attending between 3 & 9 months - Children	1,245	1,993	62.5%	60.5%	60.6%	58.3%
% of FP17s for the same patient ID Re-attending between 3 & 9 months - Adults	3,112	5,876	53.0%	52.0%	51.6%	50.3%
% of FP17s for Band 1 Urgent Courses	322	7,499	4.3%	9.8%	9.5%	9.1%
% of FP17s Relating to Free Repair or Replacements	48	7,499	0.6%	0.6%	0.7%	0.8%
% of FP17s Relating to Continuations	94	7,499	1.3%	1.1%	1.0%	1.0%
% of Patients satisfied with the dentistry they have received	7	7	N/A	91.8%	92.0%	91.5%
% of Patients satisfied with the time they had to wait for an appointment	7	7	N/A	89.0%	88.1%	87.9%

* This is based on patients treated on this contract for their most recent course of treatment. Figures in italics indicate the base number of FP17s or Patient Questionnaire responses are less than 100. N/A is shown where the base number of responses is less than 10 during the period. % is calculated as Quantity/Base number*100

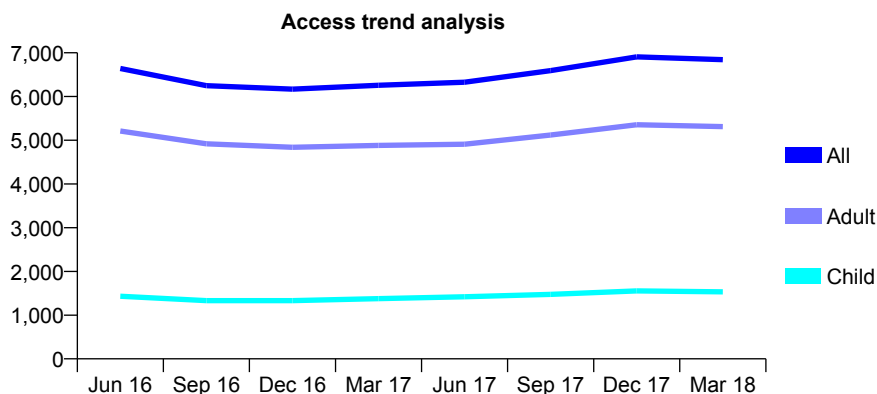
Q70 - Vital Signs At a Glance Contract Report for 138622/0002 - March 2018

Name or company name	Weymouth and Bridges Dental Practice Pa
Contract type name	GDS Contract
Purpose of contract	General
Contract start date	01/04/2006
Contract end date	31/03/2018

17/18 Contracted general activity (UDA)	18,500
Carry forward general activity (UDA)	0
17/18 Contracted orthodontic activity (UOA)	0
Carry forward orthodontic activity (UOA)	0
Baseline contract value	£447,953.44

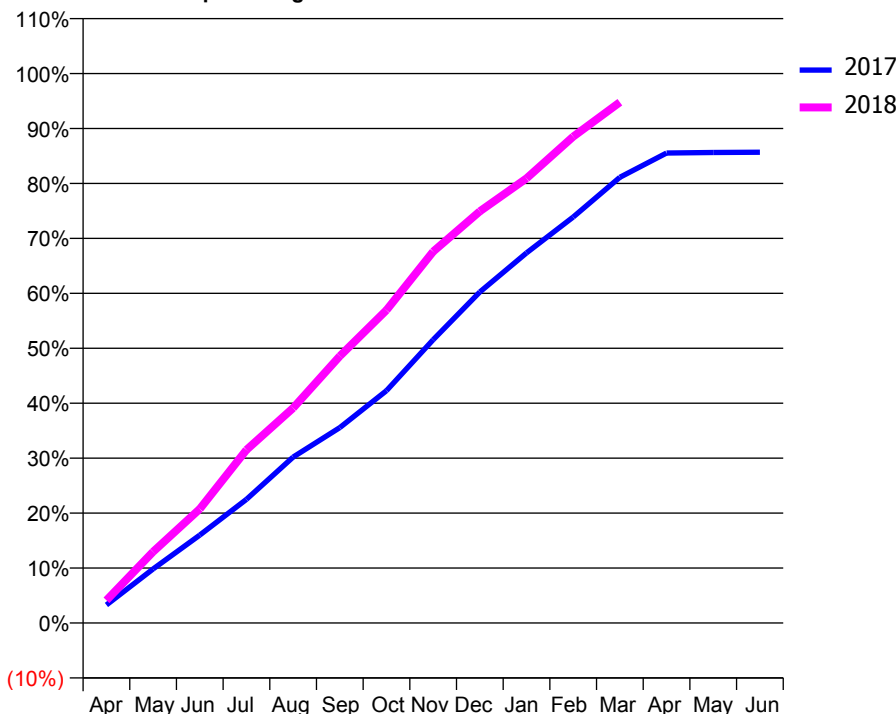
ACCESS*

Patients seen in 24 months	Total	Change since previous quarter
Quarter ending March 2017	6,258	
Quarter ending June 2017	6,328	→
Quarter ending September 2017	6,593	↑
Quarter ending December 2017	6,908	↑
Quarter ending March 2018	6,844	→
Variance since March 2017	9.4%	↑



ACTIVITY

Cumulative percentage of contracted UDA delivered 2017 & 2018



Month	Adjusted Scheduled Activity (UDA)	
	2017	2018
April	708	764
May	2,118	2,400
June	3,442	3,839
July	4,841	5,828
August	6,491	7,239
September	7,648	8,986
October	9,093	10,532
November	11,083	12,506
December	12,952	13,860
January	14,481	14,969
February	15,886	16,376
March	17,438	17,532
April	18,387	
May	18,411	
June	18,422	

QUALITY

	Quantity	Base Number	Contract	AT	Region	England
% of FP17s for the same patient ID Re-attending within 3 months - Children	106	2,128	5.0%	10.3%	11.5%	11.9%
% of FP17s for the same patient ID Re-attending within 3 months - Adults	516	6,291	8.2%	14.7%	15.9%	16.0%
% of FP17s for the same patient ID Re-attending between 3 & 9 months - Children	1,122	2,128	52.7%	60.5%	60.6%	58.3%
% of FP17s for the same patient ID Re-attending between 3 & 9 months - Adults	2,500	6,291	39.7%	52.0%	51.6%	50.3%
% of FP17s for Band 1 Urgent Courses	401	8,018	5.0%	9.8%	9.5%	9.1%
% of FP17s Relating to Free Repair or Replacements	35	8,018	0.4%	0.6%	0.7%	0.8%
% of FP17s Relating to Continuations	73	8,018	0.9%	1.1%	1.0%	1.0%
% of Patients satisfied with the dentistry they have received	4	4	N/A	91.8%	92.0%	91.5%
% of Patients satisfied with the time they had to wait for an appointment	3	4	N/A	89.0%	88.1%	87.9%

* This is based on patients treated on this contract for their most recent course of treatment. Figures in italics indicate the base number of FP17s or Patient Questionnaire responses are less than 100. N/A is shown where the base number of responses is less than 10 during the period. % is calculated as Quantity/Base number*100

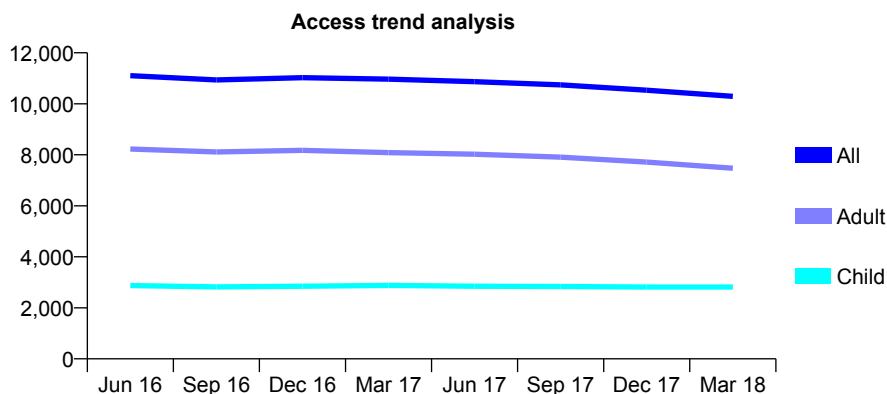
Q70 - Vital Signs At a Glance Contract Report for 138649/0001 - March 2018

Name or company name	Lordshill Dental Partnership
Contract type name	GDS Contract
Purpose of contract	General
Contract start date	01/09/2012
Contract end date	

17/18 Contracted general activity (UDA)	39,000
Carry forward general activity (UDA)	0
17/18 Contracted orthodontic activity (UOA)	0
Carry forward orthodontic activity (UOA)	0
Baseline contract value	£1,079,280.74

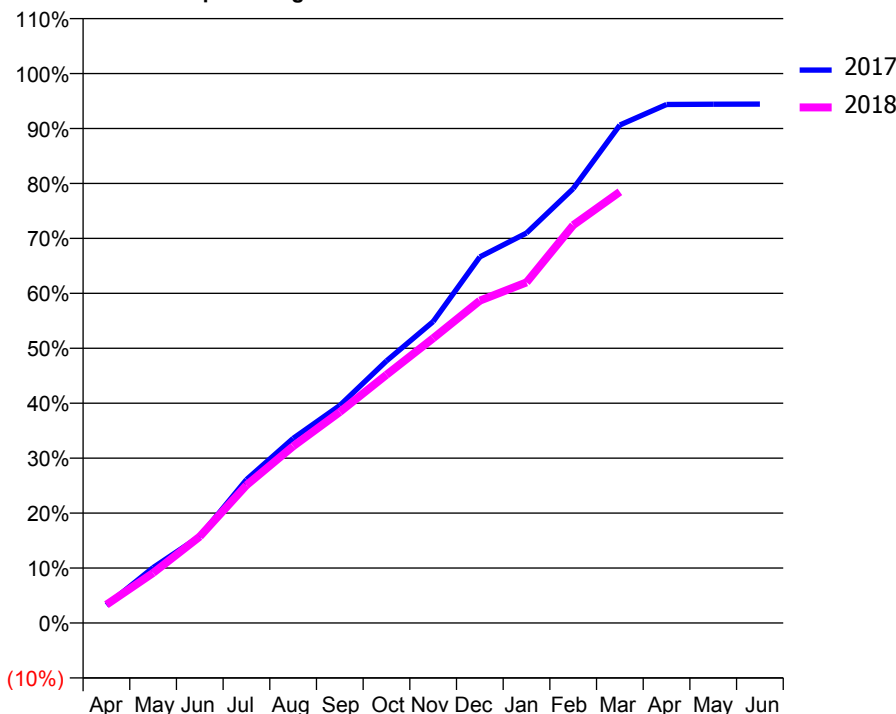
ACCESS*

Patients seen in 24 months	Total	Change since previous quarter
Quarter ending March 2017	10,966	
Quarter ending June 2017	10,869	→
Quarter ending September 2017	10,742	↓
Quarter ending December 2017	10,532	↓
Quarter ending March 2018	10,293	↓
Variance since March 2017	(6.1%)	↓



ACTIVITY

Cumulative percentage of contracted UDA delivered 2017 & 2018



Month	Adjusted Scheduled Activity (UDA)	
	2017	2018
April	1,132	1,304
May	3,530	3,557
June	5,524	6,139
July	9,133	9,778
August	11,759	12,549
September	13,860	14,979
October	16,696	17,618
November	19,200	20,213
December	23,317	22,881
January	24,842	24,176
February	27,669	28,235
March	31,718	30,602
April	33,025	
May	33,045	
June	33,054	

QUALITY

	Quantity	Base Number	Contract	AT	Region	England
% of FP17s for the same patient ID Re-attending within 3 months - Children	302	3,761	8.0%	10.3%	11.5%	11.9%
% of FP17s for the same patient ID Re-attending within 3 months - Adults	1,507	9,040	16.7%	14.7%	15.9%	16.0%
% of FP17s for the same patient ID Re-attending between 3 & 9 months - Children	1,841	3,761	48.9%	60.5%	60.6%	58.3%
% of FP17s for the same patient ID Re-attending between 3 & 9 months - Adults	4,035	9,040	44.6%	52.0%	51.6%	50.3%
% of FP17s for Band 1 Urgent Courses	1,022	11,995	8.5%	9.8%	9.5%	9.1%
% of FP17s Relating to Free Repair or Replacements	133	11,995	1.1%	0.6%	0.7%	0.8%
% of FP17s Relating to Continuations	359	11,995	3.0%	1.1%	1.0%	1.0%
% of Patients satisfied with the dentistry they have received	6	7	N/A	91.8%	92.0%	91.5%
% of Patients satisfied with the time they had to wait for an appointment	6	7	N/A	89.0%	88.1%	87.9%

* This is based on patients treated on this contract for their most recent course of treatment. Figures in italics indicate the base number of FP17s or Patient Questionnaire responses are less than 100. N/A is shown where the base number of responses is less than 10 during the period. % is calculated as Quantity/Base number*100

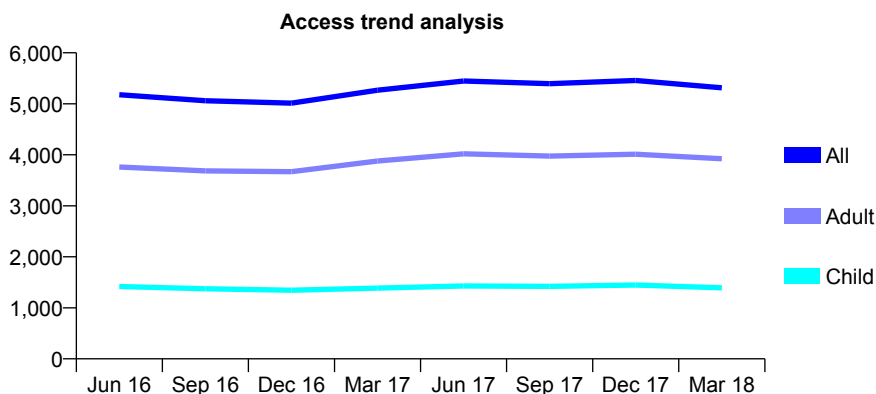
Q70 - Vital Signs At a Glance Contract Report for 139165/0001 - March 2018

Name or company name	Smile Dental Care Limited
Contract type name	GDS Contract
Purpose of contract	General
Contract start date	01/04/2009
Contract end date	

17/18 Contracted general activity (UDA)	14,950
Carry forward general activity (UDA)	0
17/18 Contracted orthodontic activity (UOA)	0
Carry forward orthodontic activity (UOA)	0
Baseline contract value	£395,799.23

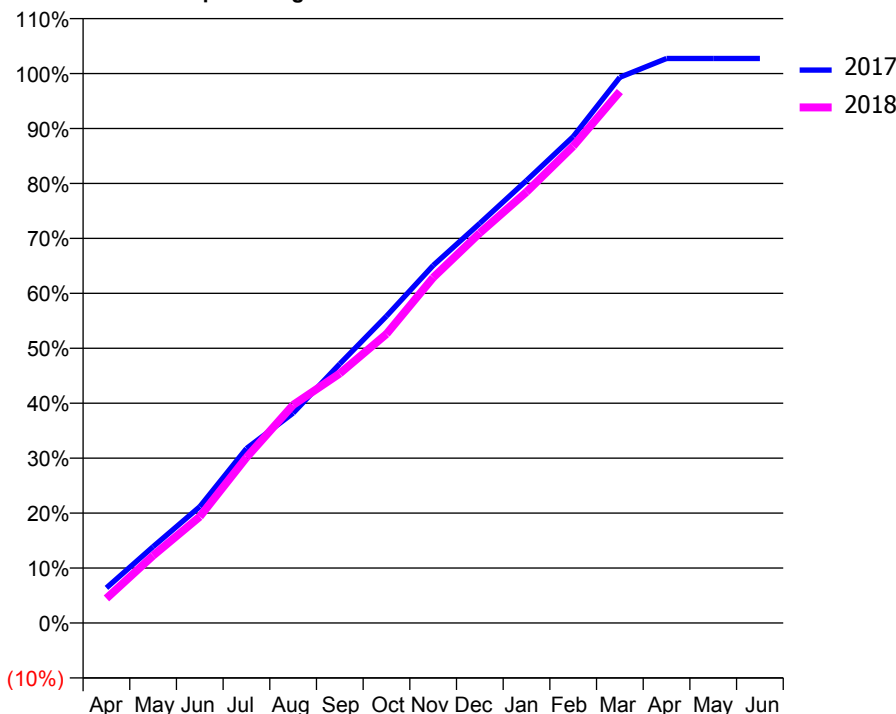
ACCESS*

Patients seen in 24 months	Total	Change since previous quarter
Quarter ending March 2017	5,266	
Quarter ending June 2017	5,448	↑
Quarter ending September 2017	5,396	→
Quarter ending December 2017	5,458	→
Quarter ending March 2018	5,314	↓
Variance since March 2017	0.9%	→



ACTIVITY

Cumulative percentage of contracted UDA delivered 2017 & 2018



Month	Adjusted Scheduled Activity (UDA)	
	2017	2018
April	955	671
May	2,077	1,832
June	3,166	2,892
July	4,745	4,503
August	5,714	5,935
September	7,050	6,791
October	8,351	7,862
November	9,727	9,399
December	10,876	10,613
January	12,040	11,729
February	13,231	12,970
March	14,848	14,459
April	15,357	
May	15,358	
June	15,358	

QUALITY

	Quantity	Base Number	Contract	AT	Region	England
% of FP17s for the same patient ID Re-attending within 3 months - Children	196	2,432	8.1%	10.3%	11.5%	11.9%
% of FP17s for the same patient ID Re-attending within 3 months - Adults	911	6,566	13.9%	14.7%	15.9%	16.0%
% of FP17s for the same patient ID Re-attending between 3 & 9 months - Children	1,455	2,432	59.8%	60.5%	60.6%	58.3%
% of FP17s for the same patient ID Re-attending between 3 & 9 months - Adults	4,085	6,566	62.2%	52.0%	51.6%	50.3%
% of FP17s for Band 1 Urgent Courses	794	8,682	9.1%	9.8%	9.5%	9.1%
% of FP17s Relating to Free Repair or Replacements	83	8,682	1.0%	0.6%	0.7%	0.8%
% of FP17s Relating to Continuations	23	8,682	0.3%	1.1%	1.0%	1.0%
% of Patients satisfied with the dentistry they have received	2	2	N/A	91.8%	92.0%	91.5%
% of Patients satisfied with the time they had to wait for an appointment	2	2	N/A	89.0%	88.1%	87.9%

* This is based on patients treated on this contract for their most recent course of treatment. Figures in italics indicate the base number of FP17s or Patient Questionnaire responses are less than 100. N/A is shown where the base number of responses is less than 10 during the period. % is calculated as Quantity/Base number*100

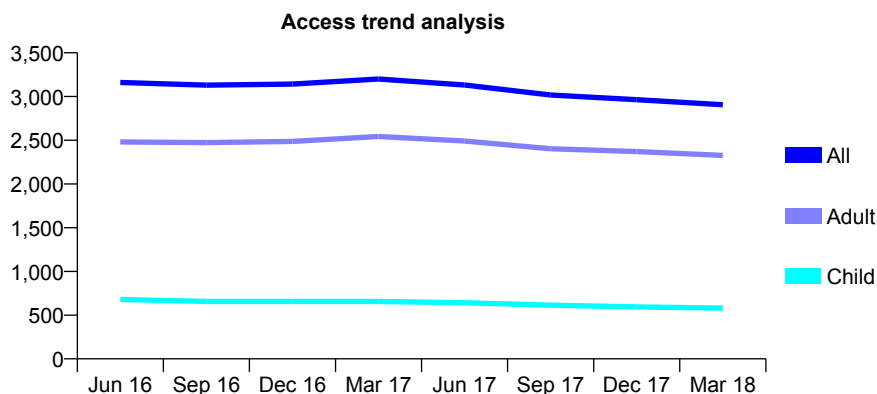
Q70 - Vital Signs At a Glance Contract Report for 139181/0003 - March 2018

Name or company name	Bassett Dental Practice Ltd
Contract type name	GDS Contract
Purpose of contract	General
Contract start date	01/04/2010
Contract end date	

17/18 Contracted general activity (UDA)	6,803
Carry forward general activity (UDA)	0
17/18 Contracted orthodontic activity (UOA)	0
Carry forward orthodontic activity (UOA)	0
Baseline contract value	£161,826.55

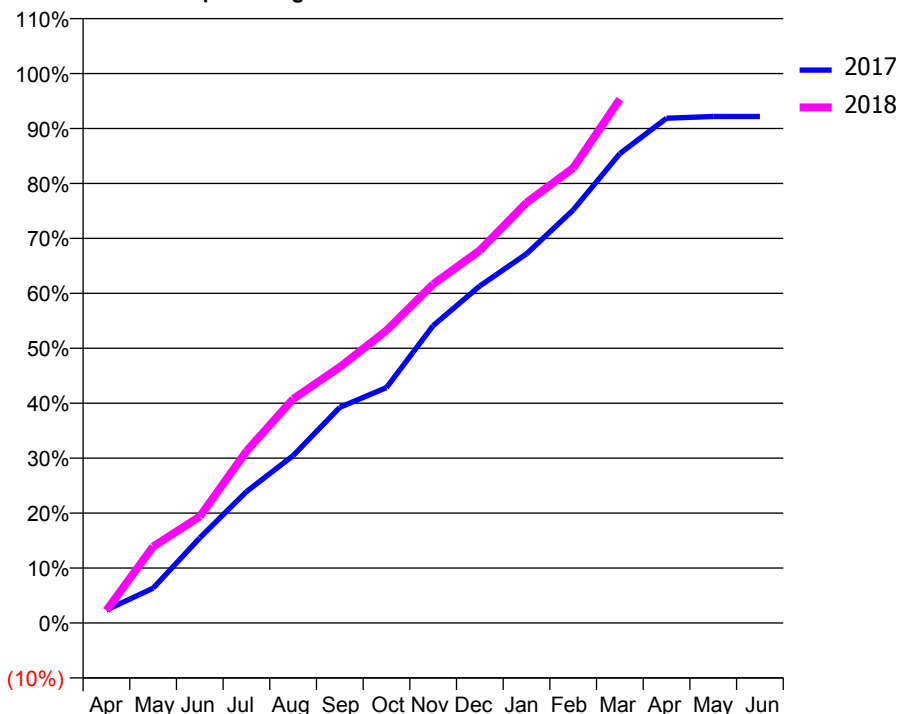
ACCESS*

Patients seen in 24 months	Total	Change since previous quarter
Quarter ending March 2017	3,200	
Quarter ending June 2017	3,132	↓
Quarter ending September 2017	3,017	↓
Quarter ending December 2017	2,964	↓
Quarter ending March 2018	2,906	↓
Variance since March 2017	(9.2%)	↓



ACTIVITY

Cumulative percentage of contracted UDA delivered 2017 & 2018



Month	Adjusted Scheduled Activity (UDA)	
	2017	2018
April	259	156
May	698	947
June	1,700	1,319
July	2,623	2,126
August	3,342	2,774
September	4,306	3,168
October	4,701	3,620
November	5,938	4,196
December	6,731	4,614
January	7,373	5,204
February	8,247	5,634
March	9,375	6,486
April	10,080	
May	10,114	
June	10,115	

QUALITY

	Quantity	Base Number	Contract	AT	Region	England
% of FP17s for the same patient ID Re-attending within 3 months - Children	46	797	5.8%	10.3%	11.5%	11.9%
% of FP17s for the same patient ID Re-attending within 3 months - Adults	590	3,216	18.3%	14.7%	15.9%	16.0%
% of FP17s for the same patient ID Re-attending between 3 & 9 months - Children	479	797	60.1%	60.5%	60.6%	58.3%
% of FP17s for the same patient ID Re-attending between 3 & 9 months - Adults	1,872	3,216	58.2%	52.0%	51.6%	50.3%
% of FP17s for Band 1 Urgent Courses	374	3,698	10.1%	9.8%	9.5%	9.1%
% of FP17s Relating to Free Repair or Replacements	50	3,698	1.4%	0.6%	0.7%	0.8%
% of FP17s Relating to Continuations	105	3,698	2.8%	1.1%	1.0%	1.0%
% of Patients satisfied with the dentistry they have received	2	2	N/A	91.8%	92.0%	91.5%
% of Patients satisfied with the time they had to wait for an appointment	2	2	N/A	89.0%	88.1%	87.9%

* This is based on patients treated on this contract for their most recent course of treatment. Figures in italics indicate the base number of FP17s or Patient Questionnaire responses are less than 100. N/A is shown where the base number of responses is less than 10 during the period. % is calculated as Quantity/Base number*100

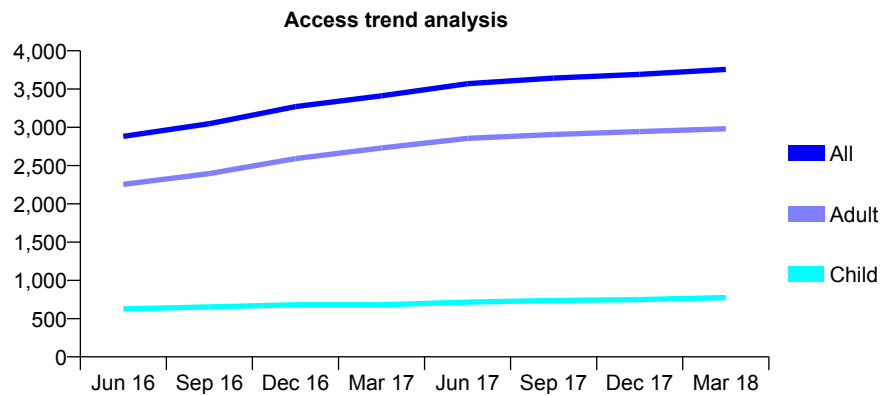
Q70 - Vital Signs At a Glance Contract Report for 139661/0001 - March 2018

Name or company name	Swapnil Krishnarao Shinde
Contract type name	GDS Contract
Purpose of contract	General
Contract start date	01/09/2015
Contract end date	

17/18 Contracted general activity (UDA)	9,544
Carry forward general activity (UDA)	0
17/18 Contracted orthodontic activity (UOA)	0
Carry forward orthodontic activity (UOA)	0
Baseline contract value	£217,203.95

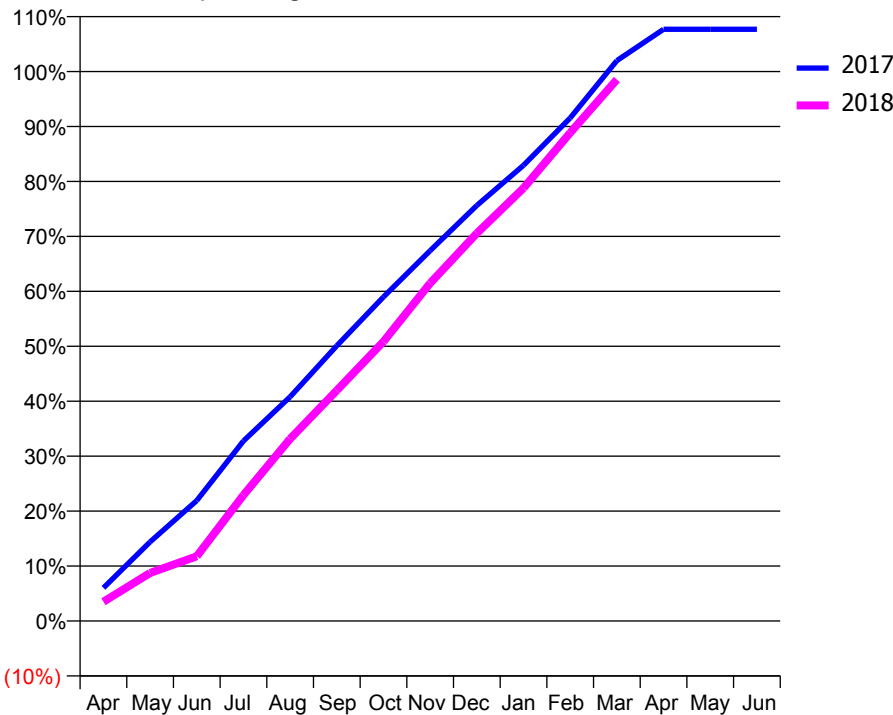
ACCESS*

Patients seen in 24 months	Total	Change since previous quarter
Quarter ending March 2017	3,412	
Quarter ending June 2017	3,571	↑
Quarter ending September 2017	3,643	↑
Quarter ending December 2017	3,692	→
Quarter ending March 2018	3,756	→
Variance since March 2017	10.1%	↑



ACTIVITY

Cumulative percentage of contracted UDA delivered 2017 & 2018



Month	Adjusted Scheduled Activity (UDA)	
	2017	2018
April	575	335
May	1,375	835
June	2,094	1,125
July	3,127	2,188
August	3,895	3,166
September	4,781	4,006
October	5,629	4,852
November	6,433	5,867
December	7,218	6,733
January	7,916	7,520
February	8,738	8,480
March	9,732	9,403
April	10,278	
May	10,277	
June	10,277	

QUALITY

	Quantity	Base Number	Contract	AT	Region	England
% of FP17s for the same patient ID Re-attending within 3 months - Children	55	1,179	4.7%	10.3%	11.5%	11.9%
% of FP17s for the same patient ID Re-attending within 3 months - Adults	575	4,592	12.5%	14.7%	15.9%	16.0%
% of FP17s for the same patient ID Re-attending between 3 & 9 months - Children	712	1,179	60.4%	60.5%	60.6%	58.3%
% of FP17s for the same patient ID Re-attending between 3 & 9 months - Adults	3,052	4,592	66.5%	52.0%	51.6%	50.3%
% of FP17s for Band 1 Urgent Courses	216	4,804	4.5%	9.8%	9.5%	9.1%
% of FP17s Relating to Free Repair or Replacements	21	4,804	0.4%	0.6%	0.7%	0.8%
% of FP17s Relating to Continuations	18	4,804	0.4%	1.1%	1.0%	1.0%
% of Patients satisfied with the dentistry they have received	2	2	N/A	91.8%	92.0%	91.5%
% of Patients satisfied with the time they had to wait for an appointment	1	2	N/A	89.0%	88.1%	87.9%

* This is based on patients treated on this contract for their most recent course of treatment. Figures in italics indicate the base number of FP17s or Patient Questionnaire responses are less than 100. N/A is shown where the base number of responses is less than 10 during the period. % is calculated as Quantity/Base number*100

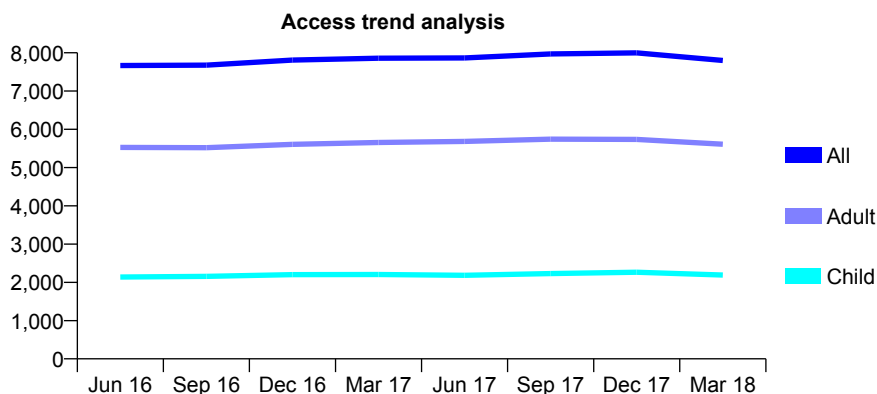
Q70 - Vital Signs At a Glance Contract Report for 141003/0001 - March 2018

Name or company name	Rensburg Pty Limited
Contract type name	GDS Contract
Purpose of contract	General
Contract start date	01/11/2010
Contract end date	

17/18 Contracted general activity (UDA)	18,000
Carry forward general activity (UDA)	0
17/18 Contracted orthodontic activity (UOA)	0
Carry forward orthodontic activity (UOA)	0
Baseline contract value	£430,624.62

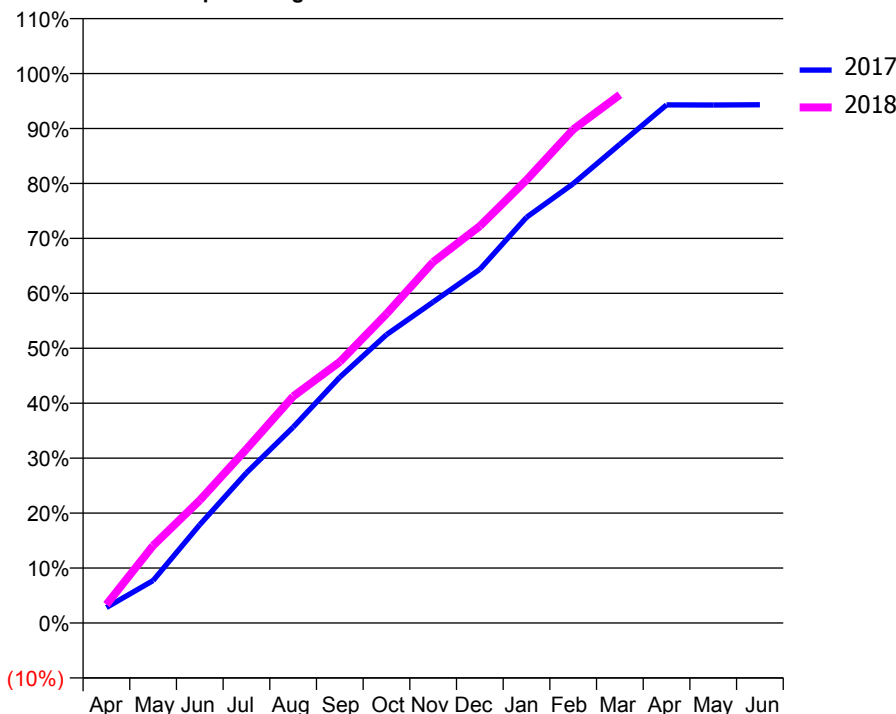
ACCESS*

Patients seen in 24 months	Total	Change since previous quarter
Quarter ending March 2017	7,860	
Quarter ending June 2017	7,867	→
Quarter ending September 2017	7,970	→
Quarter ending December 2017	7,999	→
Quarter ending March 2018	7,801	↓
Variance since March 2017	(0.8%)	→



ACTIVITY

Cumulative percentage of contracted UDA delivered 2017 & 2018



Month	Adjusted Scheduled Activity (UDA)	
	2017	2018
April	509	604
May	1,392	2,538
June	3,223	4,022
July	4,920	5,697
August	6,416	7,425
September	8,053	8,555
October	9,446	10,127
November	10,518	11,826
December	11,587	13,002
January	13,290	14,515
February	14,391	16,168
March	15,682	17,303
April	16,972	
May	16,969	
June	16,976	

QUALITY

	Quantity	Base Number	Contract	AT	Region	England
% of FP17s for the same patient ID Re-attending within 3 months - Children	161	3,110	5.2%	10.3%	11.5%	11.9%
% of FP17s for the same patient ID Re-attending within 3 months - Adults	767	6,606	11.6%	14.7%	15.9%	16.0%
% of FP17s for the same patient ID Re-attending between 3 & 9 months - Children	1,752	3,110	56.3%	60.5%	60.6%	58.3%
% of FP17s for the same patient ID Re-attending between 3 & 9 months - Adults	2,847	6,606	43.1%	52.0%	51.6%	50.3%
% of FP17s for Band 1 Urgent Courses	818	9,060	9.0%	9.8%	9.5%	9.1%
% of FP17s Relating to Free Repair or Replacements	13	9,060	0.1%	0.6%	0.7%	0.8%
% of FP17s Relating to Continuations	18	9,060	0.2%	1.1%	1.0%	1.0%
% of Patients satisfied with the dentistry they have received	10	12	83.3%	91.8%	92.0%	91.5%
% of Patients satisfied with the time they had to wait for an appointment	12	12	100.0%	89.0%	88.1%	87.9%

* This is based on patients treated on this contract for their most recent course of treatment. Figures in italics indicate the base number of FP17s or Patient Questionnaire responses are less than 100. N/A is shown where the base number of responses is less than 10 during the period. % is calculated as Quantity/Base number*100

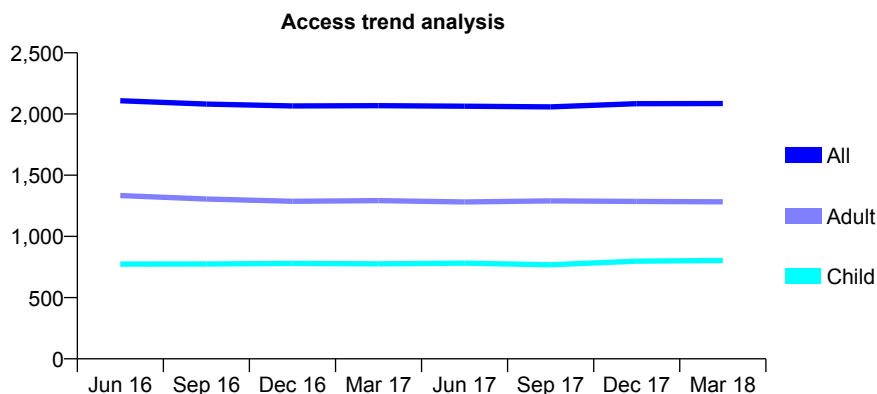
Q70 - Vital Signs At a Glance Contract Report for 144592/0001 - March 2018

Name or company name	Van Der Merwe
Contract type name	GDS Contract
Purpose of contract	General
Contract start date	01/04/2014
Contract end date	

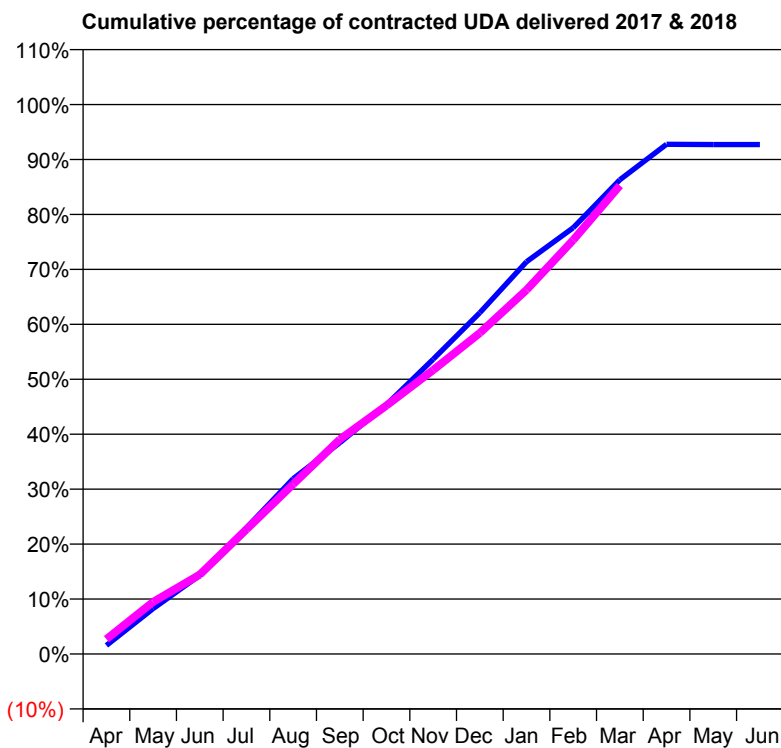
17/18 Contracted general activity (UDA)	6,197
Carry forward general activity (UDA)	0
17/18 Contracted orthodontic activity (UOA)	0
Carry forward orthodontic activity (UOA)	0
Baseline contract value	£138,627.83

ACCESS*

Patients seen in 24 months	Total	Change since previous quarter
Quarter ending March 2017	2,068	
Quarter ending June 2017	2,064	→
Quarter ending September 2017	2,058	→
Quarter ending December 2017	2,084	→
Quarter ending March 2018	2,086	→
Variance since March 2017	0.9%	→



ACTIVITY



Month	Adjusted Scheduled Activity (UDA)	
	2017	2018
April	96	168
May	511	587
June	888	896
July	1,423	1,406
August	1,977	1,916
September	2,383	2,420
October	2,813	2,802
November	3,325	3,202
December	3,849	3,620
January	4,423	4,107
February	4,807	4,668
March	5,348	5,284
April	5,748	
May	5,745	
June	5,746	

QUALITY

	Quantity	Base Number	Contract	AT	Region	England
% of FP17s for the same patient ID Re-attending within 3 months - Children	64	1,318	4.9%	10.3%	11.5%	11.9%
% of FP17s for the same patient ID Re-attending within 3 months - Adults	227	1,849	12.3%	14.7%	15.9%	16.0%
% of FP17s for the same patient ID Re-attending between 3 & 9 months - Children	933	1,318	70.8%	60.5%	60.6%	58.3%
% of FP17s for the same patient ID Re-attending between 3 & 9 months - Adults	1,199	1,849	64.8%	52.0%	51.6%	50.3%
% of FP17s for Band 1 Urgent Courses	163	3,055	5.3%	9.8%	9.5%	9.1%
% of FP17s Relating to Free Repair or Replacements	13	3,055	0.4%	0.6%	0.7%	0.8%
% of FP17s Relating to Continuations	5	3,055	0.2%	1.1%	1.0%	1.0%
% of Patients satisfied with the dentistry they have received	0	0	N/A	91.8%	92.0%	91.5%
% of Patients satisfied with the time they had to wait for an appointment	0	0	N/A	89.0%	88.1%	87.9%

* This is based on patients treated on this contract for their most recent course of treatment. Figures in italics indicate the base number of FP17s or Patient Questionnaire responses are less than 100. N/A is shown where the base number of responses is less than 10 during the period. % is calculated as Quantity/Base number*100

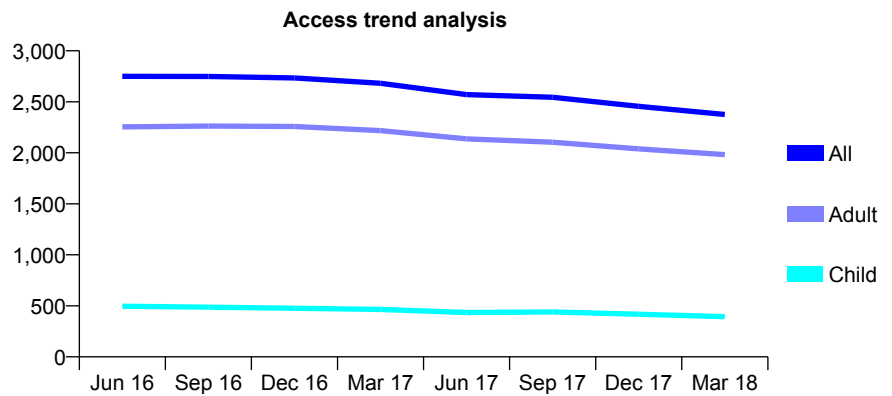
Q70 - Vital Signs At a Glance Contract Report for 145068/0001 - March 2018

Name or company name	Island Dental Care
Contract type name	GDS Contract
Purpose of contract	General
Contract start date	01/04/2015
Contract end date	

17/18 Contracted general activity (UDA)	10,138
Carry forward general activity (UDA)	138
17/18 Contracted orthodontic activity (UOA)	0
Carry forward orthodontic activity (UOA)	0
Baseline contract value	£228,189.37

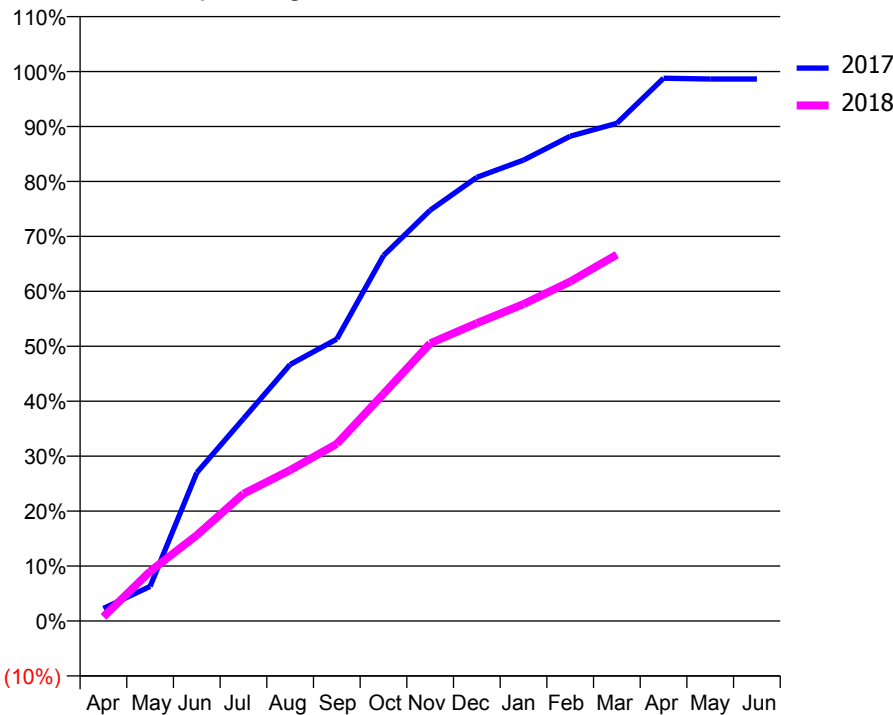
ACCESS*

Patients seen in 24 months	Total	Change since previous quarter
Quarter ending March 2017	2,682	
Quarter ending June 2017	2,571	↓
Quarter ending September 2017	2,544	↓
Quarter ending December 2017	2,455	↓
Quarter ending March 2018	2,376	↓
Variance since March 2017	(11.4%)	↓



ACTIVITY

Cumulative percentage of contracted UDA delivered 2017 & 2018



Month	Adjusted Scheduled Activity (UDA)	
	2017	2018
April	232	77
May	640	917
June	2,737	1,583
July	3,734	2,347
August	4,733	2,784
September	5,202	3,268
October	6,743	4,192
November	7,578	5,124
December	8,186	5,496
January	8,503	5,848
February	8,945	6,263
March	9,183	6,759
April	10,013	
May	10,000	
June	10,000	

QUALITY

	Quantity	Base Number	Contract	AT	Region	England
% of FP17s for the same patient ID Re-attending within 3 months - Children	15	539	2.8%	10.3%	11.5%	11.9%
% of FP17s for the same patient ID Re-attending within 3 months - Adults	266	2,874	9.3%	14.7%	15.9%	16.0%
% of FP17s for the same patient ID Re-attending between 3 & 9 months - Children	346	539	64.2%	60.5%	60.6%	58.3%
% of FP17s for the same patient ID Re-attending between 3 & 9 months - Adults	1,910	2,874	66.5%	52.0%	51.6%	50.3%
% of FP17s for Band 1 Urgent Courses	139	3,059	4.5%	9.8%	9.5%	9.1%
% of FP17s Relating to Free Repair or Replacements	16	3,059	0.5%	0.6%	0.7%	0.8%
% of FP17s Relating to Continuations	10	3,059	0.3%	1.1%	1.0%	1.0%
% of Patients satisfied with the dentistry they have received	7	7	N/A	91.8%	92.0%	91.5%
% of Patients satisfied with the time they had to wait for an appointment	5	7	N/A	89.0%	88.1%	87.9%

* This is based on patients treated on this contract for their most recent course of treatment. Figures in italics indicate the base number of FP17s or Patient Questionnaire responses are less than 100. N/A is shown where the base number of responses is less than 10 during the period. % is calculated as Quantity/Base number*100

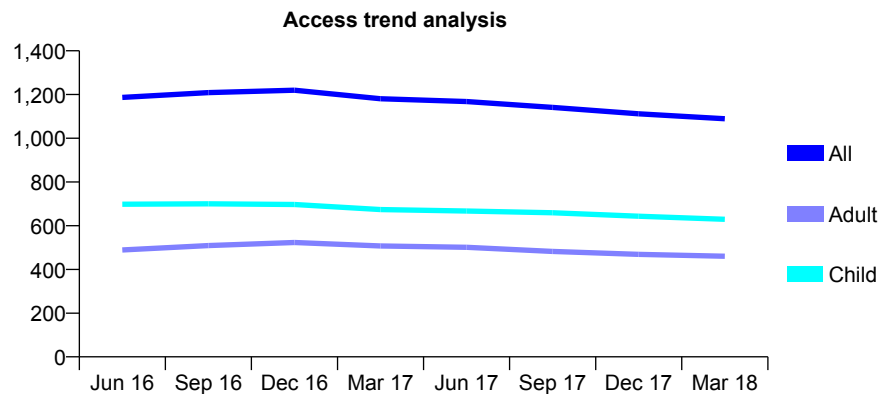
Q70 - Vital Signs At a Glance Contract Report for 145122/0001 - March 2018

Name or company name	Stubbington Avenue Dental Practice
Contract type name	GDS Contract
Purpose of contract	General
Contract start date	01/01/2015
Contract end date	

17/18 Contracted general activity (UDA)	2,990
Carry forward general activity (UDA)	0
17/18 Contracted orthodontic activity (UOA)	0
Carry forward orthodontic activity (UOA)	0
Baseline contract value	£67,086.58

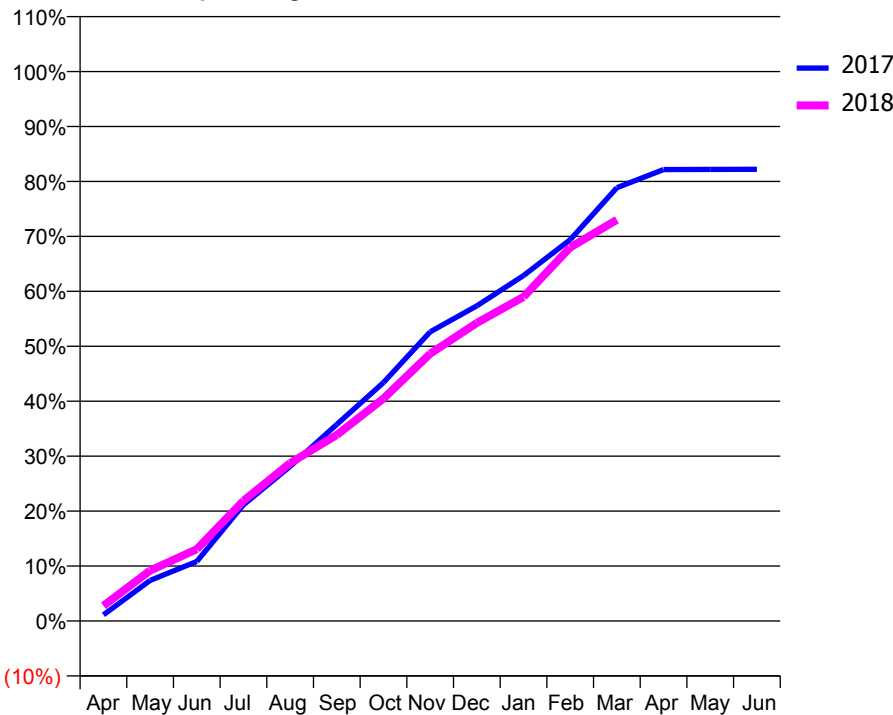
ACCESS*

Patients seen in 24 months	Total	Change since previous quarter
Quarter ending March 2017	1,181	
Quarter ending June 2017	1,168	↓
Quarter ending September 2017	1,141	↓
Quarter ending December 2017	1,112	↓
Quarter ending March 2018	1,089	↓
Variance since March 2017	(7.8%)	↓



ACTIVITY

Cumulative percentage of contracted UDA delivered 2017 & 2018



Month	Adjusted Scheduled Activity (UDA)	
	2017	2018
April	34	83
May	221	275
June	324	390
July	632	654
August	842	860
September	1,070	1,012
October	1,298	1,211
November	1,573	1,455
December	1,715	1,622
January	1,880	1,764
February	2,075	2,032
March	2,358	2,183
April	2,456	
May	2,457	
June	2,458	

QUALITY

	Quantity	Base Number	Contract	AT	Region	England
% of FP17s for the same patient ID Re-attending within 3 months - Children	26	1,083	2.4%	10.3%	11.5%	11.9%
% of FP17s for the same patient ID Re-attending within 3 months - Adults	46	606	7.6%	14.7%	15.9%	16.0%
% of FP17s for the same patient ID Re-attending between 3 & 9 months - Children	870	1,083	80.3%	60.5%	60.6%	58.3%
% of FP17s for the same patient ID Re-attending between 3 & 9 months - Adults	451	606	74.4%	52.0%	51.6%	50.3%
% of FP17s for Band 1 Urgent Courses	41	1,615	2.5%	9.8%	9.5%	9.1%
% of FP17s Relating to Free Repair or Replacements	1	1,615	0.1%	0.6%	0.7%	0.8%
% of FP17s Relating to Continuations	0	1,615	0.0%	1.1%	1.0%	1.0%
% of Patients satisfied with the dentistry they have received	0	0	N/A	91.8%	92.0%	91.5%
% of Patients satisfied with the time they had to wait for an appointment	0	0	N/A	89.0%	88.1%	87.9%

* This is based on patients treated on this contract for their most recent course of treatment. Figures in italics indicate the base number of FP17s or Patient Questionnaire responses are less than 100. N/A is shown where the base number of responses is less than 10 during the period. % is calculated as Quantity/Base number*100

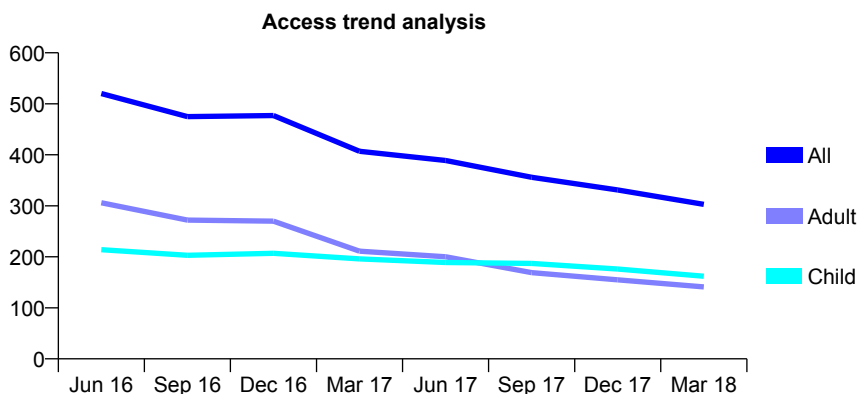
Q70 - Vital Signs At a Glance Contract Report for 145785/0001 - March 2018

Name or company name	The Anchorage Practice Limited
Contract type name	GDS Contract
Purpose of contract	General
Contract start date	01/09/2008
Contract end date	

17/18 Contracted general activity (UDA)	1,850
Carry forward general activity (UDA)	0
17/18 Contracted orthodontic activity (UOA)	0
Carry forward orthodontic activity (UOA)	0
Baseline contract value	£42,589.13

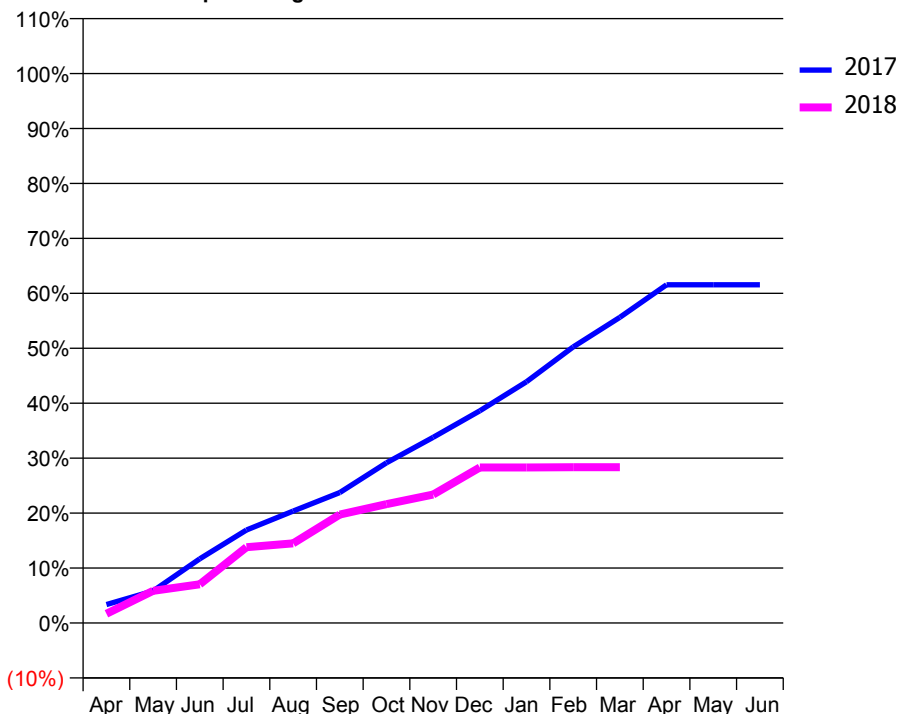
ACCESS*

Patients seen in 24 months	Total	Change since previous quarter
Quarter ending March 2017	407	
Quarter ending June 2017	389	↓
Quarter ending September 2017	356	↓
Quarter ending December 2017	331	↓
Quarter ending March 2018	303	↓
Variance since March 2017	(25.6%)	↓



ACTIVITY

Cumulative percentage of contracted UDA delivered 2017 & 2018



Month	Adjusted Scheduled Activity (UDA)	
	2017	2018
April	62	31
May	108	108
June	216	130
July	313	255
August	377	268
September	439	365
October	539	400
November	625	432
December	714	524
January	812	524
February	929	525
March	1,029	525
April	1,139	
May	1,139	
June	1,139	

QUALITY

	Quantity	Base Number	Contract	AT	Region	England
% of FP17s for the same patient ID Re-attending within 3 months - Children	30	212	14.2%	10.3%	11.5%	11.9%
% of FP17s for the same patient ID Re-attending within 3 months - Adults	22	129	17.1%	14.7%	15.9%	16.0%
% of FP17s for the same patient ID Re-attending between 3 & 9 months - Children	118	212	55.7%	60.5%	60.6%	58.3%
% of FP17s for the same patient ID Re-attending between 3 & 9 months - Adults	76	129	58.9%	52.0%	51.6%	50.3%
% of FP17s for Band 1 Urgent Courses	4	302	1.3%	9.8%	9.5%	9.1%
% of FP17s Relating to Free Repair or Replacements	0	302	0.0%	0.6%	0.7%	0.8%
% of FP17s Relating to Continuations	0	302	0.0%	1.1%	1.0%	1.0%
% of Patients satisfied with the dentistry they have received	1	1	N/A	91.8%	92.0%	91.5%
% of Patients satisfied with the time they had to wait for an appointment	1	1	N/A	89.0%	88.1%	87.9%

* This is based on patients treated on this contract for their most recent course of treatment. Figures in italics indicate the base number of FP17s or Patient Questionnaire responses are less than 100. N/A is shown where the base number of responses is less than 10 during the period. % is calculated as Quantity/Base number*100

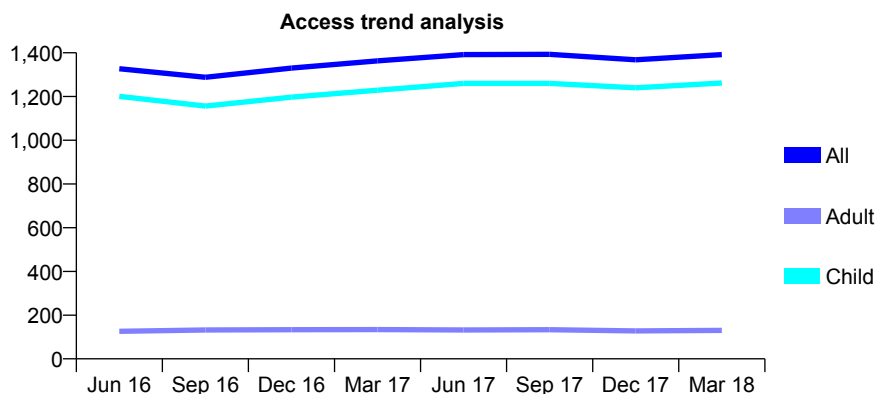
Q70 - Vital Signs At a Glance Contract Report for 146005/0001 - March 2018

Name or company name	Mr T F Visser
Contract type name	GDS Contract
Purpose of contract	General
Contract start date	02/06/2014
Contract end date	

17/18 Contracted general activity (UDA)	2,910
Carry forward general activity (UDA)	0
17/18 Contracted orthodontic activity (UOA)	0
Carry forward orthodontic activity (UOA)	0
Baseline contract value	£63,632.69

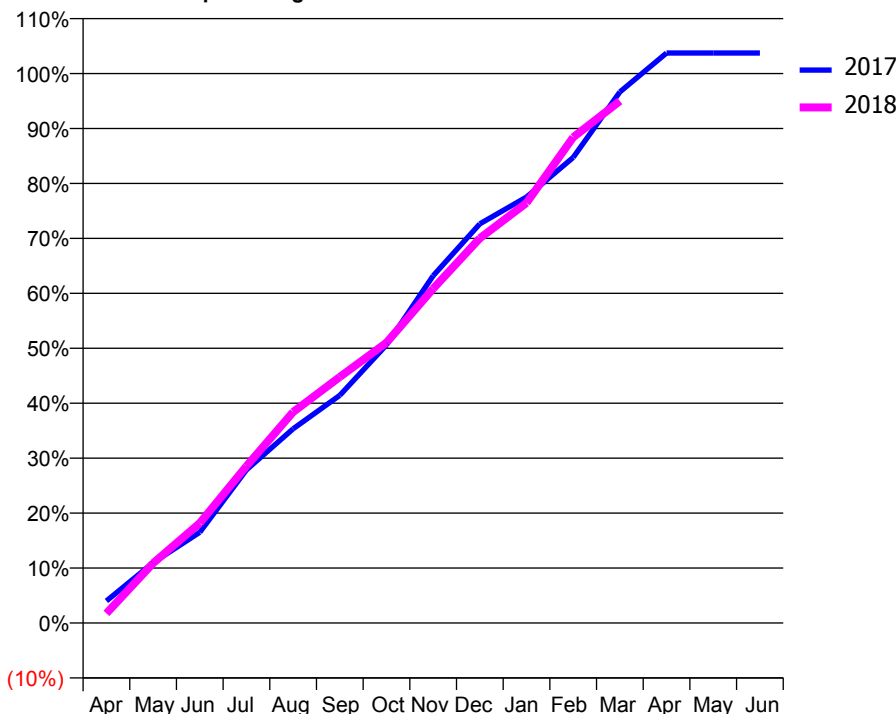
ACCESS*

Patients seen in 24 months	Total	Change since previous quarter
Quarter ending March 2017	1,363	
Quarter ending June 2017	1,392	↑
Quarter ending September 2017	1,393	→
Quarter ending December 2017	1,368	↓
Quarter ending March 2018	1,392	→
Variance since March 2017	2.1%	↑



ACTIVITY

Cumulative percentage of contracted UDA delivered 2017 & 2018



Month	Adjusted Scheduled Activity (UDA)	
	2017	2018
April	117	51
May	319	317
June	481	530
July	811	831
August	1,028	1,118
September	1,206	1,303
October	1,473	1,485
November	1,839	1,771
December	2,114	2,037
January	2,256	2,225
February	2,466	2,572
March	2,812	2,764
April	3,018	
May	3,018	
June	3,018	

QUALITY

	Quantity	Base Number	Contract	AT	Region	England
% of FP17s for the same patient ID Re-attending within 3 months - Children	126	2,031	6.2%	10.3%	11.5%	11.9%
% of FP17s for the same patient ID Re-attending within 3 months - Adults	6	73	8.2%	14.7%	15.9%	16.0%
% of FP17s for the same patient ID Re-attending between 3 & 9 months - Children	1,385	2,031	68.2%	60.5%	60.6%	58.3%
% of FP17s for the same patient ID Re-attending between 3 & 9 months - Adults	54	73	74.0%	52.0%	51.6%	50.3%
% of FP17s for Band 1 Urgent Courses	66	1,985	3.3%	9.8%	9.5%	9.1%
% of FP17s Relating to Free Repair or Replacements	0	1,985	0.0%	0.6%	0.7%	0.8%
% of FP17s Relating to Continuations	21	1,985	1.1%	1.1%	1.0%	1.0%
% of Patients satisfied with the dentistry they have received	1	1	N/A	91.8%	92.0%	91.5%
% of Patients satisfied with the time they had to wait for an appointment	1	1	N/A	89.0%	88.1%	87.9%

* This is based on patients treated on this contract for their most recent course of treatment. Figures in italics indicate the base number of FP17s or Patient Questionnaire responses are less than 100. N/A is shown where the base number of responses is less than 10 during the period. % is calculated as Quantity/Base number*100

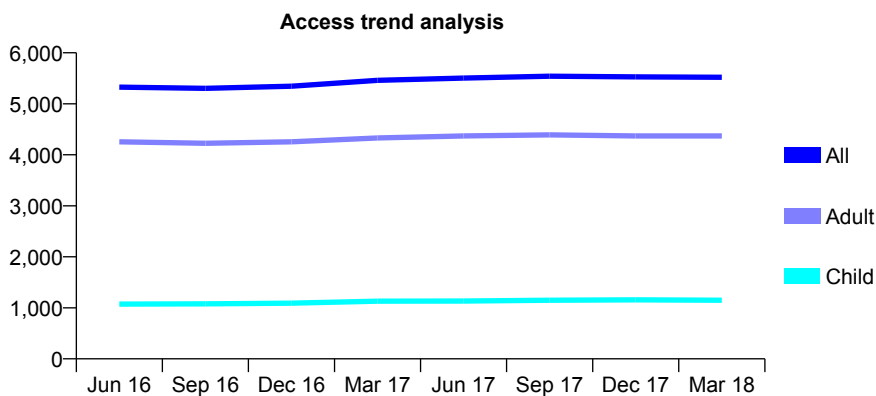
Q70 - Vital Signs At a Glance Contract Report for 146447/0001 - March 2018

Name or company name	Dentapol Ltd
Contract type name	GDS Contract
Purpose of contract	General
Contract start date	01/11/2006
Contract end date	

17/18 Contracted general activity (UDA)	16,000
Carry forward general activity (UDA)	0
17/18 Contracted orthodontic activity (UOA)	0
Carry forward orthodontic activity (UOA)	0
Baseline contract value	£460,090.80

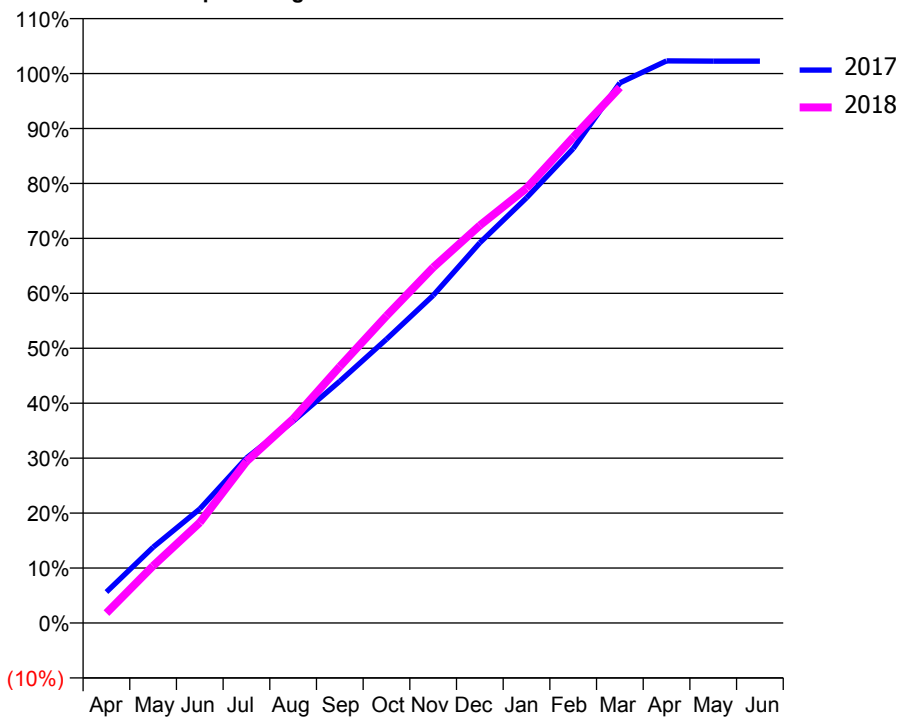
ACCESS*

Patients seen in 24 months	Total	Change since previous quarter
Quarter ending March 2017	5,461	
Quarter ending June 2017	5,504	→
Quarter ending September 2017	5,540	→
Quarter ending December 2017	5,527	→
Quarter ending March 2018	5,520	→
Variance since March 2017	1.1%	→



ACTIVITY

Cumulative percentage of contracted UDA delivered 2017 & 2018



Month	Adjusted Scheduled Activity (UDA)	
	2017	2018
April	901	290
May	2,208	1,665
June	3,320	2,924
July	4,805	4,702
August	5,875	5,944
September	7,041	7,467
October	8,263	8,945
November	9,537	10,353
December	11,072	11,577
January	12,381	12,660
February	13,811	14,142
March	15,728	15,594
April	16,367	
May	16,360	
June	16,361	

QUALITY

	Quantity	Base Number	Contract	AT	Region	England
% of FP17s for the same patient ID Re-attending within 3 months - Children	96	1,698	5.7%	10.3%	11.5%	11.9%
% of FP17s for the same patient ID Re-attending within 3 months - Adults	958	6,474	14.8%	14.7%	15.9%	16.0%
% of FP17s for the same patient ID Re-attending between 3 & 9 months - Children	1,148	1,698	67.6%	60.5%	60.6%	58.3%
% of FP17s for the same patient ID Re-attending between 3 & 9 months - Adults	3,934	6,474	60.8%	52.0%	51.6%	50.3%
% of FP17s for Band 1 Urgent Courses	744	7,888	9.4%	9.8%	9.5%	9.1%
% of FP17s Relating to Free Repair or Replacements	129	7,888	1.6%	0.6%	0.7%	0.8%
% of FP17s Relating to Continuations	61	7,888	0.8%	1.1%	1.0%	1.0%
% of Patients satisfied with the dentistry they have received	6	7	N/A	91.8%	92.0%	91.5%
% of Patients satisfied with the time they had to wait for an appointment	7	7	N/A	89.0%	88.1%	87.9%

* This is based on patients treated on this contract for their most recent course of treatment. Figures in italics indicate the base number of FP17s or Patient Questionnaire responses are less than 100. N/A is shown where the base number of responses is less than 10 during the period. % is calculated as Quantity/Base number*100

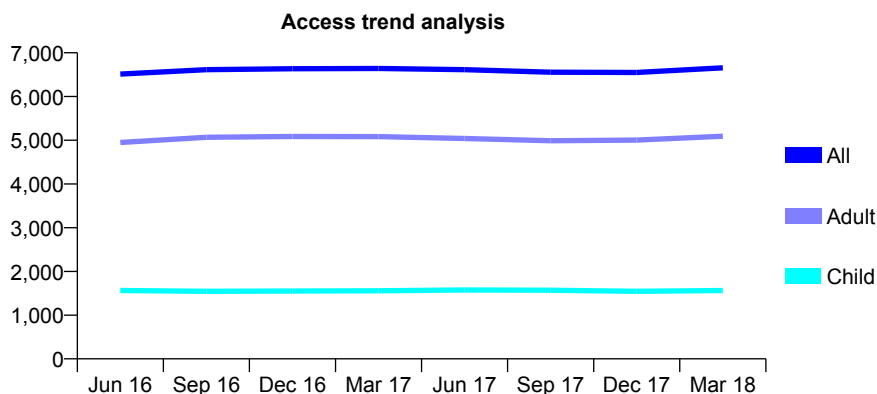
Q70 - Vital Signs At a Glance Contract Report for 146447/0002 - March 2018

Name or company name	Dentapol Ltd
Contract type name	GDS Contract
Purpose of contract	General
Contract start date	01/01/2007
Contract end date	

17/18 Contracted general activity (UDA)	24,000
Carry forward general activity (UDA)	0
17/18 Contracted orthodontic activity (UOA)	0
Carry forward orthodontic activity (UOA)	0
Baseline contract value	£589,976.02

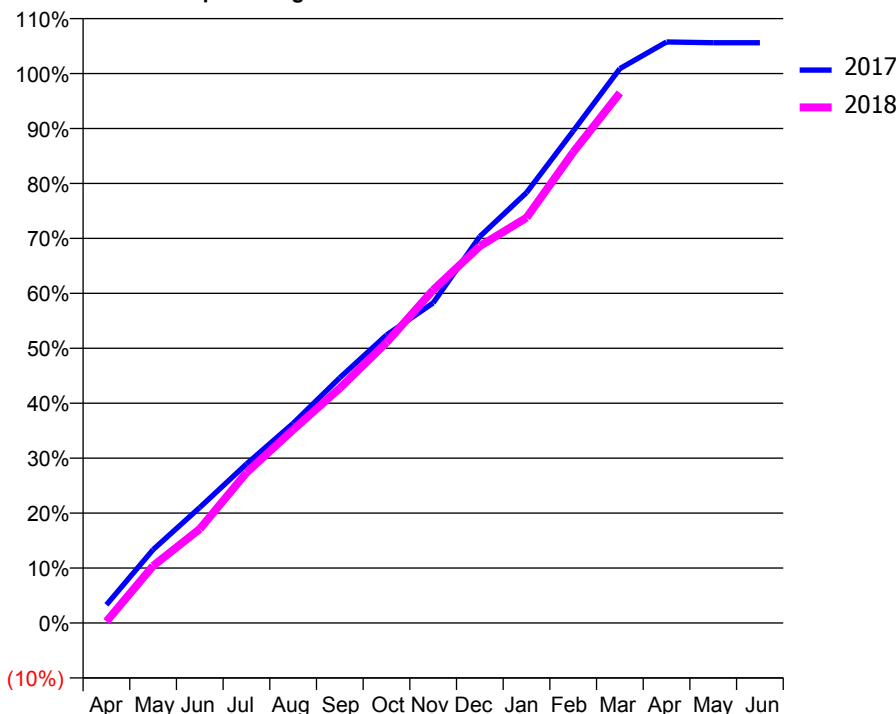
ACCESS*

Patients seen in 24 months	Total	Change since previous quarter
Quarter ending March 2017	6,641	
Quarter ending June 2017	6,615	→
Quarter ending September 2017	6,555	→
Quarter ending December 2017	6,550	→
Quarter ending March 2018	6,656	→
Variance since March 2017	0.2%	→



ACTIVITY

Cumulative percentage of contracted UDA delivered 2017 & 2018



Month	2017	2018
April	795	69
May	3,207	2,495
June	5,046	4,106
July	6,944	6,565
August	8,721	8,442
September	10,715	10,258
October	12,577	12,248
November	13,980	14,546
December	16,883	16,461
January	18,796	17,704
February	21,488	20,563
March	24,212	23,153
April	25,376	
May	25,346	
June	25,346	

QUALITY

	Quantity	Base Number	Contract	AT	Region	England
% of FP17s for the same patient ID Re-attending within 3 months - Children	272	2,280	11.9%	10.3%	11.5%	11.9%
% of FP17s for the same patient ID Re-attending within 3 months - Adults	1,409	6,871	20.5%	14.7%	15.9%	16.0%
% of FP17s for the same patient ID Re-attending between 3 & 9 months - Children	1,283	2,280	56.3%	60.5%	60.6%	58.3%
% of FP17s for the same patient ID Re-attending between 3 & 9 months - Adults	3,515	6,871	51.2%	52.0%	51.6%	50.3%
% of FP17s for Band 1 Urgent Courses	1,209	8,775	13.8%	9.8%	9.5%	9.1%
% of FP17s Relating to Free Repair or Replacements	51	8,775	0.6%	0.6%	0.7%	0.8%
% of FP17s Relating to Continuations	80	8,775	0.9%	1.1%	1.0%	1.0%
% of Patients satisfied with the dentistry they have received	6	6	N/A	91.8%	92.0%	91.5%
% of Patients satisfied with the time they had to wait for an appointment	6	6	N/A	89.0%	88.1%	87.9%

* This is based on patients treated on this contract for their most recent course of treatment. Figures in italics indicate the base number of FP17s or Patient Questionnaire responses are less than 100. N/A is shown where the base number of responses is less than 10 during the period. % is calculated as Quantity/Base number*100

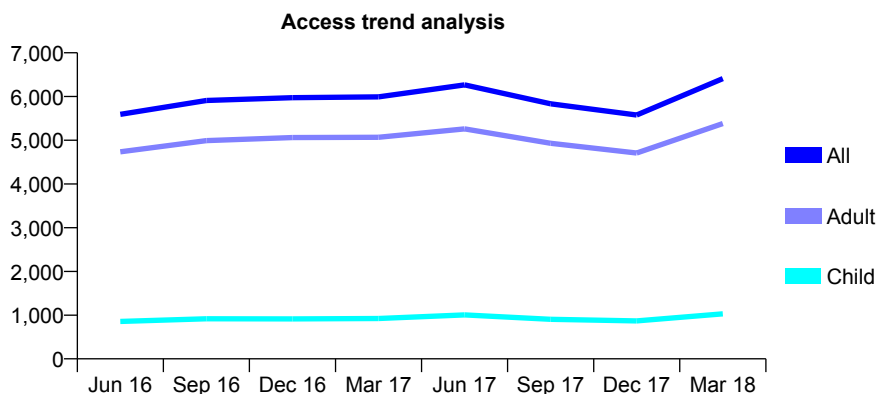
Q70 - Vital Signs At a Glance Contract Report for 146447/0003 - March 2018

Name or company name	Dentapol Ltd
Contract type name	GDS Contract
Purpose of contract	General
Contract start date	01/01/2007
Contract end date	

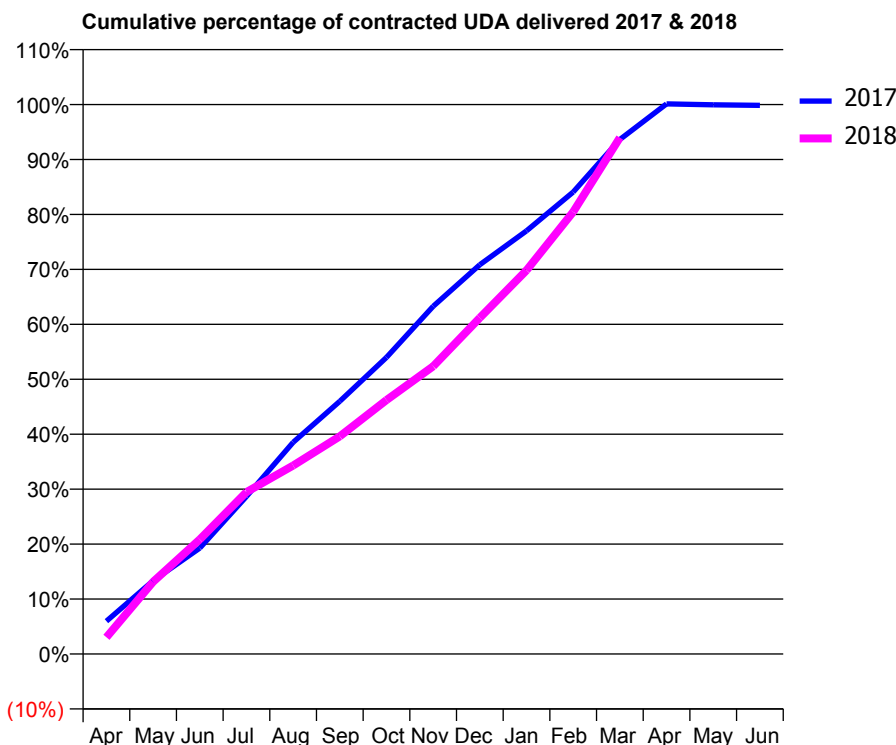
17/18 Contracted general activity (UDA)	19,806
Carry forward general activity (UDA)	29
17/18 Contracted orthodontic activity (UOA)	0
Carry forward orthodontic activity (UOA)	0
Baseline contract value	£540,876.33

ACCESS*

Patients seen in 24 months	Total	Change since previous quarter
Quarter ending March 2017	5,991	
Quarter ending June 2017	6,266	↑
Quarter ending September 2017	5,833	↓
Quarter ending December 2017	5,576	↓
Quarter ending March 2018	6,411	↑
Variance since March 2017	7.0%	↑



ACTIVITY



Month	Adjusted Scheduled Activity (UDA)	
	2017	2018
April	1,185	601
May	2,643	2,603
June	3,818	4,132
July	5,679	5,839
August	7,628	6,795
September	9,111	7,848
October	10,693	9,155
November	12,532	10,370
December	14,030	12,118
January	15,255	13,829
February	16,652	15,936
March	18,547	18,614
April	19,830	
May	19,796	
June	19,776	

QUALITY

	Quantity	Base Number	Contract	AT	Region	England
% of FP17s for the same patient ID Re-attending within 3 months - Children	66	1,575	4.2%	10.3%	11.5%	11.9%
% of FP17s for the same patient ID Re-attending within 3 months - Adults	773	8,217	9.4%	14.7%	15.9%	16.0%
% of FP17s for the same patient ID Re-attending between 3 & 9 months - Children	743	1,575	47.2%	60.5%	60.6%	58.3%
% of FP17s for the same patient ID Re-attending between 3 & 9 months - Adults	4,233	8,217	51.5%	52.0%	51.6%	50.3%
% of FP17s for Band 1 Urgent Courses	1,305	9,300	14.0%	9.8%	9.5%	9.1%
% of FP17s Relating to Free Repair or Replacements	70	9,300	0.8%	0.6%	0.7%	0.8%
% of FP17s Relating to Continuations	36	9,300	0.4%	1.1%	1.0%	1.0%
% of Patients satisfied with the dentistry they have received	6	6	N/A	91.8%	92.0%	91.5%
% of Patients satisfied with the time they had to wait for an appointment	6	6	N/A	89.0%	88.1%	87.9%

* This is based on patients treated on this contract for their most recent course of treatment. Figures in italics indicate the base number of FP17s or Patient Questionnaire responses are less than 100. N/A is shown where the base number of responses is less than 10 during the period. % is calculated as Quantity/Base number*100

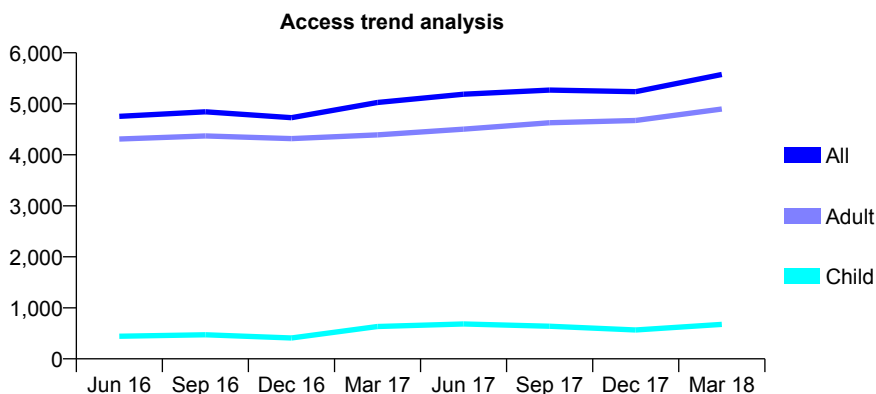
Q70 - Vital Signs At a Glance Contract Report for 146447/0004 - March 2018

Name or company name	Dentapol Ltd
Contract type name	GDS Contract
Purpose of contract	General
Contract start date	01/01/2007
Contract end date	

17/18 Contracted general activity (UDA)	18,910
Carry forward general activity (UDA)	0
17/18 Contracted orthodontic activity (UOA)	0
Carry forward orthodontic activity (UOA)	0
Baseline contract value	£536,769.21

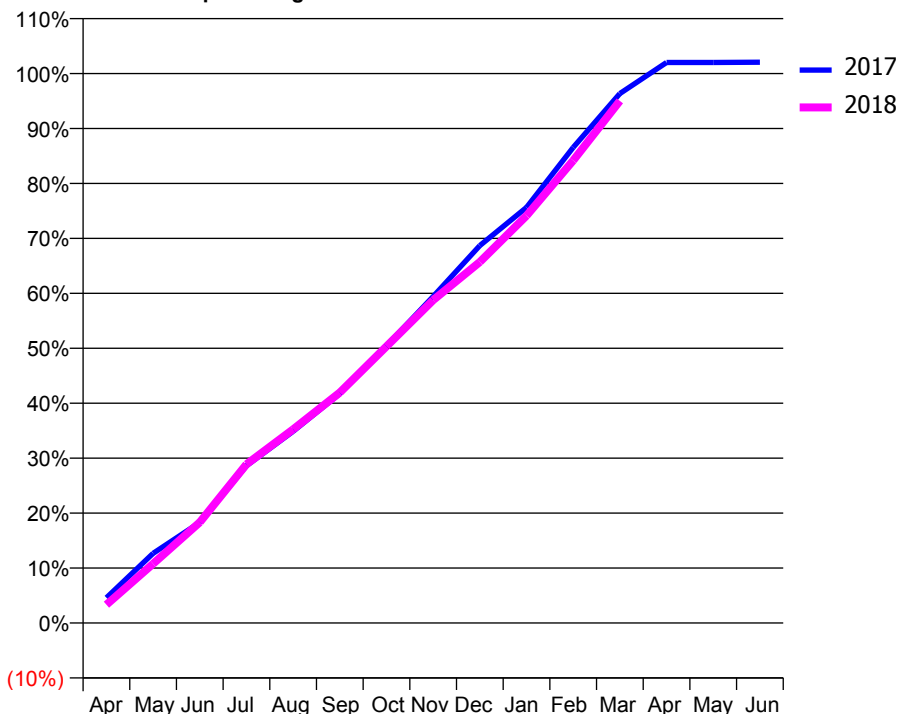
ACCESS*

Patients seen in 24 months	Total	Change since previous quarter
Quarter ending March 2017	5,027	
Quarter ending June 2017	5,188	↑
Quarter ending September 2017	5,268	→
Quarter ending December 2017	5,237	→
Quarter ending March 2018	5,575	↑
Variance since March 2017	10.9%	↑



ACTIVITY

Cumulative percentage of contracted UDA delivered 2017 & 2018



Adjusted Scheduled Activity (UDA)

Month	2017	2018
April	870	629
May	2,399	2,039
June	3,464	3,468
July	5,412	5,463
August	6,599	6,665
September	7,896	7,932
October	9,541	9,521
November	11,235	11,113
December	12,990	12,424
January	14,303	14,018
February	16,368	15,916
March	18,222	17,967
April	19,290	
May	19,290	
June	19,297	

QUALITY

	Quantity	Base Number	Contract	AT	Region	England
% of FP17s for the same patient ID Re-attending within 3 months - Children	99	1,085	9.1%	10.3%	11.5%	11.9%
% of FP17s for the same patient ID Re-attending within 3 months - Adults	1,326	7,654	17.3%	14.7%	15.9%	16.0%
% of FP17s for the same patient ID Re-attending between 3 & 9 months - Children	326	1,085	30.0%	60.5%	60.6%	58.3%
% of FP17s for the same patient ID Re-attending between 3 & 9 months - Adults	3,728	7,654	48.7%	52.0%	51.6%	50.3%
% of FP17s for Band 1 Urgent Courses	1,108	8,287	13.4%	9.8%	9.5%	9.1%
% of FP17s Relating to Free Repair or Replacements	111	8,287	1.3%	0.6%	0.7%	0.8%
% of FP17s Relating to Continuations	91	8,287	1.1%	1.1%	1.0%	1.0%
% of Patients satisfied with the dentistry they have received	4	5	N/A	91.8%	92.0%	91.5%
% of Patients satisfied with the time they had to wait for an appointment	5	5	N/A	89.0%	88.1%	87.9%

* This is based on patients treated on this contract for their most recent course of treatment. Figures in italics indicate the base number of FP17s or Patient Questionnaire responses are less than 100. N/A is shown where the base number of responses is less than 10 during the period. % is calculated as Quantity/Base number*100

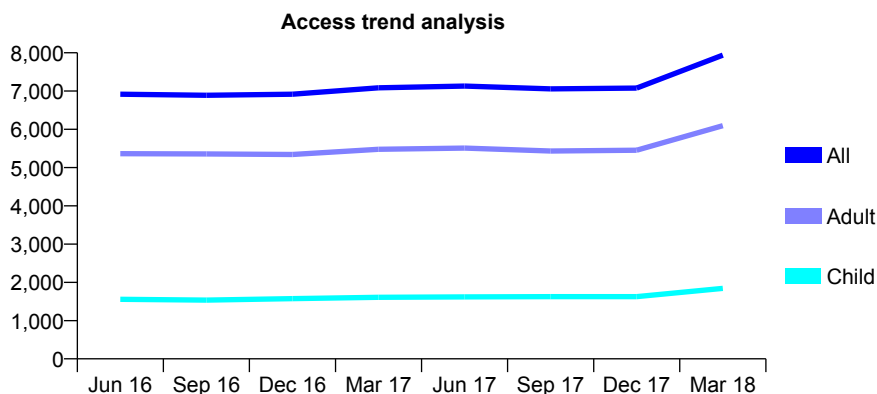
Q70 - Vital Signs At a Glance Contract Report for 146447/0005 - March 2018

Name or company name	Dr Patrycja Drozdziel
Contract type name	GDS Contract
Purpose of contract	General
Contract start date	01/01/2009
Contract end date	

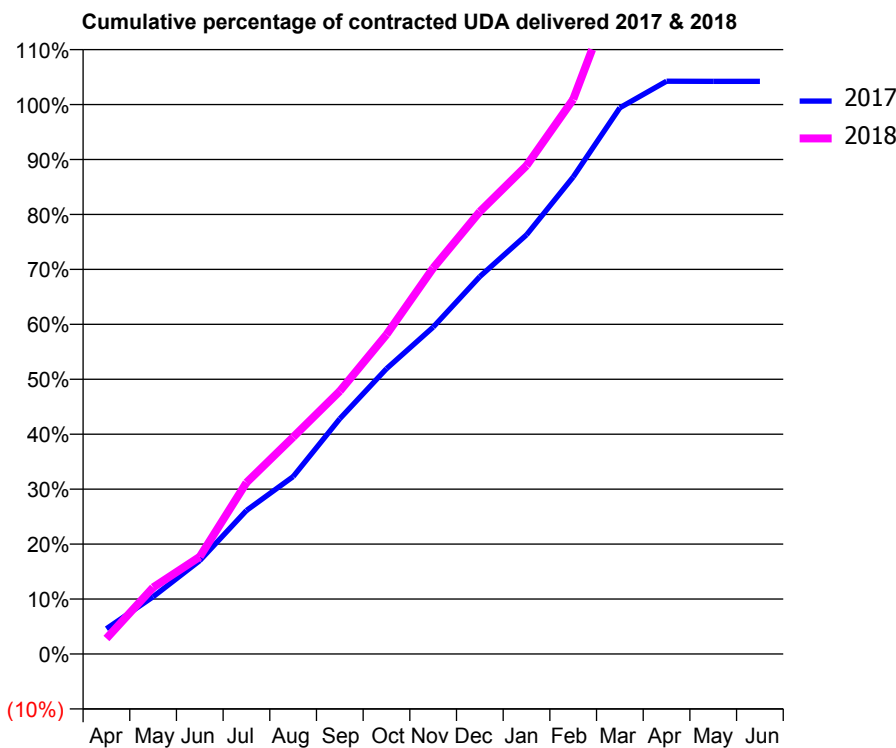
17/18 Contracted general activity (UDA)	21,000
Carry forward general activity (UDA)	0
17/18 Contracted orthodontic activity (UOA)	0
Carry forward orthodontic activity (UOA)	0
Baseline contract value	£456,537.78

ACCESS*

Patients seen in 24 months	Total	Change since previous quarter
Quarter ending March 2017	7,085	
Quarter ending June 2017	7,130	→
Quarter ending September 2017	7,057	↓
Quarter ending December 2017	7,079	→
Quarter ending March 2018	7,940	↑
Variance since March 2017	12.1%	↑



ACTIVITY



Month	Adjusted Scheduled Activity (UDA)	
	2017	2018
April	964	592
May	2,188	2,544
June	3,570	3,717
July	5,487	6,551
August	6,781	8,289
September	8,990	10,047
October	10,901	12,208
November	12,491	14,751
December	14,423	16,907
January	16,021	18,664
February	18,230	21,198
March	20,874	25,872
April	21,888	
May	21,886	
June	21,885	

QUALITY

	Quantity	Base Number	Contract	AT	Region	England
% of FP17s for the same patient ID Re-attending within 3 months - Children	148	2,795	5.3%	10.3%	11.5%	11.9%
% of FP17s for the same patient ID Re-attending within 3 months - Adults	1,152	9,176	12.6%	14.7%	15.9%	16.0%
% of FP17s for the same patient ID Re-attending between 3 & 9 months - Children	1,750	2,795	62.6%	60.5%	60.6%	58.3%
% of FP17s for the same patient ID Re-attending between 3 & 9 months - Adults	5,541	9,176	60.4%	52.0%	51.6%	50.3%
% of FP17s for Band 1 Urgent Courses	723	11,534	6.3%	9.8%	9.5%	9.1%
% of FP17s Relating to Free Repair or Replacements	169	11,534	1.5%	0.6%	0.7%	0.8%
% of FP17s Relating to Continuations	104	11,534	0.9%	1.1%	1.0%	1.0%
% of Patients satisfied with the dentistry they have received	12	13	92.3%	91.8%	92.0%	91.5%
% of Patients satisfied with the time they had to wait for an appointment	13	13	100.0%	89.0%	88.1%	87.9%

* This is based on patients treated on this contract for their most recent course of treatment. Figures in italics indicate the base number of FP17s or Patient Questionnaire responses are less than 100. N/A is shown where the base number of responses is less than 10 during the period. % is calculated as Quantity/Base number*100

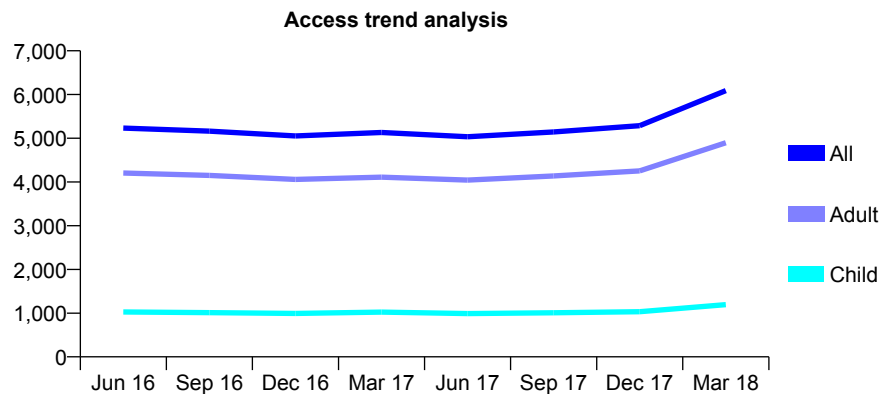
Q70 - Vital Signs At a Glance Contract Report for 146447/0006 - March 2018

Name or company name	Dentapol Ltd
Contract type name	PDS Plus Contract
Purpose of contract	General
Contract start date	01/12/2010
Contract end date	30/11/2020

17/18 Contracted general activity (UDA)	13,000
Carry forward general activity (UDA)	0
17/18 Contracted orthodontic activity (UOA)	0
Carry forward orthodontic activity (UOA)	0
Baseline contract value	£220,271.17

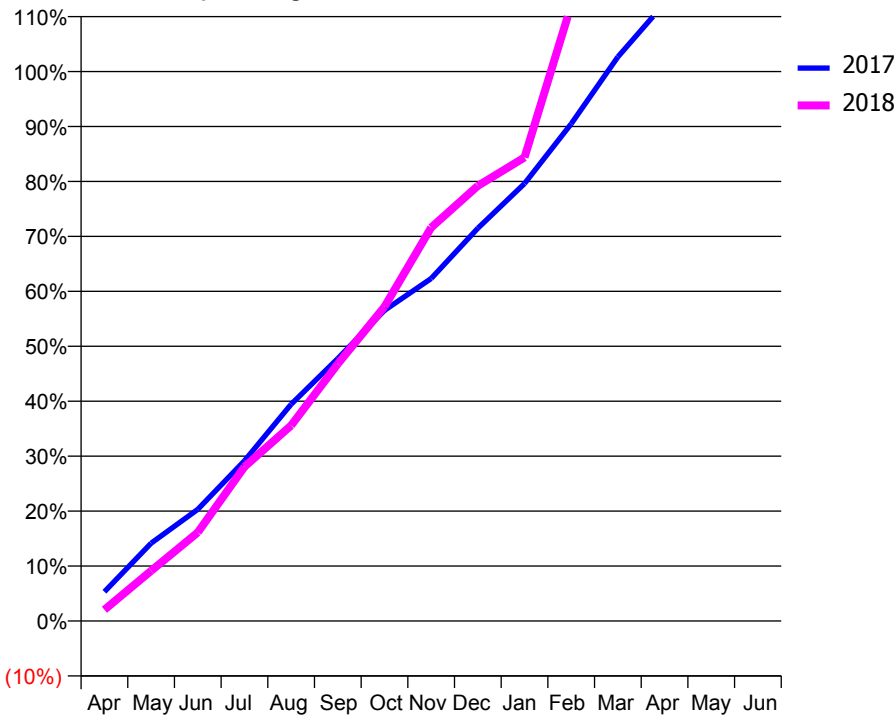
ACCESS*

Patients seen in 24 months	Total	Change since previous quarter
Quarter ending March 2017	5,133	
Quarter ending June 2017	5,033	↓
Quarter ending September 2017	5,143	↑
Quarter ending December 2017	5,286	↑
Quarter ending March 2018	6,089	↑
Variance since March 2017	18.6%	↑



ACTIVITY

Cumulative percentage of contracted UDA delivered 2017 & 2018



Month	Adjusted Scheduled Activity (UDA)	
	2017	2018
April	693	267
May	1,841	1,189
June	2,641	2,098
July	3,790	3,648
August	5,129	4,627
September	6,209	6,083
October	7,349	7,434
November	8,103	9,308
December	9,291	10,296
January	10,350	10,967
February	11,763	14,568
March	13,345	16,557
April	14,612	
May	14,600	
June	14,674	

QUALITY

	Quantity	Base Number	Contract	AT	Region	England
% of FP17s for the same patient ID Re-attending within 3 months - Children	143	1,799	7.9%	10.3%	11.5%	11.9%
% of FP17s for the same patient ID Re-attending within 3 months - Adults	1,009	7,006	14.4%	14.7%	15.9%	16.0%
% of FP17s for the same patient ID Re-attending between 3 & 9 months - Children	1,007	1,799	56.0%	60.5%	60.6%	58.3%
% of FP17s for the same patient ID Re-attending between 3 & 9 months - Adults	3,129	7,006	44.7%	52.0%	51.6%	50.3%
% of FP17s for Band 1 Urgent Courses	722	8,107	8.9%	9.8%	9.5%	9.1%
% of FP17s Relating to Free Repair or Replacements	53	8,107	0.7%	0.6%	0.7%	0.8%
% of FP17s Relating to Continuations	59	8,107	0.7%	1.1%	1.0%	1.0%
% of Patients satisfied with the dentistry they have received	5	6	N/A	91.8%	92.0%	91.5%
% of Patients satisfied with the time they had to wait for an appointment	6	6	N/A	89.0%	88.1%	87.9%

* This is based on patients treated on this contract for their most recent course of treatment. Figures in italics indicate the base number of FP17s or Patient Questionnaire responses are less than 100. N/A is shown where the base number of responses is less than 10 during the period. % is calculated as Quantity/Base number*100

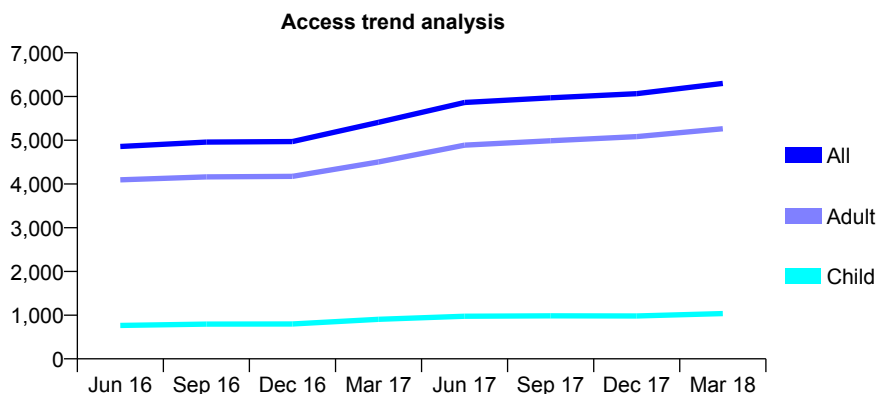
Q70 - Vital Signs At a Glance Contract Report for 146447/0007 - March 2018

Name or company name	Dentapol Ltd
Contract type name	PDS Plus Contract
Purpose of contract	General
Contract start date	01/12/2010
Contract end date	30/11/2020

17/18 Contracted general activity (UDA)	16,400
Carry forward general activity (UDA)	0
17/18 Contracted orthodontic activity (UOA)	0
Carry forward orthodontic activity (UOA)	0
Baseline contract value	£280,371.86

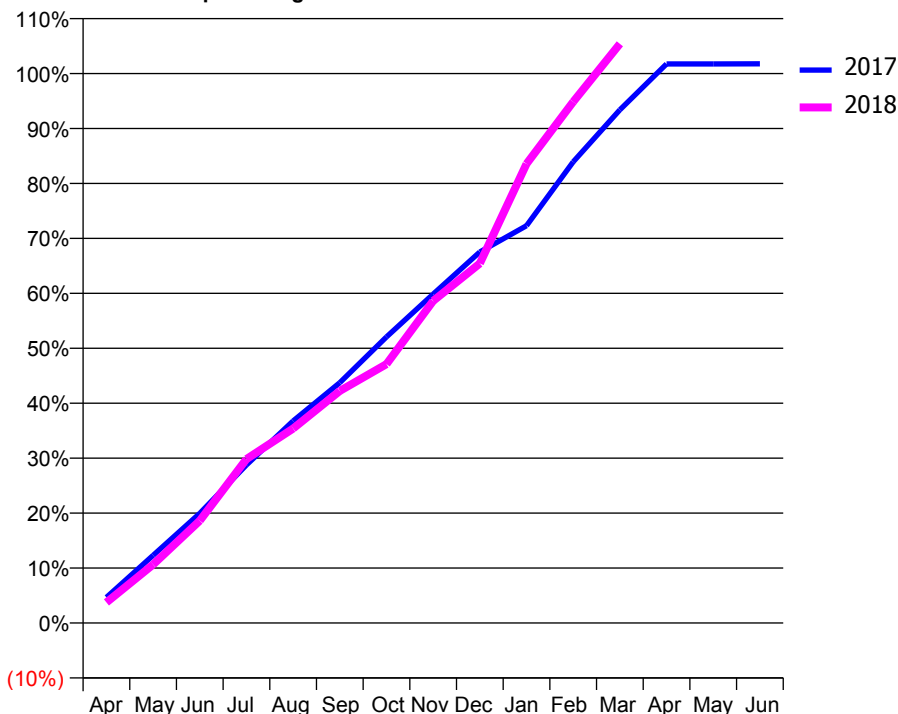
ACCESS*

Patients seen in 24 months	Total	Change since previous quarter
Quarter ending March 2017	5,408	
Quarter ending June 2017	5,864	↑
Quarter ending September 2017	5,972	→
Quarter ending December 2017	6,064	→
Quarter ending March 2018	6,299	↑
Variance since March 2017	16.5%	↑



ACTIVITY

Cumulative percentage of contracted UDA delivered 2017 & 2018



Month	Adjusted Scheduled Activity (UDA)	
	2017	2018
April	765	616
May	2,021	1,743
June	3,275	3,055
July	4,718	4,892
August	6,032	5,804
September	7,174	6,925
October	8,538	7,728
November	9,815	9,611
December	11,072	10,731
January	11,859	13,706
February	13,764	15,554
March	15,314	17,287
April	16,685	
May	16,687	
June	16,688	

QUALITY

	Quantity	Base Number	Contract	AT	Region	England
% of FP17s for the same patient ID Re-attending within 3 months - Children	108	1,558	6.9%	10.3%	11.5%	11.9%
% of FP17s for the same patient ID Re-attending within 3 months - Adults	1,008	7,669	13.1%	14.7%	15.9%	16.0%
% of FP17s for the same patient ID Re-attending between 3 & 9 months - Children	958	1,558	61.5%	60.5%	60.6%	58.3%
% of FP17s for the same patient ID Re-attending between 3 & 9 months - Adults	3,568	7,669	46.5%	52.0%	51.6%	50.3%
% of FP17s for Band 1 Urgent Courses	789	8,597	9.2%	9.8%	9.5%	9.1%
% of FP17s Relating to Free Repair or Replacements	50	8,597	0.6%	0.6%	0.7%	0.8%
% of FP17s Relating to Continuations	35	8,597	0.4%	1.1%	1.0%	1.0%
% of Patients satisfied with the dentistry they have received	7	8	N/A	91.8%	92.0%	91.5%
% of Patients satisfied with the time they had to wait for an appointment	7	8	N/A	89.0%	88.1%	87.9%

* This is based on patients treated on this contract for their most recent course of treatment. Figures in italics indicate the base number of FP17s or Patient Questionnaire responses are less than 100. N/A is shown where the base number of responses is less than 10 during the period. % is calculated as Quantity/Base number*100

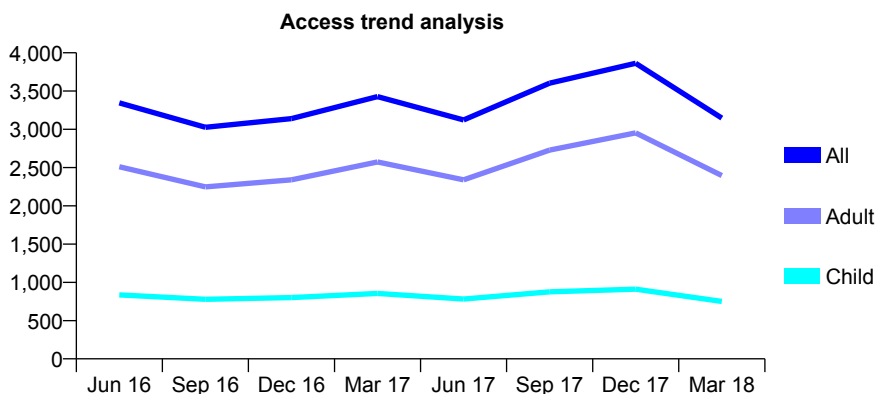
Q70 - Vital Signs At a Glance Contract Report for 146447/0008 - March 2018

Name or company name	Dentapol Ltd
Contract type name	PDS Plus Contract
Purpose of contract	General
Contract start date	01/02/2011
Contract end date	30/11/2020

17/18 Contracted general activity (UDA)	9,000
Carry forward general activity (UDA)	0
17/18 Contracted orthodontic activity (UOA)	0
Carry forward orthodontic activity (UOA)	0
Baseline contract value	£152,495.42

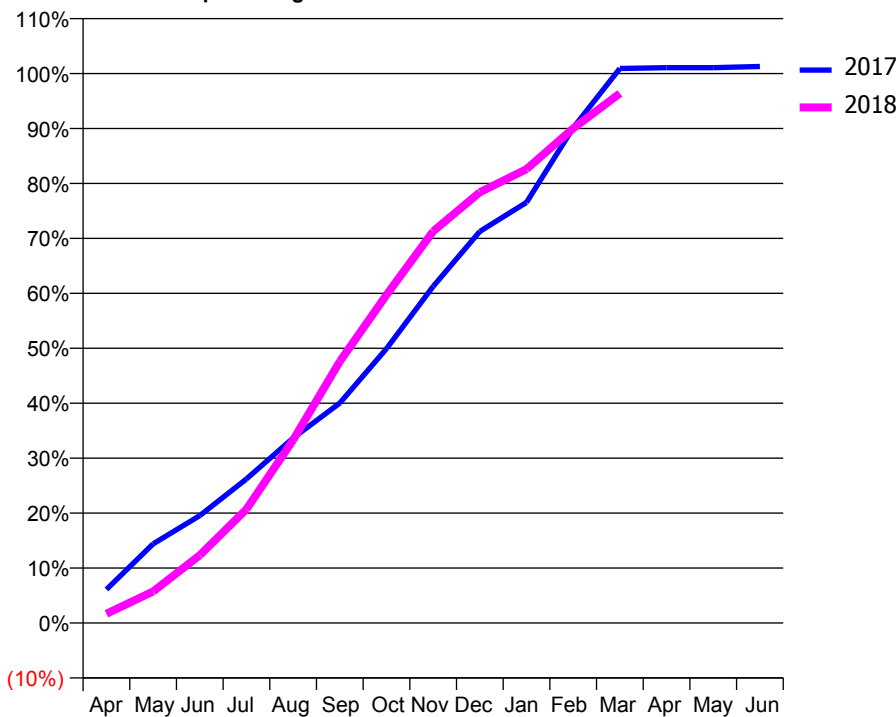
ACCESS*

Patients seen in 24 months	Total	Change since previous quarter
Quarter ending March 2017	3,428	
Quarter ending June 2017	3,122	↓
Quarter ending September 2017	3,604	↑
Quarter ending December 2017	3,863	↑
Quarter ending March 2018	3,146	↓
Variance since March 2017	(8.2%)	↓



ACTIVITY

Cumulative percentage of contracted UDA delivered 2017 & 2018



Month	Adjusted Scheduled Activity (UDA)	
	2017	2018
April	550	151
May	1,296	516
June	1,760	1,110
July	2,359	1,863
August	3,029	2,997
September	3,603	4,284
October	4,494	5,375
November	5,513	6,416
December	6,413	7,054
January	6,890	7,434
February	8,109	8,102
March	9,083	8,674
April	9,096	
May	9,095	
June	9,115	

QUALITY

	Quantity	Base Number	Contract	AT	Region	England
% of FP17s for the same patient ID Re-attending within 3 months - Children	22	1,168	1.9%	10.3%	11.5%	11.9%
% of FP17s for the same patient ID Re-attending within 3 months - Adults	187	3,489	5.4%	14.7%	15.9%	16.0%
% of FP17s for the same patient ID Re-attending between 3 & 9 months - Children	516	1,168	44.2%	60.5%	60.6%	58.3%
% of FP17s for the same patient ID Re-attending between 3 & 9 months - Adults	1,115	3,489	32.0%	52.0%	51.6%	50.3%
% of FP17s for Band 1 Urgent Courses	688	4,643	14.8%	9.8%	9.5%	9.1%
% of FP17s Relating to Free Repair or Replacements	43	4,643	0.9%	0.6%	0.7%	0.8%
% of FP17s Relating to Continuations	9	4,643	0.2%	1.1%	1.0%	1.0%
% of Patients satisfied with the dentistry they have received	6	11	54.5%	91.8%	92.0%	91.5%
% of Patients satisfied with the time they had to wait for an appointment	8	11	72.7%	89.0%	88.1%	87.9%

* This is based on patients treated on this contract for their most recent course of treatment. Figures in italics indicate the base number of FP17s or Patient Questionnaire responses are less than 100. N/A is shown where the base number of responses is less than 10 during the period. % is calculated as Quantity/Base number*100

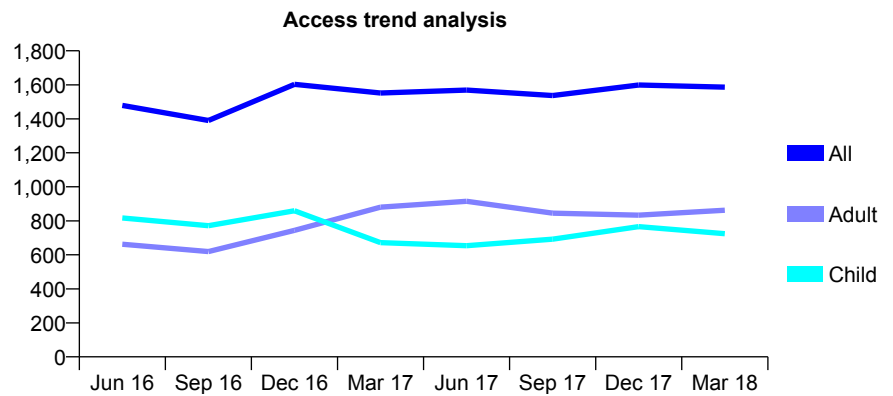
Q70 - Vital Signs At a Glance Contract Report for 146447/0009 - March 2018

Name or company name	Dentapol Ltd
Contract type name	PDS Plus Contract
Purpose of contract	General
Contract start date	01/02/2011
Contract end date	30/11/2020

17/18 Contracted general activity (UDA)	3,000
Carry forward general activity (UDA)	0
17/18 Contracted orthodontic activity (UOA)	0
Carry forward orthodontic activity (UOA)	0
Baseline contract value	£50,831.80

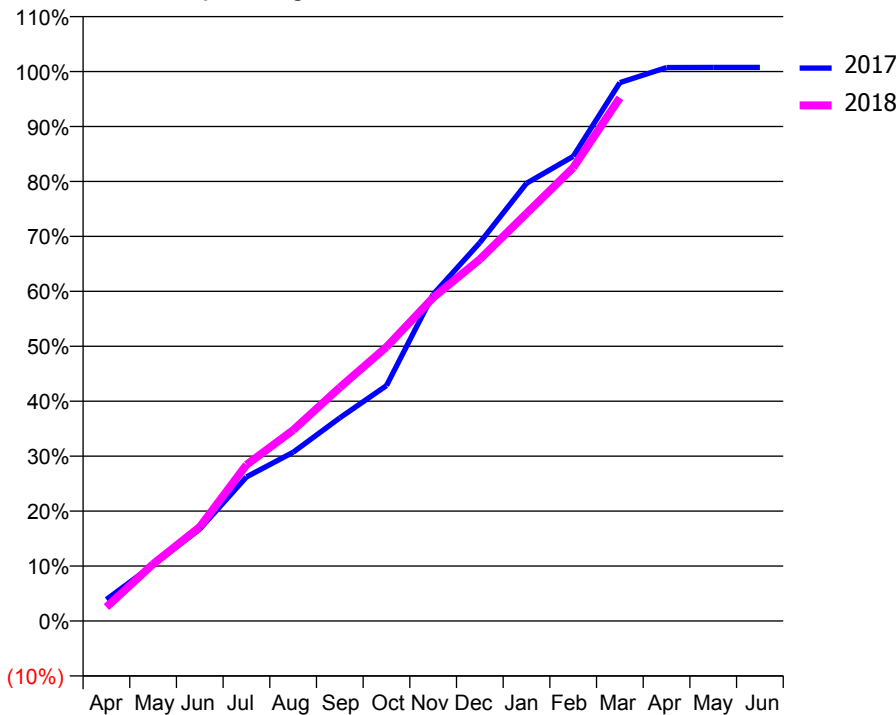
ACCESS*

Patients seen in 24 months	Total	Change since previous quarter
Quarter ending March 2017	1,552	
Quarter ending June 2017	1,569	→
Quarter ending September 2017	1,537	↓
Quarter ending December 2017	1,599	↑
Quarter ending March 2018	1,586	→
Variance since March 2017	2.2%	↑



ACTIVITY

Cumulative percentage of contracted UDA delivered 2017 & 2018



Month	Adjusted Scheduled Activity (UDA)	
	2017	2018
April	117	76
May	307	311
June	502	513
July	787	853
August	921	1,042
September	1,109	1,275
October	1,286	1,497
November	1,783	1,766
December	2,066	1,975
January	2,390	2,225
February	2,537	2,475
March	2,939	2,856
April	3,021	
May	3,023	
June	3,023	

QUALITY

	Quantity	Base Number	Contract	AT	Region	England
% of FP17s for the same patient ID Re-attending within 3 months - Children	20	1,138	1.8%	10.3%	11.5%	11.9%
% of FP17s for the same patient ID Re-attending within 3 months - Adults	8	1,127	0.7%	14.7%	15.9%	16.0%
% of FP17s for the same patient ID Re-attending between 3 & 9 months - Children	498	1,138	43.8%	60.5%	60.6%	58.3%
% of FP17s for the same patient ID Re-attending between 3 & 9 months - Adults	204	1,127	18.1%	52.0%	51.6%	50.3%
% of FP17s for Band 1 Urgent Courses	81	2,223	3.6%	9.8%	9.5%	9.1%
% of FP17s Relating to Free Repair or Replacements	2	2,223	0.1%	0.6%	0.7%	0.8%
% of FP17s Relating to Continuations	4	2,223	0.2%	1.1%	1.0%	1.0%
% of Patients satisfied with the dentistry they have received	2	2	N/A	91.8%	92.0%	91.5%
% of Patients satisfied with the time they had to wait for an appointment	2	2	N/A	89.0%	88.1%	87.9%

* This is based on patients treated on this contract for their most recent course of treatment. Figures in italics indicate the base number of FP17s or Patient Questionnaire responses are less than 100. N/A is shown where the base number of responses is less than 10 during the period. % is calculated as Quantity/Base number*100

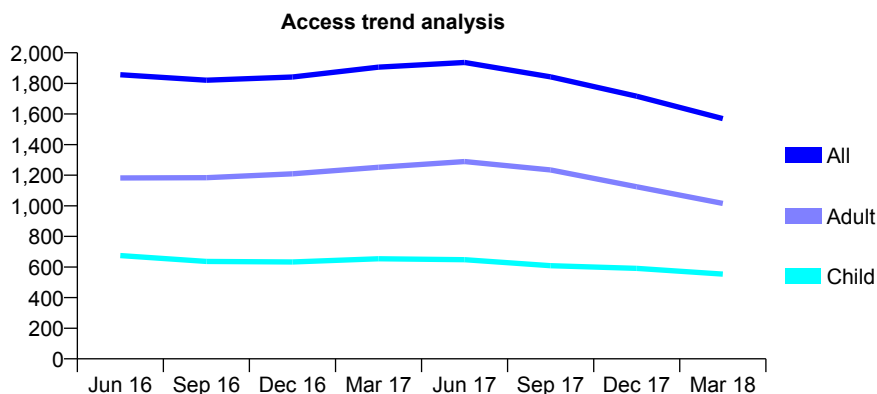
Q70 - Vital Signs At a Glance Contract Report for 147133/0001 - March 2018

Name or company name	Royal Terrace Dental Practice
Contract type name	GDS Contract
Purpose of contract	General
Contract start date	01/04/2015
Contract end date	

17/18 Contracted general activity (UDA)	2,883
Carry forward general activity (UDA)	0
17/18 Contracted orthodontic activity (UOA)	0
Carry forward orthodontic activity (UOA)	0
Baseline contract value	£67,894.36

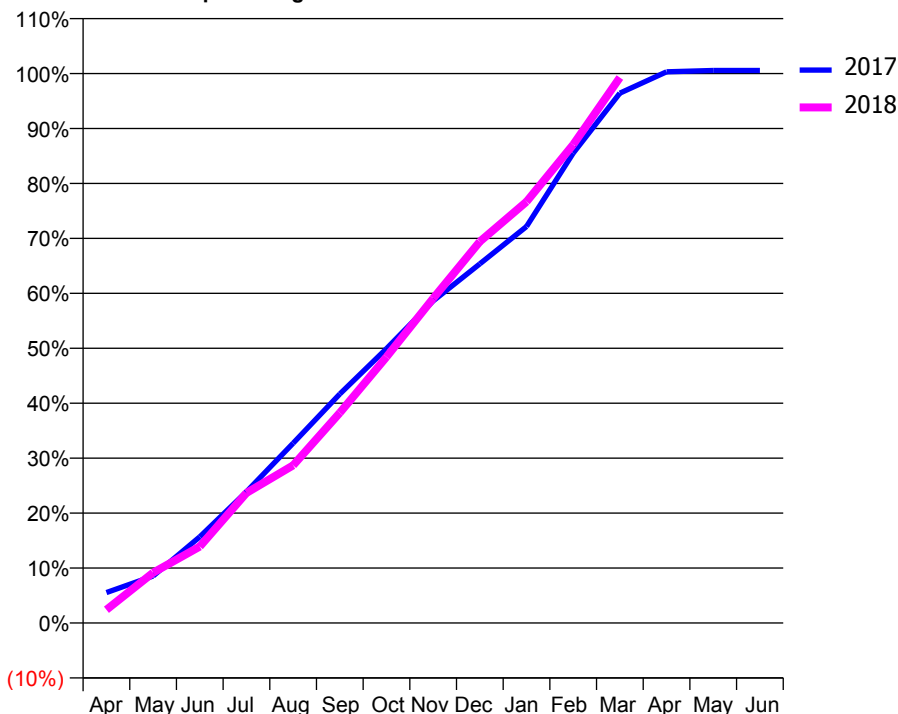
ACCESS*

Patients seen in 24 months	Total	Change since previous quarter
Quarter ending March 2017	1,906	
Quarter ending June 2017	1,937	→
Quarter ending September 2017	1,843	↓
Quarter ending December 2017	1,716	↓
Quarter ending March 2018	1,570	↓
Variance since March 2017	(17.6%)	↓



ACTIVITY

Cumulative percentage of contracted UDA delivered 2017 & 2018



Month	Adjusted Scheduled Activity (UDA)	
	2017	2018
April	160	69
May	246	264
June	453	401
July	689	683
August	943	828
September	1,202	1,103
October	1,440	1,396
November	1,690	1,703
December	1,885	2,001
January	2,080	2,210
February	2,465	2,510
March	2,780	2,862
April	2,892	
May	2,899	
June	2,899	

QUALITY

	Quantity	Base Number	Contract	AT	Region	England
% of FP17s for the same patient ID Re-attending within 3 months - Children	21	678	3.1%	10.3%	11.5%	11.9%
% of FP17s for the same patient ID Re-attending within 3 months - Adults	204	1,382	14.8%	14.7%	15.9%	16.0%
% of FP17s for the same patient ID Re-attending between 3 & 9 months - Children	245	678	36.1%	60.5%	60.6%	58.3%
% of FP17s for the same patient ID Re-attending between 3 & 9 months - Adults	466	1,382	33.7%	52.0%	51.6%	50.3%
% of FP17s for Band 1 Urgent Courses	99	1,478	6.7%	9.8%	9.5%	9.1%
% of FP17s Relating to Free Repair or Replacements	26	1,478	1.8%	0.6%	0.7%	0.8%
% of FP17s Relating to Continuations	7	1,478	0.5%	1.1%	1.0%	1.0%
% of Patients satisfied with the dentistry they have received	3	4	N/A	91.8%	92.0%	91.5%
% of Patients satisfied with the time they had to wait for an appointment	4	4	N/A	89.0%	88.1%	87.9%

* This is based on patients treated on this contract for their most recent course of treatment. Figures in italics indicate the base number of FP17s or Patient Questionnaire responses are less than 100. N/A is shown where the base number of responses is less than 10 during the period. % is calculated as Quantity/Base number*100

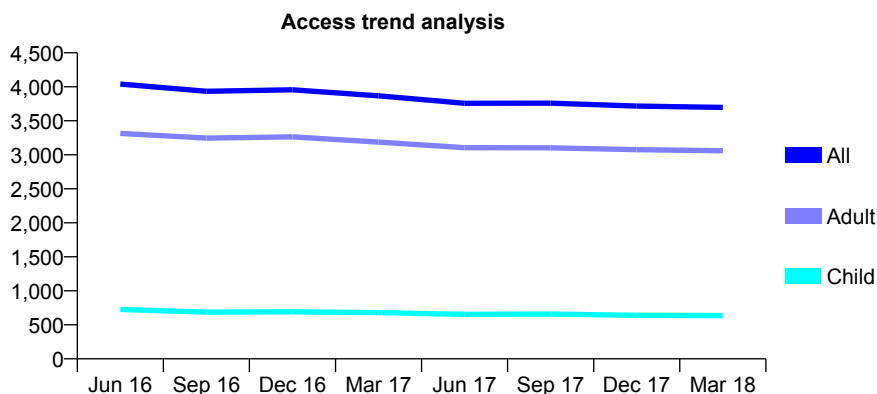
Q70 - Vital Signs At a Glance Contract Report for 147435/0001 - March 2018

Name or company name	Fieldream Ltd
Contract type name	GDS Contract
Purpose of contract	General
Contract start date	01/08/2007
Contract end date	

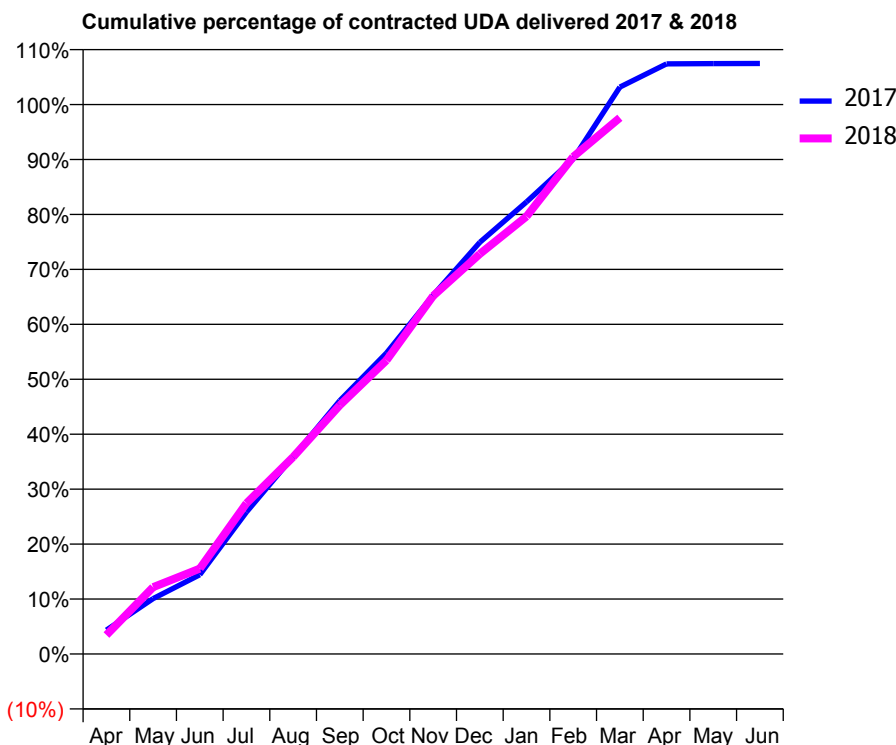
17/18 Contracted general activity (UDA)	13,238
Carry forward general activity (UDA)	0
17/18 Contracted orthodontic activity (UOA)	0
Carry forward orthodontic activity (UOA)	0
Baseline contract value	£291,859.01

ACCESS*

Patients seen in 24 months	Total	Change since previous quarter
Quarter ending March 2017	3,867	
Quarter ending June 2017	3,758	↓
Quarter ending September 2017	3,760	→
Quarter ending December 2017	3,716	↓
Quarter ending March 2018	3,697	→
Variance since March 2017	(4.4%)	↓



ACTIVITY



Month	Adjusted Scheduled Activity (UDA)	
	2017	2018
April	577	459
May	1,335	1,611
June	1,909	2,056
July	3,420	3,632
August	4,753	4,747
September	6,107	5,993
October	7,251	7,077
November	8,645	8,628
December	9,917	9,638
January	10,893	10,543
February	11,926	11,979
March	13,659	12,917
April	14,218	
May	14,222	
June	14,225	

QUALITY

	Quantity	Base Number	Contract	AT	Region	England
% of FP17s for the same patient ID Re-attending within 3 months - Children	85	1,077	7.9%	10.3%	11.5%	11.9%
% of FP17s for the same patient ID Re-attending within 3 months - Adults	650	4,713	13.8%	14.7%	15.9%	16.0%
% of FP17s for the same patient ID Re-attending between 3 & 9 months - Children	742	1,077	68.9%	60.5%	60.6%	58.3%
% of FP17s for the same patient ID Re-attending between 3 & 9 months - Adults	3,045	4,713	64.6%	52.0%	51.6%	50.3%
% of FP17s for Band 1 Urgent Courses	193	5,545	3.5%	9.8%	9.5%	9.1%
% of FP17s Relating to Free Repair or Replacements	21	5,545	0.4%	0.6%	0.7%	0.8%
% of FP17s Relating to Continuations	38	5,545	0.7%	1.1%	1.0%	1.0%
% of Patients satisfied with the dentistry they have received	13	14	92.9%	91.8%	92.0%	91.5%
% of Patients satisfied with the time they had to wait for an appointment	14	14	100.0%	89.0%	88.1%	87.9%

* This is based on patients treated on this contract for their most recent course of treatment. Figures in italics indicate the base number of FP17s or Patient Questionnaire responses are less than 100. N/A is shown where the base number of responses is less than 10 during the period. % is calculated as Quantity/Base number*100

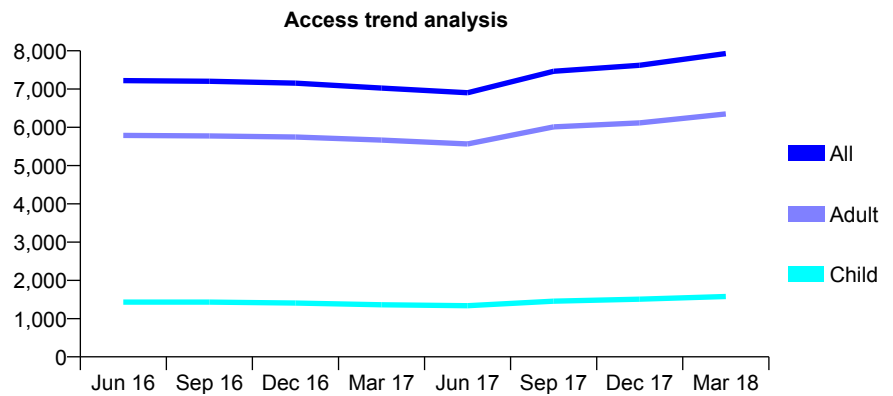
Q70 - Vital Signs At a Glance Contract Report for 149802/0001 - March 2018

Name or company name	Dental Care Centre
Contract type name	GDS Contract
Purpose of contract	General
Contract start date	01/11/2009
Contract end date	

17/18 Contracted general activity (UDA)	23,000
Carry forward general activity (UDA)	807
17/18 Contracted orthodontic activity (UOA)	0
Carry forward orthodontic activity (UOA)	0
Baseline contract value	£577,584.57

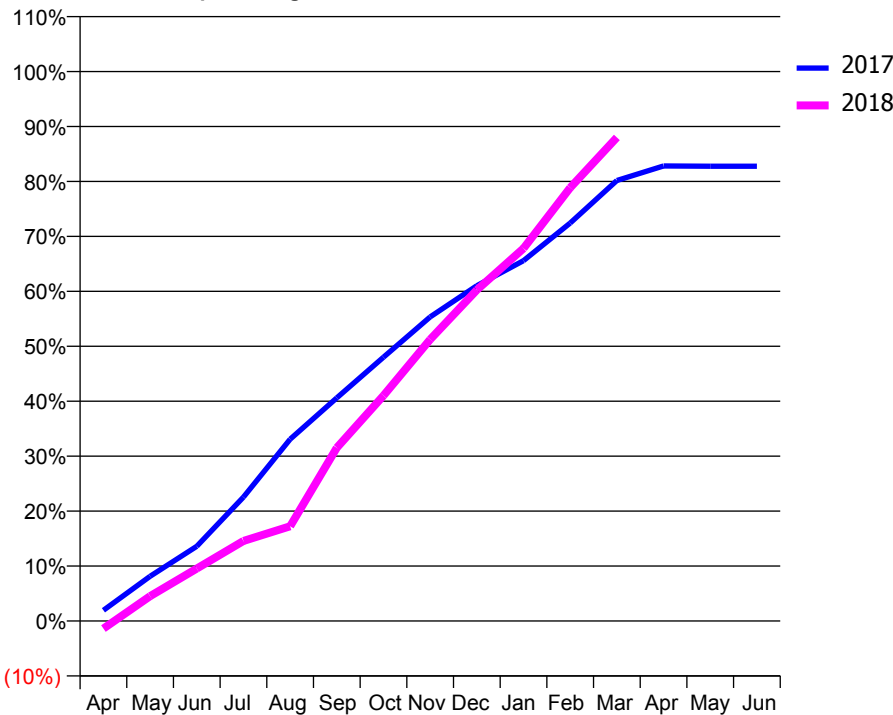
ACCESS*

Patients seen in 24 months	Total	Change since previous quarter
Quarter ending March 2017	7,027	
Quarter ending June 2017	6,903	↓
Quarter ending September 2017	7,466	↑
Quarter ending December 2017	7,622	↑
Quarter ending March 2018	7,928	↑
Variance since March 2017	12.8%	↑



ACTIVITY

Cumulative percentage of contracted UDA delivered 2017 & 2018



Month	Adjusted Scheduled Activity (UDA)	
	2017	2018
April	445	-320
May	1,850	1,042
June	3,093	2,194
July	5,131	3,350
August	7,530	3,967
September	9,238	7,252
October	10,925	9,437
November	12,591	11,785
December	13,882	13,856
January	14,918	15,598
February	16,479	18,136
March	18,236	20,243
April	18,841	
May	18,830	
June	18,831	

QUALITY

	Quantity	Base Number	Contract	AT	Region	England
% of FP17s for the same patient ID Re-attending within 3 months - Children	79	2,434	3.2%	10.3%	11.5%	11.9%
% of FP17s for the same patient ID Re-attending within 3 months - Adults	802	9,224	8.7%	14.7%	15.9%	16.0%
% of FP17s for the same patient ID Re-attending between 3 & 9 months - Children	1,373	2,434	56.4%	60.5%	60.6%	58.3%
% of FP17s for the same patient ID Re-attending between 3 & 9 months - Adults	4,939	9,224	53.5%	52.0%	51.6%	50.3%
% of FP17s for Band 1 Urgent Courses	551	10,316	5.3%	9.8%	9.5%	9.1%
% of FP17s Relating to Free Repair or Replacements	66	10,316	0.6%	0.6%	0.7%	0.8%
% of FP17s Relating to Continuations	50	10,316	0.5%	1.1%	1.0%	1.0%
% of Patients satisfied with the dentistry they have received	7	9	N/A	91.8%	92.0%	91.5%
% of Patients satisfied with the time they had to wait for an appointment	7	9	N/A	89.0%	88.1%	87.9%

* This is based on patients treated on this contract for their most recent course of treatment. Figures in italics indicate the base number of FP17s or Patient Questionnaire responses are less than 100. N/A is shown where the base number of responses is less than 10 during the period. % is calculated as Quantity/Base number*100

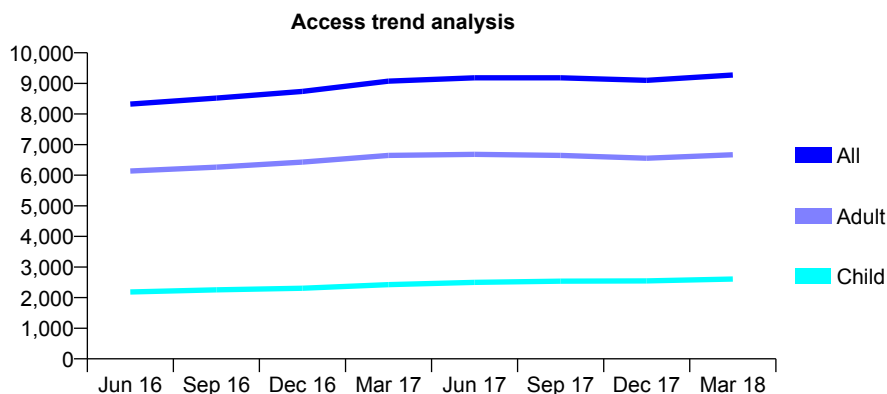
Q70 - Vital Signs At a Glance Contract Report for 149802/0003 - March 2018

Name or company name	Dental Care Centre
Contract type name	GDS Contract
Purpose of contract	General
Contract start date	15/06/2010
Contract end date	

17/18 Contracted general activity (UDA)	23,000
Carry forward general activity (UDA)	0
17/18 Contracted orthodontic activity (UOA)	0
Carry forward orthodontic activity (UOA)	0
Baseline contract value	£582,068.75

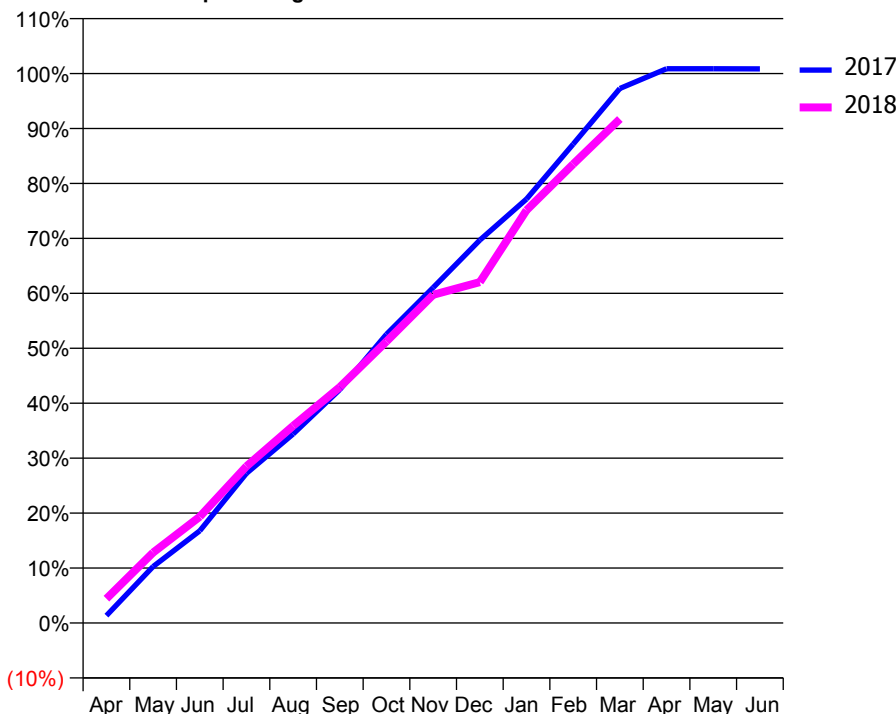
ACCESS*

Patients seen in 24 months	Total	Change since previous quarter
Quarter ending March 2017	9,073	
Quarter ending June 2017	9,181	→
Quarter ending September 2017	9,183	→
Quarter ending December 2017	9,101	→
Quarter ending March 2018	9,276	→
Variance since March 2017	2.2%	↑



ACTIVITY

Cumulative percentage of contracted UDA delivered 2017 & 2018



Month	Adjusted Scheduled Activity (UDA)	
	2017	2018
April	309	1,021
May	2,339	2,949
June	3,816	4,452
July	6,199	6,561
August	7,828	8,254
September	9,666	9,876
October	11,955	11,786
November	13,889	13,740
December	15,854	14,268
January	17,552	17,276
February	19,827	19,208
March	22,131	21,095
April	22,947	
May	22,948	
June	22,941	

QUALITY

	Quantity	Base Number	Contract	AT	Region	England
% of FP17s for the same patient ID Re-attending within 3 months - Children	277	3,622	7.6%	10.3%	11.5%	11.9%
% of FP17s for the same patient ID Re-attending within 3 months - Adults	1,076	8,609	12.5%	14.7%	15.9%	16.0%
% of FP17s for the same patient ID Re-attending between 3 & 9 months - Children	2,084	3,622	57.5%	60.5%	60.6%	58.3%
% of FP17s for the same patient ID Re-attending between 3 & 9 months - Adults	4,857	8,609	56.4%	52.0%	51.6%	50.3%
% of FP17s for Band 1 Urgent Courses	915	11,775	7.8%	9.8%	9.5%	9.1%
% of FP17s Relating to Free Repair or Replacements	88	11,775	0.7%	0.6%	0.7%	0.8%
% of FP17s Relating to Continuations	42	11,775	0.4%	1.1%	1.0%	1.0%
% of Patients satisfied with the dentistry they have received	5	5	N/A	91.8%	92.0%	91.5%
% of Patients satisfied with the time they had to wait for an appointment	5	5	N/A	89.0%	88.1%	87.9%

* This is based on patients treated on this contract for their most recent course of treatment. Figures in italics indicate the base number of FP17s or Patient Questionnaire responses are less than 100. N/A is shown where the base number of responses is less than 10 during the period. % is calculated as Quantity/Base number*100

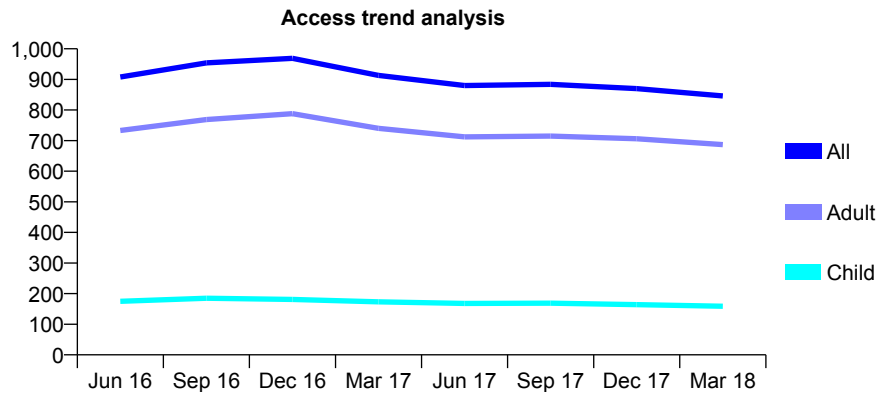
Q70 - Vital Signs At a Glance Contract Report for 151041/0001 - March 2018

Name or company name	Dr Sravan Arcot
Contract type name	GDS Contract
Purpose of contract	General
Contract start date	05/12/2014
Contract end date	

17/18 Contracted general activity (UDA)	3,587
Carry forward general activity (UDA)	0
17/18 Contracted orthodontic activity (UOA)	0
Carry forward orthodontic activity (UOA)	0
Baseline contract value	£103,767.86

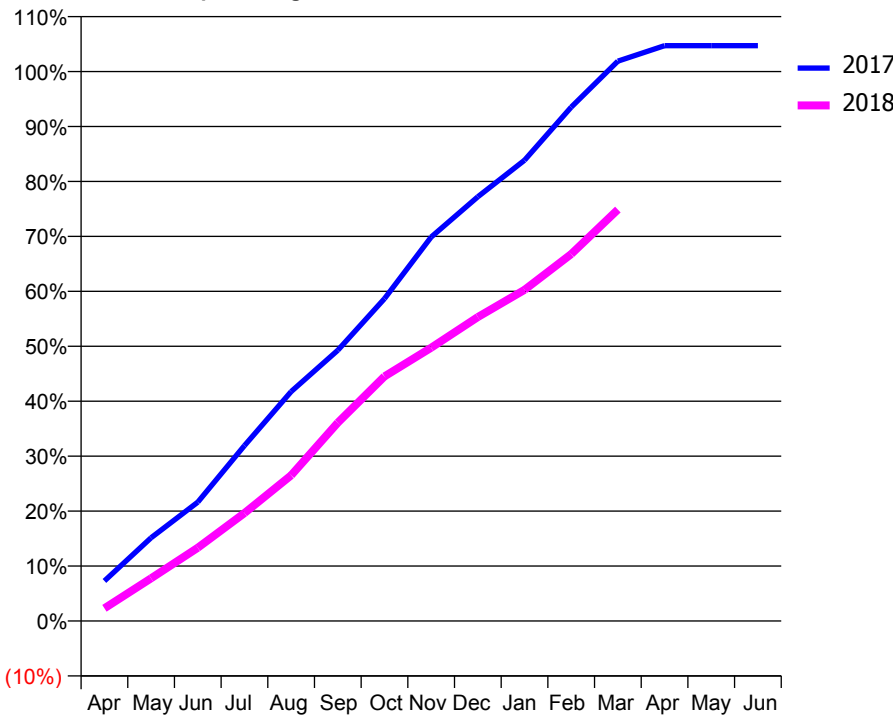
ACCESS*

Patients seen in 24 months	Total	Change since previous quarter
Quarter ending March 2017	913	
Quarter ending June 2017	880	↓
Quarter ending September 2017	884	→
Quarter ending December 2017	870	↓
Quarter ending March 2018	846	↓
Variance since March 2017	(7.3%)	↓



ACTIVITY

Cumulative percentage of contracted UDA delivered 2017 & 2018



Month	Adjusted Scheduled Activity (UDA)	
	2017	2018
April	262	83
May	544	279
June	776	479
July	1,145	705
August	1,498	951
September	1,768	1,295
October	2,104	1,597
November	2,506	1,784
December	2,770	1,984
January	3,008	2,162
February	3,354	2,395
March	3,655	2,685
April	3,756	
May	3,756	
June	3,756	

QUALITY

	Quantity	Base Number	Contract	AT	Region	England
% of FP17s for the same patient ID Re-attending within 3 months - Children	16	218	7.3%	10.3%	11.5%	11.9%
% of FP17s for the same patient ID Re-attending within 3 months - Adults	205	996	20.6%	14.7%	15.9%	16.0%
% of FP17s for the same patient ID Re-attending between 3 & 9 months - Children	124	218	56.9%	60.5%	60.6%	58.3%
% of FP17s for the same patient ID Re-attending between 3 & 9 months - Adults	414	996	41.6%	52.0%	51.6%	50.3%
% of FP17s for Band 1 Urgent Courses	142	1,187	12.0%	9.8%	9.5%	9.1%
% of FP17s Relating to Free Repair or Replacements	33	1,187	2.8%	0.6%	0.7%	0.8%
% of FP17s Relating to Continuations	9	1,187	0.8%	1.1%	1.0%	1.0%
% of Patients satisfied with the dentistry they have received	1	2	N/A	91.8%	92.0%	91.5%
% of Patients satisfied with the time they had to wait for an appointment	2	2	N/A	89.0%	88.1%	87.9%

* This is based on patients treated on this contract for their most recent course of treatment. Figures in italics indicate the base number of FP17s or Patient Questionnaire responses are less than 100. N/A is shown where the base number of responses is less than 10 during the period. % is calculated as Quantity/Base number*100

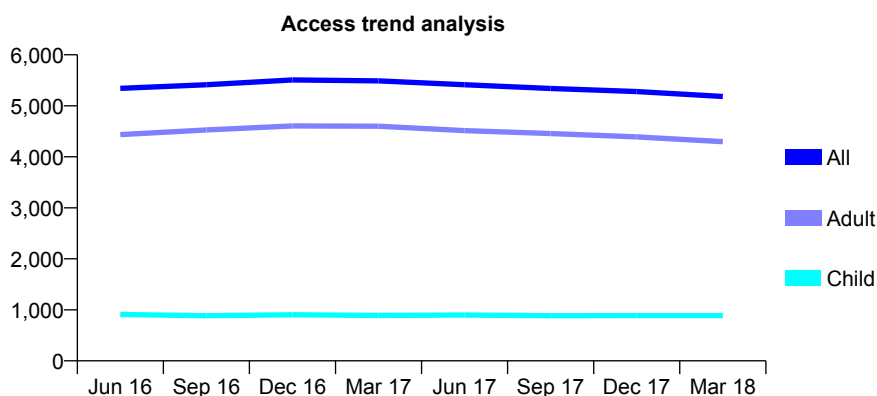
Q70 - Vital Signs At a Glance Contract Report for 155020/0001 - March 2018

Name or company name	Old Christchurch Road Partnership
Contract type name	GDS Contract
Purpose of contract	General
Contract start date	01/04/2006
Contract end date	

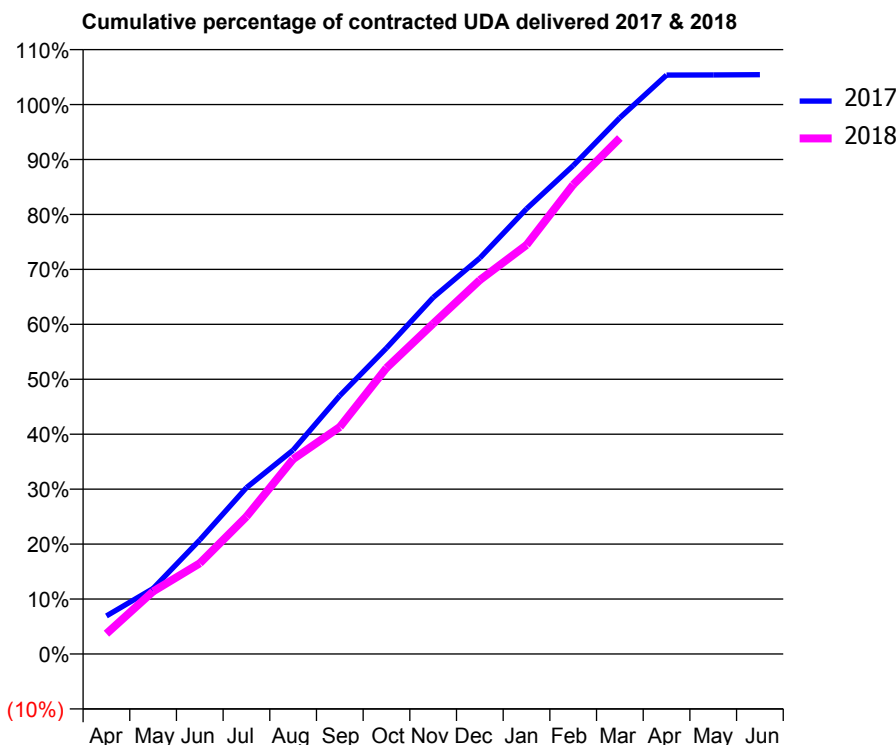
17/18 Contracted general activity (UDA)	15,383
Carry forward general activity (UDA)	0
17/18 Contracted orthodontic activity (UOA)	0
Carry forward orthodontic activity (UOA)	0
Baseline contract value	£462,497.12

ACCESS*

Patients seen in 24 months	Total	Change since previous quarter
Quarter ending March 2017	5,489	
Quarter ending June 2017	5,413	↓
Quarter ending September 2017	5,341	↓
Quarter ending December 2017	5,279	↓
Quarter ending March 2018	5,184	↓
Variance since March 2017	(5.6%)	↓



ACTIVITY



Month	Adjusted Scheduled Activity (UDA)	
	2017	2018
April	1,065	571
May	1,835	1,753
June	3,195	2,539
July	4,658	3,848
August	5,708	5,454
September	7,233	6,356
October	8,567	8,009
November	9,981	9,247
December	11,083	10,468
January	12,461	11,451
February	13,671	13,138
March	15,013	14,446
April	16,206	
May	16,209	
June	16,218	

QUALITY

	Quantity	Base Number	Contract	AT	Region	England
% of FP17s for the same patient ID Re-attending within 3 months - Children	80	1,283	6.2%	10.3%	11.5%	11.9%
% of FP17s for the same patient ID Re-attending within 3 months - Adults	632	5,421	11.7%	14.7%	15.9%	16.0%
% of FP17s for the same patient ID Re-attending between 3 & 9 months - Children	754	1,283	58.8%	60.5%	60.6%	58.3%
% of FP17s for the same patient ID Re-attending between 3 & 9 months - Adults	2,830	5,421	52.2%	52.0%	51.6%	50.3%
% of FP17s for Band 1 Urgent Courses	365	6,288	5.8%	9.8%	9.5%	9.1%
% of FP17s Relating to Free Repair or Replacements	60	6,288	1.0%	0.6%	0.7%	0.8%
% of FP17s Relating to Continuations	110	6,288	1.7%	1.1%	1.0%	1.0%
% of Patients satisfied with the dentistry they have received	5	5	N/A	91.8%	92.0%	91.5%
% of Patients satisfied with the time they had to wait for an appointment	5	5	N/A	89.0%	88.1%	87.9%

* This is based on patients treated on this contract for their most recent course of treatment. Figures in italics indicate the base number of FP17s or Patient Questionnaire responses are less than 100. N/A is shown where the base number of responses is less than 10 during the period. % is calculated as Quantity/Base number*100

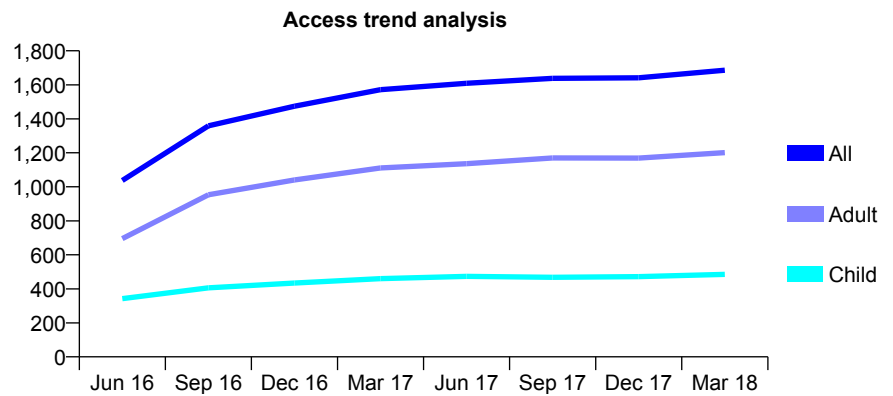
Q70 - Vital Signs At a Glance Contract Report for 156884/0001 - March 2018

Name or company name	West End Smile Center Ltd
Contract type name	GDS Contract
Purpose of contract	General
Contract start date	01/11/2015
Contract end date	

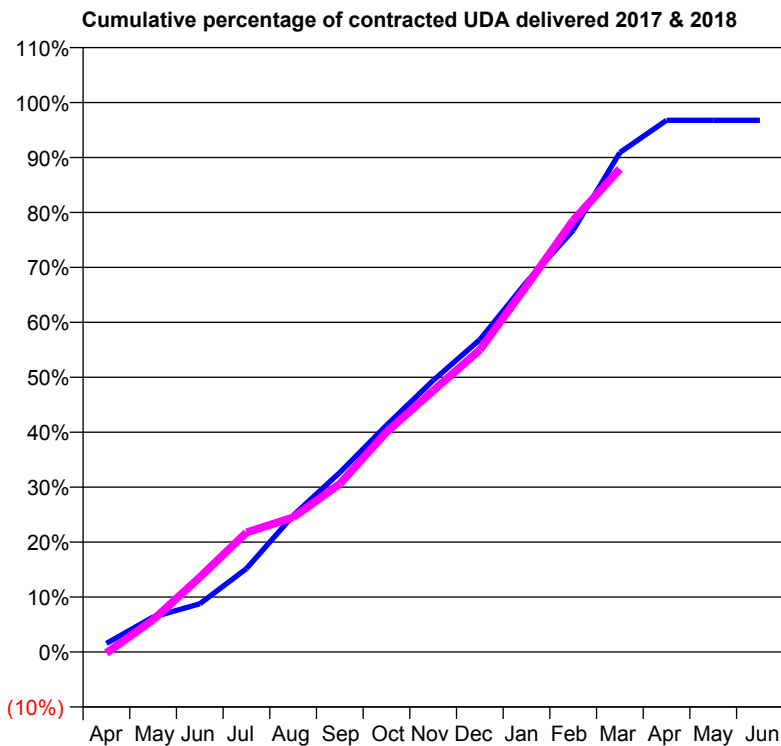
17/18 Contracted general activity (UDA)	4,828
Carry forward general activity (UDA)	156
17/18 Contracted orthodontic activity (UOA)	0
Carry forward orthodontic activity (UOA)	0
Baseline contract value	£116,855.68

ACCESS*

Patients seen in 24 months	Total	Change since previous quarter
Quarter ending March 2017	1,571	
Quarter ending June 2017	1,609	↑
Quarter ending September 2017	1,638	→
Quarter ending December 2017	1,641	→
Quarter ending March 2018	1,686	↑
Variance since March 2017	7.3%	↑



ACTIVITY



Month	Adjusted Scheduled Activity (UDA)	
	2017	2018
April	76	-10
May	307	283
June	423	656
July	733	1,050
August	1,200	1,183
September	1,577	1,477
October	1,993	1,932
November	2,385	2,296
December	2,744	2,655
January	3,251	3,217
February	3,706	3,792
March	4,388	4,245
April	4,671	
May	4,671	
June	4,671	

QUALITY

	Quantity	Base Number	Contract	AT	Region	England
% of FP17s for the same patient ID Re-attending within 3 months - Children	40	767	5.2%	10.3%	11.5%	11.9%
% of FP17s for the same patient ID Re-attending within 3 months - Adults	113	1,465	7.7%	14.7%	15.9%	16.0%
% of FP17s for the same patient ID Re-attending between 3 & 9 months - Children	464	767	60.5%	60.5%	60.6%	58.3%
% of FP17s for the same patient ID Re-attending between 3 & 9 months - Adults	571	1,465	39.0%	52.0%	51.6%	50.3%
% of FP17s for Band 1 Urgent Courses	83	2,126	3.9%	9.8%	9.5%	9.1%
% of FP17s Relating to Free Repair or Replacements	7	2,126	0.3%	0.6%	0.7%	0.8%
% of FP17s Relating to Continuations	6	2,126	0.3%	1.1%	1.0%	1.0%
% of Patients satisfied with the dentistry they have received	14	15	93.3%	91.8%	92.0%	91.5%
% of Patients satisfied with the time they had to wait for an appointment	15	15	100.0%	89.0%	88.1%	87.9%

* This is based on patients treated on this contract for their most recent course of treatment. Figures in italics indicate the base number of FP17s or Patient Questionnaire responses are less than 100. N/A is shown where the base number of responses is less than 10 during the period. % is calculated as Quantity/Base number*100

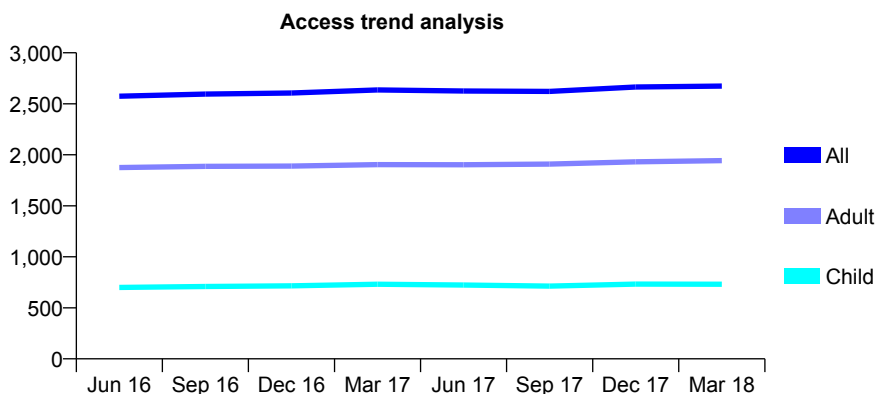
Q70 - Vital Signs At a Glance Contract Report for 158720/0001 - March 2018

Name or company name	Mr A Dargahi
Contract type name	GDS Contract
Purpose of contract	General
Contract start date	13/04/2009
Contract end date	

17/18 Contracted general activity (UDA)	7,168
Carry forward general activity (UDA)	0
17/18 Contracted orthodontic activity (UOA)	0
Carry forward orthodontic activity (UOA)	0
Baseline contract value	£244,619.51

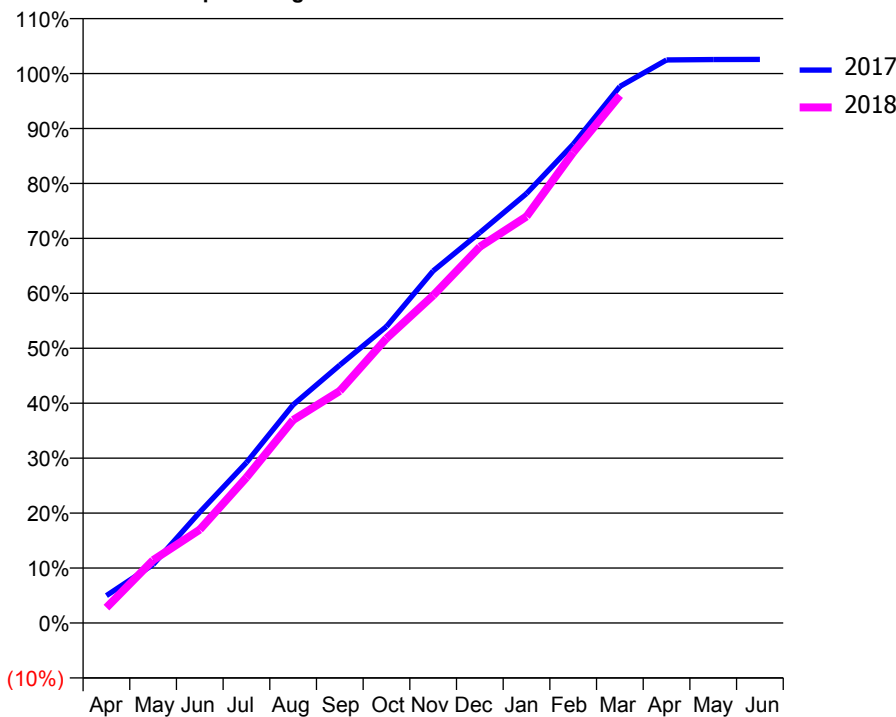
ACCESS*

Patients seen in 24 months	Total	Change since previous quarter
Quarter ending March 2017	2,636	
Quarter ending June 2017	2,626	→
Quarter ending September 2017	2,622	→
Quarter ending December 2017	2,665	→
Quarter ending March 2018	2,674	→
Variance since March 2017	1.4%	→



ACTIVITY

Cumulative percentage of contracted UDA delivered 2017 & 2018



Month	Adjusted Scheduled Activity (UDA)	
	2017	2018
April	358	201
May	763	820
June	1,447	1,219
July	2,093	1,898
August	2,847	2,648
September	3,366	3,028
October	3,868	3,713
November	4,594	4,274
December	5,093	4,908
January	5,601	5,303
February	6,245	6,137
March	6,998	6,881
April	7,344	
May	7,350	
June	7,352	

QUALITY

	Quantity	Base Number	Contract	AT	Region	England
% of FP17s for the same patient ID Re-attending within 3 months - Children	43	1,020	4.2%	10.3%	11.5%	11.9%
% of FP17s for the same patient ID Re-attending within 3 months - Adults	325	2,584	12.6%	14.7%	15.9%	16.0%
% of FP17s for the same patient ID Re-attending between 3 & 9 months - Children	601	1,020	58.9%	60.5%	60.6%	58.3%
% of FP17s for the same patient ID Re-attending between 3 & 9 months - Adults	1,370	2,584	53.0%	52.0%	51.6%	50.3%
% of FP17s for Band 1 Urgent Courses	312	3,447	9.1%	9.8%	9.5%	9.1%
% of FP17s Relating to Free Repair or Replacements	9	3,447	0.3%	0.6%	0.7%	0.8%
% of FP17s Relating to Continuations	32	3,447	0.9%	1.1%	1.0%	1.0%
% of Patients satisfied with the dentistry they have received	2	2	N/A	91.8%	92.0%	91.5%
% of Patients satisfied with the time they had to wait for an appointment	2	2	N/A	89.0%	88.1%	87.9%

* This is based on patients treated on this contract for their most recent course of treatment. Figures in italics indicate the base number of FP17s or Patient Questionnaire responses are less than 100. N/A is shown where the base number of responses is less than 10 during the period. % is calculated as Quantity/Base number*100

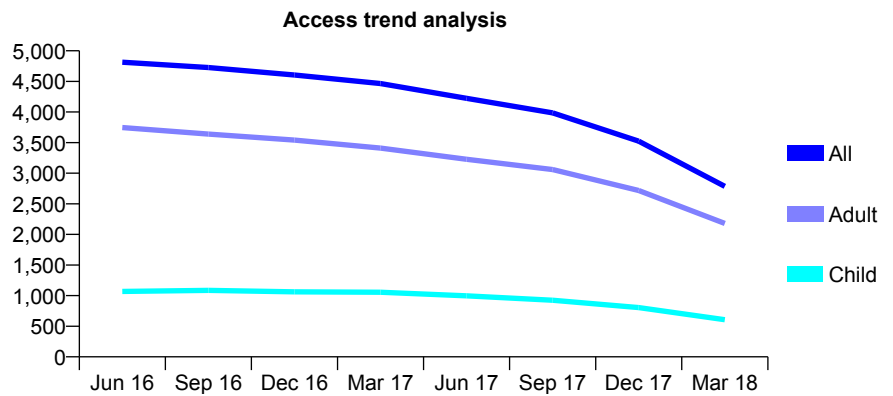
Q70 - Vital Signs At a Glance Contract Report for 159239/0001 - March 2018

Name or company name	South England Dental Practice Partnership
Contract type name	GDS Contract
Purpose of contract	General
Contract start date	01/05/2013
Contract end date	30/11/2017

17/18 Contracted general activity (UDA)	10,000
Carry forward general activity (UDA)	0
17/18 Contracted orthodontic activity (UOA)	0
Carry forward orthodontic activity (UOA)	0
Baseline contract value	£256,726.31

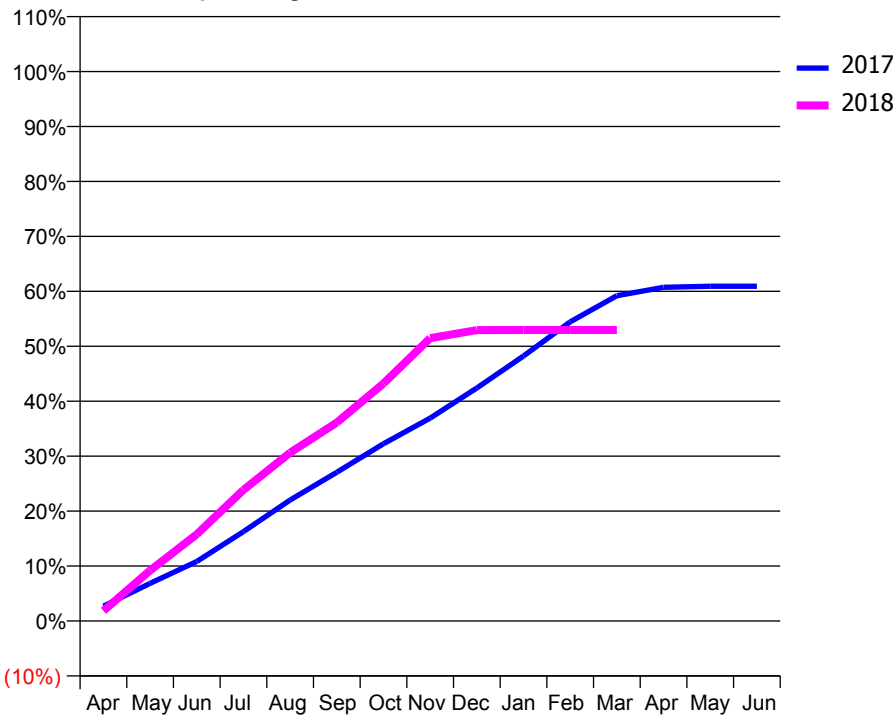
ACCESS*

Patients seen in 24 months	Total	Change since previous quarter
Quarter ending March 2017	4,465	
Quarter ending June 2017	4,224	↓
Quarter ending September 2017	3,986	↓
Quarter ending December 2017	3,524	↓
Quarter ending March 2018	2,785	↓
Variance since March 2017	(37.6%)	↓



ACTIVITY

Cumulative percentage of contracted UDA delivered 2017 & 2018



Month	Adjusted Scheduled Activity (UDA)	
	2017	2018
April	473	187
May	1,201	920
June	1,897	1,579
July	2,848	2,387
August	3,852	3,064
September	4,736	3,612
October	5,646	4,323
November	6,460	5,149
December	7,421	5,294
January	8,442	5,295
February	9,529	5,295
March	10,362	5,295
April	10,628	
May	10,660	
June	10,660	

QUALITY

	Quantity	Base Number	Contract	AT	Region	England
% of FP17s for the same patient ID Re-attending within 3 months - Children	48	667	7.2%	10.3%	11.5%	11.9%
% of FP17s for the same patient ID Re-attending within 3 months - Adults	306	2,061	14.8%	14.7%	15.9%	16.0%
% of FP17s for the same patient ID Re-attending between 3 & 9 months - Children	350	667	52.5%	60.5%	60.6%	58.3%
% of FP17s for the same patient ID Re-attending between 3 & 9 months - Adults	838	2,061	40.7%	52.0%	51.6%	50.3%
% of FP17s for Band 1 Urgent Courses	847	2,589	32.7%	9.8%	9.5%	9.1%
% of FP17s Relating to Free Repair or Replacements	20	2,589	0.8%	0.6%	0.7%	0.8%
% of FP17s Relating to Continuations	12	2,589	0.5%	1.1%	1.0%	1.0%
% of Patients satisfied with the dentistry they have received	2	3	N/A	91.8%	92.0%	91.5%
% of Patients satisfied with the time they had to wait for an appointment	2	3	N/A	89.0%	88.1%	87.9%

* This is based on patients treated on this contract for their most recent course of treatment. Figures in italics indicate the base number of FP17s or Patient Questionnaire responses are less than 100. N/A is shown where the base number of responses is less than 10 during the period. % is calculated as Quantity/Base number*100

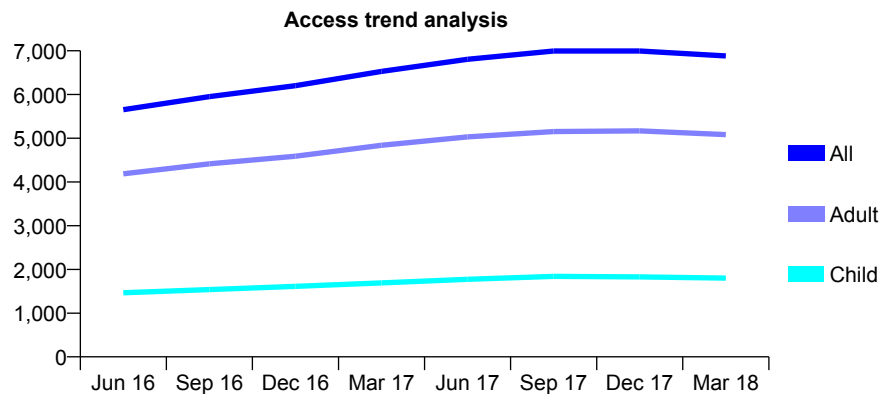
Q70 - Vital Signs At a Glance Contract Report for 159360/0001 - March 2018

Name or company name	Smile4life Ltd
Contract type name	GDS Contract
Purpose of contract	General
Contract start date	01/12/2010
Contract end date	

17/18 Contracted general activity (UDA)	16,230
Carry forward general activity (UDA)	288
17/18 Contracted orthodontic activity (UOA)	0
Carry forward orthodontic activity (UOA)	0
Baseline contract value	£427,907.92

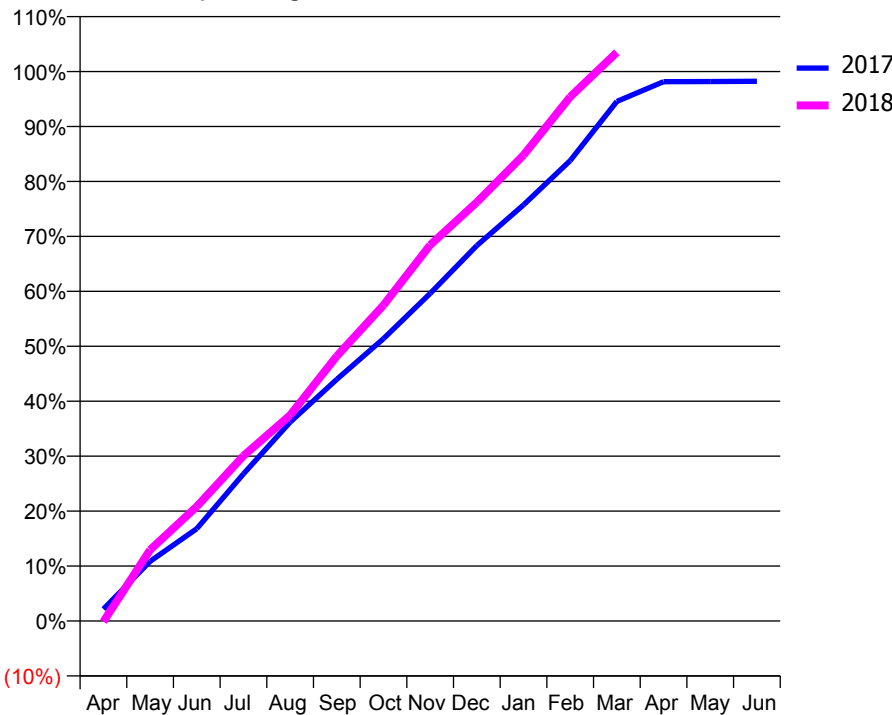
ACCESS*

Patients seen in 24 months	Total	Change since previous quarter
Quarter ending March 2017	6,530	
Quarter ending June 2017	6,805	↑
Quarter ending September 2017	6,994	↑
Quarter ending December 2017	6,996	→
Quarter ending March 2018	6,884	↓
Variance since March 2017	5.4%	↑



ACTIVITY

Cumulative percentage of contracted UDA delivered 2017 & 2018



Month	Adjusted Scheduled Activity (UDA)	
	2017	2018
April	352	-20
May	1,761	2,101
June	2,727	3,380
July	4,345	4,877
August	5,874	6,078
September	7,139	7,822
October	8,339	9,330
November	9,674	11,105
December	11,089	12,370
January	12,291	13,760
February	13,599	15,481
March	15,347	16,797
April	15,929	
May	15,934	
June	15,942	

QUALITY

	Quantity	Base Number	Contract	AT	Region	England
% of FP17s for the same patient ID Re-attending within 3 months - Children	187	2,972	6.3%	10.3%	11.5%	11.9%
% of FP17s for the same patient ID Re-attending within 3 months - Adults	1,087	7,678	14.2%	14.7%	15.9%	16.0%
% of FP17s for the same patient ID Re-attending between 3 & 9 months - Children	2,041	2,972	68.7%	60.5%	60.6%	58.3%
% of FP17s for the same patient ID Re-attending between 3 & 9 months - Adults	4,718	7,678	61.4%	52.0%	51.6%	50.3%
% of FP17s for Band 1 Urgent Courses	960	9,928	9.7%	9.8%	9.5%	9.1%
% of FP17s Relating to Free Repair or Replacements	78	9,928	0.8%	0.6%	0.7%	0.8%
% of FP17s Relating to Continuations	48	9,928	0.5%	1.1%	1.0%	1.0%
% of Patients satisfied with the dentistry they have received	8	8	N/A	91.8%	92.0%	91.5%
% of Patients satisfied with the time they had to wait for an appointment	8	8	N/A	89.0%	88.1%	87.9%

* This is based on patients treated on this contract for their most recent course of treatment. Figures in italics indicate the base number of FP17s or Patient Questionnaire responses are less than 100. N/A is shown where the base number of responses is less than 10 during the period. % is calculated as Quantity/Base number*100

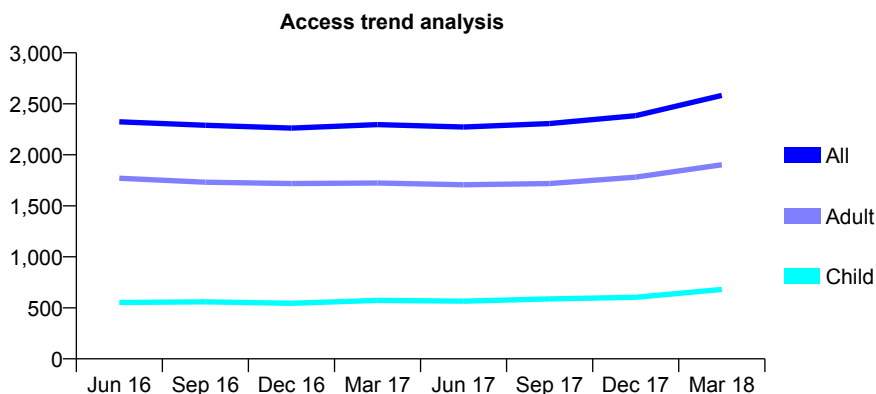
Q70 - Vital Signs At a Glance Contract Report for 160326/0002 - March 2018

Name or company name	Burridge Dental Practice Ltd
Contract type name	GDS Contract
Purpose of contract	General
Contract start date	02/01/2012
Contract end date	

17/18 Contracted general activity (UDA)	6,100
Carry forward general activity (UDA)	28
17/18 Contracted orthodontic activity (UOA)	0
Carry forward orthodontic activity (UOA)	0
Baseline contract value	£153,868.18

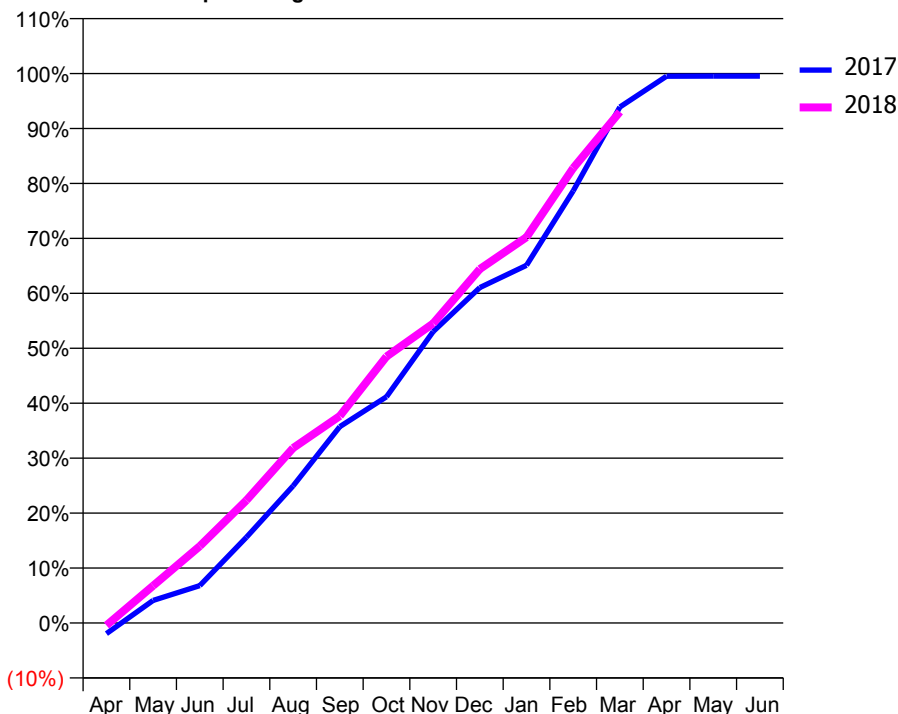
ACCESS*

Patients seen in 24 months	Total	Change since previous quarter
Quarter ending March 2017	2,296	
Quarter ending June 2017	2,272	↓
Quarter ending September 2017	2,306	→
Quarter ending December 2017	2,384	↑
Quarter ending March 2018	2,583	↑
Variance since March 2017	12.5%	↑



ACTIVITY

Cumulative percentage of contracted UDA delivered 2017 & 2018



Month	Adjusted Scheduled Activity (UDA)	
	2017	2018
April	-119	-28
May	250	413
June	415	854
July	952	1,362
August	1,522	1,943
September	2,180	2,298
October	2,512	2,958
November	3,235	3,326
December	3,724	3,929
January	3,970	4,283
February	4,797	5,049
March	5,729	5,674
April	6,071	
May	6,072	
June	6,072	

QUALITY

	Quantity	Base Number	Contract	AT	Region	England
% of FP17s for the same patient ID Re-attending within 3 months - Children	104	1,114	9.3%	10.3%	11.5%	11.9%
% of FP17s for the same patient ID Re-attending within 3 months - Adults	314	2,786	11.3%	14.7%	15.9%	16.0%
% of FP17s for the same patient ID Re-attending between 3 & 9 months - Children	624	1,114	56.0%	60.5%	60.6%	58.3%
% of FP17s for the same patient ID Re-attending between 3 & 9 months - Adults	1,554	2,786	55.8%	52.0%	51.6%	50.3%
% of FP17s for Band 1 Urgent Courses	196	3,365	5.8%	9.8%	9.5%	9.1%
% of FP17s Relating to Free Repair or Replacements	17	3,365	0.5%	0.6%	0.7%	0.8%
% of FP17s Relating to Continuations	55	3,365	1.6%	1.1%	1.0%	1.0%
% of Patients satisfied with the dentistry they have received	4	4	N/A	91.8%	92.0%	91.5%
% of Patients satisfied with the time they had to wait for an appointment	4	4	N/A	89.0%	88.1%	87.9%

* This is based on patients treated on this contract for their most recent course of treatment. Figures in italics indicate the base number of FP17s or Patient Questionnaire responses are less than 100. N/A is shown where the base number of responses is less than 10 during the period. % is calculated as Quantity/Base number*100

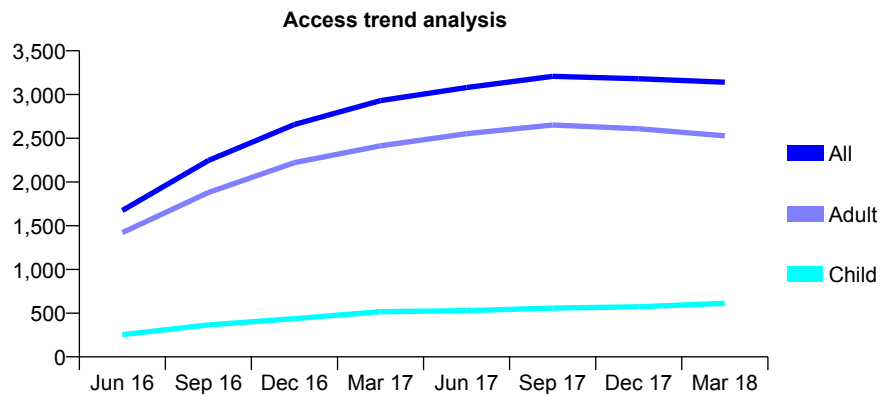
Q70 - Vital Signs At a Glance Contract Report for 161888/0001 - March 2018

Name or company name	Hamid Alavi
Contract type name	GDS Contract
Purpose of contract	General
Contract start date	01/11/2015
Contract end date	

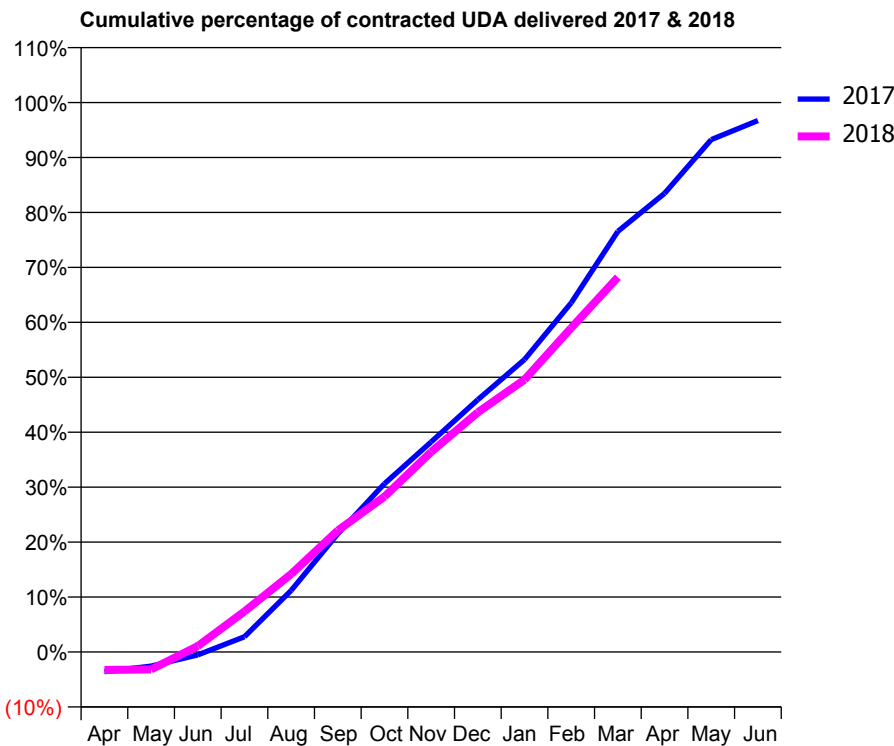
17/18 Contracted general activity (UDA)	13,137
Carry forward general activity (UDA)	431
17/18 Contracted orthodontic activity (UOA)	0
Carry forward orthodontic activity (UOA)	0
Baseline contract value	£292,440.34

ACCESS*

Patients seen in 24 months	Total	Change since previous quarter
Quarter ending March 2017	2,930	
Quarter ending June 2017	3,080	↑
Quarter ending September 2017	3,208	↑
Quarter ending December 2017	3,181	→
Quarter ending March 2018	3,141	↓
Variance since March 2017	7.2%	↑



ACTIVITY



Month	Adjusted Scheduled Activity (UDA)	
	2017	2018
April	-475	-431
May	-340	-419
June	-70	141
July	366	970
August	1,470	1,864
September	2,825	2,905
October	4,024	3,715
November	5,024	4,785
December	6,033	5,731
January	6,992	6,511
February	8,348	7,748
March	10,056	8,960
April	10,965	
May	12,249	
June	12,706	

QUALITY

	Quantity	Base Number	Contract	AT	Region	England
% of FP17s for the same patient ID Re-attending within 3 months - Children	121	923	13.1%	10.3%	11.5%	11.9%
% of FP17s for the same patient ID Re-attending within 3 months - Adults	456	3,125	14.6%	14.7%	15.9%	16.0%
% of FP17s for the same patient ID Re-attending between 3 & 9 months - Children	326	923	35.3%	60.5%	60.6%	58.3%
% of FP17s for the same patient ID Re-attending between 3 & 9 months - Adults	1,171	3,125	37.5%	52.0%	51.6%	50.3%
% of FP17s for Band 1 Urgent Courses	292	3,349	8.7%	9.8%	9.5%	9.1%
% of FP17s Relating to Free Repair or Replacements	11	3,349	0.3%	0.6%	0.7%	0.8%
% of FP17s Relating to Continuations	22	3,349	0.7%	1.1%	1.0%	1.0%
% of Patients satisfied with the dentistry they have received	3	3	N/A	91.8%	92.0%	91.5%
% of Patients satisfied with the time they had to wait for an appointment	3	3	N/A	89.0%	88.1%	87.9%

* This is based on patients treated on this contract for their most recent course of treatment. Figures in italics indicate the base number of FP17s or Patient Questionnaire responses are less than 100. N/A is shown where the base number of responses is less than 10 during the period. % is calculated as Quantity/Base number*100

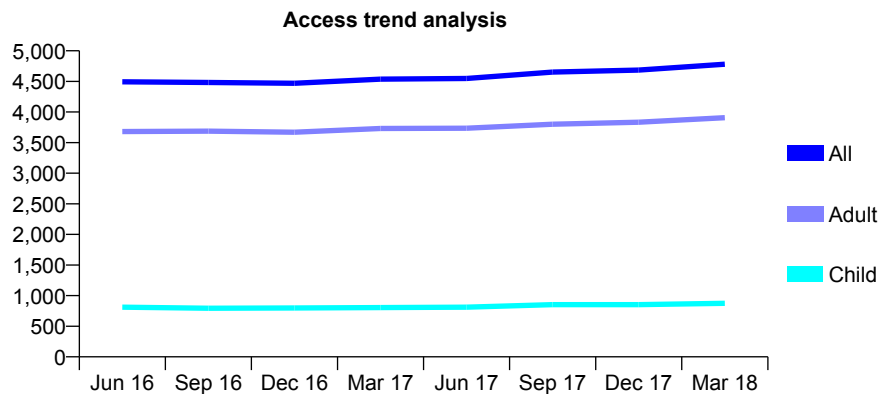
Q70 - Vital Signs At a Glance Contract Report for 163295/0001 - March 2018

Name or company name	Chequers Dental Partnership
Contract type name	GDS Contract
Purpose of contract	General
Contract start date	01/04/2009
Contract end date	

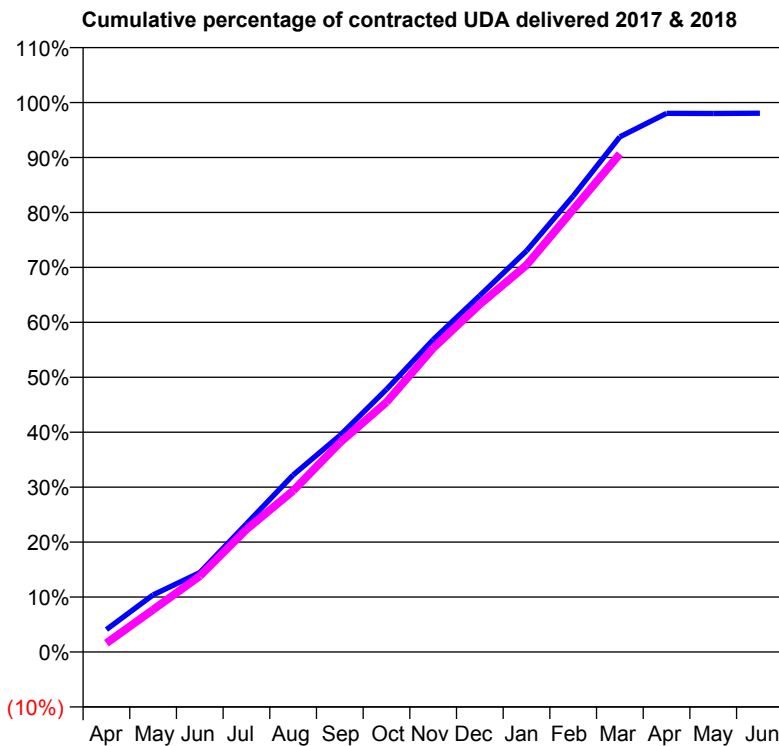
17/18 Contracted general activity (UDA)	16,000
Carry forward general activity (UDA)	313
17/18 Contracted orthodontic activity (UOA)	0
Carry forward orthodontic activity (UOA)	0
Baseline contract value	£414,372.25

ACCESS*

Patients seen in 24 months	Total	Change since previous quarter
Quarter ending March 2017	4,536	
Quarter ending June 2017	4,548	→
Quarter ending September 2017	4,652	↑
Quarter ending December 2017	4,686	→
Quarter ending March 2018	4,782	↑
Variance since March 2017	5.4%	↑



ACTIVITY



Month	Adjusted Scheduled Activity (UDA)	
	2017	2018
April	652	258
May	1,663	1,231
June	2,311	2,213
July	3,734	3,568
August	5,155	4,696
September	6,303	6,094
October	7,645	7,275
November	9,096	8,846
December	10,379	10,123
January	11,682	11,265
February	13,279	12,885
March	15,000	14,502
April	15,683	
May	15,682	
June	15,687	

QUALITY

	Quantity	Base Number	Contract	AT	Region	England
% of FP17s for the same patient ID Re-attending within 3 months - Children	97	1,363	7.1%	10.3%	11.5%	11.9%
% of FP17s for the same patient ID Re-attending within 3 months - Adults	849	5,543	15.3%	14.7%	15.9%	16.0%
% of FP17s for the same patient ID Re-attending between 3 & 9 months - Children	801	1,363	58.8%	60.5%	60.6%	58.3%
% of FP17s for the same patient ID Re-attending between 3 & 9 months - Adults	2,772	5,543	50.0%	52.0%	51.6%	50.3%
% of FP17s for Band 1 Urgent Courses	594	6,678	8.9%	9.8%	9.5%	9.1%
% of FP17s Relating to Free Repair or Replacements	92	6,678	1.4%	0.6%	0.7%	0.8%
% of FP17s Relating to Continuations	68	6,678	1.0%	1.1%	1.0%	1.0%
% of Patients satisfied with the dentistry they have received	6	6	N/A	91.8%	92.0%	91.5%
% of Patients satisfied with the time they had to wait for an appointment	6	6	N/A	89.0%	88.1%	87.9%

* This is based on patients treated on this contract for their most recent course of treatment. Figures in italics indicate the base number of FP17s or Patient Questionnaire responses are less than 100. N/A is shown where the base number of responses is less than 10 during the period. % is calculated as Quantity/Base number*100

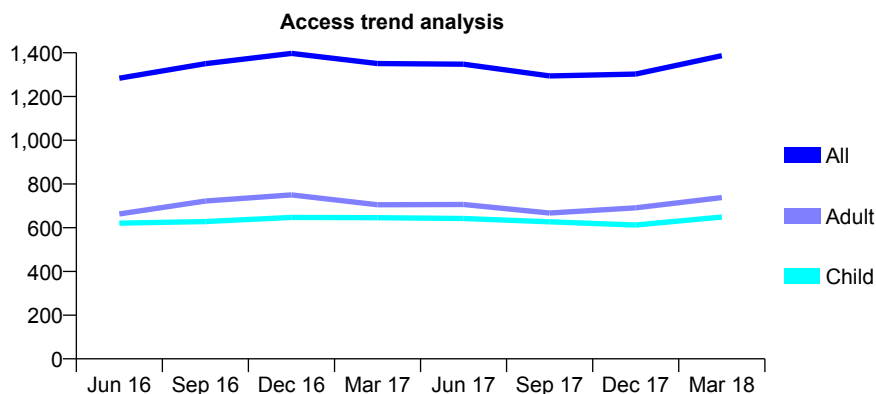
Q70 - Vital Signs At a Glance Contract Report for 163376/0001 - March 2018

Name or company name	Northbourne Dental Partners
Contract type name	GDS Contract
Purpose of contract	General
Contract start date	01/09/2014
Contract end date	

17/18 Contracted general activity (UDA)	4,002
Carry forward general activity (UDA)	0
17/18 Contracted orthodontic activity (UOA)	0
Carry forward orthodontic activity (UOA)	0
Baseline contract value	£107,562.46

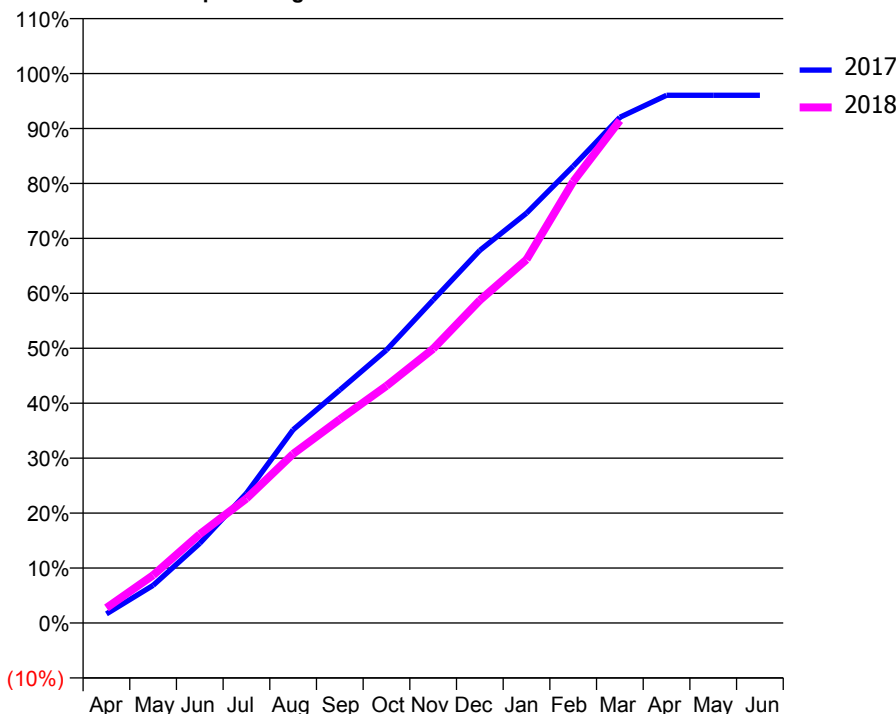
ACCESS*

Patients seen in 24 months	Total	Change since previous quarter
Quarter ending March 2017	1,351	
Quarter ending June 2017	1,348	→
Quarter ending September 2017	1,294	↓
Quarter ending December 2017	1,303	→
Quarter ending March 2018	1,387	↑
Variance since March 2017	2.7%	↑



ACTIVITY

Cumulative percentage of contracted UDA delivered 2017 & 2018



Month	Adjusted Scheduled Activity (UDA)	
	2017	2018
April	67	110
May	274	349
June	581	647
July	945	907
August	1,408	1,232
September	1,697	1,483
October	1,988	1,727
November	2,353	1,997
December	2,714	2,350
January	2,985	2,647
February	3,327	3,215
March	3,683	3,659
April	3,843	
May	3,843	
June	3,843	

QUALITY

	Quantity	Base Number	Contract	AT	Region	England
% of FP17s for the same patient ID Re-attending within 3 months - Children	173	1,407	12.3%	10.3%	11.5%	11.9%
% of FP17s for the same patient ID Re-attending within 3 months - Adults	90	816	11.0%	14.7%	15.9%	16.0%
% of FP17s for the same patient ID Re-attending between 3 & 9 months - Children	969	1,407	68.9%	60.5%	60.6%	58.3%
% of FP17s for the same patient ID Re-attending between 3 & 9 months - Adults	203	816	24.9%	52.0%	51.6%	50.3%
% of FP17s for Band 1 Urgent Courses	431	2,145	20.1%	9.8%	9.5%	9.1%
% of FP17s Relating to Free Repair or Replacements	5	2,145	0.2%	0.6%	0.7%	0.8%
% of FP17s Relating to Continuations	7	2,145	0.3%	1.1%	1.0%	1.0%
% of Patients satisfied with the dentistry they have received	0	0	N/A	91.8%	92.0%	91.5%
% of Patients satisfied with the time they had to wait for an appointment	0	0	N/A	89.0%	88.1%	87.9%

* This is based on patients treated on this contract for their most recent course of treatment. Figures in italics indicate the base number of FP17s or Patient Questionnaire responses are less than 100. N/A is shown where the base number of responses is less than 10 during the period. % is calculated as Quantity/Base number*100

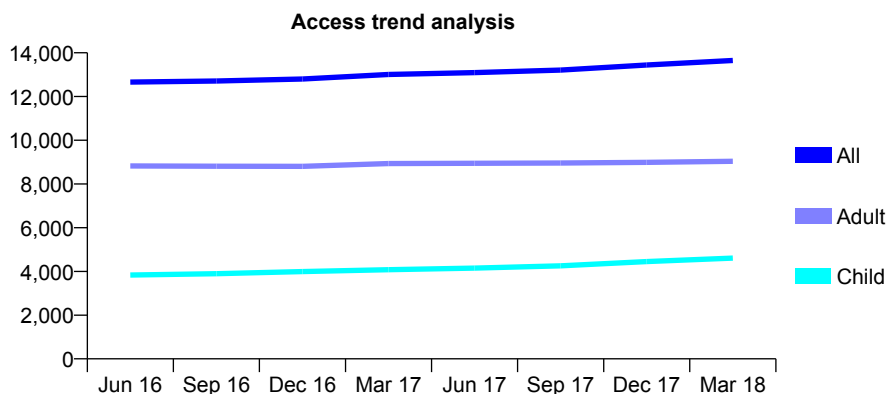
Q70 - Vital Signs At a Glance Contract Report for 163457/0029 - March 2018

Name or company name	Solent Dental Services
Contract type name	PDS Contract
Purpose of contract	General
Contract start date	01/04/2013
Contract end date	31/03/2019

17/18 Contracted general activity (UDA)	29,478
Carry forward general activity (UDA)	798
17/18 Contracted orthodontic activity (UOA)	0
Carry forward orthodontic activity (UOA)	0
Baseline contract value	£4,845,140.32

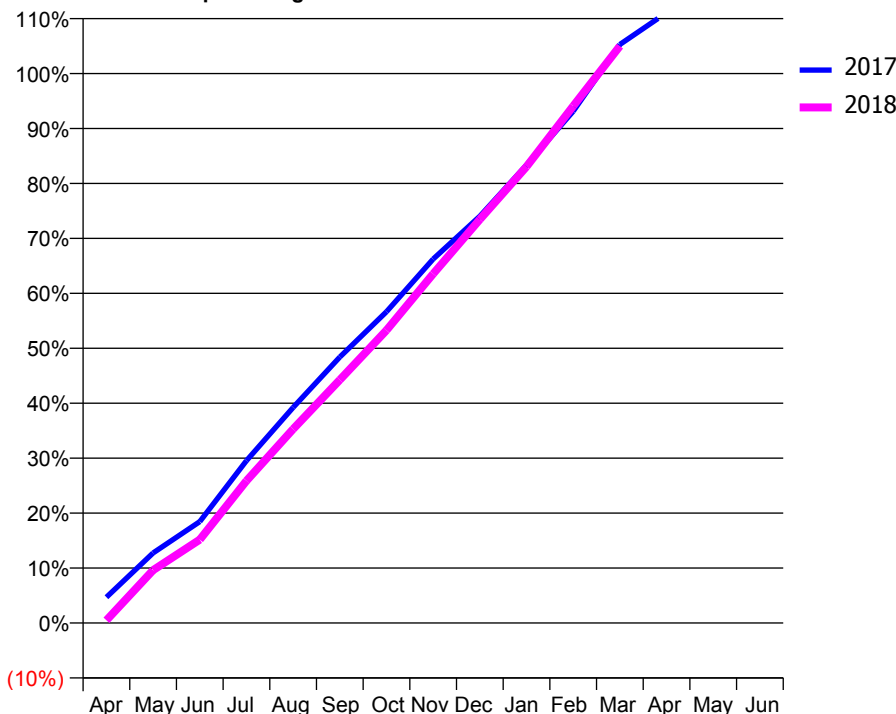
ACCESS*

Patients seen in 24 months	Total	Change since previous quarter
Quarter ending March 2017	13,010	
Quarter ending June 2017	13,092	→
Quarter ending September 2017	13,209	→
Quarter ending December 2017	13,441	→
Quarter ending March 2018	13,651	→
Variance since March 2017	4.9%	↑



ACTIVITY

Cumulative percentage of contracted UDA delivered 2017 & 2018



Month	Adjusted Scheduled Activity (UDA)	
	2017	2018
April	1,382	146
May	3,756	2,838
June	5,441	4,476
July	8,706	7,629
August	11,562	10,407
September	14,266	13,042
October	16,702	15,704
November	19,527	18,733
December	21,818	21,647
January	24,567	24,481
February	27,454	27,728
March	31,032	30,952
April	32,740	
May	33,100	
June	33,333	

QUALITY

	Quantity	Base Number	Contract	AT	Region	England
% of FP17s for the same patient ID Re-attending within 3 months - Children	818	7,541	10.8%	10.3%	11.5%	11.9%
% of FP17s for the same patient ID Re-attending within 3 months - Adults	1,648	11,020	15.0%	14.7%	15.9%	16.0%
% of FP17s for the same patient ID Re-attending between 3 & 9 months - Children	2,999	7,541	39.8%	60.5%	60.6%	58.3%
% of FP17s for the same patient ID Re-attending between 3 & 9 months - Adults	4,965	11,020	45.1%	52.0%	51.6%	50.3%
% of FP17s for Band 1 Urgent Courses	1,170	17,435	6.7%	9.8%	9.5%	9.1%
% of FP17s Relating to Free Repair or Replacements	44	17,435	0.3%	0.6%	0.7%	0.8%
% of FP17s Relating to Continuations	343	17,435	2.0%	1.1%	1.0%	1.0%
% of Patients satisfied with the dentistry they have received	5	5	N/A	91.8%	92.0%	91.5%
% of Patients satisfied with the time they had to wait for an appointment	4	5	N/A	89.0%	88.1%	87.9%

* This is based on patients treated on this contract for their most recent course of treatment. Figures in italics indicate the base number of FP17s or Patient Questionnaire responses are less than 100. N/A is shown where the base number of responses is less than 10 during the period. % is calculated as Quantity/Base number*100

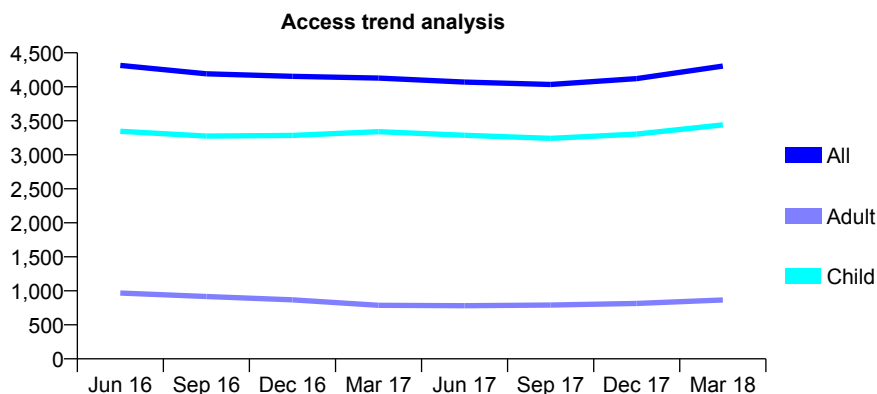
Q70 - Vital Signs At a Glance Contract Report for 163457/0030 - March 2018

Name or company name	Solent Dental Services
Contract type name	PDS Contract
Purpose of contract	General
Contract start date	01/04/2013
Contract end date	31/03/2019

17/18 Contracted general activity (UDA)	18,978
Carry forward general activity (UDA)	0
17/18 Contracted orthodontic activity (UOA)	0
Carry forward orthodontic activity (UOA)	0
Baseline contract value	£3,056,508.15

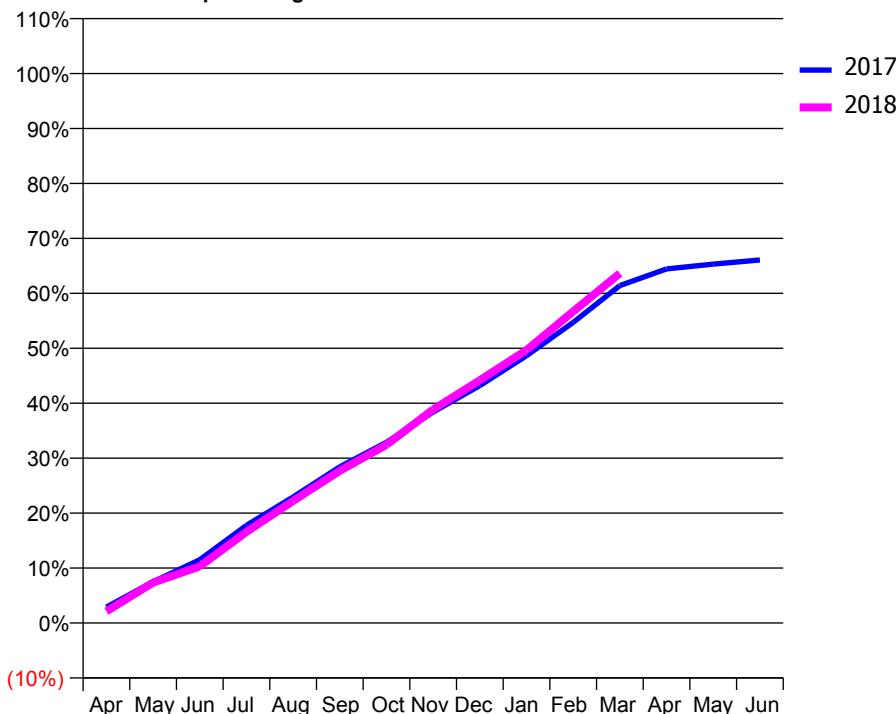
ACCESS*

Patients seen in 24 months	Total	Change since previous quarter
Quarter ending March 2017	4,129	
Quarter ending June 2017	4,070	↓
Quarter ending September 2017	4,035	→
Quarter ending December 2017	4,120	↑
Quarter ending March 2018	4,305	↑
Variance since March 2017	4.3%	↑



ACTIVITY

Cumulative percentage of contracted UDA delivered 2017 & 2018



Month	Adjusted Scheduled Activity (UDA)	
	2017	2018
April	549	401
May	1,427	1,398
June	2,185	1,956
July	3,374	3,147
August	4,356	4,215
September	5,397	5,257
October	6,242	6,153
November	7,288	7,376
December	8,200	8,385
January	9,231	9,426
February	10,381	10,761
March	11,653	12,075
April	12,229	
May	12,395	
June	12,538	

QUALITY

	Quantity	Base Number	Contract	AT	Region	England
% of FP17s for the same patient ID Re-attending within 3 months - Children	511	5,377	9.5%	10.3%	11.5%	11.9%
% of FP17s for the same patient ID Re-attending within 3 months - Adults	79	1,044	7.6%	14.7%	15.9%	16.0%
% of FP17s for the same patient ID Re-attending between 3 & 9 months - Children	1,316	5,377	24.5%	60.5%	60.6%	58.3%
% of FP17s for the same patient ID Re-attending between 3 & 9 months - Adults	153	1,044	14.7%	52.0%	51.6%	50.3%
% of FP17s for Band 1 Urgent Courses	387	5,949	6.5%	9.8%	9.5%	9.1%
% of FP17s Relating to Free Repair or Replacements	10	5,949	0.2%	0.6%	0.7%	0.8%
% of FP17s Relating to Continuations	83	5,949	1.4%	1.1%	1.0%	1.0%
% of Patients satisfied with the dentistry they have received	2	2	N/A	91.8%	92.0%	91.5%
% of Patients satisfied with the time they had to wait for an appointment	1	2	N/A	89.0%	88.1%	87.9%

* This is based on patients treated on this contract for their most recent course of treatment. Figures in italics indicate the base number of FP17s or Patient Questionnaire responses are less than 100. N/A is shown where the base number of responses is less than 10 during the period. % is calculated as Quantity/Base number*100

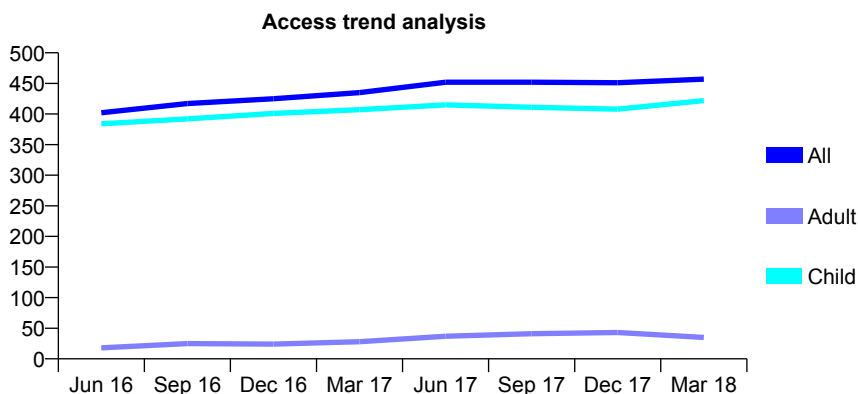
Q70 - Vital Signs At a Glance Contract Report for 163694/0001 - March 2018

Name or company name	Stoke Road Dental Partnership
Contract type name	GDS Contract
Purpose of contract	General
Contract start date	15/09/2008
Contract end date	

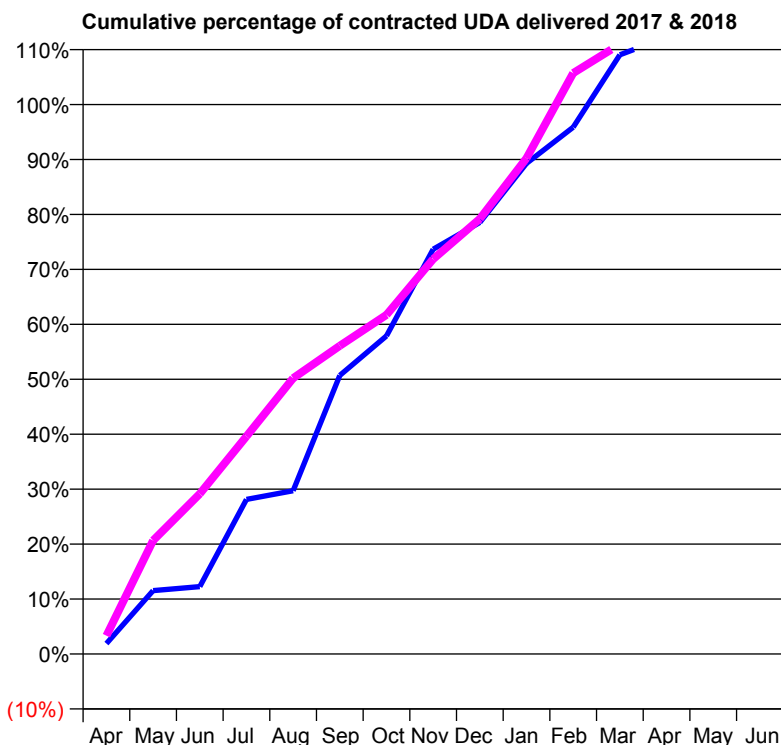
17/18 Contracted general activity (UDA)	577
Carry forward general activity (UDA)	0
17/18 Contracted orthodontic activity (UOA)	0
Carry forward orthodontic activity (UOA)	0
Baseline contract value	£16,101.07

ACCESS*

Patients seen in 24 months	Total	Change since previous quarter
Quarter ending March 2017	435	
Quarter ending June 2017	452	↑
Quarter ending September 2017	452	→
Quarter ending December 2017	451	→
Quarter ending March 2018	457	→
Variance since March 2017	5.1%	↑



ACTIVITY



Adjusted Scheduled Activity (UDA)		
Month	2017	2018
April	11	19
May	67	119
June	71	168
July	162	229
August	171	290
September	293	324
October	334	356
November	425	415
December	453	457
January	515	521
February	553	610
March	629	640
April	648	
May	648	
June	648	

QUALITY

	Quantity	Base Number	Contract	AT	Region	England
% of FP17s for the same patient ID Re-attending within 3 months - Children	30	519	5.8%	10.3%	11.5%	11.9%
% of FP17s for the same patient ID Re-attending within 3 months - Adults	0	0	N/A	14.7%	15.9%	16.0%
% of FP17s for the same patient ID Re-attending between 3 & 9 months - Children	274	519	52.8%	60.5%	60.6%	58.3%
% of FP17s for the same patient ID Re-attending between 3 & 9 months - Adults	0	0	N/A	52.0%	51.6%	50.3%
% of FP17s for Band 1 Urgent Courses	21	506	4.2%	9.8%	9.5%	9.1%
% of FP17s Relating to Free Repair or Replacements	0	506	0.0%	0.6%	0.7%	0.8%
% of FP17s Relating to Continuations	0	506	0.0%	1.1%	1.0%	1.0%
% of Patients satisfied with the dentistry they have received	0	0	N/A	91.8%	92.0%	91.5%
% of Patients satisfied with the time they had to wait for an appointment	0	0	N/A	89.0%	88.1%	87.9%

* This is based on patients treated on this contract for their most recent course of treatment. Figures in italics indicate the base number of FP17s or Patient Questionnaire responses are less than 100. N/A is shown where the base number of responses is less than 10 during the period. % is calculated as Quantity/Base number*100

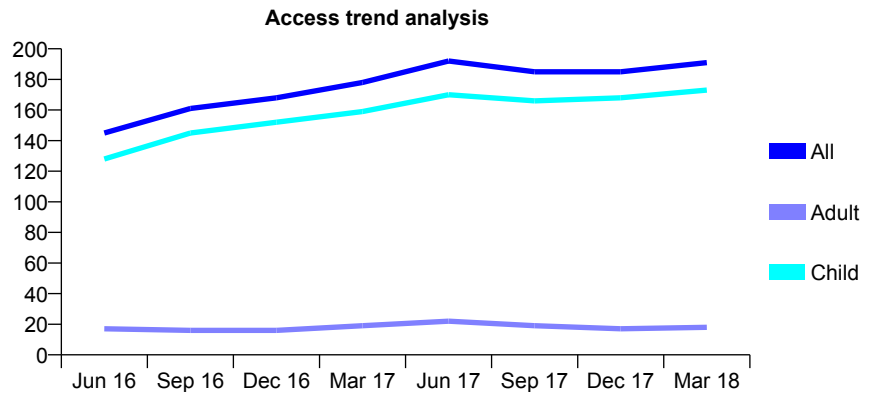
Q70 - Vital Signs At a Glance Contract Report for 164488/0001 - March 2018

Name or company name	J Gollings & S Gollings
Contract type name	GDS Contract
Purpose of contract	General
Contract start date	01/04/2012
Contract end date	

17/18 Contracted general activity (UDA)	275
Carry forward general activity (UDA)	0
17/18 Contracted orthodontic activity (UOA)	0
Carry forward orthodontic activity (UOA)	0
Baseline contract value	£7,327.07

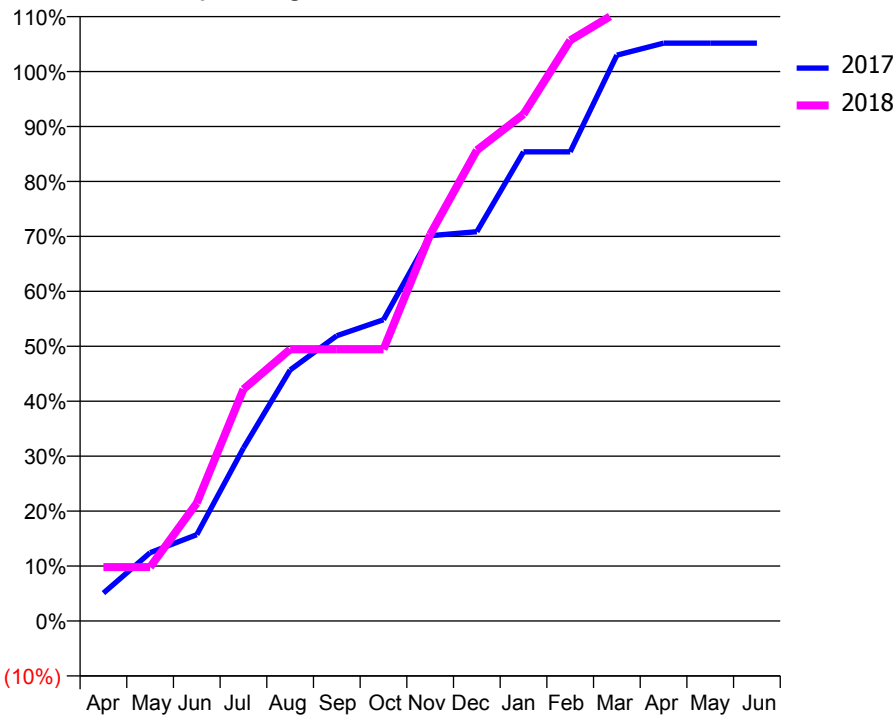
ACCESS*

Patients seen in 24 months	Total	Change since previous quarter
Quarter ending March 2017	178	
Quarter ending June 2017	192	↑
Quarter ending September 2017	185	↓
Quarter ending December 2017	185	→
Quarter ending March 2018	191	↑
Variance since March 2017	7.3%	↑



ACTIVITY

Cumulative percentage of contracted UDA delivered 2017 & 2018



Month	Adjusted Scheduled Activity (UDA)	
	2017	2018
April	14	27
May	34	27
June	43	59
July	87	116
August	126	136
September	143	136
October	151	136
November	193	193
December	195	236
January	235	254
February	235	291
March	283	305
April	289	
May	289	
June	289	

QUALITY

	Quantity	Base Number	Contract	AT	Region	England
% of FP17s for the same patient ID Re-attending within 3 months - Children	4	238	1.7%	10.3%	11.5%	11.9%
% of FP17s for the same patient ID Re-attending within 3 months - Adults	2	17	11.8%	14.7%	15.9%	16.0%
% of FP17s for the same patient ID Re-attending between 3 & 9 months - Children	130	238	54.6%	60.5%	60.6%	58.3%
% of FP17s for the same patient ID Re-attending between 3 & 9 months - Adults	10	17	58.8%	52.0%	51.6%	50.3%
% of FP17s for Band 1 Urgent Courses	3	248	1.2%	9.8%	9.5%	9.1%
% of FP17s Relating to Free Repair or Replacements	0	248	0.0%	0.6%	0.7%	0.8%
% of FP17s Relating to Continuations	0	248	0.0%	1.1%	1.0%	1.0%
% of Patients satisfied with the dentistry they have received	0	0	N/A	91.8%	92.0%	91.5%
% of Patients satisfied with the time they had to wait for an appointment	0	0	N/A	89.0%	88.1%	87.9%

* This is based on patients treated on this contract for their most recent course of treatment. Figures in italics indicate the base number of FP17s or Patient Questionnaire responses are less than 100. N/A is shown where the base number of responses is less than 10 during the period. % is calculated as Quantity/Base number*100

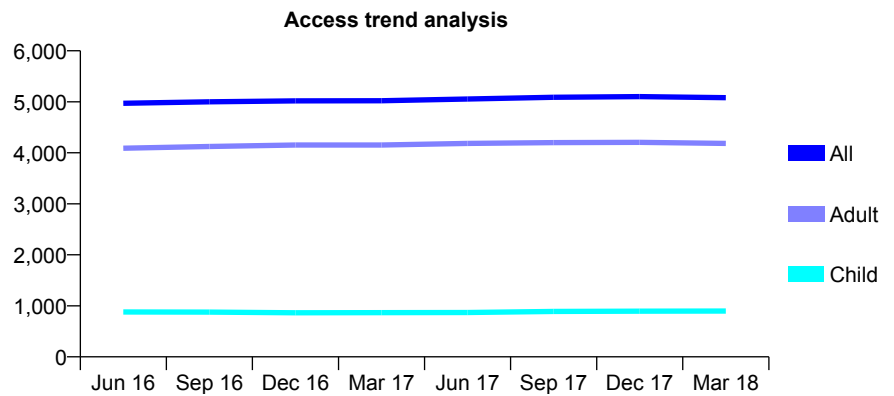
Q70 - Vital Signs At a Glance Contract Report for 164534/0001 - March 2018

Name or company name	Triangle Surgery Ltd
Contract type name	GDS Contract
Purpose of contract	General
Contract start date	01/04/2011
Contract end date	

17/18 Contracted general activity (UDA)	17,591
Carry forward general activity (UDA)	-232
17/18 Contracted orthodontic activity (UOA)	0
Carry forward orthodontic activity (UOA)	0
Baseline contract value	£552,360.18

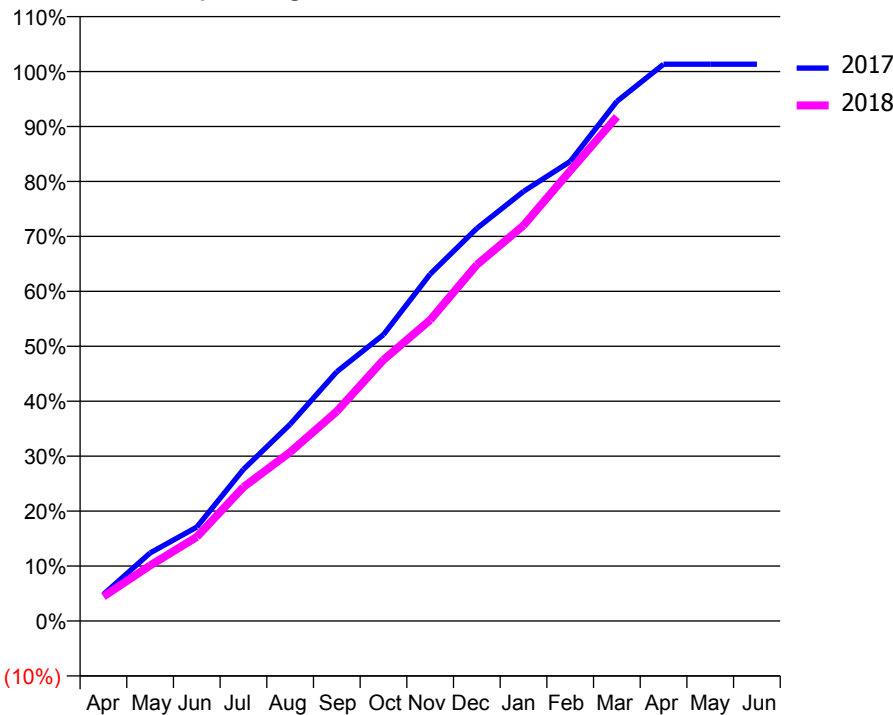
ACCESS*

Patients seen in 24 months	Total	Change since previous quarter
Quarter ending March 2017	5,021	
Quarter ending June 2017	5,054	→
Quarter ending September 2017	5,090	→
Quarter ending December 2017	5,101	→
Quarter ending March 2018	5,081	→
Variance since March 2017	1.2%	→



ACTIVITY

Cumulative percentage of contracted UDA delivered 2017 & 2018



Month	Adjusted Scheduled Activity (UDA)	
	2017	2018
April	853	784
May	2,177	1,776
June	3,006	2,690
July	4,856	4,290
August	6,297	5,408
September	7,979	6,711
October	9,166	8,358
November	11,107	9,636
December	12,571	11,406
January	13,753	12,662
February	14,712	14,413
March	16,634	16,142
April	17,823	
May	17,823	
June	17,823	

QUALITY

	Quantity	Base Number	Contract	AT	Region	England
% of FP17s for the same patient ID Re-attending within 3 months - Children	65	1,300	5.0%	10.3%	11.5%	11.9%
% of FP17s for the same patient ID Re-attending within 3 months - Adults	826	6,154	13.4%	14.7%	15.9%	16.0%
% of FP17s for the same patient ID Re-attending between 3 & 9 months - Children	818	1,300	62.9%	60.5%	60.6%	58.3%
% of FP17s for the same patient ID Re-attending between 3 & 9 months - Adults	3,520	6,154	57.2%	52.0%	51.6%	50.3%
% of FP17s for Band 1 Urgent Courses	662	7,009	9.4%	9.8%	9.5%	9.1%
% of FP17s Relating to Free Repair or Replacements	90	7,009	1.3%	0.6%	0.7%	0.8%
% of FP17s Relating to Continuations	76	7,009	1.1%	1.1%	1.0%	1.0%
% of Patients satisfied with the dentistry they have received	17	17	100.0%	91.8%	92.0%	91.5%
% of Patients satisfied with the time they had to wait for an appointment	17	17	100.0%	89.0%	88.1%	87.9%

* This is based on patients treated on this contract for their most recent course of treatment. Figures in italics indicate the base number of FP17s or Patient Questionnaire responses are less than 100. N/A is shown where the base number of responses is less than 10 during the period. % is calculated as Quantity/Base number*100

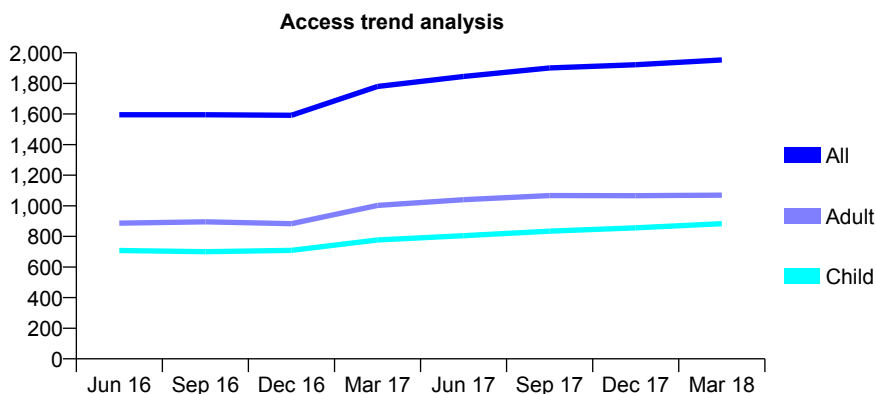
Q70 - Vital Signs At a Glance Contract Report for 166340/0001 - March 2018

Name or company name	Mr & Mrs Gabriel
Contract type name	GDS Contract
Purpose of contract	General
Contract start date	01/04/2008
Contract end date	

17/18 Contracted general activity (UDA)	3,292
Carry forward general activity (UDA)	0
17/18 Contracted orthodontic activity (UOA)	0
Carry forward orthodontic activity (UOA)	0
Baseline contract value	£84,312.18

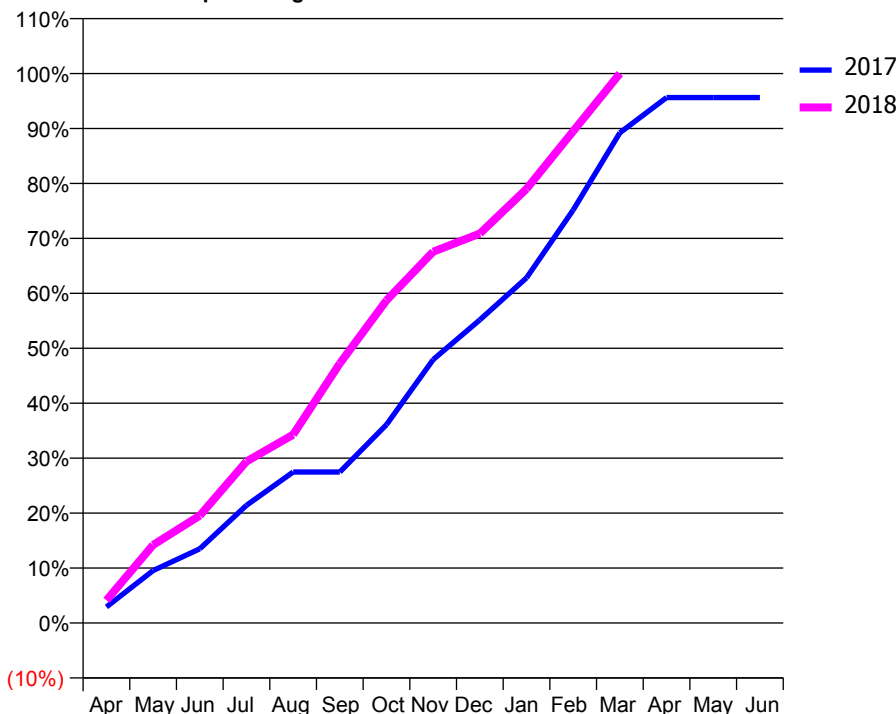
ACCESS*

Patients seen in 24 months	Total	Change since previous quarter
Quarter ending March 2017	1,780	
Quarter ending June 2017	1,845	↑
Quarter ending September 2017	1,901	↑
Quarter ending December 2017	1,922	→
Quarter ending March 2018	1,953	→
Variance since March 2017	9.7%	↑



ACTIVITY

Cumulative percentage of contracted UDA delivered 2017 & 2018



Adjusted Scheduled Activity (UDA)

Month	2017	2018
April	96	136
May	314	468
June	445	644
July	705	968
August	904	1,128
September	904	1,555
October	1,188	1,933
November	1,578	2,225
December	1,816	2,333
January	2,068	2,601
February	2,475	2,946
March	2,937	3,292
April	3,148	
May	3,148	
June	3,148	

QUALITY

	Quantity	Base Number	Contract	AT	Region	England
% of FP17s for the same patient ID Re-attending within 3 months - Children	122	1,516	8.0%	10.3%	11.5%	11.9%
% of FP17s for the same patient ID Re-attending within 3 months - Adults	204	1,590	12.8%	14.7%	15.9%	16.0%
% of FP17s for the same patient ID Re-attending between 3 & 9 months - Children	983	1,516	64.8%	60.5%	60.6%	58.3%
% of FP17s for the same patient ID Re-attending between 3 & 9 months - Adults	987	1,590	62.1%	52.0%	51.6%	50.3%
% of FP17s for Band 1 Urgent Courses	105	1,943	5.4%	9.8%	9.5%	9.1%
% of FP17s Relating to Free Repair or Replacements	0	1,943	0.0%	0.6%	0.7%	0.8%
% of FP17s Relating to Continuations	10	1,943	0.5%	1.1%	1.0%	1.0%
% of Patients satisfied with the dentistry they have received	2	2	N/A	91.8%	92.0%	91.5%
% of Patients satisfied with the time they had to wait for an appointment	2	2	N/A	89.0%	88.1%	87.9%

* This is based on patients treated on this contract for their most recent course of treatment. Figures in italics indicate the base number of FP17s or Patient Questionnaire responses are less than 100. N/A is shown where the base number of responses is less than 10 during the period. % is calculated as Quantity/Base number*100

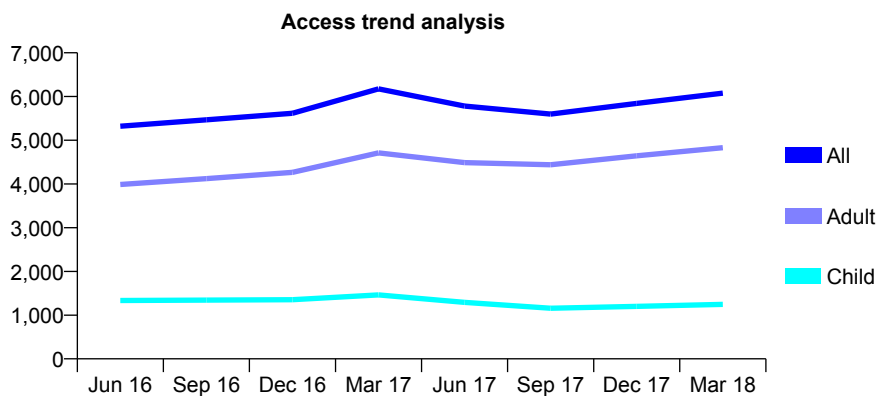
Q70 - Vital Signs At a Glance Contract Report for 167029/0001 - March 2018

Name or company name	The Dental Practice
Contract type name	GDS Contract
Purpose of contract	General
Contract start date	01/04/2015
Contract end date	

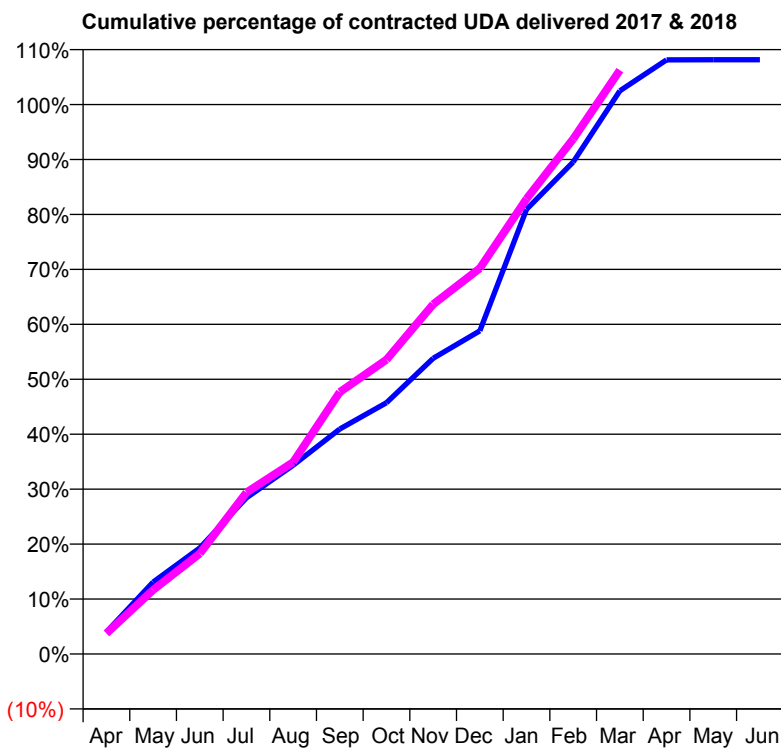
17/18 Contracted general activity (UDA)	16,368
Carry forward general activity (UDA)	0
17/18 Contracted orthodontic activity (UOA)	0
Carry forward orthodontic activity (UOA)	0
Baseline contract value	£461,811.50

ACCESS*

Patients seen in 24 months	Total	Change since previous quarter
Quarter ending March 2017	6,174	
Quarter ending June 2017	5,780	↓
Quarter ending September 2017	5,597	↓
Quarter ending December 2017	5,844	↑
Quarter ending March 2018	6,076	↑
Variance since March 2017	(1.6%)	↓



ACTIVITY



Month	Adjusted Scheduled Activity (UDA)	
	2017	2018
April	659	614
May	2,142	1,908
June	3,159	2,993
July	4,652	4,812
August	5,622	5,713
September	6,702	7,804
October	7,485	8,767
November	8,806	10,417
December	9,628	11,488
January	13,246	13,559
February	14,653	15,341
March	16,776	17,390
April	17,697	
May	17,700	
June	17,703	

QUALITY

	Quantity	Base Number	Contract	AT	Region	England
% of FP17s for the same patient ID Re-attending within 3 months - Children	131	1,893	6.9%	10.3%	11.5%	11.9%
% of FP17s for the same patient ID Re-attending within 3 months - Adults	1,284	6,751	19.0%	14.7%	15.9%	16.0%
% of FP17s for the same patient ID Re-attending between 3 & 9 months - Children	1,096	1,893	57.9%	60.5%	60.6%	58.3%
% of FP17s for the same patient ID Re-attending between 3 & 9 months - Adults	2,872	6,751	42.5%	52.0%	51.6%	50.3%
% of FP17s for Band 1 Urgent Courses	811	8,304	9.8%	9.8%	9.5%	9.1%
% of FP17s Relating to Free Repair or Replacements	179	8,304	2.2%	0.6%	0.7%	0.8%
% of FP17s Relating to Continuations	275	8,304	3.3%	1.1%	1.0%	1.0%
% of Patients satisfied with the dentistry they have received	4	4	N/A	91.8%	92.0%	91.5%
% of Patients satisfied with the time they had to wait for an appointment	3	4	N/A	89.0%	88.1%	87.9%

* This is based on patients treated on this contract for their most recent course of treatment. Figures in italics indicate the base number of FP17s or Patient Questionnaire responses are less than 100. N/A is shown where the base number of responses is less than 10 during the period. % is calculated as Quantity/Base number*100

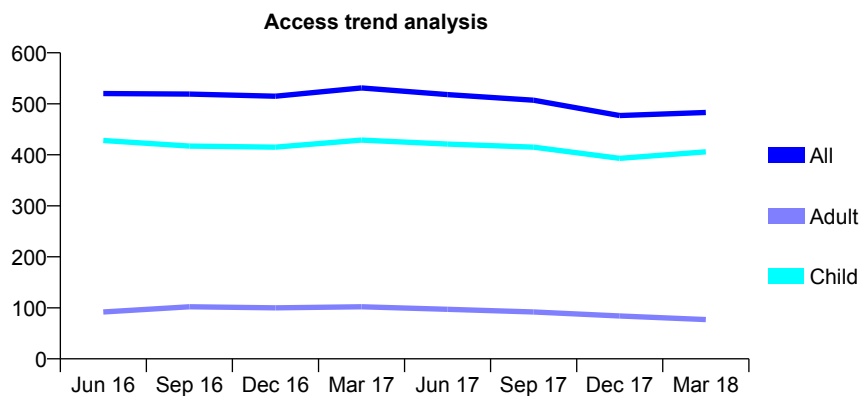
Q70 - Vital Signs At a Glance Contract Report for 167878/0001 - March 2018

Name or company name	The Lodge Dental Partnership
Contract type name	GDS Contract
Purpose of contract	General
Contract start date	01/03/2011
Contract end date	

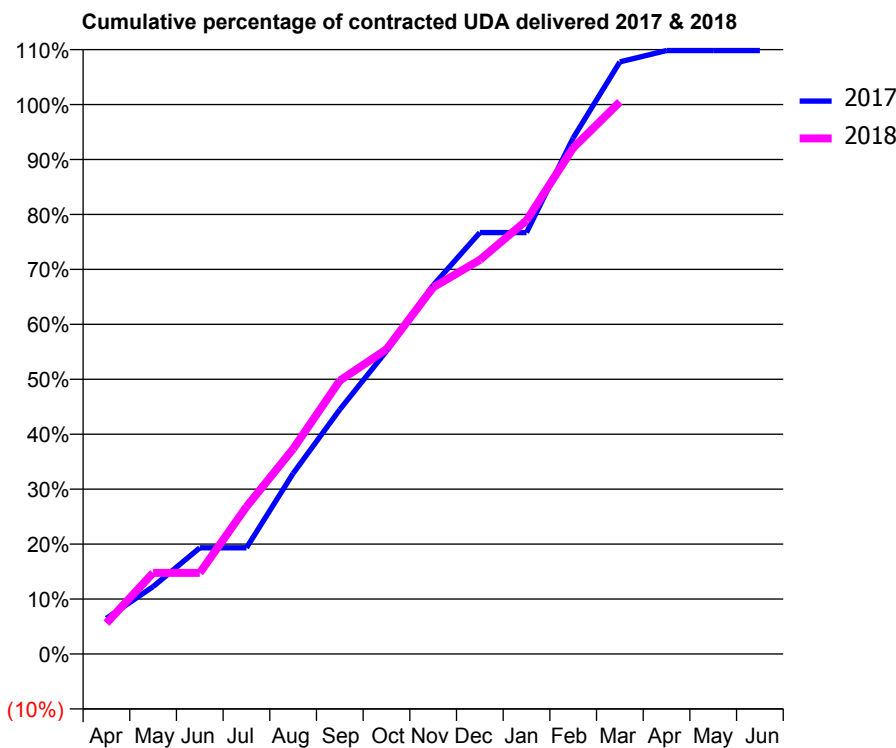
17/18 Contracted general activity (UDA)	825
Carry forward general activity (UDA)	0
17/18 Contracted orthodontic activity (UOA)	0
Carry forward orthodontic activity (UOA)	0
Baseline contract value	£20,048.99

ACCESS*

Patients seen in 24 months	Total	Change since previous quarter
Quarter ending March 2017	531	
Quarter ending June 2017	518	↓
Quarter ending September 2017	507	↓
Quarter ending December 2017	477	↓
Quarter ending March 2018	483	→
Variance since March 2017	(9.0%)	↓



ACTIVITY



Month	Adjusted Scheduled Activity (UDA)	
	2017	2018
April	54	46
May	101	122
June	159	122
July	159	221
August	271	308
September	367	411
October	455	458
November	554	550
December	633	592
January	633	651
February	775	760
March	889	829
April	906	
May	906	
June	906	

QUALITY

	Quantity	Base Number	Contract	AT	Region	England
% of FP17s for the same patient ID Re-attending within 3 months - Children	55	669	8.2%	10.3%	11.5%	11.9%
% of FP17s for the same patient ID Re-attending within 3 months - Adults	4	53	7.5%	14.7%	15.9%	16.0%
% of FP17s for the same patient ID Re-attending between 3 & 9 months - Children	453	669	67.7%	60.5%	60.6%	58.3%
% of FP17s for the same patient ID Re-attending between 3 & 9 months - Adults	38	53	71.7%	52.0%	51.6%	50.3%
% of FP17s for Band 1 Urgent Courses	45	705	6.4%	9.8%	9.5%	9.1%
% of FP17s Relating to Free Repair or Replacements	0	705	0.0%	0.6%	0.7%	0.8%
% of FP17s Relating to Continuations	7	705	1.0%	1.1%	1.0%	1.0%
% of Patients satisfied with the dentistry they have received	0	0	N/A	91.8%	92.0%	91.5%
% of Patients satisfied with the time they had to wait for an appointment	0	0	N/A	89.0%	88.1%	87.9%

* This is based on patients treated on this contract for their most recent course of treatment. Figures in italics indicate the base number of FP17s or Patient Questionnaire responses are less than 100. N/A is shown where the base number of responses is less than 10 during the period. % is calculated as Quantity/Base number*100

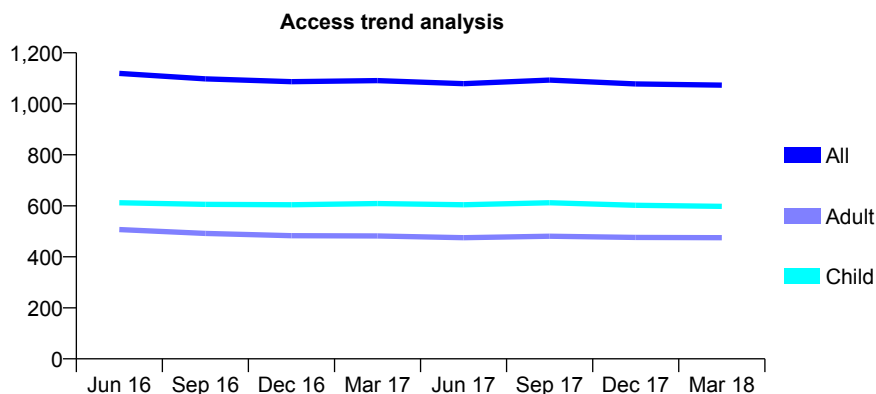
Q70 - Vital Signs At a Glance Contract Report for 168165/0001 - March 2018

Name or company name	Stalbridge Dental Practice Ltd
Contract type name	GDS Contract
Purpose of contract	General
Contract start date	01/04/2008
Contract end date	

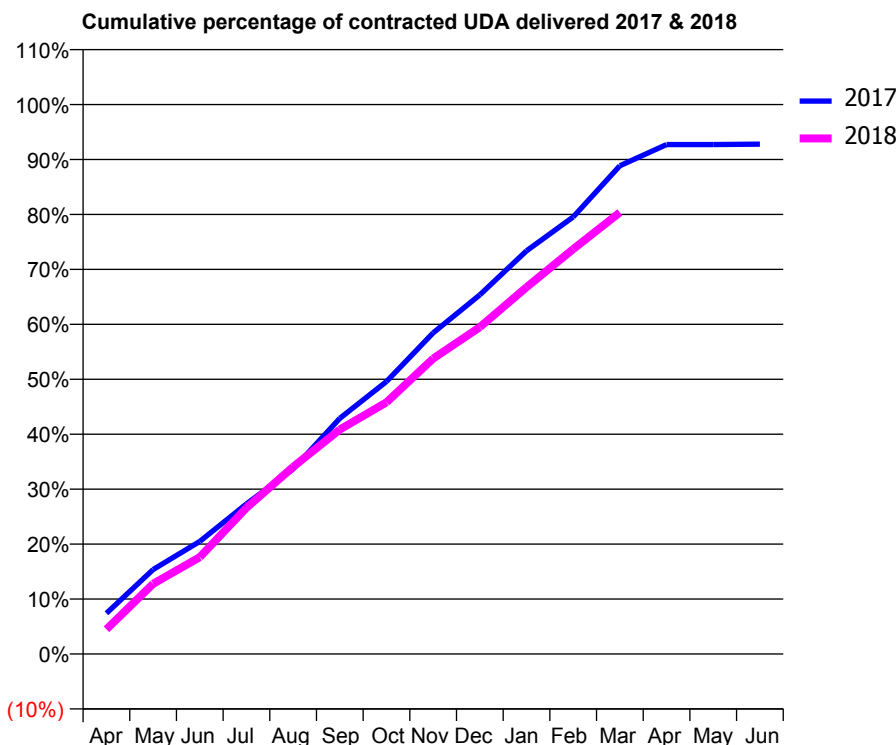
17/18 Contracted general activity (UDA)	3,669
Carry forward general activity (UDA)	0
17/18 Contracted orthodontic activity (UOA)	0
Carry forward orthodontic activity (UOA)	0
Baseline contract value	£94,003.49

ACCESS*

Patients seen in 24 months	Total	Change since previous quarter
Quarter ending March 2017	1,091	
Quarter ending June 2017	1,079	↓
Quarter ending September 2017	1,093	→
Quarter ending December 2017	1,078	↓
Quarter ending March 2018	1,073	→
Variance since March 2017	(1.6%)	↓



ACTIVITY



Month	Adjusted Scheduled Activity (UDA)	
	2017	2018
April	272	165
May	564	469
June	752	647
July	1,002	976
August	1,236	1,250
September	1,574	1,499
October	1,820	1,681
November	2,145	1,973
December	2,398	2,183
January	2,692	2,449
February	2,918	2,704
March	3,260	2,948
April	3,402	
May	3,402	
June	3,404	

QUALITY

	Quantity	Base Number	Contract	AT	Region	England
% of FP17s for the same patient ID Re-attending within 3 months - Children	31	913	3.4%	10.3%	11.5%	11.9%
% of FP17s for the same patient ID Re-attending within 3 months - Adults	76	563	13.5%	14.7%	15.9%	16.0%
% of FP17s for the same patient ID Re-attending between 3 & 9 months - Children	645	913	70.6%	60.5%	60.6%	58.3%
% of FP17s for the same patient ID Re-attending between 3 & 9 months - Adults	345	563	61.3%	52.0%	51.6%	50.3%
% of FP17s for Band 1 Urgent Courses	5	1,428	0.4%	9.8%	9.5%	9.1%
% of FP17s Relating to Free Repair or Replacements	0	1,428	0.0%	0.6%	0.7%	0.8%
% of FP17s Relating to Continuations	36	1,428	2.5%	1.1%	1.0%	1.0%
% of Patients satisfied with the dentistry they have received	1	1	N/A	91.8%	92.0%	91.5%
% of Patients satisfied with the time they had to wait for an appointment	1	1	N/A	89.0%	88.1%	87.9%

* This is based on patients treated on this contract for their most recent course of treatment. Figures in italics indicate the base number of FP17s or Patient Questionnaire responses are less than 100. N/A is shown where the base number of responses is less than 10 during the period. % is calculated as Quantity/Base number*100

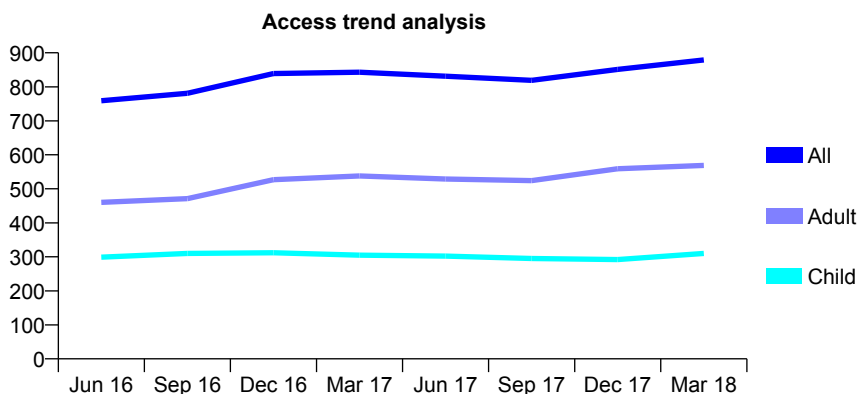
Q70 - Vital Signs At a Glance Contract Report for 169250/0001 - March 2018

Name or company name	Mrs E Aslani
Contract type name	GDS Contract
Purpose of contract	General
Contract start date	05/06/2009
Contract end date	

17/18 Contracted general activity (UDA)	2,300
Carry forward general activity (UDA)	0
17/18 Contracted orthodontic activity (UOA)	0
Carry forward orthodontic activity (UOA)	0
Baseline contract value	£51,994.49

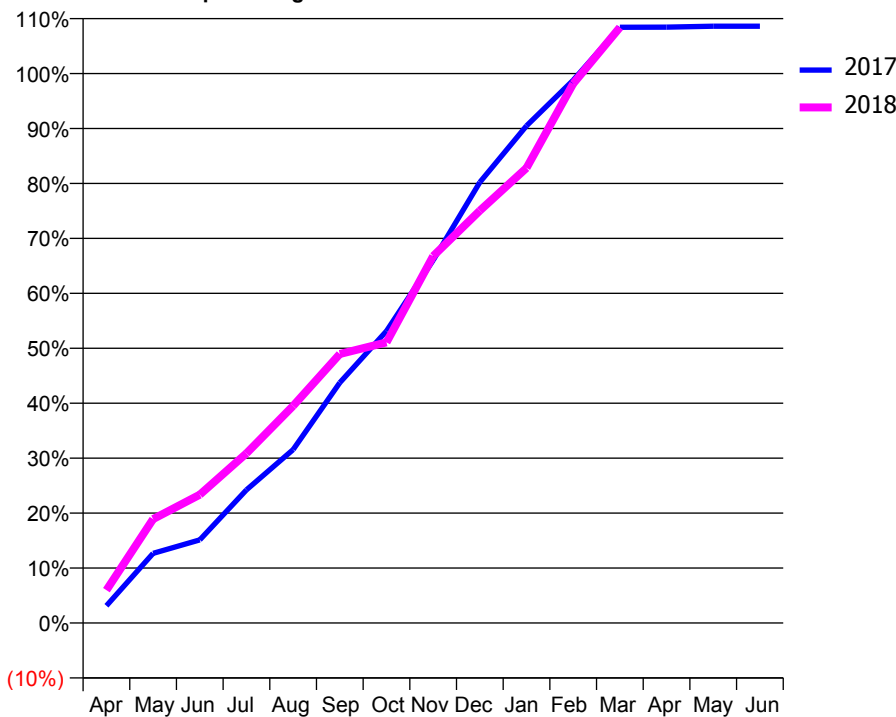
ACCESS*

Patients seen in 24 months	Total	Change since previous quarter
Quarter ending March 2017	843	
Quarter ending June 2017	831	↓
Quarter ending September 2017	819	↓
Quarter ending December 2017	851	↑
Quarter ending March 2018	879	↑
Variance since March 2017	4.3%	↑



ACTIVITY

Cumulative percentage of contracted UDA delivered 2017 & 2018



Month	Adjusted Scheduled Activity (UDA)	
	2017	2018
April	72	137
May	291	435
June	348	537
July	557	710
August	726	909
September	1,006	1,126
October	1,222	1,174
November	1,518	1,536
December	1,845	1,726
January	2,081	1,904
February	2,272	2,258
March	2,493	2,493
April	2,494	
May	2,498	
June	2,498	

QUALITY

	Quantity	Base Number	Contract	AT	Region	England
% of FP17s for the same patient ID Re-attending within 3 months - Children	46	510	9.0%	10.3%	11.5%	11.9%
% of FP17s for the same patient ID Re-attending within 3 months - Adults	172	893	19.3%	14.7%	15.9%	16.0%
% of FP17s for the same patient ID Re-attending between 3 & 9 months - Children	327	510	64.1%	60.5%	60.6%	58.3%
% of FP17s for the same patient ID Re-attending between 3 & 9 months - Adults	500	893	56.0%	52.0%	51.6%	50.3%
% of FP17s for Band 1 Urgent Courses	92	1,396	6.6%	9.8%	9.5%	9.1%
% of FP17s Relating to Free Repair or Replacements	4	1,396	0.3%	0.6%	0.7%	0.8%
% of FP17s Relating to Continuations	9	1,396	0.6%	1.1%	1.0%	1.0%
% of Patients satisfied with the dentistry they have received	0	0	N/A	91.8%	92.0%	91.5%
% of Patients satisfied with the time they had to wait for an appointment	0	0	N/A	89.0%	88.1%	87.9%

* This is based on patients treated on this contract for their most recent course of treatment. Figures in italics indicate the base number of FP17s or Patient Questionnaire responses are less than 100. N/A is shown where the base number of responses is less than 10 during the period. % is calculated as Quantity/Base number*100

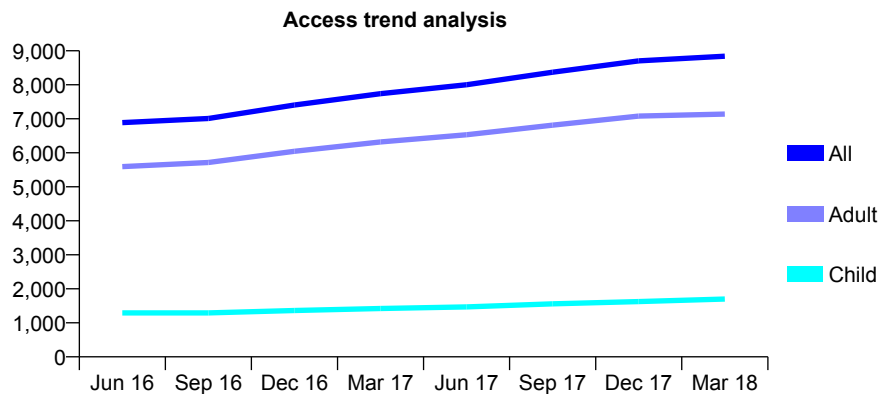
Q70 - Vital Signs At a Glance Contract Report for 169315/0001 - March 2018

Name or company name	M A & K T Cottrell
Contract type name	GDS Contract
Purpose of contract	General
Contract start date	01/04/2011
Contract end date	

17/18 Contracted general activity (UDA)	24,444
Carry forward general activity (UDA)	71
17/18 Contracted orthodontic activity (UOA)	0
Carry forward orthodontic activity (UOA)	0
Baseline contract value	£617,658.83

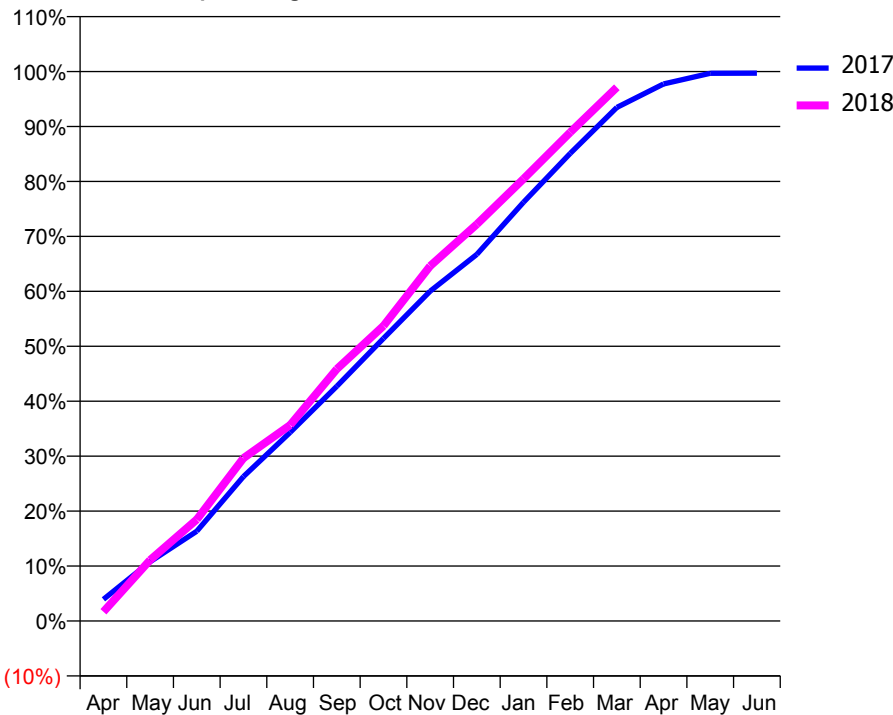
ACCESS*

Patients seen in 24 months	Total	Change since previous quarter
Quarter ending March 2017	7,741	
Quarter ending June 2017	8,001	↑
Quarter ending September 2017	8,371	↑
Quarter ending December 2017	8,705	↑
Quarter ending March 2018	8,840	→
Variance since March 2017	14.2%	↑



ACTIVITY

Cumulative percentage of contracted UDA delivered 2017 & 2018



Month	Adjusted Scheduled Activity (UDA)	
	2017	2018
April	965	412
May	2,639	2,714
June	3,993	4,518
July	6,426	7,247
August	8,389	8,717
September	10,441	11,207
October	12,571	13,129
November	14,672	15,792
December	16,309	17,650
January	18,626	19,669
February	20,800	21,735
March	22,849	23,743
April	23,892	
May	24,363	
June	24,372	

QUALITY

	Quantity	Base Number	Contract	AT	Region	England
% of FP17s for the same patient ID Re-attending within 3 months - Children	223	2,827	7.9%	10.3%	11.5%	11.9%
% of FP17s for the same patient ID Re-attending within 3 months - Adults	1,065	9,355	11.4%	14.7%	15.9%	16.0%
% of FP17s for the same patient ID Re-attending between 3 & 9 months - Children	1,626	2,827	57.5%	60.5%	60.6%	58.3%
% of FP17s for the same patient ID Re-attending between 3 & 9 months - Adults	3,867	9,355	41.3%	52.0%	51.6%	50.3%
% of FP17s for Band 1 Urgent Courses	644	11,526	5.6%	9.8%	9.5%	9.1%
% of FP17s Relating to Free Repair or Replacements	10	11,526	0.1%	0.6%	0.7%	0.8%
% of FP17s Relating to Continuations	111	11,526	1.0%	1.1%	1.0%	1.0%
% of Patients satisfied with the dentistry they have received	8	8	N/A	91.8%	92.0%	91.5%
% of Patients satisfied with the time they had to wait for an appointment	7	8	N/A	89.0%	88.1%	87.9%

* This is based on patients treated on this contract for their most recent course of treatment. Figures in italics indicate the base number of FP17s or Patient Questionnaire responses are less than 100. N/A is shown where the base number of responses is less than 10 during the period. % is calculated as Quantity/Base number*100

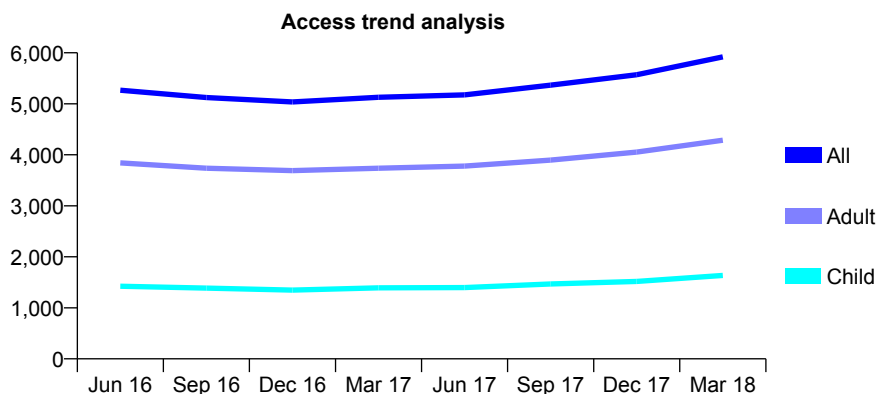
Q70 - Vital Signs At a Glance Contract Report for 170046/0001 - March 2018

Name or company name	Mr T Darling
Contract type name	GDS Contract
Purpose of contract	General and Orthodontic
Contract start date	01/12/2012
Contract end date	

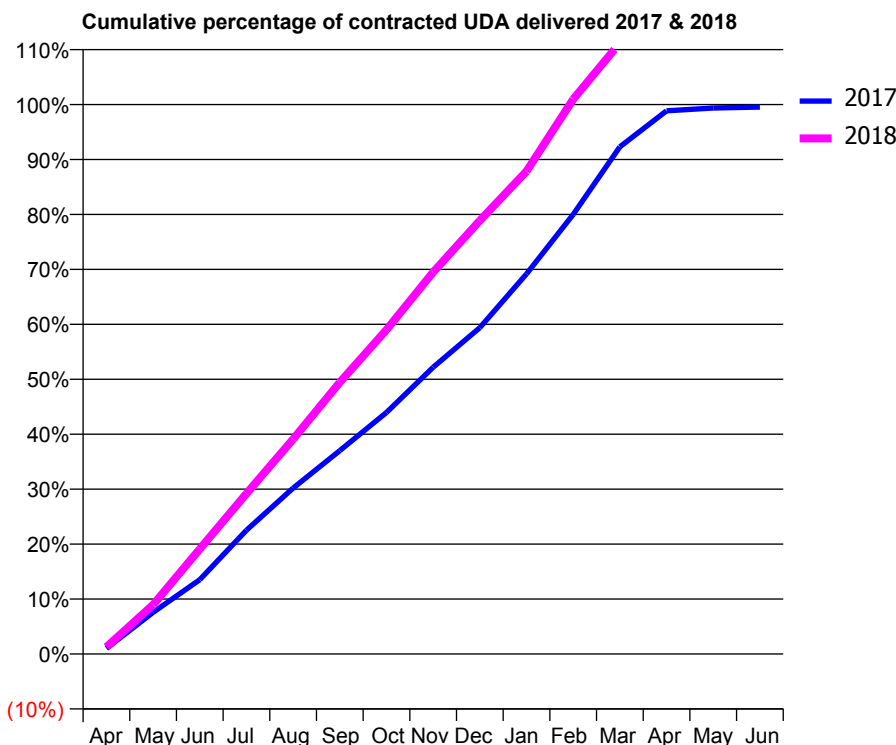
17/18 Contracted general activity (UDA)	13,766
Carry forward general activity (UDA)	64
17/18 Contracted orthodontic activity (UOA)	221
Carry forward orthodontic activity (UOA)	0
Baseline contract value	£349,656.57

ACCESS*

Patients seen in 24 months	Total	Change since previous quarter
Quarter ending March 2017	5,128	
Quarter ending June 2017	5,175	→
Quarter ending September 2017	5,366	↑
Quarter ending December 2017	5,571	↑
Quarter ending March 2018	5,921	↑
Variance since March 2017	15.5%	↑



ACTIVITY



Month	Adjusted Scheduled Activity (UDA)	
	2017	2018
April	138	174
May	1,043	1,236
June	1,861	2,629
July	3,103	4,019
August	4,157	5,385
September	5,097	6,808
October	6,052	8,123
November	7,184	9,565
December	8,175	10,858
January	9,522	12,093
February	11,011	13,898
March	12,705	15,308
April	13,608	
May	13,676	
June	13,701	

QUALITY

	Quantity	Base Number	Contract	AT	Region	England
% of FP17s for the same patient ID Re-attending within 3 months - Children	154	2,160	7.1%	10.3%	11.5%	11.9%
% of FP17s for the same patient ID Re-attending within 3 months - Adults	683	5,440	12.6%	14.7%	15.9%	16.0%
% of FP17s for the same patient ID Re-attending between 3 & 9 months - Children	1,030	2,160	47.7%	60.5%	60.6%	58.3%
% of FP17s for the same patient ID Re-attending between 3 & 9 months - Adults	2,315	5,440	42.6%	52.0%	51.6%	50.3%
% of FP17s for Band 1 Urgent Courses	532	7,171	7.4%	9.8%	9.5%	9.1%
% of FP17s Relating to Free Repair or Replacements	0	7,171	0.0%	0.6%	0.7%	0.8%
% of FP17s Relating to Continuations	145	7,171	2.0%	1.1%	1.0%	1.0%
% of Patients satisfied with the dentistry they have received	2	2	N/A	91.8%	92.0%	91.5%
% of Patients satisfied with the time they had to wait for an appointment	2	2	N/A	89.0%	88.1%	87.9%

* This is based on patients treated on this contract for their most recent course of treatment. Figures in italics indicate the base number of FP17s or Patient Questionnaire responses are less than 100. N/A is shown where the base number of responses is less than 10 during the period. % is calculated as Quantity/Base number*100

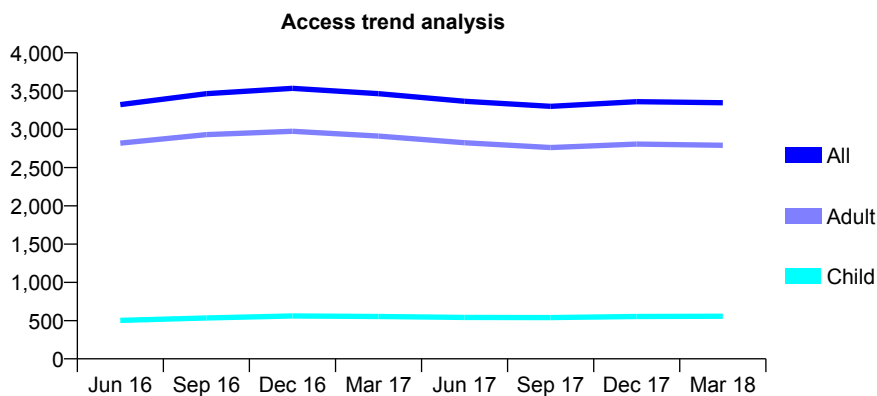
Q70 - Vital Signs At a Glance Contract Report for 170127/0001 - March 2018

Name or company name	The Erfans
Contract type name	GDS Contract
Purpose of contract	General
Contract start date	16/04/2012
Contract end date	

17/18 Contracted general activity (UDA)	9,107
Carry forward general activity (UDA)	0
17/18 Contracted orthodontic activity (UOA)	0
Carry forward orthodontic activity (UOA)	0
Baseline contract value	£226,523.67

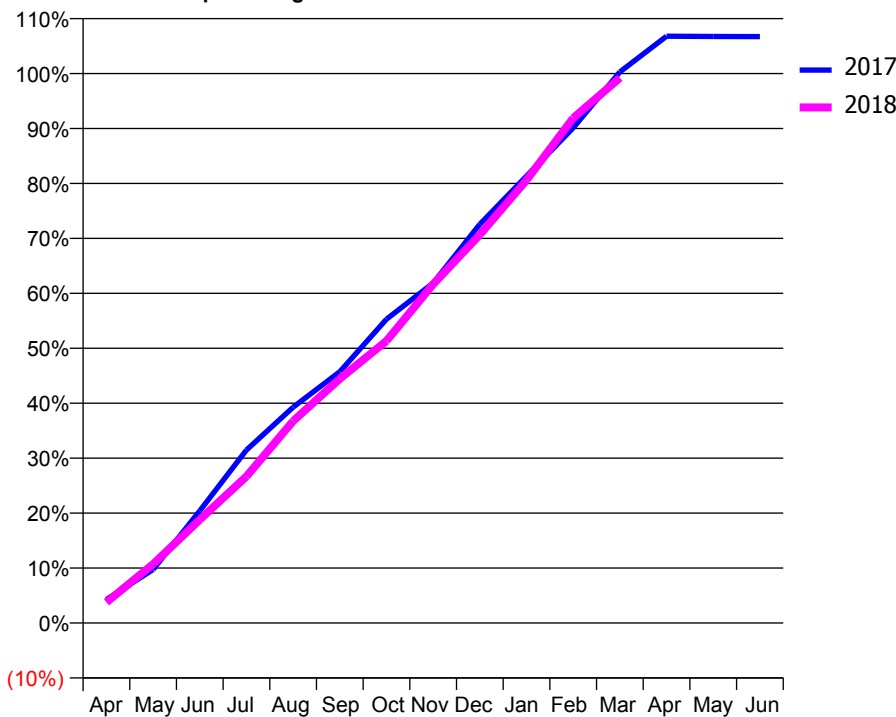
ACCESS*

Patients seen in 24 months	Total	Change since previous quarter
Quarter ending March 2017	3,465	
Quarter ending June 2017	3,366	↓
Quarter ending September 2017	3,301	↓
Quarter ending December 2017	3,361	→
Quarter ending March 2018	3,348	→
Variance since March 2017	(3.4%)	↓



ACTIVITY

Cumulative percentage of contracted UDA delivered 2017 & 2018



Month	Adjusted Scheduled Activity (UDA)	
	2017	2018
April	389	343
May	888	977
June	1,860	1,714
July	2,867	2,430
August	3,576	3,347
September	4,164	4,047
October	5,035	4,674
November	5,634	5,615
December	6,609	6,436
January	7,408	7,340
February	8,207	8,368
March	9,134	9,036
April	9,725	
May	9,721	
June	9,718	

QUALITY

	Quantity	Base Number	Contract	AT	Region	England
% of FP17s for the same patient ID Re-attending within 3 months - Children	44	715	6.2%	10.3%	11.5%	11.9%
% of FP17s for the same patient ID Re-attending within 3 months - Adults	383	3,749	10.2%	14.7%	15.9%	16.0%
% of FP17s for the same patient ID Re-attending between 3 & 9 months - Children	390	715	54.5%	60.5%	60.6%	58.3%
% of FP17s for the same patient ID Re-attending between 3 & 9 months - Adults	2,378	3,749	63.4%	52.0%	51.6%	50.3%
% of FP17s for Band 1 Urgent Courses	216	4,259	5.1%	9.8%	9.5%	9.1%
% of FP17s Relating to Free Repair or Replacements	32	4,259	0.8%	0.6%	0.7%	0.8%
% of FP17s Relating to Continuations	80	4,259	1.9%	1.1%	1.0%	1.0%
% of Patients satisfied with the dentistry they have received	7	8	N/A	91.8%	92.0%	91.5%
% of Patients satisfied with the time they had to wait for an appointment	8	8	N/A	89.0%	88.1%	87.9%

* This is based on patients treated on this contract for their most recent course of treatment. Figures in italics indicate the base number of FP17s or Patient Questionnaire responses are less than 100. N/A is shown where the base number of responses is less than 10 during the period. % is calculated as Quantity/Base number*100

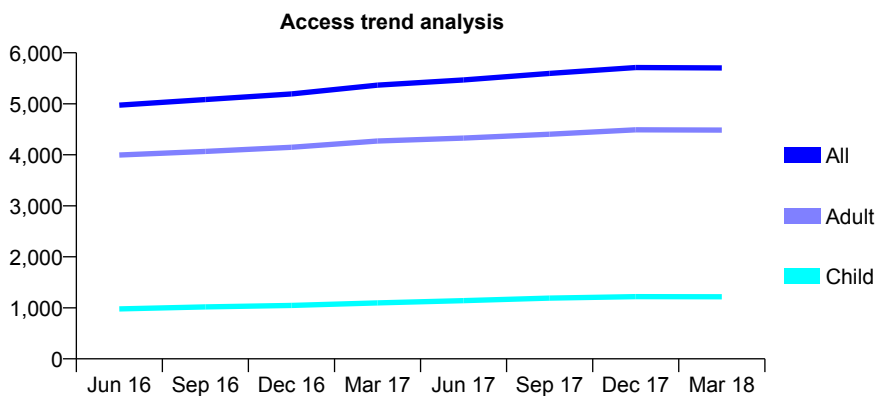
Q70 - Vital Signs At a Glance Contract Report for 170542/0001 - March 2018

Name or company name	Mr A Ebodi Deljoujin
Contract type name	GDS Contract
Purpose of contract	General
Contract start date	01/10/2010
Contract end date	

17/18 Contracted general activity (UDA)	17,076
Carry forward general activity (UDA)	0
17/18 Contracted orthodontic activity (UOA)	0
Carry forward orthodontic activity (UOA)	0
Baseline contract value	£410,167.17

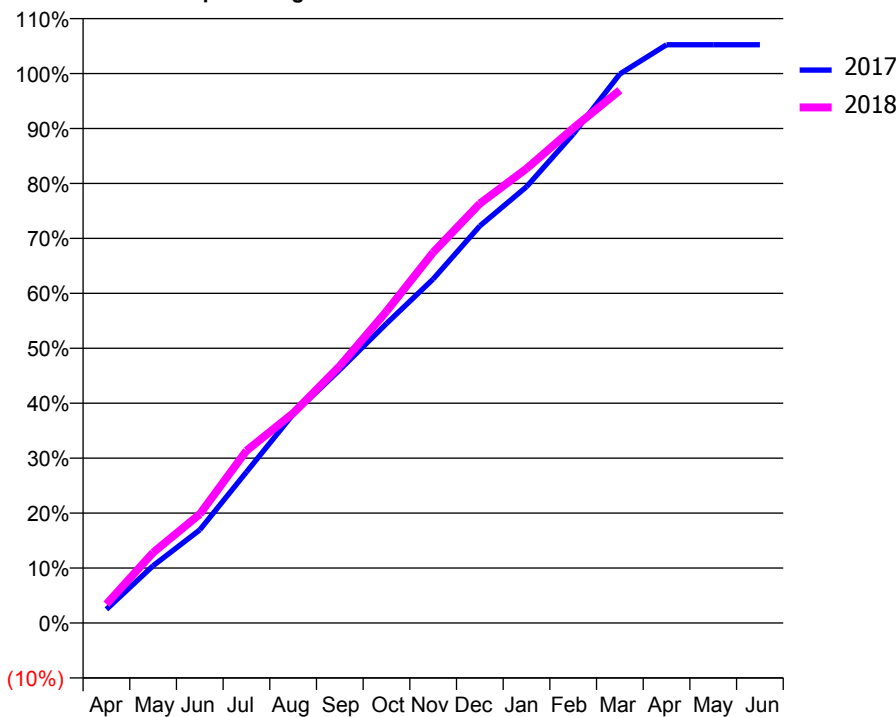
ACCESS*

Patients seen in 24 months	Total	Change since previous quarter
Quarter ending March 2017	5,367	
Quarter ending June 2017	5,468	→
Quarter ending September 2017	5,595	↑
Quarter ending December 2017	5,710	↑
Quarter ending March 2018	5,702	→
Variance since March 2017	6.2%	↑



ACTIVITY

Cumulative percentage of contracted UDA delivered 2017 & 2018



Month	Adjusted Scheduled Activity (UDA)	
	2017	2018
April	426	587
May	1,780	2,191
June	2,894	3,382
July	4,695	5,355
August	6,488	6,521
September	7,871	7,989
October	9,303	9,685
November	10,688	11,518
December	12,337	13,033
January	13,555	14,122
February	15,192	15,377
March	17,063	16,558
April	17,972	
May	17,972	
June	17,969	

QUALITY

	Quantity	Base Number	Contract	AT	Region	England
% of FP17s for the same patient ID Re-attending within 3 months - Children	130	1,900	6.8%	10.3%	11.5%	11.9%
% of FP17s for the same patient ID Re-attending within 3 months - Adults	903	6,882	13.1%	14.7%	15.9%	16.0%
% of FP17s for the same patient ID Re-attending between 3 & 9 months - Children	1,213	1,900	63.8%	60.5%	60.6%	58.3%
% of FP17s for the same patient ID Re-attending between 3 & 9 months - Adults	4,509	6,882	65.5%	52.0%	51.6%	50.3%
% of FP17s for Band 1 Urgent Courses	660	8,436	7.8%	9.8%	9.5%	9.1%
% of FP17s Relating to Free Repair or Replacements	28	8,436	0.3%	0.6%	0.7%	0.8%
% of FP17s Relating to Continuations	117	8,436	1.4%	1.1%	1.0%	1.0%
% of Patients satisfied with the dentistry they have received	6	7	N/A	91.8%	92.0%	91.5%
% of Patients satisfied with the time they had to wait for an appointment	7	7	N/A	89.0%	88.1%	87.9%

* This is based on patients treated on this contract for their most recent course of treatment. Figures in italics indicate the base number of FP17s or Patient Questionnaire responses are less than 100. N/A is shown where the base number of responses is less than 10 during the period. % is calculated as Quantity/Base number*100

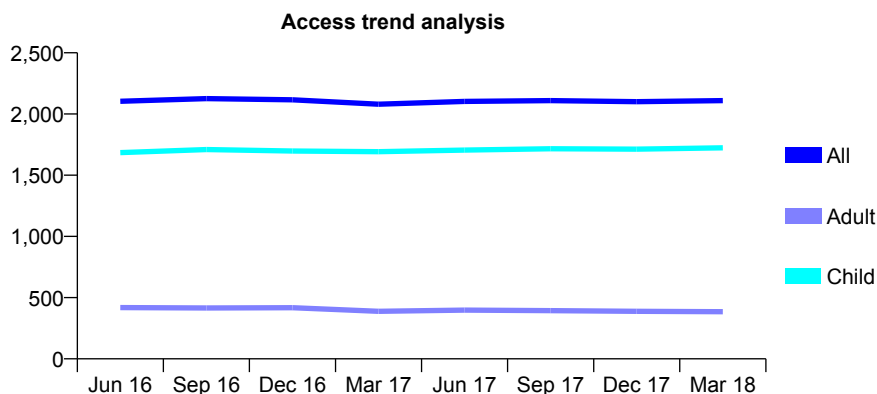
Q70 - Vital Signs At a Glance Contract Report for 171921/0001 - March 2018

Name or company name	Beauchamp House Dental Surgery
Contract type name	GDS Contract
Purpose of contract	General
Contract start date	01/04/2009
Contract end date	

17/18 Contracted general activity (UDA)	5,000
Carry forward general activity (UDA)	0
17/18 Contracted orthodontic activity (UOA)	0
Carry forward orthodontic activity (UOA)	0
Baseline contract value	£154,970.13

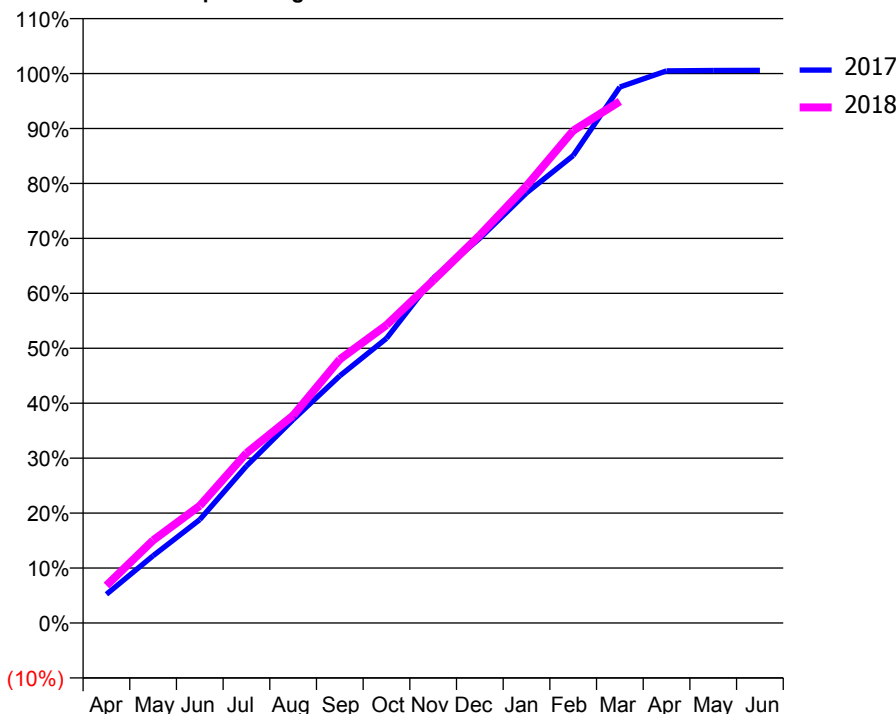
ACCESS*

Patients seen in 24 months	Total	Change since previous quarter
Quarter ending March 2017	2,080	
Quarter ending June 2017	2,103	→
Quarter ending September 2017	2,110	→
Quarter ending December 2017	2,101	→
Quarter ending March 2018	2,109	→
Variance since March 2017	1.4%	→



ACTIVITY

Cumulative percentage of contracted UDA delivered 2017 & 2018



Month	Adjusted Scheduled Activity (UDA)	
	2017	2018
April	261	342
May	612	753
June	941	1,067
July	1,429	1,547
August	1,851	1,888
September	2,249	2,399
October	2,589	2,712
November	3,137	3,117
December	3,501	3,529
January	3,914	3,978
February	4,253	4,481
March	4,877	4,746
April	5,024	
May	5,027	
June	5,028	

QUALITY

	Quantity	Base Number	Contract	AT	Region	England
% of FP17s for the same patient ID Re-attending within 3 months - Children	223	2,898	7.7%	10.3%	11.5%	11.9%
% of FP17s for the same patient ID Re-attending within 3 months - Adults	63	321	19.6%	14.7%	15.9%	16.0%
% of FP17s for the same patient ID Re-attending between 3 & 9 months - Children	2,022	2,898	69.8%	60.5%	60.6%	58.3%
% of FP17s for the same patient ID Re-attending between 3 & 9 months - Adults	181	321	56.4%	52.0%	51.6%	50.3%
% of FP17s for Band 1 Urgent Courses	121	3,128	3.9%	9.8%	9.5%	9.1%
% of FP17s Relating to Free Repair or Replacements	0	3,128	0.0%	0.6%	0.7%	0.8%
% of FP17s Relating to Continuations	0	3,128	0.0%	1.1%	1.0%	1.0%
% of Patients satisfied with the dentistry they have received	1	1	N/A	91.8%	92.0%	91.5%
% of Patients satisfied with the time they had to wait for an appointment	1	1	N/A	89.0%	88.1%	87.9%

* This is based on patients treated on this contract for their most recent course of treatment. Figures in italics indicate the base number of FP17s or Patient Questionnaire responses are less than 100. N/A is shown where the base number of responses is less than 10 during the period. % is calculated as Quantity/Base number*100

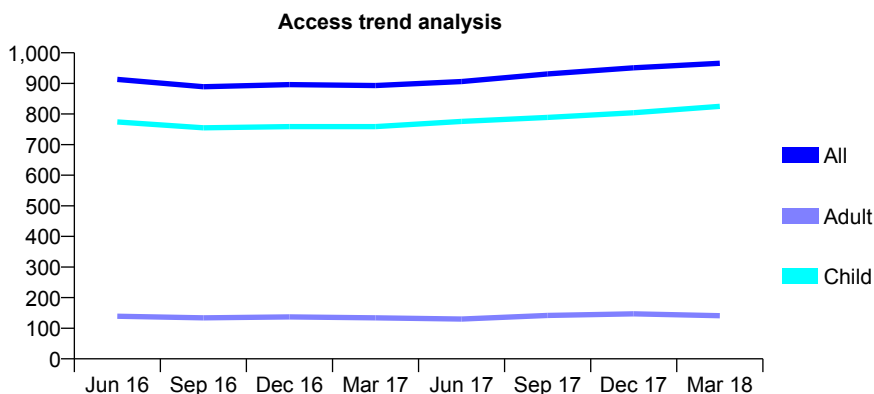
Q70 - Vital Signs At a Glance Contract Report for 173363/0001 - March 2018

Name or company name	MLL Portchester
Contract type name	GDS Contract
Purpose of contract	General
Contract start date	01/10/2009
Contract end date	

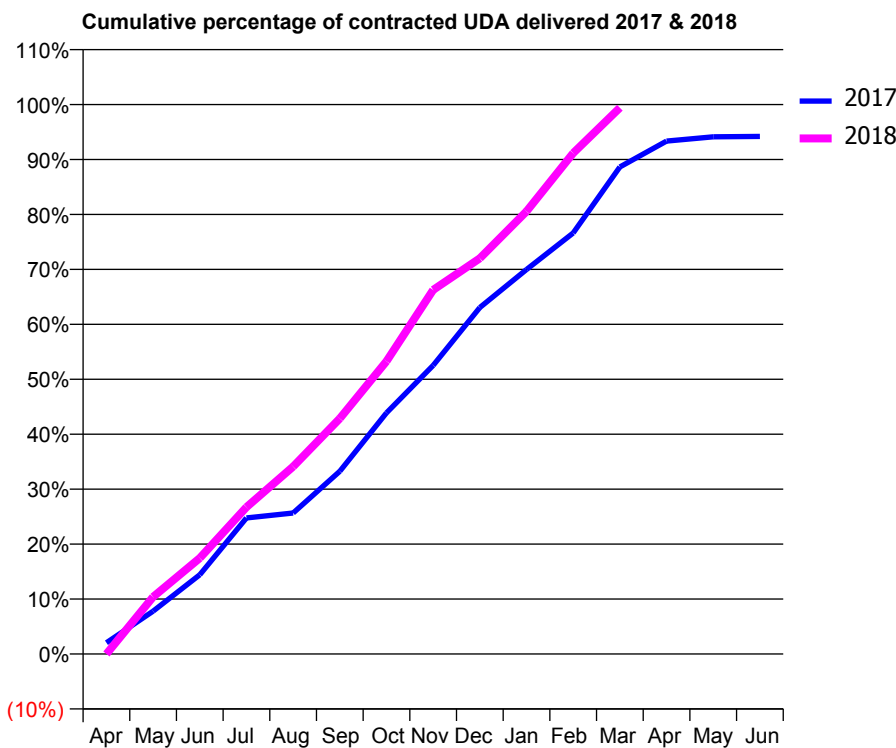
17/18 Contracted general activity (UDA)	1,430
Carry forward general activity (UDA)	0
17/18 Contracted orthodontic activity (UOA)	0
Carry forward orthodontic activity (UOA)	0
Baseline contract value	£36,645.91

ACCESS*

Patients seen in 24 months	Total	Change since previous quarter
Quarter ending March 2017	893	
Quarter ending June 2017	906	→
Quarter ending September 2017	931	↑
Quarter ending December 2017	951	↑
Quarter ending March 2018	966	→
Variance since March 2017	8.2%	↑



ACTIVITY



Month	Adjusted Scheduled Activity (UDA)	
	2017	2018
April	29	0
May	112	149
June	206	250
July	354	382
August	367	488
September	476	613
October	628	762
November	751	947
December	902	1,030
January	1,001	1,152
February	1,096	1,304
March	1,268	1,421
April	1,335	
May	1,346	
June	1,347	

QUALITY

	Quantity	Base Number	Contract	AT	Region	England
% of FP17s for the same patient ID Re-attending within 3 months - Children	34	969	3.5%	10.3%	11.5%	11.9%
% of FP17s for the same patient ID Re-attending within 3 months - Adults	1	67	1.5%	14.7%	15.9%	16.0%
% of FP17s for the same patient ID Re-attending between 3 & 9 months - Children	406	969	41.9%	60.5%	60.6%	58.3%
% of FP17s for the same patient ID Re-attending between 3 & 9 months - Adults	20	67	29.9%	52.0%	51.6%	50.3%
% of FP17s for Band 1 Urgent Courses	42	978	4.3%	9.8%	9.5%	9.1%
% of FP17s Relating to Free Repair or Replacements	0	978	0.0%	0.6%	0.7%	0.8%
% of FP17s Relating to Continuations	0	978	0.0%	1.1%	1.0%	1.0%
% of Patients satisfied with the dentistry they have received	2	2	N/A	91.8%	92.0%	91.5%
% of Patients satisfied with the time they had to wait for an appointment	1	2	N/A	89.0%	88.1%	87.9%

* This is based on patients treated on this contract for their most recent course of treatment. Figures in italics indicate the base number of FP17s or Patient Questionnaire responses are less than 100. N/A is shown where the base number of responses is less than 10 during the period. % is calculated as Quantity/Base number*100

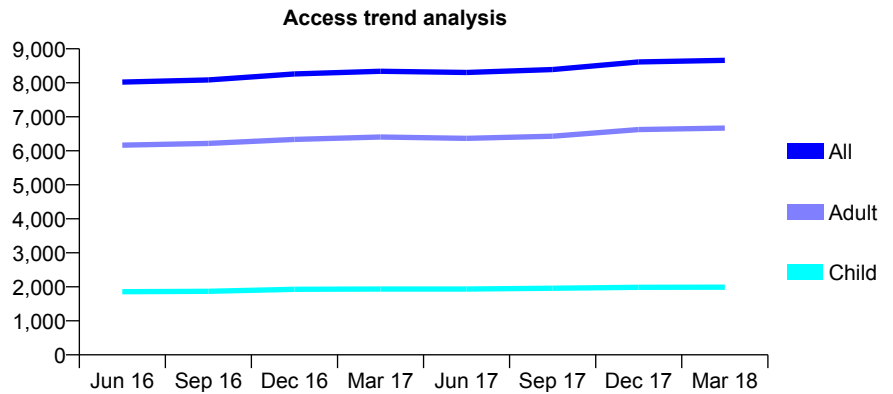
Q70 - Vital Signs At a Glance Contract Report for 175226/0001 - March 2018

Name or company name	S Cowley, R Ingham and J Angelo
Contract type name	GDS Contract
Purpose of contract	General
Contract start date	01/04/2009
Contract end date	

17/18 Contracted general activity (UDA)	24,029
Carry forward general activity (UDA)	452
17/18 Contracted orthodontic activity (UOA)	0
Carry forward orthodontic activity (UOA)	0
Baseline contract value	£712,285.25

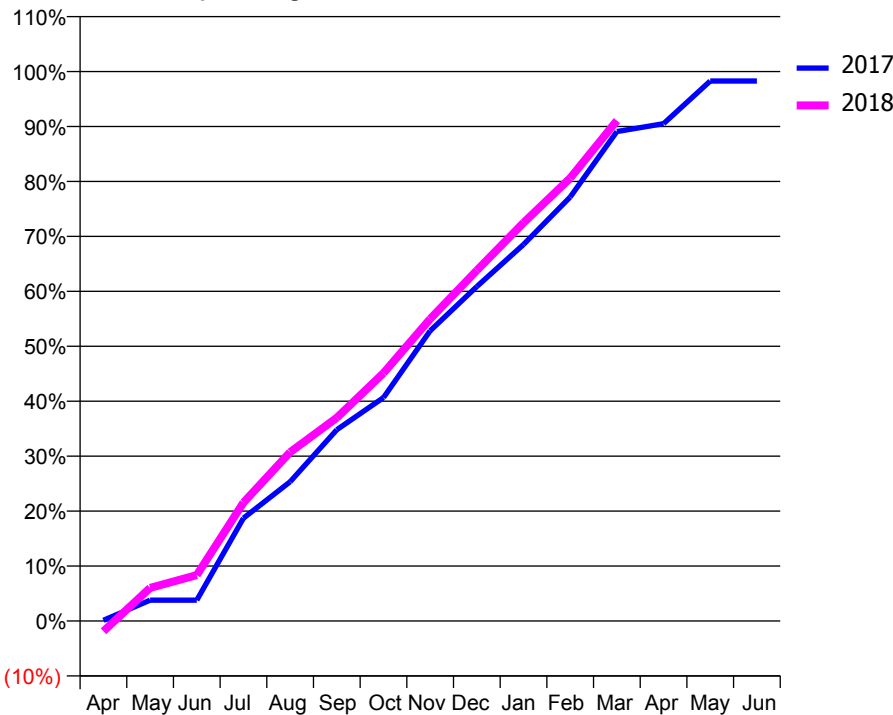
ACCESS*

Patients seen in 24 months	Total	Change since previous quarter
Quarter ending March 2017	8,340	
Quarter ending June 2017	8,302	→
Quarter ending September 2017	8,389	→
Quarter ending December 2017	8,614	↑
Quarter ending March 2018	8,660	→
Variance since March 2017	3.8%	↑



ACTIVITY

Cumulative percentage of contracted UDA delivered 2017 & 2018



Month	Adjusted Scheduled Activity (UDA)	
	2017	2018
April	35	-452
May	985	1,449
June	985	2,008
July	4,872	5,184
August	6,597	7,384
September	9,059	8,889
October	10,581	10,844
November	13,751	13,212
December	15,846	15,330
January	17,832	17,416
February	20,085	19,368
March	23,186	21,883
April	23,555	
May	25,577	
June	25,577	

QUALITY

	Quantity	Base Number	Contract	AT	Region	England
% of FP17s for the same patient ID Re-attending within 3 months - Children	151	2,751	5.5%	10.3%	11.5%	11.9%
% of FP17s for the same patient ID Re-attending within 3 months - Adults	1,625	9,426	17.2%	14.7%	15.9%	16.0%
% of FP17s for the same patient ID Re-attending between 3 & 9 months - Children	1,580	2,751	57.4%	60.5%	60.6%	58.3%
% of FP17s for the same patient ID Re-attending between 3 & 9 months - Adults	4,537	9,426	48.1%	52.0%	51.6%	50.3%
% of FP17s for Band 1 Urgent Courses	905	11,521	7.9%	9.8%	9.5%	9.1%
% of FP17s Relating to Free Repair or Replacements	106	11,521	0.9%	0.6%	0.7%	0.8%
% of FP17s Relating to Continuations	403	11,521	3.5%	1.1%	1.0%	1.0%
% of Patients satisfied with the dentistry they have received	5	6	N/A	91.8%	92.0%	91.5%
% of Patients satisfied with the time they had to wait for an appointment	4	6	N/A	89.0%	88.1%	87.9%

* This is based on patients treated on this contract for their most recent course of treatment. Figures in italics indicate the base number of FP17s or Patient Questionnaire responses are less than 100. N/A is shown where the base number of responses is less than 10 during the period. % is calculated as Quantity/Base number*100

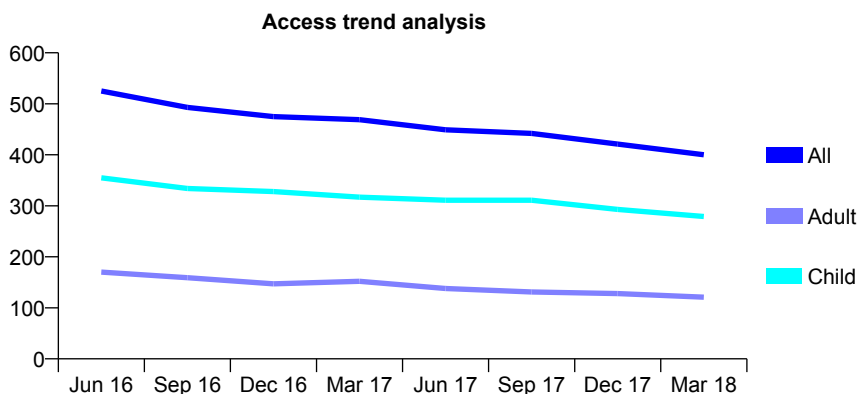
Q70 - Vital Signs At a Glance Contract Report for 177148/0001 - March 2018

Name or company name	Miss S K Dau
Contract type name	GDS Contract
Purpose of contract	General
Contract start date	01/02/2014
Contract end date	

17/18 Contracted general activity (UDA)	1,500
Carry forward general activity (UDA)	0
17/18 Contracted orthodontic activity (UOA)	0
Carry forward orthodontic activity (UOA)	0
Baseline contract value	£35,668.94

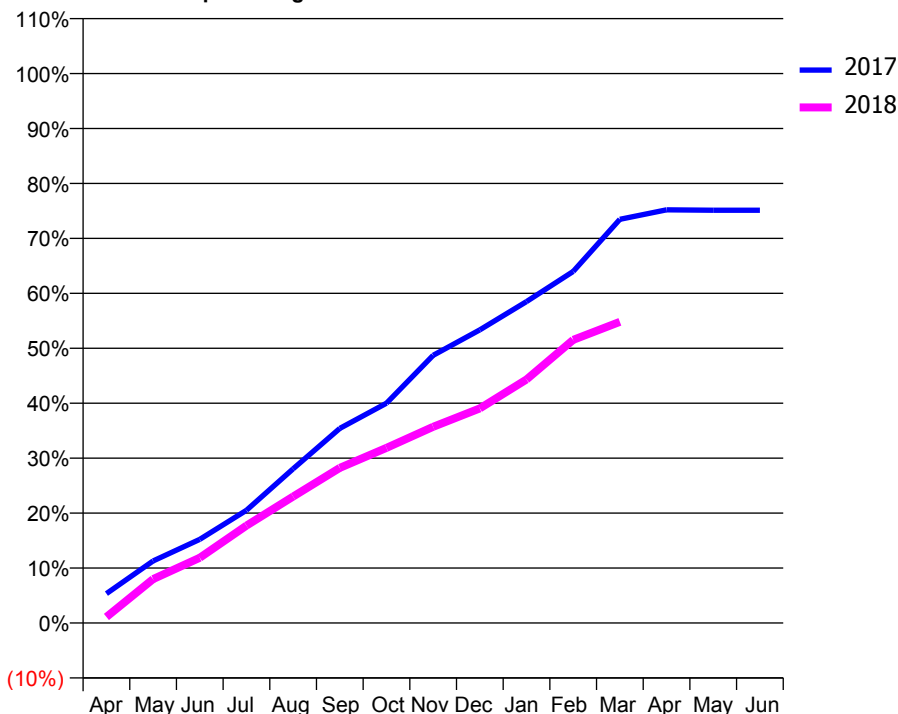
ACCESS*

Patients seen in 24 months	Total	Change since previous quarter
Quarter ending March 2017	469	
Quarter ending June 2017	449	↓
Quarter ending September 2017	442	↓
Quarter ending December 2017	421	↓
Quarter ending March 2018	400	↓
Variance since March 2017	(14.7%)	↓



ACTIVITY

Cumulative percentage of contracted UDA delivered 2017 & 2018



Adjusted Scheduled Activity (UDA)

Month	2017	2018
April	80	17
May	169	120
June	228	178
July	308	266
August	421	345
September	531	424
October	600	478
November	731	536
December	800	586
January	878	665
February	960	773
March	1,102	822
April	1,128	
May	1,127	
June	1,127	

QUALITY

	Quantity	Base Number	Contract	AT	Region	England
% of FP17s for the same patient ID Re-attending within 3 months - Children	21	495	4.2%	10.3%	11.5%	11.9%
% of FP17s for the same patient ID Re-attending within 3 months - Adults	2	115	1.7%	14.7%	15.9%	16.0%
% of FP17s for the same patient ID Re-attending between 3 & 9 months - Children	352	495	71.1%	60.5%	60.6%	58.3%
% of FP17s for the same patient ID Re-attending between 3 & 9 months - Adults	80	115	69.6%	52.0%	51.6%	50.3%
% of FP17s for Band 1 Urgent Courses	26	591	4.4%	9.8%	9.5%	9.1%
% of FP17s Relating to Free Repair or Replacements	0	591	0.0%	0.6%	0.7%	0.8%
% of FP17s Relating to Continuations	1	591	0.2%	1.1%	1.0%	1.0%
% of Patients satisfied with the dentistry they have received	0	0	N/A	91.8%	92.0%	91.5%
% of Patients satisfied with the time they had to wait for an appointment	0	0	N/A	89.0%	88.1%	87.9%

* This is based on patients treated on this contract for their most recent course of treatment. Figures in italics indicate the base number of FP17s or Patient Questionnaire responses are less than 100. N/A is shown where the base number of responses is less than 10 during the period. % is calculated as Quantity/Base number*100

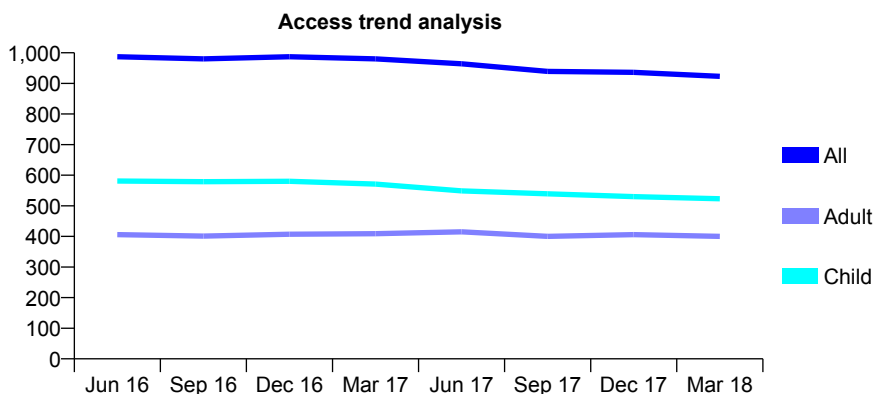
Q70 - Vital Signs At a Glance Contract Report for 177571/0001 - March 2018

Name or company name	Mr M Dellafera
Contract type name	GDS Contract
Purpose of contract	General
Contract start date	01/07/2008
Contract end date	

17/18 Contracted general activity (UDA)	2,600
Carry forward general activity (UDA)	0
17/18 Contracted orthodontic activity (UOA)	0
Carry forward orthodontic activity (UOA)	0
Baseline contract value	£59,108.00

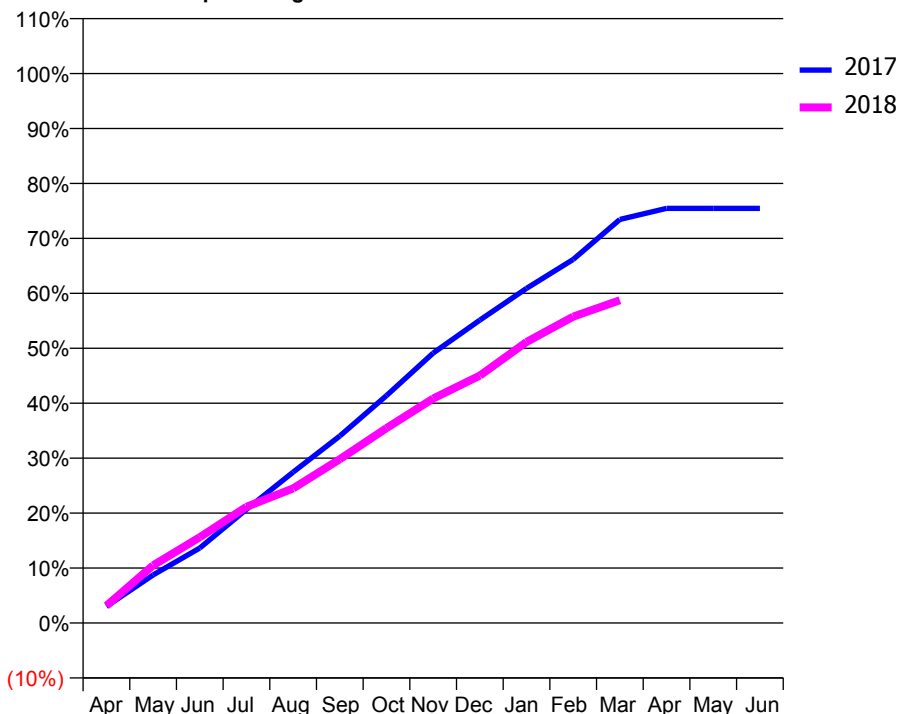
ACCESS*

Patients seen in 24 months	Total	Change since previous quarter
Quarter ending March 2017	980	
Quarter ending June 2017	964	↓
Quarter ending September 2017	939	↓
Quarter ending December 2017	936	→
Quarter ending March 2018	923	↓
Variance since March 2017	(5.8%)	↓



ACTIVITY

Cumulative percentage of contracted UDA delivered 2017 & 2018



Month	Adjusted Scheduled Activity (UDA)	
	2017	2018
April	79	82
May	227	273
June	355	406
July	538	550
August	714	637
September	885	775
October	1,076	922
November	1,278	1,062
December	1,433	1,171
January	1,583	1,330
February	1,720	1,450
March	1,909	1,527
April	1,962	
May	1,962	
June	1,962	

QUALITY

	Quantity	Base Number	Contract	AT	Region	England
% of FP17s for the same patient ID Re-attending within 3 months - Children	38	805	4.7%	10.3%	11.5%	11.9%
% of FP17s for the same patient ID Re-attending within 3 months - Adults	40	443	9.0%	14.7%	15.9%	16.0%
% of FP17s for the same patient ID Re-attending between 3 & 9 months - Children	573	805	71.2%	60.5%	60.6%	58.3%
% of FP17s for the same patient ID Re-attending between 3 & 9 months - Adults	274	443	61.9%	52.0%	51.6%	50.3%
% of FP17s for Band 1 Urgent Courses	55	1,209	4.5%	9.8%	9.5%	9.1%
% of FP17s Relating to Free Repair or Replacements	0	1,209	0.0%	0.6%	0.7%	0.8%
% of FP17s Relating to Continuations	7	1,209	0.6%	1.1%	1.0%	1.0%
% of Patients satisfied with the dentistry they have received	0	0	N/A	91.8%	92.0%	91.5%
% of Patients satisfied with the time they had to wait for an appointment	0	0	N/A	89.0%	88.1%	87.9%

* This is based on patients treated on this contract for their most recent course of treatment. Figures in italics indicate the base number of FP17s or Patient Questionnaire responses are less than 100. N/A is shown where the base number of responses is less than 10 during the period. % is calculated as Quantity/Base number*100

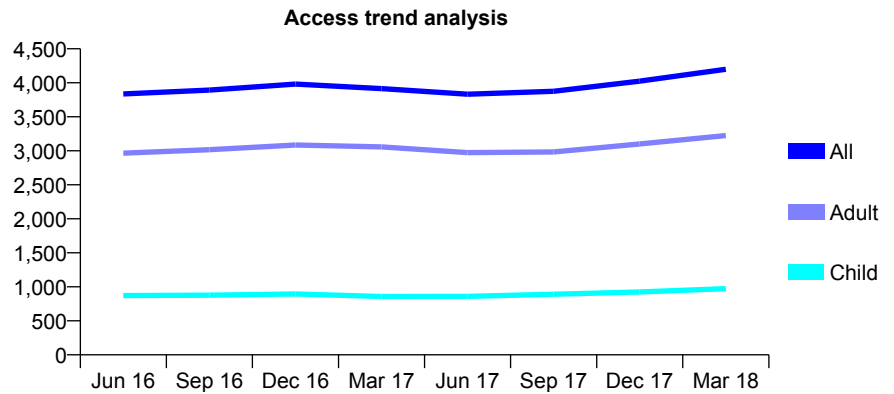
Q70 - Vital Signs At a Glance Contract Report for 179418/0001 - March 2018

Name or company name	Moonlight Dental Surgeries Ltd
Contract type name	GDS Contract
Purpose of contract	General
Contract start date	01/10/2008
Contract end date	

17/18 Contracted general activity (UDA)	13,500
Carry forward general activity (UDA)	97
17/18 Contracted orthodontic activity (UOA)	0
Carry forward orthodontic activity (UOA)	0
Baseline contract value	£337,511.85

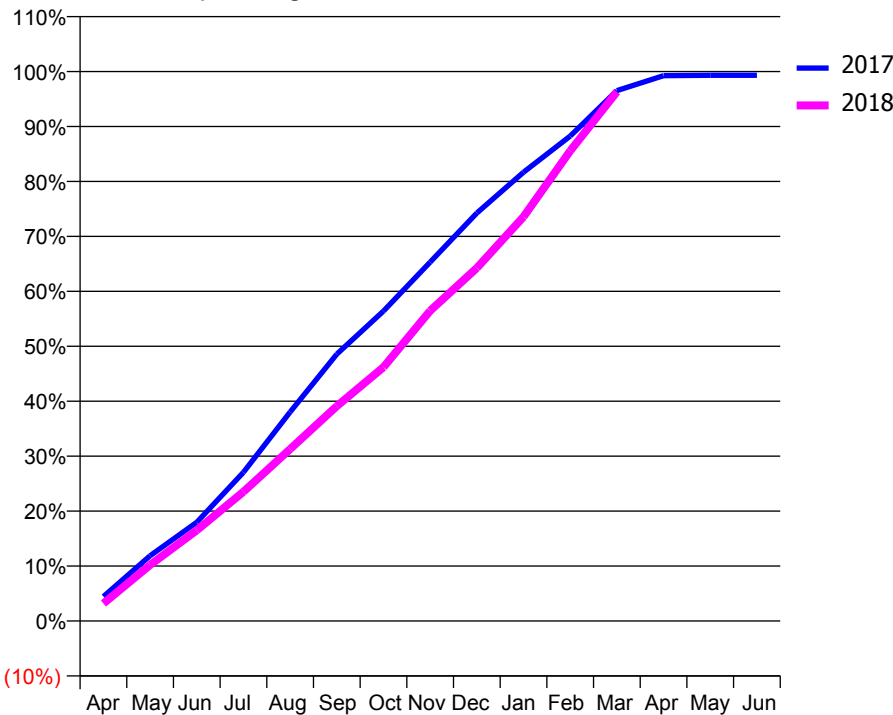
ACCESS*

Patients seen in 24 months	Total	Change since previous quarter
Quarter ending March 2017	3,915	
Quarter ending June 2017	3,832	↓
Quarter ending September 2017	3,876	→
Quarter ending December 2017	4,024	↑
Quarter ending March 2018	4,199	↑
Variance since March 2017	7.3%	↑



ACTIVITY

Cumulative percentage of contracted UDA delivered 2017 & 2018



Month	Adjusted Scheduled Activity (UDA)	
	2017	2018
April	622	432
May	1,664	1,377
June	2,515	2,229
July	3,790	3,175
August	5,325	4,223
September	6,801	5,278
October	7,896	6,235
November	9,144	7,623
December	10,396	8,673
January	11,433	9,931
February	12,355	11,549
March	13,514	13,000
April	13,894	
May	13,903	
June	13,903	

QUALITY

	Quantity	Base Number	Contract	AT	Region	England
% of FP17s for the same patient ID Re-attending within 3 months - Children	83	1,788	4.6%	10.3%	11.5%	11.9%
% of FP17s for the same patient ID Re-attending within 3 months - Adults	449	4,867	9.2%	14.7%	15.9%	16.0%
% of FP17s for the same patient ID Re-attending between 3 & 9 months - Children	1,193	1,788	66.7%	60.5%	60.6%	58.3%
% of FP17s for the same patient ID Re-attending between 3 & 9 months - Adults	3,120	4,867	64.1%	52.0%	51.6%	50.3%
% of FP17s for Band 1 Urgent Courses	323	6,487	5.0%	9.8%	9.5%	9.1%
% of FP17s Relating to Free Repair or Replacements	48	6,487	0.7%	0.6%	0.7%	0.8%
% of FP17s Relating to Continuations	26	6,487	0.4%	1.1%	1.0%	1.0%
% of Patients satisfied with the dentistry they have received	9	9	N/A	91.8%	92.0%	91.5%
% of Patients satisfied with the time they had to wait for an appointment	9	9	N/A	89.0%	88.1%	87.9%

* This is based on patients treated on this contract for their most recent course of treatment. Figures in italics indicate the base number of FP17s or Patient Questionnaire responses are less than 100. N/A is shown where the base number of responses is less than 10 during the period. % is calculated as Quantity/Base number*100

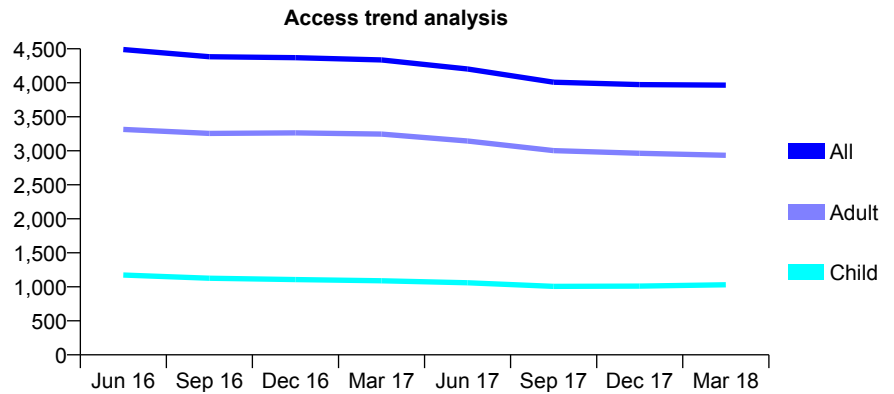
Q70 - Vital Signs At a Glance Contract Report for 179981/0001 - March 2018

Name or company name	Tolpuddle Dental Practice Ltd
Contract type name	GDS Contract
Purpose of contract	General
Contract start date	06/04/2007
Contract end date	

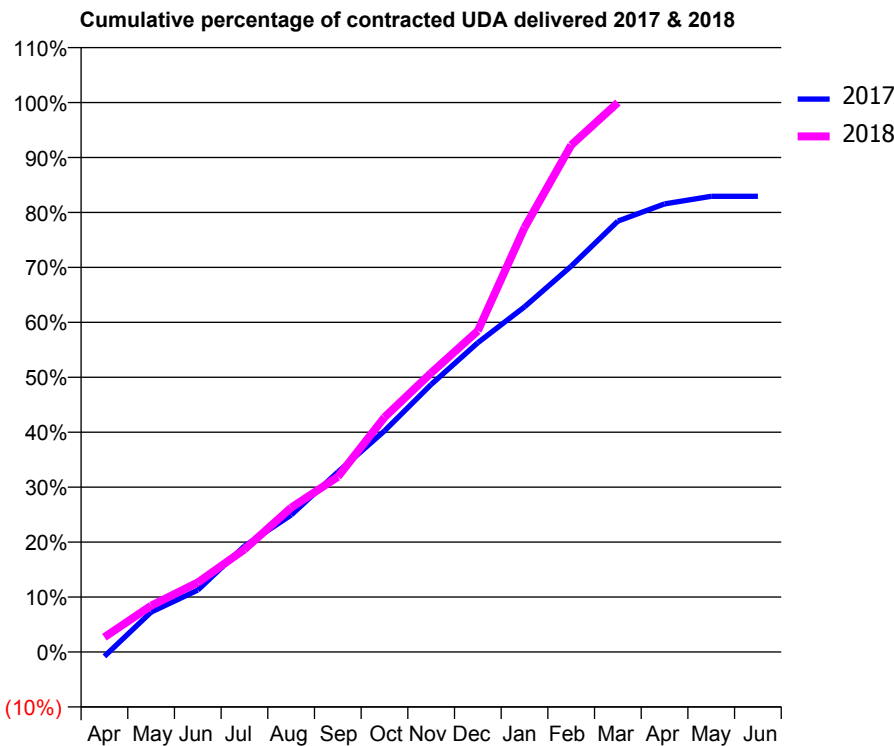
17/18 Contracted general activity (UDA)	10,000
Carry forward general activity (UDA)	0
17/18 Contracted orthodontic activity (UOA)	0
Carry forward orthodontic activity (UOA)	0
Baseline contract value	£253,761.44

ACCESS*

Patients seen in 24 months	Total	Change since previous quarter
Quarter ending March 2017	4,336	
Quarter ending June 2017	4,203	↓
Quarter ending September 2017	4,009	↓
Quarter ending December 2017	3,973	→
Quarter ending March 2018	3,965	→
Variance since March 2017	(8.6%)	↓



ACTIVITY



Month	Adjusted Scheduled Activity (UDA)	
	2017	2018
April	-108	271
May	982	842
June	1,523	1,267
July	2,603	1,868
August	3,366	2,627
September	4,422	3,188
October	5,434	4,273
November	6,574	5,080
December	7,600	5,844
January	8,479	7,724
February	9,479	9,226
March	10,586	9,998
April	11,008	
May	11,197	
June	11,197	

QUALITY

	Quantity	Base Number	Contract	AT	Region	England
% of FP17s for the same patient ID Re-attending within 3 months - Children	57	1,373	4.2%	10.3%	11.5%	11.9%
% of FP17s for the same patient ID Re-attending within 3 months - Adults	312	3,556	8.8%	14.7%	15.9%	16.0%
% of FP17s for the same patient ID Re-attending between 3 & 9 months - Children	756	1,373	55.1%	60.5%	60.6%	58.3%
% of FP17s for the same patient ID Re-attending between 3 & 9 months - Adults	2,040	3,556	57.4%	52.0%	51.6%	50.3%
% of FP17s for Band 1 Urgent Courses	201	4,619	4.4%	9.8%	9.5%	9.1%
% of FP17s Relating to Free Repair or Replacements	22	4,619	0.5%	0.6%	0.7%	0.8%
% of FP17s Relating to Continuations	19	4,619	0.4%	1.1%	1.0%	1.0%
% of Patients satisfied with the dentistry they have received	7	7	N/A	91.8%	92.0%	91.5%
% of Patients satisfied with the time they had to wait for an appointment	5	7	N/A	89.0%	88.1%	87.9%

* This is based on patients treated on this contract for their most recent course of treatment. Figures in italics indicate the base number of FP17s or Patient Questionnaire responses are less than 100. N/A is shown where the base number of responses is less than 10 during the period. % is calculated as Quantity/Base number*100

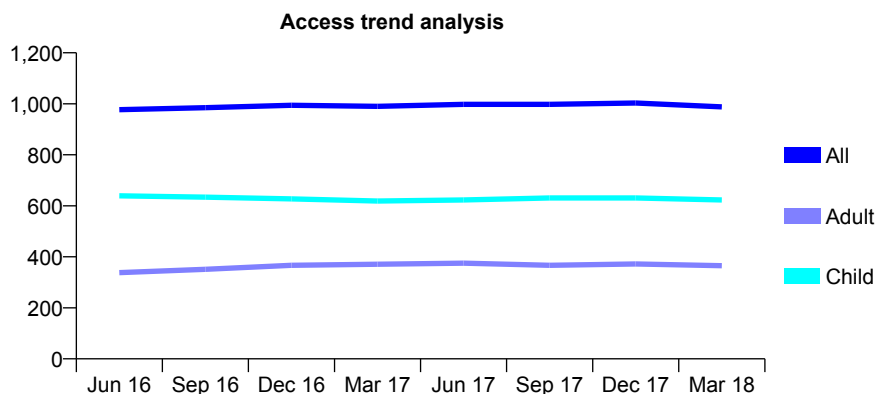
Q70 - Vital Signs At a Glance Contract Report for 180211/0001 - March 2018

Name or company name	Mr R Morgan
Contract type name	GDS Contract
Purpose of contract	General
Contract start date	01/04/2006
Contract end date	

17/18 Contracted general activity (UDA)	2,150
Carry forward general activity (UDA)	0
17/18 Contracted orthodontic activity (UOA)	0
Carry forward orthodontic activity (UOA)	0
Baseline contract value	£48,242.21

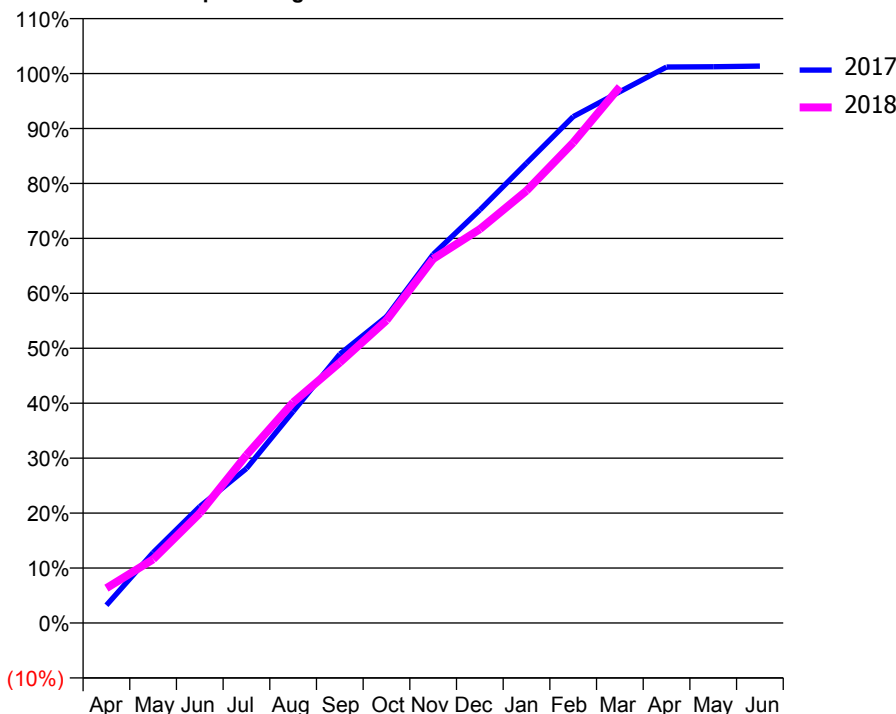
ACCESS*

Patients seen in 24 months	Total	Change since previous quarter
Quarter ending March 2017	990	
Quarter ending June 2017	998	→
Quarter ending September 2017	998	→
Quarter ending December 2017	1,003	→
Quarter ending March 2018	988	↓
Variance since March 2017	(0.2%)	→



ACTIVITY

Cumulative percentage of contracted UDA delivered 2017 & 2018



Month	Adjusted Scheduled Activity (UDA)	
	2017	2018
April	70	137
May	276	249
June	456	430
July	604	657
August	828	863
September	1,052	1,019
October	1,199	1,184
November	1,442	1,424
December	1,616	1,541
January	1,799	1,691
February	1,981	1,880
March	2,079	2,098
April	2,175	
May	2,176	
June	2,179	

QUALITY

	Quantity	Base Number	Contract	AT	Region	England
% of FP17s for the same patient ID Re-attending within 3 months - Children	80	1,129	7.1%	10.3%	11.5%	11.9%
% of FP17s for the same patient ID Re-attending within 3 months - Adults	44	411	10.7%	14.7%	15.9%	16.0%
% of FP17s for the same patient ID Re-attending between 3 & 9 months - Children	856	1,129	75.8%	60.5%	60.6%	58.3%
% of FP17s for the same patient ID Re-attending between 3 & 9 months - Adults	232	411	56.4%	52.0%	51.6%	50.3%
% of FP17s for Band 1 Urgent Courses	62	1,462	4.2%	9.8%	9.5%	9.1%
% of FP17s Relating to Free Repair or Replacements	0	1,462	0.0%	0.6%	0.7%	0.8%
% of FP17s Relating to Continuations	0	1,462	0.0%	1.1%	1.0%	1.0%
% of Patients satisfied with the dentistry they have received	0	0	N/A	91.8%	92.0%	91.5%
% of Patients satisfied with the time they had to wait for an appointment	0	0	N/A	89.0%	88.1%	87.9%

* This is based on patients treated on this contract for their most recent course of treatment. Figures in italics indicate the base number of FP17s or Patient Questionnaire responses are less than 100. N/A is shown where the base number of responses is less than 10 during the period. % is calculated as Quantity/Base number*100

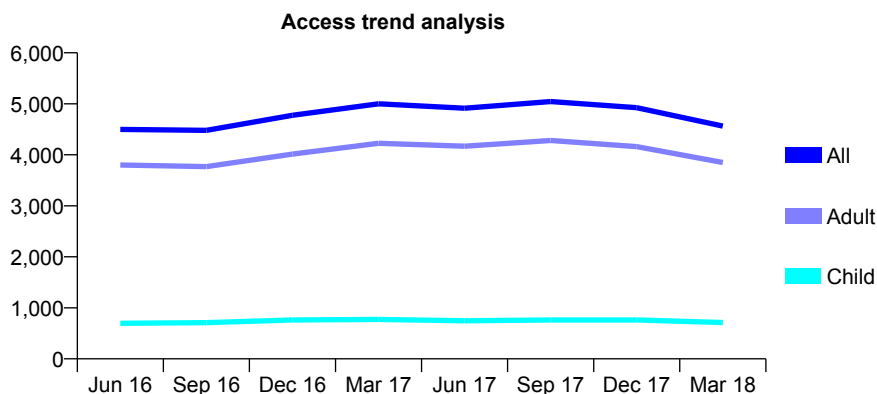
Q70 - Vital Signs At a Glance Contract Report for 180548/0001 - March 2018

Name or company name	West Hill Dental Clinic Ltd
Contract type name	GDS Contract
Purpose of contract	General
Contract start date	01/10/2008
Contract end date	

17/18 Contracted general activity (UDA)	16,588
Carry forward general activity (UDA)	0
17/18 Contracted orthodontic activity (UOA)	0
Carry forward orthodontic activity (UOA)	0
Baseline contract value	£374,269.23

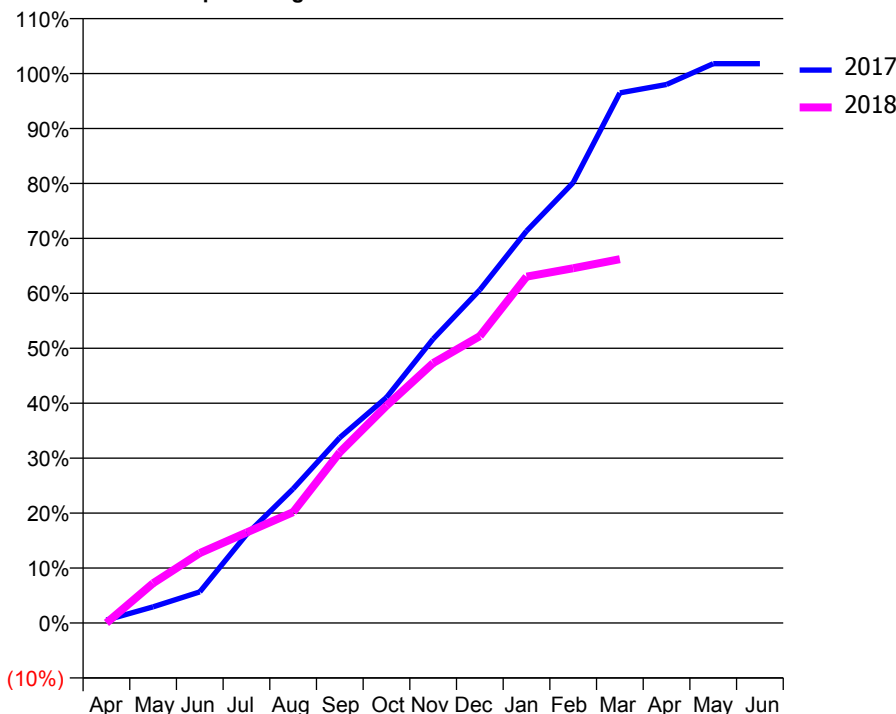
ACCESS*

Patients seen in 24 months	Total	Change since previous quarter
Quarter ending March 2017	4,999	
Quarter ending June 2017	4,914	↓
Quarter ending September 2017	5,044	↑
Quarter ending December 2017	4,924	↓
Quarter ending March 2018	4,563	↓
Variance since March 2017	(8.7%)	↓



ACTIVITY

Cumulative percentage of contracted UDA delivered 2017 & 2018



Month	Adjusted Scheduled Activity (UDA)	
	2017	2018
April	119	0
May	640	1,203
June	1,233	2,113
July	3,501	2,730
August	5,310	3,346
September	7,337	5,153
October	8,930	6,559
November	11,243	7,848
December	13,185	8,660
January	15,515	10,456
February	17,433	10,709
March	20,984	10,985
April	21,317	
May	22,140	
June	22,140	

QUALITY

	Quantity	Base Number	Contract	AT	Region	England
% of FP17s for the same patient ID Re-attending within 3 months - Children	37	791	4.7%	10.3%	11.5%	11.9%
% of FP17s for the same patient ID Re-attending within 3 months - Adults	486	3,715	13.1%	14.7%	15.9%	16.0%
% of FP17s for the same patient ID Re-attending between 3 & 9 months - Children	424	791	53.6%	60.5%	60.6%	58.3%
% of FP17s for the same patient ID Re-attending between 3 & 9 months - Adults	1,412	3,715	38.0%	52.0%	51.6%	50.3%
% of FP17s for Band 1 Urgent Courses	978	4,236	23.1%	9.8%	9.5%	9.1%
% of FP17s Relating to Free Repair or Replacements	15	4,236	0.4%	0.6%	0.7%	0.8%
% of FP17s Relating to Continuations	22	4,236	0.5%	1.1%	1.0%	1.0%
% of Patients satisfied with the dentistry they have received	4	4	N/A	91.8%	92.0%	91.5%
% of Patients satisfied with the time they had to wait for an appointment	4	4	N/A	89.0%	88.1%	87.9%

* This is based on patients treated on this contract for their most recent course of treatment. Figures in italics indicate the base number of FP17s or Patient Questionnaire responses are less than 100. N/A is shown where the base number of responses is less than 10 during the period. % is calculated as Quantity/Base number*100

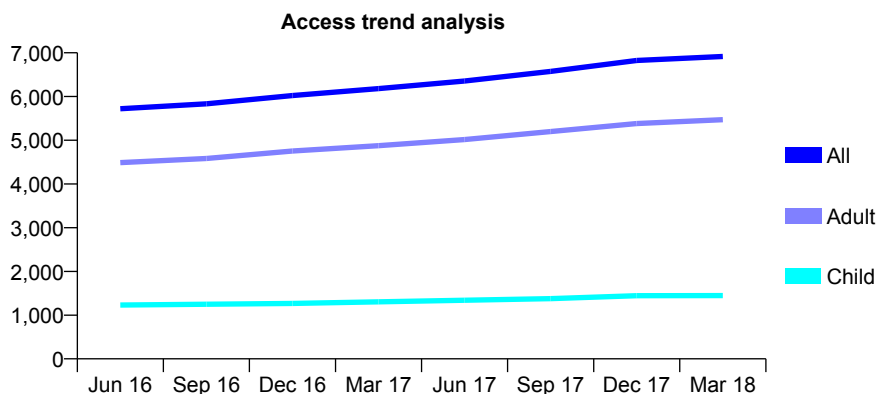
Q70 - Vital Signs At a Glance Contract Report for 181145/0001 - March 2018

Name or company name	Adelstone Dental Care Ltd
Contract type name	GDS Contract
Purpose of contract	General
Contract start date	01/04/2008
Contract end date	

17/18 Contracted general activity (UDA)	19,600
Carry forward general activity (UDA)	0
17/18 Contracted orthodontic activity (UOA)	0
Carry forward orthodontic activity (UOA)	0
Baseline contract value	£553,409.50

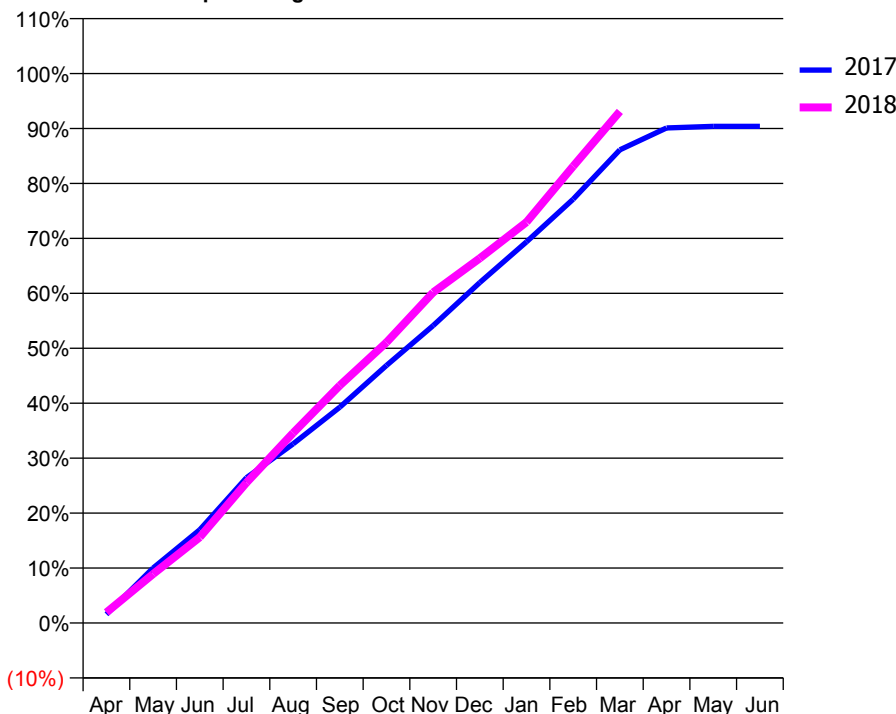
ACCESS*

Patients seen in 24 months	Total	Change since previous quarter
Quarter ending March 2017	6,180	
Quarter ending June 2017	6,356	↑
Quarter ending September 2017	6,575	↑
Quarter ending December 2017	6,824	↑
Quarter ending March 2018	6,917	→
Variance since March 2017	11.9%	↑



ACTIVITY

Cumulative percentage of contracted UDA delivered 2017 & 2018



Month	Adjusted Scheduled Activity (UDA)	
	2017	2018
April	313	378
May	1,960	1,750
June	3,328	3,058
July	5,184	5,006
August	6,388	6,780
September	7,697	8,473
October	9,186	10,009
November	10,607	11,793
December	12,144	13,010
January	13,598	14,302
February	15,116	16,293
March	16,879	18,247
April	17,659	
May	17,717	
June	17,717	

QUALITY

	Quantity	Base Number	Contract	AT	Region	England
% of FP17s for the same patient ID Re-attending within 3 months - Children	116	2,103	5.5%	10.3%	11.5%	11.9%
% of FP17s for the same patient ID Re-attending within 3 months - Adults	676	7,414	9.1%	14.7%	15.9%	16.0%
% of FP17s for the same patient ID Re-attending between 3 & 9 months - Children	1,244	2,103	59.2%	60.5%	60.6%	58.3%
% of FP17s for the same patient ID Re-attending between 3 & 9 months - Adults	4,217	7,414	56.9%	52.0%	51.6%	50.3%
% of FP17s for Band 1 Urgent Courses	371	9,134	4.1%	9.8%	9.5%	9.1%
% of FP17s Relating to Free Repair or Replacements	46	9,134	0.5%	0.6%	0.7%	0.8%
% of FP17s Relating to Continuations	160	9,134	1.8%	1.1%	1.0%	1.0%
% of Patients satisfied with the dentistry they have received	6	6	N/A	91.8%	92.0%	91.5%
% of Patients satisfied with the time they had to wait for an appointment	4	6	N/A	89.0%	88.1%	87.9%

* This is based on patients treated on this contract for their most recent course of treatment. Figures in italics indicate the base number of FP17s or Patient Questionnaire responses are less than 100. N/A is shown where the base number of responses is less than 10 during the period. % is calculated as Quantity/Base number*100

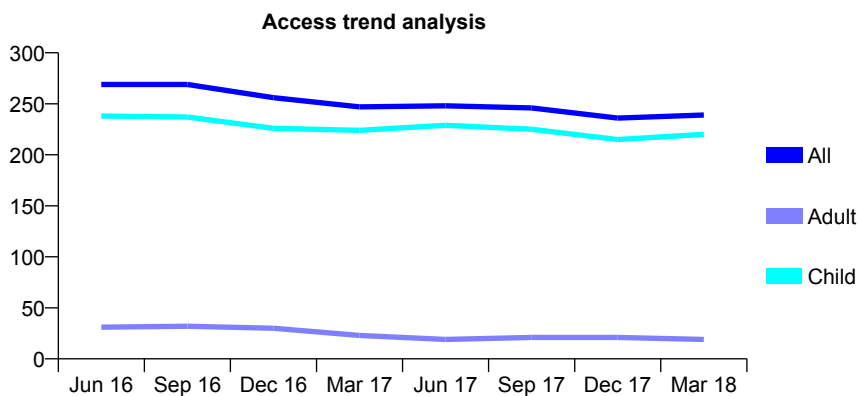
Q70 - Vital Signs At a Glance Contract Report for 182400/0001 - March 2018

Name or company name	MIELIE LTD
Contract type name	GDS Contract
Purpose of contract	General
Contract start date	01/02/2008
Contract end date	

17/18 Contracted general activity (UDA)	520
Carry forward general activity (UDA)	0
17/18 Contracted orthodontic activity (UOA)	0
Carry forward orthodontic activity (UOA)	0
Baseline contract value	£12,669.49

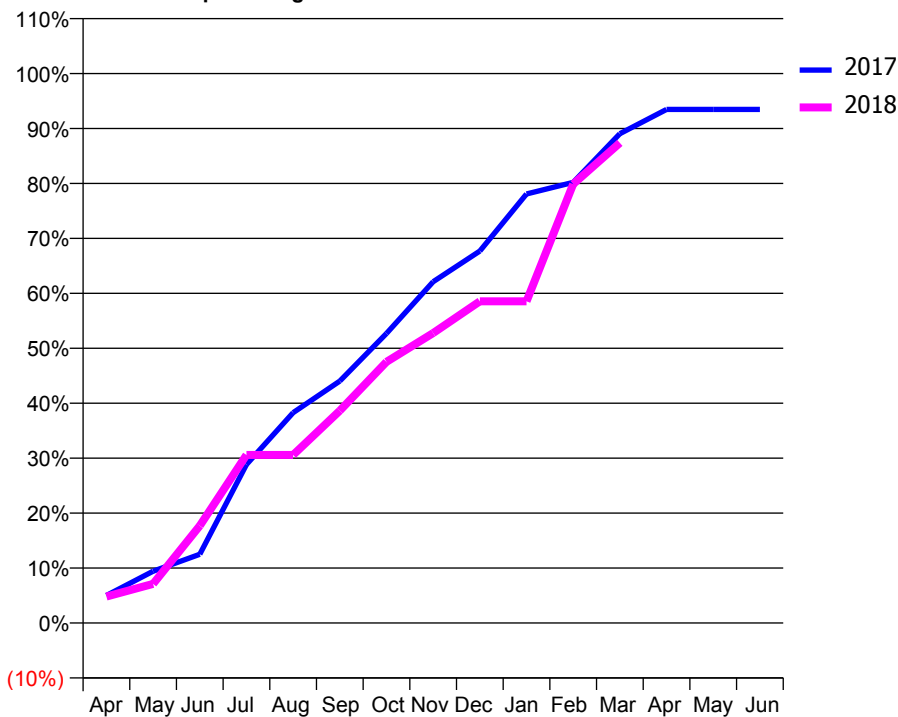
ACCESS*

Patients seen in 24 months	Total	Change since previous quarter
Quarter ending March 2017	247	
Quarter ending June 2017	248	→
Quarter ending September 2017	246	→
Quarter ending December 2017	236	↓
Quarter ending March 2018	239	→
Variance since March 2017	(3.2%)	↓



ACTIVITY

Cumulative percentage of contracted UDA delivered 2017 & 2018



Month	Adjusted Scheduled Activity (UDA)	
	2017	2018
April	26	25
May	49	37
June	65	92
July	150	159
August	199	159
September	229	201
October	274	247
November	323	274
December	352	304
January	406	304
February	417	415
March	463	454
April	486	
May	486	
June	486	

QUALITY

	Quantity	Base Number	Contract	AT	Region	England
% of FP17s for the same patient ID Re-attending within 3 months - Children	11	341	3.2%	10.3%	11.5%	11.9%
% of FP17s for the same patient ID Re-attending within 3 months - Adults	0	8	0.0%	14.7%	15.9%	16.0%
% of FP17s for the same patient ID Re-attending between 3 & 9 months - Children	222	341	65.1%	60.5%	60.6%	58.3%
% of FP17s for the same patient ID Re-attending between 3 & 9 months - Adults	5	8	62.5%	52.0%	51.6%	50.3%
% of FP17s for Band 1 Urgent Courses	2	336	0.6%	9.8%	9.5%	9.1%
% of FP17s Relating to Free Repair or Replacements	0	336	0.0%	0.6%	0.7%	0.8%
% of FP17s Relating to Continuations	2	336	0.6%	1.1%	1.0%	1.0%
% of Patients satisfied with the dentistry they have received	0	0	N/A	91.8%	92.0%	91.5%
% of Patients satisfied with the time they had to wait for an appointment	0	0	N/A	89.0%	88.1%	87.9%

* This is based on patients treated on this contract for their most recent course of treatment. Figures in italics indicate the base number of FP17s or Patient Questionnaire responses are less than 100. N/A is shown where the base number of responses is less than 10 during the period. % is calculated as Quantity/Base number*100

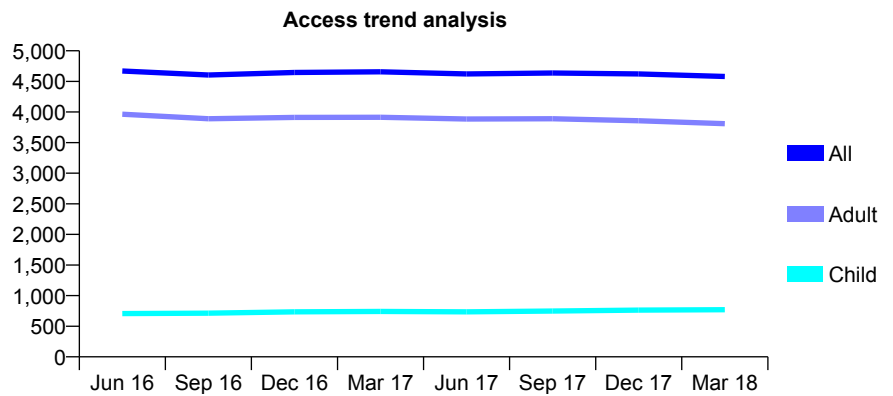
Q70 - Vital Signs At a Glance Contract Report for 183016/0001 - March 2018

Name or company name	Mr M R Alam
Contract type name	GDS Contract
Purpose of contract	General
Contract start date	01/11/2013
Contract end date	

17/18 Contracted general activity (UDA)	15,102
Carry forward general activity (UDA)	0
17/18 Contracted orthodontic activity (UOA)	0
Carry forward orthodontic activity (UOA)	0
Baseline contract value	£355,199.04

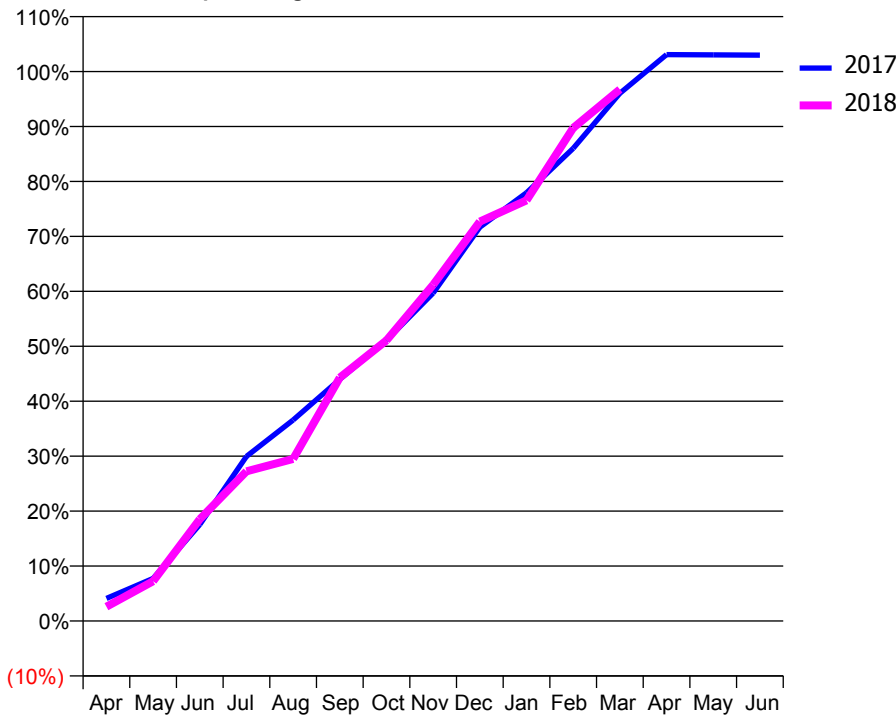
ACCESS*

Patients seen in 24 months	Total	Change since previous quarter
Quarter ending March 2017	4,656	
Quarter ending June 2017	4,622	→
Quarter ending September 2017	4,637	→
Quarter ending December 2017	4,621	→
Quarter ending March 2018	4,580	→
Variance since March 2017	(1.6%)	↓



ACTIVITY

Cumulative percentage of contracted UDA delivered 2017 & 2018



Month	Adjusted Scheduled Activity (UDA)	
	2017	2018
April	622	395
May	1,170	1,094
June	2,652	2,799
July	4,525	4,115
August	5,523	4,456
September	6,644	6,690
October	7,717	7,714
November	9,013	9,240
December	10,824	10,979
January	11,771	11,561
February	12,989	13,551
March	14,503	14,611
April	15,566	
May	15,559	
June	15,550	

QUALITY

	Quantity	Base Number	Contract	AT	Region	England
% of FP17s for the same patient ID Re-attending within 3 months - Children	48	1,188	4.0%	10.3%	11.5%	11.9%
% of FP17s for the same patient ID Re-attending within 3 months - Adults	648	5,468	11.9%	14.7%	15.9%	16.0%
% of FP17s for the same patient ID Re-attending between 3 & 9 months - Children	783	1,188	65.9%	60.5%	60.6%	58.3%
% of FP17s for the same patient ID Re-attending between 3 & 9 months - Adults	2,972	5,468	54.4%	52.0%	51.6%	50.3%
% of FP17s for Band 1 Urgent Courses	373	6,294	5.9%	9.8%	9.5%	9.1%
% of FP17s Relating to Free Repair or Replacements	79	6,294	1.3%	0.6%	0.7%	0.8%
% of FP17s Relating to Continuations	87	6,294	1.4%	1.1%	1.0%	1.0%
% of Patients satisfied with the dentistry they have received	1	3	N/A	91.8%	92.0%	91.5%
% of Patients satisfied with the time they had to wait for an appointment	3	3	N/A	89.0%	88.1%	87.9%

* This is based on patients treated on this contract for their most recent course of treatment. Figures in italics indicate the base number of FP17s or Patient Questionnaire responses are less than 100. N/A is shown where the base number of responses is less than 10 during the period. % is calculated as Quantity/Base number*100

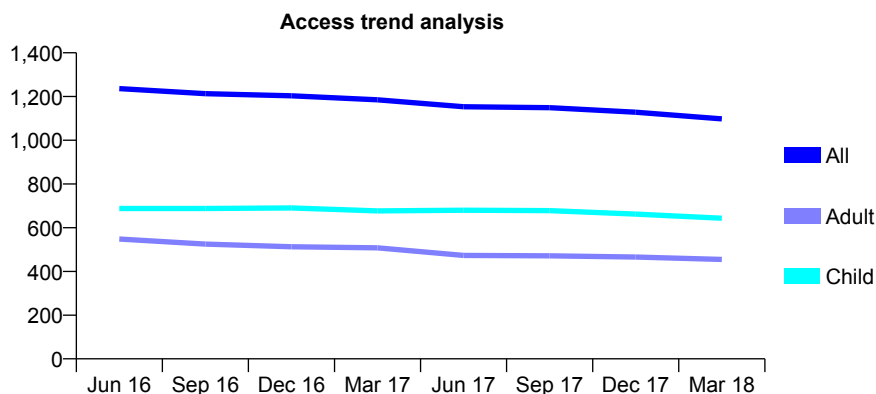
Q70 - Vital Signs At a Glance Contract Report for 183814/0001 - March 2018

Name or company name	St Francis Practice Ltd
Contract type name	GDS Contract
Purpose of contract	General
Contract start date	01/09/2007
Contract end date	

17/18 Contracted general activity (UDA)	3,000
Carry forward general activity (UDA)	0
17/18 Contracted orthodontic activity (UOA)	0
Carry forward orthodontic activity (UOA)	0
Baseline contract value	£70,685.27

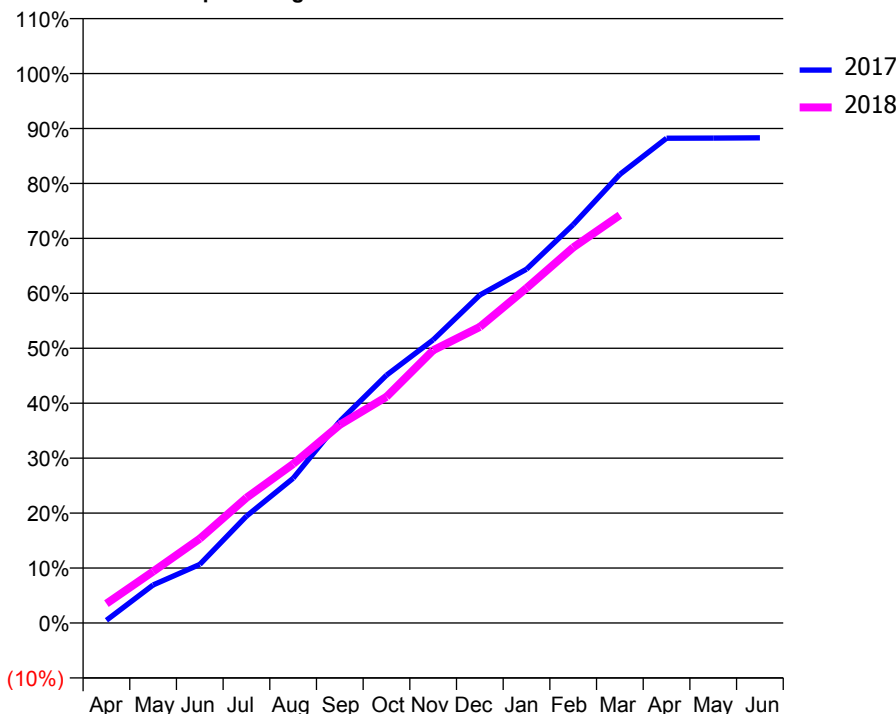
ACCESS*

Patients seen in 24 months	Total	Change since previous quarter
Quarter ending March 2017	1,185	
Quarter ending June 2017	1,153	↓
Quarter ending September 2017	1,149	→
Quarter ending December 2017	1,128	↓
Quarter ending March 2018	1,098	↓
Variance since March 2017	(7.3%)	↓



ACTIVITY

Cumulative percentage of contracted UDA delivered 2017 & 2018



Adjusted Scheduled Activity (UDA)

Month	2017	2018
April	15	106
May	208	282
June	320	461
July	584	684
August	790	868
September	1,102	1,082
October	1,353	1,235
November	1,546	1,489
December	1,791	1,616
January	1,932	1,829
February	2,175	2,050
March	2,449	2,227
April	2,647	
May	2,648	
June	2,649	

QUALITY

	Quantity	Base Number	Contract	AT	Region	England
% of FP17s for the same patient ID Re-attending within 3 months - Children	42	954	4.4%	10.3%	11.5%	11.9%
% of FP17s for the same patient ID Re-attending within 3 months - Adults	73	534	13.7%	14.7%	15.9%	16.0%
% of FP17s for the same patient ID Re-attending between 3 & 9 months - Children	570	954	59.7%	60.5%	60.6%	58.3%
% of FP17s for the same patient ID Re-attending between 3 & 9 months - Adults	289	534	54.1%	52.0%	51.6%	50.3%
% of FP17s for Band 1 Urgent Courses	80	1,408	5.7%	9.8%	9.5%	9.1%
% of FP17s Relating to Free Repair or Replacements	5	1,408	0.4%	0.6%	0.7%	0.8%
% of FP17s Relating to Continuations	1	1,408	0.1%	1.1%	1.0%	1.0%
% of Patients satisfied with the dentistry they have received	0	0	N/A	91.8%	92.0%	91.5%
% of Patients satisfied with the time they had to wait for an appointment	0	0	N/A	89.0%	88.1%	87.9%

* This is based on patients treated on this contract for their most recent course of treatment. Figures in italics indicate the base number of FP17s or Patient Questionnaire responses are less than 100. N/A is shown where the base number of responses is less than 10 during the period. % is calculated as Quantity/Base number*100

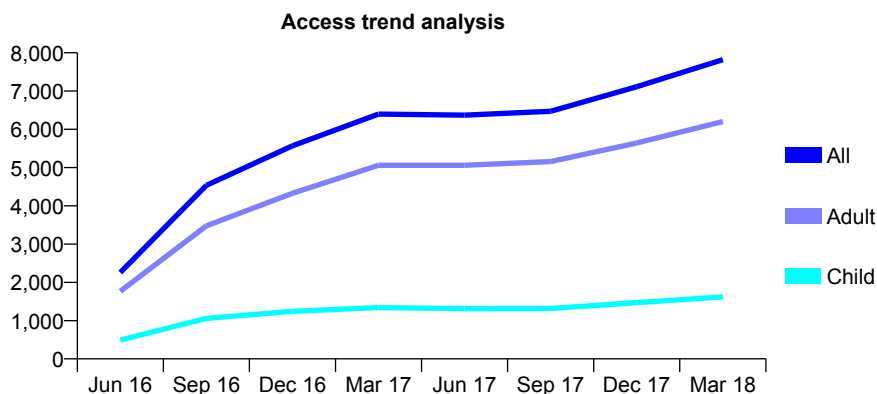
Q70 - Vital Signs At a Glance Contract Report for 185353/0001 - March 2018

Name or company name	Jonathan Mynors-Wallis, Jayne Mynors-Wa
Contract type name	GDS Contract
Purpose of contract	General
Contract start date	01/04/2016
Contract end date	

17/18 Contracted general activity (UDA)	20,108
Carry forward general activity (UDA)	0
17/18 Contracted orthodontic activity (UOA)	0
Carry forward orthodontic activity (UOA)	0
Baseline contract value	£597,375.57

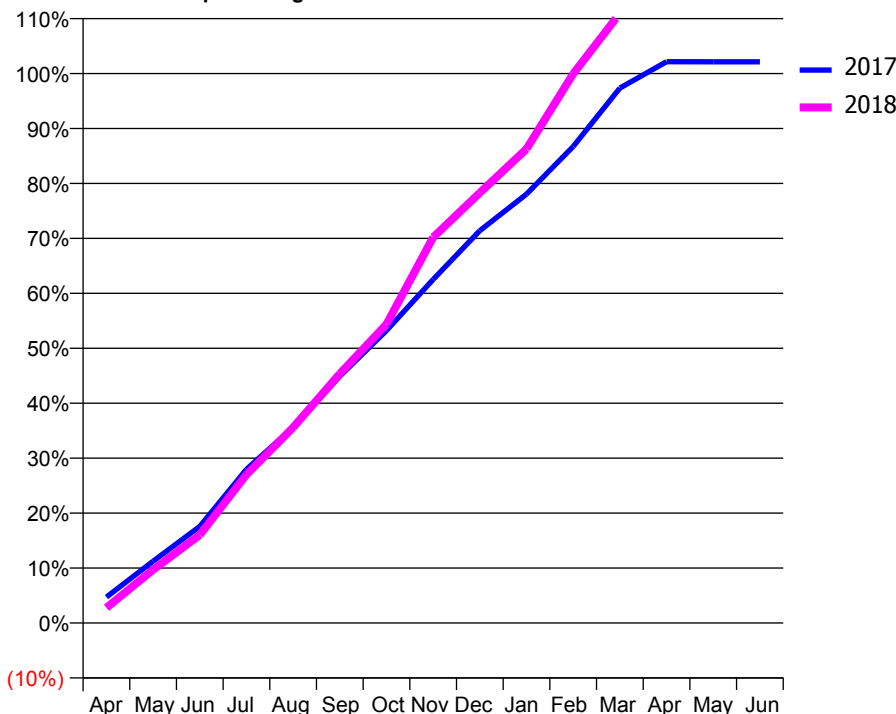
ACCESS*

Patients seen in 24 months	Total	Change since previous quarter
Quarter ending March 2017	6,399	
Quarter ending June 2017	6,371	→
Quarter ending September 2017	6,472	→
Quarter ending December 2017	7,112	↑
Quarter ending March 2018	7,822	↑
Variance since March 2017	22.2%	↑



ACTIVITY

Cumulative percentage of contracted UDA delivered 2017 & 2018



Month	Adjusted Scheduled Activity (UDA)	
	2017	2018
April	961	561
May	2,289	1,951
June	3,579	3,225
July	5,688	5,435
August	7,246	7,157
September	9,138	9,125
October	10,834	10,935
November	12,722	14,112
December	14,529	15,744
January	15,881	17,348
February	17,643	20,099
March	19,807	22,307
April	20,785	
May	20,782	
June	20,782	

QUALITY

	Quantity	Base Number	Contract	AT	Region	England
% of FP17s for the same patient ID Re-attending within 3 months - Children	168	2,550	6.6%	10.3%	11.5%	11.9%
% of FP17s for the same patient ID Re-attending within 3 months - Adults	1,296	9,158	14.2%	14.7%	15.9%	16.0%
% of FP17s for the same patient ID Re-attending between 3 & 9 months - Children	1,394	2,550	54.7%	60.5%	60.6%	58.3%
% of FP17s for the same patient ID Re-attending between 3 & 9 months - Adults	3,777	9,158	41.2%	52.0%	51.6%	50.3%
% of FP17s for Band 1 Urgent Courses	1,036	11,241	9.2%	9.8%	9.5%	9.1%
% of FP17s Relating to Free Repair or Replacements	244	11,241	2.2%	0.6%	0.7%	0.8%
% of FP17s Relating to Continuations	287	11,241	2.6%	1.1%	1.0%	1.0%
% of Patients satisfied with the dentistry they have received	17	17	100.0%	91.8%	92.0%	91.5%
% of Patients satisfied with the time they had to wait for an appointment	15	17	88.2%	89.0%	88.1%	87.9%

* This is based on patients treated on this contract for their most recent course of treatment. Figures in italics indicate the base number of FP17s or Patient Questionnaire responses are less than 100. N/A is shown where the base number of responses is less than 10 during the period. % is calculated as Quantity/Base number*100

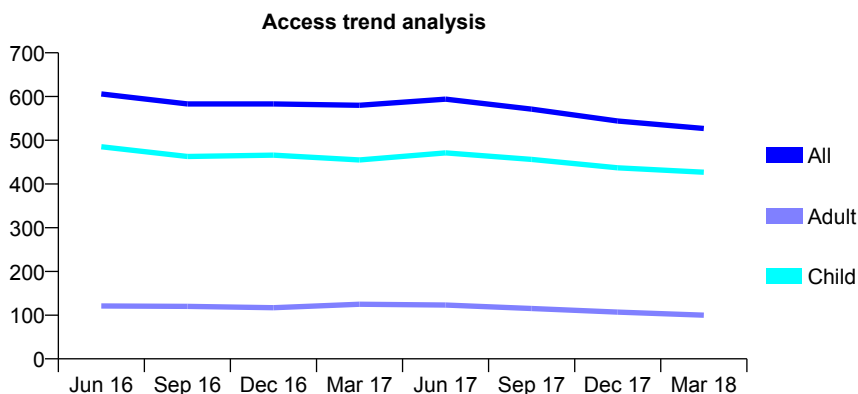
Q70 - Vital Signs At a Glance Contract Report for 185485/0001 - March 2018

Name or company name	Mr A M Setchell
Contract type name	GDS Contract
Purpose of contract	General
Contract start date	01/04/2012
Contract end date	

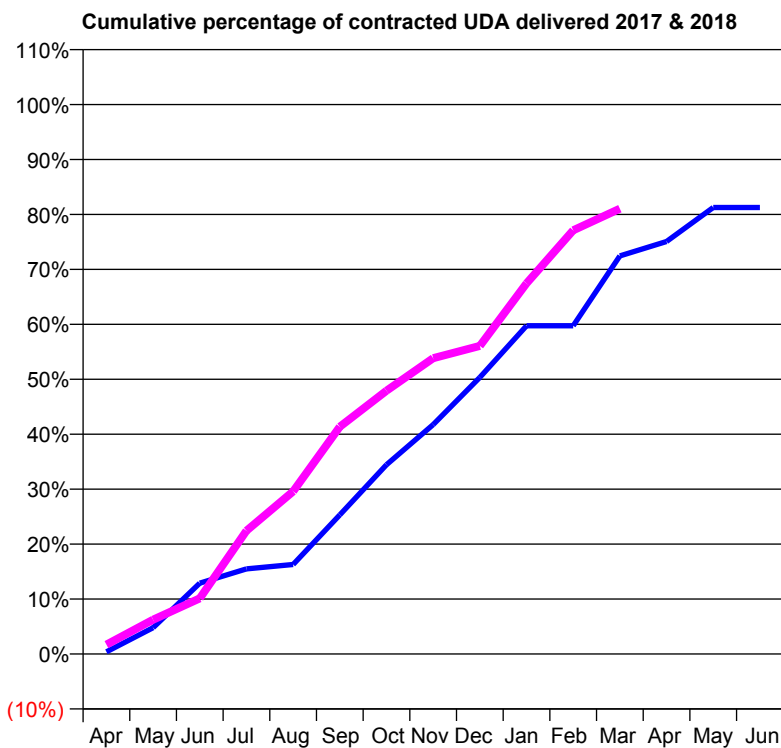
17/18 Contracted general activity (UDA)	1,000
Carry forward general activity (UDA)	0
17/18 Contracted orthodontic activity (UOA)	0
Carry forward orthodontic activity (UOA)	0
Baseline contract value	£23,718.22

ACCESS*

Patients seen in 24 months	Total	Change since previous quarter
Quarter ending March 2017	580	
Quarter ending June 2017	594	↑
Quarter ending September 2017	571	↓
Quarter ending December 2017	544	↓
Quarter ending March 2018	527	↓
Variance since March 2017	(9.1%)	↓



ACTIVITY



Month	Adjusted Scheduled Activity (UDA)	
	2017	2018
April	4	17
May	48	62
June	129	101
July	155	224
August	163	296
September	253	414
October	344	479
November	417	538
December	503	561
January	597	674
February	597	771
March	724	810
April	751	
May	813	
June	813	

QUALITY

	Quantity	Base Number	Contract	AT	Region	England
% of FP17s for the same patient ID Re-attending within 3 months - Children	43	612	7.0%	10.3%	11.5%	11.9%
% of FP17s for the same patient ID Re-attending within 3 months - Adults	7	62	11.3%	14.7%	15.9%	16.0%
% of FP17s for the same patient ID Re-attending between 3 & 9 months - Children	322	612	52.6%	60.5%	60.6%	58.3%
% of FP17s for the same patient ID Re-attending between 3 & 9 months - Adults	29	62	46.8%	52.0%	51.6%	50.3%
% of FP17s for Band 1 Urgent Courses	27	615	4.4%	9.8%	9.5%	9.1%
% of FP17s Relating to Free Repair or Replacements	0	615	0.0%	0.6%	0.7%	0.8%
% of FP17s Relating to Continuations	1	615	0.2%	1.1%	1.0%	1.0%
% of Patients satisfied with the dentistry they have received	1	1	N/A	91.8%	92.0%	91.5%
% of Patients satisfied with the time they had to wait for an appointment	1	1	N/A	89.0%	88.1%	87.9%

* This is based on patients treated on this contract for their most recent course of treatment. Figures in italics indicate the base number of FP17s or Patient Questionnaire responses are less than 100. N/A is shown where the base number of responses is less than 10 during the period. % is calculated as Quantity/Base number*100

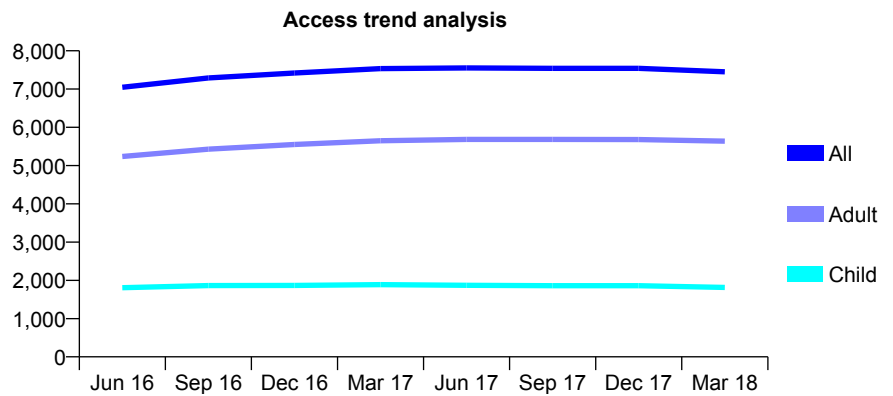
Q70 - Vital Signs At a Glance Contract Report for 185523/0001 - March 2018

Name or company name	Gull Coppice Dental Practice Partnership
Contract type name	GDS Contract
Purpose of contract	General
Contract start date	01/05/2015
Contract end date	

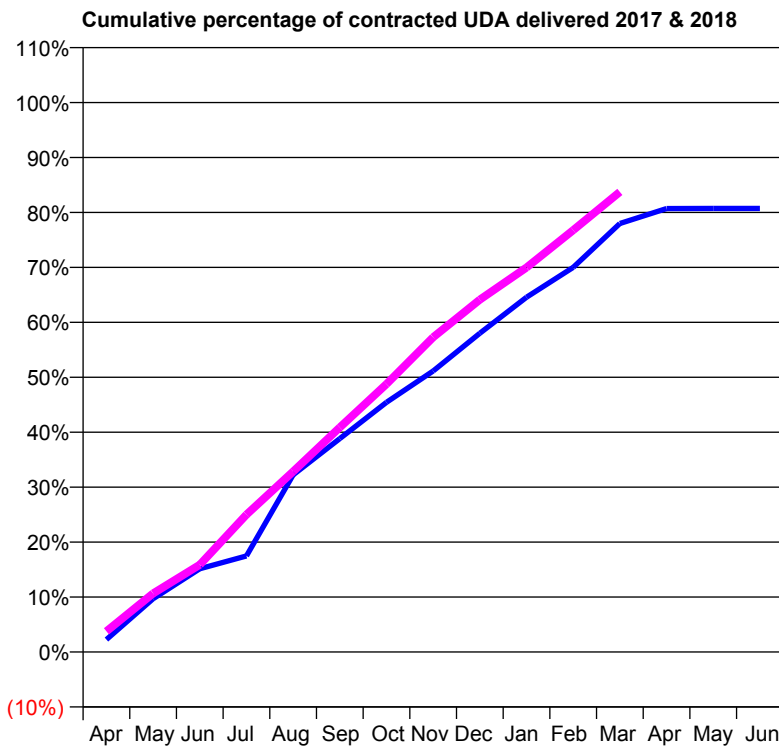
17/18 Contracted general activity (UDA)	23,300
Carry forward general activity (UDA)	0
17/18 Contracted orthodontic activity (UOA)	0
Carry forward orthodontic activity (UOA)	0
Baseline contract value	£610,008.24

ACCESS*

Patients seen in 24 months	Total	Change since previous quarter
Quarter ending March 2017	7,534	
Quarter ending June 2017	7,553	→
Quarter ending September 2017	7,542	→
Quarter ending December 2017	7,541	→
Quarter ending March 2018	7,451	↓
Variance since March 2017	(1.1%)	↓



ACTIVITY



Month	Adjusted Scheduled Activity (UDA)	
	2017	2018
April	588	877
May	2,500	2,483
June	3,909	3,699
July	4,512	5,826
August	8,320	7,654
September	10,020	9,527
October	11,724	11,362
November	13,196	13,345
December	14,967	14,939
January	16,659	16,302
February	18,062	17,888
March	20,116	19,510
April	20,820	
May	20,824	
June	20,824	

QUALITY

	Quantity	Base Number	Contract	AT	Region	England
% of FP17s for the same patient ID Re-attending within 3 months - Children	107	2,512	4.3%	10.3%	11.5%	11.9%
% of FP17s for the same patient ID Re-attending within 3 months - Adults	665	7,678	8.7%	14.7%	15.9%	16.0%
% of FP17s for the same patient ID Re-attending between 3 & 9 months - Children	1,307	2,512	52.0%	60.5%	60.6%	58.3%
% of FP17s for the same patient ID Re-attending between 3 & 9 months - Adults	4,271	7,678	55.6%	52.0%	51.6%	50.3%
% of FP17s for Band 1 Urgent Courses	355	9,831	3.6%	9.8%	9.5%	9.1%
% of FP17s Relating to Free Repair or Replacements	61	9,831	0.6%	0.6%	0.7%	0.8%
% of FP17s Relating to Continuations	178	9,831	1.8%	1.1%	1.0%	1.0%
% of Patients satisfied with the dentistry they have received	5	5	N/A	91.8%	92.0%	91.5%
% of Patients satisfied with the time they had to wait for an appointment	5	5	N/A	89.0%	88.1%	87.9%

* This is based on patients treated on this contract for their most recent course of treatment. Figures in italics indicate the base number of FP17s or Patient Questionnaire responses are less than 100. N/A is shown where the base number of responses is less than 10 during the period. % is calculated as Quantity/Base number*100

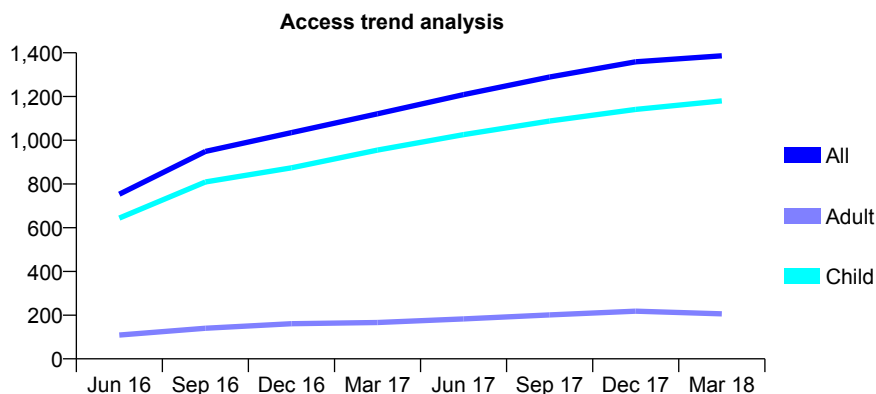
Q70 - Vital Signs At a Glance Contract Report for 186406/0001 - March 2018

Name or company name	Clear Dentistry
Contract type name	GDS Contract
Purpose of contract	General
Contract start date	04/01/2016
Contract end date	

17/18 Contracted general activity (UDA)	3,800
Carry forward general activity (UDA)	0
17/18 Contracted orthodontic activity (UOA)	0
Carry forward orthodontic activity (UOA)	0
Baseline contract value	£83,153.74

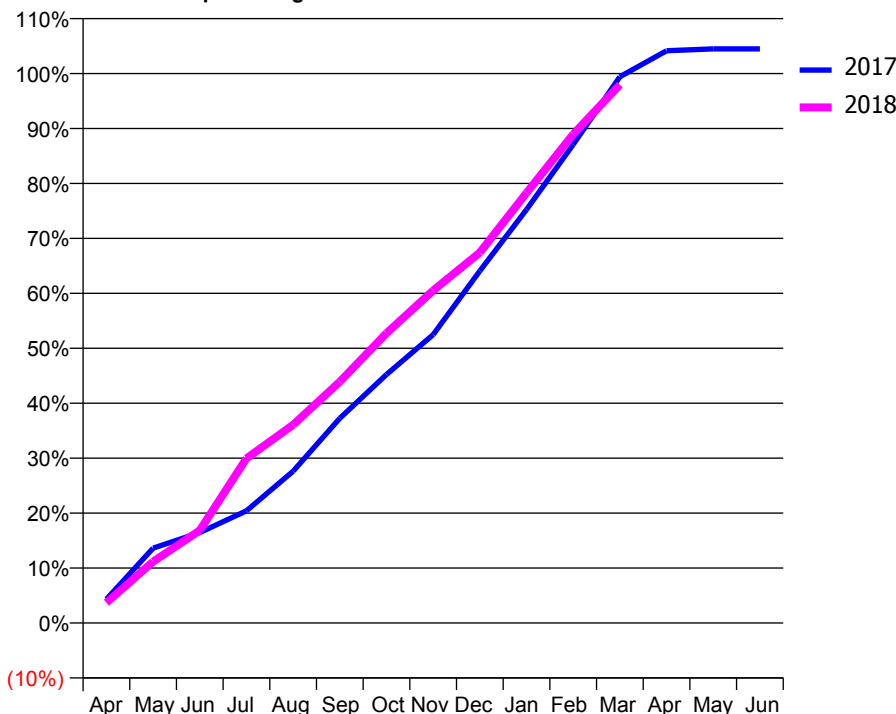
ACCESS*

Patients seen in 24 months	Total	Change since previous quarter
Quarter ending March 2017	1,121	
Quarter ending June 2017	1,209	↑
Quarter ending September 2017	1,289	↑
Quarter ending December 2017	1,359	↑
Quarter ending March 2018	1,386	→
Variance since March 2017	23.6%	↑



ACTIVITY

Cumulative percentage of contracted UDA delivered 2017 & 2018



Month	Adjusted Scheduled Activity (UDA)	
	2017	2018
April	165	140
May	517	425
June	626	640
July	776	1,138
August	1,049	1,371
September	1,416	1,668
October	1,718	2,005
November	1,994	2,300
December	2,435	2,562
January	2,859	2,974
February	3,309	3,380
March	3,777	3,722
April	3,957	
May	3,970	
June	3,970	

QUALITY

	Quantity	Base Number	Contract	AT	Region	England
% of FP17s for the same patient ID Re-attending within 3 months - Children	136	2,029	6.7%	10.3%	11.5%	11.9%
% of FP17s for the same patient ID Re-attending within 3 months - Adults	42	208	20.2%	14.7%	15.9%	16.0%
% of FP17s for the same patient ID Re-attending between 3 & 9 months - Children	1,308	2,029	64.5%	60.5%	60.6%	58.3%
% of FP17s for the same patient ID Re-attending between 3 & 9 months - Adults	141	208	67.8%	52.0%	51.6%	50.3%
% of FP17s for Band 1 Urgent Courses	77	2,159	3.6%	9.8%	9.5%	9.1%
% of FP17s Relating to Free Repair or Replacements	1	2,159	0.0%	0.6%	0.7%	0.8%
% of FP17s Relating to Continuations	0	2,159	0.0%	1.1%	1.0%	1.0%
% of Patients satisfied with the dentistry they have received	1	1	N/A	91.8%	92.0%	91.5%
% of Patients satisfied with the time they had to wait for an appointment	1	1	N/A	89.0%	88.1%	87.9%

* This is based on patients treated on this contract for their most recent course of treatment. Figures in italics indicate the base number of FP17s or Patient Questionnaire responses are less than 100. N/A is shown where the base number of responses is less than 10 during the period. % is calculated as Quantity/Base number*100

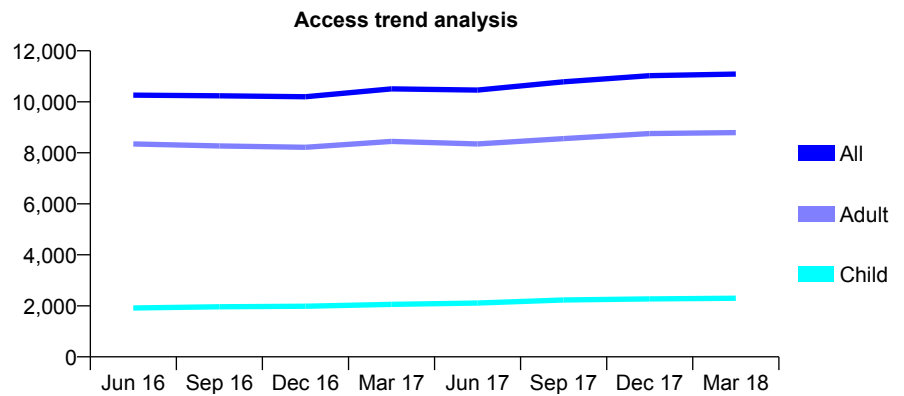
Q70 - Vital Signs At a Glance Contract Report for 186511/0001 - March 2018

Name or company name	Iosis Clinic Ltd
Contract type name	GDS Contract
Purpose of contract	General
Contract start date	06/09/2010
Contract end date	

17/18 Contracted general activity (UDA)	26,613
Carry forward general activity (UDA)	639
17/18 Contracted orthodontic activity (UOA)	0
Carry forward orthodontic activity (UOA)	0
Baseline contract value	£1,365,952.33

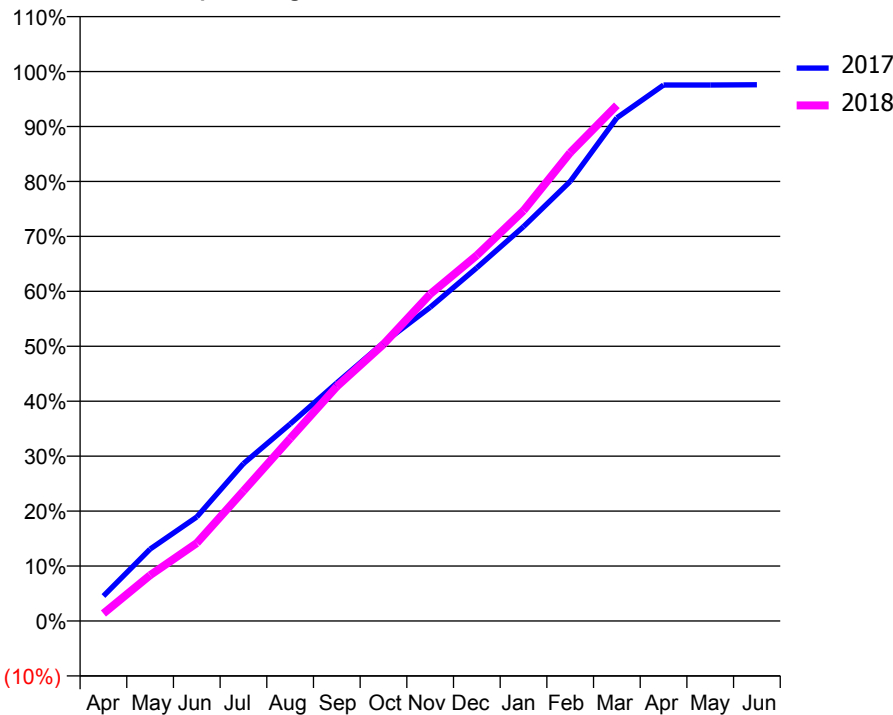
ACCESS*

Patients seen in 24 months	Total	Change since previous quarter
Quarter ending March 2017	10,506	
Quarter ending June 2017	10,460	→
Quarter ending September 2017	10,786	↑
Quarter ending December 2017	11,027	↑
Quarter ending March 2018	11,088	→
Variance since March 2017	5.5%	↑



ACTIVITY

Cumulative percentage of contracted UDA delivered 2017 & 2018



Month	Adjusted Scheduled Activity (UDA)	
	2017	2018
April	1,210	363
May	3,484	2,220
June	5,040	3,776
July	7,624	6,301
August	9,544	8,838
September	11,532	11,356
October	13,476	13,403
November	15,193	15,834
December	17,113	17,711
January	19,101	19,872
February	21,289	22,687
March	24,367	24,975
April	25,957	
May	25,959	
June	25,973	

QUALITY

	Quantity	Base Number	Contract	AT	Region	England
% of FP17s for the same patient ID Re-attending within 3 months - Children	215	3,289	6.5%	10.3%	11.5%	11.9%
% of FP17s for the same patient ID Re-attending within 3 months - Adults	1,762	11,097	15.9%	14.7%	15.9%	16.0%
% of FP17s for the same patient ID Re-attending between 3 & 9 months - Children	1,765	3,289	53.7%	60.5%	60.6%	58.3%
% of FP17s for the same patient ID Re-attending between 3 & 9 months - Adults	4,400	11,097	39.7%	52.0%	51.6%	50.3%
% of FP17s for Band 1 Urgent Courses	2,751	13,783	20.0%	9.8%	9.5%	9.1%
% of FP17s Relating to Free Repair or Replacements	73	13,783	0.5%	0.6%	0.7%	0.8%
% of FP17s Relating to Continuations	136	13,783	1.0%	1.1%	1.0%	1.0%
% of Patients satisfied with the dentistry they have received	17	17	100.0%	91.8%	92.0%	91.5%
% of Patients satisfied with the time they had to wait for an appointment	15	17	88.2%	89.0%	88.1%	87.9%

* This is based on patients treated on this contract for their most recent course of treatment. Figures in italics indicate the base number of FP17s or Patient Questionnaire responses are less than 100. N/A is shown where the base number of responses is less than 10 during the period. % is calculated as Quantity/Base number*100

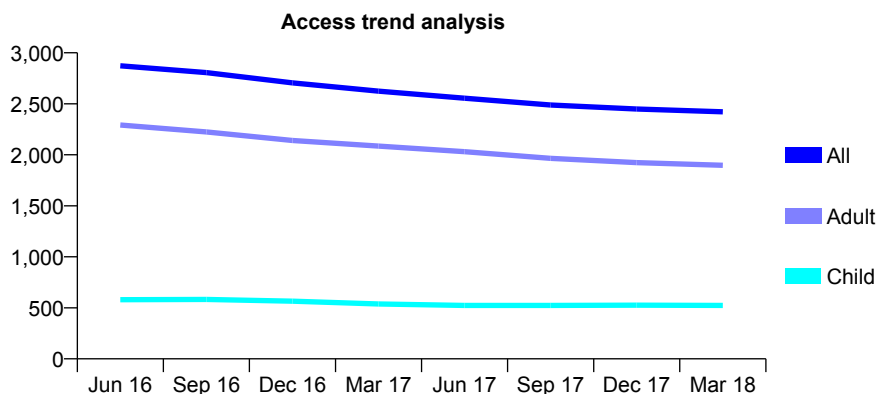
Q70 - Vital Signs At a Glance Contract Report for 187291/0001 - March 2018

Name or company name	Karami & Motamedi
Contract type name	GDS Contract
Purpose of contract	General
Contract start date	01/02/2014
Contract end date	

17/18 Contracted general activity (UDA)	7,262
Carry forward general activity (UDA)	-100
17/18 Contracted orthodontic activity (UOA)	0
Carry forward orthodontic activity (UOA)	0
Baseline contract value	£163,104.82

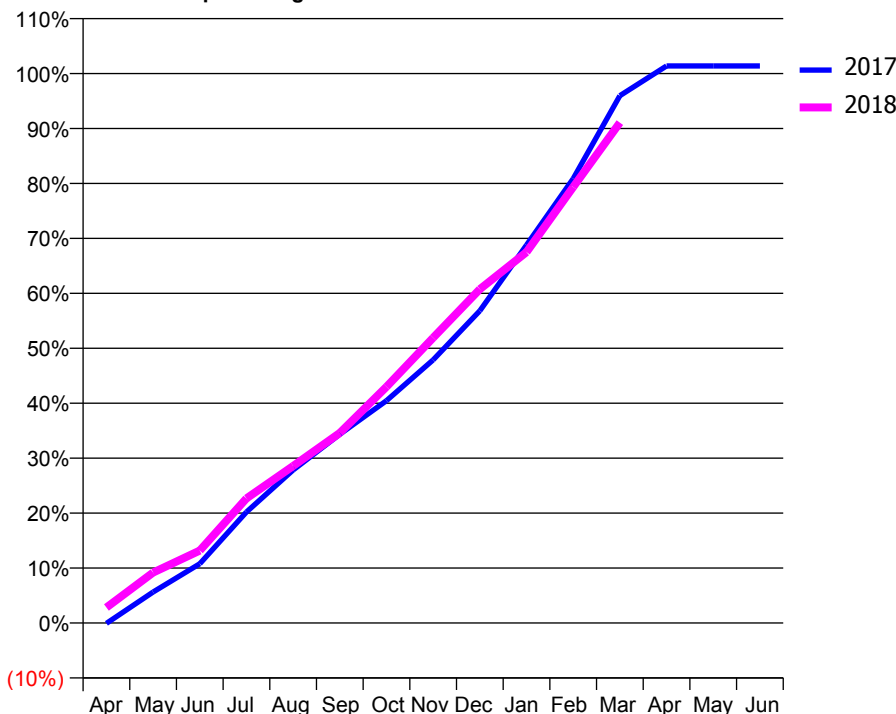
ACCESS*

Patients seen in 24 months	Total	Change since previous quarter
Quarter ending March 2017	2,624	
Quarter ending June 2017	2,555	↓
Quarter ending September 2017	2,488	↓
Quarter ending December 2017	2,449	↓
Quarter ending March 2018	2,422	↓
Variance since March 2017	(7.7%)	↓



ACTIVITY

Cumulative percentage of contracted UDA delivered 2017 & 2018



Month	Adjusted Scheduled Activity (UDA)	
	2017	2018
April	-6	205
May	410	668
June	783	957
July	1,467	1,647
August	2,022	2,076
September	2,494	2,513
October	2,938	3,122
November	3,478	3,770
December	4,127	4,412
January	4,995	4,902
February	5,873	5,762
March	6,969	6,612
April	7,362	
May	7,362	
June	7,362	

QUALITY

	Quantity	Base Number	Contract	AT	Region	England
% of FP17s for the same patient ID Re-attending within 3 months - Children	30	666	4.5%	10.3%	11.5%	11.9%
% of FP17s for the same patient ID Re-attending within 3 months - Adults	395	2,565	15.4%	14.7%	15.9%	16.0%
% of FP17s for the same patient ID Re-attending between 3 & 9 months - Children	284	666	42.6%	60.5%	60.6%	58.3%
% of FP17s for the same patient ID Re-attending between 3 & 9 months - Adults	1,145	2,565	44.6%	52.0%	51.6%	50.3%
% of FP17s for Band 1 Urgent Courses	362	3,080	11.8%	9.8%	9.5%	9.1%
% of FP17s Relating to Free Repair or Replacements	3	3,080	0.1%	0.6%	0.7%	0.8%
% of FP17s Relating to Continuations	15	3,080	0.5%	1.1%	1.0%	1.0%
% of Patients satisfied with the dentistry they have received	2	2	N/A	91.8%	92.0%	91.5%
% of Patients satisfied with the time they had to wait for an appointment	2	2	N/A	89.0%	88.1%	87.9%

* This is based on patients treated on this contract for their most recent course of treatment. Figures in italics indicate the base number of FP17s or Patient Questionnaire responses are less than 100. N/A is shown where the base number of responses is less than 10 during the period. % is calculated as Quantity/Base number*100

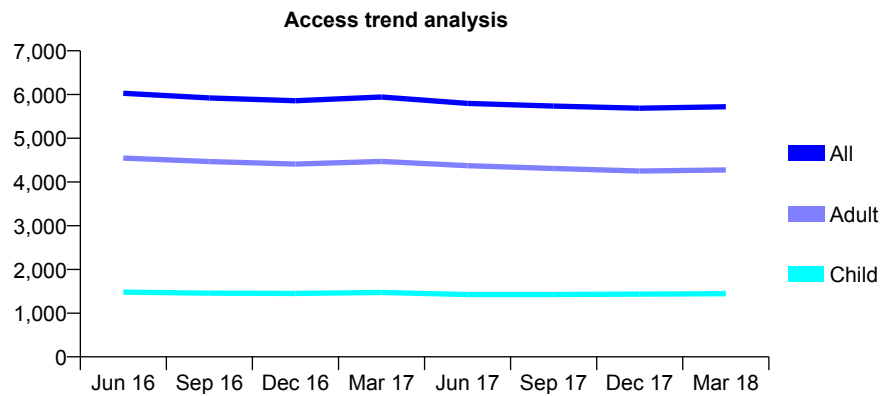
Q70 - Vital Signs At a Glance Contract Report for 187453/0001 - March 2018

Name or company name	Chalet Hill Dental Centre
Contract type name	GDS Contract
Purpose of contract	General
Contract start date	01/01/2013
Contract end date	

17/18 Contracted general activity (UDA)	20,000
Carry forward general activity (UDA)	0
17/18 Contracted orthodontic activity (UOA)	0
Carry forward orthodontic activity (UOA)	0
Baseline contract value	£482,698.96

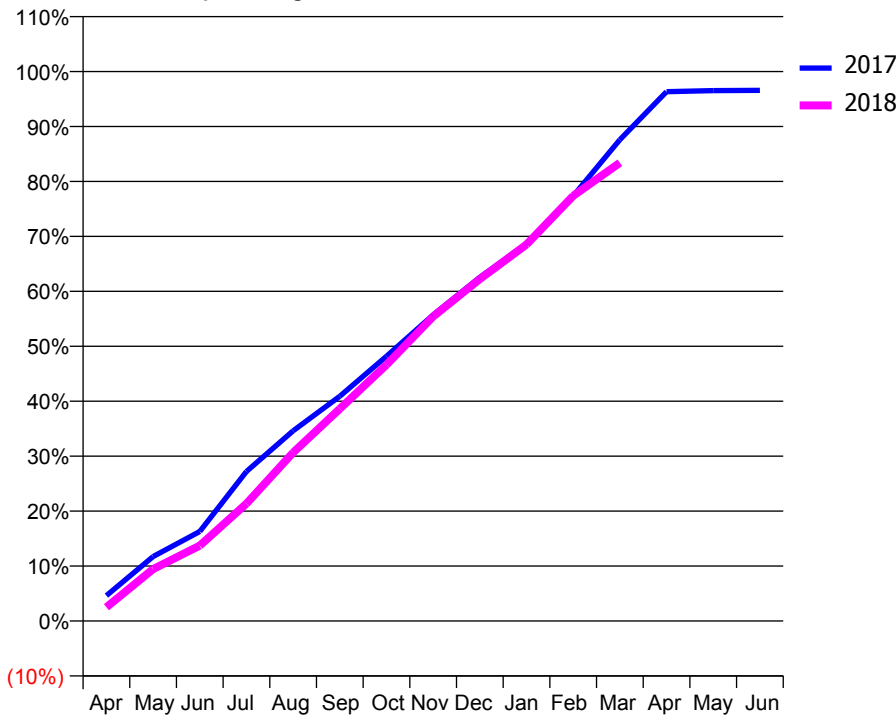
ACCESS*

Patients seen in 24 months	Total	Change since previous quarter
Quarter ending March 2017	5,942	
Quarter ending June 2017	5,798	↓
Quarter ending September 2017	5,735	↓
Quarter ending December 2017	5,686	→
Quarter ending March 2018	5,719	→
Variance since March 2017	(3.8%)	↓



ACTIVITY

Cumulative percentage of contracted UDA delivered 2017 & 2018



Month	Adjusted Scheduled Activity (UDA)	
	2017	2018
April	924	502
May	2,347	1,890
June	3,258	2,744
July	5,443	4,271
August	6,924	6,133
September	8,180	7,725
October	9,637	9,324
November	11,142	11,081
December	12,511	12,449
January	13,723	13,705
February	15,468	15,476
March	17,517	16,680
April	19,267	
May	19,303	
June	19,315	

QUALITY

	Quantity	Base Number	Contract	AT	Region	England
% of FP17s for the same patient ID Re-attending within 3 months - Children	258	2,192	11.8%	10.3%	11.5%	11.9%
% of FP17s for the same patient ID Re-attending within 3 months - Adults	843	6,002	14.0%	14.7%	15.9%	16.0%
% of FP17s for the same patient ID Re-attending between 3 & 9 months - Children	1,273	2,192	58.1%	60.5%	60.6%	58.3%
% of FP17s for the same patient ID Re-attending between 3 & 9 months - Adults	3,363	6,002	56.0%	52.0%	51.6%	50.3%
% of FP17s for Band 1 Urgent Courses	591	7,659	7.7%	9.8%	9.5%	9.1%
% of FP17s Relating to Free Repair or Replacements	61	7,659	0.8%	0.6%	0.7%	0.8%
% of FP17s Relating to Continuations	24	7,659	0.3%	1.1%	1.0%	1.0%
% of Patients satisfied with the dentistry they have received	5	5	N/A	91.8%	92.0%	91.5%
% of Patients satisfied with the time they had to wait for an appointment	5	5	N/A	89.0%	88.1%	87.9%

* This is based on patients treated on this contract for their most recent course of treatment. Figures in italics indicate the base number of FP17s or Patient Questionnaire responses are less than 100. N/A is shown where the base number of responses is less than 10 during the period. % is calculated as Quantity/Base number*100

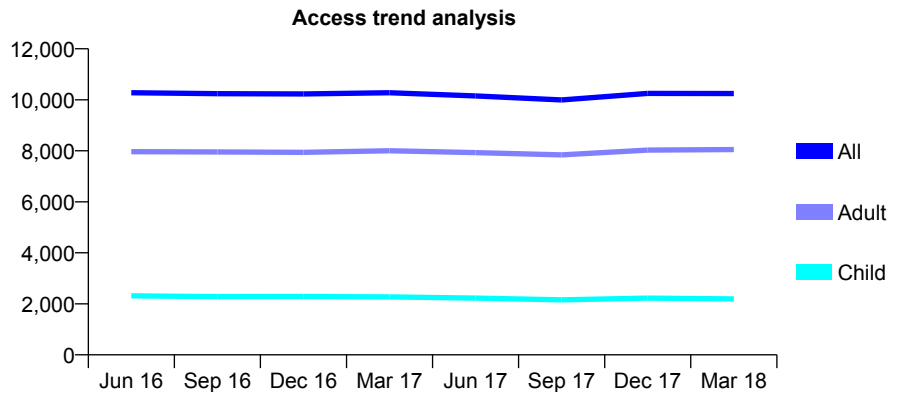
Q70 - Vital Signs At a Glance Contract Report for 188530/0001 - March 2018

Name or company name	Dr Elaine Weaver
Contract type name	GDS Contract
Purpose of contract	General
Contract start date	01/04/2009
Contract end date	

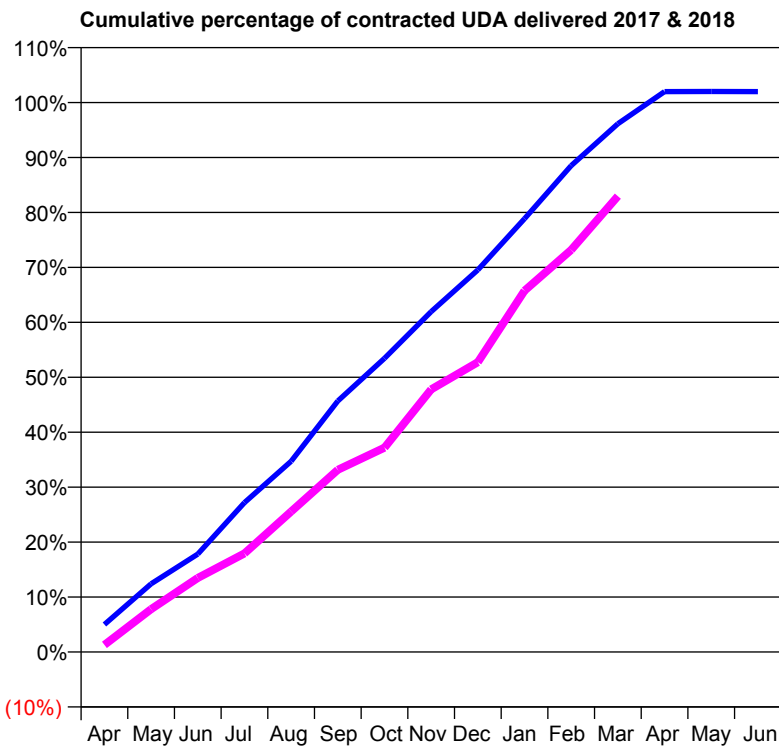
17/18 Contracted general activity (UDA)	26,437
Carry forward general activity (UDA)	0
17/18 Contracted orthodontic activity (UOA)	0
Carry forward orthodontic activity (UOA)	0
Baseline contract value	£832,239.11

ACCESS*

Patients seen in 24 months	Total	Change since previous quarter
Quarter ending March 2017	10,277	
Quarter ending June 2017	10,154	↓
Quarter ending September 2017	9,997	↓
Quarter ending December 2017	10,251	↑
Quarter ending March 2018	10,245	→
Variance since March 2017	(0.3%)	→



ACTIVITY



Month	Adjusted Scheduled Activity (UDA)	
	2017	2018
April	1,327	343
May	3,282	2,064
June	4,713	3,563
July	7,188	4,745
August	9,176	6,760
September	12,080	8,764
October	14,129	9,832
November	16,373	12,636
December	18,383	13,946
January	20,845	17,380
February	23,400	19,349
March	25,412	21,933
April	26,963	
May	26,964	
June	26,963	

QUALITY

	Quantity	Base Number	Contract	AT	Region	England
% of FP17s for the same patient ID Re-attending within 3 months - Children	209	3,168	6.6%	10.3%	11.5%	11.9%
% of FP17s for the same patient ID Re-attending within 3 months - Adults	1,637	11,199	14.6%	14.7%	15.9%	16.0%
% of FP17s for the same patient ID Re-attending between 3 & 9 months - Children	1,618	3,168	51.1%	60.5%	60.6%	58.3%
% of FP17s for the same patient ID Re-attending between 3 & 9 months - Adults	4,854	11,199	43.3%	52.0%	51.6%	50.3%
% of FP17s for Band 1 Urgent Courses	1,111	13,492	8.2%	9.8%	9.5%	9.1%
% of FP17s Relating to Free Repair or Replacements	106	13,492	0.8%	0.6%	0.7%	0.8%
% of FP17s Relating to Continuations	139	13,492	1.0%	1.1%	1.0%	1.0%
% of Patients satisfied with the dentistry they have received	8	8	N/A	91.8%	92.0%	91.5%
% of Patients satisfied with the time they had to wait for an appointment	8	8	N/A	89.0%	88.1%	87.9%

* This is based on patients treated on this contract for their most recent course of treatment. Figures in italics indicate the base number of FP17s or Patient Questionnaire responses are less than 100. N/A is shown where the base number of responses is less than 10 during the period. % is calculated as Quantity/Base number*100

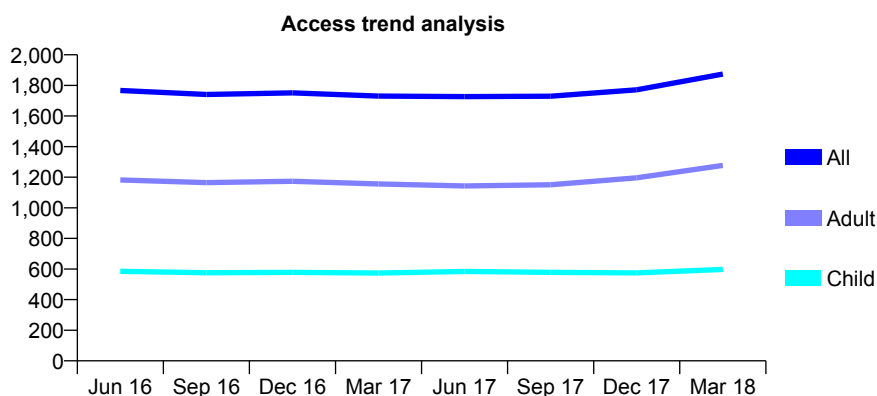
Q70 - Vital Signs At a Glance Contract Report for 190195/0006 - March 2018

Name or company name	Xeon Smiles UK Ltd
Contract type name	GDS Contract
Purpose of contract	General and Orthodontic
Contract start date	09/06/2008
Contract end date	

17/18 Contracted general activity (UDA)	4,501
Carry forward general activity (UDA)	0
17/18 Contracted orthodontic activity (UOA)	240
Carry forward orthodontic activity (UOA)	0
Baseline contract value	£119,695.57

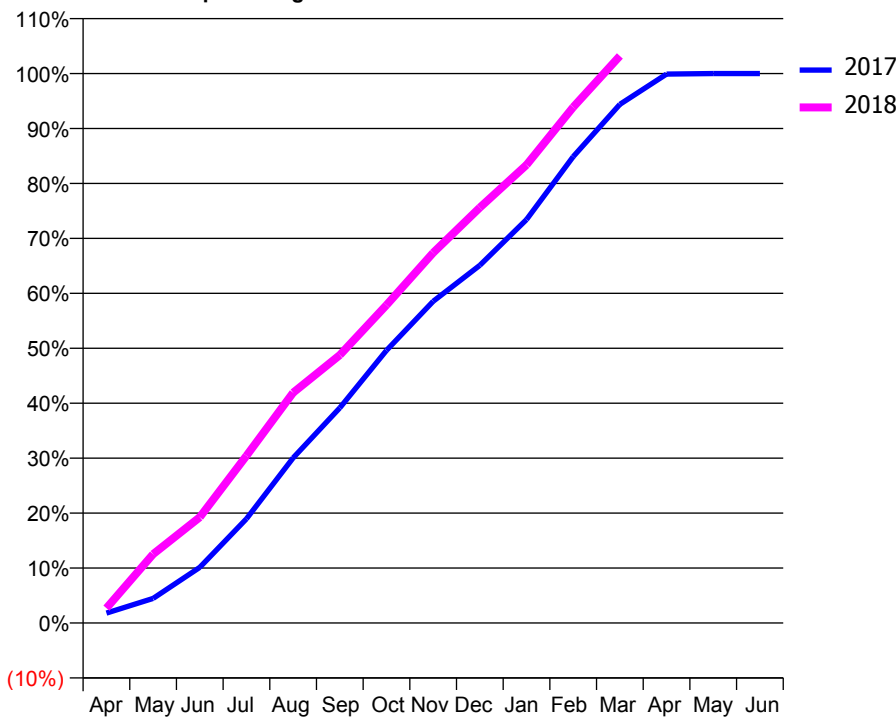
ACCESS*

Patients seen in 24 months	Total	Change since previous quarter
Quarter ending March 2017	1,730	
Quarter ending June 2017	1,727	→
Quarter ending September 2017	1,729	→
Quarter ending December 2017	1,771	↑
Quarter ending March 2018	1,874	↑
Variance since March 2017	8.3%	↑



ACTIVITY

Cumulative percentage of contracted UDA delivered 2017 & 2018



Month	Adjusted Scheduled Activity (UDA)	
	2017	2018
April	81	121
May	201	564
June	456	867
July	854	1,370
August	1,353	1,887
September	1,762	2,195
October	2,234	2,605
November	2,635	3,032
December	2,930	3,403
January	3,304	3,753
February	3,820	4,225
March	4,249	4,645
April	4,497	
May	4,501	
June	4,501	

QUALITY

	Quantity	Base Number	Contract	AT	Region	England
% of FP17s for the same patient ID Re-attending within 3 months - Children	55	935	5.9%	10.3%	11.5%	11.9%
% of FP17s for the same patient ID Re-attending within 3 months - Adults	219	1,815	12.1%	14.7%	15.9%	16.0%
% of FP17s for the same patient ID Re-attending between 3 & 9 months - Children	611	935	65.3%	60.5%	60.6%	58.3%
% of FP17s for the same patient ID Re-attending between 3 & 9 months - Adults	1,045	1,815	57.6%	52.0%	51.6%	50.3%
% of FP17s for Band 1 Urgent Courses	183	2,630	7.0%	9.8%	9.5%	9.1%
% of FP17s Relating to Free Repair or Replacements	16	2,630	0.6%	0.6%	0.7%	0.8%
% of FP17s Relating to Continuations	14	2,630	0.5%	1.1%	1.0%	1.0%
% of Patients satisfied with the dentistry they have received	3	4	N/A	91.8%	92.0%	91.5%
% of Patients satisfied with the time they had to wait for an appointment	4	4	N/A	89.0%	88.1%	87.9%

* This is based on patients treated on this contract for their most recent course of treatment. Figures in italics indicate the base number of FP17s or Patient Questionnaire responses are less than 100. N/A is shown where the base number of responses is less than 10 during the period. % is calculated as Quantity/Base number*100

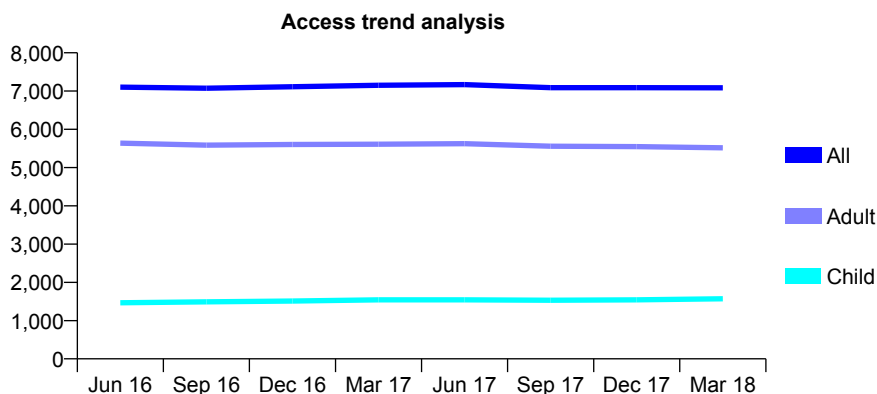
Q70 - Vital Signs At a Glance Contract Report for 190233/0001 - March 2018

Name or company name	Dentalcare Limited
Contract type name	GDS Contract
Purpose of contract	General
Contract start date	13/12/2010
Contract end date	

17/18 Contracted general activity (UDA)	19,865
Carry forward general activity (UDA)	0
17/18 Contracted orthodontic activity (UOA)	0
Carry forward orthodontic activity (UOA)	0
Baseline contract value	£484,699.96

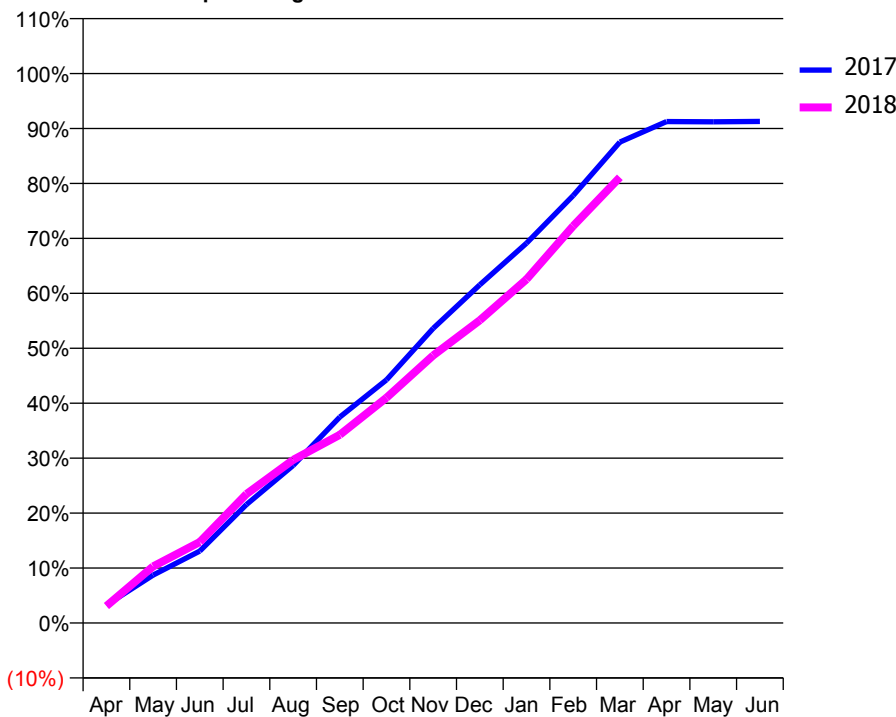
ACCESS*

Patients seen in 24 months	Total	Change since previous quarter
Quarter ending March 2017	7,152	
Quarter ending June 2017	7,167	→
Quarter ending September 2017	7,089	↓
Quarter ending December 2017	7,087	→
Quarter ending March 2018	7,084	→
Variance since March 2017	(1.0%)	→



ACTIVITY

Cumulative percentage of contracted UDA delivered 2017 & 2018



Month	Adjusted Scheduled Activity (UDA)	
	2017	2018
April	647	617
May	1,734	2,047
June	2,602	2,927
July	4,285	4,664
August	5,697	5,896
September	7,445	6,803
October	8,790	8,142
November	10,649	9,674
December	12,226	10,945
January	13,732	12,426
February	15,455	14,356
March	17,386	16,115
April	18,126	
May	18,116	
June	18,131	

QUALITY

	Quantity	Base Number	Contract	AT	Region	England
% of FP17s for the same patient ID Re-attending within 3 months - Children	122	2,259	5.4%	10.3%	11.5%	11.9%
% of FP17s for the same patient ID Re-attending within 3 months - Adults	681	7,028	9.7%	14.7%	15.9%	16.0%
% of FP17s for the same patient ID Re-attending between 3 & 9 months - Children	1,407	2,259	62.3%	60.5%	60.6%	58.3%
% of FP17s for the same patient ID Re-attending between 3 & 9 months - Adults	3,763	7,028	53.5%	52.0%	51.6%	50.3%
% of FP17s for Band 1 Urgent Courses	725	8,940	8.1%	9.8%	9.5%	9.1%
% of FP17s Relating to Free Repair or Replacements	28	8,940	0.3%	0.6%	0.7%	0.8%
% of FP17s Relating to Continuations	0	8,940	0.0%	1.1%	1.0%	1.0%
% of Patients satisfied with the dentistry they have received	3	3	N/A	91.8%	92.0%	91.5%
% of Patients satisfied with the time they had to wait for an appointment	2	3	N/A	89.0%	88.1%	87.9%

* This is based on patients treated on this contract for their most recent course of treatment. Figures in italics indicate the base number of FP17s or Patient Questionnaire responses are less than 100. N/A is shown where the base number of responses is less than 10 during the period. % is calculated as Quantity/Base number*100

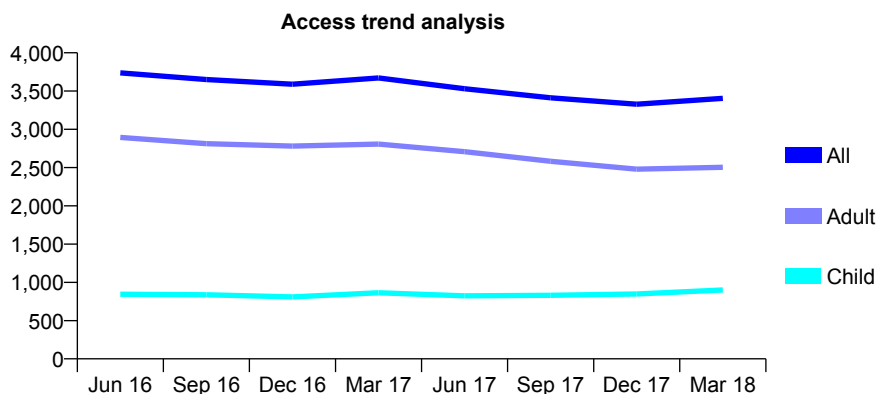
Q70 - Vital Signs At a Glance Contract Report for 190543/0001 - March 2018

Name or company name	University of Portsmouth Services Limited
Contract type name	PDS Plus Contract
Purpose of contract	General
Contract start date	01/09/2010
Contract end date	28/02/2023

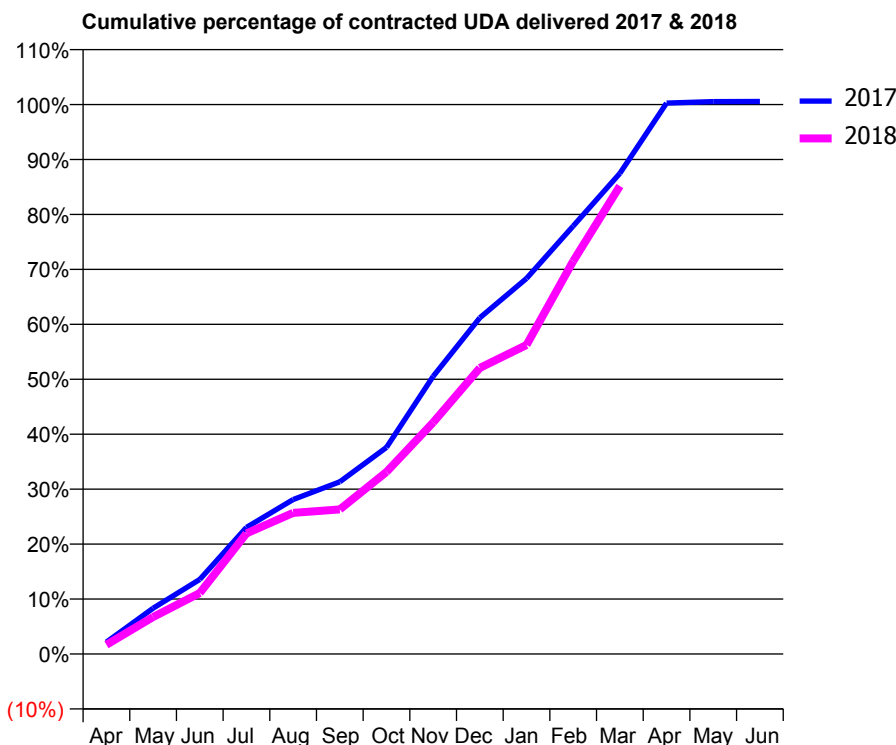
17/18 Contracted general activity (UDA)	10,800
Carry forward general activity (UDA)	-59
17/18 Contracted orthodontic activity (UOA)	0
Carry forward orthodontic activity (UOA)	0
Baseline contract value	£0.00

ACCESS*

Patients seen in 24 months	Total	Change since previous quarter
Quarter ending March 2017	3,671	
Quarter ending June 2017	3,530	↓
Quarter ending September 2017	3,412	↓
Quarter ending December 2017	3,328	↓
Quarter ending March 2018	3,405	↑
Variance since March 2017	(7.2%)	↓



ACTIVITY



Month	Adjusted Scheduled Activity (UDA)	
	2017	2018
April	234	182
May	901	727
June	1,466	1,198
July	2,489	2,371
August	3,037	2,773
September	3,386	2,842
October	4,062	3,579
November	5,457	4,550
December	6,609	5,624
January	7,382	6,073
February	8,411	7,722
March	9,446	9,199
April	10,828	
May	10,856	
June	10,859	

QUALITY

	Quantity	Base Number	Contract	AT	Region	England
% of FP17s for the same patient ID Re-attending within 3 months - Children	90	1,055	8.5%	10.3%	11.5%	11.9%
% of FP17s for the same patient ID Re-attending within 3 months - Adults	723	2,963	24.4%	14.7%	15.9%	16.0%
% of FP17s for the same patient ID Re-attending between 3 & 9 months - Children	372	1,055	35.3%	60.5%	60.6%	58.3%
% of FP17s for the same patient ID Re-attending between 3 & 9 months - Adults	1,034	2,963	34.9%	52.0%	51.6%	50.3%
% of FP17s for Band 1 Urgent Courses	827	3,548	23.3%	9.8%	9.5%	9.1%
% of FP17s Relating to Free Repair or Replacements	0	3,548	0.0%	0.6%	0.7%	0.8%
% of FP17s Relating to Continuations	10	3,548	0.3%	1.1%	1.0%	1.0%
% of Patients satisfied with the dentistry they have received	0	0	N/A	91.8%	92.0%	91.5%
% of Patients satisfied with the time they had to wait for an appointment	0	0	N/A	89.0%	88.1%	87.9%

* This is based on patients treated on this contract for their most recent course of treatment. Figures in italics indicate the base number of FP17s or Patient Questionnaire responses are less than 100. N/A is shown where the base number of responses is less than 10 during the period. % is calculated as Quantity/Base number*100

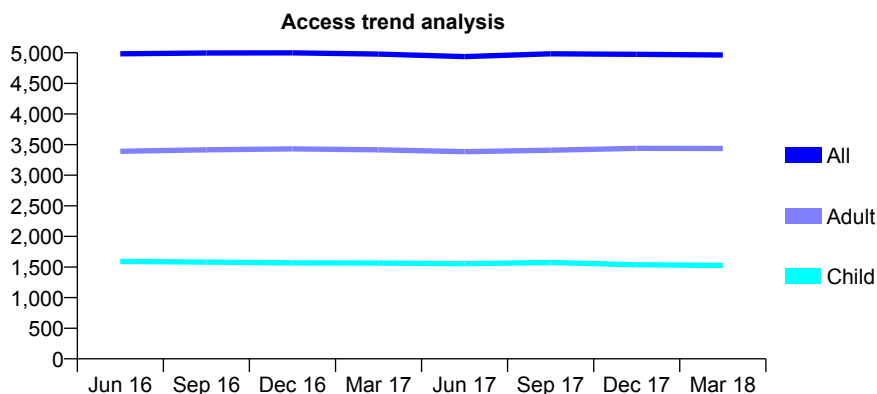
Q70 - Vital Signs At a Glance Contract Report for 190985/0001 - March 2018

Name or company name	Miss P Kotecha
Contract type name	GDS Contract
Purpose of contract	General
Contract start date	01/12/2013
Contract end date	

17/18 Contracted general activity (UDA)	12,555
Carry forward general activity (UDA)	0
17/18 Contracted orthodontic activity (UOA)	0
Carry forward orthodontic activity (UOA)	0
Baseline contract value	£333,410.48

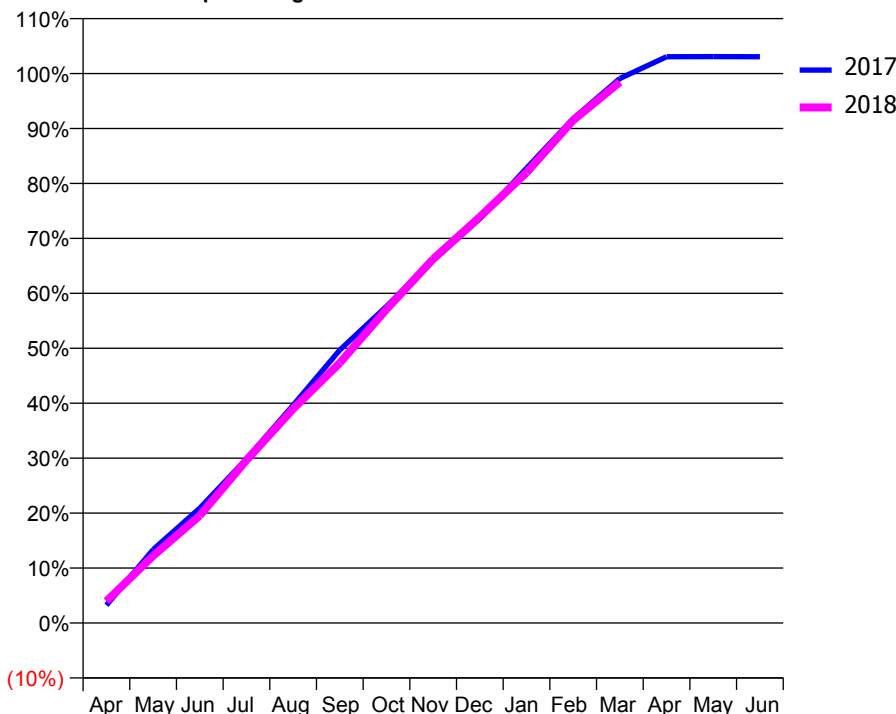
ACCESS*

Patients seen in 24 months	Total	Change since previous quarter
Quarter ending March 2017	4,979	
Quarter ending June 2017	4,938	→
Quarter ending September 2017	4,983	→
Quarter ending December 2017	4,974	→
Quarter ending March 2018	4,963	→
Variance since March 2017	(0.3%)	→



ACTIVITY

Cumulative percentage of contracted UDA delivered 2017 & 2018



Month	Adjusted Scheduled Activity (UDA)	
	2017	2018
April	406	499
May	1,677	1,534
June	2,626	2,453
July	3,749	3,717
August	4,978	4,891
September	6,239	5,944
October	7,234	7,167
November	8,290	8,316
December	9,239	9,279
January	10,391	10,292
February	11,524	11,488
March	12,440	12,360
April	12,937	
May	12,939	
June	12,936	

QUALITY

	Quantity	Base Number	Contract	AT	Region	England
% of FP17s for the same patient ID Re-attending within 3 months - Children	146	2,512	5.8%	10.3%	11.5%	11.9%
% of FP17s for the same patient ID Re-attending within 3 months - Adults	429	4,722	9.1%	14.7%	15.9%	16.0%
% of FP17s for the same patient ID Re-attending between 3 & 9 months - Children	1,813	2,512	72.2%	60.5%	60.6%	58.3%
% of FP17s for the same patient ID Re-attending between 3 & 9 months - Adults	2,900	4,722	61.4%	52.0%	51.6%	50.3%
% of FP17s for Band 1 Urgent Courses	291	6,931	4.2%	9.8%	9.5%	9.1%
% of FP17s Relating to Free Repair or Replacements	13	6,931	0.2%	0.6%	0.7%	0.8%
% of FP17s Relating to Continuations	20	6,931	0.3%	1.1%	1.0%	1.0%
% of Patients satisfied with the dentistry they have received	4	5	N/A	91.8%	92.0%	91.5%
% of Patients satisfied with the time they had to wait for an appointment	4	5	N/A	89.0%	88.1%	87.9%

* This is based on patients treated on this contract for their most recent course of treatment. Figures in italics indicate the base number of FP17s or Patient Questionnaire responses are less than 100. N/A is shown where the base number of responses is less than 10 during the period. % is calculated as Quantity/Base number*100

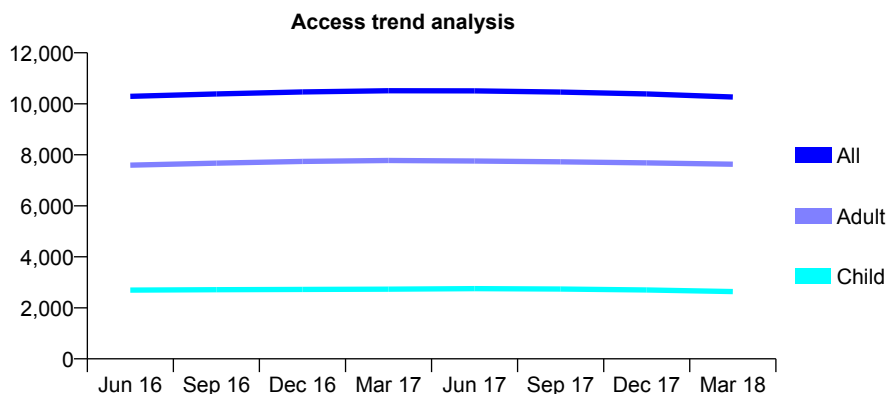
Q70 - Vital Signs At a Glance Contract Report for 191183/0001 - March 2018

Name or company name	SCA Healthcare
Contract type name	GDS Contract
Purpose of contract	General
Contract start date	13/09/2008
Contract end date	

17/18 Contracted general activity (UDA)	36,115
Carry forward general activity (UDA)	0
17/18 Contracted orthodontic activity (UOA)	0
Carry forward orthodontic activity (UOA)	0
Baseline contract value	£1,090,009.21

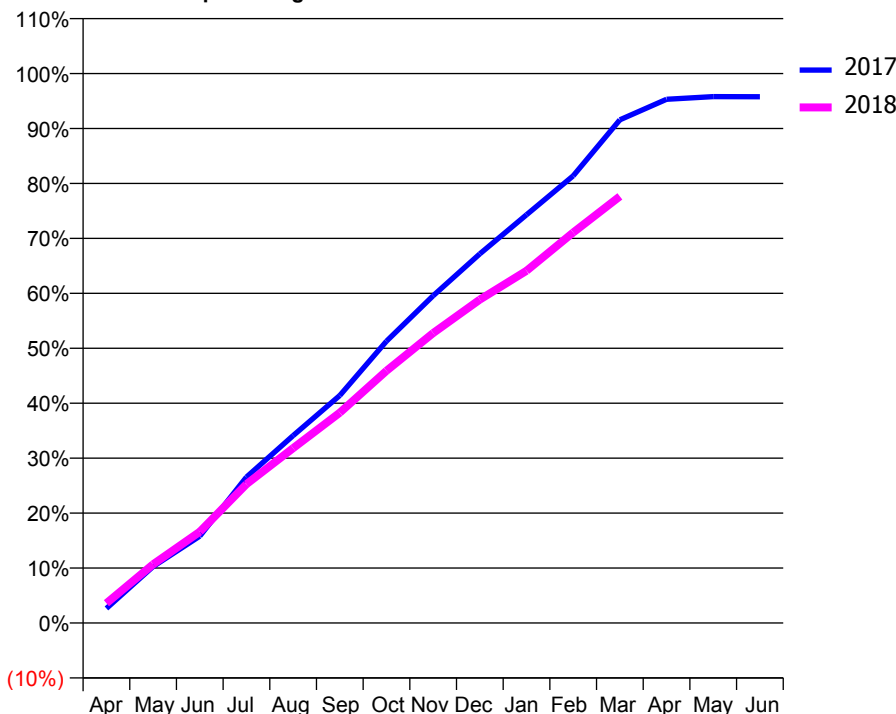
ACCESS*

Patients seen in 24 months	Total	Change since previous quarter
Quarter ending March 2017	10,511	
Quarter ending June 2017	10,507	→
Quarter ending September 2017	10,460	→
Quarter ending December 2017	10,387	→
Quarter ending March 2018	10,269	↓
Variance since March 2017	(2.3%)	↓



ACTIVITY

Cumulative percentage of contracted UDA delivered 2017 & 2018



Month	Adjusted Scheduled Activity (UDA)	
	2017	2018
April	963	1,300
May	3,714	3,861
June	5,706	6,001
July	9,592	9,124
August	12,321	11,490
September	14,956	13,829
October	18,521	16,580
November	21,511	19,053
December	24,262	21,259
January	26,835	23,154
February	29,392	25,662
March	33,067	28,037
April	34,423	
May	34,597	
June	34,585	

QUALITY

	Quantity	Base Number	Contract	AT	Region	England
% of FP17s for the same patient ID Re-attending within 3 months - Children	322	4,055	7.9%	10.3%	11.5%	11.9%
% of FP17s for the same patient ID Re-attending within 3 months - Adults	1,649	11,162	14.8%	14.7%	15.9%	16.0%
% of FP17s for the same patient ID Re-attending between 3 & 9 months - Children	2,701	4,055	66.6%	60.5%	60.6%	58.3%
% of FP17s for the same patient ID Re-attending between 3 & 9 months - Adults	6,982	11,162	62.6%	52.0%	51.6%	50.3%
% of FP17s for Band 1 Urgent Courses	965	14,558	6.6%	9.8%	9.5%	9.1%
% of FP17s Relating to Free Repair or Replacements	153	14,558	1.1%	0.6%	0.7%	0.8%
% of FP17s Relating to Continuations	150	14,558	1.0%	1.1%	1.0%	1.0%
% of Patients satisfied with the dentistry they have received	7	7	N/A	91.8%	92.0%	91.5%
% of Patients satisfied with the time they had to wait for an appointment	6	7	N/A	89.0%	88.1%	87.9%

* This is based on patients treated on this contract for their most recent course of treatment. Figures in italics indicate the base number of FP17s or Patient Questionnaire responses are less than 100. N/A is shown where the base number of responses is less than 10 during the period. % is calculated as Quantity/Base number*100

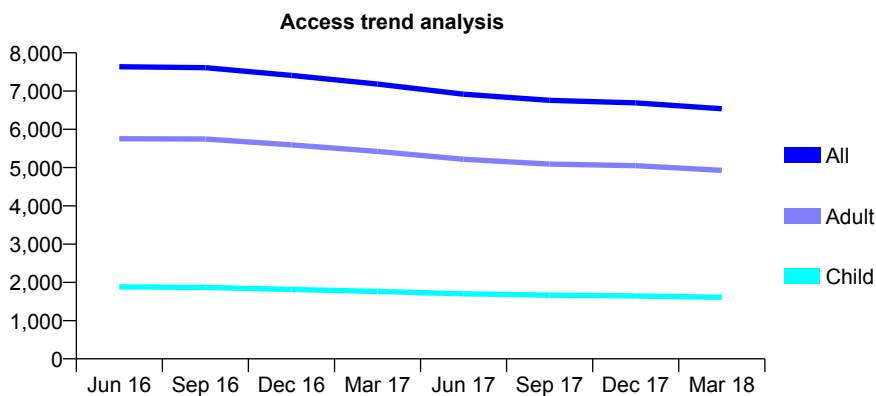
Q70 - Vital Signs At a Glance Contract Report for 191183/0002 - March 2018

Name or company name	SCA Healthcare
Contract type name	GDS Contract
Purpose of contract	General
Contract start date	01/10/2008
Contract end date	

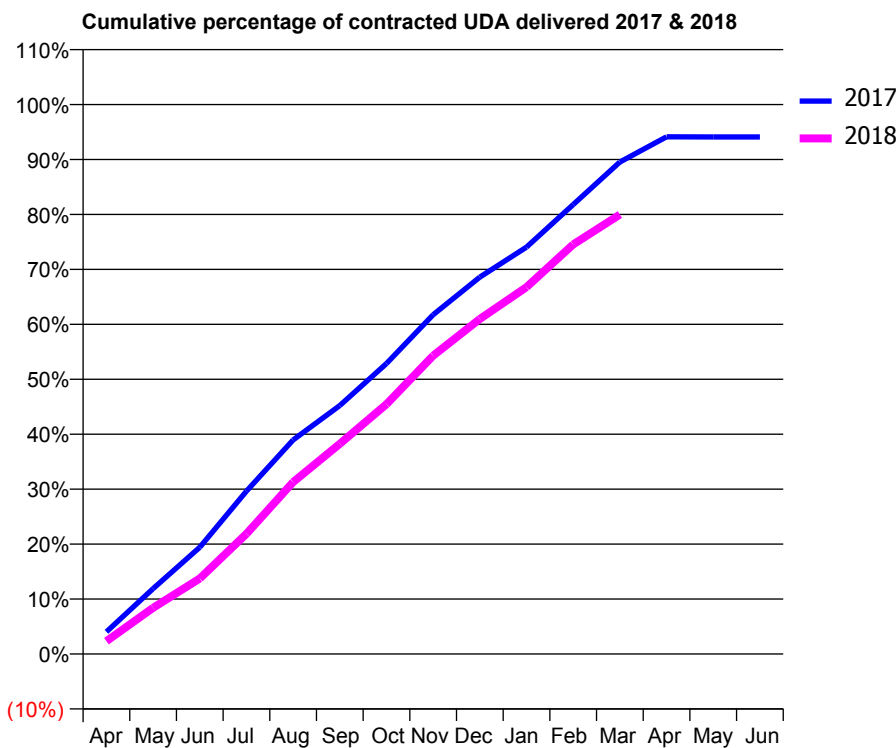
17/18 Contracted general activity (UDA)	21,000
Carry forward general activity (UDA)	0
17/18 Contracted orthodontic activity (UOA)	0
Carry forward orthodontic activity (UOA)	0
Baseline contract value	£500,075.18

ACCESS*

Patients seen in 24 months	Total	Change since previous quarter
Quarter ending March 2017	7,182	
Quarter ending June 2017	6,917	↓
Quarter ending September 2017	6,756	↓
Quarter ending December 2017	6,690	→
Quarter ending March 2018	6,536	↓
Variance since March 2017	(9.0%)	↓



ACTIVITY



Month	Adjusted Scheduled Activity (UDA)	
	2017	2018
April	910	493
May	2,677	1,768
June	4,370	2,885
July	6,669	4,595
August	8,766	6,572
September	10,173	8,032
October	11,897	9,550
November	13,891	11,402
December	15,434	12,805
January	16,663	14,019
February	18,404	15,654
March	20,143	16,796
April	21,174	
May	21,171	
June	21,172	

QUALITY

	Quantity	Base Number	Contract	AT	Region	England
% of FP17s for the same patient ID Re-attending within 3 months - Children	207	2,468	8.4%	10.3%	11.5%	11.9%
% of FP17s for the same patient ID Re-attending within 3 months - Adults	1,011	6,649	15.2%	14.7%	15.9%	16.0%
% of FP17s for the same patient ID Re-attending between 3 & 9 months - Children	1,579	2,468	64.0%	60.5%	60.6%	58.3%
% of FP17s for the same patient ID Re-attending between 3 & 9 months - Adults	3,551	6,649	53.4%	52.0%	51.6%	50.3%
% of FP17s for Band 1 Urgent Courses	1,094	8,701	12.6%	9.8%	9.5%	9.1%
% of FP17s Relating to Free Repair or Replacements	57	8,701	0.7%	0.6%	0.7%	0.8%
% of FP17s Relating to Continuations	27	8,701	0.3%	1.1%	1.0%	1.0%
% of Patients satisfied with the dentistry they have received	3	3	N/A	91.8%	92.0%	91.5%
% of Patients satisfied with the time they had to wait for an appointment	3	3	N/A	89.0%	88.1%	87.9%

* This is based on patients treated on this contract for their most recent course of treatment. Figures in italics indicate the base number of FP17s or Patient Questionnaire responses are less than 100. N/A is shown where the base number of responses is less than 10 during the period. % is calculated as Quantity/Base number*100

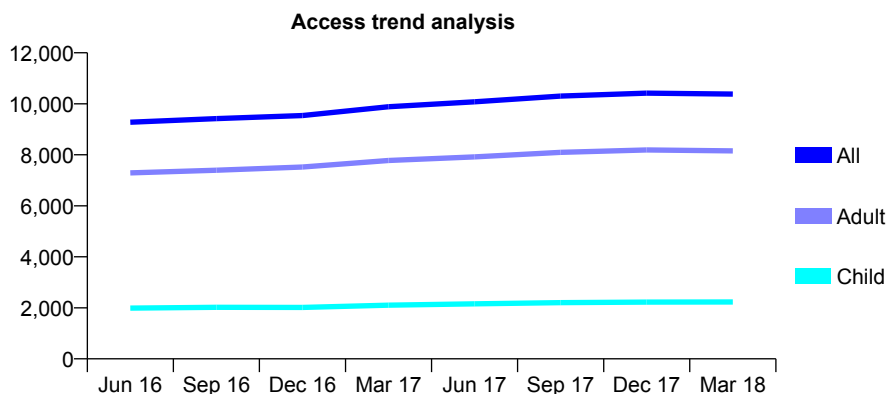
Q70 - Vital Signs At a Glance Contract Report for 191183/0003 - March 2018

Name or company name	SCA Healthcare
Contract type name	GDS Contract
Purpose of contract	General
Contract start date	01/10/2008
Contract end date	

17/18 Contracted general activity (UDA)	31,000
Carry forward general activity (UDA)	0
17/18 Contracted orthodontic activity (UOA)	0
Carry forward orthodontic activity (UOA)	0
Baseline contract value	£854,010.09

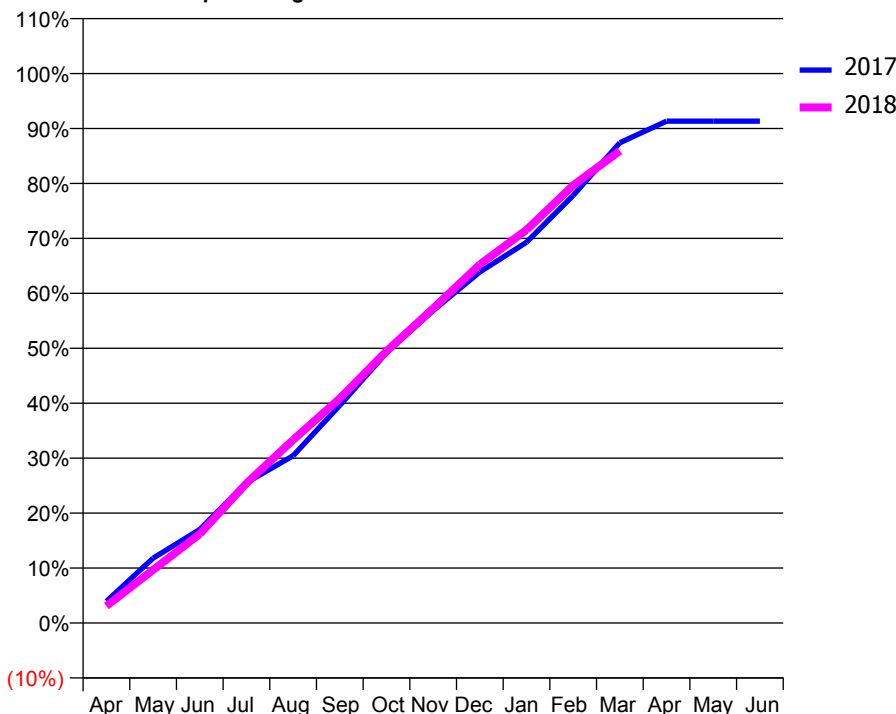
ACCESS*

Patients seen in 24 months	Total	Change since previous quarter
Quarter ending March 2017	9,885	
Quarter ending June 2017	10,076	→
Quarter ending September 2017	10,301	↑
Quarter ending December 2017	10,416	→
Quarter ending March 2018	10,381	→
Variance since March 2017	5.0%	↑



ACTIVITY

Cumulative percentage of contracted UDA delivered 2017 & 2018



Month	Adjusted Scheduled Activity (UDA)	
	2017	2018
April	1,220	957
May	3,662	2,995
June	5,278	5,022
July	7,914	7,880
August	9,440	10,331
September	12,277	12,671
October	15,243	15,333
November	17,631	17,752
December	19,807	20,222
January	21,480	22,181
February	24,123	24,690
March	27,092	26,637
April	28,312	
May	28,311	
June	28,313	

QUALITY

	Quantity	Base Number	Contract	AT	Region	England
% of FP17s for the same patient ID Re-attending within 3 months - Children	204	3,514	5.8%	10.3%	11.5%	11.9%
% of FP17s for the same patient ID Re-attending within 3 months - Adults	1,394	11,536	12.1%	14.7%	15.9%	16.0%
% of FP17s for the same patient ID Re-attending between 3 & 9 months - Children	2,305	3,514	65.6%	60.5%	60.6%	58.3%
% of FP17s for the same patient ID Re-attending between 3 & 9 months - Adults	6,220	11,536	53.9%	52.0%	51.6%	50.3%
% of FP17s for Band 1 Urgent Courses	787	13,326	5.9%	9.8%	9.5%	9.1%
% of FP17s Relating to Free Repair or Replacements	63	13,326	0.5%	0.6%	0.7%	0.8%
% of FP17s Relating to Continuations	36	13,326	0.3%	1.1%	1.0%	1.0%
% of Patients satisfied with the dentistry they have received	15	15	100.0%	91.8%	92.0%	91.5%
% of Patients satisfied with the time they had to wait for an appointment	15	15	100.0%	89.0%	88.1%	87.9%

* This is based on patients treated on this contract for their most recent course of treatment. Figures in italics indicate the base number of FP17s or Patient Questionnaire responses are less than 100. N/A is shown where the base number of responses is less than 10 during the period. % is calculated as Quantity/Base number*100

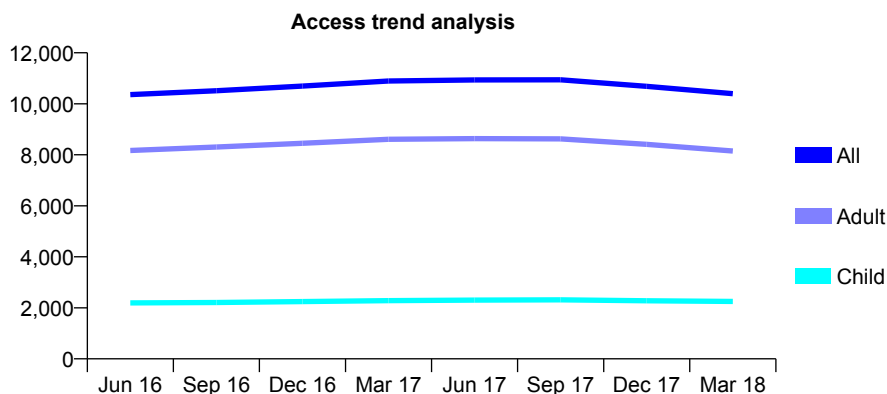
Q70 - Vital Signs At a Glance Contract Report for 191183/0004 - March 2018

Name or company name	SCA Healthcare
Contract type name	GDS Contract
Purpose of contract	General
Contract start date	01/04/2011
Contract end date	

17/18 Contracted general activity (UDA)	30,000
Carry forward general activity (UDA)	0
17/18 Contracted orthodontic activity (UOA)	0
Carry forward orthodontic activity (UOA)	0
Baseline contract value	£770,178.92

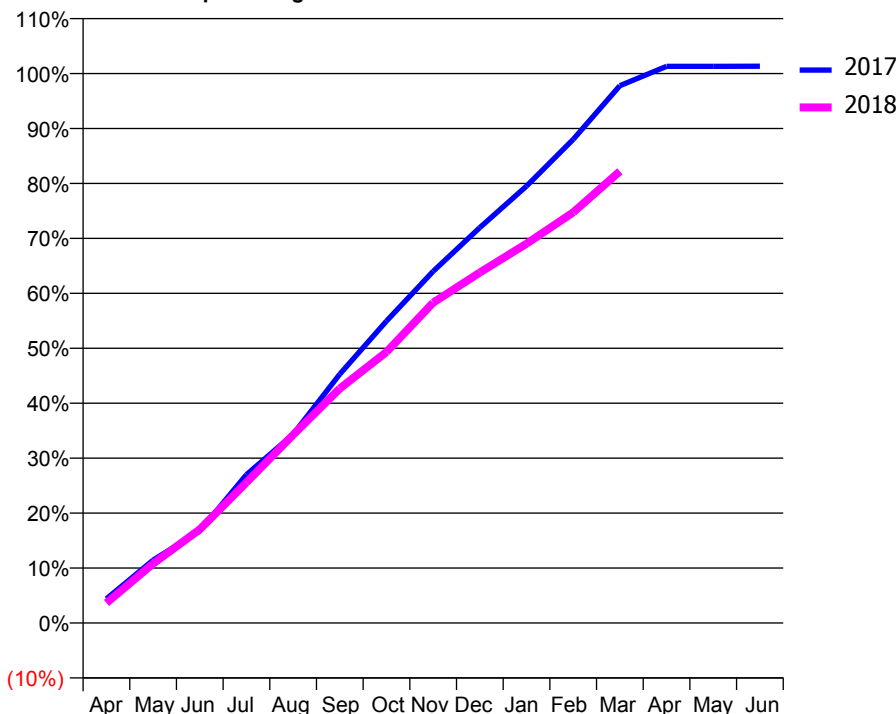
ACCESS*

Patients seen in 24 months	Total	Change since previous quarter
Quarter ending March 2017	10,894	
Quarter ending June 2017	10,937	→
Quarter ending September 2017	10,943	→
Quarter ending December 2017	10,684	↓
Quarter ending March 2018	10,398	↓
Variance since March 2017	(4.6%)	↓



ACTIVITY

Cumulative percentage of contracted UDA delivered 2017 & 2018



Month	Adjusted Scheduled Activity (UDA)	
	2017	2018
April	1,292	1,094
May	3,361	3,244
June	4,923	5,117
July	7,930	7,676
August	10,088	10,278
September	13,307	12,801
October	16,142	14,799
November	18,802	17,493
December	21,142	19,135
January	23,358	20,709
February	25,850	22,422
March	28,723	24,664
April	29,759	
May	29,760	
June	29,763	

QUALITY

	Quantity	Base Number	Contract	AT	Region	England
% of FP17s for the same patient ID Re-attending within 3 months - Children	277	3,206	8.6%	10.3%	11.5%	11.9%
% of FP17s for the same patient ID Re-attending within 3 months - Adults	1,562	11,702	13.3%	14.7%	15.9%	16.0%
% of FP17s for the same patient ID Re-attending between 3 & 9 months - Children	1,967	3,206	61.4%	60.5%	60.6%	58.3%
% of FP17s for the same patient ID Re-attending between 3 & 9 months - Adults	7,440	11,702	63.6%	52.0%	51.6%	50.3%
% of FP17s for Band 1 Urgent Courses	1,527	14,321	10.7%	9.8%	9.5%	9.1%
% of FP17s Relating to Free Repair or Replacements	79	14,321	0.6%	0.6%	0.7%	0.8%
% of FP17s Relating to Continuations	46	14,321	0.3%	1.1%	1.0%	1.0%
% of Patients satisfied with the dentistry they have received	11	11	100.0%	91.8%	92.0%	91.5%
% of Patients satisfied with the time they had to wait for an appointment	10	11	90.9%	89.0%	88.1%	87.9%

* This is based on patients treated on this contract for their most recent course of treatment. Figures in italics indicate the base number of FP17s or Patient Questionnaire responses are less than 100. N/A is shown where the base number of responses is less than 10 during the period. % is calculated as Quantity/Base number*100

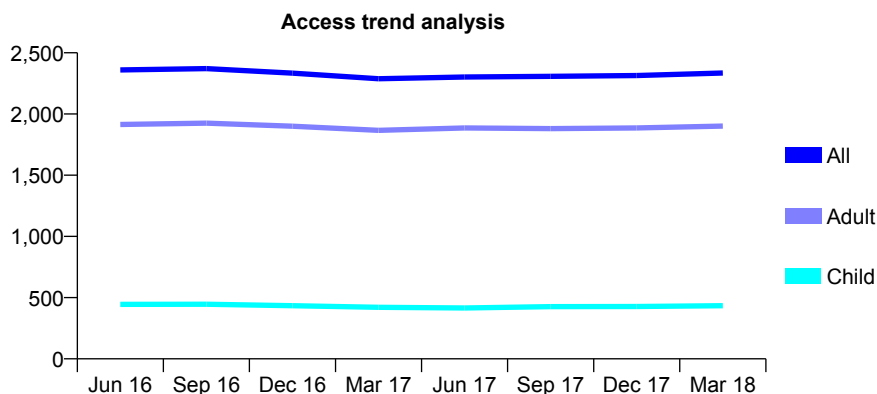
Q70 - Vital Signs At a Glance Contract Report for 191302/0001 - March 2018

Name or company name	Mr M C Omar
Contract type name	GDS Contract
Purpose of contract	General
Contract start date	01/10/2013
Contract end date	

17/18 Contracted general activity (UDA)	8,401
Carry forward general activity (UDA)	4
17/18 Contracted orthodontic activity (UOA)	0
Carry forward orthodontic activity (UOA)	0
Baseline contract value	£189,623.41

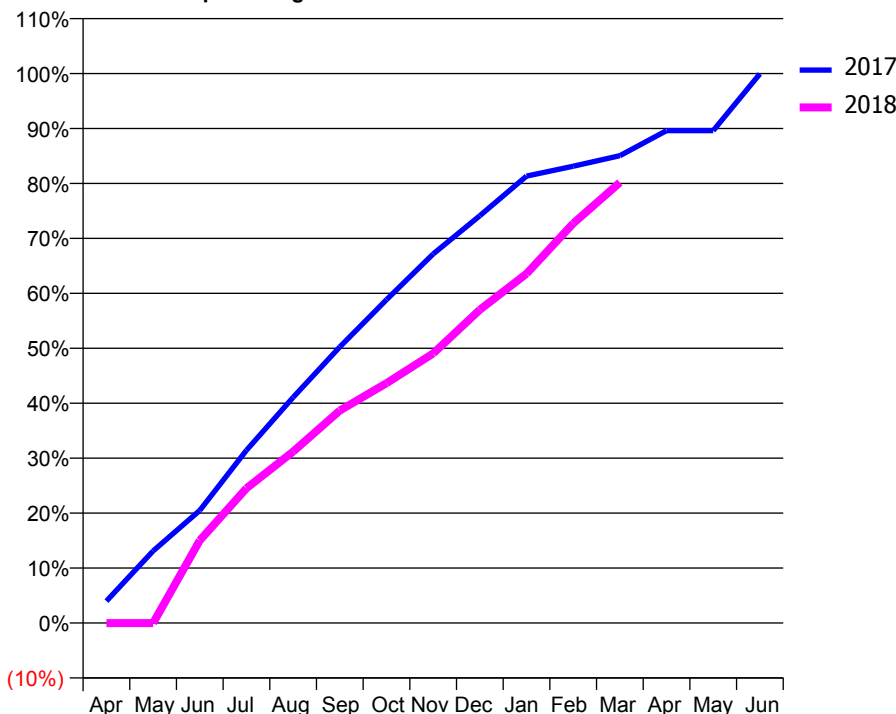
ACCESS*

Patients seen in 24 months	Total	Change since previous quarter
Quarter ending March 2017	2,288	
Quarter ending June 2017	2,302	→
Quarter ending September 2017	2,308	→
Quarter ending December 2017	2,314	→
Quarter ending March 2018	2,335	→
Variance since March 2017	2.1%	↑



ACTIVITY

Cumulative percentage of contracted UDA delivered 2017 & 2018



Month	Adjusted Scheduled Activity (UDA)	
	2017	2018
April	336	-4
May	1,102	-4
June	1,722	1,264
July	2,640	2,060
August	3,450	2,621
September	4,220	3,248
October	4,942	3,667
November	5,641	4,120
December	6,227	4,789
January	6,834	5,341
February	6,984	6,108
March	7,145	6,735
April	7,529	
May	7,529	
June	8,397	

QUALITY

	Quantity	Base Number	Contract	AT	Region	England
% of FP17s for the same patient ID Re-attending within 3 months - Children	35	822	4.3%	10.3%	11.5%	11.9%
% of FP17s for the same patient ID Re-attending within 3 months - Adults	278	3,206	8.7%	14.7%	15.9%	16.0%
% of FP17s for the same patient ID Re-attending between 3 & 9 months - Children	591	822	71.9%	60.5%	60.6%	58.3%
% of FP17s for the same patient ID Re-attending between 3 & 9 months - Adults	2,022	3,206	63.1%	52.0%	51.6%	50.3%
% of FP17s for Band 1 Urgent Courses	146	3,423	4.3%	9.8%	9.5%	9.1%
% of FP17s Relating to Free Repair or Replacements	6	3,423	0.2%	0.6%	0.7%	0.8%
% of FP17s Relating to Continuations	5	3,423	0.1%	1.1%	1.0%	1.0%
% of Patients satisfied with the dentistry they have received	4	5	N/A	91.8%	92.0%	91.5%
% of Patients satisfied with the time they had to wait for an appointment	5	5	N/A	89.0%	88.1%	87.9%

* This is based on patients treated on this contract for their most recent course of treatment. Figures in italics indicate the base number of FP17s or Patient Questionnaire responses are less than 100. N/A is shown where the base number of responses is less than 10 during the period. % is calculated as Quantity/Base number*100

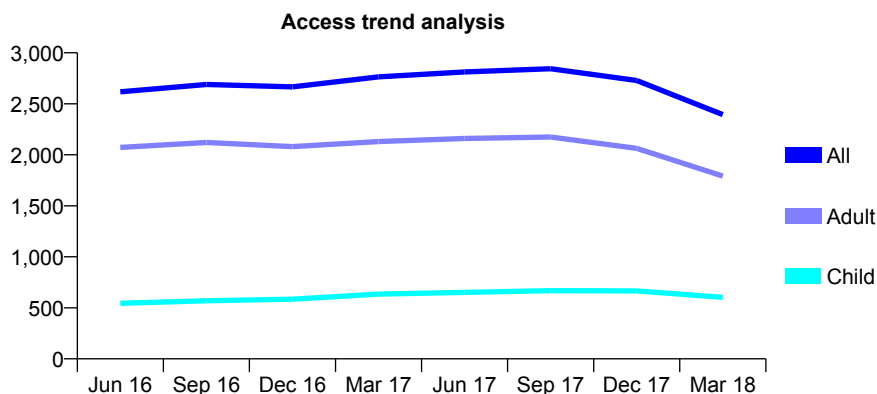
Q70 - Vital Signs At a Glance Contract Report for 192317/0001 - March 2018

Name or company name	Smile Care Dorset Limited
Contract type name	GDS Contract
Purpose of contract	General
Contract start date	01/01/2013
Contract end date	

17/18 Contracted general activity (UDA)	9,883
Carry forward general activity (UDA)	0
17/18 Contracted orthodontic activity (UOA)	0
Carry forward orthodontic activity (UOA)	0
Baseline contract value	£229,080.46

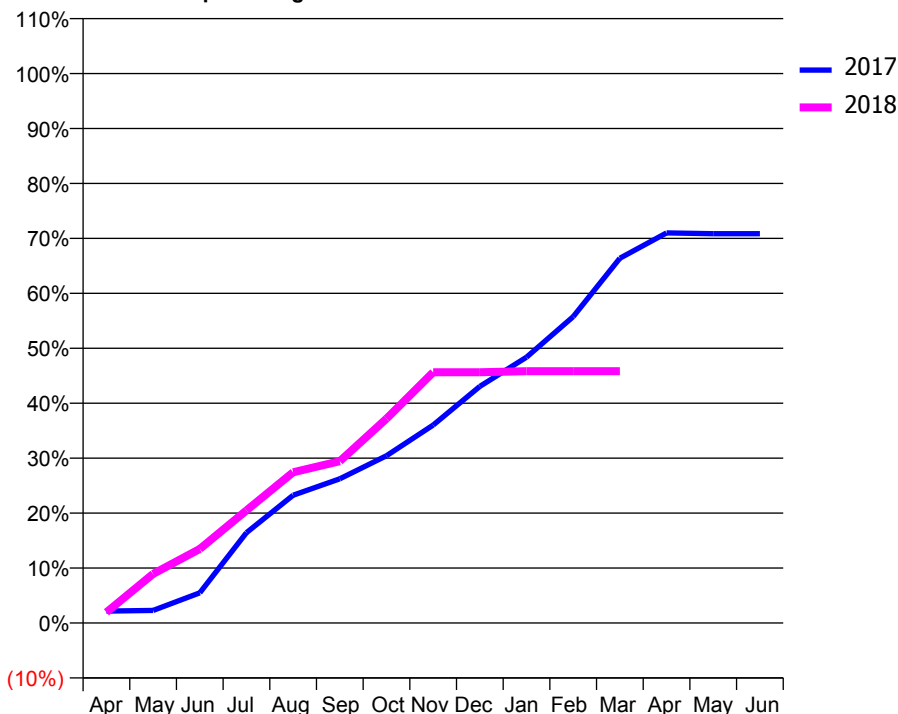
ACCESS*

Patients seen in 24 months	Total	Change since previous quarter
Quarter ending March 2017	2,764	
Quarter ending June 2017	2,812	→
Quarter ending September 2017	2,844	→
Quarter ending December 2017	2,729	↓
Quarter ending March 2018	2,394	↓
Variance since March 2017	(13.4%)	↓



ACTIVITY

Cumulative percentage of contracted UDA delivered 2017 & 2018



Month	Adjusted Scheduled Activity (UDA)	
	2017	2018
April	215	194
May	227	883
June	543	1,332
July	1,625	2,026
August	2,298	2,710
September	2,594	2,909
October	3,009	3,675
November	3,560	4,510
December	4,255	4,510
January	4,782	4,530
February	5,511	4,530
March	6,561	4,530
April	7,016	
May	7,001	
June	7,001	

QUALITY

	Quantity	Base Number	Contract	AT	Region	England
% of FP17s for the same patient ID Re-attending within 3 months - Children	43	553	7.8%	10.3%	11.5%	11.9%
% of FP17s for the same patient ID Re-attending within 3 months - Adults	304	1,660	18.3%	14.7%	15.9%	16.0%
% of FP17s for the same patient ID Re-attending between 3 & 9 months - Children	215	553	38.9%	60.5%	60.6%	58.3%
% of FP17s for the same patient ID Re-attending between 3 & 9 months - Adults	608	1,660	36.6%	52.0%	51.6%	50.3%
% of FP17s for Band 1 Urgent Courses	225	2,067	10.9%	9.8%	9.5%	9.1%
% of FP17s Relating to Free Repair or Replacements	64	2,067	3.1%	0.6%	0.7%	0.8%
% of FP17s Relating to Continuations	6	2,067	0.3%	1.1%	1.0%	1.0%
% of Patients satisfied with the dentistry they have received	2	2	N/A	91.8%	92.0%	91.5%
% of Patients satisfied with the time they had to wait for an appointment	2	2	N/A	89.0%	88.1%	87.9%

* This is based on patients treated on this contract for their most recent course of treatment. Figures in italics indicate the base number of FP17s or Patient Questionnaire responses are less than 100. N/A is shown where the base number of responses is less than 10 during the period. % is calculated as Quantity/Base number*100

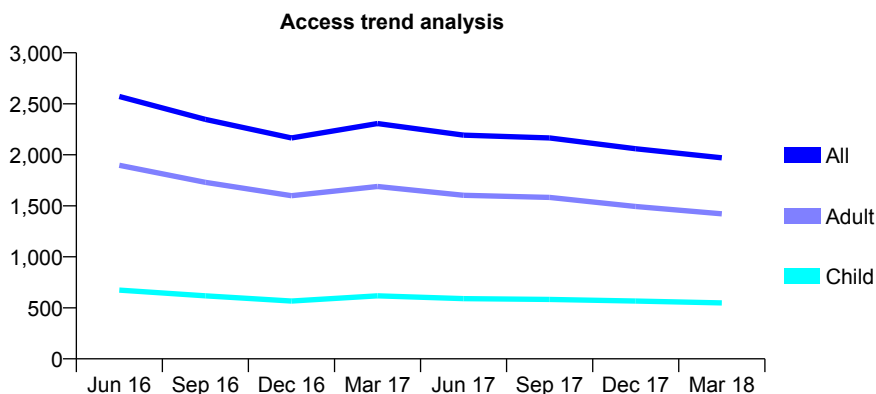
Q70 - Vital Signs At a Glance Contract Report for 192317/0002 - March 2018

Name or company name	Smile Care Dorset Limited
Contract type name	GDS Contract
Purpose of contract	General
Contract start date	01/01/2013
Contract end date	

17/18 Contracted general activity (UDA)	7,000
Carry forward general activity (UDA)	0
17/18 Contracted orthodontic activity (UOA)	0
Carry forward orthodontic activity (UOA)	0
Baseline contract value	£152,737.25

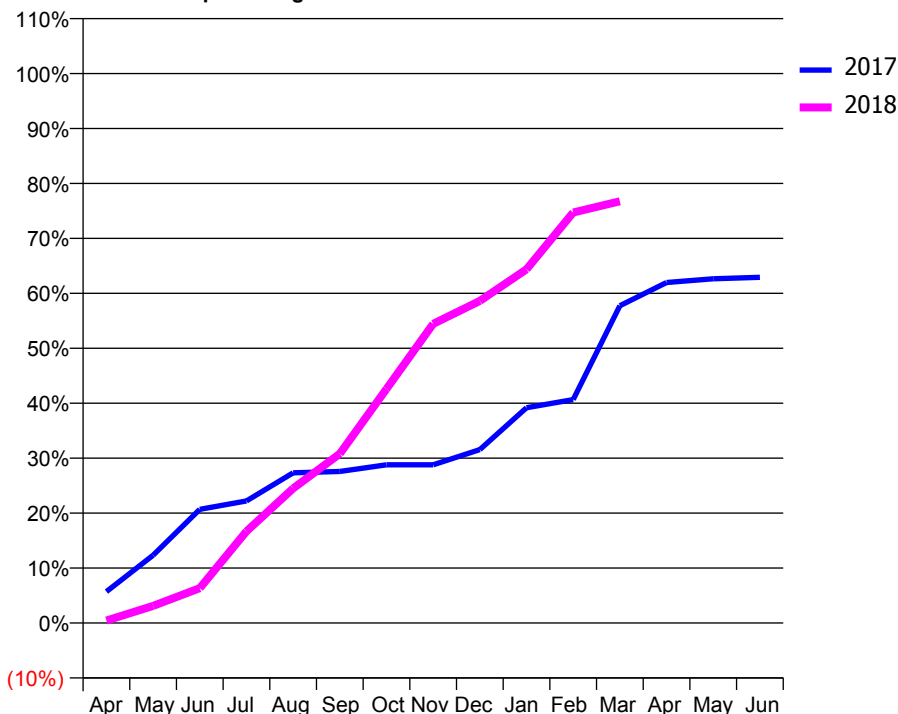
ACCESS*

Patients seen in 24 months	Total	Change since previous quarter
Quarter ending March 2017	2,306	
Quarter ending June 2017	2,193	↓
Quarter ending September 2017	2,165	↓
Quarter ending December 2017	2,060	↓
Quarter ending March 2018	1,970	↓
Variance since March 2017	(14.6%)	↓



ACTIVITY

Cumulative percentage of contracted UDA delivered 2017 & 2018



Month	Adjusted Scheduled Activity (UDA)	
	2017	2018
April	400	31
May	864	218
June	1,449	445
July	1,555	1,168
August	1,914	1,715
September	1,931	2,156
October	2,016	2,982
November	2,016	3,812
December	2,209	4,104
January	2,743	4,506
February	2,846	5,229
March	4,042	5,371
April	4,338	
May	4,386	
June	4,404	

QUALITY

	Quantity	Base Number	Contract	AT	Region	England
% of FP17s for the same patient ID Re-attending within 3 months - Children	40	590	6.8%	10.3%	11.5%	11.9%
% of FP17s for the same patient ID Re-attending within 3 months - Adults	279	1,675	16.7%	14.7%	15.9%	16.0%
% of FP17s for the same patient ID Re-attending between 3 & 9 months - Children	239	590	40.5%	60.5%	60.6%	58.3%
% of FP17s for the same patient ID Re-attending between 3 & 9 months - Adults	650	1,675	38.8%	52.0%	51.6%	50.3%
% of FP17s for Band 1 Urgent Courses	309	2,117	14.6%	9.8%	9.5%	9.1%
% of FP17s Relating to Free Repair or Replacements	37	2,117	1.7%	0.6%	0.7%	0.8%
% of FP17s Relating to Continuations	12	2,117	0.6%	1.1%	1.0%	1.0%
% of Patients satisfied with the dentistry they have received	3	3	N/A	91.8%	92.0%	91.5%
% of Patients satisfied with the time they had to wait for an appointment	2	3	N/A	89.0%	88.1%	87.9%

* This is based on patients treated on this contract for their most recent course of treatment. Figures in italics indicate the base number of FP17s or Patient Questionnaire responses are less than 100. N/A is shown where the base number of responses is less than 10 during the period. % is calculated as Quantity/Base number*100

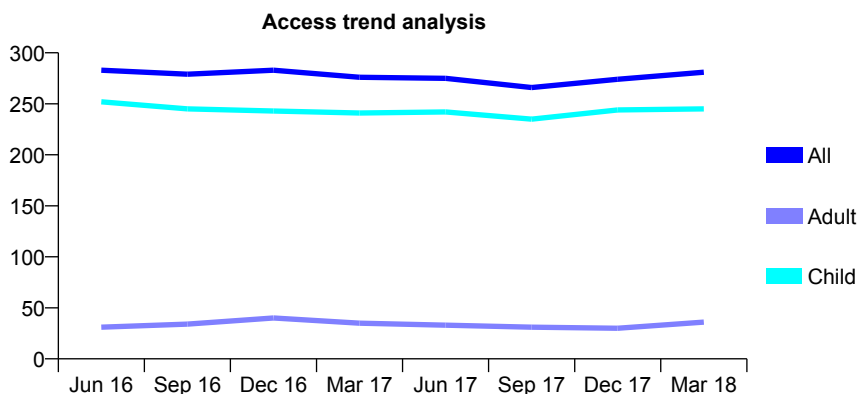
Q70 - Vital Signs At a Glance Contract Report for 194085/0001 - March 2018

Name or company name	PEZO LTD
Contract type name	GDS Contract
Purpose of contract	General
Contract start date	01/02/2008
Contract end date	

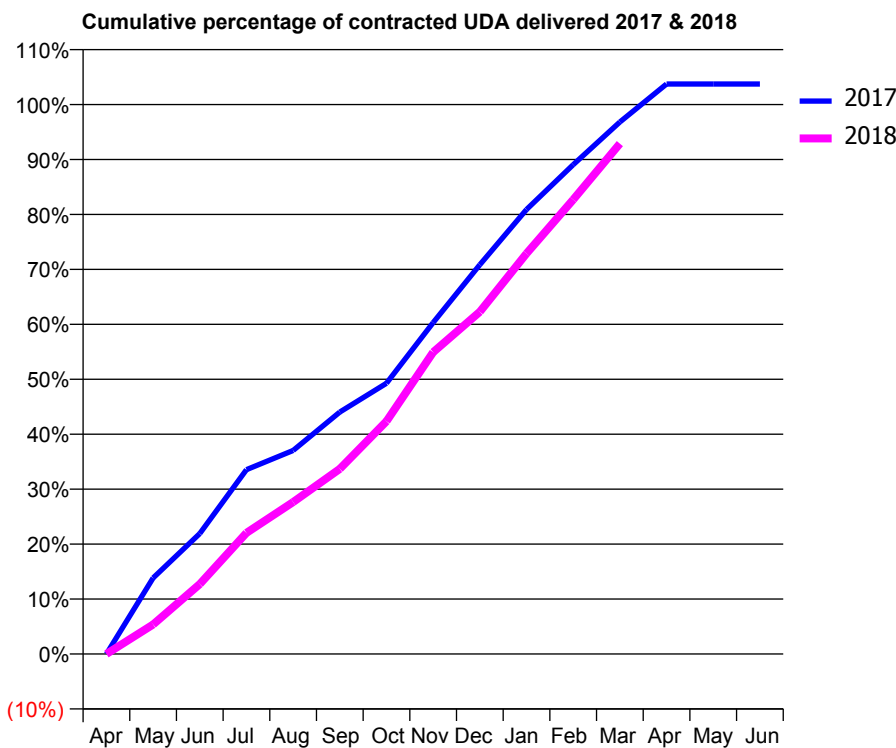
17/18 Contracted general activity (UDA)	520
Carry forward general activity (UDA)	0
17/18 Contracted orthodontic activity (UOA)	0
Carry forward orthodontic activity (UOA)	0
Baseline contract value	£12,669.48

ACCESS*

Patients seen in 24 months	Total	Change since previous quarter
Quarter ending March 2017	276	
Quarter ending June 2017	275	→
Quarter ending September 2017	266	↓
Quarter ending December 2017	274	↑
Quarter ending March 2018	281	↑
Variance since March 2017	1.8%	→



ACTIVITY



Month	Adjusted Scheduled Activity (UDA)	
	2017	2018
April	0	0
May	72	28
June	114	66
July	174	115
August	193	144
September	229	175
October	256	220
November	314	286
December	368	324
January	421	379
February	463	430
March	503	483
April	539	
May	539	
June	539	

QUALITY

	Quantity	Base Number	Contract	AT	Region	England
% of FP17s for the same patient ID Re-attending within 3 months - Children	18	399	4.5%	10.3%	11.5%	11.9%
% of FP17s for the same patient ID Re-attending within 3 months - Adults	1	10	10.0%	14.7%	15.9%	16.0%
% of FP17s for the same patient ID Re-attending between 3 & 9 months - Children	249	399	62.4%	60.5%	60.6%	58.3%
% of FP17s for the same patient ID Re-attending between 3 & 9 months - Adults	6	10	60.0%	52.0%	51.6%	50.3%
% of FP17s for Band 1 Urgent Courses	10	381	2.6%	9.8%	9.5%	9.1%
% of FP17s Relating to Free Repair or Replacements	0	381	0.0%	0.6%	0.7%	0.8%
% of FP17s Relating to Continuations	3	381	0.8%	1.1%	1.0%	1.0%
% of Patients satisfied with the dentistry they have received	0	0	N/A	91.8%	92.0%	91.5%
% of Patients satisfied with the time they had to wait for an appointment	0	0	N/A	89.0%	88.1%	87.9%

* This is based on patients treated on this contract for their most recent course of treatment. Figures in italics indicate the base number of FP17s or Patient Questionnaire responses are less than 100. N/A is shown where the base number of responses is less than 10 during the period. % is calculated as Quantity/Base number*100

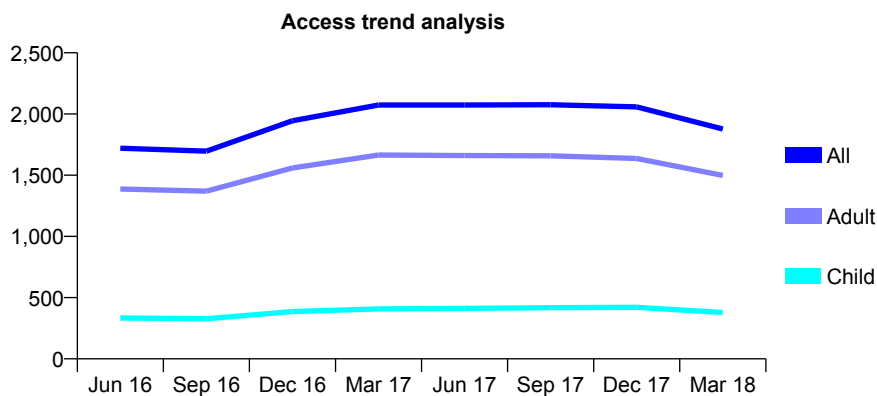
Q70 - Vital Signs At a Glance Contract Report for 194158/0001 - March 2018

Name or company name	Mrs DS Banuri
Contract type name	GDS Contract
Purpose of contract	General
Contract start date	01/04/2011
Contract end date	

17/18 Contracted general activity (UDA)	7,000
Carry forward general activity (UDA)	0
17/18 Contracted orthodontic activity (UOA)	0
Carry forward orthodontic activity (UOA)	0
Baseline contract value	£144,485.99

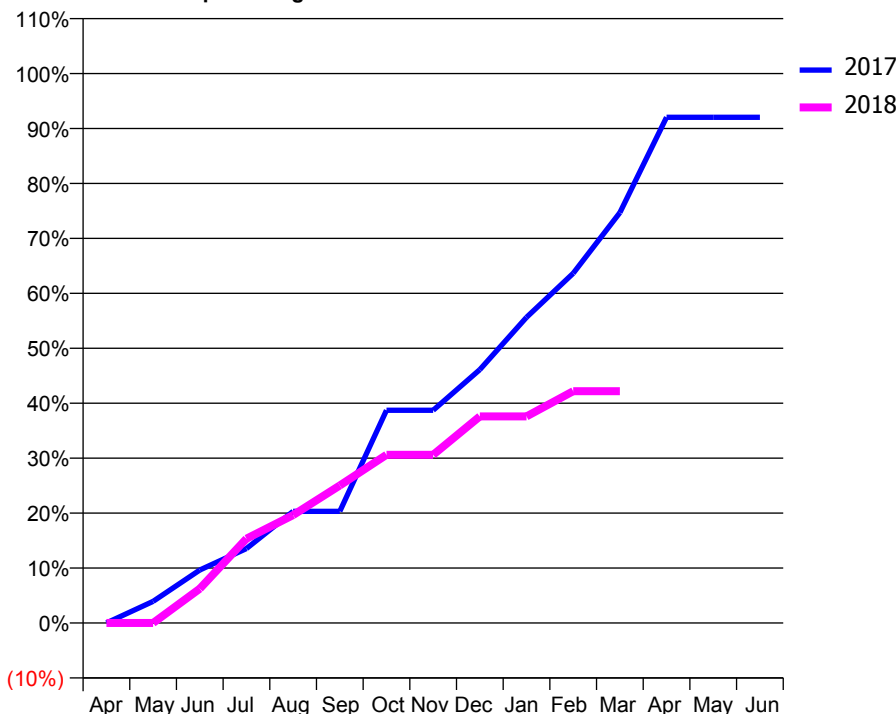
ACCESS*

Patients seen in 24 months	Total	Change since previous quarter
Quarter ending March 2017	2,073	
Quarter ending June 2017	2,073	→
Quarter ending September 2017	2,076	→
Quarter ending December 2017	2,058	→
Quarter ending March 2018	1,877	↓
Variance since March 2017	(9.5%)	↓



ACTIVITY

Cumulative percentage of contracted UDA delivered 2017 & 2018



Month	Adjusted Scheduled Activity (UDA)	
	2017	2018
April	0	0
May	316	0
June	771	437
July	1,084	1,075
August	1,627	1,375
September	1,627	1,752
October	3,097	2,143
November	3,097	2,143
December	3,690	2,632
January	4,451	2,632
February	5,091	2,952
March	5,974	2,952
April	7,363	
May	7,363	
June	7,363	

QUALITY

	Quantity	Base Number	Contract	AT	Region	England
% of FP17s for the same patient ID Re-attending within 3 months - Children	25	535	4.7%	10.3%	11.5%	11.9%
% of FP17s for the same patient ID Re-attending within 3 months - Adults	226	1,961	11.5%	14.7%	15.9%	16.0%
% of FP17s for the same patient ID Re-attending between 3 & 9 months - Children	344	535	64.3%	60.5%	60.6%	58.3%
% of FP17s for the same patient ID Re-attending between 3 & 9 months - Adults	1,096	1,961	55.9%	52.0%	51.6%	50.3%
% of FP17s for Band 1 Urgent Courses	69	1,886	3.7%	9.8%	9.5%	9.1%
% of FP17s Relating to Free Repair or Replacements	0	1,886	0.0%	0.6%	0.7%	0.8%
% of FP17s Relating to Continuations	50	1,886	2.7%	1.1%	1.0%	1.0%
% of Patients satisfied with the dentistry they have received	3	3	N/A	91.8%	92.0%	91.5%
% of Patients satisfied with the time they had to wait for an appointment	3	3	N/A	89.0%	88.1%	87.9%

* This is based on patients treated on this contract for their most recent course of treatment. Figures in italics indicate the base number of FP17s or Patient Questionnaire responses are less than 100. N/A is shown where the base number of responses is less than 10 during the period. % is calculated as Quantity/Base number*100

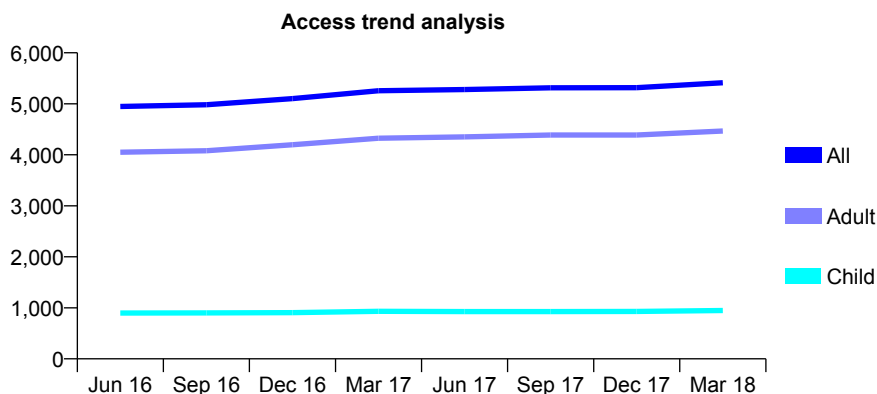
Q70 - Vital Signs At a Glance Contract Report for 194808/0001 - March 2018

Name or company name	Paul Bester and Forbes Watson Limited Lia
Contract type name	GDS Contract
Purpose of contract	General
Contract start date	01/07/2013
Contract end date	

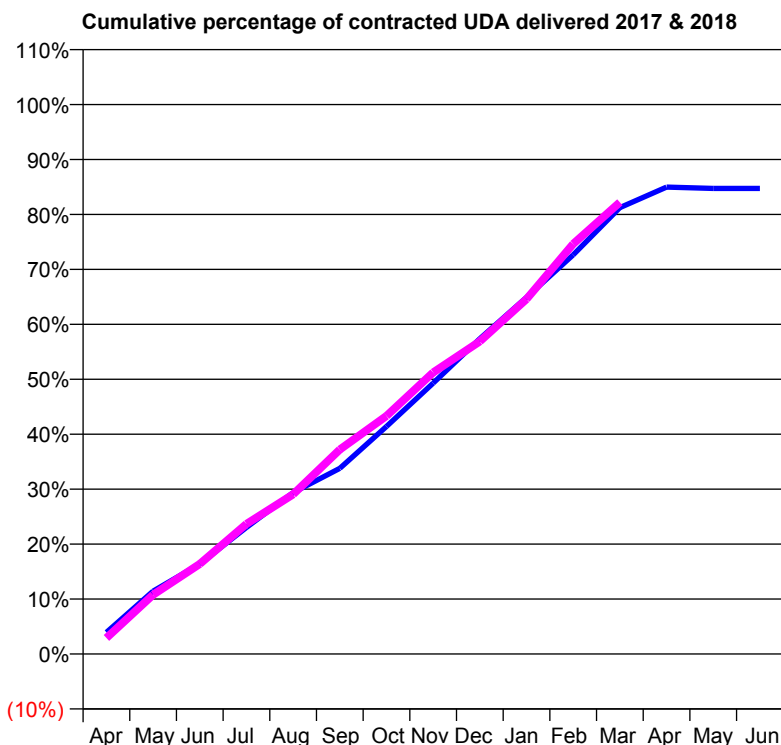
17/18 Contracted general activity (UDA)	19,000
Carry forward general activity (UDA)	0
17/18 Contracted orthodontic activity (UOA)	0
Carry forward orthodontic activity (UOA)	0
Baseline contract value	£490,781.75

ACCESS*

Patients seen in 24 months	Total	Change since previous quarter
Quarter ending March 2017	5,257	
Quarter ending June 2017	5,279	→
Quarter ending September 2017	5,315	→
Quarter ending December 2017	5,317	→
Quarter ending March 2018	5,414	→
Variance since March 2017	3.0%	↑



ACTIVITY



Month	Adjusted Scheduled Activity (UDA)	
	2017	2018
April	751	554
May	2,173	2,047
June	3,114	3,116
July	4,379	4,497
August	5,582	5,522
September	6,422	7,071
October	7,867	8,231
November	9,365	9,734
December	10,902	10,809
January	12,333	12,271
February	13,802	14,182
March	15,434	15,620
April	16,142	
May	16,098	
June	16,098	

QUALITY

	Quantity	Base Number	Contract	AT	Region	England
% of FP17s for the same patient ID Re-attending within 3 months - Children	233	1,642	14.2%	10.3%	11.5%	11.9%
% of FP17s for the same patient ID Re-attending within 3 months - Adults	1,018	6,595	15.4%	14.7%	15.9%	16.0%
% of FP17s for the same patient ID Re-attending between 3 & 9 months - Children	923	1,642	56.2%	60.5%	60.6%	58.3%
% of FP17s for the same patient ID Re-attending between 3 & 9 months - Adults	3,757	6,595	57.0%	52.0%	51.6%	50.3%
% of FP17s for Band 1 Urgent Courses	415	7,918	5.2%	9.8%	9.5%	9.1%
% of FP17s Relating to Free Repair or Replacements	100	7,918	1.3%	0.6%	0.7%	0.8%
% of FP17s Relating to Continuations	74	7,918	0.9%	1.1%	1.0%	1.0%
% of Patients satisfied with the dentistry they have received	6	6	N/A	91.8%	92.0%	91.5%
% of Patients satisfied with the time they had to wait for an appointment	6	6	N/A	89.0%	88.1%	87.9%

* This is based on patients treated on this contract for their most recent course of treatment. Figures in italics indicate the base number of FP17s or Patient Questionnaire responses are less than 100. N/A is shown where the base number of responses is less than 10 during the period. % is calculated as Quantity/Base number*100

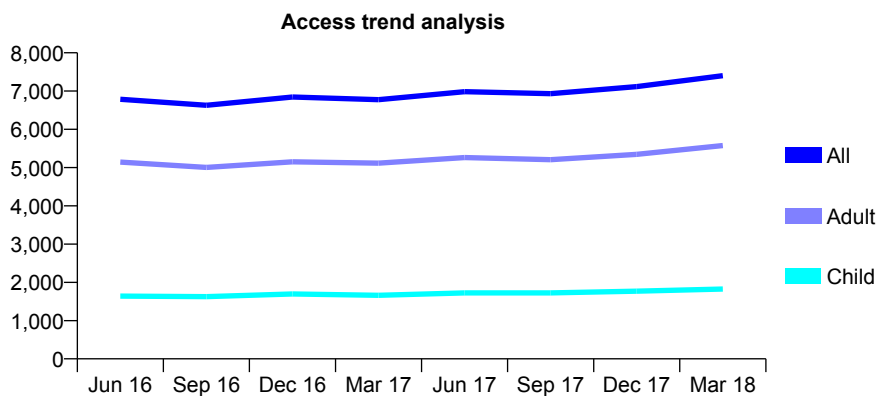
Q70 - Vital Signs At a Glance Contract Report for 195871/0001 - March 2018

Name or company name	Dental Group Ltd
Contract type name	GDS Contract
Purpose of contract	General
Contract start date	01/04/2012
Contract end date	

17/18 Contracted general activity (UDA)	19,090
Carry forward general activity (UDA)	287
17/18 Contracted orthodontic activity (UOA)	0
Carry forward orthodontic activity (UOA)	0
Baseline contract value	£539,311.81

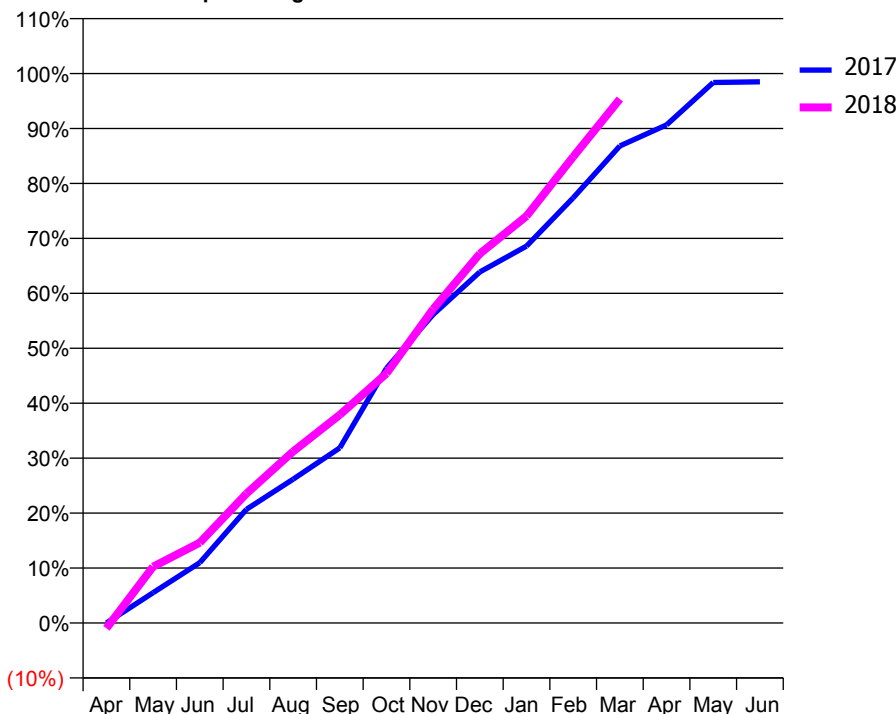
ACCESS*

Patients seen in 24 months	Total	Change since previous quarter
Quarter ending March 2017	6,774	
Quarter ending June 2017	6,985	↑
Quarter ending September 2017	6,932	→
Quarter ending December 2017	7,115	↑
Quarter ending March 2018	7,403	↑
Variance since March 2017	9.3%	↑



ACTIVITY

Cumulative percentage of contracted UDA delivered 2017 & 2018



Month	Adjusted Scheduled Activity (UDA)	
	2017	2018
April	-2	-190
May	1,054	1,956
June	2,094	2,790
July	3,951	4,497
August	4,996	5,961
September	6,083	7,235
October	8,849	8,670
November	10,718	10,908
December	12,196	12,831
January	13,092	14,138
February	14,769	16,197
March	16,574	18,205
April	17,307	
May	18,778	
June	18,802	

QUALITY

	Quantity	Base Number	Contract	AT	Region	England
% of FP17s for the same patient ID Re-attending within 3 months - Children	214	2,794	7.7%	10.3%	11.5%	11.9%
% of FP17s for the same patient ID Re-attending within 3 months - Adults	1,227	7,822	15.7%	14.7%	15.9%	16.0%
% of FP17s for the same patient ID Re-attending between 3 & 9 months - Children	1,546	2,794	55.3%	60.5%	60.6%	58.3%
% of FP17s for the same patient ID Re-attending between 3 & 9 months - Adults	3,750	7,822	47.9%	52.0%	51.6%	50.3%
% of FP17s for Band 1 Urgent Courses	872	9,135	9.5%	9.8%	9.5%	9.1%
% of FP17s Relating to Free Repair or Replacements	32	9,135	0.4%	0.6%	0.7%	0.8%
% of FP17s Relating to Continuations	154	9,135	1.7%	1.1%	1.0%	1.0%
% of Patients satisfied with the dentistry they have received	6	7	N/A	91.8%	92.0%	91.5%
% of Patients satisfied with the time they had to wait for an appointment	5	7	N/A	89.0%	88.1%	87.9%

* This is based on patients treated on this contract for their most recent course of treatment. Figures in italics indicate the base number of FP17s or Patient Questionnaire responses are less than 100. N/A is shown where the base number of responses is less than 10 during the period. % is calculated as Quantity/Base number*100

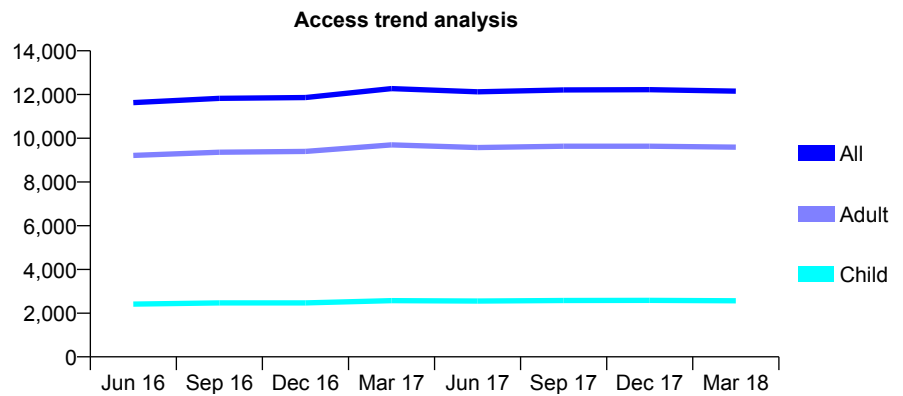
Q70 - Vital Signs At a Glance Contract Report for 195901/0001 - March 2018

Name or company name	Dr Anushika Brogan
Contract type name	GDS Contract
Purpose of contract	General
Contract start date	08/09/2007
Contract end date	

17/18 Contracted general activity (UDA)	29,887
Carry forward general activity (UDA)	939
17/18 Contracted orthodontic activity (UOA)	0
Carry forward orthodontic activity (UOA)	0
Baseline contract value	£787,716.71

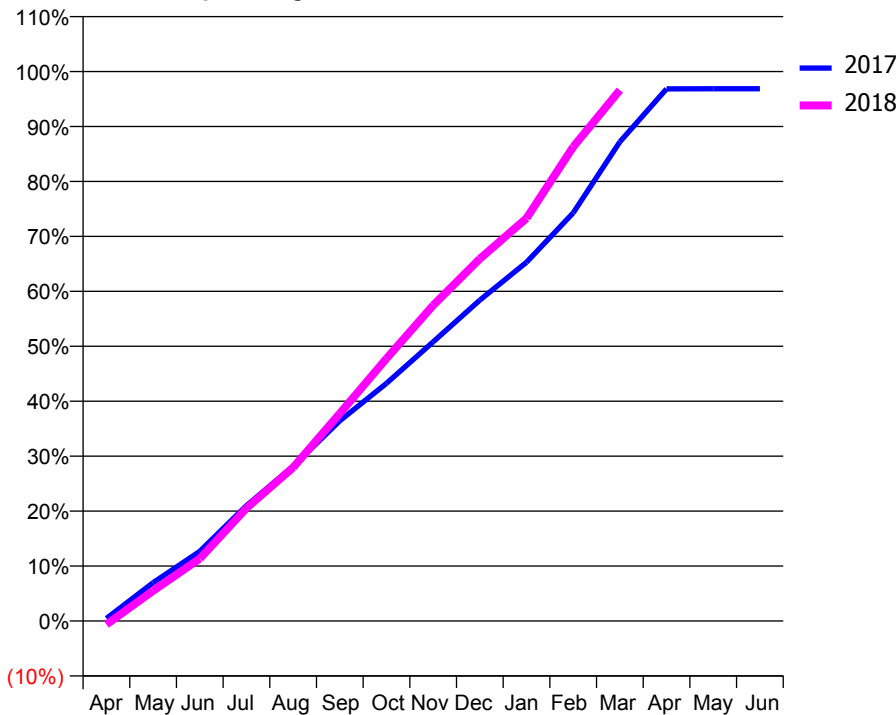
ACCESS*

Patients seen in 24 months	Total	Change since previous quarter
Quarter ending March 2017	12,272	
Quarter ending June 2017	12,125	↓
Quarter ending September 2017	12,212	→
Quarter ending December 2017	12,219	→
Quarter ending March 2018	12,156	→
Variance since March 2017	(0.9%)	→



ACTIVITY

Cumulative percentage of contracted UDA delivered 2017 & 2018



Month	Adjusted Scheduled Activity (UDA)	
	2017	2018
April	142	-189
May	2,088	1,642
June	3,792	3,390
July	6,281	6,138
August	8,420	8,348
September	10,892	11,292
October	12,930	14,275
November	15,181	17,173
December	17,455	19,704
January	19,511	21,910
February	22,199	25,787
March	26,065	28,879
April	28,942	
May	28,948	
June	28,947	

QUALITY

	Quantity	Base Number	Contract	AT	Region	England
% of FP17s for the same patient ID Re-attending within 3 months - Children	190	4,085	4.7%	10.3%	11.5%	11.9%
% of FP17s for the same patient ID Re-attending within 3 months - Adults	1,525	12,887	11.8%	14.7%	15.9%	16.0%
% of FP17s for the same patient ID Re-attending between 3 & 9 months - Children	2,574	4,085	63.0%	60.5%	60.6%	58.3%
% of FP17s for the same patient ID Re-attending between 3 & 9 months - Adults	6,020	12,887	46.7%	52.0%	51.6%	50.3%
% of FP17s for Band 1 Urgent Courses	1,717	15,726	10.9%	9.8%	9.5%	9.1%
% of FP17s Relating to Free Repair or Replacements	81	15,726	0.5%	0.6%	0.7%	0.8%
% of FP17s Relating to Continuations	44	15,726	0.3%	1.1%	1.0%	1.0%
% of Patients satisfied with the dentistry they have received	7	7	N/A	91.8%	92.0%	91.5%
% of Patients satisfied with the time they had to wait for an appointment	5	7	N/A	89.0%	88.1%	87.9%

* This is based on patients treated on this contract for their most recent course of treatment. Figures in italics indicate the base number of FP17s or Patient Questionnaire responses are less than 100. N/A is shown where the base number of responses is less than 10 during the period. % is calculated as Quantity/Base number*100

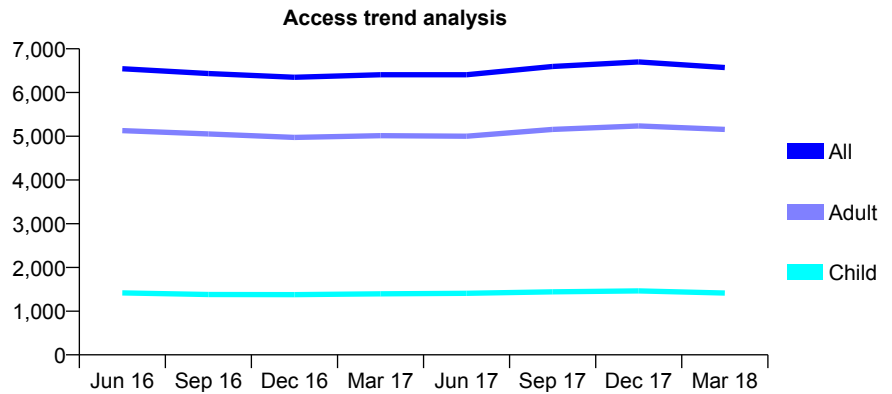
Q70 - Vital Signs At a Glance Contract Report for 196398/0001 - March 2018

Name or company name	S Cowley, R Ingham and J Angelo
Contract type name	GDS Contract
Purpose of contract	General
Contract start date	01/12/2010
Contract end date	

17/18 Contracted general activity (UDA)	19,600
Carry forward general activity (UDA)	141
17/18 Contracted orthodontic activity (UOA)	0
Carry forward orthodontic activity (UOA)	0
Baseline contract value	£586,005.44

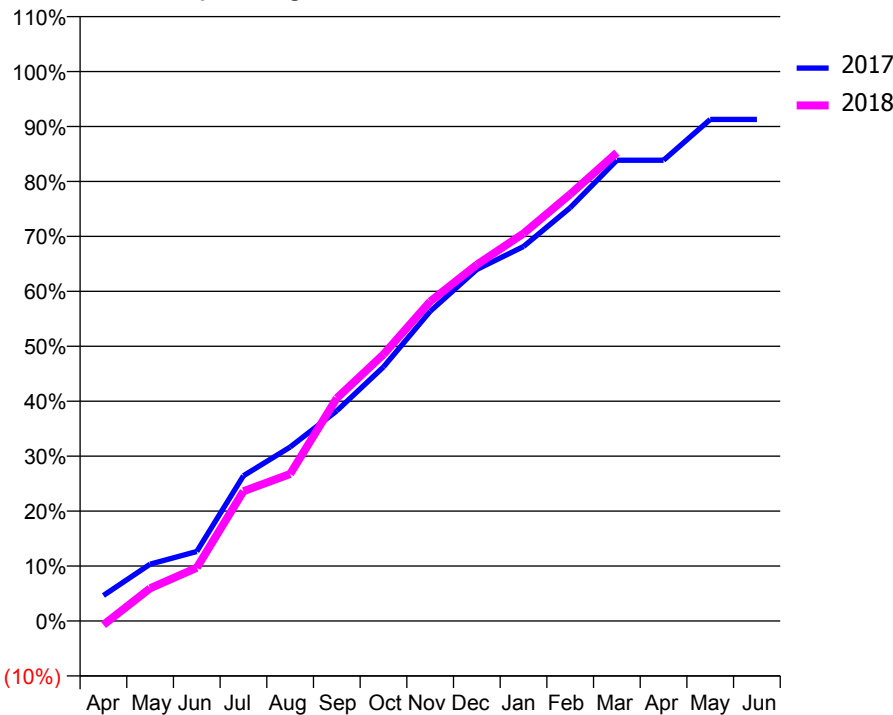
ACCESS*

Patients seen in 24 months	Total	Change since previous quarter
Quarter ending March 2017	6,407	
Quarter ending June 2017	6,407	→
Quarter ending September 2017	6,597	↑
Quarter ending December 2017	6,699	→
Quarter ending March 2018	6,570	↓
Variance since March 2017	2.5%	↑



ACTIVITY

Cumulative percentage of contracted UDA delivered 2017 & 2018



Month	Adjusted Scheduled Activity (UDA)	
	2017	2018
April	1,002	-141
May	2,235	1,166
June	2,733	1,902
July	5,713	4,631
August	6,836	5,243
September	8,262	7,949
October	9,987	9,509
November	12,176	11,399
December	13,821	12,709
January	14,721	13,824
February	16,245	15,224
March	18,115	16,708
April	18,115	
May	19,719	
June	19,719	

QUALITY

	Quantity	Base Number	Contract	AT	Region	England
% of FP17s for the same patient ID Re-attending within 3 months - Children	137	1,964	7.0%	10.3%	11.5%	11.9%
% of FP17s for the same patient ID Re-attending within 3 months - Adults	1,363	7,586	18.0%	14.7%	15.9%	16.0%
% of FP17s for the same patient ID Re-attending between 3 & 9 months - Children	1,175	1,964	59.8%	60.5%	60.6%	58.3%
% of FP17s for the same patient ID Re-attending between 3 & 9 months - Adults	4,013	7,586	52.9%	52.0%	51.6%	50.3%
% of FP17s for Band 1 Urgent Courses	1,111	8,986	12.4%	9.8%	9.5%	9.1%
% of FP17s Relating to Free Repair or Replacements	89	8,986	1.0%	0.6%	0.7%	0.8%
% of FP17s Relating to Continuations	357	8,986	4.0%	1.1%	1.0%	1.0%
% of Patients satisfied with the dentistry they have received	4	6	N/A	91.8%	92.0%	91.5%
% of Patients satisfied with the time they had to wait for an appointment	5	6	N/A	89.0%	88.1%	87.9%

* This is based on patients treated on this contract for their most recent course of treatment. Figures in italics indicate the base number of FP17s or Patient Questionnaire responses are less than 100. N/A is shown where the base number of responses is less than 10 during the period. % is calculated as Quantity/Base number*100

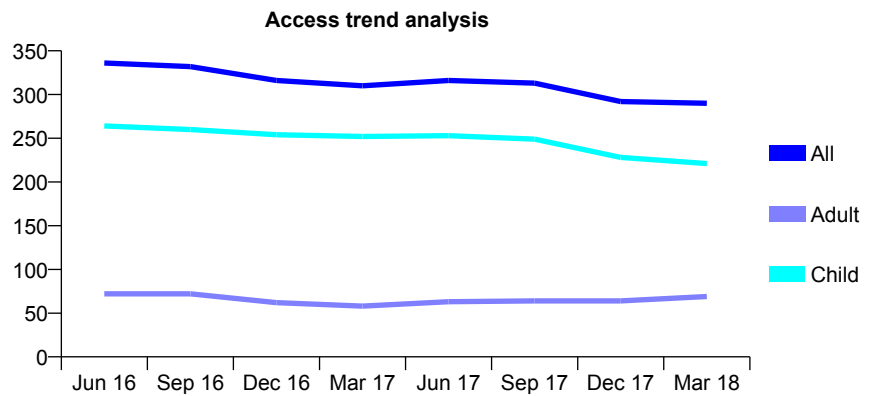
Q70 - Vital Signs At a Glance Contract Report for 197556/0001 - March 2018

Name or company name	M Sehat
Contract type name	GDS Contract
Purpose of contract	General
Contract start date	15/09/2010
Contract end date	

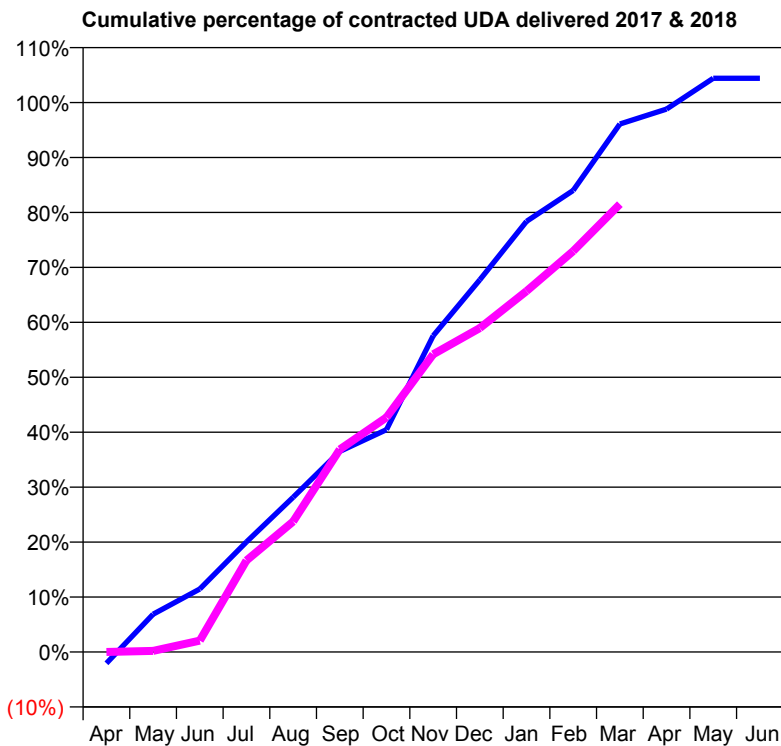
17/18 Contracted general activity (UDA)	480
Carry forward general activity (UDA)	0
17/18 Contracted orthodontic activity (UOA)	0
Carry forward orthodontic activity (UOA)	0
Baseline contract value	£12,297.91

ACCESS*

Patients seen in 24 months	Total	Change since previous quarter
Quarter ending March 2017	310	
Quarter ending June 2017	316	→
Quarter ending September 2017	313	→
Quarter ending December 2017	292	↓
Quarter ending March 2018	290	→
Variance since March 2017	(6.5%)	↓



ACTIVITY



Month	Adjusted Scheduled Activity (UDA)	
	2017	2018
April	-10	0
May	33	1
June	55	10
July	96	80
August	135	114
September	175	177
October	194	205
November	276	260
December	325	283
January	376	315
February	403	350
March	461	391
April	474	
May	501	
June	501	

QUALITY

	Quantity	Base Number	Contract	AT	Region	England
% of FP17s for the same patient ID Re-attending within 3 months - Children	10	298	3.4%	10.3%	11.5%	11.9%
% of FP17s for the same patient ID Re-attending within 3 months - Adults	2	46	4.3%	14.7%	15.9%	16.0%
% of FP17s for the same patient ID Re-attending between 3 & 9 months - Children	164	298	55.0%	60.5%	60.6%	58.3%
% of FP17s for the same patient ID Re-attending between 3 & 9 months - Adults	17	46	37.0%	52.0%	51.6%	50.3%
% of FP17s for Band 1 Urgent Courses	1	312	0.3%	9.8%	9.5%	9.1%
% of FP17s Relating to Free Repair or Replacements	0	312	0.0%	0.6%	0.7%	0.8%
% of FP17s Relating to Continuations	0	312	0.0%	1.1%	1.0%	1.0%
% of Patients satisfied with the dentistry they have received	0	0	N/A	91.8%	92.0%	91.5%
% of Patients satisfied with the time they had to wait for an appointment	0	0	N/A	89.0%	88.1%	87.9%

* This is based on patients treated on this contract for their most recent course of treatment. Figures in italics indicate the base number of FP17s or Patient Questionnaire responses are less than 100. N/A is shown where the base number of responses is less than 10 during the period. % is calculated as Quantity/Base number*100

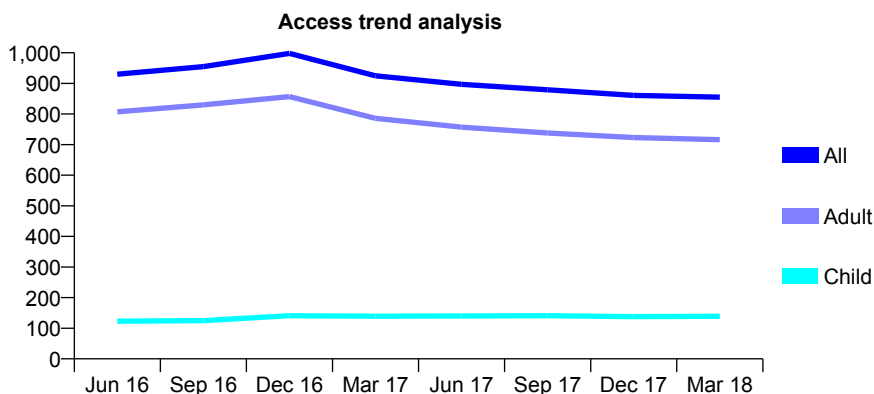
Q70 - Vital Signs At a Glance Contract Report for 198528/0001 - March 2018

Name or company name	Littlemoor Dental Surgery
Contract type name	GDS Contract
Purpose of contract	General
Contract start date	02/01/2015
Contract end date	

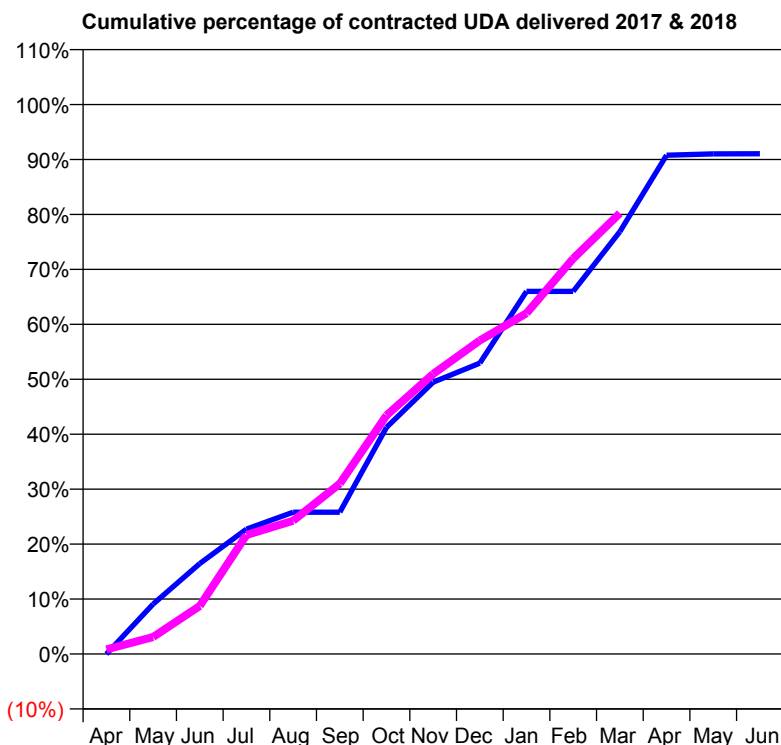
17/18 Contracted general activity (UDA)	4,717
Carry forward general activity (UDA)	0
17/18 Contracted orthodontic activity (UOA)	0
Carry forward orthodontic activity (UOA)	0
Baseline contract value	£113,785.76

ACCESS*

Patients seen in 24 months	Total	Change since previous quarter
Quarter ending March 2017	925	
Quarter ending June 2017	897	↓
Quarter ending September 2017	879	↓
Quarter ending December 2017	861	↓
Quarter ending March 2018	855	→
Variance since March 2017	(7.6%)	↓



ACTIVITY



Month	Adjusted Scheduled Activity (UDA)	
	2017	2018
April	0	39
May	429	145
June	777	412
July	1,072	1,021
August	1,217	1,144
September	1,217	1,463
October	1,945	2,049
November	2,333	2,404
December	2,498	2,692
January	3,112	2,925
February	3,112	3,394
March	3,625	3,784
April	4,282	
May	4,294	
June	4,295	

QUALITY

	Quantity	Base Number	Contract	AT	Region	England
% of FP17s for the same patient ID Re-attending within 3 months - Children	17	219	7.8%	10.3%	11.5%	11.9%
% of FP17s for the same patient ID Re-attending within 3 months - Adults	290	1,217	23.8%	14.7%	15.9%	16.0%
% of FP17s for the same patient ID Re-attending between 3 & 9 months - Children	126	219	57.5%	60.5%	60.6%	58.3%
% of FP17s for the same patient ID Re-attending between 3 & 9 months - Adults	569	1,217	46.8%	52.0%	51.6%	50.3%
% of FP17s for Band 1 Urgent Courses	113	1,259	9.0%	9.8%	9.5%	9.1%
% of FP17s Relating to Free Repair or Replacements	36	1,259	2.9%	0.6%	0.7%	0.8%
% of FP17s Relating to Continuations	41	1,259	3.3%	1.1%	1.0%	1.0%
% of Patients satisfied with the dentistry they have received	2	2	N/A	91.8%	92.0%	91.5%
% of Patients satisfied with the time they had to wait for an appointment	2	2	N/A	89.0%	88.1%	87.9%

* This is based on patients treated on this contract for their most recent course of treatment. Figures in italics indicate the base number of FP17s or Patient Questionnaire responses are less than 100. N/A is shown where the base number of responses is less than 10 during the period. % is calculated as Quantity/Base number*100

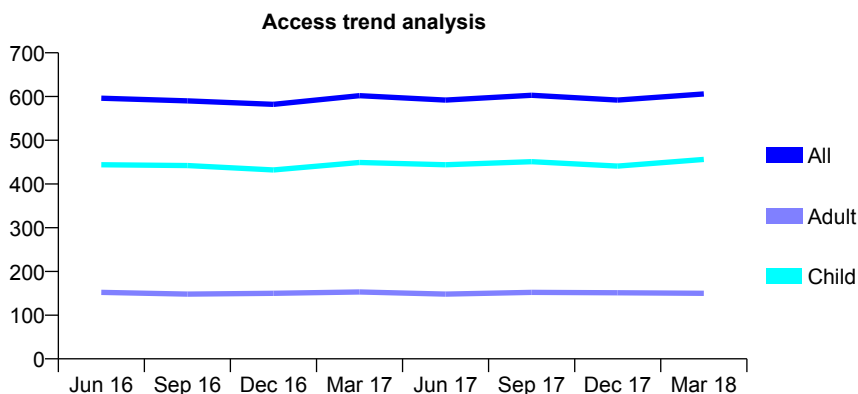
Q70 - Vital Signs At a Glance Contract Report for 198714/0001 - March 2018

Name or company name	Dr Uzma Rashid Ahmed
Contract type name	GDS Contract
Purpose of contract	General
Contract start date	01/05/2014
Contract end date	

17/18 Contracted general activity (UDA)	1,462
Carry forward general activity (UDA)	0
17/18 Contracted orthodontic activity (UOA)	0
Carry forward orthodontic activity (UOA)	0
Baseline contract value	£37,346.65

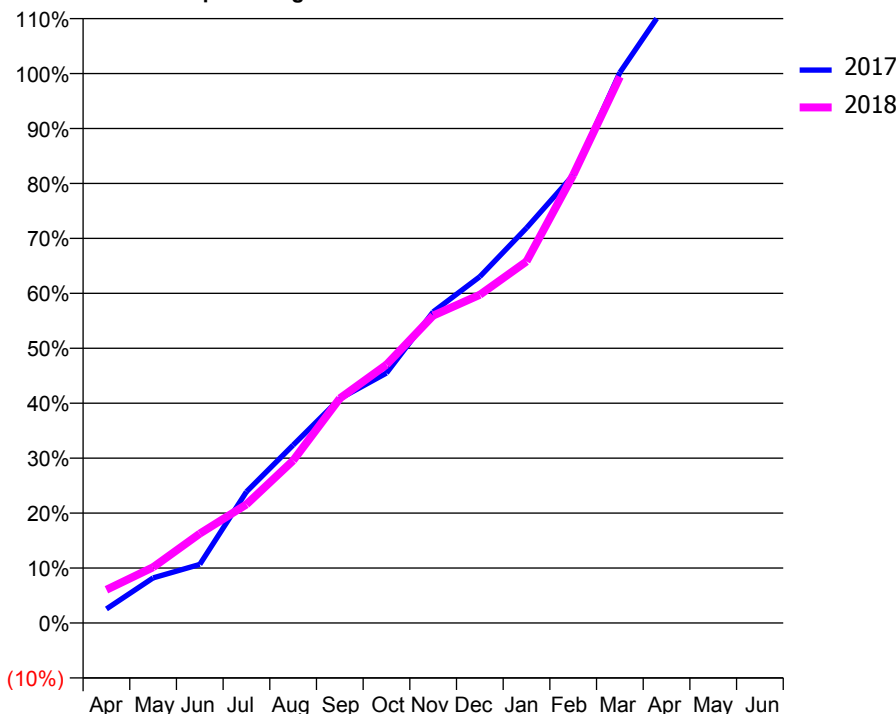
ACCESS*

Patients seen in 24 months	Total	Change since previous quarter
Quarter ending March 2017	602	
Quarter ending June 2017	592	↓
Quarter ending September 2017	603	→
Quarter ending December 2017	592	↓
Quarter ending March 2018	606	↑
Variance since March 2017	0.7%	→



ACTIVITY

Cumulative percentage of contracted UDA delivered 2017 & 2018



Month	Adjusted Scheduled Activity (UDA)	
	2017	2018
April	37	89
May	120	148
June	156	238
July	349	316
August	473	432
September	597	598
October	665	687
November	828	818
December	922	873
January	1,051	962
February	1,192	1,192
March	1,465	1,453
April	1,647	
May	1,653	
June	1,653	

QUALITY

	Quantity	Base Number	Contract	AT	Region	England
% of FP17s for the same patient ID Re-attending within 3 months - Children	53	840	6.3%	10.3%	11.5%	11.9%
% of FP17s for the same patient ID Re-attending within 3 months - Adults	33	168	19.6%	14.7%	15.9%	16.0%
% of FP17s for the same patient ID Re-attending between 3 & 9 months - Children	593	840	70.6%	60.5%	60.6%	58.3%
% of FP17s for the same patient ID Re-attending between 3 & 9 months - Adults	97	168	57.7%	52.0%	51.6%	50.3%
% of FP17s for Band 1 Urgent Courses	43	918	4.7%	9.8%	9.5%	9.1%
% of FP17s Relating to Free Repair or Replacements	0	918	0.0%	0.6%	0.7%	0.8%
% of FP17s Relating to Continuations	13	918	1.4%	1.1%	1.0%	1.0%
% of Patients satisfied with the dentistry they have received	2	2	N/A	91.8%	92.0%	91.5%
% of Patients satisfied with the time they had to wait for an appointment	2	2	N/A	89.0%	88.1%	87.9%

* This is based on patients treated on this contract for their most recent course of treatment. Figures in italics indicate the base number of FP17s or Patient Questionnaire responses are less than 100. N/A is shown where the base number of responses is less than 10 during the period. % is calculated as Quantity/Base number*100

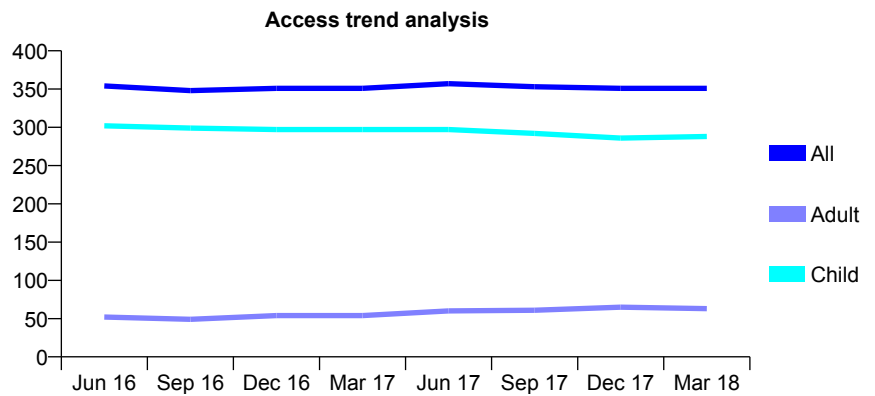
Q70 - Vital Signs At a Glance Contract Report for 198870/0001 - March 2018

Name or company name	Brown Henning Partnership
Contract type name	GDS Contract
Purpose of contract	General
Contract start date	01/01/2014
Contract end date	

17/18 Contracted general activity (UDA)	800
Carry forward general activity (UDA)	0
17/18 Contracted orthodontic activity (UOA)	0
Carry forward orthodontic activity (UOA)	0
Baseline contract value	£20,513.76

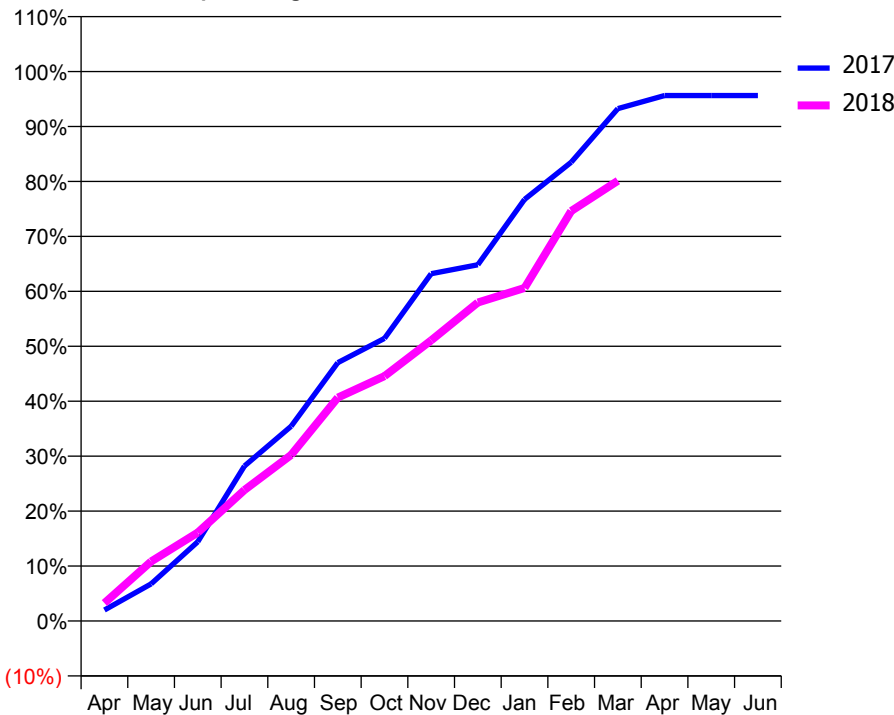
ACCESS*

Patients seen in 24 months	Total	Change since previous quarter
Quarter ending March 2017	351	
Quarter ending June 2017	357	→
Quarter ending September 2017	353	↓
Quarter ending December 2017	351	→
Quarter ending March 2018	351	→
Variance since March 2017	0.0%	→



ACTIVITY

Cumulative percentage of contracted UDA delivered 2017 & 2018



Month	Adjusted Scheduled Activity (UDA)	
	2017	2018
April	16	26
May	54	87
June	115	129
July	226	191
August	284	242
September	376	325
October	411	357
November	506	409
December	519	464
January	614	485
February	668	597
March	746	641
April	765	
May	765	
June	765	

QUALITY

	Quantity	Base Number	Contract	AT	Region	England
% of FP17s for the same patient ID Re-attending within 3 months - Children	19	472	4.0%	10.3%	11.5%	11.9%
% of FP17s for the same patient ID Re-attending within 3 months - Adults	2	43	4.7%	14.7%	15.9%	16.0%
% of FP17s for the same patient ID Re-attending between 3 & 9 months - Children	353	472	74.8%	60.5%	60.6%	58.3%
% of FP17s for the same patient ID Re-attending between 3 & 9 months - Adults	32	43	74.4%	52.0%	51.6%	50.3%
% of FP17s for Band 1 Urgent Courses	10	500	2.0%	9.8%	9.5%	9.1%
% of FP17s Relating to Free Repair or Replacements	0	500	0.0%	0.6%	0.7%	0.8%
% of FP17s Relating to Continuations	0	500	0.0%	1.1%	1.0%	1.0%
% of Patients satisfied with the dentistry they have received	1	1	N/A	91.8%	92.0%	91.5%
% of Patients satisfied with the time they had to wait for an appointment	1	1	N/A	89.0%	88.1%	87.9%

* This is based on patients treated on this contract for their most recent course of treatment. Figures in italics indicate the base number of FP17s or Patient Questionnaire responses are less than 100. N/A is shown where the base number of responses is less than 10 during the period. % is calculated as Quantity/Base number*100

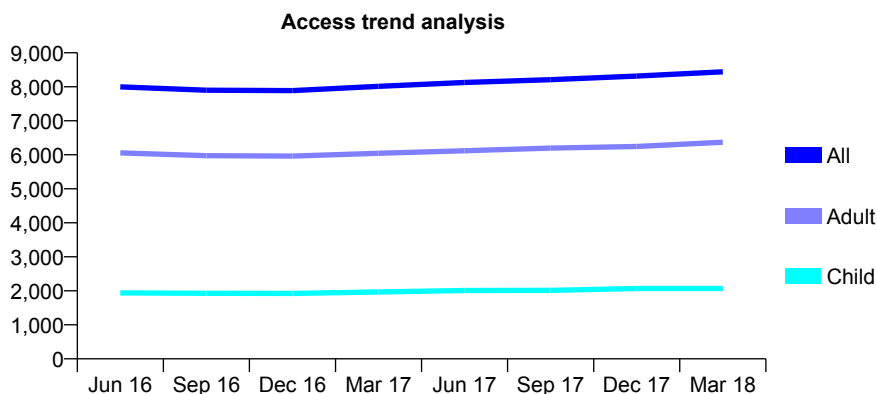
Q70 - Vital Signs At a Glance Contract Report for 199230/0001 - March 2018

Name or company name	Olivers Battery Dental Surgery
Contract type name	GDS Contract
Purpose of contract	General
Contract start date	01/04/2013
Contract end date	

17/18 Contracted general activity (UDA)	22,752
Carry forward general activity (UDA)	547
17/18 Contracted orthodontic activity (UOA)	0
Carry forward orthodontic activity (UOA)	0
Baseline contract value	£769,768.21

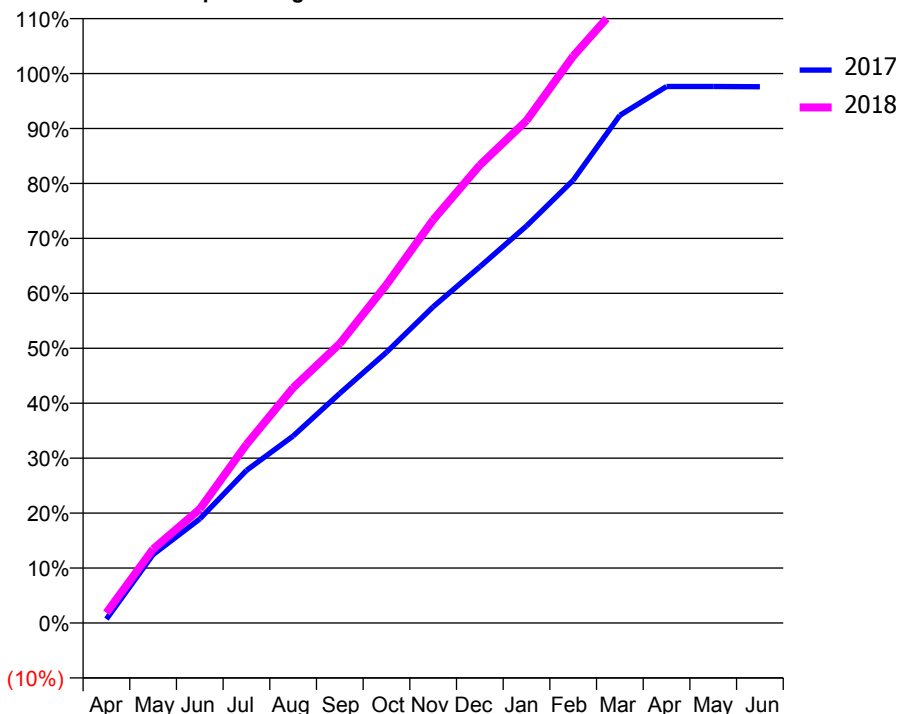
ACCESS*

Patients seen in 24 months	Total	Change since previous quarter
Quarter ending March 2017	8,013	
Quarter ending June 2017	8,128	→
Quarter ending September 2017	8,210	→
Quarter ending December 2017	8,316	→
Quarter ending March 2018	8,440	→
Variance since March 2017	5.3%	↑



ACTIVITY

Cumulative percentage of contracted UDA delivered 2017 & 2018



Month	Adjusted Scheduled Activity (UDA)	
	2017	2018
April	163	422
May	2,834	3,062
June	4,309	4,717
July	6,317	7,396
August	7,743	9,743
September	9,512	11,572
October	11,212	14,010
November	13,091	16,692
December	14,751	18,956
January	16,440	20,801
February	18,331	23,472
March	21,021	25,641
April	22,213	
May	22,214	
June	22,204	

QUALITY

	Quantity	Base Number	Contract	AT	Region	England
% of FP17s for the same patient ID Re-attending within 3 months - Children	231	3,551	6.5%	10.3%	11.5%	11.9%
% of FP17s for the same patient ID Re-attending within 3 months - Adults	1,312	9,014	14.6%	14.7%	15.9%	16.0%
% of FP17s for the same patient ID Re-attending between 3 & 9 months - Children	2,446	3,551	68.9%	60.5%	60.6%	58.3%
% of FP17s for the same patient ID Re-attending between 3 & 9 months - Adults	3,644	9,014	40.4%	52.0%	51.6%	50.3%
% of FP17s for Band 1 Urgent Courses	1,354	12,113	11.2%	9.8%	9.5%	9.1%
% of FP17s Relating to Free Repair or Replacements	34	12,113	0.3%	0.6%	0.7%	0.8%
% of FP17s Relating to Continuations	50	12,113	0.4%	1.1%	1.0%	1.0%
% of Patients satisfied with the dentistry they have received	8	8	N/A	91.8%	92.0%	91.5%
% of Patients satisfied with the time they had to wait for an appointment	8	8	N/A	89.0%	88.1%	87.9%

* This is based on patients treated on this contract for their most recent course of treatment. Figures in italics indicate the base number of FP17s or Patient Questionnaire responses are less than 100. N/A is shown where the base number of responses is less than 10 during the period. % is calculated as Quantity/Base number*100

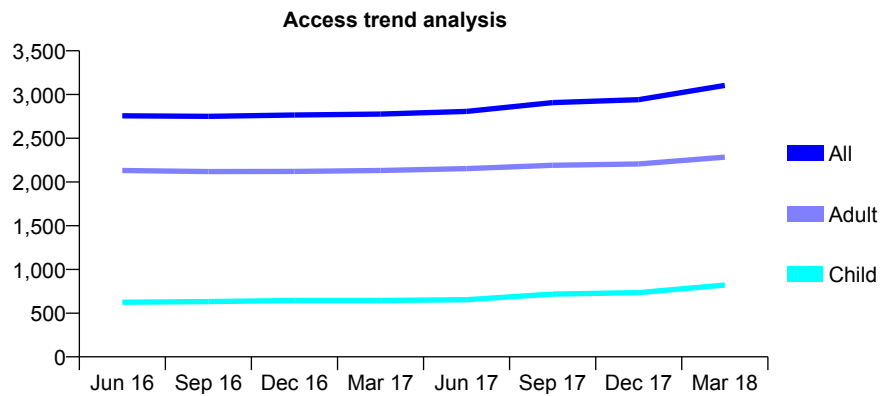
Q70 - Vital Signs At a Glance Contract Report for 199338/0001 - March 2018

Name or company name	The Partnership of Spring Road Dental
Contract type name	GDS Contract
Purpose of contract	General
Contract start date	01/07/2012
Contract end date	

17/18 Contracted general activity (UDA)	10,000
Carry forward general activity (UDA)	0
17/18 Contracted orthodontic activity (UOA)	0
Carry forward orthodontic activity (UOA)	0
Baseline contract value	£217,946.38

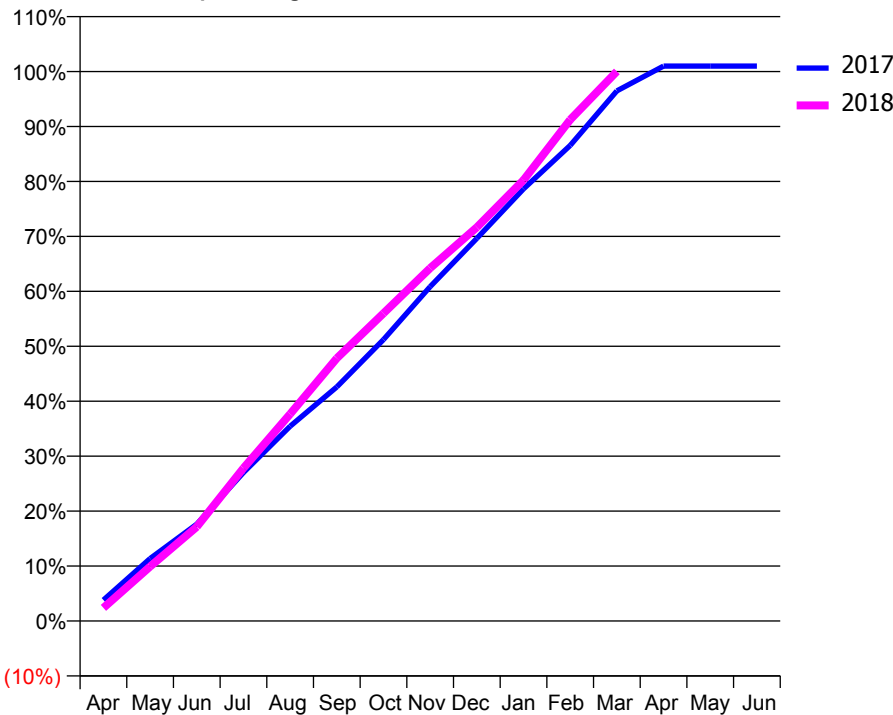
ACCESS*

Patients seen in 24 months	Total	Change since previous quarter
Quarter ending March 2017	2,776	
Quarter ending June 2017	2,807	→
Quarter ending September 2017	2,908	↑
Quarter ending December 2017	2,941	→
Quarter ending March 2018	3,105	↑
Variance since March 2017	11.9%	↑



ACTIVITY

Cumulative percentage of contracted UDA delivered 2017 & 2018



Month	Adjusted Scheduled Activity (UDA)	
	2017	2018
April	383	240
May	1,136	991
June	1,762	1,715
July	2,702	2,783
August	3,545	3,769
September	4,260	4,781
October	5,121	5,600
November	6,086	6,422
December	6,962	7,165
January	7,865	8,025
February	8,654	9,124
March	9,647	10,001
April	10,099	
May	10,099	
June	10,099	

QUALITY

	Quantity	Base Number	Contract	AT	Region	England
% of FP17s for the same patient ID Re-attending within 3 months - Children	63	1,352	4.7%	10.3%	11.5%	11.9%
% of FP17s for the same patient ID Re-attending within 3 months - Adults	491	4,031	12.2%	14.7%	15.9%	16.0%
% of FP17s for the same patient ID Re-attending between 3 & 9 months - Children	946	1,352	70.0%	60.5%	60.6%	58.3%
% of FP17s for the same patient ID Re-attending between 3 & 9 months - Adults	2,968	4,031	73.6%	52.0%	51.6%	50.3%
% of FP17s for Band 1 Urgent Courses	239	5,161	4.6%	9.8%	9.5%	9.1%
% of FP17s Relating to Free Repair or Replacements	25	5,161	0.5%	0.6%	0.7%	0.8%
% of FP17s Relating to Continuations	67	5,161	1.3%	1.1%	1.0%	1.0%
% of Patients satisfied with the dentistry they have received	2	2	N/A	91.8%	92.0%	91.5%
% of Patients satisfied with the time they had to wait for an appointment	2	2	N/A	89.0%	88.1%	87.9%

* This is based on patients treated on this contract for their most recent course of treatment. Figures in italics indicate the base number of FP17s or Patient Questionnaire responses are less than 100. N/A is shown where the base number of responses is less than 10 during the period. % is calculated as Quantity/Base number*100

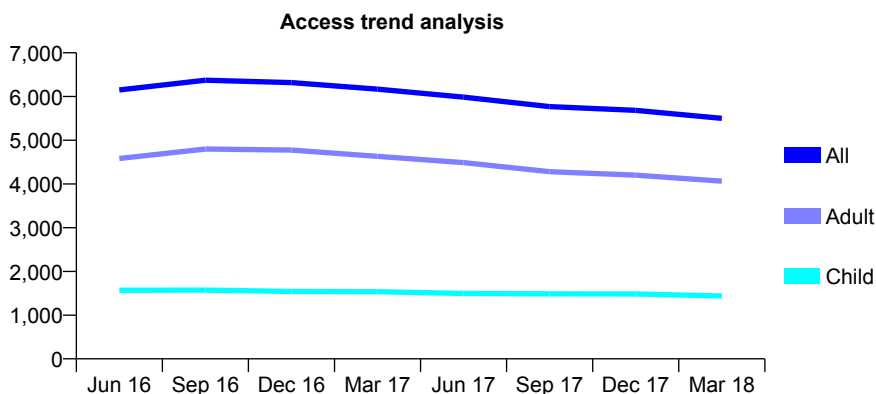
Q70 - Vital Signs At a Glance Contract Report for 199699/0001 - March 2018

Name or company name	Brighter Smile Dental Practice
Contract type name	GDS Contract
Purpose of contract	General
Contract start date	01/05/2010
Contract end date	

17/18 Contracted general activity (UDA)	17,855
Carry forward general activity (UDA)	0
17/18 Contracted orthodontic activity (UOA)	0
Carry forward orthodontic activity (UOA)	0
Baseline contract value	£422,326.02

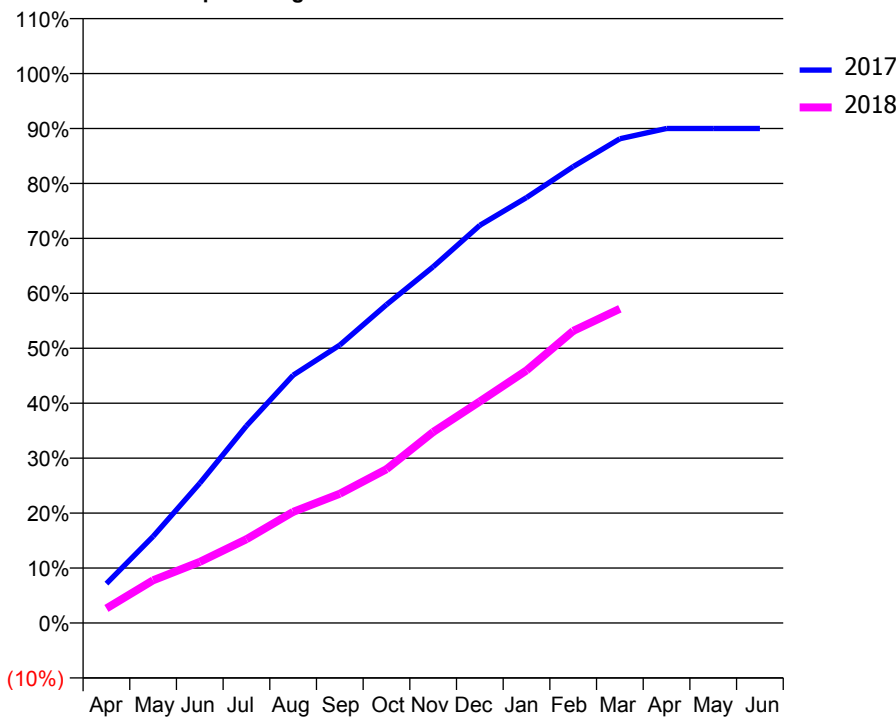
ACCESS*

Patients seen in 24 months	Total	Change since previous quarter
Quarter ending March 2017	6,169	
Quarter ending June 2017	5,985	↓
Quarter ending September 2017	5,769	↓
Quarter ending December 2017	5,684	↓
Quarter ending March 2018	5,502	↓
Variance since March 2017	(10.8%)	↓



ACTIVITY

Cumulative percentage of contracted UDA delivered 2017 & 2018



Month	Adjusted Scheduled Activity (UDA)	
	2017	2018
April	1,280	473
May	2,815	1,389
June	4,544	1,986
July	6,406	2,725
August	8,054	3,613
September	9,033	4,201
October	10,343	5,000
November	11,577	6,205
December	12,923	7,200
January	13,825	8,210
February	14,830	9,490
March	15,735	10,211
April	16,069	
May	16,069	
June	16,069	

QUALITY

	Quantity	Base Number	Contract	AT	Region	England
% of FP17s for the same patient ID Re-attending within 3 months - Children	76	1,965	3.9%	10.3%	11.5%	11.9%
% of FP17s for the same patient ID Re-attending within 3 months - Adults	238	4,022	5.9%	14.7%	15.9%	16.0%
% of FP17s for the same patient ID Re-attending between 3 & 9 months - Children	1,206	1,965	61.4%	60.5%	60.6%	58.3%
% of FP17s for the same patient ID Re-attending between 3 & 9 months - Adults	2,194	4,022	54.5%	52.0%	51.6%	50.3%
% of FP17s for Band 1 Urgent Courses	259	5,794	4.5%	9.8%	9.5%	9.1%
% of FP17s Relating to Free Repair or Replacements	3	5,794	0.1%	0.6%	0.7%	0.8%
% of FP17s Relating to Continuations	15	5,794	0.3%	1.1%	1.0%	1.0%
% of Patients satisfied with the dentistry they have received	3	3	N/A	91.8%	92.0%	91.5%
% of Patients satisfied with the time they had to wait for an appointment	2	3	N/A	89.0%	88.1%	87.9%

* This is based on patients treated on this contract for their most recent course of treatment. Figures in italics indicate the base number of FP17s or Patient Questionnaire responses are less than 100. N/A is shown where the base number of responses is less than 10 during the period. % is calculated as Quantity/Base number*100

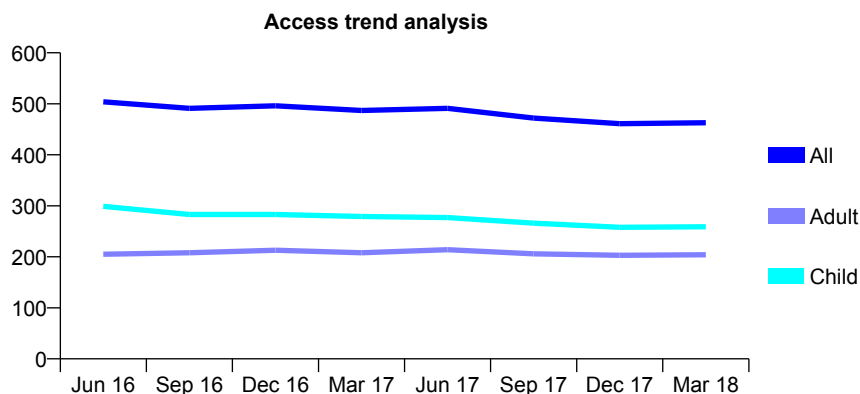
Q70 - Vital Signs At a Glance Contract Report for 199842/0001 - March 2018

Name or company name	Dr F Asghari
Contract type name	GDS Contract
Purpose of contract	General
Contract start date	17/01/2009
Contract end date	

17/18 Contracted general activity (UDA)	1,533
Carry forward general activity (UDA)	0
17/18 Contracted orthodontic activity (UOA)	0
Carry forward orthodontic activity (UOA)	0
Baseline contract value	£33,189.40

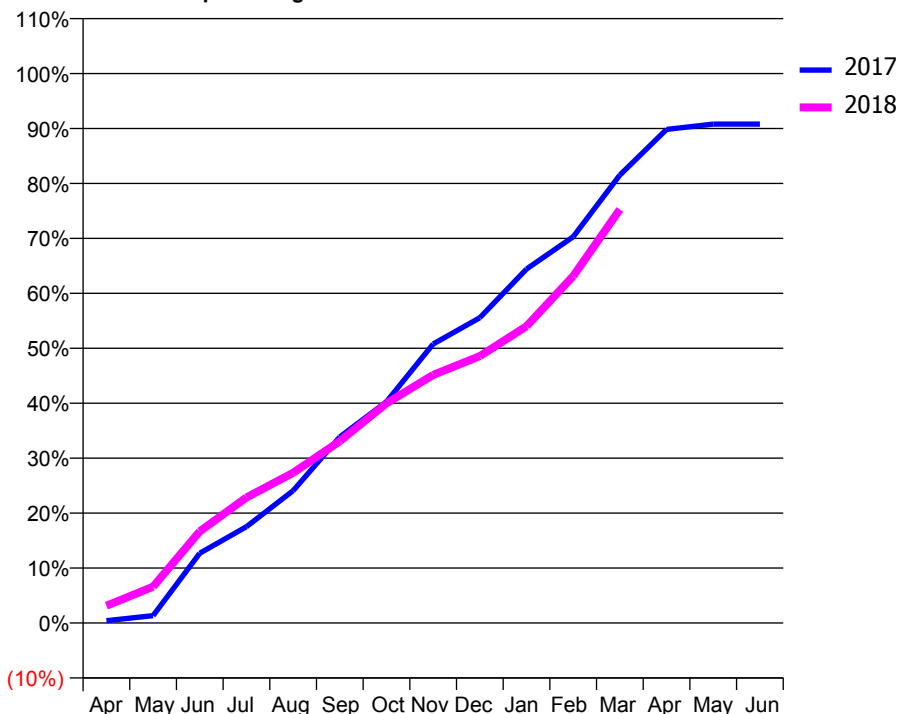
ACCESS*

Patients seen in 24 months	Total	Change since previous quarter
Quarter ending March 2017	487	
Quarter ending June 2017	491	→
Quarter ending September 2017	472	↓
Quarter ending December 2017	461	↓
Quarter ending March 2018	463	→
Variance since March 2017	(4.9%)	↓



ACTIVITY

Cumulative percentage of contracted UDA delivered 2017 & 2018



Month	Adjusted Scheduled Activity (UDA)	
	2017	2018
April	7	48
May	21	101
June	195	256
July	269	350
August	369	419
September	519	507
October	617	613
November	779	692
December	852	745
January	987	828
February	1,077	968
March	1,250	1,154
April	1,377	
May	1,392	
June	1,392	

QUALITY

	Quantity	Base Number	Contract	AT	Region	England
% of FP17s for the same patient ID Re-attending within 3 months - Children	17	426	4.0%	10.3%	11.5%	11.9%
% of FP17s for the same patient ID Re-attending within 3 months - Adults	8	170	4.7%	14.7%	15.9%	16.0%
% of FP17s for the same patient ID Re-attending between 3 & 9 months - Children	312	426	73.2%	60.5%	60.6%	58.3%
% of FP17s for the same patient ID Re-attending between 3 & 9 months - Adults	83	170	48.8%	52.0%	51.6%	50.3%
% of FP17s for Band 1 Urgent Courses	19	561	3.4%	9.8%	9.5%	9.1%
% of FP17s Relating to Free Repair or Replacements	2	561	0.4%	0.6%	0.7%	0.8%
% of FP17s Relating to Continuations	0	561	0.0%	1.1%	1.0%	1.0%
% of Patients satisfied with the dentistry they have received	0	0	N/A	91.8%	92.0%	91.5%
% of Patients satisfied with the time they had to wait for an appointment	0	0	N/A	89.0%	88.1%	87.9%

* This is based on patients treated on this contract for their most recent course of treatment. Figures in italics indicate the base number of FP17s or Patient Questionnaire responses are less than 100. N/A is shown where the base number of responses is less than 10 during the period. % is calculated as Quantity/Base number*100

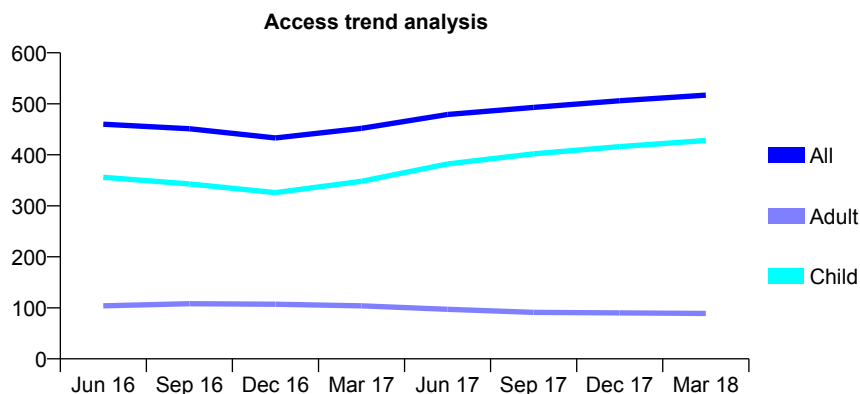
Q70 - Vital Signs At a Glance Contract Report for 210420/0001 - March 2018

Name or company name	Poundbury Dental Practice
Contract type name	GDS Contract
Purpose of contract	General
Contract start date	01/04/2006
Contract end date	

17/18 Contracted general activity (UDA)	952
Carry forward general activity (UDA)	0
17/18 Contracted orthodontic activity (UOA)	0
Carry forward orthodontic activity (UOA)	0
Baseline contract value	£22,532.98

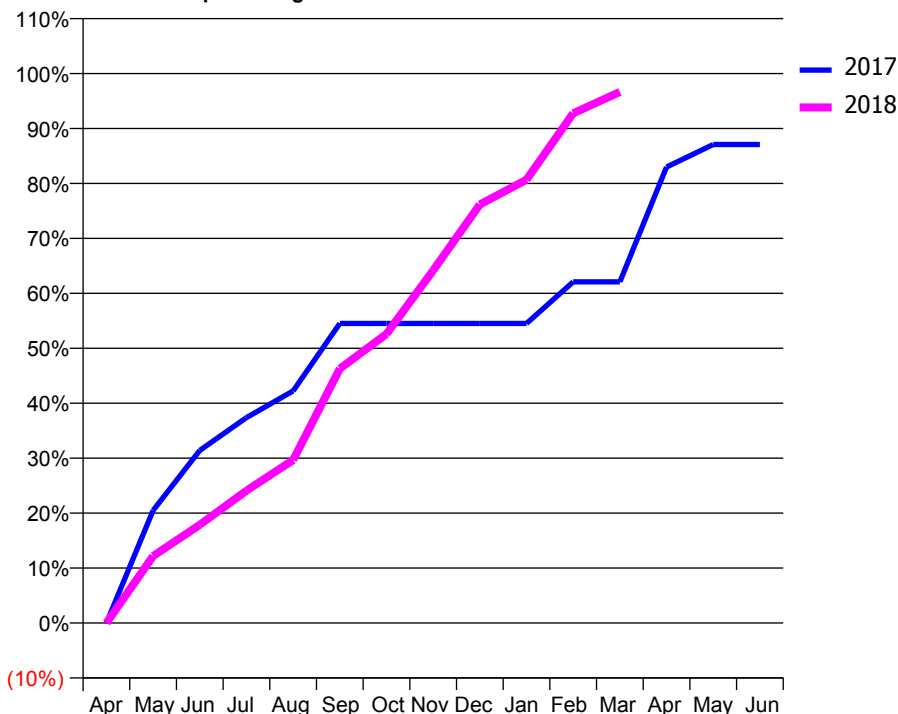
ACCESS*

Patients seen in 24 months	Total	Change since previous quarter
Quarter ending March 2017	452	
Quarter ending June 2017	479	↑
Quarter ending September 2017	493	↑
Quarter ending December 2017	506	↑
Quarter ending March 2018	517	↑
Variance since March 2017	14.4%	↑



ACTIVITY

Cumulative percentage of contracted UDA delivered 2017 & 2018



Month	Adjusted Scheduled Activity (UDA)	
	2017	2018
April	0	0
May	195	116
June	299	170
July	356	229
August	402	282
September	519	441
October	519	501
November	519	611
December	519	725
January	519	768
February	591	883
March	591	920
April	790	
May	829	
June	829	

QUALITY

	Quantity	Base Number	Contract	AT	Region	England
% of FP17s for the same patient ID Re-attending within 3 months - Children	85	859	9.9%	10.3%	11.5%	11.9%
% of FP17s for the same patient ID Re-attending within 3 months - Adults	1	68	1.5%	14.7%	15.9%	16.0%
% of FP17s for the same patient ID Re-attending between 3 & 9 months - Children	427	859	49.7%	60.5%	60.6%	58.3%
% of FP17s for the same patient ID Re-attending between 3 & 9 months - Adults	22	68	32.4%	52.0%	51.6%	50.3%
% of FP17s for Band 1 Urgent Courses	5	719	0.7%	9.8%	9.5%	9.1%
% of FP17s Relating to Free Repair or Replacements	0	719	0.0%	0.6%	0.7%	0.8%
% of FP17s Relating to Continuations	6	719	0.8%	1.1%	1.0%	1.0%
% of Patients satisfied with the dentistry they have received	0	0	N/A	91.8%	92.0%	91.5%
% of Patients satisfied with the time they had to wait for an appointment	0	0	N/A	89.0%	88.1%	87.9%

* This is based on patients treated on this contract for their most recent course of treatment. Figures in italics indicate the base number of FP17s or Patient Questionnaire responses are less than 100. N/A is shown where the base number of responses is less than 10 during the period. % is calculated as Quantity/Base number*100

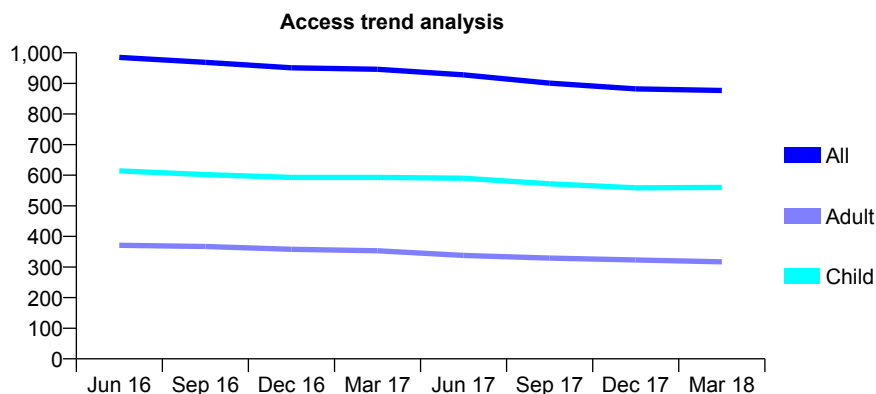
Q70 - Vital Signs At a Glance Contract Report for 213195/0001 - March 2018

Name or company name	The Beeches Dental Practice
Contract type name	GDS Contract
Purpose of contract	General
Contract start date	01/04/2006
Contract end date	

17/18 Contracted general activity (UDA)	1,913
Carry forward general activity (UDA)	33
17/18 Contracted orthodontic activity (UOA)	0
Carry forward orthodontic activity (UOA)	0
Baseline contract value	£42,045.53

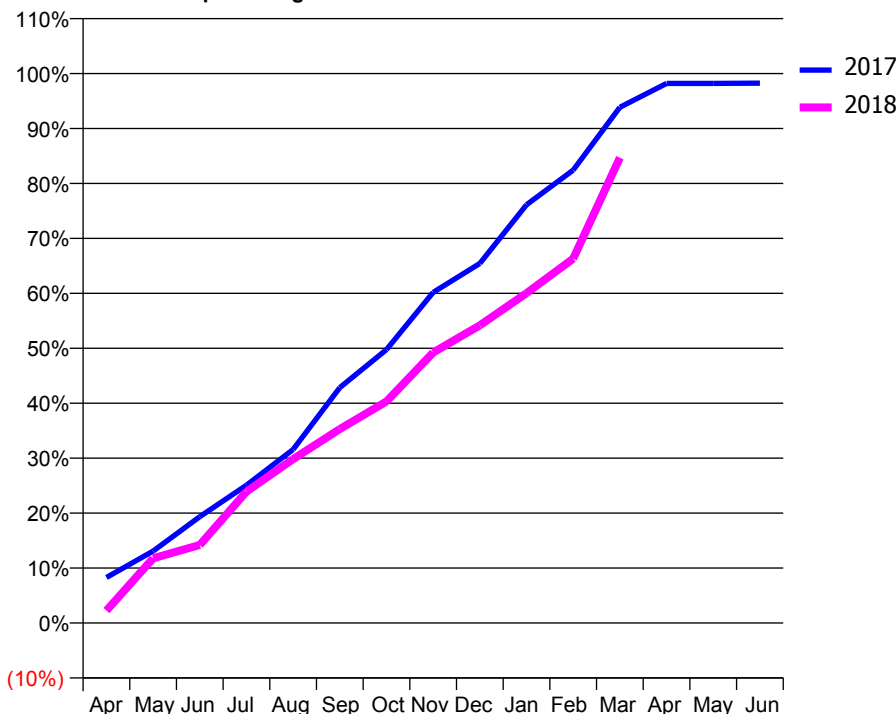
ACCESS*

Patients seen in 24 months	Total	Change since previous quarter
Quarter ending March 2017	946	
Quarter ending June 2017	928	↓
Quarter ending September 2017	901	↓
Quarter ending December 2017	882	↓
Quarter ending March 2018	877	→
Variance since March 2017	(7.3%)	↓



ACTIVITY

Cumulative percentage of contracted UDA delivered 2017 & 2018



Adjusted Scheduled Activity (UDA)

Month	2017	2018
April	158	43
May	251	226
June	370	272
July	480	457
August	604	571
September	820	675
October	952	771
November	1,151	942
December	1,252	1,036
January	1,456	1,148
February	1,577	1,269
March	1,795	1,620
April	1,879	
May	1,879	
June	1,880	

QUALITY

	Quantity	Base Number	Contract	AT	Region	England
% of FP17s for the same patient ID Re-attending within 3 months - Children	71	991	7.2%	10.3%	11.5%	11.9%
% of FP17s for the same patient ID Re-attending within 3 months - Adults	38	346	11.0%	14.7%	15.9%	16.0%
% of FP17s for the same patient ID Re-attending between 3 & 9 months - Children	660	991	66.6%	60.5%	60.6%	58.3%
% of FP17s for the same patient ID Re-attending between 3 & 9 months - Adults	227	346	65.6%	52.0%	51.6%	50.3%
% of FP17s for Band 1 Urgent Courses	50	1,282	3.9%	9.8%	9.5%	9.1%
% of FP17s Relating to Free Repair or Replacements	1	1,282	0.1%	0.6%	0.7%	0.8%
% of FP17s Relating to Continuations	0	1,282	0.0%	1.1%	1.0%	1.0%
% of Patients satisfied with the dentistry they have received	1	1	N/A	91.8%	92.0%	91.5%
% of Patients satisfied with the time they had to wait for an appointment	1	1	N/A	89.0%	88.1%	87.9%

* This is based on patients treated on this contract for their most recent course of treatment. Figures in italics indicate the base number of FP17s or Patient Questionnaire responses are less than 100. N/A is shown where the base number of responses is less than 10 during the period. % is calculated as Quantity/Base number*100

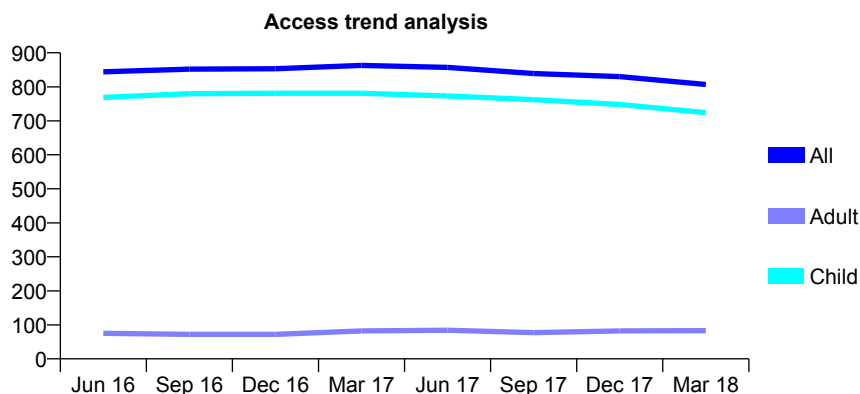
Q70 - Vital Signs At a Glance Contract Report for 215767/0001 - March 2018

Name or company name	Maximilian Waller
Contract type name	GDS Contract
Purpose of contract	General
Contract start date	01/04/2006
Contract end date	

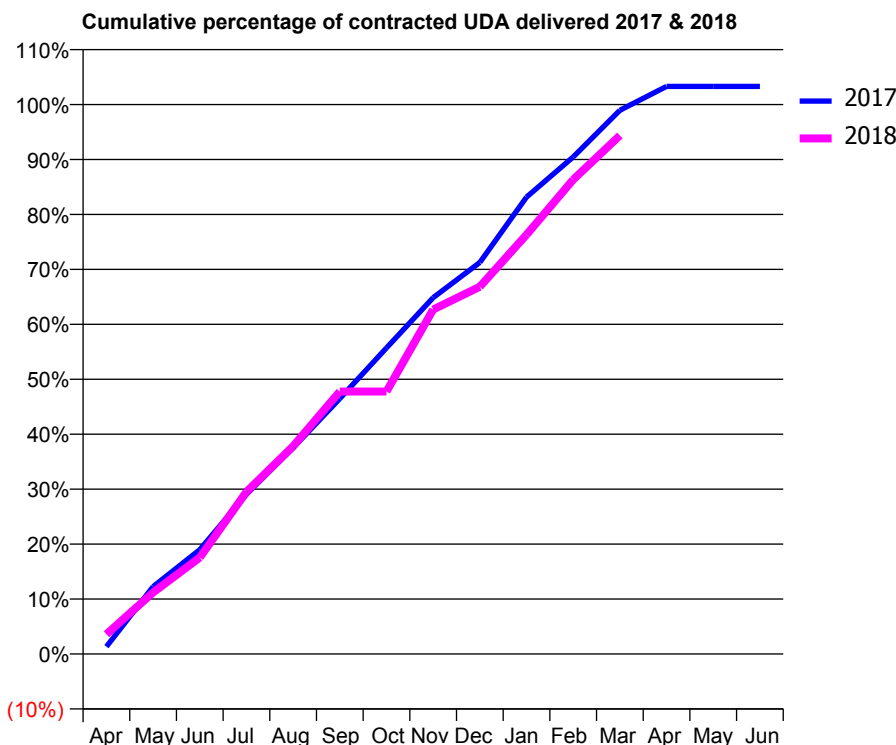
17/18 Contracted general activity (UDA)	1,620
Carry forward general activity (UDA)	0
17/18 Contracted orthodontic activity (UOA)	0
Carry forward orthodontic activity (UOA)	0
Baseline contract value	£41,203.60

ACCESS*

Patients seen in 24 months	Total	Change since previous quarter
Quarter ending March 2017	863	
Quarter ending June 2017	857	→
Quarter ending September 2017	839	↓
Quarter ending December 2017	830	↓
Quarter ending March 2018	807	↓
Variance since March 2017	(6.5%)	↓



ACTIVITY



Month	Adjusted Scheduled Activity (UDA)	
	2017	2018
April	22	58
May	199	181
June	308	285
July	471	478
August	608	613
September	753	774
October	903	774
November	1,051	1,016
December	1,154	1,083
January	1,347	1,236
February	1,465	1,399
March	1,603	1,529
April	1,673	
May	1,673	
June	1,673	

QUALITY

	Quantity	Base Number	Contract	AT	Region	England
% of FP17s for the same patient ID Re-attending within 3 months - Children	75	1,189	6.3%	10.3%	11.5%	11.9%
% of FP17s for the same patient ID Re-attending within 3 months - Adults	1	31	3.2%	14.7%	15.9%	16.0%
% of FP17s for the same patient ID Re-attending between 3 & 9 months - Children	887	1,189	74.6%	60.5%	60.6%	58.3%
% of FP17s for the same patient ID Re-attending between 3 & 9 months - Adults	24	31	77.4%	52.0%	51.6%	50.3%
% of FP17s for Band 1 Urgent Courses	33	1,174	2.8%	9.8%	9.5%	9.1%
% of FP17s Relating to Free Repair or Replacements	0	1,174	0.0%	0.6%	0.7%	0.8%
% of FP17s Relating to Continuations	19	1,174	1.6%	1.1%	1.0%	1.0%
% of Patients satisfied with the dentistry they have received	1	1	N/A	91.8%	92.0%	91.5%
% of Patients satisfied with the time they had to wait for an appointment	1	1	N/A	89.0%	88.1%	87.9%

* This is based on patients treated on this contract for their most recent course of treatment. Figures in italics indicate the base number of FP17s or Patient Questionnaire responses are less than 100. N/A is shown where the base number of responses is less than 10 during the period. % is calculated as Quantity/Base number*100

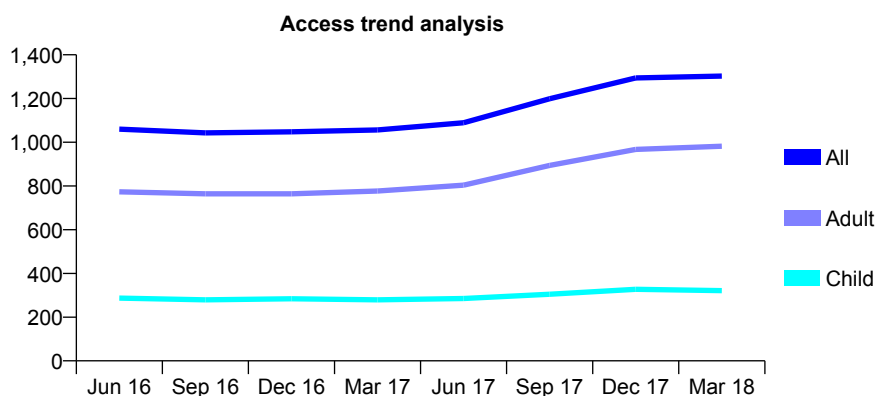
Q70 - Vital Signs At a Glance Contract Report for 215872/0002 - March 2018

Name or company name	Ian White
Contract type name	GDS Contract
Purpose of contract	General
Contract start date	01/04/2006
Contract end date	

17/18 Contracted general activity (UDA)	3,235
Carry forward general activity (UDA)	8
17/18 Contracted orthodontic activity (UOA)	0
Carry forward orthodontic activity (UOA)	0
Baseline contract value	£81,553.80

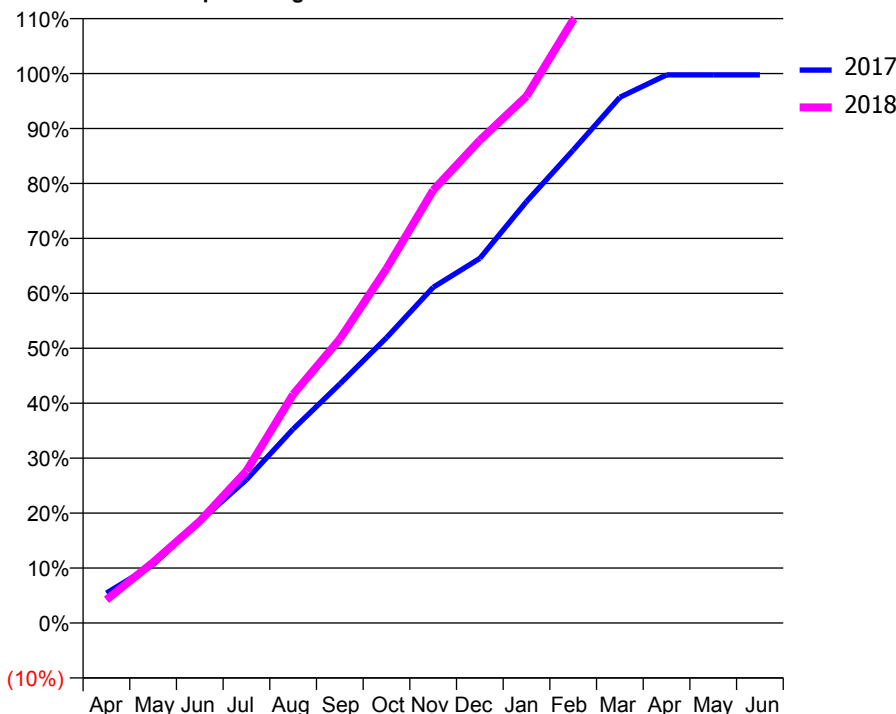
ACCESS*

Patients seen in 24 months	Total	Change since previous quarter
Quarter ending March 2017	1,056	
Quarter ending June 2017	1,089	↑
Quarter ending September 2017	1,199	↑
Quarter ending December 2017	1,294	↑
Quarter ending March 2018	1,303	→
Variance since March 2017	23.4%	↑



ACTIVITY

Cumulative percentage of contracted UDA delivered 2017 & 2018



Month	Adjusted Scheduled Activity (UDA)	
	2017	2018
April	176	137
May	343	357
June	599	599
July	844	895
August	1,142	1,346
September	1,407	1,672
October	1,679	2,087
November	1,977	2,548
December	2,147	2,842
January	2,481	3,102
February	2,784	3,551
March	3,095	3,815
April	3,227	
May	3,227	
June	3,227	

QUALITY

	Quantity	Base Number	Contract	AT	Region	England
% of FP17s for the same patient ID Re-attending within 3 months - Children	31	510	6.1%	10.3%	11.5%	11.9%
% of FP17s for the same patient ID Re-attending within 3 months - Adults	148	1,529	9.7%	14.7%	15.9%	16.0%
% of FP17s for the same patient ID Re-attending between 3 & 9 months - Children	318	510	62.4%	60.5%	60.6%	58.3%
% of FP17s for the same patient ID Re-attending between 3 & 9 months - Adults	994	1,529	65.0%	52.0%	51.6%	50.3%
% of FP17s for Band 1 Urgent Courses	96	1,975	4.9%	9.8%	9.5%	9.1%
% of FP17s Relating to Free Repair or Replacements	0	1,975	0.0%	0.6%	0.7%	0.8%
% of FP17s Relating to Continuations	11	1,975	0.6%	1.1%	1.0%	1.0%
% of Patients satisfied with the dentistry they have received	1	1	N/A	91.8%	92.0%	91.5%
% of Patients satisfied with the time they had to wait for an appointment	1	1	N/A	89.0%	88.1%	87.9%

* This is based on patients treated on this contract for their most recent course of treatment. Figures in italics indicate the base number of FP17s or Patient Questionnaire responses are less than 100. N/A is shown where the base number of responses is less than 10 during the period. % is calculated as Quantity/Base number*100

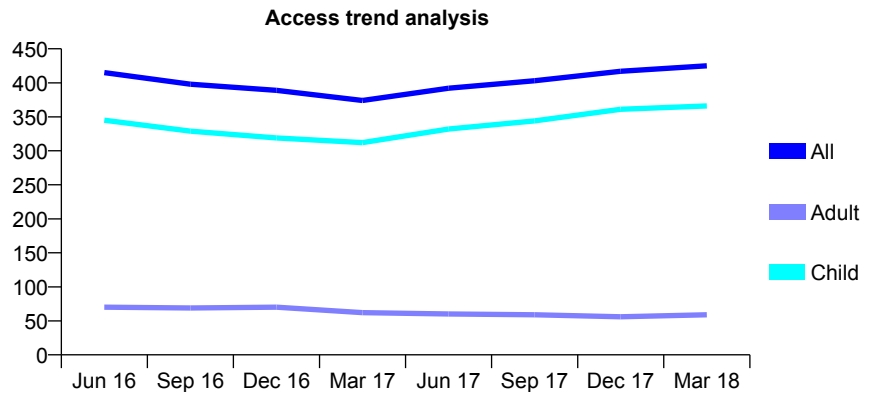
Q70 - Vital Signs At a Glance Contract Report for 218898/0001 - March 2018

Name or company name	Bright Blue Dental Practice
Contract type name	GDS Contract
Purpose of contract	General
Contract start date	01/04/2006
Contract end date	

17/18 Contracted general activity (UDA)	680
Carry forward general activity (UDA)	0
17/18 Contracted orthodontic activity (UOA)	0
Carry forward orthodontic activity (UOA)	0
Baseline contract value	£16,086.78

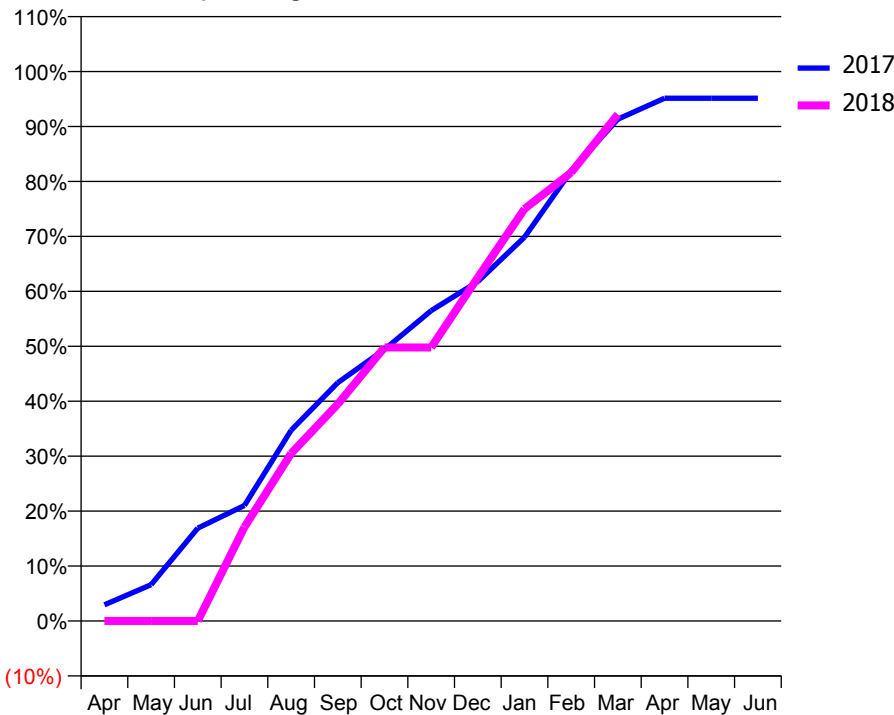
ACCESS*

Patients seen in 24 months	Total	Change since previous quarter
Quarter ending March 2017	374	
Quarter ending June 2017	392	↑
Quarter ending September 2017	403	↑
Quarter ending December 2017	417	↑
Quarter ending March 2018	425	→
Variance since March 2017	13.6%	↑



ACTIVITY

Cumulative percentage of contracted UDA delivered 2017 & 2018



Month	Adjusted Scheduled Activity (UDA)	
	2017	2018
April	20	0
May	45	0
June	115	0
July	143	116
August	236	207
September	295	268
October	336	339
November	384	339
December	420	425
January	475	510
February	557	555
March	621	627
April	647	
May	647	
June	647	

QUALITY

	Quantity	Base Number	Contract	AT	Region	England
% of FP17s for the same patient ID Re-attending within 3 months - Children	24	508	4.7%	10.3%	11.5%	11.9%
% of FP17s for the same patient ID Re-attending within 3 months - Adults	1	15	6.7%	14.7%	15.9%	16.0%
% of FP17s for the same patient ID Re-attending between 3 & 9 months - Children	258	508	50.8%	60.5%	60.6%	58.3%
% of FP17s for the same patient ID Re-attending between 3 & 9 months - Adults	3	15	20.0%	52.0%	51.6%	50.3%
% of FP17s for Band 1 Urgent Courses	10	507	2.0%	9.8%	9.5%	9.1%
% of FP17s Relating to Free Repair or Replacements	0	507	0.0%	0.6%	0.7%	0.8%
% of FP17s Relating to Continuations	9	507	1.8%	1.1%	1.0%	1.0%
% of Patients satisfied with the dentistry they have received	0	0	N/A	91.8%	92.0%	91.5%
% of Patients satisfied with the time they had to wait for an appointment	0	0	N/A	89.0%	88.1%	87.9%

* This is based on patients treated on this contract for their most recent course of treatment. Figures in italics indicate the base number of FP17s or Patient Questionnaire responses are less than 100. N/A is shown where the base number of responses is less than 10 during the period. % is calculated as Quantity/Base number*100

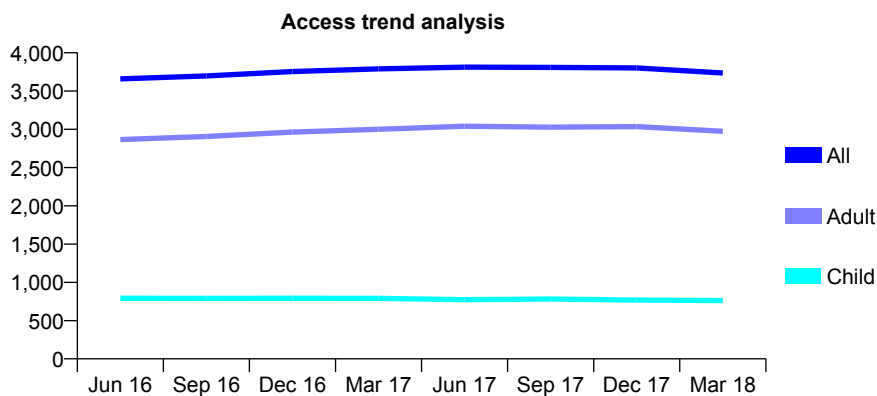
Q70 - Vital Signs At a Glance Contract Report for 219177/0001 - March 2018

Name or company name	MR PN LOCKYER
Contract type name	GDS Contract
Purpose of contract	General
Contract start date	01/04/2006
Contract end date	

17/18 Contracted general activity (UDA)	12,000
Carry forward general activity (UDA)	0
17/18 Contracted orthodontic activity (UOA)	0
Carry forward orthodontic activity (UOA)	0
Baseline contract value	£297,271.31

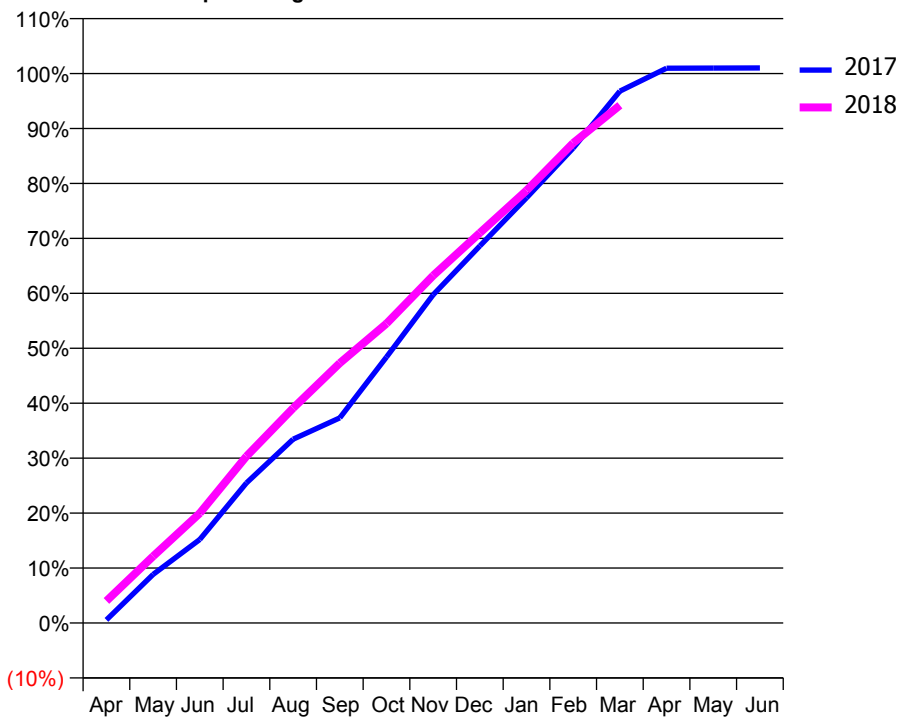
ACCESS*

Patients seen in 24 months	Total	Change since previous quarter
Quarter ending March 2017	3,790	
Quarter ending June 2017	3,813	→
Quarter ending September 2017	3,810	→
Quarter ending December 2017	3,802	→
Quarter ending March 2018	3,736	↓
Variance since March 2017	(1.4%)	↓



ACTIVITY

Cumulative percentage of contracted UDA delivered 2017 & 2018



Month	Adjusted Scheduled Activity (UDA)	
	2017	2018
April	70	481
May	1,062	1,458
June	1,826	2,399
July	3,059	3,640
August	4,013	4,692
September	4,480	5,678
October	5,809	6,540
November	7,167	7,586
December	8,234	8,520
January	9,284	9,445
February	10,372	10,482
March	11,614	11,306
April	12,116	
May	12,119	
June	12,122	

QUALITY

	Quantity	Base Number	Contract	AT	Region	England
% of FP17s for the same patient ID Re-attending within 3 months - Children	84	1,228	6.8%	10.3%	11.5%	11.9%
% of FP17s for the same patient ID Re-attending within 3 months - Adults	1,003	4,866	20.6%	14.7%	15.9%	16.0%
% of FP17s for the same patient ID Re-attending between 3 & 9 months - Children	880	1,228	71.7%	60.5%	60.6%	58.3%
% of FP17s for the same patient ID Re-attending between 3 & 9 months - Adults	2,989	4,866	61.4%	52.0%	51.6%	50.3%
% of FP17s for Band 1 Urgent Courses	829	5,871	14.1%	9.8%	9.5%	9.1%
% of FP17s Relating to Free Repair or Replacements	29	5,871	0.5%	0.6%	0.7%	0.8%
% of FP17s Relating to Continuations	109	5,871	1.9%	1.1%	1.0%	1.0%
% of Patients satisfied with the dentistry they have received	2	2	N/A	91.8%	92.0%	91.5%
% of Patients satisfied with the time they had to wait for an appointment	2	2	N/A	89.0%	88.1%	87.9%

* This is based on patients treated on this contract for their most recent course of treatment. Figures in italics indicate the base number of FP17s or Patient Questionnaire responses are less than 100. N/A is shown where the base number of responses is less than 10 during the period. % is calculated as Quantity/Base number*100

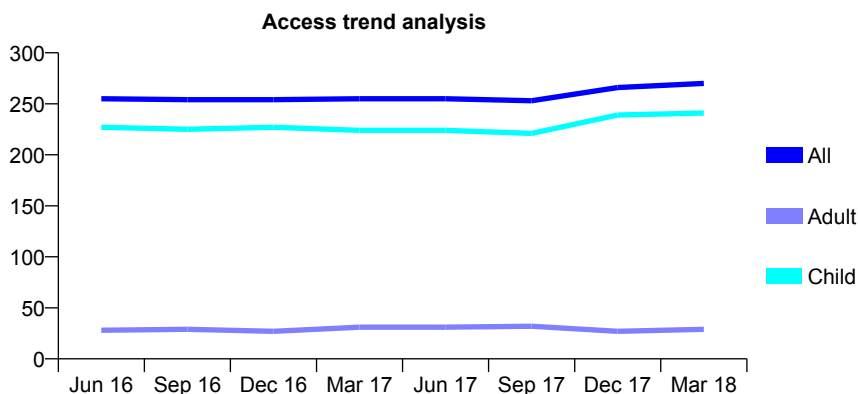
Q70 - Vital Signs At a Glance Contract Report for 219908/0001 - March 2018

Name or company name	MR RD HUGHES
Contract type name	GDS Contract
Purpose of contract	General
Contract start date	01/04/2006
Contract end date	

17/18 Contracted general activity (UDA)	550
Carry forward general activity (UDA)	0
17/18 Contracted orthodontic activity (UOA)	0
Carry forward orthodontic activity (UOA)	0
Baseline contract value	£11,725.43

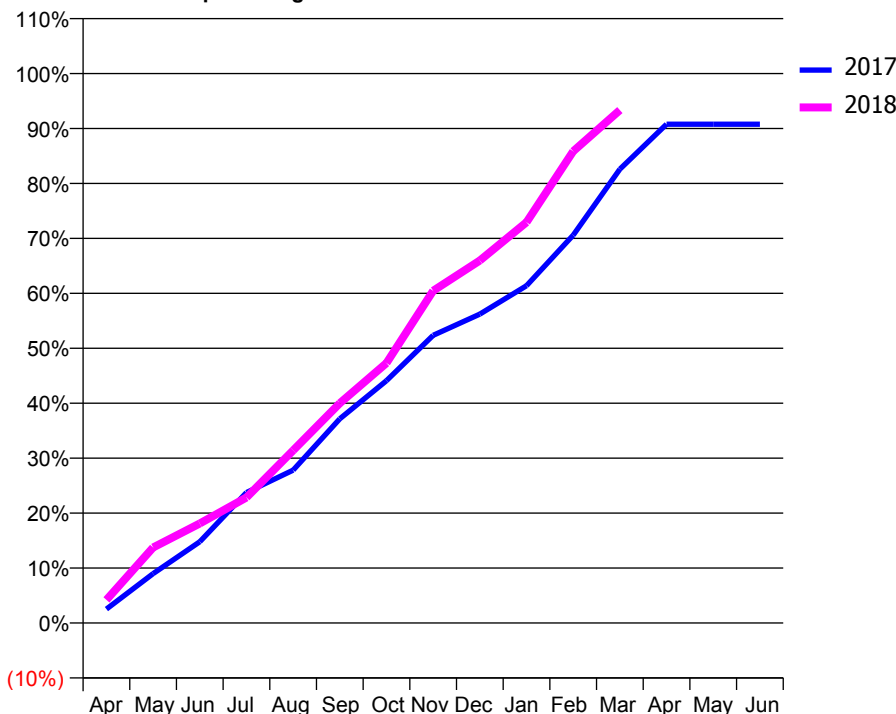
ACCESS*

Patients seen in 24 months	Total	Change since previous quarter
Quarter ending March 2017	255	
Quarter ending June 2017	255	→
Quarter ending September 2017	253	→
Quarter ending December 2017	266	↑
Quarter ending March 2018	270	→
Variance since March 2017	5.9%	↑



ACTIVITY

Cumulative percentage of contracted UDA delivered 2017 & 2018



Month	Adjusted Scheduled Activity (UDA)	
	2017	2018
April	14	23
May	49	76
June	81	100
July	131	126
August	153	173
September	204	220
October	243	260
November	288	333
December	309	363
January	338	401
February	388	472
March	454	513
April	499	
May	499	
June	499	

QUALITY

	Quantity	Base Number	Contract	AT	Region	England
% of FP17s for the same patient ID Re-attending within 3 months - Children	23	418	5.5%	10.3%	11.5%	11.9%
% of FP17s for the same patient ID Re-attending within 3 months - Adults	0	0	N/A	14.7%	15.9%	16.0%
% of FP17s for the same patient ID Re-attending between 3 & 9 months - Children	267	418	63.9%	60.5%	60.6%	58.3%
% of FP17s for the same patient ID Re-attending between 3 & 9 months - Adults	0	0	N/A	52.0%	51.6%	50.3%
% of FP17s for Band 1 Urgent Courses	13	390	3.3%	9.8%	9.5%	9.1%
% of FP17s Relating to Free Repair or Replacements	0	390	0.0%	0.6%	0.7%	0.8%
% of FP17s Relating to Continuations	0	390	0.0%	1.1%	1.0%	1.0%
% of Patients satisfied with the dentistry they have received	0	0	N/A	91.8%	92.0%	91.5%
% of Patients satisfied with the time they had to wait for an appointment	0	0	N/A	89.0%	88.1%	87.9%

* This is based on patients treated on this contract for their most recent course of treatment. Figures in italics indicate the base number of FP17s or Patient Questionnaire responses are less than 100. N/A is shown where the base number of responses is less than 10 during the period. % is calculated as Quantity/Base number*100

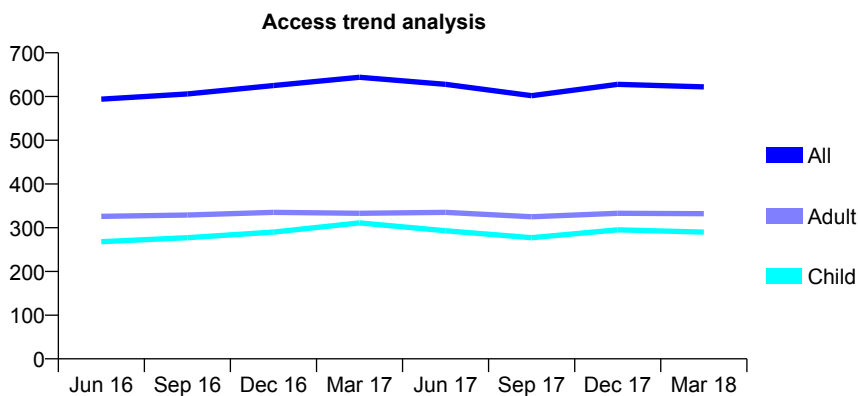
Q70 - Vital Signs At a Glance Contract Report for 221252/0001 - March 2018

Name or company name	East End Lodge Dental Partnership
Contract type name	GDS Contract
Purpose of contract	General and Orthodontic
Contract start date	01/04/2006
Contract end date	

17/18 Contracted general activity (UDA)	1,500
Carry forward general activity (UDA)	8
17/18 Contracted orthodontic activity (UOA)	131
Carry forward orthodontic activity (UOA)	0
Baseline contract value	£47,918.76

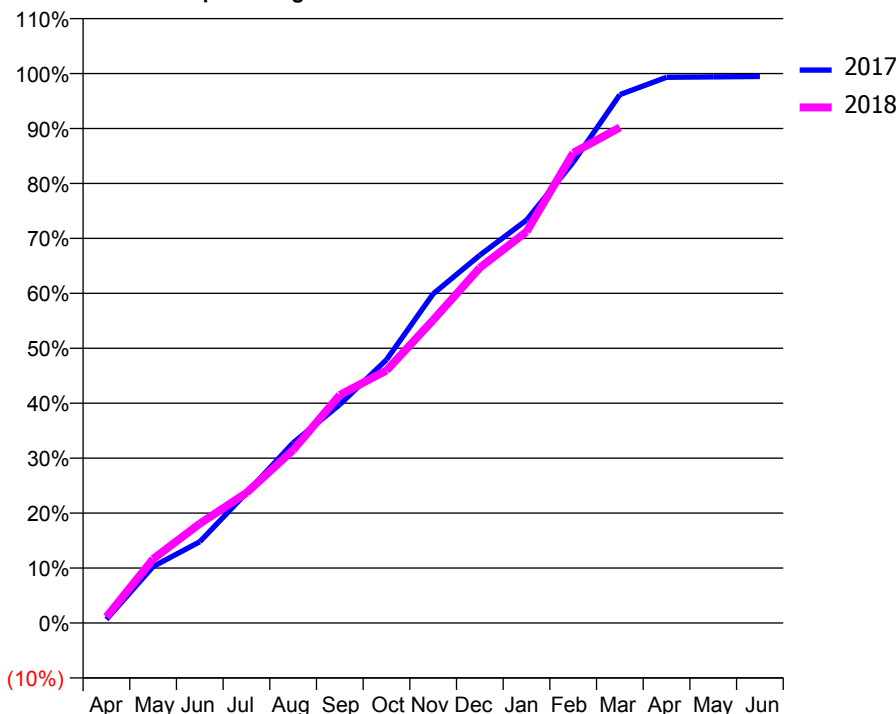
ACCESS*

Patients seen in 24 months	Total	Change since previous quarter
Quarter ending March 2017	644	
Quarter ending June 2017	628	↓
Quarter ending September 2017	602	↓
Quarter ending December 2017	628	↑
Quarter ending March 2018	622	→
Variance since March 2017	(3.4%)	↓



ACTIVITY

Cumulative percentage of contracted UDA delivered 2017 & 2018



Month	Adjusted Scheduled Activity (UDA)	
	2017	2018
April	10	16
May	154	175
June	222	271
July	355	355
August	492	472
September	597	623
October	719	689
November	898	827
December	1,004	970
January	1,100	1,068
February	1,258	1,283
March	1,442	1,353
April	1,490	
May	1,491	
June	1,492	

QUALITY

	Quantity	Base Number	Contract	AT	Region	England
% of FP17s for the same patient ID Re-attending within 3 months - Children	24	505	4.8%	10.3%	11.5%	11.9%
% of FP17s for the same patient ID Re-attending within 3 months - Adults	35	390	9.0%	14.7%	15.9%	16.0%
% of FP17s for the same patient ID Re-attending between 3 & 9 months - Children	289	505	57.2%	60.5%	60.6%	58.3%
% of FP17s for the same patient ID Re-attending between 3 & 9 months - Adults	186	390	47.7%	52.0%	51.6%	50.3%
% of FP17s for Band 1 Urgent Courses	35	842	4.2%	9.8%	9.5%	9.1%
% of FP17s Relating to Free Repair or Replacements	0	842	0.0%	0.6%	0.7%	0.8%
% of FP17s Relating to Continuations	3	842	0.4%	1.1%	1.0%	1.0%
% of Patients satisfied with the dentistry they have received	1	1	N/A	91.8%	92.0%	91.5%
% of Patients satisfied with the time they had to wait for an appointment	1	1	N/A	89.0%	88.1%	87.9%

* This is based on patients treated on this contract for their most recent course of treatment. Figures in italics indicate the base number of FP17s or Patient Questionnaire responses are less than 100. N/A is shown where the base number of responses is less than 10 during the period. % is calculated as Quantity/Base number*100

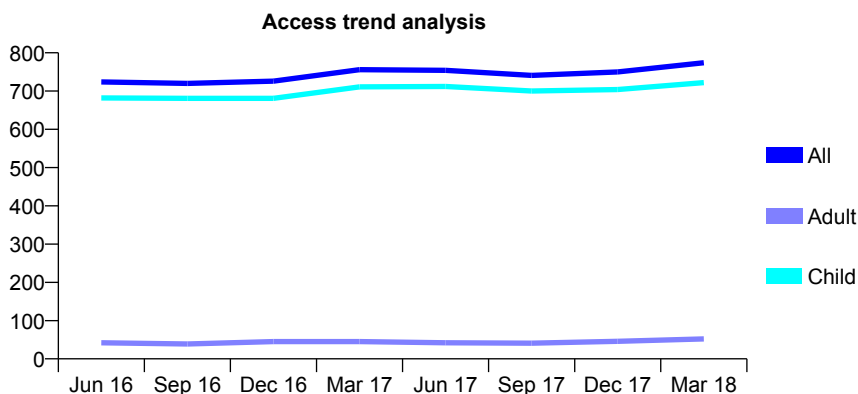
Q70 - Vital Signs At a Glance Contract Report for 224219/0001 - March 2018

Name or company name	MR GL BROOKE-JONES
Contract type name	GDS Contract
Purpose of contract	General
Contract start date	01/04/2006
Contract end date	

17/18 Contracted general activity (UDA)	1,370
Carry forward general activity (UDA)	0
17/18 Contracted orthodontic activity (UOA)	0
Carry forward orthodontic activity (UOA)	0
Baseline contract value	£28,259.65

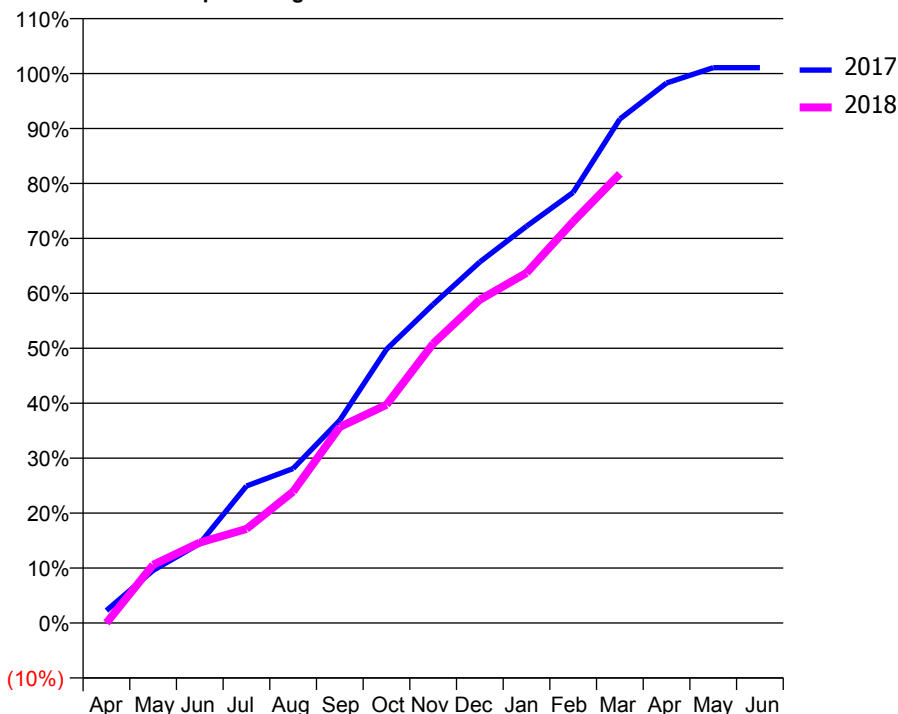
ACCESS*

Patients seen in 24 months	Total	Change since previous quarter
Quarter ending March 2017	756	
Quarter ending June 2017	754	→
Quarter ending September 2017	741	↓
Quarter ending December 2017	750	→
Quarter ending March 2018	774	↑
Variance since March 2017	2.4%	↑



ACTIVITY

Cumulative percentage of contracted UDA delivered 2017 & 2018



Month	Adjusted Scheduled Activity (UDA)	
	2017	2018
April	31	0
May	131	145
June	198	201
July	342	235
August	385	328
September	505	489
October	682	544
November	794	697
December	900	806
January	989	873
February	1,074	1,001
March	1,257	1,120
April	1,346	
May	1,384	
June	1,384	

QUALITY

	Quantity	Base Number	Contract	AT	Region	England
% of FP17s for the same patient ID Re-attending within 3 months - Children	61	935	6.5%	10.3%	11.5%	11.9%
% of FP17s for the same patient ID Re-attending within 3 months - Adults	0	2	0.0%	14.7%	15.9%	16.0%
% of FP17s for the same patient ID Re-attending between 3 & 9 months - Children	531	935	56.8%	60.5%	60.6%	58.3%
% of FP17s for the same patient ID Re-attending between 3 & 9 months - Adults	1	2	50.0%	52.0%	51.6%	50.3%
% of FP17s for Band 1 Urgent Courses	47	848	5.5%	9.8%	9.5%	9.1%
% of FP17s Relating to Free Repair or Replacements	0	848	0.0%	0.6%	0.7%	0.8%
% of FP17s Relating to Continuations	0	848	0.0%	1.1%	1.0%	1.0%
% of Patients satisfied with the dentistry they have received	1	1	N/A	91.8%	92.0%	91.5%
% of Patients satisfied with the time they had to wait for an appointment	1	1	N/A	89.0%	88.1%	87.9%

* This is based on patients treated on this contract for their most recent course of treatment. Figures in italics indicate the base number of FP17s or Patient Questionnaire responses are less than 100. N/A is shown where the base number of responses is less than 10 during the period. % is calculated as Quantity/Base number*100

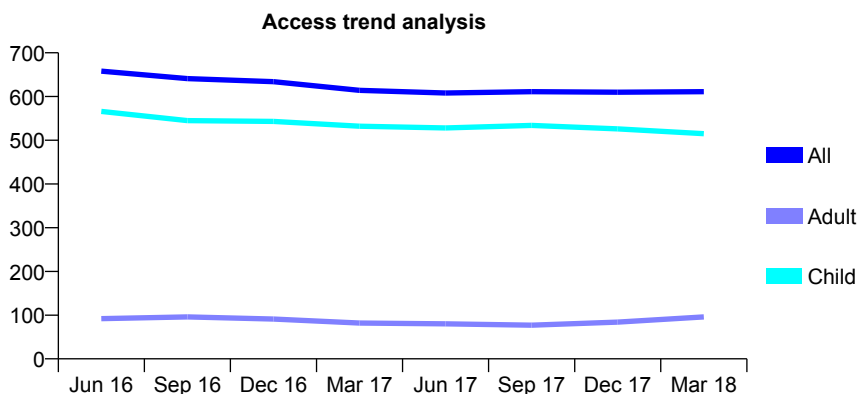
Q70 - Vital Signs At a Glance Contract Report for 230693/0001 - March 2018

Name or company name	Fryern Dental Practice
Contract type name	GDS Contract
Purpose of contract	General
Contract start date	01/04/2006
Contract end date	

17/18 Contracted general activity (UDA)	1,018
Carry forward general activity (UDA)	17
17/18 Contracted orthodontic activity (UOA)	0
Carry forward orthodontic activity (UOA)	0
Baseline contract value	£21,254.89

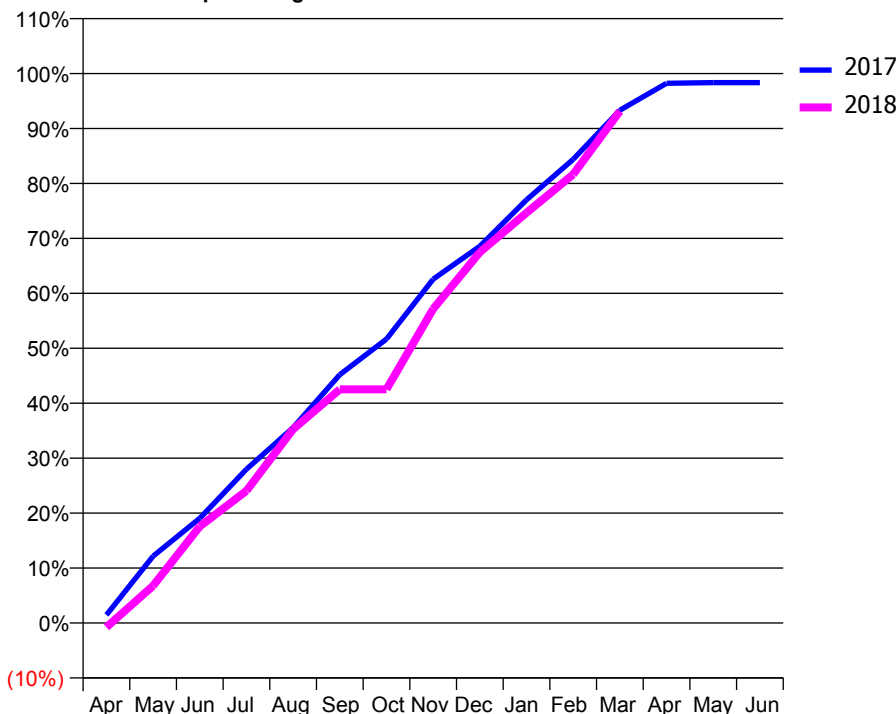
ACCESS*

Patients seen in 24 months	Total	Change since previous quarter
Quarter ending March 2017	614	
Quarter ending June 2017	608	→
Quarter ending September 2017	611	→
Quarter ending December 2017	610	→
Quarter ending March 2018	611	→
Variance since March 2017	(0.5%)	→



ACTIVITY

Cumulative percentage of contracted UDA delivered 2017 & 2018



Month	Adjusted Scheduled Activity (UDA)	
	2017	2018
April	15	-8
May	124	69
June	194	179
July	285	245
August	362	359
September	460	433
October	526	433
November	637	582
December	698	687
January	784	760
February	859	831
March	950	948
April	1,000	
May	1,001	
June	1,001	

QUALITY

	Quantity	Base Number	Contract	AT	Region	England
% of FP17s for the same patient ID Re-attending within 3 months - Children	34	858	4.0%	10.3%	11.5%	11.9%
% of FP17s for the same patient ID Re-attending within 3 months - Adults	0	4	0.0%	14.7%	15.9%	16.0%
% of FP17s for the same patient ID Re-attending between 3 & 9 months - Children	562	858	65.5%	60.5%	60.6%	58.3%
% of FP17s for the same patient ID Re-attending between 3 & 9 months - Adults	2	4	50.0%	52.0%	51.6%	50.3%
% of FP17s for Band 1 Urgent Courses	1	818	0.1%	9.8%	9.5%	9.1%
% of FP17s Relating to Free Repair or Replacements	0	818	0.0%	0.6%	0.7%	0.8%
% of FP17s Relating to Continuations	0	818	0.0%	1.1%	1.0%	1.0%
% of Patients satisfied with the dentistry they have received	0	0	N/A	91.8%	92.0%	91.5%
% of Patients satisfied with the time they had to wait for an appointment	0	0	N/A	89.0%	88.1%	87.9%

* This is based on patients treated on this contract for their most recent course of treatment. Figures in italics indicate the base number of FP17s or Patient Questionnaire responses are less than 100. N/A is shown where the base number of responses is less than 10 during the period. % is calculated as Quantity/Base number*100

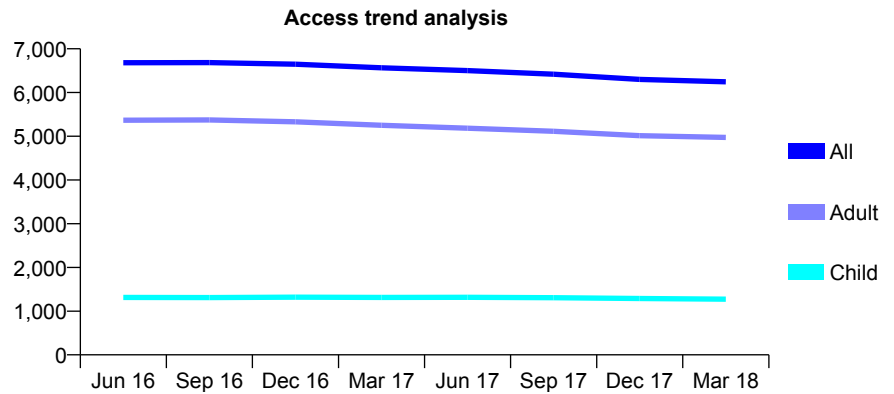
Q70 - Vital Signs At a Glance Contract Report for 232629/0001 - March 2018

Name or company name	Peartree Dental Care Partnership
Contract type name	GDS Contract
Purpose of contract	General
Contract start date	01/04/2006
Contract end date	

17/18 Contracted general activity (UDA)	17,406
Carry forward general activity (UDA)	0
17/18 Contracted orthodontic activity (UOA)	0
Carry forward orthodontic activity (UOA)	0
Baseline contract value	£478,809.58

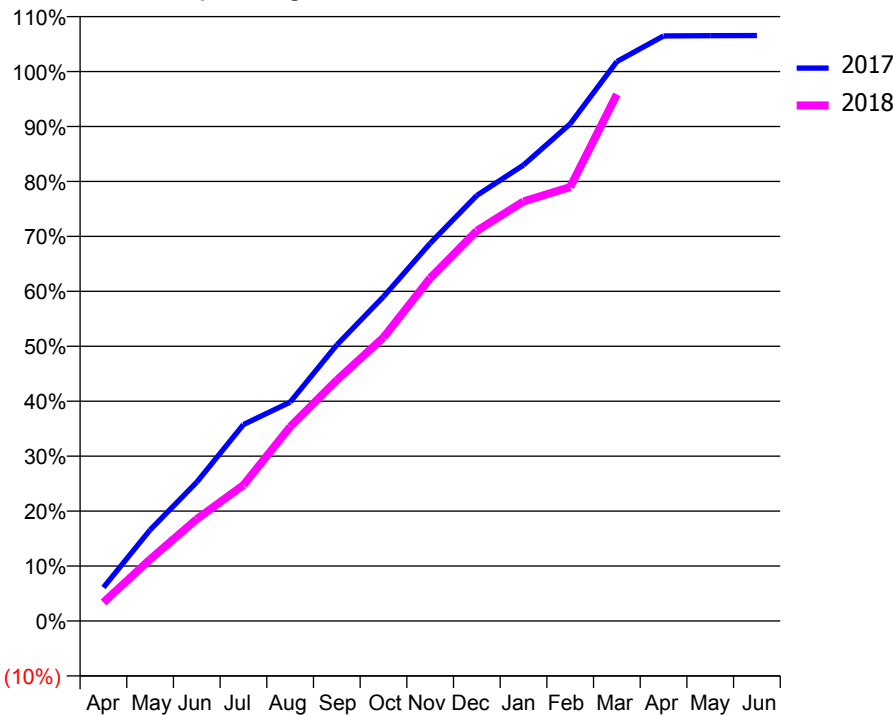
ACCESS*

Patients seen in 24 months	Total	Change since previous quarter
Quarter ending March 2017	6,566	
Quarter ending June 2017	6,501	→
Quarter ending September 2017	6,420	↓
Quarter ending December 2017	6,301	↓
Quarter ending March 2018	6,246	→
Variance since March 2017	(4.9%)	↓



ACTIVITY

Cumulative percentage of contracted UDA delivered 2017 & 2018



Month	Adjusted Scheduled Activity (UDA)	
	2017	2018
April	1,063	589
May	2,888	1,954
June	4,400	3,228
July	6,222	4,305
August	6,934	6,152
September	8,747	7,629
October	10,277	8,982
November	11,965	10,863
December	13,479	12,361
January	14,442	13,290
February	15,749	13,745
March	17,720	16,681
April	18,531	
May	18,543	
June	18,545	

QUALITY

	Quantity	Base Number	Contract	AT	Region	England
% of FP17s for the same patient ID Re-attending within 3 months - Children	208	2,148	9.7%	10.3%	11.5%	11.9%
% of FP17s for the same patient ID Re-attending within 3 months - Adults	999	7,271	13.7%	14.7%	15.9%	16.0%
% of FP17s for the same patient ID Re-attending between 3 & 9 months - Children	1,363	2,148	63.5%	60.5%	60.6%	58.3%
% of FP17s for the same patient ID Re-attending between 3 & 9 months - Adults	4,240	7,271	58.3%	52.0%	51.6%	50.3%
% of FP17s for Band 1 Urgent Courses	1,419	8,968	15.8%	9.8%	9.5%	9.1%
% of FP17s Relating to Free Repair or Replacements	76	8,968	0.8%	0.6%	0.7%	0.8%
% of FP17s Relating to Continuations	46	8,968	0.5%	1.1%	1.0%	1.0%
% of Patients satisfied with the dentistry they have received	10	10	100.0%	91.8%	92.0%	91.5%
% of Patients satisfied with the time they had to wait for an appointment	10	10	100.0%	89.0%	88.1%	87.9%

* This is based on patients treated on this contract for their most recent course of treatment. Figures in italics indicate the base number of FP17s or Patient Questionnaire responses are less than 100. N/A is shown where the base number of responses is less than 10 during the period. % is calculated as Quantity/Base number*100

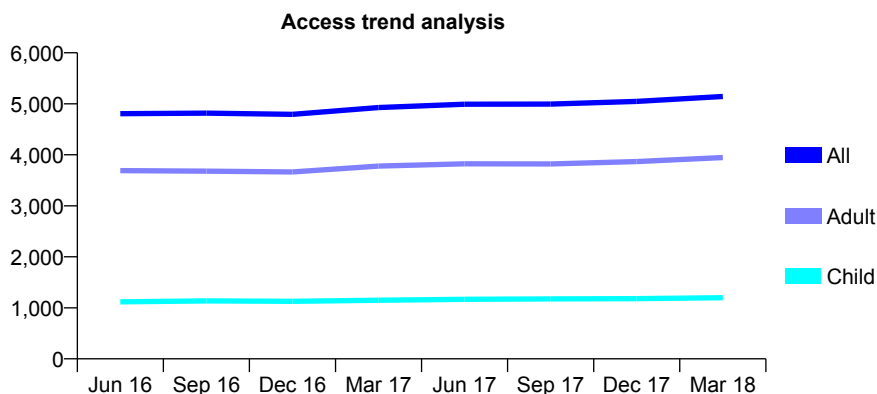
Q70 - Vital Signs At a Glance Contract Report for 237973/0001 - March 2018

Name or company name	MR S KHANNA
Contract type name	GDS Contract
Purpose of contract	General
Contract start date	01/04/2006
Contract end date	

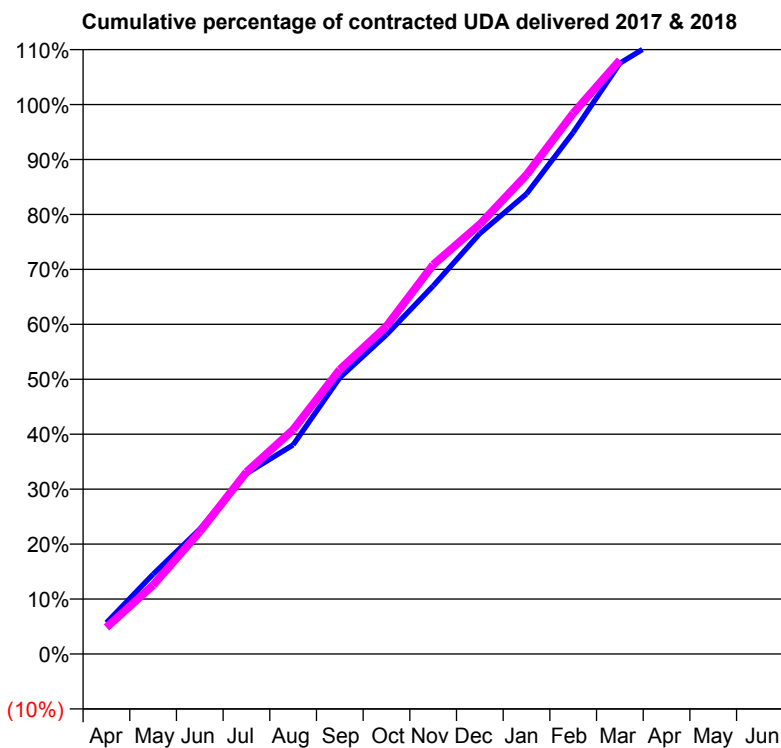
17/18 Contracted general activity (UDA)	12,122
Carry forward general activity (UDA)	0
17/18 Contracted orthodontic activity (UOA)	0
Carry forward orthodontic activity (UOA)	0
Baseline contract value	£378,173.65

ACCESS*

Patients seen in 24 months	Total	Change since previous quarter
Quarter ending March 2017	4,927	
Quarter ending June 2017	4,991	→
Quarter ending September 2017	4,995	→
Quarter ending December 2017	5,047	→
Quarter ending March 2018	5,145	→
Variance since March 2017	4.4%	↑



ACTIVITY



Month	Adjusted Scheduled Activity (UDA)	
	2017	2018
April	691	585
May	1,760	1,521
June	2,754	2,698
July	3,982	4,014
August	4,613	4,949
September	6,096	6,275
October	7,042	7,231
November	8,121	8,588
December	9,277	9,480
January	10,150	10,569
February	11,505	11,930
March	13,033	13,101
April	13,658	
May	13,668	
June	13,668	

QUALITY

	Quantity	Base Number	Contract	AT	Region	England
% of FP17s for the same patient ID Re-attending within 3 months - Children	136	1,815	7.5%	10.3%	11.5%	11.9%
% of FP17s for the same patient ID Re-attending within 3 months - Adults	670	4,684	14.3%	14.7%	15.9%	16.0%
% of FP17s for the same patient ID Re-attending between 3 & 9 months - Children	1,145	1,815	63.1%	60.5%	60.6%	58.3%
% of FP17s for the same patient ID Re-attending between 3 & 9 months - Adults	1,376	4,684	29.4%	52.0%	51.6%	50.3%
% of FP17s for Band 1 Urgent Courses	615	6,217	9.9%	9.8%	9.5%	9.1%
% of FP17s Relating to Free Repair or Replacements	33	6,217	0.5%	0.6%	0.7%	0.8%
% of FP17s Relating to Continuations	136	6,217	2.2%	1.1%	1.0%	1.0%
% of Patients satisfied with the dentistry they have received	14	16	87.5%	91.8%	92.0%	91.5%
% of Patients satisfied with the time they had to wait for an appointment	13	16	81.3%	89.0%	88.1%	87.9%

* This is based on patients treated on this contract for their most recent course of treatment. Figures in italics indicate the base number of FP17s or Patient Questionnaire responses are less than 100. N/A is shown where the base number of responses is less than 10 during the period. % is calculated as Quantity/Base number*100

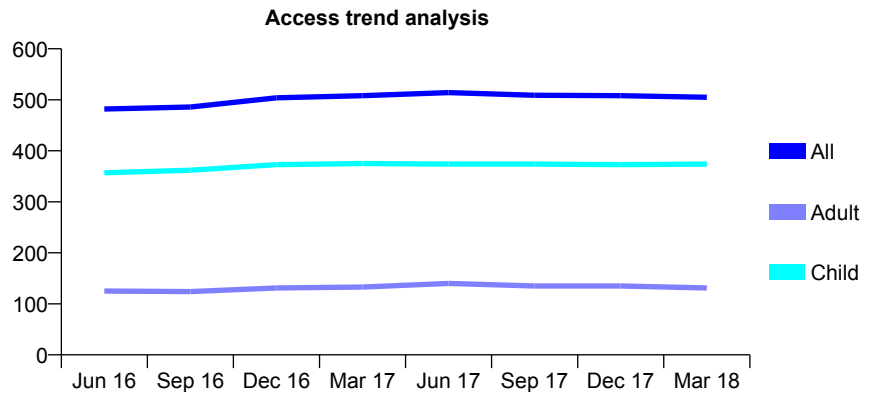
Q70 - Vital Signs At a Glance Contract Report for 244627/0001 - March 2018

Name or company name	MR MM WAUGH
Contract type name	GDS Contract
Purpose of contract	General
Contract start date	01/04/2006
Contract end date	

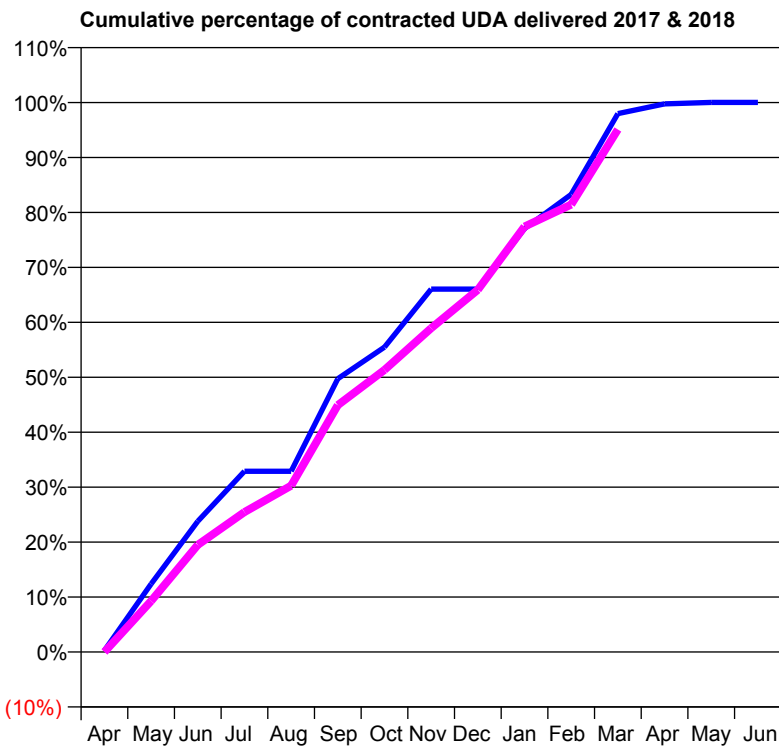
17/18 Contracted general activity (UDA)	1,099
Carry forward general activity (UDA)	0
17/18 Contracted orthodontic activity (UOA)	0
Carry forward orthodontic activity (UOA)	0
Baseline contract value	£32,000.67

ACCESS*

Patients seen in 24 months	Total	Change since previous quarter
Quarter ending March 2017	508	
Quarter ending June 2017	514	→
Quarter ending September 2017	509	→
Quarter ending December 2017	508	→
Quarter ending March 2018	505	→
Variance since March 2017	(0.6%)	→



ACTIVITY



Month	Adjusted Scheduled Activity (UDA)	
	2017	2018
April	3	0
May	136	102
June	261	214
July	362	280
August	362	333
September	547	494
October	610	564
November	726	648
December	726	725
January	847	851
February	915	895
March	1,077	1,045
April	1,096	
May	1,099	
June	1,099	

QUALITY

	Quantity	Base Number	Contract	AT	Region	England
% of FP17s for the same patient ID Re-attending within 3 months - Children	34	653	5.2%	10.3%	11.5%	11.9%
% of FP17s for the same patient ID Re-attending within 3 months - Adults	5	107	4.7%	14.7%	15.9%	16.0%
% of FP17s for the same patient ID Re-attending between 3 & 9 months - Children	504	653	77.2%	60.5%	60.6%	58.3%
% of FP17s for the same patient ID Re-attending between 3 & 9 months - Adults	74	107	69.2%	52.0%	51.6%	50.3%
% of FP17s for Band 1 Urgent Courses	20	740	2.7%	9.8%	9.5%	9.1%
% of FP17s Relating to Free Repair or Replacements	0	740	0.0%	0.6%	0.7%	0.8%
% of FP17s Relating to Continuations	6	740	0.8%	1.1%	1.0%	1.0%
% of Patients satisfied with the dentistry they have received	0	0	N/A	91.8%	92.0%	91.5%
% of Patients satisfied with the time they had to wait for an appointment	0	0	N/A	89.0%	88.1%	87.9%

* This is based on patients treated on this contract for their most recent course of treatment. Figures in italics indicate the base number of FP17s or Patient Questionnaire responses are less than 100. N/A is shown where the base number of responses is less than 10 during the period. % is calculated as Quantity/Base number*100

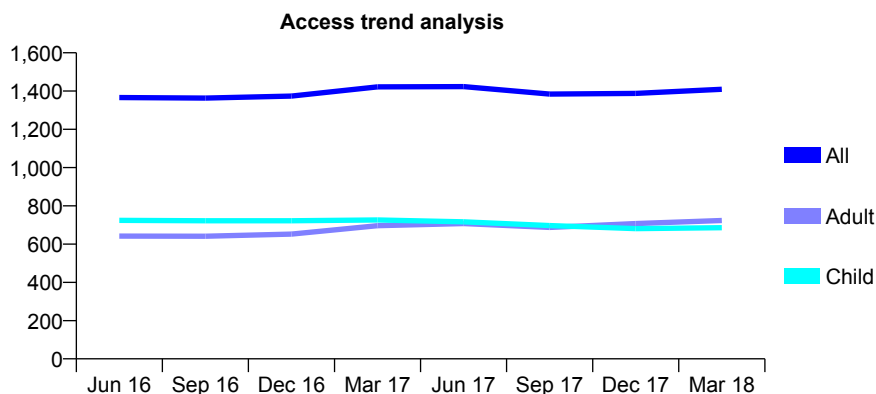
Q70 - Vital Signs At a Glance Contract Report for 253227/0001 - March 2018

Name or company name	Joanna McKenzie
Contract type name	GDS Contract
Purpose of contract	General
Contract start date	01/05/2007
Contract end date	

17/18 Contracted general activity (UDA)	3,350
Carry forward general activity (UDA)	6
17/18 Contracted orthodontic activity (UOA)	0
Carry forward orthodontic activity (UOA)	0
Baseline contract value	£76,105.95

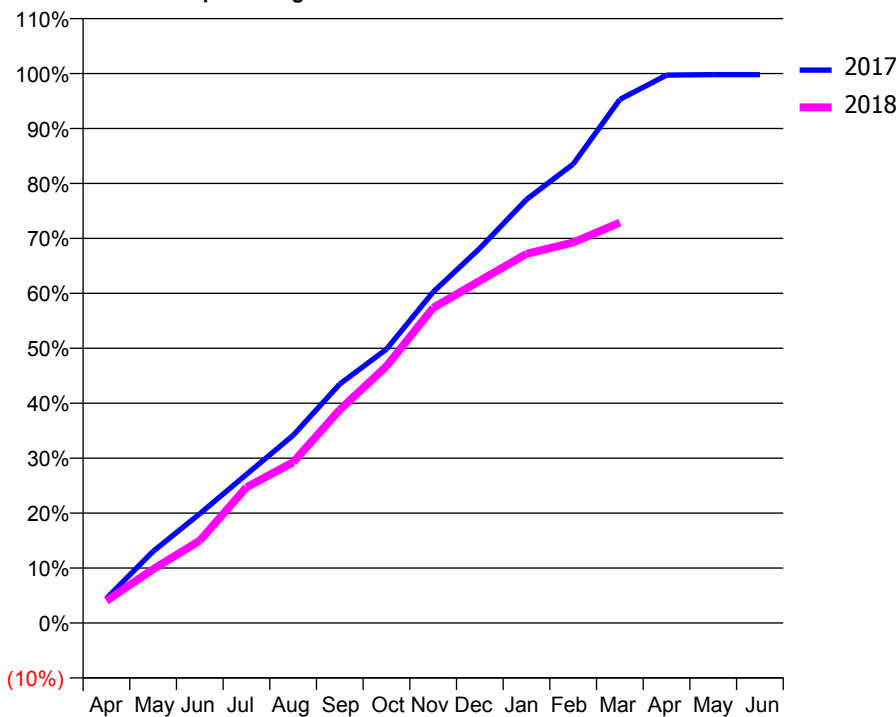
ACCESS*

Patients seen in 24 months	Total	Change since previous quarter
Quarter ending March 2017	1,422	
Quarter ending June 2017	1,423	→
Quarter ending September 2017	1,384	↓
Quarter ending December 2017	1,388	→
Quarter ending March 2018	1,409	→
Variance since March 2017	(0.9%)	→



ACTIVITY

Cumulative percentage of contracted UDA delivered 2017 & 2018



Month	Adjusted Scheduled Activity (UDA)	
	2017	2018
April	150	135
May	437	328
June	667	502
July	906	827
August	1,144	980
September	1,457	1,300
October	1,670	1,566
November	2,018	1,921
December	2,285	2,087
January	2,582	2,251
February	2,798	2,320
March	3,192	2,441
April	3,340	
May	3,343	
June	3,343	

QUALITY

	Quantity	Base Number	Contract	AT	Region	England
% of FP17s for the same patient ID Re-attending within 3 months - Children	63	934	6.7%	10.3%	11.5%	11.9%
% of FP17s for the same patient ID Re-attending within 3 months - Adults	80	732	10.9%	14.7%	15.9%	16.0%
% of FP17s for the same patient ID Re-attending between 3 & 9 months - Children	629	934	67.3%	60.5%	60.6%	58.3%
% of FP17s for the same patient ID Re-attending between 3 & 9 months - Adults	444	732	60.7%	52.0%	51.6%	50.3%
% of FP17s for Band 1 Urgent Courses	78	1,560	5.0%	9.8%	9.5%	9.1%
% of FP17s Relating to Free Repair or Replacements	3	1,560	0.2%	0.6%	0.7%	0.8%
% of FP17s Relating to Continuations	2	1,560	0.1%	1.1%	1.0%	1.0%
% of Patients satisfied with the dentistry they have received	1	1	N/A	91.8%	92.0%	91.5%
% of Patients satisfied with the time they had to wait for an appointment	1	1	N/A	89.0%	88.1%	87.9%

* This is based on patients treated on this contract for their most recent course of treatment. Figures in italics indicate the base number of FP17s or Patient Questionnaire responses are less than 100. N/A is shown where the base number of responses is less than 10 during the period. % is calculated as Quantity/Base number*100

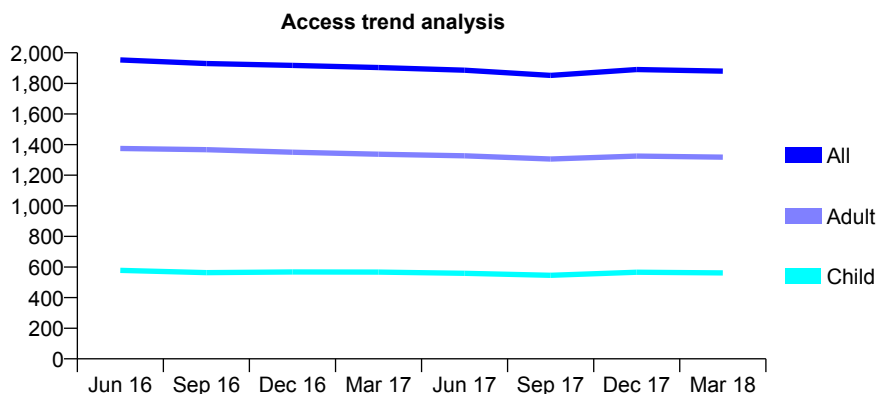
Q70 - Vital Signs At a Glance Contract Report for 253804/0001 - March 2018

Name or company name	MRS SC FENTON
Contract type name	GDS Contract
Purpose of contract	General
Contract start date	01/04/2006
Contract end date	

17/18 Contracted general activity (UDA)	6,500
Carry forward general activity (UDA)	0
17/18 Contracted orthodontic activity (UOA)	0
Carry forward orthodontic activity (UOA)	0
Baseline contract value	£153,930.91

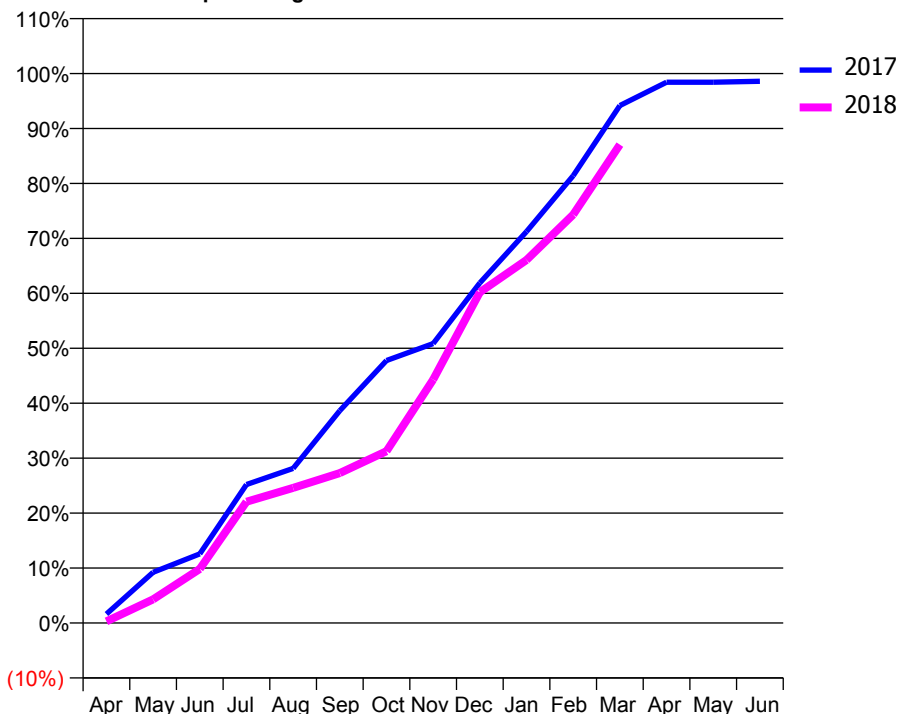
ACCESS*

Patients seen in 24 months	Total	Change since previous quarter
Quarter ending March 2017	1,904	
Quarter ending June 2017	1,886	→
Quarter ending September 2017	1,852	↓
Quarter ending December 2017	1,891	↑
Quarter ending March 2018	1,880	→
Variance since March 2017	(1.3%)	↓



ACTIVITY

Cumulative percentage of contracted UDA delivered 2017 & 2018



Month	Adjusted Scheduled Activity (UDA)	
	2017	2018
April	106	20
May	600	281
June	818	640
July	1,638	1,434
August	1,830	1,599
September	2,512	1,773
October	3,104	2,032
November	3,305	2,879
December	4,024	3,912
January	4,630	4,294
February	5,291	4,831
March	6,121	5,659
April	6,397	
May	6,396	
June	6,407	

QUALITY

	Quantity	Base Number	Contract	AT	Region	England
% of FP17s for the same patient ID Re-attending within 3 months - Children	44	871	5.1%	10.3%	11.5%	11.9%
% of FP17s for the same patient ID Re-attending within 3 months - Adults	374	2,126	17.6%	14.7%	15.9%	16.0%
% of FP17s for the same patient ID Re-attending between 3 & 9 months - Children	622	871	71.4%	60.5%	60.6%	58.3%
% of FP17s for the same patient ID Re-attending between 3 & 9 months - Adults	1,284	2,126	60.4%	52.0%	51.6%	50.3%
% of FP17s for Band 1 Urgent Courses	216	2,864	7.5%	9.8%	9.5%	9.1%
% of FP17s Relating to Free Repair or Replacements	33	2,864	1.2%	0.6%	0.7%	0.8%
% of FP17s Relating to Continuations	20	2,864	0.7%	1.1%	1.0%	1.0%
% of Patients satisfied with the dentistry they have received	1	1	N/A	91.8%	92.0%	91.5%
% of Patients satisfied with the time they had to wait for an appointment	0	1	N/A	89.0%	88.1%	87.9%

* This is based on patients treated on this contract for their most recent course of treatment. Figures in italics indicate the base number of FP17s or Patient Questionnaire responses are less than 100. N/A is shown where the base number of responses is less than 10 during the period. % is calculated as Quantity/Base number*100

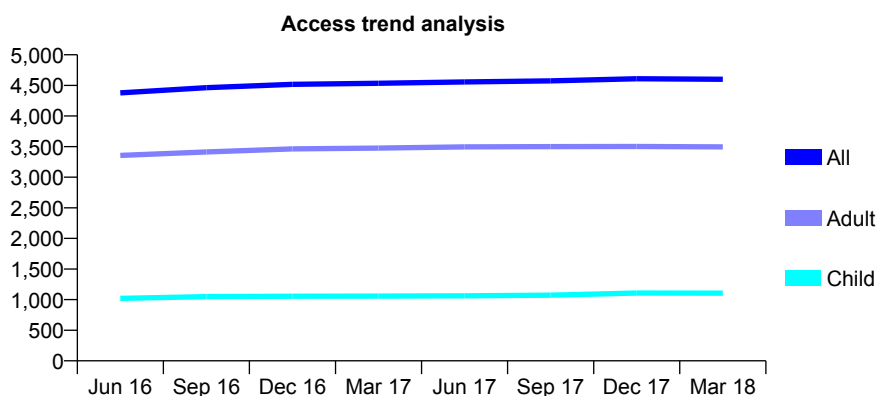
Q70 - Vital Signs At a Glance Contract Report for 256617/0002 - March 2018

Name or company name	MR NK TANK
Contract type name	GDS Contract
Purpose of contract	General
Contract start date	01/07/2006
Contract end date	

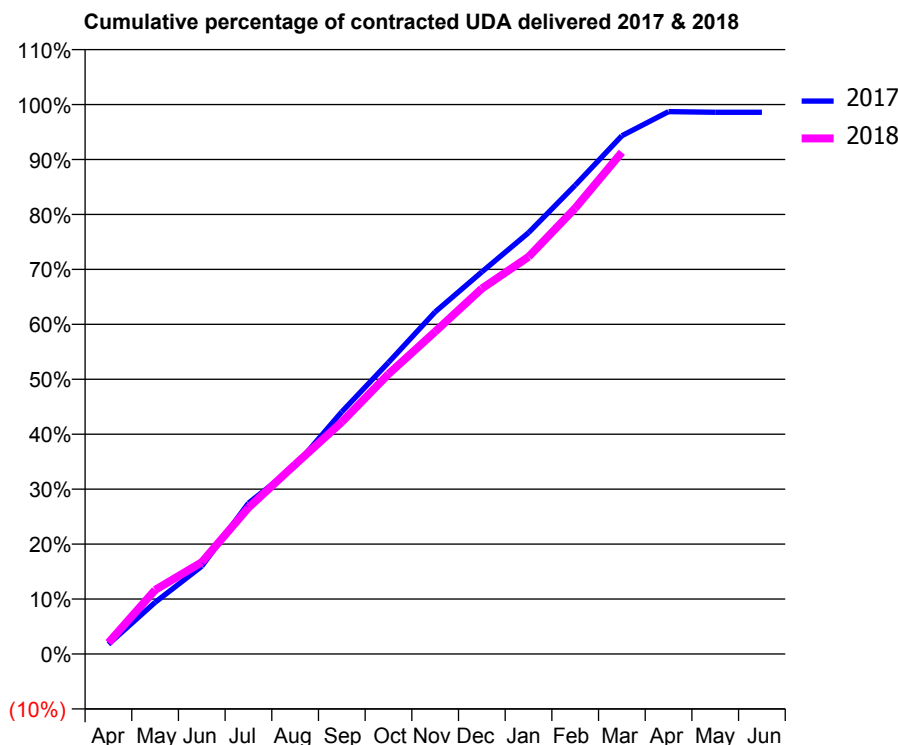
17/18 Contracted general activity (UDA)	12,500
Carry forward general activity (UDA)	176
17/18 Contracted orthodontic activity (UOA)	0
Carry forward orthodontic activity (UOA)	0
Baseline contract value	£353,204.30

ACCESS*

Patients seen in 24 months	Total	Change since previous quarter
Quarter ending March 2017	4,534	
Quarter ending June 2017	4,557	→
Quarter ending September 2017	4,574	→
Quarter ending December 2017	4,610	→
Quarter ending March 2018	4,601	→
Variance since March 2017	1.5%	→



ACTIVITY



Month	Adjusted Scheduled Activity (UDA)	
	2017	2018
April	223	255
May	1,174	1,456
June	1,999	2,088
July	3,434	3,330
August	4,276	4,311
September	5,510	5,277
October	6,633	6,370
November	7,783	7,334
December	8,693	8,312
January	9,585	9,034
February	10,664	10,141
March	11,788	11,412
April	12,338	
May	12,323	
June	12,324	

QUALITY

	Quantity	Base Number	Contract	AT	Region	England
% of FP17s for the same patient ID Re-attending within 3 months - Children	118	1,731	6.8%	10.3%	11.5%	11.9%
% of FP17s for the same patient ID Re-attending within 3 months - Adults	745	4,900	15.2%	14.7%	15.9%	16.0%
% of FP17s for the same patient ID Re-attending between 3 & 9 months - Children	1,159	1,731	67.0%	60.5%	60.6%	58.3%
% of FP17s for the same patient ID Re-attending between 3 & 9 months - Adults	2,563	4,900	52.3%	52.0%	51.6%	50.3%
% of FP17s for Band 1 Urgent Courses	748	6,369	11.7%	9.8%	9.5%	9.1%
% of FP17s Relating to Free Repair or Replacements	79	6,369	1.2%	0.6%	0.7%	0.8%
% of FP17s Relating to Continuations	29	6,369	0.5%	1.1%	1.0%	1.0%
% of Patients satisfied with the dentistry they have received	8	8	N/A	91.8%	92.0%	91.5%
% of Patients satisfied with the time they had to wait for an appointment	7	8	N/A	89.0%	88.1%	87.9%

* This is based on patients treated on this contract for their most recent course of treatment. Figures in italics indicate the base number of FP17s or Patient Questionnaire responses are less than 100. N/A is shown where the base number of responses is less than 10 during the period. % is calculated as Quantity/Base number*100

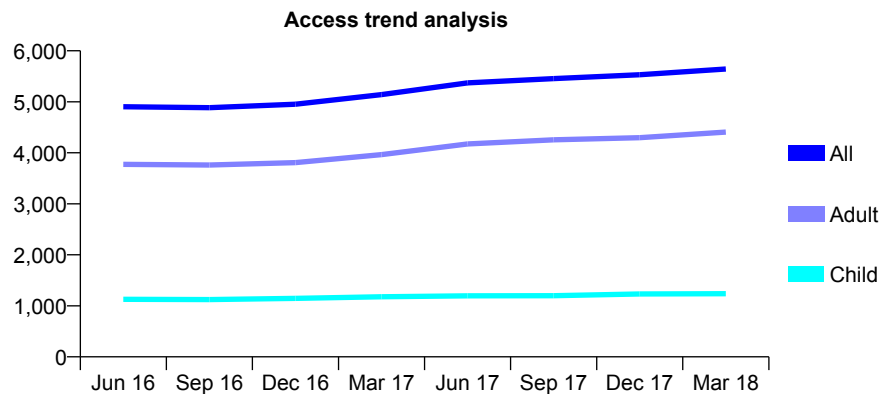
Q70 - Vital Signs At a Glance Contract Report for 258385/0001 - March 2018

Name or company name	MR PD WOODHOUSE
Contract type name	GDS Contract
Purpose of contract	General
Contract start date	01/04/2006
Contract end date	

17/18 Contracted general activity (UDA)	14,269
Carry forward general activity (UDA)	0
17/18 Contracted orthodontic activity (UOA)	0
Carry forward orthodontic activity (UOA)	0
Baseline contract value	£424,456.14

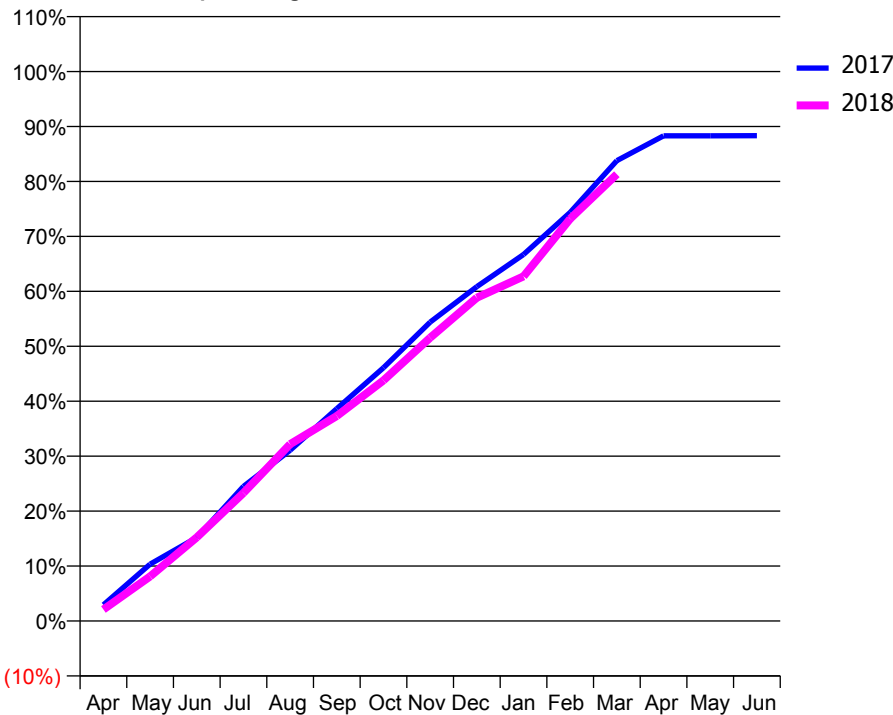
ACCESS*

Patients seen in 24 months	Total	Change since previous quarter
Quarter ending March 2017	5,142	
Quarter ending June 2017	5,370	↑
Quarter ending September 2017	5,454	→
Quarter ending December 2017	5,530	→
Quarter ending March 2018	5,644	↑
Variance since March 2017	9.8%	↑



ACTIVITY

Cumulative percentage of contracted UDA delivered 2017 & 2018



Month	Adjusted Scheduled Activity (UDA)	
	2017	2018
April	419	301
May	1,476	1,159
June	2,168	2,172
July	3,494	3,327
August	4,435	4,595
September	5,515	5,323
October	6,577	6,250
November	7,762	7,355
December	8,681	8,396
January	9,516	8,950
February	10,611	10,445
March	11,954	11,602
April	12,598	
May	12,600	
June	12,603	

QUALITY

	Quantity	Base Number	Contract	AT	Region	England
% of FP17s for the same patient ID Re-attending within 3 months - Children	130	1,971	6.6%	10.3%	11.5%	11.9%
% of FP17s for the same patient ID Re-attending within 3 months - Adults	1,180	7,035	16.8%	14.7%	15.9%	16.0%
% of FP17s for the same patient ID Re-attending between 3 & 9 months - Children	1,284	1,971	65.1%	60.5%	60.6%	58.3%
% of FP17s for the same patient ID Re-attending between 3 & 9 months - Adults	3,801	7,035	54.0%	52.0%	51.6%	50.3%
% of FP17s for Band 1 Urgent Courses	709	6,592	10.8%	9.8%	9.5%	9.1%
% of FP17s Relating to Free Repair or Replacements	47	6,592	0.7%	0.6%	0.7%	0.8%
% of FP17s Relating to Continuations	114	6,592	1.7%	1.1%	1.0%	1.0%
% of Patients satisfied with the dentistry they have received	6	6	N/A	91.8%	92.0%	91.5%
% of Patients satisfied with the time they had to wait for an appointment	6	6	N/A	89.0%	88.1%	87.9%

* This is based on patients treated on this contract for their most recent course of treatment. Figures in italics indicate the base number of FP17s or Patient Questionnaire responses are less than 100. N/A is shown where the base number of responses is less than 10 during the period. % is calculated as Quantity/Base number*100

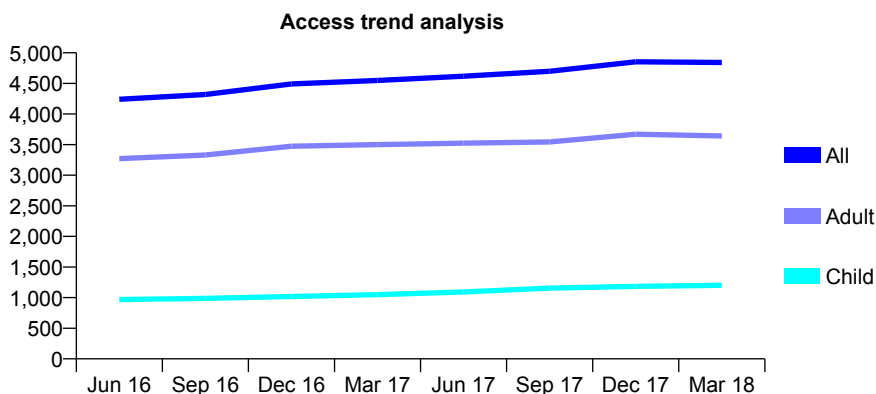
Q70 - Vital Signs At a Glance Contract Report for 262471/0001 - March 2018

Name or company name	MR B ANSARI
Contract type name	GDS Contract
Purpose of contract	General
Contract start date	01/04/2006
Contract end date	

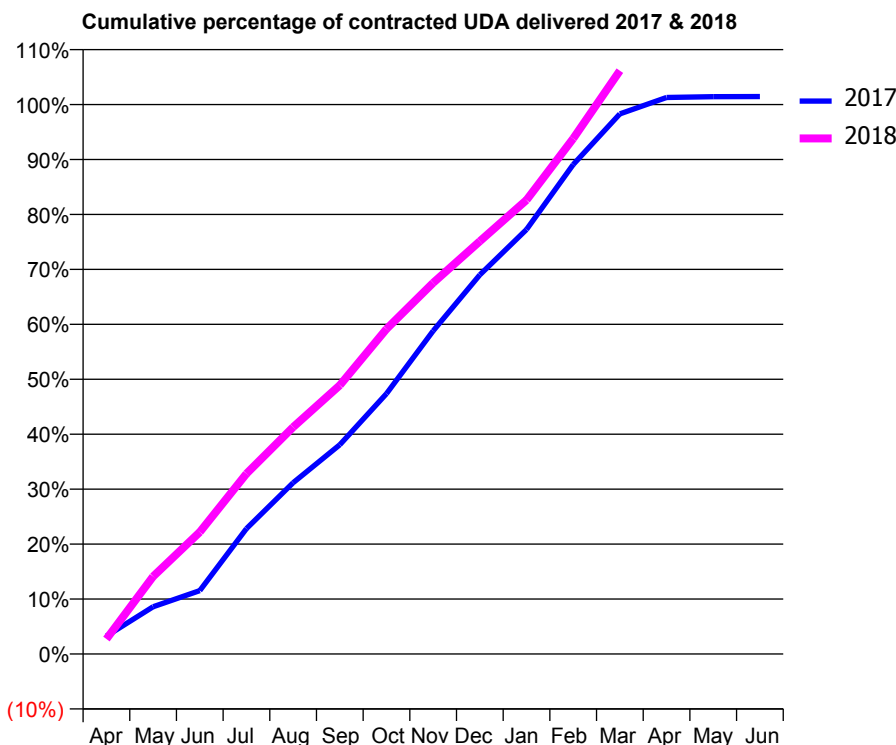
17/18 Contracted general activity (UDA)	14,743
Carry forward general activity (UDA)	0
17/18 Contracted orthodontic activity (UOA)	0
Carry forward orthodontic activity (UOA)	0
Baseline contract value	£365,514.06

ACCESS*

Patients seen in 24 months	Total	Change since previous quarter
Quarter ending March 2017	4,549	
Quarter ending June 2017	4,617	→
Quarter ending September 2017	4,698	→
Quarter ending December 2017	4,854	↑
Quarter ending March 2018	4,843	→
Variance since March 2017	6.5%	↑



ACTIVITY



Month	Adjusted Scheduled Activity (UDA)	
	2017	2018
April	481	402
May	1,267	2,079
June	1,702	3,271
July	3,366	4,838
August	4,596	6,087
September	5,614	7,210
October	6,986	8,720
November	8,672	9,957
December	10,172	11,075
January	11,391	12,179
February	13,131	13,829
March	14,492	15,652
April	14,931	
May	14,954	
June	14,956	

QUALITY

	Quantity	Base Number	Contract	AT	Region	England
% of FP17s for the same patient ID Re-attending within 3 months - Children	222	1,770	12.5%	10.3%	11.5%	11.9%
% of FP17s for the same patient ID Re-attending within 3 months - Adults	684	4,140	16.5%	14.7%	15.9%	16.0%
% of FP17s for the same patient ID Re-attending between 3 & 9 months - Children	930	1,770	52.5%	60.5%	60.6%	58.3%
% of FP17s for the same patient ID Re-attending between 3 & 9 months - Adults	1,801	4,140	43.5%	52.0%	51.6%	50.3%
% of FP17s for Band 1 Urgent Courses	833	5,758	14.5%	9.8%	9.5%	9.1%
% of FP17s Relating to Free Repair or Replacements	16	5,758	0.3%	0.6%	0.7%	0.8%
% of FP17s Relating to Continuations	30	5,758	0.5%	1.1%	1.0%	1.0%
% of Patients satisfied with the dentistry they have received	6	7	N/A	91.8%	92.0%	91.5%
% of Patients satisfied with the time they had to wait for an appointment	5	7	N/A	89.0%	88.1%	87.9%

* This is based on patients treated on this contract for their most recent course of treatment. Figures in italics indicate the base number of FP17s or Patient Questionnaire responses are less than 100. N/A is shown where the base number of responses is less than 10 during the period. % is calculated as Quantity/Base number*100

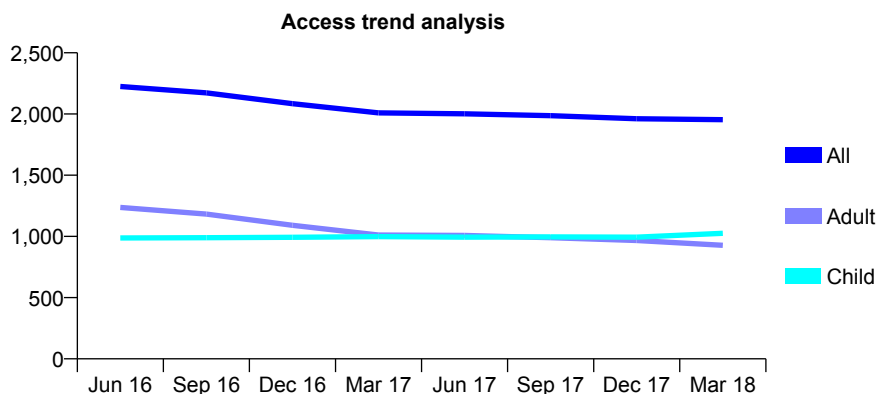
Q70 - Vital Signs At a Glance Contract Report for 263338/0001 - March 2018

Name or company name	MR GS WILBY-LOPEZ
Contract type name	GDS Contract
Purpose of contract	General
Contract start date	29/09/2006
Contract end date	

17/18 Contracted general activity (UDA)	5,000
Carry forward general activity (UDA)	120
17/18 Contracted orthodontic activity (UOA)	0
Carry forward orthodontic activity (UOA)	0
Baseline contract value	£121,210.73

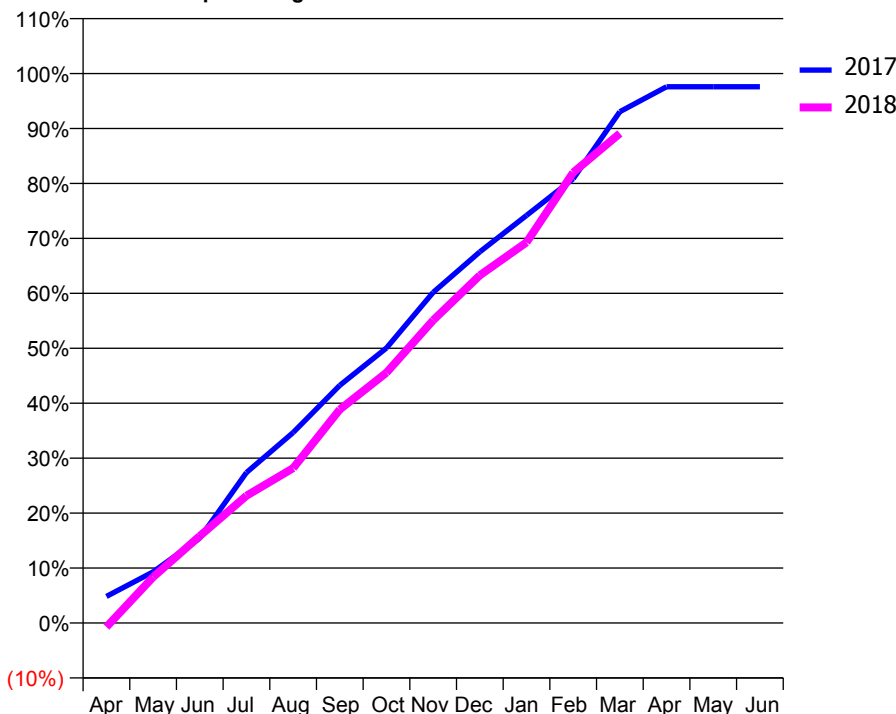
ACCESS*

Patients seen in 24 months	Total	Change since previous quarter
Quarter ending March 2017	2,009	
Quarter ending June 2017	2,002	→
Quarter ending September 2017	1,986	→
Quarter ending December 2017	1,961	↓
Quarter ending March 2018	1,954	→
Variance since March 2017	(2.7%)	↓



ACTIVITY

Cumulative percentage of contracted UDA delivered 2017 & 2018



Month	Adjusted Scheduled Activity (UDA)	
	2017	2018
April	242	-37
May	466	418
June	773	791
July	1,370	1,158
August	1,734	1,409
September	2,162	1,943
October	2,503	2,278
November	3,009	2,755
December	3,377	3,164
January	3,709	3,463
February	4,043	4,099
March	4,653	4,455
April	4,879	
May	4,879	
June	4,879	

QUALITY

	Quantity	Base Number	Contract	AT	Region	England
% of FP17s for the same patient ID Re-attending within 3 months - Children	96	1,721	5.6%	10.3%	11.5%	11.9%
% of FP17s for the same patient ID Re-attending within 3 months - Adults	202	1,480	13.6%	14.7%	15.9%	16.0%
% of FP17s for the same patient ID Re-attending between 3 & 9 months - Children	1,226	1,721	71.2%	60.5%	60.6%	58.3%
% of FP17s for the same patient ID Re-attending between 3 & 9 months - Adults	1,022	1,480	69.1%	52.0%	51.6%	50.3%
% of FP17s for Band 1 Urgent Courses	197	3,042	6.5%	9.8%	9.5%	9.1%
% of FP17s Relating to Free Repair or Replacements	19	3,042	0.6%	0.6%	0.7%	0.8%
% of FP17s Relating to Continuations	52	3,042	1.7%	1.1%	1.0%	1.0%
% of Patients satisfied with the dentistry they have received	5	5	N/A	91.8%	92.0%	91.5%
% of Patients satisfied with the time they had to wait for an appointment	4	5	N/A	89.0%	88.1%	87.9%

* This is based on patients treated on this contract for their most recent course of treatment. Figures in italics indicate the base number of FP17s or Patient Questionnaire responses are less than 100. N/A is shown where the base number of responses is less than 10 during the period. % is calculated as Quantity/Base number*100

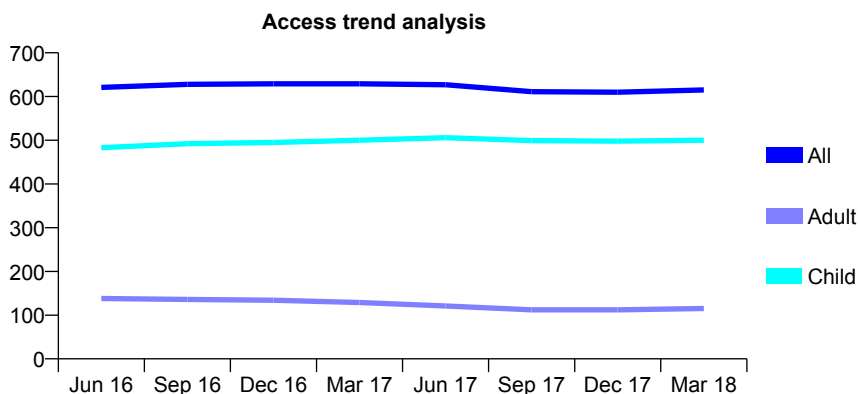
Q70 - Vital Signs At a Glance Contract Report for 305154/0001 - March 2018

Name or company name	MR PD KENNY
Contract type name	GDS Contract
Purpose of contract	General
Contract start date	01/04/2006
Contract end date	

17/18 Contracted general activity (UDA)	1,350
Carry forward general activity (UDA)	20
17/18 Contracted orthodontic activity (UOA)	0
Carry forward orthodontic activity (UOA)	0
Baseline contract value	£28,942.72

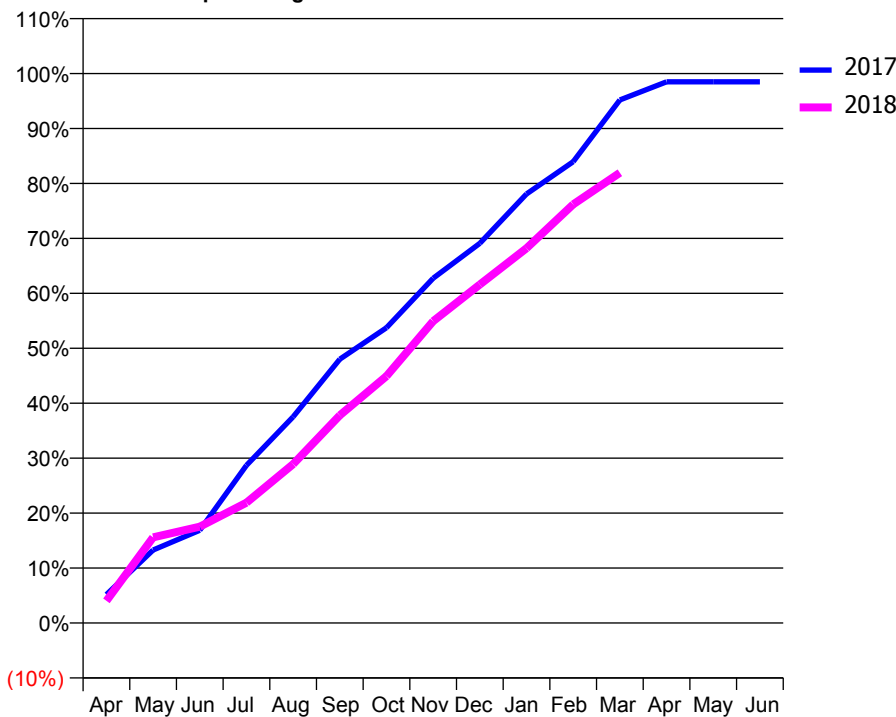
ACCESS*

Patients seen in 24 months	Total	Change since previous quarter
Quarter ending March 2017	629	
Quarter ending June 2017	627	→
Quarter ending September 2017	611	↓
Quarter ending December 2017	610	→
Quarter ending March 2018	615	→
Variance since March 2017	(2.2%)	↓



ACTIVITY

Cumulative percentage of contracted UDA delivered 2017 & 2018



Month	Adjusted Scheduled Activity (UDA)	
	2017	2018
April	70	54
May	179	210
June	228	237
July	387	296
August	507	390
September	648	510
October	725	607
November	847	742
December	933	832
January	1,054	921
February	1,133	1,029
March	1,285	1,106
April	1,330	
May	1,330	
June	1,330	

QUALITY

	Quantity	Base Number	Contract	AT	Region	England
% of FP17s for the same patient ID Re-attending within 3 months - Children	57	871	6.5%	10.3%	11.5%	11.9%
% of FP17s for the same patient ID Re-attending within 3 months - Adults	11	91	12.1%	14.7%	15.9%	16.0%
% of FP17s for the same patient ID Re-attending between 3 & 9 months - Children	631	871	72.4%	60.5%	60.6%	58.3%
% of FP17s for the same patient ID Re-attending between 3 & 9 months - Adults	45	91	49.5%	52.0%	51.6%	50.3%
% of FP17s for Band 1 Urgent Courses	20	926	2.2%	9.8%	9.5%	9.1%
% of FP17s Relating to Free Repair or Replacements	0	926	0.0%	0.6%	0.7%	0.8%
% of FP17s Relating to Continuations	1	926	0.1%	1.1%	1.0%	1.0%
% of Patients satisfied with the dentistry they have received	0	0	N/A	91.8%	92.0%	91.5%
% of Patients satisfied with the time they had to wait for an appointment	0	0	N/A	89.0%	88.1%	87.9%

* This is based on patients treated on this contract for their most recent course of treatment. Figures in italics indicate the base number of FP17s or Patient Questionnaire responses are less than 100. N/A is shown where the base number of responses is less than 10 during the period. % is calculated as Quantity/Base number*100

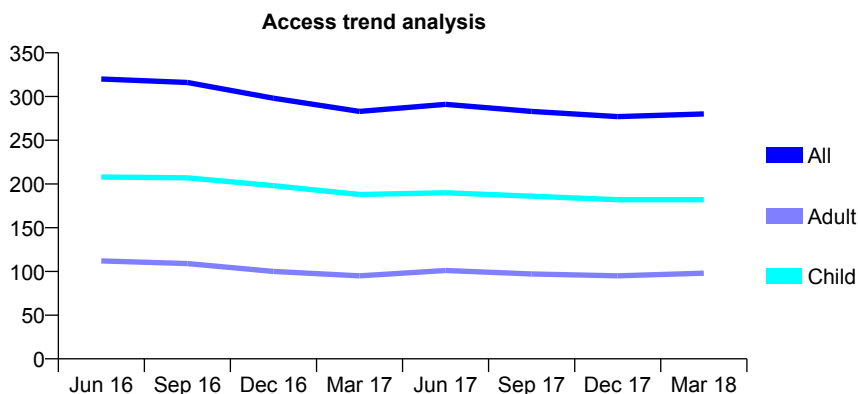
Q70 - Vital Signs At a Glance Contract Report for 305650/0001 - March 2018

Name or company name	MR SP KING
Contract type name	GDS Contract
Purpose of contract	General
Contract start date	01/10/2012
Contract end date	

17/18 Contracted general activity (UDA)	650
Carry forward general activity (UDA)	0
17/18 Contracted orthodontic activity (UOA)	0
Carry forward orthodontic activity (UOA)	0
Baseline contract value	£15,247.30

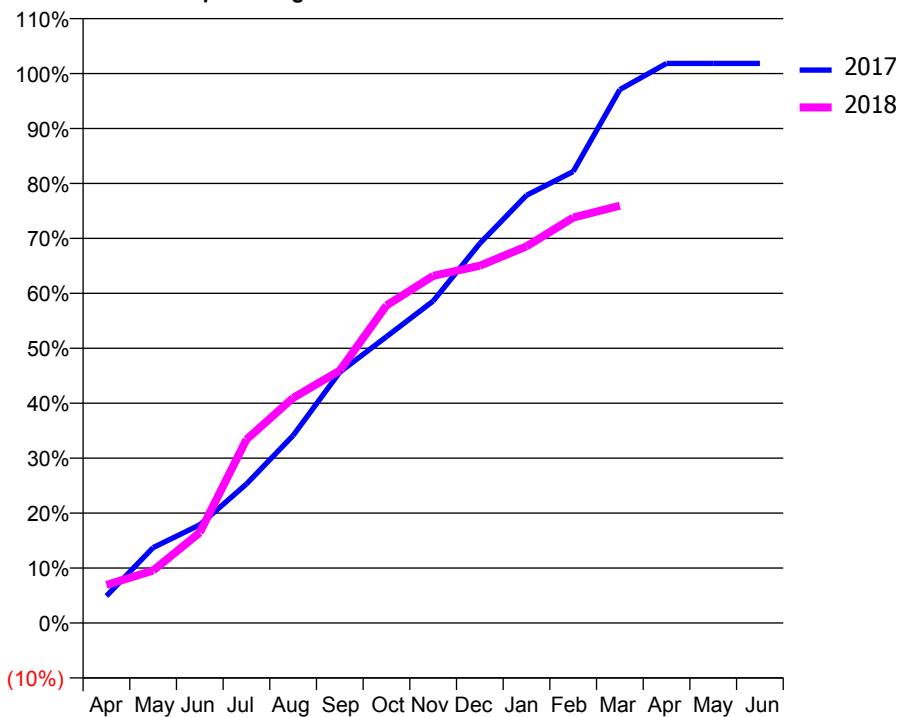
ACCESS*

Patients seen in 24 months	Total	Change since previous quarter
Quarter ending March 2017	283	
Quarter ending June 2017	291	↑
Quarter ending September 2017	283	↓
Quarter ending December 2017	277	↓
Quarter ending March 2018	280	→
Variance since March 2017	(1.1%)	↓



ACTIVITY

Cumulative percentage of contracted UDA delivered 2017 & 2018



Adjusted Scheduled Activity (UDA)

Month	2017	2018
April	32	45
May	89	62
June	116	107
July	164	217
August	222	266
September	297	299
October	339	376
November	381	411
December	449	423
January	506	446
February	534	480
March	631	494
April	662	
May	662	
June	662	

QUALITY

	Quantity	Base Number	Contract	AT	Region	England
% of FP17s for the same patient ID Re-attending within 3 months - Children	14	220	6.4%	10.3%	11.5%	11.9%
% of FP17s for the same patient ID Re-attending within 3 months - Adults	9	80	11.3%	14.7%	15.9%	16.0%
% of FP17s for the same patient ID Re-attending between 3 & 9 months - Children	126	220	57.3%	60.5%	60.6%	58.3%
% of FP17s for the same patient ID Re-attending between 3 & 9 months - Adults	35	80	43.8%	52.0%	51.6%	50.3%
% of FP17s for Band 1 Urgent Courses	3	286	1.0%	9.8%	9.5%	9.1%
% of FP17s Relating to Free Repair or Replacements	0	286	0.0%	0.6%	0.7%	0.8%
% of FP17s Relating to Continuations	4	286	1.4%	1.1%	1.0%	1.0%
% of Patients satisfied with the dentistry they have received	1	1	N/A	91.8%	92.0%	91.5%
% of Patients satisfied with the time they had to wait for an appointment	1	1	N/A	89.0%	88.1%	87.9%

* This is based on patients treated on this contract for their most recent course of treatment. Figures in italics indicate the base number of FP17s or Patient Questionnaire responses are less than 100. N/A is shown where the base number of responses is less than 10 during the period. % is calculated as Quantity/Base number*100

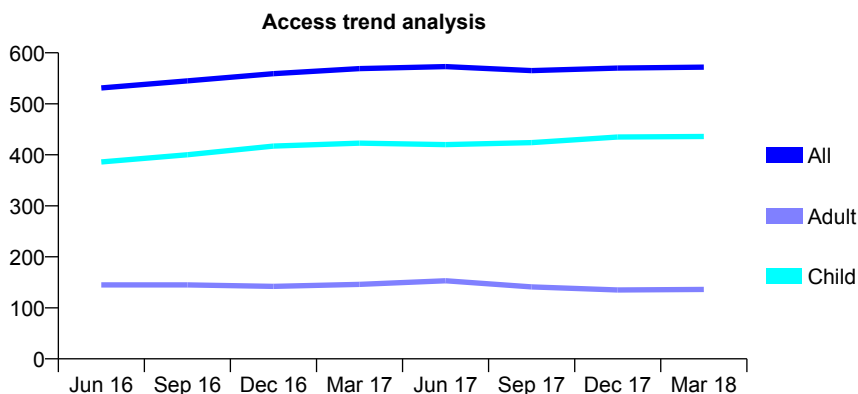
Q70 - Vital Signs At a Glance Contract Report for 307181/0001 - March 2018

Name or company name	Dr Samit Chitre
Contract type name	GDS Contract
Purpose of contract	General
Contract start date	01/04/2006
Contract end date	

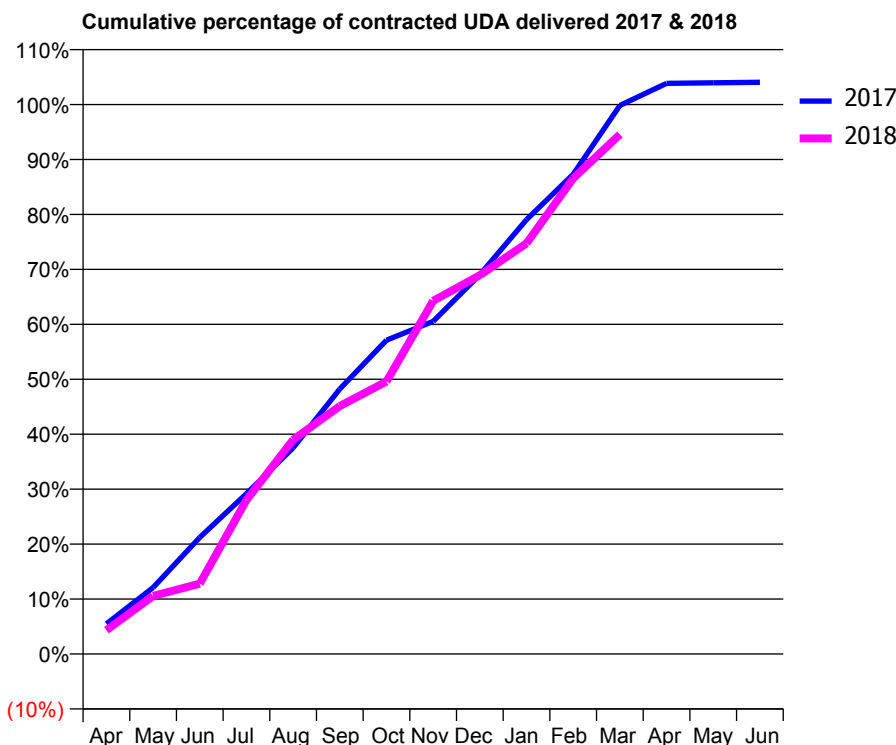
17/18 Contracted general activity (UDA)	1,000
Carry forward general activity (UDA)	0
17/18 Contracted orthodontic activity (UOA)	0
Carry forward orthodontic activity (UOA)	0
Baseline contract value	£23,011.71

ACCESS*

Patients seen in 24 months	Total	Change since previous quarter
Quarter ending March 2017	569	
Quarter ending June 2017	573	→
Quarter ending September 2017	565	↓
Quarter ending December 2017	570	→
Quarter ending March 2018	572	→
Variance since March 2017	0.5%	→



ACTIVITY



Month	Adjusted Scheduled Activity (UDA)	
	2017	2018
April	55	43
May	121	106
June	212	128
July	292	280
August	375	390
September	482	451
October	571	496
November	605	643
December	690	689
January	790	747
February	873	866
March	998	946
April	1,038	
May	1,039	
June	1,040	

QUALITY

	Quantity	Base Number	Contract	AT	Region	England
% of FP17s for the same patient ID Re-attending within 3 months - Children	42	711	5.9%	10.3%	11.5%	11.9%
% of FP17s for the same patient ID Re-attending within 3 months - Adults	10	92	10.9%	14.7%	15.9%	16.0%
% of FP17s for the same patient ID Re-attending between 3 & 9 months - Children	482	711	67.8%	60.5%	60.6%	58.3%
% of FP17s for the same patient ID Re-attending between 3 & 9 months - Adults	42	92	45.7%	52.0%	51.6%	50.3%
% of FP17s for Band 1 Urgent Courses	48	762	6.3%	9.8%	9.5%	9.1%
% of FP17s Relating to Free Repair or Replacements	1	762	0.1%	0.6%	0.7%	0.8%
% of FP17s Relating to Continuations	1	762	0.1%	1.1%	1.0%	1.0%
% of Patients satisfied with the dentistry they have received	0	0	N/A	91.8%	92.0%	91.5%
% of Patients satisfied with the time they had to wait for an appointment	0	0	N/A	89.0%	88.1%	87.9%

* This is based on patients treated on this contract for their most recent course of treatment. Figures in italics indicate the base number of FP17s or Patient Questionnaire responses are less than 100. N/A is shown where the base number of responses is less than 10 during the period. % is calculated as Quantity/Base number*100

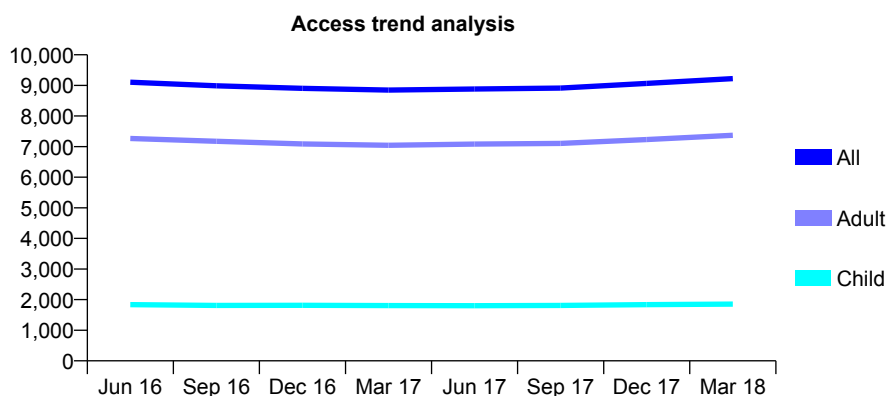
Q70 - Vital Signs At a Glance Contract Report for 321532/0001 - March 2018

Name or company name	Maple House Dental Practice
Contract type name	GDS Contract
Purpose of contract	General
Contract start date	01/04/2006
Contract end date	

17/18 Contracted general activity (UDA)	25,659
Carry forward general activity (UDA)	976
17/18 Contracted orthodontic activity (UOA)	0
Carry forward orthodontic activity (UOA)	0
Baseline contract value	£567,408.33

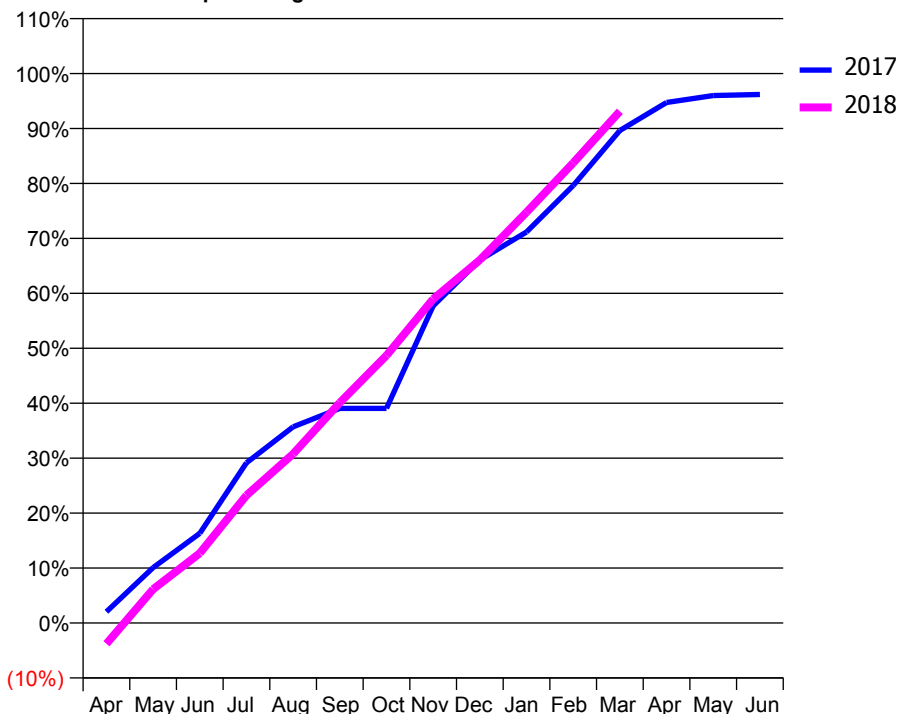
ACCESS*

Patients seen in 24 months	Total	Change since previous quarter
Quarter ending March 2017	8,848	
Quarter ending June 2017	8,884	→
Quarter ending September 2017	8,915	→
Quarter ending December 2017	9,067	→
Quarter ending March 2018	9,224	→
Variance since March 2017	4.2%	↑



ACTIVITY

Cumulative percentage of contracted UDA delivered 2017 & 2018



Month	Adjusted Scheduled Activity (UDA)	
	2017	2018
April	528	-976
May	2,586	1,577
June	4,190	3,262
July	7,484	5,961
August	9,164	7,897
September	10,020	10,289
October	10,020	12,494
November	14,811	15,128
December	16,951	16,950
January	18,262	19,179
February	20,426	21,484
March	22,996	23,896
April	24,305	
May	24,628	
June	24,682	

QUALITY

	Quantity	Base Number	Contract	AT	Region	England
% of FP17s for the same patient ID Re-attending within 3 months - Children	187	3,107	6.0%	10.3%	11.5%	11.9%
% of FP17s for the same patient ID Re-attending within 3 months - Adults	1,531	11,872	12.9%	14.7%	15.9%	16.0%
% of FP17s for the same patient ID Re-attending between 3 & 9 months - Children	2,020	3,107	65.0%	60.5%	60.6%	58.3%
% of FP17s for the same patient ID Re-attending between 3 & 9 months - Adults	7,628	11,872	64.3%	52.0%	51.6%	50.3%
% of FP17s for Band 1 Urgent Courses	722	13,235	5.5%	9.8%	9.5%	9.1%
% of FP17s Relating to Free Repair or Replacements	155	13,235	1.2%	0.6%	0.7%	0.8%
% of FP17s Relating to Continuations	245	13,235	1.9%	1.1%	1.0%	1.0%
% of Patients satisfied with the dentistry they have received	12	12	100.0%	91.8%	92.0%	91.5%
% of Patients satisfied with the time they had to wait for an appointment	12	12	100.0%	89.0%	88.1%	87.9%

* This is based on patients treated on this contract for their most recent course of treatment. Figures in italics indicate the base number of FP17s or Patient Questionnaire responses are less than 100. N/A is shown where the base number of responses is less than 10 during the period. % is calculated as Quantity/Base number*100

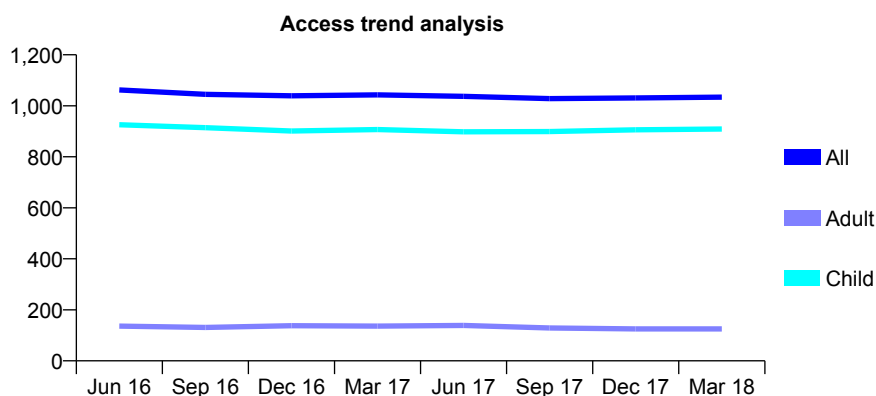
Q70 - Vital Signs At a Glance Contract Report for 321788/0001 - March 2018

Name or company name	MR GH MORRIS
Contract type name	GDS Contract
Purpose of contract	General
Contract start date	01/04/2006
Contract end date	

17/18 Contracted general activity (UDA)	2,150
Carry forward general activity (UDA)	0
17/18 Contracted orthodontic activity (UOA)	0
Carry forward orthodontic activity (UOA)	0
Baseline contract value	£52,459.35

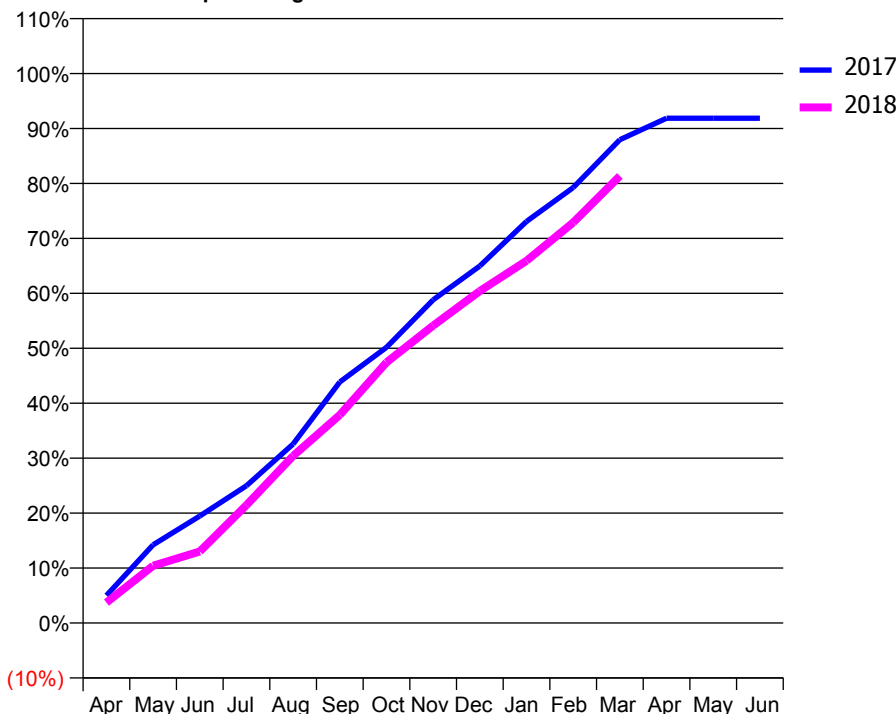
ACCESS*

Patients seen in 24 months	Total	Change since previous quarter
Quarter ending March 2017	1,043	
Quarter ending June 2017	1,037	→
Quarter ending September 2017	1,028	→
Quarter ending December 2017	1,031	→
Quarter ending March 2018	1,034	→
Variance since March 2017	(0.9%)	→



ACTIVITY

Cumulative percentage of contracted UDA delivered 2017 & 2018



Adjusted Scheduled Activity (UDA)

Month	2017	2018
April	108	80
May	306	224
June	419	280
July	537	462
August	701	654
September	943	814
October	1,079	1,020
November	1,265	1,164
December	1,397	1,299
January	1,571	1,417
February	1,704	1,567
March	1,891	1,749
April	1,975	
May	1,975	
June	1,975	

QUALITY

	Quantity	Base Number	Contract	AT	Region	England
% of FP17s for the same patient ID Re-attending within 3 months - Children	76	1,363	5.6%	10.3%	11.5%	11.9%
% of FP17s for the same patient ID Re-attending within 3 months - Adults	4	52	7.7%	14.7%	15.9%	16.0%
% of FP17s for the same patient ID Re-attending between 3 & 9 months - Children	866	1,363	63.5%	60.5%	60.6%	58.3%
% of FP17s for the same patient ID Re-attending between 3 & 9 months - Adults	26	52	50.0%	52.0%	51.6%	50.3%
% of FP17s for Band 1 Urgent Courses	56	1,349	4.2%	9.8%	9.5%	9.1%
% of FP17s Relating to Free Repair or Replacements	0	1,349	0.0%	0.6%	0.7%	0.8%
% of FP17s Relating to Continuations	0	1,349	0.0%	1.1%	1.0%	1.0%
% of Patients satisfied with the dentistry they have received	1	1	N/A	91.8%	92.0%	91.5%
% of Patients satisfied with the time they had to wait for an appointment	1	1	N/A	89.0%	88.1%	87.9%

* This is based on patients treated on this contract for their most recent course of treatment. Figures in italics indicate the base number of FP17s or Patient Questionnaire responses are less than 100. N/A is shown where the base number of responses is less than 10 during the period. % is calculated as Quantity/Base number*100

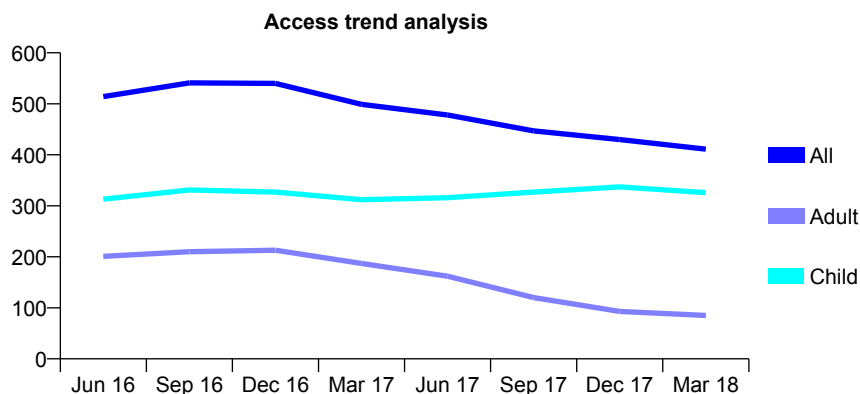
Q70 - Vital Signs At a Glance Contract Report for 321974/0001 - March 2018

Name or company name	MR AE INMAN
Contract type name	GDS Contract
Purpose of contract	General
Contract start date	01/04/2006
Contract end date	

17/18 Contracted general activity (UDA)	782
Carry forward general activity (UDA)	0
17/18 Contracted orthodontic activity (UOA)	0
Carry forward orthodontic activity (UOA)	0
Baseline contract value	£19,621.22

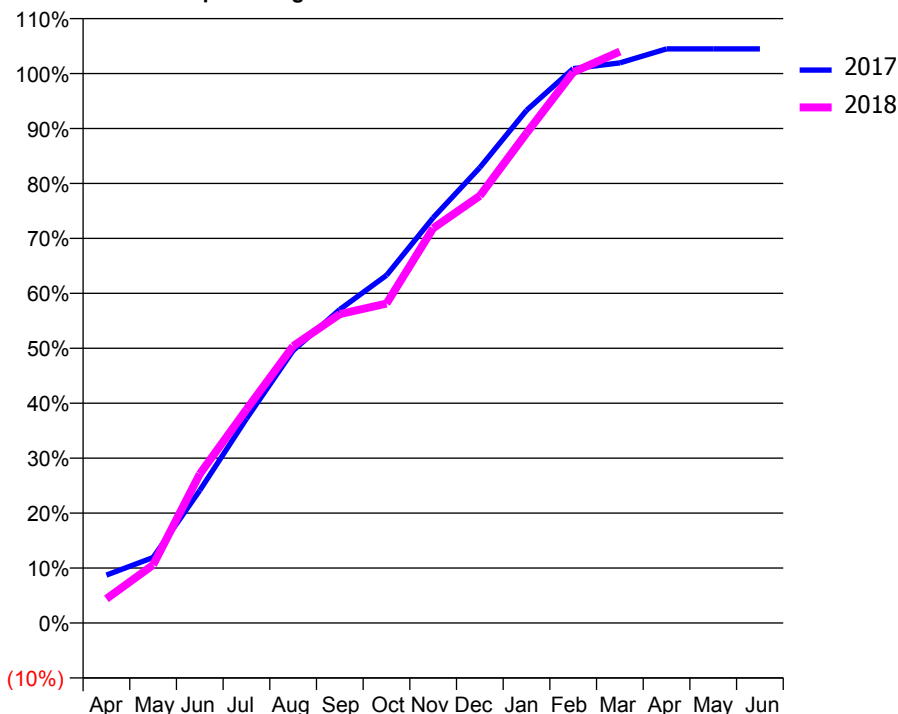
ACCESS*

Patients seen in 24 months	Total	Change since previous quarter
Quarter ending March 2017	499	
Quarter ending June 2017	478	↓
Quarter ending September 2017	447	↓
Quarter ending December 2017	430	↓
Quarter ending March 2018	411	↓
Variance since March 2017	(17.6%)	↓



ACTIVITY

Cumulative percentage of contracted UDA delivered 2017 & 2018



Month	Adjusted Scheduled Activity (UDA)	
	2017	2018
April	68	34
May	93	83
June	189	212
July	291	304
August	388	394
September	446	440
October	495	455
November	577	562
December	648	608
January	730	697
February	789	784
March	797	813
April	817	
May	817	
June	817	

QUALITY

	Quantity	Base Number	Contract	AT	Region	England
% of FP17s for the same patient ID Re-attending within 3 months - Children	62	601	10.3%	10.3%	11.5%	11.9%
% of FP17s for the same patient ID Re-attending within 3 months - Adults	0	19	0.0%	14.7%	15.9%	16.0%
% of FP17s for the same patient ID Re-attending between 3 & 9 months - Children	393	601	65.4%	60.5%	60.6%	58.3%
% of FP17s for the same patient ID Re-attending between 3 & 9 months - Adults	1	19	5.3%	52.0%	51.6%	50.3%
% of FP17s for Band 1 Urgent Courses	41	605	6.8%	9.8%	9.5%	9.1%
% of FP17s Relating to Free Repair or Replacements	0	605	0.0%	0.6%	0.7%	0.8%
% of FP17s Relating to Continuations	5	605	0.8%	1.1%	1.0%	1.0%
% of Patients satisfied with the dentistry they have received	0	0	N/A	91.8%	92.0%	91.5%
% of Patients satisfied with the time they had to wait for an appointment	0	0	N/A	89.0%	88.1%	87.9%

* This is based on patients treated on this contract for their most recent course of treatment. Figures in italics indicate the base number of FP17s or Patient Questionnaire responses are less than 100. N/A is shown where the base number of responses is less than 10 during the period. % is calculated as Quantity/Base number*100

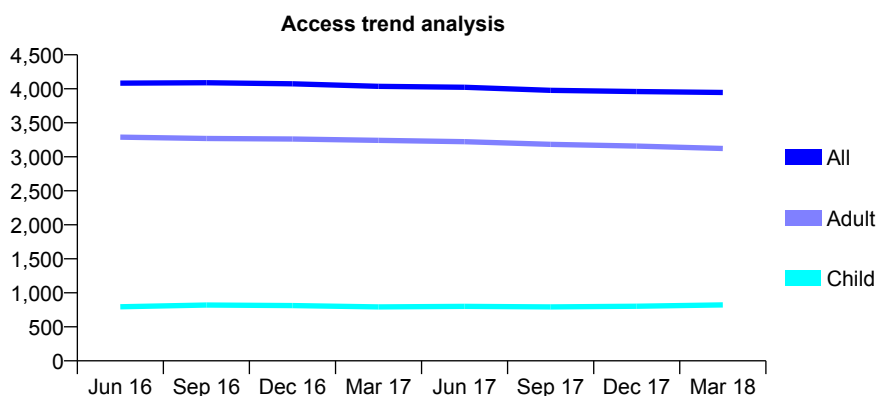
Q70 - Vital Signs At a Glance Contract Report for 323551/0001 - March 2018

Name or company name	ThistleDene Dental Practice
Contract type name	GDS Contract
Purpose of contract	General
Contract start date	01/04/2006
Contract end date	

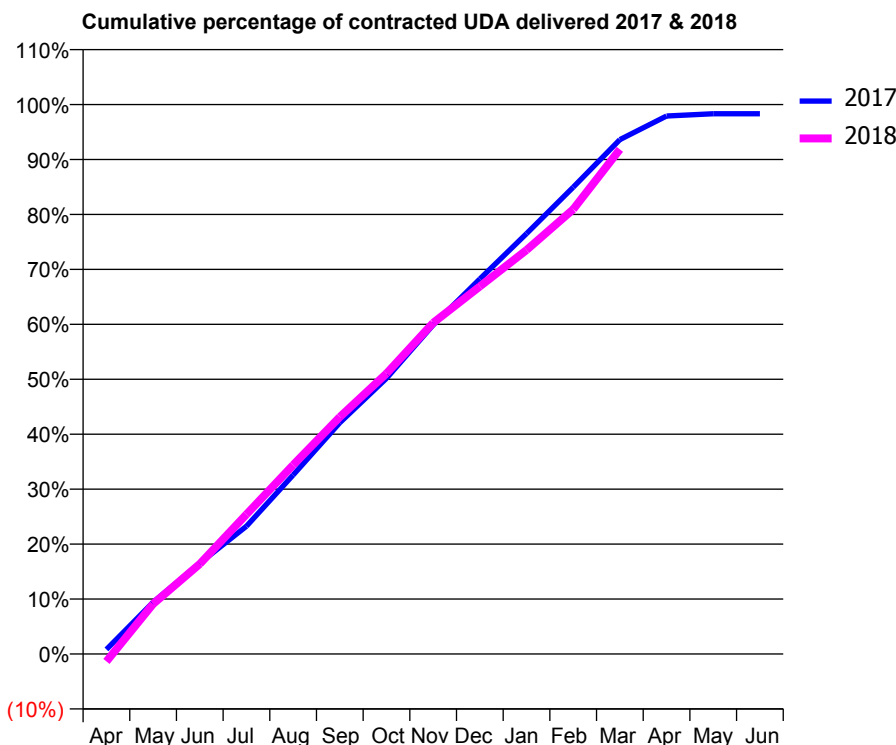
17/18 Contracted general activity (UDA)	14,000
Carry forward general activity (UDA)	237
17/18 Contracted orthodontic activity (UOA)	0
Carry forward orthodontic activity (UOA)	0
Baseline contract value	£357,678.11

ACCESS*

Patients seen in 24 months	Total	Change since previous quarter
Quarter ending March 2017	4,037	
Quarter ending June 2017	4,023	→
Quarter ending September 2017	3,977	↓
Quarter ending December 2017	3,960	→
Quarter ending March 2018	3,946	→
Variance since March 2017	(2.3%)	↓



ACTIVITY



Month	Adjusted Scheduled Activity (UDA)	
	2017	2018
April	116	-193
May	1,321	1,277
June	2,314	2,296
July	3,255	3,559
August	4,562	4,814
September	5,894	6,039
October	7,023	7,146
November	8,383	8,436
December	9,556	9,366
January	10,712	10,293
February	11,892	11,329
March	13,105	12,859
April	13,706	
May	13,763	
June	13,763	

QUALITY

	Quantity	Base Number	Contract	AT	Region	England
% of FP17s for the same patient ID Re-attending within 3 months - Children	77	1,313	5.9%	10.3%	11.5%	11.9%
% of FP17s for the same patient ID Re-attending within 3 months - Adults	855	5,274	16.2%	14.7%	15.9%	16.0%
% of FP17s for the same patient ID Re-attending between 3 & 9 months - Children	889	1,313	67.7%	60.5%	60.6%	58.3%
% of FP17s for the same patient ID Re-attending between 3 & 9 months - Adults	3,580	5,274	67.9%	52.0%	51.6%	50.3%
% of FP17s for Band 1 Urgent Courses	302	6,257	4.8%	9.8%	9.5%	9.1%
% of FP17s Relating to Free Repair or Replacements	39	6,257	0.6%	0.6%	0.7%	0.8%
% of FP17s Relating to Continuations	148	6,257	2.4%	1.1%	1.0%	1.0%
% of Patients satisfied with the dentistry they have received	10	10	100.0%	91.8%	92.0%	91.5%
% of Patients satisfied with the time they had to wait for an appointment	9	10	90.0%	89.0%	88.1%	87.9%

* This is based on patients treated on this contract for their most recent course of treatment. Figures in italics indicate the base number of FP17s or Patient Questionnaire responses are less than 100. N/A is shown where the base number of responses is less than 10 during the period. % is calculated as Quantity/Base number*100

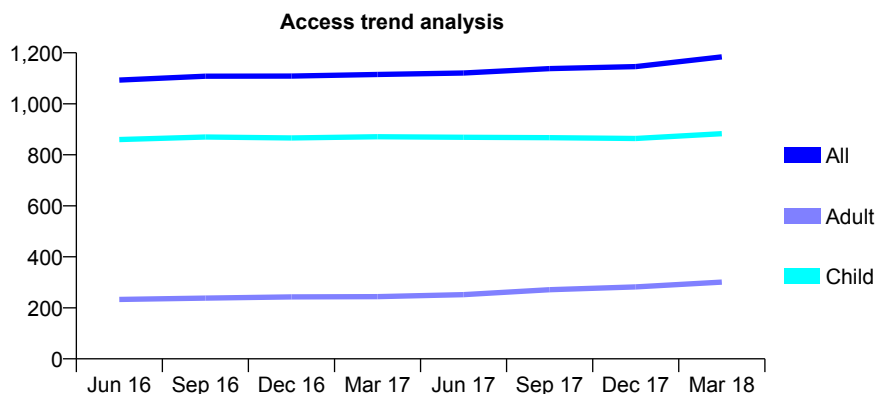
Q70 - Vital Signs At a Glance Contract Report for 324094/0001 - March 2018

Name or company name	MISS SJ WESTHEAD
Contract type name	GDS Contract
Purpose of contract	General
Contract start date	01/04/2006
Contract end date	

17/18 Contracted general activity (UDA)	2,935
Carry forward general activity (UDA)	0
17/18 Contracted orthodontic activity (UOA)	0
Carry forward orthodontic activity (UOA)	0
Baseline contract value	£71,880.52

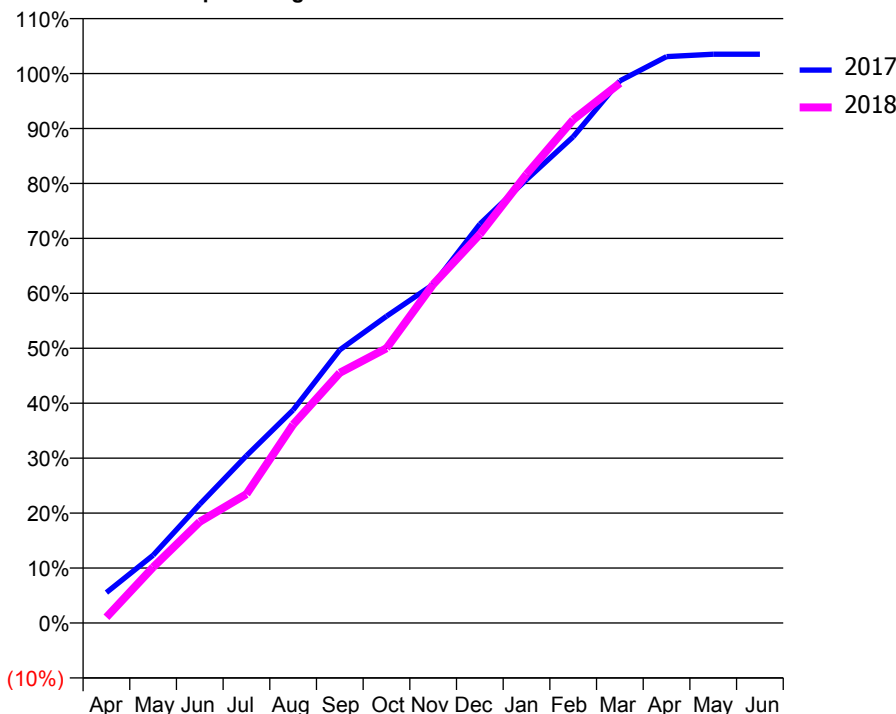
ACCESS*

Patients seen in 24 months	Total	Change since previous quarter
Quarter ending March 2017	1,115	
Quarter ending June 2017	1,121	→
Quarter ending September 2017	1,138	→
Quarter ending December 2017	1,146	→
Quarter ending March 2018	1,184	↑
Variance since March 2017	6.2%	↑



ACTIVITY

Cumulative percentage of contracted UDA delivered 2017 & 2018



Month	Adjusted Scheduled Activity (UDA)	
	2017	2018
April	163	31
May	362	298
June	635	541
July	894	689
August	1,138	1,060
September	1,459	1,337
October	1,639	1,468
November	1,808	1,809
December	2,131	2,076
January	2,369	2,397
February	2,597	2,688
March	2,896	2,883
April	3,025	
May	3,038	
June	3,038	

QUALITY

	Quantity	Base Number	Contract	AT	Region	England
% of FP17s for the same patient ID Re-attending within 3 months - Children	207	1,745	11.9%	10.3%	11.5%	11.9%
% of FP17s for the same patient ID Re-attending within 3 months - Adults	56	273	20.5%	14.7%	15.9%	16.0%
% of FP17s for the same patient ID Re-attending between 3 & 9 months - Children	1,259	1,745	72.1%	60.5%	60.6%	58.3%
% of FP17s for the same patient ID Re-attending between 3 & 9 months - Adults	151	273	55.3%	52.0%	51.6%	50.3%
% of FP17s for Band 1 Urgent Courses	52	1,950	2.7%	9.8%	9.5%	9.1%
% of FP17s Relating to Free Repair or Replacements	0	1,950	0.0%	0.6%	0.7%	0.8%
% of FP17s Relating to Continuations	0	1,950	0.0%	1.1%	1.0%	1.0%
% of Patients satisfied with the dentistry they have received	4	4	N/A	91.8%	92.0%	91.5%
% of Patients satisfied with the time they had to wait for an appointment	4	4	N/A	89.0%	88.1%	87.9%

* This is based on patients treated on this contract for their most recent course of treatment. Figures in italics indicate the base number of FP17s or Patient Questionnaire responses are less than 100. N/A is shown where the base number of responses is less than 10 during the period. % is calculated as Quantity/Base number*100

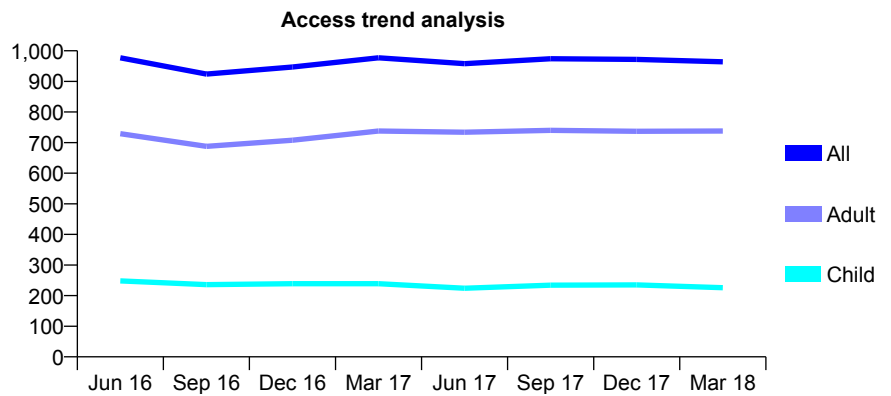
Q70 - Vital Signs At a Glance Contract Report for 325503/0001 - March 2018

Name or company name	MISS SM SHAWKAT
Contract type name	GDS Contract
Purpose of contract	General
Contract start date	01/04/2006
Contract end date	

17/18 Contracted general activity (UDA)	1,478
Carry forward general activity (UDA)	0
17/18 Contracted orthodontic activity (UOA)	0
Carry forward orthodontic activity (UOA)	0
Baseline contract value	£35,963.48

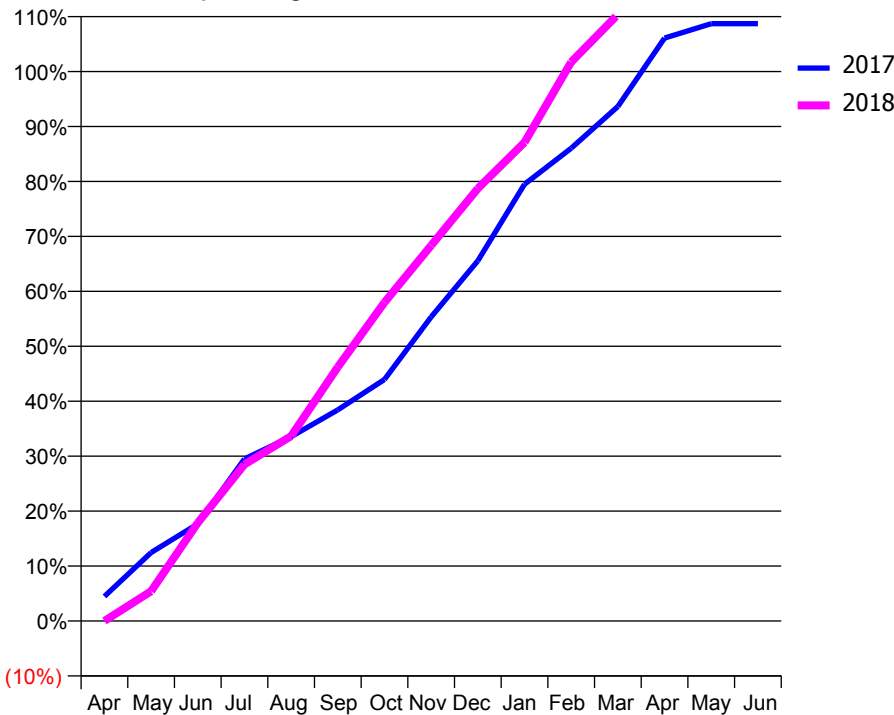
ACCESS*

Patients seen in 24 months	Total	Change since previous quarter
Quarter ending March 2017	977	
Quarter ending June 2017	958	↓
Quarter ending September 2017	974	→
Quarter ending December 2017	972	→
Quarter ending March 2018	964	→
Variance since March 2017	(1.3%)	↓



ACTIVITY

Cumulative percentage of contracted UDA delivered 2017 & 2018



Month	Adjusted Scheduled Activity (UDA)	
	2017	2018
April	66	0
May	184	80
June	261	264
July	436	421
August	496	497
September	568	683
October	650	857
November	818	1,010
December	969	1,163
January	1,175	1,287
February	1,272	1,503
March	1,384	1,631
April	1,568	
May	1,607	
June	1,607	

QUALITY

	Quantity	Base Number	Contract	AT	Region	England
% of FP17s for the same patient ID Re-attending within 3 months - Children	12	217	5.5%	10.3%	11.5%	11.9%
% of FP17s for the same patient ID Re-attending within 3 months - Adults	48	656	7.3%	14.7%	15.9%	16.0%
% of FP17s for the same patient ID Re-attending between 3 & 9 months - Children	69	217	31.8%	60.5%	60.6%	58.3%
% of FP17s for the same patient ID Re-attending between 3 & 9 months - Adults	155	656	23.6%	52.0%	51.6%	50.3%
% of FP17s for Band 1 Urgent Courses	2	770	0.3%	9.8%	9.5%	9.1%
% of FP17s Relating to Free Repair or Replacements	0	770	0.0%	0.6%	0.7%	0.8%
% of FP17s Relating to Continuations	0	770	0.0%	1.1%	1.0%	1.0%
% of Patients satisfied with the dentistry they have received	2	2	N/A	91.8%	92.0%	91.5%
% of Patients satisfied with the time they had to wait for an appointment	2	2	N/A	89.0%	88.1%	87.9%

* This is based on patients treated on this contract for their most recent course of treatment. Figures in italics indicate the base number of FP17s or Patient Questionnaire responses are less than 100. N/A is shown where the base number of responses is less than 10 during the period. % is calculated as Quantity/Base number*100

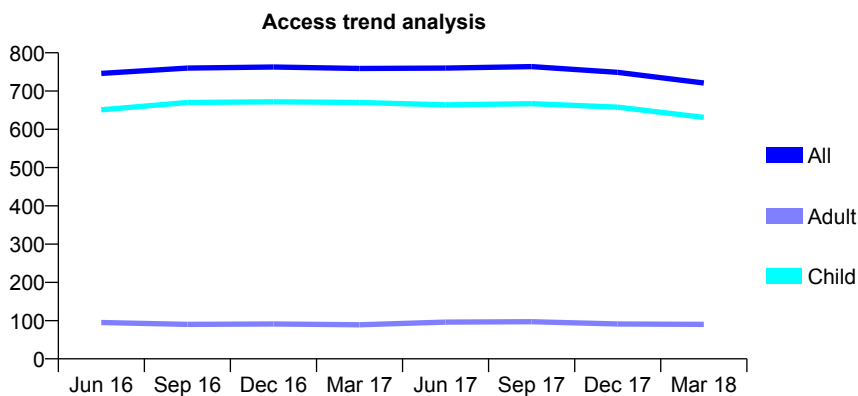
Q70 - Vital Signs At a Glance Contract Report for 326518/0001 - March 2018

Name or company name	MR KR BROWN
Contract type name	GDS Contract
Purpose of contract	General
Contract start date	01/04/2006
Contract end date	

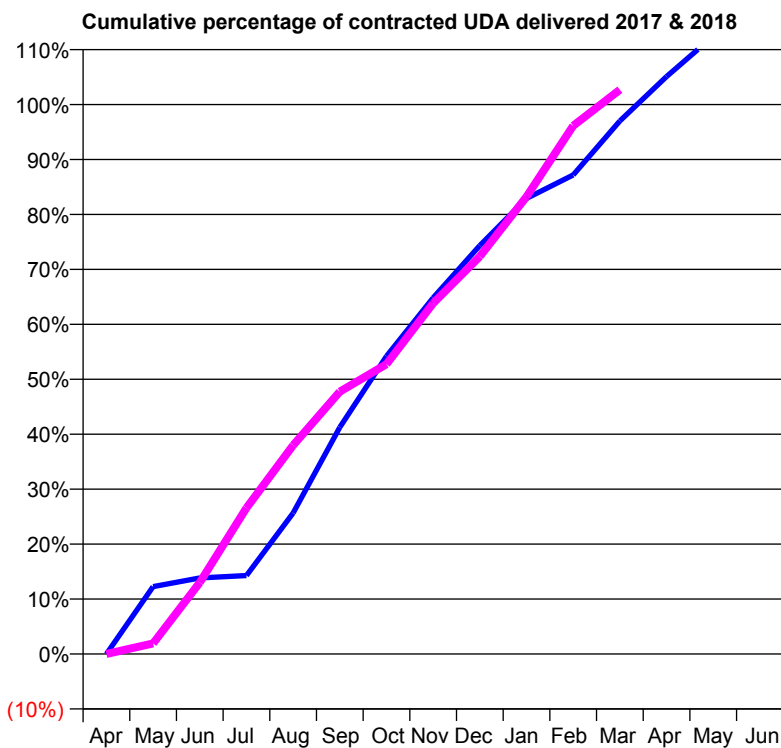
17/18 Contracted general activity (UDA)	1,150
Carry forward general activity (UDA)	0
17/18 Contracted orthodontic activity (UOA)	0
Carry forward orthodontic activity (UOA)	0
Baseline contract value	£28,067.04

ACCESS*

Patients seen in 24 months	Total	Change since previous quarter
Quarter ending March 2017	759	
Quarter ending June 2017	760	→
Quarter ending September 2017	764	→
Quarter ending December 2017	749	↓
Quarter ending March 2018	721	↓
Variance since March 2017	(5.0%)	↓



ACTIVITY



Month	Adjusted Scheduled Activity (UDA)	
	2017	2018
April	0	0
May	141	22
June	159	150
July	164	306
August	295	437
September	475	549
October	623	607
November	745	734
December	855	832
January	953	957
February	1,003	1,105
March	1,116	1,181
April	1,209	
May	1,293	
June	1,293	

QUALITY

	Quantity	Base Number	Contract	AT	Region	England
% of FP17s for the same patient ID Re-attending within 3 months - Children	41	989	4.1%	10.3%	11.5%	11.9%
% of FP17s for the same patient ID Re-attending within 3 months - Adults	0	45	0.0%	14.7%	15.9%	16.0%
% of FP17s for the same patient ID Re-attending between 3 & 9 months - Children	677	989	68.5%	60.5%	60.6%	58.3%
% of FP17s for the same patient ID Re-attending between 3 & 9 months - Adults	39	45	86.7%	52.0%	51.6%	50.3%
% of FP17s for Band 1 Urgent Courses	20	907	2.2%	9.8%	9.5%	9.1%
% of FP17s Relating to Free Repair or Replacements	0	907	0.0%	0.6%	0.7%	0.8%
% of FP17s Relating to Continuations	0	907	0.0%	1.1%	1.0%	1.0%
% of Patients satisfied with the dentistry they have received	1	1	N/A	91.8%	92.0%	91.5%
% of Patients satisfied with the time they had to wait for an appointment	1	1	N/A	89.0%	88.1%	87.9%

* This is based on patients treated on this contract for their most recent course of treatment. Figures in italics indicate the base number of FP17s or Patient Questionnaire responses are less than 100. N/A is shown where the base number of responses is less than 10 during the period. % is calculated as Quantity/Base number*100

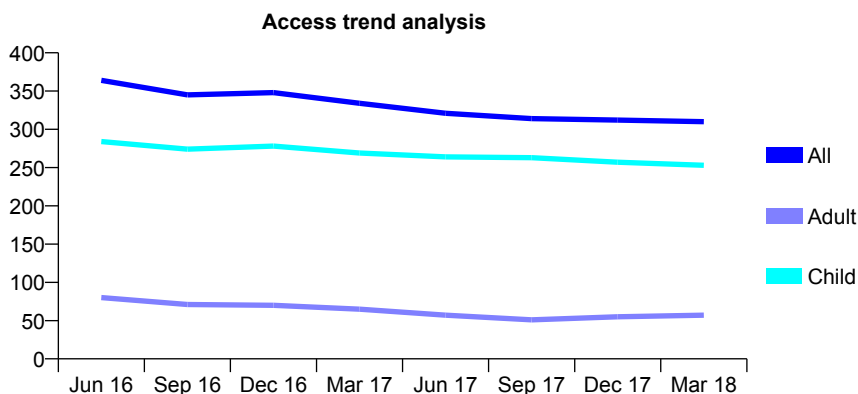
Q70 - Vital Signs At a Glance Contract Report for 328960/0001 - March 2018

Name or company name	MR SC BELFORD
Contract type name	GDS Contract
Purpose of contract	General and Orthodontic
Contract start date	01/04/2006
Contract end date	

17/18 Contracted general activity (UDA)	750
Carry forward general activity (UDA)	0
17/18 Contracted orthodontic activity (UOA)	0
Carry forward orthodontic activity (UOA)	0
Baseline contract value	£17,951.62

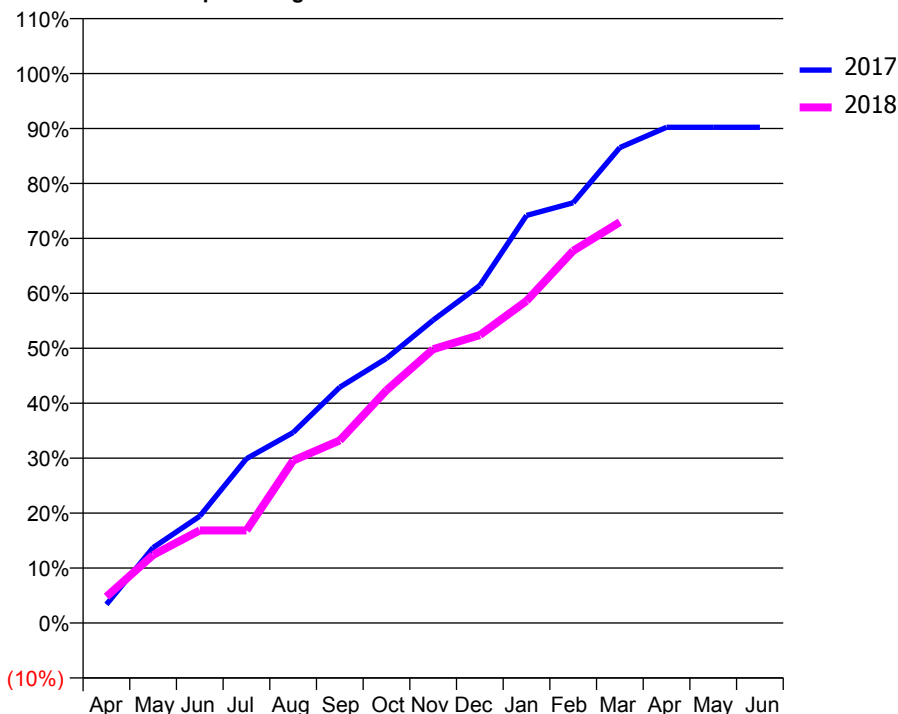
ACCESS*

Patients seen in 24 months	Total	Change since previous quarter
Quarter ending March 2017	334	
Quarter ending June 2017	321	↓
Quarter ending September 2017	314	↓
Quarter ending December 2017	312	→
Quarter ending March 2018	310	→
Variance since March 2017	(7.2%)	↓



ACTIVITY

Cumulative percentage of contracted UDA delivered 2017 & 2018



Adjusted Scheduled Activity (UDA)

Month	2017	2018
April	25	36
May	103	93
June	146	126
July	224	126
August	260	222
September	322	249
October	361	318
November	413	374
December	461	393
January	556	440
February	574	508
March	649	547
April	677	
May	677	
June	677	

QUALITY

	Quantity	Base Number	Contract	AT	Region	England
% of FP17s for the same patient ID Re-attending within 3 months - Children	36	383	9.4%	10.3%	11.5%	11.9%
% of FP17s for the same patient ID Re-attending within 3 months - Adults	4	39	10.3%	14.7%	15.9%	16.0%
% of FP17s for the same patient ID Re-attending between 3 & 9 months - Children	234	383	61.1%	60.5%	60.6%	58.3%
% of FP17s for the same patient ID Re-attending between 3 & 9 months - Adults	21	39	53.8%	52.0%	51.6%	50.3%
% of FP17s for Band 1 Urgent Courses	16	403	4.0%	9.8%	9.5%	9.1%
% of FP17s Relating to Free Repair or Replacements	0	403	0.0%	0.6%	0.7%	0.8%
% of FP17s Relating to Continuations	0	403	0.0%	1.1%	1.0%	1.0%
% of Patients satisfied with the dentistry they have received	0	0	N/A	91.8%	92.0%	91.5%
% of Patients satisfied with the time they had to wait for an appointment	0	0	N/A	89.0%	88.1%	87.9%

* This is based on patients treated on this contract for their most recent course of treatment. Figures in italics indicate the base number of FP17s or Patient Questionnaire responses are less than 100. N/A is shown where the base number of responses is less than 10 during the period. % is calculated as Quantity/Base number*100

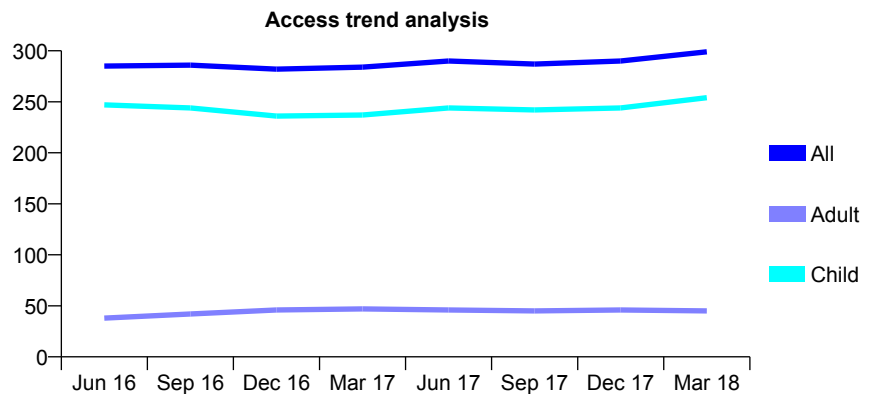
Q70 - Vital Signs At a Glance Contract Report for 331120/0001 - March 2018

Name or company name	MR GM WHITTINGHAM
Contract type name	GDS Contract
Purpose of contract	General
Contract start date	01/04/2006
Contract end date	

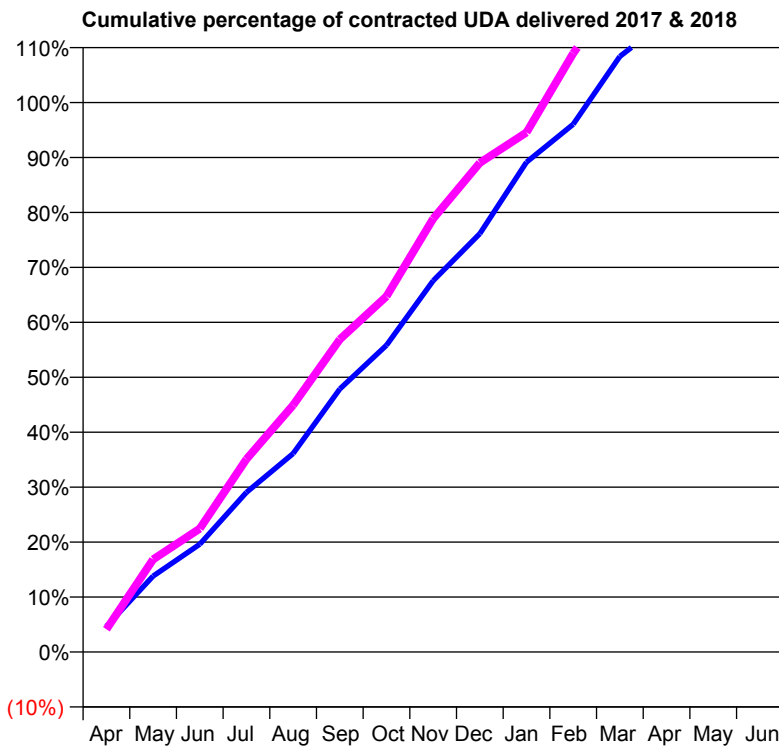
17/18 Contracted general activity (UDA)	470
Carry forward general activity (UDA)	0
17/18 Contracted orthodontic activity (UOA)	0
Carry forward orthodontic activity (UOA)	0
Baseline contract value	£10,779.31

ACCESS*

Patients seen in 24 months	Total	Change since previous quarter
Quarter ending March 2017	284	
Quarter ending June 2017	290	↑
Quarter ending September 2017	287	↓
Quarter ending December 2017	290	→
Quarter ending March 2018	299	↑
Variance since March 2017	5.3%	↑



ACTIVITY



Month	Adjusted Scheduled Activity (UDA)	
	2017	2018
April	22	19
May	65	79
June	92	106
July	137	165
August	170	211
September	225	267
October	262	304
November	318	371
December	358	418
January	419	444
February	451	512
March	509	568
April	540	
May	540	
June	540	

QUALITY

	Quantity	Base Number	Contract	AT	Region	England
% of FP17s for the same patient ID Re-attending within 3 months - Children	30	461	6.5%	10.3%	11.5%	11.9%
% of FP17s for the same patient ID Re-attending within 3 months - Adults	3	32	9.4%	14.7%	15.9%	16.0%
% of FP17s for the same patient ID Re-attending between 3 & 9 months - Children	327	461	70.9%	60.5%	60.6%	58.3%
% of FP17s for the same patient ID Re-attending between 3 & 9 months - Adults	22	32	68.8%	52.0%	51.6%	50.3%
% of FP17s for Band 1 Urgent Courses	25	473	5.3%	9.8%	9.5%	9.1%
% of FP17s Relating to Free Repair or Replacements	0	473	0.0%	0.6%	0.7%	0.8%
% of FP17s Relating to Continuations	0	473	0.0%	1.1%	1.0%	1.0%
% of Patients satisfied with the dentistry they have received	0	0	N/A	91.8%	92.0%	91.5%
% of Patients satisfied with the time they had to wait for an appointment	0	0	N/A	89.0%	88.1%	87.9%

* This is based on patients treated on this contract for their most recent course of treatment. Figures in italics indicate the base number of FP17s or Patient Questionnaire responses are less than 100. N/A is shown where the base number of responses is less than 10 during the period. % is calculated as Quantity/Base number*100

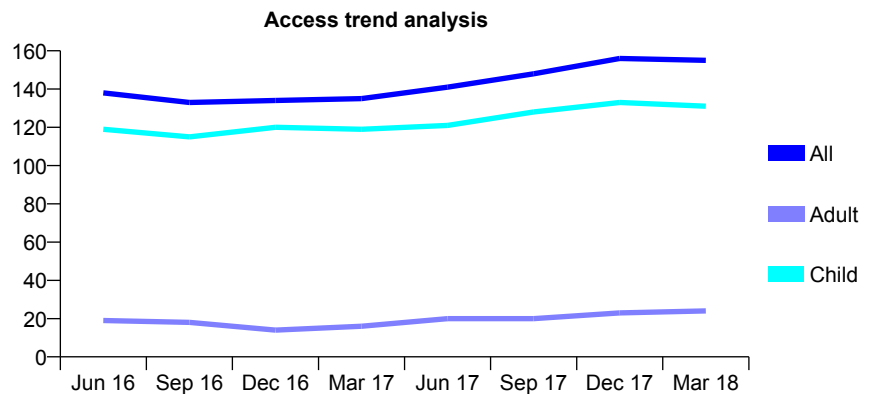
Q70 - Vital Signs At a Glance Contract Report for 338311/0001 - March 2018

Name or company name	MRS SC HALDERTHAY
Contract type name	GDS Contract
Purpose of contract	General
Contract start date	01/04/2006
Contract end date	

17/18 Contracted general activity (UDA)	300
Carry forward general activity (UDA)	0
17/18 Contracted orthodontic activity (UOA)	0
Carry forward orthodontic activity (UOA)	0
Baseline contract value	£6,834.04

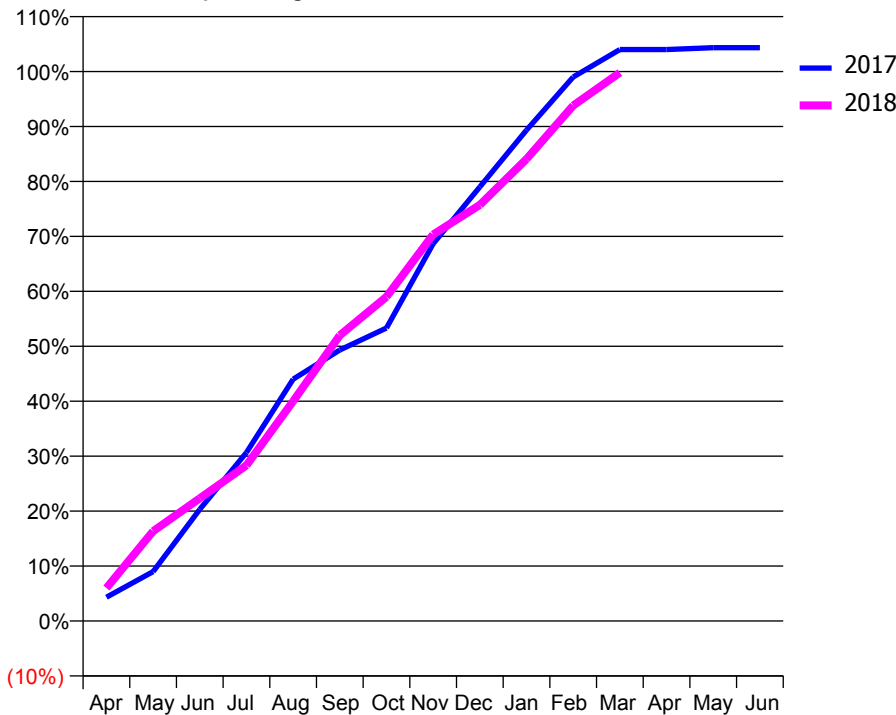
ACCESS*

Patients seen in 24 months	Total	Change since previous quarter
Quarter ending March 2017	135	
Quarter ending June 2017	141	↑
Quarter ending September 2017	148	↑
Quarter ending December 2017	156	↑
Quarter ending March 2018	155	→
Variance since March 2017	14.8%	↑



ACTIVITY

Cumulative percentage of contracted UDA delivered 2017 & 2018



Month	Adjusted Scheduled Activity (UDA)	
	2017	2018
April	13	18
May	27	49
June	61	67
July	92	85
August	132	120
September	148	156
October	160	177
November	206	211
December	237	227
January	268	252
February	297	281
March	312	299
April	312	
May	313	
June	313	

QUALITY

	Quantity	Base Number	Contract	AT	Region	England
% of FP17s for the same patient ID Re-attending within 3 months - Children	6	207	2.9%	10.3%	11.5%	11.9%
% of FP17s for the same patient ID Re-attending within 3 months - Adults	1	13	7.7%	14.7%	15.9%	16.0%
% of FP17s for the same patient ID Re-attending between 3 & 9 months - Children	147	207	71.0%	60.5%	60.6%	58.3%
% of FP17s for the same patient ID Re-attending between 3 & 9 months - Adults	11	13	84.6%	52.0%	51.6%	50.3%
% of FP17s for Band 1 Urgent Courses	3	219	1.4%	9.8%	9.5%	9.1%
% of FP17s Relating to Free Repair or Replacements	0	219	0.0%	0.6%	0.7%	0.8%
% of FP17s Relating to Continuations	2	219	0.9%	1.1%	1.0%	1.0%
% of Patients satisfied with the dentistry they have received	0	0	N/A	91.8%	92.0%	91.5%
% of Patients satisfied with the time they had to wait for an appointment	0	0	N/A	89.0%	88.1%	87.9%

* This is based on patients treated on this contract for their most recent course of treatment. Figures in italics indicate the base number of FP17s or Patient Questionnaire responses are less than 100. N/A is shown where the base number of responses is less than 10 during the period. % is calculated as Quantity/Base number*100

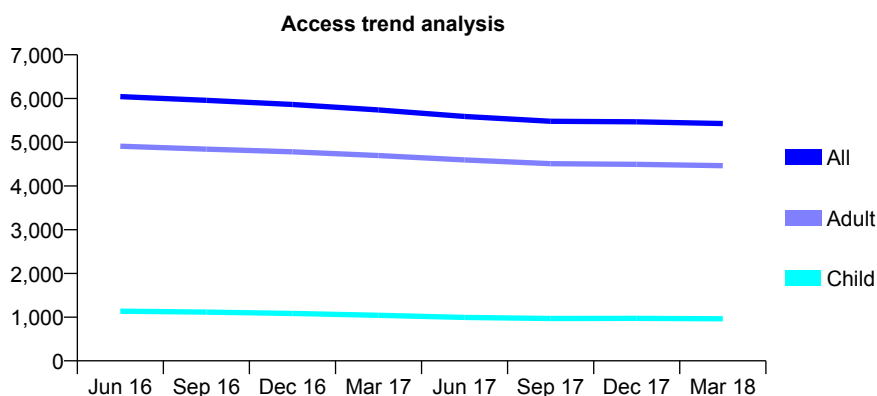
Q70 - Vital Signs At a Glance Contract Report for 338974/0001 - March 2018

Name or company name	MRS M HOOKINGS
Contract type name	GDS Contract
Purpose of contract	General
Contract start date	01/04/2006
Contract end date	

17/18 Contracted general activity (UDA)	17,000
Carry forward general activity (UDA)	136
17/18 Contracted orthodontic activity (UOA)	0
Carry forward orthodontic activity (UOA)	0
Baseline contract value	£493,444.02

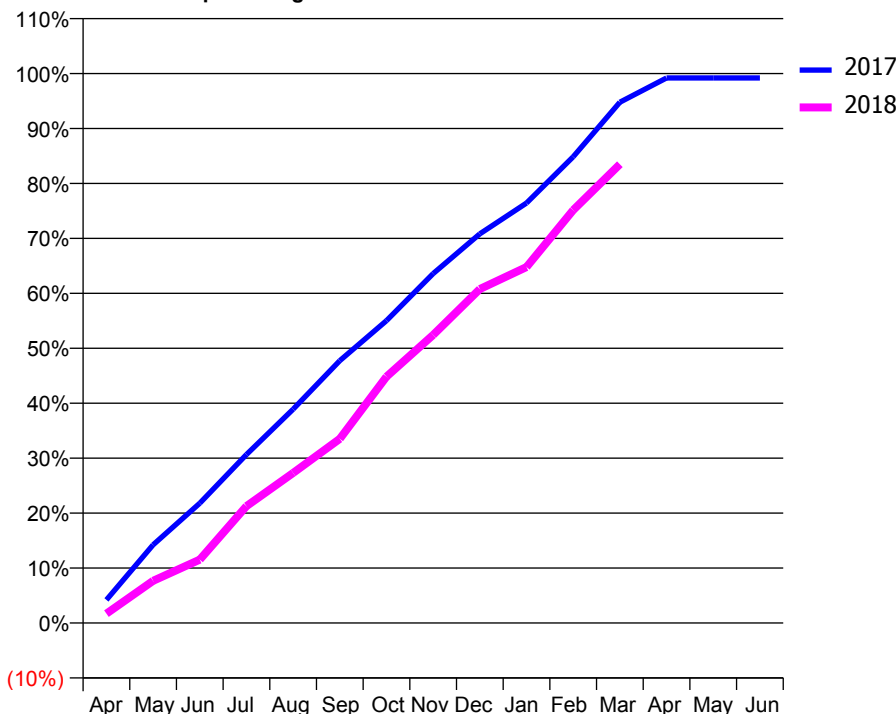
ACCESS*

Patients seen in 24 months	Total	Change since previous quarter
Quarter ending March 2017	5,740	
Quarter ending June 2017	5,589	↓
Quarter ending September 2017	5,479	↓
Quarter ending December 2017	5,466	→
Quarter ending March 2018	5,427	→
Variance since March 2017	(5.5%)	↓



ACTIVITY

Cumulative percentage of contracted UDA delivered 2017 & 2018



Adjusted Scheduled Activity (UDA)

Month	2017	2018
April	715	290
May	2,420	1,307
June	3,708	1,960
July	5,212	3,616
August	6,615	4,645
September	8,118	5,699
October	9,356	7,620
November	10,810	8,915
December	12,040	10,331
January	12,993	11,012
February	14,424	12,776
March	16,114	14,191
April	16,861	
May	16,861	
June	16,863	

QUALITY

	Quantity	Base Number	Contract	AT	Region	England
% of FP17s for the same patient ID Re-attending within 3 months - Children	99	1,563	6.3%	10.3%	11.5%	11.9%
% of FP17s for the same patient ID Re-attending within 3 months - Adults	905	6,395	14.2%	14.7%	15.9%	16.0%
% of FP17s for the same patient ID Re-attending between 3 & 9 months - Children	1,092	1,563	69.9%	60.5%	60.6%	58.3%
% of FP17s for the same patient ID Re-attending between 3 & 9 months - Adults	3,621	6,395	56.6%	52.0%	51.6%	50.3%
% of FP17s for Band 1 Urgent Courses	752	7,633	9.9%	9.8%	9.5%	9.1%
% of FP17s Relating to Free Repair or Replacements	140	7,633	1.8%	0.6%	0.7%	0.8%
% of FP17s Relating to Continuations	56	7,633	0.7%	1.1%	1.0%	1.0%
% of Patients satisfied with the dentistry they have received	4	4	N/A	91.8%	92.0%	91.5%
% of Patients satisfied with the time they had to wait for an appointment	3	4	N/A	89.0%	88.1%	87.9%

* This is based on patients treated on this contract for their most recent course of treatment. Figures in italics indicate the base number of FP17s or Patient Questionnaire responses are less than 100. N/A is shown where the base number of responses is less than 10 during the period. % is calculated as Quantity/Base number*100

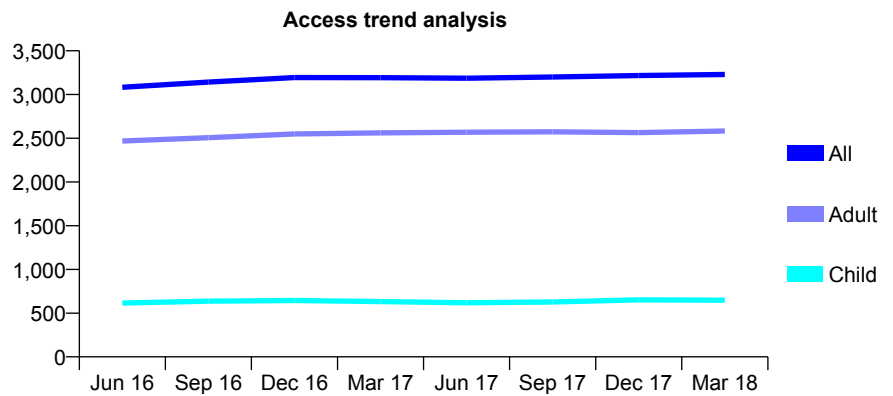
Q70 - Vital Signs At a Glance Contract Report for 339229/0001 - March 2018

Name or company name	MR BS KALSI
Contract type name	GDS Contract
Purpose of contract	General
Contract start date	29/07/2006
Contract end date	

17/18 Contracted general activity (UDA)	8,881
Carry forward general activity (UDA)	0
17/18 Contracted orthodontic activity (UOA)	0
Carry forward orthodontic activity (UOA)	0
Baseline contract value	£216,265.24

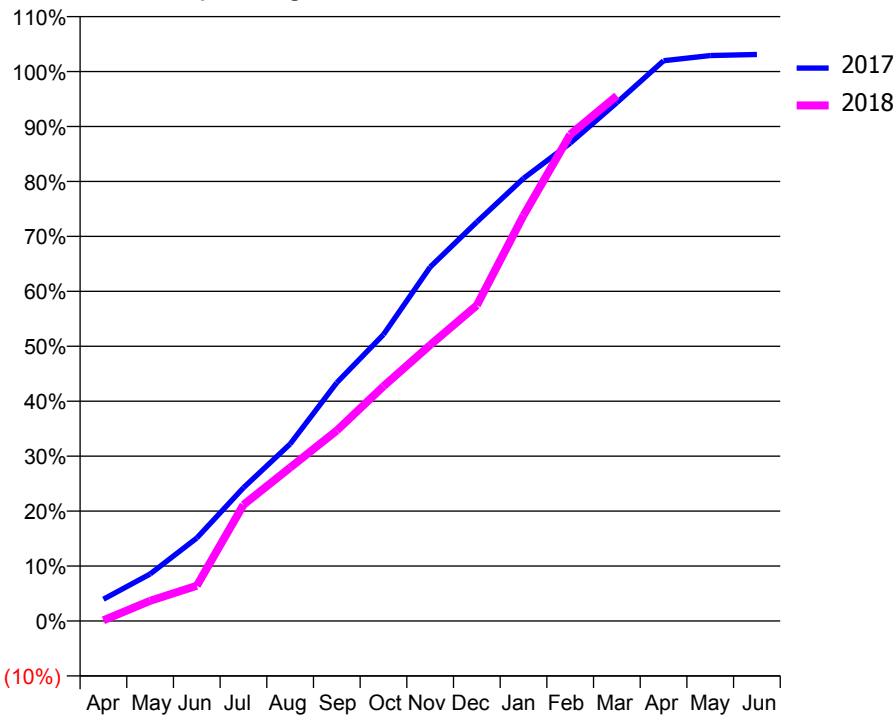
ACCESS*

Patients seen in 24 months	Total	Change since previous quarter
Quarter ending March 2017	3,193	
Quarter ending June 2017	3,187	→
Quarter ending September 2017	3,201	→
Quarter ending December 2017	3,217	→
Quarter ending March 2018	3,229	→
Variance since March 2017	1.1%	→



ACTIVITY

Cumulative percentage of contracted UDA delivered 2017 & 2018



Month	Adjusted Scheduled Activity (UDA)	
	2017	2018
April	352	12
May	760	327
June	1,342	570
July	2,154	1,879
August	2,860	2,479
September	3,851	3,079
October	4,630	3,795
November	5,720	4,460
December	6,450	5,102
January	7,154	6,555
February	7,723	7,864
March	8,379	8,487
April	9,055	
May	9,138	
June	9,155	

QUALITY

	Quantity	Base Number	Contract	AT	Region	England
% of FP17s for the same patient ID Re-attending within 3 months - Children	66	1,041	6.3%	10.3%	11.5%	11.9%
% of FP17s for the same patient ID Re-attending within 3 months - Adults	523	3,937	13.3%	14.7%	15.9%	16.0%
% of FP17s for the same patient ID Re-attending between 3 & 9 months - Children	709	1,041	68.1%	60.5%	60.6%	58.3%
% of FP17s for the same patient ID Re-attending between 3 & 9 months - Adults	2,311	3,937	58.7%	52.0%	51.6%	50.3%
% of FP17s for Band 1 Urgent Courses	492	4,500	10.9%	9.8%	9.5%	9.1%
% of FP17s Relating to Free Repair or Replacements	17	4,500	0.4%	0.6%	0.7%	0.8%
% of FP17s Relating to Continuations	11	4,500	0.2%	1.1%	1.0%	1.0%
% of Patients satisfied with the dentistry they have received	6	7	N/A	91.8%	92.0%	91.5%
% of Patients satisfied with the time they had to wait for an appointment	7	7	N/A	89.0%	88.1%	87.9%

* This is based on patients treated on this contract for their most recent course of treatment. Figures in italics indicate the base number of FP17s or Patient Questionnaire responses are less than 100. N/A is shown where the base number of responses is less than 10 during the period. % is calculated as Quantity/Base number*100

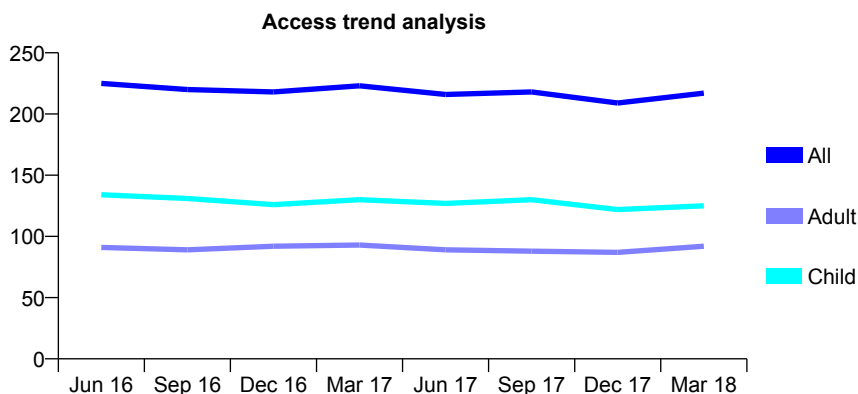
Q70 - Vital Signs At a Glance Contract Report for 341789/0001 - March 2018

Name or company name	MR RH FARRANT
Contract type name	GDS Contract
Purpose of contract	General
Contract start date	01/04/2006
Contract end date	

17/18 Contracted general activity (UDA)	457
Carry forward general activity (UDA)	0
17/18 Contracted orthodontic activity (UOA)	0
Carry forward orthodontic activity (UOA)	0
Baseline contract value	£9,751.49

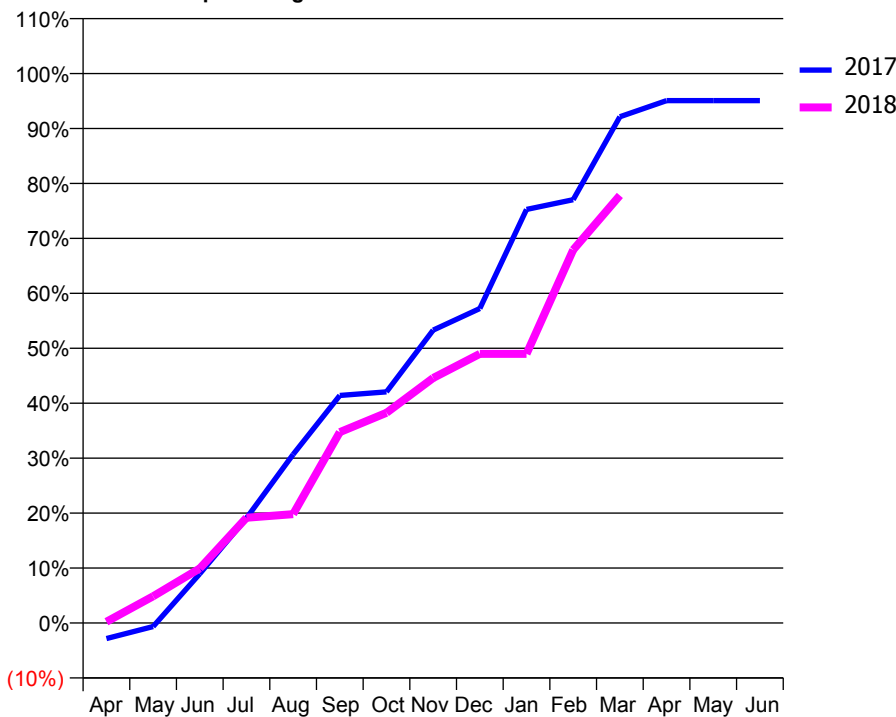
ACCESS*

Patients seen in 24 months	Total	Change since previous quarter
Quarter ending March 2017	223	
Quarter ending June 2017	216	↓
Quarter ending September 2017	218	→
Quarter ending December 2017	209	↓
Quarter ending March 2018	217	↑
Variance since March 2017	(2.7%)	↓



ACTIVITY

Cumulative percentage of contracted UDA delivered 2017 & 2018



Month	Adjusted Scheduled Activity (UDA)	
	2017	2018
April	-13	1
May	-3	22
June	41	45
July	87	88
August	140	91
September	189	159
October	192	175
November	244	204
December	262	224
January	344	224
February	352	310
March	421	356
April	434	
May	434	
June	434	

QUALITY

	Quantity	Base Number	Contract	AT	Region	England
% of FP17s for the same patient ID Re-attending within 3 months - Children	13	203	6.4%	10.3%	11.5%	11.9%
% of FP17s for the same patient ID Re-attending within 3 months - Adults	25	141	17.7%	14.7%	15.9%	16.0%
% of FP17s for the same patient ID Re-attending between 3 & 9 months - Children	140	203	69.0%	60.5%	60.6%	58.3%
% of FP17s for the same patient ID Re-attending between 3 & 9 months - Adults	78	141	55.3%	52.0%	51.6%	50.3%
% of FP17s for Band 1 Urgent Courses	16	324	4.9%	9.8%	9.5%	9.1%
% of FP17s Relating to Free Repair or Replacements	0	324	0.0%	0.6%	0.7%	0.8%
% of FP17s Relating to Continuations	0	324	0.0%	1.1%	1.0%	1.0%
% of Patients satisfied with the dentistry they have received	0	0	N/A	91.8%	92.0%	91.5%
% of Patients satisfied with the time they had to wait for an appointment	0	0	N/A	89.0%	88.1%	87.9%

* This is based on patients treated on this contract for their most recent course of treatment. Figures in italics indicate the base number of FP17s or Patient Questionnaire responses are less than 100. N/A is shown where the base number of responses is less than 10 during the period. % is calculated as Quantity/Base number*100

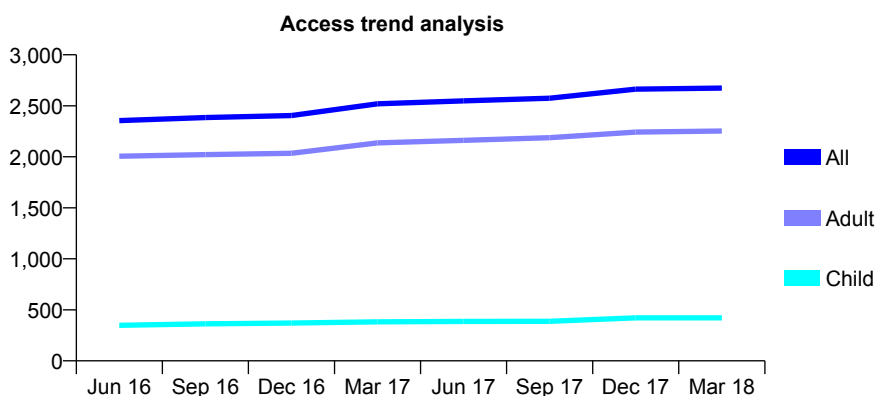
Q70 - Vital Signs At a Glance Contract Report for 342882/0001 - March 2018

Name or company name	MR AM SOUHANI
Contract type name	GDS Contract
Purpose of contract	General
Contract start date	01/04/2006
Contract end date	

17/18 Contracted general activity (UDA)	8,076
Carry forward general activity (UDA)	215
17/18 Contracted orthodontic activity (UOA)	0
Carry forward orthodontic activity (UOA)	0
Baseline contract value	£236,746.44

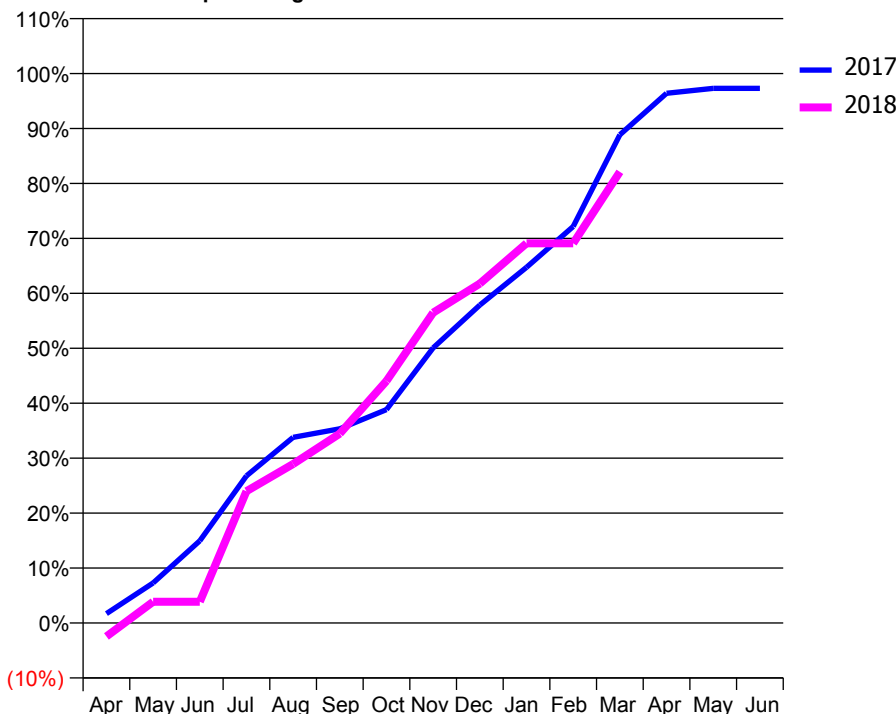
ACCESS*

Patients seen in 24 months	Total	Change since previous quarter
Quarter ending March 2017	2,520	
Quarter ending June 2017	2,548	→
Quarter ending September 2017	2,575	→
Quarter ending December 2017	2,664	↑
Quarter ending March 2018	2,674	→
Variance since March 2017	6.1%	↑



ACTIVITY

Cumulative percentage of contracted UDA delivered 2017 & 2018



Month	Adjusted Scheduled Activity (UDA)	
	2017	2018
April	135	-198
May	581	313
June	1,191	313
July	2,132	1,936
August	2,692	2,338
September	2,816	2,784
October	3,094	3,558
November	3,990	4,561
December	4,609	4,990
January	5,156	5,580
February	5,748	5,580
March	7,078	6,632
April	7,680	
May	7,751	
June	7,751	

QUALITY

	Quantity	Base Number	Contract	AT	Region	England
% of FP17s for the same patient ID Re-attending within 3 months - Children	14	533	2.6%	10.3%	11.5%	11.9%
% of FP17s for the same patient ID Re-attending within 3 months - Adults	282	2,995	9.4%	14.7%	15.9%	16.0%
% of FP17s for the same patient ID Re-attending between 3 & 9 months - Children	311	533	58.3%	60.5%	60.6%	58.3%
% of FP17s for the same patient ID Re-attending between 3 & 9 months - Adults	1,935	2,995	64.6%	52.0%	51.6%	50.3%
% of FP17s for Band 1 Urgent Courses	99	3,359	2.9%	9.8%	9.5%	9.1%
% of FP17s Relating to Free Repair or Replacements	29	3,359	0.9%	0.6%	0.7%	0.8%
% of FP17s Relating to Continuations	34	3,359	1.0%	1.1%	1.0%	1.0%
% of Patients satisfied with the dentistry they have received	12	14	85.7%	91.8%	92.0%	91.5%
% of Patients satisfied with the time they had to wait for an appointment	13	14	92.9%	89.0%	88.1%	87.9%

* This is based on patients treated on this contract for their most recent course of treatment. Figures in italics indicate the base number of FP17s or Patient Questionnaire responses are less than 100. N/A is shown where the base number of responses is less than 10 during the period. % is calculated as Quantity/Base number*100

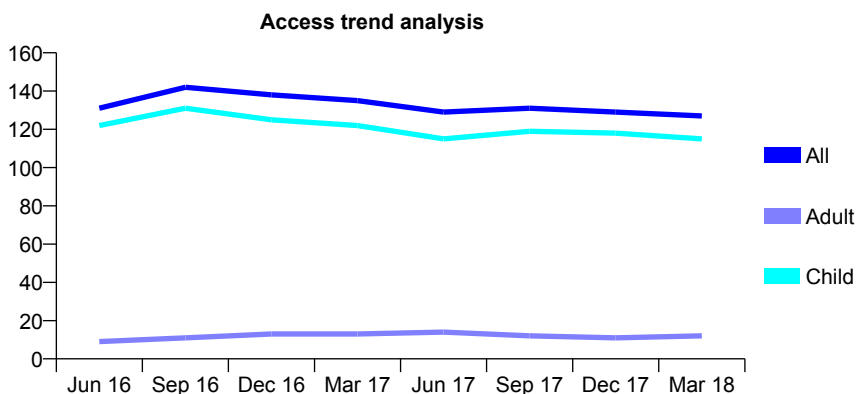
Q70 - Vital Signs At a Glance Contract Report for 346128/0001 - March 2018

Name or company name	MS A BENEKE
Contract type name	GDS Contract
Purpose of contract	General
Contract start date	01/04/2006
Contract end date	

17/18 Contracted general activity (UDA)	258
Carry forward general activity (UDA)	0
17/18 Contracted orthodontic activity (UOA)	0
Carry forward orthodontic activity (UOA)	0
Baseline contract value	£5,246.62

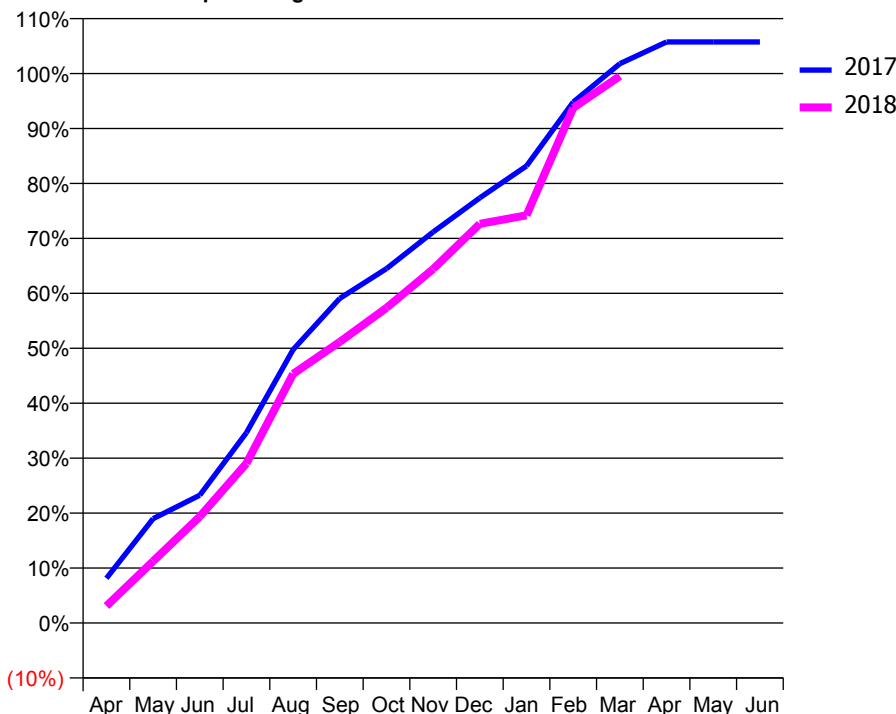
ACCESS*

Patients seen in 24 months	Total	Change since previous quarter
Quarter ending March 2017	135	
Quarter ending June 2017	129	↓
Quarter ending September 2017	131	→
Quarter ending December 2017	129	↓
Quarter ending March 2018	127	↓
Variance since March 2017	(5.9%)	↓



ACTIVITY

Cumulative percentage of contracted UDA delivered 2017 & 2018



Month	Adjusted Scheduled Activity (UDA)	
	2017	2018
April	21	8
May	49	29
June	60	50
July	89	75
August	128	117
September	152	132
October	166	148
November	184	166
December	200	187
January	215	191
February	245	242
March	263	257
April	273	
May	273	
June	273	

QUALITY

	Quantity	Base Number	Contract	AT	Region	England
% of FP17s for the same patient ID Re-attending within 3 months - Children	13	201	6.5%	10.3%	11.5%	11.9%
% of FP17s for the same patient ID Re-attending within 3 months - Adults	0	0	N/A	14.7%	15.9%	16.0%
% of FP17s for the same patient ID Re-attending between 3 & 9 months - Children	129	201	64.2%	60.5%	60.6%	58.3%
% of FP17s for the same patient ID Re-attending between 3 & 9 months - Adults	0	0	N/A	52.0%	51.6%	50.3%
% of FP17s for Band 1 Urgent Courses	4	190	2.1%	9.8%	9.5%	9.1%
% of FP17s Relating to Free Repair or Replacements	0	190	0.0%	0.6%	0.7%	0.8%
% of FP17s Relating to Continuations	0	190	0.0%	1.1%	1.0%	1.0%
% of Patients satisfied with the dentistry they have received	0	0	N/A	91.8%	92.0%	91.5%
% of Patients satisfied with the time they had to wait for an appointment	0	0	N/A	89.0%	88.1%	87.9%

* This is based on patients treated on this contract for their most recent course of treatment. Figures in italics indicate the base number of FP17s or Patient Questionnaire responses are less than 100. N/A is shown where the base number of responses is less than 10 during the period. % is calculated as Quantity/Base number*100

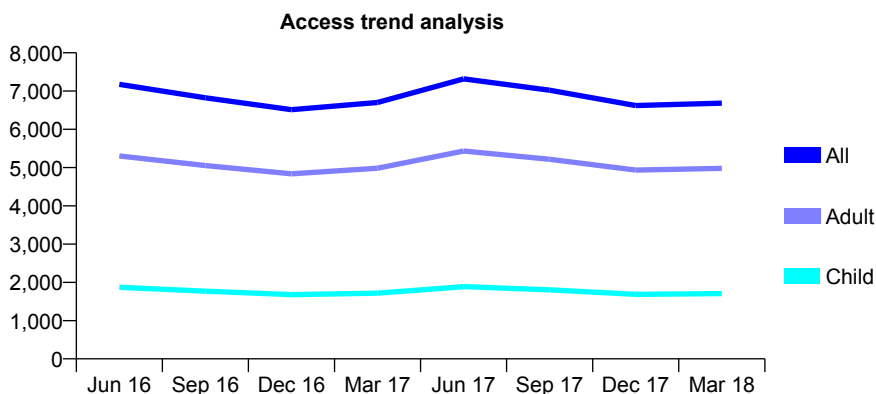
Q70 - Vital Signs At a Glance Contract Report for 352829/0001 - March 2018

Name or company name	MS MD BALACHANDRA
Contract type name	GDS Contract
Purpose of contract	General
Contract start date	28/02/2007
Contract end date	

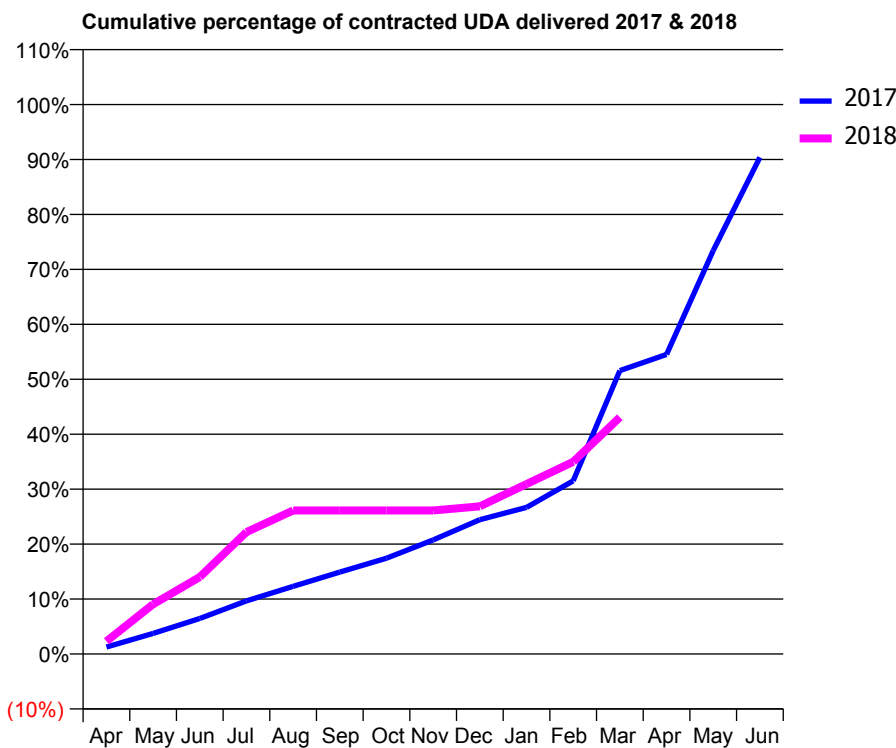
17/18 Contracted general activity (UDA)	20,937
Carry forward general activity (UDA)	0
17/18 Contracted orthodontic activity (UOA)	0
Carry forward orthodontic activity (UOA)	0
Baseline contract value	£518,636.40

ACCESS*

Patients seen in 24 months	Total	Change since previous quarter
Quarter ending March 2017	6,701	
Quarter ending June 2017	7,320	↑
Quarter ending September 2017	7,021	↓
Quarter ending December 2017	6,621	↓
Quarter ending March 2018	6,685	→
Variance since March 2017	(0.2%)	→



ACTIVITY



Month	Adjusted Scheduled Activity (UDA)	
	2017	2018
April	267	484
May	786	1,900
June	1,356	2,933
July	2,023	4,649
August	2,577	5,470
September	3,120	5,470
October	3,652	5,470
November	4,344	5,470
December	5,118	5,628
January	5,589	6,475
February	6,598	7,325
March	10,801	9,019
April	11,414	
May	15,371	
June	18,922	

QUALITY

	Quantity	Base Number	Contract	AT	Region	England
% of FP17s for the same patient ID Re-attending within 3 months - Children	144	2,859	5.0%	10.3%	11.5%	11.9%
% of FP17s for the same patient ID Re-attending within 3 months - Adults	934	7,833	11.9%	14.7%	15.9%	16.0%
% of FP17s for the same patient ID Re-attending between 3 & 9 months - Children	1,492	2,859	52.2%	60.5%	60.6%	58.3%
% of FP17s for the same patient ID Re-attending between 3 & 9 months - Adults	3,958	7,833	50.5%	52.0%	51.6%	50.3%
% of FP17s for Band 1 Urgent Courses	602	6,871	8.8%	9.8%	9.5%	9.1%
% of FP17s Relating to Free Repair or Replacements	61	6,871	0.9%	0.6%	0.7%	0.8%
% of FP17s Relating to Continuations	22	6,871	0.3%	1.1%	1.0%	1.0%
% of Patients satisfied with the dentistry they have received	9	10	90.0%	91.8%	92.0%	91.5%
% of Patients satisfied with the time they had to wait for an appointment	7	10	70.0%	89.0%	88.1%	87.9%

* This is based on patients treated on this contract for their most recent course of treatment. Figures in italics indicate the base number of FP17s or Patient Questionnaire responses are less than 100. N/A is shown where the base number of responses is less than 10 during the period. % is calculated as Quantity/Base number*100

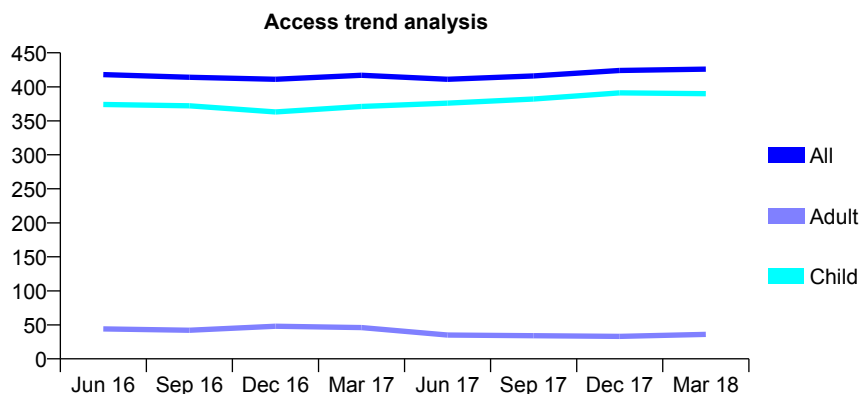
Q70 - Vital Signs At a Glance Contract Report for 353280/0001 - March 2018

Name or company name	MR L GRAHAM
Contract type name	GDS Contract
Purpose of contract	General
Contract start date	01/04/2006
Contract end date	

17/18 Contracted general activity (UDA)	831
Carry forward general activity (UDA)	30
17/18 Contracted orthodontic activity (UOA)	0
Carry forward orthodontic activity (UOA)	0
Baseline contract value	£19,121.31

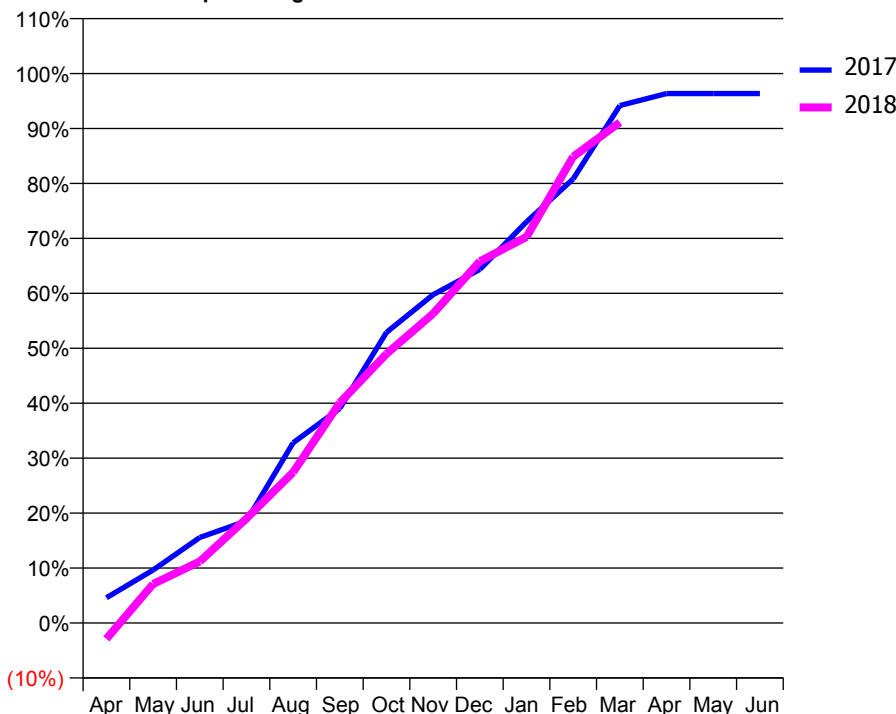
ACCESS*

Patients seen in 24 months	Total	Change since previous quarter
Quarter ending March 2017	417	
Quarter ending June 2017	411	↓
Quarter ending September 2017	416	→
Quarter ending December 2017	424	→
Quarter ending March 2018	426	→
Variance since March 2017	2.2%	↑



ACTIVITY

Cumulative percentage of contracted UDA delivered 2017 & 2018



Month	Adjusted Scheduled Activity (UDA)	
	2017	2018
April	38	-24
May	80	59
June	129	93
July	154	158
August	273	228
September	325	333
October	440	407
November	497	468
December	535	547
January	607	584
February	672	705
March	783	757
April	801	
May	801	
June	801	

QUALITY

	Quantity	Base Number	Contract	AT	Region	England
% of FP17s for the same patient ID Re-attending within 3 months - Children	28	557	5.0%	10.3%	11.5%	11.9%
% of FP17s for the same patient ID Re-attending within 3 months - Adults	1	16	6.3%	14.7%	15.9%	16.0%
% of FP17s for the same patient ID Re-attending between 3 & 9 months - Children	317	557	56.9%	60.5%	60.6%	58.3%
% of FP17s for the same patient ID Re-attending between 3 & 9 months - Adults	8	16	50.0%	52.0%	51.6%	50.3%
% of FP17s for Band 1 Urgent Courses	1	561	0.2%	9.8%	9.5%	9.1%
% of FP17s Relating to Free Repair or Replacements	0	561	0.0%	0.6%	0.7%	0.8%
% of FP17s Relating to Continuations	8	561	1.4%	1.1%	1.0%	1.0%
% of Patients satisfied with the dentistry they have received	0	0	N/A	91.8%	92.0%	91.5%
% of Patients satisfied with the time they had to wait for an appointment	0	0	N/A	89.0%	88.1%	87.9%

* This is based on patients treated on this contract for their most recent course of treatment. Figures in italics indicate the base number of FP17s or Patient Questionnaire responses are less than 100. N/A is shown where the base number of responses is less than 10 during the period. % is calculated as Quantity/Base number*100

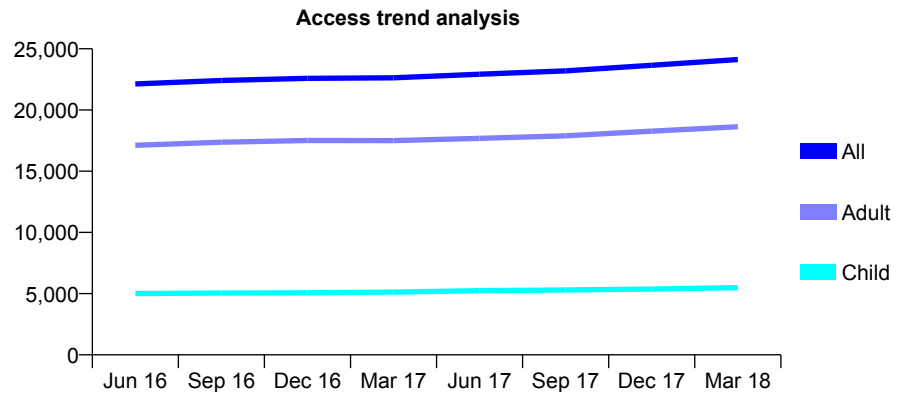
Q70 - Vital Signs At a Glance Contract Report for 353302/0005 - March 2018

Name or company name	MRS A BROGAN
Contract type name	GDS Contract
Purpose of contract	General
Contract start date	01/09/2009
Contract end date	

17/18 Contracted general activity (UDA)	63,987
Carry forward general activity (UDA)	1,181
17/18 Contracted orthodontic activity (UOA)	0
Carry forward orthodontic activity (UOA)	0
Baseline contract value	£1,777,673.83

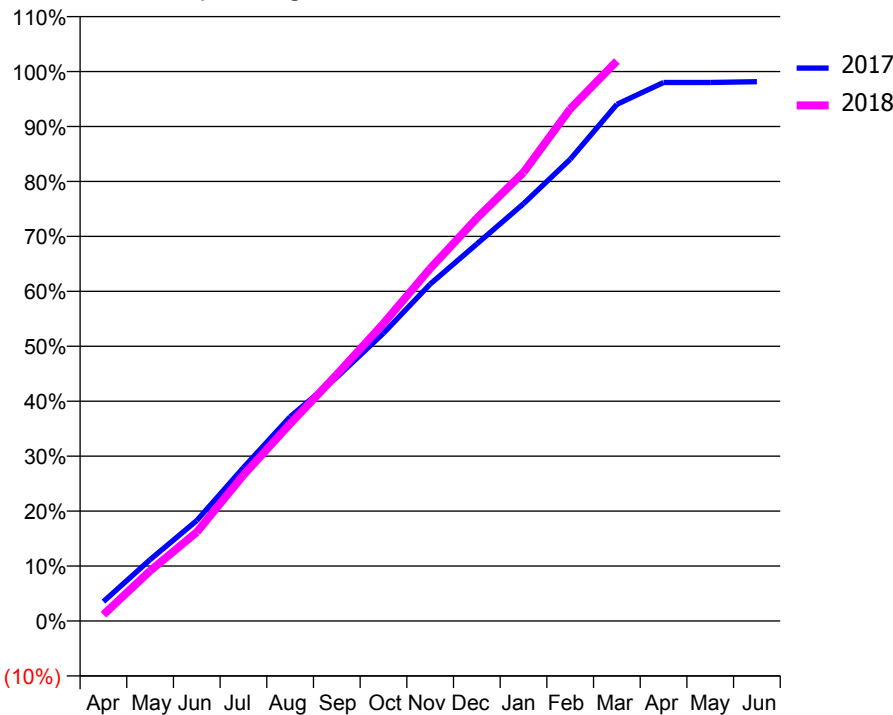
ACCESS*

Patients seen in 24 months	Total	Change since previous quarter
Quarter ending March 2017	22,627	
Quarter ending June 2017	22,928	→
Quarter ending September 2017	23,198	→
Quarter ending December 2017	23,654	→
Quarter ending March 2018	24,122	→
Variance since March 2017	6.6%	↑



ACTIVITY

Cumulative percentage of contracted UDA delivered 2017 & 2018



Month	Adjusted Scheduled Activity (UDA)	
	2017	2018
April	2,261	735
May	7,156	5,850
June	11,699	10,351
July	17,858	16,998
August	23,778	22,969
September	28,389	28,697
October	33,522	34,652
November	39,233	41,040
December	43,912	46,899
January	48,592	52,239
February	53,764	59,636
March	60,156	65,215
April	62,702	
May	62,704	
June	62,805	

QUALITY

	Quantity	Base Number	Contract	AT	Region	England
% of FP17s for the same patient ID Re-attending within 3 months - Children	958	8,577	11.2%	10.3%	11.5%	11.9%
% of FP17s for the same patient ID Re-attending within 3 months - Adults	4,814	24,840	19.4%	14.7%	15.9%	16.0%
% of FP17s for the same patient ID Re-attending between 3 & 9 months - Children	4,734	8,577	55.2%	60.5%	60.6%	58.3%
% of FP17s for the same patient ID Re-attending between 3 & 9 months - Adults	10,199	24,840	41.1%	52.0%	51.6%	50.3%
% of FP17s for Band 1 Urgent Courses	8,164	32,238	25.3%	9.8%	9.5%	9.1%
% of FP17s Relating to Free Repair or Replacements	137	32,238	0.4%	0.6%	0.7%	0.8%
% of FP17s Relating to Continuations	54	32,238	0.2%	1.1%	1.0%	1.0%
% of Patients satisfied with the dentistry they have received	9	10	90.0%	91.8%	92.0%	91.5%
% of Patients satisfied with the time they had to wait for an appointment	9	10	90.0%	89.0%	88.1%	87.9%

* This is based on patients treated on this contract for their most recent course of treatment. Figures in italics indicate the base number of FP17s or Patient Questionnaire responses are less than 100. N/A is shown where the base number of responses is less than 10 during the period. % is calculated as Quantity/Base number*100

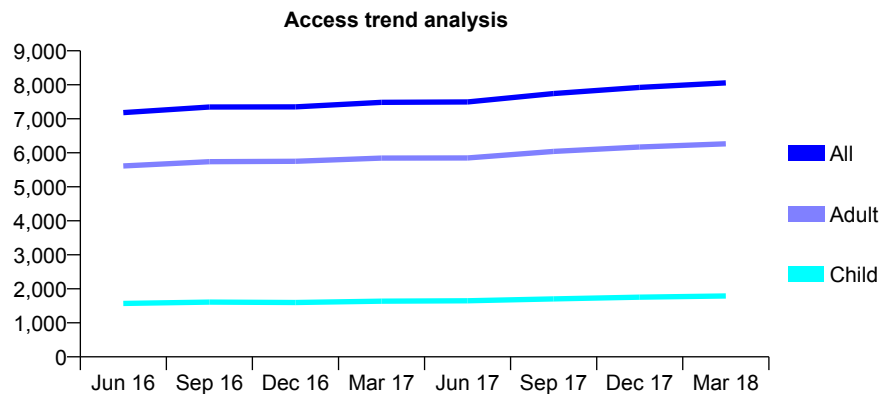
Q70 - Vital Signs At a Glance Contract Report for 353663/0001 - March 2018

Name or company name	MR G PAPOUTSIS
Contract type name	GDS Contract
Purpose of contract	General
Contract start date	01/04/2006
Contract end date	

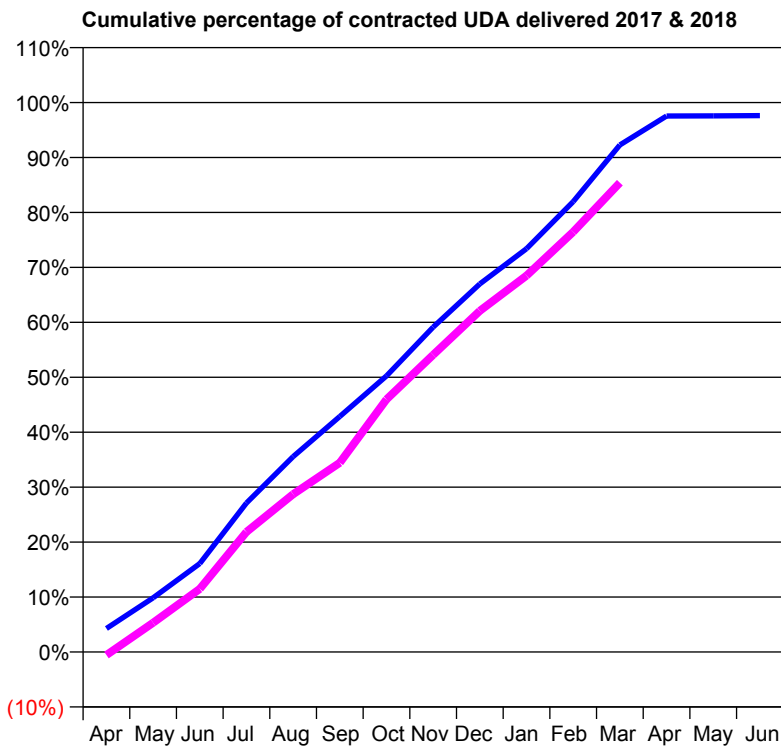
17/18 Contracted general activity (UDA)	23,490
Carry forward general activity (UDA)	599
17/18 Contracted orthodontic activity (UOA)	0
Carry forward orthodontic activity (UOA)	0
Baseline contract value	£699,170.10

ACCESS*

Patients seen in 24 months	Total	Change since previous quarter
Quarter ending March 2017	7,484	
Quarter ending June 2017	7,498	→
Quarter ending September 2017	7,743	↑
Quarter ending December 2017	7,925	↑
Quarter ending March 2018	8,055	→
Variance since March 2017	7.6%	↑



ACTIVITY



Month	Adjusted Scheduled Activity (UDA)	
	2017	2018
April	1,072	-132
May	2,467	1,254
June	4,026	2,701
July	6,778	5,132
August	8,886	6,749
September	10,710	8,091
October	12,557	10,801
November	14,776	12,704
December	16,740	14,582
January	18,341	16,088
February	20,481	17,957
March	23,060	20,060
April	24,378	
May	24,379	
June	24,391	

QUALITY

	Quantity	Base Number	Contract	AT	Region	England
% of FP17s for the same patient ID Re-attending within 3 months - Children	135	2,575	5.2%	10.3%	11.5%	11.9%
% of FP17s for the same patient ID Re-attending within 3 months - Adults	955	8,777	10.9%	14.7%	15.9%	16.0%
% of FP17s for the same patient ID Re-attending between 3 & 9 months - Children	1,601	2,575	62.2%	60.5%	60.6%	58.3%
% of FP17s for the same patient ID Re-attending between 3 & 9 months - Adults	5,041	8,777	57.4%	52.0%	51.6%	50.3%
% of FP17s for Band 1 Urgent Courses	672	10,787	6.2%	9.8%	9.5%	9.1%
% of FP17s Relating to Free Repair or Replacements	56	10,787	0.5%	0.6%	0.7%	0.8%
% of FP17s Relating to Continuations	124	10,787	1.1%	1.1%	1.0%	1.0%
% of Patients satisfied with the dentistry they have received	12	13	92.3%	91.8%	92.0%	91.5%
% of Patients satisfied with the time they had to wait for an appointment	12	13	92.3%	89.0%	88.1%	87.9%

* This is based on patients treated on this contract for their most recent course of treatment. Figures in italics indicate the base number of FP17s or Patient Questionnaire responses are less than 100. N/A is shown where the base number of responses is less than 10 during the period. % is calculated as Quantity/Base number*100

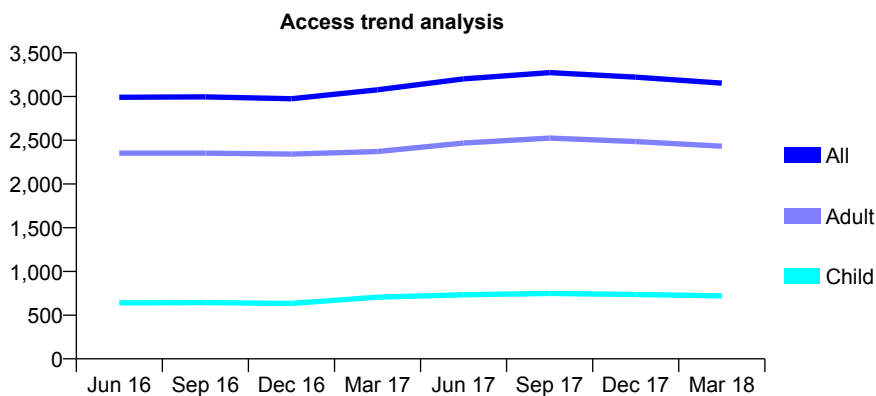
Q70 - Vital Signs At a Glance Contract Report for 356328/0002 - March 2018

Name or company name	MR JC KOTZE
Contract type name	GDS Contract
Purpose of contract	General
Contract start date	01/06/2009
Contract end date	

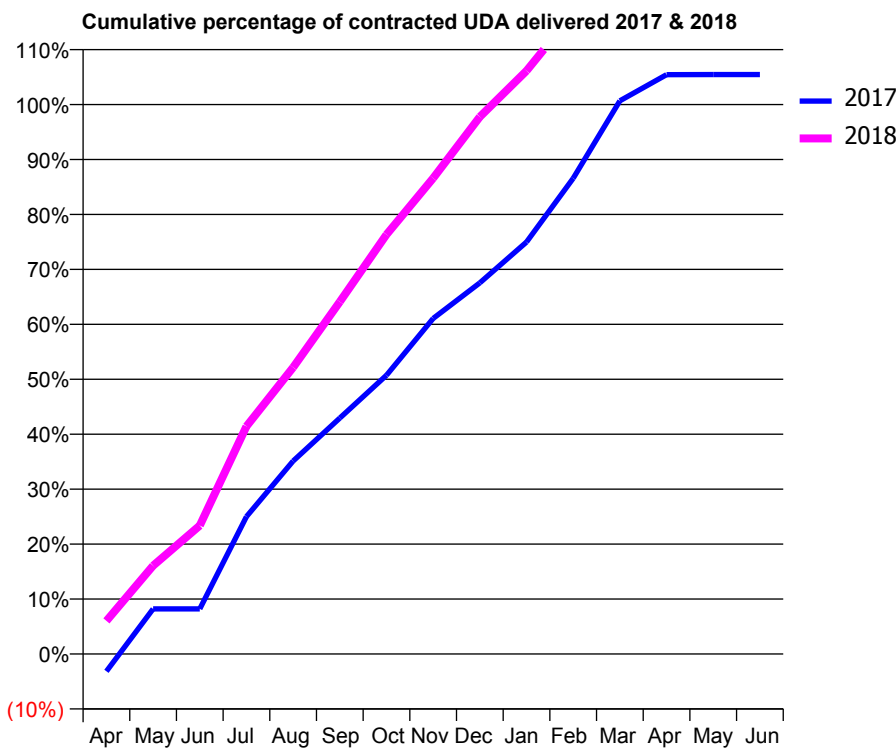
17/18 Contracted general activity (UDA)	8,400
Carry forward general activity (UDA)	0
17/18 Contracted orthodontic activity (UOA)	0
Carry forward orthodontic activity (UOA)	0
Baseline contract value	£229,258.86

ACCESS*

Patients seen in 24 months	Total	Change since previous quarter
Quarter ending March 2017	3,077	
Quarter ending June 2017	3,202	↑
Quarter ending September 2017	3,273	↑
Quarter ending December 2017	3,221	↓
Quarter ending March 2018	3,153	↓
Variance since March 2017	2.5%	↑



ACTIVITY



Month	Adjusted Scheduled Activity (UDA)	
	2017	2018
April	-265	507
May	689	1,350
June	689	1,963
July	2,101	3,481
August	2,951	4,381
September	3,607	5,385
October	4,261	6,412
November	5,130	7,274
December	5,675	8,213
January	6,297	8,915
February	7,272	9,787
March	8,456	10,520
April	8,856	
May	8,857	
June	8,857	

QUALITY

	Quantity	Base Number	Contract	AT	Region	England
% of FP17s for the same patient ID Re-attending within 3 months - Children	167	1,416	11.8%	10.3%	11.5%	11.9%
% of FP17s for the same patient ID Re-attending within 3 months - Adults	552	3,743	14.7%	14.7%	15.9%	16.0%
% of FP17s for the same patient ID Re-attending between 3 & 9 months - Children	925	1,416	65.3%	60.5%	60.6%	58.3%
% of FP17s for the same patient ID Re-attending between 3 & 9 months - Adults	2,131	3,743	56.9%	52.0%	51.6%	50.3%
% of FP17s for Band 1 Urgent Courses	361	4,974	7.3%	9.8%	9.5%	9.1%
% of FP17s Relating to Free Repair or Replacements	61	4,974	1.2%	0.6%	0.7%	0.8%
% of FP17s Relating to Continuations	69	4,974	1.4%	1.1%	1.0%	1.0%
% of Patients satisfied with the dentistry they have received	3	4	N/A	91.8%	92.0%	91.5%
% of Patients satisfied with the time they had to wait for an appointment	4	4	N/A	89.0%	88.1%	87.9%

* This is based on patients treated on this contract for their most recent course of treatment. Figures in italics indicate the base number of FP17s or Patient Questionnaire responses are less than 100. N/A is shown where the base number of responses is less than 10 during the period. % is calculated as Quantity/Base number*100

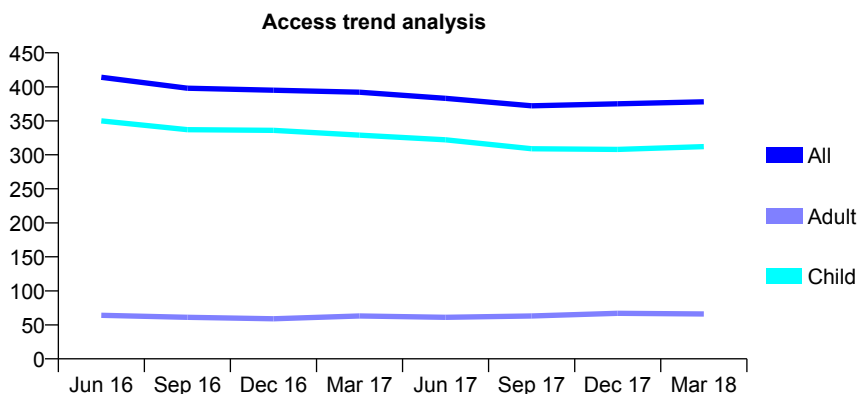
Q70 - Vital Signs At a Glance Contract Report for 559458/0001 - March 2018

Name or company name	Dr Sandip Dau
Contract type name	GDS Contract
Purpose of contract	General
Contract start date	01/04/2006
Contract end date	

17/18 Contracted general activity (UDA)	1,500
Carry forward general activity (UDA)	0
17/18 Contracted orthodontic activity (UOA)	0
Carry forward orthodontic activity (UOA)	0
Baseline contract value	£35,607.34

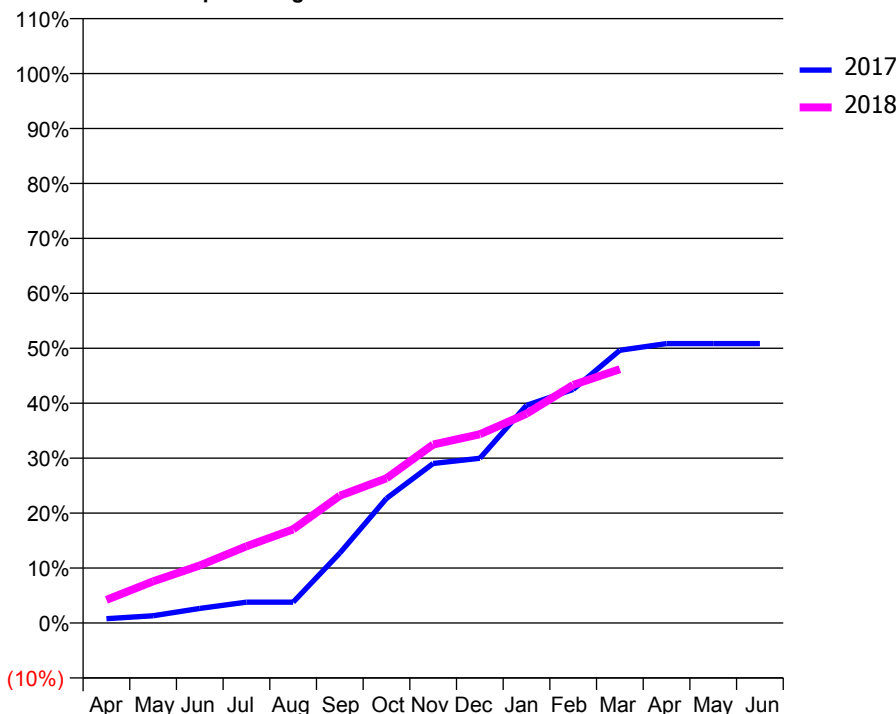
ACCESS*

Patients seen in 24 months	Total	Change since previous quarter
Quarter ending March 2017	392	
Quarter ending June 2017	383	↓
Quarter ending September 2017	372	↓
Quarter ending December 2017	375	→
Quarter ending March 2018	378	→
Variance since March 2017	(3.6%)	↓



ACTIVITY

Cumulative percentage of contracted UDA delivered 2017 & 2018



Adjusted Scheduled Activity (UDA)

Month	2017	2018
April	12	63
May	20	114
June	40	157
July	57	209
August	57	256
September	191	348
October	340	395
November	436	487
December	450	515
January	594	571
February	638	650
March	745	693
April	763	
May	763	
June	763	

QUALITY

	Quantity	Base Number	Contract	AT	Region	England
% of FP17s for the same patient ID Re-attending within 3 months - Children	28	538	5.2%	10.3%	11.5%	11.9%
% of FP17s for the same patient ID Re-attending within 3 months - Adults	1	41	2.4%	14.7%	15.9%	16.0%
% of FP17s for the same patient ID Re-attending between 3 & 9 months - Children	423	538	78.6%	60.5%	60.6%	58.3%
% of FP17s for the same patient ID Re-attending between 3 & 9 months - Adults	32	41	78.0%	52.0%	51.6%	50.3%
% of FP17s for Band 1 Urgent Courses	19	565	3.4%	9.8%	9.5%	9.1%
% of FP17s Relating to Free Repair or Replacements	0	565	0.0%	0.6%	0.7%	0.8%
% of FP17s Relating to Continuations	0	565	0.0%	1.1%	1.0%	1.0%
% of Patients satisfied with the dentistry they have received	0	0	N/A	91.8%	92.0%	91.5%
% of Patients satisfied with the time they had to wait for an appointment	0	0	N/A	89.0%	88.1%	87.9%

* This is based on patients treated on this contract for their most recent course of treatment. Figures in italics indicate the base number of FP17s or Patient Questionnaire responses are less than 100. N/A is shown where the base number of responses is less than 10 during the period. % is calculated as Quantity/Base number*100

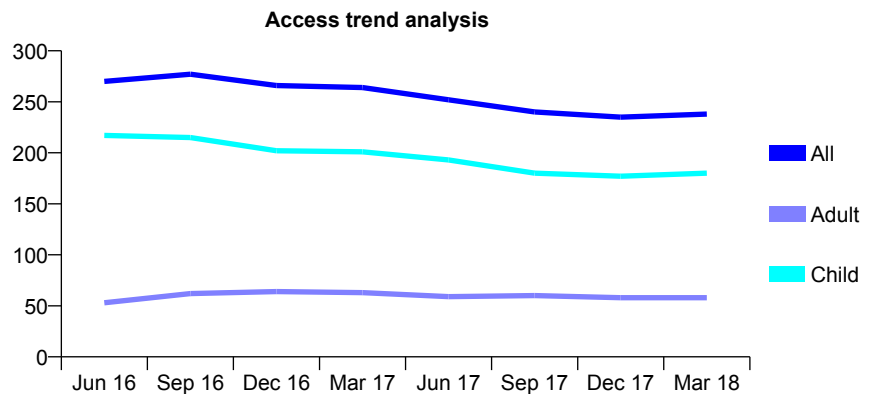
Q70 - Vital Signs At a Glance Contract Report for 563749/0002 - March 2018

Name or company name	Maria Nimako
Contract type name	GDS Contract
Purpose of contract	General
Contract start date	18/07/2007
Contract end date	

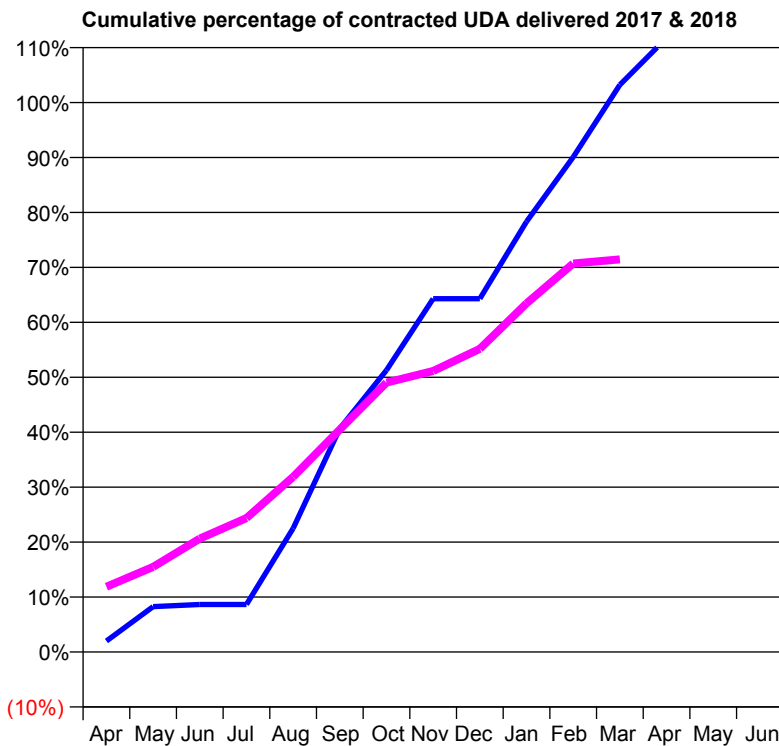
17/18 Contracted general activity (UDA)	800
Carry forward general activity (UDA)	-95
17/18 Contracted orthodontic activity (UOA)	0
Carry forward orthodontic activity (UOA)	0
Baseline contract value	£17,968.00

ACCESS*

Patients seen in 24 months	Total	Change since previous quarter
Quarter ending March 2017	264	
Quarter ending June 2017	252	↓
Quarter ending September 2017	240	↓
Quarter ending December 2017	235	↓
Quarter ending March 2018	238	→
Variance since March 2017	(9.8%)	↓



ACTIVITY



Month	Adjusted Scheduled Activity (UDA)	
	2017	2018
April	16	95
May	66	124
June	69	165
July	69	195
August	180	255
September	325	324
October	410	392
November	514	409
December	514	441
January	627	508
February	721	566
March	826	572
April	894	
May	895	
June	895	

QUALITY

	Quantity	Base Number	Contract	AT	Region	England
% of FP17s for the same patient ID Re-attending within 3 months - Children	26	310	8.4%	10.3%	11.5%	11.9%
% of FP17s for the same patient ID Re-attending within 3 months - Adults	7	46	15.2%	14.7%	15.9%	16.0%
% of FP17s for the same patient ID Re-attending between 3 & 9 months - Children	208	310	67.1%	60.5%	60.6%	58.3%
% of FP17s for the same patient ID Re-attending between 3 & 9 months - Adults	30	46	65.2%	52.0%	51.6%	50.3%
% of FP17s for Band 1 Urgent Courses	8	321	2.5%	9.8%	9.5%	9.1%
% of FP17s Relating to Free Repair or Replacements	0	321	0.0%	0.6%	0.7%	0.8%
% of FP17s Relating to Continuations	0	321	0.0%	1.1%	1.0%	1.0%
% of Patients satisfied with the dentistry they have received	0	0	N/A	91.8%	92.0%	91.5%
% of Patients satisfied with the time they had to wait for an appointment	0	0	N/A	89.0%	88.1%	87.9%

* This is based on patients treated on this contract for their most recent course of treatment. Figures in italics indicate the base number of FP17s or Patient Questionnaire responses are less than 100. N/A is shown where the base number of responses is less than 10 during the period. % is calculated as Quantity/Base number*100

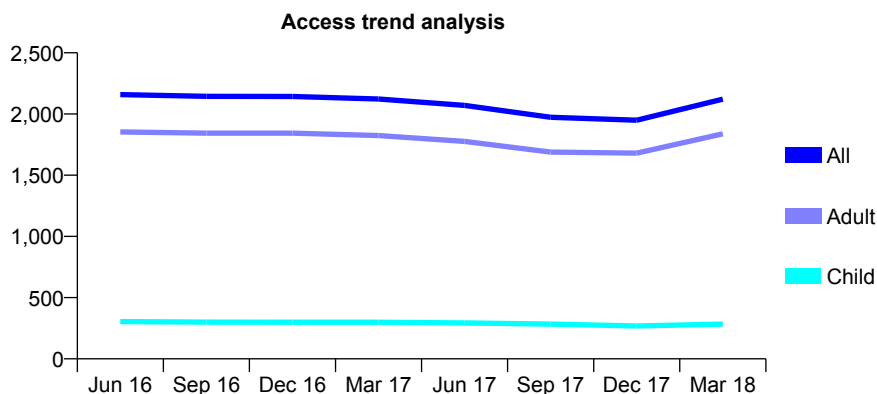
Q70 - Vital Signs At a Glance Contract Report for 564796/0001 - March 2018

Name or company name	CP Dental
Contract type name	GDS Contract
Purpose of contract	General
Contract start date	01/04/2006
Contract end date	

17/18 Contracted general activity (UDA)	6,504
Carry forward general activity (UDA)	0
17/18 Contracted orthodontic activity (UOA)	0
Carry forward orthodontic activity (UOA)	0
Baseline contract value	£151,645.31

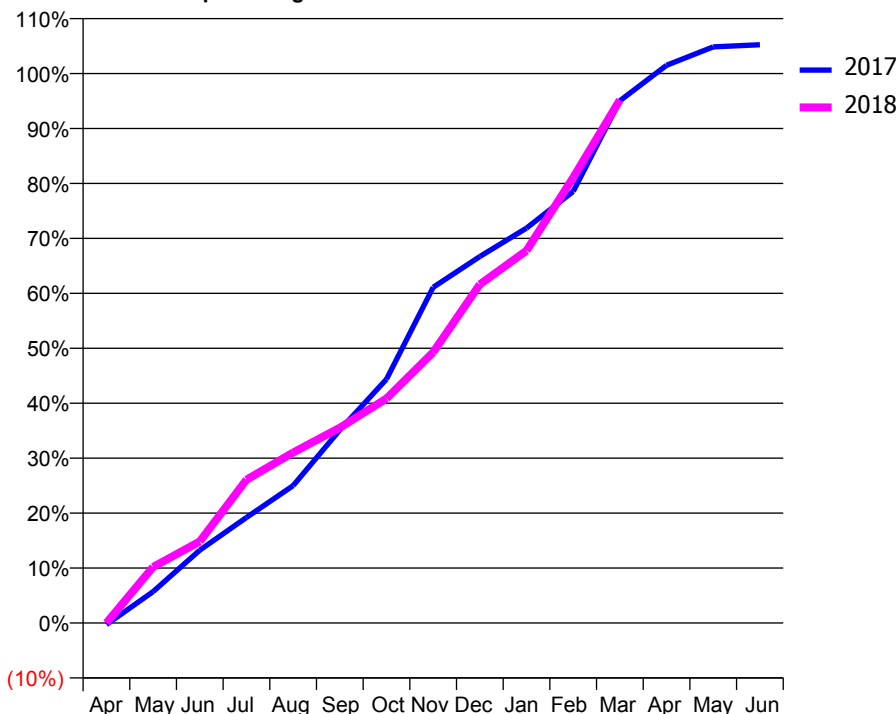
ACCESS*

Patients seen in 24 months	Total	Change since previous quarter
Quarter ending March 2017	2,123	
Quarter ending June 2017	2,070	↓
Quarter ending September 2017	1,973	↓
Quarter ending December 2017	1,949	↓
Quarter ending March 2018	2,122	↑
Variance since March 2017	(0.0%)	→



ACTIVITY

Cumulative percentage of contracted UDA delivered 2017 & 2018



Month	Adjusted Scheduled Activity (UDA)	
	2017	2018
April	-19	0
May	371	664
June	863	965
July	1,250	1,696
August	1,626	2,018
September	2,284	2,312
October	2,886	2,657
November	3,973	3,204
December	4,338	4,008
January	4,675	4,407
February	5,108	5,272
March	6,182	6,192
April	6,602	
May	6,820	
June	6,844	

QUALITY

	Quantity	Base Number	Contract	AT	Region	England
% of FP17s for the same patient ID Re-attending within 3 months - Children	19	470	4.0%	10.3%	11.5%	11.9%
% of FP17s for the same patient ID Re-attending within 3 months - Adults	381	3,032	12.6%	14.7%	15.9%	16.0%
% of FP17s for the same patient ID Re-attending between 3 & 9 months - Children	307	470	65.3%	60.5%	60.6%	58.3%
% of FP17s for the same patient ID Re-attending between 3 & 9 months - Adults	1,831	3,032	60.4%	52.0%	51.6%	50.3%
% of FP17s for Band 1 Urgent Courses	226	3,194	7.1%	9.8%	9.5%	9.1%
% of FP17s Relating to Free Repair or Replacements	21	3,194	0.7%	0.6%	0.7%	0.8%
% of FP17s Relating to Continuations	1	3,194	0.0%	1.1%	1.0%	1.0%
% of Patients satisfied with the dentistry they have received	0	0	N/A	91.8%	92.0%	91.5%
% of Patients satisfied with the time they had to wait for an appointment	0	0	N/A	89.0%	88.1%	87.9%

* This is based on patients treated on this contract for their most recent course of treatment. Figures in italics indicate the base number of FP17s or Patient Questionnaire responses are less than 100. N/A is shown where the base number of responses is less than 10 during the period. % is calculated as Quantity/Base number*100

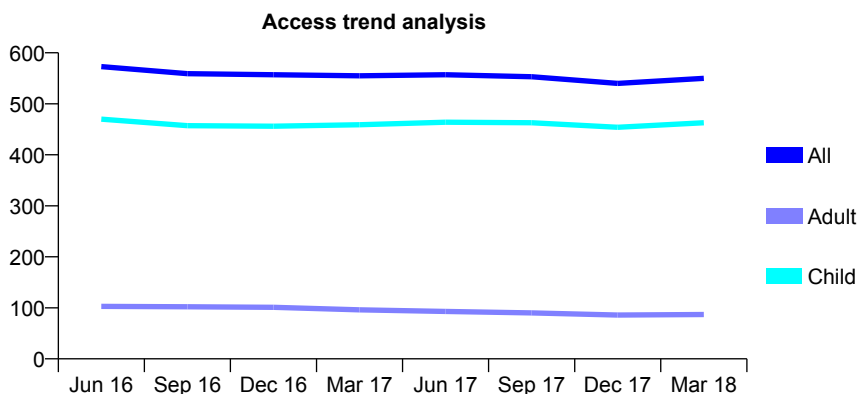
Q70 - Vital Signs At a Glance Contract Report for 565792/0001 - March 2018

Name or company name	Drayton Dental Practice
Contract type name	GDS Contract
Purpose of contract	General
Contract start date	01/04/2006
Contract end date	

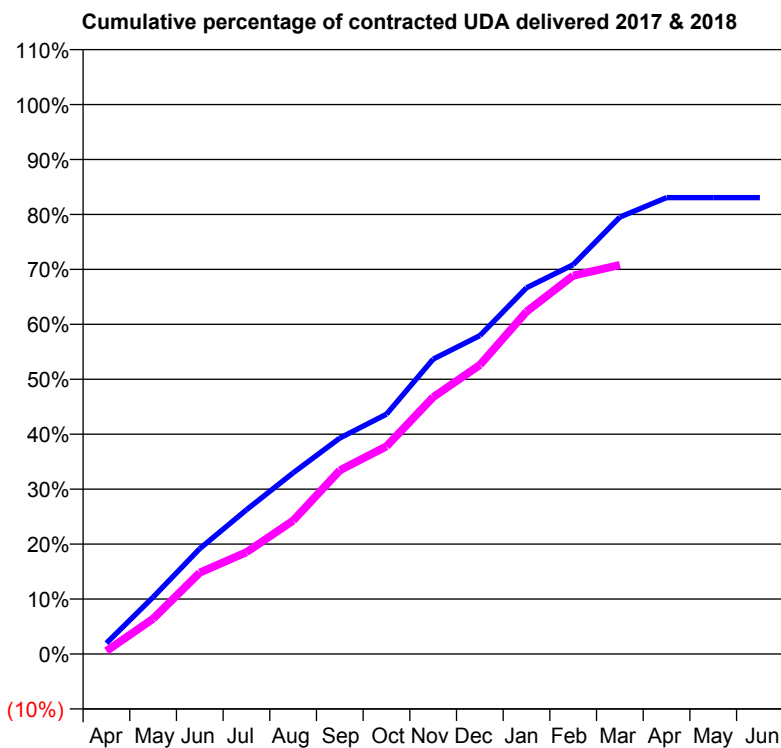
17/18 Contracted general activity (UDA)	1,823
Carry forward general activity (UDA)	0
17/18 Contracted orthodontic activity (UOA)	0
Carry forward orthodontic activity (UOA)	0
Baseline contract value	£38,307.23

ACCESS*

Patients seen in 24 months	Total	Change since previous quarter
Quarter ending March 2017	555	
Quarter ending June 2017	557	→
Quarter ending September 2017	553	→
Quarter ending December 2017	540	↓
Quarter ending March 2018	550	→
Variance since March 2017	(0.9%)	→



ACTIVITY



Month	Adjusted Scheduled Activity (UDA)	
	2017	2018
April	36	10
May	189	117
June	350	270
July	478	338
August	601	443
September	717	609
October	796	689
November	978	852
December	1,056	959
January	1,215	1,136
February	1,292	1,255
March	1,449	1,291
April	1,514	
May	1,514	
June	1,514	

QUALITY

	Quantity	Base Number	Contract	AT	Region	England
% of FP17s for the same patient ID Re-attending within 3 months - Children	25	751	3.3%	10.3%	11.5%	11.9%
% of FP17s for the same patient ID Re-attending within 3 months - Adults	5	57	8.8%	14.7%	15.9%	16.0%
% of FP17s for the same patient ID Re-attending between 3 & 9 months - Children	556	751	74.0%	60.5%	60.6%	58.3%
% of FP17s for the same patient ID Re-attending between 3 & 9 months - Adults	41	57	71.9%	52.0%	51.6%	50.3%
% of FP17s for Band 1 Urgent Courses	19	772	2.5%	9.8%	9.5%	9.1%
% of FP17s Relating to Free Repair or Replacements	0	772	0.0%	0.6%	0.7%	0.8%
% of FP17s Relating to Continuations	0	772	0.0%	1.1%	1.0%	1.0%
% of Patients satisfied with the dentistry they have received	1	1	N/A	91.8%	92.0%	91.5%
% of Patients satisfied with the time they had to wait for an appointment	1	1	N/A	89.0%	88.1%	87.9%

* This is based on patients treated on this contract for their most recent course of treatment. Figures in italics indicate the base number of FP17s or Patient Questionnaire responses are less than 100. N/A is shown where the base number of responses is less than 10 during the period. % is calculated as Quantity/Base number*100

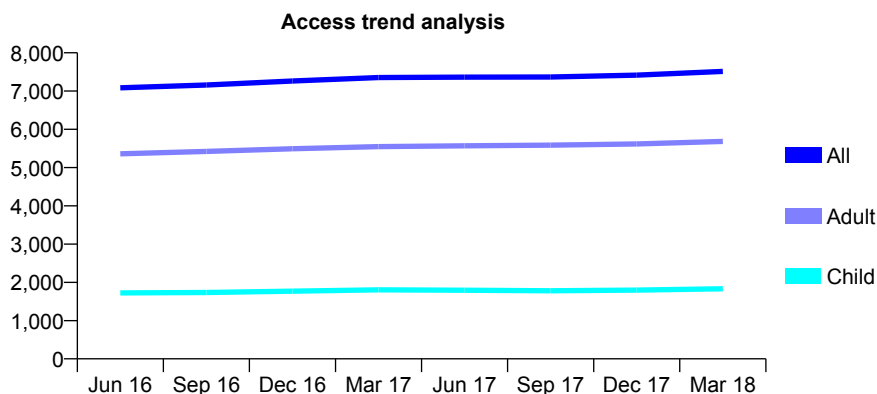
Q70 - Vital Signs At a Glance Contract Report for 566403/0001 - March 2018

Name or company name	MR WM FLETT
Contract type name	GDS Contract
Purpose of contract	General
Contract start date	01/04/2006
Contract end date	

17/18 Contracted general activity (UDA)	18,531
Carry forward general activity (UDA)	0
17/18 Contracted orthodontic activity (UOA)	0
Carry forward orthodontic activity (UOA)	0
Baseline contract value	£497,681.62

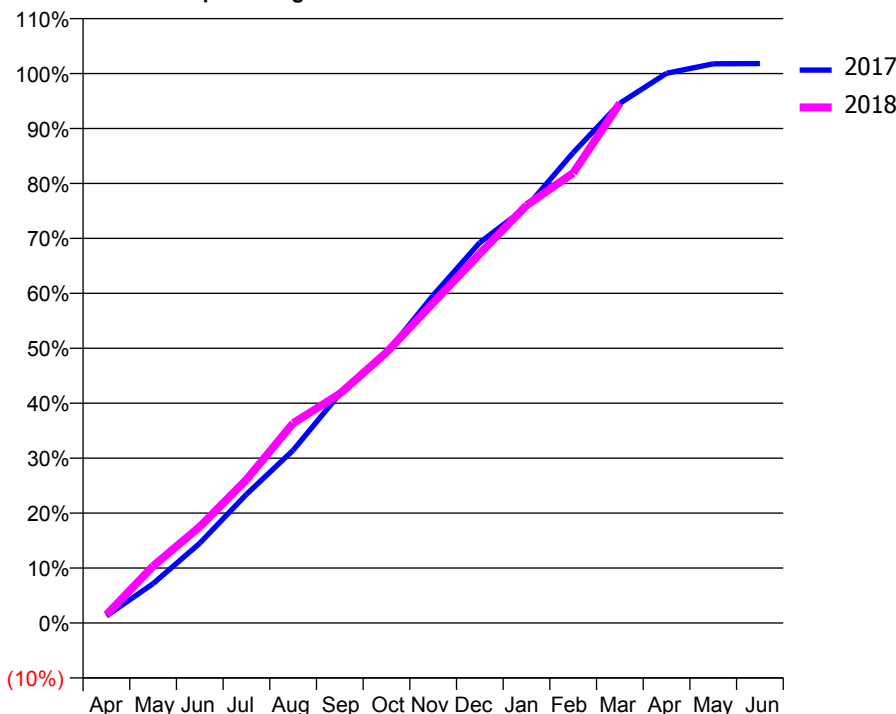
ACCESS*

Patients seen in 24 months	Total	Change since previous quarter
Quarter ending March 2017	7,352	
Quarter ending June 2017	7,364	→
Quarter ending September 2017	7,366	→
Quarter ending December 2017	7,415	→
Quarter ending March 2018	7,514	→
Variance since March 2017	2.2%	↑



ACTIVITY

Cumulative percentage of contracted UDA delivered 2017 & 2018



Month	Adjusted Scheduled Activity (UDA)	
	2017	2018
April	241	277
May	1,328	1,921
June	2,691	3,247
July	4,340	4,838
August	5,825	6,737
September	7,733	7,730
October	9,108	9,128
November	11,053	10,799
December	12,830	12,457
January	14,027	14,086
February	15,861	15,175
March	17,525	17,526
April	18,540	
May	18,859	
June	18,866	

QUALITY

	Quantity	Base Number	Contract	AT	Region	England
% of FP17s for the same patient ID Re-attending within 3 months - Children	185	2,701	6.8%	10.3%	11.5%	11.9%
% of FP17s for the same patient ID Re-attending within 3 months - Adults	1,177	8,035	14.6%	14.7%	15.9%	16.0%
% of FP17s for the same patient ID Re-attending between 3 & 9 months - Children	1,710	2,701	63.3%	60.5%	60.6%	58.3%
% of FP17s for the same patient ID Re-attending between 3 & 9 months - Adults	3,953	8,035	49.2%	52.0%	51.6%	50.3%
% of FP17s for Band 1 Urgent Courses	739	10,001	7.4%	9.8%	9.5%	9.1%
% of FP17s Relating to Free Repair or Replacements	204	10,001	2.0%	0.6%	0.7%	0.8%
% of FP17s Relating to Continuations	55	10,001	0.5%	1.1%	1.0%	1.0%
% of Patients satisfied with the dentistry they have received	12	12	100.0%	91.8%	92.0%	91.5%
% of Patients satisfied with the time they had to wait for an appointment	9	12	75.0%	89.0%	88.1%	87.9%

* This is based on patients treated on this contract for their most recent course of treatment. Figures in italics indicate the base number of FP17s or Patient Questionnaire responses are less than 100. N/A is shown where the base number of responses is less than 10 during the period. % is calculated as Quantity/Base number*100

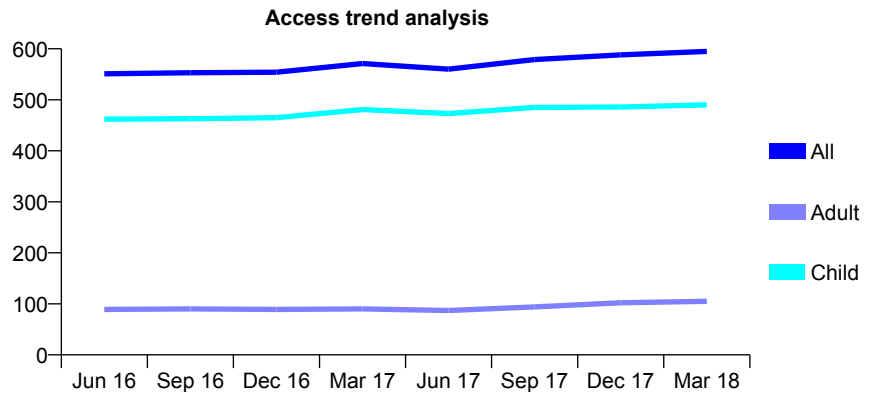
Q70 - Vital Signs At a Glance Contract Report for 567019/0001 - March 2018

Name or company name	Drayton Dental Practice
Contract type name	GDS Contract
Purpose of contract	General
Contract start date	01/04/2006
Contract end date	

17/18 Contracted general activity (UDA)	1,526
Carry forward general activity (UDA)	0
17/18 Contracted orthodontic activity (UOA)	0
Carry forward orthodontic activity (UOA)	0
Baseline contract value	£33,089.24

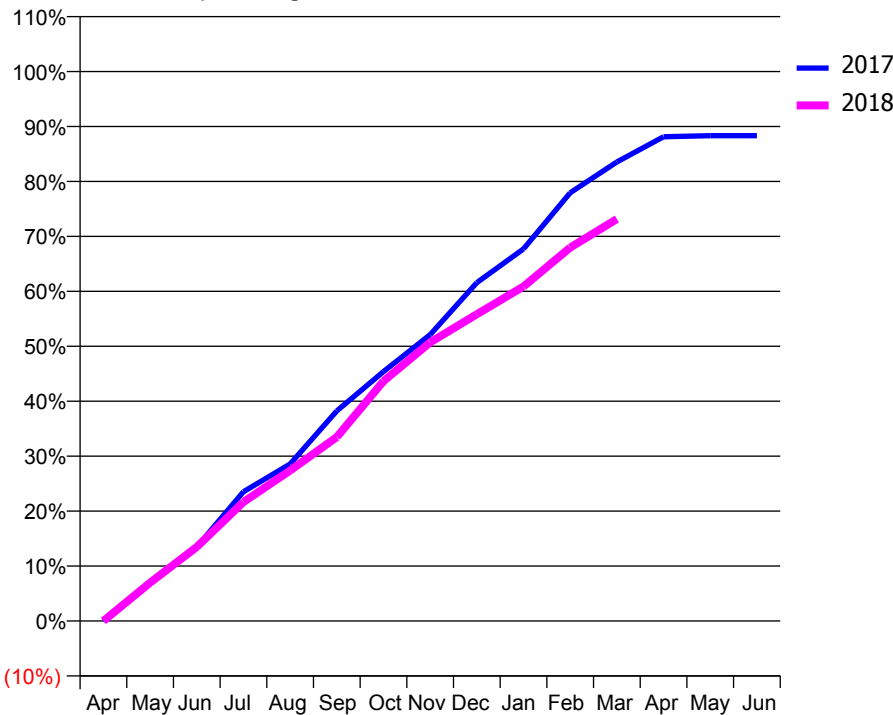
ACCESS*

Patients seen in 24 months	Total	Change since previous quarter
Quarter ending March 2017	571	
Quarter ending June 2017	560	↓
Quarter ending September 2017	579	↑
Quarter ending December 2017	588	→
Quarter ending March 2018	595	→
Variance since March 2017	4.2%	↑



ACTIVITY

Cumulative percentage of contracted UDA delivered 2017 & 2018



Month	Adjusted Scheduled Activity (UDA)	
	2017	2018
April	0	0
May	105	106
June	206	206
July	359	330
August	436	418
September	583	511
October	693	666
November	795	774
December	940	852
January	1,033	929
February	1,189	1,037
March	1,275	1,116
April	1,345	
May	1,348	
June	1,348	

QUALITY

	Quantity	Base Number	Contract	AT	Region	England
% of FP17s for the same patient ID Re-attending within 3 months - Children	84	868	9.7%	10.3%	11.5%	11.9%
% of FP17s for the same patient ID Re-attending within 3 months - Adults	10	76	13.2%	14.7%	15.9%	16.0%
% of FP17s for the same patient ID Re-attending between 3 & 9 months - Children	601	868	69.2%	60.5%	60.6%	58.3%
% of FP17s for the same patient ID Re-attending between 3 & 9 months - Adults	55	76	72.4%	52.0%	51.6%	50.3%
% of FP17s for Band 1 Urgent Courses	16	886	1.8%	9.8%	9.5%	9.1%
% of FP17s Relating to Free Repair or Replacements	0	886	0.0%	0.6%	0.7%	0.8%
% of FP17s Relating to Continuations	0	886	0.0%	1.1%	1.0%	1.0%
% of Patients satisfied with the dentistry they have received	0	0	N/A	91.8%	92.0%	91.5%
% of Patients satisfied with the time they had to wait for an appointment	0	0	N/A	89.0%	88.1%	87.9%

* This is based on patients treated on this contract for their most recent course of treatment. Figures in italics indicate the base number of FP17s or Patient Questionnaire responses are less than 100. N/A is shown where the base number of responses is less than 10 during the period. % is calculated as Quantity/Base number*100

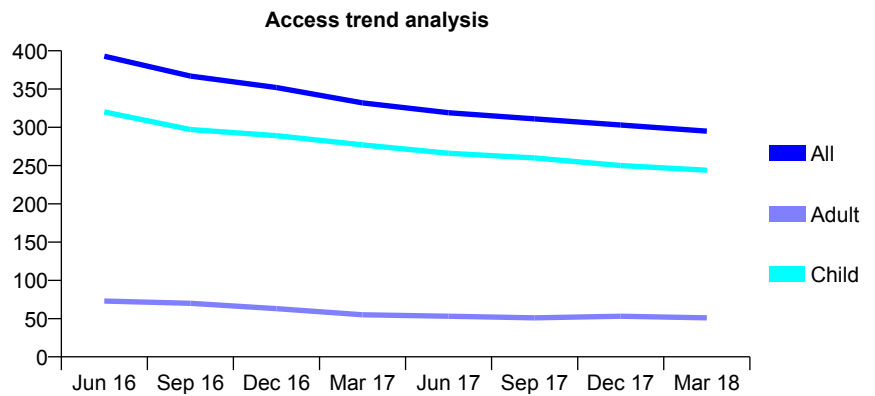
Q70 - Vital Signs At a Glance Contract Report for 567485/0002 - March 2018

Name or company name	MR PT JONES
Contract type name	GDS Contract
Purpose of contract	General and Orthodontic
Contract start date	01/04/2006
Contract end date	

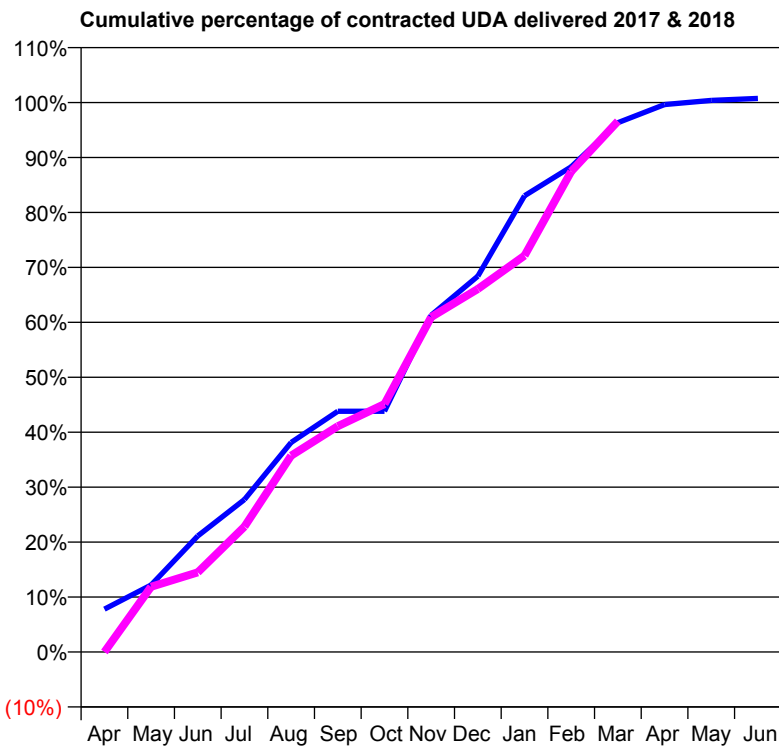
17/18 Contracted general activity (UDA)	800
Carry forward general activity (UDA)	0
17/18 Contracted orthodontic activity (UOA)	182
Carry forward orthodontic activity (UOA)	0
Baseline contract value	£37,135.71

ACCESS*

Patients seen in 24 months	Total	Change since previous quarter
Quarter ending March 2017	332	
Quarter ending June 2017	319	↓
Quarter ending September 2017	311	↓
Quarter ending December 2017	303	↓
Quarter ending March 2018	295	↓
Variance since March 2017	(11.1%)	↓



ACTIVITY



Month	Adjusted Scheduled Activity (UDA)	
	2017	2018
April	62	0
May	98	95
June	169	116
July	222	183
August	305	286
September	351	329
October	351	361
November	490	488
December	547	529
January	664	577
February	706	700
March	771	773
April	797	
May	803	
June	806	

QUALITY

	Quantity	Base Number	Contract	AT	Region	England
% of FP17s for the same patient ID Re-attending within 3 months - Children	71	484	14.7%	10.3%	11.5%	11.9%
% of FP17s for the same patient ID Re-attending within 3 months - Adults	7	46	15.2%	14.7%	15.9%	16.0%
% of FP17s for the same patient ID Re-attending between 3 & 9 months - Children	340	484	70.2%	60.5%	60.6%	58.3%
% of FP17s for the same patient ID Re-attending between 3 & 9 months - Adults	34	46	73.9%	52.0%	51.6%	50.3%
% of FP17s for Band 1 Urgent Courses	14	451	3.1%	9.8%	9.5%	9.1%
% of FP17s Relating to Free Repair or Replacements	0	451	0.0%	0.6%	0.7%	0.8%
% of FP17s Relating to Continuations	0	451	0.0%	1.1%	1.0%	1.0%
% of Patients satisfied with the dentistry they have received	1	1	N/A	91.8%	92.0%	91.5%
% of Patients satisfied with the time they had to wait for an appointment	1	1	N/A	89.0%	88.1%	87.9%

* This is based on patients treated on this contract for their most recent course of treatment. Figures in italics indicate the base number of FP17s or Patient Questionnaire responses are less than 100. N/A is shown where the base number of responses is less than 10 during the period. % is calculated as Quantity/Base number*100

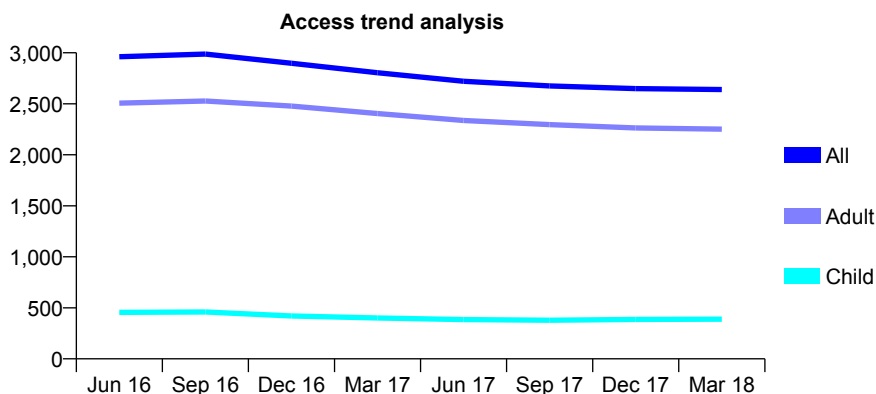
Q70 - Vital Signs At a Glance Contract Report for 569216/0001 - March 2018

Name or company name	MR BG PARNELL
Contract type name	GDS Contract
Purpose of contract	General
Contract start date	01/04/2006
Contract end date	

17/18 Contracted general activity (UDA)	8,445
Carry forward general activity (UDA)	0
17/18 Contracted orthodontic activity (UOA)	0
Carry forward orthodontic activity (UOA)	0
Baseline contract value	£213,436.11

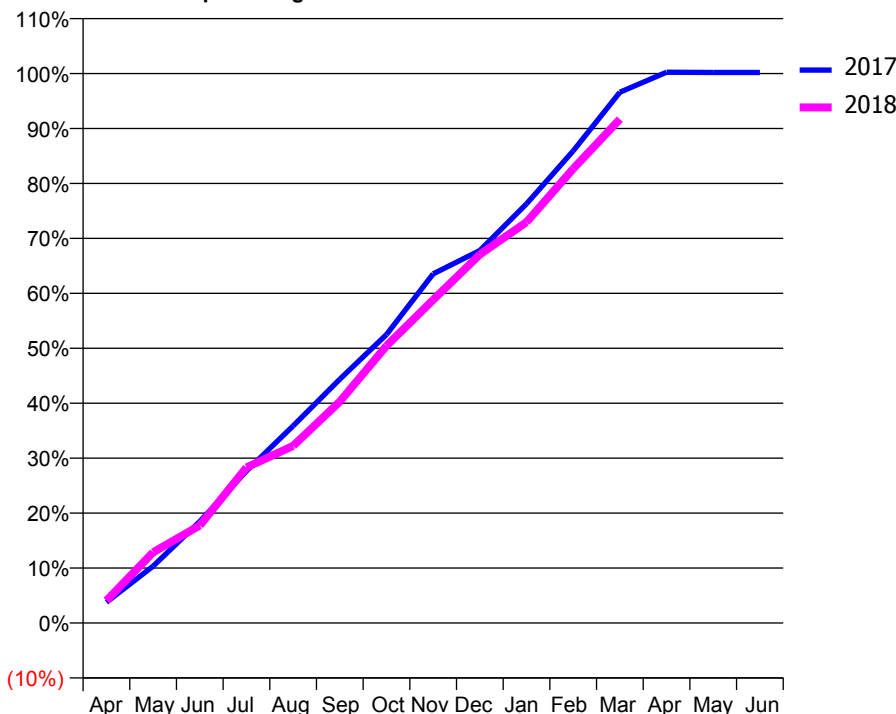
ACCESS*

Patients seen in 24 months	Total	Change since previous quarter
Quarter ending March 2017	2,805	
Quarter ending June 2017	2,721	↓
Quarter ending September 2017	2,675	↓
Quarter ending December 2017	2,649	→
Quarter ending March 2018	2,640	→
Variance since March 2017	(5.9%)	↓



ACTIVITY

Cumulative percentage of contracted UDA delivered 2017 & 2018



Month	Adjusted Scheduled Activity (UDA)	
	2017	2018
April	319	345
May	873	1,088
June	1,560	1,499
July	2,335	2,391
August	3,029	2,722
September	3,747	3,403
October	4,434	4,259
November	5,367	4,967
December	5,725	5,663
January	6,442	6,162
February	7,255	6,982
March	8,158	7,743
April	8,464	
May	8,460	
June	8,460	

QUALITY

	Quantity	Base Number	Contract	AT	Region	England
% of FP17s for the same patient ID Re-attending within 3 months - Children	40	568	7.0%	10.3%	11.5%	11.9%
% of FP17s for the same patient ID Re-attending within 3 months - Adults	597	3,686	16.2%	14.7%	15.9%	16.0%
% of FP17s for the same patient ID Re-attending between 3 & 9 months - Children	349	568	61.4%	60.5%	60.6%	58.3%
% of FP17s for the same patient ID Re-attending between 3 & 9 months - Adults	2,223	3,686	60.3%	52.0%	51.6%	50.3%
% of FP17s for Band 1 Urgent Courses	652	4,097	15.9%	9.8%	9.5%	9.1%
% of FP17s Relating to Free Repair or Replacements	42	4,097	1.0%	0.6%	0.7%	0.8%
% of FP17s Relating to Continuations	63	4,097	1.5%	1.1%	1.0%	1.0%
% of Patients satisfied with the dentistry they have received	5	6	N/A	91.8%	92.0%	91.5%
% of Patients satisfied with the time they had to wait for an appointment	6	6	N/A	89.0%	88.1%	87.9%

* This is based on patients treated on this contract for their most recent course of treatment. Figures in italics indicate the base number of FP17s or Patient Questionnaire responses are less than 100. N/A is shown where the base number of responses is less than 10 during the period. % is calculated as Quantity/Base number*100

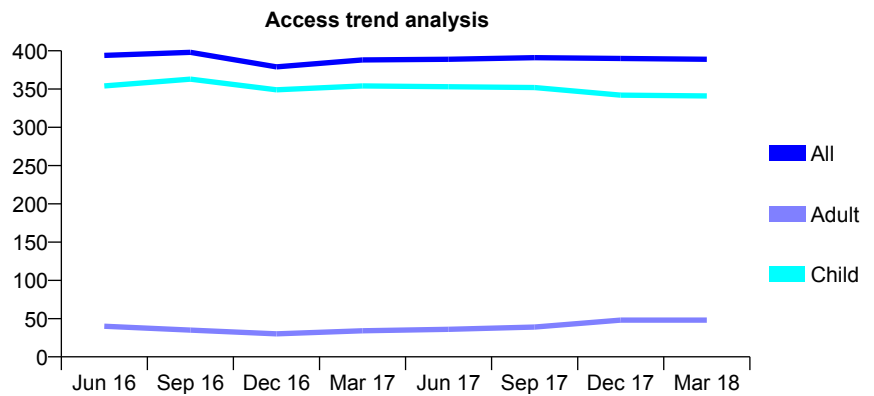
Q70 - Vital Signs At a Glance Contract Report for 570036/0001 - March 2018

Name or company name	MRS EM EXELBY
Contract type name	GDS Contract
Purpose of contract	General
Contract start date	01/04/2006
Contract end date	30/04/2018

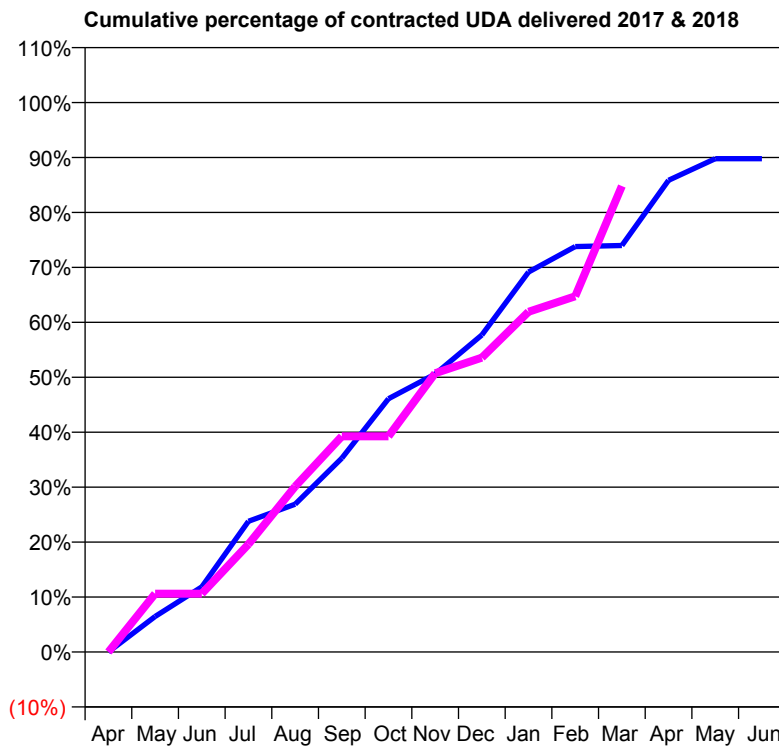
17/18 Contracted general activity (UDA)	650
Carry forward general activity (UDA)	0
17/18 Contracted orthodontic activity (UOA)	0
Carry forward orthodontic activity (UOA)	0
Baseline contract value	£14,509.41

ACCESS*

Patients seen in 24 months	Total	Change since previous quarter
Quarter ending March 2017	388	
Quarter ending June 2017	389	→
Quarter ending September 2017	391	→
Quarter ending December 2017	390	→
Quarter ending March 2018	389	→
Variance since March 2017	0.3%	→



ACTIVITY



Month	Adjusted Scheduled Activity (UDA)	
	2017	2018
April	0	0
May	42	69
June	77	69
July	155	128
August	175	196
September	229	255
October	300	255
November	329	330
December	375	348
January	449	402
February	480	421
March	481	551
April	558	
May	584	
June	584	

QUALITY

	Quantity	Base Number	Contract	AT	Region	England
% of FP17s for the same patient ID Re-attending within 3 months - Children	33	553	6.0%	10.3%	11.5%	11.9%
% of FP17s for the same patient ID Re-attending within 3 months - Adults	0	0	N/A	14.7%	15.9%	16.0%
% of FP17s for the same patient ID Re-attending between 3 & 9 months - Children	177	553	32.0%	60.5%	60.6%	58.3%
% of FP17s for the same patient ID Re-attending between 3 & 9 months - Adults	0	0	N/A	52.0%	51.6%	50.3%
% of FP17s for Band 1 Urgent Courses	31	467	6.6%	9.8%	9.5%	9.1%
% of FP17s Relating to Free Repair or Replacements	0	467	0.0%	0.6%	0.7%	0.8%
% of FP17s Relating to Continuations	0	467	0.0%	1.1%	1.0%	1.0%
% of Patients satisfied with the dentistry they have received	0	0	N/A	91.8%	92.0%	91.5%
% of Patients satisfied with the time they had to wait for an appointment	0	0	N/A	89.0%	88.1%	87.9%

* This is based on patients treated on this contract for their most recent course of treatment. Figures in italics indicate the base number of FP17s or Patient Questionnaire responses are less than 100. N/A is shown where the base number of responses is less than 10 during the period. % is calculated as Quantity/Base number*100

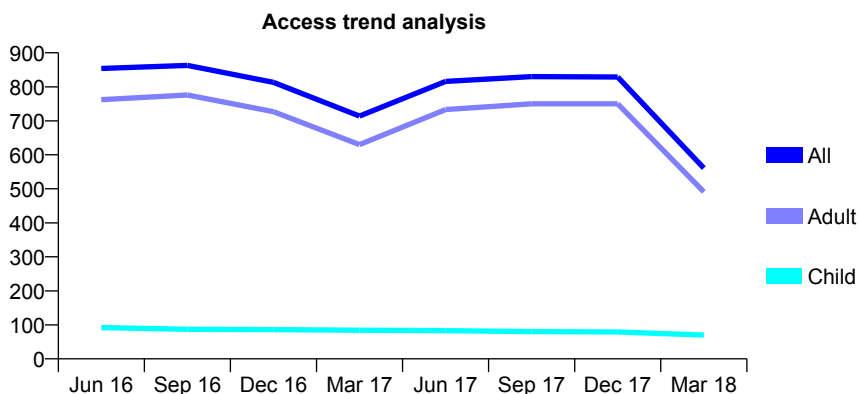
Q70 - Vital Signs At a Glance Contract Report for 572330/0001 - March 2018

Name or company name	MR SD JAMES
Contract type name	GDS Contract
Purpose of contract	General
Contract start date	01/04/2006
Contract end date	

17/18 Contracted general activity (UDA)	3,500
Carry forward general activity (UDA)	88
17/18 Contracted orthodontic activity (UOA)	0
Carry forward orthodontic activity (UOA)	0
Baseline contract value	£79,360.61

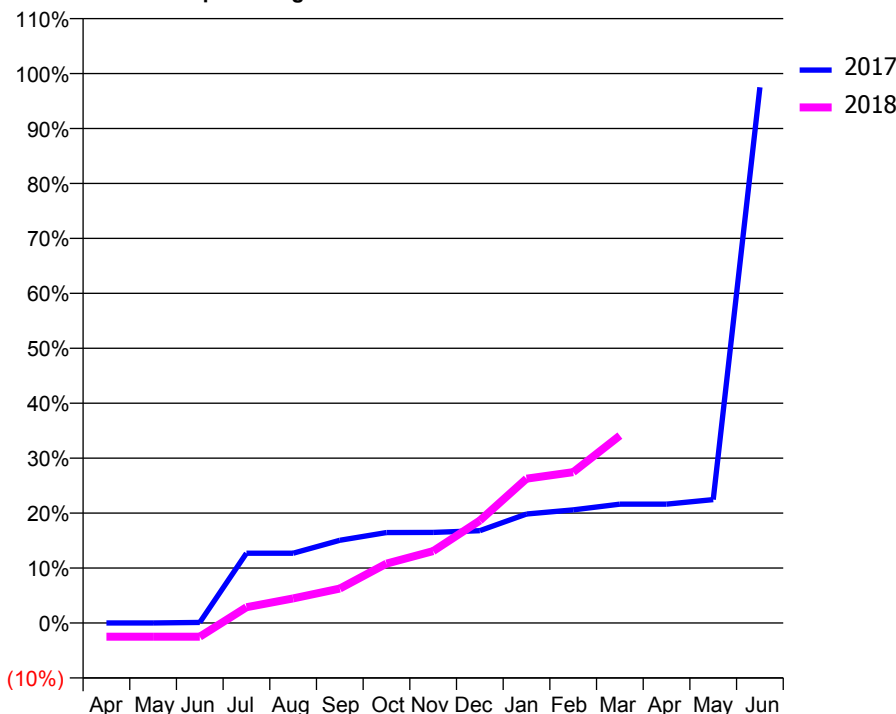
ACCESS*

Patients seen in 24 months	Total	Change since previous quarter
Quarter ending March 2017	714	
Quarter ending June 2017	816	↑
Quarter ending September 2017	830	→
Quarter ending December 2017	829	→
Quarter ending March 2018	561	↓
Variance since March 2017	(21.4%)	↓



ACTIVITY

Cumulative percentage of contracted UDA delivered 2017 & 2018



Adjusted Scheduled Activity (UDA)

Month	2017	2018
April	0	-88
May	0	-88
June	4	-88
July	445	101
August	445	157
September	527	220
October	576	379
November	577	458
December	588	653
January	695	919
February	721	961
March	757	1,193
April	757	
May	786	
June	3,412	

QUALITY

	Quantity	Base Number	Contract	AT	Region	England
% of FP17s for the same patient ID Re-attending within 3 months - Children	7	94	7.4%	10.3%	11.5%	11.9%
% of FP17s for the same patient ID Re-attending within 3 months - Adults	19	652	2.9%	14.7%	15.9%	16.0%
% of FP17s for the same patient ID Re-attending between 3 & 9 months - Children	55	94	58.5%	60.5%	60.6%	58.3%
% of FP17s for the same patient ID Re-attending between 3 & 9 months - Adults	161	652	24.7%	52.0%	51.6%	50.3%
% of FP17s for Band 1 Urgent Courses	17	418	4.1%	9.8%	9.5%	9.1%
% of FP17s Relating to Free Repair or Replacements	0	418	0.0%	0.6%	0.7%	0.8%
% of FP17s Relating to Continuations	0	418	0.0%	1.1%	1.0%	1.0%
% of Patients satisfied with the dentistry they have received	2	3	N/A	91.8%	92.0%	91.5%
% of Patients satisfied with the time they had to wait for an appointment	3	3	N/A	89.0%	88.1%	87.9%

* This is based on patients treated on this contract for their most recent course of treatment. Figures in italics indicate the base number of FP17s or Patient Questionnaire responses are less than 100. N/A is shown where the base number of responses is less than 10 during the period. % is calculated as Quantity/Base number*100

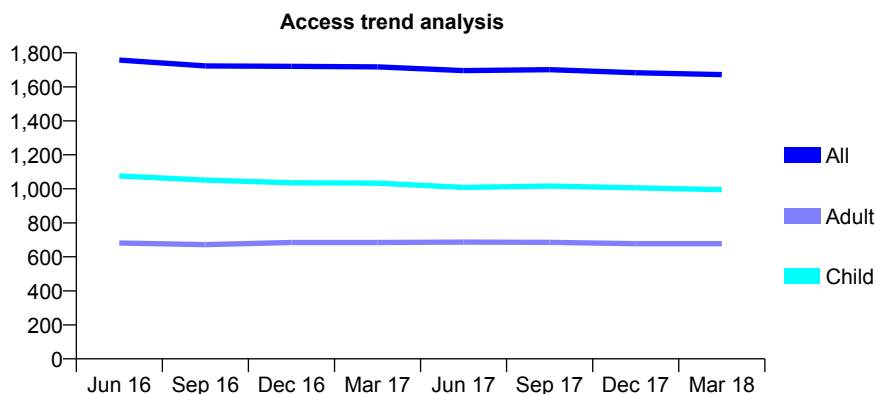
Q70 - Vital Signs At a Glance Contract Report for 573566/0002 - March 2018

Name or company name	Sandown Dental Practice
Contract type name	GDS Contract
Purpose of contract	General
Contract start date	04/01/2010
Contract end date	

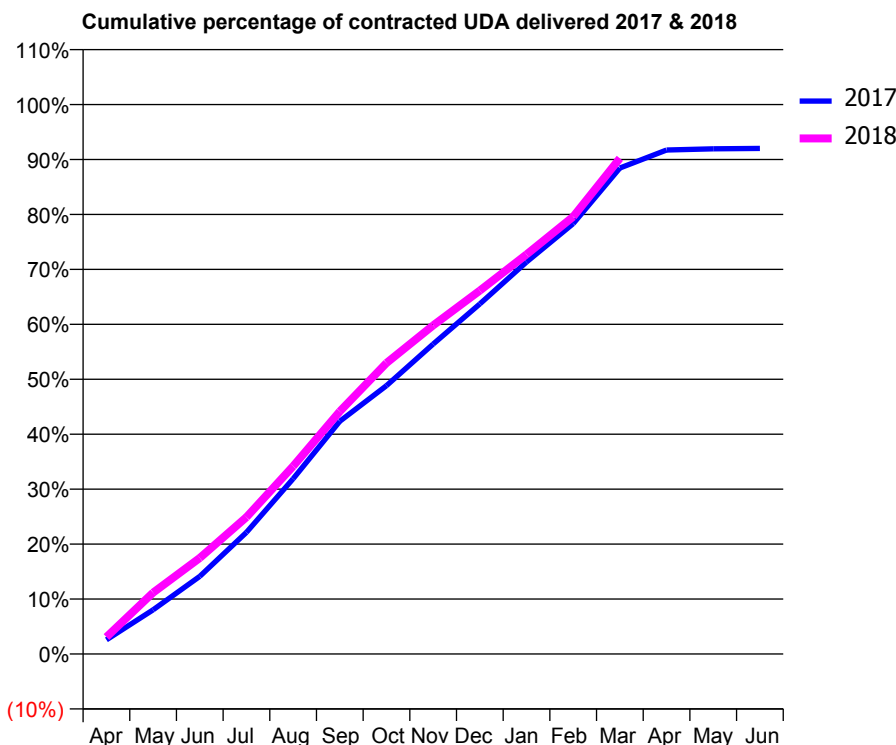
17/18 Contracted general activity (UDA)	3,506
Carry forward general activity (UDA)	0
17/18 Contracted orthodontic activity (UOA)	0
Carry forward orthodontic activity (UOA)	0
Baseline contract value	£83,666.37

ACCESS*

Patients seen in 24 months	Total	Change since previous quarter
Quarter ending March 2017	1,717	
Quarter ending June 2017	1,695	↓
Quarter ending September 2017	1,701	→
Quarter ending December 2017	1,683	↓
Quarter ending March 2018	1,672	→
Variance since March 2017	(2.6%)	↓



ACTIVITY



Month	Adjusted Scheduled Activity (UDA)	
	2017	2018
April	96	109
May	297	392
June	521	613
July	817	874
August	1,177	1,199
September	1,563	1,548
October	1,802	1,857
November	2,081	2,097
December	2,351	2,319
January	2,632	2,549
February	2,890	2,791
March	3,264	3,163
April	3,384	
May	3,392	
June	3,395	

QUALITY

	Quantity	Base Number	Contract	AT	Region	England
% of FP17s for the same patient ID Re-attending within 3 months - Children	156	1,684	9.3%	10.3%	11.5%	11.9%
% of FP17s for the same patient ID Re-attending within 3 months - Adults	86	746	11.5%	14.7%	15.9%	16.0%
% of FP17s for the same patient ID Re-attending between 3 & 9 months - Children	1,111	1,684	66.0%	60.5%	60.6%	58.3%
% of FP17s for the same patient ID Re-attending between 3 & 9 months - Adults	368	746	49.3%	52.0%	51.6%	50.3%
% of FP17s for Band 1 Urgent Courses	102	2,347	4.3%	9.8%	9.5%	9.1%
% of FP17s Relating to Free Repair or Replacements	1	2,347	0.0%	0.6%	0.7%	0.8%
% of FP17s Relating to Continuations	5	2,347	0.2%	1.1%	1.0%	1.0%
% of Patients satisfied with the dentistry they have received	1	1	N/A	91.8%	92.0%	91.5%
% of Patients satisfied with the time they had to wait for an appointment	1	1	N/A	89.0%	88.1%	87.9%

* This is based on patients treated on this contract for their most recent course of treatment. Figures in italics indicate the base number of FP17s or Patient Questionnaire responses are less than 100. N/A is shown where the base number of responses is less than 10 during the period. % is calculated as Quantity/Base number*100

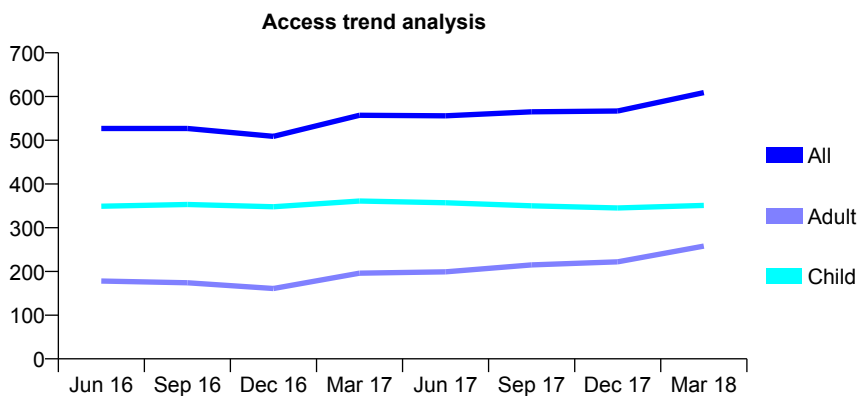
Q70 - Vital Signs At a Glance Contract Report for 574937/0001 - March 2018

Name or company name	Teeth-on-the-Heath
Contract type name	GDS Contract
Purpose of contract	General
Contract start date	01/04/2006
Contract end date	

17/18 Contracted general activity (UDA)	1,331
Carry forward general activity (UDA)	16
17/18 Contracted orthodontic activity (UOA)	0
Carry forward orthodontic activity (UOA)	0
Baseline contract value	£36,353.29

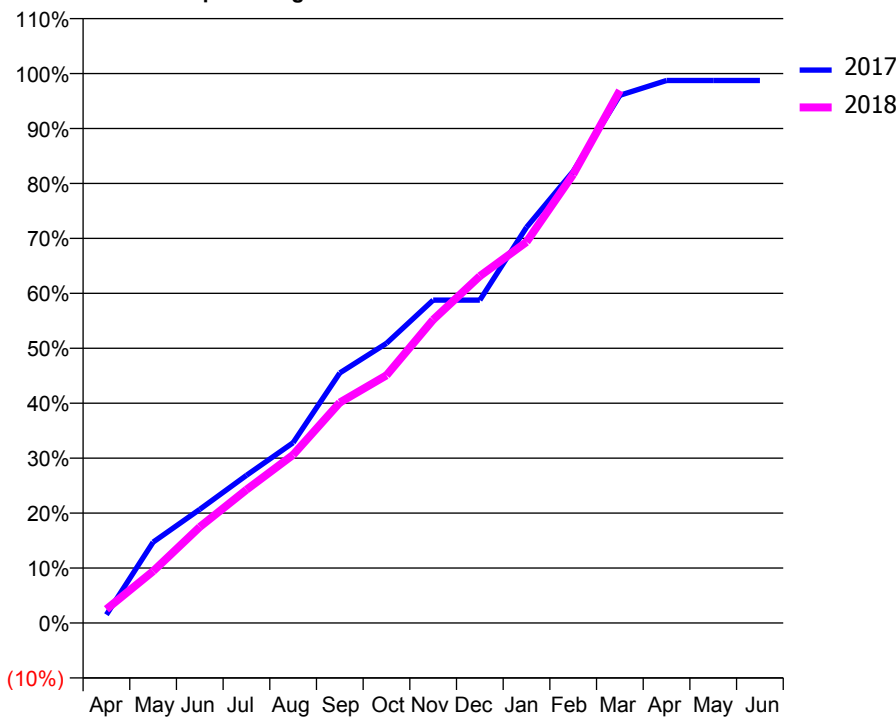
ACCESS*

Patients seen in 24 months	Total	Change since previous quarter
Quarter ending March 2017	557	
Quarter ending June 2017	556	→
Quarter ending September 2017	565	→
Quarter ending December 2017	567	→
Quarter ending March 2018	609	↑
Variance since March 2017	9.3%	↑



ACTIVITY

Cumulative percentage of contracted UDA delivered 2017 & 2018



Month	Adjusted Scheduled Activity (UDA)	
	2017	2018
April	20	33
May	196	126
June	275	233
July	358	323
August	437	408
September	606	534
October	678	600
November	782	735
December	782	840
January	959	923
February	1,094	1,087
March	1,278	1,290
April	1,314	
May	1,314	
June	1,314	

QUALITY

	Quantity	Base Number	Contract	AT	Region	England
% of FP17s for the same patient ID Re-attending within 3 months - Children	47	610	7.7%	10.3%	11.5%	11.9%
% of FP17s for the same patient ID Re-attending within 3 months - Adults	15	273	5.5%	14.7%	15.9%	16.0%
% of FP17s for the same patient ID Re-attending between 3 & 9 months - Children	418	610	68.5%	60.5%	60.6%	58.3%
% of FP17s for the same patient ID Re-attending between 3 & 9 months - Adults	101	273	37.0%	52.0%	51.6%	50.3%
% of FP17s for Band 1 Urgent Courses	141	854	16.5%	9.8%	9.5%	9.1%
% of FP17s Relating to Free Repair or Replacements	0	854	0.0%	0.6%	0.7%	0.8%
% of FP17s Relating to Continuations	0	854	0.0%	1.1%	1.0%	1.0%
% of Patients satisfied with the dentistry they have received	0	0	N/A	91.8%	92.0%	91.5%
% of Patients satisfied with the time they had to wait for an appointment	0	0	N/A	89.0%	88.1%	87.9%

* This is based on patients treated on this contract for their most recent course of treatment. Figures in italics indicate the base number of FP17s or Patient Questionnaire responses are less than 100. N/A is shown where the base number of responses is less than 10 during the period. % is calculated as Quantity/Base number*100

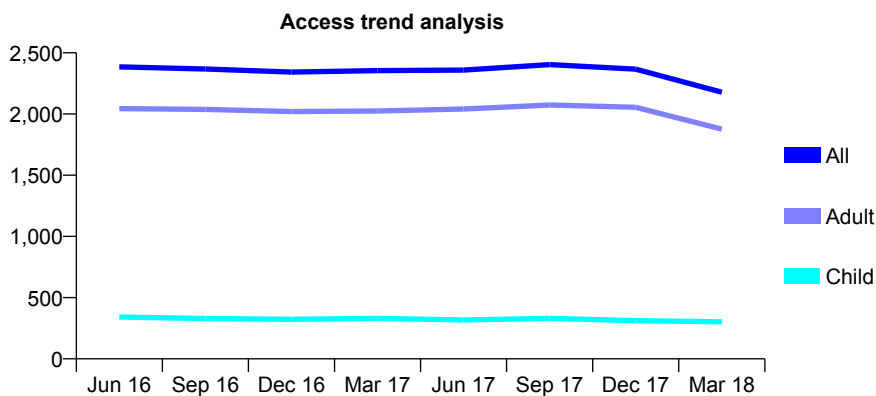
Q70 - Vital Signs At a Glance Contract Report for 626228/0001 - March 2018

Name or company name	CP Dental
Contract type name	GDS Contract
Purpose of contract	General
Contract start date	01/04/2006
Contract end date	

17/18 Contracted general activity (UDA)	7,275
Carry forward general activity (UDA)	4
17/18 Contracted orthodontic activity (UOA)	0
Carry forward orthodontic activity (UOA)	0
Baseline contract value	£173,237.38

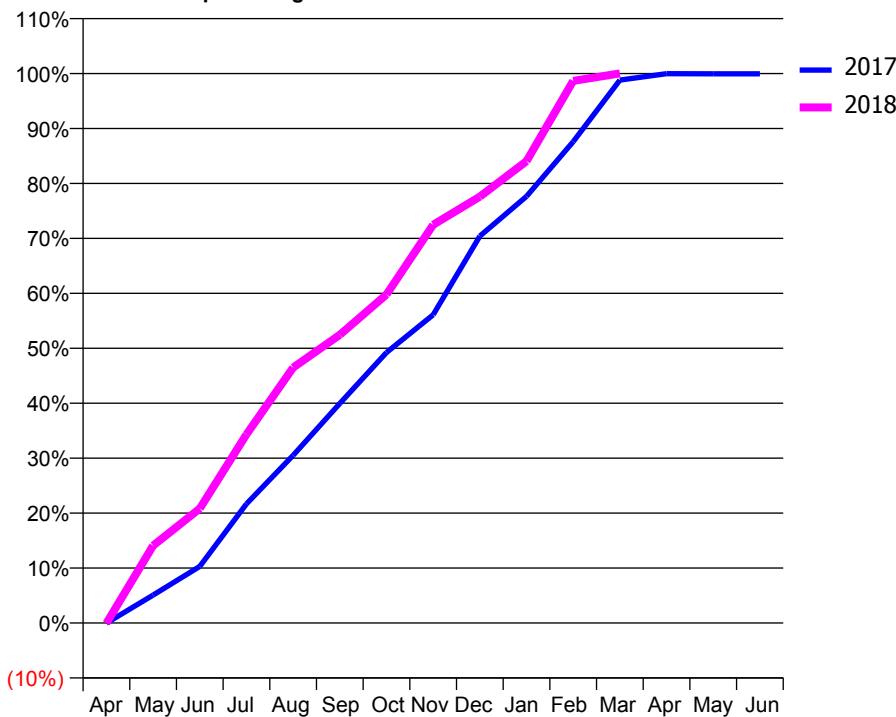
ACCESS*

Patients seen in 24 months	Total	Change since previous quarter
Quarter ending March 2017	2,355	
Quarter ending June 2017	2,359	→
Quarter ending September 2017	2,404	→
Quarter ending December 2017	2,367	↓
Quarter ending March 2018	2,178	↓
Variance since March 2017	(7.5%)	↓



ACTIVITY

Cumulative percentage of contracted UDA delivered 2017 & 2018



Month	Adjusted Scheduled Activity (UDA)	
	2017	2018
April	-3	-4
May	369	1,025
June	749	1,515
July	1,578	2,496
August	2,220	3,382
September	2,907	3,817
October	3,581	4,349
November	4,080	5,272
December	5,122	5,645
January	5,648	6,115
February	6,372	7,177
March	7,187	7,276
April	7,273	
May	7,270	
June	7,270	

QUALITY

	Quantity	Base Number	Contract	AT	Region	England
% of FP17s for the same patient ID Re-attending within 3 months - Children	11	496	2.2%	10.3%	11.5%	11.9%
% of FP17s for the same patient ID Re-attending within 3 months - Adults	238	3,279	7.3%	14.7%	15.9%	16.0%
% of FP17s for the same patient ID Re-attending between 3 & 9 months - Children	363	496	73.2%	60.5%	60.6%	58.3%
% of FP17s for the same patient ID Re-attending between 3 & 9 months - Adults	2,376	3,279	72.5%	52.0%	51.6%	50.3%
% of FP17s for Band 1 Urgent Courses	21	3,716	0.6%	9.8%	9.5%	9.1%
% of FP17s Relating to Free Repair or Replacements	0	3,716	0.0%	0.6%	0.7%	0.8%
% of FP17s Relating to Continuations	3	3,716	0.1%	1.1%	1.0%	1.0%
% of Patients satisfied with the dentistry they have received	8	9	N/A	91.8%	92.0%	91.5%
% of Patients satisfied with the time they had to wait for an appointment	9	9	N/A	89.0%	88.1%	87.9%

* This is based on patients treated on this contract for their most recent course of treatment. Figures in italics indicate the base number of FP17s or Patient Questionnaire responses are less than 100. N/A is shown where the base number of responses is less than 10 during the period. % is calculated as Quantity/Base number*100

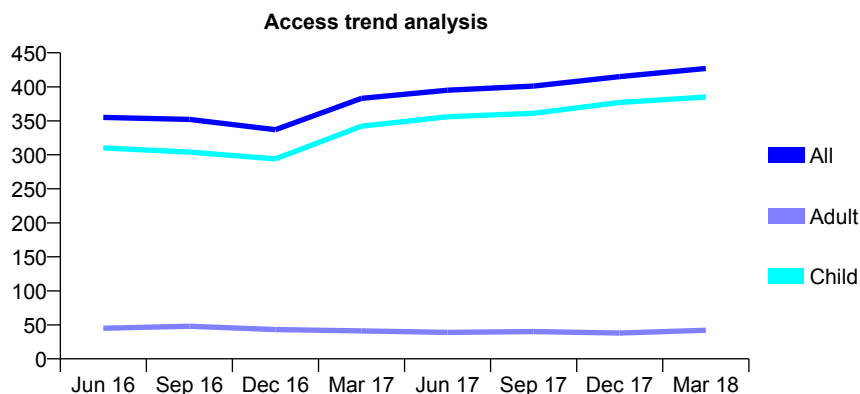
Q70 - Vital Signs At a Glance Contract Report for 635901/0001 - March 2018

Name or company name	Oakley Road Dental Practice
Contract type name	GDS Contract
Purpose of contract	General
Contract start date	01/04/2006
Contract end date	

17/18 Contracted general activity (UDA)	700
Carry forward general activity (UDA)	40
17/18 Contracted orthodontic activity (UOA)	0
Carry forward orthodontic activity (UOA)	0
Baseline contract value	£16,126.39

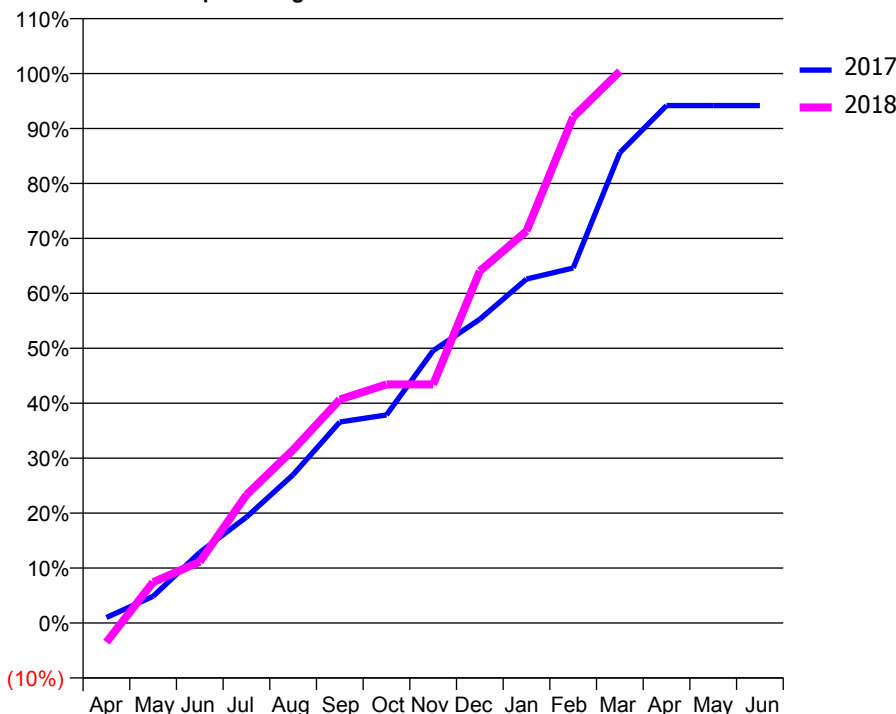
ACCESS*

Patients seen in 24 months	Total	Change since previous quarter
Quarter ending March 2017	383	
Quarter ending June 2017	395	↑
Quarter ending September 2017	401	→
Quarter ending December 2017	415	↑
Quarter ending March 2018	427	↑
Variance since March 2017	11.5%	↑



ACTIVITY

Cumulative percentage of contracted UDA delivered 2017 & 2018



Month	Adjusted Scheduled Activity (UDA)	
	2017	2018
April	7	-25
May	34	52
June	90	78
July	135	163
August	189	221
September	256	285
October	265	304
November	347	304
December	387	448
January	438	499
February	452	645
March	599	703
April	659	
May	659	
June	659	

QUALITY

	Quantity	Base Number	Contract	AT	Region	England
% of FP17s for the same patient ID Re-attending within 3 months - Children	46	589	7.8%	10.3%	11.5%	11.9%
% of FP17s for the same patient ID Re-attending within 3 months - Adults	0	0	N/A	14.7%	15.9%	16.0%
% of FP17s for the same patient ID Re-attending between 3 & 9 months - Children	348	589	59.1%	60.5%	60.6%	58.3%
% of FP17s for the same patient ID Re-attending between 3 & 9 months - Adults	0	0	N/A	52.0%	51.6%	50.3%
% of FP17s for Band 1 Urgent Courses	15	559	2.7%	9.8%	9.5%	9.1%
% of FP17s Relating to Free Repair or Replacements	0	559	0.0%	0.6%	0.7%	0.8%
% of FP17s Relating to Continuations	0	559	0.0%	1.1%	1.0%	1.0%
% of Patients satisfied with the dentistry they have received	0	0	N/A	91.8%	92.0%	91.5%
% of Patients satisfied with the time they had to wait for an appointment	0	0	N/A	89.0%	88.1%	87.9%

* This is based on patients treated on this contract for their most recent course of treatment. Figures in italics indicate the base number of FP17s or Patient Questionnaire responses are less than 100. N/A is shown where the base number of responses is less than 10 during the period. % is calculated as Quantity/Base number*100

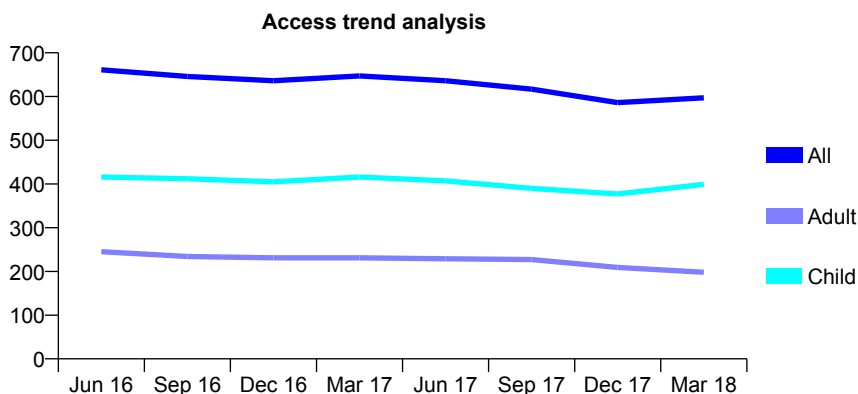
Q70 - Vital Signs At a Glance Contract Report for 636150/0001 - March 2018

Name or company name	MR JF KAVANAGH
Contract type name	GDS Contract
Purpose of contract	General
Contract start date	01/04/2006
Contract end date	

17/18 Contracted general activity (UDA)	1,160
Carry forward general activity (UDA)	0
17/18 Contracted orthodontic activity (UOA)	0
Carry forward orthodontic activity (UOA)	0
Baseline contract value	£25,034.42

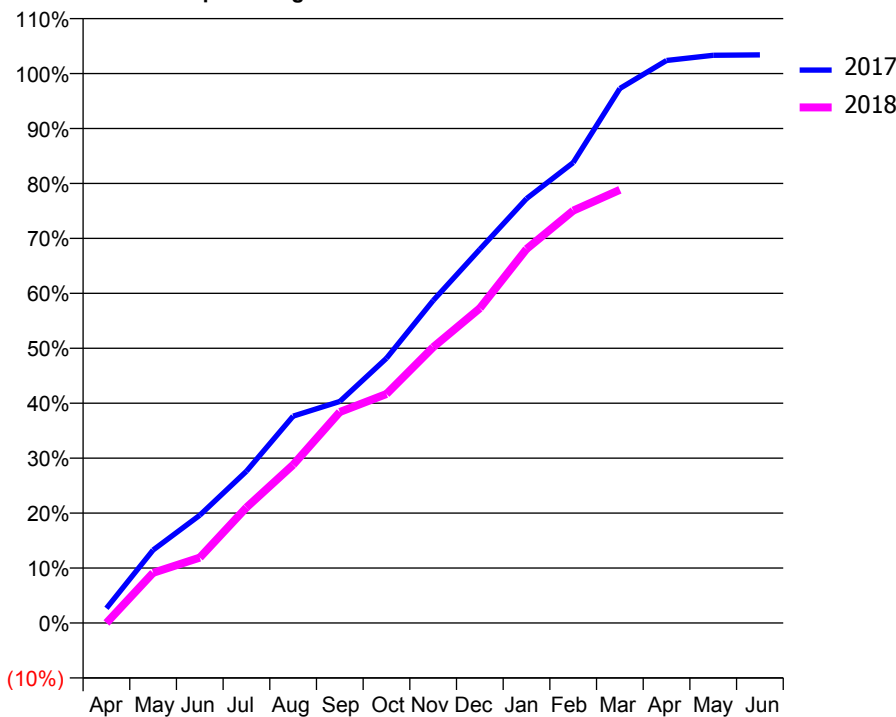
ACCESS*

Patients seen in 24 months	Total	Change since previous quarter
Quarter ending March 2017	647	
Quarter ending June 2017	636	↓
Quarter ending September 2017	617	↓
Quarter ending December 2017	586	↓
Quarter ending March 2018	597	→
Variance since March 2017	(7.7%)	↓



ACTIVITY

Cumulative percentage of contracted UDA delivered 2017 & 2018



Month	Adjusted Scheduled Activity (UDA)	
	2017	2018
April	31	0
May	154	106
June	228	138
July	321	244
August	437	334
September	468	445
October	559	483
November	681	582
December	789	664
January	896	789
February	972	870
March	1,128	914
April	1,187	
May	1,198	
June	1,199	

QUALITY

	Quantity	Base Number	Contract	AT	Region	England
% of FP17s for the same patient ID Re-attending within 3 months - Children	36	564	6.4%	10.3%	11.5%	11.9%
% of FP17s for the same patient ID Re-attending within 3 months - Adults	39	221	17.6%	14.7%	15.9%	16.0%
% of FP17s for the same patient ID Re-attending between 3 & 9 months - Children	353	564	62.6%	60.5%	60.6%	58.3%
% of FP17s for the same patient ID Re-attending between 3 & 9 months - Adults	126	221	57.0%	52.0%	51.6%	50.3%
% of FP17s for Band 1 Urgent Courses	1	727	0.1%	9.8%	9.5%	9.1%
% of FP17s Relating to Free Repair or Replacements	6	727	0.8%	0.6%	0.7%	0.8%
% of FP17s Relating to Continuations	0	727	0.0%	1.1%	1.0%	1.0%
% of Patients satisfied with the dentistry they have received	0	0	N/A	91.8%	92.0%	91.5%
% of Patients satisfied with the time they had to wait for an appointment	0	0	N/A	89.0%	88.1%	87.9%

* This is based on patients treated on this contract for their most recent course of treatment. Figures in italics indicate the base number of FP17s or Patient Questionnaire responses are less than 100. N/A is shown where the base number of responses is less than 10 during the period. % is calculated as Quantity/Base number*100

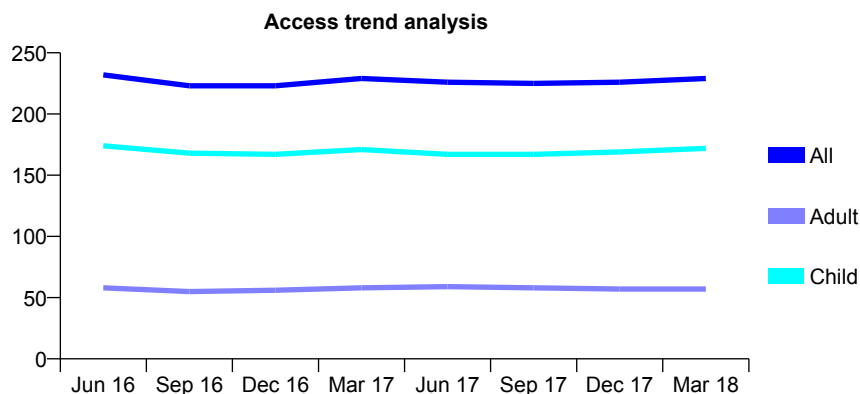
Q70 - Vital Signs At a Glance Contract Report for 643106/0001 - March 2018

Name or company name	MR AR PRYNNE
Contract type name	GDS Contract
Purpose of contract	General
Contract start date	01/04/2006
Contract end date	

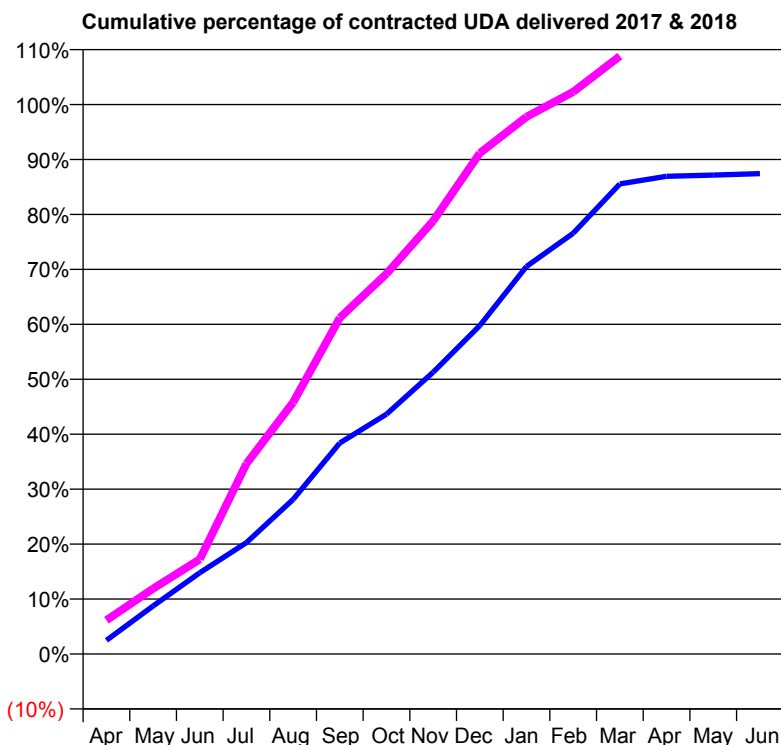
17/18 Contracted general activity (UDA)	400
Carry forward general activity (UDA)	0
17/18 Contracted orthodontic activity (UOA)	0
Carry forward orthodontic activity (UOA)	0
Baseline contract value	£10,196.33

ACCESS*

Patients seen in 24 months	Total	Change since previous quarter
Quarter ending March 2017	229	
Quarter ending June 2017	226	↓
Quarter ending September 2017	225	→
Quarter ending December 2017	226	→
Quarter ending March 2018	229	→
Variance since March 2017	0.0%	→



ACTIVITY



Month	Adjusted Scheduled Activity (UDA)	
	2017	2018
April	11	25
May	39	48
June	67	69
July	91	139
August	127	183
September	173	245
October	196	277
November	231	315
December	269	365
January	317	391
February	345	409
March	385	435
April	391	
May	392	
June	393	

QUALITY

	Quantity	Base Number	Contract	AT	Region	England
% of FP17s for the same patient ID Re-attending within 3 months - Children	22	280	7.9%	10.3%	11.5%	11.9%
% of FP17s for the same patient ID Re-attending within 3 months - Adults	4	55	7.3%	14.7%	15.9%	16.0%
% of FP17s for the same patient ID Re-attending between 3 & 9 months - Children	193	280	68.9%	60.5%	60.6%	58.3%
% of FP17s for the same patient ID Re-attending between 3 & 9 months - Adults	31	55	56.4%	52.0%	51.6%	50.3%
% of FP17s for Band 1 Urgent Courses	21	325	6.5%	9.8%	9.5%	9.1%
% of FP17s Relating to Free Repair or Replacements	0	325	0.0%	0.6%	0.7%	0.8%
% of FP17s Relating to Continuations	6	325	1.8%	1.1%	1.0%	1.0%
% of Patients satisfied with the dentistry they have received	0	0	N/A	91.8%	92.0%	91.5%
% of Patients satisfied with the time they had to wait for an appointment	0	0	N/A	89.0%	88.1%	87.9%

* This is based on patients treated on this contract for their most recent course of treatment. Figures in italics indicate the base number of FP17s or Patient Questionnaire responses are less than 100. N/A is shown where the base number of responses is less than 10 during the period. % is calculated as Quantity/Base number*100

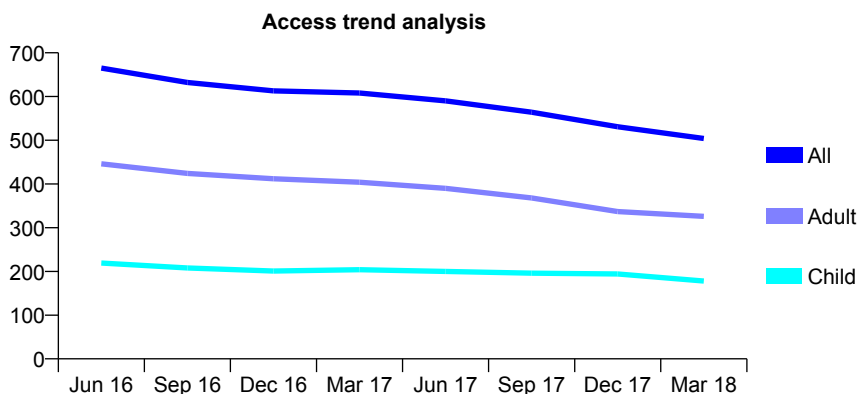
Q70 - Vital Signs At a Glance Contract Report for 648353/0001 - March 2018

Name or company name	MR MR RICHARDS
Contract type name	GDS Contract
Purpose of contract	General
Contract start date	01/04/2006
Contract end date	

17/18 Contracted general activity (UDA)	2,500
Carry forward general activity (UDA)	0
17/18 Contracted orthodontic activity (UOA)	0
Carry forward orthodontic activity (UOA)	0
Baseline contract value	£61,846.22

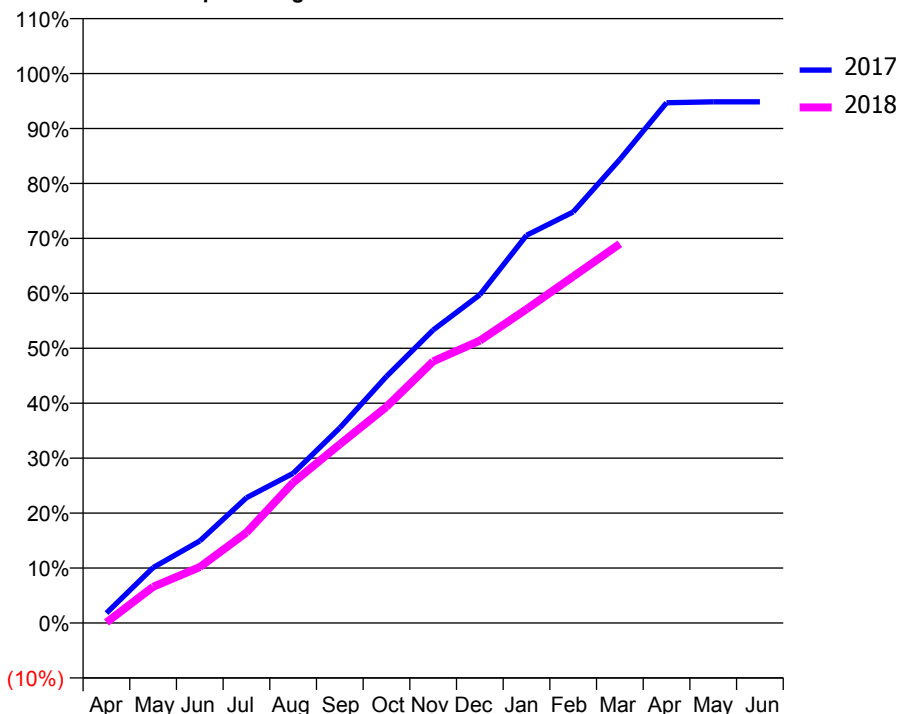
ACCESS*

Patients seen in 24 months	Total	Change since previous quarter
Quarter ending March 2017	608	
Quarter ending June 2017	590	↓
Quarter ending September 2017	564	↓
Quarter ending December 2017	531	↓
Quarter ending March 2018	504	↓
Variance since March 2017	(17.1%)	↓



ACTIVITY

Cumulative percentage of contracted UDA delivered 2017 & 2018



Adjusted Scheduled Activity (UDA)

Month	2017	2018
April	45	3
May	252	165
June	373	255
July	570	411
August	681	639
September	888	813
October	1,122	984
November	1,333	1,190
December	1,494	1,285
January	1,764	1,428
February	1,870	1,577
March	2,109	1,725
April	2,367	
May	2,371	
June	2,371	

QUALITY

	Quantity	Base Number	Contract	AT	Region	England
% of FP17s for the same patient ID Re-attending within 3 months - Children	9	226	4.0%	10.3%	11.5%	11.9%
% of FP17s for the same patient ID Re-attending within 3 months - Adults	60	379	15.8%	14.7%	15.9%	16.0%
% of FP17s for the same patient ID Re-attending between 3 & 9 months - Children	125	226	55.3%	60.5%	60.6%	58.3%
% of FP17s for the same patient ID Re-attending between 3 & 9 months - Adults	173	379	45.6%	52.0%	51.6%	50.3%
% of FP17s for Band 1 Urgent Courses	15	549	2.7%	9.8%	9.5%	9.1%
% of FP17s Relating to Free Repair or Replacements	0	549	0.0%	0.6%	0.7%	0.8%
% of FP17s Relating to Continuations	1	549	0.2%	1.1%	1.0%	1.0%
% of Patients satisfied with the dentistry they have received	3	3	N/A	91.8%	92.0%	91.5%
% of Patients satisfied with the time they had to wait for an appointment	3	3	N/A	89.0%	88.1%	87.9%

* This is based on patients treated on this contract for their most recent course of treatment. Figures in italics indicate the base number of FP17s or Patient Questionnaire responses are less than 100. N/A is shown where the base number of responses is less than 10 during the period. % is calculated as Quantity/Base number*100

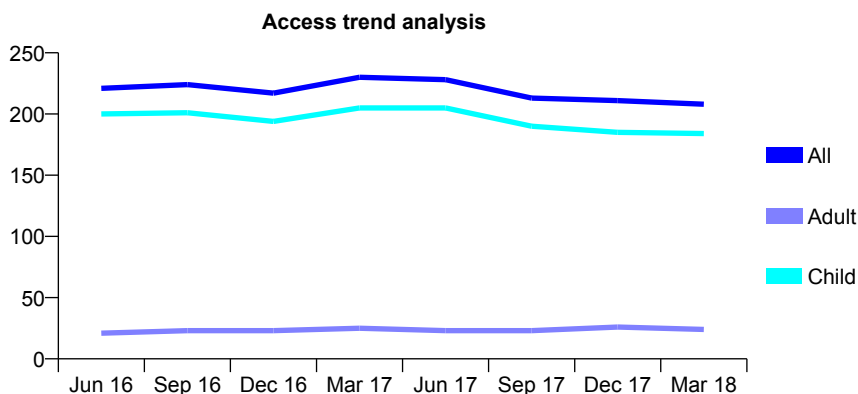
Q70 - Vital Signs At a Glance Contract Report for 648515/0002 - March 2018

Name or company name	MR GJ QUIGLEY
Contract type name	GDS Contract
Purpose of contract	General
Contract start date	21/04/2008
Contract end date	

17/18 Contracted general activity (UDA)	527
Carry forward general activity (UDA)	6
17/18 Contracted orthodontic activity (UOA)	0
Carry forward orthodontic activity (UOA)	0
Baseline contract value	£12,388.21

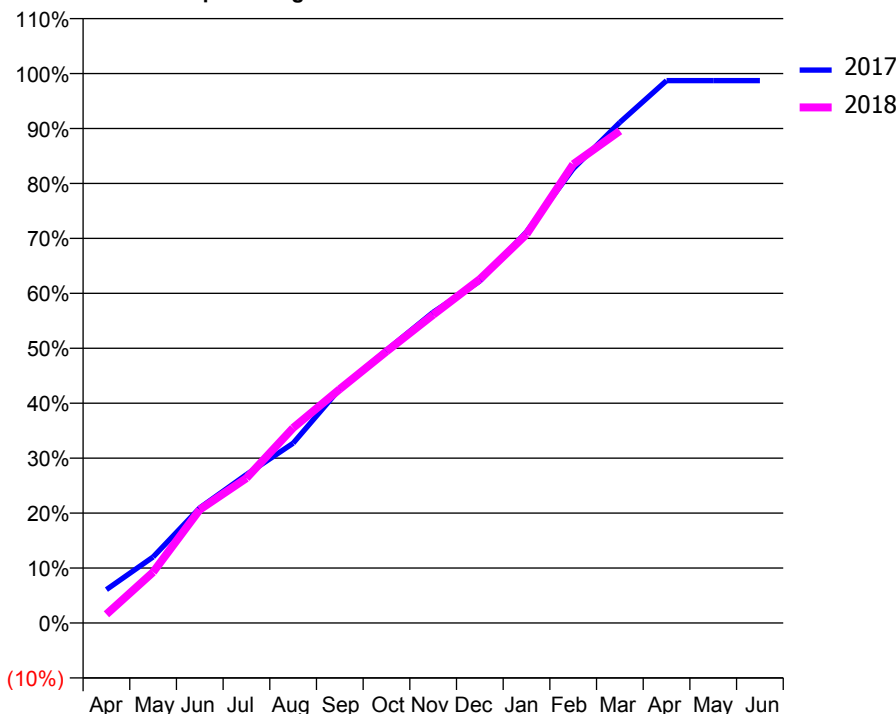
ACCESS*

Patients seen in 24 months	Total	Change since previous quarter
Quarter ending March 2017	230	
Quarter ending June 2017	228	→
Quarter ending September 2017	213	↓
Quarter ending December 2017	211	→
Quarter ending March 2018	208	↓
Variance since March 2017	(9.6%)	↓



ACTIVITY

Cumulative percentage of contracted UDA delivered 2017 & 2018



Month	Adjusted Scheduled Activity (UDA)	
	2017	2018
April	32	8
May	63	49
June	110	109
July	142	139
August	172	187
September	225	224
October	262	260
November	298	296
December	328	330
January	375	373
February	436	440
March	480	472
April	520	
May	520	
June	520	

QUALITY

	Quantity	Base Number	Contract	AT	Region	England
% of FP17s for the same patient ID Re-attending within 3 months - Children	30	347	8.6%	10.3%	11.5%	11.9%
% of FP17s for the same patient ID Re-attending within 3 months - Adults	0	0	N/A	14.7%	15.9%	16.0%
% of FP17s for the same patient ID Re-attending between 3 & 9 months - Children	251	347	72.3%	60.5%	60.6%	58.3%
% of FP17s for the same patient ID Re-attending between 3 & 9 months - Adults	0	0	N/A	52.0%	51.6%	50.3%
% of FP17s for Band 1 Urgent Courses	10	334	3.0%	9.8%	9.5%	9.1%
% of FP17s Relating to Free Repair or Replacements	0	334	0.0%	0.6%	0.7%	0.8%
% of FP17s Relating to Continuations	0	334	0.0%	1.1%	1.0%	1.0%
% of Patients satisfied with the dentistry they have received	0	0	N/A	91.8%	92.0%	91.5%
% of Patients satisfied with the time they had to wait for an appointment	0	0	N/A	89.0%	88.1%	87.9%

* This is based on patients treated on this contract for their most recent course of treatment. Figures in italics indicate the base number of FP17s or Patient Questionnaire responses are less than 100. N/A is shown where the base number of responses is less than 10 during the period. % is calculated as Quantity/Base number*100

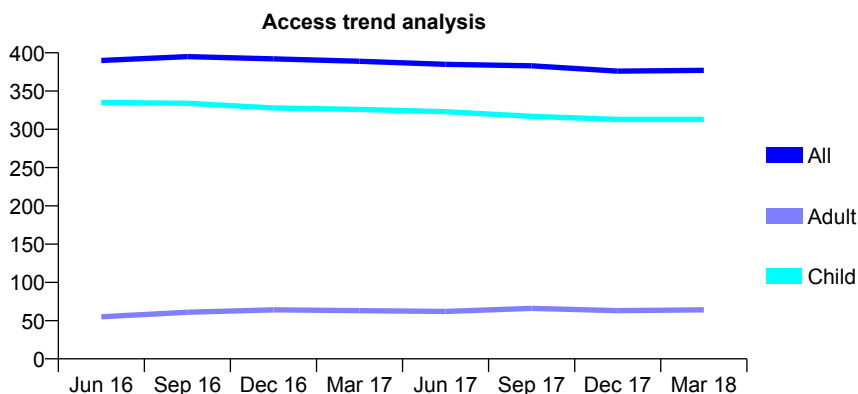
Q70 - Vital Signs At a Glance Contract Report for 649619/0001 - March 2018

Name or company name	MR ND GREENWAY
Contract type name	GDS Contract
Purpose of contract	General
Contract start date	01/04/2006
Contract end date	

17/18 Contracted general activity (UDA)	662
Carry forward general activity (UDA)	0
17/18 Contracted orthodontic activity (UOA)	0
Carry forward orthodontic activity (UOA)	0
Baseline contract value	£16,722.79

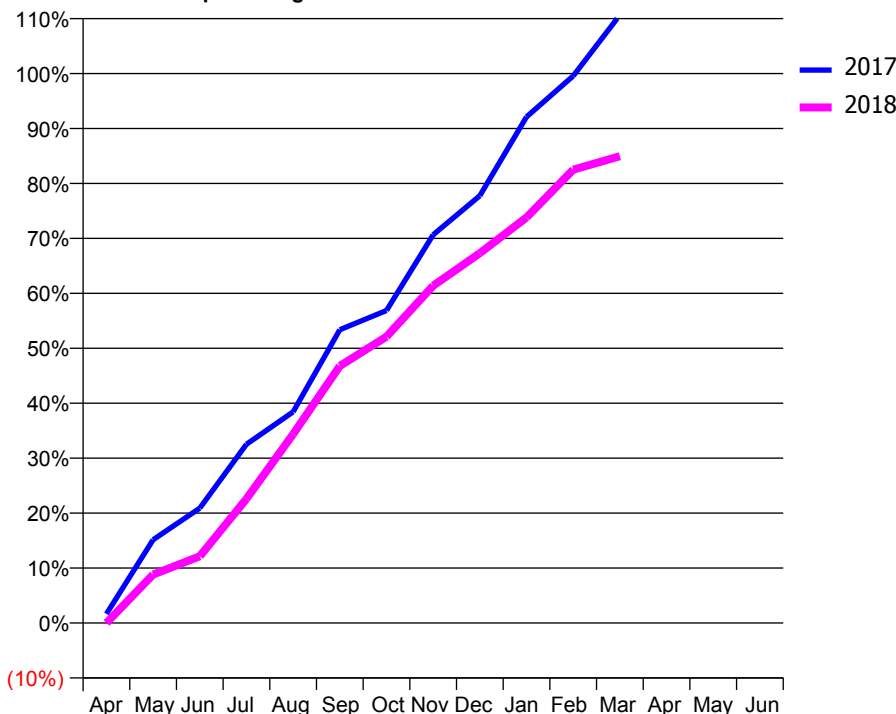
ACCESS*

Patients seen in 24 months	Total	Change since previous quarter
Quarter ending March 2017	389	
Quarter ending June 2017	385	↓
Quarter ending September 2017	383	→
Quarter ending December 2017	376	↓
Quarter ending March 2018	377	→
Variance since March 2017	(3.1%)	↓



ACTIVITY

Cumulative percentage of contracted UDA delivered 2017 & 2018



Month	Adjusted Scheduled Activity (UDA)	
	2017	2018
April	11	0
May	100	58
June	138	80
July	215	150
August	254	228
September	353	310
October	376	345
November	468	406
December	515	446
January	610	489
February	659	546
March	732	562
April	766	
May	767	
June	767	

QUALITY

	Quantity	Base Number	Contract	AT	Region	England
% of FP17s for the same patient ID Re-attending within 3 months - Children	23	422	5.5%	10.3%	11.5%	11.9%
% of FP17s for the same patient ID Re-attending within 3 months - Adults	1	26	3.8%	14.7%	15.9%	16.0%
% of FP17s for the same patient ID Re-attending between 3 & 9 months - Children	248	422	58.8%	60.5%	60.6%	58.3%
% of FP17s for the same patient ID Re-attending between 3 & 9 months - Adults	14	26	53.8%	52.0%	51.6%	50.3%
% of FP17s for Band 1 Urgent Courses	12	428	2.8%	9.8%	9.5%	9.1%
% of FP17s Relating to Free Repair or Replacements	0	428	0.0%	0.6%	0.7%	0.8%
% of FP17s Relating to Continuations	0	428	0.0%	1.1%	1.0%	1.0%
% of Patients satisfied with the dentistry they have received	0	0	N/A	91.8%	92.0%	91.5%
% of Patients satisfied with the time they had to wait for an appointment	0	0	N/A	89.0%	88.1%	87.9%

* This is based on patients treated on this contract for their most recent course of treatment. Figures in italics indicate the base number of FP17s or Patient Questionnaire responses are less than 100. N/A is shown where the base number of responses is less than 10 during the period. % is calculated as Quantity/Base number*100

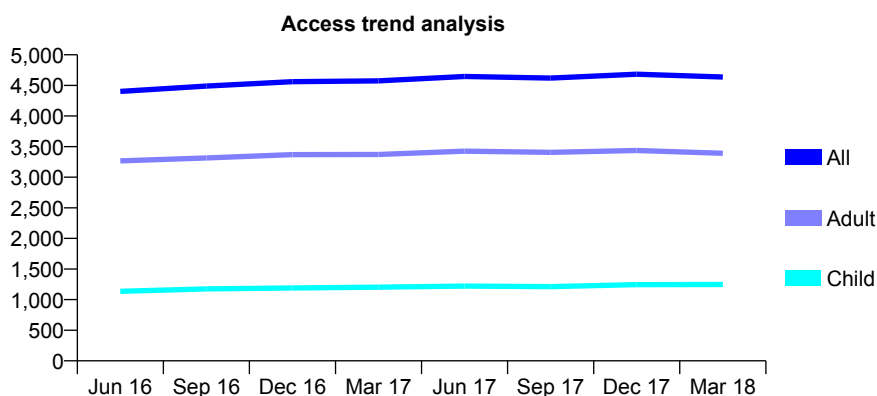
Q70 - Vital Signs At a Glance Contract Report for 650552/0001 - March 2018

Name or company name	MR NB SQUIRRELL
Contract type name	GDS Contract
Purpose of contract	General
Contract start date	01/04/2006
Contract end date	

17/18 Contracted general activity (UDA)	10,669
Carry forward general activity (UDA)	0
17/18 Contracted orthodontic activity (UOA)	0
Carry forward orthodontic activity (UOA)	0
Baseline contract value	£284,149.78

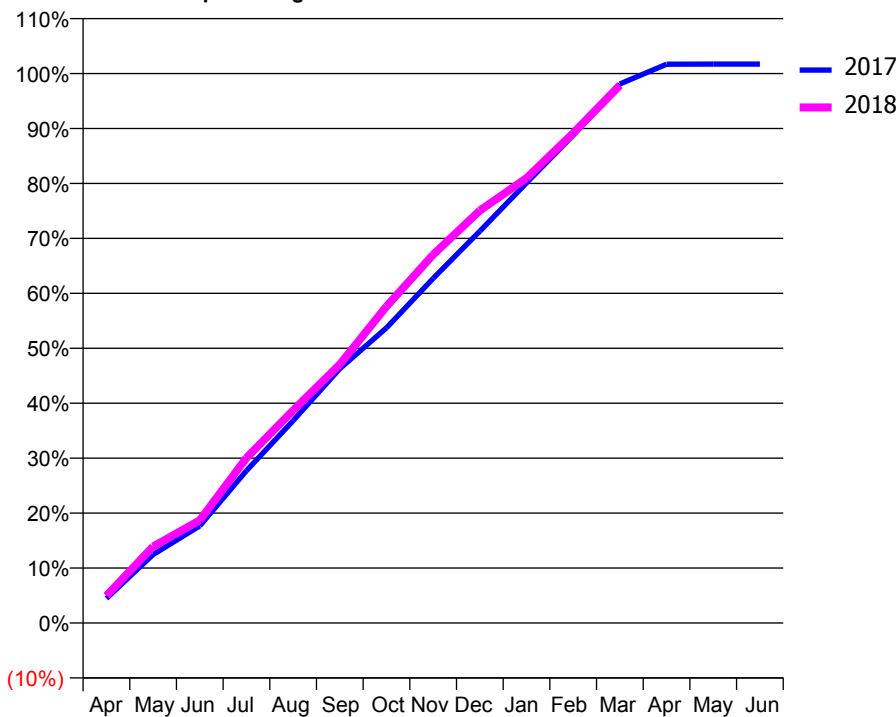
ACCESS*

Patients seen in 24 months	Total	Change since previous quarter
Quarter ending March 2017	4,574	
Quarter ending June 2017	4,646	→
Quarter ending September 2017	4,619	→
Quarter ending December 2017	4,682	→
Quarter ending March 2018	4,638	→
Variance since March 2017	1.4%	→



ACTIVITY

Cumulative percentage of contracted UDA delivered 2017 & 2018



Month	Adjusted Scheduled Activity (UDA)	
	2017	2018
April	496	530
May	1,380	1,484
June	1,958	1,994
July	3,069	3,207
August	4,076	4,129
September	5,124	5,022
October	5,947	6,148
November	6,942	7,153
December	7,893	8,010
January	8,865	8,640
February	9,827	9,511
March	10,858	10,441
April	11,256	
May	11,258	
June	11,258	

QUALITY

	Quantity	Base Number	Contract	AT	Region	England
% of FP17s for the same patient ID Re-attending within 3 months - Children	114	1,607	7.1%	10.3%	11.5%	11.9%
% of FP17s for the same patient ID Re-attending within 3 months - Adults	827	4,487	18.4%	14.7%	15.9%	16.0%
% of FP17s for the same patient ID Re-attending between 3 & 9 months - Children	786	1,607	48.9%	60.5%	60.6%	58.3%
% of FP17s for the same patient ID Re-attending between 3 & 9 months - Adults	2,002	4,487	44.6%	52.0%	51.6%	50.3%
% of FP17s for Band 1 Urgent Courses	637	5,868	10.9%	9.8%	9.5%	9.1%
% of FP17s Relating to Free Repair or Replacements	32	5,868	0.5%	0.6%	0.7%	0.8%
% of FP17s Relating to Continuations	175	5,868	3.0%	1.1%	1.0%	1.0%
% of Patients satisfied with the dentistry they have received	5	5	N/A	91.8%	92.0%	91.5%
% of Patients satisfied with the time they had to wait for an appointment	5	5	N/A	89.0%	88.1%	87.9%

* This is based on patients treated on this contract for their most recent course of treatment. Figures in italics indicate the base number of FP17s or Patient Questionnaire responses are less than 100. N/A is shown where the base number of responses is less than 10 during the period. % is calculated as Quantity/Base number*100

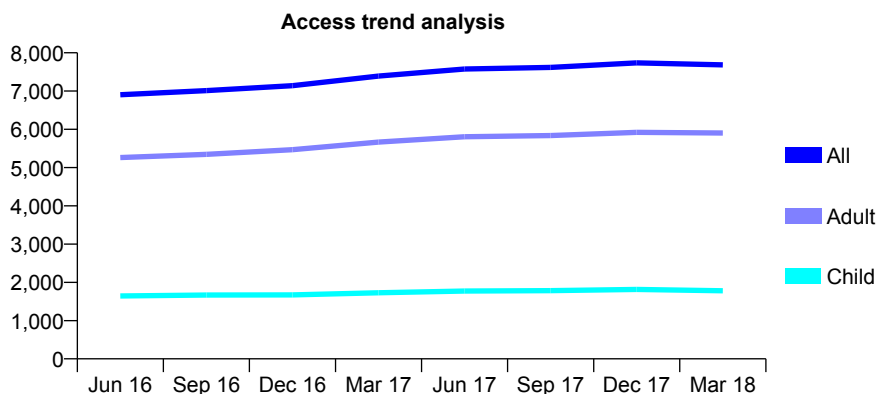
Q70 - Vital Signs At a Glance Contract Report for 651206/0001 - March 2018

Name or company name	MRS HC CADDICK
Contract type name	GDS Contract
Purpose of contract	General
Contract start date	01/04/2006
Contract end date	

17/18 Contracted general activity (UDA)	23,601
Carry forward general activity (UDA)	243
17/18 Contracted orthodontic activity (UOA)	0
Carry forward orthodontic activity (UOA)	0
Baseline contract value	£663,607.71

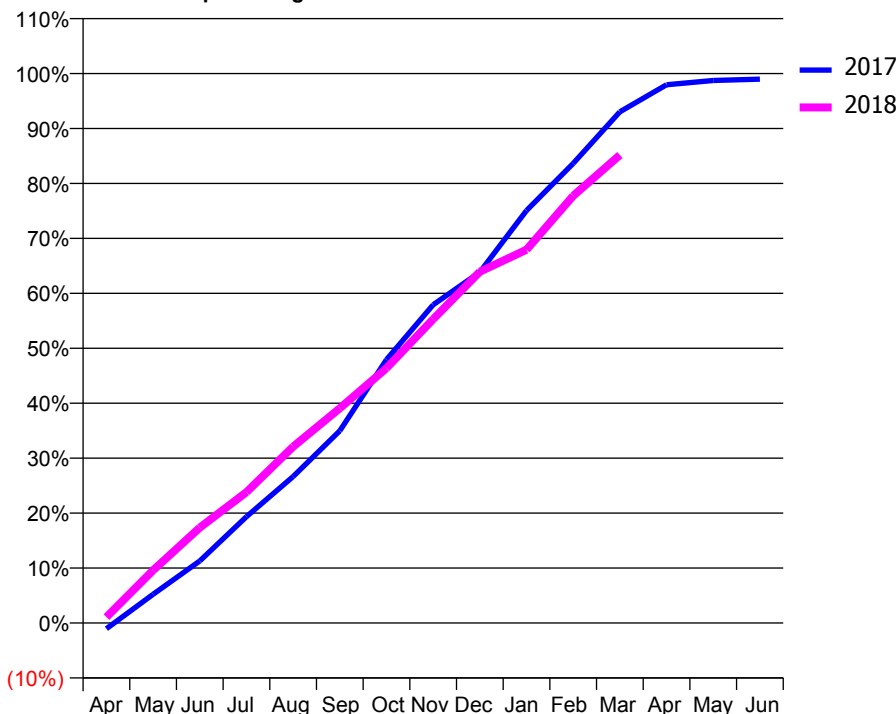
ACCESS*

Patients seen in 24 months	Total	Change since previous quarter
Quarter ending March 2017	7,392	
Quarter ending June 2017	7,576	↑
Quarter ending September 2017	7,618	→
Quarter ending December 2017	7,738	→
Quarter ending March 2018	7,683	→
Variance since March 2017	3.9%	↑



ACTIVITY

Cumulative percentage of contracted UDA delivered 2017 & 2018



Adjusted Scheduled Activity (UDA)

Month	2017	2018
April	-251	255
May	1,234	2,262
June	2,667	4,099
July	4,569	5,623
August	6,294	7,575
September	8,256	9,223
October	11,312	10,946
November	13,666	13,050
December	15,069	15,089
January	17,720	16,035
February	19,737	18,347
March	21,957	20,099
April	23,117	
May	23,299	
June	23,358	

QUALITY

	Quantity	Base Number	Contract	AT	Region	England
% of FP17s for the same patient ID Re-attending within 3 months - Children	167	2,775	6.0%	10.3%	11.5%	11.9%
% of FP17s for the same patient ID Re-attending within 3 months - Adults	1,133	8,377	13.5%	14.7%	15.9%	16.0%
% of FP17s for the same patient ID Re-attending between 3 & 9 months - Children	1,794	2,775	64.6%	60.5%	60.6%	58.3%
% of FP17s for the same patient ID Re-attending between 3 & 9 months - Adults	4,708	8,377	56.2%	52.0%	51.6%	50.3%
% of FP17s for Band 1 Urgent Courses	761	9,363	8.1%	9.8%	9.5%	9.1%
% of FP17s Relating to Free Repair or Replacements	94	9,363	1.0%	0.6%	0.7%	0.8%
% of FP17s Relating to Continuations	60	9,363	0.6%	1.1%	1.0%	1.0%
% of Patients satisfied with the dentistry they have received	5	6	N/A	91.8%	92.0%	91.5%
% of Patients satisfied with the time they had to wait for an appointment	4	6	N/A	89.0%	88.1%	87.9%

* This is based on patients treated on this contract for their most recent course of treatment. Figures in italics indicate the base number of FP17s or Patient Questionnaire responses are less than 100. N/A is shown where the base number of responses is less than 10 during the period. % is calculated as Quantity/Base number*100

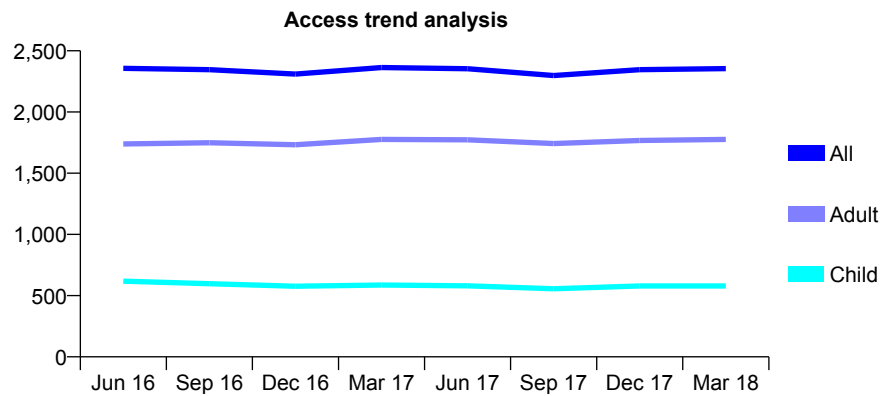
Q70 - Vital Signs At a Glance Contract Report for 657662/0001 - March 2018

Name or company name	MR AJ SHEEHAN
Contract type name	GDS Contract
Purpose of contract	General
Contract start date	01/04/2006
Contract end date	

17/18 Contracted general activity (UDA)	3,610
Carry forward general activity (UDA)	54
17/18 Contracted orthodontic activity (UOA)	0
Carry forward orthodontic activity (UOA)	0
Baseline contract value	£85,288.65

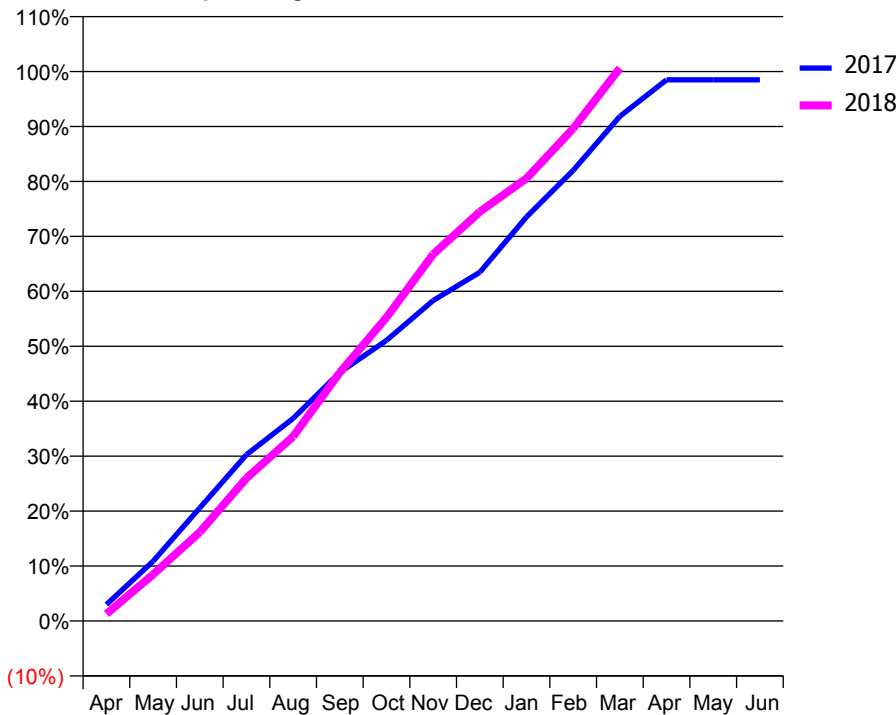
ACCESS*

Patients seen in 24 months	Total	Change since previous quarter
Quarter ending March 2017	2,363	
Quarter ending June 2017	2,353	→
Quarter ending September 2017	2,298	↓
Quarter ending December 2017	2,346	↑
Quarter ending March 2018	2,355	→
Variance since March 2017	(0.3%)	→



ACTIVITY

Cumulative percentage of contracted UDA delivered 2017 & 2018



Month	Adjusted Scheduled Activity (UDA)	
	2017	2018
April	109	47
May	393	306
June	744	584
July	1,093	939
August	1,331	1,212
September	1,633	1,633
October	1,844	1,994
November	2,106	2,410
December	2,291	2,689
January	2,655	2,908
February	2,961	3,236
March	3,316	3,633
April	3,555	
May	3,555	
June	3,555	

QUALITY

	Quantity	Base Number	Contract	AT	Region	England
% of FP17s for the same patient ID Re-attending within 3 months - Children	32	825	3.9%	10.3%	11.5%	11.9%
% of FP17s for the same patient ID Re-attending within 3 months - Adults	311	2,378	13.1%	14.7%	15.9%	16.0%
% of FP17s for the same patient ID Re-attending between 3 & 9 months - Children	480	825	58.2%	60.5%	60.6%	58.3%
% of FP17s for the same patient ID Re-attending between 3 & 9 months - Adults	1,383	2,378	58.2%	52.0%	51.6%	50.3%
% of FP17s for Band 1 Urgent Courses	48	1,984	2.4%	9.8%	9.5%	9.1%
% of FP17s Relating to Free Repair or Replacements	0	1,984	0.0%	0.6%	0.7%	0.8%
% of FP17s Relating to Continuations	42	1,984	2.1%	1.1%	1.0%	1.0%
% of Patients satisfied with the dentistry they have received	1	1	N/A	91.8%	92.0%	91.5%
% of Patients satisfied with the time they had to wait for an appointment	1	1	N/A	89.0%	88.1%	87.9%

* This is based on patients treated on this contract for their most recent course of treatment. Figures in italics indicate the base number of FP17s or Patient Questionnaire responses are less than 100. N/A is shown where the base number of responses is less than 10 during the period. % is calculated as Quantity/Base number*100

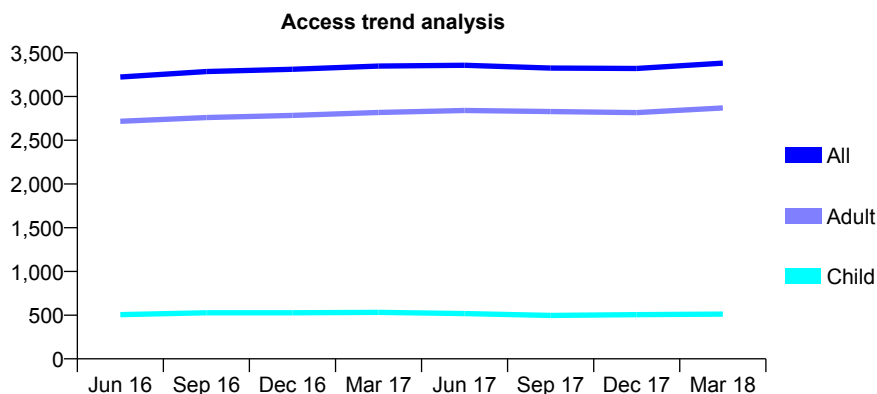
Q70 - Vital Signs At a Glance Contract Report for 659657/0001 - March 2018

Name or company name	MR TM FRADGLEY
Contract type name	GDS Contract
Purpose of contract	General
Contract start date	01/04/2006
Contract end date	

17/18 Contracted general activity (UDA)	11,037
Carry forward general activity (UDA)	0
17/18 Contracted orthodontic activity (UOA)	0
Carry forward orthodontic activity (UOA)	0
Baseline contract value	£254,223.41

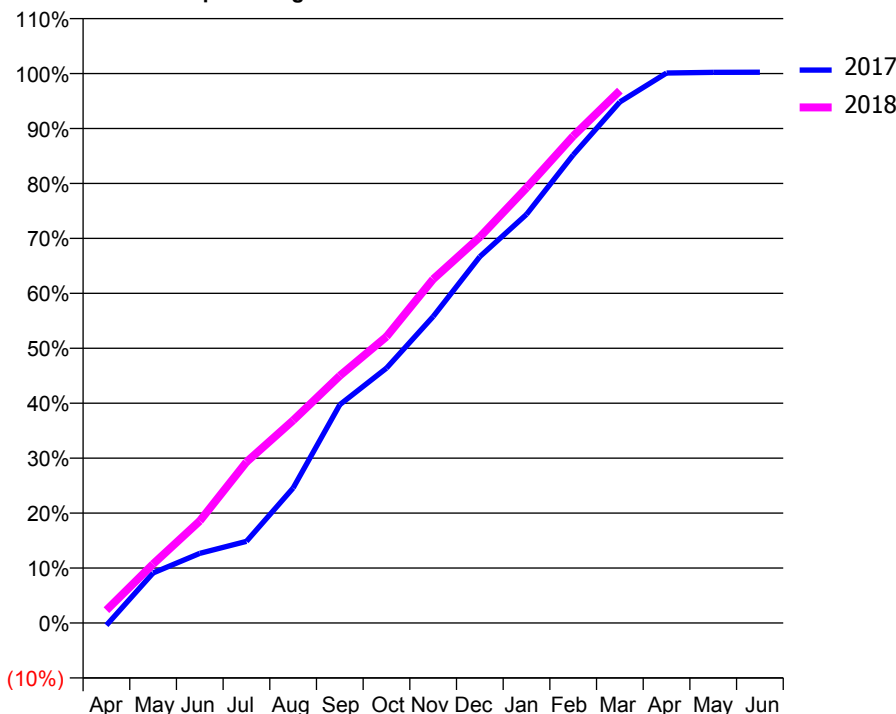
ACCESS*

Patients seen in 24 months	Total	Change since previous quarter
Quarter ending March 2017	3,349	
Quarter ending June 2017	3,358	→
Quarter ending September 2017	3,325	→
Quarter ending December 2017	3,321	→
Quarter ending March 2018	3,382	→
Variance since March 2017	1.0%	→



ACTIVITY

Cumulative percentage of contracted UDA delivered 2017 & 2018



Month	Adjusted Scheduled Activity (UDA)	
	2017	2018
April	-47	258
May	1,006	1,185
June	1,398	2,051
July	1,639	3,235
August	2,711	4,070
September	4,386	4,968
October	5,120	5,751
November	6,155	6,907
December	7,359	7,752
January	8,209	8,741
February	9,402	9,780
March	10,465	10,693
April	11,046	
May	11,060	
June	11,064	

QUALITY

	Quantity	Base Number	Contract	AT	Region	England
% of FP17s for the same patient ID Re-attending within 3 months - Children	15	563	2.7%	10.3%	11.5%	11.9%
% of FP17s for the same patient ID Re-attending within 3 months - Adults	205	3,176	6.5%	14.7%	15.9%	16.0%
% of FP17s for the same patient ID Re-attending between 3 & 9 months - Children	122	563	21.7%	60.5%	60.6%	58.3%
% of FP17s for the same patient ID Re-attending between 3 & 9 months - Adults	1,056	3,176	33.2%	52.0%	51.6%	50.3%
% of FP17s for Band 1 Urgent Courses	167	3,551	4.7%	9.8%	9.5%	9.1%
% of FP17s Relating to Free Repair or Replacements	17	3,551	0.5%	0.6%	0.7%	0.8%
% of FP17s Relating to Continuations	1	3,551	0.0%	1.1%	1.0%	1.0%
% of Patients satisfied with the dentistry they have received	9	9	N/A	91.8%	92.0%	91.5%
% of Patients satisfied with the time they had to wait for an appointment	9	9	N/A	89.0%	88.1%	87.9%

* This is based on patients treated on this contract for their most recent course of treatment. Figures in italics indicate the base number of FP17s or Patient Questionnaire responses are less than 100. N/A is shown where the base number of responses is less than 10 during the period. % is calculated as Quantity/Base number*100

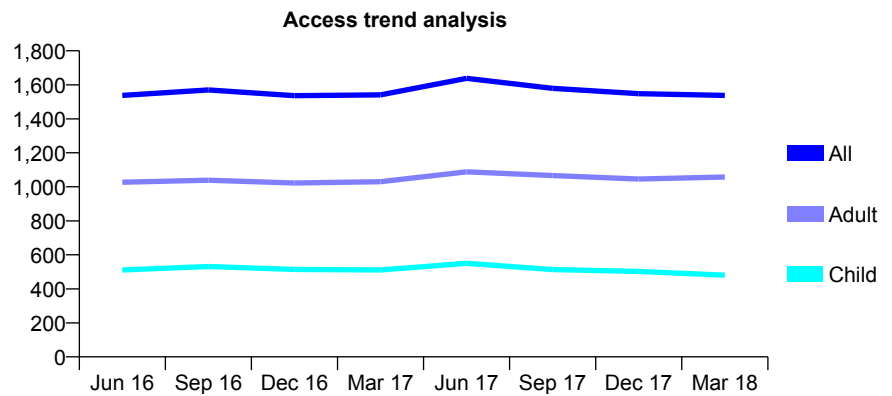
Q70 - Vital Signs At a Glance Contract Report for 674788/0001 - March 2018

Name or company name	MR AA KAMKAR-JAGHOURI
Contract type name	GDS Contract
Purpose of contract	General
Contract start date	01/04/2006
Contract end date	

17/18 Contracted general activity (UDA)	3,828
Carry forward general activity (UDA)	0
17/18 Contracted orthodontic activity (UOA)	0
Carry forward orthodontic activity (UOA)	0
Baseline contract value	£101,016.05

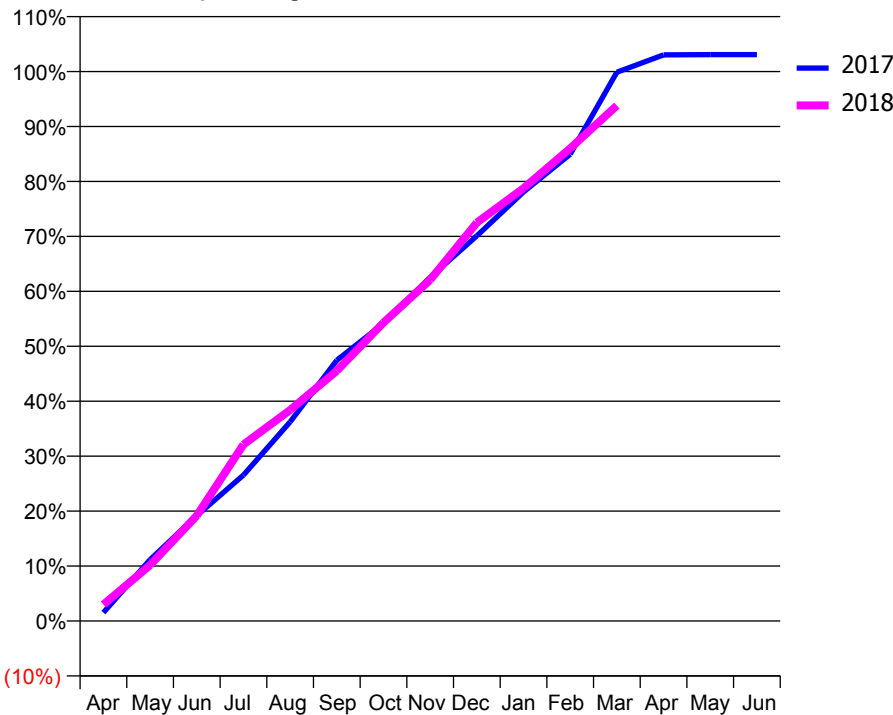
ACCESS*

Patients seen in 24 months	Total	Change since previous quarter
Quarter ending March 2017	1,541	
Quarter ending June 2017	1,638	↑
Quarter ending September 2017	1,579	↓
Quarter ending December 2017	1,548	↓
Quarter ending March 2018	1,538	→
Variance since March 2017	(0.2%)	→



ACTIVITY

Cumulative percentage of contracted UDA delivered 2017 & 2018



Month	Adjusted Scheduled Activity (UDA)	
	2017	2018
April	59	114
May	428	390
June	735	734
July	1,017	1,229
August	1,388	1,470
September	1,817	1,744
October	2,073	2,079
November	2,394	2,377
December	2,684	2,775
January	2,989	3,015
February	3,252	3,293
March	3,823	3,591
April	3,944	
May	3,946	
June	3,946	

QUALITY

	Quantity	Base Number	Contract	AT	Region	England
% of FP17s for the same patient ID Re-attending within 3 months - Children	19	729	2.6%	10.3%	11.5%	11.9%
% of FP17s for the same patient ID Re-attending within 3 months - Adults	83	1,445	5.7%	14.7%	15.9%	16.0%
% of FP17s for the same patient ID Re-attending between 3 & 9 months - Children	214	729	29.4%	60.5%	60.6%	58.3%
% of FP17s for the same patient ID Re-attending between 3 & 9 months - Adults	326	1,445	22.6%	52.0%	51.6%	50.3%
% of FP17s for Band 1 Urgent Courses	156	2,091	7.5%	9.8%	9.5%	9.1%
% of FP17s Relating to Free Repair or Replacements	1	2,091	0.0%	0.6%	0.7%	0.8%
% of FP17s Relating to Continuations	5	2,091	0.2%	1.1%	1.0%	1.0%
% of Patients satisfied with the dentistry they have received	2	2	N/A	91.8%	92.0%	91.5%
% of Patients satisfied with the time they had to wait for an appointment	2	2	N/A	89.0%	88.1%	87.9%

* This is based on patients treated on this contract for their most recent course of treatment. Figures in italics indicate the base number of FP17s or Patient Questionnaire responses are less than 100. N/A is shown where the base number of responses is less than 10 during the period. % is calculated as Quantity/Base number*100

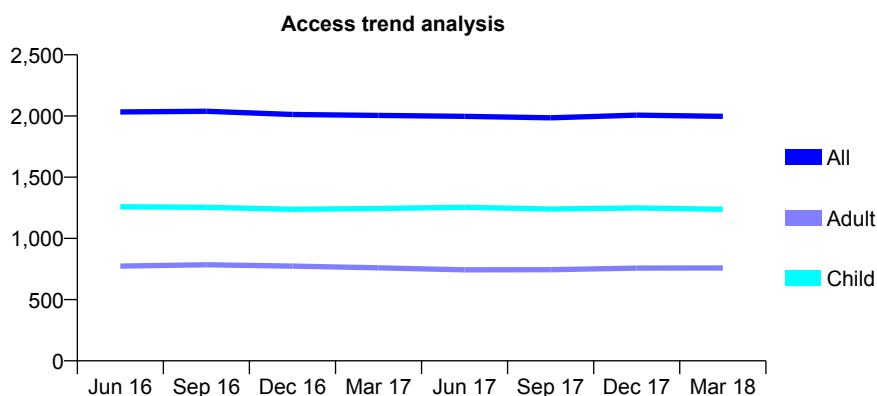
Q70 - Vital Signs At a Glance Contract Report for 675911/0001 - March 2018

Name or company name	Acorn Dental Health
Contract type name	GDS Contract
Purpose of contract	General
Contract start date	01/04/2006
Contract end date	

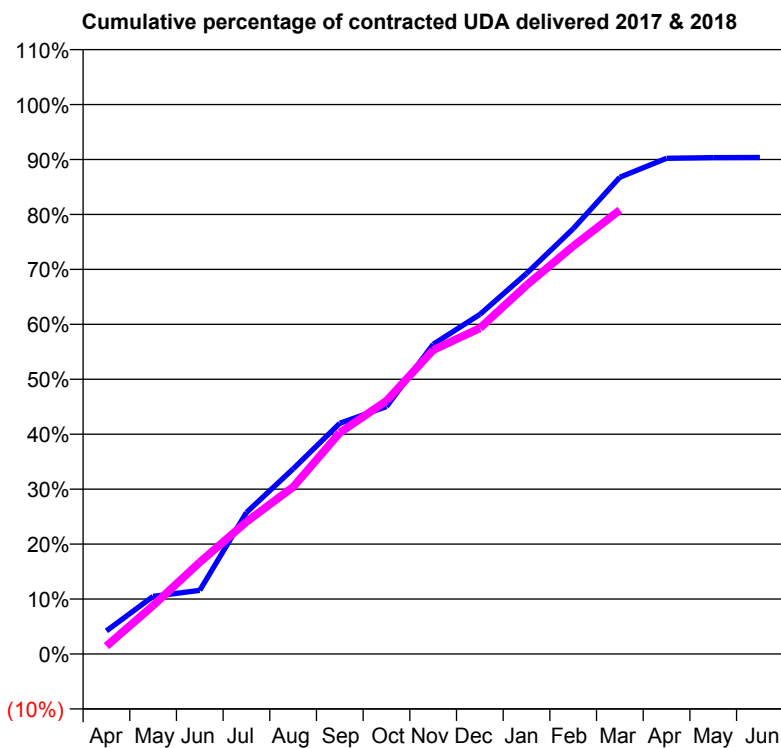
17/18 Contracted general activity (UDA)	5,400
Carry forward general activity (UDA)	0
17/18 Contracted orthodontic activity (UOA)	0
Carry forward orthodontic activity (UOA)	0
Baseline contract value	£137,884.85

ACCESS*

Patients seen in 24 months	Total	Change since previous quarter
Quarter ending March 2017	2,005	
Quarter ending June 2017	1,997	→
Quarter ending September 2017	1,985	→
Quarter ending December 2017	2,007	→
Quarter ending March 2018	1,997	→
Variance since March 2017	(0.4%)	→



ACTIVITY



Month	Adjusted Scheduled Activity (UDA)	
	2017	2018
April	228	78
May	566	476
June	626	903
July	1,391	1,299
August	1,820	1,641
September	2,267	2,175
October	2,432	2,487
November	3,043	2,987
December	3,337	3,202
January	3,739	3,624
February	4,180	4,008
March	4,685	4,363
April	4,872	
May	4,878	
June	4,879	

QUALITY

	Quantity	Base Number	Contract	AT	Region	England
% of FP17s for the same patient ID Re-attending within 3 months - Children	110	2,190	5.0%	10.3%	11.5%	11.9%
% of FP17s for the same patient ID Re-attending within 3 months - Adults	109	993	11.0%	14.7%	15.9%	16.0%
% of FP17s for the same patient ID Re-attending between 3 & 9 months - Children	1,630	2,190	74.4%	60.5%	60.6%	58.3%
% of FP17s for the same patient ID Re-attending between 3 & 9 months - Adults	680	993	68.5%	52.0%	51.6%	50.3%
% of FP17s for Band 1 Urgent Courses	150	3,066	4.9%	9.8%	9.5%	9.1%
% of FP17s Relating to Free Repair or Replacements	6	3,066	0.2%	0.6%	0.7%	0.8%
% of FP17s Relating to Continuations	3	3,066	0.1%	1.1%	1.0%	1.0%
% of Patients satisfied with the dentistry they have received	2	2	N/A	91.8%	92.0%	91.5%
% of Patients satisfied with the time they had to wait for an appointment	2	2	N/A	89.0%	88.1%	87.9%

* This is based on patients treated on this contract for their most recent course of treatment. Figures in italics indicate the base number of FP17s or Patient Questionnaire responses are less than 100. N/A is shown where the base number of responses is less than 10 during the period. % is calculated as Quantity/Base number*100

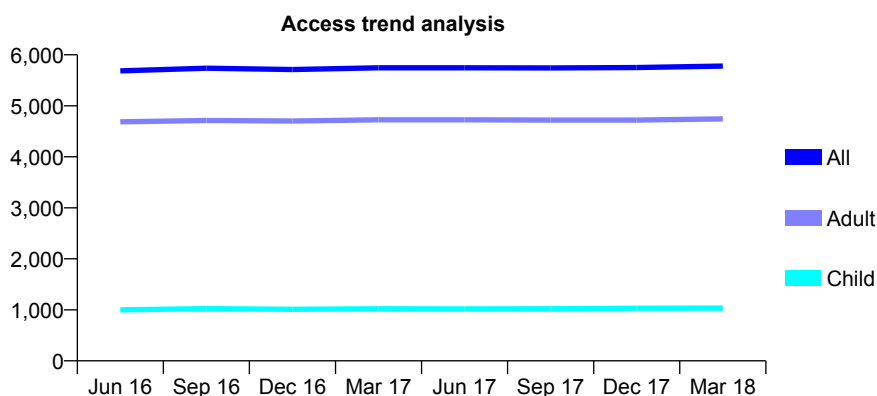
Q70 - Vital Signs At a Glance Contract Report for 677140/0001 - March 2018

Name or company name	MR RG CARNALL
Contract type name	GDS Contract
Purpose of contract	General
Contract start date	01/04/2006
Contract end date	

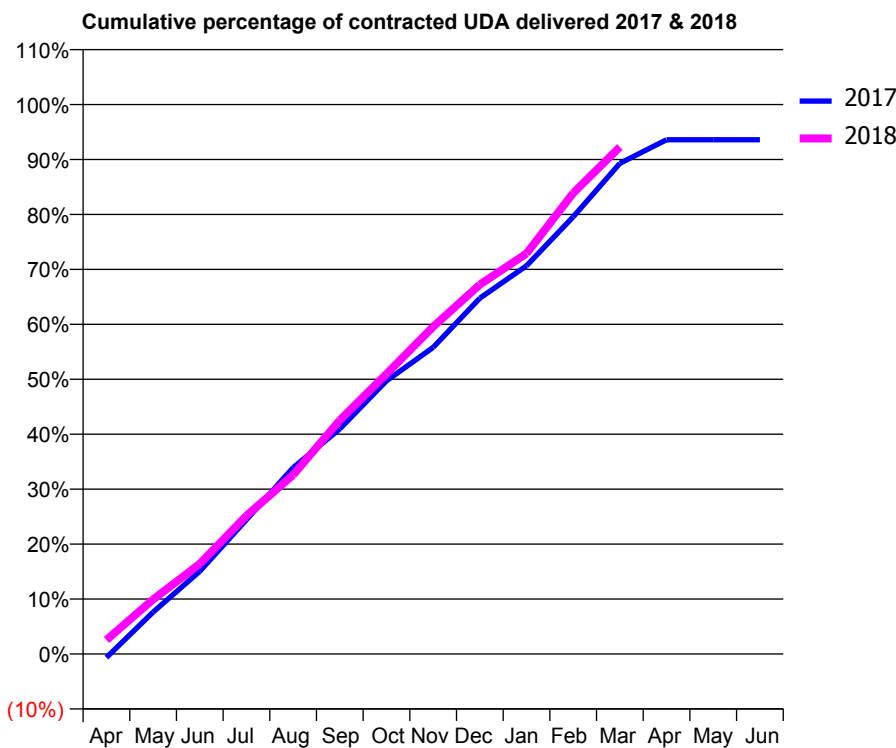
17/18 Contracted general activity (UDA)	17,500
Carry forward general activity (UDA)	0
17/18 Contracted orthodontic activity (UOA)	0
Carry forward orthodontic activity (UOA)	0
Baseline contract value	£381,675.68

ACCESS*

Patients seen in 24 months	Total	Change since previous quarter
Quarter ending March 2017	5,746	
Quarter ending June 2017	5,744	→
Quarter ending September 2017	5,743	→
Quarter ending December 2017	5,751	→
Quarter ending March 2018	5,779	→
Variance since March 2017	0.6%	→



ACTIVITY



Month	Adjusted Scheduled Activity (UDA)	
	2017	2018
April	-118	449
May	1,336	1,738
June	2,636	2,871
July	4,278	4,405
August	5,936	5,706
September	7,170	7,446
October	8,700	8,921
November	9,766	10,422
December	11,332	11,766
January	12,365	12,757
February	13,922	14,679
March	15,626	16,146
April	16,376	
May	16,377	
June	16,377	

QUALITY

	Quantity	Base Number	Contract	AT	Region	England
% of FP17s for the same patient ID Re-attending within 3 months - Children	94	1,519	6.2%	10.3%	11.5%	11.9%
% of FP17s for the same patient ID Re-attending within 3 months - Adults	1,177	7,547	15.6%	14.7%	15.9%	16.0%
% of FP17s for the same patient ID Re-attending between 3 & 9 months - Children	938	1,519	61.8%	60.5%	60.6%	58.3%
% of FP17s for the same patient ID Re-attending between 3 & 9 months - Adults	4,584	7,547	60.7%	52.0%	51.6%	50.3%
% of FP17s for Band 1 Urgent Courses	525	8,701	6.0%	9.8%	9.5%	9.1%
% of FP17s Relating to Free Repair or Replacements	101	8,701	1.2%	0.6%	0.7%	0.8%
% of FP17s Relating to Continuations	256	8,701	2.9%	1.1%	1.0%	1.0%
% of Patients satisfied with the dentistry they have received	3	4	N/A	91.8%	92.0%	91.5%
% of Patients satisfied with the time they had to wait for an appointment	2	4	N/A	89.0%	88.1%	87.9%

* This is based on patients treated on this contract for their most recent course of treatment. Figures in italics indicate the base number of FP17s or Patient Questionnaire responses are less than 100. N/A is shown where the base number of responses is less than 10 during the period. % is calculated as Quantity/Base number*100

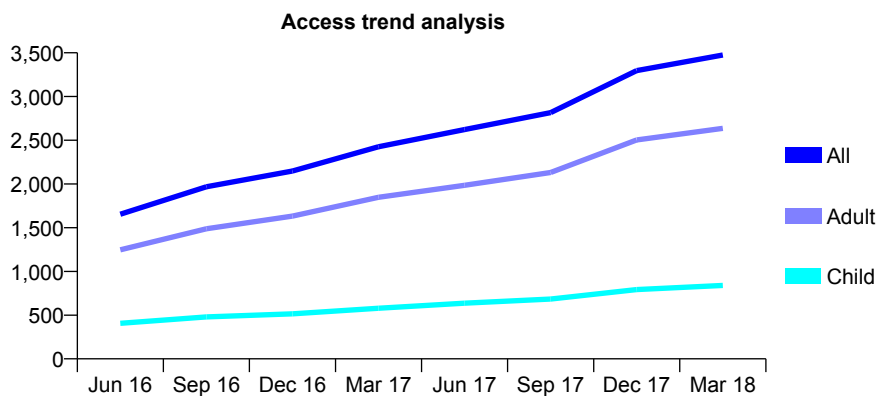
Q70 - Vital Signs At a Glance Contract Report for 688053/0001 - March 2018

Name or company name	Burgess Road Dental Practice
Contract type name	GDS Contract
Purpose of contract	General
Contract start date	01/04/2006
Contract end date	

17/18 Contracted general activity (UDA)	6,168
Carry forward general activity (UDA)	0
17/18 Contracted orthodontic activity (UOA)	0
Carry forward orthodontic activity (UOA)	0
Baseline contract value	£189,796.31

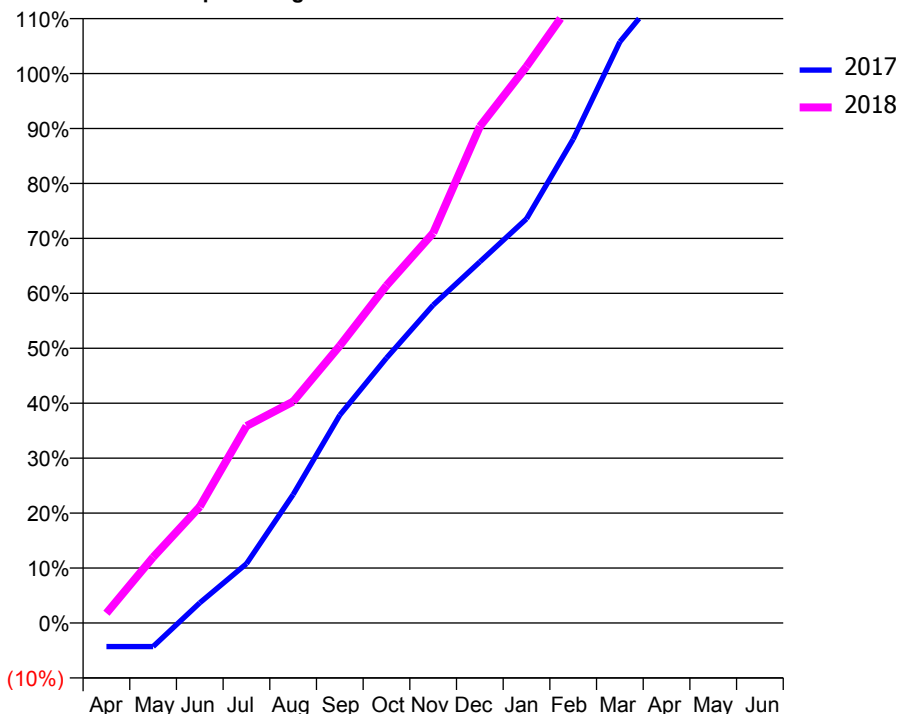
ACCESS*

Patients seen in 24 months	Total	Change since previous quarter
Quarter ending March 2017	2,426	
Quarter ending June 2017	2,622	↑
Quarter ending September 2017	2,816	↑
Quarter ending December 2017	3,296	↑
Quarter ending March 2018	3,475	↑
Variance since March 2017	43.2%	↑



ACTIVITY

Cumulative percentage of contracted UDA delivered 2017 & 2018



Month	Adjusted Scheduled Activity (UDA)	
	2017	2018
April	-265	110
May	-265	738
June	227	1,306
July	665	2,211
August	1,442	2,485
September	2,335	3,112
October	2,975	3,788
November	3,569	4,377
December	4,054	5,573
January	4,537	6,246
February	5,432	6,986
March	6,524	7,760
April	7,156	
May	7,159	
June	7,159	

QUALITY

	Quantity	Base Number	Contract	AT	Region	England
% of FP17s for the same patient ID Re-attending within 3 months - Children	50	920	5.4%	10.3%	11.5%	11.9%
% of FP17s for the same patient ID Re-attending within 3 months - Adults	253	2,548	9.9%	14.7%	15.9%	16.0%
% of FP17s for the same patient ID Re-attending between 3 & 9 months - Children	311	920	33.8%	60.5%	60.6%	58.3%
% of FP17s for the same patient ID Re-attending between 3 & 9 months - Adults	811	2,548	31.8%	52.0%	51.6%	50.3%
% of FP17s for Band 1 Urgent Courses	349	3,288	10.6%	9.8%	9.5%	9.1%
% of FP17s Relating to Free Repair or Replacements	5	3,288	0.2%	0.6%	0.7%	0.8%
% of FP17s Relating to Continuations	20	3,288	0.6%	1.1%	1.0%	1.0%
% of Patients satisfied with the dentistry they have received	0	0	N/A	91.8%	92.0%	91.5%
% of Patients satisfied with the time they had to wait for an appointment	0	0	N/A	89.0%	88.1%	87.9%

* This is based on patients treated on this contract for their most recent course of treatment. Figures in italics indicate the base number of FP17s or Patient Questionnaire responses are less than 100. N/A is shown where the base number of responses is less than 10 during the period. % is calculated as Quantity/Base number*100

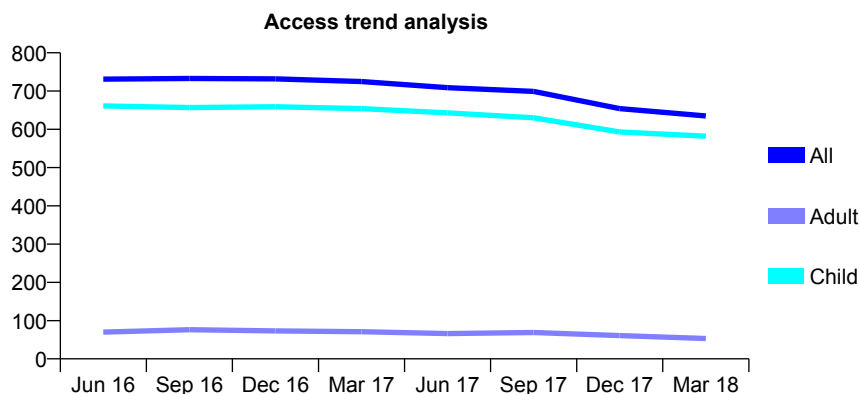
Q70 - Vital Signs At a Glance Contract Report for 732001/0001 - March 2018

Name or company name	Mrs S Johnsen
Contract type name	GDS Contract
Purpose of contract	General
Contract start date	01/04/2006
Contract end date	

17/18 Contracted general activity (UDA)	1,400
Carry forward general activity (UDA)	0
17/18 Contracted orthodontic activity (UOA)	0
Carry forward orthodontic activity (UOA)	0
Baseline contract value	£36,826.14

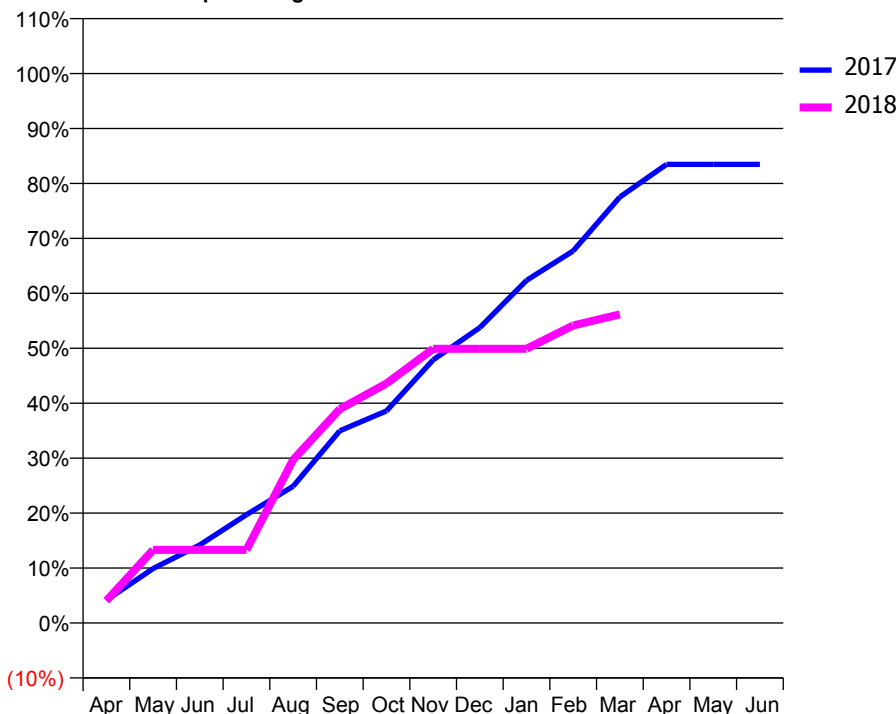
ACCESS*

Patients seen in 24 months	Total	Change since previous quarter
Quarter ending March 2017	725	
Quarter ending June 2017	709	↓
Quarter ending September 2017	699	↓
Quarter ending December 2017	654	↓
Quarter ending March 2018	635	↓
Variance since March 2017	(12.4%)	↓



ACTIVITY

Cumulative percentage of contracted UDA delivered 2017 & 2018



Adjusted Scheduled Activity (UDA)

Month	2017	2018
April	58	57
May	139	186
June	199	186
July	276	186
August	348	416
September	490	545
October	540	610
November	670	699
December	753	699
January	873	699
February	948	758
March	1,085	786
April	1,169	
May	1,169	
June	1,169	

QUALITY

	Quantity	Base Number	Contract	AT	Region	England
% of FP17s for the same patient ID Re-attending within 3 months - Children	43	783	5.5%	10.3%	11.5%	11.9%
% of FP17s for the same patient ID Re-attending within 3 months - Adults	0	2	0.0%	14.7%	15.9%	16.0%
% of FP17s for the same patient ID Re-attending between 3 & 9 months - Children	595	783	76.0%	60.5%	60.6%	58.3%
% of FP17s for the same patient ID Re-attending between 3 & 9 months - Adults	2	2	100.0%	52.0%	51.6%	50.3%
% of FP17s for Band 1 Urgent Courses	17	721	2.4%	9.8%	9.5%	9.1%
% of FP17s Relating to Free Repair or Replacements	0	721	0.0%	0.6%	0.7%	0.8%
% of FP17s Relating to Continuations	0	721	0.0%	1.1%	1.0%	1.0%
% of Patients satisfied with the dentistry they have received	1	1	N/A	91.8%	92.0%	91.5%
% of Patients satisfied with the time they had to wait for an appointment	1	1	N/A	89.0%	88.1%	87.9%

* This is based on patients treated on this contract for their most recent course of treatment. Figures in italics indicate the base number of FP17s or Patient Questionnaire responses are less than 100. N/A is shown where the base number of responses is less than 10 during the period. % is calculated as Quantity/Base number*100

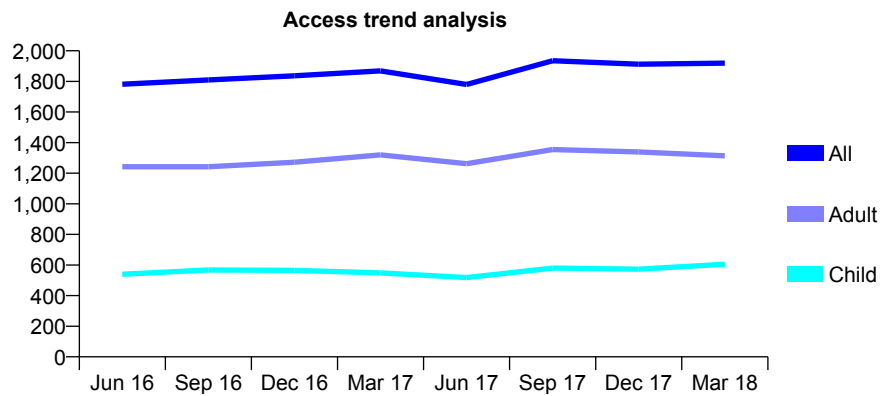
Q70 - Vital Signs At a Glance Contract Report for 735914/0001 - March 2018

Name or company name	MR MR HOLLEY
Contract type name	GDS Contract
Purpose of contract	General
Contract start date	01/04/2006
Contract end date	

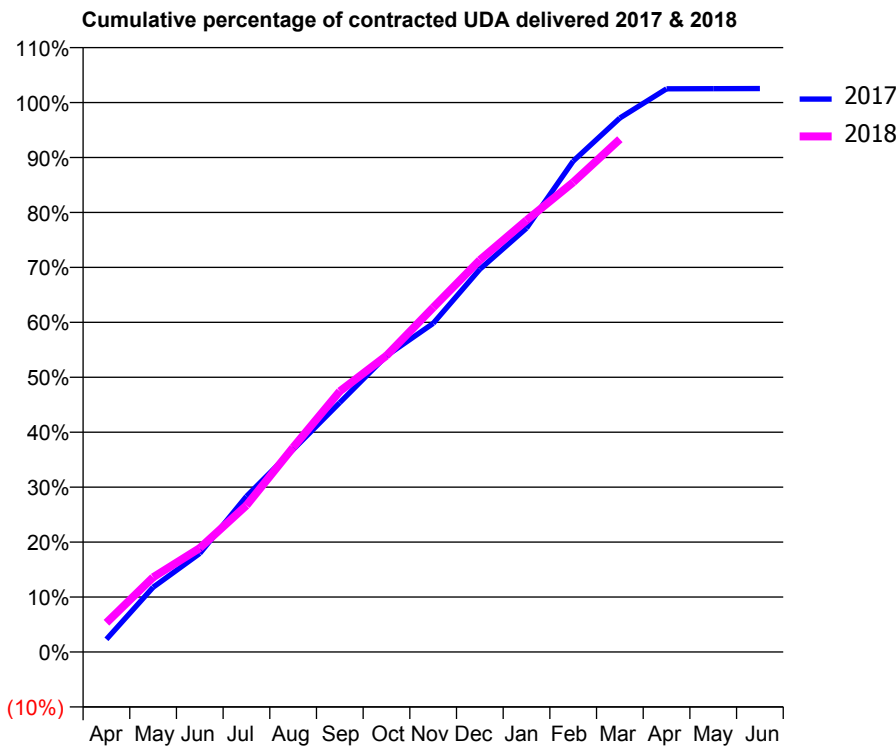
17/18 Contracted general activity (UDA)	4,745
Carry forward general activity (UDA)	0
17/18 Contracted orthodontic activity (UOA)	0
Carry forward orthodontic activity (UOA)	0
Baseline contract value	£119,987.63

ACCESS*

Patients seen in 24 months	Total	Change since previous quarter
Quarter ending March 2017	1,869	
Quarter ending June 2017	1,780	↓
Quarter ending September 2017	1,935	↑
Quarter ending December 2017	1,912	↓
Quarter ending March 2018	1,919	→
Variance since March 2017	2.7%	↑



ACTIVITY



Month	Adjusted Scheduled Activity (UDA)	
	2017	2018
April	110	253
May	560	645
June	852	898
July	1,345	1,266
August	1,749	1,767
September	2,154	2,252
October	2,558	2,559
November	2,838	2,974
December	3,305	3,385
January	3,660	3,728
February	4,239	4,057
March	4,612	4,427
April	4,863	
May	4,864	
June	4,865	

QUALITY

	Quantity	Base Number	Contract	AT	Region	England
% of FP17s for the same patient ID Re-attending within 3 months - Children	22	851	2.6%	10.3%	11.5%	11.9%
% of FP17s for the same patient ID Re-attending within 3 months - Adults	107	1,784	6.0%	14.7%	15.9%	16.0%
% of FP17s for the same patient ID Re-attending between 3 & 9 months - Children	281	851	33.0%	60.5%	60.6%	58.3%
% of FP17s for the same patient ID Re-attending between 3 & 9 months - Adults	570	1,784	32.0%	52.0%	51.6%	50.3%
% of FP17s for Band 1 Urgent Courses	137	2,494	5.5%	9.8%	9.5%	9.1%
% of FP17s Relating to Free Repair or Replacements	6	2,494	0.2%	0.6%	0.7%	0.8%
% of FP17s Relating to Continuations	3	2,494	0.1%	1.1%	1.0%	1.0%
% of Patients satisfied with the dentistry they have received	0	0	N/A	91.8%	92.0%	91.5%
% of Patients satisfied with the time they had to wait for an appointment	0	0	N/A	89.0%	88.1%	87.9%

* This is based on patients treated on this contract for their most recent course of treatment. Figures in italics indicate the base number of FP17s or Patient Questionnaire responses are less than 100. N/A is shown where the base number of responses is less than 10 during the period. % is calculated as Quantity/Base number*100

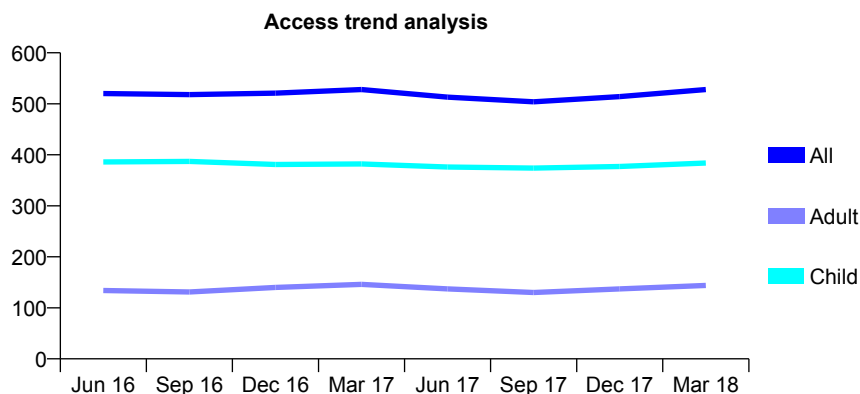
Q70 - Vital Signs At a Glance Contract Report for 737615/0001 - March 2018

Name or company name	Forest Lodge Dental Practice
Contract type name	GDS Contract
Purpose of contract	General
Contract start date	01/04/2006
Contract end date	

17/18 Contracted general activity (UDA)	1,275
Carry forward general activity (UDA)	0
17/18 Contracted orthodontic activity (UOA)	0
Carry forward orthodontic activity (UOA)	0
Baseline contract value	£32,603.60

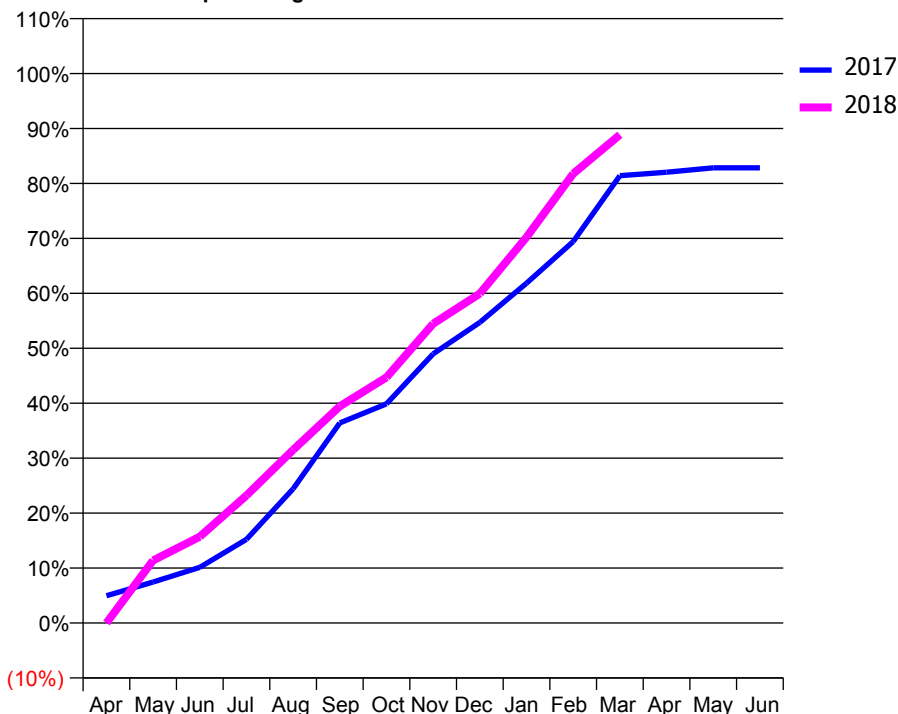
ACCESS*

Patients seen in 24 months	Total	Change since previous quarter
Quarter ending March 2017	528	
Quarter ending June 2017	513	↓
Quarter ending September 2017	504	↓
Quarter ending December 2017	514	→
Quarter ending March 2018	528	↑
Variance since March 2017	0.0%	→



ACTIVITY

Cumulative percentage of contracted UDA delivered 2017 & 2018



Month	Adjusted Scheduled Activity (UDA)	
	2017	2018
April	63	0
May	95	145
June	129	200
July	194	296
August	311	402
September	464	503
October	508	570
November	624	694
December	697	764
January	789	895
February	885	1,042
March	1,038	1,133
April	1,046	
May	1,056	
June	1,056	

QUALITY

	Quantity	Base Number	Contract	AT	Region	England
% of FP17s for the same patient ID Re-attending within 3 months - Children	46	656	7.0%	10.3%	11.5%	11.9%
% of FP17s for the same patient ID Re-attending within 3 months - Adults	22	158	13.9%	14.7%	15.9%	16.0%
% of FP17s for the same patient ID Re-attending between 3 & 9 months - Children	445	656	67.8%	60.5%	60.6%	58.3%
% of FP17s for the same patient ID Re-attending between 3 & 9 months - Adults	95	158	60.1%	52.0%	51.6%	50.3%
% of FP17s for Band 1 Urgent Courses	14	802	1.7%	9.8%	9.5%	9.1%
% of FP17s Relating to Free Repair or Replacements	0	802	0.0%	0.6%	0.7%	0.8%
% of FP17s Relating to Continuations	0	802	0.0%	1.1%	1.0%	1.0%
% of Patients satisfied with the dentistry they have received	1	1	N/A	91.8%	92.0%	91.5%
% of Patients satisfied with the time they had to wait for an appointment	1	1	N/A	89.0%	88.1%	87.9%

* This is based on patients treated on this contract for their most recent course of treatment. Figures in italics indicate the base number of FP17s or Patient Questionnaire responses are less than 100. N/A is shown where the base number of responses is less than 10 during the period. % is calculated as Quantity/Base number*100

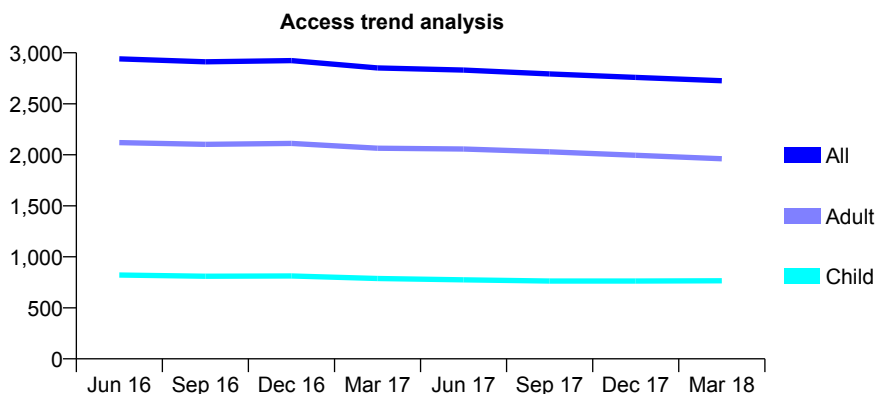
Q70 - Vital Signs At a Glance Contract Report for 739391/0001 - March 2018

Name or company name	MR T SEAGAN
Contract type name	GDS Contract
Purpose of contract	General
Contract start date	01/04/2006
Contract end date	

17/18 Contracted general activity (UDA)	2,920
Carry forward general activity (UDA)	0
17/18 Contracted orthodontic activity (UOA)	0
Carry forward orthodontic activity (UOA)	0
Baseline contract value	£78,321.22

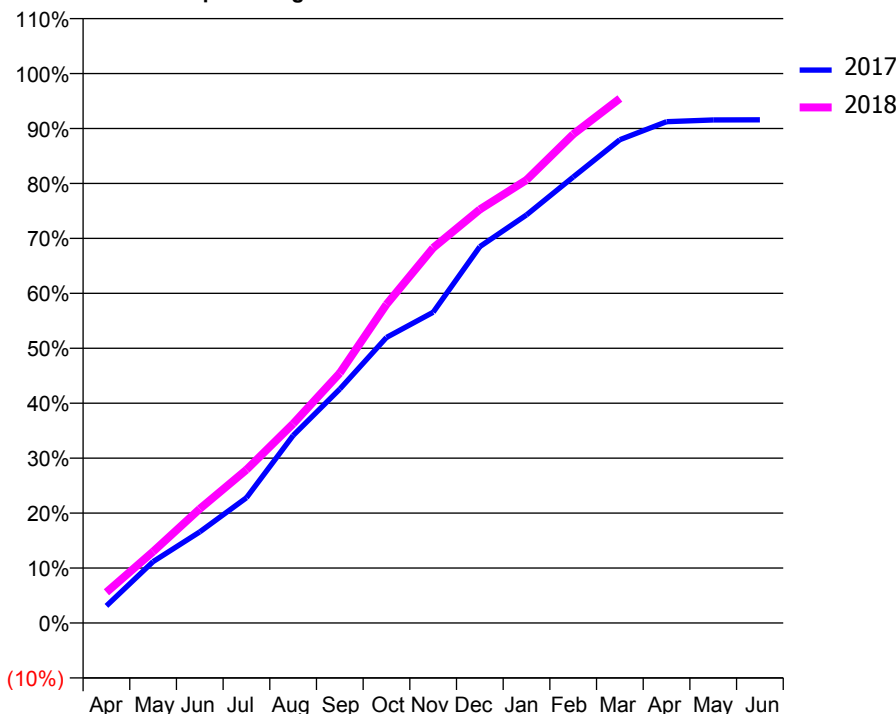
ACCESS*

Patients seen in 24 months	Total	Change since previous quarter
Quarter ending March 2017	2,852	
Quarter ending June 2017	2,831	→
Quarter ending September 2017	2,793	↓
Quarter ending December 2017	2,759	↓
Quarter ending March 2018	2,726	↓
Variance since March 2017	(4.4%)	↓



ACTIVITY

Cumulative percentage of contracted UDA delivered 2017 & 2018



Month	Adjusted Scheduled Activity (UDA)	
	2017	2018
April	165	163
May	593	379
June	881	607
July	1,210	815
August	1,812	1,059
September	2,261	1,328
October	2,759	1,693
November	3,002	1,994
December	3,636	2,198
January	3,943	2,354
February	4,309	2,597
March	4,670	2,787
April	4,844	
May	4,860	
June	4,861	

QUALITY

	Quantity	Base Number	Contract	AT	Region	England
% of FP17s for the same patient ID Re-attending within 3 months - Children	60	724	8.3%	10.3%	11.5%	11.9%
% of FP17s for the same patient ID Re-attending within 3 months - Adults	273	1,776	15.4%	14.7%	15.9%	16.0%
% of FP17s for the same patient ID Re-attending between 3 & 9 months - Children	269	724	37.2%	60.5%	60.6%	58.3%
% of FP17s for the same patient ID Re-attending between 3 & 9 months - Adults	643	1,776	36.2%	52.0%	51.6%	50.3%
% of FP17s for Band 1 Urgent Courses	181	1,501	12.1%	9.8%	9.5%	9.1%
% of FP17s Relating to Free Repair or Replacements	4	1,501	0.3%	0.6%	0.7%	0.8%
% of FP17s Relating to Continuations	11	1,501	0.7%	1.1%	1.0%	1.0%
% of Patients satisfied with the dentistry they have received	2	2	N/A	91.8%	92.0%	91.5%
% of Patients satisfied with the time they had to wait for an appointment	1	2	N/A	89.0%	88.1%	87.9%

* This is based on patients treated on this contract for their most recent course of treatment. Figures in italics indicate the base number of FP17s or Patient Questionnaire responses are less than 100. N/A is shown where the base number of responses is less than 10 during the period. % is calculated as Quantity/Base number*100

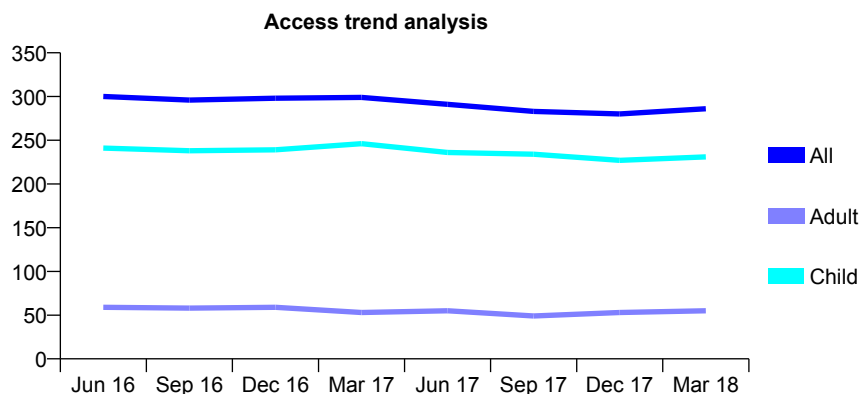
Q70 - Vital Signs At a Glance Contract Report for 739901/0001 - March 2018

Name or company name	MR PD THORNHILL
Contract type name	GDS Contract
Purpose of contract	General
Contract start date	01/04/2006
Contract end date	

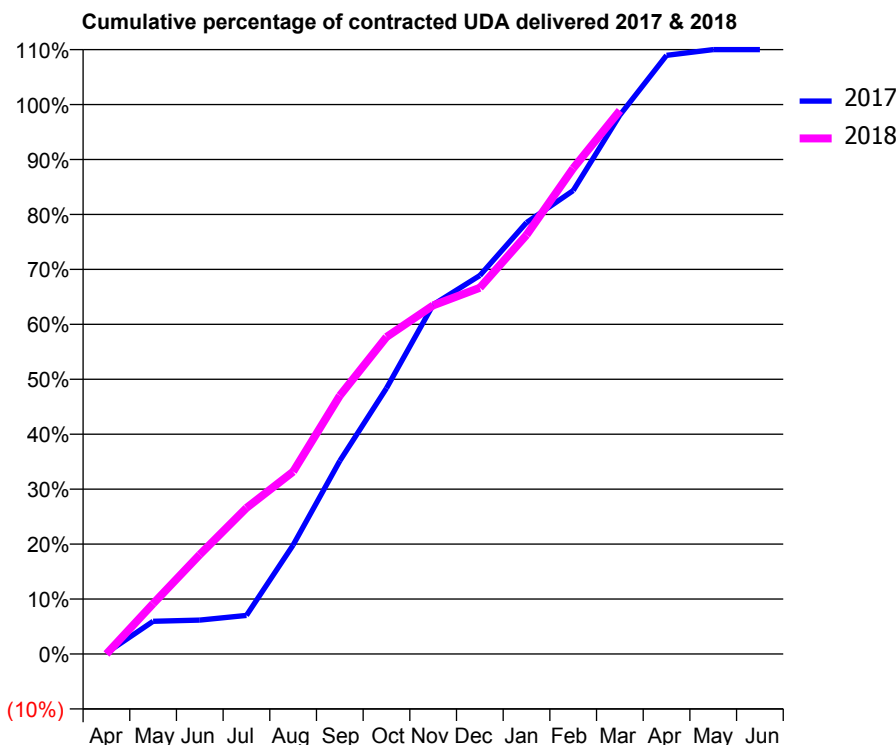
17/18 Contracted general activity (UDA)	470
Carry forward general activity (UDA)	0
17/18 Contracted orthodontic activity (UOA)	0
Carry forward orthodontic activity (UOA)	0
Baseline contract value	£11,093.40

ACCESS*

Patients seen in 24 months	Total	Change since previous quarter
Quarter ending March 2017	299	
Quarter ending June 2017	291	↓
Quarter ending September 2017	283	↓
Quarter ending December 2017	280	↓
Quarter ending March 2018	286	↑
Variance since March 2017	(4.3%)	↓



ACTIVITY



Month	Adjusted Scheduled Activity (UDA)	
	2017	2018
April	1	0
May	28	43
June	29	85
July	33	125
August	93	156
September	165	221
October	227	271
November	299	298
December	324	313
January	369	358
February	396	415
March	461	465
April	512	
May	517	
June	517	

QUALITY

	Quantity	Base Number	Contract	AT	Region	England
% of FP17s for the same patient ID Re-attending within 3 months - Children	11	400	2.8%	10.3%	11.5%	11.9%
% of FP17s for the same patient ID Re-attending within 3 months - Adults	2	36	5.6%	14.7%	15.9%	16.0%
% of FP17s for the same patient ID Re-attending between 3 & 9 months - Children	281	400	70.3%	60.5%	60.6%	58.3%
% of FP17s for the same patient ID Re-attending between 3 & 9 months - Adults	23	36	63.9%	52.0%	51.6%	50.3%
% of FP17s for Band 1 Urgent Courses	9	386	2.3%	9.8%	9.5%	9.1%
% of FP17s Relating to Free Repair or Replacements	0	386	0.0%	0.6%	0.7%	0.8%
% of FP17s Relating to Continuations	0	386	0.0%	1.1%	1.0%	1.0%
% of Patients satisfied with the dentistry they have received	0	0	N/A	91.8%	92.0%	91.5%
% of Patients satisfied with the time they had to wait for an appointment	0	0	N/A	89.0%	88.1%	87.9%

* This is based on patients treated on this contract for their most recent course of treatment. Figures in italics indicate the base number of FP17s or Patient Questionnaire responses are less than 100. N/A is shown where the base number of responses is less than 10 during the period. % is calculated as Quantity/Base number*100

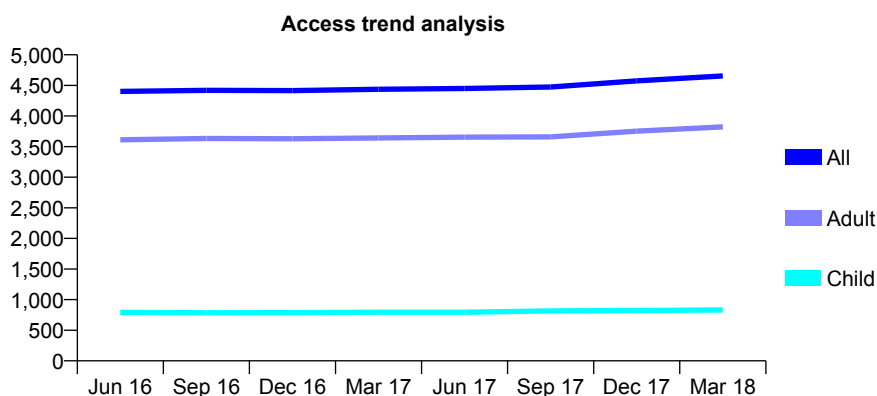
Q70 - Vital Signs At a Glance Contract Report for 741833/0001 - March 2018

Name or company name	Eastleigh Dental Surgery Partnership
Contract type name	GDS Contract
Purpose of contract	General
Contract start date	01/04/2006
Contract end date	

17/18 Contracted general activity (UDA)	12,000
Carry forward general activity (UDA)	177
17/18 Contracted orthodontic activity (UOA)	0
Carry forward orthodontic activity (UOA)	0
Baseline contract value	£341,863.16

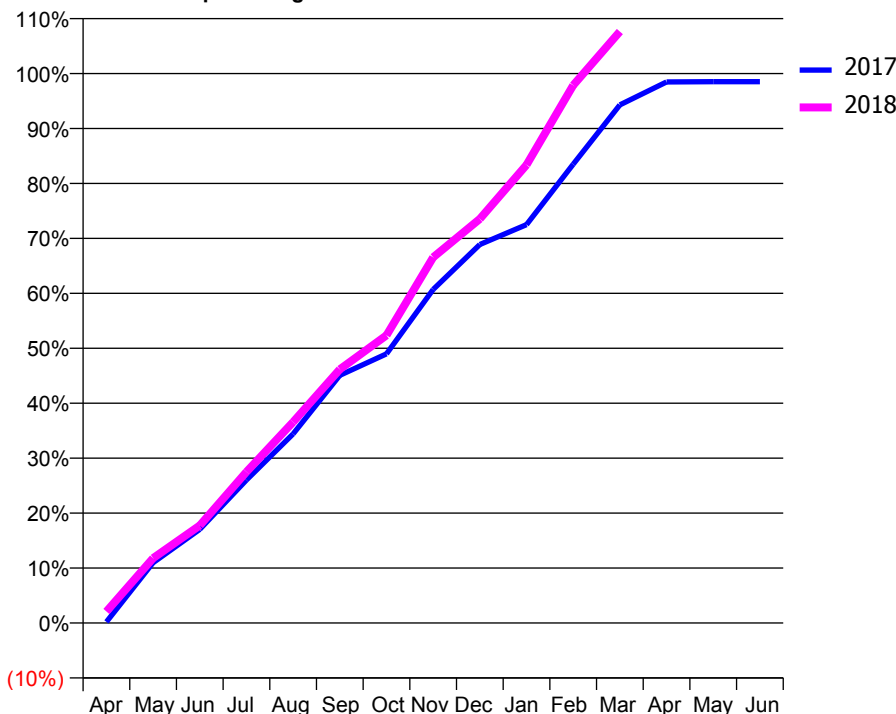
ACCESS*

Patients seen in 24 months	Total	Change since previous quarter
Quarter ending March 2017	4,436	
Quarter ending June 2017	4,449	→
Quarter ending September 2017	4,473	→
Quarter ending December 2017	4,575	↑
Quarter ending March 2018	4,654	→
Variance since March 2017	4.9%	↑



ACTIVITY

Cumulative percentage of contracted UDA delivered 2017 & 2018



Month	Adjusted Scheduled Activity (UDA)	
	2017	2018
April	23	251
May	1,317	1,417
June	2,046	2,131
July	3,122	3,302
August	4,130	4,390
September	5,409	5,539
October	5,879	6,282
November	7,283	7,987
December	8,267	8,825
January	8,700	10,004
February	10,020	11,744
March	11,314	12,916
April	11,814	
May	11,821	
June	11,822	

QUALITY

	Quantity	Base Number	Contract	AT	Region	England
% of FP17s for the same patient ID Re-attending within 3 months - Children	86	1,323	6.5%	10.3%	11.5%	11.9%
% of FP17s for the same patient ID Re-attending within 3 months - Adults	1,049	6,221	16.9%	14.7%	15.9%	16.0%
% of FP17s for the same patient ID Re-attending between 3 & 9 months - Children	861	1,323	65.1%	60.5%	60.6%	58.3%
% of FP17s for the same patient ID Re-attending between 3 & 9 months - Adults	3,882	6,221	62.4%	52.0%	51.6%	50.3%
% of FP17s for Band 1 Urgent Courses	855	7,224	11.8%	9.8%	9.5%	9.1%
% of FP17s Relating to Free Repair or Replacements	103	7,224	1.4%	0.6%	0.7%	0.8%
% of FP17s Relating to Continuations	54	7,224	0.7%	1.1%	1.0%	1.0%
% of Patients satisfied with the dentistry they have received	14	17	82.4%	91.8%	92.0%	91.5%
% of Patients satisfied with the time they had to wait for an appointment	15	17	88.2%	89.0%	88.1%	87.9%

* This is based on patients treated on this contract for their most recent course of treatment. Figures in italics indicate the base number of FP17s or Patient Questionnaire responses are less than 100. N/A is shown where the base number of responses is less than 10 during the period. % is calculated as Quantity/Base number*100

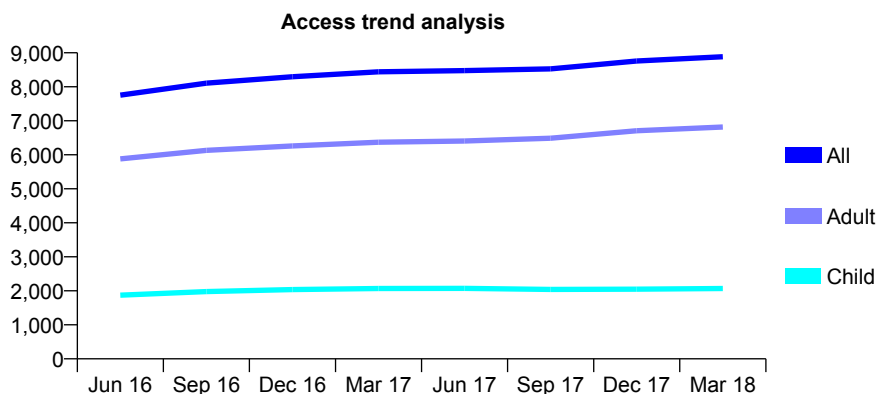
Q70 - Vital Signs At a Glance Contract Report for 750026/0001 - March 2018

Name or company name	Royal Terrace Dental Practice
Contract type name	GDS Contract
Purpose of contract	General
Contract start date	01/04/2006
Contract end date	

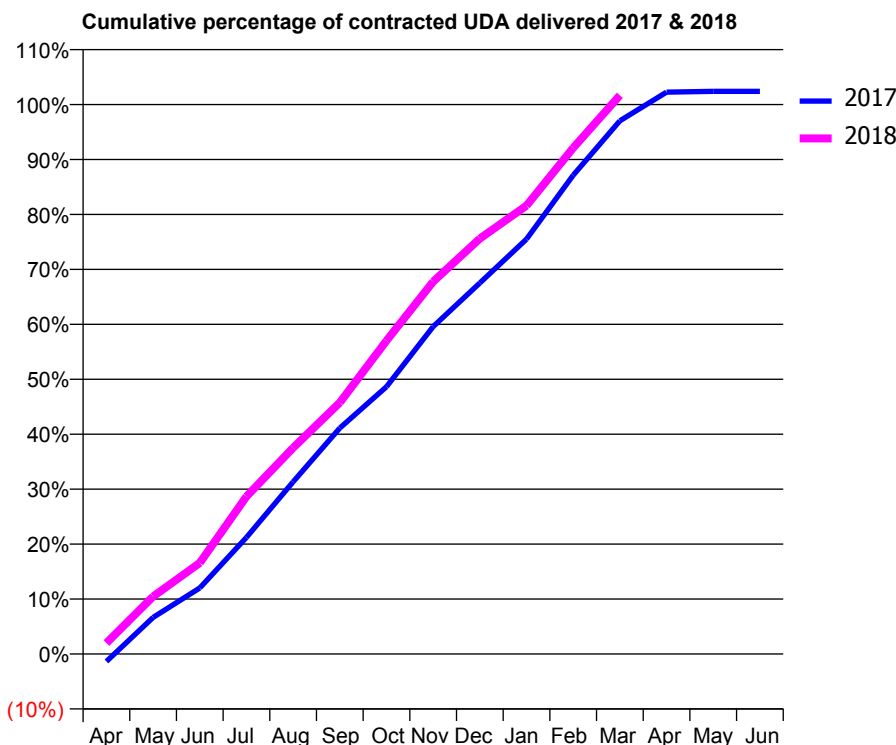
17/18 Contracted general activity (UDA)	16,700
Carry forward general activity (UDA)	0
17/18 Contracted orthodontic activity (UOA)	0
Carry forward orthodontic activity (UOA)	0
Baseline contract value	£446,266.86

ACCESS*

Patients seen in 24 months	Total	Change since previous quarter
Quarter ending March 2017	8,440	
Quarter ending June 2017	8,478	→
Quarter ending September 2017	8,529	→
Quarter ending December 2017	8,759	↑
Quarter ending March 2018	8,885	→
Variance since March 2017	5.3%	↑



ACTIVITY



Month	Adjusted Scheduled Activity (UDA)	
	2017	2018
April	-229	336
May	1,112	1,749
June	2,010	2,770
July	3,542	4,789
August	5,233	6,268
September	6,867	7,640
October	8,125	9,521
November	9,950	11,318
December	11,275	12,627
January	12,608	13,627
February	14,552	15,380
March	16,206	16,979
April	17,074	
May	17,099	
June	17,101	

QUALITY

	Quantity	Base Number	Contract	AT	Region	England
% of FP17s for the same patient ID Re-attending within 3 months - Children	78	2,151	3.6%	10.3%	11.5%	11.9%
% of FP17s for the same patient ID Re-attending within 3 months - Adults	1,103	7,307	15.1%	14.7%	15.9%	16.0%
% of FP17s for the same patient ID Re-attending between 3 & 9 months - Children	695	2,151	32.3%	60.5%	60.6%	58.3%
% of FP17s for the same patient ID Re-attending between 3 & 9 months - Adults	1,915	7,307	26.2%	52.0%	51.6%	50.3%
% of FP17s for Band 1 Urgent Courses	1,094	9,005	12.1%	9.8%	9.5%	9.1%
% of FP17s Relating to Free Repair or Replacements	83	9,005	0.9%	0.6%	0.7%	0.8%
% of FP17s Relating to Continuations	36	9,005	0.4%	1.1%	1.0%	1.0%
% of Patients satisfied with the dentistry they have received	9	12	75.0%	91.8%	92.0%	91.5%
% of Patients satisfied with the time they had to wait for an appointment	11	12	91.7%	89.0%	88.1%	87.9%

* This is based on patients treated on this contract for their most recent course of treatment. Figures in italics indicate the base number of FP17s or Patient Questionnaire responses are less than 100. N/A is shown where the base number of responses is less than 10 during the period. % is calculated as Quantity/Base number*100

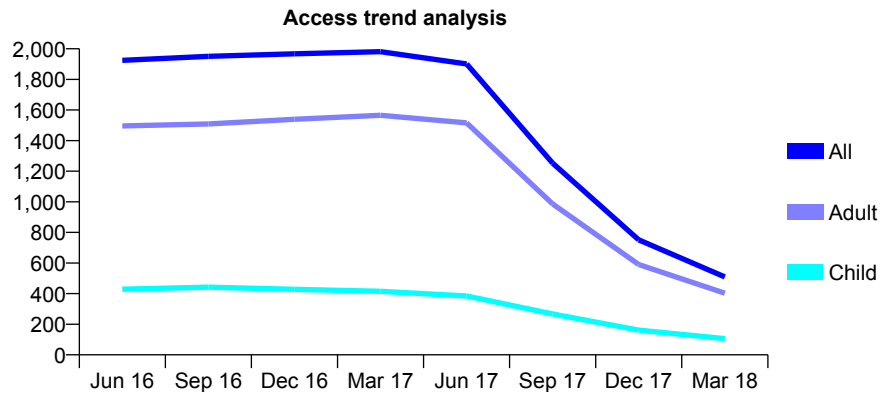
Q70 - Vital Signs At a Glance Contract Report for 753939/0001 - March 2018

Name or company name	Stanford Road Dental Practice Partnership
Contract type name	GDS Contract
Purpose of contract	General
Contract start date	01/04/2006
Contract end date	31/05/2017

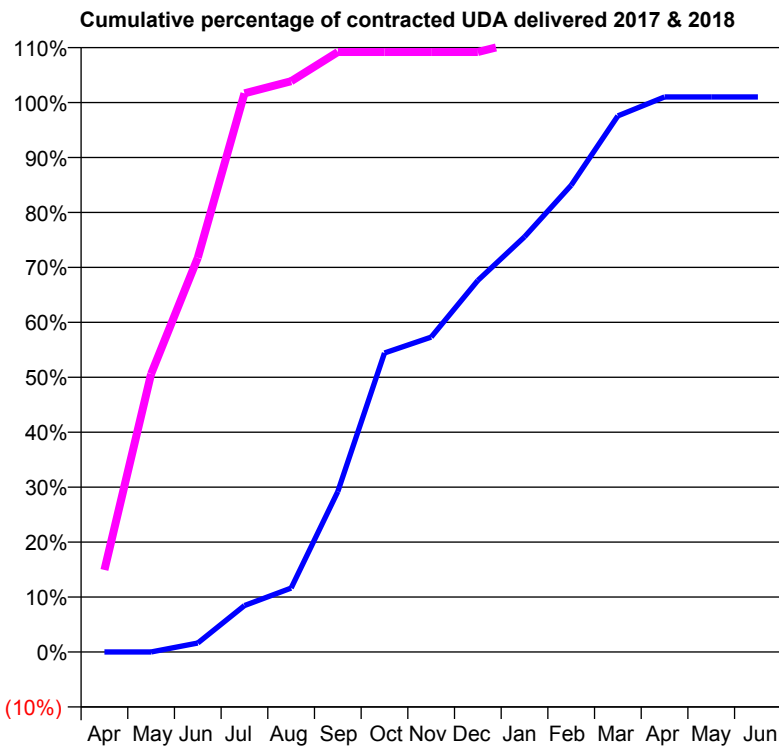
17/18 Contracted general activity (UDA)	1,144
Carry forward general activity (UDA)	0
17/18 Contracted orthodontic activity (UOA)	0
Carry forward orthodontic activity (UOA)	0
Baseline contract value	£36,371.93

ACCESS*

Patients seen in 24 months	Total	Change since previous quarter
Quarter ending March 2017	1,981	
Quarter ending June 2017	1,901	↓
Quarter ending September 2017	1,253	↓
Quarter ending December 2017	752	↓
Quarter ending March 2018	509	↓
Variance since March 2017	(74.3%)	↓



ACTIVITY



Month	Adjusted Scheduled Activity (UDA)	
	2017	2018
April	0	171
May	1	579
June	112	821
July	581	1,163
August	798	1,188
September	2,005	1,249
October	3,736	1,249
November	3,935	1,249
December	4,643	1,249
January	5,187	1,273
February	5,832	1,273
March	6,698	1,273
April	6,936	
May	6,936	
June	6,936	

QUALITY

	Quantity	Base Number	Contract	AT	Region	England
% of FP17s for the same patient ID Re-attending within 3 months - Children	4	125	3.2%	10.3%	11.5%	11.9%
% of FP17s for the same patient ID Re-attending within 3 months - Adults	30	426	7.0%	14.7%	15.9%	16.0%
% of FP17s for the same patient ID Re-attending between 3 & 9 months - Children	62	125	49.6%	60.5%	60.6%	58.3%
% of FP17s for the same patient ID Re-attending between 3 & 9 months - Adults	232	426	54.5%	52.0%	51.6%	50.3%
% of FP17s for Band 1 Urgent Courses	21	481	4.4%	9.8%	9.5%	9.1%
% of FP17s Relating to Free Repair or Replacements	0	481	0.0%	0.6%	0.7%	0.8%
% of FP17s Relating to Continuations	2	481	0.4%	1.1%	1.0%	1.0%
% of Patients satisfied with the dentistry they have received	1	1	N/A	91.8%	92.0%	91.5%
% of Patients satisfied with the time they had to wait for an appointment	1	1	N/A	89.0%	88.1%	87.9%

* This is based on patients treated on this contract for their most recent course of treatment. Figures in italics indicate the base number of FP17s or Patient Questionnaire responses are less than 100. N/A is shown where the base number of responses is less than 10 during the period. % is calculated as Quantity/Base number*100

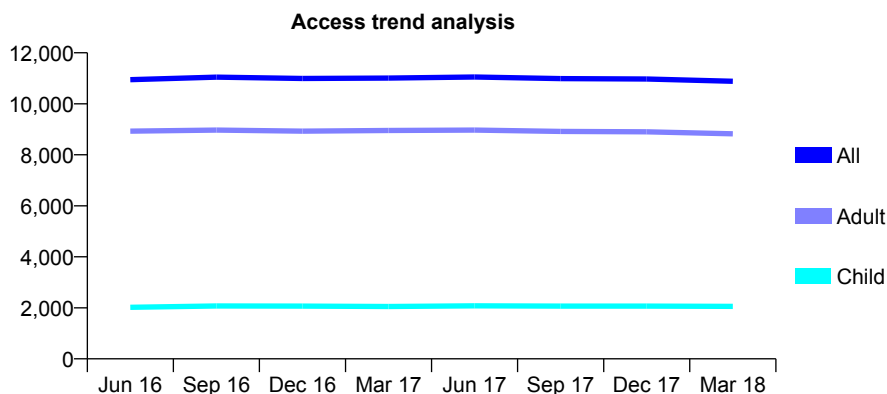
Q70 - Vital Signs At a Glance Contract Report for 755648/0001 - March 2018

Name or company name	MR SM SHILLAKER
Contract type name	GDS Contract
Purpose of contract	General
Contract start date	01/04/2006
Contract end date	

17/18 Contracted general activity (UDA)	29,000
Carry forward general activity (UDA)	0
17/18 Contracted orthodontic activity (UOA)	0
Carry forward orthodontic activity (UOA)	0
Baseline contract value	£753,034.97

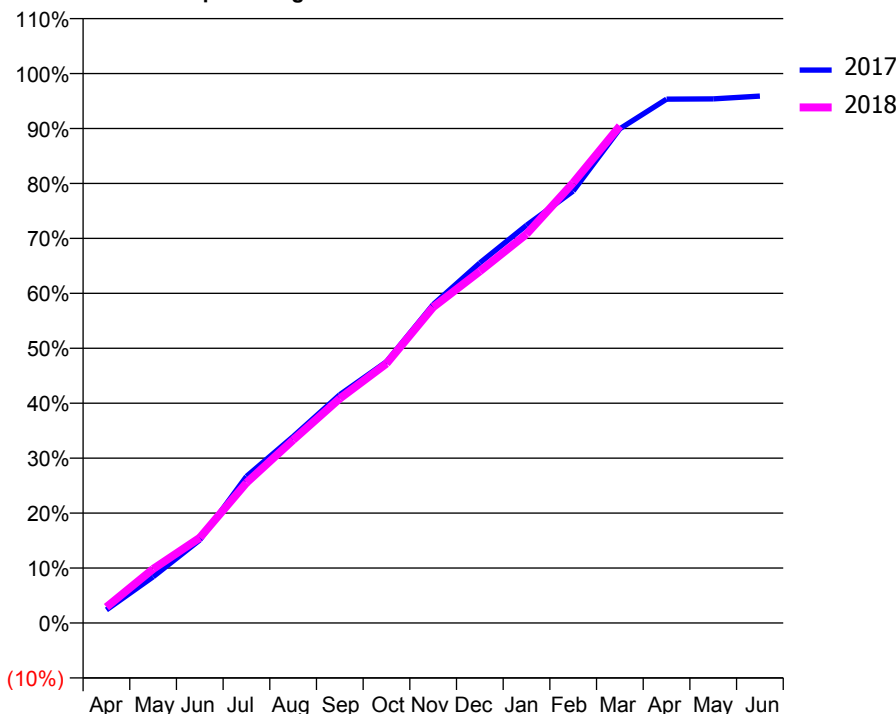
ACCESS*

Patients seen in 24 months	Total	Change since previous quarter
Quarter ending March 2017	11,008	
Quarter ending June 2017	11,052	→
Quarter ending September 2017	10,987	→
Quarter ending December 2017	10,971	→
Quarter ending March 2018	10,886	→
Variance since March 2017	(1.1%)	↓



ACTIVITY

Cumulative percentage of contracted UDA delivered 2017 & 2018



Month	Adjusted Scheduled Activity (UDA)	
	2017	2018
April	703	838
May	2,479	2,851
June	4,455	4,497
July	7,875	7,397
August	10,014	9,658
September	12,265	11,851
October	14,035	13,688
November	17,106	16,670
December	19,340	18,560
January	21,358	20,523
February	23,199	23,237
March	26,546	26,233
April	28,131	
May	28,150	
June	28,301	

QUALITY

	Quantity	Base Number	Contract	AT	Region	England
% of FP17s for the same patient ID Re-attending within 3 months - Children	197	3,328	5.9%	10.3%	11.5%	11.9%
% of FP17s for the same patient ID Re-attending within 3 months - Adults	1,644	12,834	12.8%	14.7%	15.9%	16.0%
% of FP17s for the same patient ID Re-attending between 3 & 9 months - Children	2,251	3,328	67.6%	60.5%	60.6%	58.3%
% of FP17s for the same patient ID Re-attending between 3 & 9 months - Adults	6,733	12,834	52.5%	52.0%	51.6%	50.3%
% of FP17s for Band 1 Urgent Courses	1,256	14,488	8.7%	9.8%	9.5%	9.1%
% of FP17s Relating to Free Repair or Replacements	91	14,488	0.6%	0.6%	0.7%	0.8%
% of FP17s Relating to Continuations	149	14,488	1.0%	1.1%	1.0%	1.0%
% of Patients satisfied with the dentistry they have received	12	14	85.7%	91.8%	92.0%	91.5%
% of Patients satisfied with the time they had to wait for an appointment	12	14	85.7%	89.0%	88.1%	87.9%

* This is based on patients treated on this contract for their most recent course of treatment. Figures in italics indicate the base number of FP17s or Patient Questionnaire responses are less than 100. N/A is shown where the base number of responses is less than 10 during the period. % is calculated as Quantity/Base number*100

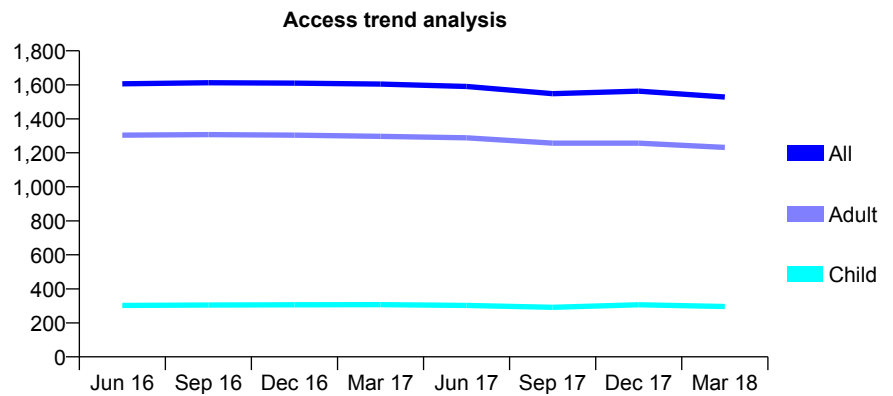
Q70 - Vital Signs At a Glance Contract Report for 765201/0001 - March 2018

Name or company name	MR A SHENYAN
Contract type name	GDS Contract
Purpose of contract	General
Contract start date	01/04/2006
Contract end date	

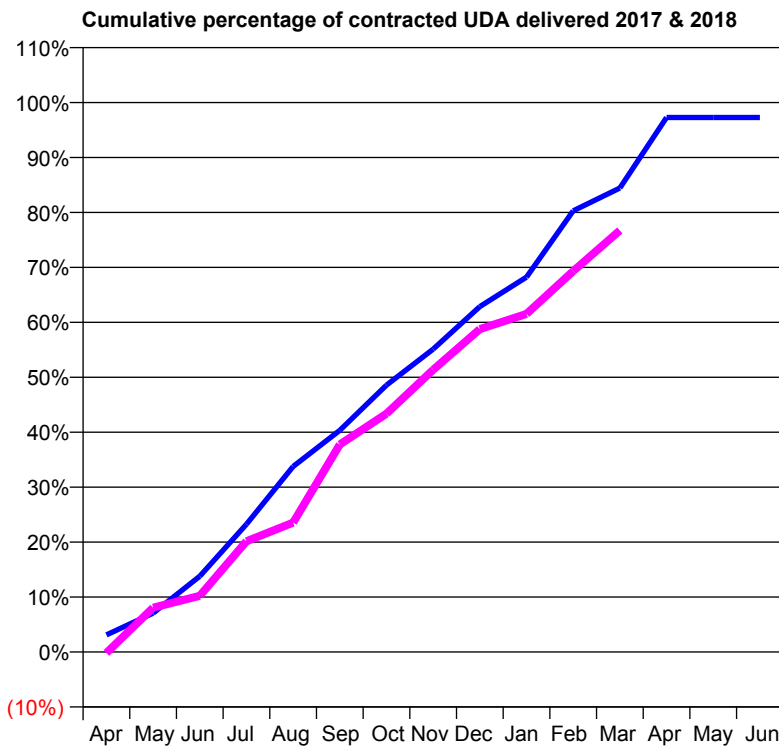
17/18 Contracted general activity (UDA)	7,650
Carry forward general activity (UDA)	208
17/18 Contracted orthodontic activity (UOA)	0
Carry forward orthodontic activity (UOA)	0
Baseline contract value	£211,871.29

ACCESS*

Patients seen in 24 months	Total	Change since previous quarter
Quarter ending March 2017	1,604	
Quarter ending June 2017	1,590	→
Quarter ending September 2017	1,548	↓
Quarter ending December 2017	1,563	→
Quarter ending March 2018	1,528	↓
Variance since March 2017	(4.7%)	↓



ACTIVITY



Month	Adjusted Scheduled Activity (UDA)	
	2017	2018
April	238	-13
May	541	616
June	1,055	782
July	1,779	1,542
August	2,584	1,802
September	3,086	2,890
October	3,715	3,318
November	4,216	3,929
December	4,810	4,496
January	5,218	4,706
February	6,141	5,304
March	6,460	5,869
April	7,442	
May	7,442	
June	7,442	

QUALITY

	Quantity	Base Number	Contract	AT	Region	England
% of FP17s for the same patient ID Re-attending within 3 months - Children	43	417	10.3%	10.3%	11.5%	11.9%
% of FP17s for the same patient ID Re-attending within 3 months - Adults	275	1,747	15.7%	14.7%	15.9%	16.0%
% of FP17s for the same patient ID Re-attending between 3 & 9 months - Children	227	417	54.4%	60.5%	60.6%	58.3%
% of FP17s for the same patient ID Re-attending between 3 & 9 months - Adults	991	1,747	56.7%	52.0%	51.6%	50.3%
% of FP17s for Band 1 Urgent Courses	81	1,956	4.1%	9.8%	9.5%	9.1%
% of FP17s Relating to Free Repair or Replacements	38	1,956	1.9%	0.6%	0.7%	0.8%
% of FP17s Relating to Continuations	20	1,956	1.0%	1.1%	1.0%	1.0%
% of Patients satisfied with the dentistry they have received	1	2	N/A	91.8%	92.0%	91.5%
% of Patients satisfied with the time they had to wait for an appointment	1	2	N/A	89.0%	88.1%	87.9%

* This is based on patients treated on this contract for their most recent course of treatment. Figures in italics indicate the base number of FP17s or Patient Questionnaire responses are less than 100. N/A is shown where the base number of responses is less than 10 during the period. % is calculated as Quantity/Base number*100

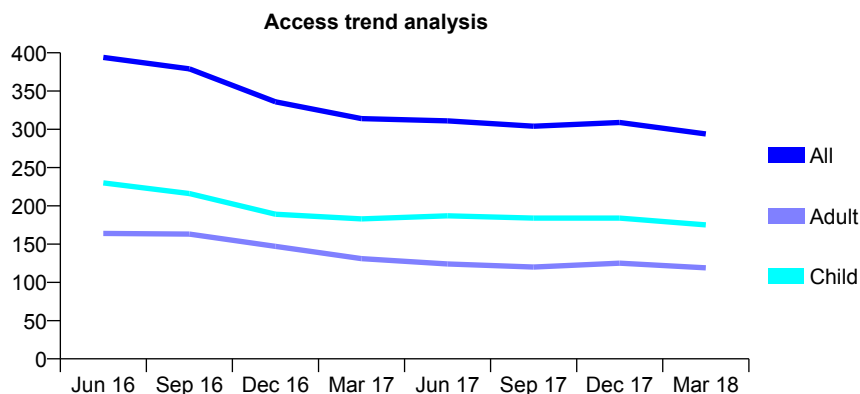
Q70 - Vital Signs At a Glance Contract Report for 766542/0001 - March 2018

Name or company name	MISS LJ PEARCE
Contract type name	GDS Contract
Purpose of contract	General
Contract start date	01/04/2006
Contract end date	

17/18 Contracted general activity (UDA)	800
Carry forward general activity (UDA)	12
17/18 Contracted orthodontic activity (UOA)	0
Carry forward orthodontic activity (UOA)	0
Baseline contract value	£18,164.02

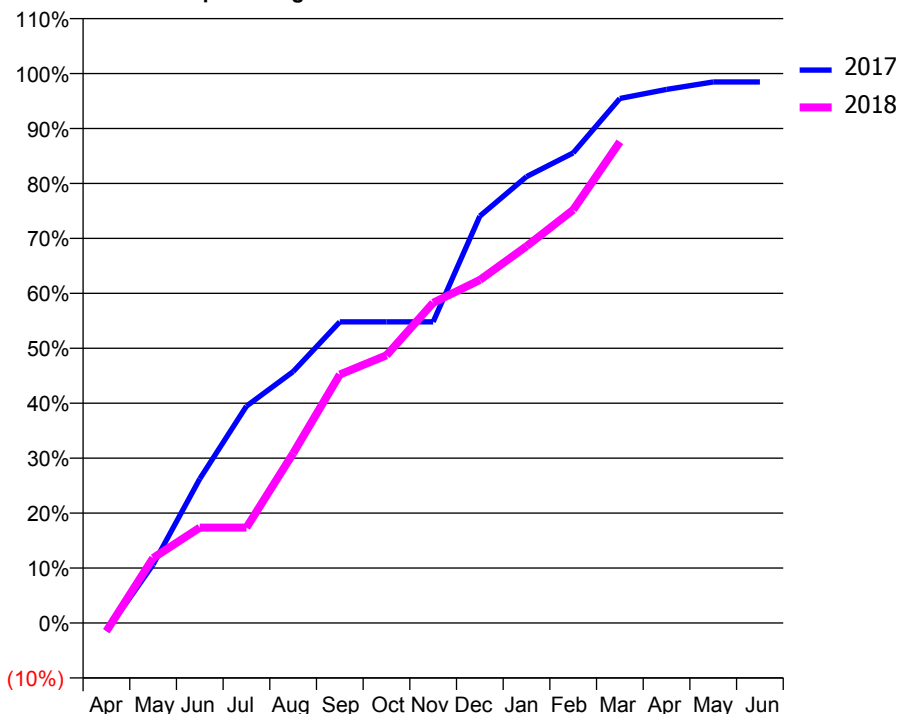
ACCESS*

Patients seen in 24 months	Total	Change since previous quarter
Quarter ending March 2017	314	
Quarter ending June 2017	311	→
Quarter ending September 2017	304	↓
Quarter ending December 2017	309	→
Quarter ending March 2018	294	↓
Variance since March 2017	(6.4%)	↓



ACTIVITY

Cumulative percentage of contracted UDA delivered 2017 & 2018



Month	Adjusted Scheduled Activity (UDA)	
	2017	2018
April	-12	-12
May	85	95
June	210	139
July	316	139
August	366	247
September	438	362
October	438	390
November	438	466
December	592	499
January	650	549
February	684	602
March	764	701
April	777	
May	788	
June	788	

QUALITY

	Quantity	Base Number	Contract	AT	Region	England
% of FP17s for the same patient ID Re-attending within 3 months - Children	18	335	5.4%	10.3%	11.5%	11.9%
% of FP17s for the same patient ID Re-attending within 3 months - Adults	27	188	14.4%	14.7%	15.9%	16.0%
% of FP17s for the same patient ID Re-attending between 3 & 9 months - Children	242	335	72.2%	60.5%	60.6%	58.3%
% of FP17s for the same patient ID Re-attending between 3 & 9 months - Adults	116	188	61.7%	52.0%	51.6%	50.3%
% of FP17s for Band 1 Urgent Courses	18	509	3.5%	9.8%	9.5%	9.1%
% of FP17s Relating to Free Repair or Replacements	0	509	0.0%	0.6%	0.7%	0.8%
% of FP17s Relating to Continuations	0	509	0.0%	1.1%	1.0%	1.0%
% of Patients satisfied with the dentistry they have received	0	0	N/A	91.8%	92.0%	91.5%
% of Patients satisfied with the time they had to wait for an appointment	0	0	N/A	89.0%	88.1%	87.9%

* This is based on patients treated on this contract for their most recent course of treatment. Figures in italics indicate the base number of FP17s or Patient Questionnaire responses are less than 100. N/A is shown where the base number of responses is less than 10 during the period. % is calculated as Quantity/Base number*100

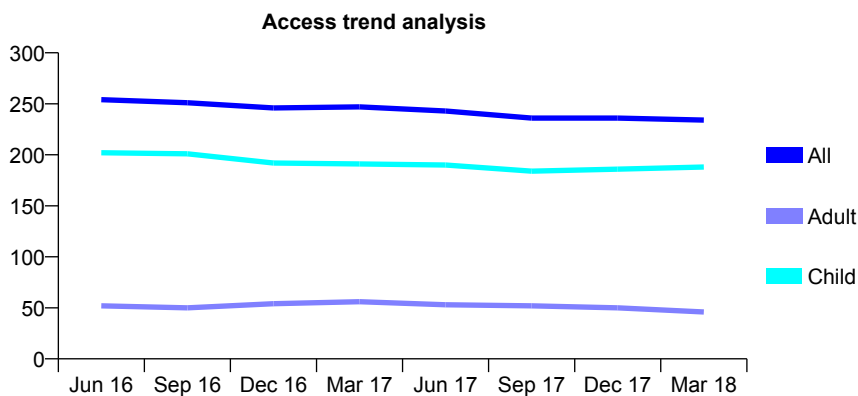
Q70 - Vital Signs At a Glance Contract Report for 769797/0001 - March 2018

Name or company name	MR FJ PEROLD
Contract type name	GDS Contract
Purpose of contract	General
Contract start date	01/04/2006
Contract end date	

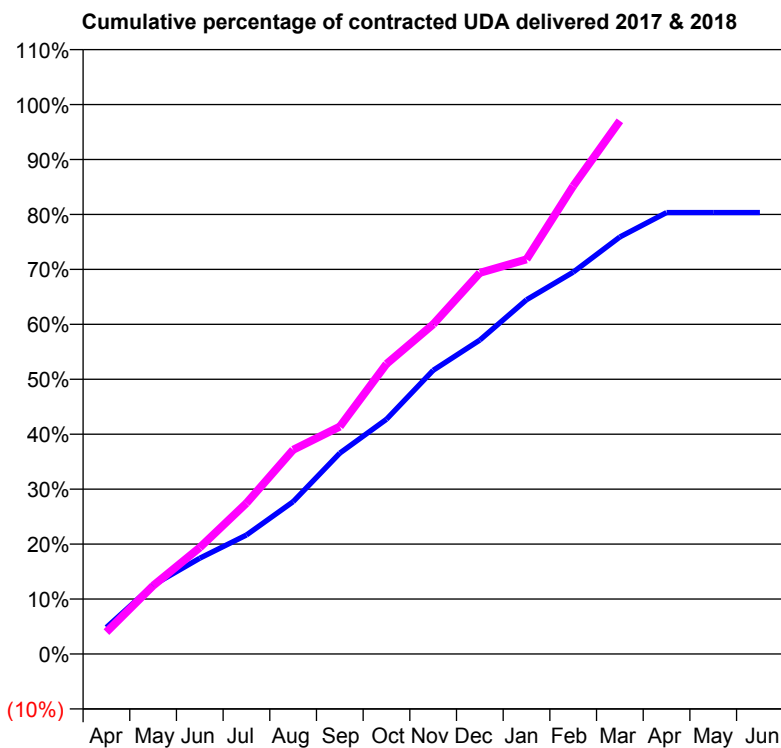
17/18 Contracted general activity (UDA)	450
Carry forward general activity (UDA)	0
17/18 Contracted orthodontic activity (UOA)	0
Carry forward orthodontic activity (UOA)	0
Baseline contract value	£10,260.72

ACCESS*

Patients seen in 24 months	Total	Change since previous quarter
Quarter ending March 2017	247	
Quarter ending June 2017	243	↓
Quarter ending September 2017	236	↓
Quarter ending December 2017	236	→
Quarter ending March 2018	234	→
Variance since March 2017	(5.3%)	↓



ACTIVITY



Month	Adjusted Scheduled Activity (UDA)	
	2017	2018
April	29	18
May	75	56
June	105	87
July	130	124
August	166	167
September	219	186
October	256	238
November	310	270
December	343	312
January	387	323
February	417	383
March	455	437
April	482	
May	482	
June	482	

QUALITY

	Quantity	Base Number	Contract	AT	Region	England
% of FP17s for the same patient ID Re-attending within 3 months - Children	17	334	5.1%	10.3%	11.5%	11.9%
% of FP17s for the same patient ID Re-attending within 3 months - Adults	0	32	0.0%	14.7%	15.9%	16.0%
% of FP17s for the same patient ID Re-attending between 3 & 9 months - Children	249	334	74.6%	60.5%	60.6%	58.3%
% of FP17s for the same patient ID Re-attending between 3 & 9 months - Adults	28	32	87.5%	52.0%	51.6%	50.3%
% of FP17s for Band 1 Urgent Courses	13	342	3.8%	9.8%	9.5%	9.1%
% of FP17s Relating to Free Repair or Replacements	0	342	0.0%	0.6%	0.7%	0.8%
% of FP17s Relating to Continuations	0	342	0.0%	1.1%	1.0%	1.0%
% of Patients satisfied with the dentistry they have received	0	1	N/A	91.8%	92.0%	91.5%
% of Patients satisfied with the time they had to wait for an appointment	0	1	N/A	89.0%	88.1%	87.9%

* This is based on patients treated on this contract for their most recent course of treatment. Figures in italics indicate the base number of FP17s or Patient Questionnaire responses are less than 100. N/A is shown where the base number of responses is less than 10 during the period. % is calculated as Quantity/Base number*100

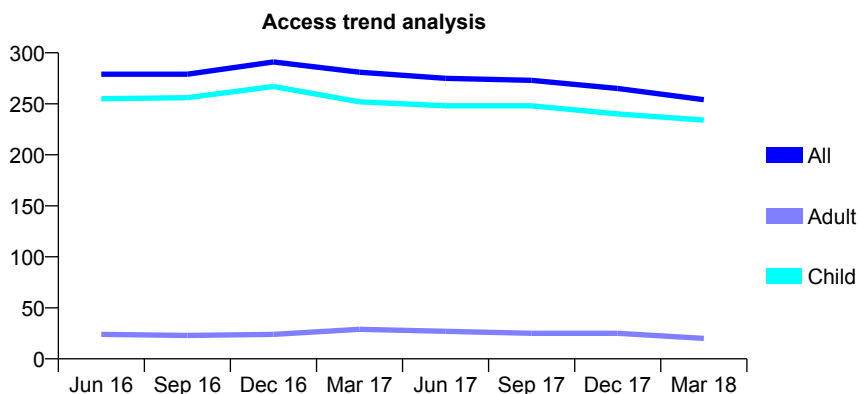
Q70 - Vital Signs At a Glance Contract Report for 801550/0001 - March 2018

Name or company name	Cheriton Dental Practice
Contract type name	GDS Contract
Purpose of contract	General
Contract start date	01/04/2006
Contract end date	

17/18 Contracted general activity (UDA)	640
Carry forward general activity (UDA)	0
17/18 Contracted orthodontic activity (UOA)	0
Carry forward orthodontic activity (UOA)	0
Baseline contract value	£14,718.16

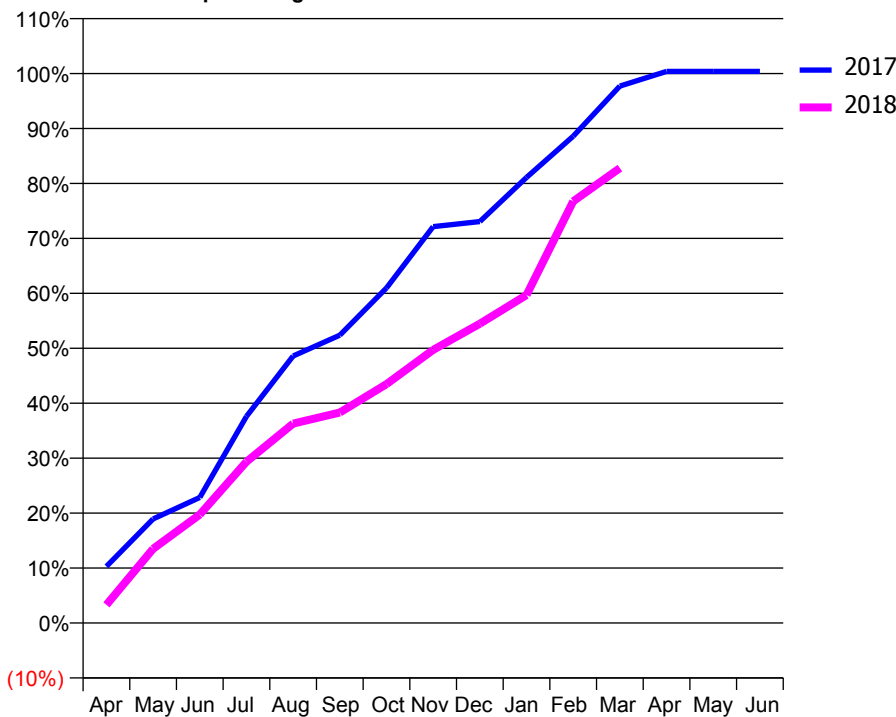
ACCESS*

Patients seen in 24 months	Total	Change since previous quarter
Quarter ending March 2017	281	
Quarter ending June 2017	275	↓
Quarter ending September 2017	273	→
Quarter ending December 2017	265	↓
Quarter ending March 2018	254	↓
Variance since March 2017	(9.6%)	↓



ACTIVITY

Cumulative percentage of contracted UDA delivered 2017 & 2018



Month	Adjusted Scheduled Activity (UDA)	
	2017	2018
April	66	21
May	121	86
June	146	126
July	241	188
August	311	232
September	335	245
October	390	278
November	462	318
December	468	349
January	519	382
February	567	491
March	625	530
April	642	
May	642	
June	642	

QUALITY

	Quantity	Base Number	Contract	AT	Region	England
% of FP17s for the same patient ID Re-attending within 3 months - Children	23	358	6.4%	10.3%	11.5%	11.9%
% of FP17s for the same patient ID Re-attending within 3 months - Adults	0	1	0.0%	14.7%	15.9%	16.0%
% of FP17s for the same patient ID Re-attending between 3 & 9 months - Children	233	358	65.1%	60.5%	60.6%	58.3%
% of FP17s for the same patient ID Re-attending between 3 & 9 months - Adults	1	1	100.0%	52.0%	51.6%	50.3%
% of FP17s for Band 1 Urgent Courses	14	348	4.0%	9.8%	9.5%	9.1%
% of FP17s Relating to Free Repair or Replacements	0	348	0.0%	0.6%	0.7%	0.8%
% of FP17s Relating to Continuations	0	348	0.0%	1.1%	1.0%	1.0%
% of Patients satisfied with the dentistry they have received	0	0	N/A	91.8%	92.0%	91.5%
% of Patients satisfied with the time they had to wait for an appointment	0	0	N/A	89.0%	88.1%	87.9%

* This is based on patients treated on this contract for their most recent course of treatment. Figures in italics indicate the base number of FP17s or Patient Questionnaire responses are less than 100. N/A is shown where the base number of responses is less than 10 during the period. % is calculated as Quantity/Base number*100

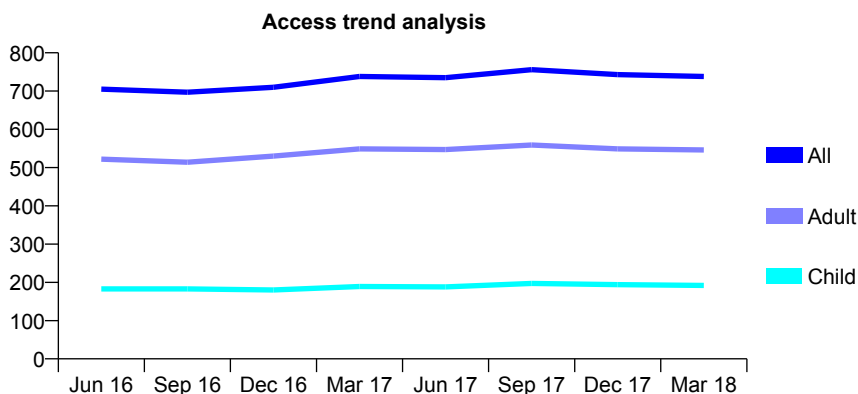
Q70 - Vital Signs At a Glance Contract Report for 801623/0001 - March 2018

Name or company name	Hema Rajah
Contract type name	GDS Contract
Purpose of contract	General
Contract start date	01/04/2006
Contract end date	

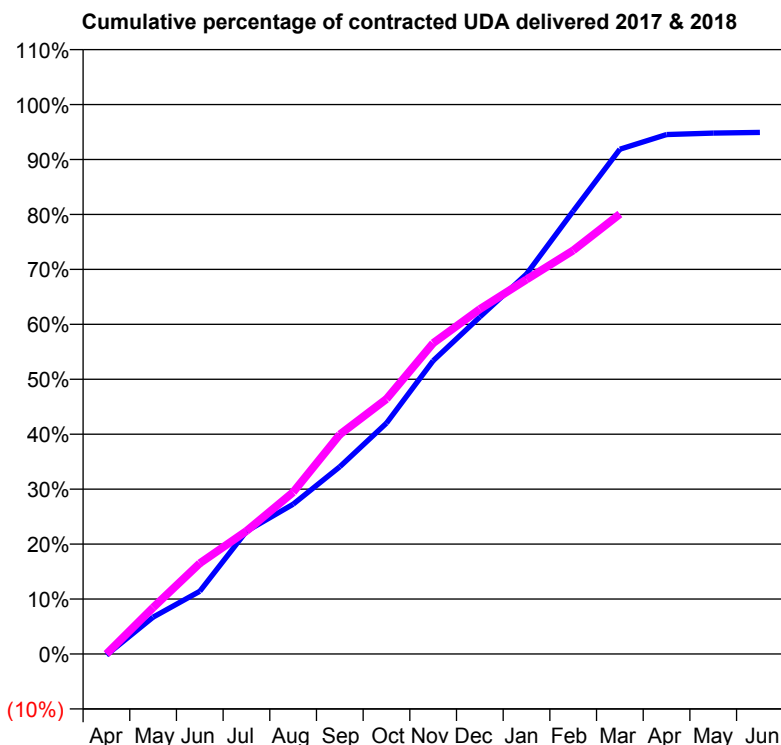
17/18 Contracted general activity (UDA)	2,360
Carry forward general activity (UDA)	0
17/18 Contracted orthodontic activity (UOA)	0
Carry forward orthodontic activity (UOA)	0
Baseline contract value	£55,752.52

ACCESS*

Patients seen in 24 months	Total	Change since previous quarter
Quarter ending March 2017	738	
Quarter ending June 2017	735	→
Quarter ending September 2017	756	↑
Quarter ending December 2017	743	↓
Quarter ending March 2018	738	→
Variance since March 2017	0.0%	→



ACTIVITY



Month	Adjusted Scheduled Activity (UDA)	
	2017	2018
April	-5	0
May	158	200
June	270	390
July	527	529
August	644	695
September	804	943
October	991	1,095
November	1,260	1,335
December	1,448	1,481
January	1,632	1,609
February	1,902	1,733
March	2,168	1,890
April	2,231	
May	2,237	
June	2,240	

QUALITY

	Quantity	Base Number	Contract	AT	Region	England
% of FP17s for the same patient ID Re-attending within 3 months - Children	23	289	8.0%	10.3%	11.5%	11.9%
% of FP17s for the same patient ID Re-attending within 3 months - Adults	114	783	14.6%	14.7%	15.9%	16.0%
% of FP17s for the same patient ID Re-attending between 3 & 9 months - Children	205	289	70.9%	60.5%	60.6%	58.3%
% of FP17s for the same patient ID Re-attending between 3 & 9 months - Adults	517	783	66.0%	52.0%	51.6%	50.3%
% of FP17s for Band 1 Urgent Courses	66	1,030	6.4%	9.8%	9.5%	9.1%
% of FP17s Relating to Free Repair or Replacements	18	1,030	1.7%	0.6%	0.7%	0.8%
% of FP17s Relating to Continuations	3	1,030	0.3%	1.1%	1.0%	1.0%
% of Patients satisfied with the dentistry they have received	0	0	N/A	91.8%	92.0%	91.5%
% of Patients satisfied with the time they had to wait for an appointment	0	0	N/A	89.0%	88.1%	87.9%

* This is based on patients treated on this contract for their most recent course of treatment. Figures in italics indicate the base number of FP17s or Patient Questionnaire responses are less than 100. N/A is shown where the base number of responses is less than 10 during the period. % is calculated as Quantity/Base number*100

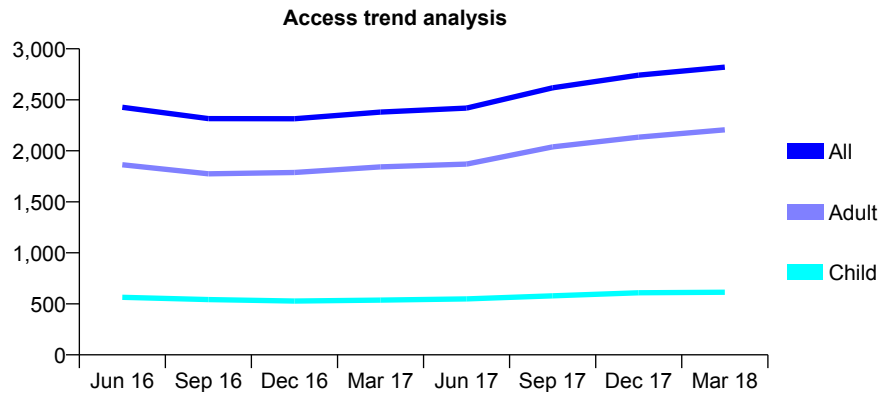
Q70 - Vital Signs At a Glance Contract Report for 804568/0001 - March 2018

Name or company name	MR SA WALKER
Contract type name	GDS Contract
Purpose of contract	General
Contract start date	01/04/2006
Contract end date	

17/18 Contracted general activity (UDA)	8,477
Carry forward general activity (UDA)	0
17/18 Contracted orthodontic activity (UOA)	0
Carry forward orthodontic activity (UOA)	0
Baseline contract value	£215,690.52

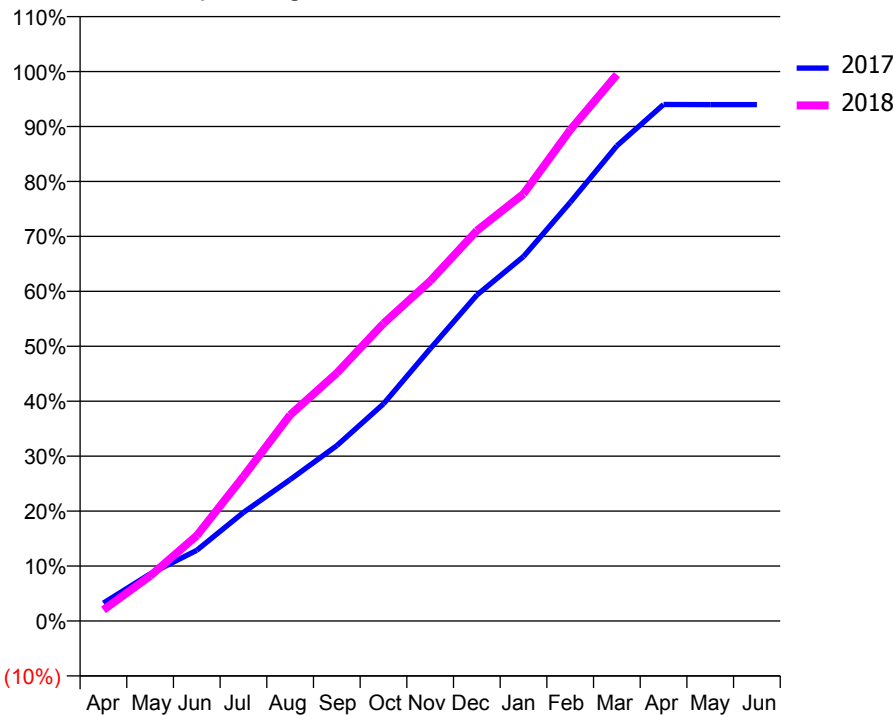
ACCESS*

Patients seen in 24 months	Total	Change since previous quarter
Quarter ending March 2017	2,380	
Quarter ending June 2017	2,419	→
Quarter ending September 2017	2,618	↑
Quarter ending December 2017	2,742	↑
Quarter ending March 2018	2,820	↑
Variance since March 2017	18.5%	↑



ACTIVITY

Cumulative percentage of contracted UDA delivered 2017 & 2018



Month	Adjusted Scheduled Activity (UDA)	
	2017	2018
April	276	171
May	728	694
June	1,090	1,318
July	1,675	2,231
August	2,182	3,180
September	2,706	3,826
October	3,350	4,591
November	4,200	5,244
December	5,029	6,023
January	5,622	6,590
February	6,459	7,576
March	7,330	8,429
April	7,968	
May	7,967	
June	7,967	

QUALITY

	Quantity	Base Number	Contract	AT	Region	England
% of FP17s for the same patient ID Re-attending within 3 months - Children	94	1,155	8.1%	10.3%	11.5%	11.9%
% of FP17s for the same patient ID Re-attending within 3 months - Adults	658	4,002	16.4%	14.7%	15.9%	16.0%
% of FP17s for the same patient ID Re-attending between 3 & 9 months - Children	788	1,155	68.2%	60.5%	60.6%	58.3%
% of FP17s for the same patient ID Re-attending between 3 & 9 months - Adults	2,446	4,002	61.1%	52.0%	51.6%	50.3%
% of FP17s for Band 1 Urgent Courses	333	4,922	6.8%	9.8%	9.5%	9.1%
% of FP17s Relating to Free Repair or Replacements	84	4,922	1.7%	0.6%	0.7%	0.8%
% of FP17s Relating to Continuations	48	4,922	1.0%	1.1%	1.0%	1.0%
% of Patients satisfied with the dentistry they have received	2	2	N/A	91.8%	92.0%	91.5%
% of Patients satisfied with the time they had to wait for an appointment	2	2	N/A	89.0%	88.1%	87.9%

* This is based on patients treated on this contract for their most recent course of treatment. Figures in italics indicate the base number of FP17s or Patient Questionnaire responses are less than 100. N/A is shown where the base number of responses is less than 10 during the period. % is calculated as Quantity/Base number*100

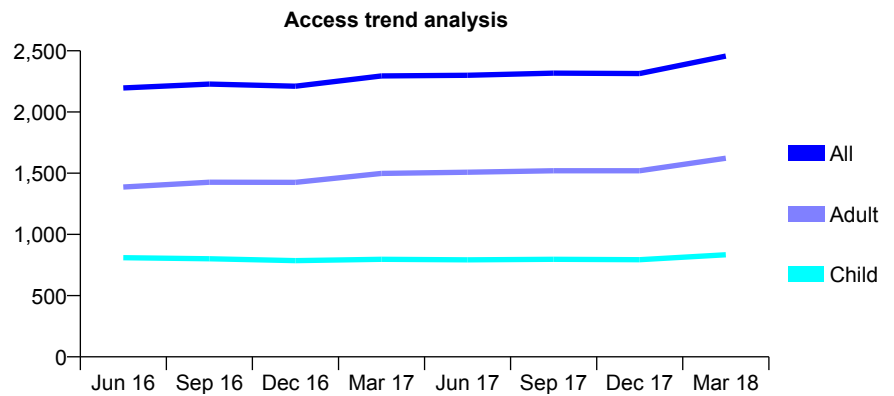
Q70 - Vital Signs At a Glance Contract Report for 810274/0001 - March 2018

Name or company name	MR TN DAVIES
Contract type name	GDS Contract
Purpose of contract	General
Contract start date	01/04/2006
Contract end date	

17/18 Contracted general activity (UDA)	4,857
Carry forward general activity (UDA)	0
17/18 Contracted orthodontic activity (UOA)	0
Carry forward orthodontic activity (UOA)	0
Baseline contract value	£118,314.06

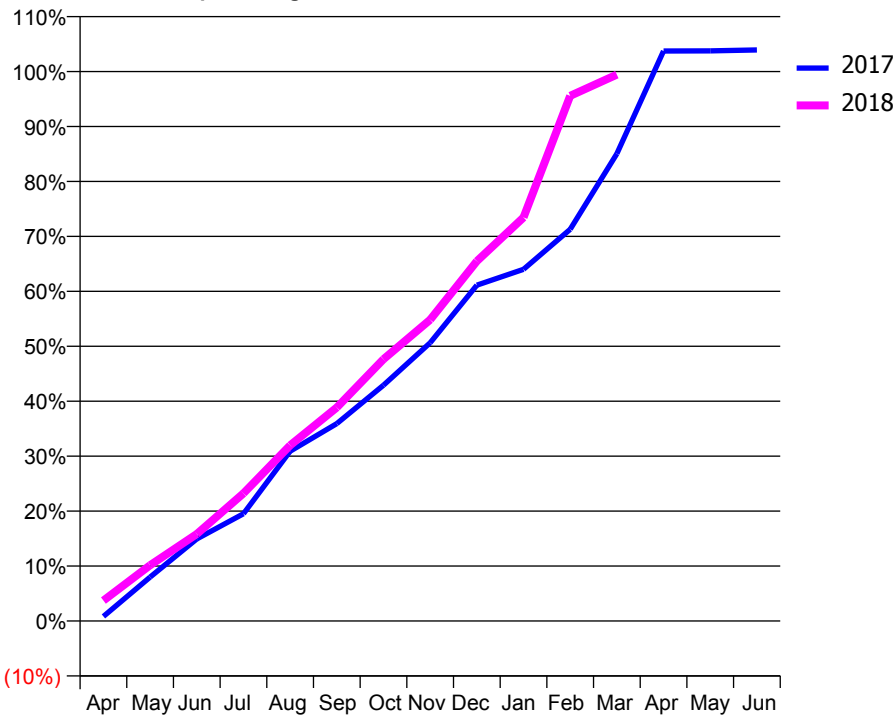
ACCESS*

Patients seen in 24 months	Total	Change since previous quarter
Quarter ending March 2017	2,295	
Quarter ending June 2017	2,300	→
Quarter ending September 2017	2,317	→
Quarter ending December 2017	2,314	→
Quarter ending March 2018	2,457	↑
Variance since March 2017	7.1%	↑



ACTIVITY

Cumulative percentage of contracted UDA delivered 2017 & 2018



Month	Adjusted Scheduled Activity (UDA)	
	2017	2018
April	40	181
May	388	493
June	725	769
July	948	1,128
August	1,501	1,553
September	1,745	1,887
October	2,085	2,314
November	2,460	2,663
December	2,968	3,181
January	3,108	3,567
February	3,462	4,642
March	4,131	4,829
April	5,039	
May	5,040	
June	5,048	

QUALITY

	Quantity	Base Number	Contract	AT	Region	England
% of FP17s for the same patient ID Re-attending within 3 months - Children	63	1,325	4.8%	10.3%	11.5%	11.9%
% of FP17s for the same patient ID Re-attending within 3 months - Adults	280	2,294	12.2%	14.7%	15.9%	16.0%
% of FP17s for the same patient ID Re-attending between 3 & 9 months - Children	905	1,325	68.3%	60.5%	60.6%	58.3%
% of FP17s for the same patient ID Re-attending between 3 & 9 months - Adults	1,429	2,294	62.3%	52.0%	51.6%	50.3%
% of FP17s for Band 1 Urgent Courses	113	2,380	4.7%	9.8%	9.5%	9.1%
% of FP17s Relating to Free Repair or Replacements	8	2,380	0.3%	0.6%	0.7%	0.8%
% of FP17s Relating to Continuations	21	2,380	0.9%	1.1%	1.0%	1.0%
% of Patients satisfied with the dentistry they have received	1	1	N/A	91.8%	92.0%	91.5%
% of Patients satisfied with the time they had to wait for an appointment	1	1	N/A	89.0%	88.1%	87.9%

* This is based on patients treated on this contract for their most recent course of treatment. Figures in italics indicate the base number of FP17s or Patient Questionnaire responses are less than 100. N/A is shown where the base number of responses is less than 10 during the period. % is calculated as Quantity/Base number*100

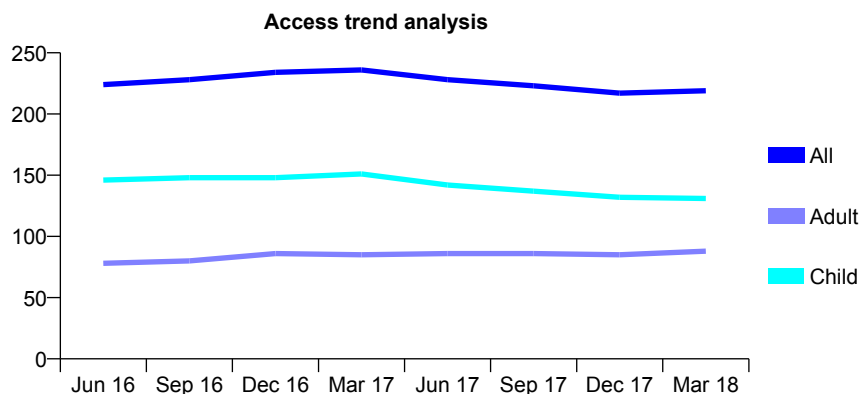
Q70 - Vital Signs At a Glance Contract Report for 811335/0001 - March 2018

Name or company name	MR R HERRON
Contract type name	GDS Contract
Purpose of contract	General
Contract start date	01/04/2006
Contract end date	

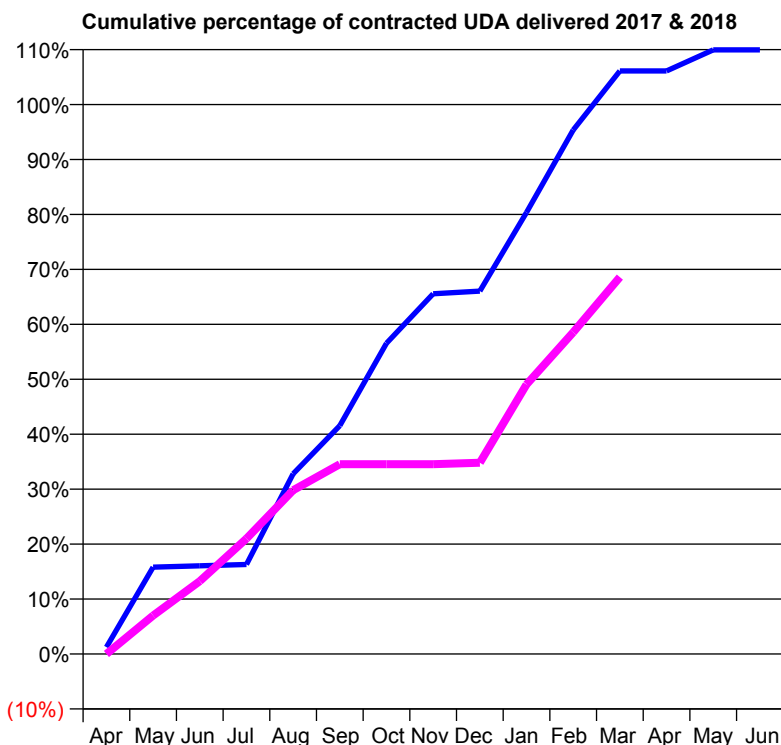
17/18 Contracted general activity (UDA)	400
Carry forward general activity (UDA)	0
17/18 Contracted orthodontic activity (UOA)	0
Carry forward orthodontic activity (UOA)	0
Baseline contract value	£9,808.67

ACCESS*

Patients seen in 24 months	Total	Change since previous quarter
Quarter ending March 2017	236	
Quarter ending June 2017	228	↓
Quarter ending September 2017	223	↓
Quarter ending December 2017	217	↓
Quarter ending March 2018	219	→
Variance since March 2017	(7.2%)	↓



ACTIVITY



Month	Adjusted Scheduled Activity (UDA)	
	2017	2018
April	5	0
May	63	28
June	64	53
July	65	84
August	131	119
September	166	138
October	226	138
November	262	138
December	264	139
January	321	196
February	381	234
March	424	274
April	424	
May	440	
June	440	

QUALITY

	Quantity	Base Number	Contract	AT	Region	England
% of FP17s for the same patient ID Re-attending within 3 months - Children	4	180	2.2%	10.3%	11.5%	11.9%
% of FP17s for the same patient ID Re-attending within 3 months - Adults	5	72	6.9%	14.7%	15.9%	16.0%
% of FP17s for the same patient ID Re-attending between 3 & 9 months - Children	117	180	65.0%	60.5%	60.6%	58.3%
% of FP17s for the same patient ID Re-attending between 3 & 9 months - Adults	36	72	50.0%	52.0%	51.6%	50.3%
% of FP17s for Band 1 Urgent Courses	2	239	0.8%	9.8%	9.5%	9.1%
% of FP17s Relating to Free Repair or Replacements	0	239	0.0%	0.6%	0.7%	0.8%
% of FP17s Relating to Continuations	0	239	0.0%	1.1%	1.0%	1.0%
% of Patients satisfied with the dentistry they have received	1	1	N/A	91.8%	92.0%	91.5%
% of Patients satisfied with the time they had to wait for an appointment	1	1	N/A	89.0%	88.1%	87.9%

* This is based on patients treated on this contract for their most recent course of treatment. Figures in italics indicate the base number of FP17s or Patient Questionnaire responses are less than 100. N/A is shown where the base number of responses is less than 10 during the period. % is calculated as Quantity/Base number*100

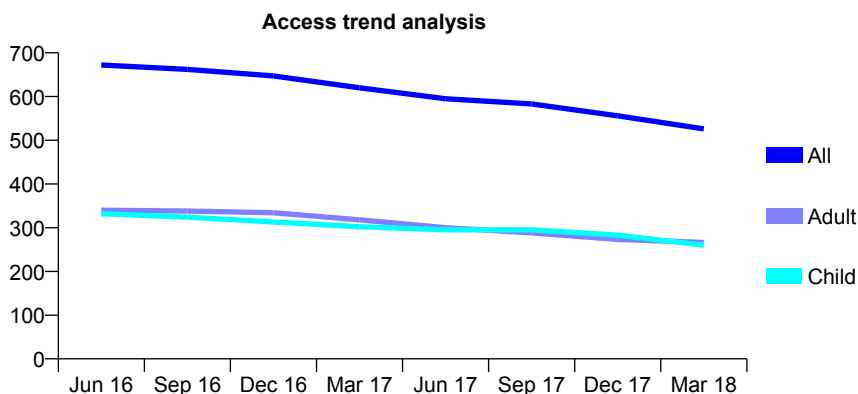
Q70 - Vital Signs At a Glance Contract Report for 813044/0001 - March 2018

Name or company name	MR SJ BABER
Contract type name	GDS Contract
Purpose of contract	General
Contract start date	01/04/2006
Contract end date	30/04/2018

17/18 Contracted general activity (UDA)	1,700
Carry forward general activity (UDA)	0
17/18 Contracted orthodontic activity (UOA)	0
Carry forward orthodontic activity (UOA)	0
Baseline contract value	£44,595.94

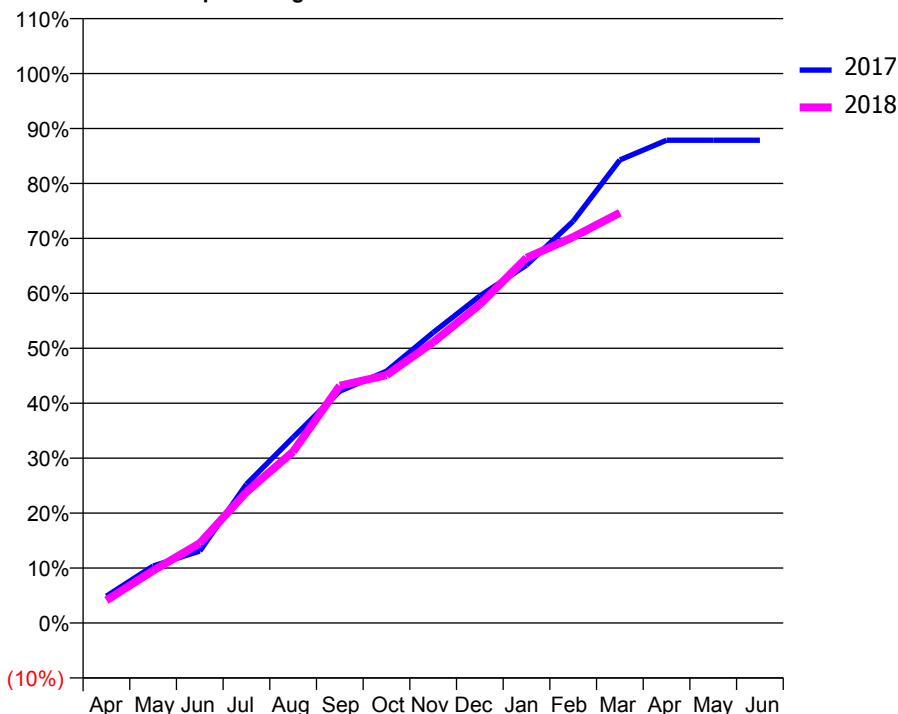
ACCESS*

Patients seen in 24 months	Total	Change since previous quarter
Quarter ending March 2017	620	
Quarter ending June 2017	595	↓
Quarter ending September 2017	583	↓
Quarter ending December 2017	556	↓
Quarter ending March 2018	526	↓
Variance since March 2017	(15.2%)	↓



ACTIVITY

Cumulative percentage of contracted UDA delivered 2017 & 2018



Month	Adjusted Scheduled Activity (UDA)	
	2017	2018
April	83	70
May	176	162
June	223	247
July	430	405
August	574	530
September	717	734
October	779	767
November	899	869
December	1,012	985
January	1,108	1,130
February	1,243	1,194
March	1,432	1,269
April	1,494	
May	1,494	
June	1,494	

QUALITY

	Quantity	Base Number	Contract	AT	Region	England
% of FP17s for the same patient ID Re-attending within 3 months - Children	47	527	8.9%	10.3%	11.5%	11.9%
% of FP17s for the same patient ID Re-attending within 3 months - Adults	45	372	12.1%	14.7%	15.9%	16.0%
% of FP17s for the same patient ID Re-attending between 3 & 9 months - Children	397	527	75.3%	60.5%	60.6%	58.3%
% of FP17s for the same patient ID Re-attending between 3 & 9 months - Adults	250	372	67.2%	52.0%	51.6%	50.3%
% of FP17s for Band 1 Urgent Courses	41	857	4.8%	9.8%	9.5%	9.1%
% of FP17s Relating to Free Repair or Replacements	0	857	0.0%	0.6%	0.7%	0.8%
% of FP17s Relating to Continuations	18	857	2.1%	1.1%	1.0%	1.0%
% of Patients satisfied with the dentistry they have received	2	2	N/A	91.8%	92.0%	91.5%
% of Patients satisfied with the time they had to wait for an appointment	2	2	N/A	89.0%	88.1%	87.9%

* This is based on patients treated on this contract for their most recent course of treatment. Figures in italics indicate the base number of FP17s or Patient Questionnaire responses are less than 100. N/A is shown where the base number of responses is less than 10 during the period. % is calculated as Quantity/Base number*100

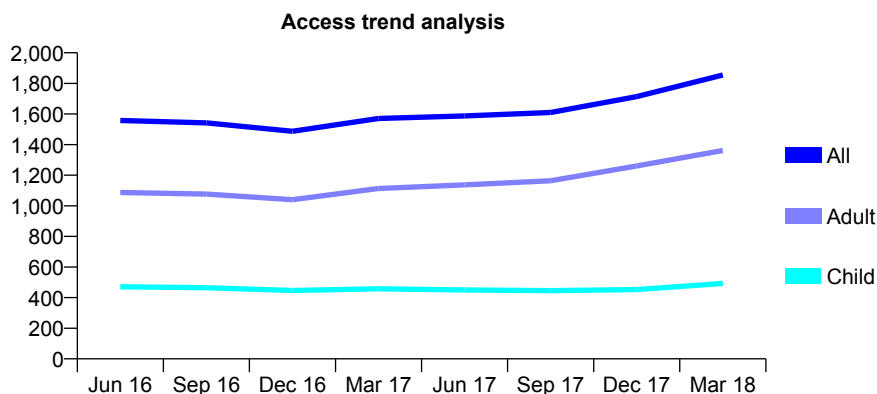
Q70 - Vital Signs At a Glance Contract Report for 813079/0001 - March 2018

Name or company name	Highland Road Dental Practice
Contract type name	GDS Contract
Purpose of contract	General
Contract start date	01/04/2006
Contract end date	

17/18 Contracted general activity (UDA)	1,800
Carry forward general activity (UDA)	0
17/18 Contracted orthodontic activity (UOA)	0
Carry forward orthodontic activity (UOA)	0
Baseline contract value	£45,804.06

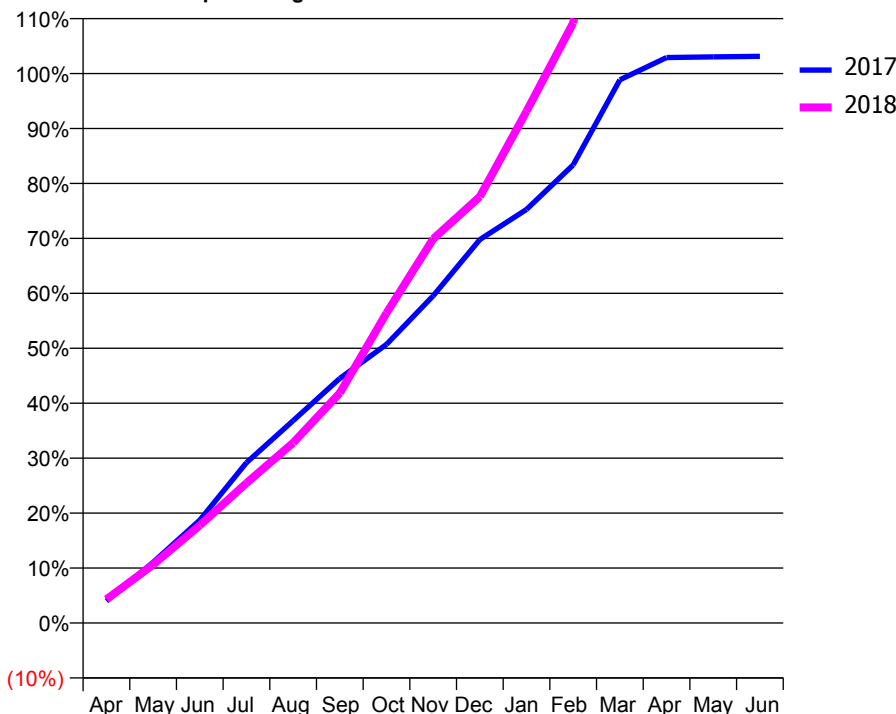
ACCESS*

Patients seen in 24 months	Total	Change since previous quarter
Quarter ending March 2017	1,571	
Quarter ending June 2017	1,587	→
Quarter ending September 2017	1,610	→
Quarter ending December 2017	1,714	↑
Quarter ending March 2018	1,855	↑
Variance since March 2017	18.1%	↑



ACTIVITY

Cumulative percentage of contracted UDA delivered 2017 & 2018



Month	Adjusted Scheduled Activity (UDA)	
	2017	2018
April	72	78
May	199	191
June	337	320
July	525	459
August	663	590
September	801	753
October	913	1,015
November	1,072	1,258
December	1,256	1,397
January	1,355	1,676
February	1,501	1,966
March	1,779	2,635
April	1,852	
May	1,854	
June	1,856	

QUALITY

	Quantity	Base Number	Contract	AT	Region	England
% of FP17s for the same patient ID Re-attending within 3 months - Children	63	798	7.9%	10.3%	11.5%	11.9%
% of FP17s for the same patient ID Re-attending within 3 months - Adults	283	1,827	15.5%	14.7%	15.9%	16.0%
% of FP17s for the same patient ID Re-attending between 3 & 9 months - Children	487	798	61.0%	60.5%	60.6%	58.3%
% of FP17s for the same patient ID Re-attending between 3 & 9 months - Adults	806	1,827	44.1%	52.0%	51.6%	50.3%
% of FP17s for Band 1 Urgent Courses	117	1,431	8.2%	9.8%	9.5%	9.1%
% of FP17s Relating to Free Repair or Replacements	8	1,431	0.6%	0.6%	0.7%	0.8%
% of FP17s Relating to Continuations	0	1,431	0.0%	1.1%	1.0%	1.0%
% of Patients satisfied with the dentistry they have received	0	1	N/A	91.8%	92.0%	91.5%
% of Patients satisfied with the time they had to wait for an appointment	1	1	N/A	89.0%	88.1%	87.9%

* This is based on patients treated on this contract for their most recent course of treatment. Figures in italics indicate the base number of FP17s or Patient Questionnaire responses are less than 100. N/A is shown where the base number of responses is less than 10 during the period. % is calculated as Quantity/Base number*100

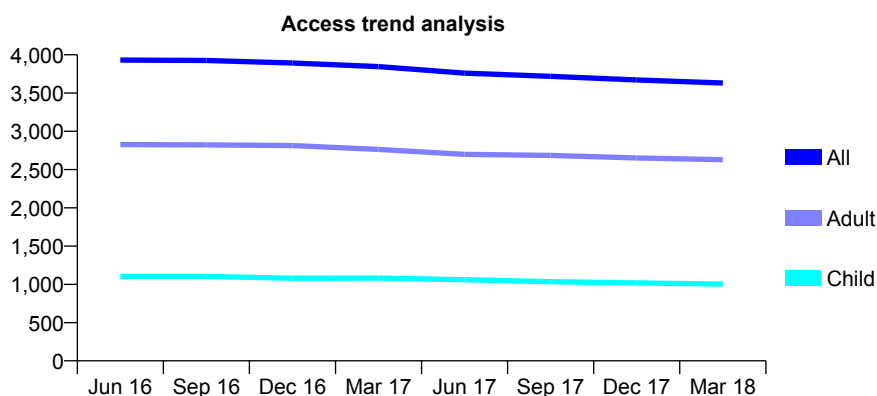
Q70 - Vital Signs At a Glance Contract Report for 817198/0001 - March 2018

Name or company name	MR RM WILLIAMS
Contract type name	GDS Contract
Purpose of contract	General
Contract start date	01/04/2006
Contract end date	

17/18 Contracted general activity (UDA)	11,000
Carry forward general activity (UDA)	0
17/18 Contracted orthodontic activity (UOA)	0
Carry forward orthodontic activity (UOA)	0
Baseline contract value	£319,287.29

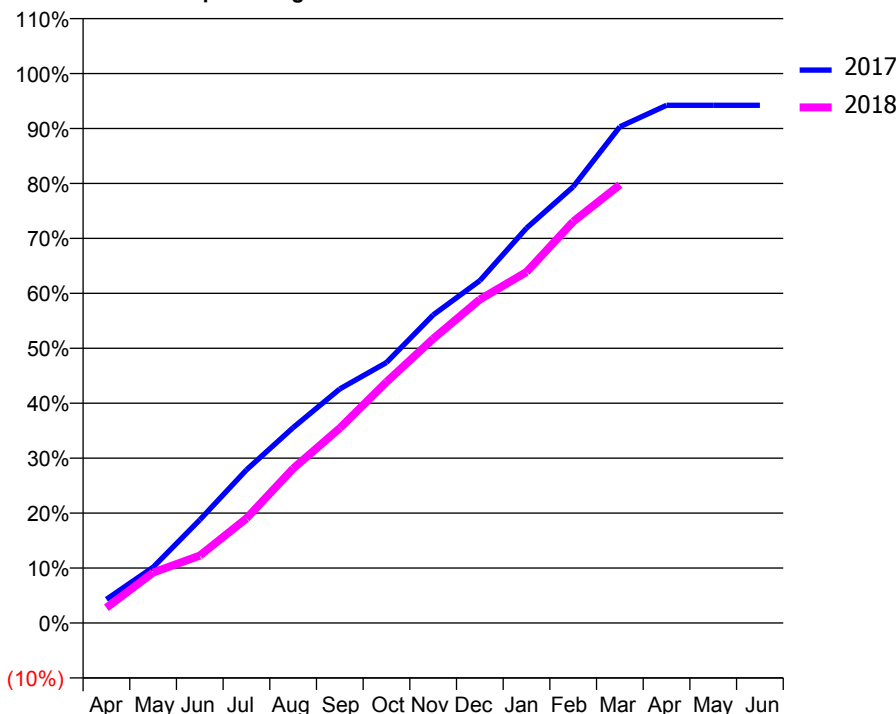
ACCESS*

Patients seen in 24 months	Total	Change since previous quarter
Quarter ending March 2017	3,845	
Quarter ending June 2017	3,760	↓
Quarter ending September 2017	3,719	↓
Quarter ending December 2017	3,671	↓
Quarter ending March 2018	3,632	↓
Variance since March 2017	(5.5%)	↓



ACTIVITY

Cumulative percentage of contracted UDA delivered 2017 & 2018



Adjusted Scheduled Activity (UDA)

Month	2017	2018
April	474	307
May	1,116	1,011
June	2,064	1,349
July	3,067	2,093
August	3,913	3,091
September	4,687	3,902
October	5,214	4,826
November	6,169	5,689
December	6,852	6,477
January	7,905	7,028
February	8,733	8,037
March	9,934	8,774
April	10,364	
May	10,363	
June	10,363	

QUALITY

	Quantity	Base Number	Contract	AT	Region	England
% of FP17s for the same patient ID Re-attending within 3 months - Children	131	1,686	7.8%	10.3%	11.5%	11.9%
% of FP17s for the same patient ID Re-attending within 3 months - Adults	584	3,265	17.9%	14.7%	15.9%	16.0%
% of FP17s for the same patient ID Re-attending between 3 & 9 months - Children	1,250	1,686	74.1%	60.5%	60.6%	58.3%
% of FP17s for the same patient ID Re-attending between 3 & 9 months - Adults	1,392	3,265	42.6%	52.0%	51.6%	50.3%
% of FP17s for Band 1 Urgent Courses	340	4,744	7.2%	9.8%	9.5%	9.1%
% of FP17s Relating to Free Repair or Replacements	48	4,744	1.0%	0.6%	0.7%	0.8%
% of FP17s Relating to Continuations	95	4,744	2.0%	1.1%	1.0%	1.0%
% of Patients satisfied with the dentistry they have received	3	4	N/A	91.8%	92.0%	91.5%
% of Patients satisfied with the time they had to wait for an appointment	4	4	N/A	89.0%	88.1%	87.9%

* This is based on patients treated on this contract for their most recent course of treatment. Figures in italics indicate the base number of FP17s or Patient Questionnaire responses are less than 100. N/A is shown where the base number of responses is less than 10 during the period. % is calculated as Quantity/Base number*100

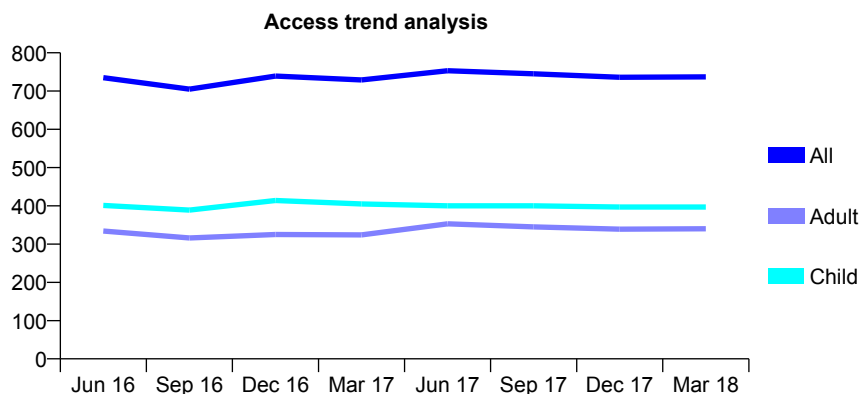
Q70 - Vital Signs At a Glance Contract Report for 820563/0001 - March 2018

Name or company name	MR MJ COLE
Contract type name	GDS Contract
Purpose of contract	General and Orthodontic
Contract start date	01/04/2006
Contract end date	

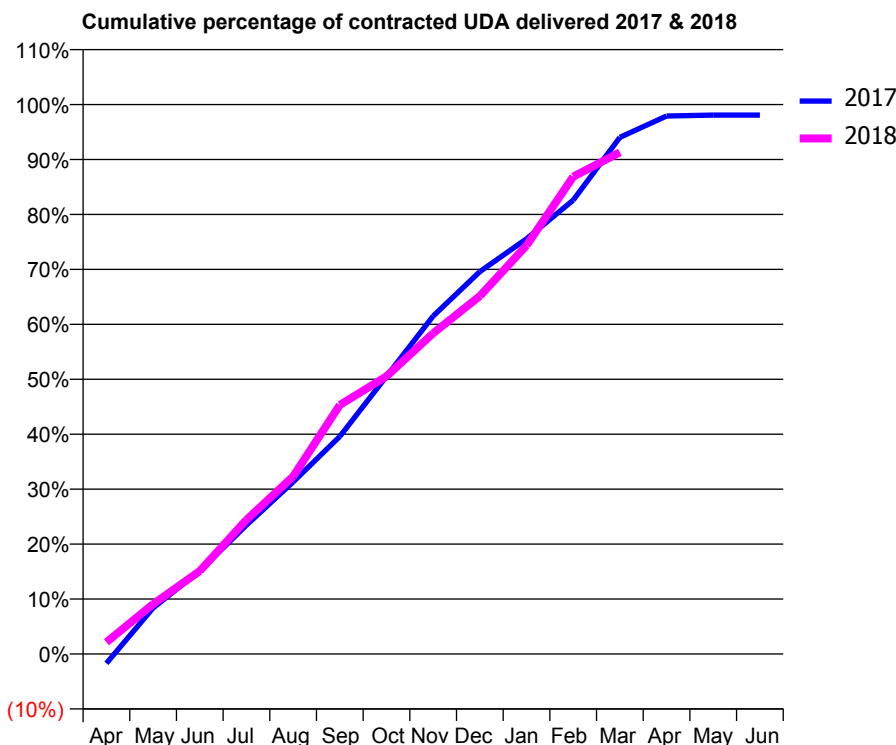
17/18 Contracted general activity (UDA)	1,870
Carry forward general activity (UDA)	36
17/18 Contracted orthodontic activity (UOA)	243
Carry forward orthodontic activity (UOA)	0
Baseline contract value	£64,411.65

ACCESS*

Patients seen in 24 months	Total	Change since previous quarter
Quarter ending March 2017	729	
Quarter ending June 2017	753	↑
Quarter ending September 2017	745	↓
Quarter ending December 2017	736	↓
Quarter ending March 2018	737	→
Variance since March 2017	1.1%	→



ACTIVITY



Month	Adjusted Scheduled Activity (UDA)	
	2017	2018
April	-32	40
May	157	170
June	283	282
July	438	457
August	586	604
September	740	847
October	945	945
November	1,150	1,092
December	1,301	1,218
January	1,413	1,390
February	1,544	1,624
March	1,758	1,708
April	1,831	
May	1,834	
June	1,834	

QUALITY

	Quantity	Base Number	Contract	AT	Region	England
% of FP17s for the same patient ID Re-attending within 3 months - Children	42	703	6.0%	10.3%	11.5%	11.9%
% of FP17s for the same patient ID Re-attending within 3 months - Adults	58	447	13.0%	14.7%	15.9%	16.0%
% of FP17s for the same patient ID Re-attending between 3 & 9 months - Children	465	703	66.1%	60.5%	60.6%	58.3%
% of FP17s for the same patient ID Re-attending between 3 & 9 months - Adults	235	447	52.6%	52.0%	51.6%	50.3%
% of FP17s for Band 1 Urgent Courses	63	1,067	5.9%	9.8%	9.5%	9.1%
% of FP17s Relating to Free Repair or Replacements	0	1,067	0.0%	0.6%	0.7%	0.8%
% of FP17s Relating to Continuations	3	1,067	0.3%	1.1%	1.0%	1.0%
% of Patients satisfied with the dentistry they have received	1	1	N/A	91.8%	92.0%	91.5%
% of Patients satisfied with the time they had to wait for an appointment	1	1	N/A	89.0%	88.1%	87.9%

* This is based on patients treated on this contract for their most recent course of treatment. Figures in italics indicate the base number of FP17s or Patient Questionnaire responses are less than 100. N/A is shown where the base number of responses is less than 10 during the period. % is calculated as Quantity/Base number*100

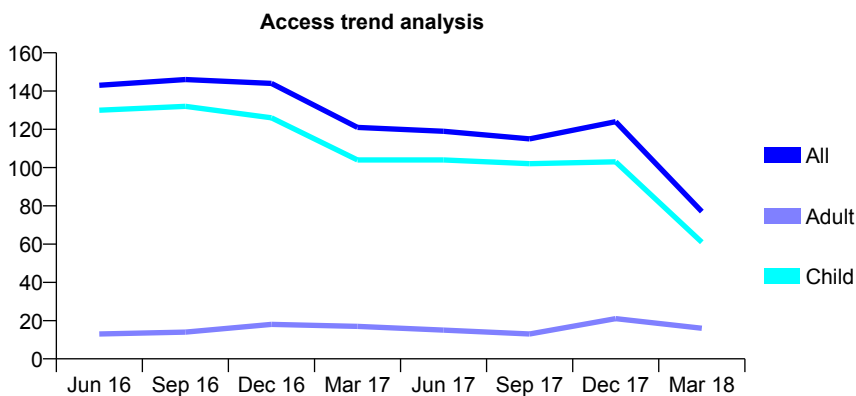
Q70 - Vital Signs At a Glance Contract Report for 825751/0001 - March 2018

Name or company name	MS BS SHIPLEY
Contract type name	GDS Contract
Purpose of contract	General
Contract start date	01/04/2006
Contract end date	31/03/2018

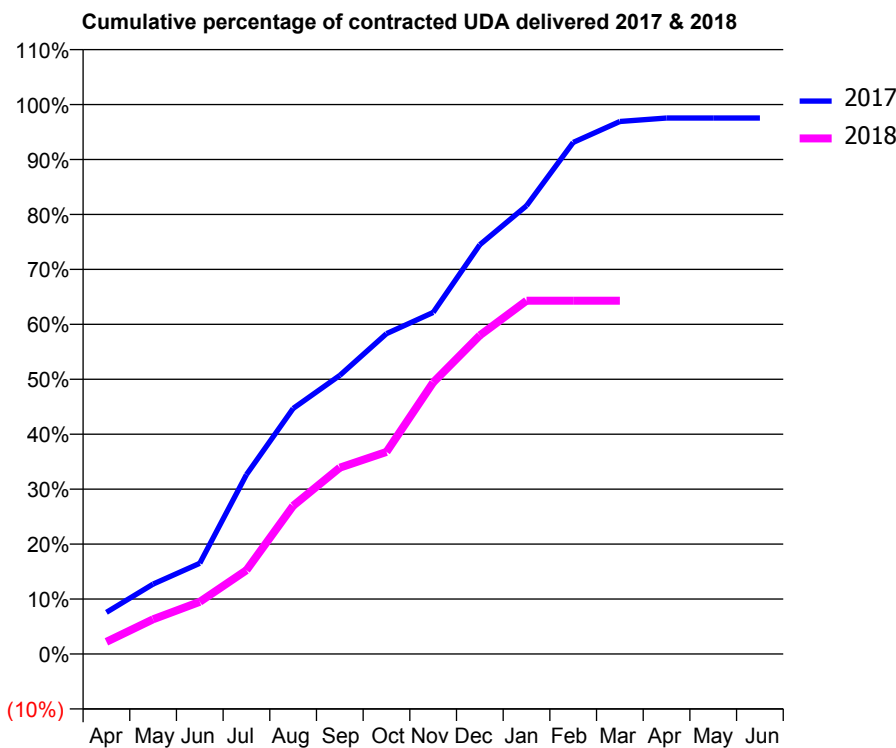
17/18 Contracted general activity (UDA)	316
Carry forward general activity (UDA)	7
17/18 Contracted orthodontic activity (UOA)	0
Carry forward orthodontic activity (UOA)	0
Baseline contract value	£9,972.07

ACCESS*

Patients seen in 24 months	Total	Change since previous quarter
Quarter ending March 2017	121	
Quarter ending June 2017	119	↓
Quarter ending September 2017	115	↓
Quarter ending December 2017	124	↑
Quarter ending March 2018	77	↓
Variance since March 2017	(36.4%)	↓



ACTIVITY



Month	Adjusted Scheduled Activity (UDA)	
	2017	2018
April	24	7
May	40	20
June	52	30
July	103	48
August	141	85
September	160	107
October	184	116
November	196	156
December	235	183
January	258	203
February	294	203
March	306	203
April	308	
May	308	
June	308	

QUALITY

	Quantity	Base Number	Contract	AT	Region	England
% of FP17s for the same patient ID Re-attending within 3 months - Children	4	127	3.1%	10.3%	11.5%	11.9%
% of FP17s for the same patient ID Re-attending within 3 months - Adults	0	17	0.0%	14.7%	15.9%	16.0%
% of FP17s for the same patient ID Re-attending between 3 & 9 months - Children	79	127	62.2%	60.5%	60.6%	58.3%
% of FP17s for the same patient ID Re-attending between 3 & 9 months - Adults	3	17	17.6%	52.0%	51.6%	50.3%
% of FP17s for Band 1 Urgent Courses	1	142	0.7%	9.8%	9.5%	9.1%
% of FP17s Relating to Free Repair or Replacements	0	142	0.0%	0.6%	0.7%	0.8%
% of FP17s Relating to Continuations	0	142	0.0%	1.1%	1.0%	1.0%
% of Patients satisfied with the dentistry they have received	0	0	N/A	91.8%	92.0%	91.5%
% of Patients satisfied with the time they had to wait for an appointment	0	0	N/A	89.0%	88.1%	87.9%

* This is based on patients treated on this contract for their most recent course of treatment. Figures in italics indicate the base number of FP17s or Patient Questionnaire responses are less than 100. N/A is shown where the base number of responses is less than 10 during the period. % is calculated as Quantity/Base number*100

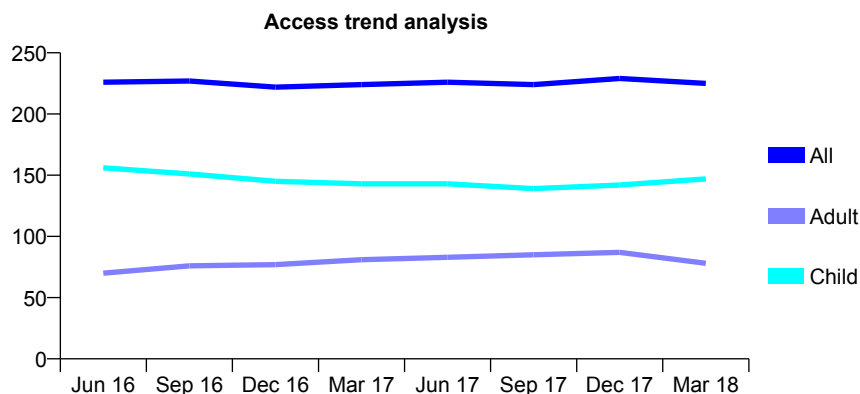
Q70 - Vital Signs At a Glance Contract Report for 825751/0002 - March 2018

Name or company name	MS BS SHIPLEY
Contract type name	GDS Contract
Purpose of contract	General
Contract start date	01/04/2006
Contract end date	

17/18 Contracted general activity (UDA)	539
Carry forward general activity (UDA)	6
17/18 Contracted orthodontic activity (UOA)	0
Carry forward orthodontic activity (UOA)	0
Baseline contract value	£14,126.63

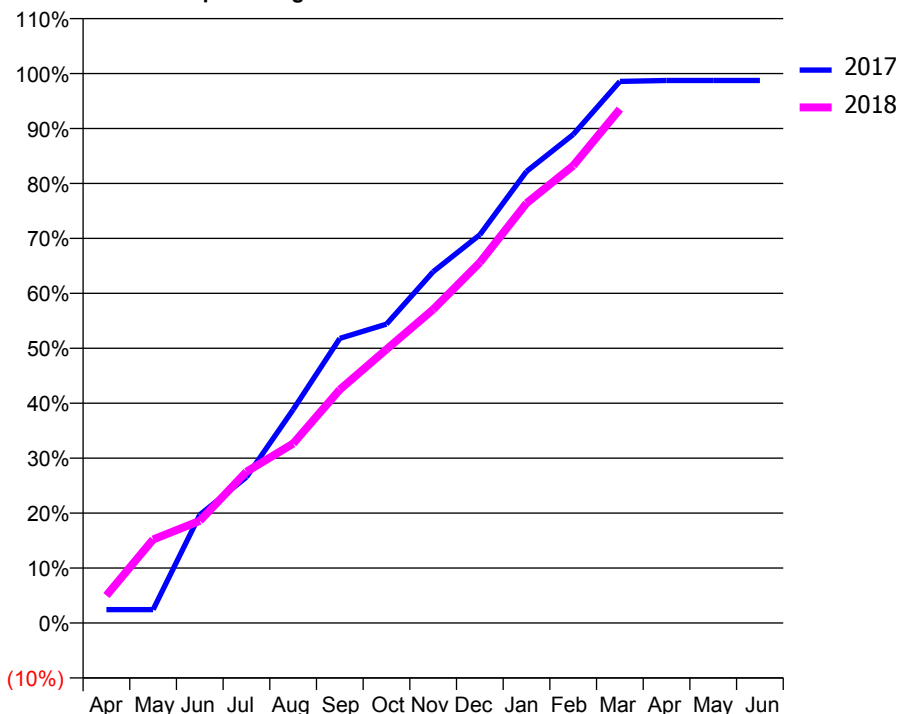
ACCESS*

Patients seen in 24 months	Total	Change since previous quarter
Quarter ending March 2017	224	
Quarter ending June 2017	226	→
Quarter ending September 2017	224	→
Quarter ending December 2017	229	↑
Quarter ending March 2018	225	↓
Variance since March 2017	0.4%	→



ACTIVITY

Cumulative percentage of contracted UDA delivered 2017 & 2018



Month	Adjusted Scheduled Activity (UDA)	
	2017	2018
April	13	27
May	13	82
June	106	100
July	143	148
August	209	176
September	279	229
October	293	268
November	345	308
December	381	354
January	443	412
February	479	449
March	531	504
April	532	
May	532	
June	532	

QUALITY

	Quantity	Base Number	Contract	AT	Region	England
% of FP17s for the same patient ID Re-attending within 3 months - Children	24	242	9.9%	10.3%	11.5%	11.9%
% of FP17s for the same patient ID Re-attending within 3 months - Adults	7	66	10.6%	14.7%	15.9%	16.0%
% of FP17s for the same patient ID Re-attending between 3 & 9 months - Children	157	242	64.9%	60.5%	60.6%	58.3%
% of FP17s for the same patient ID Re-attending between 3 & 9 months - Adults	26	66	39.4%	52.0%	51.6%	50.3%
% of FP17s for Band 1 Urgent Courses	15	298	5.0%	9.8%	9.5%	9.1%
% of FP17s Relating to Free Repair or Replacements	0	298	0.0%	0.6%	0.7%	0.8%
% of FP17s Relating to Continuations	1	298	0.3%	1.1%	1.0%	1.0%
% of Patients satisfied with the dentistry they have received	0	0	N/A	91.8%	92.0%	91.5%
% of Patients satisfied with the time they had to wait for an appointment	0	0	N/A	89.0%	88.1%	87.9%

* This is based on patients treated on this contract for their most recent course of treatment. Figures in italics indicate the base number of FP17s or Patient Questionnaire responses are less than 100. N/A is shown where the base number of responses is less than 10 during the period. % is calculated as Quantity/Base number*100

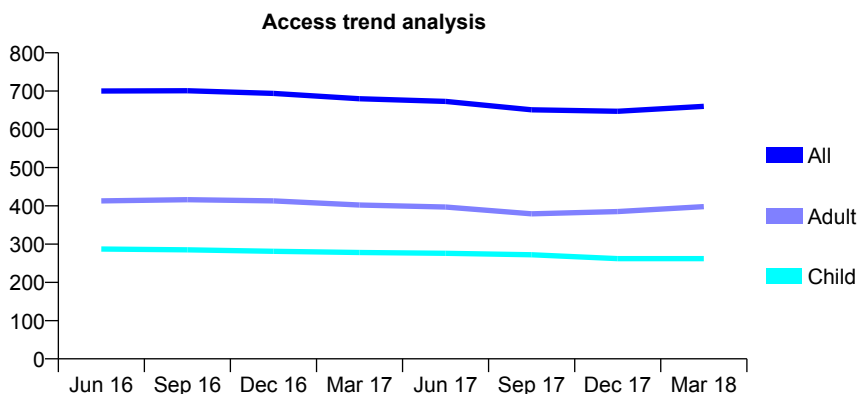
Q70 - Vital Signs At a Glance Contract Report for 830127/0001 - March 2018

Name or company name	MR HM MORTON
Contract type name	GDS Contract
Purpose of contract	General
Contract start date	01/04/2006
Contract end date	

17/18 Contracted general activity (UDA)	1,820
Carry forward general activity (UDA)	0
17/18 Contracted orthodontic activity (UOA)	0
Carry forward orthodontic activity (UOA)	0
Baseline contract value	£52,564.70

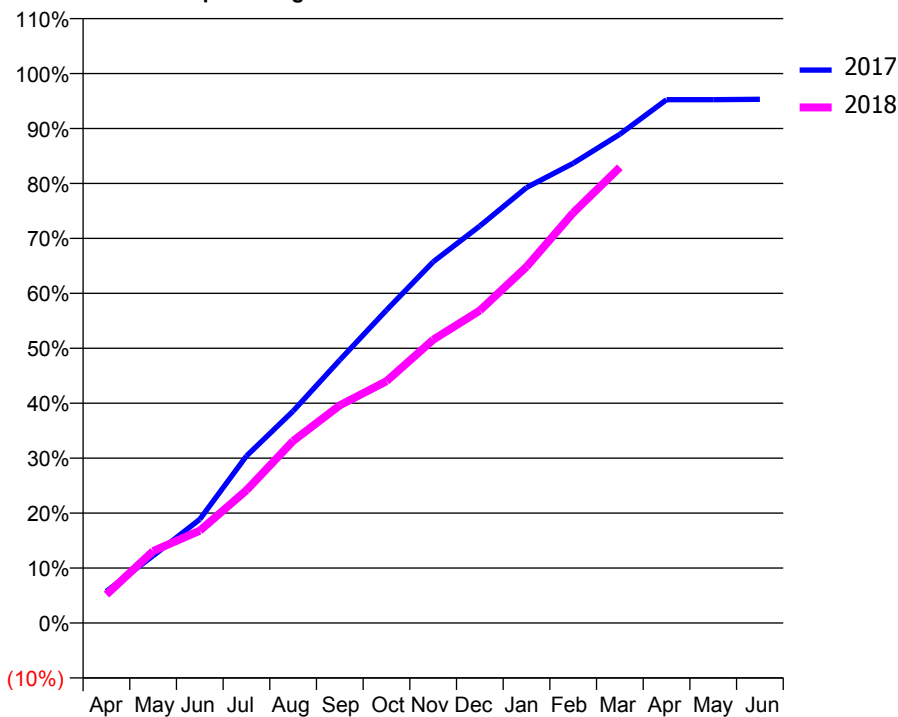
ACCESS*

Patients seen in 24 months	Total	Change since previous quarter
Quarter ending March 2017	680	
Quarter ending June 2017	673	↓
Quarter ending September 2017	651	↓
Quarter ending December 2017	647	→
Quarter ending March 2018	660	↑
Variance since March 2017	(2.9%)	↓



ACTIVITY

Cumulative percentage of contracted UDA delivered 2017 & 2018



Adjusted Scheduled Activity (UDA)

Month	2017	2018
April	105	94
May	223	238
June	343	306
July	553	440
August	702	603
September	871	721
October	1,036	801
November	1,196	938
December	1,315	1,035
January	1,442	1,180
February	1,523	1,359
March	1,619	1,509
April	1,733	
May	1,733	
June	1,734	

QUALITY

	Quantity	Base Number	Contract	AT	Region	England
% of FP17s for the same patient ID Re-attending within 3 months - Children	22	427	5.2%	10.3%	11.5%	11.9%
% of FP17s for the same patient ID Re-attending within 3 months - Adults	54	474	11.4%	14.7%	15.9%	16.0%
% of FP17s for the same patient ID Re-attending between 3 & 9 months - Children	266	427	62.3%	60.5%	60.6%	58.3%
% of FP17s for the same patient ID Re-attending between 3 & 9 months - Adults	226	474	47.7%	52.0%	51.6%	50.3%
% of FP17s for Band 1 Urgent Courses	52	846	6.1%	9.8%	9.5%	9.1%
% of FP17s Relating to Free Repair or Replacements	2	846	0.2%	0.6%	0.7%	0.8%
% of FP17s Relating to Continuations	3	846	0.4%	1.1%	1.0%	1.0%
% of Patients satisfied with the dentistry they have received	0	0	N/A	91.8%	92.0%	91.5%
% of Patients satisfied with the time they had to wait for an appointment	0	0	N/A	89.0%	88.1%	87.9%

* This is based on patients treated on this contract for their most recent course of treatment. Figures in italics indicate the base number of FP17s or Patient Questionnaire responses are less than 100. N/A is shown where the base number of responses is less than 10 during the period. % is calculated as Quantity/Base number*100

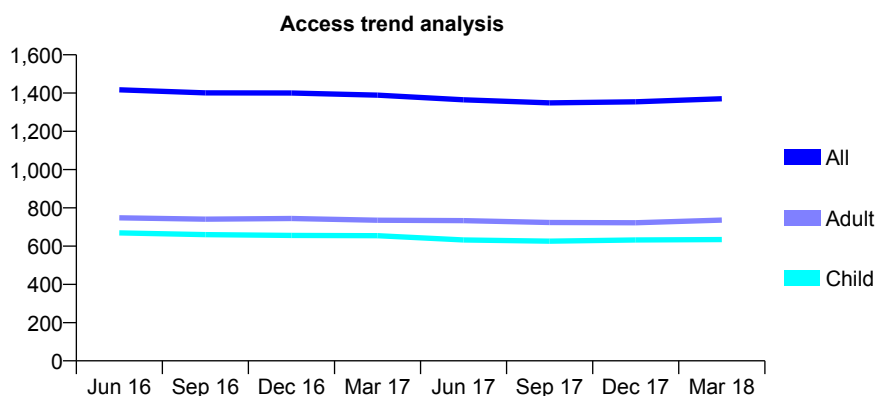
Q70 - Vital Signs At a Glance Contract Report for 832057/0001 - March 2018

Name or company name	MR JR ROTHMAN
Contract type name	GDS Contract
Purpose of contract	General
Contract start date	01/04/2006
Contract end date	

17/18 Contracted general activity (UDA)	3,852
Carry forward general activity (UDA)	41
17/18 Contracted orthodontic activity (UOA)	0
Carry forward orthodontic activity (UOA)	0
Baseline contract value	£89,247.95

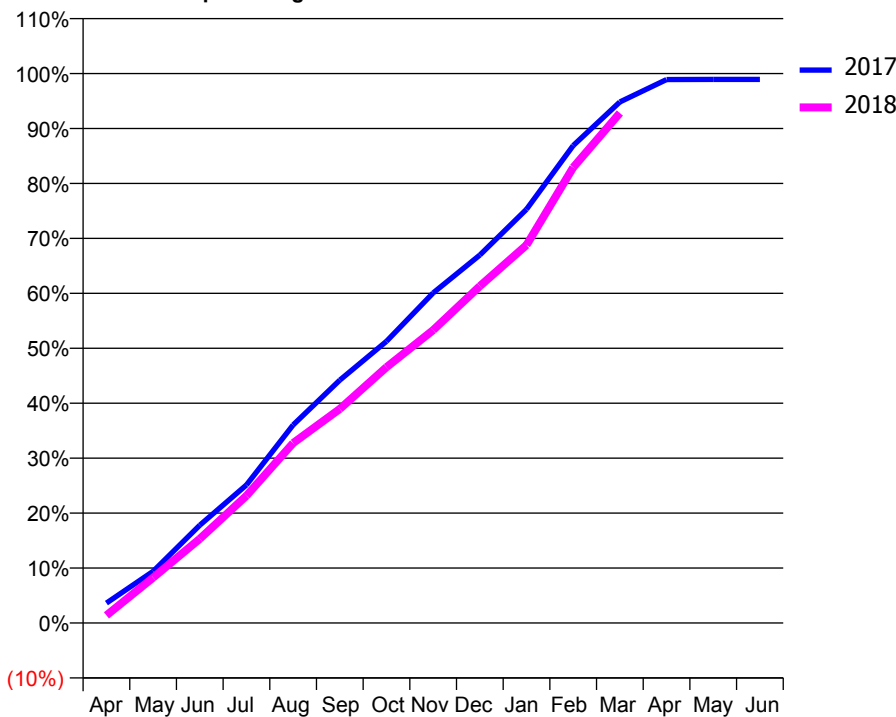
ACCESS*

Patients seen in 24 months	Total	Change since previous quarter
Quarter ending March 2017	1,389	
Quarter ending June 2017	1,365	↓
Quarter ending September 2017	1,349	↓
Quarter ending December 2017	1,354	→
Quarter ending March 2018	1,370	→
Variance since March 2017	(1.4%)	↓



ACTIVITY

Cumulative percentage of contracted UDA delivered 2017 & 2018



Month	Adjusted Scheduled Activity (UDA)	
	2017	2018
April	140	54
May	362	319
June	686	590
July	968	892
August	1,389	1,261
September	1,703	1,501
October	1,975	1,793
November	2,314	2,053
December	2,579	2,362
January	2,900	2,650
February	3,347	3,194
March	3,653	3,575
April	3,809	
May	3,810	
June	3,810	

QUALITY

	Quantity	Base Number	Contract	AT	Region	England
% of FP17s for the same patient ID Re-attending within 3 months - Children	85	1,153	7.4%	10.3%	11.5%	11.9%
% of FP17s for the same patient ID Re-attending within 3 months - Adults	135	1,063	12.7%	14.7%	15.9%	16.0%
% of FP17s for the same patient ID Re-attending between 3 & 9 months - Children	826	1,153	71.6%	60.5%	60.6%	58.3%
% of FP17s for the same patient ID Re-attending between 3 & 9 months - Adults	740	1,063	69.6%	52.0%	51.6%	50.3%
% of FP17s for Band 1 Urgent Courses	92	2,137	4.3%	9.8%	9.5%	9.1%
% of FP17s Relating to Free Repair or Replacements	10	2,137	0.5%	0.6%	0.7%	0.8%
% of FP17s Relating to Continuations	1	2,137	0.0%	1.1%	1.0%	1.0%
% of Patients satisfied with the dentistry they have received	2	2	N/A	91.8%	92.0%	91.5%
% of Patients satisfied with the time they had to wait for an appointment	2	2	N/A	89.0%	88.1%	87.9%

* This is based on patients treated on this contract for their most recent course of treatment. Figures in italics indicate the base number of FP17s or Patient Questionnaire responses are less than 100. N/A is shown where the base number of responses is less than 10 during the period. % is calculated as Quantity/Base number*100

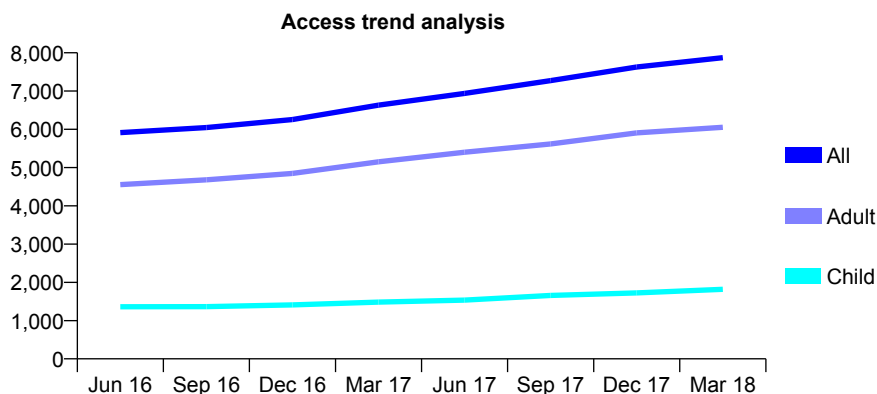
Q70 - Vital Signs At a Glance Contract Report for 841102/0001 - March 2018

Name or company name	Pro-Dent Dental Partnership
Contract type name	GDS Contract
Purpose of contract	General
Contract start date	01/04/2006
Contract end date	

17/18 Contracted general activity (UDA)	20,757
Carry forward general activity (UDA)	0
17/18 Contracted orthodontic activity (UOA)	0
Carry forward orthodontic activity (UOA)	0
Baseline contract value	£548,179.66

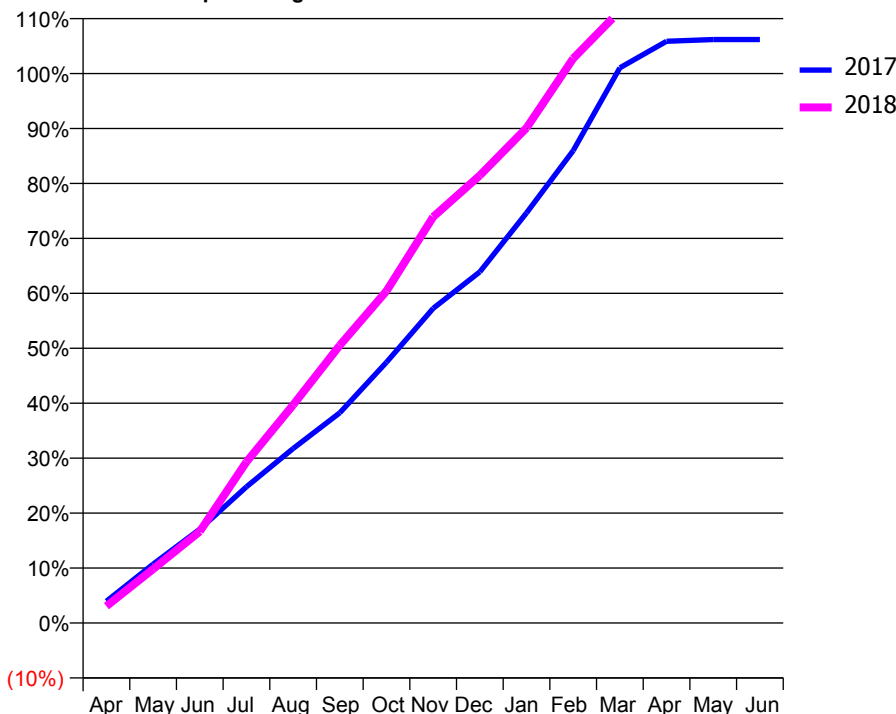
ACCESS*

Patients seen in 24 months	Total	Change since previous quarter
Quarter ending March 2017	6,633	
Quarter ending June 2017	6,938	↑
Quarter ending September 2017	7,273	↑
Quarter ending December 2017	7,629	↑
Quarter ending March 2018	7,872	↑
Variance since March 2017	18.7%	↑



ACTIVITY

Cumulative percentage of contracted UDA delivered 2017 & 2018



Month	Adjusted Scheduled Activity (UDA)	
	2017	2018
April	822	636
May	2,226	2,035
June	3,542	3,457
July	5,145	6,090
August	6,589	8,239
September	7,943	10,488
October	9,849	12,542
November	11,885	15,338
December	13,267	16,906
January	15,493	18,701
February	17,843	21,322
March	20,971	23,117
April	21,975	
May	22,040	
June	22,040	

QUALITY

	Quantity	Base Number	Contract	AT	Region	England
% of FP17s for the same patient ID Re-attending within 3 months - Children	164	2,419	6.8%	10.3%	11.5%	11.9%
% of FP17s for the same patient ID Re-attending within 3 months - Adults	758	7,483	10.1%	14.7%	15.9%	16.0%
% of FP17s for the same patient ID Re-attending between 3 & 9 months - Children	1,235	2,419	51.1%	60.5%	60.6%	58.3%
% of FP17s for the same patient ID Re-attending between 3 & 9 months - Adults	3,595	7,483	48.0%	52.0%	51.6%	50.3%
% of FP17s for Band 1 Urgent Courses	1,314	9,513	13.8%	9.8%	9.5%	9.1%
% of FP17s Relating to Free Repair or Replacements	32	9,513	0.3%	0.6%	0.7%	0.8%
% of FP17s Relating to Continuations	14	9,513	0.1%	1.1%	1.0%	1.0%
% of Patients satisfied with the dentistry they have received	33	33	100.0%	91.8%	92.0%	91.5%
% of Patients satisfied with the time they had to wait for an appointment	32	33	97.0%	89.0%	88.1%	87.9%

* This is based on patients treated on this contract for their most recent course of treatment. Figures in italics indicate the base number of FP17s or Patient Questionnaire responses are less than 100. N/A is shown where the base number of responses is less than 10 during the period. % is calculated as Quantity/Base number*100

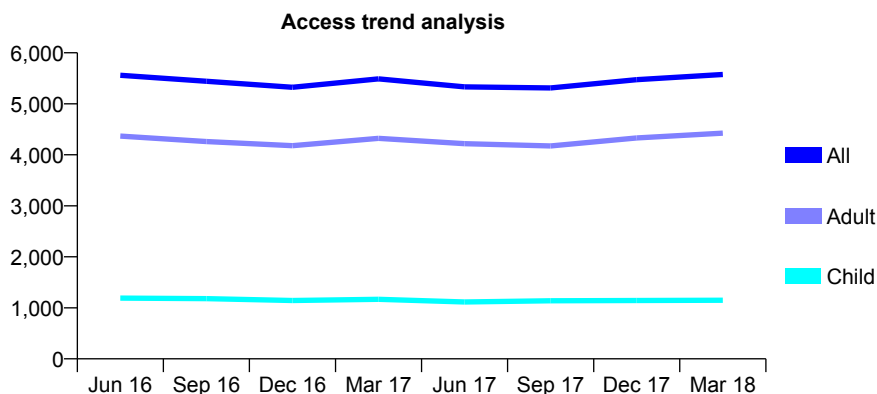
Q70 - Vital Signs At a Glance Contract Report for 841692/0001 - March 2018

Name or company name	Perfect Smile Cosham Partnership
Contract type name	GDS Contract
Purpose of contract	General
Contract start date	01/04/2006
Contract end date	

17/18 Contracted general activity (UDA)	15,739
Carry forward general activity (UDA)	0
17/18 Contracted orthodontic activity (UOA)	0
Carry forward orthodontic activity (UOA)	0
Baseline contract value	£407,025.09

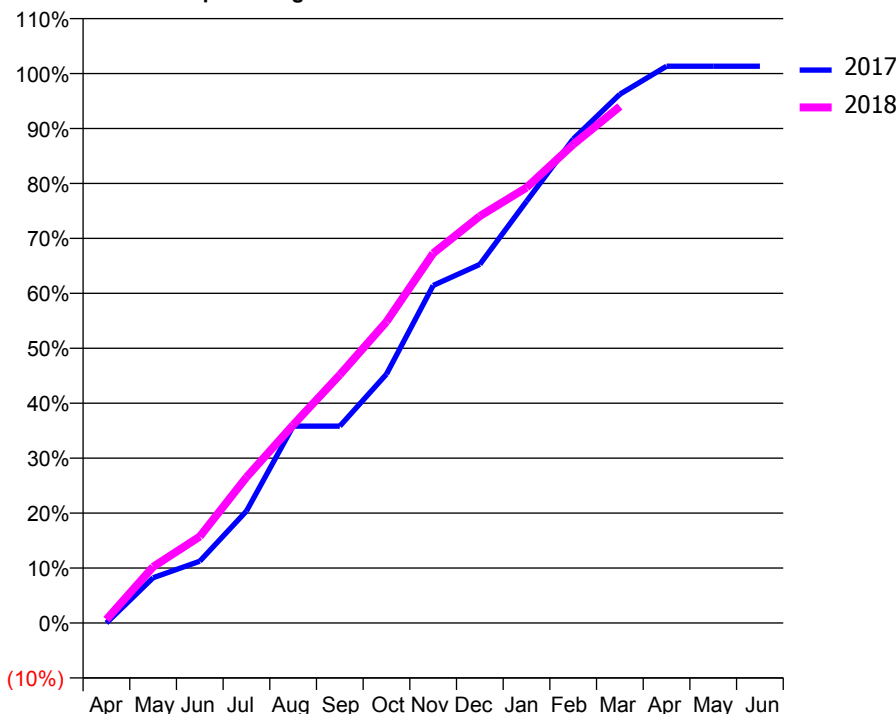
ACCESS*

Patients seen in 24 months	Total	Change since previous quarter
Quarter ending March 2017	5,489	
Quarter ending June 2017	5,331	↓
Quarter ending September 2017	5,312	→
Quarter ending December 2017	5,474	↑
Quarter ending March 2018	5,575	→
Variance since March 2017	1.6%	→



ACTIVITY

Cumulative percentage of contracted UDA delivered 2017 & 2018



Adjusted Scheduled Activity (UDA)

Month	2017	2018
April	0	100
May	1,295	1,609
June	1,771	2,475
July	3,207	4,176
August	5,640	5,675
September	5,640	7,112
October	7,127	8,629
November	9,670	10,588
December	10,272	11,653
January	12,079	12,472
February	13,864	13,706
March	15,145	14,796
April	15,949	
May	15,948	
June	15,948	

QUALITY

	Quantity	Base Number	Contract	AT	Region	England
% of FP17s for the same patient ID Re-attending within 3 months - Children	132	1,465	9.0%	10.3%	11.5%	11.9%
% of FP17s for the same patient ID Re-attending within 3 months - Adults	1,166	6,746	17.3%	14.7%	15.9%	16.0%
% of FP17s for the same patient ID Re-attending between 3 & 9 months - Children	747	1,465	51.0%	60.5%	60.6%	58.3%
% of FP17s for the same patient ID Re-attending between 3 & 9 months - Adults	3,618	6,746	53.6%	52.0%	51.6%	50.3%
% of FP17s for Band 1 Urgent Courses	693	7,822	8.9%	9.8%	9.5%	9.1%
% of FP17s Relating to Free Repair or Replacements	6	7,822	0.1%	0.6%	0.7%	0.8%
% of FP17s Relating to Continuations	280	7,822	3.6%	1.1%	1.0%	1.0%
% of Patients satisfied with the dentistry they have received	7	9	N/A	91.8%	92.0%	91.5%
% of Patients satisfied with the time they had to wait for an appointment	7	9	N/A	89.0%	88.1%	87.9%

* This is based on patients treated on this contract for their most recent course of treatment. Figures in italics indicate the base number of FP17s or Patient Questionnaire responses are less than 100. N/A is shown where the base number of responses is less than 10 during the period. % is calculated as Quantity/Base number*100

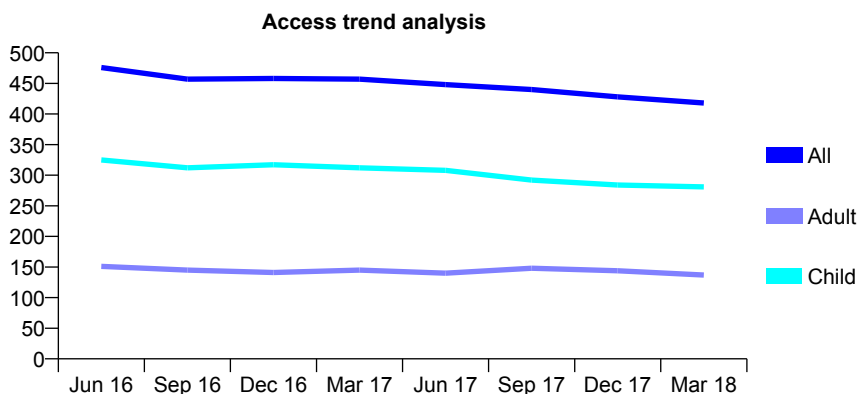
Q70 - Vital Signs At a Glance Contract Report for 842052/0001 - March 2018

Name or company name	MR RD HALDERTHAY
Contract type name	GDS Contract
Purpose of contract	General
Contract start date	01/04/2006
Contract end date	

17/18 Contracted general activity (UDA)	1,050
Carry forward general activity (UDA)	0
17/18 Contracted orthodontic activity (UOA)	0
Carry forward orthodontic activity (UOA)	0
Baseline contract value	£23,307.71

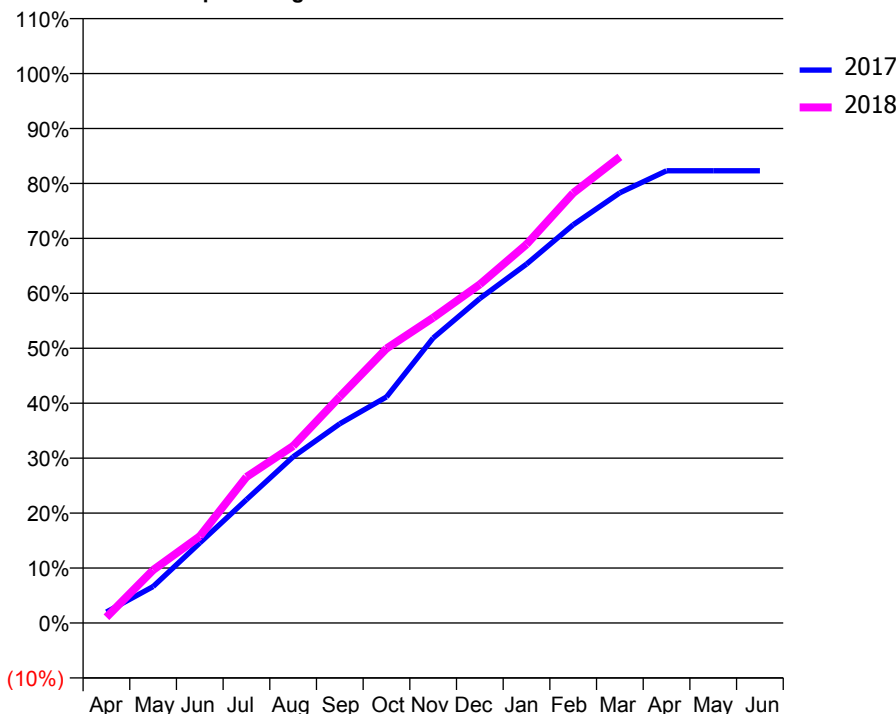
ACCESS*

Patients seen in 24 months	Total	Change since previous quarter
Quarter ending March 2017	457	
Quarter ending June 2017	448	↓
Quarter ending September 2017	440	↓
Quarter ending December 2017	428	↓
Quarter ending March 2018	418	↓
Variance since March 2017	(8.5%)	↓



ACTIVITY

Cumulative percentage of contracted UDA delivered 2017 & 2018



Month	Adjusted Scheduled Activity (UDA)	
	2017	2018
April	23	11
May	76	101
June	168	166
July	258	279
August	348	338
September	417	433
October	473	524
November	596	583
December	679	647
January	751	724
February	833	822
March	900	891
April	947	
May	947	
June	947	

QUALITY

	Quantity	Base Number	Contract	AT	Region	England
% of FP17s for the same patient ID Re-attending within 3 months - Children	29	486	6.0%	10.3%	11.5%	11.9%
% of FP17s for the same patient ID Re-attending within 3 months - Adults	19	199	9.5%	14.7%	15.9%	16.0%
% of FP17s for the same patient ID Re-attending between 3 & 9 months - Children	352	486	72.4%	60.5%	60.6%	58.3%
% of FP17s for the same patient ID Re-attending between 3 & 9 months - Adults	154	199	77.4%	52.0%	51.6%	50.3%
% of FP17s for Band 1 Urgent Courses	18	655	2.7%	9.8%	9.5%	9.1%
% of FP17s Relating to Free Repair or Replacements	0	655	0.0%	0.6%	0.7%	0.8%
% of FP17s Relating to Continuations	13	655	2.0%	1.1%	1.0%	1.0%
% of Patients satisfied with the dentistry they have received	1	1	N/A	91.8%	92.0%	91.5%
% of Patients satisfied with the time they had to wait for an appointment	1	1	N/A	89.0%	88.1%	87.9%

* This is based on patients treated on this contract for their most recent course of treatment. Figures in italics indicate the base number of FP17s or Patient Questionnaire responses are less than 100. N/A is shown where the base number of responses is less than 10 during the period. % is calculated as Quantity/Base number*100

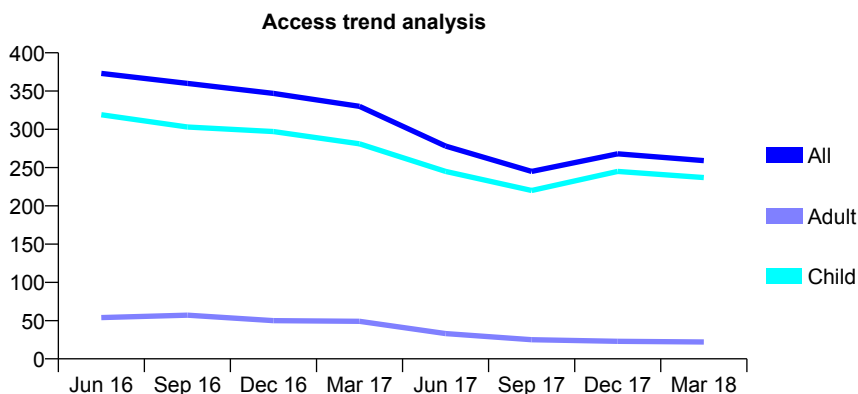
Q70 - Vital Signs At a Glance Contract Report for 843466/0001 - March 2018

Name or company name	Swedental Surgery
Contract type name	GDS Contract
Purpose of contract	General
Contract start date	01/04/2006
Contract end date	

17/18 Contracted general activity (UDA)	894
Carry forward general activity (UDA)	0
17/18 Contracted orthodontic activity (UOA)	0
Carry forward orthodontic activity (UOA)	0
Baseline contract value	£19,142.87

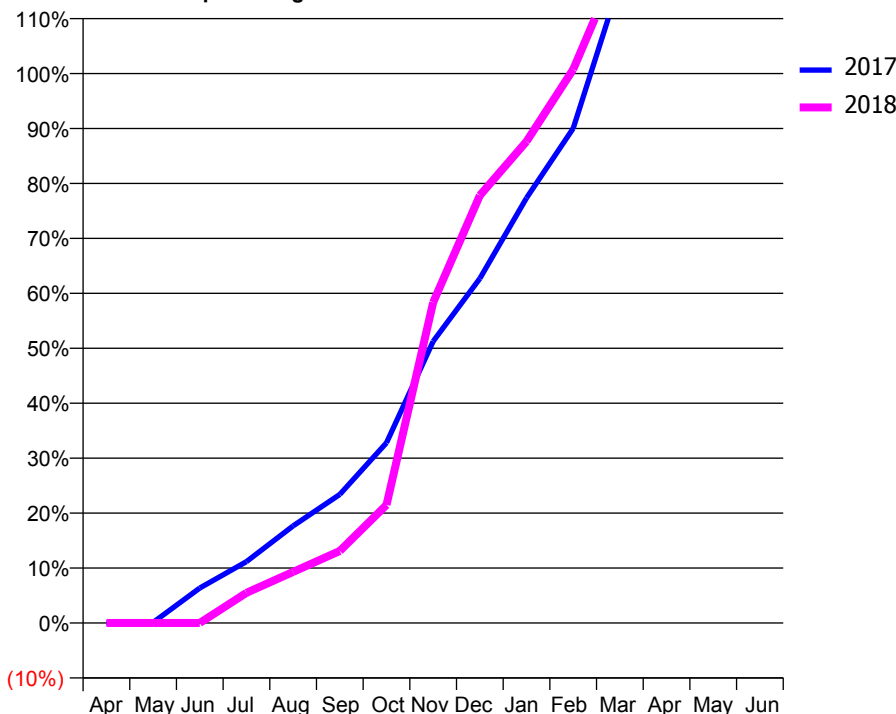
ACCESS*

Patients seen in 24 months	Total	Change since previous quarter
Quarter ending March 2017	330	
Quarter ending June 2017	278	↓
Quarter ending September 2017	245	↓
Quarter ending December 2017	268	↑
Quarter ending March 2018	259	↓
Variance since March 2017	(21.5%)	↓



ACTIVITY

Cumulative percentage of contracted UDA delivered 2017 & 2018



Month	Adjusted Scheduled Activity (UDA)	
	2017	2018
April	0	0
May	1	0
June	57	0
July	100	49
August	158	83
September	209	117
October	293	192
November	458	522
December	560	696
January	692	784
February	805	901
March	1,042	1,078
April	1,158	
May	1,204	
June	1,238	

QUALITY

	Quantity	Base Number	Contract	AT	Region	England
% of FP17s for the same patient ID Re-attending within 3 months - Children	44	528	8.3%	10.3%	11.5%	11.9%
% of FP17s for the same patient ID Re-attending within 3 months - Adults	0	0	N/A	14.7%	15.9%	16.0%
% of FP17s for the same patient ID Re-attending between 3 & 9 months - Children	389	528	73.7%	60.5%	60.6%	58.3%
% of FP17s for the same patient ID Re-attending between 3 & 9 months - Adults	0	0	N/A	52.0%	51.6%	50.3%
% of FP17s for Band 1 Urgent Courses	5	456	1.1%	9.8%	9.5%	9.1%
% of FP17s Relating to Free Repair or Replacements	0	456	0.0%	0.6%	0.7%	0.8%
% of FP17s Relating to Continuations	0	456	0.0%	1.1%	1.0%	1.0%
% of Patients satisfied with the dentistry they have received	0	0	N/A	91.8%	92.0%	91.5%
% of Patients satisfied with the time they had to wait for an appointment	0	0	N/A	89.0%	88.1%	87.9%

* This is based on patients treated on this contract for their most recent course of treatment. Figures in italics indicate the base number of FP17s or Patient Questionnaire responses are less than 100. N/A is shown where the base number of responses is less than 10 during the period. % is calculated as Quantity/Base number*100

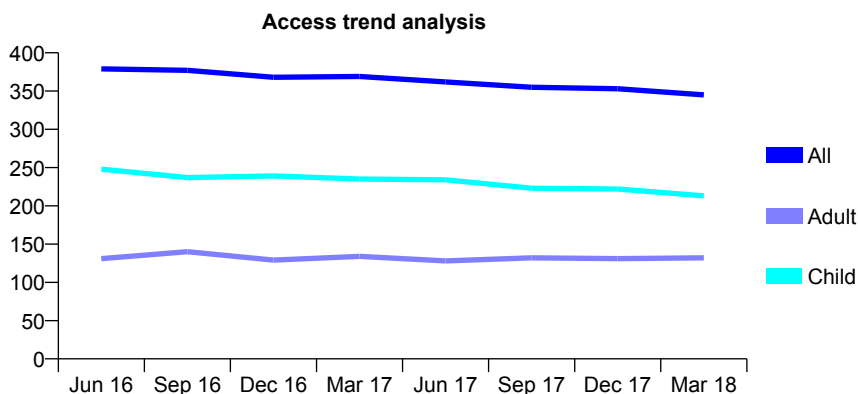
Q70 - Vital Signs At a Glance Contract Report for 844535/0001 - March 2018

Name or company name	MR M FARSHCHI
Contract type name	GDS Contract
Purpose of contract	General
Contract start date	01/04/2006
Contract end date	

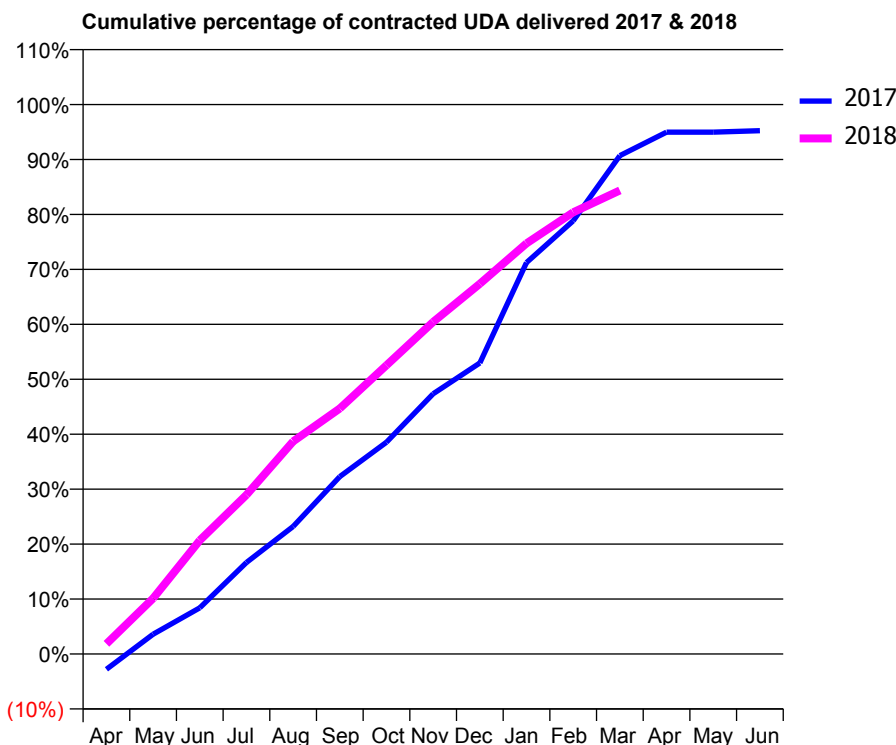
17/18 Contracted general activity (UDA)	750
Carry forward general activity (UDA)	0
17/18 Contracted orthodontic activity (UOA)	0
Carry forward orthodontic activity (UOA)	0
Baseline contract value	£20,157.02

ACCESS*

Patients seen in 24 months	Total	Change since previous quarter
Quarter ending March 2017	369	
Quarter ending June 2017	362	↓
Quarter ending September 2017	355	↓
Quarter ending December 2017	353	→
Quarter ending March 2018	345	↓
Variance since March 2017	(6.5%)	↓



ACTIVITY



Month	Adjusted Scheduled Activity (UDA)	
	2017	2018
April	-21	14
May	27	76
June	63	155
July	125	217
August	174	290
September	242	335
October	289	394
November	355	453
December	397	505
January	534	560
February	591	603
March	680	633
April	712	
May	712	
June	714	

QUALITY

	Quantity	Base Number	Contract	AT	Region	England
% of FP17s for the same patient ID Re-attending within 3 months - Children	15	317	4.7%	10.3%	11.5%	11.9%
% of FP17s for the same patient ID Re-attending within 3 months - Adults	6	132	4.5%	14.7%	15.9%	16.0%
% of FP17s for the same patient ID Re-attending between 3 & 9 months - Children	224	317	70.7%	60.5%	60.6%	58.3%
% of FP17s for the same patient ID Re-attending between 3 & 9 months - Adults	91	132	68.9%	52.0%	51.6%	50.3%
% of FP17s for Band 1 Urgent Courses	4	428	0.9%	9.8%	9.5%	9.1%
% of FP17s Relating to Free Repair or Replacements	0	428	0.0%	0.6%	0.7%	0.8%
% of FP17s Relating to Continuations	7	428	1.6%	1.1%	1.0%	1.0%
% of Patients satisfied with the dentistry they have received	0	0	N/A	91.8%	92.0%	91.5%
% of Patients satisfied with the time they had to wait for an appointment	0	0	N/A	89.0%	88.1%	87.9%

* This is based on patients treated on this contract for their most recent course of treatment. Figures in italics indicate the base number of FP17s or Patient Questionnaire responses are less than 100. N/A is shown where the base number of responses is less than 10 during the period. % is calculated as Quantity/Base number*100

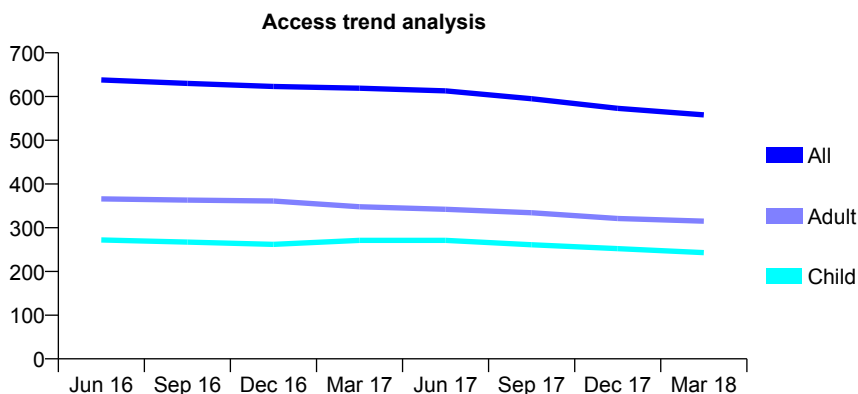
Q70 - Vital Signs At a Glance Contract Report for 847976/0001 - March 2018

Name or company name	MS P SAMADZADEH-YAGHINI
Contract type name	GDS Contract
Purpose of contract	General
Contract start date	01/04/2006
Contract end date	

17/18 Contracted general activity (UDA)	2,492
Carry forward general activity (UDA)	0
17/18 Contracted orthodontic activity (UOA)	0
Carry forward orthodontic activity (UOA)	0
Baseline contract value	£56,081.21

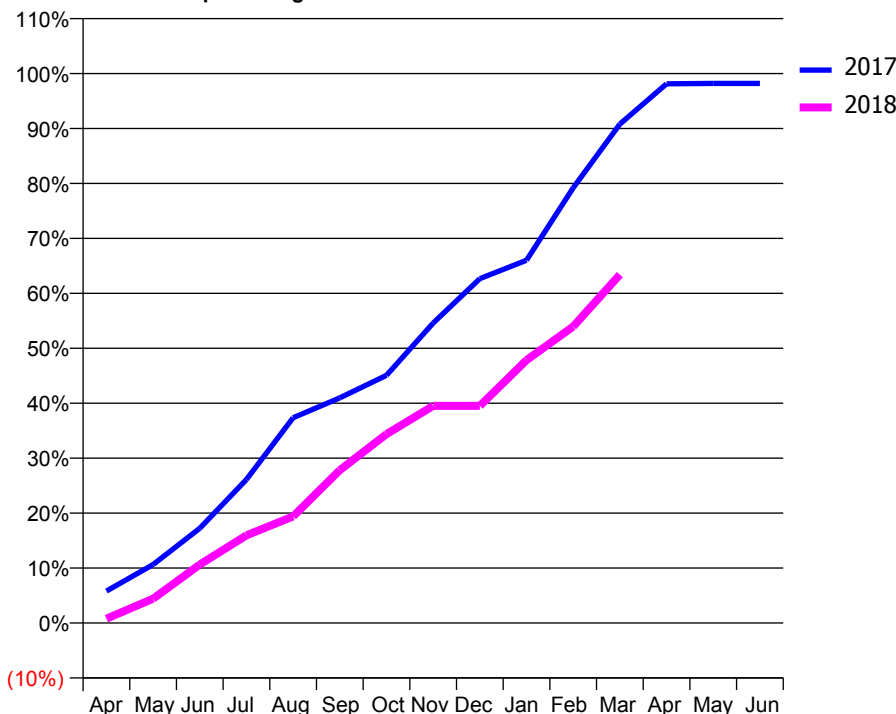
ACCESS*

Patients seen in 24 months	Total	Change since previous quarter
Quarter ending March 2017	619	
Quarter ending June 2017	613	→
Quarter ending September 2017	595	↓
Quarter ending December 2017	573	↓
Quarter ending March 2018	558	↓
Variance since March 2017	(9.9%)	↓



ACTIVITY

Cumulative percentage of contracted UDA delivered 2017 & 2018



Month	Adjusted Scheduled Activity (UDA)	
	2017	2018
April	145	20
May	265	110
June	430	265
July	651	398
August	931	483
September	1,021	694
October	1,123	857
November	1,361	985
December	1,562	985
January	1,645	1,192
February	1,974	1,345
March	2,262	1,580
April	2,445	
May	2,447	
June	2,447	

QUALITY

	Quantity	Base Number	Contract	AT	Region	England
% of FP17s for the same patient ID Re-attending within 3 months - Children	37	343	10.8%	10.3%	11.5%	11.9%
% of FP17s for the same patient ID Re-attending within 3 months - Adults	46	404	11.4%	14.7%	15.9%	16.0%
% of FP17s for the same patient ID Re-attending between 3 & 9 months - Children	233	343	67.9%	60.5%	60.6%	58.3%
% of FP17s for the same patient ID Re-attending between 3 & 9 months - Adults	277	404	68.6%	52.0%	51.6%	50.3%
% of FP17s for Band 1 Urgent Courses	40	696	5.7%	9.8%	9.5%	9.1%
% of FP17s Relating to Free Repair or Replacements	1	696	0.1%	0.6%	0.7%	0.8%
% of FP17s Relating to Continuations	1	696	0.1%	1.1%	1.0%	1.0%
% of Patients satisfied with the dentistry they have received	1	1	N/A	91.8%	92.0%	91.5%
% of Patients satisfied with the time they had to wait for an appointment	1	1	N/A	89.0%	88.1%	87.9%

* This is based on patients treated on this contract for their most recent course of treatment. Figures in italics indicate the base number of FP17s or Patient Questionnaire responses are less than 100. N/A is shown where the base number of responses is less than 10 during the period. % is calculated as Quantity/Base number*100

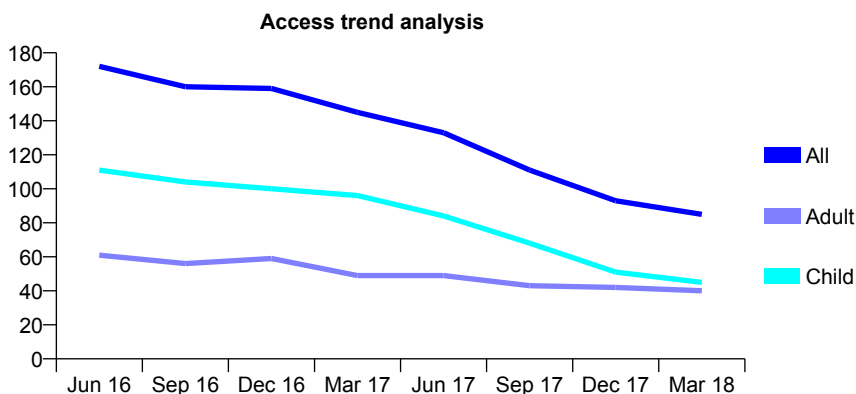
Q70 - Vital Signs At a Glance Contract Report for 856843/0001 - March 2018

Name or company name	MISS RK HARTOG
Contract type name	GDS Contract
Purpose of contract	General
Contract start date	01/04/2006
Contract end date	30/04/2017

17/18 Contracted general activity (UDA)	33
Carry forward general activity (UDA)	0
17/18 Contracted orthodontic activity (UOA)	0
Carry forward orthodontic activity (UOA)	0
Baseline contract value	£848.59

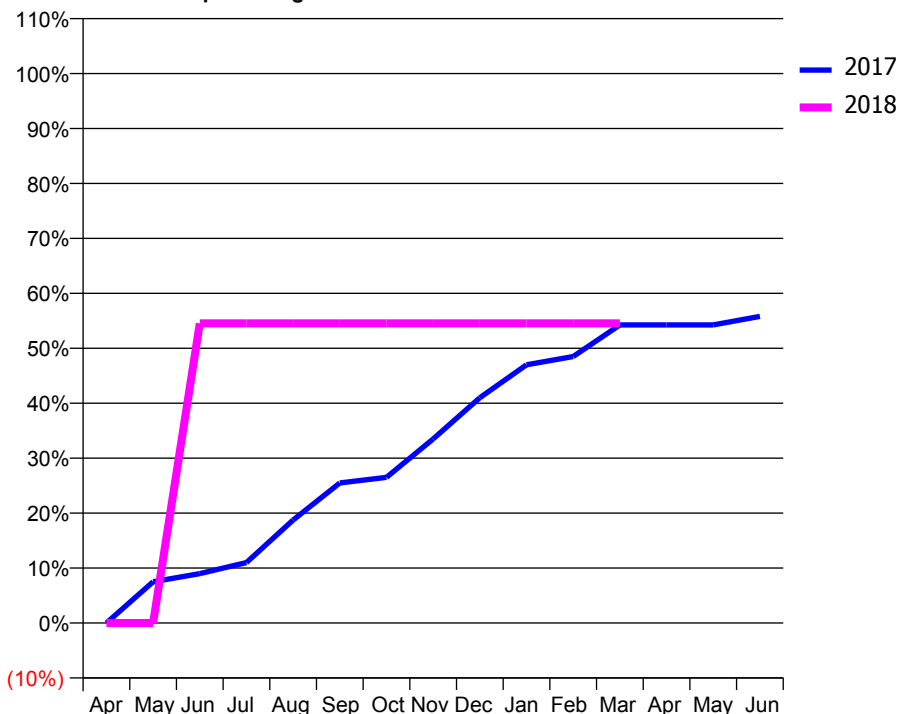
ACCESS*

Patients seen in 24 months	Total	Change since previous quarter
Quarter ending March 2017	145	
Quarter ending June 2017	133	↓
Quarter ending September 2017	111	↓
Quarter ending December 2017	93	↓
Quarter ending March 2018	85	↓
Variance since March 2017	(41.4%)	↓



ACTIVITY

Cumulative percentage of contracted UDA delivered 2017 & 2018



Month	Adjusted Scheduled Activity (UDA)	
	2017	2018
April	0	0
May	30	0
June	36	18
July	44	18
August	75	18
September	102	18
October	106	18
November	134	18
December	164	18
January	188	18
February	194	18
March	217	18
April	217	
May	217	
June	223	

QUALITY

	Quantity	Base Number	Contract	AT	Region	England
% of FP17s for the same patient ID Re-attending within 3 months - Children	1	17	5.9%	10.3%	11.5%	11.9%
% of FP17s for the same patient ID Re-attending within 3 months - Adults	0	4	0.0%	14.7%	15.9%	16.0%
% of FP17s for the same patient ID Re-attending between 3 & 9 months - Children	11	17	64.7%	60.5%	60.6%	58.3%
% of FP17s for the same patient ID Re-attending between 3 & 9 months - Adults	3	4	75.0%	52.0%	51.6%	50.3%
% of FP17s for Band 1 Urgent Courses	0	16	0.0%	9.8%	9.5%	9.1%
% of FP17s Relating to Free Repair or Replacements	0	16	0.0%	0.6%	0.7%	0.8%
% of FP17s Relating to Continuations	0	16	0.0%	1.1%	1.0%	1.0%
% of Patients satisfied with the dentistry they have received	0	0	N/A	91.8%	92.0%	91.5%
% of Patients satisfied with the time they had to wait for an appointment	0	0	N/A	89.0%	88.1%	87.9%

* This is based on patients treated on this contract for their most recent course of treatment. Figures in italics indicate the base number of FP17s or Patient Questionnaire responses are less than 100. N/A is shown where the base number of responses is less than 10 during the period. % is calculated as Quantity/Base number*100

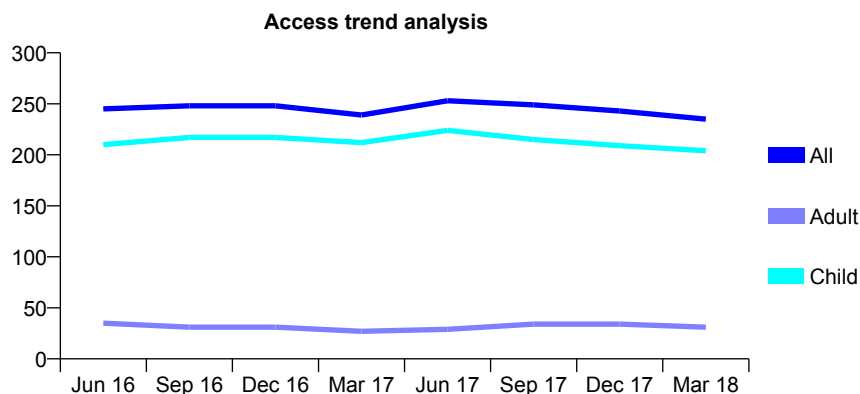
Q70 - Vital Signs At a Glance Contract Report for 861782/0001 - March 2018

Name or company name	MR AJ SMALES
Contract type name	GDS Contract
Purpose of contract	General
Contract start date	01/08/2008
Contract end date	

17/18 Contracted general activity (UDA)	691
Carry forward general activity (UDA)	0
17/18 Contracted orthodontic activity (UOA)	0
Carry forward orthodontic activity (UOA)	0
Baseline contract value	£19,789.52

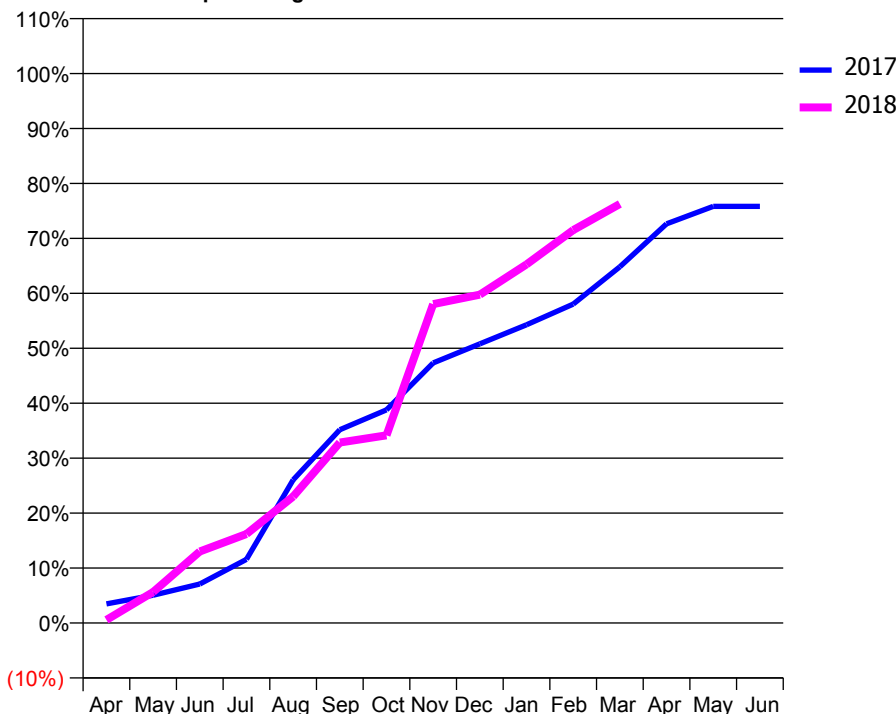
ACCESS*

Patients seen in 24 months	Total	Change since previous quarter
Quarter ending March 2017	239	
Quarter ending June 2017	253	↑
Quarter ending September 2017	249	↓
Quarter ending December 2017	243	↓
Quarter ending March 2018	235	↓
Variance since March 2017	(1.7%)	↓



ACTIVITY

Cumulative percentage of contracted UDA delivered 2017 & 2018



Adjusted Scheduled Activity (UDA)

Month	2017	2018
April	24	4
May	35	39
June	49	90
July	80	112
August	180	159
September	243	227
October	268	236
November	327	401
December	351	413
January	375	451
February	401	494
March	448	527
April	502	
May	524	
June	524	

QUALITY

	Quantity	Base Number	Contract	AT	Region	England
% of FP17s for the same patient ID Re-attending within 3 months - Children	14	260	5.4%	10.3%	11.5%	11.9%
% of FP17s for the same patient ID Re-attending within 3 months - Adults	0	19	0.0%	14.7%	15.9%	16.0%
% of FP17s for the same patient ID Re-attending between 3 & 9 months - Children	91	260	35.0%	60.5%	60.6%	58.3%
% of FP17s for the same patient ID Re-attending between 3 & 9 months - Adults	10	19	52.6%	52.0%	51.6%	50.3%
% of FP17s for Band 1 Urgent Courses	0	237	0.0%	9.8%	9.5%	9.1%
% of FP17s Relating to Free Repair or Replacements	0	237	0.0%	0.6%	0.7%	0.8%
% of FP17s Relating to Continuations	1	237	0.4%	1.1%	1.0%	1.0%
% of Patients satisfied with the dentistry they have received	0	0	N/A	91.8%	92.0%	91.5%
% of Patients satisfied with the time they had to wait for an appointment	0	0	N/A	89.0%	88.1%	87.9%

* This is based on patients treated on this contract for their most recent course of treatment. Figures in italics indicate the base number of FP17s or Patient Questionnaire responses are less than 100. N/A is shown where the base number of responses is less than 10 during the period. % is calculated as Quantity/Base number*100

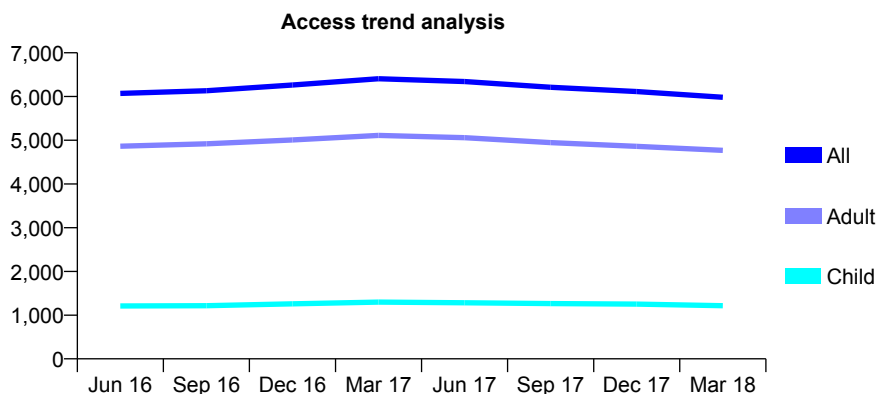
Q70 - Vital Signs At a Glance Contract Report for 864692/0002 - March 2018

Name or company name	WIGHT DENTAL CARE LIMITED
Contract type name	GDS Contract
Purpose of contract	General
Contract start date	01/04/2014
Contract end date	

17/18 Contracted general activity (UDA)	22,044
Carry forward general activity (UDA)	161
17/18 Contracted orthodontic activity (UOA)	0
Carry forward orthodontic activity (UOA)	0
Baseline contract value	£511,060.93

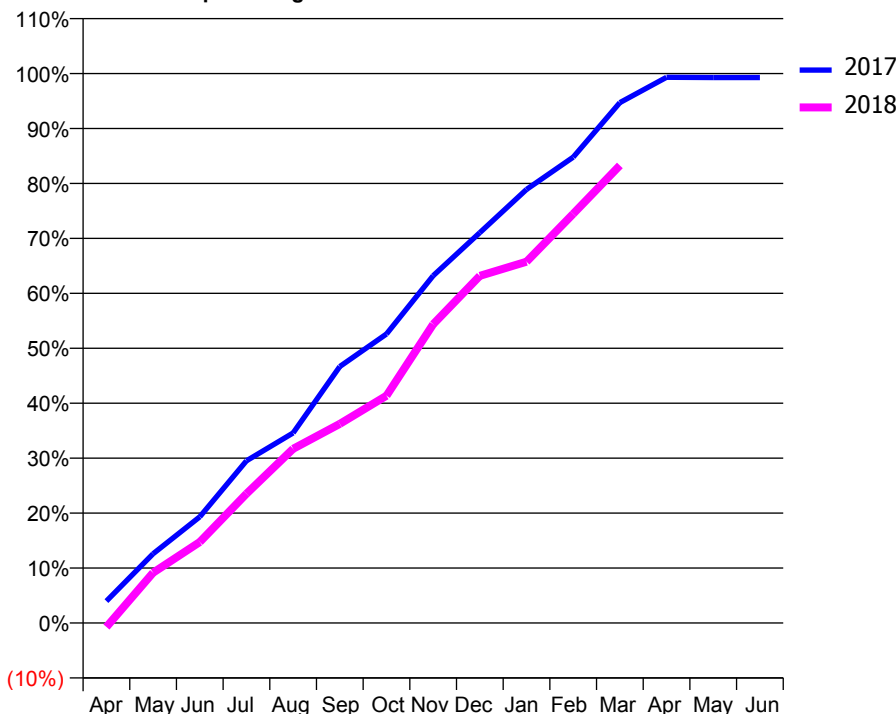
ACCESS*

Patients seen in 24 months	Total	Change since previous quarter
Quarter ending March 2017	6,408	
Quarter ending June 2017	6,344	→
Quarter ending September 2017	6,211	↓
Quarter ending December 2017	6,113	↓
Quarter ending March 2018	5,984	↓
Variance since March 2017	(6.6%)	↓



ACTIVITY

Cumulative percentage of contracted UDA delivered 2017 & 2018



Month	Adjusted Scheduled Activity (UDA)	
	2017	2018
April	878	-161
May	2,782	2,020
June	4,259	3,250
July	6,506	5,189
August	7,627	6,987
September	10,289	7,990
October	11,595	9,116
November	13,934	11,984
December	15,660	13,929
January	17,393	14,495
February	18,688	16,415
March	20,876	18,358
April	21,893	
May	21,883	
June	21,883	

QUALITY

	Quantity	Base Number	Contract	AT	Region	England
% of FP17s for the same patient ID Re-attending within 3 months - Children	75	1,701	4.4%	10.3%	11.5%	11.9%
% of FP17s for the same patient ID Re-attending within 3 months - Adults	624	6,172	10.1%	14.7%	15.9%	16.0%
% of FP17s for the same patient ID Re-attending between 3 & 9 months - Children	1,035	1,701	60.8%	60.5%	60.6%	58.3%
% of FP17s for the same patient ID Re-attending between 3 & 9 months - Adults	3,642	6,172	59.0%	52.0%	51.6%	50.3%
% of FP17s for Band 1 Urgent Courses	470	7,534	6.2%	9.8%	9.5%	9.1%
% of FP17s Relating to Free Repair or Replacements	33	7,534	0.4%	0.6%	0.7%	0.8%
% of FP17s Relating to Continuations	77	7,534	1.0%	1.1%	1.0%	1.0%
% of Patients satisfied with the dentistry they have received	10	10	100.0%	91.8%	92.0%	91.5%
% of Patients satisfied with the time they had to wait for an appointment	8	10	80.0%	89.0%	88.1%	87.9%

* This is based on patients treated on this contract for their most recent course of treatment. Figures in italics indicate the base number of FP17s or Patient Questionnaire responses are less than 100. N/A is shown where the base number of responses is less than 10 during the period. % is calculated as Quantity/Base number*100

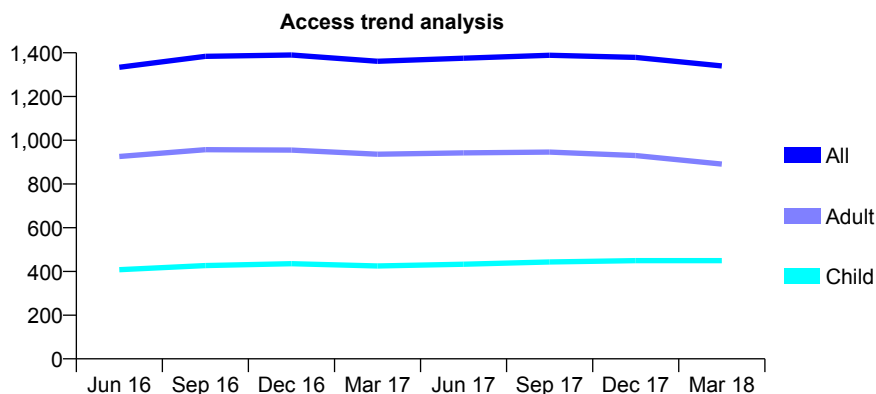
Q70 - Vital Signs At a Glance Contract Report for 875104/0001 - March 2018

Name or company name	MRS RM REDKA
Contract type name	GDS Contract
Purpose of contract	General
Contract start date	15/06/2008
Contract end date	

17/18 Contracted general activity (UDA)	6,000
Carry forward general activity (UDA)	0
17/18 Contracted orthodontic activity (UOA)	0
Carry forward orthodontic activity (UOA)	0
Baseline contract value	£136,938.77

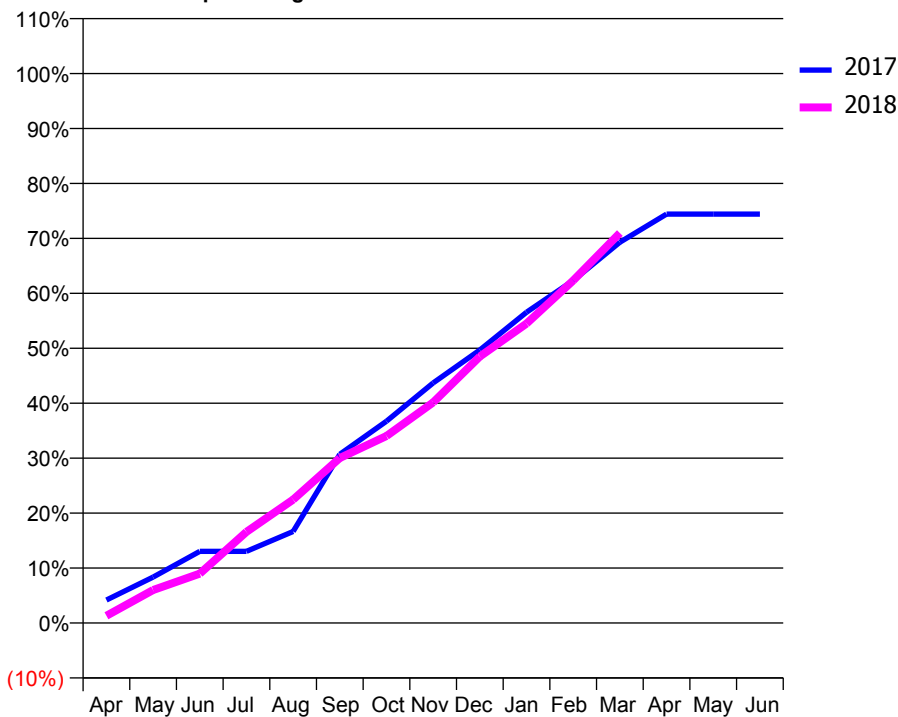
ACCESS*

Patients seen in 24 months	Total	Change since previous quarter
Quarter ending March 2017	1,361	
Quarter ending June 2017	1,375	→
Quarter ending September 2017	1,389	→
Quarter ending December 2017	1,379	→
Quarter ending March 2018	1,340	↓
Variance since March 2017	(1.5%)	↓



ACTIVITY

Cumulative percentage of contracted UDA delivered 2017 & 2018



Month	Adjusted Scheduled Activity (UDA)	
	2017	2018
April	314	79
May	627	360
June	978	539
July	978	995
August	1,250	1,348
September	2,304	1,802
October	2,755	2,043
November	3,277	2,410
December	3,727	2,910
January	4,242	3,269
February	4,674	3,740
March	5,198	4,258
April	5,580	
May	5,580	
June	5,580	

QUALITY

	Quantity	Base Number	Contract	AT	Region	England
% of FP17s for the same patient ID Re-attending within 3 months - Children	83	672	12.4%	10.3%	11.5%	11.9%
% of FP17s for the same patient ID Re-attending within 3 months - Adults	228	1,194	19.1%	14.7%	15.9%	16.0%
% of FP17s for the same patient ID Re-attending between 3 & 9 months - Children	407	672	60.6%	60.5%	60.6%	58.3%
% of FP17s for the same patient ID Re-attending between 3 & 9 months - Adults	703	1,194	58.9%	52.0%	51.6%	50.3%
% of FP17s for Band 1 Urgent Courses	232	1,749	13.3%	9.8%	9.5%	9.1%
% of FP17s Relating to Free Repair or Replacements	0	1,749	0.0%	0.6%	0.7%	0.8%
% of FP17s Relating to Continuations	1	1,749	0.1%	1.1%	1.0%	1.0%
% of Patients satisfied with the dentistry they have received	3	3	N/A	91.8%	92.0%	91.5%
% of Patients satisfied with the time they had to wait for an appointment	3	3	N/A	89.0%	88.1%	87.9%

* This is based on patients treated on this contract for their most recent course of treatment. Figures in italics indicate the base number of FP17s or Patient Questionnaire responses are less than 100. N/A is shown where the base number of responses is less than 10 during the period. % is calculated as Quantity/Base number*100

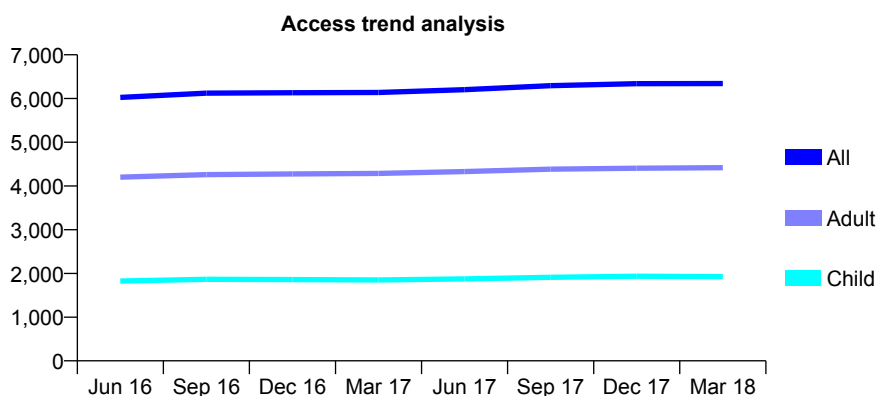
Q70 - Vital Signs At a Glance Contract Report for 901849/0003 - March 2018

Name or company name	MR MM LALJEE
Contract type name	GDS Contract
Purpose of contract	General
Contract start date	02/04/2012
Contract end date	

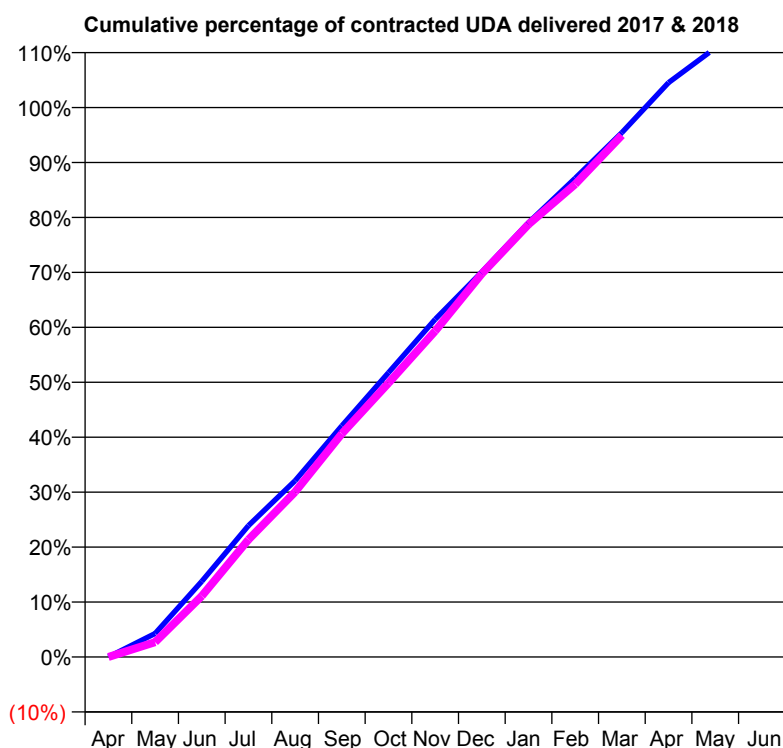
17/18 Contracted general activity (UDA)	13,300
Carry forward general activity (UDA)	0
17/18 Contracted orthodontic activity (UOA)	0
Carry forward orthodontic activity (UOA)	0
Baseline contract value	£363,213.89

ACCESS*

Patients seen in 24 months	Total	Change since previous quarter
Quarter ending March 2017	6,139	
Quarter ending June 2017	6,202	→
Quarter ending September 2017	6,295	→
Quarter ending December 2017	6,341	→
Quarter ending March 2018	6,344	→
Variance since March 2017	3.3%	↑



ACTIVITY



Month	Adjusted Scheduled Activity (UDA)	
	2017	2018
April	0	0
May	569	360
June	1,832	1,476
July	3,182	2,841
August	4,268	3,999
September	5,594	5,404
October	6,882	6,630
November	8,174	7,888
December	9,319	9,277
January	10,513	10,470
February	11,588	11,442
March	12,692	12,627
April	13,904	
May	14,739	
June	14,742	

QUALITY

	Quantity	Base Number	Contract	AT	Region	England
% of FP17s for the same patient ID Re-attending within 3 months - Children	151	3,216	4.7%	10.3%	11.5%	11.9%
% of FP17s for the same patient ID Re-attending within 3 months - Adults	589	5,600	10.5%	14.7%	15.9%	16.0%
% of FP17s for the same patient ID Re-attending between 3 & 9 months - Children	2,387	3,216	74.2%	60.5%	60.6%	58.3%
% of FP17s for the same patient ID Re-attending between 3 & 9 months - Adults	2,414	5,600	43.1%	52.0%	51.6%	50.3%
% of FP17s for Band 1 Urgent Courses	425	7,568	5.6%	9.8%	9.5%	9.1%
% of FP17s Relating to Free Repair or Replacements	25	7,568	0.3%	0.6%	0.7%	0.8%
% of FP17s Relating to Continuations	125	7,568	1.7%	1.1%	1.0%	1.0%
% of Patients satisfied with the dentistry they have received	2	2	N/A	91.8%	92.0%	91.5%
% of Patients satisfied with the time they had to wait for an appointment	1	2	N/A	89.0%	88.1%	87.9%

* This is based on patients treated on this contract for their most recent course of treatment. Figures in italics indicate the base number of FP17s or Patient Questionnaire responses are less than 100. N/A is shown where the base number of responses is less than 10 during the period. % is calculated as Quantity/Base number*100

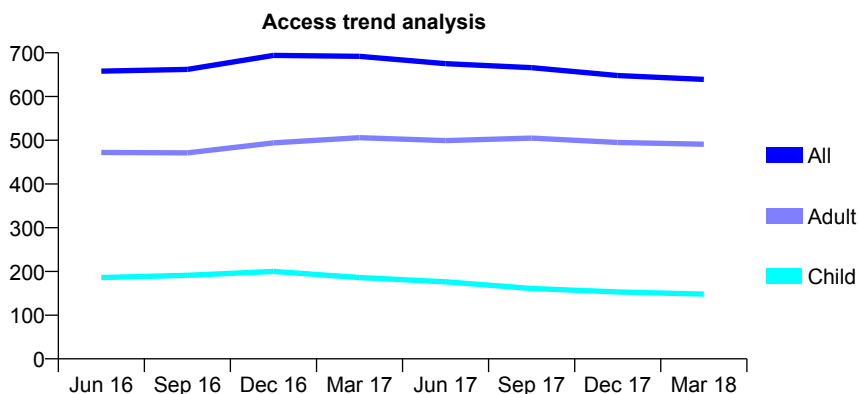
Q70 - Vital Signs At a Glance Contract Report for 905968/0001 - March 2018

Name or company name	MR A MCGROARTY
Contract type name	GDS Contract
Purpose of contract	General
Contract start date	01/04/2006
Contract end date	

17/18 Contracted general activity (UDA)	2,250
Carry forward general activity (UDA)	0
17/18 Contracted orthodontic activity (UOA)	0
Carry forward orthodontic activity (UOA)	0
Baseline contract value	£49,105.85

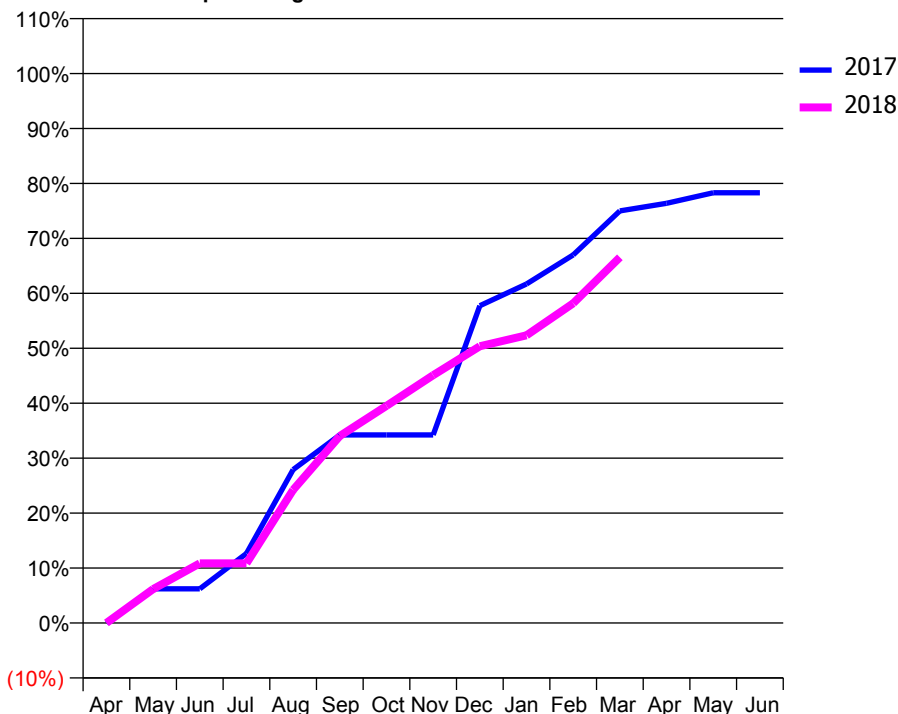
ACCESS*

Patients seen in 24 months	Total	Change since previous quarter
Quarter ending March 2017	692	
Quarter ending June 2017	675	↓
Quarter ending September 2017	666	↓
Quarter ending December 2017	648	↓
Quarter ending March 2018	639	↓
Variance since March 2017	(7.7%)	↓



ACTIVITY

Cumulative percentage of contracted UDA delivered 2017 & 2018



Month	Adjusted Scheduled Activity (UDA)	
	2017	2018
April	0	0
May	140	139
June	140	244
July	285	244
August	628	545
September	770	766
October	770	889
November	770	1,015
December	1,299	1,133
January	1,388	1,178
February	1,507	1,309
March	1,688	1,497
April	1,719	
May	1,762	
June	1,762	

QUALITY

	Quantity	Base Number	Contract	AT	Region	England
% of FP17s for the same patient ID Re-attending within 3 months - Children	6	286	2.1%	10.3%	11.5%	11.9%
% of FP17s for the same patient ID Re-attending within 3 months - Adults	99	727	13.6%	14.7%	15.9%	16.0%
% of FP17s for the same patient ID Re-attending between 3 & 9 months - Children	206	286	72.0%	60.5%	60.6%	58.3%
% of FP17s for the same patient ID Re-attending between 3 & 9 months - Adults	478	727	65.7%	52.0%	51.6%	50.3%
% of FP17s for Band 1 Urgent Courses	57	922	6.2%	9.8%	9.5%	9.1%
% of FP17s Relating to Free Repair or Replacements	2	922	0.2%	0.6%	0.7%	0.8%
% of FP17s Relating to Continuations	3	922	0.3%	1.1%	1.0%	1.0%
% of Patients satisfied with the dentistry they have received	0	0	N/A	91.8%	92.0%	91.5%
% of Patients satisfied with the time they had to wait for an appointment	0	0	N/A	89.0%	88.1%	87.9%

* This is based on patients treated on this contract for their most recent course of treatment. Figures in italics indicate the base number of FP17s or Patient Questionnaire responses are less than 100. N/A is shown where the base number of responses is less than 10 during the period. % is calculated as Quantity/Base number*100

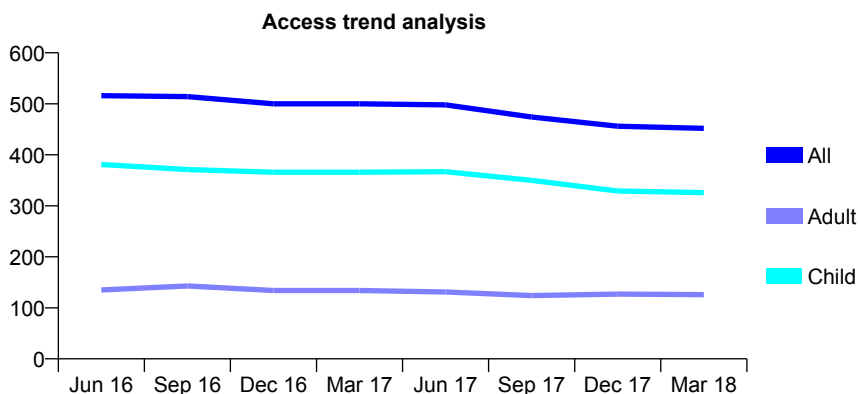
Q70 - Vital Signs At a Glance Contract Report for 906530/0001 - March 2018

Name or company name	MR SG PARDOE
Contract type name	GDS Contract
Purpose of contract	General
Contract start date	01/04/2006
Contract end date	

17/18 Contracted general activity (UDA)	760
Carry forward general activity (UDA)	0
17/18 Contracted orthodontic activity (UOA)	0
Carry forward orthodontic activity (UOA)	0
Baseline contract value	£17,745.92

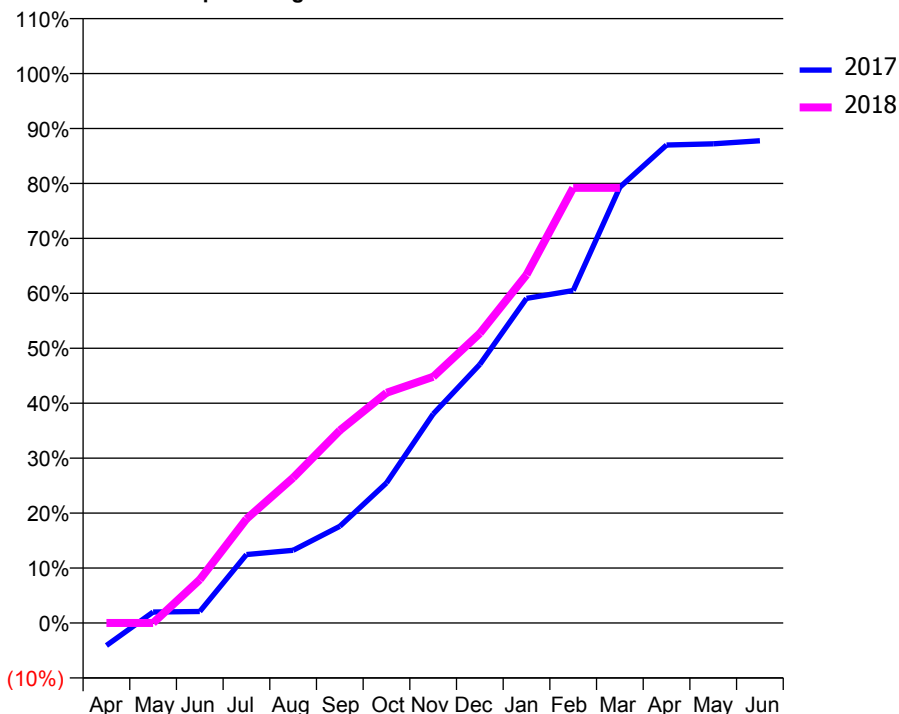
ACCESS*

Patients seen in 24 months	Total	Change since previous quarter
Quarter ending March 2017	500	
Quarter ending June 2017	498	→
Quarter ending September 2017	474	↓
Quarter ending December 2017	456	↓
Quarter ending March 2018	452	→
Variance since March 2017	(9.6%)	↓



ACTIVITY

Cumulative percentage of contracted UDA delivered 2017 & 2018



Month	Adjusted Scheduled Activity (UDA)	
	2017	2018
April	-37	0
May	18	0
June	19	60
July	112	144
August	119	201
September	158	266
October	229	318
November	342	341
December	424	401
January	532	482
February	545	602
March	714	602
April	783	
May	785	
June	790	

QUALITY

	Quantity	Base Number	Contract	AT	Region	England
% of FP17s for the same patient ID Re-attending within 3 months - Children	12	451	2.7%	10.3%	11.5%	11.9%
% of FP17s for the same patient ID Re-attending within 3 months - Adults	2	93	2.2%	14.7%	15.9%	16.0%
% of FP17s for the same patient ID Re-attending between 3 & 9 months - Children	305	451	67.6%	60.5%	60.6%	58.3%
% of FP17s for the same patient ID Re-attending between 3 & 9 months - Adults	62	93	66.7%	52.0%	51.6%	50.3%
% of FP17s for Band 1 Urgent Courses	4	483	0.8%	9.8%	9.5%	9.1%
% of FP17s Relating to Free Repair or Replacements	0	483	0.0%	0.6%	0.7%	0.8%
% of FP17s Relating to Continuations	0	483	0.0%	1.1%	1.0%	1.0%
% of Patients satisfied with the dentistry they have received	2	2	N/A	91.8%	92.0%	91.5%
% of Patients satisfied with the time they had to wait for an appointment	1	2	N/A	89.0%	88.1%	87.9%

* This is based on patients treated on this contract for their most recent course of treatment. Figures in italics indicate the base number of FP17s or Patient Questionnaire responses are less than 100. N/A is shown where the base number of responses is less than 10 during the period. % is calculated as Quantity/Base number*100

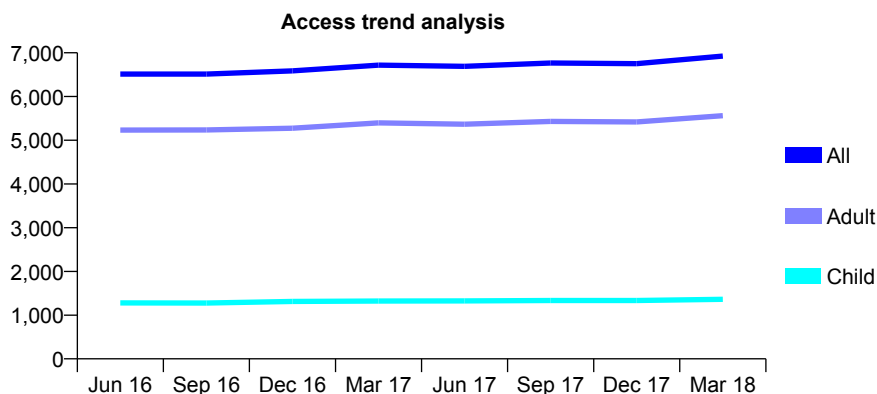
Q70 - Vital Signs At a Glance Contract Report for 911860/0002 - March 2018

Name or company name	MR AM DANBY
Contract type name	GDS Contract
Purpose of contract	General
Contract start date	01/06/2008
Contract end date	

17/18 Contracted general activity (UDA)	15,800
Carry forward general activity (UDA)	0
17/18 Contracted orthodontic activity (UOA)	0
Carry forward orthodontic activity (UOA)	0
Baseline contract value	£443,558.82

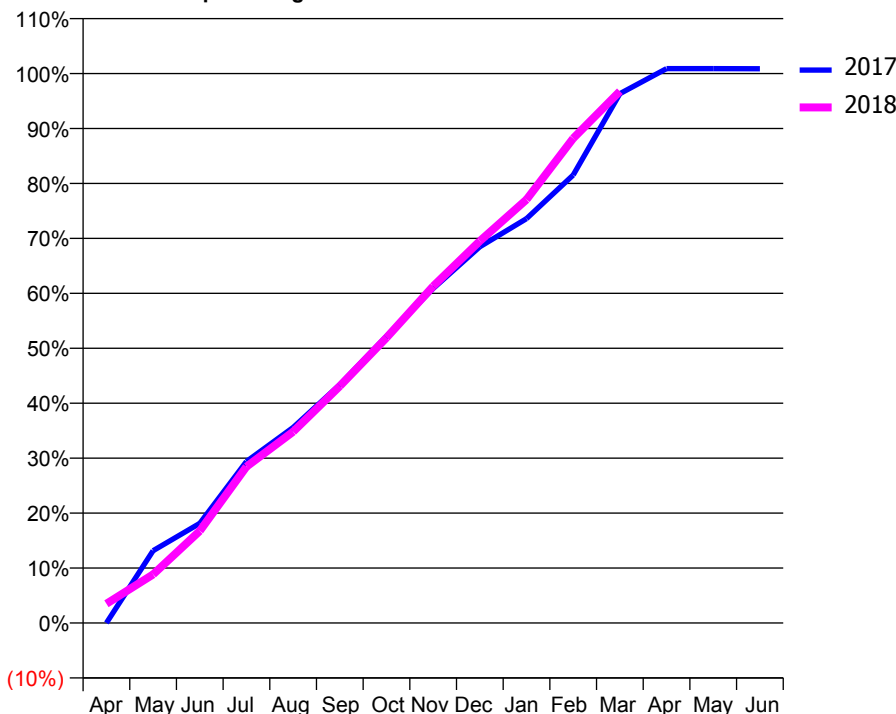
ACCESS*

Patients seen in 24 months	Total	Change since previous quarter
Quarter ending March 2017	6,719	
Quarter ending June 2017	6,691	→
Quarter ending September 2017	6,766	→
Quarter ending December 2017	6,752	→
Quarter ending March 2018	6,924	↑
Variance since March 2017	3.1%	↑



ACTIVITY

Cumulative percentage of contracted UDA delivered 2017 & 2018



Month	Adjusted Scheduled Activity (UDA)	
	2017	2018
April	0	552
May	2,079	1,396
June	2,866	2,648
July	4,644	4,495
August	5,624	5,500
September	6,852	6,810
October	8,244	8,204
November	9,618	9,684
December	10,819	10,983
January	11,628	12,174
February	12,883	13,936
March	15,220	15,288
April	15,939	
May	15,939	
June	15,938	

QUALITY

	Quantity	Base Number	Contract	AT	Region	England
% of FP17s for the same patient ID Re-attending within 3 months - Children	109	2,010	5.4%	10.3%	11.5%	11.9%
% of FP17s for the same patient ID Re-attending within 3 months - Adults	1,315	8,611	15.3%	14.7%	15.9%	16.0%
% of FP17s for the same patient ID Re-attending between 3 & 9 months - Children	1,310	2,010	65.2%	60.5%	60.6%	58.3%
% of FP17s for the same patient ID Re-attending between 3 & 9 months - Adults	5,151	8,611	59.8%	52.0%	51.6%	50.3%
% of FP17s for Band 1 Urgent Courses	849	9,224	9.2%	9.8%	9.5%	9.1%
% of FP17s Relating to Free Repair or Replacements	83	9,224	0.9%	0.6%	0.7%	0.8%
% of FP17s Relating to Continuations	148	9,224	1.6%	1.1%	1.0%	1.0%
% of Patients satisfied with the dentistry they have received	7	7	N/A	91.8%	92.0%	91.5%
% of Patients satisfied with the time they had to wait for an appointment	7	7	N/A	89.0%	88.1%	87.9%

* This is based on patients treated on this contract for their most recent course of treatment. Figures in italics indicate the base number of FP17s or Patient Questionnaire responses are less than 100. N/A is shown where the base number of responses is less than 10 during the period. % is calculated as Quantity/Base number*100

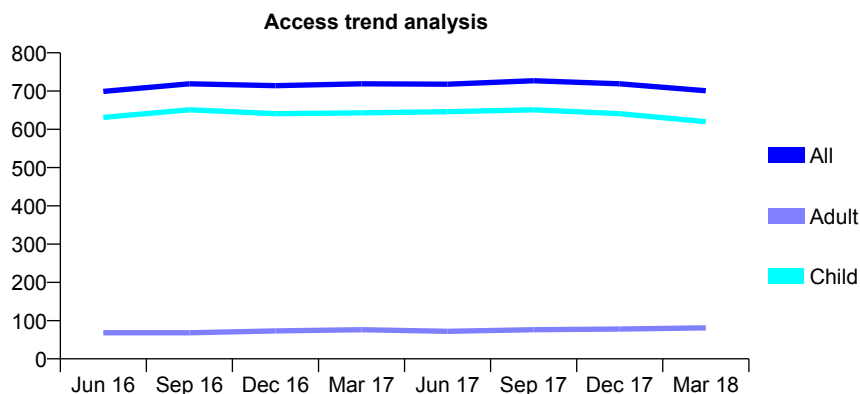
Q70 - Vital Signs At a Glance Contract Report for 913723/0001 - March 2018

Name or company name	MR S TEJA
Contract type name	GDS Contract
Purpose of contract	General
Contract start date	01/04/2006
Contract end date	

17/18 Contracted general activity (UDA)	1,624
Carry forward general activity (UDA)	0
17/18 Contracted orthodontic activity (UOA)	0
Carry forward orthodontic activity (UOA)	0
Baseline contract value	£40,322.80

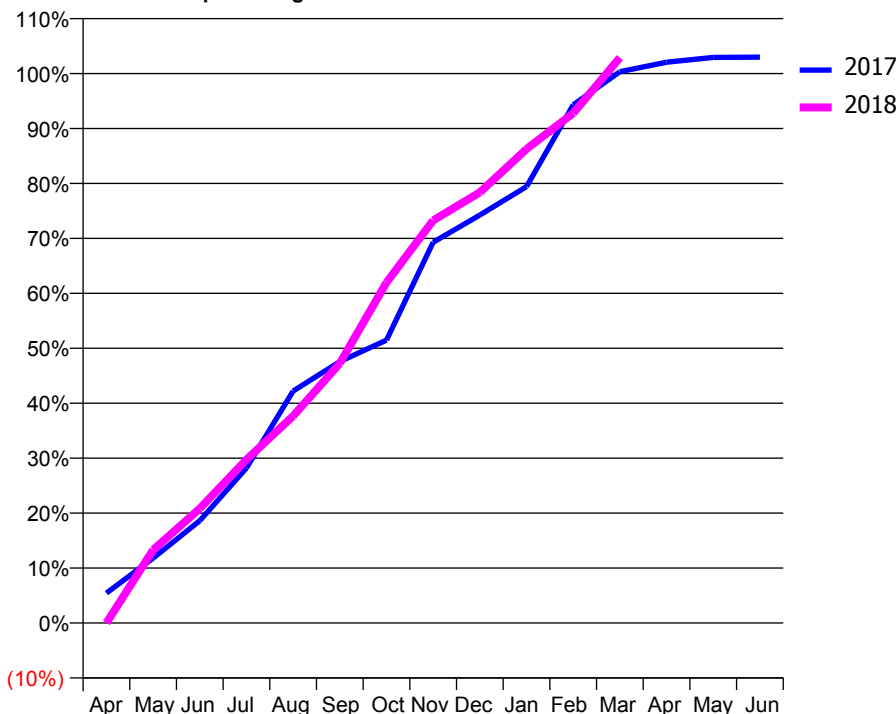
ACCESS*

Patients seen in 24 months	Total	Change since previous quarter
Quarter ending March 2017	719	
Quarter ending June 2017	718	→
Quarter ending September 2017	727	→
Quarter ending December 2017	719	↓
Quarter ending March 2018	701	↓
Variance since March 2017	(2.5%)	↓



ACTIVITY

Cumulative percentage of contracted UDA delivered 2017 & 2018



Month	Adjusted Scheduled Activity (UDA)	
	2017	2018
April	88	0
May	192	216
June	302	338
July	458	483
August	685	612
September	773	768
October	836	1,006
November	1,125	1,190
December	1,206	1,273
January	1,290	1,401
February	1,531	1,507
March	1,629	1,671
April	1,657	
May	1,671	
June	1,672	

QUALITY

	Quantity	Base Number	Contract	AT	Region	England
% of FP17s for the same patient ID Re-attending within 3 months - Children	113	1,078	10.5%	10.3%	11.5%	11.9%
% of FP17s for the same patient ID Re-attending within 3 months - Adults	5	34	14.7%	14.7%	15.9%	16.0%
% of FP17s for the same patient ID Re-attending between 3 & 9 months - Children	692	1,078	64.2%	60.5%	60.6%	58.3%
% of FP17s for the same patient ID Re-attending between 3 & 9 months - Adults	19	34	55.9%	52.0%	51.6%	50.3%
% of FP17s for Band 1 Urgent Courses	64	1,094	5.9%	9.8%	9.5%	9.1%
% of FP17s Relating to Free Repair or Replacements	0	1,094	0.0%	0.6%	0.7%	0.8%
% of FP17s Relating to Continuations	0	1,094	0.0%	1.1%	1.0%	1.0%
% of Patients satisfied with the dentistry they have received	0	0	N/A	91.8%	92.0%	91.5%
% of Patients satisfied with the time they had to wait for an appointment	0	0	N/A	89.0%	88.1%	87.9%

* This is based on patients treated on this contract for their most recent course of treatment. Figures in italics indicate the base number of FP17s or Patient Questionnaire responses are less than 100. N/A is shown where the base number of responses is less than 10 during the period. % is calculated as Quantity/Base number*100

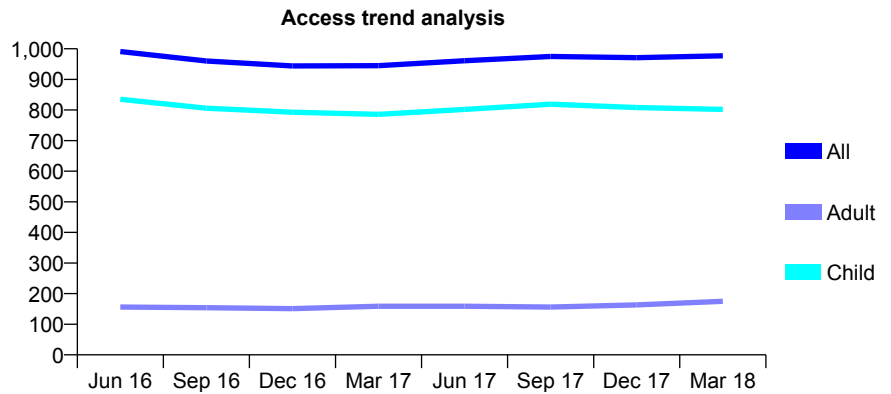
Q70 - Vital Signs At a Glance Contract Report for 915394/0001 - March 2018

Name or company name	Linden Avenue Partnership
Contract type name	GDS Contract
Purpose of contract	General and Orthodontic
Contract start date	01/04/2006
Contract end date	

17/18 Contracted general activity (UDA)	2,800
Carry forward general activity (UDA)	75
17/18 Contracted orthodontic activity (UOA)	268
Carry forward orthodontic activity (UOA)	0
Baseline contract value	£89,245.19

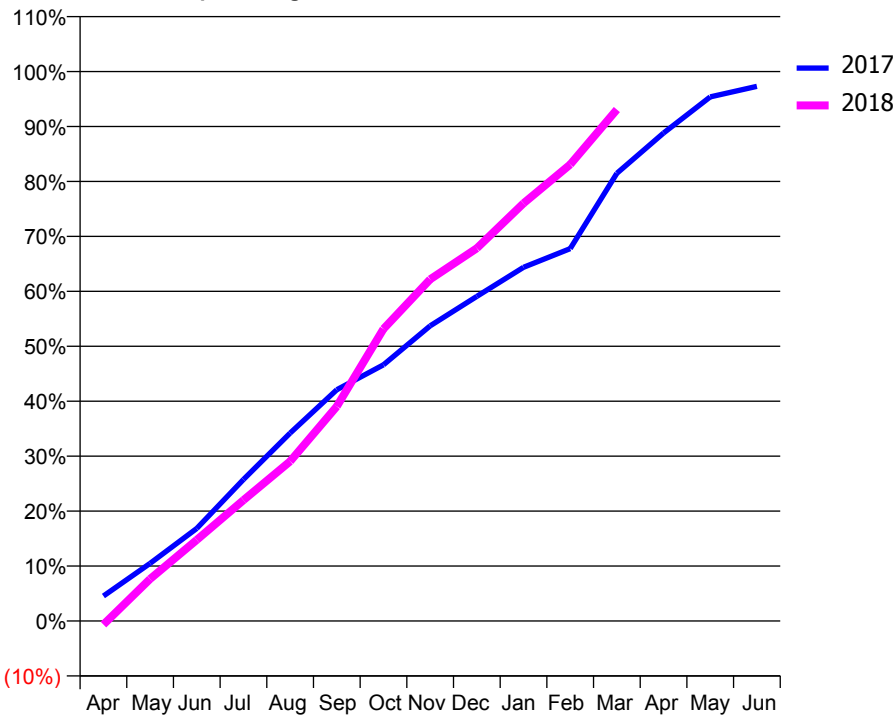
ACCESS*

Patients seen in 24 months	Total	Change since previous quarter
Quarter ending March 2017	945	
Quarter ending June 2017	961	→
Quarter ending September 2017	975	→
Quarter ending December 2017	971	→
Quarter ending March 2018	977	→
Variance since March 2017	3.4%	↑



ACTIVITY

Cumulative percentage of contracted UDA delivered 2017 & 2018



Month	Adjusted Scheduled Activity (UDA)	
	2017	2018
April	128	-19
May	294	214
June	472	413
July	721	616
August	958	813
September	1,179	1,094
October	1,305	1,489
November	1,504	1,741
December	1,654	1,899
January	1,802	2,129
February	1,897	2,326
March	2,281	2,606
April	2,486	
May	2,670	
June	2,725	

QUALITY

	Quantity	Base Number	Contract	AT	Region	England
% of FP17s for the same patient ID Re-attending within 3 months - Children	199	1,635	12.2%	10.3%	11.5%	11.9%
% of FP17s for the same patient ID Re-attending within 3 months - Adults	24	140	17.1%	14.7%	15.9%	16.0%
% of FP17s for the same patient ID Re-attending between 3 & 9 months - Children	1,092	1,635	66.8%	60.5%	60.6%	58.3%
% of FP17s for the same patient ID Re-attending between 3 & 9 months - Adults	89	140	63.6%	52.0%	51.6%	50.3%
% of FP17s for Band 1 Urgent Courses	37	1,486	2.5%	9.8%	9.5%	9.1%
% of FP17s Relating to Free Repair or Replacements	1	1,486	0.1%	0.6%	0.7%	0.8%
% of FP17s Relating to Continuations	7	1,486	0.5%	1.1%	1.0%	1.0%
% of Patients satisfied with the dentistry they have received	5	5	N/A	91.8%	92.0%	91.5%
% of Patients satisfied with the time they had to wait for an appointment	5	5	N/A	89.0%	88.1%	87.9%

* This is based on patients treated on this contract for their most recent course of treatment. Figures in italics indicate the base number of FP17s or Patient Questionnaire responses are less than 100. N/A is shown where the base number of responses is less than 10 during the period. % is calculated as Quantity/Base number*100

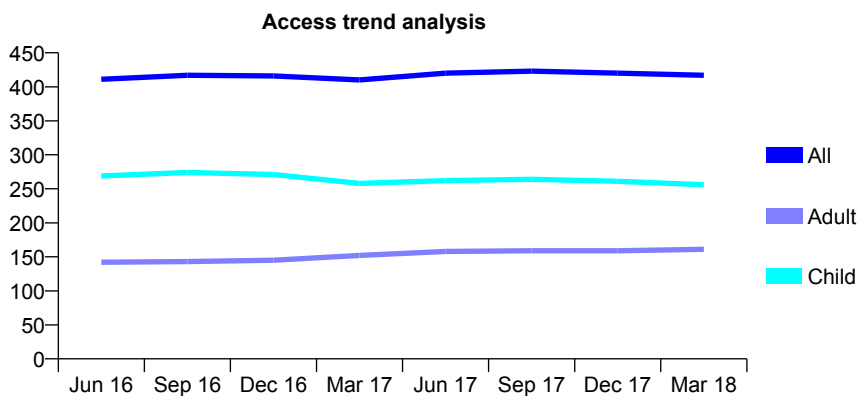
Q70 - Vital Signs At a Glance Contract Report for 917559/0002 - March 2018

Name or company name	MISS AK O'REGAN
Contract type name	GDS Contract
Purpose of contract	General
Contract start date	01/04/2006
Contract end date	

17/18 Contracted general activity (UDA)	950
Carry forward general activity (UDA)	0
17/18 Contracted orthodontic activity (UOA)	0
Carry forward orthodontic activity (UOA)	0
Baseline contract value	£21,640.10

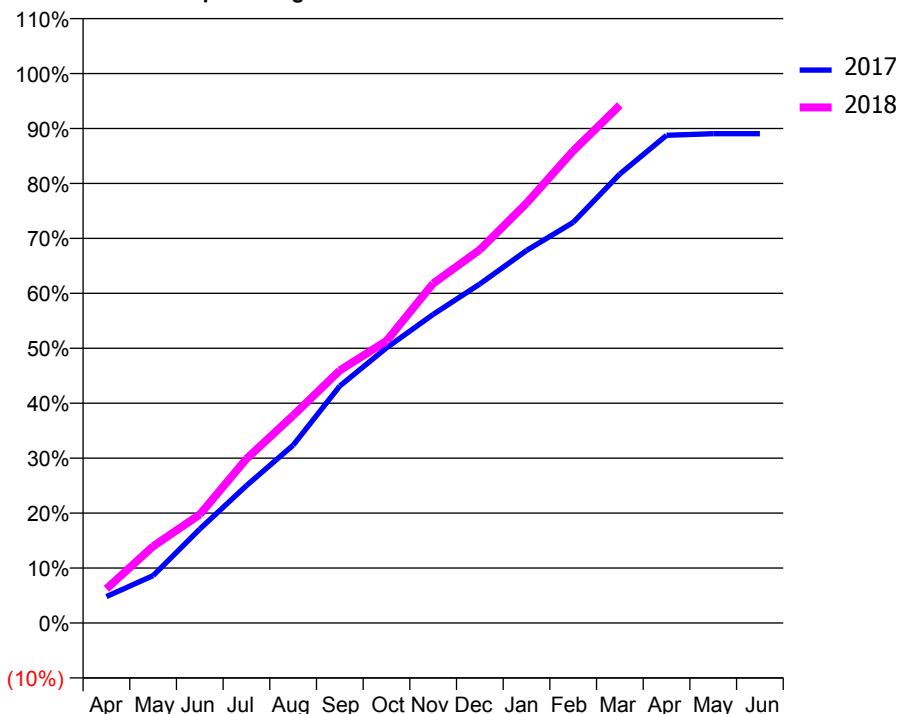
ACCESS*

Patients seen in 24 months	Total	Change since previous quarter
Quarter ending March 2017	410	
Quarter ending June 2017	420	↑
Quarter ending September 2017	423	→
Quarter ending December 2017	420	→
Quarter ending March 2018	417	→
Variance since March 2017	1.7%	→



ACTIVITY

Cumulative percentage of contracted UDA delivered 2017 & 2018



Month	Adjusted Scheduled Activity (UDA)	
	2017	2018
April	53	59
May	95	133
June	188	188
July	275	284
August	356	359
September	475	437
October	551	488
November	618	587
December	679	645
January	746	726
February	802	816
March	899	895
April	976	
May	979	
June	979	

QUALITY

	Quantity	Base Number	Contract	AT	Region	England
% of FP17s for the same patient ID Re-attending within 3 months - Children	20	428	4.7%	10.3%	11.5%	11.9%
% of FP17s for the same patient ID Re-attending within 3 months - Adults	17	169	10.1%	14.7%	15.9%	16.0%
% of FP17s for the same patient ID Re-attending between 3 & 9 months - Children	281	428	65.7%	60.5%	60.6%	58.3%
% of FP17s for the same patient ID Re-attending between 3 & 9 months - Adults	86	169	50.9%	52.0%	51.6%	50.3%
% of FP17s for Band 1 Urgent Courses	12	554	2.2%	9.8%	9.5%	9.1%
% of FP17s Relating to Free Repair or Replacements	1	554	0.2%	0.6%	0.7%	0.8%
% of FP17s Relating to Continuations	10	554	1.8%	1.1%	1.0%	1.0%
% of Patients satisfied with the dentistry they have received	0	0	N/A	91.8%	92.0%	91.5%
% of Patients satisfied with the time they had to wait for an appointment	0	0	N/A	89.0%	88.1%	87.9%

* This is based on patients treated on this contract for their most recent course of treatment. Figures in italics indicate the base number of FP17s or Patient Questionnaire responses are less than 100. N/A is shown where the base number of responses is less than 10 during the period. % is calculated as Quantity/Base number*100

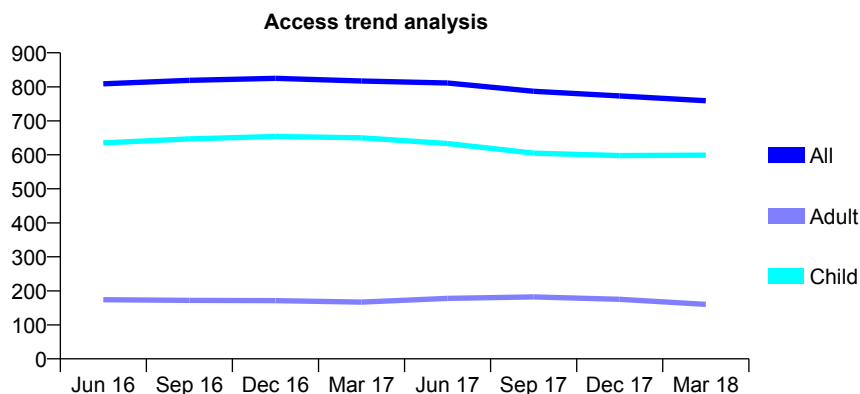
Q70 - Vital Signs At a Glance Contract Report for 919454/0001 - March 2018

Name or company name	MR BR TAYLOR
Contract type name	GDS Contract
Purpose of contract	General
Contract start date	01/04/2006
Contract end date	

17/18 Contracted general activity (UDA)	2,335
Carry forward general activity (UDA)	35
17/18 Contracted orthodontic activity (UOA)	0
Carry forward orthodontic activity (UOA)	0
Baseline contract value	£71,752.57

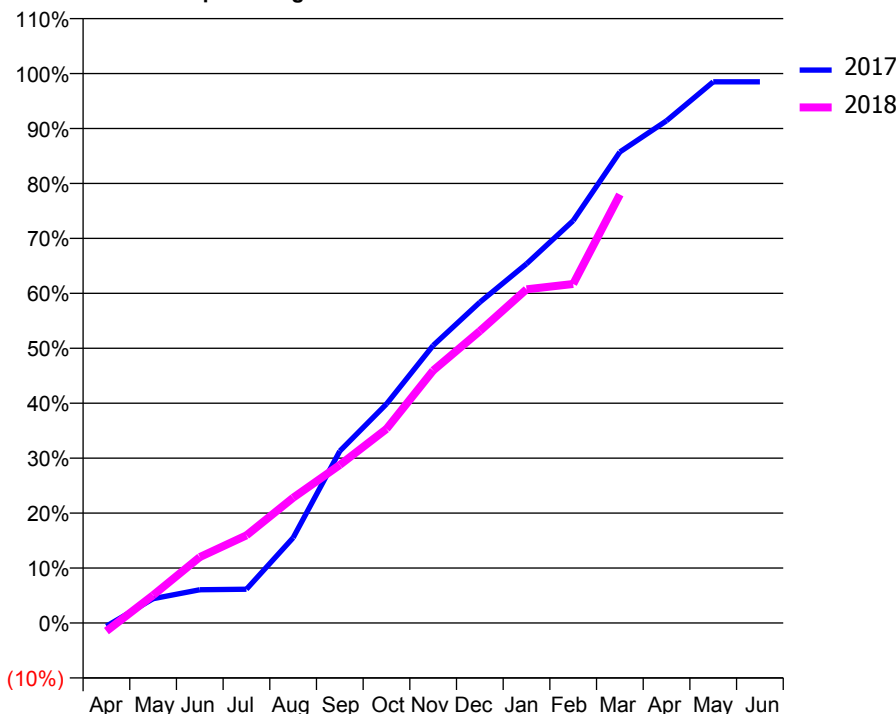
ACCESS*

Patients seen in 24 months	Total	Change since previous quarter
Quarter ending March 2017	817	
Quarter ending June 2017	811	→
Quarter ending September 2017	787	↓
Quarter ending December 2017	773	↓
Quarter ending March 2018	759	↓
Variance since March 2017	(7.1%)	↓



ACTIVITY

Cumulative percentage of contracted UDA delivered 2017 & 2018



Month	Adjusted Scheduled Activity (UDA)	
	2017	2018
April	-14	-35
May	103	118
June	142	280
July	144	373
August	363	533
September	731	672
October	931	825
November	1,179	1,073
December	1,363	1,241
January	1,526	1,418
February	1,710	1,441
March	2,002	1,821
April	2,134	
May	2,299	
June	2,299	

QUALITY

	Quantity	Base Number	Contract	AT	Region	England
% of FP17s for the same patient ID Re-attending within 3 months - Children	25	931	2.7%	10.3%	11.5%	11.9%
% of FP17s for the same patient ID Re-attending within 3 months - Adults	5	122	4.1%	14.7%	15.9%	16.0%
% of FP17s for the same patient ID Re-attending between 3 & 9 months - Children	691	931	74.2%	60.5%	60.6%	58.3%
% of FP17s for the same patient ID Re-attending between 3 & 9 months - Adults	69	122	56.6%	52.0%	51.6%	50.3%
% of FP17s for Band 1 Urgent Courses	10	931	1.1%	9.8%	9.5%	9.1%
% of FP17s Relating to Free Repair or Replacements	0	931	0.0%	0.6%	0.7%	0.8%
% of FP17s Relating to Continuations	0	931	0.0%	1.1%	1.0%	1.0%
% of Patients satisfied with the dentistry they have received	1	1	N/A	91.8%	92.0%	91.5%
% of Patients satisfied with the time they had to wait for an appointment	1	1	N/A	89.0%	88.1%	87.9%

* This is based on patients treated on this contract for their most recent course of treatment. Figures in italics indicate the base number of FP17s or Patient Questionnaire responses are less than 100. N/A is shown where the base number of responses is less than 10 during the period. % is calculated as Quantity/Base number*100

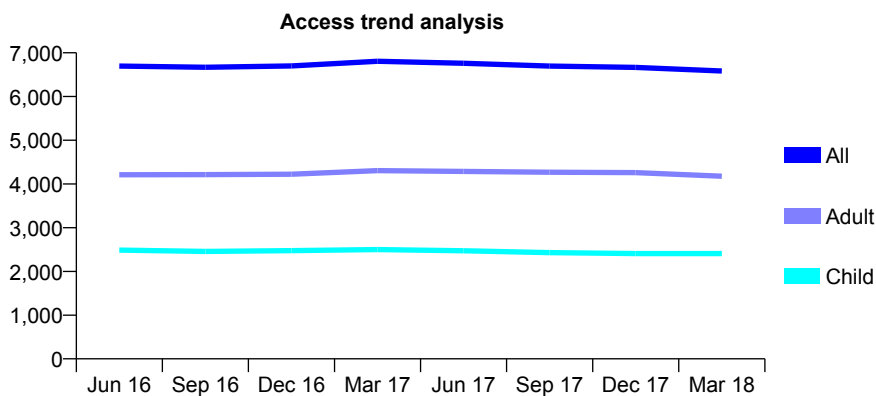
Q70 - Vital Signs At a Glance Contract Report for 919594/0001 - March 2018

Name or company name	MR AC MCLEAN
Contract type name	GDS Contract
Purpose of contract	General
Contract start date	01/04/2006
Contract end date	

17/18 Contracted general activity (UDA)	13,782
Carry forward general activity (UDA)	401
17/18 Contracted orthodontic activity (UOA)	0
Carry forward orthodontic activity (UOA)	0
Baseline contract value	£358,456.06

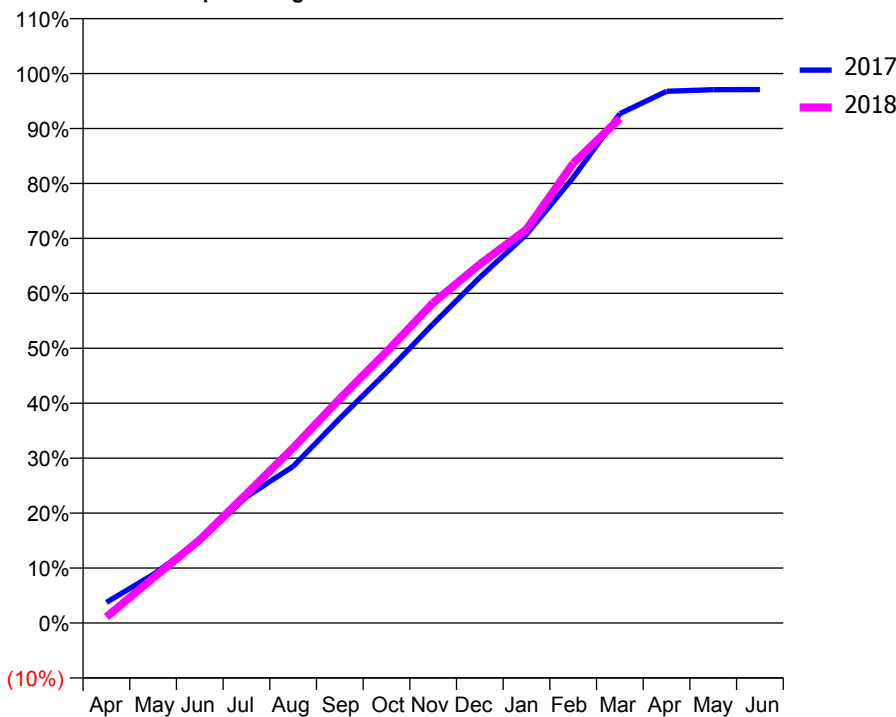
ACCESS*

Patients seen in 24 months	Total	Change since previous quarter
Quarter ending March 2017	6,806	
Quarter ending June 2017	6,760	→
Quarter ending September 2017	6,697	→
Quarter ending December 2017	6,666	→
Quarter ending March 2018	6,585	↓
Variance since March 2017	(3.2%)	↓



ACTIVITY

Cumulative percentage of contracted UDA delivered 2017 & 2018



Month	Adjusted Scheduled Activity (UDA)	
	2017	2018
April	516	154
May	1,214	1,129
June	2,061	2,090
July	3,167	3,237
August	3,927	4,394
September	5,131	5,627
October	6,287	6,801
November	7,505	8,031
December	8,672	8,999
January	9,749	9,874
February	11,171	11,529
March	12,774	12,659
April	13,337	
May	13,378	
June	13,381	

QUALITY

	Quantity	Base Number	Contract	AT	Region	England
% of FP17s for the same patient ID Re-attending within 3 months - Children	244	3,562	6.9%	10.3%	11.5%	11.9%
% of FP17s for the same patient ID Re-attending within 3 months - Adults	820	5,024	16.3%	14.7%	15.9%	16.0%
% of FP17s for the same patient ID Re-attending between 3 & 9 months - Children	1,974	3,562	55.4%	60.5%	60.6%	58.3%
% of FP17s for the same patient ID Re-attending between 3 & 9 months - Adults	1,967	5,024	39.2%	52.0%	51.6%	50.3%
% of FP17s for Band 1 Urgent Courses	564	7,385	7.6%	9.8%	9.5%	9.1%
% of FP17s Relating to Free Repair or Replacements	61	7,385	0.8%	0.6%	0.7%	0.8%
% of FP17s Relating to Continuations	35	7,385	0.5%	1.1%	1.0%	1.0%
% of Patients satisfied with the dentistry they have received	3	3	N/A	91.8%	92.0%	91.5%
% of Patients satisfied with the time they had to wait for an appointment	3	3	N/A	89.0%	88.1%	87.9%

* This is based on patients treated on this contract for their most recent course of treatment. Figures in italics indicate the base number of FP17s or Patient Questionnaire responses are less than 100. N/A is shown where the base number of responses is less than 10 during the period. % is calculated as Quantity/Base number*100

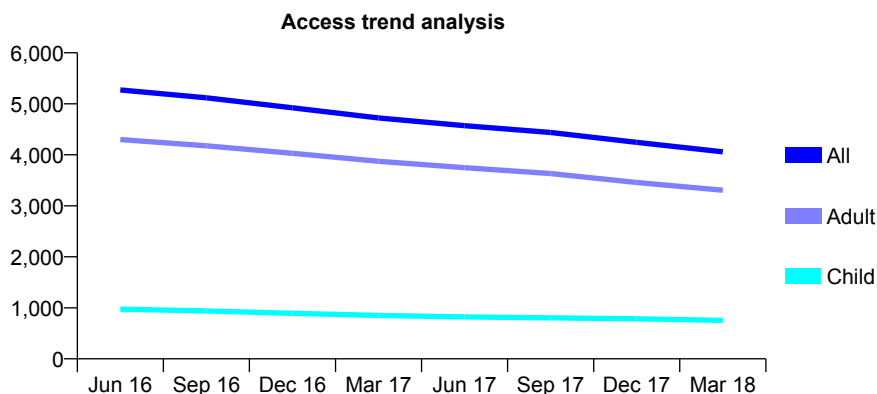
Q70 - Vital Signs At a Glance Contract Report for 920533/0002 - March 2018

Name or company name	MR PJ MORGAN
Contract type name	GDS Contract
Purpose of contract	General
Contract start date	01/04/2006
Contract end date	

17/18 Contracted general activity (UDA)	22,669
Carry forward general activity (UDA)	0
17/18 Contracted orthodontic activity (UOA)	0
Carry forward orthodontic activity (UOA)	0
Baseline contract value	£510,091.81

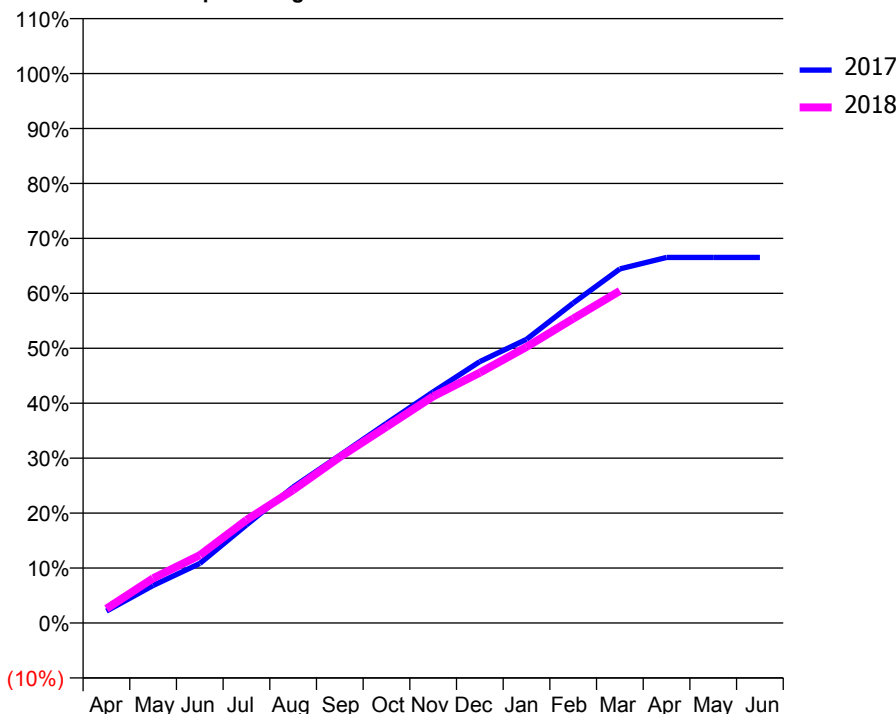
ACCESS*

Patients seen in 24 months	Total	Change since previous quarter
Quarter ending March 2017	4,723	
Quarter ending June 2017	4,571	↓
Quarter ending September 2017	4,437	↓
Quarter ending December 2017	4,244	↓
Quarter ending March 2018	4,060	↓
Variance since March 2017	(14.0%)	↓



ACTIVITY

Cumulative percentage of contracted UDA delivered 2017 & 2018



Month	Adjusted Scheduled Activity (UDA)	
	2017	2018
April	494	591
May	1,551	1,848
June	2,458	2,799
July	4,047	4,251
August	5,611	5,486
September	6,920	6,845
October	8,241	8,096
November	9,535	9,350
December	10,786	10,330
January	11,704	11,390
February	13,201	12,556
March	14,606	13,698
April	15,080	
May	15,083	
June	15,083	

QUALITY

	Quantity	Base Number	Contract	AT	Region	England
% of FP17s for the same patient ID Re-attending within 3 months - Children	77	1,228	6.3%	10.3%	11.5%	11.9%
% of FP17s for the same patient ID Re-attending within 3 months - Adults	994	5,946	16.7%	14.7%	15.9%	16.0%
% of FP17s for the same patient ID Re-attending between 3 & 9 months - Children	874	1,228	71.2%	60.5%	60.6%	58.3%
% of FP17s for the same patient ID Re-attending between 3 & 9 months - Adults	4,091	5,946	68.8%	52.0%	51.6%	50.3%
% of FP17s for Band 1 Urgent Courses	522	6,947	7.5%	9.8%	9.5%	9.1%
% of FP17s Relating to Free Repair or Replacements	119	6,947	1.7%	0.6%	0.7%	0.8%
% of FP17s Relating to Continuations	151	6,947	2.2%	1.1%	1.0%	1.0%
% of Patients satisfied with the dentistry they have received	6	7	N/A	91.8%	92.0%	91.5%
% of Patients satisfied with the time they had to wait for an appointment	6	7	N/A	89.0%	88.1%	87.9%

* This is based on patients treated on this contract for their most recent course of treatment. Figures in italics indicate the base number of FP17s or Patient Questionnaire responses are less than 100. N/A is shown where the base number of responses is less than 10 during the period. % is calculated as Quantity/Base number*100

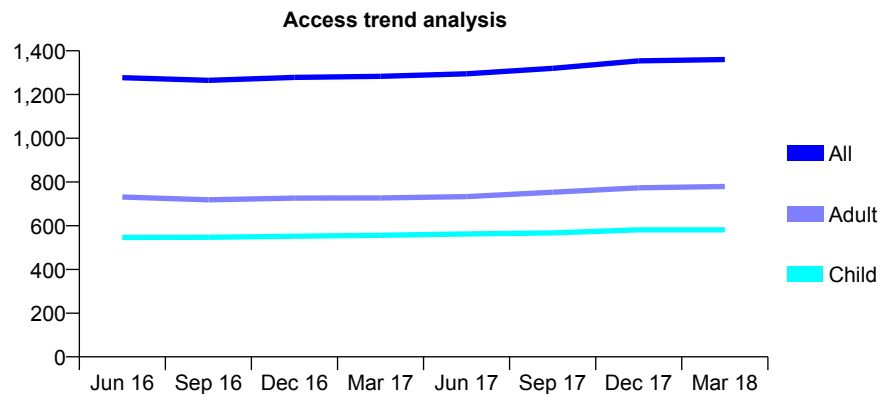
Q70 - Vital Signs At a Glance Contract Report for 921874/0001 - March 2018

Name or company name	MRS K HARINDRA
Contract type name	GDS Contract
Purpose of contract	General
Contract start date	01/04/2006
Contract end date	

17/18 Contracted general activity (UDA)	3,860
Carry forward general activity (UDA)	0
17/18 Contracted orthodontic activity (UOA)	0
Carry forward orthodontic activity (UOA)	0
Baseline contract value	£102,950.72

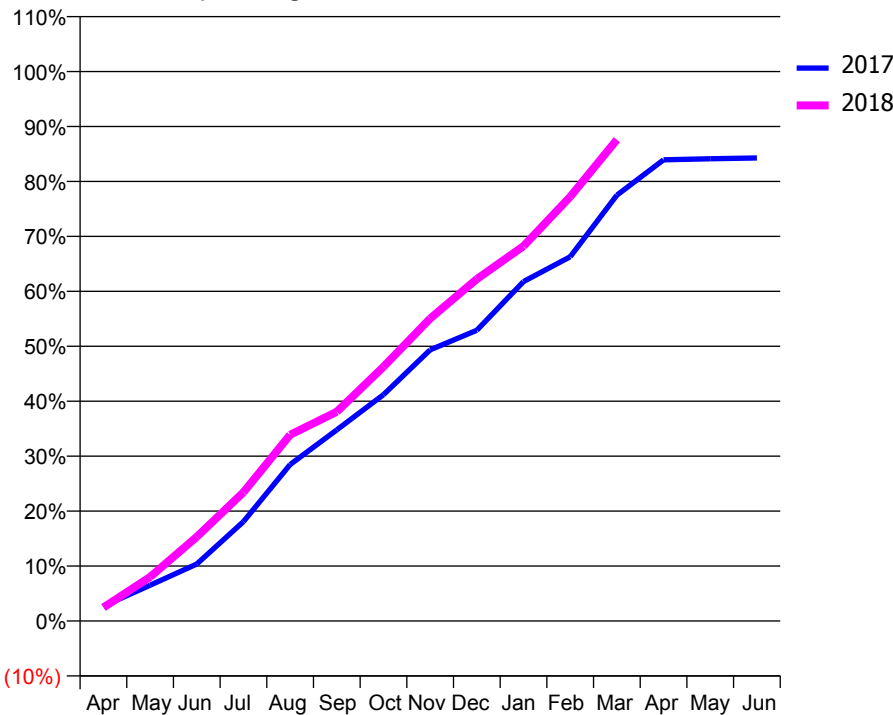
ACCESS*

Patients seen in 24 months	Total	Change since previous quarter
Quarter ending March 2017	1,283	
Quarter ending June 2017	1,295	→
Quarter ending September 2017	1,320	→
Quarter ending December 2017	1,354	↑
Quarter ending March 2018	1,360	→
Variance since March 2017	6.0%	↑



ACTIVITY

Cumulative percentage of contracted UDA delivered 2017 & 2018



Month	Adjusted Scheduled Activity (UDA)	
	2017	2018
April	105	95
May	252	310
June	401	592
July	699	905
August	1,099	1,308
September	1,342	1,470
October	1,590	1,786
November	1,904	2,125
December	2,043	2,402
January	2,385	2,634
February	2,559	2,980
March	2,991	3,381
April	3,240	
May	3,247	
June	3,253	

QUALITY

	Quantity	Base Number	Contract	AT	Region	England
% of FP17s for the same patient ID Re-attending within 3 months - Children	69	959	7.2%	10.3%	11.5%	11.9%
% of FP17s for the same patient ID Re-attending within 3 months - Adults	165	1,184	13.9%	14.7%	15.9%	16.0%
% of FP17s for the same patient ID Re-attending between 3 & 9 months - Children	654	959	68.2%	60.5%	60.6%	58.3%
% of FP17s for the same patient ID Re-attending between 3 & 9 months - Adults	708	1,184	59.8%	52.0%	51.6%	50.3%
% of FP17s for Band 1 Urgent Courses	117	2,012	5.8%	9.8%	9.5%	9.1%
% of FP17s Relating to Free Repair or Replacements	0	2,012	0.0%	0.6%	0.7%	0.8%
% of FP17s Relating to Continuations	13	2,012	0.6%	1.1%	1.0%	1.0%
% of Patients satisfied with the dentistry they have received	4	4	N/A	91.8%	92.0%	91.5%
% of Patients satisfied with the time they had to wait for an appointment	4	4	N/A	89.0%	88.1%	87.9%

* This is based on patients treated on this contract for their most recent course of treatment. Figures in italics indicate the base number of FP17s or Patient Questionnaire responses are less than 100. N/A is shown where the base number of responses is less than 10 during the period. % is calculated as Quantity/Base number*100

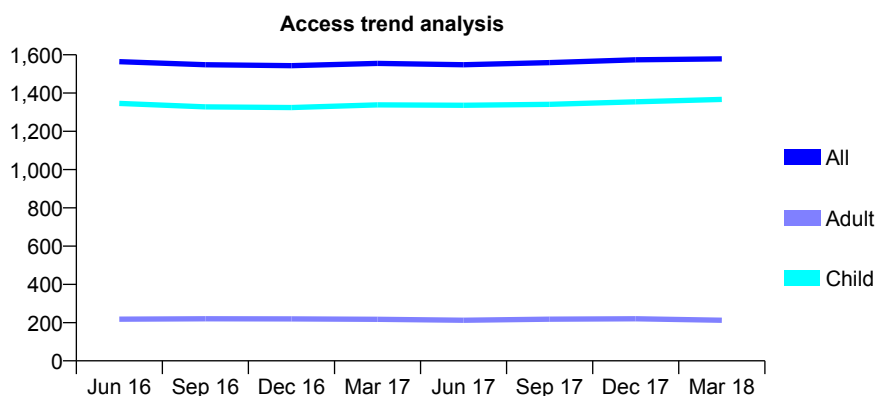
Q70 - Vital Signs At a Glance Contract Report for 923125/0001 - March 2018

Name or company name	Whiteley Dental Practice
Contract type name	GDS Contract
Purpose of contract	General
Contract start date	01/04/2006
Contract end date	

17/18 Contracted general activity (UDA)	3,133
Carry forward general activity (UDA)	52
17/18 Contracted orthodontic activity (UOA)	0
Carry forward orthodontic activity (UOA)	0
Baseline contract value	£64,697.90

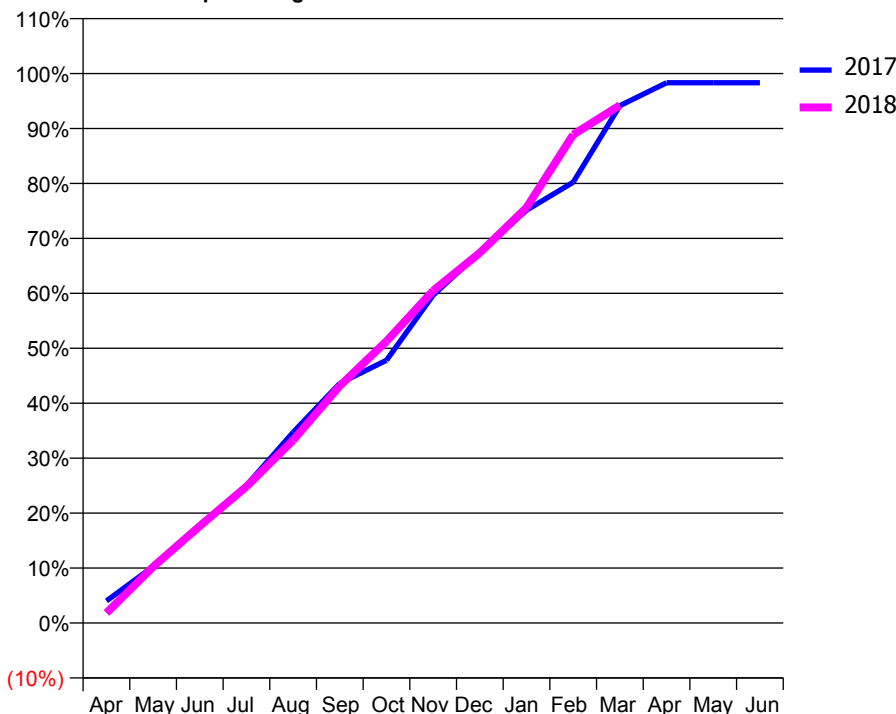
ACCESS*

Patients seen in 24 months	Total	Change since previous quarter
Quarter ending March 2017	1,555	
Quarter ending June 2017	1,548	→
Quarter ending September 2017	1,559	→
Quarter ending December 2017	1,574	→
Quarter ending March 2018	1,579	→
Variance since March 2017	1.5%	→



ACTIVITY

Cumulative percentage of contracted UDA delivered 2017 & 2018



Month	Adjusted Scheduled Activity (UDA)	
	2017	2018
April	126	58
May	322	320
June	551	553
July	785	778
August	1,088	1,043
September	1,366	1,352
October	1,498	1,607
November	1,869	1,895
December	2,115	2,111
January	2,354	2,369
February	2,513	2,784
March	2,950	2,952
April	3,081	
May	3,081	
June	3,081	

QUALITY

	Quantity	Base Number	Contract	AT	Region	England
% of FP17s for the same patient ID Re-attending within 3 months - Children	124	2,222	5.6%	10.3%	11.5%	11.9%
% of FP17s for the same patient ID Re-attending within 3 months - Adults	4	108	3.7%	14.7%	15.9%	16.0%
% of FP17s for the same patient ID Re-attending between 3 & 9 months - Children	1,540	2,222	69.3%	60.5%	60.6%	58.3%
% of FP17s for the same patient ID Re-attending between 3 & 9 months - Adults	92	108	85.2%	52.0%	51.6%	50.3%
% of FP17s for Band 1 Urgent Courses	95	2,232	4.3%	9.8%	9.5%	9.1%
% of FP17s Relating to Free Repair or Replacements	0	2,232	0.0%	0.6%	0.7%	0.8%
% of FP17s Relating to Continuations	15	2,232	0.7%	1.1%	1.0%	1.0%
% of Patients satisfied with the dentistry they have received	0	1	N/A	91.8%	92.0%	91.5%
% of Patients satisfied with the time they had to wait for an appointment	1	1	N/A	89.0%	88.1%	87.9%

* This is based on patients treated on this contract for their most recent course of treatment. Figures in italics indicate the base number of FP17s or Patient Questionnaire responses are less than 100. N/A is shown where the base number of responses is less than 10 during the period. % is calculated as Quantity/Base number*100

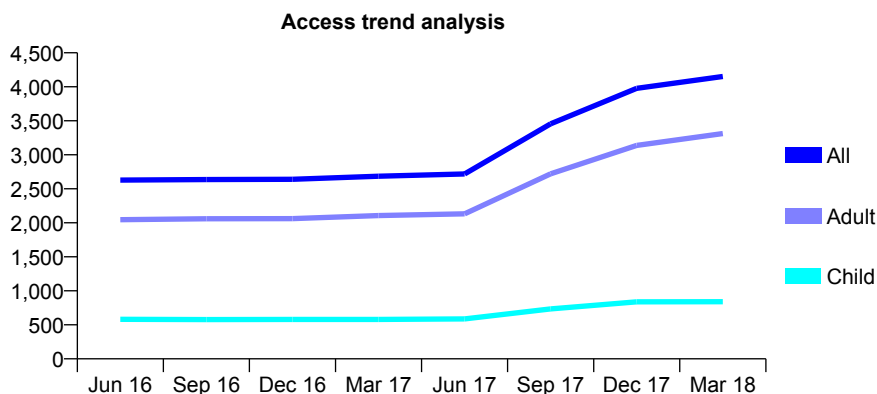
Q70 - Vital Signs At a Glance Contract Report for 926256/0001 - March 2018

Name or company name	Brighton Hill Dental Practice Partnership
Contract type name	GDS Contract
Purpose of contract	General
Contract start date	01/04/2006
Contract end date	

17/18 Contracted general activity (UDA)	14,487
Carry forward general activity (UDA)	0
17/18 Contracted orthodontic activity (UOA)	0
Carry forward orthodontic activity (UOA)	0
Baseline contract value	£463,267.26

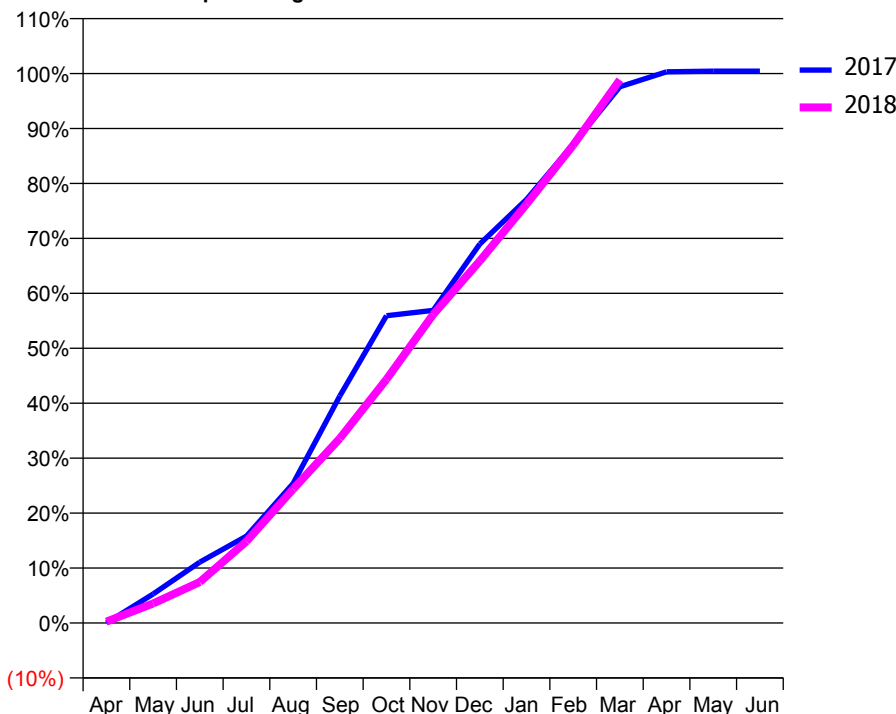
ACCESS*

Patients seen in 24 months	Total	Change since previous quarter
Quarter ending March 2017	2,686	
Quarter ending June 2017	2,719	→
Quarter ending September 2017	3,455	↑
Quarter ending December 2017	3,977	↑
Quarter ending March 2018	4,152	↑
Variance since March 2017	54.6%	↑



ACTIVITY

Cumulative percentage of contracted UDA delivered 2017 & 2018



Month	Adjusted Scheduled Activity (UDA)	
	2017	2018
April	0	36
May	462	514
June	972	1,080
July	1,385	2,153
August	2,227	3,530
September	3,622	4,867
October	4,901	6,425
November	4,986	8,134
December	6,045	9,548
January	6,757	11,043
February	7,638	12,600
March	8,554	14,321
April	8,791	
May	8,803	
June	8,803	

QUALITY

	Quantity	Base Number	Contract	AT	Region	England
% of FP17s for the same patient ID Re-attending within 3 months - Children	60	1,195	5.0%	10.3%	11.5%	11.9%
% of FP17s for the same patient ID Re-attending within 3 months - Adults	546	4,730	11.5%	14.7%	15.9%	16.0%
% of FP17s for the same patient ID Re-attending between 3 & 9 months - Children	490	1,195	41.0%	60.5%	60.6%	58.3%
% of FP17s for the same patient ID Re-attending between 3 & 9 months - Adults	1,962	4,730	41.5%	52.0%	51.6%	50.3%
% of FP17s for Band 1 Urgent Courses	499	5,814	8.6%	9.8%	9.5%	9.1%
% of FP17s Relating to Free Repair or Replacements	7	5,814	0.1%	0.6%	0.7%	0.8%
% of FP17s Relating to Continuations	112	5,814	1.9%	1.1%	1.0%	1.0%
% of Patients satisfied with the dentistry they have received	10	11	90.9%	91.8%	92.0%	91.5%
% of Patients satisfied with the time they had to wait for an appointment	9	11	81.8%	89.0%	88.1%	87.9%

* This is based on patients treated on this contract for their most recent course of treatment. Figures in italics indicate the base number of FP17s or Patient Questionnaire responses are less than 100. N/A is shown where the base number of responses is less than 10 during the period. % is calculated as Quantity/Base number*100

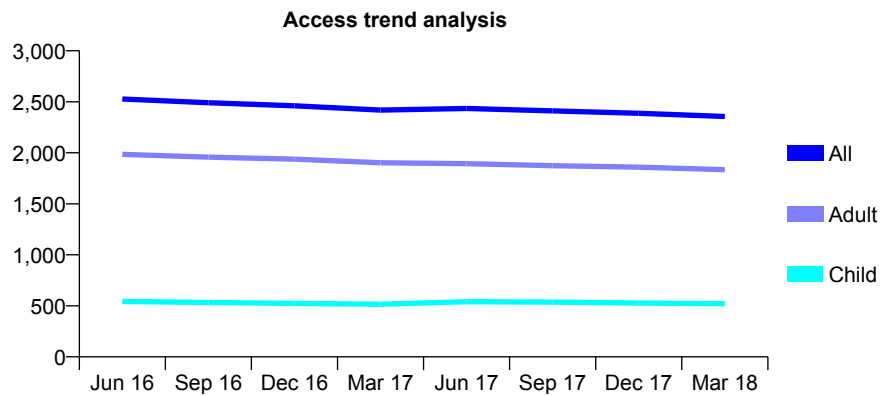
Q70 - Vital Signs At a Glance Contract Report for 933198/0001 - March 2018

Name or company name	MR H FOROUZANFAR
Contract type name	GDS Contract
Purpose of contract	General
Contract start date	01/10/2006
Contract end date	

17/18 Contracted general activity (UDA)	8,329
Carry forward general activity (UDA)	0
17/18 Contracted orthodontic activity (UOA)	0
Carry forward orthodontic activity (UOA)	0
Baseline contract value	£240,892.80

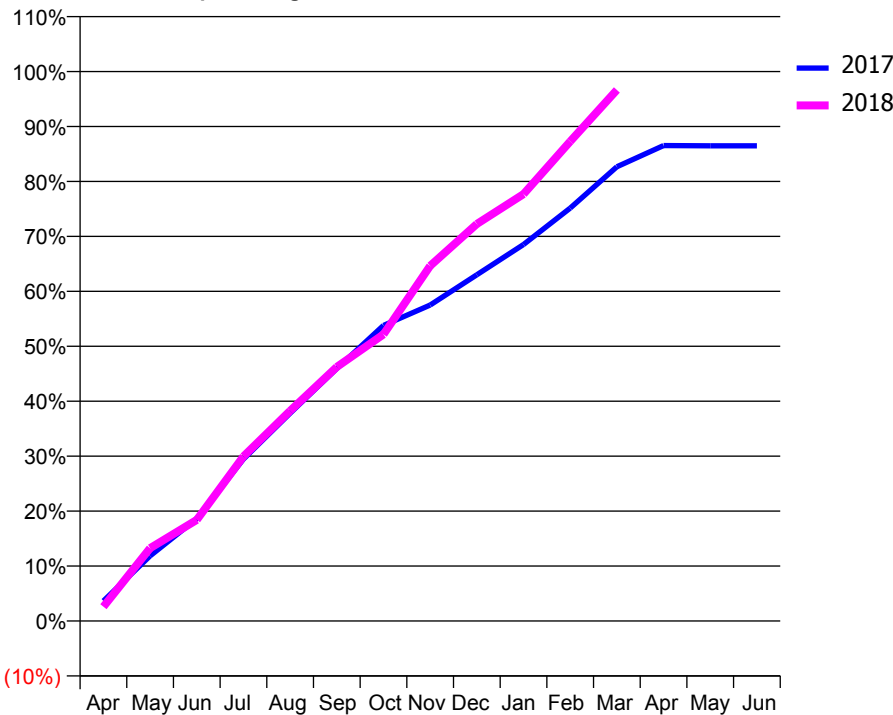
ACCESS*

Patients seen in 24 months	Total	Change since previous quarter
Quarter ending March 2017	2,419	
Quarter ending June 2017	2,434	→
Quarter ending September 2017	2,411	→
Quarter ending December 2017	2,387	→
Quarter ending March 2018	2,356	↓
Variance since March 2017	(2.6%)	↓



ACTIVITY

Cumulative percentage of contracted UDA delivered 2017 & 2018



Month	Adjusted Scheduled Activity (UDA)	
	2017	2018
April	305	217
May	986	1,104
June	1,551	1,534
July	2,454	2,495
August	3,150	3,187
September	3,828	3,851
October	4,480	4,344
November	4,788	5,384
December	5,249	6,018
January	5,706	6,470
February	6,259	7,269
March	6,885	8,049
April	7,206	
May	7,203	
June	7,203	

QUALITY

	Quantity	Base Number	Contract	AT	Region	England
% of FP17s for the same patient ID Re-attending within 3 months - Children	46	803	5.7%	10.3%	11.5%	11.9%
% of FP17s for the same patient ID Re-attending within 3 months - Adults	420	2,750	15.3%	14.7%	15.9%	16.0%
% of FP17s for the same patient ID Re-attending between 3 & 9 months - Children	444	803	55.3%	60.5%	60.6%	58.3%
% of FP17s for the same patient ID Re-attending between 3 & 9 months - Adults	1,402	2,750	51.0%	52.0%	51.6%	50.3%
% of FP17s for Band 1 Urgent Courses	347	3,426	10.1%	9.8%	9.5%	9.1%
% of FP17s Relating to Free Repair or Replacements	16	3,426	0.5%	0.6%	0.7%	0.8%
% of FP17s Relating to Continuations	2	3,426	0.1%	1.1%	1.0%	1.0%
% of Patients satisfied with the dentistry they have received	2	2	N/A	91.8%	92.0%	91.5%
% of Patients satisfied with the time they had to wait for an appointment	2	2	N/A	89.0%	88.1%	87.9%

* This is based on patients treated on this contract for their most recent course of treatment. Figures in italics indicate the base number of FP17s or Patient Questionnaire responses are less than 100. N/A is shown where the base number of responses is less than 10 during the period. % is calculated as Quantity/Base number*100

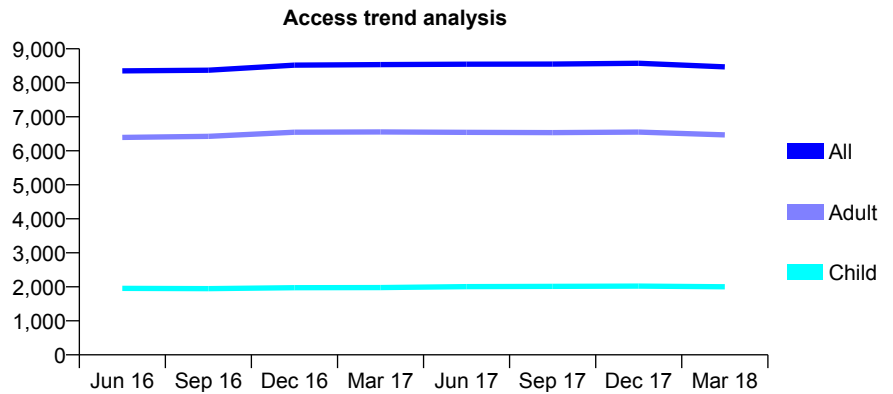
Q70 - Vital Signs At a Glance Contract Report for 936693/0001 - March 2018

Name or company name	MR MM MANSOURIAN
Contract type name	GDS Contract
Purpose of contract	General
Contract start date	01/04/2006
Contract end date	

17/18 Contracted general activity (UDA)	24,661
Carry forward general activity (UDA)	0
17/18 Contracted orthodontic activity (UOA)	0
Carry forward orthodontic activity (UOA)	0
Baseline contract value	£695,458.41

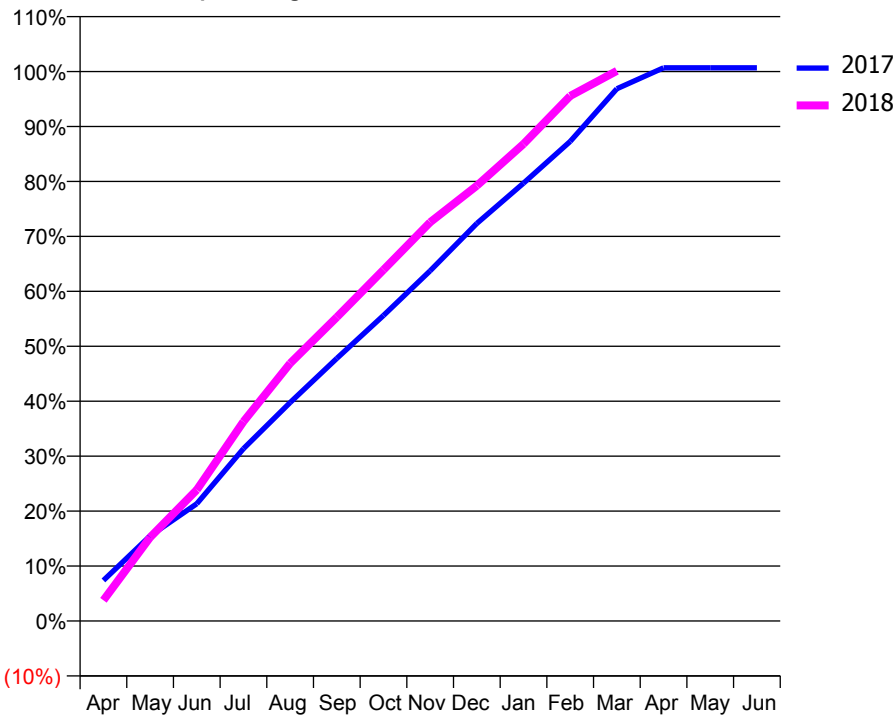
ACCESS*

Patients seen in 24 months	Total	Change since previous quarter
Quarter ending March 2017	8,536	
Quarter ending June 2017	8,548	→
Quarter ending September 2017	8,552	→
Quarter ending December 2017	8,573	→
Quarter ending March 2018	8,468	↓
Variance since March 2017	(0.8%)	→



ACTIVITY

Cumulative percentage of contracted UDA delivered 2017 & 2018



Month	Adjusted Scheduled Activity (UDA)	
	2017	2018
April	1,824	933
May	3,820	3,756
June	5,265	5,884
July	7,738	8,950
August	9,808	11,564
September	11,788	13,638
October	13,713	15,760
November	15,716	17,898
December	17,844	19,534
January	19,652	21,408
February	21,524	23,561
March	23,885	24,687
April	24,827	
May	24,826	
June	24,826	

QUALITY

	Quantity	Base Number	Contract	AT	Region	England
% of FP17s for the same patient ID Re-attending within 3 months - Children	214	3,176	6.7%	10.3%	11.5%	11.9%
% of FP17s for the same patient ID Re-attending within 3 months - Adults	1,422	9,813	14.5%	14.7%	15.9%	16.0%
% of FP17s for the same patient ID Re-attending between 3 & 9 months - Children	2,105	3,176	66.3%	60.5%	60.6%	58.3%
% of FP17s for the same patient ID Re-attending between 3 & 9 months - Adults	6,302	9,813	64.2%	52.0%	51.6%	50.3%
% of FP17s for Band 1 Urgent Courses	978	12,544	7.8%	9.8%	9.5%	9.1%
% of FP17s Relating to Free Repair or Replacements	32	12,544	0.3%	0.6%	0.7%	0.8%
% of FP17s Relating to Continuations	75	12,544	0.6%	1.1%	1.0%	1.0%
% of Patients satisfied with the dentistry they have received	8	9	N/A	91.8%	92.0%	91.5%
% of Patients satisfied with the time they had to wait for an appointment	9	9	N/A	89.0%	88.1%	87.9%

* This is based on patients treated on this contract for their most recent course of treatment. Figures in italics indicate the base number of FP17s or Patient Questionnaire responses are less than 100. N/A is shown where the base number of responses is less than 10 during the period. % is calculated as Quantity/Base number*100

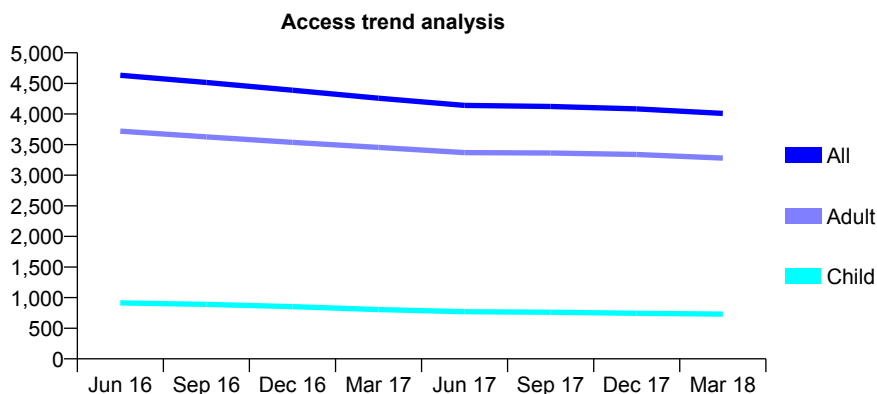
Q70 - Vital Signs At a Glance Contract Report for 939900/0002 - March 2018

Name or company name	MRS KM ROWLAND
Contract type name	GDS Contract
Purpose of contract	General
Contract start date	01/01/2008
Contract end date	

17/18 Contracted general activity (UDA)	16,074
Carry forward general activity (UDA)	0
17/18 Contracted orthodontic activity (UOA)	0
Carry forward orthodontic activity (UOA)	0
Baseline contract value	£353,550.51

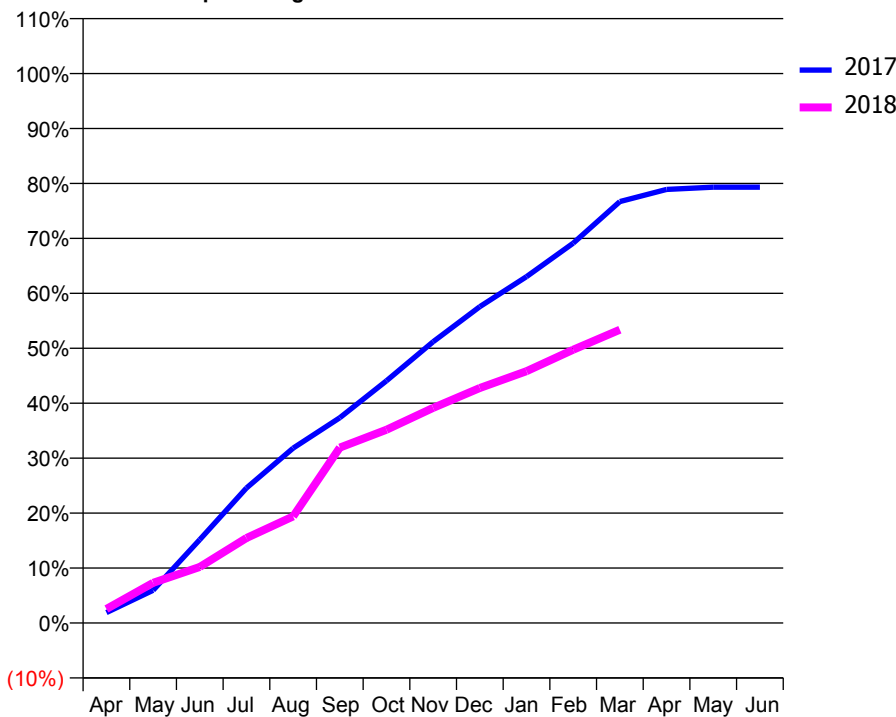
ACCESS*

Patients seen in 24 months	Total	Change since previous quarter
Quarter ending March 2017	4,259	
Quarter ending June 2017	4,141	↓
Quarter ending September 2017	4,124	→
Quarter ending December 2017	4,083	→
Quarter ending March 2018	4,010	↓
Variance since March 2017	(5.8%)	↓



ACTIVITY

Cumulative percentage of contracted UDA delivered 2017 & 2018



Month	Adjusted Scheduled Activity (UDA)	
	2017	2018
April	305	412
May	957	1,176
June	2,442	1,640
July	3,951	2,487
August	5,115	3,120
September	6,005	5,133
October	7,084	5,655
November	8,229	6,295
December	9,255	6,876
January	10,133	7,365
February	11,110	7,993
March	12,328	8,579
April	12,683	
May	12,750	
June	12,748	

QUALITY

	Quantity	Base Number	Contract	AT	Region	England
% of FP17s for the same patient ID Re-attending within 3 months - Children	91	1,199	7.6%	10.3%	11.5%	11.9%
% of FP17s for the same patient ID Re-attending within 3 months - Adults	428	4,463	9.6%	14.7%	15.9%	16.0%
% of FP17s for the same patient ID Re-attending between 3 & 9 months - Children	757	1,199	63.1%	60.5%	60.6%	58.3%
% of FP17s for the same patient ID Re-attending between 3 & 9 months - Adults	2,892	4,463	64.8%	52.0%	51.6%	50.3%
% of FP17s for Band 1 Urgent Courses	336	5,441	6.2%	9.8%	9.5%	9.1%
% of FP17s Relating to Free Repair or Replacements	49	5,441	0.9%	0.6%	0.7%	0.8%
% of FP17s Relating to Continuations	16	5,441	0.3%	1.1%	1.0%	1.0%
% of Patients satisfied with the dentistry they have received	5	6	N/A	91.8%	92.0%	91.5%
% of Patients satisfied with the time they had to wait for an appointment	4	6	N/A	89.0%	88.1%	87.9%

* This is based on patients treated on this contract for their most recent course of treatment. Figures in italics indicate the base number of FP17s or Patient Questionnaire responses are less than 100. N/A is shown where the base number of responses is less than 10 during the period. % is calculated as Quantity/Base number*100

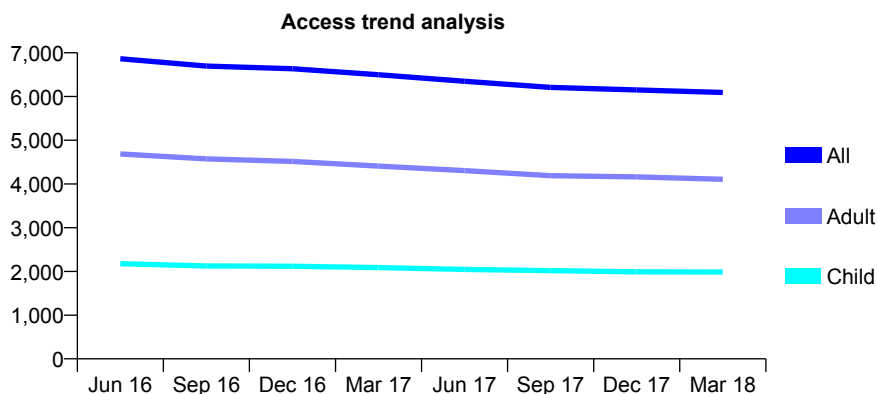
Q70 - Vital Signs At a Glance Contract Report for 942316/0001 - March 2018

Name or company name	MS A SINGH
Contract type name	GDS Contract
Purpose of contract	General
Contract start date	01/04/2006
Contract end date	

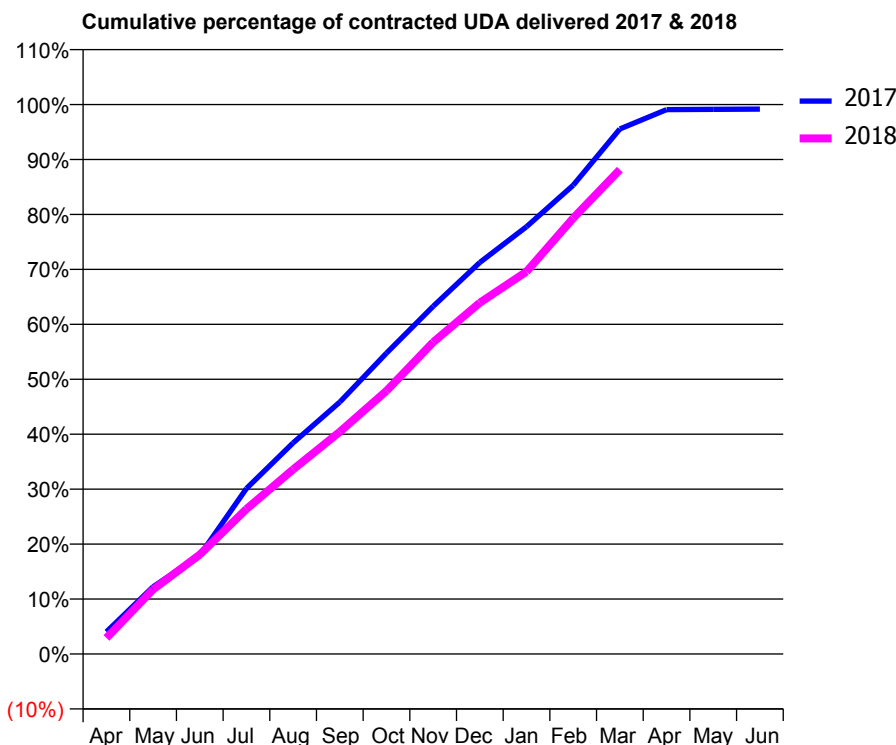
17/18 Contracted general activity (UDA)	14,243
Carry forward general activity (UDA)	118
17/18 Contracted orthodontic activity (UOA)	0
Carry forward orthodontic activity (UOA)	0
Baseline contract value	£425,657.86

ACCESS*

Patients seen in 24 months	Total	Change since previous quarter
Quarter ending March 2017	6,498	
Quarter ending June 2017	6,348	↓
Quarter ending September 2017	6,209	↓
Quarter ending December 2017	6,151	→
Quarter ending March 2018	6,093	→
Variance since March 2017	(6.2%)	↓



ACTIVITY



Month	Adjusted Scheduled Activity (UDA)	
	2017	2018
April	574	416
May	1,742	1,674
June	2,556	2,577
July	4,293	3,758
August	5,474	4,784
September	6,529	5,759
October	7,799	6,821
November	9,014	8,084
December	10,150	9,107
January	11,077	9,912
February	12,151	11,296
March	13,610	12,557
April	14,110	
May	14,119	
June	14,125	

QUALITY

	Quantity	Base Number	Contract	AT	Region	England
% of FP17s for the same patient ID Re-attending within 3 months - Children	180	3,059	5.9%	10.3%	11.5%	11.9%
% of FP17s for the same patient ID Re-attending within 3 months - Adults	484	5,180	9.3%	14.7%	15.9%	16.0%
% of FP17s for the same patient ID Re-attending between 3 & 9 months - Children	2,056	3,059	67.2%	60.5%	60.6%	58.3%
% of FP17s for the same patient ID Re-attending between 3 & 9 months - Adults	2,617	5,180	50.5%	52.0%	51.6%	50.3%
% of FP17s for Band 1 Urgent Courses	135	7,914	1.7%	9.8%	9.5%	9.1%
% of FP17s Relating to Free Repair or Replacements	59	7,914	0.7%	0.6%	0.7%	0.8%
% of FP17s Relating to Continuations	173	7,914	2.2%	1.1%	1.0%	1.0%
% of Patients satisfied with the dentistry they have received	3	3	N/A	91.8%	92.0%	91.5%
% of Patients satisfied with the time they had to wait for an appointment	3	3	N/A	89.0%	88.1%	87.9%

* This is based on patients treated on this contract for their most recent course of treatment. Figures in italics indicate the base number of FP17s or Patient Questionnaire responses are less than 100. N/A is shown where the base number of responses is less than 10 during the period. % is calculated as Quantity/Base number*100

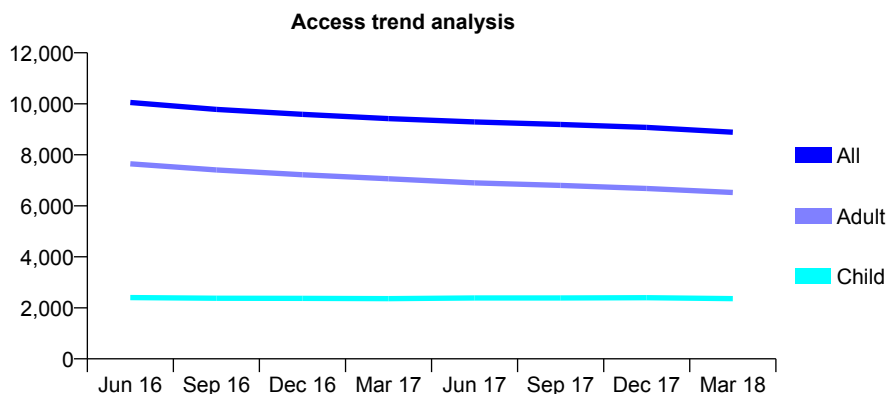
Q70 - Vital Signs At a Glance Contract Report for 942316/0003 - March 2018

Name or company name	MS A SINGH
Contract type name	GDS Contract
Purpose of contract	General
Contract start date	08/08/2011
Contract end date	

17/18 Contracted general activity (UDA)	30,000
Carry forward general activity (UDA)	0
17/18 Contracted orthodontic activity (UOA)	0
Carry forward orthodontic activity (UOA)	0
Baseline contract value	£786,224.32

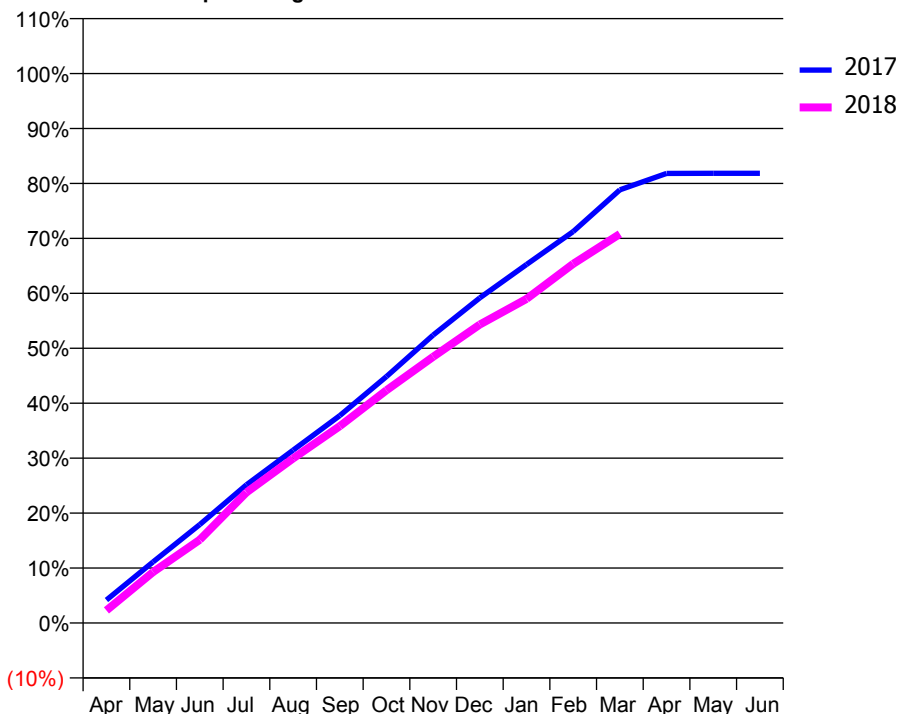
ACCESS*

Patients seen in 24 months	Total	Change since previous quarter
Quarter ending March 2017	9,419	
Quarter ending June 2017	9,288	↓
Quarter ending September 2017	9,187	↓
Quarter ending December 2017	9,076	↓
Quarter ending March 2018	8,886	↓
Variance since March 2017	(5.7%)	↓



ACTIVITY

Cumulative percentage of contracted UDA delivered 2017 & 2018



Month	Adjusted Scheduled Activity (UDA)	
	2017	2018
April	1,254	690
May	3,340	2,781
June	5,374	4,548
July	7,544	7,131
August	9,440	8,990
September	11,327	10,751
October	13,457	12,704
November	15,724	14,535
December	17,753	16,294
January	19,573	17,692
February	21,369	19,608
March	23,647	21,237
April	24,548	
May	24,550	
June	24,550	

QUALITY

	Quantity	Base Number	Contract	AT	Region	England
% of FP17s for the same patient ID Re-attending within 3 months - Children	225	3,835	5.9%	10.3%	11.5%	11.9%
% of FP17s for the same patient ID Re-attending within 3 months - Adults	1,361	10,219	13.3%	14.7%	15.9%	16.0%
% of FP17s for the same patient ID Re-attending between 3 & 9 months - Children	2,748	3,835	71.7%	60.5%	60.6%	58.3%
% of FP17s for the same patient ID Re-attending between 3 & 9 months - Adults	6,965	10,219	68.2%	52.0%	51.6%	50.3%
% of FP17s for Band 1 Urgent Courses	1,373	13,480	10.2%	9.8%	9.5%	9.1%
% of FP17s Relating to Free Repair or Replacements	86	13,480	0.6%	0.6%	0.7%	0.8%
% of FP17s Relating to Continuations	58	13,480	0.4%	1.1%	1.0%	1.0%
% of Patients satisfied with the dentistry they have received	7	8	N/A	91.8%	92.0%	91.5%
% of Patients satisfied with the time they had to wait for an appointment	8	8	N/A	89.0%	88.1%	87.9%

* This is based on patients treated on this contract for their most recent course of treatment. Figures in italics indicate the base number of FP17s or Patient Questionnaire responses are less than 100. N/A is shown where the base number of responses is less than 10 during the period. % is calculated as Quantity/Base number*100

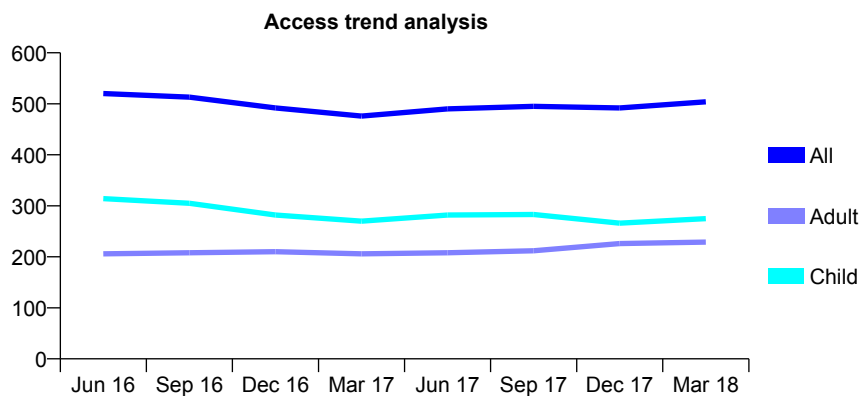
Q70 - Vital Signs At a Glance Contract Report for 944203/0001 - March 2018

Name or company name	MISS G AZIZI
Contract type name	GDS Contract
Purpose of contract	General
Contract start date	01/04/2006
Contract end date	

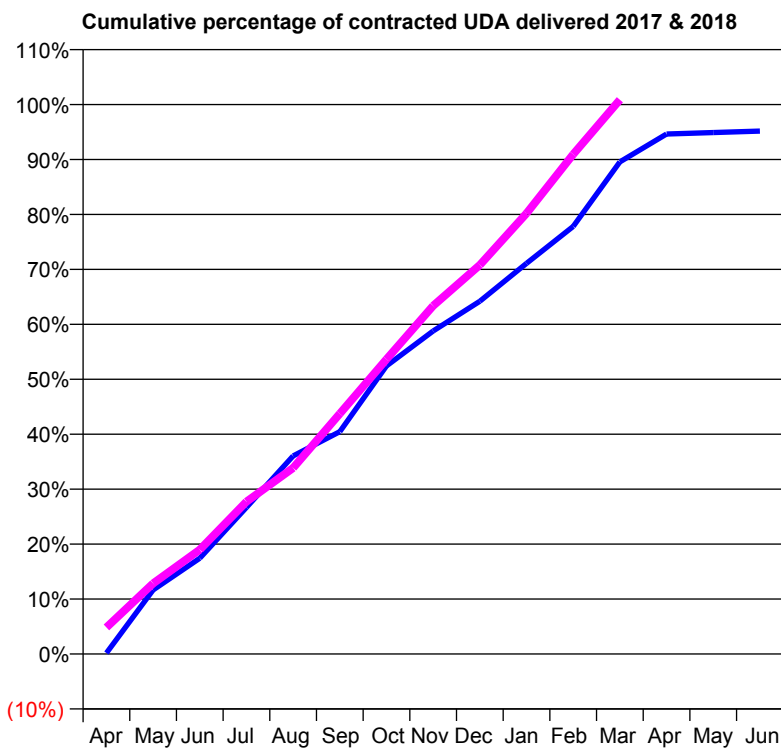
17/18 Contracted general activity (UDA)	1,094
Carry forward general activity (UDA)	0
17/18 Contracted orthodontic activity (UOA)	0
Carry forward orthodontic activity (UOA)	0
Baseline contract value	£27,054.93

ACCESS*

Patients seen in 24 months	Total	Change since previous quarter
Quarter ending March 2017	476	
Quarter ending June 2017	490	↑
Quarter ending September 2017	495	→
Quarter ending December 2017	492	→
Quarter ending March 2018	504	↑
Variance since March 2017	5.9%	↑



ACTIVITY



Month	Adjusted Scheduled Activity (UDA)	
	2017	2018
April	2	53
May	128	141
June	191	208
July	292	303
August	394	371
September	443	478
October	574	587
November	643	693
December	702	775
January	778	877
February	851	995
March	980	1,104
April	1,035	
May	1,038	
June	1,041	

QUALITY

	Quantity	Base Number	Contract	AT	Region	England
% of FP17s for the same patient ID Re-attending within 3 months - Children	26	468	5.6%	10.3%	11.5%	11.9%
% of FP17s for the same patient ID Re-attending within 3 months - Adults	23	283	8.1%	14.7%	15.9%	16.0%
% of FP17s for the same patient ID Re-attending between 3 & 9 months - Children	268	468	57.3%	60.5%	60.6%	58.3%
% of FP17s for the same patient ID Re-attending between 3 & 9 months - Adults	148	283	52.3%	52.0%	51.6%	50.3%
% of FP17s for Band 1 Urgent Courses	28	702	4.0%	9.8%	9.5%	9.1%
% of FP17s Relating to Free Repair or Replacements	0	702	0.0%	0.6%	0.7%	0.8%
% of FP17s Relating to Continuations	1	702	0.1%	1.1%	1.0%	1.0%
% of Patients satisfied with the dentistry they have received	0	0	N/A	91.8%	92.0%	91.5%
% of Patients satisfied with the time they had to wait for an appointment	0	0	N/A	89.0%	88.1%	87.9%

* This is based on patients treated on this contract for their most recent course of treatment. Figures in italics indicate the base number of FP17s or Patient Questionnaire responses are less than 100. N/A is shown where the base number of responses is less than 10 during the period. % is calculated as Quantity/Base number*100

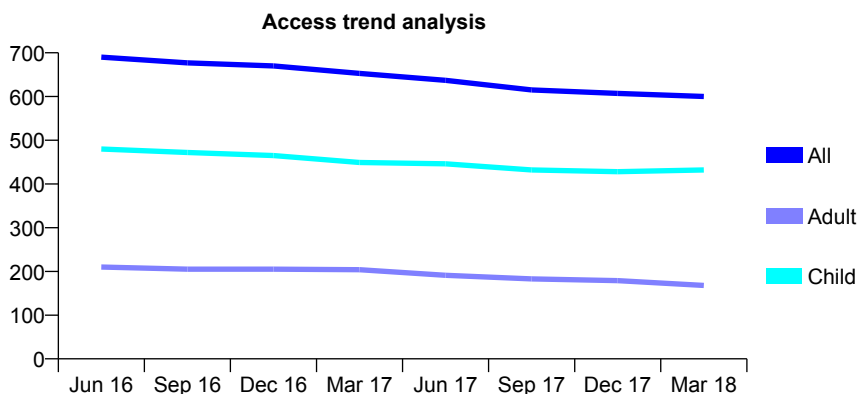
Q70 - Vital Signs At a Glance Contract Report for 952877/0001 - March 2018

Name or company name	Moorlands Road Dental Practice
Contract type name	GDS Contract
Purpose of contract	General and Orthodontic
Contract start date	01/04/2006
Contract end date	

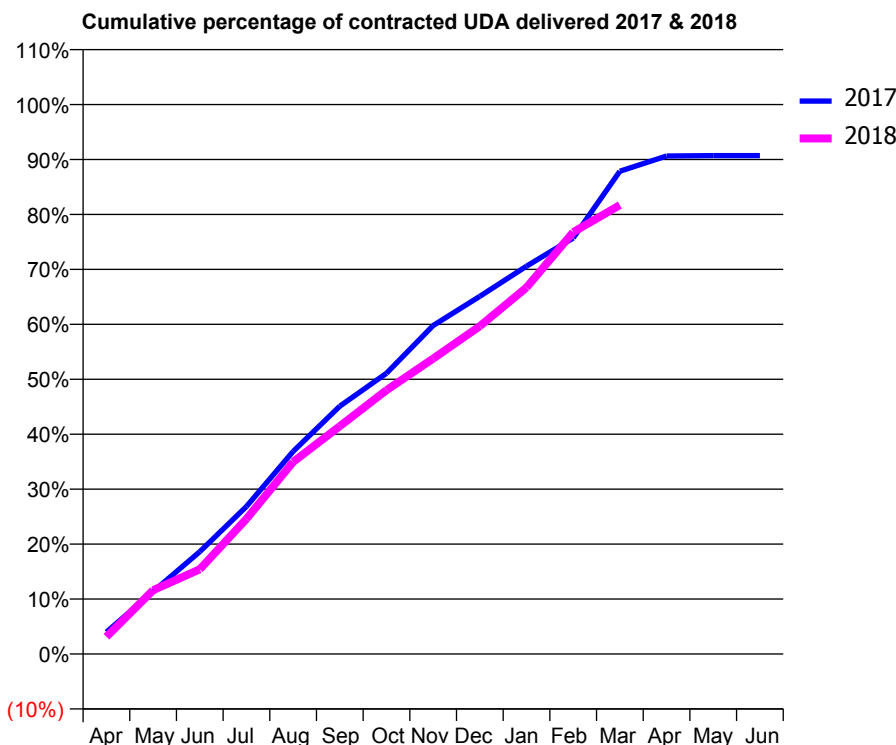
17/18 Contracted general activity (UDA)	1,450
Carry forward general activity (UDA)	0
17/18 Contracted orthodontic activity (UOA)	0
Carry forward orthodontic activity (UOA)	0
Baseline contract value	£37,715.26

ACCESS*

Patients seen in 24 months	Total	Change since previous quarter
Quarter ending March 2017	653	
Quarter ending June 2017	637	↓
Quarter ending September 2017	615	↓
Quarter ending December 2017	607	↓
Quarter ending March 2018	600	↓
Variance since March 2017	(8.1%)	↓



ACTIVITY



Month	Adjusted Scheduled Activity (UDA)	
	2017	2018
April	58	45
May	165	168
June	270	224
July	389	357
August	535	507
September	654	601
October	741	696
November	867	779
December	944	865
January	1,023	967
February	1,098	1,113
March	1,274	1,184
April	1,314	
May	1,315	
June	1,315	

QUALITY

	Quantity	Base Number	Contract	AT	Region	England
% of FP17s for the same patient ID Re-attending within 3 months - Children	51	727	7.0%	10.3%	11.5%	11.9%
% of FP17s for the same patient ID Re-attending within 3 months - Adults	23	155	14.8%	14.7%	15.9%	16.0%
% of FP17s for the same patient ID Re-attending between 3 & 9 months - Children	523	727	71.9%	60.5%	60.6%	58.3%
% of FP17s for the same patient ID Re-attending between 3 & 9 months - Adults	101	155	65.2%	52.0%	51.6%	50.3%
% of FP17s for Band 1 Urgent Courses	32	846	3.8%	9.8%	9.5%	9.1%
% of FP17s Relating to Free Repair or Replacements	0	846	0.0%	0.6%	0.7%	0.8%
% of FP17s Relating to Continuations	2	846	0.2%	1.1%	1.0%	1.0%
% of Patients satisfied with the dentistry they have received	1	1	N/A	91.8%	92.0%	91.5%
% of Patients satisfied with the time they had to wait for an appointment	0	1	N/A	89.0%	88.1%	87.9%

* This is based on patients treated on this contract for their most recent course of treatment. Figures in italics indicate the base number of FP17s or Patient Questionnaire responses are less than 100. N/A is shown where the base number of responses is less than 10 during the period. % is calculated as Quantity/Base number*100

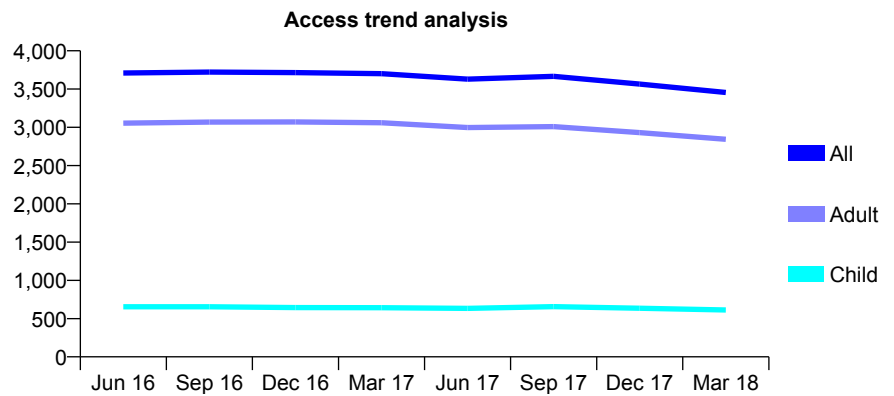
Q70 - Vital Signs At a Glance Contract Report for 979465/0001 - March 2018

Name or company name	MR SJ MCCREA
Contract type name	GDS Contract
Purpose of contract	General
Contract start date	01/04/2006
Contract end date	

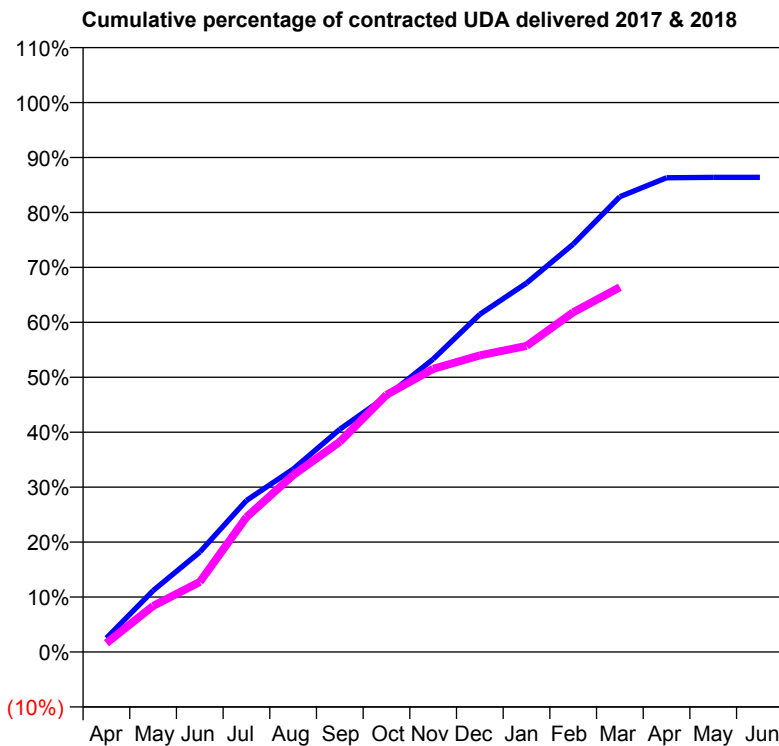
17/18 Contracted general activity (UDA)	13,000
Carry forward general activity (UDA)	0
17/18 Contracted orthodontic activity (UOA)	0
Carry forward orthodontic activity (UOA)	0
Baseline contract value	£338,209.41

ACCESS*

Patients seen in 24 months	Total	Change since previous quarter
Quarter ending March 2017	3,701	
Quarter ending June 2017	3,630	↓
Quarter ending September 2017	3,666	→
Quarter ending December 2017	3,566	↓
Quarter ending March 2018	3,456	↓
Variance since March 2017	(6.6%)	↓



ACTIVITY



Month	Adjusted Scheduled Activity (UDA)	
	2017	2018
April	330	209
May	1,451	1,090
June	2,363	1,659
July	3,584	3,191
August	4,327	4,185
September	5,271	4,974
October	6,049	6,083
November	6,929	6,698
December	7,991	7,019
January	8,727	7,241
February	9,648	8,035
March	10,771	8,631
April	11,218	
May	11,228	
June	11,228	

QUALITY

	Quantity	Base Number	Contract	AT	Region	England
% of FP17s for the same patient ID Re-attending within 3 months - Children	49	730	6.7%	10.3%	11.5%	11.9%
% of FP17s for the same patient ID Re-attending within 3 months - Adults	428	3,601	11.9%	14.7%	15.9%	16.0%
% of FP17s for the same patient ID Re-attending between 3 & 9 months - Children	376	730	51.5%	60.5%	60.6%	58.3%
% of FP17s for the same patient ID Re-attending between 3 & 9 months - Adults	2,078	3,601	57.7%	52.0%	51.6%	50.3%
% of FP17s for Band 1 Urgent Courses	243	4,139	5.9%	9.8%	9.5%	9.1%
% of FP17s Relating to Free Repair or Replacements	24	4,139	0.6%	0.6%	0.7%	0.8%
% of FP17s Relating to Continuations	44	4,139	1.1%	1.1%	1.0%	1.0%
% of Patients satisfied with the dentistry they have received	4	4	N/A	91.8%	92.0%	91.5%
% of Patients satisfied with the time they had to wait for an appointment	4	4	N/A	89.0%	88.1%	87.9%

* This is based on patients treated on this contract for their most recent course of treatment. Figures in italics indicate the base number of FP17s or Patient Questionnaire responses are less than 100. N/A is shown where the base number of responses is less than 10 during the period. % is calculated as Quantity/Base number*100