

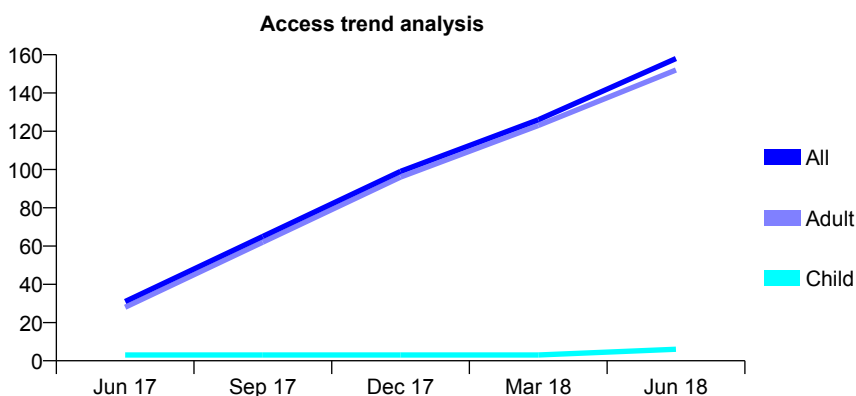
## 7A1 - Vital Signs At a Glance Contract Report for 100365/0000 - June 2018

Name or company name	Dr M Ramzan
Contract type name	PDS Contract
Purpose of contract	General
Contract start date	01/04/2017
Contract end date	30/06/2018

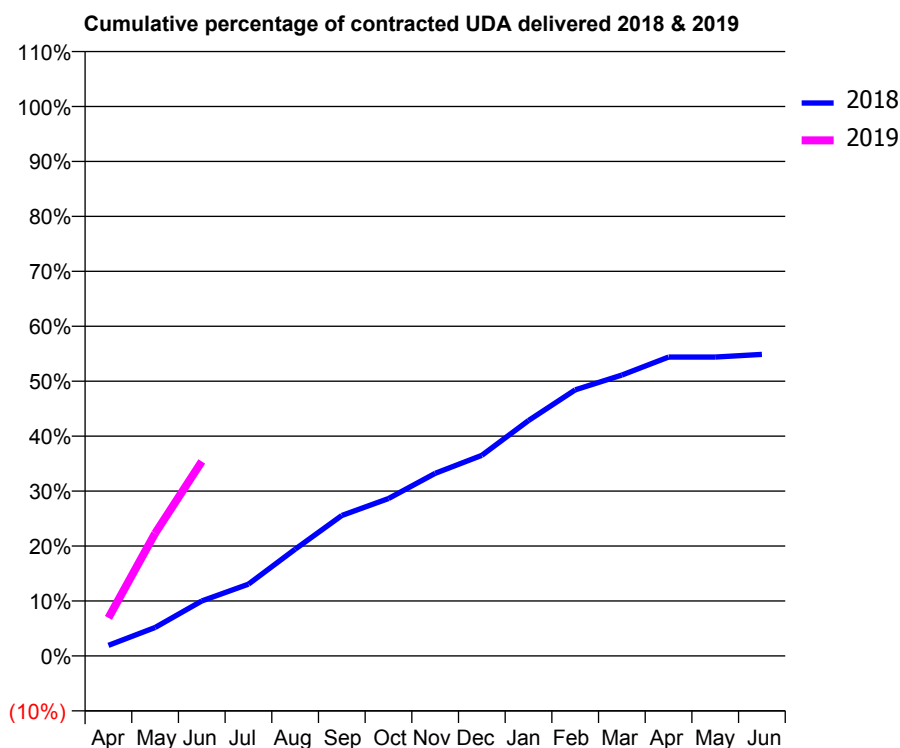
18/19 Contracted general activity (UDA)	156
Carry forward general activity (UDA)	0
18/19 Contracted orthodontic activity (UOA)	0
Carry forward orthodontic activity (UOA)	0
Baseline contract value	£6,039.34

### ACCESS\*

Patients seen in 24 months	Total	Change since previous quarter
Quarter ending June 2017	31	
Quarter ending September 2017	65	↑
Quarter ending December 2017	99	↑
Quarter ending March 2018	126	↑
Quarter ending June 2018	158	↑
<b>Variance since June 2017</b>	<b>409.7%</b>	<b>↑</b>



### ACTIVITY



Month	Adjusted Scheduled Activity (UDA)	
	2018	2019
April	12	11
May	32	35
June	62	55
July	82	
August	121	
September	160	
October	179	
November	207	
December	228	
January	267	
February	302	
March	319	
April	339	
May	339	
June	342	

### QUALITY

	Quantity	Base Number	Contract	LHB	Wales
% of FP17s for the same patient ID Re-attending within 3 months - Children	0	4	0.0%	7.9%	11.1%
% of FP17s for the same patient ID Re-attending within 3 months - Adults	0	60	0.0%	12.9%	15.5%
% of FP17s for the same patient ID Re-attending between 3 & 9 months - Children	0	4	0.0%	59.0%	59.2%
% of FP17s for the same patient ID Re-attending between 3 & 9 months - Adults	1	60	1.7%	55.3%	55.8%
% of FP17s for Band 1 Urgent Courses	46	46	100.0%	7.7%	8.7%
% of FP17s Relating to Free Repair or Replacements	0	46	0.0%	0.7%	0.7%
% of FP17s Relating to Continuations	0	46	0.0%	0.8%	0.7%
% of Patients satisfied with the dentistry they have received	0	0	N/A	95.2%	94.0%
% of Patients satisfied with the time they had to wait for an appointment	0	0	N/A	87.2%	88.5%

\* This is based on patients treated on this contract for their most recent course of treatment. Figures in italics indicate the base number of FP17s or Patient Questionnaire responses are less than 100. N/A is shown where the base number of responses is less than 10 during the period. % is calculated as Quantity/Base number\*100

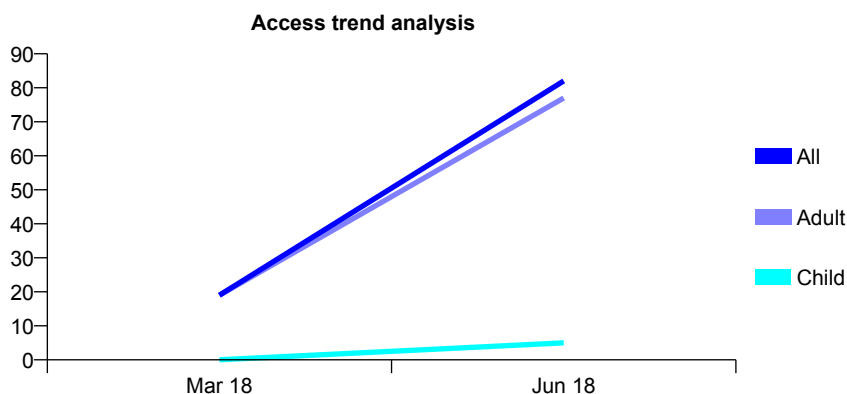
## 7A1 - Vital Signs At a Glance Contract Report for 100602/0000 - June 2018

Name or company name	D N Dental Limited
Contract type name	PDS Contract
Purpose of contract	General
Contract start date	07/03/2018
Contract end date	06/06/2018

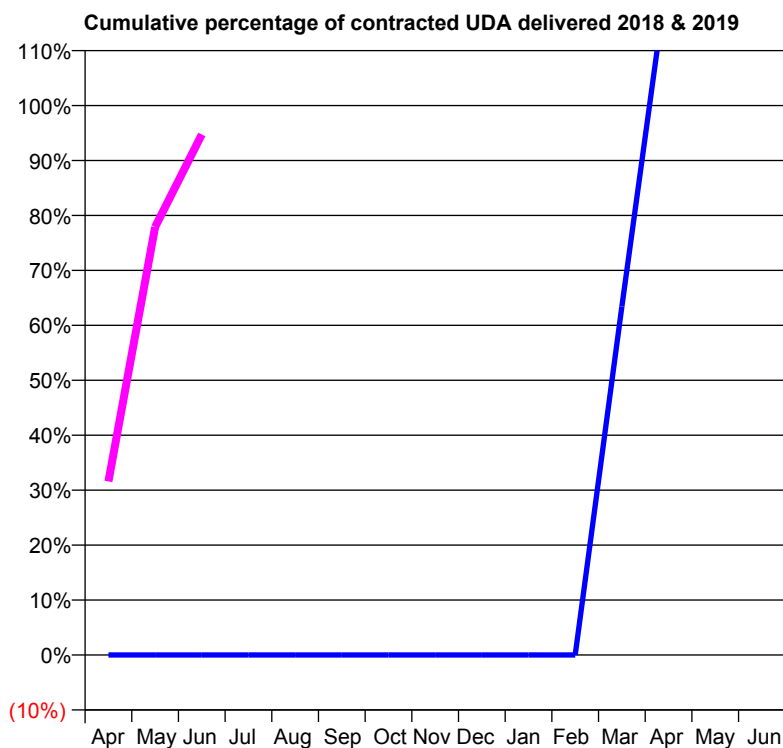
18/19 Contracted general activity (UDA)	95
Carry forward general activity (UDA)	0
18/19 Contracted orthodontic activity (UOA)	0
Carry forward orthodontic activity (UOA)	0
Baseline contract value	£4,428.81

### ACCESS\*

Patients seen in 24 months	Total	Change since previous quarter
Quarter ending June 2017	0	
Quarter ending September 2017	0	
Quarter ending December 2017	0	
Quarter ending March 2018	19	
Quarter ending June 2018	82	↑
<b>Variance since June 2017</b>	N/A	



### ACTIVITY



Month	Adjusted Scheduled Activity (UDA)	
	2018	2019
April	0	30
May	0	74
June	0	90
July	0	
August	0	
September	0	
October	0	
November	0	
December	0	
January	0	
February	0	
March	22	
April	44	
May	44	
June	44	

### QUALITY

	Quantity	Base Number	Contract	LHB	Wales
% of FP17s for the same patient ID Re-attending within 3 months - Children	0	4	0.0%	7.9%	11.1%
% of FP17s for the same patient ID Re-attending within 3 months - Adults	3	90	3.3%	12.9%	15.5%
% of FP17s for the same patient ID Re-attending between 3 & 9 months - Children	0	4	0.0%	59.0%	59.2%
% of FP17s for the same patient ID Re-attending between 3 & 9 months - Adults	0	90	0.0%	55.3%	55.8%
% of FP17s for Band 1 Urgent Courses	70	76	92.1%	7.7%	8.7%
% of FP17s Relating to Free Repair or Replacements	0	76	0.0%	0.7%	0.7%
% of FP17s Relating to Continuations	0	76	0.0%	0.8%	0.7%
% of Patients satisfied with the dentistry they have received	0	0	N/A	95.2%	94.0%
% of Patients satisfied with the time they had to wait for an appointment	0	0	N/A	87.2%	88.5%

\* This is based on patients treated on this contract for their most recent course of treatment. Figures in italics indicate the base number of FP17s or Patient Questionnaire responses are less than 100. N/A is shown where the base number of responses is less than 10 during the period. % is calculated as Quantity/Base number\*100

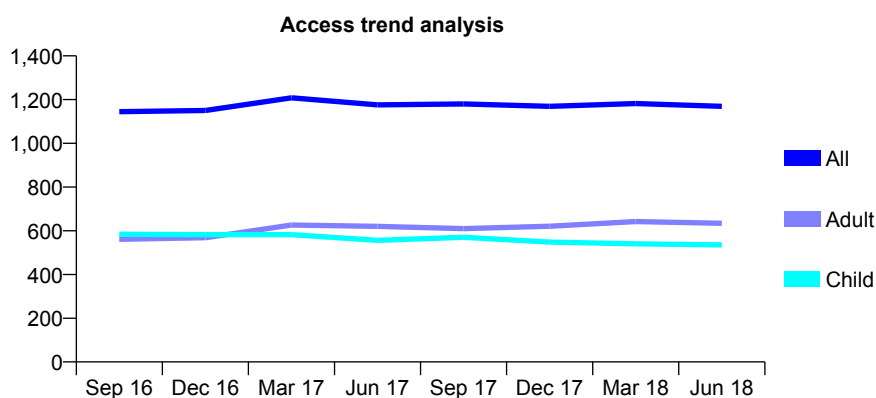
## 7A1 - Vital Signs At a Glance Contract Report for 101281/0086 - June 2018

Name or company name	OASIS DENTAL CARE LTD
Contract type name	GDS Contract
Purpose of contract	General
Contract start date	01/04/2006
Contract end date	

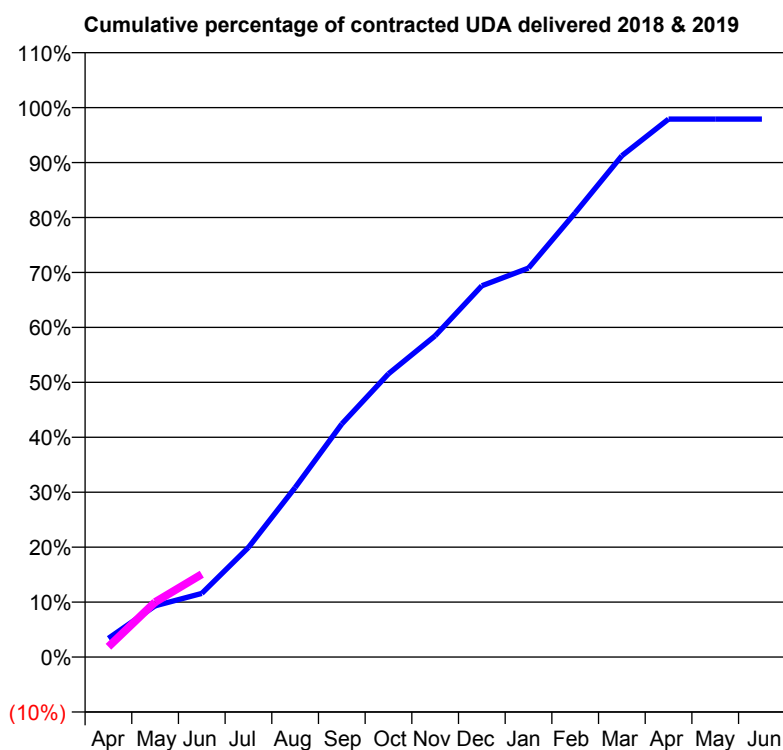
18/19 Contracted general activity (UDA)	3,000
Carry forward general activity (UDA)	0
18/19 Contracted orthodontic activity (UOA)	0
Carry forward orthodontic activity (UOA)	0
Baseline contract value	£73,205.41

### ACCESS\*

Patients seen in 24 months	Total	Change since previous quarter
Quarter ending June 2017	1,176	
Quarter ending September 2017	1,180	→
Quarter ending December 2017	1,169	→
Quarter ending March 2018	1,182	→
Quarter ending June 2018	1,169	↓
<b>Variance since June 2017</b>	<b>(0.6%)</b>	→



### ACTIVITY



Month	Adjusted Scheduled Activity (UDA)	
	2018	2019
April	102	57
May	280	300
June	347	453
July	599	
August	926	
September	1,273	
October	1,546	
November	1,754	
December	2,027	
January	2,124	
February	2,425	
March	2,737	
April	2,937	
May	2,937	
June	2,937	

### QUALITY

	Quantity	Base Number	Contract	LHB	Wales
% of FP17s for the same patient ID Re-attending within 3 months - Children	8	204	3.9%	7.9%	11.1%
% of FP17s for the same patient ID Re-attending within 3 months - Adults	38	198	19.2%	12.9%	15.5%
% of FP17s for the same patient ID Re-attending between 3 & 9 months - Children	143	204	70.1%	59.0%	59.2%
% of FP17s for the same patient ID Re-attending between 3 & 9 months - Adults	126	198	63.6%	55.3%	55.8%
% of FP17s for Band 1 Urgent Courses	19	305	6.2%	7.7%	8.7%
% of FP17s Relating to Free Repair or Replacements	0	305	0.0%	0.7%	0.7%
% of FP17s Relating to Continuations	0	305	0.0%	0.8%	0.7%
% of Patients satisfied with the dentistry they have received	1	1	N/A	95.2%	94.0%
% of Patients satisfied with the time they had to wait for an appointment	1	1	N/A	87.2%	88.5%

\* This is based on patients treated on this contract for their most recent course of treatment. Figures in italics indicate the base number of FP17s or Patient Questionnaire responses are less than 100. N/A is shown where the base number of responses is less than 10 during the period. % is calculated as Quantity/Base number\*100

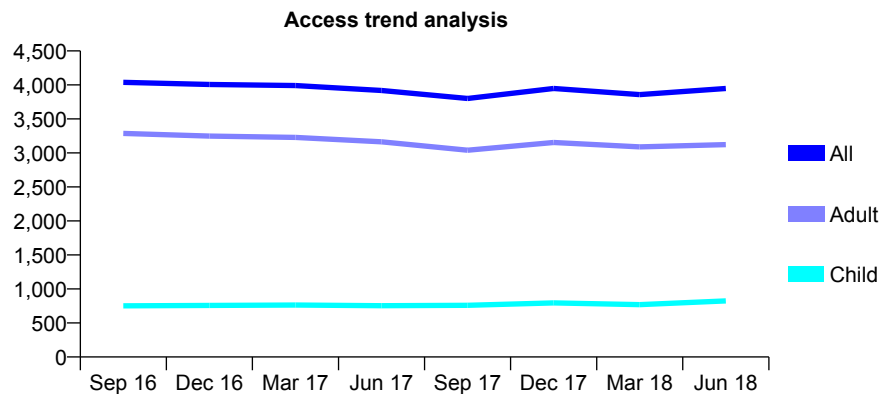
## 7A1 - Vital Signs At a Glance Contract Report for 101281/0116 - June 2018

Name or company name	OASIS DENTAL CARE LTD
Contract type name	GDS Contract
Purpose of contract	General
Contract start date	01/04/2006
Contract end date	

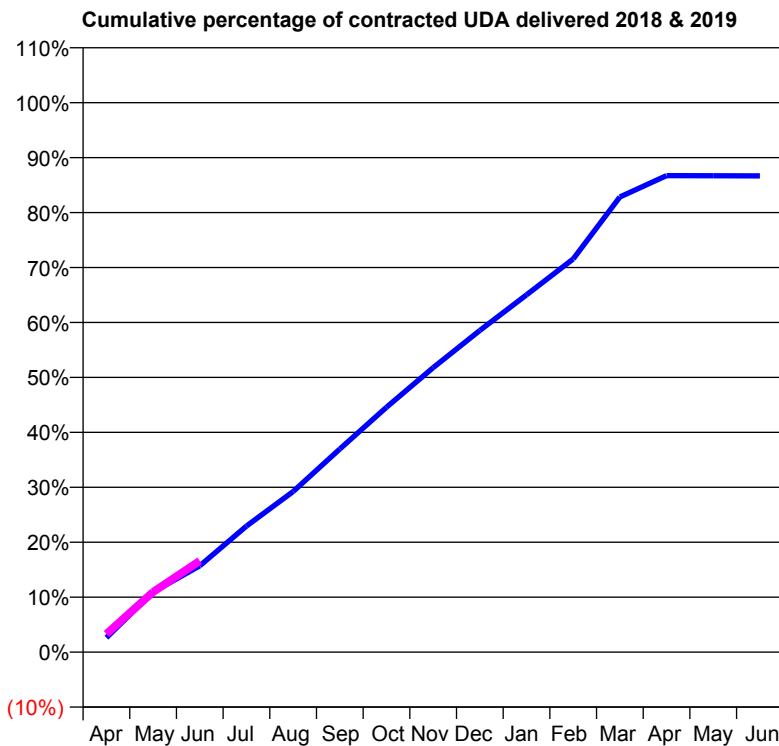
18/19 Contracted general activity (UDA)	15,000
Carry forward general activity (UDA)	0
18/19 Contracted orthodontic activity (UOA)	0
Carry forward orthodontic activity (UOA)	0
Baseline contract value	£358,336.80

### ACCESS\*

Patients seen in 24 months	Total	Change since previous quarter
Quarter ending June 2017	3,918	
Quarter ending September 2017	3,800	↓
Quarter ending December 2017	3,948	↑
Quarter ending March 2018	3,858	↓
Quarter ending June 2018	3,948	↑
<b>Variance since June 2017</b>	<b>0.8%</b>	→



### ACTIVITY



Month	Adjusted Scheduled Activity (UDA)	
	2018	2019
April	354	496
May	1,476	1,643
June	2,121	2,493
July	3,097	
August	3,946	
September	4,991	
October	6,016	
November	6,991	
December	7,902	
January	8,778	
February	9,658	
March	11,182	
April	11,706	
May	11,703	
June	11,702	

### QUALITY

	Quantity	Base Number	Contract	LHB	Wales
% of FP17s for the same patient ID Re-attending within 3 months - Children	9	244	3.7%	7.9%	11.1%
% of FP17s for the same patient ID Re-attending within 3 months - Adults	135	1,101	12.3%	12.9%	15.5%
% of FP17s for the same patient ID Re-attending between 3 & 9 months - Children	103	244	42.2%	59.0%	59.2%
% of FP17s for the same patient ID Re-attending between 3 & 9 months - Adults	632	1,101	57.4%	55.3%	55.8%
% of FP17s for Band 1 Urgent Courses	80	1,145	7.0%	7.7%	8.7%
% of FP17s Relating to Free Repair or Replacements	12	1,145	1.0%	0.7%	0.7%
% of FP17s Relating to Continuations	17	1,145	1.5%	0.8%	0.7%
% of Patients satisfied with the dentistry they have received	5	5	N/A	95.2%	94.0%
% of Patients satisfied with the time they had to wait for an appointment	4	5	N/A	87.2%	88.5%

\* This is based on patients treated on this contract for their most recent course of treatment. Figures in italics indicate the base number of FP17s or Patient Questionnaire responses are less than 100. N/A is shown where the base number of responses is less than 10 during the period. % is calculated as Quantity/Base number\*100

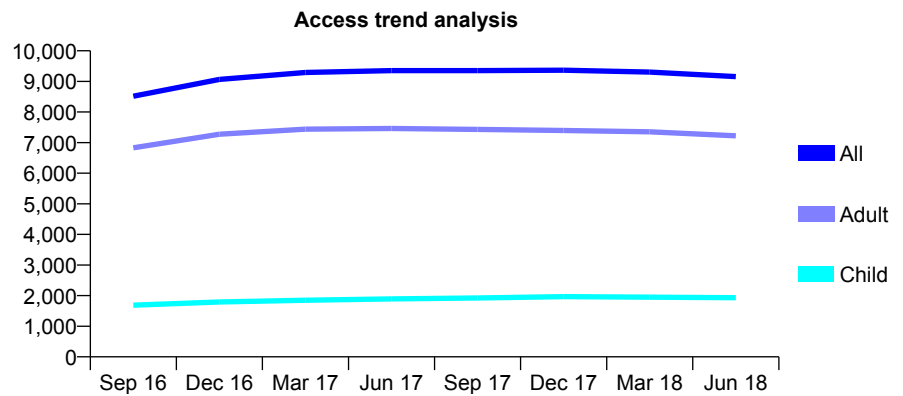
## 7A1 - Vital Signs At a Glance Contract Report for 101281/0133 - June 2018

Name or company name	OASIS DENTAL CARE LTD
Contract type name	GDS Contract
Purpose of contract	General
Contract start date	01/04/2006
Contract end date	

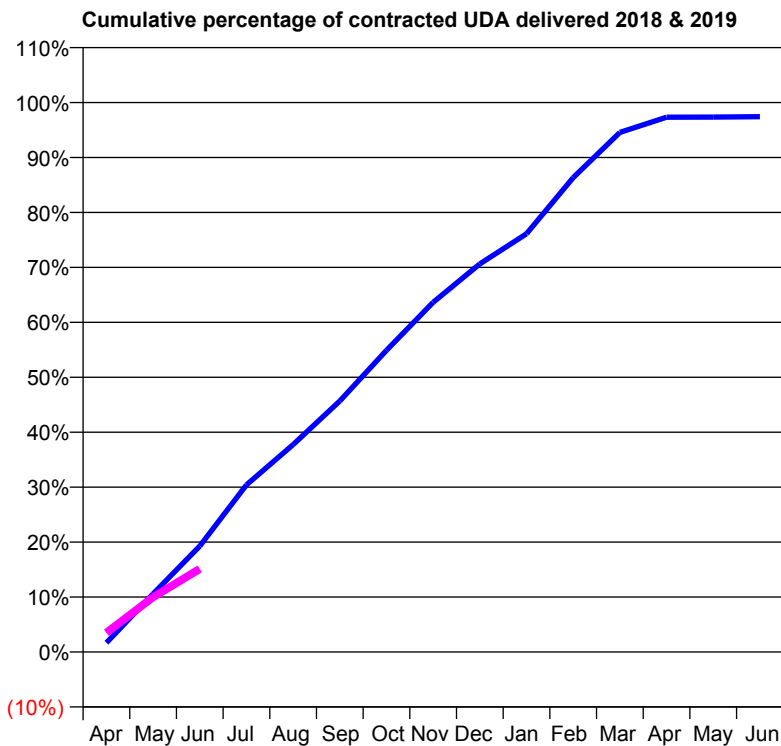
18/19 Contracted general activity (UDA)	33,740
Carry forward general activity (UDA)	0
18/19 Contracted orthodontic activity (UOA)	0
Carry forward orthodontic activity (UOA)	0
Baseline contract value	£785,619.39

### ACCESS\*

Patients seen in 24 months	Total	Change since previous quarter
Quarter ending June 2017	9,353	
Quarter ending September 2017	9,353	→
Quarter ending December 2017	9,365	→
Quarter ending March 2018	9,303	→
Quarter ending June 2018	9,156	↓
<b>Variance since June 2017</b>	<b>(2.1%)</b>	<b>↓</b>



### ACTIVITY



Month	Adjusted Scheduled Activity (UDA)	
	2018	2019
April	567	1,187
May	3,572	3,369
June	6,503	5,109
July	10,265	
August	12,734	
September	15,417	
October	18,526	
November	21,471	
December	23,832	
January	25,684	
February	29,131	
March	31,903	
April	32,840	
May	32,844	
June	32,872	

### QUALITY

	Quantity	Base Number	Contract	LHB	Wales
% of FP17s for the same patient ID Re-attending within 3 months - Children	26	557	4.7%	7.9%	11.1%
% of FP17s for the same patient ID Re-attending within 3 months - Adults	282	2,012	14.0%	12.9%	15.5%
% of FP17s for the same patient ID Re-attending between 3 & 9 months - Children	318	557	57.1%	59.0%	59.2%
% of FP17s for the same patient ID Re-attending between 3 & 9 months - Adults	1,172	2,012	58.3%	55.3%	55.8%
% of FP17s for Band 1 Urgent Courses	153	2,176	7.0%	7.7%	8.7%
% of FP17s Relating to Free Repair or Replacements	14	2,176	0.6%	0.7%	0.7%
% of FP17s Relating to Continuations	26	2,176	1.2%	0.8%	0.7%
% of Patients satisfied with the dentistry they have received	20	21	95.2%	95.2%	94.0%
% of Patients satisfied with the time they had to wait for an appointment	18	21	85.7%	87.2%	88.5%

\* This is based on patients treated on this contract for their most recent course of treatment. Figures in italics indicate the base number of FP17s or Patient Questionnaire responses are less than 100. N/A is shown where the base number of responses is less than 10 during the period. % is calculated as Quantity/Base number\*100

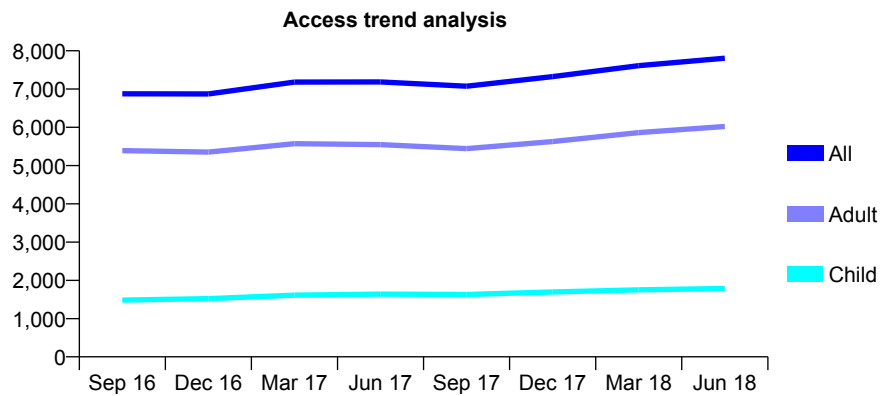
## 7A1 - Vital Signs At a Glance Contract Report for 101281/0144 - June 2018

Name or company name	OASIS DENTAL CARE LTD
Contract type name	GDS Contract
Purpose of contract	General
Contract start date	01/04/2006
Contract end date	

18/19 Contracted general activity (UDA)	24,126
Carry forward general activity (UDA)	0
18/19 Contracted orthodontic activity (UOA)	0
Carry forward orthodontic activity (UOA)	0
Baseline contract value	£563,639.18

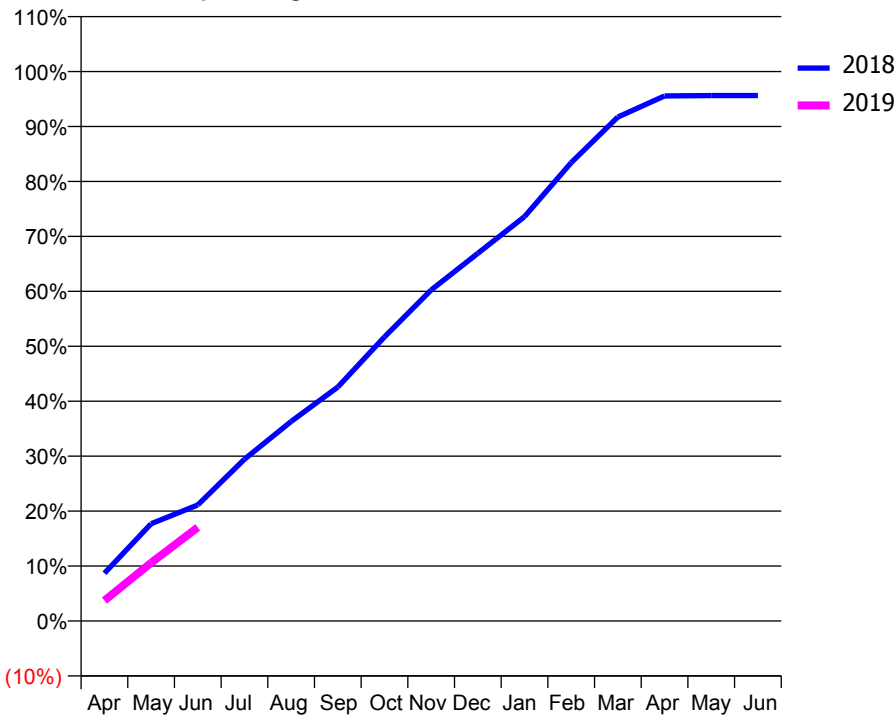
### ACCESS\*

Patients seen in 24 months	Total	Change since previous quarter
Quarter ending June 2017	7,187	
Quarter ending September 2017	7,073	↓
Quarter ending December 2017	7,324	↑
Quarter ending March 2018	7,613	↑
Quarter ending June 2018	7,806	↑
<b>Variance since June 2017</b>	<b>8.6%</b>	<b>↑</b>



### ACTIVITY

Cumulative percentage of contracted UDA delivered 2018 & 2019



Month	Adjusted Scheduled Activity (UDA)	
	2018	2019
April	2,097	900
May	4,273	2,558
June	5,099	4,115
July	7,104	
August	8,763	
September	10,273	
October	12,473	
November	14,533	
December	16,146	
January	17,754	
February	20,123	
March	22,127	
April	23,054	
May	23,068	
June	23,069	

### QUALITY

	Quantity	Base Number	Contract	LHB	Wales
% of FP17s for the same patient ID Re-attending within 3 months - Children	40	538	7.4%	7.9%	11.1%
% of FP17s for the same patient ID Re-attending within 3 months - Adults	215	2,016	10.7%	12.9%	15.5%
% of FP17s for the same patient ID Re-attending between 3 & 9 months - Children	297	538	55.2%	59.0%	59.2%
% of FP17s for the same patient ID Re-attending between 3 & 9 months - Adults	1,203	2,016	59.7%	55.3%	55.8%
% of FP17s for Band 1 Urgent Courses	117	2,137	5.5%	7.7%	8.7%
% of FP17s Relating to Free Repair or Replacements	14	2,137	0.7%	0.7%	0.7%
% of FP17s Relating to Continuations	11	2,137	0.5%	0.8%	0.7%
% of Patients satisfied with the dentistry they have received	9	9	N/A	95.2%	94.0%
% of Patients satisfied with the time they had to wait for an appointment	9	9	N/A	87.2%	88.5%

\* This is based on patients treated on this contract for their most recent course of treatment. Figures in italics indicate the base number of FP17s or Patient Questionnaire responses are less than 100. N/A is shown where the base number of responses is less than 10 during the period. % is calculated as Quantity/Base number\*100

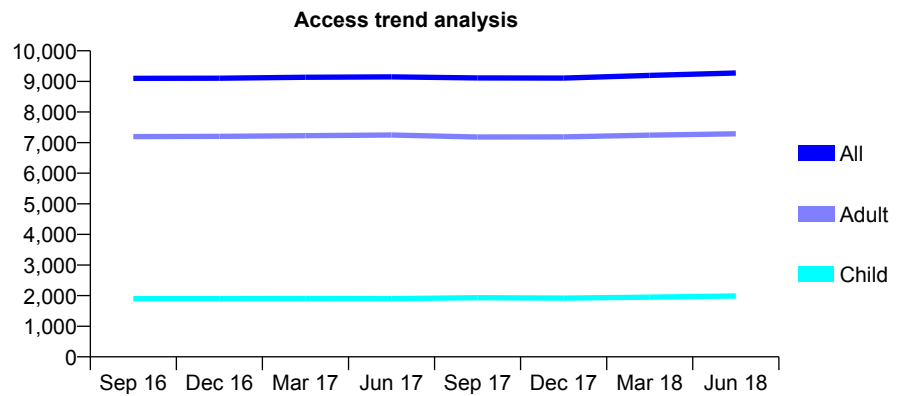
## 7A1 - Vital Signs At a Glance Contract Report for 101281/0152 - June 2018

Name or company name	OASIS DENTAL CARE LTD
Contract type name	GDS Contract
Purpose of contract	General
Contract start date	01/04/2006
Contract end date	

18/19 Contracted general activity (UDA)	25,000
Carry forward general activity (UDA)	0
18/19 Contracted orthodontic activity (UOA)	0
Carry forward orthodontic activity (UOA)	0
Baseline contract value	£582,245.56

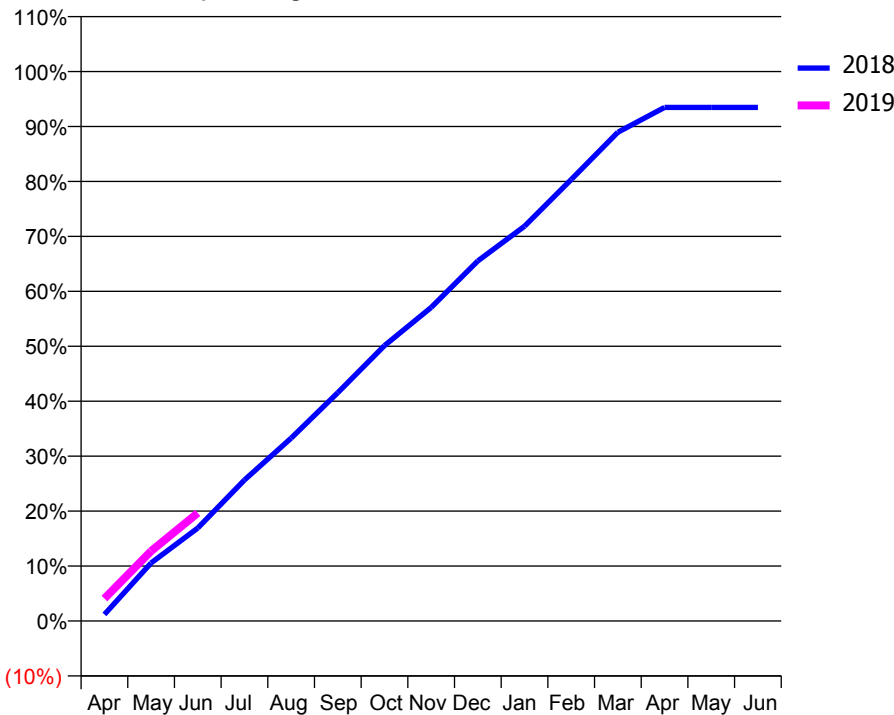
### ACCESS\*

Patients seen in 24 months	Total	Change since previous quarter
Quarter ending June 2017	9,150	
Quarter ending September 2017	9,112	→
Quarter ending December 2017	9,107	→
Quarter ending March 2018	9,196	→
Quarter ending June 2018	9,274	→
<b>Variance since June 2017</b>	<b>1.4%</b>	<b>→</b>



### ACTIVITY

Cumulative percentage of contracted UDA delivered 2018 & 2019



Month	Adjusted Scheduled Activity (UDA)	
	2018	2019
April	301	1,022
May	2,644	3,184
June	4,229	4,916
July	6,413	
August	8,323	
September	10,389	
October	12,533	
November	14,265	
December	16,384	
January	17,961	
February	20,082	
March	22,239	
April	23,367	
May	23,368	
June	23,368	

### QUALITY

	Quantity	Base Number	Contract	LHB	Wales
% of FP17s for the same patient ID Re-attending within 3 months - Children	48	721	6.7%	7.9%	11.1%
% of FP17s for the same patient ID Re-attending within 3 months - Adults	357	2,585	13.8%	12.9%	15.5%
% of FP17s for the same patient ID Re-attending between 3 & 9 months - Children	386	721	53.5%	59.0%	59.2%
% of FP17s for the same patient ID Re-attending between 3 & 9 months - Adults	1,220	2,585	47.2%	55.3%	55.8%
% of FP17s for Band 1 Urgent Courses	201	2,769	7.3%	7.7%	8.7%
% of FP17s Relating to Free Repair or Replacements	18	2,769	0.7%	0.7%	0.7%
% of FP17s Relating to Continuations	31	2,769	1.1%	0.8%	0.7%
% of Patients satisfied with the dentistry they have received	18	19	94.7%	95.2%	94.0%
% of Patients satisfied with the time they had to wait for an appointment	14	19	73.7%	87.2%	88.5%

\* This is based on patients treated on this contract for their most recent course of treatment. Figures in italics indicate the base number of FP17s or Patient Questionnaire responses are less than 100. N/A is shown where the base number of responses is less than 10 during the period. % is calculated as Quantity/Base number\*100

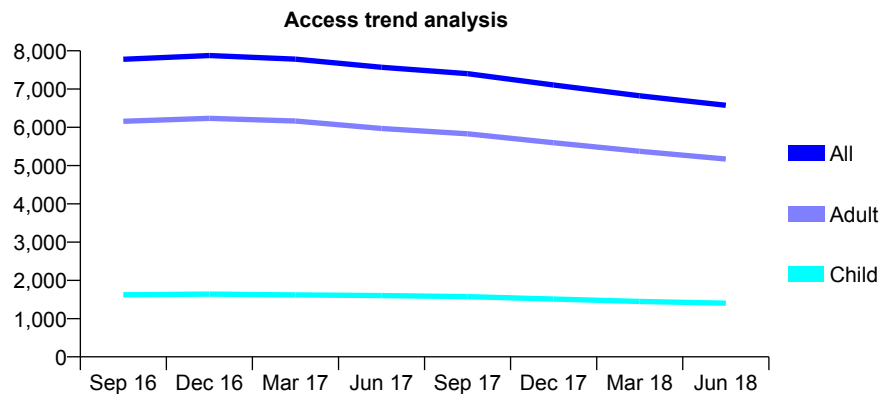
## 7A1 - Vital Signs At a Glance Contract Report for 101281/0153 - June 2018

Name or company name	OASIS DENTAL CARE LTD
Contract type name	GDS Contract
Purpose of contract	General
Contract start date	01/04/2006
Contract end date	

18/19 Contracted general activity (UDA)	27,508
Carry forward general activity (UDA)	0
18/19 Contracted orthodontic activity (UOA)	0
Carry forward orthodontic activity (UOA)	0
Baseline contract value	£642,528.15

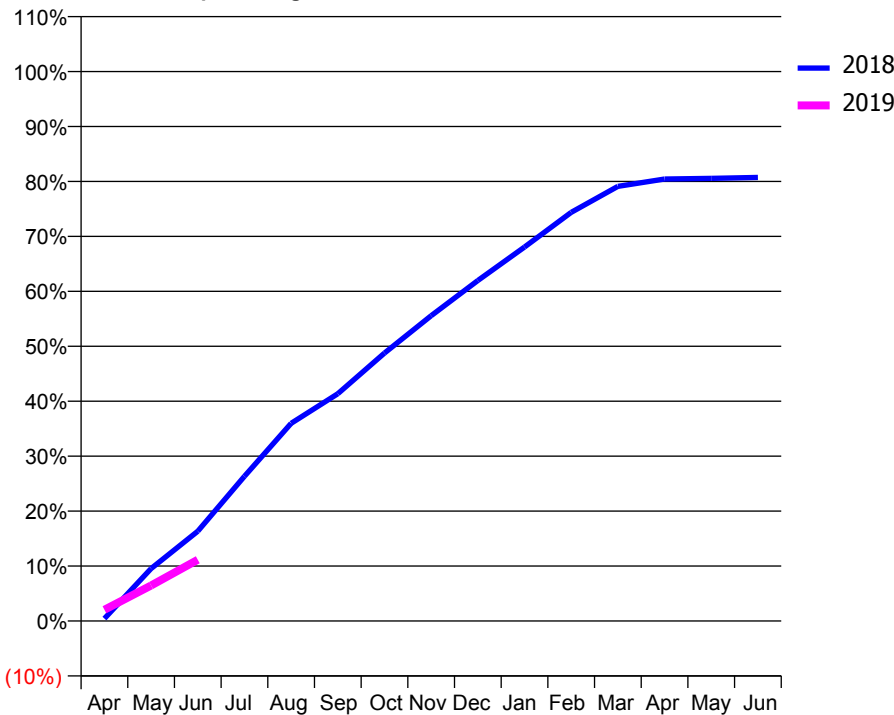
### ACCESS\*

Patients seen in 24 months	Total	Change since previous quarter
Quarter ending June 2017	7,571	
Quarter ending September 2017	7,403	↓
Quarter ending December 2017	7,106	↓
Quarter ending March 2018	6,823	↓
Quarter ending June 2018	6,575	↓
<b>Variance since June 2017</b>	<b>(13.2%)</b>	<b>↓</b>



### ACTIVITY

Cumulative percentage of contracted UDA delivered 2018 & 2019



Month	Adjusted Scheduled Activity (UDA)	
	2018	2019
April	121	567
May	2,625	1,776
June	4,498	3,069
July	7,244	
August	9,898	
September	11,378	
October	13,415	
November	15,280	
December	17,048	
January	18,720	
February	20,458	
March	21,756	
April	22,122	
May	22,160	
June	22,205	

### QUALITY

	Quantity	Base Number	Contract	LHB	Wales
% of FP17s for the same patient ID Re-attending within 3 months - Children	26	344	7.6%	7.9%	11.1%
% of FP17s for the same patient ID Re-attending within 3 months - Adults	218	1,500	14.5%	12.9%	15.5%
% of FP17s for the same patient ID Re-attending between 3 & 9 months - Children	195	344	56.7%	59.0%	59.2%
% of FP17s for the same patient ID Re-attending between 3 & 9 months - Adults	901	1,500	60.1%	55.3%	55.8%
% of FP17s for Band 1 Urgent Courses	155	1,624	9.5%	7.7%	8.7%
% of FP17s Relating to Free Repair or Replacements	25	1,624	1.5%	0.7%	0.7%
% of FP17s Relating to Continuations	16	1,624	1.0%	0.8%	0.7%
% of Patients satisfied with the dentistry they have received	18	18	100.0%	95.2%	94.0%
% of Patients satisfied with the time they had to wait for an appointment	12	18	66.7%	87.2%	88.5%

\* This is based on patients treated on this contract for their most recent course of treatment. Figures in italics indicate the base number of FP17s or Patient Questionnaire responses are less than 100. N/A is shown where the base number of responses is less than 10 during the period. % is calculated as Quantity/Base number\*100



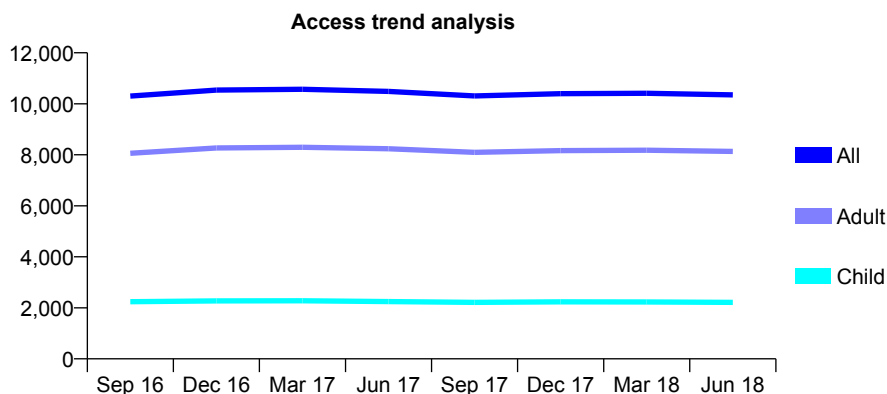
## 7A1 - Vital Signs At a Glance Contract Report for 101281/0154 - June 2018

Name or company name	OASIS DENTAL CARE LTD
Contract type name	GDS Contract
Purpose of contract	General
Contract start date	01/04/2006
Contract end date	

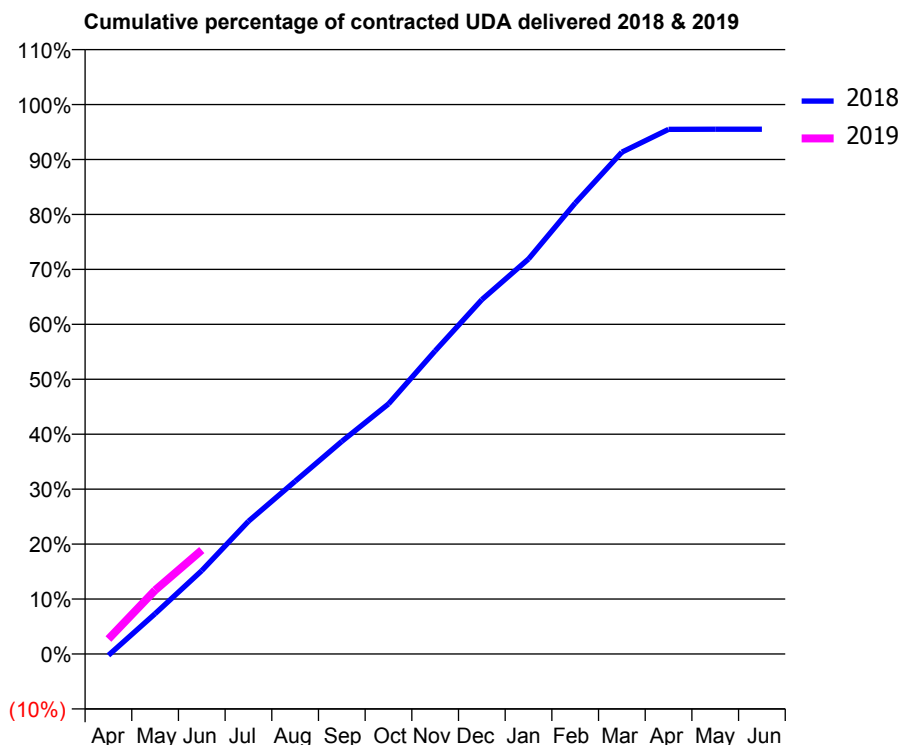
18/19 Contracted general activity (UDA)	35,277
Carry forward general activity (UDA)	0
18/19 Contracted orthodontic activity (UOA)	0
Carry forward orthodontic activity (UOA)	0
Baseline contract value	£821,419.31

### ACCESS\*

Patients seen in 24 months	Total	Change since previous quarter
Quarter ending June 2017	10,484	
Quarter ending September 2017	10,309	↓
Quarter ending December 2017	10,397	→
Quarter ending March 2018	10,412	→
Quarter ending June 2018	10,349	→
<b>Variance since June 2017</b>	<b>(1.3%)</b>	<b>↓</b>



### ACTIVITY



Month	Adjusted Scheduled Activity (UDA)	
	2018	2019
April	-87	960
May	2,587	4,100
June	5,356	6,675
July	8,521	
August	11,094	
September	13,648	
October	16,057	
November	19,466	
December	22,753	
January	25,363	
February	28,947	
March	32,222	
April	33,680	
May	33,688	
June	33,692	

### QUALITY

	Quantity	Base Number	Contract	LHB	Wales
% of FP17s for the same patient ID Re-attending within 3 months - Children	57	854	6.7%	7.9%	11.1%
% of FP17s for the same patient ID Re-attending within 3 months - Adults	454	3,078	14.7%	12.9%	15.5%
% of FP17s for the same patient ID Re-attending between 3 & 9 months - Children	537	854	62.9%	59.0%	59.2%
% of FP17s for the same patient ID Re-attending between 3 & 9 months - Adults	1,972	3,078	64.1%	55.3%	55.8%
% of FP17s for Band 1 Urgent Courses	236	3,293	7.2%	7.7%	8.7%
% of FP17s Relating to Free Repair or Replacements	27	3,293	0.8%	0.7%	0.7%
% of FP17s Relating to Continuations	37	3,293	1.1%	0.8%	0.7%
% of Patients satisfied with the dentistry they have received	32	34	94.1%	95.2%	94.0%
% of Patients satisfied with the time they had to wait for an appointment	25	34	73.5%	87.2%	88.5%

\* This is based on patients treated on this contract for their most recent course of treatment. Figures in italics indicate the base number of FP17s or Patient Questionnaire responses are less than 100. N/A is shown where the base number of responses is less than 10 during the period. % is calculated as Quantity/Base number\*100

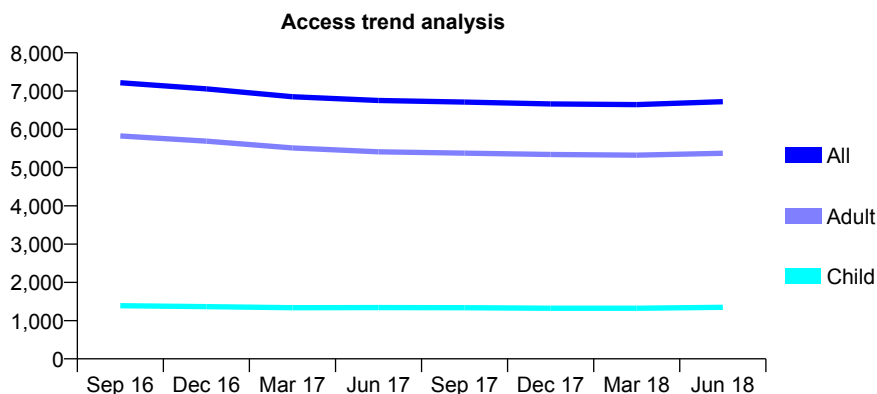
## 7A1 - Vital Signs At a Glance Contract Report for 101281/0156 - June 2018

Name or company name	OASIS DENTAL CARE LTD
Contract type name	GDS Contract
Purpose of contract	General
Contract start date	01/04/2006
Contract end date	

18/19 Contracted general activity (UDA)	25,000
Carry forward general activity (UDA)	0
18/19 Contracted orthodontic activity (UOA)	0
Carry forward orthodontic activity (UOA)	0
Baseline contract value	£597,228.00

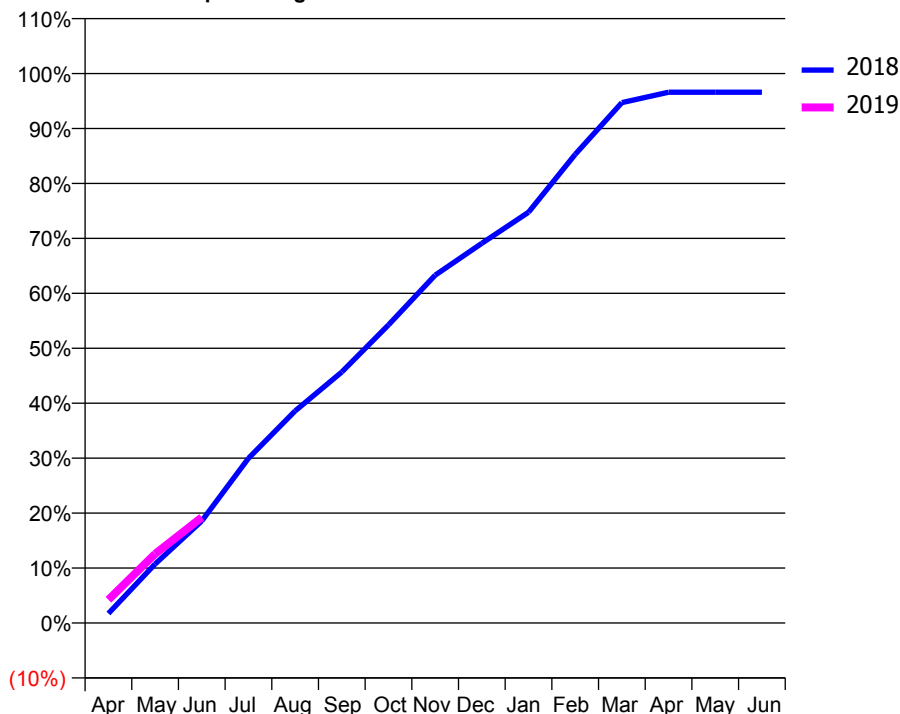
### ACCESS\*

Patients seen in 24 months	Total	Change since previous quarter
Quarter ending June 2017	6,753	
Quarter ending September 2017	6,713	→
Quarter ending December 2017	6,663	→
Quarter ending March 2018	6,646	→
Quarter ending June 2018	6,722	→
<b>Variance since June 2017</b>	<b>(0.5%)</b>	→



### ACTIVITY

Cumulative percentage of contracted UDA delivered 2018 & 2019



Adjusted Scheduled Activity (UDA)

Month	2018	2019
April	436	1,058
May	2,683	3,149
June	4,643	4,805
July	7,496	
August	9,646	
September	11,421	
October	13,560	
November	15,825	
December	17,272	
January	18,690	
February	21,319	
March	23,676	
April	24,147	
May	24,147	
June	24,147	

### QUALITY

	Quantity	Base Number	Contract	LHB	Wales
% of FP17s for the same patient ID Re-attending within 3 months - Children	21	470	4.5%	7.9%	11.1%
% of FP17s for the same patient ID Re-attending within 3 months - Adults	359	2,451	14.6%	12.9%	15.5%
% of FP17s for the same patient ID Re-attending between 3 & 9 months - Children	337	470	71.7%	59.0%	59.2%
% of FP17s for the same patient ID Re-attending between 3 & 9 months - Adults	1,699	2,451	69.3%	55.3%	55.8%
% of FP17s for Band 1 Urgent Courses	252	2,681	9.4%	7.7%	8.7%
% of FP17s Relating to Free Repair or Replacements	28	2,681	1.0%	0.7%	0.7%
% of FP17s Relating to Continuations	22	2,681	0.8%	0.8%	0.7%
% of Patients satisfied with the dentistry they have received	24	25	96.0%	95.2%	94.0%
% of Patients satisfied with the time they had to wait for an appointment	22	25	88.0%	87.2%	88.5%

\* This is based on patients treated on this contract for their most recent course of treatment. Figures in italics indicate the base number of FP17s or Patient Questionnaire responses are less than 100. N/A is shown where the base number of responses is less than 10 during the period. % is calculated as Quantity/Base number\*100

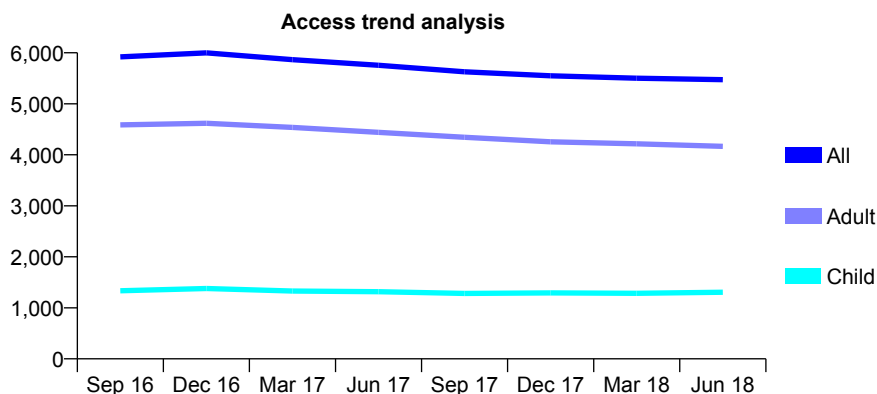
## 7A1 - Vital Signs At a Glance Contract Report for 101281/0157 - June 2018

Name or company name	OASIS DENTAL CARE LTD
Contract type name	GDS Contract
Purpose of contract	General
Contract start date	01/05/2006
Contract end date	

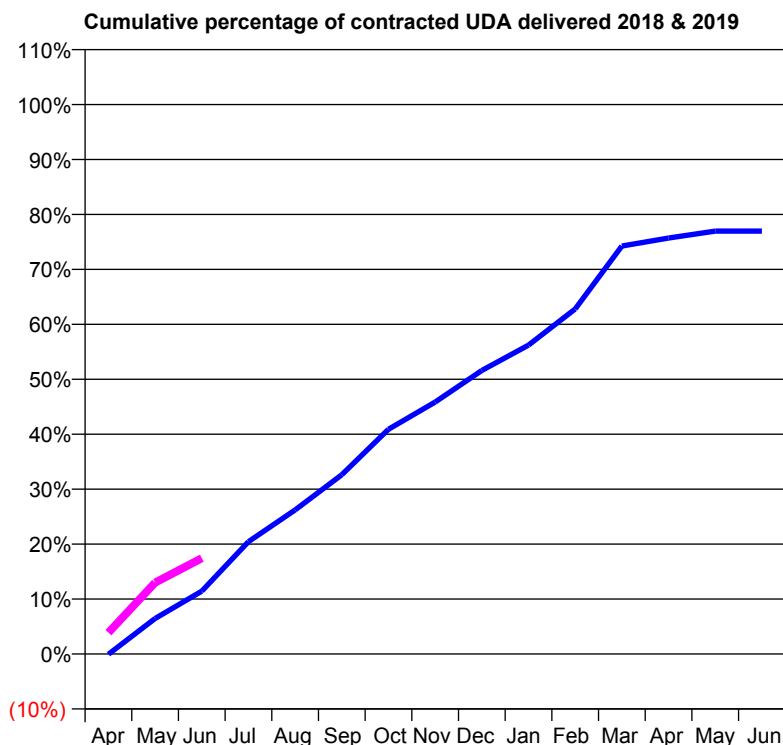
18/19 Contracted general activity (UDA)	20,000
Carry forward general activity (UDA)	0
18/19 Contracted orthodontic activity (UOA)	0
Carry forward orthodontic activity (UOA)	0
Baseline contract value	£477,782.40

### ACCESS\*

Patients seen in 24 months	Total	Change since previous quarter
Quarter ending June 2017	5,756	
Quarter ending September 2017	5,628	↓
Quarter ending December 2017	5,548	↓
Quarter ending March 2018	5,502	→
Quarter ending June 2018	5,473	→
<b>Variance since June 2017</b>	<b>(4.9%)</b>	<b>↓</b>



### ACTIVITY



Month	Adjusted Scheduled Activity (UDA)	
	2018	2019
April	-11	777
May	1,291	2,601
June	2,287	3,485
July	4,090	
August	5,244	
September	6,527	
October	8,180	
November	9,171	
December	10,322	
January	11,242	
February	12,560	
March	14,847	
April	15,142	
May	15,394	
June	15,394	

### QUALITY

	Quantity	Base Number	Contract	LHB	Wales
% of FP17s for the same patient ID Re-attending within 3 months - Children	21	495	4.2%	7.9%	11.1%
% of FP17s for the same patient ID Re-attending within 3 months - Adults	160	1,353	11.8%	12.9%	15.5%
% of FP17s for the same patient ID Re-attending between 3 & 9 months - Children	287	495	58.0%	59.0%	59.2%
% of FP17s for the same patient ID Re-attending between 3 & 9 months - Adults	669	1,353	49.4%	55.3%	55.8%
% of FP17s for Band 1 Urgent Courses	101	1,596	6.3%	7.7%	8.7%
% of FP17s Relating to Free Repair or Replacements	1	1,596	0.1%	0.7%	0.7%
% of FP17s Relating to Continuations	20	1,596	1.3%	0.8%	0.7%
% of Patients satisfied with the dentistry they have received	13	13	100.0%	95.2%	94.0%
% of Patients satisfied with the time they had to wait for an appointment	11	13	84.6%	87.2%	88.5%

\* This is based on patients treated on this contract for their most recent course of treatment. Figures in italics indicate the base number of FP17s or Patient Questionnaire responses are less than 100. N/A is shown where the base number of responses is less than 10 during the period. % is calculated as Quantity/Base number\*100

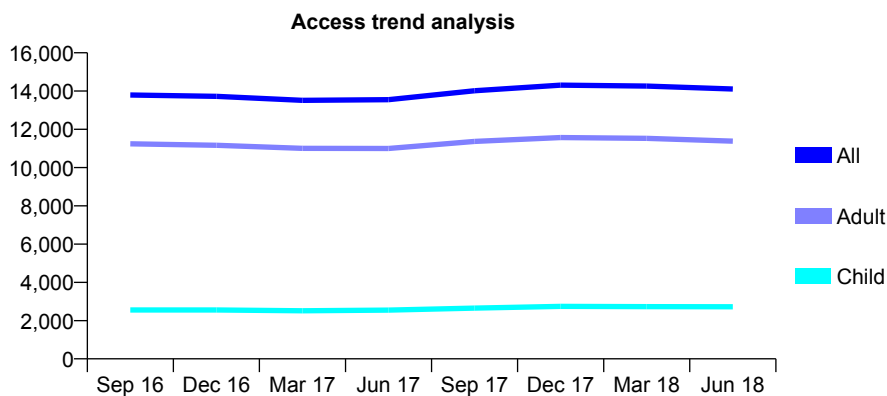
## 7A1 - Vital Signs At a Glance Contract Report for 101338/0037 - June 2018

Name or company name	Whitecross Dental Care Limited
Contract type name	GDS Contract
Purpose of contract	General
Contract start date	01/04/2006
Contract end date	

18/19 Contracted general activity (UDA)	48,695
Carry forward general activity (UDA)	0
18/19 Contracted orthodontic activity (UOA)	0
Carry forward orthodontic activity (UOA)	0
Baseline contract value	£1,343,050.55

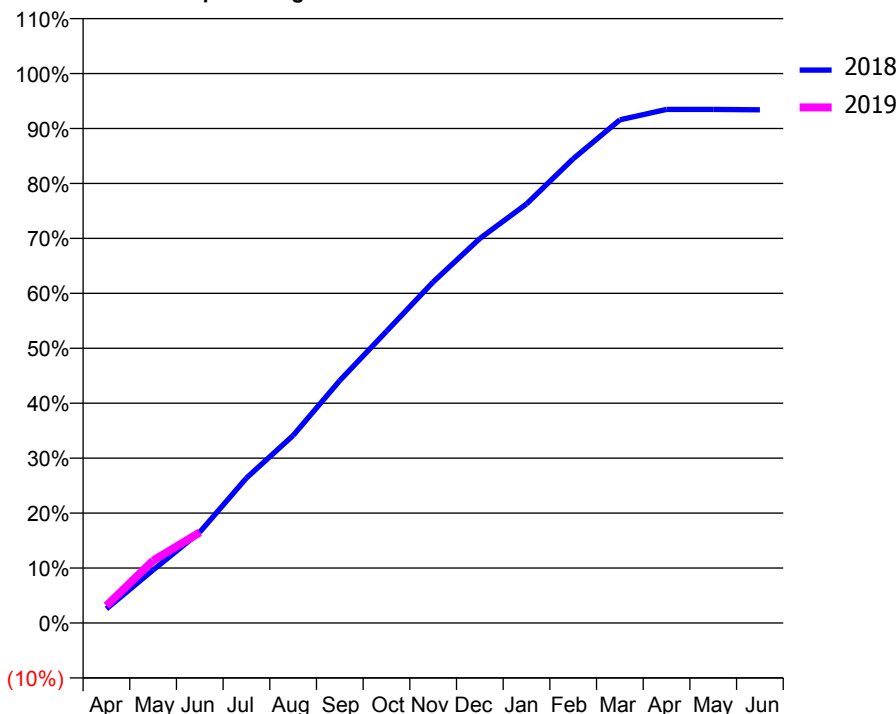
### ACCESS\*

Patients seen in 24 months	Total	Change since previous quarter
Quarter ending June 2017	13,549	
Quarter ending September 2017	14,018	↑
Quarter ending December 2017	14,311	↑
Quarter ending March 2018	14,259	→
Quarter ending June 2018	14,104	↓
<b>Variance since June 2017</b>	<b>4.1%</b>	<b>↑</b>



### ACTIVITY

Cumulative percentage of contracted UDA delivered 2018 & 2019



Adjusted Scheduled Activity (UDA)

Month	2018	2019
April	1,257	1,531
May	4,697	5,538
June	8,051	8,030
July	12,855	
August	16,618	
September	21,483	
October	25,853	
November	30,218	
December	34,071	
January	37,139	
February	41,146	
March	44,586	
April	45,516	
May	45,508	
June	45,480	

### QUALITY

	Quantity	Base Number	Contract	LHB	Wales
% of FP17s for the same patient ID Re-attending within 3 months - Children	19	750	2.5%	7.9%	11.1%
% of FP17s for the same patient ID Re-attending within 3 months - Adults	210	3,446	6.1%	12.9%	15.5%
% of FP17s for the same patient ID Re-attending between 3 & 9 months - Children	471	750	62.8%	59.0%	59.2%
% of FP17s for the same patient ID Re-attending between 3 & 9 months - Adults	2,373	3,446	68.9%	55.3%	55.8%
% of FP17s for Band 1 Urgent Courses	99	3,802	2.6%	7.7%	8.7%
% of FP17s Relating to Free Repair or Replacements	21	3,802	0.6%	0.7%	0.7%
% of FP17s Relating to Continuations	16	3,802	0.4%	0.8%	0.7%
% of Patients satisfied with the dentistry they have received	21	22	95.5%	95.2%	94.0%
% of Patients satisfied with the time they had to wait for an appointment	20	22	90.9%	87.2%	88.5%

\* This is based on patients treated on this contract for their most recent course of treatment. Figures in italics indicate the base number of FP17s or Patient Questionnaire responses are less than 100. N/A is shown where the base number of responses is less than 10 during the period. % is calculated as Quantity/Base number\*100

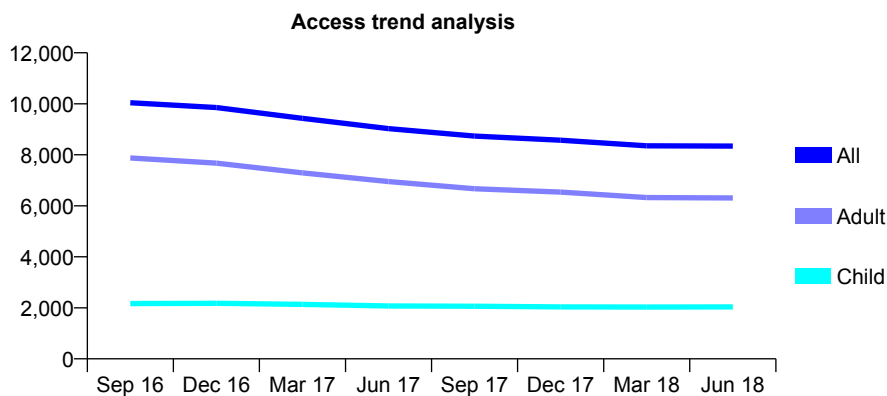
## 7A1 - Vital Signs At a Glance Contract Report for 101338/0041 - June 2018

Name or company name	Whitecross Dental Care Limited
Contract type name	GDS Contract
Purpose of contract	General
Contract start date	01/04/2006
Contract end date	

18/19 Contracted general activity (UDA)	27,000
Carry forward general activity (UDA)	0
18/19 Contracted orthodontic activity (UOA)	0
Carry forward orthodontic activity (UOA)	0
Baseline contract value	£646,380.00

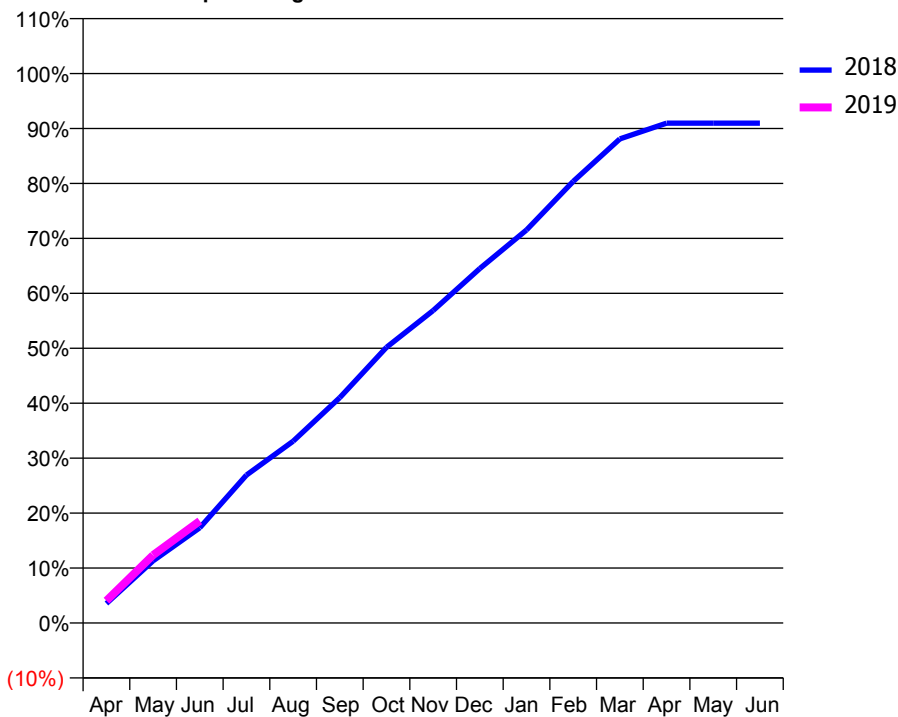
### ACCESS\*

Patients seen in 24 months	Total	Change since previous quarter
Quarter ending June 2017	9,029	
Quarter ending September 2017	8,733	↓
Quarter ending December 2017	8,574	↓
Quarter ending March 2018	8,355	↓
Quarter ending June 2018	8,342	→
<b>Variance since June 2017</b>	<b>(7.6%)</b>	<b>↓</b>



### ACTIVITY

Cumulative percentage of contracted UDA delivered 2018 & 2019



Month	Adjusted Scheduled Activity (UDA)	
	2018	2019
April	835	1,097
May	2,660	3,341
June	4,074	5,018
July	6,325	
August	7,776	
September	9,642	
October	11,789	
November	13,363	
December	15,158	
January	16,807	
February	18,887	
March	20,704	
April	21,376	
May	21,376	
June	21,376	

### QUALITY

	Quantity	Base Number	Contract	LHB	Wales
% of FP17s for the same patient ID Re-attending within 3 months - Children	39	612	6.4%	7.9%	11.1%
% of FP17s for the same patient ID Re-attending within 3 months - Adults	194	1,936	10.0%	12.9%	15.5%
% of FP17s for the same patient ID Re-attending between 3 & 9 months - Children	287	612	46.9%	59.0%	59.2%
% of FP17s for the same patient ID Re-attending between 3 & 9 months - Adults	927	1,936	47.9%	55.3%	55.8%
% of FP17s for Band 1 Urgent Courses	152	2,242	6.8%	7.7%	8.7%
% of FP17s Relating to Free Repair or Replacements	13	2,242	0.6%	0.7%	0.7%
% of FP17s Relating to Continuations	12	2,242	0.5%	0.8%	0.7%
% of Patients satisfied with the dentistry they have received	13	13	100.0%	95.2%	94.0%
% of Patients satisfied with the time they had to wait for an appointment	13	13	100.0%	87.2%	88.5%

\* This is based on patients treated on this contract for their most recent course of treatment. Figures in italics indicate the base number of FP17s or Patient Questionnaire responses are less than 100. N/A is shown where the base number of responses is less than 10 during the period. % is calculated as Quantity/Base number\*100

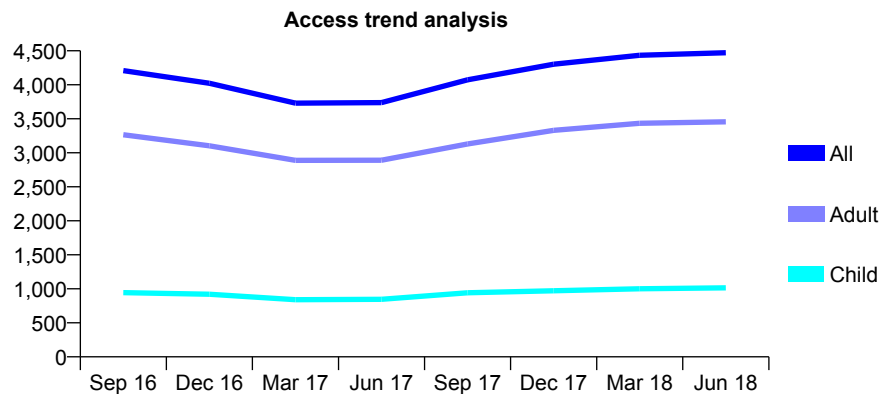
## 7A1 - Vital Signs At a Glance Contract Report for 101338/0146 - June 2018

Name or company name	Whitecross Dental Care Limited
Contract type name	GDS Contract
Purpose of contract	General
Contract start date	01/02/2013
Contract end date	

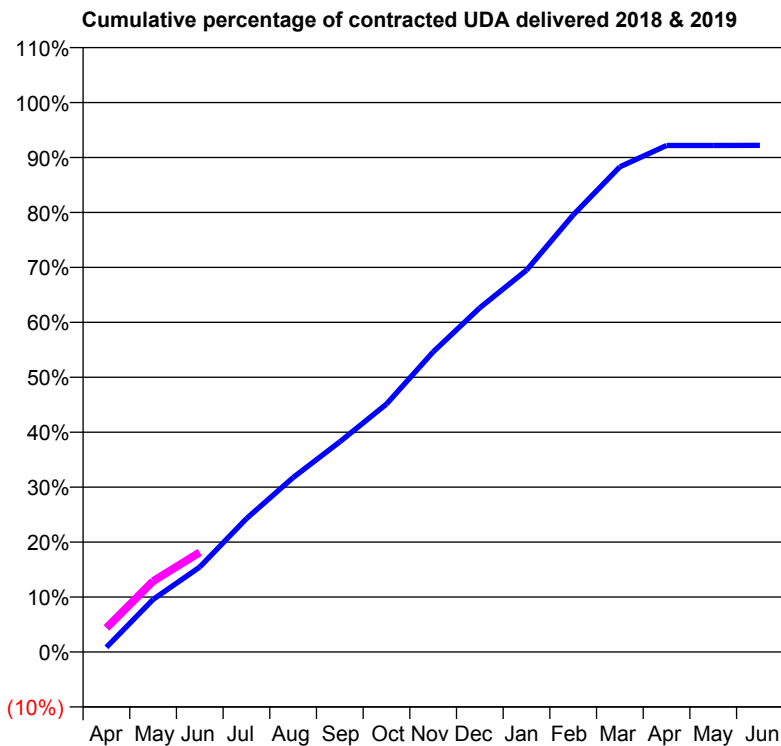
18/19 Contracted general activity (UDA)	15,000
Carry forward general activity (UDA)	0
18/19 Contracted orthodontic activity (UOA)	0
Carry forward orthodontic activity (UOA)	0
Baseline contract value	£377,315.05

### ACCESS\*

Patients seen in 24 months	Total	Change since previous quarter
Quarter ending June 2017	3,738	
Quarter ending September 2017	4,073	↑
Quarter ending December 2017	4,302	↑
Quarter ending March 2018	4,434	↑
Quarter ending June 2018	4,471	→
<b>Variance since June 2017</b>	<b>19.6%</b>	<b>↑</b>



### ACTIVITY



Month	Adjusted Scheduled Activity (UDA)	
	2018	2019
April	128	659
May	1,435	1,936
June	2,322	2,722
July	3,641	
August	4,763	
September	5,740	
October	6,767	
November	8,193	
December	9,396	
January	10,422	
February	11,931	
March	13,245	
April	13,828	
May	13,828	
June	13,829	

### QUALITY

	Quantity	Base Number	Contract	LHB	Wales
% of FP17s for the same patient ID Re-attending within 3 months - Children	20	334	6.0%	7.9%	11.1%
% of FP17s for the same patient ID Re-attending within 3 months - Adults	121	1,145	10.6%	12.9%	15.5%
% of FP17s for the same patient ID Re-attending between 3 & 9 months - Children	179	334	53.6%	59.0%	59.2%
% of FP17s for the same patient ID Re-attending between 3 & 9 months - Adults	613	1,145	53.5%	55.3%	55.8%
% of FP17s for Band 1 Urgent Courses	72	1,240	5.8%	7.7%	8.7%
% of FP17s Relating to Free Repair or Replacements	8	1,240	0.6%	0.7%	0.7%
% of FP17s Relating to Continuations	12	1,240	1.0%	0.8%	0.7%
% of Patients satisfied with the dentistry they have received	30	33	90.9%	95.2%	94.0%
% of Patients satisfied with the time they had to wait for an appointment	24	33	72.7%	87.2%	88.5%

\* This is based on patients treated on this contract for their most recent course of treatment. Figures in italics indicate the base number of FP17s or Patient Questionnaire responses are less than 100. N/A is shown where the base number of responses is less than 10 during the period. % is calculated as Quantity/Base number\*100

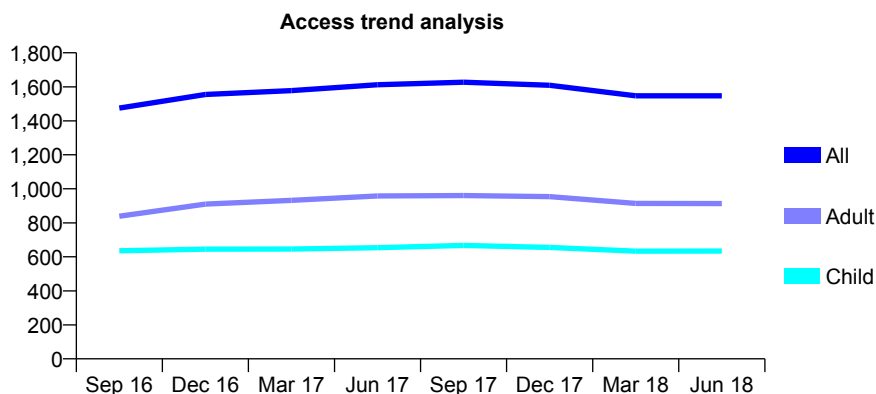
## 7A1 - Vital Signs At a Glance Contract Report for 102865/0001 - June 2018

Name or company name	C Hancock & DI Jones
Contract type name	GDS Contract
Purpose of contract	General
Contract start date	01/07/2013
Contract end date	

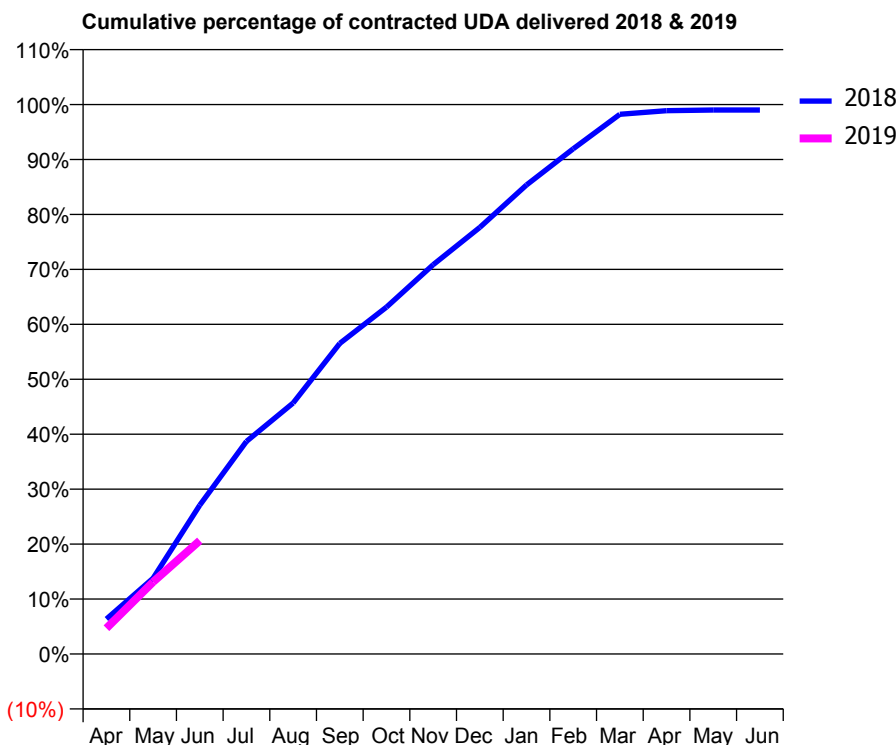
18/19 Contracted general activity (UDA)	3,350
Carry forward general activity (UDA)	0
18/19 Contracted orthodontic activity (UOA)	0
Carry forward orthodontic activity (UOA)	0
Baseline contract value	£79,841.63

### ACCESS\*

Patients seen in 24 months	Total	Change since previous quarter
Quarter ending June 2017	1,612	
Quarter ending September 2017	1,627	→
Quarter ending December 2017	1,609	↓
Quarter ending March 2018	1,547	↓
Quarter ending June 2018	1,547	→
<b>Variance since June 2017</b>	<b>(4.0%)</b>	<b>↓</b>



### ACTIVITY



Month	Adjusted Scheduled Activity (UDA)	
	2018	2019
April	213	158
May	462	440
June	908	692
July	1,296	
August	1,530	
September	1,894	
October	2,115	
November	2,373	
December	2,601	
January	2,860	
February	3,080	
March	3,290	
April	3,312	
May	3,316	
June	3,316	

### QUALITY

	Quantity	Base Number	Contract	LHB	Wales
% of FP17s for the same patient ID Re-attending within 3 months - Children	7	250	2.8%	7.9%	11.1%
% of FP17s for the same patient ID Re-attending within 3 months - Adults	17	239	7.1%	12.9%	15.5%
% of FP17s for the same patient ID Re-attending between 3 & 9 months - Children	149	250	59.6%	59.0%	59.2%
% of FP17s for the same patient ID Re-attending between 3 & 9 months - Adults	93	239	38.9%	55.3%	55.8%
% of FP17s for Band 1 Urgent Courses	29	472	6.1%	7.7%	8.7%
% of FP17s Relating to Free Repair or Replacements	0	472	0.0%	0.7%	0.7%
% of FP17s Relating to Continuations	0	472	0.0%	0.8%	0.7%
% of Patients satisfied with the dentistry they have received	0	0	N/A	95.2%	94.0%
% of Patients satisfied with the time they had to wait for an appointment	0	0	N/A	87.2%	88.5%

\* This is based on patients treated on this contract for their most recent course of treatment. Figures in italics indicate the base number of FP17s or Patient Questionnaire responses are less than 100. N/A is shown where the base number of responses is less than 10 during the period. % is calculated as Quantity/Base number\*100

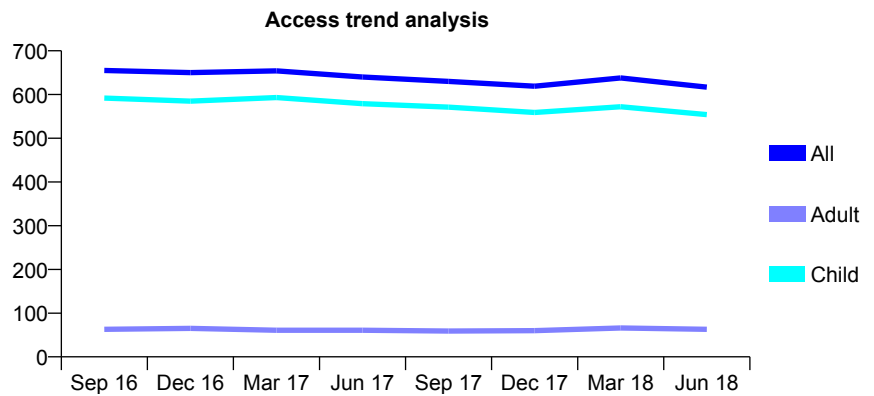
## 7A1 - Vital Signs At a Glance Contract Report for 107301/0001 - June 2018

Name or company name	Randell & Quail
Contract type name	GDS Contract
Purpose of contract	General
Contract start date	02/04/2006
Contract end date	

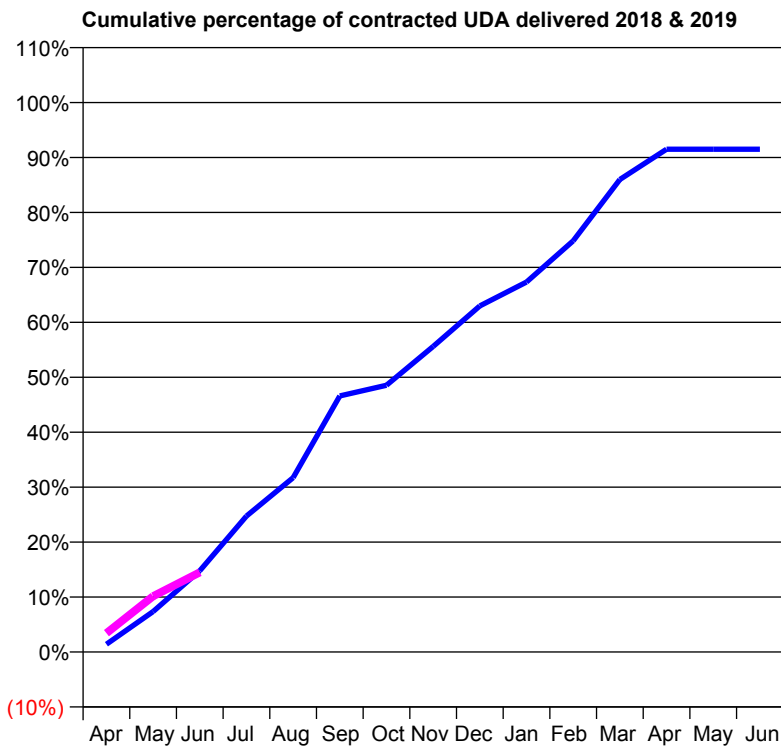
18/19 Contracted general activity (UDA)	1,399
Carry forward general activity (UDA)	0
18/19 Contracted orthodontic activity (UOA)	0
Carry forward orthodontic activity (UOA)	0
Baseline contract value	£32,078.03

### ACCESS\*

Patients seen in 24 months	Total	Change since previous quarter
Quarter ending June 2017	640	
Quarter ending September 2017	630	↓
Quarter ending December 2017	619	↓
Quarter ending March 2018	638	↑
Quarter ending June 2018	617	↓
<b>Variance since June 2017</b>	<b>(3.6%)</b>	<b>↓</b>



### ACTIVITY



Month	Adjusted Scheduled Activity (UDA)	
	2018	2019
April	20	48
May	103	142
June	207	203
July	346	
August	444	
September	652	
October	679	
November	778	
December	881	
January	942	
February	1,047	
March	1,203	
April	1,280	
May	1,280	
June	1,280	

### QUALITY

	Quantity	Base Number	Contract	LHB	Wales
% of FP17s for the same patient ID Re-attending within 3 months - Children	21	190	11.1%	7.9%	11.1%
% of FP17s for the same patient ID Re-attending within 3 months - Adults	0	8	0.0%	12.9%	15.5%
% of FP17s for the same patient ID Re-attending between 3 & 9 months - Children	105	190	55.3%	59.0%	59.2%
% of FP17s for the same patient ID Re-attending between 3 & 9 months - Adults	6	8	75.0%	55.3%	55.8%
% of FP17s for Band 1 Urgent Courses	0	143	0.0%	7.7%	8.7%
% of FP17s Relating to Free Repair or Replacements	0	143	0.0%	0.7%	0.7%
% of FP17s Relating to Continuations	0	143	0.0%	0.8%	0.7%
% of Patients satisfied with the dentistry they have received	0	0	N/A	95.2%	94.0%
% of Patients satisfied with the time they had to wait for an appointment	0	0	N/A	87.2%	88.5%

\* This is based on patients treated on this contract for their most recent course of treatment. Figures in italics indicate the base number of FP17s or Patient Questionnaire responses are less than 100. N/A is shown where the base number of responses is less than 10 during the period. % is calculated as Quantity/Base number\*100



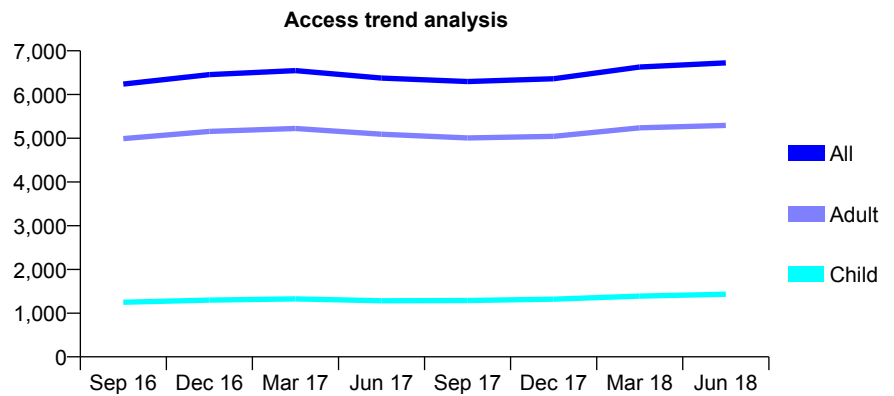
## 7A1 - Vital Signs At a Glance Contract Report for 112488/0002 - June 2018

Name or company name	Integrated Dental Holdings
Contract type name	GDS Contract
Purpose of contract	General
Contract start date	10/05/2007
Contract end date	

18/19 Contracted general activity (UDA)	20,250
Carry forward general activity (UDA)	0
18/19 Contracted orthodontic activity (UOA)	0
Carry forward orthodontic activity (UOA)	0
Baseline contract value	£471,511.35

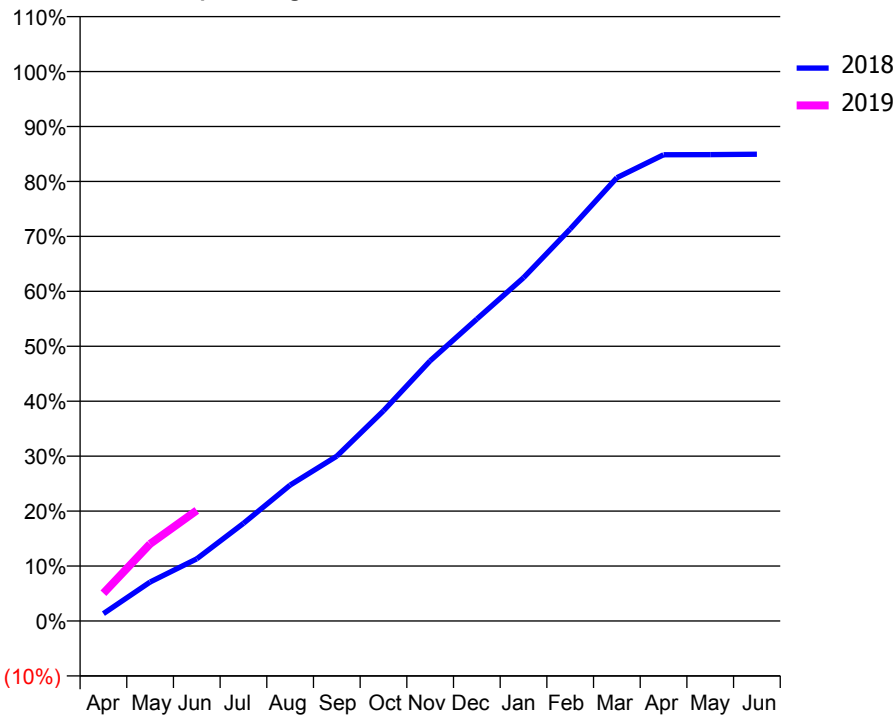
### ACCESS\*

Patients seen in 24 months	Total	Change since previous quarter
Quarter ending June 2017	6,375	
Quarter ending September 2017	6,296	↓
Quarter ending December 2017	6,362	→
Quarter ending March 2018	6,630	↑
Quarter ending June 2018	6,725	→
<b>Variance since June 2017</b>	<b>5.5%</b>	<b>↑</b>



### ACTIVITY

Cumulative percentage of contracted UDA delivered 2018 & 2019



Month	Adjusted Scheduled Activity (UDA)	
	2018	2019
April	272	1,024
May	1,437	2,845
June	2,290	4,074
July	3,602	
August	5,009	
September	6,074	
October	7,747	
November	9,589	
December	11,127	
January	12,653	
February	14,447	
March	16,339	
April	17,184	
May	17,188	
June	17,202	

### QUALITY

	Quantity	Base Number	Contract	LHB	Wales
% of FP17s for the same patient ID Re-attending within 3 months - Children	24	511	4.7%	7.9%	11.1%
% of FP17s for the same patient ID Re-attending within 3 months - Adults	163	1,905	8.6%	12.9%	15.5%
% of FP17s for the same patient ID Re-attending between 3 & 9 months - Children	281	511	55.0%	59.0%	59.2%
% of FP17s for the same patient ID Re-attending between 3 & 9 months - Adults	1,054	1,905	55.3%	55.3%	55.8%
% of FP17s for Band 1 Urgent Courses	94	2,021	4.7%	7.7%	8.7%
% of FP17s Relating to Free Repair or Replacements	9	2,021	0.4%	0.7%	0.7%
% of FP17s Relating to Continuations	24	2,021	1.2%	0.8%	0.7%
% of Patients satisfied with the dentistry they have received	19	19	100.0%	95.2%	94.0%
% of Patients satisfied with the time they had to wait for an appointment	17	19	89.5%	87.2%	88.5%

\* This is based on patients treated on this contract for their most recent course of treatment. Figures in italics indicate the base number of FP17s or Patient Questionnaire responses are less than 100. N/A is shown where the base number of responses is less than 10 during the period. % is calculated as Quantity/Base number\*100

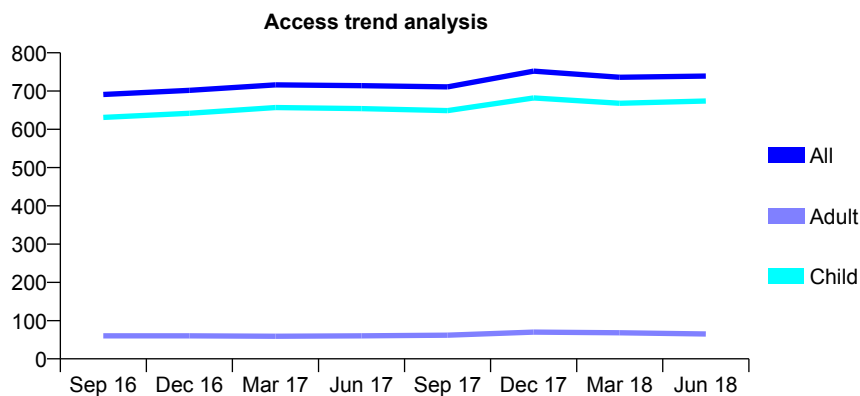
## 7A1 - Vital Signs At a Glance Contract Report for 114219/0001 - June 2018

Name or company name	Mr J Brandon
Contract type name	GDS Contract
Purpose of contract	General
Contract start date	18/01/2013
Contract end date	

18/19 Contracted general activity (UDA)	1,220
Carry forward general activity (UDA)	0
18/19 Contracted orthodontic activity (UOA)	0
Carry forward orthodontic activity (UOA)	0
Baseline contract value	£28,729.76

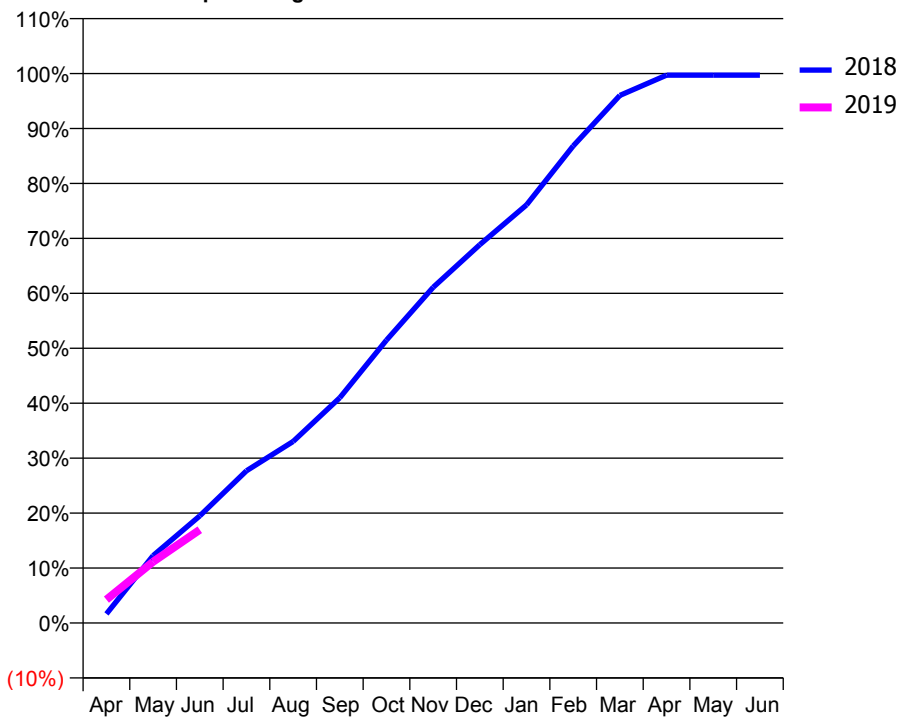
### ACCESS\*

Patients seen in 24 months	Total	Change since previous quarter
Quarter ending June 2017	714	
Quarter ending September 2017	711	→
Quarter ending December 2017	752	↑
Quarter ending March 2018	736	↓
Quarter ending June 2018	739	→
<b>Variance since June 2017</b>	<b>3.5%</b>	<b>↑</b>



### ACTIVITY

Cumulative percentage of contracted UDA delivered 2018 & 2019



Month	Adjusted Scheduled Activity (UDA)	
	2018	2019
April	20	52
May	150	136
June	238	207
July	338	
August	403	
September	500	
October	628	
November	745	
December	840	
January	928	
February	1,059	
March	1,171	
April	1,216	
May	1,216	
June	1,216	

### QUALITY

	Quantity	Base Number	Contract	LHB	Wales
% of FP17s for the same patient ID Re-attending within 3 months - Children	17	196	8.7%	7.9%	11.1%
% of FP17s for the same patient ID Re-attending within 3 months - Adults	0	0	N/A	12.9%	15.5%
% of FP17s for the same patient ID Re-attending between 3 & 9 months - Children	110	196	56.1%	59.0%	59.2%
% of FP17s for the same patient ID Re-attending between 3 & 9 months - Adults	0	0	N/A	55.3%	55.8%
% of FP17s for Band 1 Urgent Courses	0	164	0.0%	7.7%	8.7%
% of FP17s Relating to Free Repair or Replacements	0	164	0.0%	0.7%	0.7%
% of FP17s Relating to Continuations	4	164	2.4%	0.8%	0.7%
% of Patients satisfied with the dentistry they have received	0	0	N/A	95.2%	94.0%
% of Patients satisfied with the time they had to wait for an appointment	0	0	N/A	87.2%	88.5%

\* This is based on patients treated on this contract for their most recent course of treatment. Figures in italics indicate the base number of FP17s or Patient Questionnaire responses are less than 100. N/A is shown where the base number of responses is less than 10 during the period. % is calculated as Quantity/Base number\*100

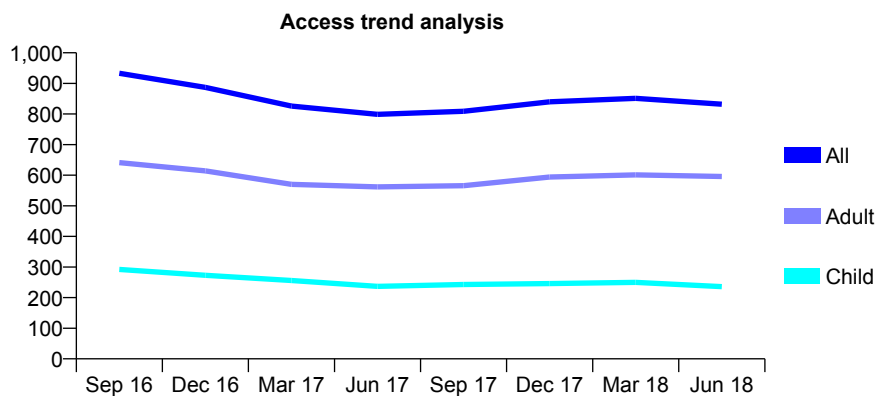
## 7A1 - Vital Signs At a Glance Contract Report for 114626/0001 - June 2018

Name or company name	The Fern Avenue Limited Partnership
Contract type name	GDS Contract
Purpose of contract	General
Contract start date	01/08/2014
Contract end date	

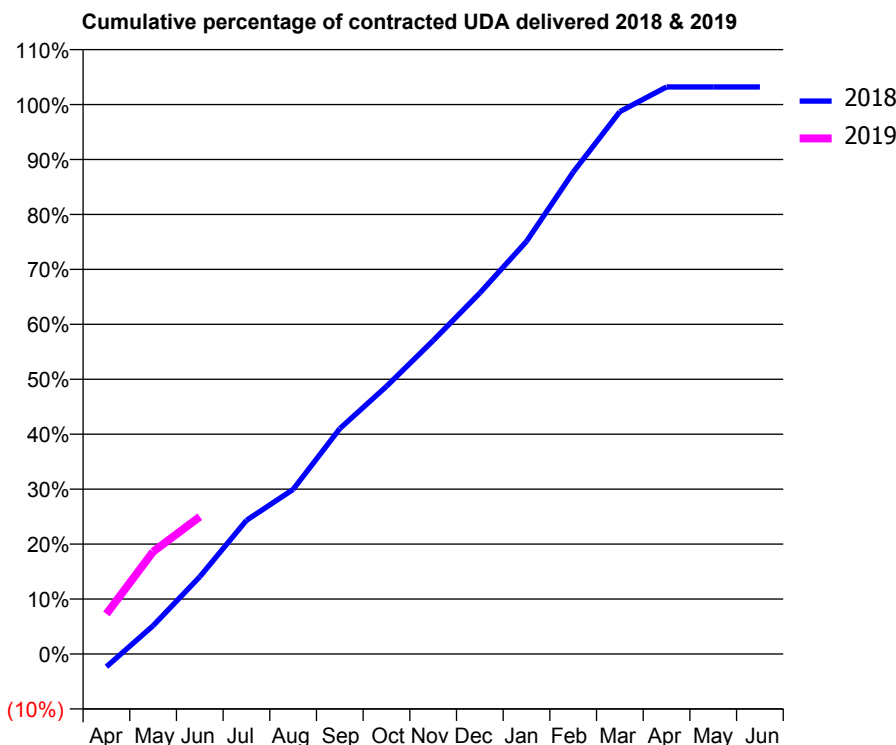
18/19 Contracted general activity (UDA)	1,400
Carry forward general activity (UDA)	0
18/19 Contracted orthodontic activity (UOA)	0
Carry forward orthodontic activity (UOA)	0
Baseline contract value	£34,695.63

### ACCESS\*

Patients seen in 24 months	Total	Change since previous quarter
Quarter ending June 2017	799	
Quarter ending September 2017	809	→
Quarter ending December 2017	840	↑
Quarter ending March 2018	851	→
Quarter ending June 2018	832	↓
<b>Variance since June 2017</b>	<b>4.1%</b>	<b>↑</b>



### ACTIVITY



Month	Adjusted Scheduled Activity (UDA)	
	2018	2019
April	-45	102
May	98	261
June	267	350
July	462	
August	569	
September	780	
October	926	
November	1,084	
December	1,248	
January	1,427	
February	1,666	
March	1,875	
April	1,961	
May	1,961	
June	1,961	

### QUALITY

	Quantity	Base Number	Contract	LHB	Wales
% of FP17s for the same patient ID Re-attending within 3 months - Children	2	55	3.6%	7.9%	11.1%
% of FP17s for the same patient ID Re-attending within 3 months - Adults	20	180	11.1%	12.9%	15.5%
% of FP17s for the same patient ID Re-attending between 3 & 9 months - Children	22	55	40.0%	59.0%	59.2%
% of FP17s for the same patient ID Re-attending between 3 & 9 months - Adults	72	180	40.0%	55.3%	55.8%
% of FP17s for Band 1 Urgent Courses	14	190	7.4%	7.7%	8.7%
% of FP17s Relating to Free Repair or Replacements	0	190	0.0%	0.7%	0.7%
% of FP17s Relating to Continuations	2	190	1.1%	0.8%	0.7%
% of Patients satisfied with the dentistry they have received	1	1	N/A	95.2%	94.0%
% of Patients satisfied with the time they had to wait for an appointment	1	1	N/A	87.2%	88.5%

\* This is based on patients treated on this contract for their most recent course of treatment. Figures in italics indicate the base number of FP17s or Patient Questionnaire responses are less than 100. N/A is shown where the base number of responses is less than 10 during the period. % is calculated as Quantity/Base number\*100

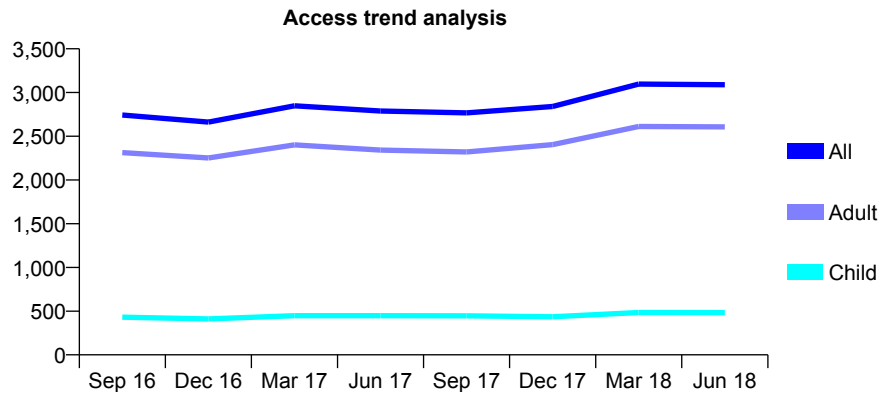
## 7A1 - Vital Signs At a Glance Contract Report for 123595/0001 - June 2018

Name or company name	Dr M Ramzan
Contract type name	GDS Contract
Purpose of contract	General
Contract start date	01/04/2008
Contract end date	

18/19 Contracted general activity (UDA)	9,500
Carry forward general activity (UDA)	0
18/19 Contracted orthodontic activity (UOA)	0
Carry forward orthodontic activity (UOA)	0
Baseline contract value	£281,543.53

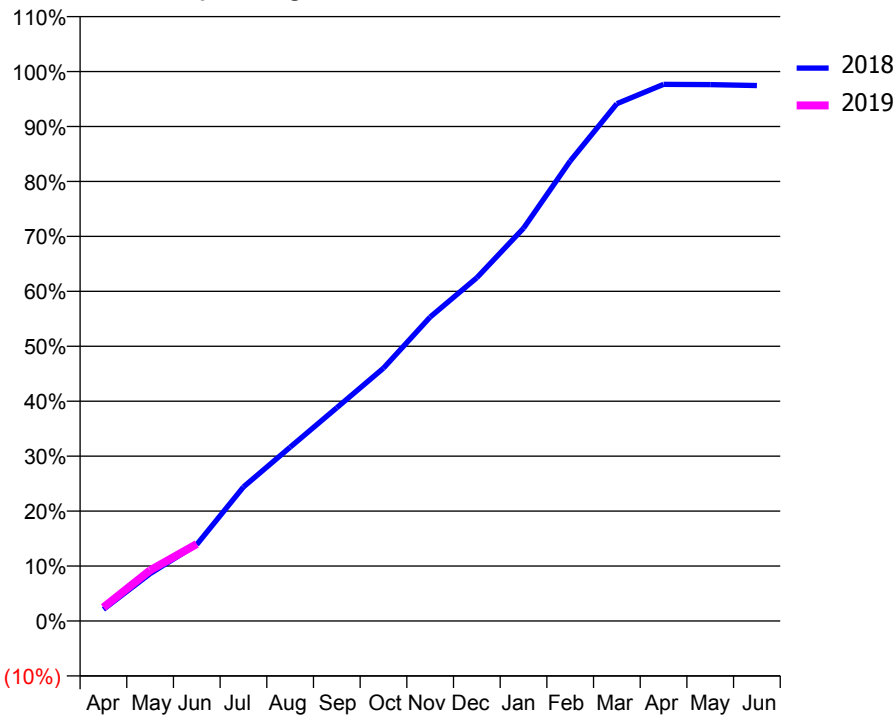
### ACCESS\*

Patients seen in 24 months	Total	Change since previous quarter
Quarter ending June 2017	2,789	
Quarter ending September 2017	2,767	→
Quarter ending December 2017	2,840	↑
Quarter ending March 2018	3,096	↑
Quarter ending June 2018	3,089	→
<b>Variance since June 2017</b>	<b>10.8%</b>	<b>↑</b>



### ACTIVITY

Cumulative percentage of contracted UDA delivered 2018 & 2019



Month	Adjusted Scheduled Activity (UDA)	
	2018	2019
April	202	236
May	821	878
June	1,323	1,331
July	2,318	
August	3,006	
September	3,687	
October	4,373	
November	5,255	
December	5,935	
January	6,791	
February	7,952	
March	8,943	
April	9,279	
May	9,273	
June	9,258	

### QUALITY

	Quantity	Base Number	Contract	LHB	Wales
% of FP17s for the same patient ID Re-attending within 3 months - Children	3	140	2.1%	7.9%	11.1%
% of FP17s for the same patient ID Re-attending within 3 months - Adults	32	675	4.7%	12.9%	15.5%
% of FP17s for the same patient ID Re-attending between 3 & 9 months - Children	85	140	60.7%	59.0%	59.2%
% of FP17s for the same patient ID Re-attending between 3 & 9 months - Adults	340	675	50.4%	55.3%	55.8%
% of FP17s for Band 1 Urgent Courses	9	700	1.3%	7.7%	8.7%
% of FP17s Relating to Free Repair or Replacements	3	700	0.4%	0.7%	0.7%
% of FP17s Relating to Continuations	0	700	0.0%	0.8%	0.7%
% of Patients satisfied with the dentistry they have received	13	14	92.9%	95.2%	94.0%
% of Patients satisfied with the time they had to wait for an appointment	12	14	85.7%	87.2%	88.5%

\* This is based on patients treated on this contract for their most recent course of treatment. Figures in italics indicate the base number of FP17s or Patient Questionnaire responses are less than 100. N/A is shown where the base number of responses is less than 10 during the period. % is calculated as Quantity/Base number\*100

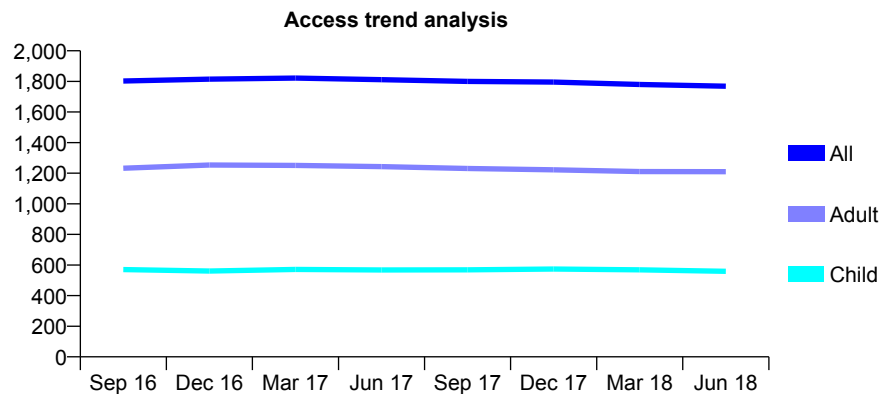
## 7A1 - Vital Signs At a Glance Contract Report for 127701/0001 - June 2018

Name or company name	Mr Iolo Jones & Associates
Contract type name	GDS Contract
Purpose of contract	General
Contract start date	01/01/2012
Contract end date	

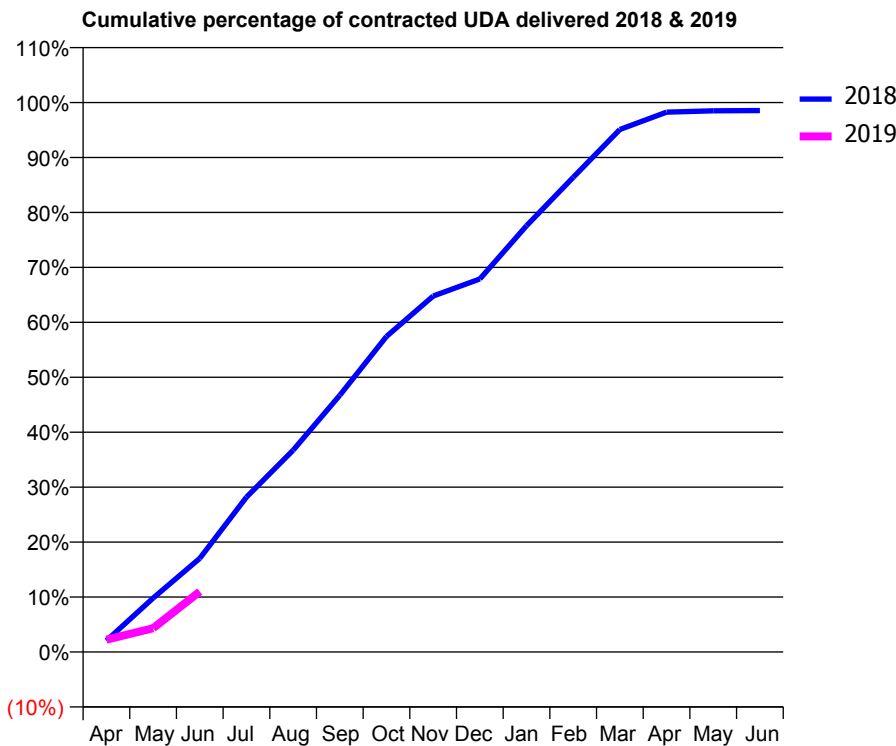
18/19 Contracted general activity (UDA)	5,371
Carry forward general activity (UDA)	0
18/19 Contracted orthodontic activity (UOA)	0
Carry forward orthodontic activity (UOA)	0
Baseline contract value	£129,356.57

### ACCESS\*

Patients seen in 24 months	Total	Change since previous quarter
Quarter ending June 2017	1,811	
Quarter ending September 2017	1,800	→
Quarter ending December 2017	1,796	→
Quarter ending March 2018	1,780	→
Quarter ending June 2018	1,769	→
<b>Variance since June 2017</b>	<b>(2.3%)</b>	<b>↓</b>



### ACTIVITY



Month	Adjusted Scheduled Activity (UDA)	
	2018	2019
April	111	120
May	527	232
June	915	591
July	1,514	
August	1,973	
September	2,509	
October	3,085	
November	3,480	
December	3,646	
January	4,166	
February	4,640	
March	5,108	
April	5,277	
May	5,290	
June	5,293	

### QUALITY

	Quantity	Base Number	Contract	LHB	Wales
% of FP17s for the same patient ID Re-attending within 3 months - Children	10	158	6.3%	7.9%	11.1%
% of FP17s for the same patient ID Re-attending within 3 months - Adults	38	341	11.1%	12.9%	15.5%
% of FP17s for the same patient ID Re-attending between 3 & 9 months - Children	120	158	75.9%	59.0%	59.2%
% of FP17s for the same patient ID Re-attending between 3 & 9 months - Adults	246	341	72.1%	55.3%	55.8%
% of FP17s for Band 1 Urgent Courses	38	375	10.1%	7.7%	8.7%
% of FP17s Relating to Free Repair or Replacements	1	375	0.3%	0.7%	0.7%
% of FP17s Relating to Continuations	1	375	0.3%	0.8%	0.7%
% of Patients satisfied with the dentistry they have received	5	5	N/A	95.2%	94.0%
% of Patients satisfied with the time they had to wait for an appointment	5	5	N/A	87.2%	88.5%

\* This is based on patients treated on this contract for their most recent course of treatment. Figures in italics indicate the base number of FP17s or Patient Questionnaire responses are less than 100. N/A is shown where the base number of responses is less than 10 during the period. % is calculated as Quantity/Base number\*100

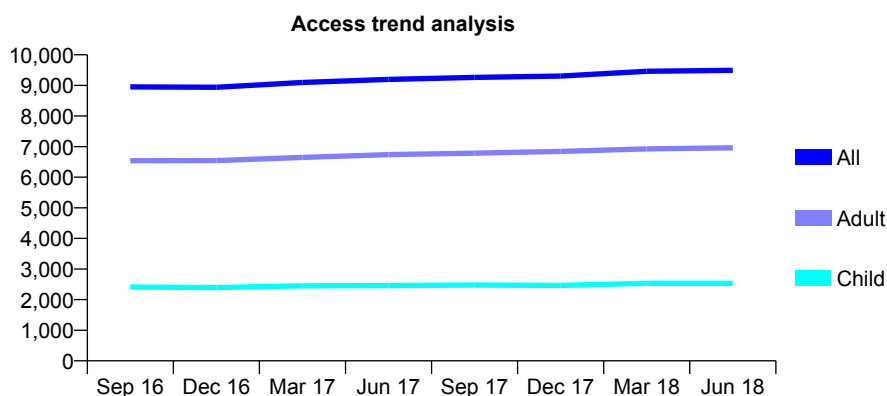
## 7A1 - Vital Signs At a Glance Contract Report for 130206/0002 - June 2018

Name or company name	Dant Y Coed Dental Practice Ltd
Contract type name	GDS Contract
Purpose of contract	General
Contract start date	01/08/2013
Contract end date	

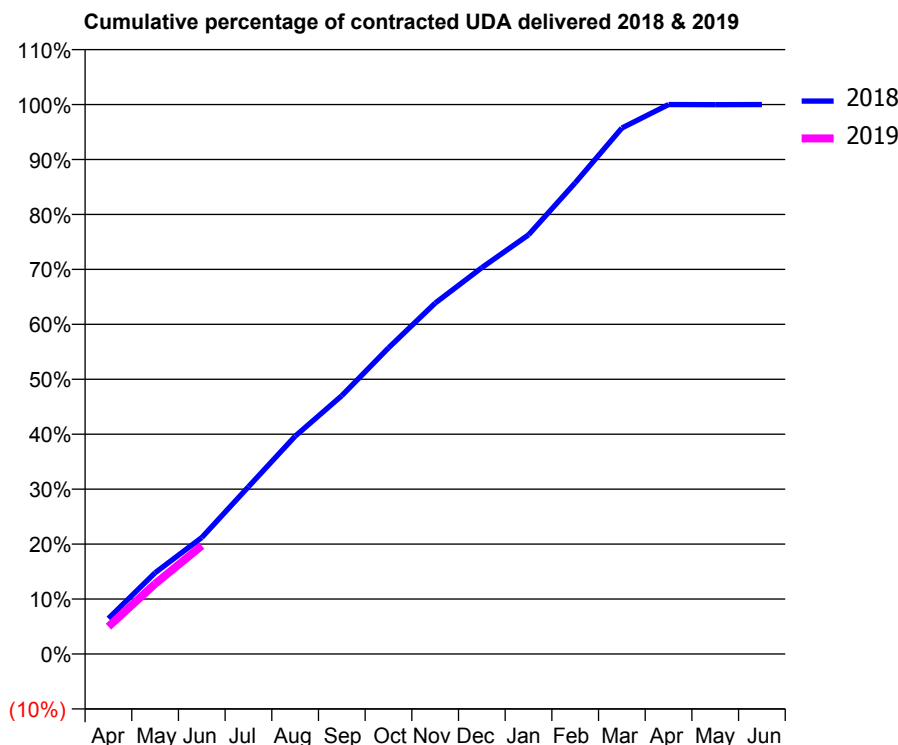
18/19 Contracted general activity (UDA)	29,141
Carry forward general activity (UDA)	0
18/19 Contracted orthodontic activity (UOA)	0
Carry forward orthodontic activity (UOA)	0
Baseline contract value	£676,785.31

### ACCESS\*

Patients seen in 24 months	Total	Change since previous quarter
Quarter ending June 2017	9,198	
Quarter ending September 2017	9,263	→
Quarter ending December 2017	9,304	→
Quarter ending March 2018	9,463	→
Quarter ending June 2018	9,492	→
<b>Variance since June 2017</b>	<b>3.2%</b>	<b>↑</b>



### ACTIVITY



Month	Adjusted Scheduled Activity (UDA)	
	2018	2019
April	1,915	1,453
May	4,382	3,721
June	6,283	5,749
July	9,022	
August	11,752	
September	13,936	
October	16,513	
November	18,929	
December	20,839	
January	22,608	
February	25,416	
March	28,374	
April	29,637	
May	29,632	
June	29,637	

### QUALITY

	Quantity	Base Number	Contract	LHB	Wales
% of FP17s for the same patient ID Re-attending within 3 months - Children	92	967	9.5%	7.9%	11.1%
% of FP17s for the same patient ID Re-attending within 3 months - Adults	428	2,685	15.9%	12.9%	15.5%
% of FP17s for the same patient ID Re-attending between 3 & 9 months - Children	642	967	66.4%	59.0%	59.2%
% of FP17s for the same patient ID Re-attending between 3 & 9 months - Adults	1,618	2,685	60.3%	55.3%	55.8%
% of FP17s for Band 1 Urgent Courses	201	2,982	6.7%	7.7%	8.7%
% of FP17s Relating to Free Repair or Replacements	54	2,982	1.8%	0.7%	0.7%
% of FP17s Relating to Continuations	9	2,982	0.3%	0.8%	0.7%
% of Patients satisfied with the dentistry they have received	12	12	100.0%	95.2%	94.0%
% of Patients satisfied with the time they had to wait for an appointment	12	12	100.0%	87.2%	88.5%

\* This is based on patients treated on this contract for their most recent course of treatment. Figures in italics indicate the base number of FP17s or Patient Questionnaire responses are less than 100. N/A is shown where the base number of responses is less than 10 during the period. % is calculated as Quantity/Base number\*100

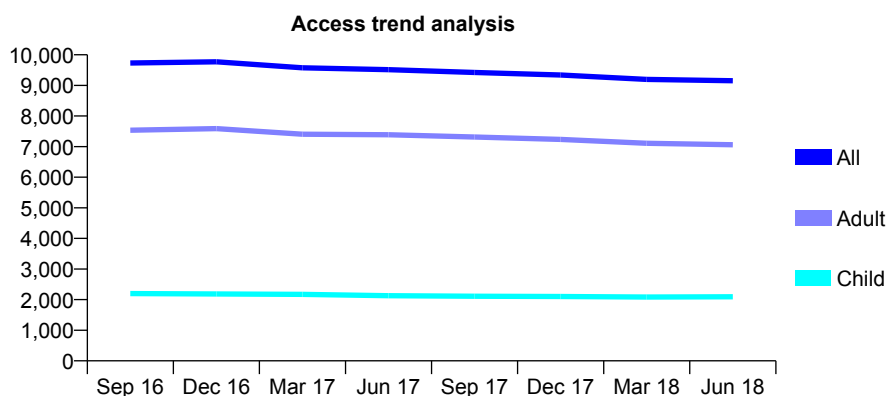
## 7A1 - Vital Signs At a Glance Contract Report for 133825/0001 - June 2018

Name or company name	Queensferry Dental Surgery Limited
Contract type name	GDS Contract
Purpose of contract	General
Contract start date	01/10/2007
Contract end date	

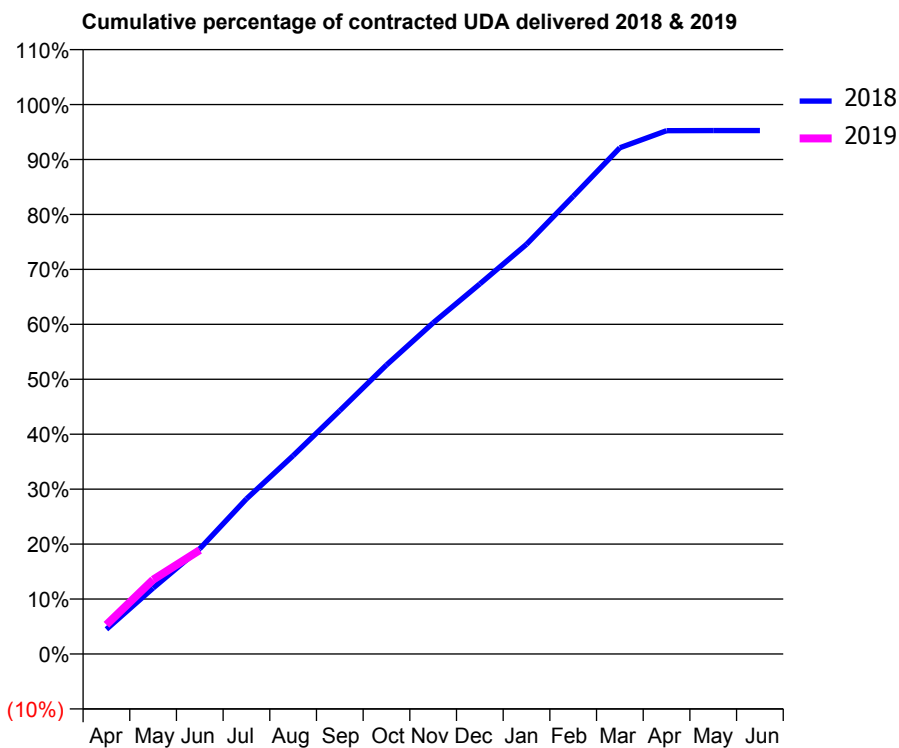
18/19 Contracted general activity (UDA)	27,772
Carry forward general activity (UDA)	0
18/19 Contracted orthodontic activity (UOA)	0
Carry forward orthodontic activity (UOA)	0
Baseline contract value	£937,590.66

### ACCESS\*

Patients seen in 24 months	Total	Change since previous quarter
Quarter ending June 2017	9,516	
Quarter ending September 2017	9,424	→
Quarter ending December 2017	9,338	→
Quarter ending March 2018	9,195	↓
Quarter ending June 2018	9,154	→
<b>Variance since June 2017</b>	<b>(3.8%)</b>	<b>↓</b>



### ACTIVITY



Month	Adjusted Scheduled Activity (UDA)	
	2018	2019
April	1,293	1,477
May	3,455	3,755
June	5,516	5,256
July	8,123	
August	10,385	
September	12,746	
October	15,130	
November	17,338	
December	19,379	
January	21,451	
February	23,963	
March	26,508	
April	27,403	
May	27,406	
June	27,406	

### QUALITY

	Quantity	Base Number	Contract	LHB	Wales
% of FP17s for the same patient ID Re-attending within 3 months - Children	46	671	6.9%	7.9%	11.1%
% of FP17s for the same patient ID Re-attending within 3 months - Adults	351	2,253	15.6%	12.9%	15.5%
% of FP17s for the same patient ID Re-attending between 3 & 9 months - Children	310	671	46.2%	59.0%	59.2%
% of FP17s for the same patient ID Re-attending between 3 & 9 months - Adults	1,141	2,253	50.6%	55.3%	55.8%
% of FP17s for Band 1 Urgent Courses	238	2,488	9.6%	7.7%	8.7%
% of FP17s Relating to Free Repair or Replacements	8	2,488	0.3%	0.7%	0.7%
% of FP17s Relating to Continuations	33	2,488	1.3%	0.8%	0.7%
% of Patients satisfied with the dentistry they have received	16	16	100.0%	95.2%	94.0%
% of Patients satisfied with the time they had to wait for an appointment	15	16	93.8%	87.2%	88.5%

\* This is based on patients treated on this contract for their most recent course of treatment. Figures in italics indicate the base number of FP17s or Patient Questionnaire responses are less than 100. N/A is shown where the base number of responses is less than 10 during the period. % is calculated as Quantity/Base number\*100

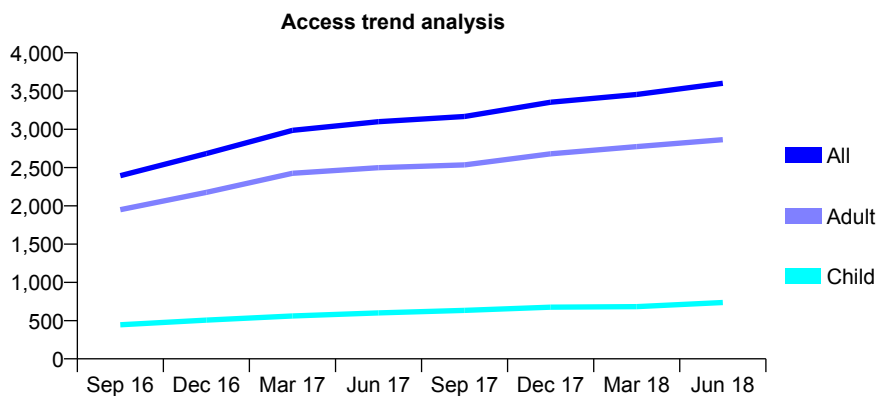
## 7A1 - Vital Signs At a Glance Contract Report for 134147/0002 - June 2018

Name or company name	L Bester
Contract type name	GDS Contract
Purpose of contract	General
Contract start date	01/12/2009
Contract end date	

18/19 Contracted general activity (UDA)	13,970
Carry forward general activity (UDA)	0
18/19 Contracted orthodontic activity (UOA)	0
Carry forward orthodontic activity (UOA)	0
Baseline contract value	£343,373.55

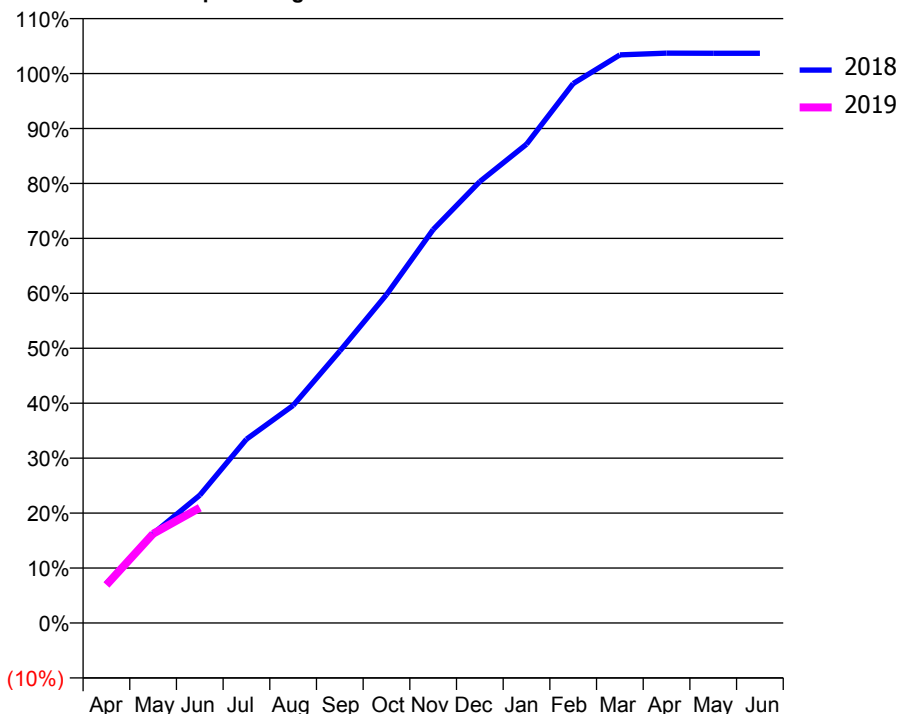
### ACCESS\*

Patients seen in 24 months	Total	Change since previous quarter
Quarter ending June 2017	3,100	
Quarter ending September 2017	3,168	↑
Quarter ending December 2017	3,354	↑
Quarter ending March 2018	3,455	↑
Quarter ending June 2018	3,601	↑
<b>Variance since June 2017</b>	<b>16.2%</b>	<b>↑</b>



### ACTIVITY

Cumulative percentage of contracted UDA delivered 2018 & 2019



Month	Adjusted Scheduled Activity (UDA)	
	2018	2019
April	874	967
May	1,977	2,270
June	2,827	2,931
July	4,068	
August	4,816	
September	6,020	
October	7,267	
November	8,706	
December	9,771	
January	10,596	
February	11,939	
March	12,573	
April	12,611	
May	12,608	
June	12,608	

### QUALITY

	Quantity	Base Number	Contract	LHB	Wales
% of FP17s for the same patient ID Re-attending within 3 months - Children	13	250	5.2%	7.9%	11.1%
% of FP17s for the same patient ID Re-attending within 3 months - Adults	53	848	6.3%	12.9%	15.5%
% of FP17s for the same patient ID Re-attending between 3 & 9 months - Children	120	250	48.0%	59.0%	59.2%
% of FP17s for the same patient ID Re-attending between 3 & 9 months - Adults	402	848	47.4%	55.3%	55.8%
% of FP17s for Band 1 Urgent Courses	67	1,075	6.2%	7.7%	8.7%
% of FP17s Relating to Free Repair or Replacements	5	1,075	0.5%	0.7%	0.7%
% of FP17s Relating to Continuations	7	1,075	0.7%	0.8%	0.7%
% of Patients satisfied with the dentistry they have received	9	9	N/A	95.2%	94.0%
% of Patients satisfied with the time they had to wait for an appointment	9	9	N/A	87.2%	88.5%

\* This is based on patients treated on this contract for their most recent course of treatment. Figures in italics indicate the base number of FP17s or Patient Questionnaire responses are less than 100. N/A is shown where the base number of responses is less than 10 during the period. % is calculated as Quantity/Base number\*100



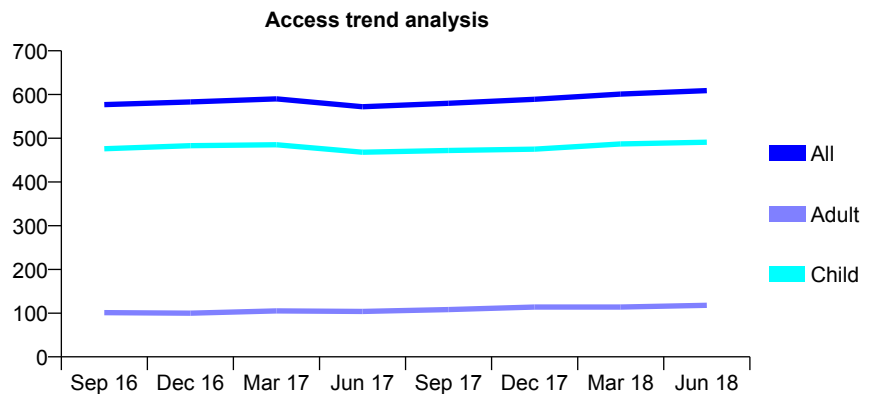
## 7A1 - Vital Signs At a Glance Contract Report for 137413/0001 - June 2018

Name or company name	Mr B R Dean
Contract type name	GDS Contract
Purpose of contract	General
Contract start date	27/05/2014
Contract end date	

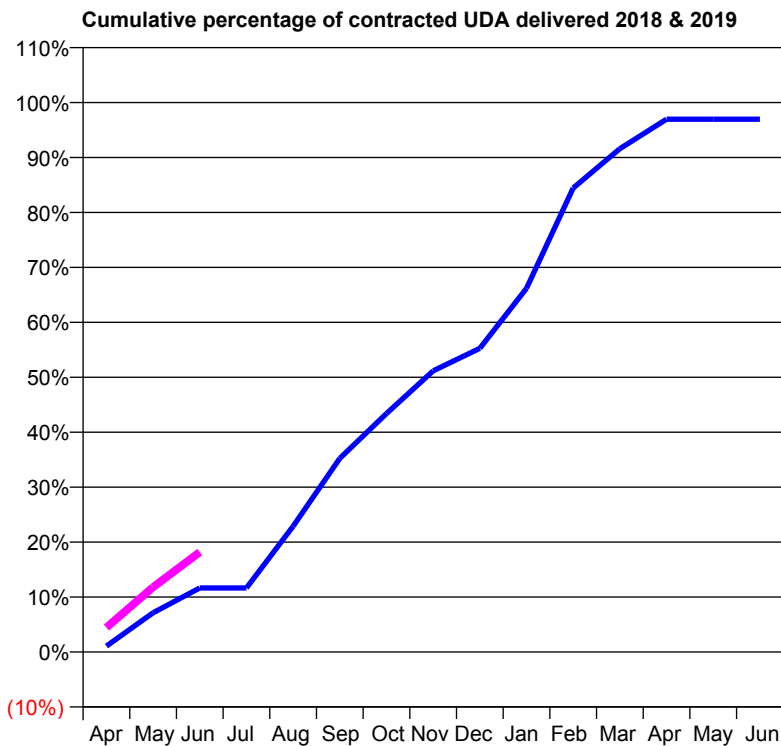
18/19 Contracted general activity (UDA)	1,404
Carry forward general activity (UDA)	0
18/19 Contracted orthodontic activity (UOA)	0
Carry forward orthodontic activity (UOA)	0
Baseline contract value	£33,831.93

### ACCESS\*

Patients seen in 24 months	Total	Change since previous quarter
Quarter ending June 2017	572	
Quarter ending September 2017	580	→
Quarter ending December 2017	589	→
Quarter ending March 2018	601	↑
Quarter ending June 2018	609	→
<b>Variance since June 2017</b>	<b>6.5%</b>	<b>↑</b>



### ACTIVITY



Adjusted Scheduled Activity (UDA)		
Month	2018	2019
April	15	63
May	100	166
June	164	255
July	164	
August	321	
September	495	
October	609	
November	718	
December	776	
January	929	
February	1,186	
March	1,286	
April	1,361	
May	1,361	
June	1,361	

### QUALITY

	Quantity	Base Number	Contract	LHB	Wales
% of FP17s for the same patient ID Re-attending within 3 months - Children	20	196	10.2%	7.9%	11.1%
% of FP17s for the same patient ID Re-attending within 3 months - Adults	0	27	0.0%	12.9%	15.5%
% of FP17s for the same patient ID Re-attending between 3 & 9 months - Children	129	196	65.8%	59.0%	59.2%
% of FP17s for the same patient ID Re-attending between 3 & 9 months - Adults	15	27	55.6%	55.3%	55.8%
% of FP17s for Band 1 Urgent Courses	11	161	6.8%	7.7%	8.7%
% of FP17s Relating to Free Repair or Replacements	0	161	0.0%	0.7%	0.7%
% of FP17s Relating to Continuations	0	161	0.0%	0.8%	0.7%
% of Patients satisfied with the dentistry they have received	0	0	N/A	95.2%	94.0%
% of Patients satisfied with the time they had to wait for an appointment	0	0	N/A	87.2%	88.5%

\* This is based on patients treated on this contract for their most recent course of treatment. Figures in italics indicate the base number of FP17s or Patient Questionnaire responses are less than 100. N/A is shown where the base number of responses is less than 10 during the period. % is calculated as Quantity/Base number\*100

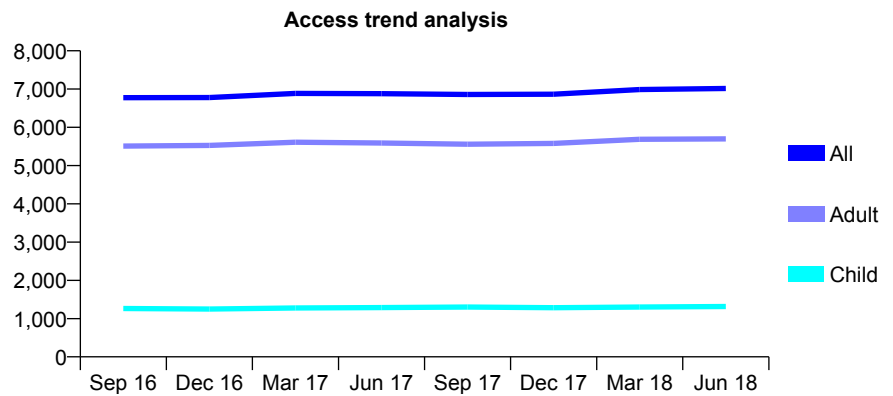
## 7A1 - Vital Signs At a Glance Contract Report for 140481/0001 - June 2018

Name or company name	The Hollies Dental Practice Partnership
Contract type name	GDS Contract
Purpose of contract	General
Contract start date	01/04/2011
Contract end date	

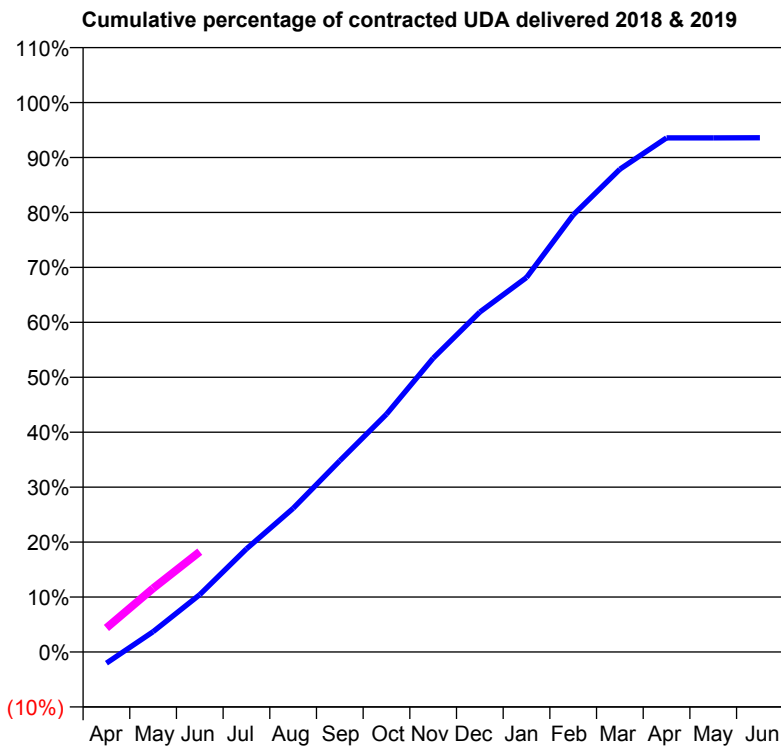
18/19 Contracted general activity (UDA)	21,936
Carry forward general activity (UDA)	0
18/19 Contracted orthodontic activity (UOA)	0
Carry forward orthodontic activity (UOA)	0
Baseline contract value	£603,963.92

### ACCESS\*

Patients seen in 24 months	Total	Change since previous quarter
Quarter ending June 2017	6,879	
Quarter ending September 2017	6,859	→
Quarter ending December 2017	6,864	→
Quarter ending March 2018	6,987	→
Quarter ending June 2018	7,016	→
<b>Variance since June 2017</b>	<b>2.0%</b>	<b>→</b>



### ACTIVITY



Month	Adjusted Scheduled Activity (UDA)	
	2018	2019
April	-450	962
May	814	2,544
June	2,294	4,003
July	4,118	
August	5,736	
September	7,637	
October	9,493	
November	11,728	
December	13,571	
January	14,949	
February	17,446	
March	19,273	
April	20,523	
May	20,523	
June	20,527	

### QUALITY

	Quantity	Base Number	Contract	LHB	Wales
% of FP17s for the same patient ID Re-attending within 3 months - Children	34	541	6.3%	7.9%	11.1%
% of FP17s for the same patient ID Re-attending within 3 months - Adults	237	2,076	11.4%	12.9%	15.5%
% of FP17s for the same patient ID Re-attending between 3 & 9 months - Children	346	541	64.0%	59.0%	59.2%
% of FP17s for the same patient ID Re-attending between 3 & 9 months - Adults	1,386	2,076	66.8%	55.3%	55.8%
% of FP17s for Band 1 Urgent Courses	107	2,062	5.2%	7.7%	8.7%
% of FP17s Relating to Free Repair or Replacements	24	2,062	1.2%	0.7%	0.7%
% of FP17s Relating to Continuations	3	2,062	0.1%	0.8%	0.7%
% of Patients satisfied with the dentistry they have received	19	19	100.0%	95.2%	94.0%
% of Patients satisfied with the time they had to wait for an appointment	18	19	94.7%	87.2%	88.5%

\* This is based on patients treated on this contract for their most recent course of treatment. Figures in italics indicate the base number of FP17s or Patient Questionnaire responses are less than 100. N/A is shown where the base number of responses is less than 10 during the period. % is calculated as Quantity/Base number\*100

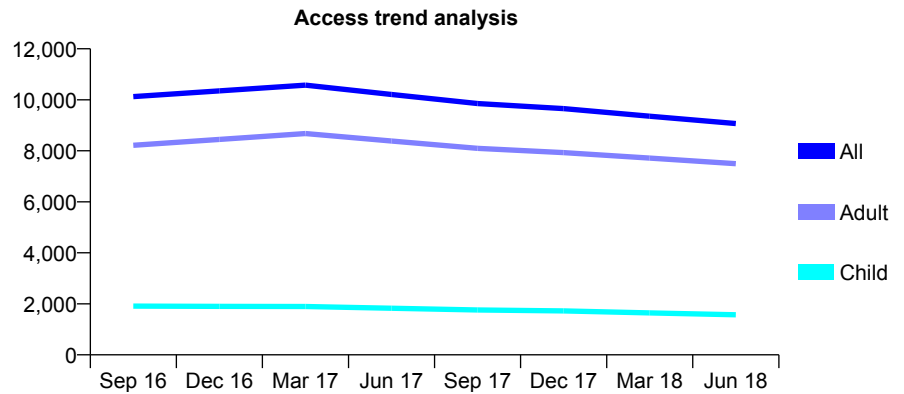
## 7A1 - Vital Signs At a Glance Contract Report for 141186/0001 - June 2018

Name or company name	Mostyn House Dental Practice Partnership
Contract type name	GDS Contract
Purpose of contract	General
Contract start date	01/08/2009
Contract end date	

18/19 Contracted general activity (UDA)	36,561
Carry forward general activity (UDA)	0
18/19 Contracted orthodontic activity (UOA)	0
Carry forward orthodontic activity (UOA)	0
Baseline contract value	£943,598.98

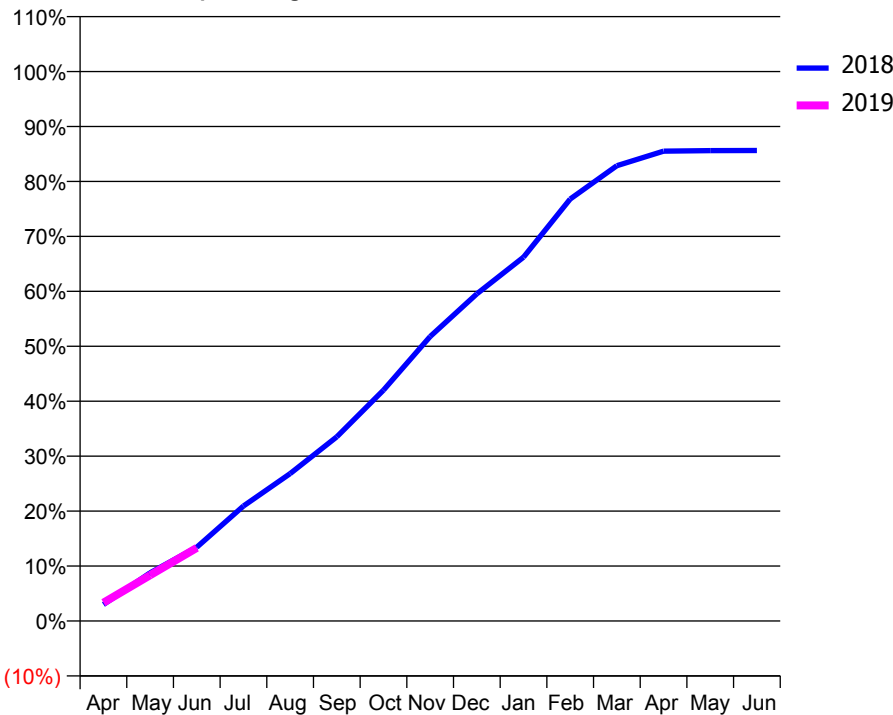
### ACCESS\*

Patients seen in 24 months	Total	Change since previous quarter
Quarter ending June 2017	10,209	
Quarter ending September 2017	9,852	↓
Quarter ending December 2017	9,655	↓
Quarter ending March 2018	9,357	↓
Quarter ending June 2018	9,067	↓
<b>Variance since June 2017</b>	<b>(11.2%)</b>	<b>↓</b>



### ACTIVITY

Cumulative percentage of contracted UDA delivered 2018 & 2019



Month	Adjusted Scheduled Activity (UDA)	
	2018	2019
April	841	1,220
May	2,454	3,044
June	3,758	4,863
July	5,860	
August	7,509	
September	9,384	
October	11,763	
November	14,494	
December	16,669	
January	18,537	
February	21,504	
March	23,202	
April	23,941	
May	23,966	
June	23,974	

### QUALITY

	Quantity	Base Number	Contract	LHB	Wales
% of FP17s for the same patient ID Re-attending within 3 months - Children	12	441	2.7%	7.9%	11.1%
% of FP17s for the same patient ID Re-attending within 3 months - Adults	231	2,091	11.0%	12.9%	15.5%
% of FP17s for the same patient ID Re-attending between 3 & 9 months - Children	191	441	43.3%	59.0%	59.2%
% of FP17s for the same patient ID Re-attending between 3 & 9 months - Adults	1,004	2,091	48.0%	55.3%	55.8%
% of FP17s for Band 1 Urgent Courses	158	2,141	7.4%	7.7%	8.7%
% of FP17s Relating to Free Repair or Replacements	7	2,141	0.3%	0.7%	0.7%
% of FP17s Relating to Continuations	10	2,141	0.5%	0.8%	0.7%
% of Patients satisfied with the dentistry they have received	37	40	92.5%	95.2%	94.0%
% of Patients satisfied with the time they had to wait for an appointment	25	40	62.5%	87.2%	88.5%

\* This is based on patients treated on this contract for their most recent course of treatment. Figures in italics indicate the base number of FP17s or Patient Questionnaire responses are less than 100. N/A is shown where the base number of responses is less than 10 during the period. % is calculated as Quantity/Base number\*100

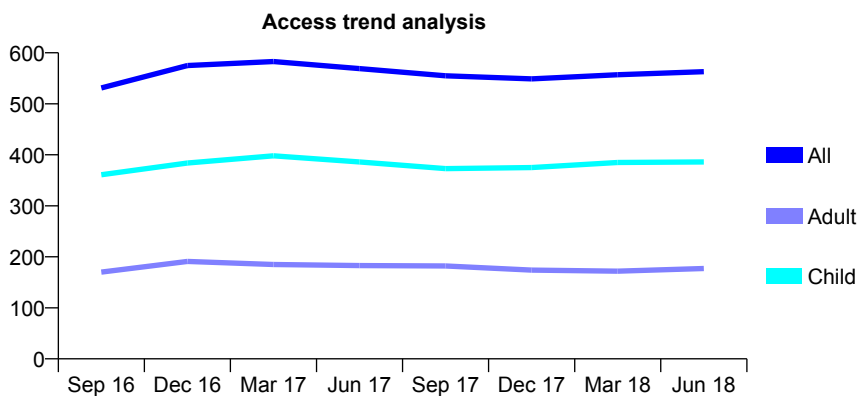
## 7A1 - Vital Signs At a Glance Contract Report for 145688/0001 - June 2018

Name or company name	Mr R Bennett
Contract type name	GDS Contract
Purpose of contract	General
Contract start date	01/03/2011
Contract end date	

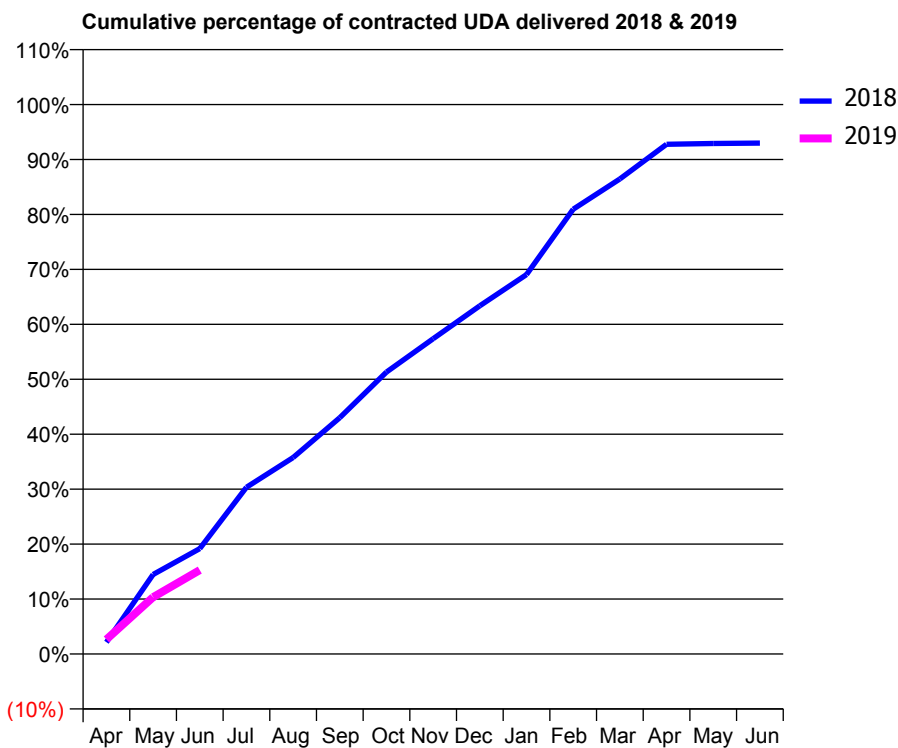
18/19 Contracted general activity (UDA)	1,590
Carry forward general activity (UDA)	0
18/19 Contracted orthodontic activity (UOA)	0
Carry forward orthodontic activity (UOA)	0
Baseline contract value	£38,739.55

### ACCESS\*

Patients seen in 24 months	Total	Change since previous quarter
Quarter ending June 2017	569	
Quarter ending September 2017	555	↓
Quarter ending December 2017	549	↓
Quarter ending March 2018	557	→
Quarter ending June 2018	563	→
<b>Variance since June 2017</b>	<b>(1.1%)</b>	<b>↓</b>



### ACTIVITY



Month	Adjusted Scheduled Activity (UDA)	
	2018	2019
April	29	42
May	196	165
June	259	243
July	410	
August	483	
September	582	
October	694	
November	776	
December	857	
January	934	
February	1,094	
March	1,169	
April	1,254	
May	1,256	
June	1,257	

### QUALITY

	Quantity	Base Number	Contract	LHB	Wales
% of FP17s for the same patient ID Re-attending within 3 months - Children	6	163	3.7%	7.9%	11.1%
% of FP17s for the same patient ID Re-attending within 3 months - Adults	5	51	9.8%	12.9%	15.5%
% of FP17s for the same patient ID Re-attending between 3 & 9 months - Children	74	163	45.4%	59.0%	59.2%
% of FP17s for the same patient ID Re-attending between 3 & 9 months - Adults	25	51	49.0%	55.3%	55.8%
% of FP17s for Band 1 Urgent Courses	4	154	2.6%	7.7%	8.7%
% of FP17s Relating to Free Repair or Replacements	0	154	0.0%	0.7%	0.7%
% of FP17s Relating to Continuations	0	154	0.0%	0.8%	0.7%
% of Patients satisfied with the dentistry they have received	0	0	N/A	95.2%	94.0%
% of Patients satisfied with the time they had to wait for an appointment	0	0	N/A	87.2%	88.5%

\* This is based on patients treated on this contract for their most recent course of treatment. Figures in italics indicate the base number of FP17s or Patient Questionnaire responses are less than 100. N/A is shown where the base number of responses is less than 10 during the period. % is calculated as Quantity/Base number\*100

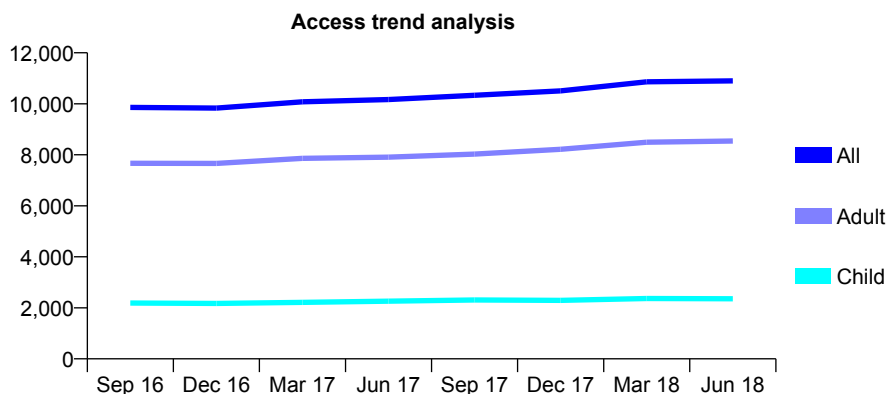
## 7A1 - Vital Signs At a Glance Contract Report for 151912/0001 - June 2018

Name or company name	IJW & GA DOUGLAS LIMITED
Contract type name	GDS Contract
Purpose of contract	General
Contract start date	01/05/2011
Contract end date	

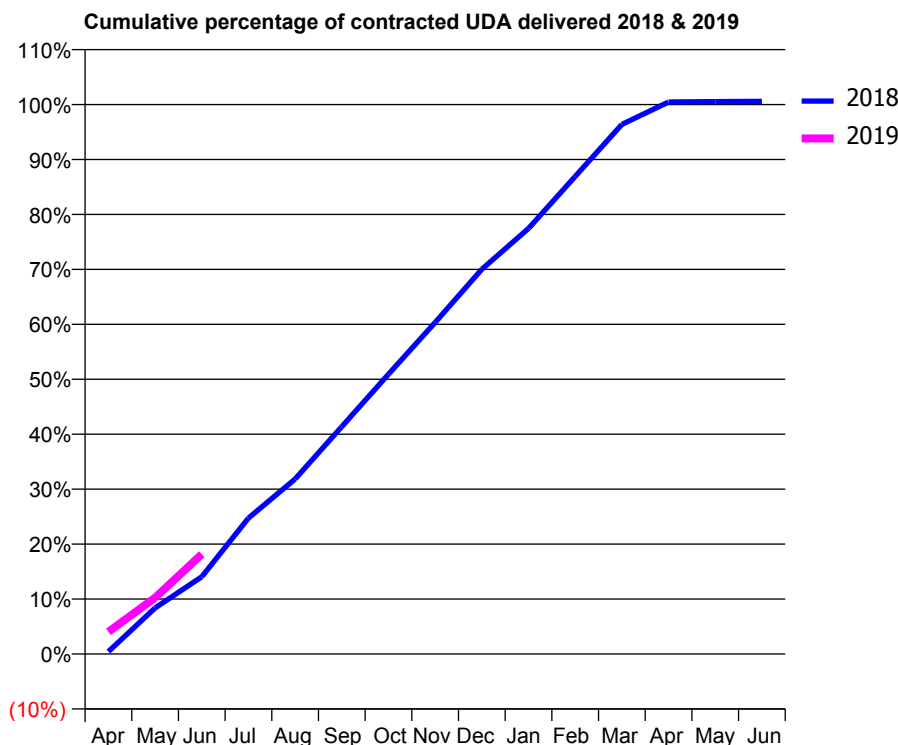
18/19 Contracted general activity (UDA)	31,372
Carry forward general activity (UDA)	0
18/19 Contracted orthodontic activity (UOA)	0
Carry forward orthodontic activity (UOA)	0
Baseline contract value	£800,840.10

### ACCESS\*

Patients seen in 24 months	Total	Change since previous quarter
Quarter ending June 2017	10,167	
Quarter ending September 2017	10,337	→
Quarter ending December 2017	10,507	→
Quarter ending March 2018	10,861	↑
Quarter ending June 2018	10,899	→
<b>Variance since June 2017</b>	<b>7.2%</b>	<b>↑</b>



### ACTIVITY



Month	Adjusted Scheduled Activity (UDA)	
	2018	2019
April	142	1,265
May	2,630	3,217
June	4,409	5,701
July	7,760	
August	9,990	
September	12,987	
October	15,974	
November	18,932	
December	21,964	
January	24,299	
February	27,268	
March	30,234	
April	31,512	
May	31,539	
June	31,548	

### QUALITY

	Quantity	Base Number	Contract	LHB	Wales
% of FP17s for the same patient ID Re-attending within 3 months - Children	46	769	6.0%	7.9%	11.1%
% of FP17s for the same patient ID Re-attending within 3 months - Adults	354	2,632	13.4%	12.9%	15.5%
% of FP17s for the same patient ID Re-attending between 3 & 9 months - Children	405	769	52.7%	59.0%	59.2%
% of FP17s for the same patient ID Re-attending between 3 & 9 months - Adults	1,211	2,632	46.0%	55.3%	55.8%
% of FP17s for Band 1 Urgent Courses	170	2,793	6.1%	7.7%	8.7%
% of FP17s Relating to Free Repair or Replacements	23	2,793	0.8%	0.7%	0.7%
% of FP17s Relating to Continuations	18	2,793	0.6%	0.8%	0.7%
% of Patients satisfied with the dentistry they have received	23	23	100.0%	95.2%	94.0%
% of Patients satisfied with the time they had to wait for an appointment	22	23	95.7%	87.2%	88.5%

\* This is based on patients treated on this contract for their most recent course of treatment. Figures in italics indicate the base number of FP17s or Patient Questionnaire responses are less than 100. N/A is shown where the base number of responses is less than 10 during the period. % is calculated as Quantity/Base number\*100

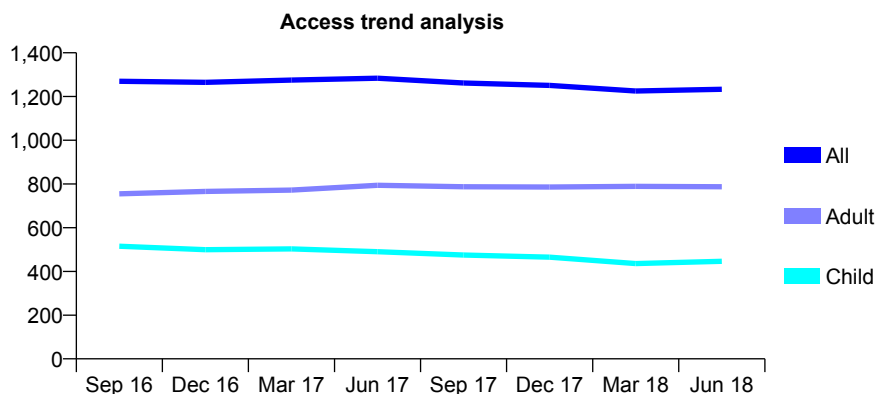
## 7A1 - Vital Signs At a Glance Contract Report for 154423/0001 - June 2018

Name or company name	Rhos Road Dental Practice Partnership
Contract type name	GDS Contract
Purpose of contract	General
Contract start date	01/12/2012
Contract end date	

18/19 Contracted general activity (UDA)	3,836
Carry forward general activity (UDA)	0
18/19 Contracted orthodontic activity (UOA)	0
Carry forward orthodontic activity (UOA)	0
Baseline contract value	£96,481.61

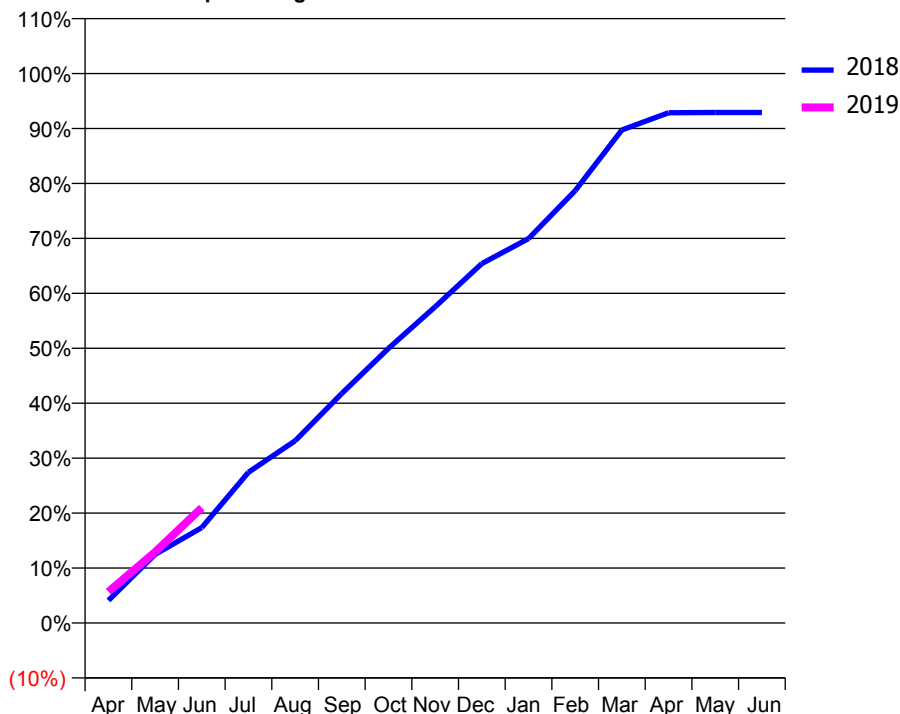
### ACCESS\*

Patients seen in 24 months	Total	Change since previous quarter
Quarter ending June 2017	1,284	
Quarter ending September 2017	1,262	↓
Quarter ending December 2017	1,251	→
Quarter ending March 2018	1,225	↓
Quarter ending June 2018	1,233	→
<b>Variance since June 2017</b>	<b>(4.0%)</b>	<b>↓</b>



### ACTIVITY

Cumulative percentage of contracted UDA delivered 2018 & 2019



Adjusted Scheduled Activity (UDA)

Month	2018	2019
April	157	218
May	479	496
June	666	804
July	1,052	
August	1,272	
September	1,602	
October	1,918	
November	2,207	
December	2,509	
January	2,683	
February	3,018	
March	3,442	
April	3,562	
May	3,564	
June	3,564	

### QUALITY

	Quantity	Base Number	Contract	LHB	Wales
% of FP17s for the same patient ID Re-attending within 3 months - Children	13	204	6.4%	7.9%	11.1%
% of FP17s for the same patient ID Re-attending within 3 months - Adults	45	319	14.1%	12.9%	15.5%
% of FP17s for the same patient ID Re-attending between 3 & 9 months - Children	130	204	63.7%	59.0%	59.2%
% of FP17s for the same patient ID Re-attending between 3 & 9 months - Adults	213	319	66.8%	55.3%	55.8%
% of FP17s for Band 1 Urgent Courses	27	464	5.8%	7.7%	8.7%
% of FP17s Relating to Free Repair or Replacements	1	464	0.2%	0.7%	0.7%
% of FP17s Relating to Continuations	5	464	1.1%	0.8%	0.7%
% of Patients satisfied with the dentistry they have received	0	0	N/A	95.2%	94.0%
% of Patients satisfied with the time they had to wait for an appointment	0	0	N/A	87.2%	88.5%

\* This is based on patients treated on this contract for their most recent course of treatment. Figures in italics indicate the base number of FP17s or Patient Questionnaire responses are less than 100. N/A is shown where the base number of responses is less than 10 during the period. % is calculated as Quantity/Base number\*100

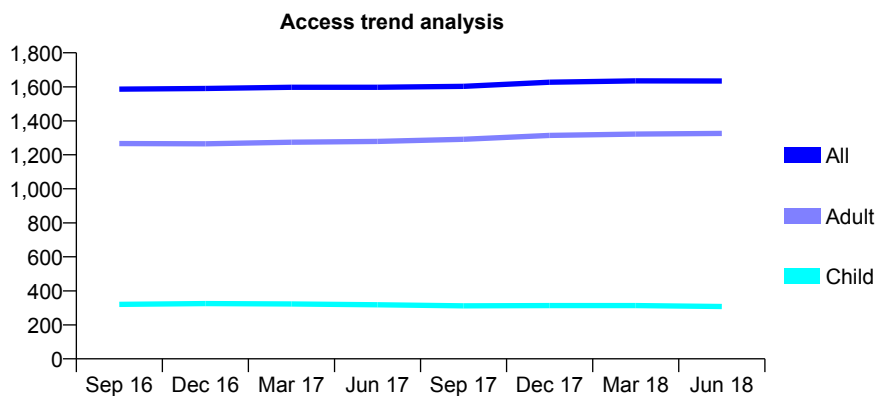
## 7A1 - Vital Signs At a Glance Contract Report for 154733/0001 - June 2018

Name or company name	ALS (Dental Surgeon) Ltd
Contract type name	GDS Contract
Purpose of contract	General
Contract start date	01/01/2015
Contract end date	

18/19 Contracted general activity (UDA)	5,817
Carry forward general activity (UDA)	0
18/19 Contracted orthodontic activity (UOA)	0
Carry forward orthodontic activity (UOA)	0
Baseline contract value	£144,170.75

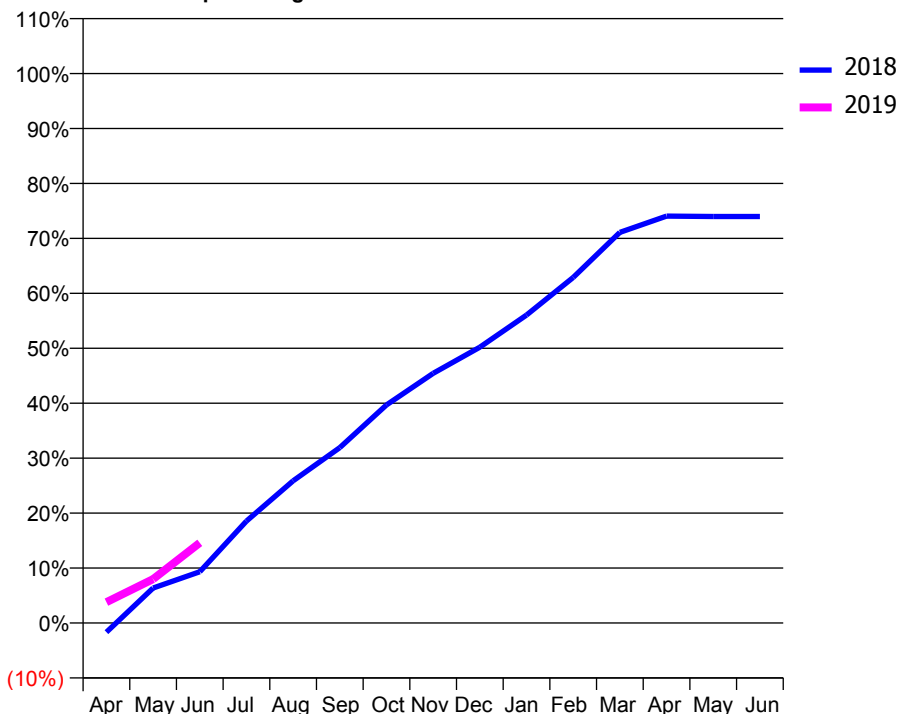
### ACCESS\*

Patients seen in 24 months	Total	Change since previous quarter
Quarter ending June 2017	1,597	
Quarter ending September 2017	1,603	→
Quarter ending December 2017	1,627	→
Quarter ending March 2018	1,635	→
Quarter ending June 2018	1,634	→
<b>Variance since June 2017</b>	<b>2.3%</b>	<b>↑</b>



### ACTIVITY

Cumulative percentage of contracted UDA delivered 2018 & 2019



Adjusted Scheduled Activity (UDA)

Month	2018	2019
April	-98	221
May	370	465
June	542	850
July	1,079	
August	1,505	
September	1,858	
October	2,308	
November	2,643	
December	2,920	
January	3,260	
February	3,658	
March	4,136	
April	4,308	
May	4,304	
June	4,304	

### QUALITY

	Quantity	Base Number	Contract	LHB	Wales
% of FP17s for the same patient ID Re-attending within 3 months - Children	7	87	8.0%	7.9%	11.1%
% of FP17s for the same patient ID Re-attending within 3 months - Adults	63	429	14.7%	12.9%	15.5%
% of FP17s for the same patient ID Re-attending between 3 & 9 months - Children	57	87	65.5%	59.0%	59.2%
% of FP17s for the same patient ID Re-attending between 3 & 9 months - Adults	199	429	46.4%	55.3%	55.8%
% of FP17s for Band 1 Urgent Courses	43	445	9.7%	7.7%	8.7%
% of FP17s Relating to Free Repair or Replacements	3	445	0.7%	0.7%	0.7%
% of FP17s Relating to Continuations	0	445	0.0%	0.8%	0.7%
% of Patients satisfied with the dentistry they have received	0	0	N/A	95.2%	94.0%
% of Patients satisfied with the time they had to wait for an appointment	0	0	N/A	87.2%	88.5%

\* This is based on patients treated on this contract for their most recent course of treatment. Figures in italics indicate the base number of FP17s or Patient Questionnaire responses are less than 100. N/A is shown where the base number of responses is less than 10 during the period. % is calculated as Quantity/Base number\*100

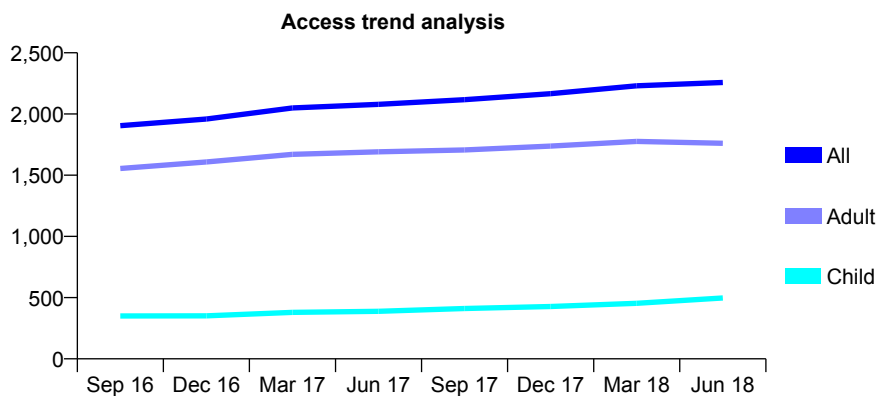
## 7A1 - Vital Signs At a Glance Contract Report for 155373/0001 - June 2018

Name or company name	SC & C Edwards
Contract type name	GDS Contract
Purpose of contract	General
Contract start date	01/08/2013
Contract end date	

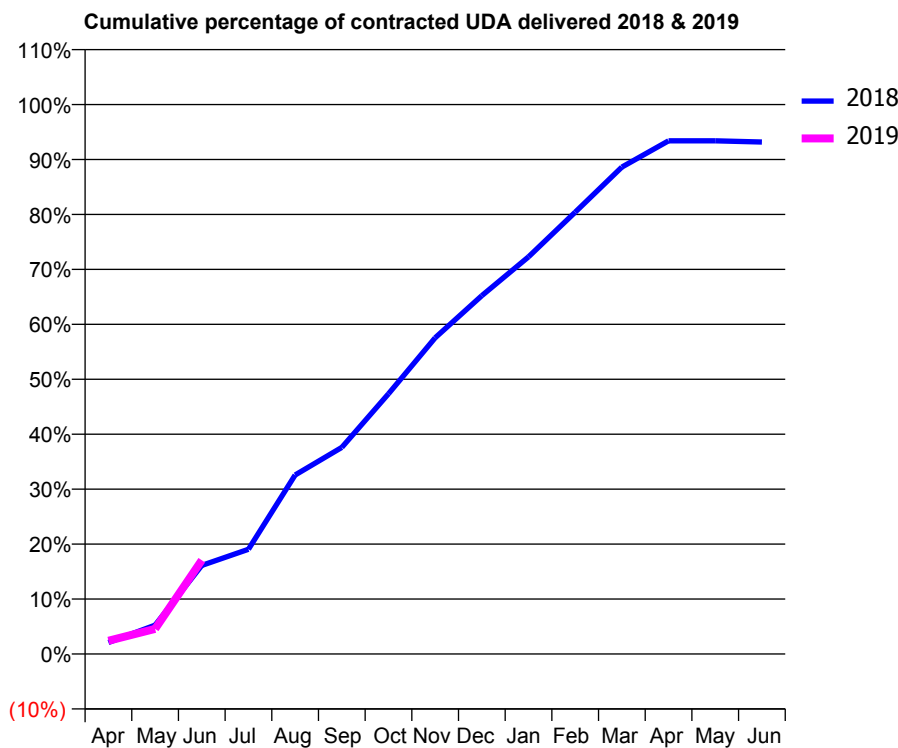
18/19 Contracted general activity (UDA)	7,849
Carry forward general activity (UDA)	0
18/19 Contracted orthodontic activity (UOA)	0
Carry forward orthodontic activity (UOA)	0
Baseline contract value	£127,992.75

### ACCESS\*

Patients seen in 24 months	Total	Change since previous quarter
Quarter ending June 2017	2,079	
Quarter ending September 2017	2,117	→
Quarter ending December 2017	2,166	↑
Quarter ending March 2018	2,230	↑
Quarter ending June 2018	2,258	→
<b>Variance since June 2017</b>	<b>8.6%</b>	<b>↑</b>



### ACTIVITY



Month	Adjusted Scheduled Activity (UDA)	
	2018	2019
April	154	189
May	386	360
June	1,185	1,339
July	1,401	
August	2,394	
September	2,763	
October	3,481	
November	4,229	
December	4,794	
January	5,313	
February	5,910	
March	6,512	
April	6,864	
May	6,863	
June	6,848	

### QUALITY

	Quantity	Base Number	Contract	LHB	Wales
% of FP17s for the same patient ID Re-attending within 3 months - Children	9	203	4.4%	7.9%	11.1%
% of FP17s for the same patient ID Re-attending within 3 months - Adults	107	773	13.8%	12.9%	15.5%
% of FP17s for the same patient ID Re-attending between 3 & 9 months - Children	116	203	57.1%	59.0%	59.2%
% of FP17s for the same patient ID Re-attending between 3 & 9 months - Adults	561	773	72.6%	55.3%	55.8%
% of FP17s for Band 1 Urgent Courses	36	785	4.6%	7.7%	8.7%
% of FP17s Relating to Free Repair or Replacements	12	785	1.5%	0.7%	0.7%
% of FP17s Relating to Continuations	3	785	0.4%	0.8%	0.7%
% of Patients satisfied with the dentistry they have received	14	14	100.0%	95.2%	94.0%
% of Patients satisfied with the time they had to wait for an appointment	14	14	100.0%	87.2%	88.5%

\* This is based on patients treated on this contract for their most recent course of treatment. Figures in italics indicate the base number of FP17s or Patient Questionnaire responses are less than 100. N/A is shown where the base number of responses is less than 10 during the period. % is calculated as Quantity/Base number\*100



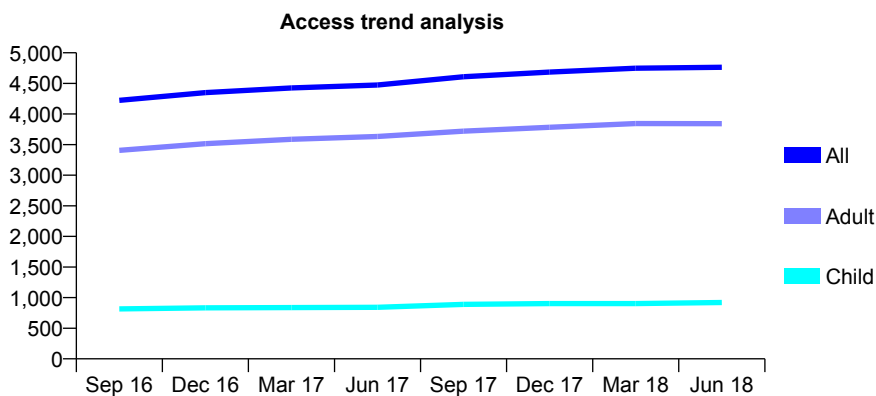
## 7A1 - Vital Signs At a Glance Contract Report for 155640/0001 - June 2018

Name or company name	PR Griffiths
Contract type name	GDS Contract
Purpose of contract	General
Contract start date	31/10/2014
Contract end date	

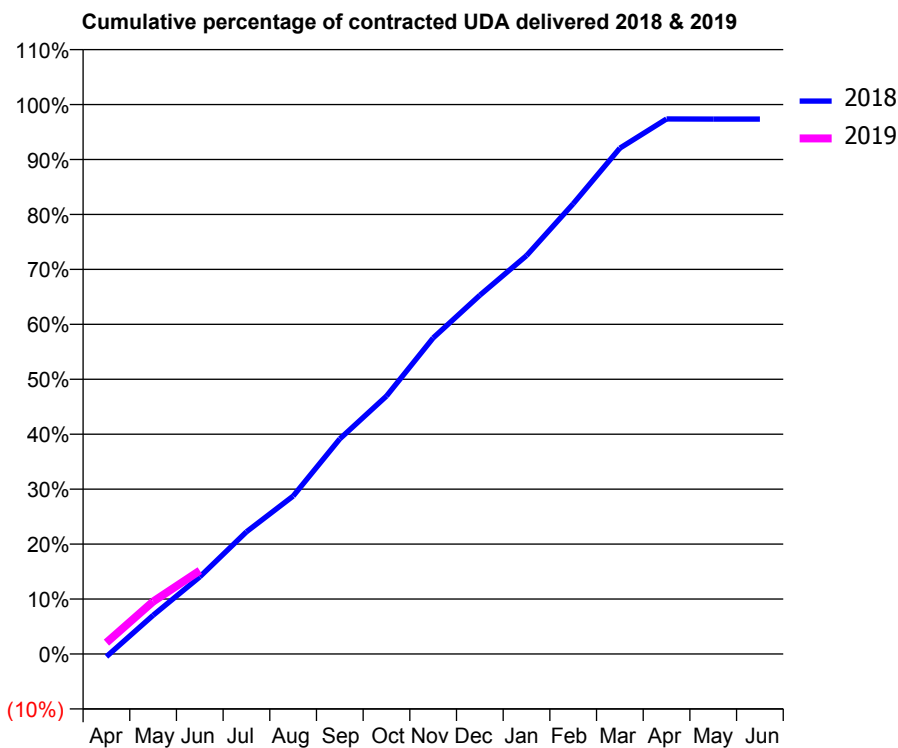
18/19 Contracted general activity (UDA)	14,028
Carry forward general activity (UDA)	0
18/19 Contracted orthodontic activity (UOA)	0
Carry forward orthodontic activity (UOA)	0
Baseline contract value	£418,094.33

### ACCESS\*

Patients seen in 24 months	Total	Change since previous quarter
Quarter ending June 2017	4,474	
Quarter ending September 2017	4,610	↑
Quarter ending December 2017	4,686	→
Quarter ending March 2018	4,748	→
Quarter ending June 2018	4,763	→
<b>Variance since June 2017</b>	<b>6.5%</b>	<b>↑</b>



### ACTIVITY



Month	Adjusted Scheduled Activity (UDA)	
	2018	2019
April	-69	291
May	988	1,339
June	1,969	2,129
July	3,119	
August	4,032	
September	5,491	
October	6,585	
November	8,068	
December	9,160	
January	10,171	
February	11,494	
March	12,914	
April	13,658	
May	13,656	
June	13,656	

### QUALITY

	Quantity	Base Number	Contract	LHB	Wales
% of FP17s for the same patient ID Re-attending within 3 months - Children	9	389	2.3%	7.9%	11.1%
% of FP17s for the same patient ID Re-attending within 3 months - Adults	166	1,311	12.7%	12.9%	15.5%
% of FP17s for the same patient ID Re-attending between 3 & 9 months - Children	268	389	68.9%	59.0%	59.2%
% of FP17s for the same patient ID Re-attending between 3 & 9 months - Adults	739	1,311	56.4%	55.3%	55.8%
% of FP17s for Band 1 Urgent Courses	146	1,360	10.7%	7.7%	8.7%
% of FP17s Relating to Free Repair or Replacements	14	1,360	1.0%	0.7%	0.7%
% of FP17s Relating to Continuations	2	1,360	0.1%	0.8%	0.7%
% of Patients satisfied with the dentistry they have received	7	7	N/A	95.2%	94.0%
% of Patients satisfied with the time they had to wait for an appointment	7	7	N/A	87.2%	88.5%

\* This is based on patients treated on this contract for their most recent course of treatment. Figures in italics indicate the base number of FP17s or Patient Questionnaire responses are less than 100. N/A is shown where the base number of responses is less than 10 during the period. % is calculated as Quantity/Base number\*100

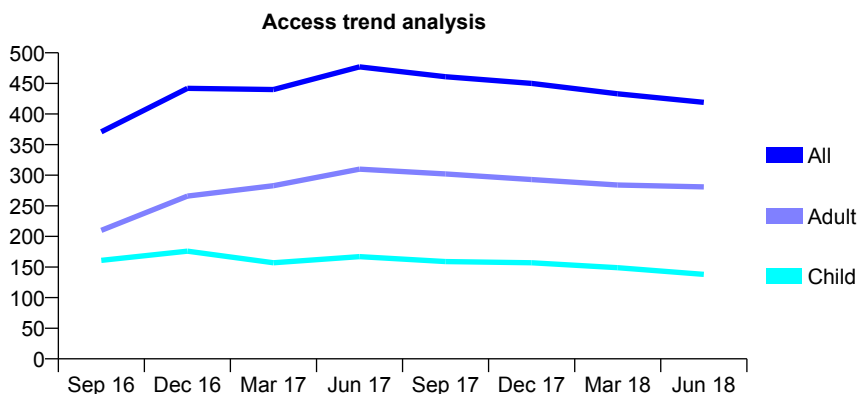
## 7A1 - Vital Signs At a Glance Contract Report for 158194/0028 - June 2018

Name or company name	Denticare Ltd
Contract type name	GDS Contract
Purpose of contract	General
Contract start date	01/03/2011
Contract end date	

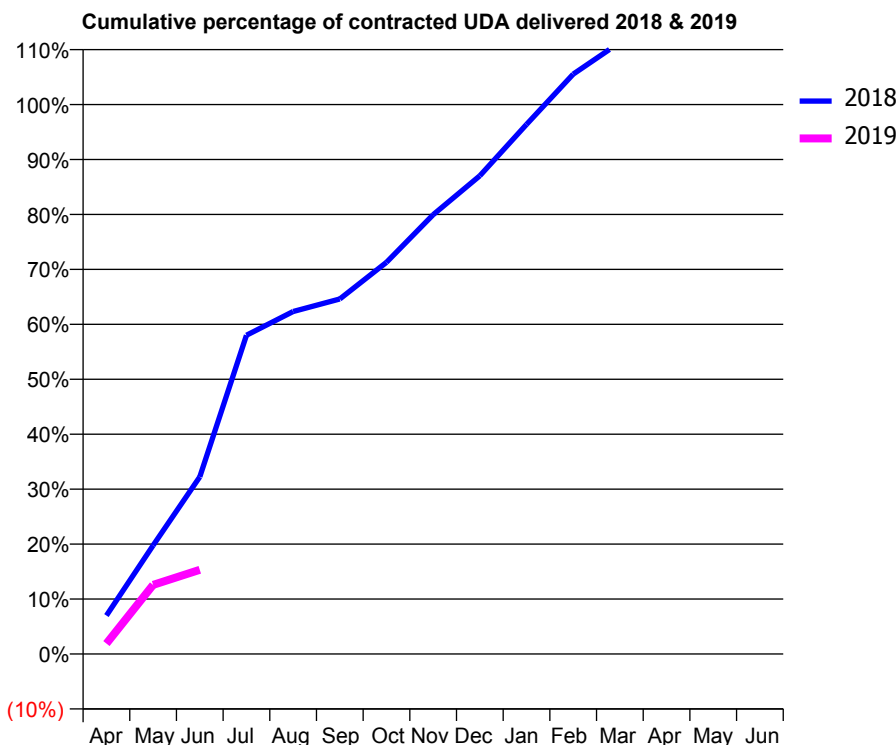
18/19 Contracted general activity (UDA)	1,200
Carry forward general activity (UDA)	0
18/19 Contracted orthodontic activity (UOA)	0
Carry forward orthodontic activity (UOA)	0
Baseline contract value	£30,312.61

### ACCESS\*

Patients seen in 24 months	Total	Change since previous quarter
Quarter ending June 2017	477	
Quarter ending September 2017	461	↓
Quarter ending December 2017	450	↓
Quarter ending March 2018	433	↓
Quarter ending June 2018	419	↓
<b>Variance since June 2017</b>	<b>(12.2%)</b>	<b>↓</b>



### ACTIVITY



Adjusted Scheduled Activity (UDA)		
Month	2018	2019
April	84	23
May	237	151
June	387	184
July	696	
August	748	
September	775	
October	855	
November	959	
December	1,044	
January	1,156	
February	1,266	
March	1,336	
April	1,356	
May	1,359	
June	1,359	

### QUALITY

	Quantity	Base Number	Contract	LHB	Wales
% of FP17s for the same patient ID Re-attending within 3 months - Children	4	39	10.3%	7.9%	11.1%
% of FP17s for the same patient ID Re-attending within 3 months - Adults	9	51	17.6%	12.9%	15.5%
% of FP17s for the same patient ID Re-attending between 3 & 9 months - Children	27	39	69.2%	59.0%	59.2%
% of FP17s for the same patient ID Re-attending between 3 & 9 months - Adults	28	51	54.9%	55.3%	55.8%
% of FP17s for Band 1 Urgent Courses	0	80	0.0%	7.7%	8.7%
% of FP17s Relating to Free Repair or Replacements	0	80	0.0%	0.7%	0.7%
% of FP17s Relating to Continuations	4	80	5.0%	0.8%	0.7%
% of Patients satisfied with the dentistry they have received	0	0	N/A	95.2%	94.0%
% of Patients satisfied with the time they had to wait for an appointment	0	0	N/A	87.2%	88.5%

\* This is based on patients treated on this contract for their most recent course of treatment. Figures in italics indicate the base number of FP17s or Patient Questionnaire responses are less than 100. N/A is shown where the base number of responses is less than 10 during the period. % is calculated as Quantity/Base number\*100

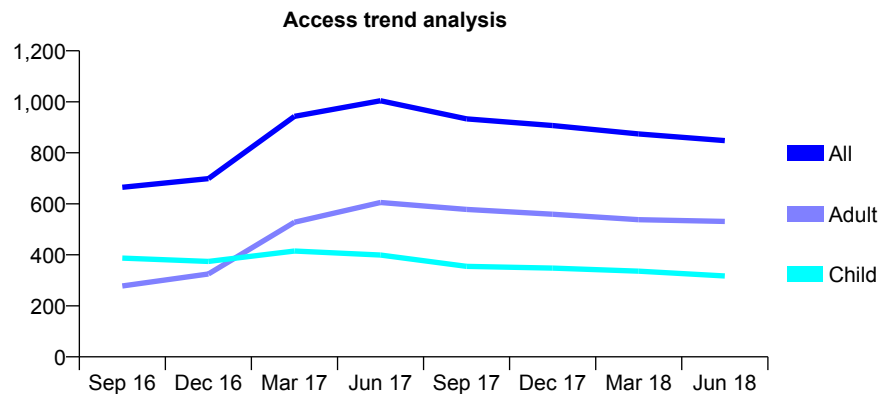
## 7A1 - Vital Signs At a Glance Contract Report for 160679/0001 - June 2018

Name or company name	T Ferguson
Contract type name	GDS Contract
Purpose of contract	General
Contract start date	01/06/2015
Contract end date	

18/19 Contracted general activity (UDA)	2,200
Carry forward general activity (UDA)	0
18/19 Contracted orthodontic activity (UOA)	0
Carry forward orthodontic activity (UOA)	0
Baseline contract value	£52,007.43

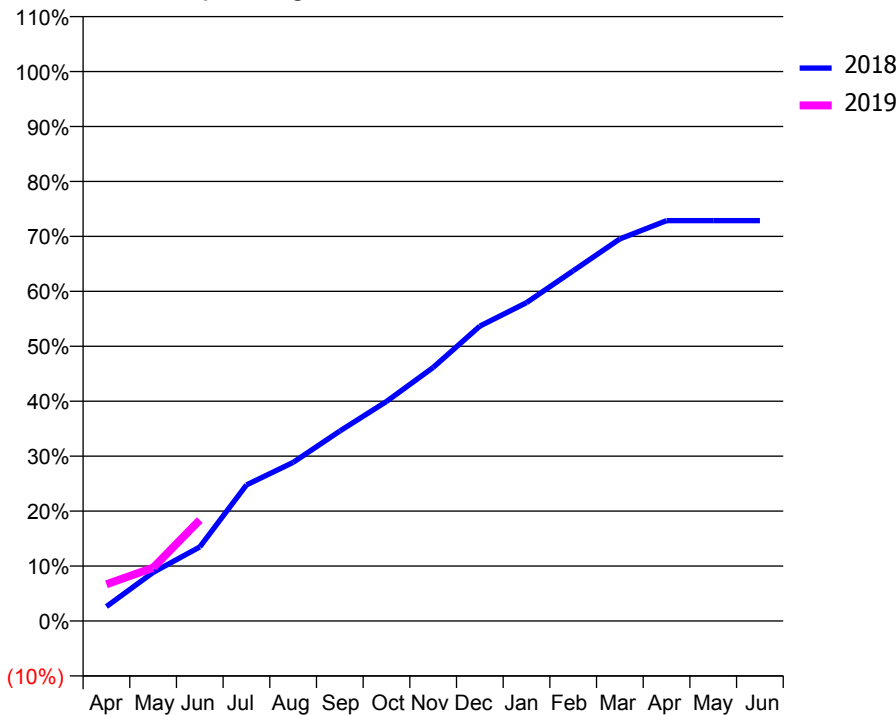
### ACCESS\*

Patients seen in 24 months	Total	Change since previous quarter
Quarter ending June 2017	1,004	
Quarter ending September 2017	933	↓
Quarter ending December 2017	907	↓
Quarter ending March 2018	874	↓
Quarter ending June 2018	848	↓
<b>Variance since June 2017</b>	<b>(15.5%)</b>	<b>↓</b>



### ACTIVITY

Cumulative percentage of contracted UDA delivered 2018 & 2019



Adjusted Scheduled Activity (UDA)		
Month	2018	2019
April	74	147
May	248	213
June	377	404
July	693	
August	807	
September	967	
October	1,118	
November	1,291	
December	1,502	
January	1,621	
February	1,784	
March	1,946	
April	2,038	
May	2,038	
June	2,038	

### QUALITY

	Quantity	Base Number	Contract	LHB	Wales
% of FP17s for the same patient ID Re-attending within 3 months - Children	6	103	5.8%	7.9%	11.1%
% of FP17s for the same patient ID Re-attending within 3 months - Adults	14	137	10.2%	12.9%	15.5%
% of FP17s for the same patient ID Re-attending between 3 & 9 months - Children	55	103	53.4%	59.0%	59.2%
% of FP17s for the same patient ID Re-attending between 3 & 9 months - Adults	94	137	68.6%	55.3%	55.8%
% of FP17s for Band 1 Urgent Courses	6	196	3.1%	7.7%	8.7%
% of FP17s Relating to Free Repair or Replacements	0	196	0.0%	0.7%	0.7%
% of FP17s Relating to Continuations	0	196	0.0%	0.8%	0.7%
% of Patients satisfied with the dentistry they have received	1	1	N/A	95.2%	94.0%
% of Patients satisfied with the time they had to wait for an appointment	0	1	N/A	87.2%	88.5%

\* This is based on patients treated on this contract for their most recent course of treatment. Figures in italics indicate the base number of FP17s or Patient Questionnaire responses are less than 100. N/A is shown where the base number of responses is less than 10 during the period. % is calculated as Quantity/Base number\*100

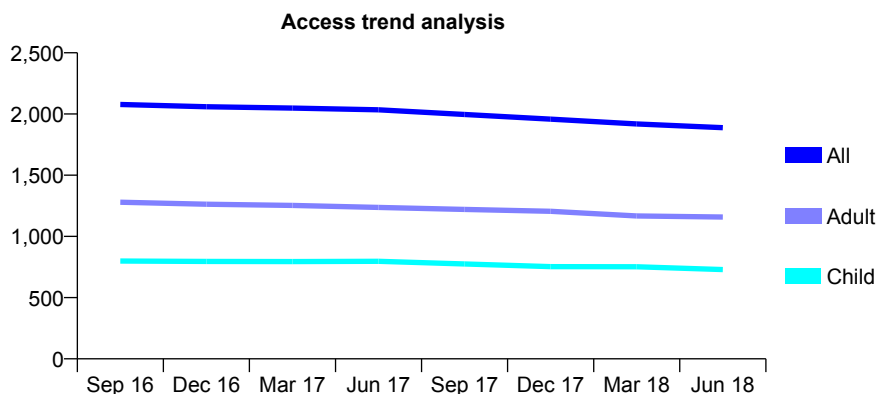
## 7A1 - Vital Signs At a Glance Contract Report for 162302/0001 - June 2018

Name or company name	Connahs Quay Dental Practice Ltd
Contract type name	GDS Contract
Purpose of contract	General
Contract start date	01/01/2010
Contract end date	

18/19 Contracted general activity (UDA)	6,036
Carry forward general activity (UDA)	0
18/19 Contracted orthodontic activity (UOA)	0
Carry forward orthodontic activity (UOA)	0
Baseline contract value	£106,875.60

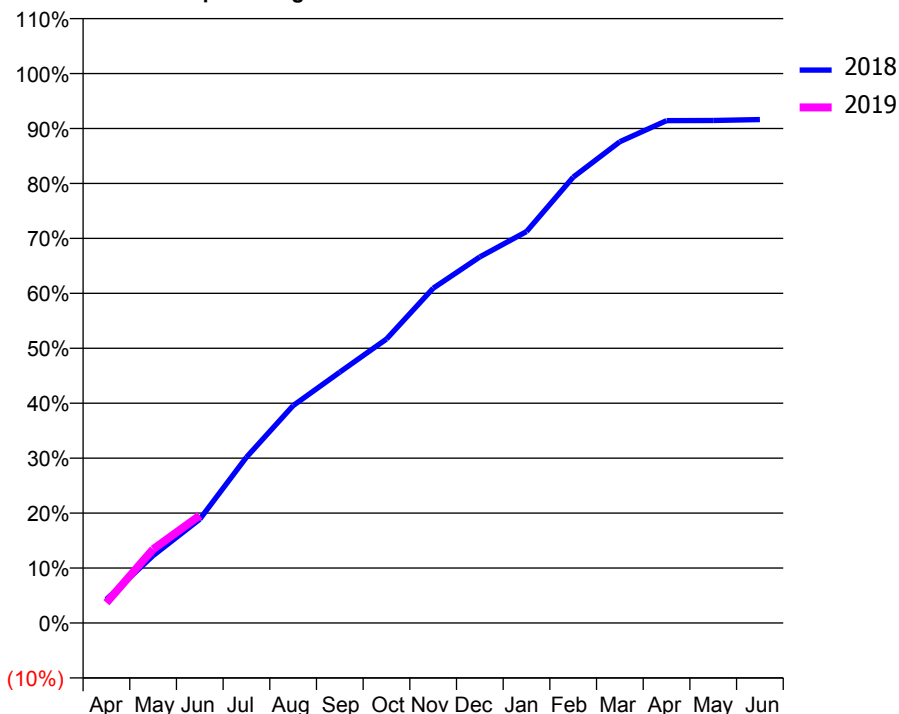
### ACCESS\*

Patients seen in 24 months	Total	Change since previous quarter
Quarter ending June 2017	2,034	
Quarter ending September 2017	1,996	↓
Quarter ending December 2017	1,958	↓
Quarter ending March 2018	1,919	↓
Quarter ending June 2018	1,888	↓
<b>Variance since June 2017</b>	<b>(7.2%)</b>	<b>↓</b>



### ACTIVITY

Cumulative percentage of contracted UDA delivered 2018 & 2019



Adjusted Scheduled Activity (UDA)

Month	2018	2019
April	260	223
May	740	811
June	1,140	1,182
July	1,822	
August	2,388	
September	2,756	
October	3,120	
November	3,677	
December	4,022	
January	4,300	
February	4,897	
March	5,287	
April	5,518	
May	5,520	
June	5,531	

### QUALITY

	Quantity	Base Number	Contract	LHB	Wales
% of FP17s for the same patient ID Re-attending within 3 months - Children	30	292	10.3%	7.9%	11.1%
% of FP17s for the same patient ID Re-attending within 3 months - Adults	80	448	17.9%	12.9%	15.5%
% of FP17s for the same patient ID Re-attending between 3 & 9 months - Children	197	292	67.5%	59.0%	59.2%
% of FP17s for the same patient ID Re-attending between 3 & 9 months - Adults	294	448	65.6%	55.3%	55.8%
% of FP17s for Band 1 Urgent Courses	25	599	4.2%	7.7%	8.7%
% of FP17s Relating to Free Repair or Replacements	15	599	2.5%	0.7%	0.7%
% of FP17s Relating to Continuations	2	599	0.3%	0.8%	0.7%
% of Patients satisfied with the dentistry they have received	7	7	N/A	95.2%	94.0%
% of Patients satisfied with the time they had to wait for an appointment	6	7	N/A	87.2%	88.5%

\* This is based on patients treated on this contract for their most recent course of treatment. Figures in italics indicate the base number of FP17s or Patient Questionnaire responses are less than 100. N/A is shown where the base number of responses is less than 10 during the period. % is calculated as Quantity/Base number\*100

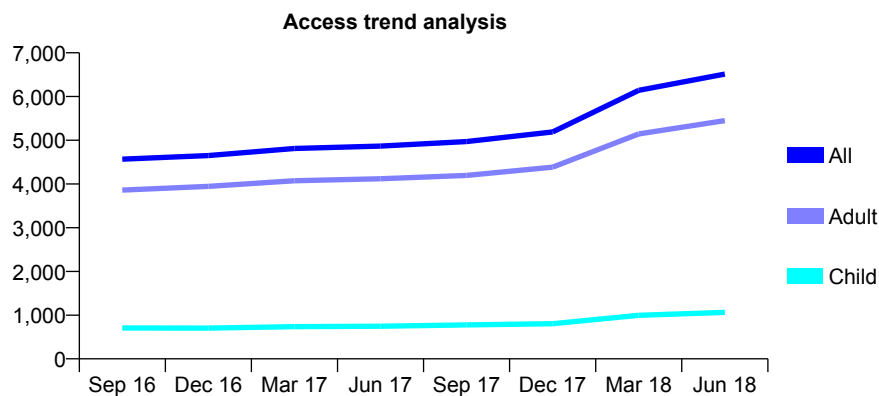
## 7A1 - Vital Signs At a Glance Contract Report for 164542/0001 - June 2018

Name or company name	Coppersun Dental Care Ltd
Contract type name	GDS Contract
Purpose of contract	General
Contract start date	01/11/2009
Contract end date	

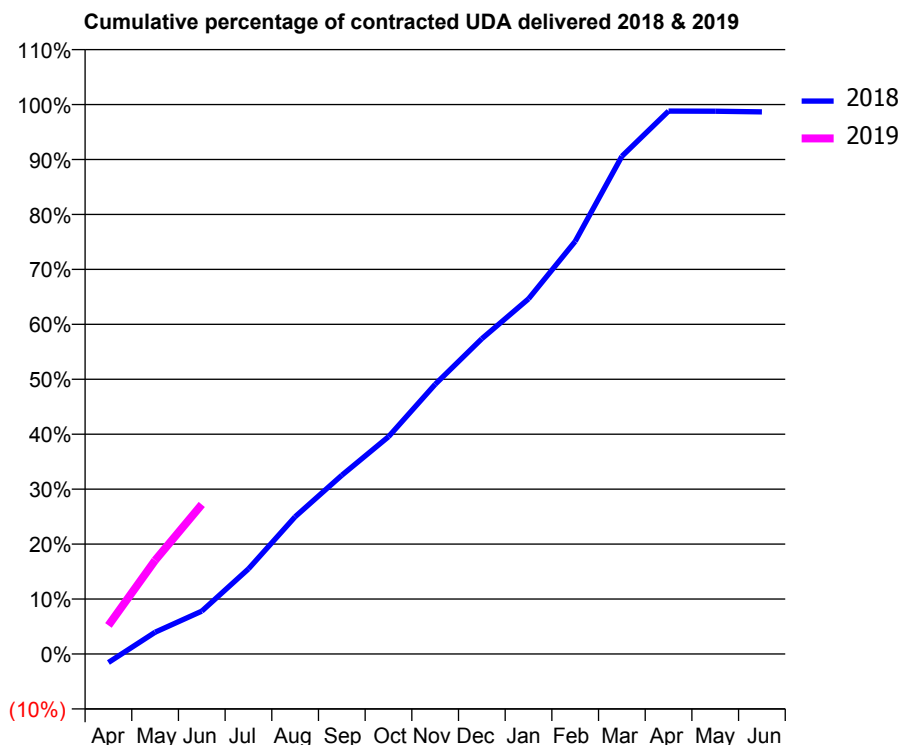
18/19 Contracted general activity (UDA)	13,345
Carry forward general activity (UDA)	0
18/19 Contracted orthodontic activity (UOA)	0
Carry forward orthodontic activity (UOA)	0
Baseline contract value	£274,237.01

### ACCESS\*

Patients seen in 24 months	Total	Change since previous quarter
Quarter ending June 2017	4,867	
Quarter ending September 2017	4,969	↑
Quarter ending December 2017	5,189	↑
Quarter ending March 2018	6,141	↑
Quarter ending June 2018	6,512	↑
<b>Variance since June 2017</b>	<b>33.8%</b>	<b>↑</b>



### ACTIVITY



Month	Adjusted Scheduled Activity (UDA)	
	2018	2019
April	-277	695
May	708	2,275
June	1,387	3,631
July	2,759	
August	4,445	
September	5,788	
October	7,038	
November	8,734	
December	10,209	
January	11,503	
February	13,364	
March	16,120	
April	17,583	
May	17,576	
June	17,558	

### QUALITY

	Quantity	Base Number	Contract	LHB	Wales
% of FP17s for the same patient ID Re-attending within 3 months - Children	53	438	12.1%	7.9%	11.1%
% of FP17s for the same patient ID Re-attending within 3 months - Adults	377	2,016	18.7%	12.9%	15.5%
% of FP17s for the same patient ID Re-attending between 3 & 9 months - Children	225	438	51.4%	59.0%	59.2%
% of FP17s for the same patient ID Re-attending between 3 & 9 months - Adults	833	2,016	41.3%	55.3%	55.8%
% of FP17s for Band 1 Urgent Courses	192	1,823	10.5%	7.7%	8.7%
% of FP17s Relating to Free Repair or Replacements	45	1,823	2.5%	0.7%	0.7%
% of FP17s Relating to Continuations	23	1,823	1.3%	0.8%	0.7%
% of Patients satisfied with the dentistry they have received	13	14	92.9%	95.2%	94.0%
% of Patients satisfied with the time they had to wait for an appointment	13	14	92.9%	87.2%	88.5%

\* This is based on patients treated on this contract for their most recent course of treatment. Figures in italics indicate the base number of FP17s or Patient Questionnaire responses are less than 100. N/A is shown where the base number of responses is less than 10 during the period. % is calculated as Quantity/Base number\*100

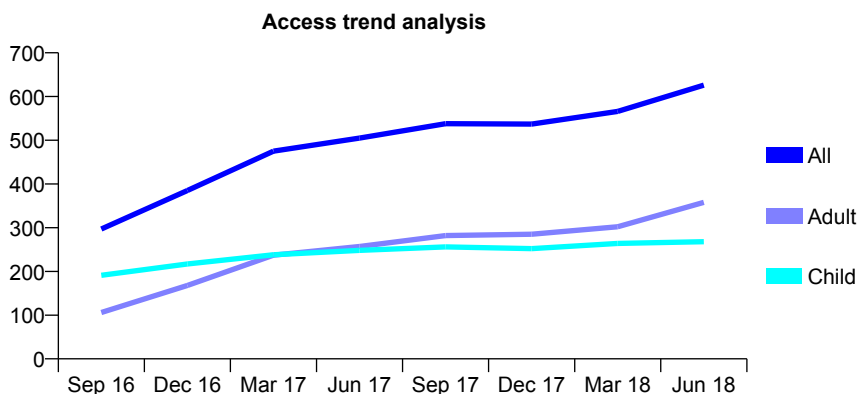
## 7A1 - Vital Signs At a Glance Contract Report for 164577/0001 - June 2018

Name or company name	Entwistle, Williams & Jenkins GDS Contract
Contract type name	GDS Contract
Purpose of contract	General
Contract start date	31/08/2013
Contract end date	

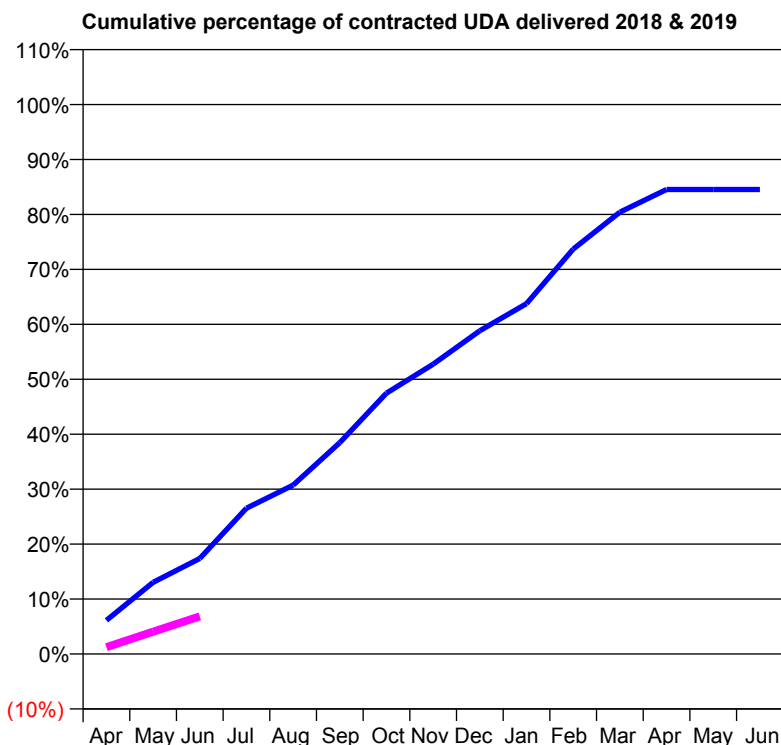
18/19 Contracted general activity (UDA)	6,450
Carry forward general activity (UDA)	0
18/19 Contracted orthodontic activity (UOA)	0
Carry forward orthodontic activity (UOA)	0
Baseline contract value	£155,450.70

### ACCESS\*

Patients seen in 24 months	Total	Change since previous quarter
Quarter ending June 2017	505	
Quarter ending September 2017	538	↑
Quarter ending December 2017	537	→
Quarter ending March 2018	566	↑
Quarter ending June 2018	626	↑
<b>Variance since June 2017</b>	<b>24.0%</b>	<b>↑</b>



### ACTIVITY



Month	Adjusted Scheduled Activity (UDA)	
	2018	2019
April	110	80
May	235	262
June	313	442
July	478	
August	553	
September	692	
October	854	
November	949	
December	1,059	
January	1,148	
February	1,326	
March	1,447	
April	1,522	
May	1,522	
June	1,522	

### QUALITY

	Quantity	Base Number	Contract	LHB	Wales
% of FP17s for the same patient ID Re-attending within 3 months - Children	6	115	5.2%	7.9%	11.1%
% of FP17s for the same patient ID Re-attending within 3 months - Adults	17	136	12.5%	12.9%	15.5%
% of FP17s for the same patient ID Re-attending between 3 & 9 months - Children	72	115	62.6%	59.0%	59.2%
% of FP17s for the same patient ID Re-attending between 3 & 9 months - Adults	40	136	29.4%	55.3%	55.8%
% of FP17s for Band 1 Urgent Courses	26	214	12.1%	7.7%	8.7%
% of FP17s Relating to Free Repair or Replacements	1	214	0.5%	0.7%	0.7%
% of FP17s Relating to Continuations	0	214	0.0%	0.8%	0.7%
% of Patients satisfied with the dentistry they have received	1	1	N/A	95.2%	94.0%
% of Patients satisfied with the time they had to wait for an appointment	1	1	N/A	87.2%	88.5%

\* This is based on patients treated on this contract for their most recent course of treatment. Figures in italics indicate the base number of FP17s or Patient Questionnaire responses are less than 100. N/A is shown where the base number of responses is less than 10 during the period. % is calculated as Quantity/Base number\*100

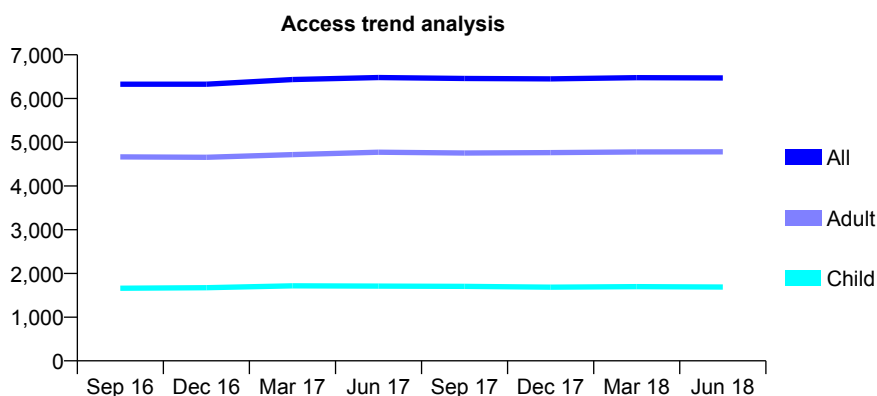
## 7A1 - Vital Signs At a Glance Contract Report for 167096/0002 - June 2018

Name or company name	Longford Road Dental Practice Ltd
Contract type name	GDS Contract
Purpose of contract	General
Contract start date	01/11/2013
Contract end date	

18/19 Contracted general activity (UDA)	20,915
Carry forward general activity (UDA)	0
18/19 Contracted orthodontic activity (UOA)	0
Carry forward orthodontic activity (UOA)	0
Baseline contract value	£445,442.26

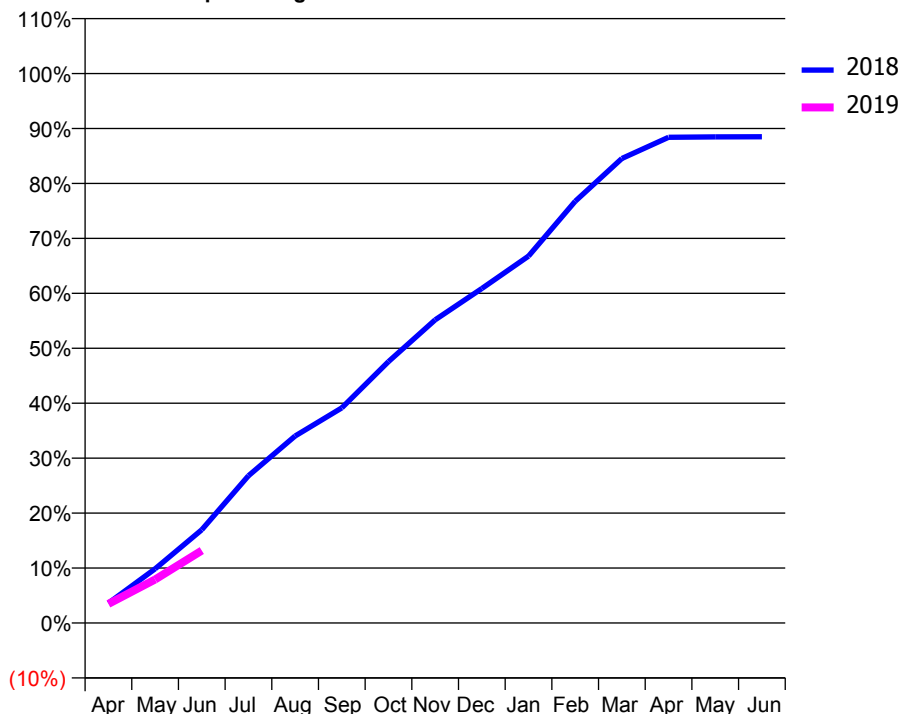
### ACCESS\*

Patients seen in 24 months	Total	Change since previous quarter
Quarter ending June 2017	6,480	
Quarter ending September 2017	6,459	→
Quarter ending December 2017	6,450	→
Quarter ending March 2018	6,476	→
Quarter ending June 2018	6,471	→
<b>Variance since June 2017</b>	<b>(0.1%)</b>	→



### ACTIVITY

Cumulative percentage of contracted UDA delivered 2018 & 2019



Adjusted Scheduled Activity (UDA)

Month	2018	2019
April	866	729
May	2,360	1,656
June	4,061	2,758
July	6,410	
August	8,137	
September	9,362	
October	11,379	
November	13,197	
December	14,559	
January	15,966	
February	18,351	
March	20,214	
April	21,141	
May	21,154	
June	21,164	

### QUALITY

	Quantity	Base Number	Contract	LHB	Wales
% of FP17s for the same patient ID Re-attending within 3 months - Children	41	581	7.1%	7.9%	11.1%
% of FP17s for the same patient ID Re-attending within 3 months - Adults	189	1,493	12.7%	12.9%	15.5%
% of FP17s for the same patient ID Re-attending between 3 & 9 months - Children	401	581	69.0%	59.0%	59.2%
% of FP17s for the same patient ID Re-attending between 3 & 9 months - Adults	854	1,493	57.2%	55.3%	55.8%
% of FP17s for Band 1 Urgent Courses	162	1,696	9.6%	7.7%	8.7%
% of FP17s Relating to Free Repair or Replacements	19	1,696	1.1%	0.7%	0.7%
% of FP17s Relating to Continuations	2	1,696	0.1%	0.8%	0.7%
% of Patients satisfied with the dentistry they have received	15	16	93.8%	95.2%	94.0%
% of Patients satisfied with the time they had to wait for an appointment	15	16	93.8%	87.2%	88.5%

\* This is based on patients treated on this contract for their most recent course of treatment. Figures in italics indicate the base number of FP17s or Patient Questionnaire responses are less than 100. N/A is shown where the base number of responses is less than 10 during the period. % is calculated as Quantity/Base number\*100

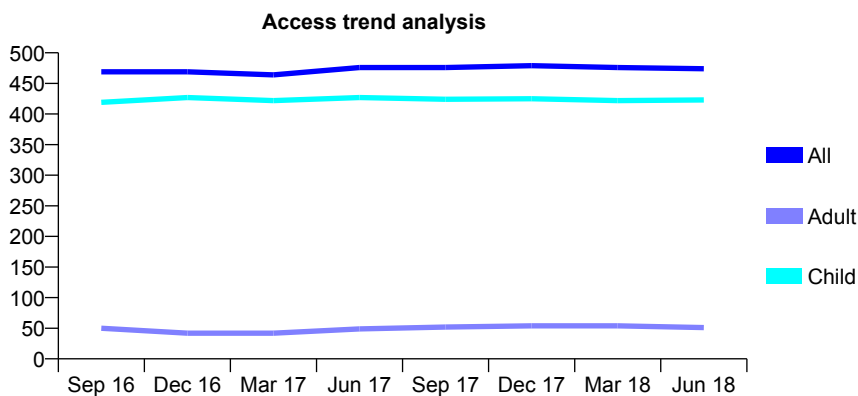
## 7A1 - Vital Signs At a Glance Contract Report for 170003/0001 - June 2018

Name or company name	Meacher & Associates Limited
Contract type name	GDS Contract
Purpose of contract	General
Contract start date	01/06/2010
Contract end date	

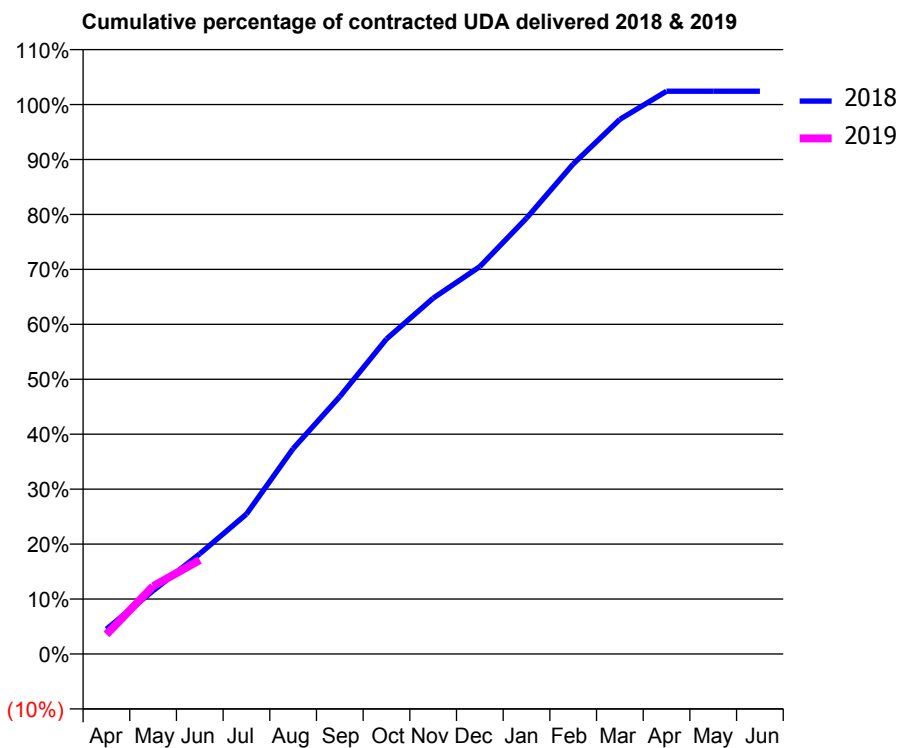
18/19 Contracted general activity (UDA)	975
Carry forward general activity (UDA)	0
18/19 Contracted orthodontic activity (UOA)	0
Carry forward orthodontic activity (UOA)	0
Baseline contract value	£23,337.03

### ACCESS\*

Patients seen in 24 months	Total	Change since previous quarter
Quarter ending June 2017	476	
Quarter ending September 2017	476	→
Quarter ending December 2017	479	→
Quarter ending March 2018	476	→
Quarter ending June 2018	474	→
<b>Variance since June 2017</b>	<b>(0.4%)</b>	→



### ACTIVITY



Month	Adjusted Scheduled Activity (UDA)	
	2018	2019
April	44	35
May	112	120
June	178	167
July	248	
August	365	
September	457	
October	559	
November	631	
December	687	
January	773	
February	869	
March	949	
April	999	
May	999	
June	999	

### QUALITY

	Quantity	Base Number	Contract	LHB	Wales
% of FP17s for the same patient ID Re-attending within 3 months - Children	7	170	4.1%	7.9%	11.1%
% of FP17s for the same patient ID Re-attending within 3 months - Adults	0	0	N/A	12.9%	15.5%
% of FP17s for the same patient ID Re-attending between 3 & 9 months - Children	128	170	75.3%	59.0%	59.2%
% of FP17s for the same patient ID Re-attending between 3 & 9 months - Adults	0	0	N/A	55.3%	55.8%
% of FP17s for Band 1 Urgent Courses	3	130	2.3%	7.7%	8.7%
% of FP17s Relating to Free Repair or Replacements	0	130	0.0%	0.7%	0.7%
% of FP17s Relating to Continuations	0	130	0.0%	0.8%	0.7%
% of Patients satisfied with the dentistry they have received	1	1	N/A	95.2%	94.0%
% of Patients satisfied with the time they had to wait for an appointment	1	1	N/A	87.2%	88.5%

\* This is based on patients treated on this contract for their most recent course of treatment. Figures in italics indicate the base number of FP17s or Patient Questionnaire responses are less than 100. N/A is shown where the base number of responses is less than 10 during the period. % is calculated as Quantity/Base number\*100



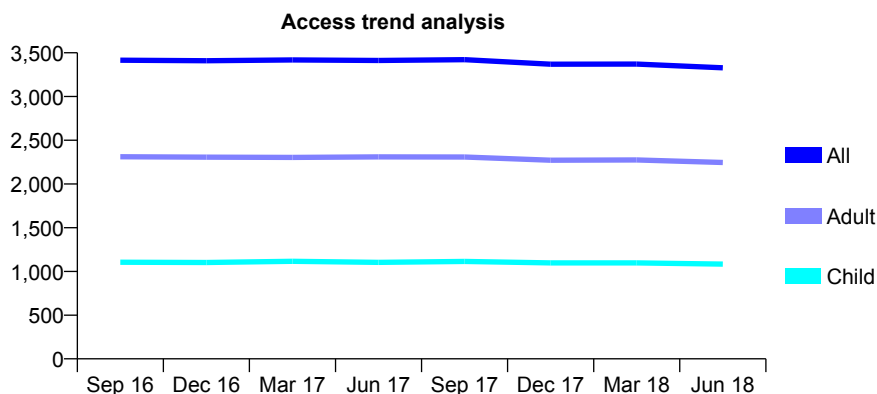
## 7A1 - Vital Signs At a Glance Contract Report for 173185/0001 - June 2018

Name or company name	Deintyddfa Deudraeth Dental Care Ltd.
Contract type name	GDS Contract
Purpose of contract	General and Orthodontic
Contract start date	01/05/2010
Contract end date	

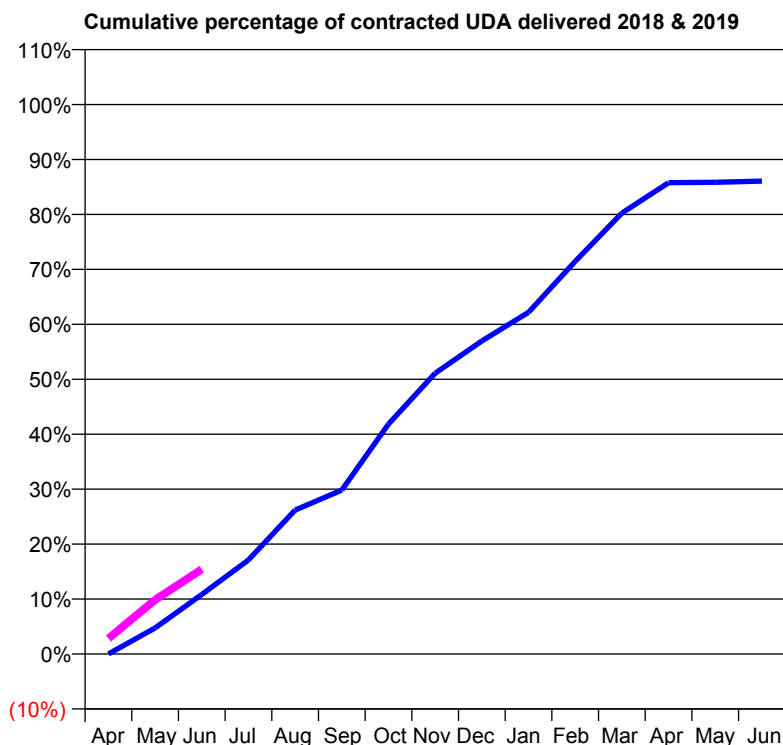
18/19 Contracted general activity (UDA)	8,159
Carry forward general activity (UDA)	0
18/19 Contracted orthodontic activity (UOA)	1,143
Carry forward orthodontic activity (UOA)	0
Baseline contract value	£302,798.99

### ACCESS\*

Patients seen in 24 months	Total	Change since previous quarter
Quarter ending June 2017	3,413	
Quarter ending September 2017	3,422	→
Quarter ending December 2017	3,369	↓
Quarter ending March 2018	3,371	→
Quarter ending June 2018	3,329	↓
<b>Variance since June 2017</b>	<b>(2.5%)</b>	<b>↓</b>



### ACTIVITY



Month	Adjusted Scheduled Activity (UDA)	
	2018	2019
April	0	230
May	388	804
June	884	1,259
July	1,397	
August	2,137	
September	2,434	
October	3,415	
November	4,169	
December	4,648	
January	5,074	
February	5,830	
March	6,546	
April	6,999	
May	7,004	
June	7,022	

### QUALITY

	Quantity	Base Number	Contract	LHB	Wales
% of FP17s for the same patient ID Re-attending within 3 months - Children	25	424	5.9%	7.9%	11.1%
% of FP17s for the same patient ID Re-attending within 3 months - Adults	43	698	6.2%	12.9%	15.5%
% of FP17s for the same patient ID Re-attending between 3 & 9 months - Children	281	424	66.3%	59.0%	59.2%
% of FP17s for the same patient ID Re-attending between 3 & 9 months - Adults	471	698	67.5%	55.3%	55.8%
% of FP17s for Band 1 Urgent Courses	14	827	1.7%	7.7%	8.7%
% of FP17s Relating to Free Repair or Replacements	0	827	0.0%	0.7%	0.7%
% of FP17s Relating to Continuations	10	827	1.2%	0.8%	0.7%
% of Patients satisfied with the dentistry they have received	4	4	N/A	95.2%	94.0%
% of Patients satisfied with the time they had to wait for an appointment	3	4	N/A	87.2%	88.5%

\* This is based on patients treated on this contract for their most recent course of treatment. Figures in italics indicate the base number of FP17s or Patient Questionnaire responses are less than 100. N/A is shown where the base number of responses is less than 10 during the period. % is calculated as Quantity/Base number\*100

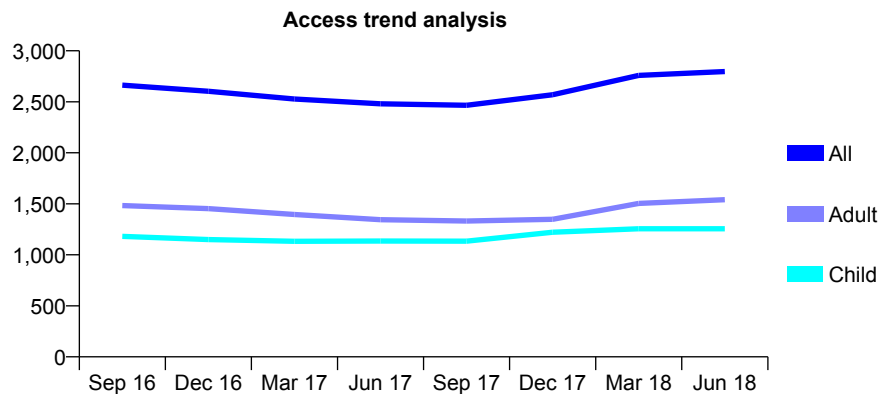
## 7A1 - Vital Signs At a Glance Contract Report for 173223/0001 - June 2018

Name or company name	The Kandy Lodge Dental Practice Partners
Contract type name	GDS Contract
Purpose of contract	General
Contract start date	01/12/2013
Contract end date	

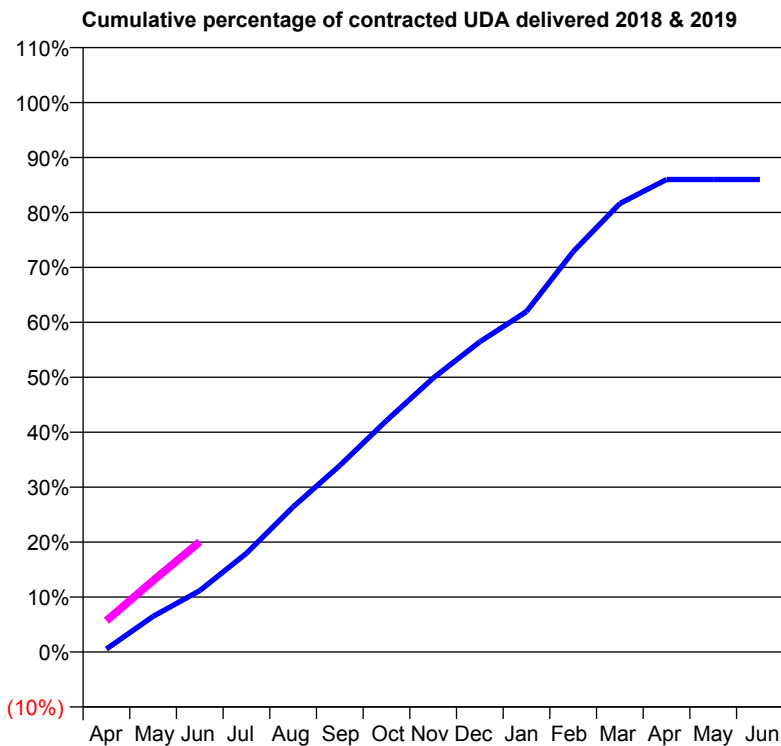
18/19 Contracted general activity (UDA)	8,420
Carry forward general activity (UDA)	0
18/19 Contracted orthodontic activity (UOA)	0
Carry forward orthodontic activity (UOA)	0
Baseline contract value	£163,904.12

### ACCESS\*

Patients seen in 24 months	Total	Change since previous quarter
Quarter ending June 2017	2,480	
Quarter ending September 2017	2,466	→
Quarter ending December 2017	2,569	↑
Quarter ending March 2018	2,759	↑
Quarter ending June 2018	2,797	→
<b>Variance since June 2017</b>	<b>12.8%</b>	<b>↑</b>



### ACTIVITY



Adjusted Scheduled Activity (UDA)		
Month	2018	2019
April	48	480
May	561	1,094
June	964	1,688
July	1,550	
August	2,278	
September	2,926	
October	3,631	
November	4,299	
December	4,869	
January	5,343	
February	6,284	
March	7,039	
April	7,416	
May	7,417	
June	7,417	

### QUALITY

	Quantity	Base Number	Contract	LHB	Wales
% of FP17s for the same patient ID Re-attending within 3 months - Children	36	495	7.3%	7.9%	11.1%
% of FP17s for the same patient ID Re-attending within 3 months - Adults	77	558	13.8%	12.9%	15.5%
% of FP17s for the same patient ID Re-attending between 3 & 9 months - Children	344	495	69.5%	59.0%	59.2%
% of FP17s for the same patient ID Re-attending between 3 & 9 months - Adults	305	558	54.7%	55.3%	55.8%
% of FP17s for Band 1 Urgent Courses	66	877	7.5%	7.7%	8.7%
% of FP17s Relating to Free Repair or Replacements	4	877	0.5%	0.7%	0.7%
% of FP17s Relating to Continuations	9	877	1.0%	0.8%	0.7%
% of Patients satisfied with the dentistry they have received	4	4	N/A	95.2%	94.0%
% of Patients satisfied with the time they had to wait for an appointment	3	4	N/A	87.2%	88.5%

\* This is based on patients treated on this contract for their most recent course of treatment. Figures in italics indicate the base number of FP17s or Patient Questionnaire responses are less than 100. N/A is shown where the base number of responses is less than 10 during the period. % is calculated as Quantity/Base number\*100

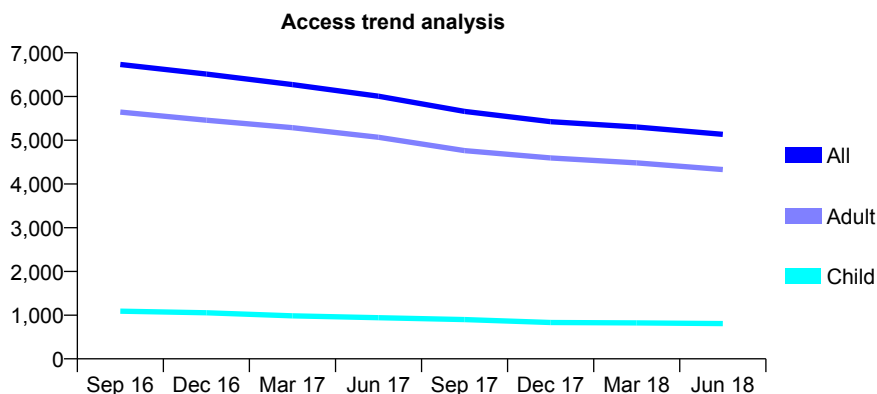
## 7A1 - Vital Signs At a Glance Contract Report for 175145/0001 - June 2018

Name or company name	Rhyl and Abergele Elwy Dental Partnership
Contract type name	GDS Contract
Purpose of contract	General
Contract start date	01/03/2011
Contract end date	

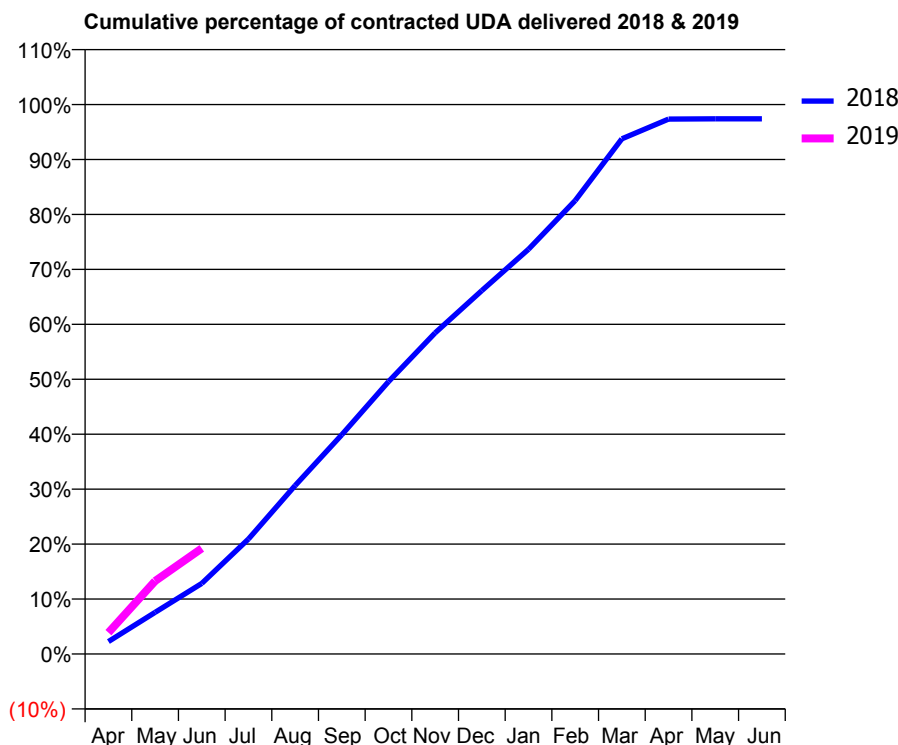
18/19 Contracted general activity (UDA)	17,000
Carry forward general activity (UDA)	0
18/19 Contracted orthodontic activity (UOA)	0
Carry forward orthodontic activity (UOA)	0
Baseline contract value	£458,623.70

### ACCESS\*

Patients seen in 24 months	Total	Change since previous quarter
Quarter ending June 2017	6,008	
Quarter ending September 2017	5,660	↓
Quarter ending December 2017	5,425	↓
Quarter ending March 2018	5,304	↓
Quarter ending June 2018	5,136	↓
<b>Variance since June 2017</b>	<b>(14.5%)</b>	<b>↓</b>



### ACTIVITY



Month	Adjusted Scheduled Activity (UDA)	
	2018	2019
April	387	664
May	1,290	2,259
June	2,184	3,271
July	3,560	
August	5,212	
September	6,786	
October	8,425	
November	9,937	
December	11,244	
January	12,523	
February	14,029	
March	15,936	
April	16,550	
May	16,556	
June	16,559	

### QUALITY

	Quantity	Base Number	Contract	LHB	Wales
% of FP17s for the same patient ID Re-attending within 3 months - Children	12	273	4.4%	7.9%	11.1%
% of FP17s for the same patient ID Re-attending within 3 months - Adults	213	1,487	14.3%	12.9%	15.5%
% of FP17s for the same patient ID Re-attending between 3 & 9 months - Children	119	273	43.6%	59.0%	59.2%
% of FP17s for the same patient ID Re-attending between 3 & 9 months - Adults	752	1,487	50.6%	55.3%	55.8%
% of FP17s for Band 1 Urgent Courses	151	1,514	10.0%	7.7%	8.7%
% of FP17s Relating to Free Repair or Replacements	22	1,514	1.5%	0.7%	0.7%
% of FP17s Relating to Continuations	6	1,514	0.4%	0.8%	0.7%
% of Patients satisfied with the dentistry they have received	21	25	84.0%	95.2%	94.0%
% of Patients satisfied with the time they had to wait for an appointment	21	25	84.0%	87.2%	88.5%

\* This is based on patients treated on this contract for their most recent course of treatment. Figures in italics indicate the base number of FP17s or Patient Questionnaire responses are less than 100. N/A is shown where the base number of responses is less than 10 during the period. % is calculated as Quantity/Base number\*100

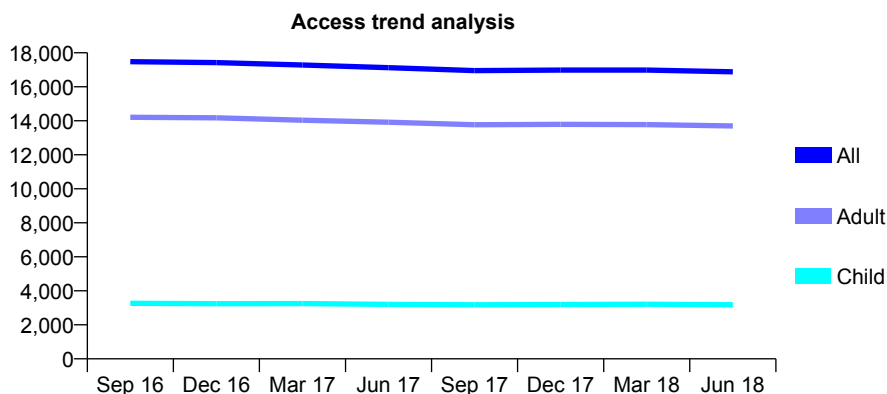
## 7A1 - Vital Signs At a Glance Contract Report for 175145/0002 - June 2018

Name or company name	Rhyl and Abergele Elwy Dental Partnership
Contract type name	GDS Contract
Purpose of contract	General and Orthodontic
Contract start date	01/03/2011
Contract end date	

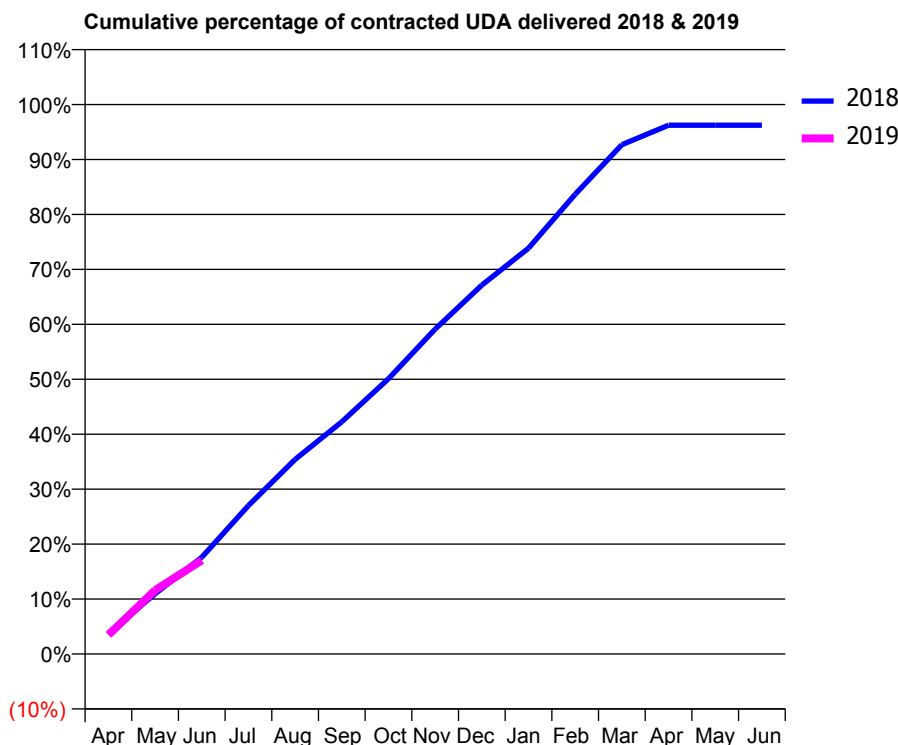
18/19 Contracted general activity (UDA)	48,000
Carry forward general activity (UDA)	0
18/19 Contracted orthodontic activity (UOA)	827
Carry forward orthodontic activity (UOA)	0
Baseline contract value	£1,378,377.89

### ACCESS\*

Patients seen in 24 months	Total	Change since previous quarter
Quarter ending June 2017	17,126	
Quarter ending September 2017	16,950	↓
Quarter ending December 2017	16,986	→
Quarter ending March 2018	16,987	→
Quarter ending June 2018	16,879	→
<b>Variance since June 2017</b>	<b>(1.4%)</b>	<b>↓</b>



### ACTIVITY



Month	Adjusted Scheduled Activity (UDA)	
	2018	2019
April	1,798	1,670
May	5,263	5,579
June	8,452	8,183
July	12,975	
August	17,003	
September	20,290	
October	24,051	
November	28,377	
December	32,224	
January	35,452	
February	40,159	
March	44,488	
April	46,190	
May	46,192	
June	46,192	

### QUALITY

	Quantity	Base Number	Contract	LHB	Wales
% of FP17s for the same patient ID Re-attending within 3 months - Children	63	929	6.8%	7.9%	11.1%
% of FP17s for the same patient ID Re-attending within 3 months - Adults	507	4,114	12.3%	12.9%	15.5%
% of FP17s for the same patient ID Re-attending between 3 & 9 months - Children	398	929	42.8%	59.0%	59.2%
% of FP17s for the same patient ID Re-attending between 3 & 9 months - Adults	1,385	4,114	33.7%	55.3%	55.8%
% of FP17s for Band 1 Urgent Courses	290	4,259	6.8%	7.7%	8.7%
% of FP17s Relating to Free Repair or Replacements	10	4,259	0.2%	0.7%	0.7%
% of FP17s Relating to Continuations	63	4,259	1.5%	0.8%	0.7%
% of Patients satisfied with the dentistry they have received	45	49	91.8%	95.2%	94.0%
% of Patients satisfied with the time they had to wait for an appointment	45	49	91.8%	87.2%	88.5%

\* This is based on patients treated on this contract for their most recent course of treatment. Figures in italics indicate the base number of FP17s or Patient Questionnaire responses are less than 100. N/A is shown where the base number of responses is less than 10 during the period. % is calculated as Quantity/Base number\*100

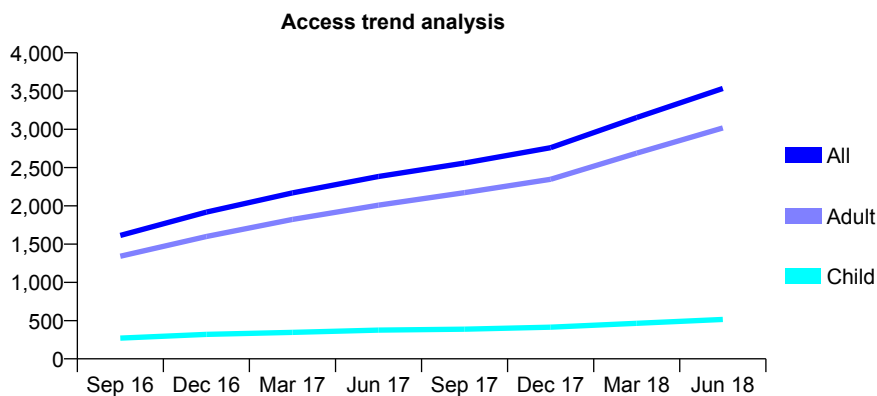
## 7A1 - Vital Signs At a Glance Contract Report for 175595/0001 - June 2018

Name or company name	MR QM JAFFRI
Contract type name	GDS Contract
Purpose of contract	General
Contract start date	28/12/2015
Contract end date	

18/19 Contracted general activity (UDA)	11,508
Carry forward general activity (UDA)	0
18/19 Contracted orthodontic activity (UOA)	0
Carry forward orthodontic activity (UOA)	0
Baseline contract value	£279,980.97

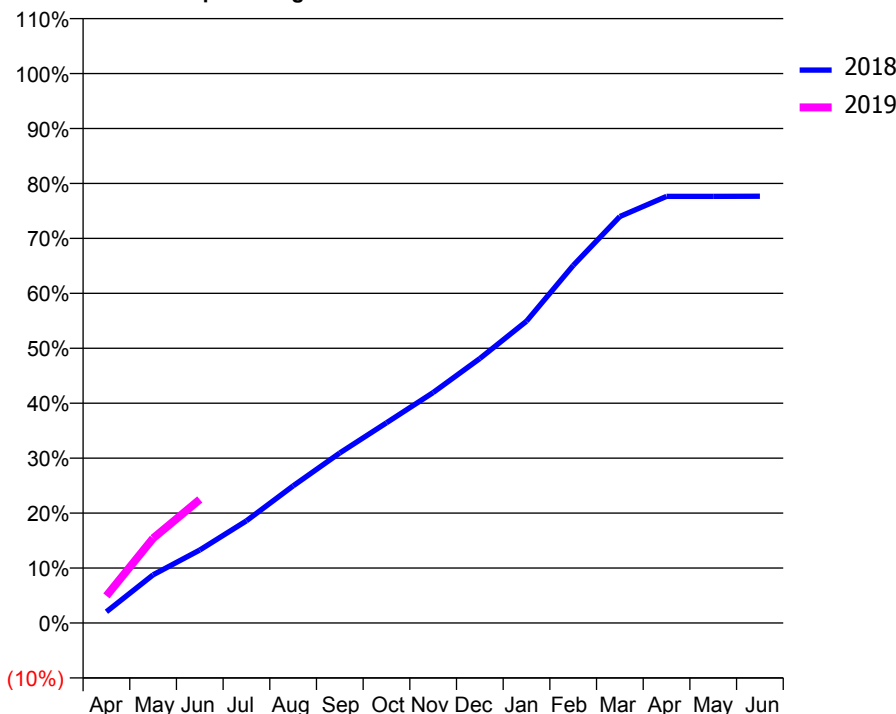
### ACCESS\*

Patients seen in 24 months	Total	Change since previous quarter
Quarter ending June 2017	2,384	
Quarter ending September 2017	2,560	↑
Quarter ending December 2017	2,760	↑
Quarter ending March 2018	3,153	↑
Quarter ending June 2018	3,533	↑
<b>Variance since June 2017</b>	<b>48.2%</b>	<b>↑</b>



### ACTIVITY

Cumulative percentage of contracted UDA delivered 2018 & 2019



Adjusted Scheduled Activity (UDA)

Month	2018	2019
April	262	568
May	1,118	1,775
June	1,693	2,587
July	2,372	
August	3,182	
September	3,945	
October	4,644	
November	5,348	
December	6,136	
January	7,003	
February	8,297	
March	9,431	
April	9,898	
May	9,898	
June	9,903	

### QUALITY

	Quantity	Base Number	Contract	LHB	Wales
% of FP17s for the same patient ID Re-attending within 3 months - Children	8	184	4.3%	7.9%	11.1%
% of FP17s for the same patient ID Re-attending within 3 months - Adults	117	1,113	10.5%	12.9%	15.5%
% of FP17s for the same patient ID Re-attending between 3 & 9 months - Children	57	184	31.0%	59.0%	59.2%
% of FP17s for the same patient ID Re-attending between 3 & 9 months - Adults	399	1,113	35.8%	55.3%	55.8%
% of FP17s for Band 1 Urgent Courses	117	1,120	10.4%	7.7%	8.7%
% of FP17s Relating to Free Repair or Replacements	5	1,120	0.4%	0.7%	0.7%
% of FP17s Relating to Continuations	6	1,120	0.5%	0.8%	0.7%
% of Patients satisfied with the dentistry they have received	8	8	N/A	95.2%	94.0%
% of Patients satisfied with the time they had to wait for an appointment	8	8	N/A	87.2%	88.5%

\* This is based on patients treated on this contract for their most recent course of treatment. Figures in italics indicate the base number of FP17s or Patient Questionnaire responses are less than 100. N/A is shown where the base number of responses is less than 10 during the period. % is calculated as Quantity/Base number\*100

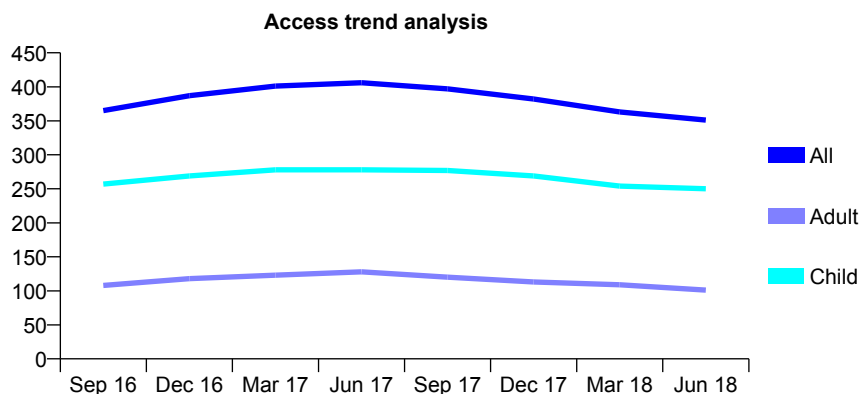
## 7A1 - Vital Signs At a Glance Contract Report for 175897/0001 - June 2018

Name or company name	C Aston
Contract type name	GDS Contract
Purpose of contract	General
Contract start date	25/07/2015
Contract end date	

18/19 Contracted general activity (UDA)	1,160
Carry forward general activity (UDA)	0
18/19 Contracted orthodontic activity (UOA)	0
Carry forward orthodontic activity (UOA)	0
Baseline contract value	£27,403.04

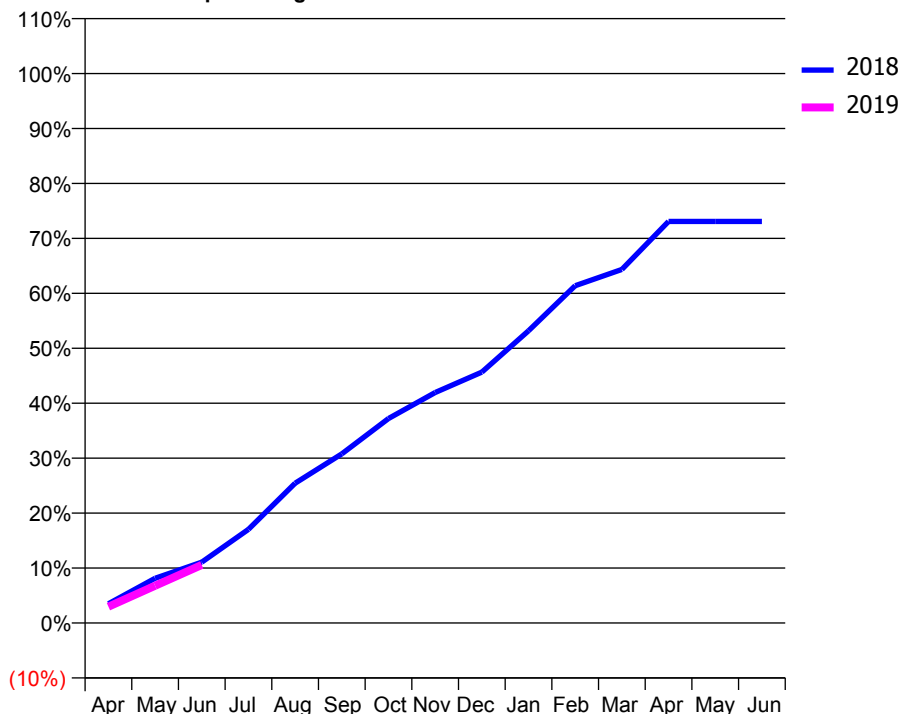
### ACCESS\*

Patients seen in 24 months	Total	Change since previous quarter
Quarter ending June 2017	406	
Quarter ending September 2017	397	↓
Quarter ending December 2017	382	↓
Quarter ending March 2018	363	↓
Quarter ending June 2018	351	↓
<b>Variance since June 2017</b>	<b>(13.5%)</b>	<b>↓</b>



### ACTIVITY

Cumulative percentage of contracted UDA delivered 2018 & 2019



Adjusted Scheduled Activity (UDA)

Month	2018	2019
April	41	34
May	94	79
June	128	123
July	198	
August	295	
September	357	
October	432	
November	487	
December	530	
January	617	
February	712	
March	746	
April	848	
May	848	
June	848	

### QUALITY

	Quantity	Base Number	Contract	LHB	Wales
% of FP17s for the same patient ID Re-attending within 3 months - Children	6	85	7.1%	7.9%	11.1%
% of FP17s for the same patient ID Re-attending within 3 months - Adults	5	37	13.5%	12.9%	15.5%
% of FP17s for the same patient ID Re-attending between 3 & 9 months - Children	46	85	54.1%	59.0%	59.2%
% of FP17s for the same patient ID Re-attending between 3 & 9 months - Adults	21	37	56.8%	55.3%	55.8%
% of FP17s for Band 1 Urgent Courses	3	89	3.4%	7.7%	8.7%
% of FP17s Relating to Free Repair or Replacements	0	89	0.0%	0.7%	0.7%
% of FP17s Relating to Continuations	0	89	0.0%	0.8%	0.7%
% of Patients satisfied with the dentistry they have received	2	2	N/A	95.2%	94.0%
% of Patients satisfied with the time they had to wait for an appointment	2	2	N/A	87.2%	88.5%

\* This is based on patients treated on this contract for their most recent course of treatment. Figures in italics indicate the base number of FP17s or Patient Questionnaire responses are less than 100. N/A is shown where the base number of responses is less than 10 during the period. % is calculated as Quantity/Base number\*100

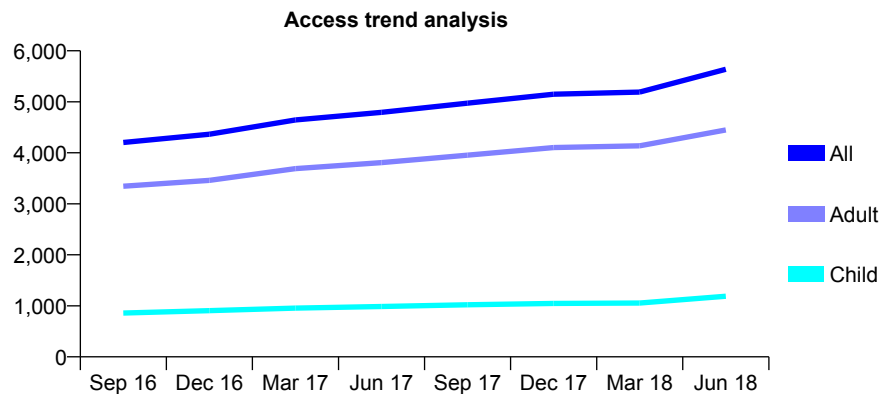
## 7A1 - Vital Signs At a Glance Contract Report for 182532/0001 - June 2018

Name or company name	R Jotangia
Contract type name	GDS Contract
Purpose of contract	General
Contract start date	18/04/2012
Contract end date	

18/19 Contracted general activity (UDA)	11,654
Carry forward general activity (UDA)	0
18/19 Contracted orthodontic activity (UOA)	0
Carry forward orthodontic activity (UOA)	0
Baseline contract value	£273,095.41

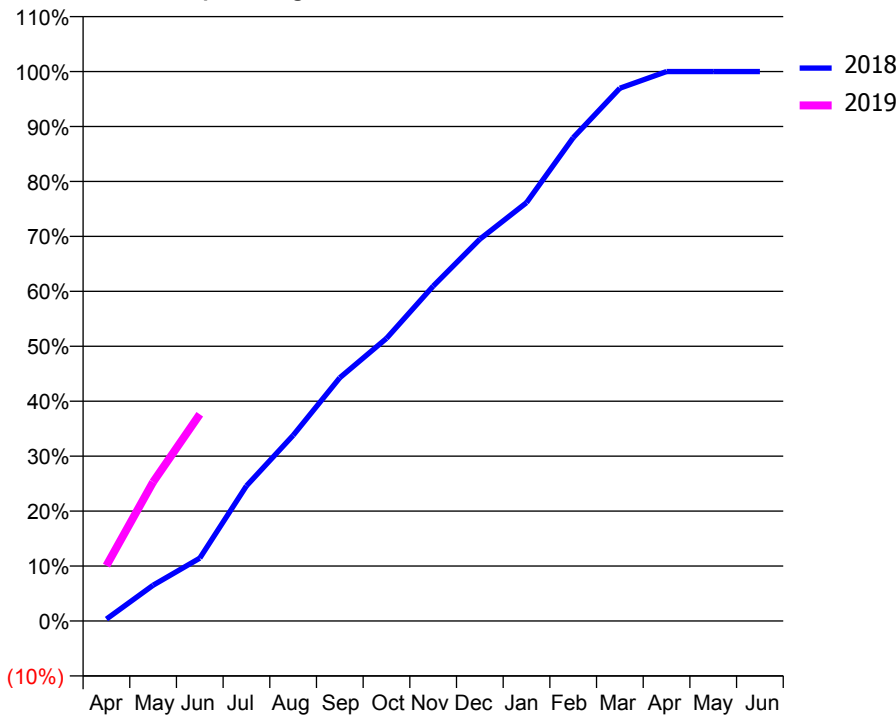
### ACCESS\*

Patients seen in 24 months	Total	Change since previous quarter
Quarter ending June 2017	4,794	
Quarter ending September 2017	4,975	↑
Quarter ending December 2017	5,149	↑
Quarter ending March 2018	5,192	→
Quarter ending June 2018	5,637	↑
<b>Variance since June 2017</b>	<b>17.6%</b>	<b>↑</b>



### ACTIVITY

Cumulative percentage of contracted UDA delivered 2018 & 2019



Month	Adjusted Scheduled Activity (UDA)	
	2018	2019
April	55	1,175
May	1,050	2,949
June	1,844	4,386
July	3,959	
August	5,442	
September	7,131	
October	8,284	
November	9,814	
December	11,189	
January	12,259	
February	14,165	
March	15,615	
April	16,101	
May	16,101	
June	16,101	

### QUALITY

	Quantity	Base Number	Contract	LHB	Wales
% of FP17s for the same patient ID Re-attending within 3 months - Children	22	482	4.6%	7.9%	11.1%
% of FP17s for the same patient ID Re-attending within 3 months - Adults	162	1,582	10.2%	12.9%	15.5%
% of FP17s for the same patient ID Re-attending between 3 & 9 months - Children	241	482	50.0%	59.0%	59.2%
% of FP17s for the same patient ID Re-attending between 3 & 9 months - Adults	718	1,582	45.4%	55.3%	55.8%
% of FP17s for Band 1 Urgent Courses	101	1,848	5.5%	7.7%	8.7%
% of FP17s Relating to Free Repair or Replacements	6	1,848	0.3%	0.7%	0.7%
% of FP17s Relating to Continuations	5	1,848	0.3%	0.8%	0.7%
% of Patients satisfied with the dentistry they have received	15	15	100.0%	95.2%	94.0%
% of Patients satisfied with the time they had to wait for an appointment	13	15	86.7%	87.2%	88.5%

\* This is based on patients treated on this contract for their most recent course of treatment. Figures in italics indicate the base number of FP17s or Patient Questionnaire responses are less than 100. N/A is shown where the base number of responses is less than 10 during the period. % is calculated as Quantity/Base number\*100

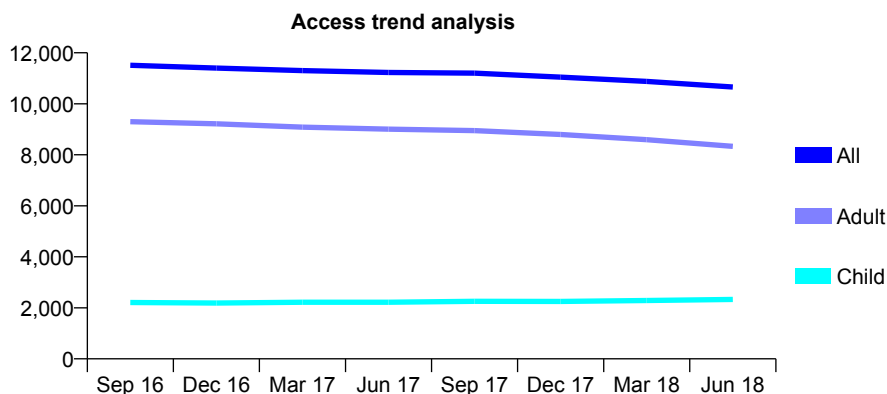
## 7A1 - Vital Signs At a Glance Contract Report for 186023/0001 - June 2018

Name or company name	D N Dental Limited
Contract type name	GDS Contract
Purpose of contract	General
Contract start date	01/05/2012
Contract end date	

18/19 Contracted general activity (UDA)	36,000
Carry forward general activity (UDA)	0
18/19 Contracted orthodontic activity (UOA)	0
Carry forward orthodontic activity (UOA)	0
Baseline contract value	£861,716.29

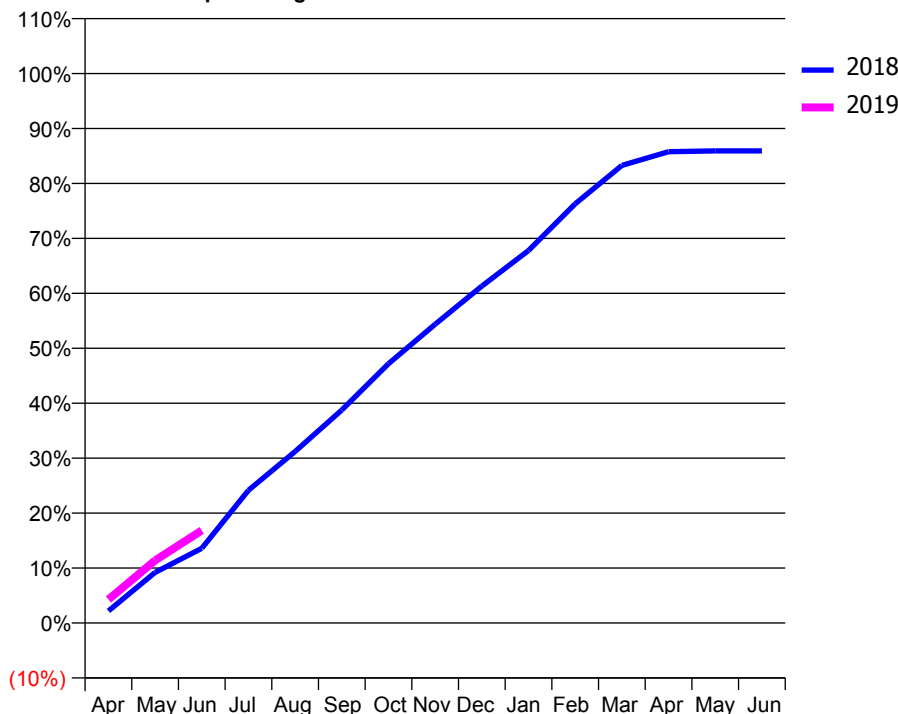
### ACCESS\*

Patients seen in 24 months	Total	Change since previous quarter
Quarter ending June 2017	11,228	
Quarter ending September 2017	11,204	→
Quarter ending December 2017	11,047	↓
Quarter ending March 2018	10,878	↓
Quarter ending June 2018	10,660	↓
<b>Variance since June 2017</b>	<b>(5.1%)</b>	<b>↓</b>



### ACTIVITY

Cumulative percentage of contracted UDA delivered 2018 & 2019



Adjusted Scheduled Activity (UDA)

Month	2018	2019
April	794	1,545
May	3,320	4,105
June	4,899	6,068
July	8,693	
August	11,238	
September	13,957	
October	16,983	
November	19,576	
December	22,069	
January	24,407	
February	27,466	
March	29,978	
April	30,880	
May	30,926	
June	30,933	

### QUALITY

	Quantity	Base Number	Contract	LHB	Wales
% of FP17s for the same patient ID Re-attending within 3 months - Children	43	862	5.0%	7.9%	11.1%
% of FP17s for the same patient ID Re-attending within 3 months - Adults	297	2,851	10.4%	12.9%	15.5%
% of FP17s for the same patient ID Re-attending between 3 & 9 months - Children	552	862	64.0%	59.0%	59.2%
% of FP17s for the same patient ID Re-attending between 3 & 9 months - Adults	1,931	2,851	67.7%	55.3%	55.8%
% of FP17s for Band 1 Urgent Courses	144	3,189	4.5%	7.7%	8.7%
% of FP17s Relating to Free Repair or Replacements	21	3,189	0.7%	0.7%	0.7%
% of FP17s Relating to Continuations	12	3,189	0.4%	0.8%	0.7%
% of Patients satisfied with the dentistry they have received	20	22	90.9%	95.2%	94.0%
% of Patients satisfied with the time they had to wait for an appointment	21	22	95.5%	87.2%	88.5%

\* This is based on patients treated on this contract for their most recent course of treatment. Figures in italics indicate the base number of FP17s or Patient Questionnaire responses are less than 100. N/A is shown where the base number of responses is less than 10 during the period. % is calculated as Quantity/Base number\*100



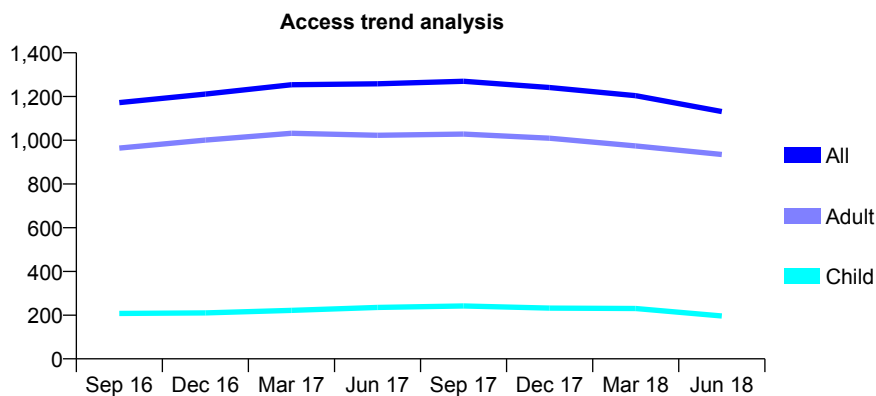
## 7A1 - Vital Signs At a Glance Contract Report for 187011/0002 - June 2018

Name or company name	Betsi Cadwaladr University Health Board
Contract type name	PDS Contract
Purpose of contract	General
Contract start date	01/04/2006
Contract end date	31/03/2019

18/19 Contracted general activity (UDA)	3,605
Carry forward general activity (UDA)	0
18/19 Contracted orthodontic activity (UOA)	0
Carry forward orthodontic activity (UOA)	0
Baseline contract value	£69,963.76

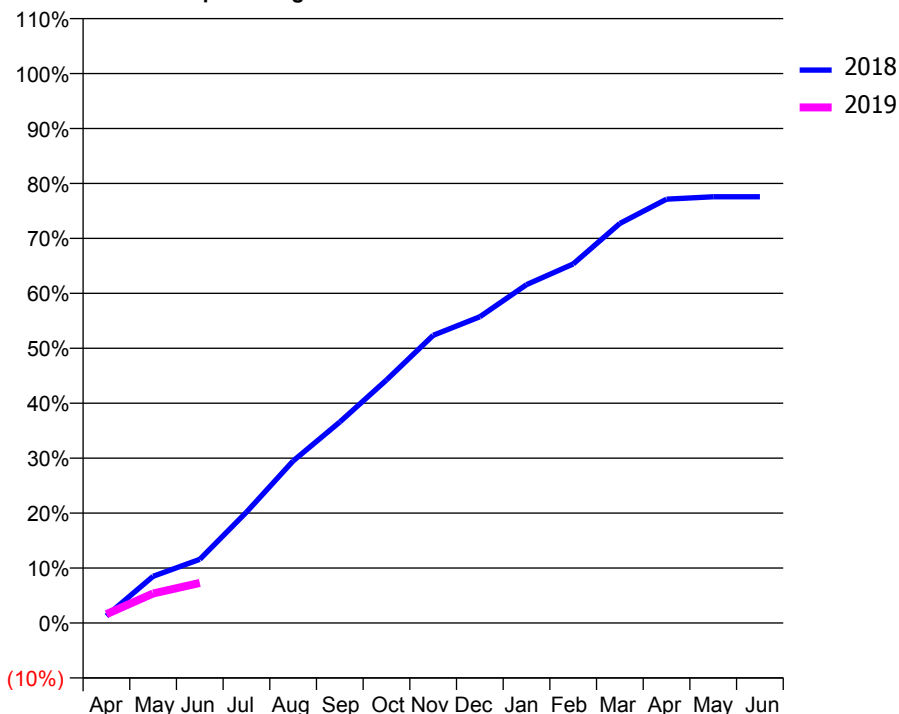
### ACCESS\*

Patients seen in 24 months	Total	Change since previous quarter
Quarter ending June 2017	1,258	
Quarter ending September 2017	1,270	→
Quarter ending December 2017	1,241	↓
Quarter ending March 2018	1,204	↓
Quarter ending June 2018	1,131	↓
<b>Variance since June 2017</b>	<b>(10.1%)</b>	<b>↓</b>



### ACTIVITY

Cumulative percentage of contracted UDA delivered 2018 & 2019



Adjusted Scheduled Activity (UDA)

Month	2018	2019
April	47	58
May	307	194
June	418	263
July	728	
August	1,063	
September	1,319	
October	1,594	
November	1,887	
December	2,009	
January	2,220	
February	2,356	
March	2,621	
April	2,781	
May	2,796	
June	2,796	

### QUALITY

	Quantity	Base Number	Contract	LHB	Wales
% of FP17s for the same patient ID Re-attending within 3 months - Children	0	28	0.0%	7.9%	11.1%
% of FP17s for the same patient ID Re-attending within 3 months - Adults	19	141	13.5%	12.9%	15.5%
% of FP17s for the same patient ID Re-attending between 3 & 9 months - Children	7	28	25.0%	59.0%	59.2%
% of FP17s for the same patient ID Re-attending between 3 & 9 months - Adults	49	141	34.8%	55.3%	55.8%
% of FP17s for Band 1 Urgent Courses	21	104	20.2%	7.7%	8.7%
% of FP17s Relating to Free Repair or Replacements	0	104	0.0%	0.7%	0.7%
% of FP17s Relating to Continuations	0	104	0.0%	0.8%	0.7%
% of Patients satisfied with the dentistry they have received	3	3	N/A	95.2%	94.0%
% of Patients satisfied with the time they had to wait for an appointment	3	3	N/A	87.2%	88.5%

\* This is based on patients treated on this contract for their most recent course of treatment. Figures in italics indicate the base number of FP17s or Patient Questionnaire responses are less than 100. N/A is shown where the base number of responses is less than 10 during the period. % is calculated as Quantity/Base number\*100

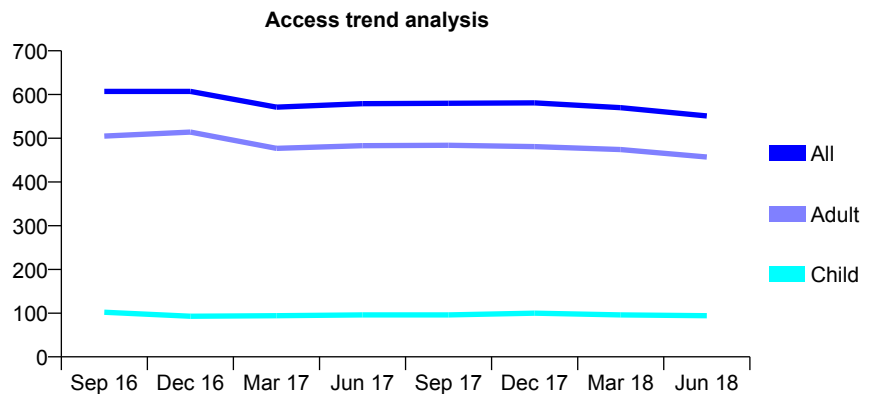
## 7A1 - Vital Signs At a Glance Contract Report for 187011/0004 - June 2018

Name or company name	Betsi Cadwaladr University Health Board
Contract type name	PDS Contract
Purpose of contract	General
Contract start date	01/04/2006
Contract end date	31/03/2019

18/19 Contracted general activity (UDA)	1,500
Carry forward general activity (UDA)	0
18/19 Contracted orthodontic activity (UOA)	0
Carry forward orthodontic activity (UOA)	0
Baseline contract value	£37,143.11

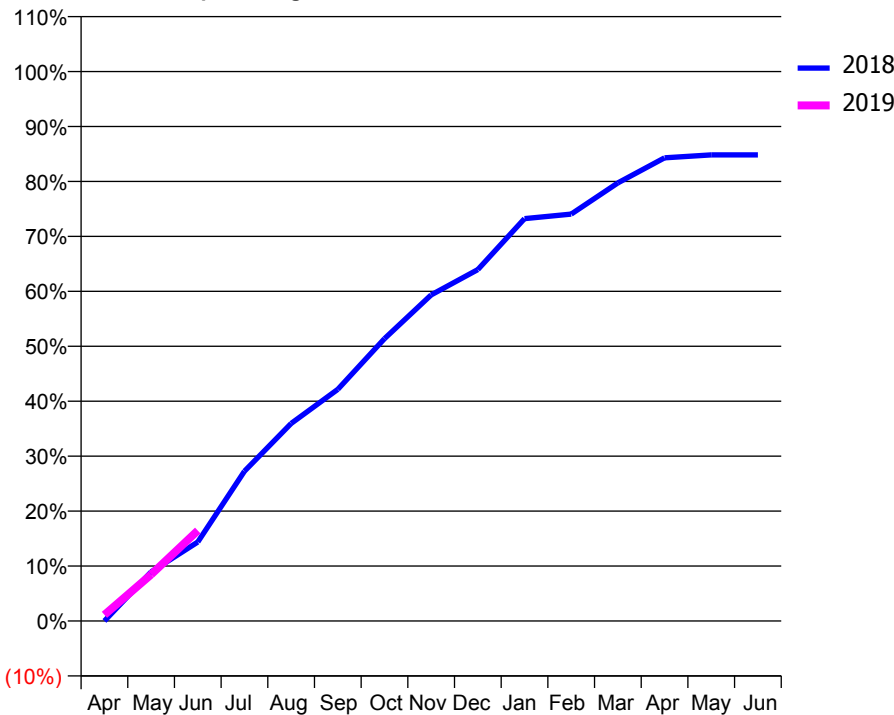
### ACCESS\*

Patients seen in 24 months	Total	Change since previous quarter
Quarter ending June 2017	579	
Quarter ending September 2017	580	→
Quarter ending December 2017	581	→
Quarter ending March 2018	570	↓
Quarter ending June 2018	551	↓
<b>Variance since June 2017</b>	<b>(4.8%)</b>	<b>↓</b>



### ACTIVITY

Cumulative percentage of contracted UDA delivered 2018 & 2019



Month	Adjusted Scheduled Activity (UDA)	
	2018	2019
April	0	17
May	134	127
June	216	247
July	409	
August	539	
September	632	
October	771	
November	890	
December	959	
January	1,098	
February	1,111	
March	1,196	
April	1,264	
May	1,272	
June	1,272	

### QUALITY

	Quantity	Base Number	Contract	LHB	Wales
% of FP17s for the same patient ID Re-attending within 3 months - Children	0	21	0.0%	7.9%	11.1%
% of FP17s for the same patient ID Re-attending within 3 months - Adults	1	88	1.1%	12.9%	15.5%
% of FP17s for the same patient ID Re-attending between 3 & 9 months - Children	7	21	33.3%	59.0%	59.2%
% of FP17s for the same patient ID Re-attending between 3 & 9 months - Adults	25	88	28.4%	55.3%	55.8%
% of FP17s for Band 1 Urgent Courses	0	75	0.0%	7.7%	8.7%
% of FP17s Relating to Free Repair or Replacements	0	75	0.0%	0.7%	0.7%
% of FP17s Relating to Continuations	0	75	0.0%	0.8%	0.7%
% of Patients satisfied with the dentistry they have received	3	3	N/A	95.2%	94.0%
% of Patients satisfied with the time they had to wait for an appointment	2	3	N/A	87.2%	88.5%

\* This is based on patients treated on this contract for their most recent course of treatment. Figures in italics indicate the base number of FP17s or Patient Questionnaire responses are less than 100. N/A is shown where the base number of responses is less than 10 during the period. % is calculated as Quantity/Base number\*100

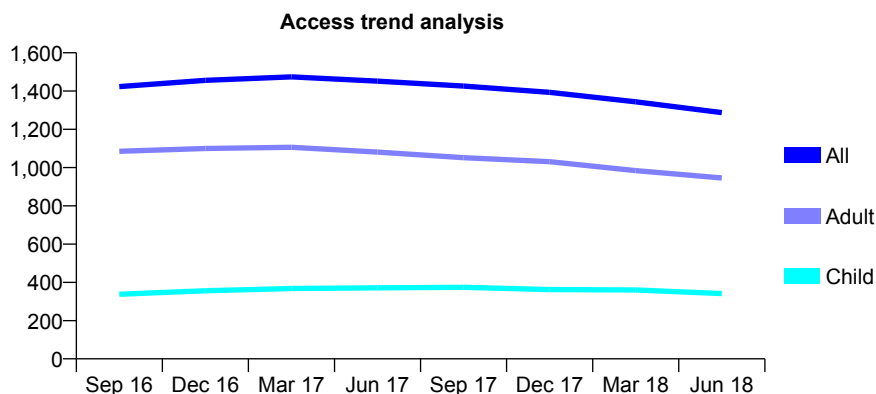
## 7A1 - Vital Signs At a Glance Contract Report for 187011/0005 - June 2018

Name or company name	Betsi Cadwaladr University Health Board
Contract type name	PDS Contract
Purpose of contract	General
Contract start date	02/04/2006
Contract end date	31/03/2019

18/19 Contracted general activity (UDA)	3,200
Carry forward general activity (UDA)	0
18/19 Contracted orthodontic activity (UOA)	0
Carry forward orthodontic activity (UOA)	0
Baseline contract value	£83,916.90

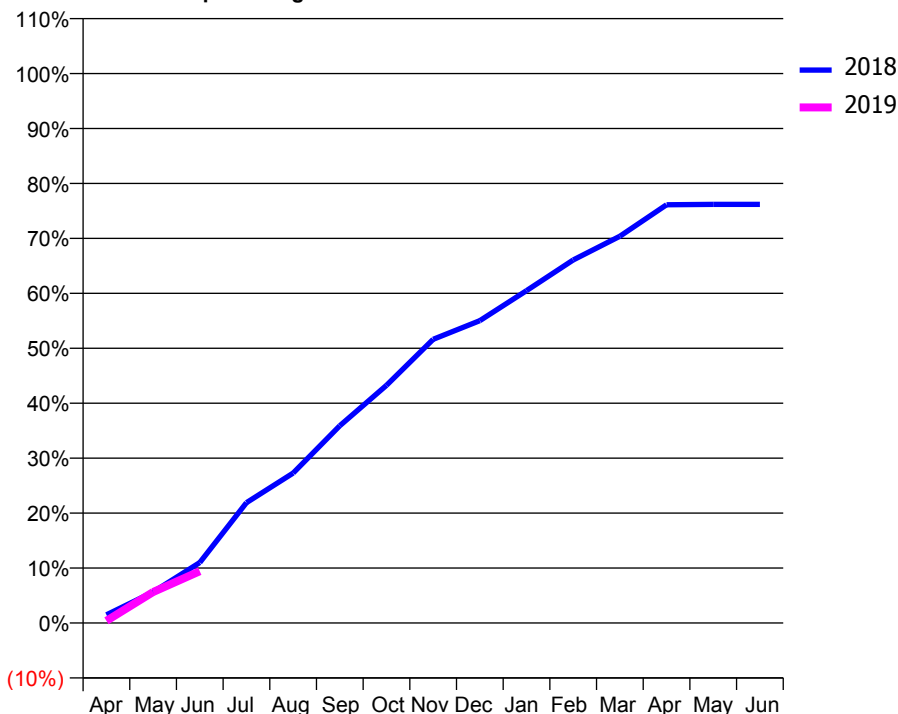
### ACCESS\*

Patients seen in 24 months	Total	Change since previous quarter
Quarter ending June 2017	1,452	
Quarter ending September 2017	1,426	↓
Quarter ending December 2017	1,393	↓
Quarter ending March 2018	1,344	↓
Quarter ending June 2018	1,287	↓
<b>Variance since June 2017</b>	<b>(11.4%)</b>	<b>↓</b>



### ACTIVITY

Cumulative percentage of contracted UDA delivered 2018 & 2019



Adjusted Scheduled Activity (UDA)

Month	2018	2019
April	47	13
May	180	180
June	352	302
July	701	
August	873	
September	1,149	
October	1,384	
November	1,652	
December	1,761	
January	1,936	
February	2,114	
March	2,252	
April	2,436	
May	2,438	
June	2,438	

### QUALITY

	Quantity	Base Number	Contract	LHB	Wales
% of FP17s for the same patient ID Re-attending within 3 months - Children	4	77	5.2%	7.9%	11.1%
% of FP17s for the same patient ID Re-attending within 3 months - Adults	8	168	4.8%	12.9%	15.5%
% of FP17s for the same patient ID Re-attending between 3 & 9 months - Children	31	77	40.3%	59.0%	59.2%
% of FP17s for the same patient ID Re-attending between 3 & 9 months - Adults	59	168	35.1%	55.3%	55.8%
% of FP17s for Band 1 Urgent Courses	10	166	6.0%	7.7%	8.7%
% of FP17s Relating to Free Repair or Replacements	1	166	0.6%	0.7%	0.7%
% of FP17s Relating to Continuations	1	166	0.6%	0.8%	0.7%
% of Patients satisfied with the dentistry they have received	1	1	N/A	95.2%	94.0%
% of Patients satisfied with the time they had to wait for an appointment	1	1	N/A	87.2%	88.5%

\* This is based on patients treated on this contract for their most recent course of treatment. Figures in italics indicate the base number of FP17s or Patient Questionnaire responses are less than 100. N/A is shown where the base number of responses is less than 10 during the period. % is calculated as Quantity/Base number\*100

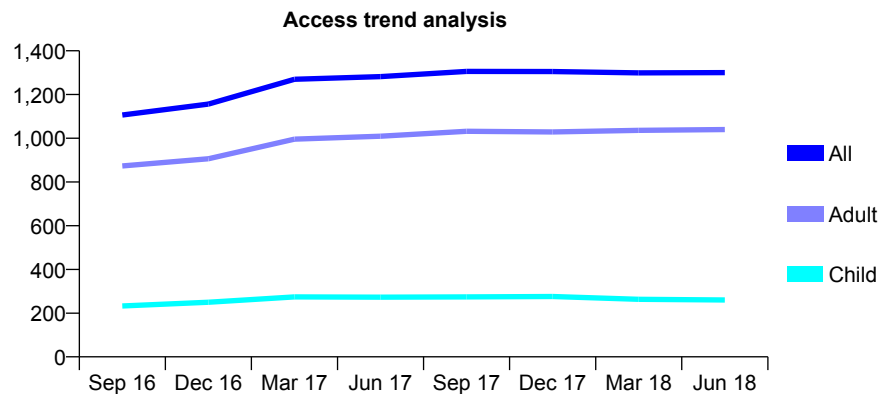
## 7A1 - Vital Signs At a Glance Contract Report for 188042/0001 - June 2018

Name or company name	T Ferguson
Contract type name	GDS Contract
Purpose of contract	General
Contract start date	01/08/2014
Contract end date	

18/19 Contracted general activity (UDA)	5,811
Carry forward general activity (UDA)	0
18/19 Contracted orthodontic activity (UOA)	0
Carry forward orthodontic activity (UOA)	0
Baseline contract value	£183,221.06

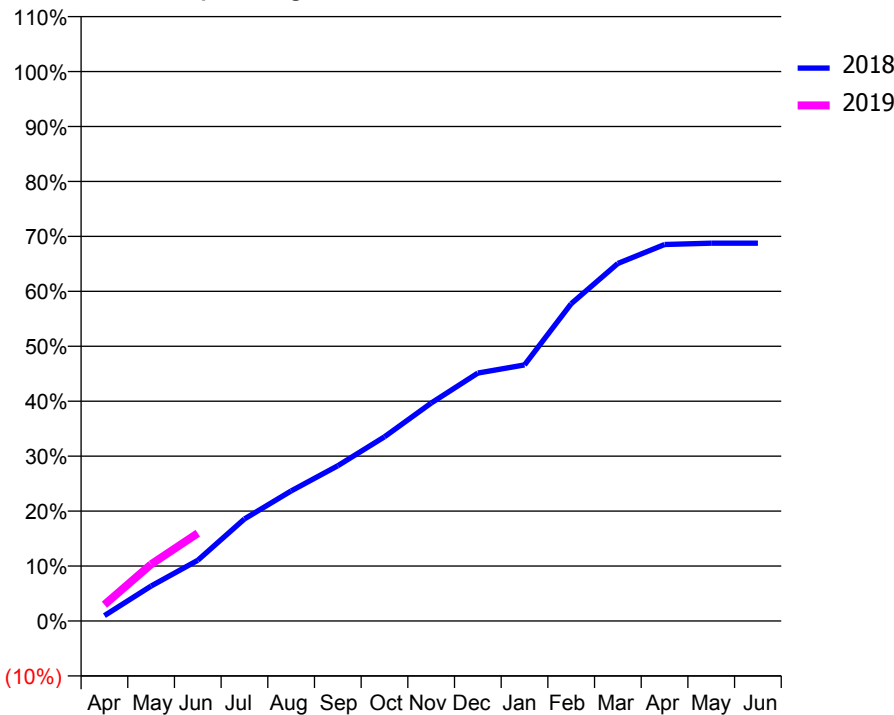
### ACCESS\*

Patients seen in 24 months	Total	Change since previous quarter
Quarter ending June 2017	1,282	
Quarter ending September 2017	1,306	→
Quarter ending December 2017	1,305	→
Quarter ending March 2018	1,299	→
Quarter ending June 2018	1,300	→
<b>Variance since June 2017</b>	<b>1.4%</b>	<b>→</b>



### ACTIVITY

Cumulative percentage of contracted UDA delivered 2018 & 2019



Month	Adjusted Scheduled Activity (UDA)	
	2018	2019
April	57	173
May	370	600
June	642	928
July	1,079	
August	1,376	
September	1,642	
October	1,948	
November	2,305	
December	2,622	
January	2,709	
February	3,355	
March	3,781	
April	3,981	
May	3,996	
June	3,996	

### QUALITY

	Quantity	Base Number	Contract	LHB	Wales
% of FP17s for the same patient ID Re-attending within 3 months - Children	6	95	6.3%	7.9%	11.1%
% of FP17s for the same patient ID Re-attending within 3 months - Adults	81	457	17.7%	12.9%	15.5%
% of FP17s for the same patient ID Re-attending between 3 & 9 months - Children	63	95	66.3%	59.0%	59.2%
% of FP17s for the same patient ID Re-attending between 3 & 9 months - Adults	272	457	59.5%	55.3%	55.8%
% of FP17s for Band 1 Urgent Courses	26	436	6.0%	7.7%	8.7%
% of FP17s Relating to Free Repair or Replacements	6	436	1.4%	0.7%	0.7%
% of FP17s Relating to Continuations	5	436	1.1%	0.8%	0.7%
% of Patients satisfied with the dentistry they have received	3	3	N/A	95.2%	94.0%
% of Patients satisfied with the time they had to wait for an appointment	2	3	N/A	87.2%	88.5%

\* This is based on patients treated on this contract for their most recent course of treatment. Figures in italics indicate the base number of FP17s or Patient Questionnaire responses are less than 100. N/A is shown where the base number of responses is less than 10 during the period. % is calculated as Quantity/Base number\*100

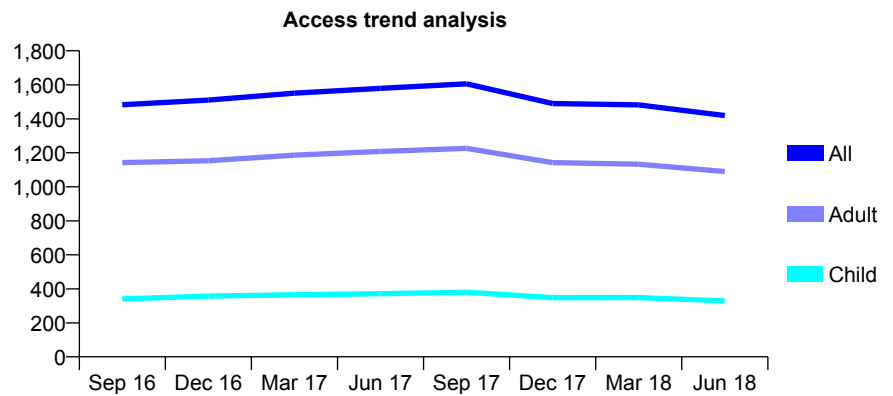
## 7A1 - Vital Signs At a Glance Contract Report for 192163/0001 - June 2018

Name or company name	Betsi Cadwaladr University Health Board
Contract type name	PDS Contract
Purpose of contract	General
Contract start date	29/03/2010
Contract end date	31/03/2019

18/19 Contracted general activity (UDA)	4,368
Carry forward general activity (UDA)	0
18/19 Contracted orthodontic activity (UOA)	0
Carry forward orthodontic activity (UOA)	0
Baseline contract value	£169,180.85

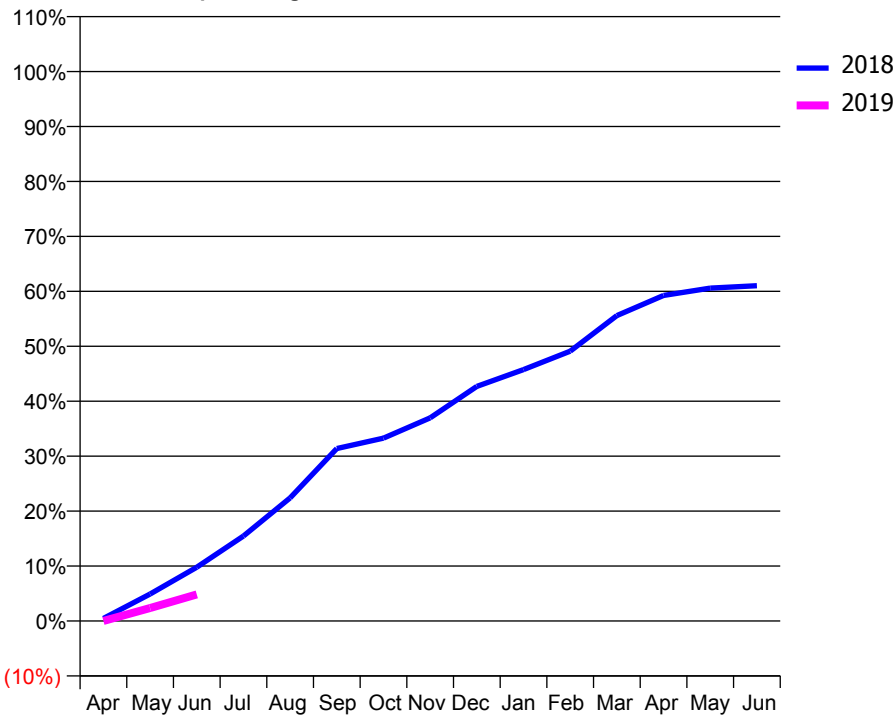
### ACCESS\*

Patients seen in 24 months	Total	Change since previous quarter
Quarter ending June 2017	1,579	
Quarter ending September 2017	1,606	→
Quarter ending December 2017	1,490	↓
Quarter ending March 2018	1,482	→
Quarter ending June 2018	1,419	↓
<b>Variance since June 2017</b>	<b>(10.1%)</b>	<b>↓</b>



### ACTIVITY

Cumulative percentage of contracted UDA delivered 2018 & 2019



Month	Adjusted Scheduled Activity (UDA)	
	2018	2019
April	20	0
May	214	104
June	427	211
July	676	
August	979	
September	1,371	
October	1,454	
November	1,615	
December	1,865	
January	1,999	
February	2,144	
March	2,428	
April	2,588	
May	2,646	
June	2,665	

### QUALITY

	Quantity	Base Number	Contract	LHB	Wales
% of FP17s for the same patient ID Re-attending within 3 months - Children	5	70	7.1%	7.9%	11.1%
% of FP17s for the same patient ID Re-attending within 3 months - Adults	17	210	8.1%	12.9%	15.5%
% of FP17s for the same patient ID Re-attending between 3 & 9 months - Children	5	70	7.1%	59.0%	59.2%
% of FP17s for the same patient ID Re-attending between 3 & 9 months - Adults	55	210	26.2%	55.3%	55.8%
% of FP17s for Band 1 Urgent Courses	27	118	22.9%	7.7%	8.7%
% of FP17s Relating to Free Repair or Replacements	1	118	0.8%	0.7%	0.7%
% of FP17s Relating to Continuations	0	118	0.0%	0.8%	0.7%
% of Patients satisfied with the dentistry they have received	4	5	N/A	95.2%	94.0%
% of Patients satisfied with the time they had to wait for an appointment	5	5	N/A	87.2%	88.5%

\* This is based on patients treated on this contract for their most recent course of treatment. Figures in italics indicate the base number of FP17s or Patient Questionnaire responses are less than 100. N/A is shown where the base number of responses is less than 10 during the period. % is calculated as Quantity/Base number\*100

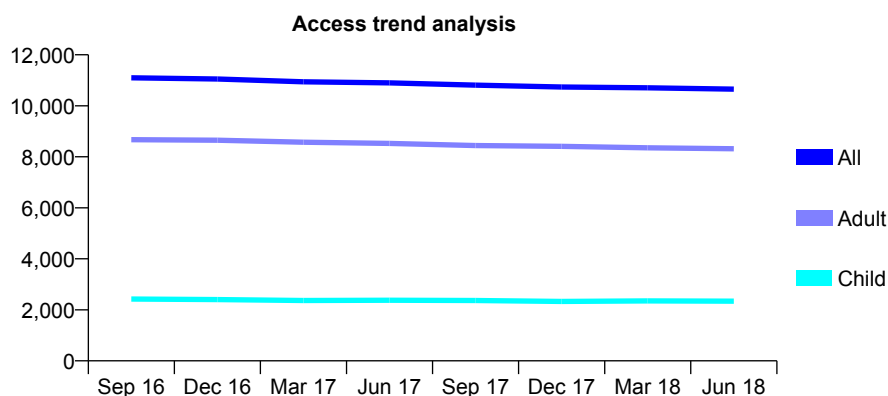
## 7A1 - Vital Signs At a Glance Contract Report for 193216/0001 - June 2018

Name or company name	Ruthin Dental
Contract type name	GDS Contract
Purpose of contract	General and Orthodontic
Contract start date	01/04/2013
Contract end date	

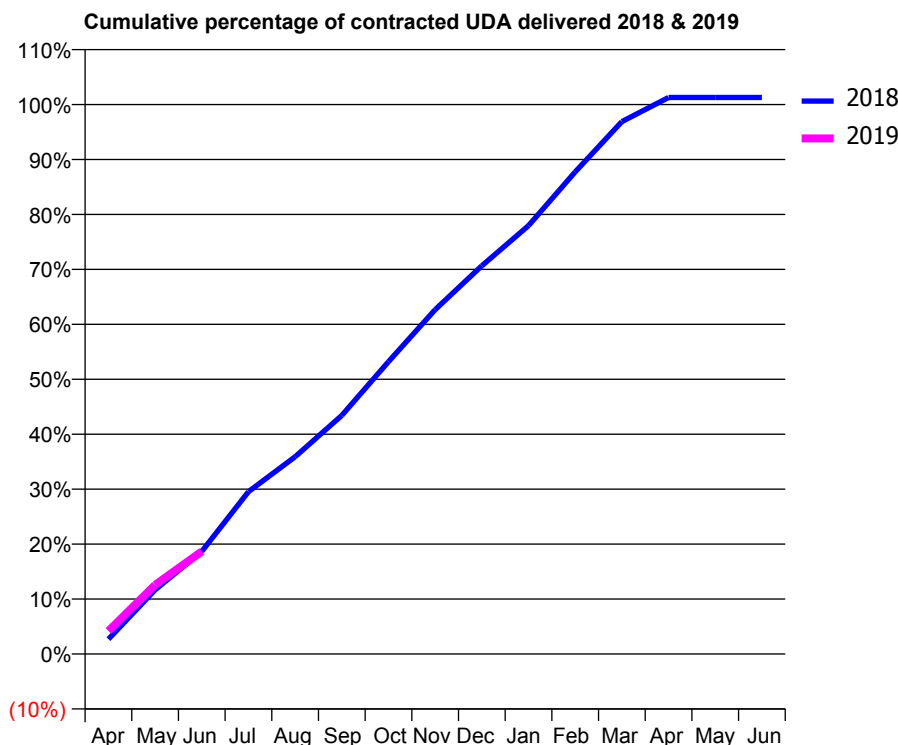
18/19 Contracted general activity (UDA)	32,000
Carry forward general activity (UDA)	0
18/19 Contracted orthodontic activity (UOA)	481
Carry forward orthodontic activity (UOA)	0
Baseline contract value	£848,726.76

### ACCESS\*

Patients seen in 24 months	Total	Change since previous quarter
Quarter ending June 2017	10,900	
Quarter ending September 2017	10,811	→
Quarter ending December 2017	10,739	→
Quarter ending March 2018	10,704	→
Quarter ending June 2018	10,656	→
<b>Variance since June 2017</b>	<b>(2.2%)</b>	<b>↓</b>



### ACTIVITY



Month	Adjusted Scheduled Activity (UDA)	
	2018	2019
April	857	1,339
May	3,684	4,028
June	5,891	5,979
July	9,317	
August	11,326	
September	13,696	
October	16,786	
November	19,773	
December	22,287	
January	24,590	
February	27,677	
March	30,564	
April	31,949	
May	31,952	
June	31,951	

### QUALITY

	Quantity	Base Number	Contract	LHB	Wales
% of FP17s for the same patient ID Re-attending within 3 months - Children	35	905	3.9%	7.9%	11.1%
% of FP17s for the same patient ID Re-attending within 3 months - Adults	394	3,135	12.6%	12.9%	15.5%
% of FP17s for the same patient ID Re-attending between 3 & 9 months - Children	613	905	67.7%	59.0%	59.2%
% of FP17s for the same patient ID Re-attending between 3 & 9 months - Adults	1,831	3,135	58.4%	55.3%	55.8%
% of FP17s for Band 1 Urgent Courses	171	3,319	5.2%	7.7%	8.7%
% of FP17s Relating to Free Repair or Replacements	27	3,319	0.8%	0.7%	0.7%
% of FP17s Relating to Continuations	20	3,319	0.6%	0.8%	0.7%
% of Patients satisfied with the dentistry they have received	18	18	100.0%	95.2%	94.0%
% of Patients satisfied with the time they had to wait for an appointment	15	18	83.3%	87.2%	88.5%

\* This is based on patients treated on this contract for their most recent course of treatment. Figures in italics indicate the base number of FP17s or Patient Questionnaire responses are less than 100. N/A is shown where the base number of responses is less than 10 during the period. % is calculated as Quantity/Base number\*100

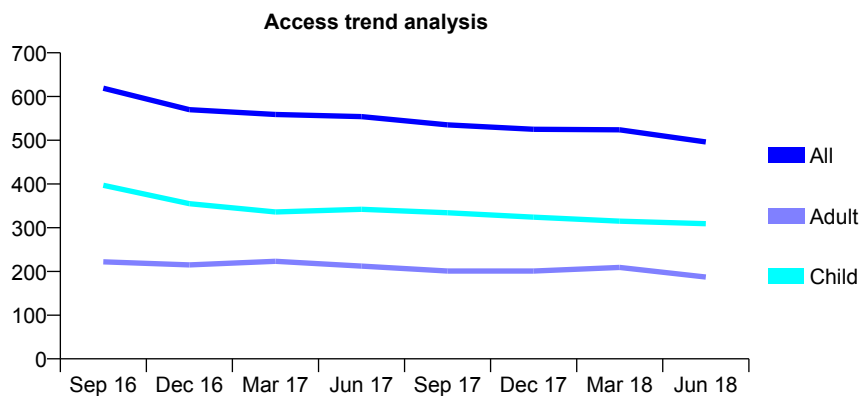
## 7A1 - Vital Signs At a Glance Contract Report for 196991/0001 - June 2018

Name or company name	Miss C Smith
Contract type name	GDS Contract
Purpose of contract	General
Contract start date	01/04/2015
Contract end date	

18/19 Contracted general activity (UDA)	1,320
Carry forward general activity (UDA)	0
18/19 Contracted orthodontic activity (UOA)	0
Carry forward orthodontic activity (UOA)	0
Baseline contract value	£33,199.43

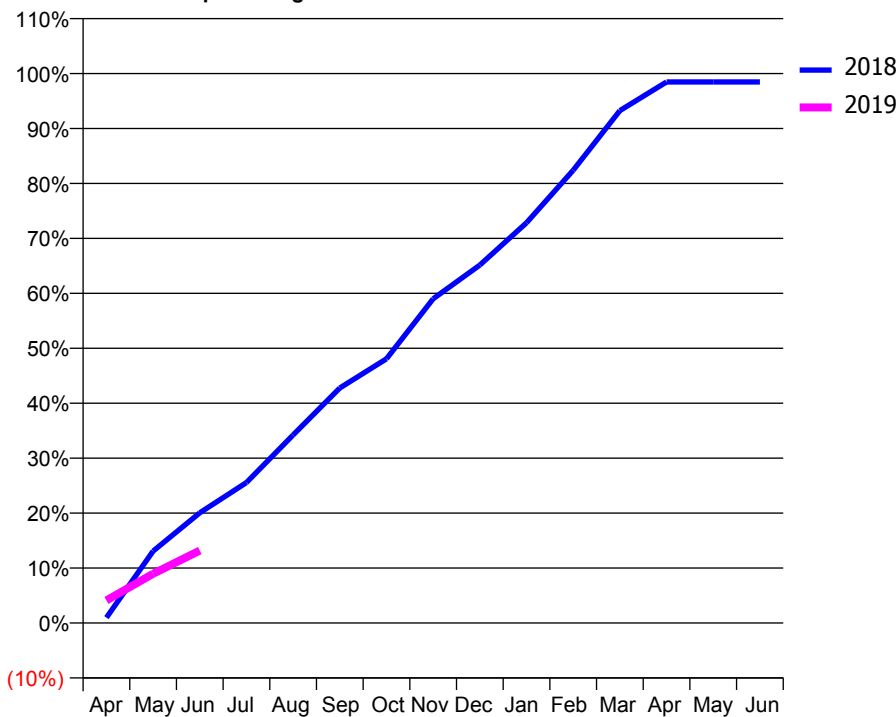
### ACCESS\*

Patients seen in 24 months	Total	Change since previous quarter
Quarter ending June 2017	554	
Quarter ending September 2017	535	↓
Quarter ending December 2017	525	↓
Quarter ending March 2018	524	→
Quarter ending June 2018	496	↓
<b>Variance since June 2017</b>	<b>(10.5%)</b>	<b>↓</b>



### ACTIVITY

Cumulative percentage of contracted UDA delivered 2018 & 2019



Adjusted Scheduled Activity (UDA)

Month	2018	2019
April	13	54
May	173	118
June	265	174
July	338	
August	452	
September	565	
October	635	
November	779	
December	860	
January	961	
February	1,088	
March	1,231	
April	1,300	
May	1,300	
June	1,300	

### QUALITY

	Quantity	Base Number	Contract	LHB	Wales
% of FP17s for the same patient ID Re-attending within 3 months - Children	3	103	2.9%	7.9%	11.1%
% of FP17s for the same patient ID Re-attending within 3 months - Adults	2	47	4.3%	12.9%	15.5%
% of FP17s for the same patient ID Re-attending between 3 & 9 months - Children	63	103	61.2%	59.0%	59.2%
% of FP17s for the same patient ID Re-attending between 3 & 9 months - Adults	25	47	53.2%	55.3%	55.8%
% of FP17s for Band 1 Urgent Courses	1	122	0.8%	7.7%	8.7%
% of FP17s Relating to Free Repair or Replacements	0	122	0.0%	0.7%	0.7%
% of FP17s Relating to Continuations	0	122	0.0%	0.8%	0.7%
% of Patients satisfied with the dentistry they have received	0	0	N/A	95.2%	94.0%
% of Patients satisfied with the time they had to wait for an appointment	0	0	N/A	87.2%	88.5%

\* This is based on patients treated on this contract for their most recent course of treatment. Figures in italics indicate the base number of FP17s or Patient Questionnaire responses are less than 100. N/A is shown where the base number of responses is less than 10 during the period. % is calculated as Quantity/Base number\*100

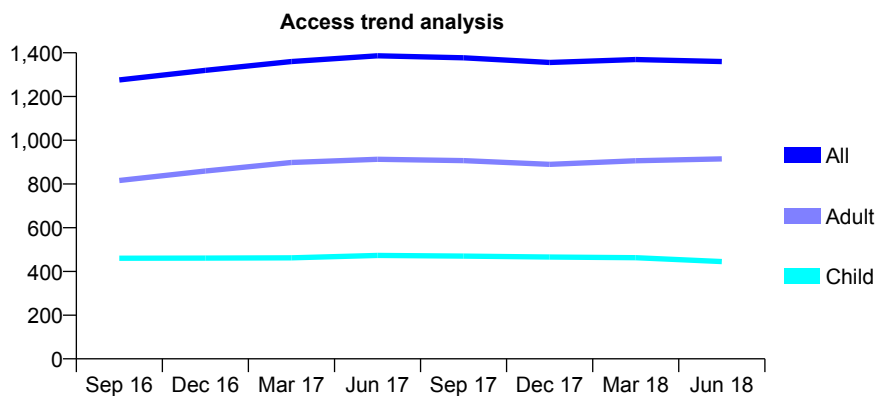
## 7A1 - Vital Signs At a Glance Contract Report for 197041/0001 - June 2018

Name or company name	Belmont House
Contract type name	GDS Contract
Purpose of contract	General
Contract start date	01/05/2008
Contract end date	

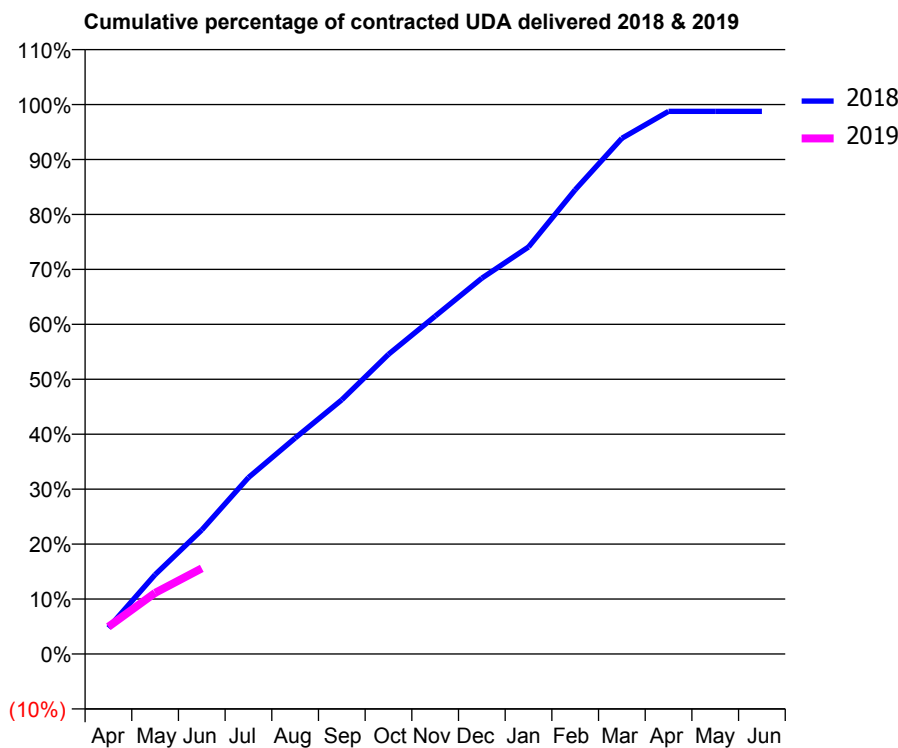
18/19 Contracted general activity (UDA)	3,846
Carry forward general activity (UDA)	0
18/19 Contracted orthodontic activity (UOA)	0
Carry forward orthodontic activity (UOA)	0
Baseline contract value	£115,875.83

### ACCESS\*

Patients seen in 24 months	Total	Change since previous quarter
Quarter ending June 2017	1,386	
Quarter ending September 2017	1,377	→
Quarter ending December 2017	1,356	↓
Quarter ending March 2018	1,369	→
Quarter ending June 2018	1,360	→
<b>Variance since June 2017</b>	<b>(1.9%)</b>	<b>↓</b>



### ACTIVITY



Month	Adjusted Scheduled Activity (UDA)	
	2018	2019
April	169	191
May	512	428
June	801	600
July	1,139	
August	1,393	
September	1,640	
October	1,934	
November	2,180	
December	2,425	
January	2,627	
February	2,996	
March	3,328	
April	3,502	
May	3,502	
June	3,502	

### QUALITY

	Quantity	Base Number	Contract	LHB	Wales
% of FP17s for the same patient ID Re-attending within 3 months - Children	6	144	4.2%	7.9%	11.1%
% of FP17s for the same patient ID Re-attending within 3 months - Adults	20	300	6.7%	12.9%	15.5%
% of FP17s for the same patient ID Re-attending between 3 & 9 months - Children	105	144	72.9%	59.0%	59.2%
% of FP17s for the same patient ID Re-attending between 3 & 9 months - Adults	186	300	62.0%	55.3%	55.8%
% of FP17s for Band 1 Urgent Courses	13	354	3.7%	7.7%	8.7%
% of FP17s Relating to Free Repair or Replacements	0	354	0.0%	0.7%	0.7%
% of FP17s Relating to Continuations	0	354	0.0%	0.8%	0.7%
% of Patients satisfied with the dentistry they have received	7	8	N/A	95.2%	94.0%
% of Patients satisfied with the time they had to wait for an appointment	6	8	N/A	87.2%	88.5%

\* This is based on patients treated on this contract for their most recent course of treatment. Figures in italics indicate the base number of FP17s or Patient Questionnaire responses are less than 100. N/A is shown where the base number of responses is less than 10 during the period. % is calculated as Quantity/Base number\*100



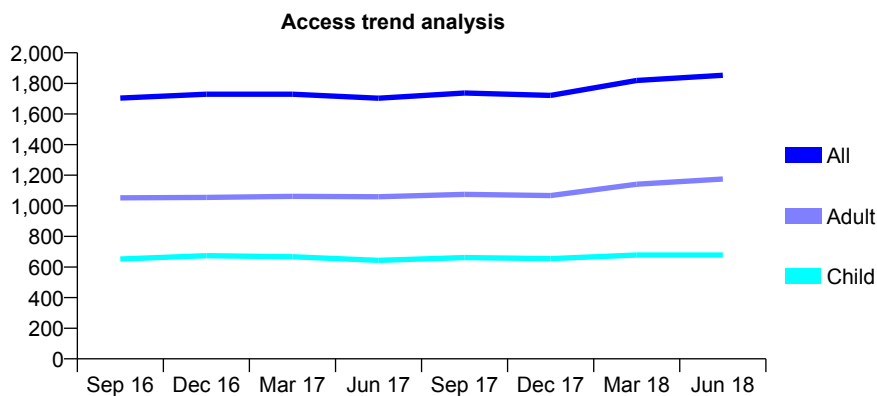
## 7A1 - Vital Signs At a Glance Contract Report for 199818/0001 - June 2018

Name or company name	Mr G Turner & Mr R Davies
Contract type name	GDS Contract
Purpose of contract	General
Contract start date	01/04/2009
Contract end date	

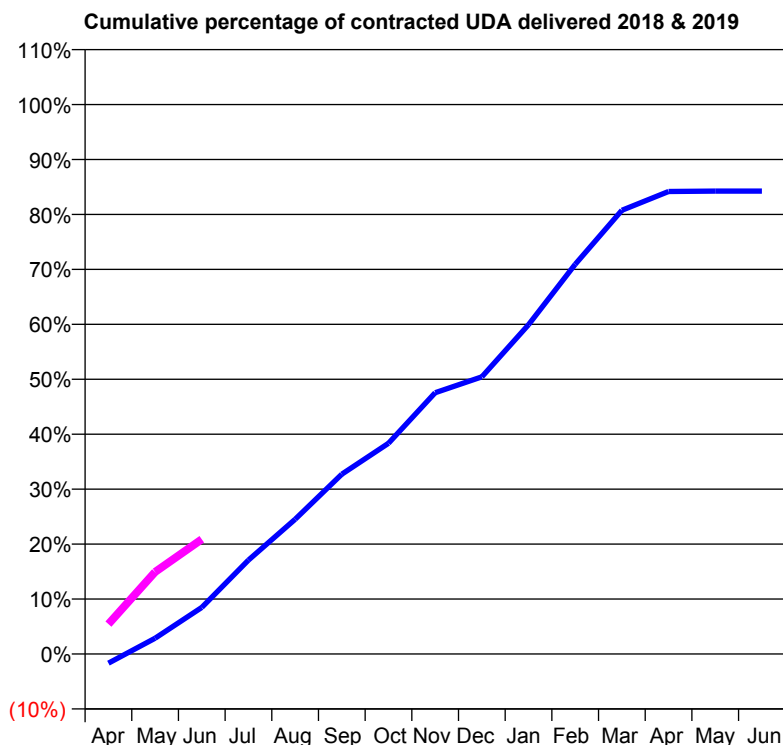
18/19 Contracted general activity (UDA)	5,000
Carry forward general activity (UDA)	0
18/19 Contracted orthodontic activity (UOA)	0
Carry forward orthodontic activity (UOA)	0
Baseline contract value	£120,952.39

### ACCESS\*

Patients seen in 24 months	Total	Change since previous quarter
Quarter ending June 2017	1,703	
Quarter ending September 2017	1,737	→
Quarter ending December 2017	1,722	→
Quarter ending March 2018	1,819	↑
Quarter ending June 2018	1,853	→
<b>Variance since June 2017</b>	<b>8.8%</b>	<b>↑</b>



### ACTIVITY



Adjusted Scheduled Activity (UDA)		
Month	2018	2019
April	-84	273
May	144	747
June	424	1,044
July	855	
August	1,226	
September	1,636	
October	1,918	
November	2,378	
December	2,522	
January	2,996	
February	3,546	
March	4,038	
April	4,209	
May	4,212	
June	4,212	

### QUALITY

	Quantity	Base Number	Contract	LHB	Wales
% of FP17s for the same patient ID Re-attending within 3 months - Children	14	307	4.6%	7.9%	11.1%
% of FP17s for the same patient ID Re-attending within 3 months - Adults	45	474	9.5%	12.9%	15.5%
% of FP17s for the same patient ID Re-attending between 3 & 9 months - Children	211	307	68.7%	59.0%	59.2%
% of FP17s for the same patient ID Re-attending between 3 & 9 months - Adults	290	474	61.2%	55.3%	55.8%
% of FP17s for Band 1 Urgent Courses	24	649	3.7%	7.7%	8.7%
% of FP17s Relating to Free Repair or Replacements	5	649	0.8%	0.7%	0.7%
% of FP17s Relating to Continuations	1	649	0.2%	0.8%	0.7%
% of Patients satisfied with the dentistry they have received	2	2	N/A	95.2%	94.0%
% of Patients satisfied with the time they had to wait for an appointment	2	2	N/A	87.2%	88.5%

\* This is based on patients treated on this contract for their most recent course of treatment. Figures in italics indicate the base number of FP17s or Patient Questionnaire responses are less than 100. N/A is shown where the base number of responses is less than 10 during the period. % is calculated as Quantity/Base number\*100

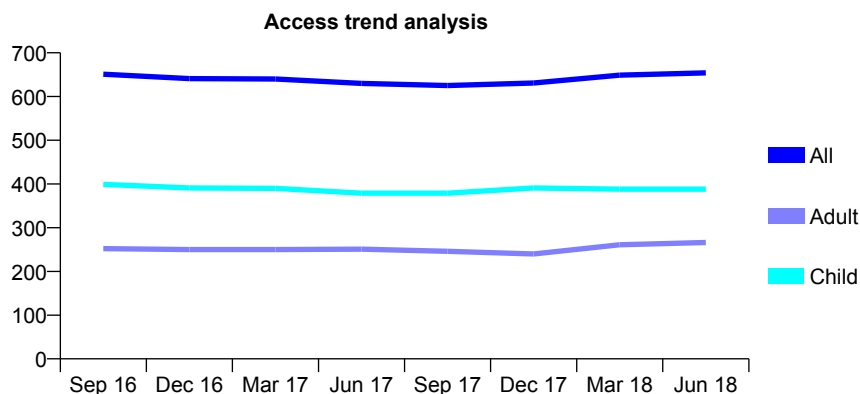
## 7A1 - Vital Signs At a Glance Contract Report for 206229/0003 - June 2018

Name or company name	MR N FRANCIS
Contract type name	GDS Contract
Purpose of contract	General
Contract start date	21/10/2014
Contract end date	

18/19 Contracted general activity (UDA)	1,714
Carry forward general activity (UDA)	0
18/19 Contracted orthodontic activity (UOA)	0
Carry forward orthodontic activity (UOA)	0
Baseline contract value	£41,862.01

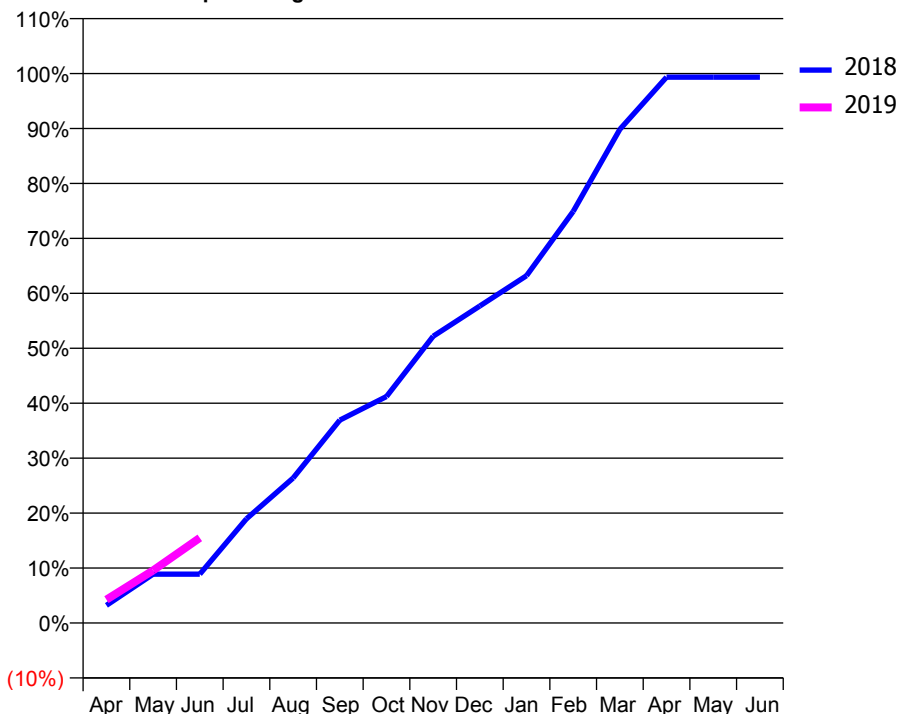
### ACCESS\*

Patients seen in 24 months	Total	Change since previous quarter
Quarter ending June 2017	630	
Quarter ending September 2017	625	→
Quarter ending December 2017	631	→
Quarter ending March 2018	649	↑
Quarter ending June 2018	654	→
<b>Variance since June 2017</b>	<b>3.8%</b>	<b>↑</b>



### ACTIVITY

Cumulative percentage of contracted UDA delivered 2018 & 2019



Adjusted Scheduled Activity (UDA)

Month	2018	2019
April	55	73
May	153	164
June	153	266
July	325	
August	452	
September	633	
October	706	
November	895	
December	989	
January	1,083	
February	1,284	
March	1,540	
April	1,703	
May	1,703	
June	1,703	

### QUALITY

	Quantity	Base Number	Contract	LHB	Wales
% of FP17s for the same patient ID Re-attending within 3 months - Children	8	167	4.8%	7.9%	11.1%
% of FP17s for the same patient ID Re-attending within 3 months - Adults	6	91	6.6%	12.9%	15.5%
% of FP17s for the same patient ID Re-attending between 3 & 9 months - Children	134	167	80.2%	59.0%	59.2%
% of FP17s for the same patient ID Re-attending between 3 & 9 months - Adults	55	91	60.4%	55.3%	55.8%
% of FP17s for Band 1 Urgent Courses	8	154	5.2%	7.7%	8.7%
% of FP17s Relating to Free Repair or Replacements	1	154	0.6%	0.7%	0.7%
% of FP17s Relating to Continuations	0	154	0.0%	0.8%	0.7%
% of Patients satisfied with the dentistry they have received	0	0	N/A	95.2%	94.0%
% of Patients satisfied with the time they had to wait for an appointment	0	0	N/A	87.2%	88.5%

\* This is based on patients treated on this contract for their most recent course of treatment. Figures in italics indicate the base number of FP17s or Patient Questionnaire responses are less than 100. N/A is shown where the base number of responses is less than 10 during the period. % is calculated as Quantity/Base number\*100

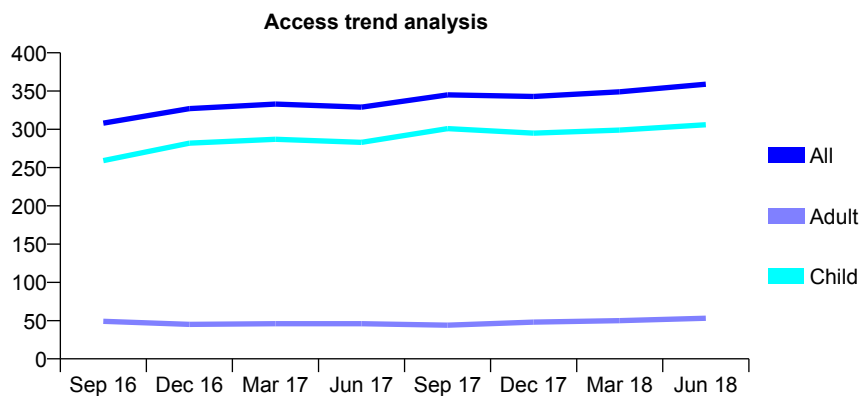
## 7A1 - Vital Signs At a Glance Contract Report for 219002/0001 - June 2018

Name or company name	MRS KJ PEARCE
Contract type name	GDS Contract
Purpose of contract	General
Contract start date	01/04/2006
Contract end date	

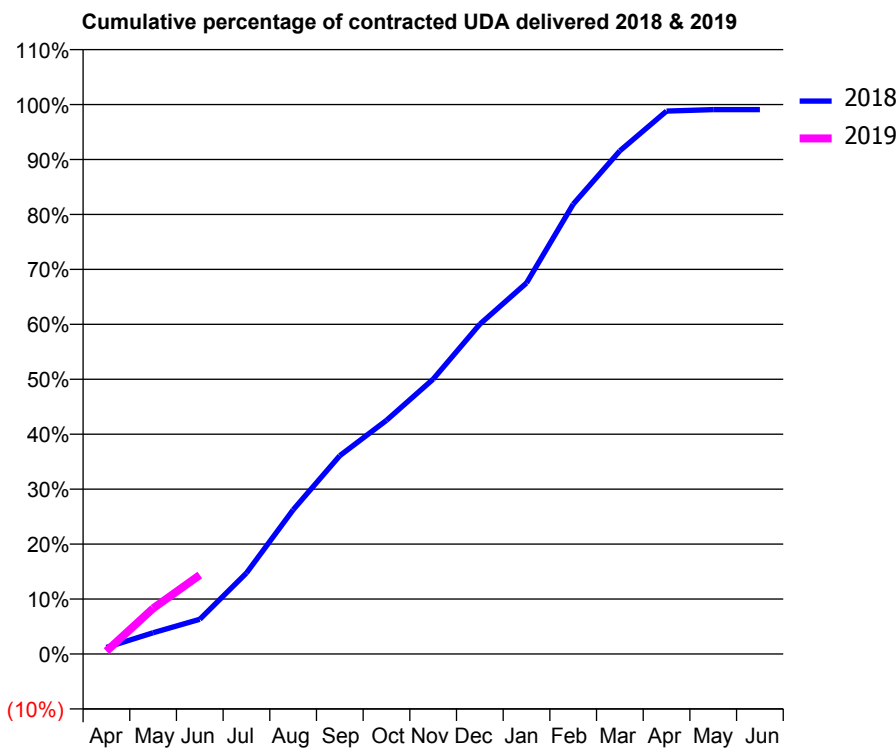
18/19 Contracted general activity (UDA)	750
Carry forward general activity (UDA)	0
18/19 Contracted orthodontic activity (UOA)	0
Carry forward orthodontic activity (UOA)	0
Baseline contract value	£18,333.27

### ACCESS\*

Patients seen in 24 months	Total	Change since previous quarter
Quarter ending June 2017	329	
Quarter ending September 2017	345	↑
Quarter ending December 2017	343	→
Quarter ending March 2018	349	→
Quarter ending June 2018	359	↑
<b>Variance since June 2017</b>	<b>9.1%</b>	<b>↑</b>



### ACTIVITY



Month	Adjusted Scheduled Activity (UDA)	
	2018	2019
April	9	4
May	29	62
June	47	108
July	111	
August	197	
September	271	
October	319	
November	375	
December	450	
January	506	
February	614	
March	687	
April	741	
May	743	
June	743	

### QUALITY

	Quantity	Base Number	Contract	LHB	Wales
% of FP17s for the same patient ID Re-attending within 3 months - Children	11	107	10.3%	7.9%	11.1%
% of FP17s for the same patient ID Re-attending within 3 months - Adults	1	9	11.1%	12.9%	15.5%
% of FP17s for the same patient ID Re-attending between 3 & 9 months - Children	65	107	60.7%	59.0%	59.2%
% of FP17s for the same patient ID Re-attending between 3 & 9 months - Adults	4	9	44.4%	55.3%	55.8%
% of FP17s for Band 1 Urgent Courses	9	76	11.8%	7.7%	8.7%
% of FP17s Relating to Free Repair or Replacements	0	76	0.0%	0.7%	0.7%
% of FP17s Relating to Continuations	0	76	0.0%	0.8%	0.7%
% of Patients satisfied with the dentistry they have received	1	1	N/A	95.2%	94.0%
% of Patients satisfied with the time they had to wait for an appointment	1	1	N/A	87.2%	88.5%

\* This is based on patients treated on this contract for their most recent course of treatment. Figures in italics indicate the base number of FP17s or Patient Questionnaire responses are less than 100. N/A is shown where the base number of responses is less than 10 during the period. % is calculated as Quantity/Base number\*100

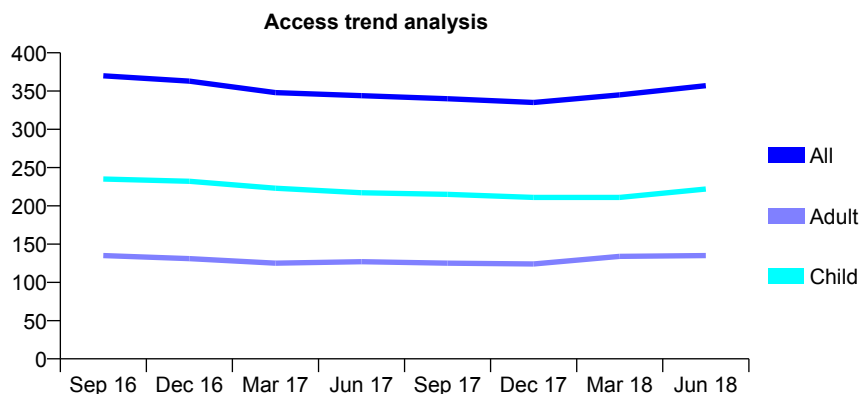
## 7A1 - Vital Signs At a Glance Contract Report for 221090/0001 - June 2018

Name or company name	MR CR ANDRADE
Contract type name	GDS Contract
Purpose of contract	General
Contract start date	01/04/2006
Contract end date	

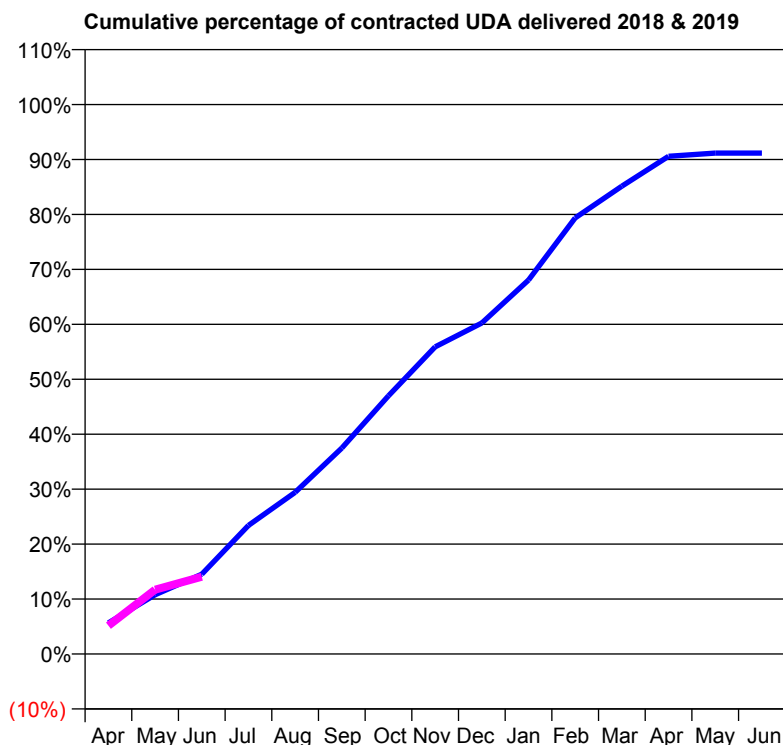
18/19 Contracted general activity (UDA)	833
Carry forward general activity (UDA)	0
18/19 Contracted orthodontic activity (UOA)	0
Carry forward orthodontic activity (UOA)	0
Baseline contract value	£18,861.20

### ACCESS\*

Patients seen in 24 months	Total	Change since previous quarter
Quarter ending June 2017	344	
Quarter ending September 2017	340	↓
Quarter ending December 2017	335	↓
Quarter ending March 2018	345	↑
Quarter ending June 2018	357	↑
<b>Variance since June 2017</b>	<b>3.8%</b>	<b>↑</b>



### ACTIVITY



Adjusted Scheduled Activity (UDA)		
Month	2018	2019
April	47	43
May	90	98
June	121	117
July	195	
August	245	
September	312	
October	391	
November	466	
December	502	
January	567	
February	661	
March	709	
April	754	
May	759	
June	759	

### QUALITY

	Quantity	Base Number	Contract	LHB	Wales
% of FP17s for the same patient ID Re-attending within 3 months - Children	7	74	9.5%	7.9%	11.1%
% of FP17s for the same patient ID Re-attending within 3 months - Adults	2	34	5.9%	12.9%	15.5%
% of FP17s for the same patient ID Re-attending between 3 & 9 months - Children	37	74	50.0%	59.0%	59.2%
% of FP17s for the same patient ID Re-attending between 3 & 9 months - Adults	15	34	44.1%	55.3%	55.8%
% of FP17s for Band 1 Urgent Courses	6	78	7.7%	7.7%	8.7%
% of FP17s Relating to Free Repair or Replacements	0	78	0.0%	0.7%	0.7%
% of FP17s Relating to Continuations	1	78	1.3%	0.8%	0.7%
% of Patients satisfied with the dentistry they have received	2	2	N/A	95.2%	94.0%
% of Patients satisfied with the time they had to wait for an appointment	2	2	N/A	87.2%	88.5%

\* This is based on patients treated on this contract for their most recent course of treatment. Figures in italics indicate the base number of FP17s or Patient Questionnaire responses are less than 100. N/A is shown where the base number of responses is less than 10 during the period. % is calculated as Quantity/Base number\*100

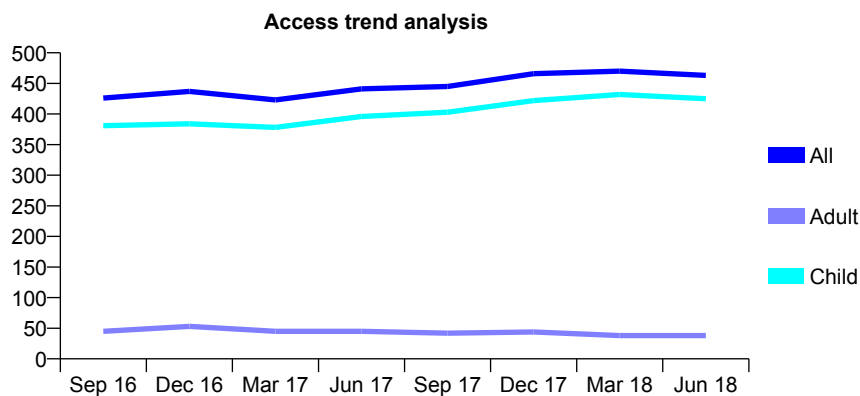
## 7A1 - Vital Signs At a Glance Contract Report for 231495/0001 - June 2018

Name or company name	MISS EV GRIFFITH
Contract type name	GDS Contract
Purpose of contract	General
Contract start date	01/04/2006
Contract end date	

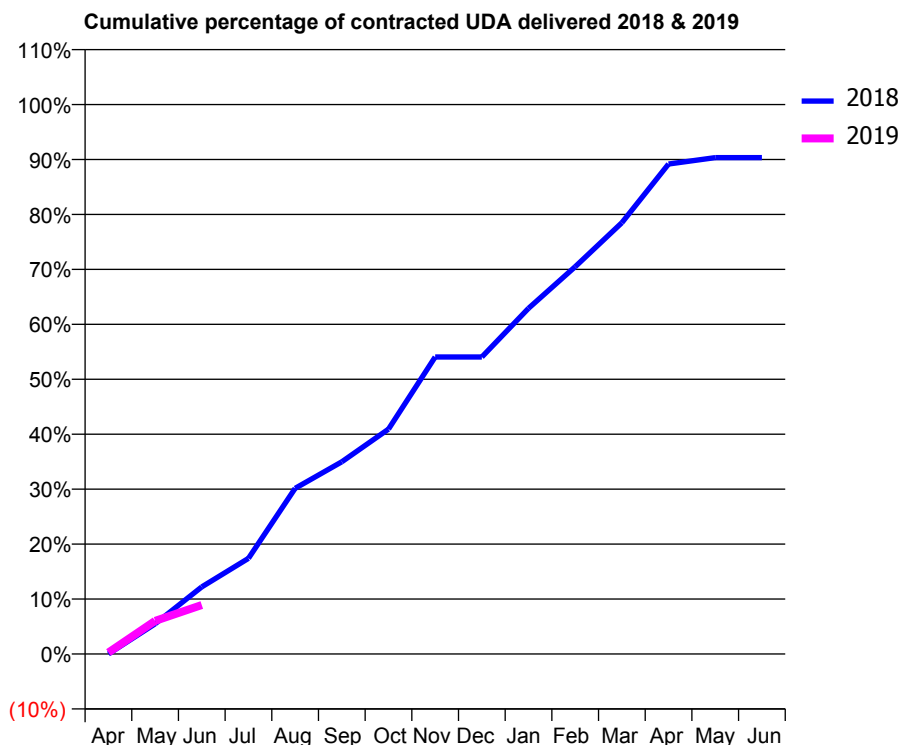
18/19 Contracted general activity (UDA)	1,120
Carry forward general activity (UDA)	0
18/19 Contracted orthodontic activity (UOA)	0
Carry forward orthodontic activity (UOA)	0
Baseline contract value	£27,140.29

### ACCESS\*

Patients seen in 24 months	Total	Change since previous quarter
Quarter ending June 2017	441	
Quarter ending September 2017	445	→
Quarter ending December 2017	466	↑
Quarter ending March 2018	470	→
Quarter ending June 2018	463	↓
<b>Variance since June 2017</b>	<b>5.0%</b>	<b>↑</b>



### ACTIVITY



Month	Adjusted Scheduled Activity (UDA)	
	2018	2019
April	0	3
May	48	68
June	107	100
July	152	
August	264	
September	306	
October	358	
November	473	
December	473	
January	550	
February	617	
March	687	
April	780	
May	790	
June	790	

### QUALITY

	Quantity	Base Number	Contract	LHB	Wales
% of FP17s for the same patient ID Re-attending within 3 months - Children	7	137	5.1%	7.9%	11.1%
% of FP17s for the same patient ID Re-attending within 3 months - Adults	0	0	N/A	12.9%	15.5%
% of FP17s for the same patient ID Re-attending between 3 & 9 months - Children	69	137	50.4%	59.0%	59.2%
% of FP17s for the same patient ID Re-attending between 3 & 9 months - Adults	0	0	N/A	55.3%	55.8%
% of FP17s for Band 1 Urgent Courses	10	72	13.9%	7.7%	8.7%
% of FP17s Relating to Free Repair or Replacements	0	72	0.0%	0.7%	0.7%
% of FP17s Relating to Continuations	0	72	0.0%	0.8%	0.7%
% of Patients satisfied with the dentistry they have received	1	1	N/A	95.2%	94.0%
% of Patients satisfied with the time they had to wait for an appointment	1	1	N/A	87.2%	88.5%

\* This is based on patients treated on this contract for their most recent course of treatment. Figures in italics indicate the base number of FP17s or Patient Questionnaire responses are less than 100. N/A is shown where the base number of responses is less than 10 during the period. % is calculated as Quantity/Base number\*100

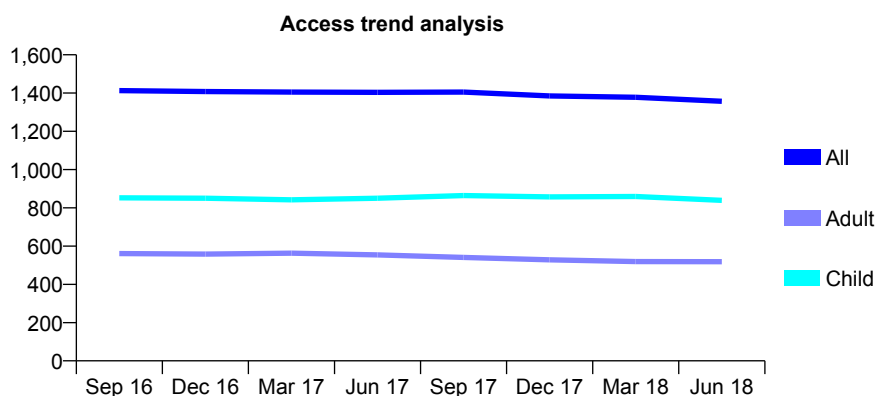
## 7A1 - Vital Signs At a Glance Contract Report for 231517/0001 - June 2018

Name or company name	MRS DV MARSHALL
Contract type name	GDS Contract
Purpose of contract	General
Contract start date	01/04/2006
Contract end date	

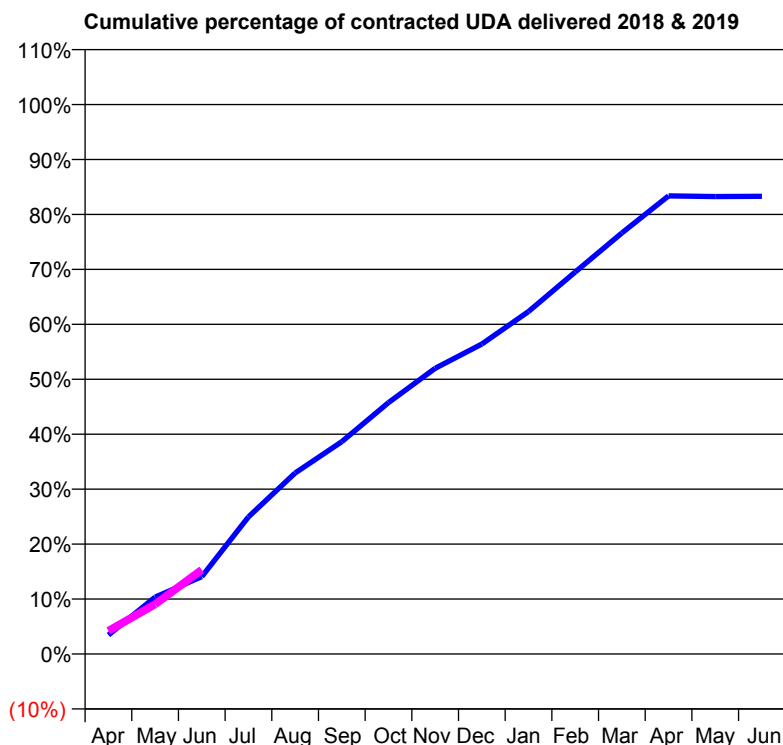
18/19 Contracted general activity (UDA)	3,920
Carry forward general activity (UDA)	0
18/19 Contracted orthodontic activity (UOA)	0
Carry forward orthodontic activity (UOA)	0
Baseline contract value	£98,592.23

### ACCESS\*

Patients seen in 24 months	Total	Change since previous quarter
Quarter ending June 2017	1,404	
Quarter ending September 2017	1,405	→
Quarter ending December 2017	1,385	↓
Quarter ending March 2018	1,378	→
Quarter ending June 2018	1,357	↓
<b>Variance since June 2017</b>	<b>(3.3%)</b>	<b>↓</b>



### ACTIVITY



Month	Adjusted Scheduled Activity (UDA)	
	2018	2019
April	136	165
May	406	355
June	552	601
July	978	
August	1,291	
September	1,515	
October	1,793	
November	2,038	
December	2,212	
January	2,443	
February	2,725	
March	3,004	
April	3,268	
May	3,263	
June	3,265	

### QUALITY

	Quantity	Base Number	Contract	LHB	Wales
% of FP17s for the same patient ID Re-attending within 3 months - Children	26	329	7.9%	7.9%	11.1%
% of FP17s for the same patient ID Re-attending within 3 months - Adults	17	168	10.1%	12.9%	15.5%
% of FP17s for the same patient ID Re-attending between 3 & 9 months - Children	187	329	56.8%	59.0%	59.2%
% of FP17s for the same patient ID Re-attending between 3 & 9 months - Adults	105	168	62.5%	55.3%	55.8%
% of FP17s for Band 1 Urgent Courses	9	349	2.6%	7.7%	8.7%
% of FP17s Relating to Free Repair or Replacements	1	349	0.3%	0.7%	0.7%
% of FP17s Relating to Continuations	1	349	0.3%	0.8%	0.7%
% of Patients satisfied with the dentistry they have received	3	3	N/A	95.2%	94.0%
% of Patients satisfied with the time they had to wait for an appointment	3	3	N/A	87.2%	88.5%

\* This is based on patients treated on this contract for their most recent course of treatment. Figures in italics indicate the base number of FP17s or Patient Questionnaire responses are less than 100. N/A is shown where the base number of responses is less than 10 during the period. % is calculated as Quantity/Base number\*100

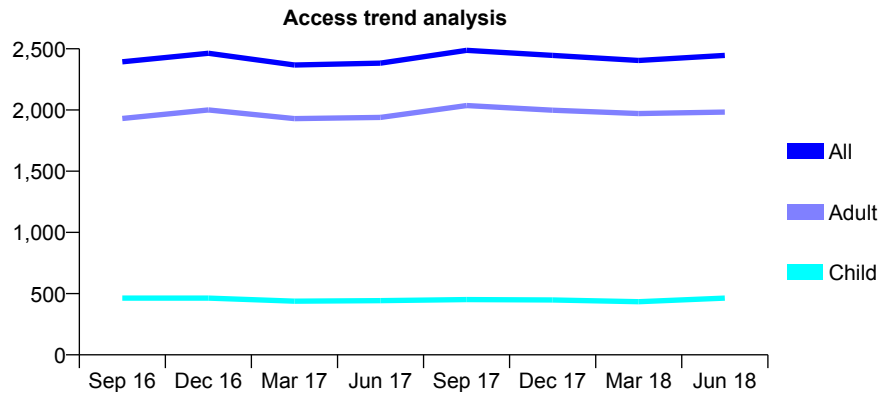
## 7A1 - Vital Signs At a Glance Contract Report for 234087/0001 - June 2018

Name or company name	MR TJ BEGGS
Contract type name	GDS Contract
Purpose of contract	General
Contract start date	01/04/2006
Contract end date	

18/19 Contracted general activity (UDA)	6,567
Carry forward general activity (UDA)	0
18/19 Contracted orthodontic activity (UOA)	0
Carry forward orthodontic activity (UOA)	0
Baseline contract value	£205,059.81

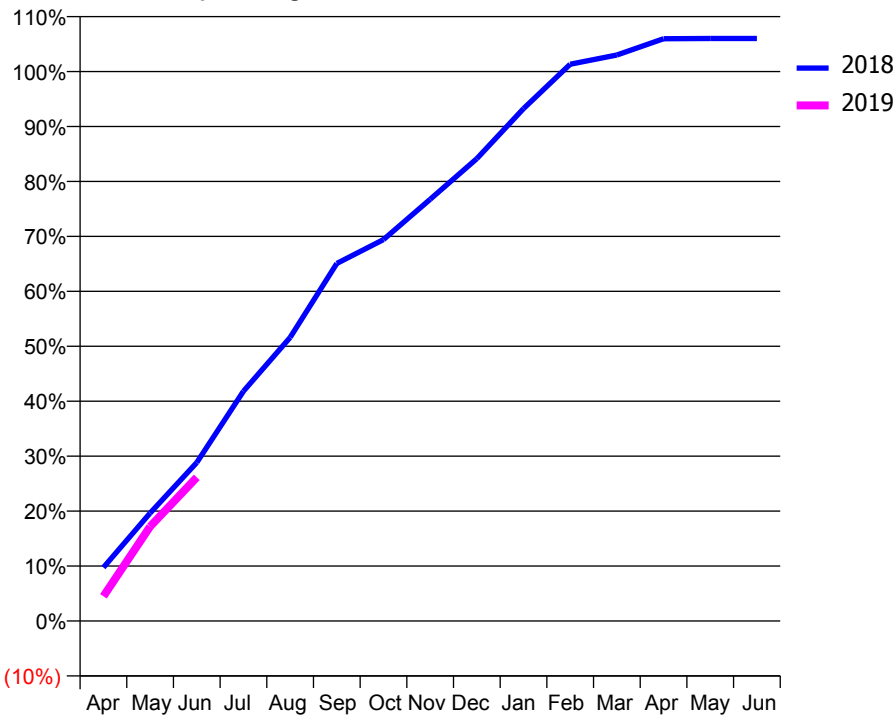
### ACCESS\*

Patients seen in 24 months	Total	Change since previous quarter
Quarter ending June 2017	2,383	
Quarter ending September 2017	2,488	↑
Quarter ending December 2017	2,446	↓
Quarter ending March 2018	2,405	↓
Quarter ending June 2018	2,446	→
<b>Variance since June 2017</b>	<b>2.6%</b>	<b>↑</b>



### ACTIVITY

Cumulative percentage of contracted UDA delivered 2018 & 2019



Month	Adjusted Scheduled Activity (UDA)	
	2018	2019
April	640	296
May	1,290	1,129
June	1,895	1,717
July	2,746	
August	3,388	
September	4,274	
October	4,559	
November	5,040	
December	5,526	
January	6,123	
February	6,654	
March	6,763	
April	6,959	
May	6,961	
June	6,961	

### QUALITY

	Quantity	Base Number	Contract	LHB	Wales
% of FP17s for the same patient ID Re-attending within 3 months - Children	16	213	7.5%	7.9%	11.1%
% of FP17s for the same patient ID Re-attending within 3 months - Adults	93	744	12.5%	12.9%	15.5%
% of FP17s for the same patient ID Re-attending between 3 & 9 months - Children	78	213	36.6%	59.0%	59.2%
% of FP17s for the same patient ID Re-attending between 3 & 9 months - Adults	308	744	41.4%	55.3%	55.8%
% of FP17s for Band 1 Urgent Courses	82	881	9.3%	7.7%	8.7%
% of FP17s Relating to Free Repair or Replacements	12	881	1.4%	0.7%	0.7%
% of FP17s Relating to Continuations	10	881	1.1%	0.8%	0.7%
% of Patients satisfied with the dentistry they have received	9	9	N/A	95.2%	94.0%
% of Patients satisfied with the time they had to wait for an appointment	9	9	N/A	87.2%	88.5%

\* This is based on patients treated on this contract for their most recent course of treatment. Figures in italics indicate the base number of FP17s or Patient Questionnaire responses are less than 100. N/A is shown where the base number of responses is less than 10 during the period. % is calculated as Quantity/Base number\*100

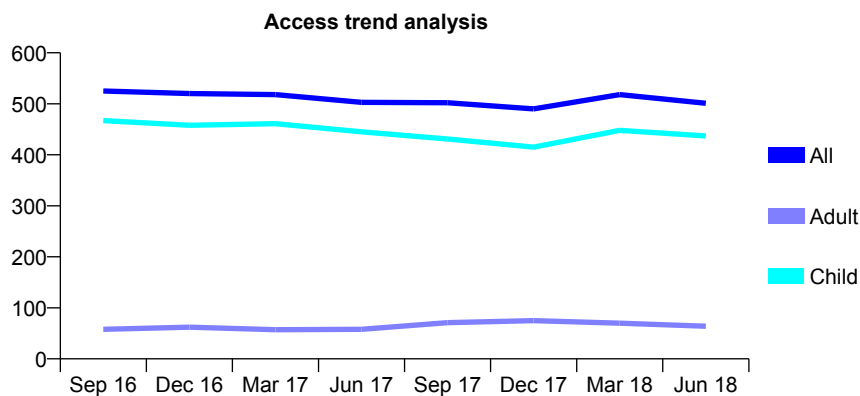
## 7A1 - Vital Signs At a Glance Contract Report for 238538/0001 - June 2018

Name or company name	MISS JM HARRINGTON
Contract type name	GDS Contract
Purpose of contract	General
Contract start date	01/04/2006
Contract end date	

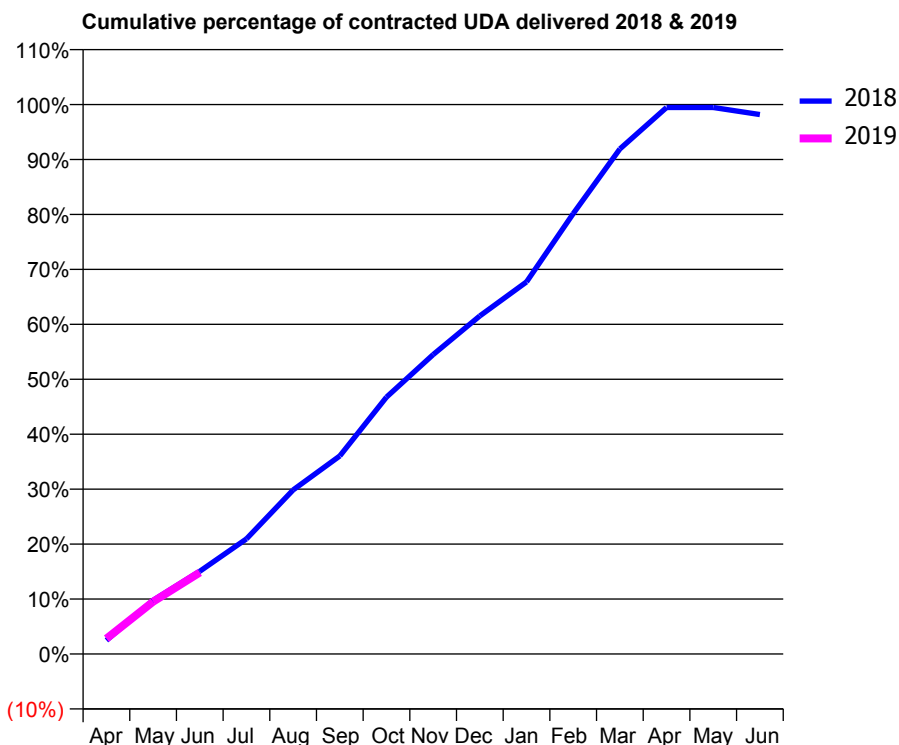
18/19 Contracted general activity (UDA)	1,283
Carry forward general activity (UDA)	0
18/19 Contracted orthodontic activity (UOA)	0
Carry forward orthodontic activity (UOA)	0
Baseline contract value	£33,744.39

### ACCESS\*

Patients seen in 24 months	Total	Change since previous quarter
Quarter ending June 2017	503	
Quarter ending September 2017	502	→
Quarter ending December 2017	490	↓
Quarter ending March 2018	518	↑
Quarter ending June 2018	501	↓
<b>Variance since June 2017</b>	<b>(0.4%)</b>	<b>→</b>



### ACTIVITY



Month	Adjusted Scheduled Activity (UDA)	
	2018	2019
April	32	36
May	125	122
June	193	190
July	269	
August	383	
September	463	
October	600	
November	699	
December	789	
January	869	
February	1,028	
March	1,179	
April	1,276	
May	1,276	
June	1,259	

### QUALITY

	Quantity	Base Number	Contract	LHB	Wales
% of FP17s for the same patient ID Re-attending within 3 months - Children	14	168	8.3%	7.9%	11.1%
% of FP17s for the same patient ID Re-attending within 3 months - Adults	0	(-14)	N/A	12.9%	15.5%
% of FP17s for the same patient ID Re-attending between 3 & 9 months - Children	98	168	58.3%	59.0%	59.2%
% of FP17s for the same patient ID Re-attending between 3 & 9 months - Adults	0	(-14)	N/A	55.3%	55.8%
% of FP17s for Band 1 Urgent Courses	7	125	5.6%	7.7%	8.7%
% of FP17s Relating to Free Repair or Replacements	0	125	0.0%	0.7%	0.7%
% of FP17s Relating to Continuations	0	125	0.0%	0.8%	0.7%
% of Patients satisfied with the dentistry they have received	1	1	N/A	95.2%	94.0%
% of Patients satisfied with the time they had to wait for an appointment	1	1	N/A	87.2%	88.5%

\* This is based on patients treated on this contract for their most recent course of treatment. Figures in italics indicate the base number of FP17s or Patient Questionnaire responses are less than 100. N/A is shown where the base number of responses is less than 10 during the period. % is calculated as Quantity/Base number\*100



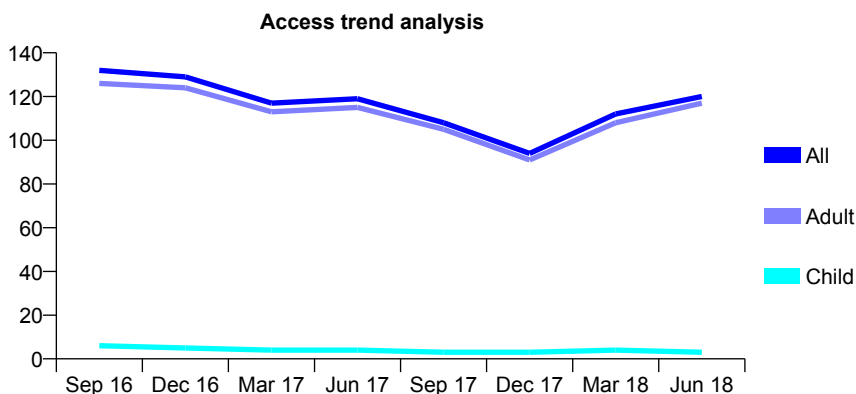
## 7A1 - Vital Signs At a Glance Contract Report for 238538/0002 - June 2018

Name or company name	MISS JM HARRINGTON
Contract type name	PDS Contract
Purpose of contract	General
Contract start date	01/04/2006
Contract end date	31/03/2019

18/19 Contracted general activity (UDA)	240
Carry forward general activity (UDA)	0
18/19 Contracted orthodontic activity (UOA)	0
Carry forward orthodontic activity (UOA)	0
Baseline contract value	£9,158.32

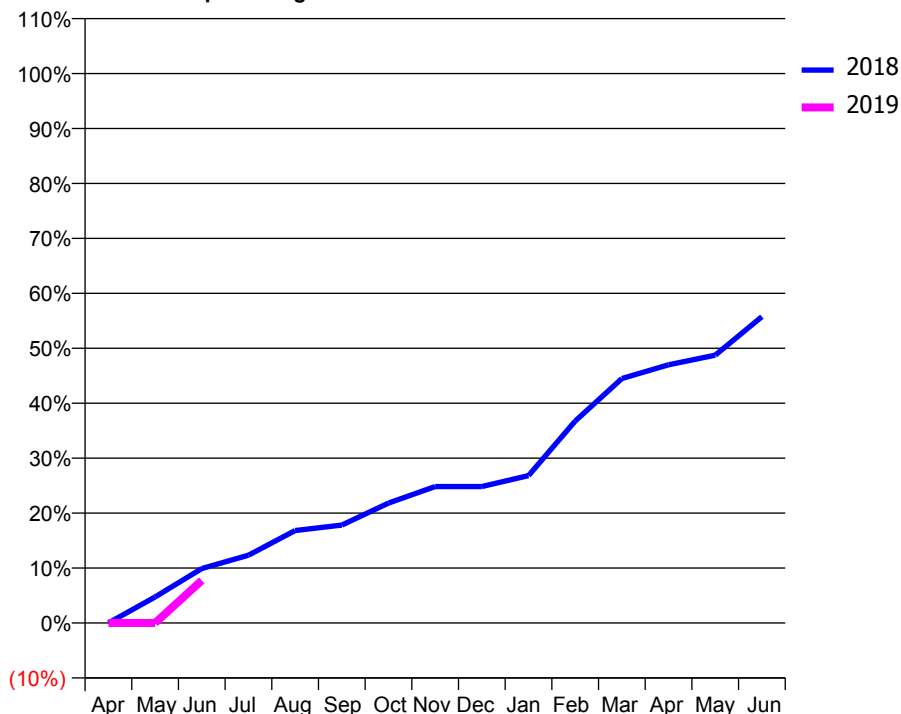
### ACCESS\*

Patients seen in 24 months	Total	Change since previous quarter
Quarter ending June 2017	119	
Quarter ending September 2017	108	↓
Quarter ending December 2017	94	↓
Quarter ending March 2018	112	↑
Quarter ending June 2018	120	↑
<b>Variance since June 2017</b>	<b>0.8%</b>	<b>→</b>



### ACTIVITY

Cumulative percentage of contracted UDA delivered 2018 & 2019



Month	Adjusted Scheduled Activity (UDA)	
	2018	2019
April	0	0
May	11	0
June	24	19
July	30	
August	40	
September	43	
October	52	
November	60	
December	60	
January	64	
February	88	
March	107	
April	113	
May	117	
June	134	

### QUALITY

	Quantity	Base Number	Contract	LHB	Wales
% of FP17s for the same patient ID Re-attending within 3 months - Children	0	1	0.0%	7.9%	11.1%
% of FP17s for the same patient ID Re-attending within 3 months - Adults	1	38	2.6%	12.9%	15.5%
% of FP17s for the same patient ID Re-attending between 3 & 9 months - Children	0	1	0.0%	59.0%	59.2%
% of FP17s for the same patient ID Re-attending between 3 & 9 months - Adults	0	38	0.0%	55.3%	55.8%
% of FP17s for Band 1 Urgent Courses	13	16	81.3%	7.7%	8.7%
% of FP17s Relating to Free Repair or Replacements	0	16	0.0%	0.7%	0.7%
% of FP17s Relating to Continuations	0	16	0.0%	0.8%	0.7%
% of Patients satisfied with the dentistry they have received	0	0	N/A	95.2%	94.0%
% of Patients satisfied with the time they had to wait for an appointment	0	0	N/A	87.2%	88.5%

\* This is based on patients treated on this contract for their most recent course of treatment. Figures in italics indicate the base number of FP17s or Patient Questionnaire responses are less than 100. N/A is shown where the base number of responses is less than 10 during the period. % is calculated as Quantity/Base number\*100

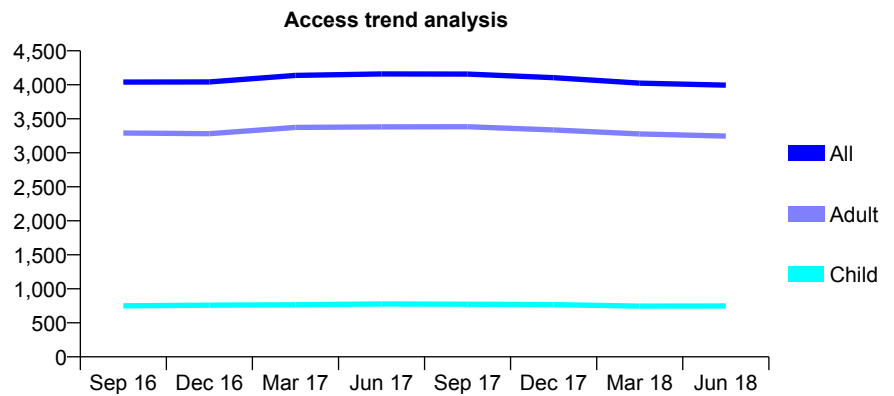
## 7A1 - Vital Signs At a Glance Contract Report for 250899/0001 - June 2018

Name or company name	MR H MAERIVOET
Contract type name	GDS Contract
Purpose of contract	General
Contract start date	01/04/2006
Contract end date	

18/19 Contracted general activity (UDA)	12,005
Carry forward general activity (UDA)	0
18/19 Contracted orthodontic activity (UOA)	0
Carry forward orthodontic activity (UOA)	0
Baseline contract value	£274,460.96

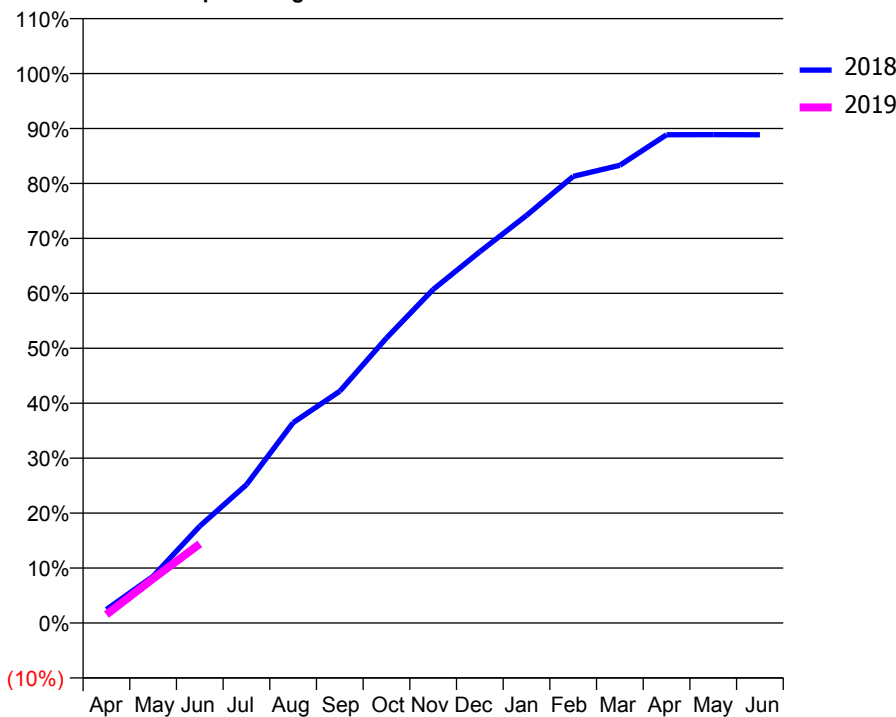
### ACCESS\*

Patients seen in 24 months	Total	Change since previous quarter
Quarter ending June 2017	4,160	
Quarter ending September 2017	4,158	→
Quarter ending December 2017	4,104	↓
Quarter ending March 2018	4,024	↓
Quarter ending June 2018	3,996	→
<b>Variance since June 2017</b>	<b>(3.9%)</b>	<b>↓</b>



### ACTIVITY

Cumulative percentage of contracted UDA delivered 2018 & 2019



Month	Adjusted Scheduled Activity (UDA)	
	2018	2019
April	272	184
May	936	967
June	1,939	1,728
July	2,768	
August	4,010	
September	4,639	
October	5,704	
November	6,675	
December	7,432	
January	8,156	
February	8,938	
March	9,159	
April	9,770	
May	9,774	
June	9,770	

### QUALITY

	Quantity	Base Number	Contract	LHB	Wales
% of FP17s for the same patient ID Re-attending within 3 months - Children	7	283	2.5%	7.9%	11.1%
% of FP17s for the same patient ID Re-attending within 3 months - Adults	85	1,006	8.4%	12.9%	15.5%
% of FP17s for the same patient ID Re-attending between 3 & 9 months - Children	137	283	48.4%	59.0%	59.2%
% of FP17s for the same patient ID Re-attending between 3 & 9 months - Adults	484	1,006	48.1%	55.3%	55.8%
% of FP17s for Band 1 Urgent Courses	92	916	10.0%	7.7%	8.7%
% of FP17s Relating to Free Repair or Replacements	2	916	0.2%	0.7%	0.7%
% of FP17s Relating to Continuations	3	916	0.3%	0.8%	0.7%
% of Patients satisfied with the dentistry they have received	17	17	100.0%	95.2%	94.0%
% of Patients satisfied with the time they had to wait for an appointment	17	17	100.0%	87.2%	88.5%

\* This is based on patients treated on this contract for their most recent course of treatment. Figures in italics indicate the base number of FP17s or Patient Questionnaire responses are less than 100. N/A is shown where the base number of responses is less than 10 during the period. % is calculated as Quantity/Base number\*100

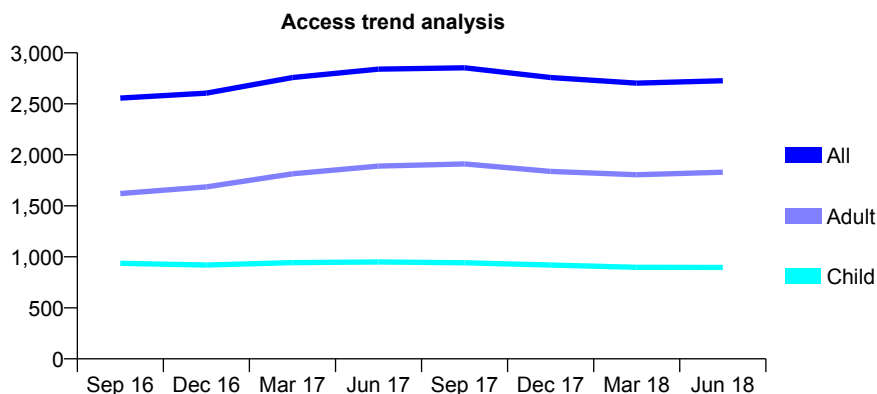
## 7A1 - Vital Signs At a Glance Contract Report for 278831/0001 - June 2018

Name or company name	MR R DAVIES
Contract type name	GDS Contract
Purpose of contract	General
Contract start date	01/09/2012
Contract end date	

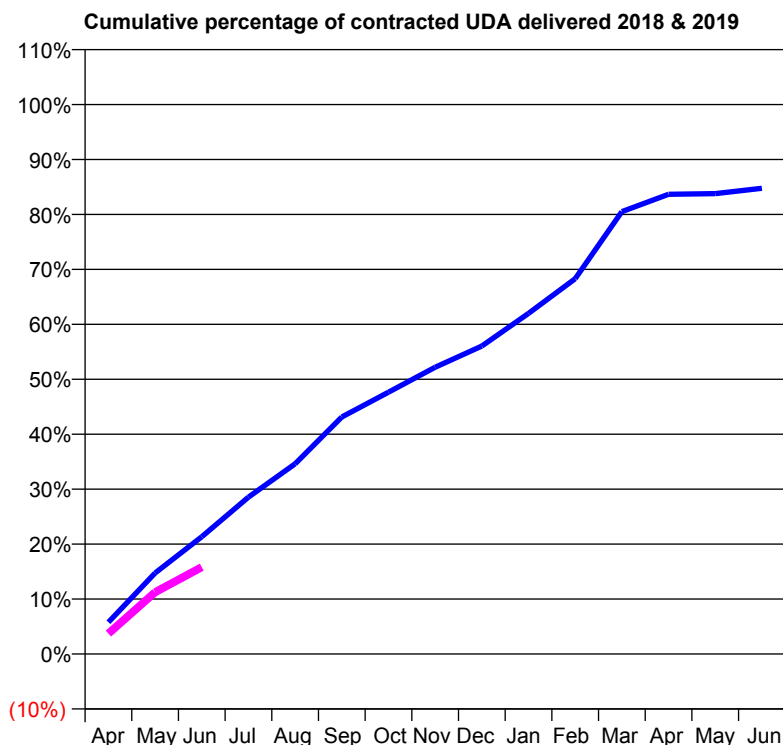
18/19 Contracted general activity (UDA)	9,782
Carry forward general activity (UDA)	0
18/19 Contracted orthodontic activity (UOA)	0
Carry forward orthodontic activity (UOA)	0
Baseline contract value	£242,515.15

### ACCESS\*

Patients seen in 24 months	Total	Change since previous quarter
Quarter ending June 2017	2,840	
Quarter ending September 2017	2,853	→
Quarter ending December 2017	2,757	↓
Quarter ending March 2018	2,702	↓
Quarter ending June 2018	2,726	→
<b>Variance since June 2017</b>	<b>(4.0%)</b>	<b>↓</b>



### ACTIVITY



Month	Adjusted Scheduled Activity (UDA)	
	2018	2019
April	450	364
May	1,147	1,101
June	1,661	1,547
July	2,222	
August	2,694	
September	3,356	
October	3,708	
November	4,061	
December	4,362	
January	4,824	
February	5,314	
March	6,265	
April	6,511	
May	6,521	
June	6,596	

### QUALITY

	Quantity	Base Number	Contract	LHB	Wales
% of FP17s for the same patient ID Re-attending within 3 months - Children	20	369	5.4%	7.9%	11.1%
% of FP17s for the same patient ID Re-attending within 3 months - Adults	60	652	9.2%	12.9%	15.5%
% of FP17s for the same patient ID Re-attending between 3 & 9 months - Children	180	369	48.8%	59.0%	59.2%
% of FP17s for the same patient ID Re-attending between 3 & 9 months - Adults	320	652	49.1%	55.3%	55.8%
% of FP17s for Band 1 Urgent Courses	51	822	6.2%	7.7%	8.7%
% of FP17s Relating to Free Repair or Replacements	0	822	0.0%	0.7%	0.7%
% of FP17s Relating to Continuations	16	822	1.9%	0.8%	0.7%
% of Patients satisfied with the dentistry they have received	4	4	N/A	95.2%	94.0%
% of Patients satisfied with the time they had to wait for an appointment	3	4	N/A	87.2%	88.5%

\* This is based on patients treated on this contract for their most recent course of treatment. Figures in italics indicate the base number of FP17s or Patient Questionnaire responses are less than 100. N/A is shown where the base number of responses is less than 10 during the period. % is calculated as Quantity/Base number\*100

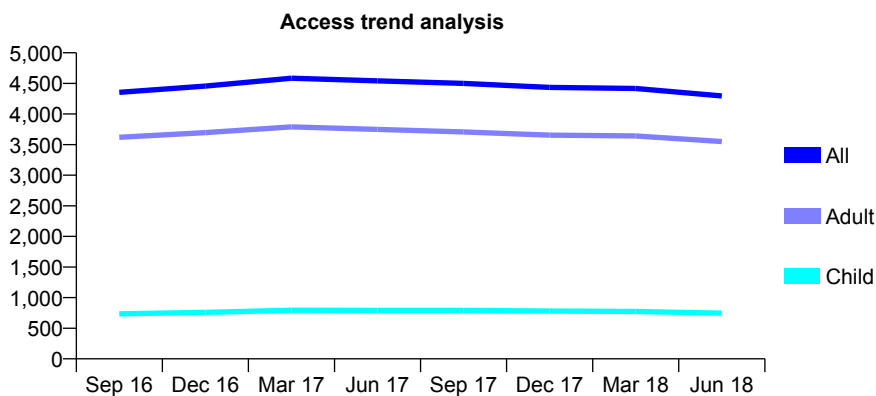
## 7A1 - Vital Signs At a Glance Contract Report for 299901/0002 - June 2018

Name or company name	MR J SREERAM
Contract type name	GDS Contract
Purpose of contract	General
Contract start date	01/04/2015
Contract end date	

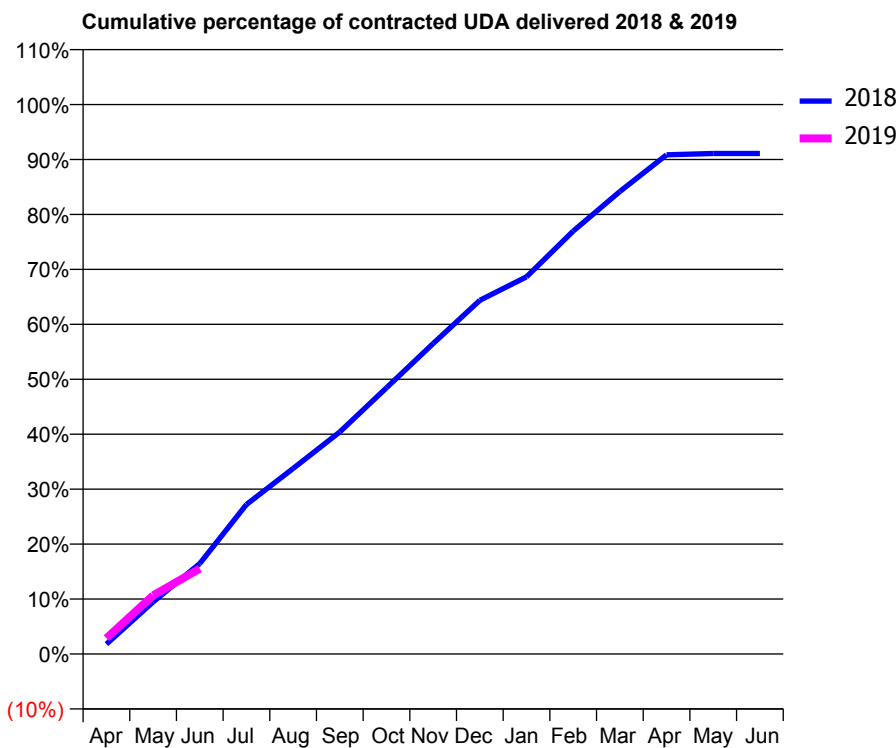
18/19 Contracted general activity (UDA)	14,976
Carry forward general activity (UDA)	0
18/19 Contracted orthodontic activity (UOA)	0
Carry forward orthodontic activity (UOA)	0
Baseline contract value	£359,048.80

### ACCESS\*

Patients seen in 24 months	Total	Change since previous quarter
Quarter ending June 2017	4,541	
Quarter ending September 2017	4,499	→
Quarter ending December 2017	4,435	↓
Quarter ending March 2018	4,417	→
Quarter ending June 2018	4,296	↓
<b>Variance since June 2017</b>	<b>(5.4%)</b>	<b>↓</b>



### ACTIVITY



Month	Adjusted Scheduled Activity (UDA)	
	2018	2019
April	269	430
May	1,418	1,596
June	2,466	2,327
July	4,074	
August	5,056	
September	6,053	
October	7,257	
November	8,463	
December	9,641	
January	10,280	
February	11,525	
March	12,607	
April	13,605	
May	13,642	
June	13,643	

### QUALITY

	Quantity	Base Number	Contract	LHB	Wales
% of FP17s for the same patient ID Re-attending within 3 months - Children	7	211	3.3%	7.9%	11.1%
% of FP17s for the same patient ID Re-attending within 3 months - Adults	59	1,222	4.8%	12.9%	15.5%
% of FP17s for the same patient ID Re-attending between 3 & 9 months - Children	136	211	64.5%	59.0%	59.2%
% of FP17s for the same patient ID Re-attending between 3 & 9 months - Adults	870	1,222	71.2%	55.3%	55.8%
% of FP17s for Band 1 Urgent Courses	19	1,065	1.8%	7.7%	8.7%
% of FP17s Relating to Free Repair or Replacements	3	1,065	0.3%	0.7%	0.7%
% of FP17s Relating to Continuations	8	1,065	0.8%	0.8%	0.7%
% of Patients satisfied with the dentistry they have received	8	8	N/A	95.2%	94.0%
% of Patients satisfied with the time they had to wait for an appointment	8	8	N/A	87.2%	88.5%

\* This is based on patients treated on this contract for their most recent course of treatment. Figures in italics indicate the base number of FP17s or Patient Questionnaire responses are less than 100. N/A is shown where the base number of responses is less than 10 during the period. % is calculated as Quantity/Base number\*100

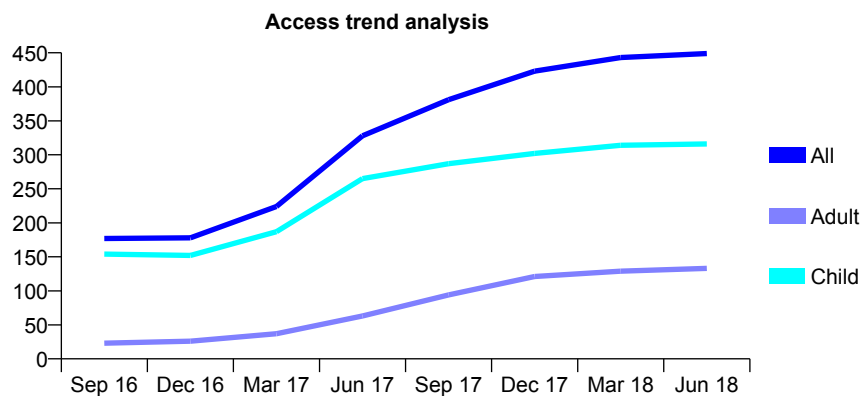
## 7A1 - Vital Signs At a Glance Contract Report for 304395/0002 - June 2018

Name or company name	Dr T Aldescu
Contract type name	GDS Contract
Purpose of contract	General
Contract start date	03/07/2014
Contract end date	

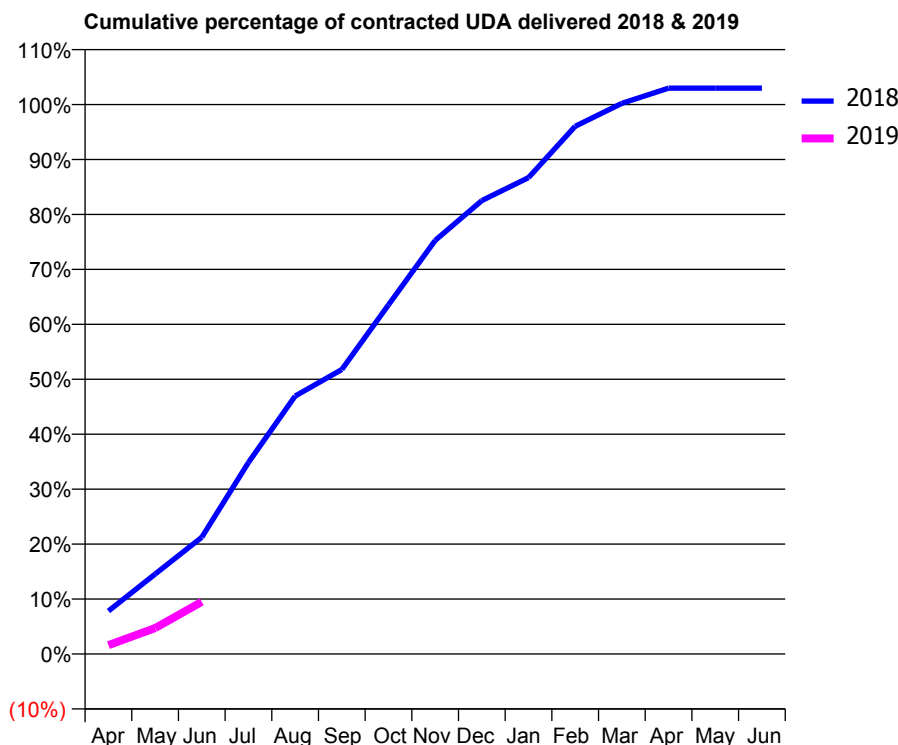
18/19 Contracted general activity (UDA)	2,000
Carry forward general activity (UDA)	0
18/19 Contracted orthodontic activity (UOA)	0
Carry forward orthodontic activity (UOA)	0
Baseline contract value	£45,529.94

### ACCESS\*

Patients seen in 24 months	Total	Change since previous quarter
Quarter ending June 2017	328	
Quarter ending September 2017	381	↑
Quarter ending December 2017	423	↑
Quarter ending March 2018	443	↑
Quarter ending June 2018	449	→
<b>Variance since June 2017</b>	<b>36.9%</b>	<b>↑</b>



### ACTIVITY



Month	Adjusted Scheduled Activity (UDA)	
	2018	2019
April	94	32
May	175	95
June	255	190
July	418	
August	563	
September	621	
October	763	
November	903	
December	990	
January	1,040	
February	1,152	
March	1,203	
April	1,236	
May	1,236	
June	1,236	

### QUALITY

	Quantity	Base Number	Contract	LHB	Wales
% of FP17s for the same patient ID Re-attending within 3 months - Children	7	104	6.7%	7.9%	11.1%
% of FP17s for the same patient ID Re-attending within 3 months - Adults	3	24	12.5%	12.9%	15.5%
% of FP17s for the same patient ID Re-attending between 3 & 9 months - Children	61	104	58.7%	59.0%	59.2%
% of FP17s for the same patient ID Re-attending between 3 & 9 months - Adults	9	24	37.5%	55.3%	55.8%
% of FP17s for Band 1 Urgent Courses	6	111	5.4%	7.7%	8.7%
% of FP17s Relating to Free Repair or Replacements	0	111	0.0%	0.7%	0.7%
% of FP17s Relating to Continuations	1	111	0.9%	0.8%	0.7%
% of Patients satisfied with the dentistry they have received	1	1	N/A	95.2%	94.0%
% of Patients satisfied with the time they had to wait for an appointment	1	1	N/A	87.2%	88.5%

\* This is based on patients treated on this contract for their most recent course of treatment. Figures in italics indicate the base number of FP17s or Patient Questionnaire responses are less than 100. N/A is shown where the base number of responses is less than 10 during the period. % is calculated as Quantity/Base number\*100

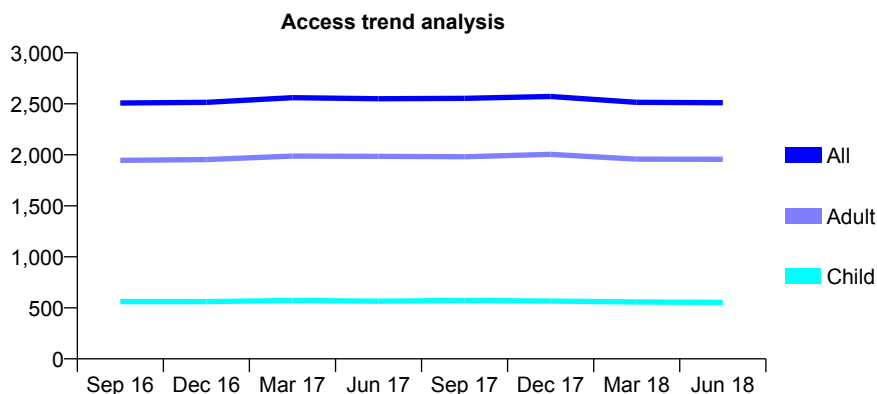
## 7A1 - Vital Signs At a Glance Contract Report for 331325/0001 - June 2018

Name or company name	MR LC WILLIAMS
Contract type name	GDS Contract
Purpose of contract	General
Contract start date	01/04/2006
Contract end date	

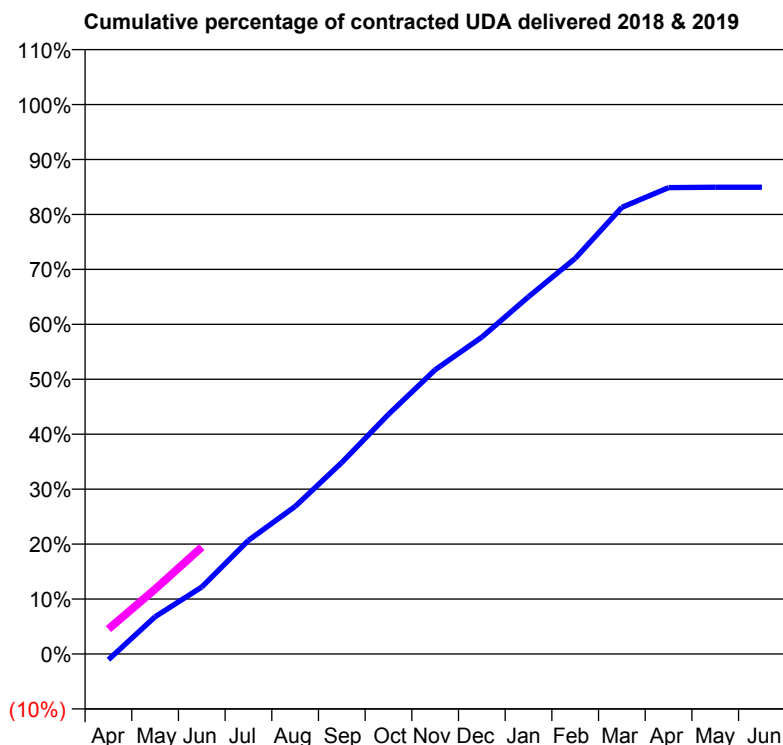
18/19 Contracted general activity (UDA)	8,600
Carry forward general activity (UDA)	0
18/19 Contracted orthodontic activity (UOA)	0
Carry forward orthodontic activity (UOA)	0
Baseline contract value	£216,357.93

### ACCESS\*

Patients seen in 24 months	Total	Change since previous quarter
Quarter ending June 2017	2,550	
Quarter ending September 2017	2,553	→
Quarter ending December 2017	2,572	→
Quarter ending March 2018	2,515	↓
Quarter ending June 2018	2,510	→
<b>Variance since June 2017</b>	<b>(1.6%)</b>	<b>↓</b>



### ACTIVITY



Month	Adjusted Scheduled Activity (UDA)	
	2018	2019
April	-90	391
May	576	1,015
June	1,036	1,673
July	1,758	
August	2,282	
September	2,964	
October	3,708	
November	4,396	
December	4,901	
January	5,526	
February	6,119	
March	6,910	
April	7,213	
May	7,220	
June	7,220	

### QUALITY

	Quantity	Base Number	Contract	LHB	Wales
% of FP17s for the same patient ID Re-attending within 3 months - Children	24	239	10.0%	7.9%	11.1%
% of FP17s for the same patient ID Re-attending within 3 months - Adults	89	728	12.2%	12.9%	15.5%
% of FP17s for the same patient ID Re-attending between 3 & 9 months - Children	139	239	58.2%	59.0%	59.2%
% of FP17s for the same patient ID Re-attending between 3 & 9 months - Adults	410	728	56.3%	55.3%	55.8%
% of FP17s for Band 1 Urgent Courses	40	828	4.8%	7.7%	8.7%
% of FP17s Relating to Free Repair or Replacements	3	828	0.4%	0.7%	0.7%
% of FP17s Relating to Continuations	4	828	0.5%	0.8%	0.7%
% of Patients satisfied with the dentistry they have received	3	3	N/A	95.2%	94.0%
% of Patients satisfied with the time they had to wait for an appointment	3	3	N/A	87.2%	88.5%

\* This is based on patients treated on this contract for their most recent course of treatment. Figures in italics indicate the base number of FP17s or Patient Questionnaire responses are less than 100. N/A is shown where the base number of responses is less than 10 during the period. % is calculated as Quantity/Base number\*100

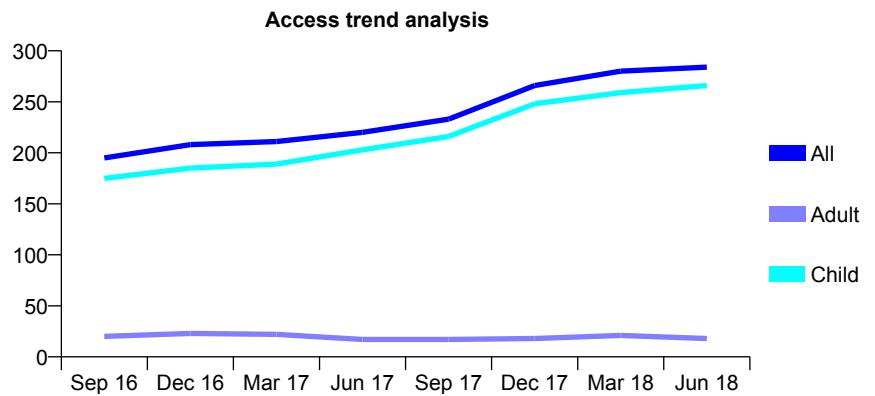
## 7A1 - Vital Signs At a Glance Contract Report for 332658/0001 - June 2018

Name or company name	MR JO JOHNSON
Contract type name	GDS Contract
Purpose of contract	General
Contract start date	01/04/2006
Contract end date	

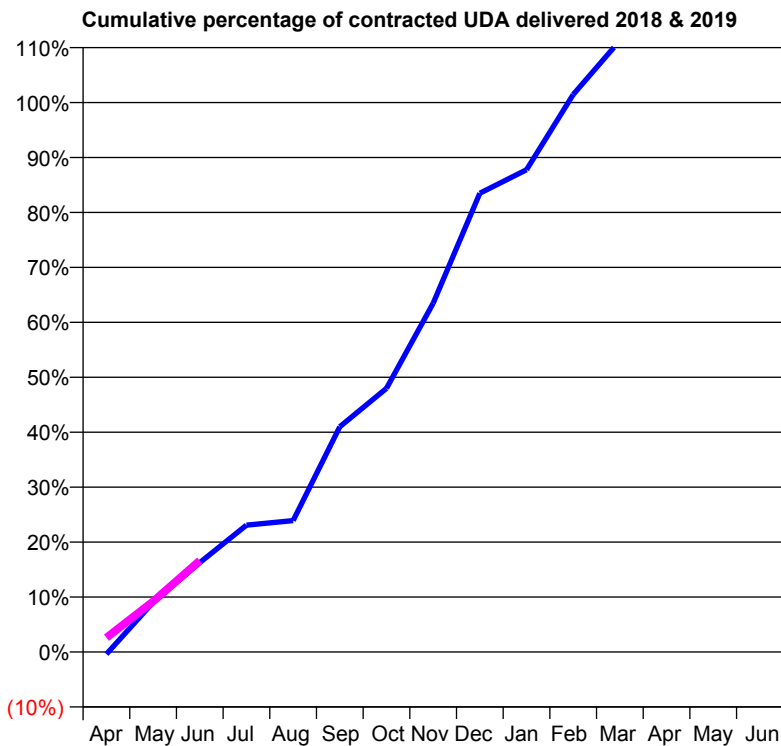
18/19 Contracted general activity (UDA)	500
Carry forward general activity (UDA)	0
18/19 Contracted orthodontic activity (UOA)	0
Carry forward orthodontic activity (UOA)	0
Baseline contract value	£11,767.01

### ACCESS\*

Patients seen in 24 months	Total	Change since previous quarter
Quarter ending June 2017	220	
Quarter ending September 2017	233	↑
Quarter ending December 2017	266	↑
Quarter ending March 2018	280	↑
Quarter ending June 2018	284	→
<b>Variance since June 2017</b>	<b>29.1%</b>	<b>↑</b>



### ACTIVITY



Month	Adjusted Scheduled Activity (UDA)	
	2018	2019
April	-2	13
May	45	46
June	81	83
July	115	
August	120	
September	205	
October	240	
November	317	
December	417	
January	439	
February	507	
March	556	
April	567	
May	597	
June	597	

### QUALITY

	Quantity	Base Number	Contract	LHB	Wales
% of FP17s for the same patient ID Re-attending within 3 months - Children	10	100	10.0%	7.9%	11.1%
% of FP17s for the same patient ID Re-attending within 3 months - Adults	0	0	N/A	12.9%	15.5%
% of FP17s for the same patient ID Re-attending between 3 & 9 months - Children	71	100	71.0%	59.0%	59.2%
% of FP17s for the same patient ID Re-attending between 3 & 9 months - Adults	0	0	N/A	55.3%	55.8%
% of FP17s for Band 1 Urgent Courses	1	67	1.5%	7.7%	8.7%
% of FP17s Relating to Free Repair or Replacements	0	67	0.0%	0.7%	0.7%
% of FP17s Relating to Continuations	0	67	0.0%	0.8%	0.7%
% of Patients satisfied with the dentistry they have received	0	0	N/A	95.2%	94.0%
% of Patients satisfied with the time they had to wait for an appointment	0	0	N/A	87.2%	88.5%

\* This is based on patients treated on this contract for their most recent course of treatment. Figures in italics indicate the base number of FP17s or Patient Questionnaire responses are less than 100. N/A is shown where the base number of responses is less than 10 during the period. % is calculated as Quantity/Base number\*100

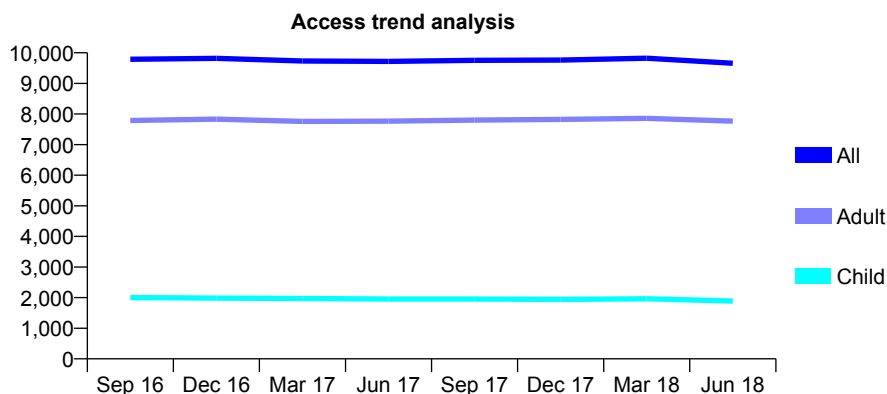
## 7A1 - Vital Signs At a Glance Contract Report for 569259/0001 - June 2018

Name or company name	MR RT HANDLEY
Contract type name	GDS Contract
Purpose of contract	General
Contract start date	01/04/2006
Contract end date	

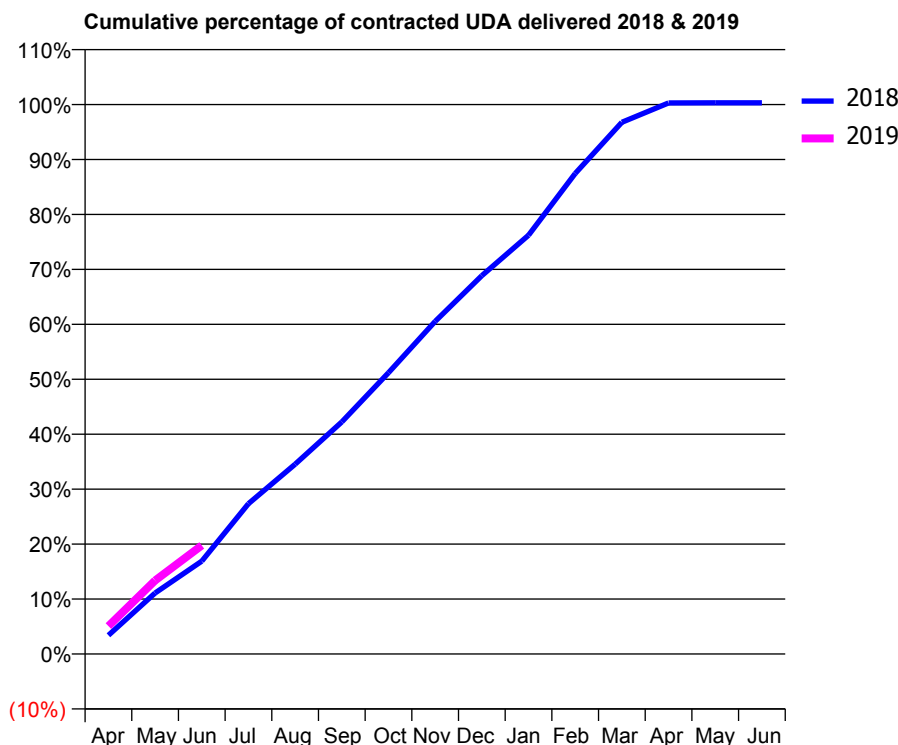
18/19 Contracted general activity (UDA)	31,357
Carry forward general activity (UDA)	0
18/19 Contracted orthodontic activity (UOA)	0
Carry forward orthodontic activity (UOA)	0
Baseline contract value	£798,520.16

### ACCESS\*

Patients seen in 24 months	Total	Change since previous quarter
Quarter ending June 2017	9,719	
Quarter ending September 2017	9,755	→
Quarter ending December 2017	9,761	→
Quarter ending March 2018	9,822	→
Quarter ending June 2018	9,656	↓
<b>Variance since June 2017</b>	<b>(0.6%)</b>	→



### ACTIVITY



Month	Adjusted Scheduled Activity (UDA)	
	2018	2019
April	1,071	1,596
May	3,484	4,197
June	5,296	6,200
July	8,580	
August	10,831	
September	13,243	
October	16,051	
November	18,979	
December	21,591	
January	23,900	
February	27,422	
March	30,343	
April	31,449	
May	31,451	
June	31,450	

### QUALITY

	Quantity	Base Number	Contract	LHB	Wales
% of FP17s for the same patient ID Re-attending within 3 months - Children	39	593	6.6%	7.9%	11.1%
% of FP17s for the same patient ID Re-attending within 3 months - Adults	322	2,370	13.6%	12.9%	15.5%
% of FP17s for the same patient ID Re-attending between 3 & 9 months - Children	317	593	53.5%	59.0%	59.2%
% of FP17s for the same patient ID Re-attending between 3 & 9 months - Adults	1,202	2,370	50.7%	55.3%	55.8%
% of FP17s for Band 1 Urgent Courses	178	2,526	7.0%	7.7%	8.7%
% of FP17s Relating to Free Repair or Replacements	25	2,526	1.0%	0.7%	0.7%
% of FP17s Relating to Continuations	23	2,526	0.9%	0.8%	0.7%
% of Patients satisfied with the dentistry they have received	21	22	95.5%	95.2%	94.0%
% of Patients satisfied with the time they had to wait for an appointment	20	22	90.9%	87.2%	88.5%

\* This is based on patients treated on this contract for their most recent course of treatment. Figures in italics indicate the base number of FP17s or Patient Questionnaire responses are less than 100. N/A is shown where the base number of responses is less than 10 during the period. % is calculated as Quantity/Base number\*100



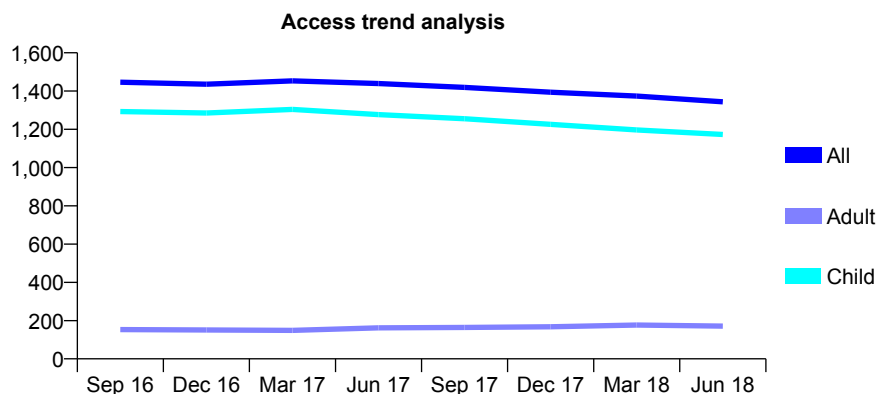
## 7A1 - Vital Signs At a Glance Contract Report for 571466/0001 - June 2018

Name or company name	MR SC EDWARDS
Contract type name	PDS Contract
Purpose of contract	General
Contract start date	01/04/2006
Contract end date	31/03/2019

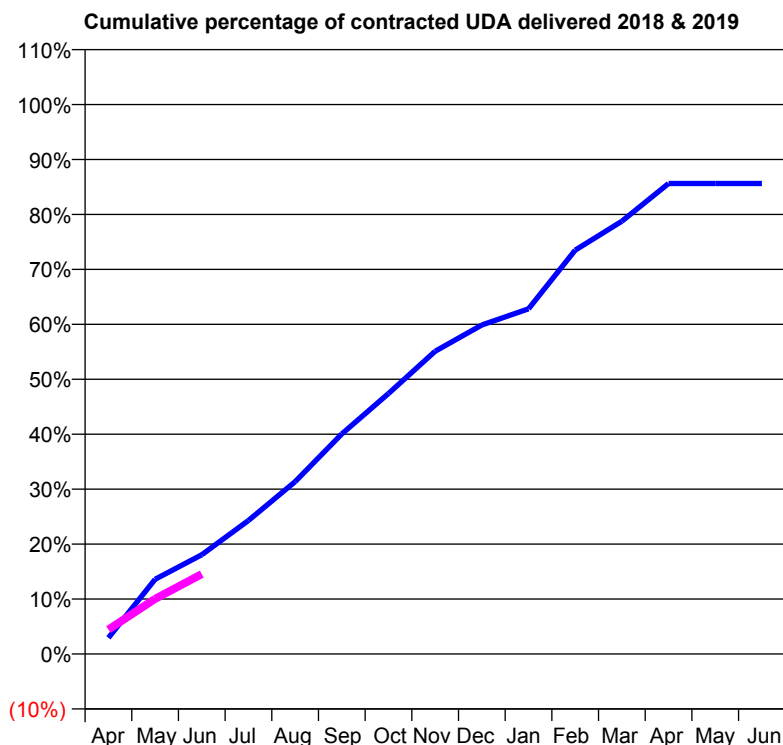
18/19 Contracted general activity (UDA)	2,746
Carry forward general activity (UDA)	0
18/19 Contracted orthodontic activity (UOA)	0
Carry forward orthodontic activity (UOA)	0
Baseline contract value	£69,061.90

### ACCESS\*

Patients seen in 24 months	Total	Change since previous quarter
Quarter ending June 2017	1,439	
Quarter ending September 2017	1,419	↓
Quarter ending December 2017	1,394	↓
Quarter ending March 2018	1,374	↓
Quarter ending June 2018	1,344	↓
<b>Variance since June 2017</b>	<b>(6.6%)</b>	<b>↓</b>



### ACTIVITY



Month	Adjusted Scheduled Activity (UDA)	
	2018	2019
April	81	122
May	373	276
June	496	400
July	667	
August	862	
September	1,100	
October	1,302	
November	1,513	
December	1,644	
January	1,725	
February	2,018	
March	2,163	
April	2,351	
May	2,351	
June	2,351	

### QUALITY

	Quantity	Base Number	Contract	LHB	Wales
% of FP17s for the same patient ID Re-attending within 3 months - Children	31	405	7.7%	7.9%	11.1%
% of FP17s for the same patient ID Re-attending within 3 months - Adults	3	17	17.6%	12.9%	15.5%
% of FP17s for the same patient ID Re-attending between 3 & 9 months - Children	202	405	49.9%	59.0%	59.2%
% of FP17s for the same patient ID Re-attending between 3 & 9 months - Adults	4	17	23.5%	55.3%	55.8%
% of FP17s for Band 1 Urgent Courses	3	298	1.0%	7.7%	8.7%
% of FP17s Relating to Free Repair or Replacements	0	298	0.0%	0.7%	0.7%
% of FP17s Relating to Continuations	8	298	2.7%	0.8%	0.7%
% of Patients satisfied with the dentistry they have received	1	1	N/A	95.2%	94.0%
% of Patients satisfied with the time they had to wait for an appointment	1	1	N/A	87.2%	88.5%

\* This is based on patients treated on this contract for their most recent course of treatment. Figures in italics indicate the base number of FP17s or Patient Questionnaire responses are less than 100. N/A is shown where the base number of responses is less than 10 during the period. % is calculated as Quantity/Base number\*100

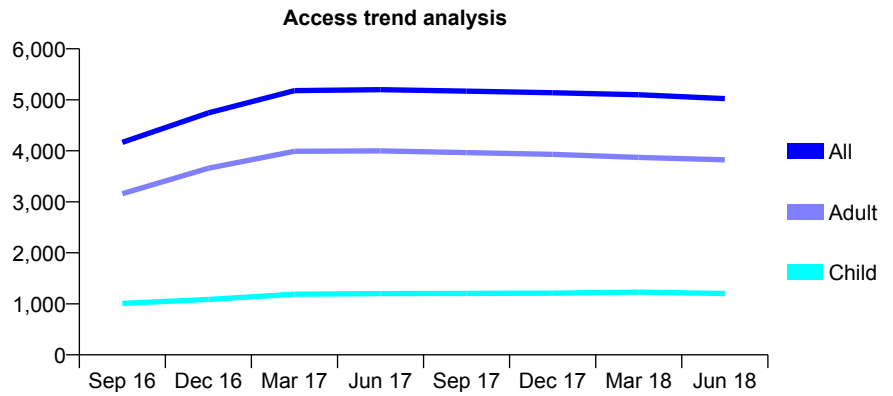
## 7A1 - Vital Signs At a Glance Contract Report for 602531/0001 - June 2018

Name or company name	MR DP JONES
Contract type name	GDS Contract
Purpose of contract	General
Contract start date	06/05/2015
Contract end date	

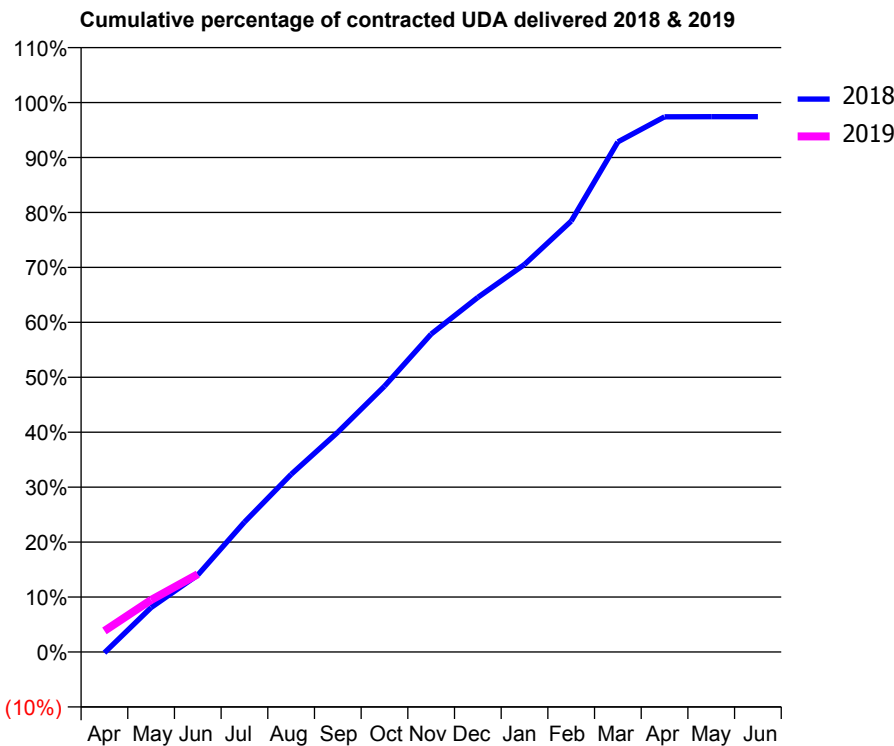
18/19 Contracted general activity (UDA)	16,008
Carry forward general activity (UDA)	0
18/19 Contracted orthodontic activity (UOA)	0
Carry forward orthodontic activity (UOA)	0
Baseline contract value	£374,615.52

### ACCESS\*

Patients seen in 24 months	Total	Change since previous quarter
Quarter ending June 2017	5,198	
Quarter ending September 2017	5,170	→
Quarter ending December 2017	5,139	→
Quarter ending March 2018	5,100	→
Quarter ending June 2018	5,023	↓
<b>Variance since June 2017</b>	<b>(3.4%)</b>	<b>↓</b>



### ACTIVITY



Month	Adjusted Scheduled Activity (UDA)	
	2018	2019
April	-27	615
May	1,355	1,516
June	2,348	2,266
July	3,962	
August	5,417	
September	6,705	
October	8,108	
November	9,696	
December	10,816	
January	11,819	
February	13,143	
March	15,558	
April	16,320	
May	16,326	
June	16,325	

### QUALITY

	Quantity	Base Number	Contract	LHB	Wales
% of FP17s for the same patient ID Re-attending within 3 months - Children	30	400	7.5%	7.9%	11.1%
% of FP17s for the same patient ID Re-attending within 3 months - Adults	152	1,107	13.7%	12.9%	15.5%
% of FP17s for the same patient ID Re-attending between 3 & 9 months - Children	278	400	69.5%	59.0%	59.2%
% of FP17s for the same patient ID Re-attending between 3 & 9 months - Adults	726	1,107	65.6%	55.3%	55.8%
% of FP17s for Band 1 Urgent Courses	91	1,168	7.8%	7.7%	8.7%
% of FP17s Relating to Free Repair or Replacements	11	1,168	0.9%	0.7%	0.7%
% of FP17s Relating to Continuations	1	1,168	0.1%	0.8%	0.7%
% of Patients satisfied with the dentistry they have received	14	15	93.3%	95.2%	94.0%
% of Patients satisfied with the time they had to wait for an appointment	13	15	86.7%	87.2%	88.5%

\* This is based on patients treated on this contract for their most recent course of treatment. Figures in italics indicate the base number of FP17s or Patient Questionnaire responses are less than 100. N/A is shown where the base number of responses is less than 10 during the period. % is calculated as Quantity/Base number\*100

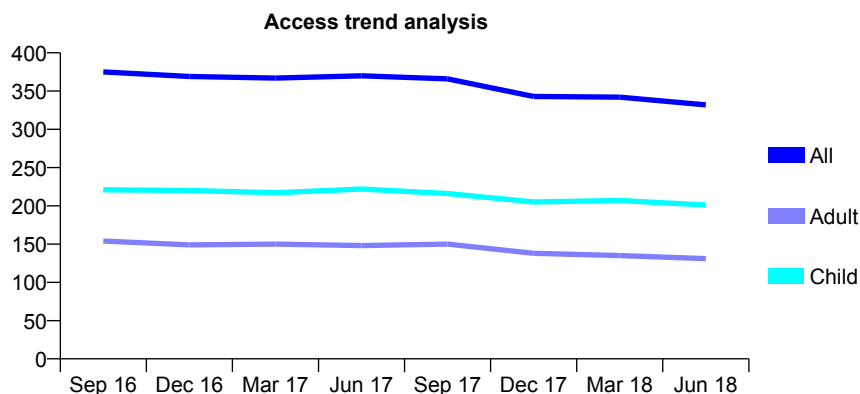
## 7A1 - Vital Signs At a Glance Contract Report for 635030/0001 - June 2018

Name or company name	MR BV OWEN
Contract type name	GDS Contract
Purpose of contract	General
Contract start date	01/04/2006
Contract end date	

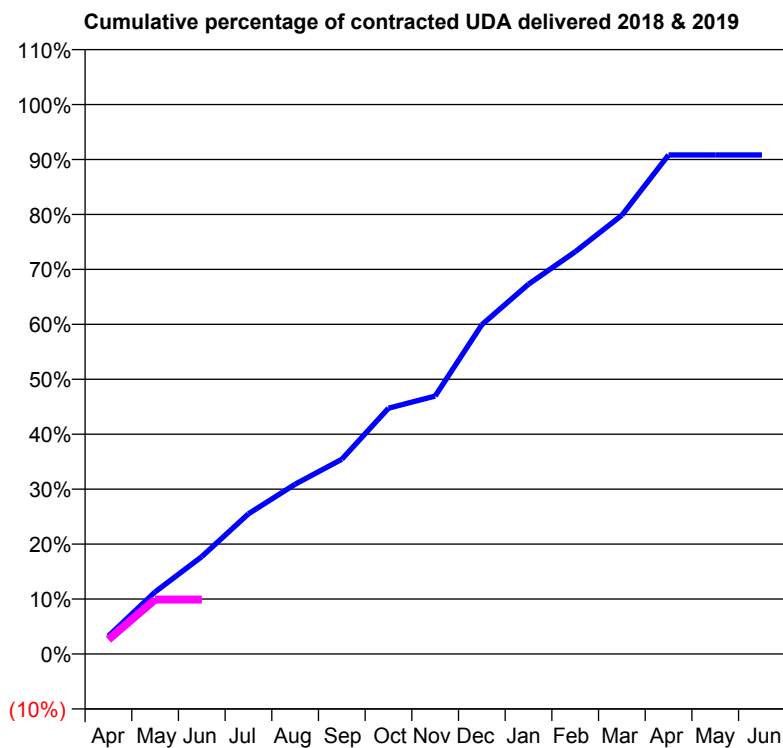
18/19 Contracted general activity (UDA)	948
Carry forward general activity (UDA)	0
18/19 Contracted orthodontic activity (UOA)	0
Carry forward orthodontic activity (UOA)	0
Baseline contract value	£2,821.01

### ACCESS\*

Patients seen in 24 months	Total	Change since previous quarter
Quarter ending June 2017	370	
Quarter ending September 2017	366	↓
Quarter ending December 2017	343	↓
Quarter ending March 2018	342	→
Quarter ending June 2018	332	↓
<b>Variance since June 2017</b>	<b>(10.3%)</b>	<b>↓</b>



### ACTIVITY



Month	Adjusted Scheduled Activity (UDA)	
	2018	2019
April	31	25
May	107	94
June	168	94
July	242	
August	293	
September	336	
October	424	
November	445	
December	568	
January	638	
February	694	
March	757	
April	861	
May	861	
June	861	

### QUALITY

	Quantity	Base Number	Contract	LHB	Wales
% of FP17s for the same patient ID Re-attending within 3 months - Children	8	67	11.9%	7.9%	11.1%
% of FP17s for the same patient ID Re-attending within 3 months - Adults	3	31	9.7%	12.9%	15.5%
% of FP17s for the same patient ID Re-attending between 3 & 9 months - Children	41	67	61.2%	59.0%	59.2%
% of FP17s for the same patient ID Re-attending between 3 & 9 months - Adults	16	31	51.6%	55.3%	55.8%
% of FP17s for Band 1 Urgent Courses	0	66	0.0%	7.7%	8.7%
% of FP17s Relating to Free Repair or Replacements	0	66	0.0%	0.7%	0.7%
% of FP17s Relating to Continuations	1	66	1.5%	0.8%	0.7%
% of Patients satisfied with the dentistry they have received	0	0	N/A	95.2%	94.0%
% of Patients satisfied with the time they had to wait for an appointment	0	0	N/A	87.2%	88.5%

\* This is based on patients treated on this contract for their most recent course of treatment. Figures in italics indicate the base number of FP17s or Patient Questionnaire responses are less than 100. N/A is shown where the base number of responses is less than 10 during the period. % is calculated as Quantity/Base number\*100

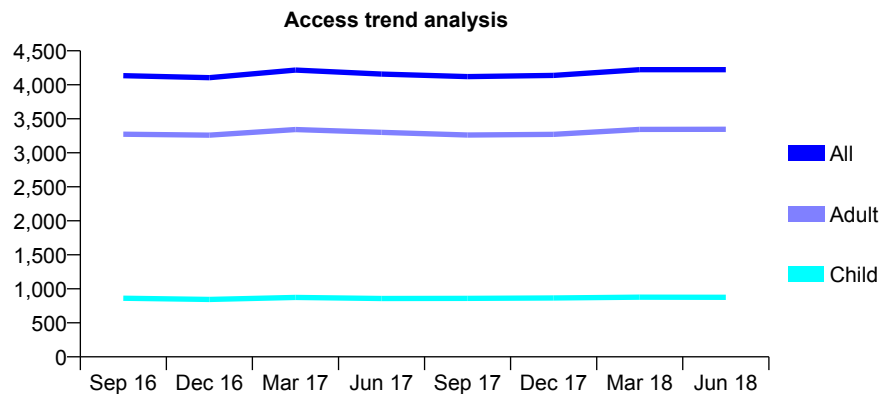
## 7A1 - Vital Signs At a Glance Contract Report for 639095/0001 - June 2018

Name or company name	MR MA HORTON
Contract type name	GDS Contract
Purpose of contract	General
Contract start date	01/04/2006
Contract end date	

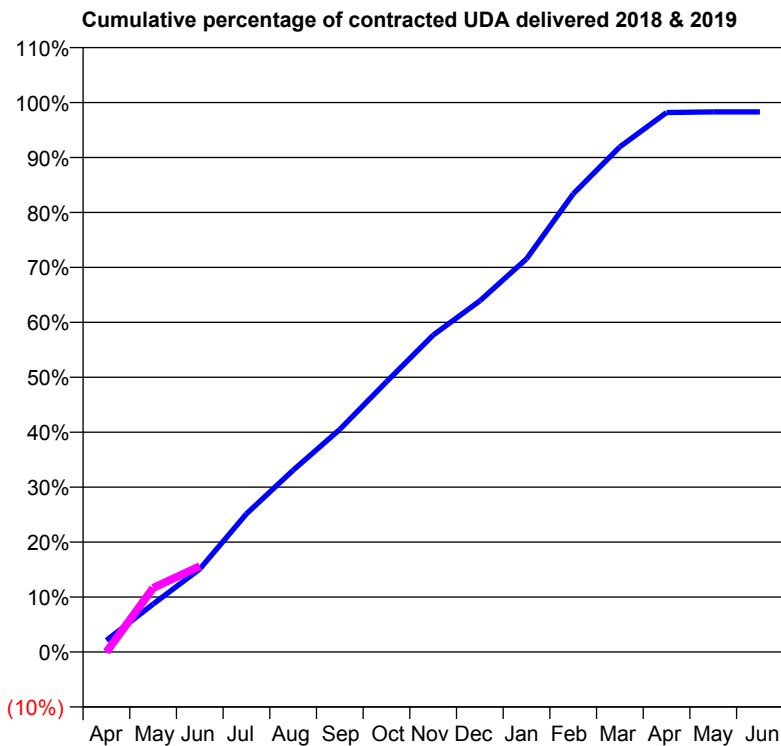
18/19 Contracted general activity (UDA)	14,832
Carry forward general activity (UDA)	0
18/19 Contracted orthodontic activity (UOA)	0
Carry forward orthodontic activity (UOA)	0
Baseline contract value	£423,926.23

### ACCESS\*

Patients seen in 24 months	Total	Change since previous quarter
Quarter ending June 2017	4,157	
Quarter ending September 2017	4,121	→
Quarter ending December 2017	4,138	→
Quarter ending March 2018	4,222	↑
Quarter ending June 2018	4,222	→
<b>Variance since June 2017</b>	<b>1.6%</b>	<b>→</b>



### ACTIVITY



Month	Adjusted Scheduled Activity (UDA)	
	2018	2019
April	303	0
May	1,250	1,730
June	2,165	2,317
July	3,605	
August	4,741	
September	5,806	
October	7,046	
November	8,265	
December	9,159	
January	10,255	
February	11,949	
March	13,176	
April	14,068	
May	14,086	
June	14,086	

### QUALITY

	Quantity	Base Number	Contract	LHB	Wales
% of FP17s for the same patient ID Re-attending within 3 months - Children	32	315	10.2%	7.9%	11.1%
% of FP17s for the same patient ID Re-attending within 3 months - Adults	195	1,131	17.2%	12.9%	15.5%
% of FP17s for the same patient ID Re-attending between 3 & 9 months - Children	215	315	68.3%	59.0%	59.2%
% of FP17s for the same patient ID Re-attending between 3 & 9 months - Adults	728	1,131	64.4%	55.3%	55.8%
% of FP17s for Band 1 Urgent Courses	61	1,058	5.8%	7.7%	8.7%
% of FP17s Relating to Free Repair or Replacements	20	1,058	1.9%	0.7%	0.7%
% of FP17s Relating to Continuations	13	1,058	1.2%	0.8%	0.7%
% of Patients satisfied with the dentistry they have received	25	26	96.2%	95.2%	94.0%
% of Patients satisfied with the time they had to wait for an appointment	24	26	92.3%	87.2%	88.5%

\* This is based on patients treated on this contract for their most recent course of treatment. Figures in italics indicate the base number of FP17s or Patient Questionnaire responses are less than 100. N/A is shown where the base number of responses is less than 10 during the period. % is calculated as Quantity/Base number\*100

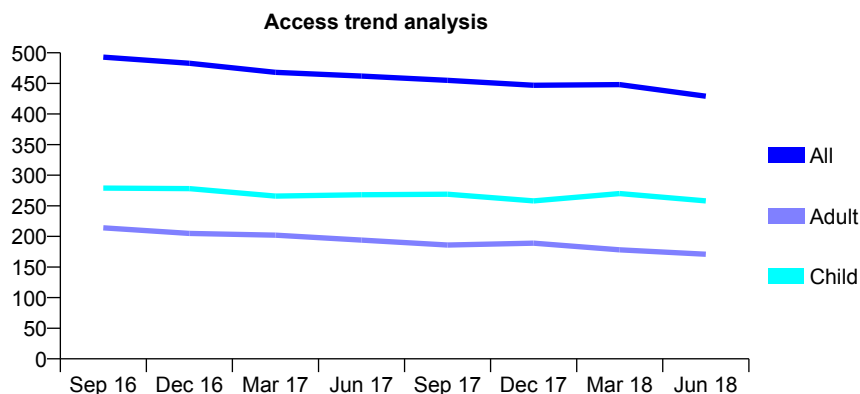
## 7A1 - Vital Signs At a Glance Contract Report for 641820/0001 - June 2018

Name or company name	MR AP WOOLLEY
Contract type name	GDS Contract
Purpose of contract	General
Contract start date	01/04/2006
Contract end date	

18/19 Contracted general activity (UDA)	1,115
Carry forward general activity (UDA)	0
18/19 Contracted orthodontic activity (UOA)	0
Carry forward orthodontic activity (UOA)	0
Baseline contract value	£27,395.28

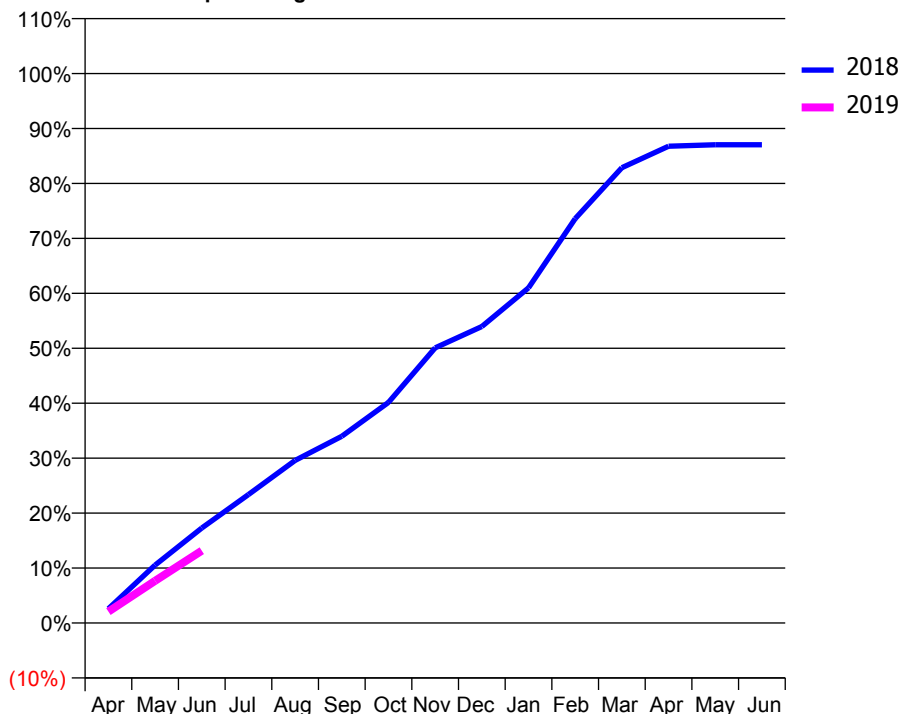
### ACCESS\*

Patients seen in 24 months	Total	Change since previous quarter
Quarter ending June 2017	462	
Quarter ending September 2017	455	↓
Quarter ending December 2017	447	↓
Quarter ending March 2018	448	→
Quarter ending June 2018	429	↓
<b>Variance since June 2017</b>	<b>(7.1%)</b>	<b>↓</b>



### ACTIVITY

**Cumulative percentage of contracted UDA delivered 2018 & 2019**



**Adjusted Scheduled Activity (UDA)**

Month	2018	2019
April	29	23
May	118	86
June	193	147
July	261	
August	330	
September	379	
October	448	
November	558	
December	602	
January	680	
February	821	
March	924	
April	967	
May	970	
June	970	

### QUALITY

	Quantity	Base Number	Contract	LHB	Wales
% of FP17s for the same patient ID Re-attending within 3 months - Children	6	98	6.1%	7.9%	11.1%
% of FP17s for the same patient ID Re-attending within 3 months - Adults	5	36	13.9%	12.9%	15.5%
% of FP17s for the same patient ID Re-attending between 3 & 9 months - Children	58	98	59.2%	59.0%	59.2%
% of FP17s for the same patient ID Re-attending between 3 & 9 months - Adults	23	36	63.9%	55.3%	55.8%
% of FP17s for Band 1 Urgent Courses	4	100	4.0%	7.7%	8.7%
% of FP17s Relating to Free Repair or Replacements	0	100	0.0%	0.7%	0.7%
% of FP17s Relating to Continuations	0	100	0.0%	0.8%	0.7%
% of Patients satisfied with the dentistry they have received	0	0	N/A	95.2%	94.0%
% of Patients satisfied with the time they had to wait for an appointment	0	0	N/A	87.2%	88.5%

\* This is based on patients treated on this contract for their most recent course of treatment. Figures in italics indicate the base number of FP17s or Patient Questionnaire responses are less than 100. N/A is shown where the base number of responses is less than 10 during the period. % is calculated as Quantity/Base number\*100

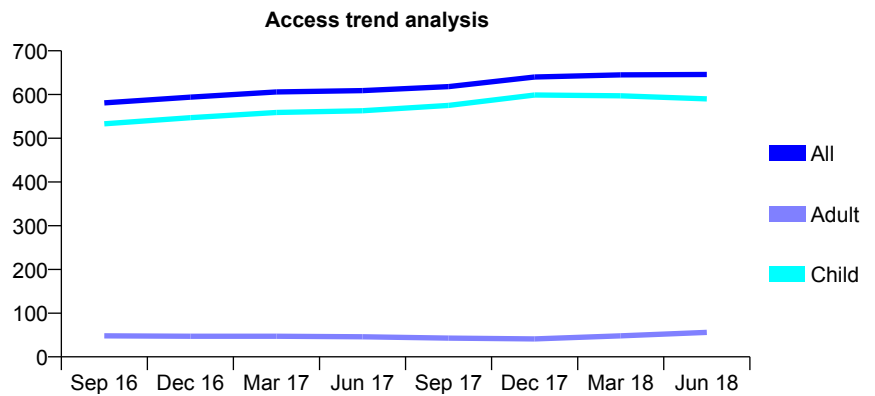
## 7A1 - Vital Signs At a Glance Contract Report for 678589/0001 - June 2018

Name or company name	MR FQ HEWITT
Contract type name	GDS Contract
Purpose of contract	General
Contract start date	01/04/2009
Contract end date	

18/19 Contracted general activity (UDA)	1,129
Carry forward general activity (UDA)	0
18/19 Contracted orthodontic activity (UOA)	0
Carry forward orthodontic activity (UOA)	0
Baseline contract value	£27,322.72

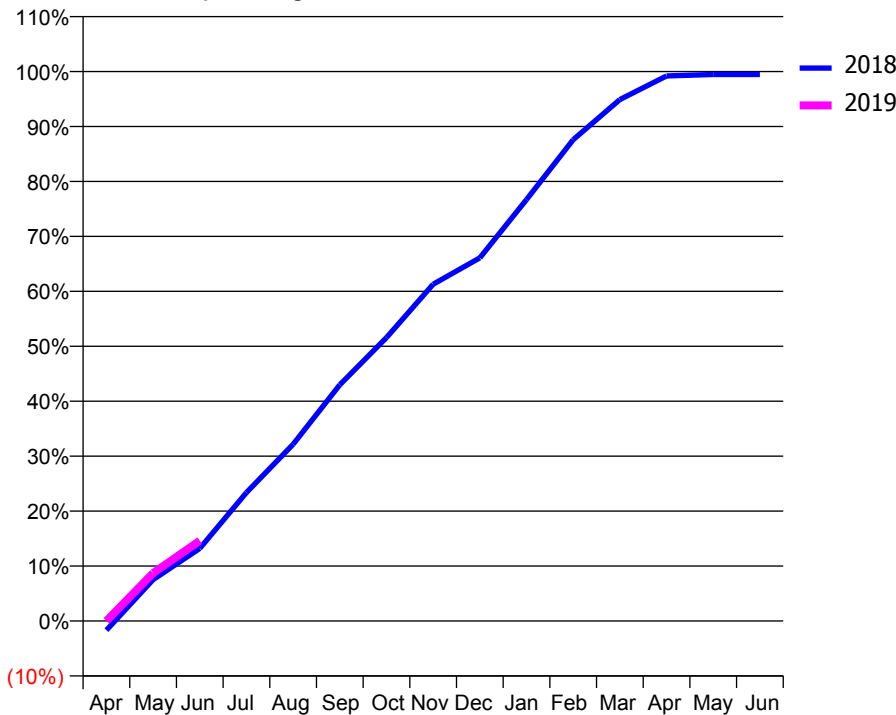
### ACCESS\*

Patients seen in 24 months	Total	Change since previous quarter
Quarter ending June 2017	609	
Quarter ending September 2017	618	→
Quarter ending December 2017	640	↑
Quarter ending March 2018	645	→
Quarter ending June 2018	646	→
<b>Variance since June 2017</b>	<b>6.1%</b>	<b>↑</b>



### ACTIVITY

Cumulative percentage of contracted UDA delivered 2018 & 2019



Month	Adjusted Scheduled Activity (UDA)	
	2018	2019
April	-19	0
May	85	99
June	149	165
July	264	
August	363	
September	485	
October	582	
November	692	
December	746	
January	866	
February	989	
March	1,071	
April	1,120	
May	1,123	
June	1,123	

### QUALITY

	Quantity	Base Number	Contract	LHB	Wales
% of FP17s for the same patient ID Re-attending within 3 months - Children	10	164	6.1%	7.9%	11.1%
% of FP17s for the same patient ID Re-attending within 3 months - Adults	0	5	0.0%	12.9%	15.5%
% of FP17s for the same patient ID Re-attending between 3 & 9 months - Children	106	164	64.6%	59.0%	59.2%
% of FP17s for the same patient ID Re-attending between 3 & 9 months - Adults	2	5	40.0%	55.3%	55.8%
% of FP17s for Band 1 Urgent Courses	6	138	4.3%	7.7%	8.7%
% of FP17s Relating to Free Repair or Replacements	0	138	0.0%	0.7%	0.7%
% of FP17s Relating to Continuations	1	138	0.7%	0.8%	0.7%
% of Patients satisfied with the dentistry they have received	0	0	N/A	95.2%	94.0%
% of Patients satisfied with the time they had to wait for an appointment	0	0	N/A	87.2%	88.5%

\* This is based on patients treated on this contract for their most recent course of treatment. Figures in italics indicate the base number of FP17s or Patient Questionnaire responses are less than 100. N/A is shown where the base number of responses is less than 10 during the period. % is calculated as Quantity/Base number\*100

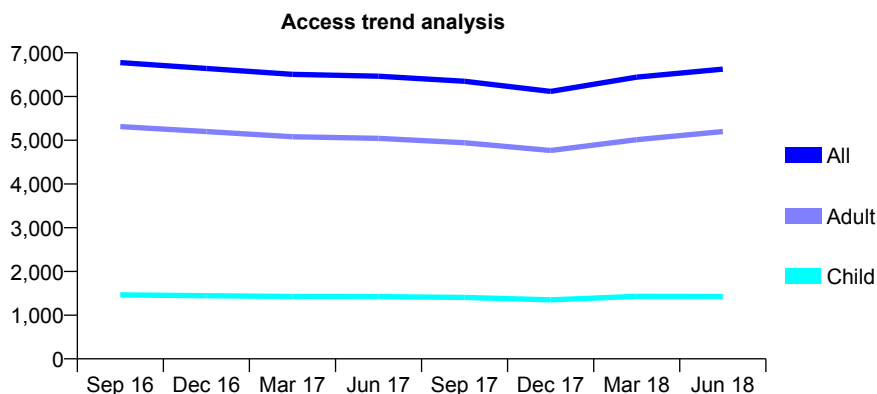
## 7A1 - Vital Signs At a Glance Contract Report for 682365/0001 - June 2018

Name or company name	MR QM JAFFRI
Contract type name	GDS Contract
Purpose of contract	General
Contract start date	01/04/2006
Contract end date	

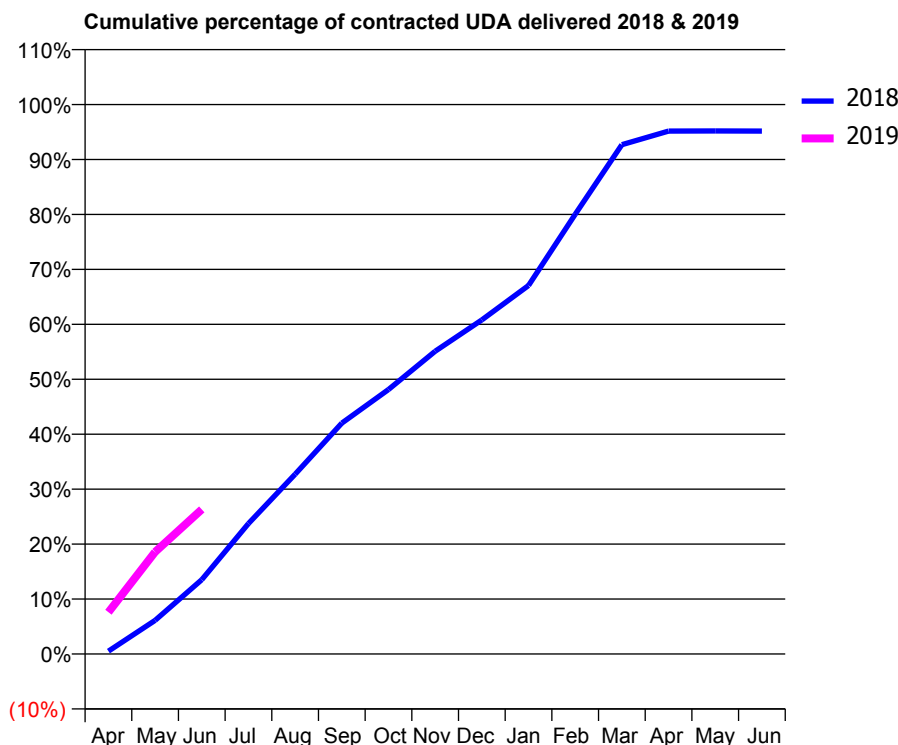
18/19 Contracted general activity (UDA)	19,008
Carry forward general activity (UDA)	0
18/19 Contracted orthodontic activity (UOA)	0
Carry forward orthodontic activity (UOA)	0
Baseline contract value	£456,296.43

### ACCESS\*

Patients seen in 24 months	Total	Change since previous quarter
Quarter ending June 2017	6,465	
Quarter ending September 2017	6,348	↓
Quarter ending December 2017	6,117	↓
Quarter ending March 2018	6,442	↑
Quarter ending June 2018	6,625	↑
<b>Variance since June 2017</b>	<b>2.5%</b>	<b>↑</b>



### ACTIVITY



Month	Adjusted Scheduled Activity (UDA)	
	2018	2019
April	98	1,446
May	1,163	3,529
June	2,570	5,002
July	4,515	
August	6,220	
September	7,986	
October	9,150	
November	10,473	
December	11,556	
January	12,747	
February	15,211	
March	17,617	
April	18,088	
May	18,094	
June	18,089	

### QUALITY

	Quantity	Base Number	Contract	LHB	Wales
% of FP17s for the same patient ID Re-attending within 3 months - Children	25	476	5.3%	7.9%	11.1%
% of FP17s for the same patient ID Re-attending within 3 months - Adults	241	1,883	12.8%	12.9%	15.5%
% of FP17s for the same patient ID Re-attending between 3 & 9 months - Children	268	476	56.3%	59.0%	59.2%
% of FP17s for the same patient ID Re-attending between 3 & 9 months - Adults	1,002	1,883	53.2%	55.3%	55.8%
% of FP17s for Band 1 Urgent Courses	150	2,143	7.0%	7.7%	8.7%
% of FP17s Relating to Free Repair or Replacements	6	2,143	0.3%	0.7%	0.7%
% of FP17s Relating to Continuations	32	2,143	1.5%	0.8%	0.7%
% of Patients satisfied with the dentistry they have received	8	10	80.0%	95.2%	94.0%
% of Patients satisfied with the time they had to wait for an appointment	8	10	80.0%	87.2%	88.5%

\* This is based on patients treated on this contract for their most recent course of treatment. Figures in italics indicate the base number of FP17s or Patient Questionnaire responses are less than 100. N/A is shown where the base number of responses is less than 10 during the period. % is calculated as Quantity/Base number\*100

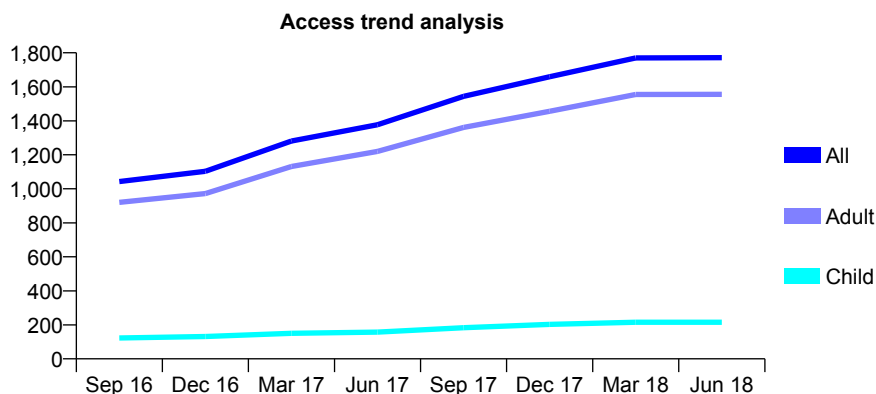
## 7A1 - Vital Signs At a Glance Contract Report for 682365/0006 - June 2018

Name or company name	MR QM JAFFRI
Contract type name	GDS Contract
Purpose of contract	General
Contract start date	01/01/2010
Contract end date	

18/19 Contracted general activity (UDA)	7,458
Carry forward general activity (UDA)	0
18/19 Contracted orthodontic activity (UOA)	0
Carry forward orthodontic activity (UOA)	0
Baseline contract value	£187,511.77

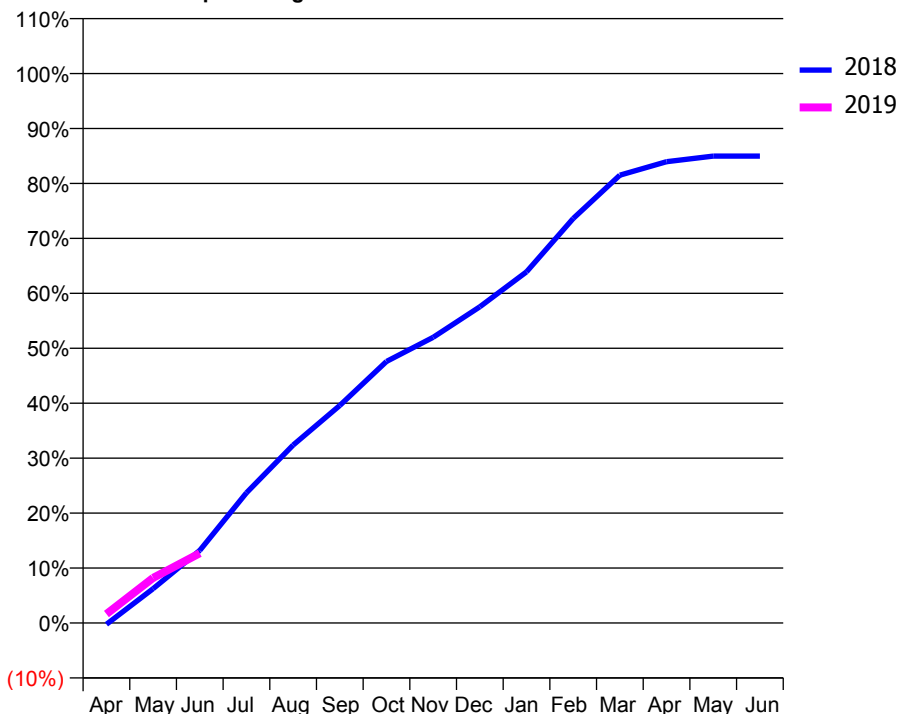
### ACCESS\*

Patients seen in 24 months	Total	Change since previous quarter
Quarter ending June 2017	1,377	
Quarter ending September 2017	1,544	↑
Quarter ending December 2017	1,659	↑
Quarter ending March 2018	1,770	↑
Quarter ending June 2018	1,771	→
<b>Variance since June 2017</b>	<b>28.6%</b>	<b>↑</b>



### ACTIVITY

Cumulative percentage of contracted UDA delivered 2018 & 2019



Adjusted Scheduled Activity (UDA)

Month	2018	2019
April	-22	123
May	557	612
June	1,177	948
July	2,111	
August	2,886	
September	3,526	
October	4,240	
November	4,630	
December	5,126	
January	5,692	
February	6,558	
March	7,261	
April	7,478	
May	7,570	
June	7,569	

### QUALITY

	Quantity	Base Number	Contract	LHB	Wales
% of FP17s for the same patient ID Re-attending within 3 months - Children	3	58	5.2%	7.9%	11.1%
% of FP17s for the same patient ID Re-attending within 3 months - Adults	90	463	19.4%	12.9%	15.5%
% of FP17s for the same patient ID Re-attending between 3 & 9 months - Children	34	58	58.6%	59.0%	59.2%
% of FP17s for the same patient ID Re-attending between 3 & 9 months - Adults	263	463	56.8%	55.3%	55.8%
% of FP17s for Band 1 Urgent Courses	68	397	17.1%	7.7%	8.7%
% of FP17s Relating to Free Repair or Replacements	6	397	1.5%	0.7%	0.7%
% of FP17s Relating to Continuations	4	397	1.0%	0.8%	0.7%
% of Patients satisfied with the dentistry they have received	8	10	80.0%	95.2%	94.0%
% of Patients satisfied with the time they had to wait for an appointment	9	10	90.0%	87.2%	88.5%

\* This is based on patients treated on this contract for their most recent course of treatment. Figures in italics indicate the base number of FP17s or Patient Questionnaire responses are less than 100. N/A is shown where the base number of responses is less than 10 during the period. % is calculated as Quantity/Base number\*100



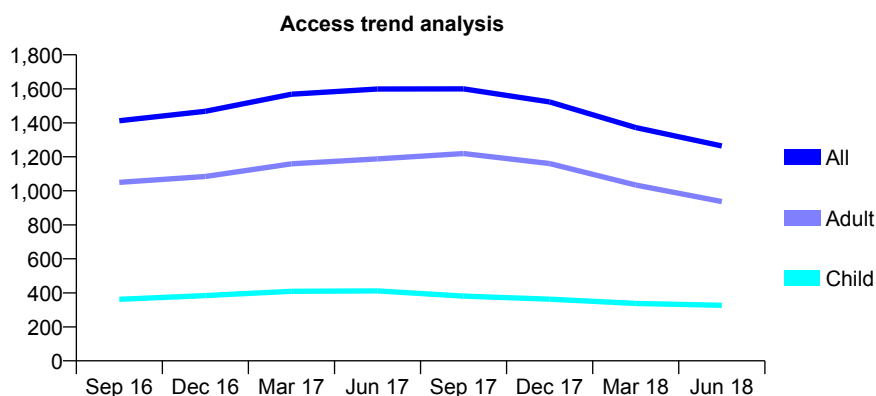
## 7A1 - Vital Signs At a Glance Contract Report for 682365/0008 - June 2018

Name or company name	MR QM JAFFRI
Contract type name	GDS Contract
Purpose of contract	General
Contract start date	01/07/2010
Contract end date	

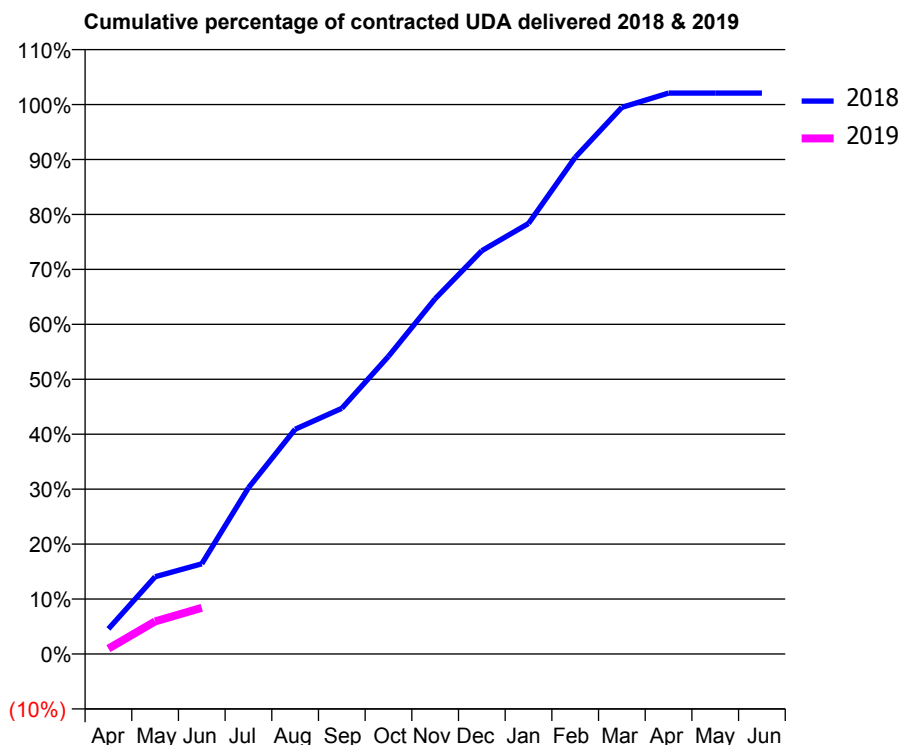
18/19 Contracted general activity (UDA)	6,229
Carry forward general activity (UDA)	0
18/19 Contracted orthodontic activity (UOA)	0
Carry forward orthodontic activity (UOA)	0
Baseline contract value	£153,108.78

### ACCESS\*

Patients seen in 24 months	Total	Change since previous quarter
Quarter ending June 2017	1,599	
Quarter ending September 2017	1,600	→
Quarter ending December 2017	1,523	↓
Quarter ending March 2018	1,372	↓
Quarter ending June 2018	1,264	↓
<b>Variance since June 2017</b>	<b>(21.0%)</b>	<b>↓</b>



### ACTIVITY



Month	Adjusted Scheduled Activity (UDA)	
	2018	2019
April	184	61
May	565	369
June	660	523
July	1,217	
August	1,645	
September	1,798	
October	2,178	
November	2,600	
December	2,952	
January	3,150	
February	3,634	
March	4,000	
April	4,105	
May	4,105	
June	4,105	

### QUALITY

	Quantity	Base Number	Contract	LHB	Wales
% of FP17s for the same patient ID Re-attending within 3 months - Children	10	98	10.2%	7.9%	11.1%
% of FP17s for the same patient ID Re-attending within 3 months - Adults	48	233	20.6%	12.9%	15.5%
% of FP17s for the same patient ID Re-attending between 3 & 9 months - Children	65	98	66.3%	59.0%	59.2%
% of FP17s for the same patient ID Re-attending between 3 & 9 months - Adults	143	233	61.4%	55.3%	55.8%
% of FP17s for Band 1 Urgent Courses	16	275	5.8%	7.7%	8.7%
% of FP17s Relating to Free Repair or Replacements	5	275	1.8%	0.7%	0.7%
% of FP17s Relating to Continuations	4	275	1.5%	0.8%	0.7%
% of Patients satisfied with the dentistry they have received	1	2	N/A	95.2%	94.0%
% of Patients satisfied with the time they had to wait for an appointment	2	2	N/A	87.2%	88.5%

\* This is based on patients treated on this contract for their most recent course of treatment. Figures in italics indicate the base number of FP17s or Patient Questionnaire responses are less than 100. N/A is shown where the base number of responses is less than 10 during the period. % is calculated as Quantity/Base number\*100

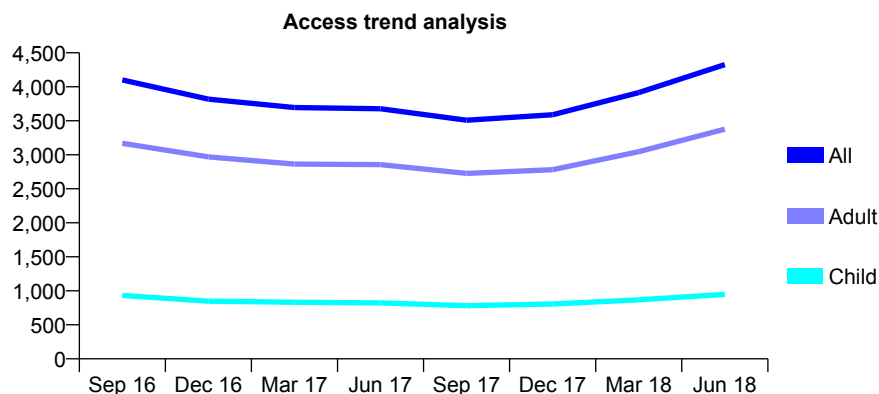
## 7A1 - Vital Signs At a Glance Contract Report for 682365/0011 - June 2018

Name or company name	MR QM JAFFRI
Contract type name	GDS Contract
Purpose of contract	General
Contract start date	01/10/2014
Contract end date	

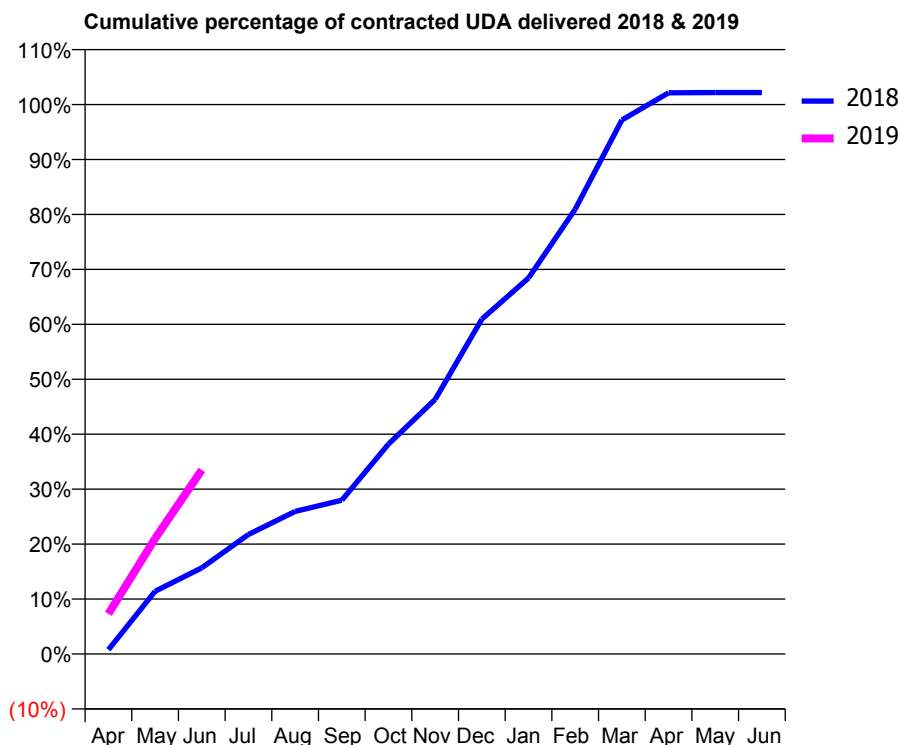
18/19 Contracted general activity (UDA)	12,726
Carry forward general activity (UDA)	0
18/19 Contracted orthodontic activity (UOA)	0
Carry forward orthodontic activity (UOA)	0
Baseline contract value	£302,280.11

### ACCESS\*

Patients seen in 24 months	Total	Change since previous quarter
Quarter ending June 2017	3,678	
Quarter ending September 2017	3,508	↓
Quarter ending December 2017	3,589	↑
Quarter ending March 2018	3,915	↑
Quarter ending June 2018	4,326	↑
<b>Variance since June 2017</b>	<b>17.6%</b>	<b>↑</b>



### ACTIVITY



Month	Adjusted Scheduled Activity (UDA)	
	2018	2019
April	112	931
May	1,627	2,676
June	2,236	4,262
July	3,102	
August	3,699	
September	3,990	
October	5,450	
November	6,608	
December	8,691	
January	9,756	
February	11,541	
March	13,856	
April	14,561	
May	14,569	
June	14,568	

### QUALITY

	Quantity	Base Number	Contract	LHB	Wales
% of FP17s for the same patient ID Re-attending within 3 months - Children	19	405	4.7%	7.9%	11.1%
% of FP17s for the same patient ID Re-attending within 3 months - Adults	121	1,365	8.9%	12.9%	15.5%
% of FP17s for the same patient ID Re-attending between 3 & 9 months - Children	239	405	59.0%	59.0%	59.2%
% of FP17s for the same patient ID Re-attending between 3 & 9 months - Adults	673	1,365	49.3%	55.3%	55.8%
% of FP17s for Band 1 Urgent Courses	55	1,557	3.5%	7.7%	8.7%
% of FP17s Relating to Free Repair or Replacements	8	1,557	0.5%	0.7%	0.7%
% of FP17s Relating to Continuations	9	1,557	0.6%	0.8%	0.7%
% of Patients satisfied with the dentistry they have received	13	14	92.9%	95.2%	94.0%
% of Patients satisfied with the time they had to wait for an appointment	11	14	78.6%	87.2%	88.5%

\* This is based on patients treated on this contract for their most recent course of treatment. Figures in italics indicate the base number of FP17s or Patient Questionnaire responses are less than 100. N/A is shown where the base number of responses is less than 10 during the period. % is calculated as Quantity/Base number\*100

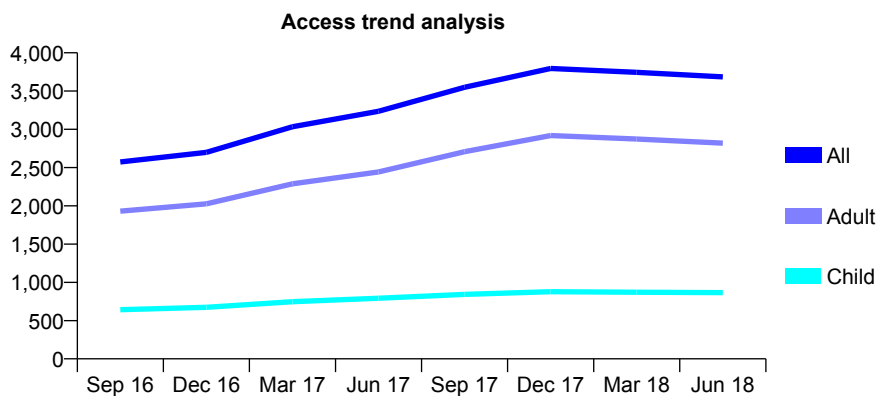
## 7A1 - Vital Signs At a Glance Contract Report for 682365/0012 - June 2018

Name or company name	MR QM JAFFRI
Contract type name	GDS Contract
Purpose of contract	General
Contract start date	01/10/2014
Contract end date	

18/19 Contracted general activity (UDA)	10,008
Carry forward general activity (UDA)	0
18/19 Contracted orthodontic activity (UOA)	0
Carry forward orthodontic activity (UOA)	0
Baseline contract value	£238,218.99

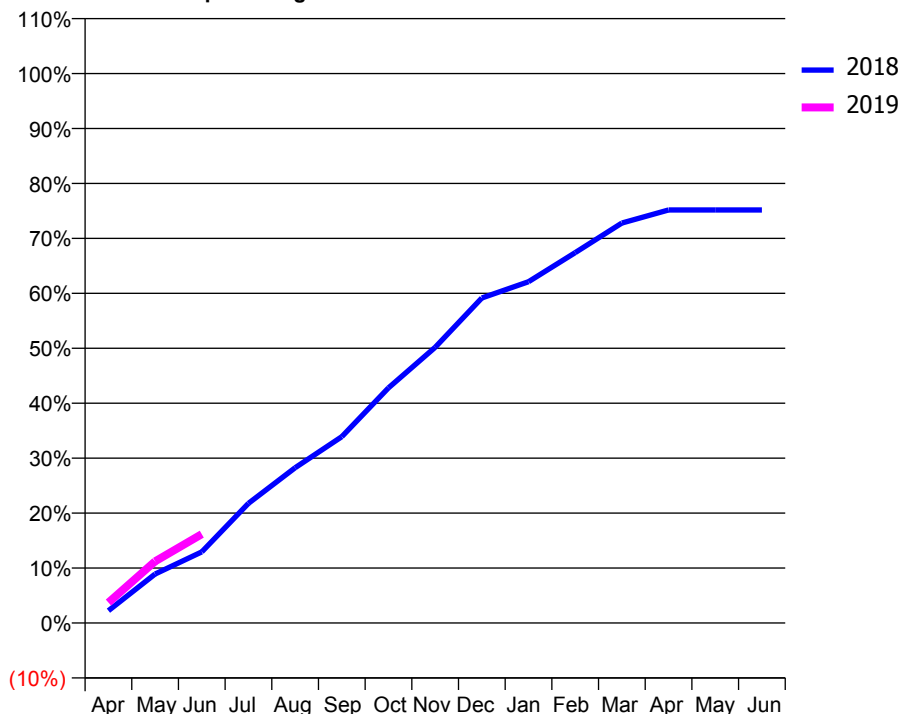
### ACCESS\*

Patients seen in 24 months	Total	Change since previous quarter
Quarter ending June 2017	3,235	
Quarter ending September 2017	3,550	↑
Quarter ending December 2017	3,796	↑
Quarter ending March 2018	3,744	↓
Quarter ending June 2018	3,686	↓
<b>Variance since June 2017</b>	<b>13.9%</b>	<b>↑</b>



### ACTIVITY

Cumulative percentage of contracted UDA delivered 2018 & 2019



Month	Adjusted Scheduled Activity (UDA)	
	2018	2019
April	279	374
May	1,112	1,122
June	1,612	1,618
July	2,715	
August	3,519	
September	4,226	
October	5,331	
November	6,251	
December	7,369	
January	7,736	
February	8,396	
March	9,068	
April	9,363	
May	9,365	
June	9,364	

### QUALITY

	Quantity	Base Number	Contract	LHB	Wales
% of FP17s for the same patient ID Re-attending within 3 months - Children	4	236	1.7%	7.9%	11.1%
% of FP17s for the same patient ID Re-attending within 3 months - Adults	41	715	5.7%	12.9%	15.5%
% of FP17s for the same patient ID Re-attending between 3 & 9 months - Children	98	236	41.5%	59.0%	59.2%
% of FP17s for the same patient ID Re-attending between 3 & 9 months - Adults	367	715	51.3%	55.3%	55.8%
% of FP17s for Band 1 Urgent Courses	49	795	6.2%	7.7%	8.7%
% of FP17s Relating to Free Repair or Replacements	3	795	0.4%	0.7%	0.7%
% of FP17s Relating to Continuations	1	795	0.1%	0.8%	0.7%
% of Patients satisfied with the dentistry they have received	5	6	N/A	95.2%	94.0%
% of Patients satisfied with the time they had to wait for an appointment	6	6	N/A	87.2%	88.5%

\* This is based on patients treated on this contract for their most recent course of treatment. Figures in italics indicate the base number of FP17s or Patient Questionnaire responses are less than 100. N/A is shown where the base number of responses is less than 10 during the period. % is calculated as Quantity/Base number\*100

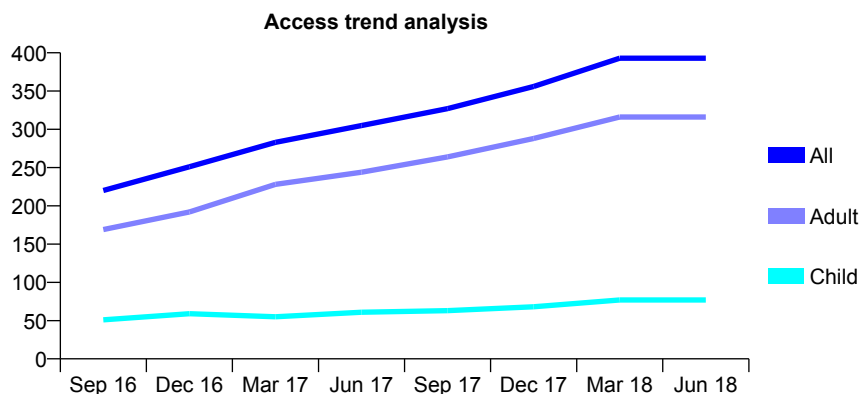
## 7A1 - Vital Signs At a Glance Contract Report for 732419/0001 - June 2018

Name or company name	MISS AH LANE
Contract type name	GDS Contract
Purpose of contract	General
Contract start date	01/04/2006
Contract end date	

18/19 Contracted general activity (UDA)	2,002
Carry forward general activity (UDA)	0
18/19 Contracted orthodontic activity (UOA)	0
Carry forward orthodontic activity (UOA)	0
Baseline contract value	£58,451.23

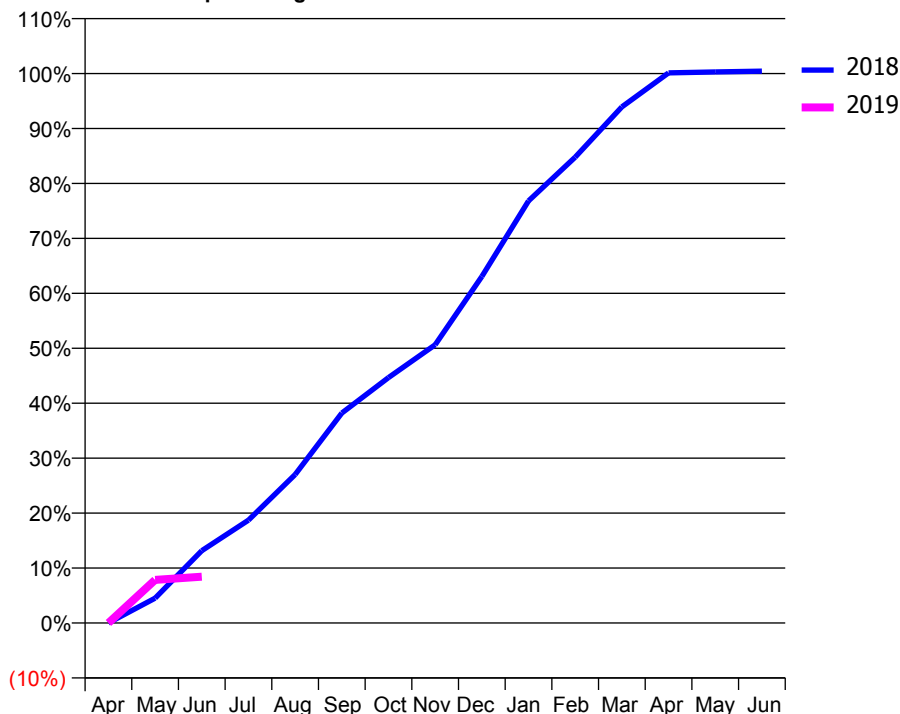
### ACCESS\*

Patients seen in 24 months	Total	Change since previous quarter
Quarter ending June 2017	305	
Quarter ending September 2017	327	↑
Quarter ending December 2017	356	↑
Quarter ending March 2018	393	↑
Quarter ending June 2018	393	→
<b>Variance since June 2017</b>	<b>28.9%</b>	<b>↑</b>



### ACTIVITY

Cumulative percentage of contracted UDA delivered 2018 & 2019



Adjusted Scheduled Activity (UDA)

Month	2018	2019
April	0	0
May	85	157
June	247	169
July	351	
August	507	
September	717	
October	838	
November	950	
December	1,183	
January	1,441	
February	1,590	
March	1,762	
April	1,878	
May	1,881	
June	1,884	

### QUALITY

	Quantity	Base Number	Contract	LHB	Wales
% of FP17s for the same patient ID Re-attending within 3 months - Children	0	10	0.0%	7.9%	11.1%
% of FP17s for the same patient ID Re-attending within 3 months - Adults	1	50	2.0%	12.9%	15.5%
% of FP17s for the same patient ID Re-attending between 3 & 9 months - Children	1	10	10.0%	59.0%	59.2%
% of FP17s for the same patient ID Re-attending between 3 & 9 months - Adults	21	50	42.0%	55.3%	55.8%
% of FP17s for Band 1 Urgent Courses	0	41	0.0%	7.7%	8.7%
% of FP17s Relating to Free Repair or Replacements	0	41	0.0%	0.7%	0.7%
% of FP17s Relating to Continuations	0	41	0.0%	0.8%	0.7%
% of Patients satisfied with the dentistry they have received	1	1	N/A	95.2%	94.0%
% of Patients satisfied with the time they had to wait for an appointment	1	1	N/A	87.2%	88.5%

\* This is based on patients treated on this contract for their most recent course of treatment. Figures in italics indicate the base number of FP17s or Patient Questionnaire responses are less than 100. N/A is shown where the base number of responses is less than 10 during the period. % is calculated as Quantity/Base number\*100

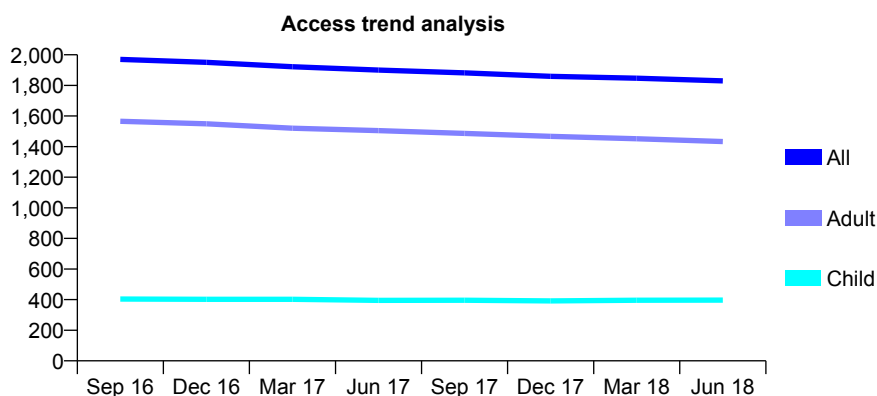
## 7A1 - Vital Signs At a Glance Contract Report for 782092/0001 - June 2018

Name or company name	MR F FARSAIKIYA
Contract type name	GDS Contract
Purpose of contract	General
Contract start date	01/04/2006
Contract end date	

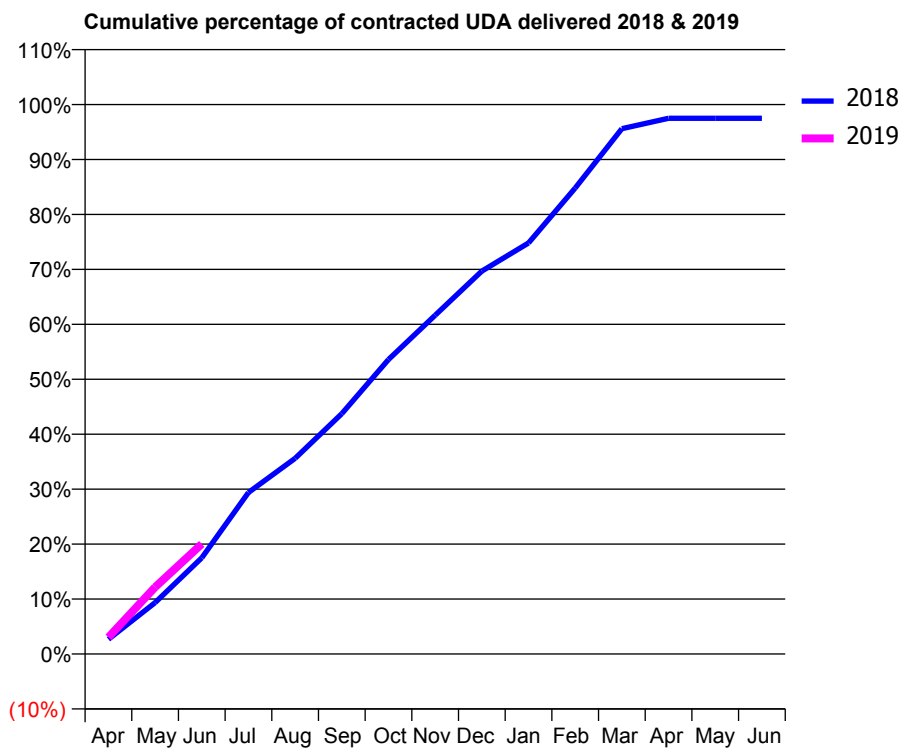
18/19 Contracted general activity (UDA)	6,000
Carry forward general activity (UDA)	0
18/19 Contracted orthodontic activity (UOA)	0
Carry forward orthodontic activity (UOA)	0
Baseline contract value	£143,899.63

### ACCESS\*

Patients seen in 24 months	Total	Change since previous quarter
Quarter ending June 2017	1,900	
Quarter ending September 2017	1,882	→
Quarter ending December 2017	1,859	↓
Quarter ending March 2018	1,847	→
Quarter ending June 2018	1,830	→
<b>Variance since June 2017</b>	<b>(3.7%)</b>	<b>↓</b>



### ACTIVITY



Month	Adjusted Scheduled Activity (UDA)	
	2018	2019
April	160	183
May	561	731
June	1,051	1,202
July	1,763	
August	2,137	
September	2,624	
October	3,215	
November	3,699	
December	4,181	
January	4,488	
February	5,088	
March	5,735	
April	5,850	
May	5,850	
June	5,850	

### QUALITY

	Quantity	Base Number	Contract	LHB	Wales
% of FP17s for the same patient ID Re-attending within 3 months - Children	8	139	5.8%	7.9%	11.1%
% of FP17s for the same patient ID Re-attending within 3 months - Adults	37	511	7.2%	12.9%	15.5%
% of FP17s for the same patient ID Re-attending between 3 & 9 months - Children	91	139	65.5%	59.0%	59.2%
% of FP17s for the same patient ID Re-attending between 3 & 9 months - Adults	360	511	70.5%	55.3%	55.8%
% of FP17s for Band 1 Urgent Courses	10	598	1.7%	7.7%	8.7%
% of FP17s Relating to Free Repair or Replacements	0	598	0.0%	0.7%	0.7%
% of FP17s Relating to Continuations	2	598	0.3%	0.8%	0.7%
% of Patients satisfied with the dentistry they have received	2	2	N/A	95.2%	94.0%
% of Patients satisfied with the time they had to wait for an appointment	2	2	N/A	87.2%	88.5%

\* This is based on patients treated on this contract for their most recent course of treatment. Figures in italics indicate the base number of FP17s or Patient Questionnaire responses are less than 100. N/A is shown where the base number of responses is less than 10 during the period. % is calculated as Quantity/Base number\*100

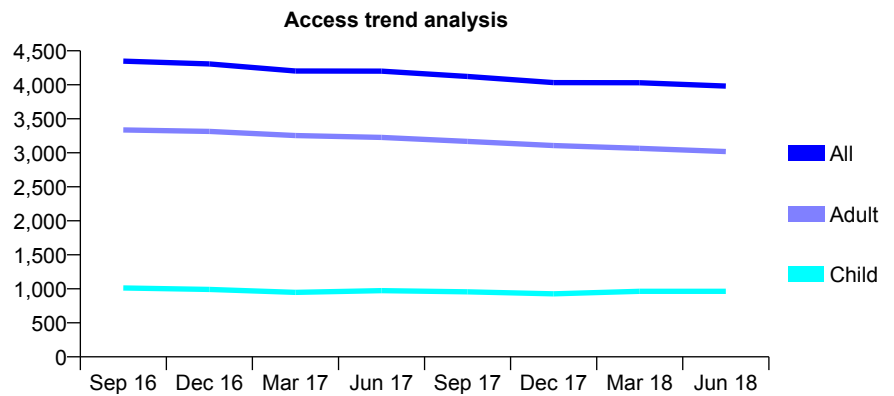
## 7A1 - Vital Signs At a Glance Contract Report for 788457/0001 - June 2018

Name or company name	Marquess DP Limited
Contract type name	GDS Contract
Purpose of contract	General
Contract start date	02/08/2006
Contract end date	

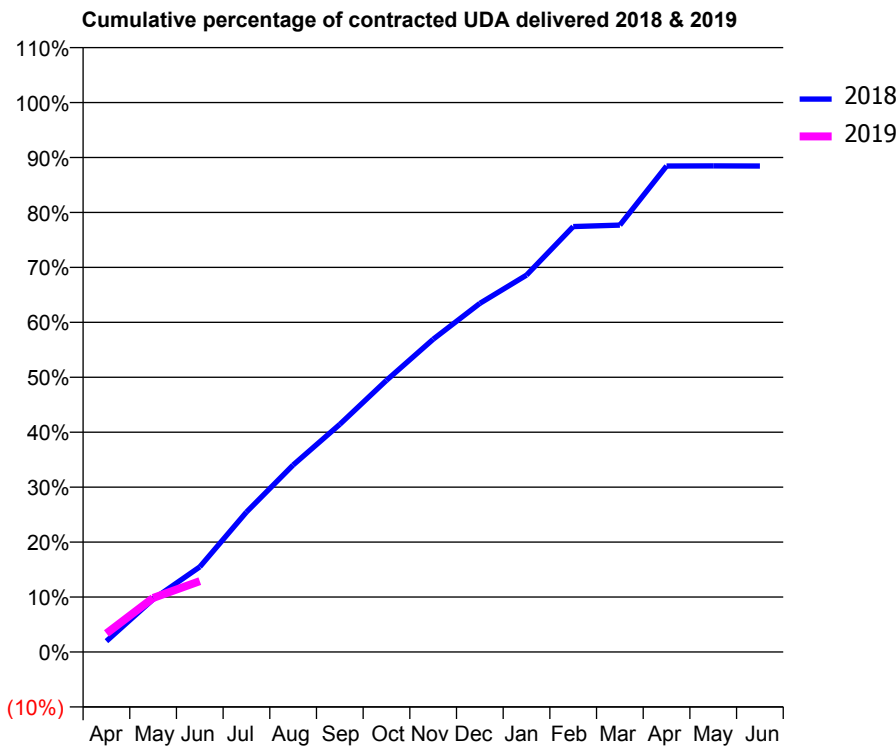
18/19 Contracted general activity (UDA)	14,664
Carry forward general activity (UDA)	0
18/19 Contracted orthodontic activity (UOA)	0
Carry forward orthodontic activity (UOA)	0
Baseline contract value	£368,765.56

### ACCESS\*

Patients seen in 24 months	Total	Change since previous quarter
Quarter ending June 2017	4,201	
Quarter ending September 2017	4,123	↓
Quarter ending December 2017	4,032	↓
Quarter ending March 2018	4,030	→
Quarter ending June 2018	3,981	↓
<b>Variance since June 2017</b>	<b>(5.2%)</b>	<b>↓</b>



### ACTIVITY



Month	Adjusted Scheduled Activity (UDA)	
	2018	2019
April	252	495
May	1,216	1,442
June	1,962	1,890
July	3,226	
August	4,310	
September	5,248	
October	6,260	
November	7,207	
December	8,034	
January	8,685	
February	9,806	
March	9,840	
April	11,199	
May	11,203	
June	11,200	

### QUALITY

	Quantity	Base Number	Contract	LHB	Wales
% of FP17s for the same patient ID Re-attending within 3 months - Children	40	463	8.6%	7.9%	11.1%
% of FP17s for the same patient ID Re-attending within 3 months - Adults	173	1,473	11.7%	12.9%	15.5%
% of FP17s for the same patient ID Re-attending between 3 & 9 months - Children	296	463	63.9%	59.0%	59.2%
% of FP17s for the same patient ID Re-attending between 3 & 9 months - Adults	1,003	1,473	68.1%	55.3%	55.8%
% of FP17s for Band 1 Urgent Courses	74	1,167	6.3%	7.7%	8.7%
% of FP17s Relating to Free Repair or Replacements	5	1,167	0.4%	0.7%	0.7%
% of FP17s Relating to Continuations	2	1,167	0.2%	0.8%	0.7%
% of Patients satisfied with the dentistry they have received	11	12	91.7%	95.2%	94.0%
% of Patients satisfied with the time they had to wait for an appointment	12	12	100.0%	87.2%	88.5%

\* This is based on patients treated on this contract for their most recent course of treatment. Figures in italics indicate the base number of FP17s or Patient Questionnaire responses are less than 100. N/A is shown where the base number of responses is less than 10 during the period. % is calculated as Quantity/Base number\*100

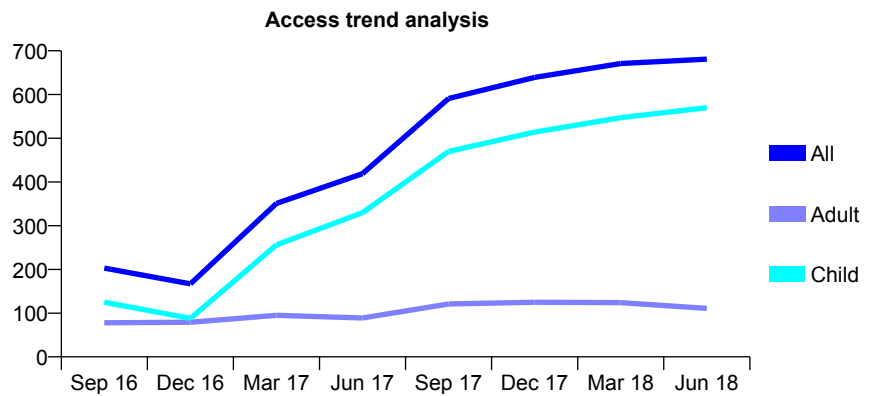
## 7A1 - Vital Signs At a Glance Contract Report for 808946/0001 - June 2018

Name or company name	N Hughes Jones
Contract type name	GDS Contract
Purpose of contract	General
Contract start date	01/04/2006
Contract end date	

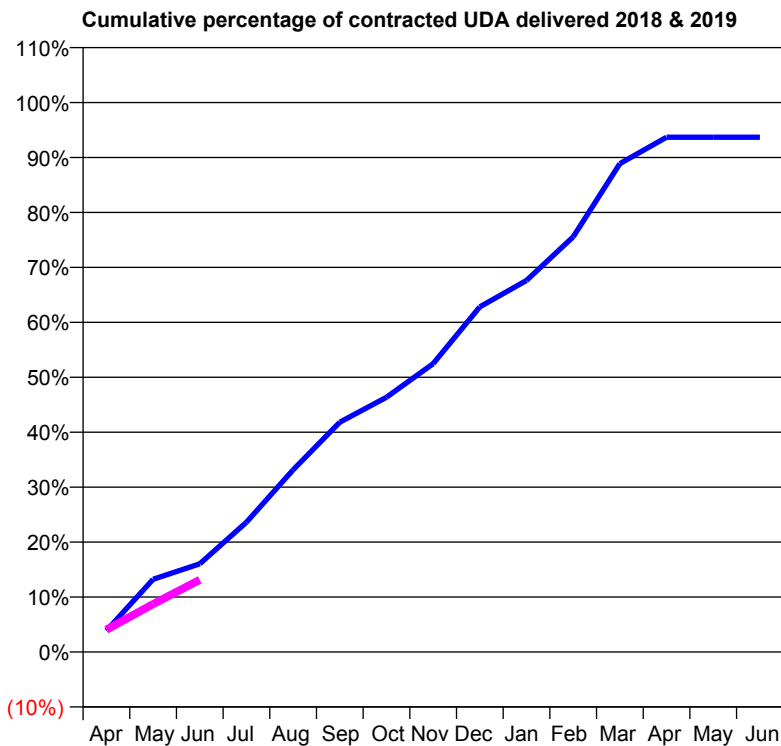
18/19 Contracted general activity (UDA)	1,800
Carry forward general activity (UDA)	0
18/19 Contracted orthodontic activity (UOA)	0
Carry forward orthodontic activity (UOA)	0
Baseline contract value	£44,722.98

### ACCESS\*

Patients seen in 24 months	Total	Change since previous quarter
Quarter ending June 2017	419	
Quarter ending September 2017	591	↑
Quarter ending December 2017	639	↑
Quarter ending March 2018	671	↑
Quarter ending June 2018	681	→
<b>Variance since June 2017</b>	<b>62.5%</b>	<b>↑</b>



### ACTIVITY



Month	Adjusted Scheduled Activity (UDA)	
	2018	2019
April	70	73
May	238	157
June	289	237
July	425	
August	597	
September	753	
October	834	
November	945	
December	1,131	
January	1,217	
February	1,360	
March	1,600	
April	1,686	
May	1,686	
June	1,686	

### QUALITY

	Quantity	Base Number	Contract	LHB	Wales
% of FP17s for the same patient ID Re-attending within 3 months - Children	14	201	7.0%	7.9%	11.1%
% of FP17s for the same patient ID Re-attending within 3 months - Adults	1	27	3.7%	12.9%	15.5%
% of FP17s for the same patient ID Re-attending between 3 & 9 months - Children	126	201	62.7%	59.0%	59.2%
% of FP17s for the same patient ID Re-attending between 3 & 9 months - Adults	19	27	70.4%	55.3%	55.8%
% of FP17s for Band 1 Urgent Courses	3	168	1.8%	7.7%	8.7%
% of FP17s Relating to Free Repair or Replacements	0	168	0.0%	0.7%	0.7%
% of FP17s Relating to Continuations	3	168	1.8%	0.8%	0.7%
% of Patients satisfied with the dentistry they have received	0	0	N/A	95.2%	94.0%
% of Patients satisfied with the time they had to wait for an appointment	0	0	N/A	87.2%	88.5%

\* This is based on patients treated on this contract for their most recent course of treatment. Figures in italics indicate the base number of FP17s or Patient Questionnaire responses are less than 100. N/A is shown where the base number of responses is less than 10 during the period. % is calculated as Quantity/Base number\*100

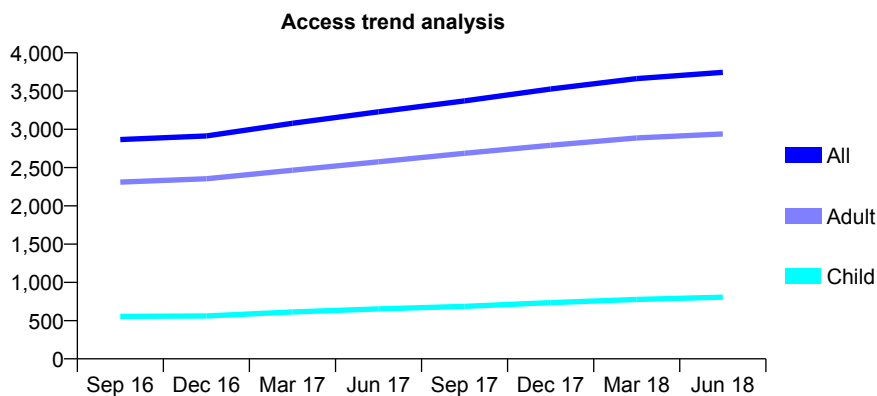
## 7A1 - Vital Signs At a Glance Contract Report for 813184/0001 - June 2018

Name or company name	Rosehill Dental Practice
Contract type name	GDS Contract
Purpose of contract	General
Contract start date	03/04/2006
Contract end date	

18/19 Contracted general activity (UDA)	12,860
Carry forward general activity (UDA)	0
18/19 Contracted orthodontic activity (UOA)	0
Carry forward orthodontic activity (UOA)	0
Baseline contract value	£322,831.45

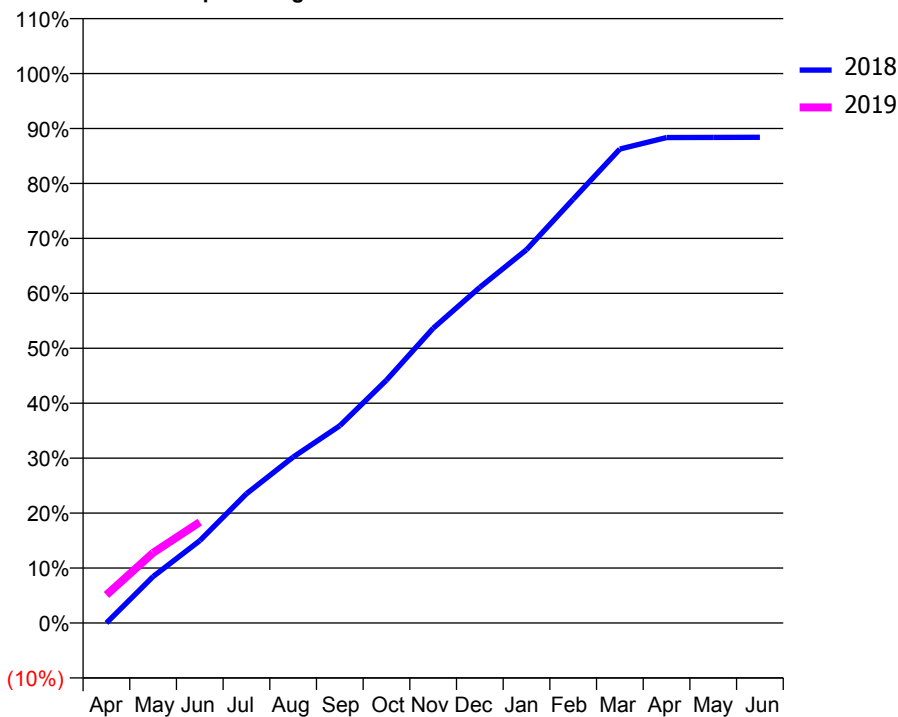
### ACCESS\*

Patients seen in 24 months	Total	Change since previous quarter
Quarter ending June 2017	3,229	
Quarter ending September 2017	3,372	↑
Quarter ending December 2017	3,526	↑
Quarter ending March 2018	3,663	↑
Quarter ending June 2018	3,745	↑
<b>Variance since June 2017</b>	<b>16.0%</b>	<b>↑</b>



### ACTIVITY

Cumulative percentage of contracted UDA delivered 2018 & 2019



Adjusted Scheduled Activity (UDA)

Month	2018	2019
April	2	656
May	939	1,642
June	1,664	2,361
July	2,612	
August	3,354	
September	3,986	
October	4,906	
November	5,955	
December	6,782	
January	7,543	
February	8,562	
March	9,574	
April	9,807	
May	9,811	
June	9,812	

### QUALITY

	Quantity	Base Number	Contract	LHB	Wales
% of FP17s for the same patient ID Re-attending within 3 months - Children	24	308	7.8%	7.9%	11.1%
% of FP17s for the same patient ID Re-attending within 3 months - Adults	163	1,034	15.8%	12.9%	15.5%
% of FP17s for the same patient ID Re-attending between 3 & 9 months - Children	194	308	63.0%	59.0%	59.2%
% of FP17s for the same patient ID Re-attending between 3 & 9 months - Adults	514	1,034	49.7%	55.3%	55.8%
% of FP17s for Band 1 Urgent Courses	44	1,221	3.6%	7.7%	8.7%
% of FP17s Relating to Free Repair or Replacements	22	1,221	1.8%	0.7%	0.7%
% of FP17s Relating to Continuations	21	1,221	1.7%	0.8%	0.7%
% of Patients satisfied with the dentistry they have received	9	10	90.0%	95.2%	94.0%
% of Patients satisfied with the time they had to wait for an appointment	9	10	90.0%	87.2%	88.5%

\* This is based on patients treated on this contract for their most recent course of treatment. Figures in italics indicate the base number of FP17s or Patient Questionnaire responses are less than 100. N/A is shown where the base number of responses is less than 10 during the period. % is calculated as Quantity/Base number\*100



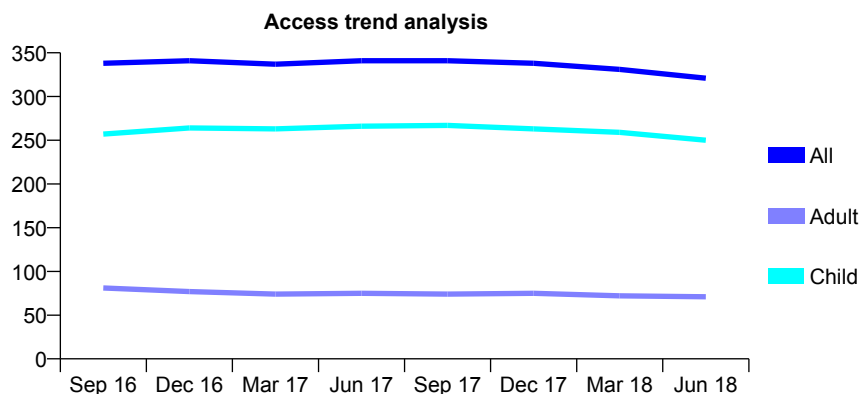
## 7A1 - Vital Signs At a Glance Contract Report for 826677/0001 - June 2018

Name or company name	MR SJ LANGSTON
Contract type name	GDS Contract
Purpose of contract	General and Orthodontic
Contract start date	01/04/2006
Contract end date	

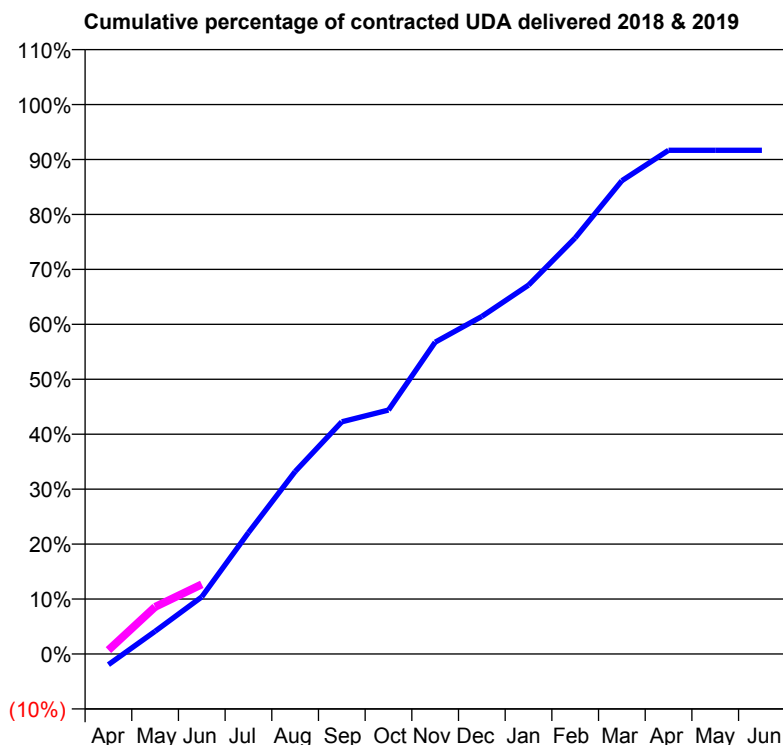
18/19 Contracted general activity (UDA)	560
Carry forward general activity (UDA)	0
18/19 Contracted orthodontic activity (UOA)	350
Carry forward orthodontic activity (UOA)	0
Baseline contract value	£33,467.23

### ACCESS\*

Patients seen in 24 months	Total	Change since previous quarter
Quarter ending June 2017	341	
Quarter ending September 2017	341	→
Quarter ending December 2017	338	→
Quarter ending March 2018	331	↓
Quarter ending June 2018	321	↓
<b>Variance since June 2017</b>	<b>(5.9%)</b>	<b>↓</b>



### ACTIVITY



Month	Adjusted Scheduled Activity (UDA)	
	2018	2019
April	-11	4
May	23	48
June	58	71
July	124	
August	186	
September	237	
October	249	
November	318	
December	344	
January	376	
February	424	
March	482	
April	513	
May	513	
June	513	

### QUALITY

	Quantity	Base Number	Contract	LHB	Wales
% of FP17s for the same patient ID Re-attending within 3 months - Children	4	85	4.7%	7.9%	11.1%
% of FP17s for the same patient ID Re-attending within 3 months - Adults	0	8	0.0%	12.9%	15.5%
% of FP17s for the same patient ID Re-attending between 3 & 9 months - Children	39	85	45.9%	59.0%	59.2%
% of FP17s for the same patient ID Re-attending between 3 & 9 months - Adults	2	8	25.0%	55.3%	55.8%
% of FP17s for Band 1 Urgent Courses	0	57	0.0%	7.7%	8.7%
% of FP17s Relating to Free Repair or Replacements	0	57	0.0%	0.7%	0.7%
% of FP17s Relating to Continuations	0	57	0.0%	0.8%	0.7%
% of Patients satisfied with the dentistry they have received	1	1	N/A	95.2%	94.0%
% of Patients satisfied with the time they had to wait for an appointment	1	1	N/A	87.2%	88.5%

\* This is based on patients treated on this contract for their most recent course of treatment. Figures in italics indicate the base number of FP17s or Patient Questionnaire responses are less than 100. N/A is shown where the base number of responses is less than 10 during the period. % is calculated as Quantity/Base number\*100

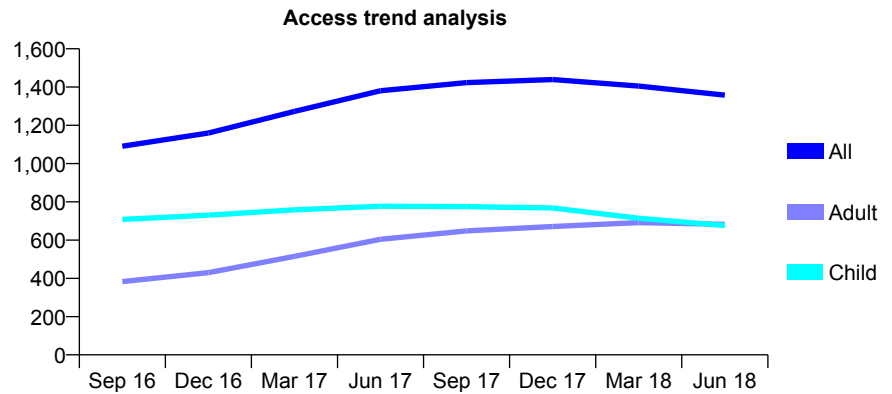
## 7A1 - Vital Signs At a Glance Contract Report for 833312/0001 - June 2018

Name or company name	MR SJ KEEN
Contract type name	GDS Contract
Purpose of contract	General and Orthodontic
Contract start date	01/04/2006
Contract end date	

18/19 Contracted general activity (UDA)	3,008
Carry forward general activity (UDA)	0
18/19 Contracted orthodontic activity (UOA)	365
Carry forward orthodontic activity (UOA)	0
Baseline contract value	£101,753.39

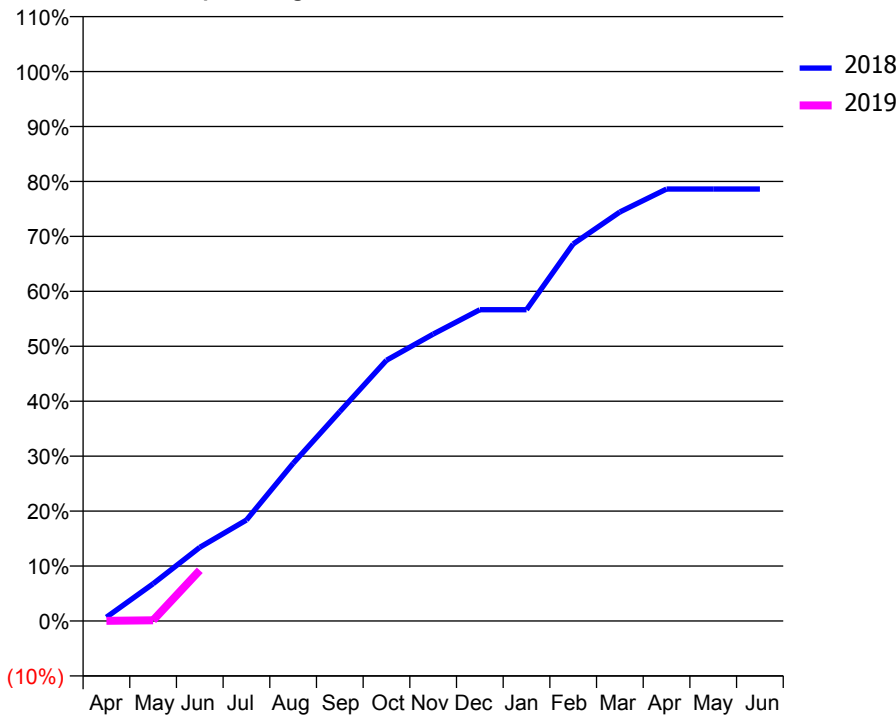
### ACCESS\*

Patients seen in 24 months	Total	Change since previous quarter
Quarter ending June 2017	1,381	
Quarter ending September 2017	1,423	↑
Quarter ending December 2017	1,439	→
Quarter ending March 2018	1,405	↓
Quarter ending June 2018	1,358	↓
<b>Variance since June 2017</b>	<b>(1.7%)</b>	<b>↓</b>



### ACTIVITY

Cumulative percentage of contracted UDA delivered 2018 & 2019



Month	Adjusted Scheduled Activity (UDA)	
	2018	2019
April	21	1
May	204	4
June	403	278
July	553	
August	863	
September	1,146	
October	1,427	
November	1,571	
December	1,704	
January	1,704	
February	2,064	
March	2,239	
April	2,365	
May	2,365	
June	2,365	

### QUALITY

	Quantity	Base Number	Contract	LHB	Wales
% of FP17s for the same patient ID Re-attending within 3 months - Children	6	175	3.4%	7.9%	11.1%
% of FP17s for the same patient ID Re-attending within 3 months - Adults	3	109	2.8%	12.9%	15.5%
% of FP17s for the same patient ID Re-attending between 3 & 9 months - Children	76	175	43.4%	59.0%	59.2%
% of FP17s for the same patient ID Re-attending between 3 & 9 months - Adults	45	109	41.3%	55.3%	55.8%
% of FP17s for Band 1 Urgent Courses	10	192	5.2%	7.7%	8.7%
% of FP17s Relating to Free Repair or Replacements	1	192	0.5%	0.7%	0.7%
% of FP17s Relating to Continuations	4	192	2.1%	0.8%	0.7%
% of Patients satisfied with the dentistry they have received	3	3	N/A	95.2%	94.0%
% of Patients satisfied with the time they had to wait for an appointment	3	3	N/A	87.2%	88.5%

\* This is based on patients treated on this contract for their most recent course of treatment. Figures in italics indicate the base number of FP17s or Patient Questionnaire responses are less than 100. N/A is shown where the base number of responses is less than 10 during the period. % is calculated as Quantity/Base number\*100

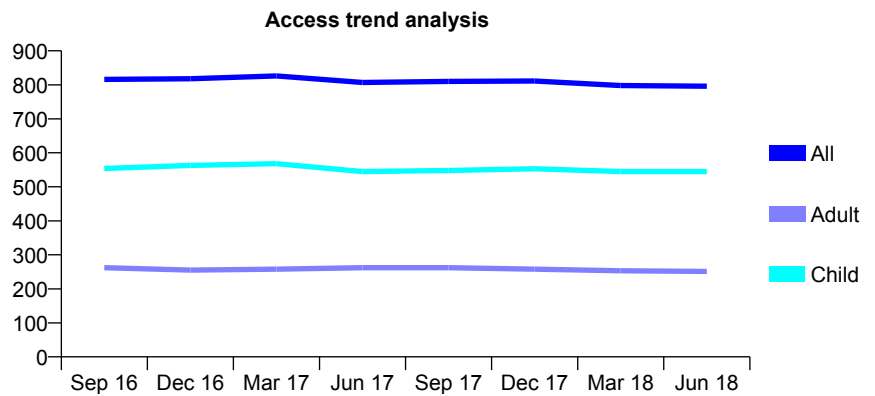
## 7A1 - Vital Signs At a Glance Contract Report for 905143/0001 - June 2018

Name or company name	MR SW HERD
Contract type name	GDS Contract
Purpose of contract	General
Contract start date	01/04/2006
Contract end date	

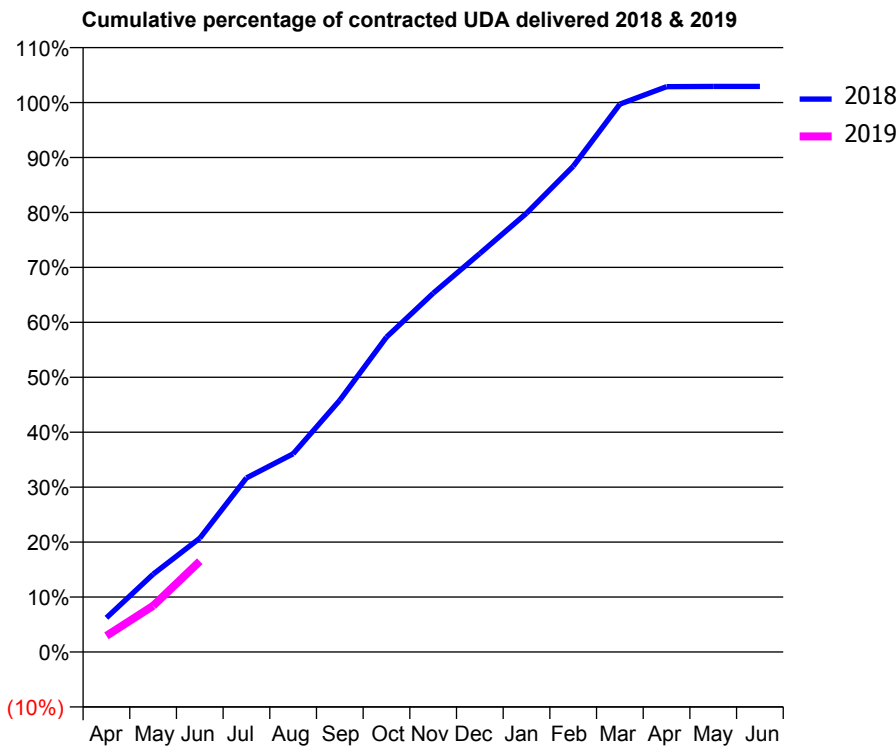
18/19 Contracted general activity (UDA)	2,000
Carry forward general activity (UDA)	0
18/19 Contracted orthodontic activity (UOA)	0
Carry forward orthodontic activity (UOA)	0
Baseline contract value	£60,628.86

### ACCESS\*

Patients seen in 24 months	Total	Change since previous quarter
Quarter ending June 2017	807	
Quarter ending September 2017	810	→
Quarter ending December 2017	811	→
Quarter ending March 2018	798	↓
Quarter ending June 2018	796	→
<b>Variance since June 2017</b>	<b>(1.4%)</b>	<b>↓</b>



### ACTIVITY



Month	Adjusted Scheduled Activity (UDA)	
	2018	2019
April	124	59
May	283	168
June	414	330
July	634	
August	721	
September	916	
October	1,146	
November	1,306	
December	1,450	
January	1,597	
February	1,768	
March	1,994	
April	2,058	
May	2,059	
June	2,059	

### QUALITY

	Quantity	Base Number	Contract	LHB	Wales
% of FP17s for the same patient ID Re-attending within 3 months - Children	4	171	2.3%	7.9%	11.1%
% of FP17s for the same patient ID Re-attending within 3 months - Adults	5	60	8.3%	12.9%	15.5%
% of FP17s for the same patient ID Re-attending between 3 & 9 months - Children	104	171	60.8%	59.0%	59.2%
% of FP17s for the same patient ID Re-attending between 3 & 9 months - Adults	38	60	63.3%	55.3%	55.8%
% of FP17s for Band 1 Urgent Courses	6	188	3.2%	7.7%	8.7%
% of FP17s Relating to Free Repair or Replacements	0	188	0.0%	0.7%	0.7%
% of FP17s Relating to Continuations	0	188	0.0%	0.8%	0.7%
% of Patients satisfied with the dentistry they have received	0	0	N/A	95.2%	94.0%
% of Patients satisfied with the time they had to wait for an appointment	0	0	N/A	87.2%	88.5%

\* This is based on patients treated on this contract for their most recent course of treatment. Figures in italics indicate the base number of FP17s or Patient Questionnaire responses are less than 100. N/A is shown where the base number of responses is less than 10 during the period. % is calculated as Quantity/Base number\*100

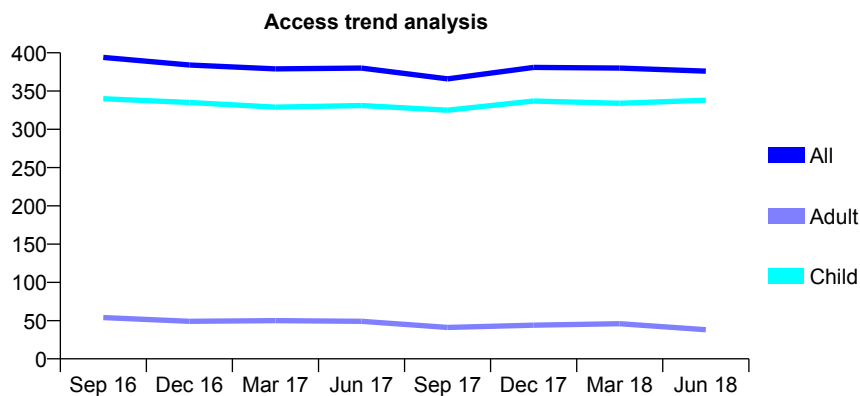
## 7A1 - Vital Signs At a Glance Contract Report for 923281/0001 - June 2018

Name or company name	MR CJ LOTTER
Contract type name	GDS Contract
Purpose of contract	General
Contract start date	01/04/2006
Contract end date	

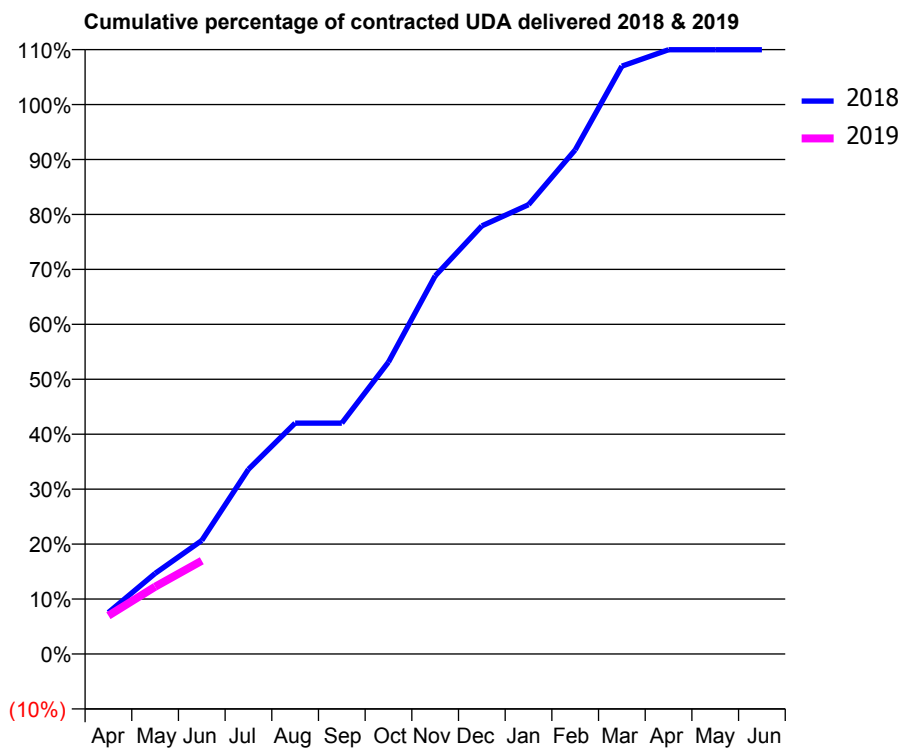
18/19 Contracted general activity (UDA)	702
Carry forward general activity (UDA)	0
18/19 Contracted orthodontic activity (UOA)	0
Carry forward orthodontic activity (UOA)	0
Baseline contract value	£18,708.97

### ACCESS\*

Patients seen in 24 months	Total	Change since previous quarter
Quarter ending June 2017	380	
Quarter ending September 2017	366	↓
Quarter ending December 2017	381	↑
Quarter ending March 2018	380	→
Quarter ending June 2018	376	↓
<b>Variance since June 2017</b>	<b>(1.1%)</b>	<b>↓</b>



### ACTIVITY



Month	Adjusted Scheduled Activity (UDA)	
	2018	2019
April	53	49
May	103	86
June	145	119
July	236	
August	295	
September	295	
October	373	
November	483	
December	547	
January	574	
February	644	
March	751	
April	772	
May	772	
June	772	

### QUALITY

	Quantity	Base Number	Contract	LHB	Wales
% of FP17s for the same patient ID Re-attending within 3 months - Children	5	110	4.5%	7.9%	11.1%
% of FP17s for the same patient ID Re-attending within 3 months - Adults	0	0	N/A	12.9%	15.5%
% of FP17s for the same patient ID Re-attending between 3 & 9 months - Children	76	110	69.1%	59.0%	59.2%
% of FP17s for the same patient ID Re-attending between 3 & 9 months - Adults	0	0	N/A	55.3%	55.8%
% of FP17s for Band 1 Urgent Courses	1	92	1.1%	7.7%	8.7%
% of FP17s Relating to Free Repair or Replacements	0	92	0.0%	0.7%	0.7%
% of FP17s Relating to Continuations	0	92	0.0%	0.8%	0.7%
% of Patients satisfied with the dentistry they have received	3	3	N/A	95.2%	94.0%
% of Patients satisfied with the time they had to wait for an appointment	2	3	N/A	87.2%	88.5%

\* This is based on patients treated on this contract for their most recent course of treatment. Figures in italics indicate the base number of FP17s or Patient Questionnaire responses are less than 100. N/A is shown where the base number of responses is less than 10 during the period. % is calculated as Quantity/Base number\*100

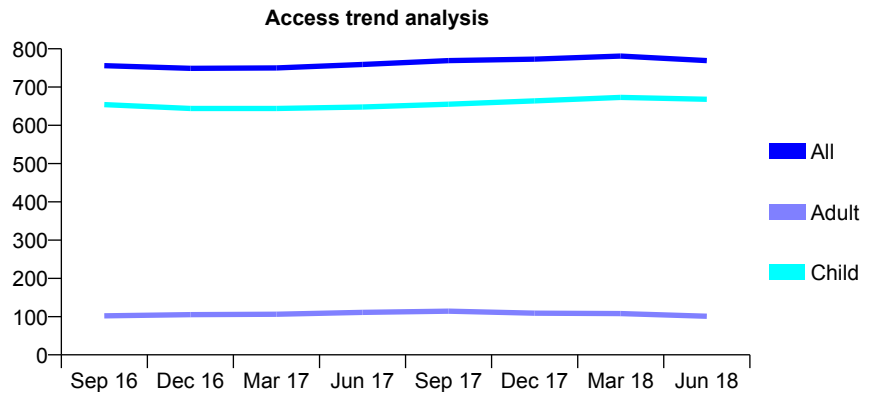
## 7A1 - Vital Signs At a Glance Contract Report for 933481/0001 - June 2018

Name or company name	MR SE LOF
Contract type name	GDS Contract
Purpose of contract	General
Contract start date	01/04/2006
Contract end date	

18/19 Contracted general activity (UDA)	1,500
Carry forward general activity (UDA)	0
18/19 Contracted orthodontic activity (UOA)	0
Carry forward orthodontic activity (UOA)	0
Baseline contract value	£37,720.46

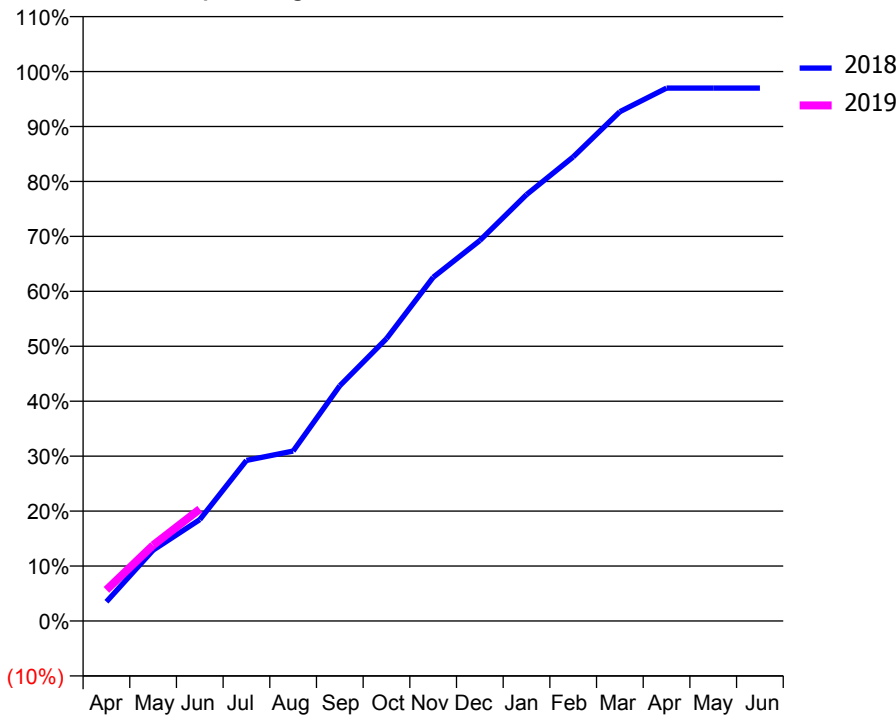
### ACCESS\*

Patients seen in 24 months	Total	Change since previous quarter
Quarter ending June 2017	759	
Quarter ending September 2017	769	→
Quarter ending December 2017	773	→
Quarter ending March 2018	781	→
Quarter ending June 2018	769	↓
<b>Variance since June 2017</b>	<b>1.3%</b>	<b>→</b>



### ACTIVITY

Cumulative percentage of contracted UDA delivered 2018 & 2019



Month	Adjusted Scheduled Activity (UDA)	
	2018	2019
April	53	85
May	193	207
June	277	305
July	439	
August	464	
September	642	
October	771	
November	938	
December	1,039	
January	1,164	
February	1,267	
March	1,390	
April	1,455	
May	1,455	
June	1,455	

### QUALITY

	Quantity	Base Number	Contract	LHB	Wales
% of FP17s for the same patient ID Re-attending within 3 months - Children	18	285	6.3%	7.9%	11.1%
% of FP17s for the same patient ID Re-attending within 3 months - Adults	0	0	N/A	12.9%	15.5%
% of FP17s for the same patient ID Re-attending between 3 & 9 months - Children	192	285	67.4%	59.0%	59.2%
% of FP17s for the same patient ID Re-attending between 3 & 9 months - Adults	0	0	N/A	55.3%	55.8%
% of FP17s for Band 1 Urgent Courses	7	235	3.0%	7.7%	8.7%
% of FP17s Relating to Free Repair or Replacements	0	235	0.0%	0.7%	0.7%
% of FP17s Relating to Continuations	0	235	0.0%	0.8%	0.7%
% of Patients satisfied with the dentistry they have received	3	3	N/A	95.2%	94.0%
% of Patients satisfied with the time they had to wait for an appointment	3	3	N/A	87.2%	88.5%

\* This is based on patients treated on this contract for their most recent course of treatment. Figures in italics indicate the base number of FP17s or Patient Questionnaire responses are less than 100. N/A is shown where the base number of responses is less than 10 during the period. % is calculated as Quantity/Base number\*100

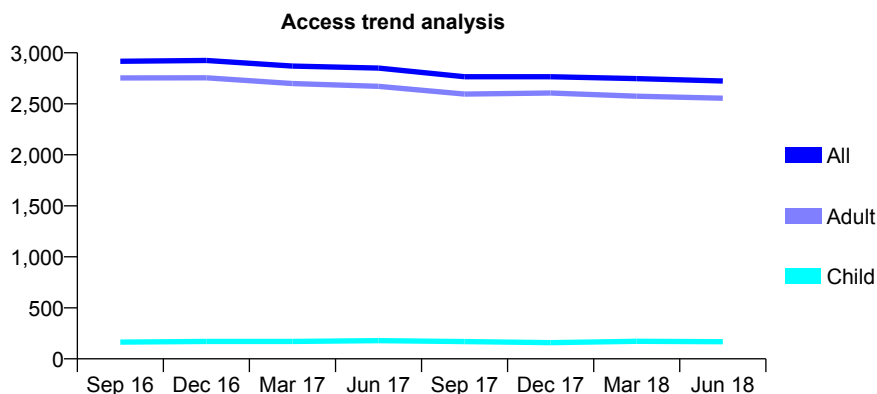
## 7A1 - Vital Signs At a Glance Contract Report for 978957/0001 - June 2018

Name or company name	MRS YL HOPKINS
Contract type name	GDS Contract
Purpose of contract	General
Contract start date	01/02/2009
Contract end date	

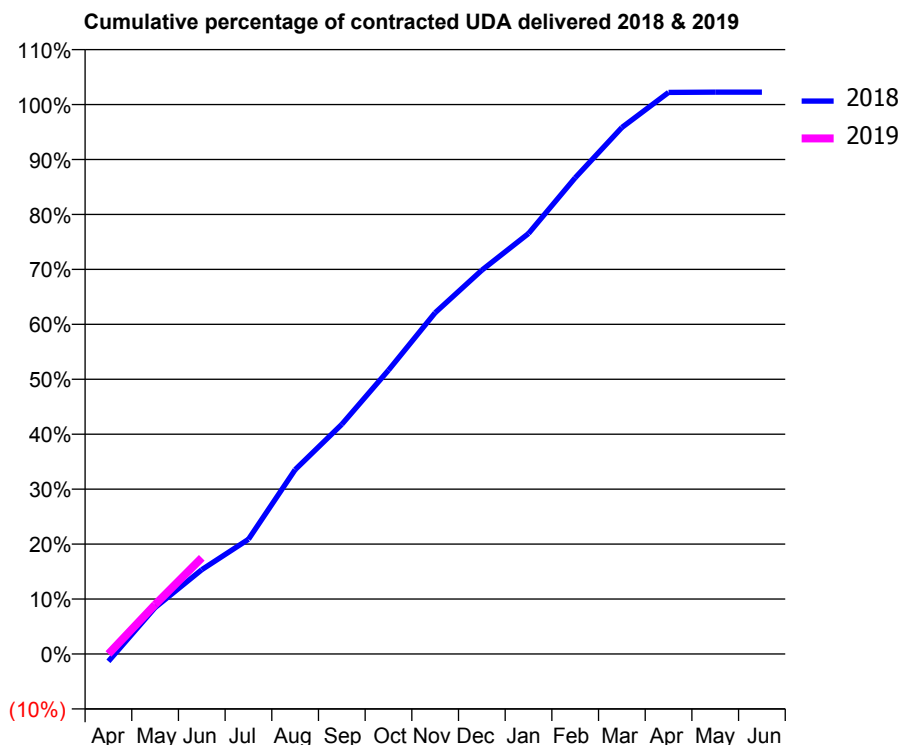
18/19 Contracted general activity (UDA)	6,158
Carry forward general activity (UDA)	0
18/19 Contracted orthodontic activity (UOA)	0
Carry forward orthodontic activity (UOA)	0
Baseline contract value	£204,795.54

### ACCESS\*

Patients seen in 24 months	Total	Change since previous quarter
Quarter ending June 2017	2,850	
Quarter ending September 2017	2,765	↓
Quarter ending December 2017	2,765	→
Quarter ending March 2018	2,747	→
Quarter ending June 2018	2,723	→
<b>Variance since June 2017</b>	<b>(4.5%)</b>	<b>↓</b>



### ACTIVITY



Month	Adjusted Scheduled Activity (UDA)	
	2018	2019
April	-83	0
May	521	554
June	945	1,078
July	1,285	
August	2,066	
September	2,573	
October	3,180	
November	3,824	
December	4,302	
January	4,713	
February	5,336	
March	5,900	
April	6,294	
May	6,297	
June	6,297	

### QUALITY

	Quantity	Base Number	Contract	LHB	Wales
% of FP17s for the same patient ID Re-attending within 3 months - Children	0	48	0.0%	7.9%	11.1%
% of FP17s for the same patient ID Re-attending within 3 months - Adults	68	716	9.5%	12.9%	15.5%
% of FP17s for the same patient ID Re-attending between 3 & 9 months - Children	11	48	22.9%	59.0%	59.2%
% of FP17s for the same patient ID Re-attending between 3 & 9 months - Adults	194	716	27.1%	55.3%	55.8%
% of FP17s for Band 1 Urgent Courses	70	551	12.7%	7.7%	8.7%
% of FP17s Relating to Free Repair or Replacements	3	551	0.5%	0.7%	0.7%
% of FP17s Relating to Continuations	2	551	0.4%	0.8%	0.7%
% of Patients satisfied with the dentistry they have received	3	3	N/A	95.2%	94.0%
% of Patients satisfied with the time they had to wait for an appointment	2	3	N/A	87.2%	88.5%

\* This is based on patients treated on this contract for their most recent course of treatment. Figures in italics indicate the base number of FP17s or Patient Questionnaire responses are less than 100. N/A is shown where the base number of responses is less than 10 during the period. % is calculated as Quantity/Base number\*100

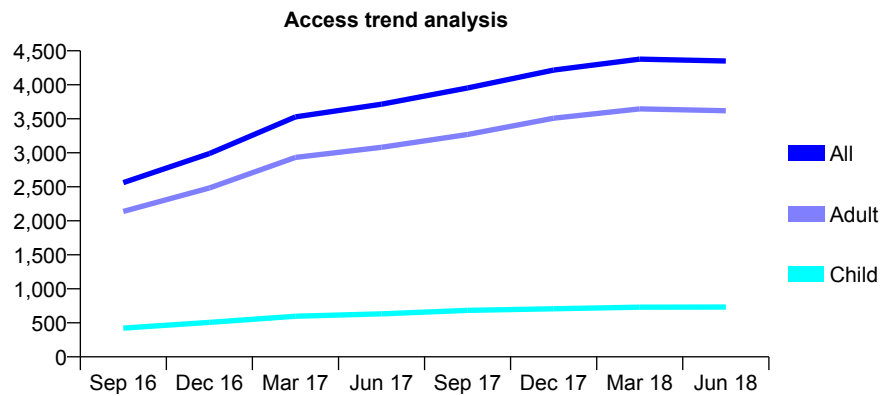
## 7A1 - Vital Signs At a Glance Contract Report for 995711/0001 - June 2018

Name or company name	MR JM FERNANDO
Contract type name	GDS Contract
Purpose of contract	General
Contract start date	01/02/2016
Contract end date	

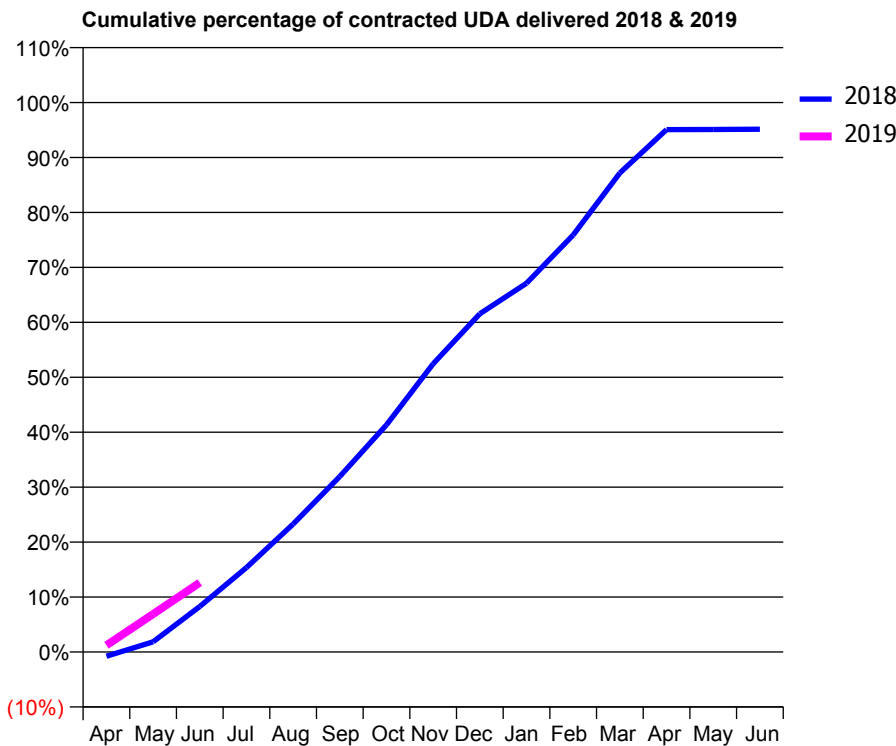
18/19 Contracted general activity (UDA)	15,426
Carry forward general activity (UDA)	0
18/19 Contracted orthodontic activity (UOA)	0
Carry forward orthodontic activity (UOA)	0
Baseline contract value	£313,124.71

### ACCESS\*

Patients seen in 24 months	Total	Change since previous quarter
Quarter ending June 2017	3,715	
Quarter ending September 2017	3,953	↑
Quarter ending December 2017	4,216	↑
Quarter ending March 2018	4,378	↑
Quarter ending June 2018	4,350	→
<b>Variance since June 2017</b>	<b>17.1%</b>	<b>↑</b>



### ACTIVITY



Month	Adjusted Scheduled Activity (UDA)	
	2018	2019
April	-114	188
May	271	1,065
June	1,215	1,947
July	2,256	
August	3,414	
September	4,685	
October	6,065	
November	7,694	
December	9,027	
January	9,841	
February	11,132	
March	12,787	
April	13,943	
May	13,947	
June	13,954	

### QUALITY

	Quantity	Base Number	Contract	LHB	Wales
% of FP17s for the same patient ID Re-attending within 3 months - Children	7	271	2.6%	7.9%	11.1%
% of FP17s for the same patient ID Re-attending within 3 months - Adults	147	1,246	11.8%	12.9%	15.5%
% of FP17s for the same patient ID Re-attending between 3 & 9 months - Children	186	271	68.6%	59.0%	59.2%
% of FP17s for the same patient ID Re-attending between 3 & 9 months - Adults	864	1,246	69.3%	55.3%	55.8%
% of FP17s for Band 1 Urgent Courses	57	1,083	5.3%	7.7%	8.7%
% of FP17s Relating to Free Repair or Replacements	6	1,083	0.6%	0.7%	0.7%
% of FP17s Relating to Continuations	15	1,083	1.4%	0.8%	0.7%
% of Patients satisfied with the dentistry they have received	15	16	93.8%	95.2%	94.0%
% of Patients satisfied with the time they had to wait for an appointment	15	16	93.8%	87.2%	88.5%

\* This is based on patients treated on this contract for their most recent course of treatment. Figures in italics indicate the base number of FP17s or Patient Questionnaire responses are less than 100. N/A is shown where the base number of responses is less than 10 during the period. % is calculated as Quantity/Base number\*100

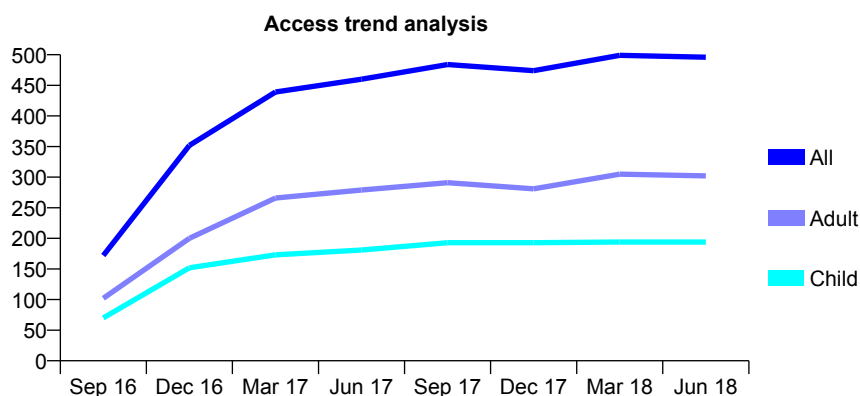
## 7A2 - Vital Signs At a Glance Contract Report for 100037/0000 - June 2018

Name or company name	MISS RE MOSEY
Contract type name	GDS Contract
Purpose of contract	General
Contract start date	19/04/2016
Contract end date	

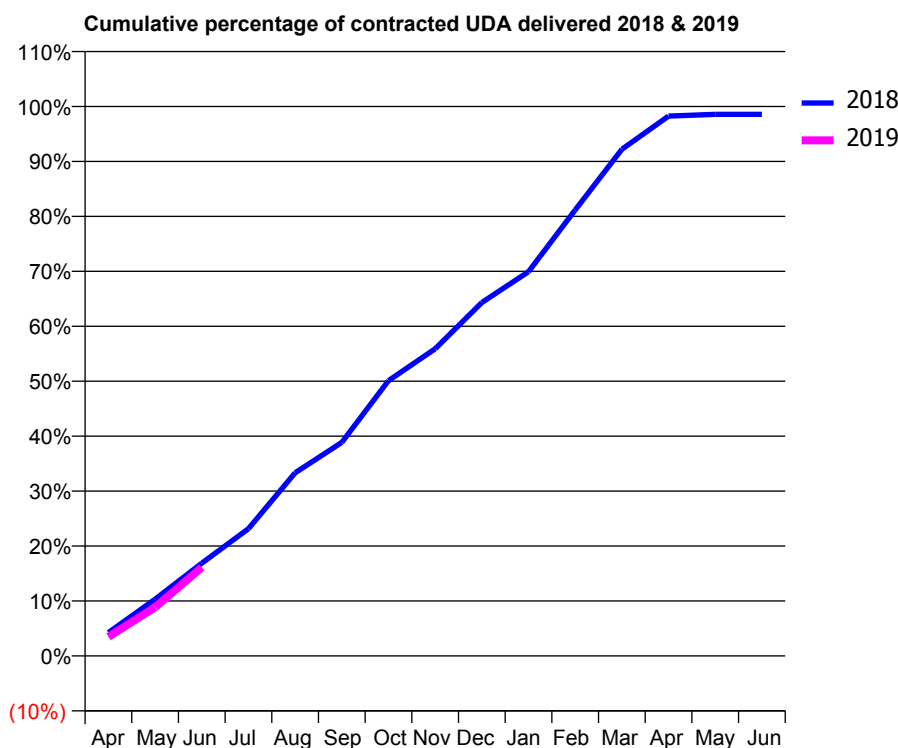
18/19 Contracted general activity (UDA)	1,304
Carry forward general activity (UDA)	0
18/19 Contracted orthodontic activity (UOA)	0
Carry forward orthodontic activity (UOA)	0
Baseline contract value	£36,523.19

### ACCESS\*

Patients seen in 24 months	Total	Change since previous quarter
Quarter ending June 2017	460	
Quarter ending September 2017	484	↑
Quarter ending December 2017	474	↓
Quarter ending March 2018	499	↑
Quarter ending June 2018	496	→
<b>Variance since June 2017</b>	<b>7.8%</b>	<b>↑</b>



### ACTIVITY



Month	Adjusted Scheduled Activity (UDA)	
	2018	2019
April	55	45
May	135	116
June	220	210
July	302	
August	435	
September	507	
October	653	
November	729	
December	839	
January	912	
February	1,058	
March	1,202	
April	1,281	
May	1,285	
June	1,285	

### QUALITY

	Quantity	Base Number	Contract	LHB	Wales
% of FP17s for the same patient ID Re-attending within 3 months - Children	7	76	9.2%	8.4%	11.1%
% of FP17s for the same patient ID Re-attending within 3 months - Adults	10	89	11.2%	11.5%	15.5%
% of FP17s for the same patient ID Re-attending between 3 & 9 months - Children	49	76	64.5%	54.9%	59.2%
% of FP17s for the same patient ID Re-attending between 3 & 9 months - Adults	61	89	68.5%	52.3%	55.8%
% of FP17s for Band 1 Urgent Courses	6	133	4.5%	8.0%	8.7%
% of FP17s Relating to Free Repair or Replacements	0	133	0.0%	0.5%	0.7%
% of FP17s Relating to Continuations	1	133	0.8%	0.7%	0.7%
% of Patients satisfied with the dentistry they have received	2	2	N/A	92.6%	94.0%
% of Patients satisfied with the time they had to wait for an appointment	2	2	N/A	89.1%	88.5%

\* This is based on patients treated on this contract for their most recent course of treatment. Figures in italics indicate the base number of FP17s or Patient Questionnaire responses are less than 100. N/A is shown where the base number of responses is less than 10 during the period. % is calculated as Quantity/Base number\*100



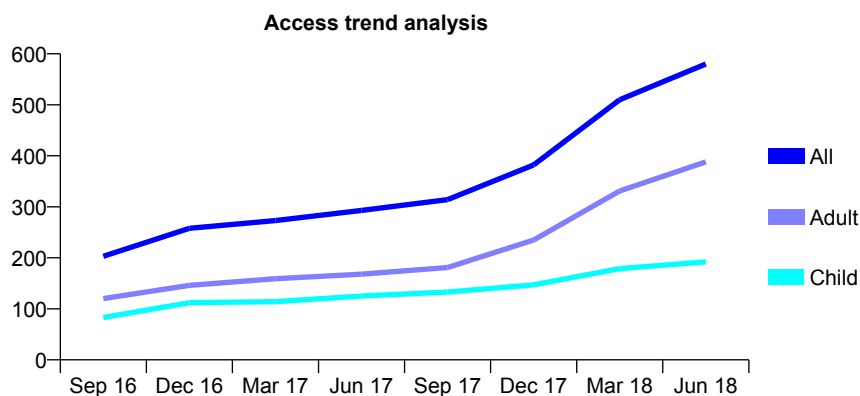
## 7A2 - Vital Signs At a Glance Contract Report for 100123/0000 - June 2018

Name or company name	A Llewellyn
Contract type name	GDS Contract
Purpose of contract	General
Contract start date	01/04/2016
Contract end date	

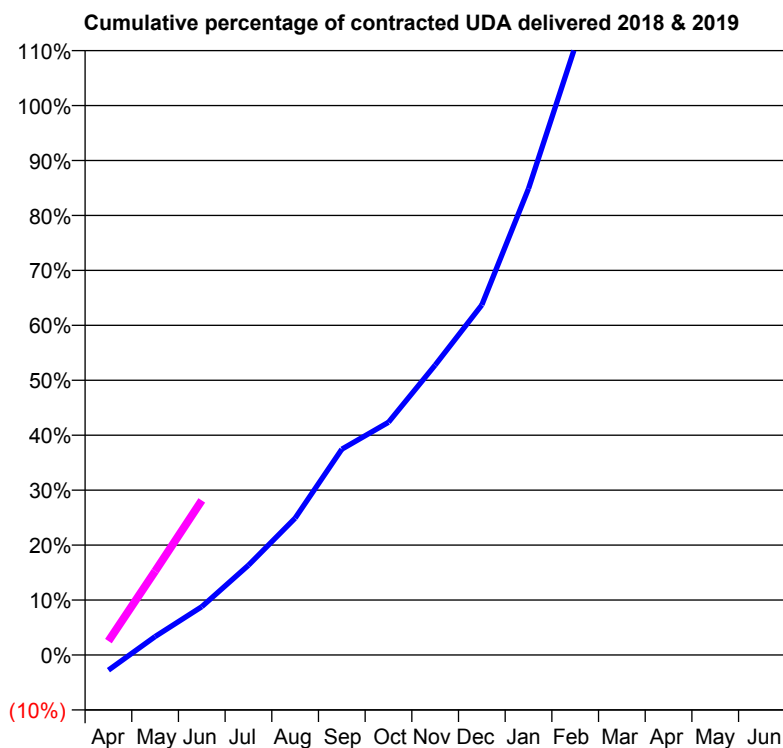
18/19 Contracted general activity (UDA)	1,045
Carry forward general activity (UDA)	0
18/19 Contracted orthodontic activity (UOA)	0
Carry forward orthodontic activity (UOA)	0
Baseline contract value	£24,855.88

### ACCESS\*

Patients seen in 24 months	Total	Change since previous quarter
Quarter ending June 2017	293	
Quarter ending September 2017	314	↑
Quarter ending December 2017	382	↑
Quarter ending March 2018	510	↑
Quarter ending June 2018	580	↑
<b>Variance since June 2017</b>	<b>98.0%</b>	<b>↑</b>



### ACTIVITY



Month	Adjusted Scheduled Activity (UDA)	
	2018	2019
April	-29	26
May	35	159
June	92	294
July	171	
August	260	
September	391	
October	443	
November	551	
December	666	
January	887	
February	1,157	
March	1,333	
April	1,395	
May	1,398	
June	1,398	

### QUALITY

	Quantity	Base Number	Contract	LHB	Wales
% of FP17s for the same patient ID Re-attending within 3 months - Children	7	59	11.9%	8.4%	11.1%
% of FP17s for the same patient ID Re-attending within 3 months - Adults	13	126	10.3%	11.5%	15.5%
% of FP17s for the same patient ID Re-attending between 3 & 9 months - Children	33	59	55.9%	54.9%	59.2%
% of FP17s for the same patient ID Re-attending between 3 & 9 months - Adults	47	126	37.3%	52.3%	55.8%
% of FP17s for Band 1 Urgent Courses	15	155	9.7%	8.0%	8.7%
% of FP17s Relating to Free Repair or Replacements	0	155	0.0%	0.5%	0.7%
% of FP17s Relating to Continuations	0	155	0.0%	0.7%	0.7%
% of Patients satisfied with the dentistry they have received	2	2	N/A	92.6%	94.0%
% of Patients satisfied with the time they had to wait for an appointment	1	2	N/A	89.1%	88.5%

\* This is based on patients treated on this contract for their most recent course of treatment. Figures in italics indicate the base number of FP17s or Patient Questionnaire responses are less than 100. N/A is shown where the base number of responses is less than 10 during the period. % is calculated as Quantity/Base number\*100

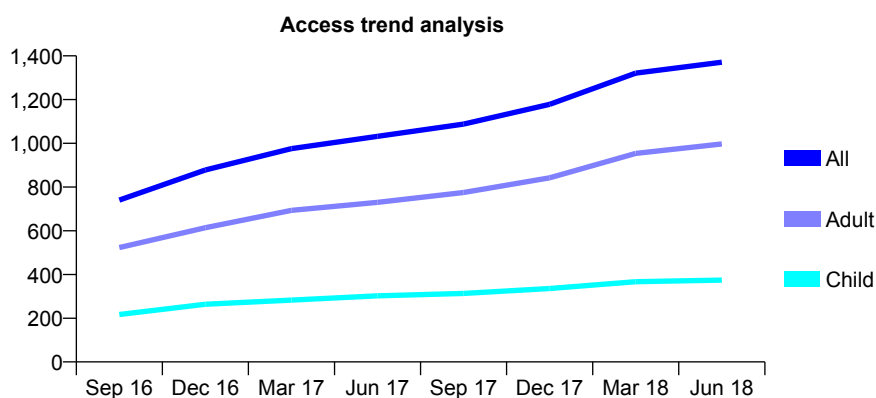
## 7A2 - Vital Signs At a Glance Contract Report for 100124/0000 - June 2018

Name or company name	A Llewellyn
Contract type name	GDS Contract
Purpose of contract	General
Contract start date	01/04/2016
Contract end date	

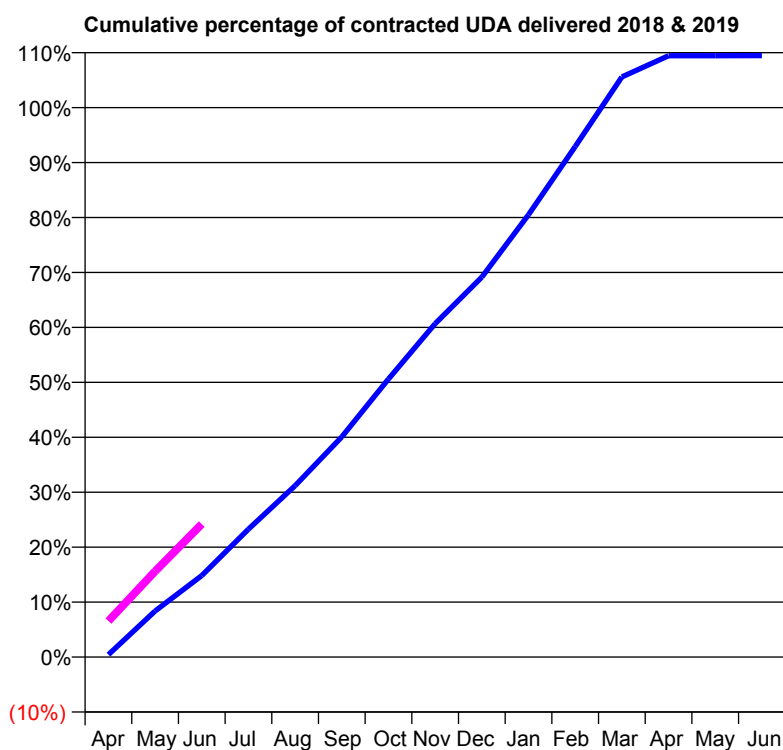
18/19 Contracted general activity (UDA)	3,546
Carry forward general activity (UDA)	0
18/19 Contracted orthodontic activity (UOA)	0
Carry forward orthodontic activity (UOA)	0
Baseline contract value	£85,849.39

### ACCESS\*

Patients seen in 24 months	Total	Change since previous quarter
Quarter ending June 2017	1,032	
Quarter ending September 2017	1,088	↑
Quarter ending December 2017	1,178	↑
Quarter ending March 2018	1,321	↑
Quarter ending June 2018	1,371	↑
<b>Variance since June 2017</b>	<b>32.8%</b>	<b>↑</b>



### ACTIVITY



Month	Adjusted Scheduled Activity (UDA)	
	2018	2019
April	16	233
May	298	554
June	526	858
July	826	
August	1,106	
September	1,421	
October	1,794	
November	2,151	
December	2,452	
January	2,854	
February	3,294	
March	3,743	
April	3,880	
May	3,880	
June	3,881	

### QUALITY

	Quantity	Base Number	Contract	LHB	Wales
% of FP17s for the same patient ID Re-attending within 3 months - Children	10	161	6.2%	8.4%	11.1%
% of FP17s for the same patient ID Re-attending within 3 months - Adults	40	363	11.0%	11.5%	15.5%
% of FP17s for the same patient ID Re-attending between 3 & 9 months - Children	116	161	72.0%	54.9%	59.2%
% of FP17s for the same patient ID Re-attending between 3 & 9 months - Adults	197	363	54.3%	52.3%	55.8%
% of FP17s for Band 1 Urgent Courses	51	450	11.3%	8.0%	8.7%
% of FP17s Relating to Free Repair or Replacements	3	450	0.7%	0.5%	0.7%
% of FP17s Relating to Continuations	3	450	0.7%	0.7%	0.7%
% of Patients satisfied with the dentistry they have received	3	3	N/A	92.6%	94.0%
% of Patients satisfied with the time they had to wait for an appointment	3	3	N/A	89.1%	88.5%

\* This is based on patients treated on this contract for their most recent course of treatment. Figures in italics indicate the base number of FP17s or Patient Questionnaire responses are less than 100. N/A is shown where the base number of responses is less than 10 during the period. % is calculated as Quantity/Base number\*100

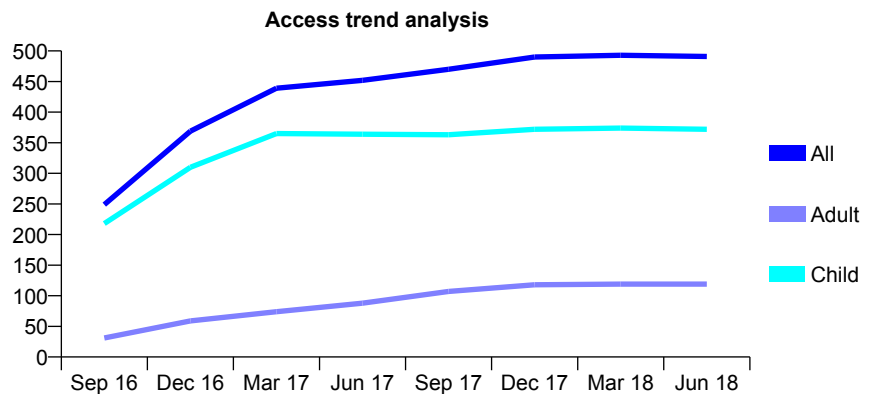
## 7A2 - Vital Signs At a Glance Contract Report for 100145/0000 - June 2018

Name or company name	Capel Dental
Contract type name	GDS Contract
Purpose of contract	General
Contract start date	01/05/2016
Contract end date	

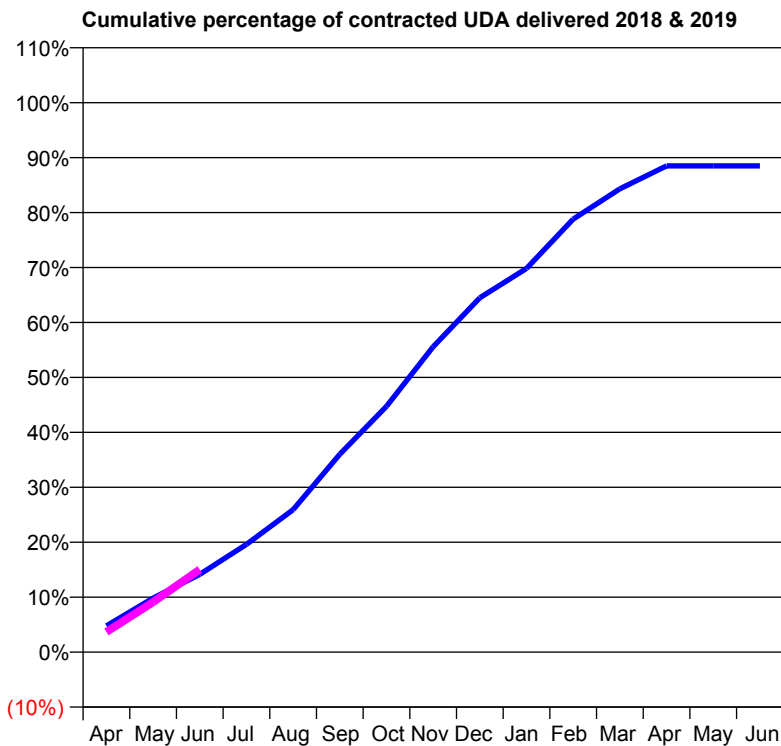
18/19 Contracted general activity (UDA)	1,250
Carry forward general activity (UDA)	0
18/19 Contracted orthodontic activity (UOA)	0
Carry forward orthodontic activity (UOA)	0
Baseline contract value	£29,224.05

### ACCESS\*

Patients seen in 24 months	Total	Change since previous quarter
Quarter ending June 2017	452	
Quarter ending September 2017	470	↑
Quarter ending December 2017	490	↑
Quarter ending March 2018	493	→
Quarter ending June 2018	491	→
<b>Variance since June 2017</b>	<b>8.6%</b>	<b>↑</b>



### ACTIVITY



Month	Adjusted Scheduled Activity (UDA)	
	2018	2019
April	60	46
May	123	114
June	177	188
July	245	
August	324	
September	450	
October	559	
November	695	
December	806	
January	873	
February	985	
March	1,054	
April	1,106	
May	1,106	
June	1,106	

### QUALITY

	Quantity	Base Number	Contract	LHB	Wales
% of FP17s for the same patient ID Re-attending within 3 months - Children	4	153	2.6%	8.4%	11.1%
% of FP17s for the same patient ID Re-attending within 3 months - Adults	1	11	9.1%	11.5%	15.5%
% of FP17s for the same patient ID Re-attending between 3 & 9 months - Children	109	153	71.2%	54.9%	59.2%
% of FP17s for the same patient ID Re-attending between 3 & 9 months - Adults	5	11	45.5%	52.3%	55.8%
% of FP17s for Band 1 Urgent Courses	0	132	0.0%	8.0%	8.7%
% of FP17s Relating to Free Repair or Replacements	0	132	0.0%	0.5%	0.7%
% of FP17s Relating to Continuations	0	132	0.0%	0.7%	0.7%
% of Patients satisfied with the dentistry they have received	0	0	N/A	92.6%	94.0%
% of Patients satisfied with the time they had to wait for an appointment	0	0	N/A	89.1%	88.5%

\* This is based on patients treated on this contract for their most recent course of treatment. Figures in italics indicate the base number of FP17s or Patient Questionnaire responses are less than 100. N/A is shown where the base number of responses is less than 10 during the period. % is calculated as Quantity/Base number\*100

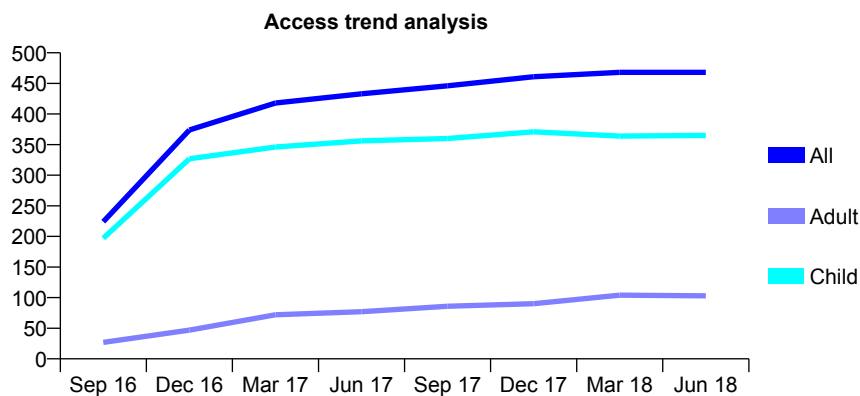
## 7A2 - Vital Signs At a Glance Contract Report for 100146/0000 - June 2018

Name or company name	Capel Dental
Contract type name	GDS Contract
Purpose of contract	General
Contract start date	01/05/2016
Contract end date	

18/19 Contracted general activity (UDA)	1,150
Carry forward general activity (UDA)	0
18/19 Contracted orthodontic activity (UOA)	0
Carry forward orthodontic activity (UOA)	0
Baseline contract value	£27,026.90

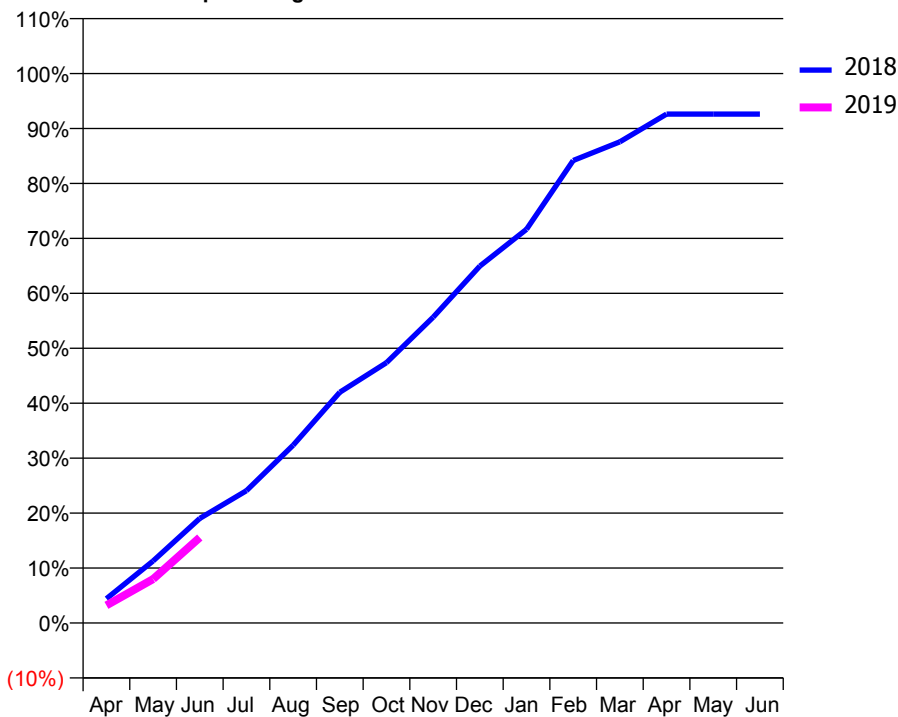
### ACCESS\*

Patients seen in 24 months	Total	Change since previous quarter
Quarter ending June 2017	433	
Quarter ending September 2017	446	↑
Quarter ending December 2017	461	↑
Quarter ending March 2018	468	→
Quarter ending June 2018	468	→
<b>Variance since June 2017</b>	<b>8.1%</b>	<b>↑</b>



### ACTIVITY

Cumulative percentage of contracted UDA delivered 2018 & 2019



Adjusted Scheduled Activity (UDA)

Month	2018	2019
April	51	37
May	130	92
June	219	179
July	277	
August	372	
September	483	
October	545	
November	640	
December	747	
January	824	
February	968	
March	1,007	
April	1,065	
May	1,065	
June	1,065	

### QUALITY

	Quantity	Base Number	Contract	LHB	Wales
% of FP17s for the same patient ID Re-attending within 3 months - Children	3	154	1.9%	8.4%	11.1%
% of FP17s for the same patient ID Re-attending within 3 months - Adults	2	17	11.8%	11.5%	15.5%
% of FP17s for the same patient ID Re-attending between 3 & 9 months - Children	116	154	75.3%	54.9%	59.2%
% of FP17s for the same patient ID Re-attending between 3 & 9 months - Adults	7	17	41.2%	52.3%	55.8%
% of FP17s for Band 1 Urgent Courses	0	125	0.0%	8.0%	8.7%
% of FP17s Relating to Free Repair or Replacements	0	125	0.0%	0.5%	0.7%
% of FP17s Relating to Continuations	1	125	0.8%	0.7%	0.7%
% of Patients satisfied with the dentistry they have received	1	1	N/A	92.6%	94.0%
% of Patients satisfied with the time they had to wait for an appointment	1	1	N/A	89.1%	88.5%

\* This is based on patients treated on this contract for their most recent course of treatment. Figures in italics indicate the base number of FP17s or Patient Questionnaire responses are less than 100. N/A is shown where the base number of responses is less than 10 during the period. % is calculated as Quantity/Base number\*100

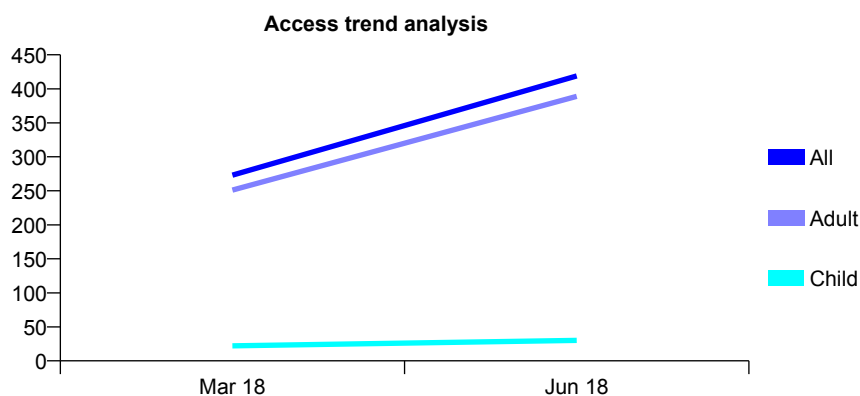
## 7A2 - Vital Signs At a Glance Contract Report for 100562/0000 - June 2018

Name or company name	MR JR HAYDEN
Contract type name	PDS Contract
Purpose of contract	General
Contract start date	01/11/2017
Contract end date	31/03/2019

18/19 Contracted general activity (UDA)	1,732
Carry forward general activity (UDA)	0
18/19 Contracted orthodontic activity (UOA)	0
Carry forward orthodontic activity (UOA)	0
Baseline contract value	£56,434.39

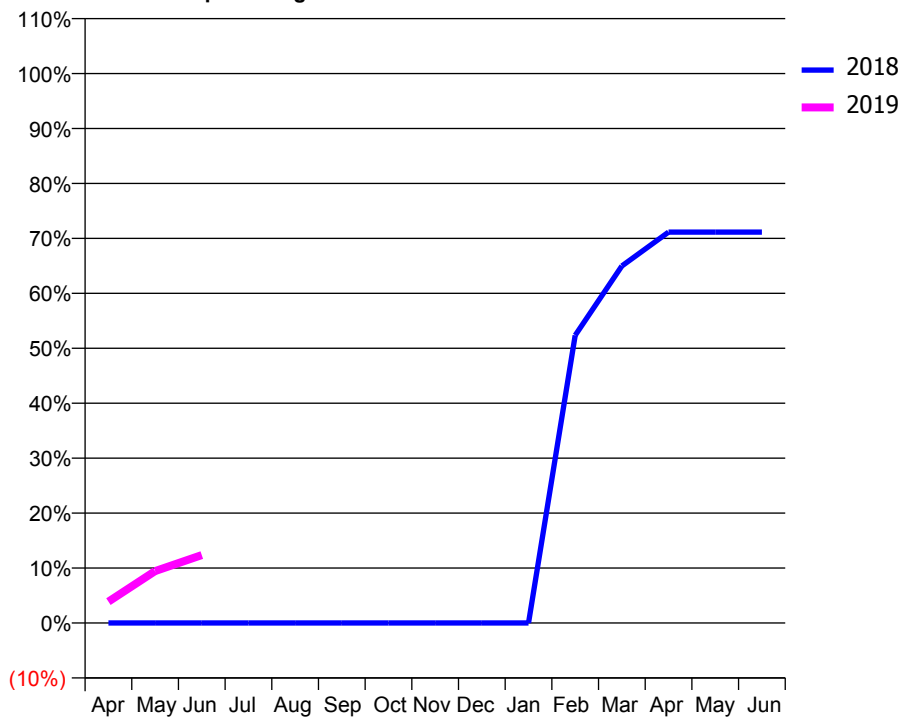
### ACCESS\*

Patients seen in 24 months	Total	Change since previous quarter
Quarter ending June 2017	0	
Quarter ending September 2017	0	
Quarter ending December 2017	0	
Quarter ending March 2018	273	
Quarter ending June 2018	419	↑
<b>Variance since June 2017</b>	N/A	



### ACTIVITY

Cumulative percentage of contracted UDA delivered 2018 & 2019



Month	Adjusted Scheduled Activity (UDA)	
	2018	2019
April	0	68
May	0	164
June	0	214
July	0	
August	0	
September	0	
October	0	
November	0	
December	0	
January	0	
February	378	
March	469	
April	514	
May	514	
June	514	

### QUALITY

	Quantity	Base Number	Contract	LHB	Wales
% of FP17s for the same patient ID Re-attending within 3 months - Children	1	21	4.8%	8.4%	11.1%
% of FP17s for the same patient ID Re-attending within 3 months - Adults	9	193	4.7%	11.5%	15.5%
% of FP17s for the same patient ID Re-attending between 3 & 9 months - Children	1	21	4.8%	54.9%	59.2%
% of FP17s for the same patient ID Re-attending between 3 & 9 months - Adults	5	193	2.6%	52.3%	55.8%
% of FP17s for Band 1 Urgent Courses	175	177	98.9%	8.0%	8.7%
% of FP17s Relating to Free Repair or Replacements	0	177	0.0%	0.5%	0.7%
% of FP17s Relating to Continuations	0	177	0.0%	0.7%	0.7%
% of Patients satisfied with the dentistry they have received	1	2	N/A	92.6%	94.0%
% of Patients satisfied with the time they had to wait for an appointment	0	2	N/A	89.1%	88.5%

\* This is based on patients treated on this contract for their most recent course of treatment. Figures in italics indicate the base number of FP17s or Patient Questionnaire responses are less than 100. N/A is shown where the base number of responses is less than 10 during the period. % is calculated as Quantity/Base number\*100

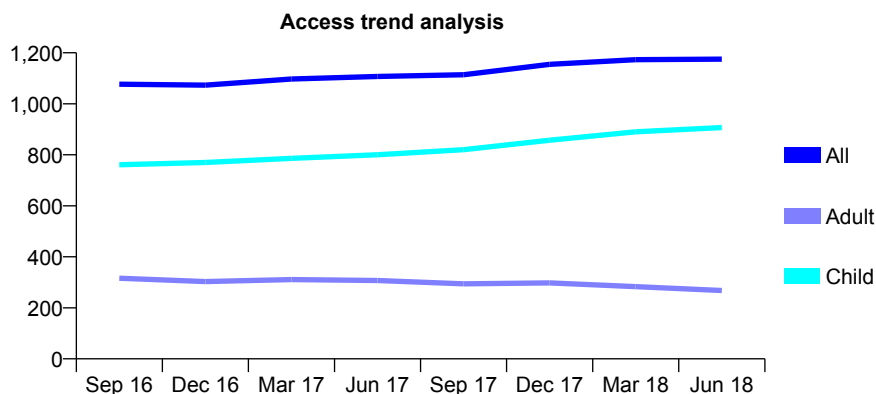
## 7A2 - Vital Signs At a Glance Contract Report for 105554/0001 - June 2018

Name or company name	K J Dwyer
Contract type name	GDS Contract
Purpose of contract	General
Contract start date	01/11/2012
Contract end date	

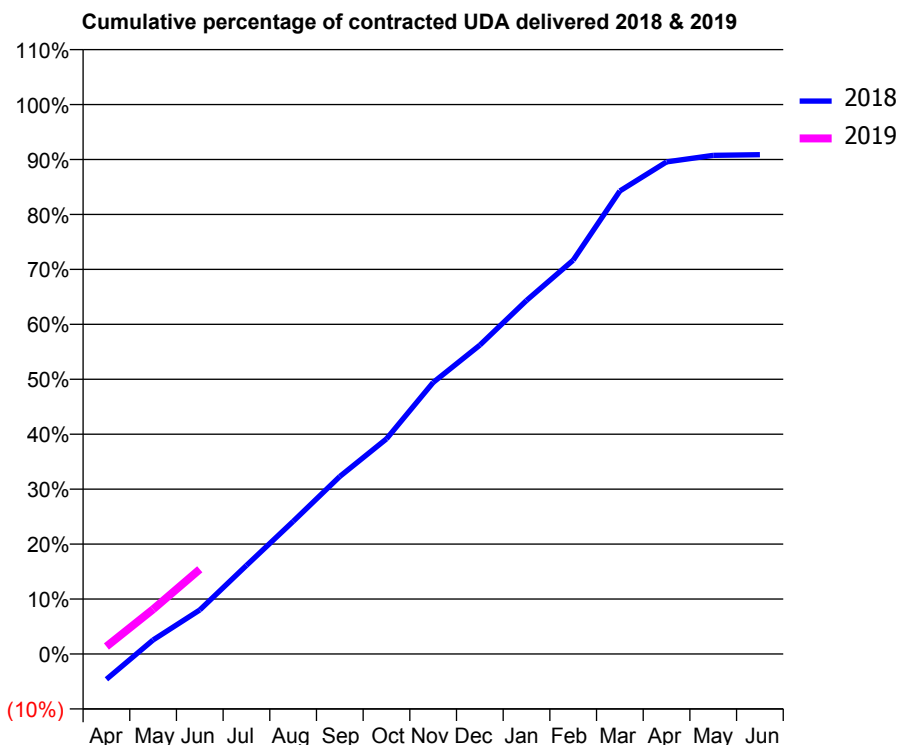
18/19 Contracted general activity (UDA)	2,400
Carry forward general activity (UDA)	0
18/19 Contracted orthodontic activity (UOA)	0
Carry forward orthodontic activity (UOA)	0
Baseline contract value	£54,651.17

### ACCESS\*

Patients seen in 24 months	Total	Change since previous quarter
Quarter ending June 2017	1,107	
Quarter ending September 2017	1,114	→
Quarter ending December 2017	1,155	↑
Quarter ending March 2018	1,173	→
Quarter ending June 2018	1,175	→
<b>Variance since June 2017</b>	<b>6.1%</b>	<b>↑</b>



### ACTIVITY



Month	Adjusted Scheduled Activity (UDA)	
	2018	2019
April	-111	33
May	62	195
June	192	370
July	387	
August	579	
September	775	
October	940	
November	1,186	
December	1,349	
January	1,544	
February	1,720	
March	2,022	
April	2,150	
May	2,178	
June	2,181	

### QUALITY

	Quantity	Base Number	Contract	LHB	Wales
% of FP17s for the same patient ID Re-attending within 3 months - Children	34	301	11.3%	8.4%	11.1%
% of FP17s for the same patient ID Re-attending within 3 months - Adults	3	30	10.0%	11.5%	15.5%
% of FP17s for the same patient ID Re-attending between 3 & 9 months - Children	147	301	48.8%	54.9%	59.2%
% of FP17s for the same patient ID Re-attending between 3 & 9 months - Adults	16	30	53.3%	52.3%	55.8%
% of FP17s for Band 1 Urgent Courses	1	259	0.4%	8.0%	8.7%
% of FP17s Relating to Free Repair or Replacements	0	259	0.0%	0.5%	0.7%
% of FP17s Relating to Continuations	0	259	0.0%	0.7%	0.7%
% of Patients satisfied with the dentistry they have received	6	7	N/A	92.6%	94.0%
% of Patients satisfied with the time they had to wait for an appointment	7	7	N/A	89.1%	88.5%

\* This is based on patients treated on this contract for their most recent course of treatment. Figures in italics indicate the base number of FP17s or Patient Questionnaire responses are less than 100. N/A is shown where the base number of responses is less than 10 during the period. % is calculated as Quantity/Base number\*100

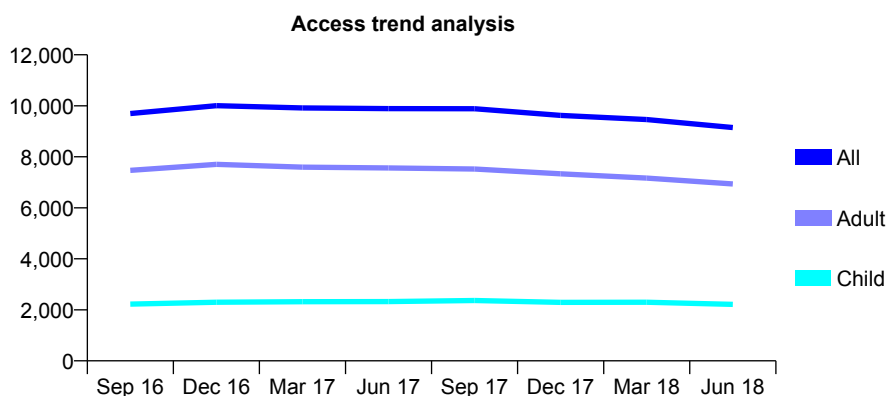
## 7A2 - Vital Signs At a Glance Contract Report for 106631/0001 - June 2018

Name or company name	Dr N Patel, Dr J Rai and Dr N Kernahan
Contract type name	GDS Contract
Purpose of contract	General
Contract start date	01/04/2006
Contract end date	

18/19 Contracted general activity (UDA)	26,420
Carry forward general activity (UDA)	0
18/19 Contracted orthodontic activity (UOA)	0
Carry forward orthodontic activity (UOA)	0
Baseline contract value	£725,407.55

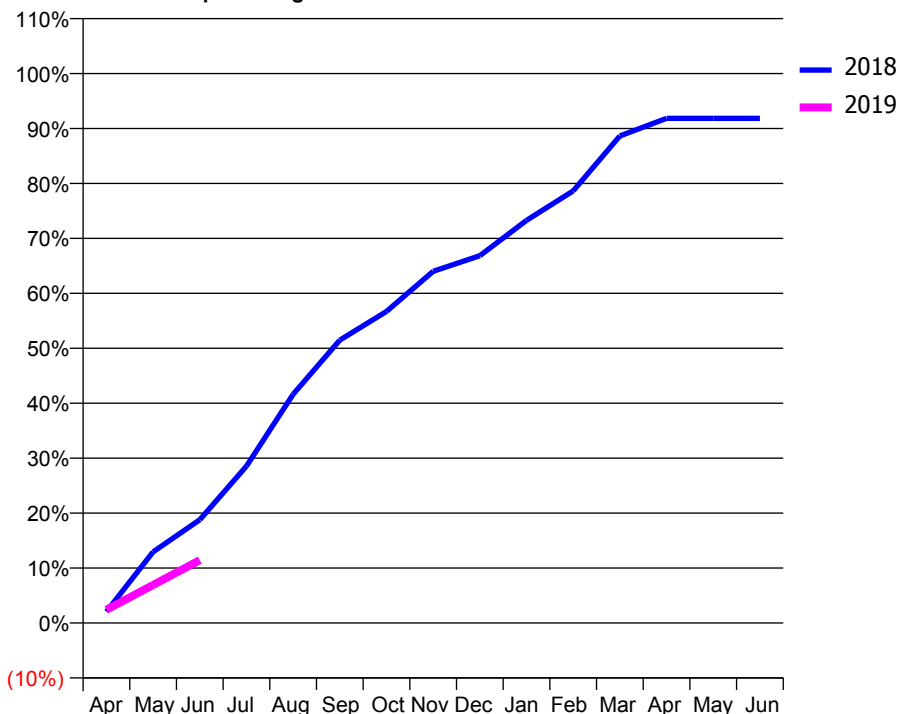
### ACCESS\*

Patients seen in 24 months	Total	Change since previous quarter
Quarter ending June 2017	9,888	
Quarter ending September 2017	9,883	→
Quarter ending December 2017	9,623	↓
Quarter ending March 2018	9,460	↓
Quarter ending June 2018	9,147	↓
<b>Variance since June 2017</b>	<b>(7.5%)</b>	<b>↓</b>



### ACTIVITY

Cumulative percentage of contracted UDA delivered 2018 & 2019



Adjusted Scheduled Activity (UDA)

Month	2018	2019
April	548	638
May	3,419	1,828
June	4,965	3,022
July	7,545	
August	11,000	
September	13,601	
October	14,977	
November	16,907	
December	17,663	
January	19,361	
February	20,776	
March	23,417	
April	24,265	
May	24,265	
June	24,265	

### QUALITY

	Quantity	Base Number	Contract	LHB	Wales
% of FP17s for the same patient ID Re-attending within 3 months - Children	32	486	6.6%	8.4%	11.1%
% of FP17s for the same patient ID Re-attending within 3 months - Adults	170	1,360	12.5%	11.5%	15.5%
% of FP17s for the same patient ID Re-attending between 3 & 9 months - Children	234	486	48.1%	54.9%	59.2%
% of FP17s for the same patient ID Re-attending between 3 & 9 months - Adults	784	1,360	57.6%	52.3%	55.8%
% of FP17s for Band 1 Urgent Courses	82	1,423	5.8%	8.0%	8.7%
% of FP17s Relating to Free Repair or Replacements	11	1,423	0.8%	0.5%	0.7%
% of FP17s Relating to Continuations	31	1,423	2.2%	0.7%	0.7%
% of Patients satisfied with the dentistry they have received	24	24	100.0%	92.6%	94.0%
% of Patients satisfied with the time they had to wait for an appointment	22	24	91.7%	89.1%	88.5%

\* This is based on patients treated on this contract for their most recent course of treatment. Figures in italics indicate the base number of FP17s or Patient Questionnaire responses are less than 100. N/A is shown where the base number of responses is less than 10 during the period. % is calculated as Quantity/Base number\*100

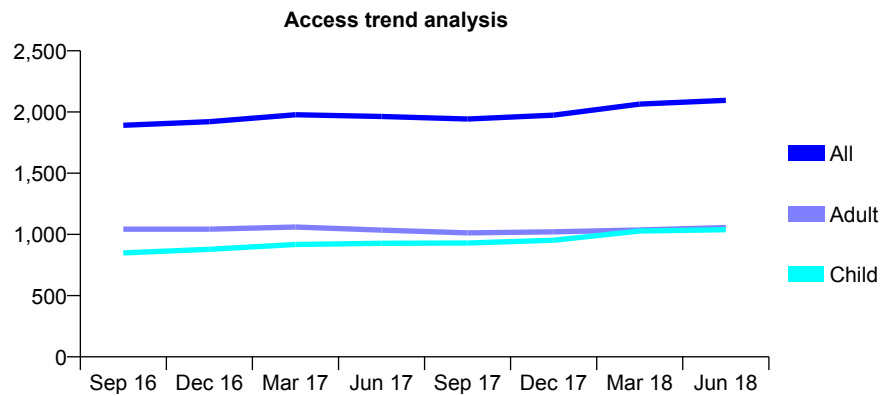
## 7A2 - Vital Signs At a Glance Contract Report for 106682/0001 - June 2018

Name or company name	Warren Davies Ltd.
Contract type name	GDS Contract
Purpose of contract	General
Contract start date	01/01/2007
Contract end date	

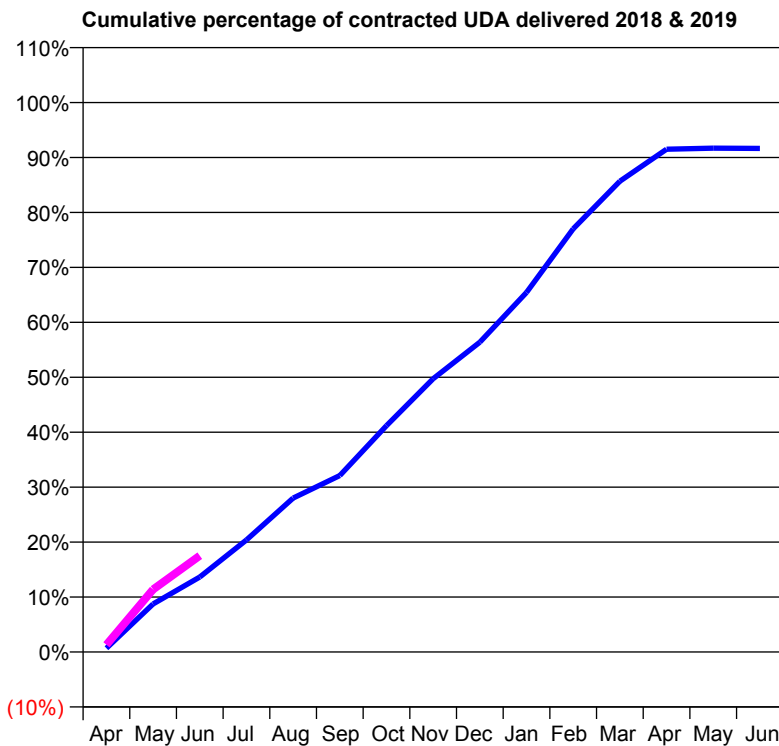
18/19 Contracted general activity (UDA)	8,012
Carry forward general activity (UDA)	0
18/19 Contracted orthodontic activity (UOA)	0
Carry forward orthodontic activity (UOA)	0
Baseline contract value	£210,860.67

### ACCESS\*

Patients seen in 24 months	Total	Change since previous quarter
Quarter ending June 2017	1,963	
Quarter ending September 2017	1,943	↓
Quarter ending December 2017	1,974	→
Quarter ending March 2018	2,065	↑
Quarter ending June 2018	2,095	→
<b>Variance since June 2017</b>	<b>6.7%</b>	<b>↑</b>



### ACTIVITY



Month	Adjusted Scheduled Activity (UDA)	
	2018	2019
April	56	105
May	701	913
June	1,094	1,404
July	1,633	
August	2,244	
September	2,574	
October	3,301	
November	3,985	
December	4,518	
January	5,242	
February	6,170	
March	6,863	
April	7,330	
May	7,347	
June	7,343	

### QUALITY

	Quantity	Base Number	Contract	LHB	Wales
% of FP17s for the same patient ID Re-attending within 3 months - Children	16	382	4.2%	8.4%	11.1%
% of FP17s for the same patient ID Re-attending within 3 months - Adults	98	424	23.1%	11.5%	15.5%
% of FP17s for the same patient ID Re-attending between 3 & 9 months - Children	236	382	61.8%	54.9%	59.2%
% of FP17s for the same patient ID Re-attending between 3 & 9 months - Adults	201	424	47.4%	52.3%	55.8%
% of FP17s for Band 1 Urgent Courses	37	588	6.3%	8.0%	8.7%
% of FP17s Relating to Free Repair or Replacements	0	588	0.0%	0.5%	0.7%
% of FP17s Relating to Continuations	6	588	1.0%	0.7%	0.7%
% of Patients satisfied with the dentistry they have received	15	16	93.8%	92.6%	94.0%
% of Patients satisfied with the time they had to wait for an appointment	16	16	100.0%	89.1%	88.5%

\* This is based on patients treated on this contract for their most recent course of treatment. Figures in italics indicate the base number of FP17s or Patient Questionnaire responses are less than 100. N/A is shown where the base number of responses is less than 10 during the period. % is calculated as Quantity/Base number\*100



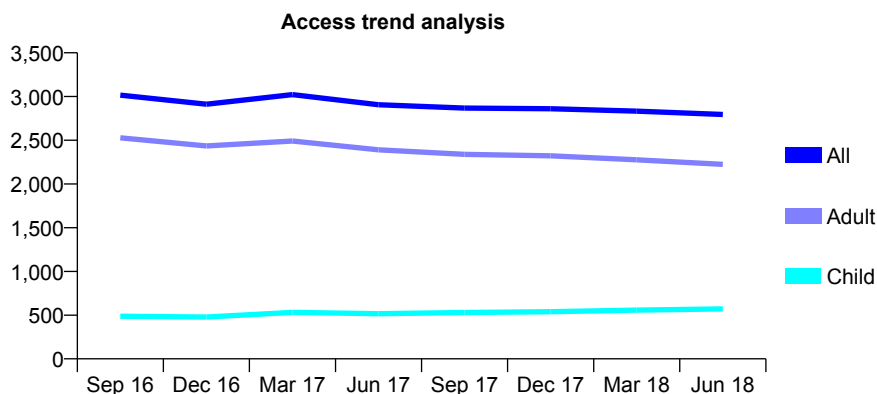
## 7A2 - Vital Signs At a Glance Contract Report for 106968/0001 - June 2018

Name or company name	Eastgate Dental Surgery Limited
Contract type name	GDS Contract
Purpose of contract	General
Contract start date	01/04/2011
Contract end date	

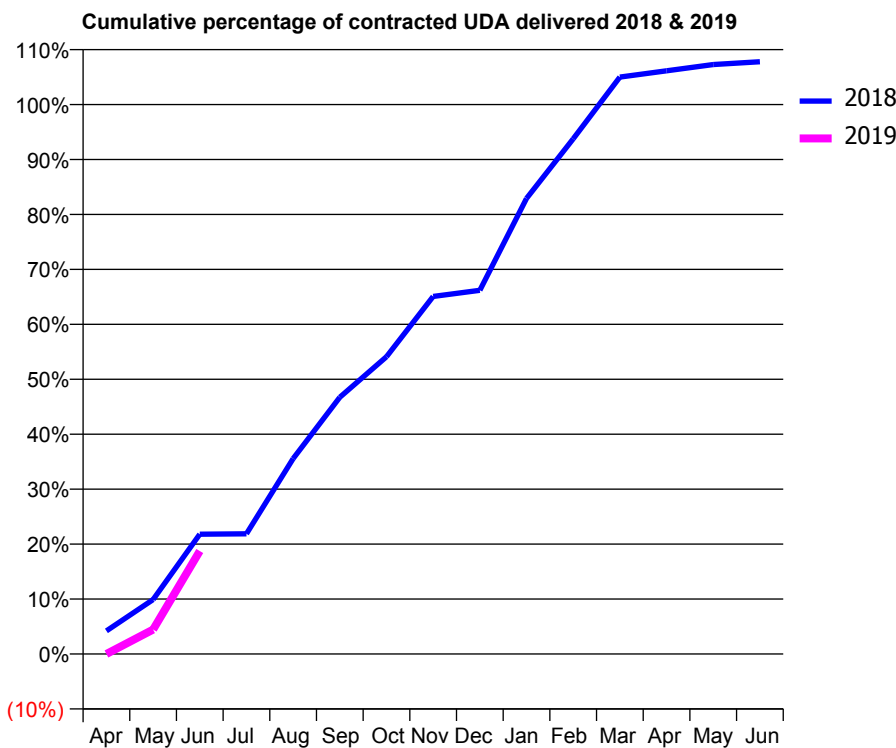
18/19 Contracted general activity (UDA)	7,616
Carry forward general activity (UDA)	0
18/19 Contracted orthodontic activity (UOA)	0
Carry forward orthodontic activity (UOA)	0
Baseline contract value	£213,461.90

### ACCESS\*

Patients seen in 24 months	Total	Change since previous quarter
Quarter ending June 2017	2,906	
Quarter ending September 2017	2,868	↓
Quarter ending December 2017	2,861	→
Quarter ending March 2018	2,833	→
Quarter ending June 2018	2,795	↓
<b>Variance since June 2017</b>	<b>(3.8%)</b>	<b>↓</b>



### ACTIVITY



Month	Adjusted Scheduled Activity (UDA)	
	2018	2019
April	321	0
May	755	340
June	1,660	1,428
July	1,666	
August	2,709	
September	3,559	
October	4,121	
November	4,956	
December	5,041	
January	6,314	
February	7,141	
March	7,996	
April	8,084	
May	8,169	
June	8,208	

### QUALITY

	Quantity	Base Number	Contract	LHB	Wales
% of FP17s for the same patient ID Re-attending within 3 months - Children	9	160	5.6%	8.4%	11.1%
% of FP17s for the same patient ID Re-attending within 3 months - Adults	73	608	12.0%	11.5%	15.5%
% of FP17s for the same patient ID Re-attending between 3 & 9 months - Children	70	160	43.8%	54.9%	59.2%
% of FP17s for the same patient ID Re-attending between 3 & 9 months - Adults	379	608	62.3%	52.3%	55.8%
% of FP17s for Band 1 Urgent Courses	47	638	7.4%	8.0%	8.7%
% of FP17s Relating to Free Repair or Replacements	1	638	0.2%	0.5%	0.7%
% of FP17s Relating to Continuations	1	638	0.2%	0.7%	0.7%
% of Patients satisfied with the dentistry they have received	11	11	100.0%	92.6%	94.0%
% of Patients satisfied with the time they had to wait for an appointment	11	11	100.0%	89.1%	88.5%

\* This is based on patients treated on this contract for their most recent course of treatment. Figures in italics indicate the base number of FP17s or Patient Questionnaire responses are less than 100. N/A is shown where the base number of responses is less than 10 during the period. % is calculated as Quantity/Base number\*100

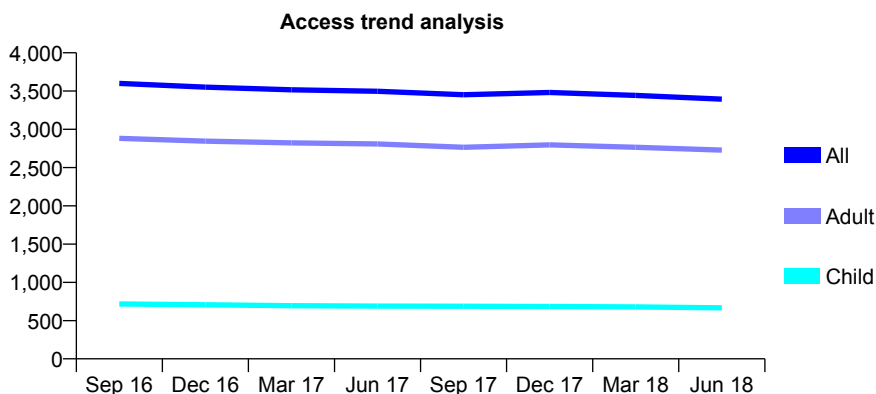
## 7A2 - Vital Signs At a Glance Contract Report for 112461/0001 - June 2018

Name or company name	Deintyddfa Emlyn
Contract type name	GDS Contract
Purpose of contract	General
Contract start date	21/02/2011
Contract end date	

18/19 Contracted general activity (UDA)	12,000
Carry forward general activity (UDA)	0
18/19 Contracted orthodontic activity (UOA)	0
Carry forward orthodontic activity (UOA)	0
Baseline contract value	£309,084.11

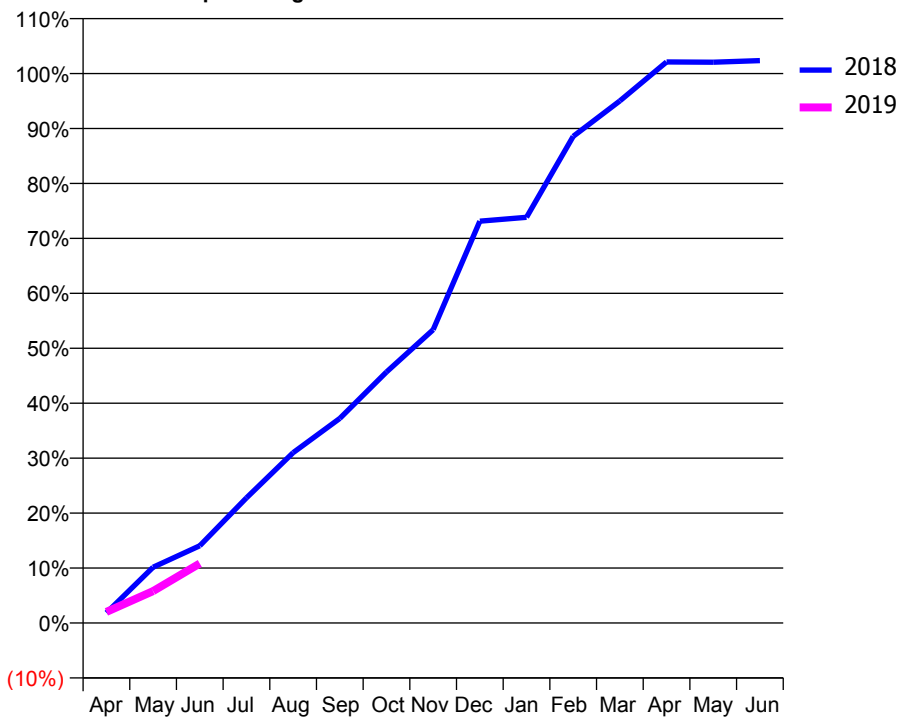
### ACCESS\*

Patients seen in 24 months	Total	Change since previous quarter
Quarter ending June 2017	3,498	
Quarter ending September 2017	3,452	↓
Quarter ending December 2017	3,481	→
Quarter ending March 2018	3,443	↓
Quarter ending June 2018	3,394	↓
<b>Variance since June 2017</b>	<b>(3.0%)</b>	<b>↓</b>



### ACTIVITY

Cumulative percentage of contracted UDA delivered 2018 & 2019



Adjusted Scheduled Activity (UDA)

Month	2018	2019
April	168	243
May	915	697
June	1,265	1,301
July	2,050	
August	2,790	
September	3,352	
October	4,111	
November	4,804	
December	6,582	
January	6,644	
February	7,971	
March	8,552	
April	9,189	
May	9,184	
June	9,211	

### QUALITY

	Quantity	Base Number	Contract	LHB	Wales
% of FP17s for the same patient ID Re-attending within 3 months - Children	13	223	5.8%	8.4%	11.1%
% of FP17s for the same patient ID Re-attending within 3 months - Adults	90	860	10.5%	11.5%	15.5%
% of FP17s for the same patient ID Re-attending between 3 & 9 months - Children	144	223	64.6%	54.9%	59.2%
% of FP17s for the same patient ID Re-attending between 3 & 9 months - Adults	543	860	63.1%	52.3%	55.8%
% of FP17s for Band 1 Urgent Courses	85	814	10.4%	8.0%	8.7%
% of FP17s Relating to Free Repair or Replacements	0	814	0.0%	0.5%	0.7%
% of FP17s Relating to Continuations	0	814	0.0%	0.7%	0.7%
% of Patients satisfied with the dentistry they have received	18	20	90.0%	92.6%	94.0%
% of Patients satisfied with the time they had to wait for an appointment	19	20	95.0%	89.1%	88.5%

\* This is based on patients treated on this contract for their most recent course of treatment. Figures in italics indicate the base number of FP17s or Patient Questionnaire responses are less than 100. N/A is shown where the base number of responses is less than 10 during the period. % is calculated as Quantity/Base number\*100

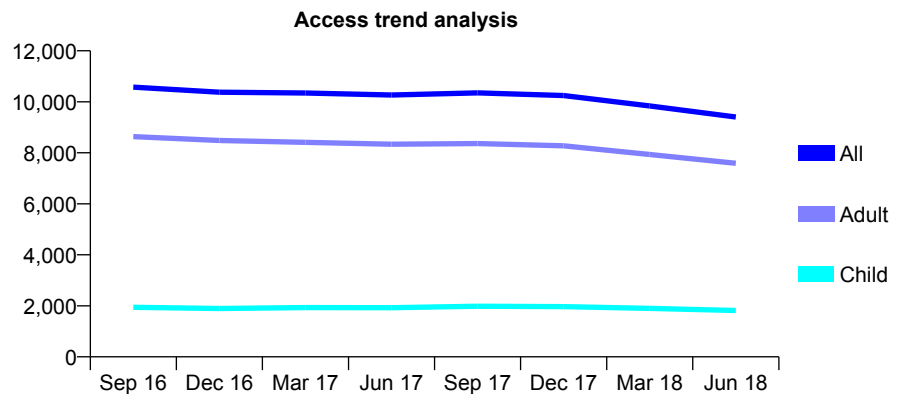
## 7A2 - Vital Signs At a Glance Contract Report for 112488/0001 - June 2018

Name or company name	Integrated Dental Holdings
Contract type name	GDS Contract
Purpose of contract	General
Contract start date	01/04/2006
Contract end date	

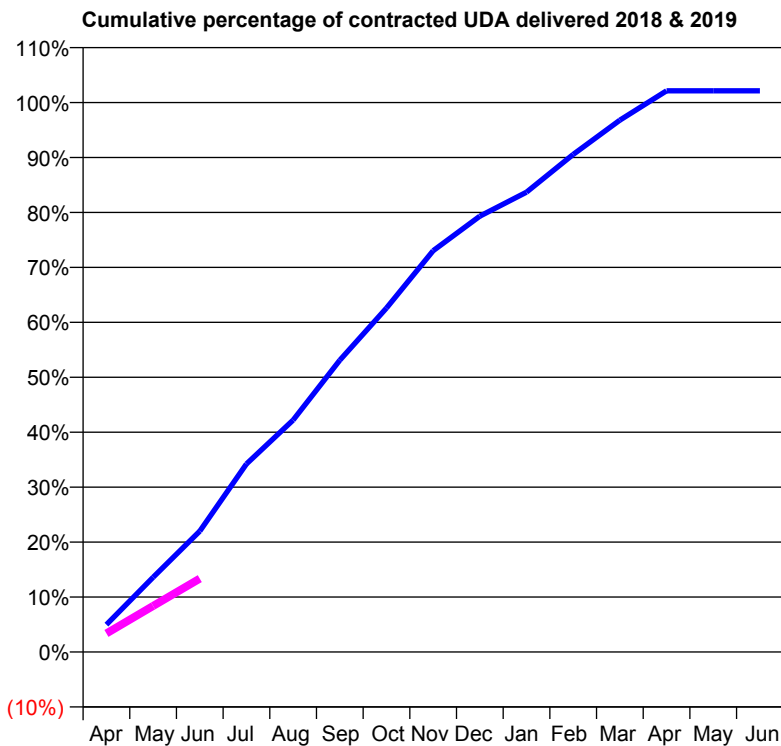
18/19 Contracted general activity (UDA)	25,000
Carry forward general activity (UDA)	0
18/19 Contracted orthodontic activity (UOA)	0
Carry forward orthodontic activity (UOA)	0
Baseline contract value	£579,590.28

### ACCESS\*

Patients seen in 24 months	Total	Change since previous quarter
Quarter ending June 2017	10,265	
Quarter ending September 2017	10,348	→
Quarter ending December 2017	10,245	→
Quarter ending March 2018	9,838	↓
Quarter ending June 2018	9,402	↓
<b>Variance since June 2017</b>	<b>(8.4%)</b>	<b>↓</b>



### ACTIVITY



Month	Adjusted Scheduled Activity (UDA)	
	2018	2019
April	1,088	847
May	2,973	2,096
June	4,805	3,342
July	7,477	
August	9,225	
September	11,604	
October	13,677	
November	15,956	
December	17,333	
January	18,283	
February	19,787	
March	21,148	
April	22,313	
May	22,312	
June	22,312	

### QUALITY

	Quantity	Base Number	Contract	LHB	Wales
% of FP17s for the same patient ID Re-attending within 3 months - Children	9	536	1.7%	8.4%	11.1%
% of FP17s for the same patient ID Re-attending within 3 months - Adults	114	2,227	5.1%	11.5%	15.5%
% of FP17s for the same patient ID Re-attending between 3 & 9 months - Children	309	536	57.6%	54.9%	59.2%
% of FP17s for the same patient ID Re-attending between 3 & 9 months - Adults	1,456	2,227	65.4%	52.3%	55.8%
% of FP17s for Band 1 Urgent Courses	39	2,040	1.9%	8.0%	8.7%
% of FP17s Relating to Free Repair or Replacements	12	2,040	0.6%	0.5%	0.7%
% of FP17s Relating to Continuations	12	2,040	0.6%	0.7%	0.7%
% of Patients satisfied with the dentistry they have received	32	35	91.4%	92.6%	94.0%
% of Patients satisfied with the time they had to wait for an appointment	27	35	77.1%	89.1%	88.5%

\* This is based on patients treated on this contract for their most recent course of treatment. Figures in italics indicate the base number of FP17s or Patient Questionnaire responses are less than 100. N/A is shown where the base number of responses is less than 10 during the period. % is calculated as Quantity/Base number\*100

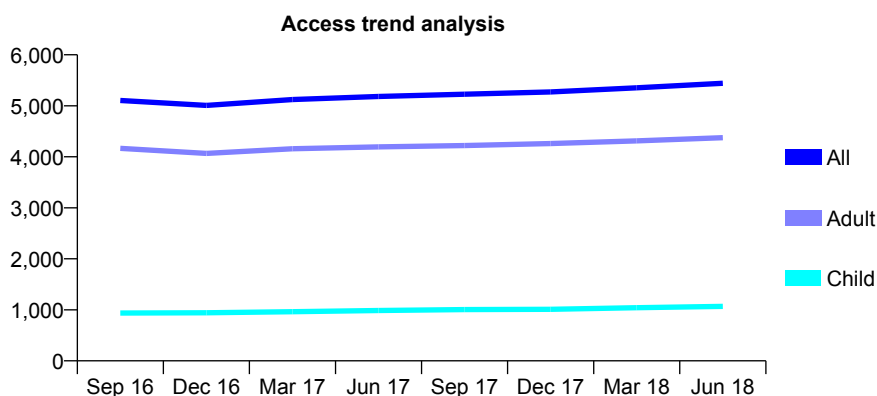
## 7A2 - Vital Signs At a Glance Contract Report for 116300/0001 - June 2018

Name or company name	Whitecross Dental Care Ltd
Contract type name	GDS Contract
Purpose of contract	General
Contract start date	01/11/2006
Contract end date	

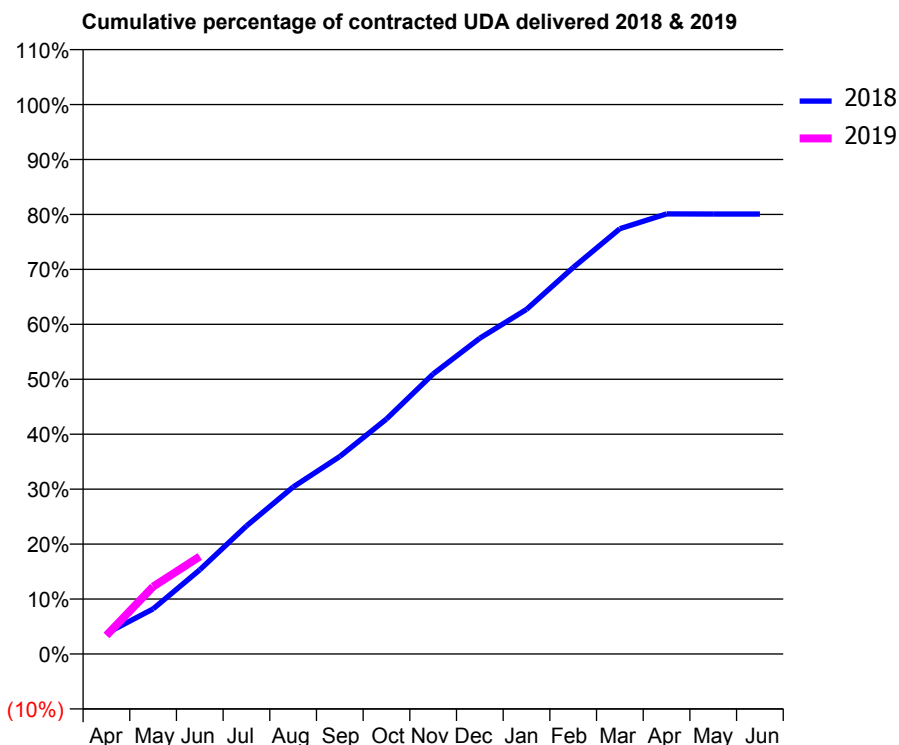
18/19 Contracted general activity (UDA)	15,000
Carry forward general activity (UDA)	0
18/19 Contracted orthodontic activity (UOA)	0
Carry forward orthodontic activity (UOA)	0
Baseline contract value	£355,088.78

### ACCESS\*

Patients seen in 24 months	Total	Change since previous quarter
Quarter ending June 2017	5,182	
Quarter ending September 2017	5,227	→
Quarter ending December 2017	5,271	→
Quarter ending March 2018	5,354	→
Quarter ending June 2018	5,443	→
<b>Variance since June 2017</b>	<b>5.0%</b>	<b>↑</b>



### ACTIVITY



Month	Adjusted Scheduled Activity (UDA)	
	2018	2019
April	563	508
May	1,231	1,839
June	2,298	2,663
July	3,498	
August	4,559	
September	5,394	
October	6,417	
November	7,646	
December	8,622	
January	9,406	
February	10,550	
March	11,609	
April	12,013	
May	12,012	
June	12,012	

### QUALITY

	Quantity	Base Number	Contract	LHB	Wales
% of FP17s for the same patient ID Re-attending within 3 months - Children	6	288	2.1%	8.4%	11.1%
% of FP17s for the same patient ID Re-attending within 3 months - Adults	45	1,244	3.6%	11.5%	15.5%
% of FP17s for the same patient ID Re-attending between 3 & 9 months - Children	63	288	21.9%	54.9%	59.2%
% of FP17s for the same patient ID Re-attending between 3 & 9 months - Adults	254	1,244	20.4%	52.3%	55.8%
% of FP17s for Band 1 Urgent Courses	19	1,332	1.4%	8.0%	8.7%
% of FP17s Relating to Free Repair or Replacements	10	1,332	0.8%	0.5%	0.7%
% of FP17s Relating to Continuations	7	1,332	0.5%	0.7%	0.7%
% of Patients satisfied with the dentistry they have received	17	20	85.0%	92.6%	94.0%
% of Patients satisfied with the time they had to wait for an appointment	14	20	70.0%	89.1%	88.5%

\* This is based on patients treated on this contract for their most recent course of treatment. Figures in italics indicate the base number of FP17s or Patient Questionnaire responses are less than 100. N/A is shown where the base number of responses is less than 10 during the period. % is calculated as Quantity/Base number\*100

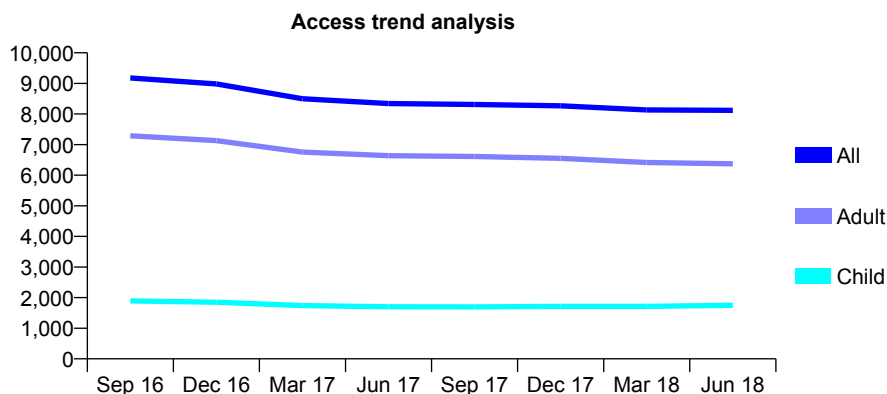
## 7A2 - Vital Signs At a Glance Contract Report for 116300/0002 - June 2018

Name or company name	Whitecross Dental Care Ltd
Contract type name	GDS Contract
Purpose of contract	General
Contract start date	21/11/2007
Contract end date	

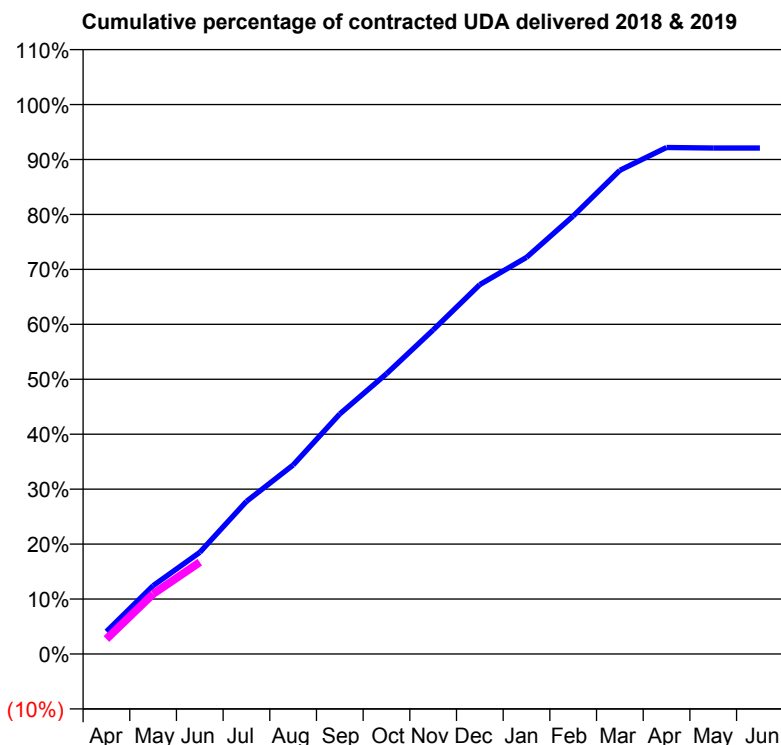
18/19 Contracted general activity (UDA)	26,504
Carry forward general activity (UDA)	0
18/19 Contracted orthodontic activity (UOA)	0
Carry forward orthodontic activity (UOA)	0
Baseline contract value	£579,108.37

### ACCESS\*

Patients seen in 24 months	Total	Change since previous quarter
Quarter ending June 2017	8,340	
Quarter ending September 2017	8,312	→
Quarter ending December 2017	8,266	→
Quarter ending March 2018	8,131	↓
Quarter ending June 2018	8,120	→
<b>Variance since June 2017</b>	<b>(2.6%)</b>	<b>↓</b>



### ACTIVITY



Month	Adjusted Scheduled Activity (UDA)	
	2018	2019
April	1,025	720
May	3,108	2,897
June	4,628	4,430
July	6,943	
August	8,601	
September	10,927	
October	12,754	
November	14,750	
December	16,813	
January	18,046	
February	19,929	
March	22,010	
April	23,048	
May	23,027	
June	23,025	

### QUALITY

	Quantity	Base Number	Contract	LHB	Wales
% of FP17s for the same patient ID Re-attending within 3 months - Children	27	564	4.8%	8.4%	11.1%
% of FP17s for the same patient ID Re-attending within 3 months - Adults	156	1,776	8.8%	11.5%	15.5%
% of FP17s for the same patient ID Re-attending between 3 & 9 months - Children	227	564	40.2%	54.9%	59.2%
% of FP17s for the same patient ID Re-attending between 3 & 9 months - Adults	725	1,776	40.8%	52.3%	55.8%
% of FP17s for Band 1 Urgent Courses	81	2,058	3.9%	8.0%	8.7%
% of FP17s Relating to Free Repair or Replacements	14	2,058	0.7%	0.5%	0.7%
% of FP17s Relating to Continuations	28	2,058	1.4%	0.7%	0.7%
% of Patients satisfied with the dentistry they have received	57	59	96.6%	92.6%	94.0%
% of Patients satisfied with the time they had to wait for an appointment	54	59	91.5%	89.1%	88.5%

\* This is based on patients treated on this contract for their most recent course of treatment. Figures in italics indicate the base number of FP17s or Patient Questionnaire responses are less than 100. N/A is shown where the base number of responses is less than 10 during the period. % is calculated as Quantity/Base number\*100

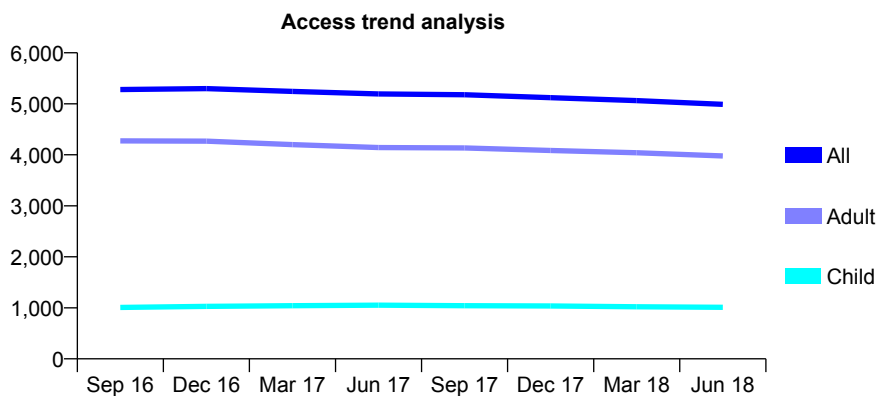
## 7A2 - Vital Signs At a Glance Contract Report for 116300/0003 - June 2018

Name or company name	Whitecross Dental Care Ltd
Contract type name	GDS Contract
Purpose of contract	General
Contract start date	01/03/2008
Contract end date	

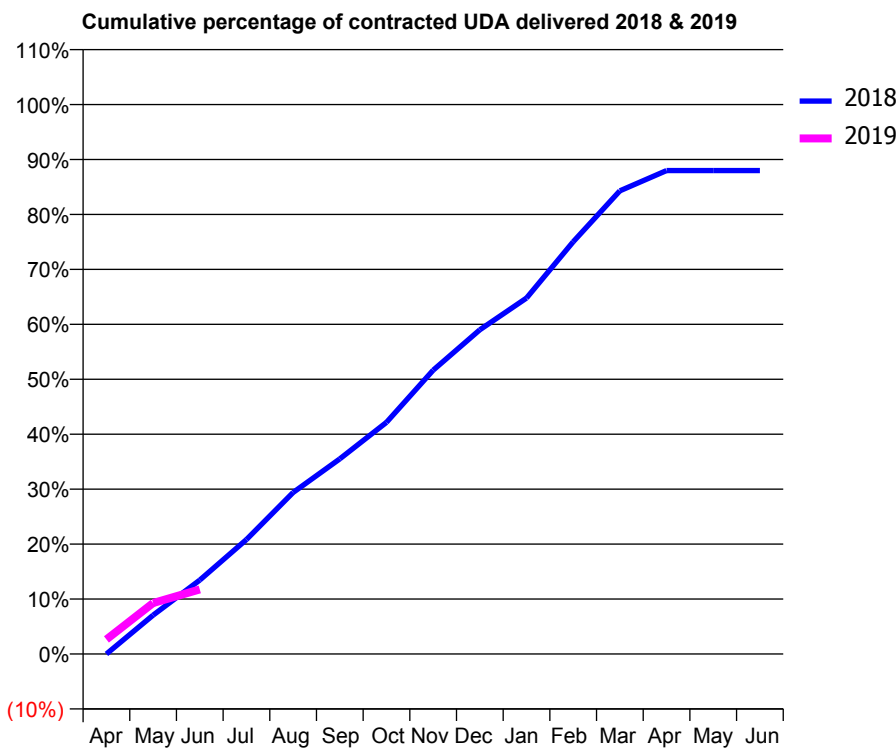
18/19 Contracted general activity (UDA)	15,957
Carry forward general activity (UDA)	0
18/19 Contracted orthodontic activity (UOA)	0
Carry forward orthodontic activity (UOA)	0
Baseline contract value	£491,234.50

### ACCESS\*

Patients seen in 24 months	Total	Change since previous quarter
Quarter ending June 2017	5,193	
Quarter ending September 2017	5,178	→
Quarter ending December 2017	5,121	↓
Quarter ending March 2018	5,062	↓
Quarter ending June 2018	4,990	↓
<b>Variance since June 2017</b>	<b>(3.9%)</b>	<b>↓</b>



### ACTIVITY



Month	Adjusted Scheduled Activity (UDA)	
	2018	2019
April	-3	425
May	1,127	1,480
June	2,149	1,875
July	3,326	
August	4,692	
September	5,667	
October	6,729	
November	8,243	
December	9,414	
January	10,336	
February	11,973	
March	13,449	
April	14,039	
May	14,039	
June	14,039	

### QUALITY

	Quantity	Base Number	Contract	LHB	Wales
% of FP17s for the same patient ID Re-attending within 3 months - Children	7	224	3.1%	8.4%	11.1%
% of FP17s for the same patient ID Re-attending within 3 months - Adults	64	852	7.5%	11.5%	15.5%
% of FP17s for the same patient ID Re-attending between 3 & 9 months - Children	64	224	28.6%	54.9%	59.2%
% of FP17s for the same patient ID Re-attending between 3 & 9 months - Adults	253	852	29.7%	52.3%	55.8%
% of FP17s for Band 1 Urgent Courses	3	860	0.3%	8.0%	8.7%
% of FP17s Relating to Free Repair or Replacements	2	860	0.2%	0.5%	0.7%
% of FP17s Relating to Continuations	22	860	2.6%	0.7%	0.7%
% of Patients satisfied with the dentistry they have received	30	30	100.0%	92.6%	94.0%
% of Patients satisfied with the time they had to wait for an appointment	30	30	100.0%	89.1%	88.5%

\* This is based on patients treated on this contract for their most recent course of treatment. Figures in italics indicate the base number of FP17s or Patient Questionnaire responses are less than 100. N/A is shown where the base number of responses is less than 10 during the period. % is calculated as Quantity/Base number\*100

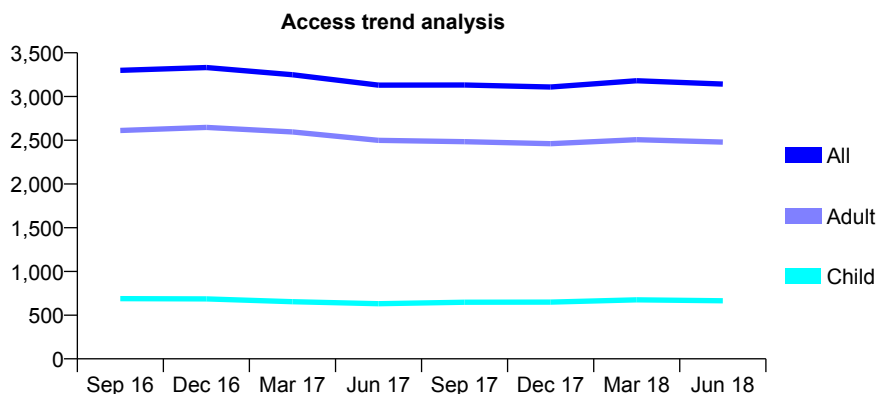
## 7A2 - Vital Signs At a Glance Contract Report for 117226/0001 - June 2018

Name or company name	Coastrock Ltd & Blackrock Ltd
Contract type name	GDS Contract
Purpose of contract	General
Contract start date	01/10/2012
Contract end date	

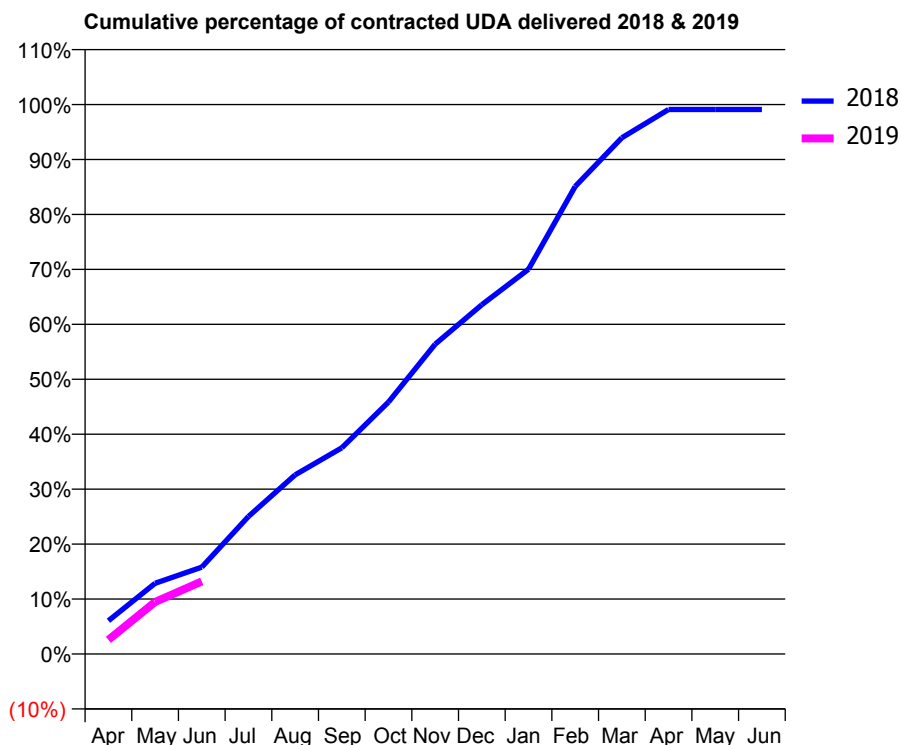
18/19 Contracted general activity (UDA)	8,223
Carry forward general activity (UDA)	0
18/19 Contracted orthodontic activity (UOA)	0
Carry forward orthodontic activity (UOA)	0
Baseline contract value	£241,049.39

### ACCESS\*

Patients seen in 24 months	Total	Change since previous quarter
Quarter ending June 2017	3,130	
Quarter ending September 2017	3,131	→
Quarter ending December 2017	3,109	→
Quarter ending March 2018	3,181	↑
Quarter ending June 2018	3,143	↓
<b>Variance since June 2017</b>	<b>0.4%</b>	<b>→</b>



### ACTIVITY



Month	Adjusted Scheduled Activity (UDA)	
	2018	2019
April	497	212
May	1,059	778
June	1,299	1,086
July	2,058	
August	2,681	
September	3,087	
October	3,770	
November	4,637	
December	5,227	
January	5,759	
February	6,997	
March	7,726	
April	8,149	
May	8,149	
June	8,149	

### QUALITY

	Quantity	Base Number	Contract	LHB	Wales
% of FP17s for the same patient ID Re-attending within 3 months - Children	17	244	7.0%	8.4%	11.1%
% of FP17s for the same patient ID Re-attending within 3 months - Adults	52	725	7.2%	11.5%	15.5%
% of FP17s for the same patient ID Re-attending between 3 & 9 months - Children	144	244	59.0%	54.9%	59.2%
% of FP17s for the same patient ID Re-attending between 3 & 9 months - Adults	444	725	61.2%	52.3%	55.8%
% of FP17s for Band 1 Urgent Courses	106	725	14.6%	8.0%	8.7%
% of FP17s Relating to Free Repair or Replacements	0	725	0.0%	0.5%	0.7%
% of FP17s Relating to Continuations	1	725	0.1%	0.7%	0.7%
% of Patients satisfied with the dentistry they have received	13	15	86.7%	92.6%	94.0%
% of Patients satisfied with the time they had to wait for an appointment	13	15	86.7%	89.1%	88.5%

\* This is based on patients treated on this contract for their most recent course of treatment. Figures in italics indicate the base number of FP17s or Patient Questionnaire responses are less than 100. N/A is shown where the base number of responses is less than 10 during the period. % is calculated as Quantity/Base number\*100

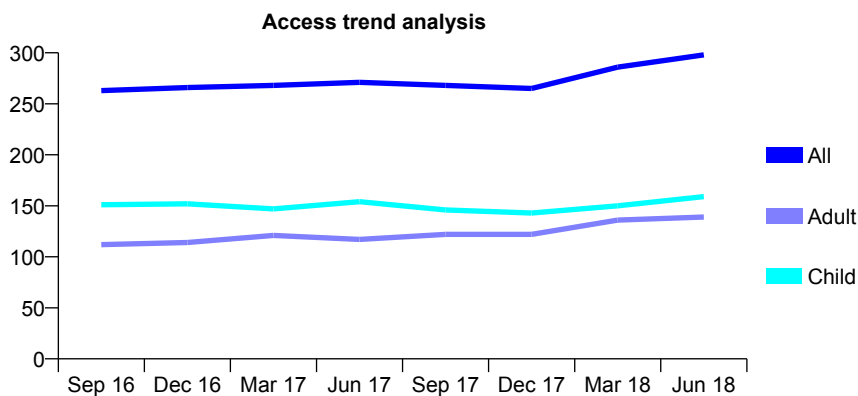
## 7A2 - Vital Signs At a Glance Contract Report for 119172/0001 - June 2018

Name or company name	D M Snape, M Shaw & H Foley
Contract type name	GDS Contract
Purpose of contract	General
Contract start date	01/03/2007
Contract end date	

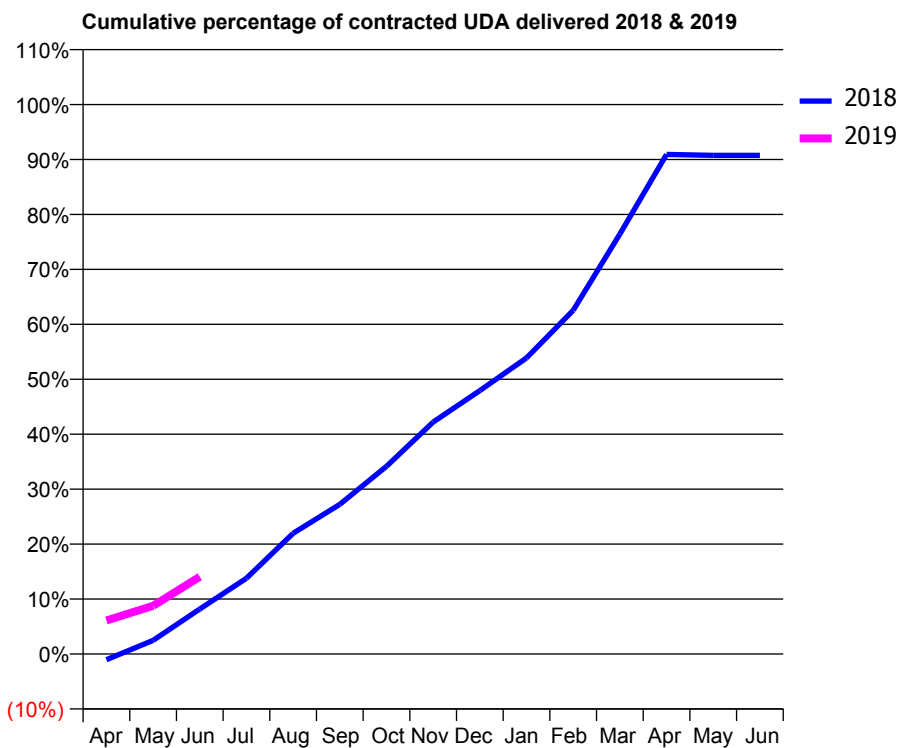
18/19 Contracted general activity (UDA)	650
Carry forward general activity (UDA)	0
18/19 Contracted orthodontic activity (UOA)	0
Carry forward orthodontic activity (UOA)	0
Baseline contract value	£18,159.45

### ACCESS\*

Patients seen in 24 months	Total	Change since previous quarter
Quarter ending June 2017	271	
Quarter ending September 2017	268	↓
Quarter ending December 2017	265	↓
Quarter ending March 2018	286	↑
Quarter ending June 2018	298	↑
<b>Variance since June 2017</b>	<b>10.0%</b>	<b>↑</b>



### ACTIVITY



Adjusted Scheduled Activity (UDA)		
Month	2018	2019
April	-7	40
May	16	57
June	53	91
July	90	
August	143	
September	177	
October	222	
November	274	
December	312	
January	350	
February	407	
March	497	
April	591	
May	590	
June	590	

### QUALITY

	Quantity	Base Number	Contract	LHB	Wales
% of FP17s for the same patient ID Re-attending within 3 months - Children	4	57	7.0%	8.4%	11.1%
% of FP17s for the same patient ID Re-attending within 3 months - Adults	1	41	2.4%	11.5%	15.5%
% of FP17s for the same patient ID Re-attending between 3 & 9 months - Children	30	57	52.6%	54.9%	59.2%
% of FP17s for the same patient ID Re-attending between 3 & 9 months - Adults	20	41	48.8%	52.3%	55.8%
% of FP17s for Band 1 Urgent Courses	7	72	9.7%	8.0%	8.7%
% of FP17s Relating to Free Repair or Replacements	0	72	0.0%	0.5%	0.7%
% of FP17s Relating to Continuations	0	72	0.0%	0.7%	0.7%
% of Patients satisfied with the dentistry they have received	1	1	N/A	92.6%	94.0%
% of Patients satisfied with the time they had to wait for an appointment	1	1	N/A	89.1%	88.5%

\* This is based on patients treated on this contract for their most recent course of treatment. Figures in italics indicate the base number of FP17s or Patient Questionnaire responses are less than 100. N/A is shown where the base number of responses is less than 10 during the period. % is calculated as Quantity/Base number\*100



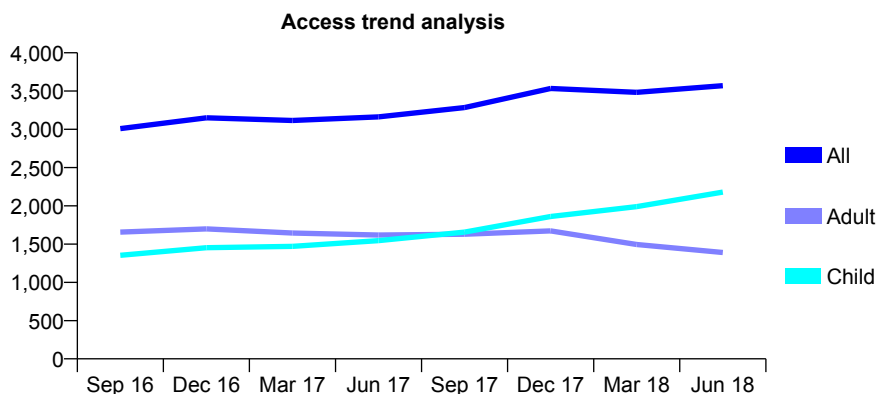
## 7A2 - Vital Signs At a Glance Contract Report for 123919/0001 - June 2018

Name or company name	Avenue Villa Dental Surgery
Contract type name	GDS Contract
Purpose of contract	General
Contract start date	01/12/2013
Contract end date	

18/19 Contracted general activity (UDA)	9,000
Carry forward general activity (UDA)	0
18/19 Contracted orthodontic activity (UOA)	0
Carry forward orthodontic activity (UOA)	0
Baseline contract value	£266,042.77

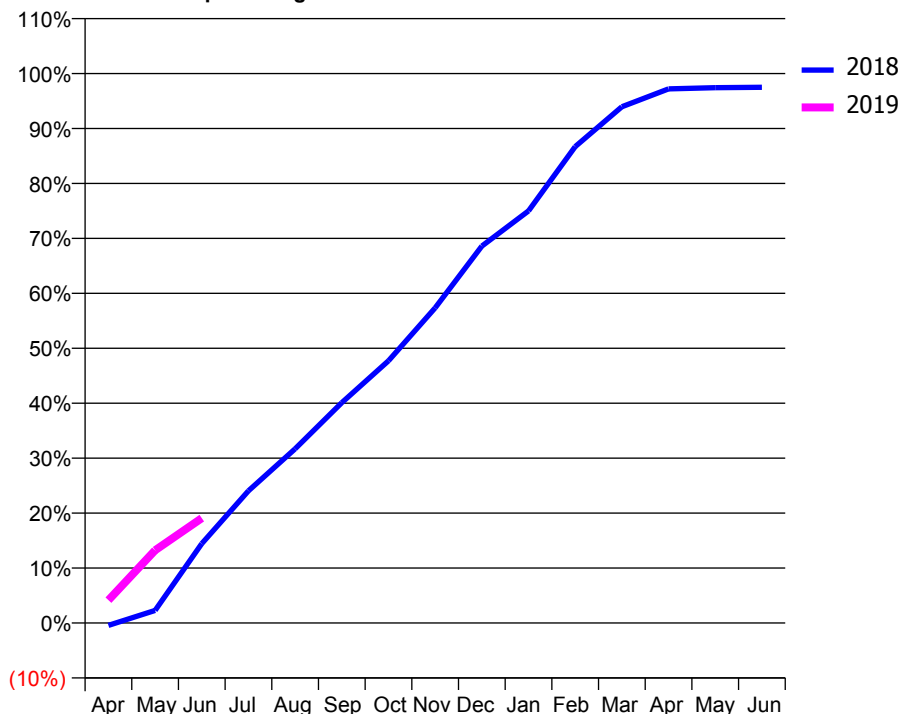
### ACCESS\*

Patients seen in 24 months	Total	Change since previous quarter
Quarter ending June 2017	3,163	
Quarter ending September 2017	3,285	↑
Quarter ending December 2017	3,533	↑
Quarter ending March 2018	3,484	↓
Quarter ending June 2018	3,570	↑
<b>Variance since June 2017</b>	<b>12.9%</b>	<b>↑</b>



### ACTIVITY

Cumulative percentage of contracted UDA delivered 2018 & 2019



Month	Adjusted Scheduled Activity (UDA)	
	2018	2019
April	-41	374
May	206	1,191
June	1,301	1,717
July	2,165	
August	2,854	
September	3,610	
October	4,294	
November	5,161	
December	6,174	
January	6,749	
February	7,803	
March	8,455	
April	8,748	
May	8,768	
June	8,774	

### QUALITY

	Quantity	Base Number	Contract	LHB	Wales
% of FP17s for the same patient ID Re-attending within 3 months - Children	62	883	7.0%	8.4%	11.1%
% of FP17s for the same patient ID Re-attending within 3 months - Adults	39	365	10.7%	11.5%	15.5%
% of FP17s for the same patient ID Re-attending between 3 & 9 months - Children	460	883	52.1%	54.9%	59.2%
% of FP17s for the same patient ID Re-attending between 3 & 9 months - Adults	190	365	52.1%	52.3%	55.8%
% of FP17s for Band 1 Urgent Courses	65	1,074	6.1%	8.0%	8.7%
% of FP17s Relating to Free Repair or Replacements	0	1,074	0.0%	0.5%	0.7%
% of FP17s Relating to Continuations	0	1,074	0.0%	0.7%	0.7%
% of Patients satisfied with the dentistry they have received	17	21	81.0%	92.6%	94.0%
% of Patients satisfied with the time they had to wait for an appointment	18	21	85.7%	89.1%	88.5%

\* This is based on patients treated on this contract for their most recent course of treatment. Figures in italics indicate the base number of FP17s or Patient Questionnaire responses are less than 100. N/A is shown where the base number of responses is less than 10 during the period. % is calculated as Quantity/Base number\*100

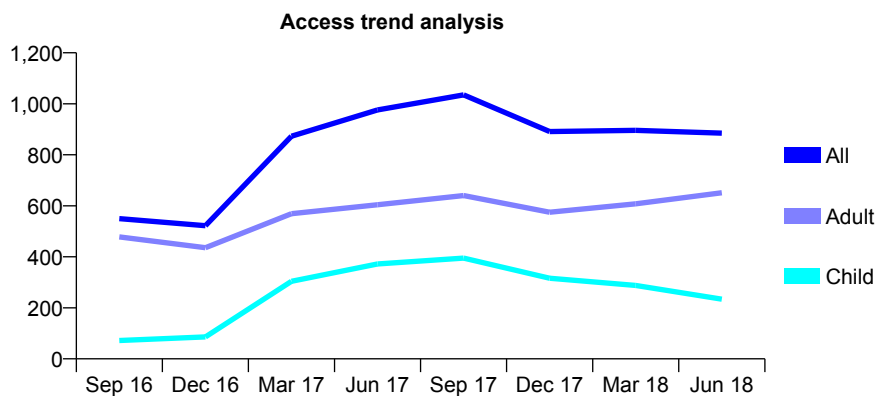
## 7A2 - Vital Signs At a Glance Contract Report for 123919/0002 - June 2018

Name or company name	Avenue Villa Dental Surgery
Contract type name	GDS Contract
Purpose of contract	General
Contract start date	01/12/2013
Contract end date	

18/19 Contracted general activity (UDA)	2,463
Carry forward general activity (UDA)	0
18/19 Contracted orthodontic activity (UOA)	0
Carry forward orthodontic activity (UOA)	0
Baseline contract value	£72,807.03

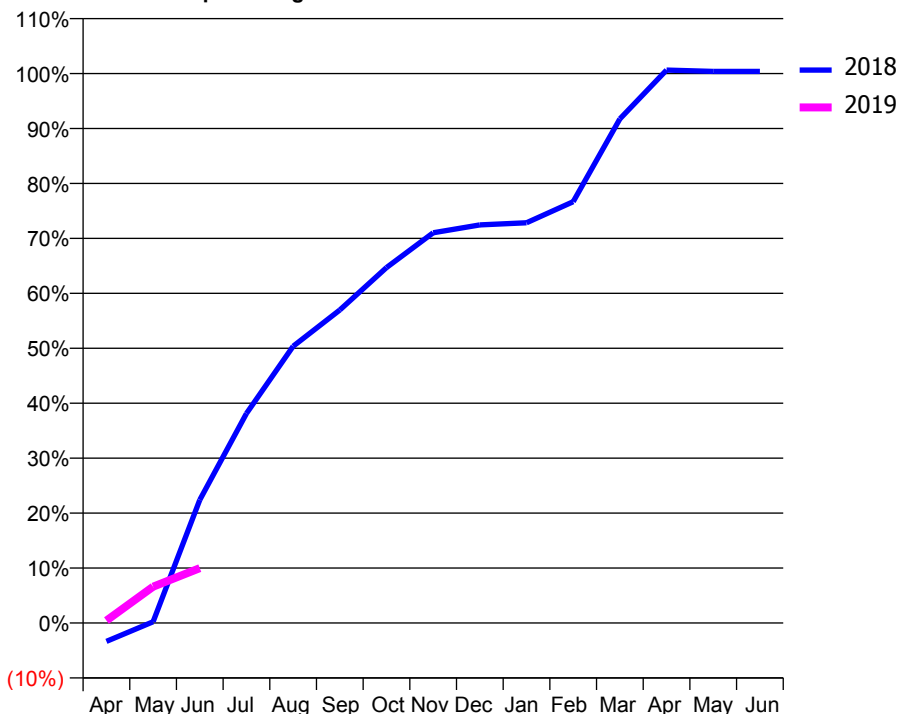
### ACCESS\*

Patients seen in 24 months	Total	Change since previous quarter
Quarter ending June 2017	976	
Quarter ending September 2017	1,035	↑
Quarter ending December 2017	891	↓
Quarter ending March 2018	896	→
Quarter ending June 2018	885	↓
<b>Variance since June 2017</b>	<b>(9.3%)</b>	<b>↓</b>



### ACTIVITY

Cumulative percentage of contracted UDA delivered 2018 & 2019



Adjusted Scheduled Activity (UDA)

Month	2018	2019
April	-83	11
May	5	163
June	552	246
July	939	
August	1,241	
September	1,403	
October	1,593	
November	1,749	
December	1,784	
January	1,794	
February	1,888	
March	2,260	
April	2,478	
May	2,472	
June	2,472	

### QUALITY

	Quantity	Base Number	Contract	LHB	Wales
% of FP17s for the same patient ID Re-attending within 3 months - Children	1	32	3.1%	8.4%	11.1%
% of FP17s for the same patient ID Re-attending within 3 months - Adults	3	87	3.4%	11.5%	15.5%
% of FP17s for the same patient ID Re-attending between 3 & 9 months - Children	0	32	0.0%	54.9%	59.2%
% of FP17s for the same patient ID Re-attending between 3 & 9 months - Adults	0	87	0.0%	52.3%	55.8%
% of FP17s for Band 1 Urgent Courses	0	52	0.0%	8.0%	8.7%
% of FP17s Relating to Free Repair or Replacements	0	52	0.0%	0.5%	0.7%
% of FP17s Relating to Continuations	0	52	0.0%	0.7%	0.7%
% of Patients satisfied with the dentistry they have received	3	4	N/A	92.6%	94.0%
% of Patients satisfied with the time they had to wait for an appointment	1	4	N/A	89.1%	88.5%

\* This is based on patients treated on this contract for their most recent course of treatment. Figures in italics indicate the base number of FP17s or Patient Questionnaire responses are less than 100. N/A is shown where the base number of responses is less than 10 during the period. % is calculated as Quantity/Base number\*100

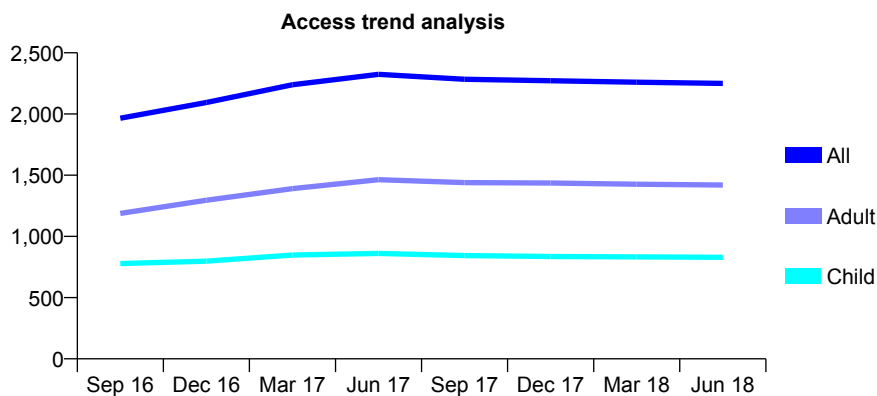
## 7A2 - Vital Signs At a Glance Contract Report for 134007/0001 - June 2018

Name or company name	Cross Hands Dental Care Ltd
Contract type name	GDS Contract
Purpose of contract	General
Contract start date	01/07/2015
Contract end date	

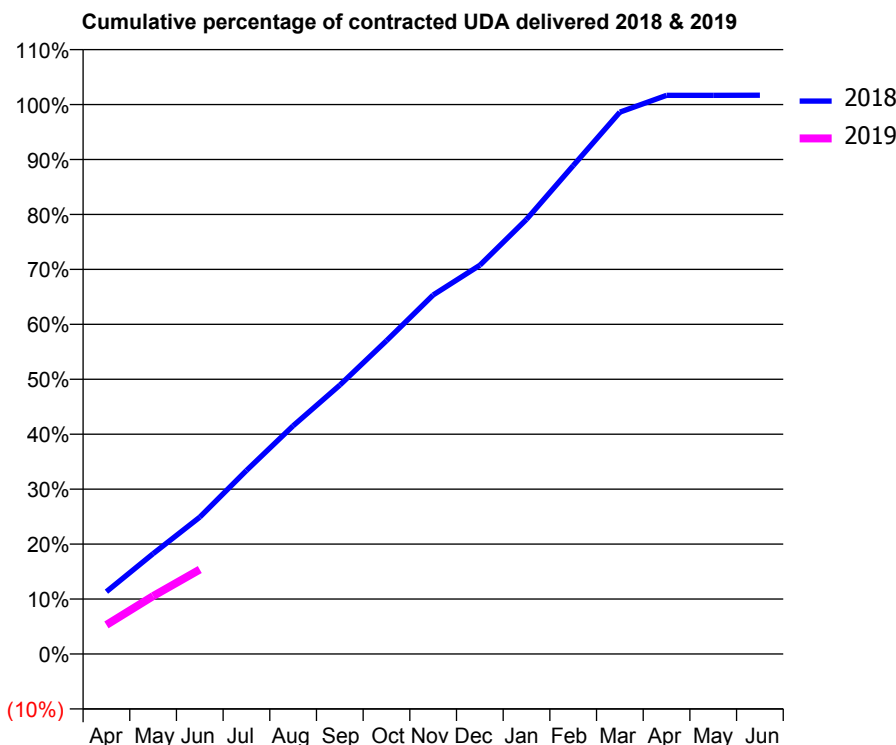
18/19 Contracted general activity (UDA)	5,000
Carry forward general activity (UDA)	0
18/19 Contracted orthodontic activity (UOA)	0
Carry forward orthodontic activity (UOA)	0
Baseline contract value	£126,902.84

### ACCESS\*

Patients seen in 24 months	Total	Change since previous quarter
Quarter ending June 2017	2,324	
Quarter ending September 2017	2,284	↓
Quarter ending December 2017	2,272	→
Quarter ending March 2018	2,260	→
Quarter ending June 2018	2,250	→
<b>Variance since June 2017</b>	<b>(3.2%)</b>	<b>↓</b>



### ACTIVITY



Month	Adjusted Scheduled Activity (UDA)	
	2018	2019
April	568	265
May	913	527
June	1,246	768
July	1,670	
August	2,077	
September	2,446	
October	2,851	
November	3,266	
December	3,538	
January	3,955	
February	4,444	
March	4,931	
April	5,083	
May	5,083	
June	5,085	

### QUALITY

	Quantity	Base Number	Contract	LHB	Wales
% of FP17s for the same patient ID Re-attending within 3 months - Children	26	244	10.7%	8.4%	11.1%
% of FP17s for the same patient ID Re-attending within 3 months - Adults	49	384	12.8%	11.5%	15.5%
% of FP17s for the same patient ID Re-attending between 3 & 9 months - Children	124	244	50.8%	54.9%	59.2%
% of FP17s for the same patient ID Re-attending between 3 & 9 months - Adults	165	384	43.0%	52.3%	55.8%
% of FP17s for Band 1 Urgent Courses	137	530	25.8%	8.0%	8.7%
% of FP17s Relating to Free Repair or Replacements	1	530	0.2%	0.5%	0.7%
% of FP17s Relating to Continuations	0	530	0.0%	0.7%	0.7%
% of Patients satisfied with the dentistry they have received	5	5	N/A	92.6%	94.0%
% of Patients satisfied with the time they had to wait for an appointment	5	5	N/A	89.1%	88.5%

\* This is based on patients treated on this contract for their most recent course of treatment. Figures in italics indicate the base number of FP17s or Patient Questionnaire responses are less than 100. N/A is shown where the base number of responses is less than 10 during the period. % is calculated as Quantity/Base number\*100

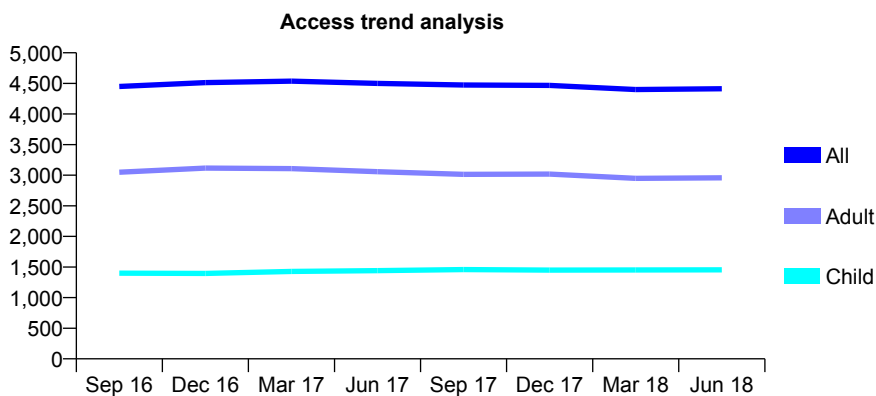
## 7A2 - Vital Signs At a Glance Contract Report for 134104/0001 - June 2018

Name or company name	Murray Street Dental Practice Ltd
Contract type name	GDS Contract
Purpose of contract	General
Contract start date	01/10/2009
Contract end date	

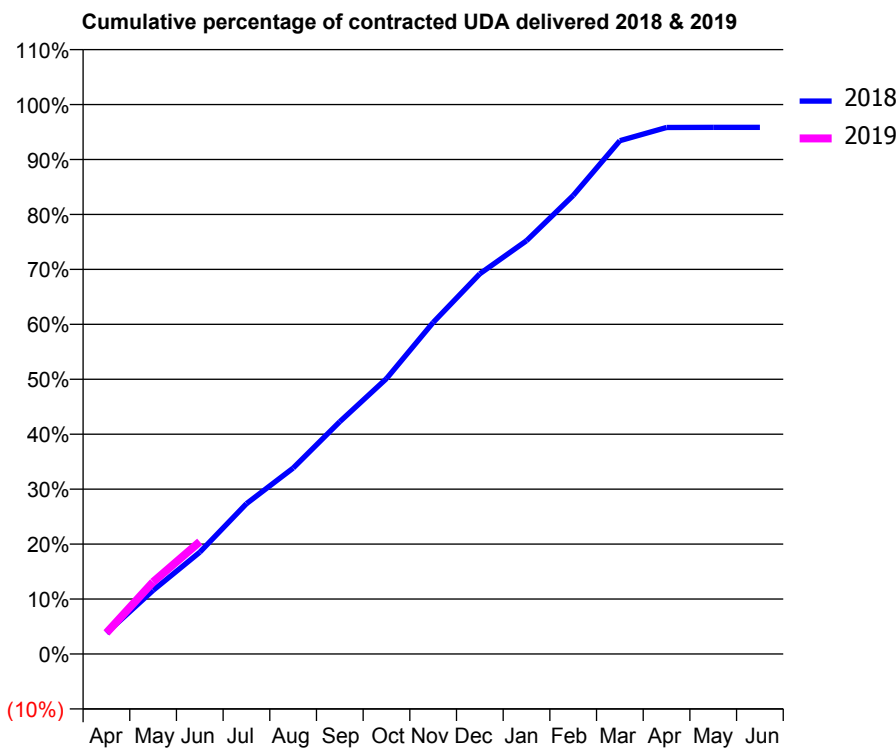
18/19 Contracted general activity (UDA)	10,600
Carry forward general activity (UDA)	0
18/19 Contracted orthodontic activity (UOA)	0
Carry forward orthodontic activity (UOA)	0
Baseline contract value	£299,335.15

### ACCESS\*

Patients seen in 24 months	Total	Change since previous quarter
Quarter ending June 2017	4,500	
Quarter ending September 2017	4,474	→
Quarter ending December 2017	4,468	→
Quarter ending March 2018	4,400	↓
Quarter ending June 2018	4,412	→
<b>Variance since June 2017</b>	<b>(2.0%)</b>	<b>↓</b>



### ACTIVITY



Month	Adjusted Scheduled Activity (UDA)	
	2018	2019
April	405	408
May	1,227	1,390
June	1,965	2,167
July	2,900	
August	3,587	
September	4,482	
October	5,313	
November	6,397	
December	7,335	
January	7,973	
February	8,844	
March	9,902	
April	10,156	
May	10,159	
June	10,160	

### QUALITY

	Quantity	Base Number	Contract	LHB	Wales
% of FP17s for the same patient ID Re-attending within 3 months - Children	26	517	5.0%	8.4%	11.1%
% of FP17s for the same patient ID Re-attending within 3 months - Adults	120	799	15.0%	11.5%	15.5%
% of FP17s for the same patient ID Re-attending between 3 & 9 months - Children	298	517	57.6%	54.9%	59.2%
% of FP17s for the same patient ID Re-attending between 3 & 9 months - Adults	284	799	35.5%	52.3%	55.8%
% of FP17s for Band 1 Urgent Courses	209	1,150	18.2%	8.0%	8.7%
% of FP17s Relating to Free Repair or Replacements	1	1,150	0.1%	0.5%	0.7%
% of FP17s Relating to Continuations	1	1,150	0.1%	0.7%	0.7%
% of Patients satisfied with the dentistry they have received	29	30	96.7%	92.6%	94.0%
% of Patients satisfied with the time they had to wait for an appointment	26	30	86.7%	89.1%	88.5%

\* This is based on patients treated on this contract for their most recent course of treatment. Figures in italics indicate the base number of FP17s or Patient Questionnaire responses are less than 100. N/A is shown where the base number of responses is less than 10 during the period. % is calculated as Quantity/Base number\*100

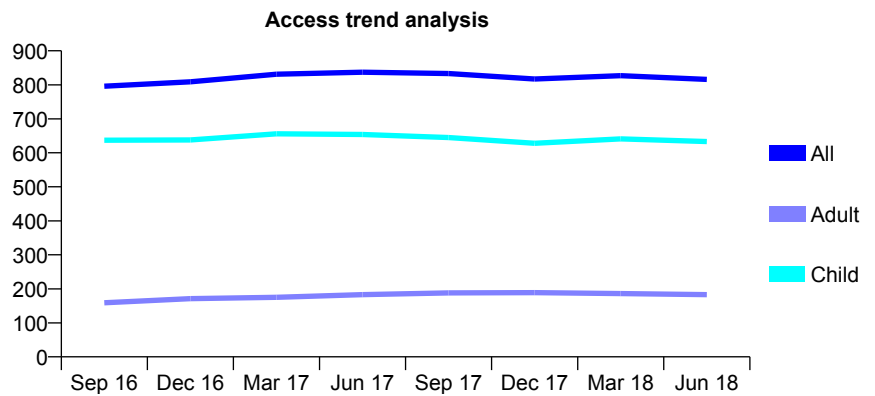
## 7A2 - Vital Signs At a Glance Contract Report for 137480/0001 - June 2018

Name or company name	Vergam Dental Practice Limited
Contract type name	GDS Contract
Purpose of contract	General
Contract start date	01/04/2008
Contract end date	

18/19 Contracted general activity (UDA)	1,512
Carry forward general activity (UDA)	0
18/19 Contracted orthodontic activity (UOA)	0
Carry forward orthodontic activity (UOA)	0
Baseline contract value	£49,287.55

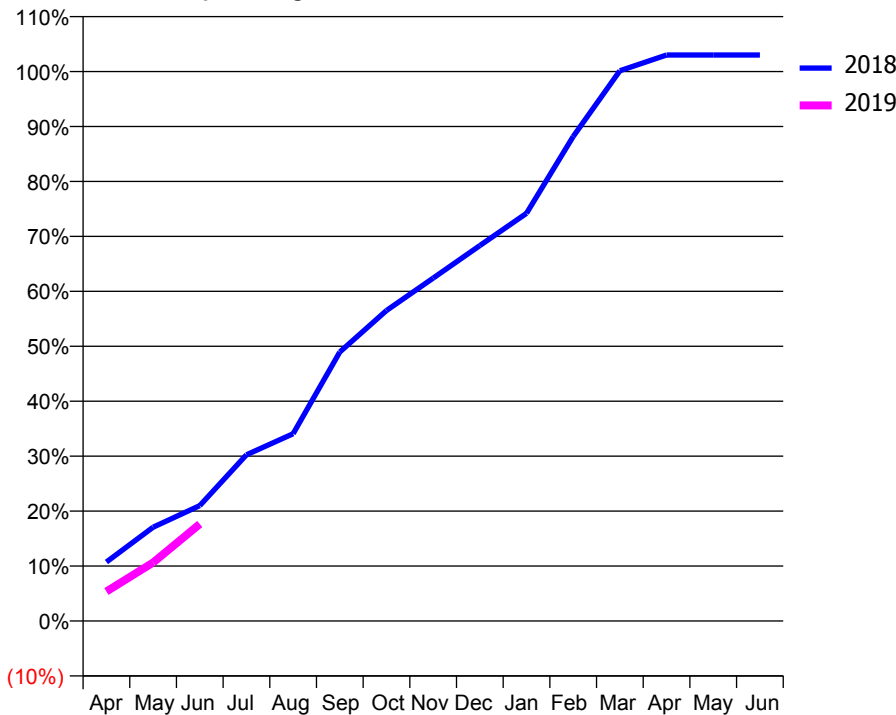
### ACCESS\*

Patients seen in 24 months	Total	Change since previous quarter
Quarter ending June 2017	837	
Quarter ending September 2017	833	→
Quarter ending December 2017	817	↓
Quarter ending March 2018	827	→
Quarter ending June 2018	816	↓
<b>Variance since June 2017</b>	<b>(2.5%)</b>	<b>↓</b>



### ACTIVITY

Cumulative percentage of contracted UDA delivered 2018 & 2019



Month	Adjusted Scheduled Activity (UDA)	
	2018	2019
April	162	81
May	258	161
June	317	267
July	457	
August	515	
September	740	
October	854	
November	943	
December	1,033	
January	1,122	
February	1,333	
March	1,514	
April	1,557	
May	1,557	
June	1,557	

### QUALITY

	Quantity	Base Number	Contract	LHB	Wales
% of FP17s for the same patient ID Re-attending within 3 months - Children	20	226	8.8%	8.4%	11.1%
% of FP17s for the same patient ID Re-attending within 3 months - Adults	1	23	4.3%	11.5%	15.5%
% of FP17s for the same patient ID Re-attending between 3 & 9 months - Children	150	226	66.4%	54.9%	59.2%
% of FP17s for the same patient ID Re-attending between 3 & 9 months - Adults	4	23	17.4%	52.3%	55.8%
% of FP17s for Band 1 Urgent Courses	29	207	14.0%	8.0%	8.7%
% of FP17s Relating to Free Repair or Replacements	0	207	0.0%	0.5%	0.7%
% of FP17s Relating to Continuations	0	207	0.0%	0.7%	0.7%
% of Patients satisfied with the dentistry they have received	3	3	N/A	92.6%	94.0%
% of Patients satisfied with the time they had to wait for an appointment	3	3	N/A	89.1%	88.5%

\* This is based on patients treated on this contract for their most recent course of treatment. Figures in italics indicate the base number of FP17s or Patient Questionnaire responses are less than 100. N/A is shown where the base number of responses is less than 10 during the period. % is calculated as Quantity/Base number\*100

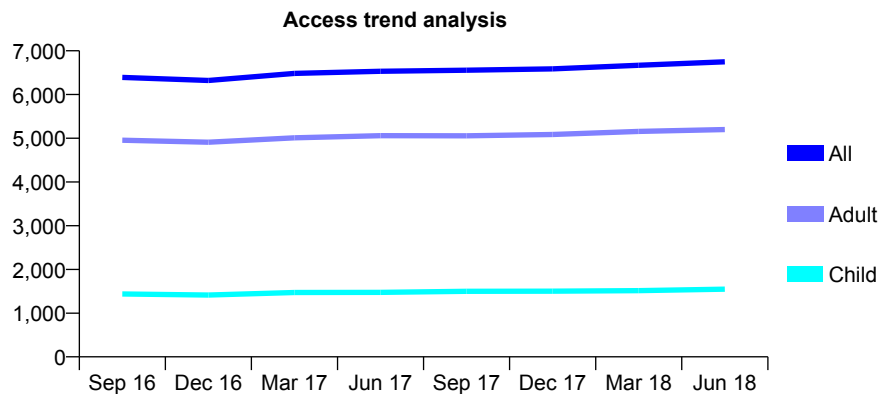
## 7A2 - Vital Signs At a Glance Contract Report for 153613/0001 - June 2018

Name or company name	Llannon Dental Care Ltd
Contract type name	GDS Contract
Purpose of contract	General
Contract start date	01/11/2014
Contract end date	

18/19 Contracted general activity (UDA)	16,457
Carry forward general activity (UDA)	0
18/19 Contracted orthodontic activity (UOA)	0
Carry forward orthodontic activity (UOA)	0
Baseline contract value	£434,637.93

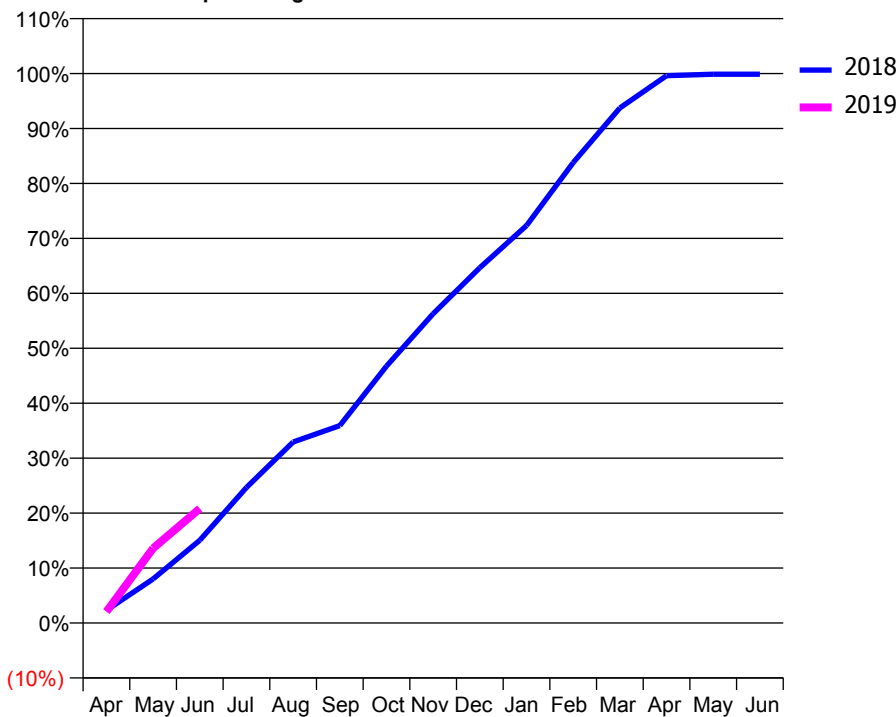
### ACCESS\*

Patients seen in 24 months	Total	Change since previous quarter
Quarter ending June 2017	6,533	
Quarter ending September 2017	6,556	→
Quarter ending December 2017	6,587	→
Quarter ending March 2018	6,669	→
Quarter ending June 2018	6,748	→
<b>Variance since June 2017</b>	<b>3.3%</b>	<b>↑</b>



### ACTIVITY

Cumulative percentage of contracted UDA delivered 2018 & 2019



Month	Adjusted Scheduled Activity (UDA)	
	2018	2019
April	381	340
May	1,321	2,239
June	2,479	3,430
July	4,059	
August	5,423	
September	5,912	
October	7,694	
November	9,264	
December	10,642	
January	11,902	
February	13,790	
March	15,424	
April	16,392	
May	16,435	
June	16,435	

### QUALITY

	Quantity	Base Number	Contract	LHB	Wales
% of FP17s for the same patient ID Re-attending within 3 months - Children	38	597	6.4%	8.4%	11.1%
% of FP17s for the same patient ID Re-attending within 3 months - Adults	229	2,036	11.2%	11.5%	15.5%
% of FP17s for the same patient ID Re-attending between 3 & 9 months - Children	333	597	55.8%	54.9%	59.2%
% of FP17s for the same patient ID Re-attending between 3 & 9 months - Adults	1,174	2,036	57.7%	52.3%	55.8%
% of FP17s for Band 1 Urgent Courses	218	2,103	10.4%	8.0%	8.7%
% of FP17s Relating to Free Repair or Replacements	38	2,103	1.8%	0.5%	0.7%
% of FP17s Relating to Continuations	11	2,103	0.5%	0.7%	0.7%
% of Patients satisfied with the dentistry they have received	32	32	100.0%	92.6%	94.0%
% of Patients satisfied with the time they had to wait for an appointment	28	32	87.5%	89.1%	88.5%

\* This is based on patients treated on this contract for their most recent course of treatment. Figures in italics indicate the base number of FP17s or Patient Questionnaire responses are less than 100. N/A is shown where the base number of responses is less than 10 during the period. % is calculated as Quantity/Base number\*100

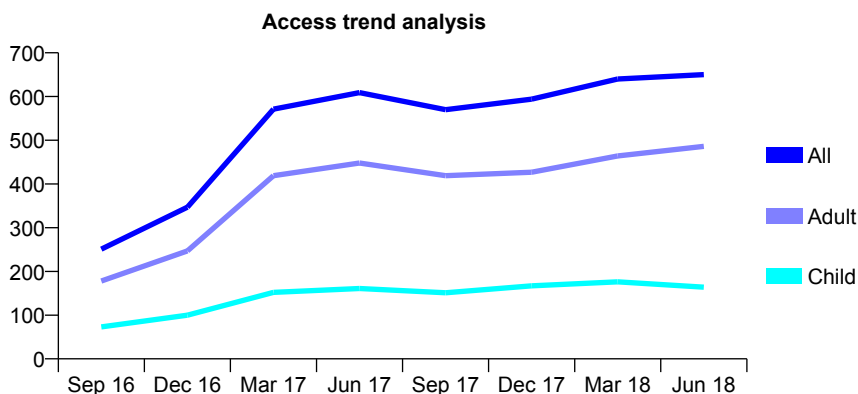
## 7A2 - Vital Signs At a Glance Contract Report for 153613/0002 - June 2018

Name or company name	Llannon Dental Care Ltd
Contract type name	GDS Contract
Purpose of contract	General
Contract start date	01/11/2014
Contract end date	

18/19 Contracted general activity (UDA)	2,000
Carry forward general activity (UDA)	0
18/19 Contracted orthodontic activity (UOA)	0
Carry forward orthodontic activity (UOA)	0
Baseline contract value	£66,515.07

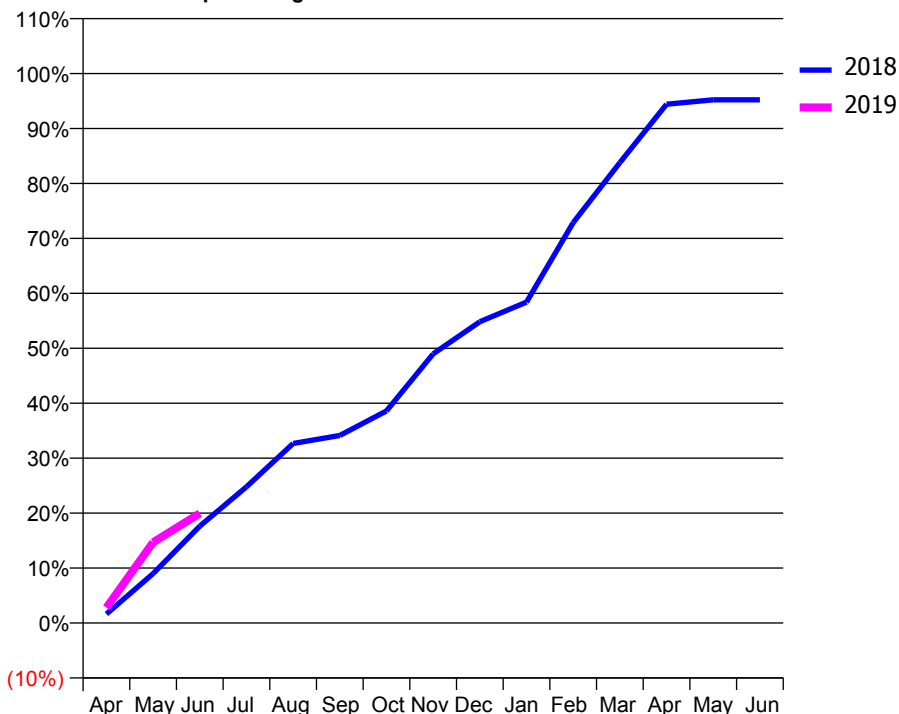
### ACCESS\*

Patients seen in 24 months	Total	Change since previous quarter
Quarter ending June 2017	609	
Quarter ending September 2017	570	↓
Quarter ending December 2017	594	↑
Quarter ending March 2018	640	↑
Quarter ending June 2018	650	→
<b>Variance since June 2017</b>	<b>6.7%</b>	<b>↑</b>



### ACTIVITY

Cumulative percentage of contracted UDA delivered 2018 & 2019



Month	Adjusted Scheduled Activity (UDA)	
	2018	2019
April	33	56
May	180	294
June	352	399
July	496	
August	654	
September	683	
October	772	
November	980	
December	1,097	
January	1,168	
February	1,457	
March	1,675	
April	1,888	
May	1,904	
June	1,904	

### QUALITY

	Quantity	Base Number	Contract	LHB	Wales
% of FP17s for the same patient ID Re-attending within 3 months - Children	0	37	0.0%	8.4%	11.1%
% of FP17s for the same patient ID Re-attending within 3 months - Adults	1	145	0.7%	11.5%	15.5%
% of FP17s for the same patient ID Re-attending between 3 & 9 months - Children	0	37	0.0%	54.9%	59.2%
% of FP17s for the same patient ID Re-attending between 3 & 9 months - Adults	0	145	0.0%	52.3%	55.8%
% of FP17s for Band 1 Urgent Courses	2	121	1.7%	8.0%	8.7%
% of FP17s Relating to Free Repair or Replacements	0	121	0.0%	0.5%	0.7%
% of FP17s Relating to Continuations	0	121	0.0%	0.7%	0.7%
% of Patients satisfied with the dentistry they have received	3	4	N/A	92.6%	94.0%
% of Patients satisfied with the time they had to wait for an appointment	3	4	N/A	89.1%	88.5%

\* This is based on patients treated on this contract for their most recent course of treatment. Figures in italics indicate the base number of FP17s or Patient Questionnaire responses are less than 100. N/A is shown where the base number of responses is less than 10 during the period. % is calculated as Quantity/Base number\*100

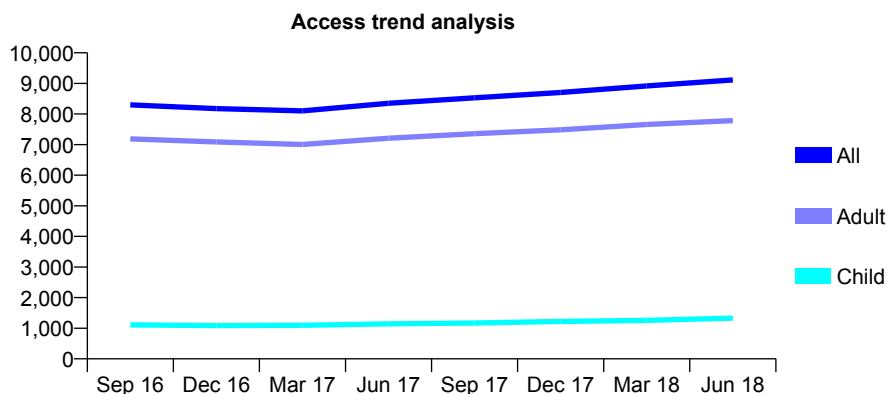
## 7A2 - Vital Signs At a Glance Contract Report for 157066/0001 - June 2018

Name or company name	Intergrated Dental Holdings
Contract type name	GDS Contract
Purpose of contract	General
Contract start date	01/04/2006
Contract end date	

18/19 Contracted general activity (UDA)	33,500
Carry forward general activity (UDA)	0
18/19 Contracted orthodontic activity (UOA)	0
Carry forward orthodontic activity (UOA)	0
Baseline contract value	£776,650.96

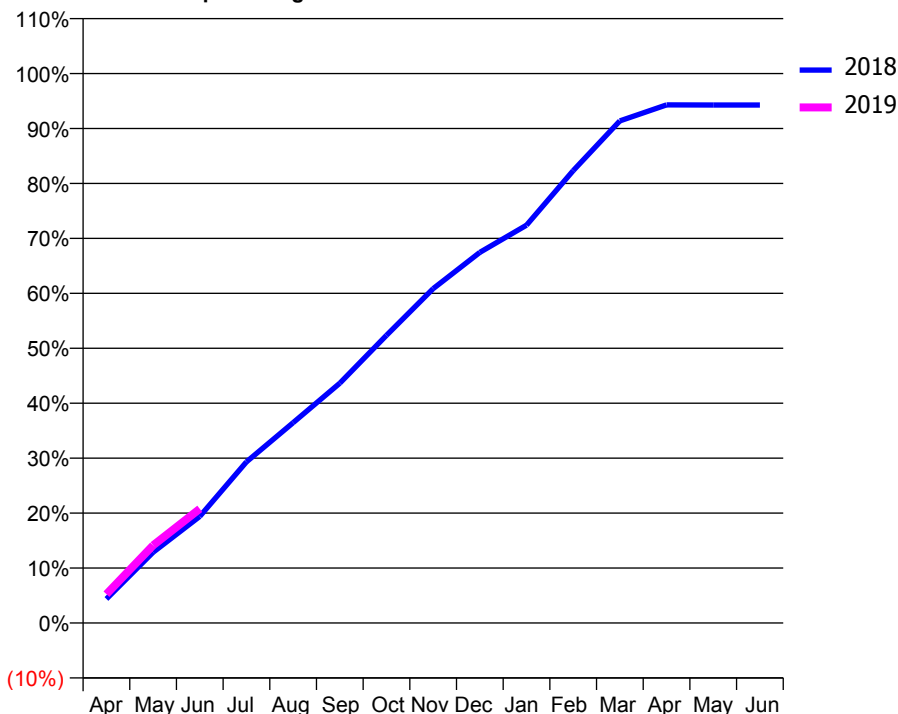
### ACCESS\*

Patients seen in 24 months	Total	Change since previous quarter
Quarter ending June 2017	8,350	
Quarter ending September 2017	8,529	↑
Quarter ending December 2017	8,705	↑
Quarter ending March 2018	8,917	↑
Quarter ending June 2018	9,114	↑
<b>Variance since June 2017</b>	<b>9.1%</b>	<b>↑</b>



### ACTIVITY

Cumulative percentage of contracted UDA delivered 2018 & 2019



Adjusted Scheduled Activity (UDA)

Month	2018	2019
April	1,312	1,759
May	3,853	4,738
June	5,806	6,965
July	8,776	
August	10,911	
September	13,068	
October	15,676	
November	18,215	
December	20,189	
January	21,672	
February	24,646	
March	27,356	
April	28,226	
May	28,216	
June	28,216	

### QUALITY

	Quantity	Base Number	Contract	LHB	Wales
% of FP17s for the same patient ID Re-attending within 3 months - Children	25	511	4.9%	8.4%	11.1%
% of FP17s for the same patient ID Re-attending within 3 months - Adults	266	2,850	9.3%	11.5%	15.5%
% of FP17s for the same patient ID Re-attending between 3 & 9 months - Children	260	511	50.9%	54.9%	59.2%
% of FP17s for the same patient ID Re-attending between 3 & 9 months - Adults	1,740	2,850	61.1%	52.3%	55.8%
% of FP17s for Band 1 Urgent Courses	190	2,972	6.4%	8.0%	8.7%
% of FP17s Relating to Free Repair or Replacements	11	2,972	0.4%	0.5%	0.7%
% of FP17s Relating to Continuations	14	2,972	0.5%	0.7%	0.7%
% of Patients satisfied with the dentistry they have received	67	72	93.1%	92.6%	94.0%
% of Patients satisfied with the time they had to wait for an appointment	64	72	88.9%	89.1%	88.5%

\* This is based on patients treated on this contract for their most recent course of treatment. Figures in italics indicate the base number of FP17s or Patient Questionnaire responses are less than 100. N/A is shown where the base number of responses is less than 10 during the period. % is calculated as Quantity/Base number\*100



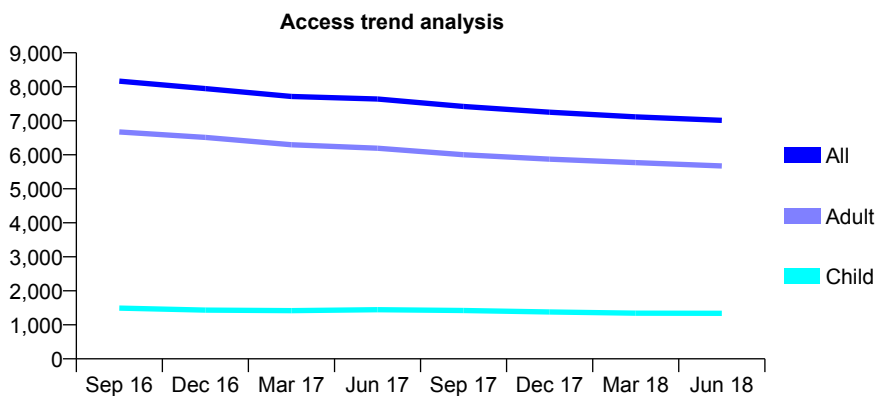
## 7A2 - Vital Signs At a Glance Contract Report for 158194/0006 - June 2018

Name or company name	Denticare Ltd
Contract type name	GDS Contract
Purpose of contract	General
Contract start date	01/04/2006
Contract end date	

18/19 Contracted general activity (UDA)	23,362
Carry forward general activity (UDA)	0
18/19 Contracted orthodontic activity (UOA)	0
Carry forward orthodontic activity (UOA)	0
Baseline contract value	£654,416.95

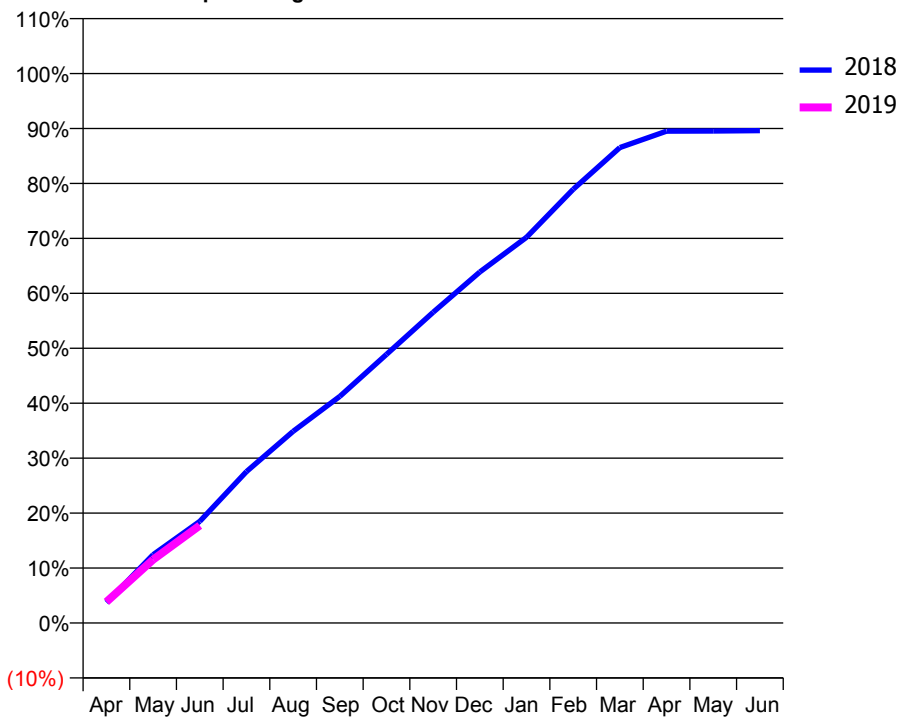
### ACCESS\*

Patients seen in 24 months	Total	Change since previous quarter
Quarter ending June 2017	7,643	
Quarter ending September 2017	7,423	↓
Quarter ending December 2017	7,252	↓
Quarter ending March 2018	7,114	↓
Quarter ending June 2018	7,015	↓
<b>Variance since June 2017</b>	<b>(8.2%)</b>	<b>↓</b>



### ACTIVITY

Cumulative percentage of contracted UDA delivered 2018 & 2019



Adjusted Scheduled Activity (UDA)

Month	2018	2019
April	873	901
May	2,906	2,695
June	4,322	4,145
July	6,437	
August	8,151	
September	9,637	
October	11,419	
November	13,211	
December	14,928	
January	16,398	
February	18,438	
March	20,214	
April	20,911	
May	20,920	
June	20,935	

### QUALITY

	Quantity	Base Number	Contract	LHB	Wales
% of FP17s for the same patient ID Re-attending within 3 months - Children	30	462	6.5%	8.4%	11.1%
% of FP17s for the same patient ID Re-attending within 3 months - Adults	210	1,961	10.7%	11.5%	15.5%
% of FP17s for the same patient ID Re-attending between 3 & 9 months - Children	285	462	61.7%	54.9%	59.2%
% of FP17s for the same patient ID Re-attending between 3 & 9 months - Adults	1,193	1,961	60.8%	52.3%	55.8%
% of FP17s for Band 1 Urgent Courses	130	2,103	6.2%	8.0%	8.7%
% of FP17s Relating to Free Repair or Replacements	5	2,103	0.2%	0.5%	0.7%
% of FP17s Relating to Continuations	23	2,103	1.1%	0.7%	0.7%
% of Patients satisfied with the dentistry they have received	60	64	93.8%	92.6%	94.0%
% of Patients satisfied with the time they had to wait for an appointment	58	64	90.6%	89.1%	88.5%

\* This is based on patients treated on this contract for their most recent course of treatment. Figures in italics indicate the base number of FP17s or Patient Questionnaire responses are less than 100. N/A is shown where the base number of responses is less than 10 during the period. % is calculated as Quantity/Base number\*100

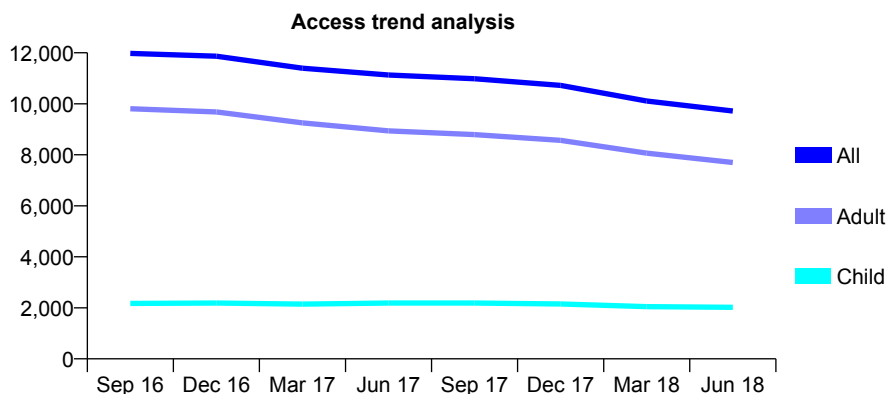
## 7A2 - Vital Signs At a Glance Contract Report for 158194/0012 - June 2018

Name or company name	Denticare Ltd
Contract type name	GDS Contract
Purpose of contract	General
Contract start date	02/08/2006
Contract end date	

18/19 Contracted general activity (UDA)	33,000
Carry forward general activity (UDA)	0
18/19 Contracted orthodontic activity (UOA)	0
Carry forward orthodontic activity (UOA)	0
Baseline contract value	£924,396.82

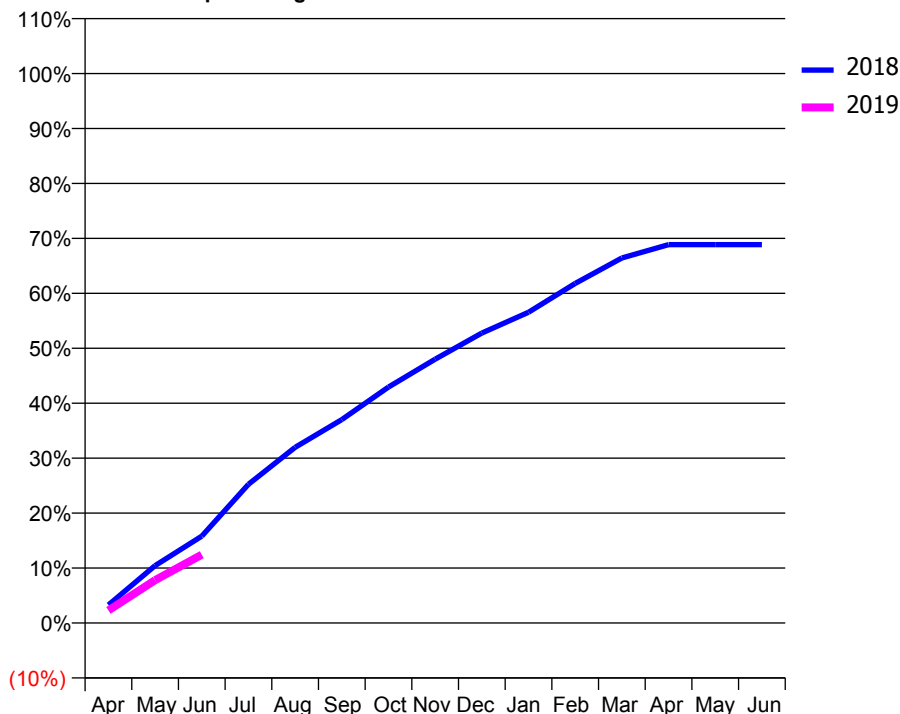
### ACCESS\*

Patients seen in 24 months	Total	Change since previous quarter
Quarter ending June 2017	11,129	
Quarter ending September 2017	10,982	↓
Quarter ending December 2017	10,721	↓
Quarter ending March 2018	10,111	↓
Quarter ending June 2018	9,719	↓
<b>Variance since June 2017</b>	<b>(12.7%)</b>	<b>↓</b>



### ACTIVITY

Cumulative percentage of contracted UDA delivered 2018 & 2019



Month	Adjusted Scheduled Activity (UDA)	
	2018	2019
April	1,088	754
May	3,449	2,571
June	5,215	4,108
July	8,335	
August	10,550	
September	12,217	
October	14,168	
November	15,844	
December	17,410	
January	18,665	
February	20,391	
March	21,921	
April	22,721	
May	22,720	
June	22,721	

### QUALITY

	Quantity	Base Number	Contract	LHB	Wales
% of FP17s for the same patient ID Re-attending within 3 months - Children	23	584	3.9%	8.4%	11.1%
% of FP17s for the same patient ID Re-attending within 3 months - Adults	181	2,081	8.7%	11.5%	15.5%
% of FP17s for the same patient ID Re-attending between 3 & 9 months - Children	188	584	32.2%	54.9%	59.2%
% of FP17s for the same patient ID Re-attending between 3 & 9 months - Adults	900	2,081	43.2%	52.3%	55.8%
% of FP17s for Band 1 Urgent Courses	139	2,246	6.2%	8.0%	8.7%
% of FP17s Relating to Free Repair or Replacements	1	2,246	0.0%	0.5%	0.7%
% of FP17s Relating to Continuations	12	2,246	0.5%	0.7%	0.7%
% of Patients satisfied with the dentistry they have received	31	33	93.9%	92.6%	94.0%
% of Patients satisfied with the time they had to wait for an appointment	30	33	90.9%	89.1%	88.5%

\* This is based on patients treated on this contract for their most recent course of treatment. Figures in italics indicate the base number of FP17s or Patient Questionnaire responses are less than 100. N/A is shown where the base number of responses is less than 10 during the period. % is calculated as Quantity/Base number\*100

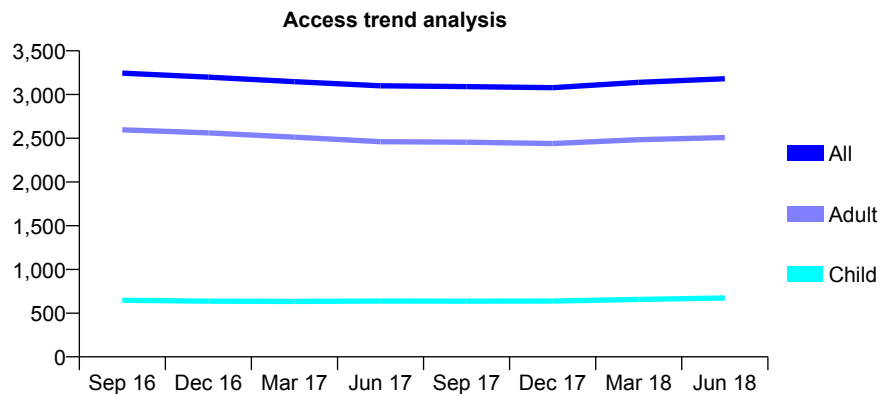
## 7A2 - Vital Signs At a Glance Contract Report for 158194/0019 - June 2018

Name or company name	Denticare Ltd
Contract type name	GDS Contract
Purpose of contract	General
Contract start date	08/12/2007
Contract end date	

18/19 Contracted general activity (UDA)	8,133
Carry forward general activity (UDA)	0
18/19 Contracted orthodontic activity (UOA)	0
Carry forward orthodontic activity (UOA)	0
Baseline contract value	£215,697.70

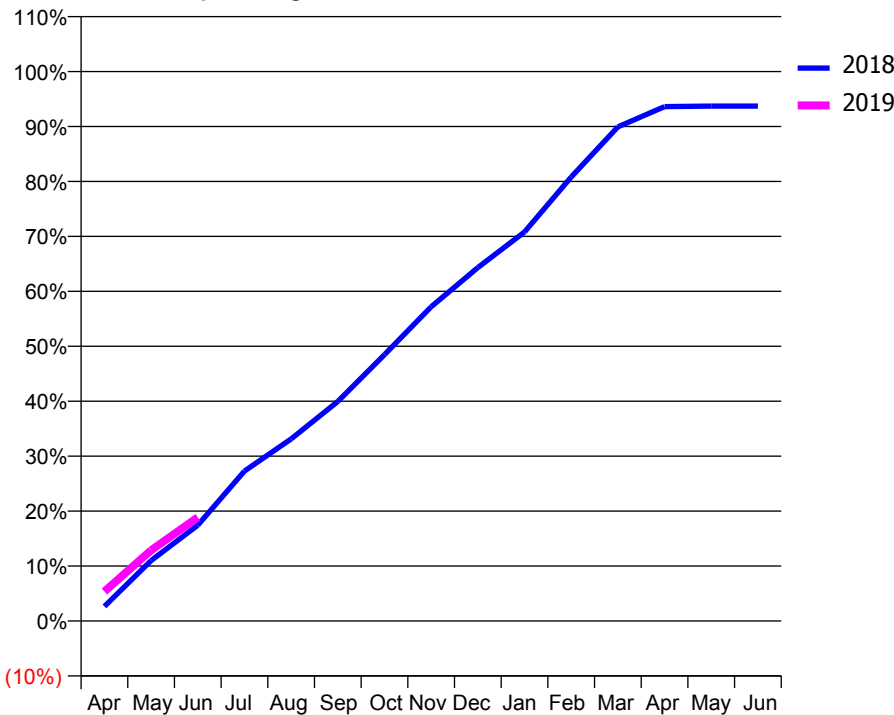
### ACCESS\*

Patients seen in 24 months	Total	Change since previous quarter
Quarter ending June 2017	3,099	
Quarter ending September 2017	3,091	→
Quarter ending December 2017	3,078	→
Quarter ending March 2018	3,139	→
Quarter ending June 2018	3,181	→
<b>Variance since June 2017</b>	<b>2.6%</b>	<b>↑</b>



### ACTIVITY

Cumulative percentage of contracted UDA delivered 2018 & 2019



Month	Adjusted Scheduled Activity (UDA)	
	2018	2019
April	215	438
May	895	1,047
June	1,418	1,534
July	2,220	
August	2,695	
September	3,250	
October	3,942	
November	4,650	
December	5,232	
January	5,757	
February	6,570	
March	7,313	
April	7,614	
May	7,621	
June	7,621	

### QUALITY

	Quantity	Base Number	Contract	LHB	Wales
% of FP17s for the same patient ID Re-attending within 3 months - Children	8	227	3.5%	8.4%	11.1%
% of FP17s for the same patient ID Re-attending within 3 months - Adults	49	748	6.6%	11.5%	15.5%
% of FP17s for the same patient ID Re-attending between 3 & 9 months - Children	89	227	39.2%	54.9%	59.2%
% of FP17s for the same patient ID Re-attending between 3 & 9 months - Adults	363	748	48.5%	52.3%	55.8%
% of FP17s for Band 1 Urgent Courses	34	819	4.2%	8.0%	8.7%
% of FP17s Relating to Free Repair or Replacements	1	819	0.1%	0.5%	0.7%
% of FP17s Relating to Continuations	5	819	0.6%	0.7%	0.7%
% of Patients satisfied with the dentistry they have received	11	12	91.7%	92.6%	94.0%
% of Patients satisfied with the time they had to wait for an appointment	12	12	100.0%	89.1%	88.5%

\* This is based on patients treated on this contract for their most recent course of treatment. Figures in italics indicate the base number of FP17s or Patient Questionnaire responses are less than 100. N/A is shown where the base number of responses is less than 10 during the period. % is calculated as Quantity/Base number\*100

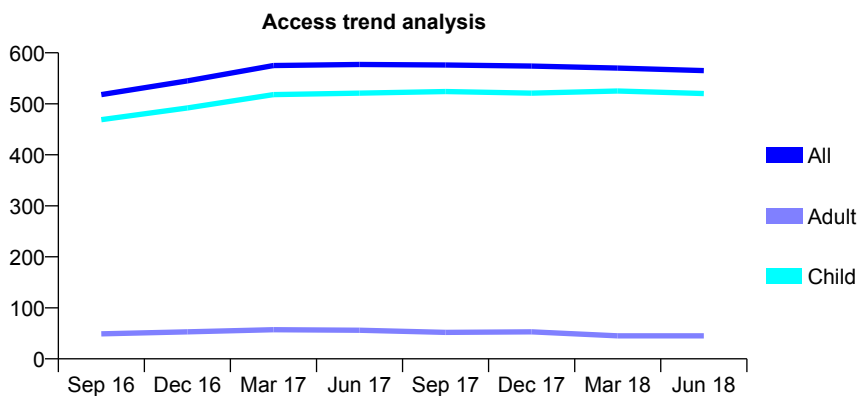
## 7A2 - Vital Signs At a Glance Contract Report for 158666/0001 - June 2018

Name or company name	Dew Street Dental Practice Limited
Contract type name	GDS Contract
Purpose of contract	General
Contract start date	01/04/2012
Contract end date	

18/19 Contracted general activity (UDA)	1,393
Carry forward general activity (UDA)	0
18/19 Contracted orthodontic activity (UOA)	0
Carry forward orthodontic activity (UOA)	0
Baseline contract value	£39,040.74

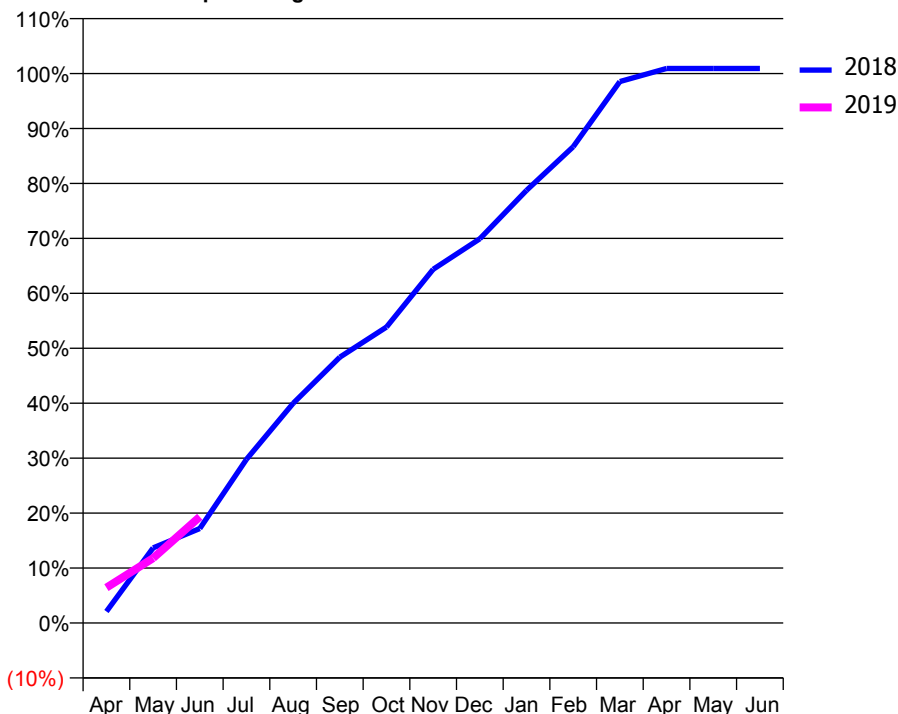
### ACCESS\*

Patients seen in 24 months	Total	Change since previous quarter
Quarter ending June 2017	577	
Quarter ending September 2017	576	→
Quarter ending December 2017	574	→
Quarter ending March 2018	570	→
Quarter ending June 2018	565	→
<b>Variance since June 2017</b>	<b>(2.1%)</b>	<b>↓</b>



### ACTIVITY

Cumulative percentage of contracted UDA delivered 2018 & 2019



Month	Adjusted Scheduled Activity (UDA)	
	2018	2019
April	29	90
May	190	165
June	240	269
July	415	
August	557	
September	674	
October	750	
November	897	
December	974	
January	1,097	
February	1,207	
March	1,373	
April	1,406	
May	1,406	
June	1,406	

### QUALITY

	Quantity	Base Number	Contract	LHB	Wales
% of FP17s for the same patient ID Re-attending within 3 months - Children	31	255	12.2%	8.4%	11.1%
% of FP17s for the same patient ID Re-attending within 3 months - Adults	0	0	N/A	11.5%	15.5%
% of FP17s for the same patient ID Re-attending between 3 & 9 months - Children	183	255	71.8%	54.9%	59.2%
% of FP17s for the same patient ID Re-attending between 3 & 9 months - Adults	0	0	N/A	52.3%	55.8%
% of FP17s for Band 1 Urgent Courses	11	223	4.9%	8.0%	8.7%
% of FP17s Relating to Free Repair or Replacements	0	223	0.0%	0.5%	0.7%
% of FP17s Relating to Continuations	0	223	0.0%	0.7%	0.7%
% of Patients satisfied with the dentistry they have received	5	6	N/A	92.6%	94.0%
% of Patients satisfied with the time they had to wait for an appointment	5	6	N/A	89.1%	88.5%

\* This is based on patients treated on this contract for their most recent course of treatment. Figures in italics indicate the base number of FP17s or Patient Questionnaire responses are less than 100. N/A is shown where the base number of responses is less than 10 during the period. % is calculated as Quantity/Base number\*100

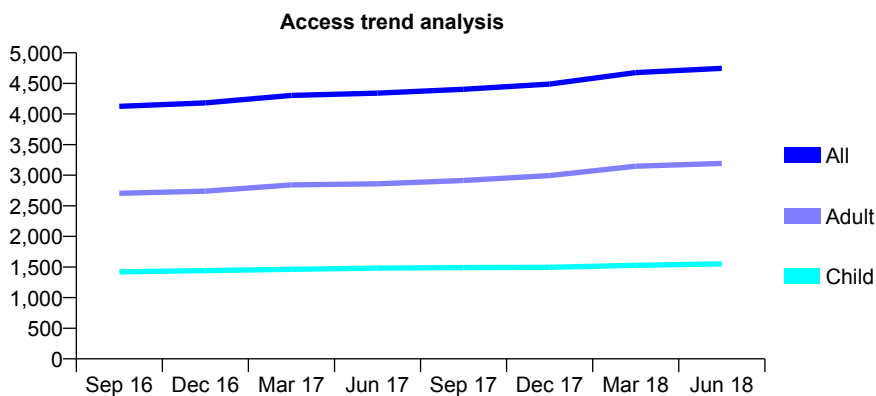
## 7A2 - Vital Signs At a Glance Contract Report for 163449/0001 - June 2018

Name or company name	Portland Street Dental Practice
Contract type name	GDS Contract
Purpose of contract	General
Contract start date	01/04/2010
Contract end date	

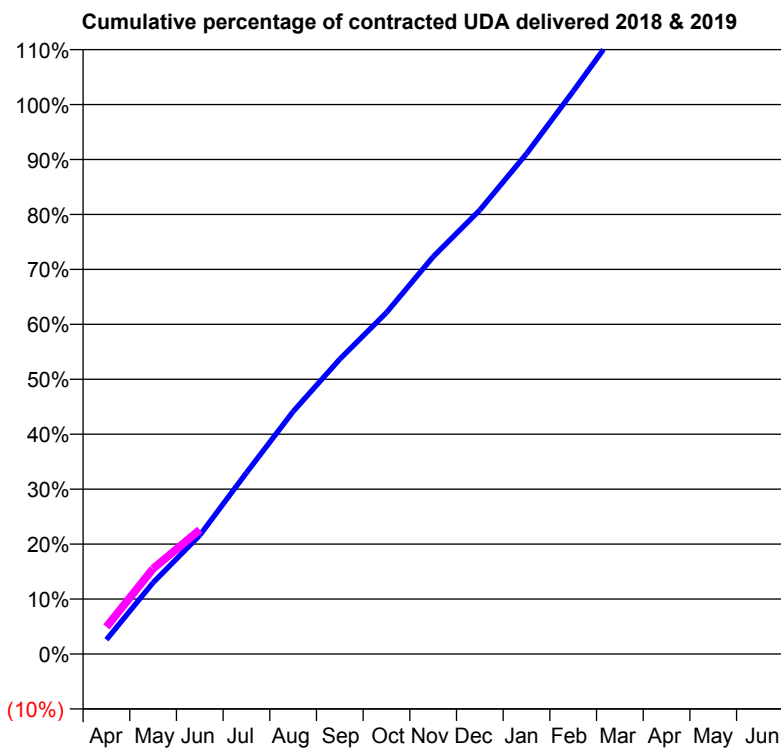
18/19 Contracted general activity (UDA)	10,142
Carry forward general activity (UDA)	0
18/19 Contracted orthodontic activity (UOA)	0
Carry forward orthodontic activity (UOA)	0
Baseline contract value	£373,173.23

### ACCESS\*

Patients seen in 24 months	Total	Change since previous quarter
Quarter ending June 2017	4,342	
Quarter ending September 2017	4,405	→
Quarter ending December 2017	4,489	→
Quarter ending March 2018	4,676	↑
Quarter ending June 2018	4,746	→
<b>Variance since June 2017</b>	<b>9.3%</b>	<b>↑</b>



### ACTIVITY



Month	Adjusted Scheduled Activity (UDA)	
	2018	2019
April	264	500
May	1,319	1,575
June	2,191	2,292
July	3,347	
August	4,477	
September	5,442	
October	6,302	
November	7,333	
December	8,194	
January	9,232	
February	10,387	
March	11,574	
April	12,048	
May	12,071	
June	12,073	

### QUALITY

	Quantity	Base Number	Contract	LHB	Wales
% of FP17s for the same patient ID Re-attending within 3 months - Children	39	620	6.3%	8.4%	11.1%
% of FP17s for the same patient ID Re-attending within 3 months - Adults	92	955	9.6%	11.5%	15.5%
% of FP17s for the same patient ID Re-attending between 3 & 9 months - Children	408	620	65.8%	54.9%	59.2%
% of FP17s for the same patient ID Re-attending between 3 & 9 months - Adults	562	955	58.8%	52.3%	55.8%
% of FP17s for Band 1 Urgent Courses	97	1,330	7.3%	8.0%	8.7%
% of FP17s Relating to Free Repair or Replacements	5	1,330	0.4%	0.5%	0.7%
% of FP17s Relating to Continuations	0	1,330	0.0%	0.7%	0.7%
% of Patients satisfied with the dentistry they have received	21	22	95.5%	92.6%	94.0%
% of Patients satisfied with the time they had to wait for an appointment	22	22	100.0%	89.1%	88.5%

\* This is based on patients treated on this contract for their most recent course of treatment. Figures in italics indicate the base number of FP17s or Patient Questionnaire responses are less than 100. N/A is shown where the base number of responses is less than 10 during the period. % is calculated as Quantity/Base number\*100

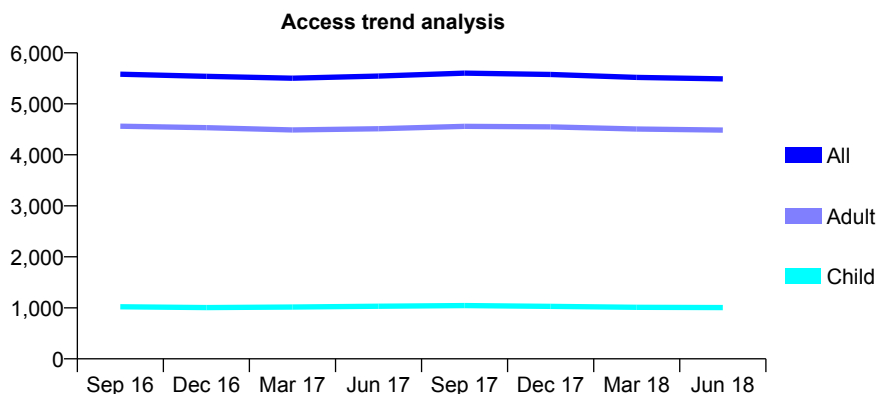
## 7A2 - Vital Signs At a Glance Contract Report for 164496/0001 - June 2018

Name or company name	Whitecross Partnership Account
Contract type name	GDS Contract
Purpose of contract	General
Contract start date	29/03/2010
Contract end date	

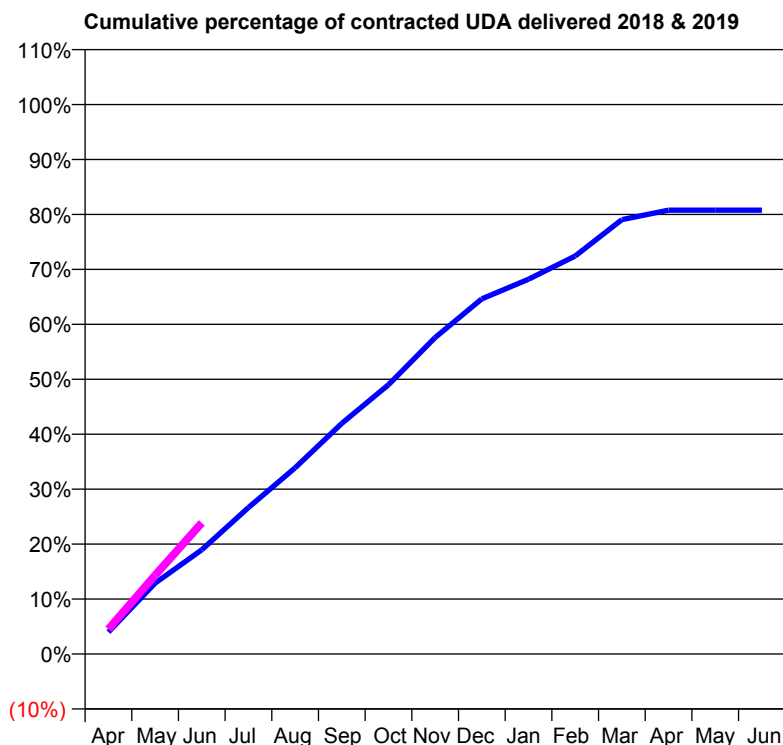
18/19 Contracted general activity (UDA)	15,051
Carry forward general activity (UDA)	0
18/19 Contracted orthodontic activity (UOA)	0
Carry forward orthodontic activity (UOA)	0
Baseline contract value	£539,650.57

### ACCESS\*

Patients seen in 24 months	Total	Change since previous quarter
Quarter ending June 2017	5,543	
Quarter ending September 2017	5,601	→
Quarter ending December 2017	5,576	→
Quarter ending March 2018	5,517	↓
Quarter ending June 2018	5,490	→
<b>Variance since June 2017</b>	<b>(1.0%)</b>	→



### ACTIVITY



Month	Adjusted Scheduled Activity (UDA)	
	2018	2019
April	602	682
May	1,940	2,157
June	2,853	3,591
July	4,013	
August	5,102	
September	6,318	
October	7,377	
November	8,668	
December	9,730	
January	10,264	
February	10,902	
March	11,898	
April	12,156	
May	12,156	
June	12,156	

### QUALITY

	Quantity	Base Number	Contract	LHB	Wales
% of FP17s for the same patient ID Re-attending within 3 months - Children	16	310	5.2%	8.4%	11.1%
% of FP17s for the same patient ID Re-attending within 3 months - Adults	179	1,298	13.8%	11.5%	15.5%
% of FP17s for the same patient ID Re-attending between 3 & 9 months - Children	120	310	38.7%	54.9%	59.2%
% of FP17s for the same patient ID Re-attending between 3 & 9 months - Adults	454	1,298	35.0%	52.3%	55.8%
% of FP17s for Band 1 Urgent Courses	195	1,463	13.3%	8.0%	8.7%
% of FP17s Relating to Free Repair or Replacements	4	1,463	0.3%	0.5%	0.7%
% of FP17s Relating to Continuations	17	1,463	1.2%	0.7%	0.7%
% of Patients satisfied with the dentistry they have received	24	28	85.7%	92.6%	94.0%
% of Patients satisfied with the time they had to wait for an appointment	24	28	85.7%	89.1%	88.5%

\* This is based on patients treated on this contract for their most recent course of treatment. Figures in italics indicate the base number of FP17s or Patient Questionnaire responses are less than 100. N/A is shown where the base number of responses is less than 10 during the period. % is calculated as Quantity/Base number\*100

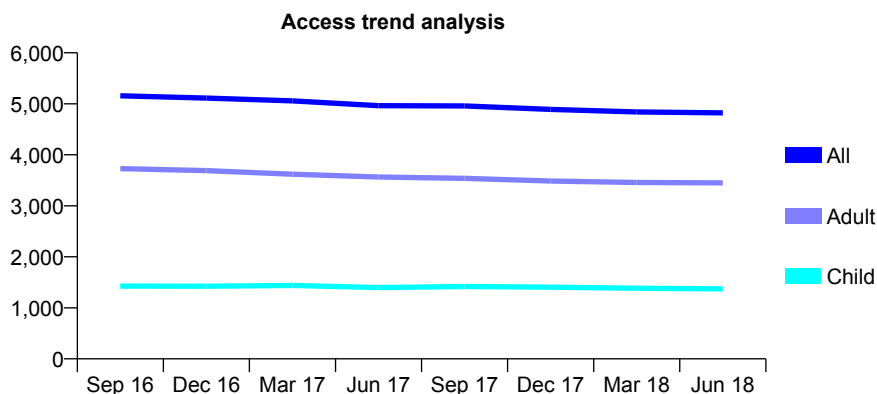
## 7A2 - Vital Signs At a Glance Contract Report for 166820/0001 - June 2018

Name or company name	Dr N Patel, Dr J Rai and Dr N Kernahan
Contract type name	GDS Contract
Purpose of contract	General
Contract start date	01/04/2006
Contract end date	

18/19 Contracted general activity (UDA)	11,951
Carry forward general activity (UDA)	0
18/19 Contracted orthodontic activity (UOA)	0
Carry forward orthodontic activity (UOA)	0
Baseline contract value	£340,774.25

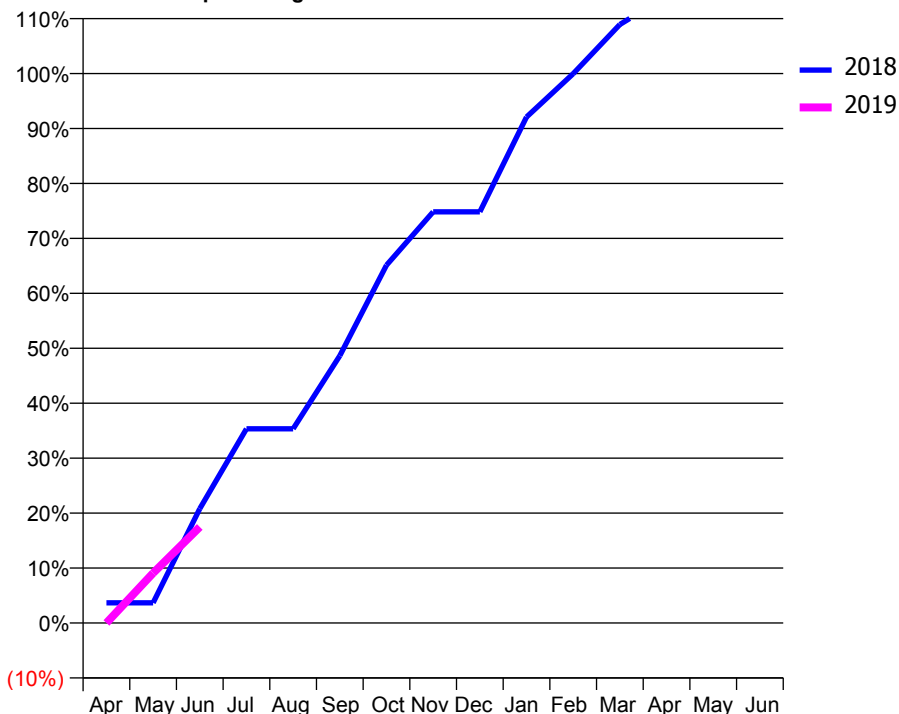
### ACCESS\*

Patients seen in 24 months	Total	Change since previous quarter
Quarter ending June 2017	4,963	
Quarter ending September 2017	4,958	→
Quarter ending December 2017	4,890	↓
Quarter ending March 2018	4,841	↓
Quarter ending June 2018	4,821	→
<b>Variance since June 2017</b>	<b>(2.9%)</b>	<b>↓</b>



### ACTIVITY

Cumulative percentage of contracted UDA delivered 2018 & 2019



Adjusted Scheduled Activity (UDA)

Month	2018	2019
April	438	0
May	438	1,086
June	2,486	2,091
July	4,225	
August	4,225	
September	5,813	
October	7,783	
November	8,942	
December	8,942	
January	11,005	
February	11,947	
March	13,017	
April	13,629	
May	13,925	
June	13,925	

### QUALITY

	Quantity	Base Number	Contract	LHB	Wales
% of FP17s for the same patient ID Re-attending within 3 months - Children	34	435	7.8%	8.4%	11.1%
% of FP17s for the same patient ID Re-attending within 3 months - Adults	157	1,057	14.9%	11.5%	15.5%
% of FP17s for the same patient ID Re-attending between 3 & 9 months - Children	261	435	60.0%	54.9%	59.2%
% of FP17s for the same patient ID Re-attending between 3 & 9 months - Adults	554	1,057	52.4%	52.3%	55.8%
% of FP17s for Band 1 Urgent Courses	103	1,148	9.0%	8.0%	8.7%
% of FP17s Relating to Free Repair or Replacements	13	1,148	1.1%	0.5%	0.7%
% of FP17s Relating to Continuations	32	1,148	2.8%	0.7%	0.7%
% of Patients satisfied with the dentistry they have received	12	12	100.0%	92.6%	94.0%
% of Patients satisfied with the time they had to wait for an appointment	12	12	100.0%	89.1%	88.5%

\* This is based on patients treated on this contract for their most recent course of treatment. Figures in italics indicate the base number of FP17s or Patient Questionnaire responses are less than 100. N/A is shown where the base number of responses is less than 10 during the period. % is calculated as Quantity/Base number\*100

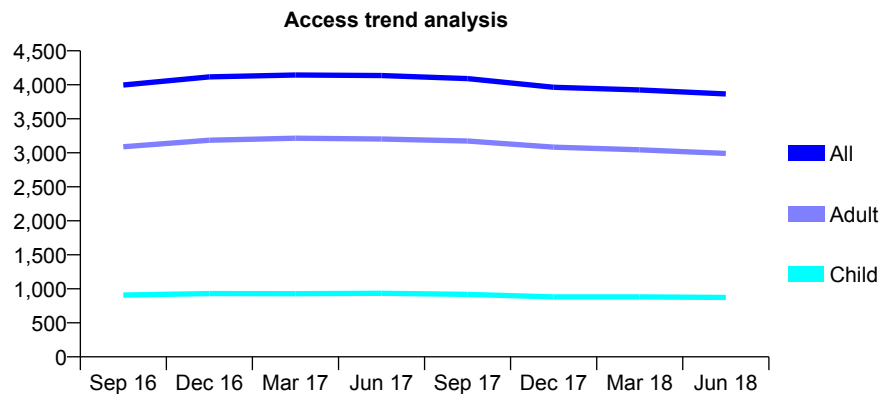
## 7A2 - Vital Signs At a Glance Contract Report for 169226/0001 - June 2018

Name or company name	Dr. N Patel, J Rai & Dr. N Kernahan
Contract type name	GDS Contract
Purpose of contract	General
Contract start date	01/08/2007
Contract end date	

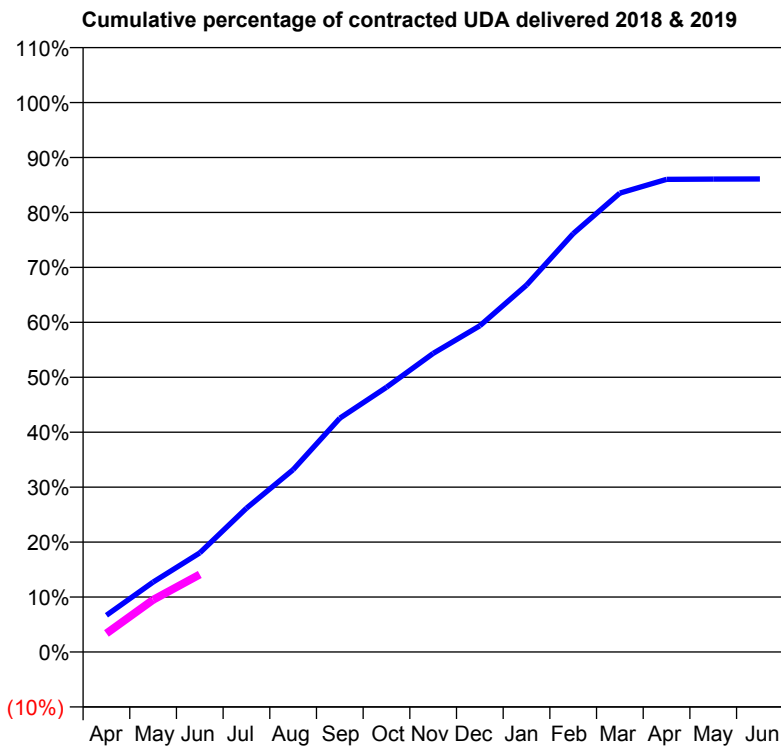
18/19 Contracted general activity (UDA)	13,479
Carry forward general activity (UDA)	0
18/19 Contracted orthodontic activity (UOA)	0
Carry forward orthodontic activity (UOA)	0
Baseline contract value	£387,642.97

### ACCESS\*

Patients seen in 24 months	Total	Change since previous quarter
Quarter ending June 2017	4,137	
Quarter ending September 2017	4,091	↓
Quarter ending December 2017	3,964	↓
Quarter ending March 2018	3,925	→
Quarter ending June 2018	3,865	↓
<b>Variance since June 2017</b>	<b>(6.6%)</b>	<b>↓</b>



### ACTIVITY



Month	Adjusted Scheduled Activity (UDA)	
	2018	2019
April	900	455
May	1,717	1,282
June	2,430	1,902
July	3,526	
August	4,474	
September	5,737	
October	6,494	
November	7,325	
December	8,002	
January	9,001	
February	10,264	
March	11,256	
April	11,594	
May	11,600	
June	11,602	

### QUALITY

	Quantity	Base Number	Contract	LHB	Wales
% of FP17s for the same patient ID Re-attending within 3 months - Children	22	247	8.9%	8.4%	11.1%
% of FP17s for the same patient ID Re-attending within 3 months - Adults	131	985	13.3%	11.5%	15.5%
% of FP17s for the same patient ID Re-attending between 3 & 9 months - Children	154	247	62.3%	54.9%	59.2%
% of FP17s for the same patient ID Re-attending between 3 & 9 months - Adults	660	985	67.0%	52.3%	55.8%
% of FP17s for Band 1 Urgent Courses	89	1,064	8.4%	8.0%	8.7%
% of FP17s Relating to Free Repair or Replacements	17	1,064	1.6%	0.5%	0.7%
% of FP17s Relating to Continuations	19	1,064	1.8%	0.7%	0.7%
% of Patients satisfied with the dentistry they have received	24	26	92.3%	92.6%	94.0%
% of Patients satisfied with the time they had to wait for an appointment	23	26	88.5%	89.1%	88.5%

\* This is based on patients treated on this contract for their most recent course of treatment. Figures in italics indicate the base number of FP17s or Patient Questionnaire responses are less than 100. N/A is shown where the base number of responses is less than 10 during the period. % is calculated as Quantity/Base number\*100



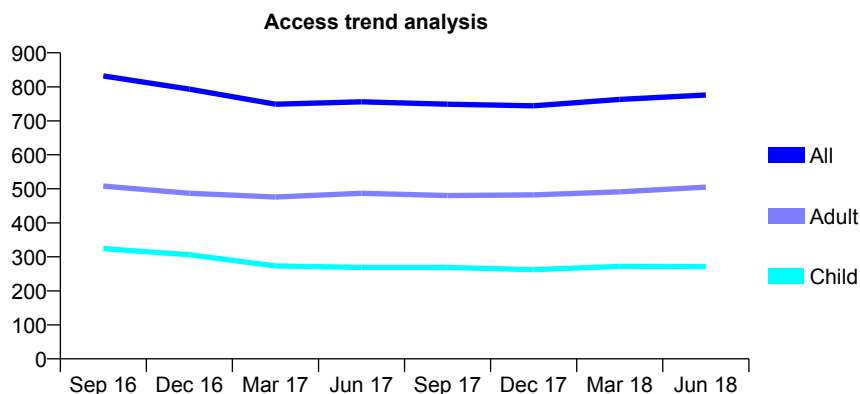
## 7A2 - Vital Signs At a Glance Contract Report for 172243/0001 - June 2018

Name or company name	Adrian Chiriac
Contract type name	GDS Contract
Purpose of contract	General
Contract start date	01/04/2011
Contract end date	

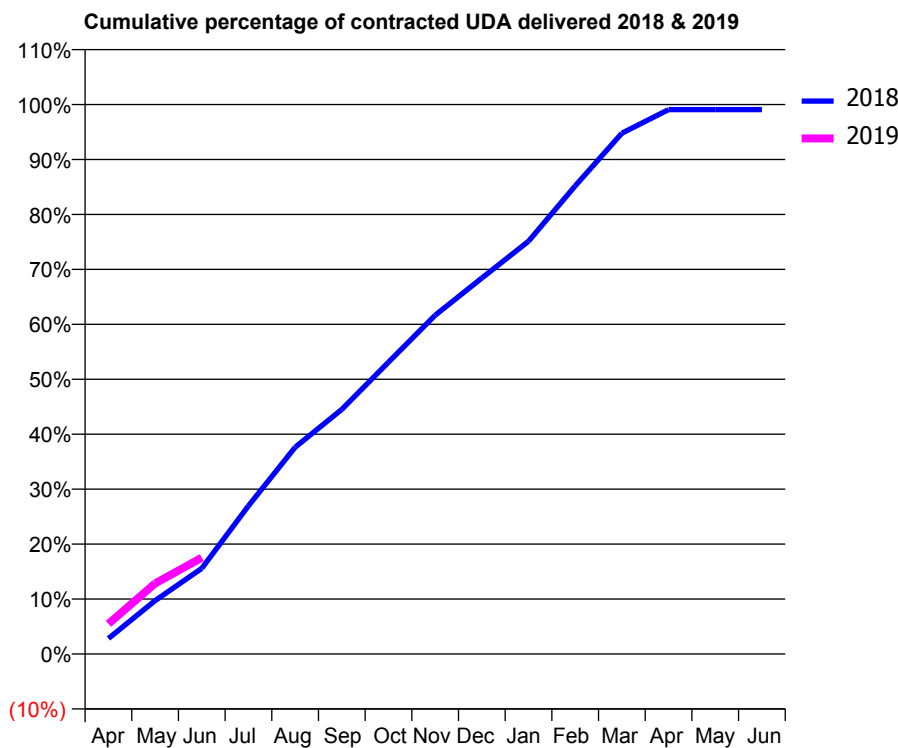
18/19 Contracted general activity (UDA)	2,192
Carry forward general activity (UDA)	0
18/19 Contracted orthodontic activity (UOA)	0
Carry forward orthodontic activity (UOA)	0
Baseline contract value	£60,344.34

### ACCESS\*

Patients seen in 24 months	Total	Change since previous quarter
Quarter ending June 2017	756	
Quarter ending September 2017	749	→
Quarter ending December 2017	744	→
Quarter ending March 2018	763	↑
Quarter ending June 2018	776	→
<b>Variance since June 2017</b>	<b>2.6%</b>	<b>↑</b>



### ACTIVITY



Month	Adjusted Scheduled Activity (UDA)	
	2018	2019
April	62	121
May	213	282
June	342	384
July	591	
August	825	
September	976	
October	1,164	
November	1,351	
December	1,500	
January	1,647	
February	1,867	
March	2,077	
April	2,171	
May	2,171	
June	2,171	

### QUALITY

	Quantity	Base Number	Contract	LHB	Wales
% of FP17s for the same patient ID Re-attending within 3 months - Children	16	123	13.0%	8.4%	11.1%
% of FP17s for the same patient ID Re-attending within 3 months - Adults	36	182	19.8%	11.5%	15.5%
% of FP17s for the same patient ID Re-attending between 3 & 9 months - Children	83	123	67.5%	54.9%	59.2%
% of FP17s for the same patient ID Re-attending between 3 & 9 months - Adults	92	182	50.5%	52.3%	55.8%
% of FP17s for Band 1 Urgent Courses	36	244	14.8%	8.0%	8.7%
% of FP17s Relating to Free Repair or Replacements	0	244	0.0%	0.5%	0.7%
% of FP17s Relating to Continuations	0	244	0.0%	0.7%	0.7%
% of Patients satisfied with the dentistry they have received	6	6	N/A	92.6%	94.0%
% of Patients satisfied with the time they had to wait for an appointment	6	6	N/A	89.1%	88.5%

\* This is based on patients treated on this contract for their most recent course of treatment. Figures in italics indicate the base number of FP17s or Patient Questionnaire responses are less than 100. N/A is shown where the base number of responses is less than 10 during the period. % is calculated as Quantity/Base number\*100

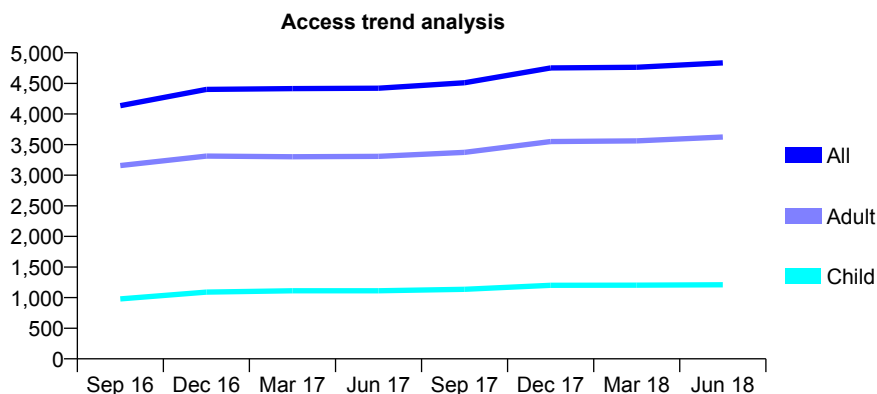
## 7A2 - Vital Signs At a Glance Contract Report for 175714/0001 - June 2018

Name or company name	MSC Universal Limited
Contract type name	GDS Contract
Purpose of contract	General
Contract start date	01/12/2010
Contract end date	

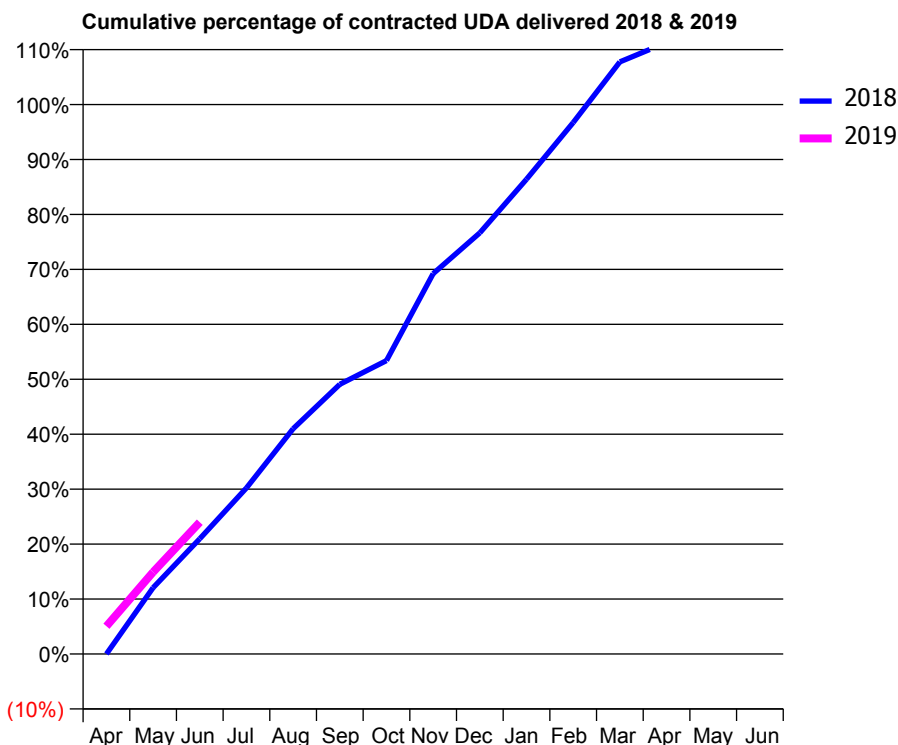
18/19 Contracted general activity (UDA)	15,000
Carry forward general activity (UDA)	0
18/19 Contracted orthodontic activity (UOA)	0
Carry forward orthodontic activity (UOA)	0
Baseline contract value	£449,300.48

### ACCESS\*

Patients seen in 24 months	Total	Change since previous quarter
Quarter ending June 2017	4,421	
Quarter ending September 2017	4,511	↑
Quarter ending December 2017	4,753	↑
Quarter ending March 2018	4,764	→
Quarter ending June 2018	4,835	→
<b>Variance since June 2017</b>	<b>9.4%</b>	<b>↑</b>



### ACTIVITY



Month	Adjusted Scheduled Activity (UDA)	
	2018	2019
April	0	758
May	1,810	2,237
June	3,148	3,597
July	4,533	
August	6,149	
September	7,363	
October	8,010	
November	10,383	
December	11,497	
January	12,960	
February	14,507	
March	16,165	
April	16,692	
May	16,698	
June	16,698	

### QUALITY

	Quantity	Base Number	Contract	LHB	Wales
% of FP17s for the same patient ID Re-attending within 3 months - Children	26	500	5.2%	8.4%	11.1%
% of FP17s for the same patient ID Re-attending within 3 months - Adults	165	1,409	11.7%	11.5%	15.5%
% of FP17s for the same patient ID Re-attending between 3 & 9 months - Children	332	500	66.4%	54.9%	59.2%
% of FP17s for the same patient ID Re-attending between 3 & 9 months - Adults	909	1,409	64.5%	52.3%	55.8%
% of FP17s for Band 1 Urgent Courses	63	1,682	3.7%	8.0%	8.7%
% of FP17s Relating to Free Repair or Replacements	10	1,682	0.6%	0.5%	0.7%
% of FP17s Relating to Continuations	38	1,682	2.3%	0.7%	0.7%
% of Patients satisfied with the dentistry they have received	17	18	94.4%	92.6%	94.0%
% of Patients satisfied with the time they had to wait for an appointment	16	18	88.9%	89.1%	88.5%

\* This is based on patients treated on this contract for their most recent course of treatment. Figures in italics indicate the base number of FP17s or Patient Questionnaire responses are less than 100. N/A is shown where the base number of responses is less than 10 during the period. % is calculated as Quantity/Base number\*100

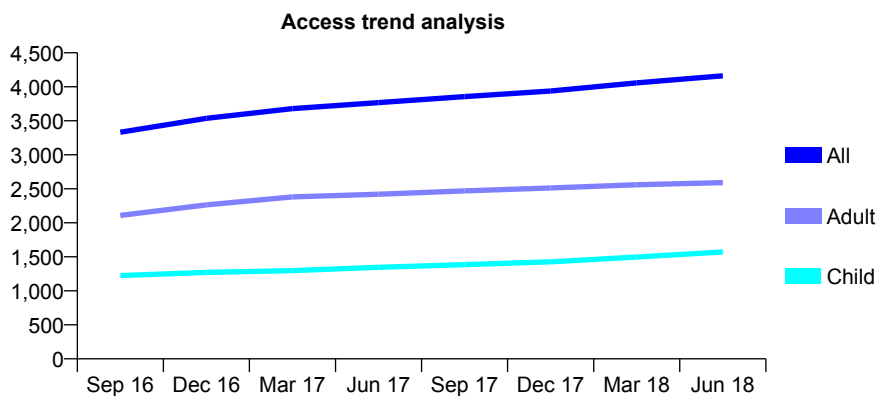
## 7A2 - Vital Signs At a Glance Contract Report for 177342/0001 - June 2018

Name or company name	Whitecross Partnership Account
Contract type name	GDS Contract
Purpose of contract	General
Contract start date	01/01/2009
Contract end date	

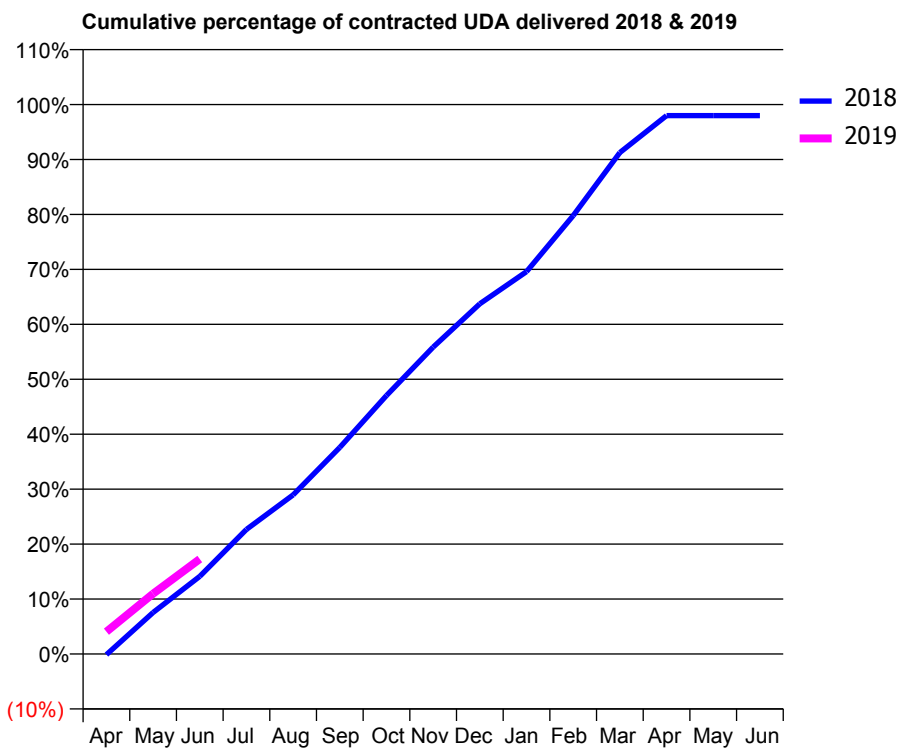
18/19 Contracted general activity (UDA)	11,593
Carry forward general activity (UDA)	0
18/19 Contracted orthodontic activity (UOA)	0
Carry forward orthodontic activity (UOA)	0
Baseline contract value	£396,913.46

### ACCESS\*

Patients seen in 24 months	Total	Change since previous quarter
Quarter ending June 2017	3,767	
Quarter ending September 2017	3,856	↑
Quarter ending December 2017	3,938	↑
Quarter ending March 2018	4,058	↑
Quarter ending June 2018	4,162	↑
<b>Variance since June 2017</b>	<b>10.5%</b>	<b>↑</b>



### ACTIVITY



Month	Adjusted Scheduled Activity (UDA)	
	2018	2019
April	-17	471
May	877	1,272
June	1,638	2,005
July	2,629	
August	3,359	
September	4,360	
October	5,453	
November	6,474	
December	7,390	
January	8,066	
February	9,249	
March	10,580	
April	11,357	
May	11,357	
June	11,357	

### QUALITY

	Quantity	Base Number	Contract	LHB	Wales
% of FP17s for the same patient ID Re-attending within 3 months - Children	36	493	7.3%	8.4%	11.1%
% of FP17s for the same patient ID Re-attending within 3 months - Adults	110	782	14.1%	11.5%	15.5%
% of FP17s for the same patient ID Re-attending between 3 & 9 months - Children	237	493	48.1%	54.9%	59.2%
% of FP17s for the same patient ID Re-attending between 3 & 9 months - Adults	407	782	52.0%	52.3%	55.8%
% of FP17s for Band 1 Urgent Courses	93	979	9.5%	8.0%	8.7%
% of FP17s Relating to Free Repair or Replacements	6	979	0.6%	0.5%	0.7%
% of FP17s Relating to Continuations	5	979	0.5%	0.7%	0.7%
% of Patients satisfied with the dentistry they have received	21	21	100.0%	92.6%	94.0%
% of Patients satisfied with the time they had to wait for an appointment	19	21	90.5%	89.1%	88.5%

\* This is based on patients treated on this contract for their most recent course of treatment. Figures in italics indicate the base number of FP17s or Patient Questionnaire responses are less than 100. N/A is shown where the base number of responses is less than 10 during the period. % is calculated as Quantity/Base number\*100

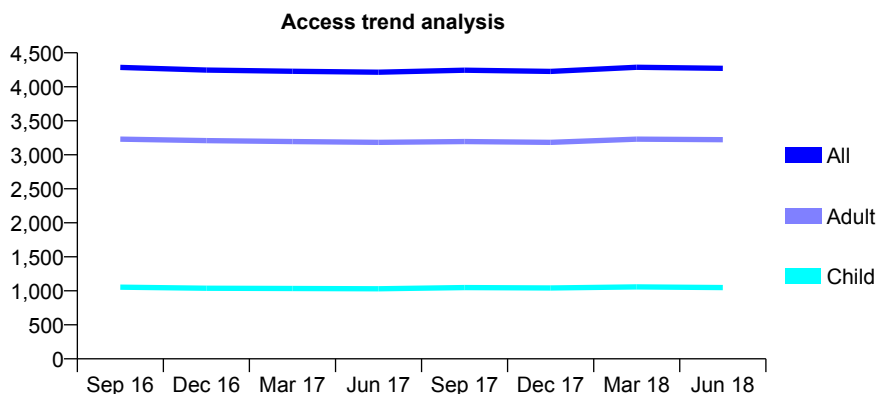
## 7A2 - Vital Signs At a Glance Contract Report for 187429/0001 - June 2018

Name or company name	Fifield & Borsden
Contract type name	GDS Contract
Purpose of contract	General
Contract start date	01/04/2006
Contract end date	

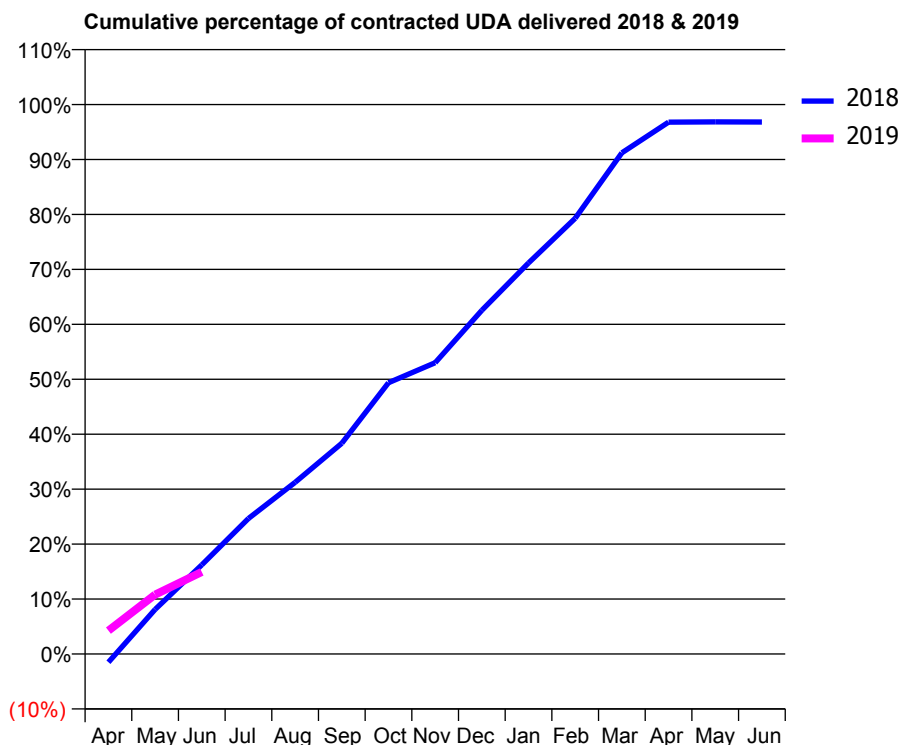
18/19 Contracted general activity (UDA)	15,000
Carry forward general activity (UDA)	0
18/19 Contracted orthodontic activity (UOA)	0
Carry forward orthodontic activity (UOA)	0
Baseline contract value	£349,887.46

### ACCESS\*

Patients seen in 24 months	Total	Change since previous quarter
Quarter ending June 2017	4,215	
Quarter ending September 2017	4,244	→
Quarter ending December 2017	4,226	→
Quarter ending March 2018	4,287	→
Quarter ending June 2018	4,271	→
<b>Variance since June 2017</b>	<b>1.3%</b>	<b>→</b>



### ACTIVITY



Month	Adjusted Scheduled Activity (UDA)	
	2018	2019
April	-229	638
May	1,217	1,623
June	2,432	2,241
July	3,700	
August	4,685	
September	5,751	
October	7,406	
November	7,951	
December	9,381	
January	10,675	
February	11,893	
March	13,681	
April	14,519	
May	14,526	
June	14,523	

### QUALITY

	Quantity	Base Number	Contract	LHB	Wales
% of FP17s for the same patient ID Re-attending within 3 months - Children	23	414	5.6%	8.4%	11.1%
% of FP17s for the same patient ID Re-attending within 3 months - Adults	150	1,178	12.7%	11.5%	15.5%
% of FP17s for the same patient ID Re-attending between 3 & 9 months - Children	314	414	75.8%	54.9%	59.2%
% of FP17s for the same patient ID Re-attending between 3 & 9 months - Adults	795	1,178	67.5%	52.3%	55.8%
% of FP17s for Band 1 Urgent Courses	59	1,150	5.1%	8.0%	8.7%
% of FP17s Relating to Free Repair or Replacements	11	1,150	1.0%	0.5%	0.7%
% of FP17s Relating to Continuations	6	1,150	0.5%	0.7%	0.7%
% of Patients satisfied with the dentistry they have received	10	11	90.9%	92.6%	94.0%
% of Patients satisfied with the time they had to wait for an appointment	10	11	90.9%	89.1%	88.5%

\* This is based on patients treated on this contract for their most recent course of treatment. Figures in italics indicate the base number of FP17s or Patient Questionnaire responses are less than 100. N/A is shown where the base number of responses is less than 10 during the period. % is calculated as Quantity/Base number\*100

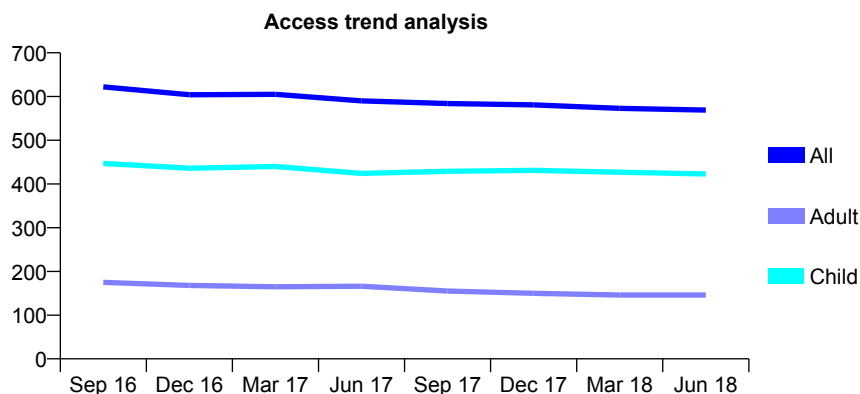
## 7A2 - Vital Signs At a Glance Contract Report for 212970/0001 - June 2018

Name or company name	MRS SJ JOHNSON
Contract type name	GDS Contract
Purpose of contract	General
Contract start date	01/06/2006
Contract end date	

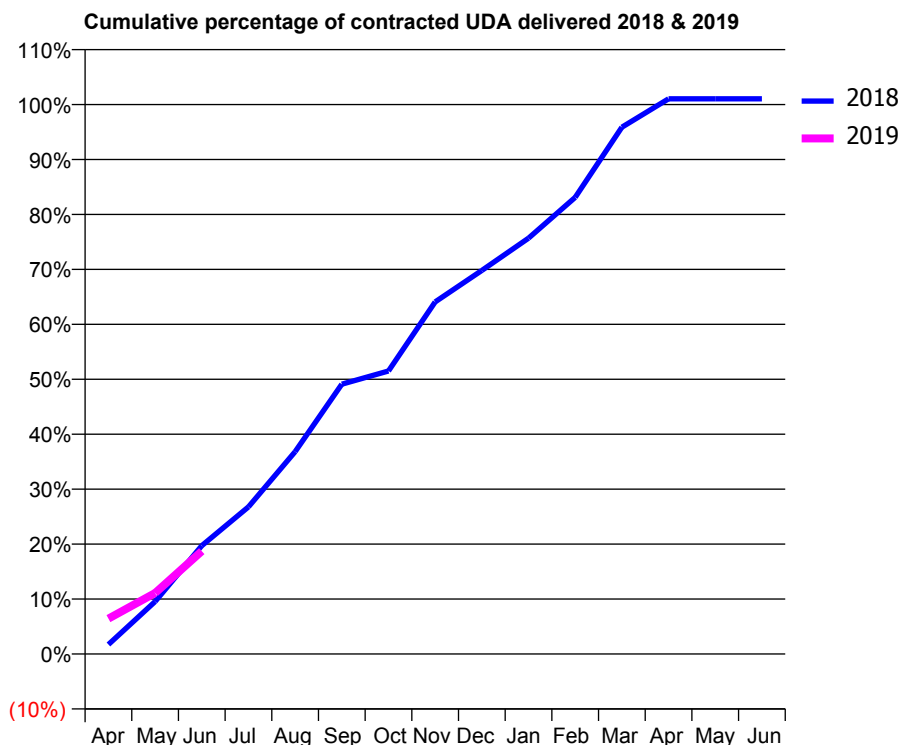
18/19 Contracted general activity (UDA)	1,150
Carry forward general activity (UDA)	0
18/19 Contracted orthodontic activity (UOA)	0
Carry forward orthodontic activity (UOA)	0
Baseline contract value	£31,240.44

### ACCESS\*

Patients seen in 24 months	Total	Change since previous quarter
Quarter ending June 2017	590	
Quarter ending September 2017	584	↓
Quarter ending December 2017	581	→
Quarter ending March 2018	573	↓
Quarter ending June 2018	569	→
<b>Variance since June 2017</b>	<b>(3.6%)</b>	<b>↓</b>



### ACTIVITY



Month	Adjusted Scheduled Activity (UDA)	
	2018	2019
April	20	74
May	110	128
June	227	215
July	308	
August	423	
September	565	
October	592	
November	737	
December	803	
January	870	
February	956	
March	1,102	
April	1,162	
May	1,162	
June	1,162	

### QUALITY

	Quantity	Base Number	Contract	LHB	Wales
% of FP17s for the same patient ID Re-attending within 3 months - Children	13	146	8.9%	8.4%	11.1%
% of FP17s for the same patient ID Re-attending within 3 months - Adults	6	32	18.8%	11.5%	15.5%
% of FP17s for the same patient ID Re-attending between 3 & 9 months - Children	83	146	56.8%	54.9%	59.2%
% of FP17s for the same patient ID Re-attending between 3 & 9 months - Adults	12	32	37.5%	52.3%	55.8%
% of FP17s for Band 1 Urgent Courses	7	140	5.0%	8.0%	8.7%
% of FP17s Relating to Free Repair or Replacements	0	140	0.0%	0.5%	0.7%
% of FP17s Relating to Continuations	0	140	0.0%	0.7%	0.7%
% of Patients satisfied with the dentistry they have received	5	5	N/A	92.6%	94.0%
% of Patients satisfied with the time they had to wait for an appointment	4	5	N/A	89.1%	88.5%

\* This is based on patients treated on this contract for their most recent course of treatment. Figures in italics indicate the base number of FP17s or Patient Questionnaire responses are less than 100. N/A is shown where the base number of responses is less than 10 during the period. % is calculated as Quantity/Base number\*100

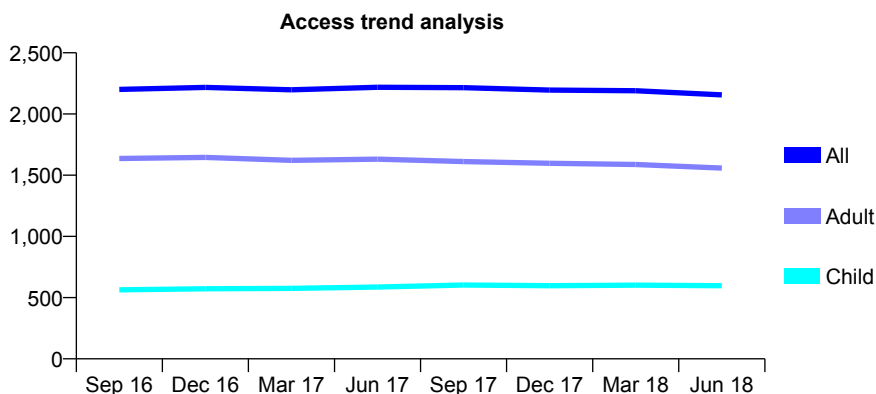
## 7A2 - Vital Signs At a Glance Contract Report for 222763/0001 - June 2018

Name or company name	MR EW DANIELS
Contract type name	GDS Contract
Purpose of contract	General
Contract start date	01/11/2007
Contract end date	

18/19 Contracted general activity (UDA)	5,820
Carry forward general activity (UDA)	0
18/19 Contracted orthodontic activity (UOA)	0
Carry forward orthodontic activity (UOA)	0
Baseline contract value	£139,950.17

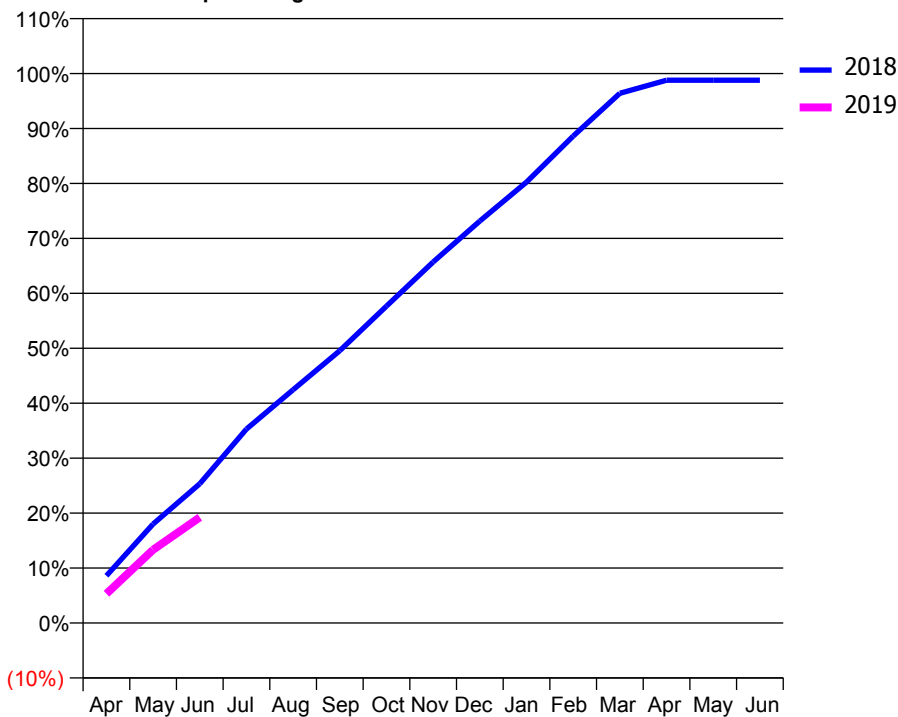
### ACCESS\*

Patients seen in 24 months	Total	Change since previous quarter
Quarter ending June 2017	2,218	
Quarter ending September 2017	2,215	→
Quarter ending December 2017	2,195	→
Quarter ending March 2018	2,190	→
Quarter ending June 2018	2,156	↓
<b>Variance since June 2017</b>	<b>(2.8%)</b>	<b>↓</b>



### ACTIVITY

Cumulative percentage of contracted UDA delivered 2018 & 2019



Adjusted Scheduled Activity (UDA)

Month	2018	2019
April	500	309
May	1,048	776
June	1,475	1,119
July	2,054	
August	2,470	
September	2,885	
October	3,357	
November	3,823	
December	4,258	
January	4,669	
February	5,157	
March	5,611	
April	5,749	
May	5,749	
June	5,750	

### QUALITY

	Quantity	Base Number	Contract	LHB	Wales
% of FP17s for the same patient ID Re-attending within 3 months - Children	11	224	4.9%	8.4%	11.1%
% of FP17s for the same patient ID Re-attending within 3 months - Adults	49	545	9.0%	11.5%	15.5%
% of FP17s for the same patient ID Re-attending between 3 & 9 months - Children	152	224	67.9%	54.9%	59.2%
% of FP17s for the same patient ID Re-attending between 3 & 9 months - Adults	287	545	52.7%	52.3%	55.8%
% of FP17s for Band 1 Urgent Courses	22	680	3.2%	8.0%	8.7%
% of FP17s Relating to Free Repair or Replacements	2	680	0.3%	0.5%	0.7%
% of FP17s Relating to Continuations	2	680	0.3%	0.7%	0.7%
% of Patients satisfied with the dentistry they have received	9	10	90.0%	92.6%	94.0%
% of Patients satisfied with the time they had to wait for an appointment	7	10	70.0%	89.1%	88.5%

\* This is based on patients treated on this contract for their most recent course of treatment. Figures in italics indicate the base number of FP17s or Patient Questionnaire responses are less than 100. N/A is shown where the base number of responses is less than 10 during the period. % is calculated as Quantity/Base number\*100

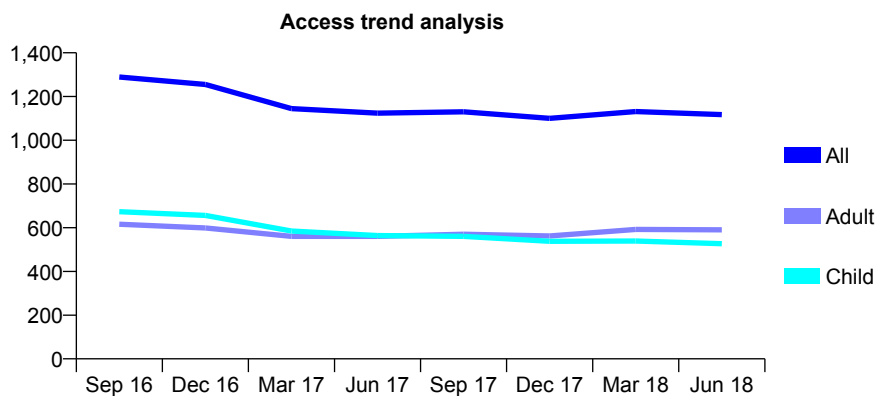
## 7A2 - Vital Signs At a Glance Contract Report for 273260/0001 - June 2018

Name or company name	Portfield Dental Surgery
Contract type name	GDS Contract
Purpose of contract	General
Contract start date	01/02/2014
Contract end date	

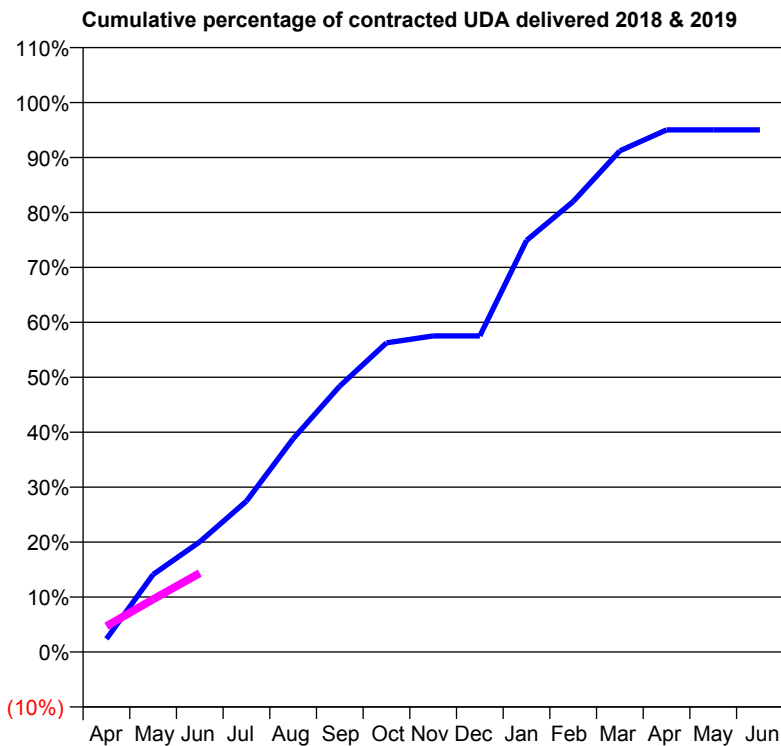
18/19 Contracted general activity (UDA)	2,776
Carry forward general activity (UDA)	0
18/19 Contracted orthodontic activity (UOA)	0
Carry forward orthodontic activity (UOA)	0
Baseline contract value	£76,951.12

### ACCESS\*

Patients seen in 24 months	Total	Change since previous quarter
Quarter ending June 2017	1,124	
Quarter ending September 2017	1,130	→
Quarter ending December 2017	1,100	↓
Quarter ending March 2018	1,131	↑
Quarter ending June 2018	1,117	↓
<b>Variance since June 2017</b>	<b>(0.6%)</b>	<b>→</b>



### ACTIVITY



Adjusted Scheduled Activity (UDA)		
Month	2018	2019
April	67	131
May	392	266
June	557	399
July	762	
August	1,077	
September	1,343	
October	1,562	
November	1,597	
December	1,597	
January	2,079	
February	2,276	
March	2,532	
April	2,638	
May	2,638	
June	2,638	

### QUALITY

	Quantity	Base Number	Contract	LHB	Wales
% of FP17s for the same patient ID Re-attending within 3 months - Children	8	169	4.7%	8.4%	11.1%
% of FP17s for the same patient ID Re-attending within 3 months - Adults	24	192	12.5%	11.5%	15.5%
% of FP17s for the same patient ID Re-attending between 3 & 9 months - Children	124	169	73.4%	54.9%	59.2%
% of FP17s for the same patient ID Re-attending between 3 & 9 months - Adults	104	192	54.2%	52.3%	55.8%
% of FP17s for Band 1 Urgent Courses	59	289	20.4%	8.0%	8.7%
% of FP17s Relating to Free Repair or Replacements	0	289	0.0%	0.5%	0.7%
% of FP17s Relating to Continuations	0	289	0.0%	0.7%	0.7%
% of Patients satisfied with the dentistry they have received	5	8	N/A	92.6%	94.0%
% of Patients satisfied with the time they had to wait for an appointment	6	8	N/A	89.1%	88.5%

\* This is based on patients treated on this contract for their most recent course of treatment. Figures in italics indicate the base number of FP17s or Patient Questionnaire responses are less than 100. N/A is shown where the base number of responses is less than 10 during the period. % is calculated as Quantity/Base number\*100

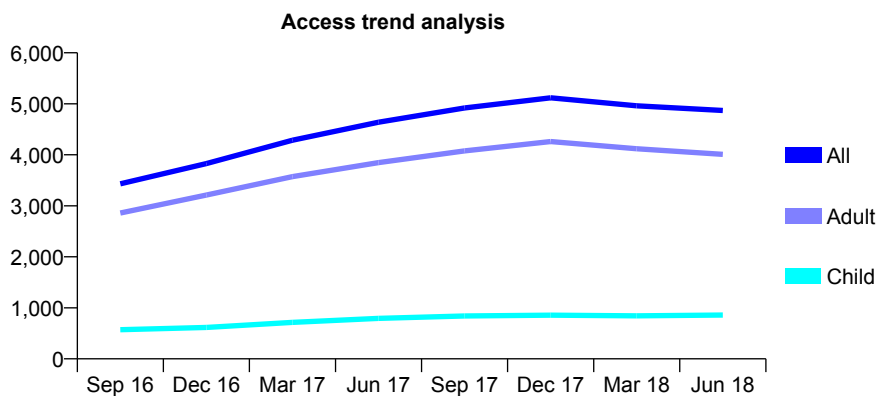
## 7A2 - Vital Signs At a Glance Contract Report for 282928/0001 - June 2018

Name or company name	MR JR HAYDEN
Contract type name	GDS Contract
Purpose of contract	General
Contract start date	14/02/2014
Contract end date	

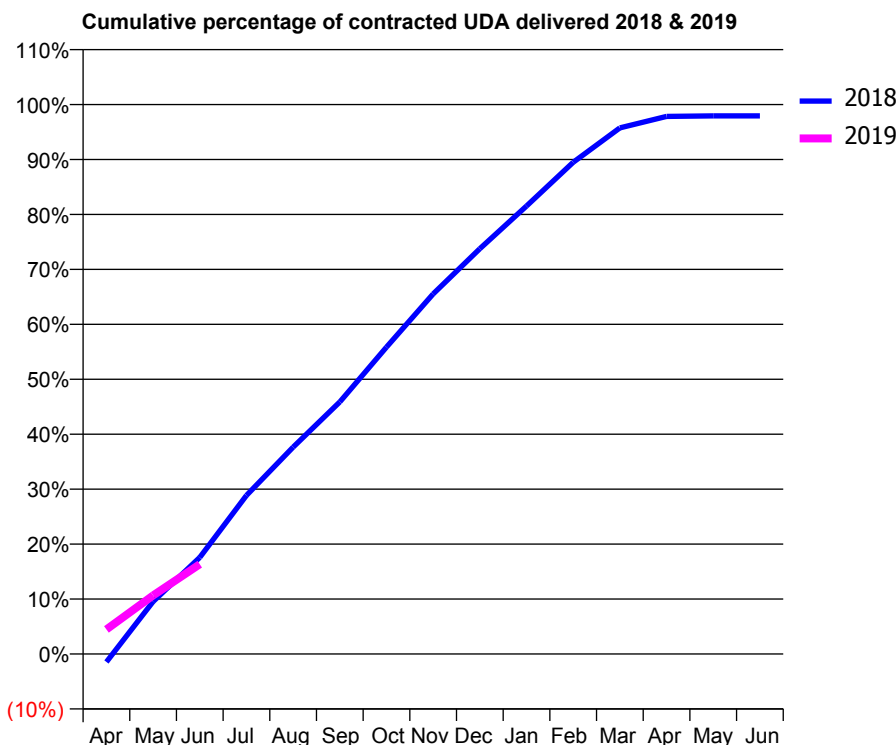
18/19 Contracted general activity (UDA)	14,686
Carry forward general activity (UDA)	0
18/19 Contracted orthodontic activity (UOA)	0
Carry forward orthodontic activity (UOA)	0
Baseline contract value	£362,834.13

### ACCESS\*

Patients seen in 24 months	Total	Change since previous quarter
Quarter ending June 2017	4,640	
Quarter ending September 2017	4,919	↑
Quarter ending December 2017	5,118	↑
Quarter ending March 2018	4,962	↓
Quarter ending June 2018	4,868	↓
<b>Variance since June 2017</b>	<b>4.9%</b>	<b>↑</b>



### ACTIVITY



Month	Adjusted Scheduled Activity (UDA)	
	2018	2019
April	-215	657
May	1,402	1,568
June	2,582	2,401
July	4,240	
August	5,531	
September	6,739	
October	8,202	
November	9,625	
December	10,832	
January	11,971	
February	13,143	
March	14,061	
April	14,367	
May	14,381	
June	14,381	

### QUALITY

	Quantity	Base Number	Contract	LHB	Wales
% of FP17s for the same patient ID Re-attending within 3 months - Children	10	304	3.3%	8.4%	11.1%
% of FP17s for the same patient ID Re-attending within 3 months - Adults	159	1,106	14.4%	11.5%	15.5%
% of FP17s for the same patient ID Re-attending between 3 & 9 months - Children	204	304	67.1%	54.9%	59.2%
% of FP17s for the same patient ID Re-attending between 3 & 9 months - Adults	716	1,106	64.7%	52.3%	55.8%
% of FP17s for Band 1 Urgent Courses	97	1,232	7.9%	8.0%	8.7%
% of FP17s Relating to Free Repair or Replacements	12	1,232	1.0%	0.5%	0.7%
% of FP17s Relating to Continuations	4	1,232	0.3%	0.7%	0.7%
% of Patients satisfied with the dentistry they have received	19	22	86.4%	92.6%	94.0%
% of Patients satisfied with the time they had to wait for an appointment	20	22	90.9%	89.1%	88.5%

\* This is based on patients treated on this contract for their most recent course of treatment. Figures in italics indicate the base number of FP17s or Patient Questionnaire responses are less than 100. N/A is shown where the base number of responses is less than 10 during the period. % is calculated as Quantity/Base number\*100



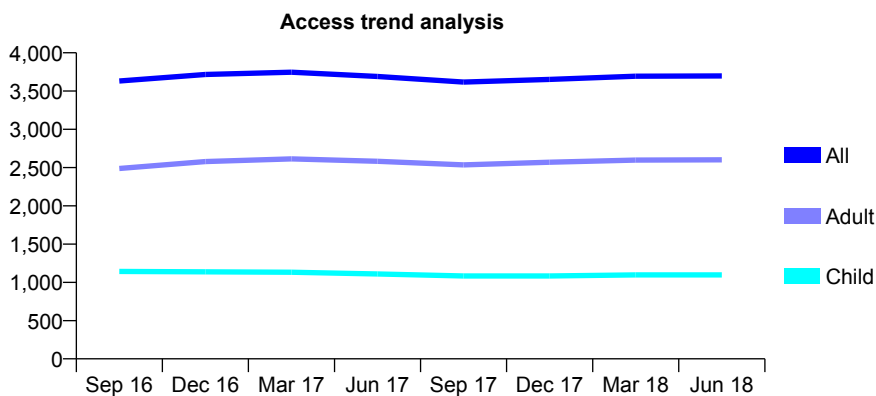
## 7A2 - Vital Signs At a Glance Contract Report for 573361/0001 - June 2018

Name or company name	MR D CLARKE
Contract type name	GDS Contract
Purpose of contract	General
Contract start date	01/04/2006
Contract end date	

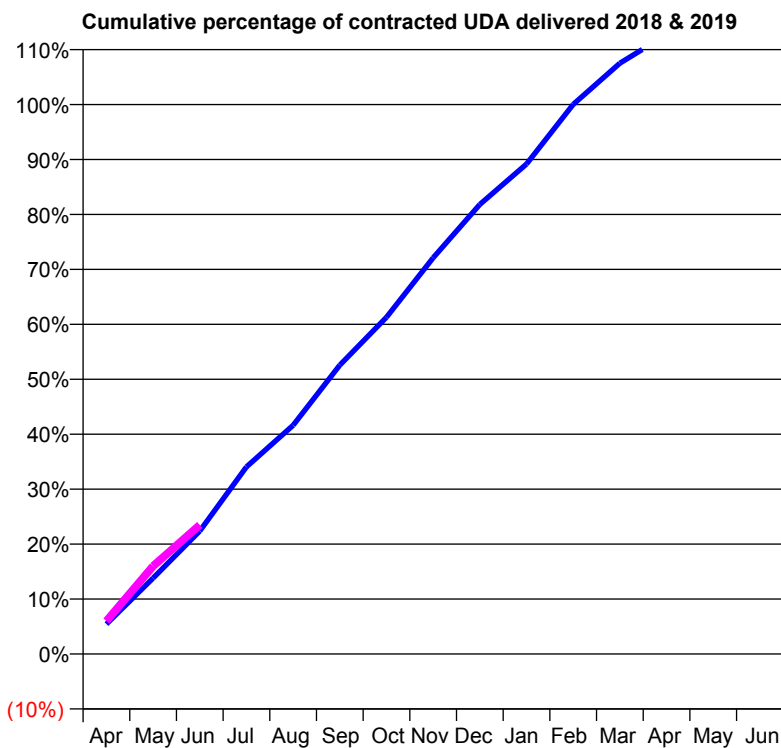
18/19 Contracted general activity (UDA)	9,242
Carry forward general activity (UDA)	0
18/19 Contracted orthodontic activity (UOA)	0
Carry forward orthodontic activity (UOA)	0
Baseline contract value	£307,070.38

### ACCESS\*

Patients seen in 24 months	Total	Change since previous quarter
Quarter ending June 2017	3,691	
Quarter ending September 2017	3,618	↓
Quarter ending December 2017	3,653	→
Quarter ending March 2018	3,694	→
Quarter ending June 2018	3,698	→
<b>Variance since June 2017</b>	<b>0.2%</b>	<b>→</b>



### ACTIVITY



Month	Adjusted Scheduled Activity (UDA)	
	2018	2019
April	504	556
May	1,277	1,478
June	2,070	2,169
July	3,148	
August	3,847	
September	4,860	
October	5,664	
November	6,664	
December	7,561	
January	8,240	
February	9,244	
March	9,937	
April	10,416	
May	10,412	
June	10,428	

### QUALITY

	Quantity	Base Number	Contract	LHB	Wales
% of FP17s for the same patient ID Re-attending within 3 months - Children	13	454	2.9%	8.4%	11.1%
% of FP17s for the same patient ID Re-attending within 3 months - Adults	82	743	11.0%	11.5%	15.5%
% of FP17s for the same patient ID Re-attending between 3 & 9 months - Children	245	454	54.0%	54.9%	59.2%
% of FP17s for the same patient ID Re-attending between 3 & 9 months - Adults	314	743	42.3%	52.3%	55.8%
% of FP17s for Band 1 Urgent Courses	125	993	12.6%	8.0%	8.7%
% of FP17s Relating to Free Repair or Replacements	0	993	0.0%	0.5%	0.7%
% of FP17s Relating to Continuations	2	993	0.2%	0.7%	0.7%
% of Patients satisfied with the dentistry they have received	16	17	94.1%	92.6%	94.0%
% of Patients satisfied with the time they had to wait for an appointment	16	17	94.1%	89.1%	88.5%

\* This is based on patients treated on this contract for their most recent course of treatment. Figures in italics indicate the base number of FP17s or Patient Questionnaire responses are less than 100. N/A is shown where the base number of responses is less than 10 during the period. % is calculated as Quantity/Base number\*100

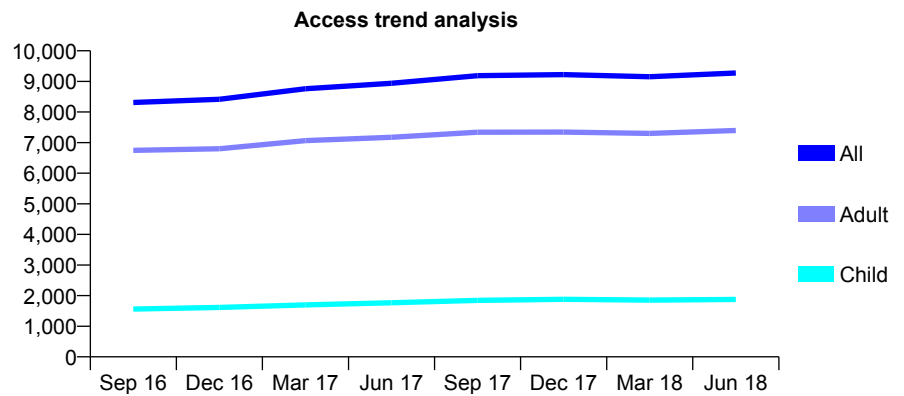
## 7A2 - Vital Signs At a Glance Contract Report for 648671/0001 - June 2018

Name or company name	MR AJ BEAZLEY
Contract type name	GDS Contract
Purpose of contract	General
Contract start date	01/04/2006
Contract end date	

18/19 Contracted general activity (UDA)	25,675
Carry forward general activity (UDA)	0
18/19 Contracted orthodontic activity (UOA)	0
Carry forward orthodontic activity (UOA)	0
Baseline contract value	£831,820.13

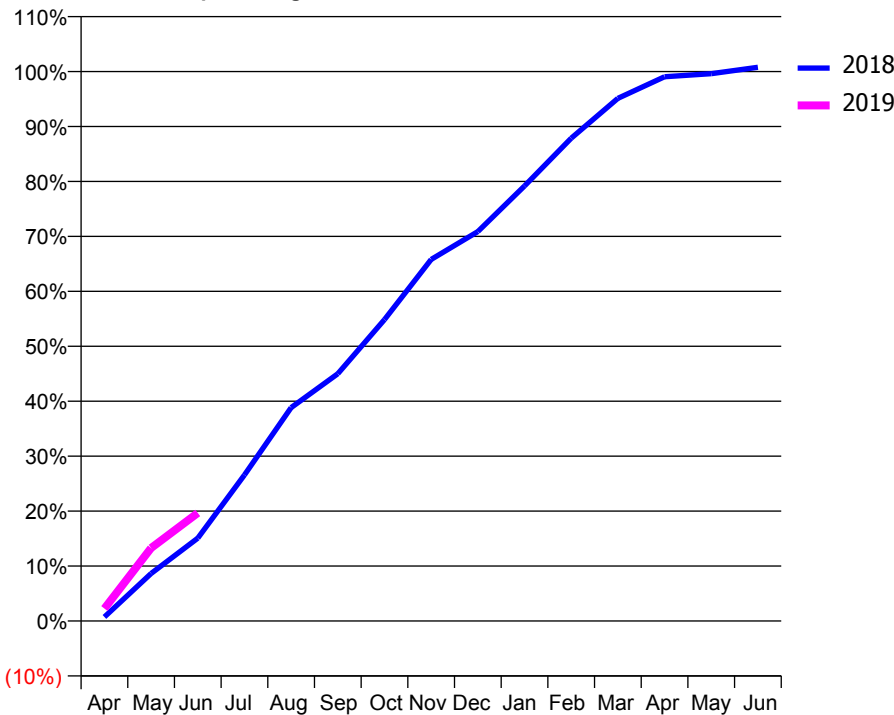
### ACCESS\*

Patients seen in 24 months	Total	Change since previous quarter
Quarter ending June 2017	8,941	
Quarter ending September 2017	9,186	↑
Quarter ending December 2017	9,223	→
Quarter ending March 2018	9,152	→
Quarter ending June 2018	9,273	→
<b>Variance since June 2017</b>	<b>3.7%</b>	<b>↑</b>



### ACTIVITY

Cumulative percentage of contracted UDA delivered 2018 & 2019



Month	Adjusted Scheduled Activity (UDA)	
	2018	2019
April	189	586
May	2,223	3,413
June	3,872	5,051
July	6,824	
August	9,972	
September	11,557	
October	14,086	
November	16,893	
December	18,195	
January	20,325	
February	22,560	
March	24,423	
April	25,432	
May	25,576	
June	25,872	

### QUALITY

	Quantity	Base Number	Contract	LHB	Wales
% of FP17s for the same patient ID Re-attending within 3 months - Children	47	730	6.4%	8.4%	11.1%
% of FP17s for the same patient ID Re-attending within 3 months - Adults	285	2,551	11.2%	11.5%	15.5%
% of FP17s for the same patient ID Re-attending between 3 & 9 months - Children	458	730	62.7%	54.9%	59.2%
% of FP17s for the same patient ID Re-attending between 3 & 9 months - Adults	1,424	2,551	55.8%	52.3%	55.8%
% of FP17s for Band 1 Urgent Courses	139	2,582	5.4%	8.0%	8.7%
% of FP17s Relating to Free Repair or Replacements	16	2,582	0.6%	0.5%	0.7%
% of FP17s Relating to Continuations	10	2,582	0.4%	0.7%	0.7%
% of Patients satisfied with the dentistry they have received	40	42	95.2%	92.6%	94.0%
% of Patients satisfied with the time they had to wait for an appointment	40	42	95.2%	89.1%	88.5%

\* This is based on patients treated on this contract for their most recent course of treatment. Figures in italics indicate the base number of FP17s or Patient Questionnaire responses are less than 100. N/A is shown where the base number of responses is less than 10 during the period. % is calculated as Quantity/Base number\*100

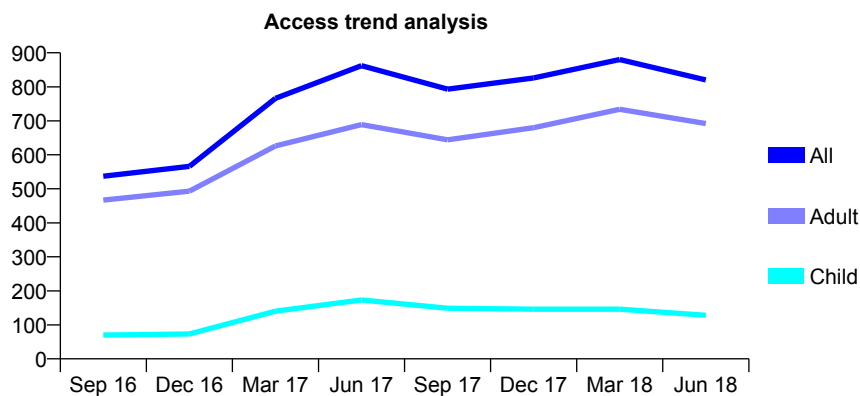
## 7A2 - Vital Signs At a Glance Contract Report for 648671/0005 - June 2018

Name or company name	MR AJ BEAZLEY
Contract type name	GDS Contract
Purpose of contract	General
Contract start date	01/05/2015
Contract end date	

18/19 Contracted general activity (UDA)	1,764
Carry forward general activity (UDA)	0
18/19 Contracted orthodontic activity (UOA)	0
Carry forward orthodontic activity (UOA)	0
Baseline contract value	£58,666.45

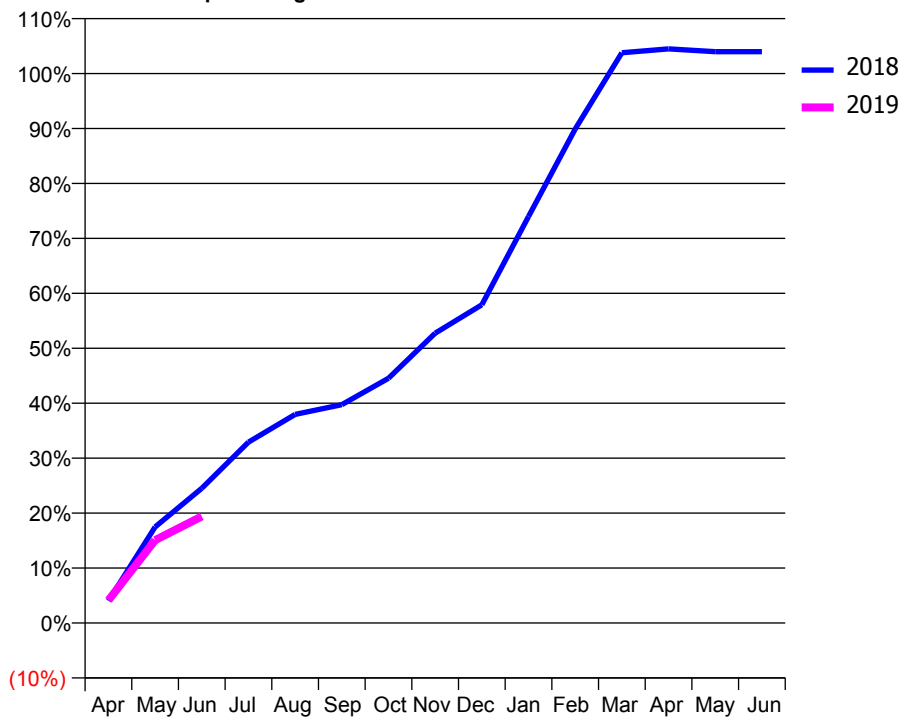
### ACCESS\*

Patients seen in 24 months	Total	Change since previous quarter
Quarter ending June 2017	862	
Quarter ending September 2017	793	↓
Quarter ending December 2017	826	↑
Quarter ending March 2018	880	↑
Quarter ending June 2018	820	↓
<b>Variance since June 2017</b>	<b>(4.9%)</b>	<b>↓</b>



### ACTIVITY

Cumulative percentage of contracted UDA delivered 2018 & 2019



Adjusted Scheduled Activity (UDA)

Month	2018	2019
April	71	73
May	308	266
June	433	342
July	581	
August	670	
September	701	
October	786	
November	931	
December	1,022	
January	1,305	
February	1,586	
March	1,831	
April	1,843	
May	1,834	
June	1,834	

### QUALITY

	Quantity	Base Number	Contract	LHB	Wales
% of FP17s for the same patient ID Re-attending within 3 months - Children	2	14	14.3%	8.4%	11.1%
% of FP17s for the same patient ID Re-attending within 3 months - Adults	7	113	6.2%	11.5%	15.5%
% of FP17s for the same patient ID Re-attending between 3 & 9 months - Children	0	14	0.0%	54.9%	59.2%
% of FP17s for the same patient ID Re-attending between 3 & 9 months - Adults	2	113	1.8%	52.3%	55.8%
% of FP17s for Band 1 Urgent Courses	91	124	73.4%	8.0%	8.7%
% of FP17s Relating to Free Repair or Replacements	0	124	0.0%	0.5%	0.7%
% of FP17s Relating to Continuations	1	124	0.8%	0.7%	0.7%
% of Patients satisfied with the dentistry they have received	0	0	N/A	92.6%	94.0%
% of Patients satisfied with the time they had to wait for an appointment	0	0	N/A	89.1%	88.5%

\* This is based on patients treated on this contract for their most recent course of treatment. Figures in italics indicate the base number of FP17s or Patient Questionnaire responses are less than 100. N/A is shown where the base number of responses is less than 10 during the period. % is calculated as Quantity/Base number\*100

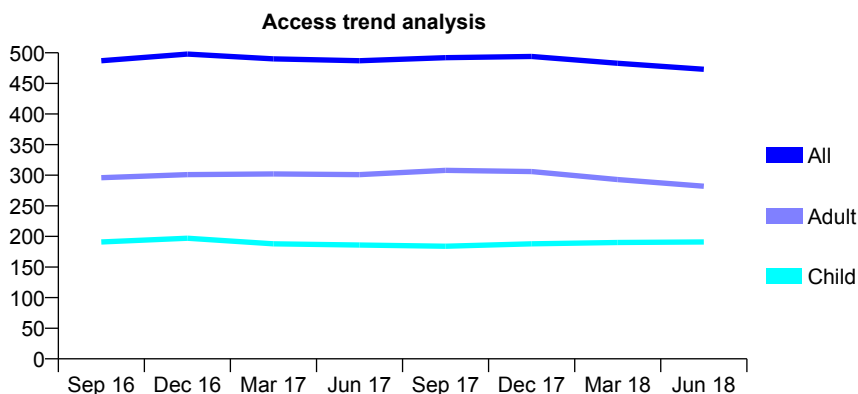
## 7A2 - Vital Signs At a Glance Contract Report for 722529/0001 - June 2018

Name or company name	MR G REES
Contract type name	GDS Contract
Purpose of contract	General
Contract start date	01/04/2006
Contract end date	

18/19 Contracted general activity (UDA)	1,057
Carry forward general activity (UDA)	0
18/19 Contracted orthodontic activity (UOA)	0
Carry forward orthodontic activity (UOA)	0
Baseline contract value	£25,158.20

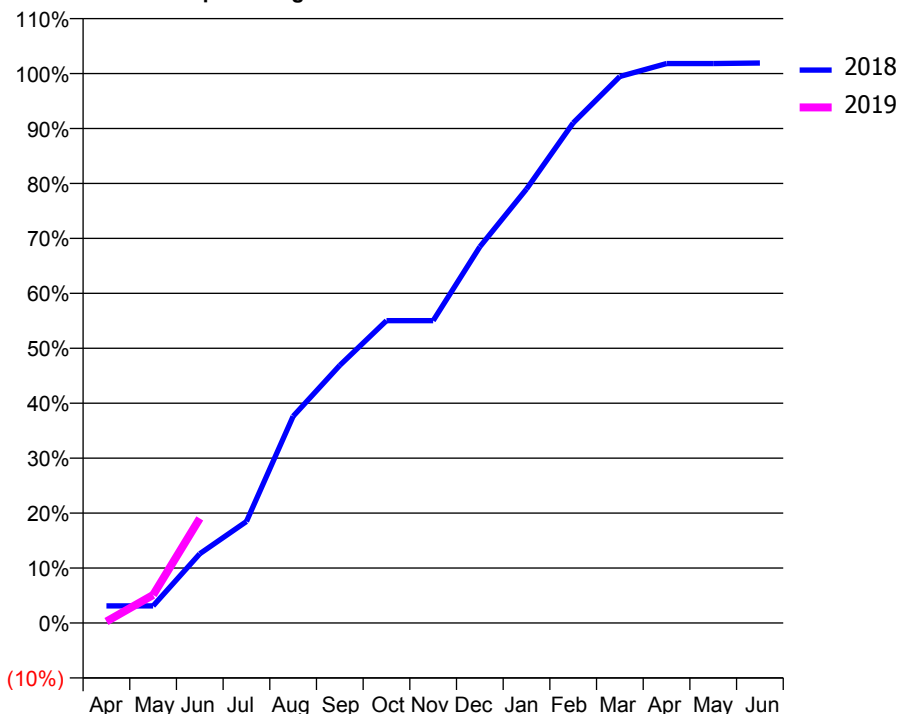
### ACCESS\*

Patients seen in 24 months	Total	Change since previous quarter
Quarter ending June 2017	487	
Quarter ending September 2017	492	→
Quarter ending December 2017	494	→
Quarter ending March 2018	483	↓
Quarter ending June 2018	473	↓
<b>Variance since June 2017</b>	<b>(2.9%)</b>	<b>↓</b>



### ACTIVITY

Cumulative percentage of contracted UDA delivered 2018 & 2019



Adjusted Scheduled Activity (UDA)

Month	2018	2019
April	33	3
May	33	54
June	133	201
July	195	
August	398	
September	496	
October	582	
November	582	
December	724	
January	835	
February	962	
March	1,051	
April	1,076	
May	1,076	
June	1,077	

### QUALITY

	Quantity	Base Number	Contract	LHB	Wales
% of FP17s for the same patient ID Re-attending within 3 months - Children	1	60	1.7%	8.4%	11.1%
% of FP17s for the same patient ID Re-attending within 3 months - Adults	3	71	4.2%	11.5%	15.5%
% of FP17s for the same patient ID Re-attending between 3 & 9 months - Children	27	60	45.0%	54.9%	59.2%
% of FP17s for the same patient ID Re-attending between 3 & 9 months - Adults	42	71	59.2%	52.3%	55.8%
% of FP17s for Band 1 Urgent Courses	1	109	0.9%	8.0%	8.7%
% of FP17s Relating to Free Repair or Replacements	0	109	0.0%	0.5%	0.7%
% of FP17s Relating to Continuations	0	109	0.0%	0.7%	0.7%
% of Patients satisfied with the dentistry they have received	0	0	N/A	92.6%	94.0%
% of Patients satisfied with the time they had to wait for an appointment	0	0	N/A	89.1%	88.5%

\* This is based on patients treated on this contract for their most recent course of treatment. Figures in italics indicate the base number of FP17s or Patient Questionnaire responses are less than 100. N/A is shown where the base number of responses is less than 10 during the period. % is calculated as Quantity/Base number\*100

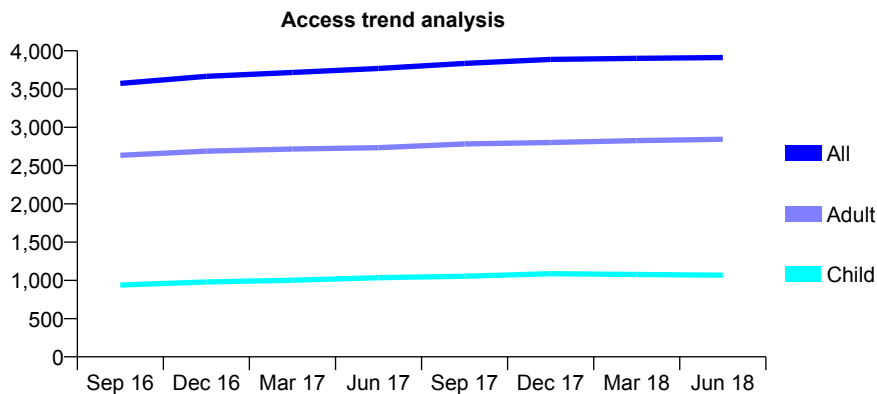
## 7A2 - Vital Signs At a Glance Contract Report for 819476/0001 - June 2018

Name or company name	MISS FL BEVAN
Contract type name	GDS Contract
Purpose of contract	General
Contract start date	01/04/2006
Contract end date	

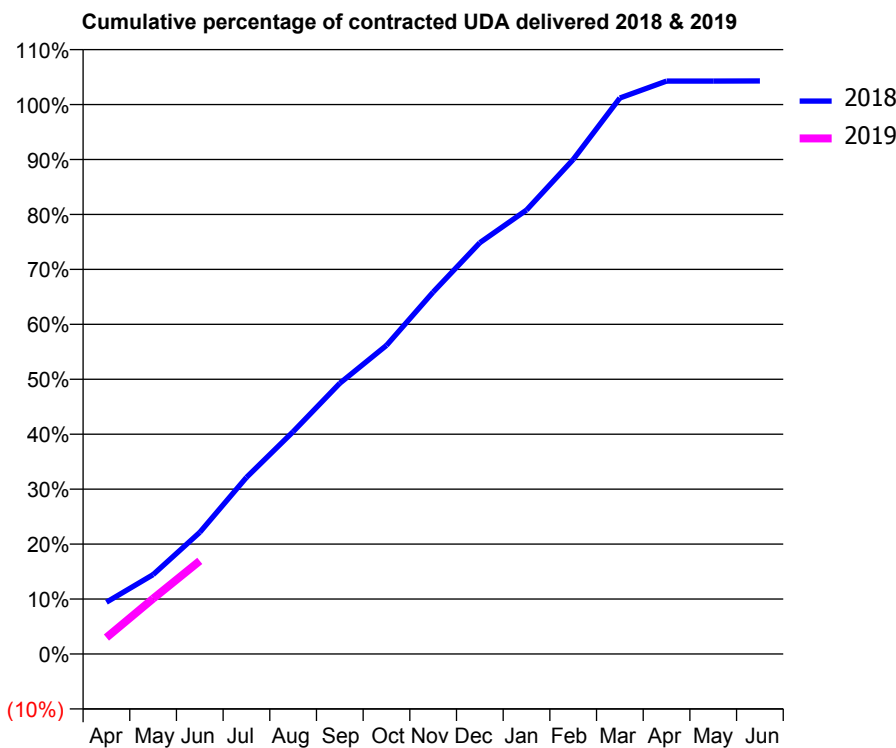
18/19 Contracted general activity (UDA)	8,322
Carry forward general activity (UDA)	0
18/19 Contracted orthodontic activity (UOA)	0
Carry forward orthodontic activity (UOA)	0
Baseline contract value	£233,196.72

### ACCESS\*

Patients seen in 24 months	Total	Change since previous quarter
Quarter ending June 2017	3,769	
Quarter ending September 2017	3,836	→
Quarter ending December 2017	3,888	→
Quarter ending March 2018	3,902	→
Quarter ending June 2018	3,912	→
<b>Variance since June 2017</b>	<b>3.8%</b>	<b>↑</b>



### ACTIVITY



Month	Adjusted Scheduled Activity (UDA)	
	2018	2019
April	784	249
May	1,202	839
June	1,844	1,410
July	2,674	
August	3,368	
September	4,101	
October	4,674	
November	5,482	
December	6,230	
January	6,723	
February	7,490	
March	8,420	
April	8,676	
May	8,676	
June	8,678	

### QUALITY

	Quantity	Base Number	Contract	LHB	Wales
% of FP17s for the same patient ID Re-attending within 3 months - Children	11	294	3.7%	8.4%	11.1%
% of FP17s for the same patient ID Re-attending within 3 months - Adults	56	728	7.7%	11.5%	15.5%
% of FP17s for the same patient ID Re-attending between 3 & 9 months - Children	124	294	42.2%	54.9%	59.2%
% of FP17s for the same patient ID Re-attending between 3 & 9 months - Adults	363	728	49.9%	52.3%	55.8%
% of FP17s for Band 1 Urgent Courses	75	845	8.9%	8.0%	8.7%
% of FP17s Relating to Free Repair or Replacements	0	845	0.0%	0.5%	0.7%
% of FP17s Relating to Continuations	0	845	0.0%	0.7%	0.7%
% of Patients satisfied with the dentistry they have received	11	14	78.6%	92.6%	94.0%
% of Patients satisfied with the time they had to wait for an appointment	11	14	78.6%	89.1%	88.5%

\* This is based on patients treated on this contract for their most recent course of treatment. Figures in italics indicate the base number of FP17s or Patient Questionnaire responses are less than 100. N/A is shown where the base number of responses is less than 10 during the period. % is calculated as Quantity/Base number\*100

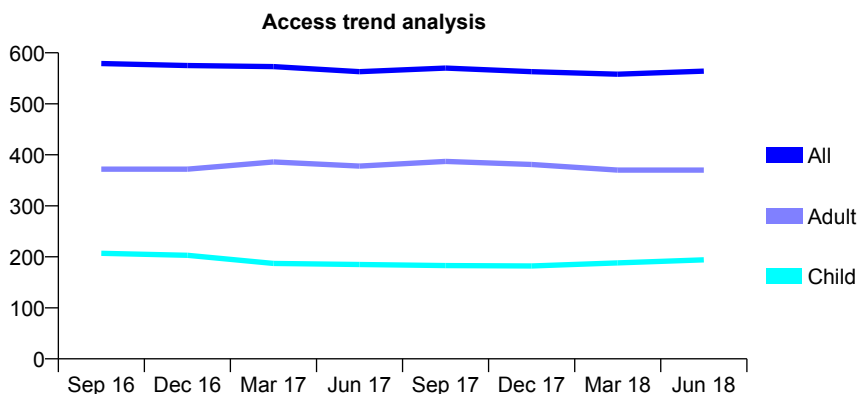
## 7A2 - Vital Signs At a Glance Contract Report for 819484/0001 - June 2018

Name or company name	MRS SP PHILLIPS
Contract type name	GDS Contract
Purpose of contract	General
Contract start date	01/04/2006
Contract end date	

18/19 Contracted general activity (UDA)	1,414
Carry forward general activity (UDA)	0
18/19 Contracted orthodontic activity (UOA)	0
Carry forward orthodontic activity (UOA)	0
Baseline contract value	£32,977.90

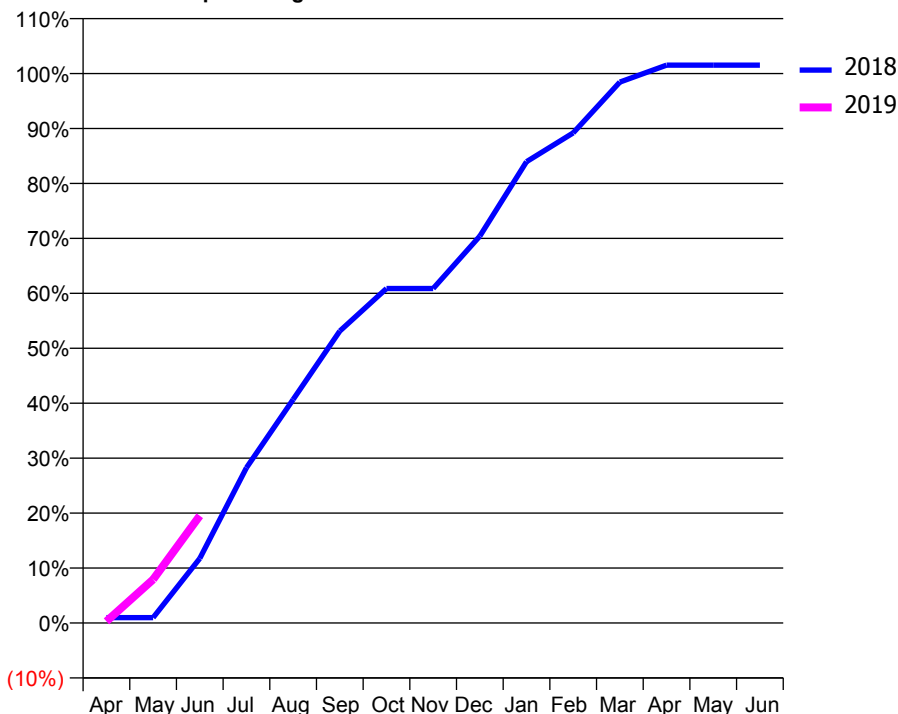
### ACCESS\*

Patients seen in 24 months	Total	Change since previous quarter
Quarter ending June 2017	563	
Quarter ending September 2017	570	→
Quarter ending December 2017	563	↓
Quarter ending March 2018	558	→
Quarter ending June 2018	564	→
<b>Variance since June 2017</b>	<b>0.2%</b>	<b>→</b>



### ACTIVITY

Cumulative percentage of contracted UDA delivered 2018 & 2019



Month	Adjusted Scheduled Activity (UDA)	
	2018	2019
April	14	4
May	14	112
June	166	276
July	400	
August	575	
September	751	
October	861	
November	861	
December	996	
January	1,187	
February	1,261	
March	1,392	
April	1,435	
May	1,435	
June	1,435	

### QUALITY

	Quantity	Base Number	Contract	LHB	Wales
% of FP17s for the same patient ID Re-attending within 3 months - Children	4	91	4.4%	8.4%	11.1%
% of FP17s for the same patient ID Re-attending within 3 months - Adults	18	126	14.3%	11.5%	15.5%
% of FP17s for the same patient ID Re-attending between 3 & 9 months - Children	63	91	69.2%	54.9%	59.2%
% of FP17s for the same patient ID Re-attending between 3 & 9 months - Adults	76	126	60.3%	52.3%	55.8%
% of FP17s for Band 1 Urgent Courses	16	195	8.2%	8.0%	8.7%
% of FP17s Relating to Free Repair or Replacements	0	195	0.0%	0.5%	0.7%
% of FP17s Relating to Continuations	0	195	0.0%	0.7%	0.7%
% of Patients satisfied with the dentistry they have received	3	3	N/A	92.6%	94.0%
% of Patients satisfied with the time they had to wait for an appointment	3	3	N/A	89.1%	88.5%

\* This is based on patients treated on this contract for their most recent course of treatment. Figures in italics indicate the base number of FP17s or Patient Questionnaire responses are less than 100. N/A is shown where the base number of responses is less than 10 during the period. % is calculated as Quantity/Base number\*100

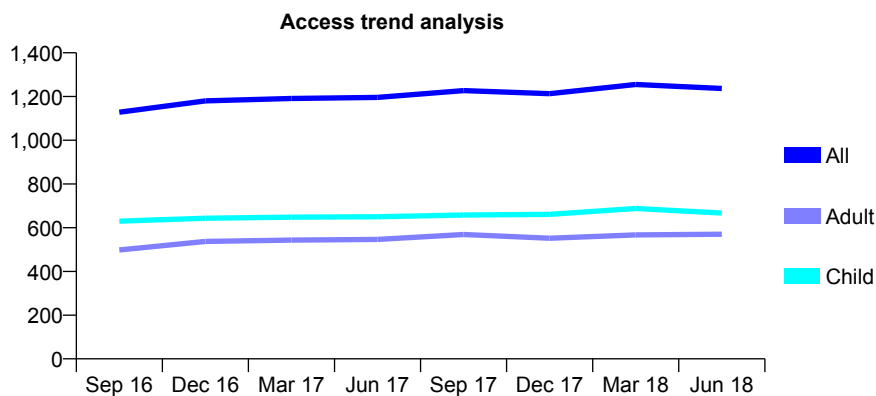
## 7A2 - Vital Signs At a Glance Contract Report for 825190/0001 - June 2018

Name or company name	MR NS WATTS
Contract type name	GDS Contract
Purpose of contract	General
Contract start date	01/04/2006
Contract end date	

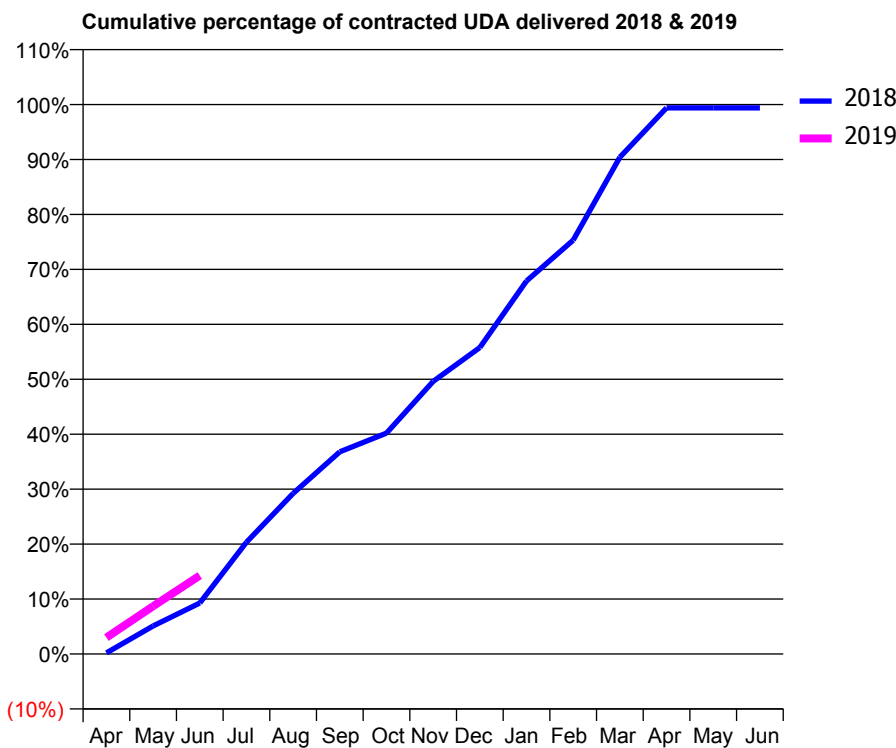
18/19 Contracted general activity (UDA)	2,473
Carry forward general activity (UDA)	0
18/19 Contracted orthodontic activity (UOA)	0
Carry forward orthodontic activity (UOA)	0
Baseline contract value	£70,541.19

### ACCESS\*

Patients seen in 24 months	Total	Change since previous quarter
Quarter ending June 2017	1,196	
Quarter ending September 2017	1,227	↑
Quarter ending December 2017	1,213	↓
Quarter ending March 2018	1,255	↑
Quarter ending June 2018	1,237	↓
<b>Variance since June 2017</b>	<b>3.4%</b>	<b>↑</b>



### ACTIVITY



Adjusted Scheduled Activity (UDA)		
Month	2018	2019
April	5	74
May	126	215
June	229	353
July	503	
August	723	
September	910	
October	994	
November	1,227	
December	1,379	
January	1,679	
February	1,863	
March	2,236	
April	2,458	
May	2,458	
June	2,458	

### QUALITY

	Quantity	Base Number	Contract	LHB	Wales
% of FP17s for the same patient ID Re-attending within 3 months - Children	20	232	8.6%	8.4%	11.1%
% of FP17s for the same patient ID Re-attending within 3 months - Adults	14	116	12.1%	11.5%	15.5%
% of FP17s for the same patient ID Re-attending between 3 & 9 months - Children	112	232	48.3%	54.9%	59.2%
% of FP17s for the same patient ID Re-attending between 3 & 9 months - Adults	34	116	29.3%	52.3%	55.8%
% of FP17s for Band 1 Urgent Courses	32	237	13.5%	8.0%	8.7%
% of FP17s Relating to Free Repair or Replacements	0	237	0.0%	0.5%	0.7%
% of FP17s Relating to Continuations	0	237	0.0%	0.7%	0.7%
% of Patients satisfied with the dentistry they have received	2	2	N/A	92.6%	94.0%
% of Patients satisfied with the time they had to wait for an appointment	2	2	N/A	89.1%	88.5%

\* This is based on patients treated on this contract for their most recent course of treatment. Figures in italics indicate the base number of FP17s or Patient Questionnaire responses are less than 100. N/A is shown where the base number of responses is less than 10 during the period. % is calculated as Quantity/Base number\*100

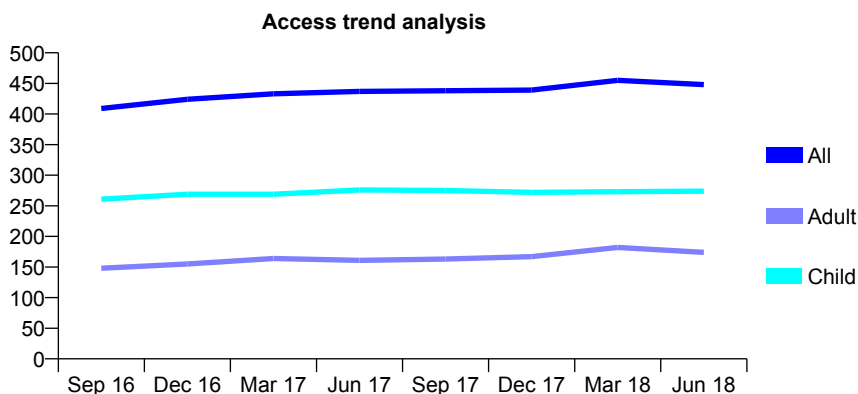
## 7A2 - Vital Signs At a Glance Contract Report for 846864/0001 - June 2018

Name or company name	MR AJ BHATTACHERJEE
Contract type name	GDS Contract
Purpose of contract	General
Contract start date	01/04/2006
Contract end date	

18/19 Contracted general activity (UDA)	1,100
Carry forward general activity (UDA)	0
18/19 Contracted orthodontic activity (UOA)	0
Carry forward orthodontic activity (UOA)	0
Baseline contract value	£26,856.32

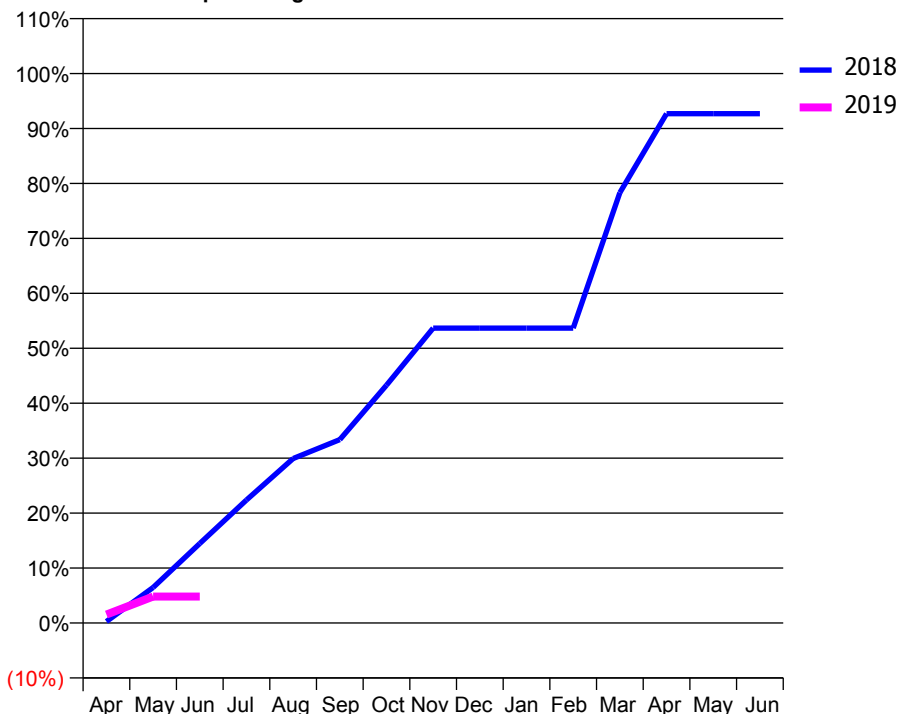
### ACCESS\*

Patients seen in 24 months	Total	Change since previous quarter
Quarter ending June 2017	437	
Quarter ending September 2017	438	→
Quarter ending December 2017	439	→
Quarter ending March 2018	455	↑
Quarter ending June 2018	448	↓
<b>Variance since June 2017</b>	<b>2.5%</b>	<b>↑</b>



### ACTIVITY

**Cumulative percentage of contracted UDA delivered 2018 & 2019**



**Adjusted Scheduled Activity (UDA)**

Month	2018	2019
April	3	17
May	71	53
June	159	53
July	246	
August	329	
September	367	
October	476	
November	590	
December	590	
January	590	
February	590	
March	862	
April	1,020	
May	1,020	
June	1,020	

### QUALITY

	Quantity	Base Number	Contract	LHB	Wales
% of FP17s for the same patient ID Re-attending within 3 months - Children	1	70	1.4%	8.4%	11.1%
% of FP17s for the same patient ID Re-attending within 3 months - Adults	3	36	8.3%	11.5%	15.5%
% of FP17s for the same patient ID Re-attending between 3 & 9 months - Children	37	70	52.9%	54.9%	59.2%
% of FP17s for the same patient ID Re-attending between 3 & 9 months - Adults	21	36	58.3%	52.3%	55.8%
% of FP17s for Band 1 Urgent Courses	0	34	0.0%	8.0%	8.7%
% of FP17s Relating to Free Repair or Replacements	0	34	0.0%	0.5%	0.7%
% of FP17s Relating to Continuations	0	34	0.0%	0.7%	0.7%
% of Patients satisfied with the dentistry they have received	3	3	N/A	92.6%	94.0%
% of Patients satisfied with the time they had to wait for an appointment	3	3	N/A	89.1%	88.5%

\* This is based on patients treated on this contract for their most recent course of treatment. Figures in italics indicate the base number of FP17s or Patient Questionnaire responses are less than 100. N/A is shown where the base number of responses is less than 10 during the period. % is calculated as Quantity/Base number\*100



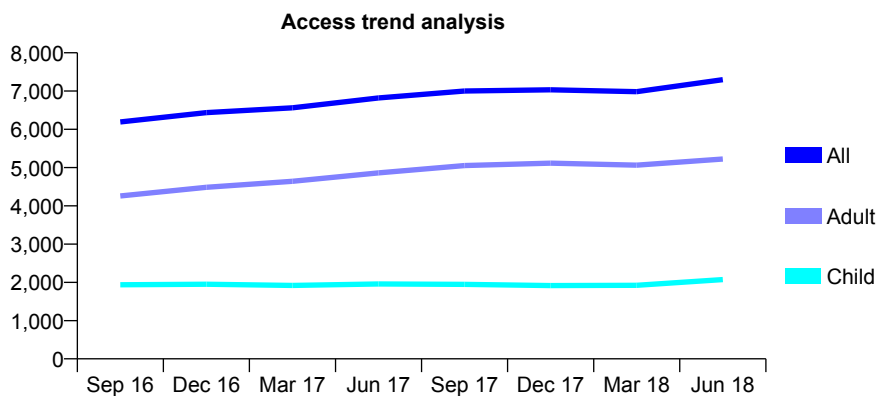
## 7A2 - Vital Signs At a Glance Contract Report for 852546/0001 - June 2018

Name or company name	Dental Excellence Pembroke Ltd
Contract type name	GDS Contract
Purpose of contract	General
Contract start date	01/04/2006
Contract end date	

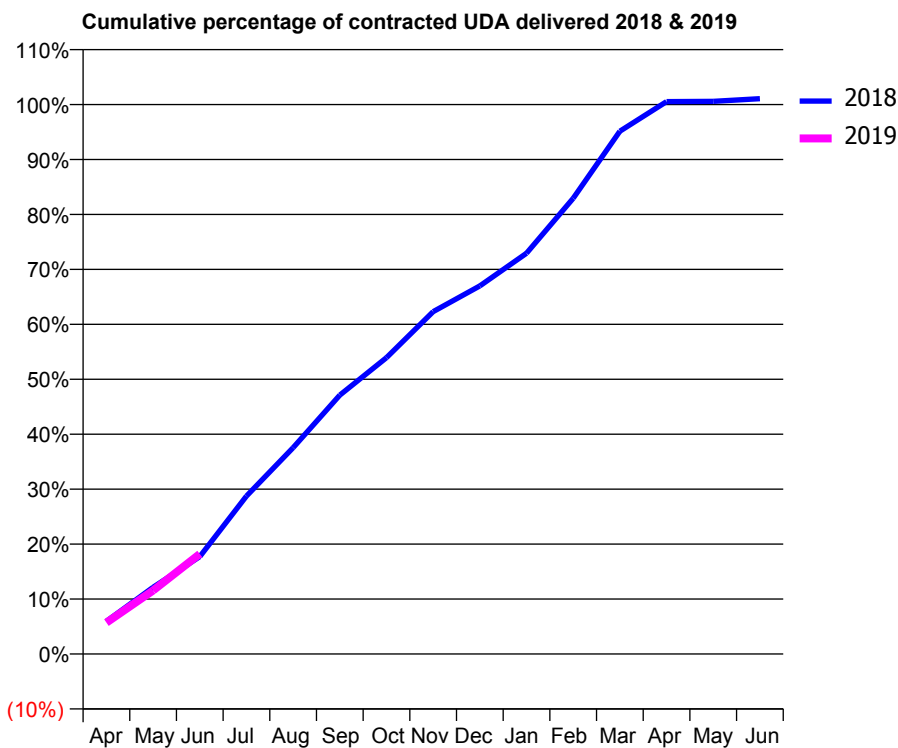
18/19 Contracted general activity (UDA)	15,641
Carry forward general activity (UDA)	0
18/19 Contracted orthodontic activity (UOA)	0
Carry forward orthodontic activity (UOA)	0
Baseline contract value	£390,799.80

### ACCESS\*

Patients seen in 24 months	Total	Change since previous quarter
Quarter ending June 2017	6,820	
Quarter ending September 2017	7,000	↑
Quarter ending December 2017	7,031	→
Quarter ending March 2018	6,985	→
Quarter ending June 2018	7,298	↑
<b>Variance since June 2017</b>	<b>7.0%</b>	<b>↑</b>



### ACTIVITY



Month	Adjusted Scheduled Activity (UDA)	
	2018	2019
April	930	893
May	1,901	1,810
June	2,774	2,847
July	4,495	
August	5,875	
September	7,371	
October	8,435	
November	9,744	
December	10,479	
January	11,408	
February	12,971	
March	14,882	
April	15,724	
May	15,732	
June	15,807	

### QUALITY

	Quantity	Base Number	Contract	LHB	Wales
% of FP17s for the same patient ID Re-attending within 3 months - Children	27	659	4.1%	8.4%	11.1%
% of FP17s for the same patient ID Re-attending within 3 months - Adults	142	1,409	10.1%	11.5%	15.5%
% of FP17s for the same patient ID Re-attending between 3 & 9 months - Children	217	659	32.9%	54.9%	59.2%
% of FP17s for the same patient ID Re-attending between 3 & 9 months - Adults	262	1,409	18.6%	52.3%	55.8%
% of FP17s for Band 1 Urgent Courses	180	1,585	11.4%	8.0%	8.7%
% of FP17s Relating to Free Repair or Replacements	10	1,585	0.6%	0.5%	0.7%
% of FP17s Relating to Continuations	12	1,585	0.8%	0.7%	0.7%
% of Patients satisfied with the dentistry they have received	25	27	92.6%	92.6%	94.0%
% of Patients satisfied with the time they had to wait for an appointment	23	27	85.2%	89.1%	88.5%

\* This is based on patients treated on this contract for their most recent course of treatment. Figures in italics indicate the base number of FP17s or Patient Questionnaire responses are less than 100. N/A is shown where the base number of responses is less than 10 during the period. % is calculated as Quantity/Base number\*100

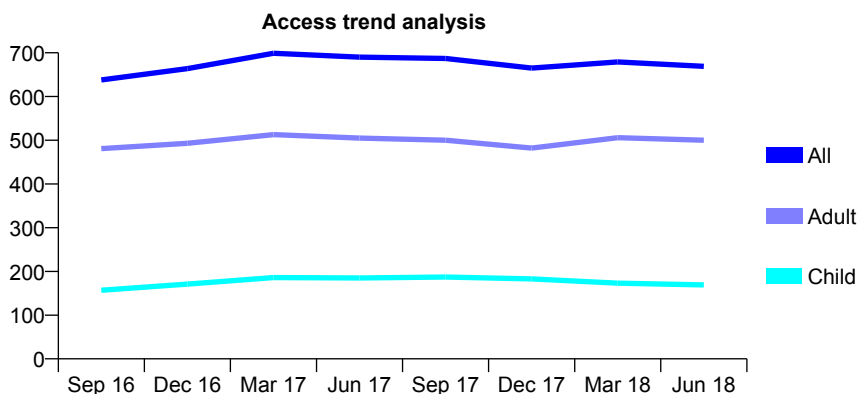
## 7A2 - Vital Signs At a Glance Contract Report for 857882/0001 - June 2018

Name or company name	MISS DB MOTHIBI
Contract type name	GDS Contract
Purpose of contract	General
Contract start date	28/01/2009
Contract end date	

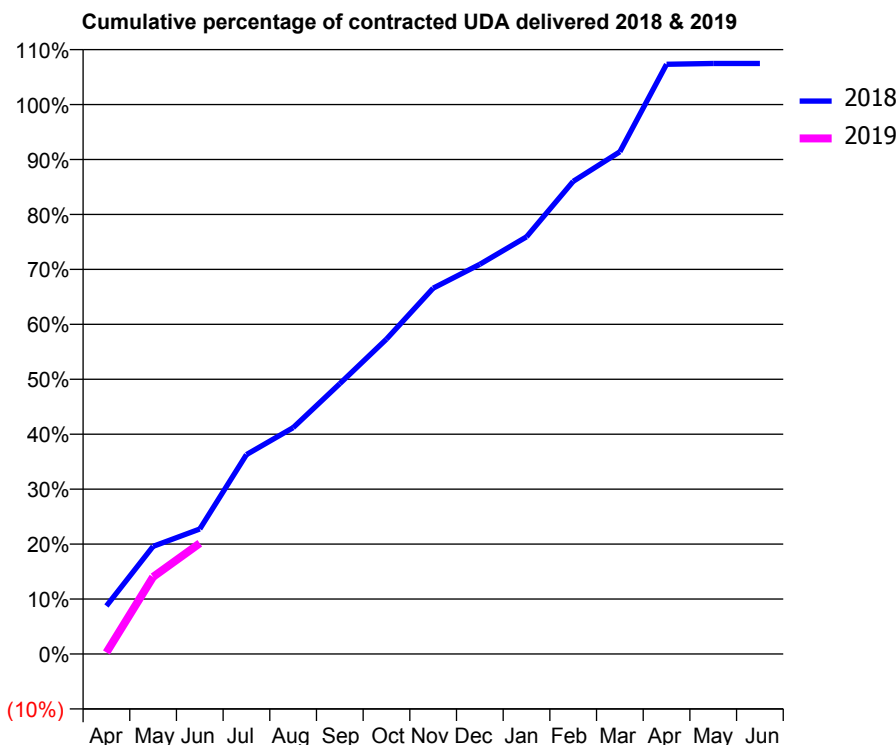
18/19 Contracted general activity (UDA)	1,526
Carry forward general activity (UDA)	0
18/19 Contracted orthodontic activity (UOA)	0
Carry forward orthodontic activity (UOA)	0
Baseline contract value	£42,754.15

### ACCESS\*

Patients seen in 24 months	Total	Change since previous quarter
Quarter ending June 2017	690	
Quarter ending September 2017	687	→
Quarter ending December 2017	665	↓
Quarter ending March 2018	679	↑
Quarter ending June 2018	669	↓
<b>Variance since June 2017</b>	<b>(3.0%)</b>	<b>↓</b>



### ACTIVITY



Month	Adjusted Scheduled Activity (UDA)	
	2018	2019
April	133	4
May	299	214
June	347	308
July	554	
August	629	
September	751	
October	874	
November	1,016	
December	1,082	
January	1,159	
February	1,312	
March	1,395	
April	1,638	
May	1,640	
June	1,640	

### QUALITY

	Quantity	Base Number	Contract	LHB	Wales
% of FP17s for the same patient ID Re-attending within 3 months - Children	6	70	8.6%	8.4%	11.1%
% of FP17s for the same patient ID Re-attending within 3 months - Adults	37	195	19.0%	11.5%	15.5%
% of FP17s for the same patient ID Re-attending between 3 & 9 months - Children	31	70	44.3%	54.9%	59.2%
% of FP17s for the same patient ID Re-attending between 3 & 9 months - Adults	71	195	36.4%	52.3%	55.8%
% of FP17s for Band 1 Urgent Courses	33	171	19.3%	8.0%	8.7%
% of FP17s Relating to Free Repair or Replacements	2	171	1.2%	0.5%	0.7%
% of FP17s Relating to Continuations	2	171	1.2%	0.7%	0.7%
% of Patients satisfied with the dentistry they have received	1	4	N/A	92.6%	94.0%
% of Patients satisfied with the time they had to wait for an appointment	2	4	N/A	89.1%	88.5%

\* This is based on patients treated on this contract for their most recent course of treatment. Figures in italics indicate the base number of FP17s or Patient Questionnaire responses are less than 100. N/A is shown where the base number of responses is less than 10 during the period. % is calculated as Quantity/Base number\*100

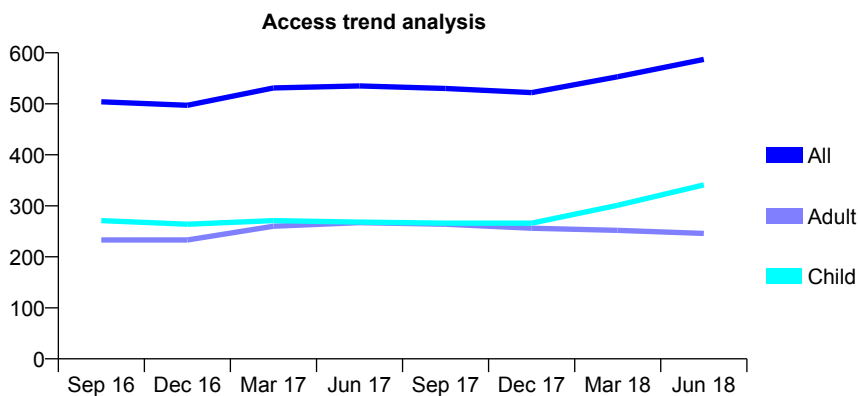
## 7A2 - Vital Signs At a Glance Contract Report for 905488/0001 - June 2018

Name or company name	MR DM REES
Contract type name	GDS Contract
Purpose of contract	General
Contract start date	01/04/2006
Contract end date	

18/19 Contracted general activity (UDA)	1,135
Carry forward general activity (UDA)	0
18/19 Contracted orthodontic activity (UOA)	0
Carry forward orthodontic activity (UOA)	0
Baseline contract value	£31,805.97

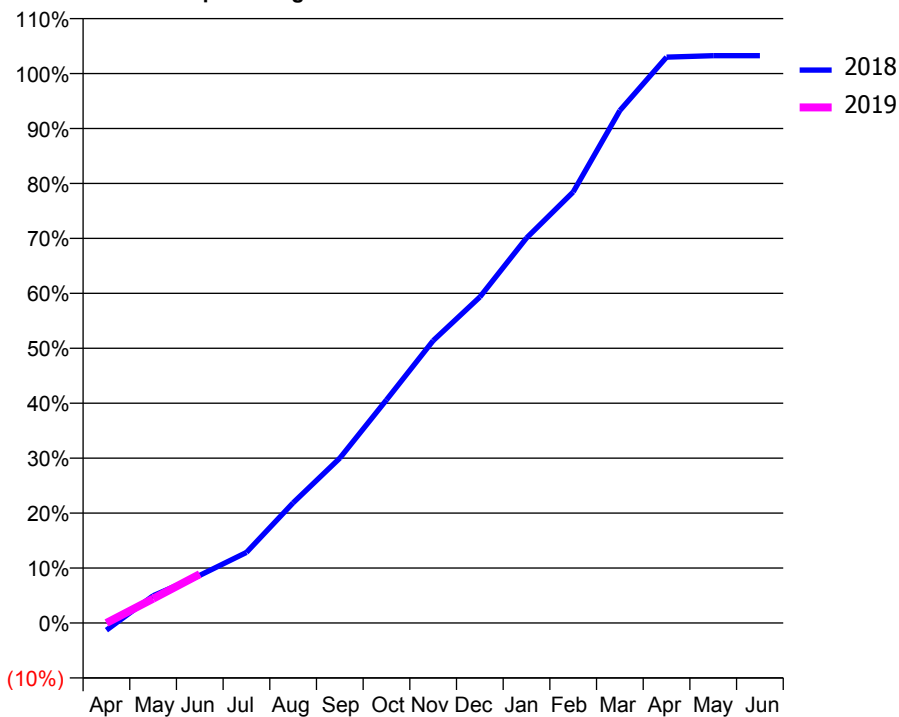
### ACCESS\*

Patients seen in 24 months	Total	Change since previous quarter
Quarter ending June 2017	535	
Quarter ending September 2017	530	→
Quarter ending December 2017	522	↓
Quarter ending March 2018	553	↑
Quarter ending June 2018	587	↑
<b>Variance since June 2017</b>	<b>9.7%</b>	<b>↑</b>



### ACTIVITY

Cumulative percentage of contracted UDA delivered 2018 & 2019



Month	Adjusted Scheduled Activity (UDA)	
	2018	2019
April	-15	0
May	56	50
June	99	101
July	146	
August	248	
September	341	
October	461	
November	583	
December	673	
January	795	
February	890	
March	1,059	
April	1,169	
May	1,172	
June	1,172	

### QUALITY

	Quantity	Base Number	Contract	LHB	Wales
% of FP17s for the same patient ID Re-attending within 3 months - Children	7	110	6.4%	8.4%	11.1%
% of FP17s for the same patient ID Re-attending within 3 months - Adults	4	37	10.8%	11.5%	15.5%
% of FP17s for the same patient ID Re-attending between 3 & 9 months - Children	44	110	40.0%	54.9%	59.2%
% of FP17s for the same patient ID Re-attending between 3 & 9 months - Adults	21	37	56.8%	52.3%	55.8%
% of FP17s for Band 1 Urgent Courses	5	75	6.7%	8.0%	8.7%
% of FP17s Relating to Free Repair or Replacements	2	75	2.7%	0.5%	0.7%
% of FP17s Relating to Continuations	0	75	0.0%	0.7%	0.7%
% of Patients satisfied with the dentistry they have received	7	7	N/A	92.6%	94.0%
% of Patients satisfied with the time they had to wait for an appointment	7	7	N/A	89.1%	88.5%

\* This is based on patients treated on this contract for their most recent course of treatment. Figures in italics indicate the base number of FP17s or Patient Questionnaire responses are less than 100. N/A is shown where the base number of responses is less than 10 during the period. % is calculated as Quantity/Base number\*100

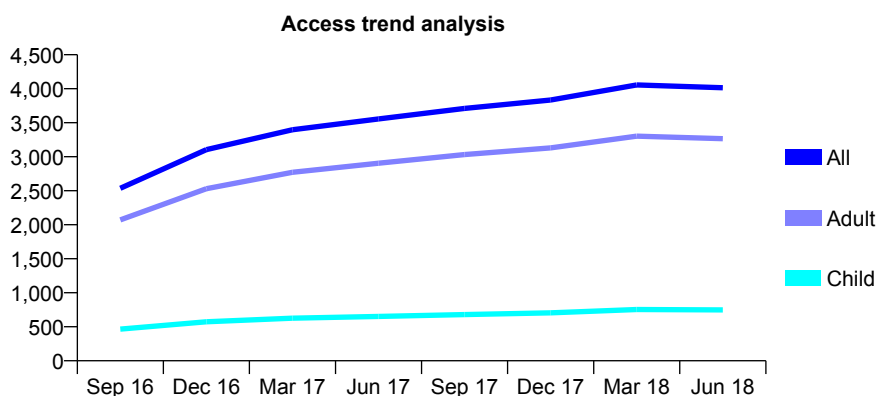
## 7A3 - Vital Signs At a Glance Contract Report for 100119/0000 - June 2018

Name or company name	Andrew Williams
Contract type name	GDS Contract
Purpose of contract	General
Contract start date	07/04/2016
Contract end date	

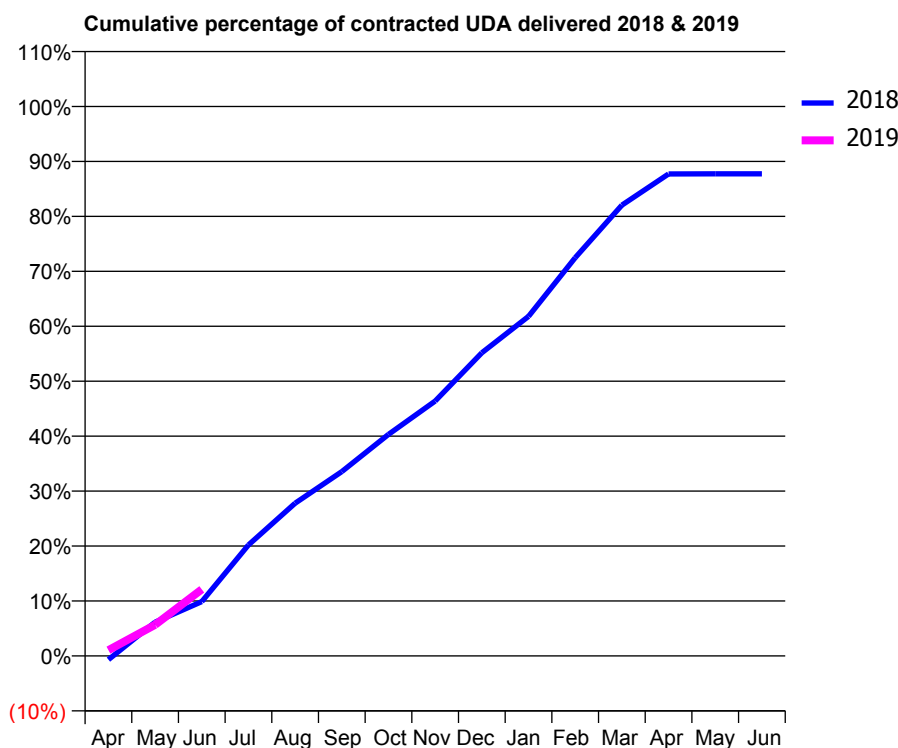
18/19 Contracted general activity (UDA)	12,135
Carry forward general activity (UDA)	0
18/19 Contracted orthodontic activity (UOA)	0
Carry forward orthodontic activity (UOA)	0
Baseline contract value	£270,973.64

### ACCESS\*

Patients seen in 24 months	Total	Change since previous quarter
Quarter ending June 2017	3,556	
Quarter ending September 2017	3,711	↑
Quarter ending December 2017	3,834	↑
Quarter ending March 2018	4,056	↑
Quarter ending June 2018	4,014	↓
<b>Variance since June 2017</b>	<b>12.9%</b>	<b>↑</b>



### ACTIVITY



Month	Adjusted Scheduled Activity (UDA)	
	2018	2019
April	-84	127
May	747	687
June	1,201	1,472
July	2,452	
August	3,374	
September	4,072	
October	4,892	
November	5,629	
December	6,695	
January	7,499	
February	8,794	
March	9,954	
April	10,645	
May	10,648	
June	10,646	

### QUALITY

	Quantity	Base Number	Contract	LHB	Wales
% of FP17s for the same patient ID Re-attending within 3 months - Children	15	210	7.1%	9.7%	11.1%
% of FP17s for the same patient ID Re-attending within 3 months - Adults	112	998	11.2%	14.1%	15.5%
% of FP17s for the same patient ID Re-attending between 3 & 9 months - Children	120	210	57.1%	54.7%	59.2%
% of FP17s for the same patient ID Re-attending between 3 & 9 months - Adults	606	998	60.7%	52.2%	55.8%
% of FP17s for Band 1 Urgent Courses	76	903	8.4%	8.9%	8.7%
% of FP17s Relating to Free Repair or Replacements	4	903	0.4%	0.8%	0.7%
% of FP17s Relating to Continuations	2	903	0.2%	0.6%	0.7%
% of Patients satisfied with the dentistry they have received	10	10	100.0%	95.2%	94.0%
% of Patients satisfied with the time they had to wait for an appointment	9	10	90.0%	91.0%	88.5%

\* This is based on patients treated on this contract for their most recent course of treatment. Figures in italics indicate the base number of FP17s or Patient Questionnaire responses are less than 100. N/A is shown where the base number of responses is less than 10 during the period. % is calculated as Quantity/Base number\*100

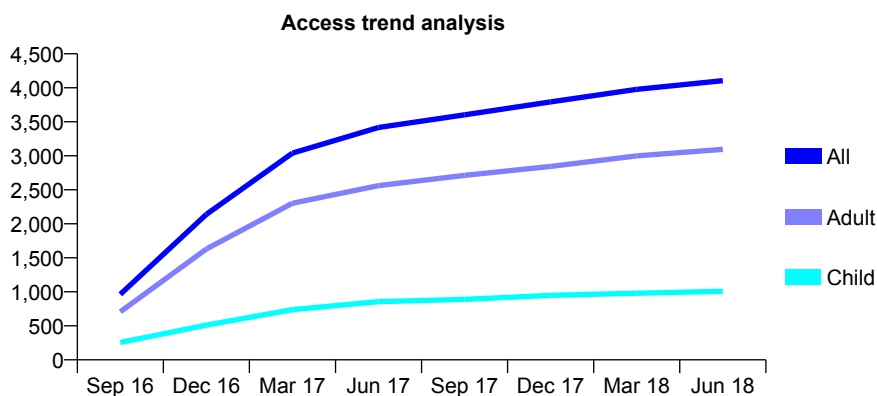
## 7A3 - Vital Signs At a Glance Contract Report for 100189/0000 - June 2018

Name or company name	Townhill Dental Surgery
Contract type name	GDS Contract
Purpose of contract	General
Contract start date	24/05/2016
Contract end date	

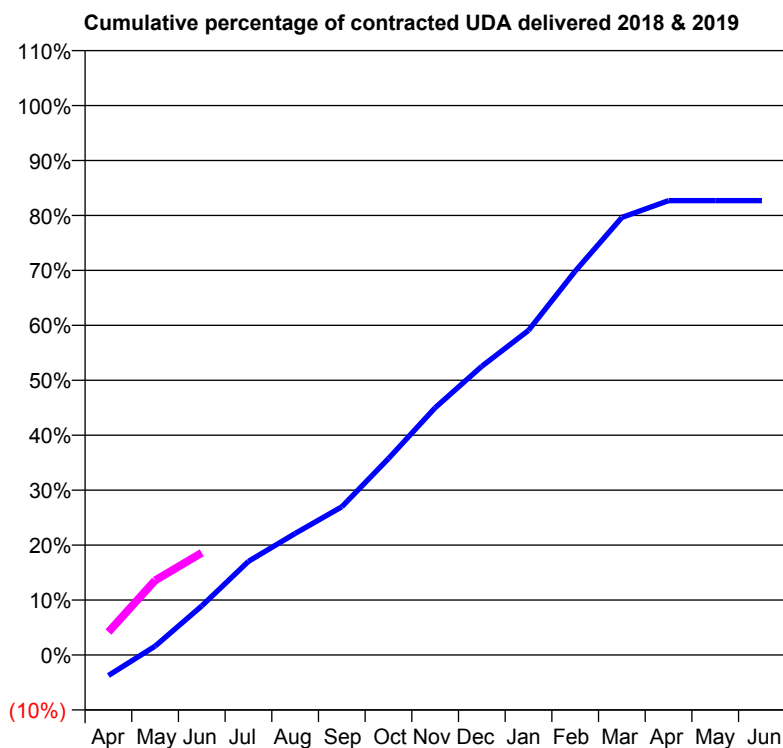
18/19 Contracted general activity (UDA)	14,100
Carry forward general activity (UDA)	0
18/19 Contracted orthodontic activity (UOA)	0
Carry forward orthodontic activity (UOA)	0
Baseline contract value	£350,624.20

### ACCESS\*

Patients seen in 24 months	Total	Change since previous quarter
Quarter ending June 2017	3,417	
Quarter ending September 2017	3,602	↑
Quarter ending December 2017	3,793	↑
Quarter ending March 2018	3,978	↑
Quarter ending June 2018	4,104	↑
<b>Variance since June 2017</b>	<b>20.1%</b>	<b>↑</b>



### ACTIVITY



Month	Adjusted Scheduled Activity (UDA)	
	2018	2019
April	-528	591
May	227	1,915
June	1,260	2,621
July	2,403	
August	3,117	
September	3,803	
October	5,041	
November	6,344	
December	7,410	
January	8,330	
February	9,850	
March	11,226	
April	11,659	
May	11,659	
June	11,659	

### QUALITY

	Quantity	Base Number	Contract	LHB	Wales
% of FP17s for the same patient ID Re-attending within 3 months - Children	27	340	7.9%	9.7%	11.1%
% of FP17s for the same patient ID Re-attending within 3 months - Adults	223	1,093	20.4%	14.1%	15.5%
% of FP17s for the same patient ID Re-attending between 3 & 9 months - Children	222	340	65.3%	54.7%	59.2%
% of FP17s for the same patient ID Re-attending between 3 & 9 months - Adults	615	1,093	56.3%	52.2%	55.8%
% of FP17s for Band 1 Urgent Courses	116	1,228	9.4%	8.9%	8.7%
% of FP17s Relating to Free Repair or Replacements	25	1,228	2.0%	0.8%	0.7%
% of FP17s Relating to Continuations	2	1,228	0.2%	0.6%	0.7%
% of Patients satisfied with the dentistry they have received	11	12	91.7%	95.2%	94.0%
% of Patients satisfied with the time they had to wait for an appointment	12	12	100.0%	91.0%	88.5%

\* This is based on patients treated on this contract for their most recent course of treatment. Figures in italics indicate the base number of FP17s or Patient Questionnaire responses are less than 100. N/A is shown where the base number of responses is less than 10 during the period. % is calculated as Quantity/Base number\*100

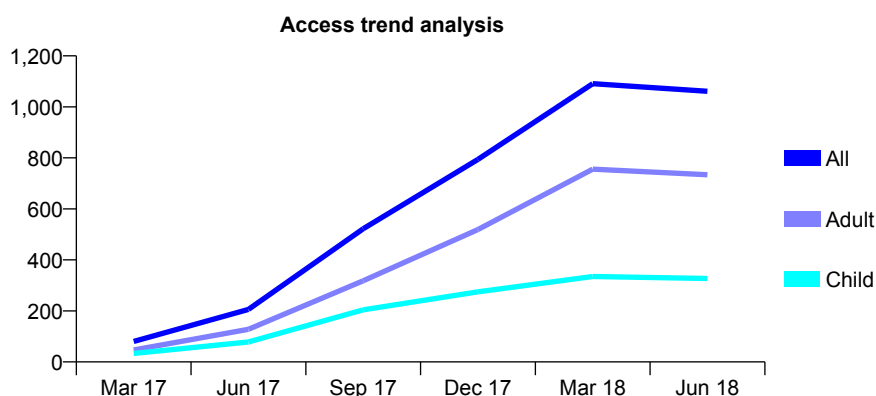
## 7A3 - Vital Signs At a Glance Contract Report for 100279/0000 - June 2018

Name or company name	Cymmer Dental Practice
Contract type name	GDS Contract
Purpose of contract	General
Contract start date	31/01/2017
Contract end date	

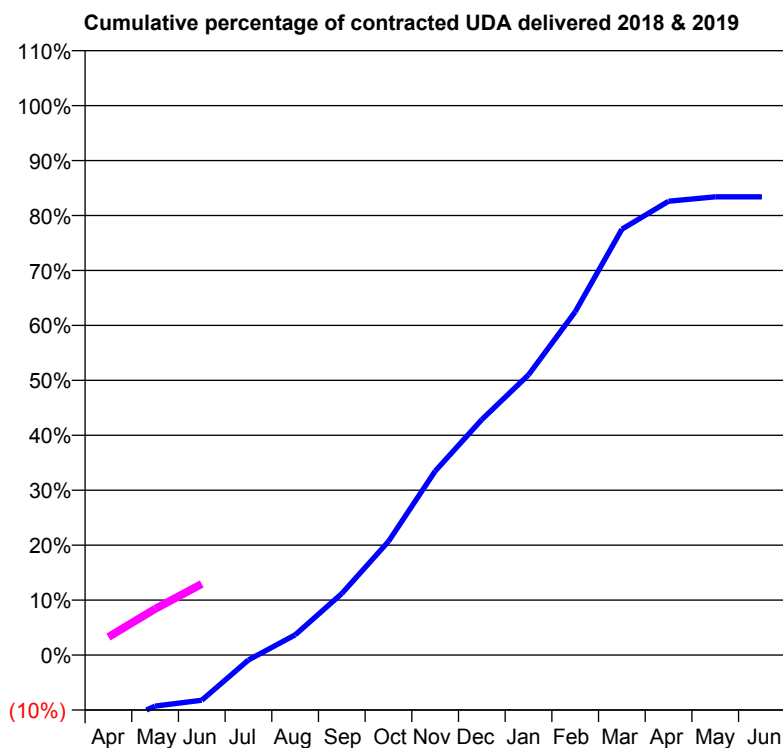
18/19 Contracted general activity (UDA)	3,804
Carry forward general activity (UDA)	0
18/19 Contracted orthodontic activity (UOA)	0
Carry forward orthodontic activity (UOA)	0
Baseline contract value	£91,296.00

### ACCESS\*

Patients seen in 24 months	Total	Change since previous quarter
Quarter ending June 2017	206	
Quarter ending September 2017	522	↑
Quarter ending December 2017	794	↑
Quarter ending March 2018	1,091	↑
Quarter ending June 2018	1,061	↓
<b>Variance since June 2017</b>	<b>415.0%</b>	<b>↑</b>



### ACTIVITY



Month	Adjusted Scheduled Activity (UDA)	
	2018	2019
April	-500	125
May	-354	320
June	-313	493
July	-35	
August	140	
September	426	
October	787	
November	1,273	
December	1,631	
January	1,940	
February	2,377	
March	2,948	
April	3,142	
May	3,172	
June	3,172	

### QUALITY

	Quantity	Base Number	Contract	LHB	Wales
% of FP17s for the same patient ID Re-attending within 3 months - Children	7	79	8.9%	9.7%	11.1%
% of FP17s for the same patient ID Re-attending within 3 months - Adults	19	161	11.8%	14.1%	15.5%
% of FP17s for the same patient ID Re-attending between 3 & 9 months - Children	35	79	44.3%	54.7%	59.2%
% of FP17s for the same patient ID Re-attending between 3 & 9 months - Adults	52	161	32.3%	52.2%	55.8%
% of FP17s for Band 1 Urgent Courses	9	180	5.0%	8.9%	8.7%
% of FP17s Relating to Free Repair or Replacements	1	180	0.6%	0.8%	0.7%
% of FP17s Relating to Continuations	5	180	2.8%	0.6%	0.7%
% of Patients satisfied with the dentistry they have received	2	2	N/A	95.2%	94.0%
% of Patients satisfied with the time they had to wait for an appointment	2	2	N/A	91.0%	88.5%

\* This is based on patients treated on this contract for their most recent course of treatment. Figures in italics indicate the base number of FP17s or Patient Questionnaire responses are less than 100. N/A is shown where the base number of responses is less than 10 during the period. % is calculated as Quantity/Base number\*100

## 7A3 - Vital Signs At a Glance Contract Report for 100624/0000 - June 2018


Name or company name	Belgrave Dental Centre Ltd
Contract type name	GDS Contract
Purpose of contract	General
Contract start date	01/04/2018
Contract end date	

18/19 Contracted general activity (UDA)	11,903
Carry forward general activity (UDA)	0
18/19 Contracted orthodontic activity (UOA)	0
Carry forward orthodontic activity (UOA)	0
Baseline contract value	£312,349.87

### ACCESS\*

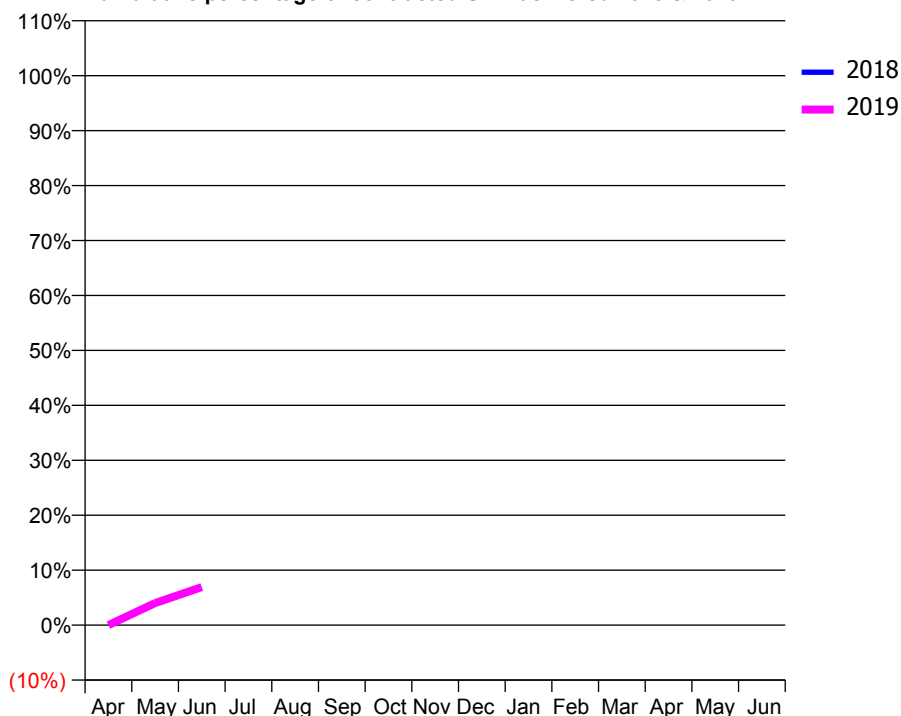
Patients seen in 24 months	Total	Change since previous quarter
Quarter ending June 2017	0	
Quarter ending September 2017	0	
Quarter ending December 2017	0	
Quarter ending March 2018	0	
Quarter ending June 2018	492	↑
<b>Variance since June 2017</b>	N/A	

### Access trend analysis



### ACTIVITY

#### Cumulative percentage of contracted UDA delivered 2018 & 2019



#### Adjusted Scheduled Activity (UDA)

Month	2018	2019
April	0	0
May	0	478
June	0	826
July	0	
August	0	
September	0	
October	0	
November	0	
December	0	
January	0	
February	0	
March	0	
April	0	
May	0	
June	0	

### QUALITY

	Quantity	Base Number	Contract	LHB	Wales
% of FP17s for the same patient ID Re-attending within 3 months - Children	12	328	3.7%	9.7%	11.1%
% of FP17s for the same patient ID Re-attending within 3 months - Adults	20	264	7.6%	14.1%	15.5%
% of FP17s for the same patient ID Re-attending between 3 & 9 months - Children	0	328	0.0%	54.7%	59.2%
% of FP17s for the same patient ID Re-attending between 3 & 9 months - Adults	0	264	0.0%	52.2%	55.8%
% of FP17s for Band 1 Urgent Courses	113	592	19.1%	8.9%	8.7%
% of FP17s Relating to Free Repair or Replacements	0	592	0.0%	0.8%	0.7%
% of FP17s Relating to Continuations	3	592	0.5%	0.6%	0.7%
% of Patients satisfied with the dentistry they have received	0	0	N/A	95.2%	94.0%
% of Patients satisfied with the time they had to wait for an appointment	0	0	N/A	91.0%	88.5%

\* This is based on patients treated on this contract for their most recent course of treatment. Figures in italics indicate the base number of FP17s or Patient Questionnaire responses are less than 100. N/A is shown where the base number of responses is less than 10 during the period. % is calculated as Quantity/Base number\*100

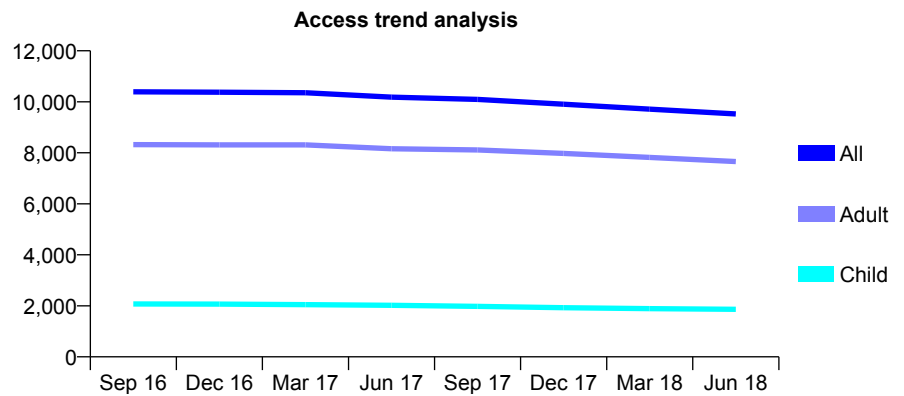
## 7A3 - Vital Signs At a Glance Contract Report for 101370/0066 - June 2018

Name or company name	Petrie Tucker & Partners Ltd
Contract type name	GDS Contract
Purpose of contract	General
Contract start date	01/04/2006
Contract end date	

18/19 Contracted general activity (UDA)	24,190
Carry forward general activity (UDA)	0
18/19 Contracted orthodontic activity (UOA)	0
Carry forward orthodontic activity (UOA)	0
Baseline contract value	£563,815.64

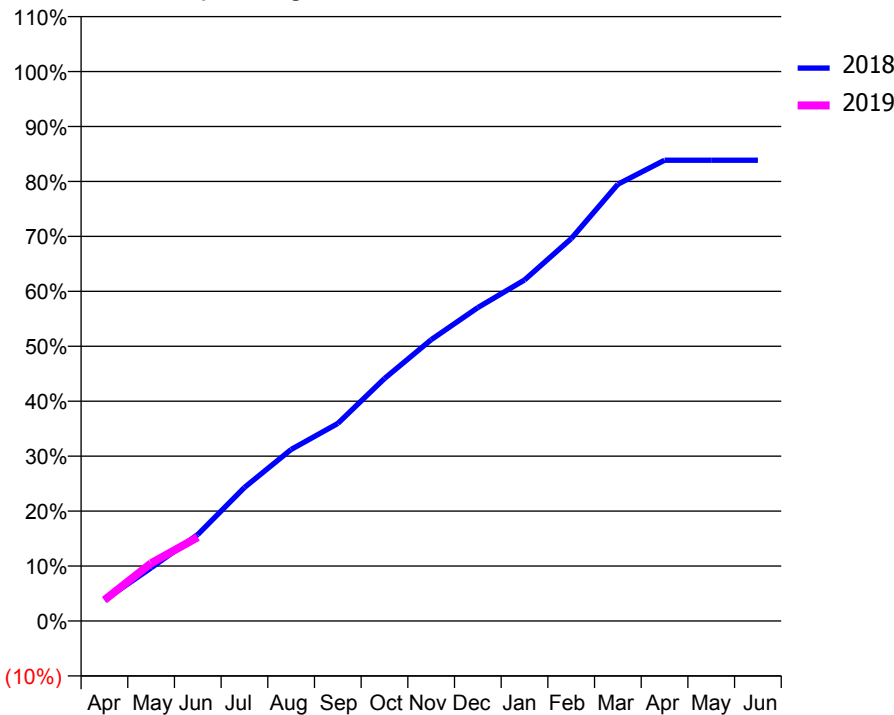
### ACCESS\*

Patients seen in 24 months	Total	Change since previous quarter
Quarter ending June 2017	10,181	
Quarter ending September 2017	10,093	→
Quarter ending December 2017	9,904	↓
Quarter ending March 2018	9,710	↓
Quarter ending June 2018	9,525	↓
<b>Variance since June 2017</b>	<b>(6.4%)</b>	<b>↓</b>



### ACTIVITY

Cumulative percentage of contracted UDA delivered 2018 & 2019



Month	Adjusted Scheduled Activity (UDA)	
	2018	2019
April	927	923
May	2,342	2,545
June	3,805	3,687
July	5,881	
August	7,551	
September	8,696	
October	10,677	
November	12,382	
December	13,796	
January	15,013	
February	16,835	
March	19,228	
April	20,287	
May	20,287	
June	20,287	

### QUALITY

	Quantity	Base Number	Contract	LHB	Wales
% of FP17s for the same patient ID Re-attending within 3 months - Children	26	484	5.4%	9.7%	11.1%
% of FP17s for the same patient ID Re-attending within 3 months - Adults	222	2,152	10.3%	14.1%	15.5%
% of FP17s for the same patient ID Re-attending between 3 & 9 months - Children	190	484	39.3%	54.7%	59.2%
% of FP17s for the same patient ID Re-attending between 3 & 9 months - Adults	965	2,152	44.8%	52.2%	55.8%
% of FP17s for Band 1 Urgent Courses	142	2,197	6.5%	8.9%	8.7%
% of FP17s Relating to Free Repair or Replacements	20	2,197	0.9%	0.8%	0.7%
% of FP17s Relating to Continuations	23	2,197	1.0%	0.6%	0.7%
% of Patients satisfied with the dentistry they have received	15	15	100.0%	95.2%	94.0%
% of Patients satisfied with the time they had to wait for an appointment	14	15	93.3%	91.0%	88.5%

\* This is based on patients treated on this contract for their most recent course of treatment. Figures in italics indicate the base number of FP17s or Patient Questionnaire responses are less than 100. N/A is shown where the base number of responses is less than 10 during the period. % is calculated as Quantity/Base number\*100



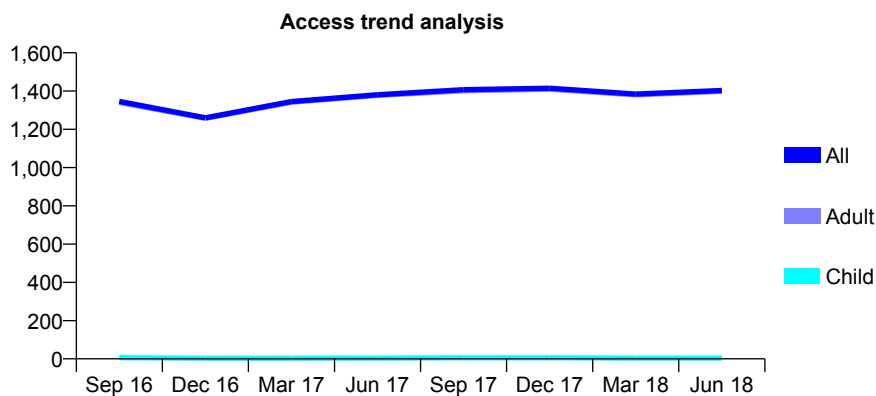
## 7A3 - Vital Signs At a Glance Contract Report for 103659/0002 - June 2018

Name or company name	Belgrave Dental Centre Ltd
Contract type name	GDS Contract
Purpose of contract	General
Contract start date	01/04/2009
Contract end date	

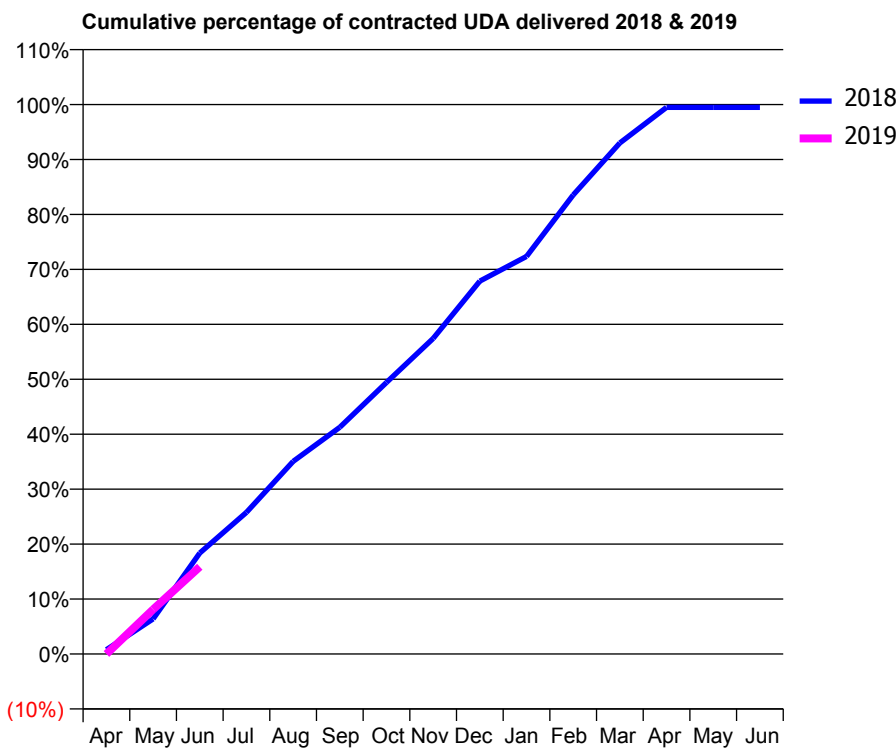
18/19 Contracted general activity (UDA)	2,050
Carry forward general activity (UDA)	0
18/19 Contracted orthodontic activity (UOA)	0
Carry forward orthodontic activity (UOA)	0
Baseline contract value	£104,226.84

### ACCESS\*

Patients seen in 24 months	Total	Change since previous quarter
Quarter ending June 2017	1,381	
Quarter ending September 2017	1,407	→
Quarter ending December 2017	1,415	→
Quarter ending March 2018	1,384	↓
Quarter ending June 2018	1,403	→
<b>Variance since June 2017</b>	<b>1.6%</b>	<b>→</b>



### ACTIVITY



Month	Adjusted Scheduled Activity (UDA)	
	2018	2019
April	16	0
May	131	166
June	377	326
July	529	
August	719	
September	846	
October	1,013	
November	1,177	
December	1,391	
January	1,483	
February	1,713	
March	1,907	
April	2,040	
May	2,040	
June	2,040	

### QUALITY

	Quantity	Base Number	Contract	LHB	Wales
% of FP17s for the same patient ID Re-attending within 3 months - Children	0	1	0.0%	9.7%	11.1%
% of FP17s for the same patient ID Re-attending within 3 months - Adults	18	297	6.1%	14.1%	15.5%
% of FP17s for the same patient ID Re-attending between 3 & 9 months - Children	0	1	0.0%	54.7%	59.2%
% of FP17s for the same patient ID Re-attending between 3 & 9 months - Adults	105	297	35.4%	52.2%	55.8%
% of FP17s for Band 1 Urgent Courses	4	233	1.7%	8.9%	8.7%
% of FP17s Relating to Free Repair or Replacements	0	233	0.0%	0.8%	0.7%
% of FP17s Relating to Continuations	3	233	1.3%	0.6%	0.7%
% of Patients satisfied with the dentistry they have received	0	0	N/A	95.2%	94.0%
% of Patients satisfied with the time they had to wait for an appointment	0	0	N/A	91.0%	88.5%

\* This is based on patients treated on this contract for their most recent course of treatment. Figures in italics indicate the base number of FP17s or Patient Questionnaire responses are less than 100. N/A is shown where the base number of responses is less than 10 during the period. % is calculated as Quantity/Base number\*100

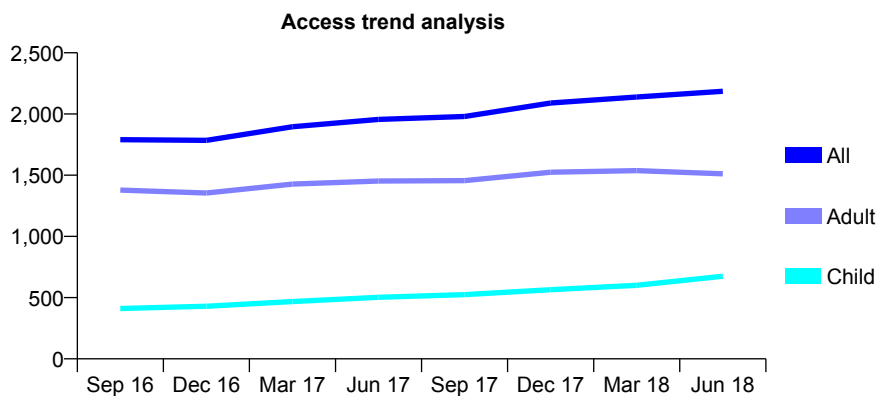
## 7A3 - Vital Signs At a Glance Contract Report for 103659/0004 - June 2018

Name or company name	Belgrave Dental Centre Ltd
Contract type name	GDS Contract
Purpose of contract	General
Contract start date	01/04/2013
Contract end date	

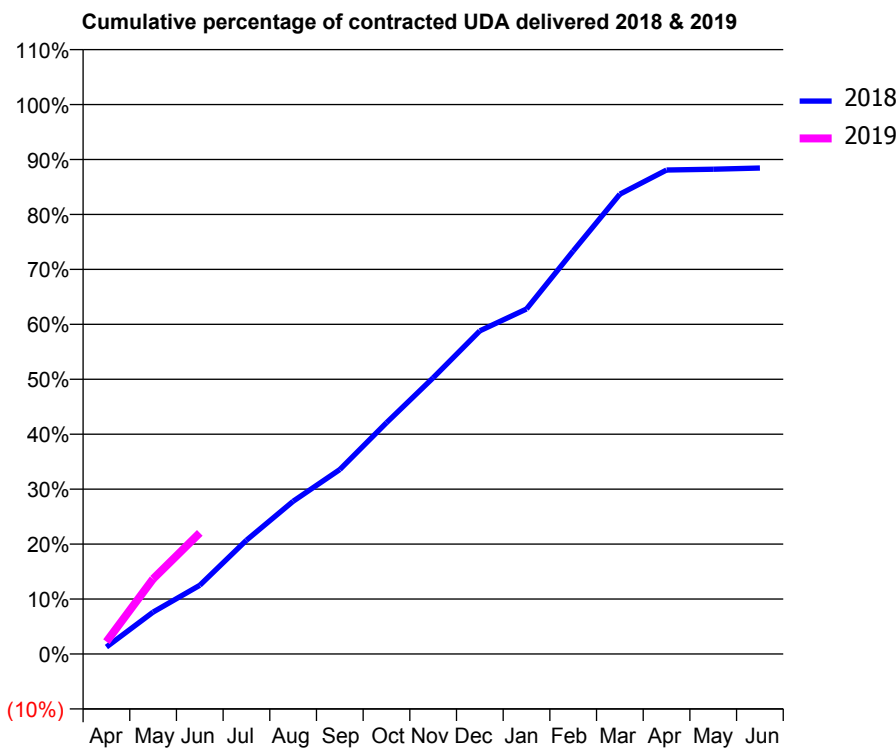
18/19 Contracted general activity (UDA)	7,627
Carry forward general activity (UDA)	0
18/19 Contracted orthodontic activity (UOA)	0
Carry forward orthodontic activity (UOA)	0
Baseline contract value	£180,994.25

### ACCESS\*

Patients seen in 24 months	Total	Change since previous quarter
Quarter ending June 2017	1,956	
Quarter ending September 2017	1,980	→
Quarter ending December 2017	2,090	↑
Quarter ending March 2018	2,139	↑
Quarter ending June 2018	2,186	↑
<b>Variance since June 2017</b>	<b>11.8%</b>	<b>↑</b>



### ACTIVITY



Month	Adjusted Scheduled Activity (UDA)	
	2018	2019
April	98	171
May	581	1,042
June	953	1,681
July	1,579	
August	2,120	
September	2,561	
October	3,211	
November	3,833	
December	4,486	
January	4,790	
February	5,595	
March	6,382	
April	6,718	
May	6,729	
June	6,745	

### QUALITY

	Quantity	Base Number	Contract	LHB	Wales
% of FP17s for the same patient ID Re-attending within 3 months - Children	18	285	6.3%	9.7%	11.1%
% of FP17s for the same patient ID Re-attending within 3 months - Adults	131	567	23.1%	14.1%	15.5%
% of FP17s for the same patient ID Re-attending between 3 & 9 months - Children	106	285	37.2%	54.7%	59.2%
% of FP17s for the same patient ID Re-attending between 3 & 9 months - Adults	259	567	45.7%	52.2%	55.8%
% of FP17s for Band 1 Urgent Courses	38	742	5.1%	8.9%	8.7%
% of FP17s Relating to Free Repair or Replacements	3	742	0.4%	0.8%	0.7%
% of FP17s Relating to Continuations	31	742	4.2%	0.6%	0.7%
% of Patients satisfied with the dentistry they have received	5	5	N/A	95.2%	94.0%
% of Patients satisfied with the time they had to wait for an appointment	5	5	N/A	91.0%	88.5%

\* This is based on patients treated on this contract for their most recent course of treatment. Figures in italics indicate the base number of FP17s or Patient Questionnaire responses are less than 100. N/A is shown where the base number of responses is less than 10 during the period. % is calculated as Quantity/Base number\*100

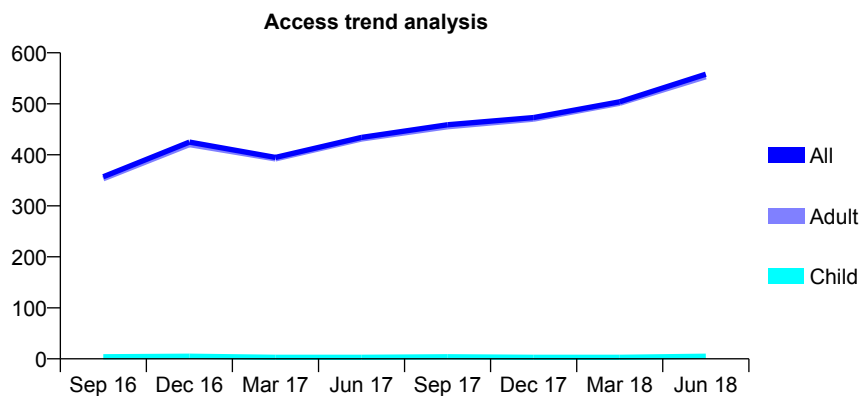
## 7A3 - Vital Signs At a Glance Contract Report for 114413/0001 - June 2018

Name or company name	Parkway Clinic
Contract type name	GDS Contract
Purpose of contract	General
Contract start date	01/04/2009
Contract end date	

18/19 Contracted general activity (UDA)	1,535
Carry forward general activity (UDA)	0
18/19 Contracted orthodontic activity (UOA)	0
Carry forward orthodontic activity (UOA)	0
Baseline contract value	£80,279.80

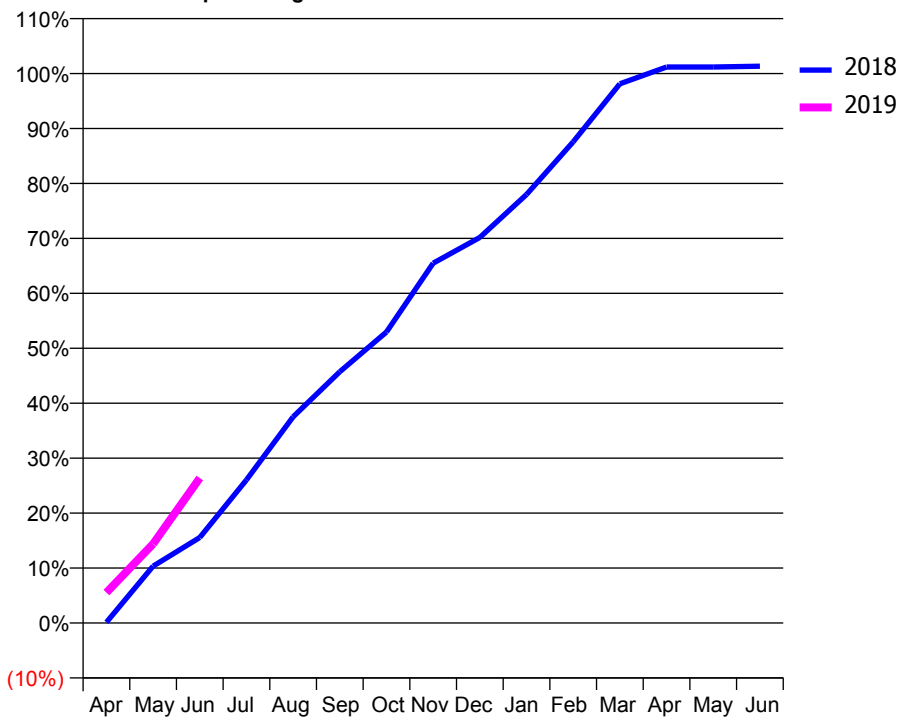
### ACCESS\*

Patients seen in 24 months	Total	Change since previous quarter
Quarter ending June 2017	434	
Quarter ending September 2017	459	↑
Quarter ending December 2017	473	↑
Quarter ending March 2018	504	↑
Quarter ending June 2018	558	↑
<b>Variance since June 2017</b>	<b>28.6%</b>	<b>↑</b>



### ACTIVITY

Cumulative percentage of contracted UDA delivered 2018 & 2019



Adjusted Scheduled Activity (UDA)

Month	2018	2019
April	2	85
May	159	221
June	239	405
July	400	
August	576	
September	702	
October	813	
November	1,005	
December	1,077	
January	1,197	
February	1,344	
March	1,506	
April	1,553	
May	1,553	
June	1,555	

### QUALITY

	Quantity	Base Number	Contract	LHB	Wales
% of FP17s for the same patient ID Re-attending within 3 months - Children	0	3	0.0%	9.7%	11.1%
% of FP17s for the same patient ID Re-attending within 3 months - Adults	4	153	2.6%	14.1%	15.5%
% of FP17s for the same patient ID Re-attending between 3 & 9 months - Children	1	3	33.3%	54.7%	59.2%
% of FP17s for the same patient ID Re-attending between 3 & 9 months - Adults	1	153	0.7%	52.2%	55.8%
% of FP17s for Band 1 Urgent Courses	0	136	0.0%	8.9%	8.7%
% of FP17s Relating to Free Repair or Replacements	0	136	0.0%	0.8%	0.7%
% of FP17s Relating to Continuations	0	136	0.0%	0.6%	0.7%
% of Patients satisfied with the dentistry they have received	2	2	N/A	95.2%	94.0%
% of Patients satisfied with the time they had to wait for an appointment	1	2	N/A	91.0%	88.5%

\* This is based on patients treated on this contract for their most recent course of treatment. Figures in italics indicate the base number of FP17s or Patient Questionnaire responses are less than 100. N/A is shown where the base number of responses is less than 10 during the period. % is calculated as Quantity/Base number\*100

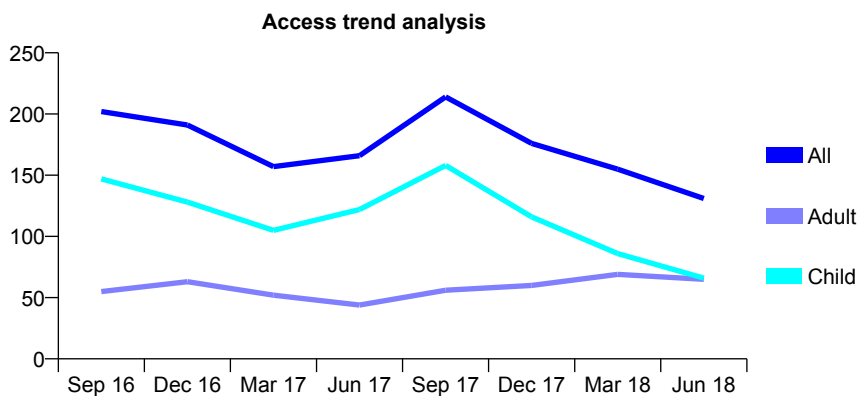
## 7A3 - Vital Signs At a Glance Contract Report for 114413/0002 - June 2018

Name or company name	Parkway Clinic
Contract type name	PDS Contract
Purpose of contract	General
Contract start date	01/04/2013
Contract end date	31/03/2020

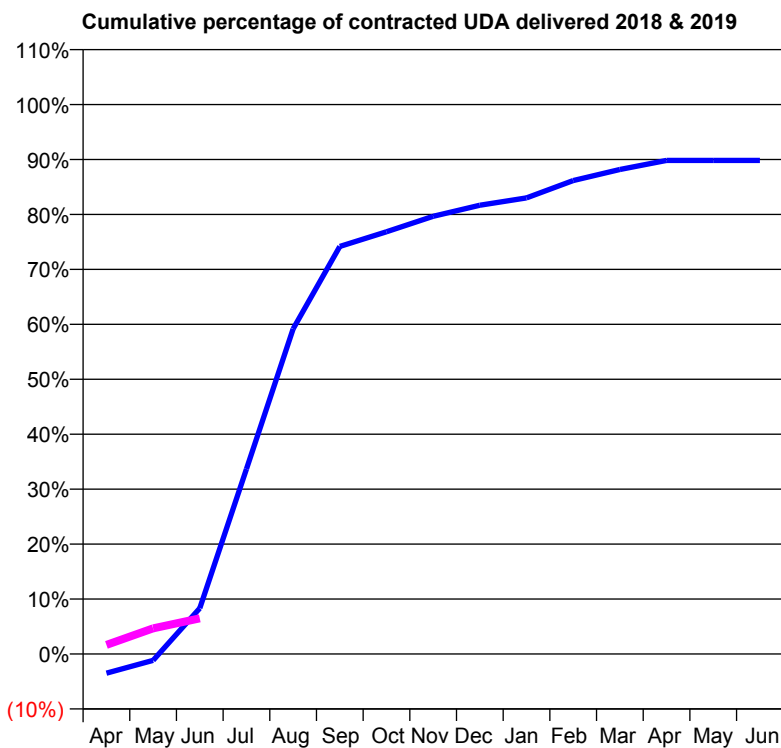
18/19 Contracted general activity (UDA)	600
Carry forward general activity (UDA)	0
18/19 Contracted orthodontic activity (UOA)	0
Carry forward orthodontic activity (UOA)	0
Baseline contract value	£33,726.93

### ACCESS\*

Patients seen in 24 months	Total	Change since previous quarter
Quarter ending June 2017	166	
Quarter ending September 2017	214	↑
Quarter ending December 2017	176	↓
Quarter ending March 2018	155	↓
Quarter ending June 2018	131	↓
<b>Variance since June 2017</b>	<b>(21.1%)</b>	<b>↓</b>



### ACTIVITY



Month	Adjusted Scheduled Activity (UDA)	
	2018	2019
April	-21	10
May	-7	28
June	50	39
July	202	
August	355	
September	445	
October	461	
November	478	
December	490	
January	498	
February	517	
March	529	
April	539	
May	539	
June	539	

### QUALITY

	Quantity	Base Number	Contract	LHB	Wales
% of FP17s for the same patient ID Re-attending within 3 months - Children	0	0	N/A	9.7%	11.1%
% of FP17s for the same patient ID Re-attending within 3 months - Adults	0	19	0.0%	14.1%	15.5%
% of FP17s for the same patient ID Re-attending between 3 & 9 months - Children	0	0	N/A	54.7%	59.2%
% of FP17s for the same patient ID Re-attending between 3 & 9 months - Adults	0	19	0.0%	52.2%	55.8%
% of FP17s for Band 1 Urgent Courses	0	15	0.0%	8.9%	8.7%
% of FP17s Relating to Free Repair or Replacements	0	15	0.0%	0.8%	0.7%
% of FP17s Relating to Continuations	0	15	0.0%	0.6%	0.7%
% of Patients satisfied with the dentistry they have received	0	0	N/A	95.2%	94.0%
% of Patients satisfied with the time they had to wait for an appointment	0	0	N/A	91.0%	88.5%

\* This is based on patients treated on this contract for their most recent course of treatment. Figures in italics indicate the base number of FP17s or Patient Questionnaire responses are less than 100. N/A is shown where the base number of responses is less than 10 during the period. % is calculated as Quantity/Base number\*100

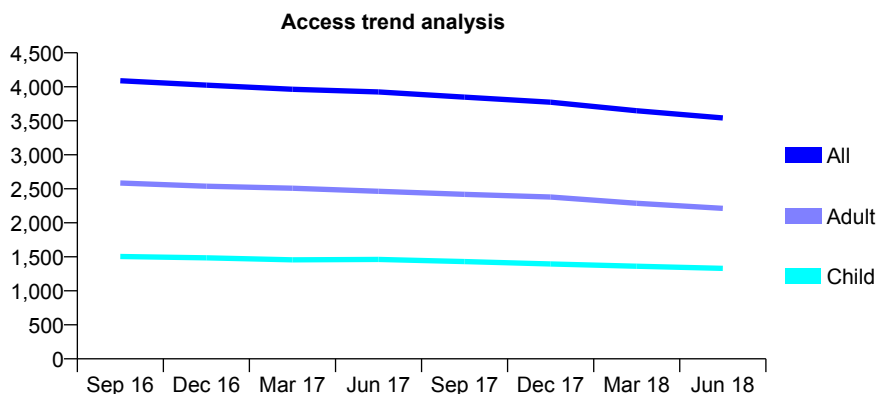
## 7A3 - Vital Signs At a Glance Contract Report for 117234/0001 - June 2018

Name or company name	Cwmtawe Dental Practice Ltd
Contract type name	GDS Contract
Purpose of contract	General and Orthodontic
Contract start date	01/04/2008
Contract end date	

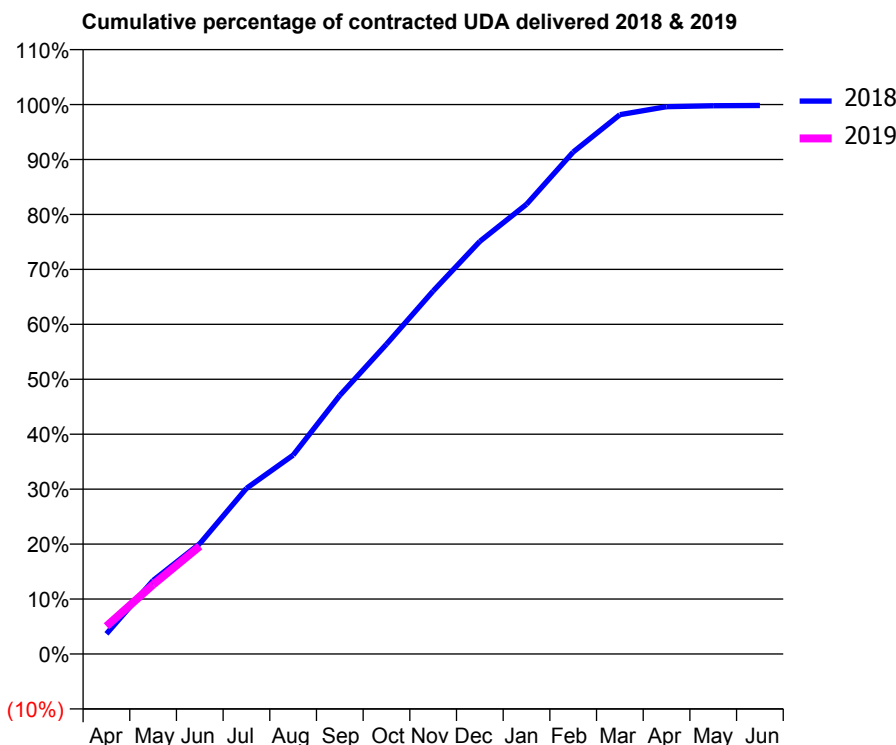
18/19 Contracted general activity (UDA)	9,000
Carry forward general activity (UDA)	0
18/19 Contracted orthodontic activity (UOA)	3,062
Carry forward orthodontic activity (UOA)	0
Baseline contract value	£422,446.95

### ACCESS\*

Patients seen in 24 months	Total	Change since previous quarter
Quarter ending June 2017	3,925	
Quarter ending September 2017	3,849	↓
Quarter ending December 2017	3,774	↓
Quarter ending March 2018	3,649	↓
Quarter ending June 2018	3,543	↓
<b>Variance since June 2017</b>	<b>(9.7%)</b>	<b>↓</b>



### ACTIVITY



Month	Adjusted Scheduled Activity (UDA)	
	2018	2019
April	330	456
May	1,205	1,136
June	1,806	1,767
July	2,713	
August	3,258	
September	4,235	
October	5,074	
November	5,945	
December	6,759	
January	7,365	
February	8,223	
March	8,834	
April	8,965	
May	8,980	
June	8,983	

### QUALITY

	Quantity	Base Number	Contract	LHB	Wales
% of FP17s for the same patient ID Re-attending within 3 months - Children	31	411	7.5%	9.7%	11.1%
% of FP17s for the same patient ID Re-attending within 3 months - Adults	89	682	13.0%	14.1%	15.5%
% of FP17s for the same patient ID Re-attending between 3 & 9 months - Children	228	411	55.5%	54.7%	59.2%
% of FP17s for the same patient ID Re-attending between 3 & 9 months - Adults	404	682	59.2%	52.2%	55.8%
% of FP17s for Band 1 Urgent Courses	44	1,000	4.4%	8.9%	8.7%
% of FP17s Relating to Free Repair or Replacements	7	1,000	0.7%	0.8%	0.7%
% of FP17s Relating to Continuations	2	1,000	0.2%	0.6%	0.7%
% of Patients satisfied with the dentistry they have received	11	11	100.0%	95.2%	94.0%
% of Patients satisfied with the time they had to wait for an appointment	9	11	81.8%	91.0%	88.5%

\* This is based on patients treated on this contract for their most recent course of treatment. Figures in italics indicate the base number of FP17s or Patient Questionnaire responses are less than 100. N/A is shown where the base number of responses is less than 10 during the period. % is calculated as Quantity/Base number\*100

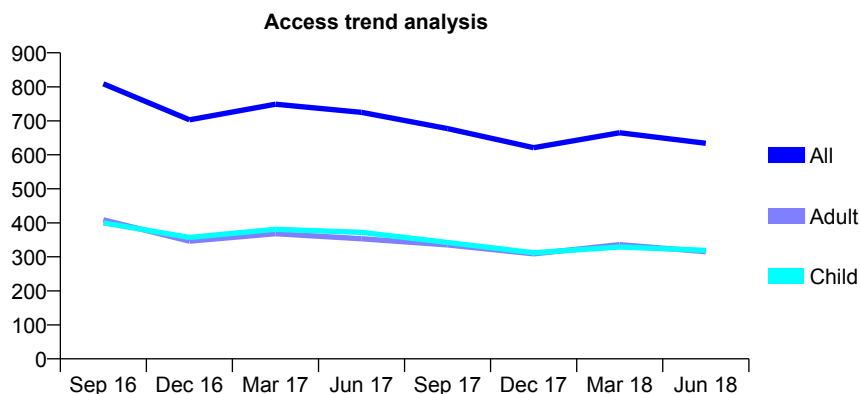
## 7A3 - Vital Signs At a Glance Contract Report for 121185/0001 - June 2018

Name or company name	The Brynhyfryd Dental Practice Ltd
Contract type name	GDS Contract
Purpose of contract	General
Contract start date	01/09/2011
Contract end date	

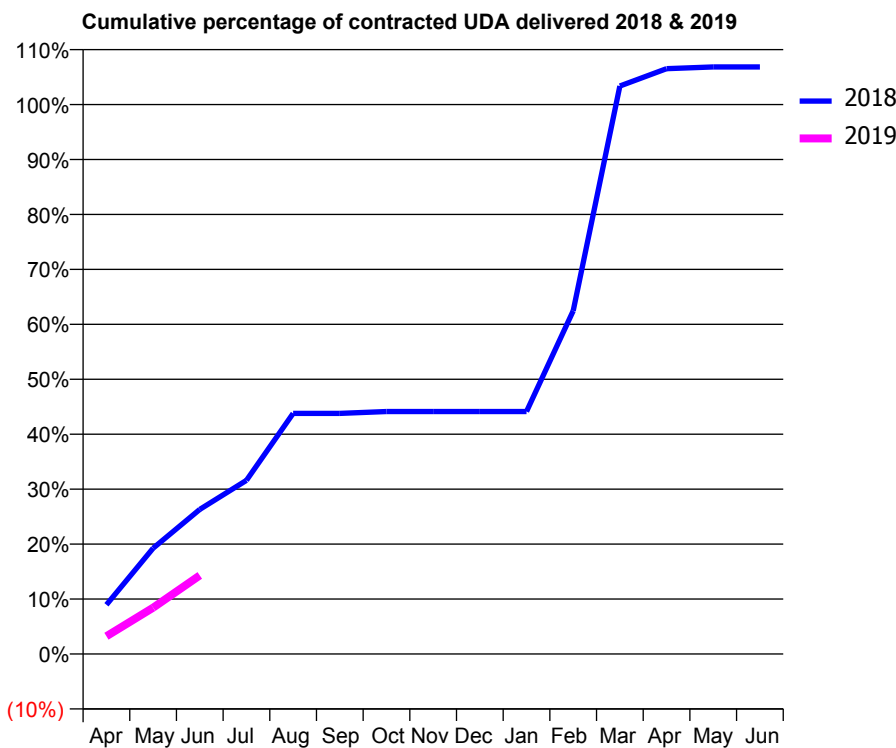
18/19 Contracted general activity (UDA)	2,490
Carry forward general activity (UDA)	0
18/19 Contracted orthodontic activity (UOA)	0
Carry forward orthodontic activity (UOA)	0
Baseline contract value	£70,093.50

### ACCESS\*

Patients seen in 24 months	Total	Change since previous quarter
Quarter ending June 2017	725	
Quarter ending September 2017	677	↓
Quarter ending December 2017	621	↓
Quarter ending March 2018	665	↑
Quarter ending June 2018	634	↓
<b>Variance since June 2017</b>	<b>(12.6%)</b>	<b>↓</b>



### ACTIVITY



Month	Adjusted Scheduled Activity (UDA)	
	2018	2019
April	164	81
May	353	210
June	482	356
July	578	
August	801	
September	801	
October	807	
November	807	
December	807	
January	807	
February	1,143	
March	1,892	
April	1,949	
May	1,955	
June	1,955	

### QUALITY

	Quantity	Base Number	Contract	LHB	Wales
% of FP17s for the same patient ID Re-attending within 3 months - Children	11	118	9.3%	9.7%	11.1%
% of FP17s for the same patient ID Re-attending within 3 months - Adults	17	77	22.1%	14.1%	15.5%
% of FP17s for the same patient ID Re-attending between 3 & 9 months - Children	72	118	61.0%	54.7%	59.2%
% of FP17s for the same patient ID Re-attending between 3 & 9 months - Adults	41	77	53.2%	52.2%	55.8%
% of FP17s for Band 1 Urgent Courses	11	170	6.5%	8.9%	8.7%
% of FP17s Relating to Free Repair or Replacements	0	170	0.0%	0.8%	0.7%
% of FP17s Relating to Continuations	8	170	4.7%	0.6%	0.7%
% of Patients satisfied with the dentistry they have received	0	0	N/A	95.2%	94.0%
% of Patients satisfied with the time they had to wait for an appointment	0	0	N/A	91.0%	88.5%

\* This is based on patients treated on this contract for their most recent course of treatment. Figures in italics indicate the base number of FP17s or Patient Questionnaire responses are less than 100. N/A is shown where the base number of responses is less than 10 during the period. % is calculated as Quantity/Base number\*100

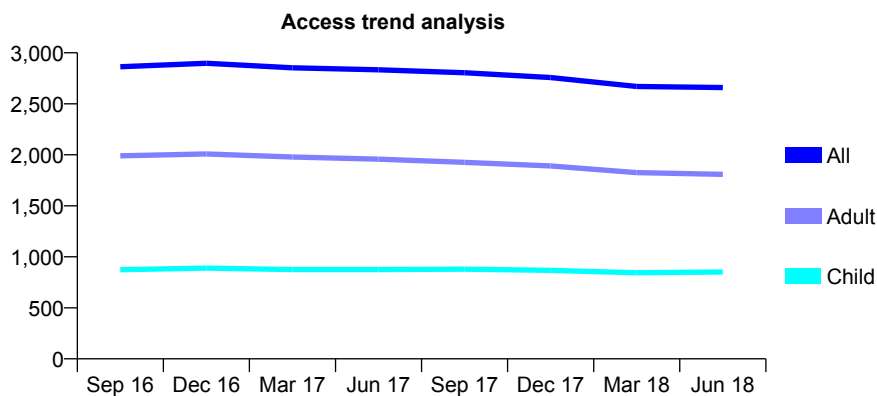
## 7A3 - Vital Signs At a Glance Contract Report for 123641/0001 - June 2018

Name or company name	Griffiths & Middleton
Contract type name	GDS Contract
Purpose of contract	General
Contract start date	01/11/2012
Contract end date	

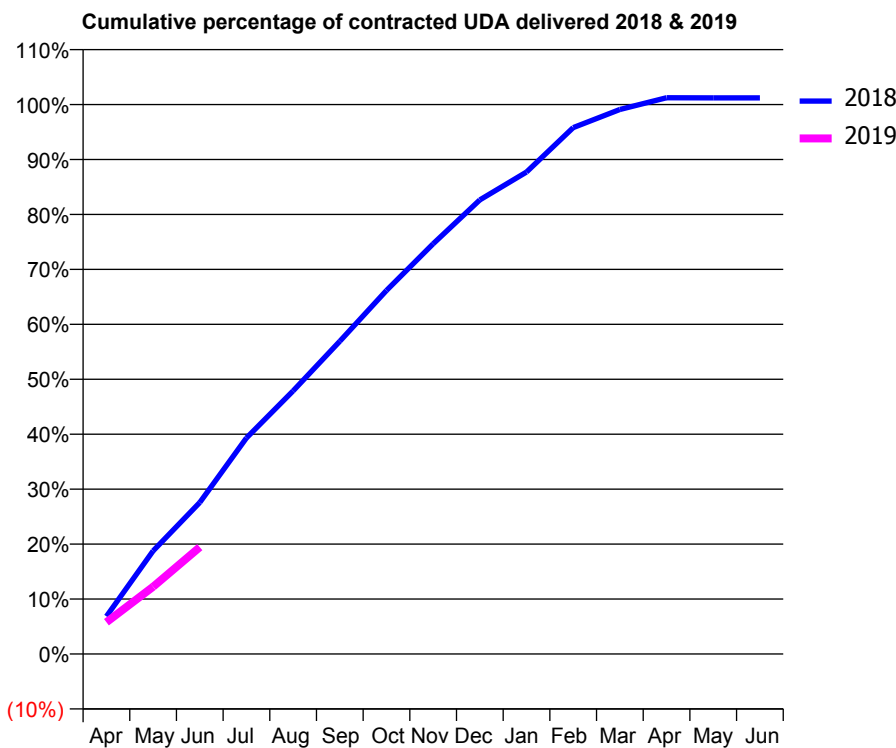
18/19 Contracted general activity (UDA)	8,335
Carry forward general activity (UDA)	0
18/19 Contracted orthodontic activity (UOA)	0
Carry forward orthodontic activity (UOA)	0
Baseline contract value	£215,939.80

### ACCESS\*

Patients seen in 24 months	Total	Change since previous quarter
Quarter ending June 2017	2,833	
Quarter ending September 2017	2,805	→
Quarter ending December 2017	2,758	↓
Quarter ending March 2018	2,670	↓
Quarter ending June 2018	2,660	→
<b>Variance since June 2017</b>	<b>(6.1%)</b>	<b>↓</b>



### ACTIVITY



Month	Adjusted Scheduled Activity (UDA)	
	2018	2019
April	571	482
May	1,565	1,020
June	2,298	1,620
July	3,278	
August	3,991	
September	4,744	
October	5,515	
November	6,222	
December	6,887	
January	7,312	
February	7,985	
March	8,260	
April	8,437	
May	8,436	
June	8,436	

### QUALITY

	Quantity	Base Number	Contract	LHB	Wales
% of FP17s for the same patient ID Re-attending within 3 months - Children	18	389	4.6%	9.7%	11.1%
% of FP17s for the same patient ID Re-attending within 3 months - Adults	100	717	13.9%	14.1%	15.5%
% of FP17s for the same patient ID Re-attending between 3 & 9 months - Children	277	389	71.2%	54.7%	59.2%
% of FP17s for the same patient ID Re-attending between 3 & 9 months - Adults	467	717	65.1%	52.2%	55.8%
% of FP17s for Band 1 Urgent Courses	66	1,013	6.5%	8.9%	8.7%
% of FP17s Relating to Free Repair or Replacements	10	1,013	1.0%	0.8%	0.7%
% of FP17s Relating to Continuations	2	1,013	0.2%	0.6%	0.7%
% of Patients satisfied with the dentistry they have received	2	2	N/A	95.2%	94.0%
% of Patients satisfied with the time they had to wait for an appointment	2	2	N/A	91.0%	88.5%

\* This is based on patients treated on this contract for their most recent course of treatment. Figures in italics indicate the base number of FP17s or Patient Questionnaire responses are less than 100. N/A is shown where the base number of responses is less than 10 during the period. % is calculated as Quantity/Base number\*100

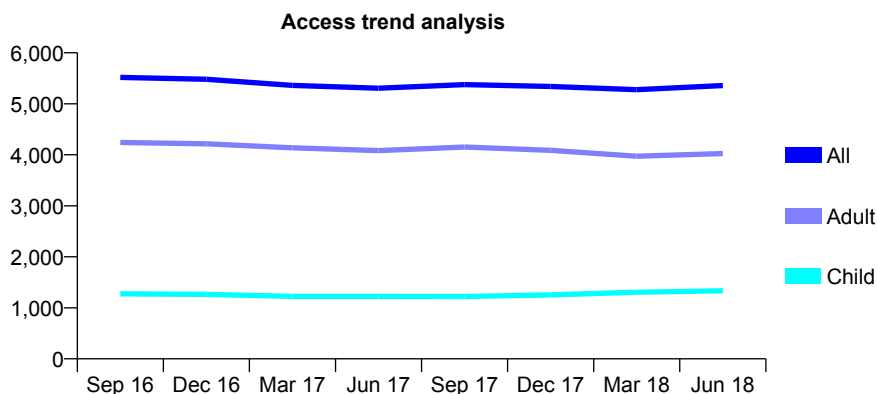
## 7A3 - Vital Signs At a Glance Contract Report for 125474/0001 - June 2018

Name or company name	Talbot Street Dental Surgery
Contract type name	GDS Contract
Purpose of contract	General
Contract start date	01/04/2014
Contract end date	

18/19 Contracted general activity (UDA)	15,259
Carry forward general activity (UDA)	0
18/19 Contracted orthodontic activity (UOA)	0
Carry forward orthodontic activity (UOA)	0
Baseline contract value	£340,563.66

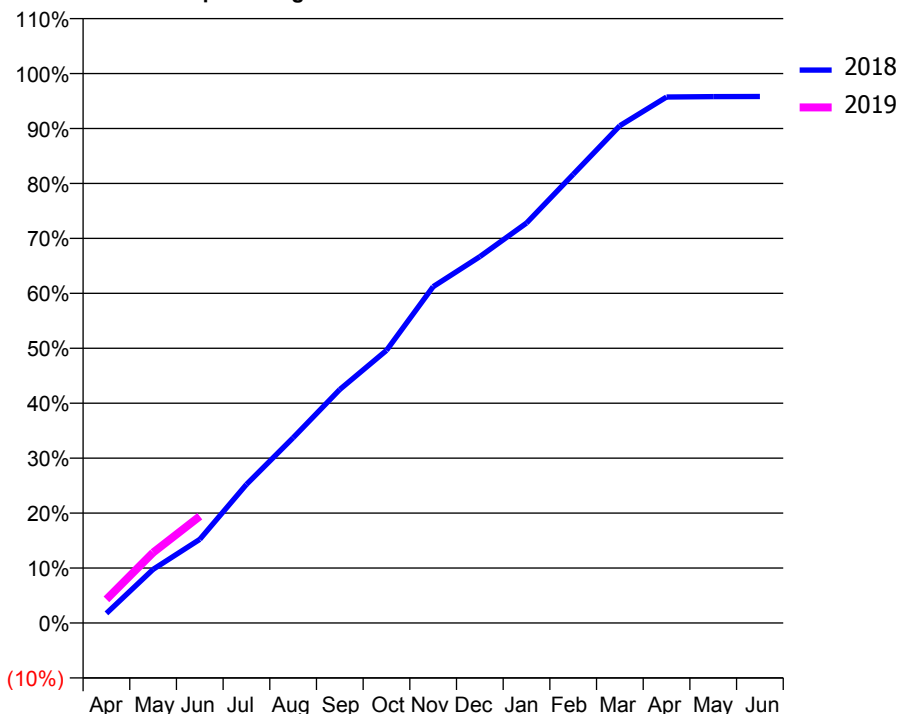
### ACCESS\*

Patients seen in 24 months	Total	Change since previous quarter
Quarter ending June 2017	5,307	
Quarter ending September 2017	5,376	→
Quarter ending December 2017	5,341	→
Quarter ending March 2018	5,278	↓
Quarter ending June 2018	5,358	→
<b>Variance since June 2017</b>	<b>1.0%</b>	<b>→</b>



### ACTIVITY

Cumulative percentage of contracted UDA delivered 2018 & 2019



Month	Adjusted Scheduled Activity (UDA)	
	2018	2019
April	269	658
May	1,489	1,958
June	2,325	2,964
July	3,847	
August	5,145	
September	6,487	
October	7,571	
November	9,339	
December	10,173	
January	11,106	
February	12,460	
March	13,811	
April	14,607	
May	14,619	
June	14,622	

### QUALITY

	Quantity	Base Number	Contract	LHB	Wales
% of FP17s for the same patient ID Re-attending within 3 months - Children	34	421	8.1%	9.7%	11.1%
% of FP17s for the same patient ID Re-attending within 3 months - Adults	167	1,402	11.9%	14.1%	15.5%
% of FP17s for the same patient ID Re-attending between 3 & 9 months - Children	194	421	46.1%	54.7%	59.2%
% of FP17s for the same patient ID Re-attending between 3 & 9 months - Adults	761	1,402	54.3%	52.2%	55.8%
% of FP17s for Band 1 Urgent Courses	119	1,538	7.7%	8.9%	8.7%
% of FP17s Relating to Free Repair or Replacements	10	1,538	0.7%	0.8%	0.7%
% of FP17s Relating to Continuations	24	1,538	1.6%	0.6%	0.7%
% of Patients satisfied with the dentistry they have received	12	12	100.0%	95.2%	94.0%
% of Patients satisfied with the time they had to wait for an appointment	12	12	100.0%	91.0%	88.5%

\* This is based on patients treated on this contract for their most recent course of treatment. Figures in italics indicate the base number of FP17s or Patient Questionnaire responses are less than 100. N/A is shown where the base number of responses is less than 10 during the period. % is calculated as Quantity/Base number\*100



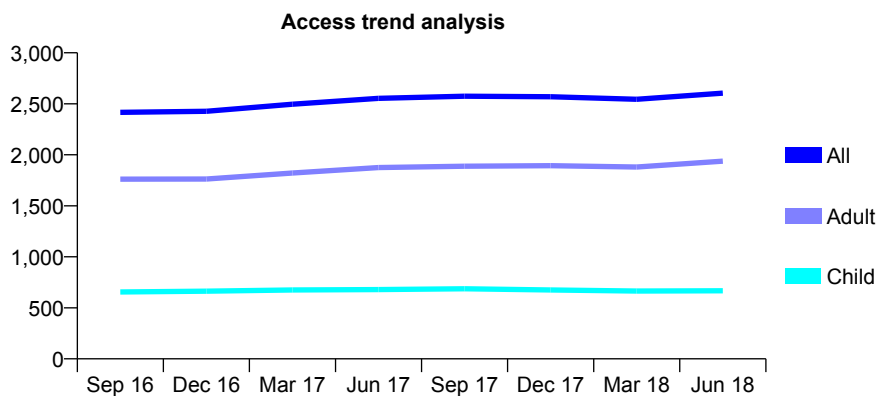
## 7A3 - Vital Signs At a Glance Contract Report for 127590/0001 - June 2018

Name or company name	Penclawdd Dental Practice
Contract type name	GDS Contract
Purpose of contract	General
Contract start date	01/01/2011
Contract end date	

18/19 Contracted general activity (UDA)	5,810
Carry forward general activity (UDA)	0
18/19 Contracted orthodontic activity (UOA)	0
Carry forward orthodontic activity (UOA)	0
Baseline contract value	£154,392.13

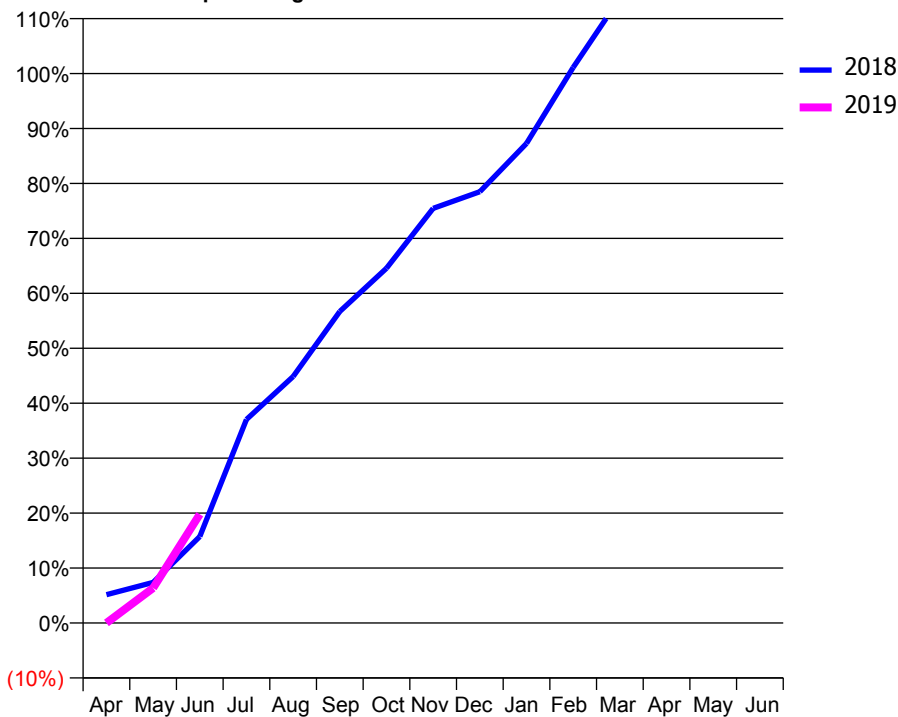
### ACCESS\*

Patients seen in 24 months	Total	Change since previous quarter
Quarter ending June 2017	2,554	
Quarter ending September 2017	2,575	→
Quarter ending December 2017	2,569	→
Quarter ending March 2018	2,545	→
Quarter ending June 2018	2,605	↑
<b>Variance since June 2017</b>	<b>2.0%</b>	<b>→</b>



### ACTIVITY

Cumulative percentage of contracted UDA delivered 2018 & 2019



Month	Adjusted Scheduled Activity (UDA)	
	2018	2019
April	300	0
May	429	371
June	914	1,149
July	2,153	
August	2,607	
September	3,294	
October	3,751	
November	4,384	
December	4,560	
January	5,071	
February	5,875	
March	6,605	
April	6,917	
May	7,252	
June	7,257	

### QUALITY

	Quantity	Base Number	Contract	LHB	Wales
% of FP17s for the same patient ID Re-attending within 3 months - Children	15	261	5.7%	9.7%	11.1%
% of FP17s for the same patient ID Re-attending within 3 months - Adults	97	703	13.8%	14.1%	15.5%
% of FP17s for the same patient ID Re-attending between 3 & 9 months - Children	132	261	50.6%	54.7%	59.2%
% of FP17s for the same patient ID Re-attending between 3 & 9 months - Adults	323	703	45.9%	52.2%	55.8%
% of FP17s for Band 1 Urgent Courses	146	704	20.7%	8.9%	8.7%
% of FP17s Relating to Free Repair or Replacements	9	704	1.3%	0.8%	0.7%
% of FP17s Relating to Continuations	0	704	0.0%	0.6%	0.7%
% of Patients satisfied with the dentistry they have received	7	7	N/A	95.2%	94.0%
% of Patients satisfied with the time they had to wait for an appointment	7	7	N/A	91.0%	88.5%

\* This is based on patients treated on this contract for their most recent course of treatment. Figures in italics indicate the base number of FP17s or Patient Questionnaire responses are less than 100. N/A is shown where the base number of responses is less than 10 during the period. % is calculated as Quantity/Base number\*100

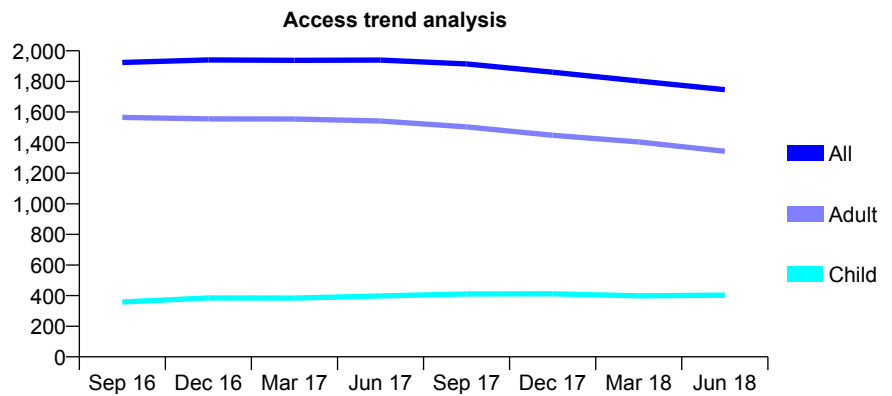
## 7A3 - Vital Signs At a Glance Contract Report for 128406/0001 - June 2018

Name or company name	Dr Philip Welch
Contract type name	GDS Contract
Purpose of contract	General
Contract start date	01/05/2012
Contract end date	

18/19 Contracted general activity (UDA)	6,869
Carry forward general activity (UDA)	0
18/19 Contracted orthodontic activity (UOA)	0
Carry forward orthodontic activity (UOA)	0
Baseline contract value	£179,102.73

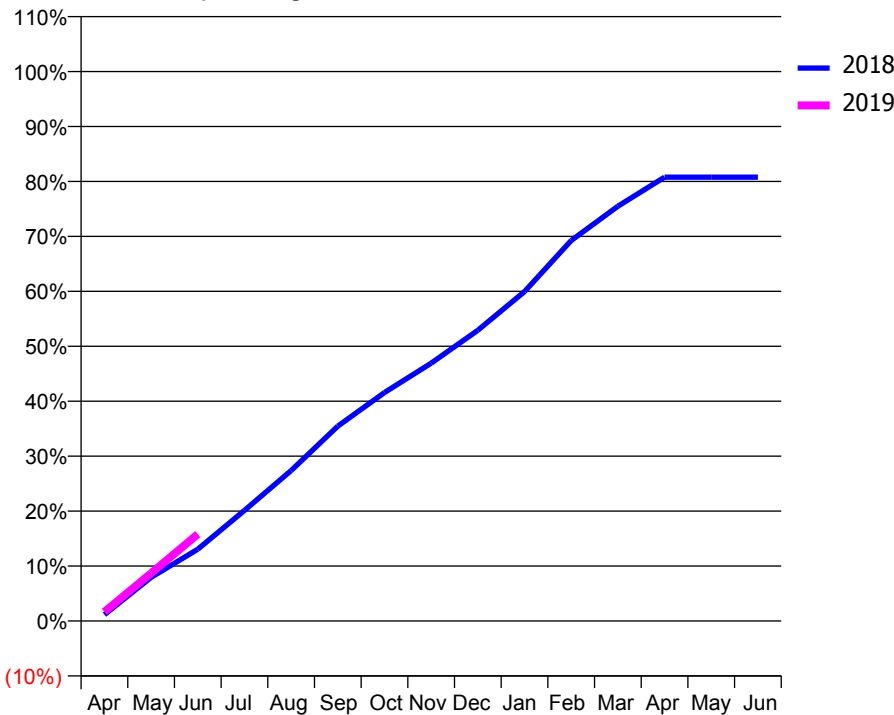
### ACCESS\*

Patients seen in 24 months	Total	Change since previous quarter
Quarter ending June 2017	1,939	
Quarter ending September 2017	1,914	↓
Quarter ending December 2017	1,860	↓
Quarter ending March 2018	1,803	↓
Quarter ending June 2018	1,746	↓
<b>Variance since June 2017</b>	<b>(10.0%)</b>	<b>↓</b>



### ACTIVITY

Cumulative percentage of contracted UDA delivered 2018 & 2019



Month	Adjusted Scheduled Activity (UDA)	
	2018	2019
April	80	114
May	545	597
June	898	1,087
July	1,383	
August	1,881	
September	2,436	
October	2,857	
November	3,223	
December	3,634	
January	4,118	
February	4,757	
March	5,185	
April	5,549	
May	5,549	
June	5,549	

### QUALITY

	Quantity	Base Number	Contract	LHB	Wales
% of FP17s for the same patient ID Re-attending within 3 months - Children	19	135	14.1%	9.7%	11.1%
% of FP17s for the same patient ID Re-attending within 3 months - Adults	87	556	15.6%	14.1%	15.5%
% of FP17s for the same patient ID Re-attending between 3 & 9 months - Children	63	135	46.7%	54.7%	59.2%
% of FP17s for the same patient ID Re-attending between 3 & 9 months - Adults	317	556	57.0%	52.2%	55.8%
% of FP17s for Band 1 Urgent Courses	93	502	18.5%	8.9%	8.7%
% of FP17s Relating to Free Repair or Replacements	4	502	0.8%	0.8%	0.7%
% of FP17s Relating to Continuations	1	502	0.2%	0.6%	0.7%
% of Patients satisfied with the dentistry they have received	5	5	N/A	95.2%	94.0%
% of Patients satisfied with the time they had to wait for an appointment	4	5	N/A	91.0%	88.5%

\* This is based on patients treated on this contract for their most recent course of treatment. Figures in italics indicate the base number of FP17s or Patient Questionnaire responses are less than 100. N/A is shown where the base number of responses is less than 10 during the period. % is calculated as Quantity/Base number\*100

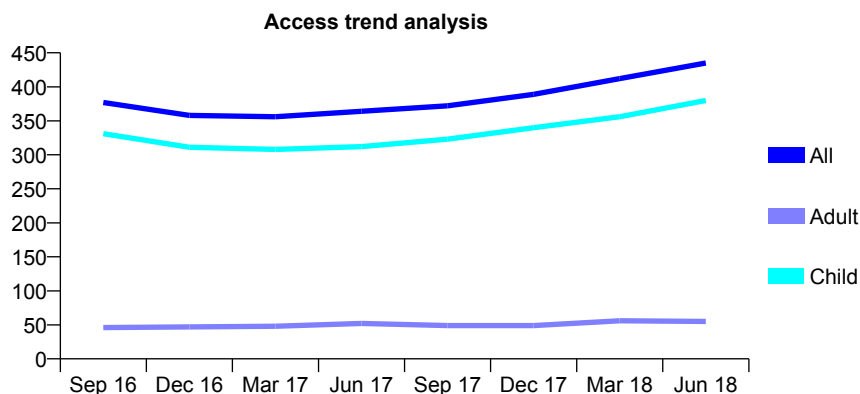
## 7A3 - Vital Signs At a Glance Contract Report for 136743/0001 - June 2018

Name or company name	Dr Webster & Dr Close
Contract type name	GDS Contract
Purpose of contract	General
Contract start date	07/06/2013
Contract end date	

18/19 Contracted general activity (UDA)	1,000
Carry forward general activity (UDA)	0
18/19 Contracted orthodontic activity (UOA)	0
Carry forward orthodontic activity (UOA)	0
Baseline contract value	£22,254.62

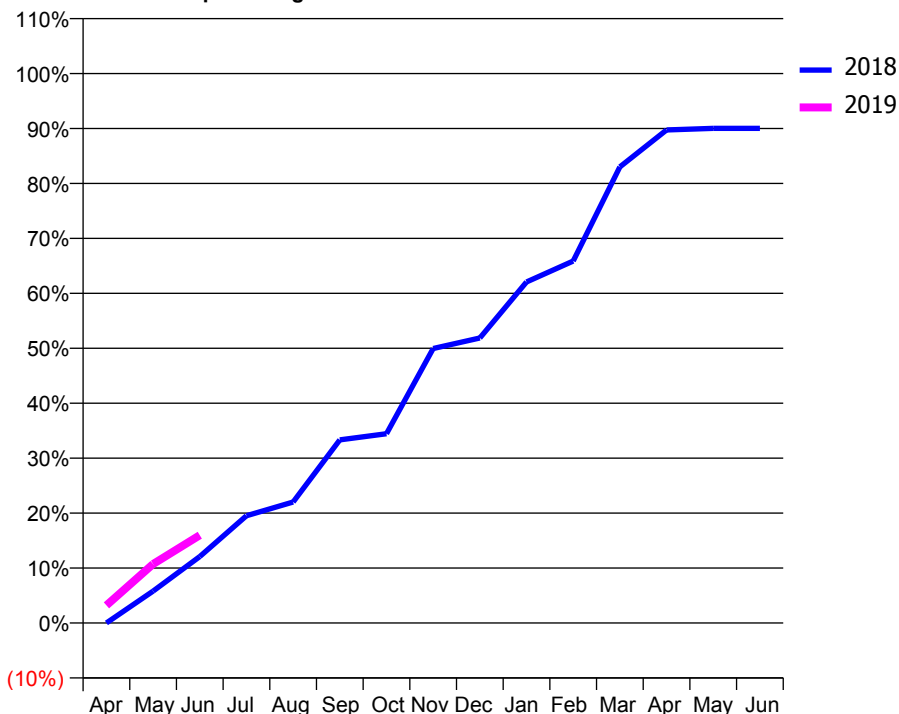
### ACCESS\*

Patients seen in 24 months	Total	Change since previous quarter
Quarter ending June 2017	364	
Quarter ending September 2017	372	↑
Quarter ending December 2017	389	↑
Quarter ending March 2018	412	↑
Quarter ending June 2018	435	↑
<b>Variance since June 2017</b>	<b>19.5%</b>	<b>↑</b>



### ACTIVITY

Cumulative percentage of contracted UDA delivered 2018 & 2019



Month	Adjusted Scheduled Activity (UDA)	
	2018	2019
April	0	32
May	58	107
June	121	160
July	195	
August	220	
September	333	
October	344	
November	500	
December	519	
January	621	
February	659	
March	830	
April	897	
May	900	
June	900	

### QUALITY

	Quantity	Base Number	Contract	LHB	Wales
% of FP17s for the same patient ID Re-attending within 3 months - Children	10	144	6.9%	9.7%	11.1%
% of FP17s for the same patient ID Re-attending within 3 months - Adults	0	7	0.0%	14.1%	15.5%
% of FP17s for the same patient ID Re-attending between 3 & 9 months - Children	72	144	50.0%	54.7%	59.2%
% of FP17s for the same patient ID Re-attending between 3 & 9 months - Adults	4	7	57.1%	52.2%	55.8%
% of FP17s for Band 1 Urgent Courses	4	105	3.8%	8.9%	8.7%
% of FP17s Relating to Free Repair or Replacements	0	105	0.0%	0.8%	0.7%
% of FP17s Relating to Continuations	0	105	0.0%	0.6%	0.7%
% of Patients satisfied with the dentistry they have received	0	0	N/A	95.2%	94.0%
% of Patients satisfied with the time they had to wait for an appointment	0	0	N/A	91.0%	88.5%

\* This is based on patients treated on this contract for their most recent course of treatment. Figures in italics indicate the base number of FP17s or Patient Questionnaire responses are less than 100. N/A is shown where the base number of responses is less than 10 during the period. % is calculated as Quantity/Base number\*100

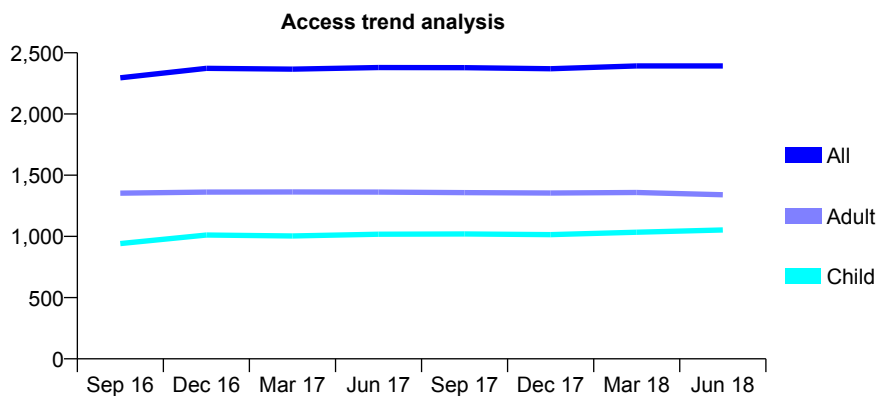
## 7A3 - Vital Signs At a Glance Contract Report for 142301/0001 - June 2018

Name or company name	Gower Healthcare Ltd
Contract type name	GDS Contract
Purpose of contract	General
Contract start date	01/04/2009
Contract end date	

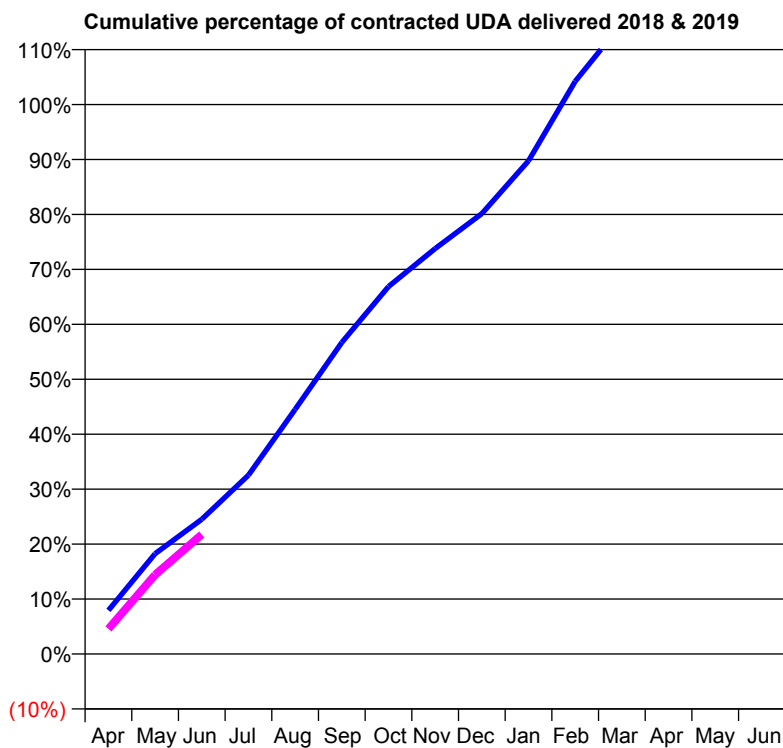
18/19 Contracted general activity (UDA)	7,500
Carry forward general activity (UDA)	0
18/19 Contracted orthodontic activity (UOA)	0
Carry forward orthodontic activity (UOA)	0
Baseline contract value	£171,951.07

### ACCESS\*

Patients seen in 24 months	Total	Change since previous quarter
Quarter ending June 2017	2,380	
Quarter ending September 2017	2,378	→
Quarter ending December 2017	2,370	→
Quarter ending March 2018	2,393	→
Quarter ending June 2018	2,393	→
<b>Variance since June 2017</b>	<b>0.5%</b>	<b>→</b>



### ACTIVITY



Month	Adjusted Scheduled Activity (UDA)	
	2018	2019
April	597	343
May	1,370	1,082
June	1,838	1,632
July	2,441	
August	3,339	
September	4,253	
October	5,016	
November	5,534	
December	6,010	
January	6,731	
February	7,816	
March	8,603	
April	8,948	
May	8,936	
June	8,941	

### QUALITY

	Quantity	Base Number	Contract	LHB	Wales
% of FP17s for the same patient ID Re-attending within 3 months - Children	24	377	6.4%	9.7%	11.1%
% of FP17s for the same patient ID Re-attending within 3 months - Adults	98	460	21.3%	14.1%	15.5%
% of FP17s for the same patient ID Re-attending between 3 & 9 months - Children	263	377	69.8%	54.7%	59.2%
% of FP17s for the same patient ID Re-attending between 3 & 9 months - Adults	258	460	56.1%	52.2%	55.8%
% of FP17s for Band 1 Urgent Courses	37	693	5.3%	8.9%	8.7%
% of FP17s Relating to Free Repair or Replacements	0	693	0.0%	0.8%	0.7%
% of FP17s Relating to Continuations	0	693	0.0%	0.6%	0.7%
% of Patients satisfied with the dentistry they have received	6	6	N/A	95.2%	94.0%
% of Patients satisfied with the time they had to wait for an appointment	6	6	N/A	91.0%	88.5%

\* This is based on patients treated on this contract for their most recent course of treatment. Figures in italics indicate the base number of FP17s or Patient Questionnaire responses are less than 100. N/A is shown where the base number of responses is less than 10 during the period. % is calculated as Quantity/Base number\*100

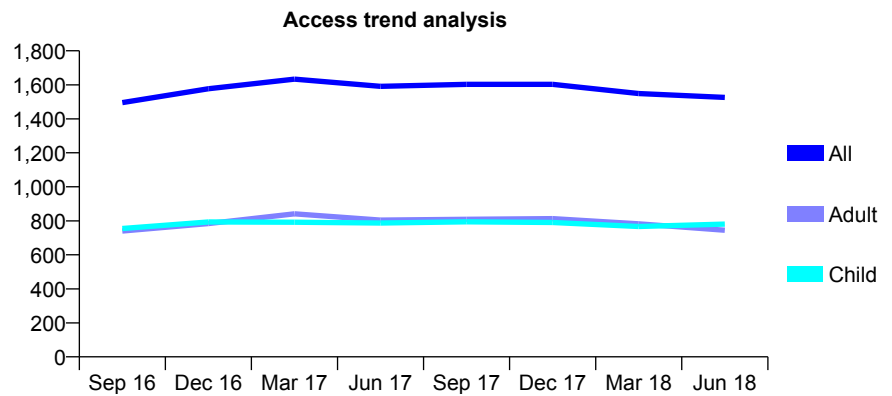
## 7A3 - Vital Signs At a Glance Contract Report for 143200/0001 - June 2018

Name or company name	Rhys Griffiths Ltd
Contract type name	GDS Contract
Purpose of contract	General
Contract start date	01/04/2015
Contract end date	

18/19 Contracted general activity (UDA)	5,144
Carry forward general activity (UDA)	0
18/19 Contracted orthodontic activity (UOA)	0
Carry forward orthodontic activity (UOA)	0
Baseline contract value	£126,538.28

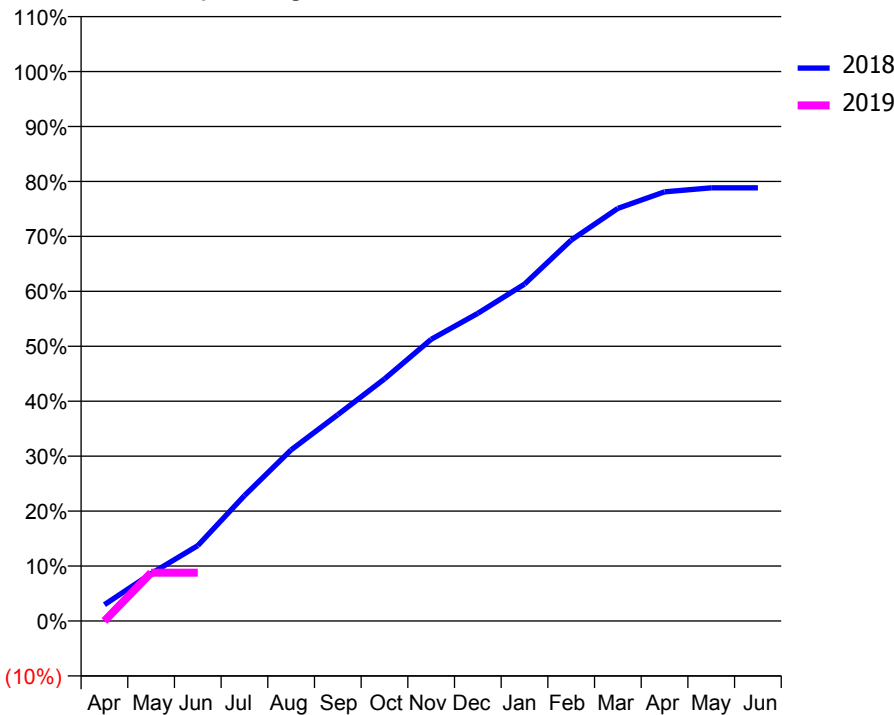
### ACCESS\*

Patients seen in 24 months	Total	Change since previous quarter
Quarter ending June 2017	1,591	
Quarter ending September 2017	1,603	→
Quarter ending December 2017	1,603	→
Quarter ending March 2018	1,549	↓
Quarter ending June 2018	1,526	↓
<b>Variance since June 2017</b>	<b>(4.1%)</b>	<b>↓</b>



### ACTIVITY

Cumulative percentage of contracted UDA delivered 2018 & 2019



Month	Adjusted Scheduled Activity (UDA)	
	2018	2019
April	153	0
May	443	453
June	706	453
July	1,174	
August	1,602	
September	1,932	
October	2,266	
November	2,637	
December	2,881	
January	3,153	
February	3,566	
March	3,862	
April	4,018	
May	4,055	
June	4,055	

### QUALITY

	Quantity	Base Number	Contract	LHB	Wales
% of FP17s for the same patient ID Re-attending within 3 months - Children	14	189	7.4%	9.7%	11.1%
% of FP17s for the same patient ID Re-attending within 3 months - Adults	38	148	25.7%	14.1%	15.5%
% of FP17s for the same patient ID Re-attending between 3 & 9 months - Children	107	189	56.6%	54.7%	59.2%
% of FP17s for the same patient ID Re-attending between 3 & 9 months - Adults	71	148	48.0%	52.2%	55.8%
% of FP17s for Band 1 Urgent Courses	28	253	11.1%	8.9%	8.7%
% of FP17s Relating to Free Repair or Replacements	0	253	0.0%	0.8%	0.7%
% of FP17s Relating to Continuations	1	253	0.4%	0.6%	0.7%
% of Patients satisfied with the dentistry they have received	9	9	N/A	95.2%	94.0%
% of Patients satisfied with the time they had to wait for an appointment	9	9	N/A	91.0%	88.5%

\* This is based on patients treated on this contract for their most recent course of treatment. Figures in italics indicate the base number of FP17s or Patient Questionnaire responses are less than 100. N/A is shown where the base number of responses is less than 10 during the period. % is calculated as Quantity/Base number\*100

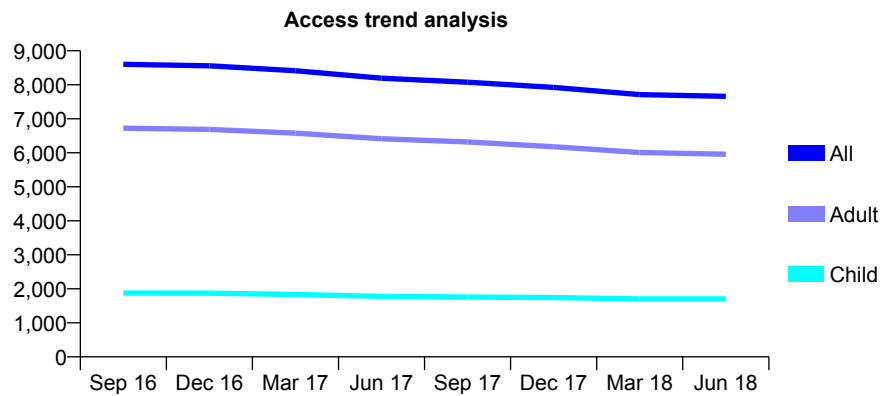
## 7A3 - Vital Signs At a Glance Contract Report for 145610/0001 - June 2018

Name or company name	Beynons Dental Surgery
Contract type name	GDS Contract
Purpose of contract	General
Contract start date	01/04/2009
Contract end date	

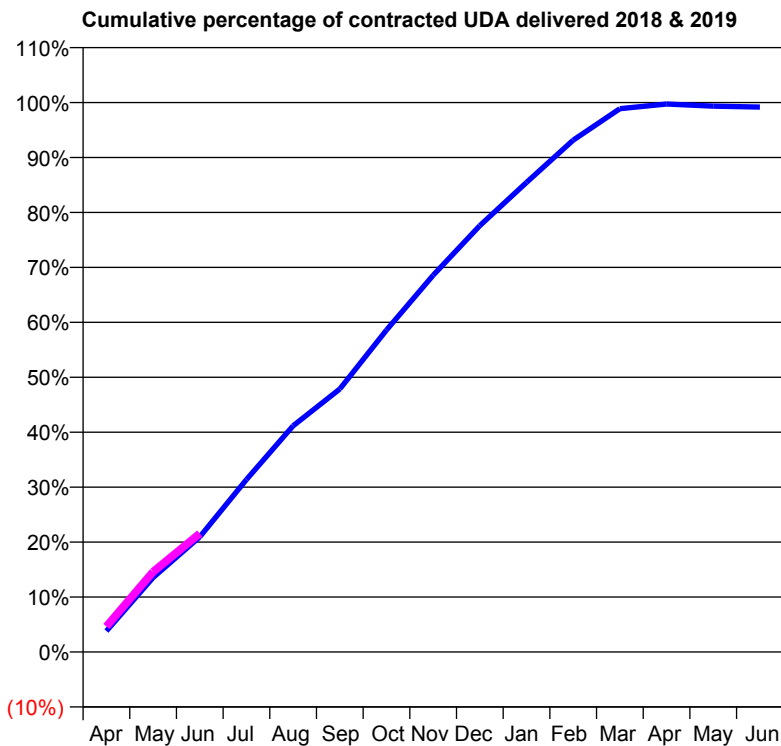
18/19 Contracted general activity (UDA)	24,396
Carry forward general activity (UDA)	0
18/19 Contracted orthodontic activity (UOA)	0
Carry forward orthodontic activity (UOA)	0
Baseline contract value	£553,876.45

### ACCESS\*

Patients seen in 24 months	Total	Change since previous quarter
Quarter ending June 2017	8,193	
Quarter ending September 2017	8,078	↓
Quarter ending December 2017	7,923	↓
Quarter ending March 2018	7,713	↓
Quarter ending June 2018	7,661	→
<b>Variance since June 2017</b>	<b>(6.5%)</b>	<b>↓</b>



### ACTIVITY



Month	Adjusted Scheduled Activity (UDA)	
	2018	2019
April	934	1,135
May	3,307	3,560
June	5,112	5,262
July	7,659	
August	10,042	
September	11,680	
October	14,294	
November	16,727	
December	18,927	
January	20,849	
February	22,726	
March	24,119	
April	24,327	
May	24,234	
June	24,194	

### QUALITY

	Quantity	Base Number	Contract	LHB	Wales
% of FP17s for the same patient ID Re-attending within 3 months - Children	35	633	5.5%	9.7%	11.1%
% of FP17s for the same patient ID Re-attending within 3 months - Adults	215	2,285	9.4%	14.1%	15.5%
% of FP17s for the same patient ID Re-attending between 3 & 9 months - Children	410	633	64.8%	54.7%	59.2%
% of FP17s for the same patient ID Re-attending between 3 & 9 months - Adults	1,566	2,285	68.5%	52.2%	55.8%
% of FP17s for Band 1 Urgent Courses	187	2,748	6.8%	8.9%	8.7%
% of FP17s Relating to Free Repair or Replacements	29	2,748	1.1%	0.8%	0.7%
% of FP17s Relating to Continuations	1	2,748	0.0%	0.6%	0.7%
% of Patients satisfied with the dentistry they have received	27	27	100.0%	95.2%	94.0%
% of Patients satisfied with the time they had to wait for an appointment	24	27	88.9%	91.0%	88.5%

\* This is based on patients treated on this contract for their most recent course of treatment. Figures in italics indicate the base number of FP17s or Patient Questionnaire responses are less than 100. N/A is shown where the base number of responses is less than 10 during the period. % is calculated as Quantity/Base number\*100

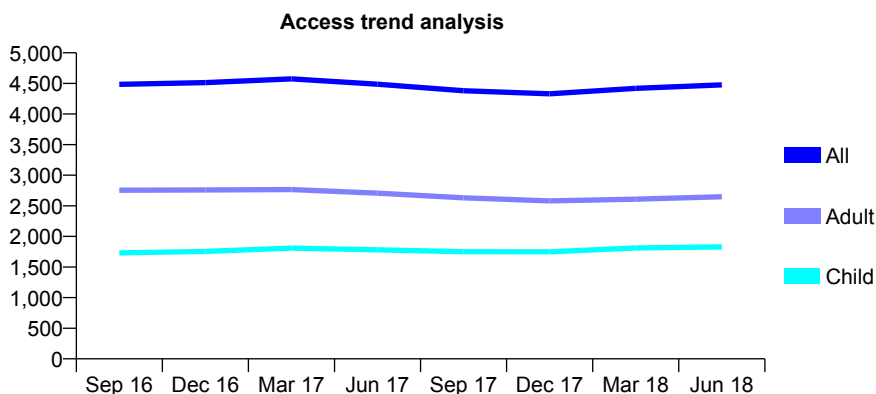
## 7A3 - Vital Signs At a Glance Contract Report for 147427/0001 - June 2018

Name or company name	Manor Road Dental Practice Limited
Contract type name	GDS Contract
Purpose of contract	General
Contract start date	01/08/2009
Contract end date	

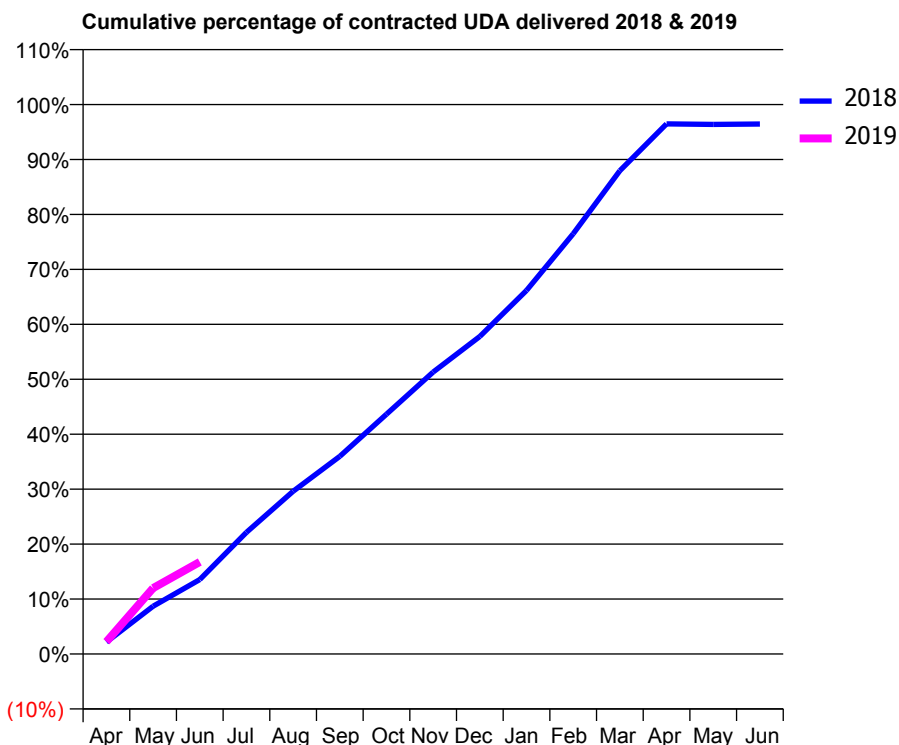
18/19 Contracted general activity (UDA)	11,252
Carry forward general activity (UDA)	0
18/19 Contracted orthodontic activity (UOA)	0
Carry forward orthodontic activity (UOA)	0
Baseline contract value	£282,871.33

### ACCESS\*

Patients seen in 24 months	Total	Change since previous quarter
Quarter ending June 2017	4,488	
Quarter ending September 2017	4,380	↓
Quarter ending December 2017	4,329	↓
Quarter ending March 2018	4,419	↑
Quarter ending June 2018	4,477	→
<b>Variance since June 2017</b>	<b>(0.2%)</b>	<b>→</b>



### ACTIVITY



Month	Adjusted Scheduled Activity (UDA)	
	2018	2019
April	245	254
May	979	1,349
June	1,524	1,886
July	2,492	
August	3,334	
September	4,049	
October	4,910	
November	5,775	
December	6,503	
January	7,445	
February	8,604	
March	9,898	
April	10,856	
May	10,844	
June	10,851	

### QUALITY

	Quantity	Base Number	Contract	LHB	Wales
% of FP17s for the same patient ID Re-attending within 3 months - Children	52	610	8.5%	9.7%	11.1%
% of FP17s for the same patient ID Re-attending within 3 months - Adults	125	692	18.1%	14.1%	15.5%
% of FP17s for the same patient ID Re-attending between 3 & 9 months - Children	233	610	38.2%	54.7%	59.2%
% of FP17s for the same patient ID Re-attending between 3 & 9 months - Adults	179	692	25.9%	52.2%	55.8%
% of FP17s for Band 1 Urgent Courses	202	880	23.0%	8.9%	8.7%
% of FP17s Relating to Free Repair or Replacements	0	880	0.0%	0.8%	0.7%
% of FP17s Relating to Continuations	3	880	0.3%	0.6%	0.7%
% of Patients satisfied with the dentistry they have received	5	6	N/A	95.2%	94.0%
% of Patients satisfied with the time they had to wait for an appointment	5	6	N/A	91.0%	88.5%

\* This is based on patients treated on this contract for their most recent course of treatment. Figures in italics indicate the base number of FP17s or Patient Questionnaire responses are less than 100. N/A is shown where the base number of responses is less than 10 during the period. % is calculated as Quantity/Base number\*100

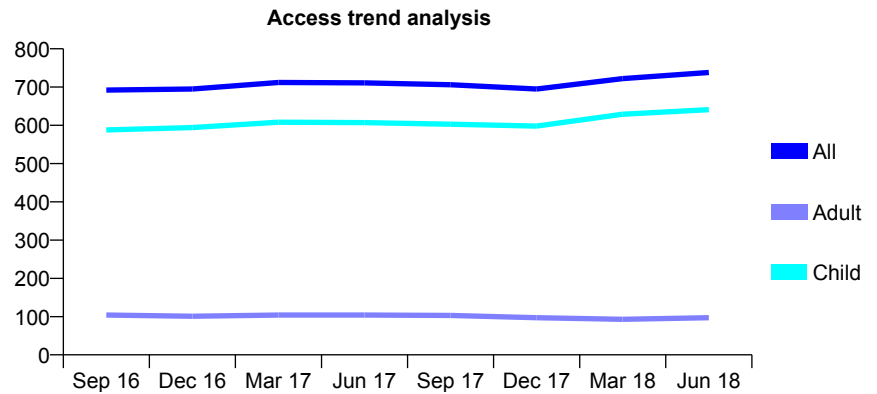
## 7A3 - Vital Signs At a Glance Contract Report for 147540/0001 - June 2018

Name or company name	Marsh Dental Surgery
Contract type name	GDS Contract
Purpose of contract	General
Contract start date	01/04/2006
Contract end date	

18/19 Contracted general activity (UDA)	2,000
Carry forward general activity (UDA)	0
18/19 Contracted orthodontic activity (UOA)	0
Carry forward orthodontic activity (UOA)	0
Baseline contract value	£46,000.00

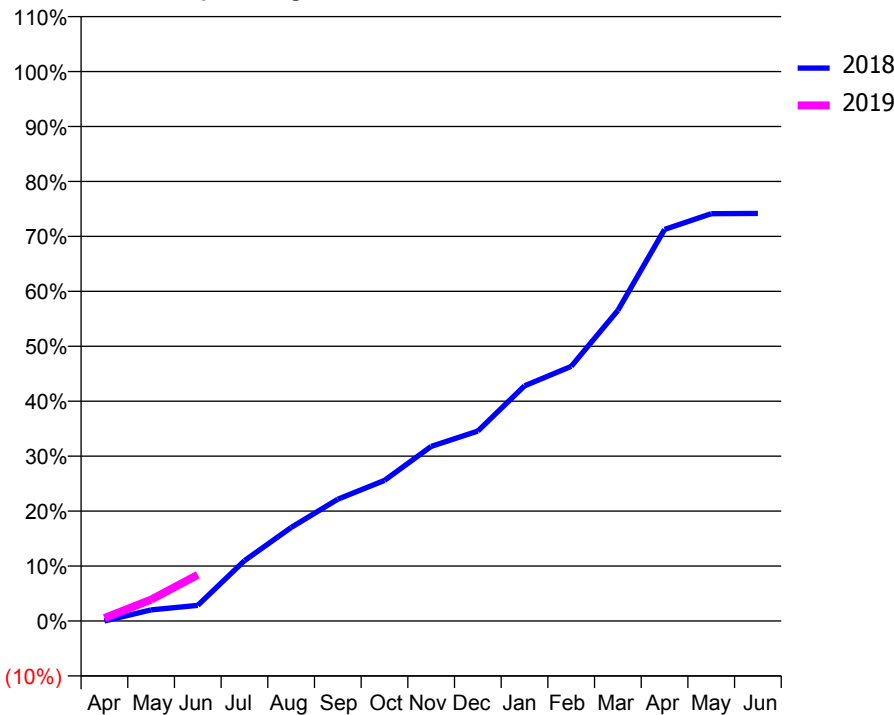
### ACCESS\*

Patients seen in 24 months	Total	Change since previous quarter
Quarter ending June 2017	711	
Quarter ending September 2017	706	→
Quarter ending December 2017	695	↓
Quarter ending March 2018	722	↑
Quarter ending June 2018	738	↑
<b>Variance since June 2017</b>	<b>3.8%</b>	<b>↑</b>



### ACTIVITY

Cumulative percentage of contracted UDA delivered 2018 & 2019



Month	Adjusted Scheduled Activity (UDA)	
	2018	2019
April	0	11
May	37	78
June	52	168
July	200	
August	311	
September	405	
October	467	
November	580	
December	631	
January	781	
February	846	
March	1,032	
April	1,300	
May	1,353	
June	1,354	

### QUALITY

	Quantity	Base Number	Contract	LHB	Wales
% of FP17s for the same patient ID Re-attending within 3 months - Children	26	248	10.5%	9.7%	11.1%
% of FP17s for the same patient ID Re-attending within 3 months - Adults	2	19	10.5%	14.1%	15.5%
% of FP17s for the same patient ID Re-attending between 3 & 9 months - Children	93	248	37.5%	54.7%	59.2%
% of FP17s for the same patient ID Re-attending between 3 & 9 months - Adults	8	19	42.1%	52.2%	55.8%
% of FP17s for Band 1 Urgent Courses	6	95	6.3%	8.9%	8.7%
% of FP17s Relating to Free Repair or Replacements	0	95	0.0%	0.8%	0.7%
% of FP17s Relating to Continuations	0	95	0.0%	0.6%	0.7%
% of Patients satisfied with the dentistry they have received	0	0	N/A	95.2%	94.0%
% of Patients satisfied with the time they had to wait for an appointment	0	0	N/A	91.0%	88.5%

\* This is based on patients treated on this contract for their most recent course of treatment. Figures in italics indicate the base number of FP17s or Patient Questionnaire responses are less than 100. N/A is shown where the base number of responses is less than 10 during the period. % is calculated as Quantity/Base number\*100



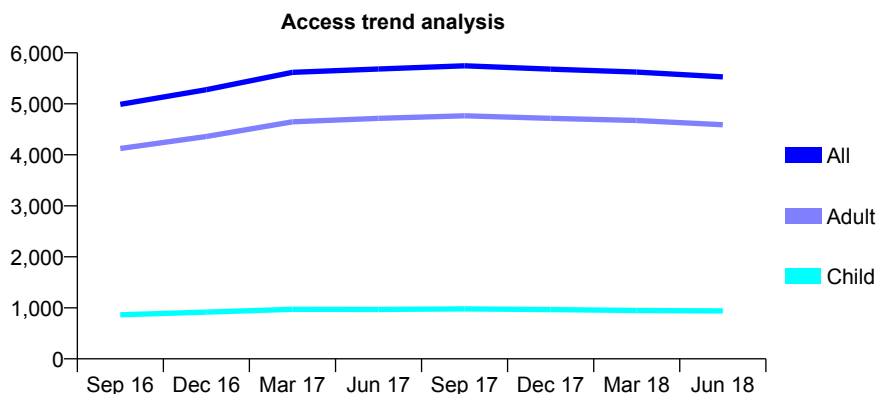
## 7A3 - Vital Signs At a Glance Contract Report for 148830/0001 - June 2018

Name or company name	United Dental Ltd
Contract type name	GDS Contract
Purpose of contract	General
Contract start date	01/04/2006
Contract end date	

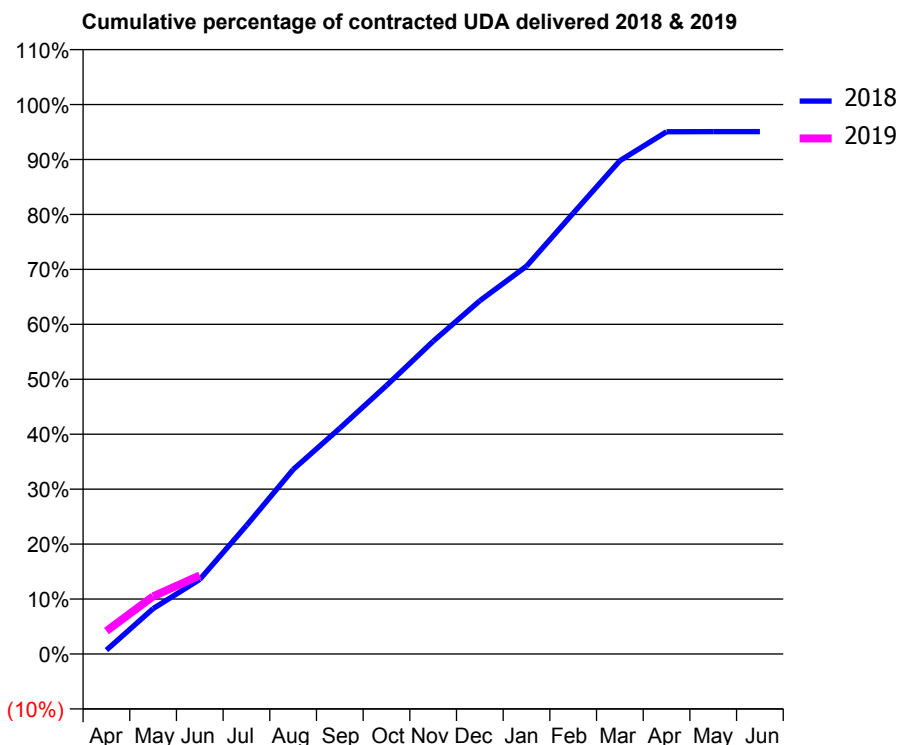
18/19 Contracted general activity (UDA)	16,210
Carry forward general activity (UDA)	0
18/19 Contracted orthodontic activity (UOA)	0
Carry forward orthodontic activity (UOA)	0
Baseline contract value	£383,112.64

### ACCESS\*

Patients seen in 24 months	Total	Change since previous quarter
Quarter ending June 2017	5,682	
Quarter ending September 2017	5,746	→
Quarter ending December 2017	5,681	↓
Quarter ending March 2018	5,623	↓
Quarter ending June 2018	5,529	↓
<b>Variance since June 2017</b>	<b>(2.7%)</b>	<b>↓</b>



### ACTIVITY



Month	Adjusted Scheduled Activity (UDA)	
	2018	2019
April	117	680
May	1,340	1,702
June	2,200	2,317
July	3,792	
August	5,444	
September	6,661	
October	7,921	
November	9,227	
December	10,421	
January	11,442	
February	13,004	
March	14,554	
April	15,407	
May	15,409	
June	15,409	

### QUALITY

	Quantity	Base Number	Contract	LHB	Wales
% of FP17s for the same patient ID Re-attending within 3 months - Children	14	286	4.9%	9.7%	11.1%
% of FP17s for the same patient ID Re-attending within 3 months - Adults	169	1,297	13.0%	14.1%	15.5%
% of FP17s for the same patient ID Re-attending between 3 & 9 months - Children	138	286	48.3%	54.7%	59.2%
% of FP17s for the same patient ID Re-attending between 3 & 9 months - Adults	548	1,297	42.3%	52.2%	55.8%
% of FP17s for Band 1 Urgent Courses	95	1,273	7.5%	8.9%	8.7%
% of FP17s Relating to Free Repair or Replacements	15	1,273	1.2%	0.8%	0.7%
% of FP17s Relating to Continuations	9	1,273	0.7%	0.6%	0.7%
% of Patients satisfied with the dentistry they have received	19	19	100.0%	95.2%	94.0%
% of Patients satisfied with the time they had to wait for an appointment	19	19	100.0%	91.0%	88.5%

\* This is based on patients treated on this contract for their most recent course of treatment. Figures in italics indicate the base number of FP17s or Patient Questionnaire responses are less than 100. N/A is shown where the base number of responses is less than 10 during the period. % is calculated as Quantity/Base number\*100

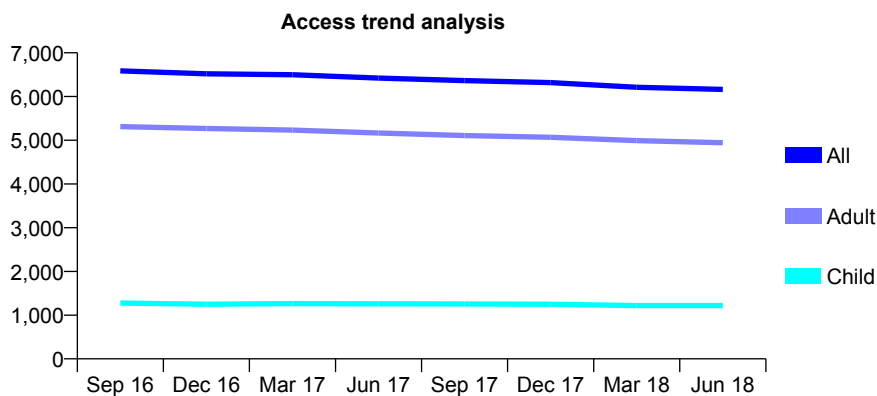
## 7A3 - Vital Signs At a Glance Contract Report for 150215/0001 - June 2018

Name or company name	T Metcalfe
Contract type name	GDS Contract
Purpose of contract	General
Contract start date	01/04/2014
Contract end date	

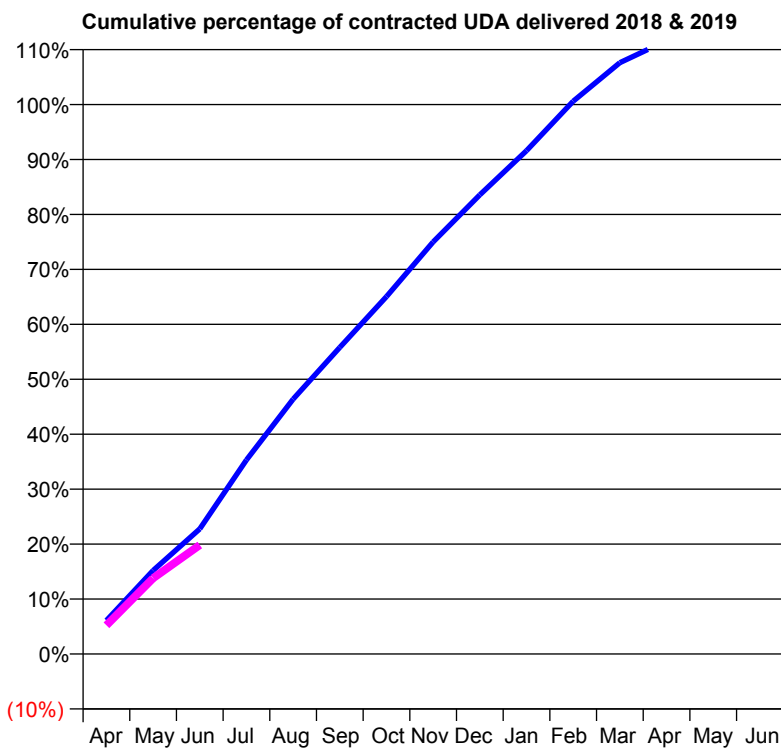
18/19 Contracted general activity (UDA)	16,447
Carry forward general activity (UDA)	0
18/19 Contracted orthodontic activity (UOA)	0
Carry forward orthodontic activity (UOA)	0
Baseline contract value	£383,333.01

### ACCESS\*

Patients seen in 24 months	Total	Change since previous quarter
Quarter ending June 2017	6,423	
Quarter ending September 2017	6,364	→
Quarter ending December 2017	6,317	→
Quarter ending March 2018	6,212	↓
Quarter ending June 2018	6,162	→
<b>Variance since June 2017</b>	<b>(4.1%)</b>	<b>↓</b>



### ACTIVITY



Month	Adjusted Scheduled Activity (UDA)	
	2018	2019
April	1,002	858
May	2,499	2,270
June	3,748	3,263
July	5,809	
August	7,628	
September	9,178	
October	10,697	
November	12,334	
December	13,742	
January	15,063	
February	16,545	
March	17,701	
April	18,358	
May	18,407	
June	18,413	

### QUALITY

	Quantity	Base Number	Contract	LHB	Wales
% of FP17s for the same patient ID Re-attending within 3 months - Children	16	386	4.1%	9.7%	11.1%
% of FP17s for the same patient ID Re-attending within 3 months - Adults	186	1,673	11.1%	14.1%	15.5%
% of FP17s for the same patient ID Re-attending between 3 & 9 months - Children	216	386	56.0%	54.7%	59.2%
% of FP17s for the same patient ID Re-attending between 3 & 9 months - Adults	1,016	1,673	60.7%	52.2%	55.8%
% of FP17s for Band 1 Urgent Courses	114	1,717	6.6%	8.9%	8.7%
% of FP17s Relating to Free Repair or Replacements	10	1,717	0.6%	0.8%	0.7%
% of FP17s Relating to Continuations	8	1,717	0.5%	0.6%	0.7%
% of Patients satisfied with the dentistry they have received	41	41	100.0%	95.2%	94.0%
% of Patients satisfied with the time they had to wait for an appointment	38	41	92.7%	91.0%	88.5%

\* This is based on patients treated on this contract for their most recent course of treatment. Figures in italics indicate the base number of FP17s or Patient Questionnaire responses are less than 100. N/A is shown where the base number of responses is less than 10 during the period. % is calculated as Quantity/Base number\*100

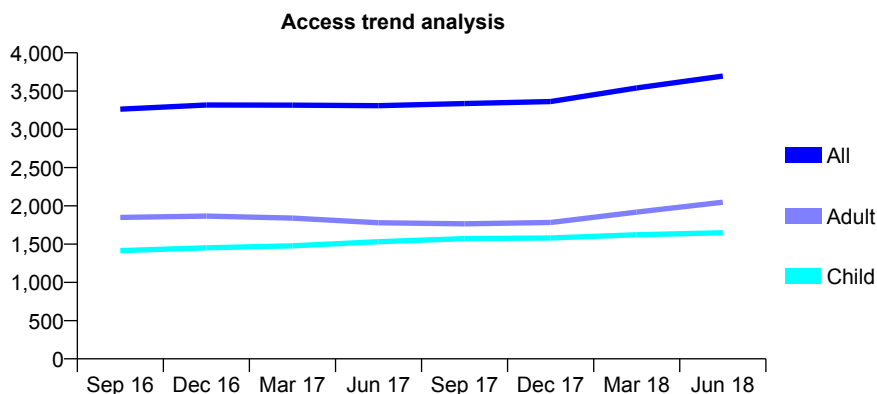
## 7A3 - Vital Signs At a Glance Contract Report for 152501/0001 - June 2018

Name or company name	Gower Healthcare Limited
Contract type name	GDS Contract
Purpose of contract	General and Orthodontic
Contract start date	01/04/2010
Contract end date	

18/19 Contracted general activity (UDA)	13,307
Carry forward general activity (UDA)	0
18/19 Contracted orthodontic activity (UOA)	8
Carry forward orthodontic activity (UOA)	0
Baseline contract value	£305,091.12

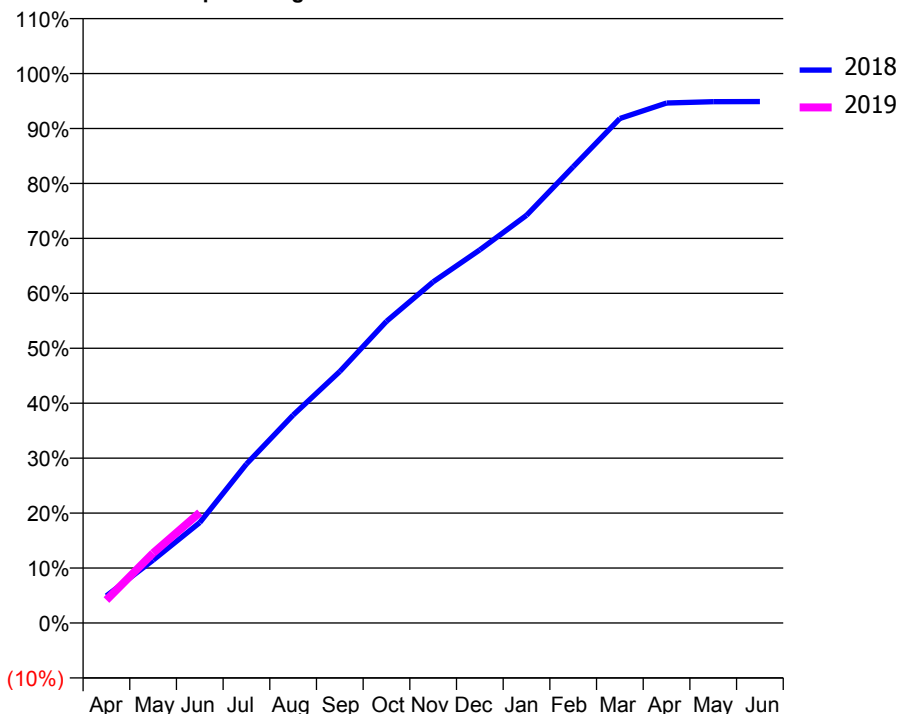
### ACCESS\*

Patients seen in 24 months	Total	Change since previous quarter
Quarter ending June 2017	3,309	
Quarter ending September 2017	3,336	→
Quarter ending December 2017	3,363	→
Quarter ending March 2018	3,540	↑
Quarter ending June 2018	3,695	↑
<b>Variance since June 2017</b>	<b>11.7%</b>	<b>↑</b>



### ACTIVITY

Cumulative percentage of contracted UDA delivered 2018 & 2019



Month	Adjusted Scheduled Activity (UDA)	
	2018	2019
April	657	558
May	1,522	1,693
June	2,434	2,677
July	3,851	
August	5,035	
September	6,093	
October	7,307	
November	8,263	
December	9,037	
January	9,872	
February	11,048	
March	12,217	
April	12,591	
May	12,623	
June	12,628	

### QUALITY

	Quantity	Base Number	Contract	LHB	Wales
% of FP17s for the same patient ID Re-attending within 3 months - Children	47	675	7.0%	9.7%	11.1%
% of FP17s for the same patient ID Re-attending within 3 months - Adults	124	798	15.5%	14.1%	15.5%
% of FP17s for the same patient ID Re-attending between 3 & 9 months - Children	443	675	65.6%	54.7%	59.2%
% of FP17s for the same patient ID Re-attending between 3 & 9 months - Adults	406	798	50.9%	52.2%	55.8%
% of FP17s for Band 1 Urgent Courses	100	1,274	7.8%	8.9%	8.7%
% of FP17s Relating to Free Repair or Replacements	7	1,274	0.5%	0.8%	0.7%
% of FP17s Relating to Continuations	21	1,274	1.6%	0.6%	0.7%
% of Patients satisfied with the dentistry they have received	9	10	90.0%	95.2%	94.0%
% of Patients satisfied with the time they had to wait for an appointment	10	10	100.0%	91.0%	88.5%

\* This is based on patients treated on this contract for their most recent course of treatment. Figures in italics indicate the base number of FP17s or Patient Questionnaire responses are less than 100. N/A is shown where the base number of responses is less than 10 during the period. % is calculated as Quantity/Base number\*100

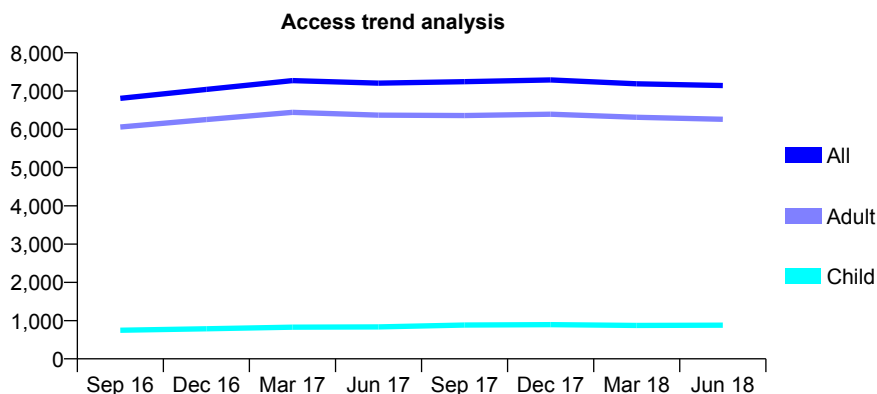
## 7A3 - Vital Signs At a Glance Contract Report for 155721/0001 - June 2018

Name or company name	University Dental Care
Contract type name	GDS Contract
Purpose of contract	General
Contract start date	01/04/2012
Contract end date	

18/19 Contracted general activity (UDA)	15,442
Carry forward general activity (UDA)	0
18/19 Contracted orthodontic activity (UOA)	0
Carry forward orthodontic activity (UOA)	0
Baseline contract value	£437,045.78

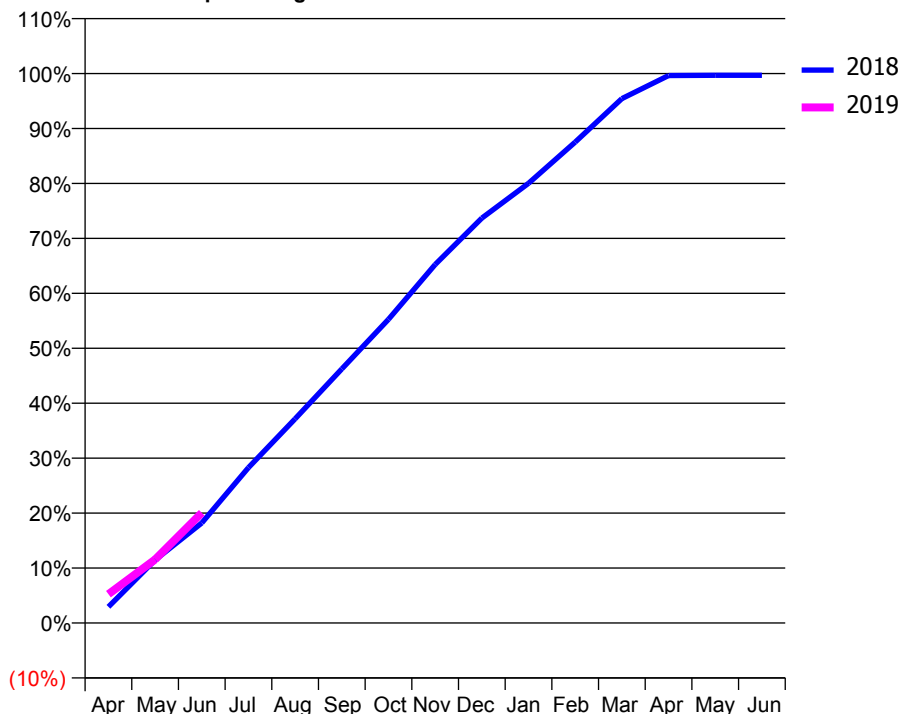
### ACCESS\*

Patients seen in 24 months	Total	Change since previous quarter
Quarter ending June 2017	7,207	
Quarter ending September 2017	7,244	→
Quarter ending December 2017	7,289	→
Quarter ending March 2018	7,188	↓
Quarter ending June 2018	7,144	→
<b>Variance since June 2017</b>	<b>(0.9%)</b>	→



### ACTIVITY

Cumulative percentage of contracted UDA delivered 2018 & 2019



Adjusted Scheduled Activity (UDA)

Month	2018	2019
April	454	812
May	1,772	1,784
June	2,814	3,098
July	4,369	
August	5,740	
September	7,141	
October	8,533	
November	10,075	
December	11,377	
January	12,357	
February	13,516	
March	14,735	
April	15,386	
May	15,391	
June	15,393	

### QUALITY

	Quantity	Base Number	Contract	LHB	Wales
% of FP17s for the same patient ID Re-attending within 3 months - Children	19	312	6.1%	9.7%	11.1%
% of FP17s for the same patient ID Re-attending within 3 months - Adults	259	1,771	14.6%	14.1%	15.5%
% of FP17s for the same patient ID Re-attending between 3 & 9 months - Children	171	312	54.8%	54.7%	59.2%
% of FP17s for the same patient ID Re-attending between 3 & 9 months - Adults	934	1,771	52.7%	52.2%	55.8%
% of FP17s for Band 1 Urgent Courses	188	1,748	10.8%	8.9%	8.7%
% of FP17s Relating to Free Repair or Replacements	26	1,748	1.5%	0.8%	0.7%
% of FP17s Relating to Continuations	5	1,748	0.3%	0.6%	0.7%
% of Patients satisfied with the dentistry they have received	14	14	100.0%	95.2%	94.0%
% of Patients satisfied with the time they had to wait for an appointment	12	14	85.7%	91.0%	88.5%

\* This is based on patients treated on this contract for their most recent course of treatment. Figures in italics indicate the base number of FP17s or Patient Questionnaire responses are less than 100. N/A is shown where the base number of responses is less than 10 during the period. % is calculated as Quantity/Base number\*100

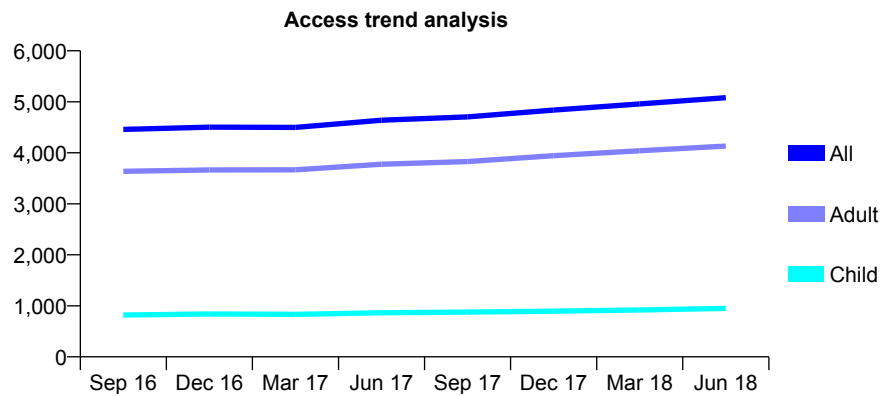
## 7A3 - Vital Signs At a Glance Contract Report for 158194/0005 - June 2018

Name or company name	Denticare Ltd
Contract type name	GDS Contract
Purpose of contract	General
Contract start date	01/04/2006
Contract end date	

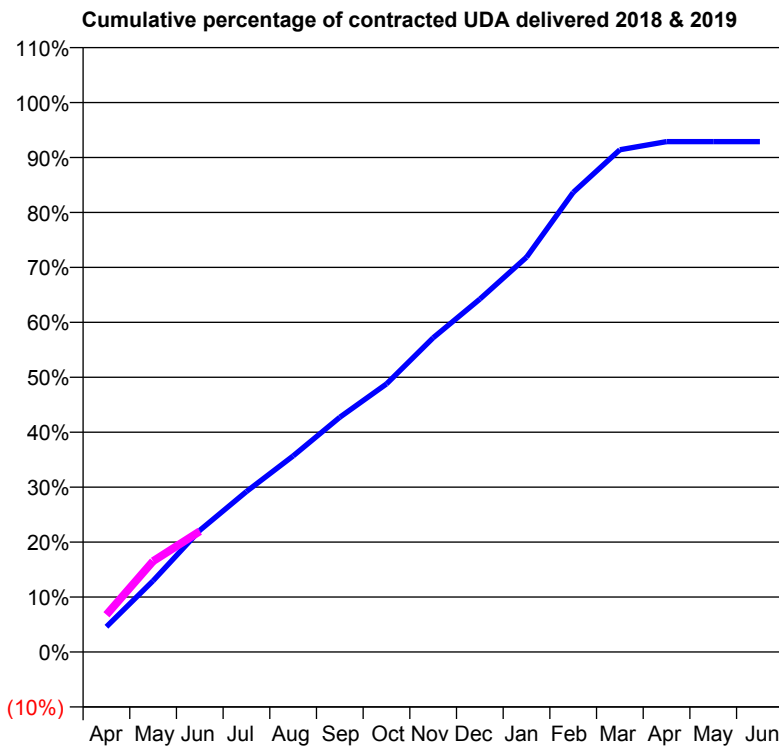
18/19 Contracted general activity (UDA)	14,818
Carry forward general activity (UDA)	0
18/19 Contracted orthodontic activity (UOA)	0
Carry forward orthodontic activity (UOA)	0
Baseline contract value	£345,376.26

### ACCESS\*

Patients seen in 24 months	Total	Change since previous quarter
Quarter ending June 2017	4,640	
Quarter ending September 2017	4,705	→
Quarter ending December 2017	4,838	↑
Quarter ending March 2018	4,959	↑
Quarter ending June 2018	5,081	↑
<b>Variance since June 2017</b>	<b>9.5%</b>	<b>↑</b>



### ACTIVITY



Month	Adjusted Scheduled Activity (UDA)	
	2018	2019
April	683	1,006
May	1,921	2,451
June	3,282	3,256
July	4,327	
August	5,286	
September	6,331	
October	7,229	
November	8,472	
December	9,516	
January	10,644	
February	12,392	
March	13,544	
April	13,764	
May	13,764	
June	13,763	

### QUALITY

	Quantity	Base Number	Contract	LHB	Wales
% of FP17s for the same patient ID Re-attending within 3 months - Children	16	330	4.8%	9.7%	11.1%
% of FP17s for the same patient ID Re-attending within 3 months - Adults	144	1,244	11.6%	14.1%	15.5%
% of FP17s for the same patient ID Re-attending between 3 & 9 months - Children	139	330	42.1%	54.7%	59.2%
% of FP17s for the same patient ID Re-attending between 3 & 9 months - Adults	614	1,244	49.4%	52.2%	55.8%
% of FP17s for Band 1 Urgent Courses	76	1,441	5.3%	8.9%	8.7%
% of FP17s Relating to Free Repair or Replacements	12	1,441	0.8%	0.8%	0.7%
% of FP17s Relating to Continuations	17	1,441	1.2%	0.6%	0.7%
% of Patients satisfied with the dentistry they have received	15	15	100.0%	95.2%	94.0%
% of Patients satisfied with the time they had to wait for an appointment	14	15	93.3%	91.0%	88.5%

\* This is based on patients treated on this contract for their most recent course of treatment. Figures in italics indicate the base number of FP17s or Patient Questionnaire responses are less than 100. N/A is shown where the base number of responses is less than 10 during the period. % is calculated as Quantity/Base number\*100

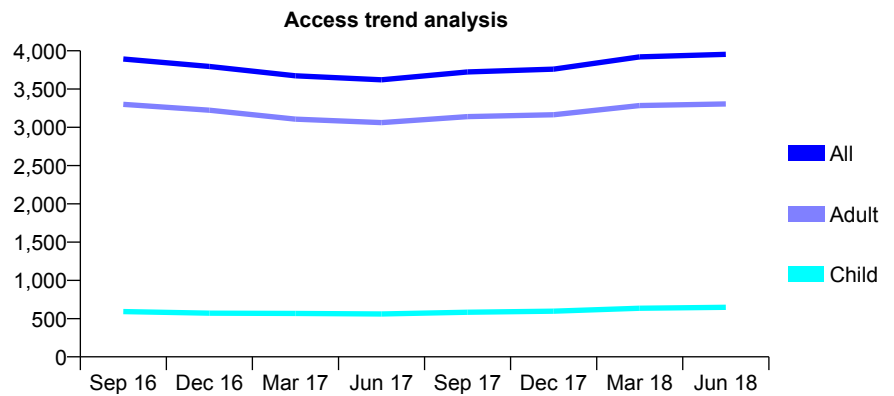
## 7A3 - Vital Signs At a Glance Contract Report for 158194/0011 - June 2018

Name or company name	Denticare Ltd
Contract type name	GDS Contract
Purpose of contract	General
Contract start date	01/04/2006
Contract end date	

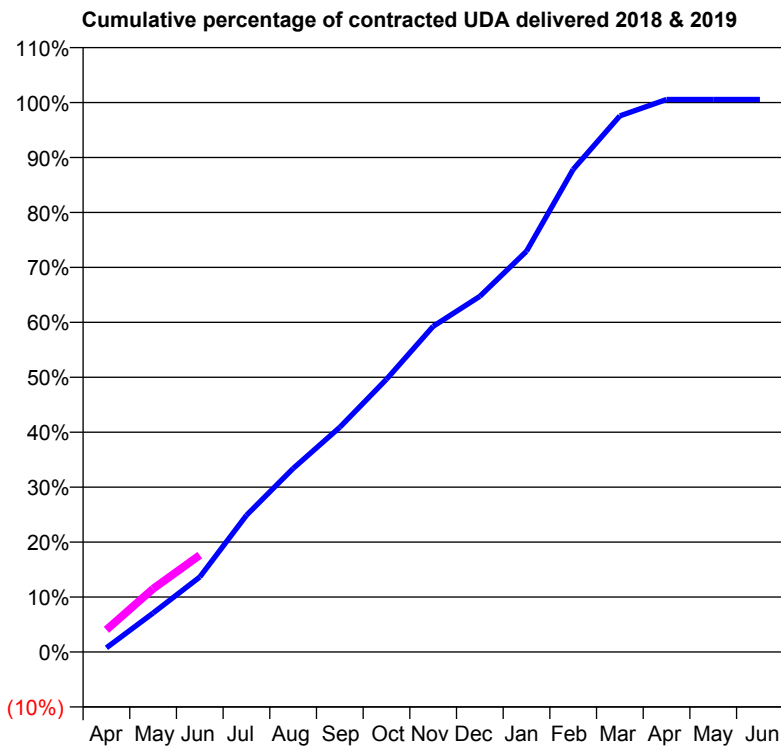
18/19 Contracted general activity (UDA)	13,462
Carry forward general activity (UDA)	0
18/19 Contracted orthodontic activity (UOA)	0
Carry forward orthodontic activity (UOA)	0
Baseline contract value	£407,939.29

### ACCESS\*

Patients seen in 24 months	Total	Change since previous quarter
Quarter ending June 2017	3,621	
Quarter ending September 2017	3,723	↑
Quarter ending December 2017	3,761	→
Quarter ending March 2018	3,920	↑
Quarter ending June 2018	3,954	→
<b>Variance since June 2017</b>	<b>9.2%</b>	<b>↑</b>



### ACTIVITY



Month	Adjusted Scheduled Activity (UDA)	
	2018	2019
April	103	542
May	954	1,550
June	1,839	2,372
July	3,349	
August	4,495	
September	5,508	
October	6,683	
November	7,978	
December	8,713	
January	9,817	
February	11,823	
March	13,133	
April	13,538	
May	13,538	
June	13,538	

### QUALITY

	Quantity	Base Number	Contract	LHB	Wales
% of FP17s for the same patient ID Re-attending within 3 months - Children	12	206	5.8%	9.7%	11.1%
% of FP17s for the same patient ID Re-attending within 3 months - Adults	122	1,127	10.8%	14.1%	15.5%
% of FP17s for the same patient ID Re-attending between 3 & 9 months - Children	123	206	59.7%	54.7%	59.2%
% of FP17s for the same patient ID Re-attending between 3 & 9 months - Adults	740	1,127	65.7%	52.2%	55.8%
% of FP17s for Band 1 Urgent Courses	84	1,151	7.3%	8.9%	8.7%
% of FP17s Relating to Free Repair or Replacements	7	1,151	0.6%	0.8%	0.7%
% of FP17s Relating to Continuations	7	1,151	0.6%	0.6%	0.7%
% of Patients satisfied with the dentistry they have received	15	15	100.0%	95.2%	94.0%
% of Patients satisfied with the time they had to wait for an appointment	13	15	86.7%	91.0%	88.5%

\* This is based on patients treated on this contract for their most recent course of treatment. Figures in italics indicate the base number of FP17s or Patient Questionnaire responses are less than 100. N/A is shown where the base number of responses is less than 10 during the period. % is calculated as Quantity/Base number\*100

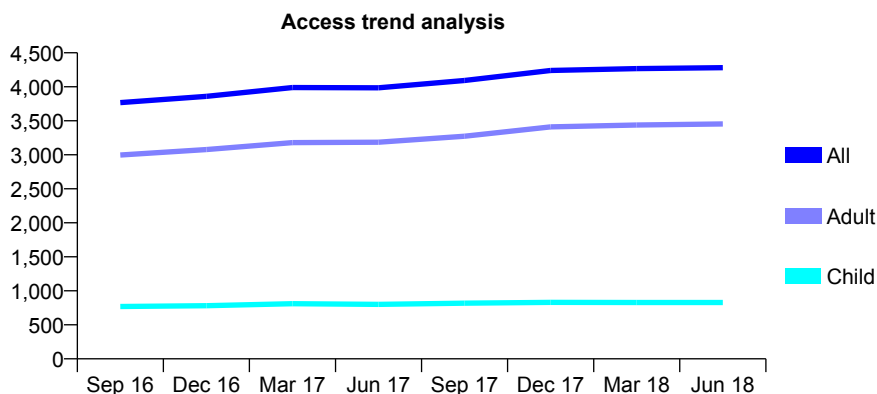
## 7A3 - Vital Signs At a Glance Contract Report for 163120/0001 - June 2018

Name or company name	OASIS DENTAL CARE LTD
Contract type name	GDS Contract
Purpose of contract	General
Contract start date	01/06/2015
Contract end date	

18/19 Contracted general activity (UDA)	13,369
Carry forward general activity (UDA)	0
18/19 Contracted orthodontic activity (UOA)	0
Carry forward orthodontic activity (UOA)	0
Baseline contract value	£385,907.57

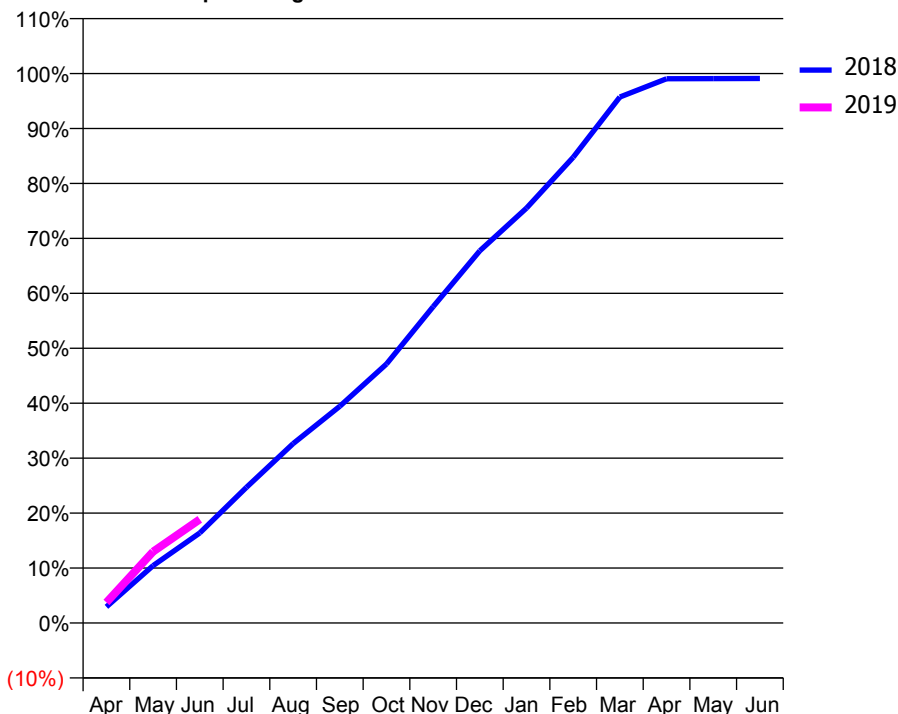
### ACCESS\*

Patients seen in 24 months	Total	Change since previous quarter
Quarter ending June 2017	3,986	
Quarter ending September 2017	4,093	↑
Quarter ending December 2017	4,241	↑
Quarter ending March 2018	4,267	→
Quarter ending June 2018	4,282	→
<b>Variance since June 2017</b>	<b>7.4%</b>	<b>↑</b>



### ACTIVITY

**Cumulative percentage of contracted UDA delivered 2018 & 2019**



**Adjusted Scheduled Activity (UDA)**

Month	2018	2019
April	393	502
May	1,398	1,736
June	2,192	2,523
July	3,302	
August	4,365	
September	5,273	
October	6,302	
November	7,698	
December	9,056	
January	10,096	
February	11,331	
March	12,798	
April	13,243	
May	13,245	
June	13,247	

### QUALITY

	Quantity	Base Number	Contract	LHB	Wales
% of FP17s for the same patient ID Re-attending within 3 months - Children	15	260	5.8%	9.7%	11.1%
% of FP17s for the same patient ID Re-attending within 3 months - Adults	139	1,189	11.7%	14.1%	15.5%
% of FP17s for the same patient ID Re-attending between 3 & 9 months - Children	181	260	69.6%	54.7%	59.2%
% of FP17s for the same patient ID Re-attending between 3 & 9 months - Adults	808	1,189	68.0%	52.2%	55.8%
% of FP17s for Band 1 Urgent Courses	87	1,289	6.7%	8.9%	8.7%
% of FP17s Relating to Free Repair or Replacements	8	1,289	0.6%	0.8%	0.7%
% of FP17s Relating to Continuations	0	1,289	0.0%	0.6%	0.7%
% of Patients satisfied with the dentistry they have received	14	15	93.3%	95.2%	94.0%
% of Patients satisfied with the time they had to wait for an appointment	15	15	100.0%	91.0%	88.5%

\* This is based on patients treated on this contract for their most recent course of treatment. Figures in italics indicate the base number of FP17s or Patient Questionnaire responses are less than 100. N/A is shown where the base number of responses is less than 10 during the period. % is calculated as Quantity/Base number\*100

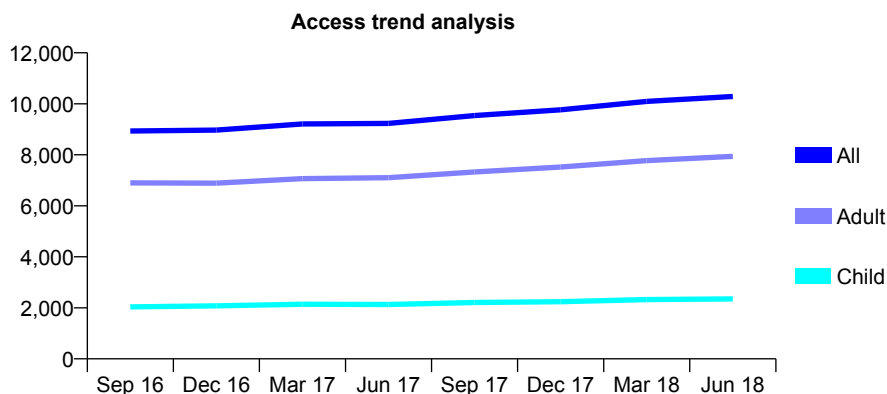
## 7A3 - Vital Signs At a Glance Contract Report for 165840/0001 - June 2018

Name or company name	Nicola Hall Limited
Contract type name	GDS Contract
Purpose of contract	General
Contract start date	01/09/2010
Contract end date	

18/19 Contracted general activity (UDA)	28,200
Carry forward general activity (UDA)	0
18/19 Contracted orthodontic activity (UOA)	0
Carry forward orthodontic activity (UOA)	0
Baseline contract value	£724,458.00

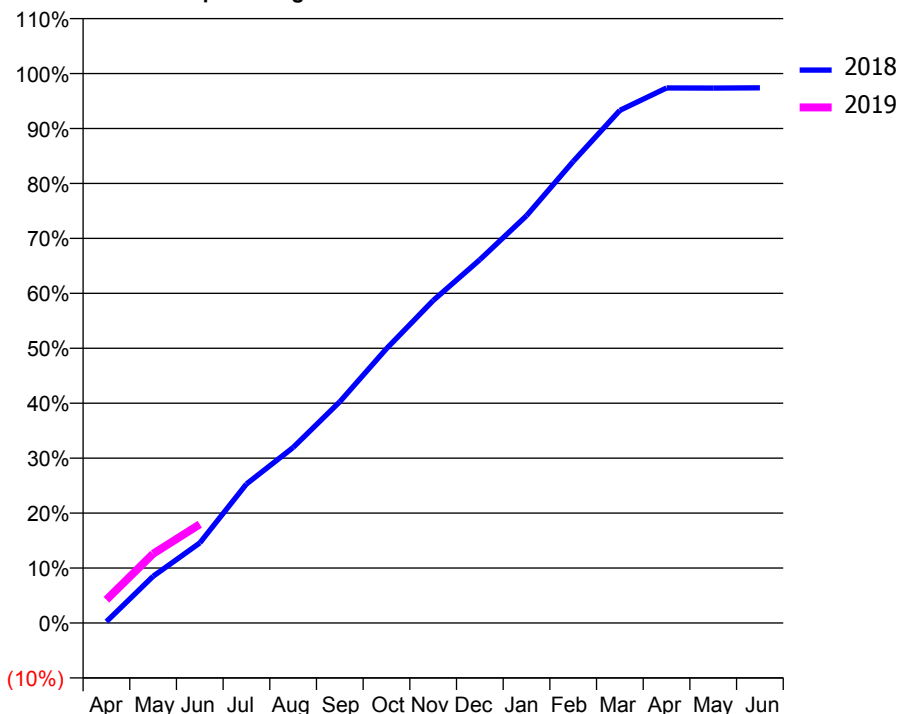
### ACCESS\*

Patients seen in 24 months	Total	Change since previous quarter
Quarter ending June 2017	9,232	
Quarter ending September 2017	9,538	↑
Quarter ending December 2017	9,767	↑
Quarter ending March 2018	10,095	↑
Quarter ending June 2018	10,290	→
<b>Variance since June 2017</b>	<b>11.5%</b>	<b>↑</b>



### ACTIVITY

Cumulative percentage of contracted UDA delivered 2018 & 2019



Month	Adjusted Scheduled Activity (UDA)	
	2018	2019
April	73	1,197
May	2,399	3,558
June	4,109	5,065
July	7,132	
August	9,011	
September	11,357	
October	14,083	
November	16,550	
December	18,643	
January	20,905	
February	23,689	
March	26,310	
April	27,462	
May	27,451	
June	27,463	

### QUALITY

	Quantity	Base Number	Contract	LHB	Wales
% of FP17s for the same patient ID Re-attending within 3 months - Children	51	787	6.5%	9.7%	11.1%
% of FP17s for the same patient ID Re-attending within 3 months - Adults	226	2,415	9.4%	14.1%	15.5%
% of FP17s for the same patient ID Re-attending between 3 & 9 months - Children	470	787	59.7%	54.7%	59.2%
% of FP17s for the same patient ID Re-attending between 3 & 9 months - Adults	1,249	2,415	51.7%	52.2%	55.8%
% of FP17s for Band 1 Urgent Courses	202	2,606	7.8%	8.9%	8.7%
% of FP17s Relating to Free Repair or Replacements	15	2,606	0.6%	0.8%	0.7%
% of FP17s Relating to Continuations	7	2,606	0.3%	0.6%	0.7%
% of Patients satisfied with the dentistry they have received	30	32	93.8%	95.2%	94.0%
% of Patients satisfied with the time they had to wait for an appointment	26	32	81.3%	91.0%	88.5%

\* This is based on patients treated on this contract for their most recent course of treatment. Figures in italics indicate the base number of FP17s or Patient Questionnaire responses are less than 100. N/A is shown where the base number of responses is less than 10 during the period. % is calculated as Quantity/Base number\*100



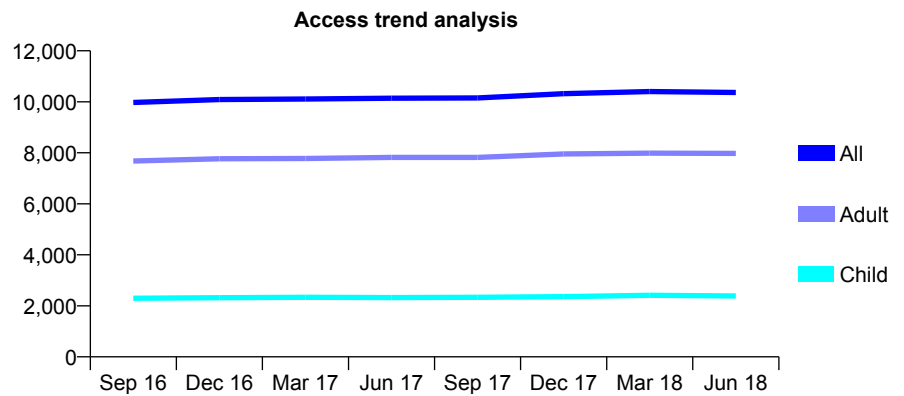
## 7A3 - Vital Signs At a Glance Contract Report for 169714/0001 - June 2018

Name or company name	Pantyyfynon Limited
Contract type name	GDS Contract
Purpose of contract	General
Contract start date	01/04/2011
Contract end date	

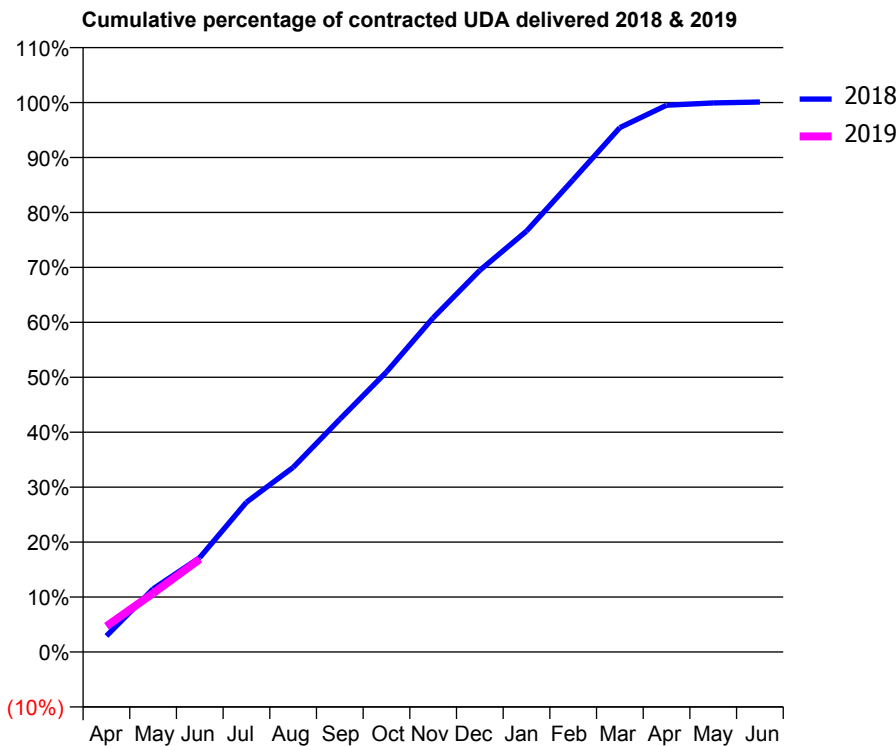
18/19 Contracted general activity (UDA)	22,834
Carry forward general activity (UDA)	0
18/19 Contracted orthodontic activity (UOA)	0
Carry forward orthodontic activity (UOA)	0
Baseline contract value	£532,202.96

### ACCESS\*

Patients seen in 24 months	Total	Change since previous quarter
Quarter ending June 2017	10,142	
Quarter ending September 2017	10,154	→
Quarter ending December 2017	10,320	→
Quarter ending March 2018	10,403	→
Quarter ending June 2018	10,366	→
<b>Variance since June 2017</b>	<b>2.2%</b>	<b>↑</b>



### ACTIVITY



Month	Adjusted Scheduled Activity (UDA)	
	2018	2019
April	668	1,072
May	2,626	2,441
June	3,928	3,861
July	6,225	
August	7,673	
September	9,674	
October	11,640	
November	13,890	
December	15,862	
January	17,491	
February	19,629	
March	21,791	
April	22,719	
May	22,816	
June	22,853	

### QUALITY

	Quantity	Base Number	Contract	LHB	Wales
% of FP17s for the same patient ID Re-attending within 3 months - Children	30	773	3.9%	9.7%	11.1%
% of FP17s for the same patient ID Re-attending within 3 months - Adults	154	1,839	8.4%	14.1%	15.5%
% of FP17s for the same patient ID Re-attending between 3 & 9 months - Children	493	773	63.8%	54.7%	59.2%
% of FP17s for the same patient ID Re-attending between 3 & 9 months - Adults	391	1,839	21.3%	52.2%	55.8%
% of FP17s for Band 1 Urgent Courses	54	2,064	2.6%	8.9%	8.7%
% of FP17s Relating to Free Repair or Replacements	28	2,064	1.4%	0.8%	0.7%
% of FP17s Relating to Continuations	16	2,064	0.8%	0.6%	0.7%
% of Patients satisfied with the dentistry they have received	18	19	94.7%	95.2%	94.0%
% of Patients satisfied with the time they had to wait for an appointment	18	19	94.7%	91.0%	88.5%

\* This is based on patients treated on this contract for their most recent course of treatment. Figures in italics indicate the base number of FP17s or Patient Questionnaire responses are less than 100. N/A is shown where the base number of responses is less than 10 during the period. % is calculated as Quantity/Base number\*100

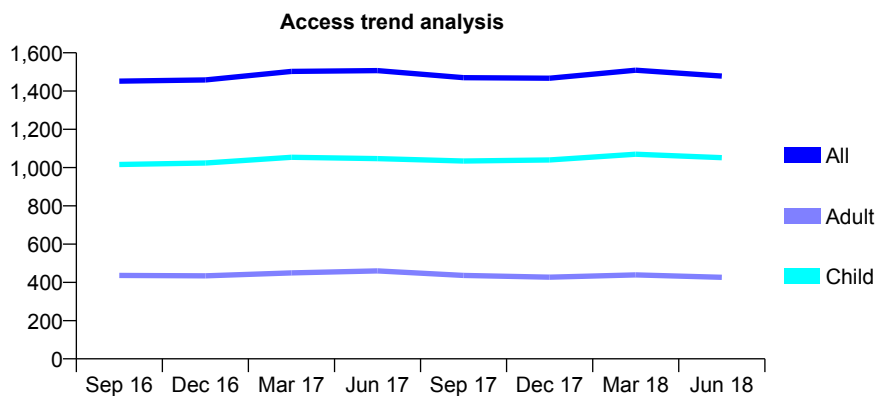
## 7A3 - Vital Signs At a Glance Contract Report for 171131/0001 - June 2018

Name or company name	J & LV Ltd
Contract type name	GDS Contract
Purpose of contract	General
Contract start date	01/04/2006
Contract end date	

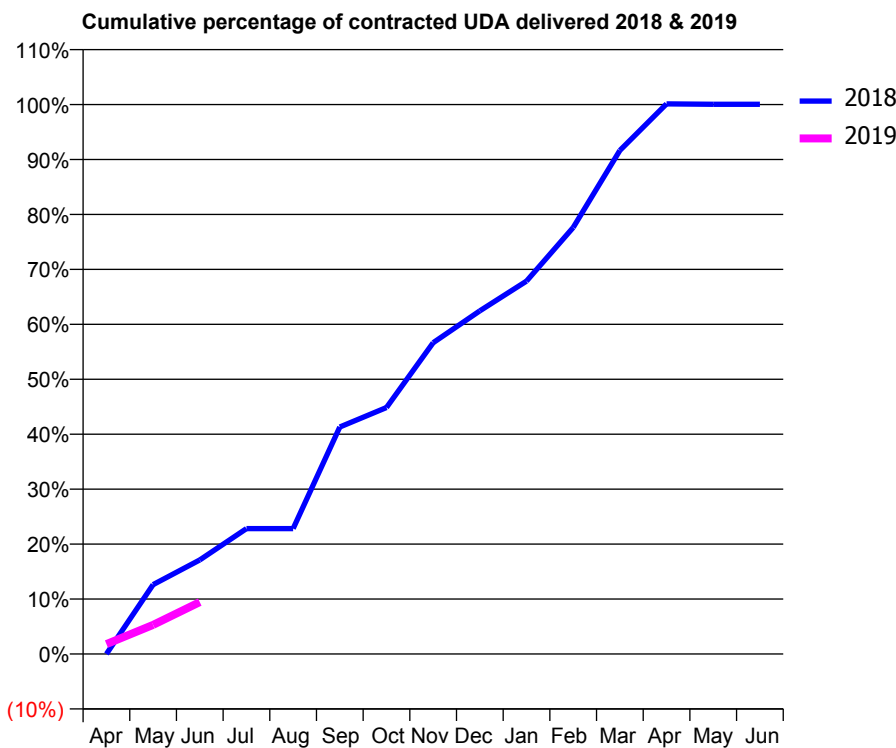
18/19 Contracted general activity (UDA)	4,000
Carry forward general activity (UDA)	0
18/19 Contracted orthodontic activity (UOA)	0
Carry forward orthodontic activity (UOA)	0
Baseline contract value	£122,240.00

### ACCESS\*

Patients seen in 24 months	Total	Change since previous quarter
Quarter ending June 2017	1,507	
Quarter ending September 2017	1,470	↓
Quarter ending December 2017	1,467	→
Quarter ending March 2018	1,509	↑
Quarter ending June 2018	1,478	↓
<b>Variance since June 2017</b>	<b>(1.9%)</b>	<b>↓</b>



### ACTIVITY



Month	Adjusted Scheduled Activity (UDA)	
	2018	2019
April	0	72
May	340	212
June	461	378
July	614	
August	614	
September	1,112	
October	1,207	
November	1,525	
December	1,681	
January	1,827	
February	2,089	
March	2,467	
April	2,695	
May	2,693	
June	2,693	

### QUALITY

	Quantity	Base Number	Contract	LHB	Wales
% of FP17s for the same patient ID Re-attending within 3 months - Children	13	322	4.0%	9.7%	11.1%
% of FP17s for the same patient ID Re-attending within 3 months - Adults	4	14	28.6%	14.1%	15.5%
% of FP17s for the same patient ID Re-attending between 3 & 9 months - Children	162	322	50.3%	54.7%	59.2%
% of FP17s for the same patient ID Re-attending between 3 & 9 months - Adults	3	14	21.4%	52.2%	55.8%
% of FP17s for Band 1 Urgent Courses	16	263	6.1%	8.9%	8.7%
% of FP17s Relating to Free Repair or Replacements	0	263	0.0%	0.8%	0.7%
% of FP17s Relating to Continuations	0	263	0.0%	0.6%	0.7%
% of Patients satisfied with the dentistry they have received	0	0	N/A	95.2%	94.0%
% of Patients satisfied with the time they had to wait for an appointment	0	0	N/A	91.0%	88.5%

\* This is based on patients treated on this contract for their most recent course of treatment. Figures in italics indicate the base number of FP17s or Patient Questionnaire responses are less than 100. N/A is shown where the base number of responses is less than 10 during the period. % is calculated as Quantity/Base number\*100

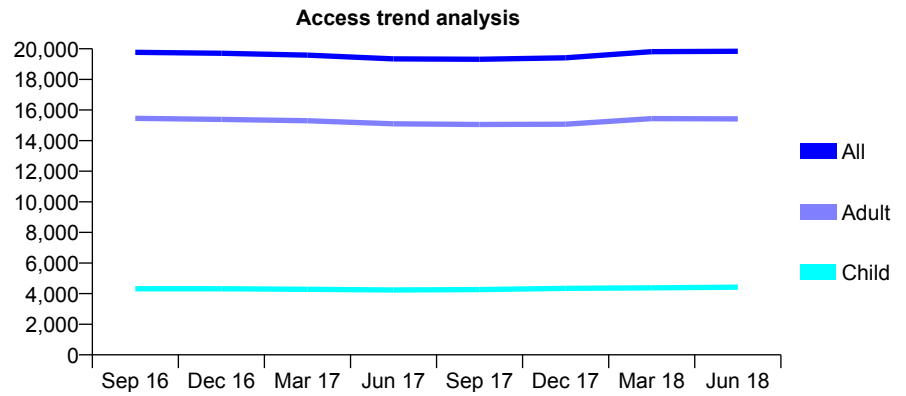
## 7A3 - Vital Signs At a Glance Contract Report for 175641/0001 - June 2018

Name or company name	United Dental Ltd
Contract type name	GDS Contract
Purpose of contract	General
Contract start date	01/04/2009
Contract end date	

18/19 Contracted general activity (UDA)	54,400
Carry forward general activity (UDA)	0
18/19 Contracted orthodontic activity (UOA)	0
Carry forward orthodontic activity (UOA)	0
Baseline contract value	£1,368,650.28

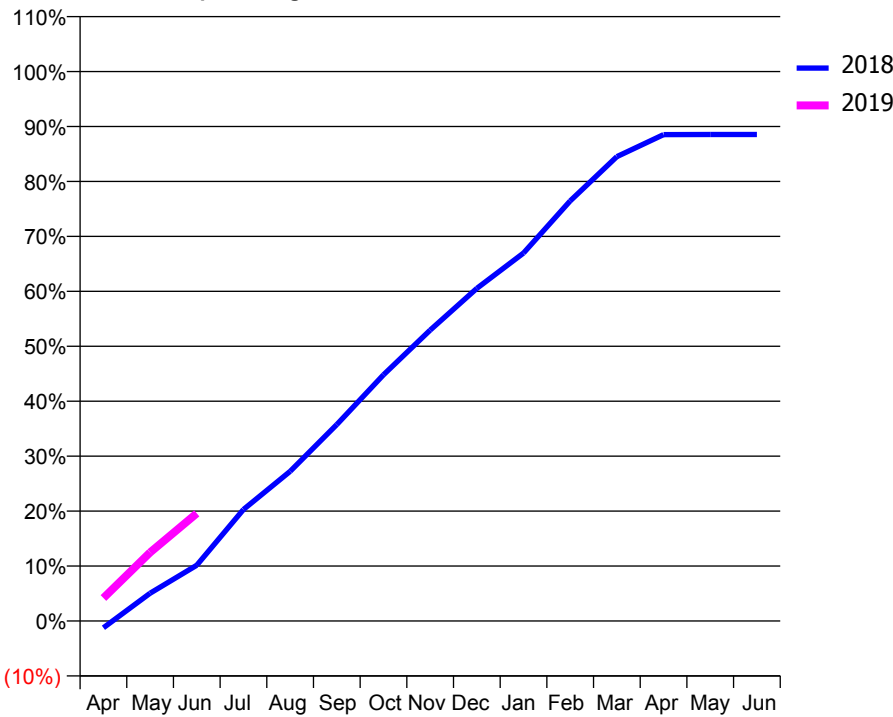
### ACCESS\*

Patients seen in 24 months	Total	Change since previous quarter
Quarter ending June 2017	19,340	
Quarter ending September 2017	19,319	→
Quarter ending December 2017	19,411	→
Quarter ending March 2018	19,815	↑
Quarter ending June 2018	19,840	→
<b>Variance since June 2017</b>	<b>2.6%</b>	<b>↑</b>



### ACTIVITY

Cumulative percentage of contracted UDA delivered 2018 & 2019



Month	Adjusted Scheduled Activity (UDA)	
	2018	2019
April	-683	2,280
May	2,758	6,791
June	5,525	10,653
July	11,044	
August	14,816	
September	19,453	
October	24,382	
November	28,799	
December	32,930	
January	36,424	
February	41,593	
March	45,968	
April	48,147	
May	48,168	
June	48,165	

### QUALITY

	Quantity	Base Number	Contract	LHB	Wales
% of FP17s for the same patient ID Re-attending within 3 months - Children	72	1,592	4.5%	9.7%	11.1%
% of FP17s for the same patient ID Re-attending within 3 months - Adults	455	4,960	9.2%	14.1%	15.5%
% of FP17s for the same patient ID Re-attending between 3 & 9 months - Children	906	1,592	56.9%	54.7%	59.2%
% of FP17s for the same patient ID Re-attending between 3 & 9 months - Adults	2,344	4,960	47.3%	52.2%	55.8%
% of FP17s for Band 1 Urgent Courses	346	5,490	6.3%	8.9%	8.7%
% of FP17s Relating to Free Repair or Replacements	36	5,490	0.7%	0.8%	0.7%
% of FP17s Relating to Continuations	8	5,490	0.1%	0.6%	0.7%
% of Patients satisfied with the dentistry they have received	42	46	91.3%	95.2%	94.0%
% of Patients satisfied with the time they had to wait for an appointment	40	46	87.0%	91.0%	88.5%

\* This is based on patients treated on this contract for their most recent course of treatment. Figures in italics indicate the base number of FP17s or Patient Questionnaire responses are less than 100. N/A is shown where the base number of responses is less than 10 during the period. % is calculated as Quantity/Base number\*100

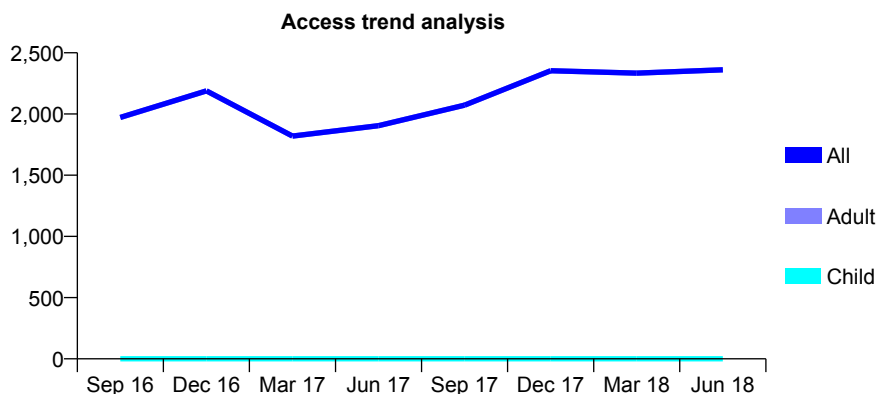
## 7A3 - Vital Signs At a Glance Contract Report for 175641/0002 - June 2018

Name or company name	United Dental Ltd
Contract type name	GDS Contract
Purpose of contract	General
Contract start date	01/04/2009
Contract end date	

18/19 Contracted general activity (UDA)	5,467
Carry forward general activity (UDA)	0
18/19 Contracted orthodontic activity (UOA)	0
Carry forward orthodontic activity (UOA)	0
Baseline contract value	£269,820.24

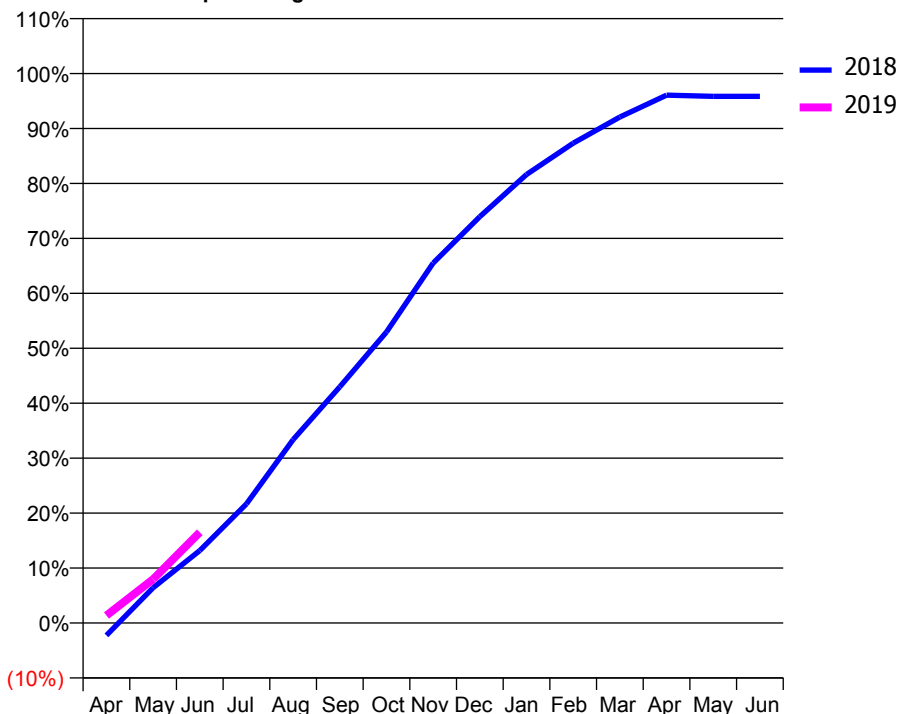
### ACCESS\*

Patients seen in 24 months	Total	Change since previous quarter
Quarter ending June 2017	1,905	
Quarter ending September 2017	2,072	↑
Quarter ending December 2017	2,353	↑
Quarter ending March 2018	2,334	→
Quarter ending June 2018	2,361	→
<b>Variance since June 2017</b>	<b>23.9%</b>	<b>↑</b>



### ACTIVITY

Cumulative percentage of contracted UDA delivered 2018 & 2019



Adjusted Scheduled Activity (UDA)

Month	2018	2019
April	-124	74
May	351	436
June	721	903
July	1,185	
August	1,825	
September	2,351	
October	2,896	
November	3,582	
December	4,043	
January	4,462	
February	4,775	
March	5,034	
April	5,252	
May	5,240	
June	5,240	

### QUALITY

	Quantity	Base Number	Contract	LHB	Wales
% of FP17s for the same patient ID Re-attending within 3 months - Children	0	0	N/A	9.7%	11.1%
% of FP17s for the same patient ID Re-attending within 3 months - Adults	10	512	2.0%	14.1%	15.5%
% of FP17s for the same patient ID Re-attending between 3 & 9 months - Children	0	0	N/A	54.7%	59.2%
% of FP17s for the same patient ID Re-attending between 3 & 9 months - Adults	221	512	43.2%	52.2%	55.8%
% of FP17s for Band 1 Urgent Courses	6	448	1.3%	8.9%	8.7%
% of FP17s Relating to Free Repair or Replacements	0	448	0.0%	0.8%	0.7%
% of FP17s Relating to Continuations	0	448	0.0%	0.6%	0.7%
% of Patients satisfied with the dentistry they have received	4	7	N/A	95.2%	94.0%
% of Patients satisfied with the time they had to wait for an appointment	5	7	N/A	91.0%	88.5%

\* This is based on patients treated on this contract for their most recent course of treatment. Figures in italics indicate the base number of FP17s or Patient Questionnaire responses are less than 100. N/A is shown where the base number of responses is less than 10 during the period. % is calculated as Quantity/Base number\*100

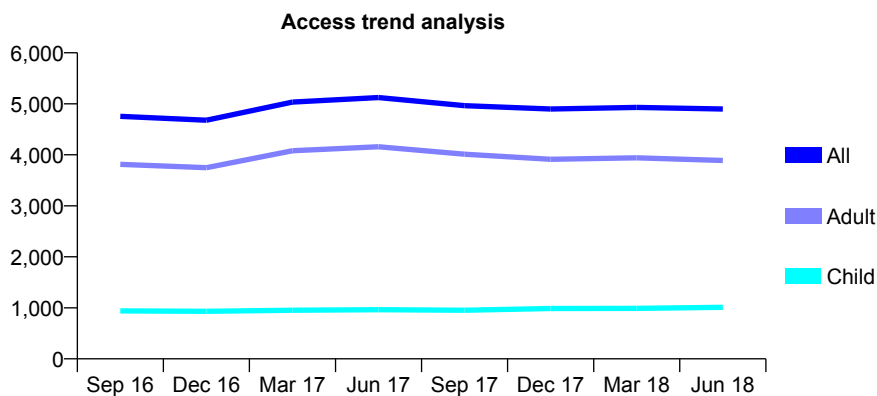
## 7A3 - Vital Signs At a Glance Contract Report for 175641/0003 - June 2018

Name or company name	United Dental Ltd
Contract type name	GDS Contract
Purpose of contract	General
Contract start date	01/04/2009
Contract end date	

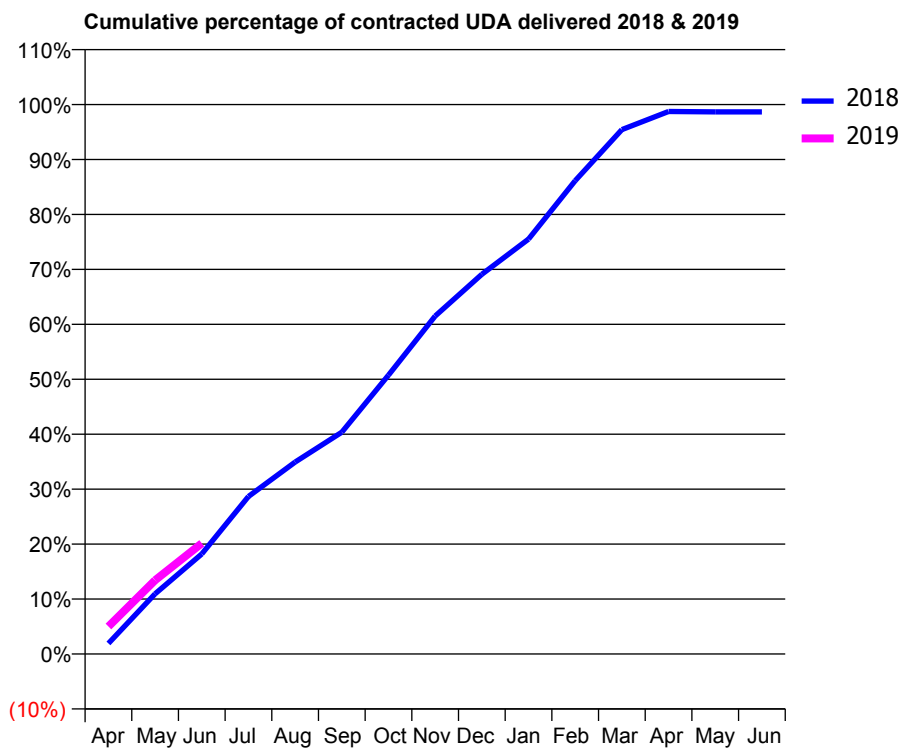
18/19 Contracted general activity (UDA)	13,200
Carry forward general activity (UDA)	0
18/19 Contracted orthodontic activity (UOA)	0
Carry forward orthodontic activity (UOA)	0
Baseline contract value	£293,912.26

### ACCESS\*

Patients seen in 24 months	Total	Change since previous quarter
Quarter ending June 2017	5,122	
Quarter ending September 2017	4,963	↓
Quarter ending December 2017	4,898	↓
Quarter ending March 2018	4,929	→
Quarter ending June 2018	4,899	→
<b>Variance since June 2017</b>	<b>(4.4%)</b>	<b>↓</b>



### ACTIVITY



Month	Adjusted Scheduled Activity (UDA)	
	2018	2019
April	255	662
May	1,445	1,774
June	2,404	2,660
July	3,785	
August	4,610	
September	5,328	
October	6,698	
November	8,118	
December	9,121	
January	9,968	
February	11,370	
March	12,598	
April	13,031	
May	13,023	
June	13,022	

### QUALITY

	Quantity	Base Number	Contract	LHB	Wales
% of FP17s for the same patient ID Re-attending within 3 months - Children	11	321	3.4%	9.7%	11.1%
% of FP17s for the same patient ID Re-attending within 3 months - Adults	154	1,287	12.0%	14.1%	15.5%
% of FP17s for the same patient ID Re-attending between 3 & 9 months - Children	167	321	52.0%	54.7%	59.2%
% of FP17s for the same patient ID Re-attending between 3 & 9 months - Adults	776	1,287	60.3%	52.2%	55.8%
% of FP17s for Band 1 Urgent Courses	84	1,412	5.9%	8.9%	8.7%
% of FP17s Relating to Free Repair or Replacements	13	1,412	0.9%	0.8%	0.7%
% of FP17s Relating to Continuations	8	1,412	0.6%	0.6%	0.7%
% of Patients satisfied with the dentistry they have received	10	10	100.0%	95.2%	94.0%
% of Patients satisfied with the time they had to wait for an appointment	10	10	100.0%	91.0%	88.5%

\* This is based on patients treated on this contract for their most recent course of treatment. Figures in italics indicate the base number of FP17s or Patient Questionnaire responses are less than 100. N/A is shown where the base number of responses is less than 10 during the period. % is calculated as Quantity/Base number\*100

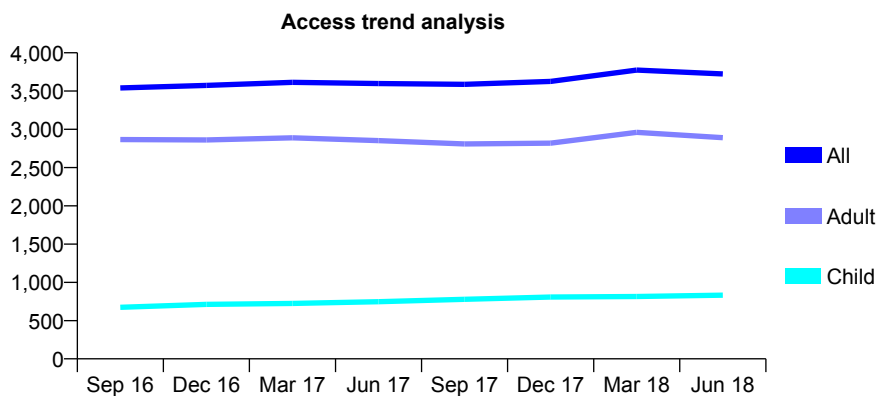
## 7A3 - Vital Signs At a Glance Contract Report for 177415/0001 - June 2018

Name or company name	Ty Gwyn Dental Practice Limited
Contract type name	GDS Contract
Purpose of contract	General
Contract start date	01/10/2008
Contract end date	

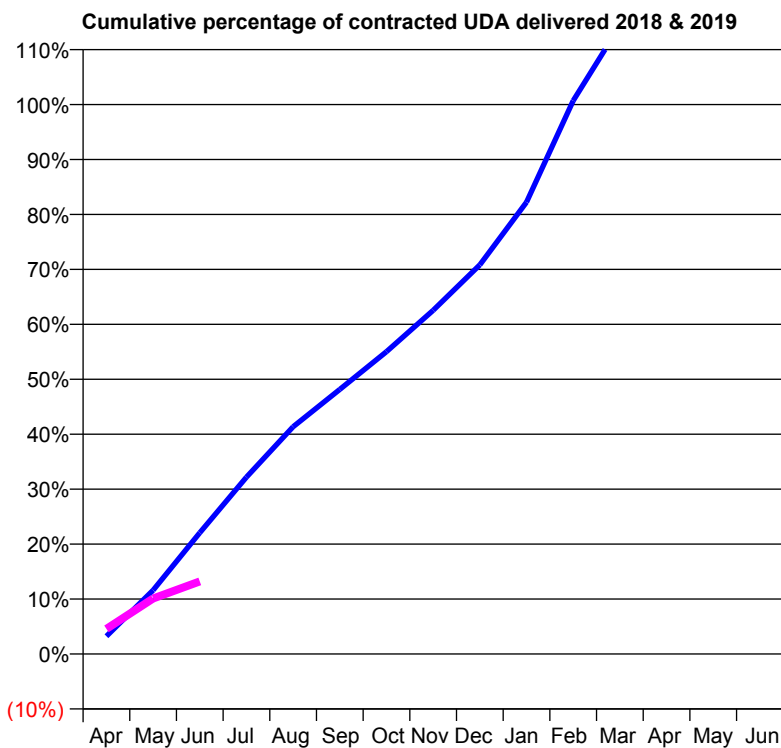
18/19 Contracted general activity (UDA)	8,250
Carry forward general activity (UDA)	0
18/19 Contracted orthodontic activity (UOA)	0
Carry forward orthodontic activity (UOA)	0
Baseline contract value	£188,091.47

### ACCESS\*

Patients seen in 24 months	Total	Change since previous quarter
Quarter ending June 2017	3,599	
Quarter ending September 2017	3,587	→
Quarter ending December 2017	3,627	→
Quarter ending March 2018	3,775	↑
Quarter ending June 2018	3,723	↓
<b>Variance since June 2017</b>	<b>3.4%</b>	<b>↑</b>



### ACTIVITY



Adjusted Scheduled Activity (UDA)		
Month	2018	2019
April	267	377
May	958	835
June	1,820	1,090
July	2,655	
August	3,412	
September	3,972	
October	4,539	
November	5,161	
December	5,842	
January	6,785	
February	8,308	
March	9,430	
April	10,099	
May	10,099	
June	10,099	

### QUALITY

	Quantity	Base Number	Contract	LHB	Wales
% of FP17s for the same patient ID Re-attending within 3 months - Children	12	155	7.7%	9.7%	11.1%
% of FP17s for the same patient ID Re-attending within 3 months - Adults	85	575	14.8%	14.1%	15.5%
% of FP17s for the same patient ID Re-attending between 3 & 9 months - Children	55	155	35.5%	54.7%	59.2%
% of FP17s for the same patient ID Re-attending between 3 & 9 months - Adults	236	575	41.0%	52.2%	55.8%
% of FP17s for Band 1 Urgent Courses	63	533	11.8%	8.9%	8.7%
% of FP17s Relating to Free Repair or Replacements	6	533	1.1%	0.8%	0.7%
% of FP17s Relating to Continuations	1	533	0.2%	0.6%	0.7%
% of Patients satisfied with the dentistry they have received	11	12	91.7%	95.2%	94.0%
% of Patients satisfied with the time they had to wait for an appointment	11	12	91.7%	91.0%	88.5%

\* This is based on patients treated on this contract for their most recent course of treatment. Figures in italics indicate the base number of FP17s or Patient Questionnaire responses are less than 100. N/A is shown where the base number of responses is less than 10 during the period. % is calculated as Quantity/Base number\*100

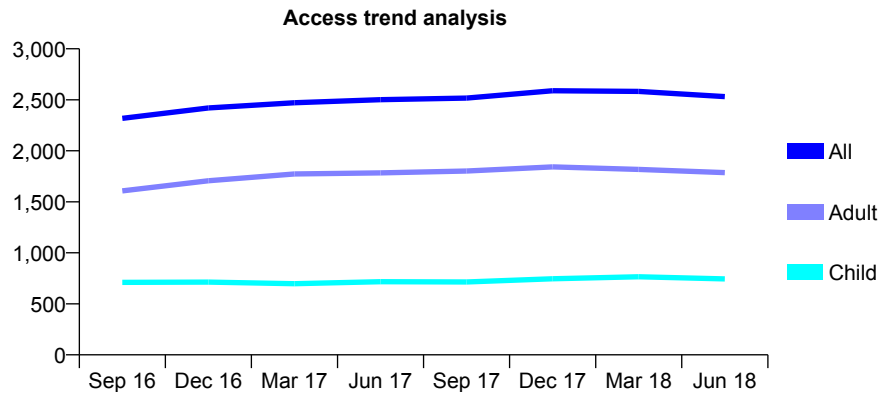
## 7A3 - Vital Signs At a Glance Contract Report for 177997/0001 - June 2018

Name or company name	B Jones
Contract type name	GDS Contract
Purpose of contract	General
Contract start date	01/04/2015
Contract end date	

18/19 Contracted general activity (UDA)	6,644
Carry forward general activity (UDA)	0
18/19 Contracted orthodontic activity (UOA)	0
Carry forward orthodontic activity (UOA)	0
Baseline contract value	£174,751.86

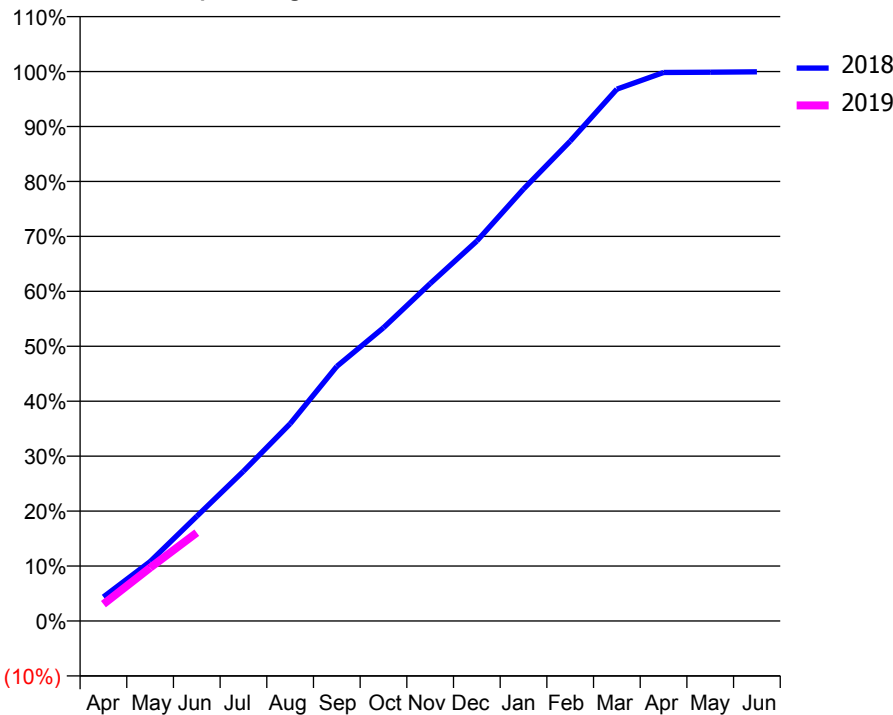
### ACCESS\*

Patients seen in 24 months	Total	Change since previous quarter
Quarter ending June 2017	2,501	
Quarter ending September 2017	2,517	→
Quarter ending December 2017	2,589	↑
Quarter ending March 2018	2,583	→
Quarter ending June 2018	2,531	↓
<b>Variance since June 2017</b>	<b>1.2%</b>	<b>→</b>



### ACTIVITY

Cumulative percentage of contracted UDA delivered 2018 & 2019



Month	Adjusted Scheduled Activity (UDA)	
	2018	2019
April	292	204
May	718	645
June	1,267	1,069
July	1,811	
August	2,385	
September	3,078	
October	3,546	
November	4,080	
December	4,594	
January	5,224	
February	5,803	
March	6,431	
April	6,632	
May	6,636	
June	6,641	

### QUALITY

	Quantity	Base Number	Contract	LHB	Wales
% of FP17s for the same patient ID Re-attending within 3 months - Children	8	232	3.4%	9.7%	11.1%
% of FP17s for the same patient ID Re-attending within 3 months - Adults	38	499	7.6%	14.1%	15.5%
% of FP17s for the same patient ID Re-attending between 3 & 9 months - Children	95	232	40.9%	54.7%	59.2%
% of FP17s for the same patient ID Re-attending between 3 & 9 months - Adults	217	499	43.5%	52.2%	55.8%
% of FP17s for Band 1 Urgent Courses	44	620	7.1%	8.9%	8.7%
% of FP17s Relating to Free Repair or Replacements	7	620	1.1%	0.8%	0.7%
% of FP17s Relating to Continuations	5	620	0.8%	0.6%	0.7%
% of Patients satisfied with the dentistry they have received	1	1	N/A	95.2%	94.0%
% of Patients satisfied with the time they had to wait for an appointment	1	1	N/A	91.0%	88.5%

\* This is based on patients treated on this contract for their most recent course of treatment. Figures in italics indicate the base number of FP17s or Patient Questionnaire responses are less than 100. N/A is shown where the base number of responses is less than 10 during the period. % is calculated as Quantity/Base number\*100

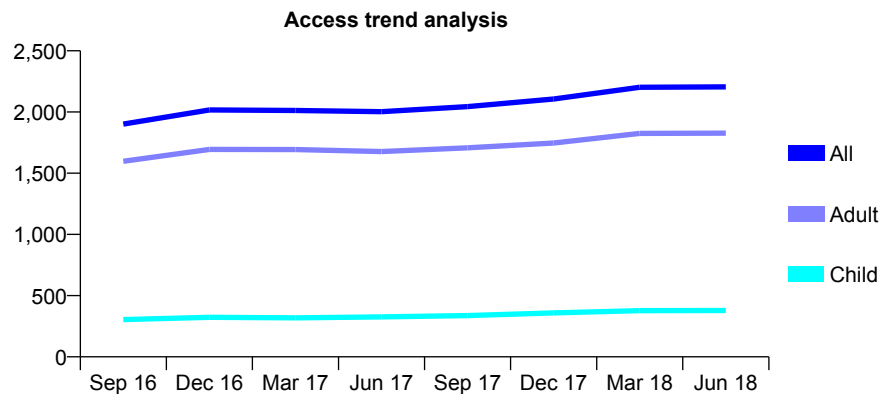
## 7A3 - Vital Signs At a Glance Contract Report for 178624/0001 - June 2018

Name or company name	C Hancock
Contract type name	GDS Contract
Purpose of contract	General
Contract start date	01/04/2014
Contract end date	

18/19 Contracted general activity (UDA)	5,906
Carry forward general activity (UDA)	0
18/19 Contracted orthodontic activity (UOA)	0
Carry forward orthodontic activity (UOA)	0
Baseline contract value	£140,394.23

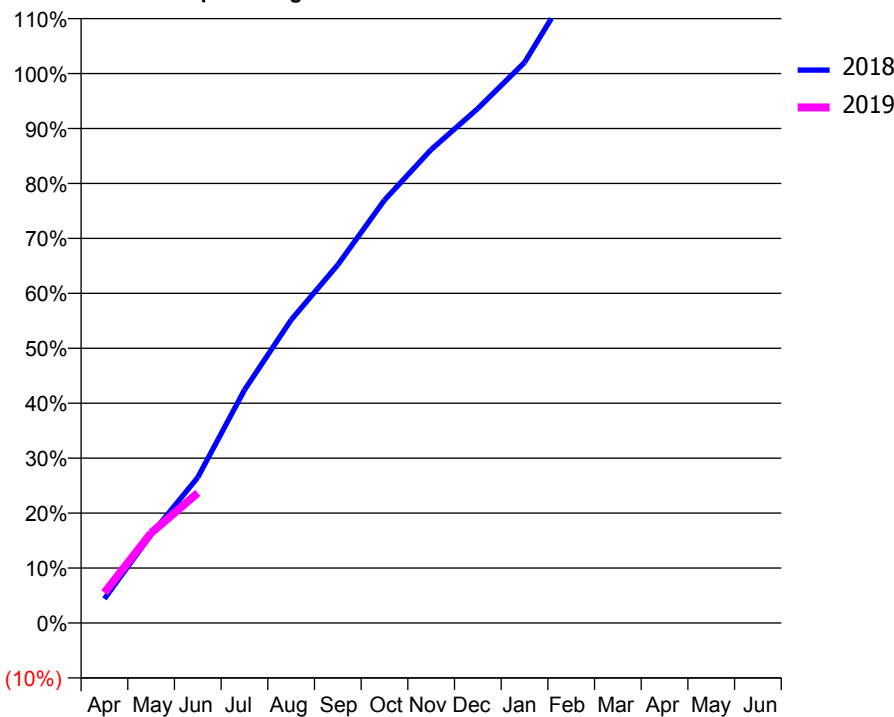
### ACCESS\*

Patients seen in 24 months	Total	Change since previous quarter
Quarter ending June 2017	2,003	
Quarter ending September 2017	2,044	↑
Quarter ending December 2017	2,106	↑
Quarter ending March 2018	2,202	↑
Quarter ending June 2018	2,205	→
<b>Variance since June 2017</b>	<b>10.1%</b>	<b>↑</b>



### ACTIVITY

Cumulative percentage of contracted UDA delivered 2018 & 2019



Month	Adjusted Scheduled Activity (UDA)	
	2018	2019
April	260	326
May	951	968
June	1,566	1,398
July	2,505	
August	3,258	
September	3,850	
October	4,545	
November	5,089	
December	5,530	
January	6,024	
February	6,845	
March	7,849	
April	8,206	
May	8,212	
June	8,215	

### QUALITY

	Quantity	Base Number	Contract	LHB	Wales
% of FP17s for the same patient ID Re-attending within 3 months - Children	12	146	8.2%	9.7%	11.1%
% of FP17s for the same patient ID Re-attending within 3 months - Adults	88	704	12.5%	14.1%	15.5%
% of FP17s for the same patient ID Re-attending between 3 & 9 months - Children	71	146	48.6%	54.7%	59.2%
% of FP17s for the same patient ID Re-attending between 3 & 9 months - Adults	421	704	59.8%	52.2%	55.8%
% of FP17s for Band 1 Urgent Courses	37	684	5.4%	8.9%	8.7%
% of FP17s Relating to Free Repair or Replacements	4	684	0.6%	0.8%	0.7%
% of FP17s Relating to Continuations	0	684	0.0%	0.6%	0.7%
% of Patients satisfied with the dentistry they have received	13	13	100.0%	95.2%	94.0%
% of Patients satisfied with the time they had to wait for an appointment	12	13	92.3%	91.0%	88.5%

\* This is based on patients treated on this contract for their most recent course of treatment. Figures in italics indicate the base number of FP17s or Patient Questionnaire responses are less than 100. N/A is shown where the base number of responses is less than 10 during the period. % is calculated as Quantity/Base number\*100



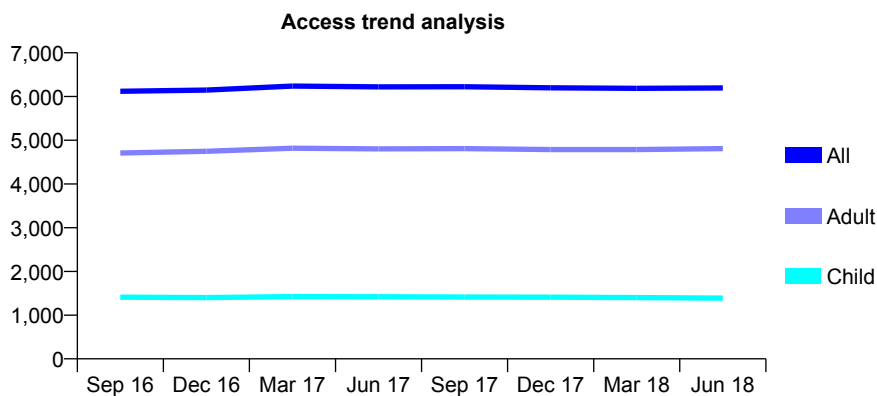
## 7A3 - Vital Signs At a Glance Contract Report for 179310/0001 - June 2018

Name or company name	West Coast Dental Care Ltd
Contract type name	GDS Contract
Purpose of contract	General
Contract start date	01/04/2010
Contract end date	

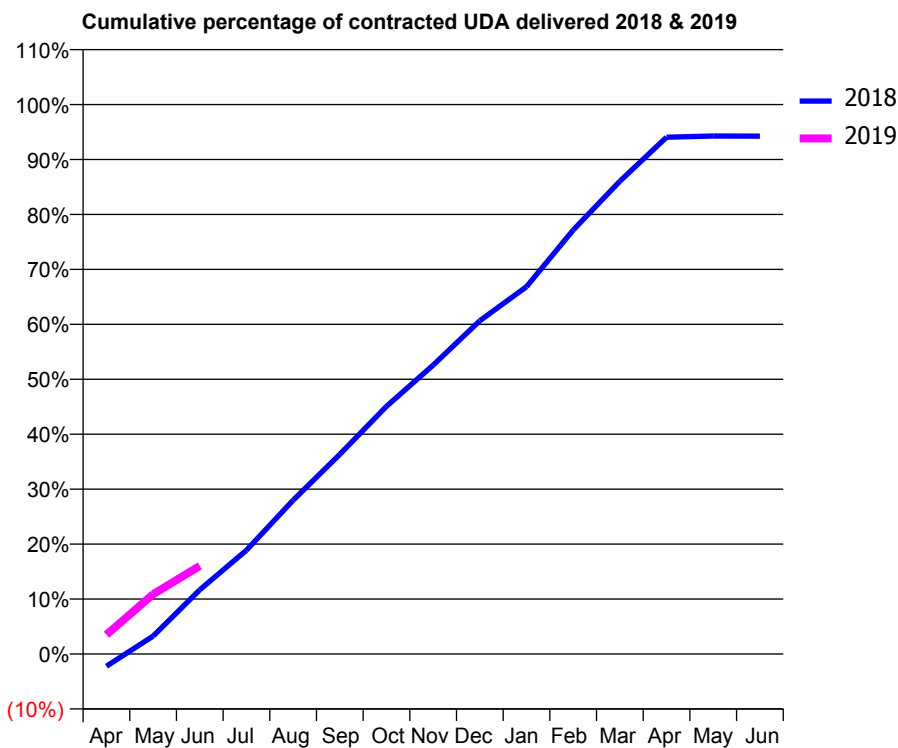
18/19 Contracted general activity (UDA)	22,023
Carry forward general activity (UDA)	0
18/19 Contracted orthodontic activity (UOA)	0
Carry forward orthodontic activity (UOA)	0
Baseline contract value	£521,344.25

### ACCESS\*

Patients seen in 24 months	Total	Change since previous quarter
Quarter ending June 2017	6,221	
Quarter ending September 2017	6,224	→
Quarter ending December 2017	6,198	→
Quarter ending March 2018	6,188	→
Quarter ending June 2018	6,195	→
<b>Variance since June 2017</b>	<b>(0.4%)</b>	→



### ACTIVITY



Month	Adjusted Scheduled Activity (UDA)	
	2018	2019
April	-494	773
May	721	2,399
June	2,573	3,531
July	4,159	
August	6,167	
September	8,002	
October	9,926	
November	11,578	
December	13,358	
January	14,723	
February	16,990	
March	18,949	
April	20,714	
May	20,759	
June	20,757	

### QUALITY

	Quantity	Base Number	Contract	LHB	Wales
% of FP17s for the same patient ID Re-attending within 3 months - Children	26	491	5.3%	9.7%	11.1%
% of FP17s for the same patient ID Re-attending within 3 months - Adults	210	1,861	11.3%	14.1%	15.5%
% of FP17s for the same patient ID Re-attending between 3 & 9 months - Children	330	491	67.2%	54.7%	59.2%
% of FP17s for the same patient ID Re-attending between 3 & 9 months - Adults	1,167	1,861	62.7%	52.2%	55.8%
% of FP17s for Band 1 Urgent Courses	132	1,688	7.8%	8.9%	8.7%
% of FP17s Relating to Free Repair or Replacements	0	1,688	0.0%	0.8%	0.7%
% of FP17s Relating to Continuations	3	1,688	0.2%	0.6%	0.7%
% of Patients satisfied with the dentistry they have received	21	21	100.0%	95.2%	94.0%
% of Patients satisfied with the time they had to wait for an appointment	19	21	90.5%	91.0%	88.5%

\* This is based on patients treated on this contract for their most recent course of treatment. Figures in italics indicate the base number of FP17s or Patient Questionnaire responses are less than 100. N/A is shown where the base number of responses is less than 10 during the period. % is calculated as Quantity/Base number\*100

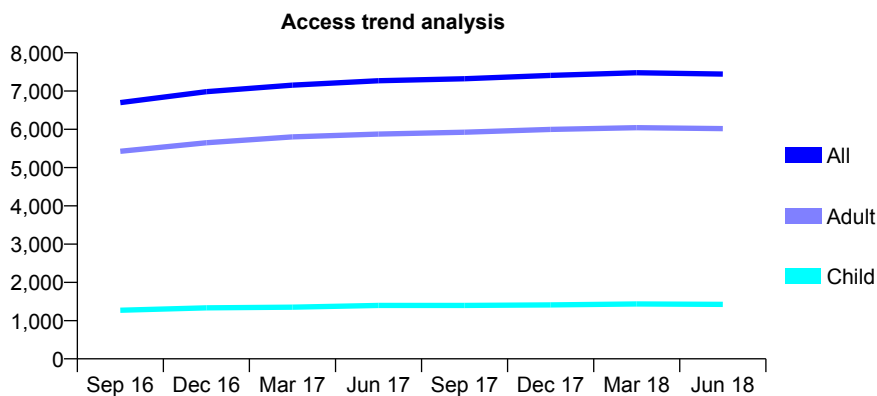
## 7A3 - Vital Signs At a Glance Contract Report for 180734/0001 - June 2018

Name or company name	Andrew J R Turpy & E. Sarah Turpy
Contract type name	GDS Contract
Purpose of contract	General
Contract start date	19/06/2009
Contract end date	

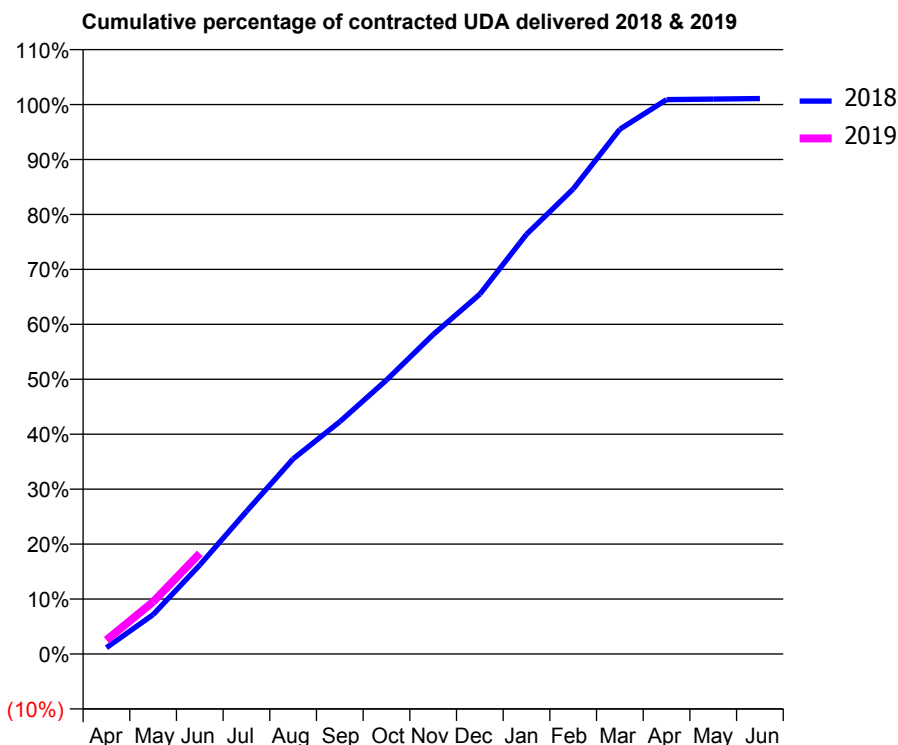
18/19 Contracted general activity (UDA)	21,735
Carry forward general activity (UDA)	0
18/19 Contracted orthodontic activity (UOA)	0
Carry forward orthodontic activity (UOA)	0
Baseline contract value	£510,078.62

### ACCESS\*

Patients seen in 24 months	Total	Change since previous quarter
Quarter ending June 2017	7,269	
Quarter ending September 2017	7,321	→
Quarter ending December 2017	7,408	→
Quarter ending March 2018	7,480	→
Quarter ending June 2018	7,443	→
<b>Variance since June 2017</b>	<b>2.4%</b>	<b>↑</b>



### ACTIVITY



Month	Adjusted Scheduled Activity (UDA)	
	2018	2019
April	248	550
May	1,559	2,064
June	3,520	3,982
July	5,639	
August	7,717	
September	9,189	
October	10,835	
November	12,637	
December	14,231	
January	16,600	
February	18,395	
March	20,758	
April	21,929	
May	21,947	
June	21,970	

### QUALITY

	Quantity	Base Number	Contract	LHB	Wales
% of FP17s for the same patient ID Re-attending within 3 months - Children	22	391	5.6%	9.7%	11.1%
% of FP17s for the same patient ID Re-attending within 3 months - Adults	242	1,993	12.1%	14.1%	15.5%
% of FP17s for the same patient ID Re-attending between 3 & 9 months - Children	183	391	46.8%	54.7%	59.2%
% of FP17s for the same patient ID Re-attending between 3 & 9 months - Adults	1,139	1,993	57.2%	52.2%	55.8%
% of FP17s for Band 1 Urgent Courses	165	1,880	8.8%	8.9%	8.7%
% of FP17s Relating to Free Repair or Replacements	7	1,880	0.4%	0.8%	0.7%
% of FP17s Relating to Continuations	4	1,880	0.2%	0.6%	0.7%
% of Patients satisfied with the dentistry they have received	10	13	76.9%	95.2%	94.0%
% of Patients satisfied with the time they had to wait for an appointment	11	13	84.6%	91.0%	88.5%

\* This is based on patients treated on this contract for their most recent course of treatment. Figures in italics indicate the base number of FP17s or Patient Questionnaire responses are less than 100. N/A is shown where the base number of responses is less than 10 during the period. % is calculated as Quantity/Base number\*100

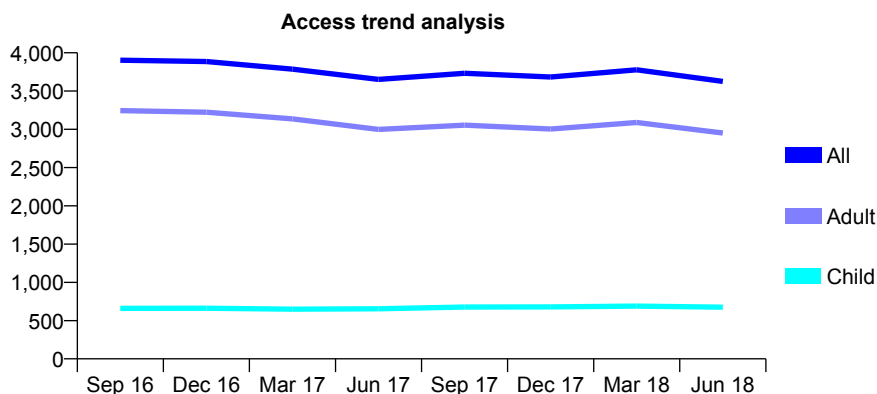
## 7A3 - Vital Signs At a Glance Contract Report for 184136/0001 - June 2018

Name or company name	Glynneath Dental Practice
Contract type name	GDS Contract
Purpose of contract	General
Contract start date	01/09/2012
Contract end date	

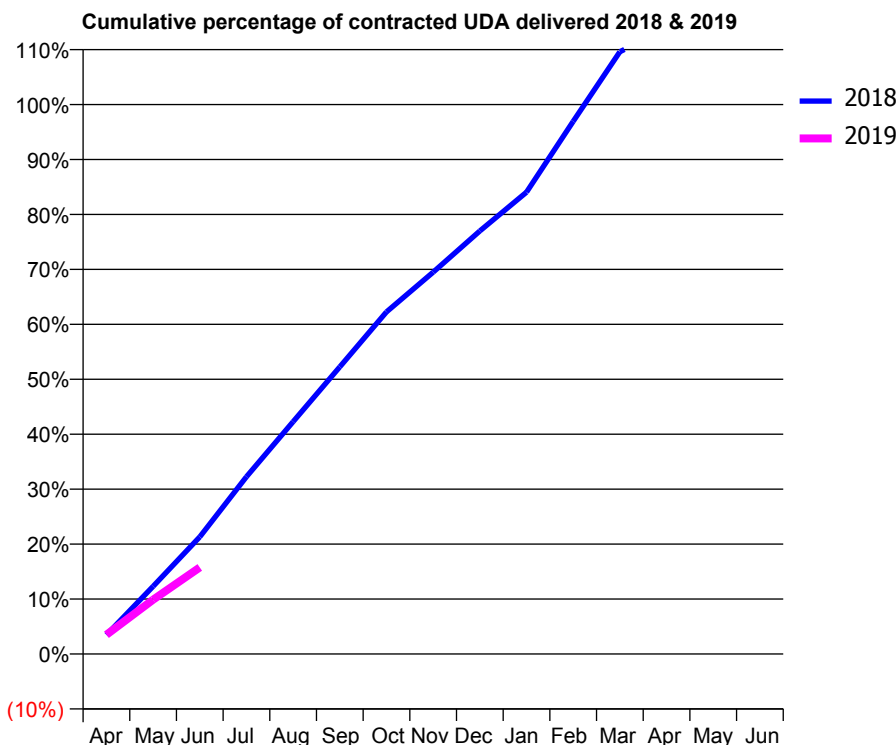
18/19 Contracted general activity (UDA)	11,323
Carry forward general activity (UDA)	0
18/19 Contracted orthodontic activity (UOA)	0
Carry forward orthodontic activity (UOA)	0
Baseline contract value	£406,156.01

### ACCESS\*

Patients seen in 24 months	Total	Change since previous quarter
Quarter ending June 2017	3,653	
Quarter ending September 2017	3,732	↑
Quarter ending December 2017	3,683	↓
Quarter ending March 2018	3,778	↑
Quarter ending June 2018	3,626	↓
<b>Variance since June 2017</b>	<b>(0.7%)</b>	→



### ACTIVITY



Month	Adjusted Scheduled Activity (UDA)	
	2018	2019
April	369	398
May	1,309	1,121
June	2,266	1,785
July	3,428	
August	4,492	
September	5,551	
October	6,613	
November	7,381	
December	8,179	
January	8,928	
February	10,299	
March	11,644	
April	12,094	
May	12,094	
June	12,094	

### QUALITY

	Quantity	Base Number	Contract	LHB	Wales
% of FP17s for the same patient ID Re-attending within 3 months - Children	14	134	10.4%	9.7%	11.1%
% of FP17s for the same patient ID Re-attending within 3 months - Adults	111	670	16.6%	14.1%	15.5%
% of FP17s for the same patient ID Re-attending between 3 & 9 months - Children	38	134	28.4%	54.7%	59.2%
% of FP17s for the same patient ID Re-attending between 3 & 9 months - Adults	247	670	36.9%	52.2%	55.8%
% of FP17s for Band 1 Urgent Courses	83	674	12.3%	8.9%	8.7%
% of FP17s Relating to Free Repair or Replacements	7	674	1.0%	0.8%	0.7%
% of FP17s Relating to Continuations	3	674	0.4%	0.6%	0.7%
% of Patients satisfied with the dentistry they have received	14	14	100.0%	95.2%	94.0%
% of Patients satisfied with the time they had to wait for an appointment	12	14	85.7%	91.0%	88.5%

\* This is based on patients treated on this contract for their most recent course of treatment. Figures in italics indicate the base number of FP17s or Patient Questionnaire responses are less than 100. N/A is shown where the base number of responses is less than 10 during the period. % is calculated as Quantity/Base number\*100

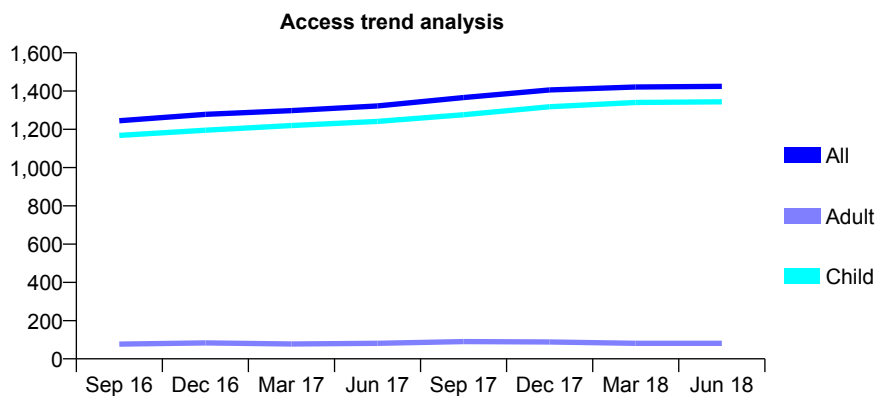
## 7A3 - Vital Signs At a Glance Contract Report for 185000/0001 - June 2018

Name or company name	Howells, Harrison & Gregson
Contract type name	GDS Contract
Purpose of contract	General
Contract start date	01/04/2006
Contract end date	

18/19 Contracted general activity (UDA)	2,576
Carry forward general activity (UDA)	0
18/19 Contracted orthodontic activity (UOA)	0
Carry forward orthodontic activity (UOA)	0
Baseline contract value	£54,840.96

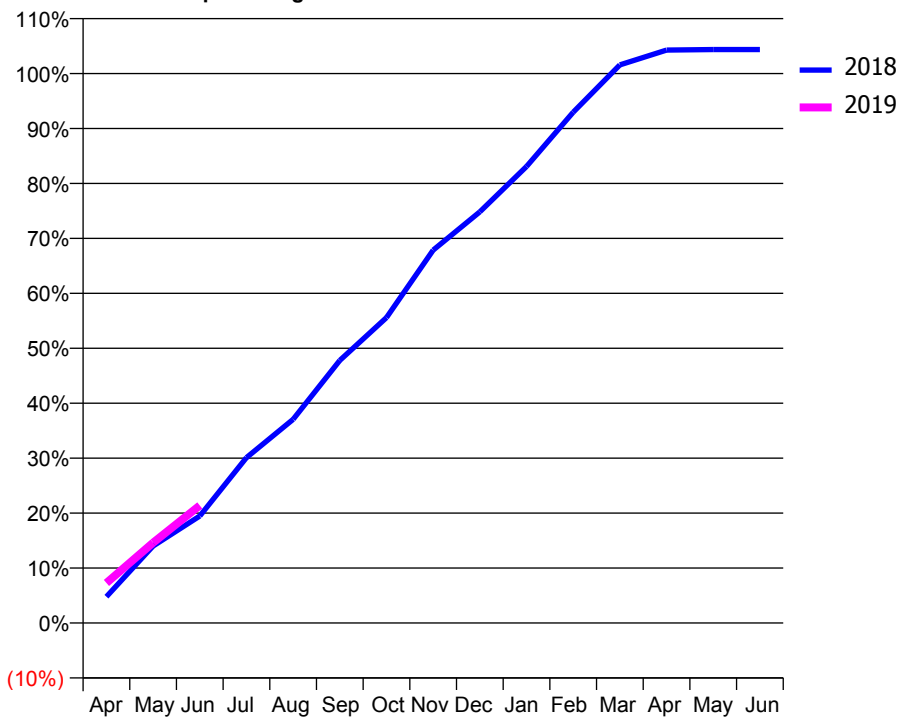
### ACCESS\*

Patients seen in 24 months	Total	Change since previous quarter
Quarter ending June 2017	1,322	
Quarter ending September 2017	1,366	↑
Quarter ending December 2017	1,406	↑
Quarter ending March 2018	1,421	→
Quarter ending June 2018	1,425	→
<b>Variance since June 2017</b>	<b>7.8%</b>	<b>↑</b>



### ACTIVITY

Cumulative percentage of contracted UDA delivered 2018 & 2019



Adjusted Scheduled Activity (UDA)

Month	2018	2019
April	124	188
May	361	377
June	501	551
July	775	
August	955	
September	1,231	
October	1,432	
November	1,748	
December	1,927	
January	2,140	
February	2,394	
March	2,616	
April	2,686	
May	2,689	
June	2,689	

### QUALITY

	Quantity	Base Number	Contract	LHB	Wales
% of FP17s for the same patient ID Re-attending within 3 months - Children	48	470	10.2%	9.7%	11.1%
% of FP17s for the same patient ID Re-attending within 3 months - Adults	0	1	0.0%	14.1%	15.5%
% of FP17s for the same patient ID Re-attending between 3 & 9 months - Children	286	470	60.9%	54.7%	59.2%
% of FP17s for the same patient ID Re-attending between 3 & 9 months - Adults	1	1	100.0%	52.2%	55.8%
% of FP17s for Band 1 Urgent Courses	35	421	8.3%	8.9%	8.7%
% of FP17s Relating to Free Repair or Replacements	0	421	0.0%	0.8%	0.7%
% of FP17s Relating to Continuations	6	421	1.4%	0.6%	0.7%
% of Patients satisfied with the dentistry they have received	0	0	N/A	95.2%	94.0%
% of Patients satisfied with the time they had to wait for an appointment	0	0	N/A	91.0%	88.5%

\* This is based on patients treated on this contract for their most recent course of treatment. Figures in italics indicate the base number of FP17s or Patient Questionnaire responses are less than 100. N/A is shown where the base number of responses is less than 10 during the period. % is calculated as Quantity/Base number\*100

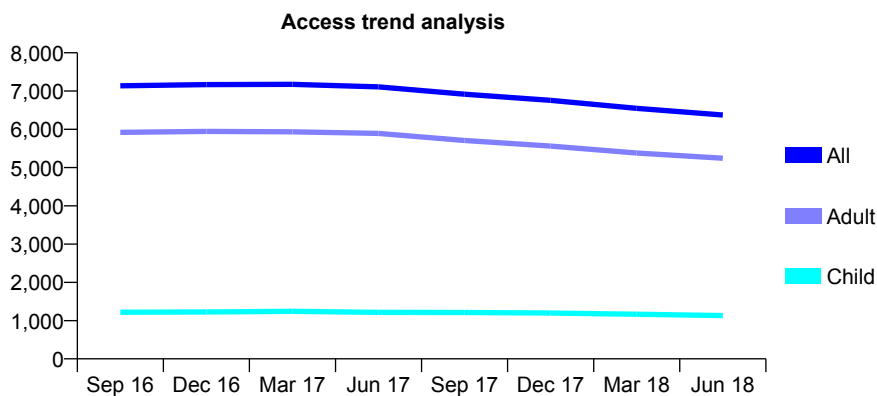
## 7A3 - Vital Signs At a Glance Contract Report for 187917/0001 - June 2018

Name or company name	The Victoria Road Dental Surgery
Contract type name	GDS Contract
Purpose of contract	General
Contract start date	01/05/2012
Contract end date	

18/19 Contracted general activity (UDA)	20,753
Carry forward general activity (UDA)	0
18/19 Contracted orthodontic activity (UOA)	0
Carry forward orthodontic activity (UOA)	0
Baseline contract value	£470,746.07

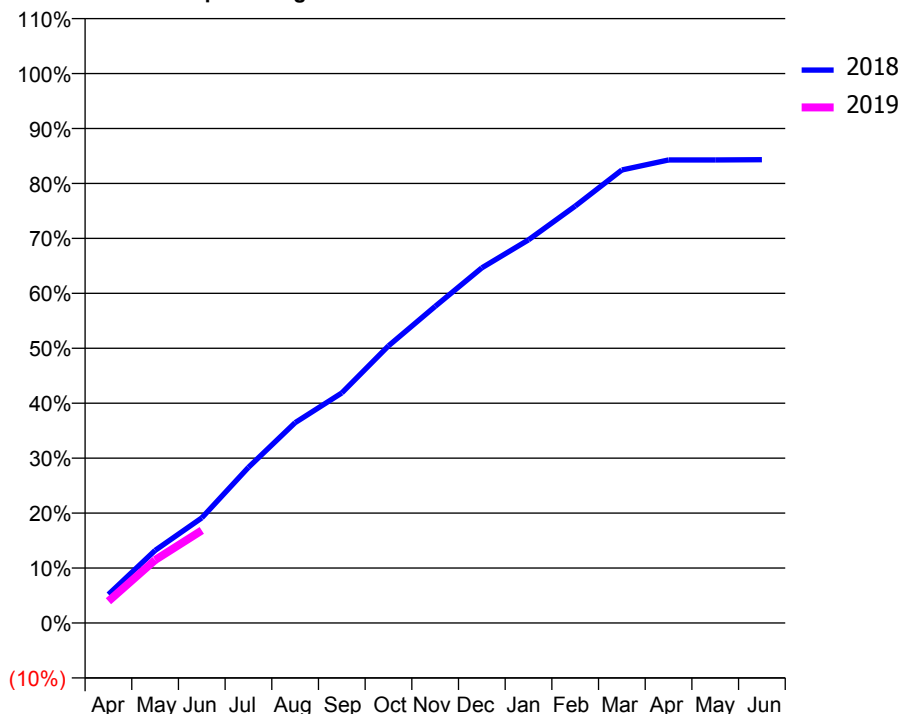
### ACCESS\*

Patients seen in 24 months	Total	Change since previous quarter
Quarter ending June 2017	7,109	
Quarter ending September 2017	6,917	↓
Quarter ending December 2017	6,757	↓
Quarter ending March 2018	6,547	↓
Quarter ending June 2018	6,375	↓
<b>Variance since June 2017</b>	<b>(10.3%)</b>	<b>↓</b>



### ACTIVITY

**Cumulative percentage of contracted UDA delivered 2018 & 2019**



**Adjusted Scheduled Activity (UDA)**

Month	2018	2019
April	1,081	826
May	2,741	2,379
June	3,969	3,497
July	5,881	
August	7,566	
September	8,692	
October	10,469	
November	11,957	
December	13,413	
January	14,469	
February	15,747	
March	17,108	
April	17,488	
May	17,488	
June	17,499	

### QUALITY

	Quantity	Base Number	Contract	LHB	Wales
% of FP17s for the same patient ID Re-attending within 3 months - Children	12	329	3.6%	9.7%	11.1%
% of FP17s for the same patient ID Re-attending within 3 months - Adults	124	1,666	7.4%	14.1%	15.5%
% of FP17s for the same patient ID Re-attending between 3 & 9 months - Children	157	329	47.7%	54.7%	59.2%
% of FP17s for the same patient ID Re-attending between 3 & 9 months - Adults	988	1,666	59.3%	52.2%	55.8%
% of FP17s for Band 1 Urgent Courses	74	1,810	4.1%	8.9%	8.7%
% of FP17s Relating to Free Repair or Replacements	10	1,810	0.6%	0.8%	0.7%
% of FP17s Relating to Continuations	17	1,810	0.9%	0.6%	0.7%
% of Patients satisfied with the dentistry they have received	12	12	100.0%	95.2%	94.0%
% of Patients satisfied with the time they had to wait for an appointment	11	12	91.7%	91.0%	88.5%

\* This is based on patients treated on this contract for their most recent course of treatment. Figures in italics indicate the base number of FP17s or Patient Questionnaire responses are less than 100. N/A is shown where the base number of responses is less than 10 during the period. % is calculated as Quantity/Base number\*100

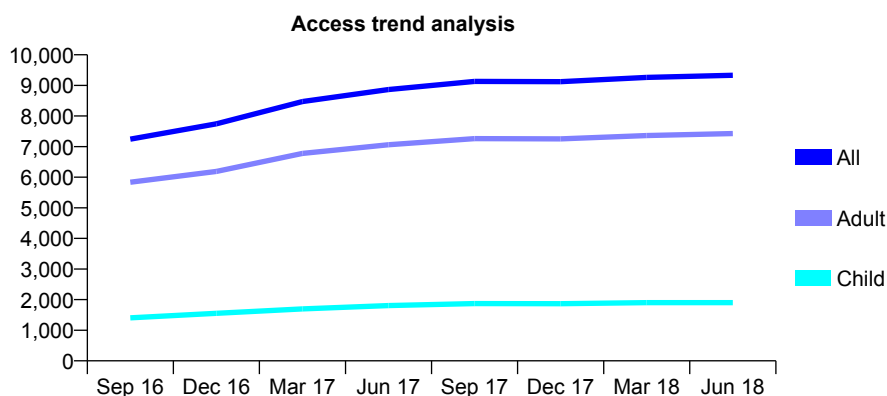
## 7A3 - Vital Signs At a Glance Contract Report for 189693/0001 - June 2018

Name or company name	Hall, Hopkins & Thorne of Llynfi Dental Pra
Contract type name	GDS Contract
Purpose of contract	General
Contract start date	10/08/2011
Contract end date	

18/19 Contracted general activity (UDA)	23,993
Carry forward general activity (UDA)	0
18/19 Contracted orthodontic activity (UOA)	0
Carry forward orthodontic activity (UOA)	0
Baseline contract value	£594,095.95

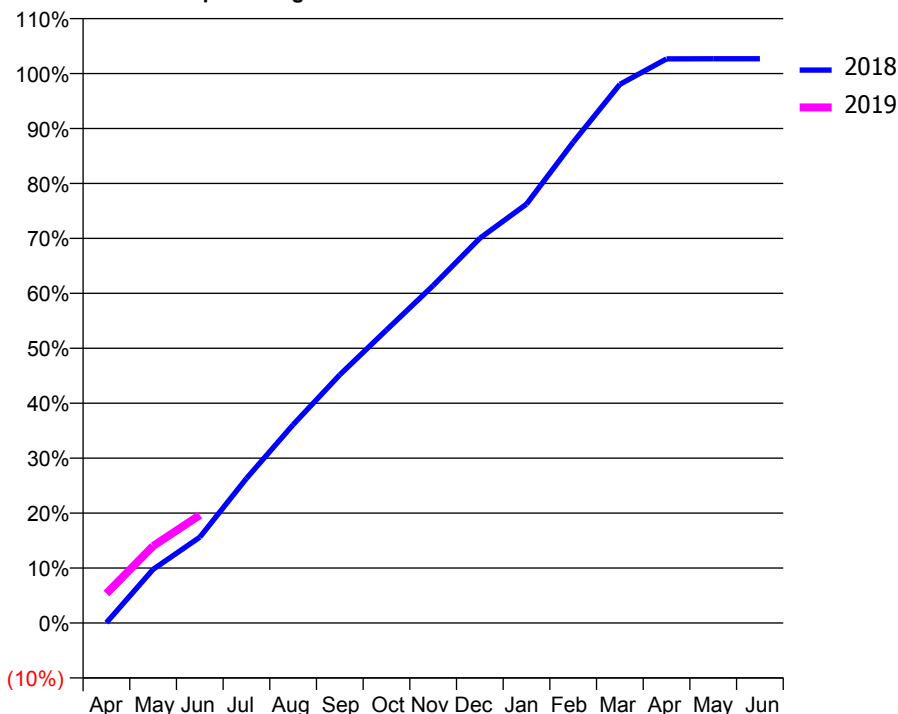
### ACCESS\*

Patients seen in 24 months	Total	Change since previous quarter
Quarter ending June 2017	8,867	
Quarter ending September 2017	9,132	↑
Quarter ending December 2017	9,120	→
Quarter ending March 2018	9,263	→
Quarter ending June 2018	9,330	→
<b>Variance since June 2017</b>	<b>5.2%</b>	<b>↑</b>



### ACTIVITY

Cumulative percentage of contracted UDA delivered 2018 & 2019



Month	Adjusted Scheduled Activity (UDA)	
	2018	2019
April	16	1,288
May	2,341	3,364
June	3,749	4,712
July	6,315	
August	8,662	
September	10,841	
October	12,793	
November	14,732	
December	16,803	
January	18,289	
February	20,990	
March	23,518	
April	24,632	
May	24,640	
June	24,639	

### QUALITY

	Quantity	Base Number	Contract	LHB	Wales
% of FP17s for the same patient ID Re-attending within 3 months - Children	44	701	6.3%	9.7%	11.1%
% of FP17s for the same patient ID Re-attending within 3 months - Adults	258	2,240	11.5%	14.1%	15.5%
% of FP17s for the same patient ID Re-attending between 3 & 9 months - Children	430	701	61.3%	54.7%	59.2%
% of FP17s for the same patient ID Re-attending between 3 & 9 months - Adults	1,106	2,240	49.4%	52.2%	55.8%
% of FP17s for Band 1 Urgent Courses	290	2,459	11.8%	8.9%	8.7%
% of FP17s Relating to Free Repair or Replacements	21	2,459	0.9%	0.8%	0.7%
% of FP17s Relating to Continuations	6	2,459	0.2%	0.6%	0.7%
% of Patients satisfied with the dentistry they have received	17	17	100.0%	95.2%	94.0%
% of Patients satisfied with the time they had to wait for an appointment	14	17	82.4%	91.0%	88.5%

\* This is based on patients treated on this contract for their most recent course of treatment. Figures in italics indicate the base number of FP17s or Patient Questionnaire responses are less than 100. N/A is shown where the base number of responses is less than 10 during the period. % is calculated as Quantity/Base number\*100

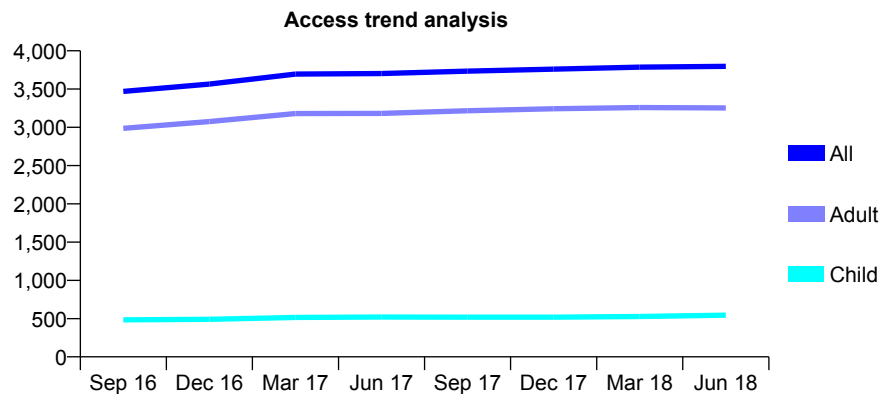
## 7A3 - Vital Signs At a Glance Contract Report for 189839/0001 - June 2018

Name or company name	Sketty Road Dental
Contract type name	GDS Contract
Purpose of contract	General
Contract start date	01/03/2015
Contract end date	

18/19 Contracted general activity (UDA)	12,500
Carry forward general activity (UDA)	0
18/19 Contracted orthodontic activity (UOA)	0
Carry forward orthodontic activity (UOA)	0
Baseline contract value	£291,334.70

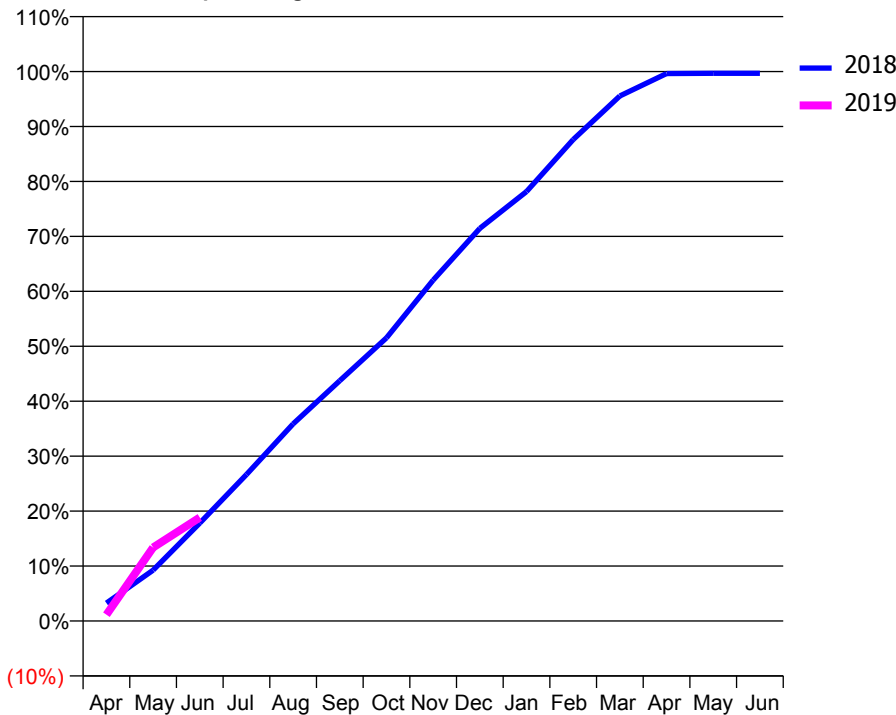
### ACCESS\*

Patients seen in 24 months	Total	Change since previous quarter
Quarter ending June 2017	3,702	
Quarter ending September 2017	3,735	→
Quarter ending December 2017	3,761	→
Quarter ending March 2018	3,786	→
Quarter ending June 2018	3,797	→
<b>Variance since June 2017</b>	<b>2.6%</b>	<b>↑</b>



### ACTIVITY

Cumulative percentage of contracted UDA delivered 2018 & 2019



Month	Adjusted Scheduled Activity (UDA)	
	2018	2019
April	409	143
May	1,159	1,672
June	2,228	2,354
July	3,332	
August	4,485	
September	5,469	
October	6,440	
November	7,755	
December	8,931	
January	9,769	
February	10,953	
March	11,944	
April	12,453	
May	12,460	
June	12,460	

### QUALITY

	Quantity	Base Number	Contract	LHB	Wales
% of FP17s for the same patient ID Re-attending within 3 months - Children	17	191	8.9%	9.7%	11.1%
% of FP17s for the same patient ID Re-attending within 3 months - Adults	230	1,305	17.6%	14.1%	15.5%
% of FP17s for the same patient ID Re-attending between 3 & 9 months - Children	114	191	59.7%	54.7%	59.2%
% of FP17s for the same patient ID Re-attending between 3 & 9 months - Adults	815	1,305	62.5%	52.2%	55.8%
% of FP17s for Band 1 Urgent Courses	82	1,251	6.6%	8.9%	8.7%
% of FP17s Relating to Free Repair or Replacements	14	1,251	1.1%	0.8%	0.7%
% of FP17s Relating to Continuations	34	1,251	2.7%	0.6%	0.7%
% of Patients satisfied with the dentistry they have received	48	50	96.0%	95.2%	94.0%
% of Patients satisfied with the time they had to wait for an appointment	48	50	96.0%	91.0%	88.5%

\* This is based on patients treated on this contract for their most recent course of treatment. Figures in italics indicate the base number of FP17s or Patient Questionnaire responses are less than 100. N/A is shown where the base number of responses is less than 10 during the period. % is calculated as Quantity/Base number\*100

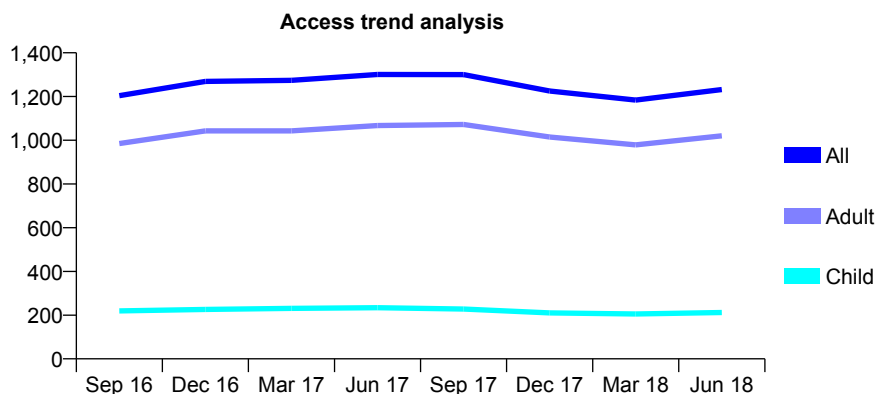
## 7A3 - Vital Signs At a Glance Contract Report for 193399/0001 - June 2018

Name or company name	Dr Roach Price Dental Practice
Contract type name	GDS Contract
Purpose of contract	General
Contract start date	31/03/2014
Contract end date	

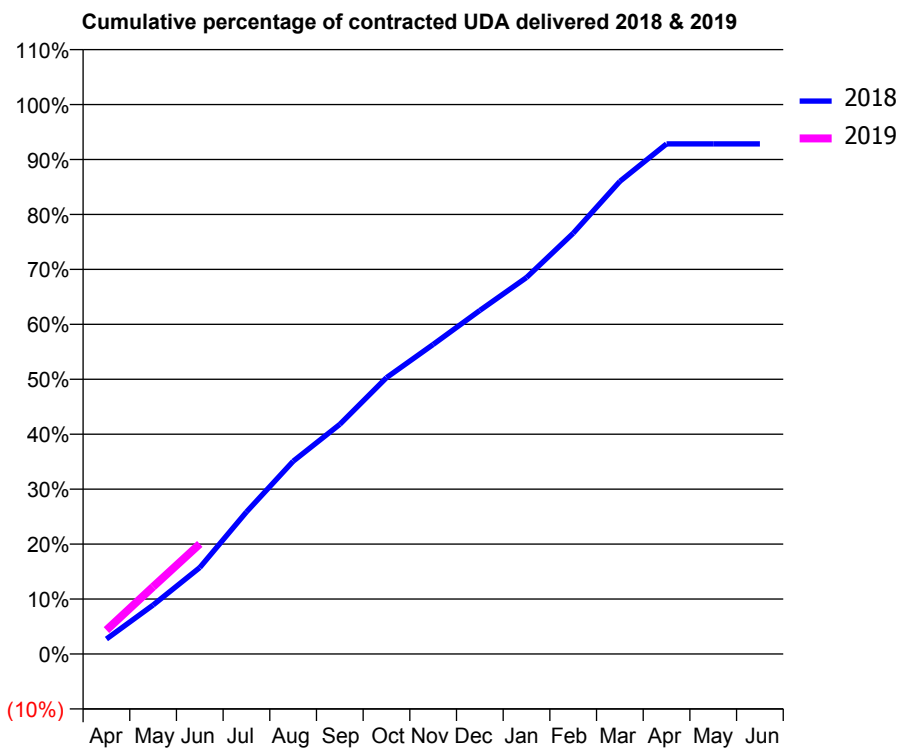
18/19 Contracted general activity (UDA)	4,592
Carry forward general activity (UDA)	0
18/19 Contracted orthodontic activity (UOA)	0
Carry forward orthodontic activity (UOA)	0
Baseline contract value	£103,736.66

### ACCESS\*

Patients seen in 24 months	Total	Change since previous quarter
Quarter ending June 2017	1,301	
Quarter ending September 2017	1,300	→
Quarter ending December 2017	1,225	↓
Quarter ending March 2018	1,184	↓
Quarter ending June 2018	1,232	↑
<b>Variance since June 2017</b>	<b>(5.3%)</b>	<b>↓</b>



### ACTIVITY



Month	Adjusted Scheduled Activity (UDA)	
	2018	2019
April	126	200
May	409	562
June	723	920
July	1,187	
August	1,611	
September	1,920	
October	2,309	
November	2,587	
December	2,872	
January	3,147	
February	3,516	
March	3,949	
April	4,262	
May	4,262	
June	4,262	

### QUALITY

	Quantity	Base Number	Contract	LHB	Wales
% of FP17s for the same patient ID Re-attending within 3 months - Children	13	85	15.3%	9.7%	11.1%
% of FP17s for the same patient ID Re-attending within 3 months - Adults	87	493	17.6%	14.1%	15.5%
% of FP17s for the same patient ID Re-attending between 3 & 9 months - Children	41	85	48.2%	54.7%	59.2%
% of FP17s for the same patient ID Re-attending between 3 & 9 months - Adults	257	493	52.1%	52.2%	55.8%
% of FP17s for Band 1 Urgent Courses	55	484	11.4%	8.9%	8.7%
% of FP17s Relating to Free Repair or Replacements	4	484	0.8%	0.8%	0.7%
% of FP17s Relating to Continuations	1	484	0.2%	0.6%	0.7%
% of Patients satisfied with the dentistry they have received	7	7	N/A	95.2%	94.0%
% of Patients satisfied with the time they had to wait for an appointment	7	7	N/A	91.0%	88.5%

\* This is based on patients treated on this contract for their most recent course of treatment. Figures in italics indicate the base number of FP17s or Patient Questionnaire responses are less than 100. N/A is shown where the base number of responses is less than 10 during the period. % is calculated as Quantity/Base number\*100



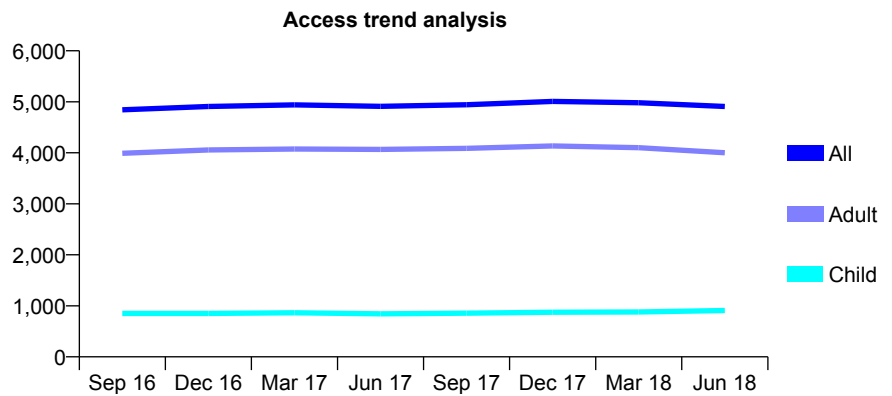
## 7A3 - Vital Signs At a Glance Contract Report for 195006/0001 - June 2018

Name or company name	Heronpalm Limited
Contract type name	GDS Contract
Purpose of contract	General
Contract start date	01/02/2007
Contract end date	

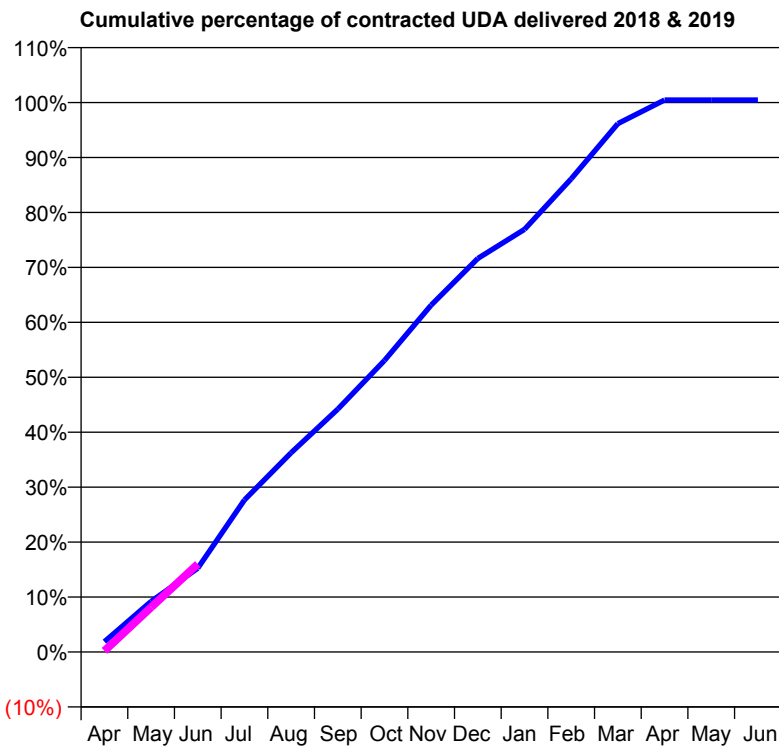
18/19 Contracted general activity (UDA)	14,790
Carry forward general activity (UDA)	0
18/19 Contracted orthodontic activity (UOA)	0
Carry forward orthodontic activity (UOA)	0
Baseline contract value	£339,785.02

### ACCESS\*

Patients seen in 24 months	Total	Change since previous quarter
Quarter ending June 2017	4,911	
Quarter ending September 2017	4,942	→
Quarter ending December 2017	5,008	→
Quarter ending March 2018	4,981	→
Quarter ending June 2018	4,909	↓
<b>Variance since June 2017</b>	<b>(0.0%)</b>	→



### ACTIVITY



Month	Adjusted Scheduled Activity (UDA)	
	2018	2019
April	279	32
May	1,362	1,205
June	2,256	2,368
July	4,093	
August	5,364	
September	6,536	
October	7,847	
November	9,338	
December	10,592	
January	11,377	
February	12,735	
March	14,220	
April	14,856	
May	14,856	
June	14,856	

### QUALITY

	Quantity	Base Number	Contract	LHB	Wales
% of FP17s for the same patient ID Re-attending within 3 months - Children	13	273	4.8%	9.7%	11.1%
% of FP17s for the same patient ID Re-attending within 3 months - Adults	164	1,154	14.2%	14.1%	15.5%
% of FP17s for the same patient ID Re-attending between 3 & 9 months - Children	144	273	52.7%	54.7%	59.2%
% of FP17s for the same patient ID Re-attending between 3 & 9 months - Adults	664	1,154	57.5%	52.2%	55.8%
% of FP17s for Band 1 Urgent Courses	70	1,170	6.0%	8.9%	8.7%
% of FP17s Relating to Free Repair or Replacements	15	1,170	1.3%	0.8%	0.7%
% of FP17s Relating to Continuations	11	1,170	0.9%	0.6%	0.7%
% of Patients satisfied with the dentistry they have received	10	11	90.9%	95.2%	94.0%
% of Patients satisfied with the time they had to wait for an appointment	11	11	100.0%	91.0%	88.5%

\* This is based on patients treated on this contract for their most recent course of treatment. Figures in italics indicate the base number of FP17s or Patient Questionnaire responses are less than 100. N/A is shown where the base number of responses is less than 10 during the period. % is calculated as Quantity/Base number\*100

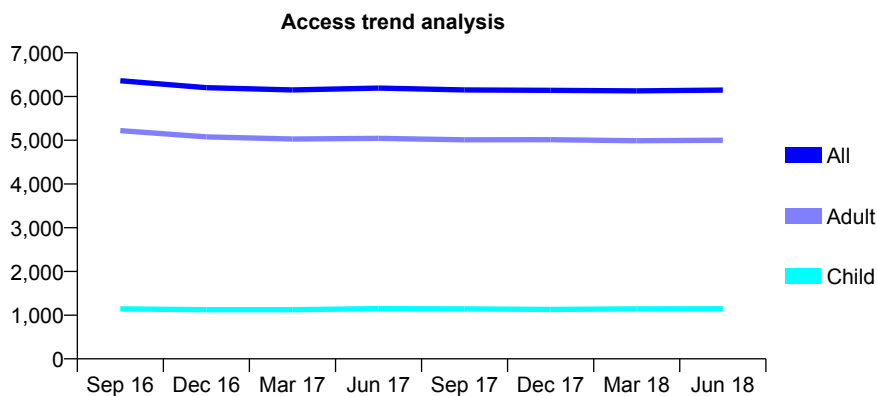
## 7A3 - Vital Signs At a Glance Contract Report for 195006/0002 - June 2018

Name or company name	R Elliott and Associates
Contract type name	GDS Contract
Purpose of contract	General
Contract start date	01/02/2007
Contract end date	

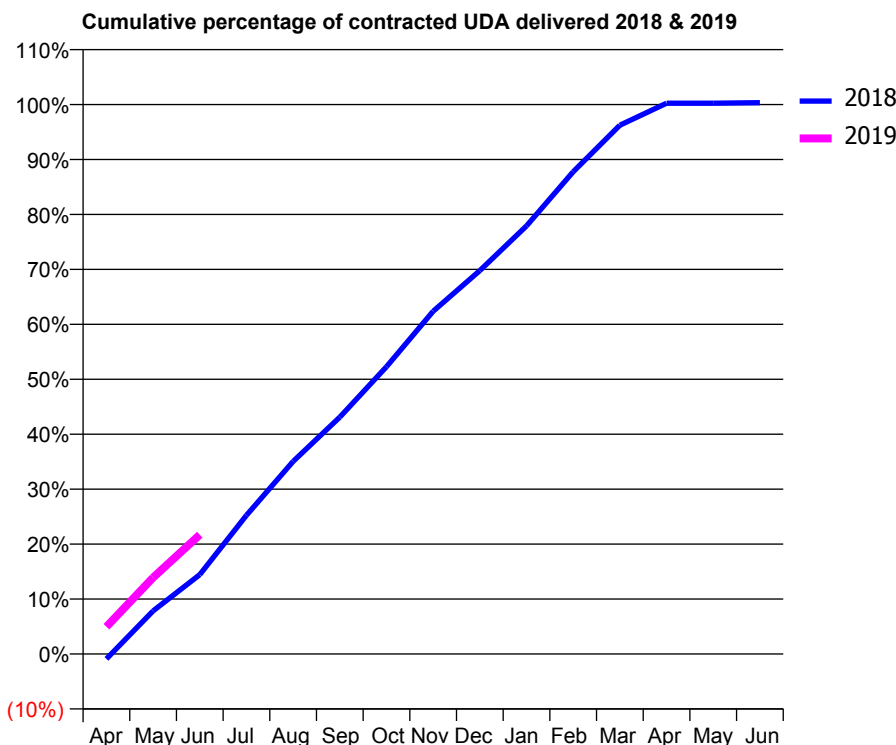
18/19 Contracted general activity (UDA)	18,317
Carry forward general activity (UDA)	0
18/19 Contracted orthodontic activity (UOA)	0
Carry forward orthodontic activity (UOA)	0
Baseline contract value	£420,814.22

### ACCESS\*

Patients seen in 24 months	Total	Change since previous quarter
Quarter ending June 2017	6,192	
Quarter ending September 2017	6,152	→
Quarter ending December 2017	6,142	→
Quarter ending March 2018	6,130	→
Quarter ending June 2018	6,147	→
<b>Variance since June 2017</b>	<b>(0.7%)</b>	→



### ACTIVITY



Month	Adjusted Scheduled Activity (UDA)	
	2018	2019
April	-168	911
May	1,437	2,549
June	2,647	3,975
July	4,624	
August	6,420	
September	7,897	
October	9,579	
November	11,428	
December	12,782	
January	14,273	
February	16,076	
March	17,627	
April	18,359	
May	18,360	
June	18,378	

### QUALITY

	Quantity	Base Number	Contract	LHB	Wales
% of FP17s for the same patient ID Re-attending within 3 months - Children	29	505	5.7%	9.7%	11.1%
% of FP17s for the same patient ID Re-attending within 3 months - Adults	339	2,169	15.6%	14.1%	15.5%
% of FP17s for the same patient ID Re-attending between 3 & 9 months - Children	327	505	64.8%	54.7%	59.2%
% of FP17s for the same patient ID Re-attending between 3 & 9 months - Adults	1,330	2,169	61.3%	52.2%	55.8%
% of FP17s for Band 1 Urgent Courses	211	2,282	9.2%	8.9%	8.7%
% of FP17s Relating to Free Repair or Replacements	26	2,282	1.1%	0.8%	0.7%
% of FP17s Relating to Continuations	13	2,282	0.6%	0.6%	0.7%
% of Patients satisfied with the dentistry they have received	18	18	100.0%	95.2%	94.0%
% of Patients satisfied with the time they had to wait for an appointment	17	18	94.4%	91.0%	88.5%

\* This is based on patients treated on this contract for their most recent course of treatment. Figures in italics indicate the base number of FP17s or Patient Questionnaire responses are less than 100. N/A is shown where the base number of responses is less than 10 during the period. % is calculated as Quantity/Base number\*100

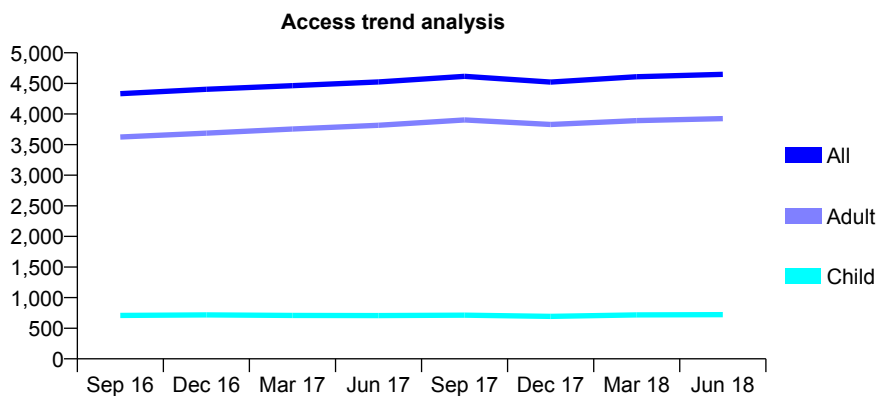
## 7A3 - Vital Signs At a Glance Contract Report for 195375/0001 - June 2018

Name or company name	Woods Dental
Contract type name	GDS Contract
Purpose of contract	General
Contract start date	01/01/2012
Contract end date	

18/19 Contracted general activity (UDA)	11,875
Carry forward general activity (UDA)	0
18/19 Contracted orthodontic activity (UOA)	0
Carry forward orthodontic activity (UOA)	0
Baseline contract value	£314,503.40

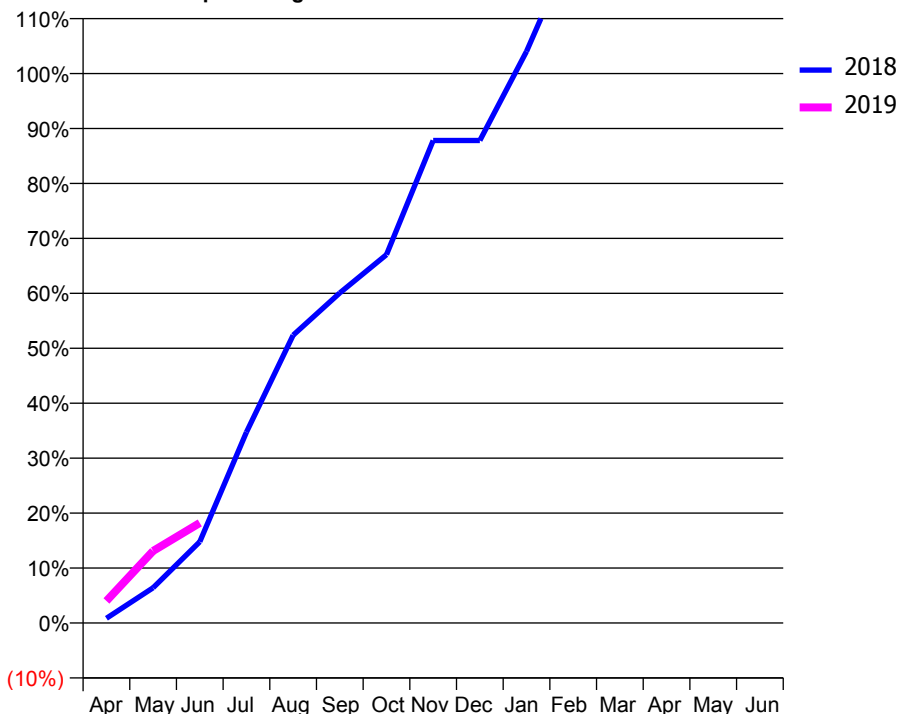
### ACCESS\*

Patients seen in 24 months	Total	Change since previous quarter
Quarter ending June 2017	4,523	
Quarter ending September 2017	4,616	↑
Quarter ending December 2017	4,521	↓
Quarter ending March 2018	4,609	→
Quarter ending June 2018	4,648	→
<b>Variance since June 2017</b>	<b>2.8%</b>	<b>↑</b>



### ACTIVITY

Cumulative percentage of contracted UDA delivered 2018 & 2019



Month	Adjusted Scheduled Activity (UDA)	
	2018	2019
April	80	476
May	601	1,558
June	1,385	2,164
July	3,254	
August	4,907	
September	5,627	
October	6,281	
November	8,226	
December	8,226	
January	9,745	
February	11,560	
March	12,932	
April	13,465	
May	13,468	
June	13,473	

### QUALITY

	Quantity	Base Number	Contract	LHB	Wales
% of FP17s for the same patient ID Re-attending within 3 months - Children	18	208	8.7%	9.7%	11.1%
% of FP17s for the same patient ID Re-attending within 3 months - Adults	206	1,139	18.1%	14.1%	15.5%
% of FP17s for the same patient ID Re-attending between 3 & 9 months - Children	119	208	57.2%	54.7%	59.2%
% of FP17s for the same patient ID Re-attending between 3 & 9 months - Adults	499	1,139	43.8%	52.2%	55.8%
% of FP17s for Band 1 Urgent Courses	345	1,111	31.1%	8.9%	8.7%
% of FP17s Relating to Free Repair or Replacements	3	1,111	0.3%	0.8%	0.7%
% of FP17s Relating to Continuations	3	1,111	0.3%	0.6%	0.7%
% of Patients satisfied with the dentistry they have received	4	7	N/A	95.2%	94.0%
% of Patients satisfied with the time they had to wait for an appointment	4	7	N/A	91.0%	88.5%

\* This is based on patients treated on this contract for their most recent course of treatment. Figures in italics indicate the base number of FP17s or Patient Questionnaire responses are less than 100. N/A is shown where the base number of responses is less than 10 during the period. % is calculated as Quantity/Base number\*100

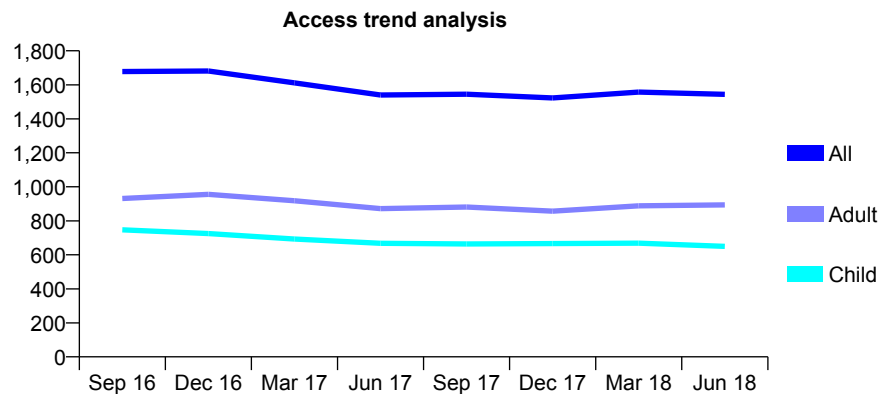
## 7A3 - Vital Signs At a Glance Contract Report for 195510/0001 - June 2018

Name or company name	Vale View Dental Care
Contract type name	GDS Contract
Purpose of contract	General
Contract start date	01/08/2009
Contract end date	

18/19 Contracted general activity (UDA)	6,032
Carry forward general activity (UDA)	0
18/19 Contracted orthodontic activity (UOA)	0
Carry forward orthodontic activity (UOA)	0
Baseline contract value	£145,274.31

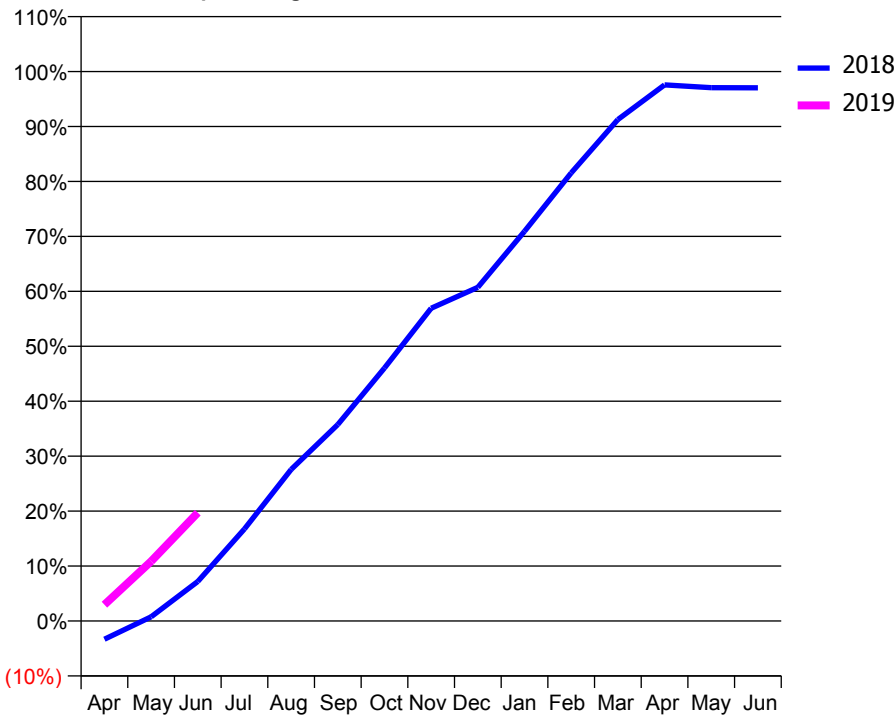
### ACCESS\*

Patients seen in 24 months	Total	Change since previous quarter
Quarter ending June 2017	1,540	
Quarter ending September 2017	1,545	→
Quarter ending December 2017	1,523	↓
Quarter ending March 2018	1,557	↑
Quarter ending June 2018	1,544	→
<b>Variance since June 2017</b>	<b>0.3%</b>	<b>→</b>



### ACTIVITY

Cumulative percentage of contracted UDA delivered 2018 & 2019



Month	Adjusted Scheduled Activity (UDA)	
	2018	2019
April	-201	180
May	46	655
June	434	1,189
July	1,010	
August	1,664	
September	2,157	
October	2,778	
November	3,433	
December	3,663	
January	4,278	
February	4,919	
March	5,505	
April	5,885	
May	5,855	
June	5,853	

### QUALITY

	Quantity	Base Number	Contract	LHB	Wales
% of FP17s for the same patient ID Re-attending within 3 months - Children	56	257	21.8%	9.7%	11.1%
% of FP17s for the same patient ID Re-attending within 3 months - Adults	54	353	15.3%	14.1%	15.5%
% of FP17s for the same patient ID Re-attending between 3 & 9 months - Children	149	257	58.0%	54.7%	59.2%
% of FP17s for the same patient ID Re-attending between 3 & 9 months - Adults	216	353	61.2%	52.2%	55.8%
% of FP17s for Band 1 Urgent Courses	2	475	0.4%	8.9%	8.7%
% of FP17s Relating to Free Repair or Replacements	1	475	0.2%	0.8%	0.7%
% of FP17s Relating to Continuations	2	475	0.4%	0.6%	0.7%
% of Patients satisfied with the dentistry they have received	3	3	N/A	95.2%	94.0%
% of Patients satisfied with the time they had to wait for an appointment	3	3	N/A	91.0%	88.5%

\* This is based on patients treated on this contract for their most recent course of treatment. Figures in italics indicate the base number of FP17s or Patient Questionnaire responses are less than 100. N/A is shown where the base number of responses is less than 10 during the period. % is calculated as Quantity/Base number\*100

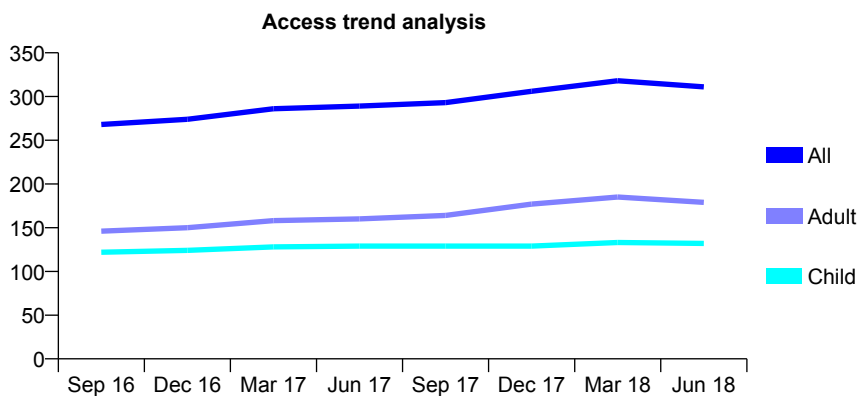
## 7A3 - Vital Signs At a Glance Contract Report for 197270/0001 - June 2018

Name or company name	HJ Price
Contract type name	GDS Contract
Purpose of contract	General
Contract start date	08/12/2014
Contract end date	

18/19 Contracted general activity (UDA)	900
Carry forward general activity (UDA)	0
18/19 Contracted orthodontic activity (UOA)	0
Carry forward orthodontic activity (UOA)	0
Baseline contract value	£20,334.96

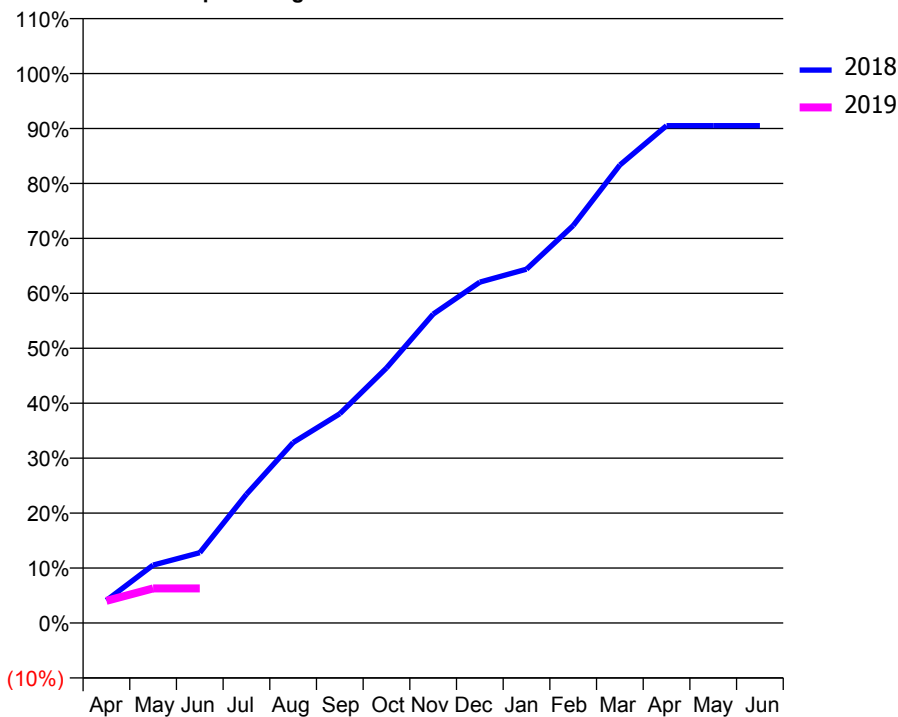
### ACCESS\*

Patients seen in 24 months	Total	Change since previous quarter
Quarter ending June 2017	289	
Quarter ending September 2017	293	→
Quarter ending December 2017	306	↑
Quarter ending March 2018	318	↑
Quarter ending June 2018	311	↓
<b>Variance since June 2017</b>	<b>7.6%</b>	<b>↑</b>



### ACTIVITY

Cumulative percentage of contracted UDA delivered 2018 & 2019



Adjusted Scheduled Activity (UDA)

Month	2018	2019
April	37	36
May	95	57
June	115	57
July	211	
August	296	
September	343	
October	418	
November	506	
December	558	
January	580	
February	651	
March	750	
April	815	
May	815	
June	815	

### QUALITY

	Quantity	Base Number	Contract	LHB	Wales
% of FP17s for the same patient ID Re-attending within 3 months - Children	1	29	3.4%	9.7%	11.1%
% of FP17s for the same patient ID Re-attending within 3 months - Adults	5	32	15.6%	14.1%	15.5%
% of FP17s for the same patient ID Re-attending between 3 & 9 months - Children	21	29	72.4%	54.7%	59.2%
% of FP17s for the same patient ID Re-attending between 3 & 9 months - Adults	15	32	46.9%	52.2%	55.8%
% of FP17s for Band 1 Urgent Courses	3	40	7.5%	8.9%	8.7%
% of FP17s Relating to Free Repair or Replacements	0	40	0.0%	0.8%	0.7%
% of FP17s Relating to Continuations	0	40	0.0%	0.6%	0.7%
% of Patients satisfied with the dentistry they have received	1	1	N/A	95.2%	94.0%
% of Patients satisfied with the time they had to wait for an appointment	1	1	N/A	91.0%	88.5%

\* This is based on patients treated on this contract for their most recent course of treatment. Figures in italics indicate the base number of FP17s or Patient Questionnaire responses are less than 100. N/A is shown where the base number of responses is less than 10 during the period. % is calculated as Quantity/Base number\*100

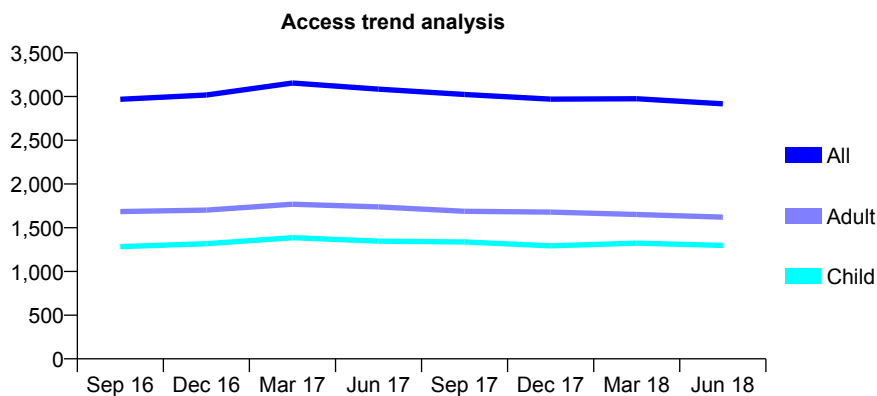
## 7A3 - Vital Signs At a Glance Contract Report for 199613/0001 - June 2018

Name or company name	J Bater and L Khosa
Contract type name	GDS Contract
Purpose of contract	General
Contract start date	01/04/2010
Contract end date	

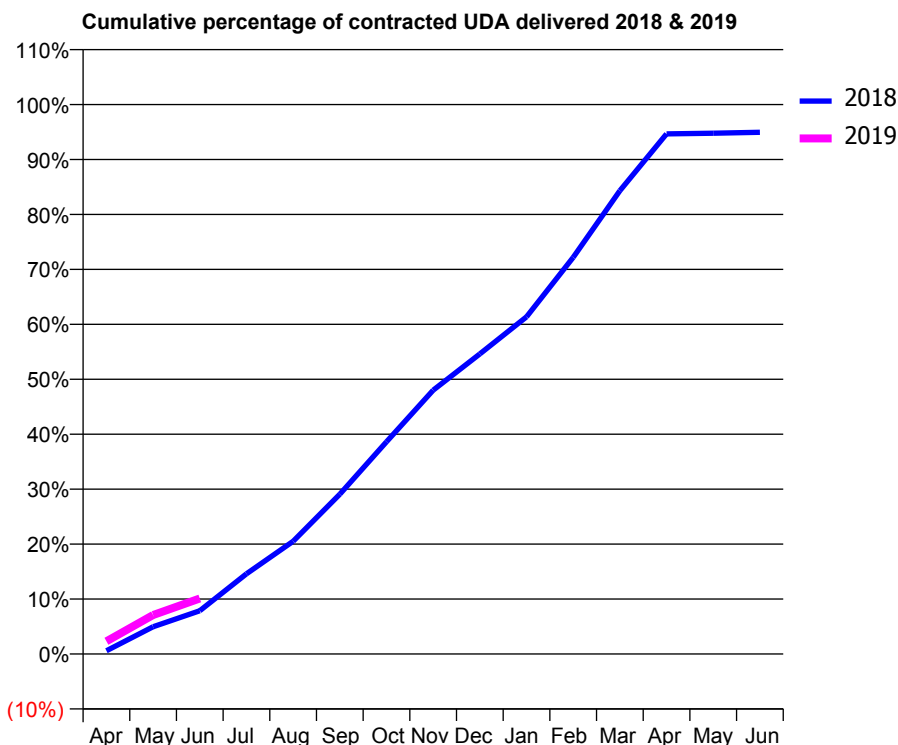
18/19 Contracted general activity (UDA)	12,000
Carry forward general activity (UDA)	0
18/19 Contracted orthodontic activity (UOA)	0
Carry forward orthodontic activity (UOA)	0
Baseline contract value	£318,120.00

### ACCESS\*

Patients seen in 24 months	Total	Change since previous quarter
Quarter ending June 2017	3,084	
Quarter ending September 2017	3,024	↓
Quarter ending December 2017	2,970	↓
Quarter ending March 2018	2,974	→
Quarter ending June 2018	2,917	↓
<b>Variance since June 2017</b>	<b>(5.4%)</b>	<b>↓</b>



### ACTIVITY



Adjusted Scheduled Activity (UDA)		
Month	2018	2019
April	60	278
May	497	852
June	788	1,212
July	1,459	
August	2,053	
September	2,909	
October	3,861	
November	4,801	
December	5,461	
January	6,135	
February	7,219	
March	8,431	
April	9,465	
May	9,478	
June	9,494	

### QUALITY

	Quantity	Base Number	Contract	LHB	Wales
% of FP17s for the same patient ID Re-attending within 3 months - Children	39	429	9.1%	9.7%	11.1%
% of FP17s for the same patient ID Re-attending within 3 months - Adults	126	516	24.4%	14.1%	15.5%
% of FP17s for the same patient ID Re-attending between 3 & 9 months - Children	281	429	65.5%	54.7%	59.2%
% of FP17s for the same patient ID Re-attending between 3 & 9 months - Adults	259	516	50.2%	52.2%	55.8%
% of FP17s for Band 1 Urgent Courses	105	575	18.3%	8.9%	8.7%
% of FP17s Relating to Free Repair or Replacements	6	575	1.0%	0.8%	0.7%
% of FP17s Relating to Continuations	2	575	0.3%	0.6%	0.7%
% of Patients satisfied with the dentistry they have received	9	9	N/A	95.2%	94.0%
% of Patients satisfied with the time they had to wait for an appointment	9	9	N/A	91.0%	88.5%

\* This is based on patients treated on this contract for their most recent course of treatment. Figures in italics indicate the base number of FP17s or Patient Questionnaire responses are less than 100. N/A is shown where the base number of responses is less than 10 during the period. % is calculated as Quantity/Base number\*100

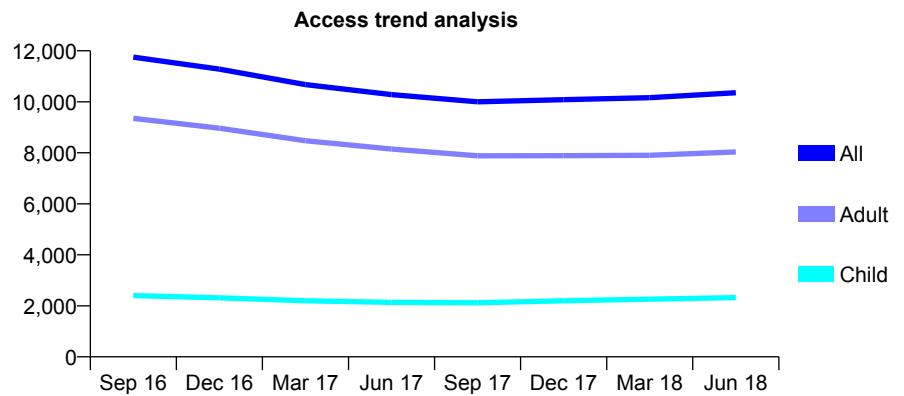
## 7A3 - Vital Signs At a Glance Contract Report for 199915/0003 - June 2018

Name or company name	IDH 441 to 444 Ltd
Contract type name	GDS Contract
Purpose of contract	General
Contract start date	01/04/2010
Contract end date	

18/19 Contracted general activity (UDA)	30,144
Carry forward general activity (UDA)	0
18/19 Contracted orthodontic activity (UOA)	0
Carry forward orthodontic activity (UOA)	0
Baseline contract value	£767,570.16

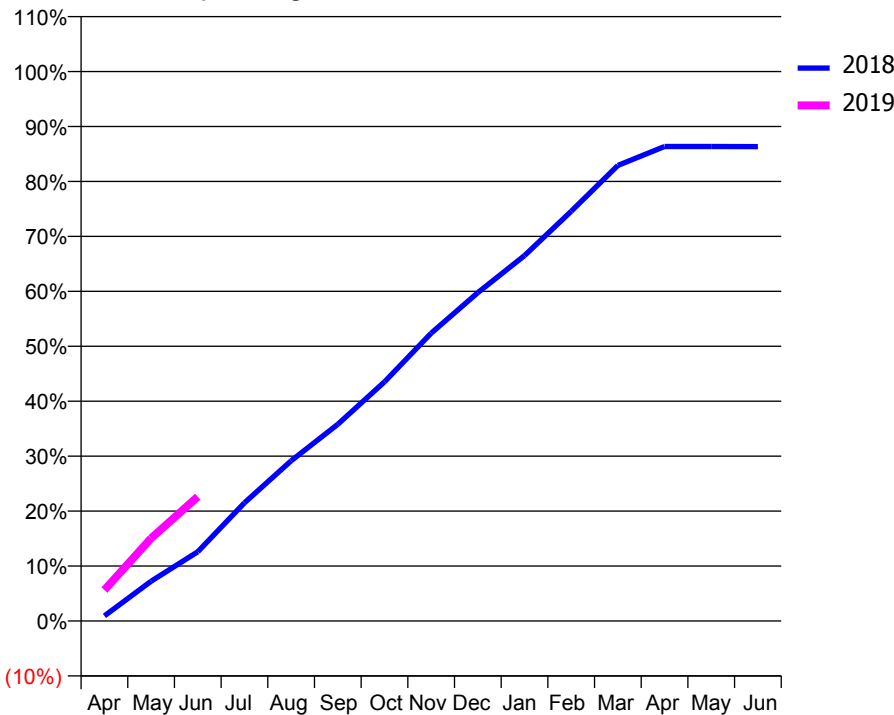
### ACCESS\*

Patients seen in 24 months	Total	Change since previous quarter
Quarter ending June 2017	10,283	
Quarter ending September 2017	10,000	↓
Quarter ending December 2017	10,086	→
Quarter ending March 2018	10,163	→
Quarter ending June 2018	10,358	→
<b>Variance since June 2017</b>	<b>0.7%</b>	<b>→</b>



### ACTIVITY

Cumulative percentage of contracted UDA delivered 2018 & 2019



Month	Adjusted Scheduled Activity (UDA)	
	2018	2019
April	283	1,703
May	2,183	4,541
June	3,800	6,818
July	6,483	
August	8,788	
September	10,793	
October	13,118	
November	15,792	
December	18,012	
January	20,047	
February	22,472	
March	24,992	
April	26,029	
May	26,031	
June	26,022	

### QUALITY

	Quantity	Base Number	Contract	LHB	Wales
% of FP17s for the same patient ID Re-attending within 3 months - Children	54	715	7.6%	9.7%	11.1%
% of FP17s for the same patient ID Re-attending within 3 months - Adults	264	2,493	10.6%	14.1%	15.5%
% of FP17s for the same patient ID Re-attending between 3 & 9 months - Children	277	715	38.7%	54.7%	59.2%
% of FP17s for the same patient ID Re-attending between 3 & 9 months - Adults	1,180	2,493	47.3%	52.2%	55.8%
% of FP17s for Band 1 Urgent Courses	198	2,796	7.1%	8.9%	8.7%
% of FP17s Relating to Free Repair or Replacements	24	2,796	0.9%	0.8%	0.7%
% of FP17s Relating to Continuations	38	2,796	1.4%	0.6%	0.7%
% of Patients satisfied with the dentistry they have received	21	25	84.0%	95.2%	94.0%
% of Patients satisfied with the time they had to wait for an appointment	20	25	80.0%	91.0%	88.5%

\* This is based on patients treated on this contract for their most recent course of treatment. Figures in italics indicate the base number of FP17s or Patient Questionnaire responses are less than 100. N/A is shown where the base number of responses is less than 10 during the period. % is calculated as Quantity/Base number\*100

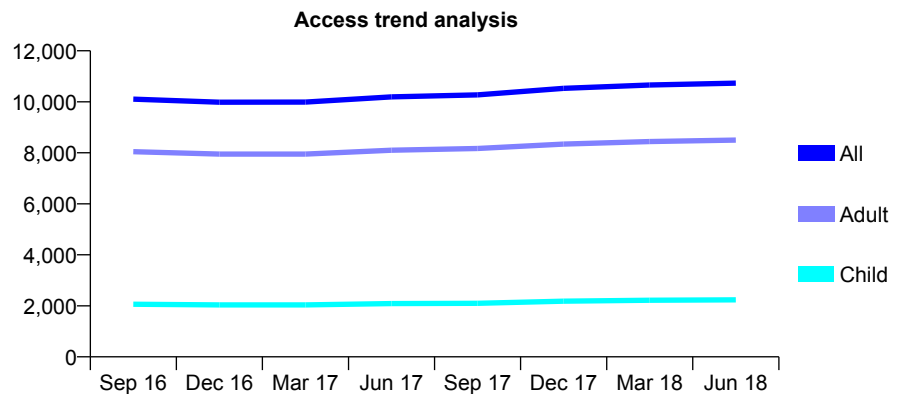
## 7A3 - Vital Signs At a Glance Contract Report for 202797/0001 - June 2018

Name or company name	MR B DAVID
Contract type name	GDS Contract
Purpose of contract	General
Contract start date	01/04/2006
Contract end date	

18/19 Contracted general activity (UDA)	36,250
Carry forward general activity (UDA)	0
18/19 Contracted orthodontic activity (UOA)	0
Carry forward orthodontic activity (UOA)	0
Baseline contract value	£955,520.70

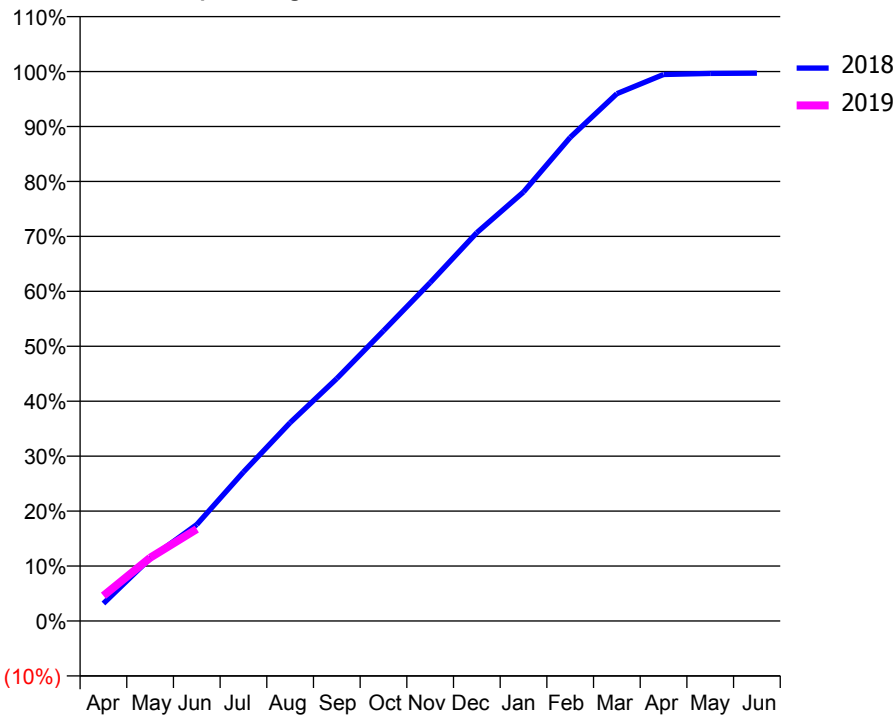
### ACCESS\*

Patients seen in 24 months	Total	Change since previous quarter
Quarter ending June 2017	10,192	
Quarter ending September 2017	10,271	→
Quarter ending December 2017	10,529	↑
Quarter ending March 2018	10,660	→
Quarter ending June 2018	10,730	→
<b>Variance since June 2017</b>	<b>5.3%</b>	<b>↑</b>



### ACTIVITY

Cumulative percentage of contracted UDA delivered 2018 & 2019



Month	Adjusted Scheduled Activity (UDA)	
	2018	2019
April	1,083	1,670
May	3,867	4,175
June	5,966	6,066
July	9,213	
August	12,256	
September	14,989	
October	17,941	
November	20,910	
December	24,007	
January	26,520	
February	29,885	
March	32,592	
April	33,780	
May	33,840	
June	33,857	

### QUALITY

	Quantity	Base Number	Contract	LHB	Wales
% of FP17s for the same patient ID Re-attending within 3 months - Children	59	752	7.8%	9.7%	11.1%
% of FP17s for the same patient ID Re-attending within 3 months - Adults	535	2,892	18.5%	14.1%	15.5%
% of FP17s for the same patient ID Re-attending between 3 & 9 months - Children	417	752	55.5%	54.7%	59.2%
% of FP17s for the same patient ID Re-attending between 3 & 9 months - Adults	1,583	2,892	54.7%	52.2%	55.8%
% of FP17s for Band 1 Urgent Courses	401	3,047	13.2%	8.9%	8.7%
% of FP17s Relating to Free Repair or Replacements	29	3,047	1.0%	0.8%	0.7%
% of FP17s Relating to Continuations	52	3,047	1.7%	0.6%	0.7%
% of Patients satisfied with the dentistry they have received	33	34	97.1%	95.2%	94.0%
% of Patients satisfied with the time they had to wait for an appointment	33	34	97.1%	91.0%	88.5%

\* This is based on patients treated on this contract for their most recent course of treatment. Figures in italics indicate the base number of FP17s or Patient Questionnaire responses are less than 100. N/A is shown where the base number of responses is less than 10 during the period. % is calculated as Quantity/Base number\*100



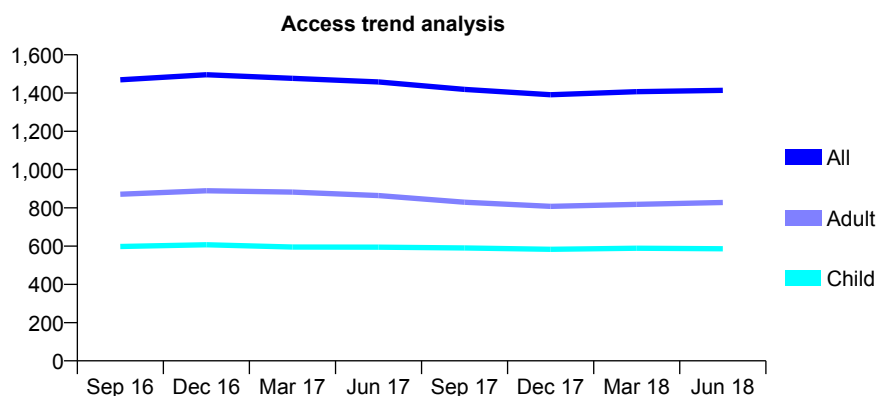
## 7A3 - Vital Signs At a Glance Contract Report for 222739/0001 - June 2018

Name or company name	MR G PEARSON
Contract type name	GDS Contract
Purpose of contract	General
Contract start date	01/04/2006
Contract end date	

18/19 Contracted general activity (UDA)	3,984
Carry forward general activity (UDA)	0
18/19 Contracted orthodontic activity (UOA)	0
Carry forward orthodontic activity (UOA)	0
Baseline contract value	£97,935.96

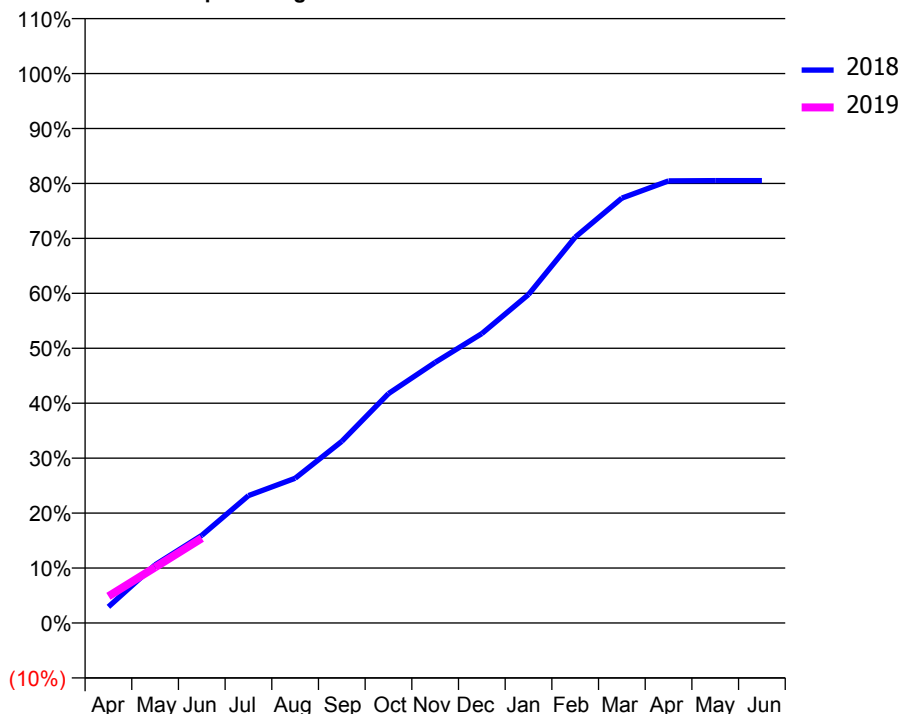
### ACCESS\*

Patients seen in 24 months	Total	Change since previous quarter
Quarter ending June 2017	1,458	
Quarter ending September 2017	1,419	↓
Quarter ending December 2017	1,391	↓
Quarter ending March 2018	1,407	→
Quarter ending June 2018	1,414	→
<b>Variance since June 2017</b>	<b>(3.0%)</b>	<b>↓</b>



### ACTIVITY

Cumulative percentage of contracted UDA delivered 2018 & 2019



Adjusted Scheduled Activity (UDA)

Month	2018	2019
April	117	194
May	422	403
June	636	614
July	924	
August	1,050	
September	1,318	
October	1,663	
November	1,890	
December	2,098	
January	2,381	
February	2,797	
March	3,080	
April	3,206	
May	3,208	
June	3,208	

### QUALITY

	Quantity	Base Number	Contract	LHB	Wales
% of FP17s for the same patient ID Re-attending within 3 months - Children	12	182	6.6%	9.7%	11.1%
% of FP17s for the same patient ID Re-attending within 3 months - Adults	32	240	13.3%	14.1%	15.5%
% of FP17s for the same patient ID Re-attending between 3 & 9 months - Children	99	182	54.4%	54.7%	59.2%
% of FP17s for the same patient ID Re-attending between 3 & 9 months - Adults	92	240	38.3%	52.2%	55.8%
% of FP17s for Band 1 Urgent Courses	11	346	3.2%	8.9%	8.7%
% of FP17s Relating to Free Repair or Replacements	0	346	0.0%	0.8%	0.7%
% of FP17s Relating to Continuations	0	346	0.0%	0.6%	0.7%
% of Patients satisfied with the dentistry they have received	1	1	N/A	95.2%	94.0%
% of Patients satisfied with the time they had to wait for an appointment	1	1	N/A	91.0%	88.5%

\* This is based on patients treated on this contract for their most recent course of treatment. Figures in italics indicate the base number of FP17s or Patient Questionnaire responses are less than 100. N/A is shown where the base number of responses is less than 10 during the period. % is calculated as Quantity/Base number\*100

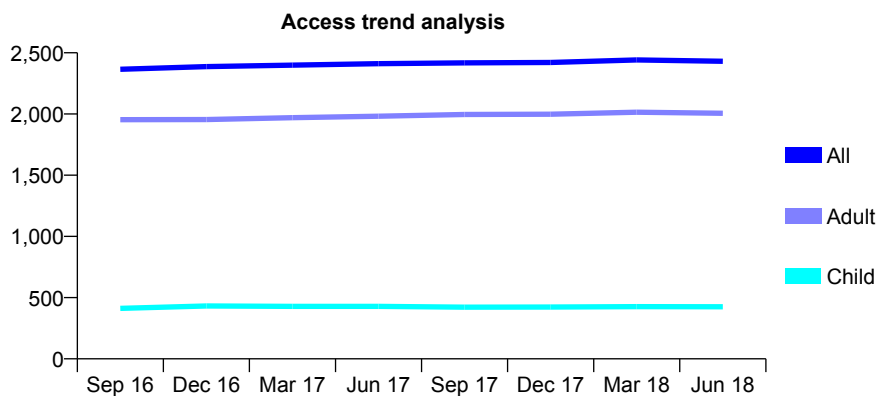
## 7A3 - Vital Signs At a Glance Contract Report for 224375/0001 - June 2018

Name or company name	MR PC BARRISCALE
Contract type name	GDS Contract
Purpose of contract	General
Contract start date	01/04/2006
Contract end date	

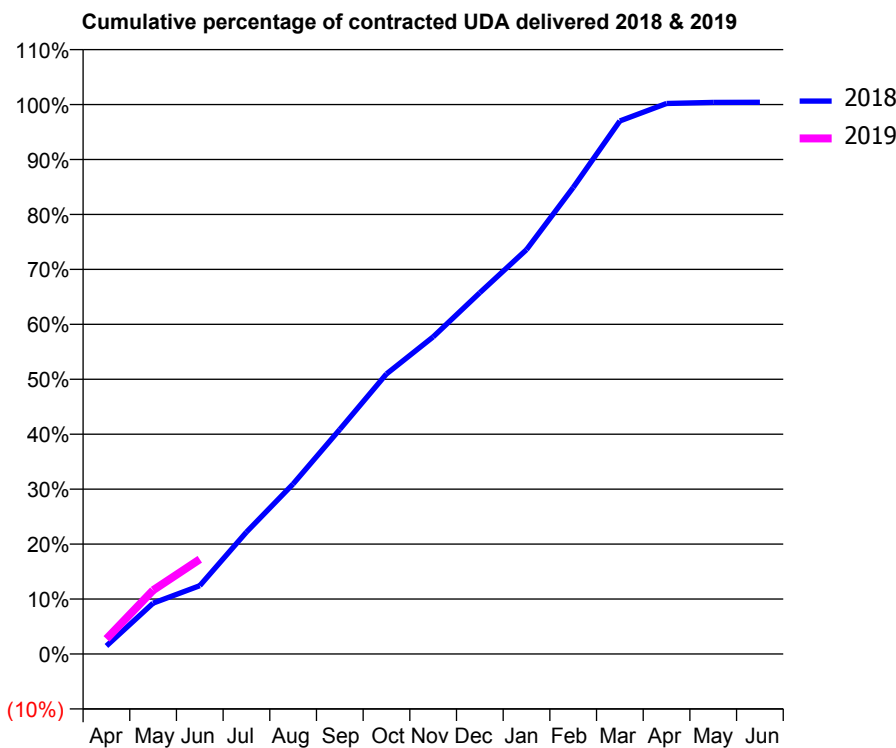
18/19 Contracted general activity (UDA)	8,174
Carry forward general activity (UDA)	0
18/19 Contracted orthodontic activity (UOA)	0
Carry forward orthodontic activity (UOA)	0
Baseline contract value	£190,515.13

### ACCESS\*

Patients seen in 24 months	Total	Change since previous quarter
Quarter ending June 2017	2,411	
Quarter ending September 2017	2,418	→
Quarter ending December 2017	2,421	→
Quarter ending March 2018	2,442	→
Quarter ending June 2018	2,431	→
<b>Variance since June 2017</b>	<b>0.8%</b>	<b>→</b>



### ACTIVITY



Month	Adjusted Scheduled Activity (UDA)	
	2018	2019
April	120	224
May	756	950
June	1,017	1,409
July	1,813	
August	2,529	
September	3,341	
October	4,166	
November	4,719	
December	5,374	
January	6,015	
February	6,940	
March	7,929	
April	8,190	
May	8,205	
June	8,207	

### QUALITY

	Quantity	Base Number	Contract	LHB	Wales
% of FP17s for the same patient ID Re-attending within 3 months - Children	9	145	6.2%	9.7%	11.1%
% of FP17s for the same patient ID Re-attending within 3 months - Adults	128	633	20.2%	14.1%	15.5%
% of FP17s for the same patient ID Re-attending between 3 & 9 months - Children	91	145	62.8%	54.7%	59.2%
% of FP17s for the same patient ID Re-attending between 3 & 9 months - Adults	244	633	38.5%	52.2%	55.8%
% of FP17s for Band 1 Urgent Courses	133	665	20.0%	8.9%	8.7%
% of FP17s Relating to Free Repair or Replacements	7	665	1.1%	0.8%	0.7%
% of FP17s Relating to Continuations	6	665	0.9%	0.6%	0.7%
% of Patients satisfied with the dentistry they have received	7	7	N/A	95.2%	94.0%
% of Patients satisfied with the time they had to wait for an appointment	7	7	N/A	91.0%	88.5%

\* This is based on patients treated on this contract for their most recent course of treatment. Figures in italics indicate the base number of FP17s or Patient Questionnaire responses are less than 100. N/A is shown where the base number of responses is less than 10 during the period. % is calculated as Quantity/Base number\*100

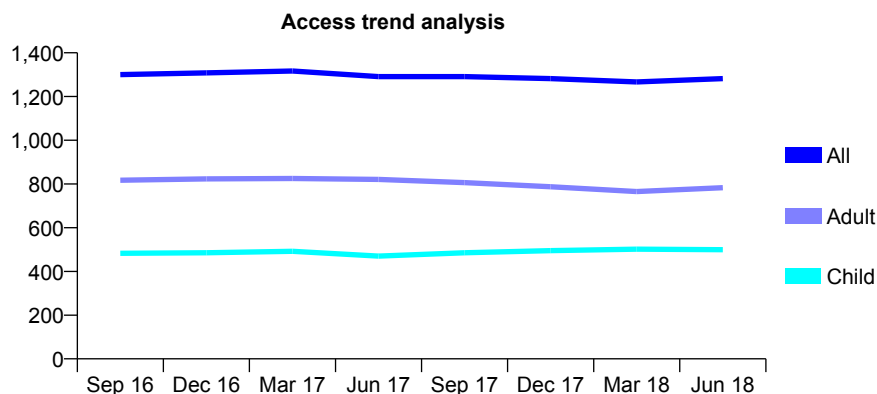
## 7A3 - Vital Signs At a Glance Contract Report for 233811/0001 - June 2018

Name or company name	MISS AE WALKER
Contract type name	GDS Contract
Purpose of contract	General
Contract start date	01/10/2006
Contract end date	

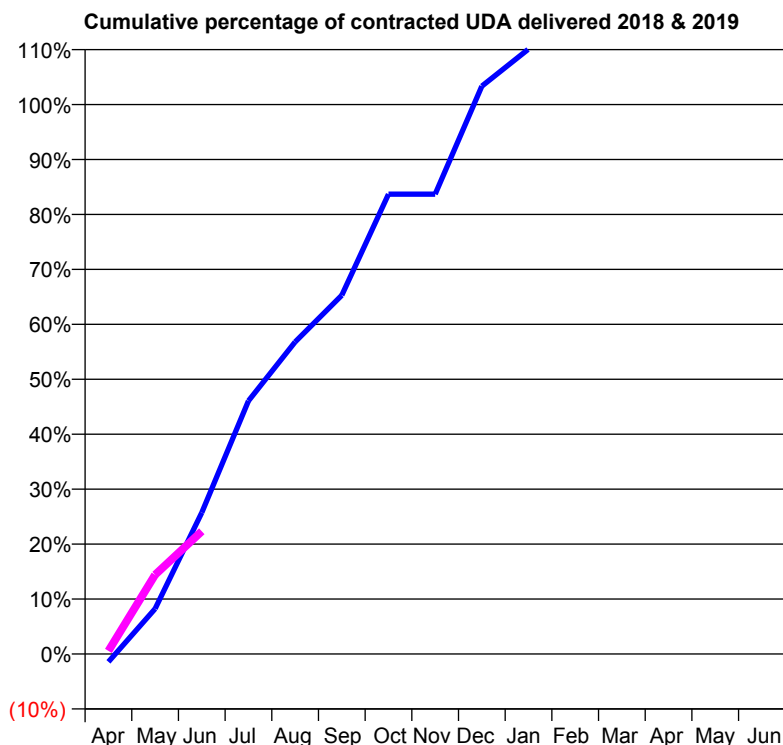
18/19 Contracted general activity (UDA)	2,138
Carry forward general activity (UDA)	0
18/19 Contracted orthodontic activity (UOA)	0
Carry forward orthodontic activity (UOA)	0
Baseline contract value	£53,975.73

### ACCESS\*

Patients seen in 24 months	Total	Change since previous quarter
Quarter ending June 2017	1,291	
Quarter ending September 2017	1,291	→
Quarter ending December 2017	1,282	→
Quarter ending March 2018	1,267	↓
Quarter ending June 2018	1,282	→
<b>Variance since June 2017</b>	<b>(0.7%)</b>	<b>→</b>



### ACTIVITY



Month	Adjusted Scheduled Activity (UDA)	
	2018	2019
April	-31	12
May	176	309
June	550	478
July	985	
August	1,214	
September	1,396	
October	1,789	
November	1,789	
December	2,209	
January	2,354	
February	2,567	
March	2,885	
April	3,147	
May	3,132	
June	3,132	

### QUALITY

	Quantity	Base Number	Contract	LHB	Wales
% of FP17s for the same patient ID Re-attending within 3 months - Children	3	138	2.2%	9.7%	11.1%
% of FP17s for the same patient ID Re-attending within 3 months - Adults	15	172	8.7%	14.1%	15.5%
% of FP17s for the same patient ID Re-attending between 3 & 9 months - Children	58	138	42.0%	54.7%	59.2%
% of FP17s for the same patient ID Re-attending between 3 & 9 months - Adults	86	172	50.0%	52.2%	55.8%
% of FP17s for Band 1 Urgent Courses	14	221	6.3%	8.9%	8.7%
% of FP17s Relating to Free Repair or Replacements	0	221	0.0%	0.8%	0.7%
% of FP17s Relating to Continuations	0	221	0.0%	0.6%	0.7%
% of Patients satisfied with the dentistry they have received	0	0	N/A	95.2%	94.0%
% of Patients satisfied with the time they had to wait for an appointment	0	0	N/A	91.0%	88.5%

\* This is based on patients treated on this contract for their most recent course of treatment. Figures in italics indicate the base number of FP17s or Patient Questionnaire responses are less than 100. N/A is shown where the base number of responses is less than 10 during the period. % is calculated as Quantity/Base number\*100

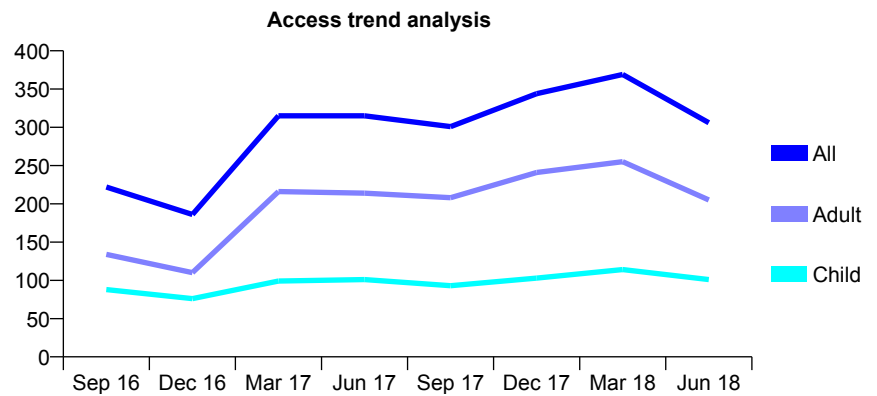
## 7A3 - Vital Signs At a Glance Contract Report for 238260/0006 - June 2018

Name or company name	MRS CA ROACH-PRICE
Contract type name	GDS Contract
Purpose of contract	General
Contract start date	01/11/2009
Contract end date	

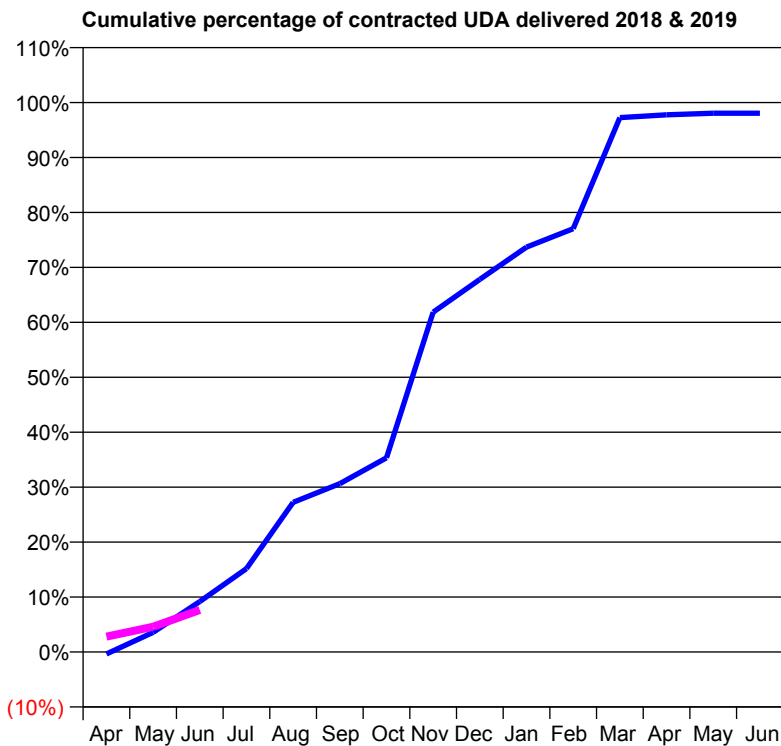
18/19 Contracted general activity (UDA)	1,020
Carry forward general activity (UDA)	0
18/19 Contracted orthodontic activity (UOA)	0
Carry forward orthodontic activity (UOA)	0
Baseline contract value	£26,461.49

### ACCESS\*

Patients seen in 24 months	Total	Change since previous quarter
Quarter ending June 2017	315	
Quarter ending September 2017	301	↓
Quarter ending December 2017	344	↑
Quarter ending March 2018	369	↑
Quarter ending June 2018	306	↓
<b>Variance since June 2017</b>	<b>(2.9%)</b>	<b>↓</b>



### ACTIVITY



Month	Adjusted Scheduled Activity (UDA)	
	2018	2019
April	-4	29
May	37	47
June	94	78
July	155	
August	278	
September	312	
October	360	
November	631	
December	692	
January	752	
February	786	
March	992	
April	997	
May	1,000	
June	1,000	

### QUALITY

	Quantity	Base Number	Contract	LHB	Wales
% of FP17s for the same patient ID Re-attending within 3 months - Children	0	26	0.0%	9.7%	11.1%
% of FP17s for the same patient ID Re-attending within 3 months - Adults	3	36	8.3%	14.1%	15.5%
% of FP17s for the same patient ID Re-attending between 3 & 9 months - Children	15	26	57.7%	54.7%	59.2%
% of FP17s for the same patient ID Re-attending between 3 & 9 months - Adults	10	36	27.8%	52.2%	55.8%
% of FP17s for Band 1 Urgent Courses	6	58	10.3%	8.9%	8.7%
% of FP17s Relating to Free Repair or Replacements	0	58	0.0%	0.8%	0.7%
% of FP17s Relating to Continuations	0	58	0.0%	0.6%	0.7%
% of Patients satisfied with the dentistry they have received	1	1	N/A	95.2%	94.0%
% of Patients satisfied with the time they had to wait for an appointment	1	1	N/A	91.0%	88.5%

\* This is based on patients treated on this contract for their most recent course of treatment. Figures in italics indicate the base number of FP17s or Patient Questionnaire responses are less than 100. N/A is shown where the base number of responses is less than 10 during the period. % is calculated as Quantity/Base number\*100

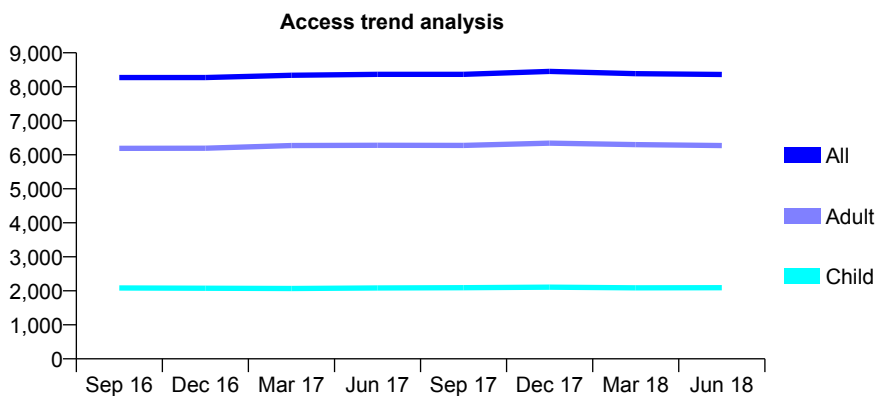
## 7A3 - Vital Signs At a Glance Contract Report for 244236/0001 - June 2018

Name or company name	MRS AJ HUMPHREYS
Contract type name	GDS Contract
Purpose of contract	General
Contract start date	01/04/2006
Contract end date	

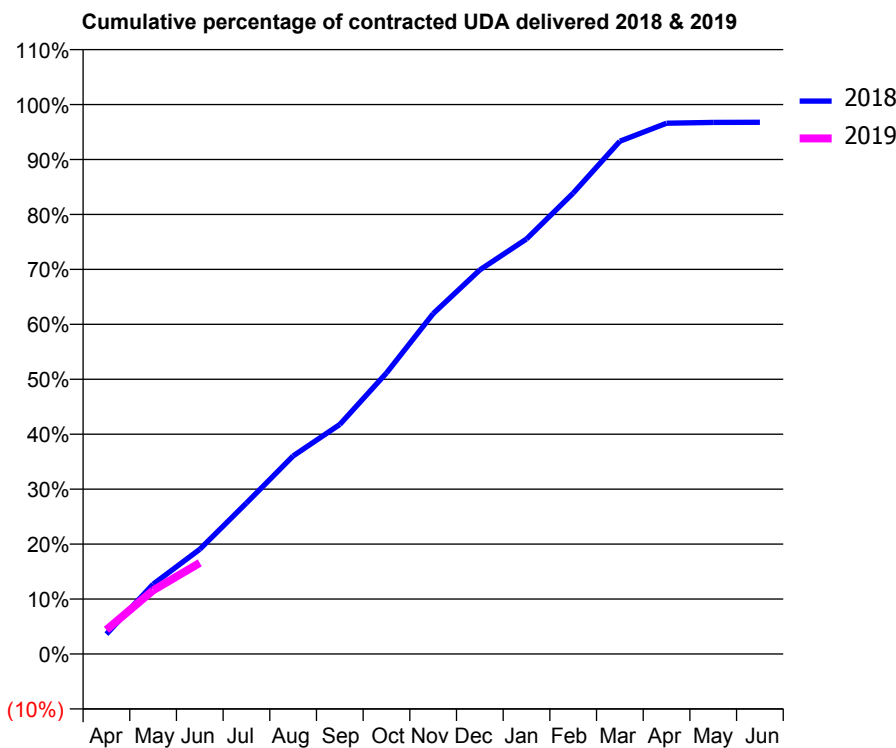
18/19 Contracted general activity (UDA)	24,173
Carry forward general activity (UDA)	0
18/19 Contracted orthodontic activity (UOA)	0
Carry forward orthodontic activity (UOA)	0
Baseline contract value	£656,555.90

### ACCESS\*

Patients seen in 24 months	Total	Change since previous quarter
Quarter ending June 2017	8,366	
Quarter ending September 2017	8,367	→
Quarter ending December 2017	8,451	→
Quarter ending March 2018	8,388	→
Quarter ending June 2018	8,363	→
<b>Variance since June 2017</b>	<b>(0.0%)</b>	→



### ACTIVITY



Month	Adjusted Scheduled Activity (UDA)	
	2018	2019
April	879	1,066
May	3,071	2,802
June	4,605	4,012
July	6,646	
August	8,712	
September	10,099	
October	12,361	
November	14,976	
December	16,897	
January	18,258	
February	20,276	
March	22,555	
April	23,349	
May	23,384	
June	23,390	

### QUALITY

	Quantity	Base Number	Contract	LHB	Wales
% of FP17s for the same patient ID Re-attending within 3 months - Children	42	711	5.9%	9.7%	11.1%
% of FP17s for the same patient ID Re-attending within 3 months - Adults	360	2,236	16.1%	14.1%	15.5%
% of FP17s for the same patient ID Re-attending between 3 & 9 months - Children	418	711	58.8%	54.7%	59.2%
% of FP17s for the same patient ID Re-attending between 3 & 9 months - Adults	1,409	2,236	63.0%	52.2%	55.8%
% of FP17s for Band 1 Urgent Courses	229	2,467	9.3%	8.9%	8.7%
% of FP17s Relating to Free Repair or Replacements	21	2,467	0.9%	0.8%	0.7%
% of FP17s Relating to Continuations	6	2,467	0.2%	0.6%	0.7%
% of Patients satisfied with the dentistry they have received	21	21	100.0%	95.2%	94.0%
% of Patients satisfied with the time they had to wait for an appointment	20	21	95.2%	91.0%	88.5%

\* This is based on patients treated on this contract for their most recent course of treatment. Figures in italics indicate the base number of FP17s or Patient Questionnaire responses are less than 100. N/A is shown where the base number of responses is less than 10 during the period. % is calculated as Quantity/Base number\*100

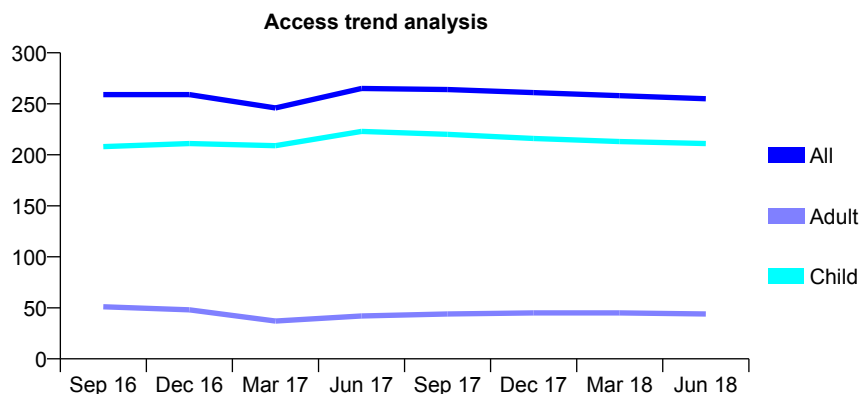
## 7A3 - Vital Signs At a Glance Contract Report for 250589/0001 - June 2018

Name or company name	MR C DAVIES
Contract type name	GDS Contract
Purpose of contract	General
Contract start date	01/04/2006
Contract end date	

18/19 Contracted general activity (UDA)	600
Carry forward general activity (UDA)	0
18/19 Contracted orthodontic activity (UOA)	0
Carry forward orthodontic activity (UOA)	0
Baseline contract value	£13,356.00

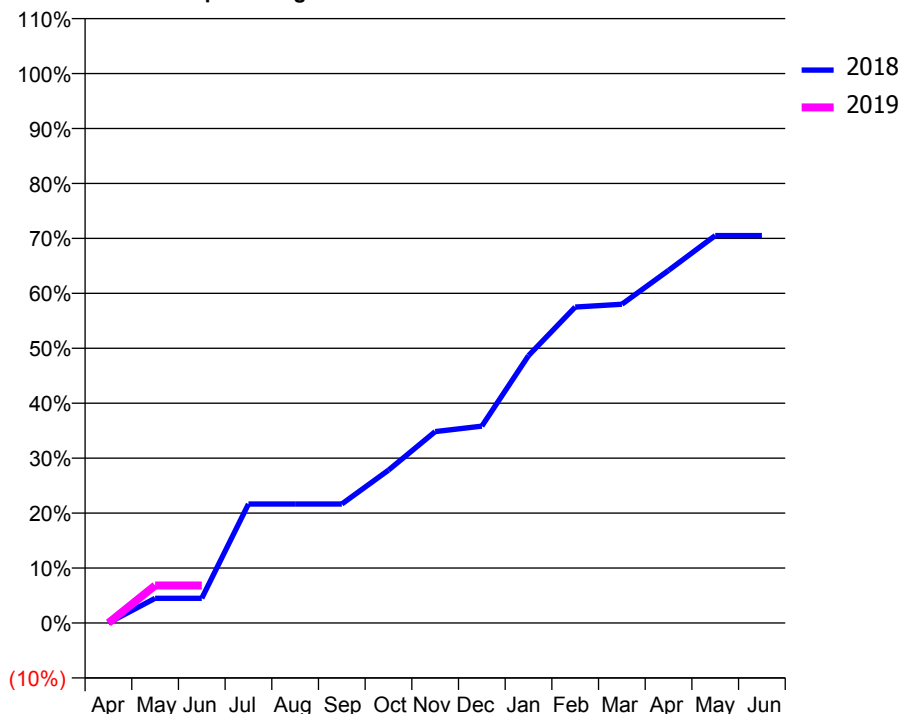
### ACCESS\*

Patients seen in 24 months	Total	Change since previous quarter
Quarter ending June 2017	265	
Quarter ending September 2017	264	→
Quarter ending December 2017	261	↓
Quarter ending March 2018	258	↓
Quarter ending June 2018	255	↓
<b>Variance since June 2017</b>	<b>(3.8%)</b>	<b>↓</b>



### ACTIVITY

Cumulative percentage of contracted UDA delivered 2018 & 2019



Adjusted Scheduled Activity (UDA)

Month	2018	2019
April	0	0
May	27	41
June	27	41
July	130	
August	130	
September	130	
October	167	
November	209	
December	215	
January	292	
February	345	
March	348	
April	385	
May	423	
June	423	

### QUALITY

	Quantity	Base Number	Contract	LHB	Wales
% of FP17s for the same patient ID Re-attending within 3 months - Children	0	78	0.0%	9.7%	11.1%
% of FP17s for the same patient ID Re-attending within 3 months - Adults	0	10	0.0%	14.1%	15.5%
% of FP17s for the same patient ID Re-attending between 3 & 9 months - Children	51	78	65.4%	54.7%	59.2%
% of FP17s for the same patient ID Re-attending between 3 & 9 months - Adults	5	10	50.0%	52.2%	55.8%
% of FP17s for Band 1 Urgent Courses	0	27	0.0%	8.9%	8.7%
% of FP17s Relating to Free Repair or Replacements	0	27	0.0%	0.8%	0.7%
% of FP17s Relating to Continuations	0	27	0.0%	0.6%	0.7%
% of Patients satisfied with the dentistry they have received	0	0	N/A	95.2%	94.0%
% of Patients satisfied with the time they had to wait for an appointment	0	0	N/A	91.0%	88.5%

\* This is based on patients treated on this contract for their most recent course of treatment. Figures in italics indicate the base number of FP17s or Patient Questionnaire responses are less than 100. N/A is shown where the base number of responses is less than 10 during the period. % is calculated as Quantity/Base number\*100

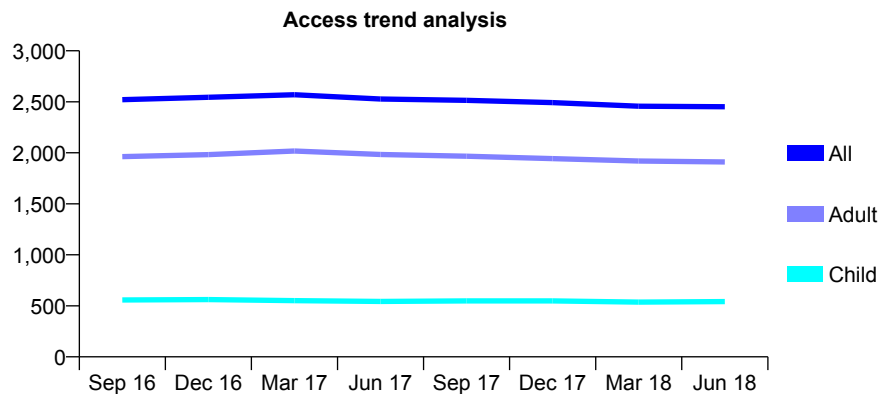
## 7A3 - Vital Signs At a Glance Contract Report for 306614/0001 - June 2018

Name or company name	Kenneth Chow
Contract type name	GDS Contract
Purpose of contract	General
Contract start date	01/04/2006
Contract end date	

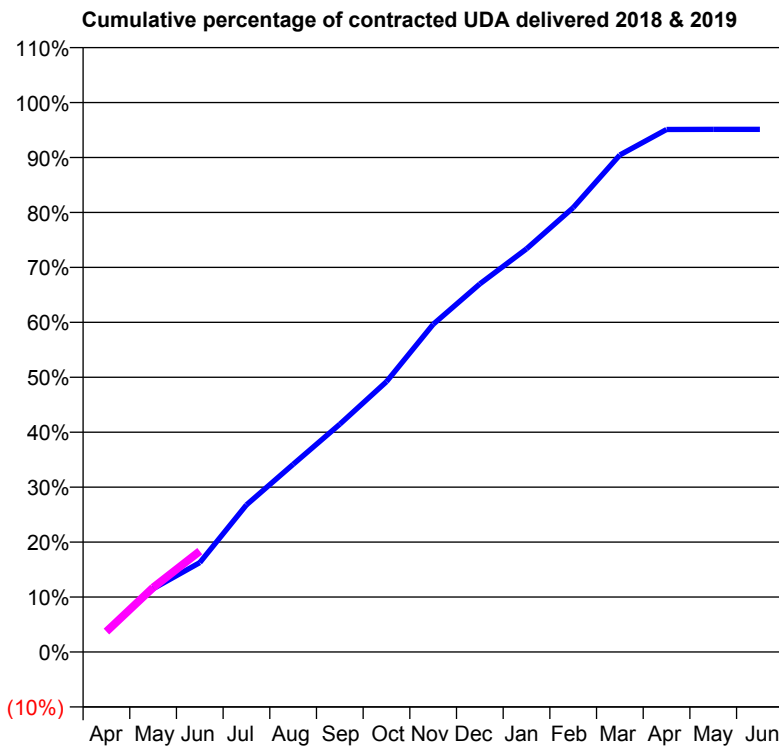
18/19 Contracted general activity (UDA)	8,000
Carry forward general activity (UDA)	0
18/19 Contracted orthodontic activity (UOA)	0
Carry forward orthodontic activity (UOA)	0
Baseline contract value	£186,275.86

### ACCESS\*

Patients seen in 24 months	Total	Change since previous quarter
Quarter ending June 2017	2,527	
Quarter ending September 2017	2,515	→
Quarter ending December 2017	2,492	→
Quarter ending March 2018	2,457	↓
Quarter ending June 2018	2,452	→
<b>Variance since June 2017</b>	<b>(3.0%)</b>	<b>↓</b>



### ACTIVITY



Month	Adjusted Scheduled Activity (UDA)	
	2018	2019
April	311	297
May	921	938
June	1,302	1,468
July	2,143	
August	2,732	
September	3,317	
October	3,937	
November	4,770	
December	5,360	
January	5,869	
February	6,469	
March	7,236	
April	7,606	
May	7,608	
June	7,608	

### QUALITY

	Quantity	Base Number	Contract	LHB	Wales
% of FP17s for the same patient ID Re-attending within 3 months - Children	8	213	3.8%	9.7%	11.1%
% of FP17s for the same patient ID Re-attending within 3 months - Adults	76	673	11.3%	14.1%	15.5%
% of FP17s for the same patient ID Re-attending between 3 & 9 months - Children	117	213	54.9%	54.7%	59.2%
% of FP17s for the same patient ID Re-attending between 3 & 9 months - Adults	388	673	57.7%	52.2%	55.8%
% of FP17s for Band 1 Urgent Courses	39	750	5.2%	8.9%	8.7%
% of FP17s Relating to Free Repair or Replacements	2	750	0.3%	0.8%	0.7%
% of FP17s Relating to Continuations	0	750	0.0%	0.6%	0.7%
% of Patients satisfied with the dentistry they have received	5	5	N/A	95.2%	94.0%
% of Patients satisfied with the time they had to wait for an appointment	5	5	N/A	91.0%	88.5%

\* This is based on patients treated on this contract for their most recent course of treatment. Figures in italics indicate the base number of FP17s or Patient Questionnaire responses are less than 100. N/A is shown where the base number of responses is less than 10 during the period. % is calculated as Quantity/Base number\*100

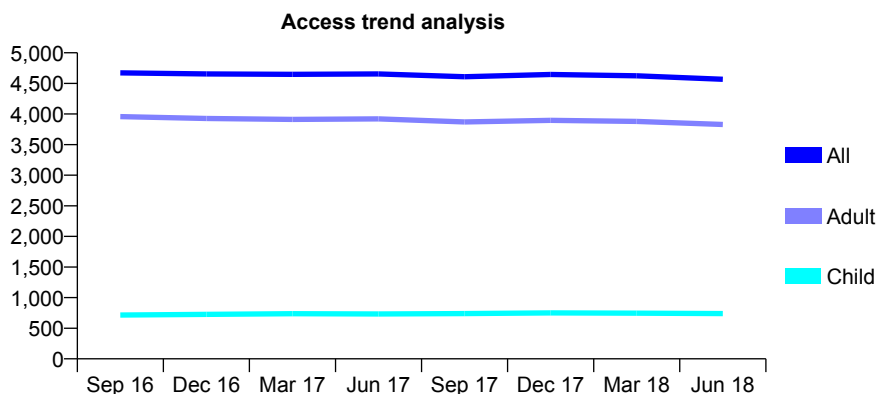
## 7A3 - Vital Signs At a Glance Contract Report for 320226/0001 - June 2018

Name or company name	Gupta Dental Surgeons
Contract type name	GDS Contract
Purpose of contract	General
Contract start date	01/04/2006
Contract end date	

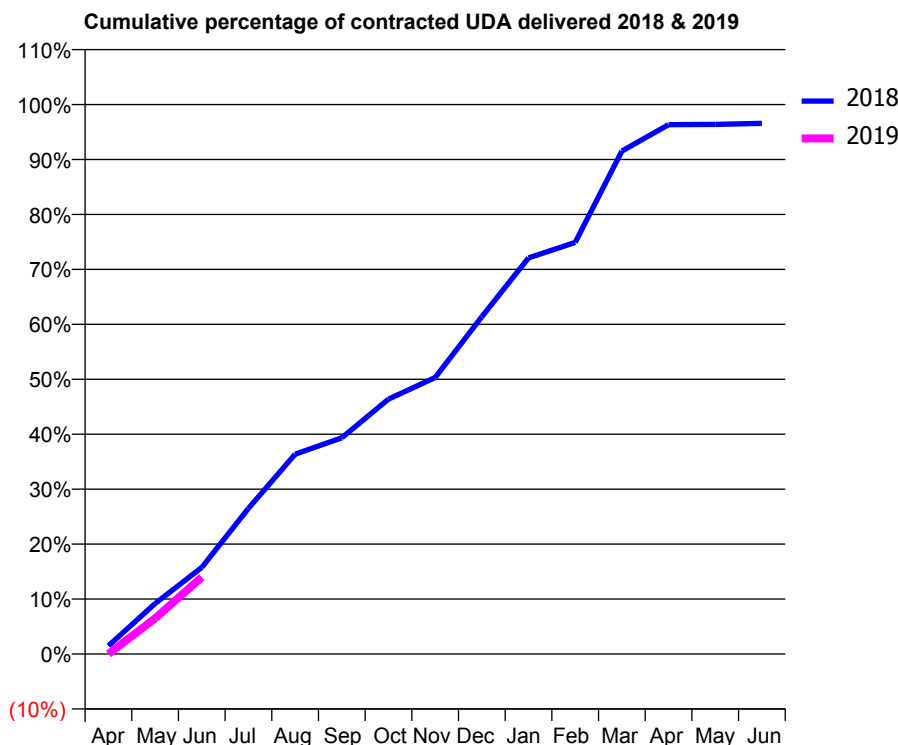
18/19 Contracted general activity (UDA)	12,523
Carry forward general activity (UDA)	0
18/19 Contracted orthodontic activity (UOA)	0
Carry forward orthodontic activity (UOA)	0
Baseline contract value	£282,903.78

### ACCESS\*

Patients seen in 24 months	Total	Change since previous quarter
Quarter ending June 2017	4,654	
Quarter ending September 2017	4,610	→
Quarter ending December 2017	4,647	→
Quarter ending March 2018	4,625	→
Quarter ending June 2018	4,567	↓
<b>Variance since June 2017</b>	<b>(1.9%)</b>	<b>↓</b>



### ACTIVITY



Month	Adjusted Scheduled Activity (UDA)	
	2018	2019
April	186	0
May	1,151	813
June	1,973	1,753
July	3,321	
August	4,554	
September	4,926	
October	5,810	
November	6,302	
December	7,687	
January	9,027	
February	9,379	
March	11,461	
April	12,064	
May	12,070	
June	12,092	

### QUALITY

	Quantity	Base Number	Contract	LHB	Wales
% of FP17s for the same patient ID Re-attending within 3 months - Children	19	195	9.7%	9.7%	11.1%
% of FP17s for the same patient ID Re-attending within 3 months - Adults	130	1,009	12.9%	14.1%	15.5%
% of FP17s for the same patient ID Re-attending between 3 & 9 months - Children	113	195	57.9%	54.7%	59.2%
% of FP17s for the same patient ID Re-attending between 3 & 9 months - Adults	678	1,009	67.2%	52.2%	55.8%
% of FP17s for Band 1 Urgent Courses	54	881	6.1%	8.9%	8.7%
% of FP17s Relating to Free Repair or Replacements	9	881	1.0%	0.8%	0.7%
% of FP17s Relating to Continuations	11	881	1.2%	0.6%	0.7%
% of Patients satisfied with the dentistry they have received	10	10	100.0%	95.2%	94.0%
% of Patients satisfied with the time they had to wait for an appointment	10	10	100.0%	91.0%	88.5%

\* This is based on patients treated on this contract for their most recent course of treatment. Figures in italics indicate the base number of FP17s or Patient Questionnaire responses are less than 100. N/A is shown where the base number of responses is less than 10 during the period. % is calculated as Quantity/Base number\*100



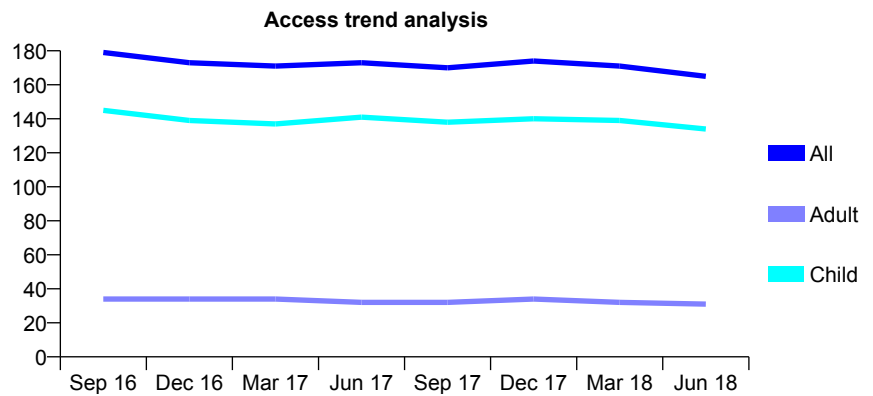
## 7A3 - Vital Signs At a Glance Contract Report for 329657/0001 - June 2018

Name or company name	MR GR DAVIES
Contract type name	GDS Contract
Purpose of contract	General
Contract start date	01/04/2006
Contract end date	

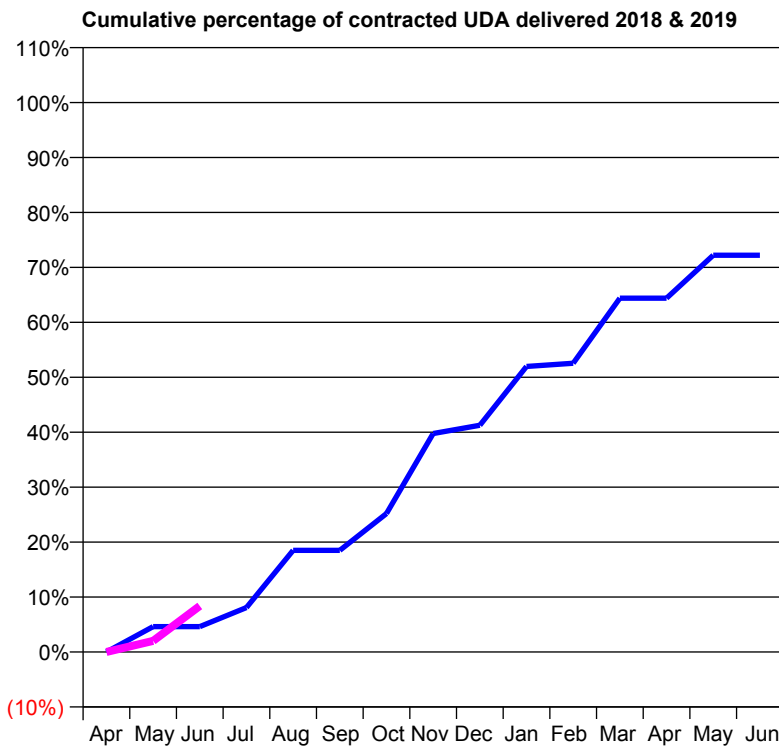
18/19 Contracted general activity (UDA)	346
Carry forward general activity (UDA)	0
18/19 Contracted orthodontic activity (UOA)	0
Carry forward orthodontic activity (UOA)	0
Baseline contract value	£9,643.21

### ACCESS\*

Patients seen in 24 months	Total	Change since previous quarter
Quarter ending June 2017	173	
Quarter ending September 2017	170	↓
Quarter ending December 2017	174	↑
Quarter ending March 2018	171	↓
Quarter ending June 2018	165	↓
<b>Variance since June 2017</b>	<b>(4.6%)</b>	<b>↓</b>



### ACTIVITY



Month	Adjusted Scheduled Activity (UDA)	
	2018	2019
April	0	0
May	16	7
June	16	29
July	28	
August	64	
September	64	
October	87	
November	138	
December	143	
January	180	
February	182	
March	223	
April	223	
May	250	
June	250	

### QUALITY

	Quantity	Base Number	Contract	LHB	Wales
% of FP17s for the same patient ID Re-attending within 3 months - Children	2	50	4.0%	9.7%	11.1%
% of FP17s for the same patient ID Re-attending within 3 months - Adults	0	2	0.0%	14.1%	15.5%
% of FP17s for the same patient ID Re-attending between 3 & 9 months - Children	35	50	70.0%	54.7%	59.2%
% of FP17s for the same patient ID Re-attending between 3 & 9 months - Adults	1	2	50.0%	52.2%	55.8%
% of FP17s for Band 1 Urgent Courses	0	25	0.0%	8.9%	8.7%
% of FP17s Relating to Free Repair or Replacements	0	25	0.0%	0.8%	0.7%
% of FP17s Relating to Continuations	0	25	0.0%	0.6%	0.7%
% of Patients satisfied with the dentistry they have received	0	0	N/A	95.2%	94.0%
% of Patients satisfied with the time they had to wait for an appointment	0	0	N/A	91.0%	88.5%

\* This is based on patients treated on this contract for their most recent course of treatment. Figures in italics indicate the base number of FP17s or Patient Questionnaire responses are less than 100. N/A is shown where the base number of responses is less than 10 during the period. % is calculated as Quantity/Base number\*100

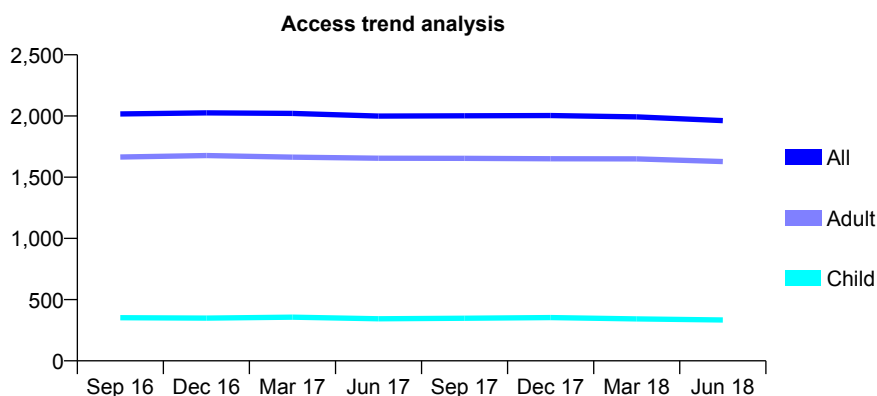
## 7A3 - Vital Signs At a Glance Contract Report for 331341/0001 - June 2018

Name or company name	MR AB LLEWELLYN
Contract type name	GDS Contract
Purpose of contract	General
Contract start date	01/04/2006
Contract end date	

18/19 Contracted general activity (UDA)	7,188
Carry forward general activity (UDA)	0
18/19 Contracted orthodontic activity (UOA)	0
Carry forward orthodontic activity (UOA)	0
Baseline contract value	£163,195.03

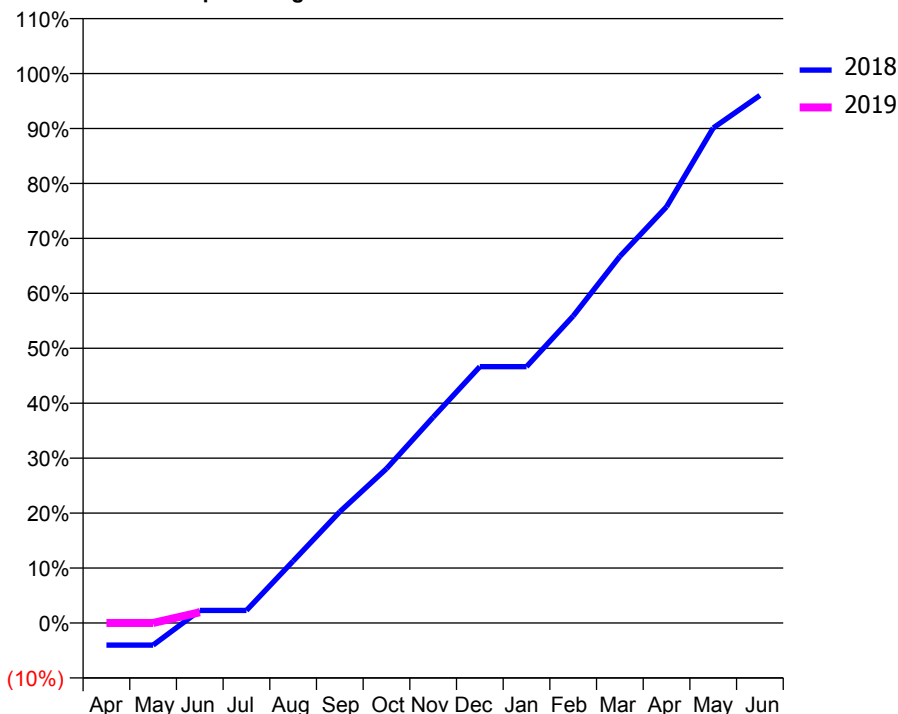
### ACCESS\*

Patients seen in 24 months	Total	Change since previous quarter
Quarter ending June 2017	1,999	
Quarter ending September 2017	2,002	→
Quarter ending December 2017	2,004	→
Quarter ending March 2018	1,993	→
Quarter ending June 2018	1,962	↓
<b>Variance since June 2017</b>	<b>(1.9%)</b>	<b>↓</b>



### ACTIVITY

Cumulative percentage of contracted UDA delivered 2018 & 2019



Month	Adjusted Scheduled Activity (UDA)	
	2018	2019
April	-290	0
May	-290	0
June	165	141
July	165	
August	810	
September	1,456	
October	2,020	
November	2,692	
December	3,354	
January	3,354	
February	4,015	
March	4,795	
April	5,445	
May	6,476	
June	6,901	

### QUALITY

	Quantity	Base Number	Contract	LHB	Wales
% of FP17s for the same patient ID Re-attending within 3 months - Children	17	191	8.9%	9.7%	11.1%
% of FP17s for the same patient ID Re-attending within 3 months - Adults	116	819	14.2%	14.1%	15.5%
% of FP17s for the same patient ID Re-attending between 3 & 9 months - Children	150	191	78.5%	54.7%	59.2%
% of FP17s for the same patient ID Re-attending between 3 & 9 months - Adults	428	819	52.3%	52.2%	55.8%
% of FP17s for Band 1 Urgent Courses	3	118	2.5%	8.9%	8.7%
% of FP17s Relating to Free Repair or Replacements	2	118	1.7%	0.8%	0.7%
% of FP17s Relating to Continuations	2	118	1.7%	0.6%	0.7%
% of Patients satisfied with the dentistry they have received	6	6	N/A	95.2%	94.0%
% of Patients satisfied with the time they had to wait for an appointment	6	6	N/A	91.0%	88.5%

\* This is based on patients treated on this contract for their most recent course of treatment. Figures in italics indicate the base number of FP17s or Patient Questionnaire responses are less than 100. N/A is shown where the base number of responses is less than 10 during the period. % is calculated as Quantity/Base number\*100

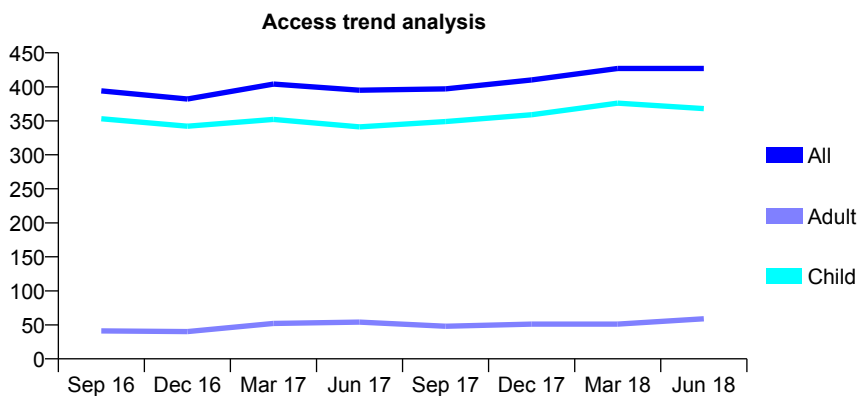
## 7A3 - Vital Signs At a Glance Contract Report for 567981/0001 - June 2018

Name or company name	MR PA RABAIOTTI
Contract type name	GDS Contract
Purpose of contract	General
Contract start date	01/04/2006
Contract end date	

18/19 Contracted general activity (UDA)	950
Carry forward general activity (UDA)	0
18/19 Contracted orthodontic activity (UOA)	0
Carry forward orthodontic activity (UOA)	0
Baseline contract value	£28,475.43

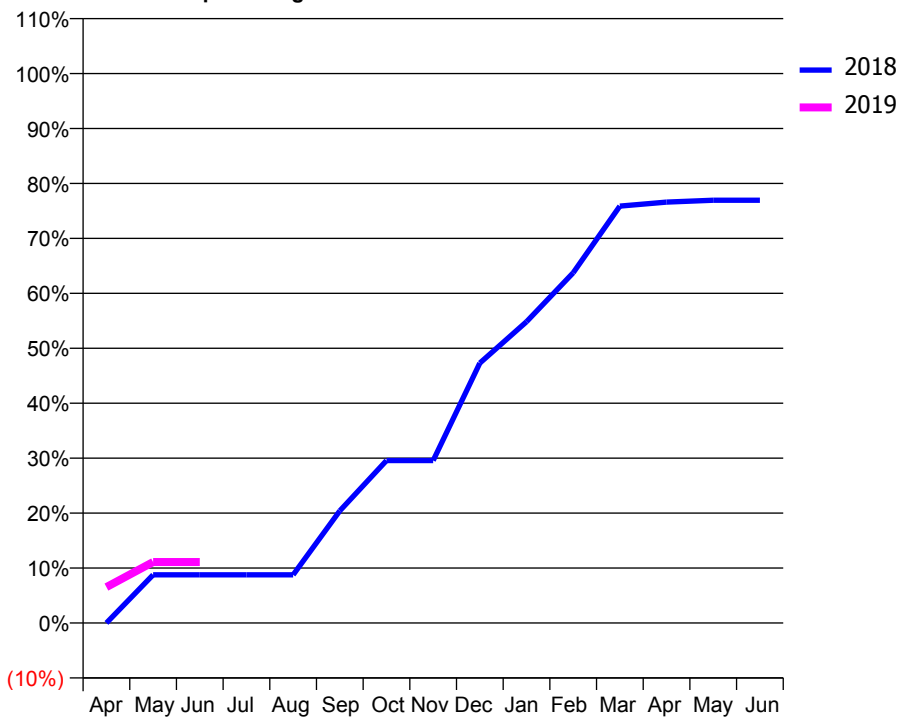
### ACCESS\*

Patients seen in 24 months	Total	Change since previous quarter
Quarter ending June 2017	395	
Quarter ending September 2017	397	→
Quarter ending December 2017	410	↑
Quarter ending March 2018	427	↑
Quarter ending June 2018	427	→
<b>Variance since June 2017</b>	<b>8.1%</b>	<b>↑</b>



### ACTIVITY

Cumulative percentage of contracted UDA delivered 2018 & 2019



Month	Adjusted Scheduled Activity (UDA)	
	2018	2019
April	0	62
May	83	105
June	83	105
July	83	
August	83	
September	194	
October	281	
November	281	
December	449	
January	521	
February	605	
March	721	
April	728	
May	731	
June	731	

### QUALITY

	Quantity	Base Number	Contract	LHB	Wales
% of FP17s for the same patient ID Re-attending within 3 months - Children	3	73	4.1%	9.7%	11.1%
% of FP17s for the same patient ID Re-attending within 3 months - Adults	0	6	0.0%	14.1%	15.5%
% of FP17s for the same patient ID Re-attending between 3 & 9 months - Children	42	73	57.5%	54.7%	59.2%
% of FP17s for the same patient ID Re-attending between 3 & 9 months - Adults	4	6	66.7%	52.2%	55.8%
% of FP17s for Band 1 Urgent Courses	2	73	2.7%	8.9%	8.7%
% of FP17s Relating to Free Repair or Replacements	0	73	0.0%	0.8%	0.7%
% of FP17s Relating to Continuations	1	73	1.4%	0.6%	0.7%
% of Patients satisfied with the dentistry they have received	2	2	N/A	95.2%	94.0%
% of Patients satisfied with the time they had to wait for an appointment	2	2	N/A	91.0%	88.5%

\* This is based on patients treated on this contract for their most recent course of treatment. Figures in italics indicate the base number of FP17s or Patient Questionnaire responses are less than 100. N/A is shown where the base number of responses is less than 10 during the period. % is calculated as Quantity/Base number\*100

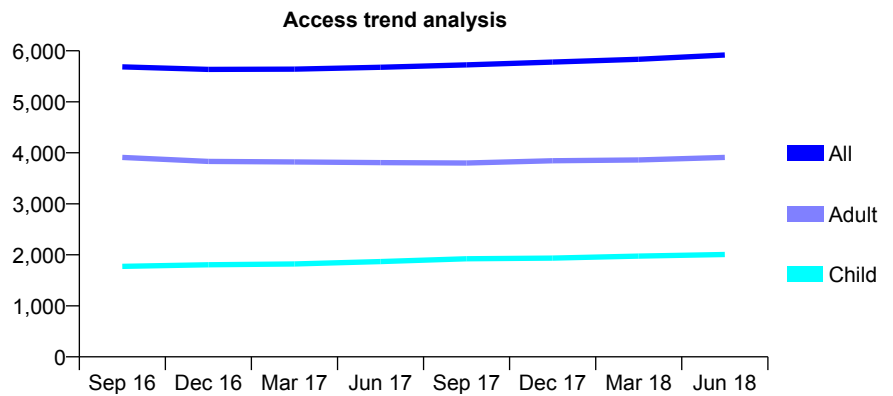
## 7A3 - Vital Signs At a Glance Contract Report for 570249/0001 - June 2018

Name or company name	MR JD ISAAC
Contract type name	GDS Contract
Purpose of contract	General
Contract start date	01/04/2006
Contract end date	

18/19 Contracted general activity (UDA)	18,024
Carry forward general activity (UDA)	0
18/19 Contracted orthodontic activity (UOA)	0
Carry forward orthodontic activity (UOA)	0
Baseline contract value	£456,072.19

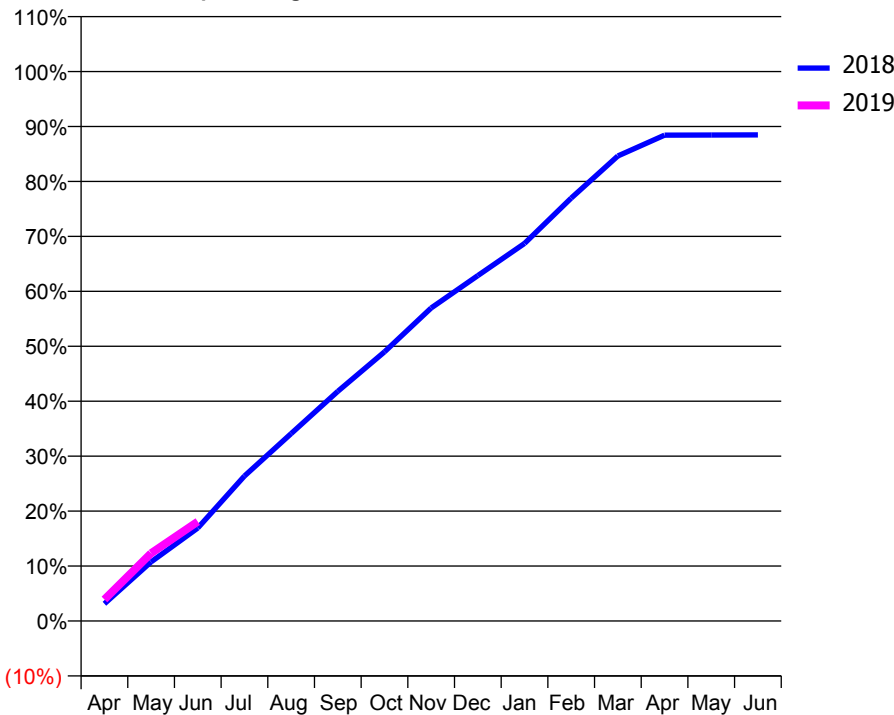
### ACCESS\*

Patients seen in 24 months	Total	Change since previous quarter
Quarter ending June 2017	5,676	
Quarter ending September 2017	5,724	→
Quarter ending December 2017	5,779	→
Quarter ending March 2018	5,834	→
Quarter ending June 2018	5,917	→
<b>Variance since June 2017</b>	<b>4.2%</b>	<b>↑</b>



### ACTIVITY

Cumulative percentage of contracted UDA delivered 2018 & 2019



Month	Adjusted Scheduled Activity (UDA)	
	2018	2019
April	565	707
May	1,942	2,223
June	3,050	3,260
July	4,757	
August	6,148	
September	7,536	
October	8,828	
November	10,270	
December	11,330	
January	12,385	
February	13,872	
March	15,254	
April	15,938	
May	15,939	
June	15,944	

### QUALITY

	Quantity	Base Number	Contract	LHB	Wales
% of FP17s for the same patient ID Re-attending within 3 months - Children	32	707	4.5%	9.7%	11.1%
% of FP17s for the same patient ID Re-attending within 3 months - Adults	122	1,221	10.0%	14.1%	15.5%
% of FP17s for the same patient ID Re-attending between 3 & 9 months - Children	301	707	42.6%	54.7%	59.2%
% of FP17s for the same patient ID Re-attending between 3 & 9 months - Adults	478	1,221	39.1%	52.2%	55.8%
% of FP17s for Band 1 Urgent Courses	141	1,632	8.6%	8.9%	8.7%
% of FP17s Relating to Free Repair or Replacements	16	1,632	1.0%	0.8%	0.7%
% of FP17s Relating to Continuations	4	1,632	0.2%	0.6%	0.7%
% of Patients satisfied with the dentistry they have received	17	18	94.4%	95.2%	94.0%
% of Patients satisfied with the time they had to wait for an appointment	18	18	100.0%	91.0%	88.5%

\* This is based on patients treated on this contract for their most recent course of treatment. Figures in italics indicate the base number of FP17s or Patient Questionnaire responses are less than 100. N/A is shown where the base number of responses is less than 10 during the period. % is calculated as Quantity/Base number\*100

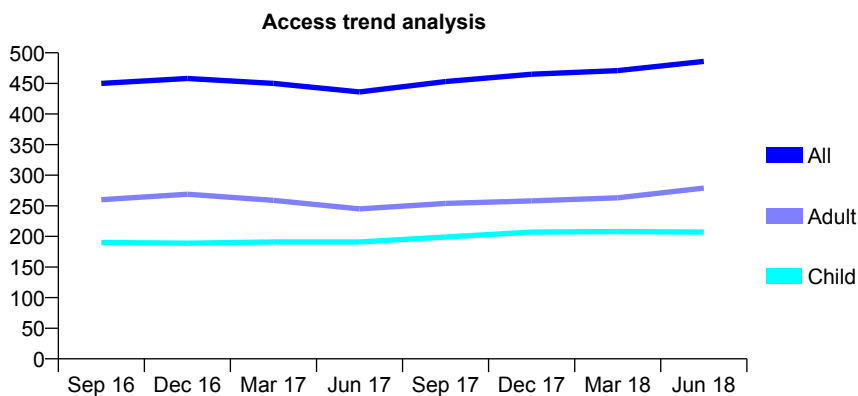
## 7A3 - Vital Signs At a Glance Contract Report for 570354/0001 - June 2018

Name or company name	MRS HJ JOHN
Contract type name	GDS Contract
Purpose of contract	General
Contract start date	01/04/2006
Contract end date	

18/19 Contracted general activity (UDA)	1,000
Carry forward general activity (UDA)	0
18/19 Contracted orthodontic activity (UOA)	0
Carry forward orthodontic activity (UOA)	0
Baseline contract value	£26,742.64

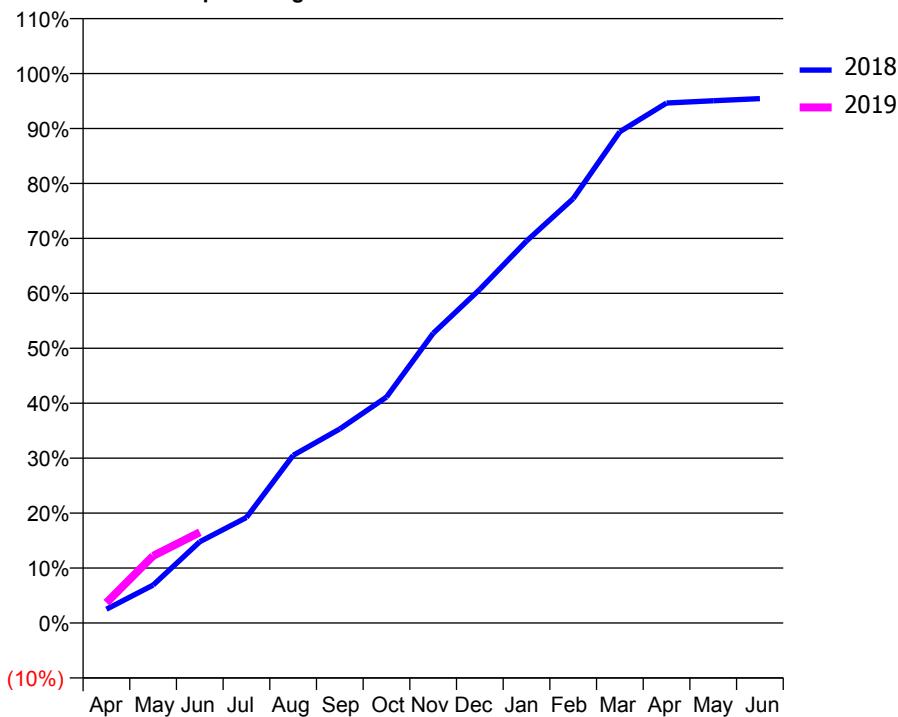
### ACCESS\*

Patients seen in 24 months	Total	Change since previous quarter
Quarter ending June 2017	436	
Quarter ending September 2017	453	↑
Quarter ending December 2017	465	↑
Quarter ending March 2018	471	→
Quarter ending June 2018	486	↑
<b>Variance since June 2017</b>	<b>11.5%</b>	<b>↑</b>



### ACTIVITY

Cumulative percentage of contracted UDA delivered 2018 & 2019



Adjusted Scheduled Activity (UDA)

Month	2018	2019
April	25	37
May	69	122
June	148	165
July	192	
August	305	
September	353	
October	411	
November	527	
December	607	
January	695	
February	772	
March	894	
April	946	
May	950	
June	954	

### QUALITY

	Quantity	Base Number	Contract	LHB	Wales
% of FP17s for the same patient ID Re-attending within 3 months - Children	4	90	4.4%	9.7%	11.1%
% of FP17s for the same patient ID Re-attending within 3 months - Adults	4	70	5.7%	14.1%	15.5%
% of FP17s for the same patient ID Re-attending between 3 & 9 months - Children	71	90	78.9%	54.7%	59.2%
% of FP17s for the same patient ID Re-attending between 3 & 9 months - Adults	31	70	44.3%	52.2%	55.8%
% of FP17s for Band 1 Urgent Courses	1	123	0.8%	8.9%	8.7%
% of FP17s Relating to Free Repair or Replacements	0	123	0.0%	0.8%	0.7%
% of FP17s Relating to Continuations	0	123	0.0%	0.6%	0.7%
% of Patients satisfied with the dentistry they have received	0	0	N/A	95.2%	94.0%
% of Patients satisfied with the time they had to wait for an appointment	0	0	N/A	91.0%	88.5%

\* This is based on patients treated on this contract for their most recent course of treatment. Figures in italics indicate the base number of FP17s or Patient Questionnaire responses are less than 100. N/A is shown where the base number of responses is less than 10 during the period. % is calculated as Quantity/Base number\*100

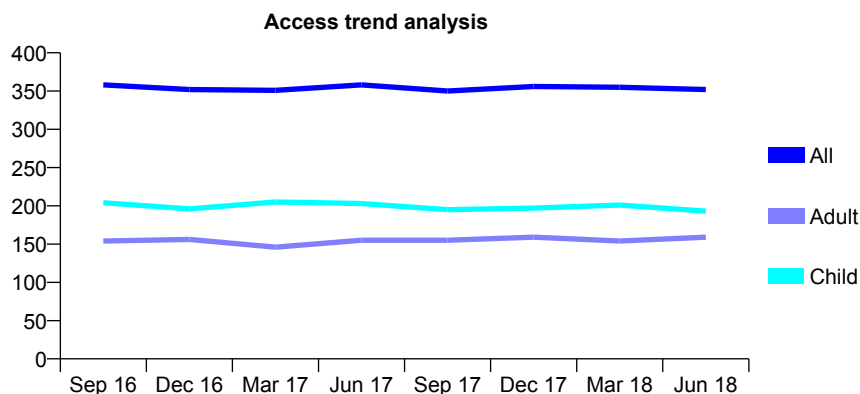
## 7A3 - Vital Signs At a Glance Contract Report for 652105/0001 - June 2018

Name or company name	MR HJ PRICE
Contract type name	GDS Contract
Purpose of contract	General
Contract start date	01/04/2006
Contract end date	

18/19 Contracted general activity (UDA)	850
Carry forward general activity (UDA)	0
18/19 Contracted orthodontic activity (UOA)	0
Carry forward orthodontic activity (UOA)	0
Baseline contract value	£19,202.13

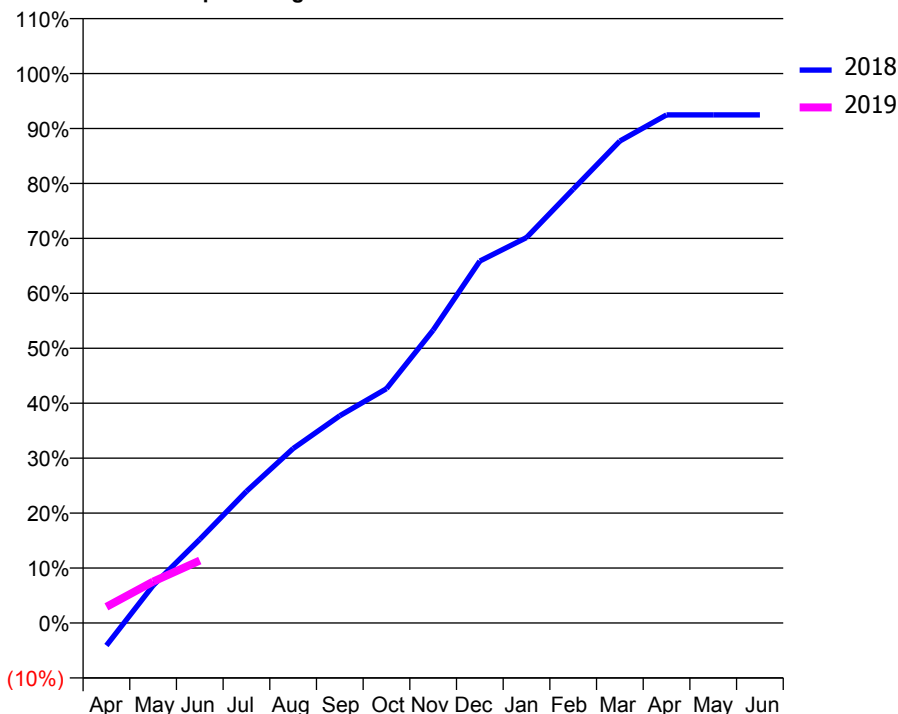
### ACCESS\*

Patients seen in 24 months	Total	Change since previous quarter
Quarter ending June 2017	358	
Quarter ending September 2017	350	↓
Quarter ending December 2017	356	→
Quarter ending March 2018	355	→
Quarter ending June 2018	352	→
<b>Variance since June 2017</b>	<b>(1.7%)</b>	<b>↓</b>



### ACTIVITY

Cumulative percentage of contracted UDA delivered 2018 & 2019



Adjusted Scheduled Activity (UDA)		
Month	2018	2019
April	-35	25
May	58	64
June	129	97
July	204	
August	270	
September	321	
October	363	
November	453	
December	560	
January	596	
February	671	
March	746	
April	786	
May	786	
June	786	

### QUALITY

	Quantity	Base Number	Contract	LHB	Wales
% of FP17s for the same patient ID Re-attending within 3 months - Children	3	50	6.0%	9.7%	11.1%
% of FP17s for the same patient ID Re-attending within 3 months - Adults	6	47	12.8%	14.1%	15.5%
% of FP17s for the same patient ID Re-attending between 3 & 9 months - Children	35	50	70.0%	54.7%	59.2%
% of FP17s for the same patient ID Re-attending between 3 & 9 months - Adults	20	47	42.6%	52.2%	55.8%
% of FP17s for Band 1 Urgent Courses	8	69	11.6%	8.9%	8.7%
% of FP17s Relating to Free Repair or Replacements	1	69	1.4%	0.8%	0.7%
% of FP17s Relating to Continuations	0	69	0.0%	0.6%	0.7%
% of Patients satisfied with the dentistry they have received	1	1	N/A	95.2%	94.0%
% of Patients satisfied with the time they had to wait for an appointment	1	1	N/A	91.0%	88.5%

\* This is based on patients treated on this contract for their most recent course of treatment. Figures in italics indicate the base number of FP17s or Patient Questionnaire responses are less than 100. N/A is shown where the base number of responses is less than 10 during the period. % is calculated as Quantity/Base number\*100

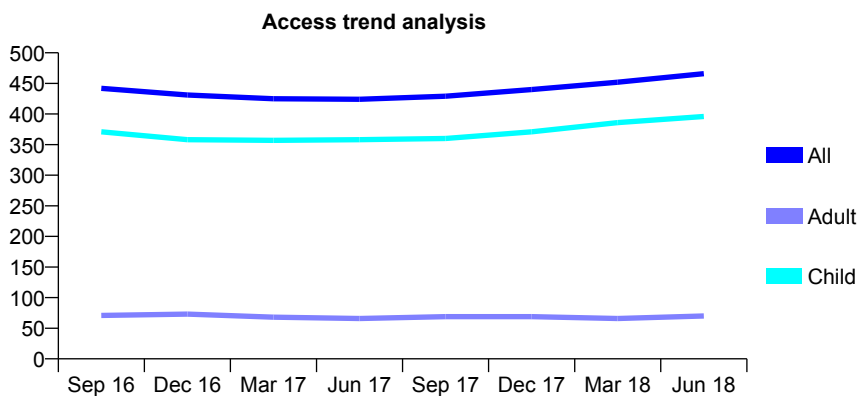
## 7A3 - Vital Signs At a Glance Contract Report for 653721/0001 - June 2018

Name or company name	MR CJ DAVISON
Contract type name	GDS Contract
Purpose of contract	General
Contract start date	01/04/2006
Contract end date	

18/19 Contracted general activity (UDA)	1,070
Carry forward general activity (UDA)	0
18/19 Contracted orthodontic activity (UOA)	0
Carry forward orthodontic activity (UOA)	0
Baseline contract value	£25,430.70

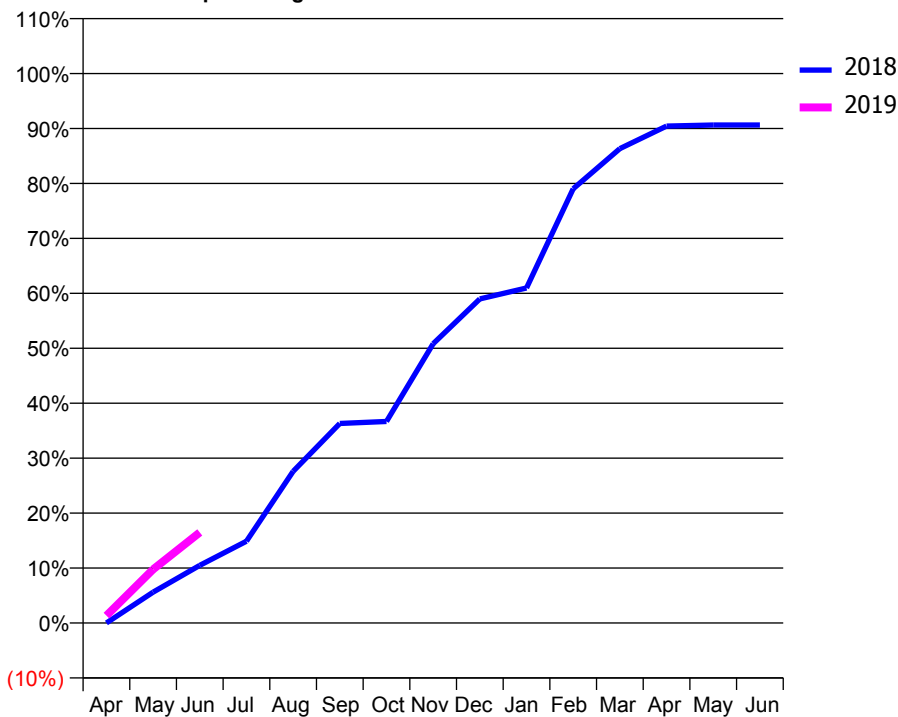
### ACCESS\*

Patients seen in 24 months	Total	Change since previous quarter
Quarter ending June 2017	424	
Quarter ending September 2017	429	→
Quarter ending December 2017	440	↑
Quarter ending March 2018	452	↑
Quarter ending June 2018	466	↑
<b>Variance since June 2017</b>	<b>9.9%</b>	<b>↑</b>



### ACTIVITY

Cumulative percentage of contracted UDA delivered 2018 & 2019



Adjusted Scheduled Activity (UDA)

Month	2018	2019
April	0	14
May	60	104
June	112	176
July	159	
August	295	
September	389	
October	393	
November	544	
December	631	
January	652	
February	846	
March	924	
April	968	
May	970	
June	970	

### QUALITY

	Quantity	Base Number	Contract	LHB	Wales
% of FP17s for the same patient ID Re-attending within 3 months - Children	8	173	4.6%	9.7%	11.1%
% of FP17s for the same patient ID Re-attending within 3 months - Adults	0	7	0.0%	14.1%	15.5%
% of FP17s for the same patient ID Re-attending between 3 & 9 months - Children	119	173	68.8%	54.7%	59.2%
% of FP17s for the same patient ID Re-attending between 3 & 9 months - Adults	4	7	57.1%	52.2%	55.8%
% of FP17s for Band 1 Urgent Courses	2	136	1.5%	8.9%	8.7%
% of FP17s Relating to Free Repair or Replacements	0	136	0.0%	0.8%	0.7%
% of FP17s Relating to Continuations	1	136	0.7%	0.6%	0.7%
% of Patients satisfied with the dentistry they have received	0	0	N/A	95.2%	94.0%
% of Patients satisfied with the time they had to wait for an appointment	0	0	N/A	91.0%	88.5%

\* This is based on patients treated on this contract for their most recent course of treatment. Figures in italics indicate the base number of FP17s or Patient Questionnaire responses are less than 100. N/A is shown where the base number of responses is less than 10 during the period. % is calculated as Quantity/Base number\*100

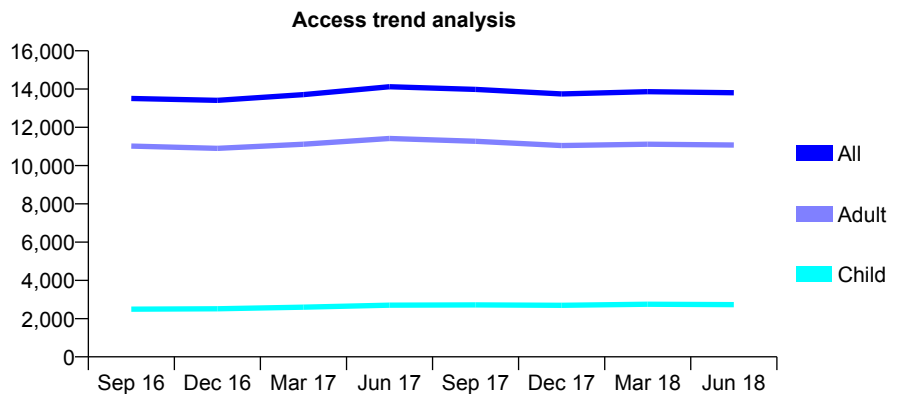
## 7A3 - Vital Signs At a Glance Contract Report for 682632/0002 - June 2018

Name or company name	Crescent Dental Ltd
Contract type name	GDS Contract
Purpose of contract	General
Contract start date	01/08/2008
Contract end date	

18/19 Contracted general activity (UDA)	40,703
Carry forward general activity (UDA)	0
18/19 Contracted orthodontic activity (UOA)	0
Carry forward orthodontic activity (UOA)	0
Baseline contract value	£948,631.74

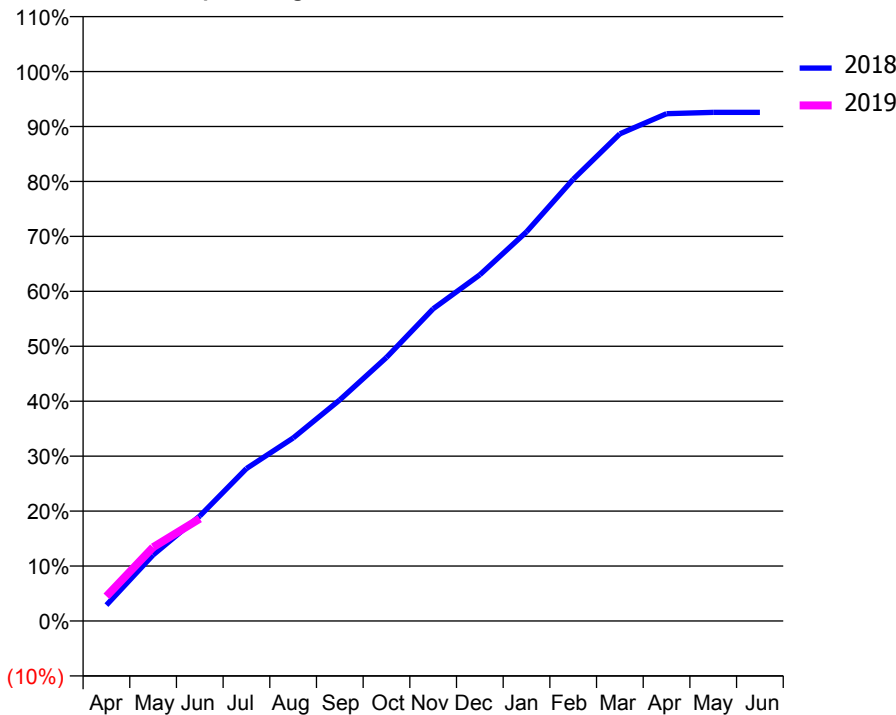
### ACCESS\*

Patients seen in 24 months	Total	Change since previous quarter
Quarter ending June 2017	14,122	
Quarter ending September 2017	13,985	→
Quarter ending December 2017	13,744	↓
Quarter ending March 2018	13,860	→
Quarter ending June 2018	13,808	→
<b>Variance since June 2017</b>	<b>(2.2%)</b>	<b>↓</b>



### ACTIVITY

Cumulative percentage of contracted UDA delivered 2018 & 2019



Month	Adjusted Scheduled Activity (UDA)	
	2018	2019
April	1,181	1,835
May	4,890	5,469
June	7,774	7,576
July	11,291	
August	13,560	
September	16,384	
October	19,522	
November	23,129	
December	25,644	
January	28,831	
February	32,718	
March	36,090	
April	37,576	
May	37,675	
June	37,676	

### QUALITY

	Quantity	Base Number	Contract	LHB	Wales
% of FP17s for the same patient ID Re-attending within 3 months - Children	62	960	6.5%	9.7%	11.1%
% of FP17s for the same patient ID Re-attending within 3 months - Adults	535	3,975	13.5%	14.1%	15.5%
% of FP17s for the same patient ID Re-attending between 3 & 9 months - Children	516	960	53.8%	54.7%	59.2%
% of FP17s for the same patient ID Re-attending between 3 & 9 months - Adults	2,197	3,975	55.3%	52.2%	55.8%
% of FP17s for Band 1 Urgent Courses	337	3,941	8.6%	8.9%	8.7%
% of FP17s Relating to Free Repair or Replacements	60	3,941	1.5%	0.8%	0.7%
% of FP17s Relating to Continuations	20	3,941	0.5%	0.6%	0.7%
% of Patients satisfied with the dentistry they have received	27	28	96.4%	95.2%	94.0%
% of Patients satisfied with the time they had to wait for an appointment	23	28	82.1%	91.0%	88.5%

\* This is based on patients treated on this contract for their most recent course of treatment. Figures in italics indicate the base number of FP17s or Patient Questionnaire responses are less than 100. N/A is shown where the base number of responses is less than 10 during the period. % is calculated as Quantity/Base number\*100



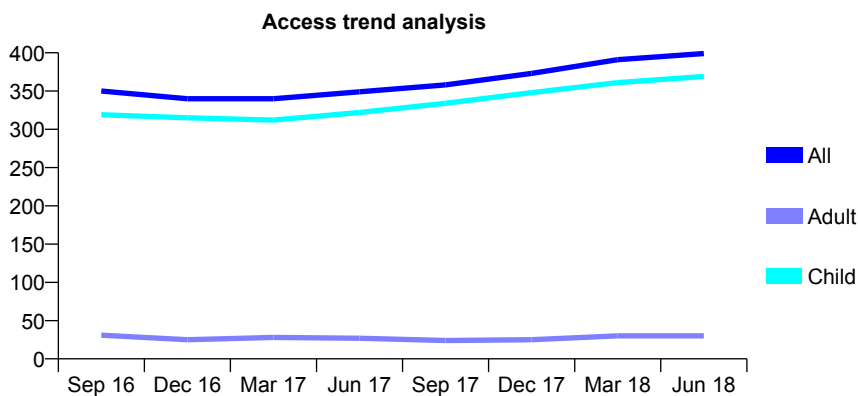
## 7A3 - Vital Signs At a Glance Contract Report for 724998/0001 - June 2018

Name or company name	MR AH BEAK
Contract type name	GDS Contract
Purpose of contract	General
Contract start date	01/04/2006
Contract end date	

18/19 Contracted general activity (UDA)	780
Carry forward general activity (UDA)	0
18/19 Contracted orthodontic activity (UOA)	0
Carry forward orthodontic activity (UOA)	0
Baseline contract value	£19,614.87

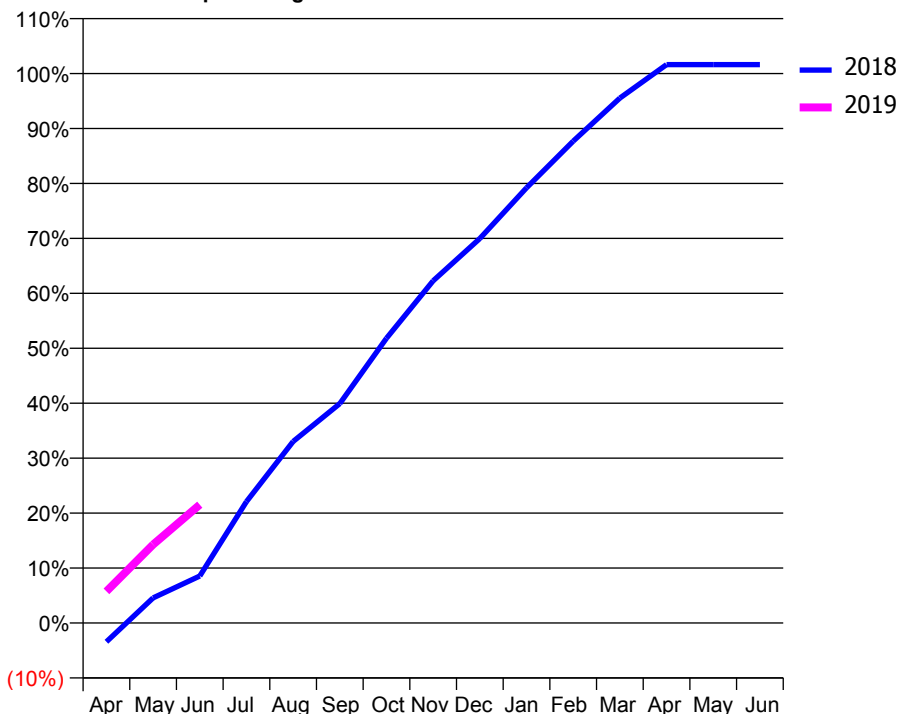
### ACCESS\*

Patients seen in 24 months	Total	Change since previous quarter
Quarter ending June 2017	349	
Quarter ending September 2017	358	↑
Quarter ending December 2017	373	↑
Quarter ending March 2018	391	↑
Quarter ending June 2018	399	↑
<b>Variance since June 2017</b>	<b>14.3%</b>	<b>↑</b>



### ACTIVITY

Cumulative percentage of contracted UDA delivered 2018 & 2019



Month	Adjusted Scheduled Activity (UDA)	
	2018	2019
April	-27	45
May	36	111
June	67	168
July	172	
August	258	
September	311	
October	404	
November	486	
December	546	
January	618	
February	684	
March	745	
April	793	
May	793	
June	793	

### QUALITY

	Quantity	Base Number	Contract	LHB	Wales
% of FP17s for the same patient ID Re-attending within 3 months - Children	9	162	5.6%	9.7%	11.1%
% of FP17s for the same patient ID Re-attending within 3 months - Adults	0	0	N/A	14.1%	15.5%
% of FP17s for the same patient ID Re-attending between 3 & 9 months - Children	112	162	69.1%	54.7%	59.2%
% of FP17s for the same patient ID Re-attending between 3 & 9 months - Adults	0	0	N/A	52.2%	55.8%
% of FP17s for Band 1 Urgent Courses	5	125	4.0%	8.9%	8.7%
% of FP17s Relating to Free Repair or Replacements	0	125	0.0%	0.8%	0.7%
% of FP17s Relating to Continuations	3	125	2.4%	0.6%	0.7%
% of Patients satisfied with the dentistry they have received	0	0	N/A	95.2%	94.0%
% of Patients satisfied with the time they had to wait for an appointment	0	0	N/A	91.0%	88.5%

\* This is based on patients treated on this contract for their most recent course of treatment. Figures in italics indicate the base number of FP17s or Patient Questionnaire responses are less than 100. N/A is shown where the base number of responses is less than 10 during the period. % is calculated as Quantity/Base number\*100

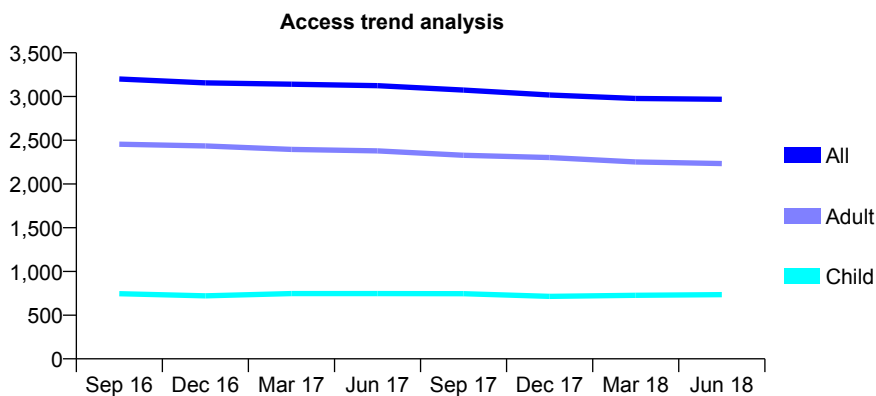
## 7A3 - Vital Signs At a Glance Contract Report for 725390/0001 - June 2018

Name or company name	R Kadenhe
Contract type name	GDS Contract
Purpose of contract	General
Contract start date	01/04/2006
Contract end date	

18/19 Contracted general activity (UDA)	11,888
Carry forward general activity (UDA)	0
18/19 Contracted orthodontic activity (UOA)	0
Carry forward orthodontic activity (UOA)	0
Baseline contract value	£272,888.28

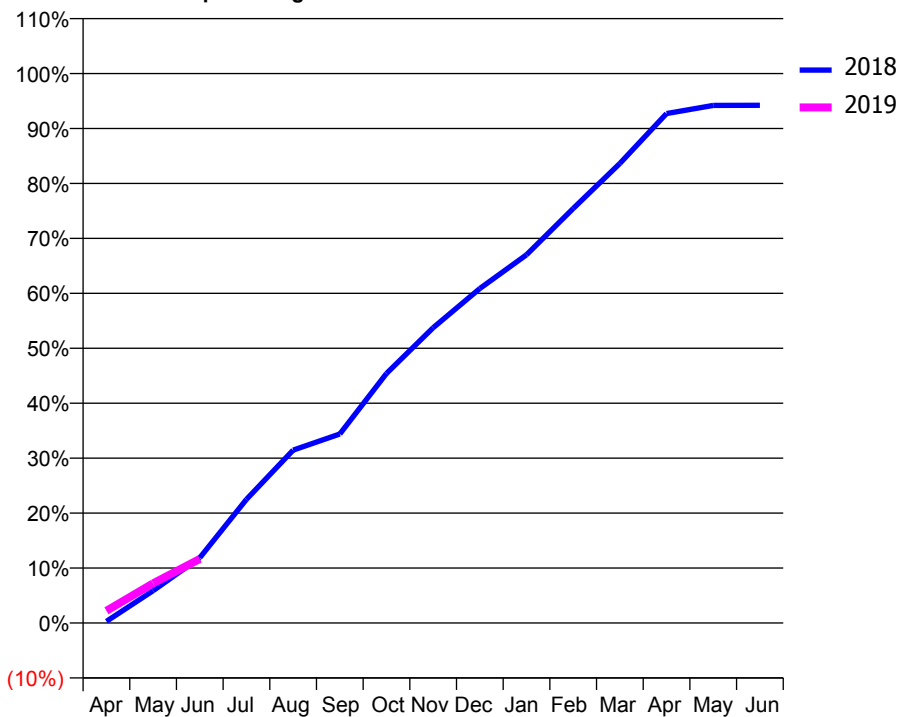
### ACCESS\*

Patients seen in 24 months	Total	Change since previous quarter
Quarter ending June 2017	3,124	
Quarter ending September 2017	3,073	↓
Quarter ending December 2017	3,017	↓
Quarter ending March 2018	2,978	↓
Quarter ending June 2018	2,968	→
<b>Variance since June 2017</b>	<b>(5.0%)</b>	<b>↓</b>



### ACTIVITY

Cumulative percentage of contracted UDA delivered 2018 & 2019



Adjusted Scheduled Activity (UDA)

Month	2018	2019
April	29	264
May	566	860
June	1,141	1,387
July	2,160	
August	3,020	
September	3,302	
October	4,361	
November	5,160	
December	5,843	
January	6,433	
February	7,242	
March	8,030	
April	8,901	
May	9,042	
June	9,046	

### QUALITY

	Quantity	Base Number	Contract	LHB	Wales
% of FP17s for the same patient ID Re-attending within 3 months - Children	13	227	5.7%	9.7%	11.1%
% of FP17s for the same patient ID Re-attending within 3 months - Adults	110	729	15.1%	14.1%	15.5%
% of FP17s for the same patient ID Re-attending between 3 & 9 months - Children	81	227	35.7%	54.7%	59.2%
% of FP17s for the same patient ID Re-attending between 3 & 9 months - Adults	311	729	42.7%	52.2%	55.8%
% of FP17s for Band 1 Urgent Courses	48	690	7.0%	8.9%	8.7%
% of FP17s Relating to Free Repair or Replacements	6	690	0.9%	0.8%	0.7%
% of FP17s Relating to Continuations	6	690	0.9%	0.6%	0.7%
% of Patients satisfied with the dentistry they have received	6	7	N/A	95.2%	94.0%
% of Patients satisfied with the time they had to wait for an appointment	6	7	N/A	91.0%	88.5%

\* This is based on patients treated on this contract for their most recent course of treatment. Figures in italics indicate the base number of FP17s or Patient Questionnaire responses are less than 100. N/A is shown where the base number of responses is less than 10 during the period. % is calculated as Quantity/Base number\*100

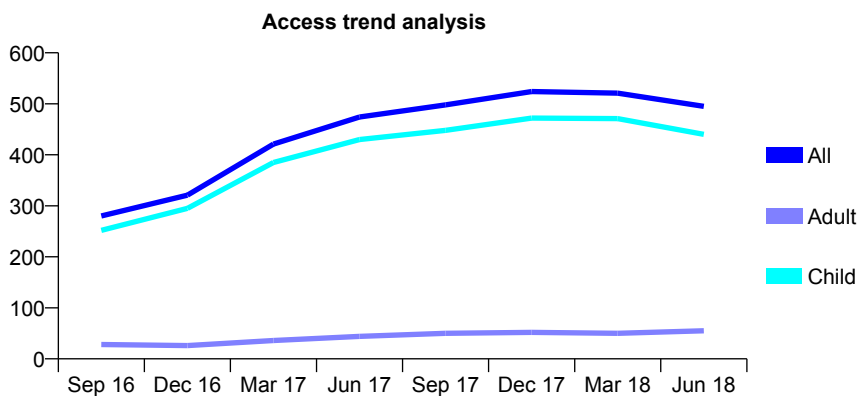
## 7A3 - Vital Signs At a Glance Contract Report for 737100/0001 - June 2018

Name or company name	MISS NL YOUNG
Contract type name	GDS Contract
Purpose of contract	General
Contract start date	01/04/2006
Contract end date	

18/19 Contracted general activity (UDA)	1,862
Carry forward general activity (UDA)	0
18/19 Contracted orthodontic activity (UOA)	0
Carry forward orthodontic activity (UOA)	0
Baseline contract value	£42,563.23

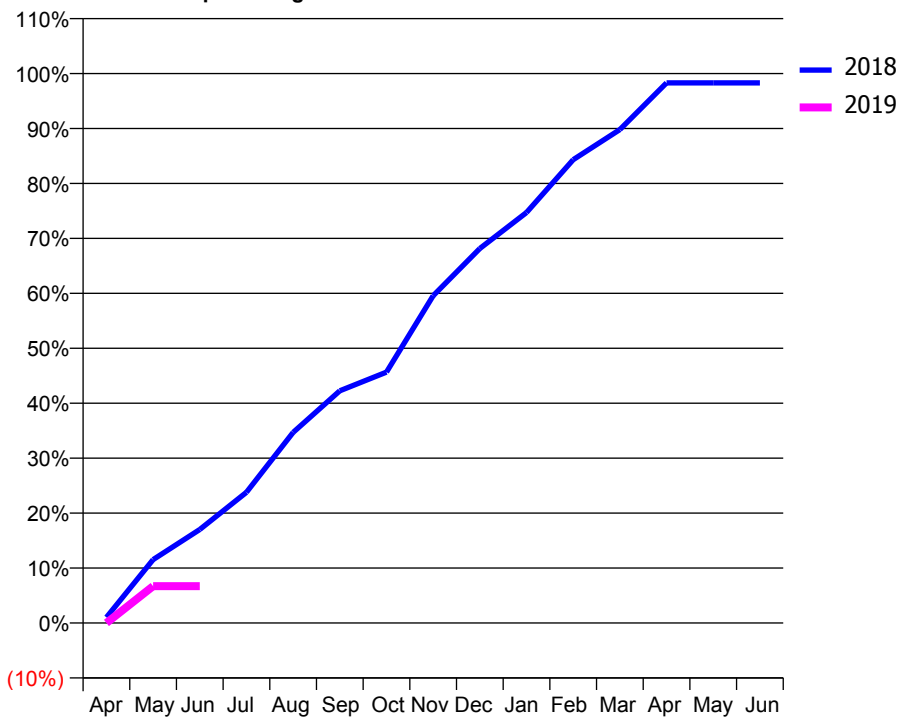
### ACCESS\*

Patients seen in 24 months	Total	Change since previous quarter
Quarter ending June 2017	474	
Quarter ending September 2017	498	↑
Quarter ending December 2017	524	↑
Quarter ending March 2018	521	→
Quarter ending June 2018	495	↓
<b>Variance since June 2017</b>	<b>4.4%</b>	<b>↑</b>



### ACTIVITY

Cumulative percentage of contracted UDA delivered 2018 & 2019



Adjusted Scheduled Activity (UDA)

Month	2018	2019
April	19	0
May	215	125
June	317	125
July	443	
August	646	
September	787	
October	850	
November	1,109	
December	1,269	
January	1,391	
February	1,570	
March	1,672	
April	1,830	
May	1,830	
June	1,830	

### QUALITY

	Quantity	Base Number	Contract	LHB	Wales
% of FP17s for the same patient ID Re-attending within 3 months - Children	21	172	12.2%	9.7%	11.1%
% of FP17s for the same patient ID Re-attending within 3 months - Adults	0	4	0.0%	14.1%	15.5%
% of FP17s for the same patient ID Re-attending between 3 & 9 months - Children	123	172	71.5%	54.7%	59.2%
% of FP17s for the same patient ID Re-attending between 3 & 9 months - Adults	2	4	50.0%	52.2%	55.8%
% of FP17s for Band 1 Urgent Courses	0	87	0.0%	8.9%	8.7%
% of FP17s Relating to Free Repair or Replacements	0	87	0.0%	0.8%	0.7%
% of FP17s Relating to Continuations	0	87	0.0%	0.6%	0.7%
% of Patients satisfied with the dentistry they have received	1	1	N/A	95.2%	94.0%
% of Patients satisfied with the time they had to wait for an appointment	1	1	N/A	91.0%	88.5%

\* This is based on patients treated on this contract for their most recent course of treatment. Figures in italics indicate the base number of FP17s or Patient Questionnaire responses are less than 100. N/A is shown where the base number of responses is less than 10 during the period. % is calculated as Quantity/Base number\*100

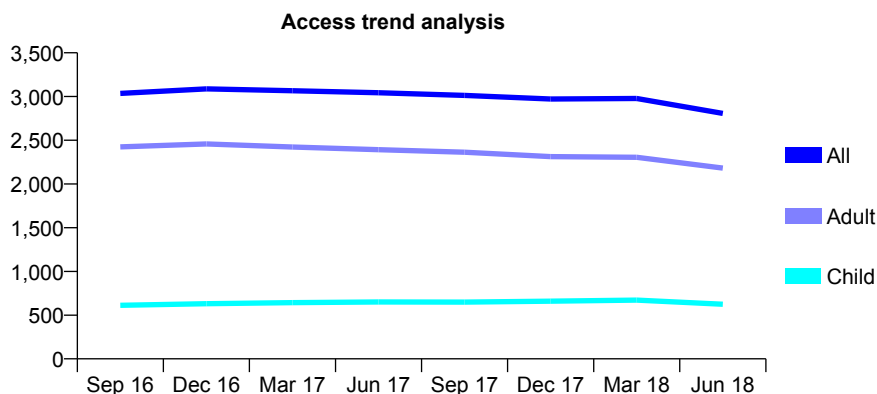
## 7A3 - Vital Signs At a Glance Contract Report for 746339/0001 - June 2018

Name or company name	MISS CE MEEK
Contract type name	GDS Contract
Purpose of contract	General
Contract start date	01/04/2006
Contract end date	

18/19 Contracted general activity (UDA)	7,583
Carry forward general activity (UDA)	0
18/19 Contracted orthodontic activity (UOA)	0
Carry forward orthodontic activity (UOA)	0
Baseline contract value	£193,559.96

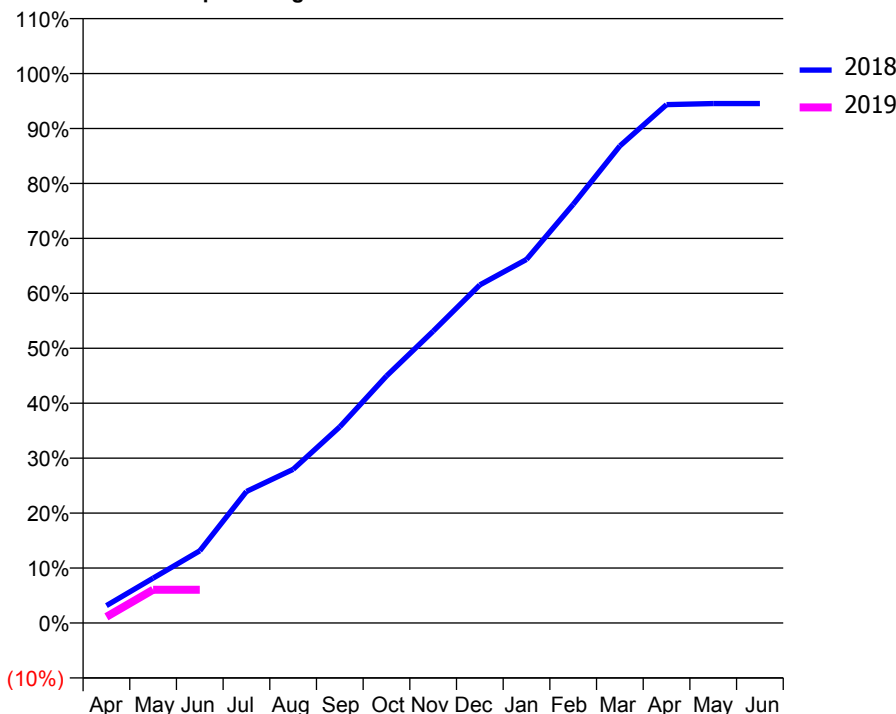
### ACCESS\*

Patients seen in 24 months	Total	Change since previous quarter
Quarter ending June 2017	3,043	
Quarter ending September 2017	3,012	↓
Quarter ending December 2017	2,972	↓
Quarter ending March 2018	2,977	→
Quarter ending June 2018	2,807	↓
<b>Variance since June 2017</b>	<b>(7.8%)</b>	<b>↓</b>



### ACTIVITY

Cumulative percentage of contracted UDA delivered 2018 & 2019



Adjusted Scheduled Activity (UDA)

Month	2018	2019
April	239	86
May	619	459
June	997	459
July	1,816	
August	2,121	
September	2,708	
October	3,410	
November	4,028	
December	4,666	
January	5,018	
February	5,777	
March	6,583	
April	7,153	
May	7,168	
June	7,168	

### QUALITY

	Quantity	Base Number	Contract	LHB	Wales
% of FP17s for the same patient ID Re-attending within 3 months - Children	6	110	5.5%	9.7%	11.1%
% of FP17s for the same patient ID Re-attending within 3 months - Adults	42	436	9.6%	14.1%	15.5%
% of FP17s for the same patient ID Re-attending between 3 & 9 months - Children	54	110	49.1%	54.7%	59.2%
% of FP17s for the same patient ID Re-attending between 3 & 9 months - Adults	172	436	39.4%	52.2%	55.8%
% of FP17s for Band 1 Urgent Courses	26	266	9.8%	8.9%	8.7%
% of FP17s Relating to Free Repair or Replacements	1	266	0.4%	0.8%	0.7%
% of FP17s Relating to Continuations	4	266	1.5%	0.6%	0.7%
% of Patients satisfied with the dentistry they have received	11	12	91.7%	95.2%	94.0%
% of Patients satisfied with the time they had to wait for an appointment	11	12	91.7%	91.0%	88.5%

\* This is based on patients treated on this contract for their most recent course of treatment. Figures in italics indicate the base number of FP17s or Patient Questionnaire responses are less than 100. N/A is shown where the base number of responses is less than 10 during the period. % is calculated as Quantity/Base number\*100

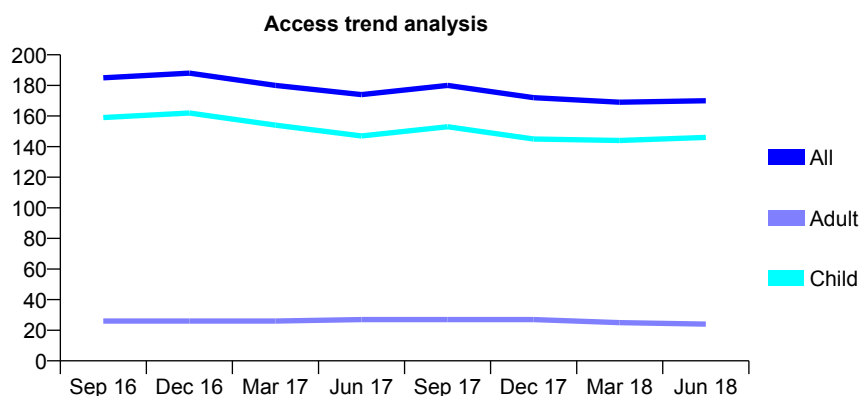
## 7A3 - Vital Signs At a Glance Contract Report for 760935/0001 - June 2018

Name or company name	MISS RL GRONOW
Contract type name	GDS Contract
Purpose of contract	General
Contract start date	01/04/2006
Contract end date	

18/19 Contracted general activity (UDA)	368
Carry forward general activity (UDA)	0
18/19 Contracted orthodontic activity (UOA)	0
Carry forward orthodontic activity (UOA)	0
Baseline contract value	£9,668.00

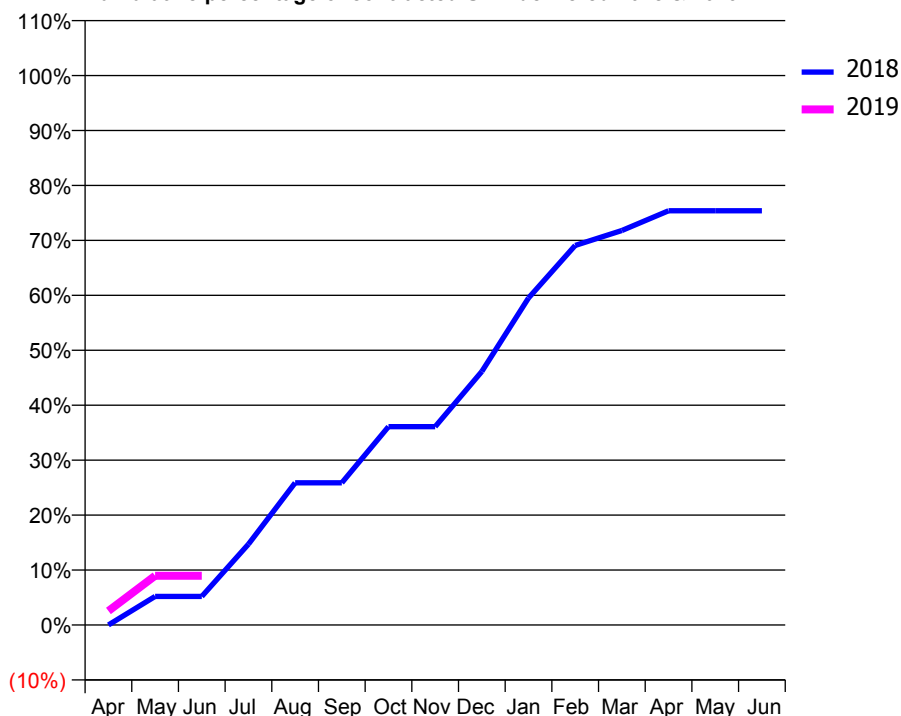
### ACCESS\*

Patients seen in 24 months	Total	Change since previous quarter
Quarter ending June 2017	174	
Quarter ending September 2017	180	↑
Quarter ending December 2017	172	↓
Quarter ending March 2018	169	↓
Quarter ending June 2018	170	→
<b>Variance since June 2017</b>	<b>(2.3%)</b>	<b>↓</b>



### ACTIVITY

Cumulative percentage of contracted UDA delivered 2018 & 2019



Month	Adjusted Scheduled Activity (UDA)	
	2018	2019
April	0	9
May	19	33
June	19	33
July	54	
August	95	
September	95	
October	133	
November	133	
December	170	
January	219	
February	254	
March	264	
April	277	
May	277	
June	277	

### QUALITY

	Quantity	Base Number	Contract	LHB	Wales
% of FP17s for the same patient ID Re-attending within 3 months - Children	2	32	6.3%	9.7%	11.1%
% of FP17s for the same patient ID Re-attending within 3 months - Adults	1	3	33.3%	14.1%	15.5%
% of FP17s for the same patient ID Re-attending between 3 & 9 months - Children	14	32	43.8%	54.7%	59.2%
% of FP17s for the same patient ID Re-attending between 3 & 9 months - Adults	1	3	33.3%	52.2%	55.8%
% of FP17s for Band 1 Urgent Courses	5	24	20.8%	8.9%	8.7%
% of FP17s Relating to Free Repair or Replacements	0	24	0.0%	0.8%	0.7%
% of FP17s Relating to Continuations	0	24	0.0%	0.6%	0.7%
% of Patients satisfied with the dentistry they have received	0	0	N/A	95.2%	94.0%
% of Patients satisfied with the time they had to wait for an appointment	0	0	N/A	91.0%	88.5%

\* This is based on patients treated on this contract for their most recent course of treatment. Figures in italics indicate the base number of FP17s or Patient Questionnaire responses are less than 100. N/A is shown where the base number of responses is less than 10 during the period. % is calculated as Quantity/Base number\*100

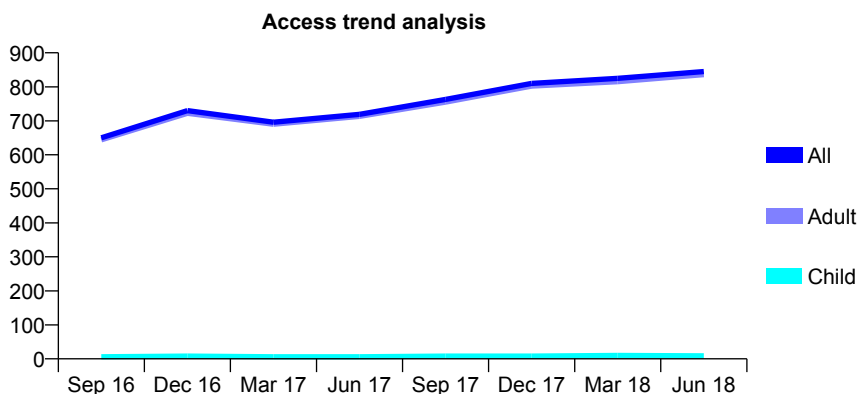
## 7A3 - Vital Signs At a Glance Contract Report for 766348/0002 - June 2018

Name or company name	MISS R JONES
Contract type name	PDS Contract
Purpose of contract	General
Contract start date	01/04/2008
Contract end date	31/03/2020

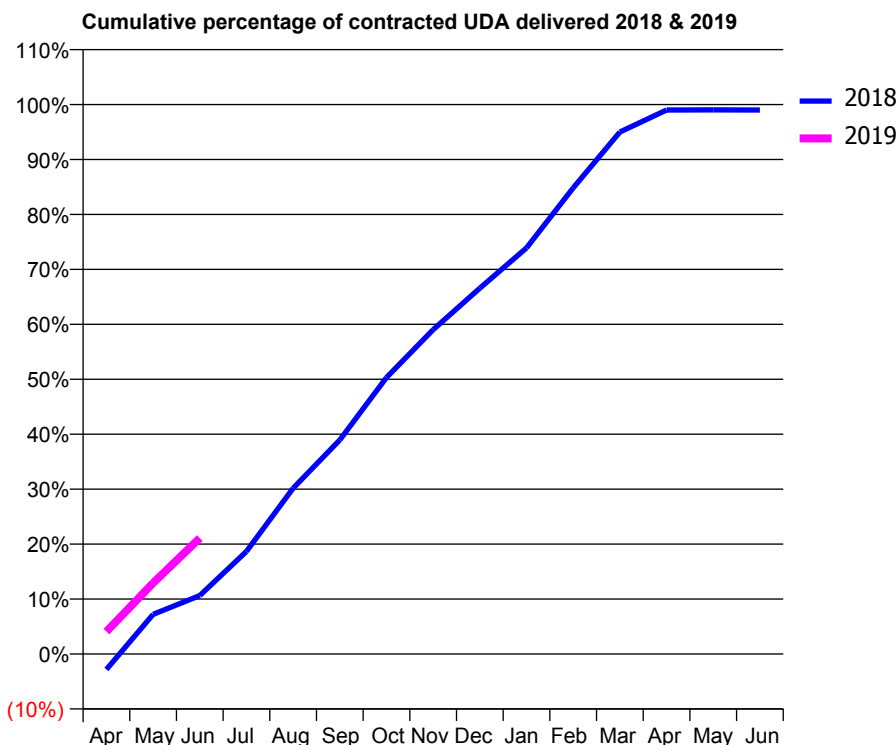
18/19 Contracted general activity (UDA)	2,854
Carry forward general activity (UDA)	0
18/19 Contracted orthodontic activity (UOA)	0
Carry forward orthodontic activity (UOA)	0
Baseline contract value	£164,581.61

### ACCESS\*

Patients seen in 24 months	Total	Change since previous quarter
Quarter ending June 2017	719	
Quarter ending September 2017	763	↑
Quarter ending December 2017	810	↑
Quarter ending March 2018	825	→
Quarter ending June 2018	845	↑
<b>Variance since June 2017</b>	<b>17.5%</b>	<b>↑</b>



### ACTIVITY



Month	Adjusted Scheduled Activity (UDA)	
	2018	2019
April	-81	117
May	206	369
June	304	602
July	533	
August	861	
September	1,112	
October	1,436	
November	1,685	
December	1,900	
January	2,109	
February	2,421	
March	2,711	
April	2,825	
May	2,826	
June	2,825	

### QUALITY

	Quantity	Base Number	Contract	LHB	Wales
% of FP17s for the same patient ID Re-attending within 3 months - Children	0	3	0.0%	9.7%	11.1%
% of FP17s for the same patient ID Re-attending within 3 months - Adults	10	257	3.9%	14.1%	15.5%
% of FP17s for the same patient ID Re-attending between 3 & 9 months - Children	0	3	0.0%	54.7%	59.2%
% of FP17s for the same patient ID Re-attending between 3 & 9 months - Adults	2	257	0.8%	52.2%	55.8%
% of FP17s for Band 1 Urgent Courses	0	220	0.0%	8.9%	8.7%
% of FP17s Relating to Free Repair or Replacements	0	220	0.0%	0.8%	0.7%
% of FP17s Relating to Continuations	0	220	0.0%	0.6%	0.7%
% of Patients satisfied with the dentistry they have received	1	1	N/A	95.2%	94.0%
% of Patients satisfied with the time they had to wait for an appointment	0	1	N/A	91.0%	88.5%

\* This is based on patients treated on this contract for their most recent course of treatment. Figures in italics indicate the base number of FP17s or Patient Questionnaire responses are less than 100. N/A is shown where the base number of responses is less than 10 during the period. % is calculated as Quantity/Base number\*100

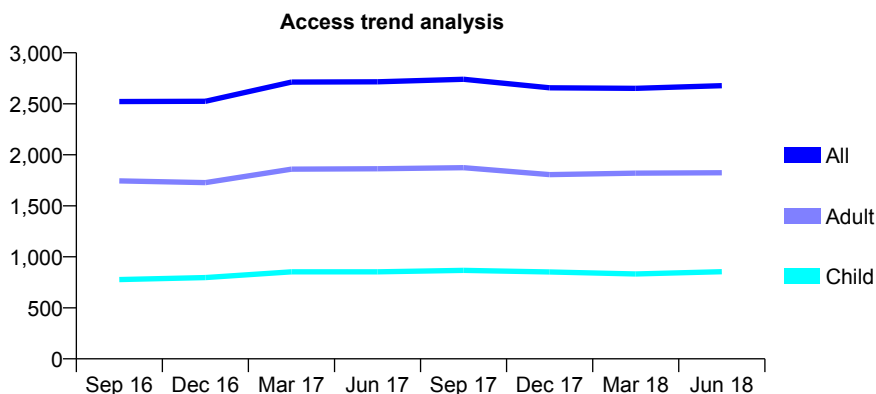
## 7A3 - Vital Signs At a Glance Contract Report for 780553/0001 - June 2018

Name or company name	MR B JONES
Contract type name	GDS Contract
Purpose of contract	General
Contract start date	01/07/2012
Contract end date	

18/19 Contracted general activity (UDA)	7,220
Carry forward general activity (UDA)	0
18/19 Contracted orthodontic activity (UOA)	0
Carry forward orthodontic activity (UOA)	0
Baseline contract value	£174,751.86

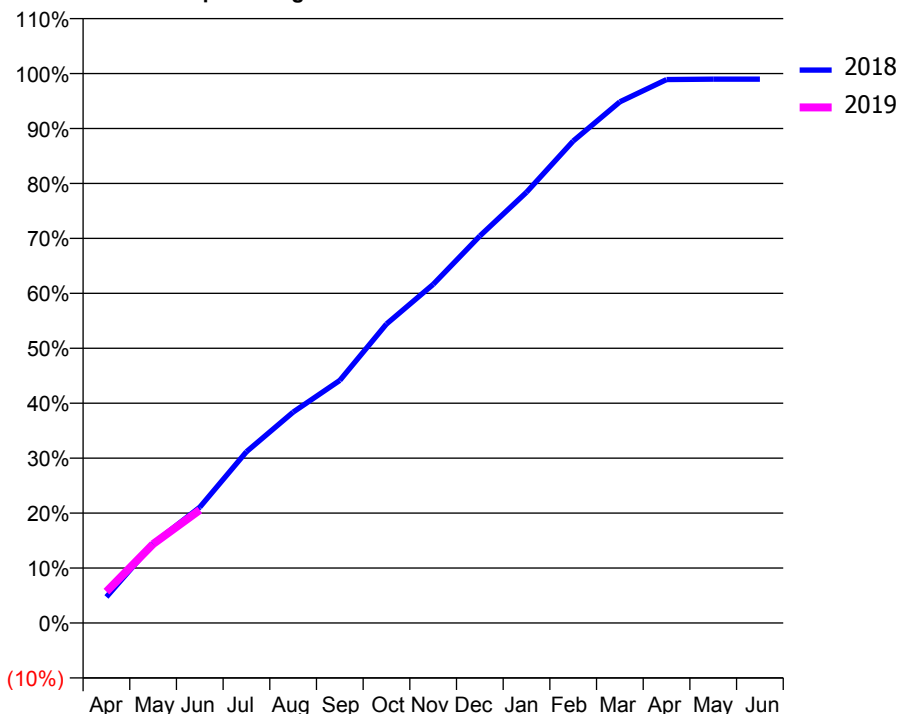
### ACCESS\*

Patients seen in 24 months	Total	Change since previous quarter
Quarter ending June 2017	2,716	
Quarter ending September 2017	2,741	→
Quarter ending December 2017	2,657	↓
Quarter ending March 2018	2,652	→
Quarter ending June 2018	2,678	→
<b>Variance since June 2017</b>	<b>(1.4%)</b>	<b>↓</b>



### ACTIVITY

Cumulative percentage of contracted UDA delivered 2018 & 2019



Adjusted Scheduled Activity (UDA)

Month	2018	2019
April	342	412
May	1,043	1,039
June	1,522	1,484
July	2,251	
August	2,770	
September	3,189	
October	3,929	
November	4,449	
December	5,085	
January	5,660	
February	6,333	
March	6,847	
April	7,141	
May	7,146	
June	7,146	

### QUALITY

	Quantity	Base Number	Contract	LHB	Wales
% of FP17s for the same patient ID Re-attending within 3 months - Children	9	333	2.7%	9.7%	11.1%
% of FP17s for the same patient ID Re-attending within 3 months - Adults	62	661	9.4%	14.1%	15.5%
% of FP17s for the same patient ID Re-attending between 3 & 9 months - Children	177	333	53.2%	54.7%	59.2%
% of FP17s for the same patient ID Re-attending between 3 & 9 months - Adults	292	661	44.2%	52.2%	55.8%
% of FP17s for Band 1 Urgent Courses	47	827	5.7%	8.9%	8.7%
% of FP17s Relating to Free Repair or Replacements	7	827	0.8%	0.8%	0.7%
% of FP17s Relating to Continuations	4	827	0.5%	0.6%	0.7%
% of Patients satisfied with the dentistry they have received	3	4	N/A	95.2%	94.0%
% of Patients satisfied with the time they had to wait for an appointment	4	4	N/A	91.0%	88.5%

\* This is based on patients treated on this contract for their most recent course of treatment. Figures in italics indicate the base number of FP17s or Patient Questionnaire responses are less than 100. N/A is shown where the base number of responses is less than 10 during the period. % is calculated as Quantity/Base number\*100

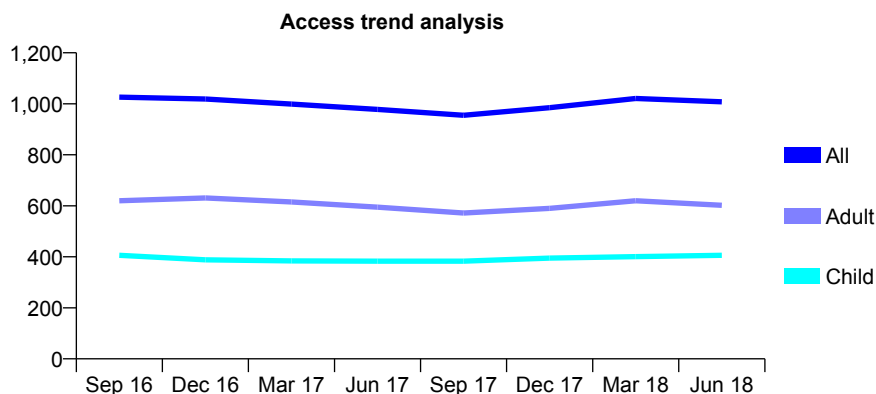
## 7A3 - Vital Signs At a Glance Contract Report for 792365/0001 - June 2018

Name or company name	MR JA RICE
Contract type name	GDS Contract
Purpose of contract	General
Contract start date	01/10/2011
Contract end date	

18/19 Contracted general activity (UDA)	2,724
Carry forward general activity (UDA)	0
18/19 Contracted orthodontic activity (UOA)	0
Carry forward orthodontic activity (UOA)	0
Baseline contract value	£61,850.89

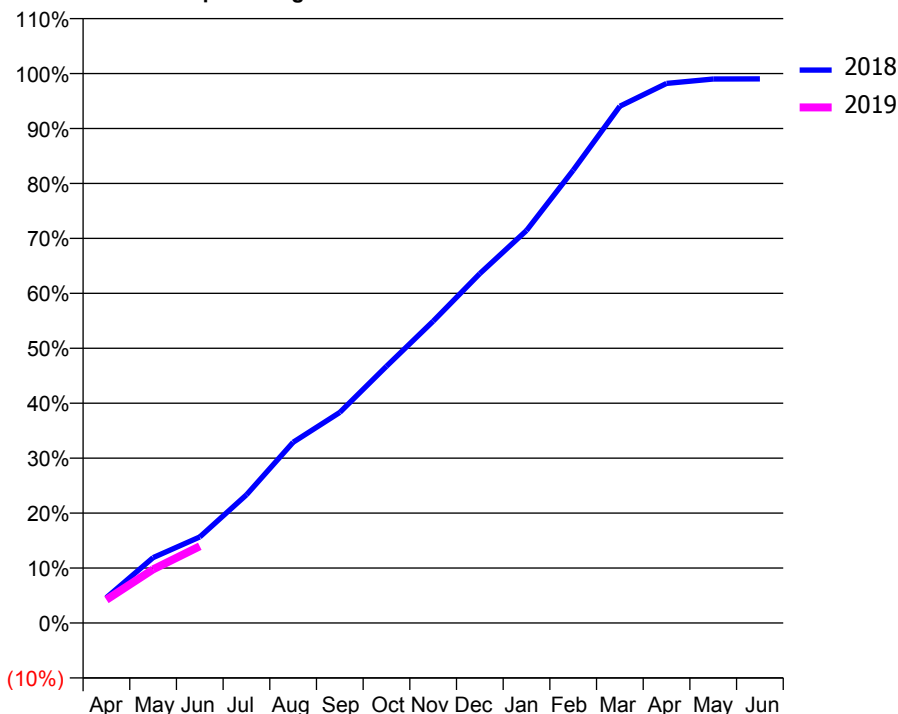
### ACCESS\*

Patients seen in 24 months	Total	Change since previous quarter
Quarter ending June 2017	978	
Quarter ending September 2017	955	↓
Quarter ending December 2017	985	↑
Quarter ending March 2018	1,021	↑
Quarter ending June 2018	1,008	↓
<b>Variance since June 2017</b>	<b>3.1%</b>	<b>↑</b>



### ACTIVITY

Cumulative percentage of contracted UDA delivered 2018 & 2019



Adjusted Scheduled Activity (UDA)

Month	2018	2019
April	126	115
May	324	266
June	427	380
July	635	
August	896	
September	1,044	
October	1,273	
November	1,496	
December	1,732	
January	1,946	
February	2,245	
March	2,562	
April	2,675	
May	2,697	
June	2,698	

### QUALITY

	Quantity	Base Number	Contract	LHB	Wales
% of FP17s for the same patient ID Re-attending within 3 months - Children	7	120	5.8%	9.7%	11.1%
% of FP17s for the same patient ID Re-attending within 3 months - Adults	26	170	15.3%	14.1%	15.5%
% of FP17s for the same patient ID Re-attending between 3 & 9 months - Children	66	120	55.0%	54.7%	59.2%
% of FP17s for the same patient ID Re-attending between 3 & 9 months - Adults	82	170	48.2%	52.2%	55.8%
% of FP17s for Band 1 Urgent Courses	26	238	10.9%	8.9%	8.7%
% of FP17s Relating to Free Repair or Replacements	0	238	0.0%	0.8%	0.7%
% of FP17s Relating to Continuations	0	238	0.0%	0.6%	0.7%
% of Patients satisfied with the dentistry they have received	1	1	N/A	95.2%	94.0%
% of Patients satisfied with the time they had to wait for an appointment	1	1	N/A	91.0%	88.5%

\* This is based on patients treated on this contract for their most recent course of treatment. Figures in italics indicate the base number of FP17s or Patient Questionnaire responses are less than 100. N/A is shown where the base number of responses is less than 10 during the period. % is calculated as Quantity/Base number\*100



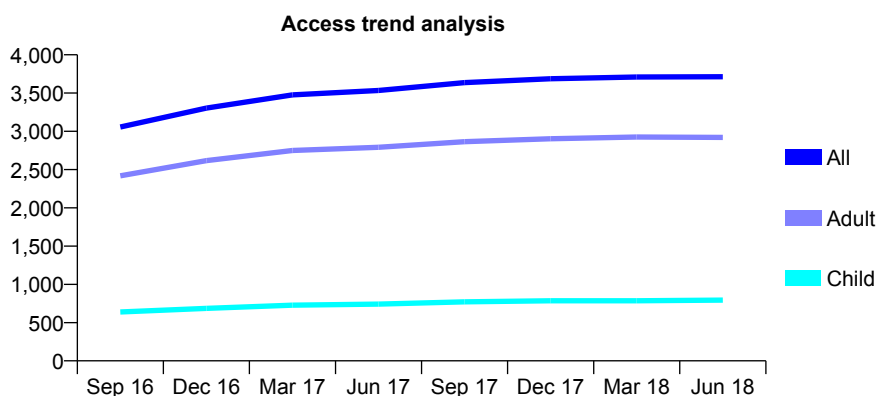
## 7A3 - Vital Signs At a Glance Contract Report for 810002/0001 - June 2018

Name or company name	MR DJ FLEMING
Contract type name	GDS Contract
Purpose of contract	General
Contract start date	01/04/2006
Contract end date	

18/19 Contracted general activity (UDA)	12,581
Carry forward general activity (UDA)	0
18/19 Contracted orthodontic activity (UOA)	0
Carry forward orthodontic activity (UOA)	0
Baseline contract value	£293,231.10

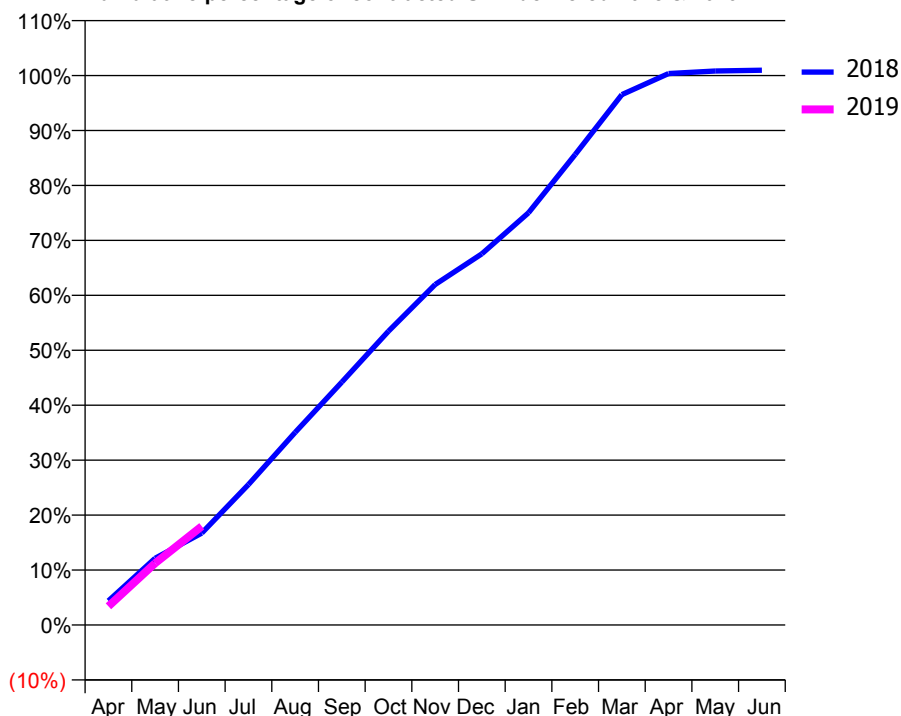
### ACCESS\*

Patients seen in 24 months	Total	Change since previous quarter
Quarter ending June 2017	3,533	
Quarter ending September 2017	3,636	↑
Quarter ending December 2017	3,688	→
Quarter ending March 2018	3,710	→
Quarter ending June 2018	3,714	→
<b>Variance since June 2017</b>	<b>5.1%</b>	<b>↑</b>



### ACTIVITY

Cumulative percentage of contracted UDA delivered 2018 & 2019



Adjusted Scheduled Activity (UDA)

Month	2018	2019
April	553	430
May	1,527	1,416
June	2,104	2,261
July	3,218	
August	4,409	
September	5,560	
October	6,727	
November	7,796	
December	8,499	
January	9,437	
February	10,771	
March	12,142	
April	12,625	
May	12,683	
June	12,703	

### QUALITY

	Quantity	Base Number	Contract	LHB	Wales
% of FP17s for the same patient ID Re-attending within 3 months - Children	25	275	9.1%	9.7%	11.1%
% of FP17s for the same patient ID Re-attending within 3 months - Adults	171	1,012	16.9%	14.1%	15.5%
% of FP17s for the same patient ID Re-attending between 3 & 9 months - Children	147	275	53.5%	54.7%	59.2%
% of FP17s for the same patient ID Re-attending between 3 & 9 months - Adults	531	1,012	52.5%	52.2%	55.8%
% of FP17s for Band 1 Urgent Courses	149	1,072	13.9%	8.9%	8.7%
% of FP17s Relating to Free Repair or Replacements	7	1,072	0.7%	0.8%	0.7%
% of FP17s Relating to Continuations	2	1,072	0.2%	0.6%	0.7%
% of Patients satisfied with the dentistry they have received	7	8	N/A	95.2%	94.0%
% of Patients satisfied with the time they had to wait for an appointment	7	8	N/A	91.0%	88.5%

\* This is based on patients treated on this contract for their most recent course of treatment. Figures in italics indicate the base number of FP17s or Patient Questionnaire responses are less than 100. N/A is shown where the base number of responses is less than 10 during the period. % is calculated as Quantity/Base number\*100

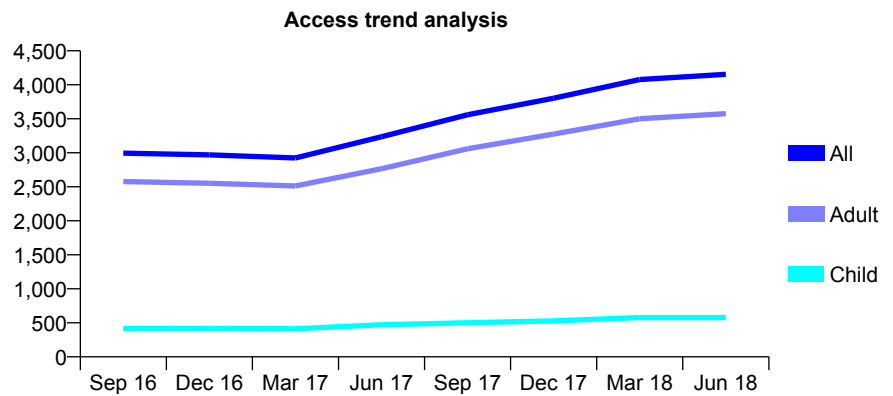
## 7A3 - Vital Signs At a Glance Contract Report for 810029/0001 - June 2018

Name or company name	Dr N Patel, Dr J Rai and Dr N Kernahan
Contract type name	GDS Contract
Purpose of contract	General
Contract start date	01/04/2006
Contract end date	

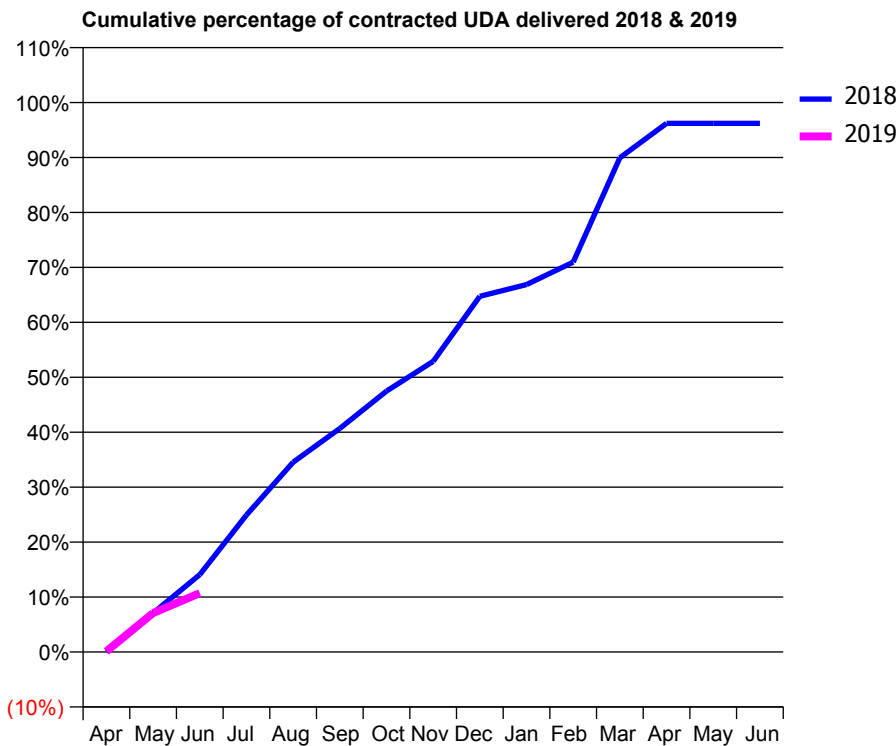
18/19 Contracted general activity (UDA)	13,136
Carry forward general activity (UDA)	0
18/19 Contracted orthodontic activity (UOA)	0
Carry forward orthodontic activity (UOA)	0
Baseline contract value	£311,968.60

### ACCESS\*

Patients seen in 24 months	Total	Change since previous quarter
Quarter ending June 2017	3,236	
Quarter ending September 2017	3,560	↑
Quarter ending December 2017	3,803	↑
Quarter ending March 2018	4,077	↑
Quarter ending June 2018	4,153	→
<b>Variance since June 2017</b>	<b>28.3%</b>	<b>↑</b>



### ACTIVITY



Month	Adjusted Scheduled Activity (UDA)	
	2018	2019
April	0	18
May	730	931
June	1,450	1,408
July	2,563	
August	3,553	
September	4,183	
October	4,882	
November	5,440	
December	6,657	
January	6,877	
February	7,296	
March	9,250	
April	9,894	
May	9,894	
June	9,894	

### QUALITY

	Quantity	Base Number	Contract	LHB	Wales
% of FP17s for the same patient ID Re-attending within 3 months - Children	5	108	4.6%	9.7%	11.1%
% of FP17s for the same patient ID Re-attending within 3 months - Adults	159	932	17.1%	14.1%	15.5%
% of FP17s for the same patient ID Re-attending between 3 & 9 months - Children	46	108	42.6%	54.7%	59.2%
% of FP17s for the same patient ID Re-attending between 3 & 9 months - Adults	432	932	46.4%	52.2%	55.8%
% of FP17s for Band 1 Urgent Courses	84	739	11.4%	8.9%	8.7%
% of FP17s Relating to Free Repair or Replacements	10	739	1.4%	0.8%	0.7%
% of FP17s Relating to Continuations	15	739	2.0%	0.6%	0.7%
% of Patients satisfied with the dentistry they have received	18	19	94.7%	95.2%	94.0%
% of Patients satisfied with the time they had to wait for an appointment	17	19	89.5%	91.0%	88.5%

\* This is based on patients treated on this contract for their most recent course of treatment. Figures in italics indicate the base number of FP17s or Patient Questionnaire responses are less than 100. N/A is shown where the base number of responses is less than 10 during the period. % is calculated as Quantity/Base number\*100

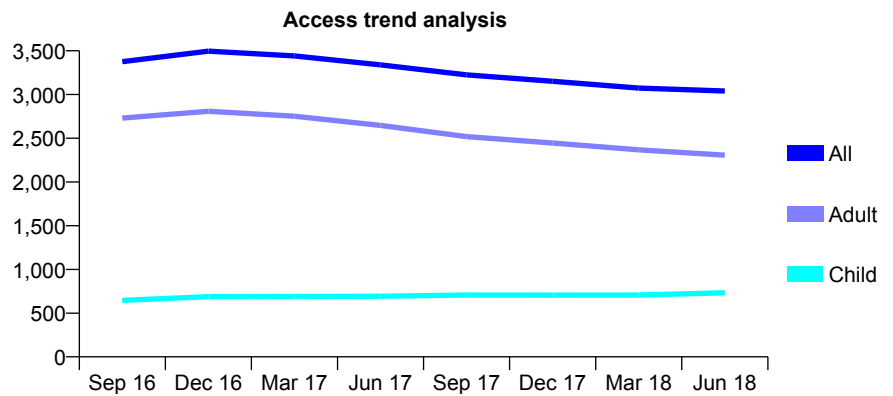
## 7A3 - Vital Signs At a Glance Contract Report for 812129/0001 - June 2018

Name or company name	MR SD JENKINS
Contract type name	GDS Contract
Purpose of contract	General
Contract start date	01/04/2006
Contract end date	

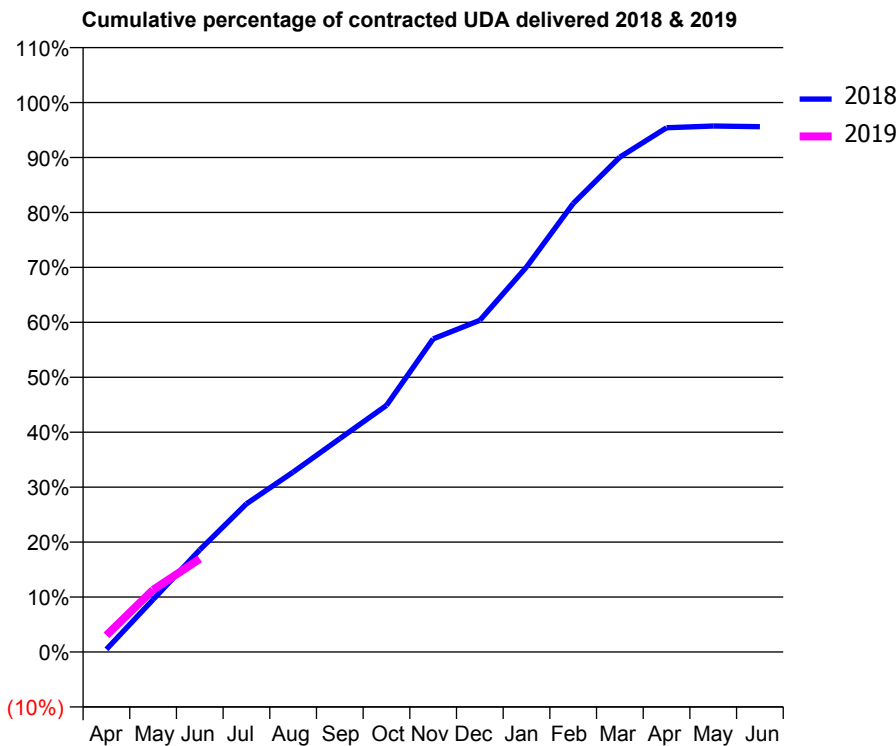
18/19 Contracted general activity (UDA)	14,511
Carry forward general activity (UDA)	0
18/19 Contracted orthodontic activity (UOA)	0
Carry forward orthodontic activity (UOA)	0
Baseline contract value	£344,428.83

### ACCESS\*

Patients seen in 24 months	Total	Change since previous quarter
Quarter ending June 2017	3,339	
Quarter ending September 2017	3,225	↓
Quarter ending December 2017	3,152	↓
Quarter ending March 2018	3,074	↓
Quarter ending June 2018	3,040	↓
<b>Variance since June 2017</b>	<b>(9.0%)</b>	<b>↓</b>



### ACTIVITY



Month	Adjusted Scheduled Activity (UDA)	
	2018	2019
April	71	442
May	1,387	1,643
June	2,701	2,458
July	3,914	
August	4,751	
September	5,635	
October	6,514	
November	8,271	
December	8,759	
January	10,167	
February	11,843	
March	13,068	
April	13,845	
May	13,891	
June	13,873	

### QUALITY

	Quantity	Base Number	Contract	LHB	Wales
% of FP17s for the same patient ID Re-attending within 3 months - Children	20	293	6.8%	9.7%	11.1%
% of FP17s for the same patient ID Re-attending within 3 months - Adults	102	818	12.5%	14.1%	15.5%
% of FP17s for the same patient ID Re-attending between 3 & 9 months - Children	161	293	54.9%	54.7%	59.2%
% of FP17s for the same patient ID Re-attending between 3 & 9 months - Adults	535	818	65.4%	52.2%	55.8%
% of FP17s for Band 1 Urgent Courses	47	881	5.3%	8.9%	8.7%
% of FP17s Relating to Free Repair or Replacements	8	881	0.9%	0.8%	0.7%
% of FP17s Relating to Continuations	7	881	0.8%	0.6%	0.7%
% of Patients satisfied with the dentistry they have received	8	9	N/A	95.2%	94.0%
% of Patients satisfied with the time they had to wait for an appointment	9	9	N/A	91.0%	88.5%

\* This is based on patients treated on this contract for their most recent course of treatment. Figures in italics indicate the base number of FP17s or Patient Questionnaire responses are less than 100. N/A is shown where the base number of responses is less than 10 during the period. % is calculated as Quantity/Base number\*100

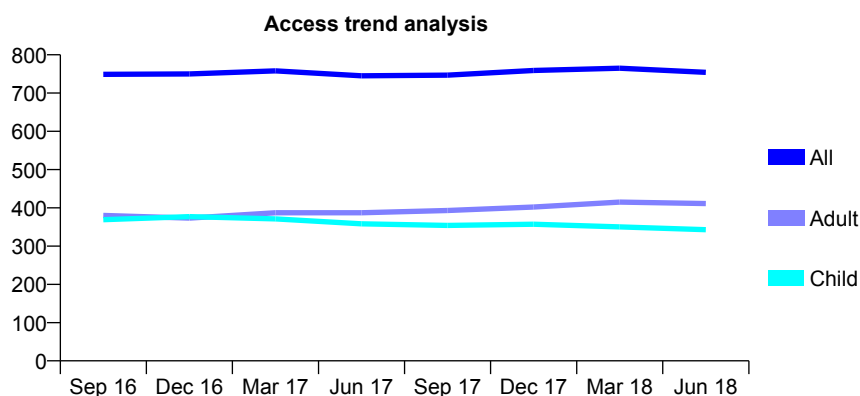
## 7A3 - Vital Signs At a Glance Contract Report for 913642/0001 - June 2018

Name or company name	MR DB RODERICK
Contract type name	GDS Contract
Purpose of contract	General
Contract start date	01/04/2006
Contract end date	

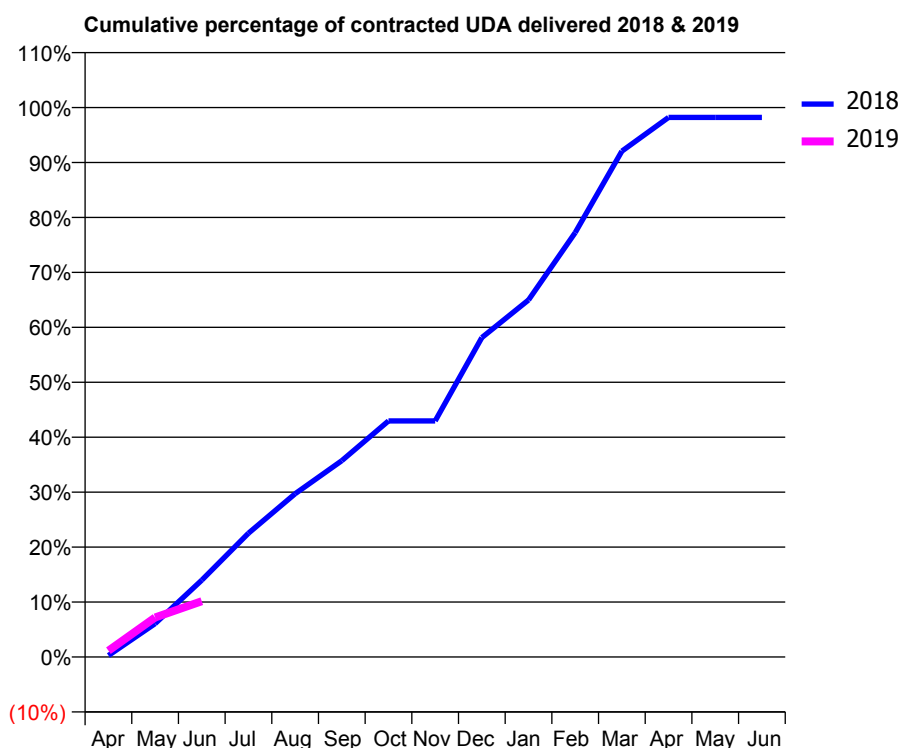
18/19 Contracted general activity (UDA)	2,204
Carry forward general activity (UDA)	0
18/19 Contracted orthodontic activity (UOA)	0
Carry forward orthodontic activity (UOA)	0
Baseline contract value	£69,650.35

### ACCESS\*

Patients seen in 24 months	Total	Change since previous quarter
Quarter ending June 2017	745	
Quarter ending September 2017	747	→
Quarter ending December 2017	759	→
Quarter ending March 2018	765	→
Quarter ending June 2018	754	↓
<b>Variance since June 2017</b>	<b>1.2%</b>	<b>→</b>



### ACTIVITY



Month	Adjusted Scheduled Activity (UDA)	
	2018	2019
April	6	25
May	134	158
June	308	224
July	497	
August	655	
September	787	
October	947	
November	947	
December	1,281	
January	1,432	
February	1,702	
March	2,029	
April	2,164	
May	2,164	
June	2,164	

### QUALITY

	Quantity	Base Number	Contract	LHB	Wales
% of FP17s for the same patient ID Re-attending within 3 months - Children	6	111	5.4%	9.7%	11.1%
% of FP17s for the same patient ID Re-attending within 3 months - Adults	1	80	1.3%	14.1%	15.5%
% of FP17s for the same patient ID Re-attending between 3 & 9 months - Children	79	111	71.2%	54.7%	59.2%
% of FP17s for the same patient ID Re-attending between 3 & 9 months - Adults	43	80	53.8%	52.2%	55.8%
% of FP17s for Band 1 Urgent Courses	3	138	2.2%	8.9%	8.7%
% of FP17s Relating to Free Repair or Replacements	0	138	0.0%	0.8%	0.7%
% of FP17s Relating to Continuations	0	138	0.0%	0.6%	0.7%
% of Patients satisfied with the dentistry they have received	0	0	N/A	95.2%	94.0%
% of Patients satisfied with the time they had to wait for an appointment	0	0	N/A	91.0%	88.5%

\* This is based on patients treated on this contract for their most recent course of treatment. Figures in italics indicate the base number of FP17s or Patient Questionnaire responses are less than 100. N/A is shown where the base number of responses is less than 10 during the period. % is calculated as Quantity/Base number\*100

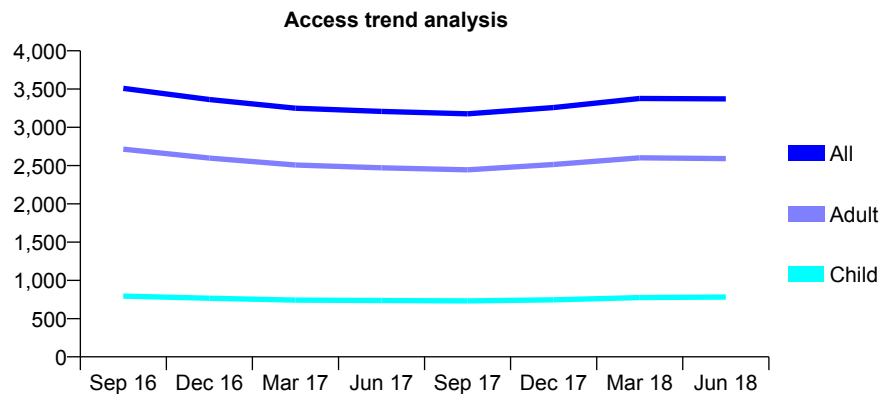
## 7A3 - Vital Signs At a Glance Contract Report for 949825/0001 - June 2018

Name or company name	MR DJ WILLIAMS
Contract type name	GDS Contract
Purpose of contract	General
Contract start date	01/09/2008
Contract end date	

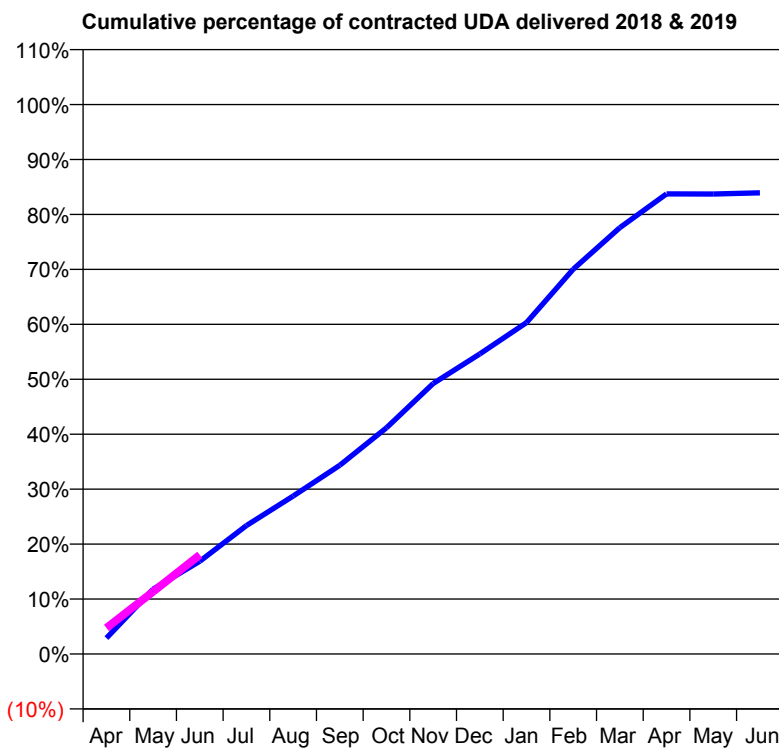
18/19 Contracted general activity (UDA)	9,500
Carry forward general activity (UDA)	0
18/19 Contracted orthodontic activity (UOA)	0
Carry forward orthodontic activity (UOA)	0
Baseline contract value	£224,614.56

### ACCESS\*

Patients seen in 24 months	Total	Change since previous quarter
Quarter ending June 2017	3,208	
Quarter ending September 2017	3,176	→
Quarter ending December 2017	3,259	↑
Quarter ending March 2018	3,377	↑
Quarter ending June 2018	3,371	→
<b>Variance since June 2017</b>	<b>5.1%</b>	<b>↑</b>



### ACTIVITY



Month	Adjusted Scheduled Activity (UDA)	
	2018	2019
April	275	450
May	1,121	1,078
June	1,604	1,715
July	2,220	
August	2,731	
September	3,263	
October	3,910	
November	4,677	
December	5,188	
January	5,731	
February	6,653	
March	7,371	
April	7,954	
May	7,951	
June	7,972	

### QUALITY

	Quantity	Base Number	Contract	LHB	Wales
% of FP17s for the same patient ID Re-attending within 3 months - Children	4	292	1.4%	9.7%	11.1%
% of FP17s for the same patient ID Re-attending within 3 months - Adults	80	808	9.9%	14.1%	15.5%
% of FP17s for the same patient ID Re-attending between 3 & 9 months - Children	161	292	55.1%	54.7%	59.2%
% of FP17s for the same patient ID Re-attending between 3 & 9 months - Adults	445	808	55.1%	52.2%	55.8%
% of FP17s for Band 1 Urgent Courses	55	907	6.1%	8.9%	8.7%
% of FP17s Relating to Free Repair or Replacements	7	907	0.8%	0.8%	0.7%
% of FP17s Relating to Continuations	0	907	0.0%	0.6%	0.7%
% of Patients satisfied with the dentistry they have received	5	7	N/A	95.2%	94.0%
% of Patients satisfied with the time they had to wait for an appointment	6	7	N/A	91.0%	88.5%

\* This is based on patients treated on this contract for their most recent course of treatment. Figures in italics indicate the base number of FP17s or Patient Questionnaire responses are less than 100. N/A is shown where the base number of responses is less than 10 during the period. % is calculated as Quantity/Base number\*100

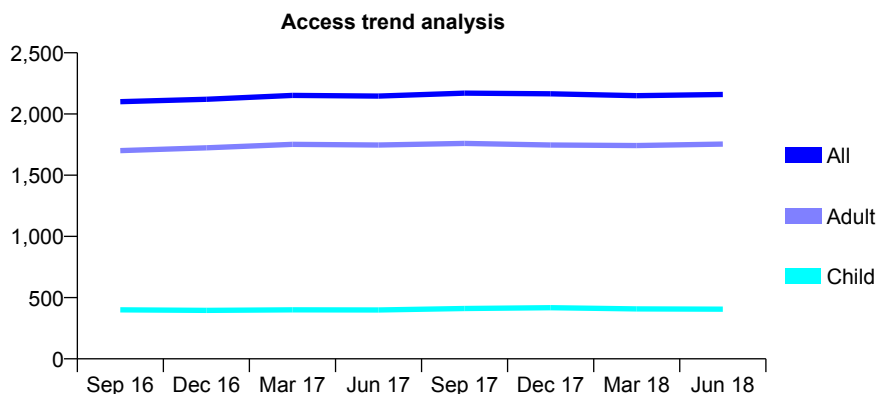
## 7A3 - Vital Signs At a Glance Contract Report for 999172/0001 - June 2018

Name or company name	MR B AARON
Contract type name	GDS Contract
Purpose of contract	General
Contract start date	01/04/2006
Contract end date	

18/19 Contracted general activity (UDA)	5,750
Carry forward general activity (UDA)	0
18/19 Contracted orthodontic activity (UOA)	0
Carry forward orthodontic activity (UOA)	0
Baseline contract value	£141,445.40

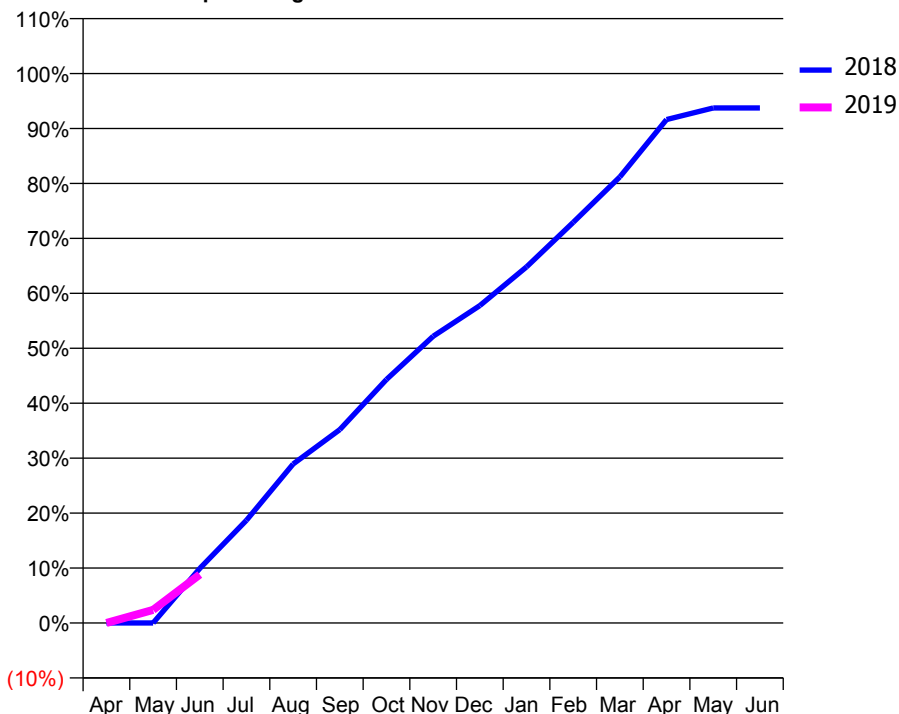
### ACCESS\*

Patients seen in 24 months	Total	Change since previous quarter
Quarter ending June 2017	2,146	
Quarter ending September 2017	2,171	→
Quarter ending December 2017	2,165	→
Quarter ending March 2018	2,150	→
Quarter ending June 2018	2,160	→
<b>Variance since June 2017</b>	<b>0.7%</b>	<b>→</b>



### ACTIVITY

Cumulative percentage of contracted UDA delivered 2018 & 2019



Month	Adjusted Scheduled Activity (UDA)	
	2018	2019
April	0	0
May	0	137
June	571	508
July	1,075	
August	1,664	
September	2,024	
October	2,548	
November	3,000	
December	3,322	
January	3,726	
February	4,192	
March	4,669	
April	5,268	
May	5,389	
June	5,389	

### QUALITY

	Quantity	Base Number	Contract	LHB	Wales
% of FP17s for the same patient ID Re-attending within 3 months - Children	3	130	2.3%	9.7%	11.1%
% of FP17s for the same patient ID Re-attending within 3 months - Adults	14	494	2.8%	14.1%	15.5%
% of FP17s for the same patient ID Re-attending between 3 & 9 months - Children	83	130	63.8%	54.7%	59.2%
% of FP17s for the same patient ID Re-attending between 3 & 9 months - Adults	251	494	50.8%	52.2%	55.8%
% of FP17s for Band 1 Urgent Courses	5	281	1.8%	8.9%	8.7%
% of FP17s Relating to Free Repair or Replacements	2	281	0.7%	0.8%	0.7%
% of FP17s Relating to Continuations	0	281	0.0%	0.6%	0.7%
% of Patients satisfied with the dentistry they have received	6	6	N/A	95.2%	94.0%
% of Patients satisfied with the time they had to wait for an appointment	6	6	N/A	91.0%	88.5%

\* This is based on patients treated on this contract for their most recent course of treatment. Figures in italics indicate the base number of FP17s or Patient Questionnaire responses are less than 100. N/A is shown where the base number of responses is less than 10 during the period. % is calculated as Quantity/Base number\*100

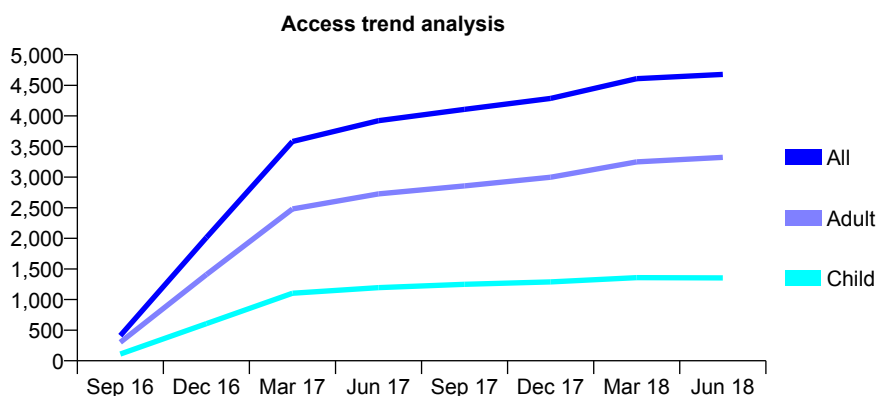
## 7A4 - Vital Signs At a Glance Contract Report for 100209/0000 - June 2018

Name or company name	E M Roberts & K E Palmer
Contract type name	GDS Contract
Purpose of contract	General
Contract start date	01/09/2016
Contract end date	

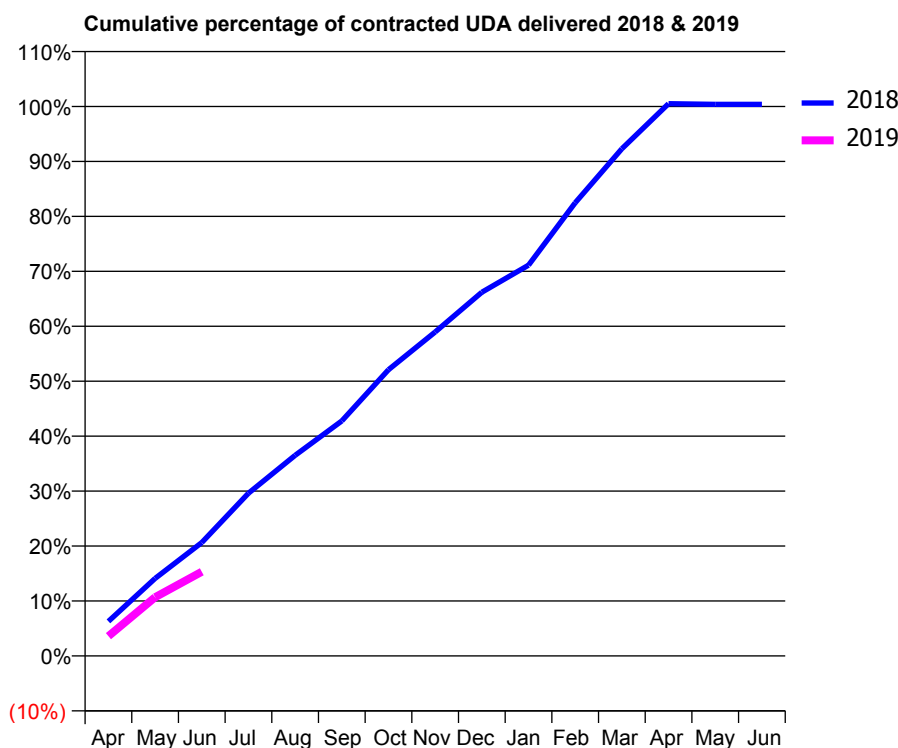
18/19 Contracted general activity (UDA)	14,320
Carry forward general activity (UDA)	0
18/19 Contracted orthodontic activity (UOA)	0
Carry forward orthodontic activity (UOA)	0
Baseline contract value	£337,594.70

### ACCESS\*

Patients seen in 24 months	Total	Change since previous quarter
Quarter ending June 2017	3,922	
Quarter ending September 2017	4,107	↑
Quarter ending December 2017	4,287	↑
Quarter ending March 2018	4,608	↑
Quarter ending June 2018	4,679	→
<b>Variance since June 2017</b>	<b>19.3%</b>	<b>↑</b>



### ACTIVITY



Month	Adjusted Scheduled Activity (UDA)	
	2018	2019
April	903	517
May	2,022	1,529
June	2,955	2,196
July	4,240	
August	5,228	
September	6,125	
October	7,459	
November	8,443	
December	9,476	
January	10,182	
February	11,810	
March	13,218	
April	14,391	
May	14,373	
June	14,373	

### QUALITY

	Quantity	Base Number	Contract	LHB	Wales
% of FP17s for the same patient ID Re-attending within 3 months - Children	40	464	8.6%	9.0%	11.1%
% of FP17s for the same patient ID Re-attending within 3 months - Adults	184	1,172	15.7%	15.2%	15.5%
% of FP17s for the same patient ID Re-attending between 3 & 9 months - Children	308	464	66.4%	58.2%	59.2%
% of FP17s for the same patient ID Re-attending between 3 & 9 months - Adults	713	1,172	60.8%	55.8%	55.8%
% of FP17s for Band 1 Urgent Courses	68	1,157	5.9%	9.4%	8.7%
% of FP17s Relating to Free Repair or Replacements	11	1,157	1.0%	0.7%	0.7%
% of FP17s Relating to Continuations	6	1,157	0.5%	0.8%	0.7%
% of Patients satisfied with the dentistry they have received	11	13	84.6%	93.5%	94.0%
% of Patients satisfied with the time they had to wait for an appointment	10	13	76.9%	86.0%	88.5%

\* This is based on patients treated on this contract for their most recent course of treatment. Figures in italics indicate the base number of FP17s or Patient Questionnaire responses are less than 100. N/A is shown where the base number of responses is less than 10 during the period. % is calculated as Quantity/Base number\*100

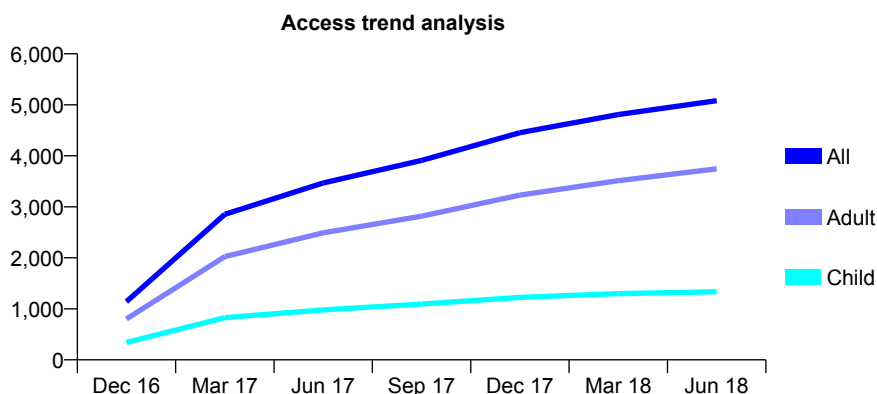
## 7A4 - Vital Signs At a Glance Contract Report for 100224/0000 - June 2018

Name or company name	Gwena Ltd
Contract type name	GDS Contract
Purpose of contract	General
Contract start date	01/11/2016
Contract end date	

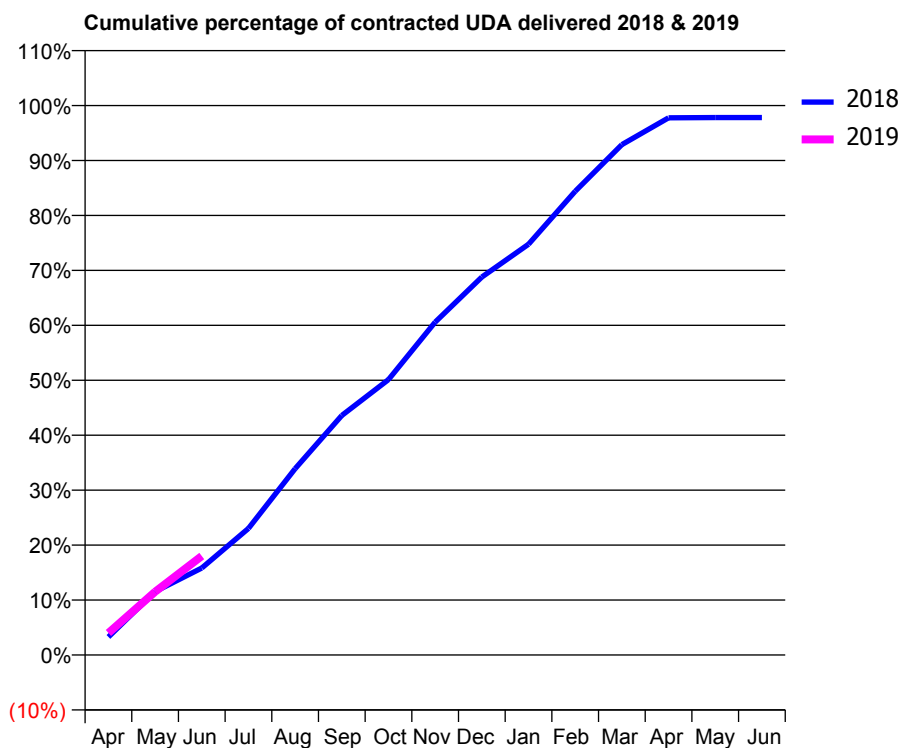
18/19 Contracted general activity (UDA)	16,962
Carry forward general activity (UDA)	0
18/19 Contracted orthodontic activity (UOA)	0
Carry forward orthodontic activity (UOA)	0
Baseline contract value	£425,329.73

### ACCESS\*

Patients seen in 24 months	Total	Change since previous quarter
Quarter ending June 2017	3,468	
Quarter ending September 2017	3,911	↑
Quarter ending December 2017	4,453	↑
Quarter ending March 2018	4,809	↑
Quarter ending June 2018	5,080	↑
<b>Variance since June 2017</b>	<b>46.5%</b>	<b>↑</b>



### ACTIVITY



Month	Adjusted Scheduled Activity (UDA)	
	2018	2019
April	559	682
May	1,957	1,954
June	2,686	3,056
July	3,910	
August	5,751	
September	7,393	
October	8,500	
November	10,276	
December	11,668	
January	12,680	
February	14,315	
March	15,755	
April	16,580	
May	16,589	
June	16,589	

### QUALITY

	Quantity	Base Number	Contract	LHB	Wales
% of FP17s for the same patient ID Re-attending within 3 months - Children	28	523	5.4%	9.0%	11.1%
% of FP17s for the same patient ID Re-attending within 3 months - Adults	137	1,257	10.9%	15.2%	15.5%
% of FP17s for the same patient ID Re-attending between 3 & 9 months - Children	305	523	58.3%	58.2%	59.2%
% of FP17s for the same patient ID Re-attending between 3 & 9 months - Adults	643	1,257	51.2%	55.8%	55.8%
% of FP17s for Band 1 Urgent Courses	95	1,475	6.4%	9.4%	8.7%
% of FP17s Relating to Free Repair or Replacements	9	1,475	0.6%	0.7%	0.7%
% of FP17s Relating to Continuations	1	1,475	0.1%	0.8%	0.7%
% of Patients satisfied with the dentistry they have received	5	8	N/A	93.5%	94.0%
% of Patients satisfied with the time they had to wait for an appointment	6	8	N/A	86.0%	88.5%

\* This is based on patients treated on this contract for their most recent course of treatment. Figures in italics indicate the base number of FP17s or Patient Questionnaire responses are less than 100. N/A is shown where the base number of responses is less than 10 during the period. % is calculated as Quantity/Base number\*100



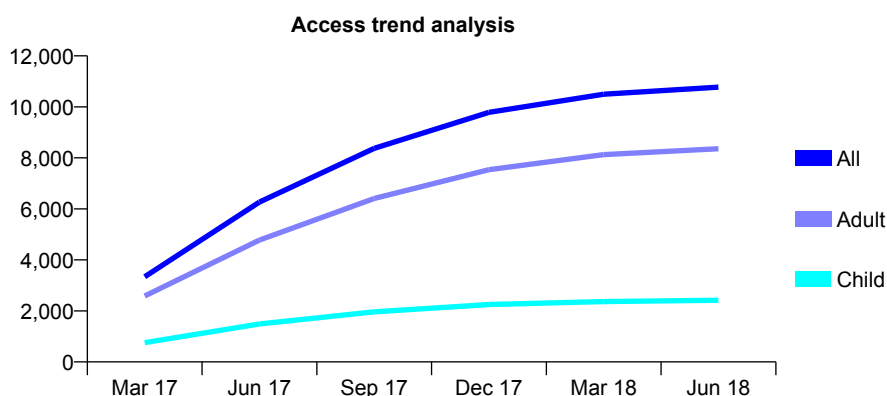
## 7A4 - Vital Signs At a Glance Contract Report for 100258/0000 - June 2018

Name or company name	Rodericks (Wales) Ltd
Contract type name	GDS Contract
Purpose of contract	General
Contract start date	01/01/2017
Contract end date	

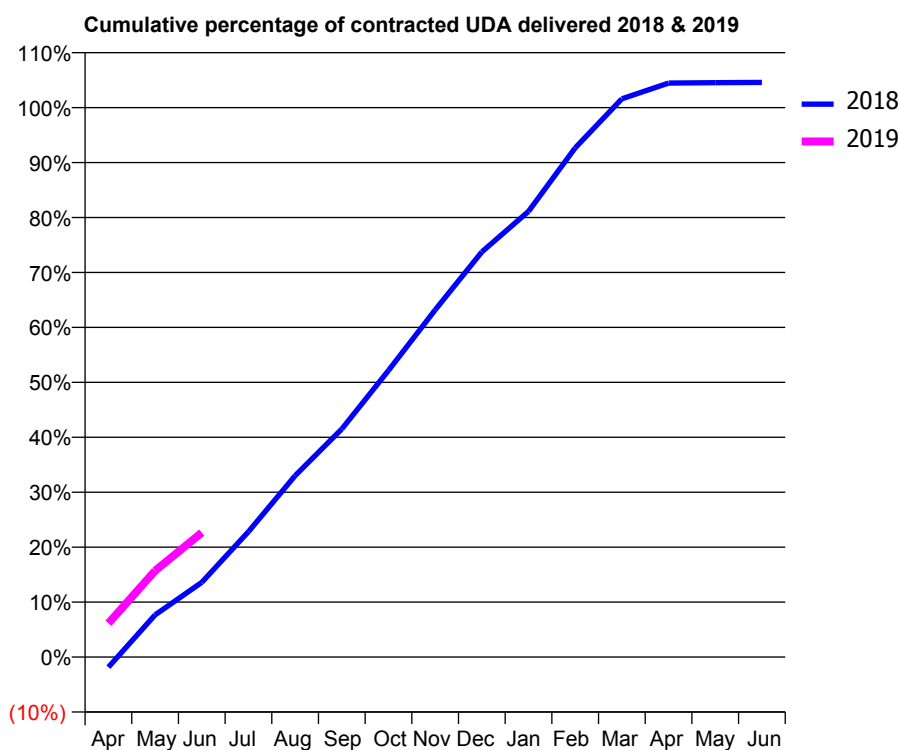
18/19 Contracted general activity (UDA)	34,629
Carry forward general activity (UDA)	0
18/19 Contracted orthodontic activity (UOA)	0
Carry forward orthodontic activity (UOA)	0
Baseline contract value	£900,737.29

### ACCESS\*

Patients seen in 24 months	Total	Change since previous quarter
Quarter ending June 2017	6,268	
Quarter ending September 2017	8,372	↑
Quarter ending December 2017	9,786	↑
Quarter ending March 2018	10,498	↑
Quarter ending June 2018	10,774	↑
<b>Variance since June 2017</b>	<b>71.9%</b>	<b>↑</b>



### ACTIVITY



Month	Adjusted Scheduled Activity (UDA)	
	2018	2019
April	-646	2,128
May	2,660	5,440
June	4,707	7,842
July	7,906	
August	11,434	
September	14,375	
October	18,059	
November	21,880	
December	25,533	
January	28,091	
February	32,085	
March	35,183	
April	36,173	
May	36,197	
June	36,212	

### QUALITY

	Quantity	Base Number	Contract	LHB	Wales
% of FP17s for the same patient ID Re-attending within 3 months - Children	99	1,015	9.8%	9.0%	11.1%
% of FP17s for the same patient ID Re-attending within 3 months - Adults	694	3,707	18.7%	15.2%	15.5%
% of FP17s for the same patient ID Re-attending between 3 & 9 months - Children	694	1,015	68.4%	58.2%	59.2%
% of FP17s for the same patient ID Re-attending between 3 & 9 months - Adults	2,386	3,707	64.4%	55.8%	55.8%
% of FP17s for Band 1 Urgent Courses	426	4,128	10.3%	9.4%	8.7%
% of FP17s Relating to Free Repair or Replacements	33	4,128	0.8%	0.7%	0.7%
% of FP17s Relating to Continuations	37	4,128	0.9%	0.8%	0.7%
% of Patients satisfied with the dentistry they have received	38	40	95.0%	93.5%	94.0%
% of Patients satisfied with the time they had to wait for an appointment	34	40	85.0%	86.0%	88.5%

\* This is based on patients treated on this contract for their most recent course of treatment. Figures in italics indicate the base number of FP17s or Patient Questionnaire responses are less than 100. N/A is shown where the base number of responses is less than 10 during the period. % is calculated as Quantity/Base number\*100

## 7A4 - Vital Signs At a Glance Contract Report for 100518/0000 - June 2018

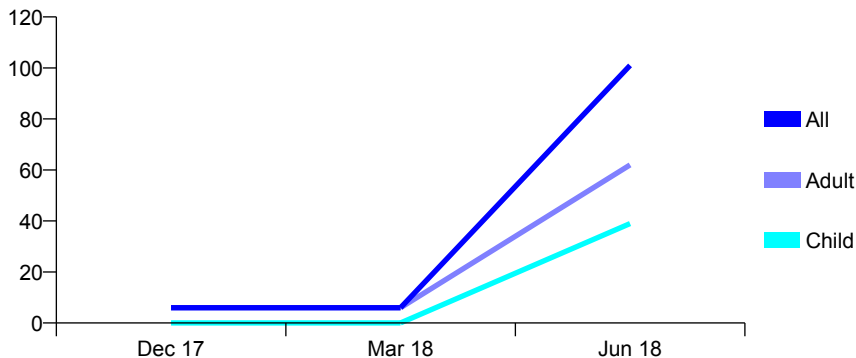
Name or company name	Gwena Ltd
Contract type name	PDS Contract
Purpose of contract	General
Contract start date	01/04/2017
Contract end date	31/03/2019

18/19 Contracted general activity (UDA)	206
Carry forward general activity (UDA)	0
18/19 Contracted orthodontic activity (UOA)	0
Carry forward orthodontic activity (UOA)	0
Baseline contract value	£5,036.70

### ACCESS\*

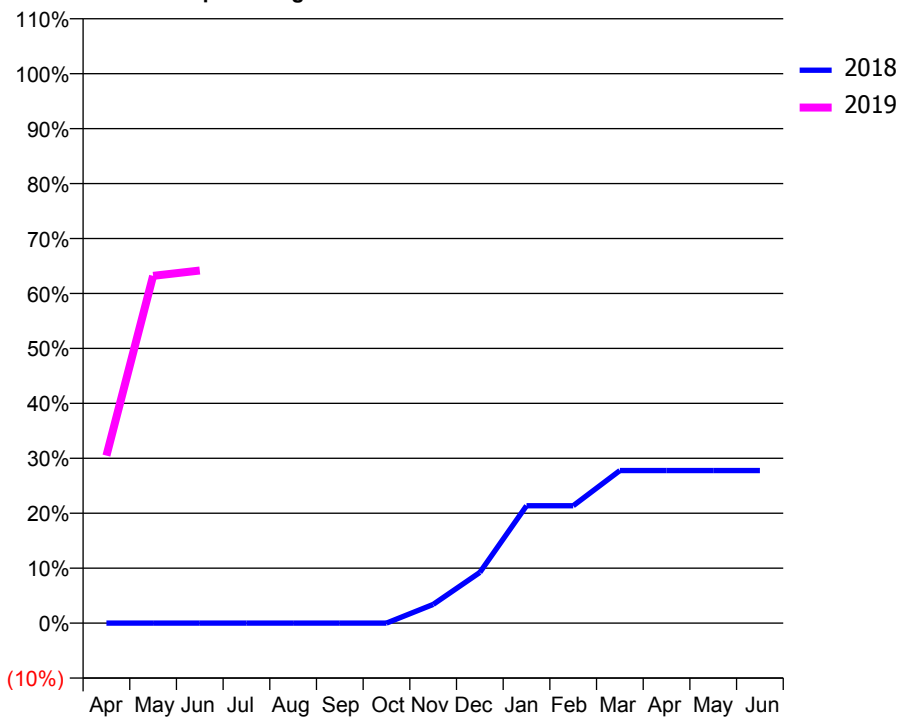
Patients seen in 24 months	Total	Change since previous quarter
Quarter ending June 2017	0	
Quarter ending September 2017	0	
Quarter ending December 2017	6	↑
Quarter ending March 2018	6	→
Quarter ending June 2018	101	↑
<b>Variance since June 2017</b>	N/A	

### Access trend analysis



### ACTIVITY

#### Cumulative percentage of contracted UDA delivered 2018 & 2019



#### Adjusted Scheduled Activity (UDA)

Month	2018	2019
April	0	63
May	0	130
June	0	132
July	0	
August	0	
September	0	
October	0	
November	7	
December	19	
January	44	
February	44	
March	57	
April	57	
May	57	
June	57	

### QUALITY

	Quantity	Base Number	Contract	LHB	Wales
% of FP17s for the same patient ID Re-attending within 3 months - Children	0	41	0.0%	9.0%	11.1%
% of FP17s for the same patient ID Re-attending within 3 months - Adults	0	67	0.0%	15.2%	15.5%
% of FP17s for the same patient ID Re-attending between 3 & 9 months - Children	0	41	0.0%	58.2%	59.2%
% of FP17s for the same patient ID Re-attending between 3 & 9 months - Adults	0	67	0.0%	55.8%	55.8%
% of FP17s for Band 1 Urgent Courses	11	108	10.2%	9.4%	8.7%
% of FP17s Relating to Free Repair or Replacements	0	108	0.0%	0.7%	0.7%
% of FP17s Relating to Continuations	0	108	0.0%	0.8%	0.7%
% of Patients satisfied with the dentistry they have received	0	0	N/A	93.5%	94.0%
% of Patients satisfied with the time they had to wait for an appointment	0	0	N/A	86.0%	88.5%

\* This is based on patients treated on this contract for their most recent course of treatment. Figures in italics indicate the base number of FP17s or Patient Questionnaire responses are less than 100. N/A is shown where the base number of responses is less than 10 during the period. % is calculated as Quantity/Base number\*100

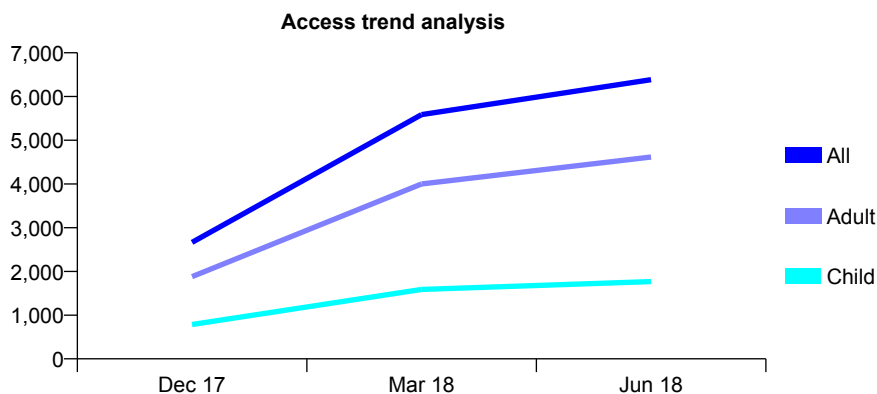
## 7A4 - Vital Signs At a Glance Contract Report for 100519/0000 - June 2018

Name or company name	OASIS DENTAL CARE LTD
Contract type name	GDS Contract
Purpose of contract	General
Contract start date	01/10/2017
Contract end date	

18/19 Contracted general activity (UDA)	22,554
Carry forward general activity (UDA)	0
18/19 Contracted orthodontic activity (UOA)	0
Carry forward orthodontic activity (UOA)	0
Baseline contract value	£577,565.46

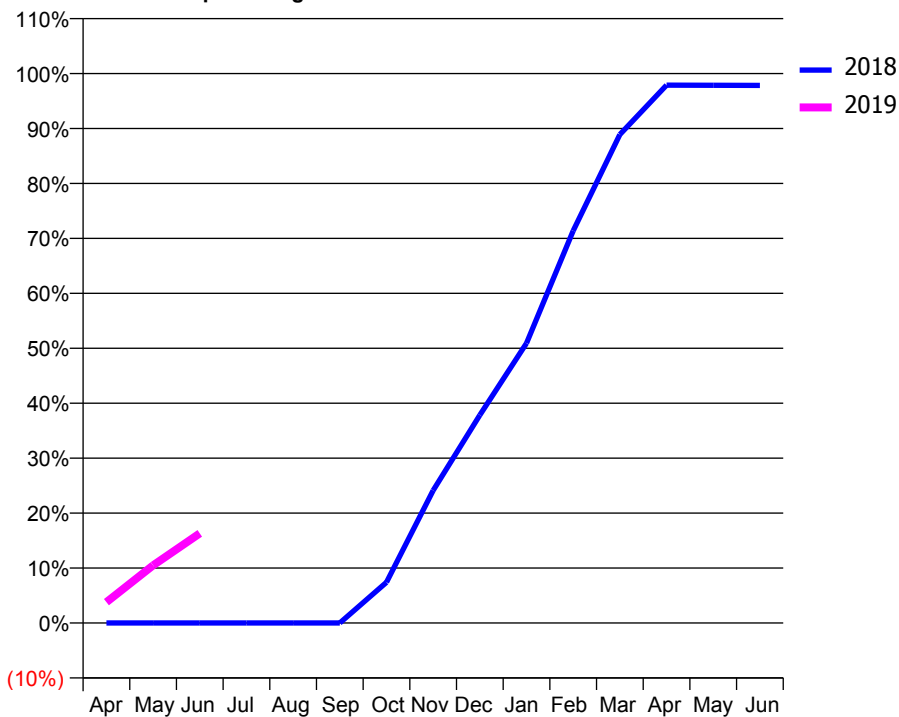
### ACCESS\*

Patients seen in 24 months	Total	Change since previous quarter
Quarter ending June 2017	0	
Quarter ending September 2017	0	
Quarter ending December 2017	2,665	↑
Quarter ending March 2018	5,587	↑
Quarter ending June 2018	6,385	↑
<b>Variance since June 2017</b>	N/A	



### ACTIVITY

Cumulative percentage of contracted UDA delivered 2018 & 2019



Month	Adjusted Scheduled Activity (UDA)	
	2018	2019
April	0	857
May	0	2,367
June	0	3,679
July	0	
August	0	
September	0	
October	837	
November	2,721	
December	4,269	
January	5,744	
February	8,051	
March	10,026	
April	11,038	
May	11,036	
June	11,033	

### QUALITY

	Quantity	Base Number	Contract	LHB	Wales
% of FP17s for the same patient ID Re-attending within 3 months - Children	52	700	7.4%	9.0%	11.1%
% of FP17s for the same patient ID Re-attending within 3 months - Adults	249	1,951	12.8%	15.2%	15.5%
% of FP17s for the same patient ID Re-attending between 3 & 9 months - Children	355	700	50.7%	58.2%	59.2%
% of FP17s for the same patient ID Re-attending between 3 & 9 months - Adults	909	1,951	46.6%	55.8%	55.8%
% of FP17s for Band 1 Urgent Courses	173	2,167	8.0%	9.4%	8.7%
% of FP17s Relating to Free Repair or Replacements	19	2,167	0.9%	0.7%	0.7%
% of FP17s Relating to Continuations	5	2,167	0.2%	0.8%	0.7%
% of Patients satisfied with the dentistry they have received	11	12	91.7%	93.5%	94.0%
% of Patients satisfied with the time they had to wait for an appointment	10	12	83.3%	86.0%	88.5%

\* This is based on patients treated on this contract for their most recent course of treatment. Figures in italics indicate the base number of FP17s or Patient Questionnaire responses are less than 100. N/A is shown where the base number of responses is less than 10 during the period. % is calculated as Quantity/Base number\*100

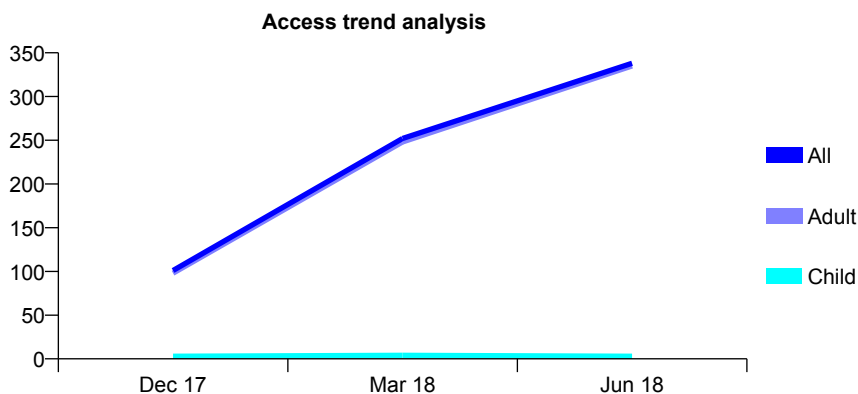
## 7A4 - Vital Signs At a Glance Contract Report for 100543/0000 - June 2018

Name or company name	Gwena Ltd
Contract type name	PDS Contract
Purpose of contract	General
Contract start date	01/11/2017
Contract end date	31/10/2022

18/19 Contracted general activity (UDA)	1,498
Carry forward general activity (UDA)	0
18/19 Contracted orthodontic activity (UOA)	0
Carry forward orthodontic activity (UOA)	0
Baseline contract value	£43,223.86

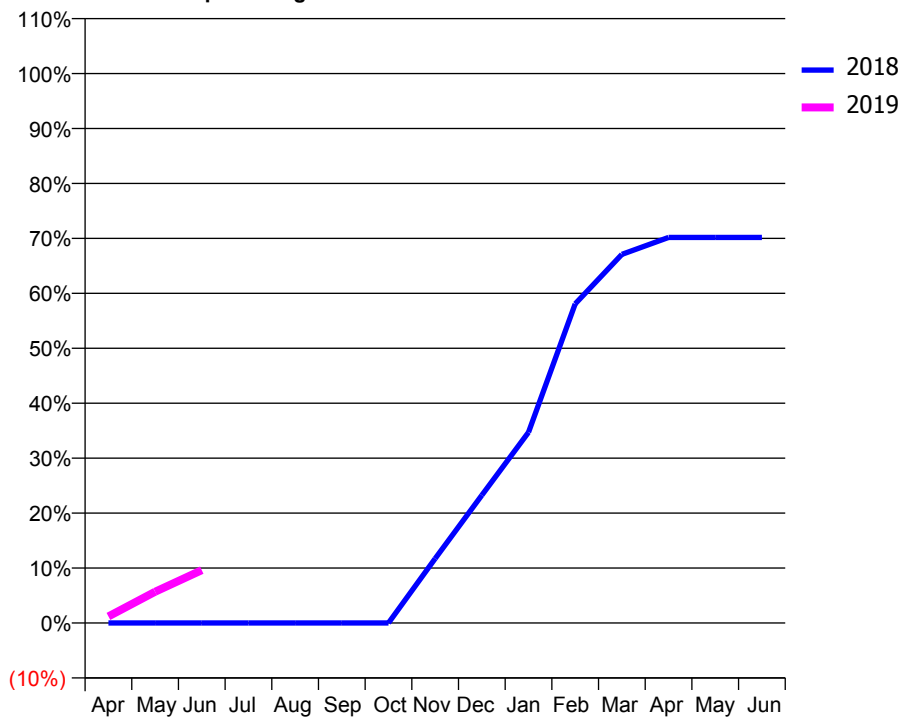
### ACCESS\*

Patients seen in 24 months	Total	Change since previous quarter
Quarter ending June 2017	0	
Quarter ending September 2017	0	
Quarter ending December 2017	101	↑
Quarter ending March 2018	252	↑
Quarter ending June 2018	338	↑
<b>Variance since June 2017</b>	N/A	



### ACTIVITY

Cumulative percentage of contracted UDA delivered 2018 & 2019



Month	Adjusted Scheduled Activity (UDA)	
	2018	2019
April	0	18
May	0	85
June	0	144
July	0	
August	0	
September	0	
October	0	
November	73	
December	145	
January	217	
February	362	
March	419	
April	438	
May	438	
June	438	

### QUALITY

	Quantity	Base Number	Contract	LHB	Wales
% of FP17s for the same patient ID Re-attending within 3 months - Children	0	0	N/A	9.0%	11.1%
% of FP17s for the same patient ID Re-attending within 3 months - Adults	0	125	0.0%	15.2%	15.5%
% of FP17s for the same patient ID Re-attending between 3 & 9 months - Children	0	0	N/A	58.2%	59.2%
% of FP17s for the same patient ID Re-attending between 3 & 9 months - Adults	1	125	0.8%	55.8%	55.8%
% of FP17s for Band 1 Urgent Courses	105	108	97.2%	9.4%	8.7%
% of FP17s Relating to Free Repair or Replacements	0	108	0.0%	0.7%	0.7%
% of FP17s Relating to Continuations	0	108	0.0%	0.8%	0.7%
% of Patients satisfied with the dentistry they have received	0	0	N/A	93.5%	94.0%
% of Patients satisfied with the time they had to wait for an appointment	0	0	N/A	86.0%	88.5%

\* This is based on patients treated on this contract for their most recent course of treatment. Figures in italics indicate the base number of FP17s or Patient Questionnaire responses are less than 100. N/A is shown where the base number of responses is less than 10 during the period. % is calculated as Quantity/Base number\*100

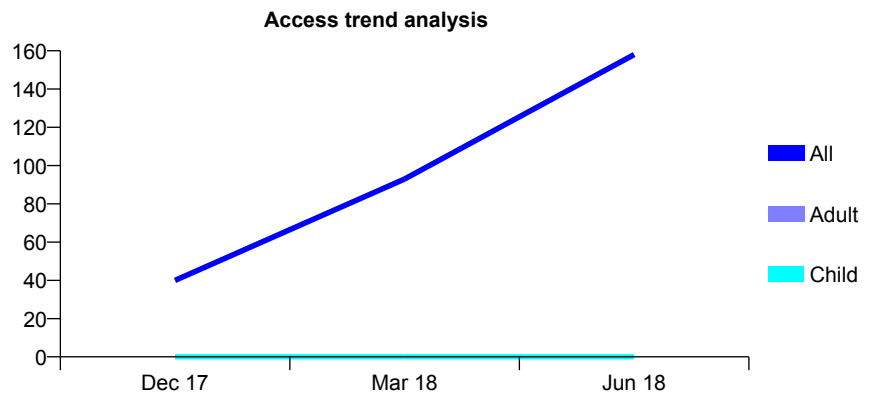
## 7A4 - Vital Signs At a Glance Contract Report for 100546/0000 - June 2018

Name or company name	MISS A WICKRAMASINGHE
Contract type name	PDS Contract
Purpose of contract	General
Contract start date	01/11/2017
Contract end date	31/10/2022

18/19 Contracted general activity (UDA)	599
Carry forward general activity (UDA)	0
18/19 Contracted orthodontic activity (UOA)	0
Carry forward orthodontic activity (UOA)	0
Baseline contract value	£17,289.55

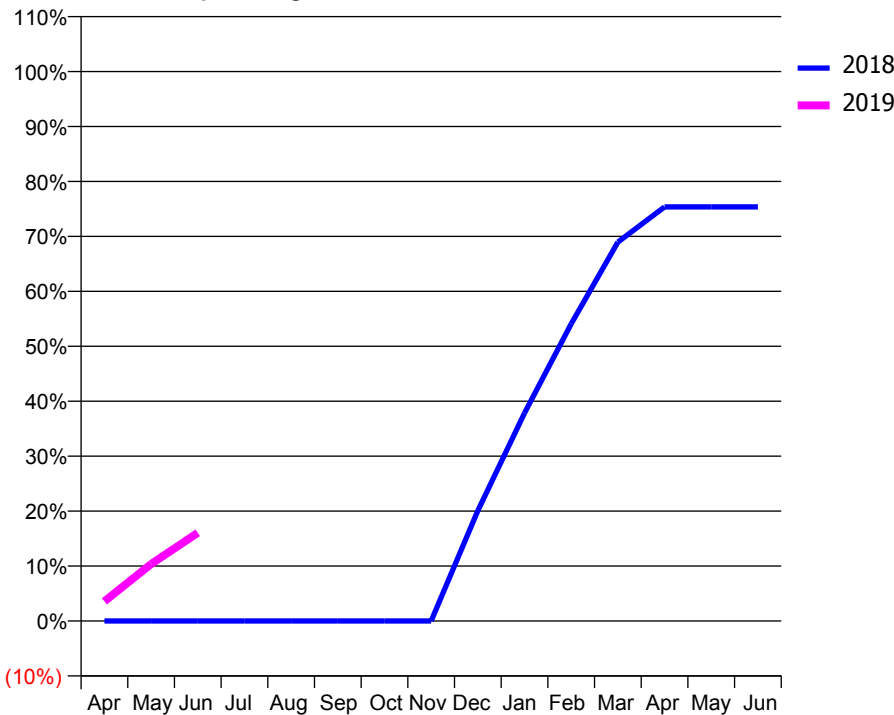
### ACCESS\*

Patients seen in 24 months	Total	Change since previous quarter
Quarter ending June 2017	0	
Quarter ending September 2017	0	
Quarter ending December 2017	40	↑
Quarter ending March 2018	93	↑
Quarter ending June 2018	158	↑
<b>Variance since June 2017</b>	N/A	



### ACTIVITY

Cumulative percentage of contracted UDA delivered 2018 & 2019



Month	Adjusted Scheduled Activity (UDA)	
	2018	2019
April	0	21
May	0	62
June	0	96
July	0	-
August	0	-
September	0	-
October	0	-
November	0	-
December	50	-
January	95	-
February	135	-
March	172	-
April	188	-
May	188	-
June	188	-

### QUALITY

	Quantity	Base Number	Contract	LHB	Wales
% of FP17s for the same patient ID Re-attending within 3 months - Children	0	0	N/A	9.0%	11.1%
% of FP17s for the same patient ID Re-attending within 3 months - Adults	2	93	2.2%	15.2%	15.5%
% of FP17s for the same patient ID Re-attending between 3 & 9 months - Children	0	0	N/A	58.2%	59.2%
% of FP17s for the same patient ID Re-attending between 3 & 9 months - Adults	0	93	0.0%	55.8%	55.8%
% of FP17s for Band 1 Urgent Courses	76	79	96.2%	9.4%	8.7%
% of FP17s Relating to Free Repair or Replacements	0	79	0.0%	0.7%	0.7%
% of FP17s Relating to Continuations	0	79	0.0%	0.8%	0.7%
% of Patients satisfied with the dentistry they have received	1	1	N/A	93.5%	94.0%
% of Patients satisfied with the time they had to wait for an appointment	1	1	N/A	86.0%	88.5%

\* This is based on patients treated on this contract for their most recent course of treatment. Figures in italics indicate the base number of FP17s or Patient Questionnaire responses are less than 100. N/A is shown where the base number of responses is less than 10 during the period. % is calculated as Quantity/Base number\*100

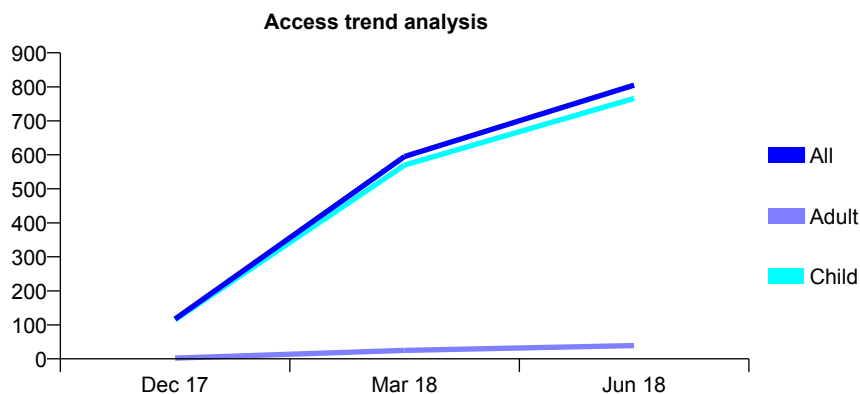
## 7A4 - Vital Signs At a Glance Contract Report for 100547/0000 - June 2018

Name or company name	Eifion Roberts & Bharat Nagrani
Contract type name	GDS Contract
Purpose of contract	General
Contract start date	01/11/2017
Contract end date	

18/19 Contracted general activity (UDA)	2,119
Carry forward general activity (UDA)	0
18/19 Contracted orthodontic activity (UOA)	0
Carry forward orthodontic activity (UOA)	0
Baseline contract value	£62,474.37

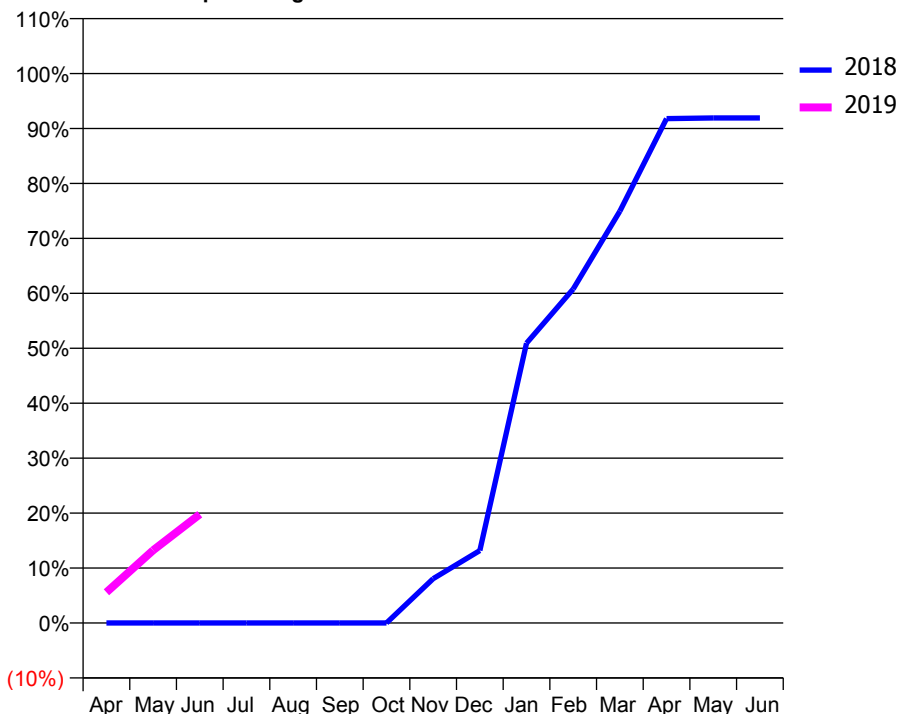
### ACCESS\*

Patients seen in 24 months	Total	Change since previous quarter
Quarter ending June 2017	0	
Quarter ending September 2017	0	
Quarter ending December 2017	117	↑
Quarter ending March 2018	595	↑
Quarter ending June 2018	805	↑
<b>Variance since June 2017</b>	N/A	



### ACTIVITY

Cumulative percentage of contracted UDA delivered 2018 & 2019



Month	Adjusted Scheduled Activity (UDA)	
	2018	2019
April	0	118
May	0	281
June	0	419
July	0	
August	0	
September	0	
October	0	
November	71	
December	116	
January	450	
February	537	
March	662	
April	811	
May	812	
June	812	

### QUALITY

	Quantity	Base Number	Contract	LHB	Wales
% of FP17s for the same patient ID Re-attending within 3 months - Children	30	449	6.7%	9.0%	11.1%
% of FP17s for the same patient ID Re-attending within 3 months - Adults	1	14	7.1%	15.2%	15.5%
% of FP17s for the same patient ID Re-attending between 3 & 9 months - Children	107	449	23.8%	58.2%	59.2%
% of FP17s for the same patient ID Re-attending between 3 & 9 months - Adults	3	14	21.4%	55.8%	55.8%
% of FP17s for Band 1 Urgent Courses	12	317	3.8%	9.4%	8.7%
% of FP17s Relating to Free Repair or Replacements	0	317	0.0%	0.7%	0.7%
% of FP17s Relating to Continuations	0	317	0.0%	0.8%	0.7%
% of Patients satisfied with the dentistry they have received	1	1	N/A	93.5%	94.0%
% of Patients satisfied with the time they had to wait for an appointment	1	1	N/A	86.0%	88.5%

\* This is based on patients treated on this contract for their most recent course of treatment. Figures in italics indicate the base number of FP17s or Patient Questionnaire responses are less than 100. N/A is shown where the base number of responses is less than 10 during the period. % is calculated as Quantity/Base number\*100

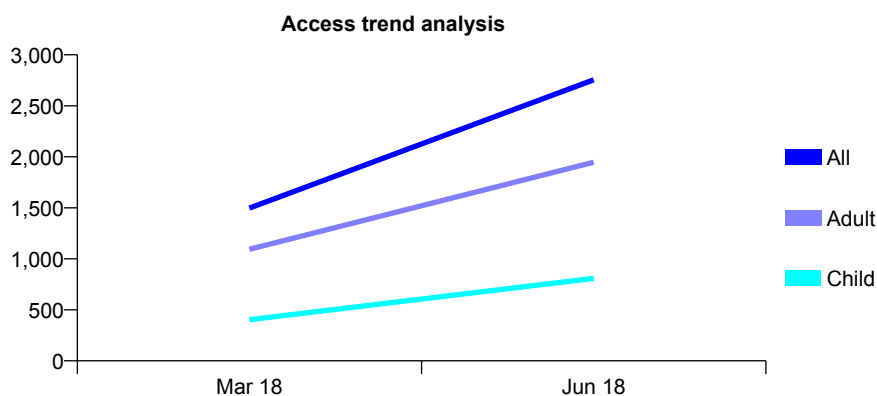
## 7A4 - Vital Signs At a Glance Contract Report for 100564/0000 - June 2018

Name or company name	Teeth@Wilton House Ltd
Contract type name	GDS Contract
Purpose of contract	General
Contract start date	01/01/2018
Contract end date	

18/19 Contracted general activity (UDA)	13,500
Carry forward general activity (UDA)	0
18/19 Contracted orthodontic activity (UOA)	0
Carry forward orthodontic activity (UOA)	0
Baseline contract value	£332,296.49

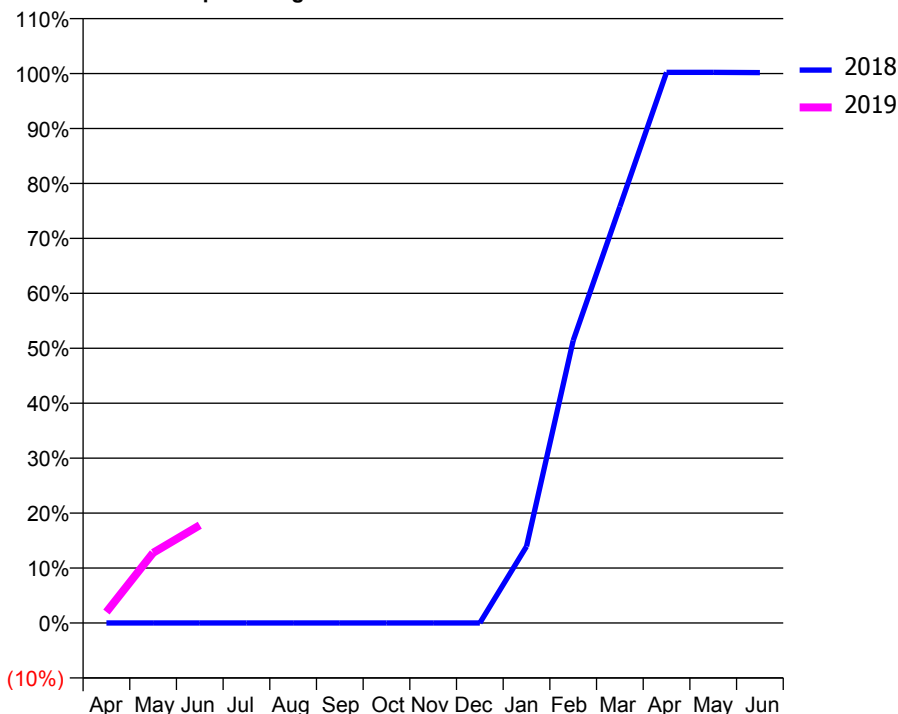
### ACCESS\*

Patients seen in 24 months	Total	Change since previous quarter
Quarter ending June 2017	0	
Quarter ending September 2017	0	
Quarter ending December 2017	0	
Quarter ending March 2018	1,497	
Quarter ending June 2018	2,755	↑
<b>Variance since June 2017</b>	N/A	



### ACTIVITY

Cumulative percentage of contracted UDA delivered 2018 & 2019



Adjusted Scheduled Activity (UDA)

Month	2018	2019
April	0	271
May	0	1,725
June	0	2,404
July	0	
August	0	
September	0	
October	0	
November	0	
December	0	
January	470	
February	1,735	
March	2,557	
April	3,382	
May	3,382	
June	3,380	

### QUALITY

	Quantity	Base Number	Contract	LHB	Wales
% of FP17s for the same patient ID Re-attending within 3 months - Children	28	469	6.0%	9.0%	11.1%
% of FP17s for the same patient ID Re-attending within 3 months - Adults	200	1,187	16.8%	15.2%	15.5%
% of FP17s for the same patient ID Re-attending between 3 & 9 months - Children	8	469	1.7%	58.2%	59.2%
% of FP17s for the same patient ID Re-attending between 3 & 9 months - Adults	56	1,187	4.7%	55.8%	55.8%
% of FP17s for Band 1 Urgent Courses	109	1,230	8.9%	9.4%	8.7%
% of FP17s Relating to Free Repair or Replacements	11	1,230	0.9%	0.7%	0.7%
% of FP17s Relating to Continuations	13	1,230	1.1%	0.8%	0.7%
% of Patients satisfied with the dentistry they have received	7	7	N/A	93.5%	94.0%
% of Patients satisfied with the time they had to wait for an appointment	7	7	N/A	86.0%	88.5%

\* This is based on patients treated on this contract for their most recent course of treatment. Figures in italics indicate the base number of FP17s or Patient Questionnaire responses are less than 100. N/A is shown where the base number of responses is less than 10 during the period. % is calculated as Quantity/Base number\*100

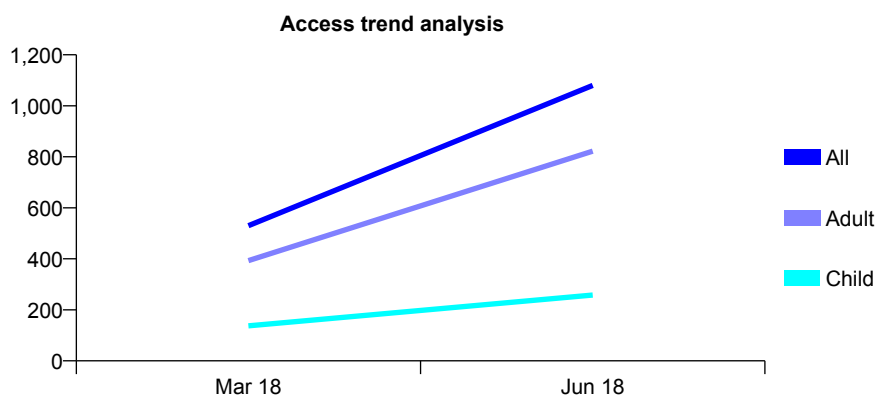
## 7A4 - Vital Signs At a Glance Contract Report for 100591/0000 - June 2018

Name or company name	R Nute
Contract type name	GDS Contract
Purpose of contract	General
Contract start date	01/02/2018
Contract end date	

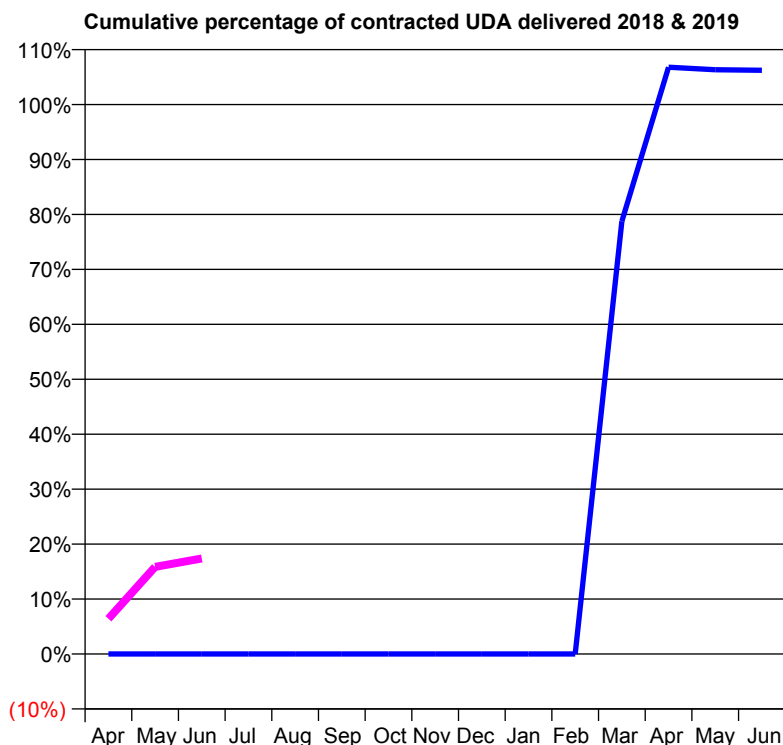
18/19 Contracted general activity (UDA)	6,638
Carry forward general activity (UDA)	0
18/19 Contracted orthodontic activity (UOA)	0
Carry forward orthodontic activity (UOA)	0
Baseline contract value	£164,828.50

### ACCESS\*

Patients seen in 24 months	Total	Change since previous quarter
Quarter ending June 2017	0	
Quarter ending September 2017	0	
Quarter ending December 2017	0	
Quarter ending March 2018	530	
Quarter ending June 2018	1,080	↑
<b>Variance since June 2017</b>	N/A	



### ACTIVITY



Month	Adjusted Scheduled Activity (UDA)	
	2018	2019
April	0	426
May	0	1,052
June	0	1,155
July	0	
August	0	
September	0	
October	0	
November	0	
December	0	
January	0	
February	0	
March	871	
April	1,181	
May	1,176	
June	1,175	

### QUALITY

	Quantity	Base Number	Contract	LHB	Wales
% of FP17s for the same patient ID Re-attending within 3 months - Children	3	137	2.2%	9.0%	11.1%
% of FP17s for the same patient ID Re-attending within 3 months - Adults	55	517	10.6%	15.2%	15.5%
% of FP17s for the same patient ID Re-attending between 3 & 9 months - Children	1	137	0.7%	58.2%	59.2%
% of FP17s for the same patient ID Re-attending between 3 & 9 months - Adults	7	517	1.4%	55.8%	55.8%
% of FP17s for Band 1 Urgent Courses	73	524	13.9%	9.4%	8.7%
% of FP17s Relating to Free Repair or Replacements	0	524	0.0%	0.7%	0.7%
% of FP17s Relating to Continuations	3	524	0.6%	0.8%	0.7%
% of Patients satisfied with the dentistry they have received	2	2	N/A	93.5%	94.0%
% of Patients satisfied with the time they had to wait for an appointment	2	2	N/A	86.0%	88.5%

\* This is based on patients treated on this contract for their most recent course of treatment. Figures in italics indicate the base number of FP17s or Patient Questionnaire responses are less than 100. N/A is shown where the base number of responses is less than 10 during the period. % is calculated as Quantity/Base number\*100



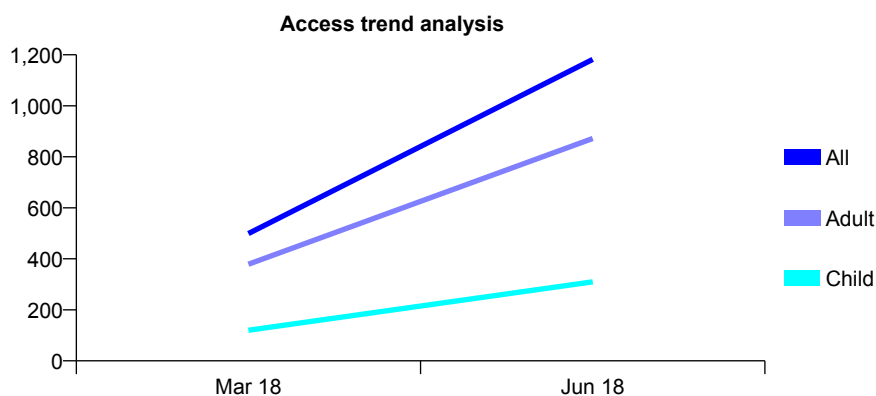
## 7A4 - Vital Signs At a Glance Contract Report for 100595/0000 - June 2018

Name or company name	MR M KERAI
Contract type name	GDS Contract
Purpose of contract	General
Contract start date	26/01/2018
Contract end date	

18/19 Contracted general activity (UDA)	8,808
Carry forward general activity (UDA)	0
18/19 Contracted orthodontic activity (UOA)	0
Carry forward orthodontic activity (UOA)	0
Baseline contract value	£170,219.67

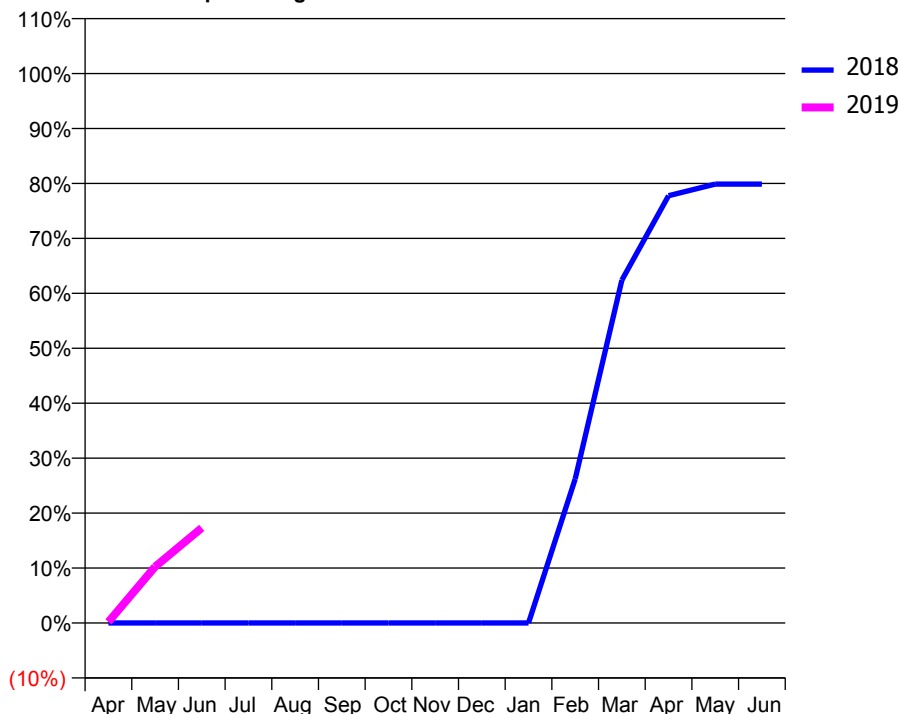
### ACCESS\*

Patients seen in 24 months	Total	Change since previous quarter
Quarter ending June 2017	0	
Quarter ending September 2017	0	
Quarter ending December 2017	0	
Quarter ending March 2018	499	
Quarter ending June 2018	1,182	↑
<b>Variance since June 2017</b>	N/A	



### ACTIVITY

Cumulative percentage of contracted UDA delivered 2018 & 2019



Month	Adjusted Scheduled Activity (UDA)	
	2018	2019
April	0	18
May	0	903
June	0	1,525
July	0	
August	0	
September	0	
October	0	
November	0	
December	0	
January	0	
February	422	
March	1,005	
April	1,252	
May	1,286	
June	1,286	

### QUALITY

	Quantity	Base Number	Contract	LHB	Wales
% of FP17s for the same patient ID Re-attending within 3 months - Children	6	193	3.1%	9.0%	11.1%
% of FP17s for the same patient ID Re-attending within 3 months - Adults	54	542	10.0%	15.2%	15.5%
% of FP17s for the same patient ID Re-attending between 3 & 9 months - Children	3	193	1.6%	58.2%	59.2%
% of FP17s for the same patient ID Re-attending between 3 & 9 months - Adults	10	542	1.8%	55.8%	55.8%
% of FP17s for Band 1 Urgent Courses	34	631	5.4%	9.4%	8.7%
% of FP17s Relating to Free Repair or Replacements	1	631	0.2%	0.7%	0.7%
% of FP17s Relating to Continuations	1	631	0.2%	0.8%	0.7%
% of Patients satisfied with the dentistry they have received	1	1	N/A	93.5%	94.0%
% of Patients satisfied with the time they had to wait for an appointment	1	1	N/A	86.0%	88.5%

\* This is based on patients treated on this contract for their most recent course of treatment. Figures in italics indicate the base number of FP17s or Patient Questionnaire responses are less than 100. N/A is shown where the base number of responses is less than 10 during the period. % is calculated as Quantity/Base number\*100

## 7A4 - Vital Signs At a Glance Contract Report for 100605/0000 - June 2018


Name or company name	Wilson Oral Health Limited
Contract type name	GDS Contract
Purpose of contract	General
Contract start date	01/04/2018
Contract end date	

18/19 Contracted general activity (UDA)	20,175
Carry forward general activity (UDA)	0
18/19 Contracted orthodontic activity (UOA)	0
Carry forward orthodontic activity (UOA)	0
Baseline contract value	£486,700.38

### ACCESS\*

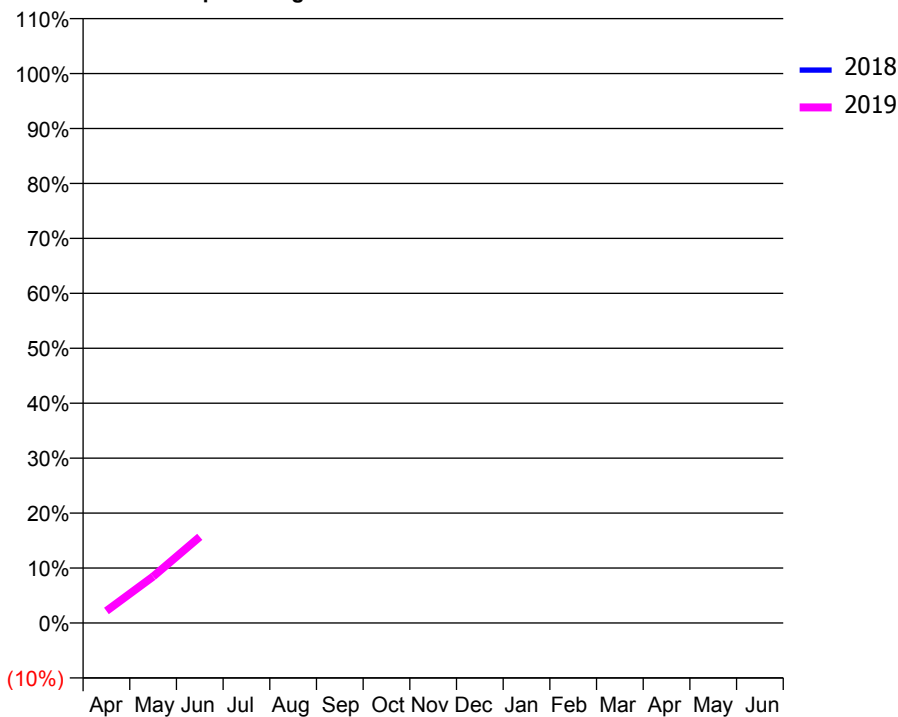
Patients seen in 24 months	Total	Change since previous quarter
Quarter ending June 2017	0	
Quarter ending September 2017	0	
Quarter ending December 2017	0	
Quarter ending March 2018	0	
Quarter ending June 2018	1,862	↑
<b>Variance since June 2017</b>	N/A	

### Access trend analysis



### ACTIVITY

#### Cumulative percentage of contracted UDA delivered 2018 & 2019



#### Adjusted Scheduled Activity (UDA)

Month	2018	2019
April	0	441
May	0	1,707
June	0	3,164
July	0	
August	0	
September	0	
October	0	
November	0	
December	0	
January	0	
February	0	
March	0	
April	0	
May	0	
June	0	

### QUALITY

	Quantity	Base Number	Contract	LHB	Wales
% of FP17s for the same patient ID Re-attending within 3 months - Children	8	563	1.4%	9.0%	11.1%
% of FP17s for the same patient ID Re-attending within 3 months - Adults	36	1,007	3.6%	15.2%	15.5%
% of FP17s for the same patient ID Re-attending between 3 & 9 months - Children	0	563	0.0%	58.2%	59.2%
% of FP17s for the same patient ID Re-attending between 3 & 9 months - Adults	0	1,007	0.0%	55.8%	55.8%
% of FP17s for Band 1 Urgent Courses	82	1,570	5.2%	9.4%	8.7%
% of FP17s Relating to Free Repair or Replacements	1	1,570	0.1%	0.7%	0.7%
% of FP17s Relating to Continuations	8	1,570	0.5%	0.8%	0.7%
% of Patients satisfied with the dentistry they have received	1	1	N/A	93.5%	94.0%
% of Patients satisfied with the time they had to wait for an appointment	0	1	N/A	86.0%	88.5%

\* This is based on patients treated on this contract for their most recent course of treatment. Figures in italics indicate the base number of FP17s or Patient Questionnaire responses are less than 100. N/A is shown where the base number of responses is less than 10 during the period. % is calculated as Quantity/Base number\*100

## 7A4 - Vital Signs At a Glance Contract Report for 100650/0000 - June 2018


Name or company name	BDS Dentists Ltd
Contract type name	GDS Contract
Purpose of contract	General
Contract start date	01/04/2018
Contract end date	

18/19 Contracted general activity (UDA)	7,010
Carry forward general activity (UDA)	0
18/19 Contracted orthodontic activity (UOA)	0
Carry forward orthodontic activity (UOA)	0
Baseline contract value	£171,309.90

### ACCESS\*

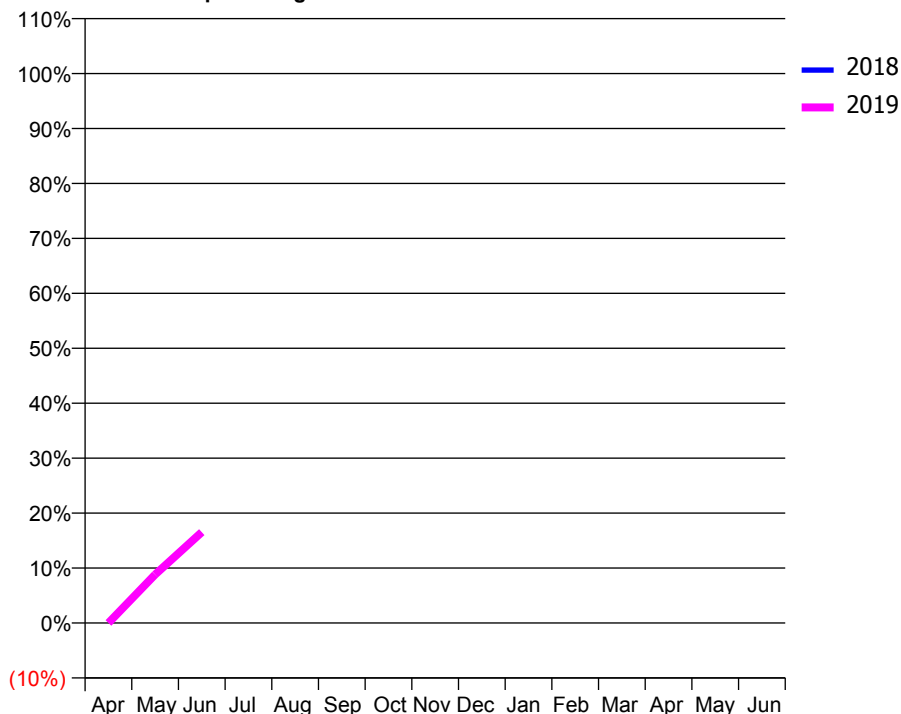
Patients seen in 24 months	Total	Change since previous quarter
Quarter ending June 2017	0	
Quarter ending September 2017	0	
Quarter ending December 2017	0	
Quarter ending March 2018	0	
Quarter ending June 2018	761	↑
Variance since June 2017	N/A	

### Access trend analysis



### ACTIVITY

#### Cumulative percentage of contracted UDA delivered 2018 & 2019



Month	Adjusted Scheduled Activity (UDA)	
	2018	2019
April	0	0
May	0	618
June	0	1,159
July	0	
August	0	
September	0	
October	0	
November	0	
December	0	
January	0	
February	0	
March	0	
April	0	
May	0	
June	0	

### QUALITY

	Quantity	Base Number	Contract	LHB	Wales
% of FP17s for the same patient ID Re-attending within 3 months - Children	3	142	2.1%	9.0%	11.1%
% of FP17s for the same patient ID Re-attending within 3 months - Adults	20	514	3.9%	15.2%	15.5%
% of FP17s for the same patient ID Re-attending between 3 & 9 months - Children	0	142	0.0%	58.2%	59.2%
% of FP17s for the same patient ID Re-attending between 3 & 9 months - Adults	0	514	0.0%	55.8%	55.8%
% of FP17s for Band 1 Urgent Courses	52	656	7.9%	9.4%	8.7%
% of FP17s Relating to Free Repair or Replacements	0	656	0.0%	0.7%	0.7%
% of FP17s Relating to Continuations	0	656	0.0%	0.8%	0.7%
% of Patients satisfied with the dentistry they have received	0	0	N/A	93.5%	94.0%
% of Patients satisfied with the time they had to wait for an appointment	0	0	N/A	86.0%	88.5%

\* This is based on patients treated on this contract for their most recent course of treatment. Figures in italics indicate the base number of FP17s or Patient Questionnaire responses are less than 100. N/A is shown where the base number of responses is less than 10 during the period. % is calculated as Quantity/Base number\*100

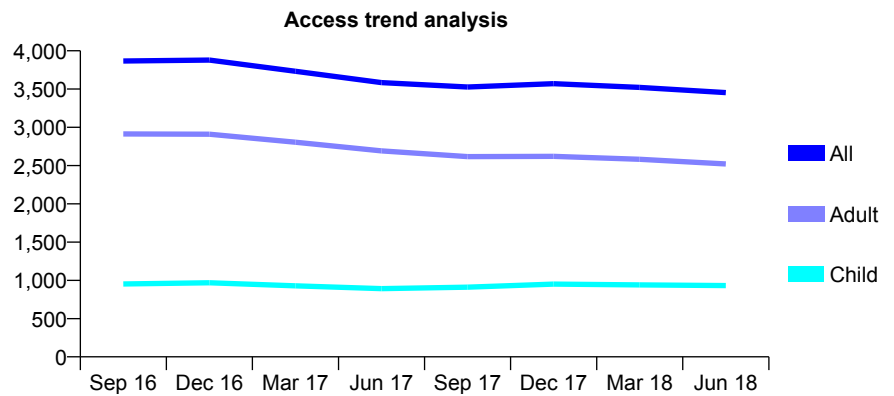
## 7A4 - Vital Signs At a Glance Contract Report for 101338/0151 - June 2018

Name or company name	Whitecross Dental Care Limited
Contract type name	GDS Contract
Purpose of contract	General
Contract start date	01/11/2014
Contract end date	

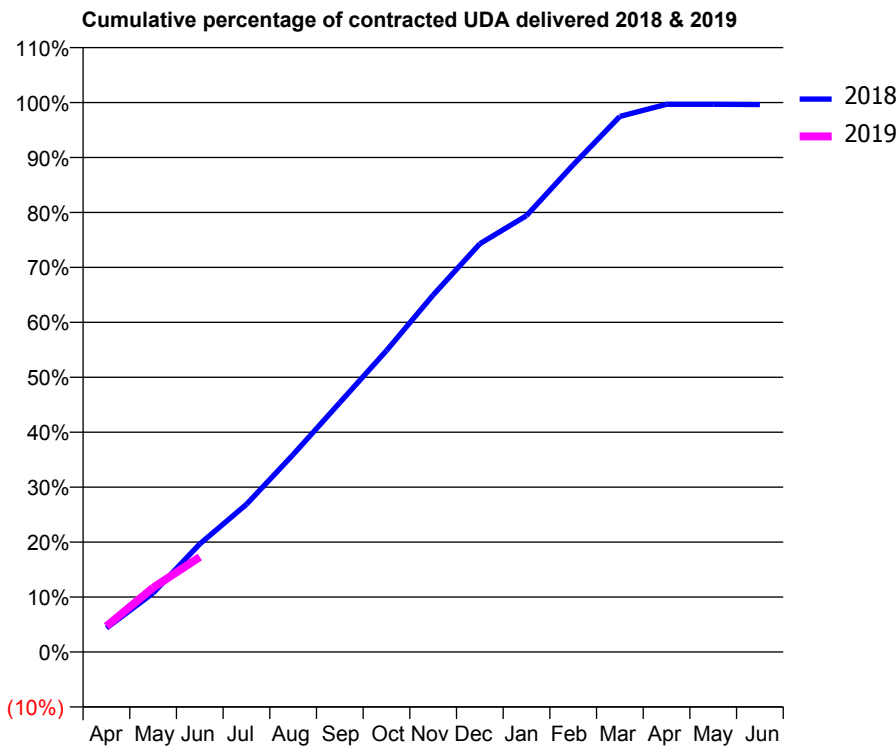
18/19 Contracted general activity (UDA)	11,700
Carry forward general activity (UDA)	0
18/19 Contracted orthodontic activity (UOA)	0
Carry forward orthodontic activity (UOA)	0
Baseline contract value	£285,181.43

### ACCESS\*

Patients seen in 24 months	Total	Change since previous quarter
Quarter ending June 2017	3,584	
Quarter ending September 2017	3,527	↓
Quarter ending December 2017	3,570	→
Quarter ending March 2018	3,522	↓
Quarter ending June 2018	3,453	↓
<b>Variance since June 2017</b>	<b>(3.7%)</b>	<b>↓</b>



### ACTIVITY



Month	Adjusted Scheduled Activity (UDA)	
	2018	2019
April	510	549
May	1,256	1,370
June	2,302	2,022
July	3,146	
August	4,205	
September	5,312	
October	6,417	
November	7,602	
December	8,693	
January	9,292	
February	10,374	
March	11,404	
April	11,663	
May	11,662	
June	11,658	

### QUALITY

	Quantity	Base Number	Contract	LHB	Wales
% of FP17s for the same patient ID Re-attending within 3 months - Children	5	261	1.9%	9.0%	11.1%
% of FP17s for the same patient ID Re-attending within 3 months - Adults	29	743	3.9%	15.2%	15.5%
% of FP17s for the same patient ID Re-attending between 3 & 9 months - Children	118	261	45.2%	58.2%	59.2%
% of FP17s for the same patient ID Re-attending between 3 & 9 months - Adults	467	743	62.9%	55.8%	55.8%
% of FP17s for Band 1 Urgent Courses	15	890	1.7%	9.4%	8.7%
% of FP17s Relating to Free Repair or Replacements	3	890	0.3%	0.7%	0.7%
% of FP17s Relating to Continuations	1	890	0.1%	0.8%	0.7%
% of Patients satisfied with the dentistry they have received	7	11	63.6%	93.5%	94.0%
% of Patients satisfied with the time they had to wait for an appointment	7	11	63.6%	86.0%	88.5%

\* This is based on patients treated on this contract for their most recent course of treatment. Figures in italics indicate the base number of FP17s or Patient Questionnaire responses are less than 100. N/A is shown where the base number of responses is less than 10 during the period. % is calculated as Quantity/Base number\*100

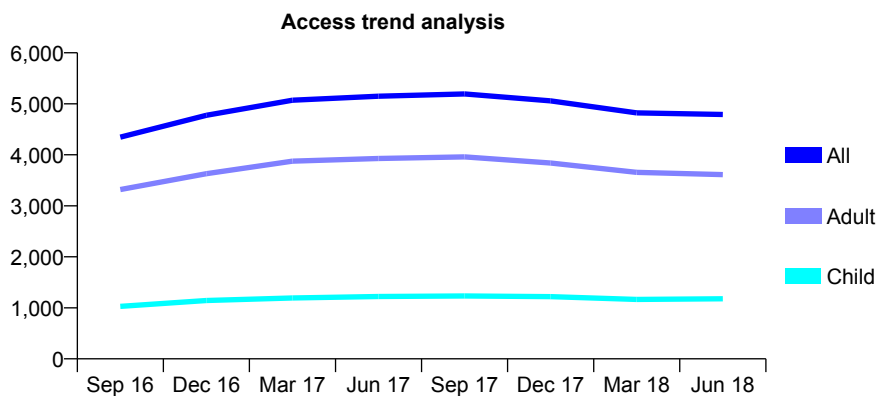
## 7A4 - Vital Signs At a Glance Contract Report for 101338/0152 - June 2018

Name or company name	Whitecross Dental Care Limited
Contract type name	GDS Contract
Purpose of contract	General
Contract start date	01/04/2015
Contract end date	

18/19 Contracted general activity (UDA)	13,434
Carry forward general activity (UDA)	0
18/19 Contracted orthodontic activity (UOA)	0
Carry forward orthodontic activity (UOA)	0
Baseline contract value	£351,669.40

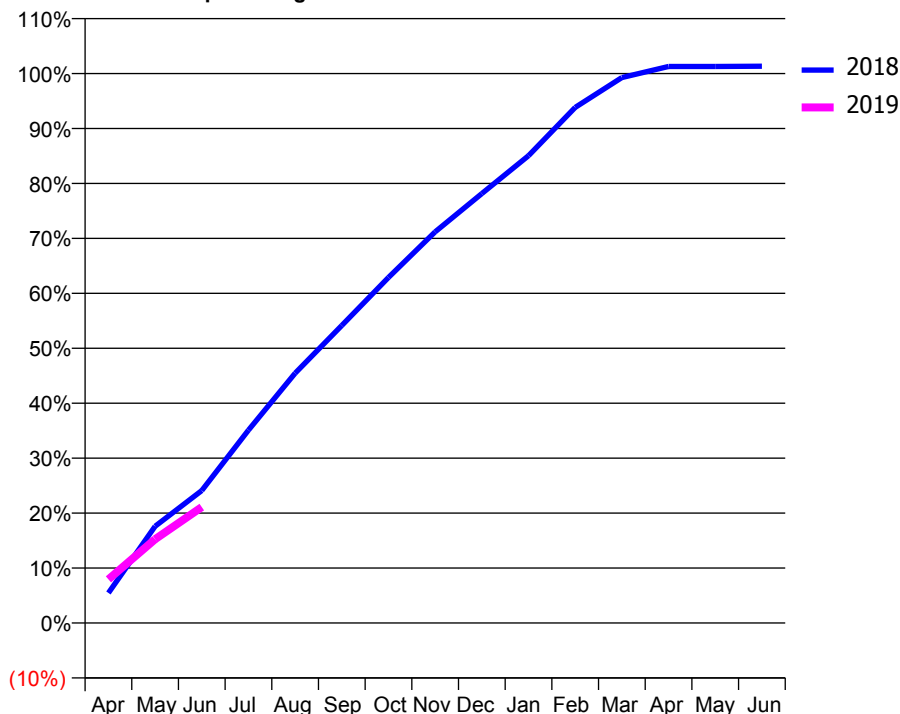
### ACCESS\*

Patients seen in 24 months	Total	Change since previous quarter
Quarter ending June 2017	5,150	
Quarter ending September 2017	5,193	→
Quarter ending December 2017	5,058	↓
Quarter ending March 2018	4,821	↓
Quarter ending June 2018	4,790	→
<b>Variance since June 2017</b>	<b>(7.0%)</b>	<b>↓</b>



### ACTIVITY

Cumulative percentage of contracted UDA delivered 2018 & 2019



Month	Adjusted Scheduled Activity (UDA)	
	2018	2019
April	735	1,066
May	2,365	2,048
June	3,238	2,835
July	4,714	
August	6,108	
September	7,276	
October	8,449	
November	9,562	
December	10,498	
January	11,425	
February	12,605	
March	13,334	
April	13,605	
May	13,605	
June	13,613	

### QUALITY

	Quantity	Base Number	Contract	LHB	Wales
% of FP17s for the same patient ID Re-attending within 3 months - Children	24	384	6.3%	9.0%	11.1%
% of FP17s for the same patient ID Re-attending within 3 months - Adults	98	1,099	8.9%	15.2%	15.5%
% of FP17s for the same patient ID Re-attending between 3 & 9 months - Children	176	384	45.8%	58.2%	59.2%
% of FP17s for the same patient ID Re-attending between 3 & 9 months - Adults	654	1,099	59.5%	55.8%	55.8%
% of FP17s for Band 1 Urgent Courses	59	1,353	4.4%	9.4%	8.7%
% of FP17s Relating to Free Repair or Replacements	10	1,353	0.7%	0.7%	0.7%
% of FP17s Relating to Continuations	21	1,353	1.6%	0.8%	0.7%
% of Patients satisfied with the dentistry they have received	6	6	N/A	93.5%	94.0%
% of Patients satisfied with the time they had to wait for an appointment	6	6	N/A	86.0%	88.5%

\* This is based on patients treated on this contract for their most recent course of treatment. Figures in italics indicate the base number of FP17s or Patient Questionnaire responses are less than 100. N/A is shown where the base number of responses is less than 10 during the period. % is calculated as Quantity/Base number\*100

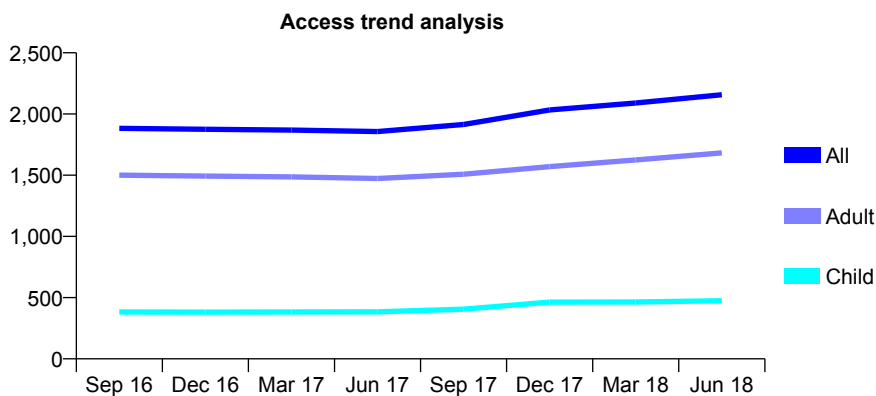
## 7A4 - Vital Signs At a Glance Contract Report for 104272/0001 - June 2018

Name or company name	Dragon Tears Limited
Contract type name	GDS Contract
Purpose of contract	General
Contract start date	01/07/2014
Contract end date	

18/19 Contracted general activity (UDA)	6,026
Carry forward general activity (UDA)	0
18/19 Contracted orthodontic activity (UOA)	0
Carry forward orthodontic activity (UOA)	0
Baseline contract value	£155,284.21

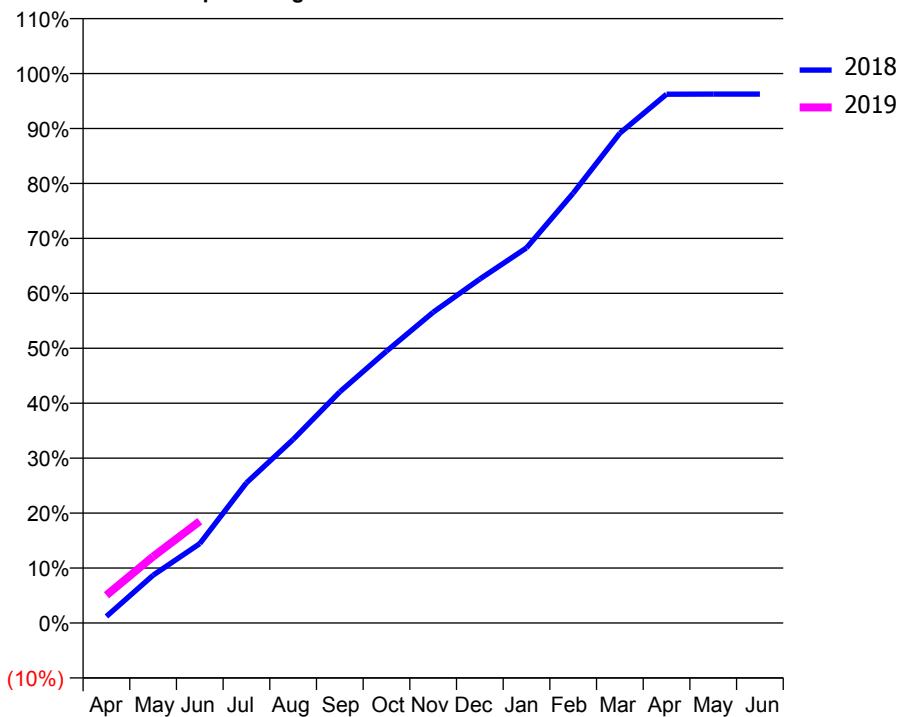
### ACCESS\*

Patients seen in 24 months	Total	Change since previous quarter
Quarter ending June 2017	1,857	
Quarter ending September 2017	1,914	↑
Quarter ending December 2017	2,033	↑
Quarter ending March 2018	2,090	↑
Quarter ending June 2018	2,157	↑
<b>Variance since June 2017</b>	<b>16.2%</b>	<b>↑</b>



### ACTIVITY

Cumulative percentage of contracted UDA delivered 2018 & 2019



Month	Adjusted Scheduled Activity (UDA)	
	2018	2019
April	72	306
May	525	729
June	870	1,117
July	1,538	
August	2,013	
September	2,535	
October	2,981	
November	3,408	
December	3,772	
January	4,115	
February	4,714	
March	5,371	
April	5,799	
May	5,800	
June	5,800	

### QUALITY

	Quantity	Base Number	Contract	LHB	Wales
% of FP17s for the same patient ID Re-attending within 3 months - Children	10	177	5.6%	9.0%	11.1%
% of FP17s for the same patient ID Re-attending within 3 months - Adults	100	600	16.7%	15.2%	15.5%
% of FP17s for the same patient ID Re-attending between 3 & 9 months - Children	82	177	46.3%	58.2%	59.2%
% of FP17s for the same patient ID Re-attending between 3 & 9 months - Adults	293	600	48.8%	55.8%	55.8%
% of FP17s for Band 1 Urgent Courses	79	586	13.5%	9.4%	8.7%
% of FP17s Relating to Free Repair or Replacements	4	586	0.7%	0.7%	0.7%
% of FP17s Relating to Continuations	0	586	0.0%	0.8%	0.7%
% of Patients satisfied with the dentistry they have received	7	7	N/A	93.5%	94.0%
% of Patients satisfied with the time they had to wait for an appointment	7	7	N/A	86.0%	88.5%

\* This is based on patients treated on this contract for their most recent course of treatment. Figures in italics indicate the base number of FP17s or Patient Questionnaire responses are less than 100. N/A is shown where the base number of responses is less than 10 during the period. % is calculated as Quantity/Base number\*100

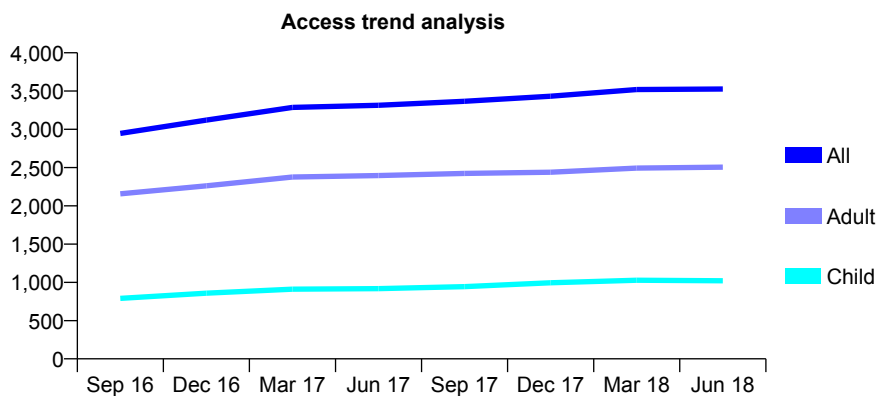
## 7A4 - Vital Signs At a Glance Contract Report for 105015/0001 - June 2018

Name or company name	Colchester Dental Surgery Limited
Contract type name	GDS Contract
Purpose of contract	General
Contract start date	01/06/2011
Contract end date	

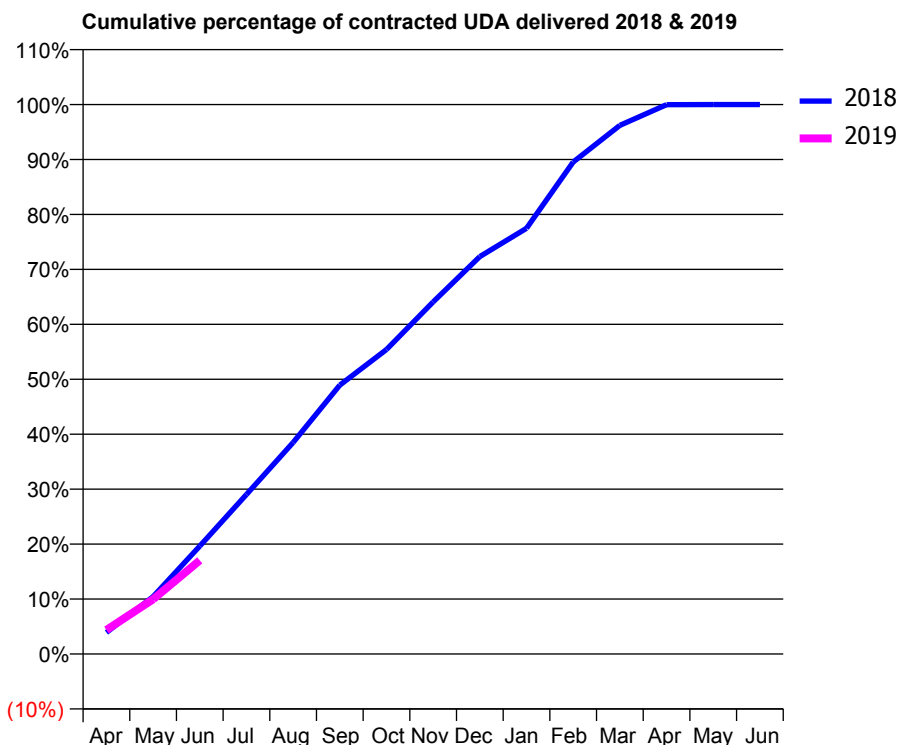
18/19 Contracted general activity (UDA)	8,429
Carry forward general activity (UDA)	0
18/19 Contracted orthodontic activity (UOA)	0
Carry forward orthodontic activity (UOA)	0
Baseline contract value	£185,240.80

### ACCESS\*

Patients seen in 24 months	Total	Change since previous quarter
Quarter ending June 2017	3,314	
Quarter ending September 2017	3,367	→
Quarter ending December 2017	3,433	→
Quarter ending March 2018	3,520	↑
Quarter ending June 2018	3,527	→
<b>Variance since June 2017</b>	<b>6.4%</b>	<b>↑</b>



### ACTIVITY



Month	Adjusted Scheduled Activity (UDA)	
	2018	2019
April	330	368
May	880	839
June	1,655	1,436
July	2,448	
August	3,245	
September	4,125	
October	4,671	
November	5,402	
December	6,097	
January	6,530	
February	7,546	
March	8,108	
April	8,427	
May	8,429	
June	8,429	

### QUALITY

	Quantity	Base Number	Contract	LHB	Wales
% of FP17s for the same patient ID Re-attending within 3 months - Children	25	386	6.5%	9.0%	11.1%
% of FP17s for the same patient ID Re-attending within 3 months - Adults	113	865	13.1%	15.2%	15.5%
% of FP17s for the same patient ID Re-attending between 3 & 9 months - Children	289	386	74.9%	58.2%	59.2%
% of FP17s for the same patient ID Re-attending between 3 & 9 months - Adults	548	865	63.4%	55.8%	55.8%
% of FP17s for Band 1 Urgent Courses	97	1,017	9.5%	9.4%	8.7%
% of FP17s Relating to Free Repair or Replacements	2	1,017	0.2%	0.7%	0.7%
% of FP17s Relating to Continuations	0	1,017	0.0%	0.8%	0.7%
% of Patients satisfied with the dentistry they have received	3	3	N/A	93.5%	94.0%
% of Patients satisfied with the time they had to wait for an appointment	3	3	N/A	86.0%	88.5%

\* This is based on patients treated on this contract for their most recent course of treatment. Figures in italics indicate the base number of FP17s or Patient Questionnaire responses are less than 100. N/A is shown where the base number of responses is less than 10 during the period. % is calculated as Quantity/Base number\*100

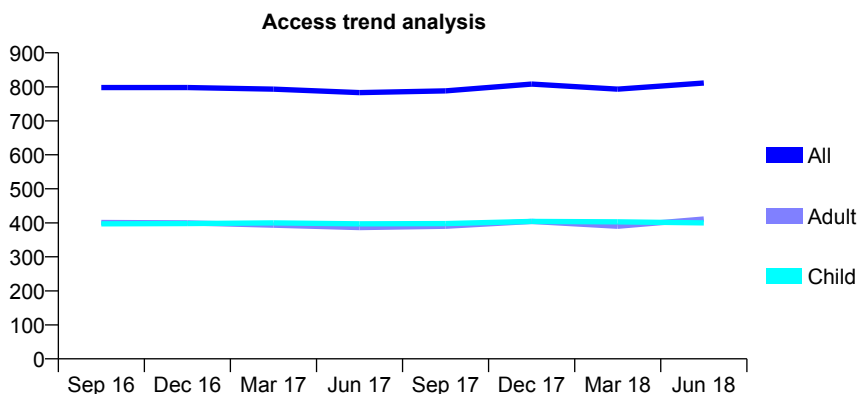
## 7A4 - Vital Signs At a Glance Contract Report for 107107/0001 - June 2018

Name or company name	Jenkins Locum & Administration Services L
Contract type name	GDS Contract
Purpose of contract	General
Contract start date	01/07/2007
Contract end date	

18/19 Contracted general activity (UDA)	2,372
Carry forward general activity (UDA)	0
18/19 Contracted orthodontic activity (UOA)	0
Carry forward orthodontic activity (UOA)	0
Baseline contract value	£59,281.24

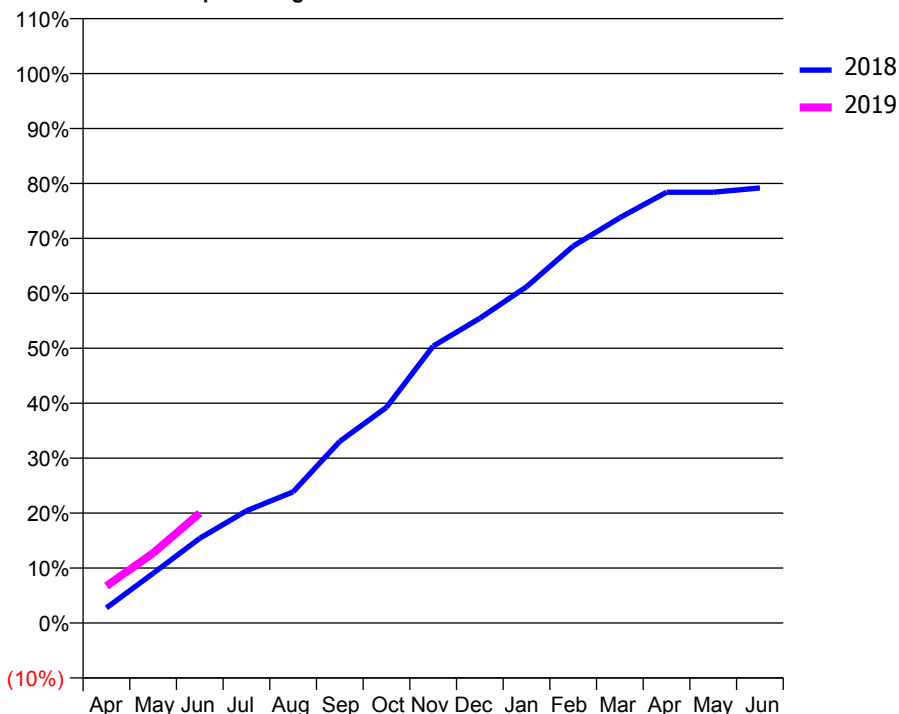
### ACCESS\*

Patients seen in 24 months	Total	Change since previous quarter
Quarter ending June 2017	783	
Quarter ending September 2017	788	→
Quarter ending December 2017	808	↑
Quarter ending March 2018	793	↓
Quarter ending June 2018	811	↑
<b>Variance since June 2017</b>	<b>3.6%</b>	<b>↑</b>



### ACTIVITY

Cumulative percentage of contracted UDA delivered 2018 & 2019



Adjusted Scheduled Activity (UDA)

Month	2018	2019
April	65	160
May	215	302
June	366	474
July	484	
August	566	
September	784	
October	931	
November	1,195	
December	1,315	
January	1,451	
February	1,627	
March	1,749	
April	1,860	
May	1,860	
June	1,878	

### QUALITY

	Quantity	Base Number	Contract	LHB	Wales
% of FP17s for the same patient ID Re-attending within 3 months - Children	5	161	3.1%	9.0%	11.1%
% of FP17s for the same patient ID Re-attending within 3 months - Adults	22	139	15.8%	15.2%	15.5%
% of FP17s for the same patient ID Re-attending between 3 & 9 months - Children	98	161	60.9%	58.2%	59.2%
% of FP17s for the same patient ID Re-attending between 3 & 9 months - Adults	53	139	38.1%	55.8%	55.8%
% of FP17s for Band 1 Urgent Courses	17	235	7.2%	9.4%	8.7%
% of FP17s Relating to Free Repair or Replacements	0	235	0.0%	0.7%	0.7%
% of FP17s Relating to Continuations	0	235	0.0%	0.8%	0.7%
% of Patients satisfied with the dentistry they have received	0	0	N/A	93.5%	94.0%
% of Patients satisfied with the time they had to wait for an appointment	0	0	N/A	86.0%	88.5%

\* This is based on patients treated on this contract for their most recent course of treatment. Figures in italics indicate the base number of FP17s or Patient Questionnaire responses are less than 100. N/A is shown where the base number of responses is less than 10 during the period. % is calculated as Quantity/Base number\*100



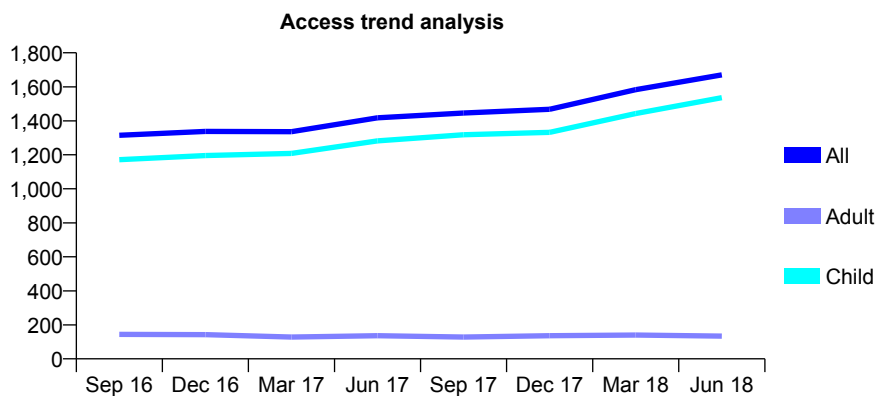
## 7A4 - Vital Signs At a Glance Contract Report for 108014/0001 - June 2018

Name or company name	Smiles Studio Penarth Ltd
Contract type name	GDS Contract
Purpose of contract	General
Contract start date	01/01/2012
Contract end date	

18/19 Contracted general activity (UDA)	2,750
Carry forward general activity (UDA)	0
18/19 Contracted orthodontic activity (UOA)	0
Carry forward orthodontic activity (UOA)	0
Baseline contract value	£69,657.64

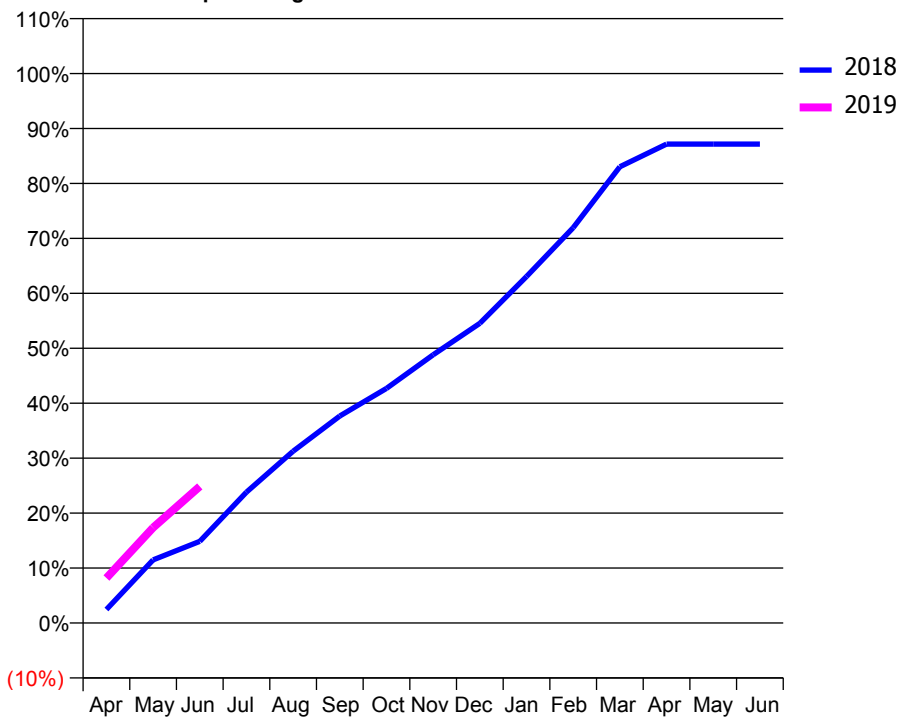
### ACCESS\*

Patients seen in 24 months	Total	Change since previous quarter
Quarter ending June 2017	1,418	
Quarter ending September 2017	1,446	→
Quarter ending December 2017	1,468	→
Quarter ending March 2018	1,583	↑
Quarter ending June 2018	1,670	↑
<b>Variance since June 2017</b>	<b>17.8%</b>	<b>↑</b>



### ACTIVITY

Cumulative percentage of contracted UDA delivered 2018 & 2019



Month	Adjusted Scheduled Activity (UDA)	
	2018	2019
April	104	225
May	487	477
June	630	684
July	1,009	
August	1,324	
September	1,597	
October	1,810	
November	2,068	
December	2,311	
January	2,671	
February	3,048	
March	3,518	
April	3,693	
May	3,693	
June	3,693	

### QUALITY

	Quantity	Base Number	Contract	LHB	Wales
% of FP17s for the same patient ID Re-attending within 3 months - Children	59	594	9.9%	9.0%	11.1%
% of FP17s for the same patient ID Re-attending within 3 months - Adults	1	20	5.0%	15.2%	15.5%
% of FP17s for the same patient ID Re-attending between 3 & 9 months - Children	319	594	53.7%	58.2%	59.2%
% of FP17s for the same patient ID Re-attending between 3 & 9 months - Adults	7	20	35.0%	55.8%	55.8%
% of FP17s for Band 1 Urgent Courses	15	531	2.8%	9.4%	8.7%
% of FP17s Relating to Free Repair or Replacements	0	531	0.0%	0.7%	0.7%
% of FP17s Relating to Continuations	0	531	0.0%	0.8%	0.7%
% of Patients satisfied with the dentistry they have received	2	2	N/A	93.5%	94.0%
% of Patients satisfied with the time they had to wait for an appointment	2	2	N/A	86.0%	88.5%

\* This is based on patients treated on this contract for their most recent course of treatment. Figures in italics indicate the base number of FP17s or Patient Questionnaire responses are less than 100. N/A is shown where the base number of responses is less than 10 during the period. % is calculated as Quantity/Base number\*100

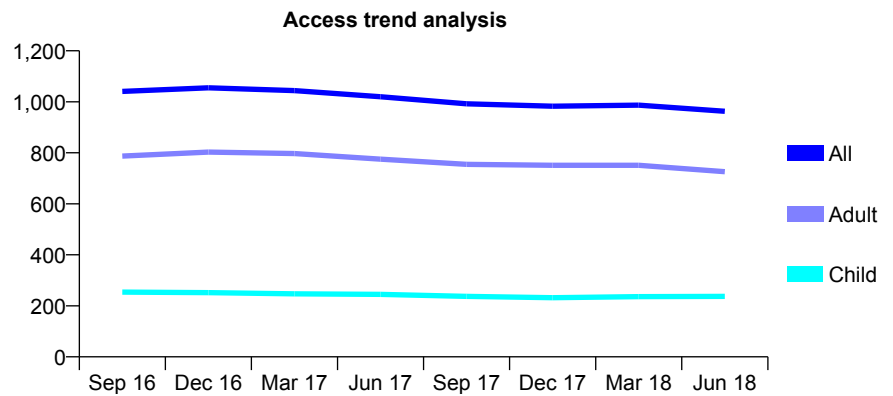
## 7A4 - Vital Signs At a Glance Contract Report for 108200/0002 - June 2018

Name or company name	Cardiff & Vale University Health Board
Contract type name	PDS Contract
Purpose of contract	General
Contract start date	01/04/2006
Contract end date	31/12/2026

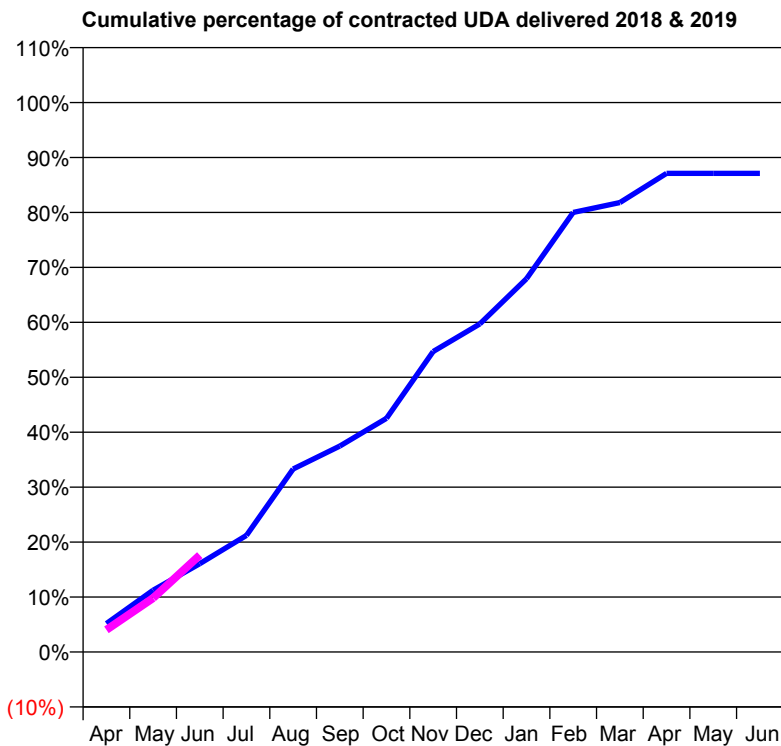
18/19 Contracted general activity (UDA)	2,192
Carry forward general activity (UDA)	0
18/19 Contracted orthodontic activity (UOA)	0
Carry forward orthodontic activity (UOA)	0
Baseline contract value	£53,391.16

### ACCESS\*

Patients seen in 24 months	Total	Change since previous quarter
Quarter ending June 2017	1,020	
Quarter ending September 2017	992	↓
Quarter ending December 2017	983	→
Quarter ending March 2018	987	→
Quarter ending June 2018	963	↓
<b>Variance since June 2017</b>	<b>(5.6%)</b>	<b>↓</b>



### ACTIVITY



Month	Adjusted Scheduled Activity (UDA)	
	2018	2019
April	113	88
May	247	215
June	352	386
July	465	
August	730	
September	821	
October	932	
November	1,199	
December	1,309	
January	1,489	
February	1,753	
March	1,793	
April	1,909	
May	1,909	
June	1,909	

### QUALITY

	Quantity	Base Number	Contract	LHB	Wales
% of FP17s for the same patient ID Re-attending within 3 months - Children	3	57	5.3%	9.0%	11.1%
% of FP17s for the same patient ID Re-attending within 3 months - Adults	29	211	13.7%	15.2%	15.5%
% of FP17s for the same patient ID Re-attending between 3 & 9 months - Children	26	57	45.6%	58.2%	59.2%
% of FP17s for the same patient ID Re-attending between 3 & 9 months - Adults	81	211	38.4%	55.8%	55.8%
% of FP17s for Band 1 Urgent Courses	12	205	5.9%	9.4%	8.7%
% of FP17s Relating to Free Repair or Replacements	0	205	0.0%	0.7%	0.7%
% of FP17s Relating to Continuations	2	205	1.0%	0.8%	0.7%
% of Patients satisfied with the dentistry they have received	1	1	N/A	93.5%	94.0%
% of Patients satisfied with the time they had to wait for an appointment	1	1	N/A	86.0%	88.5%

\* This is based on patients treated on this contract for their most recent course of treatment. Figures in italics indicate the base number of FP17s or Patient Questionnaire responses are less than 100. N/A is shown where the base number of responses is less than 10 during the period. % is calculated as Quantity/Base number\*100

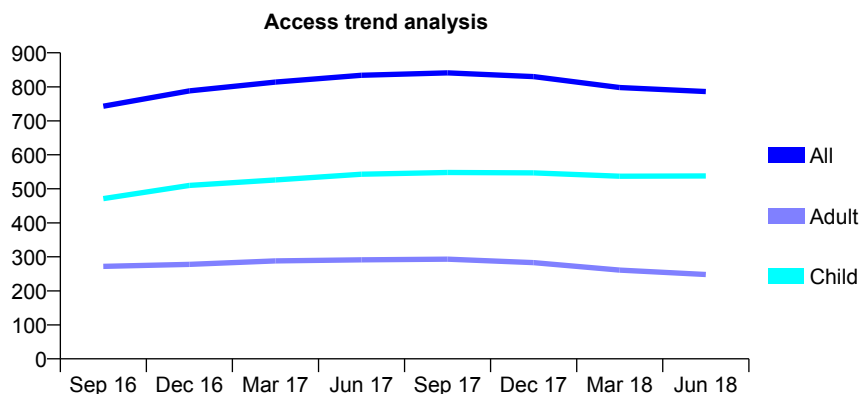
## 7A4 - Vital Signs At a Glance Contract Report for 112615/0001 - June 2018

Name or company name	Moorcastle Ltd
Contract type name	GDS Contract
Purpose of contract	General
Contract start date	01/08/2015
Contract end date	

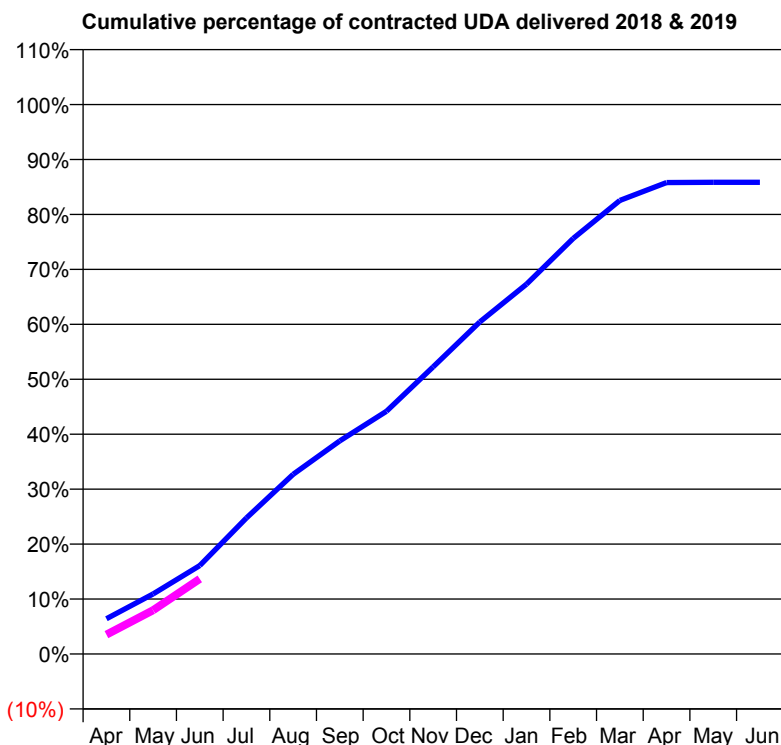
18/19 Contracted general activity (UDA)	2,144
Carry forward general activity (UDA)	0
18/19 Contracted orthodontic activity (UOA)	0
Carry forward orthodontic activity (UOA)	0
Baseline contract value	£53,207.56

### ACCESS\*

Patients seen in 24 months	Total	Change since previous quarter
Quarter ending June 2017	834	
Quarter ending September 2017	841	→
Quarter ending December 2017	830	↓
Quarter ending March 2018	798	↓
Quarter ending June 2018	786	↓
<b>Variance since June 2017</b>	<b>(5.8%)</b>	<b>↓</b>



### ACTIVITY



Month	Adjusted Scheduled Activity (UDA)	
	2018	2019
April	137	76
May	234	171
June	345	293
July	531	
August	701	
September	832	
October	947	
November	1,120	
December	1,296	
January	1,443	
February	1,621	
March	1,770	
April	1,840	
May	1,841	
June	1,841	

### QUALITY

	Quantity	Base Number	Contract	LHB	Wales
% of FP17s for the same patient ID Re-attending within 3 months - Children	16	151	10.6%	9.0%	11.1%
% of FP17s for the same patient ID Re-attending within 3 months - Adults	7	65	10.8%	15.2%	15.5%
% of FP17s for the same patient ID Re-attending between 3 & 9 months - Children	91	151	60.3%	58.2%	59.2%
% of FP17s for the same patient ID Re-attending between 3 & 9 months - Adults	45	65	69.2%	55.8%	55.8%
% of FP17s for Band 1 Urgent Courses	12	176	6.8%	9.4%	8.7%
% of FP17s Relating to Free Repair or Replacements	0	176	0.0%	0.7%	0.7%
% of FP17s Relating to Continuations	2	176	1.1%	0.8%	0.7%
% of Patients satisfied with the dentistry they have received	3	3	N/A	93.5%	94.0%
% of Patients satisfied with the time they had to wait for an appointment	3	3	N/A	86.0%	88.5%

\* This is based on patients treated on this contract for their most recent course of treatment. Figures in italics indicate the base number of FP17s or Patient Questionnaire responses are less than 100. N/A is shown where the base number of responses is less than 10 during the period. % is calculated as Quantity/Base number\*100

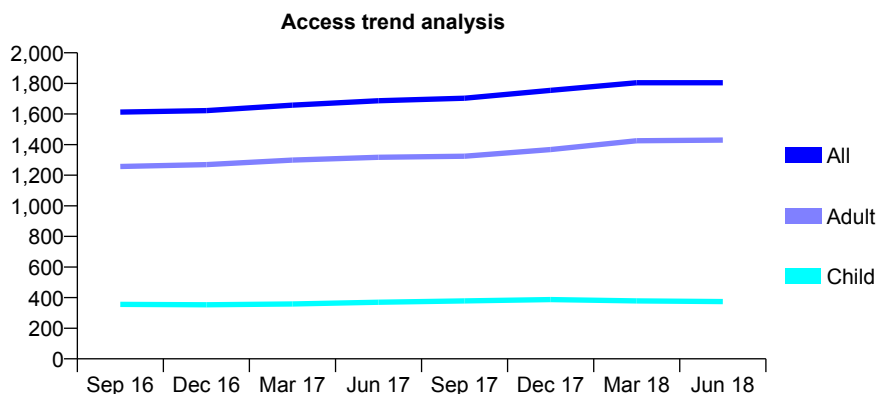
## 7A4 - Vital Signs At a Glance Contract Report for 121304/0001 - June 2018

Name or company name	Penarth Dental Healthcare Ltd
Contract type name	GDS Contract
Purpose of contract	General
Contract start date	01/04/2014
Contract end date	

18/19 Contracted general activity (UDA)	5,867
Carry forward general activity (UDA)	0
18/19 Contracted orthodontic activity (UOA)	0
Carry forward orthodontic activity (UOA)	0
Baseline contract value	£164,942.79

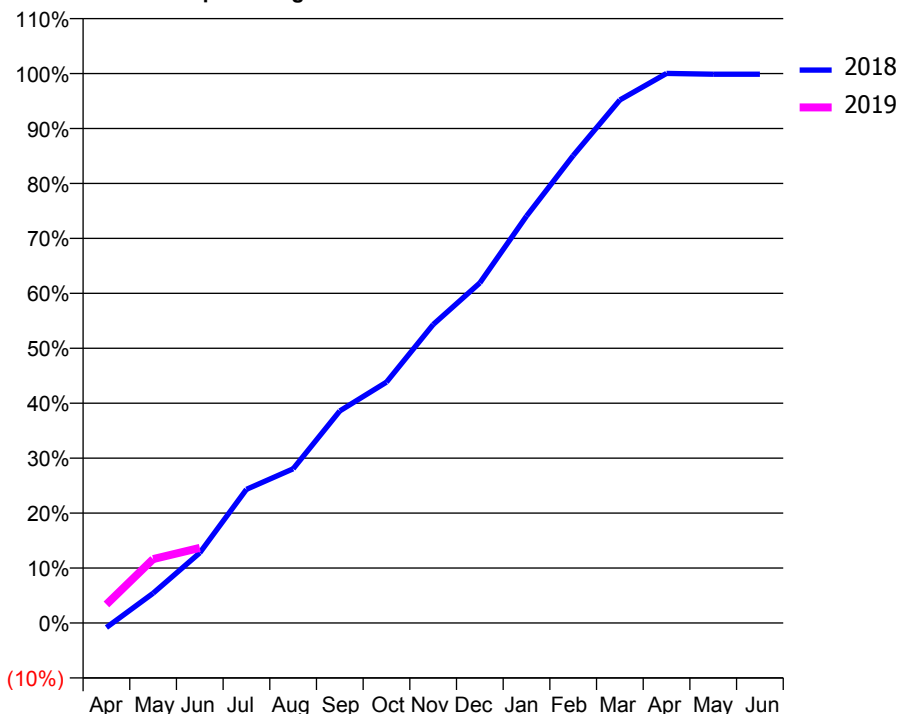
### ACCESS\*

Patients seen in 24 months	Total	Change since previous quarter
Quarter ending June 2017	1,687	
Quarter ending September 2017	1,703	→
Quarter ending December 2017	1,755	↑
Quarter ending March 2018	1,804	↑
Quarter ending June 2018	1,804	→
<b>Variance since June 2017</b>	<b>6.9%</b>	<b>↑</b>



### ACTIVITY

Cumulative percentage of contracted UDA delivered 2018 & 2019



Month	Adjusted Scheduled Activity (UDA)	
	2018	2019
April	-49	198
May	319	682
June	750	802
July	1,427	
August	1,647	
September	2,265	
October	2,572	
November	3,187	
December	3,632	
January	4,344	
February	4,991	
March	5,585	
April	5,867	
May	5,859	
June	5,859	

### QUALITY

	Quantity	Base Number	Contract	LHB	Wales
% of FP17s for the same patient ID Re-attending within 3 months - Children	3	80	3.8%	9.0%	11.1%
% of FP17s for the same patient ID Re-attending within 3 months - Adults	49	496	9.9%	15.2%	15.5%
% of FP17s for the same patient ID Re-attending between 3 & 9 months - Children	17	80	21.3%	58.2%	59.2%
% of FP17s for the same patient ID Re-attending between 3 & 9 months - Adults	322	496	64.9%	55.8%	55.8%
% of FP17s for Band 1 Urgent Courses	12	446	2.7%	9.4%	8.7%
% of FP17s Relating to Free Repair or Replacements	2	446	0.4%	0.7%	0.7%
% of FP17s Relating to Continuations	0	446	0.0%	0.8%	0.7%
% of Patients satisfied with the dentistry they have received	2	2	N/A	93.5%	94.0%
% of Patients satisfied with the time they had to wait for an appointment	2	2	N/A	86.0%	88.5%

\* This is based on patients treated on this contract for their most recent course of treatment. Figures in italics indicate the base number of FP17s or Patient Questionnaire responses are less than 100. N/A is shown where the base number of responses is less than 10 during the period. % is calculated as Quantity/Base number\*100

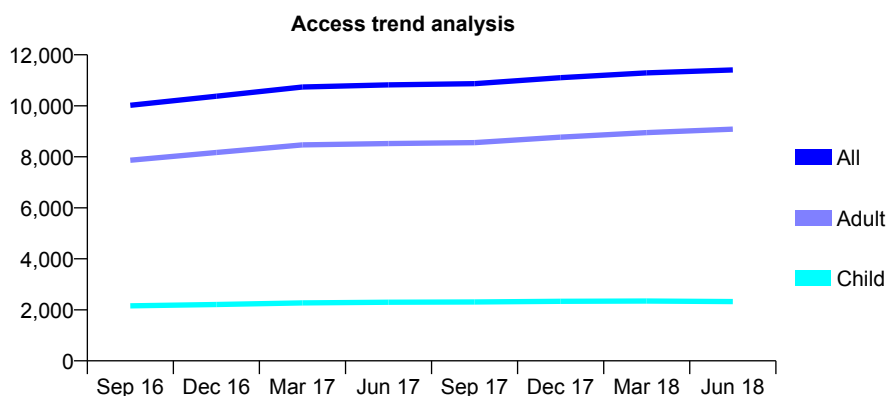
## 7A4 - Vital Signs At a Glance Contract Report for 122912/0003 - June 2018

Name or company name	CLIFTON DENTAL CARE LTD
Contract type name	GDS Contract
Purpose of contract	General
Contract start date	01/01/2014
Contract end date	

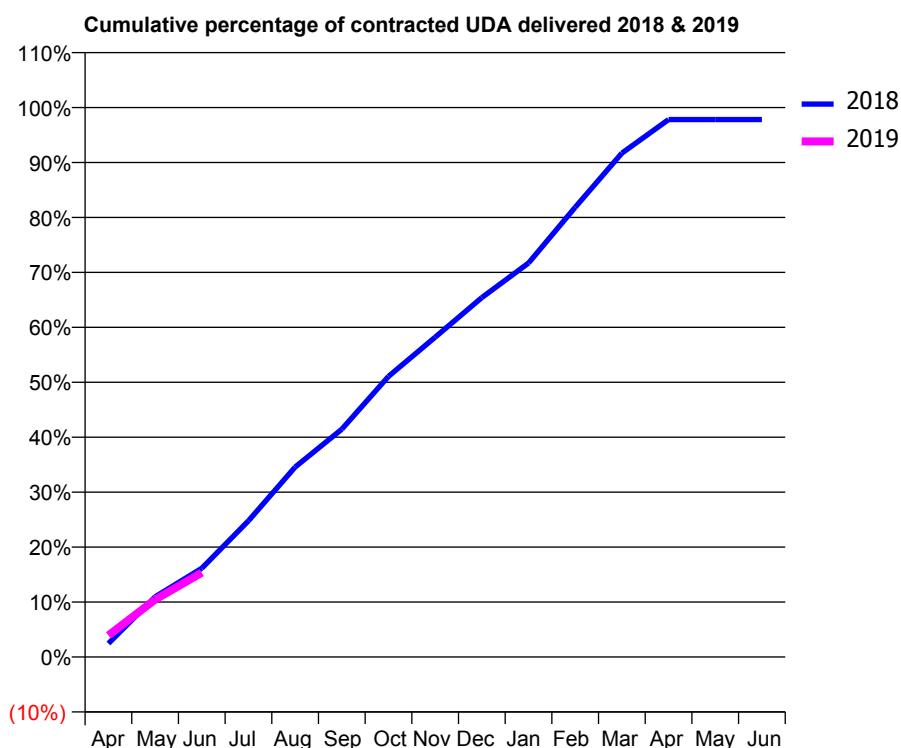
18/19 Contracted general activity (UDA)	40,358
Carry forward general activity (UDA)	0
18/19 Contracted orthodontic activity (UOA)	0
Carry forward orthodontic activity (UOA)	0
Baseline contract value	£991,344.85

### ACCESS\*

Patients seen in 24 months	Total	Change since previous quarter
Quarter ending June 2017	10,821	
Quarter ending September 2017	10,868	→
Quarter ending December 2017	11,103	↑
Quarter ending March 2018	11,294	→
Quarter ending June 2018	11,407	→
<b>Variance since June 2017</b>	<b>5.4%</b>	<b>↑</b>



### ACTIVITY



Month	Adjusted Scheduled Activity (UDA)	
	2018	2019
April	997	1,593
May	4,419	4,218
June	6,515	6,195
July	10,003	
August	13,955	
September	16,729	
October	20,608	
November	23,491	
December	26,401	
January	28,934	
February	33,032	
March	37,004	
April	39,474	
May	39,473	
June	39,473	

### QUALITY

	Quantity	Base Number	Contract	LHB	Wales
% of FP17s for the same patient ID Re-attending within 3 months - Children	51	764	6.7%	9.0%	11.1%
% of FP17s for the same patient ID Re-attending within 3 months - Adults	475	3,249	14.6%	15.2%	15.5%
% of FP17s for the same patient ID Re-attending between 3 & 9 months - Children	489	764	64.0%	58.2%	59.2%
% of FP17s for the same patient ID Re-attending between 3 & 9 months - Adults	1,778	3,249	54.7%	55.8%	55.8%
% of FP17s for Band 1 Urgent Courses	497	3,047	16.3%	9.4%	8.7%
% of FP17s Relating to Free Repair or Replacements	11	3,047	0.4%	0.7%	0.7%
% of FP17s Relating to Continuations	34	3,047	1.1%	0.8%	0.7%
% of Patients satisfied with the dentistry they have received	22	22	100.0%	93.5%	94.0%
% of Patients satisfied with the time they had to wait for an appointment	20	22	90.9%	86.0%	88.5%

\* This is based on patients treated on this contract for their most recent course of treatment. Figures in italics indicate the base number of FP17s or Patient Questionnaire responses are less than 100. N/A is shown where the base number of responses is less than 10 during the period. % is calculated as Quantity/Base number\*100

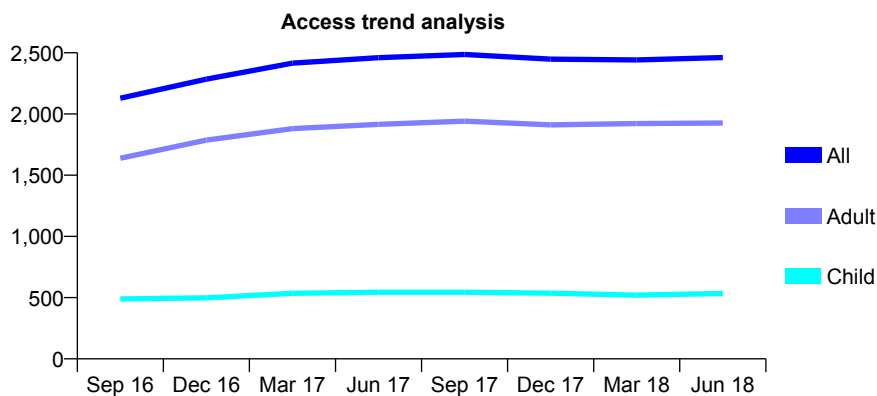
## 7A4 - Vital Signs At a Glance Contract Report for 127981/0001 - June 2018

Name or company name	Blakeridge Limited
Contract type name	GDS Contract
Purpose of contract	General and Orthodontic
Contract start date	01/09/2012
Contract end date	

18/19 Contracted general activity (UDA)	7,839
Carry forward general activity (UDA)	0
18/19 Contracted orthodontic activity (UOA)	106
Carry forward orthodontic activity (UOA)	0
Baseline contract value	£160,096.02

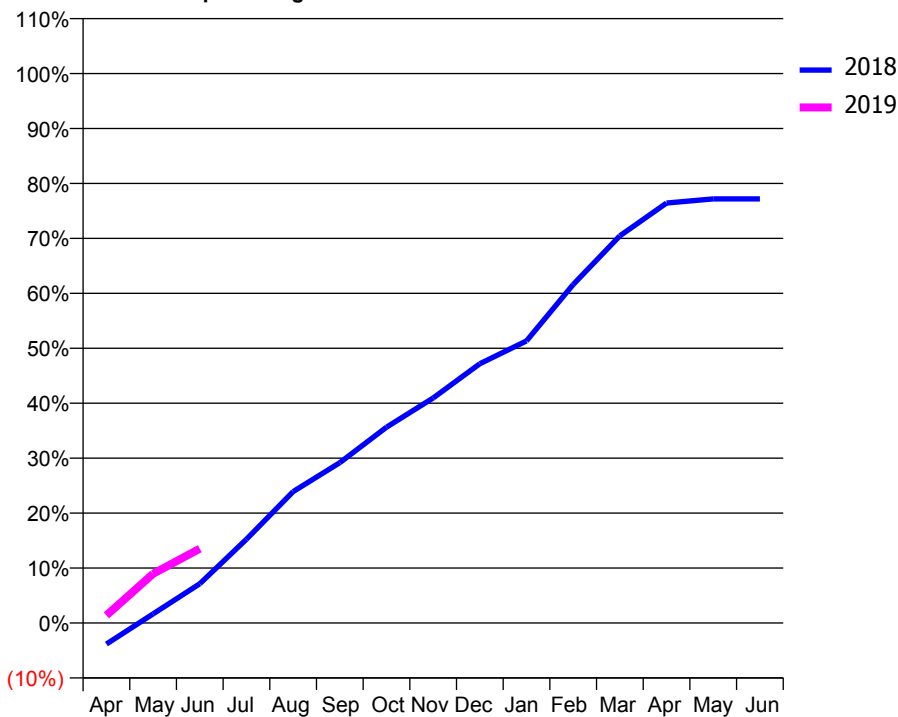
### ACCESS\*

Patients seen in 24 months	Total	Change since previous quarter
Quarter ending June 2017	2,460	
Quarter ending September 2017	2,486	→
Quarter ending December 2017	2,448	↓
Quarter ending March 2018	2,442	→
Quarter ending June 2018	2,461	→
<b>Variance since June 2017</b>	<b>0.0%</b>	<b>→</b>



### ACTIVITY

Cumulative percentage of contracted UDA delivered 2018 & 2019



Month	Adjusted Scheduled Activity (UDA)	
	2018	2019
April	-302	110
May	131	703
June	561	1,061
July	1,196	
August	1,875	
September	2,288	
October	2,794	
November	3,211	
December	3,699	
January	4,025	
February	4,829	
March	5,524	
April	5,991	
May	6,049	
June	6,049	

### QUALITY

	Quantity	Base Number	Contract	LHB	Wales
% of FP17s for the same patient ID Re-attending within 3 months - Children	15	163	9.2%	9.0%	11.1%
% of FP17s for the same patient ID Re-attending within 3 months - Adults	104	627	16.6%	15.2%	15.5%
% of FP17s for the same patient ID Re-attending between 3 & 9 months - Children	92	163	56.4%	58.2%	59.2%
% of FP17s for the same patient ID Re-attending between 3 & 9 months - Adults	338	627	53.9%	55.8%	55.8%
% of FP17s for Band 1 Urgent Courses	52	573	9.1%	9.4%	8.7%
% of FP17s Relating to Free Repair or Replacements	4	573	0.7%	0.7%	0.7%
% of FP17s Relating to Continuations	18	573	3.1%	0.8%	0.7%
% of Patients satisfied with the dentistry they have received	7	7	N/A	93.5%	94.0%
% of Patients satisfied with the time they had to wait for an appointment	7	7	N/A	86.0%	88.5%

\* This is based on patients treated on this contract for their most recent course of treatment. Figures in italics indicate the base number of FP17s or Patient Questionnaire responses are less than 100. N/A is shown where the base number of responses is less than 10 during the period. % is calculated as Quantity/Base number\*100

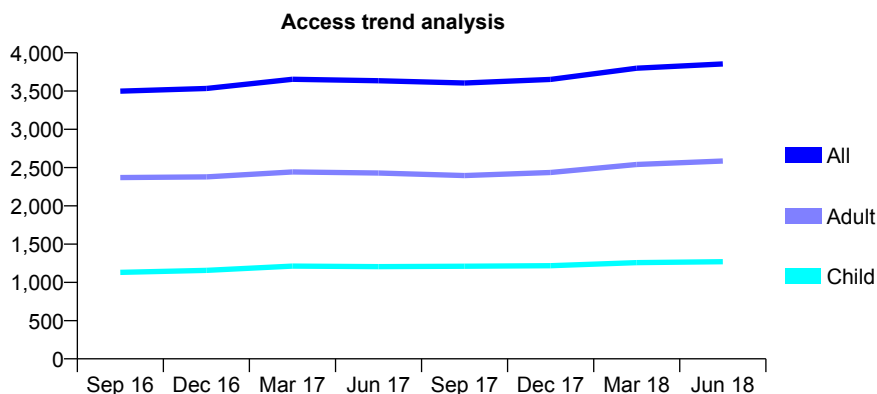
## 7A4 - Vital Signs At a Glance Contract Report for 129860/0001 - June 2018

Name or company name	Oral Health Solutions Ltd
Contract type name	GDS Contract
Purpose of contract	General
Contract start date	01/09/2010
Contract end date	

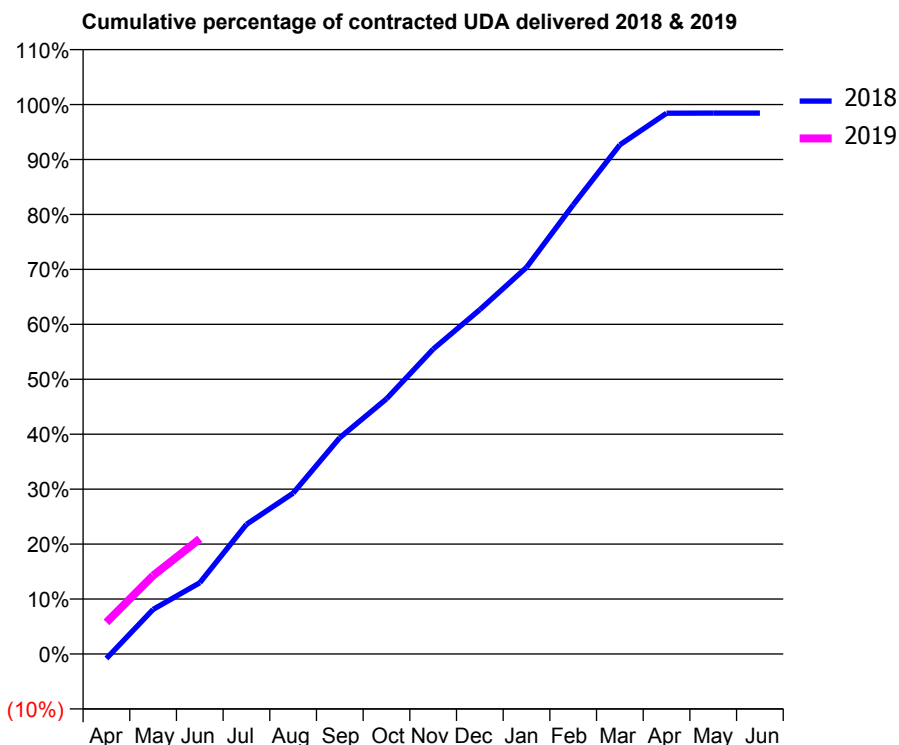
18/19 Contracted general activity (UDA)	11,982
Carry forward general activity (UDA)	0
18/19 Contracted orthodontic activity (UOA)	0
Carry forward orthodontic activity (UOA)	0
Baseline contract value	£295,216.33

### ACCESS\*

Patients seen in 24 months	Total	Change since previous quarter
Quarter ending June 2017	3,634	
Quarter ending September 2017	3,606	→
Quarter ending December 2017	3,653	→
Quarter ending March 2018	3,799	↑
Quarter ending June 2018	3,855	→
<b>Variance since June 2017</b>	<b>6.1%</b>	<b>↑</b>



### ACTIVITY



Month	Adjusted Scheduled Activity (UDA)	
	2018	2019
April	-105	690
May	1,032	1,712
June	1,651	2,512
July	3,005	
August	3,726	
September	5,011	
October	5,909	
November	7,060	
December	7,974	
January	8,954	
February	10,402	
March	11,794	
April	12,525	
May	12,526	
June	12,527	

### QUALITY

	Quantity	Base Number	Contract	LHB	Wales
% of FP17s for the same patient ID Re-attending within 3 months - Children	35	532	6.6%	9.0%	11.1%
% of FP17s for the same patient ID Re-attending within 3 months - Adults	160	1,008	15.9%	15.2%	15.5%
% of FP17s for the same patient ID Re-attending between 3 & 9 months - Children	354	532	66.5%	58.2%	59.2%
% of FP17s for the same patient ID Re-attending between 3 & 9 months - Adults	598	1,008	59.3%	55.8%	55.8%
% of FP17s for Band 1 Urgent Courses	119	1,266	9.4%	9.4%	8.7%
% of FP17s Relating to Free Repair or Replacements	20	1,266	1.6%	0.7%	0.7%
% of FP17s Relating to Continuations	6	1,266	0.5%	0.8%	0.7%
% of Patients satisfied with the dentistry they have received	6	7	N/A	93.5%	94.0%
% of Patients satisfied with the time they had to wait for an appointment	5	7	N/A	86.0%	88.5%

\* This is based on patients treated on this contract for their most recent course of treatment. Figures in italics indicate the base number of FP17s or Patient Questionnaire responses are less than 100. N/A is shown where the base number of responses is less than 10 during the period. % is calculated as Quantity/Base number\*100

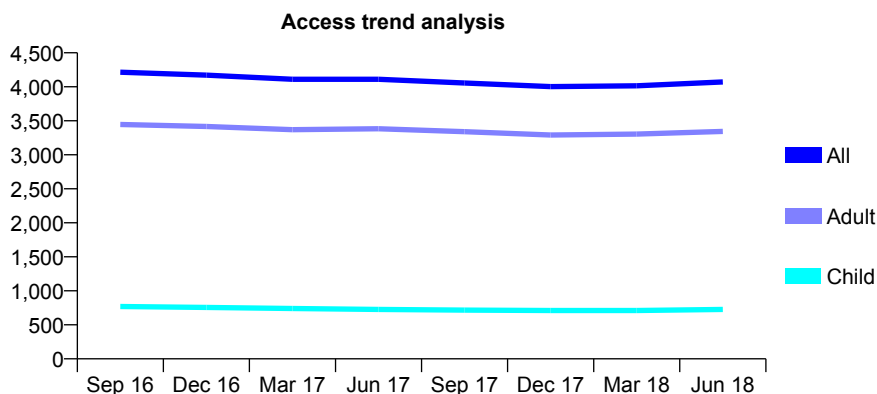
## 7A4 - Vital Signs At a Glance Contract Report for 130494/0001 - June 2018

Name or company name	G P O'Keeffe & J W Jones
Contract type name	GDS Contract
Purpose of contract	General
Contract start date	01/04/2011
Contract end date	

18/19 Contracted general activity (UDA)	11,538
Carry forward general activity (UDA)	0
18/19 Contracted orthodontic activity (UOA)	0
Carry forward orthodontic activity (UOA)	0
Baseline contract value	£294,784.08

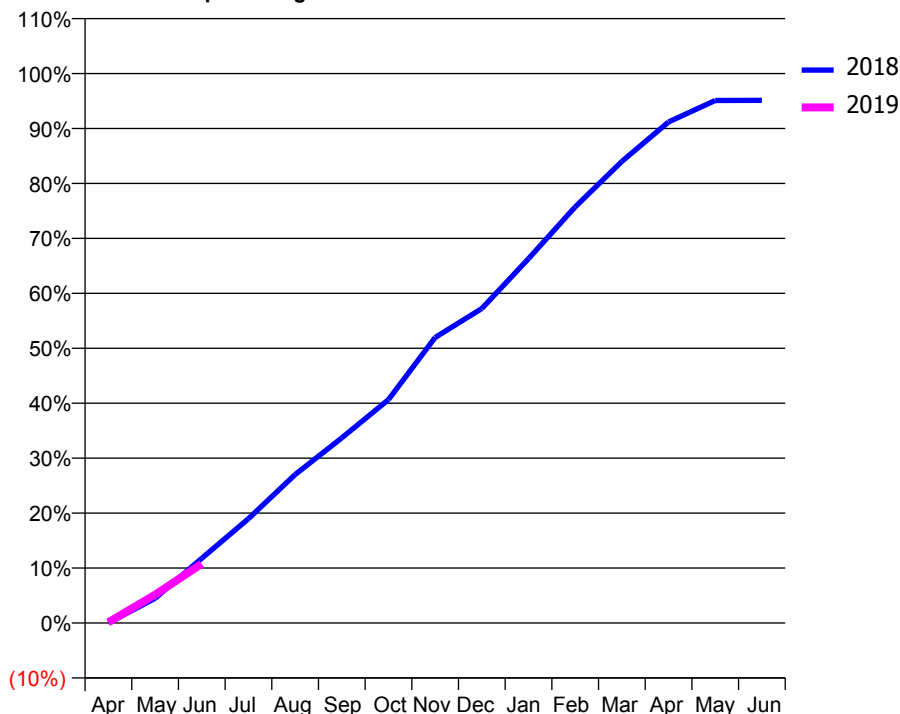
### ACCESS\*

Patients seen in 24 months	Total	Change since previous quarter
Quarter ending June 2017	4,111	
Quarter ending September 2017	4,056	↓
Quarter ending December 2017	4,002	↓
Quarter ending March 2018	4,015	→
Quarter ending June 2018	4,072	→
<b>Variance since June 2017</b>	<b>(0.9%)</b>	→



### ACTIVITY

Cumulative percentage of contracted UDA delivered 2018 & 2019



Adjusted Scheduled Activity (UDA)

Month	2018	2019
April	2	14
May	519	594
June	1,359	1,243
July	2,191	
August	3,118	
September	3,887	
October	4,691	
November	5,997	
December	6,603	
January	7,650	
February	8,738	
March	9,693	
April	10,520	
May	10,972	
June	10,973	

### QUALITY

	Quantity	Base Number	Contract	LHB	Wales
% of FP17s for the same patient ID Re-attending within 3 months - Children	11	202	5.4%	9.0%	11.1%
% of FP17s for the same patient ID Re-attending within 3 months - Adults	171	1,079	15.8%	15.2%	15.5%
% of FP17s for the same patient ID Re-attending between 3 & 9 months - Children	102	202	50.5%	58.2%	59.2%
% of FP17s for the same patient ID Re-attending between 3 & 9 months - Adults	515	1,079	47.7%	55.8%	55.8%
% of FP17s for Band 1 Urgent Courses	107	772	13.9%	9.4%	8.7%
% of FP17s Relating to Free Repair or Replacements	9	772	1.2%	0.7%	0.7%
% of FP17s Relating to Continuations	0	772	0.0%	0.8%	0.7%
% of Patients satisfied with the dentistry they have received	13	15	86.7%	93.5%	94.0%
% of Patients satisfied with the time they had to wait for an appointment	13	15	86.7%	86.0%	88.5%

\* This is based on patients treated on this contract for their most recent course of treatment. Figures in italics indicate the base number of FP17s or Patient Questionnaire responses are less than 100. N/A is shown where the base number of responses is less than 10 during the period. % is calculated as Quantity/Base number\*100



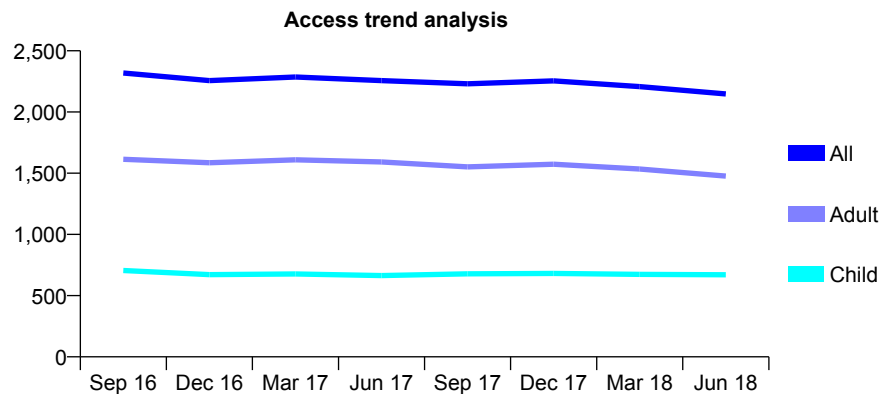
## 7A4 - Vital Signs At a Glance Contract Report for 136484/0001 - June 2018

Name or company name	Cardiff Smile Centre Ltd
Contract type name	GDS Contract
Purpose of contract	General
Contract start date	01/04/2013
Contract end date	

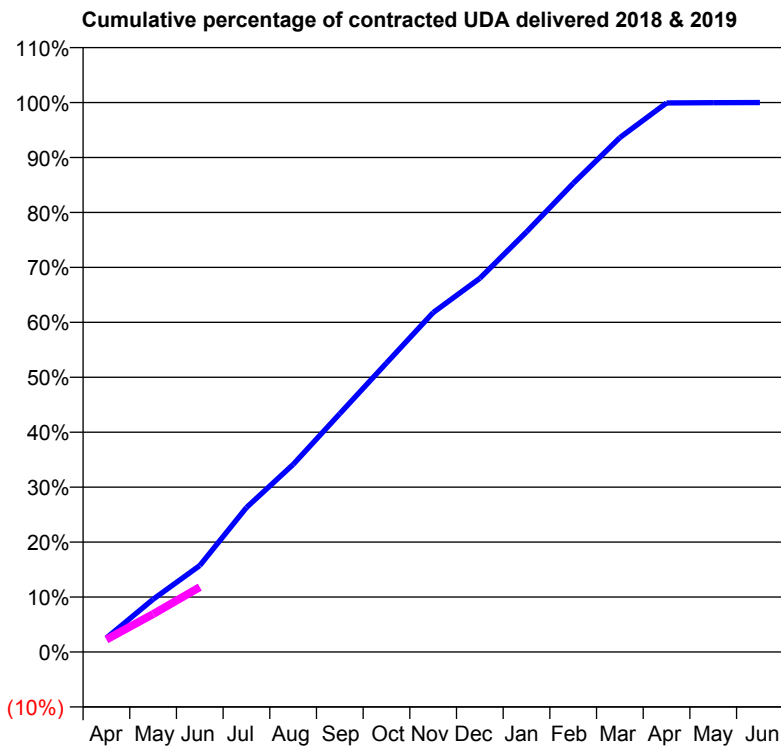
18/19 Contracted general activity (UDA)	7,750
Carry forward general activity (UDA)	0
18/19 Contracted orthodontic activity (UOA)	0
Carry forward orthodontic activity (UOA)	0
Baseline contract value	£248,205.63

### ACCESS\*

Patients seen in 24 months	Total	Change since previous quarter
Quarter ending June 2017	2,256	
Quarter ending September 2017	2,230	↓
Quarter ending December 2017	2,254	→
Quarter ending March 2018	2,208	↓
Quarter ending June 2018	2,148	↓
<b>Variance since June 2017</b>	<b>(4.8%)</b>	<b>↓</b>



### ACTIVITY



Month	Adjusted Scheduled Activity (UDA)	
	2018	2019
April	199	176
May	743	535
June	1,219	915
July	2,037	
August	2,646	
September	3,362	
October	4,077	
November	4,788	
December	5,271	
January	5,925	
February	6,610	
March	7,256	
April	7,744	
May	7,748	
June	7,749	

### QUALITY

	Quantity	Base Number	Contract	LHB	Wales
% of FP17s for the same patient ID Re-attending within 3 months - Children	9	165	5.5%	9.0%	11.1%
% of FP17s for the same patient ID Re-attending within 3 months - Adults	47	335	14.0%	15.2%	15.5%
% of FP17s for the same patient ID Re-attending between 3 & 9 months - Children	70	165	42.4%	58.2%	59.2%
% of FP17s for the same patient ID Re-attending between 3 & 9 months - Adults	133	335	39.7%	55.8%	55.8%
% of FP17s for Band 1 Urgent Courses	33	369	8.9%	9.4%	8.7%
% of FP17s Relating to Free Repair or Replacements	3	369	0.8%	0.7%	0.7%
% of FP17s Relating to Continuations	0	369	0.0%	0.8%	0.7%
% of Patients satisfied with the dentistry they have received	3	3	N/A	93.5%	94.0%
% of Patients satisfied with the time they had to wait for an appointment	3	3	N/A	86.0%	88.5%

\* This is based on patients treated on this contract for their most recent course of treatment. Figures in italics indicate the base number of FP17s or Patient Questionnaire responses are less than 100. N/A is shown where the base number of responses is less than 10 during the period. % is calculated as Quantity/Base number\*100

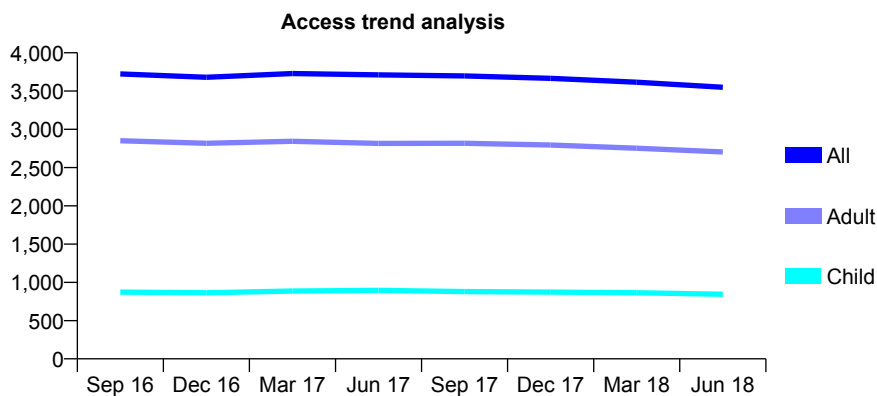
## 7A4 - Vital Signs At a Glance Contract Report for 140120/0001 - June 2018

Name or company name	N Dental Ltd
Contract type name	GDS Contract
Purpose of contract	General
Contract start date	01/09/2011
Contract end date	

18/19 Contracted general activity (UDA)	11,075
Carry forward general activity (UDA)	0
18/19 Contracted orthodontic activity (UOA)	0
Carry forward orthodontic activity (UOA)	0
Baseline contract value	£272,592.03

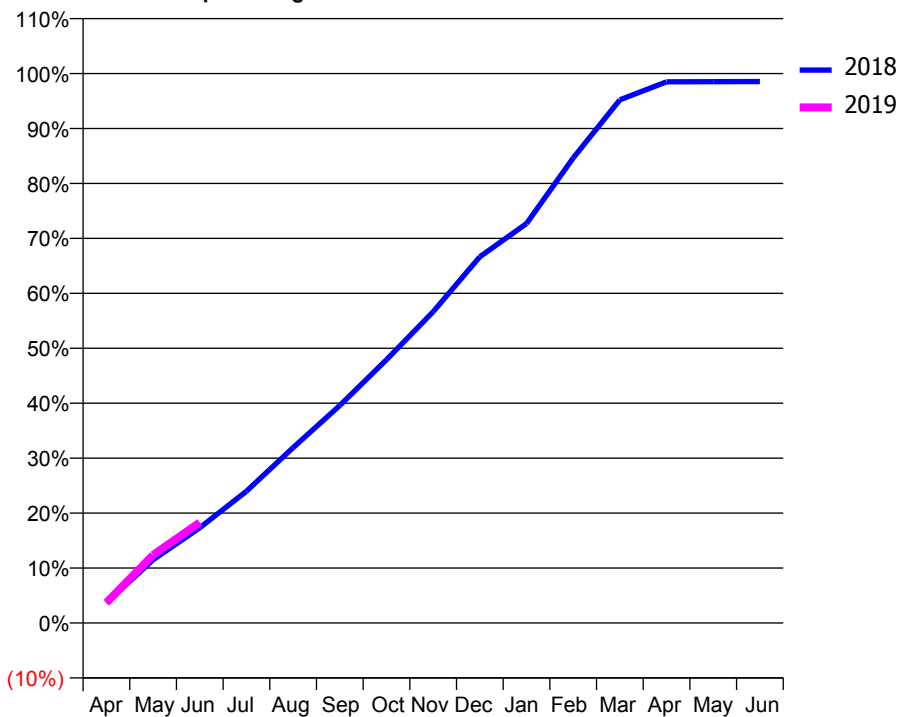
### ACCESS\*

Patients seen in 24 months	Total	Change since previous quarter
Quarter ending June 2017	3,711	
Quarter ending September 2017	3,698	→
Quarter ending December 2017	3,666	→
Quarter ending March 2018	3,616	↓
Quarter ending June 2018	3,549	↓
<b>Variance since June 2017</b>	<b>(4.4%)</b>	<b>↓</b>



### ACTIVITY

Cumulative percentage of contracted UDA delivered 2018 & 2019



Adjusted Scheduled Activity (UDA)

Month	2018	2019
April	403	410
May	1,274	1,372
June	1,921	2,027
July	2,657	
August	3,535	
September	4,385	
October	5,306	
November	6,273	
December	7,381	
January	8,050	
February	9,374	
March	10,545	
April	10,908	
May	10,910	
June	10,913	

### QUALITY

	Quantity	Base Number	Contract	LHB	Wales
% of FP17s for the same patient ID Re-attending within 3 months - Children	35	318	11.0%	9.0%	11.1%
% of FP17s for the same patient ID Re-attending within 3 months - Adults	170	896	19.0%	15.2%	15.5%
% of FP17s for the same patient ID Re-attending between 3 & 9 months - Children	200	318	62.9%	58.2%	59.2%
% of FP17s for the same patient ID Re-attending between 3 & 9 months - Adults	515	896	57.5%	55.8%	55.8%
% of FP17s for Band 1 Urgent Courses	117	1,073	10.9%	9.4%	8.7%
% of FP17s Relating to Free Repair or Replacements	4	1,073	0.4%	0.7%	0.7%
% of FP17s Relating to Continuations	6	1,073	0.6%	0.8%	0.7%
% of Patients satisfied with the dentistry they have received	6	8	N/A	93.5%	94.0%
% of Patients satisfied with the time they had to wait for an appointment	5	8	N/A	86.0%	88.5%

\* This is based on patients treated on this contract for their most recent course of treatment. Figures in italics indicate the base number of FP17s or Patient Questionnaire responses are less than 100. N/A is shown where the base number of responses is less than 10 during the period. % is calculated as Quantity/Base number\*100

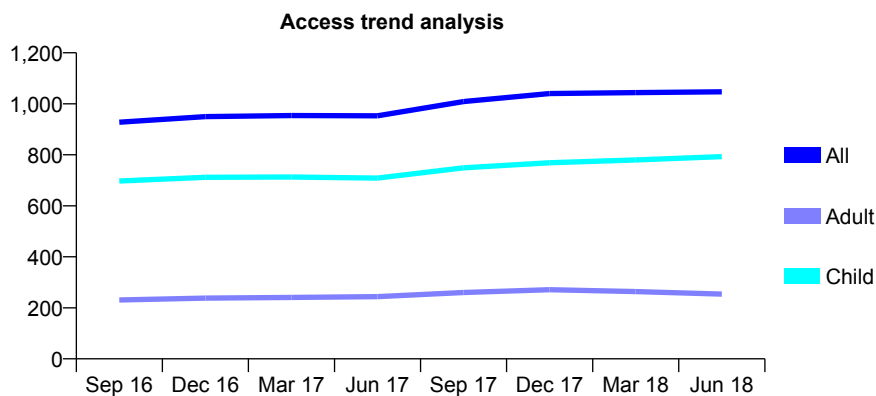
## 7A4 - Vital Signs At a Glance Contract Report for 140589/0001 - June 2018

Name or company name	Cowbridge Dental Care Limited
Contract type name	GDS Contract
Purpose of contract	General
Contract start date	01/09/2011
Contract end date	

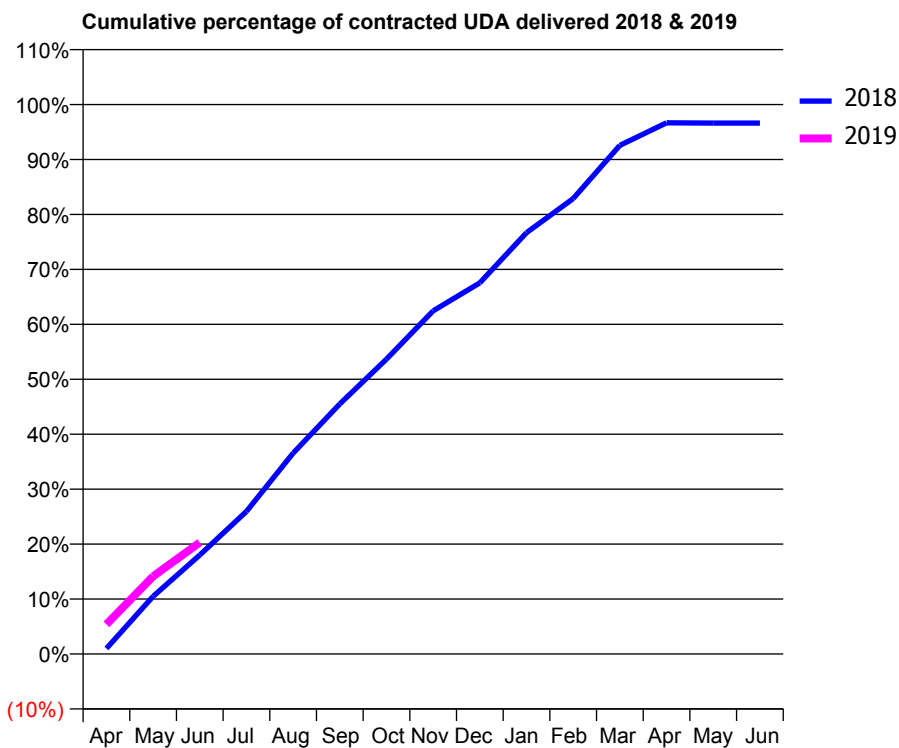
18/19 Contracted general activity (UDA)	1,999
Carry forward general activity (UDA)	0
18/19 Contracted orthodontic activity (UOA)	0
Carry forward orthodontic activity (UOA)	0
Baseline contract value	£53,455.56

### ACCESS\*

Patients seen in 24 months	Total	Change since previous quarter
Quarter ending June 2017	953	
Quarter ending September 2017	1,009	↑
Quarter ending December 2017	1,040	↑
Quarter ending March 2018	1,044	→
Quarter ending June 2018	1,047	→
<b>Variance since June 2017</b>	<b>9.9%</b>	<b>↑</b>



### ACTIVITY



Month	Adjusted Scheduled Activity (UDA)	
	2018	2019
April	20	108
May	210	283
June	360	406
July	519	
August	731	
September	910	
October	1,073	
November	1,248	
December	1,350	
January	1,533	
February	1,657	
March	1,851	
April	1,932	
May	1,931	
June	1,931	

### QUALITY

	Quantity	Base Number	Contract	LHB	Wales
% of FP17s for the same patient ID Re-attending within 3 months - Children	21	313	6.7%	9.0%	11.1%
% of FP17s for the same patient ID Re-attending within 3 months - Adults	4	56	7.1%	15.2%	15.5%
% of FP17s for the same patient ID Re-attending between 3 & 9 months - Children	193	313	61.7%	58.2%	59.2%
% of FP17s for the same patient ID Re-attending between 3 & 9 months - Adults	32	56	57.1%	55.8%	55.8%
% of FP17s for Band 1 Urgent Courses	15	314	4.8%	9.4%	8.7%
% of FP17s Relating to Free Repair or Replacements	0	314	0.0%	0.7%	0.7%
% of FP17s Relating to Continuations	0	314	0.0%	0.8%	0.7%
% of Patients satisfied with the dentistry they have received	0	0	N/A	93.5%	94.0%
% of Patients satisfied with the time they had to wait for an appointment	0	0	N/A	86.0%	88.5%

\* This is based on patients treated on this contract for their most recent course of treatment. Figures in italics indicate the base number of FP17s or Patient Questionnaire responses are less than 100. N/A is shown where the base number of responses is less than 10 during the period. % is calculated as Quantity/Base number\*100

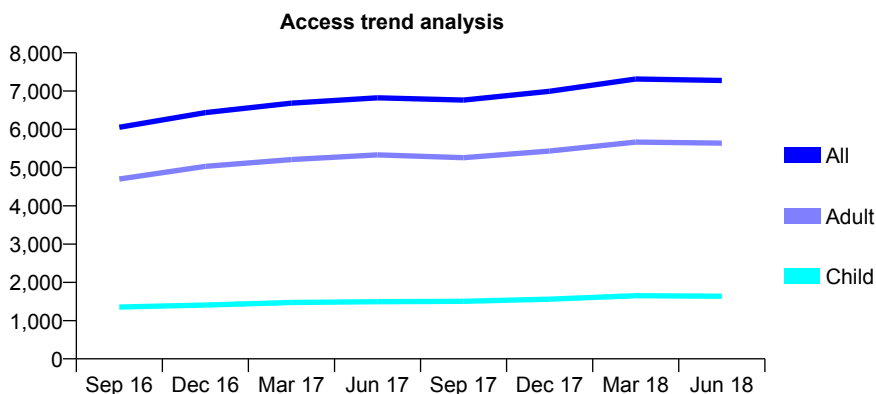
## 7A4 - Vital Signs At a Glance Contract Report for 140988/0001 - June 2018

Name or company name	Robert Phillips & Timothy Phillips
Contract type name	GDS Contract
Purpose of contract	General
Contract start date	01/10/2010
Contract end date	

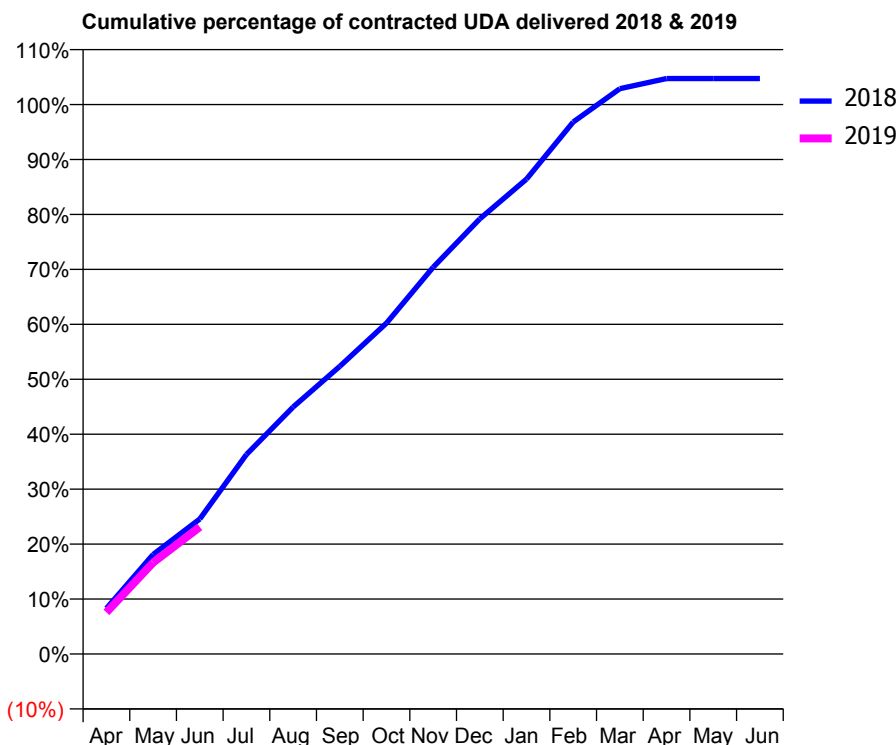
18/19 Contracted general activity (UDA)	19,832
Carry forward general activity (UDA)	0
18/19 Contracted orthodontic activity (UOA)	0
Carry forward orthodontic activity (UOA)	0
Baseline contract value	£426,211.51

### ACCESS\*

Patients seen in 24 months	Total	Change since previous quarter
Quarter ending June 2017	6,825	
Quarter ending September 2017	6,765	→
Quarter ending December 2017	6,995	↑
Quarter ending March 2018	7,315	↑
Quarter ending June 2018	7,275	→
<b>Variance since June 2017</b>	<b>6.6%</b>	<b>↑</b>



### ACTIVITY



Month	Adjusted Scheduled Activity (UDA)	
	2018	2019
April	1,650	1,503
May	3,593	3,300
June	4,871	4,582
July	7,202	
August	8,915	
September	10,385	
October	11,941	
November	13,957	
December	15,704	
January	17,142	
February	19,201	
March	20,403	
April	20,768	
May	20,771	
June	20,771	

### QUALITY

	Quantity	Base Number	Contract	LHB	Wales
% of FP17s for the same patient ID Re-attending within 3 months - Children	28	486	5.8%	9.0%	11.1%
% of FP17s for the same patient ID Re-attending within 3 months - Adults	210	1,558	13.5%	15.2%	15.5%
% of FP17s for the same patient ID Re-attending between 3 & 9 months - Children	281	486	57.8%	58.2%	59.2%
% of FP17s for the same patient ID Re-attending between 3 & 9 months - Adults	749	1,558	48.1%	55.8%	55.8%
% of FP17s for Band 1 Urgent Courses	131	1,817	7.2%	9.4%	8.7%
% of FP17s Relating to Free Repair or Replacements	9	1,817	0.5%	0.7%	0.7%
% of FP17s Relating to Continuations	26	1,817	1.4%	0.8%	0.7%
% of Patients satisfied with the dentistry they have received	13	13	100.0%	93.5%	94.0%
% of Patients satisfied with the time they had to wait for an appointment	13	13	100.0%	86.0%	88.5%

\* This is based on patients treated on this contract for their most recent course of treatment. Figures in italics indicate the base number of FP17s or Patient Questionnaire responses are less than 100. N/A is shown where the base number of responses is less than 10 during the period. % is calculated as Quantity/Base number\*100

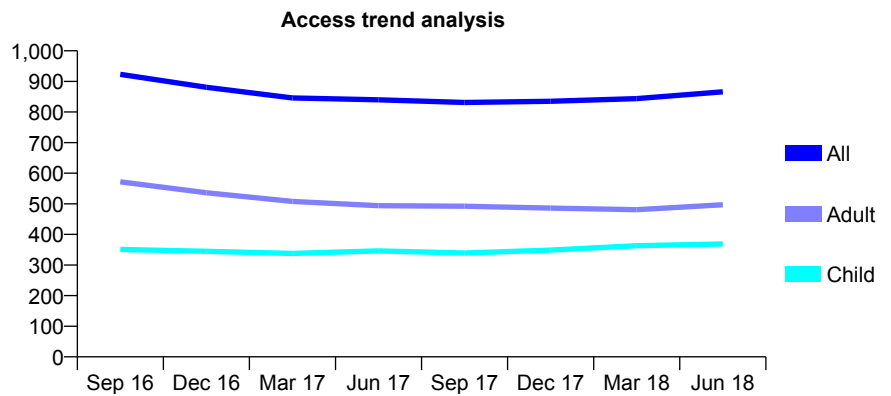
## 7A4 - Vital Signs At a Glance Contract Report for 142514/0001 - June 2018

Name or company name	RDSK Ltd
Contract type name	GDS Contract
Purpose of contract	General
Contract start date	01/07/2007
Contract end date	

18/19 Contracted general activity (UDA)	2,369
Carry forward general activity (UDA)	0
18/19 Contracted orthodontic activity (UOA)	0
Carry forward orthodontic activity (UOA)	0
Baseline contract value	£52,153.98

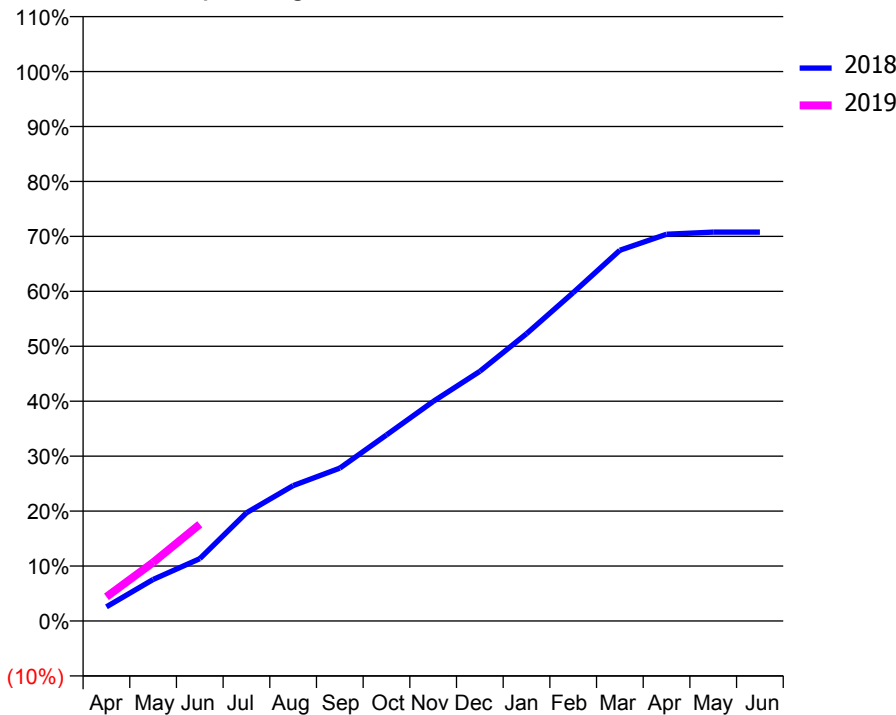
### ACCESS\*

Patients seen in 24 months	Total	Change since previous quarter
Quarter ending June 2017	840	
Quarter ending September 2017	831	↓
Quarter ending December 2017	835	→
Quarter ending March 2018	844	→
Quarter ending June 2018	866	↑
<b>Variance since June 2017</b>	<b>3.1%</b>	<b>↑</b>



### ACTIVITY

Cumulative percentage of contracted UDA delivered 2018 & 2019



Month	Adjusted Scheduled Activity (UDA)	
	2018	2019
April	61	104
May	179	253
June	269	417
July	466	
August	584	
September	659	
October	802	
November	947	
December	1,077	
January	1,238	
February	1,415	
March	1,599	
April	1,668	
May	1,677	
June	1,677	

### QUALITY

	Quantity	Base Number	Contract	LHB	Wales
% of FP17s for the same patient ID Re-attending within 3 months - Children	1	134	0.7%	9.0%	11.1%
% of FP17s for the same patient ID Re-attending within 3 months - Adults	5	151	3.3%	15.2%	15.5%
% of FP17s for the same patient ID Re-attending between 3 & 9 months - Children	90	134	67.2%	58.2%	59.2%
% of FP17s for the same patient ID Re-attending between 3 & 9 months - Adults	68	151	45.0%	55.8%	55.8%
% of FP17s for Band 1 Urgent Courses	5	247	2.0%	9.4%	8.7%
% of FP17s Relating to Free Repair or Replacements	0	247	0.0%	0.7%	0.7%
% of FP17s Relating to Continuations	0	247	0.0%	0.8%	0.7%
% of Patients satisfied with the dentistry they have received	1	1	N/A	93.5%	94.0%
% of Patients satisfied with the time they had to wait for an appointment	1	1	N/A	86.0%	88.5%

\* This is based on patients treated on this contract for their most recent course of treatment. Figures in italics indicate the base number of FP17s or Patient Questionnaire responses are less than 100. N/A is shown where the base number of responses is less than 10 during the period. % is calculated as Quantity/Base number\*100

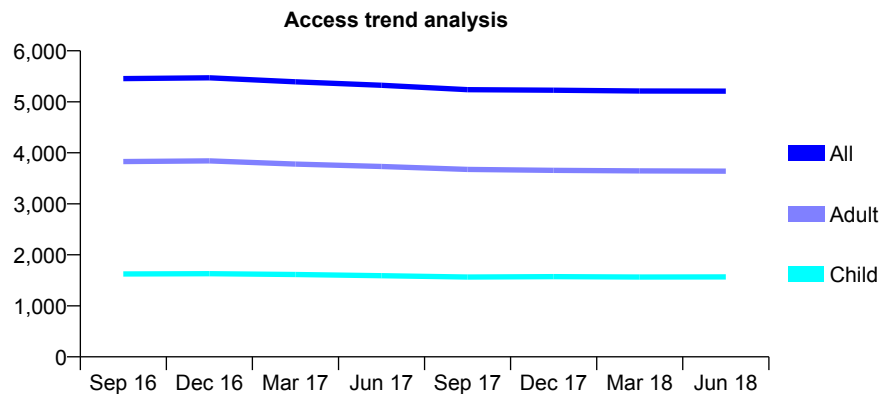
## 7A4 - Vital Signs At a Glance Contract Report for 151165/0002 - June 2018

Name or company name	Simon Hill Ltd
Contract type name	GDS Contract
Purpose of contract	General
Contract start date	01/09/2010
Contract end date	

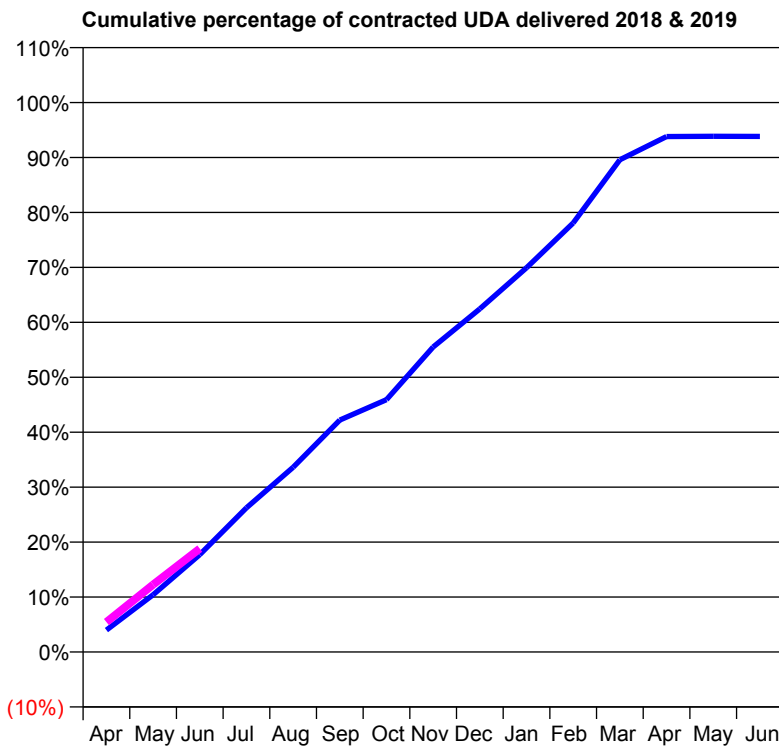
18/19 Contracted general activity (UDA)	15,820
Carry forward general activity (UDA)	0
18/19 Contracted orthodontic activity (UOA)	0
Carry forward orthodontic activity (UOA)	0
Baseline contract value	£339,532.67

### ACCESS\*

Patients seen in 24 months	Total	Change since previous quarter
Quarter ending June 2017	5,324	
Quarter ending September 2017	5,238	↓
Quarter ending December 2017	5,228	→
Quarter ending March 2018	5,211	→
Quarter ending June 2018	5,209	→
<b>Variance since June 2017</b>	<b>(2.2%)</b>	<b>↓</b>



### ACTIVITY



Month	Adjusted Scheduled Activity (UDA)	
	2018	2019
April	631	862
May	1,648	1,940
June	2,803	2,977
July	4,153	
August	5,318	
September	6,678	
October	7,266	
November	8,781	
December	9,881	
January	11,063	
February	12,353	
March	14,170	
April	14,840	
May	14,847	
June	14,844	

### QUALITY

	Quantity	Base Number	Contract	LHB	Wales
% of FP17s for the same patient ID Re-attending within 3 months - Children	41	537	7.6%	9.0%	11.1%
% of FP17s for the same patient ID Re-attending within 3 months - Adults	171	1,283	13.3%	15.2%	15.5%
% of FP17s for the same patient ID Re-attending between 3 & 9 months - Children	303	537	56.4%	58.2%	59.2%
% of FP17s for the same patient ID Re-attending between 3 & 9 months - Adults	705	1,283	54.9%	55.8%	55.8%
% of FP17s for Band 1 Urgent Courses	73	1,463	5.0%	9.4%	8.7%
% of FP17s Relating to Free Repair or Replacements	25	1,463	1.7%	0.7%	0.7%
% of FP17s Relating to Continuations	0	1,463	0.0%	0.8%	0.7%
% of Patients satisfied with the dentistry they have received	10	10	100.0%	93.5%	94.0%
% of Patients satisfied with the time they had to wait for an appointment	8	10	80.0%	86.0%	88.5%

\* This is based on patients treated on this contract for their most recent course of treatment. Figures in italics indicate the base number of FP17s or Patient Questionnaire responses are less than 100. N/A is shown where the base number of responses is less than 10 during the period. % is calculated as Quantity/Base number\*100

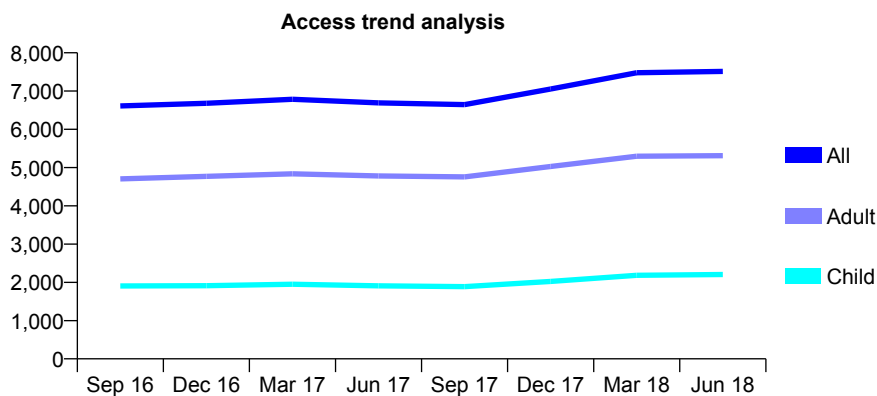
## 7A4 - Vital Signs At a Glance Contract Report for 154245/0001 - June 2018

Name or company name	Restore Dental Group
Contract type name	GDS Contract
Purpose of contract	General
Contract start date	01/04/2013
Contract end date	

18/19 Contracted general activity (UDA)	25,220
Carry forward general activity (UDA)	0
18/19 Contracted orthodontic activity (UOA)	0
Carry forward orthodontic activity (UOA)	0
Baseline contract value	£574,252.43

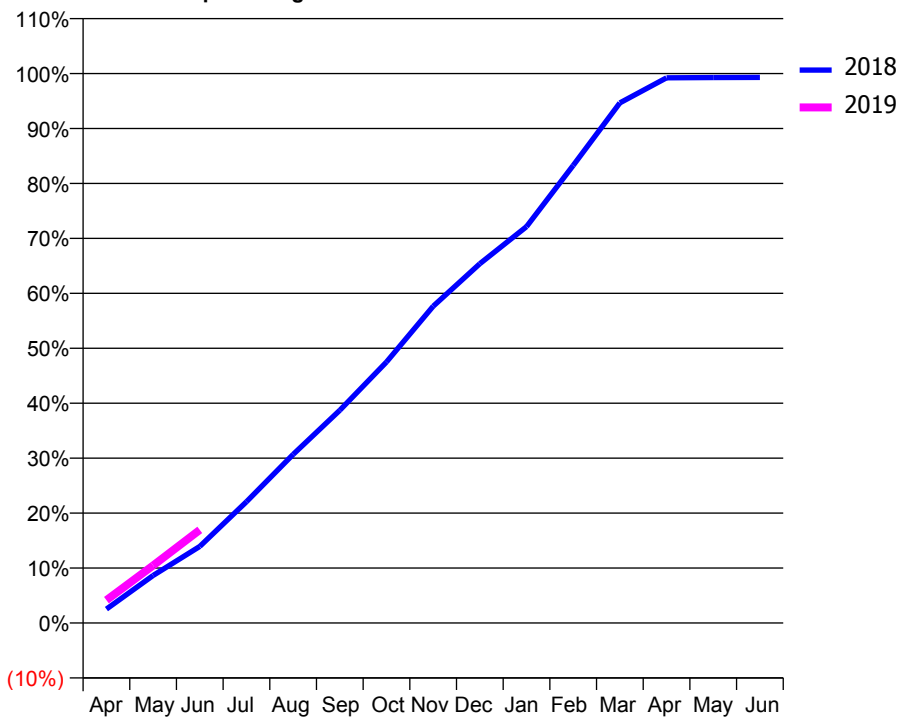
### ACCESS\*

Patients seen in 24 months	Total	Change since previous quarter
Quarter ending June 2017	6,690	
Quarter ending September 2017	6,647	→
Quarter ending December 2017	7,053	↑
Quarter ending March 2018	7,479	↑
Quarter ending June 2018	7,515	→
<b>Variance since June 2017</b>	<b>12.3%</b>	<b>↑</b>



### ACTIVITY

Cumulative percentage of contracted UDA delivered 2018 & 2019



Month	Adjusted Scheduled Activity (UDA)	
	2018	2019
April	638	1,048
May	2,182	2,639
June	3,514	4,272
July	5,565	
August	7,737	
September	9,763	
October	11,978	
November	14,539	
December	16,490	
January	18,192	
February	21,000	
March	23,870	
April	25,025	
May	25,035	
June	25,038	

### QUALITY

	Quantity	Base Number	Contract	LHB	Wales
% of FP17s for the same patient ID Re-attending within 3 months - Children	56	632	8.9%	9.0%	11.1%
% of FP17s for the same patient ID Re-attending within 3 months - Adults	323	1,777	18.2%	15.2%	15.5%
% of FP17s for the same patient ID Re-attending between 3 & 9 months - Children	344	632	54.4%	58.2%	59.2%
% of FP17s for the same patient ID Re-attending between 3 & 9 months - Adults	968	1,777	54.5%	55.8%	55.8%
% of FP17s for Band 1 Urgent Courses	232	1,972	11.8%	9.4%	8.7%
% of FP17s Relating to Free Repair or Replacements	27	1,972	1.4%	0.7%	0.7%
% of FP17s Relating to Continuations	23	1,972	1.2%	0.8%	0.7%
% of Patients satisfied with the dentistry they have received	11	12	91.7%	93.5%	94.0%
% of Patients satisfied with the time they had to wait for an appointment	9	12	75.0%	86.0%	88.5%

\* This is based on patients treated on this contract for their most recent course of treatment. Figures in italics indicate the base number of FP17s or Patient Questionnaire responses are less than 100. N/A is shown where the base number of responses is less than 10 during the period. % is calculated as Quantity/Base number\*100

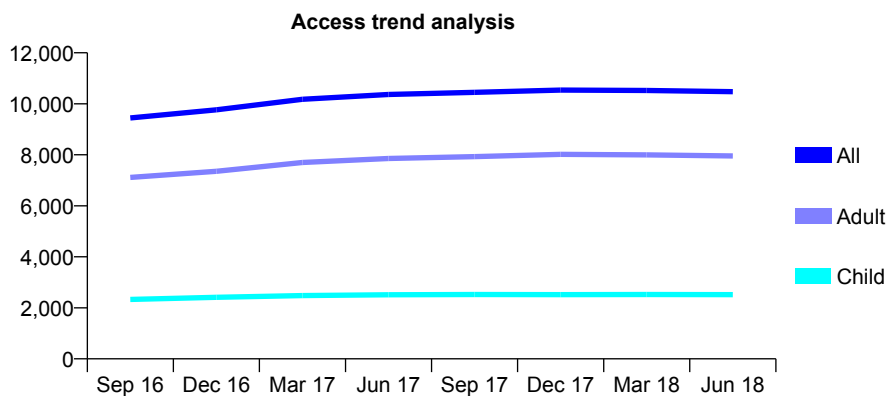
## 7A4 - Vital Signs At a Glance Contract Report for 154245/0002 - June 2018

Name or company name	Restore Dental Group
Contract type name	GDS Contract
Purpose of contract	General
Contract start date	01/04/2013
Contract end date	

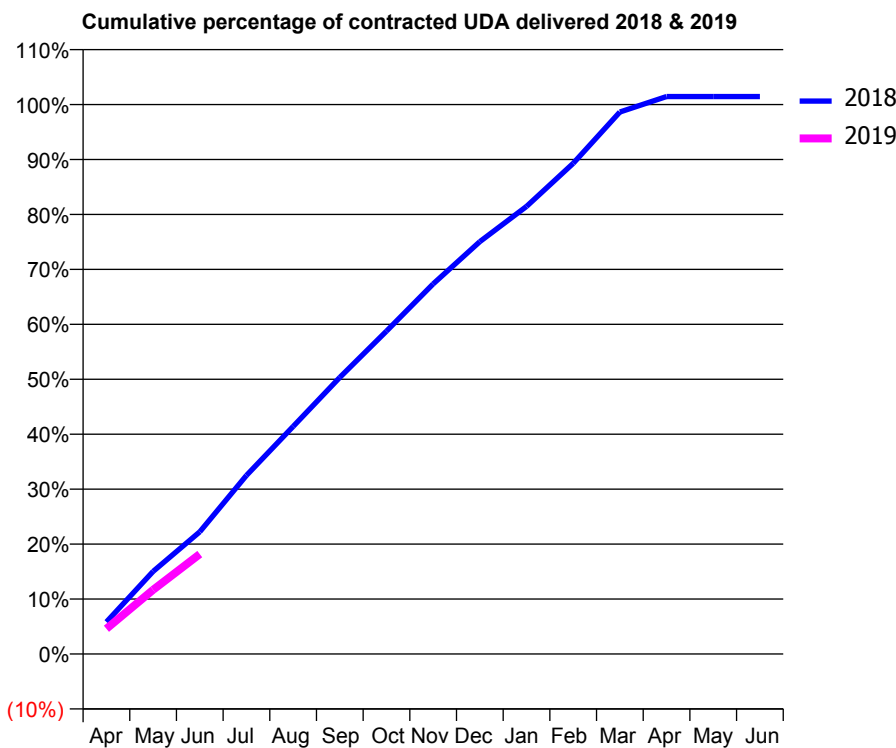
18/19 Contracted general activity (UDA)	31,265
Carry forward general activity (UDA)	0
18/19 Contracted orthodontic activity (UOA)	0
Carry forward orthodontic activity (UOA)	0
Baseline contract value	£768,998.37

### ACCESS\*

Patients seen in 24 months	Total	Change since previous quarter
Quarter ending June 2017	10,365	
Quarter ending September 2017	10,452	→
Quarter ending December 2017	10,536	→
Quarter ending March 2018	10,521	→
Quarter ending June 2018	10,476	→
<b>Variance since June 2017</b>	<b>1.1%</b>	<b>→</b>



### ACTIVITY



Month	Adjusted Scheduled Activity (UDA)	
	2018	2019
April	1,827	1,440
May	4,704	3,650
June	6,951	5,685
July	10,163	
August	12,945	
September	15,743	
October	18,370	
November	21,061	
December	23,466	
January	25,466	
February	27,917	
March	30,841	
April	31,714	
May	31,717	
June	31,717	

### QUALITY

	Quantity	Base Number	Contract	LHB	Wales
% of FP17s for the same patient ID Re-attending within 3 months - Children	50	661	7.6%	9.0%	11.1%
% of FP17s for the same patient ID Re-attending within 3 months - Adults	420	2,206	19.0%	15.2%	15.5%
% of FP17s for the same patient ID Re-attending between 3 & 9 months - Children	295	661	44.6%	58.2%	59.2%
% of FP17s for the same patient ID Re-attending between 3 & 9 months - Adults	1,096	2,206	49.7%	55.8%	55.8%
% of FP17s for Band 1 Urgent Courses	288	2,538	11.3%	9.4%	8.7%
% of FP17s Relating to Free Repair or Replacements	33	2,538	1.3%	0.7%	0.7%
% of FP17s Relating to Continuations	48	2,538	1.9%	0.8%	0.7%
% of Patients satisfied with the dentistry they have received	18	18	100.0%	93.5%	94.0%
% of Patients satisfied with the time they had to wait for an appointment	16	18	88.9%	86.0%	88.5%

\* This is based on patients treated on this contract for their most recent course of treatment. Figures in italics indicate the base number of FP17s or Patient Questionnaire responses are less than 100. N/A is shown where the base number of responses is less than 10 during the period. % is calculated as Quantity/Base number\*100



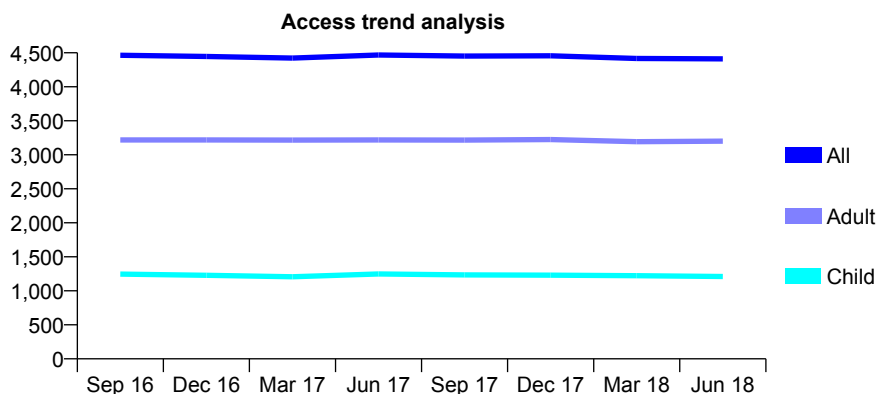
## 7A4 - Vital Signs At a Glance Contract Report for 154504/0001 - June 2018

Name or company name	Alison Jones Ltd
Contract type name	GDS Contract
Purpose of contract	General
Contract start date	01/08/2013
Contract end date	

18/19 Contracted general activity (UDA)	15,000
Carry forward general activity (UDA)	0
18/19 Contracted orthodontic activity (UOA)	0
Carry forward orthodontic activity (UOA)	0
Baseline contract value	£347,922.16

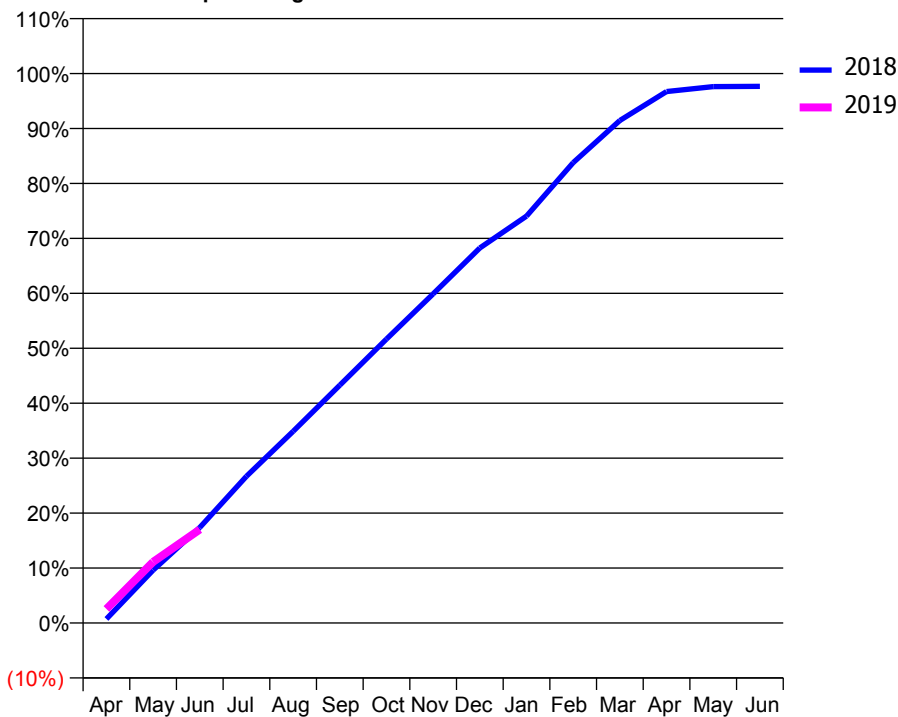
### ACCESS\*

Patients seen in 24 months	Total	Change since previous quarter
Quarter ending June 2017	4,467	
Quarter ending September 2017	4,452	→
Quarter ending December 2017	4,455	→
Quarter ending March 2018	4,416	→
Quarter ending June 2018	4,411	→
<b>Variance since June 2017</b>	<b>(1.3%)</b>	<b>↓</b>



### ACTIVITY

Cumulative percentage of contracted UDA delivered 2018 & 2019



Adjusted Scheduled Activity (UDA)

Month	2018	2019
April	104	385
May	1,349	1,669
June	2,434	2,554
July	3,738	
August	4,884	
September	6,059	
October	7,236	
November	8,385	
December	9,554	
January	10,367	
February	11,730	
March	12,803	
April	13,539	
May	13,666	
June	13,672	

### QUALITY

	Quantity	Base Number	Contract	LHB	Wales
% of FP17s for the same patient ID Re-attending within 3 months - Children	42	412	10.2%	9.0%	11.1%
% of FP17s for the same patient ID Re-attending within 3 months - Adults	237	1,221	19.4%	15.2%	15.5%
% of FP17s for the same patient ID Re-attending between 3 & 9 months - Children	210	412	51.0%	58.2%	59.2%
% of FP17s for the same patient ID Re-attending between 3 & 9 months - Adults	651	1,221	53.3%	55.8%	55.8%
% of FP17s for Band 1 Urgent Courses	141	1,337	10.5%	9.4%	8.7%
% of FP17s Relating to Free Repair or Replacements	16	1,337	1.2%	0.7%	0.7%
% of FP17s Relating to Continuations	28	1,337	2.1%	0.8%	0.7%
% of Patients satisfied with the dentistry they have received	7	8	N/A	93.5%	94.0%
% of Patients satisfied with the time they had to wait for an appointment	4	8	N/A	86.0%	88.5%

\* This is based on patients treated on this contract for their most recent course of treatment. Figures in italics indicate the base number of FP17s or Patient Questionnaire responses are less than 100. N/A is shown where the base number of responses is less than 10 during the period. % is calculated as Quantity/Base number\*100

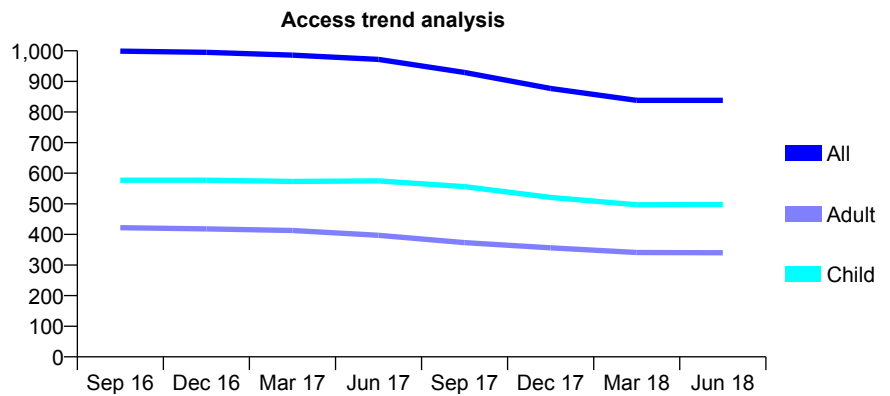
## 7A4 - Vital Signs At a Glance Contract Report for 154504/0002 - June 2018

Name or company name	Alison Jones Ltd
Contract type name	GDS Contract
Purpose of contract	General
Contract start date	01/08/2013
Contract end date	

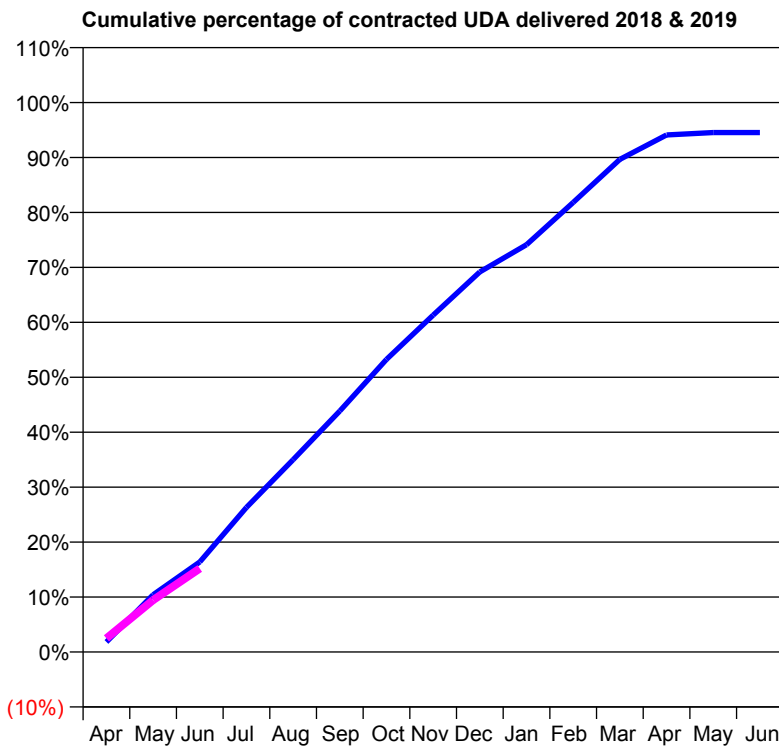
18/19 Contracted general activity (UDA)	2,300
Carry forward general activity (UDA)	0
18/19 Contracted orthodontic activity (UOA)	0
Carry forward orthodontic activity (UOA)	0
Baseline contract value	£59,265.84

### ACCESS\*

Patients seen in 24 months	Total	Change since previous quarter
Quarter ending June 2017	972	
Quarter ending September 2017	929	↓
Quarter ending December 2017	877	↓
Quarter ending March 2018	838	↓
Quarter ending June 2018	838	→
<b>Variance since June 2017</b>	<b>(13.8%)</b>	<b>↓</b>



### ACTIVITY



Month	Adjusted Scheduled Activity (UDA)	
	2018	2019
April	42	57
May	240	218
June	377	350
July	605	
August	805	
September	1,009	
October	1,225	
November	1,410	
December	1,591	
January	1,705	
February	1,882	
March	2,062	
April	2,164	
May	2,174	
June	2,174	

### QUALITY

	Quantity	Base Number	Contract	LHB	Wales
% of FP17s for the same patient ID Re-attending within 3 months - Children	11	179	6.1%	9.0%	11.1%
% of FP17s for the same patient ID Re-attending within 3 months - Adults	22	101	21.8%	15.2%	15.5%
% of FP17s for the same patient ID Re-attending between 3 & 9 months - Children	109	179	60.9%	58.2%	59.2%
% of FP17s for the same patient ID Re-attending between 3 & 9 months - Adults	51	101	50.5%	55.8%	55.8%
% of FP17s for Band 1 Urgent Courses	14	232	6.0%	9.4%	8.7%
% of FP17s Relating to Free Repair or Replacements	1	232	0.4%	0.7%	0.7%
% of FP17s Relating to Continuations	4	232	1.7%	0.8%	0.7%
% of Patients satisfied with the dentistry they have received	3	4	N/A	93.5%	94.0%
% of Patients satisfied with the time they had to wait for an appointment	4	4	N/A	86.0%	88.5%

\* This is based on patients treated on this contract for their most recent course of treatment. Figures in italics indicate the base number of FP17s or Patient Questionnaire responses are less than 100. N/A is shown where the base number of responses is less than 10 during the period. % is calculated as Quantity/Base number\*100

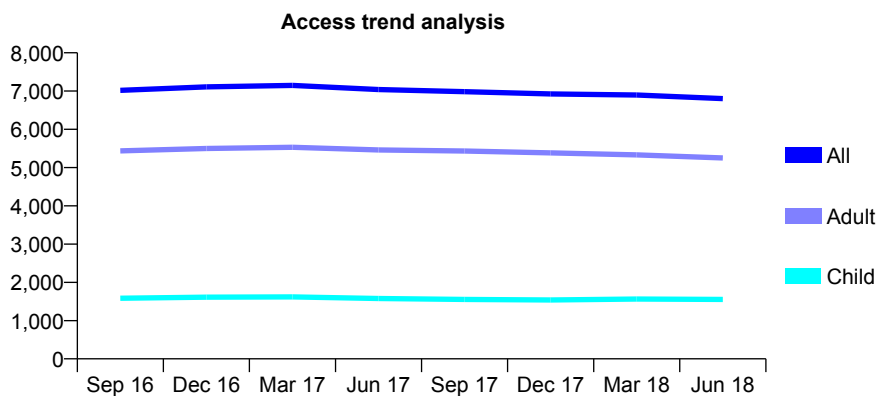
## 7A4 - Vital Signs At a Glance Contract Report for 157481/0001 - June 2018

Name or company name	Birchwood Health Ltd
Contract type name	GDS Contract
Purpose of contract	General
Contract start date	01/09/2009
Contract end date	

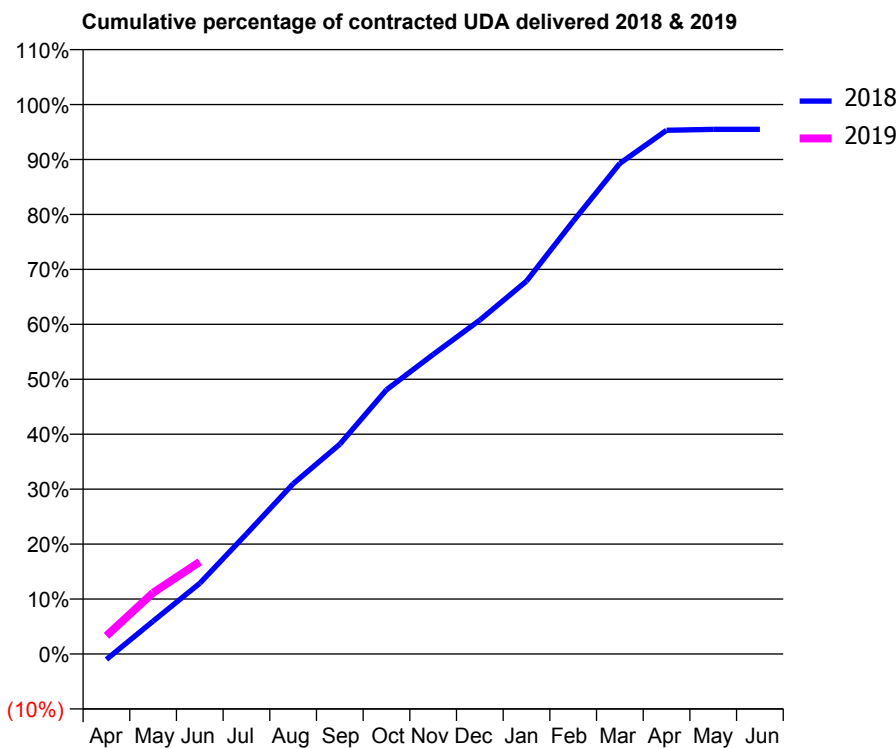
18/19 Contracted general activity (UDA)	26,295
Carry forward general activity (UDA)	0
18/19 Contracted orthodontic activity (UOA)	0
Carry forward orthodontic activity (UOA)	0
Baseline contract value	£599,137.24

### ACCESS\*

Patients seen in 24 months	Total	Change since previous quarter
Quarter ending June 2017	7,041	
Quarter ending September 2017	6,984	→
Quarter ending December 2017	6,925	→
Quarter ending March 2018	6,897	→
Quarter ending June 2018	6,802	↓
<b>Variance since June 2017</b>	<b>(3.4%)</b>	<b>↓</b>



### ACTIVITY



Month	Adjusted Scheduled Activity (UDA)	
	2018	2019
April	-264	873
May	1,570	2,930
June	3,382	4,415
July	5,745	
August	8,143	
September	10,042	
October	12,644	
November	14,334	
December	15,979	
January	17,845	
February	20,707	
March	23,478	
April	25,060	
May	25,107	
June	25,108	

### QUALITY

	Quantity	Base Number	Contract	LHB	Wales
% of FP17s for the same patient ID Re-attending within 3 months - Children	67	569	11.8%	9.0%	11.1%
% of FP17s for the same patient ID Re-attending within 3 months - Adults	406	1,954	20.8%	15.2%	15.5%
% of FP17s for the same patient ID Re-attending between 3 & 9 months - Children	327	569	57.5%	58.2%	59.2%
% of FP17s for the same patient ID Re-attending between 3 & 9 months - Adults	1,103	1,954	56.4%	55.8%	55.8%
% of FP17s for Band 1 Urgent Courses	218	1,940	11.2%	9.4%	8.7%
% of FP17s Relating to Free Repair or Replacements	26	1,940	1.3%	0.7%	0.7%
% of FP17s Relating to Continuations	49	1,940	2.5%	0.8%	0.7%
% of Patients satisfied with the dentistry they have received	24	27	88.9%	93.5%	94.0%
% of Patients satisfied with the time they had to wait for an appointment	25	27	92.6%	86.0%	88.5%

\* This is based on patients treated on this contract for their most recent course of treatment. Figures in italics indicate the base number of FP17s or Patient Questionnaire responses are less than 100. N/A is shown where the base number of responses is less than 10 during the period. % is calculated as Quantity/Base number\*100

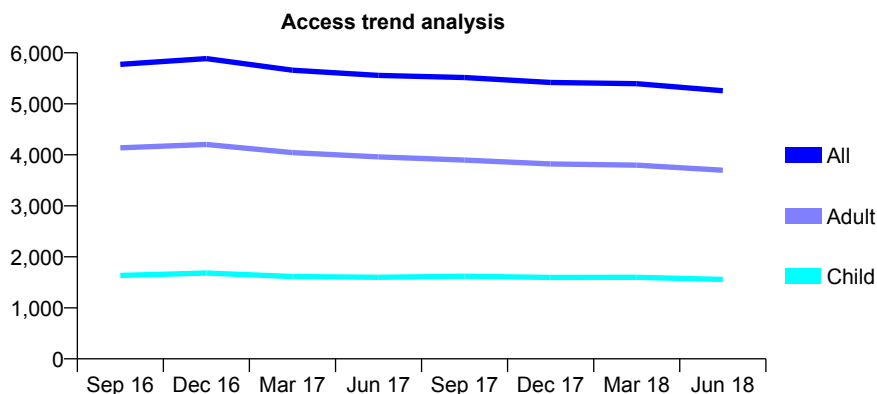
## 7A4 - Vital Signs At a Glance Contract Report for 158194/0014 - June 2018

Name or company name	Denticare Ltd
Contract type name	GDS Contract
Purpose of contract	General
Contract start date	06/01/2007
Contract end date	

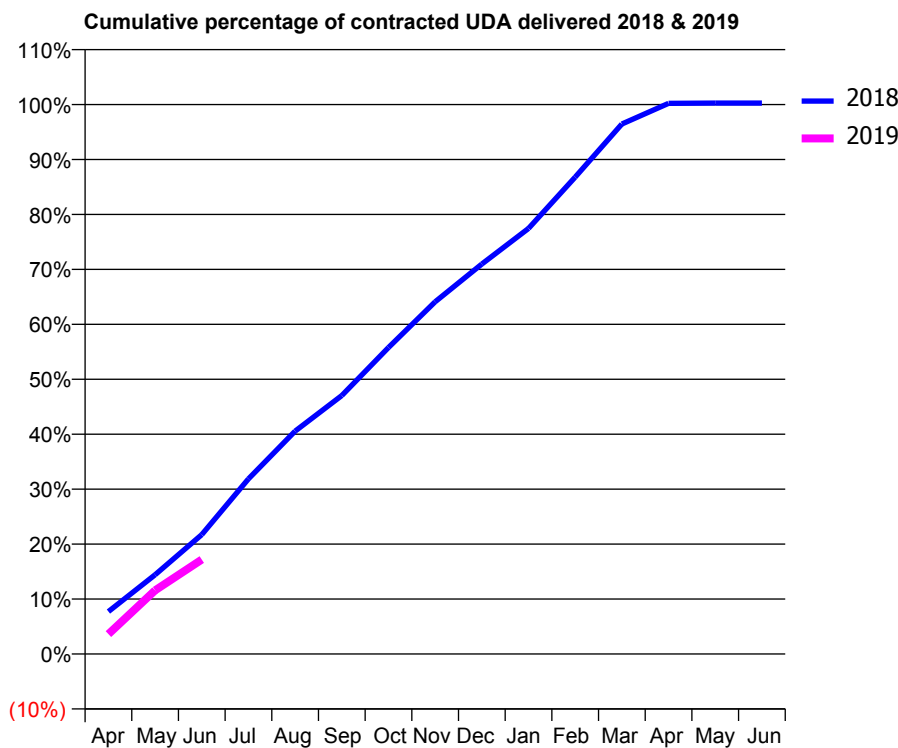
18/19 Contracted general activity (UDA)	17,966
Carry forward general activity (UDA)	0
18/19 Contracted orthodontic activity (UOA)	0
Carry forward orthodontic activity (UOA)	0
Baseline contract value	£440,594.92

### ACCESS\*

Patients seen in 24 months	Total	Change since previous quarter
Quarter ending June 2017	5,558	
Quarter ending September 2017	5,515	→
Quarter ending December 2017	5,418	↓
Quarter ending March 2018	5,396	→
Quarter ending June 2018	5,255	↓
<b>Variance since June 2017</b>	<b>(5.5%)</b>	<b>↓</b>



### ACTIVITY



Month	Adjusted Scheduled Activity (UDA)	
	2018	2019
April	1,503	652
May	2,804	2,081
June	4,225	3,088
July	6,201	
August	7,891	
September	9,151	
October	10,849	
November	12,469	
December	13,807	
January	15,067	
February	16,885	
March	18,761	
April	19,492	
May	19,504	
June	19,504	

### QUALITY

	Quantity	Base Number	Contract	LHB	Wales
% of FP17s for the same patient ID Re-attending within 3 months - Children	29	464	6.3%	9.0%	11.1%
% of FP17s for the same patient ID Re-attending within 3 months - Adults	141	1,066	13.2%	15.2%	15.5%
% of FP17s for the same patient ID Re-attending between 3 & 9 months - Children	272	464	58.6%	58.2%	59.2%
% of FP17s for the same patient ID Re-attending between 3 & 9 months - Adults	625	1,066	58.6%	55.8%	55.8%
% of FP17s for Band 1 Urgent Courses	126	1,327	9.5%	9.4%	8.7%
% of FP17s Relating to Free Repair or Replacements	3	1,327	0.2%	0.7%	0.7%
% of FP17s Relating to Continuations	11	1,327	0.8%	0.8%	0.7%
% of Patients satisfied with the dentistry they have received	9	9	N/A	93.5%	94.0%
% of Patients satisfied with the time they had to wait for an appointment	8	9	N/A	86.0%	88.5%

\* This is based on patients treated on this contract for their most recent course of treatment. Figures in italics indicate the base number of FP17s or Patient Questionnaire responses are less than 100. N/A is shown where the base number of responses is less than 10 during the period. % is calculated as Quantity/Base number\*100

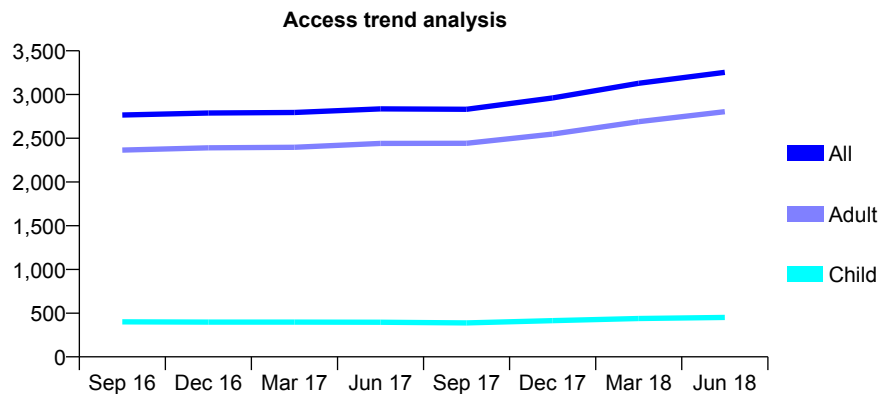
## 7A4 - Vital Signs At a Glance Contract Report for 158194/0020 - June 2018

Name or company name	Denticare Ltd
Contract type name	GDS Contract
Purpose of contract	General
Contract start date	01/05/2008
Contract end date	

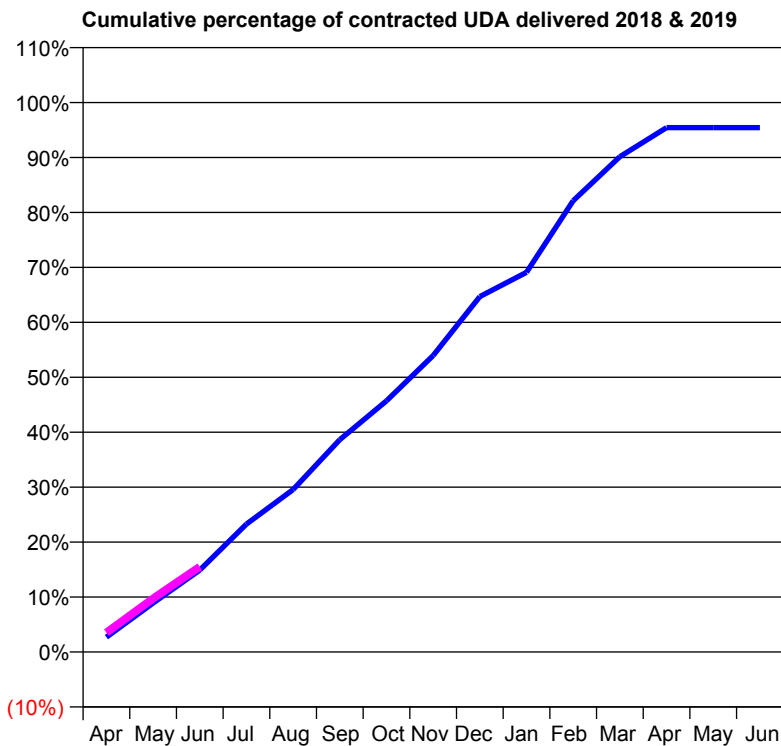
18/19 Contracted general activity (UDA)	12,620
Carry forward general activity (UDA)	0
18/19 Contracted orthodontic activity (UOA)	0
Carry forward orthodontic activity (UOA)	0
Baseline contract value	£307,407.49

### ACCESS\*

Patients seen in 24 months	Total	Change since previous quarter
Quarter ending June 2017	2,836	
Quarter ending September 2017	2,831	→
Quarter ending December 2017	2,961	↑
Quarter ending March 2018	3,128	↑
Quarter ending June 2018	3,254	↑
<b>Variance since June 2017</b>	<b>14.7%</b>	<b>↑</b>



### ACTIVITY



Month	Adjusted Scheduled Activity (UDA)	
	2018	2019
April	340	444
May	1,126	1,229
June	1,883	1,957
July	2,937	
August	3,731	
September	4,878	
October	5,769	
November	6,810	
December	8,162	
January	8,720	
February	10,364	
March	11,376	
April	12,043	
May	12,044	
June	12,043	

### QUALITY

	Quantity	Base Number	Contract	LHB	Wales
% of FP17s for the same patient ID Re-attending within 3 months - Children	3	130	2.3%	9.0%	11.1%
% of FP17s for the same patient ID Re-attending within 3 months - Adults	92	943	9.8%	15.2%	15.5%
% of FP17s for the same patient ID Re-attending between 3 & 9 months - Children	80	130	61.5%	58.2%	59.2%
% of FP17s for the same patient ID Re-attending between 3 & 9 months - Adults	509	943	54.0%	55.8%	55.8%
% of FP17s for Band 1 Urgent Courses	42	853	4.9%	9.4%	8.7%
% of FP17s Relating to Free Repair or Replacements	1	853	0.1%	0.7%	0.7%
% of FP17s Relating to Continuations	11	853	1.3%	0.8%	0.7%
% of Patients satisfied with the dentistry they have received	4	4	N/A	93.5%	94.0%
% of Patients satisfied with the time they had to wait for an appointment	3	4	N/A	86.0%	88.5%

\* This is based on patients treated on this contract for their most recent course of treatment. Figures in italics indicate the base number of FP17s or Patient Questionnaire responses are less than 100. N/A is shown where the base number of responses is less than 10 during the period. % is calculated as Quantity/Base number\*100

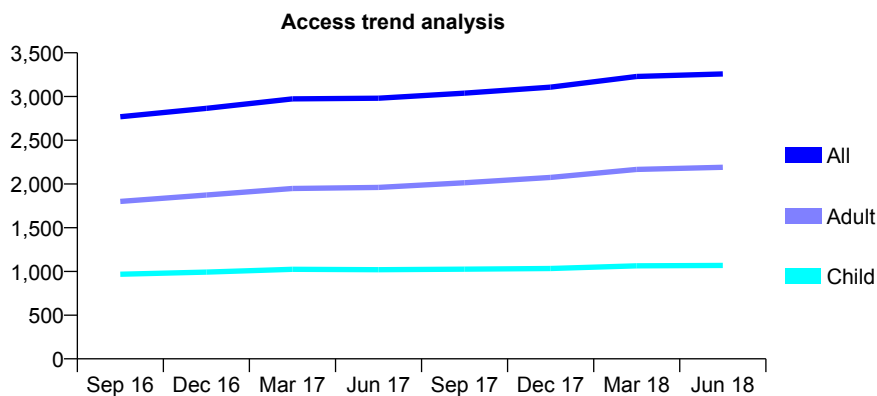
## 7A4 - Vital Signs At a Glance Contract Report for 158429/0001 - June 2018

Name or company name	PD Care Limited
Contract type name	GDS Contract
Purpose of contract	General
Contract start date	01/10/2011
Contract end date	

18/19 Contracted general activity (UDA)	10,160
Carry forward general activity (UDA)	0
18/19 Contracted orthodontic activity (UOA)	0
Carry forward orthodontic activity (UOA)	0
Baseline contract value	£248,326.76

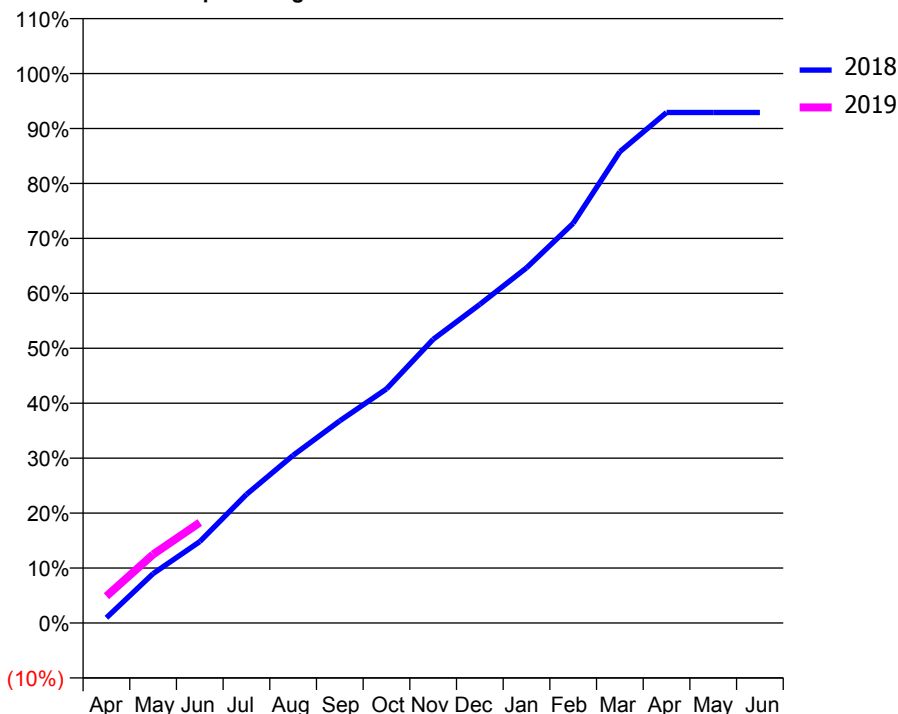
### ACCESS\*

Patients seen in 24 months	Total	Change since previous quarter
Quarter ending June 2017	2,980	
Quarter ending September 2017	3,039	→
Quarter ending December 2017	3,108	↑
Quarter ending March 2018	3,230	↑
Quarter ending June 2018	3,259	→
<b>Variance since June 2017</b>	<b>9.4%</b>	<b>↑</b>



### ACTIVITY

Cumulative percentage of contracted UDA delivered 2018 & 2019



Month	Adjusted Scheduled Activity (UDA)	
	2018	2019
April	96	496
May	912	1,267
June	1,506	1,858
July	2,378	
August	3,100	
September	3,739	
October	4,327	
November	5,244	
December	5,891	
January	6,567	
February	7,389	
March	8,715	
April	9,440	
May	9,440	
June	9,440	

### QUALITY

	Quantity	Base Number	Contract	LHB	Wales
% of FP17s for the same patient ID Re-attending within 3 months - Children	36	413	8.7%	9.0%	11.1%
% of FP17s for the same patient ID Re-attending within 3 months - Adults	119	884	13.5%	15.2%	15.5%
% of FP17s for the same patient ID Re-attending between 3 & 9 months - Children	258	413	62.5%	58.2%	59.2%
% of FP17s for the same patient ID Re-attending between 3 & 9 months - Adults	544	884	61.5%	55.8%	55.8%
% of FP17s for Band 1 Urgent Courses	42	1,031	4.1%	9.4%	8.7%
% of FP17s Relating to Free Repair or Replacements	3	1,031	0.3%	0.7%	0.7%
% of FP17s Relating to Continuations	8	1,031	0.8%	0.8%	0.7%
% of Patients satisfied with the dentistry they have received	41	42	97.6%	93.5%	94.0%
% of Patients satisfied with the time they had to wait for an appointment	39	42	92.9%	86.0%	88.5%

\* This is based on patients treated on this contract for their most recent course of treatment. Figures in italics indicate the base number of FP17s or Patient Questionnaire responses are less than 100. N/A is shown where the base number of responses is less than 10 during the period. % is calculated as Quantity/Base number\*100

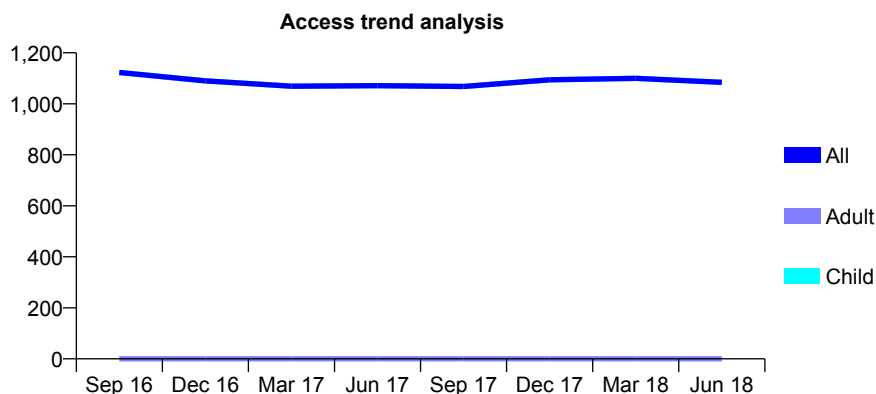
## 7A4 - Vital Signs At a Glance Contract Report for 159573/0001 - June 2018

Name or company name	S M Clark Limited
Contract type name	GDS Contract
Purpose of contract	General
Contract start date	01/11/2012
Contract end date	

18/19 Contracted general activity (UDA)	2,315
Carry forward general activity (UDA)	0
18/19 Contracted orthodontic activity (UOA)	0
Carry forward orthodontic activity (UOA)	0
Baseline contract value	£54,890.15

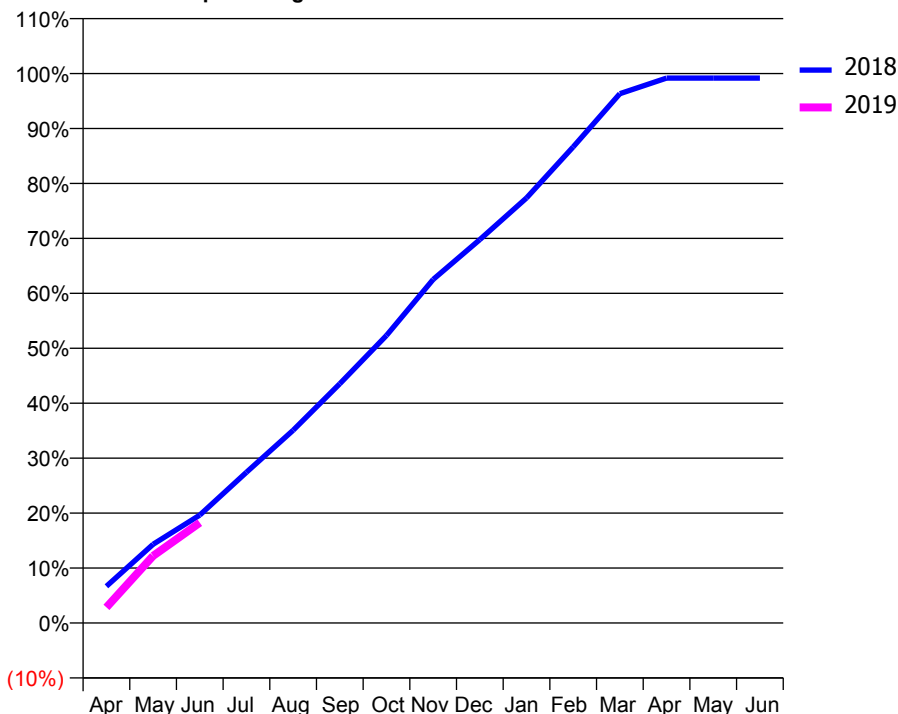
### ACCESS\*

Patients seen in 24 months	Total	Change since previous quarter
Quarter ending June 2017	1,071	
Quarter ending September 2017	1,068	→
Quarter ending December 2017	1,094	↑
Quarter ending March 2018	1,100	→
Quarter ending June 2018	1,084	↓
<b>Variance since June 2017</b>	<b>1.2%</b>	<b>→</b>



### ACTIVITY

Cumulative percentage of contracted UDA delivered 2018 & 2019



Month	Adjusted Scheduled Activity (UDA)	
	2018	2019
April	155	66
May	332	283
June	455	423
July	635	
August	812	
September	1,008	
October	1,211	
November	1,447	
December	1,615	
January	1,790	
February	2,006	
March	2,230	
April	2,296	
May	2,296	
June	2,296	

### QUALITY

	Quantity	Base Number	Contract	LHB	Wales
% of FP17s for the same patient ID Re-attending within 3 months - Children	15	378	4.0%	9.0%	11.1%
% of FP17s for the same patient ID Re-attending within 3 months - Adults	0	0	N/A	15.2%	15.5%
% of FP17s for the same patient ID Re-attending between 3 & 9 months - Children	291	378	77.0%	58.2%	59.2%
% of FP17s for the same patient ID Re-attending between 3 & 9 months - Adults	0	0	N/A	55.8%	55.8%
% of FP17s for Band 1 Urgent Courses	0	332	0.0%	9.4%	8.7%
% of FP17s Relating to Free Repair or Replacements	0	332	0.0%	0.7%	0.7%
% of FP17s Relating to Continuations	0	332	0.0%	0.8%	0.7%
% of Patients satisfied with the dentistry they have received	1	1	N/A	93.5%	94.0%
% of Patients satisfied with the time they had to wait for an appointment	0	1	N/A	86.0%	88.5%

\* This is based on patients treated on this contract for their most recent course of treatment. Figures in italics indicate the base number of FP17s or Patient Questionnaire responses are less than 100. N/A is shown where the base number of responses is less than 10 during the period. % is calculated as Quantity/Base number\*100

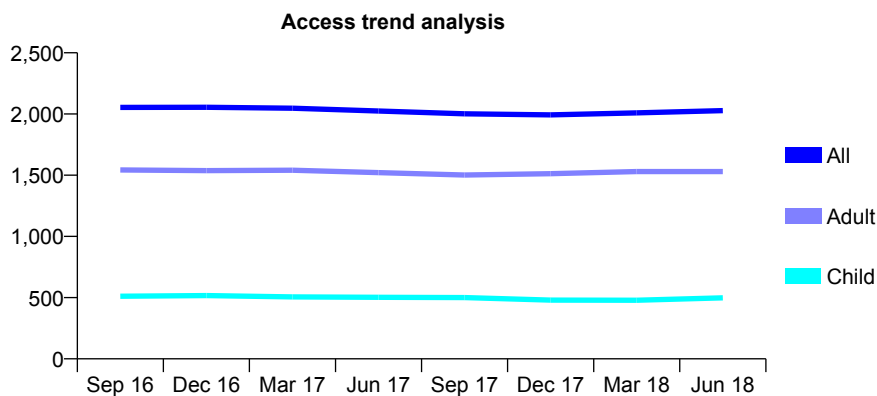
## 7A4 - Vital Signs At a Glance Contract Report for 161594/0001 - June 2018

Name or company name	Advance Dental Care Ltd
Contract type name	GDS Contract
Purpose of contract	General
Contract start date	16/06/2008
Contract end date	

18/19 Contracted general activity (UDA)	10,500
Carry forward general activity (UDA)	0
18/19 Contracted orthodontic activity (UOA)	0
Carry forward orthodontic activity (UOA)	0
Baseline contract value	£257,308.40

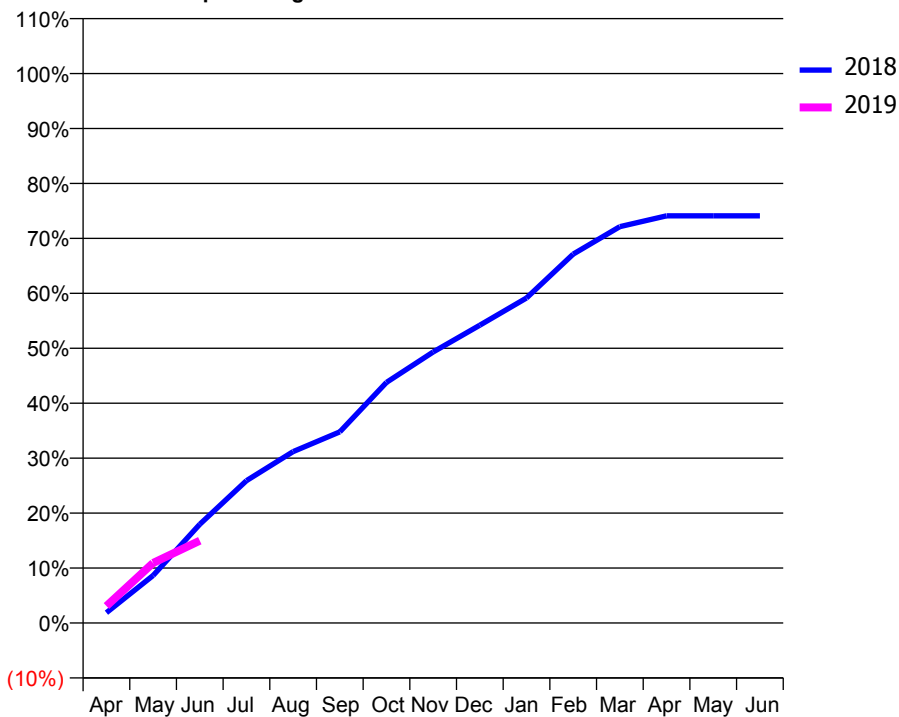
### ACCESS\*

Patients seen in 24 months	Total	Change since previous quarter
Quarter ending June 2017	2,024	
Quarter ending September 2017	2,002	↓
Quarter ending December 2017	1,993	→
Quarter ending March 2018	2,009	→
Quarter ending June 2018	2,028	→
<b>Variance since June 2017</b>	<b>0.2%</b>	<b>→</b>



### ACTIVITY

Cumulative percentage of contracted UDA delivered 2018 & 2019



Month	Adjusted Scheduled Activity (UDA)	
	2018	2019
April	198	326
May	909	1,147
June	1,887	1,574
July	2,720	
August	3,277	
September	3,653	
October	4,597	
November	5,179	
December	5,691	
January	6,211	
February	7,050	
March	7,574	
April	7,780	
May	7,780	
June	7,780	

### QUALITY

	Quantity	Base Number	Contract	LHB	Wales
% of FP17s for the same patient ID Re-attending within 3 months - Children	15	245	6.1%	9.0%	11.1%
% of FP17s for the same patient ID Re-attending within 3 months - Adults	115	764	15.1%	15.2%	15.5%
% of FP17s for the same patient ID Re-attending between 3 & 9 months - Children	164	245	66.9%	58.2%	59.2%
% of FP17s for the same patient ID Re-attending between 3 & 9 months - Adults	493	764	64.5%	55.8%	55.8%
% of FP17s for Band 1 Urgent Courses	77	929	8.3%	9.4%	8.7%
% of FP17s Relating to Free Repair or Replacements	11	929	1.2%	0.7%	0.7%
% of FP17s Relating to Continuations	5	929	0.5%	0.8%	0.7%
% of Patients satisfied with the dentistry they have received	11	12	91.7%	93.5%	94.0%
% of Patients satisfied with the time they had to wait for an appointment	10	12	83.3%	86.0%	88.5%

\* This is based on patients treated on this contract for their most recent course of treatment. Figures in italics indicate the base number of FP17s or Patient Questionnaire responses are less than 100. N/A is shown where the base number of responses is less than 10 during the period. % is calculated as Quantity/Base number\*100



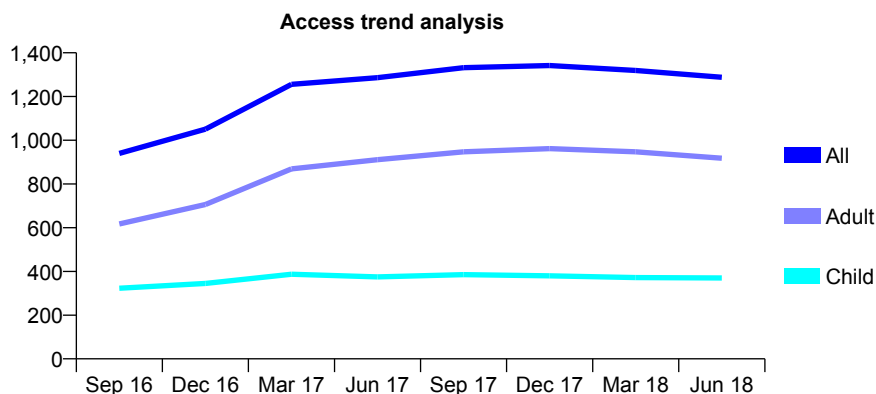
## 7A4 - Vital Signs At a Glance Contract Report for 172367/0001 - June 2018

Name or company name	Greenfield Dental Care Ltd
Contract type name	GDS Contract
Purpose of contract	General
Contract start date	01/04/2012
Contract end date	

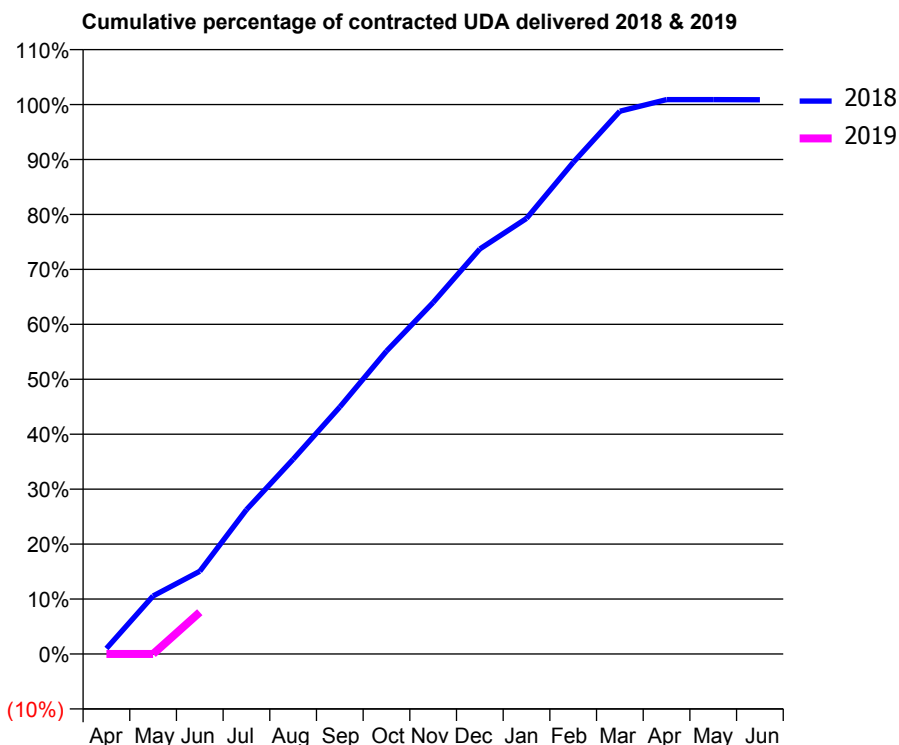
18/19 Contracted general activity (UDA)	3,388
Carry forward general activity (UDA)	0
18/19 Contracted orthodontic activity (UOA)	0
Carry forward orthodontic activity (UOA)	0
Baseline contract value	£89,251.74

### ACCESS\*

Patients seen in 24 months	Total	Change since previous quarter
Quarter ending June 2017	1,286	
Quarter ending September 2017	1,332	↑
Quarter ending December 2017	1,342	→
Quarter ending March 2018	1,319	↓
Quarter ending June 2018	1,288	↓
<b>Variance since June 2017</b>	<b>0.2%</b>	<b>→</b>



### ACTIVITY



Month	Adjusted Scheduled Activity (UDA)	
	2018	2019
April	34	0
May	358	0
June	510	258
July	890	
August	1,200	
September	1,523	
October	1,867	
November	2,168	
December	2,498	
January	2,686	
February	3,031	
March	3,347	
April	3,418	
May	3,418	
June	3,417	

### QUALITY

	Quantity	Base Number	Contract	LHB	Wales
% of FP17s for the same patient ID Re-attending within 3 months - Children	6	60	10.0%	9.0%	11.1%
% of FP17s for the same patient ID Re-attending within 3 months - Adults	18	123	14.6%	15.2%	15.5%
% of FP17s for the same patient ID Re-attending between 3 & 9 months - Children	32	60	53.3%	58.2%	59.2%
% of FP17s for the same patient ID Re-attending between 3 & 9 months - Adults	67	123	54.5%	55.8%	55.8%
% of FP17s for Band 1 Urgent Courses	19	171	11.1%	9.4%	8.7%
% of FP17s Relating to Free Repair or Replacements	1	171	0.6%	0.7%	0.7%
% of FP17s Relating to Continuations	0	171	0.0%	0.8%	0.7%
% of Patients satisfied with the dentistry they have received	4	4	N/A	93.5%	94.0%
% of Patients satisfied with the time they had to wait for an appointment	4	4	N/A	86.0%	88.5%

\* This is based on patients treated on this contract for their most recent course of treatment. Figures in italics indicate the base number of FP17s or Patient Questionnaire responses are less than 100. N/A is shown where the base number of responses is less than 10 during the period. % is calculated as Quantity/Base number\*100

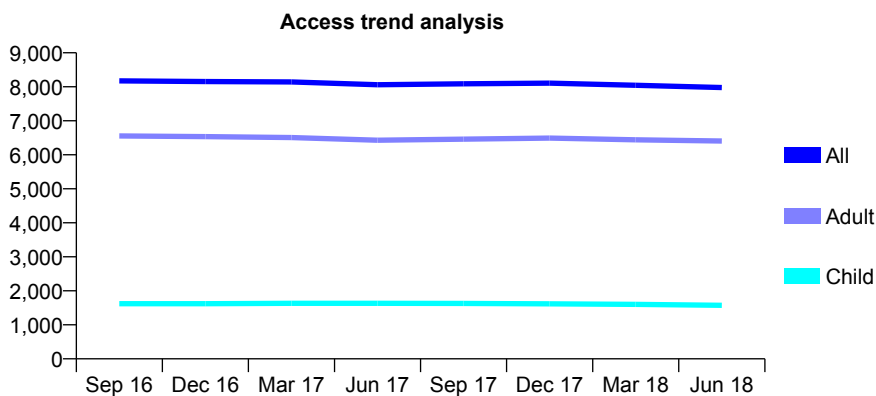
## 7A4 - Vital Signs At a Glance Contract Report for 172731/0001 - June 2018

Name or company name	Six Gables Dental Practice Ltd
Contract type name	GDS Contract
Purpose of contract	General
Contract start date	01/09/2010
Contract end date	

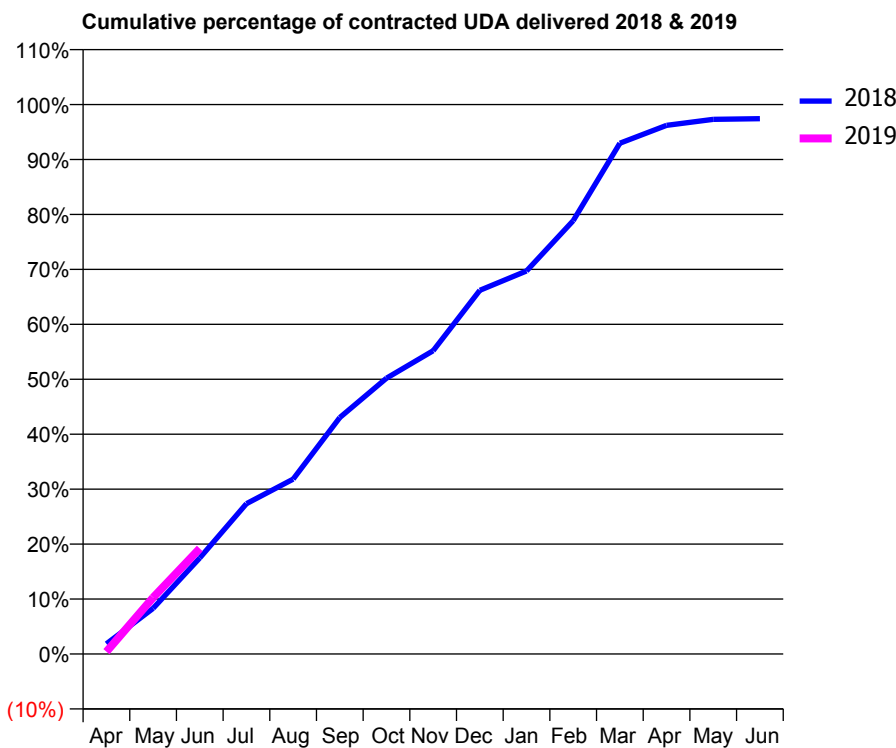
18/19 Contracted general activity (UDA)	22,715
Carry forward general activity (UDA)	0
18/19 Contracted orthodontic activity (UOA)	0
Carry forward orthodontic activity (UOA)	0
Baseline contract value	£514,386.90

### ACCESS\*

Patients seen in 24 months	Total	Change since previous quarter
Quarter ending June 2017	8,062	
Quarter ending September 2017	8,087	→
Quarter ending December 2017	8,108	→
Quarter ending March 2018	8,045	→
Quarter ending June 2018	7,977	→
<b>Variance since June 2017</b>	<b>(1.1%)</b>	<b>↓</b>



### ACTIVITY



Month	Adjusted Scheduled Activity (UDA)	
	2018	2019
April	422	96
May	1,890	2,336
June	3,973	4,365
July	6,217	
August	7,227	
September	9,776	
October	11,404	
November	12,539	
December	15,036	
January	15,834	
February	17,912	
March	21,112	
April	21,851	
May	22,103	
June	22,128	

### QUALITY

	Quantity	Base Number	Contract	LHB	Wales
% of FP17s for the same patient ID Re-attending within 3 months - Children	24	481	5.0%	9.0%	11.1%
% of FP17s for the same patient ID Re-attending within 3 months - Adults	203	2,043	9.9%	15.2%	15.5%
% of FP17s for the same patient ID Re-attending between 3 & 9 months - Children	244	481	50.7%	58.2%	59.2%
% of FP17s for the same patient ID Re-attending between 3 & 9 months - Adults	1,122	2,043	54.9%	55.8%	55.8%
% of FP17s for Band 1 Urgent Courses	52	2,131	2.4%	9.4%	8.7%
% of FP17s Relating to Free Repair or Replacements	15	2,131	0.7%	0.7%	0.7%
% of FP17s Relating to Continuations	10	2,131	0.5%	0.8%	0.7%
% of Patients satisfied with the dentistry they have received	27	31	87.1%	93.5%	94.0%
% of Patients satisfied with the time they had to wait for an appointment	25	31	80.6%	86.0%	88.5%

\* This is based on patients treated on this contract for their most recent course of treatment. Figures in italics indicate the base number of FP17s or Patient Questionnaire responses are less than 100. N/A is shown where the base number of responses is less than 10 during the period. % is calculated as Quantity/Base number\*100

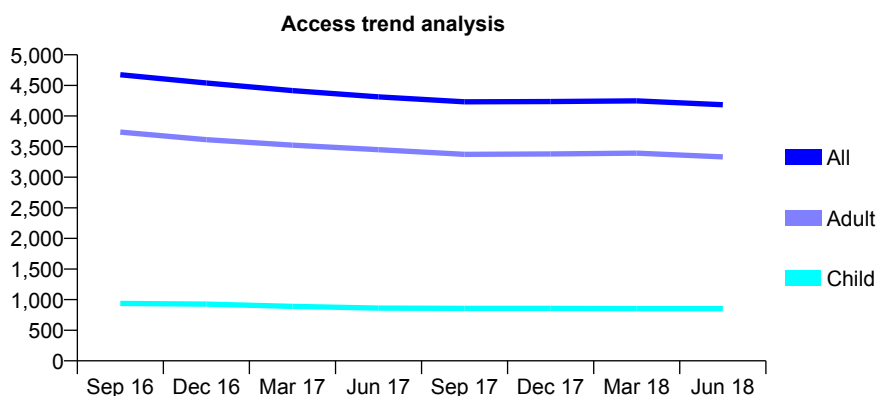
## 7A4 - Vital Signs At a Glance Contract Report for 174688/0001 - June 2018

Name or company name	Kevin Gracias & Amir Koochek
Contract type name	GDS Contract
Purpose of contract	General
Contract start date	01/04/2013
Contract end date	

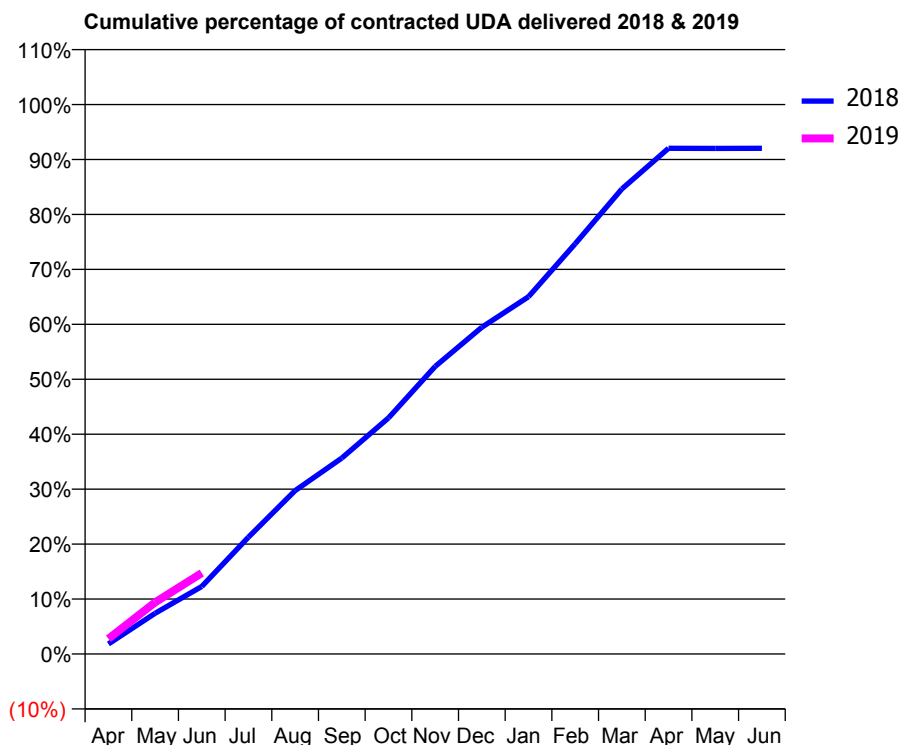
18/19 Contracted general activity (UDA)	14,750
Carry forward general activity (UDA)	0
18/19 Contracted orthodontic activity (UOA)	0
Carry forward orthodontic activity (UOA)	0
Baseline contract value	£362,465.39

### ACCESS\*

Patients seen in 24 months	Total	Change since previous quarter
Quarter ending June 2017	4,312	
Quarter ending September 2017	4,231	↓
Quarter ending December 2017	4,237	→
Quarter ending March 2018	4,247	→
Quarter ending June 2018	4,184	↓
<b>Variance since June 2017</b>	<b>(3.0%)</b>	<b>↓</b>



### ACTIVITY



Month	Adjusted Scheduled Activity (UDA)	
	2018	2019
April	271	409
May	1,094	1,386
June	1,815	2,174
July	3,136	
August	4,387	
September	5,261	
October	6,338	
November	7,717	
December	8,771	
January	9,591	
February	11,010	
March	12,481	
April	13,576	
May	13,573	
June	13,576	

### QUALITY

	Quantity	Base Number	Contract	LHB	Wales
% of FP17s for the same patient ID Re-attending within 3 months - Children	12	241	5.0%	9.0%	11.1%
% of FP17s for the same patient ID Re-attending within 3 months - Adults	99	987	10.0%	15.2%	15.5%
% of FP17s for the same patient ID Re-attending between 3 & 9 months - Children	113	241	46.9%	58.2%	59.2%
% of FP17s for the same patient ID Re-attending between 3 & 9 months - Adults	509	987	51.6%	55.8%	55.8%
% of FP17s for Band 1 Urgent Courses	52	966	5.4%	9.4%	8.7%
% of FP17s Relating to Free Repair or Replacements	8	966	0.8%	0.7%	0.7%
% of FP17s Relating to Continuations	7	966	0.7%	0.8%	0.7%
% of Patients satisfied with the dentistry they have received	9	9	N/A	93.5%	94.0%
% of Patients satisfied with the time they had to wait for an appointment	8	9	N/A	86.0%	88.5%

\* This is based on patients treated on this contract for their most recent course of treatment. Figures in italics indicate the base number of FP17s or Patient Questionnaire responses are less than 100. N/A is shown where the base number of responses is less than 10 during the period. % is calculated as Quantity/Base number\*100

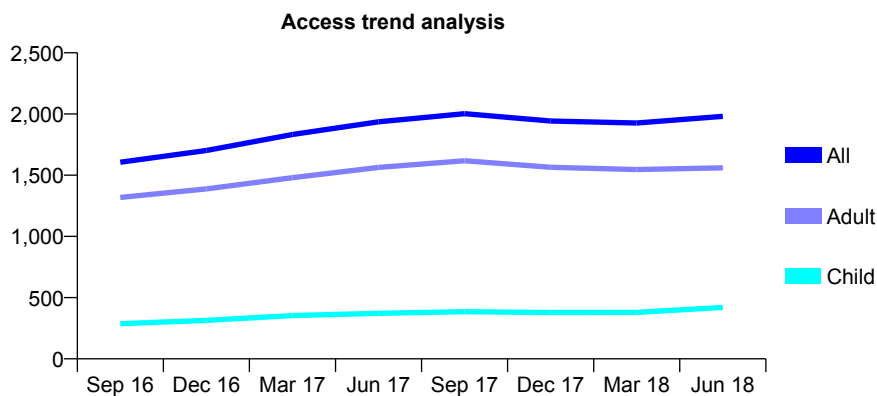
## 7A4 - Vital Signs At a Glance Contract Report for 182850/0001 - June 2018

Name or company name	M A Hill & S T Hill Ltd
Contract type name	GDS Contract
Purpose of contract	General
Contract start date	01/05/2011
Contract end date	

18/19 Contracted general activity (UDA)	6,721
Carry forward general activity (UDA)	0
18/19 Contracted orthodontic activity (UOA)	0
Carry forward orthodontic activity (UOA)	0
Baseline contract value	£119,380.83

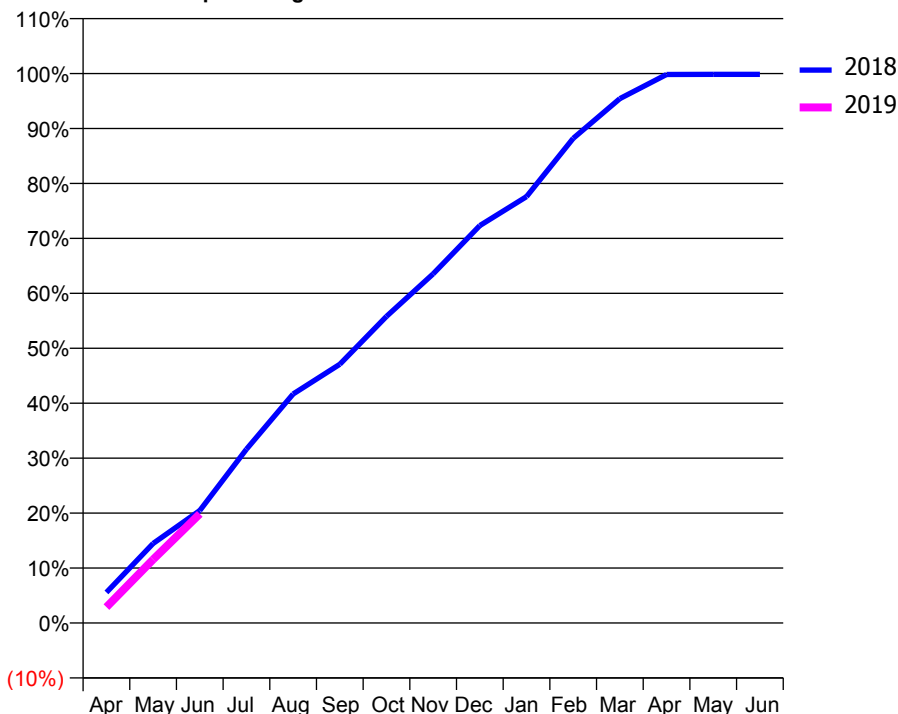
### ACCESS\*

Patients seen in 24 months	Total	Change since previous quarter
Quarter ending June 2017	1,936	
Quarter ending September 2017	2,003	↑
Quarter ending December 2017	1,943	↓
Quarter ending March 2018	1,926	→
Quarter ending June 2018	1,981	↑
<b>Variance since June 2017</b>	<b>2.3%</b>	<b>↑</b>



### ACTIVITY

Cumulative percentage of contracted UDA delivered 2018 & 2019



Month	Adjusted Scheduled Activity (UDA)	
	2018	2019
April	375	195
May	973	777
June	1,376	1,335
July	2,126	
August	2,801	
September	3,164	
October	3,751	
November	4,270	
December	4,862	
January	5,215	
February	5,927	
March	6,413	
April	6,709	
May	6,710	
June	6,711	

### QUALITY

	Quantity	Base Number	Contract	LHB	Wales
% of FP17s for the same patient ID Re-attending within 3 months - Children	19	182	10.4%	9.0%	11.1%
% of FP17s for the same patient ID Re-attending within 3 months - Adults	121	627	19.3%	15.2%	15.5%
% of FP17s for the same patient ID Re-attending between 3 & 9 months - Children	91	182	50.0%	58.2%	59.2%
% of FP17s for the same patient ID Re-attending between 3 & 9 months - Adults	345	627	55.0%	55.8%	55.8%
% of FP17s for Band 1 Urgent Courses	94	694	13.5%	9.4%	8.7%
% of FP17s Relating to Free Repair or Replacements	9	694	1.3%	0.7%	0.7%
% of FP17s Relating to Continuations	4	694	0.6%	0.8%	0.7%
% of Patients satisfied with the dentistry they have received	8	8	N/A	93.5%	94.0%
% of Patients satisfied with the time they had to wait for an appointment	5	8	N/A	86.0%	88.5%

\* This is based on patients treated on this contract for their most recent course of treatment. Figures in italics indicate the base number of FP17s or Patient Questionnaire responses are less than 100. N/A is shown where the base number of responses is less than 10 during the period. % is calculated as Quantity/Base number\*100

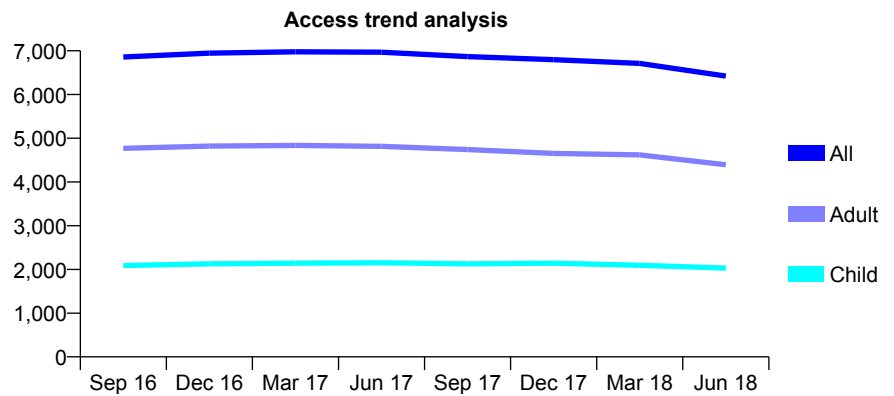
## 7A4 - Vital Signs At a Glance Contract Report for 190195/0016 - June 2018

Name or company name	Xeon Smiles UK Ltd
Contract type name	GDS Contract
Purpose of contract	General
Contract start date	01/04/2012
Contract end date	

18/19 Contracted general activity (UDA)	21,605
Carry forward general activity (UDA)	0
18/19 Contracted orthodontic activity (UOA)	0
Carry forward orthodontic activity (UOA)	0
Baseline contract value	£532,212.57

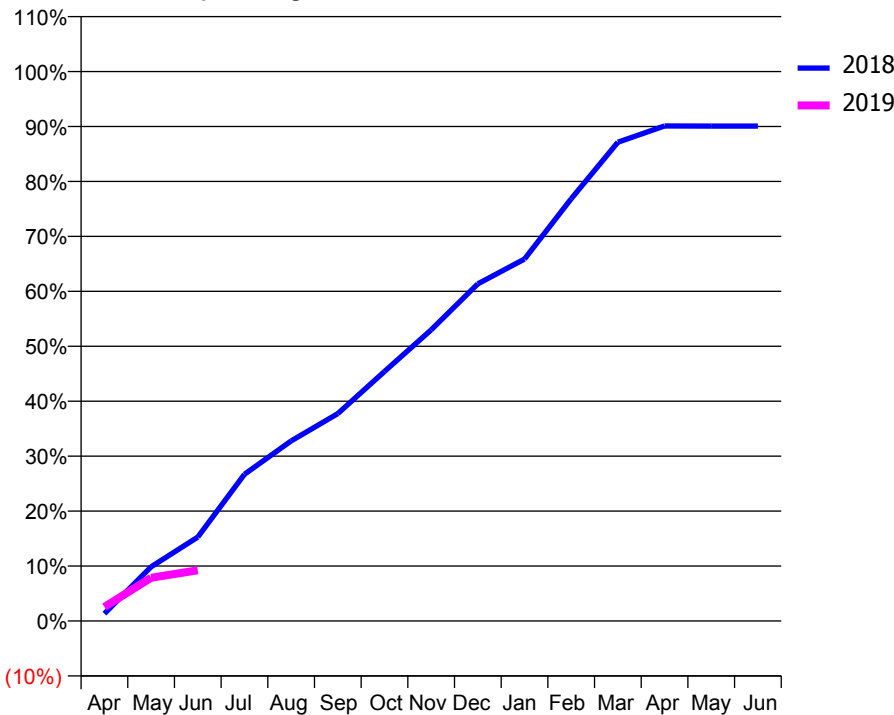
### ACCESS\*

Patients seen in 24 months	Total	Change since previous quarter
Quarter ending June 2017	6,968	
Quarter ending September 2017	6,868	↓
Quarter ending December 2017	6,797	↓
Quarter ending March 2018	6,713	↓
Quarter ending June 2018	6,423	↓
<b>Variance since June 2017</b>	<b>(7.8%)</b>	<b>↓</b>



### ACTIVITY

Cumulative percentage of contracted UDA delivered 2018 & 2019



Month	Adjusted Scheduled Activity (UDA)	
	2018	2019
April	291	555
May	2,129	1,702
June	3,298	1,993
July	5,772	
August	7,079	
September	8,155	
October	9,814	
November	11,447	
December	13,256	
January	14,233	
February	16,601	
March	18,825	
April	19,463	
May	19,458	
June	19,457	

### QUALITY

	Quantity	Base Number	Contract	LHB	Wales
% of FP17s for the same patient ID Re-attending within 3 months - Children	36	379	9.5%	9.0%	11.1%
% of FP17s for the same patient ID Re-attending within 3 months - Adults	102	741	13.8%	15.2%	15.5%
% of FP17s for the same patient ID Re-attending between 3 & 9 months - Children	233	379	61.5%	58.2%	59.2%
% of FP17s for the same patient ID Re-attending between 3 & 9 months - Adults	352	741	47.5%	55.8%	55.8%
% of FP17s for Band 1 Urgent Courses	85	896	9.5%	9.4%	8.7%
% of FP17s Relating to Free Repair or Replacements	4	896	0.4%	0.7%	0.7%
% of FP17s Relating to Continuations	1	896	0.1%	0.8%	0.7%
% of Patients satisfied with the dentistry they have received	13	15	86.7%	93.5%	94.0%
% of Patients satisfied with the time they had to wait for an appointment	11	15	73.3%	86.0%	88.5%

\* This is based on patients treated on this contract for their most recent course of treatment. Figures in italics indicate the base number of FP17s or Patient Questionnaire responses are less than 100. N/A is shown where the base number of responses is less than 10 during the period. % is calculated as Quantity/Base number\*100

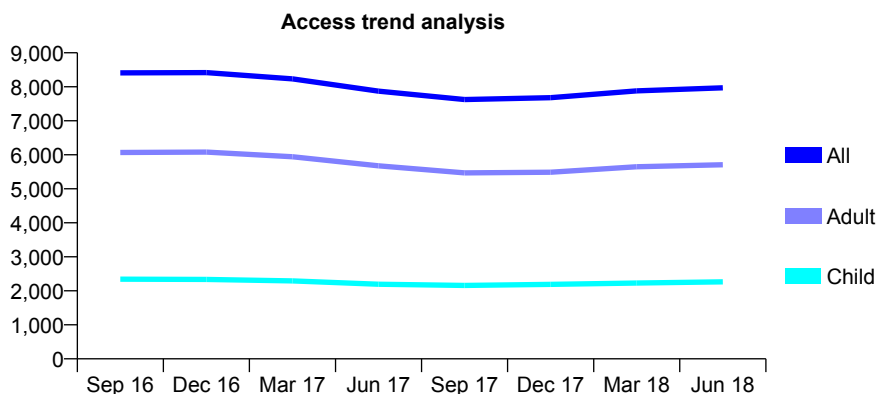
## 7A4 - Vital Signs At a Glance Contract Report for 190195/0017 - June 2018

Name or company name	Xeon Smiles UK Ltd
Contract type name	GDS Contract
Purpose of contract	General and Orthodontic
Contract start date	01/04/2012
Contract end date	

18/19 Contracted general activity (UDA)	31,000
Carry forward general activity (UDA)	0
18/19 Contracted orthodontic activity (UOA)	851
Carry forward orthodontic activity (UOA)	0
Baseline contract value	£807,957.96

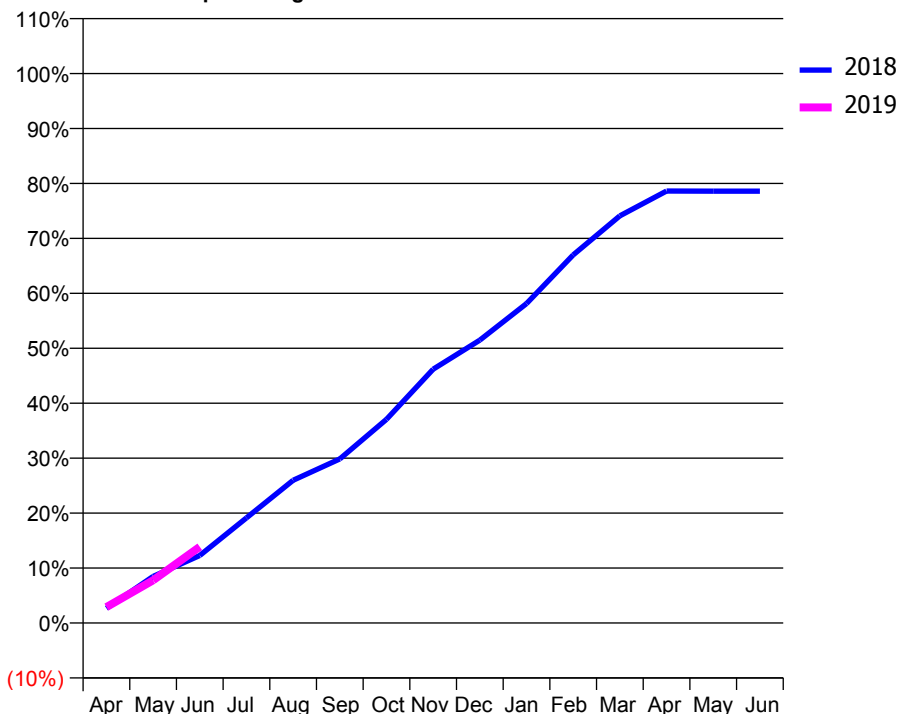
### ACCESS\*

Patients seen in 24 months	Total	Change since previous quarter
Quarter ending June 2017	7,874	
Quarter ending September 2017	7,625	↓
Quarter ending December 2017	7,679	→
Quarter ending March 2018	7,879	↑
Quarter ending June 2018	7,970	→
<b>Variance since June 2017</b>	<b>1.2%</b>	<b>→</b>



### ACTIVITY

Cumulative percentage of contracted UDA delivered 2018 & 2019



Adjusted Scheduled Activity (UDA)

Month	2018	2019
April	833	898
May	2,632	2,413
June	3,813	4,301
July	5,935	
August	8,054	
September	9,259	
October	11,490	
November	14,322	
December	15,963	
January	18,021	
February	20,765	
March	22,968	
April	24,369	
May	24,361	
June	24,361	

### QUALITY

	Quantity	Base Number	Contract	LHB	Wales
% of FP17s for the same patient ID Re-attending within 3 months - Children	43	631	6.8%	9.0%	11.1%
% of FP17s for the same patient ID Re-attending within 3 months - Adults	159	1,578	10.1%	15.2%	15.5%
% of FP17s for the same patient ID Re-attending between 3 & 9 months - Children	375	631	59.4%	58.2%	59.2%
% of FP17s for the same patient ID Re-attending between 3 & 9 months - Adults	869	1,578	55.1%	55.8%	55.8%
% of FP17s for Band 1 Urgent Courses	123	1,775	6.9%	9.4%	8.7%
% of FP17s Relating to Free Repair or Replacements	5	1,775	0.3%	0.7%	0.7%
% of FP17s Relating to Continuations	2	1,775	0.1%	0.8%	0.7%
% of Patients satisfied with the dentistry they have received	29	31	93.5%	93.5%	94.0%
% of Patients satisfied with the time they had to wait for an appointment	25	31	80.6%	86.0%	88.5%

\* This is based on patients treated on this contract for their most recent course of treatment. Figures in italics indicate the base number of FP17s or Patient Questionnaire responses are less than 100. N/A is shown where the base number of responses is less than 10 during the period. % is calculated as Quantity/Base number\*100

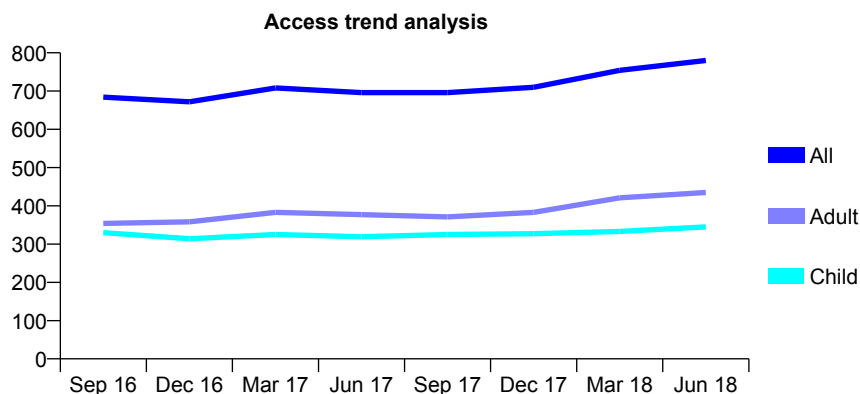
## 7A4 - Vital Signs At a Glance Contract Report for 190225/0001 - June 2018

Name or company name	Bay House Dental Practice Ltd
Contract type name	GDS Contract
Purpose of contract	General and Orthodontic
Contract start date	01/04/2011
Contract end date	

18/19 Contracted general activity (UDA)	2,544
Carry forward general activity (UDA)	0
18/19 Contracted orthodontic activity (UOA)	450
Carry forward orthodontic activity (UOA)	0
Baseline contract value	£103,821.41

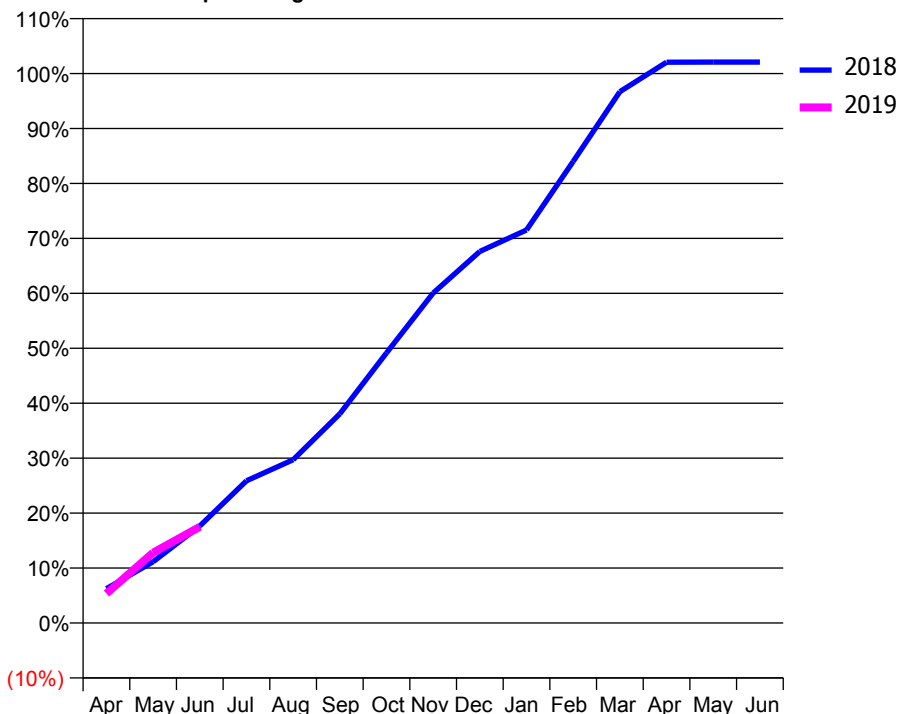
### ACCESS\*

Patients seen in 24 months	Total	Change since previous quarter
Quarter ending June 2017	696	
Quarter ending September 2017	696	→
Quarter ending December 2017	710	↑
Quarter ending March 2018	754	↑
Quarter ending June 2018	780	↑
<b>Variance since June 2017</b>	<b>12.1%</b>	<b>↑</b>



### ACTIVITY

Cumulative percentage of contracted UDA delivered 2018 & 2019



Adjusted Scheduled Activity (UDA)

Month	2018	2019
April	159	137
May	284	326
June	449	445
July	658	
August	756	
September	968	
October	1,250	
November	1,528	
December	1,720	
January	1,820	
February	2,137	
March	2,460	
April	2,596	
May	2,597	
June	2,597	

### QUALITY

	Quantity	Base Number	Contract	LHB	Wales
% of FP17s for the same patient ID Re-attending within 3 months - Children	11	145	7.6%	9.0%	11.1%
% of FP17s for the same patient ID Re-attending within 3 months - Adults	39	169	23.1%	15.2%	15.5%
% of FP17s for the same patient ID Re-attending between 3 & 9 months - Children	92	145	63.4%	58.2%	59.2%
% of FP17s for the same patient ID Re-attending between 3 & 9 months - Adults	103	169	60.9%	55.8%	55.8%
% of FP17s for Band 1 Urgent Courses	21	235	8.9%	9.4%	8.7%
% of FP17s Relating to Free Repair or Replacements	0	235	0.0%	0.7%	0.7%
% of FP17s Relating to Continuations	3	235	1.3%	0.8%	0.7%
% of Patients satisfied with the dentistry they have received	0	0	N/A	93.5%	94.0%
% of Patients satisfied with the time they had to wait for an appointment	0	0	N/A	86.0%	88.5%

\* This is based on patients treated on this contract for their most recent course of treatment. Figures in italics indicate the base number of FP17s or Patient Questionnaire responses are less than 100. N/A is shown where the base number of responses is less than 10 during the period. % is calculated as Quantity/Base number\*100

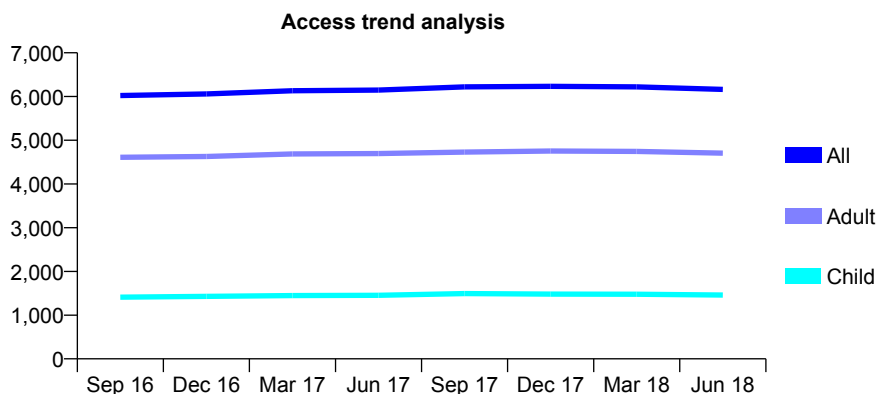
## 7A4 - Vital Signs At a Glance Contract Report for 191841/0001 - June 2018

Name or company name	RWH Limited
Contract type name	GDS Contract
Purpose of contract	General
Contract start date	01/04/2011
Contract end date	

18/19 Contracted general activity (UDA)	20,936
Carry forward general activity (UDA)	0
18/19 Contracted orthodontic activity (UOA)	0
Carry forward orthodontic activity (UOA)	0
Baseline contract value	£514,441.12

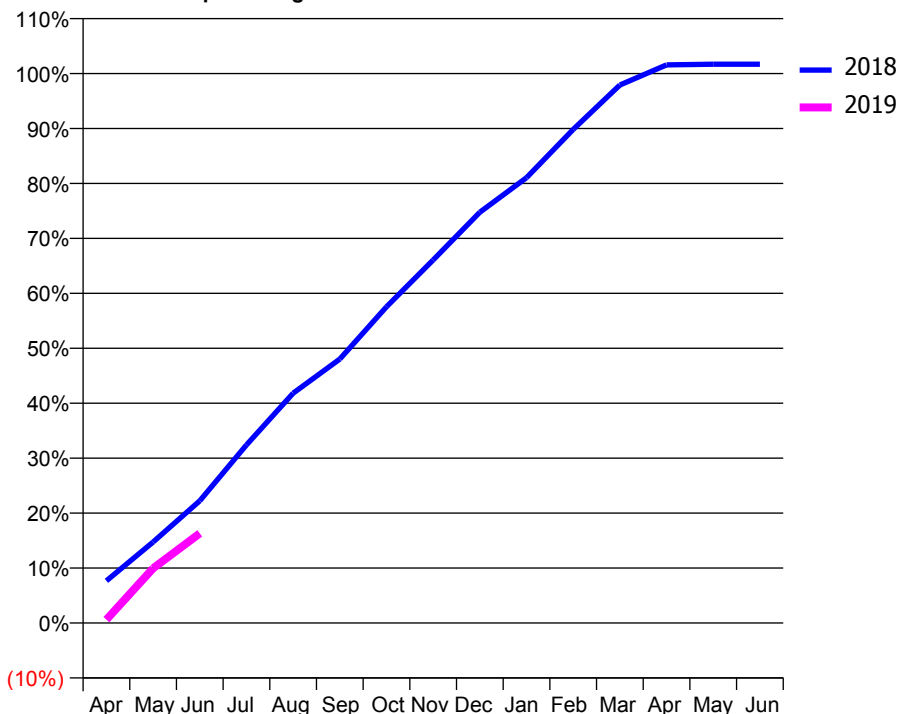
### ACCESS\*

Patients seen in 24 months	Total	Change since previous quarter
Quarter ending June 2017	6,149	
Quarter ending September 2017	6,222	→
Quarter ending December 2017	6,234	→
Quarter ending March 2018	6,221	→
Quarter ending June 2018	6,162	→
<b>Variance since June 2017</b>	<b>0.2%</b>	<b>→</b>



### ACTIVITY

Cumulative percentage of contracted UDA delivered 2018 & 2019



Month	Adjusted Scheduled Activity (UDA)	
	2018	2019
April	1,610	130
May	3,086	2,084
June	4,655	3,417
July	6,787	
August	8,755	
September	10,057	
October	12,049	
November	13,831	
December	15,651	
January	16,966	
February	18,807	
March	20,497	
April	21,263	
May	21,288	
June	21,290	

### QUALITY

	Quantity	Base Number	Contract	LHB	Wales
% of FP17s for the same patient ID Re-attending within 3 months - Children	38	499	7.6%	9.0%	11.1%
% of FP17s for the same patient ID Re-attending within 3 months - Adults	276	1,893	14.6%	15.2%	15.5%
% of FP17s for the same patient ID Re-attending between 3 & 9 months - Children	300	499	60.1%	58.2%	59.2%
% of FP17s for the same patient ID Re-attending between 3 & 9 months - Adults	1,185	1,893	62.6%	55.8%	55.8%
% of FP17s for Band 1 Urgent Courses	179	1,998	9.0%	9.4%	8.7%
% of FP17s Relating to Free Repair or Replacements	19	1,998	1.0%	0.7%	0.7%
% of FP17s Relating to Continuations	4	1,998	0.2%	0.8%	0.7%
% of Patients satisfied with the dentistry they have received	14	17	82.4%	93.5%	94.0%
% of Patients satisfied with the time they had to wait for an appointment	13	17	76.5%	86.0%	88.5%

\* This is based on patients treated on this contract for their most recent course of treatment. Figures in italics indicate the base number of FP17s or Patient Questionnaire responses are less than 100. N/A is shown where the base number of responses is less than 10 during the period. % is calculated as Quantity/Base number\*100



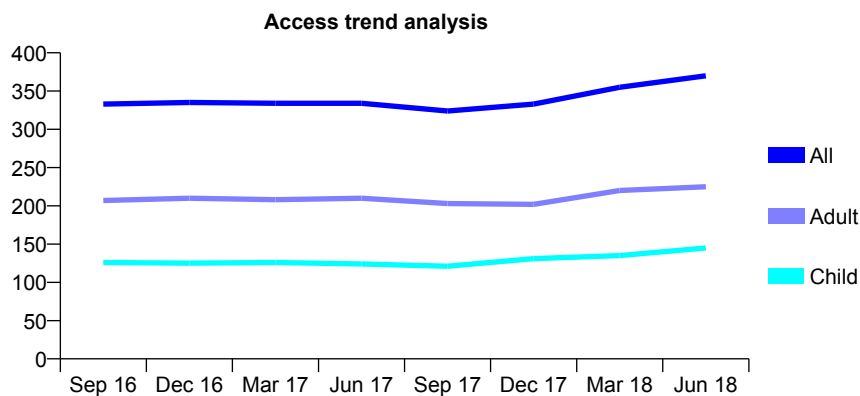
## 7A4 - Vital Signs At a Glance Contract Report for 195359/0001 - June 2018

Name or company name	Rebecca Close & David Edward Webster
Contract type name	GDS Contract
Purpose of contract	General
Contract start date	01/08/2013
Contract end date	

18/19 Contracted general activity (UDA)	630
Carry forward general activity (UDA)	0
18/19 Contracted orthodontic activity (UOA)	0
Carry forward orthodontic activity (UOA)	0
Baseline contract value	£16,340.84

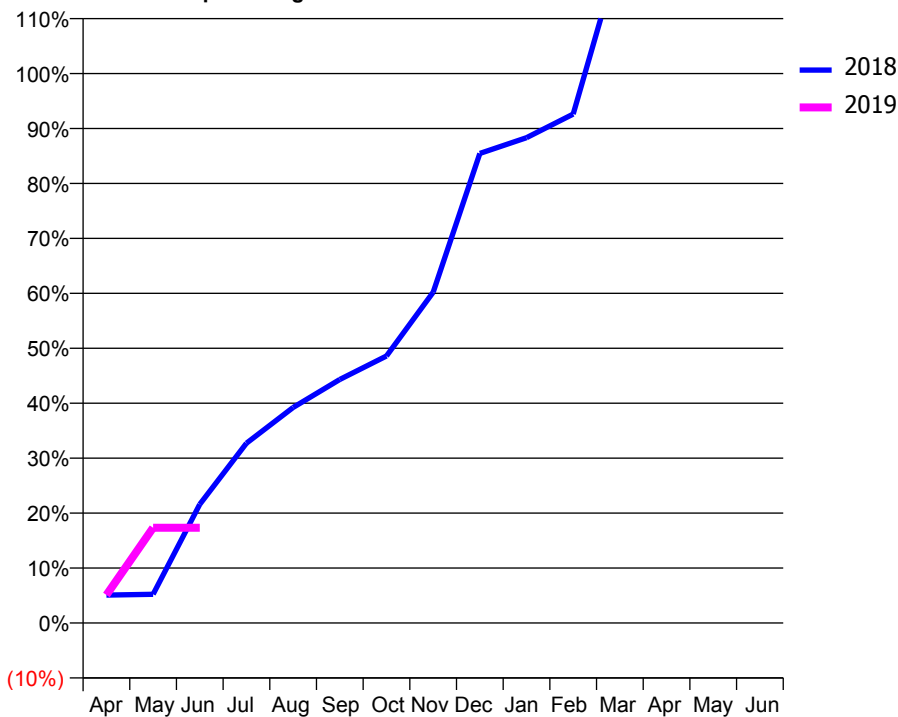
### ACCESS\*

Patients seen in 24 months	Total	Change since previous quarter
Quarter ending June 2017	334	
Quarter ending September 2017	324	↓
Quarter ending December 2017	333	↑
Quarter ending March 2018	355	↑
Quarter ending June 2018	370	↑
<b>Variance since June 2017</b>	<b>10.8%</b>	<b>↑</b>



### ACTIVITY

Cumulative percentage of contracted UDA delivered 2018 & 2019



Adjusted Scheduled Activity (UDA)

Month	2018	2019
April	32	32
May	33	109
June	136	109
July	206	
August	247	
September	279	
October	306	
November	379	
December	538	
January	556	
February	583	
March	768	
April	842	
May	842	
June	845	

### QUALITY

	Quantity	Base Number	Contract	LHB	Wales
% of FP17s for the same patient ID Re-attending within 3 months - Children	7	41	17.1%	9.0%	11.1%
% of FP17s for the same patient ID Re-attending within 3 months - Adults	8	63	12.7%	15.2%	15.5%
% of FP17s for the same patient ID Re-attending between 3 & 9 months - Children	22	41	53.7%	58.2%	59.2%
% of FP17s for the same patient ID Re-attending between 3 & 9 months - Adults	32	63	50.8%	55.8%	55.8%
% of FP17s for Band 1 Urgent Courses	1	60	1.7%	9.4%	8.7%
% of FP17s Relating to Free Repair or Replacements	0	60	0.0%	0.7%	0.7%
% of FP17s Relating to Continuations	0	60	0.0%	0.8%	0.7%
% of Patients satisfied with the dentistry they have received	3	3	N/A	93.5%	94.0%
% of Patients satisfied with the time they had to wait for an appointment	2	3	N/A	86.0%	88.5%

\* This is based on patients treated on this contract for their most recent course of treatment. Figures in italics indicate the base number of FP17s or Patient Questionnaire responses are less than 100. N/A is shown where the base number of responses is less than 10 during the period. % is calculated as Quantity/Base number\*100

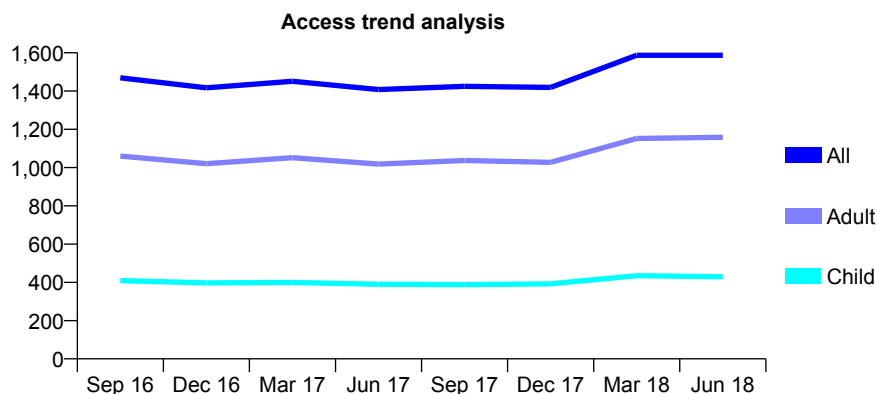
## 7A4 - Vital Signs At a Glance Contract Report for 222798/0001 - June 2018

Name or company name	MR RJ CAPRON
Contract type name	GDS Contract
Purpose of contract	General
Contract start date	01/04/2006
Contract end date	

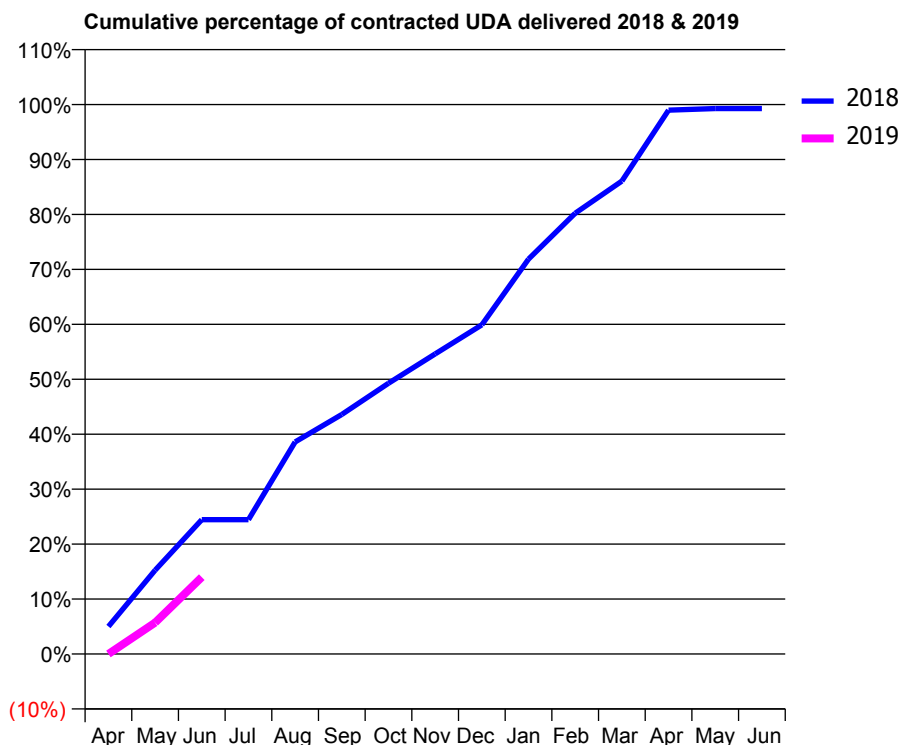
18/19 Contracted general activity (UDA)	4,839
Carry forward general activity (UDA)	0
18/19 Contracted orthodontic activity (UOA)	0
Carry forward orthodontic activity (UOA)	0
Baseline contract value	£137,758.61

### ACCESS\*

Patients seen in 24 months	Total	Change since previous quarter
Quarter ending June 2017	1,408	
Quarter ending September 2017	1,425	→
Quarter ending December 2017	1,419	→
Quarter ending March 2018	1,587	↑
Quarter ending June 2018	1,587	→
<b>Variance since June 2017</b>	<b>12.7%</b>	<b>↑</b>



### ACTIVITY



Month	Adjusted Scheduled Activity (UDA)	
	2018	2019
April	242	0
May	738	276
June	1,183	676
July	1,183	
August	1,867	
September	2,110	
October	2,384	
November	2,643	
December	2,899	
January	3,477	
February	3,881	
March	4,165	
April	4,789	
May	4,803	
June	4,803	

### QUALITY

	Quantity	Base Number	Contract	LHB	Wales
% of FP17s for the same patient ID Re-attending within 3 months - Children	7	119	5.9%	9.0%	11.1%
% of FP17s for the same patient ID Re-attending within 3 months - Adults	78	413	18.9%	15.2%	15.5%
% of FP17s for the same patient ID Re-attending between 3 & 9 months - Children	54	119	45.4%	58.2%	59.2%
% of FP17s for the same patient ID Re-attending between 3 & 9 months - Adults	159	413	38.5%	55.8%	55.8%
% of FP17s for Band 1 Urgent Courses	52	331	15.7%	9.4%	8.7%
% of FP17s Relating to Free Repair or Replacements	0	331	0.0%	0.7%	0.7%
% of FP17s Relating to Continuations	2	331	0.6%	0.8%	0.7%
% of Patients satisfied with the dentistry they have received	0	0	N/A	93.5%	94.0%
% of Patients satisfied with the time they had to wait for an appointment	0	0	N/A	86.0%	88.5%

\* This is based on patients treated on this contract for their most recent course of treatment. Figures in italics indicate the base number of FP17s or Patient Questionnaire responses are less than 100. N/A is shown where the base number of responses is less than 10 during the period. % is calculated as Quantity/Base number\*100

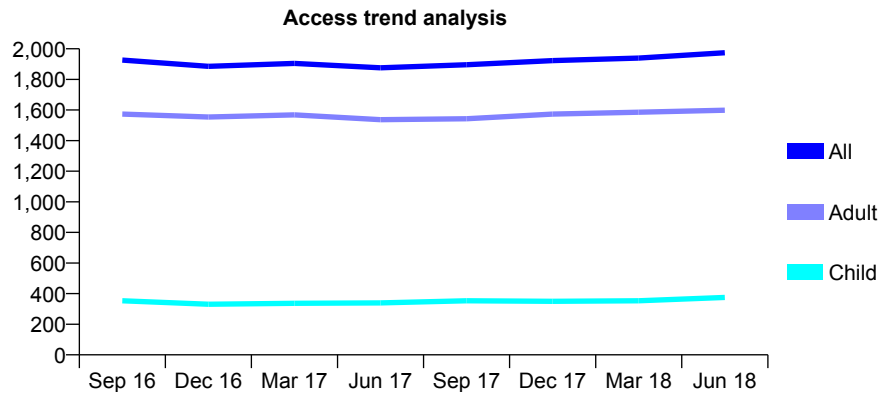
## 7A4 - Vital Signs At a Glance Contract Report for 239887/0001 - June 2018

Name or company name	MISS S YEGANEH
Contract type name	GDS Contract
Purpose of contract	General
Contract start date	01/04/2006
Contract end date	

18/19 Contracted general activity (UDA)	7,705
Carry forward general activity (UDA)	0
18/19 Contracted orthodontic activity (UOA)	0
Carry forward orthodontic activity (UOA)	0
Baseline contract value	£155,882.60

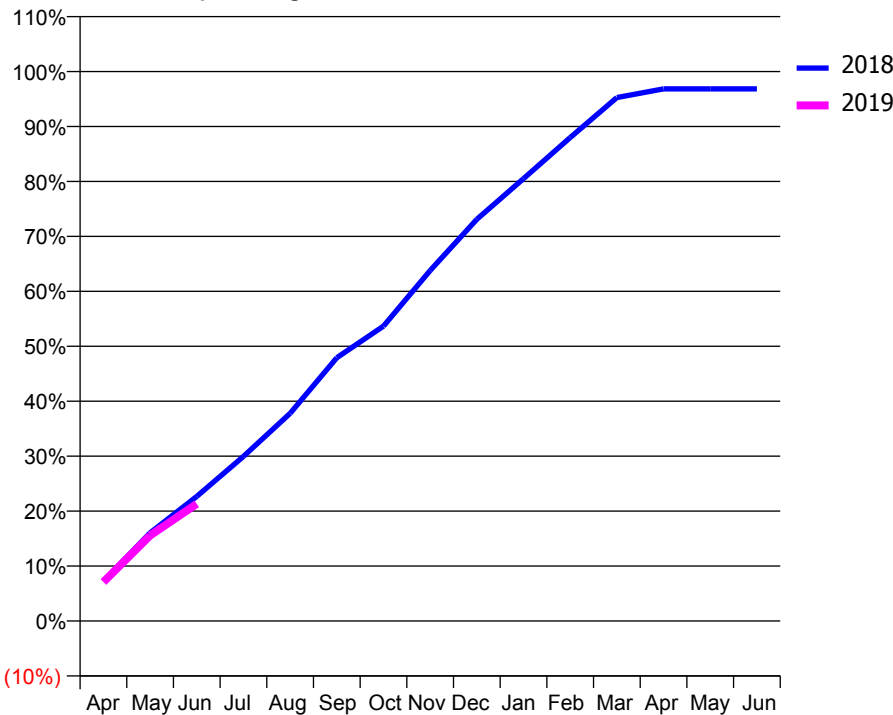
### ACCESS\*

Patients seen in 24 months	Total	Change since previous quarter
Quarter ending June 2017	1,876	
Quarter ending September 2017	1,896	→
Quarter ending December 2017	1,923	→
Quarter ending March 2018	1,939	→
Quarter ending June 2018	1,974	→
<b>Variance since June 2017</b>	<b>5.2%</b>	<b>↑</b>



### ACTIVITY

Cumulative percentage of contracted UDA delivered 2018 & 2019



Month	Adjusted Scheduled Activity (UDA)	
	2018	2019
April	559	546
May	1,236	1,200
June	1,747	1,643
July	2,308	
August	2,912	
September	3,691	
October	4,136	
November	4,914	
December	5,633	
January	6,203	
February	6,778	
March	7,340	
April	7,462	
May	7,462	
June	7,462	

### QUALITY

	Quantity	Base Number	Contract	LHB	Wales
% of FP17s for the same patient ID Re-attending within 3 months - Children	6	169	3.6%	9.0%	11.1%
% of FP17s for the same patient ID Re-attending within 3 months - Adults	61	607	10.0%	15.2%	15.5%
% of FP17s for the same patient ID Re-attending between 3 & 9 months - Children	116	169	68.6%	58.2%	59.2%
% of FP17s for the same patient ID Re-attending between 3 & 9 months - Adults	403	607	66.4%	55.8%	55.8%
% of FP17s for Band 1 Urgent Courses	18	730	2.5%	9.4%	8.7%
% of FP17s Relating to Free Repair or Replacements	1	730	0.1%	0.7%	0.7%
% of FP17s Relating to Continuations	2	730	0.3%	0.8%	0.7%
% of Patients satisfied with the dentistry they have received	2	2	N/A	93.5%	94.0%
% of Patients satisfied with the time they had to wait for an appointment	2	2	N/A	86.0%	88.5%

\* This is based on patients treated on this contract for their most recent course of treatment. Figures in italics indicate the base number of FP17s or Patient Questionnaire responses are less than 100. N/A is shown where the base number of responses is less than 10 during the period. % is calculated as Quantity/Base number\*100

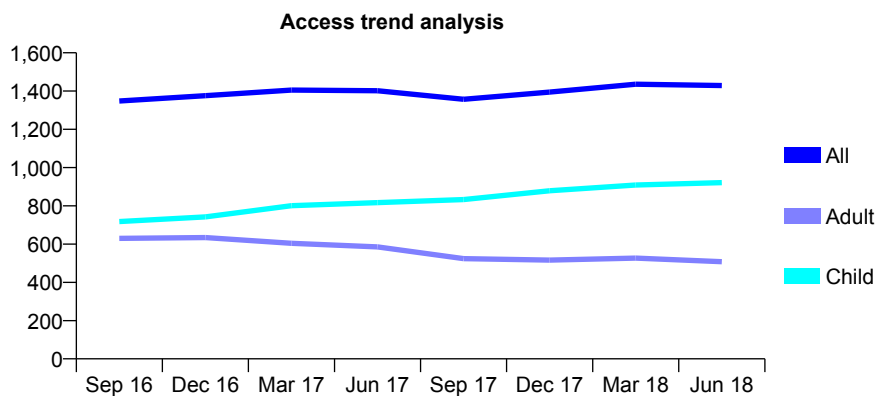
## 7A4 - Vital Signs At a Glance Contract Report for 250090/0001 - June 2018

Name or company name	MR M THOMAS
Contract type name	GDS Contract
Purpose of contract	General
Contract start date	01/04/2006
Contract end date	

18/19 Contracted general activity (UDA)	4,018
Carry forward general activity (UDA)	0
18/19 Contracted orthodontic activity (UOA)	0
Carry forward orthodontic activity (UOA)	0
Baseline contract value	£99,762.00

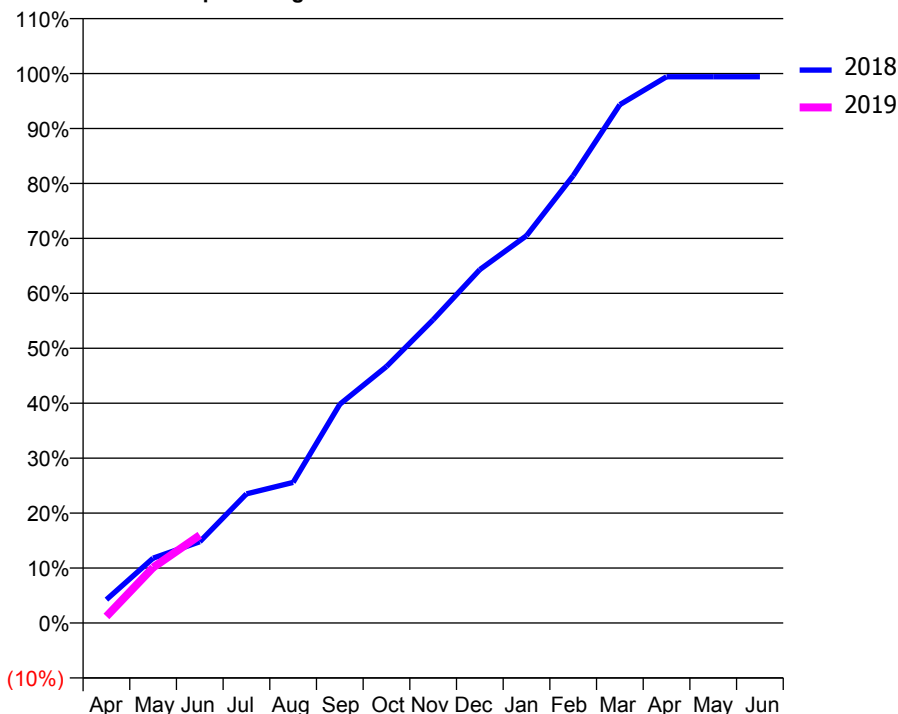
### ACCESS\*

Patients seen in 24 months	Total	Change since previous quarter
Quarter ending June 2017	1,402	
Quarter ending September 2017	1,357	↓
Quarter ending December 2017	1,395	↑
Quarter ending March 2018	1,436	↑
Quarter ending June 2018	1,429	→
<b>Variance since June 2017</b>	<b>1.9%</b>	<b>→</b>



### ACTIVITY

Cumulative percentage of contracted UDA delivered 2018 & 2019



Adjusted Scheduled Activity (UDA)

Month	2018	2019
April	171	48
May	474	406
June	594	642
July	944	
August	1,028	
September	1,600	
October	1,875	
November	2,218	
December	2,584	
January	2,832	
February	3,270	
March	3,791	
April	3,994	
May	3,994	
June	3,994	

### QUALITY

	Quantity	Base Number	Contract	LHB	Wales
% of FP17s for the same patient ID Re-attending within 3 months - Children	42	354	11.9%	9.0%	11.1%
% of FP17s for the same patient ID Re-attending within 3 months - Adults	33	134	24.6%	15.2%	15.5%
% of FP17s for the same patient ID Re-attending between 3 & 9 months - Children	248	354	70.1%	58.2%	59.2%
% of FP17s for the same patient ID Re-attending between 3 & 9 months - Adults	78	134	58.2%	55.8%	55.8%
% of FP17s for Band 1 Urgent Courses	31	391	7.9%	9.4%	8.7%
% of FP17s Relating to Free Repair or Replacements	1	391	0.3%	0.7%	0.7%
% of FP17s Relating to Continuations	1	391	0.3%	0.8%	0.7%
% of Patients satisfied with the dentistry they have received	7	7	N/A	93.5%	94.0%
% of Patients satisfied with the time they had to wait for an appointment	7	7	N/A	86.0%	88.5%

\* This is based on patients treated on this contract for their most recent course of treatment. Figures in italics indicate the base number of FP17s or Patient Questionnaire responses are less than 100. N/A is shown where the base number of responses is less than 10 during the period. % is calculated as Quantity/Base number\*100

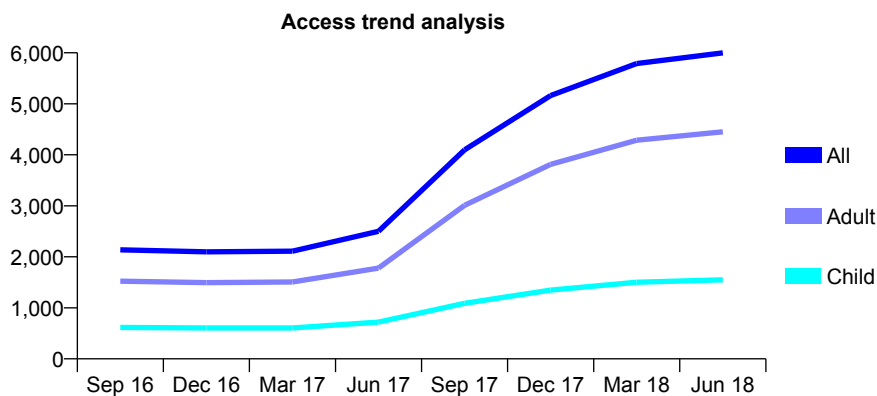
## 7A4 - Vital Signs At a Glance Contract Report for 264547/0001 - June 2018

Name or company name	MISS A WICKRAMASINGHE
Contract type name	GDS Contract
Purpose of contract	General
Contract start date	01/09/2010
Contract end date	

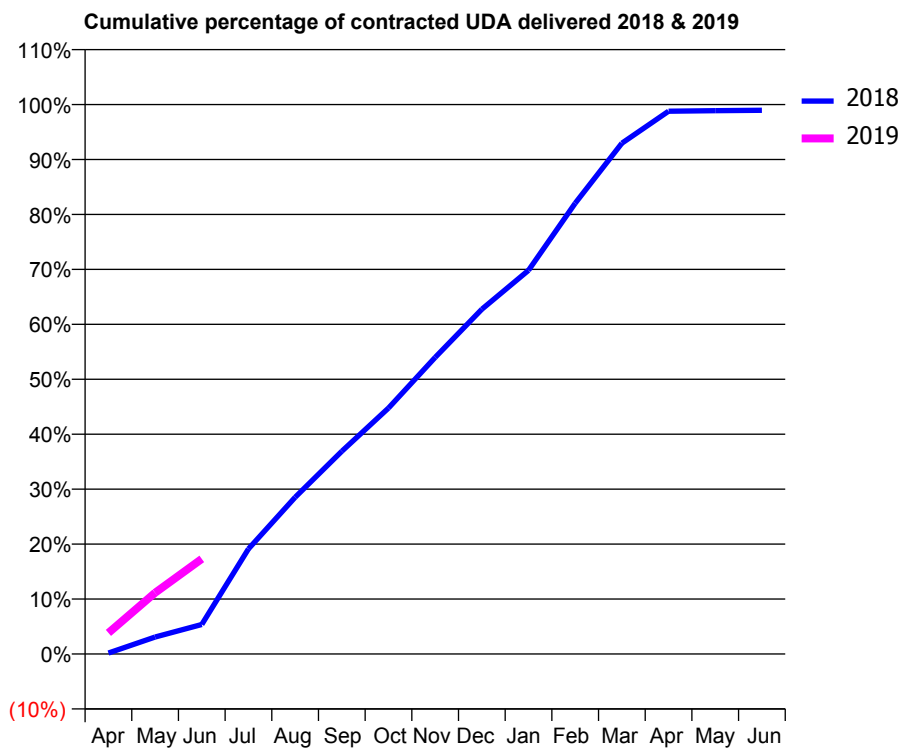
18/19 Contracted general activity (UDA)	23,125
Carry forward general activity (UDA)	0
18/19 Contracted orthodontic activity (UOA)	0
Carry forward orthodontic activity (UOA)	0
Baseline contract value	£547,356.47

### ACCESS\*

Patients seen in 24 months	Total	Change since previous quarter
Quarter ending June 2017	2,501	
Quarter ending September 2017	4,099	↑
Quarter ending December 2017	5,162	↑
Quarter ending March 2018	5,790	↑
Quarter ending June 2018	5,999	↑
<b>Variance since June 2017</b>	<b>139.9%</b>	<b>↑</b>



### ACTIVITY



Month	Adjusted Scheduled Activity (UDA)	
	2018	2019
April	36	887
May	640	2,579
June	1,107	4,002
July	3,947	
August	5,882	
September	7,608	
October	9,231	
November	11,133	
December	12,940	
January	14,400	
February	16,919	
March	19,170	
April	20,374	
May	20,393	
June	20,406	

### QUALITY

	Quantity	Base Number	Contract	LHB	Wales
% of FP17s for the same patient ID Re-attending within 3 months - Children	38	567	6.7%	9.0%	11.1%
% of FP17s for the same patient ID Re-attending within 3 months - Adults	224	1,751	12.8%	15.2%	15.5%
% of FP17s for the same patient ID Re-attending between 3 & 9 months - Children	364	567	64.2%	58.2%	59.2%
% of FP17s for the same patient ID Re-attending between 3 & 9 months - Adults	1,096	1,751	62.6%	55.8%	55.8%
% of FP17s for Band 1 Urgent Courses	103	1,892	5.4%	9.4%	8.7%
% of FP17s Relating to Free Repair or Replacements	17	1,892	0.9%	0.7%	0.7%
% of FP17s Relating to Continuations	35	1,892	1.8%	0.8%	0.7%
% of Patients satisfied with the dentistry they have received	18	18	100.0%	93.5%	94.0%
% of Patients satisfied with the time they had to wait for an appointment	18	18	100.0%	86.0%	88.5%

\* This is based on patients treated on this contract for their most recent course of treatment. Figures in italics indicate the base number of FP17s or Patient Questionnaire responses are less than 100. N/A is shown where the base number of responses is less than 10 during the period. % is calculated as Quantity/Base number\*100

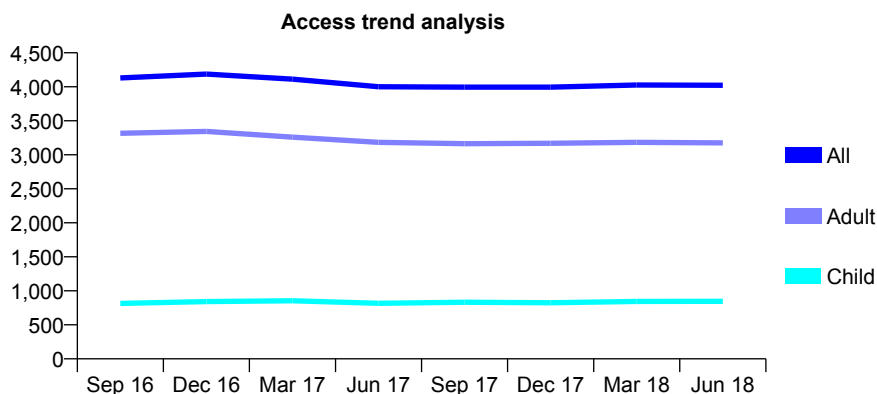
## 7A4 - Vital Signs At a Glance Contract Report for 567507/0004 - June 2018

Name or company name	MRS P SATCHELL
Contract type name	GDS Contract
Purpose of contract	General
Contract start date	01/12/2014
Contract end date	

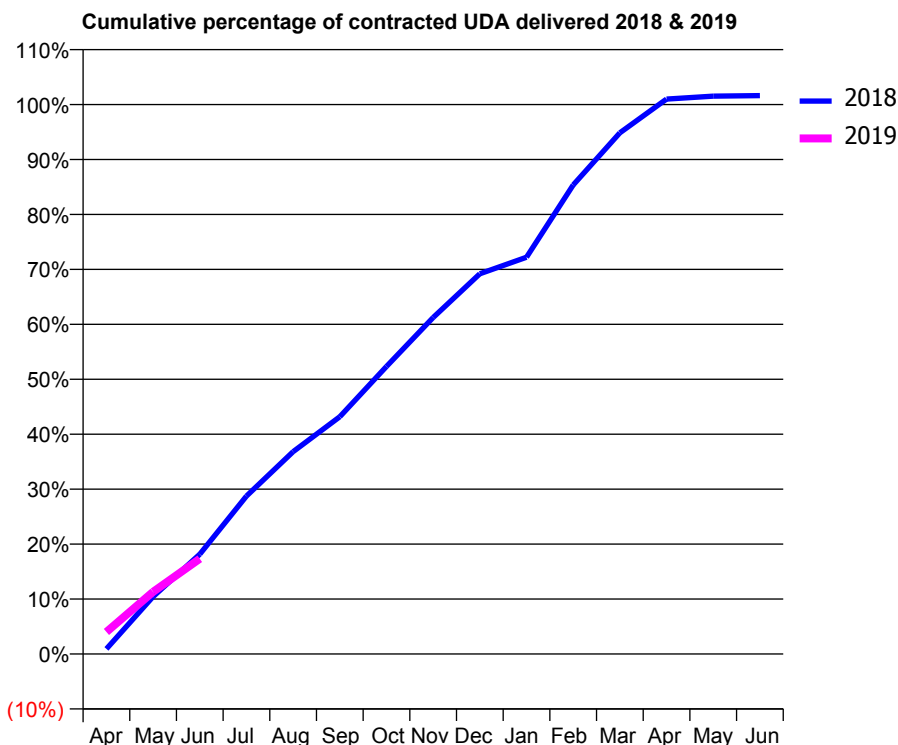
18/19 Contracted general activity (UDA)	10,052
Carry forward general activity (UDA)	0
18/19 Contracted orthodontic activity (UOA)	0
Carry forward orthodontic activity (UOA)	0
Baseline contract value	£203,506.94

### ACCESS\*

Patients seen in 24 months	Total	Change since previous quarter
Quarter ending June 2017	4,000	
Quarter ending September 2017	3,996	→
Quarter ending December 2017	3,995	→
Quarter ending March 2018	4,027	→
Quarter ending June 2018	4,022	→
<b>Variance since June 2017</b>	<b>0.5%</b>	<b>→</b>



### ACTIVITY



Month	Adjusted Scheduled Activity (UDA)	
	2018	2019
April	94	405
May	1,051	1,138
June	1,827	1,742
July	2,889	
August	3,701	
September	4,340	
October	5,260	
November	6,155	
December	6,956	
January	7,258	
February	8,580	
March	9,534	
April	10,152	
May	10,204	
June	10,215	

### QUALITY

	Quantity	Base Number	Contract	LHB	Wales
% of FP17s for the same patient ID Re-attending within 3 months - Children	5	228	2.2%	9.0%	11.1%
% of FP17s for the same patient ID Re-attending within 3 months - Adults	58	937	6.2%	15.2%	15.5%
% of FP17s for the same patient ID Re-attending between 3 & 9 months - Children	139	228	61.0%	58.2%	59.2%
% of FP17s for the same patient ID Re-attending between 3 & 9 months - Adults	583	937	62.2%	55.8%	55.8%
% of FP17s for Band 1 Urgent Courses	24	856	2.8%	9.4%	8.7%
% of FP17s Relating to Free Repair or Replacements	0	856	0.0%	0.7%	0.7%
% of FP17s Relating to Continuations	0	856	0.0%	0.8%	0.7%
% of Patients satisfied with the dentistry they have received	10	10	100.0%	93.5%	94.0%
% of Patients satisfied with the time they had to wait for an appointment	9	10	90.0%	86.0%	88.5%

\* This is based on patients treated on this contract for their most recent course of treatment. Figures in italics indicate the base number of FP17s or Patient Questionnaire responses are less than 100. N/A is shown where the base number of responses is less than 10 during the period. % is calculated as Quantity/Base number\*100

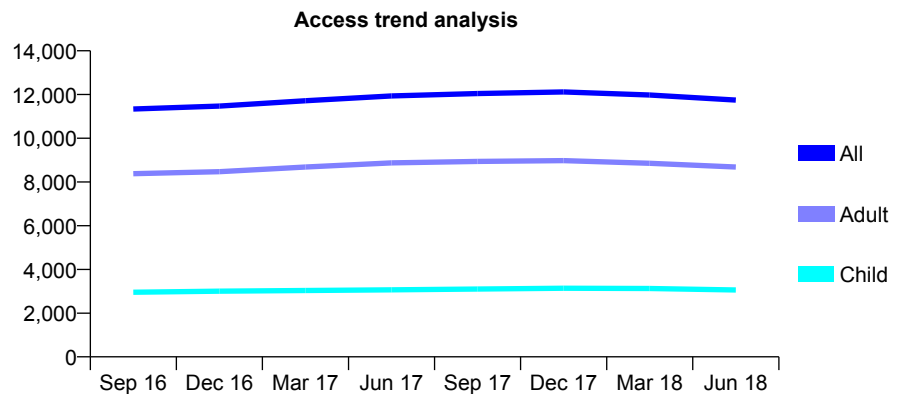
## 7A4 - Vital Signs At a Glance Contract Report for 578851/0001 - June 2018

Name or company name	MR DR COX
Contract type name	GDS Contract
Purpose of contract	General
Contract start date	01/04/2006
Contract end date	

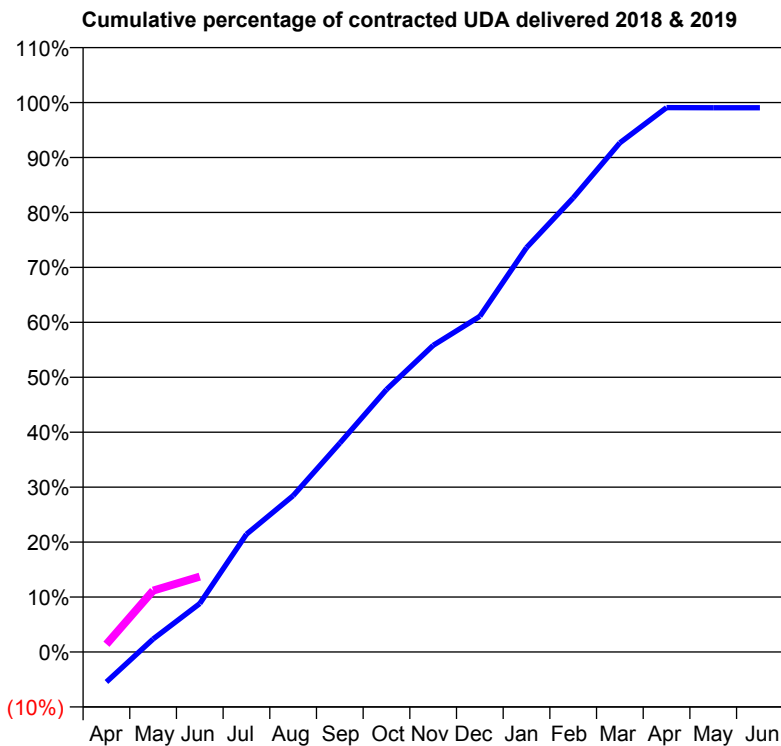
18/19 Contracted general activity (UDA)	27,024
Carry forward general activity (UDA)	0
18/19 Contracted orthodontic activity (UOA)	0
Carry forward orthodontic activity (UOA)	0
Baseline contract value	£665,718.98

### ACCESS\*

Patients seen in 24 months	Total	Change since previous quarter
Quarter ending June 2017	11,933	
Quarter ending September 2017	12,042	→
Quarter ending December 2017	12,118	→
Quarter ending March 2018	11,979	↓
Quarter ending June 2018	11,747	↓
<b>Variance since June 2017</b>	<b>(1.6%)</b>	<b>↓</b>



### ACTIVITY



Month	Adjusted Scheduled Activity (UDA)	
	2018	2019
April	-1,478	385
May	641	3,017
June	2,382	3,710
July	5,796	
August	7,689	
September	10,273	
October	12,909	
November	15,081	
December	16,509	
January	19,888	
February	22,334	
March	25,039	
April	26,770	
May	26,763	
June	26,765	

### QUALITY

	Quantity	Base Number	Contract	LHB	Wales
% of FP17s for the same patient ID Re-attending within 3 months - Children	59	787	7.5%	9.0%	11.1%
% of FP17s for the same patient ID Re-attending within 3 months - Adults	303	2,204	13.7%	15.2%	15.5%
% of FP17s for the same patient ID Re-attending between 3 & 9 months - Children	465	787	59.1%	58.2%	59.2%
% of FP17s for the same patient ID Re-attending between 3 & 9 months - Adults	1,211	2,204	54.9%	55.8%	55.8%
% of FP17s for Band 1 Urgent Courses	232	2,163	10.7%	9.4%	8.7%
% of FP17s Relating to Free Repair or Replacements	17	2,163	0.8%	0.7%	0.7%
% of FP17s Relating to Continuations	4	2,163	0.2%	0.8%	0.7%
% of Patients satisfied with the dentistry they have received	13	13	100.0%	93.5%	94.0%
% of Patients satisfied with the time they had to wait for an appointment	11	13	84.6%	86.0%	88.5%

\* This is based on patients treated on this contract for their most recent course of treatment. Figures in italics indicate the base number of FP17s or Patient Questionnaire responses are less than 100. N/A is shown where the base number of responses is less than 10 during the period. % is calculated as Quantity/Base number\*100

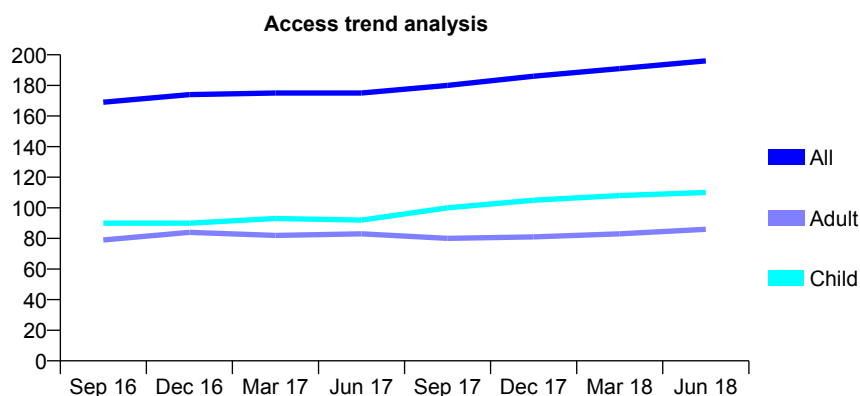
## 7A4 - Vital Signs At a Glance Contract Report for 631590/0001 - June 2018

Name or company name	MISS JM HENDLY
Contract type name	GDS Contract
Purpose of contract	General
Contract start date	01/04/2006
Contract end date	

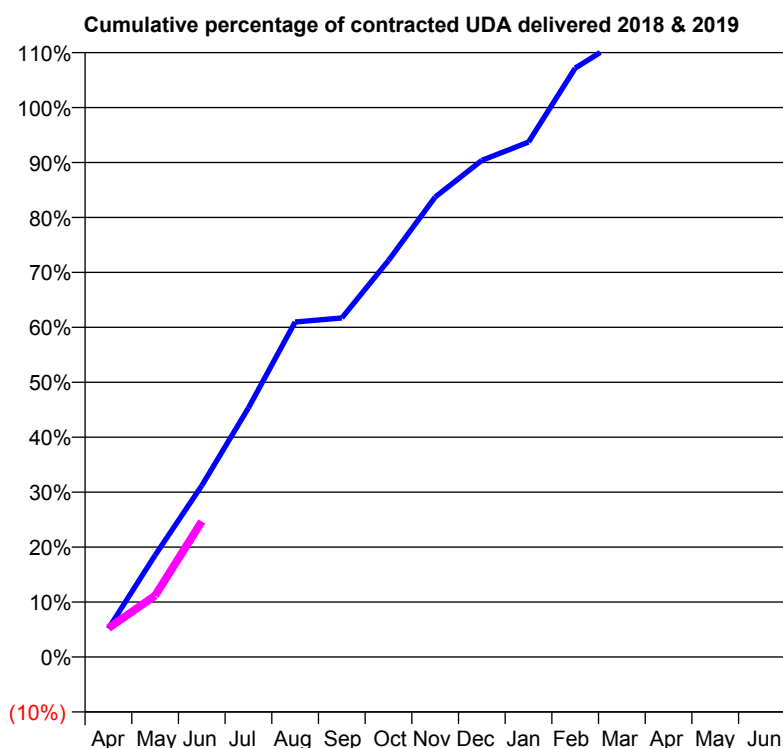
18/19 Contracted general activity (UDA)	270
Carry forward general activity (UDA)	0
18/19 Contracted orthodontic activity (UOA)	0
Carry forward orthodontic activity (UOA)	0
Baseline contract value	£8,241.78

### ACCESS\*

Patients seen in 24 months	Total	Change since previous quarter
Quarter ending June 2017	175	
Quarter ending September 2017	180	↑
Quarter ending December 2017	186	↑
Quarter ending March 2018	191	↑
Quarter ending June 2018	196	↑
<b>Variance since June 2017</b>	12.0%	↑



### ACTIVITY



Month	Adjusted Scheduled Activity (UDA)	
	2018	2019
April	14	14
May	50	30
June	84	67
July	122	
August	165	
September	167	
October	195	
November	226	
December	244	
January	253	
February	289	
March	304	
April	304	
May	305	
June	305	

### QUALITY

	Quantity	Base Number	Contract	LHB	Wales
% of FP17s for the same patient ID Re-attending within 3 months - Children	0	31	0.0%	9.0%	11.1%
% of FP17s for the same patient ID Re-attending within 3 months - Adults	0	22	0.0%	15.2%	15.5%
% of FP17s for the same patient ID Re-attending between 3 & 9 months - Children	13	31	41.9%	58.2%	59.2%
% of FP17s for the same patient ID Re-attending between 3 & 9 months - Adults	6	22	27.3%	55.8%	55.8%
% of FP17s for Band 1 Urgent Courses	3	52	5.8%	9.4%	8.7%
% of FP17s Relating to Free Repair or Replacements	0	52	0.0%	0.7%	0.7%
% of FP17s Relating to Continuations	0	52	0.0%	0.8%	0.7%
% of Patients satisfied with the dentistry they have received	1	1	N/A	93.5%	94.0%
% of Patients satisfied with the time they had to wait for an appointment	1	1	N/A	86.0%	88.5%

\* This is based on patients treated on this contract for their most recent course of treatment. Figures in italics indicate the base number of FP17s or Patient Questionnaire responses are less than 100. N/A is shown where the base number of responses is less than 10 during the period. % is calculated as Quantity/Base number\*100



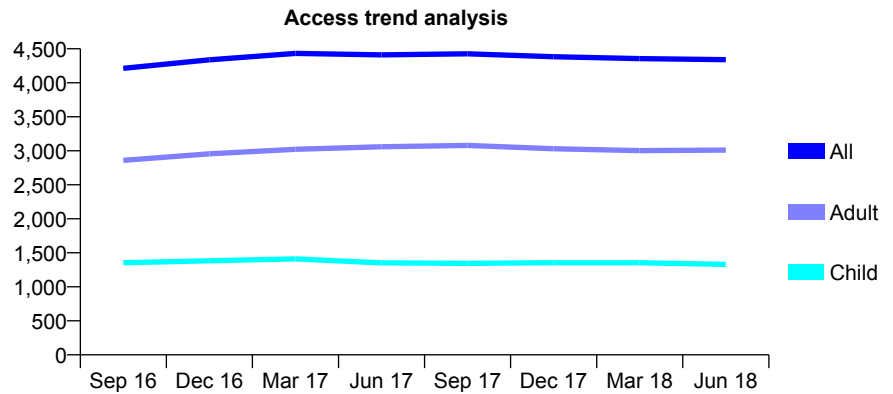
## 7A4 - Vital Signs At a Glance Contract Report for 673366/0001 - June 2018

Name or company name	MR MA CLARK
Contract type name	GDS Contract
Purpose of contract	General
Contract start date	01/04/2006
Contract end date	

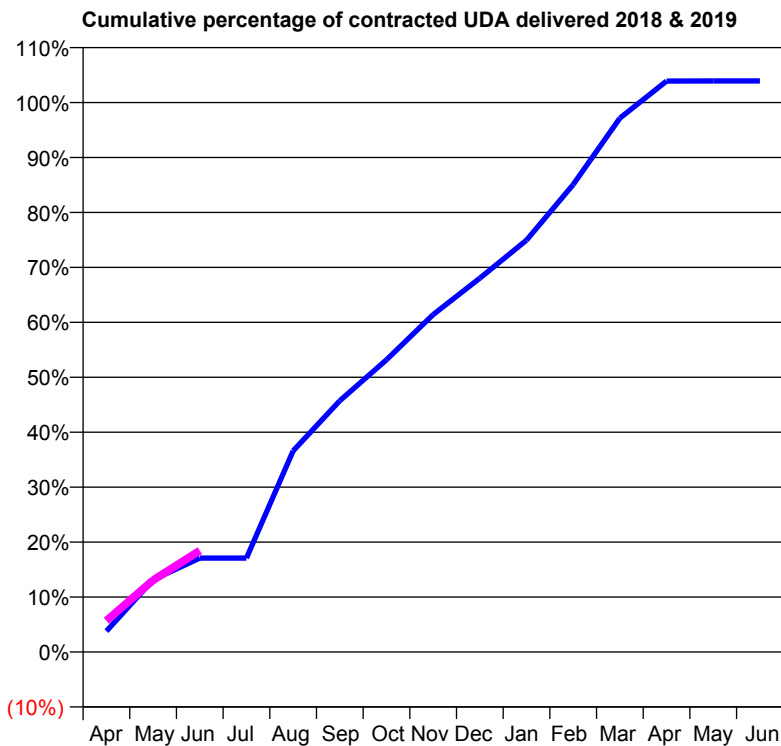
18/19 Contracted general activity (UDA)	10,817
Carry forward general activity (UDA)	0
18/19 Contracted orthodontic activity (UOA)	0
Carry forward orthodontic activity (UOA)	0
Baseline contract value	£271,546.84

### ACCESS\*

Patients seen in 24 months	Total	Change since previous quarter
Quarter ending June 2017	4,411	
Quarter ending September 2017	4,426	→
Quarter ending December 2017	4,383	→
Quarter ending March 2018	4,356	→
Quarter ending June 2018	4,340	→
<b>Variance since June 2017</b>	<b>(1.6%)</b>	<b>↓</b>



### ACTIVITY



Month	Adjusted Scheduled Activity (UDA)	
	2018	2019
April	410	616
May	1,421	1,413
June	1,849	1,997
July	1,849	
August	3,961	
September	4,947	
October	5,754	
November	6,642	
December	7,360	
January	8,108	
February	9,201	
March	10,509	
April	11,240	
May	11,241	
June	11,242	

### QUALITY

	Quantity	Base Number	Contract	LHB	Wales
% of FP17s for the same patient ID Re-attending within 3 months - Children	42	502	8.4%	9.0%	11.1%
% of FP17s for the same patient ID Re-attending within 3 months - Adults	114	1,094	10.4%	15.2%	15.5%
% of FP17s for the same patient ID Re-attending between 3 & 9 months - Children	340	502	67.7%	58.2%	59.2%
% of FP17s for the same patient ID Re-attending between 3 & 9 months - Adults	625	1,094	57.1%	55.8%	55.8%
% of FP17s for Band 1 Urgent Courses	52	1,309	4.0%	9.4%	8.7%
% of FP17s Relating to Free Repair or Replacements	3	1,309	0.2%	0.7%	0.7%
% of FP17s Relating to Continuations	0	1,309	0.0%	0.8%	0.7%
% of Patients satisfied with the dentistry they have received	7	7	N/A	93.5%	94.0%
% of Patients satisfied with the time they had to wait for an appointment	6	7	N/A	86.0%	88.5%

\* This is based on patients treated on this contract for their most recent course of treatment. Figures in italics indicate the base number of FP17s or Patient Questionnaire responses are less than 100. N/A is shown where the base number of responses is less than 10 during the period. % is calculated as Quantity/Base number\*100

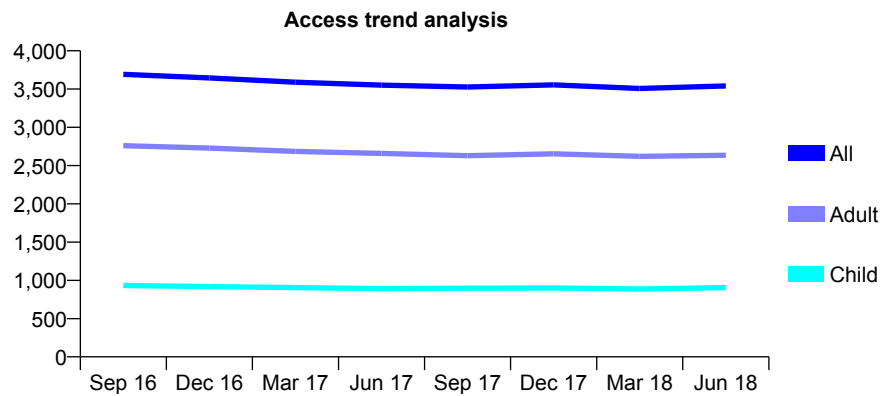
## 7A4 - Vital Signs At a Glance Contract Report for 675296/0001 - June 2018

Name or company name	MR A AKBAS
Contract type name	GDS Contract
Purpose of contract	General
Contract start date	01/04/2006
Contract end date	

18/19 Contracted general activity (UDA)	14,000
Carry forward general activity (UDA)	0
18/19 Contracted orthodontic activity (UOA)	0
Carry forward orthodontic activity (UOA)	0
Baseline contract value	£356,772.73

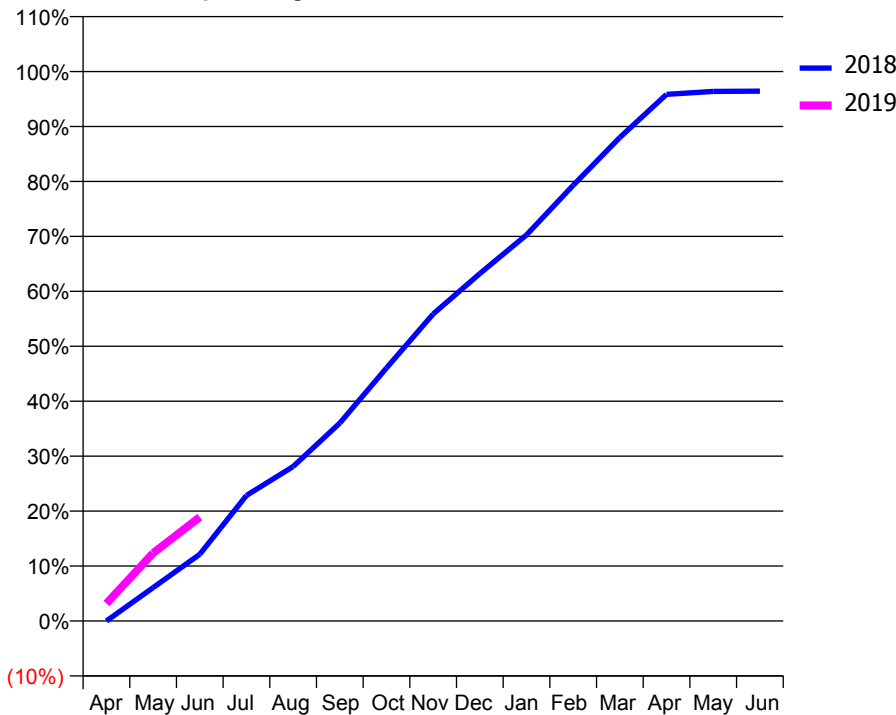
### ACCESS\*

Patients seen in 24 months	Total	Change since previous quarter
Quarter ending June 2017	3,551	
Quarter ending September 2017	3,527	→
Quarter ending December 2017	3,555	→
Quarter ending March 2018	3,507	↓
Quarter ending June 2018	3,540	→
<b>Variance since June 2017</b>	<b>(0.3%)</b>	<b>→</b>



### ACTIVITY

**Cumulative percentage of contracted UDA delivered 2018 & 2019**



Month	Adjusted Scheduled Activity (UDA)	
	2018	2019
April	0	446
May	852	1,731
June	1,701	2,649
July	3,199	
August	3,935	
September	5,043	
October	6,445	
November	7,821	
December	8,852	
January	9,836	
February	11,101	
March	12,322	
April	13,417	
May	13,494	
June	13,499	

### QUALITY

	Quantity	Base Number	Contract	LHB	Wales
% of FP17s for the same patient ID Re-attending within 3 months - Children	37	360	10.3%	9.0%	11.1%
% of FP17s for the same patient ID Re-attending within 3 months - Adults	261	1,087	24.0%	15.2%	15.5%
% of FP17s for the same patient ID Re-attending between 3 & 9 months - Children	184	360	51.1%	58.2%	59.2%
% of FP17s for the same patient ID Re-attending between 3 & 9 months - Adults	550	1,087	50.6%	55.8%	55.8%
% of FP17s for Band 1 Urgent Courses	83	1,036	8.0%	9.4%	8.7%
% of FP17s Relating to Free Repair or Replacements	10	1,036	1.0%	0.7%	0.7%
% of FP17s Relating to Continuations	11	1,036	1.1%	0.8%	0.7%
% of Patients satisfied with the dentistry they have received	14	14	100.0%	93.5%	94.0%
% of Patients satisfied with the time they had to wait for an appointment	14	14	100.0%	86.0%	88.5%

\* This is based on patients treated on this contract for their most recent course of treatment. Figures in italics indicate the base number of FP17s or Patient Questionnaire responses are less than 100. N/A is shown where the base number of responses is less than 10 during the period. % is calculated as Quantity/Base number\*100

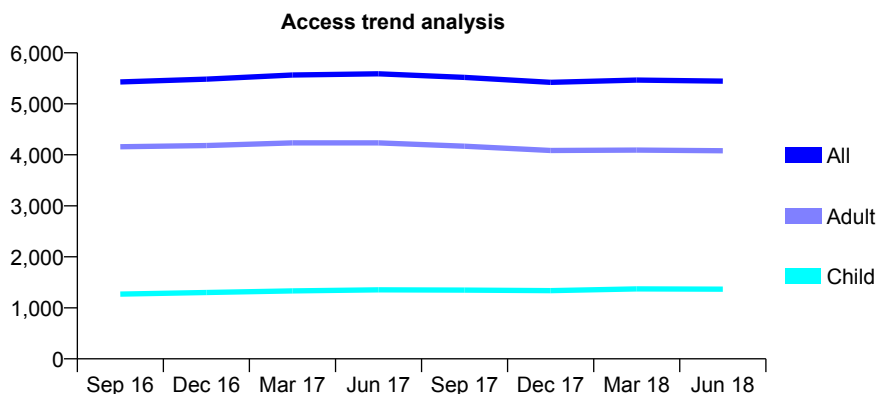
## 7A4 - Vital Signs At a Glance Contract Report for 773816/0002 - June 2018

Name or company name	MISS AM ROCKEY
Contract type name	GDS Contract
Purpose of contract	General
Contract start date	28/11/2011
Contract end date	

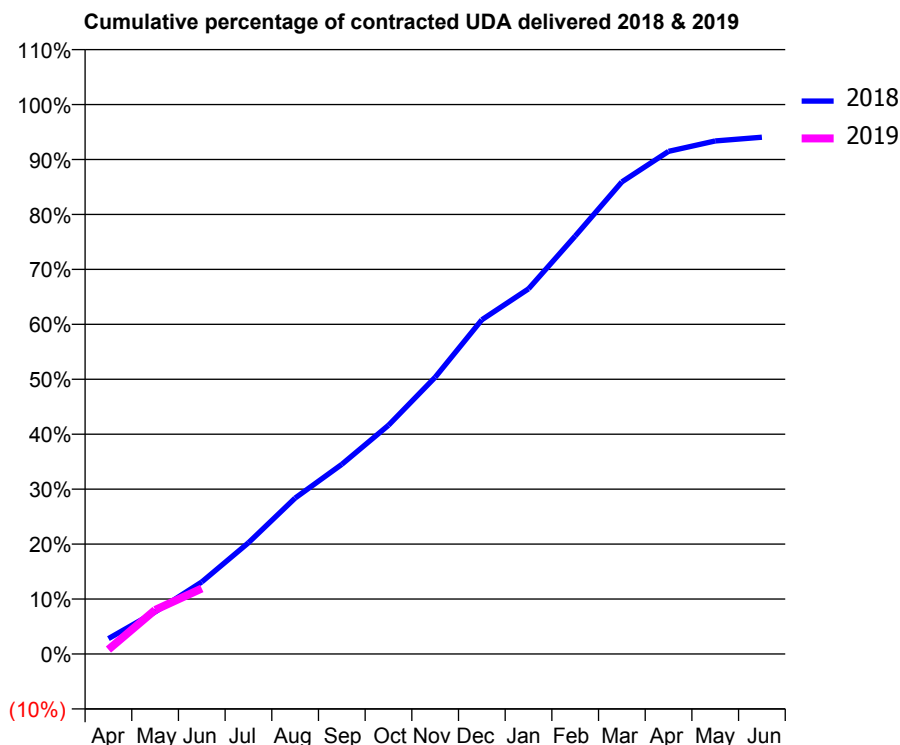
18/19 Contracted general activity (UDA)	15,074
Carry forward general activity (UDA)	0
18/19 Contracted orthodontic activity (UOA)	0
Carry forward orthodontic activity (UOA)	0
Baseline contract value	£369,564.36

### ACCESS\*

Patients seen in 24 months	Total	Change since previous quarter
Quarter ending June 2017	5,587	
Quarter ending September 2017	5,517	↓
Quarter ending December 2017	5,421	↓
Quarter ending March 2018	5,466	→
Quarter ending June 2018	5,445	→
<b>Variance since June 2017</b>	<b>(2.5%)</b>	<b>↓</b>



### ACTIVITY



Month	Adjusted Scheduled Activity (UDA)	
	2018	2019
April	421	121
May	1,154	1,208
June	1,978	1,800
July	3,053	
August	4,278	
September	5,204	
October	6,277	
November	7,593	
December	9,168	
January	10,018	
February	11,465	
March	12,951	
April	13,788	
May	14,075	
June	14,178	

### QUALITY

	Quantity	Base Number	Contract	LHB	Wales
% of FP17s for the same patient ID Re-attending within 3 months - Children	25	277	9.0%	9.0%	11.1%
% of FP17s for the same patient ID Re-attending within 3 months - Adults	211	1,042	20.2%	15.2%	15.5%
% of FP17s for the same patient ID Re-attending between 3 & 9 months - Children	98	277	35.4%	58.2%	59.2%
% of FP17s for the same patient ID Re-attending between 3 & 9 months - Adults	367	1,042	35.2%	55.8%	55.8%
% of FP17s for Band 1 Urgent Courses	168	828	20.3%	9.4%	8.7%
% of FP17s Relating to Free Repair or Replacements	15	828	1.8%	0.7%	0.7%
% of FP17s Relating to Continuations	13	828	1.6%	0.8%	0.7%
% of Patients satisfied with the dentistry they have received	18	19	94.7%	93.5%	94.0%
% of Patients satisfied with the time they had to wait for an appointment	16	19	84.2%	86.0%	88.5%

\* This is based on patients treated on this contract for their most recent course of treatment. Figures in italics indicate the base number of FP17s or Patient Questionnaire responses are less than 100. N/A is shown where the base number of responses is less than 10 during the period. % is calculated as Quantity/Base number\*100

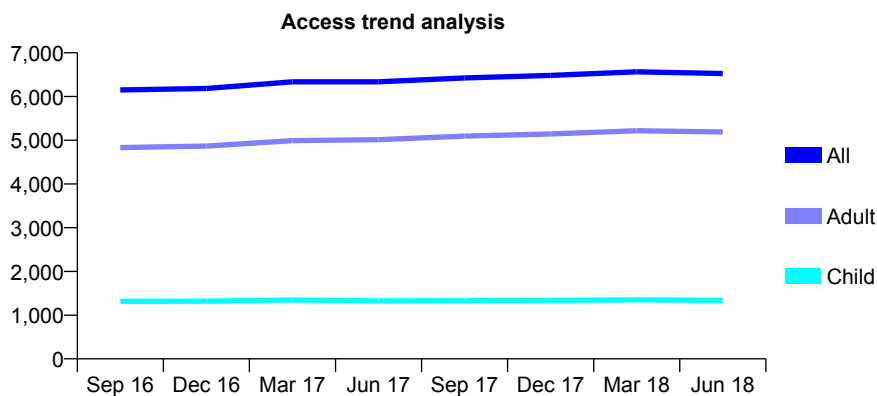
## 7A4 - Vital Signs At a Glance Contract Report for 781266/0001 - June 2018

Name or company name	MR AR JAMES
Contract type name	GDS Contract
Purpose of contract	General
Contract start date	01/09/2013
Contract end date	

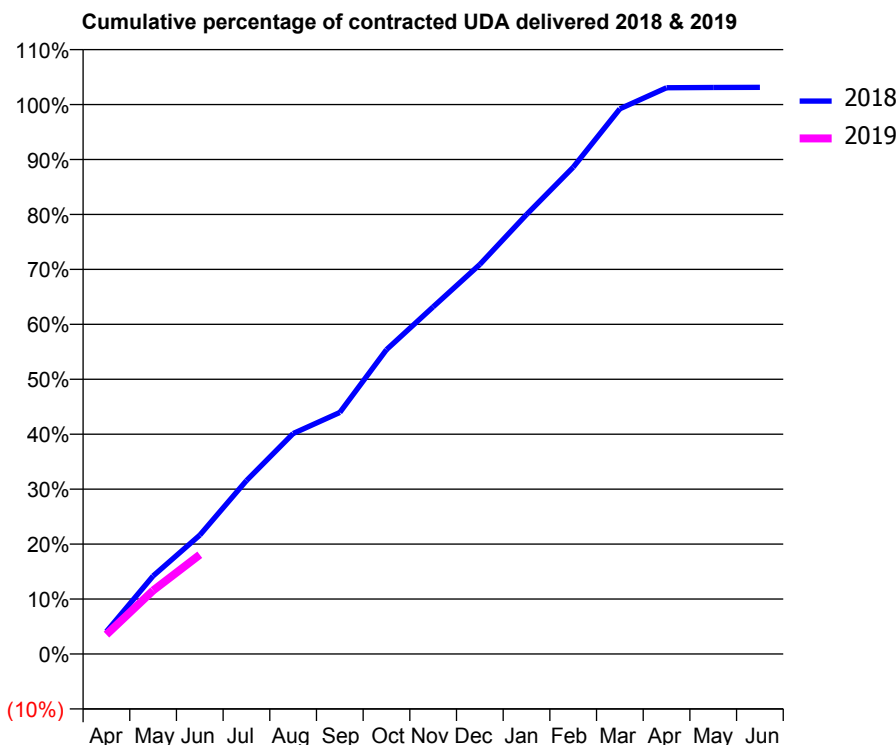
18/19 Contracted general activity (UDA)	21,563
Carry forward general activity (UDA)	0
18/19 Contracted orthodontic activity (UOA)	0
Carry forward orthodontic activity (UOA)	0
Baseline contract value	£600,448.28

### ACCESS\*

Patients seen in 24 months	Total	Change since previous quarter
Quarter ending June 2017	6,337	
Quarter ending September 2017	6,424	→
Quarter ending December 2017	6,482	→
Quarter ending March 2018	6,565	→
Quarter ending June 2018	6,527	→
<b>Variance since June 2017</b>	<b>3.0%</b>	<b>↑</b>



### ACTIVITY



Month	Adjusted Scheduled Activity (UDA)	
	2018	2019
April	881	761
May	3,066	2,494
June	4,666	3,894
July	6,804	
August	8,653	
September	9,480	
October	11,942	
November	13,624	
December	15,289	
January	17,243	
February	19,104	
March	21,394	
April	22,222	
May	22,233	
June	22,237	

### QUALITY

	Quantity	Base Number	Contract	LHB	Wales
% of FP17s for the same patient ID Re-attending within 3 months - Children	23	423	5.4%	9.0%	11.1%
% of FP17s for the same patient ID Re-attending within 3 months - Adults	217	1,740	12.5%	15.2%	15.5%
% of FP17s for the same patient ID Re-attending between 3 & 9 months - Children	225	423	53.2%	58.2%	59.2%
% of FP17s for the same patient ID Re-attending between 3 & 9 months - Adults	1,049	1,740	60.3%	55.8%	55.8%
% of FP17s for Band 1 Urgent Courses	110	1,786	6.2%	9.4%	8.7%
% of FP17s Relating to Free Repair or Replacements	17	1,786	1.0%	0.7%	0.7%
% of FP17s Relating to Continuations	23	1,786	1.3%	0.8%	0.7%
% of Patients satisfied with the dentistry they have received	15	16	93.8%	93.5%	94.0%
% of Patients satisfied with the time they had to wait for an appointment	15	16	93.8%	86.0%	88.5%

\* This is based on patients treated on this contract for their most recent course of treatment. Figures in italics indicate the base number of FP17s or Patient Questionnaire responses are less than 100. N/A is shown where the base number of responses is less than 10 during the period. % is calculated as Quantity/Base number\*100

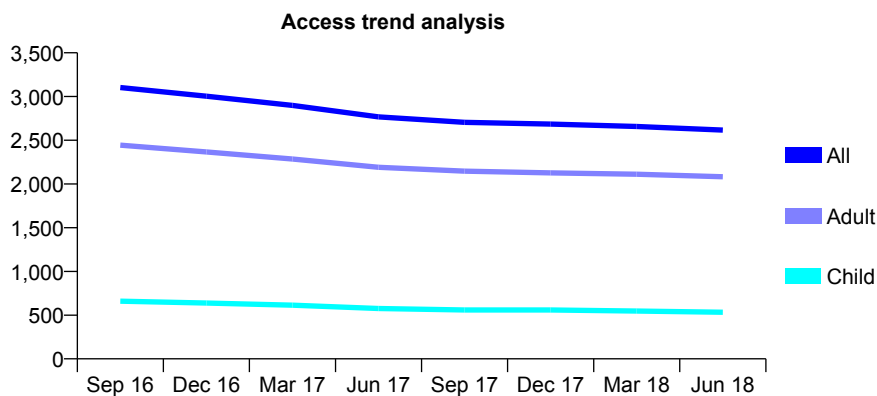
## 7A4 - Vital Signs At a Glance Contract Report for 808423/0001 - June 2018

Name or company name	MR HW EVANS
Contract type name	GDS Contract
Purpose of contract	General
Contract start date	01/04/2006
Contract end date	

18/19 Contracted general activity (UDA)	10,044
Carry forward general activity (UDA)	0
18/19 Contracted orthodontic activity (UOA)	0
Carry forward orthodontic activity (UOA)	0
Baseline contract value	£285,886.59

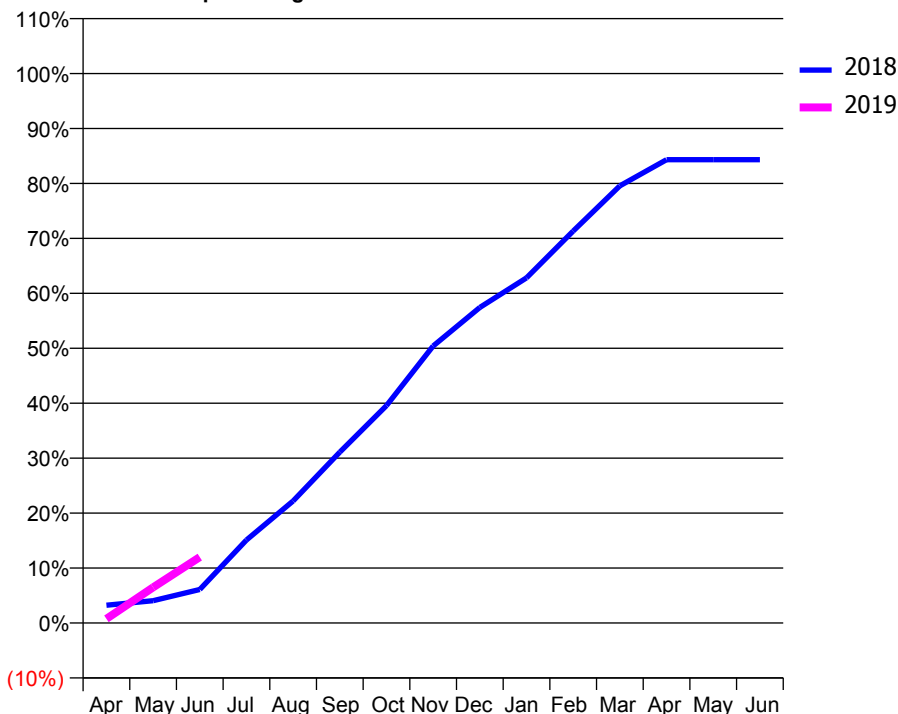
### ACCESS\*

Patients seen in 24 months	Total	Change since previous quarter
Quarter ending June 2017	2,767	
Quarter ending September 2017	2,705	↓
Quarter ending December 2017	2,685	→
Quarter ending March 2018	2,658	↓
Quarter ending June 2018	2,616	↓
<b>Variance since June 2017</b>	<b>(5.5%)</b>	<b>↓</b>



### ACTIVITY

Cumulative percentage of contracted UDA delivered 2018 & 2019



Month	Adjusted Scheduled Activity (UDA)	
	2018	2019
April	325	77
May	409	652
June	614	1,205
July	1,518	
August	2,231	
September	3,123	
October	3,974	
November	5,065	
December	5,768	
January	6,310	
February	7,164	
March	7,991	
April	8,468	
May	8,468	
June	8,468	

### QUALITY

	Quantity	Base Number	Contract	LHB	Wales
% of FP17s for the same patient ID Re-attending within 3 months - Children	4	96	4.2%	9.0%	11.1%
% of FP17s for the same patient ID Re-attending within 3 months - Adults	94	559	16.8%	15.2%	15.5%
% of FP17s for the same patient ID Re-attending between 3 & 9 months - Children	56	96	58.3%	58.2%	59.2%
% of FP17s for the same patient ID Re-attending between 3 & 9 months - Adults	355	559	63.5%	55.8%	55.8%
% of FP17s for Band 1 Urgent Courses	54	514	10.5%	9.4%	8.7%
% of FP17s Relating to Free Repair or Replacements	2	514	0.4%	0.7%	0.7%
% of FP17s Relating to Continuations	6	514	1.2%	0.8%	0.7%
% of Patients satisfied with the dentistry they have received	6	6	N/A	93.5%	94.0%
% of Patients satisfied with the time they had to wait for an appointment	5	6	N/A	86.0%	88.5%

\* This is based on patients treated on this contract for their most recent course of treatment. Figures in italics indicate the base number of FP17s or Patient Questionnaire responses are less than 100. N/A is shown where the base number of responses is less than 10 during the period. % is calculated as Quantity/Base number\*100

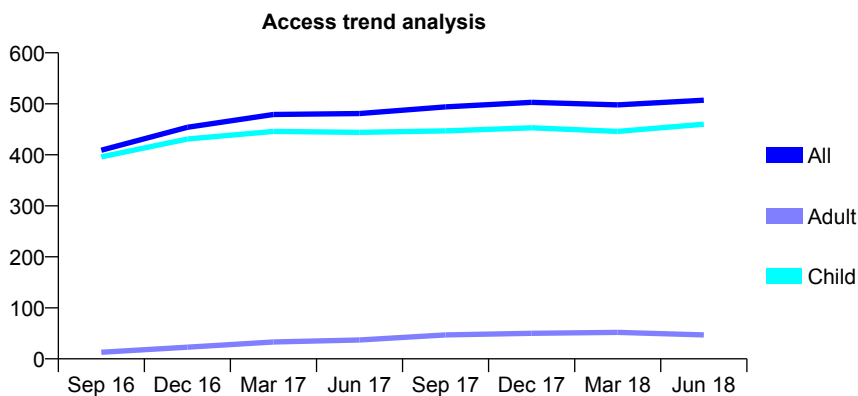
## 7A4 - Vital Signs At a Glance Contract Report for 820741/0002 - June 2018

Name or company name	MRS N TAAFFE
Contract type name	GDS Contract
Purpose of contract	General
Contract start date	22/11/2015
Contract end date	

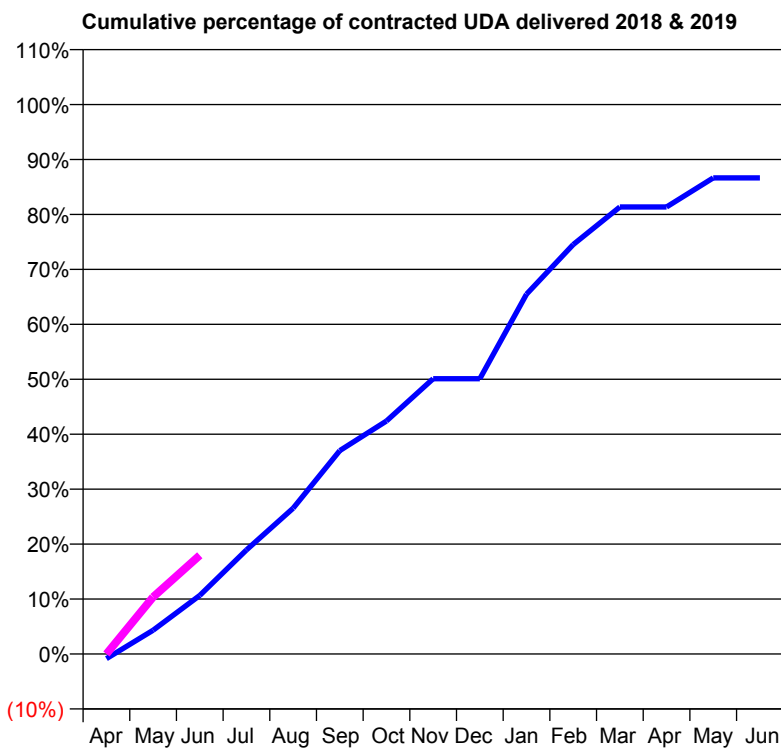
18/19 Contracted general activity (UDA)	1,040
Carry forward general activity (UDA)	0
18/19 Contracted orthodontic activity (UOA)	0
Carry forward orthodontic activity (UOA)	0
Baseline contract value	£26,627.17

### ACCESS\*

Patients seen in 24 months	Total	Change since previous quarter
Quarter ending June 2017	481	
Quarter ending September 2017	494	↑
Quarter ending December 2017	503	→
Quarter ending March 2018	498	→
Quarter ending June 2018	507	→
<b>Variance since June 2017</b>	<b>5.4%</b>	<b>↑</b>



### ACTIVITY



Month	Adjusted Scheduled Activity (UDA)	
	2018	2019
April	-9	0
May	45	108
June	111	187
July	197	
August	276	
September	385	
October	441	
November	521	
December	521	
January	681	
February	775	
March	846	
April	846	
May	901	
June	901	

### QUALITY

	Quantity	Base Number	Contract	LHB	Wales
% of FP17s for the same patient ID Re-attending within 3 months - Children	9	179	5.0%	9.0%	11.1%
% of FP17s for the same patient ID Re-attending within 3 months - Adults	0	1	0.0%	15.2%	15.5%
% of FP17s for the same patient ID Re-attending between 3 & 9 months - Children	125	179	69.8%	58.2%	59.2%
% of FP17s for the same patient ID Re-attending between 3 & 9 months - Adults	1	1	100.0%	55.8%	55.8%
% of FP17s for Band 1 Urgent Courses	0	138	0.0%	9.4%	8.7%
% of FP17s Relating to Free Repair or Replacements	0	138	0.0%	0.7%	0.7%
% of FP17s Relating to Continuations	0	138	0.0%	0.8%	0.7%
% of Patients satisfied with the dentistry they have received	3	3	N/A	93.5%	94.0%
% of Patients satisfied with the time they had to wait for an appointment	3	3	N/A	86.0%	88.5%

\* This is based on patients treated on this contract for their most recent course of treatment. Figures in italics indicate the base number of FP17s or Patient Questionnaire responses are less than 100. N/A is shown where the base number of responses is less than 10 during the period. % is calculated as Quantity/Base number\*100

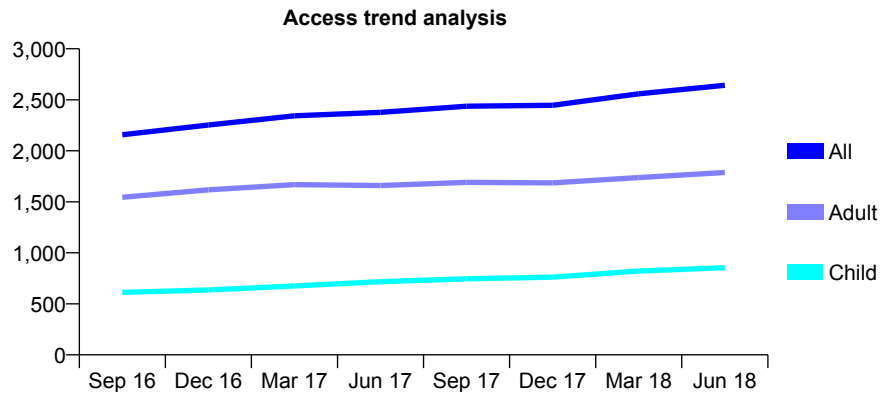
## 7A4 - Vital Signs At a Glance Contract Report for 838977/0004 - June 2018

Name or company name	MR HJ SAMUEL
Contract type name	GDS Contract
Purpose of contract	General
Contract start date	08/06/2015
Contract end date	

18/19 Contracted general activity (UDA)	8,000
Carry forward general activity (UDA)	0
18/19 Contracted orthodontic activity (UOA)	0
Carry forward orthodontic activity (UOA)	0
Baseline contract value	£256,028.33

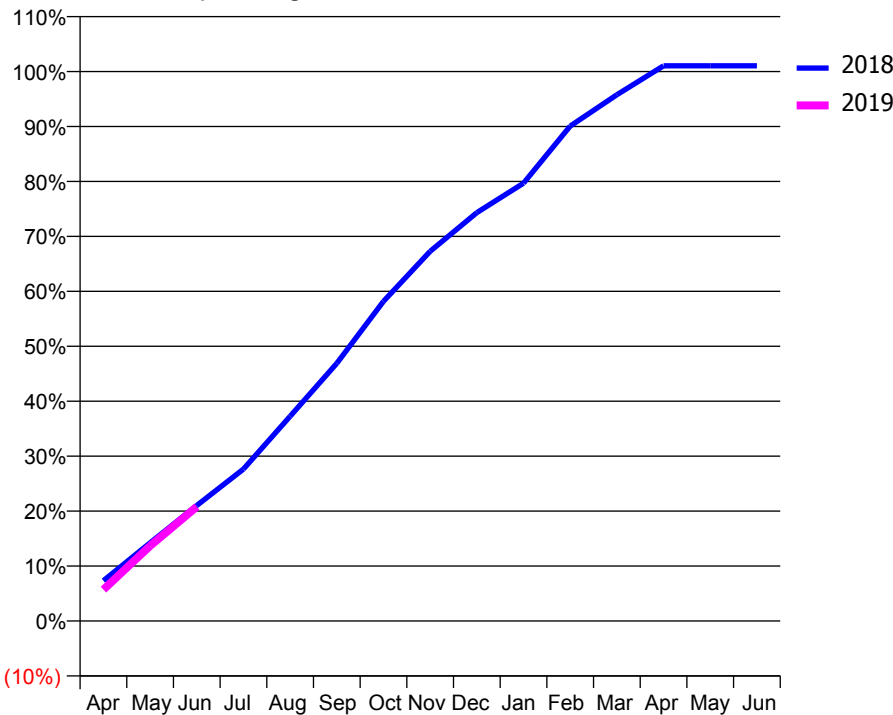
### ACCESS\*

Patients seen in 24 months	Total	Change since previous quarter
Quarter ending June 2017	2,377	
Quarter ending September 2017	2,437	↑
Quarter ending December 2017	2,446	→
Quarter ending March 2018	2,559	↑
Quarter ending June 2018	2,642	↑
<b>Variance since June 2017</b>	<b>11.1%</b>	<b>↑</b>



### ACTIVITY

Cumulative percentage of contracted UDA delivered 2018 & 2019



Month	Adjusted Scheduled Activity (UDA)	
	2018	2019
April	587	457
May	1,139	1,094
June	1,683	1,665
July	2,212	
August	2,980	
September	3,752	
October	4,655	
November	5,383	
December	5,945	
January	6,374	
February	7,206	
March	7,661	
April	8,084	
May	8,084	
June	8,084	

### QUALITY

	Quantity	Base Number	Contract	LHB	Wales
% of FP17s for the same patient ID Re-attending within 3 months - Children	30	342	8.8%	9.0%	11.1%
% of FP17s for the same patient ID Re-attending within 3 months - Adults	101	681	14.8%	15.2%	15.5%
% of FP17s for the same patient ID Re-attending between 3 & 9 months - Children	205	342	59.9%	58.2%	59.2%
% of FP17s for the same patient ID Re-attending between 3 & 9 months - Adults	382	681	56.1%	55.8%	55.8%
% of FP17s for Band 1 Urgent Courses	69	803	8.6%	9.4%	8.7%
% of FP17s Relating to Free Repair or Replacements	5	803	0.6%	0.7%	0.7%
% of FP17s Relating to Continuations	7	803	0.9%	0.8%	0.7%
% of Patients satisfied with the dentistry they have received	3	4	N/A	93.5%	94.0%
% of Patients satisfied with the time they had to wait for an appointment	3	4	N/A	86.0%	88.5%

\* This is based on patients treated on this contract for their most recent course of treatment. Figures in italics indicate the base number of FP17s or Patient Questionnaire responses are less than 100. N/A is shown where the base number of responses is less than 10 during the period. % is calculated as Quantity/Base number\*100

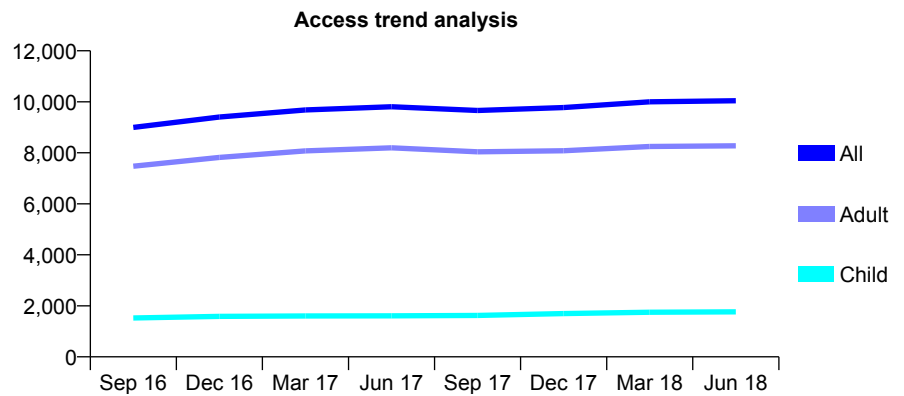
## 7A4 - Vital Signs At a Glance Contract Report for 838977/0005 - June 2018

Name or company name	MR HJ SAMUEL
Contract type name	GDS Contract
Purpose of contract	General
Contract start date	08/06/2015
Contract end date	

18/19 Contracted general activity (UDA)	30,022
Carry forward general activity (UDA)	0
18/19 Contracted orthodontic activity (UOA)	0
Carry forward orthodontic activity (UOA)	0
Baseline contract value	£710,411.71

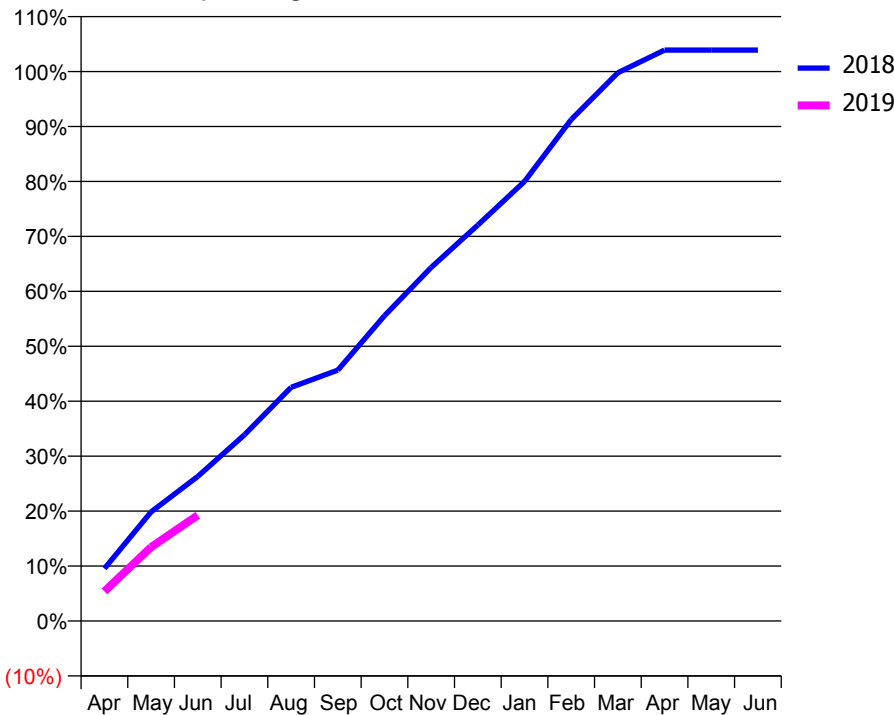
### ACCESS\*

Patients seen in 24 months	Total	Change since previous quarter
Quarter ending June 2017	9,805	
Quarter ending September 2017	9,661	↓
Quarter ending December 2017	9,777	→
Quarter ending March 2018	9,998	↑
Quarter ending June 2018	10,041	→
<b>Variance since June 2017</b>	<b>2.4%</b>	<b>↑</b>



### ACTIVITY

Cumulative percentage of contracted UDA delivered 2018 & 2019



Month	Adjusted Scheduled Activity (UDA)	
	2018	2019
April	2,867	1,620
May	5,964	4,042
June	7,899	5,783
July	10,177	
August	12,765	
September	13,709	
October	16,684	
November	19,316	
December	21,636	
January	24,018	
February	27,394	
March	29,957	
April	31,193	
May	31,194	
June	31,196	

### QUALITY

	Quantity	Base Number	Contract	LHB	Wales
% of FP17s for the same patient ID Re-attending within 3 months - Children	33	576	5.7%	9.0%	11.1%
% of FP17s for the same patient ID Re-attending within 3 months - Adults	305	2,607	11.7%	15.2%	15.5%
% of FP17s for the same patient ID Re-attending between 3 & 9 months - Children	353	576	61.3%	58.2%	59.2%
% of FP17s for the same patient ID Re-attending between 3 & 9 months - Adults	1,450	2,607	55.6%	55.8%	55.8%
% of FP17s for Band 1 Urgent Courses	249	2,676	9.3%	9.4%	8.7%
% of FP17s Relating to Free Repair or Replacements	16	2,676	0.6%	0.7%	0.7%
% of FP17s Relating to Continuations	25	2,676	0.9%	0.8%	0.7%
% of Patients satisfied with the dentistry they have received	17	18	94.4%	93.5%	94.0%
% of Patients satisfied with the time they had to wait for an appointment	16	18	88.9%	86.0%	88.5%

\* This is based on patients treated on this contract for their most recent course of treatment. Figures in italics indicate the base number of FP17s or Patient Questionnaire responses are less than 100. N/A is shown where the base number of responses is less than 10 during the period. % is calculated as Quantity/Base number\*100



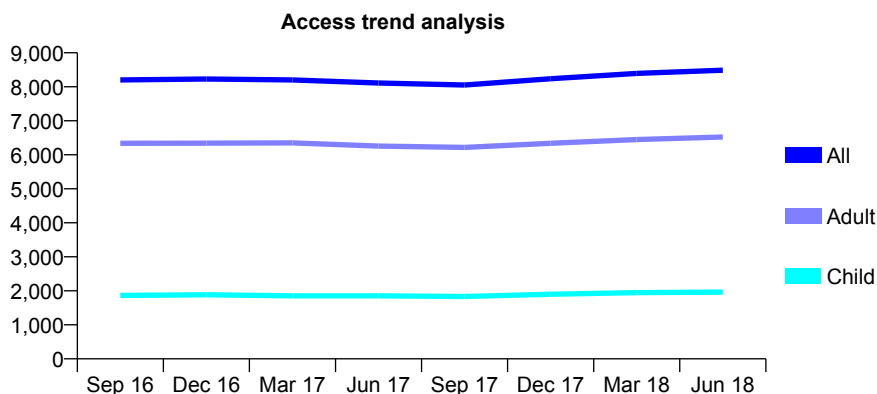
## 7A4 - Vital Signs At a Glance Contract Report for 840580/0001 - June 2018

Name or company name	MR OB JOYNSON
Contract type name	GDS Contract
Purpose of contract	General and Orthodontic
Contract start date	01/04/2006
Contract end date	

18/19 Contracted general activity (UDA)	28,724
Carry forward general activity (UDA)	0
18/19 Contracted orthodontic activity (UOA)	315
Carry forward orthodontic activity (UOA)	0
Baseline contract value	£657,600.05

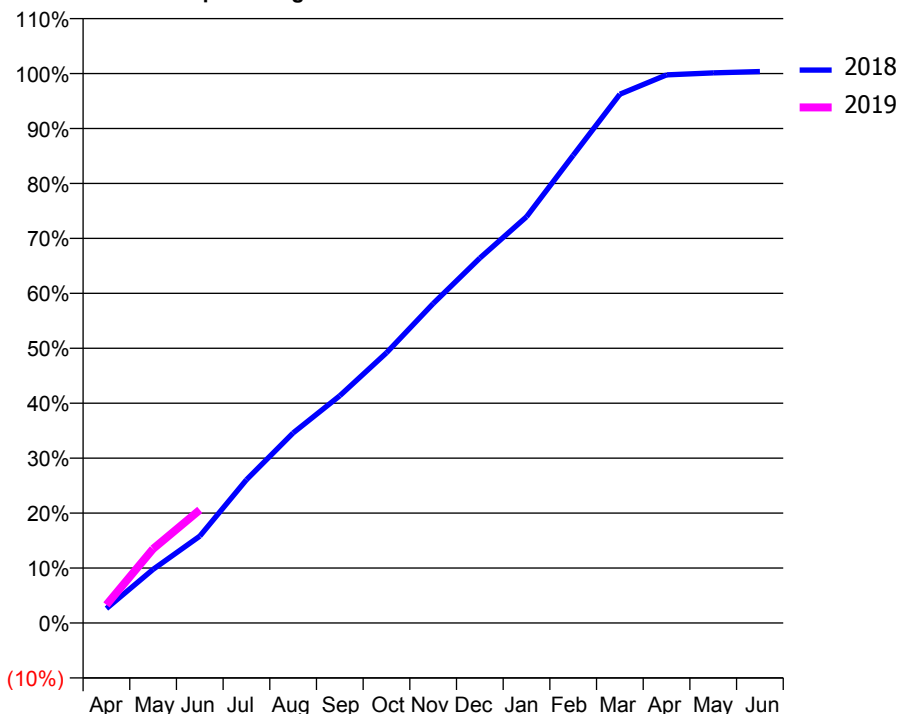
### ACCESS\*

Patients seen in 24 months	Total	Change since previous quarter
Quarter ending June 2017	8,111	
Quarter ending September 2017	8,053	→
Quarter ending December 2017	8,238	↑
Quarter ending March 2018	8,394	→
Quarter ending June 2018	8,487	→
<b>Variance since June 2017</b>	<b>4.6%</b>	<b>↑</b>



### ACTIVITY

Cumulative percentage of contracted UDA delivered 2018 & 2019



Adjusted Scheduled Activity (UDA)

Month	2018	2019
April	753	949
May	2,807	3,878
June	4,541	5,914
July	7,488	
August	9,935	
September	11,882	
October	14,127	
November	16,698	
December	19,076	
January	21,233	
February	24,447	
March	27,639	
April	28,654	
May	28,757	
June	28,828	

### QUALITY

	Quantity	Base Number	Contract	LHB	Wales
% of FP17s for the same patient ID Re-attending within 3 months - Children	56	650	8.6%	9.0%	11.1%
% of FP17s for the same patient ID Re-attending within 3 months - Adults	405	2,316	17.5%	15.2%	15.5%
% of FP17s for the same patient ID Re-attending between 3 & 9 months - Children	368	650	56.6%	58.2%	59.2%
% of FP17s for the same patient ID Re-attending between 3 & 9 months - Adults	1,254	2,316	54.1%	55.8%	55.8%
% of FP17s for Band 1 Urgent Courses	303	2,507	12.1%	9.4%	8.7%
% of FP17s Relating to Free Repair or Replacements	32	2,507	1.3%	0.7%	0.7%
% of FP17s Relating to Continuations	22	2,507	0.9%	0.8%	0.7%
% of Patients satisfied with the dentistry they have received	38	40	95.0%	93.5%	94.0%
% of Patients satisfied with the time they had to wait for an appointment	36	40	90.0%	86.0%	88.5%

\* This is based on patients treated on this contract for their most recent course of treatment. Figures in italics indicate the base number of FP17s or Patient Questionnaire responses are less than 100. N/A is shown where the base number of responses is less than 10 during the period. % is calculated as Quantity/Base number\*100

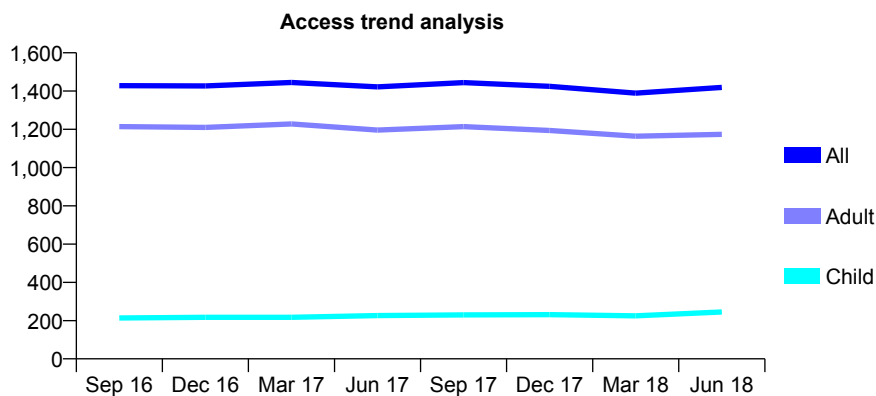
## 7A4 - Vital Signs At a Glance Contract Report for 918458/0001 - June 2018

Name or company name	MRS EA DAVIES
Contract type name	GDS Contract
Purpose of contract	General
Contract start date	01/04/2006
Contract end date	

18/19 Contracted general activity (UDA)	4,243
Carry forward general activity (UDA)	0
18/19 Contracted orthodontic activity (UOA)	0
Carry forward orthodontic activity (UOA)	0
Baseline contract value	£137,588.33

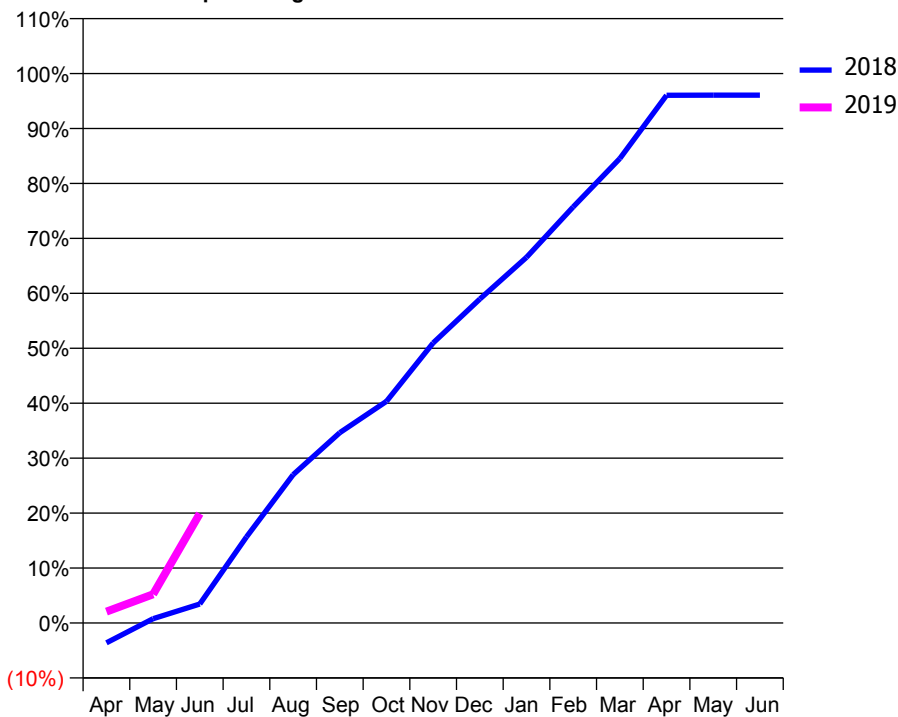
### ACCESS\*

Patients seen in 24 months	Total	Change since previous quarter
Quarter ending June 2017	1,422	
Quarter ending September 2017	1,444	→
Quarter ending December 2017	1,425	↓
Quarter ending March 2018	1,389	↓
Quarter ending June 2018	1,419	↑
<b>Variance since June 2017</b>	<b>(0.2%)</b>	<b>→</b>



### ACTIVITY

Cumulative percentage of contracted UDA delivered 2018 & 2019



Adjusted Scheduled Activity (UDA)

Month	2018	2019
April	-154	88
May	33	222
June	147	844
July	664	
August	1,145	
September	1,470	
October	1,711	
November	2,163	
December	2,501	
January	2,824	
February	3,213	
March	3,587	
April	4,075	
May	4,076	
June	4,076	

### QUALITY

	Quantity	Base Number	Contract	LHB	Wales
% of FP17s for the same patient ID Re-attending within 3 months - Children	9	88	10.2%	9.0%	11.1%
% of FP17s for the same patient ID Re-attending within 3 months - Adults	79	416	19.0%	15.2%	15.5%
% of FP17s for the same patient ID Re-attending between 3 & 9 months - Children	17	88	19.3%	58.2%	59.2%
% of FP17s for the same patient ID Re-attending between 3 & 9 months - Adults	106	416	25.5%	55.8%	55.8%
% of FP17s for Band 1 Urgent Courses	7	323	2.2%	9.4%	8.7%
% of FP17s Relating to Free Repair or Replacements	7	323	2.2%	0.7%	0.7%
% of FP17s Relating to Continuations	18	323	5.6%	0.8%	0.7%
% of Patients satisfied with the dentistry they have received	13	13	100.0%	93.5%	94.0%
% of Patients satisfied with the time they had to wait for an appointment	13	13	100.0%	86.0%	88.5%

\* This is based on patients treated on this contract for their most recent course of treatment. Figures in italics indicate the base number of FP17s or Patient Questionnaire responses are less than 100. N/A is shown where the base number of responses is less than 10 during the period. % is calculated as Quantity/Base number\*100

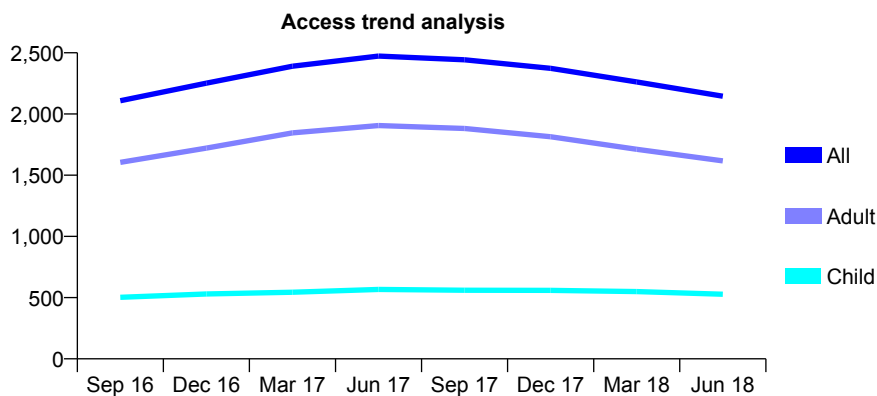
## 7A4 - Vital Signs At a Glance Contract Report for 919438/0001 - June 2018

Name or company name	MR PC STOCKFORD
Contract type name	GDS Contract
Purpose of contract	General
Contract start date	01/04/2006
Contract end date	

18/19 Contracted general activity (UDA)	8,593
Carry forward general activity (UDA)	0
18/19 Contracted orthodontic activity (UOA)	0
Carry forward orthodontic activity (UOA)	0
Baseline contract value	£220,178.48

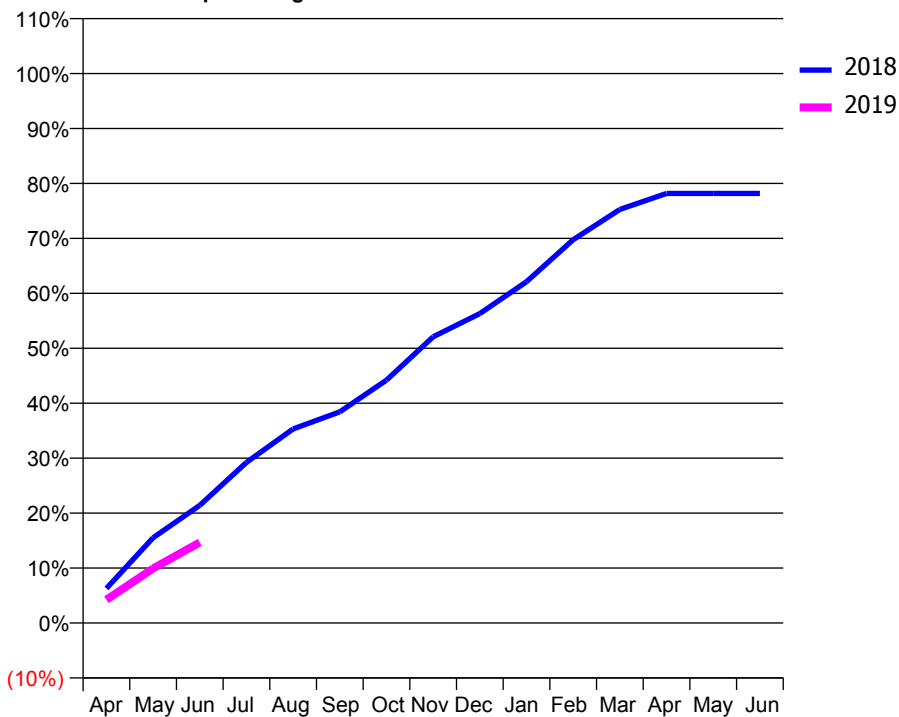
### ACCESS\*

Patients seen in 24 months	Total	Change since previous quarter
Quarter ending June 2017	2,473	
Quarter ending September 2017	2,443	↓
Quarter ending December 2017	2,373	↓
Quarter ending March 2018	2,262	↓
Quarter ending June 2018	2,145	↓
<b>Variance since June 2017</b>	<b>(13.3%)</b>	<b>↓</b>



### ACTIVITY

Cumulative percentage of contracted UDA delivered 2018 & 2019



Adjusted Scheduled Activity (UDA)

Month	2018	2019
April	542	364
May	1,334	854
June	1,841	1,261
July	2,512	
August	3,036	
September	3,303	
October	3,798	
November	4,476	
December	4,839	
January	5,338	
February	5,994	
March	6,467	
April	6,718	
May	6,718	
June	6,718	

### QUALITY

	Quantity	Base Number	Contract	LHB	Wales
% of FP17s for the same patient ID Re-attending within 3 months - Children	5	160	3.1%	9.0%	11.1%
% of FP17s for the same patient ID Re-attending within 3 months - Adults	96	529	18.1%	15.2%	15.5%
% of FP17s for the same patient ID Re-attending between 3 & 9 months - Children	109	160	68.1%	58.2%	59.2%
% of FP17s for the same patient ID Re-attending between 3 & 9 months - Adults	331	529	62.6%	55.8%	55.8%
% of FP17s for Band 1 Urgent Courses	10	583	1.7%	9.4%	8.7%
% of FP17s Relating to Free Repair or Replacements	1	583	0.2%	0.7%	0.7%
% of FP17s Relating to Continuations	20	583	3.4%	0.8%	0.7%
% of Patients satisfied with the dentistry they have received	7	7	N/A	93.5%	94.0%
% of Patients satisfied with the time they had to wait for an appointment	7	7	N/A	86.0%	88.5%

\* This is based on patients treated on this contract for their most recent course of treatment. Figures in italics indicate the base number of FP17s or Patient Questionnaire responses are less than 100. N/A is shown where the base number of responses is less than 10 during the period. % is calculated as Quantity/Base number\*100

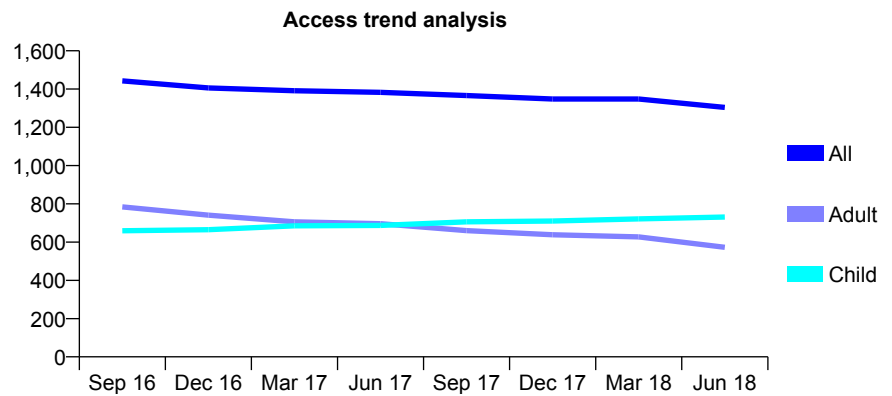
## 7A4 - Vital Signs At a Glance Contract Report for 965588/0001 - June 2018

Name or company name	MS V KOLAH I
Contract type name	GDS Contract
Purpose of contract	General
Contract start date	26/07/2007
Contract end date	

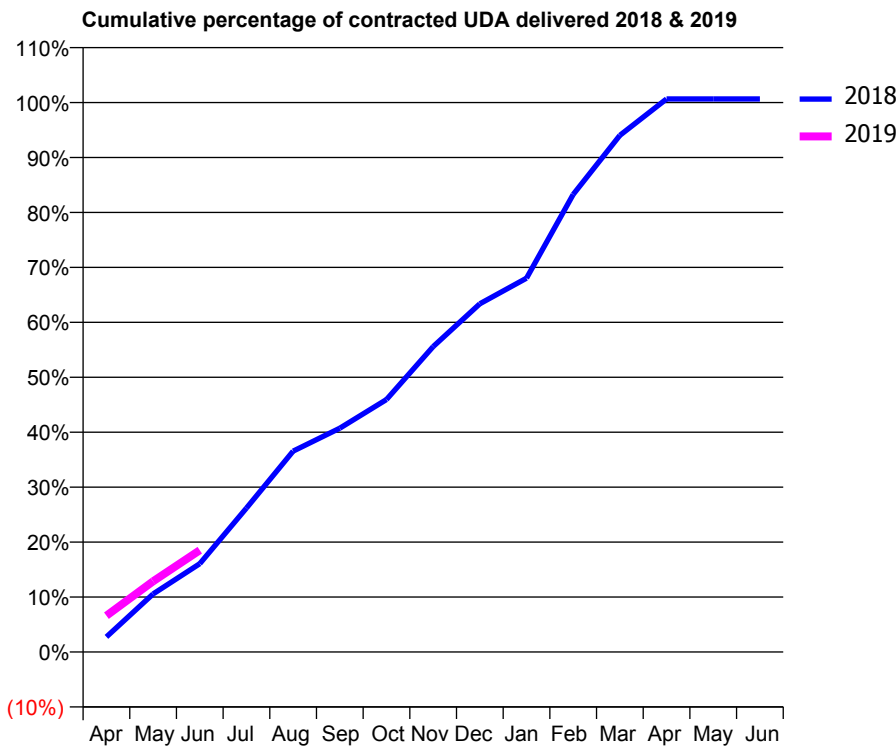
18/19 Contracted general activity (UDA)	2,091
Carry forward general activity (UDA)	0
18/19 Contracted orthodontic activity (UOA)	0
Carry forward orthodontic activity (UOA)	0
Baseline contract value	£51,992.85

### ACCESS\*

Patients seen in 24 months	Total	Change since previous quarter
Quarter ending June 2017	1,383	
Quarter ending September 2017	1,366	↓
Quarter ending December 2017	1,348	↓
Quarter ending March 2018	1,348	→
Quarter ending June 2018	1,304	↓
<b>Variance since June 2017</b>	<b>(5.7%)</b>	<b>↓</b>



### ACTIVITY



Adjusted Scheduled Activity (UDA)		
Month	2018	2019
April	57	138
May	221	269
June	336	387
July	548	
August	764	
September	852	
October	961	
November	1,162	
December	1,325	
January	1,423	
February	1,741	
March	1,966	
April	2,105	
May	2,105	
June	2,105	

### QUALITY

	Quantity	Base Number	Contract	LHB	Wales
% of FP17s for the same patient ID Re-attending within 3 months - Children	12	242	5.0%	9.0%	11.1%
% of FP17s for the same patient ID Re-attending within 3 months - Adults	7	105	6.7%	15.2%	15.5%
% of FP17s for the same patient ID Re-attending between 3 & 9 months - Children	154	242	63.6%	58.2%	59.2%
% of FP17s for the same patient ID Re-attending between 3 & 9 months - Adults	47	105	44.8%	55.8%	55.8%
% of FP17s for Band 1 Urgent Courses	11	286	3.8%	9.4%	8.7%
% of FP17s Relating to Free Repair or Replacements	0	286	0.0%	0.7%	0.7%
% of FP17s Relating to Continuations	0	286	0.0%	0.8%	0.7%
% of Patients satisfied with the dentistry they have received	3	4	N/A	93.5%	94.0%
% of Patients satisfied with the time they had to wait for an appointment	3	4	N/A	86.0%	88.5%

\* This is based on patients treated on this contract for their most recent course of treatment. Figures in italics indicate the base number of FP17s or Patient Questionnaire responses are less than 100. N/A is shown where the base number of responses is less than 10 during the period. % is calculated as Quantity/Base number\*100

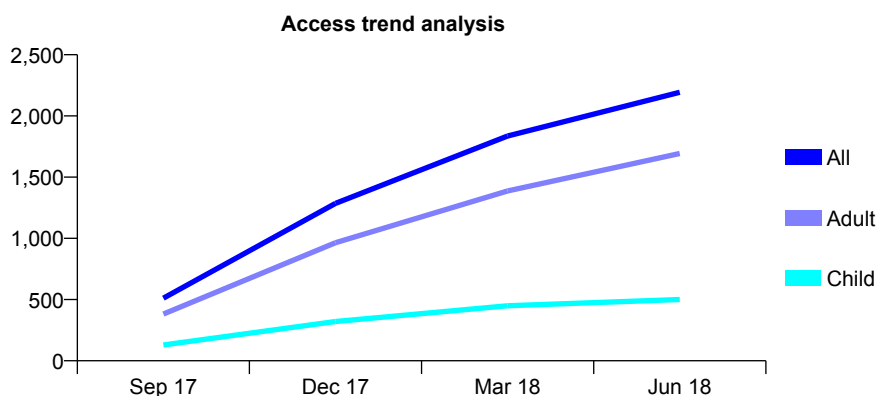
## 7A5 - Vital Signs At a Glance Contract Report for 100482/0000 - June 2018

Name or company name	Gafyn Poulton
Contract type name	GDS Contract
Purpose of contract	General
Contract start date	01/06/2017
Contract end date	

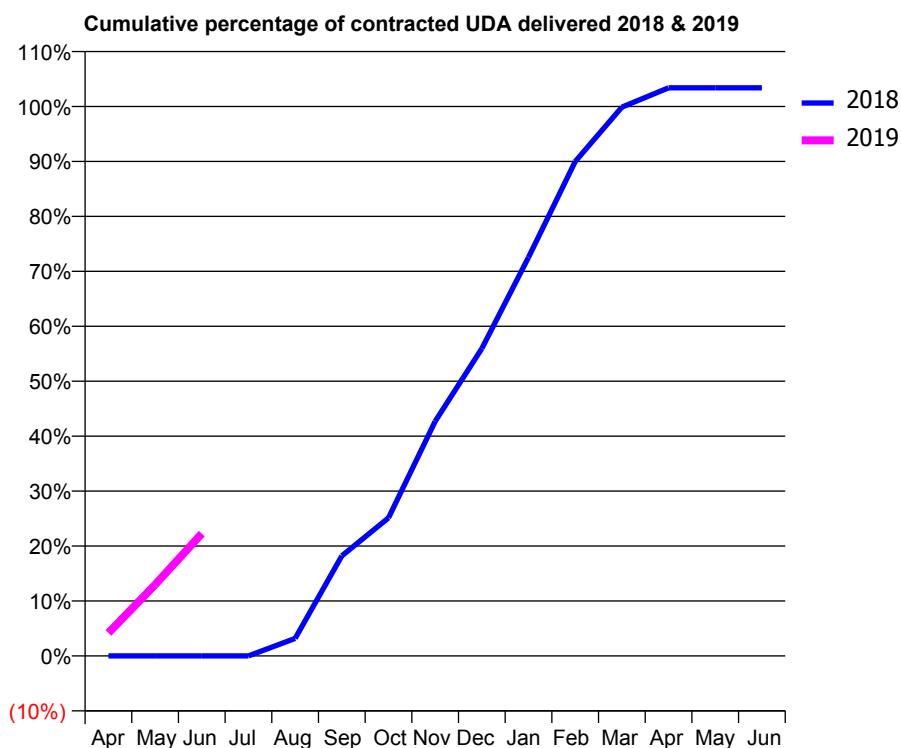
18/19 Contracted general activity (UDA)	7,200
Carry forward general activity (UDA)	0
18/19 Contracted orthodontic activity (UOA)	0
Carry forward orthodontic activity (UOA)	0
Baseline contract value	£174,097.23

### ACCESS\*

Patients seen in 24 months	Total	Change since previous quarter
Quarter ending June 2017	0	
Quarter ending September 2017	511	↑
Quarter ending December 2017	1,286	↑
Quarter ending March 2018	1,836	↑
Quarter ending June 2018	2,193	↑
<b>Variance since June 2017</b>	N/A	



### ACTIVITY



Month	Adjusted Scheduled Activity (UDA)	
	2018	2019
April	0	302
May	0	934
June	0	1,603
July	0	
August	191	
September	1,093	
October	1,507	
November	2,561	
December	3,357	
January	4,353	
February	5,399	
March	5,993	
April	6,203	
May	6,203	
June	6,203	

### QUALITY

	Quantity	Base Number	Contract	LHB	Wales
% of FP17s for the same patient ID Re-attending within 3 months - Children	10	141	7.1%	7.0%	11.1%
% of FP17s for the same patient ID Re-attending within 3 months - Adults	52	547	9.5%	13.1%	15.5%
% of FP17s for the same patient ID Re-attending between 3 & 9 months - Children	57	141	40.4%	57.0%	59.2%
% of FP17s for the same patient ID Re-attending between 3 & 9 months - Adults	171	547	31.3%	54.4%	55.8%
% of FP17s for Band 1 Urgent Courses	28	612	4.6%	8.8%	8.7%
% of FP17s Relating to Free Repair or Replacements	5	612	0.8%	0.7%	0.7%
% of FP17s Relating to Continuations	2	612	0.3%	0.6%	0.7%
% of Patients satisfied with the dentistry they have received	19	21	90.5%	94.6%	94.0%
% of Patients satisfied with the time they had to wait for an appointment	19	21	90.5%	91.2%	88.5%

\* This is based on patients treated on this contract for their most recent course of treatment. Figures in italics indicate the base number of FP17s or Patient Questionnaire responses are less than 100. N/A is shown where the base number of responses is less than 10 during the period. % is calculated as Quantity/Base number\*100

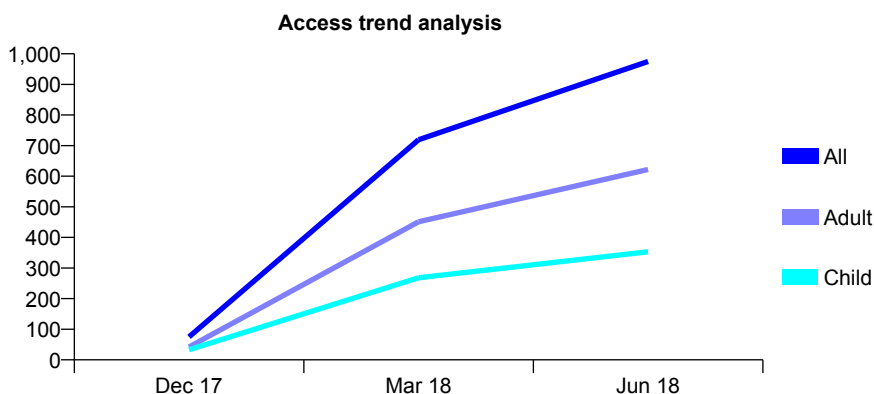
## 7A5 - Vital Signs At a Glance Contract Report for 100541/0000 - June 2018

Name or company name	Dr L Smart
Contract type name	GDS Contract
Purpose of contract	General
Contract start date	01/11/2017
Contract end date	

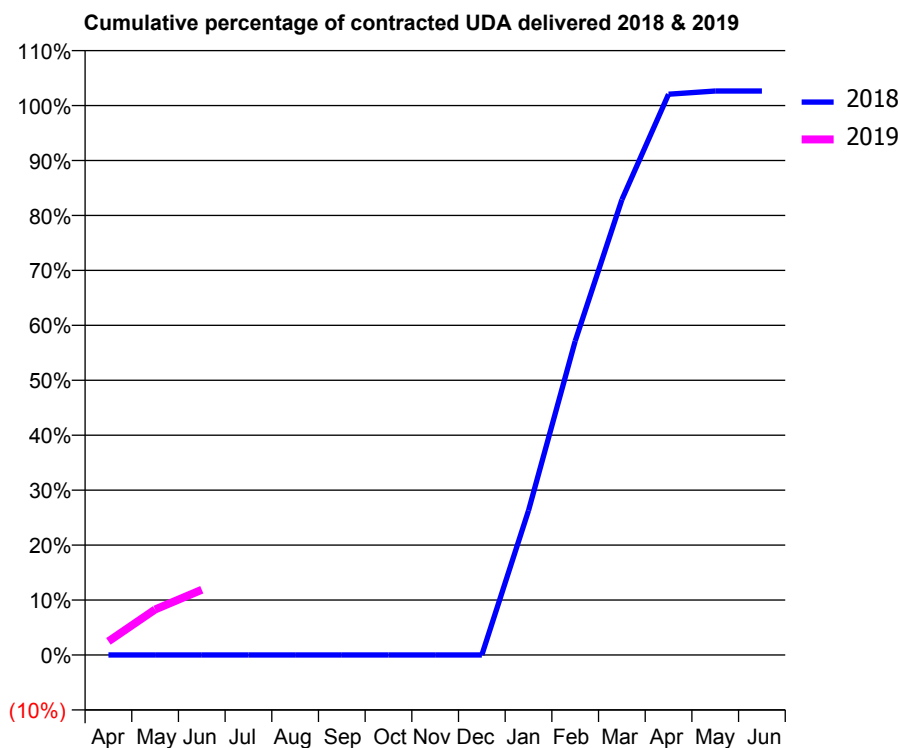
18/19 Contracted general activity (UDA)	6,886
Carry forward general activity (UDA)	0
18/19 Contracted orthodontic activity (UOA)	0
Carry forward orthodontic activity (UOA)	0
Baseline contract value	£179,086.09

### ACCESS\*

Patients seen in 24 months	Total	Change since previous quarter
Quarter ending June 2017	0	
Quarter ending September 2017	0	
Quarter ending December 2017	75	↑
Quarter ending March 2018	719	↑
Quarter ending June 2018	975	↑
<b>Variance since June 2017</b>	N/A	



### ACTIVITY



Month	Adjusted Scheduled Activity (UDA)	
	2018	2019
April	0	171
May	0	571
June	0	818
July	0	
August	0	
September	0	
October	0	
November	0	
December	0	
January	1,061	
February	2,306	
March	3,344	
April	4,119	
May	4,142	
June	4,142	

### QUALITY

	Quantity	Base Number	Contract	LHB	Wales
% of FP17s for the same patient ID Re-attending within 3 months - Children	9	111	8.1%	7.0%	11.1%
% of FP17s for the same patient ID Re-attending within 3 months - Adults	21	253	8.3%	13.1%	15.5%
% of FP17s for the same patient ID Re-attending between 3 & 9 months - Children	9	111	8.1%	57.0%	59.2%
% of FP17s for the same patient ID Re-attending between 3 & 9 months - Adults	31	253	12.3%	54.4%	55.8%
% of FP17s for Band 1 Urgent Courses	0	212	0.0%	8.8%	8.7%
% of FP17s Relating to Free Repair or Replacements	0	212	0.0%	0.7%	0.7%
% of FP17s Relating to Continuations	0	212	0.0%	0.6%	0.7%
% of Patients satisfied with the dentistry they have received	1	1	N/A	94.6%	94.0%
% of Patients satisfied with the time they had to wait for an appointment	1	1	N/A	91.2%	88.5%

\* This is based on patients treated on this contract for their most recent course of treatment. Figures in italics indicate the base number of FP17s or Patient Questionnaire responses are less than 100. N/A is shown where the base number of responses is less than 10 during the period. % is calculated as Quantity/Base number\*100

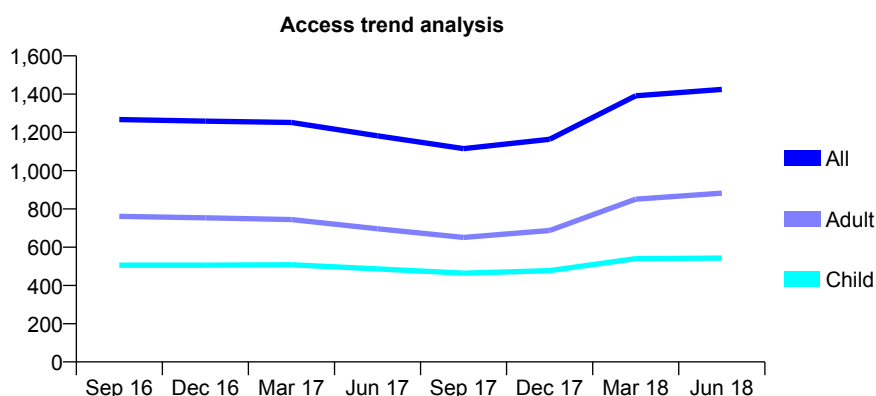
## 7A5 - Vital Signs At a Glance Contract Report for 102660/0001 - June 2018

Name or company name	Brilliant Dental Care
Contract type name	GDS Contract
Purpose of contract	General and Orthodontic
Contract start date	01/06/2014
Contract end date	

18/19 Contracted general activity (UDA)	4,200
Carry forward general activity (UDA)	0
18/19 Contracted orthodontic activity (UOA)	57
Carry forward orthodontic activity (UOA)	0
Baseline contract value	£105,155.93

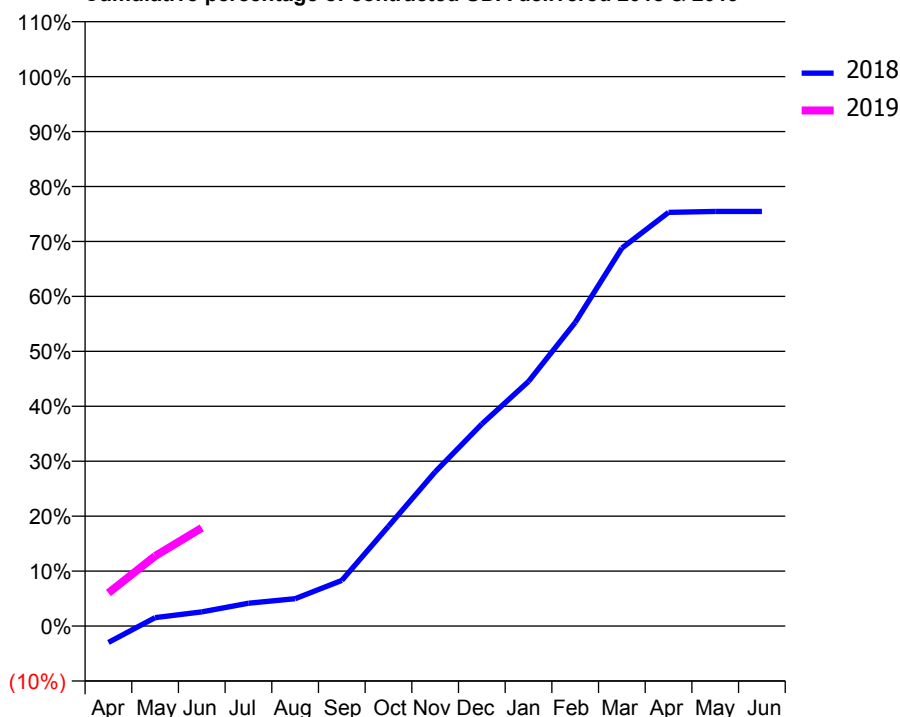
### ACCESS\*

Patients seen in 24 months	Total	Change since previous quarter
Quarter ending June 2017	1,182	
Quarter ending September 2017	1,115	↓
Quarter ending December 2017	1,164	↑
Quarter ending March 2018	1,391	↑
Quarter ending June 2018	1,425	↑
<b>Variance since June 2017</b>	<b>20.6%</b>	<b>↑</b>



### ACTIVITY

Cumulative percentage of contracted UDA delivered 2018 & 2019



Adjusted Scheduled Activity (UDA)

Month	2018	2019
April	-126	253
May	64	536
June	109	750
July	175	
August	210	
September	349	
October	763	
November	1,179	
December	1,545	
January	1,870	
February	2,320	
March	2,889	
April	3,162	
May	3,169	
June	3,169	

### QUALITY

	Quantity	Base Number	Contract	LHB	Wales
% of FP17s for the same patient ID Re-attending within 3 months - Children	20	201	10.0%	7.0%	11.1%
% of FP17s for the same patient ID Re-attending within 3 months - Adults	22	306	7.2%	13.1%	15.5%
% of FP17s for the same patient ID Re-attending between 3 & 9 months - Children	132	201	65.7%	57.0%	59.2%
% of FP17s for the same patient ID Re-attending between 3 & 9 months - Adults	163	306	53.3%	54.4%	55.8%
% of FP17s for Band 1 Urgent Courses	21	386	5.4%	8.8%	8.7%
% of FP17s Relating to Free Repair or Replacements	0	386	0.0%	0.7%	0.7%
% of FP17s Relating to Continuations	1	386	0.3%	0.6%	0.7%
% of Patients satisfied with the dentistry they have received	2	2	N/A	94.6%	94.0%
% of Patients satisfied with the time they had to wait for an appointment	0	2	N/A	91.2%	88.5%

\* This is based on patients treated on this contract for their most recent course of treatment. Figures in italics indicate the base number of FP17s or Patient Questionnaire responses are less than 100. N/A is shown where the base number of responses is less than 10 during the period. % is calculated as Quantity/Base number\*100

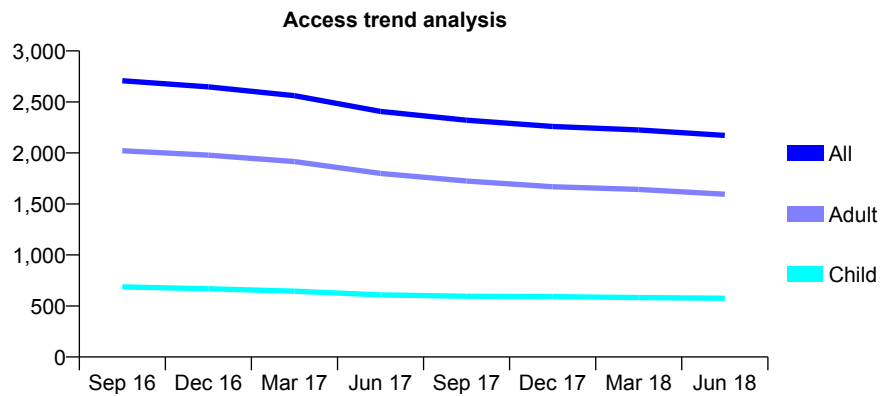
## 7A5 - Vital Signs At a Glance Contract Report for 105333/0001 - June 2018

Name or company name	Beddau Dental Practice
Contract type name	GDS Contract
Purpose of contract	General
Contract start date	01/06/2014
Contract end date	

18/19 Contracted general activity (UDA)	7,800
Carry forward general activity (UDA)	0
18/19 Contracted orthodontic activity (UOA)	0
Carry forward orthodontic activity (UOA)	0
Baseline contract value	£188,482.52

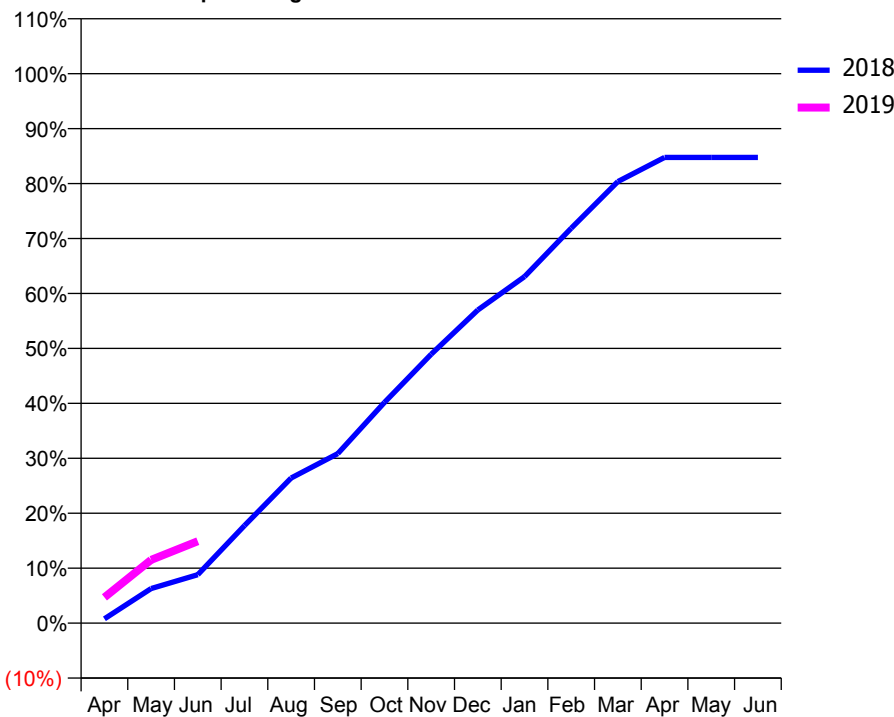
### ACCESS\*

Patients seen in 24 months	Total	Change since previous quarter
Quarter ending June 2017	2,407	
Quarter ending September 2017	2,321	↓
Quarter ending December 2017	2,259	↓
Quarter ending March 2018	2,225	↓
Quarter ending June 2018	2,172	↓
<b>Variance since June 2017</b>	<b>(9.8%)</b>	<b>↓</b>



### ACTIVITY

Cumulative percentage of contracted UDA delivered 2018 & 2019



Month	Adjusted Scheduled Activity (UDA)	
	2018	2019
April	61	367
May	492	898
June	687	1,163
July	1,385	
August	2,060	
September	2,407	
October	3,134	
November	3,816	
December	4,445	
January	4,919	
February	5,606	
March	6,268	
April	6,610	
May	6,610	
June	6,610	

### QUALITY

	Quantity	Base Number	Contract	LHB	Wales
% of FP17s for the same patient ID Re-attending within 3 months - Children	6	191	3.1%	7.0%	11.1%
% of FP17s for the same patient ID Re-attending within 3 months - Adults	44	485	9.1%	13.1%	15.5%
% of FP17s for the same patient ID Re-attending between 3 & 9 months - Children	122	191	63.9%	57.0%	59.2%
% of FP17s for the same patient ID Re-attending between 3 & 9 months - Adults	328	485	67.6%	54.4%	55.8%
% of FP17s for Band 1 Urgent Courses	20	547	3.7%	8.8%	8.7%
% of FP17s Relating to Free Repair or Replacements	3	547	0.5%	0.7%	0.7%
% of FP17s Relating to Continuations	0	547	0.0%	0.6%	0.7%
% of Patients satisfied with the dentistry they have received	10	10	100.0%	94.6%	94.0%
% of Patients satisfied with the time they had to wait for an appointment	8	10	80.0%	91.2%	88.5%

\* This is based on patients treated on this contract for their most recent course of treatment. Figures in italics indicate the base number of FP17s or Patient Questionnaire responses are less than 100. N/A is shown where the base number of responses is less than 10 during the period. % is calculated as Quantity/Base number\*100



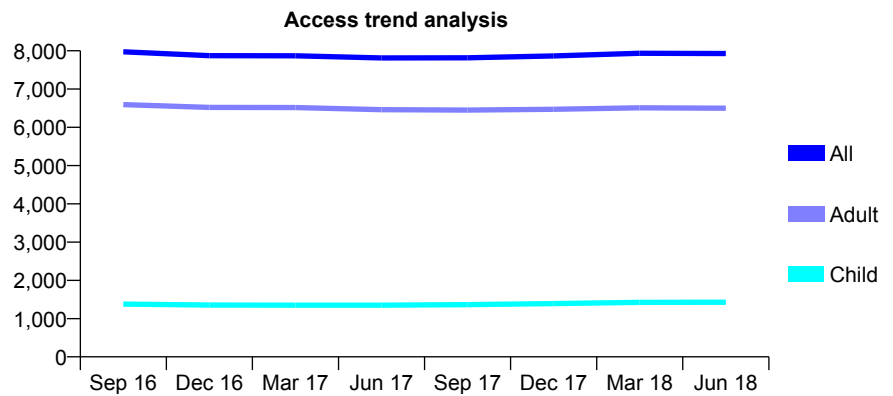
## 7A5 - Vital Signs At a Glance Contract Report for 106887/0001 - June 2018

Name or company name	Morgan Street Dental Practice
Contract type name	GDS Contract
Purpose of contract	General
Contract start date	01/04/2010
Contract end date	

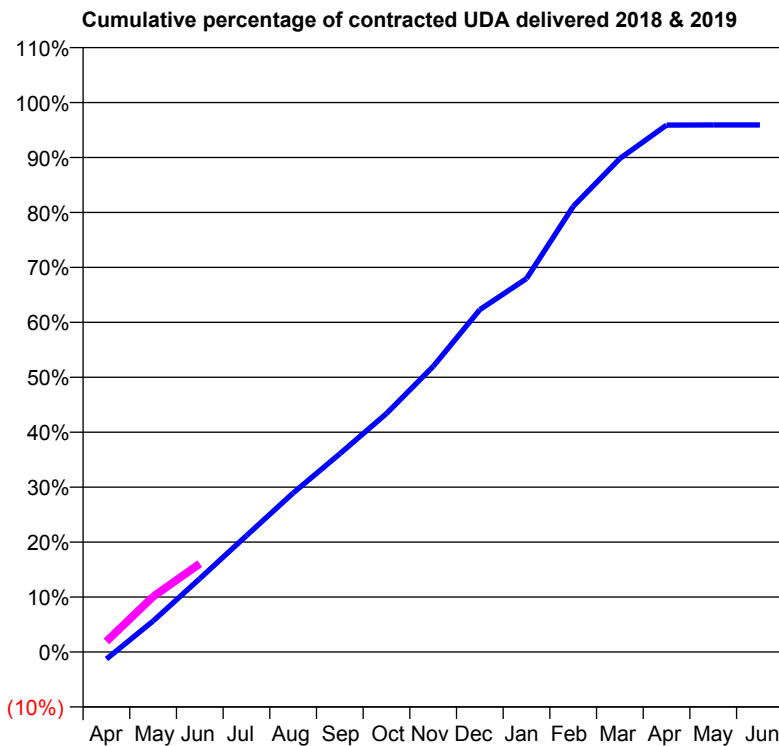
18/19 Contracted general activity (UDA)	25,816
Carry forward general activity (UDA)	0
18/19 Contracted orthodontic activity (UOA)	0
Carry forward orthodontic activity (UOA)	0
Baseline contract value	£623,410.84

### ACCESS\*

Patients seen in 24 months	Total	Change since previous quarter
Quarter ending June 2017	7,813	
Quarter ending September 2017	7,816	→
Quarter ending December 2017	7,866	→
Quarter ending March 2018	7,936	→
Quarter ending June 2018	7,930	→
<b>Variance since June 2017</b>	<b>1.5%</b>	<b>→</b>



### ACTIVITY



Month	Adjusted Scheduled Activity (UDA)	
	2018	2019
April	-338	499
May	1,456	2,605
June	3,447	4,149
July	5,467	
August	7,470	
September	9,315	
October	11,202	
November	13,419	
December	16,086	
January	17,545	
February	20,932	
March	23,182	
April	24,754	
May	24,759	
June	24,759	

### QUALITY

	Quantity	Base Number	Contract	LHB	Wales
% of FP17s for the same patient ID Re-attending within 3 months - Children	50	545	9.2%	7.0%	11.1%
% of FP17s for the same patient ID Re-attending within 3 months - Adults	496	2,671	18.6%	13.1%	15.5%
% of FP17s for the same patient ID Re-attending between 3 & 9 months - Children	360	545	66.1%	57.0%	59.2%
% of FP17s for the same patient ID Re-attending between 3 & 9 months - Adults	1,624	2,671	60.8%	54.4%	55.8%
% of FP17s for Band 1 Urgent Courses	211	2,547	8.3%	8.8%	8.7%
% of FP17s Relating to Free Repair or Replacements	12	2,547	0.5%	0.7%	0.7%
% of FP17s Relating to Continuations	11	2,547	0.4%	0.6%	0.7%
% of Patients satisfied with the dentistry they have received	28	29	96.6%	94.6%	94.0%
% of Patients satisfied with the time they had to wait for an appointment	28	29	96.6%	91.2%	88.5%

\* This is based on patients treated on this contract for their most recent course of treatment. Figures in italics indicate the base number of FP17s or Patient Questionnaire responses are less than 100. N/A is shown where the base number of responses is less than 10 during the period. % is calculated as Quantity/Base number\*100

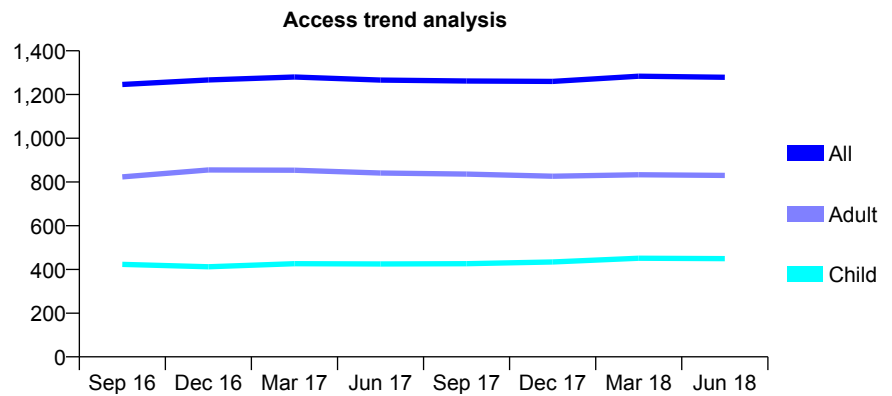
## 7A5 - Vital Signs At a Glance Contract Report for 108146/0001 - June 2018

Name or company name	Colden Larch Ltd
Contract type name	GDS Contract
Purpose of contract	General
Contract start date	01/10/2009
Contract end date	

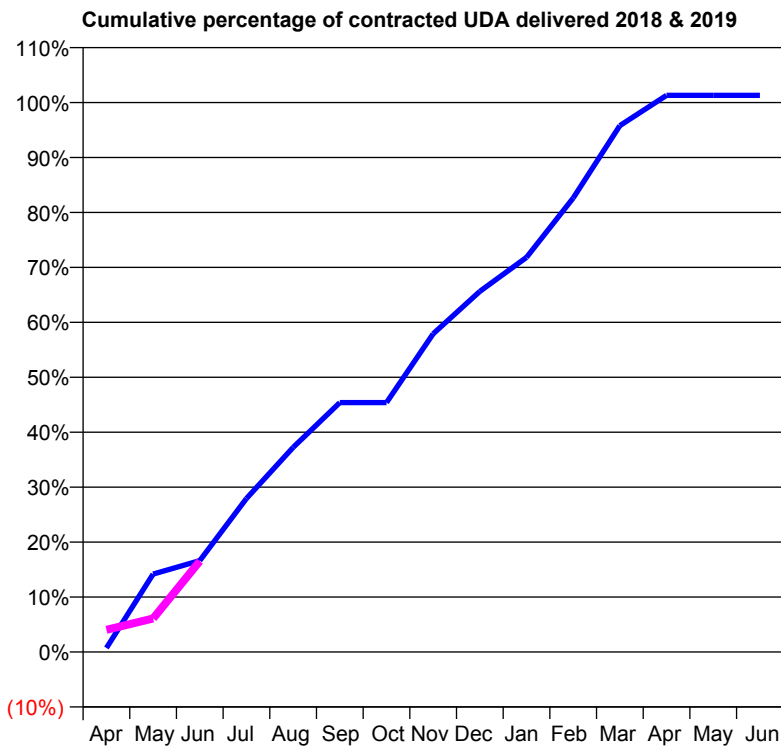
18/19 Contracted general activity (UDA)	3,710
Carry forward general activity (UDA)	0
18/19 Contracted orthodontic activity (UOA)	0
Carry forward orthodontic activity (UOA)	0
Baseline contract value	£53,546.95

### ACCESS\*

Patients seen in 24 months	Total	Change since previous quarter
Quarter ending June 2017	1,266	
Quarter ending September 2017	1,262	→
Quarter ending December 2017	1,260	→
Quarter ending March 2018	1,284	→
Quarter ending June 2018	1,279	→
<b>Variance since June 2017</b>	<b>1.0%</b>	<b>→</b>



### ACTIVITY



Month	Adjusted Scheduled Activity (UDA)	
	2018	2019
April	27	150
May	526	226
June	617	614
July	1,037	
August	1,381	
September	1,684	
October	1,684	
November	2,149	
December	2,435	
January	2,664	
February	3,065	
March	3,554	
April	3,758	
May	3,758	
June	3,758	

### QUALITY

	Quantity	Base Number	Contract	LHB	Wales
% of FP17s for the same patient ID Re-attending within 3 months - Children	18	165	10.9%	7.0%	11.1%
% of FP17s for the same patient ID Re-attending within 3 months - Adults	12	187	6.4%	13.1%	15.5%
% of FP17s for the same patient ID Re-attending between 3 & 9 months - Children	63	165	38.2%	57.0%	59.2%
% of FP17s for the same patient ID Re-attending between 3 & 9 months - Adults	74	187	39.6%	54.4%	55.8%
% of FP17s for Band 1 Urgent Courses	13	262	5.0%	8.8%	8.7%
% of FP17s Relating to Free Repair or Replacements	1	262	0.4%	0.7%	0.7%
% of FP17s Relating to Continuations	0	262	0.0%	0.6%	0.7%
% of Patients satisfied with the dentistry they have received	9	10	90.0%	94.6%	94.0%
% of Patients satisfied with the time they had to wait for an appointment	10	10	100.0%	91.2%	88.5%

\* This is based on patients treated on this contract for their most recent course of treatment. Figures in italics indicate the base number of FP17s or Patient Questionnaire responses are less than 100. N/A is shown where the base number of responses is less than 10 during the period. % is calculated as Quantity/Base number\*100

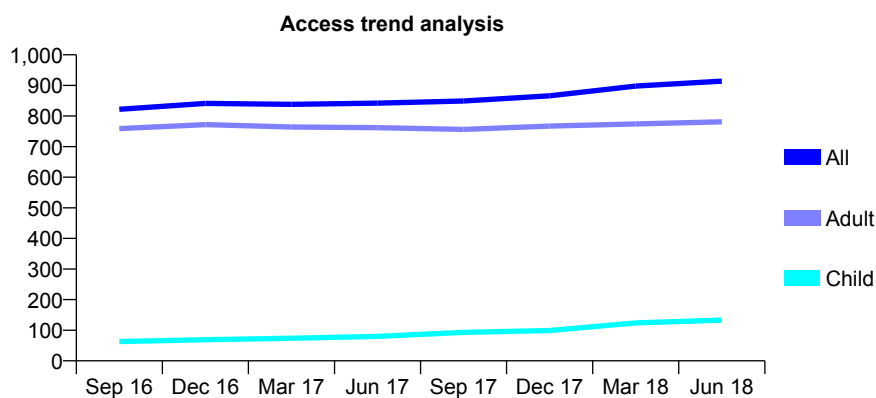
## 7A5 - Vital Signs At a Glance Contract Report for 108200/0004 - June 2018

Name or company name	Cardiff & Vale University Health Board
Contract type name	PDS Contract
Purpose of contract	General
Contract start date	01/04/2006
Contract end date	31/03/2019

18/19 Contracted general activity (UDA)	2,209
Carry forward general activity (UDA)	0
18/19 Contracted orthodontic activity (UOA)	0
Carry forward orthodontic activity (UOA)	0
Baseline contract value	£61,099.39

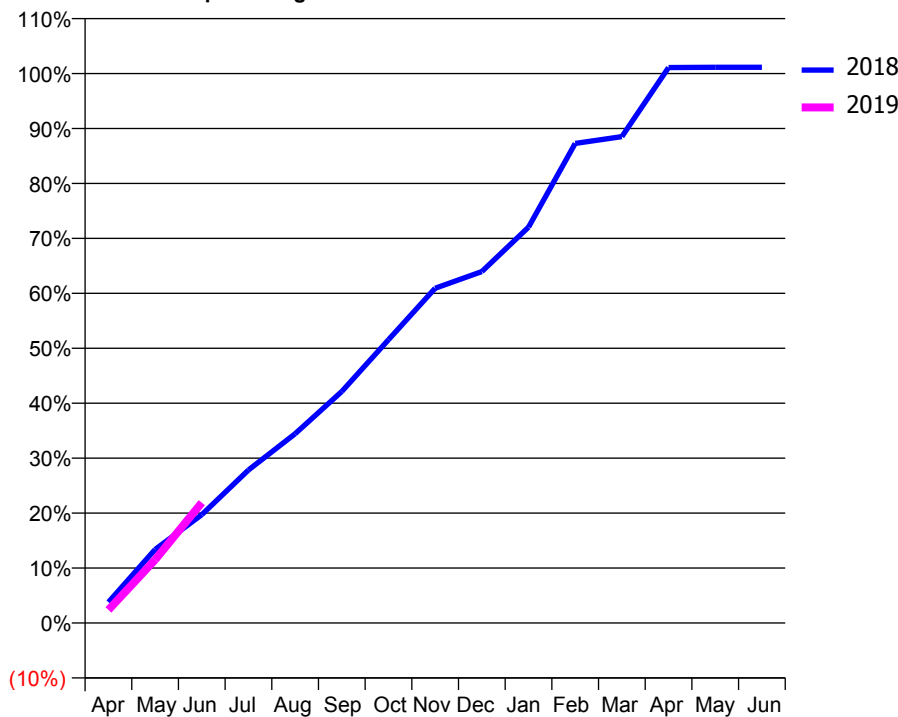
### ACCESS\*

Patients seen in 24 months	Total	Change since previous quarter
Quarter ending June 2017	842	
Quarter ending September 2017	849	→
Quarter ending December 2017	866	↑
Quarter ending March 2018	898	↑
Quarter ending June 2018	914	→
<b>Variance since June 2017</b>	<b>8.6%</b>	<b>↑</b>



### ACTIVITY

Cumulative percentage of contracted UDA delivered 2018 & 2019



Month	Adjusted Scheduled Activity (UDA)	
	2018	2019
April	84	53
May	296	255
June	436	484
July	615	
August	761	
September	931	
October	1,139	
November	1,346	
December	1,413	
January	1,591	
February	1,928	
March	1,955	
April	2,233	
May	2,234	
June	2,234	

### QUALITY

	Quantity	Base Number	Contract	LHB	Wales
% of FP17s for the same patient ID Re-attending within 3 months - Children	1	62	1.6%	7.0%	11.1%
% of FP17s for the same patient ID Re-attending within 3 months - Adults	46	377	12.2%	13.1%	15.5%
% of FP17s for the same patient ID Re-attending between 3 & 9 months - Children	28	62	45.2%	57.0%	59.2%
% of FP17s for the same patient ID Re-attending between 3 & 9 months - Adults	149	377	39.5%	54.4%	55.8%
% of FP17s for Band 1 Urgent Courses	29	281	10.3%	8.8%	8.7%
% of FP17s Relating to Free Repair or Replacements	0	281	0.0%	0.7%	0.7%
% of FP17s Relating to Continuations	2	281	0.7%	0.6%	0.7%
% of Patients satisfied with the dentistry they have received	2	3	N/A	94.6%	94.0%
% of Patients satisfied with the time they had to wait for an appointment	3	3	N/A	91.2%	88.5%

\* This is based on patients treated on this contract for their most recent course of treatment. Figures in italics indicate the base number of FP17s or Patient Questionnaire responses are less than 100. N/A is shown where the base number of responses is less than 10 during the period. % is calculated as Quantity/Base number\*100

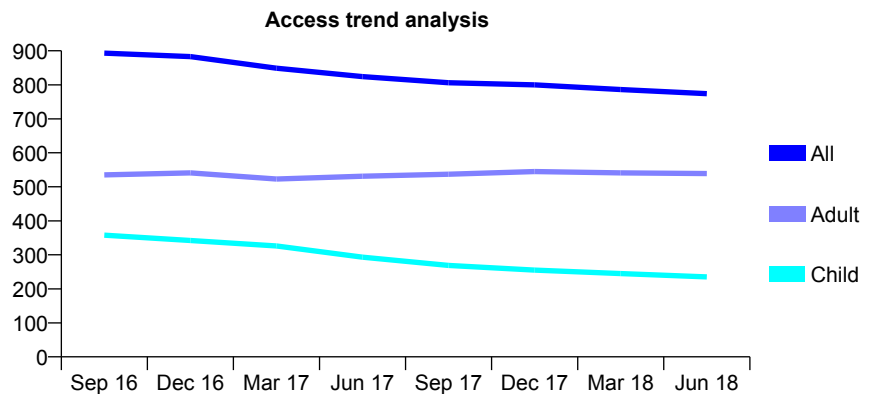
## 7A5 - Vital Signs At a Glance Contract Report for 108200/0006 - June 2018

Name or company name	Cardiff & Vale University Health Board
Contract type name	PDS Contract
Purpose of contract	General
Contract start date	01/04/2006
Contract end date	31/03/2019

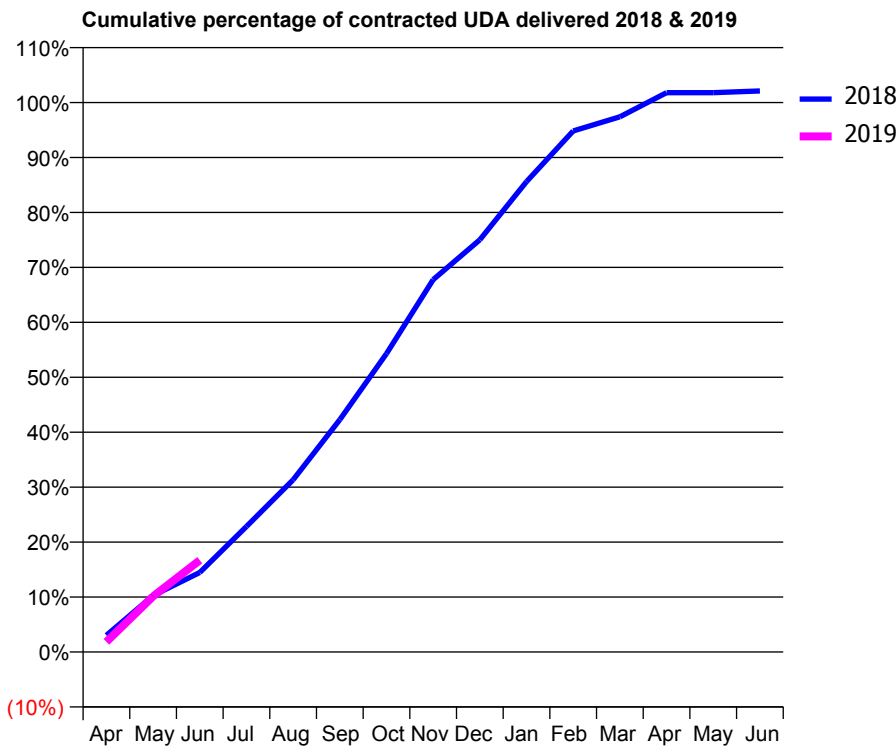
18/19 Contracted general activity (UDA)	2,208
Carry forward general activity (UDA)	0
18/19 Contracted orthodontic activity (UOA)	0
Carry forward orthodontic activity (UOA)	0
Baseline contract value	£61,099.38

### ACCESS\*

Patients seen in 24 months	Total	Change since previous quarter
Quarter ending June 2017	824	
Quarter ending September 2017	806	↓
Quarter ending December 2017	800	→
Quarter ending March 2018	786	↓
Quarter ending June 2018	774	↓
<b>Variance since June 2017</b>	<b>(6.1%)</b>	<b>↓</b>



### ACTIVITY



Month	Adjusted Scheduled Activity (UDA)	
	2018	2019
April	67	41
May	227	224
June	320	369
July	504	
August	692	
September	933	
October	1,199	
November	1,496	
December	1,657	
January	1,890	
February	2,094	
March	2,151	
April	2,248	
May	2,248	
June	2,255	

### QUALITY

	Quantity	Base Number	Contract	LHB	Wales
% of FP17s for the same patient ID Re-attending within 3 months - Children	3	78	3.8%	7.0%	11.1%
% of FP17s for the same patient ID Re-attending within 3 months - Adults	16	164	9.8%	13.1%	15.5%
% of FP17s for the same patient ID Re-attending between 3 & 9 months - Children	54	78	69.2%	57.0%	59.2%
% of FP17s for the same patient ID Re-attending between 3 & 9 months - Adults	89	164	54.3%	54.4%	55.8%
% of FP17s for Band 1 Urgent Courses	10	176	5.7%	8.8%	8.7%
% of FP17s Relating to Free Repair or Replacements	4	176	2.3%	0.7%	0.7%
% of FP17s Relating to Continuations	0	176	0.0%	0.6%	0.7%
% of Patients satisfied with the dentistry they have received	3	3	N/A	94.6%	94.0%
% of Patients satisfied with the time they had to wait for an appointment	3	3	N/A	91.2%	88.5%

\* This is based on patients treated on this contract for their most recent course of treatment. Figures in italics indicate the base number of FP17s or Patient Questionnaire responses are less than 100. N/A is shown where the base number of responses is less than 10 during the period. % is calculated as Quantity/Base number\*100

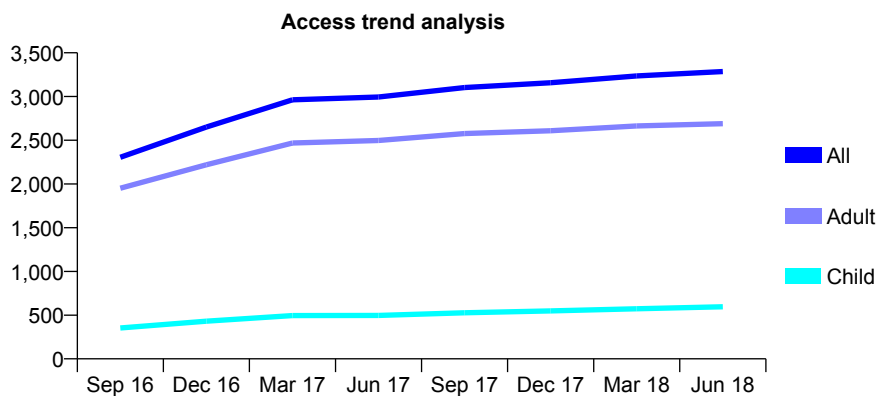
## 7A5 - Vital Signs At a Glance Contract Report for 116300/0008 - June 2018

Name or company name	Whitecross Dental Care Ltd
Contract type name	GDS Contract
Purpose of contract	General
Contract start date	01/04/2015
Contract end date	

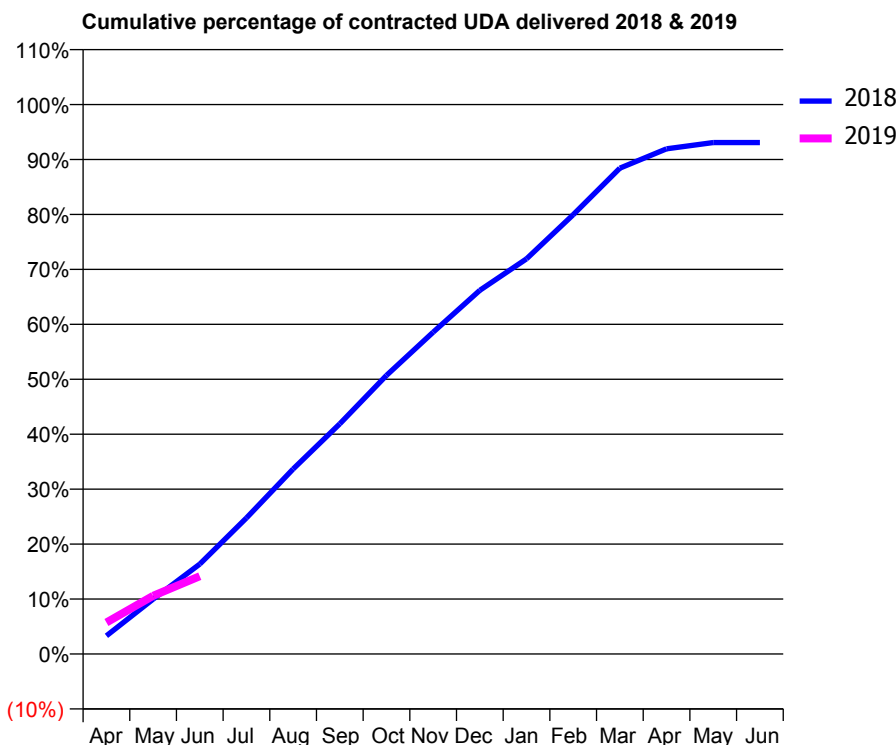
18/19 Contracted general activity (UDA)	12,228
Carry forward general activity (UDA)	0
18/19 Contracted orthodontic activity (UOA)	0
Carry forward orthodontic activity (UOA)	0
Baseline contract value	£335,170.25

### ACCESS\*

Patients seen in 24 months	Total	Change since previous quarter
Quarter ending June 2017	2,995	
Quarter ending September 2017	3,103	↑
Quarter ending December 2017	3,158	→
Quarter ending March 2018	3,236	↑
Quarter ending June 2018	3,286	→
<b>Variance since June 2017</b>	<b>9.7%</b>	<b>↑</b>



### ACTIVITY



Month	Adjusted Scheduled Activity (UDA)	
	2018	2019
April	406	702
May	1,221	1,295
June	2,003	1,731
July	3,029	
August	4,118	
September	5,124	
October	6,201	
November	7,162	
December	8,094	
January	8,793	
February	9,776	
March	10,810	
April	11,241	
May	11,381	
June	11,381	

### QUALITY

	Quantity	Base Number	Contract	LHB	Wales
% of FP17s for the same patient ID Re-attending within 3 months - Children	9	205	4.4%	7.0%	11.1%
% of FP17s for the same patient ID Re-attending within 3 months - Adults	85	753	11.3%	13.1%	15.5%
% of FP17s for the same patient ID Re-attending between 3 & 9 months - Children	114	205	55.6%	57.0%	59.2%
% of FP17s for the same patient ID Re-attending between 3 & 9 months - Adults	353	753	46.9%	54.4%	55.8%
% of FP17s for Band 1 Urgent Courses	63	748	8.4%	8.8%	8.7%
% of FP17s Relating to Free Repair or Replacements	0	748	0.0%	0.7%	0.7%
% of FP17s Relating to Continuations	2	748	0.3%	0.6%	0.7%
% of Patients satisfied with the dentistry they have received	7	8	N/A	94.6%	94.0%
% of Patients satisfied with the time they had to wait for an appointment	5	8	N/A	91.2%	88.5%

\* This is based on patients treated on this contract for their most recent course of treatment. Figures in italics indicate the base number of FP17s or Patient Questionnaire responses are less than 100. N/A is shown where the base number of responses is less than 10 during the period. % is calculated as Quantity/Base number\*100

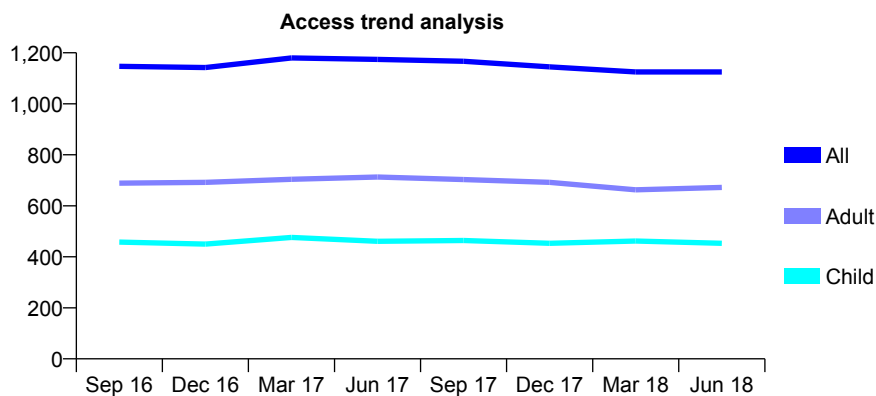
## 7A5 - Vital Signs At a Glance Contract Report for 119121/0001 - June 2018

Name or company name	Jamie Pugh Dental Healthcare Ltd
Contract type name	GDS Contract
Purpose of contract	General
Contract start date	20/04/2009
Contract end date	

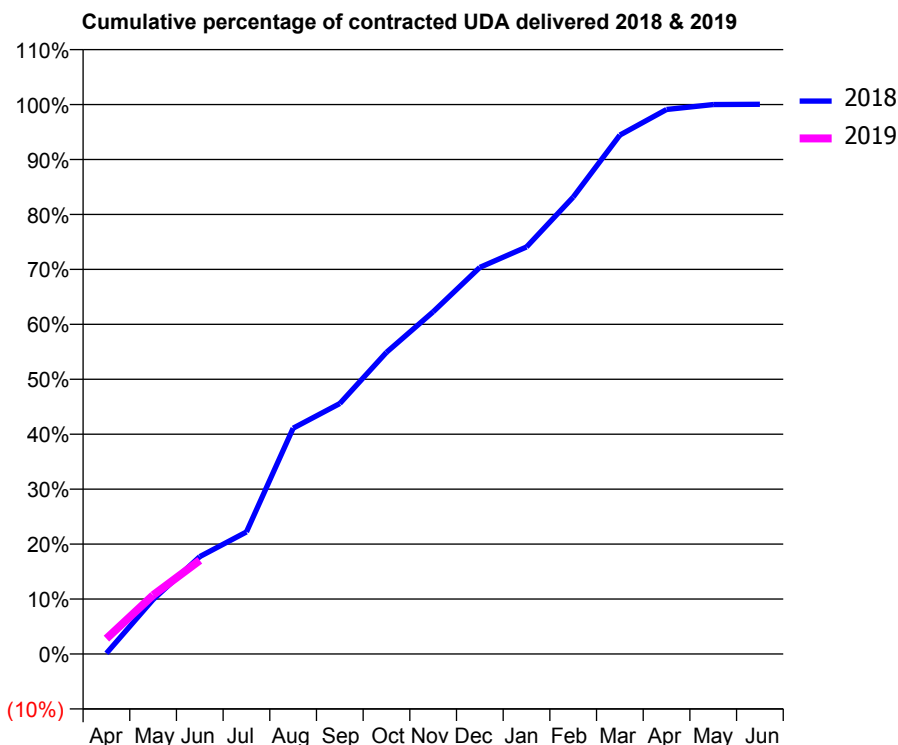
18/19 Contracted general activity (UDA)	3,573
Carry forward general activity (UDA)	0
18/19 Contracted orthodontic activity (UOA)	0
Carry forward orthodontic activity (UOA)	0
Baseline contract value	£116,890.98

### ACCESS\*

Patients seen in 24 months	Total	Change since previous quarter
Quarter ending June 2017	1,174	
Quarter ending September 2017	1,167	→
Quarter ending December 2017	1,145	↓
Quarter ending March 2018	1,125	↓
Quarter ending June 2018	1,125	→
<b>Variance since June 2017</b>	<b>(4.2%)</b>	<b>↓</b>



### ACTIVITY



Month	Adjusted Scheduled Activity (UDA)	
	2018	2019
April	5	100
May	355	382
June	634	609
July	794	
August	1,468	
September	1,629	
October	1,962	
November	2,226	
December	2,514	
January	2,647	
February	2,971	
March	3,374	
April	3,541	
May	3,573	
June	3,575	

### QUALITY

	Quantity	Base Number	Contract	LHB	Wales
% of FP17s for the same patient ID Re-attending within 3 months - Children	14	168	8.3%	7.0%	11.1%
% of FP17s for the same patient ID Re-attending within 3 months - Adults	22	227	9.7%	13.1%	15.5%
% of FP17s for the same patient ID Re-attending between 3 & 9 months - Children	108	168	64.3%	57.0%	59.2%
% of FP17s for the same patient ID Re-attending between 3 & 9 months - Adults	134	227	59.0%	54.4%	55.8%
% of FP17s for Band 1 Urgent Courses	25	313	8.0%	8.8%	8.7%
% of FP17s Relating to Free Repair or Replacements	1	313	0.3%	0.7%	0.7%
% of FP17s Relating to Continuations	1	313	0.3%	0.6%	0.7%
% of Patients satisfied with the dentistry they have received	5	5	N/A	94.6%	94.0%
% of Patients satisfied with the time they had to wait for an appointment	4	5	N/A	91.2%	88.5%

\* This is based on patients treated on this contract for their most recent course of treatment. Figures in italics indicate the base number of FP17s or Patient Questionnaire responses are less than 100. N/A is shown where the base number of responses is less than 10 during the period. % is calculated as Quantity/Base number\*100

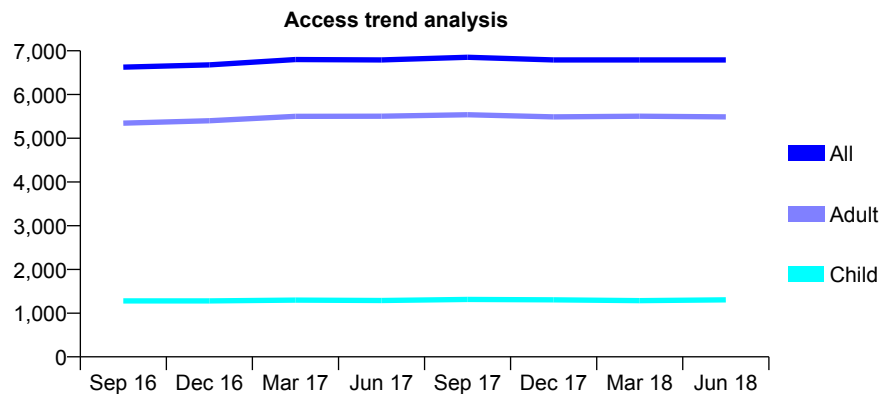
## 7A5 - Vital Signs At a Glance Contract Report for 121878/0001 - June 2018

Name or company name	Courtland Dental Centre Ltd
Contract type name	GDS Contract
Purpose of contract	General
Contract start date	01/04/2012
Contract end date	

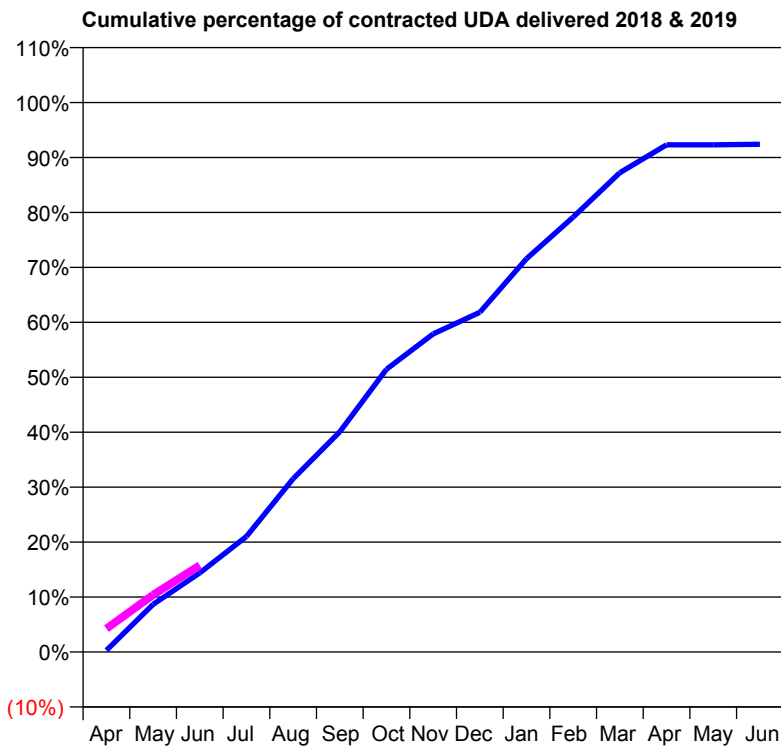
18/19 Contracted general activity (UDA)	22,192
Carry forward general activity (UDA)	0
18/19 Contracted orthodontic activity (UOA)	0
Carry forward orthodontic activity (UOA)	0
Baseline contract value	£657,100.82

### ACCESS\*

Patients seen in 24 months	Total	Change since previous quarter
Quarter ending June 2017	6,792	
Quarter ending September 2017	6,851	→
Quarter ending December 2017	6,791	→
Quarter ending March 2018	6,790	→
Quarter ending June 2018	6,791	→
<b>Variance since June 2017</b>	<b>(0.0%)</b>	→



### ACTIVITY



Month	Adjusted Scheduled Activity (UDA)	
	2018	2019
April	69	947
May	1,917	2,308
June	3,183	3,501
July	4,647	
August	6,974	
September	8,858	
October	11,373	
November	12,795	
December	13,665	
January	15,825	
February	17,499	
March	19,285	
April	20,402	
May	20,405	
June	20,424	

### QUALITY

	Quantity	Base Number	Contract	LHB	Wales
% of FP17s for the same patient ID Re-attending within 3 months - Children	15	352	4.3%	7.0%	11.1%
% of FP17s for the same patient ID Re-attending within 3 months - Adults	260	1,867	13.9%	13.1%	15.5%
% of FP17s for the same patient ID Re-attending between 3 & 9 months - Children	179	352	50.9%	57.0%	59.2%
% of FP17s for the same patient ID Re-attending between 3 & 9 months - Adults	1,079	1,867	57.8%	54.4%	55.8%
% of FP17s for Band 1 Urgent Courses	165	1,758	9.4%	8.8%	8.7%
% of FP17s Relating to Free Repair or Replacements	9	1,758	0.5%	0.7%	0.7%
% of FP17s Relating to Continuations	12	1,758	0.7%	0.6%	0.7%
% of Patients satisfied with the dentistry they have received	21	23	91.3%	94.6%	94.0%
% of Patients satisfied with the time they had to wait for an appointment	22	23	95.7%	91.2%	88.5%

\* This is based on patients treated on this contract for their most recent course of treatment. Figures in italics indicate the base number of FP17s or Patient Questionnaire responses are less than 100. N/A is shown where the base number of responses is less than 10 during the period. % is calculated as Quantity/Base number\*100

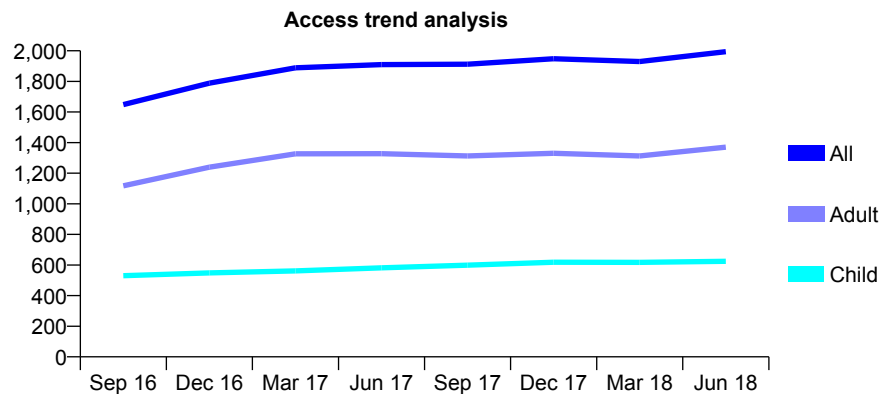
## 7A5 - Vital Signs At a Glance Contract Report for 132349/0001 - June 2018

Name or company name	Cenniniago Ltd
Contract type name	GDS Contract
Purpose of contract	General
Contract start date	01/08/2013
Contract end date	

18/19 Contracted general activity (UDA)	5,273
Carry forward general activity (UDA)	0
18/19 Contracted orthodontic activity (UOA)	0
Carry forward orthodontic activity (UOA)	0
Baseline contract value	£133,070.99

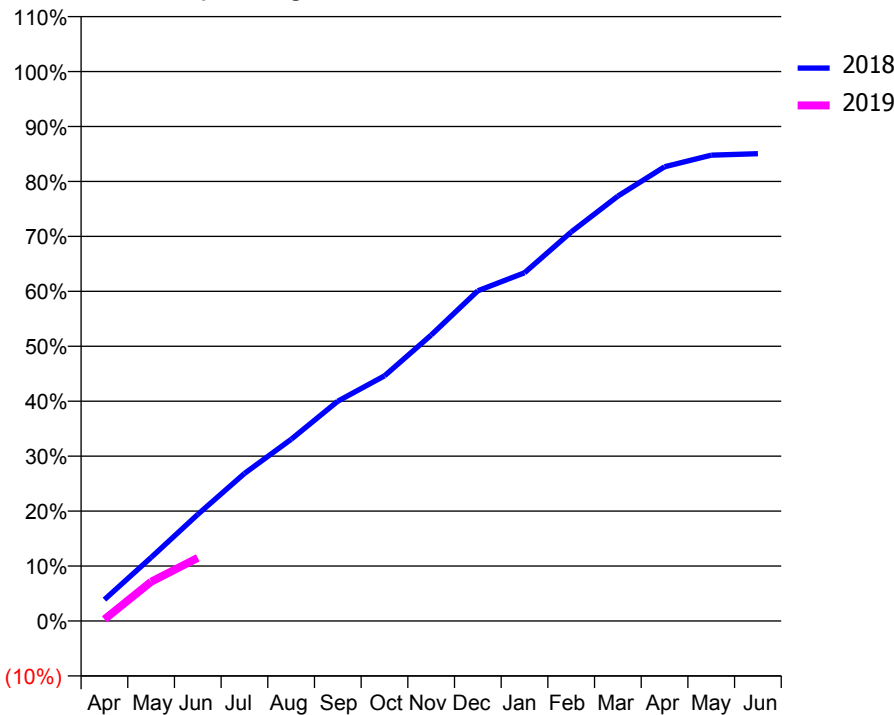
### ACCESS\*

Patients seen in 24 months	Total	Change since previous quarter
Quarter ending June 2017	1,910	
Quarter ending September 2017	1,912	→
Quarter ending December 2017	1,948	→
Quarter ending March 2018	1,930	→
Quarter ending June 2018	1,994	↑
<b>Variance since June 2017</b>	<b>4.4%</b>	<b>↑</b>



### ACTIVITY

Cumulative percentage of contracted UDA delivered 2018 & 2019



Month	Adjusted Scheduled Activity (UDA)	
	2018	2019
April	206	15
May	609	377
June	1,023	606
July	1,416	
August	1,744	
September	2,110	
October	2,353	
November	2,745	
December	3,169	
January	3,342	
February	3,734	
March	4,078	
April	4,359	
May	4,470	
June	4,484	

### QUALITY

	Quantity	Base Number	Contract	LHB	Wales
% of FP17s for the same patient ID Re-attending within 3 months - Children	4	166	2.4%	7.0%	11.1%
% of FP17s for the same patient ID Re-attending within 3 months - Adults	26	335	7.8%	13.1%	15.5%
% of FP17s for the same patient ID Re-attending between 3 & 9 months - Children	90	166	54.2%	57.0%	59.2%
% of FP17s for the same patient ID Re-attending between 3 & 9 months - Adults	108	335	32.2%	54.4%	55.8%
% of FP17s for Band 1 Urgent Courses	24	315	7.6%	8.8%	8.7%
% of FP17s Relating to Free Repair or Replacements	1	315	0.3%	0.7%	0.7%
% of FP17s Relating to Continuations	0	315	0.0%	0.6%	0.7%
% of Patients satisfied with the dentistry they have received	8	8	N/A	94.6%	94.0%
% of Patients satisfied with the time they had to wait for an appointment	8	8	N/A	91.2%	88.5%

\* This is based on patients treated on this contract for their most recent course of treatment. Figures in italics indicate the base number of FP17s or Patient Questionnaire responses are less than 100. N/A is shown where the base number of responses is less than 10 during the period. % is calculated as Quantity/Base number\*100



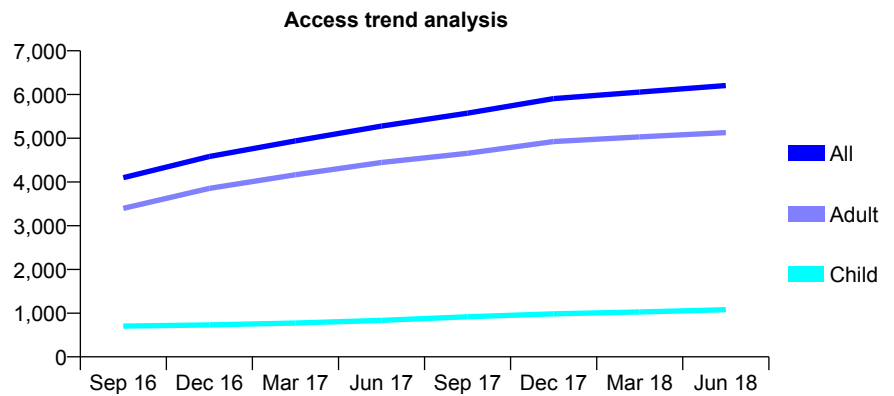
## 7A5 - Vital Signs At a Glance Contract Report for 134112/0001 - June 2018

Name or company name	R D Davies Ltd
Contract type name	GDS Contract
Purpose of contract	General
Contract start date	01/04/2009
Contract end date	

18/19 Contracted general activity (UDA)	21,257
Carry forward general activity (UDA)	0
18/19 Contracted orthodontic activity (UOA)	0
Carry forward orthodontic activity (UOA)	0
Baseline contract value	£604,409.38

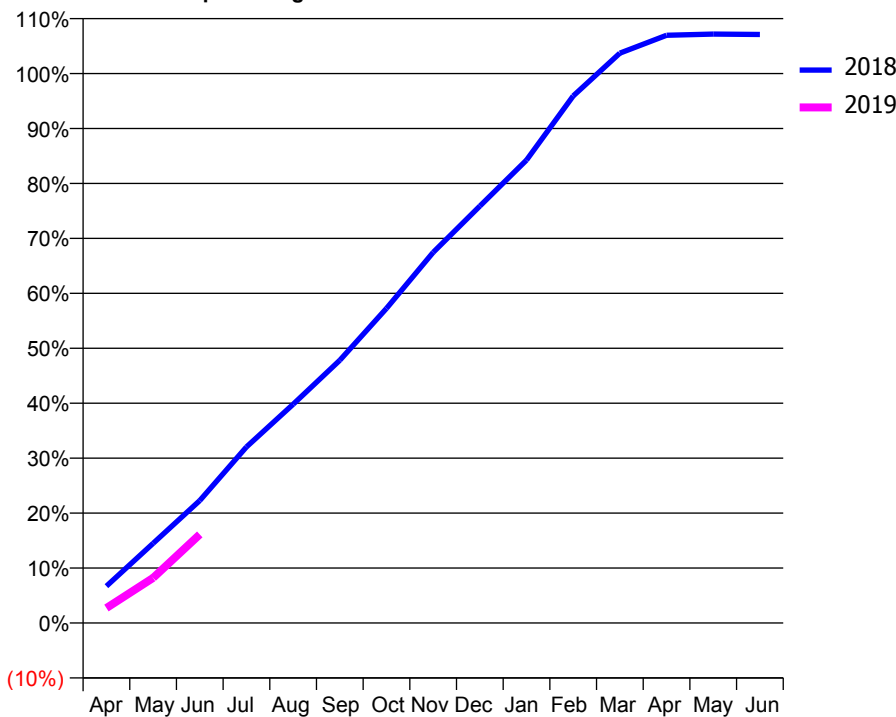
### ACCESS\*

Patients seen in 24 months	Total	Change since previous quarter
Quarter ending June 2017	5,278	
Quarter ending September 2017	5,574	↑
Quarter ending December 2017	5,908	↑
Quarter ending March 2018	6,056	↑
Quarter ending June 2018	6,205	↑
<b>Variance since June 2017</b>	<b>17.6%</b>	<b>↑</b>



### ACTIVITY

**Cumulative percentage of contracted UDA delivered 2018 & 2019**



Month	Adjusted Scheduled Activity (UDA)	
	2018	2019
April	1,427	581
May	3,080	1,746
June	4,737	3,428
July	6,810	
August	8,463	
September	10,164	
October	12,171	
November	14,335	
December	16,127	
January	17,908	
February	20,387	
March	22,045	
April	22,735	
May	22,780	
June	22,765	

### QUALITY

	Quantity	Base Number	Contract	LHB	Wales
% of FP17s for the same patient ID Re-attending within 3 months - Children	39	371	10.5%	7.0%	11.1%
% of FP17s for the same patient ID Re-attending within 3 months - Adults	248	1,497	16.6%	13.1%	15.5%
% of FP17s for the same patient ID Re-attending between 3 & 9 months - Children	199	371	53.6%	57.0%	59.2%
% of FP17s for the same patient ID Re-attending between 3 & 9 months - Adults	807	1,497	53.9%	54.4%	55.8%
% of FP17s for Band 1 Urgent Courses	182	1,570	11.6%	8.8%	8.7%
% of FP17s Relating to Free Repair or Replacements	3	1,570	0.2%	0.7%	0.7%
% of FP17s Relating to Continuations	11	1,570	0.7%	0.6%	0.7%
% of Patients satisfied with the dentistry they have received	28	29	96.6%	94.6%	94.0%
% of Patients satisfied with the time they had to wait for an appointment	26	29	89.7%	91.2%	88.5%

\* This is based on patients treated on this contract for their most recent course of treatment. Figures in italics indicate the base number of FP17s or Patient Questionnaire responses are less than 100. N/A is shown where the base number of responses is less than 10 during the period. % is calculated as Quantity/Base number\*100

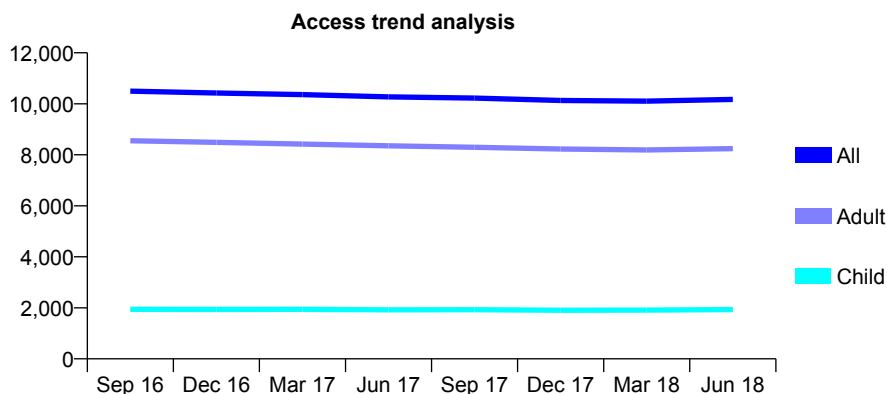
## 7A5 - Vital Signs At a Glance Contract Report for 142638/0003 - June 2018

Name or company name	The Goodwin Partnership Limited
Contract type name	GDS Contract
Purpose of contract	General
Contract start date	01/04/2009
Contract end date	

18/19 Contracted general activity (UDA)	31,894
Carry forward general activity (UDA)	0
18/19 Contracted orthodontic activity (UOA)	0
Carry forward orthodontic activity (UOA)	0
Baseline contract value	£773,346.50

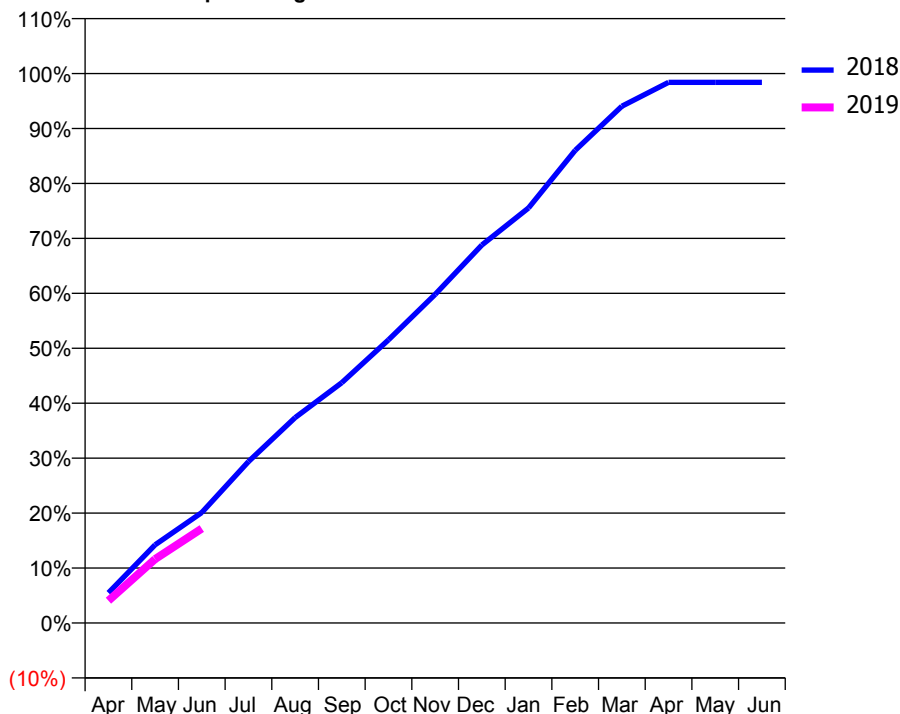
### ACCESS\*

Patients seen in 24 months	Total	Change since previous quarter
Quarter ending June 2017	10,272	
Quarter ending September 2017	10,224	→
Quarter ending December 2017	10,133	→
Quarter ending March 2018	10,102	→
Quarter ending June 2018	10,174	→
<b>Variance since June 2017</b>	<b>(1.0%)</b>	→



### ACTIVITY

**Cumulative percentage of contracted UDA delivered 2018 & 2019**



**Adjusted Scheduled Activity (UDA)**

Month	2018	2019
April	1,750	1,297
May	4,536	3,713
June	6,412	5,483
July	9,365	
August	11,920	
September	13,947	
October	16,436	
November	19,073	
December	21,941	
January	24,091	
February	27,434	
March	29,992	
April	31,379	
May	31,378	
June	31,379	

### QUALITY

	Quantity	Base Number	Contract	LHB	Wales
% of FP17s for the same patient ID Re-attending within 3 months - Children	40	656	6.1%	7.0%	11.1%
% of FP17s for the same patient ID Re-attending within 3 months - Adults	349	2,872	12.2%	13.1%	15.5%
% of FP17s for the same patient ID Re-attending between 3 & 9 months - Children	344	656	52.4%	57.0%	59.2%
% of FP17s for the same patient ID Re-attending between 3 & 9 months - Adults	1,606	2,872	55.9%	54.4%	55.8%
% of FP17s for Band 1 Urgent Courses	239	2,895	8.3%	8.8%	8.7%
% of FP17s Relating to Free Repair or Replacements	15	2,895	0.5%	0.7%	0.7%
% of FP17s Relating to Continuations	25	2,895	0.9%	0.6%	0.7%
% of Patients satisfied with the dentistry they have received	49	53	92.5%	94.6%	94.0%
% of Patients satisfied with the time they had to wait for an appointment	47	53	88.7%	91.2%	88.5%

\* This is based on patients treated on this contract for their most recent course of treatment. Figures in italics indicate the base number of FP17s or Patient Questionnaire responses are less than 100. N/A is shown where the base number of responses is less than 10 during the period. % is calculated as Quantity/Base number\*100

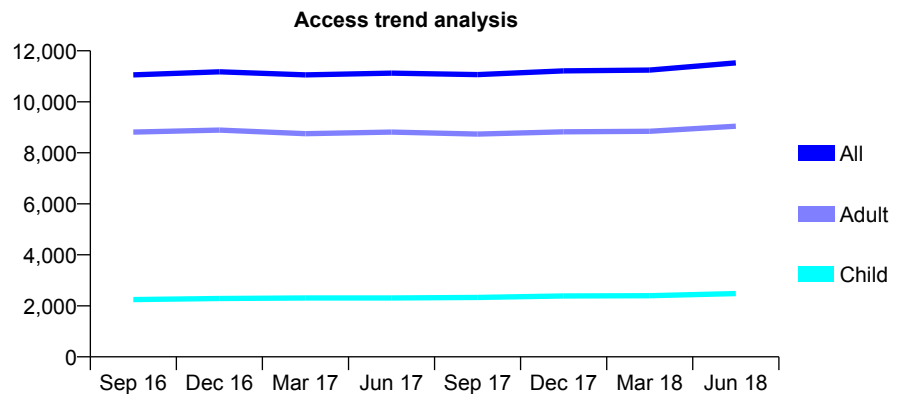
## 7A5 - Vital Signs At a Glance Contract Report for 158194/0018 - June 2018

Name or company name	Denticare Ltd
Contract type name	GDS Contract
Purpose of contract	General
Contract start date	01/12/2007
Contract end date	

18/19 Contracted general activity (UDA)	40,000
Carry forward general activity (UDA)	0
18/19 Contracted orthodontic activity (UOA)	0
Carry forward orthodontic activity (UOA)	0
Baseline contract value	£969,588.00

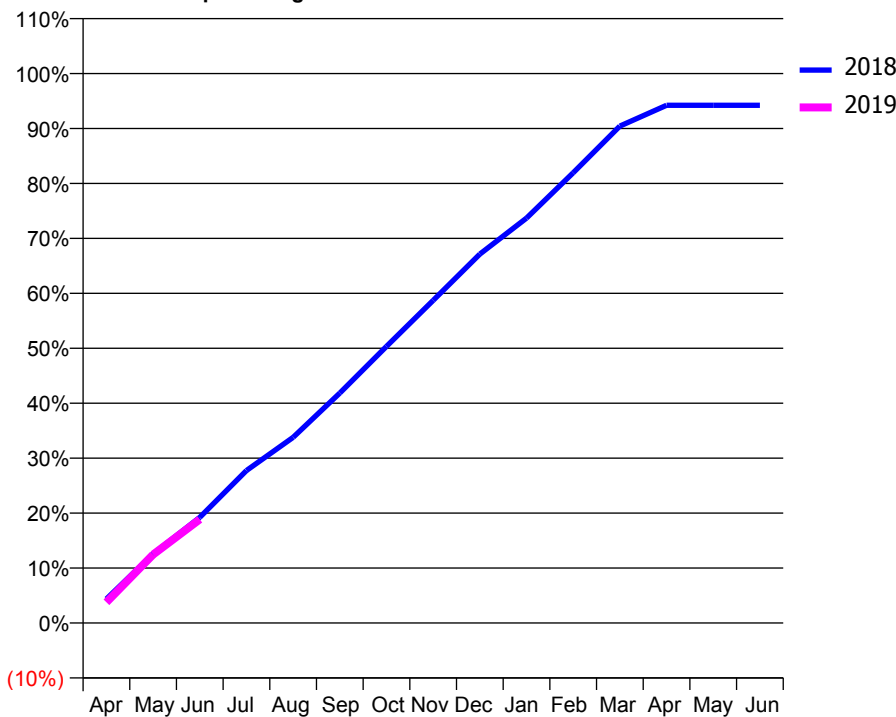
### ACCESS\*

Patients seen in 24 months	Total	Change since previous quarter
Quarter ending June 2017	11,123	
Quarter ending September 2017	11,065	→
Quarter ending December 2017	11,211	→
Quarter ending March 2018	11,242	→
Quarter ending June 2018	11,525	↑
<b>Variance since June 2017</b>	<b>3.6%</b>	<b>↑</b>



### ACTIVITY

Cumulative percentage of contracted UDA delivered 2018 & 2019



Month	Adjusted Scheduled Activity (UDA)	
	2018	2019
April	1,753	1,509
May	5,037	4,988
June	7,694	7,550
July	11,099	
August	13,516	
September	16,741	
October	20,140	
November	23,484	
December	26,850	
January	29,473	
February	32,774	
March	36,175	
April	37,687	
May	37,691	
June	37,690	

### QUALITY

	Quantity	Base Number	Contract	LHB	Wales
% of FP17s for the same patient ID Re-attending within 3 months - Children	62	953	6.5%	7.0%	11.1%
% of FP17s for the same patient ID Re-attending within 3 months - Adults	331	3,176	10.4%	13.1%	15.5%
% of FP17s for the same patient ID Re-attending between 3 & 9 months - Children	588	953	61.7%	57.0%	59.2%
% of FP17s for the same patient ID Re-attending between 3 & 9 months - Adults	1,972	3,176	62.1%	54.4%	55.8%
% of FP17s for Band 1 Urgent Courses	164	3,593	4.6%	8.8%	8.7%
% of FP17s Relating to Free Repair or Replacements	27	3,593	0.8%	0.7%	0.7%
% of FP17s Relating to Continuations	36	3,593	1.0%	0.6%	0.7%
% of Patients satisfied with the dentistry they have received	44	45	97.8%	94.6%	94.0%
% of Patients satisfied with the time they had to wait for an appointment	41	45	91.1%	91.2%	88.5%

\* This is based on patients treated on this contract for their most recent course of treatment. Figures in italics indicate the base number of FP17s or Patient Questionnaire responses are less than 100. N/A is shown where the base number of responses is less than 10 during the period. % is calculated as Quantity/Base number\*100

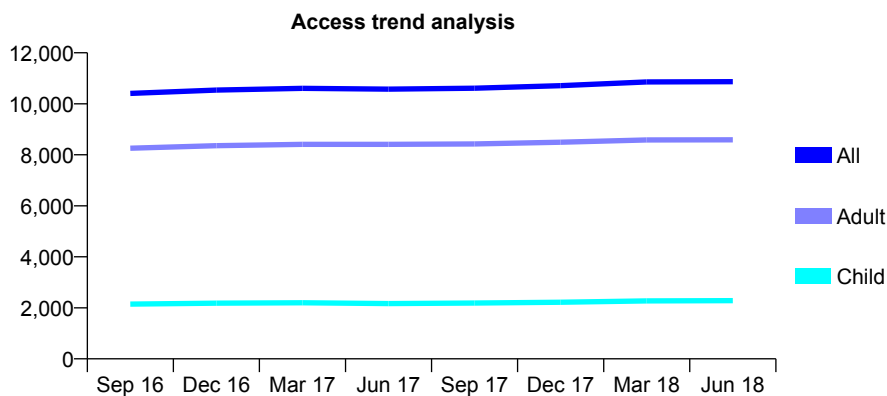
## 7A5 - Vital Signs At a Glance Contract Report for 178551/0001 - June 2018

Name or company name	Bryant Dental Practice Limited
Contract type name	GDS Contract
Purpose of contract	General
Contract start date	01/04/2008
Contract end date	

18/19 Contracted general activity (UDA)	36,793
Carry forward general activity (UDA)	0
18/19 Contracted orthodontic activity (UOA)	0
Carry forward orthodontic activity (UOA)	0
Baseline contract value	£845,640.65

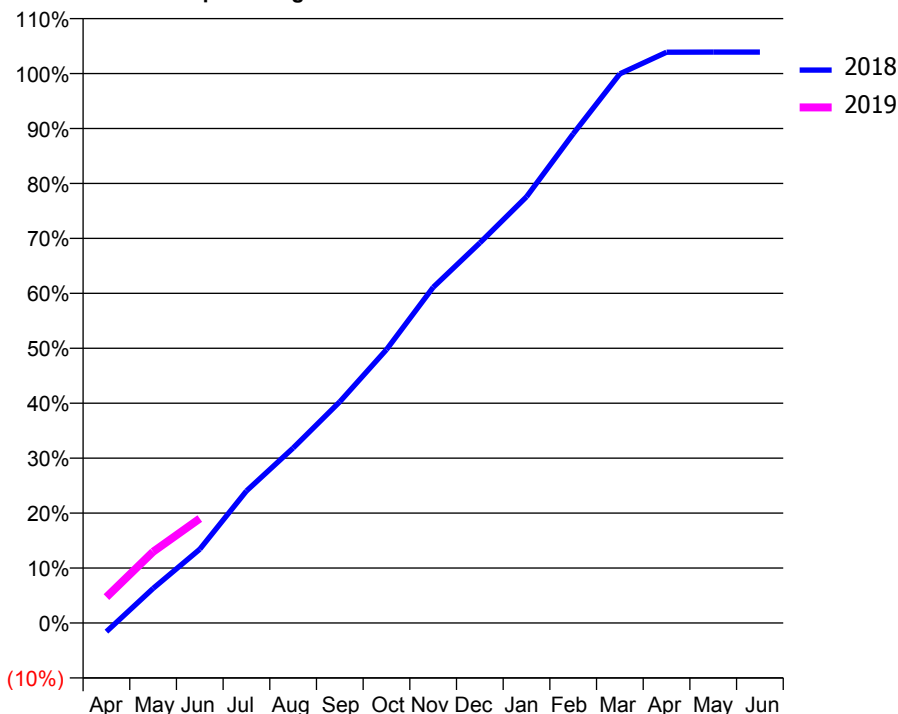
### ACCESS\*

Patients seen in 24 months	Total	Change since previous quarter
Quarter ending June 2017	10,576	
Quarter ending September 2017	10,610	→
Quarter ending December 2017	10,713	→
Quarter ending March 2018	10,856	→
Quarter ending June 2018	10,869	→
<b>Variance since June 2017</b>	<b>2.8%</b>	<b>↑</b>



### ACTIVITY

**Cumulative percentage of contracted UDA delivered 2018 & 2019**



**Adjusted Scheduled Activity (UDA)**

Month	2018	2019
April	-583	1,741
May	2,318	4,769
June	4,938	6,998
July	8,844	
August	11,723	
September	14,819	
October	18,304	
November	22,473	
December	25,453	
January	28,544	
February	32,757	
March	36,770	
April	38,217	
May	38,231	
June	38,231	

### QUALITY

	Quantity	Base Number	Contract	LHB	Wales
% of FP17s for the same patient ID Re-attending within 3 months - Children	69	730	9.5%	7.0%	11.1%
% of FP17s for the same patient ID Re-attending within 3 months - Adults	476	2,603	18.3%	13.1%	15.5%
% of FP17s for the same patient ID Re-attending between 3 & 9 months - Children	370	730	50.7%	57.0%	59.2%
% of FP17s for the same patient ID Re-attending between 3 & 9 months - Adults	1,350	2,603	51.9%	54.4%	55.8%
% of FP17s for Band 1 Urgent Courses	268	2,767	9.7%	8.8%	8.7%
% of FP17s Relating to Free Repair or Replacements	49	2,767	1.8%	0.7%	0.7%
% of FP17s Relating to Continuations	8	2,767	0.3%	0.6%	0.7%
% of Patients satisfied with the dentistry they have received	39	40	97.5%	94.6%	94.0%
% of Patients satisfied with the time they had to wait for an appointment	37	40	92.5%	91.2%	88.5%

\* This is based on patients treated on this contract for their most recent course of treatment. Figures in italics indicate the base number of FP17s or Patient Questionnaire responses are less than 100. N/A is shown where the base number of responses is less than 10 during the period. % is calculated as Quantity/Base number\*100

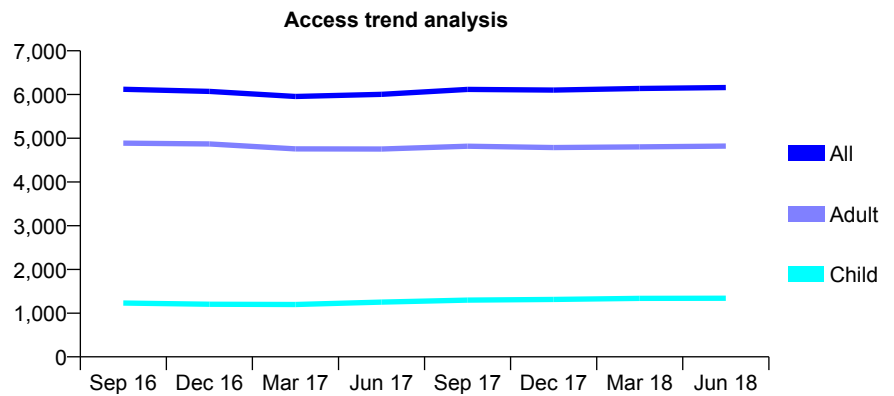
## 7A5 - Vital Signs At a Glance Contract Report for 178756/0001 - June 2018

Name or company name	N Khan Awal and Associates Ltd
Contract type name	GDS Contract
Purpose of contract	General
Contract start date	01/01/2010
Contract end date	

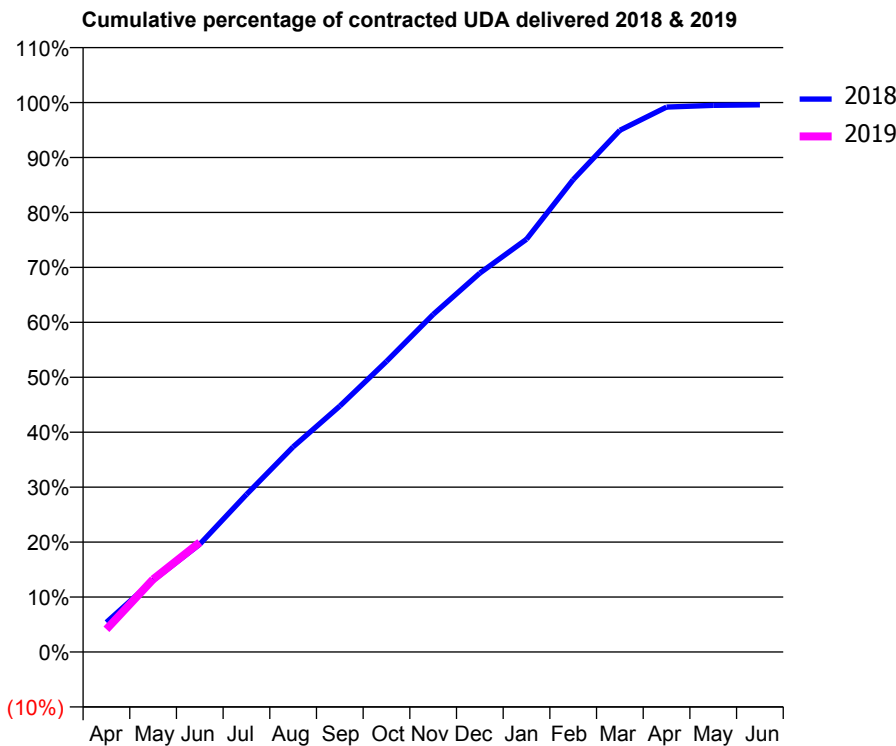
18/19 Contracted general activity (UDA)	20,969
Carry forward general activity (UDA)	0
18/19 Contracted orthodontic activity (UOA)	0
Carry forward orthodontic activity (UOA)	0
Baseline contract value	£452,526.48

### ACCESS\*

Patients seen in 24 months	Total	Change since previous quarter
Quarter ending June 2017	6,004	
Quarter ending September 2017	6,116	→
Quarter ending December 2017	6,102	→
Quarter ending March 2018	6,139	→
Quarter ending June 2018	6,161	→
<b>Variance since June 2017</b>	<b>2.6%</b>	<b>↑</b>



### ACTIVITY



Month	Adjusted Scheduled Activity (UDA)	
	2018	2019
April	1,131	866
May	2,736	2,774
June	4,116	4,185
July	6,014	
August	7,829	
September	9,385	
October	11,090	
November	12,880	
December	14,457	
January	15,752	
February	18,024	
March	19,910	
April	20,793	
May	20,860	
June	20,879	

### QUALITY

	Quantity	Base Number	Contract	LHB	Wales
% of FP17s for the same patient ID Re-attending within 3 months - Children	26	450	5.8%	7.0%	11.1%
% of FP17s for the same patient ID Re-attending within 3 months - Adults	182	1,800	10.1%	13.1%	15.5%
% of FP17s for the same patient ID Re-attending between 3 & 9 months - Children	264	450	58.7%	57.0%	59.2%
% of FP17s for the same patient ID Re-attending between 3 & 9 months - Adults	1,120	1,800	62.2%	54.4%	55.8%
% of FP17s for Band 1 Urgent Courses	81	1,853	4.4%	8.8%	8.7%
% of FP17s Relating to Free Repair or Replacements	22	1,853	1.2%	0.7%	0.7%
% of FP17s Relating to Continuations	22	1,853	1.2%	0.6%	0.7%
% of Patients satisfied with the dentistry they have received	22	22	100.0%	94.6%	94.0%
% of Patients satisfied with the time they had to wait for an appointment	21	22	95.5%	91.2%	88.5%

\* This is based on patients treated on this contract for their most recent course of treatment. Figures in italics indicate the base number of FP17s or Patient Questionnaire responses are less than 100. N/A is shown where the base number of responses is less than 10 during the period. % is calculated as Quantity/Base number\*100

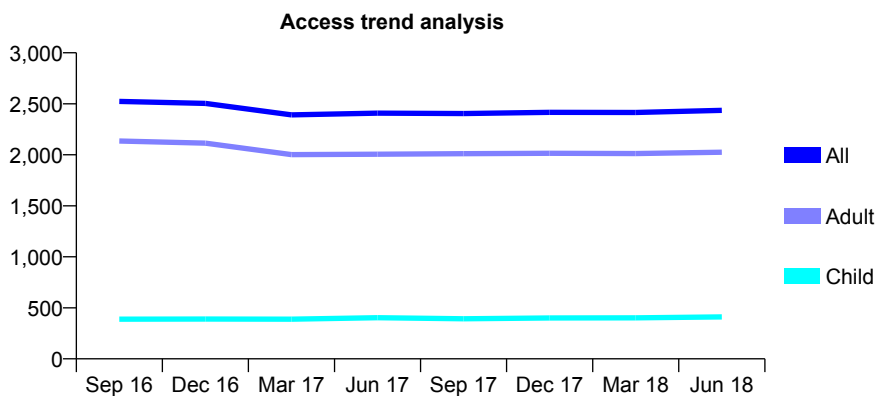
## 7A5 - Vital Signs At a Glance Contract Report for 180416/0001 - June 2018

Name or company name	Croft Practice Limited
Contract type name	GDS Contract
Purpose of contract	General
Contract start date	01/04/2009
Contract end date	

18/19 Contracted general activity (UDA)	8,558
Carry forward general activity (UDA)	0
18/19 Contracted orthodontic activity (UOA)	0
Carry forward orthodontic activity (UOA)	0
Baseline contract value	£206,425.66

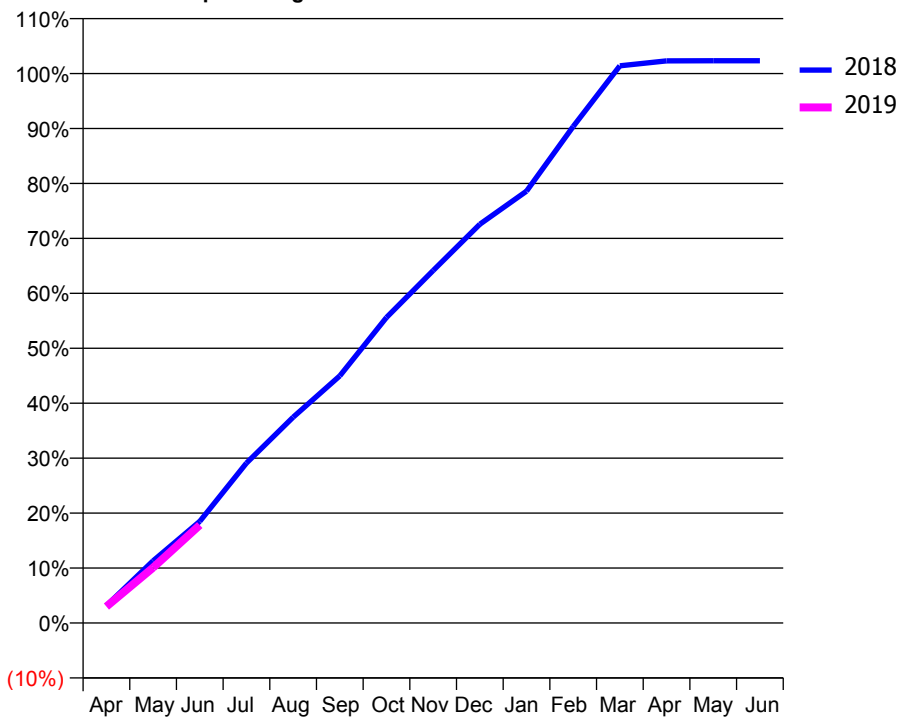
### ACCESS\*

Patients seen in 24 months	Total	Change since previous quarter
Quarter ending June 2017	2,409	
Quarter ending September 2017	2,404	→
Quarter ending December 2017	2,416	→
Quarter ending March 2018	2,415	→
Quarter ending June 2018	2,436	→
<b>Variance since June 2017</b>	<b>1.1%</b>	<b>→</b>



### ACTIVITY

Cumulative percentage of contracted UDA delivered 2018 & 2019



Month	Adjusted Scheduled Activity (UDA)	
	2018	2019
April	270	256
May	969	864
June	1,584	1,526
July	2,490	
August	3,206	
September	3,850	
October	4,759	
November	5,489	
December	6,210	
January	6,725	
February	7,733	
March	8,677	
April	8,754	
May	8,757	
June	8,756	

### QUALITY

	Quantity	Base Number	Contract	LHB	Wales
% of FP17s for the same patient ID Re-attending within 3 months - Children	2	147	1.4%	7.0%	11.1%
% of FP17s for the same patient ID Re-attending within 3 months - Adults	58	697	8.3%	13.1%	15.5%
% of FP17s for the same patient ID Re-attending between 3 & 9 months - Children	97	147	66.0%	57.0%	59.2%
% of FP17s for the same patient ID Re-attending between 3 & 9 months - Adults	434	697	62.3%	54.4%	55.8%
% of FP17s for Band 1 Urgent Courses	42	798	5.3%	8.8%	8.7%
% of FP17s Relating to Free Repair or Replacements	4	798	0.5%	0.7%	0.7%
% of FP17s Relating to Continuations	4	798	0.5%	0.6%	0.7%
% of Patients satisfied with the dentistry they have received	20	20	100.0%	94.6%	94.0%
% of Patients satisfied with the time they had to wait for an appointment	19	20	95.0%	91.2%	88.5%

\* This is based on patients treated on this contract for their most recent course of treatment. Figures in italics indicate the base number of FP17s or Patient Questionnaire responses are less than 100. N/A is shown where the base number of responses is less than 10 during the period. % is calculated as Quantity/Base number\*100

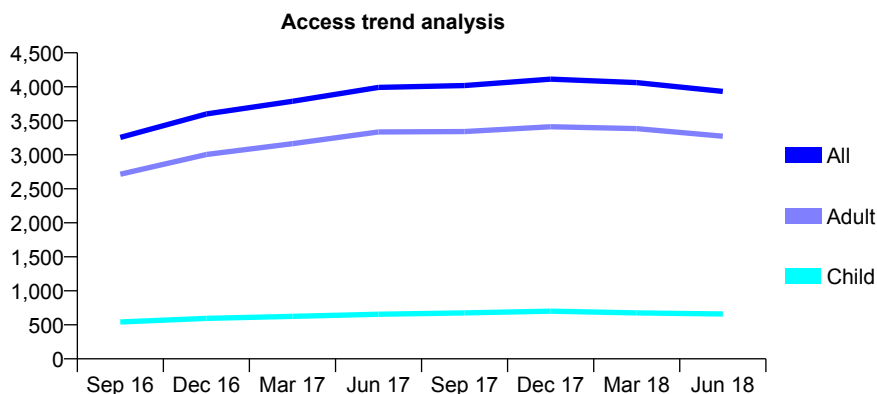
## 7A5 - Vital Signs At a Glance Contract Report for 181927/0001 - June 2018

Name or company name	Jamshad & Daraie
Contract type name	GDS Contract
Purpose of contract	General
Contract start date	01/07/2015
Contract end date	

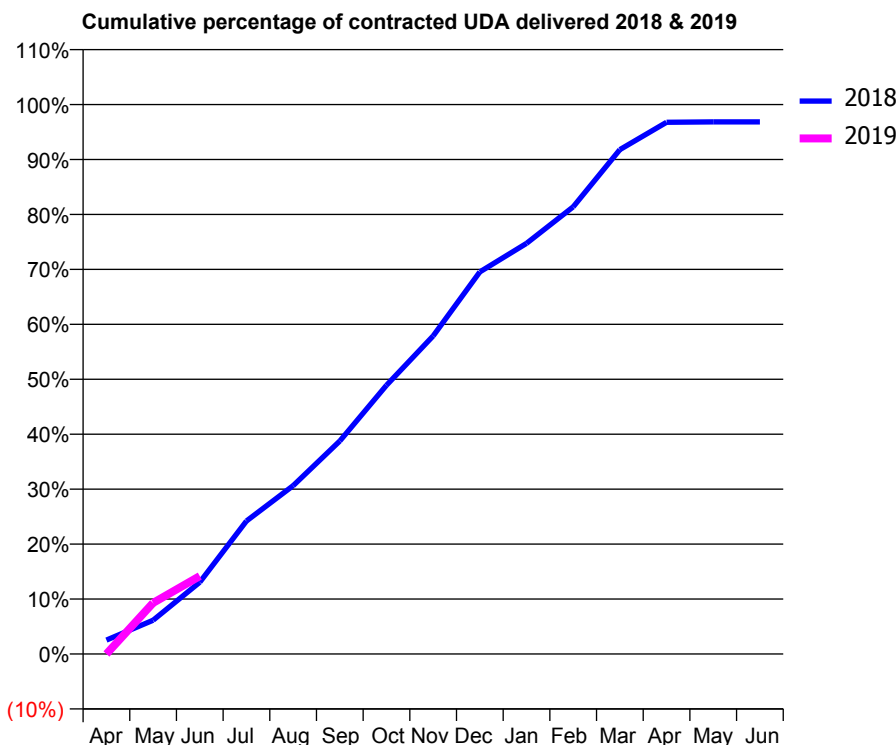
18/19 Contracted general activity (UDA)	12,245
Carry forward general activity (UDA)	0
18/19 Contracted orthodontic activity (UOA)	0
Carry forward orthodontic activity (UOA)	0
Baseline contract value	£312,753.31

### ACCESS\*

Patients seen in 24 months	Total	Change since previous quarter
Quarter ending June 2017	3,992	
Quarter ending September 2017	4,018	→
Quarter ending December 2017	4,113	↑
Quarter ending March 2018	4,061	↓
Quarter ending June 2018	3,932	↓
<b>Variance since June 2017</b>	<b>(1.5%)</b>	<b>↓</b>



### ACTIVITY



Month	Adjusted Scheduled Activity (UDA)	
	2018	2019
April	311	0
May	752	1,140
June	1,601	1,737
July	2,965	
August	3,751	
September	4,748	
October	5,988	
November	7,087	
December	8,514	
January	9,150	
February	9,966	
March	11,241	
April	11,850	
May	11,859	
June	11,859	

### QUALITY

	Quantity	Base Number	Contract	LHB	Wales
% of FP17s for the same patient ID Re-attending within 3 months - Children	7	168	4.2%	7.0%	11.1%
% of FP17s for the same patient ID Re-attending within 3 months - Adults	49	812	6.0%	13.1%	15.5%
% of FP17s for the same patient ID Re-attending between 3 & 9 months - Children	71	168	42.3%	57.0%	59.2%
% of FP17s for the same patient ID Re-attending between 3 & 9 months - Adults	495	812	61.0%	54.4%	55.8%
% of FP17s for Band 1 Urgent Courses	18	790	2.3%	8.8%	8.7%
% of FP17s Relating to Free Repair or Replacements	1	790	0.1%	0.7%	0.7%
% of FP17s Relating to Continuations	1	790	0.1%	0.6%	0.7%
% of Patients satisfied with the dentistry they have received	13	17	76.5%	94.6%	94.0%
% of Patients satisfied with the time they had to wait for an appointment	14	17	82.4%	91.2%	88.5%

\* This is based on patients treated on this contract for their most recent course of treatment. Figures in italics indicate the base number of FP17s or Patient Questionnaire responses are less than 100. N/A is shown where the base number of responses is less than 10 during the period. % is calculated as Quantity/Base number\*100

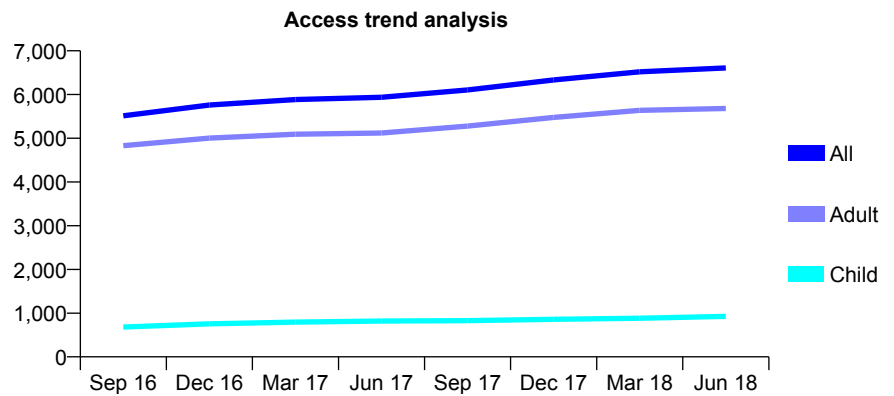
## 7A5 - Vital Signs At a Glance Contract Report for 197955/0001 - June 2018

Name or company name	United Dental Ltd
Contract type name	GDS Contract
Purpose of contract	General
Contract start date	01/01/2012
Contract end date	

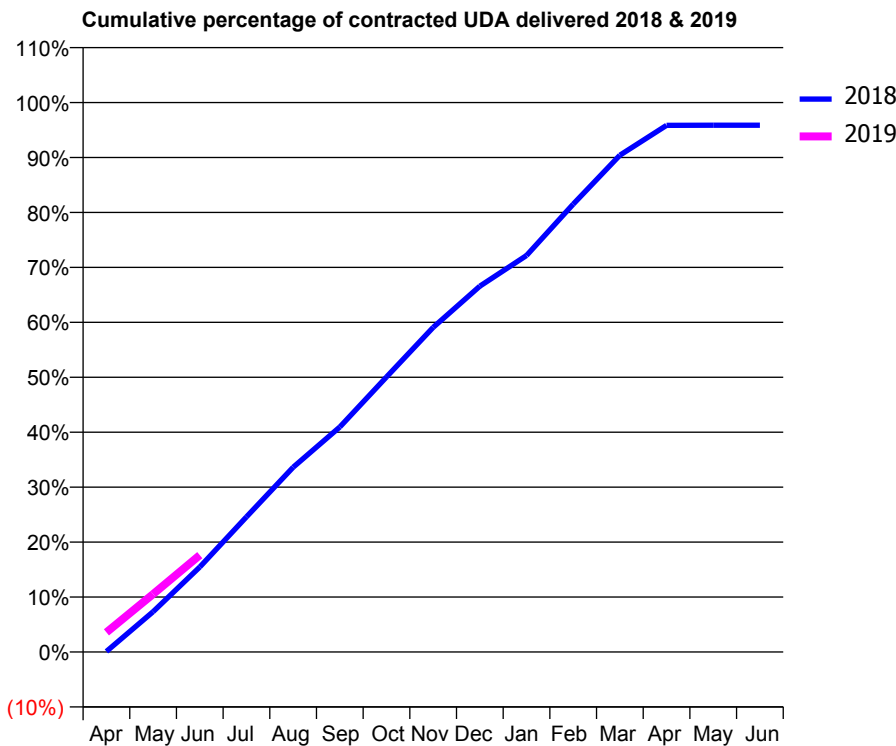
18/19 Contracted general activity (UDA)	21,500
Carry forward general activity (UDA)	0
18/19 Contracted orthodontic activity (UOA)	0
Carry forward orthodontic activity (UOA)	0
Baseline contract value	£515,536.71

### ACCESS\*

Patients seen in 24 months	Total	Change since previous quarter
Quarter ending June 2017	5,937	
Quarter ending September 2017	6,104	↑
Quarter ending December 2017	6,335	↑
Quarter ending March 2018	6,521	↑
Quarter ending June 2018	6,609	→
<b>Variance since June 2017</b>	<b>11.3%</b>	<b>↑</b>



### ACTIVITY



Month	Adjusted Scheduled Activity (UDA)	
	2018	2019
April	25	768
May	1,579	2,267
June	3,324	3,792
July	5,290	
August	7,230	
September	8,802	
October	10,762	
November	12,704	
December	14,315	
January	15,515	
February	17,521	
March	19,437	
April	20,608	
May	20,614	
June	20,614	

### QUALITY

	Quantity	Base Number	Contract	LHB	Wales
% of FP17s for the same patient ID Re-attending within 3 months - Children	22	322	6.8%	7.0%	11.1%
% of FP17s for the same patient ID Re-attending within 3 months - Adults	275	1,893	14.5%	13.1%	15.5%
% of FP17s for the same patient ID Re-attending between 3 & 9 months - Children	183	322	56.8%	57.0%	59.2%
% of FP17s for the same patient ID Re-attending between 3 & 9 months - Adults	1,019	1,893	53.8%	54.4%	55.8%
% of FP17s for Band 1 Urgent Courses	160	1,842	8.7%	8.8%	8.7%
% of FP17s Relating to Free Repair or Replacements	20	1,842	1.1%	0.7%	0.7%
% of FP17s Relating to Continuations	20	1,842	1.1%	0.6%	0.7%
% of Patients satisfied with the dentistry they have received	33	33	100.0%	94.6%	94.0%
% of Patients satisfied with the time they had to wait for an appointment	30	33	90.9%	91.2%	88.5%

\* This is based on patients treated on this contract for their most recent course of treatment. Figures in italics indicate the base number of FP17s or Patient Questionnaire responses are less than 100. N/A is shown where the base number of responses is less than 10 during the period. % is calculated as Quantity/Base number\*100



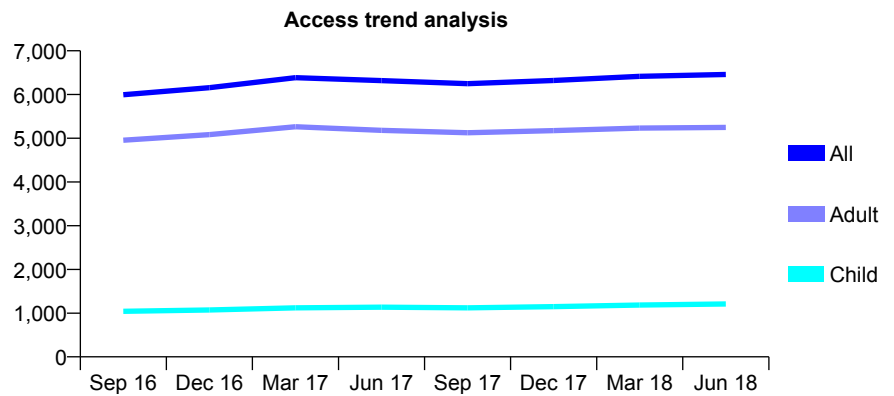
## 7A5 - Vital Signs At a Glance Contract Report for 197955/0002 - June 2018

Name or company name	United Dental Ltd
Contract type name	GDS Contract
Purpose of contract	General
Contract start date	01/04/2015
Contract end date	

18/19 Contracted general activity (UDA)	21,500
Carry forward general activity (UDA)	0
18/19 Contracted orthodontic activity (UOA)	0
Carry forward orthodontic activity (UOA)	0
Baseline contract value	£515,536.70

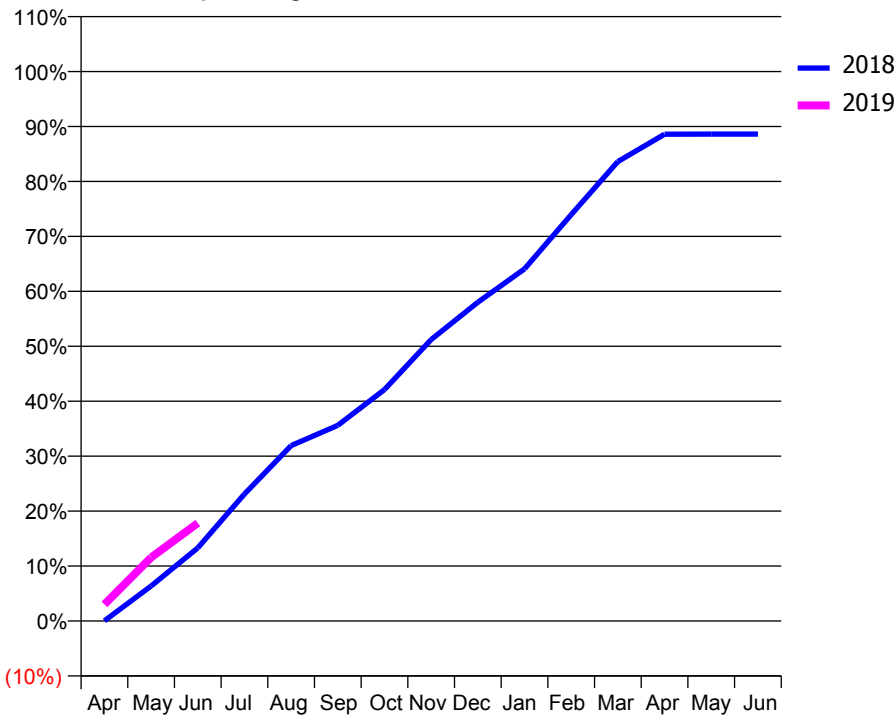
### ACCESS\*

Patients seen in 24 months	Total	Change since previous quarter
Quarter ending June 2017	6,317	
Quarter ending September 2017	6,247	↓
Quarter ending December 2017	6,322	→
Quarter ending March 2018	6,417	→
Quarter ending June 2018	6,458	→
<b>Variance since June 2017</b>	<b>2.2%</b>	<b>↑</b>



### ACTIVITY

Cumulative percentage of contracted UDA delivered 2018 & 2019



Month	Adjusted Scheduled Activity (UDA)	
	2018	2019
April	10	652
May	1,369	2,486
June	2,862	3,835
July	4,970	
August	6,866	
September	7,656	
October	9,055	
November	11,011	
December	12,472	
January	13,777	
February	15,902	
March	17,976	
April	19,048	
May	19,052	
June	19,052	

### QUALITY

	Quantity	Base Number	Contract	LHB	Wales
% of FP17s for the same patient ID Re-attending within 3 months - Children	20	453	4.4%	7.0%	11.1%
% of FP17s for the same patient ID Re-attending within 3 months - Adults	171	1,727	9.9%	13.1%	15.5%
% of FP17s for the same patient ID Re-attending between 3 & 9 months - Children	309	453	68.2%	57.0%	59.2%
% of FP17s for the same patient ID Re-attending between 3 & 9 months - Adults	968	1,727	56.1%	54.4%	55.8%
% of FP17s for Band 1 Urgent Courses	108	1,824	5.9%	8.8%	8.7%
% of FP17s Relating to Free Repair or Replacements	8	1,824	0.4%	0.7%	0.7%
% of FP17s Relating to Continuations	12	1,824	0.7%	0.6%	0.7%
% of Patients satisfied with the dentistry they have received	37	40	92.5%	94.6%	94.0%
% of Patients satisfied with the time they had to wait for an appointment	39	40	97.5%	91.2%	88.5%

\* This is based on patients treated on this contract for their most recent course of treatment. Figures in italics indicate the base number of FP17s or Patient Questionnaire responses are less than 100. N/A is shown where the base number of responses is less than 10 during the period. % is calculated as Quantity/Base number\*100

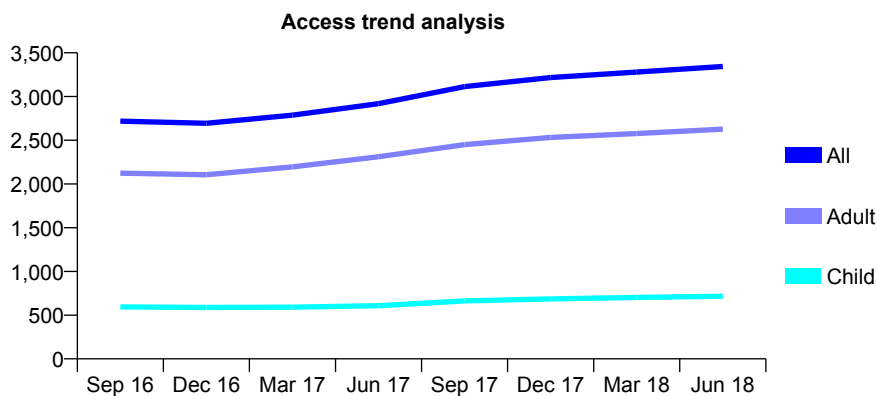
## 7A5 - Vital Signs At a Glance Contract Report for 199915/0001 - June 2018

Name or company name	IDH 441 to 444 Ltd
Contract type name	GDS Contract
Purpose of contract	General
Contract start date	04/04/2008
Contract end date	

18/19 Contracted general activity (UDA)	7,333
Carry forward general activity (UDA)	0
18/19 Contracted orthodontic activity (UOA)	0
Carry forward orthodontic activity (UOA)	0
Baseline contract value	£197,699.93

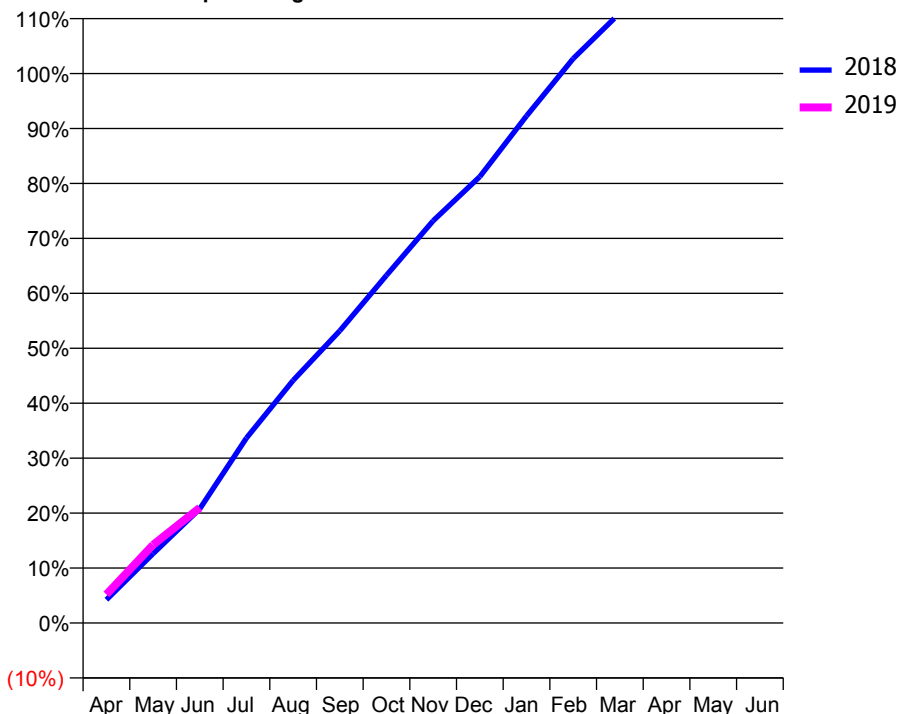
### ACCESS\*

Patients seen in 24 months	Total	Change since previous quarter
Quarter ending June 2017	2,918	
Quarter ending September 2017	3,113	↑
Quarter ending December 2017	3,217	↑
Quarter ending March 2018	3,280	→
Quarter ending June 2018	3,343	→
<b>Variance since June 2017</b>	<b>14.6%</b>	<b>↑</b>



### ACTIVITY

Cumulative percentage of contracted UDA delivered 2018 & 2019



Month	Adjusted Scheduled Activity (UDA)	
	2018	2019
April	310	381
May	926	1,044
June	1,525	1,539
July	2,469	
August	3,238	
September	3,900	
October	4,640	
November	5,367	
December	5,956	
January	6,766	
February	7,531	
March	8,141	
April	8,501	
May	8,501	
June	8,501	

### QUALITY

	Quantity	Base Number	Contract	LHB	Wales
% of FP17s for the same patient ID Re-attending within 3 months - Children	7	211	3.3%	7.0%	11.1%
% of FP17s for the same patient ID Re-attending within 3 months - Adults	36	654	5.5%	13.1%	15.5%
% of FP17s for the same patient ID Re-attending between 3 & 9 months - Children	95	211	45.0%	57.0%	59.2%
% of FP17s for the same patient ID Re-attending between 3 & 9 months - Adults	331	654	50.6%	54.4%	55.8%
% of FP17s for Band 1 Urgent Courses	34	714	4.8%	8.8%	8.7%
% of FP17s Relating to Free Repair or Replacements	4	714	0.6%	0.7%	0.7%
% of FP17s Relating to Continuations	2	714	0.3%	0.6%	0.7%
% of Patients satisfied with the dentistry they have received	10	11	90.9%	94.6%	94.0%
% of Patients satisfied with the time they had to wait for an appointment	9	11	81.8%	91.2%	88.5%

\* This is based on patients treated on this contract for their most recent course of treatment. Figures in italics indicate the base number of FP17s or Patient Questionnaire responses are less than 100. N/A is shown where the base number of responses is less than 10 during the period. % is calculated as Quantity/Base number\*100

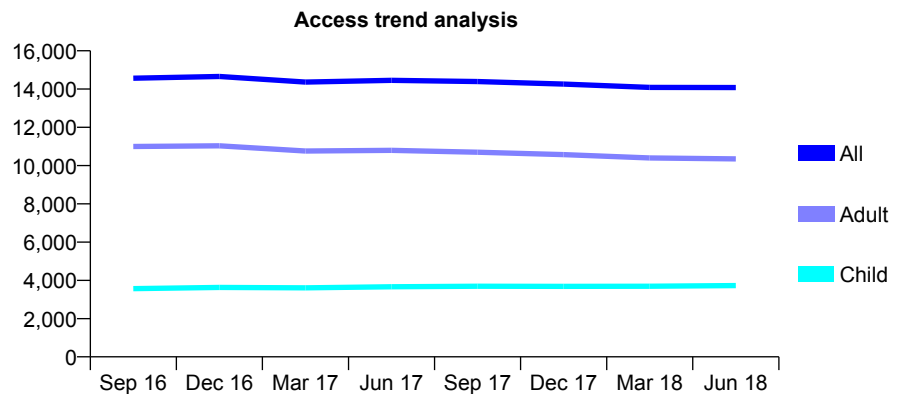
## 7A5 - Vital Signs At a Glance Contract Report for 199915/0002 - June 2018

Name or company name	IDH 441 to 444 Ltd
Contract type name	GDS Contract
Purpose of contract	General
Contract start date	04/04/2008
Contract end date	

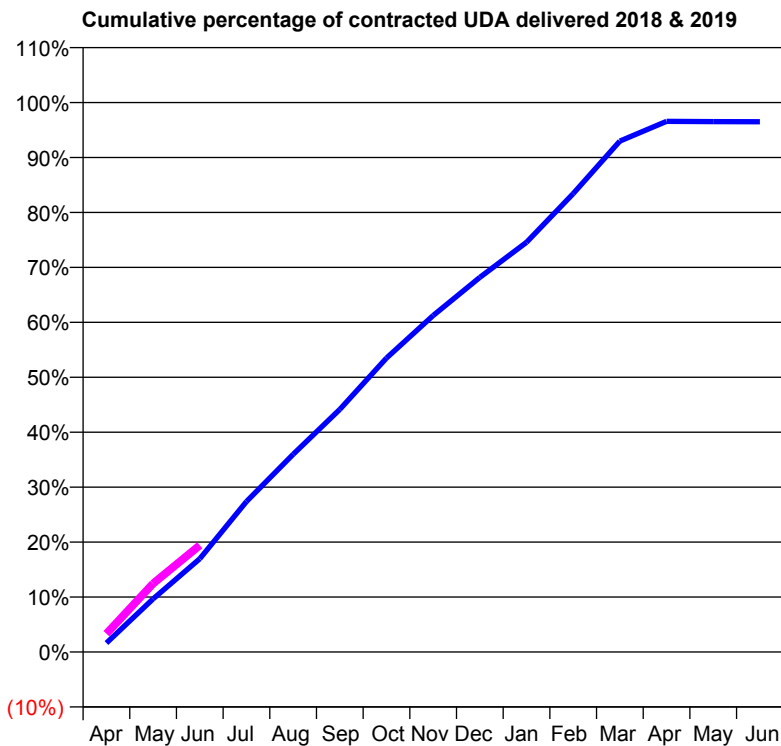
18/19 Contracted general activity (UDA)	32,667
Carry forward general activity (UDA)	0
18/19 Contracted orthodontic activity (UOA)	0
Carry forward orthodontic activity (UOA)	0
Baseline contract value	£767,829.18

### ACCESS\*

Patients seen in 24 months	Total	Change since previous quarter
Quarter ending June 2017	14,455	
Quarter ending September 2017	14,395	→
Quarter ending December 2017	14,258	→
Quarter ending March 2018	14,086	↓
Quarter ending June 2018	14,076	→
<b>Variance since June 2017</b>	<b>(2.6%)</b>	<b>↓</b>



### ACTIVITY



Month	Adjusted Scheduled Activity (UDA)	
	2018	2019
April	538	1,090
May	3,160	4,069
June	5,541	6,345
July	8,944	
August	11,750	
September	14,422	
October	17,473	
November	20,008	
December	22,269	
January	24,353	
February	27,253	
March	30,376	
April	31,543	
May	31,527	
June	31,526	

### QUALITY

	Quantity	Base Number	Contract	LHB	Wales
% of FP17s for the same patient ID Re-attending within 3 months - Children	44	1,057	4.2%	7.0%	11.1%
% of FP17s for the same patient ID Re-attending within 3 months - Adults	139	2,595	5.4%	13.1%	15.5%
% of FP17s for the same patient ID Re-attending between 3 & 9 months - Children	514	1,057	48.6%	57.0%	59.2%
% of FP17s for the same patient ID Re-attending between 3 & 9 months - Adults	1,142	2,595	44.0%	54.4%	55.8%
% of FP17s for Band 1 Urgent Courses	120	3,143	3.8%	8.8%	8.7%
% of FP17s Relating to Free Repair or Replacements	16	3,143	0.5%	0.7%	0.7%
% of FP17s Relating to Continuations	14	3,143	0.4%	0.6%	0.7%
% of Patients satisfied with the dentistry they have received	37	40	92.5%	94.6%	94.0%
% of Patients satisfied with the time they had to wait for an appointment	31	40	77.5%	91.2%	88.5%

\* This is based on patients treated on this contract for their most recent course of treatment. Figures in italics indicate the base number of FP17s or Patient Questionnaire responses are less than 100. N/A is shown where the base number of responses is less than 10 during the period. % is calculated as Quantity/Base number\*100

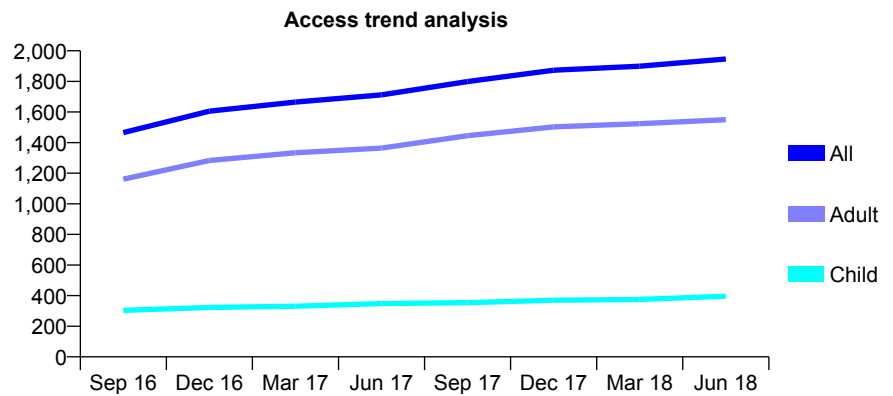
## 7A5 - Vital Signs At a Glance Contract Report for 239186/0001 - June 2018

Name or company name	MR NA WILSON
Contract type name	GDS Contract
Purpose of contract	General
Contract start date	01/04/2006
Contract end date	

18/19 Contracted general activity (UDA)	6,200
Carry forward general activity (UDA)	0
18/19 Contracted orthodontic activity (UOA)	0
Carry forward orthodontic activity (UOA)	0
Baseline contract value	£110,865.50

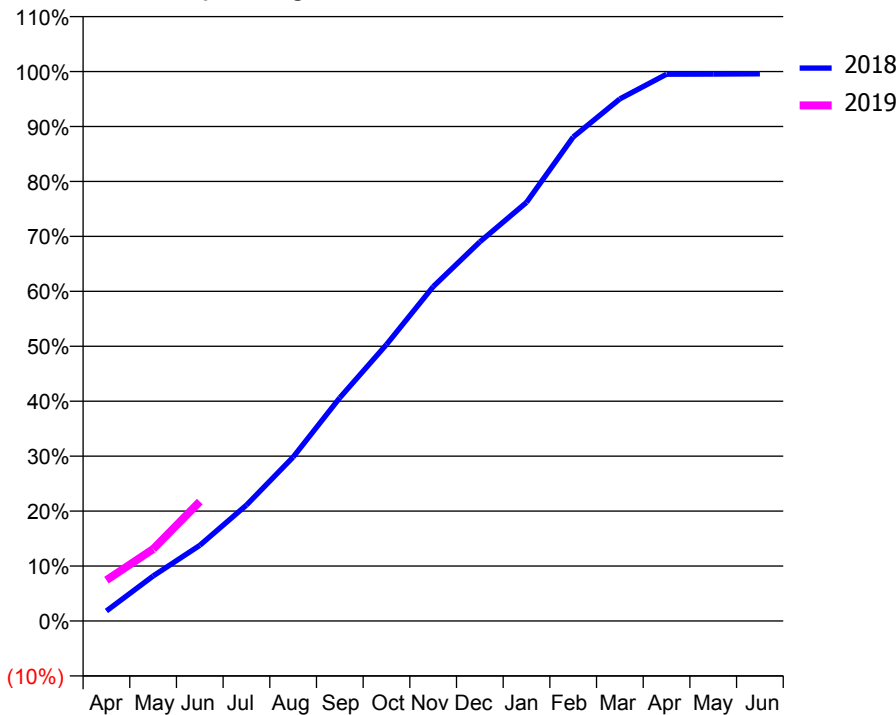
### ACCESS\*

Patients seen in 24 months	Total	Change since previous quarter
Quarter ending June 2017	1,712	
Quarter ending September 2017	1,799	↑
Quarter ending December 2017	1,873	↑
Quarter ending March 2018	1,899	→
Quarter ending June 2018	1,946	↑
<b>Variance since June 2017</b>	<b>13.7%</b>	<b>↑</b>



### ACTIVITY

**Cumulative percentage of contracted UDA delivered 2018 & 2019**



Month	Adjusted Scheduled Activity (UDA)	
	2018	2019
April	113	461
May	507	812
June	854	1,347
July	1,309	
August	1,850	
September	2,519	
October	3,120	
November	3,772	
December	4,278	
January	4,724	
February	5,461	
March	5,891	
April	6,169	
May	6,171	
June	6,174	

### QUALITY

	Quantity	Base Number	Contract	LHB	Wales
% of FP17s for the same patient ID Re-attending within 3 months - Children	14	175	8.0%	7.0%	11.1%
% of FP17s for the same patient ID Re-attending within 3 months - Adults	113	546	20.7%	13.1%	15.5%
% of FP17s for the same patient ID Re-attending between 3 & 9 months - Children	93	175	53.1%	57.0%	59.2%
% of FP17s for the same patient ID Re-attending between 3 & 9 months - Adults	274	546	50.2%	54.4%	55.8%
% of FP17s for Band 1 Urgent Courses	102	628	16.2%	8.8%	8.7%
% of FP17s Relating to Free Repair or Replacements	2	628	0.3%	0.7%	0.7%
% of FP17s Relating to Continuations	1	628	0.2%	0.6%	0.7%
% of Patients satisfied with the dentistry they have received	3	3	N/A	94.6%	94.0%
% of Patients satisfied with the time they had to wait for an appointment	3	3	N/A	91.2%	88.5%

\* This is based on patients treated on this contract for their most recent course of treatment. Figures in italics indicate the base number of FP17s or Patient Questionnaire responses are less than 100. N/A is shown where the base number of responses is less than 10 during the period. % is calculated as Quantity/Base number\*100

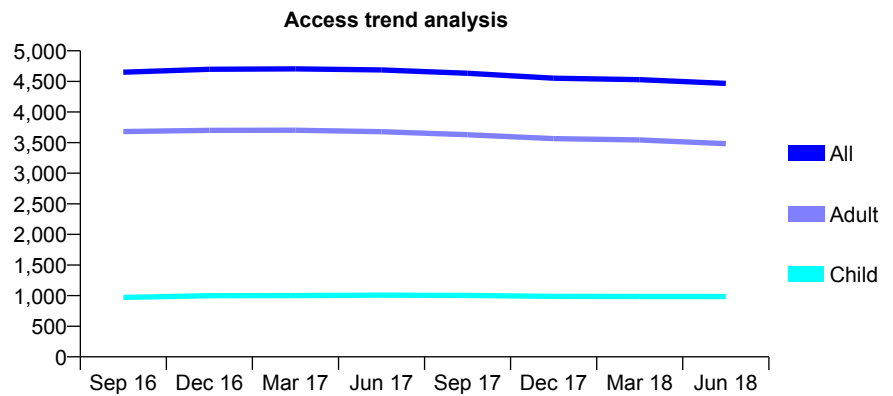
## 7A5 - Vital Signs At a Glance Contract Report for 245682/0001 - June 2018

Name or company name	MR M NEWLAND
Contract type name	GDS Contract
Purpose of contract	General
Contract start date	01/11/2008
Contract end date	

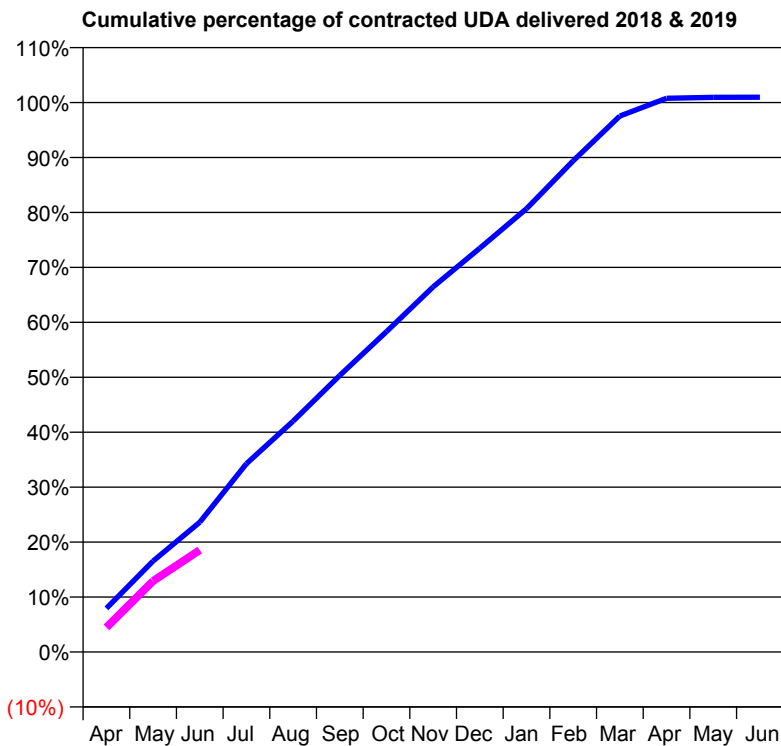
18/19 Contracted general activity (UDA)	12,425
Carry forward general activity (UDA)	0
18/19 Contracted orthodontic activity (UOA)	0
Carry forward orthodontic activity (UOA)	0
Baseline contract value	£300,853.34

### ACCESS\*

Patients seen in 24 months	Total	Change since previous quarter
Quarter ending June 2017	4,687	
Quarter ending September 2017	4,632	↓
Quarter ending December 2017	4,553	↓
Quarter ending March 2018	4,528	→
Quarter ending June 2018	4,468	↓
<b>Variance since June 2017</b>	<b>(4.7%)</b>	<b>↓</b>



### ACTIVITY



Month	Adjusted Scheduled Activity (UDA)	
	2018	2019
April	988	555
May	2,059	1,605
June	2,934	2,304
July	4,258	
August	5,221	
September	6,255	
October	7,243	
November	8,257	
December	9,130	
January	10,024	
February	11,106	
March	12,120	
April	12,521	
May	12,542	
June	12,545	

### QUALITY

	Quantity	Base Number	Contract	LHB	Wales
% of FP17s for the same patient ID Re-attending within 3 months - Children	15	369	4.1%	7.0%	11.1%
% of FP17s for the same patient ID Re-attending within 3 months - Adults	116	1,210	9.6%	13.1%	15.5%
% of FP17s for the same patient ID Re-attending between 3 & 9 months - Children	247	369	66.9%	57.0%	59.2%
% of FP17s for the same patient ID Re-attending between 3 & 9 months - Adults	605	1,210	50.0%	54.4%	55.8%
% of FP17s for Band 1 Urgent Courses	77	1,389	5.5%	8.8%	8.7%
% of FP17s Relating to Free Repair or Replacements	7	1,389	0.5%	0.7%	0.7%
% of FP17s Relating to Continuations	3	1,389	0.2%	0.6%	0.7%
% of Patients satisfied with the dentistry they have received	27	28	96.4%	94.6%	94.0%
% of Patients satisfied with the time they had to wait for an appointment	27	28	96.4%	91.2%	88.5%

\* This is based on patients treated on this contract for their most recent course of treatment. Figures in italics indicate the base number of FP17s or Patient Questionnaire responses are less than 100. N/A is shown where the base number of responses is less than 10 during the period. % is calculated as Quantity/Base number\*100

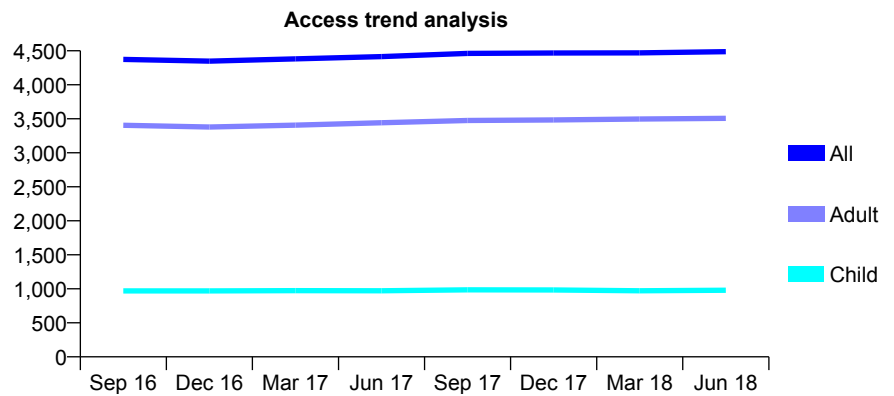
## 7A5 - Vital Signs At a Glance Contract Report for 324035/0001 - June 2018

Name or company name	PS John & C John
Contract type name	GDS Contract
Purpose of contract	General and Orthodontic
Contract start date	01/04/2006
Contract end date	

18/19 Contracted general activity (UDA)	15,844
Carry forward general activity (UDA)	0
18/19 Contracted orthodontic activity (UOA)	447
Carry forward orthodontic activity (UOA)	0
Baseline contract value	£382,755.03

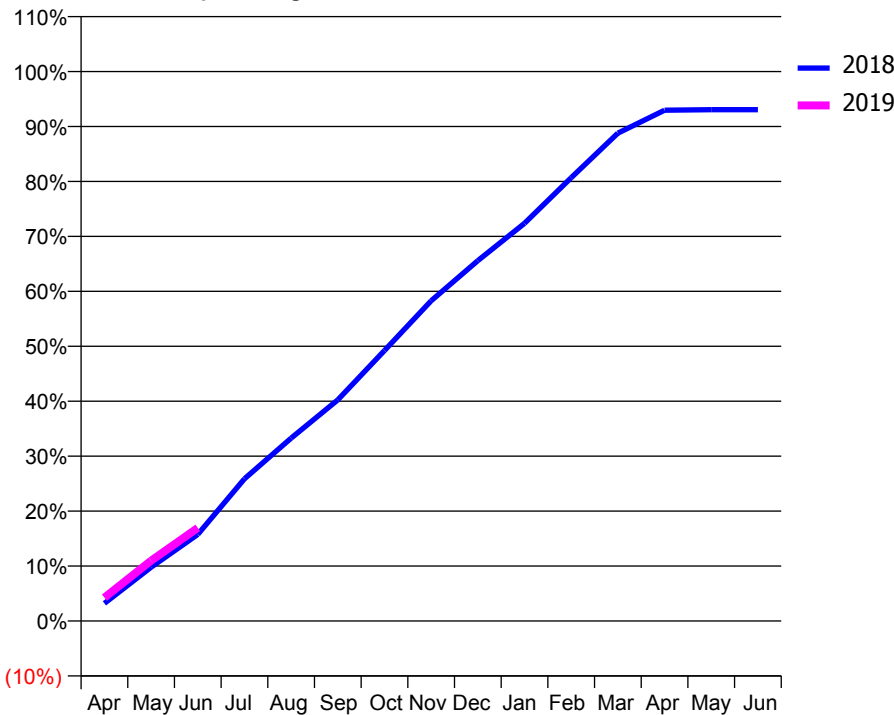
### ACCESS\*

Patients seen in 24 months	Total	Change since previous quarter
Quarter ending June 2017	4,414	
Quarter ending September 2017	4,461	→
Quarter ending December 2017	4,467	→
Quarter ending March 2018	4,469	→
Quarter ending June 2018	4,487	→
<b>Variance since June 2017</b>	<b>1.7%</b>	<b>→</b>



### ACTIVITY

Cumulative percentage of contracted UDA delivered 2018 & 2019



Month	Adjusted Scheduled Activity (UDA)	
	2018	2019
April	510	675
May	1,550	1,740
June	2,498	2,686
July	4,102	
August	5,273	
September	6,376	
October	7,799	
November	9,234	
December	10,392	
January	11,466	
February	12,783	
March	14,065	
April	14,729	
May	14,744	
June	14,745	

### QUALITY

	Quantity	Base Number	Contract	LHB	Wales
% of FP17s for the same patient ID Re-attending within 3 months - Children	27	400	6.8%	7.0%	11.1%
% of FP17s for the same patient ID Re-attending within 3 months - Adults	163	1,464	11.1%	13.1%	15.5%
% of FP17s for the same patient ID Re-attending between 3 & 9 months - Children	283	400	70.8%	57.0%	59.2%
% of FP17s for the same patient ID Re-attending between 3 & 9 months - Adults	1,094	1,464	74.7%	54.4%	55.8%
% of FP17s for Band 1 Urgent Courses	101	1,566	6.4%	8.8%	8.7%
% of FP17s Relating to Free Repair or Replacements	0	1,566	0.0%	0.7%	0.7%
% of FP17s Relating to Continuations	11	1,566	0.7%	0.6%	0.7%
% of Patients satisfied with the dentistry they have received	22	23	95.7%	94.6%	94.0%
% of Patients satisfied with the time they had to wait for an appointment	23	23	100.0%	91.2%	88.5%

\* This is based on patients treated on this contract for their most recent course of treatment. Figures in italics indicate the base number of FP17s or Patient Questionnaire responses are less than 100. N/A is shown where the base number of responses is less than 10 during the period. % is calculated as Quantity/Base number\*100

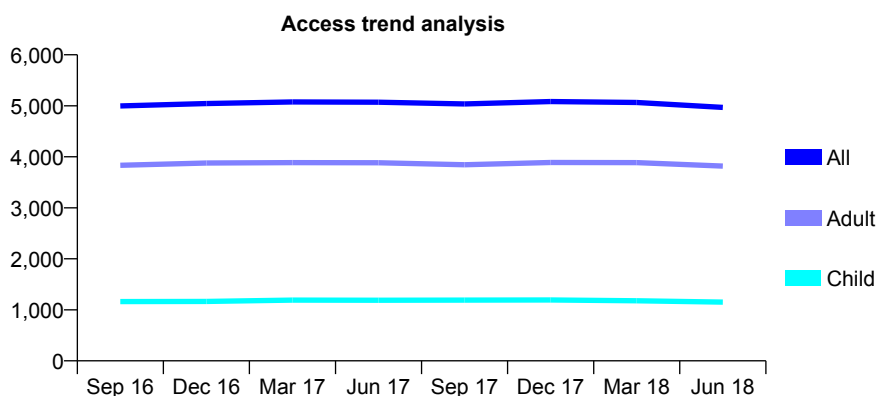
## 7A5 - Vital Signs At a Glance Contract Report for 324590/0001 - June 2018

Name or company name	MRS JM GRIFFITHS
Contract type name	GDS Contract
Purpose of contract	General
Contract start date	01/04/2006
Contract end date	

18/19 Contracted general activity (UDA)	13,388
Carry forward general activity (UDA)	0
18/19 Contracted orthodontic activity (UOA)	0
Carry forward orthodontic activity (UOA)	0
Baseline contract value	£371,975.83

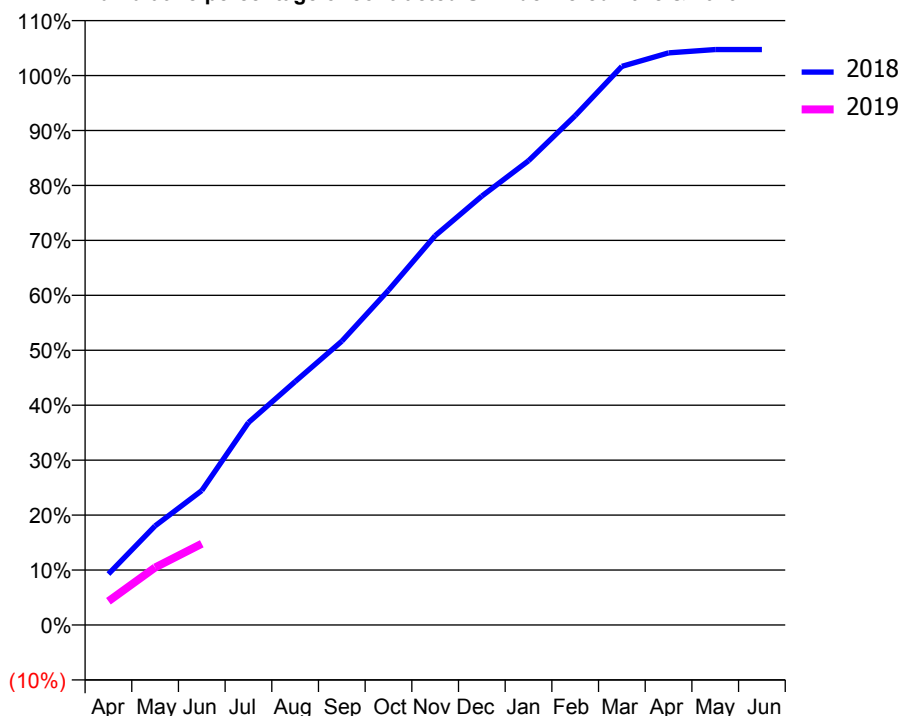
### ACCESS\*

Patients seen in 24 months	Total	Change since previous quarter
Quarter ending June 2017	5,071	
Quarter ending September 2017	5,036	→
Quarter ending December 2017	5,083	→
Quarter ending March 2018	5,065	→
Quarter ending June 2018	4,969	↓
<b>Variance since June 2017</b>	<b>(2.0%)</b>	<b>↓</b>



### ACTIVITY

Cumulative percentage of contracted UDA delivered 2018 & 2019



Month	Adjusted Scheduled Activity (UDA)	
	2018	2019
April	1,243	580
May	2,414	1,401
June	3,278	1,979
July	4,932	
August	5,929	
September	6,915	
October	8,155	
November	9,484	
December	10,451	
January	11,312	
February	12,408	
March	13,612	
April	13,940	
May	14,020	
June	14,020	

### QUALITY

	Quantity	Base Number	Contract	LHB	Wales
% of FP17s for the same patient ID Re-attending within 3 months - Children	20	274	7.3%	7.0%	11.1%
% of FP17s for the same patient ID Re-attending within 3 months - Adults	127	977	13.0%	13.1%	15.5%
% of FP17s for the same patient ID Re-attending between 3 & 9 months - Children	145	274	52.9%	57.0%	59.2%
% of FP17s for the same patient ID Re-attending between 3 & 9 months - Adults	571	977	58.4%	54.4%	55.8%
% of FP17s for Band 1 Urgent Courses	107	1,017	10.5%	8.8%	8.7%
% of FP17s Relating to Free Repair or Replacements	4	1,017	0.4%	0.7%	0.7%
% of FP17s Relating to Continuations	5	1,017	0.5%	0.6%	0.7%
% of Patients satisfied with the dentistry they have received	18	19	94.7%	94.6%	94.0%
% of Patients satisfied with the time they had to wait for an appointment	18	19	94.7%	91.2%	88.5%

\* This is based on patients treated on this contract for their most recent course of treatment. Figures in italics indicate the base number of FP17s or Patient Questionnaire responses are less than 100. N/A is shown where the base number of responses is less than 10 during the period. % is calculated as Quantity/Base number\*100

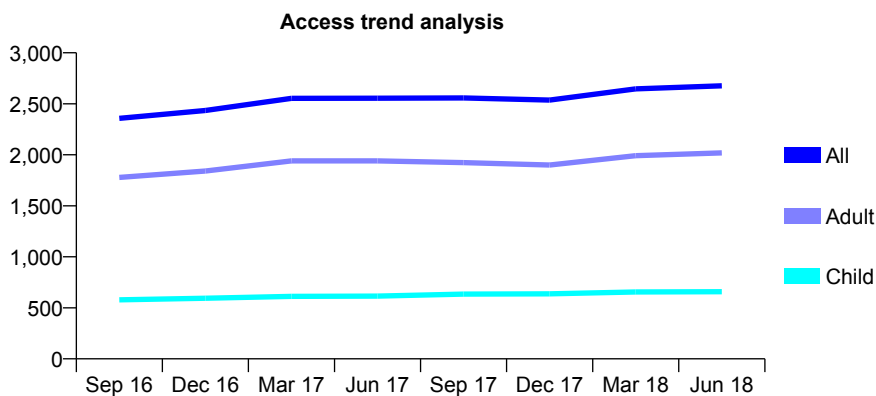
## 7A5 - Vital Signs At a Glance Contract Report for 377023/0001 - June 2018

Name or company name	MISS CL DAVIES
Contract type name	GDS Contract
Purpose of contract	General
Contract start date	01/04/2015
Contract end date	

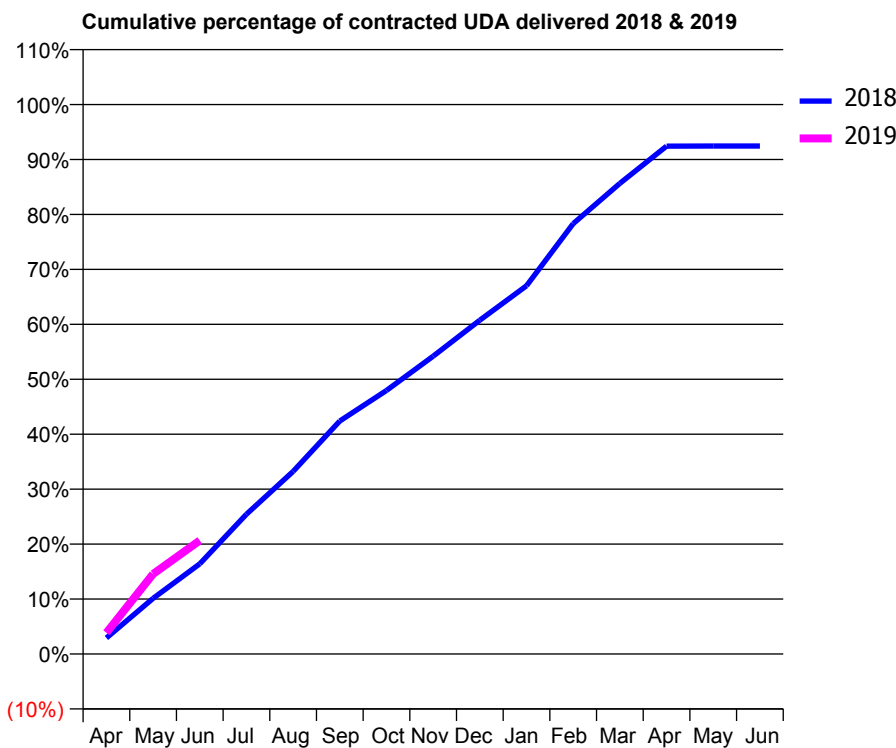
18/19 Contracted general activity (UDA)	7,346
Carry forward general activity (UDA)	0
18/19 Contracted orthodontic activity (UOA)	0
Carry forward orthodontic activity (UOA)	0
Baseline contract value	£179,616.22

### ACCESS\*

Patients seen in 24 months	Total	Change since previous quarter
Quarter ending June 2017	2,555	
Quarter ending September 2017	2,557	→
Quarter ending December 2017	2,537	→
Quarter ending March 2018	2,647	↑
Quarter ending June 2018	2,677	→
<b>Variance since June 2017</b>	<b>4.8%</b>	<b>↑</b>



### ACTIVITY



Adjusted Scheduled Activity (UDA)		
Month	2018	2019
April	247	284
May	854	1,070
June	1,386	1,519
July	2,147	
August	2,803	
September	3,578	
October	4,048	
November	4,574	
December	5,127	
January	5,655	
February	6,610	
March	7,228	
April	7,798	
May	7,800	
June	7,800	

### QUALITY

	Quantity	Base Number	Contract	LHB	Wales
% of FP17s for the same patient ID Re-attending within 3 months - Children	14	188	7.4%	7.0%	11.1%
% of FP17s for the same patient ID Re-attending within 3 months - Adults	66	683	9.7%	13.1%	15.5%
% of FP17s for the same patient ID Re-attending between 3 & 9 months - Children	97	188	51.6%	57.0%	59.2%
% of FP17s for the same patient ID Re-attending between 3 & 9 months - Adults	379	683	55.5%	54.4%	55.8%
% of FP17s for Band 1 Urgent Courses	53	662	8.0%	8.8%	8.7%
% of FP17s Relating to Free Repair or Replacements	6	662	0.9%	0.7%	0.7%
% of FP17s Relating to Continuations	12	662	1.8%	0.6%	0.7%
% of Patients satisfied with the dentistry they have received	7	8	N/A	94.6%	94.0%
% of Patients satisfied with the time they had to wait for an appointment	8	8	N/A	91.2%	88.5%

\* This is based on patients treated on this contract for their most recent course of treatment. Figures in italics indicate the base number of FP17s or Patient Questionnaire responses are less than 100. N/A is shown where the base number of responses is less than 10 during the period. % is calculated as Quantity/Base number\*100



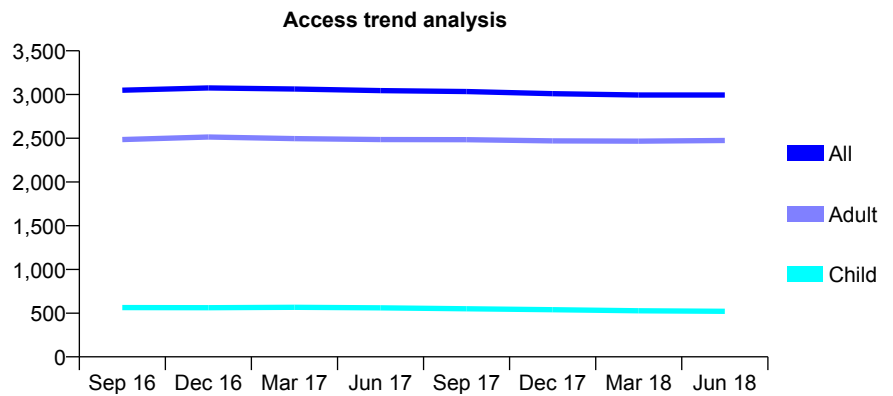
## 7A5 - Vital Signs At a Glance Contract Report for 573531/0001 - June 2018

Name or company name	MR PB JAMES
Contract type name	GDS Contract
Purpose of contract	General
Contract start date	01/04/2006
Contract end date	

18/19 Contracted general activity (UDA)	8,000
Carry forward general activity (UDA)	0
18/19 Contracted orthodontic activity (UOA)	0
Carry forward orthodontic activity (UOA)	0
Baseline contract value	£193,309.78

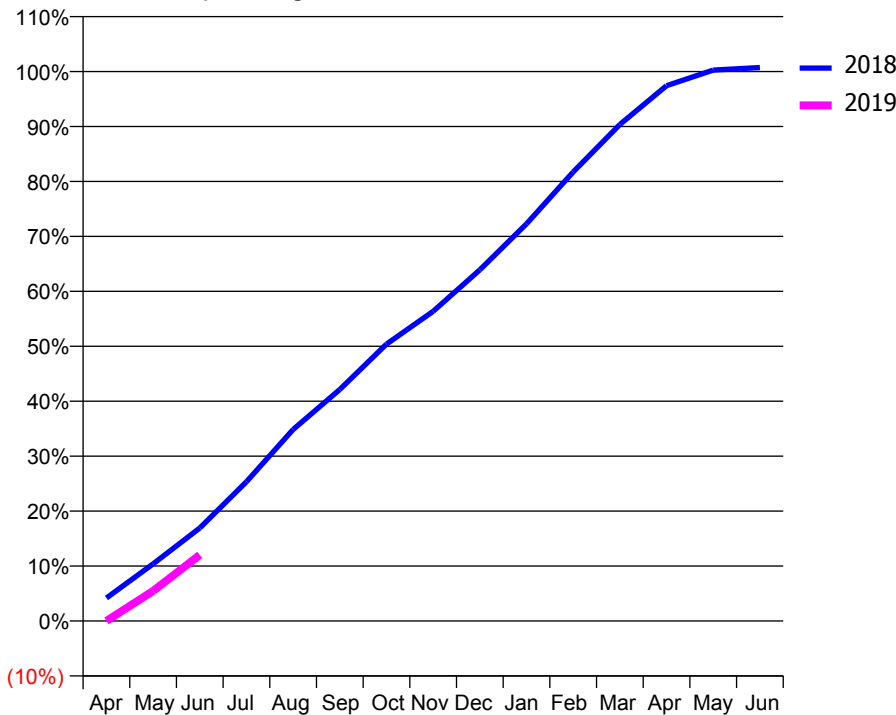
### ACCESS\*

Patients seen in 24 months	Total	Change since previous quarter
Quarter ending June 2017	3,045	
Quarter ending September 2017	3,034	→
Quarter ending December 2017	3,009	→
Quarter ending March 2018	2,994	→
Quarter ending June 2018	2,995	→
<b>Variance since June 2017</b>	<b>(1.6%)</b>	<b>↓</b>



### ACTIVITY

Cumulative percentage of contracted UDA delivered 2018 & 2019



Month	Adjusted Scheduled Activity (UDA)	
	2018	2019
April	334	0
May	832	437
June	1,354	963
July	2,027	
August	2,788	
September	3,371	
October	4,031	
November	4,509	
December	5,112	
January	5,782	
February	6,537	
March	7,228	
April	7,793	
May	8,020	
June	8,057	

### QUALITY

	Quantity	Base Number	Contract	LHB	Wales
% of FP17s for the same patient ID Re-attending within 3 months - Children	10	165	6.1%	7.0%	11.1%
% of FP17s for the same patient ID Re-attending within 3 months - Adults	75	624	12.0%	13.1%	15.5%
% of FP17s for the same patient ID Re-attending between 3 & 9 months - Children	103	165	62.4%	57.0%	59.2%
% of FP17s for the same patient ID Re-attending between 3 & 9 months - Adults	152	624	24.4%	54.4%	55.8%
% of FP17s for Band 1 Urgent Courses	14	449	3.1%	8.8%	8.7%
% of FP17s Relating to Free Repair or Replacements	2	449	0.4%	0.7%	0.7%
% of FP17s Relating to Continuations	5	449	1.1%	0.6%	0.7%
% of Patients satisfied with the dentistry they have received	48	49	98.0%	94.6%	94.0%
% of Patients satisfied with the time they had to wait for an appointment	45	49	91.8%	91.2%	88.5%

\* This is based on patients treated on this contract for their most recent course of treatment. Figures in italics indicate the base number of FP17s or Patient Questionnaire responses are less than 100. N/A is shown where the base number of responses is less than 10 during the period. % is calculated as Quantity/Base number\*100

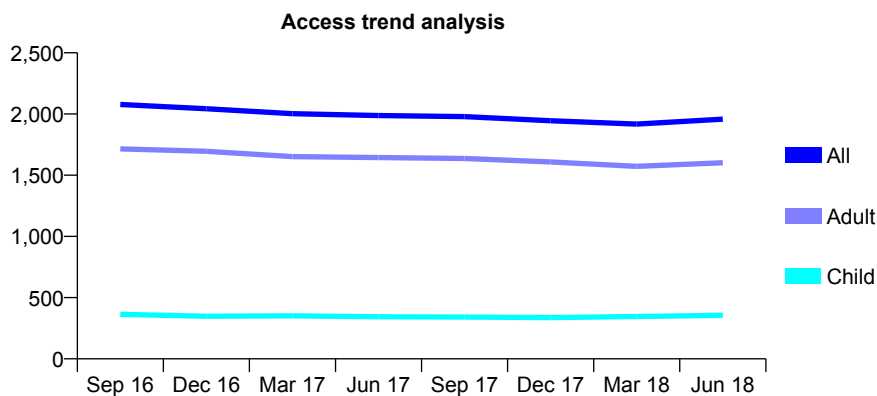
## 7A5 - Vital Signs At a Glance Contract Report for 625485/0004 - June 2018

Name or company name	MISS D ADAMS
Contract type name	GDS Contract
Purpose of contract	General
Contract start date	14/06/2010
Contract end date	

18/19 Contracted general activity (UDA)	5,350
Carry forward general activity (UDA)	0
18/19 Contracted orthodontic activity (UOA)	0
Carry forward orthodontic activity (UOA)	0
Baseline contract value	£132,729.38

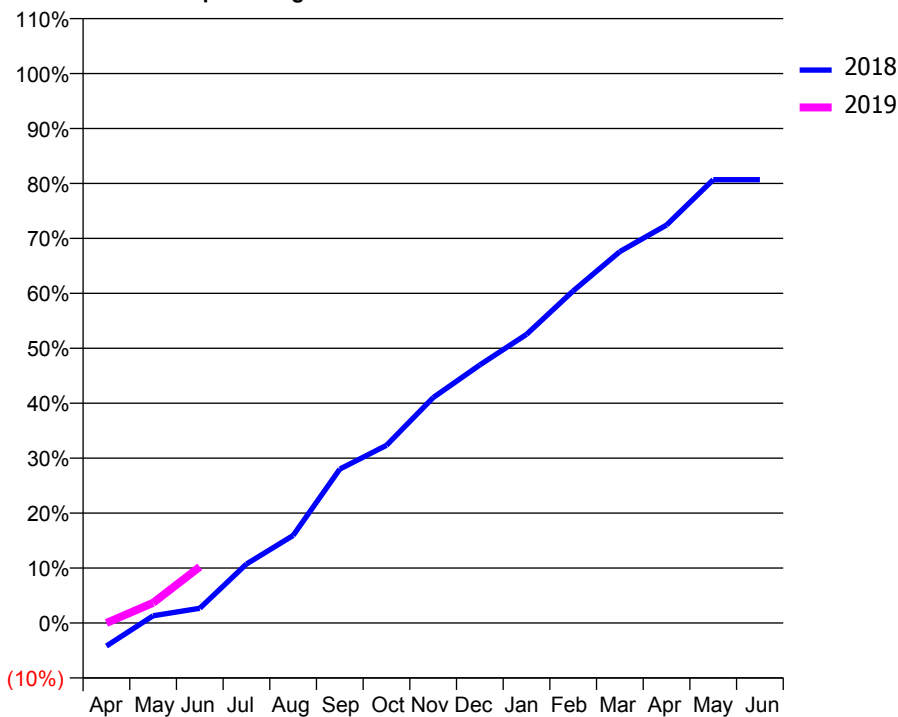
### ACCESS\*

Patients seen in 24 months	Total	Change since previous quarter
Quarter ending June 2017	1,988	
Quarter ending September 2017	1,979	→
Quarter ending December 2017	1,945	↓
Quarter ending March 2018	1,918	↓
Quarter ending June 2018	1,958	↑
<b>Variance since June 2017</b>	<b>(1.5%)</b>	<b>↓</b>



### ACTIVITY

Cumulative percentage of contracted UDA delivered 2018 & 2019



Month	Adjusted Scheduled Activity (UDA)	
	2018	2019
April	-225	1
May	71	196
June	143	548
July	575	
August	852	
September	1,499	
October	1,730	
November	2,195	
December	2,513	
January	2,810	
February	3,234	
March	3,617	
April	3,875	
May	4,316	
June	4,316	

### QUALITY

	Quantity	Base Number	Contract	LHB	Wales
% of FP17s for the same patient ID Re-attending within 3 months - Children	6	151	4.0%	7.0%	11.1%
% of FP17s for the same patient ID Re-attending within 3 months - Adults	42	512	8.2%	13.1%	15.5%
% of FP17s for the same patient ID Re-attending between 3 & 9 months - Children	97	151	64.2%	57.0%	59.2%
% of FP17s for the same patient ID Re-attending between 3 & 9 months - Adults	222	512	43.4%	54.4%	55.8%
% of FP17s for Band 1 Urgent Courses	14	330	4.2%	8.8%	8.7%
% of FP17s Relating to Free Repair or Replacements	0	330	0.0%	0.7%	0.7%
% of FP17s Relating to Continuations	3	330	0.9%	0.6%	0.7%
% of Patients satisfied with the dentistry they have received	8	8	N/A	94.6%	94.0%
% of Patients satisfied with the time they had to wait for an appointment	8	8	N/A	91.2%	88.5%

\* This is based on patients treated on this contract for their most recent course of treatment. Figures in italics indicate the base number of FP17s or Patient Questionnaire responses are less than 100. N/A is shown where the base number of responses is less than 10 during the period. % is calculated as Quantity/Base number\*100

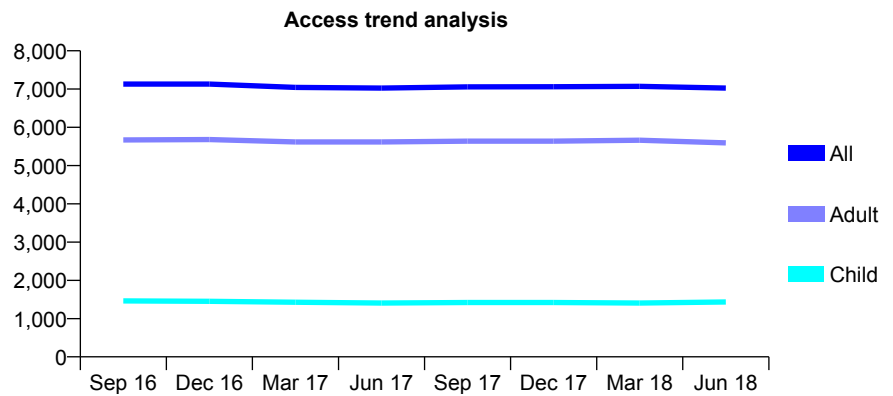
## 7A5 - Vital Signs At a Glance Contract Report for 688312/0001 - June 2018

Name or company name	MR G BLINMAN
Contract type name	GDS Contract
Purpose of contract	General
Contract start date	01/10/2013
Contract end date	

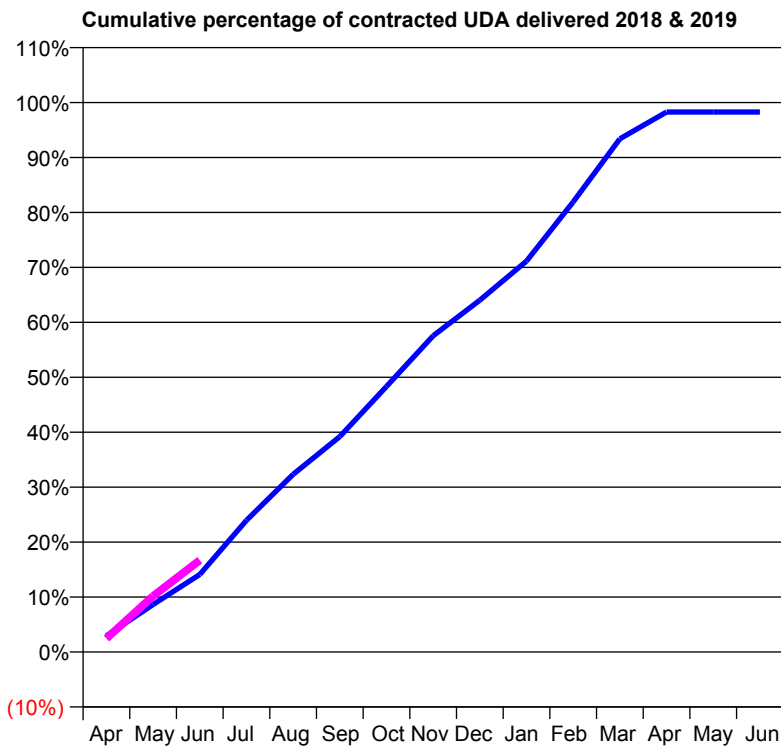
18/19 Contracted general activity (UDA)	23,138
Carry forward general activity (UDA)	0
18/19 Contracted orthodontic activity (UOA)	0
Carry forward orthodontic activity (UOA)	0
Baseline contract value	£562,809.30

### ACCESS\*

Patients seen in 24 months	Total	Change since previous quarter
Quarter ending June 2017	7,025	
Quarter ending September 2017	7,057	→
Quarter ending December 2017	7,061	→
Quarter ending March 2018	7,071	→
Quarter ending June 2018	7,027	→
<b>Variance since June 2017</b>	<b>0.0%</b>	<b>→</b>



### ACTIVITY



Month	Adjusted Scheduled Activity (UDA)	
	2018	2019
April	683	570
May	2,002	2,354
June	3,266	3,865
July	5,544	
August	7,481	
September	9,074	
October	11,182	
November	13,316	
December	14,812	
January	16,457	
February	18,953	
March	21,609	
April	22,735	
May	22,737	
June	22,738	

### QUALITY

	Quantity	Base Number	Contract	LHB	Wales
% of FP17s for the same patient ID Re-attending within 3 months - Children	42	540	7.8%	7.0%	11.1%
% of FP17s for the same patient ID Re-attending within 3 months - Adults	283	1,956	14.5%	13.1%	15.5%
% of FP17s for the same patient ID Re-attending between 3 & 9 months - Children	315	540	58.3%	57.0%	59.2%
% of FP17s for the same patient ID Re-attending between 3 & 9 months - Adults	1,209	1,956	61.8%	54.4%	55.8%
% of FP17s for Band 1 Urgent Courses	167	1,991	8.4%	8.8%	8.7%
% of FP17s Relating to Free Repair or Replacements	26	1,991	1.3%	0.7%	0.7%
% of FP17s Relating to Continuations	12	1,991	0.6%	0.6%	0.7%
% of Patients satisfied with the dentistry they have received	39	40	97.5%	94.6%	94.0%
% of Patients satisfied with the time they had to wait for an appointment	38	40	95.0%	91.2%	88.5%

\* This is based on patients treated on this contract for their most recent course of treatment. Figures in italics indicate the base number of FP17s or Patient Questionnaire responses are less than 100. N/A is shown where the base number of responses is less than 10 during the period. % is calculated as Quantity/Base number\*100

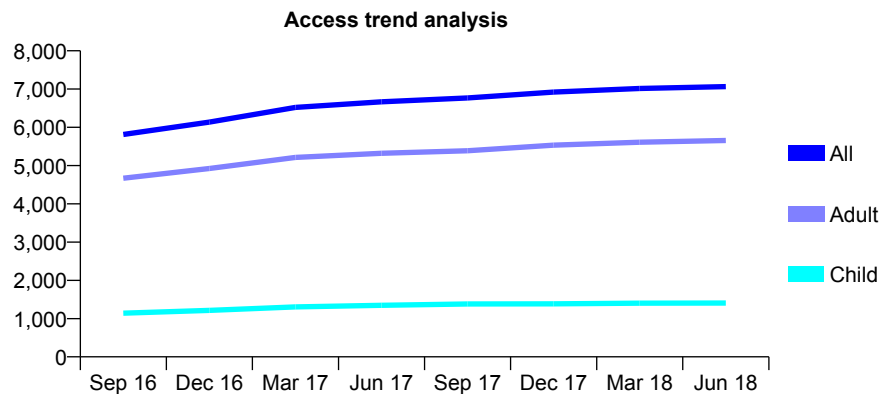
## 7A5 - Vital Signs At a Glance Contract Report for 741841/0003 - June 2018

Name or company name	MRS S CHAUDHRY
Contract type name	GDS Contract
Purpose of contract	General
Contract start date	01/04/2015
Contract end date	

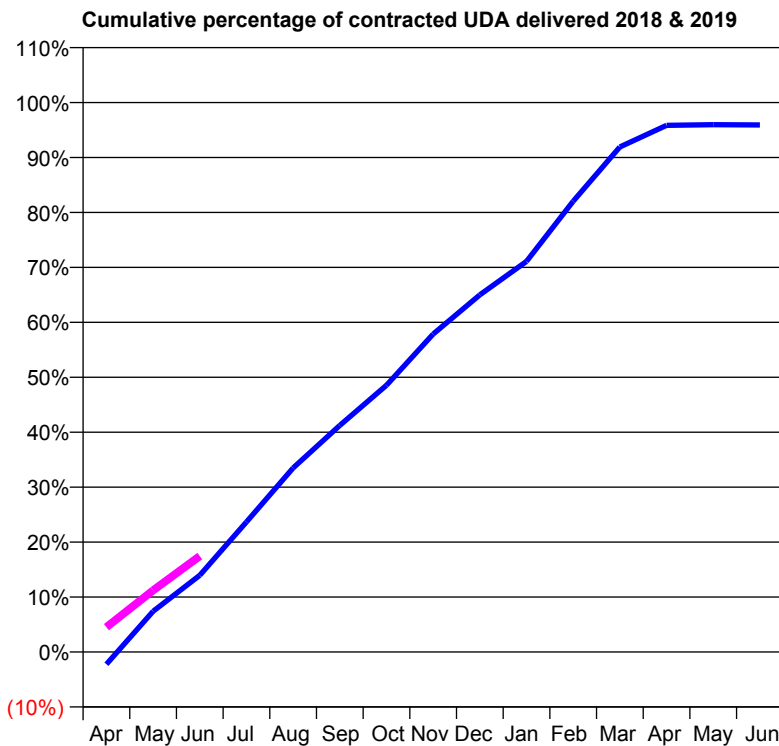
18/19 Contracted general activity (UDA)	21,546
Carry forward general activity (UDA)	0
18/19 Contracted orthodontic activity (UOA)	0
Carry forward orthodontic activity (UOA)	0
Baseline contract value	£529,923.52

### ACCESS\*

Patients seen in 24 months	Total	Change since previous quarter
Quarter ending June 2017	6,667	
Quarter ending September 2017	6,769	→
Quarter ending December 2017	6,922	↑
Quarter ending March 2018	7,015	→
Quarter ending June 2018	7,063	→
<b>Variance since June 2017</b>	<b>5.9%</b>	<b>↑</b>



### ACTIVITY



Month	Adjusted Scheduled Activity (UDA)	
	2018	2019
April	-484	977
May	1,596	2,420
June	3,008	3,763
July	5,100	
August	7,218	
September	8,886	
October	10,462	
November	12,469	
December	14,002	
January	15,320	
February	17,674	
March	19,801	
April	20,653	
May	20,678	
June	20,666	

### QUALITY

	Quantity	Base Number	Contract	LHB	Wales
% of FP17s for the same patient ID Re-attending within 3 months - Children	26	532	4.9%	7.0%	11.1%
% of FP17s for the same patient ID Re-attending within 3 months - Adults	176	1,916	9.2%	13.1%	15.5%
% of FP17s for the same patient ID Re-attending between 3 & 9 months - Children	361	532	67.9%	57.0%	59.2%
% of FP17s for the same patient ID Re-attending between 3 & 9 months - Adults	1,222	1,916	63.8%	54.4%	55.8%
% of FP17s for Band 1 Urgent Courses	97	2,045	4.7%	8.8%	8.7%
% of FP17s Relating to Free Repair or Replacements	9	2,045	0.4%	0.7%	0.7%
% of FP17s Relating to Continuations	13	2,045	0.6%	0.6%	0.7%
% of Patients satisfied with the dentistry they have received	19	19	100.0%	94.6%	94.0%
% of Patients satisfied with the time they had to wait for an appointment	19	19	100.0%	91.2%	88.5%

\* This is based on patients treated on this contract for their most recent course of treatment. Figures in italics indicate the base number of FP17s or Patient Questionnaire responses are less than 100. N/A is shown where the base number of responses is less than 10 during the period. % is calculated as Quantity/Base number\*100

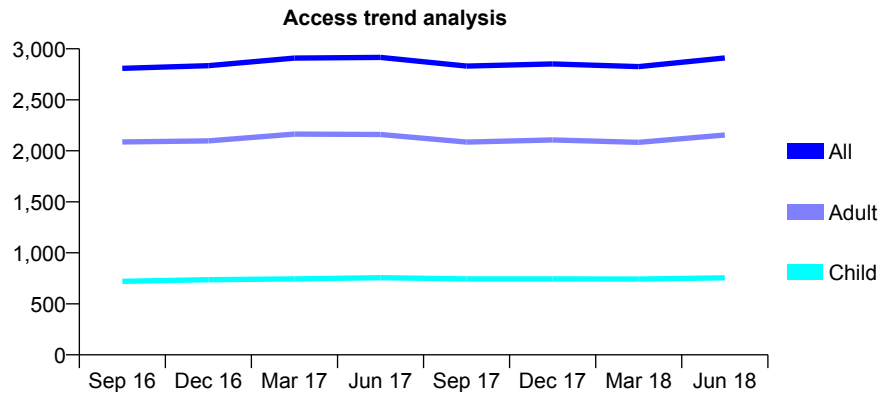
## 7A5 - Vital Signs At a Glance Contract Report for 767158/0001 - June 2018

Name or company name	MR H WILDING
Contract type name	GDS Contract
Purpose of contract	General
Contract start date	01/04/2006
Contract end date	

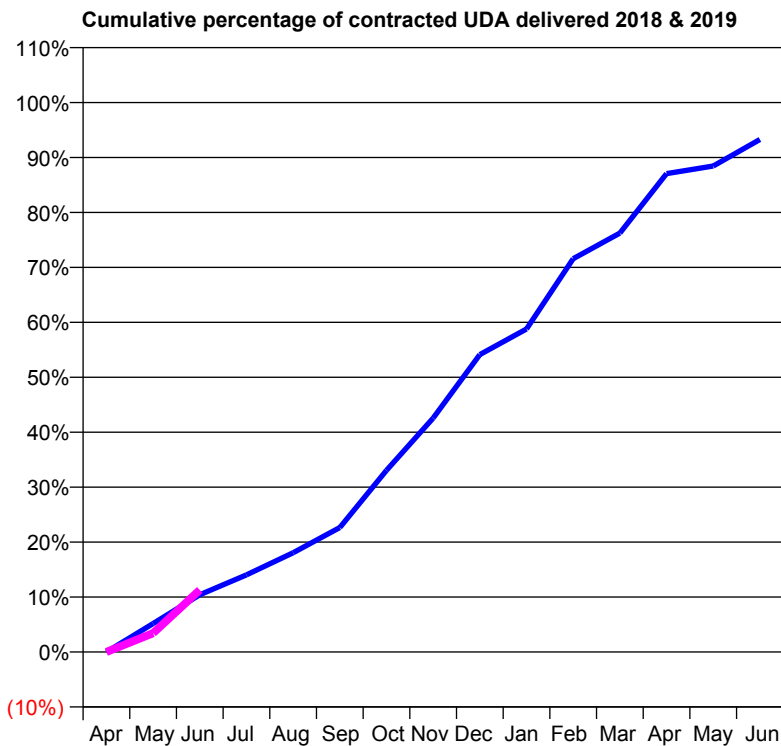
18/19 Contracted general activity (UDA)	5,600
Carry forward general activity (UDA)	0
18/19 Contracted orthodontic activity (UOA)	0
Carry forward orthodontic activity (UOA)	0
Baseline contract value	£135,791.09

### ACCESS\*

Patients seen in 24 months	Total	Change since previous quarter
Quarter ending June 2017	2,916	
Quarter ending September 2017	2,831	↓
Quarter ending December 2017	2,852	→
Quarter ending March 2018	2,826	→
Quarter ending June 2018	2,910	↑
<b>Variance since June 2017</b>	<b>(0.2%)</b>	→



### ACTIVITY



Month	Adjusted Scheduled Activity (UDA)	
	2018	2019
April	0	0
May	291	192
June	584	633
July	786	
August	1,011	
September	1,269	
October	1,851	
November	2,384	
December	3,031	
January	3,292	
February	4,008	
March	4,269	
April	4,876	
May	4,953	
June	5,223	

### QUALITY

	Quantity	Base Number	Contract	LHB	Wales
% of FP17s for the same patient ID Re-attending within 3 months - Children	18	227	7.9%	7.0%	11.1%
% of FP17s for the same patient ID Re-attending within 3 months - Adults	81	720	11.3%	13.1%	15.5%
% of FP17s for the same patient ID Re-attending between 3 & 9 months - Children	84	227	37.0%	57.0%	59.2%
% of FP17s for the same patient ID Re-attending between 3 & 9 months - Adults	245	720	34.0%	54.4%	55.8%
% of FP17s for Band 1 Urgent Courses	21	420	5.0%	8.8%	8.7%
% of FP17s Relating to Free Repair or Replacements	3	420	0.7%	0.7%	0.7%
% of FP17s Relating to Continuations	3	420	0.7%	0.6%	0.7%
% of Patients satisfied with the dentistry they have received	9	10	90.0%	94.6%	94.0%
% of Patients satisfied with the time they had to wait for an appointment	10	10	100.0%	91.2%	88.5%

\* This is based on patients treated on this contract for their most recent course of treatment. Figures in italics indicate the base number of FP17s or Patient Questionnaire responses are less than 100. N/A is shown where the base number of responses is less than 10 during the period. % is calculated as Quantity/Base number\*100

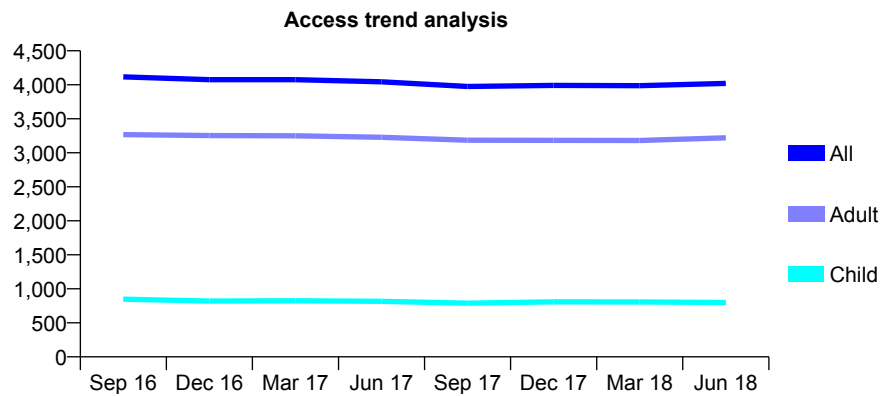
## 7A5 - Vital Signs At a Glance Contract Report for 830763/0005 - June 2018

Name or company name	MR L ROBERTS
Contract type name	GDS Contract
Purpose of contract	General
Contract start date	01/10/2013
Contract end date	

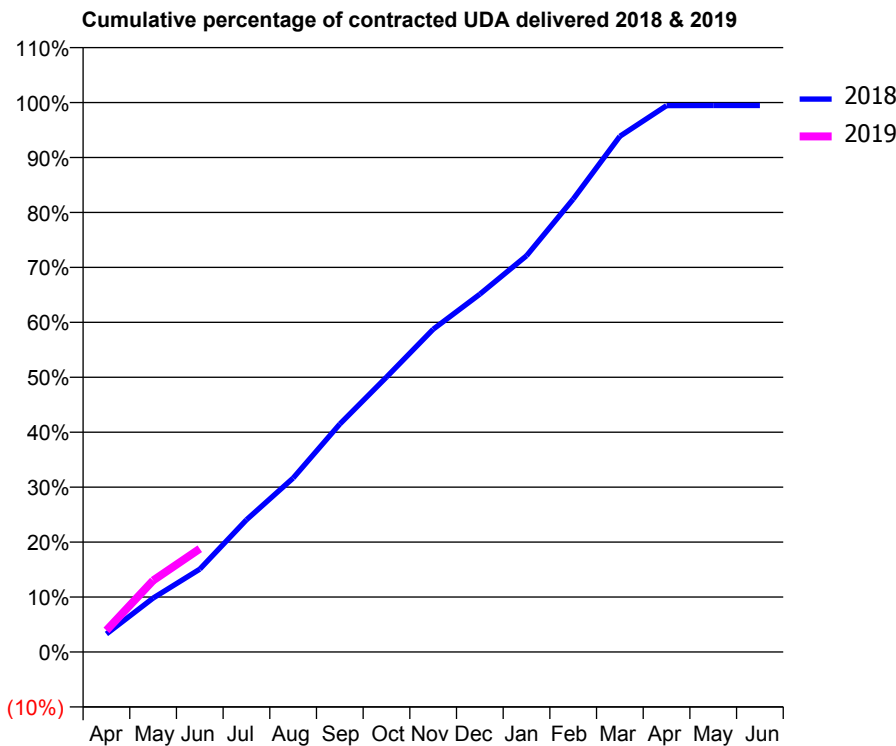
18/19 Contracted general activity (UDA)	13,400
Carry forward general activity (UDA)	0
18/19 Contracted orthodontic activity (UOA)	0
Carry forward orthodontic activity (UOA)	0
Baseline contract value	£324,341.15

### ACCESS\*

Patients seen in 24 months	Total	Change since previous quarter
Quarter ending June 2017	4,044	
Quarter ending September 2017	3,975	↓
Quarter ending December 2017	3,991	→
Quarter ending March 2018	3,987	→
Quarter ending June 2018	4,020	→
<b>Variance since June 2017</b>	<b>(0.6%)</b>	→



### ACTIVITY



Month	Adjusted Scheduled Activity (UDA)	
	2018	2019
April	441	528
May	1,315	1,746
June	2,021	2,519
July	3,225	
August	4,243	
September	5,560	
October	6,703	
November	7,870	
December	8,727	
January	9,663	
February	11,044	
March	12,577	
April	13,324	
May	13,328	
June	13,329	

### QUALITY

	Quantity	Base Number	Contract	LHB	Wales
% of FP17s for the same patient ID Re-attending within 3 months - Children	26	262	9.9%	7.0%	11.1%
% of FP17s for the same patient ID Re-attending within 3 months - Adults	151	1,173	12.9%	13.1%	15.5%
% of FP17s for the same patient ID Re-attending between 3 & 9 months - Children	131	262	50.0%	57.0%	59.2%
% of FP17s for the same patient ID Re-attending between 3 & 9 months - Adults	666	1,173	56.8%	54.4%	55.8%
% of FP17s for Band 1 Urgent Courses	44	1,134	3.9%	8.8%	8.7%
% of FP17s Relating to Free Repair or Replacements	14	1,134	1.2%	0.7%	0.7%
% of FP17s Relating to Continuations	6	1,134	0.5%	0.6%	0.7%
% of Patients satisfied with the dentistry they have received	14	14	100.0%	94.6%	94.0%
% of Patients satisfied with the time they had to wait for an appointment	13	14	92.9%	91.2%	88.5%

\* This is based on patients treated on this contract for their most recent course of treatment. Figures in italics indicate the base number of FP17s or Patient Questionnaire responses are less than 100. N/A is shown where the base number of responses is less than 10 during the period. % is calculated as Quantity/Base number\*100

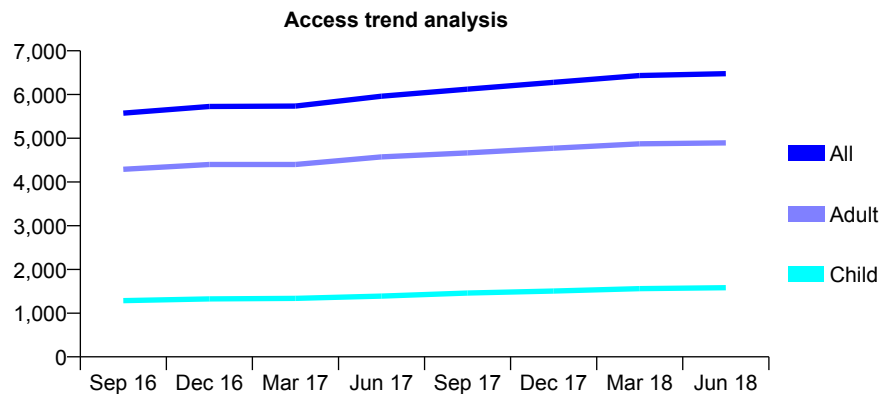
## 7A5 - Vital Signs At a Glance Contract Report for 885630/0001 - June 2018

Name or company name	MRS P SOOD
Contract type name	GDS Contract
Purpose of contract	General
Contract start date	15/09/2013
Contract end date	

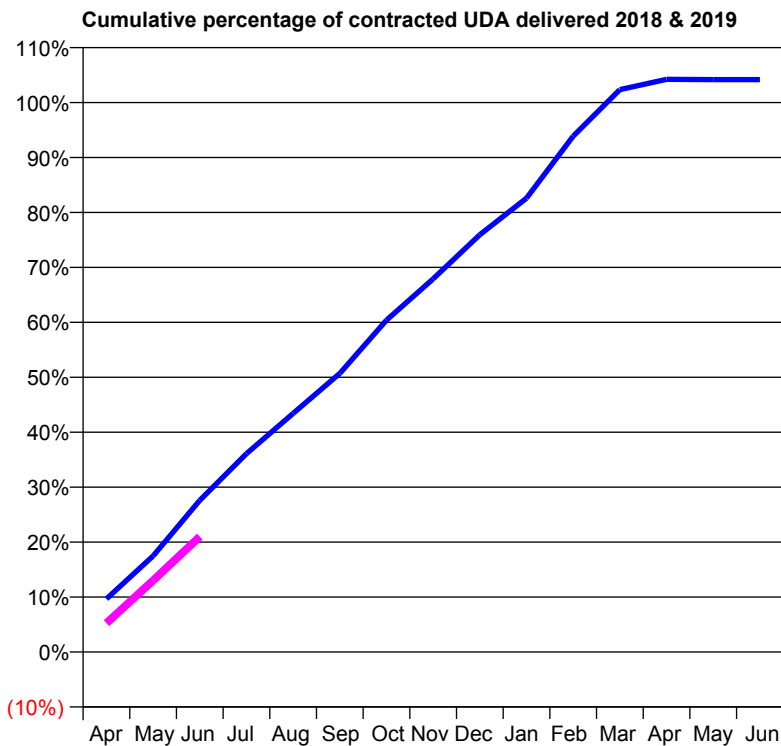
18/19 Contracted general activity (UDA)	21,284
Carry forward general activity (UDA)	0
18/19 Contracted orthodontic activity (UOA)	0
Carry forward orthodontic activity (UOA)	0
Baseline contract value	£495,650.31

### ACCESS\*

Patients seen in 24 months	Total	Change since previous quarter
Quarter ending June 2017	5,961	
Quarter ending September 2017	6,123	↑
Quarter ending December 2017	6,279	↑
Quarter ending March 2018	6,435	↑
Quarter ending June 2018	6,478	→
<b>Variance since June 2017</b>	<b>8.7%</b>	<b>↑</b>



### ACTIVITY



Month	Adjusted Scheduled Activity (UDA)	
	2018	2019
April	2,057	1,117
May	3,720	2,772
June	5,874	4,470
July	7,683	
August	9,243	
September	10,793	
October	12,855	
November	14,452	
December	16,163	
January	17,581	
February	19,980	
March	21,785	
April	22,181	
May	22,173	
June	22,173	

### QUALITY

	Quantity	Base Number	Contract	LHB	Wales
% of FP17s for the same patient ID Re-attending within 3 months - Children	26	520	5.0%	7.0%	11.1%
% of FP17s for the same patient ID Re-attending within 3 months - Adults	120	1,552	7.7%	13.1%	15.5%
% of FP17s for the same patient ID Re-attending between 3 & 9 months - Children	333	520	64.0%	57.0%	59.2%
% of FP17s for the same patient ID Re-attending between 3 & 9 months - Adults	947	1,552	61.0%	54.4%	55.8%
% of FP17s for Band 1 Urgent Courses	96	1,891	5.1%	8.8%	8.7%
% of FP17s Relating to Free Repair or Replacements	18	1,891	1.0%	0.7%	0.7%
% of FP17s Relating to Continuations	8	1,891	0.4%	0.6%	0.7%
% of Patients satisfied with the dentistry they have received	34	38	89.5%	94.6%	94.0%
% of Patients satisfied with the time they had to wait for an appointment	34	38	89.5%	91.2%	88.5%

\* This is based on patients treated on this contract for their most recent course of treatment. Figures in italics indicate the base number of FP17s or Patient Questionnaire responses are less than 100. N/A is shown where the base number of responses is less than 10 during the period. % is calculated as Quantity/Base number\*100

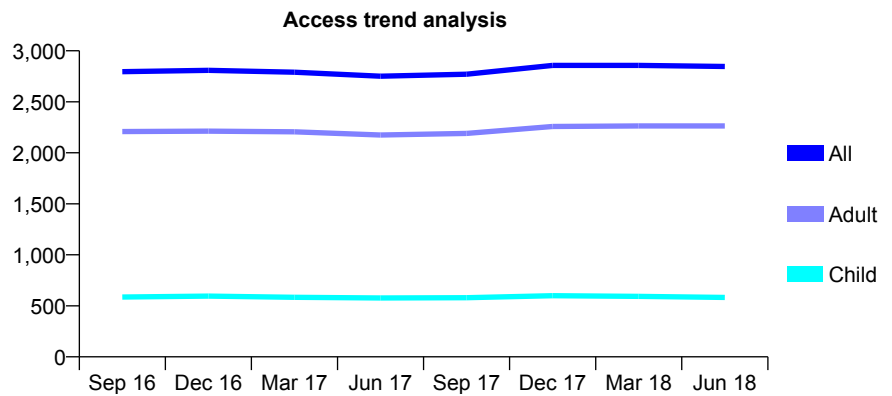
## 7A5 - Vital Signs At a Glance Contract Report for 925845/0001 - June 2018

Name or company name	MR TM DIN
Contract type name	GDS Contract
Purpose of contract	General
Contract start date	01/04/2006
Contract end date	

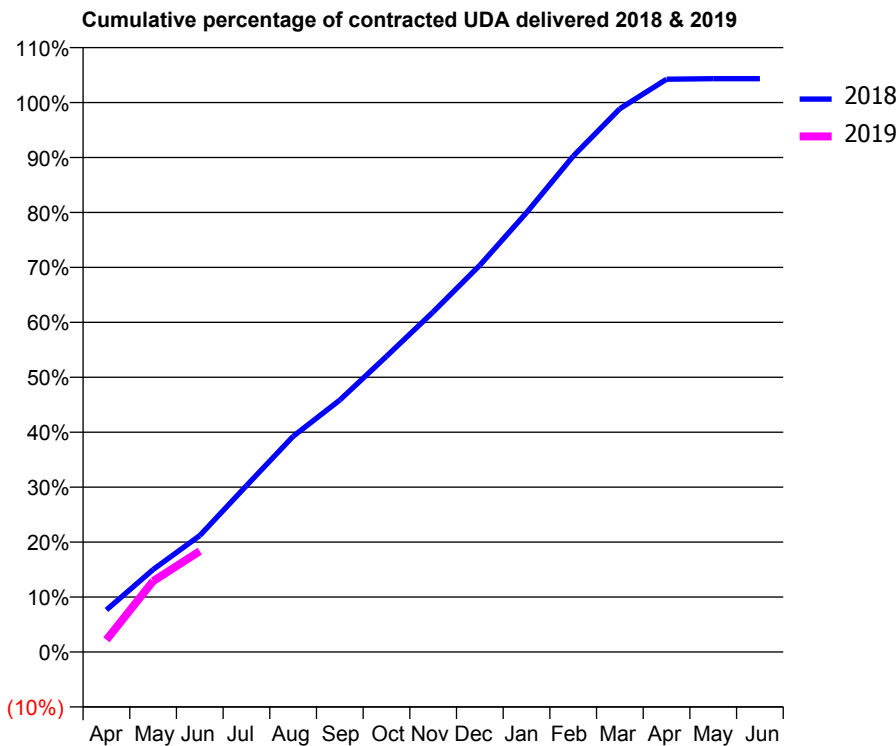
18/19 Contracted general activity (UDA)	7,558
Carry forward general activity (UDA)	0
18/19 Contracted orthodontic activity (UOA)	0
Carry forward orthodontic activity (UOA)	0
Baseline contract value	£182,681.80

### ACCESS\*

Patients seen in 24 months	Total	Change since previous quarter
Quarter ending June 2017	2,751	
Quarter ending September 2017	2,770	→
Quarter ending December 2017	2,857	↑
Quarter ending March 2018	2,857	→
Quarter ending June 2018	2,846	→
<b>Variance since June 2017</b>	<b>3.5%</b>	<b>↑</b>



### ACTIVITY



Month	Adjusted Scheduled Activity (UDA)	
	2018	2019
April	579	168
May	1,134	975
June	1,602	1,387
July	2,287	
August	2,967	
September	3,466	
October	4,068	
November	4,677	
December	5,319	
January	6,042	
February	6,821	
March	7,473	
April	7,878	
May	7,885	
June	7,885	

### QUALITY

	Quantity	Base Number	Contract	LHB	Wales
% of FP17s for the same patient ID Re-attending within 3 months - Children	9	178	5.1%	7.0%	11.1%
% of FP17s for the same patient ID Re-attending within 3 months - Adults	83	803	10.3%	13.1%	15.5%
% of FP17s for the same patient ID Re-attending between 3 & 9 months - Children	121	178	68.0%	57.0%	59.2%
% of FP17s for the same patient ID Re-attending between 3 & 9 months - Adults	417	803	51.9%	54.4%	55.8%
% of FP17s for Band 1 Urgent Courses	43	762	5.6%	8.8%	8.7%
% of FP17s Relating to Free Repair or Replacements	9	762	1.2%	0.7%	0.7%
% of FP17s Relating to Continuations	9	762	1.2%	0.6%	0.7%
% of Patients satisfied with the dentistry they have received	23	25	92.0%	94.6%	94.0%
% of Patients satisfied with the time they had to wait for an appointment	20	25	80.0%	91.2%	88.5%

\* This is based on patients treated on this contract for their most recent course of treatment. Figures in italics indicate the base number of FP17s or Patient Questionnaire responses are less than 100. N/A is shown where the base number of responses is less than 10 during the period. % is calculated as Quantity/Base number\*100



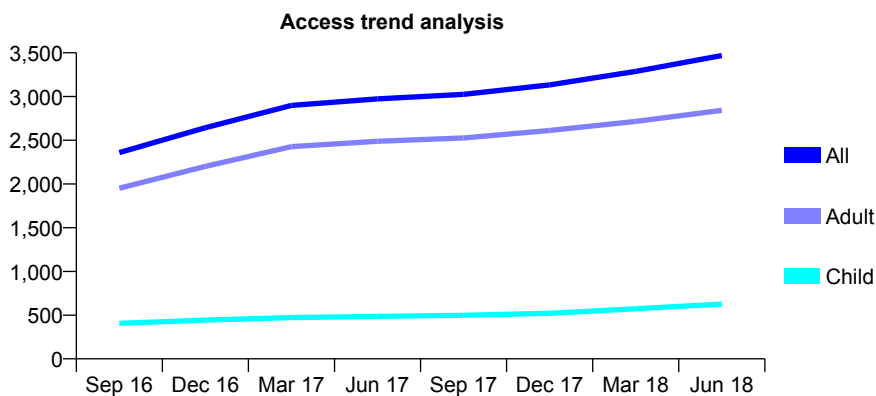
## 7A5 - Vital Signs At a Glance Contract Report for 976245/0001 - June 2018

Name or company name	MR PJ JONES
Contract type name	GDS Contract
Purpose of contract	General
Contract start date	16/11/2015
Contract end date	

18/19 Contracted general activity (UDA)	9,182
Carry forward general activity (UDA)	0
18/19 Contracted orthodontic activity (UOA)	0
Carry forward orthodontic activity (UOA)	0
Baseline contract value	£250,018.52

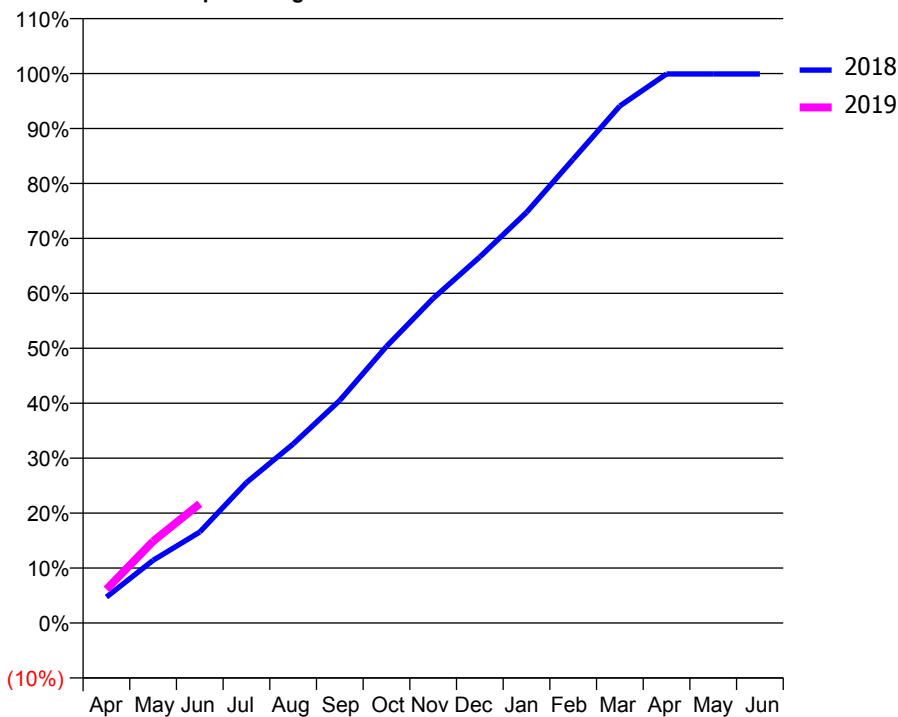
### ACCESS\*

Patients seen in 24 months	Total	Change since previous quarter
Quarter ending June 2017	2,973	
Quarter ending September 2017	3,025	→
Quarter ending December 2017	3,133	↑
Quarter ending March 2018	3,288	↑
Quarter ending June 2018	3,468	↑
<b>Variance since June 2017</b>	<b>16.6%</b>	<b>↑</b>



### ACTIVITY

Cumulative percentage of contracted UDA delivered 2018 & 2019



Adjusted Scheduled Activity (UDA)

Month	2018	2019
April	434	563
May	1,049	1,368
June	1,521	1,994
July	2,346	
August	2,992	
September	3,721	
October	4,622	
November	5,424	
December	6,117	
January	6,861	
February	7,752	
March	8,640	
April	9,174	
May	9,175	
June	9,175	

### QUALITY

	Quantity	Base Number	Contract	LHB	Wales
% of FP17s for the same patient ID Re-attending within 3 months - Children	12	267	4.5%	7.0%	11.1%
% of FP17s for the same patient ID Re-attending within 3 months - Adults	86	959	9.0%	13.1%	15.5%
% of FP17s for the same patient ID Re-attending between 3 & 9 months - Children	128	267	47.9%	57.0%	59.2%
% of FP17s for the same patient ID Re-attending between 3 & 9 months - Adults	502	959	52.3%	54.4%	55.8%
% of FP17s for Band 1 Urgent Courses	50	1,010	5.0%	8.8%	8.7%
% of FP17s Relating to Free Repair or Replacements	13	1,010	1.3%	0.7%	0.7%
% of FP17s Relating to Continuations	7	1,010	0.7%	0.6%	0.7%
% of Patients satisfied with the dentistry they have received	14	14	100.0%	94.6%	94.0%
% of Patients satisfied with the time they had to wait for an appointment	13	14	92.9%	91.2%	88.5%

\* This is based on patients treated on this contract for their most recent course of treatment. Figures in italics indicate the base number of FP17s or Patient Questionnaire responses are less than 100. N/A is shown where the base number of responses is less than 10 during the period. % is calculated as Quantity/Base number\*100

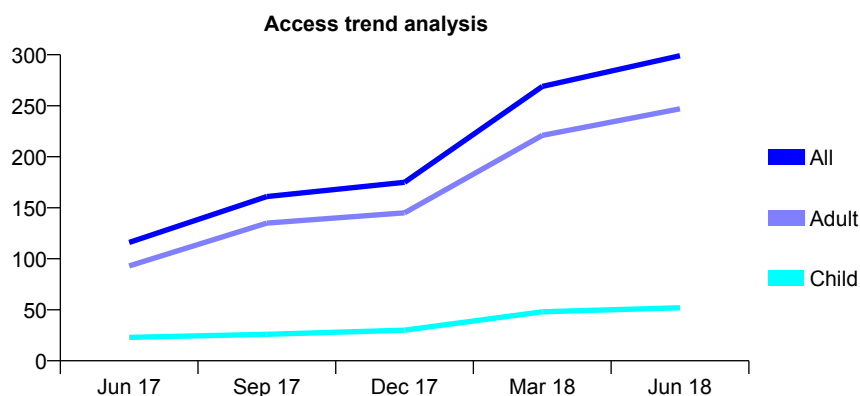
## 7A6 - Vital Signs At a Glance Contract Report for 100360/0000 - June 2018

Name or company name	Blackwood Dental Centre.
Contract type name	PDS Contract
Purpose of contract	General
Contract start date	01/04/2017
Contract end date	31/03/2019

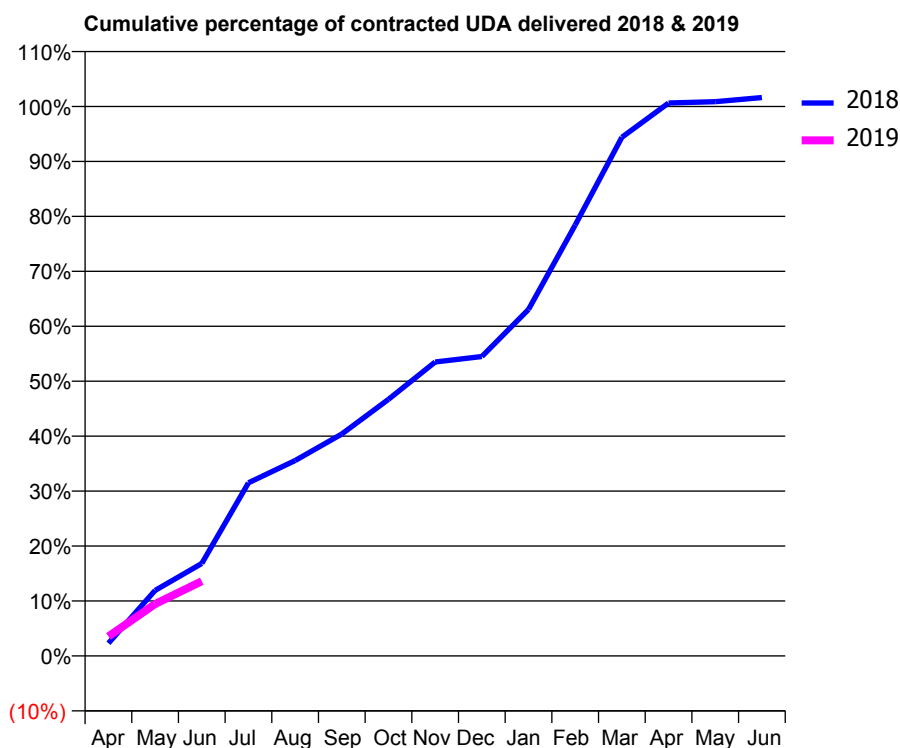
18/19 Contracted general activity (UDA)	1,600
Carry forward general activity (UDA)	0
18/19 Contracted orthodontic activity (UOA)	0
Carry forward orthodontic activity (UOA)	0
Baseline contract value	£42,199.04

### ACCESS\*

Patients seen in 24 months	Total	Change since previous quarter
Quarter ending June 2017	116	
Quarter ending September 2017	161	↑
Quarter ending December 2017	175	↑
Quarter ending March 2018	269	↑
Quarter ending June 2018	299	↑
<b>Variance since June 2017</b>	<b>157.8%</b>	<b>↑</b>



### ACTIVITY



Month	Adjusted Scheduled Activity (UDA)	
	2018	2019
April	37	57
May	191	151
June	269	218
July	504	
August	569	
September	646	
October	747	
November	856	
December	872	
January	1,009	
February	1,255	
March	1,510	
April	1,610	
May	1,614	
June	1,626	

### QUALITY

	Quantity	Base Number	Contract	LHB	Wales
% of FP17s for the same patient ID Re-attending within 3 months - Children	2	8	25.0%	8.9%	11.1%
% of FP17s for the same patient ID Re-attending within 3 months - Adults	4	73	5.5%	14.3%	15.5%
% of FP17s for the same patient ID Re-attending between 3 & 9 months - Children	1	8	12.5%	58.1%	59.2%
% of FP17s for the same patient ID Re-attending between 3 & 9 months - Adults	13	73	17.8%	55.2%	55.8%
% of FP17s for Band 1 Urgent Courses	3	65	4.6%	9.1%	8.7%
% of FP17s Relating to Free Repair or Replacements	0	65	0.0%	0.7%	0.7%
% of FP17s Relating to Continuations	0	65	0.0%	0.6%	0.7%
% of Patients satisfied with the dentistry they have received	1	1	N/A	94.5%	94.0%
% of Patients satisfied with the time they had to wait for an appointment	1	1	N/A	88.7%	88.5%

\* This is based on patients treated on this contract for their most recent course of treatment. Figures in italics indicate the base number of FP17s or Patient Questionnaire responses are less than 100. N/A is shown where the base number of responses is less than 10 during the period. % is calculated as Quantity/Base number\*100

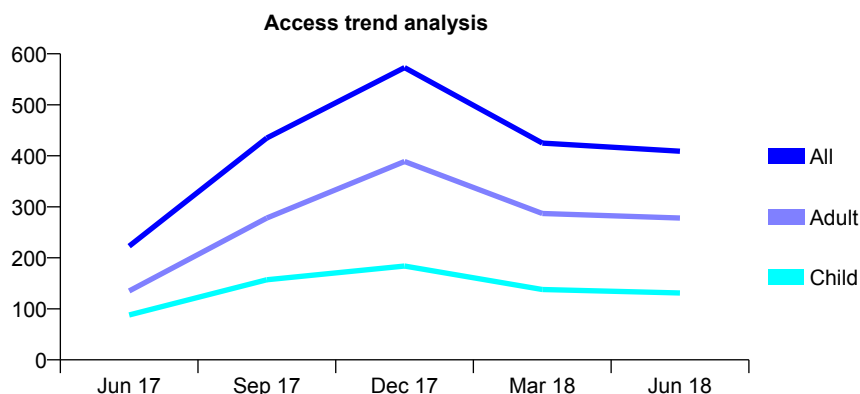
## 7A6 - Vital Signs At a Glance Contract Report for 100361/0000 - June 2018

Name or company name	Ali Jahanfar & Regina Appah
Contract type name	PDS Contract
Purpose of contract	General
Contract start date	01/04/2017
Contract end date	31/03/2019

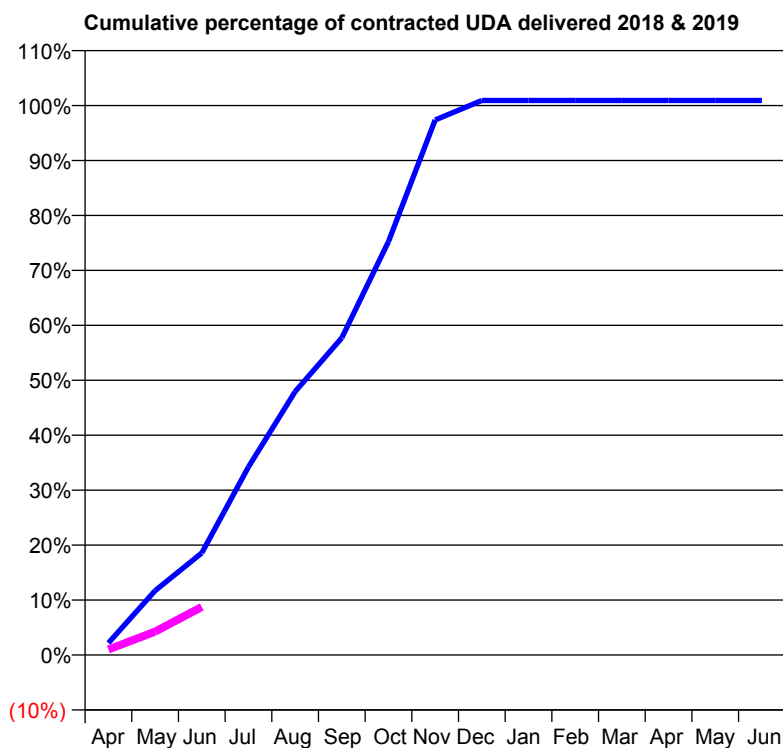
18/19 Contracted general activity (UDA)	1,600
Carry forward general activity (UDA)	0
18/19 Contracted orthodontic activity (UOA)	0
Carry forward orthodontic activity (UOA)	0
Baseline contract value	£42,199.04

### ACCESS\*

Patients seen in 24 months	Total	Change since previous quarter
Quarter ending June 2017	223	
Quarter ending September 2017	435	↑
Quarter ending December 2017	573	↑
Quarter ending March 2018	425	↓
Quarter ending June 2018	409	↓
<b>Variance since June 2017</b>	<b>83.4%</b>	<b>↑</b>



### ACTIVITY



Month	Adjusted Scheduled Activity (UDA)	
	2018	2019
April	35	16
May	187	68
June	297	140
July	548	
August	767	
September	923	
October	1,204	
November	1,558	
December	1,615	
January	1,615	
February	1,615	
March	1,615	
April	1,615	
May	1,615	
June	1,615	

### QUALITY

	Quantity	Base Number	Contract	LHB	Wales
% of FP17s for the same patient ID Re-attending within 3 months - Children	0	20	0.0%	8.9%	11.1%
% of FP17s for the same patient ID Re-attending within 3 months - Adults	0	52	0.0%	14.3%	15.5%
% of FP17s for the same patient ID Re-attending between 3 & 9 months - Children	0	20	0.0%	58.1%	59.2%
% of FP17s for the same patient ID Re-attending between 3 & 9 months - Adults	2	52	3.8%	55.2%	55.8%
% of FP17s for Band 1 Urgent Courses	0	72	0.0%	9.1%	8.7%
% of FP17s Relating to Free Repair or Replacements	0	72	0.0%	0.7%	0.7%
% of FP17s Relating to Continuations	0	72	0.0%	0.6%	0.7%
% of Patients satisfied with the dentistry they have received	0	0	N/A	94.5%	94.0%
% of Patients satisfied with the time they had to wait for an appointment	0	0	N/A	88.7%	88.5%

\* This is based on patients treated on this contract for their most recent course of treatment. Figures in italics indicate the base number of FP17s or Patient Questionnaire responses are less than 100. N/A is shown where the base number of responses is less than 10 during the period. % is calculated as Quantity/Base number\*100

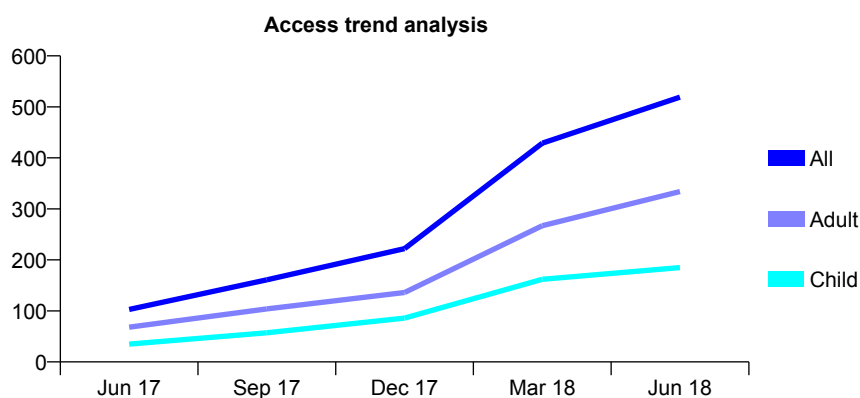
## 7A6 - Vital Signs At a Glance Contract Report for 100362/0000 - June 2018

Name or company name	Cwmbran Dental Spa
Contract type name	PDS Contract
Purpose of contract	General
Contract start date	01/04/2017
Contract end date	31/03/2019

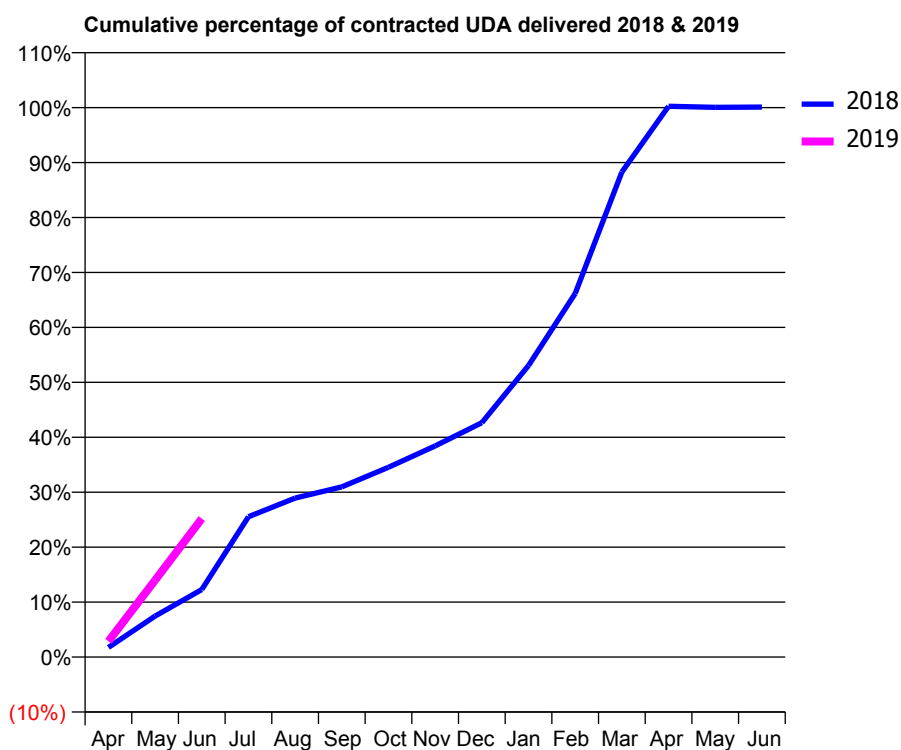
18/19 Contracted general activity (UDA)	1,600
Carry forward general activity (UDA)	0
18/19 Contracted orthodontic activity (UOA)	0
Carry forward orthodontic activity (UOA)	0
Baseline contract value	£42,199.04

### ACCESS\*

Patients seen in 24 months	Total	Change since previous quarter
Quarter ending June 2017	103	
Quarter ending September 2017	161	↑
Quarter ending December 2017	222	↑
Quarter ending March 2018	429	↑
Quarter ending June 2018	519	↑
<b>Variance since June 2017</b>	<b>403.9%</b>	<b>↑</b>



### ACTIVITY



Month	Adjusted Scheduled Activity (UDA)	
	2018	2019
April	28	46
May	119	224
June	197	403
July	409	
August	463	
September	496	
October	553	
November	615	
December	682	
January	849	
February	1,059	
March	1,412	
April	1,604	
May	1,601	
June	1,602	

### QUALITY

	Quantity	Base Number	Contract	LHB	Wales
% of FP17s for the same patient ID Re-attending within 3 months - Children	7	77	9.1%	8.9%	11.1%
% of FP17s for the same patient ID Re-attending within 3 months - Adults	17	181	9.4%	14.3%	15.5%
% of FP17s for the same patient ID Re-attending between 3 & 9 months - Children	14	77	18.2%	58.1%	59.2%
% of FP17s for the same patient ID Re-attending between 3 & 9 months - Adults	31	181	17.1%	55.2%	55.8%
% of FP17s for Band 1 Urgent Courses	26	212	12.3%	9.1%	8.7%
% of FP17s Relating to Free Repair or Replacements	2	212	0.9%	0.7%	0.7%
% of FP17s Relating to Continuations	1	212	0.5%	0.6%	0.7%
% of Patients satisfied with the dentistry they have received	0	0	N/A	94.5%	94.0%
% of Patients satisfied with the time they had to wait for an appointment	0	0	N/A	88.7%	88.5%

\* This is based on patients treated on this contract for their most recent course of treatment. Figures in italics indicate the base number of FP17s or Patient Questionnaire responses are less than 100. N/A is shown where the base number of responses is less than 10 during the period. % is calculated as Quantity/Base number\*100

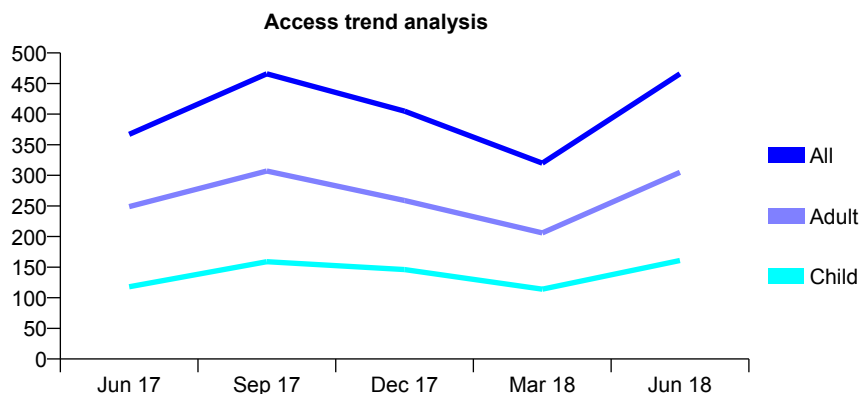
## 7A6 - Vital Signs At a Glance Contract Report for 100363/0000 - June 2018

Name or company name	Grove Surgery Ltd
Contract type name	PDS Contract
Purpose of contract	General
Contract start date	01/04/2017
Contract end date	31/03/2019

18/19 Contracted general activity (UDA)	1,600
Carry forward general activity (UDA)	0
18/19 Contracted orthodontic activity (UOA)	0
Carry forward orthodontic activity (UOA)	0
Baseline contract value	£42,199.04

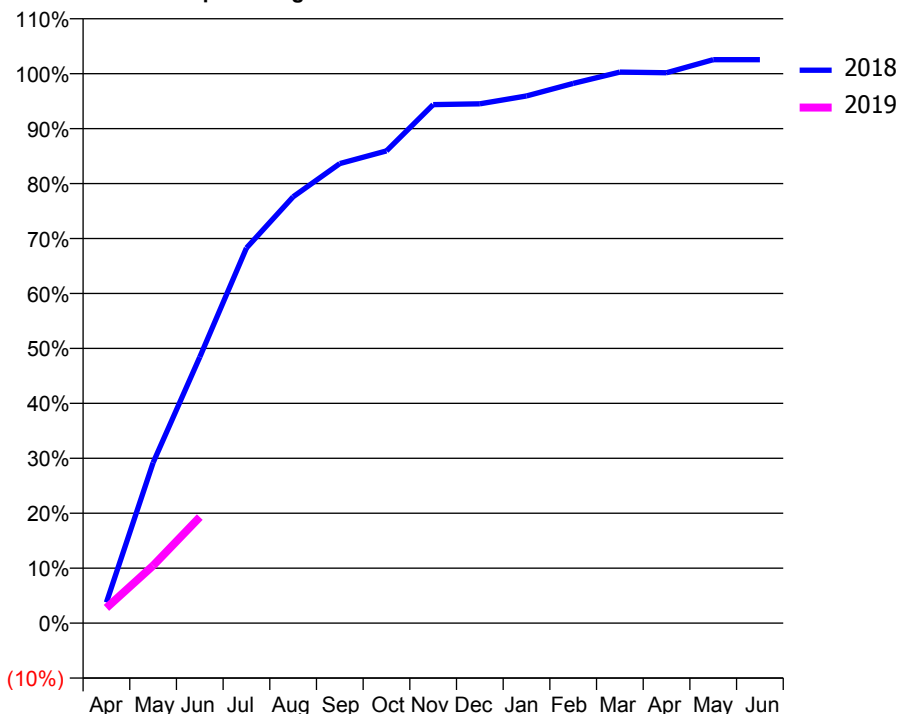
### ACCESS\*

Patients seen in 24 months	Total	Change since previous quarter
Quarter ending June 2017	367	
Quarter ending September 2017	466	↑
Quarter ending December 2017	405	↓
Quarter ending March 2018	320	↓
Quarter ending June 2018	466	↑
<b>Variance since June 2017</b>	<b>27.0%</b>	<b>↑</b>



### ACTIVITY

Cumulative percentage of contracted UDA delivered 2018 & 2019



Adjusted Scheduled Activity (UDA)

Month	2018	2019
April	60	44
May	467	167
June	775	309
July	1,092	
August	1,241	
September	1,338	
October	1,375	
November	1,510	
December	1,512	
January	1,535	
February	1,572	
March	1,605	
April	1,603	
May	1,641	
June	1,641	

### QUALITY

	Quantity	Base Number	Contract	LHB	Wales
% of FP17s for the same patient ID Re-attending within 3 months - Children	0	51	0.0%	8.9%	11.1%
% of FP17s for the same patient ID Re-attending within 3 months - Adults	2	111	1.8%	14.3%	15.5%
% of FP17s for the same patient ID Re-attending between 3 & 9 months - Children	0	51	0.0%	58.1%	59.2%
% of FP17s for the same patient ID Re-attending between 3 & 9 months - Adults	(-1)	111	(0.9%)	55.2%	55.8%
% of FP17s for Band 1 Urgent Courses	15	152	9.9%	9.1%	8.7%
% of FP17s Relating to Free Repair or Replacements	0	152	0.0%	0.7%	0.7%
% of FP17s Relating to Continuations	1	152	0.7%	0.6%	0.7%
% of Patients satisfied with the dentistry they have received	1	2	N/A	94.5%	94.0%
% of Patients satisfied with the time they had to wait for an appointment	2	2	N/A	88.7%	88.5%

\* This is based on patients treated on this contract for their most recent course of treatment. Figures in italics indicate the base number of FP17s or Patient Questionnaire responses are less than 100. N/A is shown where the base number of responses is less than 10 during the period. % is calculated as Quantity/Base number\*100

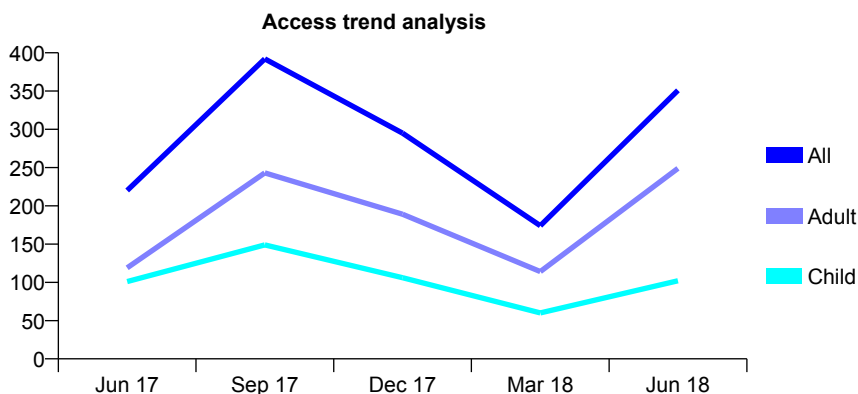
## 7A6 - Vital Signs At a Glance Contract Report for 100364/0000 - June 2018

Name or company name	MR JD COOK
Contract type name	PDS Contract
Purpose of contract	General
Contract start date	01/04/2017
Contract end date	31/03/2019

18/19 Contracted general activity (UDA)	1,600
Carry forward general activity (UDA)	0
18/19 Contracted orthodontic activity (UOA)	0
Carry forward orthodontic activity (UOA)	0
Baseline contract value	£42,199.04

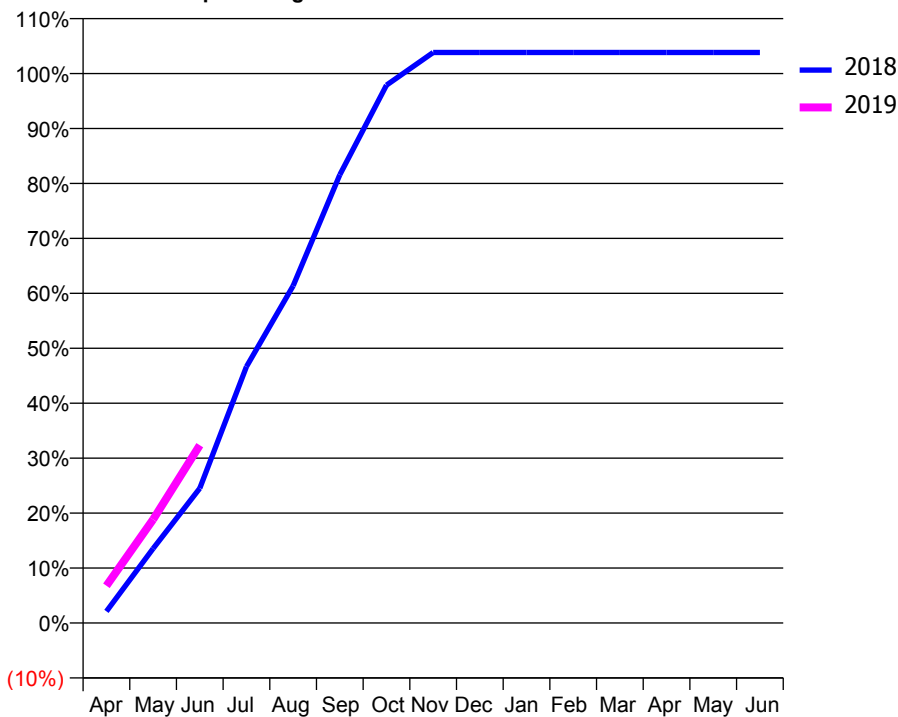
### ACCESS\*

Patients seen in 24 months	Total	Change since previous quarter
Quarter ending June 2017	220	
Quarter ending September 2017	392	↑
Quarter ending December 2017	295	↓
Quarter ending March 2018	174	↓
Quarter ending June 2018	351	↑
<b>Variance since June 2017</b>	<b>59.5%</b>	<b>↑</b>



### ACTIVITY

Cumulative percentage of contracted UDA delivered 2018 & 2019



Month	Adjusted Scheduled Activity (UDA)	
	2018	2019
April	34	109
May	217	302
June	392	518
July	747	
August	982	
September	1,305	
October	1,566	
November	1,661	
December	1,661	
January	1,661	
February	1,661	
March	1,661	
April	1,661	
May	1,661	
June	1,661	

### QUALITY

	Quantity	Base Number	Contract	LHB	Wales
% of FP17s for the same patient ID Re-attending within 3 months - Children	1	56	1.8%	8.9%	11.1%
% of FP17s for the same patient ID Re-attending within 3 months - Adults	3	132	2.3%	14.3%	15.5%
% of FP17s for the same patient ID Re-attending between 3 & 9 months - Children	0	56	0.0%	58.1%	59.2%
% of FP17s for the same patient ID Re-attending between 3 & 9 months - Adults	3	132	2.3%	55.2%	55.8%
% of FP17s for Band 1 Urgent Courses	23	188	12.2%	9.1%	8.7%
% of FP17s Relating to Free Repair or Replacements	0	188	0.0%	0.7%	0.7%
% of FP17s Relating to Continuations	0	188	0.0%	0.6%	0.7%
% of Patients satisfied with the dentistry they have received	1	1	N/A	94.5%	94.0%
% of Patients satisfied with the time they had to wait for an appointment	1	1	N/A	88.7%	88.5%

\* This is based on patients treated on this contract for their most recent course of treatment. Figures in italics indicate the base number of FP17s or Patient Questionnaire responses are less than 100. N/A is shown where the base number of responses is less than 10 during the period. % is calculated as Quantity/Base number\*100

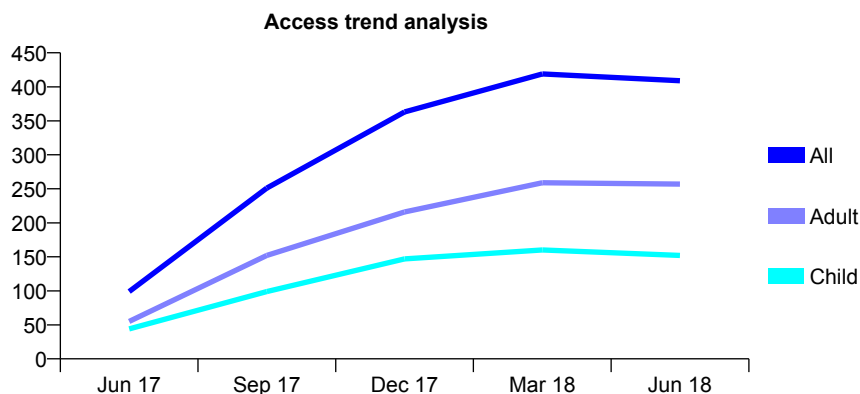
## 7A6 - Vital Signs At a Glance Contract Report for 100366/0000 - June 2018

Name or company name	Newport Dental Care Partnership
Contract type name	PDS Contract
Purpose of contract	General
Contract start date	01/04/2017
Contract end date	31/03/2019

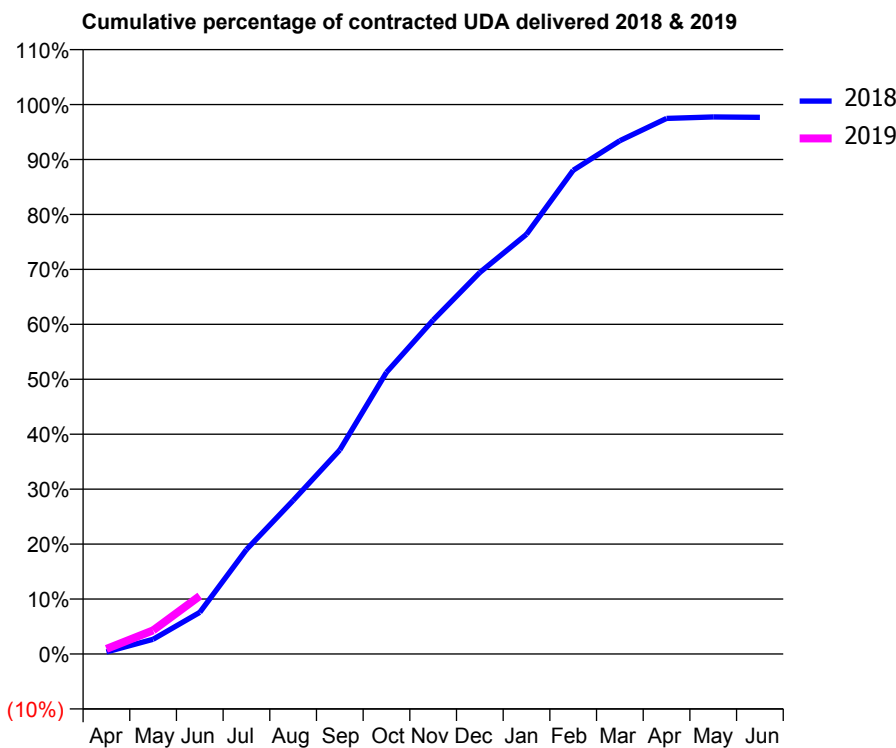
18/19 Contracted general activity (UDA)	1,600
Carry forward general activity (UDA)	0
18/19 Contracted orthodontic activity (UOA)	0
Carry forward orthodontic activity (UOA)	0
Baseline contract value	£42,199.04

### ACCESS\*

Patients seen in 24 months	Total	Change since previous quarter
Quarter ending June 2017	99	
Quarter ending September 2017	251	↑
Quarter ending December 2017	363	↑
Quarter ending March 2018	419	↑
Quarter ending June 2018	409	↓
<b>Variance since June 2017</b>	<b>313.1%</b>	<b>↑</b>



### ACTIVITY



Month	Adjusted Scheduled Activity (UDA)	
	2018	2019
April	6	15
May	43	69
June	121	169
July	304	
August	447	
September	594	
October	820	
November	972	
December	1,111	
January	1,222	
February	1,409	
March	1,495	
April	1,560	
May	1,564	
June	1,563	

### QUALITY

	Quantity	Base Number	Contract	LHB	Wales
% of FP17s for the same patient ID Re-attending within 3 months - Children	0	30	0.0%	8.9%	11.1%
% of FP17s for the same patient ID Re-attending within 3 months - Adults	0	50	0.0%	14.3%	15.5%
% of FP17s for the same patient ID Re-attending between 3 & 9 months - Children	0	30	0.0%	58.1%	59.2%
% of FP17s for the same patient ID Re-attending between 3 & 9 months - Adults	0	50	0.0%	55.2%	55.8%
% of FP17s for Band 1 Urgent Courses	1	62	1.6%	9.1%	8.7%
% of FP17s Relating to Free Repair or Replacements	0	62	0.0%	0.7%	0.7%
% of FP17s Relating to Continuations	0	62	0.0%	0.6%	0.7%
% of Patients satisfied with the dentistry they have received	2	2	N/A	94.5%	94.0%
% of Patients satisfied with the time they had to wait for an appointment	2	2	N/A	88.7%	88.5%

\* This is based on patients treated on this contract for their most recent course of treatment. Figures in italics indicate the base number of FP17s or Patient Questionnaire responses are less than 100. N/A is shown where the base number of responses is less than 10 during the period. % is calculated as Quantity/Base number\*100

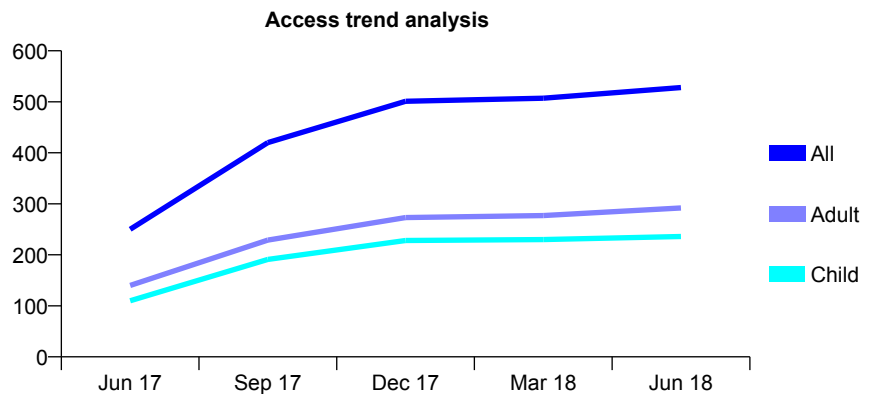
## 7A6 - Vital Signs At a Glance Contract Report for 100379/0000 - June 2018

Name or company name	Parklands Dental Practice
Contract type name	GDS Contract
Purpose of contract	General
Contract start date	22/03/2017
Contract end date	

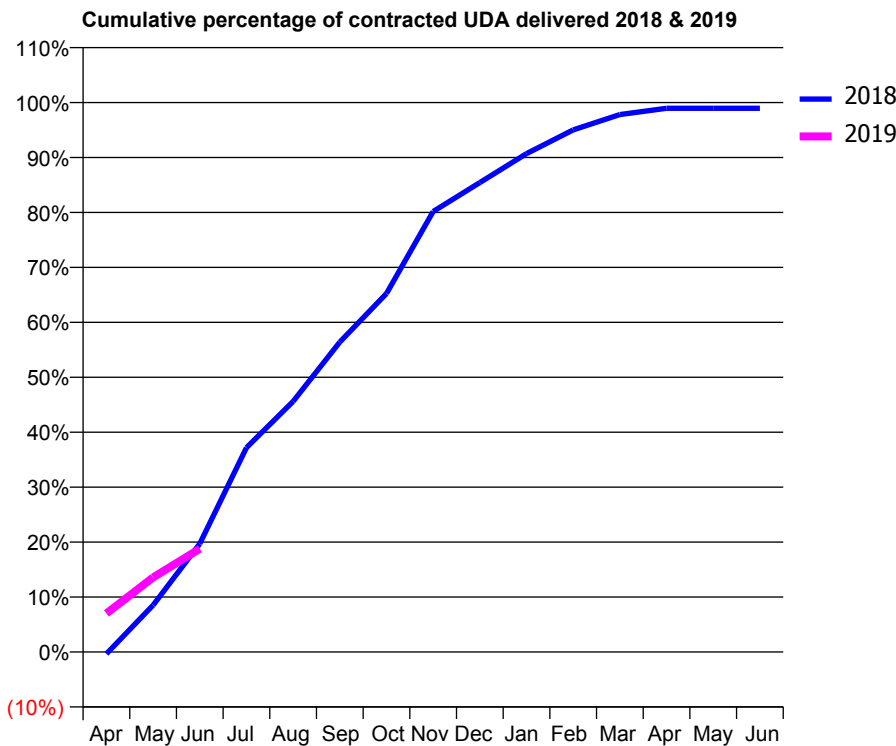
18/19 Contracted general activity (UDA)	1,715
Carry forward general activity (UDA)	0
18/19 Contracted orthodontic activity (UOA)	0
Carry forward orthodontic activity (UOA)	0
Baseline contract value	£73,767.36

### ACCESS\*

Patients seen in 24 months	Total	Change since previous quarter
Quarter ending June 2017	250	
Quarter ending September 2017	420	↑
Quarter ending December 2017	501	↑
Quarter ending March 2018	507	→
Quarter ending June 2018	528	↑
<b>Variance since June 2017</b>	<b>111.2%</b>	<b>↑</b>



### ACTIVITY



Month	Adjusted Scheduled Activity (UDA)	
	2018	2019
April	-6	120
May	146	233
June	338	322
July	638	
August	782	
September	967	
October	1,119	
November	1,375	
December	1,465	
January	1,556	
February	1,630	
March	1,677	
April	1,697	
May	1,697	
June	1,697	

### QUALITY

	Quantity	Base Number	Contract	LHB	Wales
% of FP17s for the same patient ID Re-attending within 3 months - Children	3	122	2.5%	8.9%	11.1%
% of FP17s for the same patient ID Re-attending within 3 months - Adults	8	104	7.7%	14.3%	15.5%
% of FP17s for the same patient ID Re-attending between 3 & 9 months - Children	81	122	66.4%	58.1%	59.2%
% of FP17s for the same patient ID Re-attending between 3 & 9 months - Adults	71	104	68.3%	55.2%	55.8%
% of FP17s for Band 1 Urgent Courses	6	218	2.8%	9.1%	8.7%
% of FP17s Relating to Free Repair or Replacements	0	218	0.0%	0.7%	0.7%
% of FP17s Relating to Continuations	1	218	0.5%	0.6%	0.7%
% of Patients satisfied with the dentistry they have received	1	1	N/A	94.5%	94.0%
% of Patients satisfied with the time they had to wait for an appointment	1	1	N/A	88.7%	88.5%

\* This is based on patients treated on this contract for their most recent course of treatment. Figures in italics indicate the base number of FP17s or Patient Questionnaire responses are less than 100. N/A is shown where the base number of responses is less than 10 during the period. % is calculated as Quantity/Base number\*100



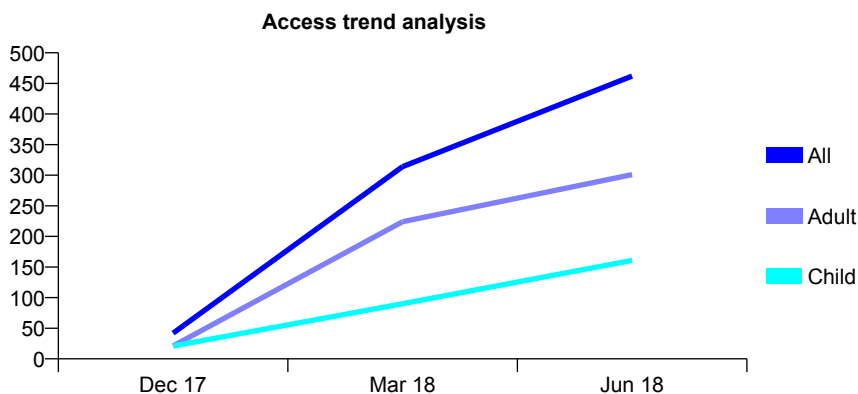
## 7A6 - Vital Signs At a Glance Contract Report for 100502/0000 - June 2018

Name or company name	MR JW REES
Contract type name	GDS Contract
Purpose of contract	General
Contract start date	06/11/2017
Contract end date	

18/19 Contracted general activity (UDA)	1,769
Carry forward general activity (UDA)	0
18/19 Contracted orthodontic activity (UOA)	0
Carry forward orthodontic activity (UOA)	0
Baseline contract value	£44,072.45

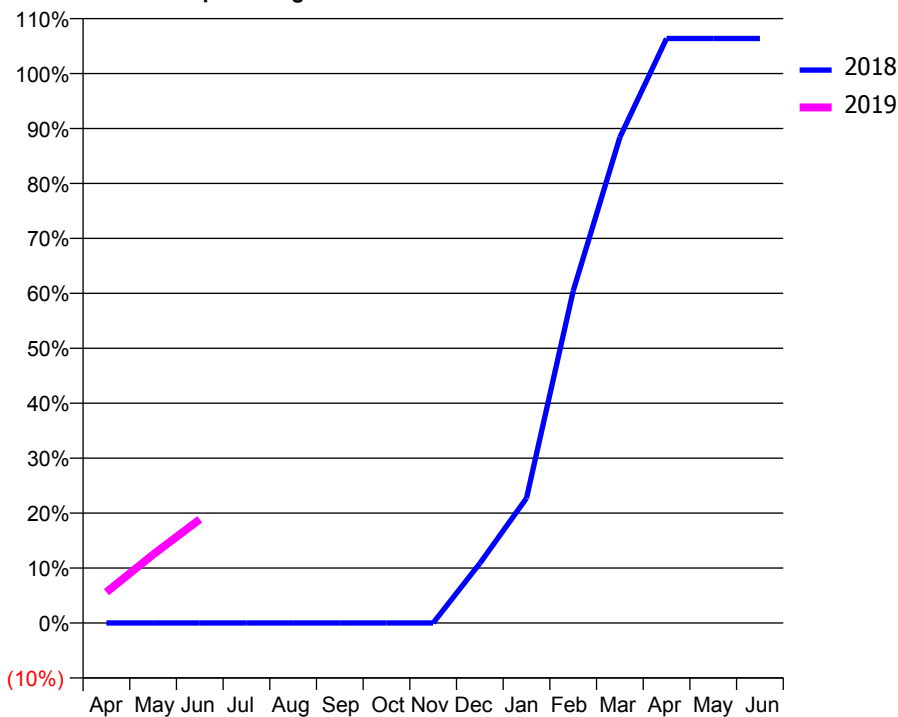
### ACCESS\*

Patients seen in 24 months	Total	Change since previous quarter
Quarter ending June 2017	0	
Quarter ending September 2017	0	
Quarter ending December 2017	42	↑
Quarter ending March 2018	314	↑
Quarter ending June 2018	462	↑
<b>Variance since June 2017</b>	N/A	



### ACTIVITY

Cumulative percentage of contracted UDA delivered 2018 & 2019



Adjusted Scheduled Activity (UDA)

Month	2018	2019
April	0	99
May	0	221
June	0	334
July	0	
August	0	
September	0	
October	0	
November	0	
December	77	
January	162	
February	431	
March	630	
April	758	
May	758	
June	758	

### QUALITY

	Quantity	Base Number	Contract	LHB	Wales
% of FP17s for the same patient ID Re-attending within 3 months - Children	5	96	5.2%	8.9%	11.1%
% of FP17s for the same patient ID Re-attending within 3 months - Adults	17	117	14.5%	14.3%	15.5%
% of FP17s for the same patient ID Re-attending between 3 & 9 months - Children	9	96	9.4%	58.1%	59.2%
% of FP17s for the same patient ID Re-attending between 3 & 9 months - Adults	7	117	6.0%	55.2%	55.8%
% of FP17s for Band 1 Urgent Courses	4	160	2.5%	9.1%	8.7%
% of FP17s Relating to Free Repair or Replacements	0	160	0.0%	0.7%	0.7%
% of FP17s Relating to Continuations	0	160	0.0%	0.6%	0.7%
% of Patients satisfied with the dentistry they have received	1	1	N/A	94.5%	94.0%
% of Patients satisfied with the time they had to wait for an appointment	1	1	N/A	88.7%	88.5%

\* This is based on patients treated on this contract for their most recent course of treatment. Figures in italics indicate the base number of FP17s or Patient Questionnaire responses are less than 100. N/A is shown where the base number of responses is less than 10 during the period. % is calculated as Quantity/Base number\*100

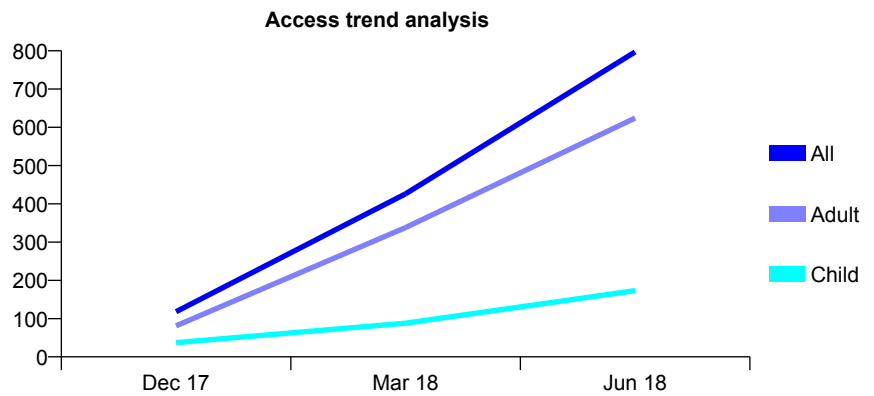
## 7A6 - Vital Signs At a Glance Contract Report for 100530/0000 - June 2018

Name or company name	Ali Jahanfar & Regina Appah
Contract type name	PDS Contract
Purpose of contract	General
Contract start date	01/11/2017
Contract end date	31/10/2019

18/19 Contracted general activity (UDA)	2,885
Carry forward general activity (UDA)	0
18/19 Contracted orthodontic activity (UOA)	0
Carry forward orthodontic activity (UOA)	0
Baseline contract value	£75,000.00

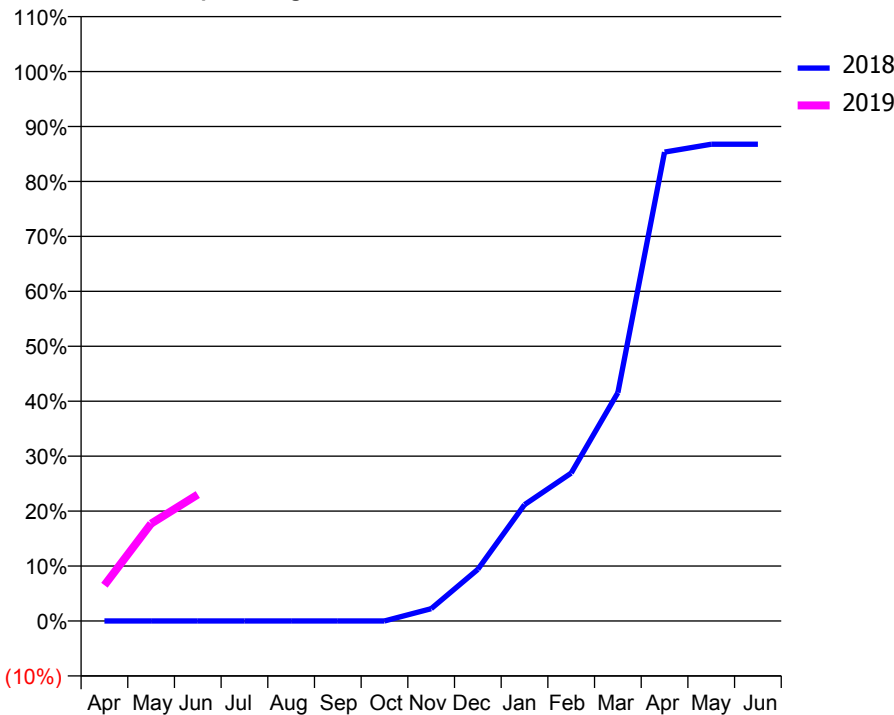
### ACCESS\*

Patients seen in 24 months	Total	Change since previous quarter
Quarter ending June 2017	0	
Quarter ending September 2017	0	
Quarter ending December 2017	118	↑
Quarter ending March 2018	426	↑
Quarter ending June 2018	797	↑
<b>Variance since June 2017</b>	N/A	



### ACTIVITY

Cumulative percentage of contracted UDA delivered 2018 & 2019



Month	Adjusted Scheduled Activity (UDA)	
	2018	2019
April	0	188
May	0	511
June	0	664
July	0	
August	0	
September	0	
October	0	
November	27	
December	113	
January	255	
February	324	
March	500	
April	1,026	
May	1,043	
June	1,043	

### QUALITY

	Quantity	Base Number	Contract	LHB	Wales
% of FP17s for the same patient ID Re-attending within 3 months - Children	1	107	0.9%	8.9%	11.1%
% of FP17s for the same patient ID Re-attending within 3 months - Adults	5	479	1.0%	14.3%	15.5%
% of FP17s for the same patient ID Re-attending between 3 & 9 months - Children	3	107	2.8%	58.1%	59.2%
% of FP17s for the same patient ID Re-attending between 3 & 9 months - Adults	12	479	2.5%	55.2%	55.8%
% of FP17s for Band 1 Urgent Courses	10	291	3.4%	9.1%	8.7%
% of FP17s Relating to Free Repair or Replacements	3	291	1.0%	0.7%	0.7%
% of FP17s Relating to Continuations	0	291	0.0%	0.6%	0.7%
% of Patients satisfied with the dentistry they have received	0	0	N/A	94.5%	94.0%
% of Patients satisfied with the time they had to wait for an appointment	0	0	N/A	88.7%	88.5%

\* This is based on patients treated on this contract for their most recent course of treatment. Figures in italics indicate the base number of FP17s or Patient Questionnaire responses are less than 100. N/A is shown where the base number of responses is less than 10 during the period. % is calculated as Quantity/Base number\*100

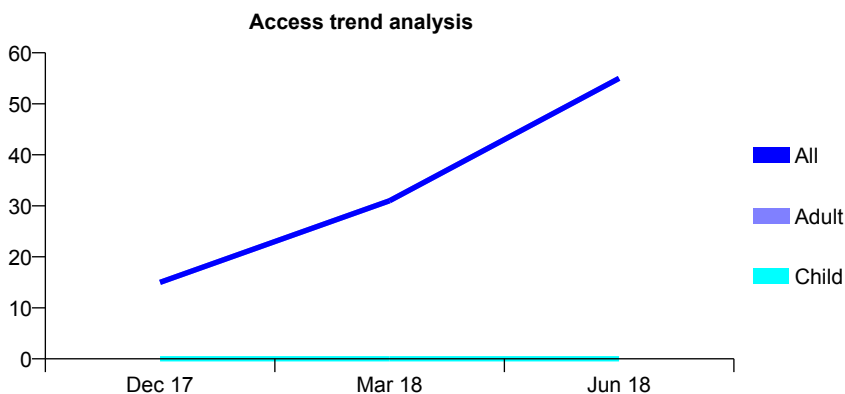
## 7A6 - Vital Signs At a Glance Contract Report for 100539/0000 - June 2018

Name or company name	Blackwood Dental Centre.
Contract type name	PDS Contract
Purpose of contract	General
Contract start date	13/11/2017
Contract end date	12/11/2019

18/19 Contracted general activity (UDA)	950
Carry forward general activity (UDA)	0
18/19 Contracted orthodontic activity (UOA)	0
Carry forward orthodontic activity (UOA)	0
Baseline contract value	£47,500.00

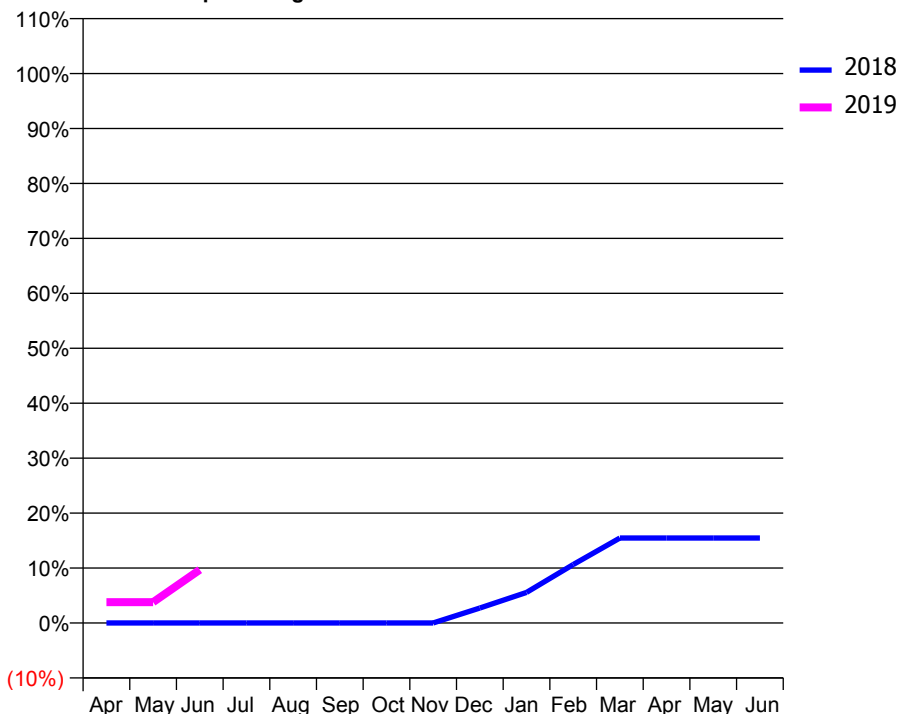
### ACCESS\*

Patients seen in 24 months	Total	Change since previous quarter
Quarter ending June 2017	0	
Quarter ending September 2017	0	
Quarter ending December 2017	15	↑
Quarter ending March 2018	31	↑
Quarter ending June 2018	55	↑
<b>Variance since June 2017</b>	N/A	



### ACTIVITY

Cumulative percentage of contracted UDA delivered 2018 & 2019



Adjusted Scheduled Activity (UDA)

Month	2018	2019
April	0	36
May	0	36
June	0	92
July	0	
August	0	
September	0	
October	0	
November	0	
December	26	
January	53	
February	101	
March	147	
April	147	
May	147	
June	147	

### QUALITY

	Quantity	Base Number	Contract	LHB	Wales
% of FP17s for the same patient ID Re-attending within 3 months - Children	0	0	N/A	8.9%	11.1%
% of FP17s for the same patient ID Re-attending within 3 months - Adults	0	11	0.0%	14.3%	15.5%
% of FP17s for the same patient ID Re-attending between 3 & 9 months - Children	0	0	N/A	58.1%	59.2%
% of FP17s for the same patient ID Re-attending between 3 & 9 months - Adults	0	11	0.0%	55.2%	55.8%
% of FP17s for Band 1 Urgent Courses	0	11	0.0%	9.1%	8.7%
% of FP17s Relating to Free Repair or Replacements	0	11	0.0%	0.7%	0.7%
% of FP17s Relating to Continuations	0	11	0.0%	0.6%	0.7%
% of Patients satisfied with the dentistry they have received	0	0	N/A	94.5%	94.0%
% of Patients satisfied with the time they had to wait for an appointment	0	0	N/A	88.7%	88.5%

\* This is based on patients treated on this contract for their most recent course of treatment. Figures in italics indicate the base number of FP17s or Patient Questionnaire responses are less than 100. N/A is shown where the base number of responses is less than 10 during the period. % is calculated as Quantity/Base number\*100

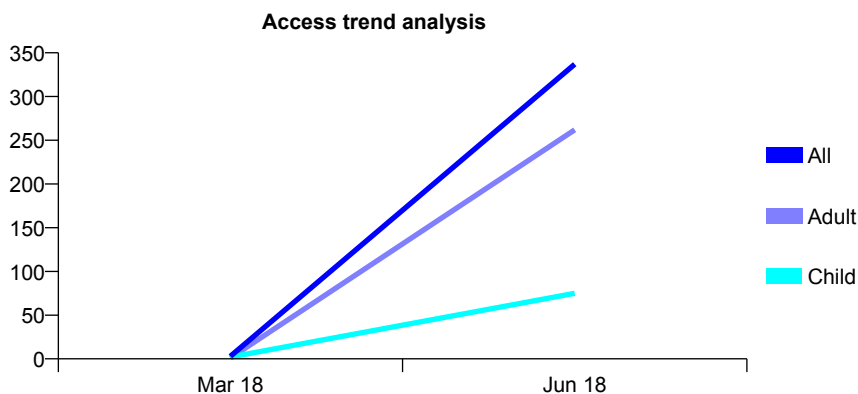
## 7A6 - Vital Signs At a Glance Contract Report for 100575/0000 - June 2018

Name or company name	Gupta & Gupta Limited
Contract type name	PDS Contract
Purpose of contract	General
Contract start date	01/01/2018
Contract end date	31/01/2019

18/19 Contracted general activity (UDA)	2,500
Carry forward general activity (UDA)	0
18/19 Contracted orthodontic activity (UOA)	0
Carry forward orthodontic activity (UOA)	0
Baseline contract value	£65,000.00

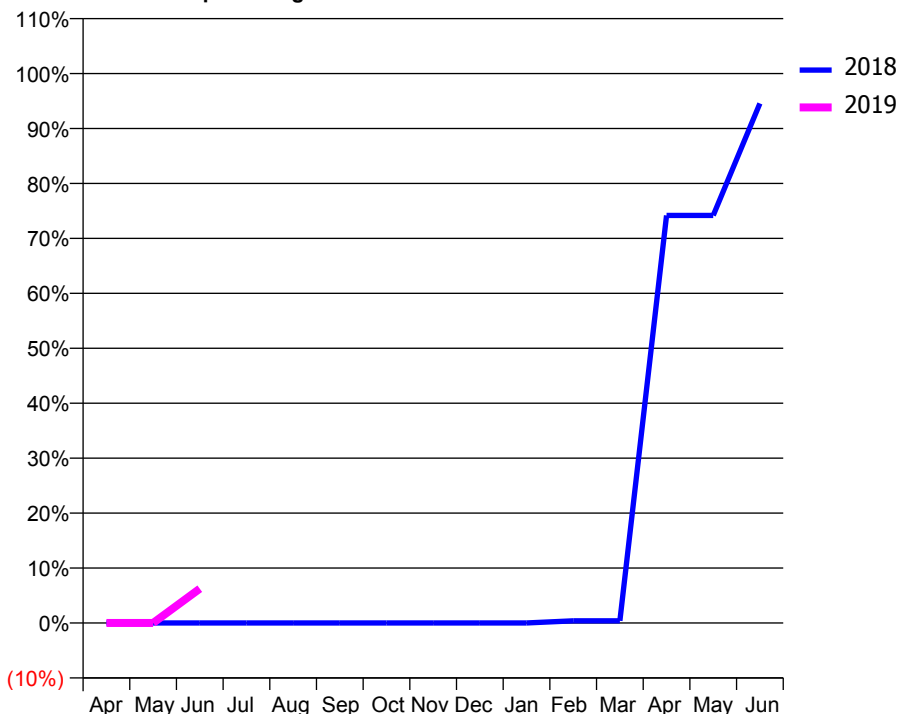
### ACCESS\*

Patients seen in 24 months	Total	Change since previous quarter
Quarter ending June 2017	0	
Quarter ending September 2017	0	
Quarter ending December 2017	0	
Quarter ending March 2018	3	
Quarter ending June 2018	337	↑
<b>Variance since June 2017</b>	N/A	



### ACTIVITY

Cumulative percentage of contracted UDA delivered 2018 & 2019



Adjusted Scheduled Activity (UDA)

Month	2018	2019
April	0	0
May	0	0
June	0	156
July	0	
August	0	
September	0	
October	0	
November	0	
December	0	
January	0	
February	3	
March	3	
April	556	
May	556	
June	709	

### QUALITY

	Quantity	Base Number	Contract	LHB	Wales
% of FP17s for the same patient ID Re-attending within 3 months - Children	0	65	0.0%	8.9%	11.1%
% of FP17s for the same patient ID Re-attending within 3 months - Adults	7	223	3.1%	14.3%	15.5%
% of FP17s for the same patient ID Re-attending between 3 & 9 months - Children	1	65	1.5%	58.1%	59.2%
% of FP17s for the same patient ID Re-attending between 3 & 9 months - Adults	0	223	0.0%	55.2%	55.8%
% of FP17s for Band 1 Urgent Courses	2	59	3.4%	9.1%	8.7%
% of FP17s Relating to Free Repair or Replacements	0	59	0.0%	0.7%	0.7%
% of FP17s Relating to Continuations	0	59	0.0%	0.6%	0.7%
% of Patients satisfied with the dentistry they have received	0	0	N/A	94.5%	94.0%
% of Patients satisfied with the time they had to wait for an appointment	0	0	N/A	88.7%	88.5%

\* This is based on patients treated on this contract for their most recent course of treatment. Figures in italics indicate the base number of FP17s or Patient Questionnaire responses are less than 100. N/A is shown where the base number of responses is less than 10 during the period. % is calculated as Quantity/Base number\*100

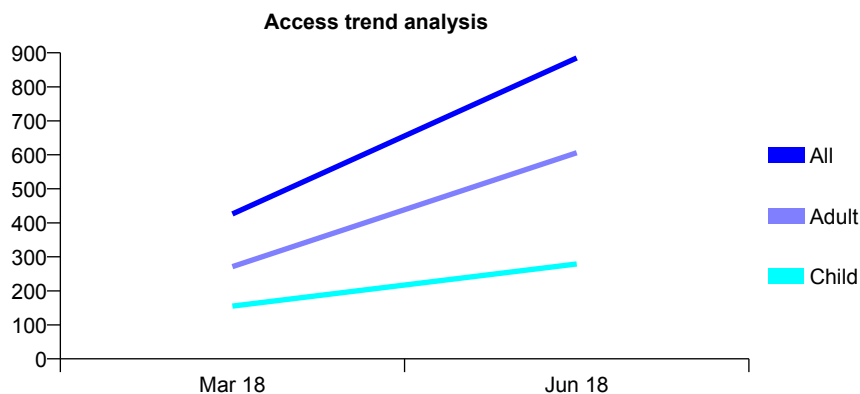
## 7A6 - Vital Signs At a Glance Contract Report for 100576/0000 - June 2018

Name or company name	Restore Dental Group
Contract type name	PDS Contract
Purpose of contract	General
Contract start date	01/01/2018
Contract end date	31/12/2019

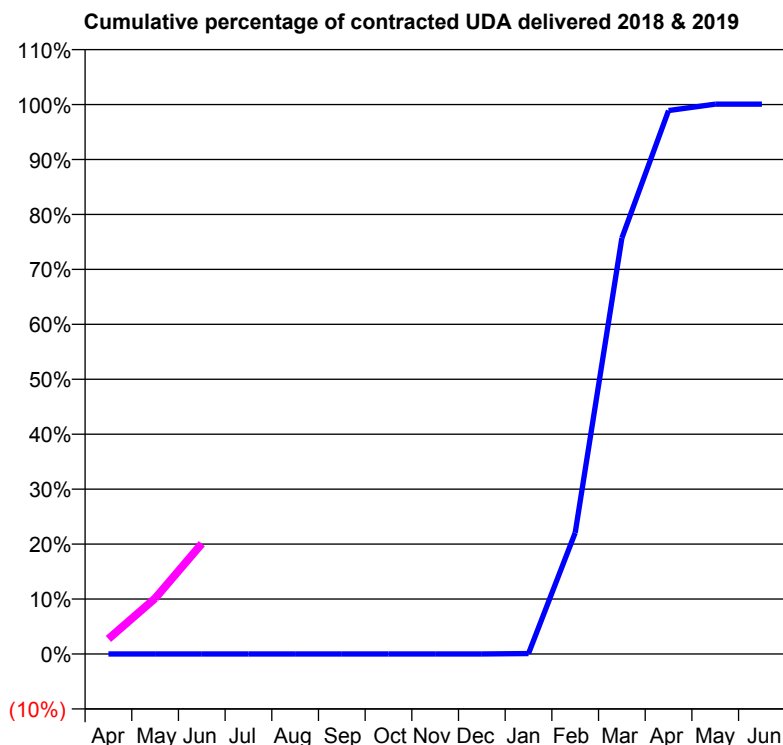
18/19 Contracted general activity (UDA)	4,155
Carry forward general activity (UDA)	0
18/19 Contracted orthodontic activity (UOA)	0
Carry forward orthodontic activity (UOA)	0
Baseline contract value	£108,030.00

### ACCESS\*

Patients seen in 24 months	Total	Change since previous quarter
Quarter ending June 2017	0	
Quarter ending September 2017	0	
Quarter ending December 2017	0	
Quarter ending March 2018	426	
Quarter ending June 2018	885	↑
<b>Variance since June 2017</b>	N/A	



### ACTIVITY



Month	Adjusted Scheduled Activity (UDA)	
	2018	2019
April	0	114
May	0	421
June	0	834
July	0	
August	0	
September	0	
October	0	
November	0	
December	0	
January	1	
February	229	
March	787	
April	1,028	
May	1,040	
June	1,040	

### QUALITY

	Quantity	Base Number	Contract	LHB	Wales
% of FP17s for the same patient ID Re-attending within 3 months - Children	0	114	0.0%	8.9%	11.1%
% of FP17s for the same patient ID Re-attending within 3 months - Adults	3	340	0.9%	14.3%	15.5%
% of FP17s for the same patient ID Re-attending between 3 & 9 months - Children	0	114	0.0%	58.1%	59.2%
% of FP17s for the same patient ID Re-attending between 3 & 9 months - Adults	0	340	0.0%	55.2%	55.8%
% of FP17s for Band 1 Urgent Courses	30	392	7.7%	9.1%	8.7%
% of FP17s Relating to Free Repair or Replacements	0	392	0.0%	0.7%	0.7%
% of FP17s Relating to Continuations	0	392	0.0%	0.6%	0.7%
% of Patients satisfied with the dentistry they have received	1	1	N/A	94.5%	94.0%
% of Patients satisfied with the time they had to wait for an appointment	1	1	N/A	88.7%	88.5%

\* This is based on patients treated on this contract for their most recent course of treatment. Figures in italics indicate the base number of FP17s or Patient Questionnaire responses are less than 100. N/A is shown where the base number of responses is less than 10 during the period. % is calculated as Quantity/Base number\*100

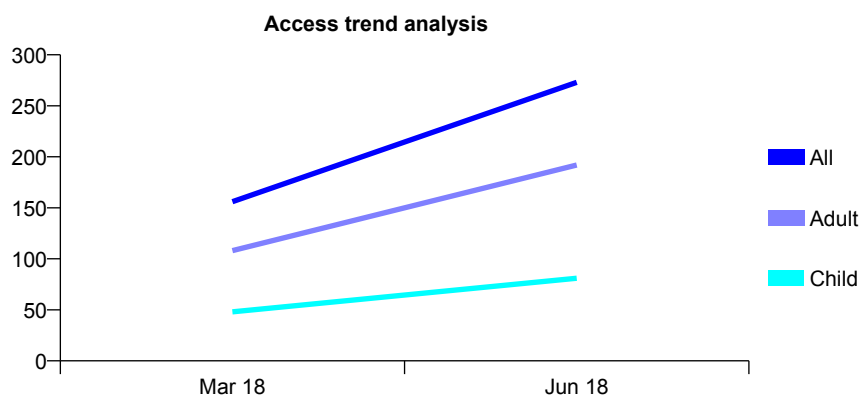
## 7A6 - Vital Signs At a Glance Contract Report for 100577/0000 - June 2018

Name or company name	Risca Dental Practice Limited
Contract type name	PDS Contract
Purpose of contract	General
Contract start date	01/01/2018
Contract end date	31/12/2019

18/19 Contracted general activity (UDA)	1,500
Carry forward general activity (UDA)	0
18/19 Contracted orthodontic activity (UOA)	0
Carry forward orthodontic activity (UOA)	0
Baseline contract value	£39,000.00

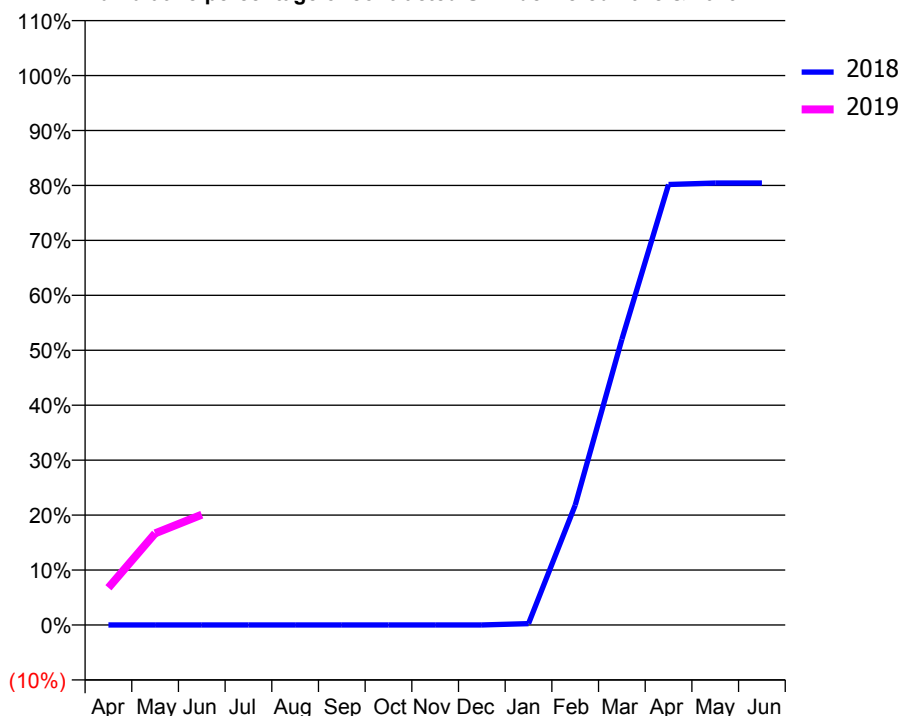
### ACCESS\*

Patients seen in 24 months	Total	Change since previous quarter
Quarter ending June 2017	0	
Quarter ending September 2017	0	
Quarter ending December 2017	0	
Quarter ending March 2018	156	
Quarter ending June 2018	273	↑
<b>Variance since June 2017</b>	N/A	



### ACTIVITY

Cumulative percentage of contracted UDA delivered 2018 & 2019



Month	Adjusted Scheduled Activity (UDA)	
	2018	2019
April	0	102
May	0	250
June	0	301
July	0	
August	0	
September	0	
October	0	
November	0	
December	0	
January	1	
February	82	
March	195	
April	301	
May	302	
June	302	

### QUALITY

	Quantity	Base Number	Contract	LHB	Wales
% of FP17s for the same patient ID Re-attending within 3 months - Children	1	48	2.1%	8.9%	11.1%
% of FP17s for the same patient ID Re-attending within 3 months - Adults	2	108	1.9%	14.3%	15.5%
% of FP17s for the same patient ID Re-attending between 3 & 9 months - Children	0	48	0.0%	58.1%	59.2%
% of FP17s for the same patient ID Re-attending between 3 & 9 months - Adults	2	108	1.9%	55.2%	55.8%
% of FP17s for Band 1 Urgent Courses	11	105	10.5%	9.1%	8.7%
% of FP17s Relating to Free Repair or Replacements	0	105	0.0%	0.7%	0.7%
% of FP17s Relating to Continuations	2	105	1.9%	0.6%	0.7%
% of Patients satisfied with the dentistry they have received	0	0	N/A	94.5%	94.0%
% of Patients satisfied with the time they had to wait for an appointment	0	0	N/A	88.7%	88.5%

\* This is based on patients treated on this contract for their most recent course of treatment. Figures in italics indicate the base number of FP17s or Patient Questionnaire responses are less than 100. N/A is shown where the base number of responses is less than 10 during the period. % is calculated as Quantity/Base number\*100

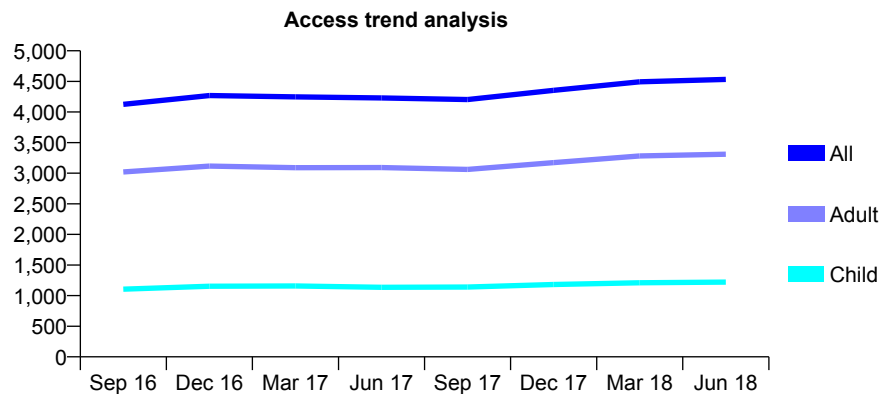
## 7A6 - Vital Signs At a Glance Contract Report for 101281/0135 - June 2018

Name or company name	OASIS DENTAL CARE LTD
Contract type name	GDS Contract
Purpose of contract	General
Contract start date	01/04/2006
Contract end date	

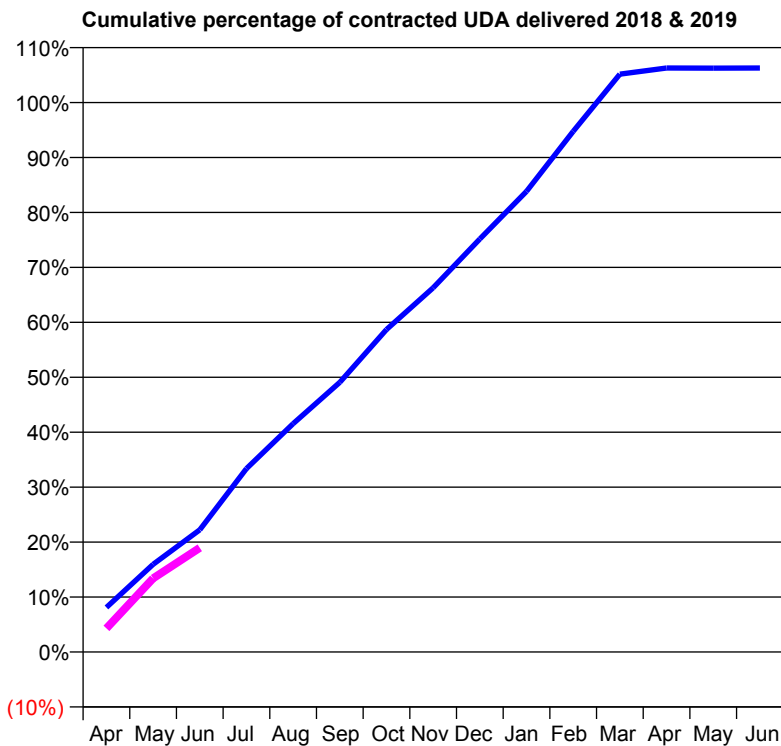
18/19 Contracted general activity (UDA)	16,432
Carry forward general activity (UDA)	0
18/19 Contracted orthodontic activity (UOA)	0
Carry forward orthodontic activity (UOA)	0
Baseline contract value	£407,632.01

### ACCESS\*

Patients seen in 24 months	Total	Change since previous quarter
Quarter ending June 2017	4,230	
Quarter ending September 2017	4,204	→
Quarter ending December 2017	4,355	↑
Quarter ending March 2018	4,494	↑
Quarter ending June 2018	4,533	→
<b>Variance since June 2017</b>	<b>7.2%</b>	<b>↑</b>



### ACTIVITY



Month	Adjusted Scheduled Activity (UDA)	
	2018	2019
April	1,334	706
May	2,623	2,202
June	3,653	3,117
July	5,485	
August	6,830	
September	8,064	
October	9,642	
November	10,894	
December	12,353	
January	13,773	
February	15,570	
March	17,278	
April	17,464	
May	17,461	
June	17,464	

### QUALITY

	Quantity	Base Number	Contract	LHB	Wales
% of FP17s for the same patient ID Re-attending within 3 months - Children	38	396	9.6%	8.9%	11.1%
% of FP17s for the same patient ID Re-attending within 3 months - Adults	166	1,142	14.5%	14.3%	15.5%
% of FP17s for the same patient ID Re-attending between 3 & 9 months - Children	252	396	63.6%	58.1%	59.2%
% of FP17s for the same patient ID Re-attending between 3 & 9 months - Adults	725	1,142	63.5%	55.2%	55.8%
% of FP17s for Band 1 Urgent Courses	136	1,468	9.3%	9.1%	8.7%
% of FP17s Relating to Free Repair or Replacements	29	1,468	2.0%	0.7%	0.7%
% of FP17s Relating to Continuations	16	1,468	1.1%	0.6%	0.7%
% of Patients satisfied with the dentistry they have received	9	11	81.8%	94.5%	94.0%
% of Patients satisfied with the time they had to wait for an appointment	11	11	100.0%	88.7%	88.5%

\* This is based on patients treated on this contract for their most recent course of treatment. Figures in italics indicate the base number of FP17s or Patient Questionnaire responses are less than 100. N/A is shown where the base number of responses is less than 10 during the period. % is calculated as Quantity/Base number\*100

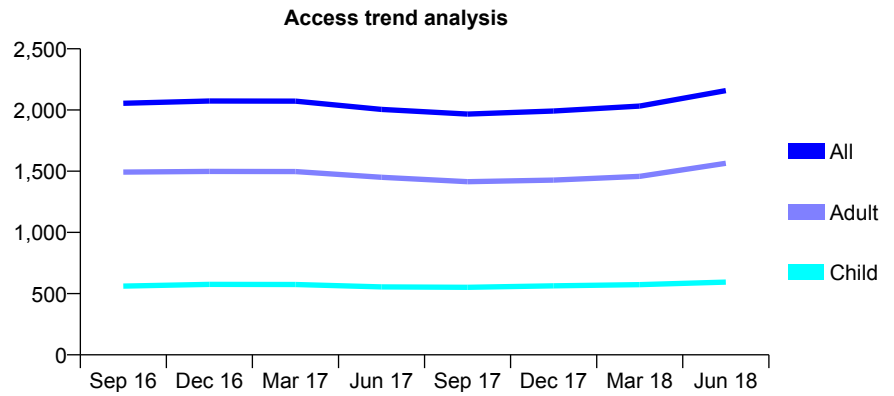
## 7A6 - Vital Signs At a Glance Contract Report for 101281/0136 - June 2018

Name or company name	OASIS DENTAL CARE LTD
Contract type name	GDS Contract
Purpose of contract	General
Contract start date	01/04/2006
Contract end date	

18/19 Contracted general activity (UDA)	6,487
Carry forward general activity (UDA)	0
18/19 Contracted orthodontic activity (UOA)	0
Carry forward orthodontic activity (UOA)	0
Baseline contract value	£163,548.31

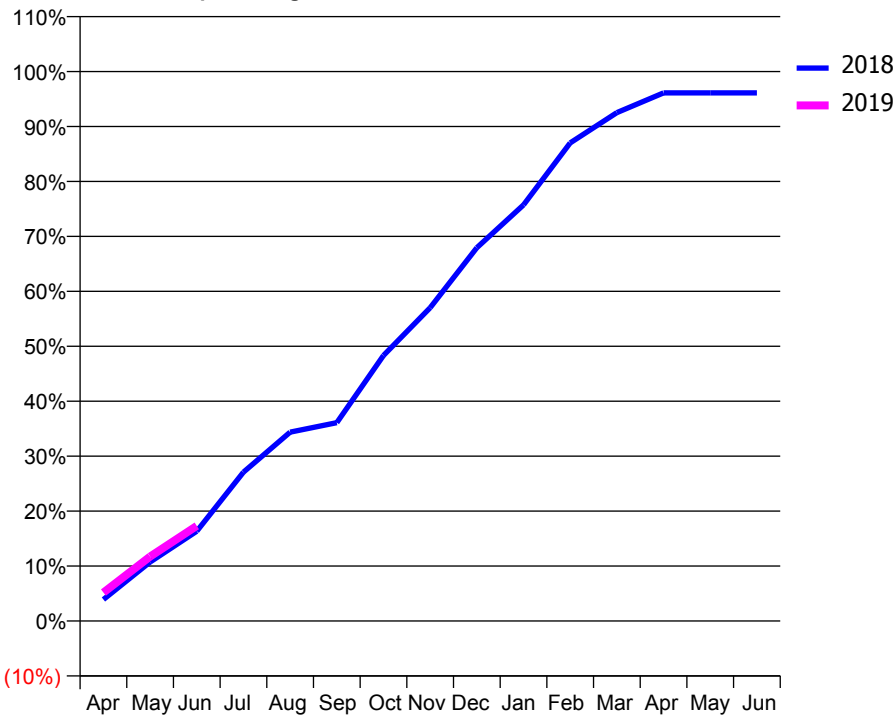
### ACCESS\*

Patients seen in 24 months	Total	Change since previous quarter
Quarter ending June 2017	2,005	
Quarter ending September 2017	1,967	↓
Quarter ending December 2017	1,992	→
Quarter ending March 2018	2,032	↑
Quarter ending June 2018	2,159	↑
<b>Variance since June 2017</b>	<b>7.7%</b>	<b>↑</b>



### ACTIVITY

Cumulative percentage of contracted UDA delivered 2018 & 2019



Month	Adjusted Scheduled Activity (UDA)	
	2018	2019
April	255	336
May	697	760
June	1,061	1,123
July	1,758	
August	2,230	
September	2,341	
October	3,135	
November	3,698	
December	4,407	
January	4,912	
February	5,644	
March	6,001	
April	6,234	
May	6,234	
June	6,234	

### QUALITY

	Quantity	Base Number	Contract	LHB	Wales
% of FP17s for the same patient ID Re-attending within 3 months - Children	11	229	4.8%	8.9%	11.1%
% of FP17s for the same patient ID Re-attending within 3 months - Adults	74	644	11.5%	14.3%	15.5%
% of FP17s for the same patient ID Re-attending between 3 & 9 months - Children	147	229	64.2%	58.1%	59.2%
% of FP17s for the same patient ID Re-attending between 3 & 9 months - Adults	364	644	56.5%	55.2%	55.8%
% of FP17s for Band 1 Urgent Courses	65	748	8.7%	9.1%	8.7%
% of FP17s Relating to Free Repair or Replacements	1	748	0.1%	0.7%	0.7%
% of FP17s Relating to Continuations	1	748	0.1%	0.6%	0.7%
% of Patients satisfied with the dentistry they have received	9	9	N/A	94.5%	94.0%
% of Patients satisfied with the time they had to wait for an appointment	9	9	N/A	88.7%	88.5%

\* This is based on patients treated on this contract for their most recent course of treatment. Figures in italics indicate the base number of FP17s or Patient Questionnaire responses are less than 100. N/A is shown where the base number of responses is less than 10 during the period. % is calculated as Quantity/Base number\*100



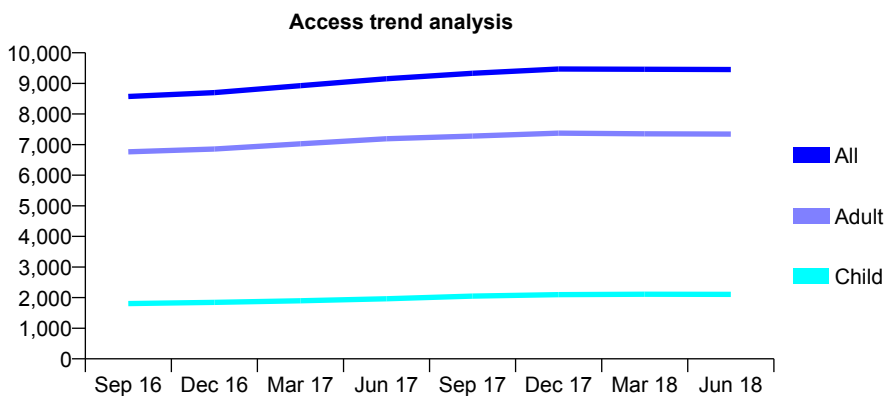
## 7A6 - Vital Signs At a Glance Contract Report for 101281/0160 - June 2018

Name or company name	OASIS DENTAL CARE LTD
Contract type name	GDS Contract
Purpose of contract	General
Contract start date	01/09/2006
Contract end date	

18/19 Contracted general activity (UDA)	25,813
Carry forward general activity (UDA)	0
18/19 Contracted orthodontic activity (UOA)	0
Carry forward orthodontic activity (UOA)	0
Baseline contract value	£592,076.27

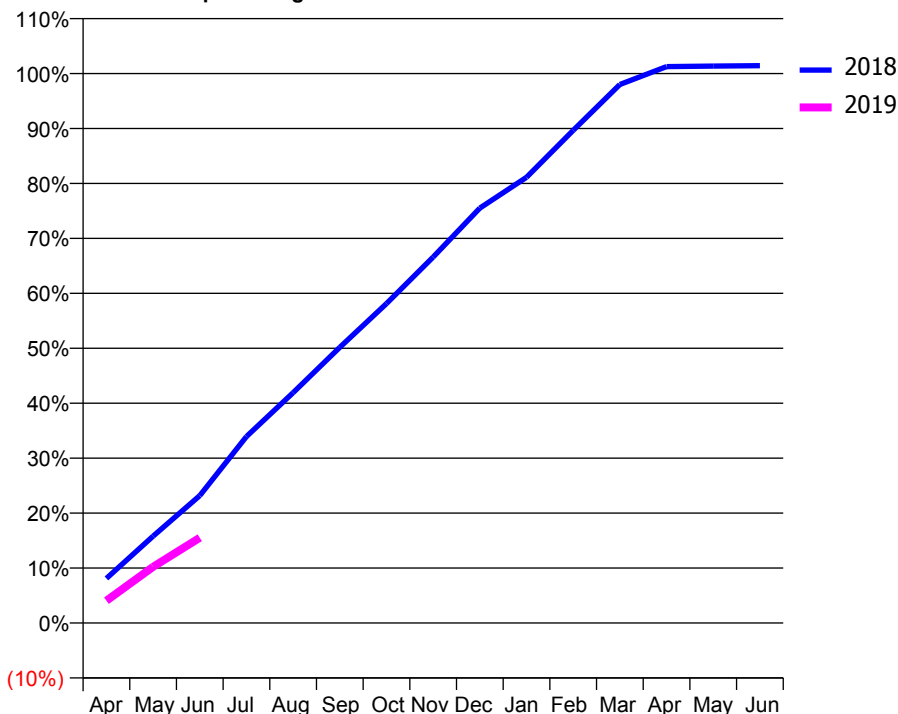
### ACCESS\*

Patients seen in 24 months	Total	Change since previous quarter
Quarter ending June 2017	9,154	
Quarter ending September 2017	9,329	→
Quarter ending December 2017	9,470	→
Quarter ending March 2018	9,462	→
Quarter ending June 2018	9,454	→
<b>Variance since June 2017</b>	<b>3.3%</b>	<b>↑</b>



### ACTIVITY

Cumulative percentage of contracted UDA delivered 2018 & 2019



Month	Adjusted Scheduled Activity (UDA)	
	2018	2019
April	2,092	1,046
May	4,080	2,639
June	5,984	4,005
July	8,762	
August	10,821	
September	12,952	
October	15,004	
November	17,191	
December	19,489	
January	20,940	
February	23,142	
March	25,296	
April	26,135	
May	26,164	
June	26,179	

### QUALITY

	Quantity	Base Number	Contract	LHB	Wales
% of FP17s for the same patient ID Re-attending within 3 months - Children	38	695	5.5%	8.9%	11.1%
% of FP17s for the same patient ID Re-attending within 3 months - Adults	265	2,307	11.5%	14.3%	15.5%
% of FP17s for the same patient ID Re-attending between 3 & 9 months - Children	442	695	63.6%	58.1%	59.2%
% of FP17s for the same patient ID Re-attending between 3 & 9 months - Adults	1,514	2,307	65.6%	55.2%	55.8%
% of FP17s for Band 1 Urgent Courses	260	2,522	10.3%	9.1%	8.7%
% of FP17s Relating to Free Repair or Replacements	9	2,522	0.4%	0.7%	0.7%
% of FP17s Relating to Continuations	17	2,522	0.7%	0.6%	0.7%
% of Patients satisfied with the dentistry they have received	9	11	81.8%	94.5%	94.0%
% of Patients satisfied with the time they had to wait for an appointment	10	11	90.9%	88.7%	88.5%

\* This is based on patients treated on this contract for their most recent course of treatment. Figures in italics indicate the base number of FP17s or Patient Questionnaire responses are less than 100. N/A is shown where the base number of responses is less than 10 during the period. % is calculated as Quantity/Base number\*100

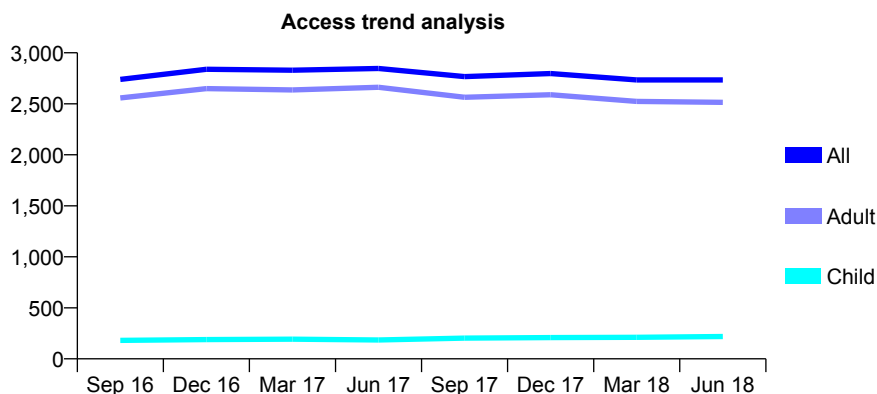
## 7A6 - Vital Signs At a Glance Contract Report for 107123/0006 - June 2018

Name or company name	Aneurin Bevan Health Board (Out of Hours)
Contract type name	GDS Contract
Purpose of contract	General
Contract start date	01/04/2013
Contract end date	

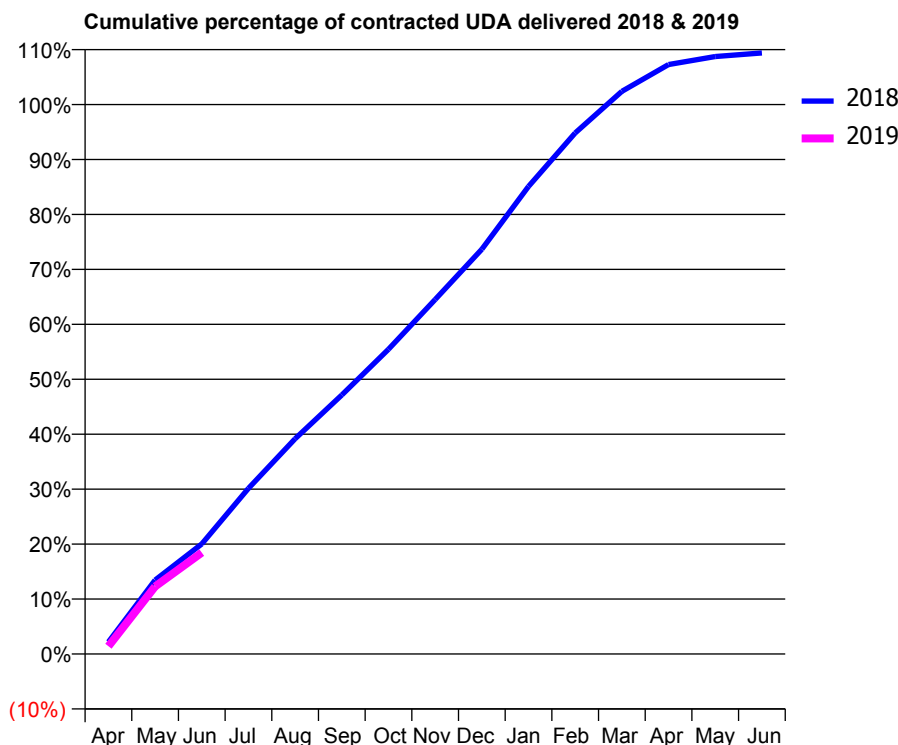
18/19 Contracted general activity (UDA)	3,777
Carry forward general activity (UDA)	0
18/19 Contracted orthodontic activity (UOA)	0
Carry forward orthodontic activity (UOA)	0
Baseline contract value	£372,439.20

### ACCESS\*

Patients seen in 24 months	Total	Change since previous quarter
Quarter ending June 2017	2,847	
Quarter ending September 2017	2,767	↓
Quarter ending December 2017	2,797	→
Quarter ending March 2018	2,734	↓
Quarter ending June 2018	2,734	→
<b>Variance since June 2017</b>	<b>(4.0%)</b>	<b>↓</b>



### ACTIVITY



Month	Adjusted Scheduled Activity (UDA)	
	2018	2019
April	83	54
May	509	464
June	757	697
July	1,139	
August	1,479	
September	1,781	
October	2,095	
November	2,437	
December	2,782	
January	3,214	
February	3,581	
March	3,867	
April	4,052	
May	4,107	
June	4,131	

### QUALITY

	Quantity	Base Number	Contract	LHB	Wales
% of FP17s for the same patient ID Re-attending within 3 months - Children	0	96	0.0%	8.9%	11.1%
% of FP17s for the same patient ID Re-attending within 3 months - Adults	19	727	2.6%	14.3%	15.5%
% of FP17s for the same patient ID Re-attending between 3 & 9 months - Children	1	96	1.0%	58.1%	59.2%
% of FP17s for the same patient ID Re-attending between 3 & 9 months - Adults	11	727	1.5%	55.2%	55.8%
% of FP17s for Band 1 Urgent Courses	581	582	99.8%	9.1%	8.7%
% of FP17s Relating to Free Repair or Replacements	0	582	0.0%	0.7%	0.7%
% of FP17s Relating to Continuations	0	582	0.0%	0.6%	0.7%
% of Patients satisfied with the dentistry they have received	4	5	N/A	94.5%	94.0%
% of Patients satisfied with the time they had to wait for an appointment	5	5	N/A	88.7%	88.5%

\* This is based on patients treated on this contract for their most recent course of treatment. Figures in italics indicate the base number of FP17s or Patient Questionnaire responses are less than 100. N/A is shown where the base number of responses is less than 10 during the period. % is calculated as Quantity/Base number\*100

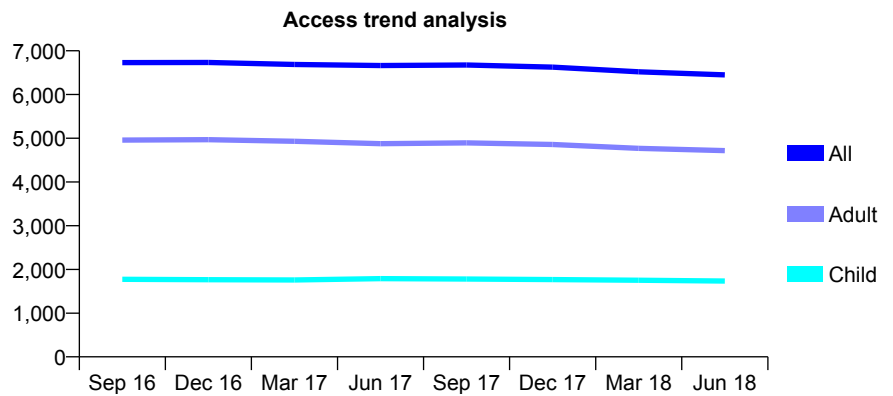
## 7A6 - Vital Signs At a Glance Contract Report for 110779/0001 - June 2018

Name or company name	Crown Cottage Dental Care
Contract type name	GDS Contract
Purpose of contract	General
Contract start date	01/11/2012
Contract end date	

18/19 Contracted general activity (UDA)	17,388
Carry forward general activity (UDA)	0
18/19 Contracted orthodontic activity (UOA)	0
Carry forward orthodontic activity (UOA)	0
Baseline contract value	£667,270.80

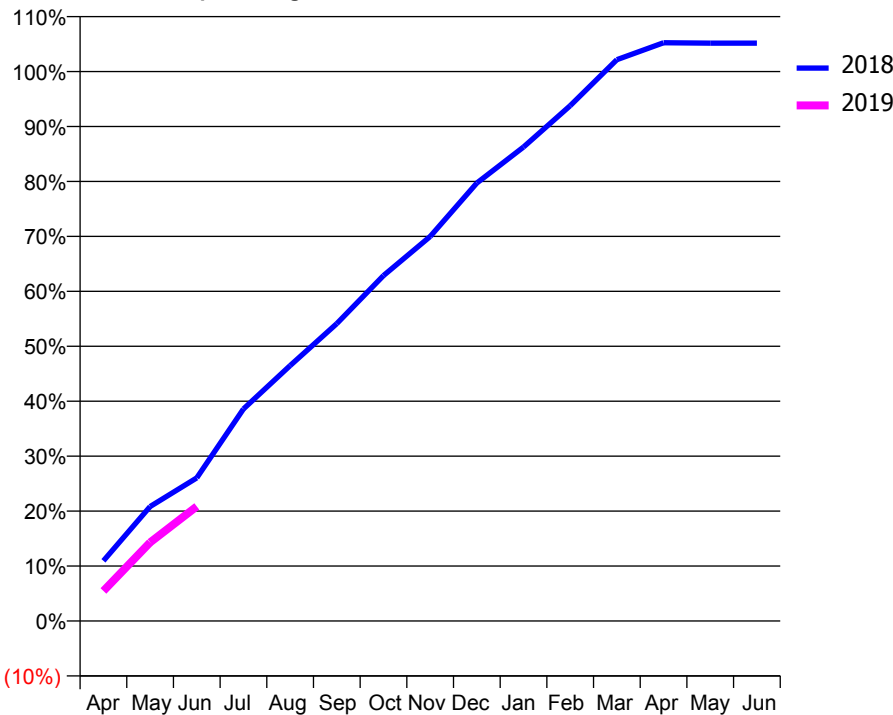
### ACCESS\*

Patients seen in 24 months	Total	Change since previous quarter
Quarter ending June 2017	6,664	
Quarter ending September 2017	6,675	→
Quarter ending December 2017	6,627	→
Quarter ending March 2018	6,520	↓
Quarter ending June 2018	6,449	↓
<b>Variance since June 2017</b>	<b>(3.2%)</b>	<b>↓</b>



### ACTIVITY

Cumulative percentage of contracted UDA delivered 2018 & 2019



Month	Adjusted Scheduled Activity (UDA)	
	2018	2019
April	2,105	952
May	4,002	2,488
June	5,006	3,627
July	7,416	
August	8,926	
September	10,396	
October	12,075	
November	13,439	
December	15,309	
January	16,568	
February	18,012	
March	19,620	
April	20,215	
May	20,199	
June	20,199	

### QUALITY

	Quantity	Base Number	Contract	LHB	Wales
% of FP17s for the same patient ID Re-attending within 3 months - Children	21	549	3.8%	8.9%	11.1%
% of FP17s for the same patient ID Re-attending within 3 months - Adults	104	1,529	6.8%	14.3%	15.5%
% of FP17s for the same patient ID Re-attending between 3 & 9 months - Children	307	549	55.9%	58.1%	59.2%
% of FP17s for the same patient ID Re-attending between 3 & 9 months - Adults	976	1,529	63.8%	55.2%	55.8%
% of FP17s for Band 1 Urgent Courses	79	1,802	4.4%	9.1%	8.7%
% of FP17s Relating to Free Repair or Replacements	12	1,802	0.7%	0.7%	0.7%
% of FP17s Relating to Continuations	5	1,802	0.3%	0.6%	0.7%
% of Patients satisfied with the dentistry they have received	15	15	100.0%	94.5%	94.0%
% of Patients satisfied with the time they had to wait for an appointment	15	15	100.0%	88.7%	88.5%

\* This is based on patients treated on this contract for their most recent course of treatment. Figures in italics indicate the base number of FP17s or Patient Questionnaire responses are less than 100. N/A is shown where the base number of responses is less than 10 during the period. % is calculated as Quantity/Base number\*100

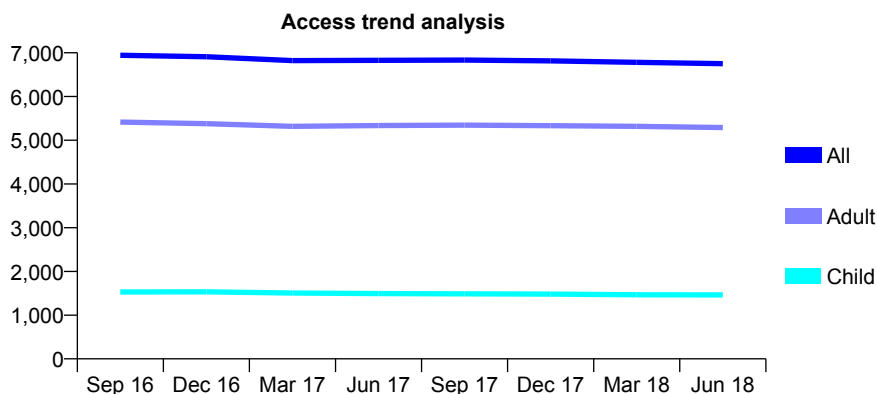
## 7A6 - Vital Signs At a Glance Contract Report for 115770/0001 - June 2018

Name or company name	Thomas and Stroud Dental Surgery
Contract type name	GDS Contract
Purpose of contract	General
Contract start date	01/12/2009
Contract end date	

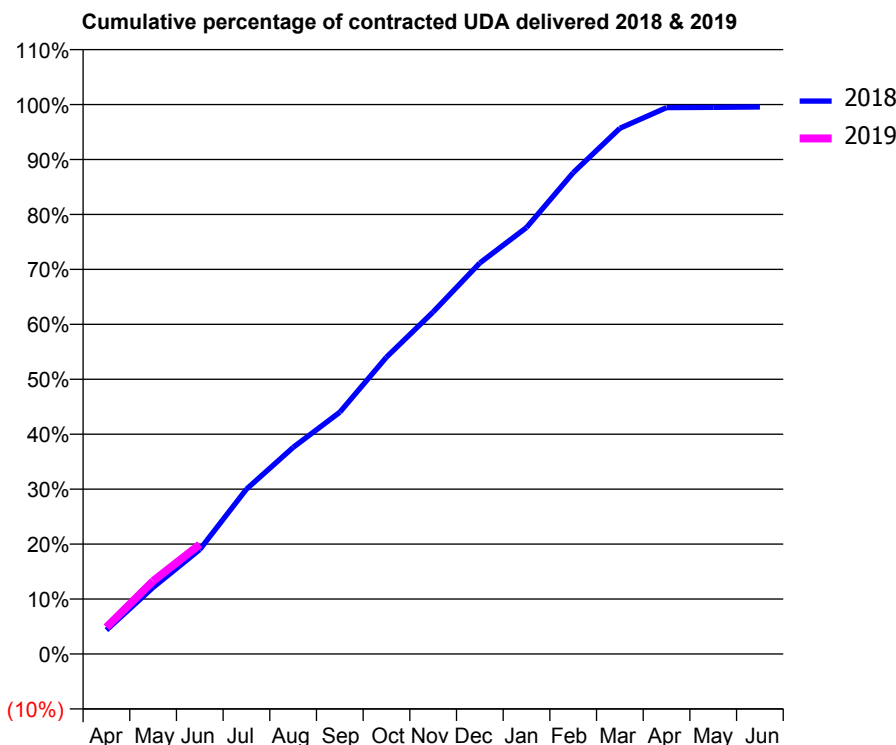
18/19 Contracted general activity (UDA)	17,876
Carry forward general activity (UDA)	0
18/19 Contracted orthodontic activity (UOA)	0
Carry forward orthodontic activity (UOA)	0
Baseline contract value	£589,369.22

### ACCESS\*

Patients seen in 24 months	Total	Change since previous quarter
Quarter ending June 2017	6,827	
Quarter ending September 2017	6,833	→
Quarter ending December 2017	6,815	→
Quarter ending March 2018	6,782	→
Quarter ending June 2018	6,752	→
<b>Variance since June 2017</b>	<b>(1.1%)</b>	<b>↓</b>



### ACTIVITY



Month	Adjusted Scheduled Activity (UDA)	
	2018	2019
April	777	869
May	2,167	2,375
June	3,397	3,565
July	5,363	
August	6,720	
September	7,865	
October	9,659	
November	11,130	
December	12,722	
January	13,875	
February	15,658	
March	17,104	
April	17,776	
May	17,782	
June	17,797	

### QUALITY

	Quantity	Base Number	Contract	LHB	Wales
% of FP17s for the same patient ID Re-attending within 3 months - Children	16	574	2.8%	8.9%	11.1%
% of FP17s for the same patient ID Re-attending within 3 months - Adults	214	1,769	12.1%	14.3%	15.5%
% of FP17s for the same patient ID Re-attending between 3 & 9 months - Children	327	574	57.0%	58.1%	59.2%
% of FP17s for the same patient ID Re-attending between 3 & 9 months - Adults	940	1,769	53.1%	55.2%	55.8%
% of FP17s for Band 1 Urgent Courses	96	2,015	4.8%	9.1%	8.7%
% of FP17s Relating to Free Repair or Replacements	11	2,015	0.5%	0.7%	0.7%
% of FP17s Relating to Continuations	10	2,015	0.5%	0.6%	0.7%
% of Patients satisfied with the dentistry they have received	13	13	100.0%	94.5%	94.0%
% of Patients satisfied with the time they had to wait for an appointment	12	13	92.3%	88.7%	88.5%

\* This is based on patients treated on this contract for their most recent course of treatment. Figures in italics indicate the base number of FP17s or Patient Questionnaire responses are less than 100. N/A is shown where the base number of responses is less than 10 during the period. % is calculated as Quantity/Base number\*100

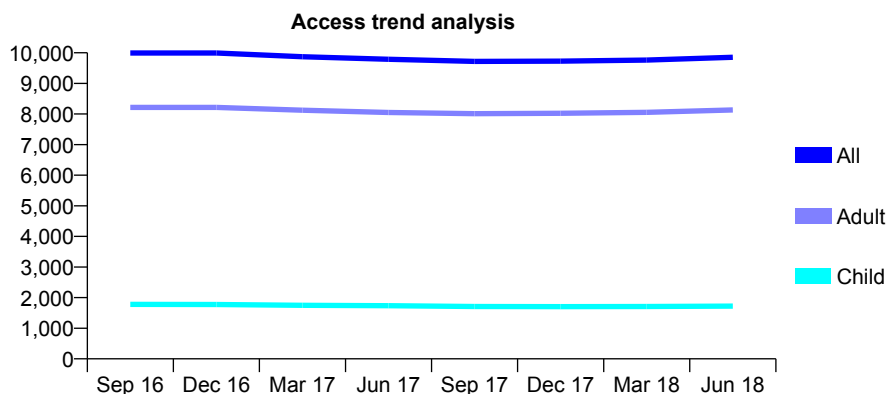
## 7A6 - Vital Signs At a Glance Contract Report for 120693/0001 - June 2018

Name or company name	Bethcar Dental Practice
Contract type name	GDS Contract
Purpose of contract	General
Contract start date	01/04/2014
Contract end date	

18/19 Contracted general activity (UDA)	36,800
Carry forward general activity (UDA)	0
18/19 Contracted orthodontic activity (UOA)	0
Carry forward orthodontic activity (UOA)	0
Baseline contract value	£821,437.57

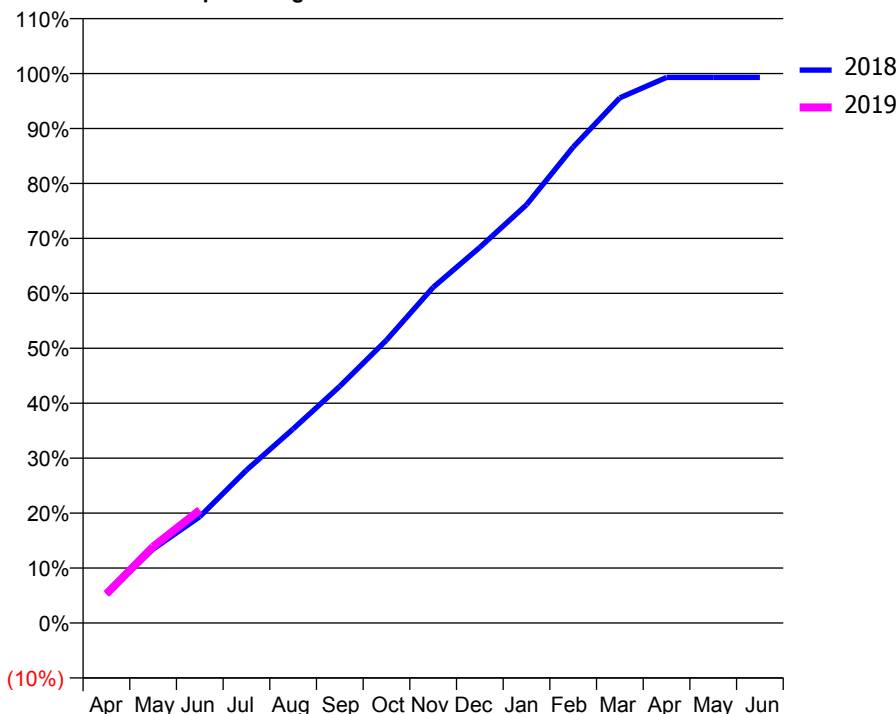
### ACCESS\*

Patients seen in 24 months	Total	Change since previous quarter
Quarter ending June 2017	9,789	
Quarter ending September 2017	9,721	→
Quarter ending December 2017	9,727	→
Quarter ending March 2018	9,764	→
Quarter ending June 2018	9,856	→
<b>Variance since June 2017</b>	<b>0.7%</b>	<b>→</b>



### ACTIVITY

Cumulative percentage of contracted UDA delivered 2018 & 2019



Month	Adjusted Scheduled Activity (UDA)	
	2018	2019
April	1,883	1,949
May	4,831	5,113
June	6,950	7,567
July	9,989	
August	12,676	
September	15,465	
October	18,478	
November	21,928	
December	24,543	
January	27,326	
February	31,094	
March	34,310	
April	35,647	
May	35,641	
June	35,641	

### QUALITY

	Quantity	Base Number	Contract	LHB	Wales
% of FP17s for the same patient ID Re-attending within 3 months - Children	32	681	4.7%	8.9%	11.1%
% of FP17s for the same patient ID Re-attending within 3 months - Adults	448	3,364	13.3%	14.3%	15.5%
% of FP17s for the same patient ID Re-attending between 3 & 9 months - Children	482	681	70.8%	58.1%	59.2%
% of FP17s for the same patient ID Re-attending between 3 & 9 months - Adults	2,294	3,364	68.2%	55.2%	55.8%
% of FP17s for Band 1 Urgent Courses	196	3,458	5.7%	9.1%	8.7%
% of FP17s Relating to Free Repair or Replacements	28	3,458	0.8%	0.7%	0.7%
% of FP17s Relating to Continuations	22	3,458	0.6%	0.6%	0.7%
% of Patients satisfied with the dentistry they have received	32	34	94.1%	94.5%	94.0%
% of Patients satisfied with the time they had to wait for an appointment	32	34	94.1%	88.7%	88.5%

\* This is based on patients treated on this contract for their most recent course of treatment. Figures in italics indicate the base number of FP17s or Patient Questionnaire responses are less than 100. N/A is shown where the base number of responses is less than 10 during the period. % is calculated as Quantity/Base number\*100

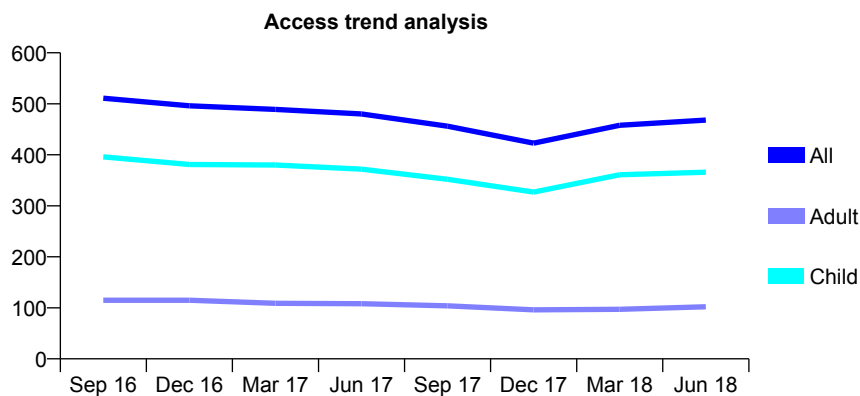
## 7A6 - Vital Signs At a Glance Contract Report for 126160/0001 - June 2018

Name or company name	Justin M Roberts Ltd
Contract type name	GDS Contract
Purpose of contract	General
Contract start date	01/04/2012
Contract end date	

18/19 Contracted general activity (UDA)	770
Carry forward general activity (UDA)	0
18/19 Contracted orthodontic activity (UOA)	0
Carry forward orthodontic activity (UOA)	0
Baseline contract value	£22,928.09

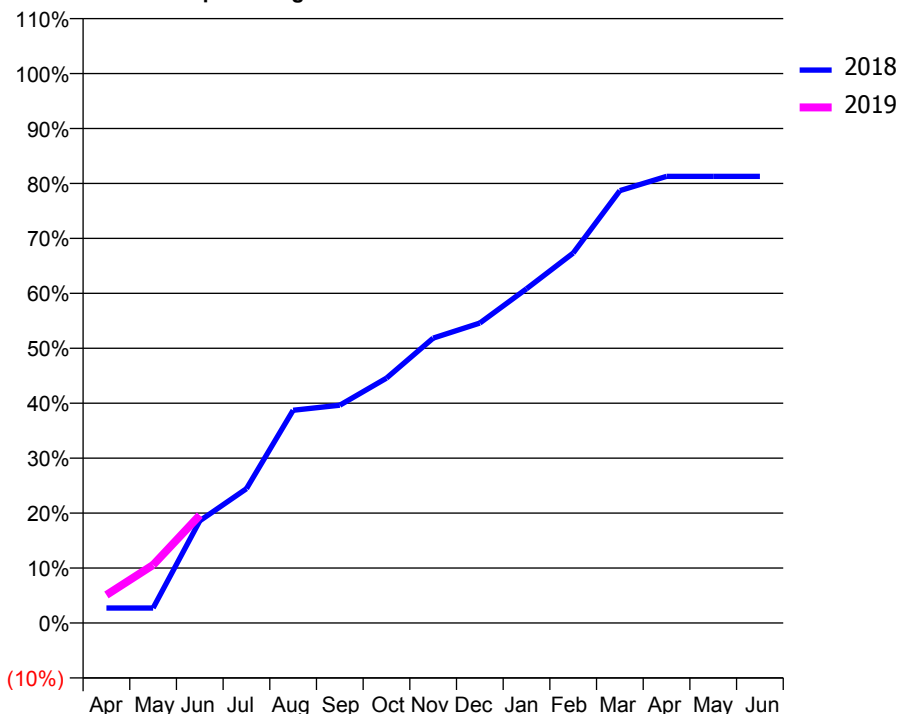
### ACCESS\*

Patients seen in 24 months	Total	Change since previous quarter
Quarter ending June 2017	480	
Quarter ending September 2017	456	↓
Quarter ending December 2017	423	↓
Quarter ending March 2018	458	↑
Quarter ending June 2018	468	↑
<b>Variance since June 2017</b>	<b>(2.5%)</b>	<b>↓</b>



### ACTIVITY

Cumulative percentage of contracted UDA delivered 2018 & 2019



Adjusted Scheduled Activity (UDA)

Month	2018	2019
April	21	39
May	21	81
June	143	151
July	188	
August	298	
September	305	
October	343	
November	399	
December	420	
January	468	
February	518	
March	606	
April	626	
May	626	
June	626	

### QUALITY

	Quantity	Base Number	Contract	LHB	Wales
% of FP17s for the same patient ID Re-attending within 3 months - Children	9	93	9.7%	8.9%	11.1%
% of FP17s for the same patient ID Re-attending within 3 months - Adults	1	19	5.3%	14.3%	15.5%
% of FP17s for the same patient ID Re-attending between 3 & 9 months - Children	36	93	38.7%	58.1%	59.2%
% of FP17s for the same patient ID Re-attending between 3 & 9 months - Adults	4	19	21.1%	55.2%	55.8%
% of FP17s for Band 1 Urgent Courses	5	100	5.0%	9.1%	8.7%
% of FP17s Relating to Free Repair or Replacements	0	100	0.0%	0.7%	0.7%
% of FP17s Relating to Continuations	1	100	1.0%	0.6%	0.7%
% of Patients satisfied with the dentistry they have received	0	0	N/A	94.5%	94.0%
% of Patients satisfied with the time they had to wait for an appointment	0	0	N/A	88.7%	88.5%

\* This is based on patients treated on this contract for their most recent course of treatment. Figures in italics indicate the base number of FP17s or Patient Questionnaire responses are less than 100. N/A is shown where the base number of responses is less than 10 during the period. % is calculated as Quantity/Base number\*100

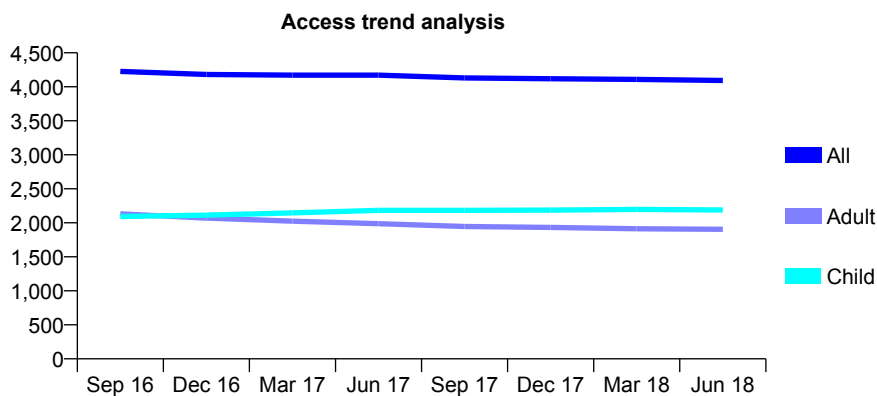
## 7A6 - Vital Signs At a Glance Contract Report for 126314/0001 - June 2018

Name or company name	Sunnycourt Ltd
Contract type name	GDS Contract
Purpose of contract	General
Contract start date	01/01/2011
Contract end date	

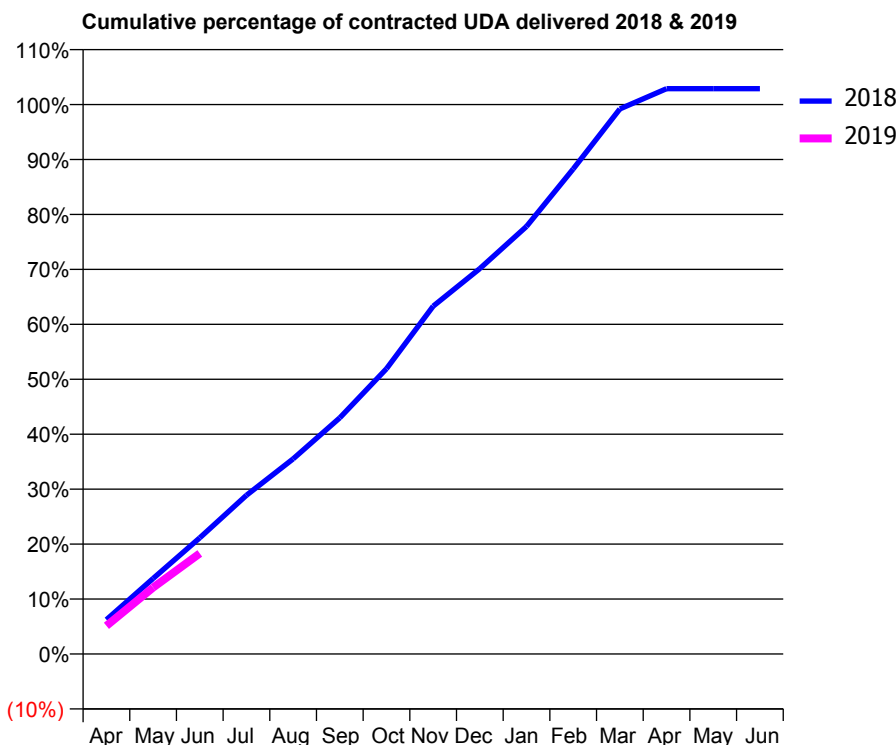
18/19 Contracted general activity (UDA)	13,222
Carry forward general activity (UDA)	0
18/19 Contracted orthodontic activity (UOA)	0
Carry forward orthodontic activity (UOA)	0
Baseline contract value	£315,670.77

### ACCESS\*

Patients seen in 24 months	Total	Change since previous quarter
Quarter ending June 2017	4,172	
Quarter ending September 2017	4,130	↓
Quarter ending December 2017	4,119	→
Quarter ending March 2018	4,109	→
Quarter ending June 2018	4,094	→
<b>Variance since June 2017</b>	<b>(1.9%)</b>	<b>↓</b>



### ACTIVITY



Month	Adjusted Scheduled Activity (UDA)	
	2018	2019
April	825	678
May	1,819	1,601
June	2,795	2,420
July	3,819	
August	4,695	
September	5,685	
October	6,864	
November	8,371	
December	9,274	
January	10,288	
February	11,671	
March	13,114	
April	13,602	
May	13,603	
June	13,603	

### QUALITY

	Quantity	Base Number	Contract	LHB	Wales
% of FP17s for the same patient ID Re-attending within 3 months - Children	65	793	8.2%	8.9%	11.1%
% of FP17s for the same patient ID Re-attending within 3 months - Adults	106	544	19.5%	14.3%	15.5%
% of FP17s for the same patient ID Re-attending between 3 & 9 months - Children	454	793	57.3%	58.1%	59.2%
% of FP17s for the same patient ID Re-attending between 3 & 9 months - Adults	255	544	46.9%	55.2%	55.8%
% of FP17s for Band 1 Urgent Courses	101	1,168	8.6%	9.1%	8.7%
% of FP17s Relating to Free Repair or Replacements	0	1,168	0.0%	0.7%	0.7%
% of FP17s Relating to Continuations	1	1,168	0.1%	0.6%	0.7%
% of Patients satisfied with the dentistry they have received	2	2	N/A	94.5%	94.0%
% of Patients satisfied with the time they had to wait for an appointment	2	2	N/A	88.7%	88.5%

\* This is based on patients treated on this contract for their most recent course of treatment. Figures in italics indicate the base number of FP17s or Patient Questionnaire responses are less than 100. N/A is shown where the base number of responses is less than 10 during the period. % is calculated as Quantity/Base number\*100

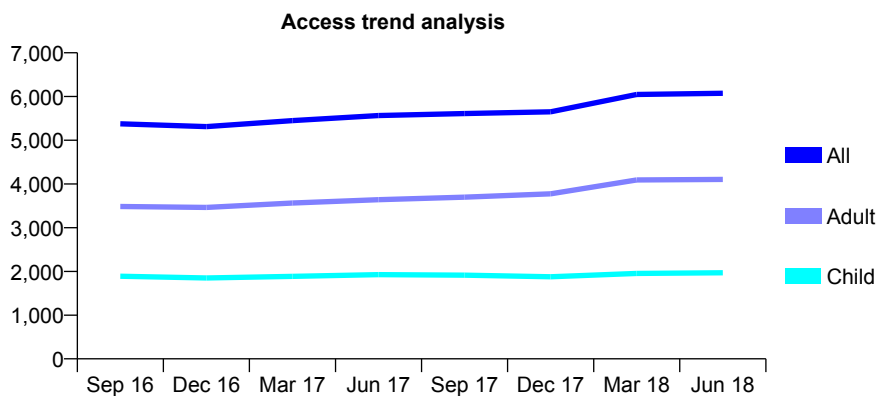
## 7A6 - Vital Signs At a Glance Contract Report for 128112/0001 - June 2018

Name or company name	Malpas Dental Practice Limited
Contract type name	GDS Contract
Purpose of contract	General
Contract start date	01/08/2010
Contract end date	

18/19 Contracted general activity (UDA)	16,705
Carry forward general activity (UDA)	0
18/19 Contracted orthodontic activity (UOA)	0
Carry forward orthodontic activity (UOA)	0
Baseline contract value	£532,093.01

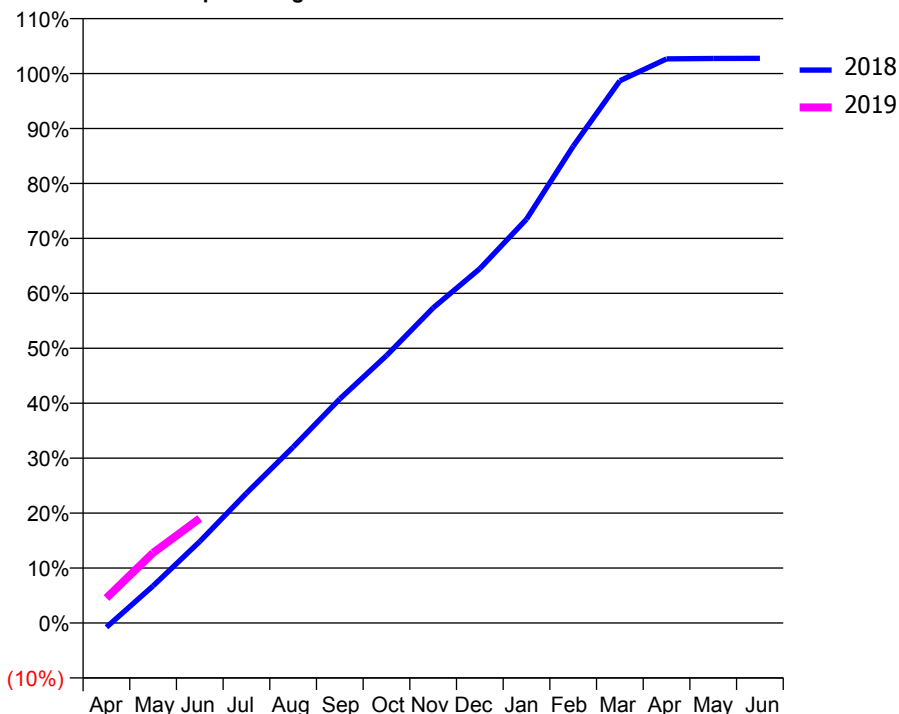
### ACCESS\*

Patients seen in 24 months	Total	Change since previous quarter
Quarter ending June 2017	5,565	
Quarter ending September 2017	5,610	→
Quarter ending December 2017	5,650	→
Quarter ending March 2018	6,046	↑
Quarter ending June 2018	6,074	→
<b>Variance since June 2017</b>	<b>9.1%</b>	<b>↑</b>



### ACTIVITY

Cumulative percentage of contracted UDA delivered 2018 & 2019



Month	Adjusted Scheduled Activity (UDA)	
	2018	2019
April	-132	759
May	1,128	2,134
June	2,479	3,181
July	3,946	
August	5,350	
September	6,813	
October	8,131	
November	9,579	
December	10,774	
January	12,275	
February	14,496	
March	16,486	
April	17,148	
May	17,163	
June	17,166	

### QUALITY

	Quantity	Base Number	Contract	LHB	Wales
% of FP17s for the same patient ID Re-attending within 3 months - Children	56	675	8.3%	8.9%	11.1%
% of FP17s for the same patient ID Re-attending within 3 months - Adults	269	1,538	17.5%	14.3%	15.5%
% of FP17s for the same patient ID Re-attending between 3 & 9 months - Children	465	675	68.9%	58.1%	59.2%
% of FP17s for the same patient ID Re-attending between 3 & 9 months - Adults	1,028	1,538	66.8%	55.2%	55.8%
% of FP17s for Band 1 Urgent Courses	175	1,888	9.3%	9.1%	8.7%
% of FP17s Relating to Free Repair or Replacements	4	1,888	0.2%	0.7%	0.7%
% of FP17s Relating to Continuations	4	1,888	0.2%	0.6%	0.7%
% of Patients satisfied with the dentistry they have received	11	12	91.7%	94.5%	94.0%
% of Patients satisfied with the time they had to wait for an appointment	11	12	91.7%	88.7%	88.5%

\* This is based on patients treated on this contract for their most recent course of treatment. Figures in italics indicate the base number of FP17s or Patient Questionnaire responses are less than 100. N/A is shown where the base number of responses is less than 10 during the period. % is calculated as Quantity/Base number\*100



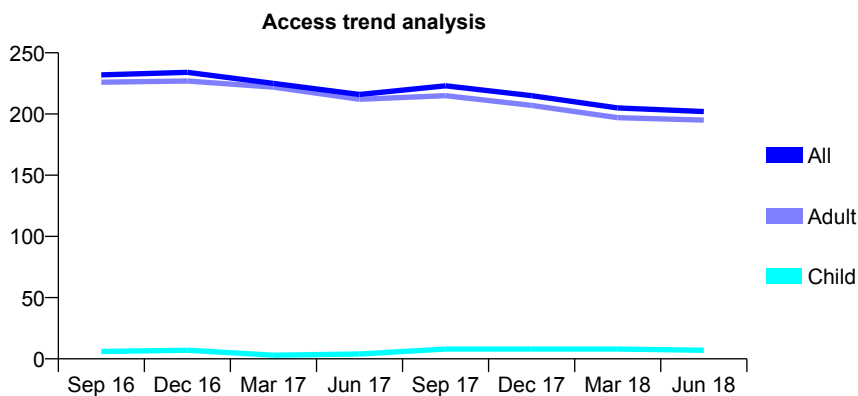
## 7A6 - Vital Signs At a Glance Contract Report for 128112/0002 - June 2018

Name or company name	Malpas Dental Practice Limited
Contract type name	PDS Contract
Purpose of contract	General
Contract start date	19/11/2012
Contract end date	31/03/2019

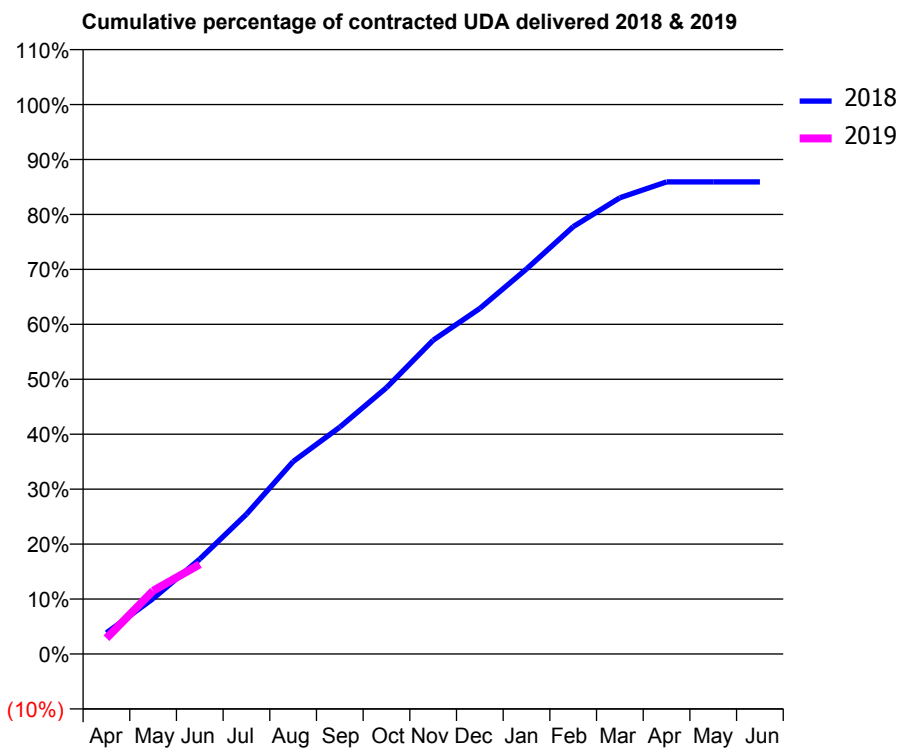
18/19 Contracted general activity (UDA)	250
Carry forward general activity (UDA)	0
18/19 Contracted orthodontic activity (UOA)	0
Carry forward orthodontic activity (UOA)	0
Baseline contract value	£12,313.81

### ACCESS\*

Patients seen in 24 months	Total	Change since previous quarter
Quarter ending June 2017	216	
Quarter ending September 2017	223	↑
Quarter ending December 2017	215	↓
Quarter ending March 2018	205	↓
Quarter ending June 2018	202	↓
<b>Variance since June 2017</b>	<b>(6.5%)</b>	<b>↓</b>



### ACTIVITY



Month	Adjusted Scheduled Activity (UDA)	
	2018	2019
April	10	7
May	25	29
June	43	41
July	64	
August	88	
September	103	
October	121	
November	143	
December	157	
January	175	
February	194	
March	208	
April	215	
May	215	
June	215	

### QUALITY

	Quantity	Base Number	Contract	LHB	Wales
% of FP17s for the same patient ID Re-attending within 3 months - Children	1	3	33.3%	8.9%	11.1%
% of FP17s for the same patient ID Re-attending within 3 months - Adults	0	37	0.0%	14.3%	15.5%
% of FP17s for the same patient ID Re-attending between 3 & 9 months - Children	0	3	0.0%	58.1%	59.2%
% of FP17s for the same patient ID Re-attending between 3 & 9 months - Adults	0	37	0.0%	55.2%	55.8%
% of FP17s for Band 1 Urgent Courses	34	34	100.0%	9.1%	8.7%
% of FP17s Relating to Free Repair or Replacements	0	34	0.0%	0.7%	0.7%
% of FP17s Relating to Continuations	0	34	0.0%	0.6%	0.7%
% of Patients satisfied with the dentistry they have received	0	0	N/A	94.5%	94.0%
% of Patients satisfied with the time they had to wait for an appointment	0	0	N/A	88.7%	88.5%

\* This is based on patients treated on this contract for their most recent course of treatment. Figures in italics indicate the base number of FP17s or Patient Questionnaire responses are less than 100. N/A is shown where the base number of responses is less than 10 during the period. % is calculated as Quantity/Base number\*100

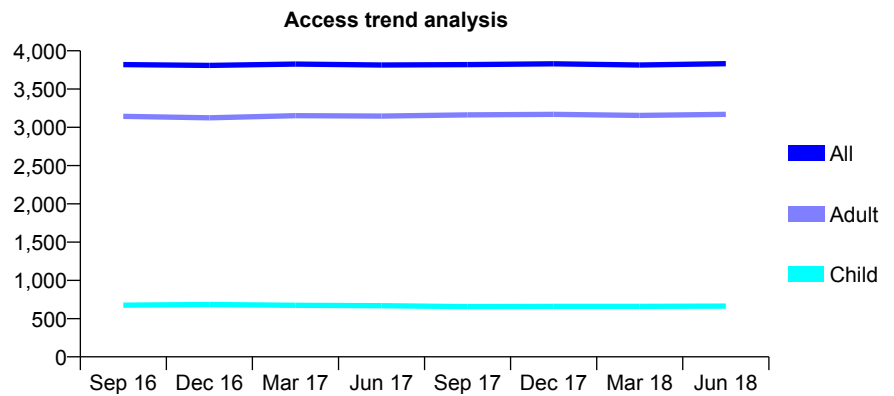
## 7A6 - Vital Signs At a Glance Contract Report for 128600/0001 - June 2018

Name or company name	Llanyrafon Dental Practice Ltd
Contract type name	GDS Contract
Purpose of contract	General
Contract start date	01/04/2012
Contract end date	

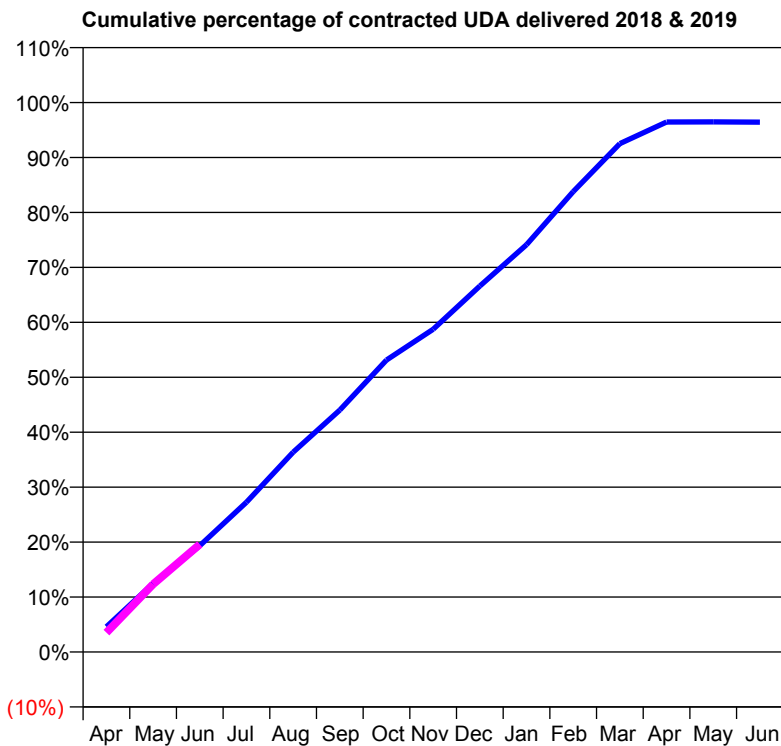
18/19 Contracted general activity (UDA)	10,780
Carry forward general activity (UDA)	0
18/19 Contracted orthodontic activity (UOA)	0
Carry forward orthodontic activity (UOA)	0
Baseline contract value	£268,745.84

### ACCESS\*

Patients seen in 24 months	Total	Change since previous quarter
Quarter ending June 2017	3,814	
Quarter ending September 2017	3,819	→
Quarter ending December 2017	3,830	→
Quarter ending March 2018	3,814	→
Quarter ending June 2018	3,832	→
<b>Variance since June 2017</b>	<b>0.5%</b>	<b>→</b>



### ACTIVITY



Month	Adjusted Scheduled Activity (UDA)	
	2018	2019
April	496	381
May	1,347	1,331
June	2,086	2,112
July	2,940	
August	3,920	
September	4,747	
October	5,728	
November	6,332	
December	7,178	
January	7,991	
February	9,030	
March	9,973	
April	10,396	
May	10,399	
June	10,395	

### QUALITY

	Quantity	Base Number	Contract	LHB	Wales
% of FP17s for the same patient ID Re-attending within 3 months - Children	6	201	3.0%	8.9%	11.1%
% of FP17s for the same patient ID Re-attending within 3 months - Adults	27	960	2.8%	14.3%	15.5%
% of FP17s for the same patient ID Re-attending between 3 & 9 months - Children	122	201	60.7%	58.1%	59.2%
% of FP17s for the same patient ID Re-attending between 3 & 9 months - Adults	628	960	65.4%	55.2%	55.8%
% of FP17s for Band 1 Urgent Courses	12	1,002	1.2%	9.1%	8.7%
% of FP17s Relating to Free Repair or Replacements	0	1,002	0.0%	0.7%	0.7%
% of FP17s Relating to Continuations	1	1,002	0.1%	0.6%	0.7%
% of Patients satisfied with the dentistry they have received	10	11	90.9%	94.5%	94.0%
% of Patients satisfied with the time they had to wait for an appointment	11	11	100.0%	88.7%	88.5%

\* This is based on patients treated on this contract for their most recent course of treatment. Figures in italics indicate the base number of FP17s or Patient Questionnaire responses are less than 100. N/A is shown where the base number of responses is less than 10 during the period. % is calculated as Quantity/Base number\*100

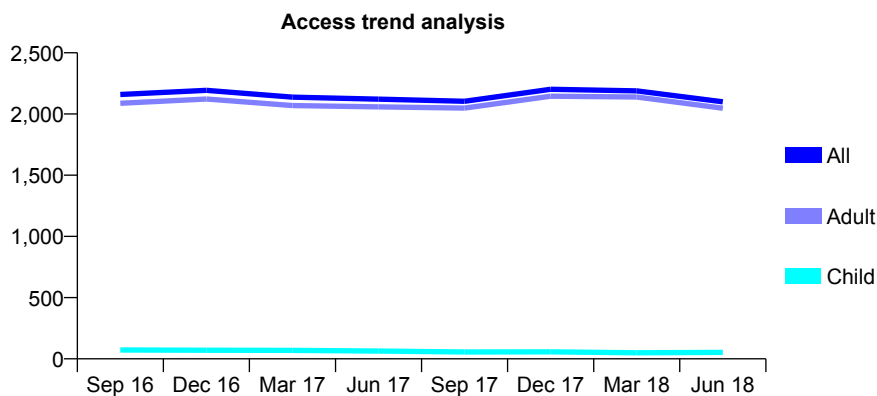
## 7A6 - Vital Signs At a Glance Contract Report for 128945/0001 - June 2018

Name or company name	Devon Place Limited
Contract type name	PDS Contract
Purpose of contract	General
Contract start date	01/04/2012
Contract end date	31/03/2019

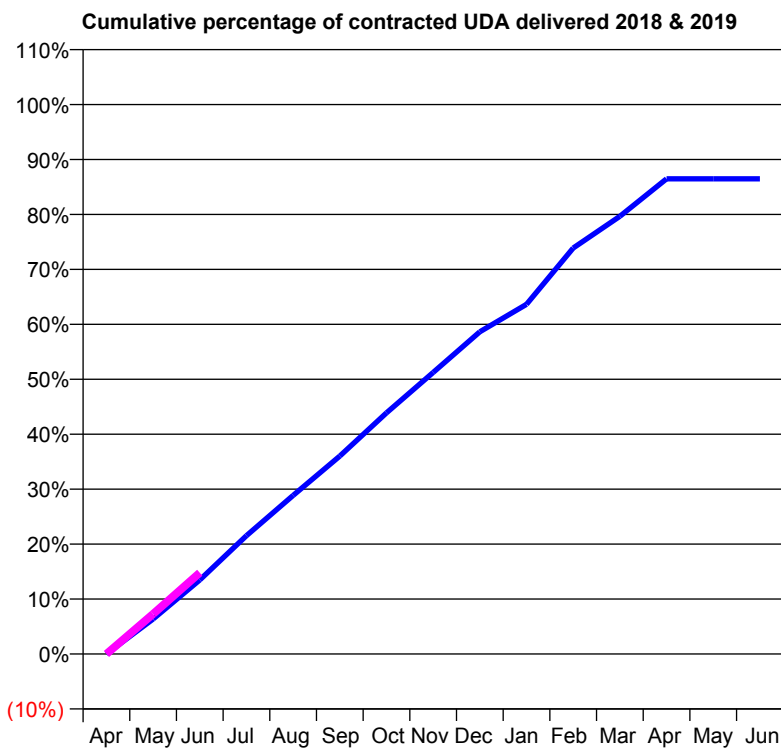
18/19 Contracted general activity (UDA)	3,095
Carry forward general activity (UDA)	0
18/19 Contracted orthodontic activity (UOA)	0
Carry forward orthodontic activity (UOA)	0
Baseline contract value	£81,108.52

### ACCESS\*

Patients seen in 24 months	Total	Change since previous quarter
Quarter ending June 2017	2,122	
Quarter ending September 2017	2,104	→
Quarter ending December 2017	2,202	↑
Quarter ending March 2018	2,189	→
Quarter ending June 2018	2,100	↓
<b>Variance since June 2017</b>	<b>(1.0%)</b>	<b>↓</b>



### ACTIVITY



Month	Adjusted Scheduled Activity (UDA)	
	2018	2019
April	0	0
May	197	226
June	417	458
July	667	
August	893	
September	1,115	
October	1,358	
November	1,586	
December	1,815	
January	1,970	
February	2,286	
March	2,465	
April	2,676	
May	2,676	
June	2,676	

### QUALITY

	Quantity	Base Number	Contract	LHB	Wales
% of FP17s for the same patient ID Re-attending within 3 months - Children	1	27	3.7%	8.9%	11.1%
% of FP17s for the same patient ID Re-attending within 3 months - Adults	21	528	4.0%	14.3%	15.5%
% of FP17s for the same patient ID Re-attending between 3 & 9 months - Children	1	27	3.7%	58.1%	59.2%
% of FP17s for the same patient ID Re-attending between 3 & 9 months - Adults	12	528	2.3%	55.2%	55.8%
% of FP17s for Band 1 Urgent Courses	373	379	98.4%	9.1%	8.7%
% of FP17s Relating to Free Repair or Replacements	0	379	0.0%	0.7%	0.7%
% of FP17s Relating to Continuations	0	379	0.0%	0.6%	0.7%
% of Patients satisfied with the dentistry they have received	1	1	N/A	94.5%	94.0%
% of Patients satisfied with the time they had to wait for an appointment	1	1	N/A	88.7%	88.5%

\* This is based on patients treated on this contract for their most recent course of treatment. Figures in italics indicate the base number of FP17s or Patient Questionnaire responses are less than 100. N/A is shown where the base number of responses is less than 10 during the period. % is calculated as Quantity/Base number\*100

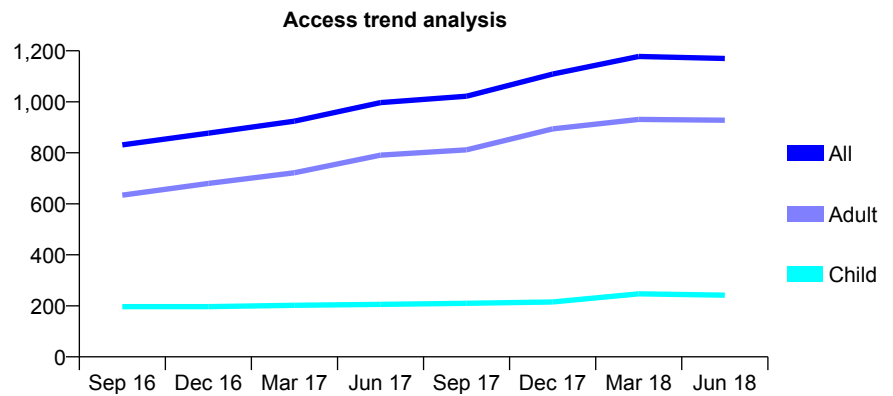
## 7A6 - Vital Signs At a Glance Contract Report for 128945/0002 - June 2018

Name or company name	Devon Place Limited
Contract type name	GDS Contract
Purpose of contract	General
Contract start date	01/04/2012
Contract end date	

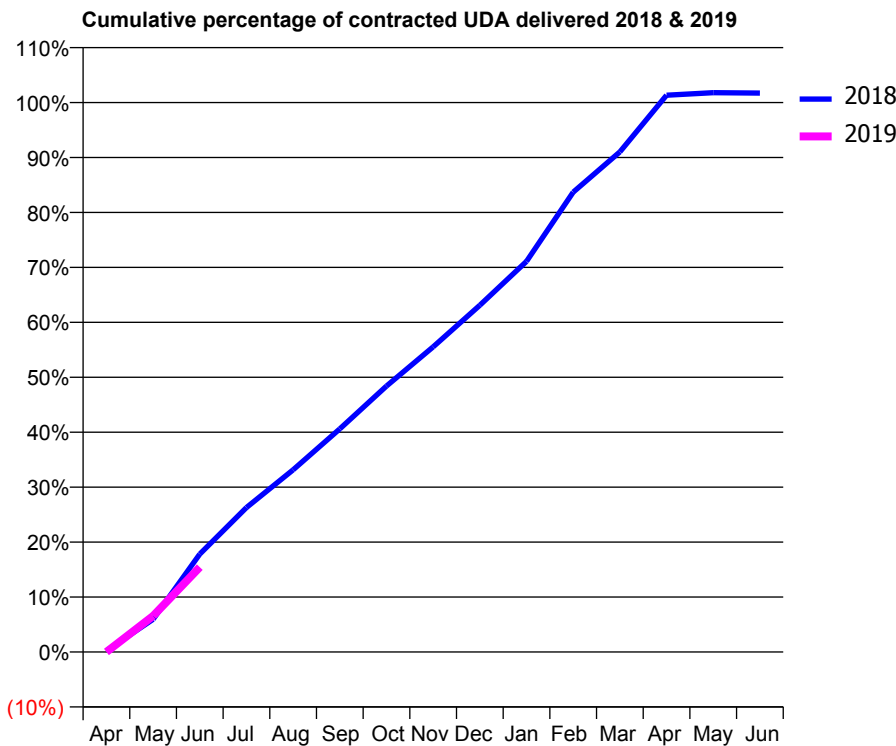
18/19 Contracted general activity (UDA)	3,767
Carry forward general activity (UDA)	0
18/19 Contracted orthodontic activity (UOA)	0
Carry forward orthodontic activity (UOA)	0
Baseline contract value	£94,014.56

### ACCESS\*

Patients seen in 24 months	Total	Change since previous quarter
Quarter ending June 2017	997	
Quarter ending September 2017	1,022	↑
Quarter ending December 2017	1,109	↑
Quarter ending March 2018	1,178	↑
Quarter ending June 2018	1,170	→
<b>Variance since June 2017</b>	<b>17.4%</b>	<b>↑</b>



### ACTIVITY



Adjusted Scheduled Activity (UDA)		
Month	2018	2019
April	9	0
May	224	248
June	672	582
July	990	
August	1,249	
September	1,530	
October	1,823	
November	2,092	
December	2,378	
January	2,678	
February	3,152	
March	3,429	
April	3,817	
May	3,834	
June	3,831	

### QUALITY

	Quantity	Base Number	Contract	LHB	Wales
% of FP17s for the same patient ID Re-attending within 3 months - Children	3	92	3.3%	8.9%	11.1%
% of FP17s for the same patient ID Re-attending within 3 months - Adults	42	346	12.1%	14.3%	15.5%
% of FP17s for the same patient ID Re-attending between 3 & 9 months - Children	62	92	67.4%	58.1%	59.2%
% of FP17s for the same patient ID Re-attending between 3 & 9 months - Adults	198	346	57.2%	55.2%	55.8%
% of FP17s for Band 1 Urgent Courses	18	271	6.6%	9.1%	8.7%
% of FP17s Relating to Free Repair or Replacements	2	271	0.7%	0.7%	0.7%
% of FP17s Relating to Continuations	0	271	0.0%	0.6%	0.7%
% of Patients satisfied with the dentistry they have received	4	4	N/A	94.5%	94.0%
% of Patients satisfied with the time they had to wait for an appointment	3	4	N/A	88.7%	88.5%

\* This is based on patients treated on this contract for their most recent course of treatment. Figures in italics indicate the base number of FP17s or Patient Questionnaire responses are less than 100. N/A is shown where the base number of responses is less than 10 during the period. % is calculated as Quantity/Base number\*100

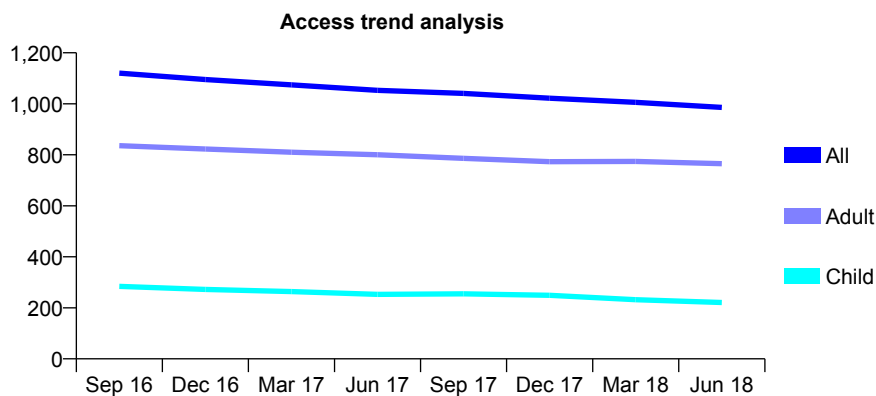
## 7A6 - Vital Signs At a Glance Contract Report for 130389/0001 - June 2018

Name or company name	Aneurin Bevan Health Board
Contract type name	GDS Contract
Purpose of contract	General
Contract start date	18/07/2006
Contract end date	

18/19 Contracted general activity (UDA)	4,000
Carry forward general activity (UDA)	0
18/19 Contracted orthodontic activity (UOA)	0
Carry forward orthodontic activity (UOA)	0
Baseline contract value	£111,021.62

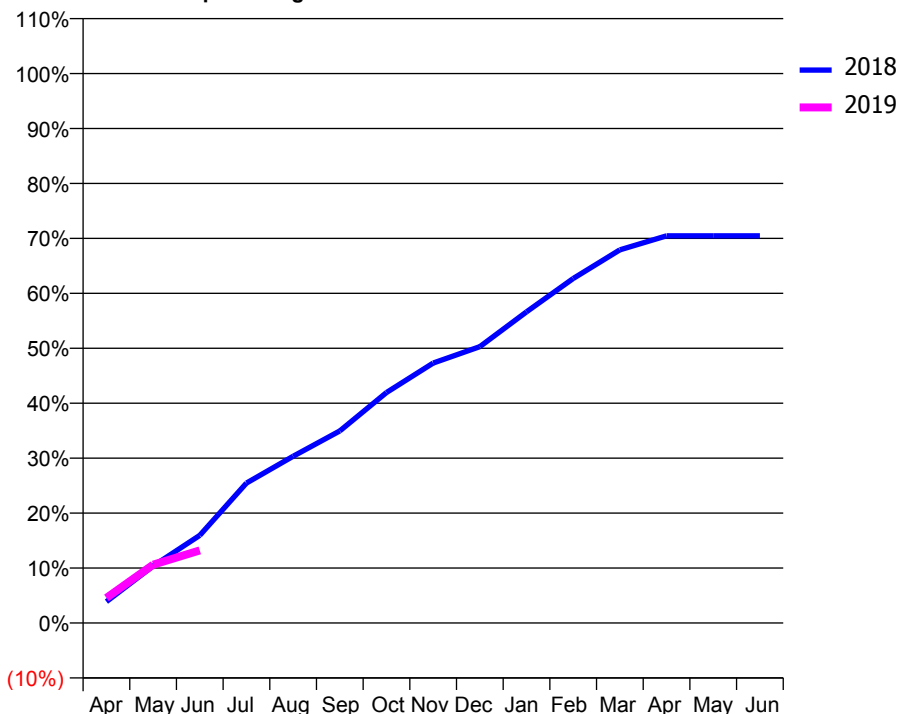
### ACCESS\*

Patients seen in 24 months	Total	Change since previous quarter
Quarter ending June 2017	1,053	
Quarter ending September 2017	1,041	↓
Quarter ending December 2017	1,022	↓
Quarter ending March 2018	1,006	↓
Quarter ending June 2018	986	↓
<b>Variance since June 2017</b>	<b>(6.4%)</b>	<b>↓</b>



### ACTIVITY

Cumulative percentage of contracted UDA delivered 2018 & 2019



Adjusted Scheduled Activity (UDA)

Month	2018	2019
April	156	183
May	415	424
June	638	529
July	1,019	
August	1,214	
September	1,398	
October	1,678	
November	1,892	
December	2,011	
January	2,265	
February	2,508	
March	2,716	
April	2,819	
May	2,819	
June	2,819	

### QUALITY

	Quantity	Base Number	Contract	LHB	Wales
% of FP17s for the same patient ID Re-attending within 3 months - Children	11	70	15.7%	8.9%	11.1%
% of FP17s for the same patient ID Re-attending within 3 months - Adults	31	202	15.3%	14.3%	15.5%
% of FP17s for the same patient ID Re-attending between 3 & 9 months - Children	29	70	41.4%	58.1%	59.2%
% of FP17s for the same patient ID Re-attending between 3 & 9 months - Adults	71	202	35.1%	55.2%	55.8%
% of FP17s for Band 1 Urgent Courses	29	215	13.5%	9.1%	8.7%
% of FP17s Relating to Free Repair or Replacements	5	215	2.3%	0.7%	0.7%
% of FP17s Relating to Continuations	2	215	0.9%	0.6%	0.7%
% of Patients satisfied with the dentistry they have received	5	6	N/A	94.5%	94.0%
% of Patients satisfied with the time they had to wait for an appointment	5	6	N/A	88.7%	88.5%

\* This is based on patients treated on this contract for their most recent course of treatment. Figures in italics indicate the base number of FP17s or Patient Questionnaire responses are less than 100. N/A is shown where the base number of responses is less than 10 during the period. % is calculated as Quantity/Base number\*100

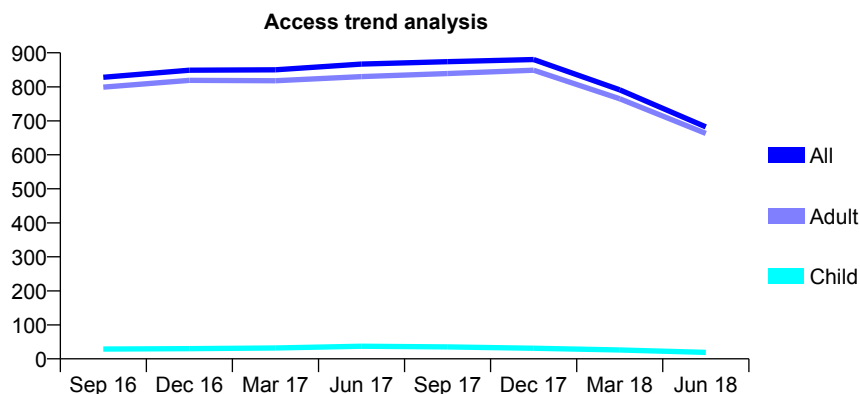
## 7A6 - Vital Signs At a Glance Contract Report for 130389/0002 - June 2018

Name or company name	Aneurin Bevan Health Board
Contract type name	GDS Contract
Purpose of contract	General
Contract start date	01/06/2007
Contract end date	

18/19 Contracted general activity (UDA)	4,000
Carry forward general activity (UDA)	0
18/19 Contracted orthodontic activity (UOA)	0
Carry forward orthodontic activity (UOA)	0
Baseline contract value	£145,223.22

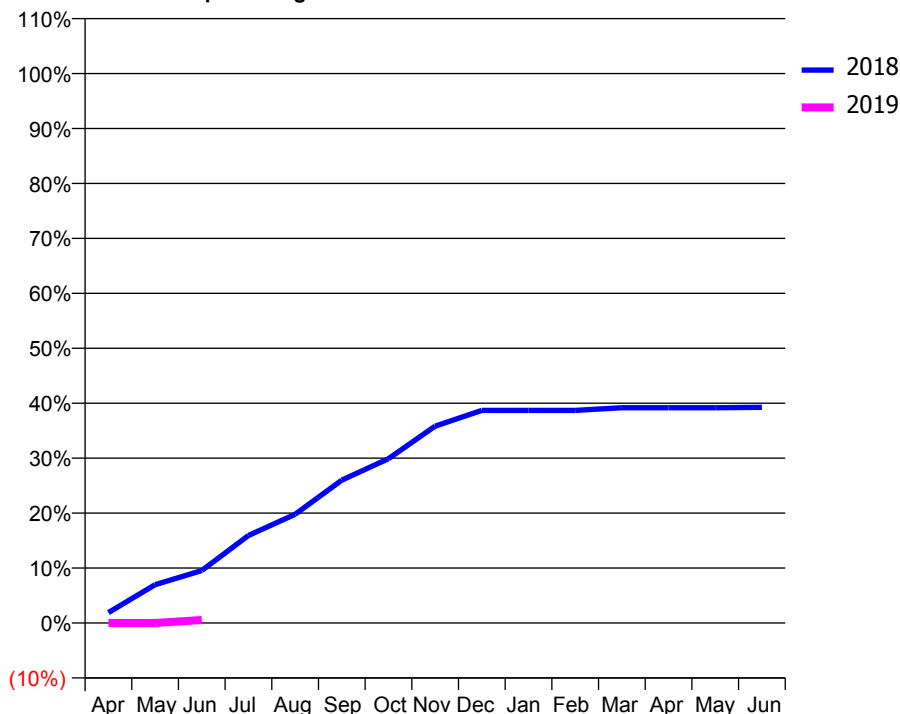
### ACCESS\*

Patients seen in 24 months	Total	Change since previous quarter
Quarter ending June 2017	867	
Quarter ending September 2017	874	→
Quarter ending December 2017	880	→
Quarter ending March 2018	791	↓
Quarter ending June 2018	682	↓
<b>Variance since June 2017</b>	<b>(21.3%)</b>	<b>↓</b>



### ACTIVITY

Cumulative percentage of contracted UDA delivered 2018 & 2019



Month	Adjusted Scheduled Activity (UDA)	
	2018	2019
April	76	0
May	279	0
June	382	22
July	637	
August	791	
September	1,040	
October	1,196	
November	1,433	
December	1,548	
January	1,548	
February	1,548	
March	1,567	
April	1,567	
May	1,567	
June	1,570	

### QUALITY

	Quantity	Base Number	Contract	LHB	Wales
% of FP17s for the same patient ID Re-attending within 3 months - Children	0	0	N/A	8.9%	11.1%
% of FP17s for the same patient ID Re-attending within 3 months - Adults	0	18	0.0%	14.3%	15.5%
% of FP17s for the same patient ID Re-attending between 3 & 9 months - Children	0	0	N/A	58.1%	59.2%
% of FP17s for the same patient ID Re-attending between 3 & 9 months - Adults	5	18	27.8%	55.2%	55.8%
% of FP17s for Band 1 Urgent Courses	3	17	17.6%	9.1%	8.7%
% of FP17s Relating to Free Repair or Replacements	0	17	0.0%	0.7%	0.7%
% of FP17s Relating to Continuations	0	17	0.0%	0.6%	0.7%
% of Patients satisfied with the dentistry they have received	2	2	N/A	94.5%	94.0%
% of Patients satisfied with the time they had to wait for an appointment	2	2	N/A	88.7%	88.5%

\* This is based on patients treated on this contract for their most recent course of treatment. Figures in italics indicate the base number of FP17s or Patient Questionnaire responses are less than 100. N/A is shown where the base number of responses is less than 10 during the period. % is calculated as Quantity/Base number\*100

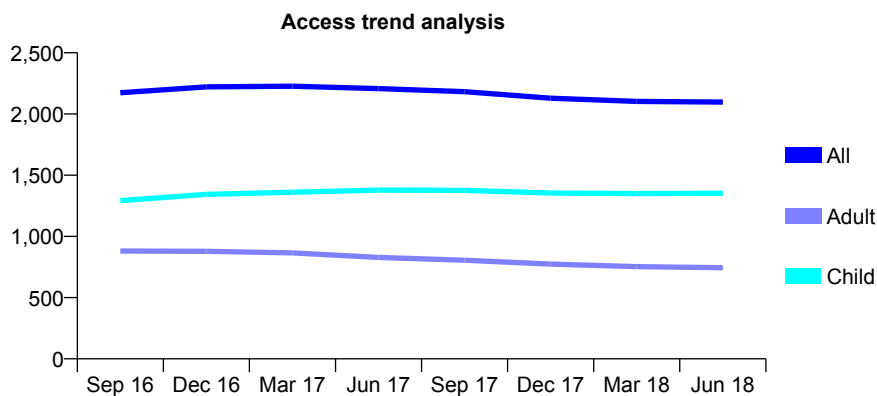
## 7A6 - Vital Signs At a Glance Contract Report for 133248/0001 - June 2018

Name or company name	Hilltop View Ltd
Contract type name	GDS Contract
Purpose of contract	General
Contract start date	01/04/2011
Contract end date	

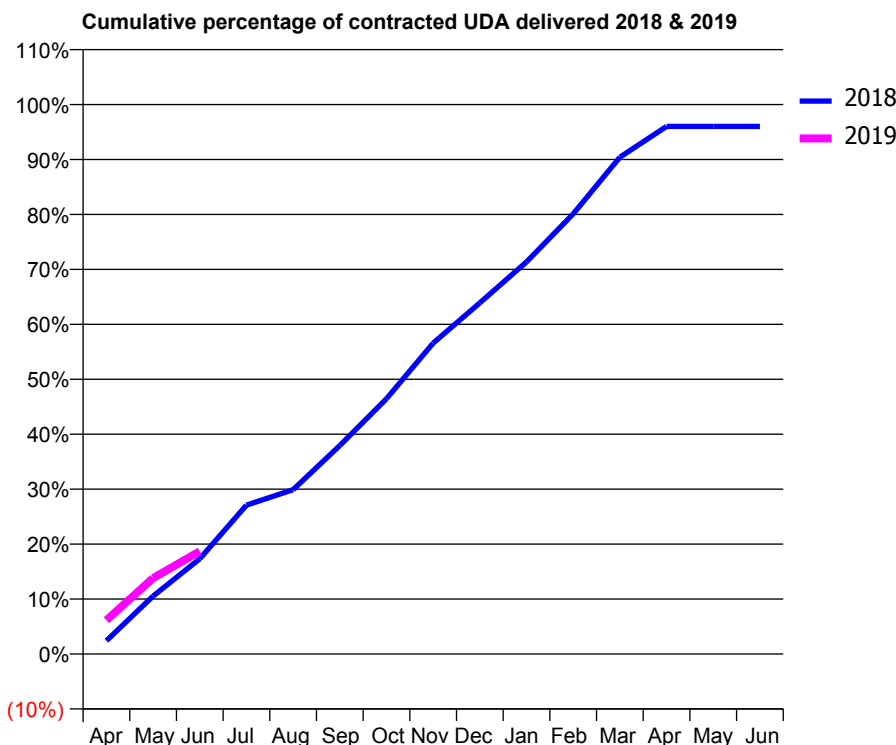
18/19 Contracted general activity (UDA)	5,900
Carry forward general activity (UDA)	0
18/19 Contracted orthodontic activity (UOA)	0
Carry forward orthodontic activity (UOA)	0
Baseline contract value	£152,298.50

### ACCESS\*

Patients seen in 24 months	Total	Change since previous quarter
Quarter ending June 2017	2,207	
Quarter ending September 2017	2,182	↓
Quarter ending December 2017	2,129	↓
Quarter ending March 2018	2,103	↓
Quarter ending June 2018	2,097	→
<b>Variance since June 2017</b>	<b>(5.0%)</b>	<b>↓</b>



### ACTIVITY



Month	Adjusted Scheduled Activity (UDA)	
	2018	2019
April	143	362
May	623	815
June	1,024	1,104
July	1,598	
August	1,764	
September	2,239	
October	2,741	
November	3,338	
December	3,770	
January	4,211	
February	4,725	
March	5,334	
April	5,665	
May	5,665	
June	5,665	

### QUALITY

	Quantity	Base Number	Contract	LHB	Wales
% of FP17s for the same patient ID Re-attending within 3 months - Children	29	404	7.2%	8.9%	11.1%
% of FP17s for the same patient ID Re-attending within 3 months - Adults	42	198	21.2%	14.3%	15.5%
% of FP17s for the same patient ID Re-attending between 3 & 9 months - Children	207	404	51.2%	58.1%	59.2%
% of FP17s for the same patient ID Re-attending between 3 & 9 months - Adults	92	198	46.5%	55.2%	55.8%
% of FP17s for Band 1 Urgent Courses	39	467	8.4%	9.1%	8.7%
% of FP17s Relating to Free Repair or Replacements	0	467	0.0%	0.7%	0.7%
% of FP17s Relating to Continuations	10	467	2.1%	0.6%	0.7%
% of Patients satisfied with the dentistry they have received	1	1	N/A	94.5%	94.0%
% of Patients satisfied with the time they had to wait for an appointment	1	1	N/A	88.7%	88.5%

\* This is based on patients treated on this contract for their most recent course of treatment. Figures in italics indicate the base number of FP17s or Patient Questionnaire responses are less than 100. N/A is shown where the base number of responses is less than 10 during the period. % is calculated as Quantity/Base number\*100

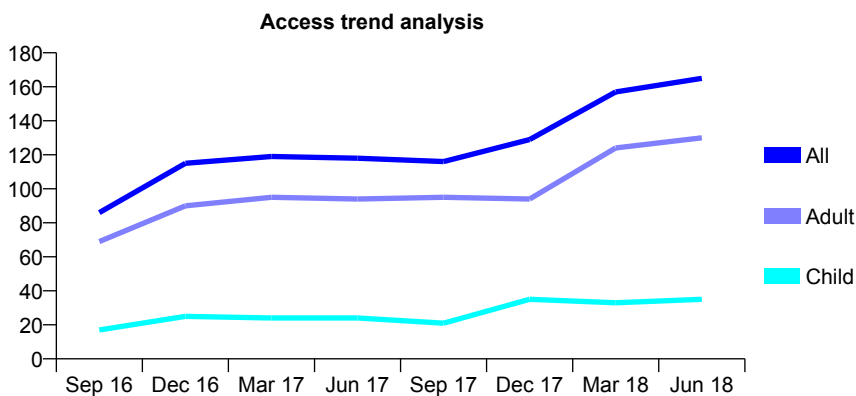
## 7A6 - Vital Signs At a Glance Contract Report for 133523/0002 - June 2018

Name or company name	Gateway OHS Limited
Contract type name	PDS Contract
Purpose of contract	General
Contract start date	01/07/2010
Contract end date	31/03/2019

18/19 Contracted general activity (UDA)	702
Carry forward general activity (UDA)	0
18/19 Contracted orthodontic activity (UOA)	0
Carry forward orthodontic activity (UOA)	0
Baseline contract value	£84,830.13

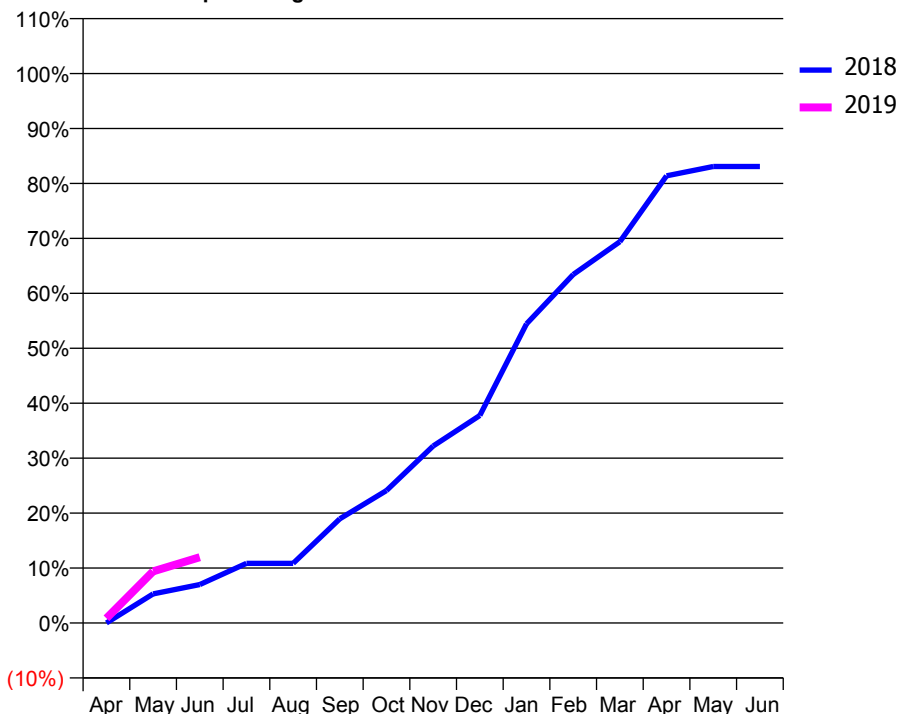
### ACCESS\*

Patients seen in 24 months	Total	Change since previous quarter
Quarter ending June 2017	118	
Quarter ending September 2017	116	↓
Quarter ending December 2017	129	↑
Quarter ending March 2018	157	↑
Quarter ending June 2018	165	↑
<b>Variance since June 2017</b>	<b>39.8%</b>	<b>↑</b>



### ACTIVITY

Cumulative percentage of contracted UDA delivered 2018 & 2019



Month	Adjusted Scheduled Activity (UDA)	
	2018	2019
April	0	6
May	37	66
June	49	84
July	76	
August	76	
September	133	
October	169	
November	226	
December	265	
January	382	
February	445	
March	487	
April	571	
May	583	
June	583	

### QUALITY

	Quantity	Base Number	Contract	LHB	Wales
% of FP17s for the same patient ID Re-attending within 3 months - Children	0	12	0.0%	8.9%	11.1%
% of FP17s for the same patient ID Re-attending within 3 months - Adults	2	49	4.1%	14.3%	15.5%
% of FP17s for the same patient ID Re-attending between 3 & 9 months - Children	0	12	0.0%	58.1%	59.2%
% of FP17s for the same patient ID Re-attending between 3 & 9 months - Adults	2	49	4.1%	55.2%	55.8%
% of FP17s for Band 1 Urgent Courses	0	30	0.0%	9.1%	8.7%
% of FP17s Relating to Free Repair or Replacements	0	30	0.0%	0.7%	0.7%
% of FP17s Relating to Continuations	1	30	3.3%	0.6%	0.7%
% of Patients satisfied with the dentistry they have received	1	1	N/A	94.5%	94.0%
% of Patients satisfied with the time they had to wait for an appointment	1	1	N/A	88.7%	88.5%

\* This is based on patients treated on this contract for their most recent course of treatment. Figures in italics indicate the base number of FP17s or Patient Questionnaire responses are less than 100. N/A is shown where the base number of responses is less than 10 during the period. % is calculated as Quantity/Base number\*100



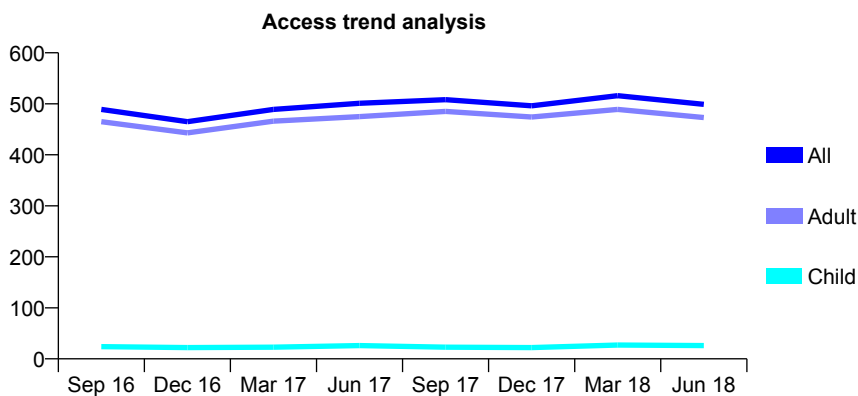
## 7A6 - Vital Signs At a Glance Contract Report for 133523/0007 - June 2018

Name or company name	Gateway OHS Limited
Contract type name	PDS Contract
Purpose of contract	General
Contract start date	01/04/2011
Contract end date	31/03/2019

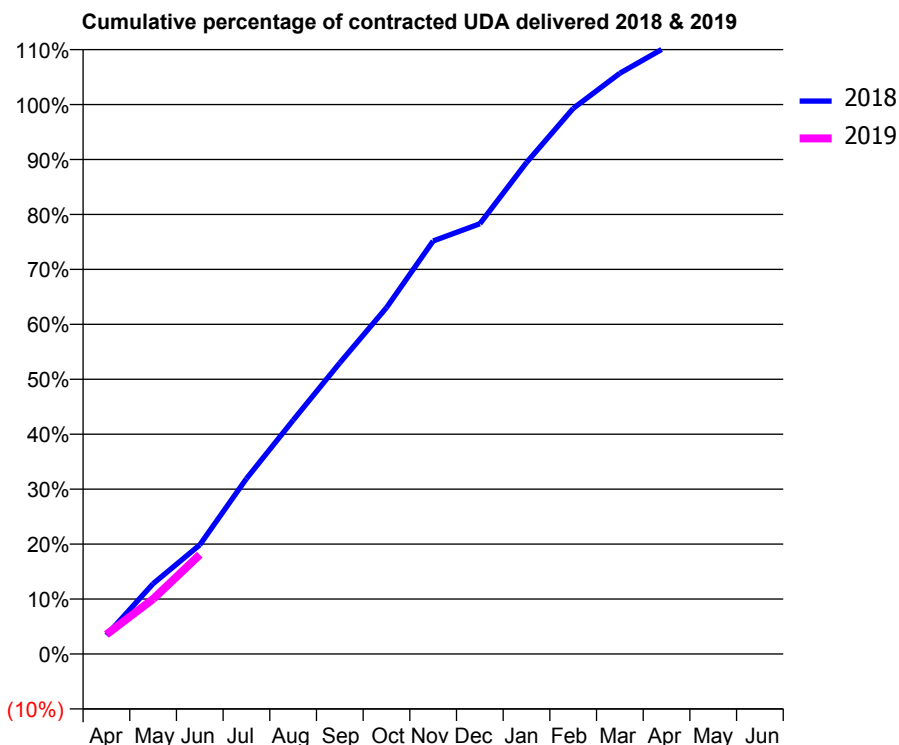
18/19 Contracted general activity (UDA)	562
Carry forward general activity (UDA)	0
18/19 Contracted orthodontic activity (UOA)	0
Carry forward orthodontic activity (UOA)	0
Baseline contract value	£25,499.98

### ACCESS\*

Patients seen in 24 months	Total	Change since previous quarter
Quarter ending June 2017	501	
Quarter ending September 2017	508	→
Quarter ending December 2017	496	↓
Quarter ending March 2018	516	↑
Quarter ending June 2018	499	↓
<b>Variance since June 2017</b>	<b>(0.4%)</b>	<b>→</b>



### ACTIVITY



Month	Adjusted Scheduled Activity (UDA)	
	2018	2019
April	19	20
May	72	56
June	112	102
July	179	
August	239	
September	298	
October	354	
November	422	
December	440	
January	503	
February	558	
March	594	
April	621	
May	621	
June	621	

### QUALITY

	Quantity	Base Number	Contract	LHB	Wales
% of FP17s for the same patient ID Re-attending within 3 months - Children	0	7	0.0%	8.9%	11.1%
% of FP17s for the same patient ID Re-attending within 3 months - Adults	3	100	3.0%	14.3%	15.5%
% of FP17s for the same patient ID Re-attending between 3 & 9 months - Children	0	7	0.0%	58.1%	59.2%
% of FP17s for the same patient ID Re-attending between 3 & 9 months - Adults	6	100	6.0%	55.2%	55.8%
% of FP17s for Band 1 Urgent Courses	78	84	92.9%	9.1%	8.7%
% of FP17s Relating to Free Repair or Replacements	0	84	0.0%	0.7%	0.7%
% of FP17s Relating to Continuations	0	84	0.0%	0.6%	0.7%
% of Patients satisfied with the dentistry they have received	0	0	N/A	94.5%	94.0%
% of Patients satisfied with the time they had to wait for an appointment	0	0	N/A	88.7%	88.5%

\* This is based on patients treated on this contract for their most recent course of treatment. Figures in italics indicate the base number of FP17s or Patient Questionnaire responses are less than 100. N/A is shown where the base number of responses is less than 10 during the period. % is calculated as Quantity/Base number\*100

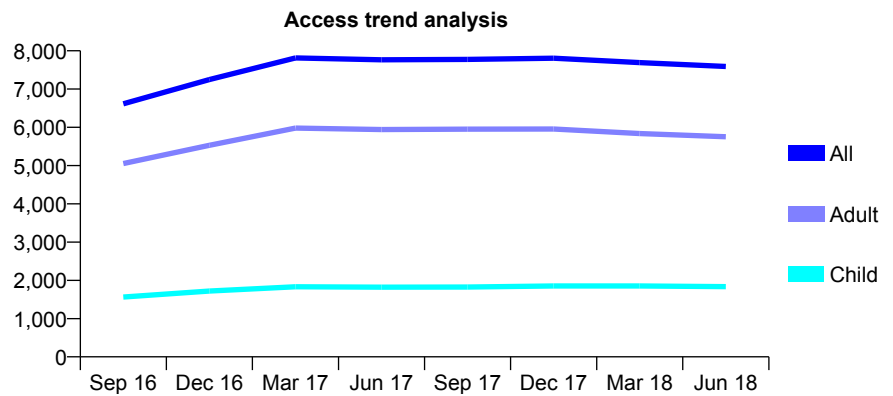
## 7A6 - Vital Signs At a Glance Contract Report for 133523/0008 - June 2018

Name or company name	Gateway OHS Limited
Contract type name	GDS Contract
Purpose of contract	General
Contract start date	01/04/2015
Contract end date	

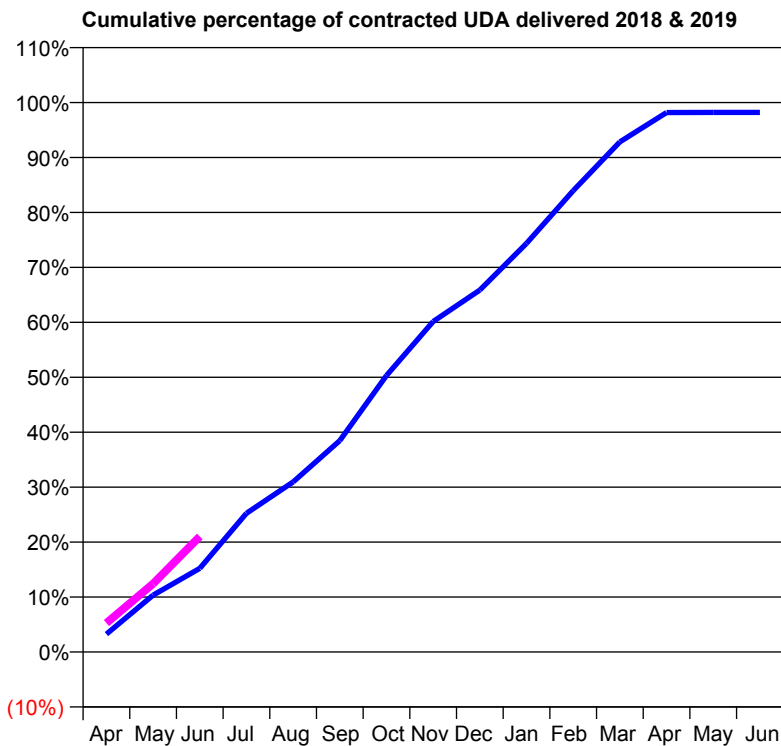
18/19 Contracted general activity (UDA)	20,225
Carry forward general activity (UDA)	0
18/19 Contracted orthodontic activity (UOA)	0
Carry forward orthodontic activity (UOA)	0
Baseline contract value	£577,837.10

### ACCESS\*

Patients seen in 24 months	Total	Change since previous quarter
Quarter ending June 2017	7,764	
Quarter ending September 2017	7,776	→
Quarter ending December 2017	7,807	→
Quarter ending March 2018	7,691	↓
Quarter ending June 2018	7,590	↓
<b>Variance since June 2017</b>	<b>(2.2%)</b>	<b>↓</b>



### ACTIVITY



Month	Adjusted Scheduled Activity (UDA)	
	2018	2019
April	662	1,067
May	2,095	2,515
June	3,079	4,252
July	5,109	
August	6,260	
September	7,783	
October	10,178	
November	12,164	
December	13,322	
January	15,040	
February	16,978	
March	18,776	
April	19,858	
May	19,862	
June	19,861	

### QUALITY

	Quantity	Base Number	Contract	LHB	Wales
% of FP17s for the same patient ID Re-attending within 3 months - Children	51	627	8.1%	8.9%	11.1%
% of FP17s for the same patient ID Re-attending within 3 months - Adults	284	2,037	13.9%	14.3%	15.5%
% of FP17s for the same patient ID Re-attending between 3 & 9 months - Children	285	627	45.5%	58.1%	59.2%
% of FP17s for the same patient ID Re-attending between 3 & 9 months - Adults	1,057	2,037	51.9%	55.2%	55.8%
% of FP17s for Band 1 Urgent Courses	236	2,155	11.0%	9.1%	8.7%
% of FP17s Relating to Free Repair or Replacements	20	2,155	0.9%	0.7%	0.7%
% of FP17s Relating to Continuations	5	2,155	0.2%	0.6%	0.7%
% of Patients satisfied with the dentistry they have received	21	21	100.0%	94.5%	94.0%
% of Patients satisfied with the time they had to wait for an appointment	18	21	85.7%	88.7%	88.5%

\* This is based on patients treated on this contract for their most recent course of treatment. Figures in italics indicate the base number of FP17s or Patient Questionnaire responses are less than 100. N/A is shown where the base number of responses is less than 10 during the period. % is calculated as Quantity/Base number\*100

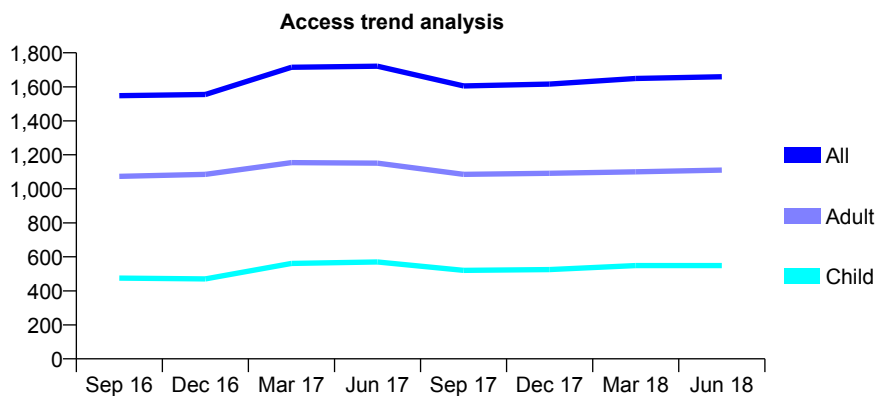
## 7A6 - Vital Signs At a Glance Contract Report for 140309/0001 - June 2018

Name or company name	A & M Jones Healthcare Ltd
Contract type name	GDS Contract
Purpose of contract	General
Contract start date	01/03/2012
Contract end date	

18/19 Contracted general activity (UDA)	6,254
Carry forward general activity (UDA)	0
18/19 Contracted orthodontic activity (UOA)	0
Carry forward orthodontic activity (UOA)	0
Baseline contract value	£208,519.58

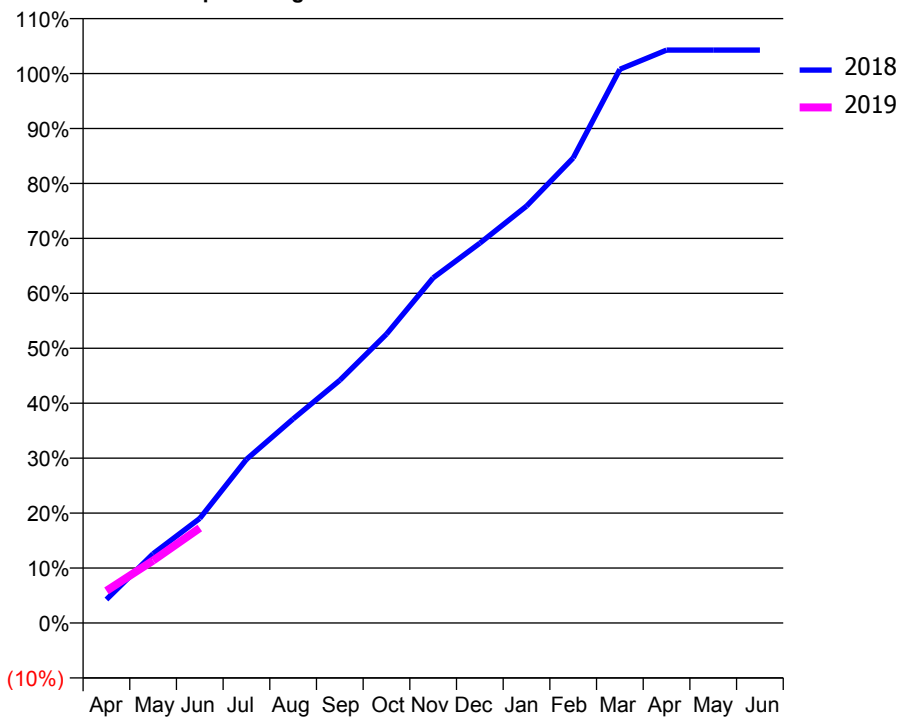
### ACCESS\*

Patients seen in 24 months	Total	Change since previous quarter
Quarter ending June 2017	1,721	
Quarter ending September 2017	1,605	↓
Quarter ending December 2017	1,616	→
Quarter ending March 2018	1,649	↑
Quarter ending June 2018	1,659	→
<b>Variance since June 2017</b>	<b>(3.6%)</b>	<b>↓</b>



### ACTIVITY

Cumulative percentage of contracted UDA delivered 2018 & 2019



Adjusted Scheduled Activity (UDA)

Month	2018	2019
April	250	367
May	737	711
June	1,114	1,081
July	1,743	
August	2,174	
September	2,587	
October	3,078	
November	3,677	
December	4,046	
January	4,442	
February	4,954	
March	5,899	
April	6,103	
May	6,104	
June	6,104	

### QUALITY

	Quantity	Base Number	Contract	LHB	Wales
% of FP17s for the same patient ID Re-attending within 3 months - Children	11	181	6.1%	8.9%	11.1%
% of FP17s for the same patient ID Re-attending within 3 months - Adults	33	355	9.3%	14.3%	15.5%
% of FP17s for the same patient ID Re-attending between 3 & 9 months - Children	74	181	40.9%	58.1%	59.2%
% of FP17s for the same patient ID Re-attending between 3 & 9 months - Adults	138	355	38.9%	55.2%	55.8%
% of FP17s for Band 1 Urgent Courses	39	422	9.2%	9.1%	8.7%
% of FP17s Relating to Free Repair or Replacements	5	422	1.2%	0.7%	0.7%
% of FP17s Relating to Continuations	2	422	0.5%	0.6%	0.7%
% of Patients satisfied with the dentistry they have received	4	4	N/A	94.5%	94.0%
% of Patients satisfied with the time they had to wait for an appointment	4	4	N/A	88.7%	88.5%

\* This is based on patients treated on this contract for their most recent course of treatment. Figures in italics indicate the base number of FP17s or Patient Questionnaire responses are less than 100. N/A is shown where the base number of responses is less than 10 during the period. % is calculated as Quantity/Base number\*100

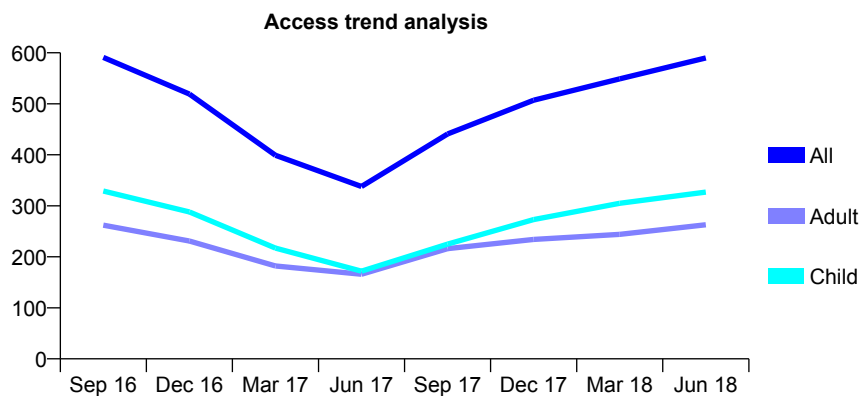
## 7A6 - Vital Signs At a Glance Contract Report for 140309/0002 - June 2018

Name or company name	N D Solutions Limited
Contract type name	GDS Contract
Purpose of contract	General
Contract start date	01/03/2012
Contract end date	

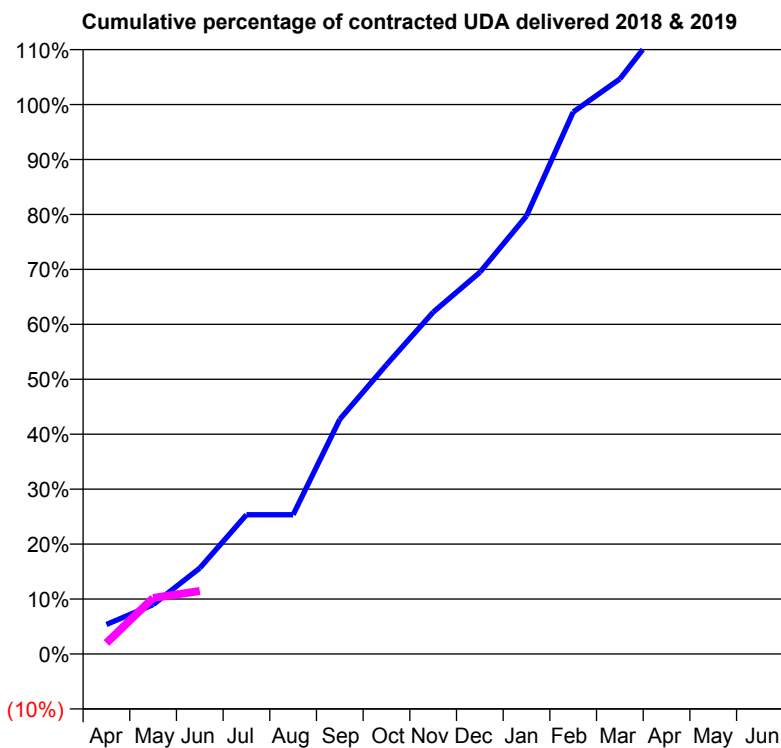
18/19 Contracted general activity (UDA)	1,764
Carry forward general activity (UDA)	0
18/19 Contracted orthodontic activity (UOA)	0
Carry forward orthodontic activity (UOA)	0
Baseline contract value	£40,915.21

### ACCESS\*

Patients seen in 24 months	Total	Change since previous quarter
Quarter ending June 2017	338	
Quarter ending September 2017	441	↑
Quarter ending December 2017	507	↑
Quarter ending March 2018	549	↑
Quarter ending June 2018	590	↑
<b>Variance since June 2017</b>	<b>74.6%</b>	<b>↑</b>



### ACTIVITY



Adjusted Scheduled Activity (UDA)		
Month	2018	2019
April	73	35
May	123	180
June	213	202
July	346	
August	346	
September	583	
October	718	
November	849	
December	948	
January	1,088	
February	1,345	
March	1,428	
April	1,576	
May	1,576	
June	1,576	

### QUALITY

	Quantity	Base Number	Contract	LHB	Wales
% of FP17s for the same patient ID Re-attending within 3 months - Children	9	108	8.3%	8.9%	11.1%
% of FP17s for the same patient ID Re-attending within 3 months - Adults	13	75	17.3%	14.3%	15.5%
% of FP17s for the same patient ID Re-attending between 3 & 9 months - Children	74	108	68.5%	58.1%	59.2%
% of FP17s for the same patient ID Re-attending between 3 & 9 months - Adults	41	75	54.7%	55.2%	55.8%
% of FP17s for Band 1 Urgent Courses	6	118	5.1%	9.1%	8.7%
% of FP17s Relating to Free Repair or Replacements	0	118	0.0%	0.7%	0.7%
% of FP17s Relating to Continuations	2	118	1.7%	0.6%	0.7%
% of Patients satisfied with the dentistry they have received	0	0	N/A	94.5%	94.0%
% of Patients satisfied with the time they had to wait for an appointment	0	0	N/A	88.7%	88.5%

\* This is based on patients treated on this contract for their most recent course of treatment. Figures in italics indicate the base number of FP17s or Patient Questionnaire responses are less than 100. N/A is shown where the base number of responses is less than 10 during the period. % is calculated as Quantity/Base number\*100

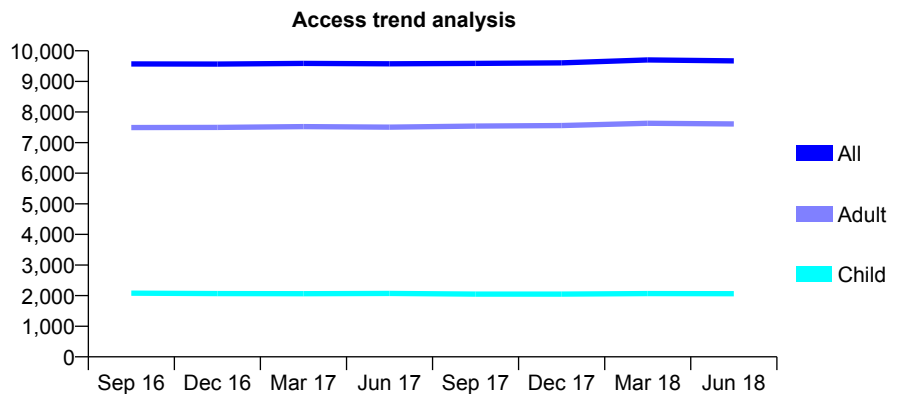
## 7A6 - Vital Signs At a Glance Contract Report for 142638/0001 - June 2018

Name or company name	The Goodwin Partnership Limited
Contract type name	GDS Contract
Purpose of contract	General
Contract start date	01/04/2009
Contract end date	

18/19 Contracted general activity (UDA)	26,856
Carry forward general activity (UDA)	0
18/19 Contracted orthodontic activity (UOA)	0
Carry forward orthodontic activity (UOA)	0
Baseline contract value	£672,860.93

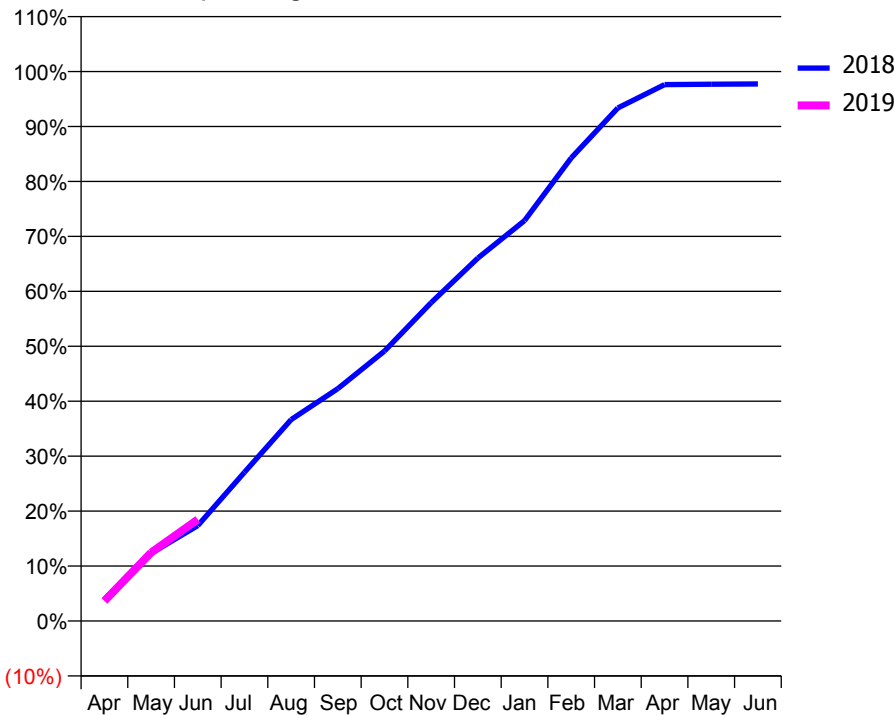
### ACCESS\*

Patients seen in 24 months	Total	Change since previous quarter
Quarter ending June 2017	9,577	
Quarter ending September 2017	9,590	→
Quarter ending December 2017	9,607	→
Quarter ending March 2018	9,701	→
Quarter ending June 2018	9,672	→
<b>Variance since June 2017</b>	<b>1.0%</b>	<b>→</b>



### ACTIVITY

Cumulative percentage of contracted UDA delivered 2018 & 2019



Month	Adjusted Scheduled Activity (UDA)	
	2018	2019
April	1,060	983
May	3,309	3,344
June	4,661	4,965
July	7,270	
August	9,845	
September	11,353	
October	13,191	
November	15,560	
December	17,738	
January	19,565	
February	22,631	
March	25,076	
April	26,217	
May	26,233	
June	26,246	

### QUALITY

	Quantity	Base Number	Contract	LHB	Wales
% of FP17s for the same patient ID Re-attending within 3 months - Children	41	652	6.3%	8.9%	11.1%
% of FP17s for the same patient ID Re-attending within 3 months - Adults	385	2,732	14.1%	14.3%	15.5%
% of FP17s for the same patient ID Re-attending between 3 & 9 months - Children	282	652	43.3%	58.1%	59.2%
% of FP17s for the same patient ID Re-attending between 3 & 9 months - Adults	1,362	2,732	49.9%	55.2%	55.8%
% of FP17s for Band 1 Urgent Courses	192	2,829	6.8%	9.1%	8.7%
% of FP17s Relating to Free Repair or Replacements	9	2,829	0.3%	0.7%	0.7%
% of FP17s Relating to Continuations	17	2,829	0.6%	0.6%	0.7%
% of Patients satisfied with the dentistry they have received	18	18	100.0%	94.5%	94.0%
% of Patients satisfied with the time they had to wait for an appointment	18	18	100.0%	88.7%	88.5%

\* This is based on patients treated on this contract for their most recent course of treatment. Figures in italics indicate the base number of FP17s or Patient Questionnaire responses are less than 100. N/A is shown where the base number of responses is less than 10 during the period. % is calculated as Quantity/Base number\*100

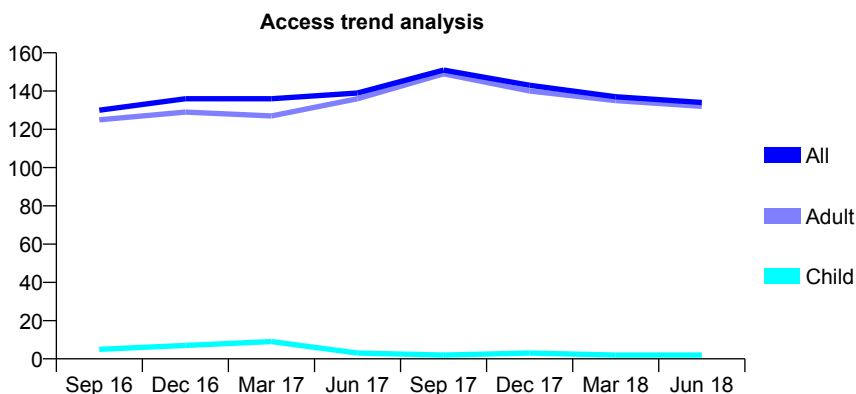
## 7A6 - Vital Signs At a Glance Contract Report for 142638/0002 - June 2018

Name or company name	The Goodwin Partnership Limited
Contract type name	GDS Contract
Purpose of contract	General
Contract start date	01/04/2009
Contract end date	

18/19 Contracted general activity (UDA)	180
Carry forward general activity (UDA)	0
18/19 Contracted orthodontic activity (UOA)	0
Carry forward orthodontic activity (UOA)	0
Baseline contract value	£10,554.18

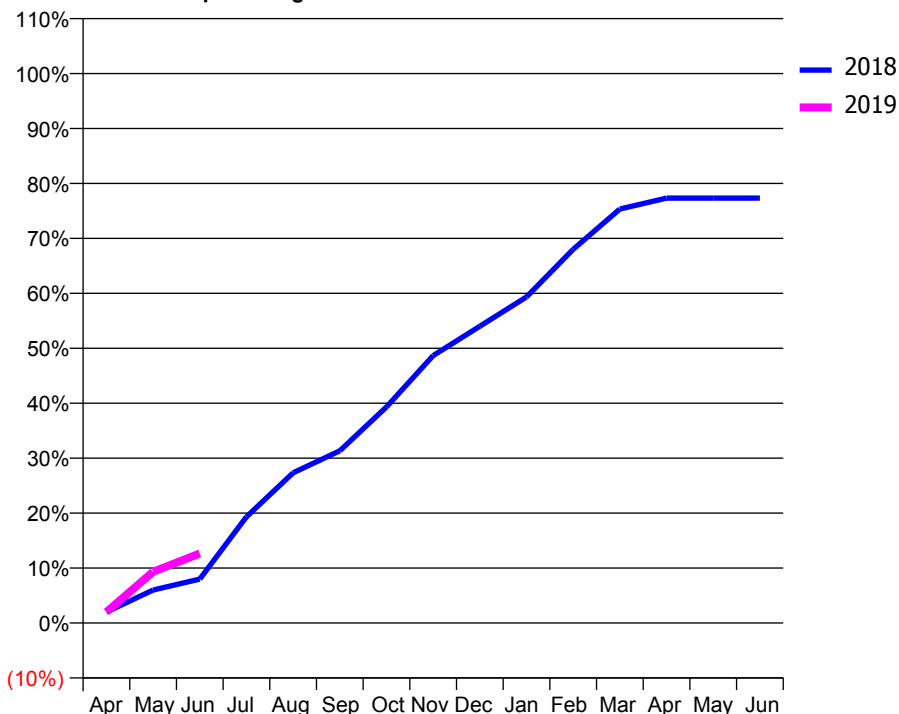
### ACCESS\*

Patients seen in 24 months	Total	Change since previous quarter
Quarter ending June 2017	139	
Quarter ending September 2017	151	↑
Quarter ending December 2017	143	↓
Quarter ending March 2018	137	↓
Quarter ending June 2018	134	↓
<b>Variance since June 2017</b>	<b>(3.6%)</b>	<b>↓</b>



### ACTIVITY

Cumulative percentage of contracted UDA delivered 2018 & 2019



Adjusted Scheduled Activity (UDA)

Month	2018	2019
April	4	4
May	11	17
June	14	23
July	35	
August	49	
September	56	
October	71	
November	88	
December	97	
January	107	
February	122	
March	136	
April	139	
May	139	
June	139	

### QUALITY

	Quantity	Base Number	Contract	LHB	Wales
% of FP17s for the same patient ID Re-attending within 3 months - Children	0	0	N/A	8.9%	11.1%
% of FP17s for the same patient ID Re-attending within 3 months - Adults	0	22	0.0%	14.3%	15.5%
% of FP17s for the same patient ID Re-attending between 3 & 9 months - Children	0	0	N/A	58.1%	59.2%
% of FP17s for the same patient ID Re-attending between 3 & 9 months - Adults	0	22	0.0%	55.2%	55.8%
% of FP17s for Band 1 Urgent Courses	19	19	100.0%	9.1%	8.7%
% of FP17s Relating to Free Repair or Replacements	0	19	0.0%	0.7%	0.7%
% of FP17s Relating to Continuations	0	19	0.0%	0.6%	0.7%
% of Patients satisfied with the dentistry they have received	0	0	N/A	94.5%	94.0%
% of Patients satisfied with the time they had to wait for an appointment	0	0	N/A	88.7%	88.5%

\* This is based on patients treated on this contract for their most recent course of treatment. Figures in italics indicate the base number of FP17s or Patient Questionnaire responses are less than 100. N/A is shown where the base number of responses is less than 10 during the period. % is calculated as Quantity/Base number\*100

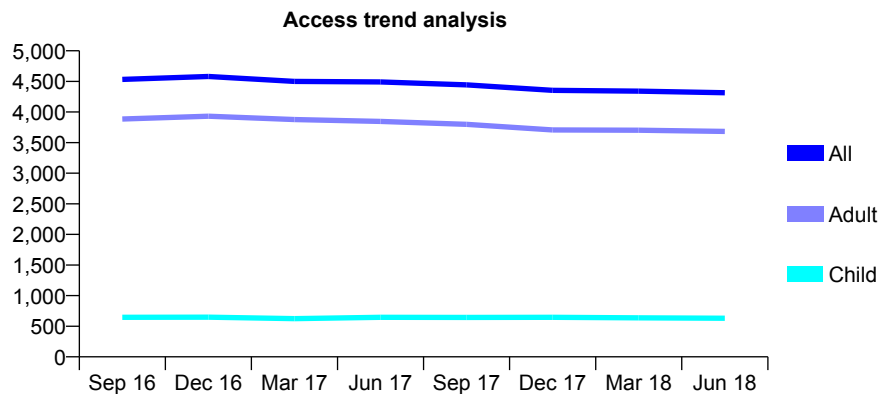
## 7A6 - Vital Signs At a Glance Contract Report for 144096/0001 - June 2018

Name or company name	Dalegrade Ltd
Contract type name	GDS Contract
Purpose of contract	General
Contract start date	01/04/2010
Contract end date	

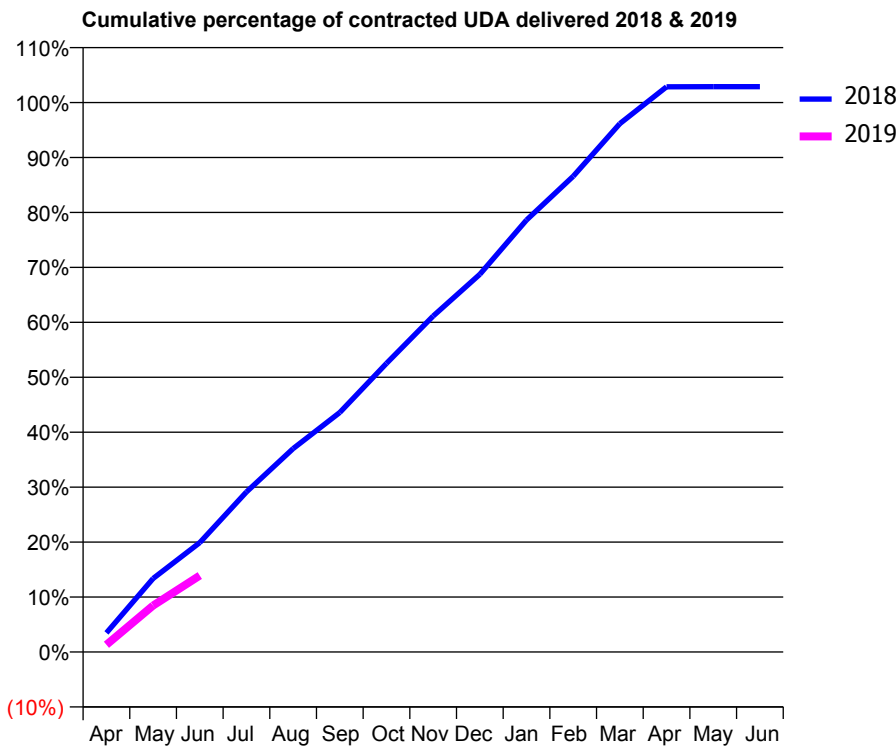
18/19 Contracted general activity (UDA)	13,320
Carry forward general activity (UDA)	0
18/19 Contracted orthodontic activity (UOA)	0
Carry forward orthodontic activity (UOA)	0
Baseline contract value	£396,292.58

### ACCESS\*

Patients seen in 24 months	Total	Change since previous quarter
Quarter ending June 2017	4,492	
Quarter ending September 2017	4,443	↓
Quarter ending December 2017	4,353	↓
Quarter ending March 2018	4,340	→
Quarter ending June 2018	4,314	→
<b>Variance since June 2017</b>	<b>(4.0%)</b>	<b>↓</b>



### ACTIVITY



Month	Adjusted Scheduled Activity (UDA)	
	2018	2019
April	463	177
May	1,783	1,128
June	2,652	1,853
July	3,879	
August	4,932	
September	5,807	
October	6,996	
November	8,143	
December	9,156	
January	10,472	
February	11,532	
March	12,807	
April	13,702	
May	13,704	
June	13,704	

### QUALITY

	Quantity	Base Number	Contract	LHB	Wales
% of FP17s for the same patient ID Re-attending within 3 months - Children	14	206	6.8%	8.9%	11.1%
% of FP17s for the same patient ID Re-attending within 3 months - Adults	224	1,302	17.2%	14.3%	15.5%
% of FP17s for the same patient ID Re-attending between 3 & 9 months - Children	138	206	67.0%	58.1%	59.2%
% of FP17s for the same patient ID Re-attending between 3 & 9 months - Adults	730	1,302	56.1%	55.2%	55.8%
% of FP17s for Band 1 Urgent Courses	121	1,050	11.5%	9.1%	8.7%
% of FP17s Relating to Free Repair or Replacements	5	1,050	0.5%	0.7%	0.7%
% of FP17s Relating to Continuations	16	1,050	1.5%	0.6%	0.7%
% of Patients satisfied with the dentistry they have received	22	24	91.7%	94.5%	94.0%
% of Patients satisfied with the time they had to wait for an appointment	20	24	83.3%	88.7%	88.5%

\* This is based on patients treated on this contract for their most recent course of treatment. Figures in italics indicate the base number of FP17s or Patient Questionnaire responses are less than 100. N/A is shown where the base number of responses is less than 10 during the period. % is calculated as Quantity/Base number\*100

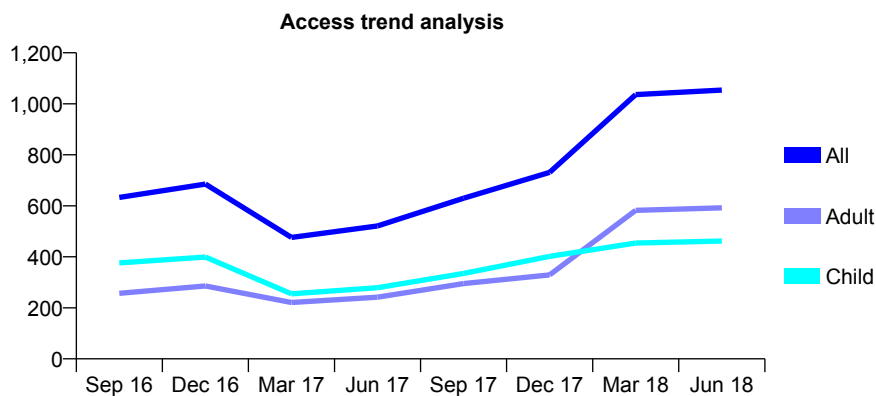
## 7A6 - Vital Signs At a Glance Contract Report for 144363/0001 - June 2018

Name or company name	Harj Consultancy Ltd
Contract type name	GDS Contract
Purpose of contract	General
Contract start date	01/10/2015
Contract end date	

18/19 Contracted general activity (UDA)	3,717
Carry forward general activity (UDA)	0
18/19 Contracted orthodontic activity (UOA)	0
Carry forward orthodontic activity (UOA)	0
Baseline contract value	£90,839.57

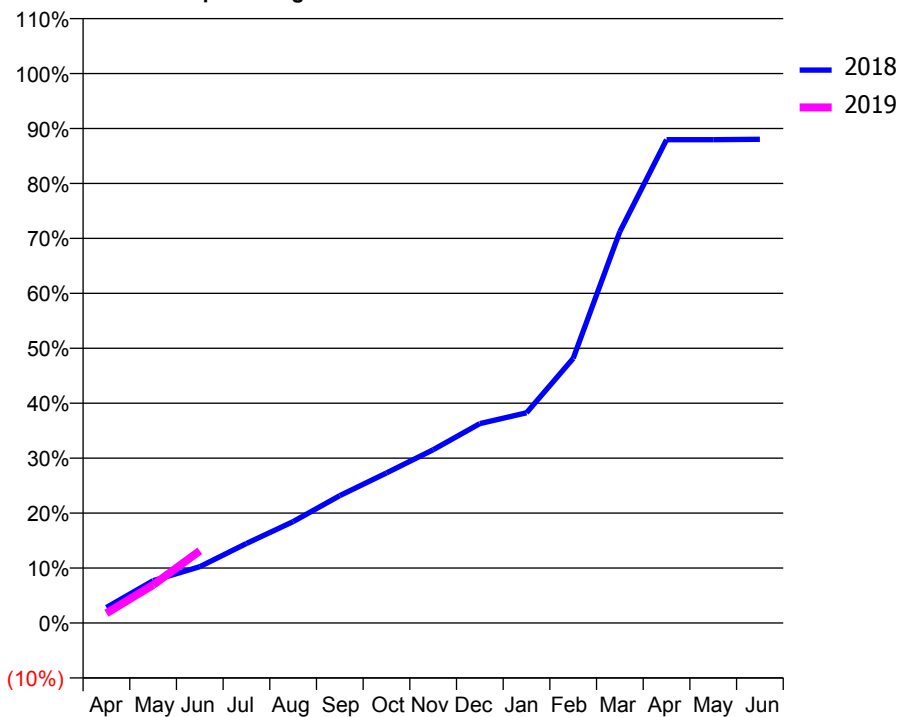
### ACCESS\*

Patients seen in 24 months	Total	Change since previous quarter
Quarter ending June 2017	521	
Quarter ending September 2017	630	↑
Quarter ending December 2017	731	↑
Quarter ending March 2018	1,036	↑
Quarter ending June 2018	1,054	→
<b>Variance since June 2017</b>	<b>102.3%</b>	<b>↑</b>



### ACTIVITY

Cumulative percentage of contracted UDA delivered 2018 & 2019



Month	Adjusted Scheduled Activity (UDA)	
	2018	2019
April	105	66
May	286	257
June	381	488
July	538	
August	686	
September	862	
October	1,015	
November	1,172	
December	1,349	
January	1,422	
February	1,790	
March	2,648	
April	3,269	
May	3,269	
June	3,272	

### QUALITY

	Quantity	Base Number	Contract	LHB	Wales
% of FP17s for the same patient ID Re-attending within 3 months - Children	29	202	14.4%	8.9%	11.1%
% of FP17s for the same patient ID Re-attending within 3 months - Adults	33	265	12.5%	14.3%	15.5%
% of FP17s for the same patient ID Re-attending between 3 & 9 months - Children	114	202	56.4%	58.1%	59.2%
% of FP17s for the same patient ID Re-attending between 3 & 9 months - Adults	74	265	27.9%	55.2%	55.8%
% of FP17s for Band 1 Urgent Courses	10	267	3.7%	9.1%	8.7%
% of FP17s Relating to Free Repair or Replacements	0	267	0.0%	0.7%	0.7%
% of FP17s Relating to Continuations	0	267	0.0%	0.6%	0.7%
% of Patients satisfied with the dentistry they have received	2	2	N/A	94.5%	94.0%
% of Patients satisfied with the time they had to wait for an appointment	2	2	N/A	88.7%	88.5%

\* This is based on patients treated on this contract for their most recent course of treatment. Figures in italics indicate the base number of FP17s or Patient Questionnaire responses are less than 100. N/A is shown where the base number of responses is less than 10 during the period. % is calculated as Quantity/Base number\*100



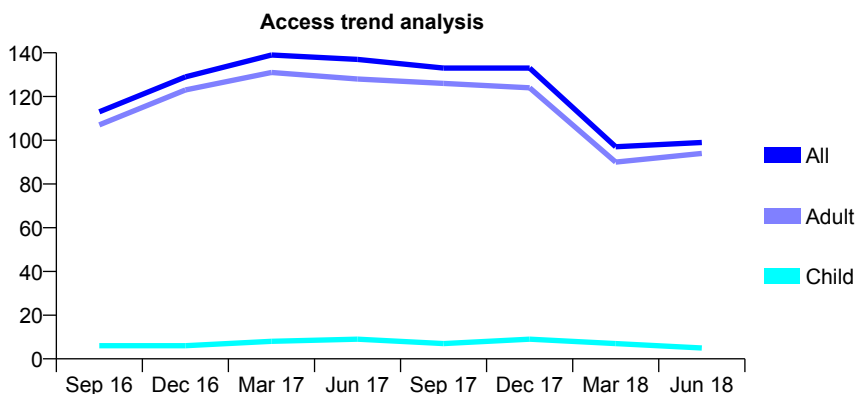
## 7A6 - Vital Signs At a Glance Contract Report for 146048/0001 - June 2018

Name or company name	Kensington Court Anaesthetic Clinic
Contract type name	PDS Contract
Purpose of contract	General
Contract start date	01/04/2006
Contract end date	31/03/2019

18/19 Contracted general activity (UDA)	300
Carry forward general activity (UDA)	0
18/19 Contracted orthodontic activity (UOA)	0
Carry forward orthodontic activity (UOA)	0
Baseline contract value	£23,383.00

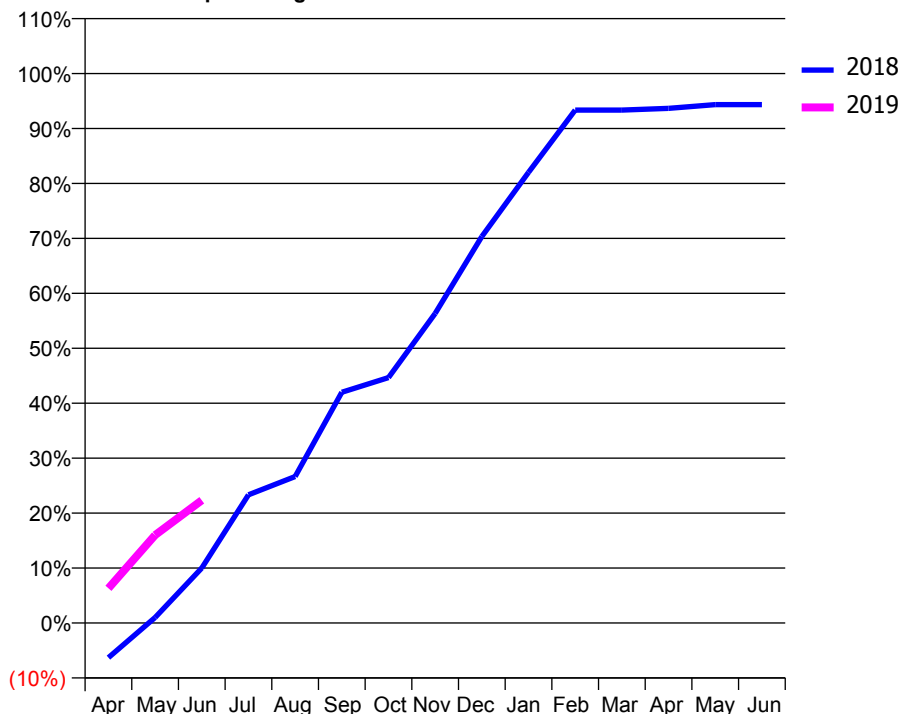
### ACCESS\*

Patients seen in 24 months	Total	Change since previous quarter
Quarter ending June 2017	137	
Quarter ending September 2017	133	↓
Quarter ending December 2017	133	→
Quarter ending March 2018	97	↓
Quarter ending June 2018	99	↑
<b>Variance since June 2017</b>	<b>(27.7%)</b>	<b>↓</b>



### ACTIVITY

Cumulative percentage of contracted UDA delivered 2018 & 2019



Adjusted Scheduled Activity (UDA)

Month	2018	2019
April	-19	19
May	3	48
June	30	67
July	70	
August	80	
September	126	
October	134	
November	169	
December	211	
January	246	
February	280	
March	280	
April	281	
May	283	
June	283	

### QUALITY

	Quantity	Base Number	Contract	LHB	Wales
% of FP17s for the same patient ID Re-attending within 3 months - Children	0	0	N/A	8.9%	11.1%
% of FP17s for the same patient ID Re-attending within 3 months - Adults	5	28	17.9%	14.3%	15.5%
% of FP17s for the same patient ID Re-attending between 3 & 9 months - Children	0	0	N/A	58.1%	59.2%
% of FP17s for the same patient ID Re-attending between 3 & 9 months - Adults	2	28	7.1%	55.2%	55.8%
% of FP17s for Band 1 Urgent Courses	0	25	0.0%	9.1%	8.7%
% of FP17s Relating to Free Repair or Replacements	0	25	0.0%	0.7%	0.7%
% of FP17s Relating to Continuations	0	25	0.0%	0.6%	0.7%
% of Patients satisfied with the dentistry they have received	0	0	N/A	94.5%	94.0%
% of Patients satisfied with the time they had to wait for an appointment	0	0	N/A	88.7%	88.5%

\* This is based on patients treated on this contract for their most recent course of treatment. Figures in italics indicate the base number of FP17s or Patient Questionnaire responses are less than 100. N/A is shown where the base number of responses is less than 10 during the period. % is calculated as Quantity/Base number\*100

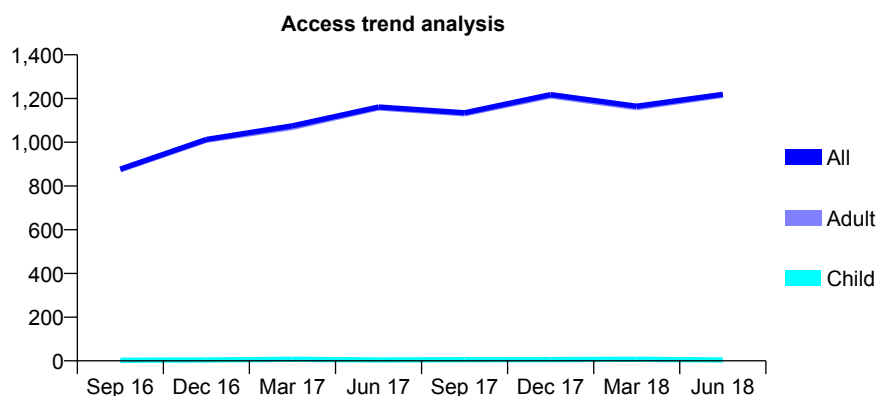
## 7A6 - Vital Signs At a Glance Contract Report for 146048/0004 - June 2018

Name or company name	Kensington Court Anaesthetic Clinic
Contract type name	PDS Contract
Purpose of contract	General
Contract start date	01/04/2014
Contract end date	31/03/2020

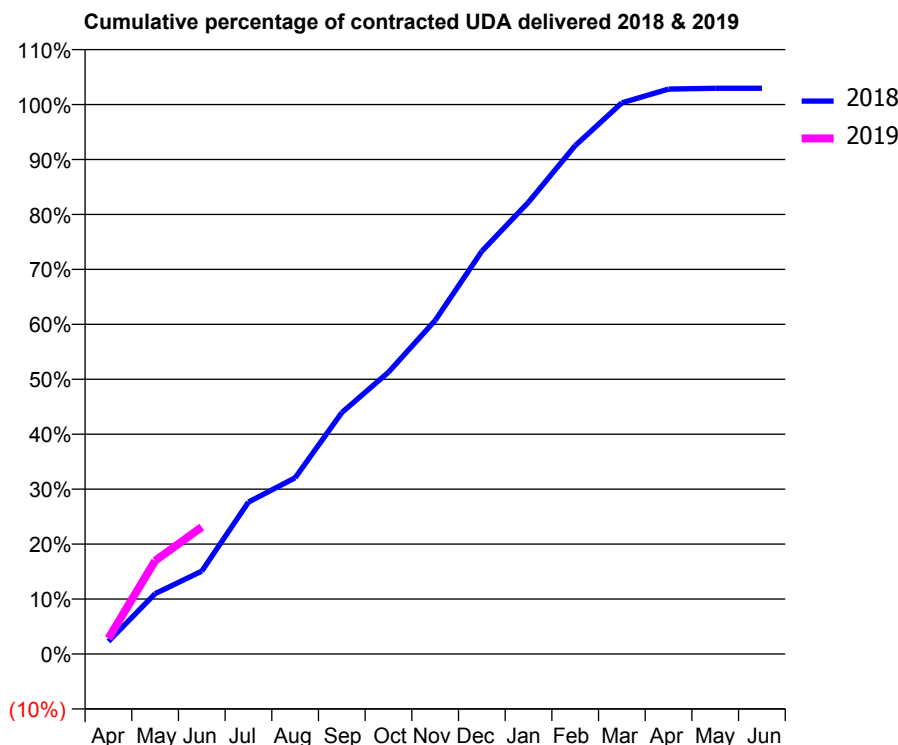
18/19 Contracted general activity (UDA)	3,016
Carry forward general activity (UDA)	0
18/19 Contracted orthodontic activity (UOA)	0
Carry forward orthodontic activity (UOA)	0
Baseline contract value	£224,663.80

### ACCESS\*

Patients seen in 24 months	Total	Change since previous quarter
Quarter ending June 2017	1,161	
Quarter ending September 2017	1,135	↓
Quarter ending December 2017	1,218	↑
Quarter ending March 2018	1,165	↓
Quarter ending June 2018	1,219	↑
<b>Variance since June 2017</b>	<b>5.0%</b>	<b>↑</b>



### ACTIVITY



Month	Adjusted Scheduled Activity (UDA)	
	2018	2019
April	69	86
May	331	512
June	455	697
July	834	-
August	967	-
September	1,325	-
October	1,547	-
November	1,831	-
December	2,211	-
January	2,480	-
February	2,790	-
March	3,025	-
April	3,101	-
May	3,105	-
June	3,105	-

### QUALITY

	Quantity	Base Number	Contract	LHB	Wales
% of FP17s for the same patient ID Re-attending within 3 months - Children	0	0	N/A	8.9%	11.1%
% of FP17s for the same patient ID Re-attending within 3 months - Adults	1	280	0.4%	14.3%	15.5%
% of FP17s for the same patient ID Re-attending between 3 & 9 months - Children	0	0	N/A	58.1%	59.2%
% of FP17s for the same patient ID Re-attending between 3 & 9 months - Adults	2	280	0.7%	55.2%	55.8%
% of FP17s for Band 1 Urgent Courses	0	247	0.0%	9.1%	8.7%
% of FP17s Relating to Free Repair or Replacements	0	247	0.0%	0.7%	0.7%
% of FP17s Relating to Continuations	0	247	0.0%	0.6%	0.7%
% of Patients satisfied with the dentistry they have received	1	1	N/A	94.5%	94.0%
% of Patients satisfied with the time they had to wait for an appointment	1	1	N/A	88.7%	88.5%

\* This is based on patients treated on this contract for their most recent course of treatment. Figures in italics indicate the base number of FP17s or Patient Questionnaire responses are less than 100. N/A is shown where the base number of responses is less than 10 during the period. % is calculated as Quantity/Base number\*100

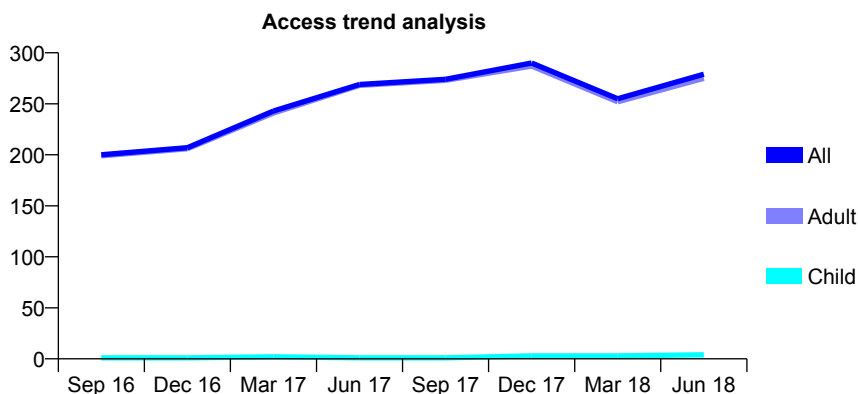
## 7A6 - Vital Signs At a Glance Contract Report for 146048/0008 - June 2018

Name or company name	Kensington Court Anaesthetic Clinic
Contract type name	PDS Contract
Purpose of contract	General
Contract start date	01/04/2015
Contract end date	31/03/2020

18/19 Contracted general activity (UDA)	793
Carry forward general activity (UDA)	0
18/19 Contracted orthodontic activity (UOA)	0
Carry forward orthodontic activity (UOA)	0
Baseline contract value	£82,361.69

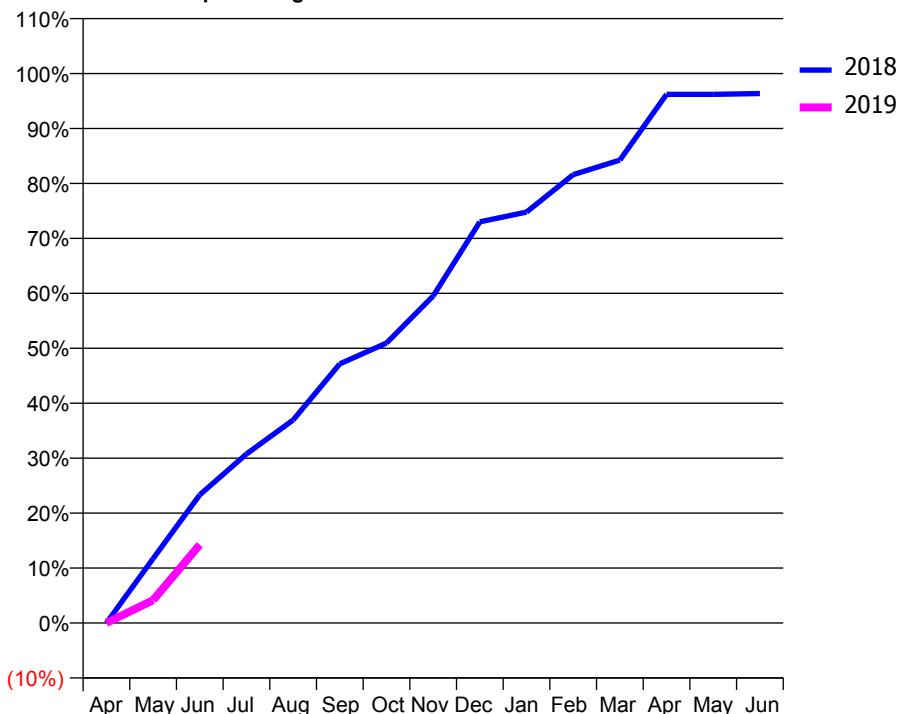
### ACCESS\*

Patients seen in 24 months	Total	Change since previous quarter
Quarter ending June 2017	269	
Quarter ending September 2017	274	→
Quarter ending December 2017	290	↑
Quarter ending March 2018	255	↓
Quarter ending June 2018	279	↑
<b>Variance since June 2017</b>	<b>3.7%</b>	<b>↑</b>



### ACTIVITY

Cumulative percentage of contracted UDA delivered 2018 & 2019



Adjusted Scheduled Activity (UDA)

Month	2018	2019
April	0	0
May	93	33
June	185	113
July	244	
August	293	
September	374	
October	404	
November	472	
December	579	
January	593	
February	647	
March	668	
April	763	
May	763	
June	764	

### QUALITY

	Quantity	Base Number	Contract	LHB	Wales
% of FP17s for the same patient ID Re-attending within 3 months - Children	0	1	0.0%	8.9%	11.1%
% of FP17s for the same patient ID Re-attending within 3 months - Adults	3	74	4.1%	14.3%	15.5%
% of FP17s for the same patient ID Re-attending between 3 & 9 months - Children	0	1	0.0%	58.1%	59.2%
% of FP17s for the same patient ID Re-attending between 3 & 9 months - Adults	7	74	9.5%	55.2%	55.8%
% of FP17s for Band 1 Urgent Courses	0	39	0.0%	9.1%	8.7%
% of FP17s Relating to Free Repair or Replacements	0	39	0.0%	0.7%	0.7%
% of FP17s Relating to Continuations	0	39	0.0%	0.6%	0.7%
% of Patients satisfied with the dentistry they have received	1	1	N/A	94.5%	94.0%
% of Patients satisfied with the time they had to wait for an appointment	0	1	N/A	88.7%	88.5%

\* This is based on patients treated on this contract for their most recent course of treatment. Figures in italics indicate the base number of FP17s or Patient Questionnaire responses are less than 100. N/A is shown where the base number of responses is less than 10 during the period. % is calculated as Quantity/Base number\*100

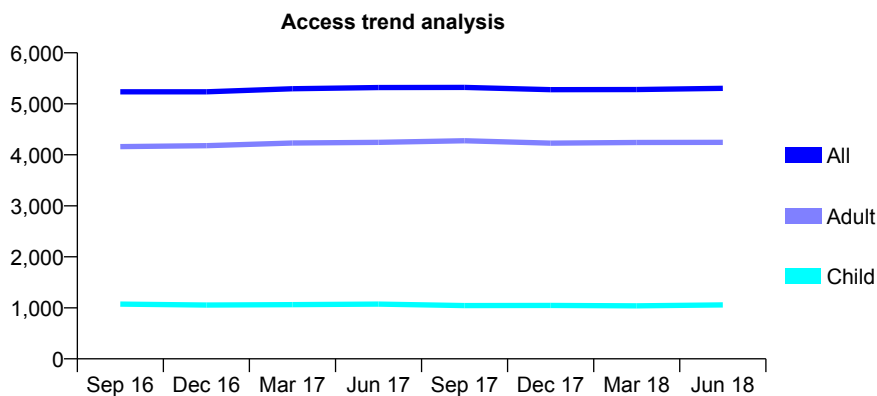
## 7A6 - Vital Signs At a Glance Contract Report for 148881/0001 - June 2018

Name or company name	N Malik & K Partridge
Contract type name	GDS Contract
Purpose of contract	General
Contract start date	01/11/2011
Contract end date	

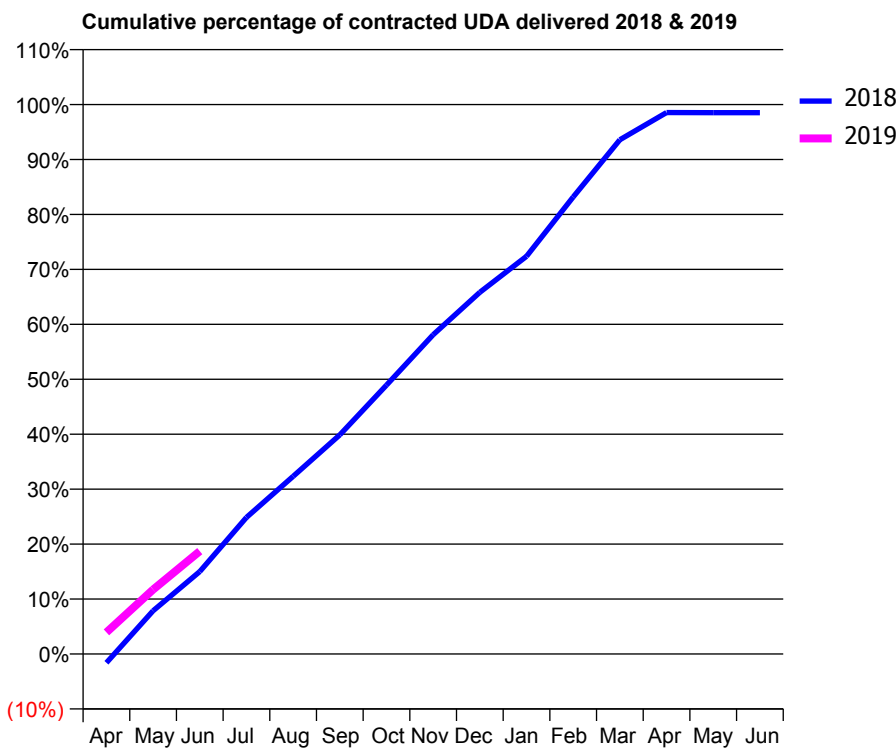
18/19 Contracted general activity (UDA)	18,124
Carry forward general activity (UDA)	0
18/19 Contracted orthodontic activity (UOA)	0
Carry forward orthodontic activity (UOA)	0
Baseline contract value	£446,440.90

### ACCESS\*

Patients seen in 24 months	Total	Change since previous quarter
Quarter ending June 2017	5,318	
Quarter ending September 2017	5,321	→
Quarter ending December 2017	5,277	→
Quarter ending March 2018	5,280	→
Quarter ending June 2018	5,302	→
<b>Variance since June 2017</b>	<b>(0.3%)</b>	→



### ACTIVITY



Month	Adjusted Scheduled Activity (UDA)	
	2018	2019
April	-294	715
May	1,429	2,127
June	2,718	3,392
July	4,505	
August	5,859	
September	7,230	
October	8,869	
November	10,532	
December	11,930	
January	13,116	
February	15,074	
March	16,961	
April	17,857	
May	17,852	
June	17,852	

### QUALITY

	Quantity	Base Number	Contract	LHB	Wales
% of FP17s for the same patient ID Re-attending within 3 months - Children	36	376	9.6%	8.9%	11.1%
% of FP17s for the same patient ID Re-attending within 3 months - Adults	232	1,580	14.7%	14.3%	15.5%
% of FP17s for the same patient ID Re-attending between 3 & 9 months - Children	203	376	54.0%	58.1%	59.2%
% of FP17s for the same patient ID Re-attending between 3 & 9 months - Adults	921	1,580	58.3%	55.2%	55.8%
% of FP17s for Band 1 Urgent Courses	150	1,634	9.2%	9.1%	8.7%
% of FP17s Relating to Free Repair or Replacements	36	1,634	2.2%	0.7%	0.7%
% of FP17s Relating to Continuations	5	1,634	0.3%	0.6%	0.7%
% of Patients satisfied with the dentistry they have received	12	12	100.0%	94.5%	94.0%
% of Patients satisfied with the time they had to wait for an appointment	11	12	91.7%	88.7%	88.5%

\* This is based on patients treated on this contract for their most recent course of treatment. Figures in italics indicate the base number of FP17s or Patient Questionnaire responses are less than 100. N/A is shown where the base number of responses is less than 10 during the period. % is calculated as Quantity/Base number\*100

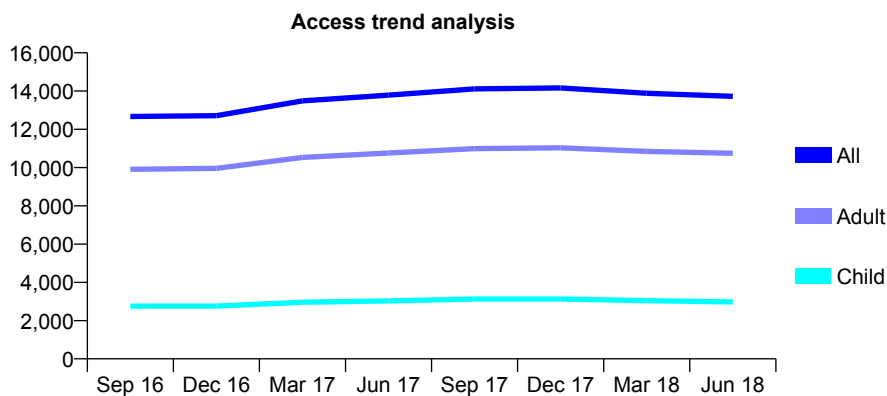
## 7A6 - Vital Signs At a Glance Contract Report for 154245/0003 - June 2018

Name or company name	Restore Dental Group
Contract type name	GDS Contract
Purpose of contract	General
Contract start date	01/04/2013
Contract end date	

18/19 Contracted general activity (UDA)	39,368
Carry forward general activity (UDA)	0
18/19 Contracted orthodontic activity (UOA)	0
Carry forward orthodontic activity (UOA)	0
Baseline contract value	£1,037,903.88

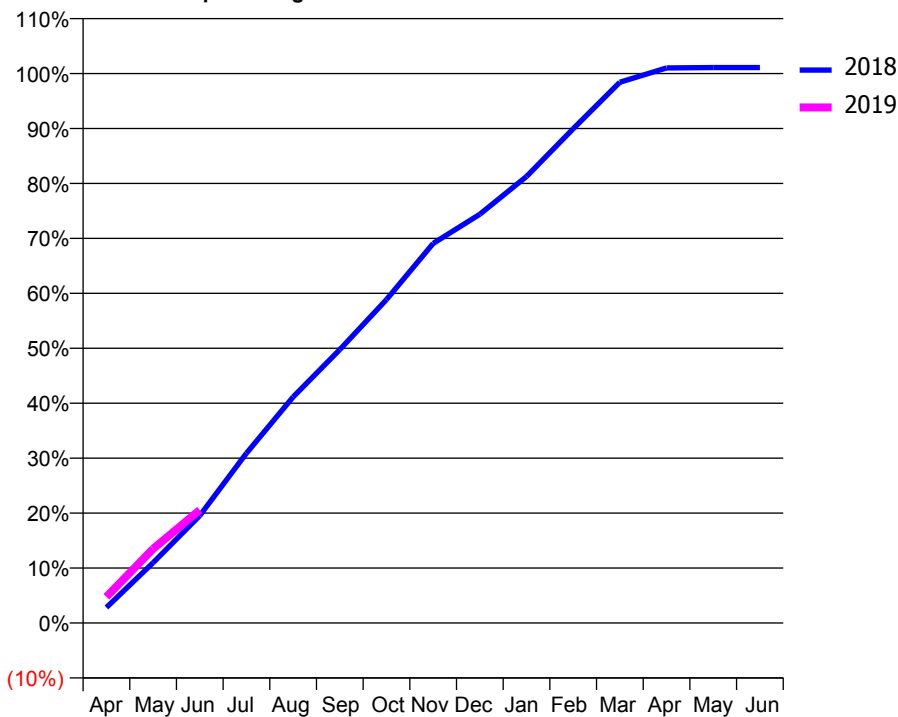
### ACCESS\*

Patients seen in 24 months	Total	Change since previous quarter
Quarter ending June 2017	13,785	
Quarter ending September 2017	14,115	↑
Quarter ending December 2017	14,164	→
Quarter ending March 2018	13,887	↓
Quarter ending June 2018	13,724	↓
<b>Variance since June 2017</b>	<b>(0.4%)</b>	→



### ACTIVITY

Cumulative percentage of contracted UDA delivered 2018 & 2019



Month	Adjusted Scheduled Activity (UDA)	
	2018	2019
April	1,144	1,881
May	4,445	5,314
June	7,907	8,095
July	12,500	
August	16,648	
September	20,131	
October	23,819	
November	27,945	
December	30,103	
January	32,873	
February	36,392	
March	39,817	
April	40,867	
May	40,898	
June	40,898	

### QUALITY

	Quantity	Base Number	Contract	LHB	Wales
% of FP17s for the same patient ID Re-attending within 3 months - Children	43	1,035	4.2%	8.9%	11.1%
% of FP17s for the same patient ID Re-attending within 3 months - Adults	444	3,868	11.5%	14.3%	15.5%
% of FP17s for the same patient ID Re-attending between 3 & 9 months - Children	682	1,035	65.9%	58.1%	59.2%
% of FP17s for the same patient ID Re-attending between 3 & 9 months - Adults	2,592	3,868	67.0%	55.2%	55.8%
% of FP17s for Band 1 Urgent Courses	322	4,308	7.5%	9.1%	8.7%
% of FP17s Relating to Free Repair or Replacements	54	4,308	1.3%	0.7%	0.7%
% of FP17s Relating to Continuations	31	4,308	0.7%	0.6%	0.7%
% of Patients satisfied with the dentistry they have received	26	29	89.7%	94.5%	94.0%
% of Patients satisfied with the time they had to wait for an appointment	23	29	79.3%	88.7%	88.5%

\* This is based on patients treated on this contract for their most recent course of treatment. Figures in italics indicate the base number of FP17s or Patient Questionnaire responses are less than 100. N/A is shown where the base number of responses is less than 10 during the period. % is calculated as Quantity/Base number\*100

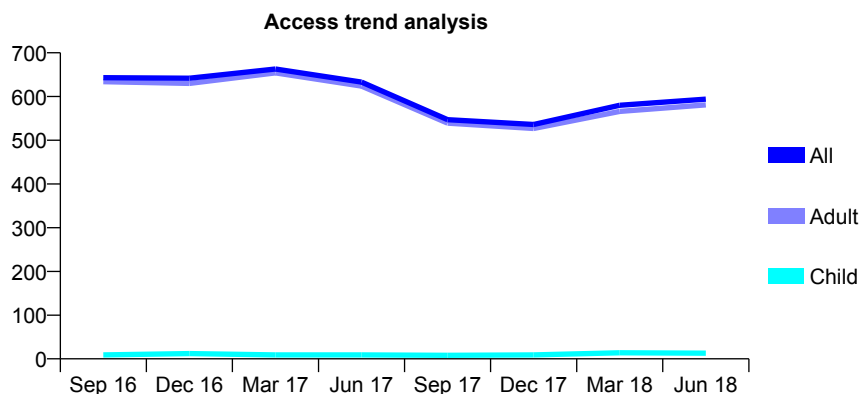
## 7A6 - Vital Signs At a Glance Contract Report for 154245/0004 - June 2018

Name or company name	Restore Dental Group
Contract type name	GDS Contract
Purpose of contract	General
Contract start date	01/04/2013
Contract end date	

18/19 Contracted general activity (UDA)	912
Carry forward general activity (UDA)	0
18/19 Contracted orthodontic activity (UOA)	0
Carry forward orthodontic activity (UOA)	0
Baseline contract value	£53,405.57

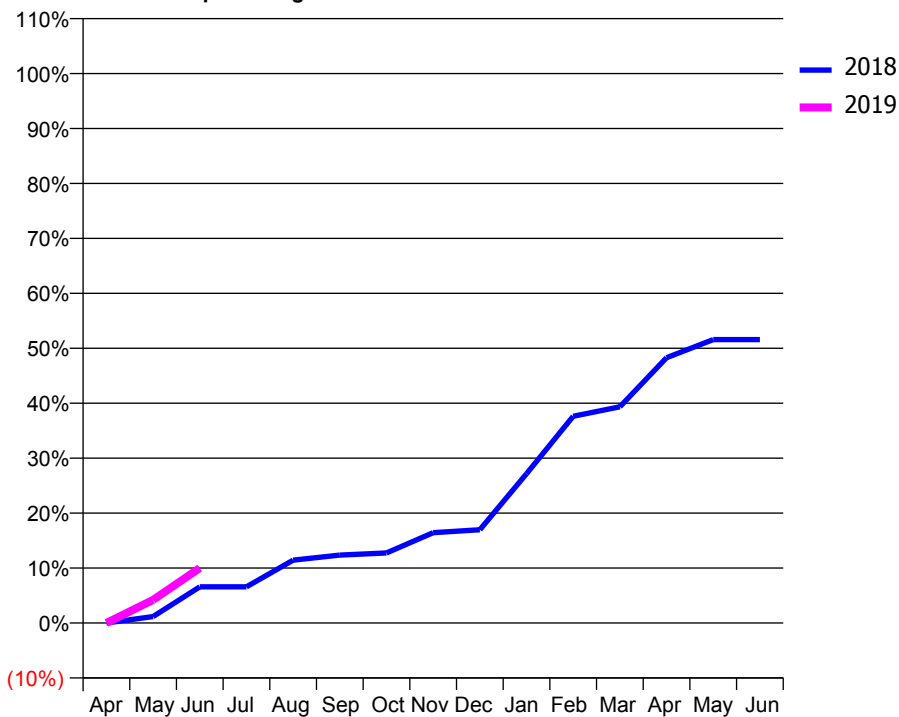
### ACCESS\*

Patients seen in 24 months	Total	Change since previous quarter
Quarter ending June 2017	633	
Quarter ending September 2017	547	↓
Quarter ending December 2017	536	↓
Quarter ending March 2018	580	↑
Quarter ending June 2018	594	↑
<b>Variance since June 2017</b>	<b>(6.2%)</b>	<b>↓</b>



### ACTIVITY

Cumulative percentage of contracted UDA delivered 2018 & 2019



Adjusted Scheduled Activity (UDA)

Month	2018	2019
April	0	0
May	11	38
June	60	91
July	60	
August	104	
September	113	
October	116	
November	150	
December	155	
January	248	
February	343	
March	359	
April	440	
May	470	
June	470	

### QUALITY

	Quantity	Base Number	Contract	LHB	Wales
% of FP17s for the same patient ID Re-attending within 3 months - Children	0	2	0.0%	8.9%	11.1%
% of FP17s for the same patient ID Re-attending within 3 months - Adults	8	171	4.7%	14.3%	15.5%
% of FP17s for the same patient ID Re-attending between 3 & 9 months - Children	0	2	0.0%	58.1%	59.2%
% of FP17s for the same patient ID Re-attending between 3 & 9 months - Adults	1	171	0.6%	55.2%	55.8%
% of FP17s for Band 1 Urgent Courses	76	76	100.0%	9.1%	8.7%
% of FP17s Relating to Free Repair or Replacements	0	76	0.0%	0.7%	0.7%
% of FP17s Relating to Continuations	0	76	0.0%	0.6%	0.7%
% of Patients satisfied with the dentistry they have received	0	0	N/A	94.5%	94.0%
% of Patients satisfied with the time they had to wait for an appointment	0	0	N/A	88.7%	88.5%

\* This is based on patients treated on this contract for their most recent course of treatment. Figures in italics indicate the base number of FP17s or Patient Questionnaire responses are less than 100. N/A is shown where the base number of responses is less than 10 during the period. % is calculated as Quantity/Base number\*100

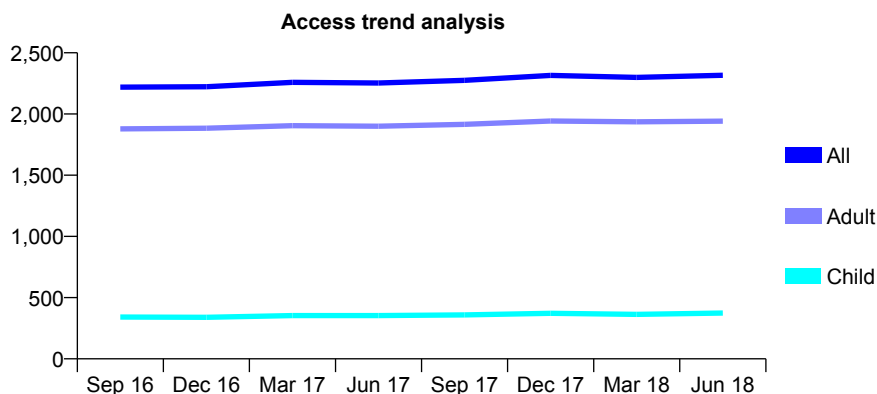
## 7A6 - Vital Signs At a Glance Contract Report for 156566/0001 - June 2018

Name or company name	Blackwood Dental Centre.
Contract type name	GDS Contract
Purpose of contract	General
Contract start date	04/09/2014
Contract end date	

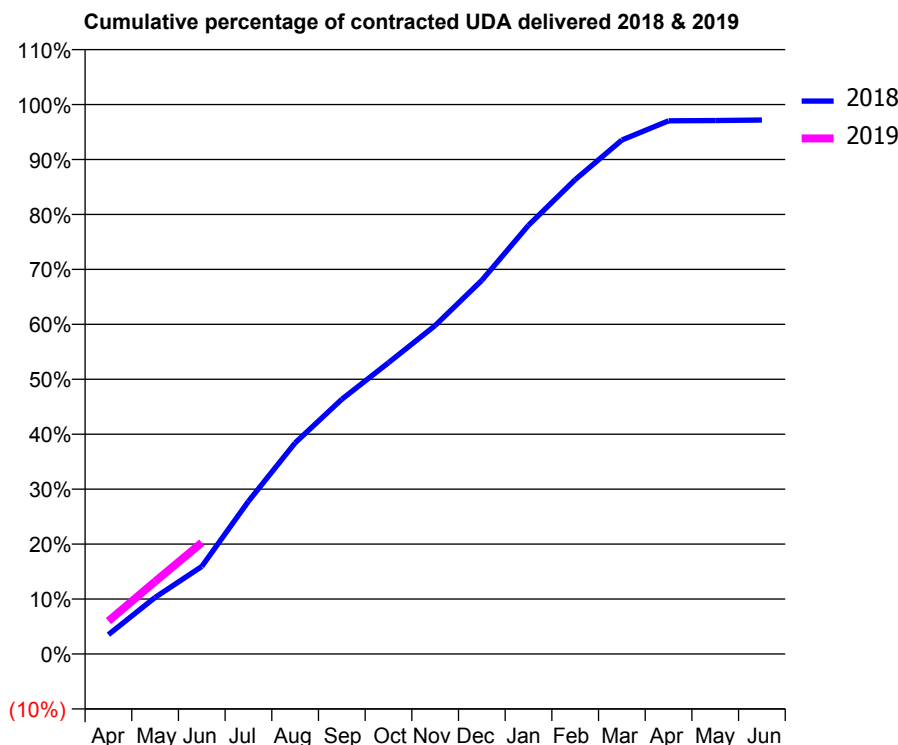
18/19 Contracted general activity (UDA)	7,346
Carry forward general activity (UDA)	0
18/19 Contracted orthodontic activity (UOA)	0
Carry forward orthodontic activity (UOA)	0
Baseline contract value	£174,325.62

### ACCESS\*

Patients seen in 24 months	Total	Change since previous quarter
Quarter ending June 2017	2,253	
Quarter ending September 2017	2,275	→
Quarter ending December 2017	2,315	→
Quarter ending March 2018	2,299	→
Quarter ending June 2018	2,316	→
<b>Variance since June 2017</b>	<b>2.8%</b>	<b>↑</b>



### ACTIVITY



Month	Adjusted Scheduled Activity (UDA)	
	2018	2019
April	259	442
May	757	968
June	1,170	1,489
July	2,042	
August	2,823	
September	3,405	
October	3,894	
November	4,391	
December	4,995	
January	5,732	
February	6,341	
March	6,872	
April	7,129	
May	7,132	
June	7,139	

### QUALITY

	Quantity	Base Number	Contract	LHB	Wales
% of FP17s for the same patient ID Re-attending within 3 months - Children	6	137	4.4%	8.9%	11.1%
% of FP17s for the same patient ID Re-attending within 3 months - Adults	90	672	13.4%	14.3%	15.5%
% of FP17s for the same patient ID Re-attending between 3 & 9 months - Children	64	137	46.7%	58.1%	59.2%
% of FP17s for the same patient ID Re-attending between 3 & 9 months - Adults	362	672	53.9%	55.2%	55.8%
% of FP17s for Band 1 Urgent Courses	49	696	7.0%	9.1%	8.7%
% of FP17s Relating to Free Repair or Replacements	3	696	0.4%	0.7%	0.7%
% of FP17s Relating to Continuations	8	696	1.1%	0.6%	0.7%
% of Patients satisfied with the dentistry they have received	14	14	100.0%	94.5%	94.0%
% of Patients satisfied with the time they had to wait for an appointment	14	14	100.0%	88.7%	88.5%

\* This is based on patients treated on this contract for their most recent course of treatment. Figures in italics indicate the base number of FP17s or Patient Questionnaire responses are less than 100. N/A is shown where the base number of responses is less than 10 during the period. % is calculated as Quantity/Base number\*100

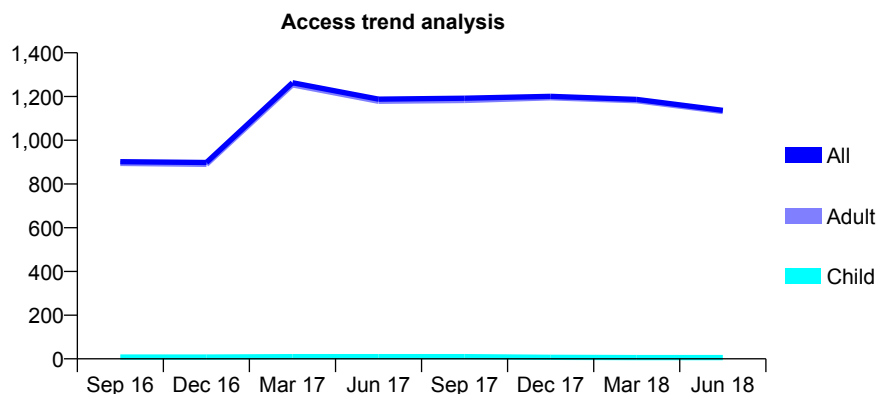
## 7A6 - Vital Signs At a Glance Contract Report for 156566/0002 - June 2018

Name or company name	Blackwood Dental Centre.
Contract type name	PDS Contract
Purpose of contract	General
Contract start date	04/09/2014
Contract end date	31/03/2020

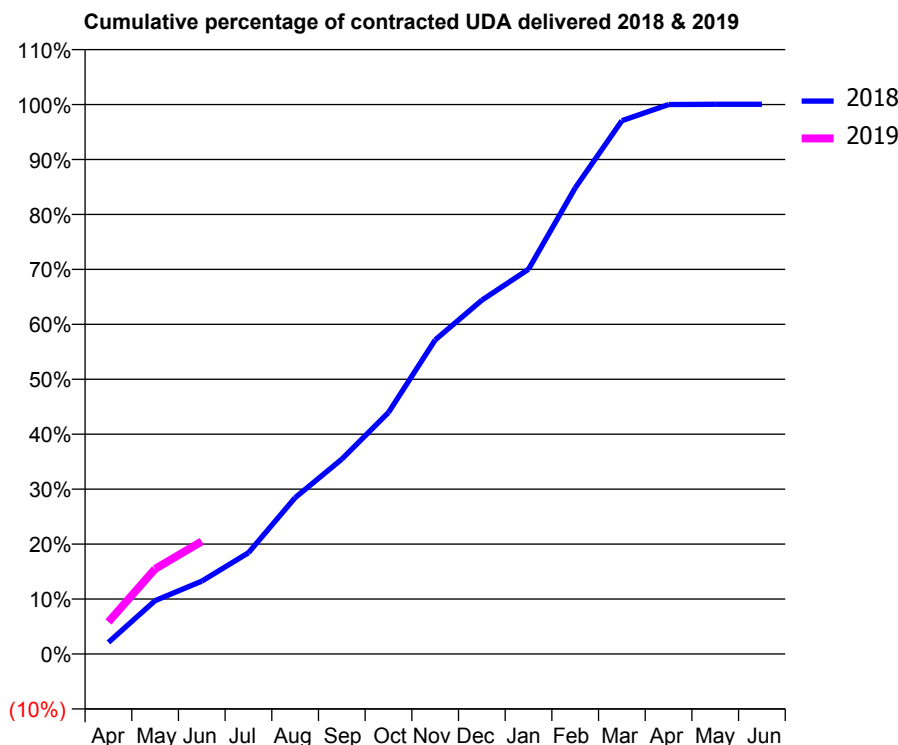
18/19 Contracted general activity (UDA)	3,016
Carry forward general activity (UDA)	0
18/19 Contracted orthodontic activity (UOA)	0
Carry forward orthodontic activity (UOA)	0
Baseline contract value	£224,663.80

### ACCESS\*

Patients seen in 24 months	Total	Change since previous quarter
Quarter ending June 2017	1,188	
Quarter ending September 2017	1,192	→
Quarter ending December 2017	1,201	→
Quarter ending March 2018	1,187	↓
Quarter ending June 2018	1,137	↓
<b>Variance since June 2017</b>	<b>(4.3%)</b>	<b>↓</b>



### ACTIVITY



Month	Adjusted Scheduled Activity (UDA)	
	2018	2019
April	64	176
May	293	467
June	400	618
July	556	
August	858	
September	1,070	
October	1,326	
November	1,724	
December	1,942	
January	2,112	
February	2,558	
March	2,927	
April	3,016	
May	3,017	
June	3,017	

### QUALITY

	Quantity	Base Number	Contract	LHB	Wales
% of FP17s for the same patient ID Re-attending within 3 months - Children	0	3	0.0%	8.9%	11.1%
% of FP17s for the same patient ID Re-attending within 3 months - Adults	7	269	2.6%	14.3%	15.5%
% of FP17s for the same patient ID Re-attending between 3 & 9 months - Children	0	3	0.0%	58.1%	59.2%
% of FP17s for the same patient ID Re-attending between 3 & 9 months - Adults	4	269	1.5%	55.2%	55.8%
% of FP17s for Band 1 Urgent Courses	0	238	0.0%	9.1%	8.7%
% of FP17s Relating to Free Repair or Replacements	0	238	0.0%	0.7%	0.7%
% of FP17s Relating to Continuations	0	238	0.0%	0.6%	0.7%
% of Patients satisfied with the dentistry they have received	13	13	100.0%	94.5%	94.0%
% of Patients satisfied with the time they had to wait for an appointment	7	13	53.8%	88.7%	88.5%

\* This is based on patients treated on this contract for their most recent course of treatment. Figures in italics indicate the base number of FP17s or Patient Questionnaire responses are less than 100. N/A is shown where the base number of responses is less than 10 during the period. % is calculated as Quantity/Base number\*100



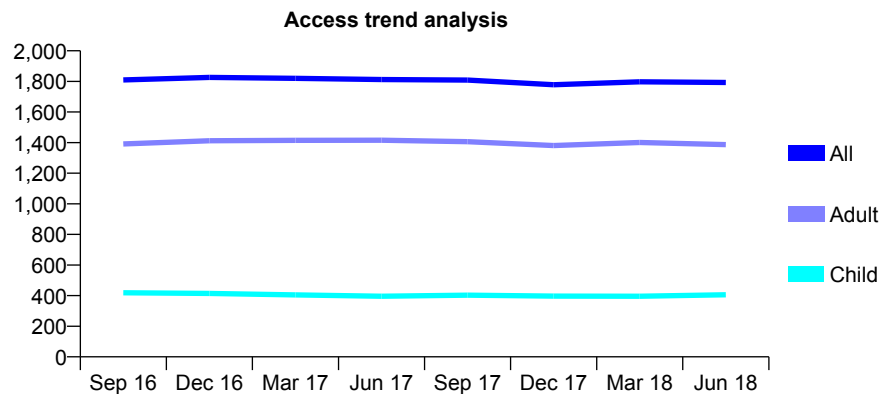
## 7A6 - Vital Signs At a Glance Contract Report for 157392/0002 - June 2018

Name or company name	Mrs L Plant
Contract type name	GDS Contract
Purpose of contract	General
Contract start date	01/05/2010
Contract end date	

18/19 Contracted general activity (UDA)	5,111
Carry forward general activity (UDA)	0
18/19 Contracted orthodontic activity (UOA)	0
Carry forward orthodontic activity (UOA)	0
Baseline contract value	£136,839.78

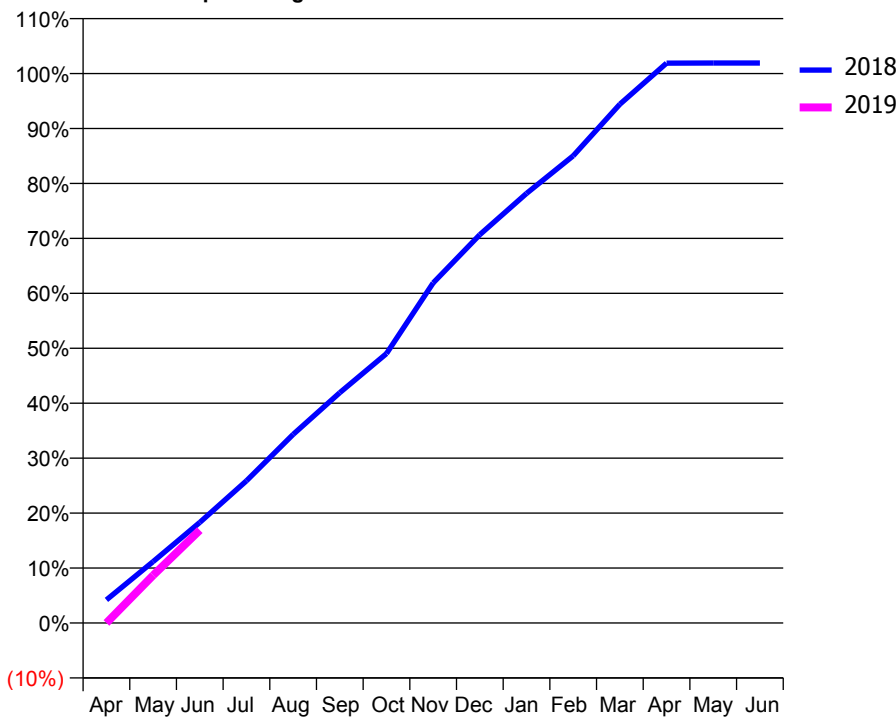
### ACCESS\*

Patients seen in 24 months	Total	Change since previous quarter
Quarter ending June 2017	1,812	
Quarter ending September 2017	1,809	→
Quarter ending December 2017	1,778	↓
Quarter ending March 2018	1,797	→
Quarter ending June 2018	1,793	→
<b>Variance since June 2017</b>	<b>(1.0%)</b>	<b>↓</b>



### ACTIVITY

Cumulative percentage of contracted UDA delivered 2018 & 2019



Month	Adjusted Scheduled Activity (UDA)	
	2018	2019
April	215	0
May	572	443
June	936	863
July	1,322	
August	1,754	
September	2,143	
October	2,506	
November	3,164	
December	3,612	
January	3,996	
February	4,346	
March	4,825	
April	5,207	
May	5,208	
June	5,209	

### QUALITY

	Quantity	Base Number	Contract	LHB	Wales
% of FP17s for the same patient ID Re-attending within 3 months - Children	5	164	3.0%	8.9%	11.1%
% of FP17s for the same patient ID Re-attending within 3 months - Adults	71	604	11.8%	14.3%	15.5%
% of FP17s for the same patient ID Re-attending between 3 & 9 months - Children	98	164	59.8%	58.1%	59.2%
% of FP17s for the same patient ID Re-attending between 3 & 9 months - Adults	394	604	65.2%	55.2%	55.8%
% of FP17s for Band 1 Urgent Courses	47	524	9.0%	9.1%	8.7%
% of FP17s Relating to Free Repair or Replacements	3	524	0.6%	0.7%	0.7%
% of FP17s Relating to Continuations	2	524	0.4%	0.6%	0.7%
% of Patients satisfied with the dentistry they have received	6	6	N/A	94.5%	94.0%
% of Patients satisfied with the time they had to wait for an appointment	6	6	N/A	88.7%	88.5%

\* This is based on patients treated on this contract for their most recent course of treatment. Figures in italics indicate the base number of FP17s or Patient Questionnaire responses are less than 100. N/A is shown where the base number of responses is less than 10 during the period. % is calculated as Quantity/Base number\*100

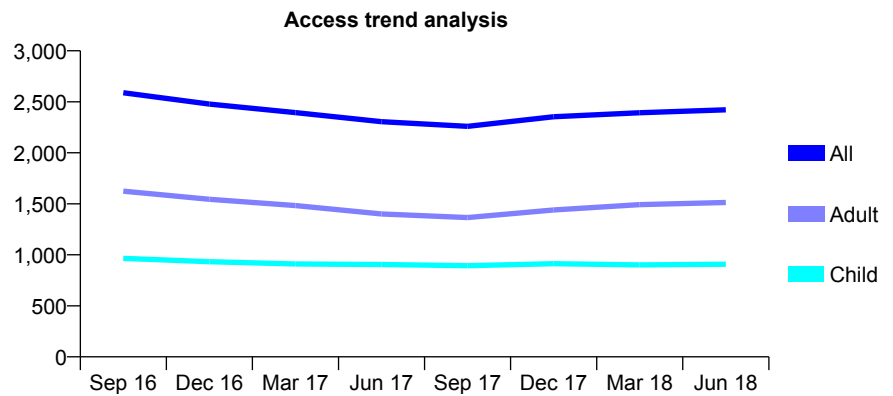
## 7A6 - Vital Signs At a Glance Contract Report for 157406/0001 - June 2018

Name or company name	TFL Care Limited
Contract type name	GDS Contract
Purpose of contract	General
Contract start date	01/06/2013
Contract end date	

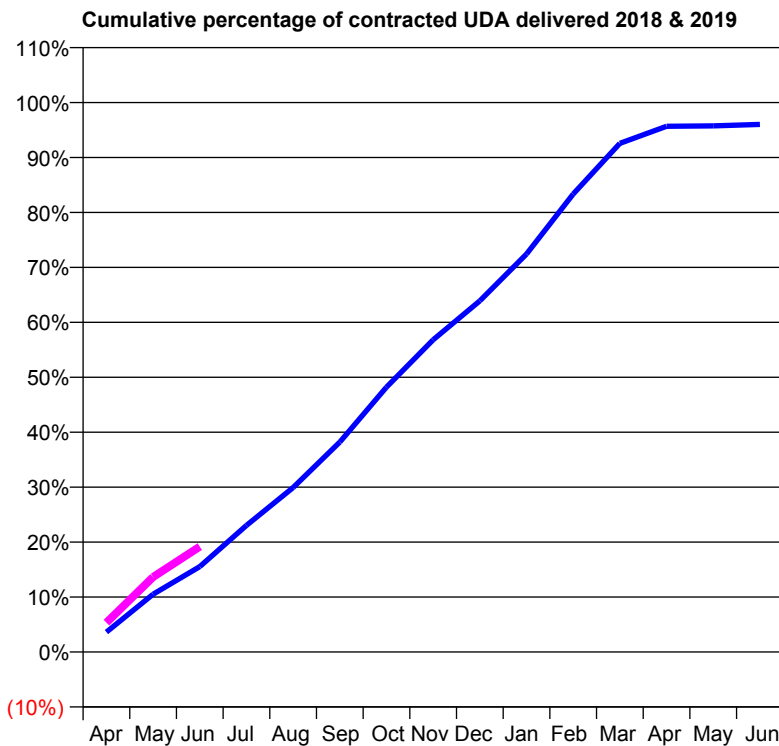
18/19 Contracted general activity (UDA)	7,727
Carry forward general activity (UDA)	0
18/19 Contracted orthodontic activity (UOA)	0
Carry forward orthodontic activity (UOA)	0
Baseline contract value	£165,556.90

### ACCESS\*

Patients seen in 24 months	Total	Change since previous quarter
Quarter ending June 2017	2,305	
Quarter ending September 2017	2,259	↓
Quarter ending December 2017	2,353	↑
Quarter ending March 2018	2,393	→
Quarter ending June 2018	2,421	→
<b>Variance since June 2017</b>	<b>5.0%</b>	<b>↑</b>



### ACTIVITY



Month	Adjusted Scheduled Activity (UDA)	
	2018	2019
April	240	414
May	698	1,055
June	1,032	1,482
July	1,529	
August	1,985	
September	2,535	
October	3,199	
November	3,770	
December	4,241	
January	4,805	
February	5,529	
March	6,141	
April	6,347	
May	6,353	
June	6,371	

### QUALITY

	Quantity	Base Number	Contract	LHB	Wales
% of FP17s for the same patient ID Re-attending within 3 months - Children	25	374	6.7%	8.9%	11.1%
% of FP17s for the same patient ID Re-attending within 3 months - Adults	79	581	13.6%	14.3%	15.5%
% of FP17s for the same patient ID Re-attending between 3 & 9 months - Children	262	374	70.1%	58.1%	59.2%
% of FP17s for the same patient ID Re-attending between 3 & 9 months - Adults	327	581	56.3%	55.2%	55.8%
% of FP17s for Band 1 Urgent Courses	82	826	9.9%	9.1%	8.7%
% of FP17s Relating to Free Repair or Replacements	3	826	0.4%	0.7%	0.7%
% of FP17s Relating to Continuations	5	826	0.6%	0.6%	0.7%
% of Patients satisfied with the dentistry they have received	11	14	78.6%	94.5%	94.0%
% of Patients satisfied with the time they had to wait for an appointment	12	14	85.7%	88.7%	88.5%

\* This is based on patients treated on this contract for their most recent course of treatment. Figures in italics indicate the base number of FP17s or Patient Questionnaire responses are less than 100. N/A is shown where the base number of responses is less than 10 during the period. % is calculated as Quantity/Base number\*100

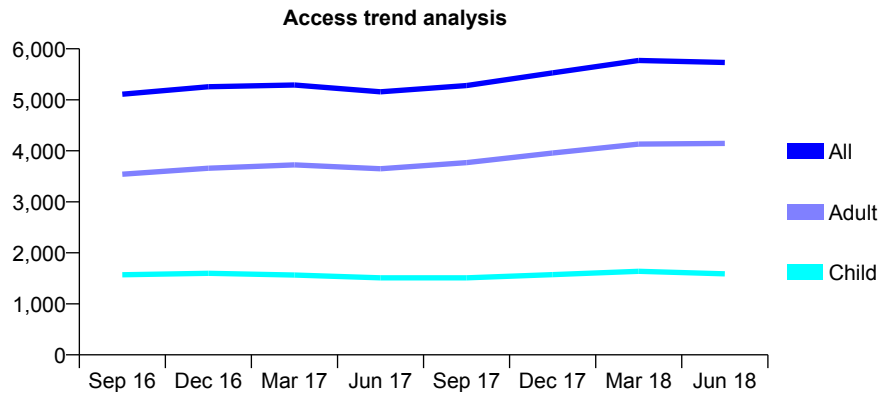
## 7A6 - Vital Signs At a Glance Contract Report for 159905/0001 - June 2018

Name or company name	Grove Surgery Ltd
Contract type name	GDS Contract
Purpose of contract	General
Contract start date	01/04/2015
Contract end date	

18/19 Contracted general activity (UDA)	15,226
Carry forward general activity (UDA)	0
18/19 Contracted orthodontic activity (UOA)	0
Carry forward orthodontic activity (UOA)	0
Baseline contract value	£389,760.81

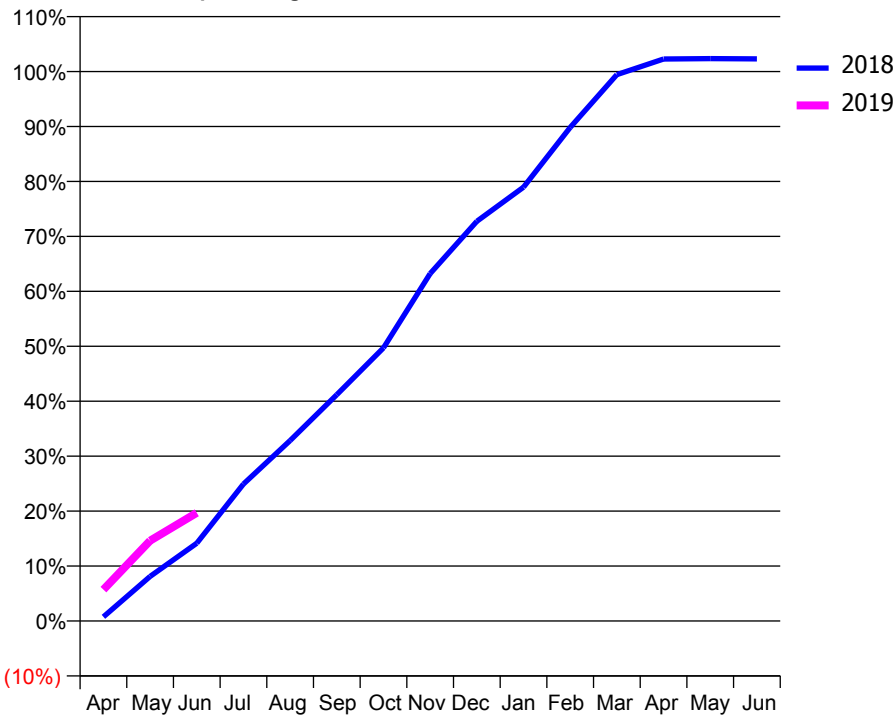
### ACCESS\*

Patients seen in 24 months	Total	Change since previous quarter
Quarter ending June 2017	5,158	
Quarter ending September 2017	5,280	↑
Quarter ending December 2017	5,529	↑
Quarter ending March 2018	5,771	↑
Quarter ending June 2018	5,732	→
<b>Variance since June 2017</b>	<b>11.1%</b>	<b>↑</b>



### ACTIVITY

Cumulative percentage of contracted UDA delivered 2018 & 2019



Month	Adjusted Scheduled Activity (UDA)	
	2018	2019
April	115	871
May	1,236	2,226
June	2,156	2,999
July	3,797	
August	5,001	
September	6,271	
October	7,570	
November	9,627	
December	11,075	
January	12,020	
February	13,677	
March	15,139	
April	15,572	
May	15,582	
June	15,578	

### QUALITY

	Quantity	Base Number	Contract	LHB	Wales
% of FP17s for the same patient ID Re-attending within 3 months - Children	19	449	4.2%	8.9%	11.1%
% of FP17s for the same patient ID Re-attending within 3 months - Adults	108	1,277	8.5%	14.3%	15.5%
% of FP17s for the same patient ID Re-attending between 3 & 9 months - Children	281	449	62.6%	58.1%	59.2%
% of FP17s for the same patient ID Re-attending between 3 & 9 months - Adults	795	1,277	62.3%	55.2%	55.8%
% of FP17s for Band 1 Urgent Courses	121	1,494	8.1%	9.1%	8.7%
% of FP17s Relating to Free Repair or Replacements	10	1,494	0.7%	0.7%	0.7%
% of FP17s Relating to Continuations	9	1,494	0.6%	0.6%	0.7%
% of Patients satisfied with the dentistry they have received	11	11	100.0%	94.5%	94.0%
% of Patients satisfied with the time they had to wait for an appointment	10	11	90.9%	88.7%	88.5%

\* This is based on patients treated on this contract for their most recent course of treatment. Figures in italics indicate the base number of FP17s or Patient Questionnaire responses are less than 100. N/A is shown where the base number of responses is less than 10 during the period. % is calculated as Quantity/Base number\*100

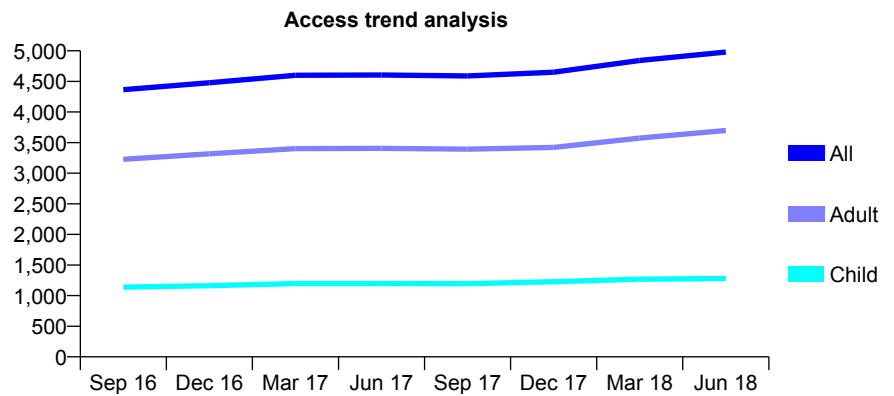
## 7A6 - Vital Signs At a Glance Contract Report for 159905/0002 - June 2018

Name or company name	Grove Surgery Ltd
Contract type name	GDS Contract
Purpose of contract	General
Contract start date	01/04/2015
Contract end date	

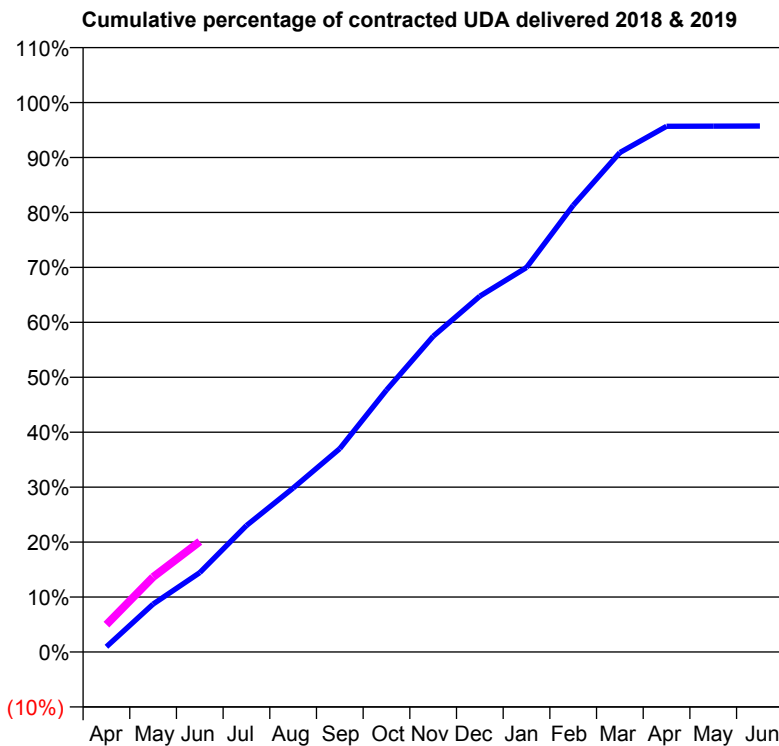
18/19 Contracted general activity (UDA)	14,764
Carry forward general activity (UDA)	0
18/19 Contracted orthodontic activity (UOA)	0
Carry forward orthodontic activity (UOA)	0
Baseline contract value	£402,988.61

### ACCESS\*

Patients seen in 24 months	Total	Change since previous quarter
Quarter ending June 2017	4,604	
Quarter ending September 2017	4,590	→
Quarter ending December 2017	4,650	→
Quarter ending March 2018	4,843	↑
Quarter ending June 2018	4,980	↑
<b>Variance since June 2017</b>	<b>8.2%</b>	<b>↑</b>



### ACTIVITY



Month	Adjusted Scheduled Activity (UDA)	
	2018	2019
April	142	736
May	1,287	2,014
June	2,135	2,968
July	3,397	
August	4,406	
September	5,466	
October	7,037	
November	8,482	
December	9,561	
January	10,332	
February	12,000	
March	13,418	
April	14,124	
May	14,128	
June	14,133	

### QUALITY

	Quantity	Base Number	Contract	LHB	Wales
% of FP17s for the same patient ID Re-attending within 3 months - Children	28	409	6.8%	8.9%	11.1%
% of FP17s for the same patient ID Re-attending within 3 months - Adults	123	1,192	10.3%	14.3%	15.5%
% of FP17s for the same patient ID Re-attending between 3 & 9 months - Children	225	409	55.0%	58.1%	59.2%
% of FP17s for the same patient ID Re-attending between 3 & 9 months - Adults	616	1,192	51.7%	55.2%	55.8%
% of FP17s for Band 1 Urgent Courses	85	1,291	6.6%	9.1%	8.7%
% of FP17s Relating to Free Repair or Replacements	7	1,291	0.5%	0.7%	0.7%
% of FP17s Relating to Continuations	10	1,291	0.8%	0.6%	0.7%
% of Patients satisfied with the dentistry they have received	9	9	N/A	94.5%	94.0%
% of Patients satisfied with the time they had to wait for an appointment	8	9	N/A	88.7%	88.5%

\* This is based on patients treated on this contract for their most recent course of treatment. Figures in italics indicate the base number of FP17s or Patient Questionnaire responses are less than 100. N/A is shown where the base number of responses is less than 10 during the period. % is calculated as Quantity/Base number\*100

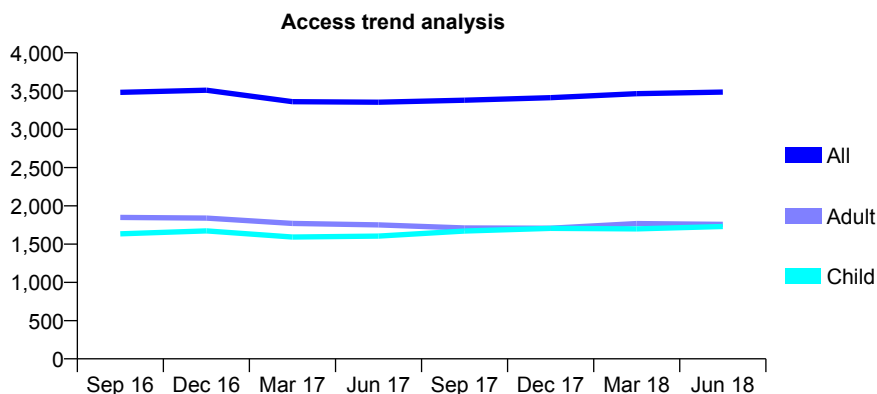
## 7A6 - Vital Signs At a Glance Contract Report for 160563/0001 - June 2018

Name or company name	L Smart
Contract type name	GDS Contract
Purpose of contract	General
Contract start date	01/01/2011
Contract end date	

18/19 Contracted general activity (UDA)	15,205
Carry forward general activity (UDA)	0
18/19 Contracted orthodontic activity (UOA)	0
Carry forward orthodontic activity (UOA)	0
Baseline contract value	£306,293.54

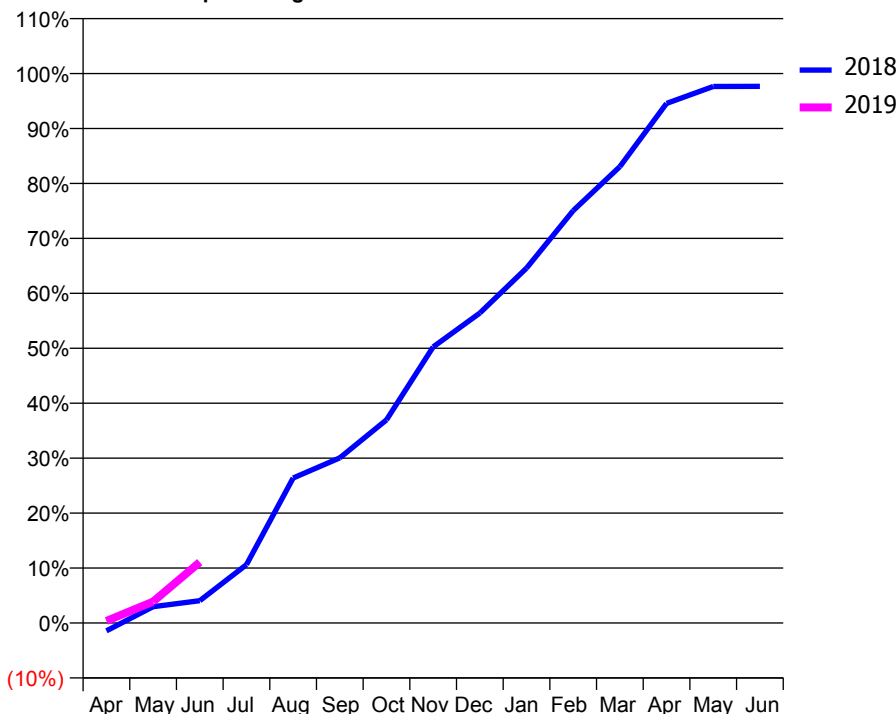
### ACCESS\*

Patients seen in 24 months	Total	Change since previous quarter
Quarter ending June 2017	3,355	
Quarter ending September 2017	3,381	→
Quarter ending December 2017	3,413	→
Quarter ending March 2018	3,466	→
Quarter ending June 2018	3,487	→
<b>Variance since June 2017</b>	<b>3.9%</b>	<b>↑</b>



### ACTIVITY

Cumulative percentage of contracted UDA delivered 2018 & 2019



Month	Adjusted Scheduled Activity (UDA)	
	2018	2019
April	-221	57
May	450	591
June	618	1,683
July	1,615	
August	4,014	
September	4,569	
October	5,621	
November	7,639	
December	8,579	
January	9,820	
February	11,411	
March	12,628	
April	14,377	
May	14,845	
June	14,848	

### QUALITY

	Quantity	Base Number	Contract	LHB	Wales
% of FP17s for the same patient ID Re-attending within 3 months - Children	36	619	5.8%	8.9%	11.1%
% of FP17s for the same patient ID Re-attending within 3 months - Adults	92	556	16.5%	14.3%	15.5%
% of FP17s for the same patient ID Re-attending between 3 & 9 months - Children	383	619	61.9%	58.1%	59.2%
% of FP17s for the same patient ID Re-attending between 3 & 9 months - Adults	276	556	49.6%	55.2%	55.8%
% of FP17s for Band 1 Urgent Courses	0	494	0.0%	9.1%	8.7%
% of FP17s Relating to Free Repair or Replacements	1	494	0.2%	0.7%	0.7%
% of FP17s Relating to Continuations	0	494	0.0%	0.6%	0.7%
% of Patients satisfied with the dentistry they have received	9	9	N/A	94.5%	94.0%
% of Patients satisfied with the time they had to wait for an appointment	9	9	N/A	88.7%	88.5%

\* This is based on patients treated on this contract for their most recent course of treatment. Figures in italics indicate the base number of FP17s or Patient Questionnaire responses are less than 100. N/A is shown where the base number of responses is less than 10 during the period. % is calculated as Quantity/Base number\*100

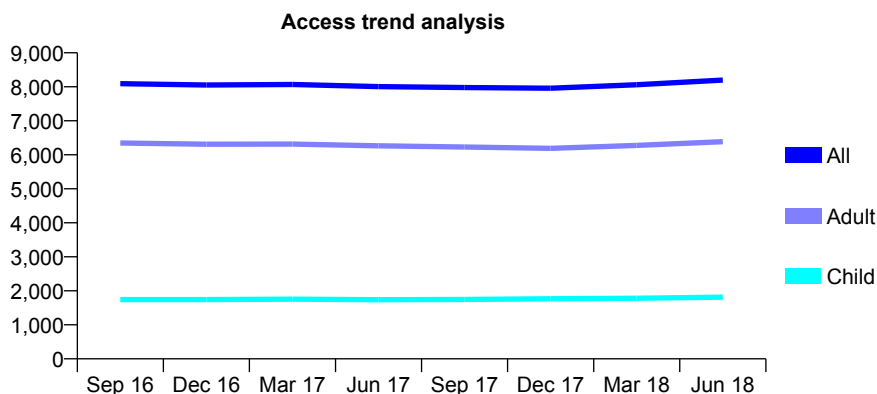
## 7A6 - Vital Signs At a Glance Contract Report for 161551/0001 - June 2018

Name or company name	Masonoak Ltd & Sunnyleigh Ltd
Contract type name	GDS Contract
Purpose of contract	General
Contract start date	01/12/2012
Contract end date	

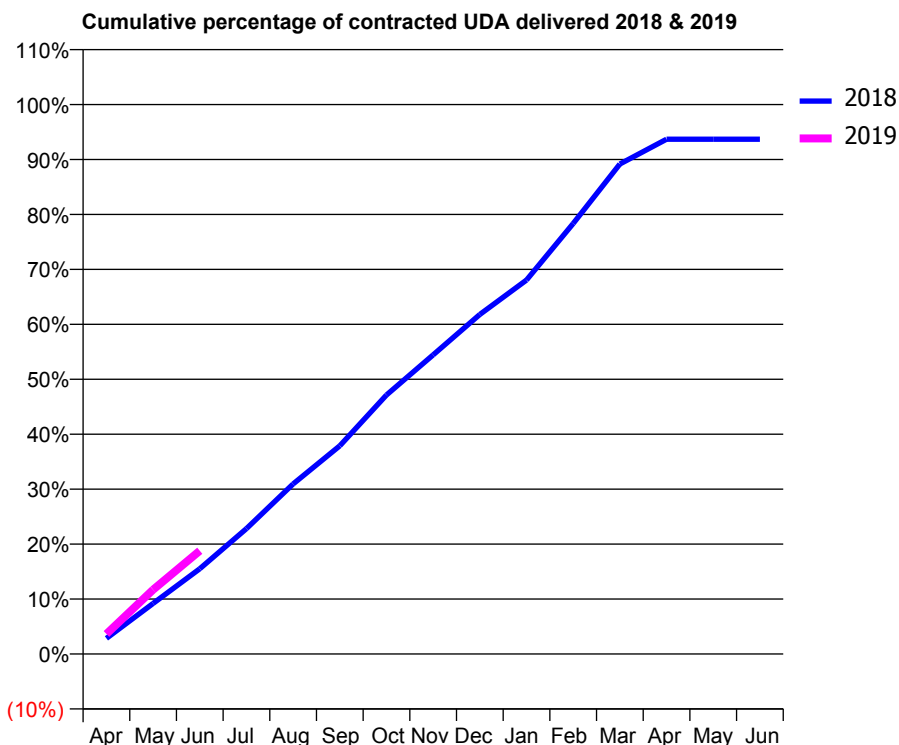
18/19 Contracted general activity (UDA)	22,053
Carry forward general activity (UDA)	0
18/19 Contracted orthodontic activity (UOA)	0
Carry forward orthodontic activity (UOA)	0
Baseline contract value	£504,894.14

### ACCESS\*

Patients seen in 24 months	Total	Change since previous quarter
Quarter ending June 2017	8,006	
Quarter ending September 2017	7,979	→
Quarter ending December 2017	7,959	→
Quarter ending March 2018	8,059	→
Quarter ending June 2018	8,198	→
<b>Variance since June 2017</b>	<b>2.4%</b>	<b>↑</b>



### ACTIVITY



Month	Adjusted Scheduled Activity (UDA)	
	2018	2019
April	626	807
May	2,029	2,580
June	3,423	4,143
July	5,035	
August	6,823	
September	8,356	
October	10,398	
November	12,004	
December	13,630	
January	15,010	
February	17,277	
March	19,666	
April	20,659	
May	20,659	
June	20,659	

### QUALITY

	Quantity	Base Number	Contract	LHB	Wales
% of FP17s for the same patient ID Re-attending within 3 months - Children	50	616	8.1%	8.9%	11.1%
% of FP17s for the same patient ID Re-attending within 3 months - Adults	351	1,999	17.6%	14.3%	15.5%
% of FP17s for the same patient ID Re-attending between 3 & 9 months - Children	273	616	44.3%	58.1%	59.2%
% of FP17s for the same patient ID Re-attending between 3 & 9 months - Adults	937	1,999	46.9%	55.2%	55.8%
% of FP17s for Band 1 Urgent Courses	255	2,132	12.0%	9.1%	8.7%
% of FP17s Relating to Free Repair or Replacements	20	2,132	0.9%	0.7%	0.7%
% of FP17s Relating to Continuations	44	2,132	2.1%	0.6%	0.7%
% of Patients satisfied with the dentistry they have received	25	25	100.0%	94.5%	94.0%
% of Patients satisfied with the time they had to wait for an appointment	24	25	96.0%	88.7%	88.5%

\* This is based on patients treated on this contract for their most recent course of treatment. Figures in italics indicate the base number of FP17s or Patient Questionnaire responses are less than 100. N/A is shown where the base number of responses is less than 10 during the period. % is calculated as Quantity/Base number\*100

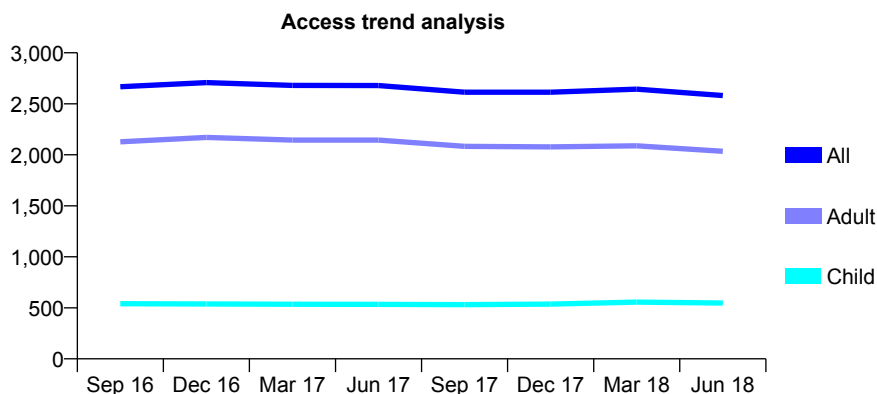
## 7A6 - Vital Signs At a Glance Contract Report for 162442/0001 - June 2018

Name or company name	M J Dental Services Ltd
Contract type name	GDS Contract
Purpose of contract	General
Contract start date	01/07/2013
Contract end date	

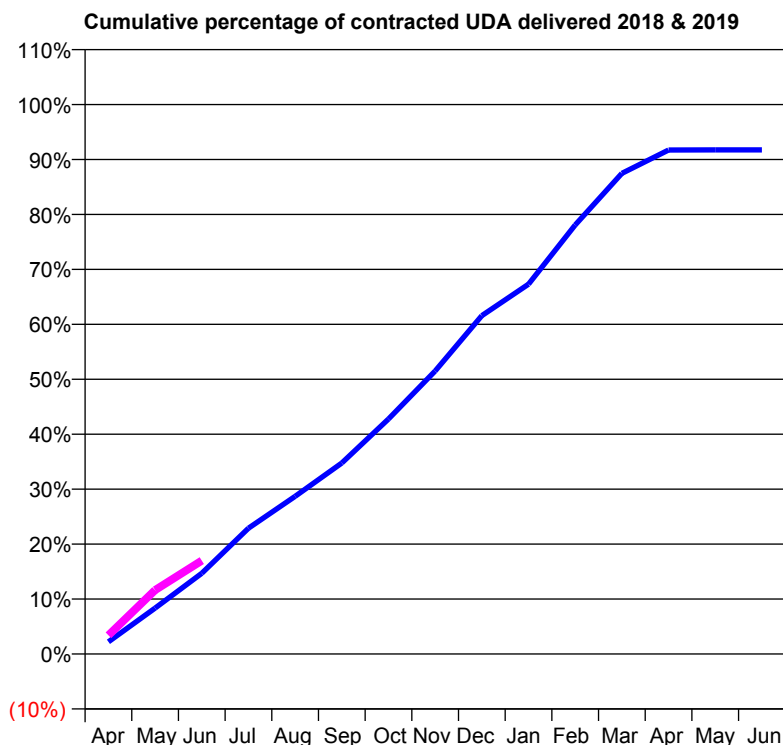
18/19 Contracted general activity (UDA)	9,545
Carry forward general activity (UDA)	0
18/19 Contracted orthodontic activity (UOA)	0
Carry forward orthodontic activity (UOA)	0
Baseline contract value	£240,843.11

### ACCESS\*

Patients seen in 24 months	Total	Change since previous quarter
Quarter ending June 2017	2,679	
Quarter ending September 2017	2,614	↓
Quarter ending December 2017	2,614	→
Quarter ending March 2018	2,644	→
Quarter ending June 2018	2,581	↓
<b>Variance since June 2017</b>	<b>(3.7%)</b>	<b>↓</b>



### ACTIVITY



Month	Adjusted Scheduled Activity (UDA)	
	2018	2019
April	211	326
May	799	1,111
June	1,402	1,621
July	2,184	
August	2,739	
September	3,319	
October	4,082	
November	4,916	
December	5,877	
January	6,423	
February	7,452	
March	8,348	
April	8,753	
May	8,757	
June	8,757	

### QUALITY

	Quantity	Base Number	Contract	LHB	Wales
% of FP17s for the same patient ID Re-attending within 3 months - Children	32	191	16.8%	8.9%	11.1%
% of FP17s for the same patient ID Re-attending within 3 months - Adults	150	734	20.4%	14.3%	15.5%
% of FP17s for the same patient ID Re-attending between 3 & 9 months - Children	100	191	52.4%	58.1%	59.2%
% of FP17s for the same patient ID Re-attending between 3 & 9 months - Adults	425	734	57.9%	55.2%	55.8%
% of FP17s for Band 1 Urgent Courses	87	751	11.6%	9.1%	8.7%
% of FP17s Relating to Free Repair or Replacements	8	751	1.1%	0.7%	0.7%
% of FP17s Relating to Continuations	4	751	0.5%	0.6%	0.7%
% of Patients satisfied with the dentistry they have received	13	15	86.7%	94.5%	94.0%
% of Patients satisfied with the time they had to wait for an appointment	12	15	80.0%	88.7%	88.5%

\* This is based on patients treated on this contract for their most recent course of treatment. Figures in italics indicate the base number of FP17s or Patient Questionnaire responses are less than 100. N/A is shown where the base number of responses is less than 10 during the period. % is calculated as Quantity/Base number\*100

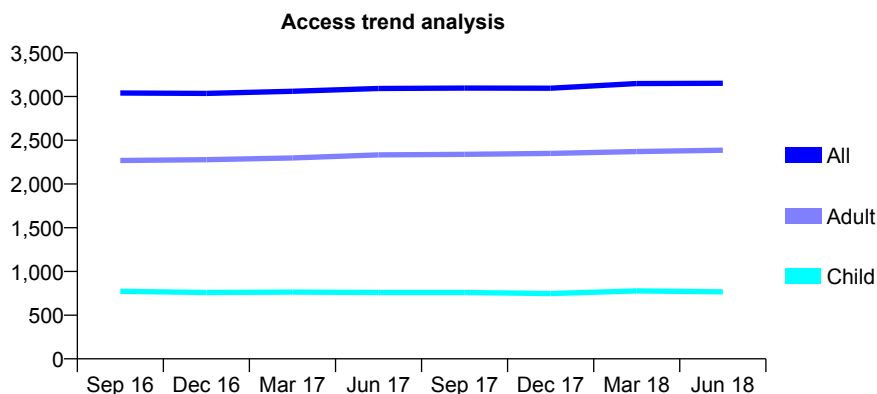
## 7A6 - Vital Signs At a Glance Contract Report for 170135/0001 - June 2018

Name or company name	Mr R Sutherland
Contract type name	GDS Contract
Purpose of contract	General
Contract start date	01/12/2011
Contract end date	

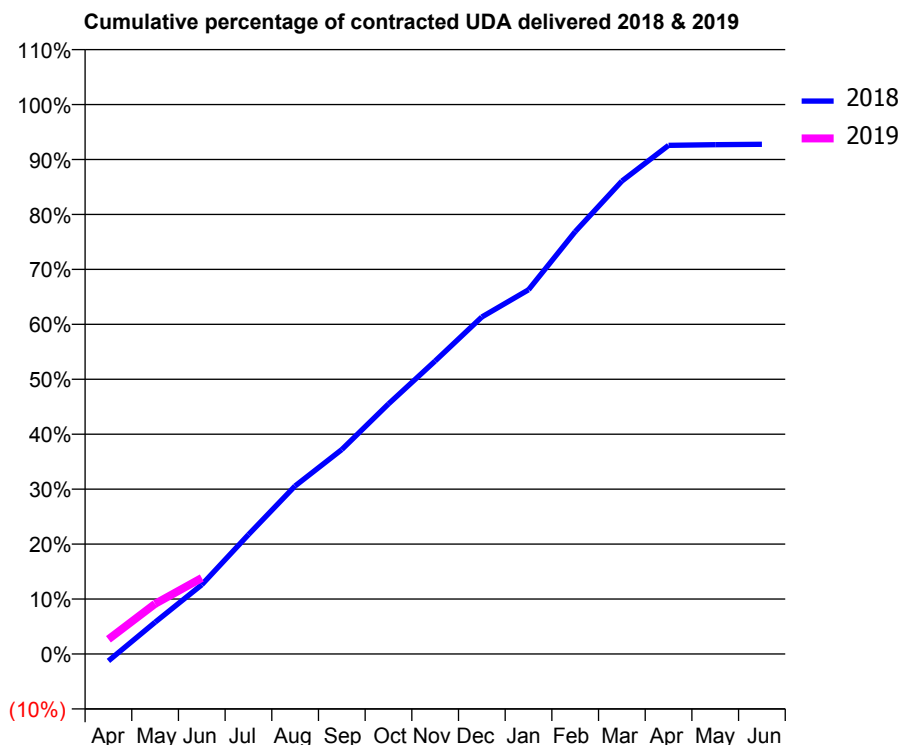
18/19 Contracted general activity (UDA)	11,984
Carry forward general activity (UDA)	0
18/19 Contracted orthodontic activity (UOA)	0
Carry forward orthodontic activity (UOA)	0
Baseline contract value	£306,535.23

### ACCESS\*

Patients seen in 24 months	Total	Change since previous quarter
Quarter ending June 2017	3,092	
Quarter ending September 2017	3,097	→
Quarter ending December 2017	3,095	→
Quarter ending March 2018	3,148	→
Quarter ending June 2018	3,152	→
<b>Variance since June 2017</b>	<b>1.9%</b>	<b>→</b>



### ACTIVITY



Month	Adjusted Scheduled Activity (UDA)	
	2018	2019
April	-154	321
May	694	1,094
June	1,511	1,658
July	2,605	
August	3,665	
September	4,460	
October	5,454	
November	6,391	
December	7,351	
January	7,944	
February	9,211	
March	10,313	
April	11,094	
May	11,108	
June	11,116	

### QUALITY

	Quantity	Base Number	Contract	LHB	Wales
% of FP17s for the same patient ID Re-attending within 3 months - Children	13	202	6.4%	8.9%	11.1%
% of FP17s for the same patient ID Re-attending within 3 months - Adults	95	728	13.0%	14.3%	15.5%
% of FP17s for the same patient ID Re-attending between 3 & 9 months - Children	109	202	54.0%	58.1%	59.2%
% of FP17s for the same patient ID Re-attending between 3 & 9 months - Adults	381	728	52.3%	55.2%	55.8%
% of FP17s for Band 1 Urgent Courses	59	665	8.9%	9.1%	8.7%
% of FP17s Relating to Free Repair or Replacements	3	665	0.5%	0.7%	0.7%
% of FP17s Relating to Continuations	6	665	0.9%	0.6%	0.7%
% of Patients satisfied with the dentistry they have received	10	10	100.0%	94.5%	94.0%
% of Patients satisfied with the time they had to wait for an appointment	10	10	100.0%	88.7%	88.5%

\* This is based on patients treated on this contract for their most recent course of treatment. Figures in italics indicate the base number of FP17s or Patient Questionnaire responses are less than 100. N/A is shown where the base number of responses is less than 10 during the period. % is calculated as Quantity/Base number\*100



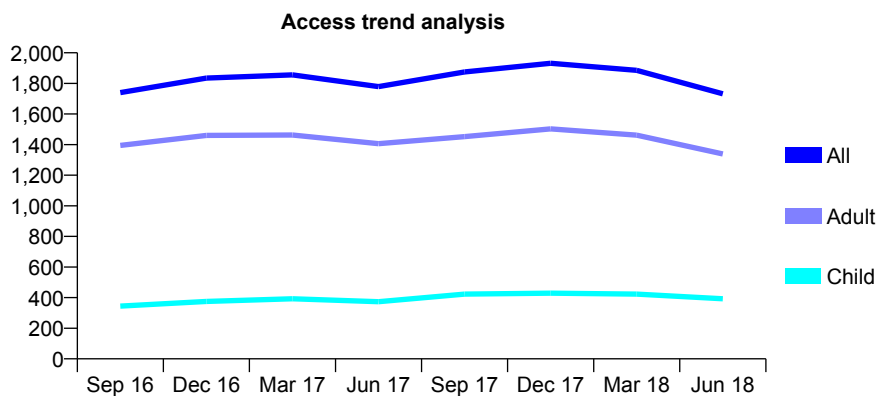
## 7A6 - Vital Signs At a Glance Contract Report for 175242/0001 - June 2018

Name or company name	Gupta & Gupta Limited
Contract type name	GDS Contract
Purpose of contract	General
Contract start date	01/06/2013
Contract end date	

18/19 Contracted general activity (UDA)	5,278
Carry forward general activity (UDA)	0
18/19 Contracted orthodontic activity (UOA)	0
Carry forward orthodontic activity (UOA)	0
Baseline contract value	£132,559.22

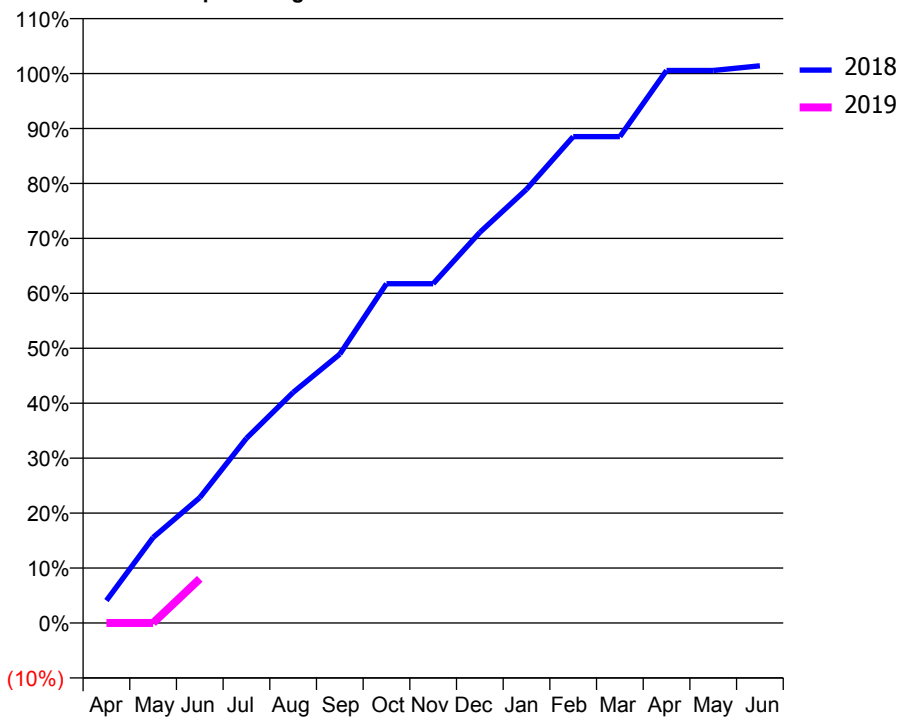
### ACCESS\*

Patients seen in 24 months	Total	Change since previous quarter
Quarter ending June 2017	1,779	
Quarter ending September 2017	1,875	↑
Quarter ending December 2017	1,932	↑
Quarter ending March 2018	1,885	↓
Quarter ending June 2018	1,732	↓
<b>Variance since June 2017</b>	<b>(2.6%)</b>	<b>↓</b>



### ACTIVITY

Cumulative percentage of contracted UDA delivered 2018 & 2019



Adjusted Scheduled Activity (UDA)

Month	2018	2019
April	216	0
May	822	0
June	1,205	425
July	1,775	
August	2,215	
September	2,583	
October	3,259	
November	3,259	
December	3,752	
January	4,165	
February	4,672	
March	4,672	
April	5,307	
May	5,307	
June	5,352	

### QUALITY

	Quantity	Base Number	Contract	LHB	Wales
% of FP17s for the same patient ID Re-attending within 3 months - Children	14	154	9.1%	8.9%	11.1%
% of FP17s for the same patient ID Re-attending within 3 months - Adults	52	389	13.4%	14.3%	15.5%
% of FP17s for the same patient ID Re-attending between 3 & 9 months - Children	96	154	62.3%	58.1%	59.2%
% of FP17s for the same patient ID Re-attending between 3 & 9 months - Adults	177	389	45.5%	55.2%	55.8%
% of FP17s for Band 1 Urgent Courses	4	234	1.7%	9.1%	8.7%
% of FP17s Relating to Free Repair or Replacements	2	234	0.9%	0.7%	0.7%
% of FP17s Relating to Continuations	1	234	0.4%	0.6%	0.7%
% of Patients satisfied with the dentistry they have received	0	0	N/A	94.5%	94.0%
% of Patients satisfied with the time they had to wait for an appointment	0	0	N/A	88.7%	88.5%

\* This is based on patients treated on this contract for their most recent course of treatment. Figures in italics indicate the base number of FP17s or Patient Questionnaire responses are less than 100. N/A is shown where the base number of responses is less than 10 during the period. % is calculated as Quantity/Base number\*100

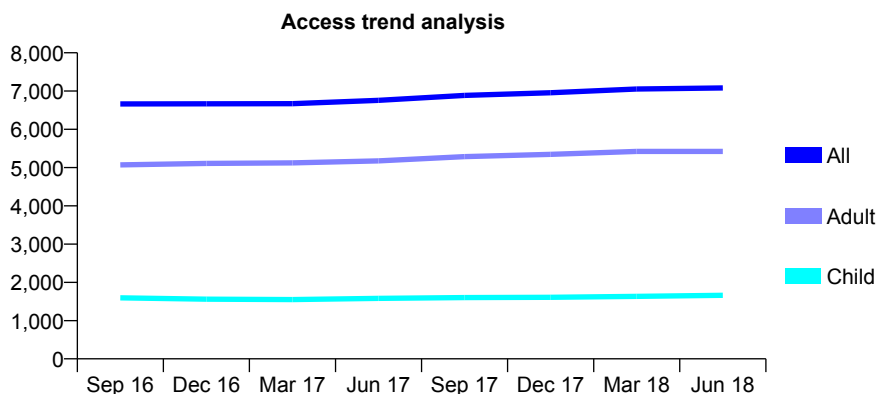
## 7A6 - Vital Signs At a Glance Contract Report for 176222/0001 - June 2018

Name or company name	Mr C Hall
Contract type name	GDS Contract
Purpose of contract	General
Contract start date	01/10/2014
Contract end date	

18/19 Contracted general activity (UDA)	21,150
Carry forward general activity (UDA)	0
18/19 Contracted orthodontic activity (UOA)	0
Carry forward orthodontic activity (UOA)	0
Baseline contract value	£554,269.08

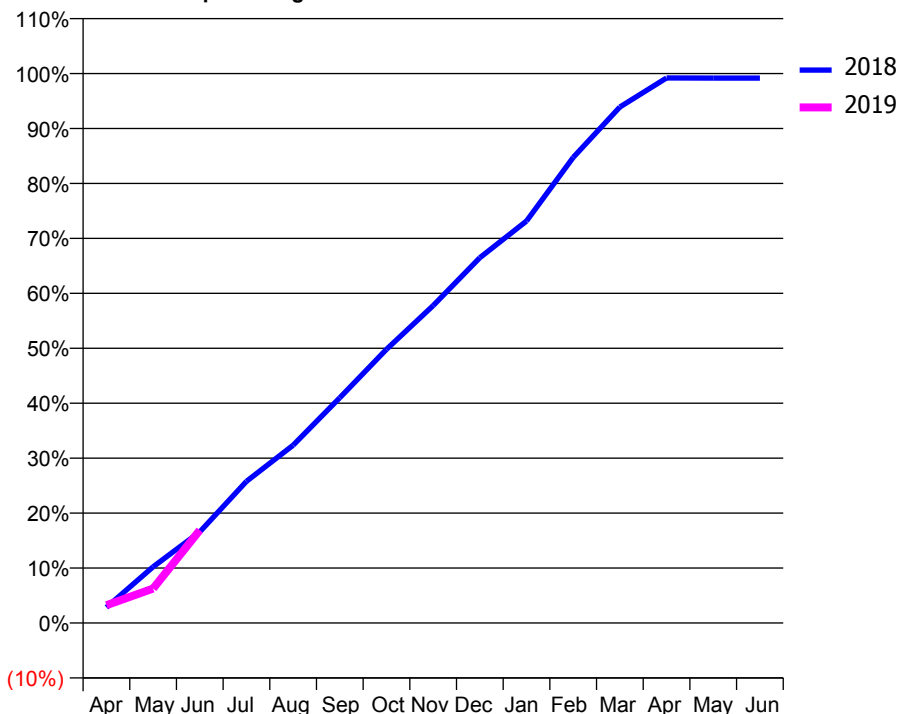
### ACCESS\*

Patients seen in 24 months	Total	Change since previous quarter
Quarter ending June 2017	6,758	
Quarter ending September 2017	6,888	→
Quarter ending December 2017	6,955	→
Quarter ending March 2018	7,053	→
Quarter ending June 2018	7,083	→
<b>Variance since June 2017</b>	<b>4.8%</b>	<b>↑</b>



### ACTIVITY

Cumulative percentage of contracted UDA delivered 2018 & 2019



Adjusted Scheduled Activity (UDA)

Month	2018	2019
April	604	685
May	2,165	1,325
June	3,507	3,572
July	5,455	
August	6,846	
September	8,669	
October	10,532	
November	12,219	
December	14,058	
January	15,470	
February	17,918	
March	19,859	
April	20,981	
May	20,973	
June	20,972	

### QUALITY

	Quantity	Base Number	Contract	LHB	Wales
% of FP17s for the same patient ID Re-attending within 3 months - Children	21	563	3.7%	8.9%	11.1%
% of FP17s for the same patient ID Re-attending within 3 months - Adults	148	1,592	9.3%	14.3%	15.5%
% of FP17s for the same patient ID Re-attending between 3 & 9 months - Children	345	563	61.3%	58.1%	59.2%
% of FP17s for the same patient ID Re-attending between 3 & 9 months - Adults	853	1,592	53.6%	55.2%	55.8%
% of FP17s for Band 1 Urgent Courses	122	1,763	6.9%	9.1%	8.7%
% of FP17s Relating to Free Repair or Replacements	9	1,763	0.5%	0.7%	0.7%
% of FP17s Relating to Continuations	1	1,763	0.1%	0.6%	0.7%
% of Patients satisfied with the dentistry they have received	9	9	N/A	94.5%	94.0%
% of Patients satisfied with the time they had to wait for an appointment	9	9	N/A	88.7%	88.5%

\* This is based on patients treated on this contract for their most recent course of treatment. Figures in italics indicate the base number of FP17s or Patient Questionnaire responses are less than 100. N/A is shown where the base number of responses is less than 10 during the period. % is calculated as Quantity/Base number\*100

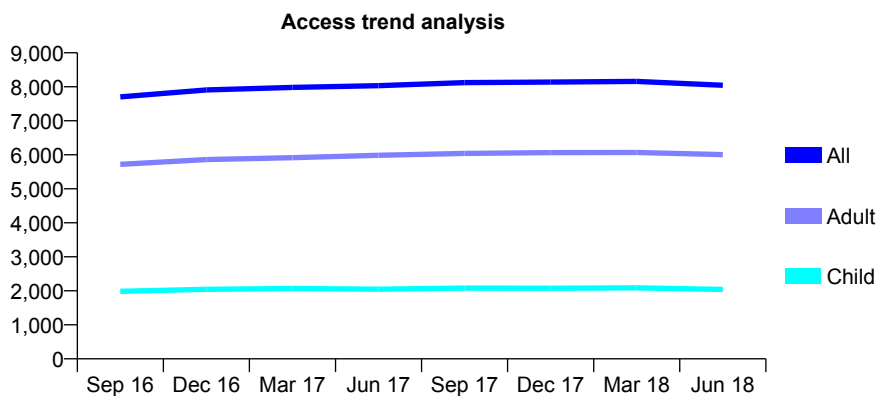
## 7A6 - Vital Signs At a Glance Contract Report for 177822/0001 - June 2018

Name or company name	Beaufort Park Dental Care Ltd
Contract type name	GDS Contract
Purpose of contract	General
Contract start date	01/12/2010
Contract end date	

18/19 Contracted general activity (UDA)	22,070
Carry forward general activity (UDA)	0
18/19 Contracted orthodontic activity (UOA)	0
Carry forward orthodontic activity (UOA)	0
Baseline contract value	£590,424.21

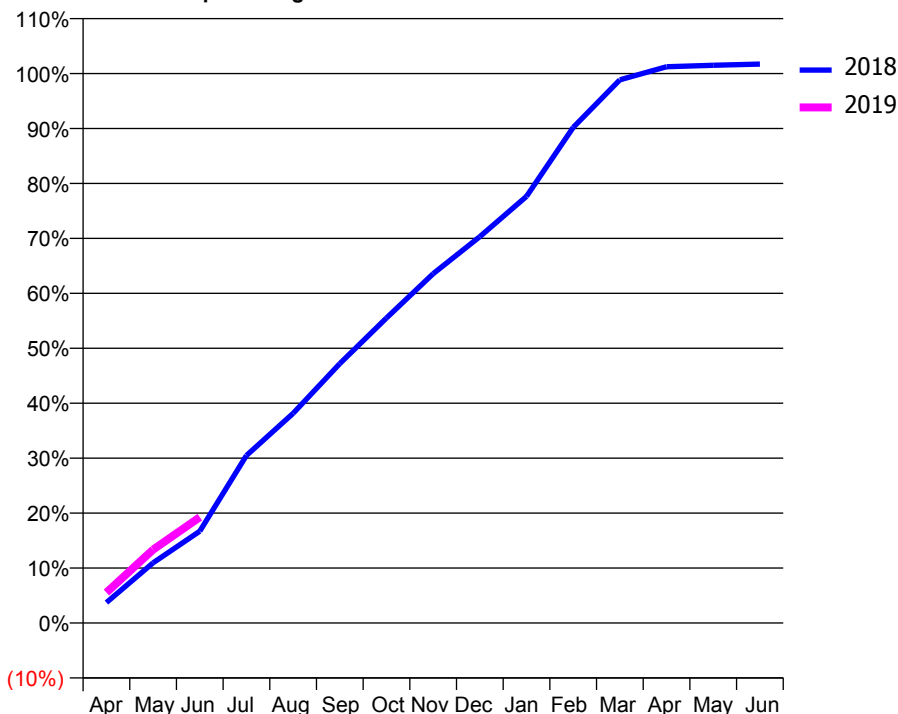
### ACCESS\*

Patients seen in 24 months	Total	Change since previous quarter
Quarter ending June 2017	8,035	
Quarter ending September 2017	8,123	→
Quarter ending December 2017	8,141	→
Quarter ending March 2018	8,157	→
Quarter ending June 2018	8,046	↓
<b>Variance since June 2017</b>	<b>0.1%</b>	<b>→</b>



### ACTIVITY

**Cumulative percentage of contracted UDA delivered 2018 & 2019**



**Adjusted Scheduled Activity (UDA)**

Month	2018	2019
April	821	1,222
May	2,416	2,948
June	3,686	4,247
July	6,730	
August	8,420	
September	10,418	
October	12,250	
November	14,027	
December	15,520	
January	17,134	
February	19,904	
March	21,814	
April	22,342	
May	22,399	
June	22,450	

### QUALITY

	Quantity	Base Number	Contract	LHB	Wales
% of FP17s for the same patient ID Re-attending within 3 months - Children	36	613	5.9%	8.9%	11.1%
% of FP17s for the same patient ID Re-attending within 3 months - Adults	172	1,763	9.8%	14.3%	15.5%
% of FP17s for the same patient ID Re-attending between 3 & 9 months - Children	337	613	55.0%	58.1%	59.2%
% of FP17s for the same patient ID Re-attending between 3 & 9 months - Adults	966	1,763	54.8%	55.2%	55.8%
% of FP17s for Band 1 Urgent Courses	116	2,068	5.6%	9.1%	8.7%
% of FP17s Relating to Free Repair or Replacements	15	2,068	0.7%	0.7%	0.7%
% of FP17s Relating to Continuations	9	2,068	0.4%	0.6%	0.7%
% of Patients satisfied with the dentistry they have received	18	19	94.7%	94.5%	94.0%
% of Patients satisfied with the time they had to wait for an appointment	16	19	84.2%	88.7%	88.5%

\* This is based on patients treated on this contract for their most recent course of treatment. Figures in italics indicate the base number of FP17s or Patient Questionnaire responses are less than 100. N/A is shown where the base number of responses is less than 10 during the period. % is calculated as Quantity/Base number\*100

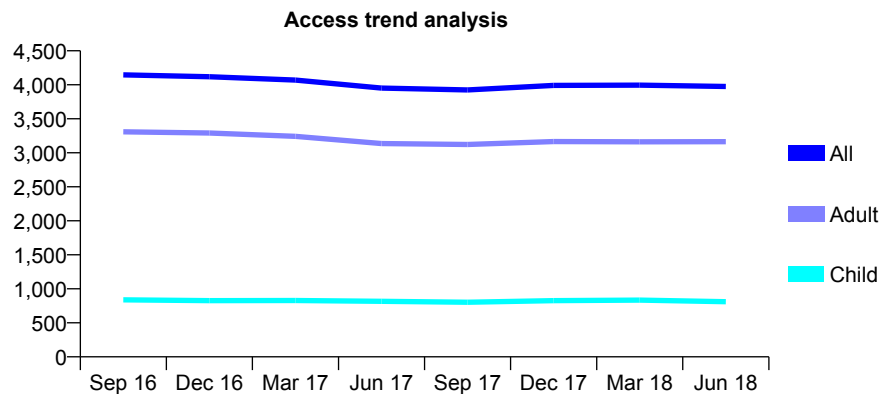
## 7A6 - Vital Signs At a Glance Contract Report for 180025/0001 - June 2018

Name or company name	Dr James Thomas & Dr Iman Mehdi
Contract type name	GDS Contract
Purpose of contract	General
Contract start date	01/02/2009
Contract end date	

18/19 Contracted general activity (UDA)	14,481
Carry forward general activity (UDA)	0
18/19 Contracted orthodontic activity (UOA)	0
Carry forward orthodontic activity (UOA)	0
Baseline contract value	£355,598.76

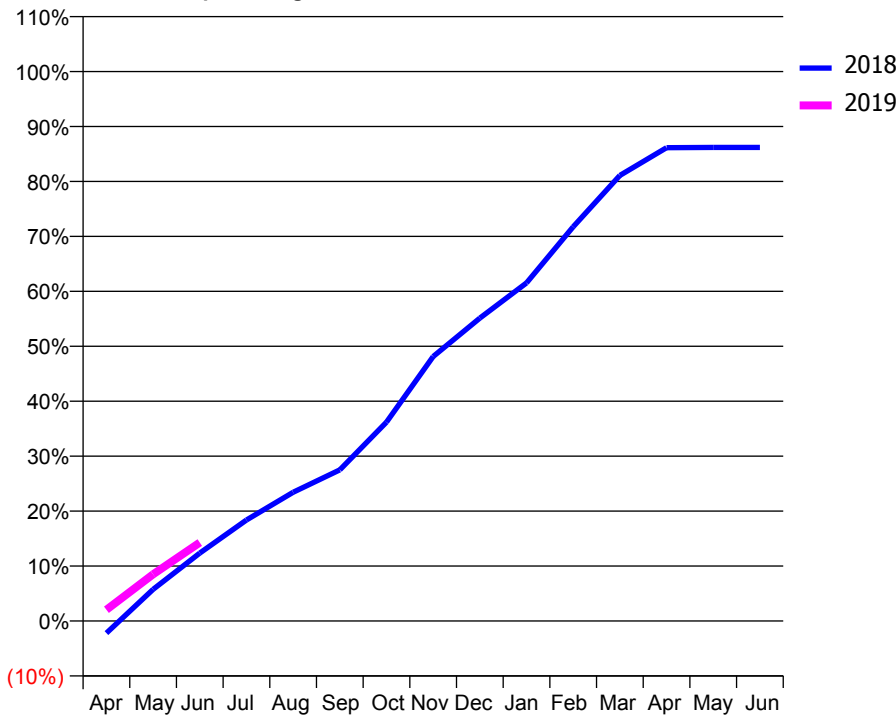
### ACCESS\*

Patients seen in 24 months	Total	Change since previous quarter
Quarter ending June 2017	3,952	
Quarter ending September 2017	3,925	→
Quarter ending December 2017	3,992	→
Quarter ending March 2018	3,995	→
Quarter ending June 2018	3,975	→
<b>Variance since June 2017</b>	<b>0.6%</b>	<b>→</b>



### ACTIVITY

Cumulative percentage of contracted UDA delivered 2018 & 2019



Month	Adjusted Scheduled Activity (UDA)	
	2018	2019
April	-323	298
May	834	1,232
June	1,792	2,067
July	2,661	
August	3,393	
September	3,983	
October	5,243	
November	6,971	
December	7,981	
January	8,909	
February	10,390	
March	11,742	
April	12,473	
May	12,480	
June	12,479	

### QUALITY

	Quantity	Base Number	Contract	LHB	Wales
% of FP17s for the same patient ID Re-attending within 3 months - Children	27	231	11.7%	8.9%	11.1%
% of FP17s for the same patient ID Re-attending within 3 months - Adults	174	974	17.9%	14.3%	15.5%
% of FP17s for the same patient ID Re-attending between 3 & 9 months - Children	103	231	44.6%	58.1%	59.2%
% of FP17s for the same patient ID Re-attending between 3 & 9 months - Adults	430	974	44.1%	55.2%	55.8%
% of FP17s for Band 1 Urgent Courses	193	971	19.9%	9.1%	8.7%
% of FP17s Relating to Free Repair or Replacements	14	971	1.4%	0.7%	0.7%
% of FP17s Relating to Continuations	12	971	1.2%	0.6%	0.7%
% of Patients satisfied with the dentistry they have received	3	3	N/A	94.5%	94.0%
% of Patients satisfied with the time they had to wait for an appointment	3	3	N/A	88.7%	88.5%

\* This is based on patients treated on this contract for their most recent course of treatment. Figures in italics indicate the base number of FP17s or Patient Questionnaire responses are less than 100. N/A is shown where the base number of responses is less than 10 during the period. % is calculated as Quantity/Base number\*100

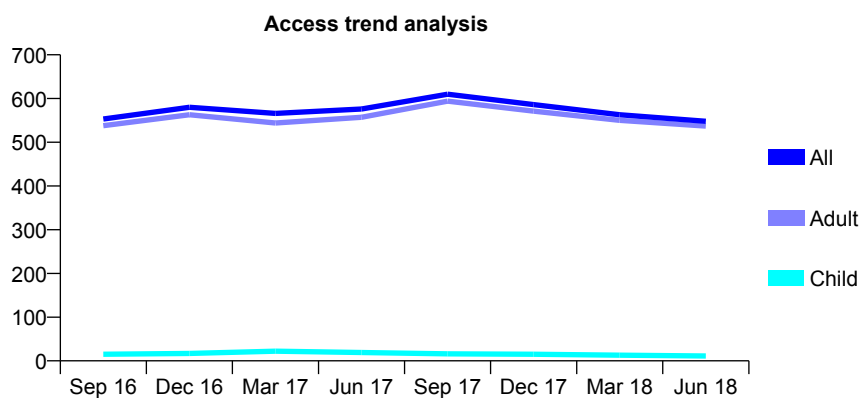
## 7A6 - Vital Signs At a Glance Contract Report for 180025/0002 - June 2018

Name or company name	Dr James Thomas & Dr Iman Mehdi
Contract type name	GDS Contract
Purpose of contract	General
Contract start date	01/02/2009
Contract end date	

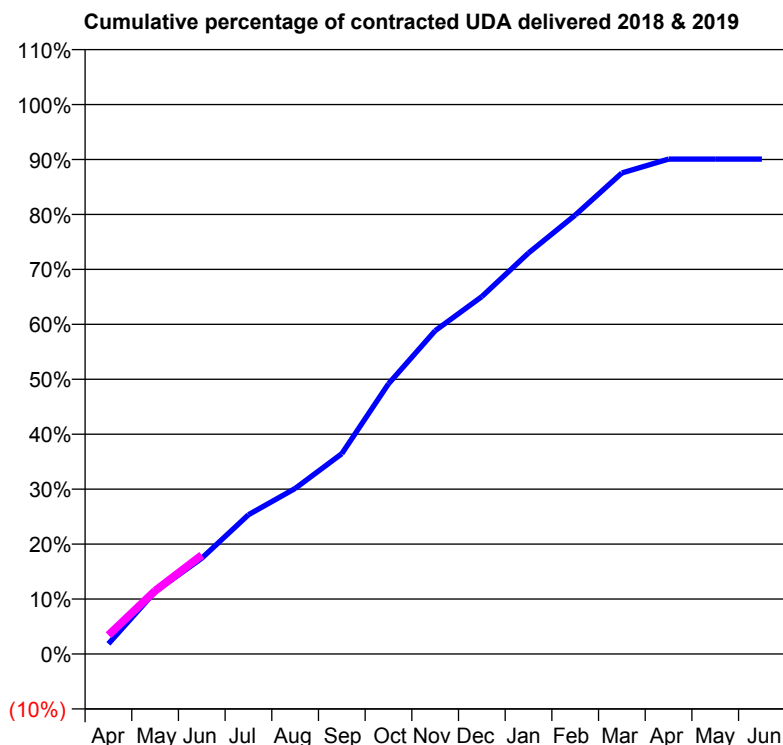
18/19 Contracted general activity (UDA)	907
Carry forward general activity (UDA)	0
18/19 Contracted orthodontic activity (UOA)	0
Carry forward orthodontic activity (UOA)	0
Baseline contract value	£32,272.33

### ACCESS\*

Patients seen in 24 months	Total	Change since previous quarter
Quarter ending June 2017	576	
Quarter ending September 2017	610	↑
Quarter ending December 2017	586	↓
Quarter ending March 2018	563	↓
Quarter ending June 2018	548	↓
<b>Variance since June 2017</b>	<b>(4.9%)</b>	<b>↓</b>



### ACTIVITY



Adjusted Scheduled Activity (UDA)		
Month	2018	2019
April	17	31
May	103	104
June	158	163
July	230	
August	273	
September	331	
October	446	
November	534	
December	590	
January	662	
February	724	
March	794	
April	817	
May	817	
June	817	

### QUALITY

	Quantity	Base Number	Contract	LHB	Wales
% of FP17s for the same patient ID Re-attending within 3 months - Children	0	3	0.0%	8.9%	11.1%
% of FP17s for the same patient ID Re-attending within 3 months - Adults	3	152	2.0%	14.3%	15.5%
% of FP17s for the same patient ID Re-attending between 3 & 9 months - Children	0	3	0.0%	58.1%	59.2%
% of FP17s for the same patient ID Re-attending between 3 & 9 months - Adults	6	152	3.9%	55.2%	55.8%
% of FP17s for Band 1 Urgent Courses	136	136	100.0%	9.1%	8.7%
% of FP17s Relating to Free Repair or Replacements	0	136	0.0%	0.7%	0.7%
% of FP17s Relating to Continuations	0	136	0.0%	0.6%	0.7%
% of Patients satisfied with the dentistry they have received	0	0	N/A	94.5%	94.0%
% of Patients satisfied with the time they had to wait for an appointment	0	0	N/A	88.7%	88.5%

\* This is based on patients treated on this contract for their most recent course of treatment. Figures in italics indicate the base number of FP17s or Patient Questionnaire responses are less than 100. N/A is shown where the base number of responses is less than 10 during the period. % is calculated as Quantity/Base number\*100

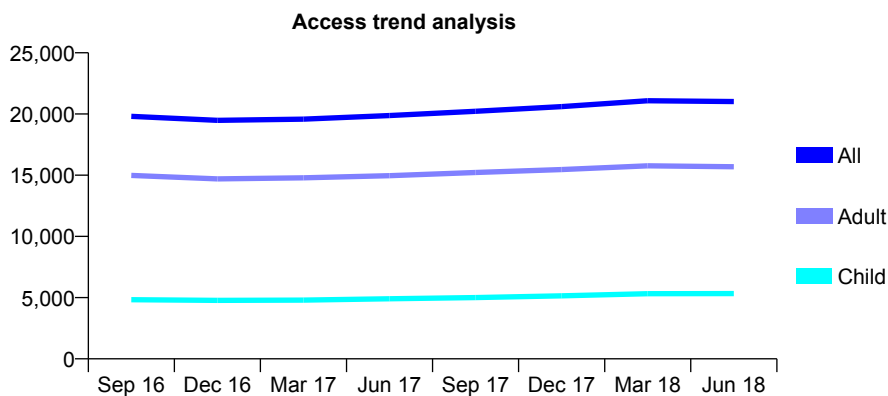
## 7A6 - Vital Signs At a Glance Contract Report for 181641/0001 - June 2018

Name or company name	Noblecourt Ltd & Northberry Ltd
Contract type name	GDS Contract
Purpose of contract	General
Contract start date	13/09/2011
Contract end date	

18/19 Contracted general activity (UDA)	52,702
Carry forward general activity (UDA)	0
18/19 Contracted orthodontic activity (UOA)	0
Carry forward orthodontic activity (UOA)	0
Baseline contract value	£1,685,859.50

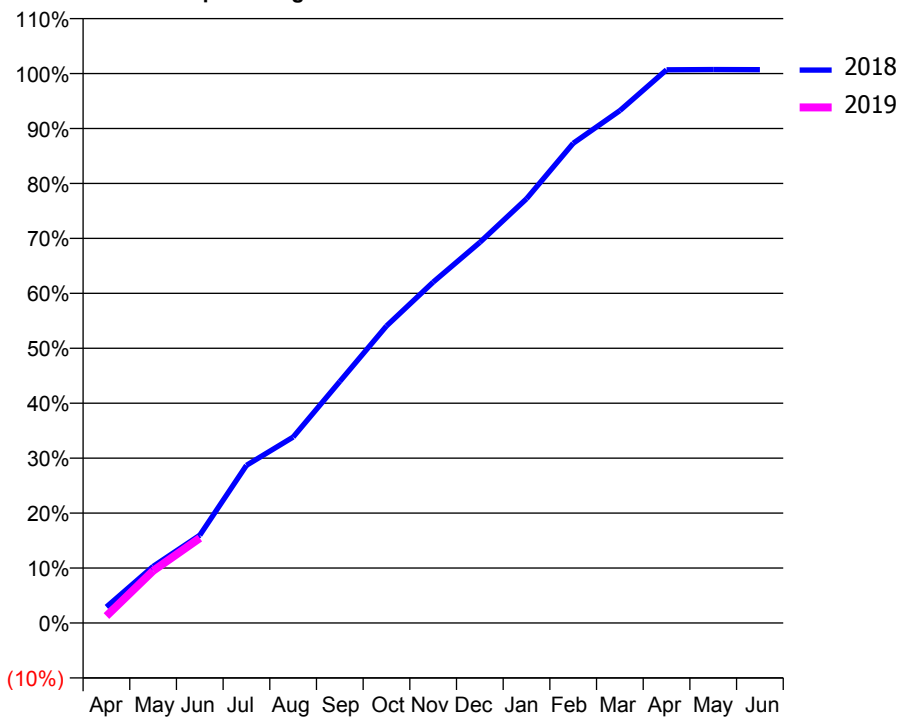
### ACCESS\*

Patients seen in 24 months	Total	Change since previous quarter
Quarter ending June 2017	19,870	
Quarter ending September 2017	20,223	→
Quarter ending December 2017	20,604	→
Quarter ending March 2018	21,083	↑
Quarter ending June 2018	21,019	→
<b>Variance since June 2017</b>	<b>5.8%</b>	<b>↑</b>



### ACTIVITY

**Cumulative percentage of contracted UDA delivered 2018 & 2019**



**Adjusted Scheduled Activity (UDA)**

Month	2018	2019
April	1,545	675
May	5,430	5,011
June	8,423	8,141
July	15,126	
August	17,836	
September	23,171	
October	28,484	
November	32,701	
December	36,510	
January	40,690	
February	46,003	
March	49,146	
April	53,062	
May	53,081	
June	53,069	

### QUALITY

	Quantity	Base Number	Contract	LHB	Wales
% of FP17s for the same patient ID Re-attending within 3 months - Children	119	1,634	7.3%	8.9%	11.1%
% of FP17s for the same patient ID Re-attending within 3 months - Adults	665	4,685	14.2%	14.3%	15.5%
% of FP17s for the same patient ID Re-attending between 3 & 9 months - Children	895	1,634	54.8%	58.1%	59.2%
% of FP17s for the same patient ID Re-attending between 3 & 9 months - Adults	2,373	4,685	50.7%	55.2%	55.8%
% of FP17s for Band 1 Urgent Courses	408	4,431	9.2%	9.1%	8.7%
% of FP17s Relating to Free Repair or Replacements	25	4,431	0.6%	0.7%	0.7%
% of FP17s Relating to Continuations	18	4,431	0.4%	0.6%	0.7%
% of Patients satisfied with the dentistry they have received	25	27	92.6%	94.5%	94.0%
% of Patients satisfied with the time they had to wait for an appointment	24	27	88.9%	88.7%	88.5%

\* This is based on patients treated on this contract for their most recent course of treatment. Figures in italics indicate the base number of FP17s or Patient Questionnaire responses are less than 100. N/A is shown where the base number of responses is less than 10 during the period. % is calculated as Quantity/Base number\*100

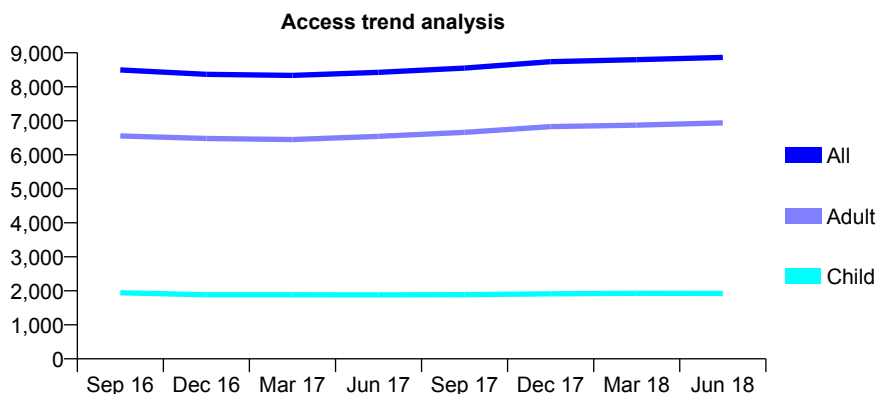
## 7A6 - Vital Signs At a Glance Contract Report for 183350/0001 - June 2018

Name or company name	Crosskeys Dental Practice Limited
Contract type name	GDS Contract
Purpose of contract	General
Contract start date	01/06/2013
Contract end date	

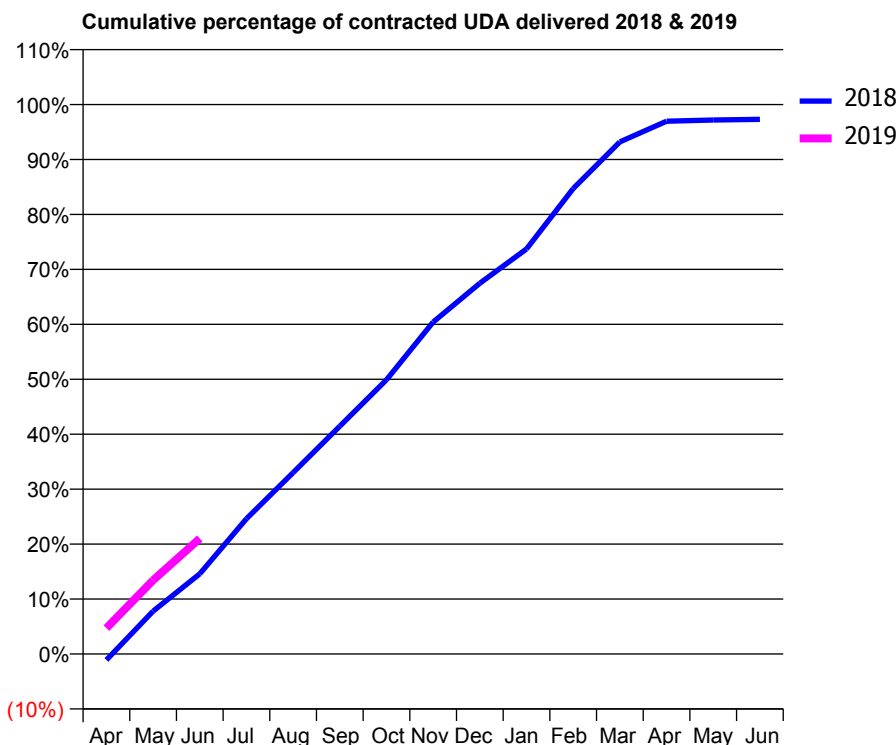
18/19 Contracted general activity (UDA)	28,668
Carry forward general activity (UDA)	0
18/19 Contracted orthodontic activity (UOA)	0
Carry forward orthodontic activity (UOA)	0
Baseline contract value	£714,521.80

### ACCESS\*

Patients seen in 24 months	Total	Change since previous quarter
Quarter ending June 2017	8,424	
Quarter ending September 2017	8,550	→
Quarter ending December 2017	8,740	↑
Quarter ending March 2018	8,799	→
Quarter ending June 2018	8,863	→
<b>Variance since June 2017</b>	<b>5.2%</b>	<b>↑</b>



### ACTIVITY



Month	Adjusted Scheduled Activity (UDA)	
	2018	2019
April	-317	1,352
May	2,235	3,850
June	4,185	6,026
July	7,059	
August	9,466	
September	11,889	
October	14,308	
November	17,320	
December	19,341	
January	21,128	
February	24,282	
March	26,717	
April	27,796	
May	27,861	
June	27,892	

### QUALITY

	Quantity	Base Number	Contract	LHB	Wales
% of FP17s for the same patient ID Re-attending within 3 months - Children	50	774	6.5%	8.9%	11.1%
% of FP17s for the same patient ID Re-attending within 3 months - Adults	316	2,732	11.6%	14.3%	15.5%
% of FP17s for the same patient ID Re-attending between 3 & 9 months - Children	565	774	73.0%	58.1%	59.2%
% of FP17s for the same patient ID Re-attending between 3 & 9 months - Adults	1,809	2,732	66.2%	55.2%	55.8%
% of FP17s for Band 1 Urgent Courses	259	2,963	8.7%	9.1%	8.7%
% of FP17s Relating to Free Repair or Replacements	13	2,963	0.4%	0.7%	0.7%
% of FP17s Relating to Continuations	16	2,963	0.5%	0.6%	0.7%
% of Patients satisfied with the dentistry they have received	21	22	95.5%	94.5%	94.0%
% of Patients satisfied with the time they had to wait for an appointment	19	22	86.4%	88.7%	88.5%

\* This is based on patients treated on this contract for their most recent course of treatment. Figures in italics indicate the base number of FP17s or Patient Questionnaire responses are less than 100. N/A is shown where the base number of responses is less than 10 during the period. % is calculated as Quantity/Base number\*100

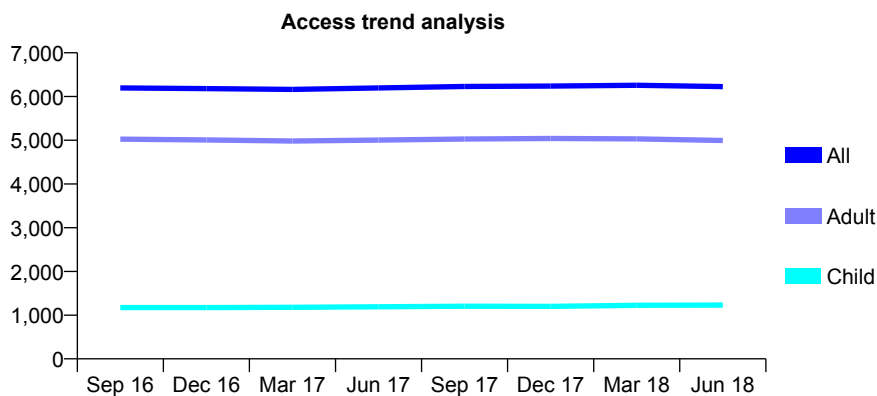
## 7A6 - Vital Signs At a Glance Contract Report for 187933/0001 - June 2018

Name or company name	NDP Services Ltd
Contract type name	GDS Contract
Purpose of contract	General
Contract start date	01/10/2010
Contract end date	

18/19 Contracted general activity (UDA)	23,252
Carry forward general activity (UDA)	0
18/19 Contracted orthodontic activity (UOA)	0
Carry forward orthodontic activity (UOA)	0
Baseline contract value	£613,321.10

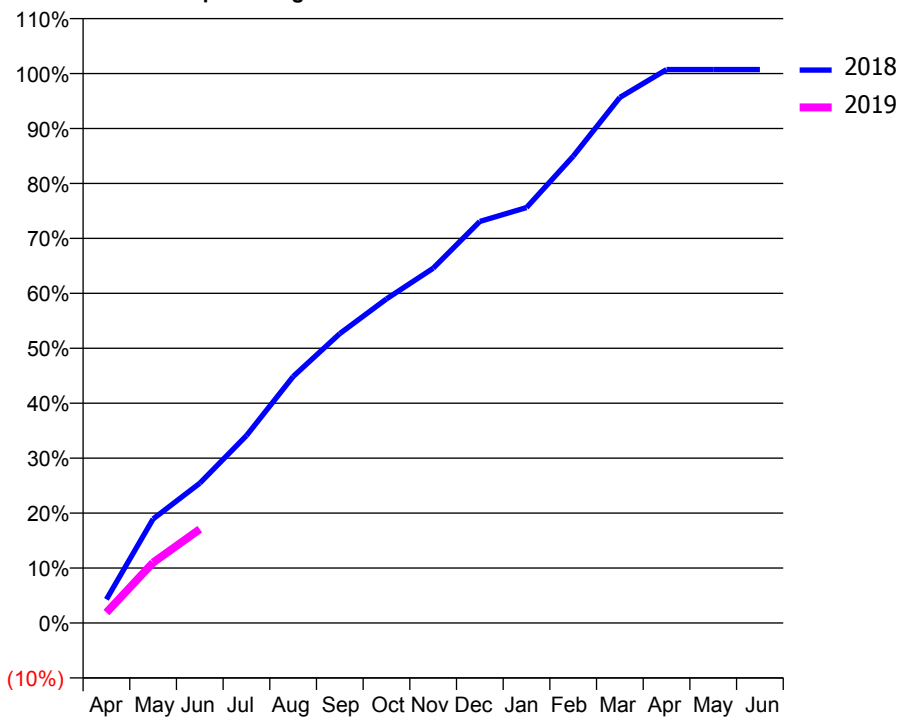
### ACCESS\*

Patients seen in 24 months	Total	Change since previous quarter
Quarter ending June 2017	6,195	
Quarter ending September 2017	6,231	→
Quarter ending December 2017	6,239	→
Quarter ending March 2018	6,256	→
Quarter ending June 2018	6,228	→
<b>Variance since June 2017</b>	<b>0.5%</b>	<b>→</b>



### ACTIVITY

**Cumulative percentage of contracted UDA delivered 2018 & 2019**



**Adjusted Scheduled Activity (UDA)**

Month	2018	2019
April	1,001	443
May	4,405	2,559
June	5,916	3,970
July	7,933	
August	10,433	
September	12,245	
October	13,714	
November	15,014	
December	16,992	
January	17,581	
February	19,749	
March	22,242	
April	23,417	
May	23,420	
June	23,422	

### QUALITY

	Quantity	Base Number	Contract	LHB	Wales
% of FP17s for the same patient ID Re-attending within 3 months - Children	47	474	9.9%	8.9%	11.1%
% of FP17s for the same patient ID Re-attending within 3 months - Adults	447	2,079	21.5%	14.3%	15.5%
% of FP17s for the same patient ID Re-attending between 3 & 9 months - Children	226	474	47.7%	58.1%	59.2%
% of FP17s for the same patient ID Re-attending between 3 & 9 months - Adults	1,222	2,079	58.8%	55.2%	55.8%
% of FP17s for Band 1 Urgent Courses	247	2,098	11.8%	9.1%	8.7%
% of FP17s Relating to Free Repair or Replacements	37	2,098	1.8%	0.7%	0.7%
% of FP17s Relating to Continuations	17	2,098	0.8%	0.6%	0.7%
% of Patients satisfied with the dentistry they have received	23	23	100.0%	94.5%	94.0%
% of Patients satisfied with the time they had to wait for an appointment	20	23	87.0%	88.7%	88.5%

\* This is based on patients treated on this contract for their most recent course of treatment. Figures in italics indicate the base number of FP17s or Patient Questionnaire responses are less than 100. N/A is shown where the base number of responses is less than 10 during the period. % is calculated as Quantity/Base number\*100



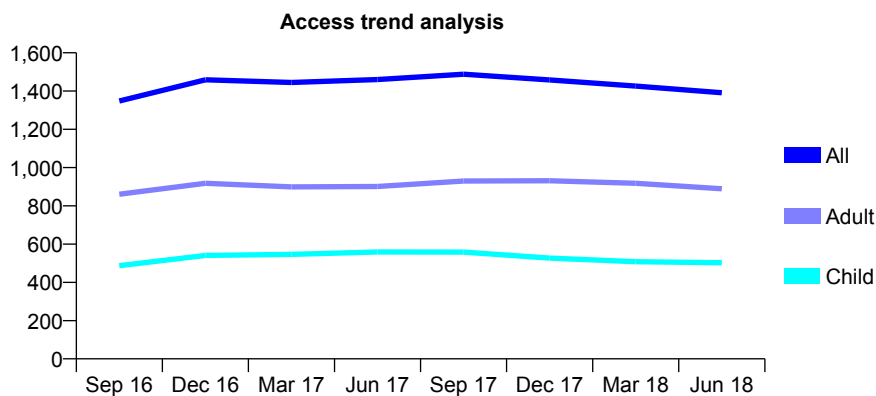
## 7A6 - Vital Signs At a Glance Contract Report for 188069/0001 - June 2018

Name or company name	Rowancrown Ltd
Contract type name	GDS Contract
Purpose of contract	General
Contract start date	01/03/2012
Contract end date	

18/19 Contracted general activity (UDA)	4,767
Carry forward general activity (UDA)	0
18/19 Contracted orthodontic activity (UOA)	0
Carry forward orthodontic activity (UOA)	0
Baseline contract value	£130,515.03

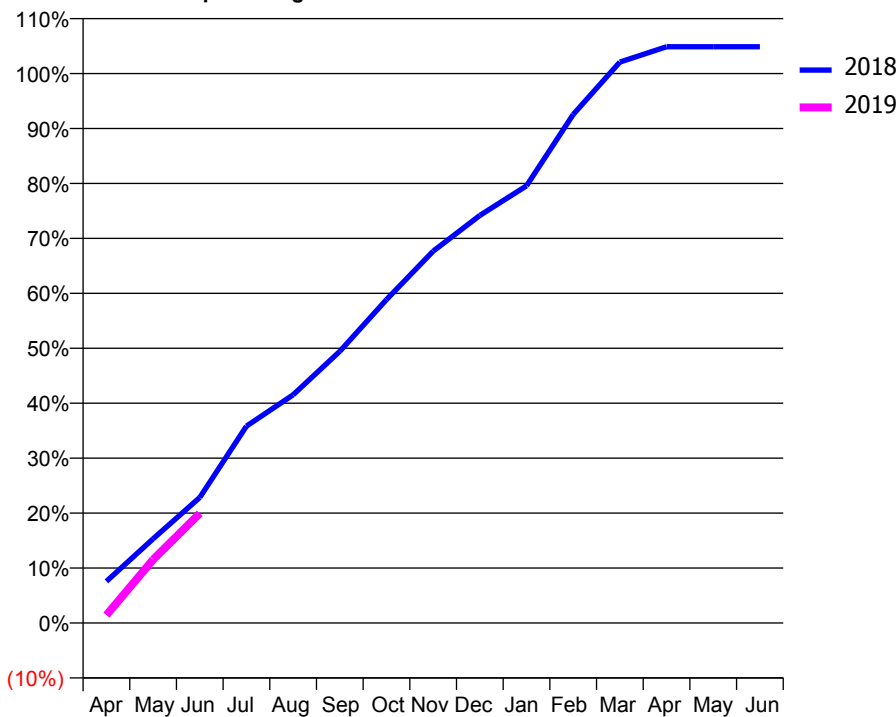
### ACCESS\*

Patients seen in 24 months	Total	Change since previous quarter
Quarter ending June 2017	1,460	
Quarter ending September 2017	1,488	→
Quarter ending December 2017	1,458	↓
Quarter ending March 2018	1,426	↓
Quarter ending June 2018	1,391	↓
<b>Variance since June 2017</b>	<b>(4.7%)</b>	<b>↓</b>



### ACTIVITY

Cumulative percentage of contracted UDA delivered 2018 & 2019



Adjusted Scheduled Activity (UDA)

Month	2018	2019
April	356	69
May	718	550
June	1,070	951
July	1,680	
August	1,947	
September	2,317	
October	2,758	
November	3,172	
December	3,476	
January	3,729	
February	4,337	
March	4,785	
April	4,915	
May	4,915	
June	4,915	

### QUALITY

	Quantity	Base Number	Contract	LHB	Wales
% of FP17s for the same patient ID Re-attending within 3 months - Children	5	188	2.7%	8.9%	11.1%
% of FP17s for the same patient ID Re-attending within 3 months - Adults	22	305	7.2%	14.3%	15.5%
% of FP17s for the same patient ID Re-attending between 3 & 9 months - Children	101	188	53.7%	58.1%	59.2%
% of FP17s for the same patient ID Re-attending between 3 & 9 months - Adults	121	305	39.7%	55.2%	55.8%
% of FP17s for Band 1 Urgent Courses	51	425	12.0%	9.1%	8.7%
% of FP17s Relating to Free Repair or Replacements	1	425	0.2%	0.7%	0.7%
% of FP17s Relating to Continuations	1	425	0.2%	0.6%	0.7%
% of Patients satisfied with the dentistry they have received	0	0	N/A	94.5%	94.0%
% of Patients satisfied with the time they had to wait for an appointment	0	0	N/A	88.7%	88.5%

\* This is based on patients treated on this contract for their most recent course of treatment. Figures in italics indicate the base number of FP17s or Patient Questionnaire responses are less than 100. N/A is shown where the base number of responses is less than 10 during the period. % is calculated as Quantity/Base number\*100

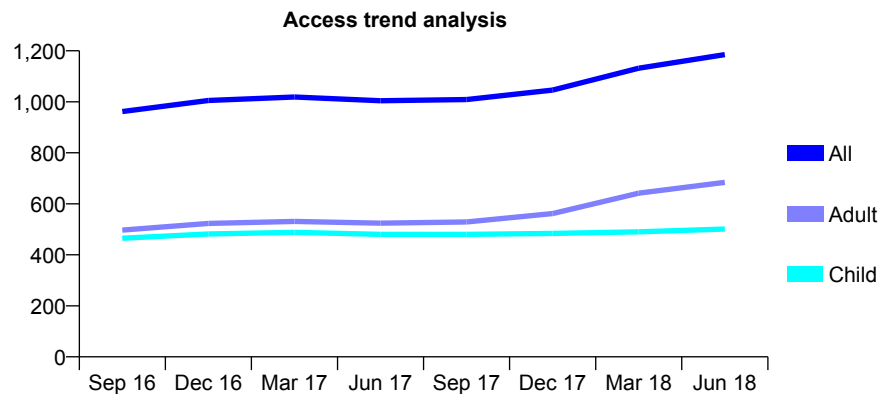
## 7A6 - Vital Signs At a Glance Contract Report for 190195/0009 - June 2018

Name or company name	Xeon Smiles UK Ltd
Contract type name	GDS Contract
Purpose of contract	General
Contract start date	01/04/2012
Contract end date	

18/19 Contracted general activity (UDA)	2,325
Carry forward general activity (UDA)	0
18/19 Contracted orthodontic activity (UOA)	0
Carry forward orthodontic activity (UOA)	0
Baseline contract value	£57,226.35

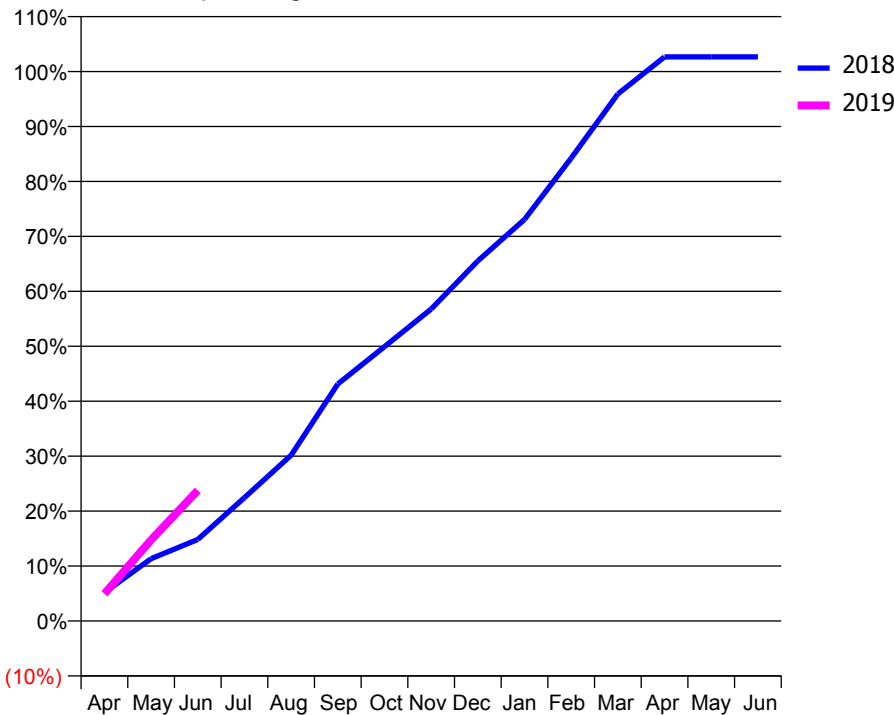
### ACCESS\*

Patients seen in 24 months	Total	Change since previous quarter
Quarter ending June 2017	1,004	
Quarter ending September 2017	1,009	→
Quarter ending December 2017	1,046	↑
Quarter ending March 2018	1,132	↑
Quarter ending June 2018	1,185	↑
<b>Variance since June 2017</b>	<b>18.0%</b>	<b>↑</b>



### ACTIVITY

Cumulative percentage of contracted UDA delivered 2018 & 2019



Adjusted Scheduled Activity (UDA)		
Month	2018	2019
April	120	115
May	264	343
June	345	552
July	522	
August	702	
September	1,003	
October	1,161	
November	1,320	
December	1,523	
January	1,699	
February	1,959	
March	2,230	
April	2,387	
May	2,387	
June	2,387	

### QUALITY

	Quantity	Base Number	Contract	LHB	Wales
% of FP17s for the same patient ID Re-attending within 3 months - Children	10	152	6.6%	8.9%	11.1%
% of FP17s for the same patient ID Re-attending within 3 months - Adults	20	221	9.0%	14.3%	15.5%
% of FP17s for the same patient ID Re-attending between 3 & 9 months - Children	91	152	59.9%	58.1%	59.2%
% of FP17s for the same patient ID Re-attending between 3 & 9 months - Adults	92	221	41.6%	55.2%	55.8%
% of FP17s for Band 1 Urgent Courses	22	308	7.1%	9.1%	8.7%
% of FP17s Relating to Free Repair or Replacements	1	308	0.3%	0.7%	0.7%
% of FP17s Relating to Continuations	0	308	0.0%	0.6%	0.7%
% of Patients satisfied with the dentistry they have received	2	2	N/A	94.5%	94.0%
% of Patients satisfied with the time they had to wait for an appointment	1	2	N/A	88.7%	88.5%

\* This is based on patients treated on this contract for their most recent course of treatment. Figures in italics indicate the base number of FP17s or Patient Questionnaire responses are less than 100. N/A is shown where the base number of responses is less than 10 during the period. % is calculated as Quantity/Base number\*100

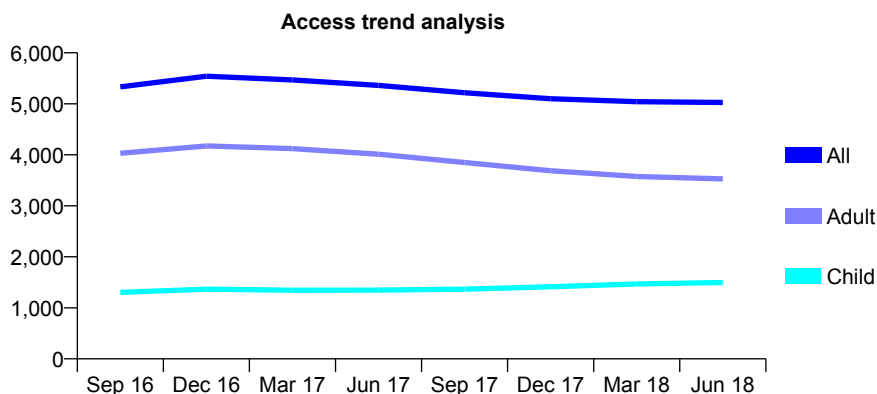
## 7A6 - Vital Signs At a Glance Contract Report for 190195/0012 - June 2018

Name or company name	Xeon Smiles UK Ltd
Contract type name	GDS Contract
Purpose of contract	General
Contract start date	01/04/2012
Contract end date	

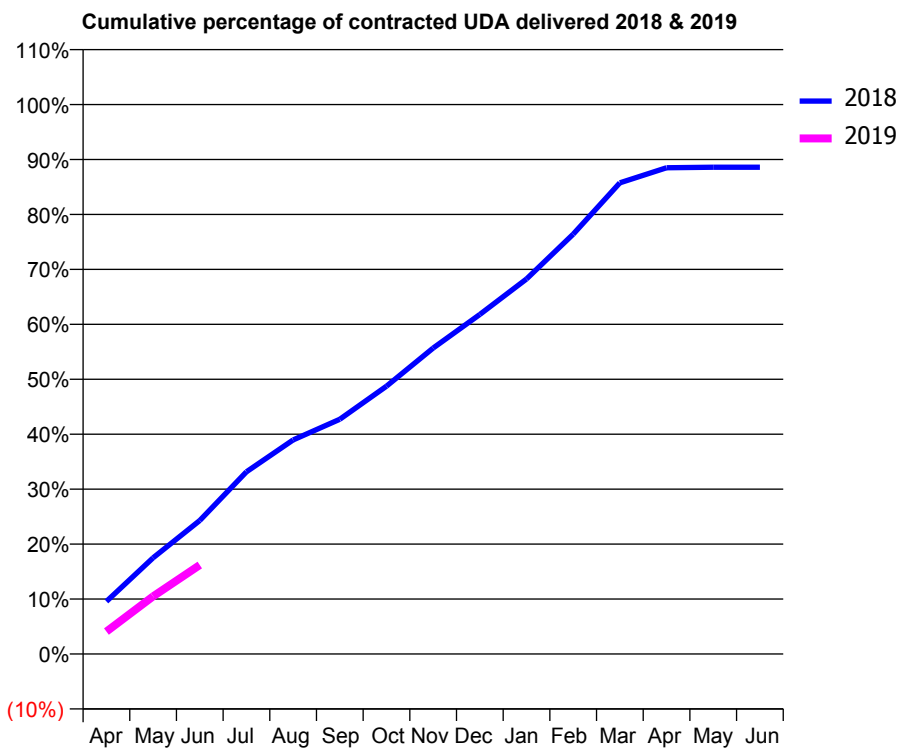
18/19 Contracted general activity (UDA)	18,856
Carry forward general activity (UDA)	0
18/19 Contracted orthodontic activity (UOA)	0
Carry forward orthodontic activity (UOA)	0
Baseline contract value	£457,269.37

### ACCESS\*

Patients seen in 24 months	Total	Change since previous quarter
Quarter ending June 2017	5,360	
Quarter ending September 2017	5,216	↓
Quarter ending December 2017	5,100	↓
Quarter ending March 2018	5,042	↓
Quarter ending June 2018	5,027	→
<b>Variance since June 2017</b>	<b>(6.2%)</b>	<b>↓</b>



### ACTIVITY



Month	Adjusted Scheduled Activity (UDA)	
	2018	2019
April	1,804	772
May	3,302	1,979
June	4,585	3,056
July	6,251	
August	7,344	
September	8,055	
October	9,191	
November	10,501	
December	11,650	
January	12,871	
February	14,405	
March	16,168	
April	16,687	
May	16,706	
June	16,705	

### QUALITY

	Quantity	Base Number	Contract	LHB	Wales
% of FP17s for the same patient ID Re-attending within 3 months - Children	49	491	10.0%	8.9%	11.1%
% of FP17s for the same patient ID Re-attending within 3 months - Adults	159	1,144	13.9%	14.3%	15.5%
% of FP17s for the same patient ID Re-attending between 3 & 9 months - Children	293	491	59.7%	58.1%	59.2%
% of FP17s for the same patient ID Re-attending between 3 & 9 months - Adults	659	1,144	57.6%	55.2%	55.8%
% of FP17s for Band 1 Urgent Courses	104	1,413	7.4%	9.1%	8.7%
% of FP17s Relating to Free Repair or Replacements	16	1,413	1.1%	0.7%	0.7%
% of FP17s Relating to Continuations	4	1,413	0.3%	0.6%	0.7%
% of Patients satisfied with the dentistry they have received	9	9	N/A	94.5%	94.0%
% of Patients satisfied with the time they had to wait for an appointment	6	9	N/A	88.7%	88.5%

\* This is based on patients treated on this contract for their most recent course of treatment. Figures in italics indicate the base number of FP17s or Patient Questionnaire responses are less than 100. N/A is shown where the base number of responses is less than 10 during the period. % is calculated as Quantity/Base number\*100

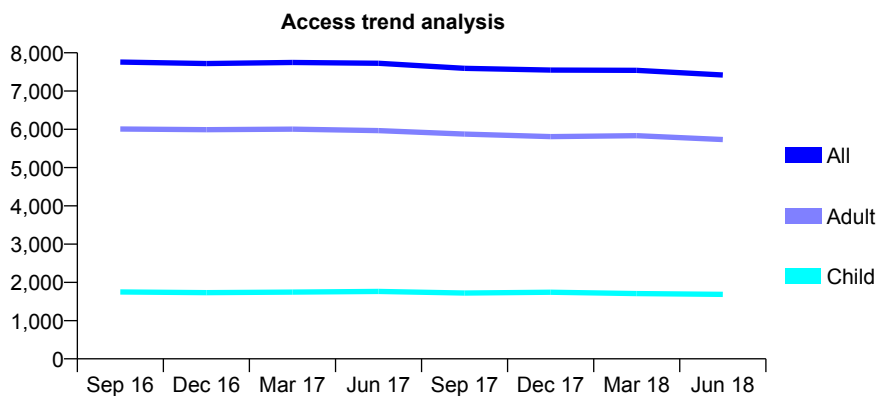
## 7A6 - Vital Signs At a Glance Contract Report for 190195/0014 - June 2018

Name or company name	Xeon Smiles UK Ltd
Contract type name	GDS Contract
Purpose of contract	General
Contract start date	01/04/2012
Contract end date	

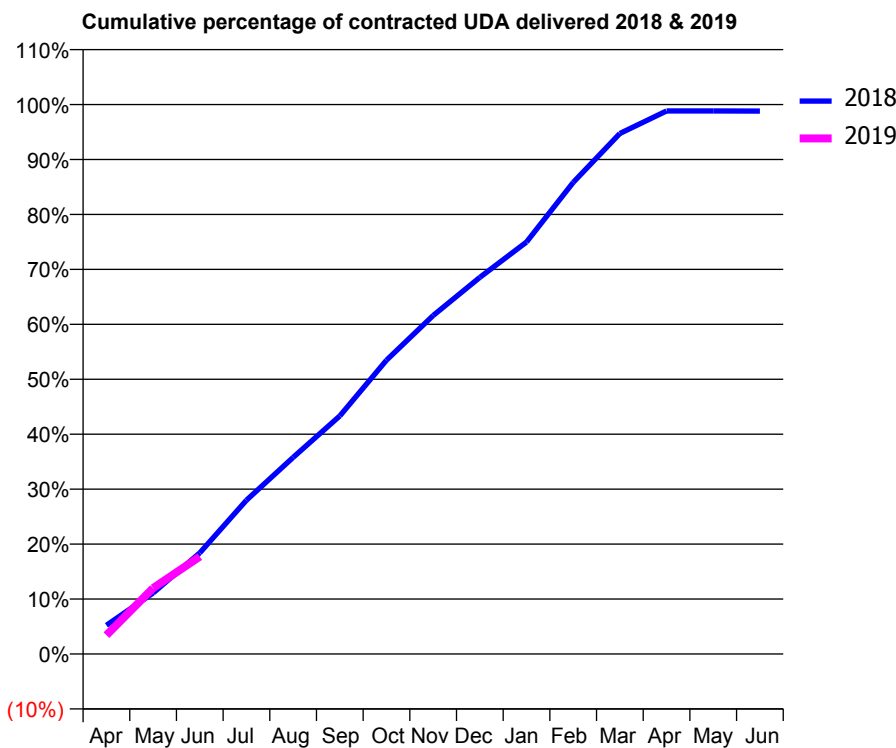
18/19 Contracted general activity (UDA)	24,172
Carry forward general activity (UDA)	0
18/19 Contracted orthodontic activity (UOA)	0
Carry forward orthodontic activity (UOA)	0
Baseline contract value	£646,514.22

### ACCESS\*

Patients seen in 24 months	Total	Change since previous quarter
Quarter ending June 2017	7,728	
Quarter ending September 2017	7,595	↓
Quarter ending December 2017	7,550	→
Quarter ending March 2018	7,542	→
Quarter ending June 2018	7,418	↓
<b>Variance since June 2017</b>	<b>(4.0%)</b>	<b>↓</b>



### ACTIVITY



Adjusted Scheduled Activity (UDA)		
Month	2018	2019
April	1,264	833
May	2,684	2,900
June	4,451	4,286
July	6,766	
August	8,652	
September	10,471	
October	12,924	
November	14,892	
December	16,567	
January	18,123	
February	20,743	
March	22,896	
April	23,887	
May	23,886	
June	23,880	

### QUALITY

	Quantity	Base Number	Contract	LHB	Wales
% of FP17s for the same patient ID Re-attending within 3 months - Children	23	522	4.4%	8.9%	11.1%
% of FP17s for the same patient ID Re-attending within 3 months - Adults	170	1,852	9.2%	14.3%	15.5%
% of FP17s for the same patient ID Re-attending between 3 & 9 months - Children	315	522	60.3%	58.1%	59.2%
% of FP17s for the same patient ID Re-attending between 3 & 9 months - Adults	1,208	1,852	65.2%	55.2%	55.8%
% of FP17s for Band 1 Urgent Courses	65	2,056	3.2%	9.1%	8.7%
% of FP17s Relating to Free Repair or Replacements	12	2,056	0.6%	0.7%	0.7%
% of FP17s Relating to Continuations	1	2,056	0.0%	0.6%	0.7%
% of Patients satisfied with the dentistry they have received	9	9	N/A	94.5%	94.0%
% of Patients satisfied with the time they had to wait for an appointment	5	9	N/A	88.7%	88.5%

\* This is based on patients treated on this contract for their most recent course of treatment. Figures in italics indicate the base number of FP17s or Patient Questionnaire responses are less than 100. N/A is shown where the base number of responses is less than 10 during the period. % is calculated as Quantity/Base number\*100

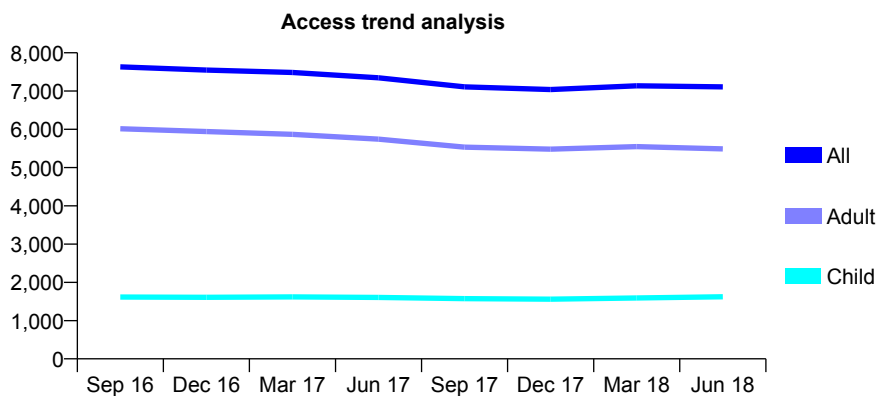
## 7A6 - Vital Signs At a Glance Contract Report for 190195/0015 - June 2018

Name or company name	Xeon Smiles UK Ltd
Contract type name	GDS Contract
Purpose of contract	General
Contract start date	01/04/2012
Contract end date	

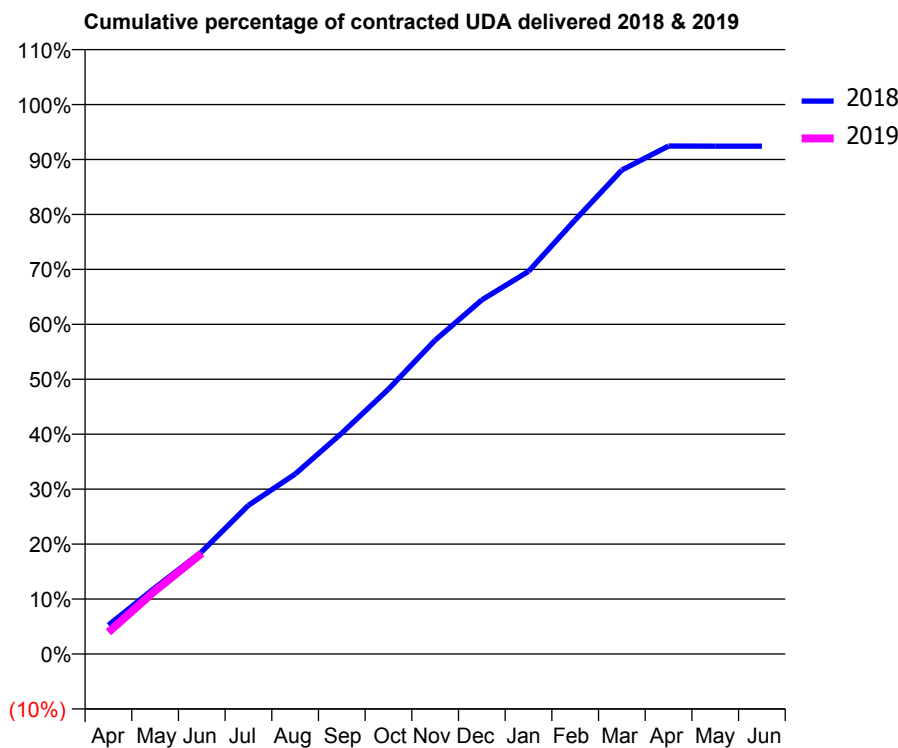
18/19 Contracted general activity (UDA)	24,572
Carry forward general activity (UDA)	0
18/19 Contracted orthodontic activity (UOA)	0
Carry forward orthodontic activity (UOA)	0
Baseline contract value	£668,791.20

### ACCESS\*

Patients seen in 24 months	Total	Change since previous quarter
Quarter ending June 2017	7,348	
Quarter ending September 2017	7,108	↓
Quarter ending December 2017	7,040	→
Quarter ending March 2018	7,137	→
Quarter ending June 2018	7,111	→
<b>Variance since June 2017</b>	<b>(3.2%)</b>	<b>↓</b>



### ACTIVITY



Month	Adjusted Scheduled Activity (UDA)	
	2018	2019
April	1,290	974
May	2,967	2,831
June	4,576	4,506
July	6,653	
August	8,048	
September	9,879	
October	11,843	
November	14,033	
December	15,835	
January	17,108	
February	19,413	
March	21,645	
April	22,716	
May	22,707	
June	22,710	

### QUALITY

	Quantity	Base Number	Contract	LHB	Wales
% of FP17s for the same patient ID Re-attending within 3 months - Children	35	574	6.1%	8.9%	11.1%
% of FP17s for the same patient ID Re-attending within 3 months - Adults	288	1,984	14.5%	14.3%	15.5%
% of FP17s for the same patient ID Re-attending between 3 & 9 months - Children	295	574	51.4%	58.1%	59.2%
% of FP17s for the same patient ID Re-attending between 3 & 9 months - Adults	1,066	1,984	53.7%	55.2%	55.8%
% of FP17s for Band 1 Urgent Courses	224	2,140	10.5%	9.1%	8.7%
% of FP17s Relating to Free Repair or Replacements	17	2,140	0.8%	0.7%	0.7%
% of FP17s Relating to Continuations	7	2,140	0.3%	0.6%	0.7%
% of Patients satisfied with the dentistry they have received	16	19	84.2%	94.5%	94.0%
% of Patients satisfied with the time they had to wait for an appointment	17	19	89.5%	88.7%	88.5%

\* This is based on patients treated on this contract for their most recent course of treatment. Figures in italics indicate the base number of FP17s or Patient Questionnaire responses are less than 100. N/A is shown where the base number of responses is less than 10 during the period. % is calculated as Quantity/Base number\*100

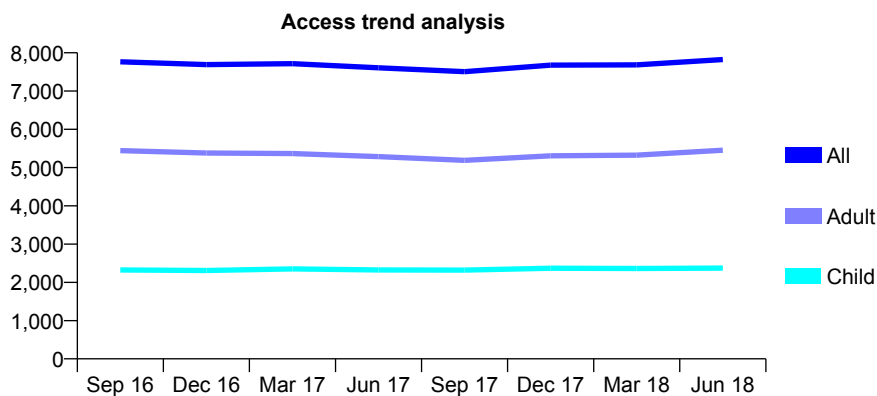
## 7A6 - Vital Signs At a Glance Contract Report for 190195/0020 - June 2018

Name or company name	Xeon Smiles UK Ltd
Contract type name	GDS Contract
Purpose of contract	General
Contract start date	18/07/2012
Contract end date	

18/19 Contracted general activity (UDA)	20,705
Carry forward general activity (UDA)	0
18/19 Contracted orthodontic activity (UOA)	0
Carry forward orthodontic activity (UOA)	0
Baseline contract value	£540,970.97

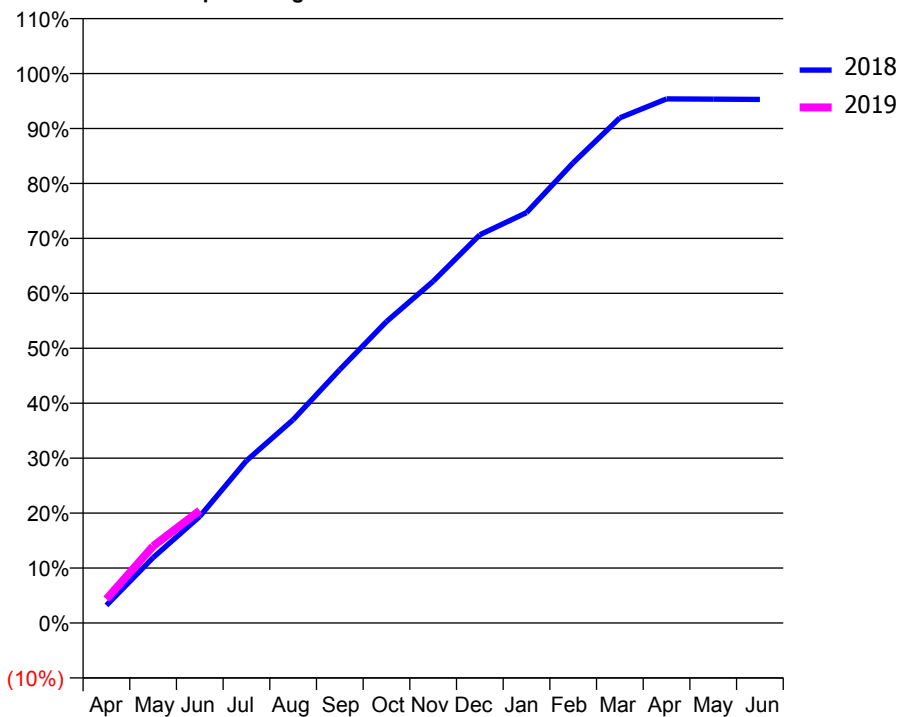
### ACCESS\*

Patients seen in 24 months	Total	Change since previous quarter
Quarter ending June 2017	7,609	
Quarter ending September 2017	7,507	↓
Quarter ending December 2017	7,677	↑
Quarter ending March 2018	7,684	→
Quarter ending June 2018	7,825	→
<b>Variance since June 2017</b>	<b>2.8%</b>	<b>↑</b>



### ACTIVITY

Cumulative percentage of contracted UDA delivered 2018 & 2019



Month	Adjusted Scheduled Activity (UDA)	
	2018	2019
April	668	904
May	2,462	2,895
June	4,017	4,240
July	6,117	
August	7,660	
September	9,550	
October	11,357	
November	12,874	
December	14,628	
January	15,460	
February	17,343	
March	19,036	
April	19,747	
May	19,740	
June	19,730	

### QUALITY

	Quantity	Base Number	Contract	LHB	Wales
% of FP17s for the same patient ID Re-attending within 3 months - Children	35	767	4.6%	8.9%	11.1%
% of FP17s for the same patient ID Re-attending within 3 months - Adults	156	1,780	8.8%	14.3%	15.5%
% of FP17s for the same patient ID Re-attending between 3 & 9 months - Children	412	767	53.7%	58.1%	59.2%
% of FP17s for the same patient ID Re-attending between 3 & 9 months - Adults	920	1,780	51.7%	55.2%	55.8%
% of FP17s for Band 1 Urgent Courses	183	2,248	8.1%	9.1%	8.7%
% of FP17s Relating to Free Repair or Replacements	14	2,248	0.6%	0.7%	0.7%
% of FP17s Relating to Continuations	2	2,248	0.1%	0.6%	0.7%
% of Patients satisfied with the dentistry they have received	25	26	96.2%	94.5%	94.0%
% of Patients satisfied with the time they had to wait for an appointment	21	26	80.8%	88.7%	88.5%

\* This is based on patients treated on this contract for their most recent course of treatment. Figures in italics indicate the base number of FP17s or Patient Questionnaire responses are less than 100. N/A is shown where the base number of responses is less than 10 during the period. % is calculated as Quantity/Base number\*100

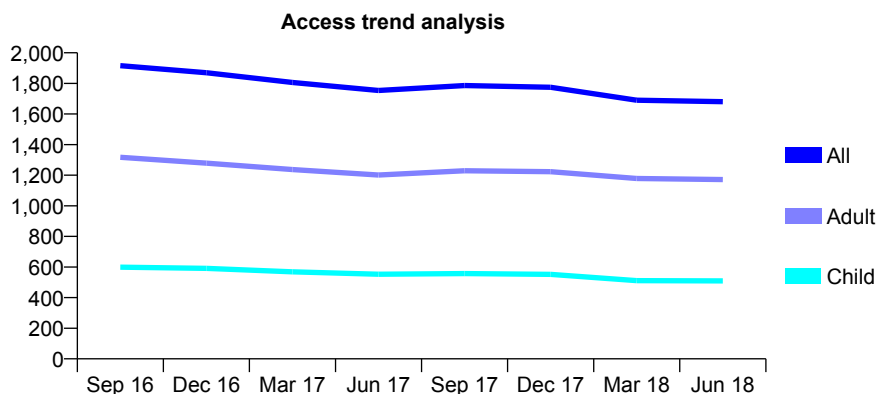
## 7A6 - Vital Signs At a Glance Contract Report for 190535/0001 - June 2018

Name or company name	Cwmbran Dental Spa
Contract type name	GDS Contract
Purpose of contract	General
Contract start date	01/04/2012
Contract end date	

18/19 Contracted general activity (UDA)	7,032
Carry forward general activity (UDA)	0
18/19 Contracted orthodontic activity (UOA)	0
Carry forward orthodontic activity (UOA)	0
Baseline contract value	£176,379.50

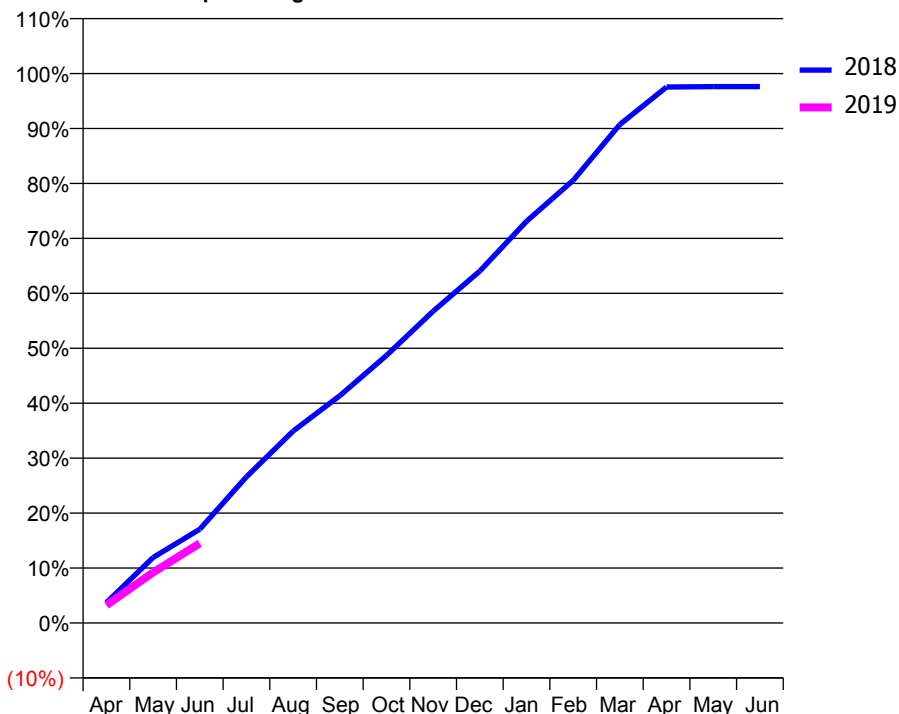
### ACCESS\*

Patients seen in 24 months	Total	Change since previous quarter
Quarter ending June 2017	1,754	
Quarter ending September 2017	1,786	→
Quarter ending December 2017	1,775	→
Quarter ending March 2018	1,690	↓
Quarter ending June 2018	1,681	→
<b>Variance since June 2017</b>	<b>(4.2%)</b>	<b>↓</b>



### ACTIVITY

Cumulative percentage of contracted UDA delivered 2018 & 2019



Month	Adjusted Scheduled Activity (UDA)	
	2018	2019
April	226	227
May	725	647
June	1,038	1,019
July	1,618	
August	2,124	
September	2,515	
October	2,962	
November	3,451	
December	3,896	
January	4,447	
February	4,899	
March	5,518	
April	5,932	
May	5,936	
June	5,936	

### QUALITY

	Quantity	Base Number	Contract	LHB	Wales
% of FP17s for the same patient ID Re-attending within 3 months - Children	13	196	6.6%	8.9%	11.1%
% of FP17s for the same patient ID Re-attending within 3 months - Adults	71	448	15.8%	14.3%	15.5%
% of FP17s for the same patient ID Re-attending between 3 & 9 months - Children	115	196	58.7%	58.1%	59.2%
% of FP17s for the same patient ID Re-attending between 3 & 9 months - Adults	247	448	55.1%	55.2%	55.8%
% of FP17s for Band 1 Urgent Courses	35	529	6.6%	9.1%	8.7%
% of FP17s Relating to Free Repair or Replacements	7	529	1.3%	0.7%	0.7%
% of FP17s Relating to Continuations	5	529	0.9%	0.6%	0.7%
% of Patients satisfied with the dentistry they have received	3	3	N/A	94.5%	94.0%
% of Patients satisfied with the time they had to wait for an appointment	3	3	N/A	88.7%	88.5%

\* This is based on patients treated on this contract for their most recent course of treatment. Figures in italics indicate the base number of FP17s or Patient Questionnaire responses are less than 100. N/A is shown where the base number of responses is less than 10 during the period. % is calculated as Quantity/Base number\*100

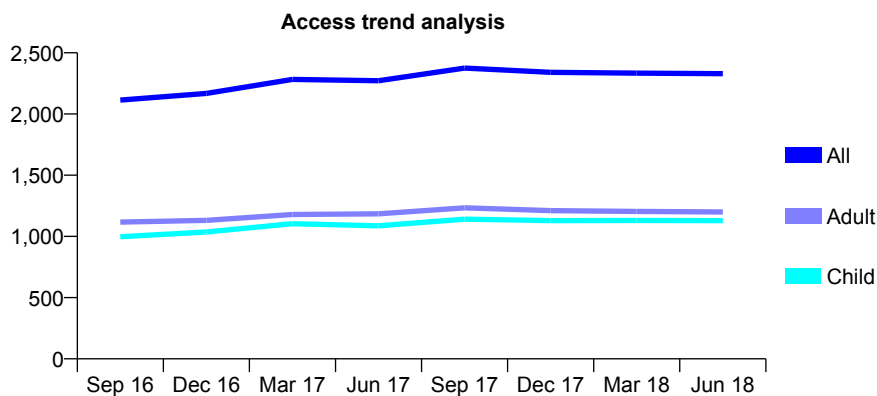
## 7A6 - Vital Signs At a Glance Contract Report for 194034/0001 - June 2018

Name or company name	Melin Ltd
Contract type name	GDS Contract
Purpose of contract	General and Orthodontic
Contract start date	01/03/2011
Contract end date	

18/19 Contracted general activity (UDA)	7,446
Carry forward general activity (UDA)	0
18/19 Contracted orthodontic activity (UOA)	1,579
Carry forward orthodontic activity (UOA)	0
Baseline contract value	£265,835.87

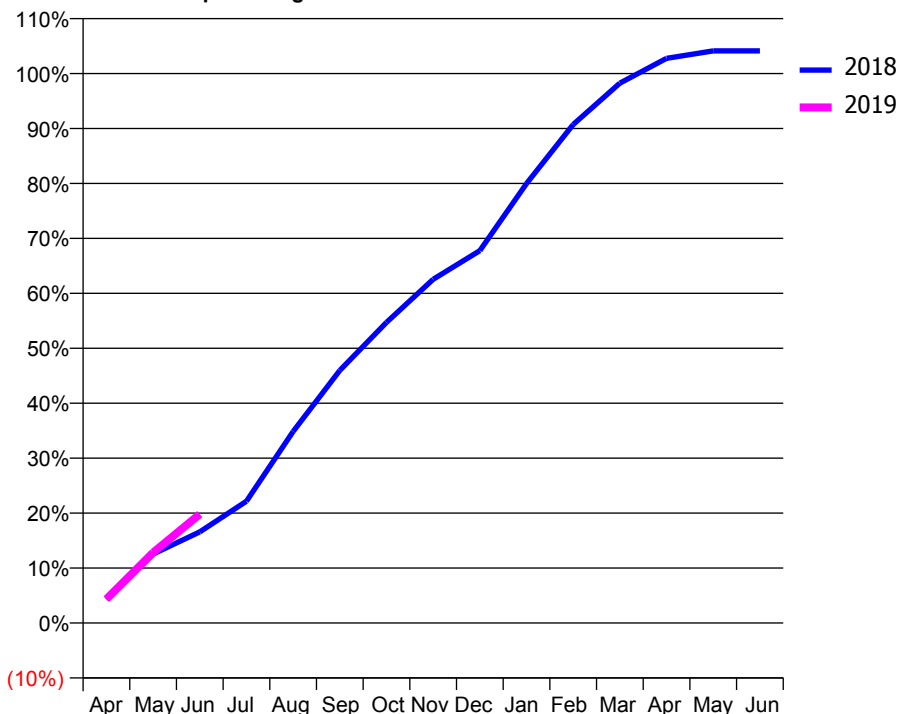
### ACCESS\*

Patients seen in 24 months	Total	Change since previous quarter
Quarter ending June 2017	2,272	
Quarter ending September 2017	2,375	↑
Quarter ending December 2017	2,340	↓
Quarter ending March 2018	2,334	→
Quarter ending June 2018	2,329	→
<b>Variance since June 2017</b>	<b>2.5%</b>	<b>↑</b>



### ACTIVITY

Cumulative percentage of contracted UDA delivered 2018 & 2019



Adjusted Scheduled Activity (UDA)		
Month	2018	2019
April	321	325
May	935	955
June	1,234	1,475
July	1,651	
August	2,596	
September	3,423	
October	4,073	
November	4,658	
December	5,045	
January	5,955	
February	6,754	
March	7,314	
April	7,652	
May	7,753	
June	7,753	

### QUALITY

	Quantity	Base Number	Contract	LHB	Wales
% of FP17s for the same patient ID Re-attending within 3 months - Children	99	616	16.1%	8.9%	11.1%
% of FP17s for the same patient ID Re-attending within 3 months - Adults	100	540	18.5%	14.3%	15.5%
% of FP17s for the same patient ID Re-attending between 3 & 9 months - Children	368	616	59.7%	58.1%	59.2%
% of FP17s for the same patient ID Re-attending between 3 & 9 months - Adults	354	540	65.6%	55.2%	55.8%
% of FP17s for Band 1 Urgent Courses	33	782	4.2%	9.1%	8.7%
% of FP17s Relating to Free Repair or Replacements	1	782	0.1%	0.7%	0.7%
% of FP17s Relating to Continuations	1	782	0.1%	0.6%	0.7%
% of Patients satisfied with the dentistry they have received	4	6	N/A	94.5%	94.0%
% of Patients satisfied with the time they had to wait for an appointment	6	6	N/A	88.7%	88.5%

\* This is based on patients treated on this contract for their most recent course of treatment. Figures in italics indicate the base number of FP17s or Patient Questionnaire responses are less than 100. N/A is shown where the base number of responses is less than 10 during the period. % is calculated as Quantity/Base number\*100



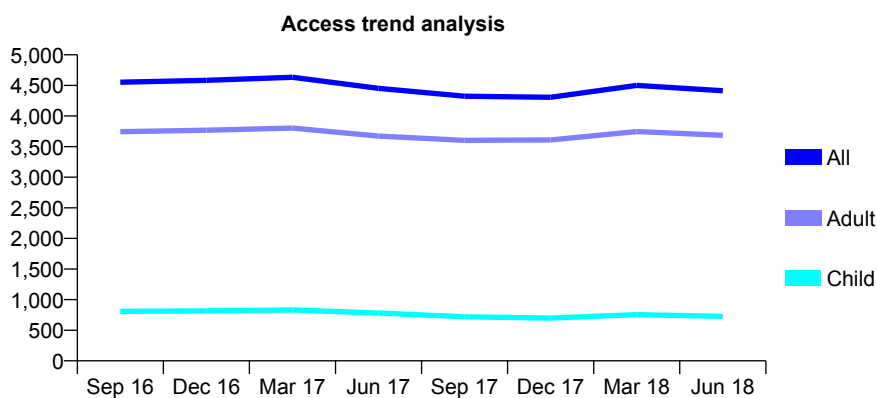
## 7A6 - Vital Signs At a Glance Contract Report for 197599/0001 - June 2018

Name or company name	Ali Jahanfar & Regina Appah
Contract type name	GDS Contract
Purpose of contract	General
Contract start date	01/12/2009
Contract end date	

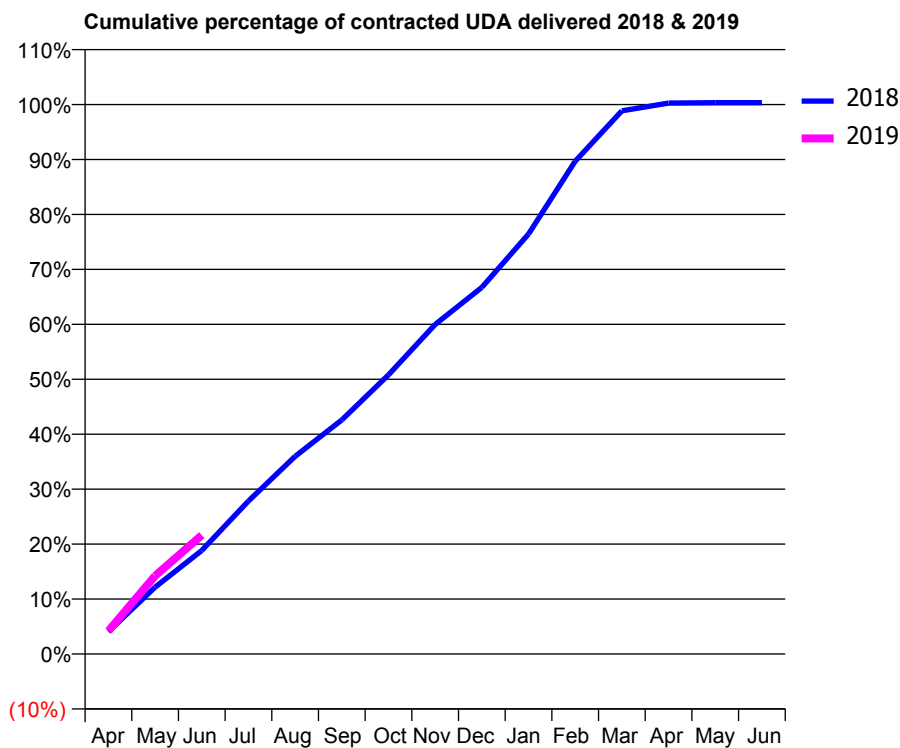
18/19 Contracted general activity (UDA)	13,299
Carry forward general activity (UDA)	0
18/19 Contracted orthodontic activity (UOA)	0
Carry forward orthodontic activity (UOA)	0
Baseline contract value	£306,631.98

### ACCESS\*

Patients seen in 24 months	Total	Change since previous quarter
Quarter ending June 2017	4,453	
Quarter ending September 2017	4,323	↓
Quarter ending December 2017	4,307	→
Quarter ending March 2018	4,500	↑
Quarter ending June 2018	4,412	↓
<b>Variance since June 2017</b>	<b>(0.9%)</b>	→



### ACTIVITY



Month	Adjusted Scheduled Activity (UDA)	
	2018	2019
April	541	561
May	1,618	1,891
June	2,506	2,876
July	3,704	
August	4,783	
September	5,665	
October	6,758	
November	7,976	
December	8,875	
January	10,165	
February	11,928	
March	13,148	
April	13,332	
May	13,344	
June	13,344	

### QUALITY

	Quantity	Base Number	Contract	LHB	Wales
% of FP17s for the same patient ID Re-attending within 3 months - Children	22	216	10.2%	8.9%	11.1%
% of FP17s for the same patient ID Re-attending within 3 months - Adults	126	1,115	11.3%	14.3%	15.5%
% of FP17s for the same patient ID Re-attending between 3 & 9 months - Children	99	216	45.8%	58.1%	59.2%
% of FP17s for the same patient ID Re-attending between 3 & 9 months - Adults	562	1,115	50.4%	55.2%	55.8%
% of FP17s for Band 1 Urgent Courses	117	1,270	9.2%	9.1%	8.7%
% of FP17s Relating to Free Repair or Replacements	20	1,270	1.6%	0.7%	0.7%
% of FP17s Relating to Continuations	15	1,270	1.2%	0.6%	0.7%
% of Patients satisfied with the dentistry they have received	11	11	100.0%	94.5%	94.0%
% of Patients satisfied with the time they had to wait for an appointment	11	11	100.0%	88.7%	88.5%

\* This is based on patients treated on this contract for their most recent course of treatment. Figures in italics indicate the base number of FP17s or Patient Questionnaire responses are less than 100. N/A is shown where the base number of responses is less than 10 during the period. % is calculated as Quantity/Base number\*100

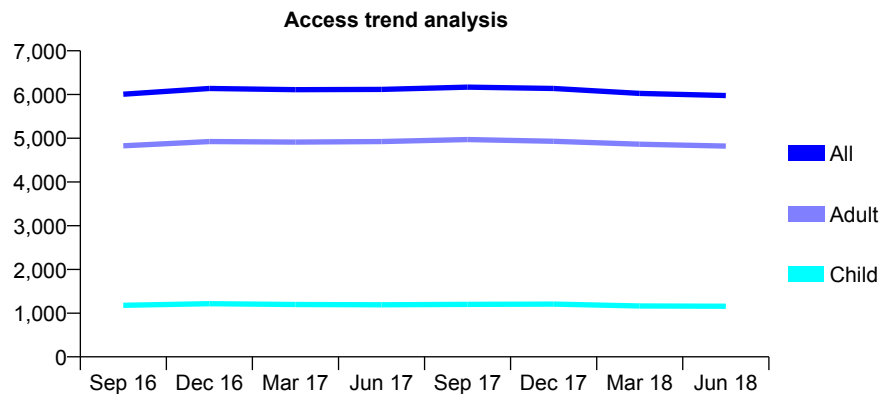
## 7A6 - Vital Signs At a Glance Contract Report for 199273/0001 - June 2018

Name or company name	Risca Dental Practice Limited
Contract type name	GDS Contract
Purpose of contract	General
Contract start date	01/09/2012
Contract end date	

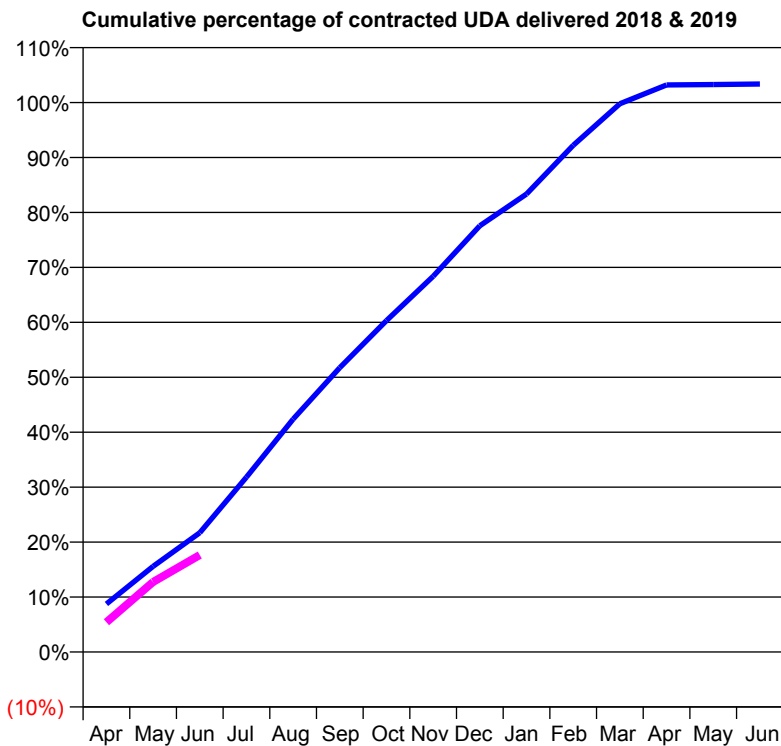
18/19 Contracted general activity (UDA)	18,412
Carry forward general activity (UDA)	0
18/19 Contracted orthodontic activity (UOA)	0
Carry forward orthodontic activity (UOA)	0
Baseline contract value	£469,613.70

### ACCESS\*

Patients seen in 24 months	Total	Change since previous quarter
Quarter ending June 2017	6,117	
Quarter ending September 2017	6,169	→
Quarter ending December 2017	6,137	→
Quarter ending March 2018	6,027	↓
Quarter ending June 2018	5,978	→
<b>Variance since June 2017</b>	<b>(2.3%)</b>	<b>↓</b>



### ACTIVITY



Month	Adjusted Scheduled Activity (UDA)	
	2018	2019
April	1,613	999
May	2,870	2,349
June	3,997	3,248
July	5,860	
August	7,806	
September	9,528	
October	11,107	
November	12,589	
December	14,282	
January	15,344	
February	16,977	
March	18,369	
April	19,001	
May	19,014	
June	19,030	

### QUALITY

	Quantity	Base Number	Contract	LHB	Wales
% of FP17s for the same patient ID Re-attending within 3 months - Children	21	380	5.5%	8.9%	11.1%
% of FP17s for the same patient ID Re-attending within 3 months - Adults	235	1,657	14.2%	14.3%	15.5%
% of FP17s for the same patient ID Re-attending between 3 & 9 months - Children	253	380	66.6%	58.1%	59.2%
% of FP17s for the same patient ID Re-attending between 3 & 9 months - Adults	905	1,657	54.6%	55.2%	55.8%
% of FP17s for Band 1 Urgent Courses	197	1,721	11.4%	9.1%	8.7%
% of FP17s Relating to Free Repair or Replacements	7	1,721	0.4%	0.7%	0.7%
% of FP17s Relating to Continuations	11	1,721	0.6%	0.6%	0.7%
% of Patients satisfied with the dentistry they have received	10	12	83.3%	94.5%	94.0%
% of Patients satisfied with the time they had to wait for an appointment	11	12	91.7%	88.7%	88.5%

\* This is based on patients treated on this contract for their most recent course of treatment. Figures in italics indicate the base number of FP17s or Patient Questionnaire responses are less than 100. N/A is shown where the base number of responses is less than 10 during the period. % is calculated as Quantity/Base number\*100

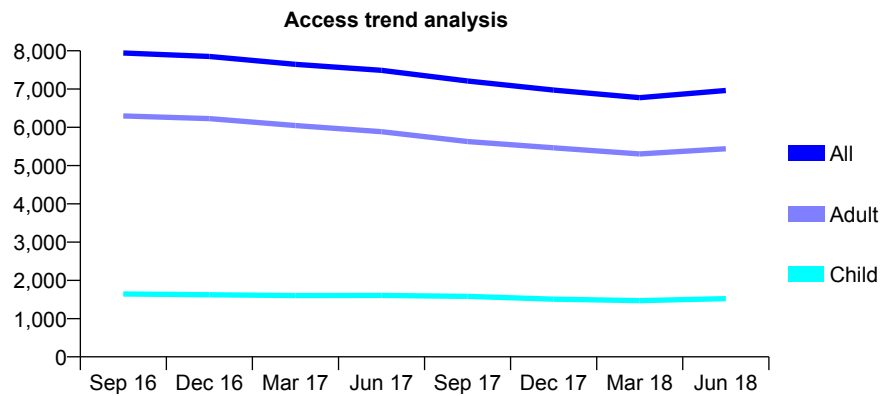
## 7A6 - Vital Signs At a Glance Contract Report for 199915/0004 - June 2018

Name or company name	IDH 441 to 444 Ltd
Contract type name	GDS Contract
Purpose of contract	General
Contract start date	01/04/2010
Contract end date	

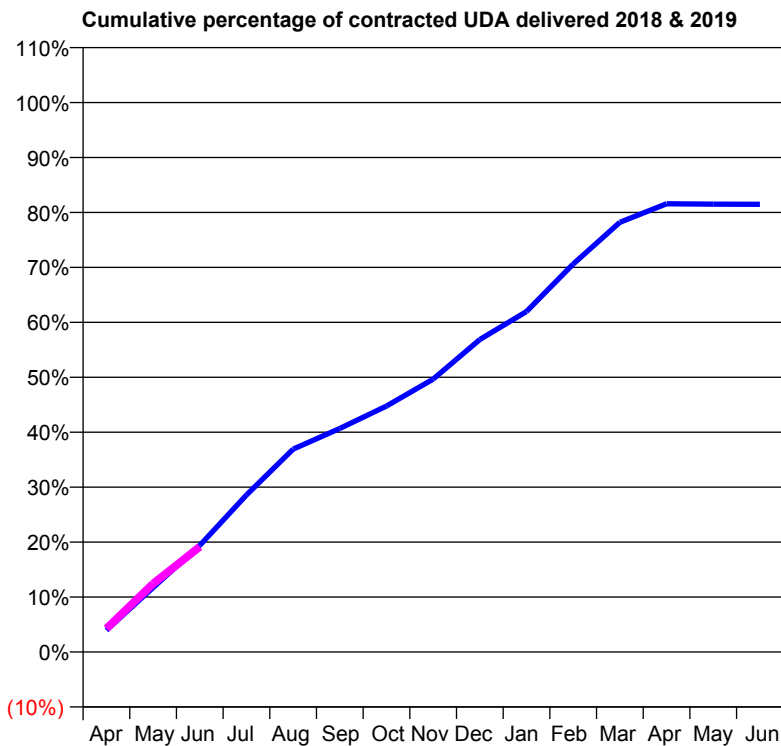
18/19 Contracted general activity (UDA)	26,938
Carry forward general activity (UDA)	0
18/19 Contracted orthodontic activity (UOA)	0
Carry forward orthodontic activity (UOA)	0
Baseline contract value	£653,041.37

### ACCESS\*

Patients seen in 24 months	Total	Change since previous quarter
Quarter ending June 2017	7,491	
Quarter ending September 2017	7,211	↓
Quarter ending December 2017	6,973	↓
Quarter ending March 2018	6,774	↓
Quarter ending June 2018	6,963	↑
<b>Variance since June 2017</b>	<b>(7.0%)</b>	<b>↓</b>



### ACTIVITY



Month	Adjusted Scheduled Activity (UDA)	
	2018	2019
April	970	1,147
May	2,874	3,348
June	4,753	5,160
July	7,001	
August	9,045	
September	9,968	
October	10,964	
November	12,170	
December	13,932	
January	15,184	
February	17,296	
March	19,161	
April	19,988	
May	19,966	
June	19,961	

### QUALITY

	Quantity	Base Number	Contract	LHB	Wales
% of FP17s for the same patient ID Re-attending within 3 months - Children	21	618	3.4%	8.9%	11.1%
% of FP17s for the same patient ID Re-attending within 3 months - Adults	87	1,955	4.5%	14.3%	15.5%
% of FP17s for the same patient ID Re-attending between 3 & 9 months - Children	247	618	40.0%	58.1%	59.2%
% of FP17s for the same patient ID Re-attending between 3 & 9 months - Adults	832	1,955	42.6%	55.2%	55.8%
% of FP17s for Band 1 Urgent Courses	23	2,262	1.0%	9.1%	8.7%
% of FP17s Relating to Free Repair or Replacements	10	2,262	0.4%	0.7%	0.7%
% of FP17s Relating to Continuations	27	2,262	1.2%	0.6%	0.7%
% of Patients satisfied with the dentistry they have received	10	11	90.9%	94.5%	94.0%
% of Patients satisfied with the time they had to wait for an appointment	7	11	63.6%	88.7%	88.5%

\* This is based on patients treated on this contract for their most recent course of treatment. Figures in italics indicate the base number of FP17s or Patient Questionnaire responses are less than 100. N/A is shown where the base number of responses is less than 10 during the period. % is calculated as Quantity/Base number\*100

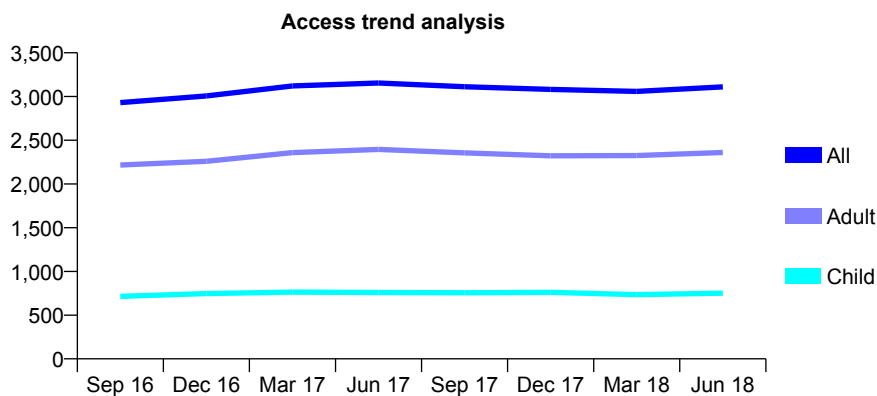
## 7A6 - Vital Signs At a Glance Contract Report for 220566/0001 - June 2018

Name or company name	MR EH CRONIN
Contract type name	GDS Contract
Purpose of contract	General
Contract start date	01/10/2007
Contract end date	

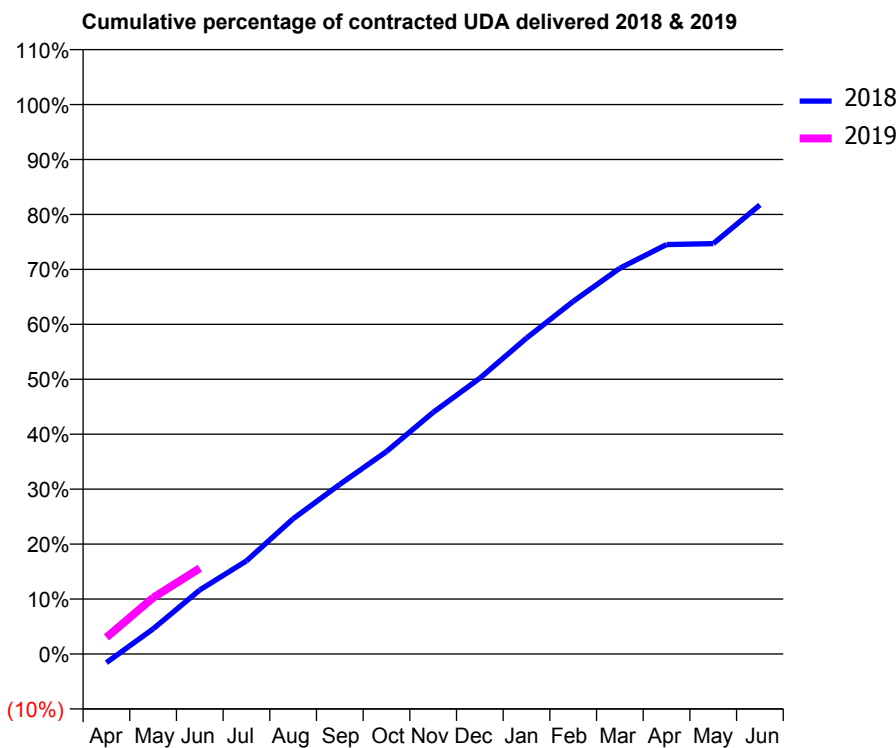
18/19 Contracted general activity (UDA)	9,166
Carry forward general activity (UDA)	0
18/19 Contracted orthodontic activity (UOA)	0
Carry forward orthodontic activity (UOA)	0
Baseline contract value	£219,818.73

### ACCESS\*

Patients seen in 24 months	Total	Change since previous quarter
Quarter ending June 2017	3,154	
Quarter ending September 2017	3,112	↓
Quarter ending December 2017	3,082	→
Quarter ending March 2018	3,059	→
Quarter ending June 2018	3,111	→
<b>Variance since June 2017</b>	<b>(1.4%)</b>	<b>↓</b>



### ACTIVITY



Month	Adjusted Scheduled Activity (UDA)	
	2018	2019
April	-146	276
May	420	940
June	1,068	1,432
July	1,554	
August	2,257	
September	2,830	
October	3,379	
November	4,031	
December	4,601	
January	5,270	
February	5,881	
March	6,435	
April	6,829	
May	6,845	
June	7,490	

### QUALITY

	Quantity	Base Number	Contract	LHB	Wales
% of FP17s for the same patient ID Re-attending within 3 months - Children	13	256	5.1%	8.9%	11.1%
% of FP17s for the same patient ID Re-attending within 3 months - Adults	96	822	11.7%	14.3%	15.5%
% of FP17s for the same patient ID Re-attending between 3 & 9 months - Children	114	256	44.5%	58.1%	59.2%
% of FP17s for the same patient ID Re-attending between 3 & 9 months - Adults	316	822	38.4%	55.2%	55.8%
% of FP17s for Band 1 Urgent Courses	48	734	6.5%	9.1%	8.7%
% of FP17s Relating to Free Repair or Replacements	4	734	0.5%	0.7%	0.7%
% of FP17s Relating to Continuations	8	734	1.1%	0.6%	0.7%
% of Patients satisfied with the dentistry they have received	5	6	N/A	94.5%	94.0%
% of Patients satisfied with the time they had to wait for an appointment	4	6	N/A	88.7%	88.5%

\* This is based on patients treated on this contract for their most recent course of treatment. Figures in italics indicate the base number of FP17s or Patient Questionnaire responses are less than 100. N/A is shown where the base number of responses is less than 10 during the period. % is calculated as Quantity/Base number\*100

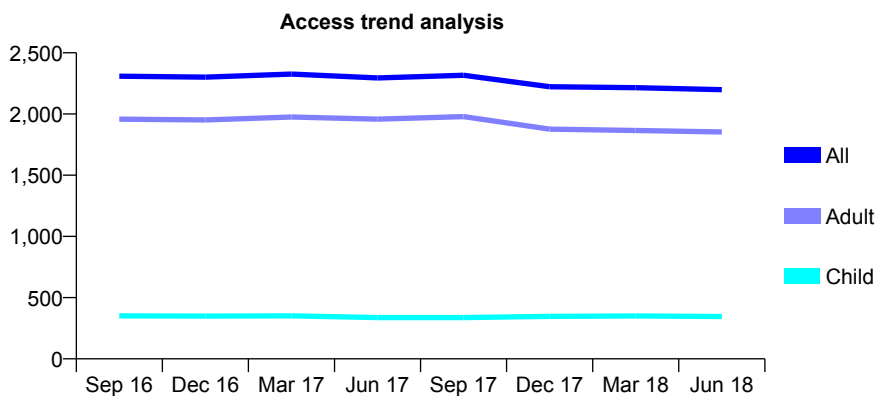
## 7A6 - Vital Signs At a Glance Contract Report for 234567/0001 - June 2018

Name or company name	MR PA HAWKINS
Contract type name	GDS Contract
Purpose of contract	General
Contract start date	01/04/2006
Contract end date	

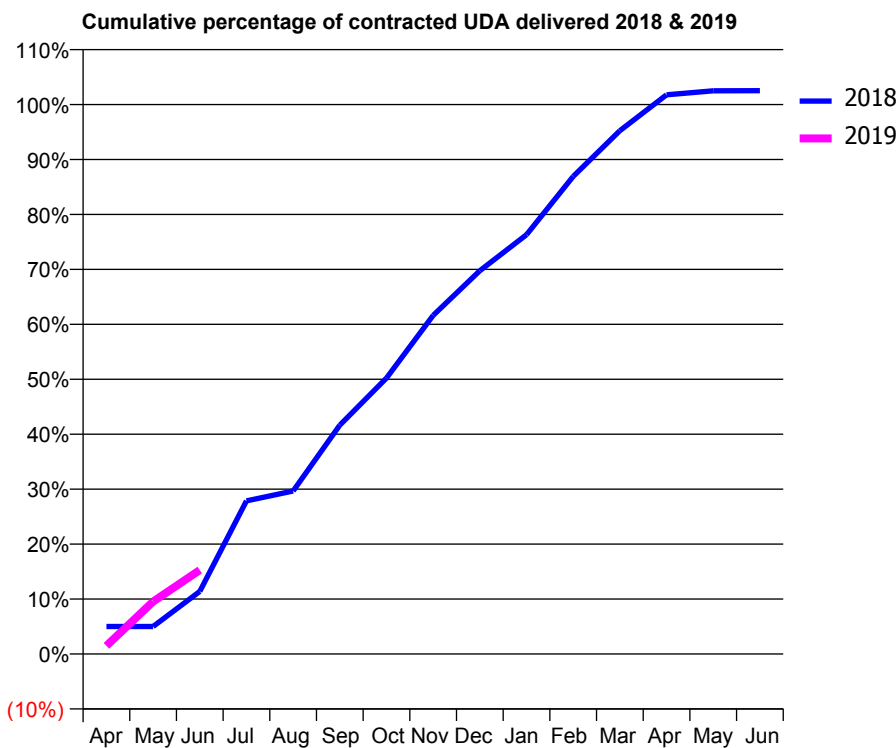
18/19 Contracted general activity (UDA)	5,678
Carry forward general activity (UDA)	0
18/19 Contracted orthodontic activity (UOA)	0
Carry forward orthodontic activity (UOA)	0
Baseline contract value	£141,863.06

### ACCESS\*

Patients seen in 24 months	Total	Change since previous quarter
Quarter ending June 2017	2,295	
Quarter ending September 2017	2,316	→
Quarter ending December 2017	2,223	↓
Quarter ending March 2018	2,215	→
Quarter ending June 2018	2,199	→
<b>Variance since June 2017</b>	<b>(4.2%)</b>	<b>↓</b>



### ACTIVITY



Month	Adjusted Scheduled Activity (UDA)	
	2018	2019
April	284	85
May	284	543
June	648	867
July	1,582	
August	1,684	
September	2,366	
October	2,851	
November	3,499	
December	3,960	
January	4,333	
February	4,935	
March	5,407	
April	5,778	
May	5,820	
June	5,821	

### QUALITY

	Quantity	Base Number	Contract	LHB	Wales
% of FP17s for the same patient ID Re-attending within 3 months - Children	8	112	7.1%	8.9%	11.1%
% of FP17s for the same patient ID Re-attending within 3 months - Adults	108	601	18.0%	14.3%	15.5%
% of FP17s for the same patient ID Re-attending between 3 & 9 months - Children	63	112	56.3%	58.1%	59.2%
% of FP17s for the same patient ID Re-attending between 3 & 9 months - Adults	243	601	40.4%	55.2%	55.8%
% of FP17s for Band 1 Urgent Courses	70	472	14.8%	9.1%	8.7%
% of FP17s Relating to Free Repair or Replacements	7	472	1.5%	0.7%	0.7%
% of FP17s Relating to Continuations	1	472	0.2%	0.6%	0.7%
% of Patients satisfied with the dentistry they have received	2	3	N/A	94.5%	94.0%
% of Patients satisfied with the time they had to wait for an appointment	1	3	N/A	88.7%	88.5%

\* This is based on patients treated on this contract for their most recent course of treatment. Figures in italics indicate the base number of FP17s or Patient Questionnaire responses are less than 100. N/A is shown where the base number of responses is less than 10 during the period. % is calculated as Quantity/Base number\*100

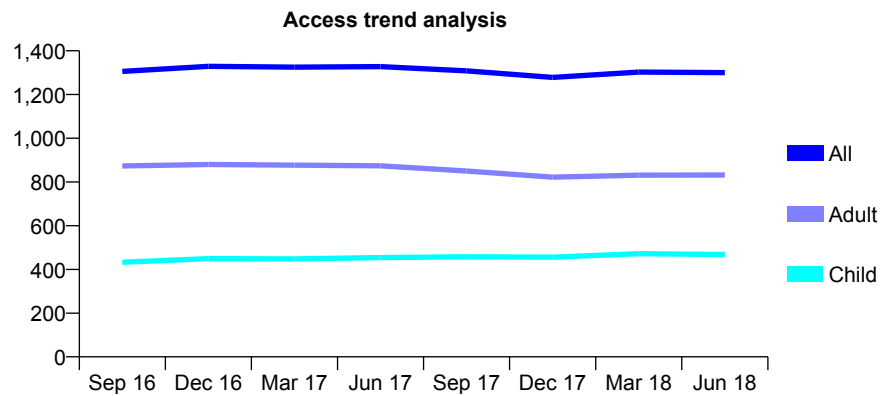
## 7A6 - Vital Signs At a Glance Contract Report for 245941/0001 - June 2018

Name or company name	MR KR HASTINGS
Contract type name	GDS Contract
Purpose of contract	General
Contract start date	01/04/2006
Contract end date	

18/19 Contracted general activity (UDA)	3,433
Carry forward general activity (UDA)	0
18/19 Contracted orthodontic activity (UOA)	0
Carry forward orthodontic activity (UOA)	0
Baseline contract value	£95,045.03

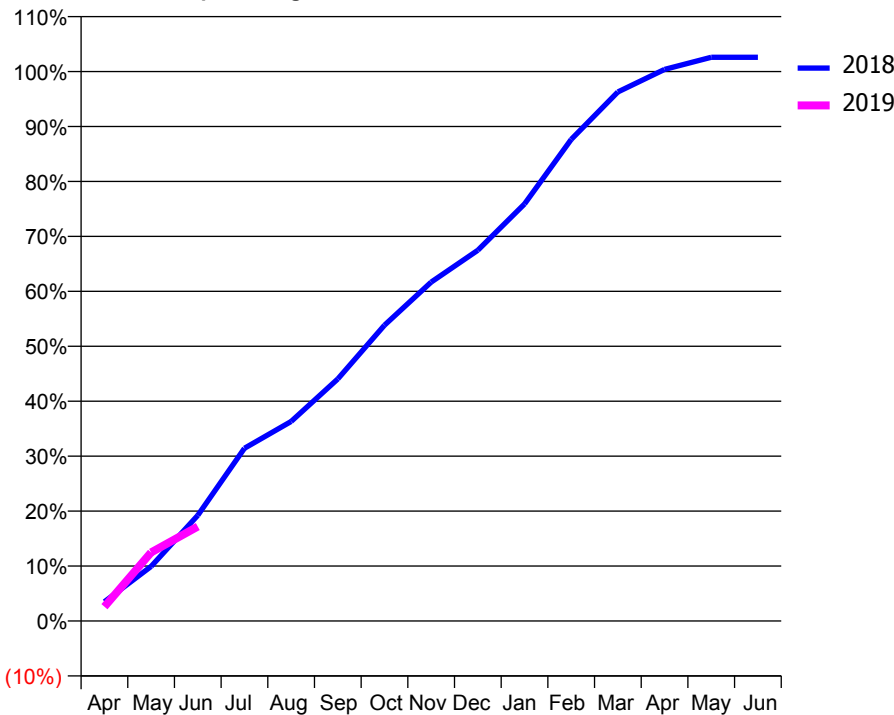
### ACCESS\*

Patients seen in 24 months	Total	Change since previous quarter
Quarter ending June 2017	1,328	
Quarter ending September 2017	1,308	↓
Quarter ending December 2017	1,278	↓
Quarter ending March 2018	1,303	→
Quarter ending June 2018	1,300	→
<b>Variance since June 2017</b>	<b>(2.1%)</b>	<b>↓</b>



### ACTIVITY

Cumulative percentage of contracted UDA delivered 2018 & 2019



Month	Adjusted Scheduled Activity (UDA)	
	2018	2019
April	120	90
May	341	429
June	660	590
July	1,079	
August	1,247	
September	1,513	
October	1,848	
November	2,117	
December	2,316	
January	2,605	
February	3,009	
March	3,305	
April	3,446	
May	3,522	
June	3,522	

### QUALITY

	Quantity	Base Number	Contract	LHB	Wales
% of FP17s for the same patient ID Re-attending within 3 months - Children	11	129	8.5%	8.9%	11.1%
% of FP17s for the same patient ID Re-attending within 3 months - Adults	50	214	23.4%	14.3%	15.5%
% of FP17s for the same patient ID Re-attending between 3 & 9 months - Children	55	129	42.6%	58.1%	59.2%
% of FP17s for the same patient ID Re-attending between 3 & 9 months - Adults	64	214	29.9%	55.2%	55.8%
% of FP17s for Band 1 Urgent Courses	56	274	20.4%	9.1%	8.7%
% of FP17s Relating to Free Repair or Replacements	0	274	0.0%	0.7%	0.7%
% of FP17s Relating to Continuations	4	274	1.5%	0.6%	0.7%
% of Patients satisfied with the dentistry they have received	2	2	N/A	94.5%	94.0%
% of Patients satisfied with the time they had to wait for an appointment	2	2	N/A	88.7%	88.5%

\* This is based on patients treated on this contract for their most recent course of treatment. Figures in italics indicate the base number of FP17s or Patient Questionnaire responses are less than 100. N/A is shown where the base number of responses is less than 10 during the period. % is calculated as Quantity/Base number\*100

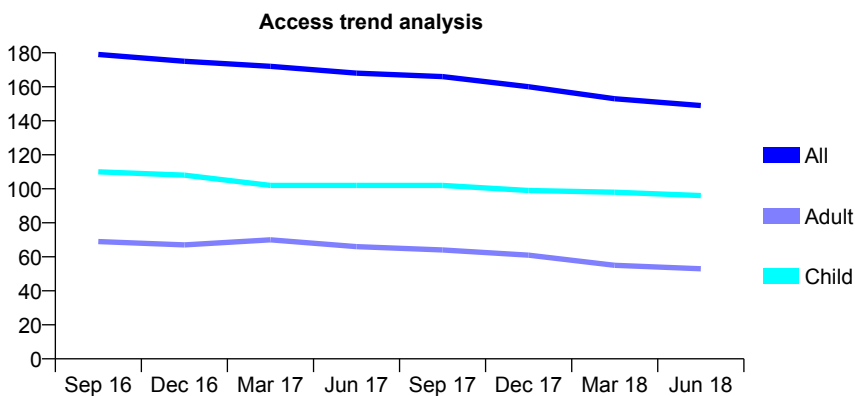
## 7A6 - Vital Signs At a Glance Contract Report for 254088/0001 - June 2018

Name or company name	MR SG LODGE
Contract type name	GDS Contract
Purpose of contract	General
Contract start date	01/04/2006
Contract end date	

18/19 Contracted general activity (UDA)	216
Carry forward general activity (UDA)	0
18/19 Contracted orthodontic activity (UOA)	0
Carry forward orthodontic activity (UOA)	0
Baseline contract value	£4,979.78

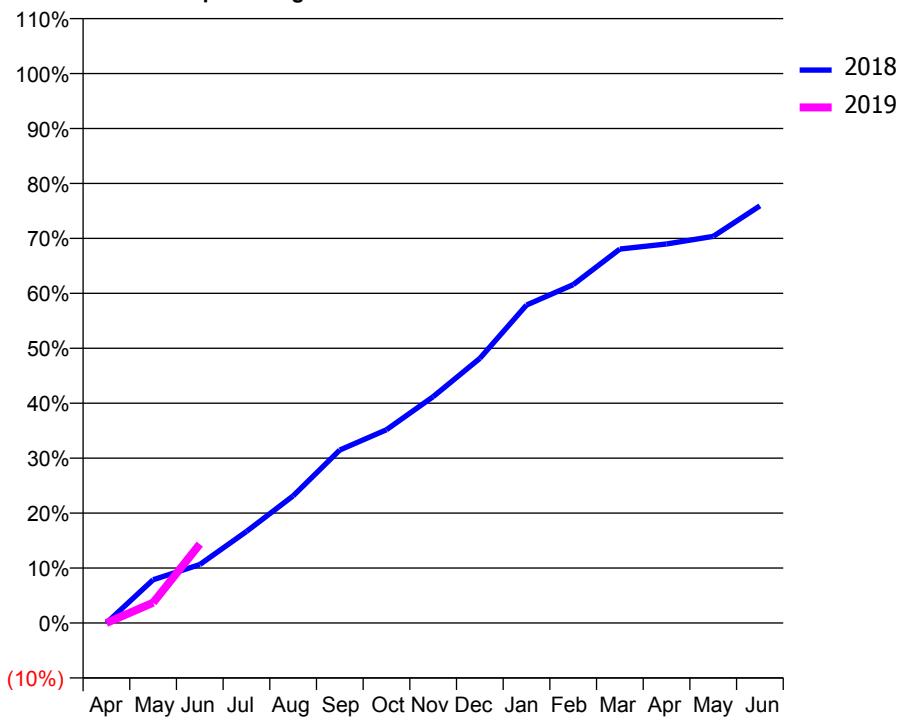
### ACCESS\*

Patients seen in 24 months	Total	Change since previous quarter
Quarter ending June 2017	168	
Quarter ending September 2017	166	↓
Quarter ending December 2017	160	↓
Quarter ending March 2018	153	↓
Quarter ending June 2018	149	↓
<b>Variance since June 2017</b>	<b>(11.3%)</b>	<b>↓</b>



### ACTIVITY

Cumulative percentage of contracted UDA delivered 2018 & 2019



Adjusted Scheduled Activity (UDA)

Month	2018	2019
April	0	0
May	17	8
June	23	31
July	36	
August	50	
September	68	
October	76	
November	89	
December	104	
January	125	
February	133	
March	147	
April	149	
May	152	
June	164	

### QUALITY

	Quantity	Base Number	Contract	LHB	Wales
% of FP17s for the same patient ID Re-attending within 3 months - Children	1	30	3.3%	8.9%	11.1%
% of FP17s for the same patient ID Re-attending within 3 months - Adults	0	11	0.0%	14.3%	15.5%
% of FP17s for the same patient ID Re-attending between 3 & 9 months - Children	12	30	40.0%	58.1%	59.2%
% of FP17s for the same patient ID Re-attending between 3 & 9 months - Adults	9	11	81.8%	55.2%	55.8%
% of FP17s for Band 1 Urgent Courses	0	25	0.0%	9.1%	8.7%
% of FP17s Relating to Free Repair or Replacements	0	25	0.0%	0.7%	0.7%
% of FP17s Relating to Continuations	0	25	0.0%	0.6%	0.7%
% of Patients satisfied with the dentistry they have received	1	1	N/A	94.5%	94.0%
% of Patients satisfied with the time they had to wait for an appointment	1	1	N/A	88.7%	88.5%

\* This is based on patients treated on this contract for their most recent course of treatment. Figures in italics indicate the base number of FP17s or Patient Questionnaire responses are less than 100. N/A is shown where the base number of responses is less than 10 during the period. % is calculated as Quantity/Base number\*100

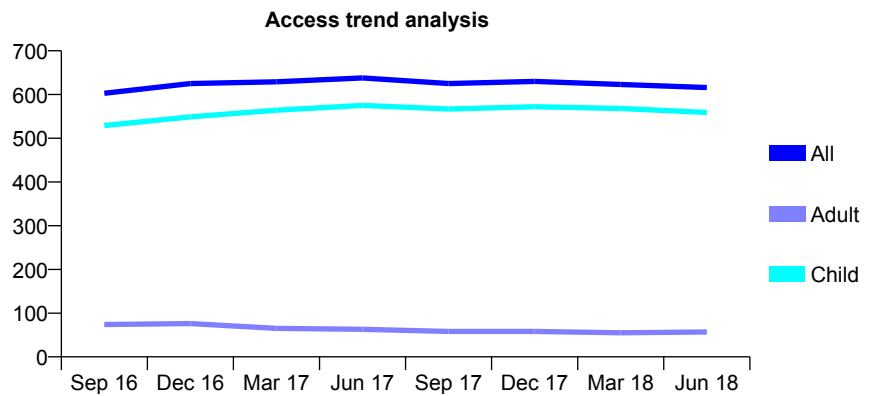
## 7A6 - Vital Signs At a Glance Contract Report for 264555/0001 - June 2018

Name or company name	MR BA BRUNSWICK
Contract type name	GDS Contract
Purpose of contract	General
Contract start date	01/09/2008
Contract end date	

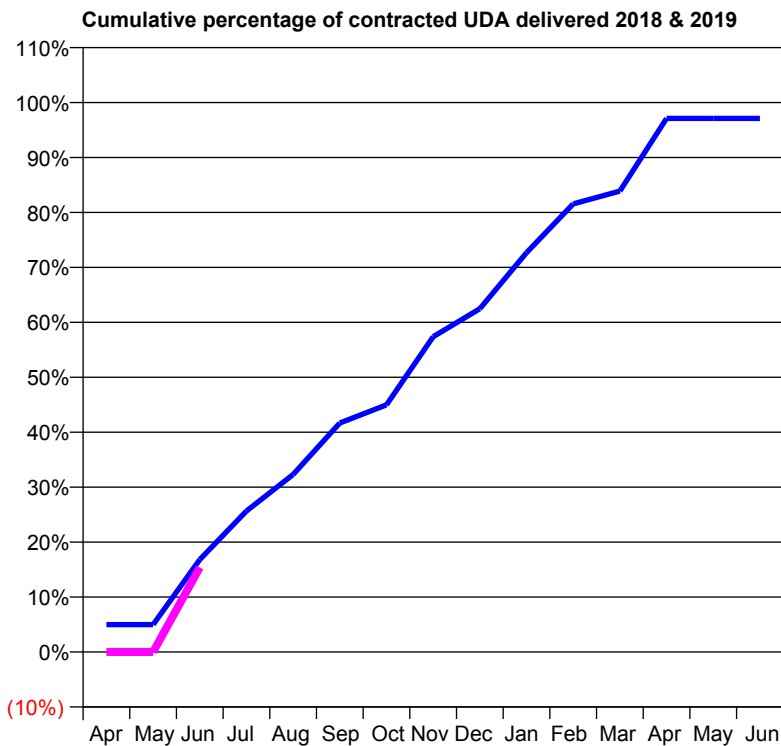
18/19 Contracted general activity (UDA)	1,041
Carry forward general activity (UDA)	0
18/19 Contracted orthodontic activity (UOA)	0
Carry forward orthodontic activity (UOA)	0
Baseline contract value	£26,816.41

### ACCESS\*

Patients seen in 24 months	Total	Change since previous quarter
Quarter ending June 2017	638	
Quarter ending September 2017	625	↓
Quarter ending December 2017	630	→
Quarter ending March 2018	623	↓
Quarter ending June 2018	616	↓
<b>Variance since June 2017</b>	<b>(3.4%)</b>	<b>↓</b>



### ACTIVITY



Month	Adjusted Scheduled Activity (UDA)	
	2018	2019
April	52	0
May	52	0
June	175	160
July	267	
August	336	
September	434	
October	468	
November	597	
December	650	
January	756	
February	849	
March	873	
April	1,011	
May	1,011	
June	1,011	

### QUALITY

	Quantity	Base Number	Contract	LHB	Wales
% of FP17s for the same patient ID Re-attending within 3 months - Children	5	240	2.1%	8.9%	11.1%
% of FP17s for the same patient ID Re-attending within 3 months - Adults	1	11	9.1%	14.3%	15.5%
% of FP17s for the same patient ID Re-attending between 3 & 9 months - Children	157	240	65.4%	58.1%	59.2%
% of FP17s for the same patient ID Re-attending between 3 & 9 months - Adults	5	11	45.5%	55.2%	55.8%
% of FP17s for Band 1 Urgent Courses	2	140	1.4%	9.1%	8.7%
% of FP17s Relating to Free Repair or Replacements	0	140	0.0%	0.7%	0.7%
% of FP17s Relating to Continuations	2	140	1.4%	0.6%	0.7%
% of Patients satisfied with the dentistry they have received	0	0	N/A	94.5%	94.0%
% of Patients satisfied with the time they had to wait for an appointment	0	0	N/A	88.7%	88.5%

\* This is based on patients treated on this contract for their most recent course of treatment. Figures in italics indicate the base number of FP17s or Patient Questionnaire responses are less than 100. N/A is shown where the base number of responses is less than 10 during the period. % is calculated as Quantity/Base number\*100



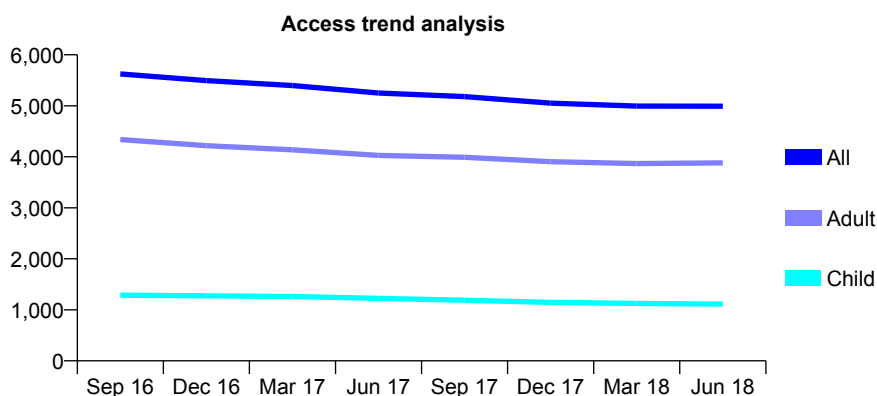
## 7A6 - Vital Signs At a Glance Contract Report for 269727/0002 - June 2018

Name or company name	Newport Dental Care Partnership
Contract type name	GDS Contract
Purpose of contract	General
Contract start date	01/08/2011
Contract end date	

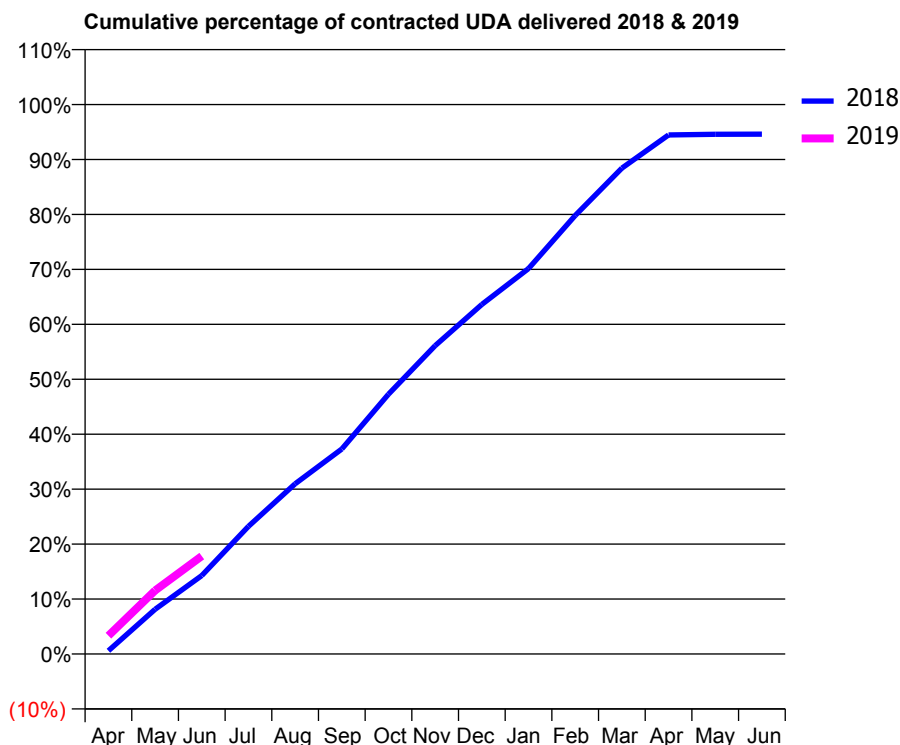
18/19 Contracted general activity (UDA)	15,746
Carry forward general activity (UDA)	0
18/19 Contracted orthodontic activity (UOA)	0
Carry forward orthodontic activity (UOA)	0
Baseline contract value	£391,548.93

### ACCESS\*

Patients seen in 24 months	Total	Change since previous quarter
Quarter ending June 2017	5,251	
Quarter ending September 2017	5,180	↓
Quarter ending December 2017	5,051	↓
Quarter ending March 2018	4,995	↓
Quarter ending June 2018	4,992	→
<b>Variance since June 2017</b>	<b>(4.9%)</b>	<b>↓</b>



### ACTIVITY



Month	Adjusted Scheduled Activity (UDA)	
	2018	2019
April	95	525
May	1,282	1,819
June	2,249	2,807
July	3,658	
August	4,879	
September	5,875	
October	7,445	
November	8,837	
December	10,016	
January	11,044	
February	12,564	
March	13,921	
April	14,875	
May	14,893	
June	14,895	

### QUALITY

	Quantity	Base Number	Contract	LHB	Wales
% of FP17s for the same patient ID Re-attending within 3 months - Children	32	376	8.5%	8.9%	11.1%
% of FP17s for the same patient ID Re-attending within 3 months - Adults	164	1,287	12.7%	14.3%	15.5%
% of FP17s for the same patient ID Re-attending between 3 & 9 months - Children	186	376	49.5%	58.1%	59.2%
% of FP17s for the same patient ID Re-attending between 3 & 9 months - Adults	599	1,287	46.5%	55.2%	55.8%
% of FP17s for Band 1 Urgent Courses	107	1,334	8.0%	9.1%	8.7%
% of FP17s Relating to Free Repair or Replacements	26	1,334	1.9%	0.7%	0.7%
% of FP17s Relating to Continuations	19	1,334	1.4%	0.6%	0.7%
% of Patients satisfied with the dentistry they have received	18	18	100.0%	94.5%	94.0%
% of Patients satisfied with the time they had to wait for an appointment	16	18	88.9%	88.7%	88.5%

\* This is based on patients treated on this contract for their most recent course of treatment. Figures in italics indicate the base number of FP17s or Patient Questionnaire responses are less than 100. N/A is shown where the base number of responses is less than 10 during the period. % is calculated as Quantity/Base number\*100

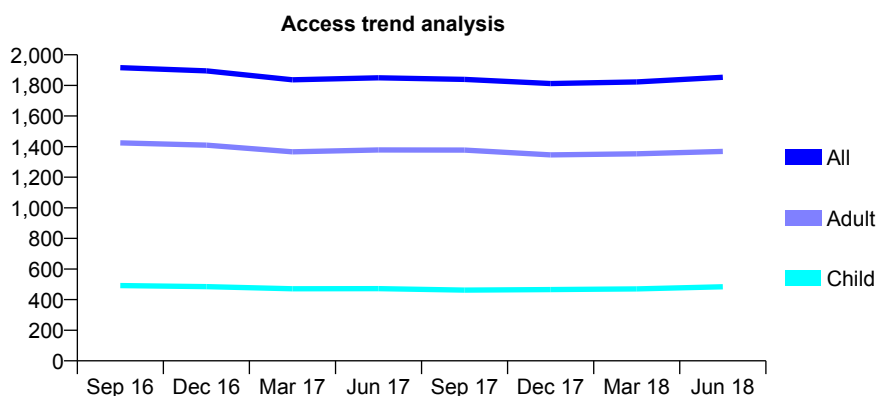
## 7A6 - Vital Signs At a Glance Contract Report for 297437/0001 - June 2018

Name or company name	MR TD WYSOME
Contract type name	GDS Contract
Purpose of contract	General
Contract start date	01/04/2012
Contract end date	

18/19 Contracted general activity (UDA)	6,800
Carry forward general activity (UDA)	0
18/19 Contracted orthodontic activity (UOA)	0
Carry forward orthodontic activity (UOA)	0
Baseline contract value	£244,824.79

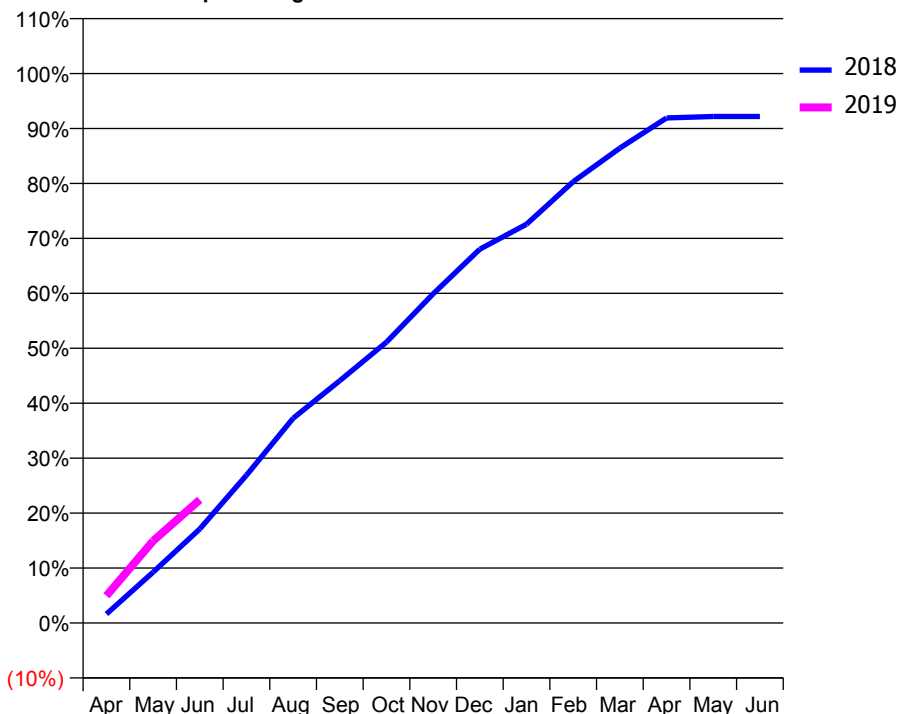
### ACCESS\*

Patients seen in 24 months	Total	Change since previous quarter
Quarter ending June 2017	1,850	
Quarter ending September 2017	1,839	→
Quarter ending December 2017	1,812	↓
Quarter ending March 2018	1,823	→
Quarter ending June 2018	1,853	→
<b>Variance since June 2017</b>	<b>0.2%</b>	<b>→</b>



### ACTIVITY

Cumulative percentage of contracted UDA delivered 2018 & 2019



Month	Adjusted Scheduled Activity (UDA)	
	2018	2019
April	111	337
May	629	1,016
June	1,164	1,526
July	1,828	
August	2,534	
September	3,000	
October	3,476	
November	4,073	
December	4,626	
January	4,936	
February	5,460	
March	5,876	
April	6,251	
May	6,269	
June	6,268	

### QUALITY

	Quantity	Base Number	Contract	LHB	Wales
% of FP17s for the same patient ID Re-attending within 3 months - Children	7	180	3.9%	8.9%	11.1%
% of FP17s for the same patient ID Re-attending within 3 months - Adults	72	509	14.1%	14.3%	15.5%
% of FP17s for the same patient ID Re-attending between 3 & 9 months - Children	84	180	46.7%	58.1%	59.2%
% of FP17s for the same patient ID Re-attending between 3 & 9 months - Adults	235	509	46.2%	55.2%	55.8%
% of FP17s for Band 1 Urgent Courses	21	538	3.9%	9.1%	8.7%
% of FP17s Relating to Free Repair or Replacements	2	538	0.4%	0.7%	0.7%
% of FP17s Relating to Continuations	3	538	0.6%	0.6%	0.7%
% of Patients satisfied with the dentistry they have received	5	5	N/A	94.5%	94.0%
% of Patients satisfied with the time they had to wait for an appointment	3	5	N/A	88.7%	88.5%

\* This is based on patients treated on this contract for their most recent course of treatment. Figures in italics indicate the base number of FP17s or Patient Questionnaire responses are less than 100. N/A is shown where the base number of responses is less than 10 during the period. % is calculated as Quantity/Base number\*100

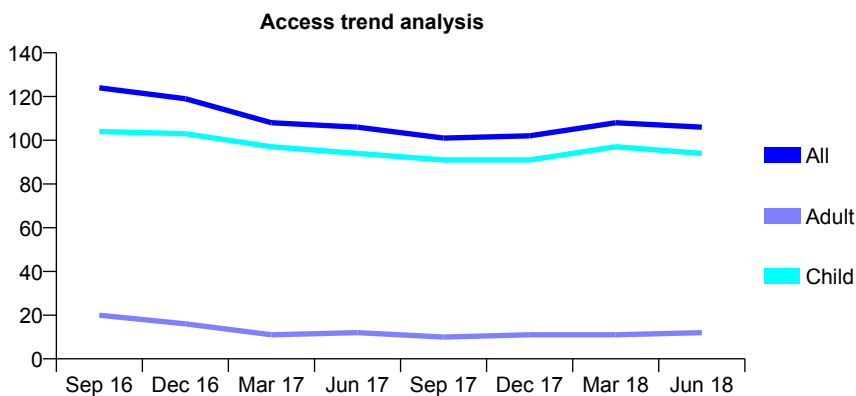
## 7A6 - Vital Signs At a Glance Contract Report for 302627/0002 - June 2018

Name or company name	MR RD ISAAC
Contract type name	GDS Contract
Purpose of contract	General
Contract start date	08/09/2013
Contract end date	

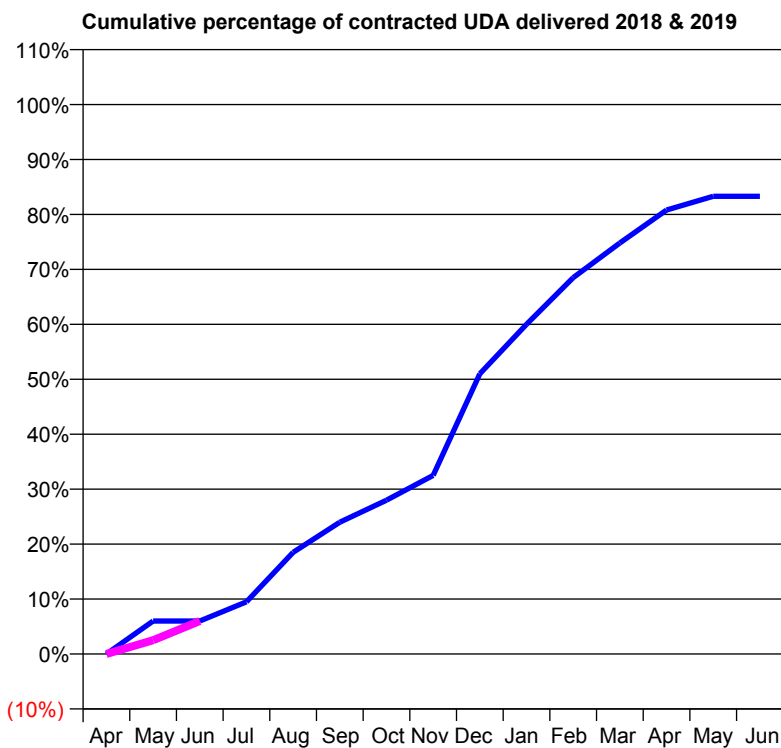
18/19 Contracted general activity (UDA)	200
Carry forward general activity (UDA)	0
18/19 Contracted orthodontic activity (UOA)	0
Carry forward orthodontic activity (UOA)	0
Baseline contract value	£4,347.21

### ACCESS\*

Patients seen in 24 months	Total	Change since previous quarter
Quarter ending June 2017	106	
Quarter ending September 2017	101	↓
Quarter ending December 2017	102	→
Quarter ending March 2018	108	↑
Quarter ending June 2018	106	↓
<b>Variance since June 2017</b>	<b>0.0%</b>	<b>→</b>



### ACTIVITY



Month	Adjusted Scheduled Activity (UDA)	
	2018	2019
April	0	0
May	12	5
June	12	12
July	19	
August	37	
September	48	
October	56	
November	65	
December	102	
January	120	
February	137	
March	150	
April	162	
May	167	
June	167	

### QUALITY

	Quantity	Base Number	Contract	LHB	Wales
% of FP17s for the same patient ID Re-attending within 3 months - Children	0	25	0.0%	8.9%	11.1%
% of FP17s for the same patient ID Re-attending within 3 months - Adults	0	0	N/A	14.3%	15.5%
% of FP17s for the same patient ID Re-attending between 3 & 9 months - Children	17	25	68.0%	58.1%	59.2%
% of FP17s for the same patient ID Re-attending between 3 & 9 months - Adults	0	0	N/A	55.2%	55.8%
% of FP17s for Band 1 Urgent Courses	0	10	0.0%	9.1%	8.7%
% of FP17s Relating to Free Repair or Replacements	0	10	0.0%	0.7%	0.7%
% of FP17s Relating to Continuations	0	10	0.0%	0.6%	0.7%
% of Patients satisfied with the dentistry they have received	0	0	N/A	94.5%	94.0%
% of Patients satisfied with the time they had to wait for an appointment	0	0	N/A	88.7%	88.5%

\* This is based on patients treated on this contract for their most recent course of treatment. Figures in italics indicate the base number of FP17s or Patient Questionnaire responses are less than 100. N/A is shown where the base number of responses is less than 10 during the period. % is calculated as Quantity/Base number\*100

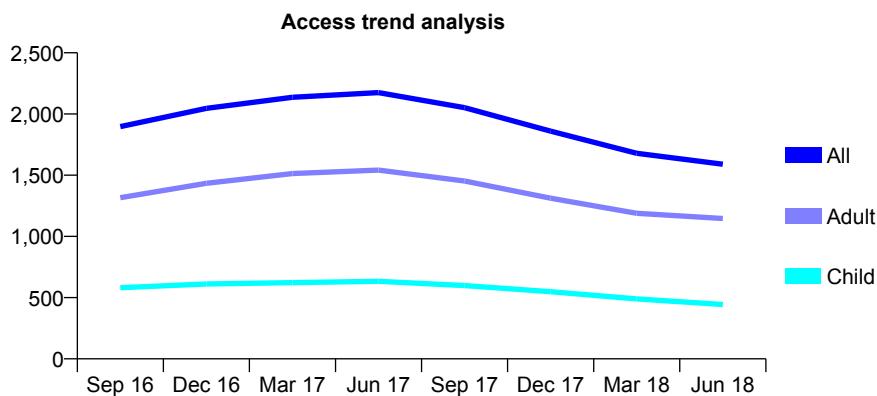
## 7A6 - Vital Signs At a Glance Contract Report for 309966/0002 - June 2018

Name or company name	MR SJ PARRY
Contract type name	GDS Contract
Purpose of contract	General
Contract start date	06/07/2015
Contract end date	

18/19 Contracted general activity (UDA)	8,000
Carry forward general activity (UDA)	0
18/19 Contracted orthodontic activity (UOA)	0
Carry forward orthodontic activity (UOA)	0
Baseline contract value	£297,910.60

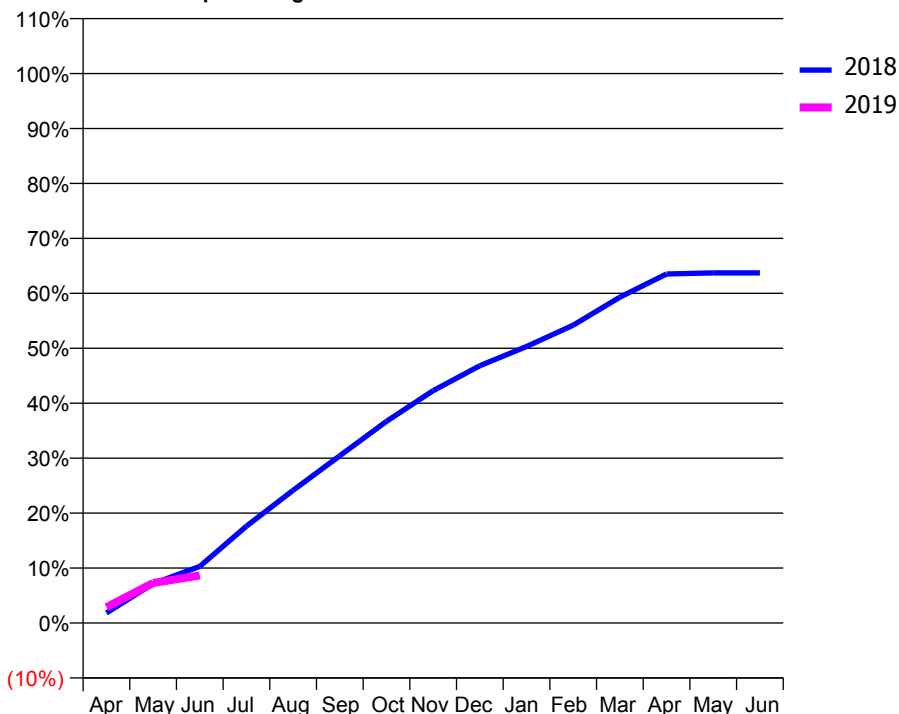
### ACCESS\*

Patients seen in 24 months	Total	Change since previous quarter
Quarter ending June 2017	2,175	
Quarter ending September 2017	2,052	↓
Quarter ending December 2017	1,860	↓
Quarter ending March 2018	1,679	↓
Quarter ending June 2018	1,590	↓
<b>Variance since June 2017</b>	<b>(26.9%)</b>	<b>↓</b>



### ACTIVITY

Cumulative percentage of contracted UDA delivered 2018 & 2019



Adjusted Scheduled Activity (UDA)

Month	2018	2019
April	147	230
May	573	583
June	825	693
July	1,410	
August	1,932	
September	2,436	
October	2,936	
November	3,384	
December	3,745	
January	4,025	
February	4,337	
March	4,744	
April	5,082	
May	5,098	
June	5,098	

### QUALITY

	Quantity	Base Number	Contract	LHB	Wales
% of FP17s for the same patient ID Re-attending within 3 months - Children	6	61	9.8%	8.9%	11.1%
% of FP17s for the same patient ID Re-attending within 3 months - Adults	48	234	20.5%	14.3%	15.5%
% of FP17s for the same patient ID Re-attending between 3 & 9 months - Children	25	61	41.0%	58.1%	59.2%
% of FP17s for the same patient ID Re-attending between 3 & 9 months - Adults	91	234	38.9%	55.2%	55.8%
% of FP17s for Band 1 Urgent Courses	33	210	15.7%	9.1%	8.7%
% of FP17s Relating to Free Repair or Replacements	1	210	0.5%	0.7%	0.7%
% of FP17s Relating to Continuations	3	210	1.4%	0.6%	0.7%
% of Patients satisfied with the dentistry they have received	6	7	N/A	94.5%	94.0%
% of Patients satisfied with the time they had to wait for an appointment	5	7	N/A	88.7%	88.5%

\* This is based on patients treated on this contract for their most recent course of treatment. Figures in italics indicate the base number of FP17s or Patient Questionnaire responses are less than 100. N/A is shown where the base number of responses is less than 10 during the period. % is calculated as Quantity/Base number\*100

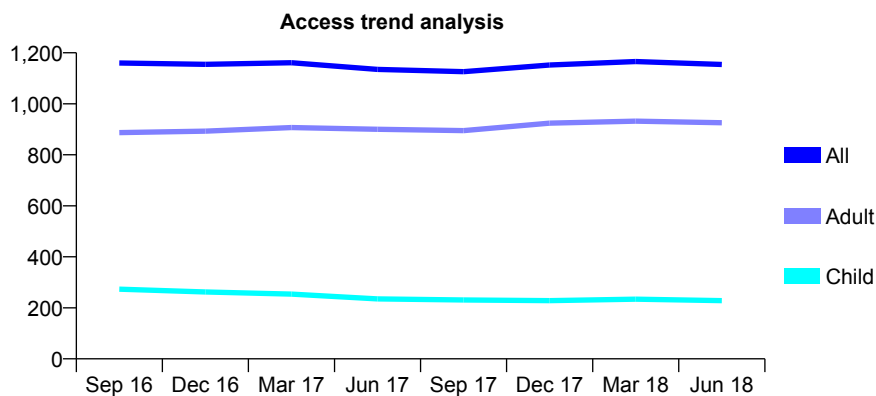
## 7A6 - Vital Signs At a Glance Contract Report for 326429/0003 - June 2018

Name or company name	MR AJ MATTHEWS
Contract type name	GDS Contract
Purpose of contract	General
Contract start date	01/04/2006
Contract end date	

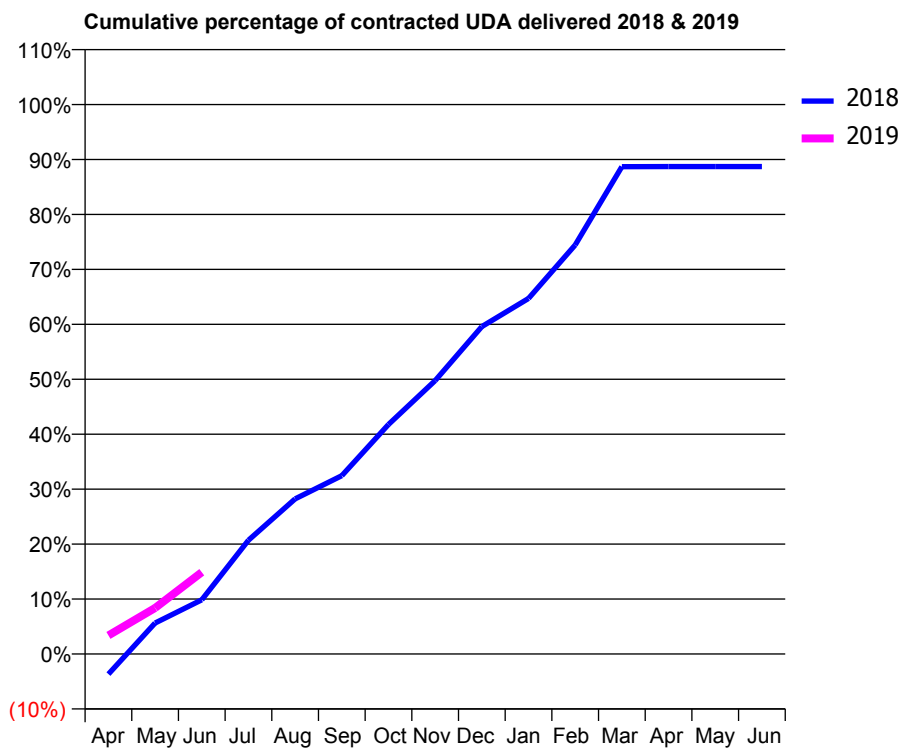
18/19 Contracted general activity (UDA)	4,372
Carry forward general activity (UDA)	0
18/19 Contracted orthodontic activity (UOA)	0
Carry forward orthodontic activity (UOA)	0
Baseline contract value	£108,255.65

### ACCESS\*

Patients seen in 24 months	Total	Change since previous quarter
Quarter ending June 2017	1,135	
Quarter ending September 2017	1,126	→
Quarter ending December 2017	1,152	↑
Quarter ending March 2018	1,166	→
Quarter ending June 2018	1,154	↓
<b>Variance since June 2017</b>	<b>1.7%</b>	<b>→</b>



### ACTIVITY



Month	Adjusted Scheduled Activity (UDA)	
	2018	2019
April	-160	148
May	246	366
June	431	651
July	905	
August	1,235	
September	1,419	
October	1,827	
November	2,175	
December	2,605	
January	2,829	
February	3,255	
March	3,877	
April	3,878	
May	3,878	
June	3,878	

### QUALITY

	Quantity	Base Number	Contract	LHB	Wales
% of FP17s for the same patient ID Re-attending within 3 months - Children	2	43	4.7%	8.9%	11.1%
% of FP17s for the same patient ID Re-attending within 3 months - Adults	52	239	21.8%	14.3%	15.5%
% of FP17s for the same patient ID Re-attending between 3 & 9 months - Children	29	43	67.4%	58.1%	59.2%
% of FP17s for the same patient ID Re-attending between 3 & 9 months - Adults	125	239	52.3%	55.2%	55.8%
% of FP17s for Band 1 Urgent Courses	55	281	19.6%	9.1%	8.7%
% of FP17s Relating to Free Repair or Replacements	3	281	1.1%	0.7%	0.7%
% of FP17s Relating to Continuations	5	281	1.8%	0.6%	0.7%
% of Patients satisfied with the dentistry they have received	3	3	N/A	94.5%	94.0%
% of Patients satisfied with the time they had to wait for an appointment	3	3	N/A	88.7%	88.5%

\* This is based on patients treated on this contract for their most recent course of treatment. Figures in italics indicate the base number of FP17s or Patient Questionnaire responses are less than 100. N/A is shown where the base number of responses is less than 10 during the period. % is calculated as Quantity/Base number\*100

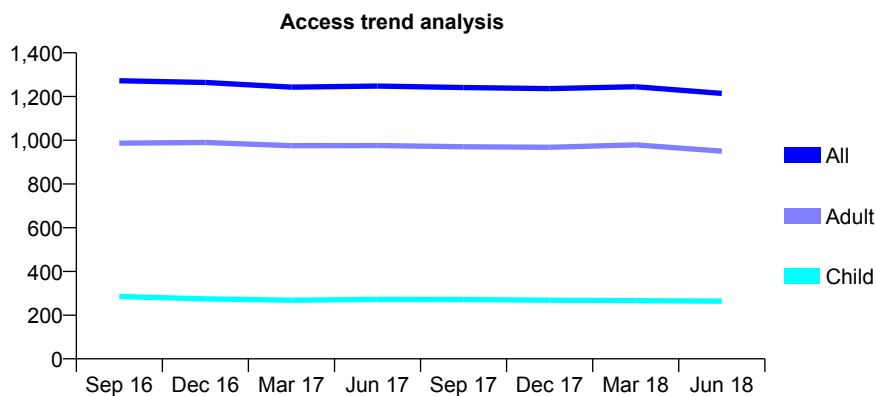
## 7A6 - Vital Signs At a Glance Contract Report for 327190/0001 - June 2018

Name or company name	MR AV JONES
Contract type name	GDS Contract
Purpose of contract	General
Contract start date	01/04/2006
Contract end date	

18/19 Contracted general activity (UDA)	4,848
Carry forward general activity (UDA)	0
18/19 Contracted orthodontic activity (UOA)	0
Carry forward orthodontic activity (UOA)	0
Baseline contract value	£120,274.89

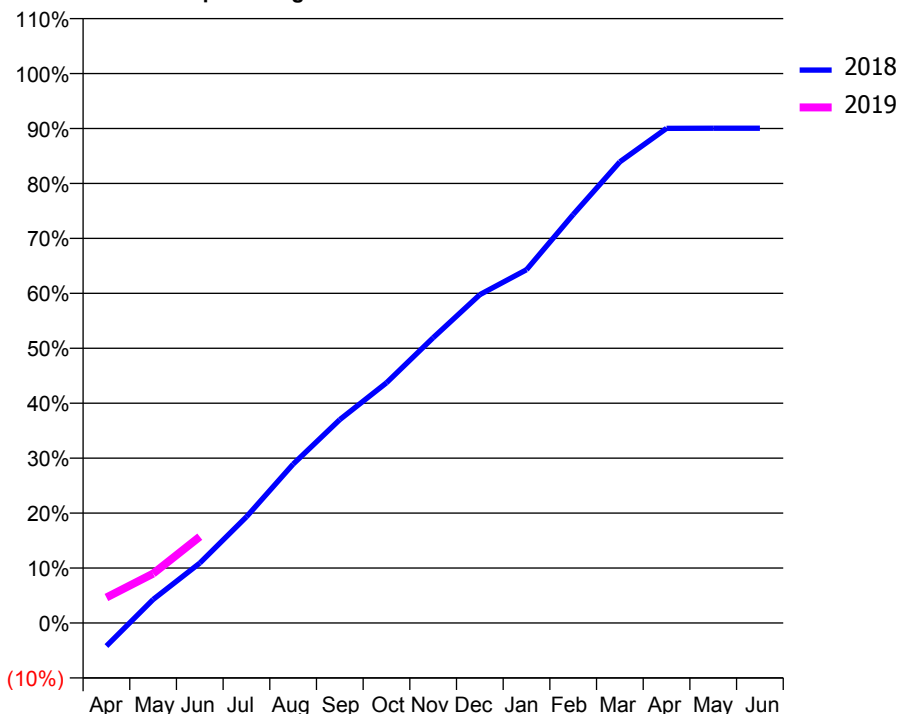
### ACCESS\*

Patients seen in 24 months	Total	Change since previous quarter
Quarter ending June 2017	1,248	
Quarter ending September 2017	1,241	→
Quarter ending December 2017	1,236	→
Quarter ending March 2018	1,245	→
Quarter ending June 2018	1,214	↓
<b>Variance since June 2017</b>	<b>(2.7%)</b>	<b>↓</b>



### ACTIVITY

Cumulative percentage of contracted UDA delivered 2018 & 2019



Adjusted Scheduled Activity (UDA)

Month	2018	2019
April	-215	225
May	219	436
June	556	762
July	986	
August	1,476	
September	1,889	
October	2,231	
November	2,649	
December	3,049	
January	3,281	
February	3,794	
March	4,283	
April	4,593	
May	4,594	
June	4,594	

### QUALITY

	Quantity	Base Number	Contract	LHB	Wales
% of FP17s for the same patient ID Re-attending within 3 months - Children	12	121	9.9%	8.9%	11.1%
% of FP17s for the same patient ID Re-attending within 3 months - Adults	52	358	14.5%	14.3%	15.5%
% of FP17s for the same patient ID Re-attending between 3 & 9 months - Children	85	121	70.2%	58.1%	59.2%
% of FP17s for the same patient ID Re-attending between 3 & 9 months - Adults	229	358	64.0%	55.2%	55.8%
% of FP17s for Band 1 Urgent Courses	33	353	9.3%	9.1%	8.7%
% of FP17s Relating to Free Repair or Replacements	0	353	0.0%	0.7%	0.7%
% of FP17s Relating to Continuations	7	353	2.0%	0.6%	0.7%
% of Patients satisfied with the dentistry they have received	6	6	N/A	94.5%	94.0%
% of Patients satisfied with the time they had to wait for an appointment	6	6	N/A	88.7%	88.5%

\* This is based on patients treated on this contract for their most recent course of treatment. Figures in italics indicate the base number of FP17s or Patient Questionnaire responses are less than 100. N/A is shown where the base number of responses is less than 10 during the period. % is calculated as Quantity/Base number\*100

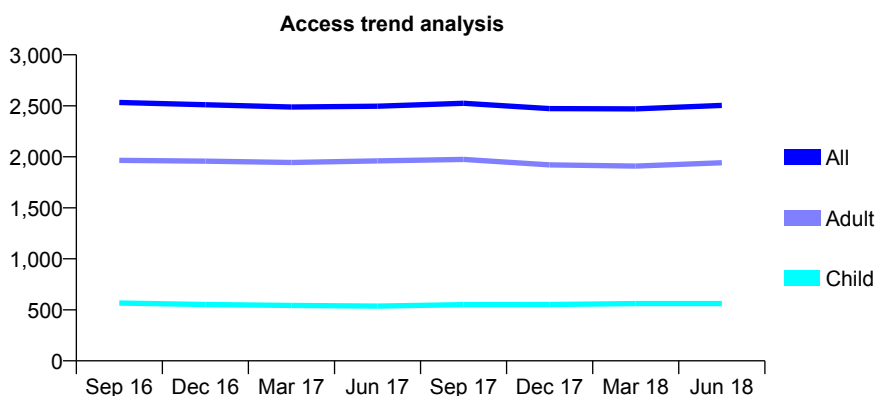
## 7A6 - Vital Signs At a Glance Contract Report for 332151/0001 - June 2018

Name or company name	MISS LA GRIFFITHS
Contract type name	GDS Contract
Purpose of contract	General
Contract start date	01/04/2006
Contract end date	

18/19 Contracted general activity (UDA)	5,896
Carry forward general activity (UDA)	0
18/19 Contracted orthodontic activity (UOA)	0
Carry forward orthodontic activity (UOA)	0
Baseline contract value	£145,815.64

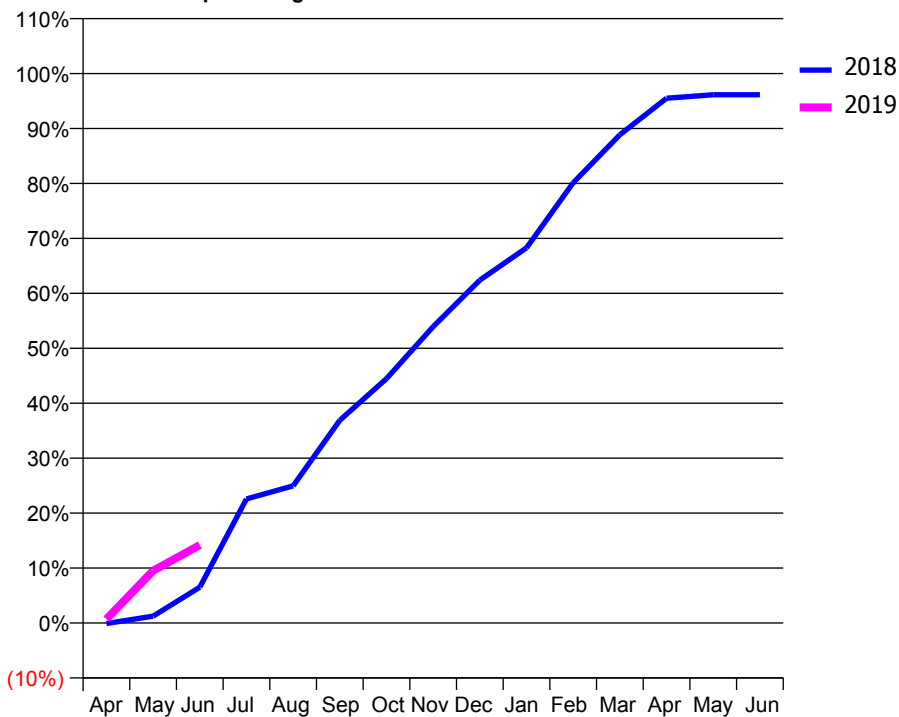
### ACCESS\*

Patients seen in 24 months	Total	Change since previous quarter
Quarter ending June 2017	2,496	
Quarter ending September 2017	2,525	→
Quarter ending December 2017	2,473	↓
Quarter ending March 2018	2,470	→
Quarter ending June 2018	2,504	→
<b>Variance since June 2017</b>	<b>0.3%</b>	<b>→</b>



### ACTIVITY

Cumulative percentage of contracted UDA delivered 2018 & 2019



Adjusted Scheduled Activity (UDA)

Month	2018	2019
April	-6	42
May	74	562
June	385	837
July	1,331	
August	1,471	
September	2,175	
October	2,622	
November	3,180	
December	3,679	
January	4,025	
February	4,724	
March	5,239	
April	5,631	
May	5,667	
June	5,667	

### QUALITY

	Quantity	Base Number	Contract	LHB	Wales
% of FP17s for the same patient ID Re-attending within 3 months - Children	13	172	7.6%	8.9%	11.1%
% of FP17s for the same patient ID Re-attending within 3 months - Adults	78	618	12.6%	14.3%	15.5%
% of FP17s for the same patient ID Re-attending between 3 & 9 months - Children	92	172	53.5%	58.1%	59.2%
% of FP17s for the same patient ID Re-attending between 3 & 9 months - Adults	286	618	46.3%	55.2%	55.8%
% of FP17s for Band 1 Urgent Courses	44	536	8.2%	9.1%	8.7%
% of FP17s Relating to Free Repair or Replacements	1	536	0.2%	0.7%	0.7%
% of FP17s Relating to Continuations	0	536	0.0%	0.6%	0.7%
% of Patients satisfied with the dentistry they have received	5	6	N/A	94.5%	94.0%
% of Patients satisfied with the time they had to wait for an appointment	5	6	N/A	88.7%	88.5%

\* This is based on patients treated on this contract for their most recent course of treatment. Figures in italics indicate the base number of FP17s or Patient Questionnaire responses are less than 100. N/A is shown where the base number of responses is less than 10 during the period. % is calculated as Quantity/Base number\*100

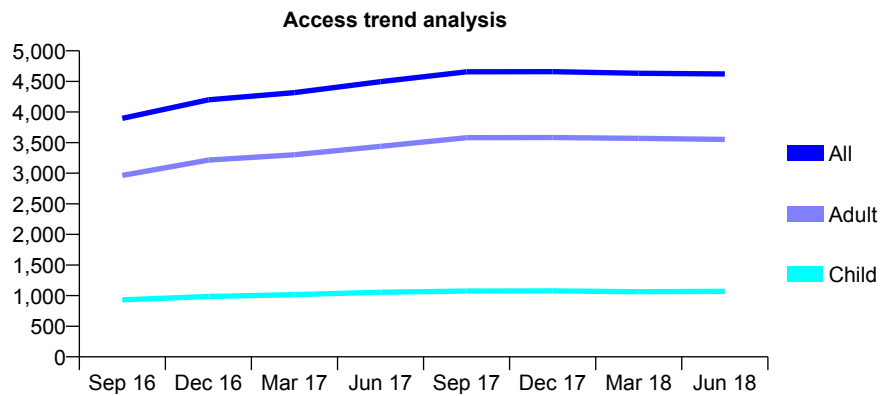
## 7A6 - Vital Signs At a Glance Contract Report for 349593/0001 - June 2018

Name or company name	MR DJ SRIVASTAVA
Contract type name	GDS Contract
Purpose of contract	General
Contract start date	01/10/2015
Contract end date	

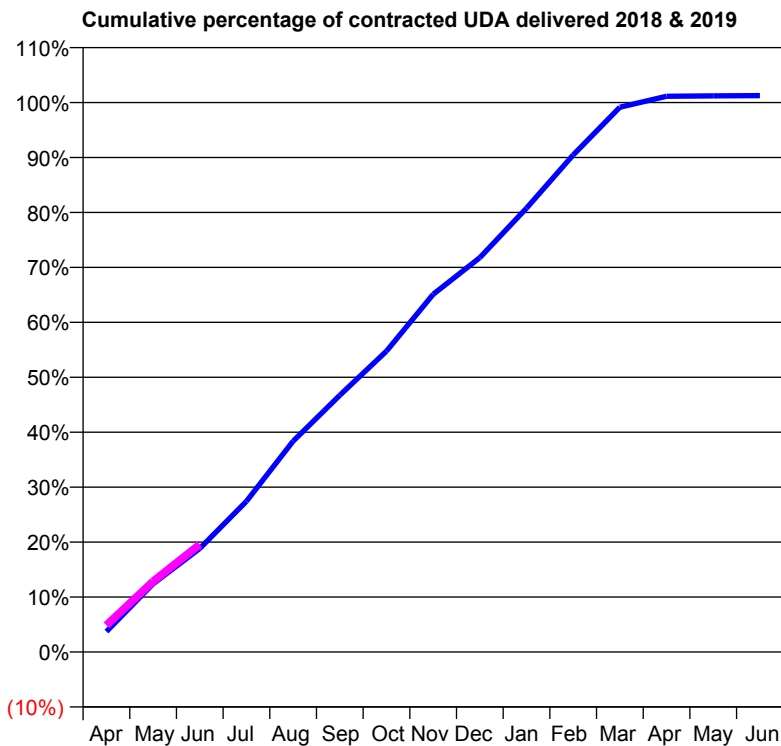
18/19 Contracted general activity (UDA)	13,141
Carry forward general activity (UDA)	0
18/19 Contracted orthodontic activity (UOA)	0
Carry forward orthodontic activity (UOA)	0
Baseline contract value	£360,253.00

### ACCESS\*

Patients seen in 24 months	Total	Change since previous quarter
Quarter ending June 2017	4,495	
Quarter ending September 2017	4,657	↑
Quarter ending December 2017	4,660	→
Quarter ending March 2018	4,633	→
Quarter ending June 2018	4,623	→
<b>Variance since June 2017</b>	<b>2.8%</b>	<b>↑</b>



### ACTIVITY



Month	Adjusted Scheduled Activity (UDA)	
	2018	2019
April	490	640
May	1,631	1,687
June	2,478	2,572
July	3,607	
August	5,043	
September	6,141	
October	7,195	
November	8,553	
December	9,430	
January	10,615	
February	11,888	
March	13,028	
April	13,290	
May	13,300	
June	13,306	

### QUALITY

	Quantity	Base Number	Contract	LHB	Wales
% of FP17s for the same patient ID Re-attending within 3 months - Children	15	402	3.7%	8.9%	11.1%
% of FP17s for the same patient ID Re-attending within 3 months - Adults	92	1,056	8.7%	14.3%	15.5%
% of FP17s for the same patient ID Re-attending between 3 & 9 months - Children	256	402	63.7%	58.1%	59.2%
% of FP17s for the same patient ID Re-attending between 3 & 9 months - Adults	567	1,056	53.7%	55.2%	55.8%
% of FP17s for Band 1 Urgent Courses	29	1,308	2.2%	9.1%	8.7%
% of FP17s Relating to Free Repair or Replacements	14	1,308	1.1%	0.7%	0.7%
% of FP17s Relating to Continuations	5	1,308	0.4%	0.6%	0.7%
% of Patients satisfied with the dentistry they have received	5	5	N/A	94.5%	94.0%
% of Patients satisfied with the time they had to wait for an appointment	4	5	N/A	88.7%	88.5%

\* This is based on patients treated on this contract for their most recent course of treatment. Figures in italics indicate the base number of FP17s or Patient Questionnaire responses are less than 100. N/A is shown where the base number of responses is less than 10 during the period. % is calculated as Quantity/Base number\*100



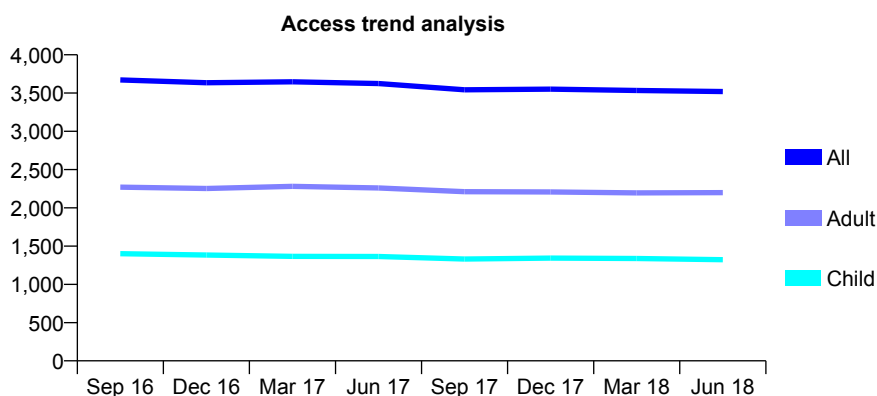
## 7A6 - Vital Signs At a Glance Contract Report for 577650/0001 - June 2018

Name or company name	MISS SD WILKINS
Contract type name	GDS Contract
Purpose of contract	General
Contract start date	01/04/2006
Contract end date	

18/19 Contracted general activity (UDA)	13,571
Carry forward general activity (UDA)	0
18/19 Contracted orthodontic activity (UOA)	0
Carry forward orthodontic activity (UOA)	0
Baseline contract value	£322,404.21

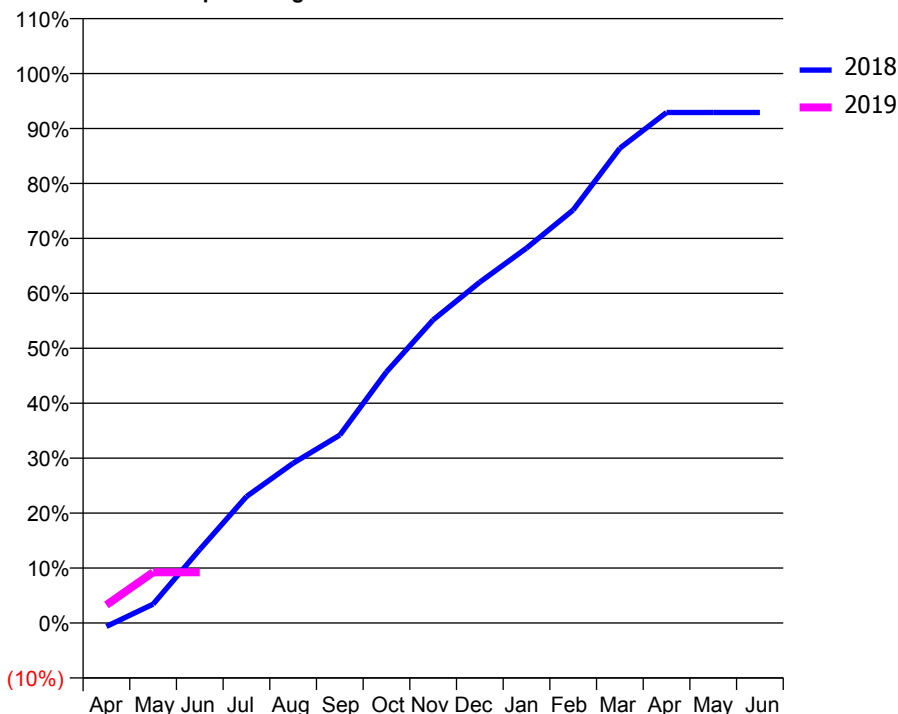
### ACCESS\*

Patients seen in 24 months	Total	Change since previous quarter
Quarter ending June 2017	3,624	
Quarter ending September 2017	3,542	↓
Quarter ending December 2017	3,551	→
Quarter ending March 2018	3,534	→
Quarter ending June 2018	3,520	→
<b>Variance since June 2017</b>	<b>(2.9%)</b>	<b>↓</b>



### ACTIVITY

**Cumulative percentage of contracted UDA delivered 2018 & 2019**



Month	Adjusted Scheduled Activity (UDA)	
	2018	2019
April	-86	445
May	467	1,254
June	1,815	1,254
July	3,125	
August	3,946	
September	4,640	
October	6,204	
November	7,486	
December	8,420	
January	9,258	
February	10,201	
March	11,726	
April	12,608	
May	12,608	
June	12,608	

### QUALITY

	Quantity	Base Number	Contract	LHB	Wales
% of FP17s for the same patient ID Re-attending within 3 months - Children	18	352	5.1%	8.9%	11.1%
% of FP17s for the same patient ID Re-attending within 3 months - Adults	76	658	11.6%	14.3%	15.5%
% of FP17s for the same patient ID Re-attending between 3 & 9 months - Children	243	352	69.0%	58.1%	59.2%
% of FP17s for the same patient ID Re-attending between 3 & 9 months - Adults	446	658	67.8%	55.2%	55.8%
% of FP17s for Band 1 Urgent Courses	29	715	4.1%	9.1%	8.7%
% of FP17s Relating to Free Repair or Replacements	9	715	1.3%	0.7%	0.7%
% of FP17s Relating to Continuations	9	715	1.3%	0.6%	0.7%
% of Patients satisfied with the dentistry they have received	5	5	N/A	94.5%	94.0%
% of Patients satisfied with the time they had to wait for an appointment	5	5	N/A	88.7%	88.5%

\* This is based on patients treated on this contract for their most recent course of treatment. Figures in italics indicate the base number of FP17s or Patient Questionnaire responses are less than 100. N/A is shown where the base number of responses is less than 10 during the period. % is calculated as Quantity/Base number\*100

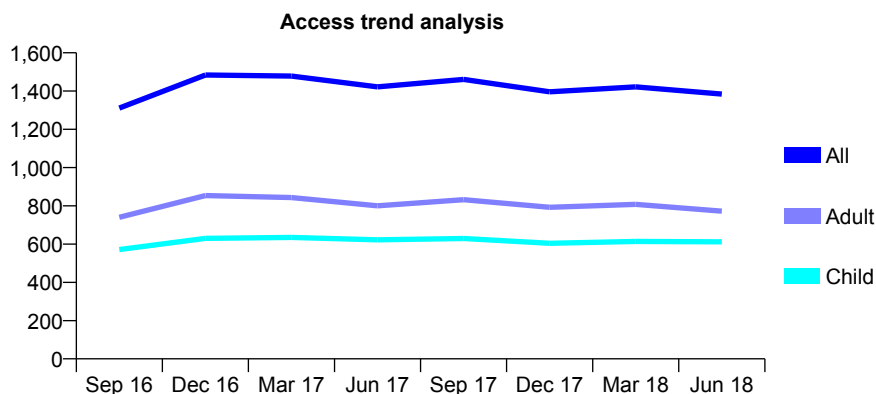
## 7A6 - Vital Signs At a Glance Contract Report for 629251/0002 - June 2018

Name or company name	MR PL DAVIES
Contract type name	GDS Contract
Purpose of contract	General
Contract start date	01/04/2006
Contract end date	

18/19 Contracted general activity (UDA)	4,494
Carry forward general activity (UDA)	0
18/19 Contracted orthodontic activity (UOA)	0
Carry forward orthodontic activity (UOA)	0
Baseline contract value	£120,086.24

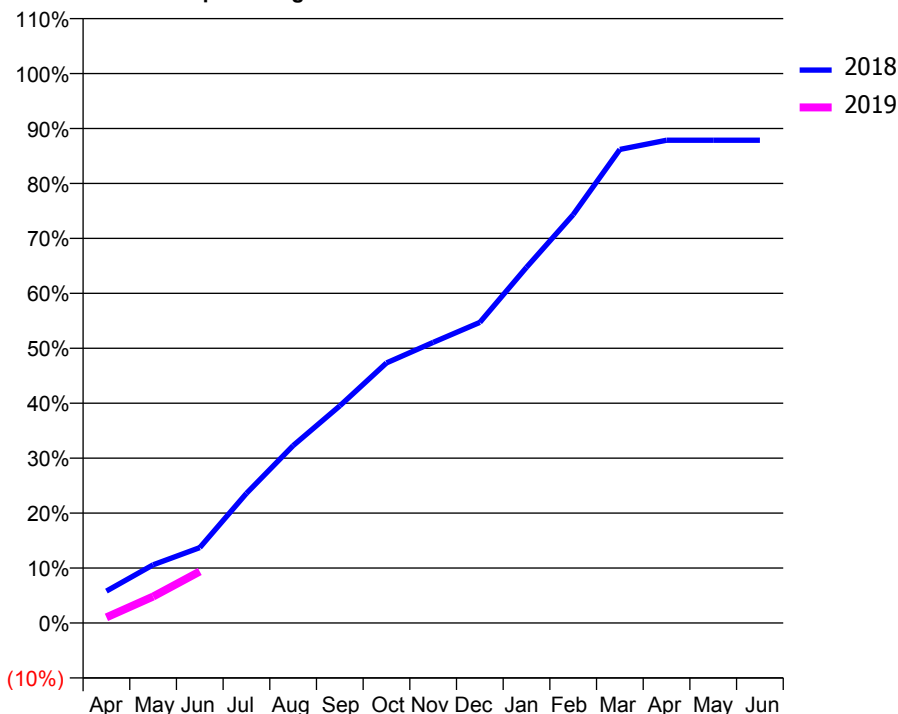
### ACCESS\*

Patients seen in 24 months	Total	Change since previous quarter
Quarter ending June 2017	1,422	
Quarter ending September 2017	1,461	↑
Quarter ending December 2017	1,396	↓
Quarter ending March 2018	1,422	→
Quarter ending June 2018	1,384	↓
<b>Variance since June 2017</b>	<b>(2.7%)</b>	<b>↓</b>



### ACTIVITY

Cumulative percentage of contracted UDA delivered 2018 & 2019



Adjusted Scheduled Activity (UDA)

Month	2018	2019
April	261	46
May	476	217
June	617	422
July	1,060	
August	1,451	
September	1,776	
October	2,128	
November	2,295	
December	2,458	
January	2,909	
February	3,340	
March	3,873	
April	3,949	
May	3,949	
June	3,949	

### QUALITY

	Quantity	Base Number	Contract	LHB	Wales
% of FP17s for the same patient ID Re-attending within 3 months - Children	7	107	6.5%	8.9%	11.1%
% of FP17s for the same patient ID Re-attending within 3 months - Adults	13	132	9.8%	14.3%	15.5%
% of FP17s for the same patient ID Re-attending between 3 & 9 months - Children	31	107	29.0%	58.1%	59.2%
% of FP17s for the same patient ID Re-attending between 3 & 9 months - Adults	55	132	41.7%	55.2%	55.8%
% of FP17s for Band 1 Urgent Courses	19	194	9.8%	9.1%	8.7%
% of FP17s Relating to Free Repair or Replacements	0	194	0.0%	0.7%	0.7%
% of FP17s Relating to Continuations	0	194	0.0%	0.6%	0.7%
% of Patients satisfied with the dentistry they have received	5	5	N/A	94.5%	94.0%
% of Patients satisfied with the time they had to wait for an appointment	5	5	N/A	88.7%	88.5%

\* This is based on patients treated on this contract for their most recent course of treatment. Figures in italics indicate the base number of FP17s or Patient Questionnaire responses are less than 100. N/A is shown where the base number of responses is less than 10 during the period. % is calculated as Quantity/Base number\*100

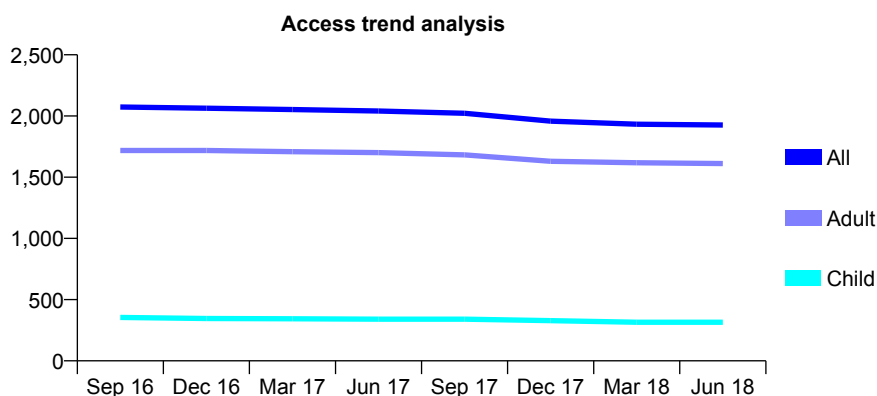
## 7A6 - Vital Signs At a Glance Contract Report for 641642/0001 - June 2018

Name or company name	MR DS YOUNG
Contract type name	GDS Contract
Purpose of contract	General
Contract start date	01/04/2006
Contract end date	

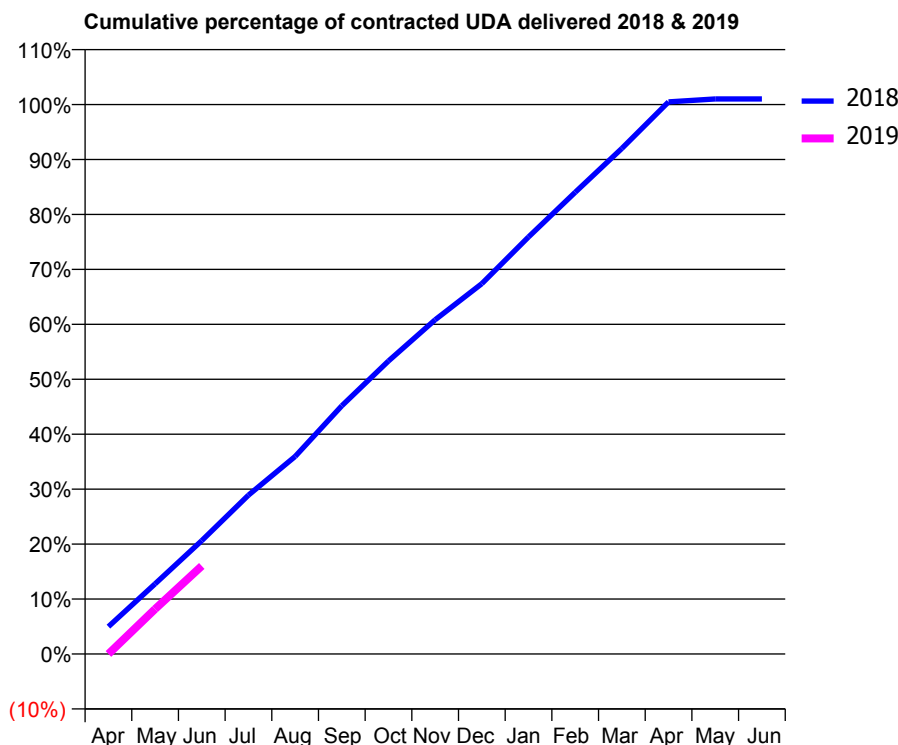
18/19 Contracted general activity (UDA)	5,885
Carry forward general activity (UDA)	0
18/19 Contracted orthodontic activity (UOA)	0
Carry forward orthodontic activity (UOA)	0
Baseline contract value	£176,992.77

### ACCESS\*

Patients seen in 24 months	Total	Change since previous quarter
Quarter ending June 2017	2,041	
Quarter ending September 2017	2,022	→
Quarter ending December 2017	1,958	↓
Quarter ending March 2018	1,933	↓
Quarter ending June 2018	1,927	→
<b>Variance since June 2017</b>	<b>(5.6%)</b>	<b>↓</b>



### ACTIVITY



Month	Adjusted Scheduled Activity (UDA)	
	2018	2019
April	294	0
May	752	483
June	1,215	943
July	1,701	
August	2,115	
September	2,658	
October	3,138	
November	3,580	
December	3,966	
January	4,467	
February	4,945	
March	5,415	
April	5,913	
May	5,945	
June	5,945	

### QUALITY

	Quantity	Base Number	Contract	LHB	Wales
% of FP17s for the same patient ID Re-attending within 3 months - Children	4	89	4.5%	8.9%	11.1%
% of FP17s for the same patient ID Re-attending within 3 months - Adults	35	531	6.6%	14.3%	15.5%
% of FP17s for the same patient ID Re-attending between 3 & 9 months - Children	28	89	31.5%	58.1%	59.2%
% of FP17s for the same patient ID Re-attending between 3 & 9 months - Adults	236	531	44.4%	55.2%	55.8%
% of FP17s for Band 1 Urgent Courses	30	410	7.3%	9.1%	8.7%
% of FP17s Relating to Free Repair or Replacements	1	410	0.2%	0.7%	0.7%
% of FP17s Relating to Continuations	0	410	0.0%	0.6%	0.7%
% of Patients satisfied with the dentistry they have received	3	3	N/A	94.5%	94.0%
% of Patients satisfied with the time they had to wait for an appointment	2	3	N/A	88.7%	88.5%

\* This is based on patients treated on this contract for their most recent course of treatment. Figures in italics indicate the base number of FP17s or Patient Questionnaire responses are less than 100. N/A is shown where the base number of responses is less than 10 during the period. % is calculated as Quantity/Base number\*100

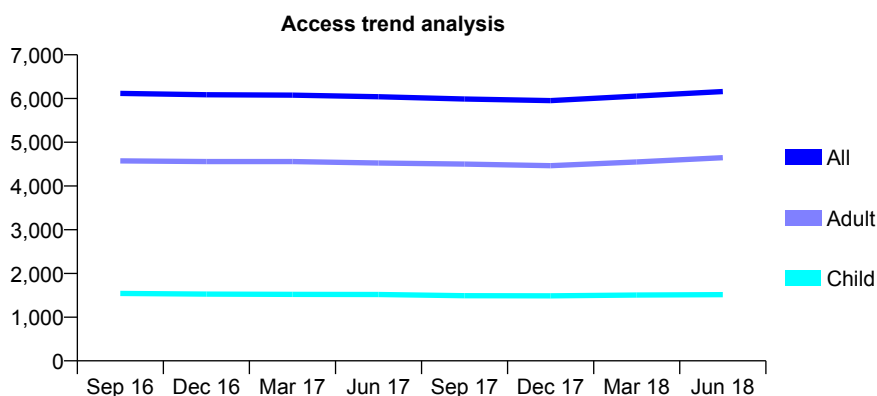
## 7A6 - Vital Signs At a Glance Contract Report for 643246/0001 - June 2018

Name or company name	MR RD WILLNER
Contract type name	GDS Contract
Purpose of contract	General
Contract start date	01/04/2006
Contract end date	

18/19 Contracted general activity (UDA)	20,810
Carry forward general activity (UDA)	0
18/19 Contracted orthodontic activity (UOA)	0
Carry forward orthodontic activity (UOA)	0
Baseline contract value	£541,075.64

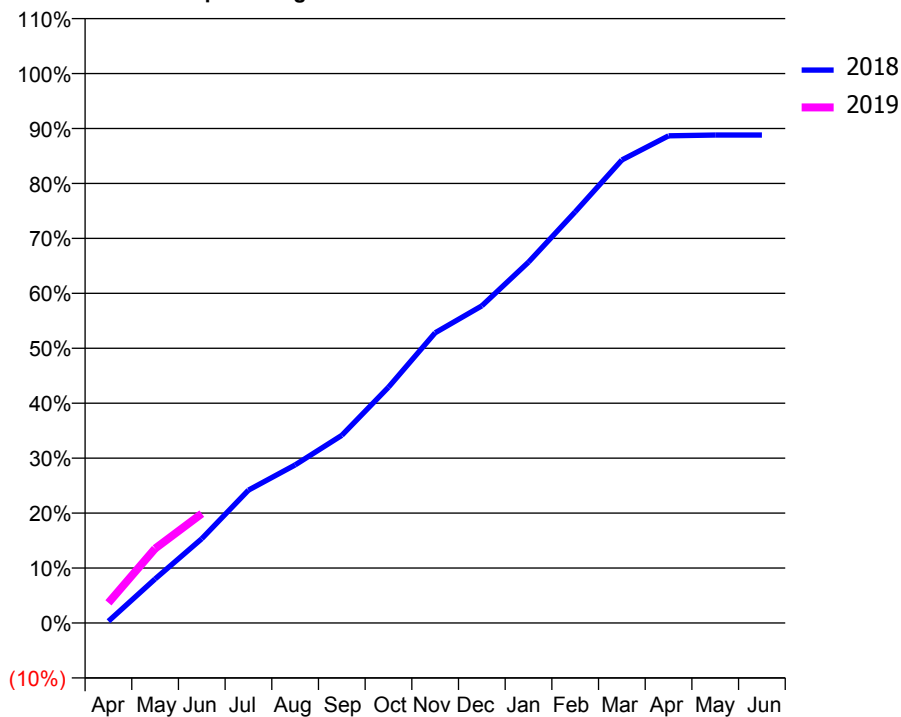
### ACCESS\*

Patients seen in 24 months	Total	Change since previous quarter
Quarter ending June 2017	6,041	
Quarter ending September 2017	5,990	→
Quarter ending December 2017	5,953	→
Quarter ending March 2018	6,056	→
Quarter ending June 2018	6,160	→
<b>Variance since June 2017</b>	<b>2.0%</b>	<b>→</b>



### ACTIVITY

Cumulative percentage of contracted UDA delivered 2018 & 2019



Adjusted Scheduled Activity (UDA)

Month	2018	2019
April	68	766
May	1,668	2,818
June	3,193	4,145
July	5,033	
August	5,988	
September	7,109	
October	8,929	
November	10,993	
December	12,011	
January	13,667	
February	15,570	
March	17,534	
April	18,452	
May	18,479	
June	18,479	

### QUALITY

	Quantity	Base Number	Contract	LHB	Wales
% of FP17s for the same patient ID Re-attending within 3 months - Children	36	531	6.8%	8.9%	11.1%
% of FP17s for the same patient ID Re-attending within 3 months - Adults	245	1,849	13.3%	14.3%	15.5%
% of FP17s for the same patient ID Re-attending between 3 & 9 months - Children	330	531	62.1%	58.1%	59.2%
% of FP17s for the same patient ID Re-attending between 3 & 9 months - Adults	1,080	1,849	58.4%	55.2%	55.8%
% of FP17s for Band 1 Urgent Courses	109	1,983	5.5%	9.1%	8.7%
% of FP17s Relating to Free Repair or Replacements	6	1,983	0.3%	0.7%	0.7%
% of FP17s Relating to Continuations	31	1,983	1.6%	0.6%	0.7%
% of Patients satisfied with the dentistry they have received	9	9	N/A	94.5%	94.0%
% of Patients satisfied with the time they had to wait for an appointment	9	9	N/A	88.7%	88.5%

\* This is based on patients treated on this contract for their most recent course of treatment. Figures in italics indicate the base number of FP17s or Patient Questionnaire responses are less than 100. N/A is shown where the base number of responses is less than 10 during the period. % is calculated as Quantity/Base number\*100

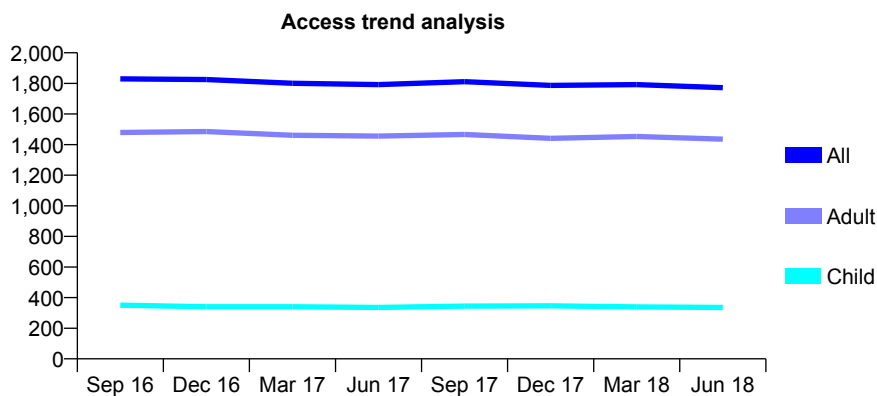
## 7A6 - Vital Signs At a Glance Contract Report for 674605/0001 - June 2018

Name or company name	MRS LM PLANT
Contract type name	GDS Contract
Purpose of contract	General
Contract start date	01/04/2006
Contract end date	

18/19 Contracted general activity (UDA)	4,829
Carry forward general activity (UDA)	0
18/19 Contracted orthodontic activity (UOA)	0
Carry forward orthodontic activity (UOA)	0
Baseline contract value	£111,017.79

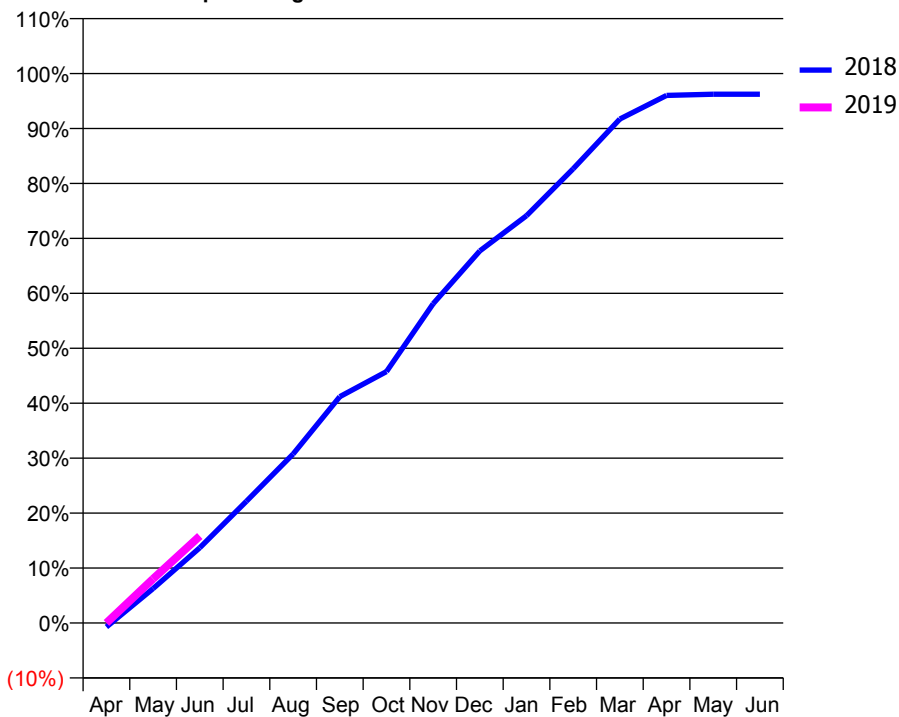
### ACCESS\*

Patients seen in 24 months	Total	Change since previous quarter
Quarter ending June 2017	1,792	
Quarter ending September 2017	1,811	→
Quarter ending December 2017	1,787	↓
Quarter ending March 2018	1,792	→
Quarter ending June 2018	1,772	↓
<b>Variance since June 2017</b>	<b>(1.1%)</b>	<b>↓</b>



### ACTIVITY

**Cumulative percentage of contracted UDA delivered 2018 & 2019**



Month	Adjusted Scheduled Activity (UDA)	
	2018	2019
April	-36	0
May	303	389
June	662	765
July	1,070	
August	1,485	
September	1,989	
October	2,209	
November	2,806	
December	3,270	
January	3,580	
February	3,992	
March	4,429	
April	4,637	
May	4,647	
June	4,647	

### QUALITY

	Quantity	Base Number	Contract	LHB	Wales
% of FP17s for the same patient ID Re-attending within 3 months - Children	7	114	6.1%	8.9%	11.1%
% of FP17s for the same patient ID Re-attending within 3 months - Adults	37	459	8.1%	14.3%	15.5%
% of FP17s for the same patient ID Re-attending between 3 & 9 months - Children	72	114	63.2%	58.1%	59.2%
% of FP17s for the same patient ID Re-attending between 3 & 9 months - Adults	277	459	60.3%	55.2%	55.8%
% of FP17s for Band 1 Urgent Courses	25	447	5.6%	9.1%	8.7%
% of FP17s Relating to Free Repair or Replacements	1	447	0.2%	0.7%	0.7%
% of FP17s Relating to Continuations	3	447	0.7%	0.6%	0.7%
% of Patients satisfied with the dentistry they have received	4	4	N/A	94.5%	94.0%
% of Patients satisfied with the time they had to wait for an appointment	4	4	N/A	88.7%	88.5%

\* This is based on patients treated on this contract for their most recent course of treatment. Figures in italics indicate the base number of FP17s or Patient Questionnaire responses are less than 100. N/A is shown where the base number of responses is less than 10 during the period. % is calculated as Quantity/Base number\*100

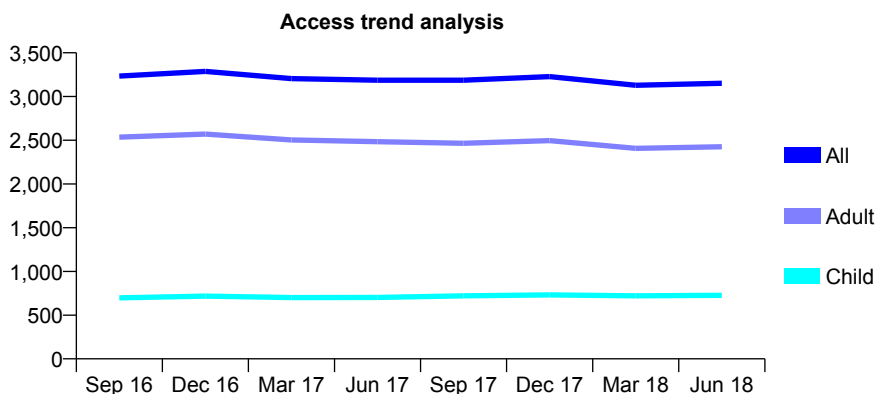
## 7A6 - Vital Signs At a Glance Contract Report for 680400/0001 - June 2018

Name or company name	MR MA GLADSON
Contract type name	GDS Contract
Purpose of contract	General
Contract start date	01/04/2006
Contract end date	

18/19 Contracted general activity (UDA)	7,920
Carry forward general activity (UDA)	0
18/19 Contracted orthodontic activity (UOA)	0
Carry forward orthodontic activity (UOA)	0
Baseline contract value	£243,516.60

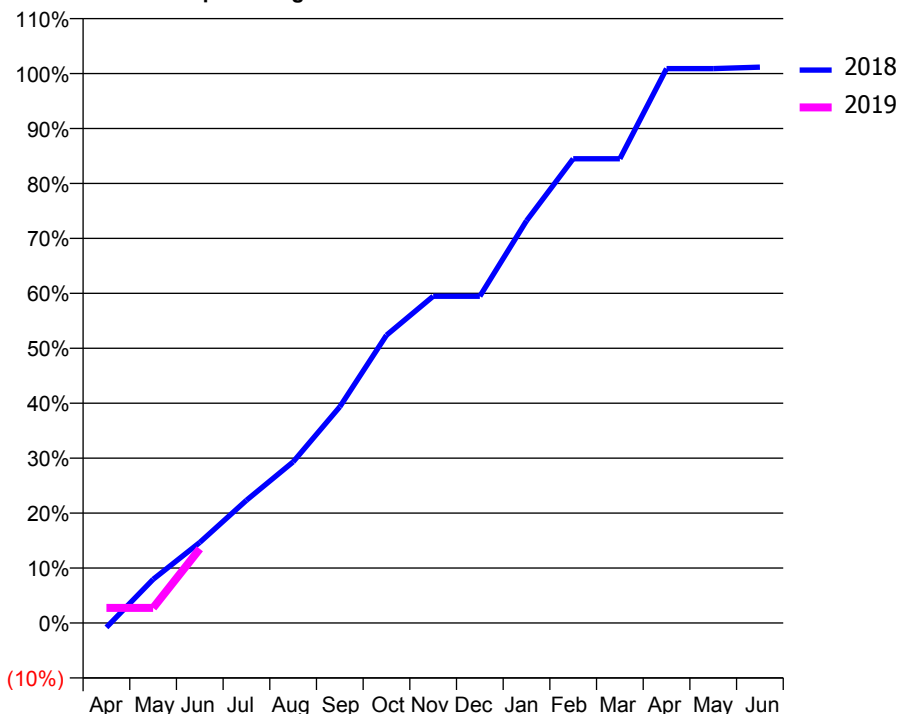
### ACCESS\*

Patients seen in 24 months	Total	Change since previous quarter
Quarter ending June 2017	3,186	
Quarter ending September 2017	3,186	→
Quarter ending December 2017	3,228	→
Quarter ending March 2018	3,129	↓
Quarter ending June 2018	3,152	→
<b>Variance since June 2017</b>	<b>(1.1%)</b>	<b>↓</b>



### ACTIVITY

Cumulative percentage of contracted UDA delivered 2018 & 2019



Month	Adjusted Scheduled Activity (UDA)	
	2018	2019
April	-65	218
May	629	218
June	1,162	1,069
July	1,768	
August	2,323	
September	3,116	
October	4,149	
November	4,710	
December	4,710	
January	5,798	
February	6,691	
March	6,691	
April	7,990	
May	7,990	
June	8,012	

### QUALITY

	Quantity	Base Number	Contract	LHB	Wales
% of FP17s for the same patient ID Re-attending within 3 months - Children	33	248	13.3%	8.9%	11.1%
% of FP17s for the same patient ID Re-attending within 3 months - Adults	202	806	25.1%	14.3%	15.5%
% of FP17s for the same patient ID Re-attending between 3 & 9 months - Children	64	248	25.8%	58.1%	59.2%
% of FP17s for the same patient ID Re-attending between 3 & 9 months - Adults	187	806	23.2%	55.2%	55.8%
% of FP17s for Band 1 Urgent Courses	131	511	25.6%	9.1%	8.7%
% of FP17s Relating to Free Repair or Replacements	4	511	0.8%	0.7%	0.7%
% of FP17s Relating to Continuations	10	511	2.0%	0.6%	0.7%
% of Patients satisfied with the dentistry they have received	6	6	N/A	94.5%	94.0%
% of Patients satisfied with the time they had to wait for an appointment	6	6	N/A	88.7%	88.5%

\* This is based on patients treated on this contract for their most recent course of treatment. Figures in italics indicate the base number of FP17s or Patient Questionnaire responses are less than 100. N/A is shown where the base number of responses is less than 10 during the period. % is calculated as Quantity/Base number\*100

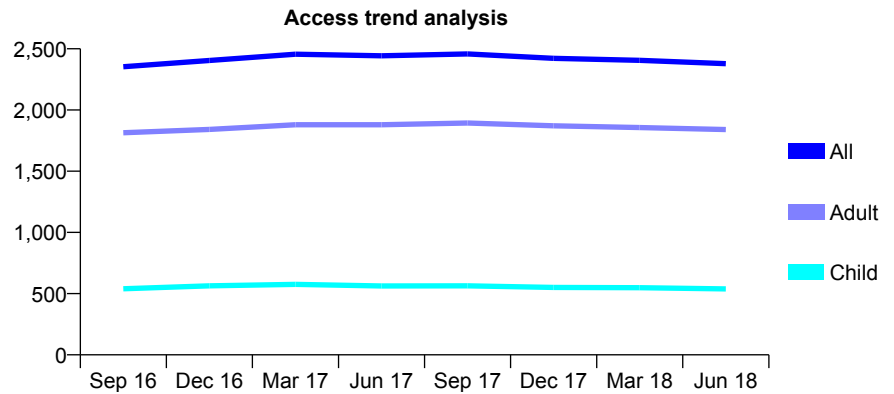
## 7A6 - Vital Signs At a Glance Contract Report for 729604/0001 - June 2018

Name or company name	MR RE COLLINS
Contract type name	GDS Contract
Purpose of contract	General
Contract start date	01/04/2006
Contract end date	

18/19 Contracted general activity (UDA)	6,819
Carry forward general activity (UDA)	0
18/19 Contracted orthodontic activity (UOA)	0
Carry forward orthodontic activity (UOA)	0
Baseline contract value	£170,105.16

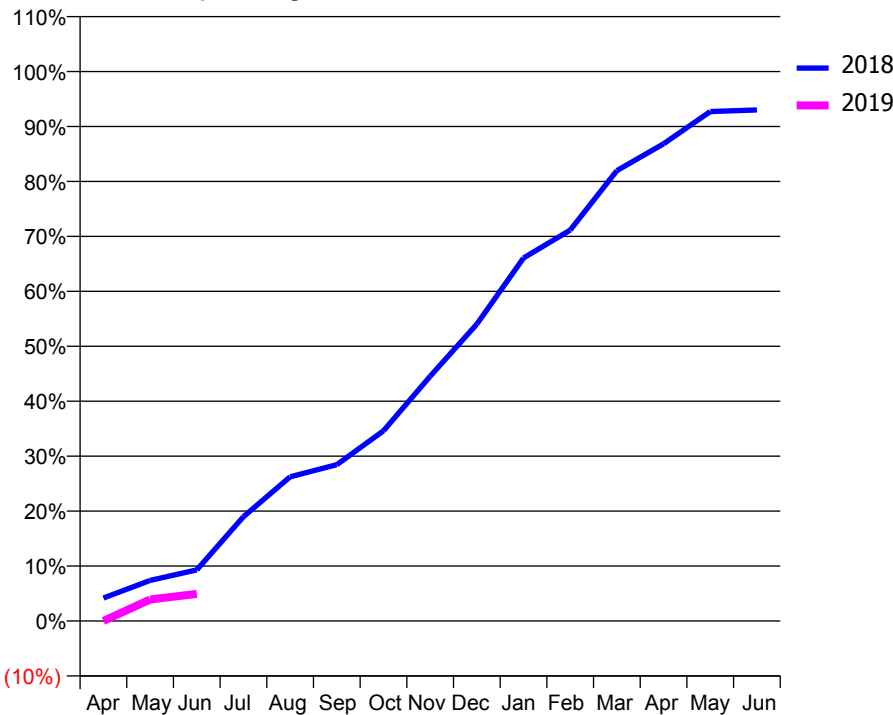
### ACCESS\*

Patients seen in 24 months	Total	Change since previous quarter
Quarter ending June 2017	2,443	
Quarter ending September 2017	2,458	→
Quarter ending December 2017	2,422	↓
Quarter ending March 2018	2,406	→
Quarter ending June 2018	2,379	↓
<b>Variance since June 2017</b>	<b>(2.6%)</b>	<b>↓</b>



### ACTIVITY

Cumulative percentage of contracted UDA delivered 2018 & 2019



Month	Adjusted Scheduled Activity (UDA)	
	2018	2019
April	286	1
May	503	267
June	635	337
July	1,295	
August	1,790	
September	1,941	
October	2,361	
November	3,038	
December	3,684	
January	4,504	
February	4,851	
March	5,589	
April	5,921	
May	6,322	
June	6,342	

### QUALITY

	Quantity	Base Number	Contract	LHB	Wales
% of FP17s for the same patient ID Re-attending within 3 months - Children	2	60	3.3%	8.9%	11.1%
% of FP17s for the same patient ID Re-attending within 3 months - Adults	11	280	3.9%	14.3%	15.5%
% of FP17s for the same patient ID Re-attending between 3 & 9 months - Children	12	60	20.0%	58.1%	59.2%
% of FP17s for the same patient ID Re-attending between 3 & 9 months - Adults	106	280	37.9%	55.2%	55.8%
% of FP17s for Band 1 Urgent Courses	0	102	0.0%	9.1%	8.7%
% of FP17s Relating to Free Repair or Replacements	0	102	0.0%	0.7%	0.7%
% of FP17s Relating to Continuations	0	102	0.0%	0.6%	0.7%
% of Patients satisfied with the dentistry they have received	3	3	N/A	94.5%	94.0%
% of Patients satisfied with the time they had to wait for an appointment	2	3	N/A	88.7%	88.5%

\* This is based on patients treated on this contract for their most recent course of treatment. Figures in italics indicate the base number of FP17s or Patient Questionnaire responses are less than 100. N/A is shown where the base number of responses is less than 10 during the period. % is calculated as Quantity/Base number\*100

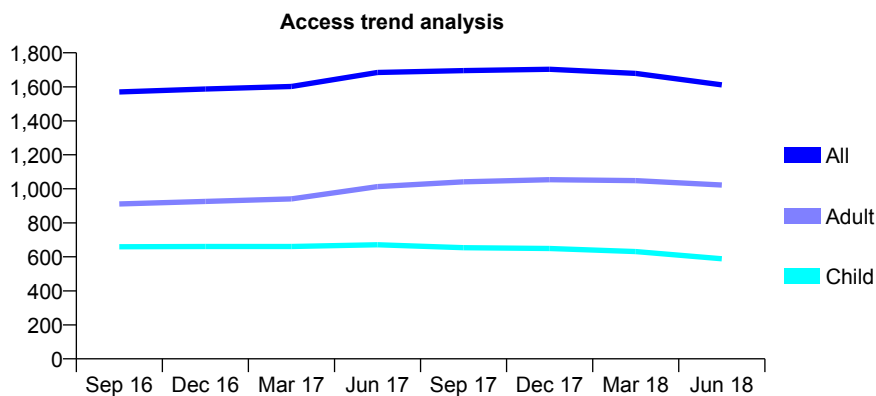
## 7A6 - Vital Signs At a Glance Contract Report for 738239/0001 - June 2018

Name or company name	Bargood Smile Ltd
Contract type name	GDS Contract
Purpose of contract	General
Contract start date	01/04/2006
Contract end date	

18/19 Contracted general activity (UDA)	6,374
Carry forward general activity (UDA)	0
18/19 Contracted orthodontic activity (UOA)	0
Carry forward orthodontic activity (UOA)	0
Baseline contract value	£187,684.84

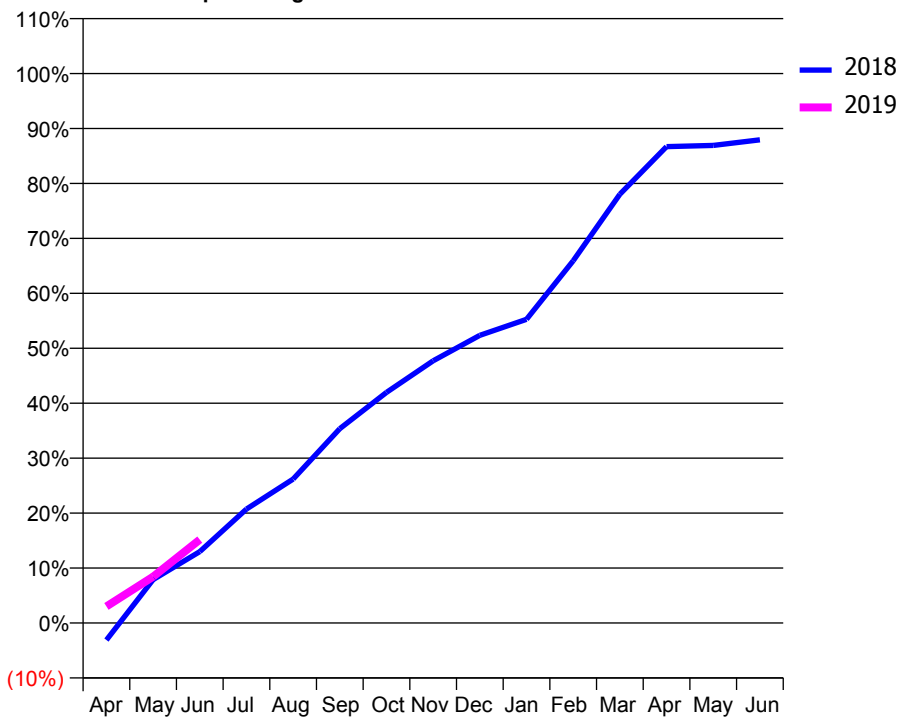
### ACCESS\*

Patients seen in 24 months	Total	Change since previous quarter
Quarter ending June 2017	1,684	
Quarter ending September 2017	1,695	→
Quarter ending December 2017	1,703	→
Quarter ending March 2018	1,679	↓
Quarter ending June 2018	1,611	↓
<b>Variance since June 2017</b>	<b>(4.3%)</b>	<b>↓</b>



### ACTIVITY

Cumulative percentage of contracted UDA delivered 2018 & 2019



Adjusted Scheduled Activity (UDA)

Month	2018	2019
April	-199	192
May	504	538
June	829	968
July	1,322	
August	1,669	
September	2,254	
October	2,675	
November	3,041	
December	3,337	
January	3,523	
February	4,202	
March	4,973	
April	5,525	
May	5,539	
June	5,604	

### QUALITY

	Quantity	Base Number	Contract	LHB	Wales
% of FP17s for the same patient ID Re-attending within 3 months - Children	57	304	18.8%	8.9%	11.1%
% of FP17s for the same patient ID Re-attending within 3 months - Adults	51	333	15.3%	14.3%	15.5%
% of FP17s for the same patient ID Re-attending between 3 & 9 months - Children	167	304	54.9%	58.1%	59.2%
% of FP17s for the same patient ID Re-attending between 3 & 9 months - Adults	169	333	50.8%	55.2%	55.8%
% of FP17s for Band 1 Urgent Courses	21	410	5.1%	9.1%	8.7%
% of FP17s Relating to Free Repair or Replacements	0	410	0.0%	0.7%	0.7%
% of FP17s Relating to Continuations	1	410	0.2%	0.6%	0.7%
% of Patients satisfied with the dentistry they have received	0	0	N/A	94.5%	94.0%
% of Patients satisfied with the time they had to wait for an appointment	0	0	N/A	88.7%	88.5%

\* This is based on patients treated on this contract for their most recent course of treatment. Figures in italics indicate the base number of FP17s or Patient Questionnaire responses are less than 100. N/A is shown where the base number of responses is less than 10 during the period. % is calculated as Quantity/Base number\*100



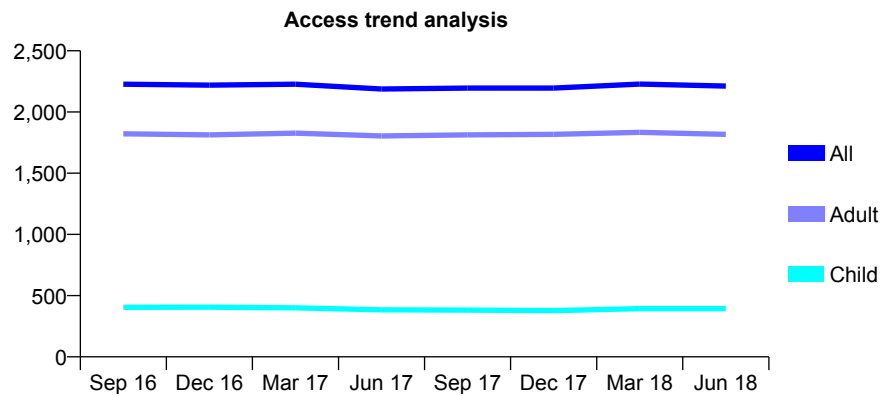
## 7A6 - Vital Signs At a Glance Contract Report for 742481/0001 - June 2018

Name or company name	MISS J WOODWARD
Contract type name	GDS Contract
Purpose of contract	General
Contract start date	01/04/2006
Contract end date	

18/19 Contracted general activity (UDA)	6,911
Carry forward general activity (UDA)	0
18/19 Contracted orthodontic activity (UOA)	0
Carry forward orthodontic activity (UOA)	0
Baseline contract value	£145,908.88

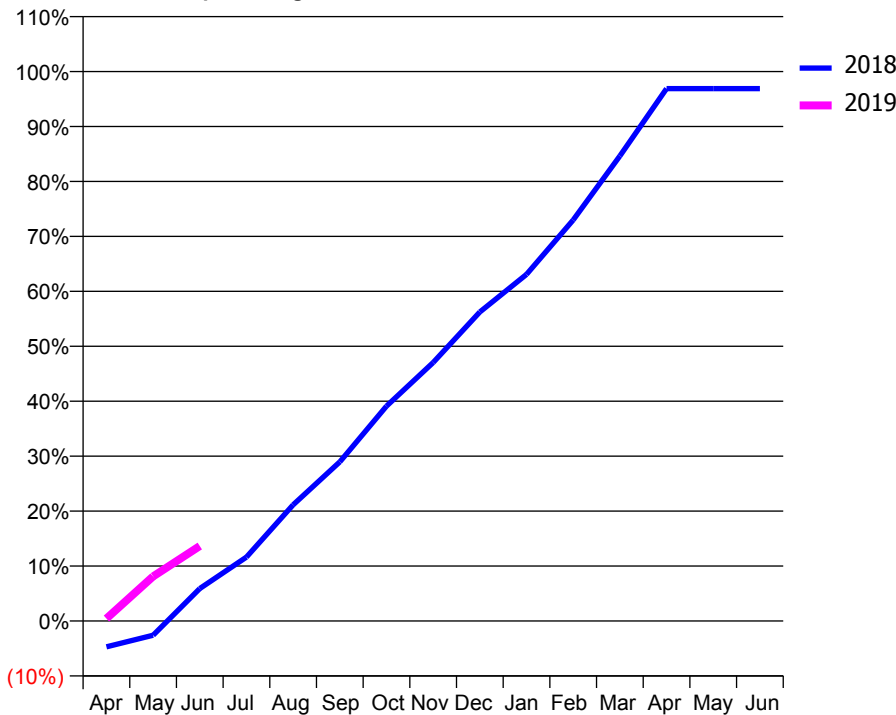
### ACCESS\*

Patients seen in 24 months	Total	Change since previous quarter
Quarter ending June 2017	2,188	
Quarter ending September 2017	2,195	→
Quarter ending December 2017	2,195	→
Quarter ending March 2018	2,228	→
Quarter ending June 2018	2,212	→
<b>Variance since June 2017</b>	<b>1.1%</b>	<b>→</b>



### ACTIVITY

Cumulative percentage of contracted UDA delivered 2018 & 2019



Month	Adjusted Scheduled Activity (UDA)	
	2018	2019
April	-326	31
May	-180	561
June	408	944
July	805	
August	1,462	
September	2,002	
October	2,703	
November	3,251	
December	3,886	
January	4,360	
February	5,044	
March	5,850	
April	6,695	
May	6,695	
June	6,695	

### QUALITY

	Quantity	Base Number	Contract	LHB	Wales
% of FP17s for the same patient ID Re-attending within 3 months - Children	25	169	14.8%	8.9%	11.1%
% of FP17s for the same patient ID Re-attending within 3 months - Adults	109	589	18.5%	14.3%	15.5%
% of FP17s for the same patient ID Re-attending between 3 & 9 months - Children	96	169	56.8%	58.1%	59.2%
% of FP17s for the same patient ID Re-attending between 3 & 9 months - Adults	205	589	34.8%	55.2%	55.8%
% of FP17s for Band 1 Urgent Courses	41	455	9.0%	9.1%	8.7%
% of FP17s Relating to Free Repair or Replacements	5	455	1.1%	0.7%	0.7%
% of FP17s Relating to Continuations	13	455	2.9%	0.6%	0.7%
% of Patients satisfied with the dentistry they have received	5	6	N/A	94.5%	94.0%
% of Patients satisfied with the time they had to wait for an appointment	4	6	N/A	88.7%	88.5%

\* This is based on patients treated on this contract for their most recent course of treatment. Figures in italics indicate the base number of FP17s or Patient Questionnaire responses are less than 100. N/A is shown where the base number of responses is less than 10 during the period. % is calculated as Quantity/Base number\*100

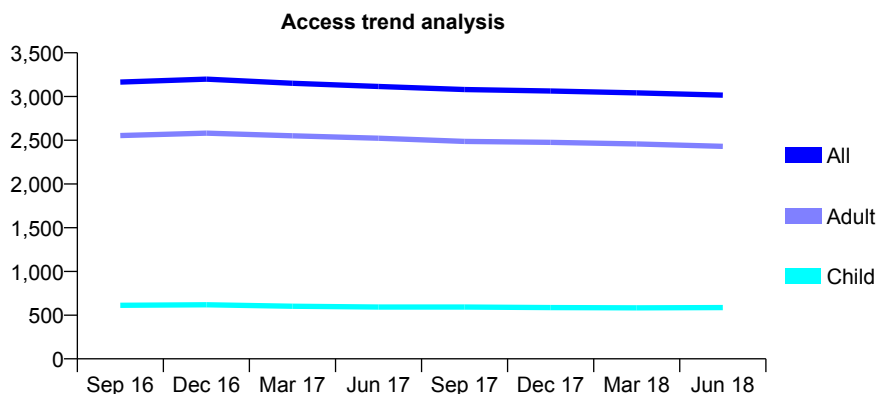
## 7A6 - Vital Signs At a Glance Contract Report for 767077/0001 - June 2018

Name or company name	MISS N MAHMOOD
Contract type name	GDS Contract
Purpose of contract	General
Contract start date	01/04/2006
Contract end date	

18/19 Contracted general activity (UDA)	10,435
Carry forward general activity (UDA)	0
18/19 Contracted orthodontic activity (UOA)	0
Carry forward orthodontic activity (UOA)	0
Baseline contract value	£247,588.46

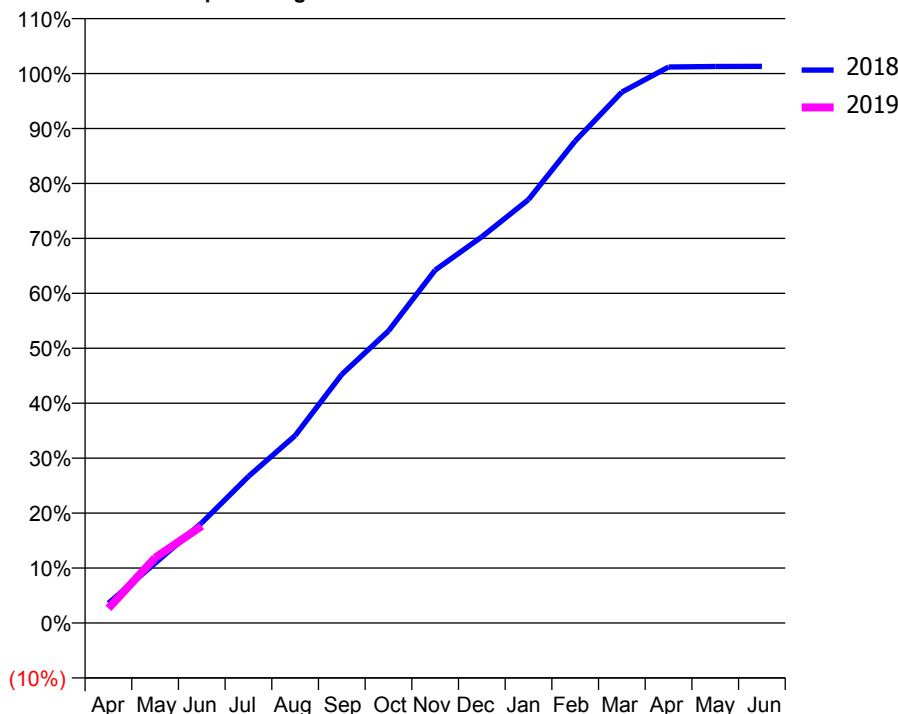
### ACCESS\*

Patients seen in 24 months	Total	Change since previous quarter
Quarter ending June 2017	3,115	
Quarter ending September 2017	3,080	↓
Quarter ending December 2017	3,063	→
Quarter ending March 2018	3,042	→
Quarter ending June 2018	3,016	→
<b>Variance since June 2017</b>	<b>(3.2%)</b>	<b>↓</b>



### ACTIVITY

Cumulative percentage of contracted UDA delivered 2018 & 2019



Adjusted Scheduled Activity (UDA)

Month	2018	2019
April	375	279
May	1,137	1,241
June	1,902	1,843
July	2,784	
August	3,558	
September	4,721	
October	5,548	
November	6,701	
December	7,335	
January	8,041	
February	9,154	
March	10,083	
April	10,558	
May	10,568	
June	10,570	

### QUALITY

	Quantity	Base Number	Contract	LHB	Wales
% of FP17s for the same patient ID Re-attending within 3 months - Children	8	219	3.7%	8.9%	11.1%
% of FP17s for the same patient ID Re-attending within 3 months - Adults	82	867	9.5%	14.3%	15.5%
% of FP17s for the same patient ID Re-attending between 3 & 9 months - Children	150	219	68.5%	58.1%	59.2%
% of FP17s for the same patient ID Re-attending between 3 & 9 months - Adults	616	867	71.0%	55.2%	55.8%
% of FP17s for Band 1 Urgent Courses	53	873	6.1%	9.1%	8.7%
% of FP17s Relating to Free Repair or Replacements	1	873	0.1%	0.7%	0.7%
% of FP17s Relating to Continuations	5	873	0.6%	0.6%	0.7%
% of Patients satisfied with the dentistry they have received	10	10	100.0%	94.5%	94.0%
% of Patients satisfied with the time they had to wait for an appointment	10	10	100.0%	88.7%	88.5%

\* This is based on patients treated on this contract for their most recent course of treatment. Figures in italics indicate the base number of FP17s or Patient Questionnaire responses are less than 100. N/A is shown where the base number of responses is less than 10 during the period. % is calculated as Quantity/Base number\*100

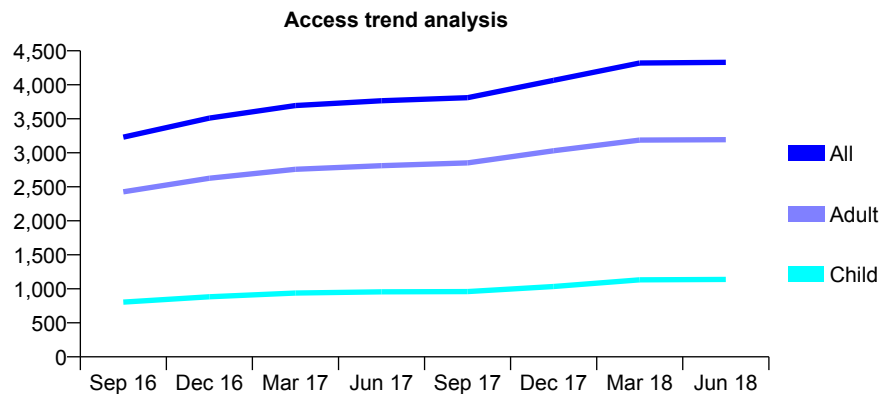
## 7A6 - Vital Signs At a Glance Contract Report for 782572/0001 - June 2018

Name or company name	MR JD COOK
Contract type name	GDS Contract
Purpose of contract	General
Contract start date	01/08/2010
Contract end date	

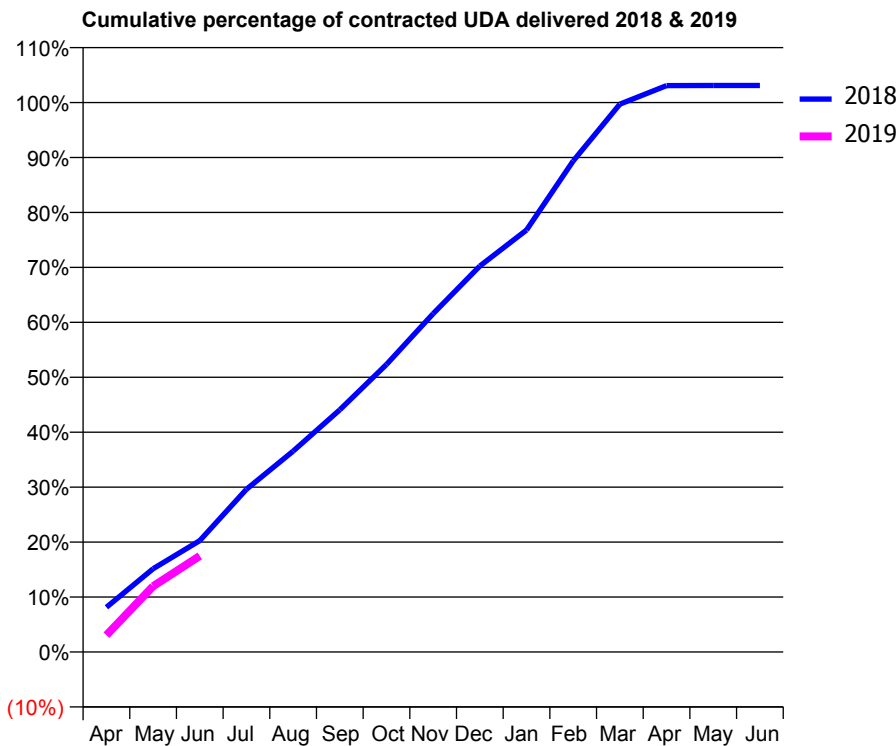
18/19 Contracted general activity (UDA)	13,868
Carry forward general activity (UDA)	0
18/19 Contracted orthodontic activity (UOA)	0
Carry forward orthodontic activity (UOA)	0
Baseline contract value	£299,062.74

### ACCESS\*

Patients seen in 24 months	Total	Change since previous quarter
Quarter ending June 2017	3,765	
Quarter ending September 2017	3,811	→
Quarter ending December 2017	4,065	↑
Quarter ending March 2018	4,320	↑
Quarter ending June 2018	4,331	→
<b>Variance since June 2017</b>	<b>15.0%</b>	<b>↑</b>



### ACTIVITY



Month	Adjusted Scheduled Activity (UDA)	
	2018	2019
April	1,128	426
May	2,101	1,660
June	2,811	2,424
July	4,107	
August	5,070	
September	6,114	
October	7,257	
November	8,541	
December	9,742	
January	10,648	
February	12,393	
March	13,828	
April	14,294	
May	14,299	
June	14,299	

### QUALITY

	Quantity	Base Number	Contract	LHB	Wales
% of FP17s for the same patient ID Re-attending within 3 months - Children	31	434	7.1%	8.9%	11.1%
% of FP17s for the same patient ID Re-attending within 3 months - Adults	153	1,200	12.8%	14.3%	15.5%
% of FP17s for the same patient ID Re-attending between 3 & 9 months - Children	295	434	68.0%	58.1%	59.2%
% of FP17s for the same patient ID Re-attending between 3 & 9 months - Adults	779	1,200	64.9%	55.2%	55.8%
% of FP17s for Band 1 Urgent Courses	153	1,436	10.7%	9.1%	8.7%
% of FP17s Relating to Free Repair or Replacements	8	1,436	0.6%	0.7%	0.7%
% of FP17s Relating to Continuations	9	1,436	0.6%	0.6%	0.7%
% of Patients satisfied with the dentistry they have received	6	6	N/A	94.5%	94.0%
% of Patients satisfied with the time they had to wait for an appointment	6	6	N/A	88.7%	88.5%

\* This is based on patients treated on this contract for their most recent course of treatment. Figures in italics indicate the base number of FP17s or Patient Questionnaire responses are less than 100. N/A is shown where the base number of responses is less than 10 during the period. % is calculated as Quantity/Base number\*100

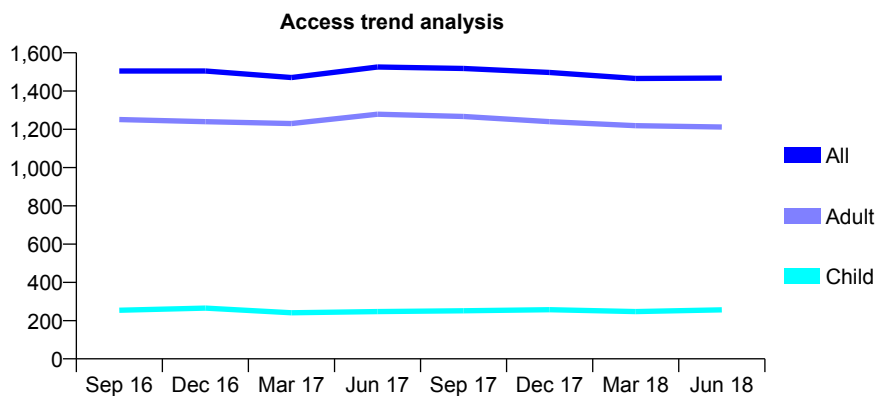
## 7A6 - Vital Signs At a Glance Contract Report for 801933/0002 - June 2018

Name or company name	MR LH RICH
Contract type name	GDS Contract
Purpose of contract	General
Contract start date	06/05/2013
Contract end date	

18/19 Contracted general activity (UDA)	4,550
Carry forward general activity (UDA)	0
18/19 Contracted orthodontic activity (UOA)	0
Carry forward orthodontic activity (UOA)	0
Baseline contract value	£99,960.17

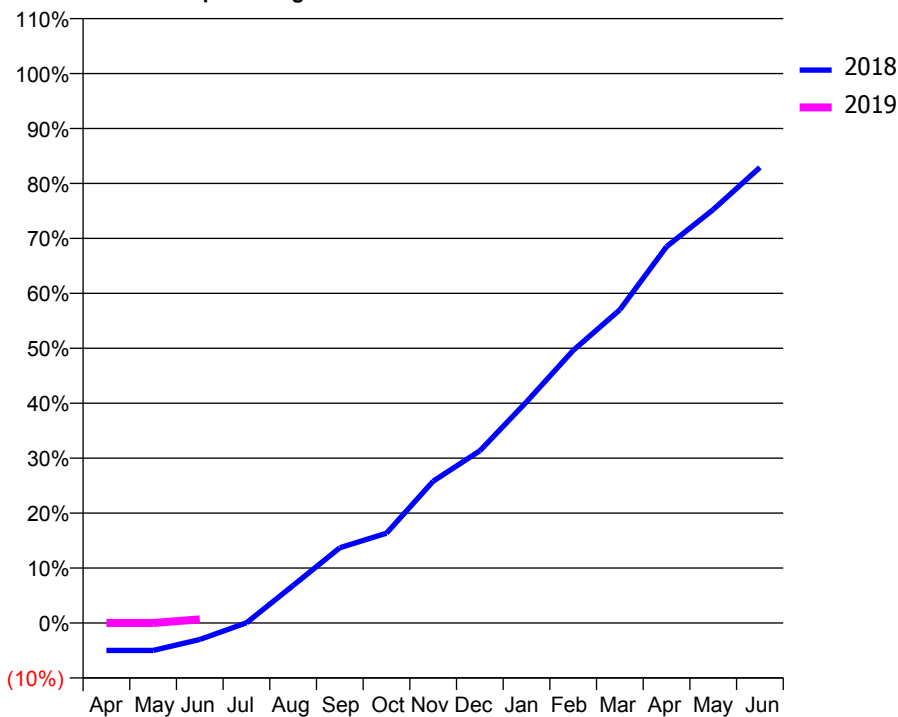
### ACCESS\*

Patients seen in 24 months	Total	Change since previous quarter
Quarter ending June 2017	1,526	
Quarter ending September 2017	1,518	→
Quarter ending December 2017	1,497	↓
Quarter ending March 2018	1,466	↓
Quarter ending June 2018	1,468	→
<b>Variance since June 2017</b>	<b>(3.8%)</b>	<b>↓</b>



### ACTIVITY

Cumulative percentage of contracted UDA delivered 2018 & 2019



Adjusted Scheduled Activity (UDA)

Month	2018	2019
April	-228	0
May	-228	0
June	-137	30
July	2	
August	311	
September	623	
October	744	
November	1,174	
December	1,426	
January	1,831	
February	2,257	
March	2,594	
April	3,117	
May	3,423	
June	3,772	

### QUALITY

	Quantity	Base Number	Contract	LHB	Wales
% of FP17s for the same patient ID Re-attending within 3 months - Children	2	78	2.6%	8.9%	11.1%
% of FP17s for the same patient ID Re-attending within 3 months - Adults	20	296	6.8%	14.3%	15.5%
% of FP17s for the same patient ID Re-attending between 3 & 9 months - Children	23	78	29.5%	58.1%	59.2%
% of FP17s for the same patient ID Re-attending between 3 & 9 months - Adults	97	296	32.8%	55.2%	55.8%
% of FP17s for Band 1 Urgent Courses	0	18	0.0%	9.1%	8.7%
% of FP17s Relating to Free Repair or Replacements	1	18	5.6%	0.7%	0.7%
% of FP17s Relating to Continuations	0	18	0.0%	0.6%	0.7%
% of Patients satisfied with the dentistry they have received	4	5	N/A	94.5%	94.0%
% of Patients satisfied with the time they had to wait for an appointment	4	5	N/A	88.7%	88.5%

\* This is based on patients treated on this contract for their most recent course of treatment. Figures in italics indicate the base number of FP17s or Patient Questionnaire responses are less than 100. N/A is shown where the base number of responses is less than 10 during the period. % is calculated as Quantity/Base number\*100

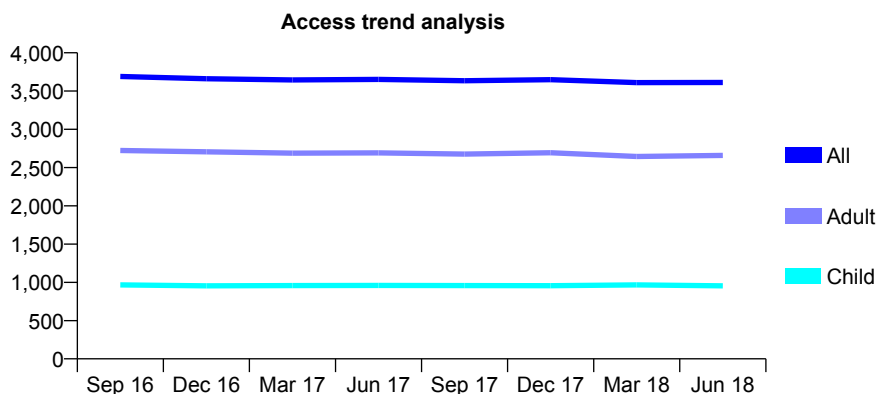
## 7A6 - Vital Signs At a Glance Contract Report for 919896/0001 - June 2018

Name or company name	MR DW EDWARDS
Contract type name	GDS Contract
Purpose of contract	General
Contract start date	01/04/2006
Contract end date	

18/19 Contracted general activity (UDA)	11,339
Carry forward general activity (UDA)	0
18/19 Contracted orthodontic activity (UOA)	0
Carry forward orthodontic activity (UOA)	0
Baseline contract value	£261,249.02

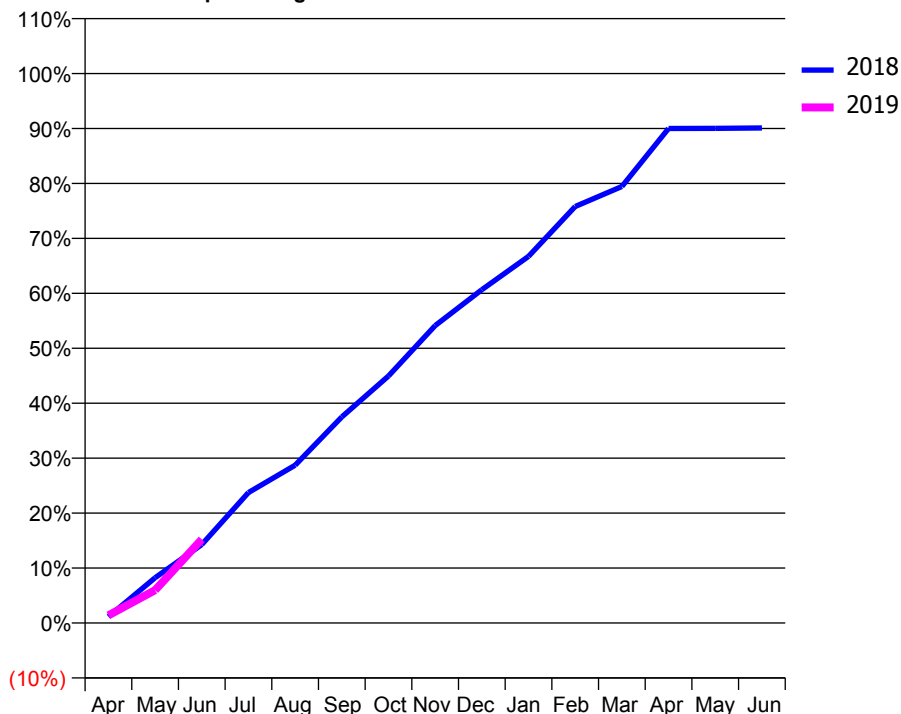
### ACCESS\*

Patients seen in 24 months	Total	Change since previous quarter
Quarter ending June 2017	3,652	
Quarter ending September 2017	3,634	→
Quarter ending December 2017	3,649	→
Quarter ending March 2018	3,611	↓
Quarter ending June 2018	3,613	→
<b>Variance since June 2017</b>	<b>(1.1%)</b>	<b>↓</b>



### ACTIVITY

**Cumulative percentage of contracted UDA delivered 2018 & 2019**



**Adjusted Scheduled Activity (UDA)**

Month	2018	2019
April	132	159
May	934	680
June	1,620	1,728
July	2,691	
August	3,257	
September	4,252	
October	5,097	
November	6,137	
December	6,879	
January	7,565	
February	8,594	
March	9,007	
April	10,205	
May	10,207	
June	10,214	

### QUALITY

	Quantity	Base Number	Contract	LHB	Wales
% of FP17s for the same patient ID Re-attending within 3 months - Children	22	447	4.9%	8.9%	11.1%
% of FP17s for the same patient ID Re-attending within 3 months - Adults	130	1,144	11.4%	14.3%	15.5%
% of FP17s for the same patient ID Re-attending between 3 & 9 months - Children	313	447	70.0%	58.1%	59.2%
% of FP17s for the same patient ID Re-attending between 3 & 9 months - Adults	640	1,144	55.9%	55.2%	55.8%
% of FP17s for Band 1 Urgent Courses	69	1,022	6.8%	9.1%	8.7%
% of FP17s Relating to Free Repair or Replacements	7	1,022	0.7%	0.7%	0.7%
% of FP17s Relating to Continuations	8	1,022	0.8%	0.6%	0.7%
% of Patients satisfied with the dentistry they have received	9	9	N/A	94.5%	94.0%
% of Patients satisfied with the time they had to wait for an appointment	9	9	N/A	88.7%	88.5%

\* This is based on patients treated on this contract for their most recent course of treatment. Figures in italics indicate the base number of FP17s or Patient Questionnaire responses are less than 100. N/A is shown where the base number of responses is less than 10 during the period. % is calculated as Quantity/Base number\*100

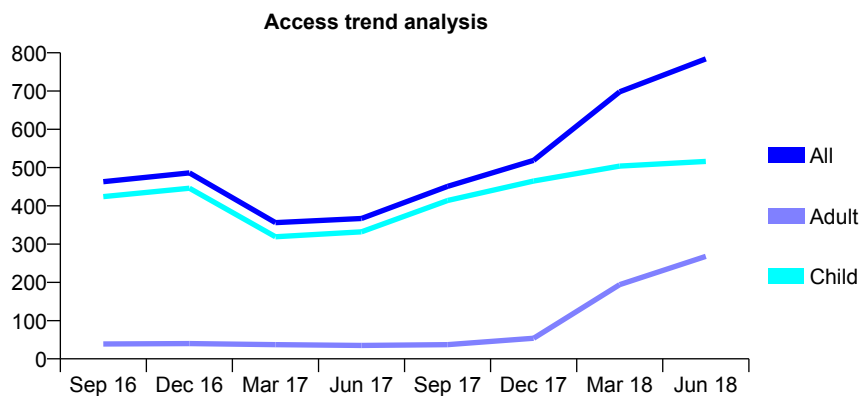
## 7A6 - Vital Signs At a Glance Contract Report for 929018/0001 - June 2018

Name or company name	Skyrunner Limited
Contract type name	GDS Contract
Purpose of contract	General
Contract start date	01/04/2006
Contract end date	

18/19 Contracted general activity (UDA)	1,569
Carry forward general activity (UDA)	0
18/19 Contracted orthodontic activity (UOA)	0
Carry forward orthodontic activity (UOA)	0
Baseline contract value	£44,931.89

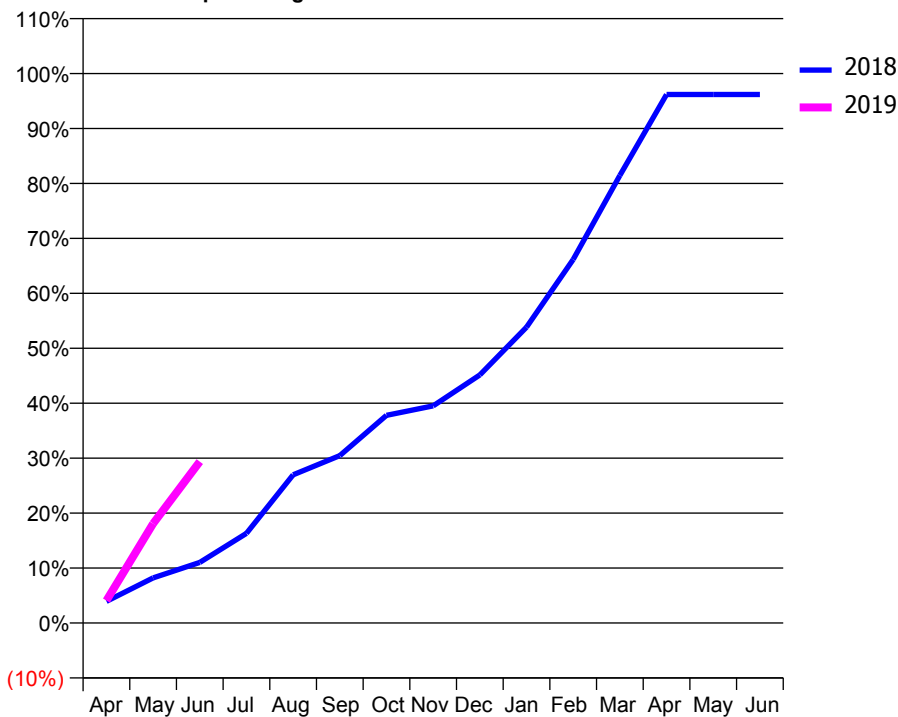
### ACCESS\*

Patients seen in 24 months	Total	Change since previous quarter
Quarter ending June 2017	367	
Quarter ending September 2017	451	↑
Quarter ending December 2017	519	↑
Quarter ending March 2018	698	↑
Quarter ending June 2018	784	↑
<b>Variance since June 2017</b>	<b>113.6%</b>	<b>↑</b>



### ACTIVITY

**Cumulative percentage of contracted UDA delivered 2018 & 2019**



**Adjusted Scheduled Activity (UDA)**

Month	2018	2019
April	62	64
May	129	284
June	173	461
July	256	
August	423	
September	478	
October	593	
November	620	
December	708	
January	845	
February	1,038	
March	1,278	
April	1,509	
May	1,509	
June	1,509	

### QUALITY

	Quantity	Base Number	Contract	LHB	Wales
% of FP17s for the same patient ID Re-attending within 3 months - Children	13	175	7.4%	8.9%	11.1%
% of FP17s for the same patient ID Re-attending within 3 months - Adults	8	135	5.9%	14.3%	15.5%
% of FP17s for the same patient ID Re-attending between 3 & 9 months - Children	105	175	60.0%	58.1%	59.2%
% of FP17s for the same patient ID Re-attending between 3 & 9 months - Adults	8	135	5.9%	55.2%	55.8%
% of FP17s for Band 1 Urgent Courses	0	210	0.0%	9.1%	8.7%
% of FP17s Relating to Free Repair or Replacements	0	210	0.0%	0.7%	0.7%
% of FP17s Relating to Continuations	1	210	0.5%	0.6%	0.7%
% of Patients satisfied with the dentistry they have received	1	1	N/A	94.5%	94.0%
% of Patients satisfied with the time they had to wait for an appointment	1	1	N/A	88.7%	88.5%

\* This is based on patients treated on this contract for their most recent course of treatment. Figures in italics indicate the base number of FP17s or Patient Questionnaire responses are less than 100. N/A is shown where the base number of responses is less than 10 during the period. % is calculated as Quantity/Base number\*100

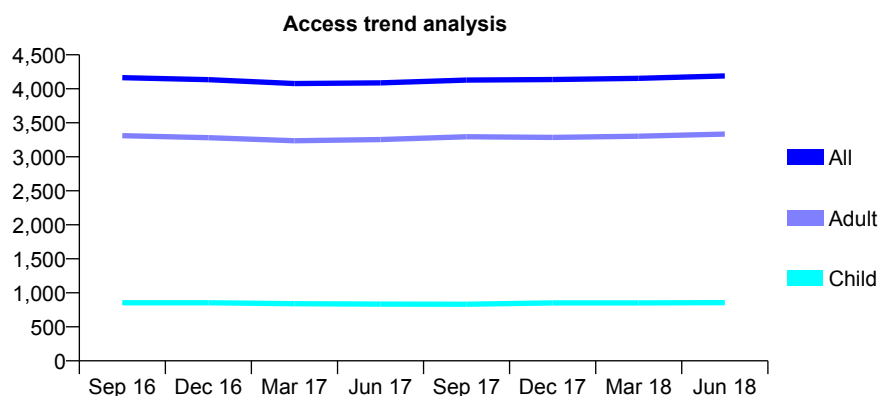
## 7A6 - Vital Signs At a Glance Contract Report for 952346/0001 - June 2018

Name or company name	MISS MH STANTON
Contract type name	GDS Contract
Purpose of contract	General
Contract start date	01/04/2006
Contract end date	

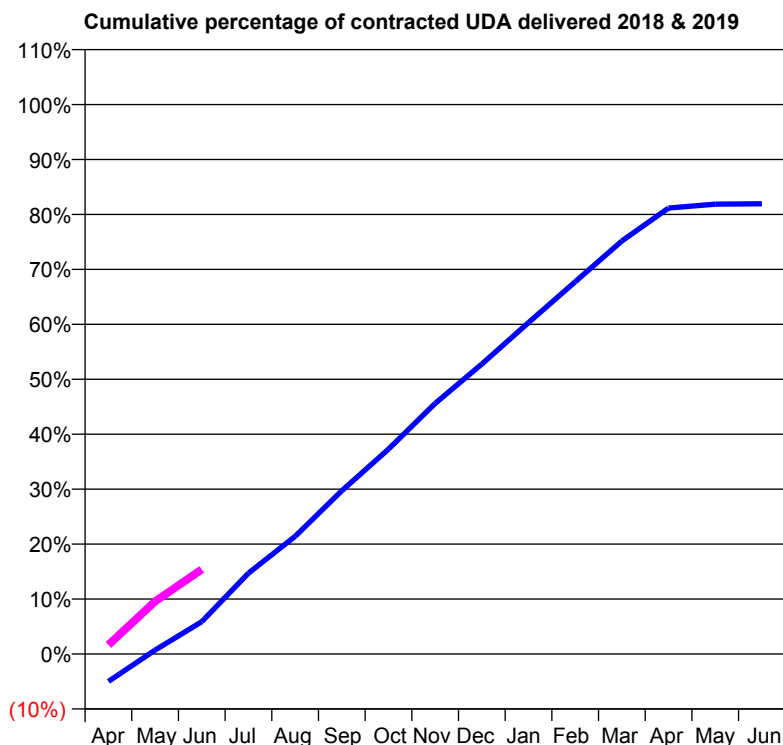
18/19 Contracted general activity (UDA)	14,876
Carry forward general activity (UDA)	0
18/19 Contracted orthodontic activity (UOA)	0
Carry forward orthodontic activity (UOA)	0
Baseline contract value	£443,431.13

### ACCESS\*

Patients seen in 24 months	Total	Change since previous quarter
Quarter ending June 2017	4,087	
Quarter ending September 2017	4,128	→
Quarter ending December 2017	4,137	→
Quarter ending March 2018	4,153	→
Quarter ending June 2018	4,190	→
<b>Variance since June 2017</b>	<b>2.5%</b>	<b>↑</b>



### ACTIVITY



Month	Adjusted Scheduled Activity (UDA)	
	2018	2019
April	-744	247
May	108	1,424
June	876	2,291
July	2,190	
August	3,187	
September	4,419	
October	5,548	
November	6,785	
December	7,851	
January	8,973	
February	10,078	
March	11,183	
April	12,073	
May	12,180	
June	12,189	

### QUALITY

	Quantity	Base Number	Contract	LHB	Wales
% of FP17s for the same patient ID Re-attending within 3 months - Children	15	293	5.1%	8.9%	11.1%
% of FP17s for the same patient ID Re-attending within 3 months - Adults	199	1,339	14.9%	14.3%	15.5%
% of FP17s for the same patient ID Re-attending between 3 & 9 months - Children	205	293	70.0%	58.1%	59.2%
% of FP17s for the same patient ID Re-attending between 3 & 9 months - Adults	838	1,339	62.6%	55.2%	55.8%
% of FP17s for Band 1 Urgent Courses	88	1,190	7.4%	9.1%	8.7%
% of FP17s Relating to Free Repair or Replacements	11	1,190	0.9%	0.7%	0.7%
% of FP17s Relating to Continuations	8	1,190	0.7%	0.6%	0.7%
% of Patients satisfied with the dentistry they have received	17	17	100.0%	94.5%	94.0%
% of Patients satisfied with the time they had to wait for an appointment	17	17	100.0%	88.7%	88.5%

\* This is based on patients treated on this contract for their most recent course of treatment. Figures in italics indicate the base number of FP17s or Patient Questionnaire responses are less than 100. N/A is shown where the base number of responses is less than 10 during the period. % is calculated as Quantity/Base number\*100

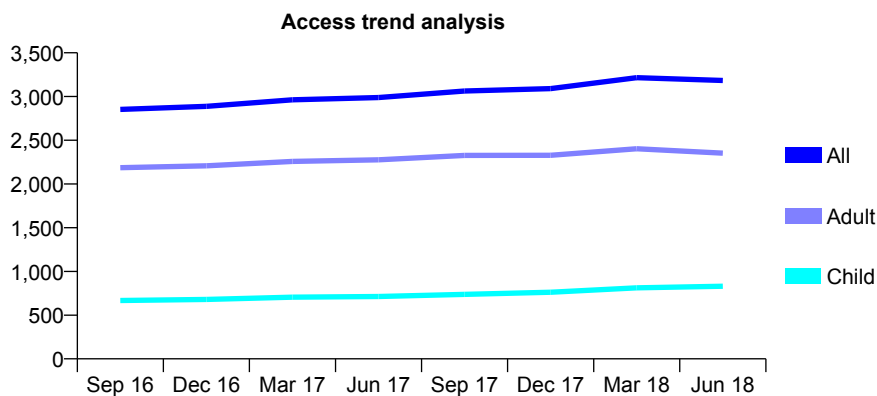
## 7A6 - Vital Signs At a Glance Contract Report for 965332/0001 - June 2018

Name or company name	94 Dental
Contract type name	GDS Contract
Purpose of contract	General
Contract start date	01/04/2011
Contract end date	

18/19 Contracted general activity (UDA)	10,011
Carry forward general activity (UDA)	0
18/19 Contracted orthodontic activity (UOA)	0
Carry forward orthodontic activity (UOA)	0
Baseline contract value	£243,592.70

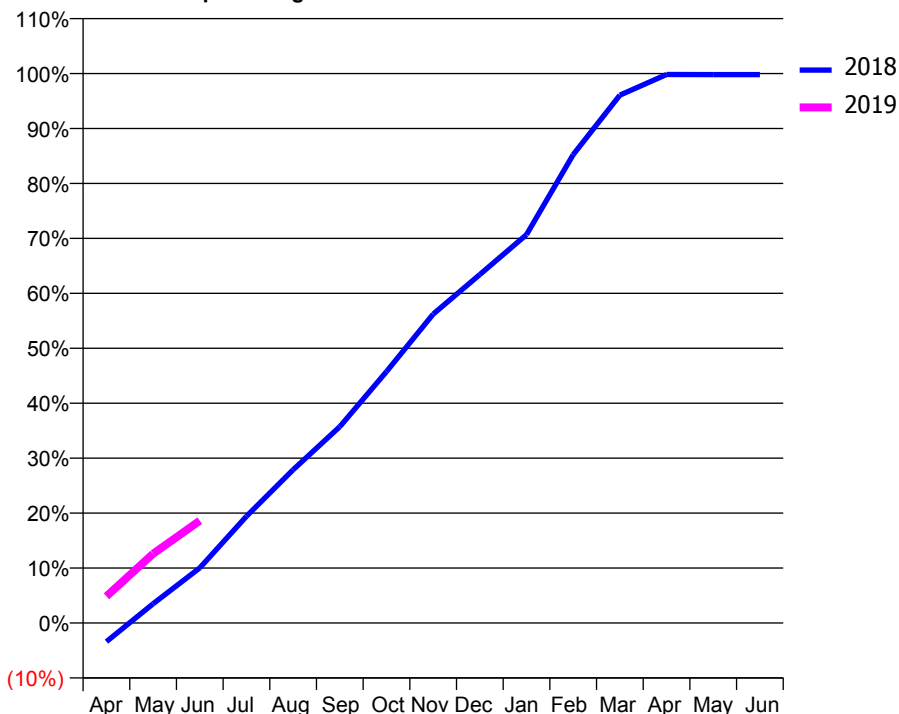
### ACCESS\*

Patients seen in 24 months	Total	Change since previous quarter
Quarter ending June 2017	2,989	
Quarter ending September 2017	3,063	↑
Quarter ending December 2017	3,090	→
Quarter ending March 2018	3,215	↑
Quarter ending June 2018	3,183	→
<b>Variance since June 2017</b>	<b>6.5%</b>	<b>↑</b>



### ACTIVITY

Cumulative percentage of contracted UDA delivered 2018 & 2019



Month	Adjusted Scheduled Activity (UDA)	
	2018	2019
April	-340	486
May	351	1,261
June	1,005	1,863
July	1,944	
August	2,793	
September	3,577	
October	4,580	
November	5,627	
December	6,348	
January	7,076	
February	8,534	
March	9,617	
April	9,992	
May	9,991	
June	9,991	

### QUALITY

	Quantity	Base Number	Contract	LHB	Wales
% of FP17s for the same patient ID Re-attending within 3 months - Children	24	304	7.9%	8.9%	11.1%
% of FP17s for the same patient ID Re-attending within 3 months - Adults	70	813	8.6%	14.3%	15.5%
% of FP17s for the same patient ID Re-attending between 3 & 9 months - Children	223	304	73.4%	58.1%	59.2%
% of FP17s for the same patient ID Re-attending between 3 & 9 months - Adults	610	813	75.0%	55.2%	55.8%
% of FP17s for Band 1 Urgent Courses	57	978	5.8%	9.1%	8.7%
% of FP17s Relating to Free Repair or Replacements	8	978	0.8%	0.7%	0.7%
% of FP17s Relating to Continuations	3	978	0.3%	0.6%	0.7%
% of Patients satisfied with the dentistry they have received	9	11	81.8%	94.5%	94.0%
% of Patients satisfied with the time they had to wait for an appointment	9	11	81.8%	88.7%	88.5%

\* This is based on patients treated on this contract for their most recent course of treatment. Figures in italics indicate the base number of FP17s or Patient Questionnaire responses are less than 100. N/A is shown where the base number of responses is less than 10 during the period. % is calculated as Quantity/Base number\*100



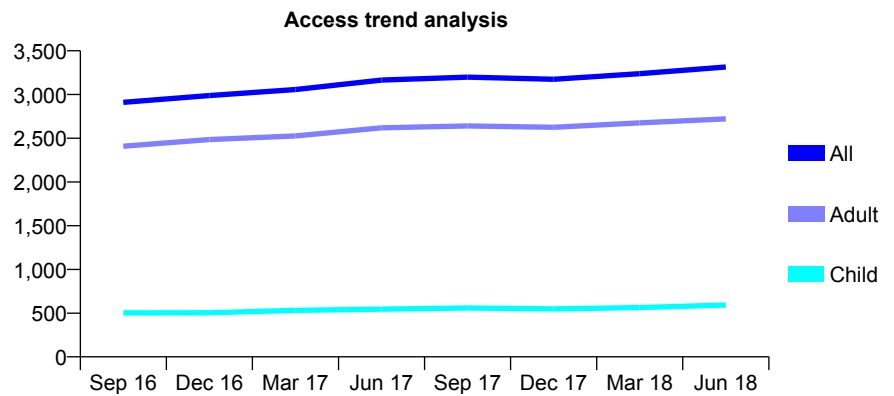
## 7A6 - Vital Signs At a Glance Contract Report for 972665/0001 - June 2018

Name or company name	Incisive Oral Solutions Limited
Contract type name	GDS Contract
Purpose of contract	General
Contract start date	01/07/2015
Contract end date	

18/19 Contracted general activity (UDA)	10,765
Carry forward general activity (UDA)	0
18/19 Contracted orthodontic activity (UOA)	0
Carry forward orthodontic activity (UOA)	0
Baseline contract value	£252,476.46

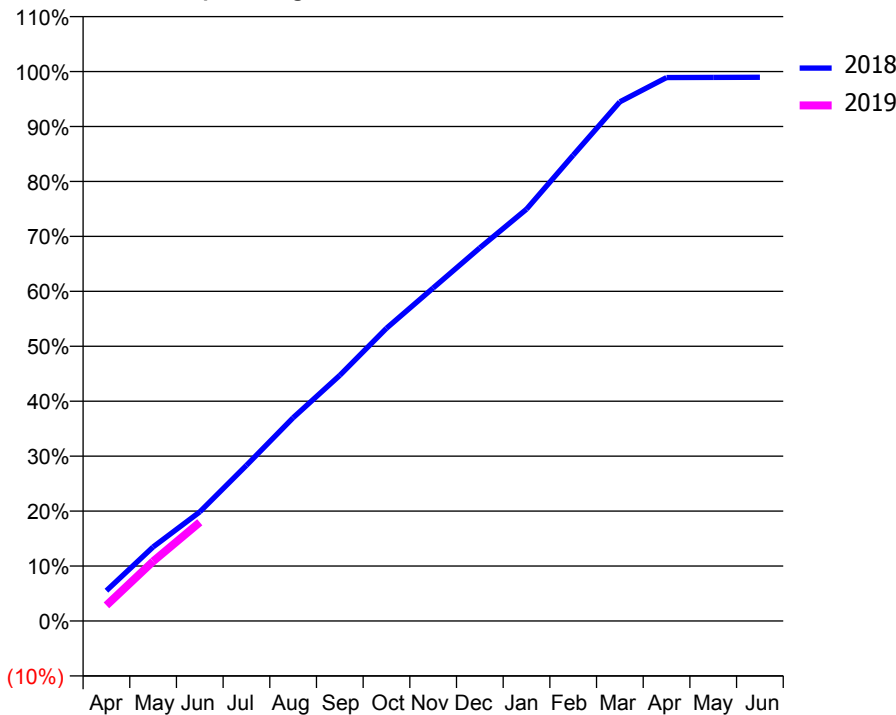
### ACCESS\*

Patients seen in 24 months	Total	Change since previous quarter
Quarter ending June 2017	3,165	
Quarter ending September 2017	3,199	→
Quarter ending December 2017	3,174	→
Quarter ending March 2018	3,239	↑
Quarter ending June 2018	3,314	↑
<b>Variance since June 2017</b>	<b>4.7%</b>	<b>↑</b>



### ACTIVITY

Cumulative percentage of contracted UDA delivered 2018 & 2019



Month	Adjusted Scheduled Activity (UDA)	
	2018	2019
April	594	306
May	1,452	1,168
June	2,138	1,934
July	3,051	
August	3,982	
September	4,812	
October	5,735	
November	6,526	
December	7,310	
January	8,068	
February	9,126	
March	10,172	
April	10,646	
May	10,648	
June	10,651	

### QUALITY

	Quantity	Base Number	Contract	LHB	Wales
% of FP17s for the same patient ID Re-attending within 3 months - Children	16	252	6.3%	8.9%	11.1%
% of FP17s for the same patient ID Re-attending within 3 months - Adults	93	1,060	8.8%	14.3%	15.5%
% of FP17s for the same patient ID Re-attending between 3 & 9 months - Children	160	252	63.5%	58.1%	59.2%
% of FP17s for the same patient ID Re-attending between 3 & 9 months - Adults	697	1,060	65.8%	55.2%	55.8%
% of FP17s for Band 1 Urgent Courses	47	1,123	4.2%	9.1%	8.7%
% of FP17s Relating to Free Repair or Replacements	9	1,123	0.8%	0.7%	0.7%
% of FP17s Relating to Continuations	6	1,123	0.5%	0.6%	0.7%
% of Patients satisfied with the dentistry they have received	9	9	N/A	94.5%	94.0%
% of Patients satisfied with the time they had to wait for an appointment	9	9	N/A	88.7%	88.5%

\* This is based on patients treated on this contract for their most recent course of treatment. Figures in italics indicate the base number of FP17s or Patient Questionnaire responses are less than 100. N/A is shown where the base number of responses is less than 10 during the period. % is calculated as Quantity/Base number\*100

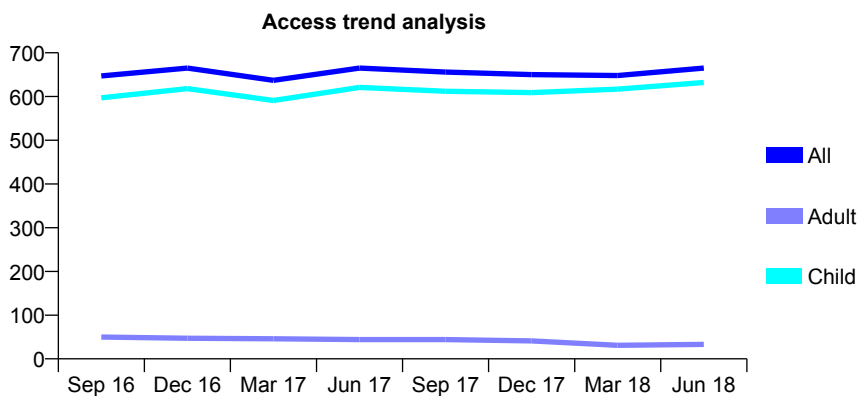
## 7A6 - Vital Signs At a Glance Contract Report for 980625/0001 - June 2018

Name or company name	MR PJ EVANS
Contract type name	GDS Contract
Purpose of contract	General
Contract start date	01/04/2006
Contract end date	

18/19 Contracted general activity (UDA)	1,756
Carry forward general activity (UDA)	0
18/19 Contracted orthodontic activity (UOA)	0
Carry forward orthodontic activity (UOA)	0
Baseline contract value	£47,728.26

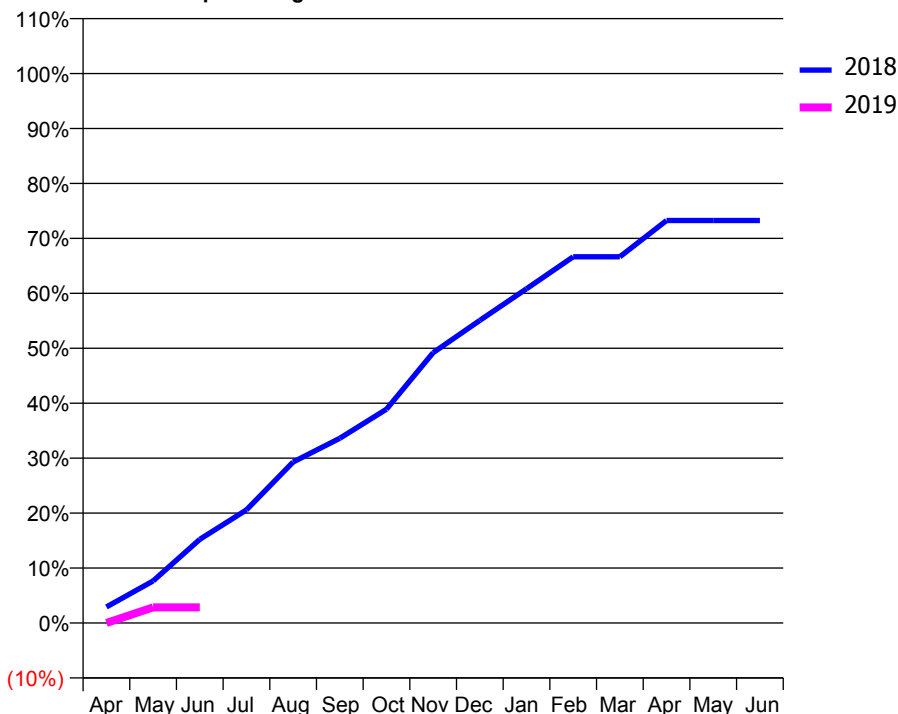
### ACCESS\*

Patients seen in 24 months	Total	Change since previous quarter
Quarter ending June 2017	665	
Quarter ending September 2017	656	↓
Quarter ending December 2017	650	→
Quarter ending March 2018	648	→
Quarter ending June 2018	665	↑
<b>Variance since June 2017</b>	<b>0.0%</b>	<b>→</b>



### ACTIVITY

Cumulative percentage of contracted UDA delivered 2018 & 2019



Adjusted Scheduled Activity (UDA)

Month	2018	2019
April	51	0
May	134	50
June	268	50
July	362	
August	515	
September	591	
October	683	
November	864	
December	967	
January	1,068	
February	1,170	
March	1,170	
April	1,286	
May	1,286	
June	1,286	

### QUALITY

	Quantity	Base Number	Contract	LHB	Wales
% of FP17s for the same patient ID Re-attending within 3 months - Children	4	136	2.9%	8.9%	11.1%
% of FP17s for the same patient ID Re-attending within 3 months - Adults	0	0	N/A	14.3%	15.5%
% of FP17s for the same patient ID Re-attending between 3 & 9 months - Children	89	136	65.4%	58.1%	59.2%
% of FP17s for the same patient ID Re-attending between 3 & 9 months - Adults	0	0	N/A	55.2%	55.8%
% of FP17s for Band 1 Urgent Courses	0	44	0.0%	9.1%	8.7%
% of FP17s Relating to Free Repair or Replacements	0	44	0.0%	0.7%	0.7%
% of FP17s Relating to Continuations	0	44	0.0%	0.6%	0.7%
% of Patients satisfied with the dentistry they have received	0	0	N/A	94.5%	94.0%
% of Patients satisfied with the time they had to wait for an appointment	0	0	N/A	88.7%	88.5%

\* This is based on patients treated on this contract for their most recent course of treatment. Figures in italics indicate the base number of FP17s or Patient Questionnaire responses are less than 100. N/A is shown where the base number of responses is less than 10 during the period. % is calculated as Quantity/Base number\*100

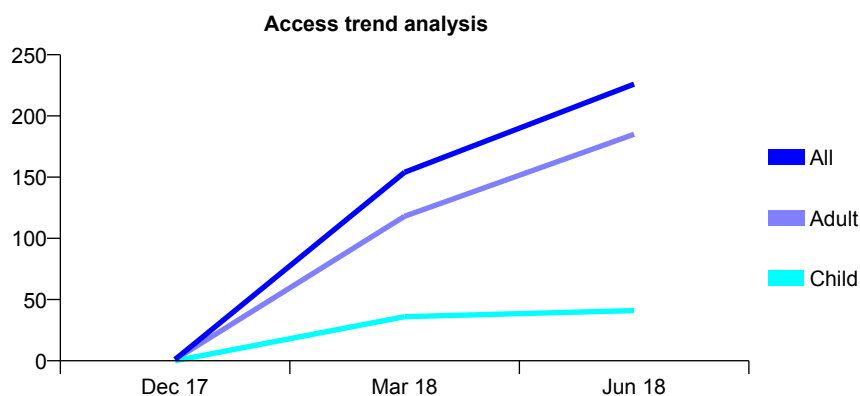
## 7A7 - Vital Signs At a Glance Contract Report for 100133/0000 - June 2018

Name or company name	Powys Local Health Board
Contract type name	PDS Contract
Purpose of contract	General
Contract start date	01/05/2016
Contract end date	31/03/2020

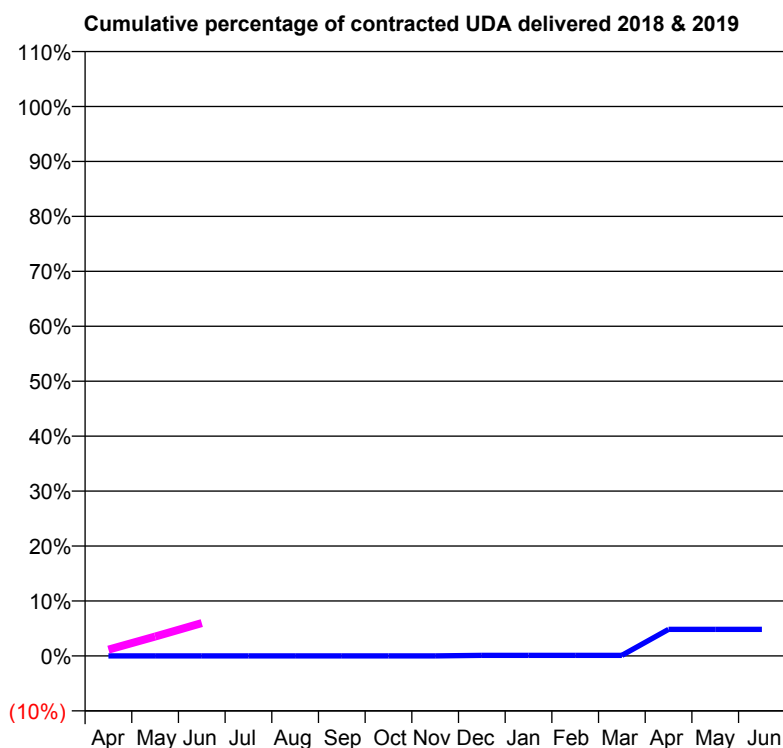
18/19 Contracted general activity (UDA)	3,000
Carry forward general activity (UDA)	0
18/19 Contracted orthodontic activity (UOA)	0
Carry forward orthodontic activity (UOA)	0
Baseline contract value	£0.00

### ACCESS\*

Patients seen in 24 months	Total	Change since previous quarter
Quarter ending June 2017	0	
Quarter ending September 2017	0	
Quarter ending December 2017	1	↑
Quarter ending March 2018	154	↑
Quarter ending June 2018	226	↑
<b>Variance since June 2017</b>	N/A	



### ACTIVITY



Month	Adjusted Scheduled Activity (UDA)	
	2018	2019
April	0	35
May	0	106
June	0	179
July	0	
August	0	
September	0	
October	0	
November	0	
December	3	
January	3	
February	3	
March	3	
April	145	
May	145	
June	145	

### QUALITY

	Quantity	Base Number	Contract	LHB	Wales
% of FP17s for the same patient ID Re-attending within 3 months - Children	2	49	4.1%	8.0%	11.1%
% of FP17s for the same patient ID Re-attending within 3 months - Adults	15	208	7.2%	13.6%	15.5%
% of FP17s for the same patient ID Re-attending between 3 & 9 months - Children	1	49	2.0%	50.9%	59.2%
% of FP17s for the same patient ID Re-attending between 3 & 9 months - Adults	4	208	1.9%	49.5%	55.8%
% of FP17s for Band 1 Urgent Courses	22	79	27.8%	10.4%	8.7%
% of FP17s Relating to Free Repair or Replacements	0	79	0.0%	0.6%	0.7%
% of FP17s Relating to Continuations	2	79	2.5%	1.2%	0.7%
% of Patients satisfied with the dentistry they have received	1	1	N/A	92.8%	94.0%
% of Patients satisfied with the time they had to wait for an appointment	1	1	N/A	86.6%	88.5%

\* This is based on patients treated on this contract for their most recent course of treatment. Figures in italics indicate the base number of FP17s or Patient Questionnaire responses are less than 100. N/A is shown where the base number of responses is less than 10 during the period. % is calculated as Quantity/Base number\*100

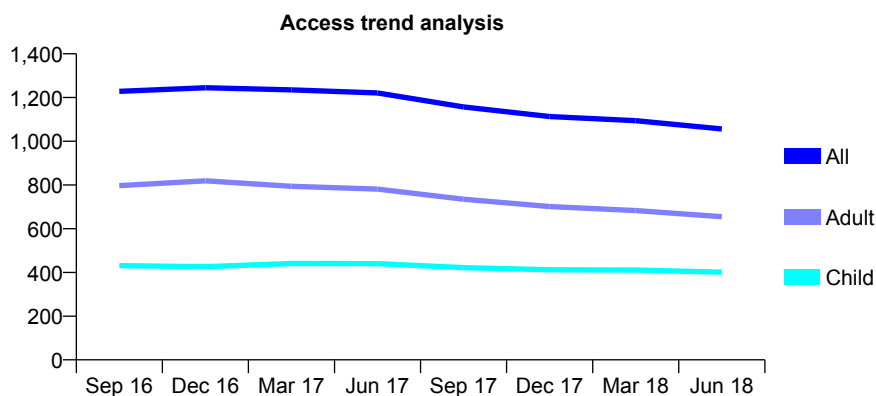
## 7A7 - Vital Signs At a Glance Contract Report for 108820/0001 - June 2018

Name or company name	The Severnside Limited Partnership
Contract type name	GDS Contract
Purpose of contract	General
Contract start date	27/10/2013
Contract end date	

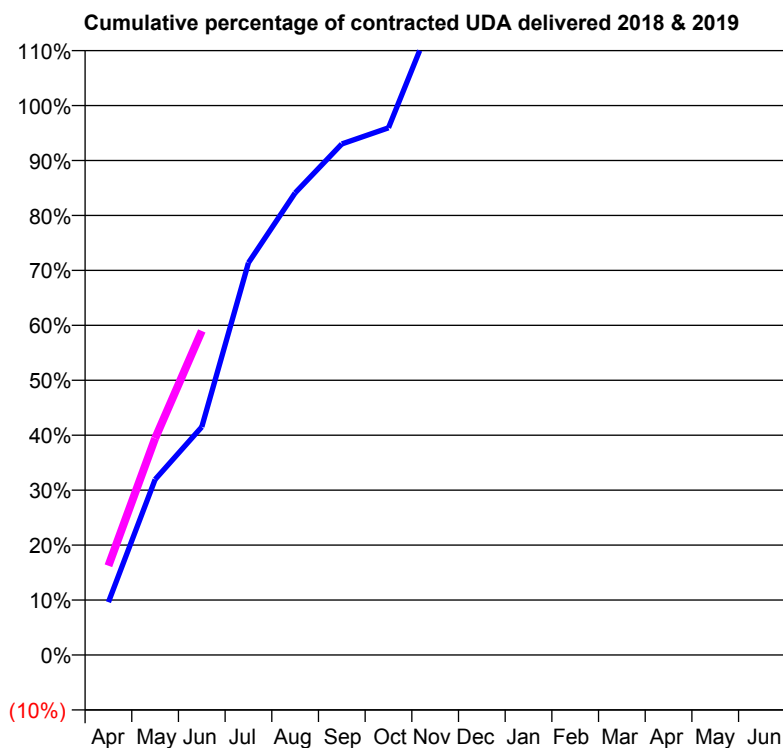
18/19 Contracted general activity (UDA)	1,268
Carry forward general activity (UDA)	0
18/19 Contracted orthodontic activity (UOA)	0
Carry forward orthodontic activity (UOA)	0
Baseline contract value	£36,349.57

### ACCESS\*

Patients seen in 24 months	Total	Change since previous quarter
Quarter ending June 2017	1,221	
Quarter ending September 2017	1,157	↓
Quarter ending December 2017	1,113	↓
Quarter ending March 2018	1,094	↓
Quarter ending June 2018	1,056	↓
<b>Variance since June 2017</b>	<b>(13.5%)</b>	<b>↓</b>



### ACTIVITY



Month	Adjusted Scheduled Activity (UDA)	
	2018	2019
April	122	206
May	405	500
June	526	748
July	905	
August	1,066	
September	1,179	
October	1,216	
November	1,483	
December	1,582	
January	1,722	
February	1,975	
March	2,145	
April	2,259	
May	2,259	
June	2,259	

### QUALITY

	Quantity	Base Number	Contract	LHB	Wales
% of FP17s for the same patient ID Re-attending within 3 months - Children	3	123	2.4%	8.0%	11.1%
% of FP17s for the same patient ID Re-attending within 3 months - Adults	23	238	9.7%	13.6%	15.5%
% of FP17s for the same patient ID Re-attending between 3 & 9 months - Children	80	123	65.0%	50.9%	59.2%
% of FP17s for the same patient ID Re-attending between 3 & 9 months - Adults	120	238	50.4%	49.5%	55.8%
% of FP17s for Band 1 Urgent Courses	5	298	1.7%	10.4%	8.7%
% of FP17s Relating to Free Repair or Replacements	0	298	0.0%	0.6%	0.7%
% of FP17s Relating to Continuations	4	298	1.3%	1.2%	0.7%
% of Patients satisfied with the dentistry they have received	5	5	N/A	92.8%	94.0%
% of Patients satisfied with the time they had to wait for an appointment	4	5	N/A	86.6%	88.5%

\* This is based on patients treated on this contract for their most recent course of treatment. Figures in italics indicate the base number of FP17s or Patient Questionnaire responses are less than 100. N/A is shown where the base number of responses is less than 10 during the period. % is calculated as Quantity/Base number\*100

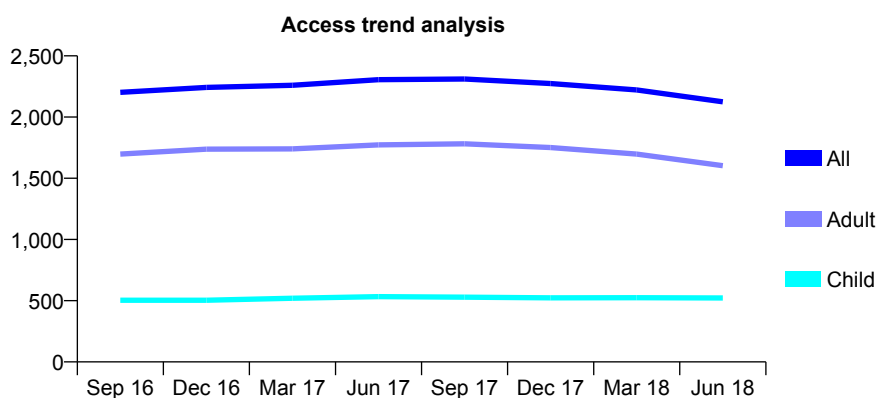
## 7A7 - Vital Signs At a Glance Contract Report for 111155/0001 - June 2018

Name or company name	Professor St John Crean, ME Northmore ar
Contract type name	GDS Contract
Purpose of contract	General
Contract start date	20/09/2013
Contract end date	

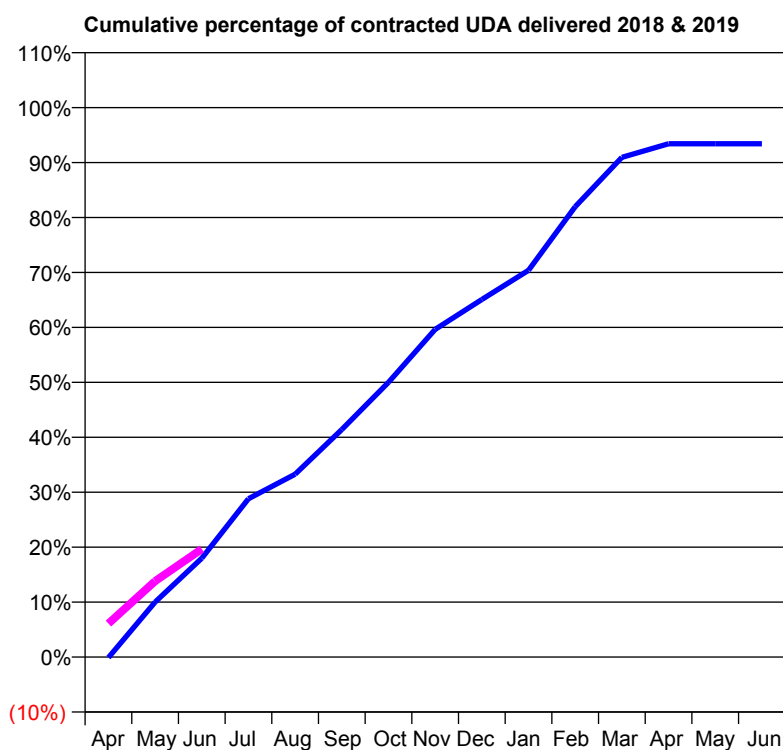
18/19 Contracted general activity (UDA)	6,672
Carry forward general activity (UDA)	0
18/19 Contracted orthodontic activity (UOA)	0
Carry forward orthodontic activity (UOA)	0
Baseline contract value	£151,384.07

### ACCESS\*

Patients seen in 24 months	Total	Change since previous quarter
Quarter ending June 2017	2,306	
Quarter ending September 2017	2,311	→
Quarter ending December 2017	2,274	↓
Quarter ending March 2018	2,222	↓
Quarter ending June 2018	2,125	↓
<b>Variance since June 2017</b>	<b>(7.8%)</b>	<b>↓</b>



### ACTIVITY



Month	Adjusted Scheduled Activity (UDA)	
	2018	2019
April	-8	407
May	673	922
June	1,211	1,312
July	1,940	
August	2,239	
September	2,787	
October	3,365	
November	4,014	
December	4,380	
January	4,737	
February	5,516	
March	6,120	
April	6,287	
May	6,287	
June	6,287	

### QUALITY

	Quantity	Base Number	Contract	LHB	Wales
% of FP17s for the same patient ID Re-attending within 3 months - Children	7	178	3.9%	8.0%	11.1%
% of FP17s for the same patient ID Re-attending within 3 months - Adults	112	522	21.5%	13.6%	15.5%
% of FP17s for the same patient ID Re-attending between 3 & 9 months - Children	121	178	68.0%	50.9%	59.2%
% of FP17s for the same patient ID Re-attending between 3 & 9 months - Adults	297	522	56.9%	49.5%	55.8%
% of FP17s for Band 1 Urgent Courses	69	609	11.3%	10.4%	8.7%
% of FP17s Relating to Free Repair or Replacements	0	609	0.0%	0.6%	0.7%
% of FP17s Relating to Continuations	13	609	2.1%	1.2%	0.7%
% of Patients satisfied with the dentistry they have received	25	26	96.2%	92.8%	94.0%
% of Patients satisfied with the time they had to wait for an appointment	22	26	84.6%	86.6%	88.5%

\* This is based on patients treated on this contract for their most recent course of treatment. Figures in italics indicate the base number of FP17s or Patient Questionnaire responses are less than 100. N/A is shown where the base number of responses is less than 10 during the period. % is calculated as Quantity/Base number\*100

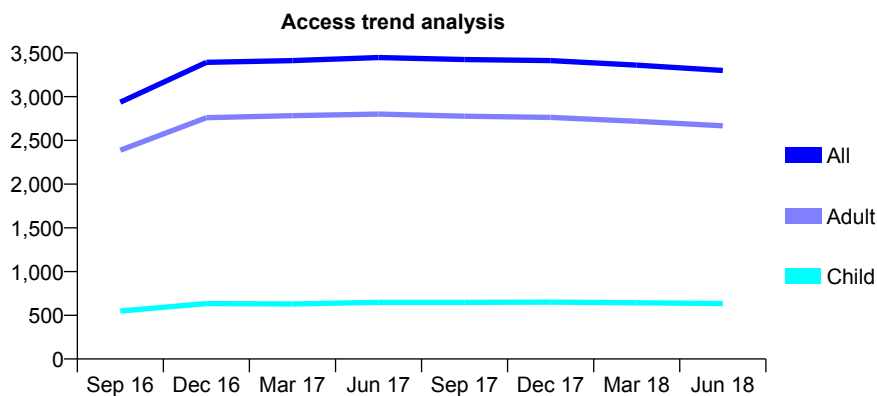
## 7A7 - Vital Signs At a Glance Contract Report for 116068/0001 - June 2018

Name or company name	River Wye Dental Practice Partnership
Contract type name	GDS Contract
Purpose of contract	General
Contract start date	01/02/2014
Contract end date	

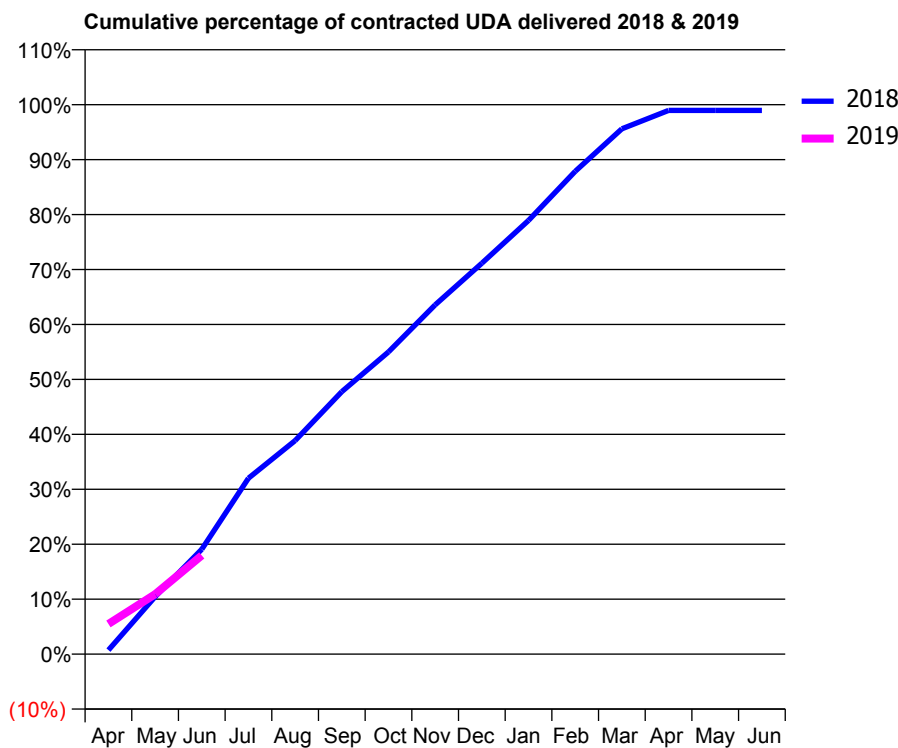
18/19 Contracted general activity (UDA)	8,785
Carry forward general activity (UDA)	0
18/19 Contracted orthodontic activity (UOA)	0
Carry forward orthodontic activity (UOA)	0
Baseline contract value	£222,085.75

### ACCESS\*

Patients seen in 24 months	Total	Change since previous quarter
Quarter ending June 2017	3,448	
Quarter ending September 2017	3,424	→
Quarter ending December 2017	3,413	→
Quarter ending March 2018	3,361	↓
Quarter ending June 2018	3,300	↓
<b>Variance since June 2017</b>	<b>(4.3%)</b>	<b>↓</b>



### ACTIVITY



Month	Adjusted Scheduled Activity (UDA)	
	2018	2019
April	64	483
May	917	958
June	1,676	1,578
July	2,812	
August	3,414	
September	4,197	
October	4,832	
November	5,584	
December	6,250	
January	6,934	
February	7,718	
March	8,399	
April	8,692	
May	8,692	
June	8,692	

### QUALITY

	Quantity	Base Number	Contract	LHB	Wales
% of FP17s for the same patient ID Re-attending within 3 months - Children	4	236	1.7%	8.0%	11.1%
% of FP17s for the same patient ID Re-attending within 3 months - Adults	113	847	13.3%	13.6%	15.5%
% of FP17s for the same patient ID Re-attending between 3 & 9 months - Children	139	236	58.9%	50.9%	59.2%
% of FP17s for the same patient ID Re-attending between 3 & 9 months - Adults	529	847	62.5%	49.5%	55.8%
% of FP17s for Band 1 Urgent Courses	92	929	9.9%	10.4%	8.7%
% of FP17s Relating to Free Repair or Replacements	2	929	0.2%	0.6%	0.7%
% of FP17s Relating to Continuations	13	929	1.4%	1.2%	0.7%
% of Patients satisfied with the dentistry they have received	39	41	95.1%	92.8%	94.0%
% of Patients satisfied with the time they had to wait for an appointment	36	41	87.8%	86.6%	88.5%

\* This is based on patients treated on this contract for their most recent course of treatment. Figures in italics indicate the base number of FP17s or Patient Questionnaire responses are less than 100. N/A is shown where the base number of responses is less than 10 during the period. % is calculated as Quantity/Base number\*100

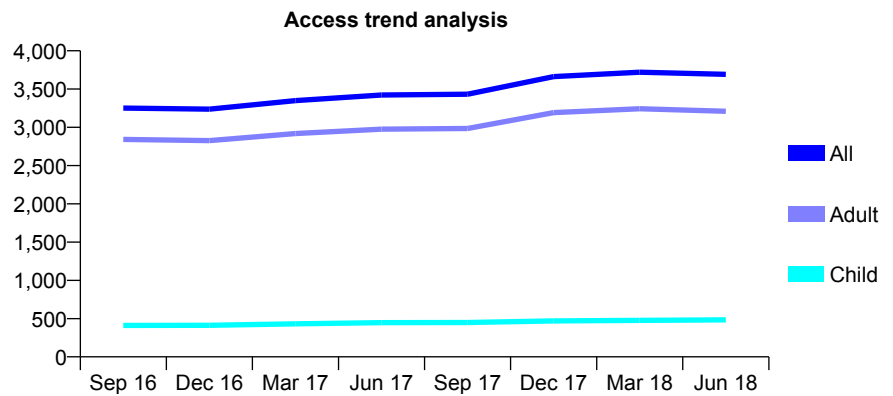
## 7A7 - Vital Signs At a Glance Contract Report for 126896/0001 - June 2018

Name or company name	H Sobhani & P Dusza/Llanidloes Dental Pr
Contract type name	GDS Contract
Purpose of contract	General
Contract start date	01/01/2009
Contract end date	

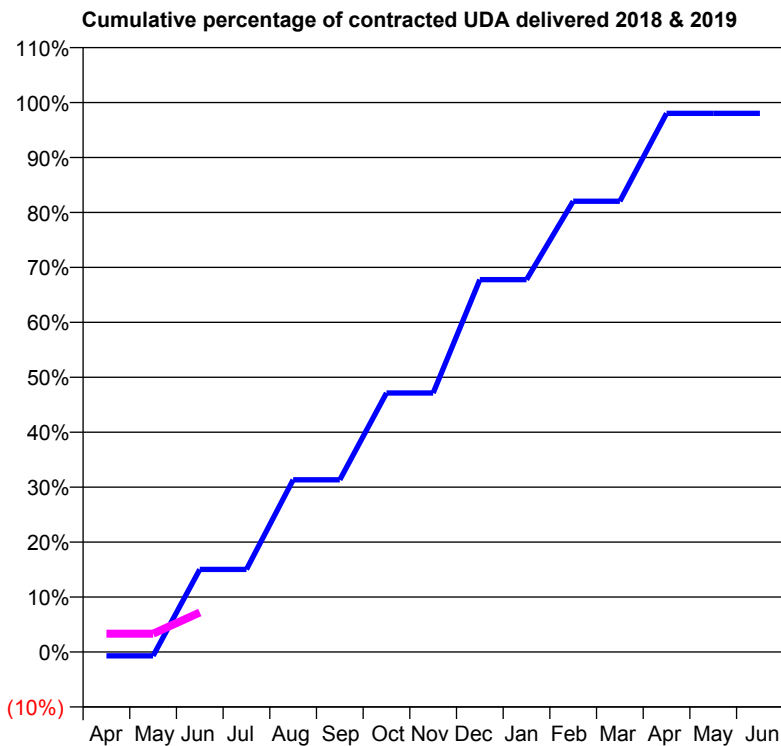
18/19 Contracted general activity (UDA)	15,000
Carry forward general activity (UDA)	0
18/19 Contracted orthodontic activity (UOA)	0
Carry forward orthodontic activity (UOA)	0
Baseline contract value	£432,829.60

### ACCESS\*

Patients seen in 24 months	Total	Change since previous quarter
Quarter ending June 2017	3,423	
Quarter ending September 2017	3,432	→
Quarter ending December 2017	3,663	↑
Quarter ending March 2018	3,720	→
Quarter ending June 2018	3,693	→
<b>Variance since June 2017</b>	<b>7.9%</b>	<b>↑</b>



### ACTIVITY



Month	Adjusted Scheduled Activity (UDA)	
	2018	2019
April	-108	502
May	-108	502
June	2,254	1,080
July	2,254	
August	4,699	
September	4,699	
October	7,071	
November	7,071	
December	10,163	
January	10,163	
February	12,306	
March	12,306	
April	14,704	
May	14,704	
June	14,704	

### QUALITY

	Quantity	Base Number	Contract	LHB	Wales
% of FP17s for the same patient ID Re-attending within 3 months - Children	9	195	4.6%	8.0%	11.1%
% of FP17s for the same patient ID Re-attending within 3 months - Adults	118	1,112	10.6%	13.6%	15.5%
% of FP17s for the same patient ID Re-attending between 3 & 9 months - Children	101	195	51.8%	50.9%	59.2%
% of FP17s for the same patient ID Re-attending between 3 & 9 months - Adults	701	1,112	63.0%	49.5%	55.8%
% of FP17s for Band 1 Urgent Courses	17	421	4.0%	10.4%	8.7%
% of FP17s Relating to Free Repair or Replacements	2	421	0.5%	0.6%	0.7%
% of FP17s Relating to Continuations	1	421	0.2%	1.2%	0.7%
% of Patients satisfied with the dentistry they have received	15	16	93.8%	92.8%	94.0%
% of Patients satisfied with the time they had to wait for an appointment	16	16	100.0%	86.6%	88.5%

\* This is based on patients treated on this contract for their most recent course of treatment. Figures in italics indicate the base number of FP17s or Patient Questionnaire responses are less than 100. N/A is shown where the base number of responses is less than 10 during the period. % is calculated as Quantity/Base number\*100

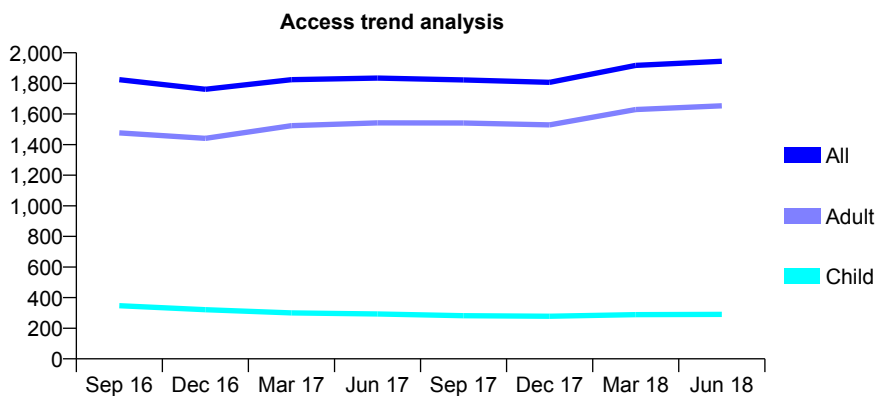
## 7A7 - Vital Signs At a Glance Contract Report for 128287/0001 - June 2018

Name or company name	AGS & P Powell-Main
Contract type name	GDS Contract
Purpose of contract	General
Contract start date	01/11/2006
Contract end date	

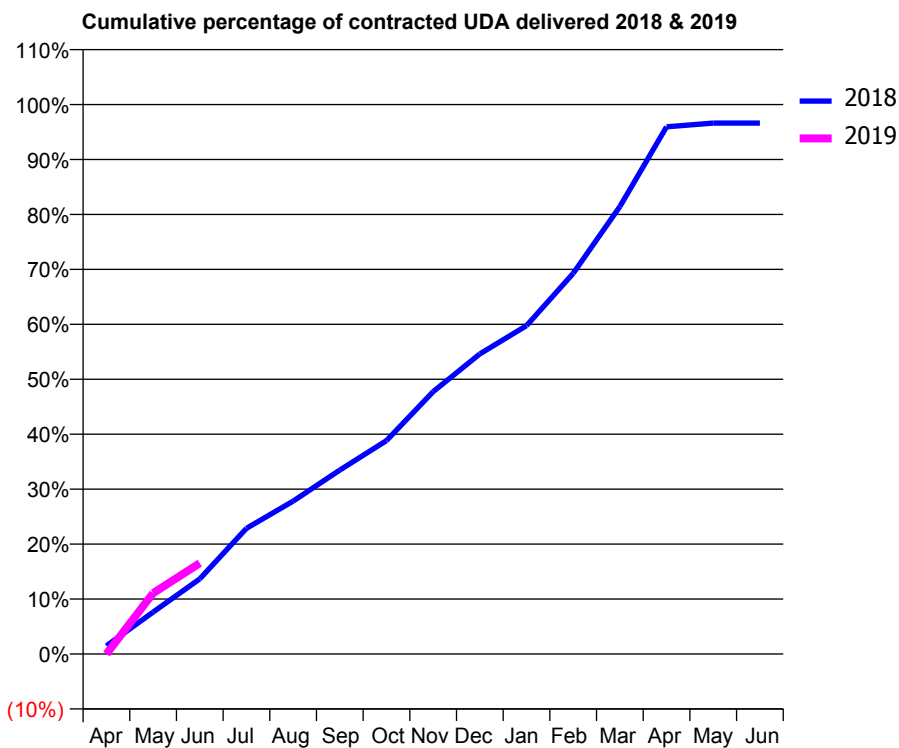
18/19 Contracted general activity (UDA)	6,672
Carry forward general activity (UDA)	0
18/19 Contracted orthodontic activity (UOA)	0
Carry forward orthodontic activity (UOA)	0
Baseline contract value	£172,290.52

### ACCESS\*

Patients seen in 24 months	Total	Change since previous quarter
Quarter ending June 2017	1,835	
Quarter ending September 2017	1,823	→
Quarter ending December 2017	1,807	→
Quarter ending March 2018	1,918	↑
Quarter ending June 2018	1,945	→
<b>Variance since June 2017</b>	<b>6.0%</b>	<b>↑</b>



### ACTIVITY



Month	Adjusted Scheduled Activity (UDA)	
	2018	2019
April	99	0
May	509	740
June	912	1,103
July	1,526	
August	1,857	
September	2,234	
October	2,591	
November	3,185	
December	3,644	
January	3,987	
February	4,622	
March	5,433	
April	6,401	
May	6,446	
June	6,446	

### QUALITY

	Quantity	Base Number	Contract	LHB	Wales
% of FP17s for the same patient ID Re-attending within 3 months - Children	16	142	11.3%	8.0%	11.1%
% of FP17s for the same patient ID Re-attending within 3 months - Adults	91	657	13.9%	13.6%	15.5%
% of FP17s for the same patient ID Re-attending between 3 & 9 months - Children	86	142	60.6%	50.9%	59.2%
% of FP17s for the same patient ID Re-attending between 3 & 9 months - Adults	326	657	49.6%	49.5%	55.8%
% of FP17s for Band 1 Urgent Courses	43	441	9.8%	10.4%	8.7%
% of FP17s Relating to Free Repair or Replacements	5	441	1.1%	0.6%	0.7%
% of FP17s Relating to Continuations	3	441	0.7%	1.2%	0.7%
% of Patients satisfied with the dentistry they have received	25	29	86.2%	92.8%	94.0%
% of Patients satisfied with the time they had to wait for an appointment	26	29	89.7%	86.6%	88.5%

\* This is based on patients treated on this contract for their most recent course of treatment. Figures in italics indicate the base number of FP17s or Patient Questionnaire responses are less than 100. N/A is shown where the base number of responses is less than 10 during the period. % is calculated as Quantity/Base number\*100



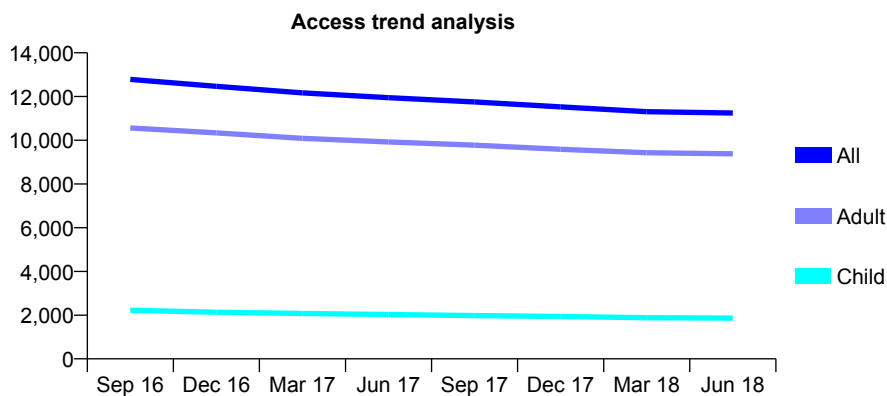
## 7A7 - Vital Signs At a Glance Contract Report for 131431/0001 - June 2018

Name or company name	Severn Street Dental Practice
Contract type name	GDS Contract
Purpose of contract	General
Contract start date	01/04/2006
Contract end date	

18/19 Contracted general activity (UDA)	33,000
Carry forward general activity (UDA)	0
18/19 Contracted orthodontic activity (UOA)	0
Carry forward orthodontic activity (UOA)	0
Baseline contract value	£849,173.38

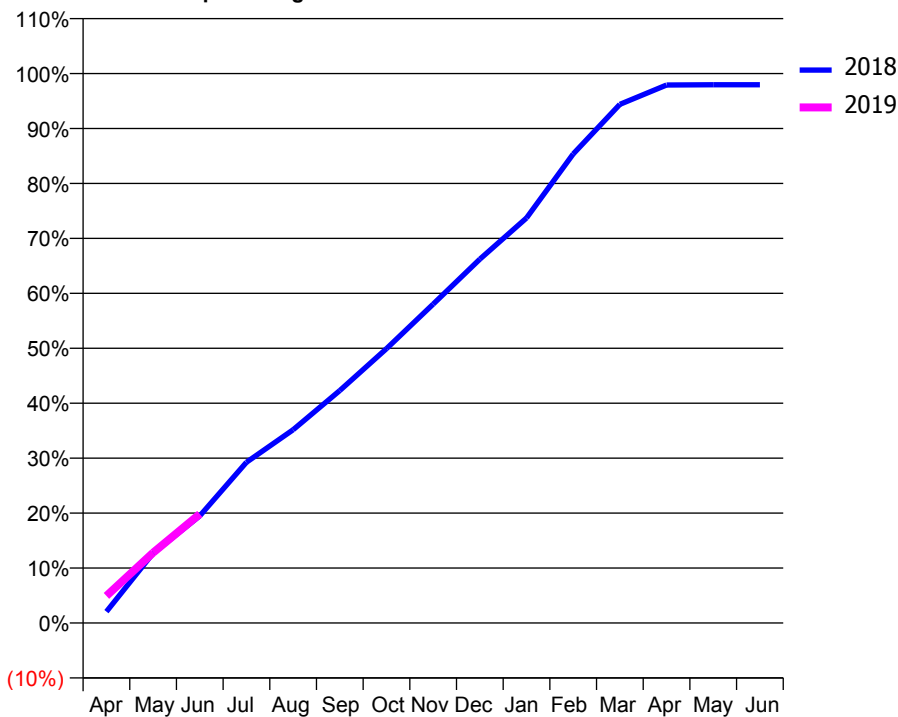
### ACCESS\*

Patients seen in 24 months	Total	Change since previous quarter
Quarter ending June 2017	11,950	
Quarter ending September 2017	11,753	↓
Quarter ending December 2017	11,525	↓
Quarter ending March 2018	11,309	↓
Quarter ending June 2018	11,243	→
<b>Variance since June 2017</b>	<b>(5.9%)</b>	<b>↓</b>



### ACTIVITY

Cumulative percentage of contracted UDA delivered 2018 & 2019



Month	Adjusted Scheduled Activity (UDA)	
	2018	2019
April	516	1,631
May	3,174	4,226
June	4,878	6,545
July	7,316	
August	8,795	
September	10,575	
October	12,485	
November	14,510	
December	16,554	
January	18,426	
February	21,339	
March	23,595	
April	24,479	
May	24,489	
June	24,486	

### QUALITY

	Quantity	Base Number	Contract	LHB	Wales
% of FP17s for the same patient ID Re-attending within 3 months - Children	28	721	3.9%	8.0%	11.1%
% of FP17s for the same patient ID Re-attending within 3 months - Adults	446	3,318	13.4%	13.6%	15.5%
% of FP17s for the same patient ID Re-attending between 3 & 9 months - Children	251	721	34.8%	50.9%	59.2%
% of FP17s for the same patient ID Re-attending between 3 & 9 months - Adults	1,139	3,318	34.3%	49.5%	55.8%
% of FP17s for Band 1 Urgent Courses	366	3,554	10.3%	10.4%	8.7%
% of FP17s Relating to Free Repair or Replacements	26	3,554	0.7%	0.6%	0.7%
% of FP17s Relating to Continuations	22	3,554	0.6%	1.2%	0.7%
% of Patients satisfied with the dentistry they have received	108	125	86.4%	92.8%	94.0%
% of Patients satisfied with the time they had to wait for an appointment	88	125	70.4%	86.6%	88.5%

\* This is based on patients treated on this contract for their most recent course of treatment. Figures in italics indicate the base number of FP17s or Patient Questionnaire responses are less than 100. N/A is shown where the base number of responses is less than 10 during the period. % is calculated as Quantity/Base number\*100

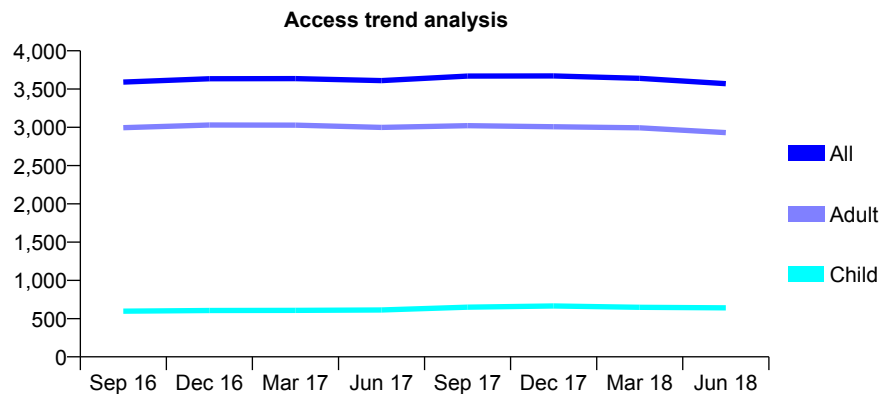
## 7A7 - Vital Signs At a Glance Contract Report for 140961/0001 - June 2018

Name or company name	Integrated Dental Holdings
Contract type name	GDS Contract
Purpose of contract	General
Contract start date	01/09/2008
Contract end date	

18/19 Contracted general activity (UDA)	12,000
Carry forward general activity (UDA)	0
18/19 Contracted orthodontic activity (UOA)	0
Carry forward orthodontic activity (UOA)	0
Baseline contract value	£292,280.98

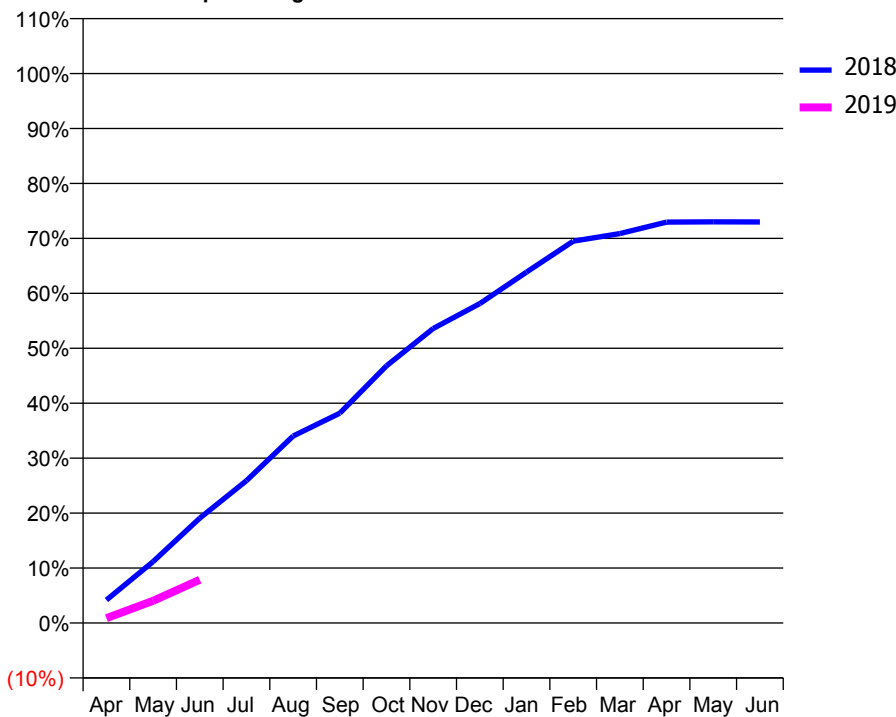
### ACCESS\*

Patients seen in 24 months	Total	Change since previous quarter
Quarter ending June 2017	3,611	
Quarter ending September 2017	3,670	→
Quarter ending December 2017	3,672	→
Quarter ending March 2018	3,640	→
Quarter ending June 2018	3,571	↓
<b>Variance since June 2017</b>	<b>(1.1%)</b>	<b>↓</b>



### ACTIVITY

Cumulative percentage of contracted UDA delivered 2018 & 2019



Adjusted Scheduled Activity (UDA)		
Month	2018	2019
April	481	106
May	1,285	484
June	2,196	944
July	2,978	
August	3,915	
September	4,391	
October	5,381	
November	6,165	
December	6,686	
January	7,343	
February	7,990	
March	8,149	
April	8,391	
May	8,395	
June	8,393	

### QUALITY

	Quantity	Base Number	Contract	LHB	Wales
% of FP17s for the same patient ID Re-attending within 3 months - Children	3	106	2.8%	8.0%	11.1%
% of FP17s for the same patient ID Re-attending within 3 months - Adults	37	529	7.0%	13.6%	15.5%
% of FP17s for the same patient ID Re-attending between 3 & 9 months - Children	50	106	47.2%	50.9%	59.2%
% of FP17s for the same patient ID Re-attending between 3 & 9 months - Adults	306	529	57.8%	49.5%	55.8%
% of FP17s for Band 1 Urgent Courses	9	484	1.9%	10.4%	8.7%
% of FP17s Relating to Free Repair or Replacements	6	484	1.2%	0.6%	0.7%
% of FP17s Relating to Continuations	6	484	1.2%	1.2%	0.7%
% of Patients satisfied with the dentistry they have received	22	25	88.0%	92.8%	94.0%
% of Patients satisfied with the time they had to wait for an appointment	22	25	88.0%	86.6%	88.5%

\* This is based on patients treated on this contract for their most recent course of treatment. Figures in italics indicate the base number of FP17s or Patient Questionnaire responses are less than 100. N/A is shown where the base number of responses is less than 10 during the period. % is calculated as Quantity/Base number\*100

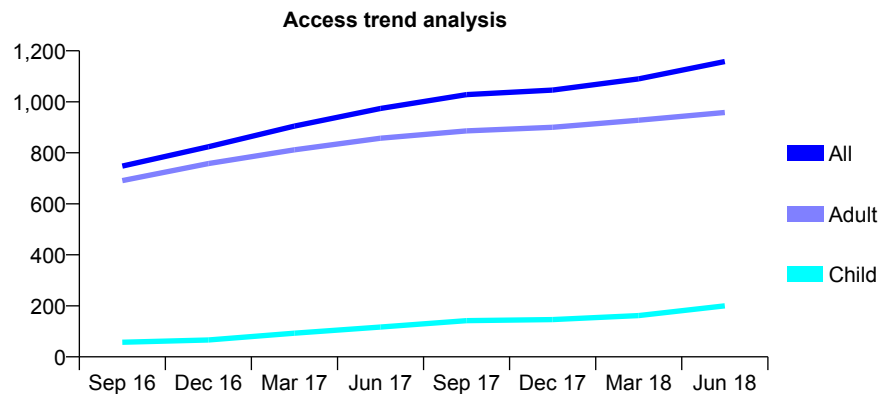
## 7A7 - Vital Signs At a Glance Contract Report for 154431/0001 - June 2018

Name or company name	Powys Local Health Board
Contract type name	PDS Contract
Purpose of contract	General
Contract start date	01/09/2010
Contract end date	31/08/2020

18/19 Contracted general activity (UDA)	1,600
Carry forward general activity (UDA)	0
18/19 Contracted orthodontic activity (UOA)	0
Carry forward orthodontic activity (UOA)	0
Baseline contract value	£0.00

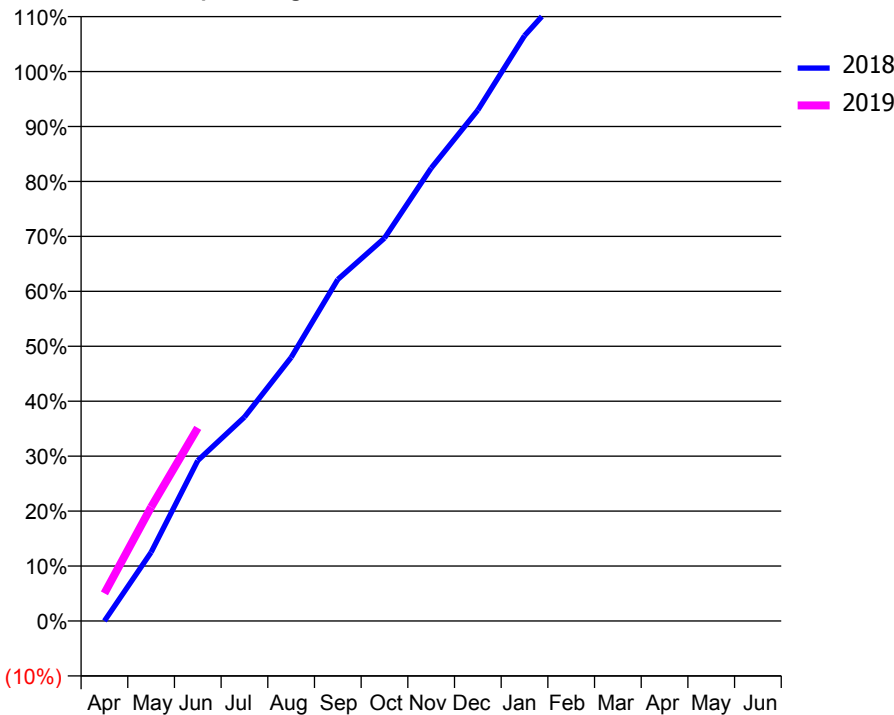
### ACCESS\*

Patients seen in 24 months	Total	Change since previous quarter
Quarter ending June 2017	974	
Quarter ending September 2017	1,028	↑
Quarter ending December 2017	1,046	→
Quarter ending March 2018	1,090	↑
Quarter ending June 2018	1,158	↑
<b>Variance since June 2017</b>	<b>18.9%</b>	<b>↑</b>



### ACTIVITY

Cumulative percentage of contracted UDA delivered 2018 & 2019



Month	Adjusted Scheduled Activity (UDA)	
	2018	2019
April	0	80
May	200	332
June	467	562
July	594	
August	767	
September	995	
October	1,115	
November	1,319	
December	1,488	
January	1,704	
February	1,854	
March	2,079	
April	2,172	
May	2,190	
June	2,184	

### QUALITY

	Quantity	Base Number	Contract	LHB	Wales
% of FP17s for the same patient ID Re-attending within 3 months - Children	10	80	12.5%	8.0%	11.1%
% of FP17s for the same patient ID Re-attending within 3 months - Adults	38	279	13.6%	13.6%	15.5%
% of FP17s for the same patient ID Re-attending between 3 & 9 months - Children	2	80	2.5%	50.9%	59.2%
% of FP17s for the same patient ID Re-attending between 3 & 9 months - Adults	64	279	22.9%	49.5%	55.8%
% of FP17s for Band 1 Urgent Courses	117	302	38.7%	10.4%	8.7%
% of FP17s Relating to Free Repair or Replacements	0	302	0.0%	0.6%	0.7%
% of FP17s Relating to Continuations	0	302	0.0%	1.2%	0.7%
% of Patients satisfied with the dentistry they have received	10	10	100.0%	92.8%	94.0%
% of Patients satisfied with the time they had to wait for an appointment	8	10	80.0%	86.6%	88.5%

\* This is based on patients treated on this contract for their most recent course of treatment. Figures in italics indicate the base number of FP17s or Patient Questionnaire responses are less than 100. N/A is shown where the base number of responses is less than 10 during the period. % is calculated as Quantity/Base number\*100

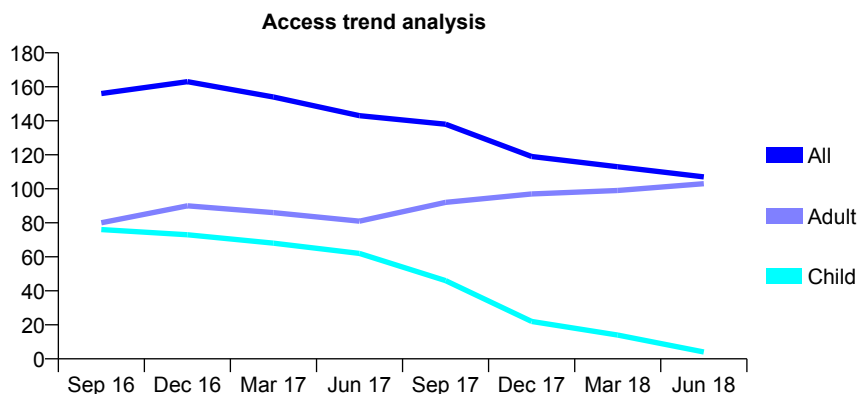
## 7A7 - Vital Signs At a Glance Contract Report for 154431/0002 - June 2018

Name or company name	Powys Local Health Board
Contract type name	PDS Contract
Purpose of contract	General
Contract start date	01/08/2011
Contract end date	31/07/2021

18/19 Contracted general activity (UDA)	350
Carry forward general activity (UDA)	0
18/19 Contracted orthodontic activity (UOA)	0
Carry forward orthodontic activity (UOA)	0
Baseline contract value	£0.00

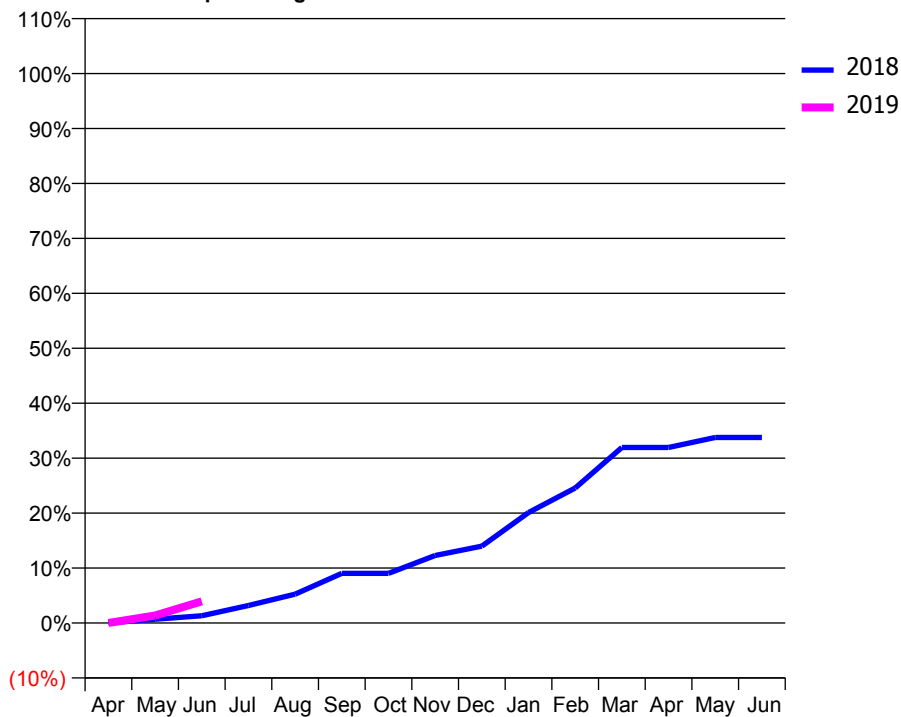
### ACCESS\*

Patients seen in 24 months	Total	Change since previous quarter
Quarter ending June 2017	143	
Quarter ending September 2017	138	↓
Quarter ending December 2017	119	↓
Quarter ending March 2018	113	↓
Quarter ending June 2018	107	↓
<b>Variance since June 2017</b>	<b>(25.2%)</b>	<b>↓</b>



### ACTIVITY

Cumulative percentage of contracted UDA delivered 2018 & 2019



Adjusted Scheduled Activity (UDA)

Month	2018	2019
April	0	0
May	2	5
June	5	14
July	11	
August	18	
September	32	
October	32	
November	43	
December	49	
January	70	
February	86	
March	112	
April	112	
May	118	
June	118	

### QUALITY

	Quantity	Base Number	Contract	LHB	Wales
% of FP17s for the same patient ID Re-attending within 3 months - Children	0	0	N/A	8.0%	11.1%
% of FP17s for the same patient ID Re-attending within 3 months - Adults	1	19	5.3%	13.6%	15.5%
% of FP17s for the same patient ID Re-attending between 3 & 9 months - Children	0	0	N/A	50.9%	59.2%
% of FP17s for the same patient ID Re-attending between 3 & 9 months - Adults	0	19	0.0%	49.5%	55.8%
% of FP17s for Band 1 Urgent Courses	9	11	81.8%	10.4%	8.7%
% of FP17s Relating to Free Repair or Replacements	0	11	0.0%	0.6%	0.7%
% of FP17s Relating to Continuations	0	11	0.0%	1.2%	0.7%
% of Patients satisfied with the dentistry they have received	0	0	N/A	92.8%	94.0%
% of Patients satisfied with the time they had to wait for an appointment	0	0	N/A	86.6%	88.5%

\* This is based on patients treated on this contract for their most recent course of treatment. Figures in italics indicate the base number of FP17s or Patient Questionnaire responses are less than 100. N/A is shown where the base number of responses is less than 10 during the period. % is calculated as Quantity/Base number\*100

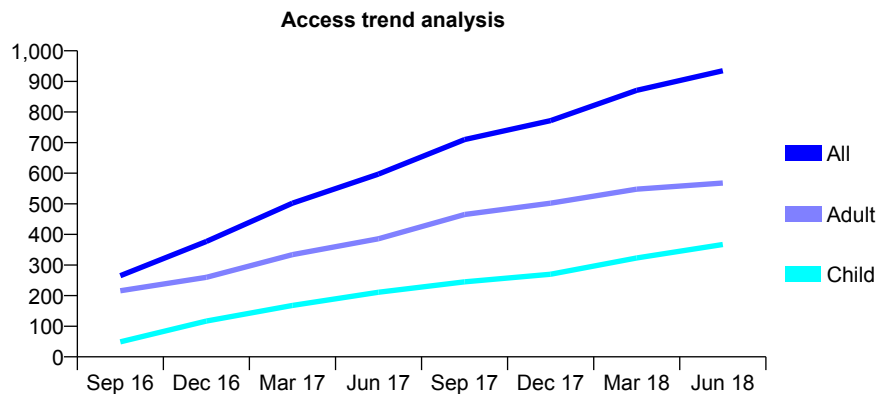
## 7A7 - Vital Signs At a Glance Contract Report for 154431/0003 - June 2018

Name or company name	Powys Local Health Board
Contract type name	PDS Contract
Purpose of contract	General
Contract start date	01/08/2011
Contract end date	31/07/2021

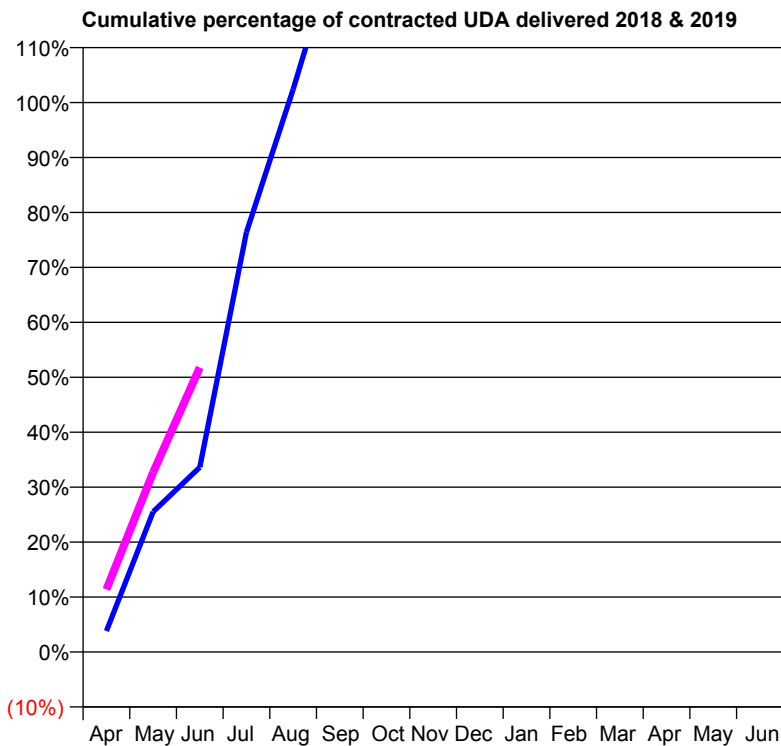
18/19 Contracted general activity (UDA)	700
Carry forward general activity (UDA)	0
18/19 Contracted orthodontic activity (UOA)	0
Carry forward orthodontic activity (UOA)	0
Baseline contract value	£0.00

### ACCESS\*

Patients seen in 24 months	Total	Change since previous quarter
Quarter ending June 2017	597	
Quarter ending September 2017	710	↑
Quarter ending December 2017	772	↑
Quarter ending March 2018	871	↑
Quarter ending June 2018	935	↑
<b>Variance since June 2017</b>	<b>56.6%</b>	<b>↑</b>



### ACTIVITY



Month	Adjusted Scheduled Activity (UDA)	
	2018	2019
April	27	80
May	179	229
June	235	362
July	535	
August	717	
September	913	
October	970	
November	1,138	
December	1,278	
January	1,563	
February	1,765	
March	1,969	
April	2,055	
May	2,051	
June	2,056	

### QUALITY

	Quantity	Base Number	Contract	LHB	Wales
% of FP17s for the same patient ID Re-attending within 3 months - Children	7	106	6.6%	8.0%	11.1%
% of FP17s for the same patient ID Re-attending within 3 months - Adults	19	115	16.5%	13.6%	15.5%
% of FP17s for the same patient ID Re-attending between 3 & 9 months - Children	24	106	22.6%	50.9%	59.2%
% of FP17s for the same patient ID Re-attending between 3 & 9 months - Adults	19	115	16.5%	49.5%	55.8%
% of FP17s for Band 1 Urgent Courses	57	182	31.3%	10.4%	8.7%
% of FP17s Relating to Free Repair or Replacements	0	182	0.0%	0.6%	0.7%
% of FP17s Relating to Continuations	0	182	0.0%	1.2%	0.7%
% of Patients satisfied with the dentistry they have received	11	12	91.7%	92.8%	94.0%
% of Patients satisfied with the time they had to wait for an appointment	10	12	83.3%	86.6%	88.5%

\* This is based on patients treated on this contract for their most recent course of treatment. Figures in italics indicate the base number of FP17s or Patient Questionnaire responses are less than 100. N/A is shown where the base number of responses is less than 10 during the period. % is calculated as Quantity/Base number\*100

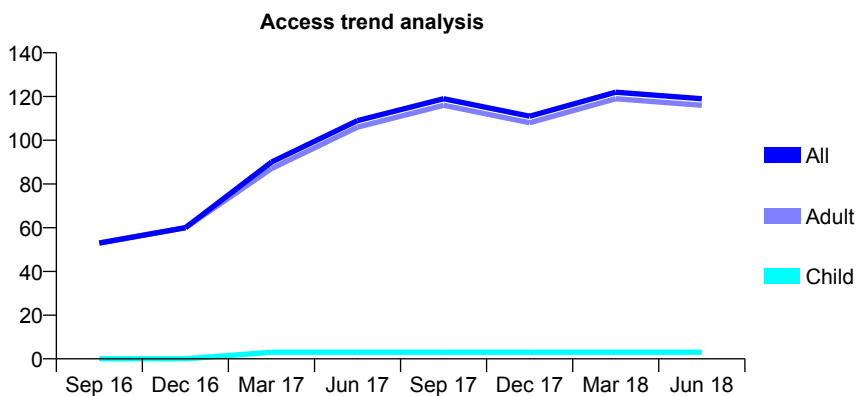
## 7A7 - Vital Signs At a Glance Contract Report for 154431/0004 - June 2018

Name or company name	Powys Local Health Board
Contract type name	GDS Contract
Purpose of contract	General
Contract start date	24/10/2011
Contract end date	

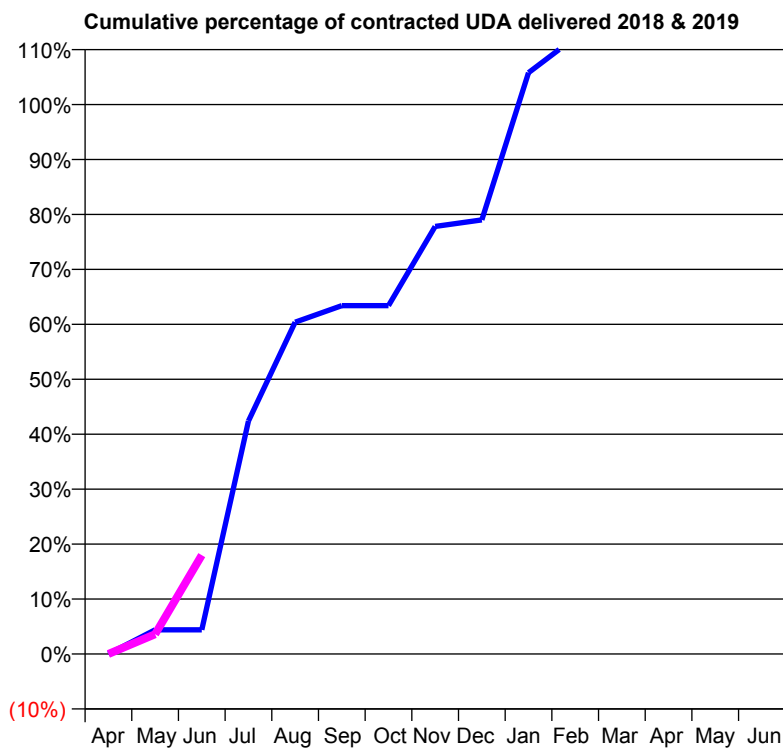
18/19 Contracted general activity (UDA)	100
Carry forward general activity (UDA)	0
18/19 Contracted orthodontic activity (UOA)	0
Carry forward orthodontic activity (UOA)	0
Baseline contract value	£0.00

### ACCESS\*

Patients seen in 24 months	Total	Change since previous quarter
Quarter ending June 2017	109	
Quarter ending September 2017	119	↑
Quarter ending December 2017	111	↓
Quarter ending March 2018	122	↑
Quarter ending June 2018	119	↓
<b>Variance since June 2017</b>	<b>9.2%</b>	<b>↑</b>



### ACTIVITY



Month	Adjusted Scheduled Activity (UDA)	
	2018	2019
April	0	0
May	4	4
June	4	18
July	42	
August	60	
September	63	
October	63	
November	78	
December	79	
January	106	
February	112	
March	135	
April	135	
May	151	
June	151	

### QUALITY

	Quantity	Base Number	Contract	LHB	Wales
% of FP17s for the same patient ID Re-attending within 3 months - Children	0	0	N/A	8.0%	11.1%
% of FP17s for the same patient ID Re-attending within 3 months - Adults	0	23	0.0%	13.6%	15.5%
% of FP17s for the same patient ID Re-attending between 3 & 9 months - Children	0	0	N/A	50.9%	59.2%
% of FP17s for the same patient ID Re-attending between 3 & 9 months - Adults	0	23	0.0%	49.5%	55.8%
% of FP17s for Band 1 Urgent Courses	15	17	88.2%	10.4%	8.7%
% of FP17s Relating to Free Repair or Replacements	0	17	0.0%	0.6%	0.7%
% of FP17s Relating to Continuations	0	17	0.0%	1.2%	0.7%
% of Patients satisfied with the dentistry they have received	0	0	N/A	92.8%	94.0%
% of Patients satisfied with the time they had to wait for an appointment	0	0	N/A	86.6%	88.5%

\* This is based on patients treated on this contract for their most recent course of treatment. Figures in italics indicate the base number of FP17s or Patient Questionnaire responses are less than 100. N/A is shown where the base number of responses is less than 10 during the period. % is calculated as Quantity/Base number\*100

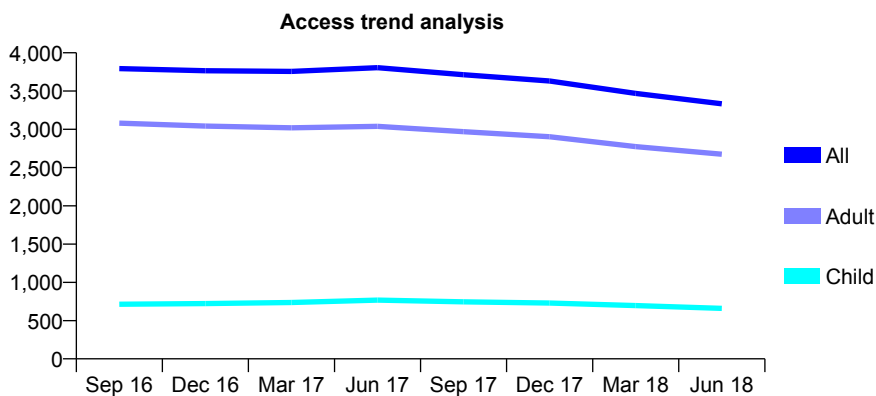
## 7A7 - Vital Signs At a Glance Contract Report for 158194/0003 - June 2018

Name or company name	Denticare Ltd
Contract type name	GDS Contract
Purpose of contract	General
Contract start date	01/04/2006
Contract end date	

18/19 Contracted general activity (UDA)	12,000
Carry forward general activity (UDA)	0
18/19 Contracted orthodontic activity (UOA)	0
Carry forward orthodontic activity (UOA)	0
Baseline contract value	£304,878.10

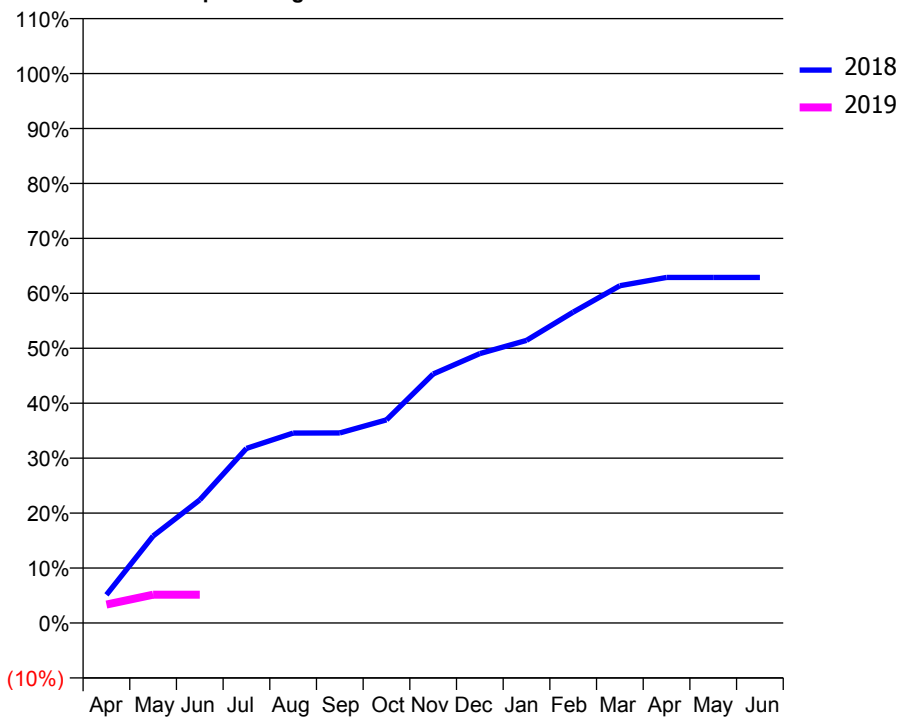
### ACCESS\*

Patients seen in 24 months	Total	Change since previous quarter
Quarter ending June 2017	3,805	
Quarter ending September 2017	3,714	↓
Quarter ending December 2017	3,631	↓
Quarter ending March 2018	3,470	↓
Quarter ending June 2018	3,333	↓
<b>Variance since June 2017</b>	<b>(12.4%)</b>	<b>↓</b>



### ACTIVITY

Cumulative percentage of contracted UDA delivered 2018 & 2019



Adjusted Scheduled Activity (UDA)

Month	2018	2019
April	616	403
May	1,900	620
June	2,688	620
July	3,814	
August	4,148	
September	4,152	
October	4,437	
November	5,437	
December	5,883	
January	6,173	
February	6,790	
March	7,366	
April	7,547	
May	7,547	
June	7,547	

### QUALITY

	Quantity	Base Number	Contract	LHB	Wales
% of FP17s for the same patient ID Re-attending within 3 months - Children	5	28	17.9%	8.0%	11.1%
% of FP17s for the same patient ID Re-attending within 3 months - Adults	38	181	21.0%	13.6%	15.5%
% of FP17s for the same patient ID Re-attending between 3 & 9 months - Children	9	28	32.1%	50.9%	59.2%
% of FP17s for the same patient ID Re-attending between 3 & 9 months - Adults	54	181	29.8%	49.5%	55.8%
% of FP17s for Band 1 Urgent Courses	9	158	5.7%	10.4%	8.7%
% of FP17s Relating to Free Repair or Replacements	3	158	1.9%	0.6%	0.7%
% of FP17s Relating to Continuations	7	158	4.4%	1.2%	0.7%
% of Patients satisfied with the dentistry they have received	27	28	96.4%	92.8%	94.0%
% of Patients satisfied with the time they had to wait for an appointment	19	28	67.9%	86.6%	88.5%

\* This is based on patients treated on this contract for their most recent course of treatment. Figures in italics indicate the base number of FP17s or Patient Questionnaire responses are less than 100. N/A is shown where the base number of responses is less than 10 during the period. % is calculated as Quantity/Base number\*100

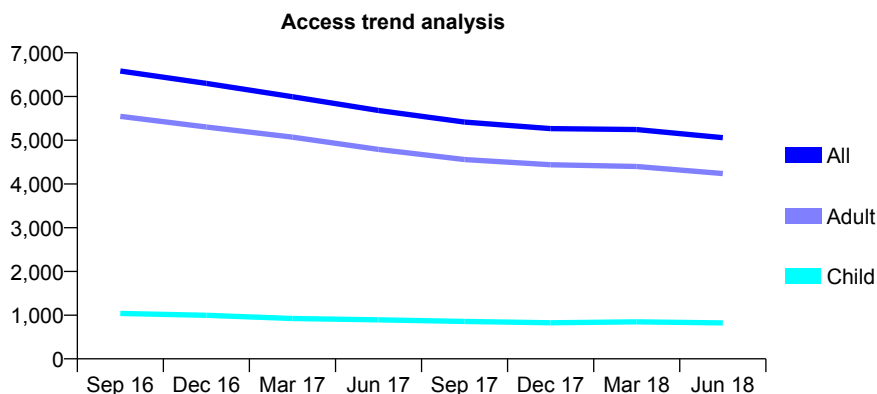
## 7A7 - Vital Signs At a Glance Contract Report for 158194/0004 - June 2018

Name or company name	Denticare Ltd
Contract type name	GDS Contract
Purpose of contract	General
Contract start date	01/04/2006
Contract end date	

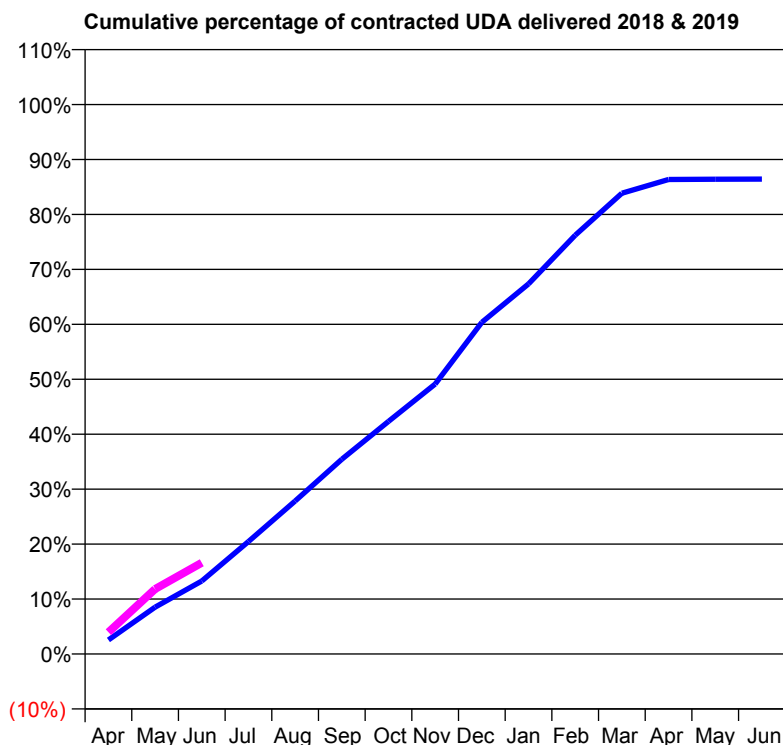
18/19 Contracted general activity (UDA)	17,500
Carry forward general activity (UDA)	0
18/19 Contracted orthodontic activity (UOA)	0
Carry forward orthodontic activity (UOA)	0
Baseline contract value	£444,618.72

### ACCESS\*

Patients seen in 24 months	Total	Change since previous quarter
Quarter ending June 2017	5,680	
Quarter ending September 2017	5,415	↓
Quarter ending December 2017	5,265	↓
Quarter ending March 2018	5,244	→
Quarter ending June 2018	5,060	↓
<b>Variance since June 2017</b>	<b>(10.9%)</b>	<b>↓</b>



### ACTIVITY



Month	Adjusted Scheduled Activity (UDA)	
	2018	2019
April	410	693
May	1,364	2,072
June	2,126	2,907
July	3,274	
August	4,454	
September	5,671	
October	6,775	
November	7,861	
December	9,660	
January	10,778	
February	12,193	
March	13,417	
April	13,816	
May	13,826	
June	13,827	

### QUALITY

	Quantity	Base Number	Contract	LHB	Wales
% of FP17s for the same patient ID Re-attending within 3 months - Children	18	231	7.8%	8.0%	11.1%
% of FP17s for the same patient ID Re-attending within 3 months - Adults	158	1,225	12.9%	13.6%	15.5%
% of FP17s for the same patient ID Re-attending between 3 & 9 months - Children	121	231	52.4%	50.9%	59.2%
% of FP17s for the same patient ID Re-attending between 3 & 9 months - Adults	586	1,225	47.8%	49.5%	55.8%
% of FP17s for Band 1 Urgent Courses	41	1,262	3.2%	10.4%	8.7%
% of FP17s Relating to Free Repair or Replacements	10	1,262	0.8%	0.6%	0.7%
% of FP17s Relating to Continuations	43	1,262	3.4%	1.2%	0.7%
% of Patients satisfied with the dentistry they have received	63	63	100.0%	92.8%	94.0%
% of Patients satisfied with the time they had to wait for an appointment	49	63	77.8%	86.6%	88.5%

\* This is based on patients treated on this contract for their most recent course of treatment. Figures in italics indicate the base number of FP17s or Patient Questionnaire responses are less than 100. N/A is shown where the base number of responses is less than 10 during the period. % is calculated as Quantity/Base number\*100



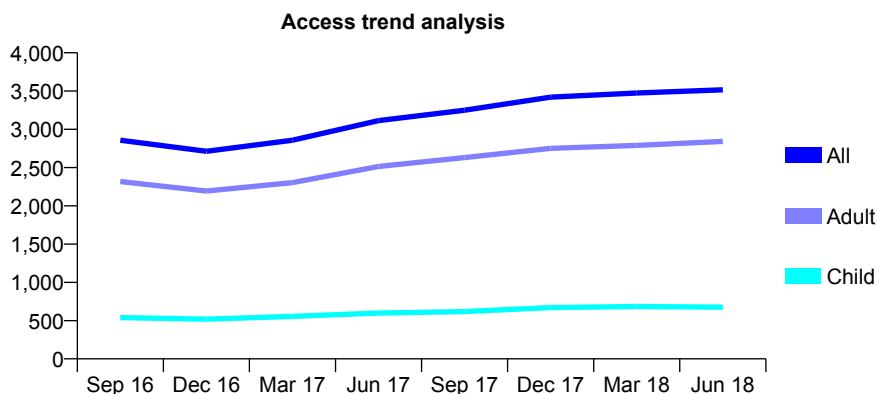
## 7A7 - Vital Signs At a Glance Contract Report for 158194/0010 - June 2018

Name or company name	Denticare Ltd
Contract type name	GDS Contract
Purpose of contract	General
Contract start date	01/04/2006
Contract end date	

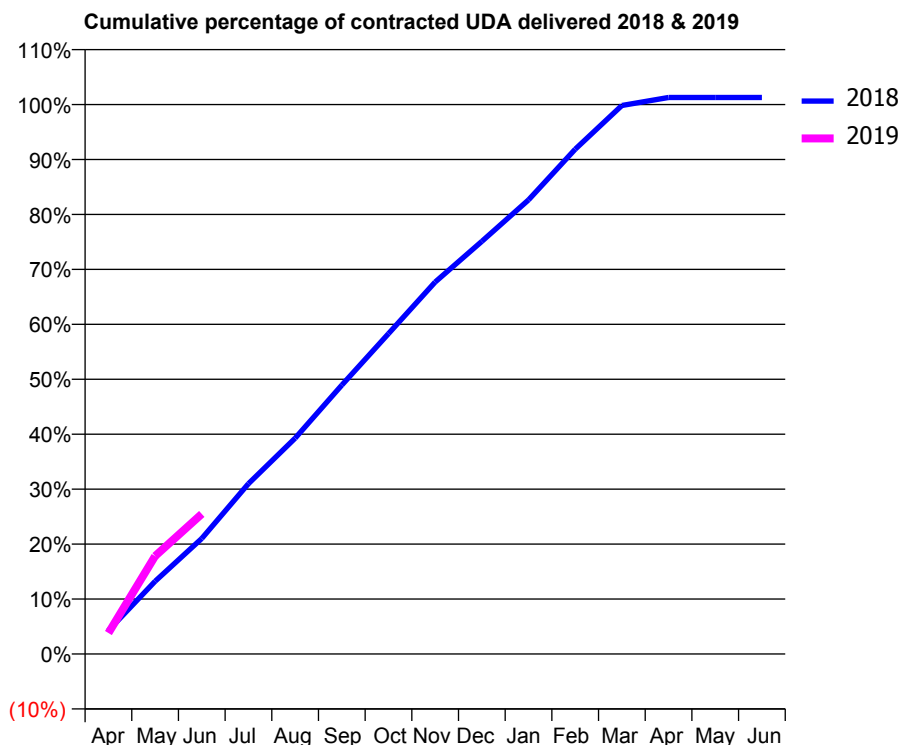
18/19 Contracted general activity (UDA)	9,500
Carry forward general activity (UDA)	0
18/19 Contracted orthodontic activity (UOA)	0
Carry forward orthodontic activity (UOA)	0
Baseline contract value	£241,361.83

### ACCESS\*

Patients seen in 24 months	Total	Change since previous quarter
Quarter ending June 2017	3,113	
Quarter ending September 2017	3,249	↑
Quarter ending December 2017	3,421	↑
Quarter ending March 2018	3,474	→
Quarter ending June 2018	3,517	→
<b>Variance since June 2017</b>	<b>13.0%</b>	<b>↑</b>



### ACTIVITY



Month	Adjusted Scheduled Activity (UDA)	
	2018	2019
April	408	362
May	1,257	1,692
June	1,997	2,422
July	2,946	
August	3,730	
September	4,648	
October	5,538	
November	6,431	
December	7,134	
January	7,850	
February	8,726	
March	9,483	
April	9,620	
May	9,620	
June	9,620	

### QUALITY

	Quantity	Base Number	Contract	LHB	Wales
% of FP17s for the same patient ID Re-attending within 3 months - Children	23	274	8.4%	8.0%	11.1%
% of FP17s for the same patient ID Re-attending within 3 months - Adults	142	954	14.9%	13.6%	15.5%
% of FP17s for the same patient ID Re-attending between 3 & 9 months - Children	178	274	65.0%	50.9%	59.2%
% of FP17s for the same patient ID Re-attending between 3 & 9 months - Adults	552	954	57.9%	49.5%	55.8%
% of FP17s for Band 1 Urgent Courses	115	1,156	9.9%	10.4%	8.7%
% of FP17s Relating to Free Repair or Replacements	4	1,156	0.3%	0.6%	0.7%
% of FP17s Relating to Continuations	21	1,156	1.8%	1.2%	0.7%
% of Patients satisfied with the dentistry they have received	46	51	90.2%	92.8%	94.0%
% of Patients satisfied with the time they had to wait for an appointment	47	51	92.2%	86.6%	88.5%

\* This is based on patients treated on this contract for their most recent course of treatment. Figures in italics indicate the base number of FP17s or Patient Questionnaire responses are less than 100. N/A is shown where the base number of responses is less than 10 during the period. % is calculated as Quantity/Base number\*100

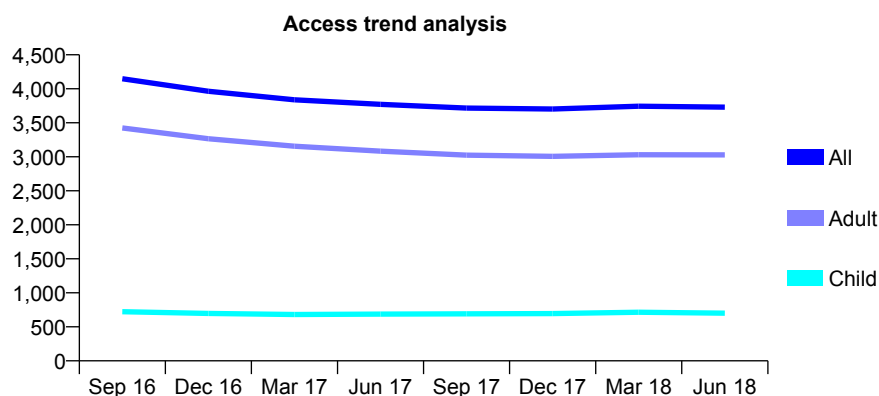
## 7A7 - Vital Signs At a Glance Contract Report for 158194/0022 - June 2018

Name or company name	Denticare Ltd
Contract type name	GDS Contract
Purpose of contract	General
Contract start date	15/12/2008
Contract end date	

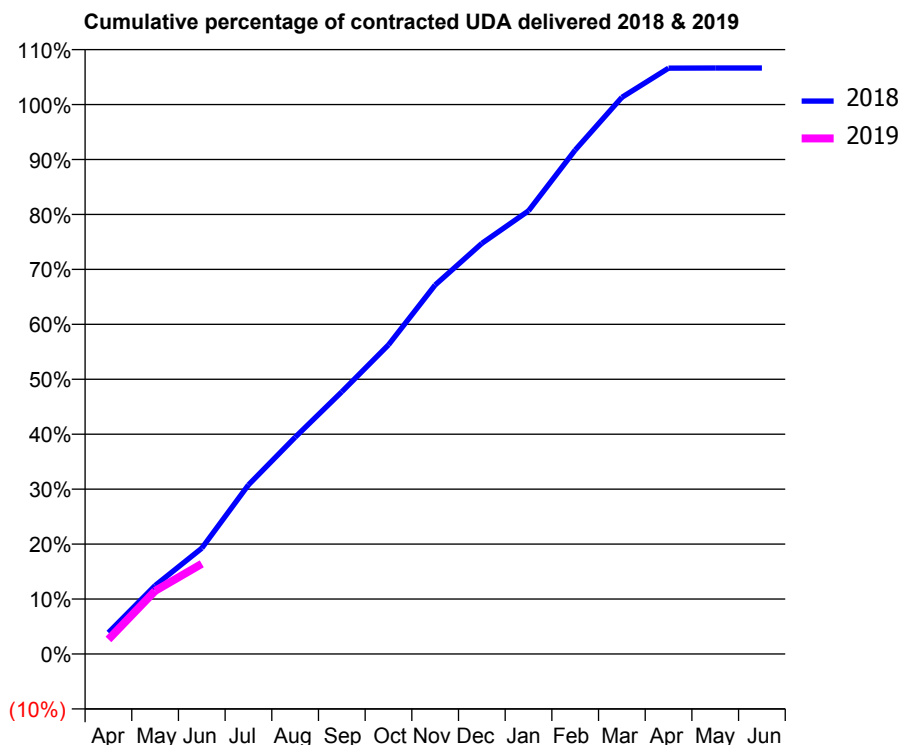
18/19 Contracted general activity (UDA)	12,000
Carry forward general activity (UDA)	0
18/19 Contracted orthodontic activity (UOA)	0
Carry forward orthodontic activity (UOA)	0
Baseline contract value	£304,878.10

### ACCESS\*

Patients seen in 24 months	Total	Change since previous quarter
Quarter ending June 2017	3,771	
Quarter ending September 2017	3,716	↓
Quarter ending December 2017	3,702	→
Quarter ending March 2018	3,744	→
Quarter ending June 2018	3,730	→
<b>Variance since June 2017</b>	<b>(1.1%)</b>	<b>↓</b>



### ACTIVITY



Month	Adjusted Scheduled Activity (UDA)	
	2018	2019
April	429	320
May	1,370	1,379
June	2,117	1,971
July	3,385	
August	4,339	
September	5,248	
October	6,188	
November	7,389	
December	8,221	
January	8,872	
February	10,090	
March	11,144	
April	11,728	
May	11,731	
June	11,731	

### QUALITY

	Quantity	Base Number	Contract	LHB	Wales
% of FP17s for the same patient ID Re-attending within 3 months - Children	14	252	5.6%	8.0%	11.1%
% of FP17s for the same patient ID Re-attending within 3 months - Adults	137	1,030	13.3%	13.6%	15.5%
% of FP17s for the same patient ID Re-attending between 3 & 9 months - Children	159	252	63.1%	50.9%	59.2%
% of FP17s for the same patient ID Re-attending between 3 & 9 months - Adults	511	1,030	49.6%	49.5%	55.8%
% of FP17s for Band 1 Urgent Courses	79	1,066	7.4%	10.4%	8.7%
% of FP17s Relating to Free Repair or Replacements	7	1,066	0.7%	0.6%	0.7%
% of FP17s Relating to Continuations	15	1,066	1.4%	1.2%	0.7%
% of Patients satisfied with the dentistry they have received	56	58	96.6%	92.8%	94.0%
% of Patients satisfied with the time they had to wait for an appointment	54	58	93.1%	86.6%	88.5%

\* This is based on patients treated on this contract for their most recent course of treatment. Figures in italics indicate the base number of FP17s or Patient Questionnaire responses are less than 100. N/A is shown where the base number of responses is less than 10 during the period. % is calculated as Quantity/Base number\*100

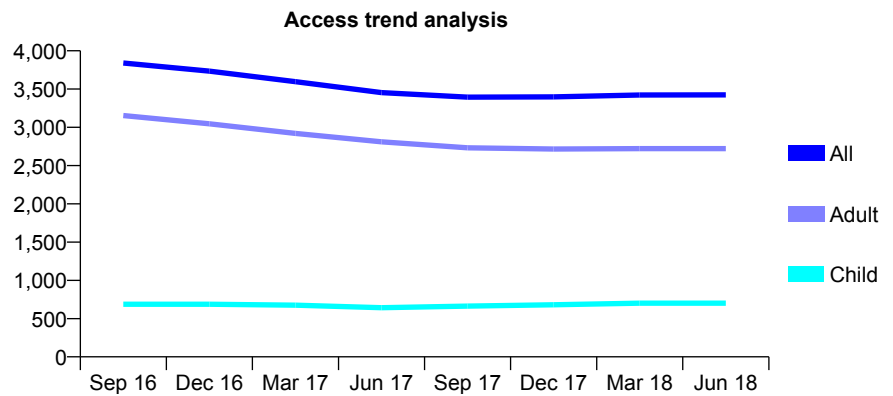
## 7A7 - Vital Signs At a Glance Contract Report for 158194/0024 - June 2018

Name or company name	Denticare Ltd
Contract type name	GDS Contract
Purpose of contract	General
Contract start date	01/07/2009
Contract end date	

18/19 Contracted general activity (UDA)	11,000
Carry forward general activity (UDA)	0
18/19 Contracted orthodontic activity (UOA)	0
Carry forward orthodontic activity (UOA)	0
Baseline contract value	£279,464.33

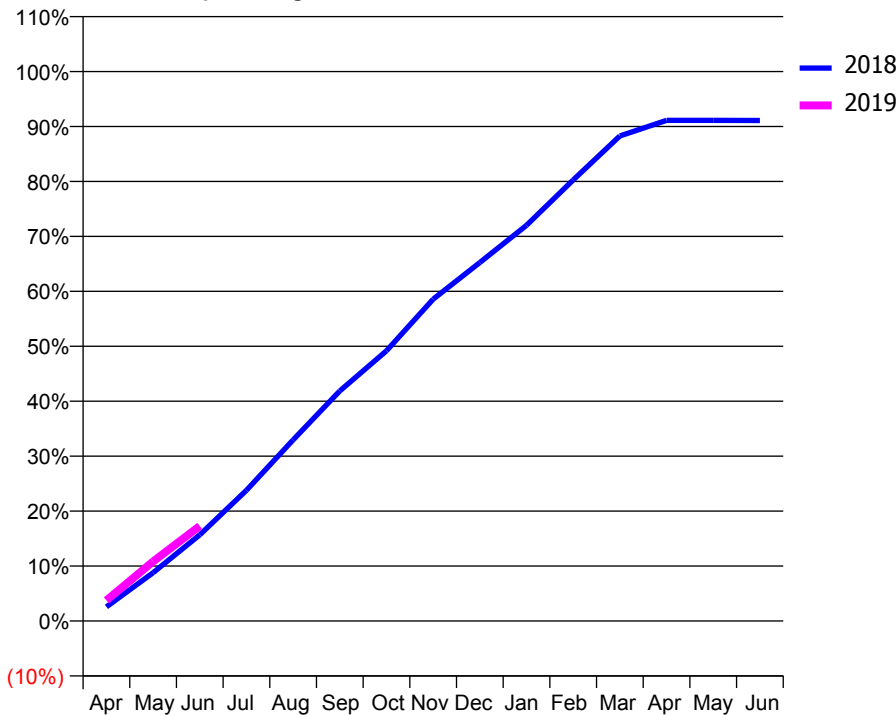
### ACCESS\*

Patients seen in 24 months	Total	Change since previous quarter
Quarter ending June 2017	3,453	
Quarter ending September 2017	3,395	↓
Quarter ending December 2017	3,397	→
Quarter ending March 2018	3,423	→
Quarter ending June 2018	3,424	→
<b>Variance since June 2017</b>	<b>(0.8%)</b>	→



### ACTIVITY

Cumulative percentage of contracted UDA delivered 2018 & 2019



Month	Adjusted Scheduled Activity (UDA)	
	2018	2019
April	285	412
May	967	1,191
June	1,725	1,902
July	2,617	
August	3,627	
September	4,607	
October	5,409	
November	6,442	
December	7,176	
January	7,920	
February	8,829	
March	9,710	
April	10,022	
May	10,021	
June	10,020	

### QUALITY

	Quantity	Base Number	Contract	LHB	Wales
% of FP17s for the same patient ID Re-attending within 3 months - Children	18	234	7.7%	8.0%	11.1%
% of FP17s for the same patient ID Re-attending within 3 months - Adults	175	1,018	17.2%	13.6%	15.5%
% of FP17s for the same patient ID Re-attending between 3 & 9 months - Children	149	234	63.7%	50.9%	59.2%
% of FP17s for the same patient ID Re-attending between 3 & 9 months - Adults	605	1,018	59.4%	49.5%	55.8%
% of FP17s for Band 1 Urgent Courses	123	1,097	11.2%	10.4%	8.7%
% of FP17s Relating to Free Repair or Replacements	19	1,097	1.7%	0.6%	0.7%
% of FP17s Relating to Continuations	22	1,097	2.0%	1.2%	0.7%
% of Patients satisfied with the dentistry they have received	57	62	91.9%	92.8%	94.0%
% of Patients satisfied with the time they had to wait for an appointment	51	62	82.3%	86.6%	88.5%

\* This is based on patients treated on this contract for their most recent course of treatment. Figures in italics indicate the base number of FP17s or Patient Questionnaire responses are less than 100. N/A is shown where the base number of responses is less than 10 during the period. % is calculated as Quantity/Base number\*100

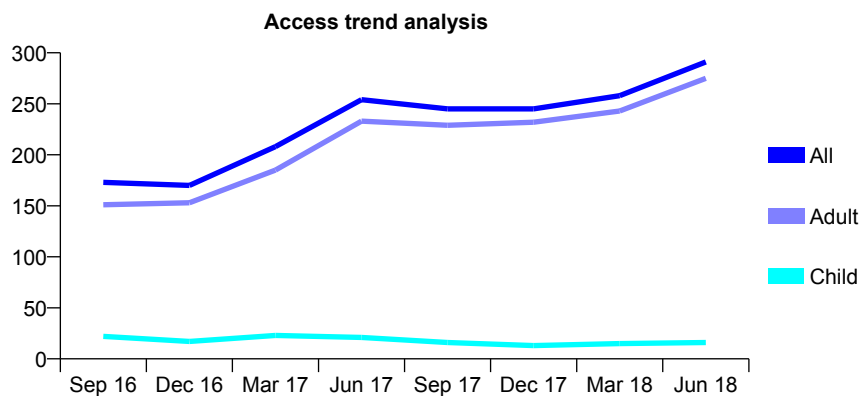
## 7A7 - Vital Signs At a Glance Contract Report for 158194/0026 - June 2018

Name or company name	Denticare Ltd
Contract type name	PDS Contract
Purpose of contract	General
Contract start date	01/11/2010
Contract end date	31/10/2020

18/19 Contracted general activity (UDA)	638
Carry forward general activity (UDA)	0
18/19 Contracted orthodontic activity (UOA)	0
Carry forward orthodontic activity (UOA)	0
Baseline contract value	£69,023.88

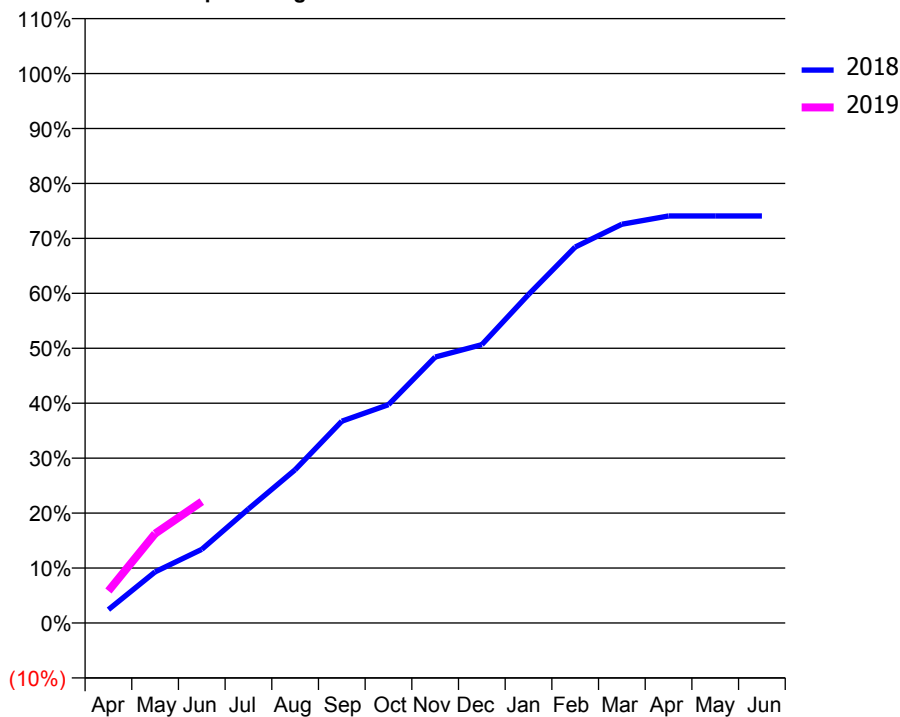
### ACCESS\*

Patients seen in 24 months	Total	Change since previous quarter
Quarter ending June 2017	254	
Quarter ending September 2017	245	↓
Quarter ending December 2017	245	→
Quarter ending March 2018	258	↑
Quarter ending June 2018	291	↑
<b>Variance since June 2017</b>	<b>14.6%</b>	<b>↑</b>



### ACTIVITY

Cumulative percentage of contracted UDA delivered 2018 & 2019



Month	Adjusted Scheduled Activity (UDA)	
	2018	2019
April	16	37
May	59	104
June	86	141
July	132	
August	178	
September	234	
October	254	
November	309	
December	323	
January	381	
February	437	
March	463	
April	473	
May	473	
June	473	

### QUALITY

	Quantity	Base Number	Contract	LHB	Wales
% of FP17s for the same patient ID Re-attending within 3 months - Children	0	11	0.0%	8.0%	11.1%
% of FP17s for the same patient ID Re-attending within 3 months - Adults	1	115	0.9%	13.6%	15.5%
% of FP17s for the same patient ID Re-attending between 3 & 9 months - Children	0	11	0.0%	50.9%	59.2%
% of FP17s for the same patient ID Re-attending between 3 & 9 months - Adults	2	115	1.7%	49.5%	55.8%
% of FP17s for Band 1 Urgent Courses	115	118	97.5%	10.4%	8.7%
% of FP17s Relating to Free Repair or Replacements	0	118	0.0%	0.6%	0.7%
% of FP17s Relating to Continuations	0	118	0.0%	1.2%	0.7%
% of Patients satisfied with the dentistry they have received	5	6	N/A	92.8%	94.0%
% of Patients satisfied with the time they had to wait for an appointment	5	6	N/A	86.6%	88.5%

\* This is based on patients treated on this contract for their most recent course of treatment. Figures in italics indicate the base number of FP17s or Patient Questionnaire responses are less than 100. N/A is shown where the base number of responses is less than 10 during the period. % is calculated as Quantity/Base number\*100

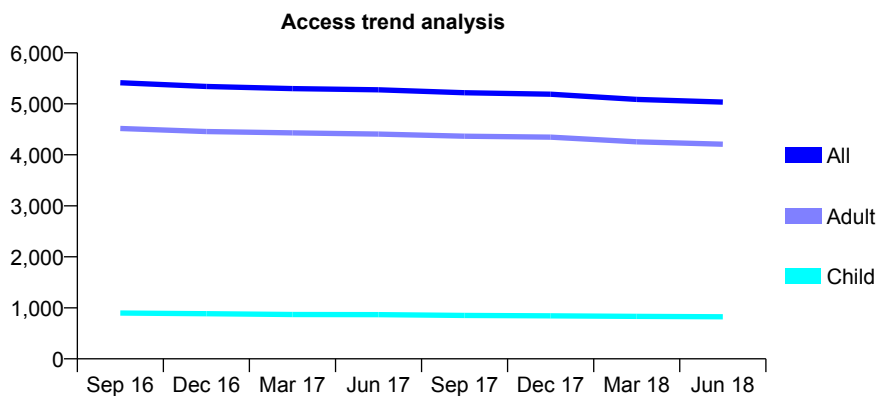
## 7A7 - Vital Signs At a Glance Contract Report for 193267/0001 - June 2018

Name or company name	Dr DG Evans and Dr JC Evans
Contract type name	GDS Contract
Purpose of contract	General
Contract start date	01/04/2006
Contract end date	

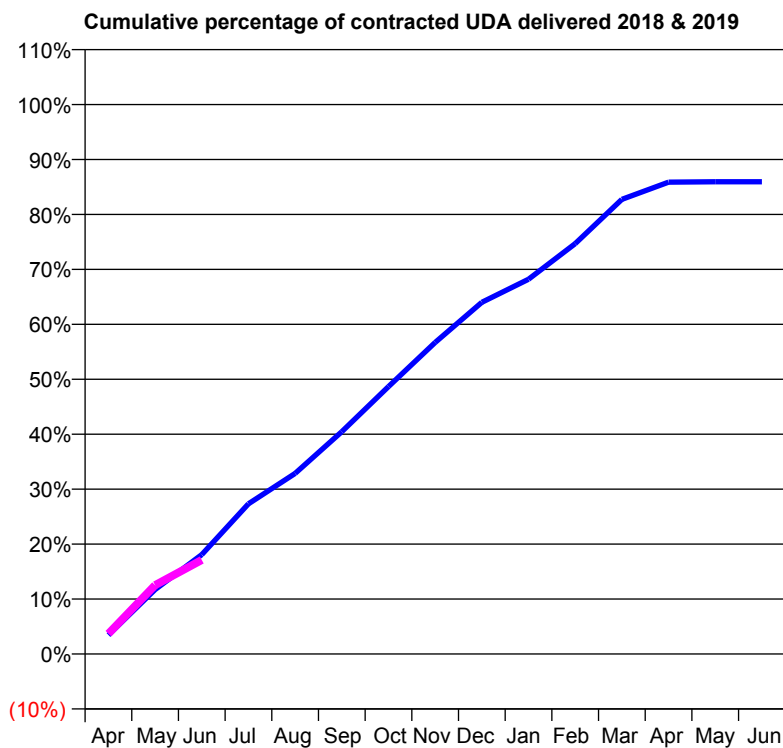
18/19 Contracted general activity (UDA)	12,000
Carry forward general activity (UDA)	0
18/19 Contracted orthodontic activity (UOA)	0
Carry forward orthodontic activity (UOA)	0
Baseline contract value	£304,936.58

### ACCESS\*

Patients seen in 24 months	Total	Change since previous quarter
Quarter ending June 2017	5,274	
Quarter ending September 2017	5,216	↓
Quarter ending December 2017	5,189	→
Quarter ending March 2018	5,087	↓
Quarter ending June 2018	5,034	↓
<b>Variance since June 2017</b>	<b>(4.6%)</b>	<b>↓</b>



### ACTIVITY



Month	Adjusted Scheduled Activity (UDA)	
	2018	2019
April	531	444
May	1,809	1,503
June	2,790	2,055
July	4,215	
August	5,068	
September	6,239	
October	7,505	
November	8,742	
December	9,866	
January	10,515	
February	11,512	
March	12,754	
April	13,237	
May	13,250	
June	13,251	

### QUALITY

	Quantity	Base Number	Contract	LHB	Wales
% of FP17s for the same patient ID Re-attending within 3 months - Children	10	266	3.8%	8.0%	11.1%
% of FP17s for the same patient ID Re-attending within 3 months - Adults	195	1,486	13.1%	13.6%	15.5%
% of FP17s for the same patient ID Re-attending between 3 & 9 months - Children	148	266	55.6%	50.9%	59.2%
% of FP17s for the same patient ID Re-attending between 3 & 9 months - Adults	899	1,486	60.5%	49.5%	55.8%
% of FP17s for Band 1 Urgent Courses	149	1,420	10.5%	10.4%	8.7%
% of FP17s Relating to Free Repair or Replacements	4	1,420	0.3%	0.6%	0.7%
% of FP17s Relating to Continuations	12	1,420	0.8%	1.2%	0.7%
% of Patients satisfied with the dentistry they have received	80	84	95.2%	92.8%	94.0%
% of Patients satisfied with the time they had to wait for an appointment	82	84	97.6%	86.6%	88.5%

\* This is based on patients treated on this contract for their most recent course of treatment. Figures in italics indicate the base number of FP17s or Patient Questionnaire responses are less than 100. N/A is shown where the base number of responses is less than 10 during the period. % is calculated as Quantity/Base number\*100

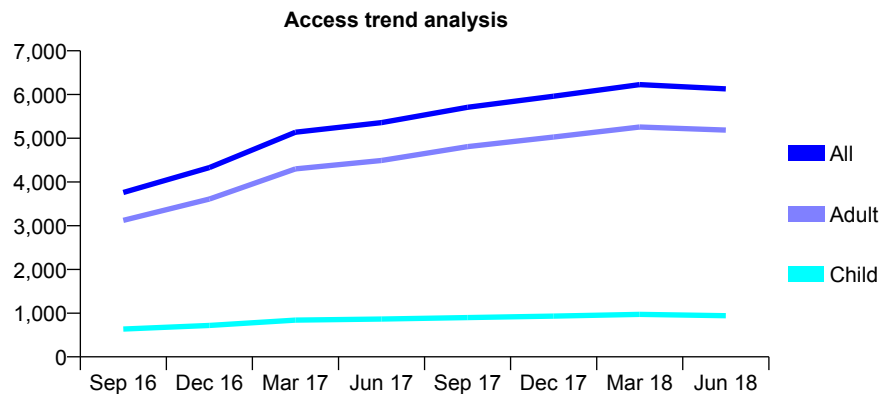
## 7A7 - Vital Signs At a Glance Contract Report for 208248/0002 - June 2018

Name or company name	The Martin Partnership
Contract type name	GDS Contract
Purpose of contract	General
Contract start date	21/12/2015
Contract end date	

18/19 Contracted general activity (UDA)	16,364
Carry forward general activity (UDA)	0
18/19 Contracted orthodontic activity (UOA)	0
Carry forward orthodontic activity (UOA)	0
Baseline contract value	£406,922.83

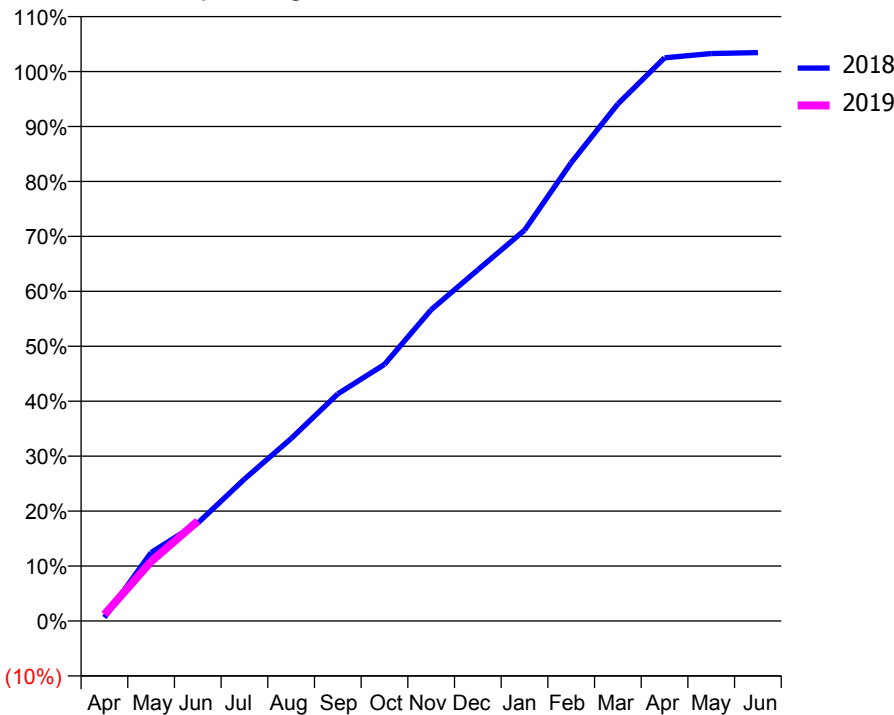
### ACCESS\*

Patients seen in 24 months	Total	Change since previous quarter
Quarter ending June 2017	5,356	
Quarter ending September 2017	5,707	↑
Quarter ending December 2017	5,961	↑
Quarter ending March 2018	6,227	↑
Quarter ending June 2018	6,129	↓
<b>Variance since June 2017</b>	<b>14.4%</b>	<b>↑</b>



### ACTIVITY

Cumulative percentage of contracted UDA delivered 2018 & 2019



Month	Adjusted Scheduled Activity (UDA)	
	2018	2019
April	105	192
May	2,040	1,775
June	2,918	2,974
July	4,228	
August	5,435	
September	6,765	
October	7,641	
November	9,272	
December	10,459	
January	11,637	
February	13,652	
March	15,399	
April	16,771	
May	16,900	
June	16,926	

### QUALITY

	Quantity	Base Number	Contract	LHB	Wales
% of FP17s for the same patient ID Re-attending within 3 months - Children	7	273	2.6%	8.0%	11.1%
% of FP17s for the same patient ID Re-attending within 3 months - Adults	143	1,529	9.4%	13.6%	15.5%
% of FP17s for the same patient ID Re-attending between 3 & 9 months - Children	102	273	37.4%	50.9%	59.2%
% of FP17s for the same patient ID Re-attending between 3 & 9 months - Adults	623	1,529	40.7%	49.5%	55.8%
% of FP17s for Band 1 Urgent Courses	102	1,293	7.9%	10.4%	8.7%
% of FP17s Relating to Free Repair or Replacements	4	1,293	0.3%	0.6%	0.7%
% of FP17s Relating to Continuations	8	1,293	0.6%	1.2%	0.7%
% of Patients satisfied with the dentistry they have received	70	76	92.1%	92.8%	94.0%
% of Patients satisfied with the time they had to wait for an appointment	71	76	93.4%	86.6%	88.5%

\* This is based on patients treated on this contract for their most recent course of treatment. Figures in italics indicate the base number of FP17s or Patient Questionnaire responses are less than 100. N/A is shown where the base number of responses is less than 10 during the period. % is calculated as Quantity/Base number\*100

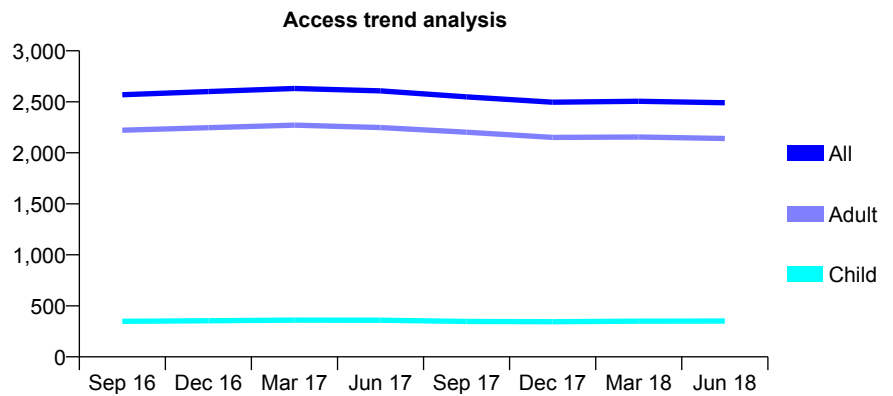
## 7A7 - Vital Signs At a Glance Contract Report for 218812/0001 - June 2018

Name or company name	MR JD ROBERTS-JAMES
Contract type name	GDS Contract
Purpose of contract	General
Contract start date	01/04/2006
Contract end date	

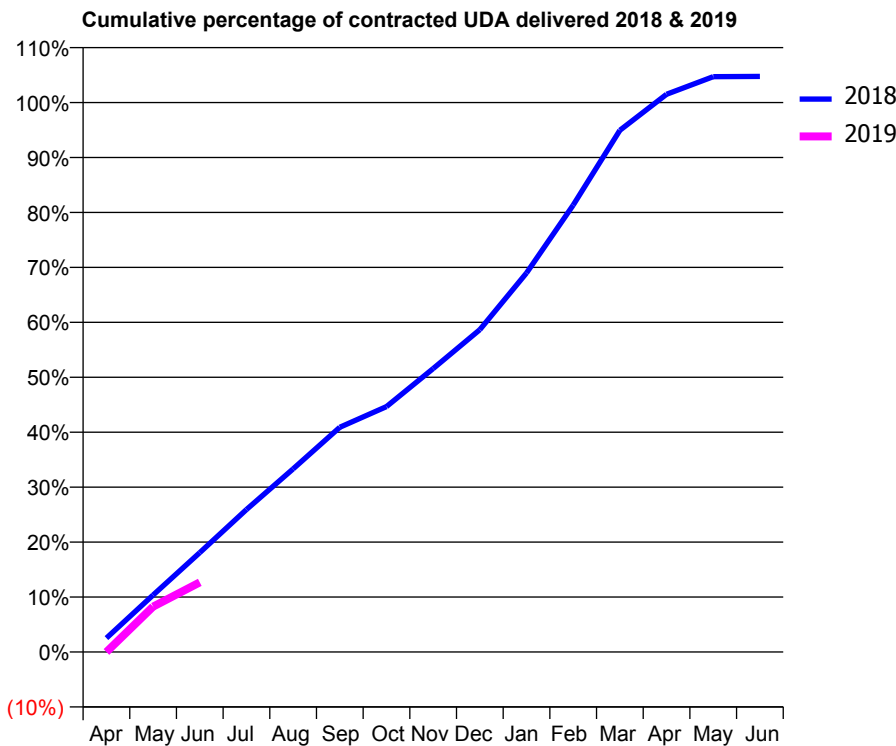
18/19 Contracted general activity (UDA)	7,456
Carry forward general activity (UDA)	0
18/19 Contracted orthodontic activity (UOA)	0
Carry forward orthodontic activity (UOA)	0
Baseline contract value	£190,428.81

### ACCESS\*

Patients seen in 24 months	Total	Change since previous quarter
Quarter ending June 2017	2,607	
Quarter ending September 2017	2,549	↓
Quarter ending December 2017	2,496	↓
Quarter ending March 2018	2,505	→
Quarter ending June 2018	2,491	→
<b>Variance since June 2017</b>	<b>(4.4%)</b>	<b>↓</b>



### ACTIVITY



Month	Adjusted Scheduled Activity (UDA)	
	2018	2019
April	189	0
May	773	615
June	1,349	946
July	1,933	
August	2,485	
September	3,049	
October	3,330	
November	3,847	
December	4,374	
January	5,144	
February	6,064	
March	7,080	
April	7,568	
May	7,807	
June	7,810	

### QUALITY

	Quantity	Base Number	Contract	LHB	Wales
% of FP17s for the same patient ID Re-attending within 3 months - Children	6	108	5.6%	8.0%	11.1%
% of FP17s for the same patient ID Re-attending within 3 months - Adults	87	655	13.3%	13.6%	15.5%
% of FP17s for the same patient ID Re-attending between 3 & 9 months - Children	73	108	67.6%	50.9%	59.2%
% of FP17s for the same patient ID Re-attending between 3 & 9 months - Adults	356	655	54.4%	49.5%	55.8%
% of FP17s for Band 1 Urgent Courses	16	461	3.5%	10.4%	8.7%
% of FP17s Relating to Free Repair or Replacements	0	461	0.0%	0.6%	0.7%
% of FP17s Relating to Continuations	12	461	2.6%	1.2%	0.7%
% of Patients satisfied with the dentistry they have received	49	50	98.0%	92.8%	94.0%
% of Patients satisfied with the time they had to wait for an appointment	44	50	88.0%	86.6%	88.5%

\* This is based on patients treated on this contract for their most recent course of treatment. Figures in italics indicate the base number of FP17s or Patient Questionnaire responses are less than 100. N/A is shown where the base number of responses is less than 10 during the period. % is calculated as Quantity/Base number\*100

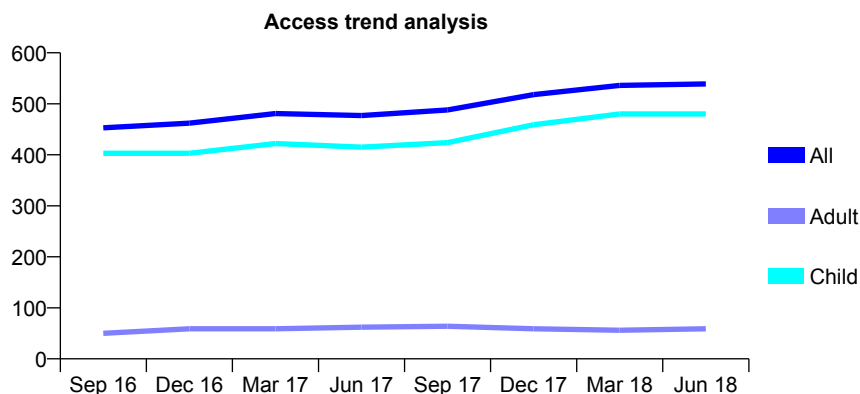
## 7A7 - Vital Signs At a Glance Contract Report for 565350/0001 - June 2018

Name or company name	MR CA HIMSWORTH
Contract type name	GDS Contract
Purpose of contract	General
Contract start date	01/04/2006
Contract end date	

18/19 Contracted general activity (UDA)	1,250
Carry forward general activity (UDA)	0
18/19 Contracted orthodontic activity (UOA)	0
Carry forward orthodontic activity (UOA)	0
Baseline contract value	£36,550.21

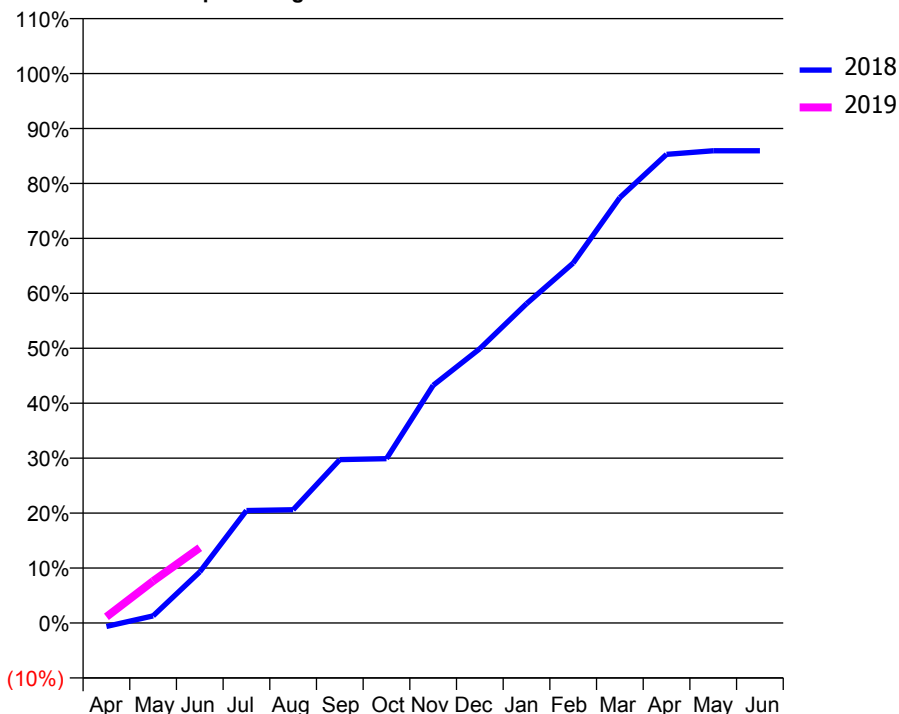
### ACCESS\*

Patients seen in 24 months	Total	Change since previous quarter
Quarter ending June 2017	477	
Quarter ending September 2017	488	↑
Quarter ending December 2017	518	↑
Quarter ending March 2018	536	↑
Quarter ending June 2018	539	→
<b>Variance since June 2017</b>	<b>13.0%</b>	<b>↑</b>



### ACTIVITY

Cumulative percentage of contracted UDA delivered 2018 & 2019



Month	Adjusted Scheduled Activity (UDA)	
	2018	2019
April	-8	14
May	16	95
June	116	171
July	256	
August	258	
September	372	
October	374	
November	541	
December	624	
January	726	
February	819	
March	968	
April	1,066	
May	1,074	
June	1,074	

### QUALITY

	Quantity	Base Number	Contract	LHB	Wales
% of FP17s for the same patient ID Re-attending within 3 months - Children	36	187	19.3%	8.0%	11.1%
% of FP17s for the same patient ID Re-attending within 3 months - Adults	0	0	N/A	13.6%	15.5%
% of FP17s for the same patient ID Re-attending between 3 & 9 months - Children	95	187	50.8%	50.9%	59.2%
% of FP17s for the same patient ID Re-attending between 3 & 9 months - Adults	0	0	N/A	49.5%	55.8%
% of FP17s for Band 1 Urgent Courses	11	129	8.5%	10.4%	8.7%
% of FP17s Relating to Free Repair or Replacements	0	129	0.0%	0.6%	0.7%
% of FP17s Relating to Continuations	0	129	0.0%	1.2%	0.7%
% of Patients satisfied with the dentistry they have received	1	2	N/A	92.8%	94.0%
% of Patients satisfied with the time they had to wait for an appointment	1	2	N/A	86.6%	88.5%

\* This is based on patients treated on this contract for their most recent course of treatment. Figures in italics indicate the base number of FP17s or Patient Questionnaire responses are less than 100. N/A is shown where the base number of responses is less than 10 during the period. % is calculated as Quantity/Base number\*100



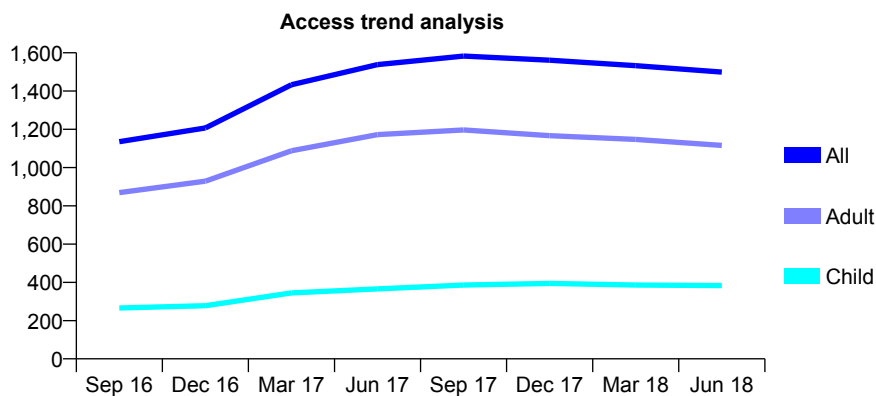
## 7A7 - Vital Signs At a Glance Contract Report for 659193/0002 - June 2018

Name or company name	T&C Ichim
Contract type name	GDS Contract
Purpose of contract	General
Contract start date	03/05/2014
Contract end date	

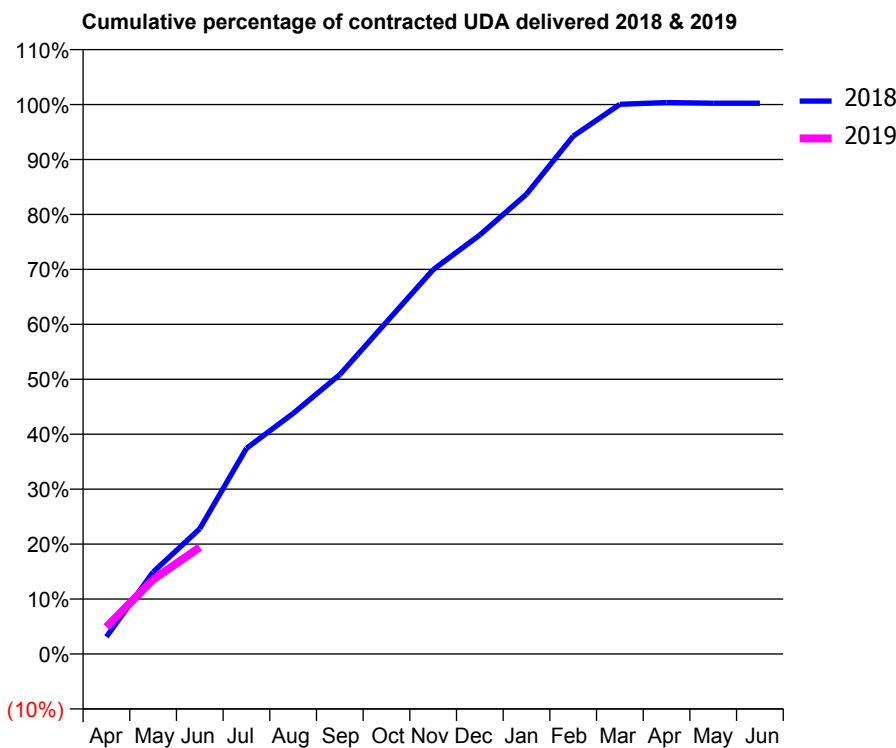
18/19 Contracted general activity (UDA)	3,370
Carry forward general activity (UDA)	0
18/19 Contracted orthodontic activity (UOA)	0
Carry forward orthodontic activity (UOA)	0
Baseline contract value	£78,774.00

### ACCESS\*

Patients seen in 24 months	Total	Change since previous quarter
Quarter ending June 2017	1,538	
Quarter ending September 2017	1,583	↑
Quarter ending December 2017	1,561	↓
Quarter ending March 2018	1,533	↓
Quarter ending June 2018	1,499	↓
<b>Variance since June 2017</b>	<b>(2.5%)</b>	<b>↓</b>



### ACTIVITY



Month	Adjusted Scheduled Activity (UDA)	
	2018	2019
April	106	165
May	502	457
June	768	655
July	1,261	
August	1,476	
September	1,714	
October	2,036	
November	2,357	
December	2,570	
January	2,820	
February	3,176	
March	3,371	
April	3,382	
May	3,378	
June	3,378	

### QUALITY

	Quantity	Base Number	Contract	LHB	Wales
% of FP17s for the same patient ID Re-attending within 3 months - Children	4	68	5.9%	8.0%	11.1%
% of FP17s for the same patient ID Re-attending within 3 months - Adults	14	271	5.2%	13.6%	15.5%
% of FP17s for the same patient ID Re-attending between 3 & 9 months - Children	34	68	50.0%	50.9%	59.2%
% of FP17s for the same patient ID Re-attending between 3 & 9 months - Adults	110	271	40.6%	49.5%	55.8%
% of FP17s for Band 1 Urgent Courses	8	332	2.4%	10.4%	8.7%
% of FP17s Relating to Free Repair or Replacements	2	332	0.6%	0.6%	0.7%
% of FP17s Relating to Continuations	0	332	0.0%	1.2%	0.7%
% of Patients satisfied with the dentistry they have received	12	12	100.0%	92.8%	94.0%
% of Patients satisfied with the time they had to wait for an appointment	12	12	100.0%	86.6%	88.5%

\* This is based on patients treated on this contract for their most recent course of treatment. Figures in italics indicate the base number of FP17s or Patient Questionnaire responses are less than 100. N/A is shown where the base number of responses is less than 10 during the period. % is calculated as Quantity/Base number\*100

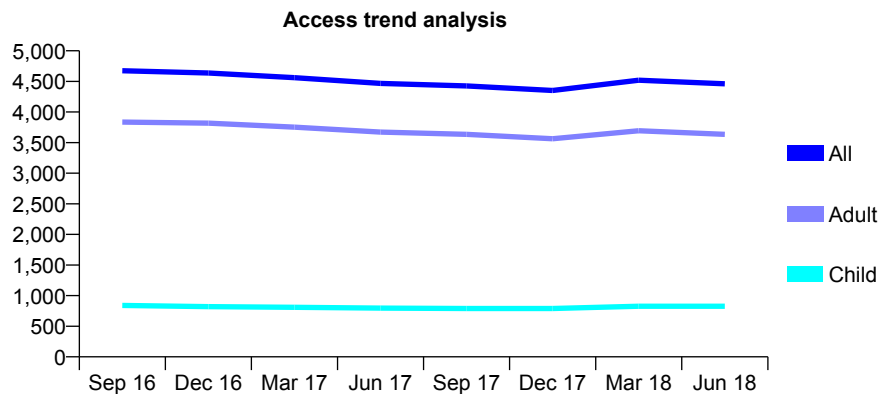
## 7A7 - Vital Signs At a Glance Contract Report for 689823/0001 - June 2018

Name or company name	MR J CHARRO
Contract type name	GDS Contract
Purpose of contract	General
Contract start date	01/04/2006
Contract end date	

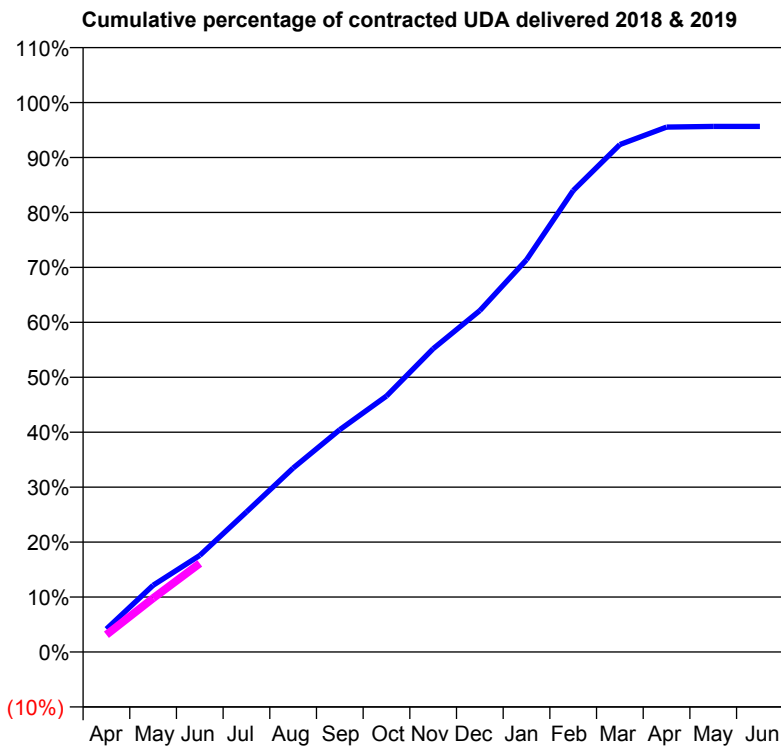
18/19 Contracted general activity (UDA)	14,000
Carry forward general activity (UDA)	0
18/19 Contracted orthodontic activity (UOA)	0
Carry forward orthodontic activity (UOA)	0
Baseline contract value	£409,344.12

### ACCESS\*

Patients seen in 24 months	Total	Change since previous quarter
Quarter ending June 2017	4,468	
Quarter ending September 2017	4,425	→
Quarter ending December 2017	4,352	↓
Quarter ending March 2018	4,519	↑
Quarter ending June 2018	4,461	↓
<b>Variance since June 2017</b>	<b>(0.2%)</b>	<b>→</b>



### ACTIVITY



Month	Adjusted Scheduled Activity (UDA)	
	2018	2019
April	586	439
May	1,699	1,370
June	2,463	2,258
July	3,569	
August	4,688	
September	5,664	
October	6,520	
November	7,727	
December	8,698	
January	9,993	
February	11,758	
March	12,928	
April	13,372	
May	13,389	
June	13,389	

### QUALITY

	Quantity	Base Number	Contract	LHB	Wales
% of FP17s for the same patient ID Re-attending within 3 months - Children	21	290	7.2%	8.0%	11.1%
% of FP17s for the same patient ID Re-attending within 3 months - Adults	166	1,158	14.3%	13.6%	15.5%
% of FP17s for the same patient ID Re-attending between 3 & 9 months - Children	182	290	62.8%	50.9%	59.2%
% of FP17s for the same patient ID Re-attending between 3 & 9 months - Adults	770	1,158	66.5%	49.5%	55.8%
% of FP17s for Band 1 Urgent Courses	158	1,217	13.0%	10.4%	8.7%
% of FP17s Relating to Free Repair or Replacements	7	1,217	0.6%	0.6%	0.7%
% of FP17s Relating to Continuations	15	1,217	1.2%	1.2%	0.7%
% of Patients satisfied with the dentistry they have received	76	83	91.6%	92.8%	94.0%
% of Patients satisfied with the time they had to wait for an appointment	78	83	94.0%	86.6%	88.5%

\* This is based on patients treated on this contract for their most recent course of treatment. Figures in italics indicate the base number of FP17s or Patient Questionnaire responses are less than 100. N/A is shown where the base number of responses is less than 10 during the period. % is calculated as Quantity/Base number\*100

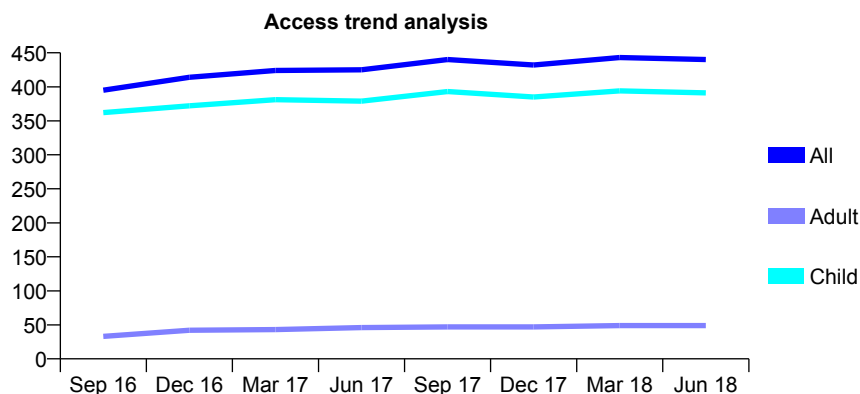
## 7A7 - Vital Signs At a Glance Contract Report for 762938/0001 - June 2018

Name or company name	MISS G DAVIES
Contract type name	PDS Contract
Purpose of contract	General
Contract start date	01/04/2012
Contract end date	31/03/2019

18/19 Contracted general activity (UDA)	700
Carry forward general activity (UDA)	0
18/19 Contracted orthodontic activity (UOA)	0
Carry forward orthodontic activity (UOA)	0
Baseline contract value	£26,554.20

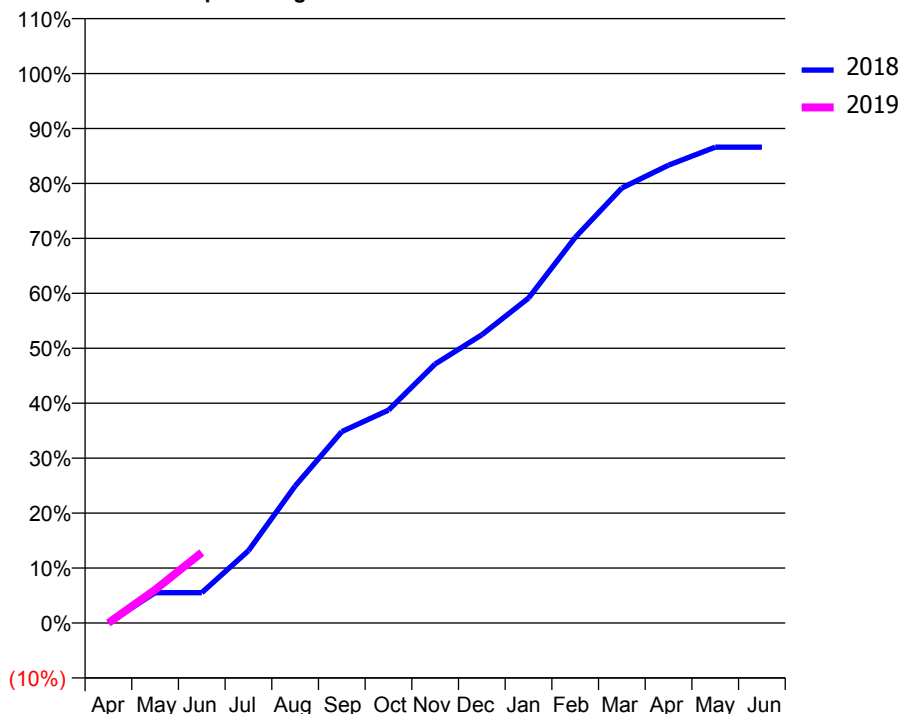
### ACCESS\*

Patients seen in 24 months	Total	Change since previous quarter
Quarter ending June 2017	425	
Quarter ending September 2017	440	↑
Quarter ending December 2017	432	↓
Quarter ending March 2018	443	↑
Quarter ending June 2018	440	→
<b>Variance since June 2017</b>	<b>3.5%</b>	<b>↑</b>



### ACTIVITY

Cumulative percentage of contracted UDA delivered 2018 & 2019



Adjusted Scheduled Activity (UDA)

Month	2018	2019
April	0	0
May	39	42
June	39	90
July	92	
August	175	
September	244	
October	271	
November	330	
December	367	
January	414	
February	491	
March	554	
April	583	
May	606	
June	606	

### QUALITY

	Quantity	Base Number	Contract	LHB	Wales
% of FP17s for the same patient ID Re-attending within 3 months - Children	8	107	7.5%	8.0%	11.1%
% of FP17s for the same patient ID Re-attending within 3 months - Adults	1	5	20.0%	13.6%	15.5%
% of FP17s for the same patient ID Re-attending between 3 & 9 months - Children	38	107	35.5%	50.9%	59.2%
% of FP17s for the same patient ID Re-attending between 3 & 9 months - Adults	1	5	20.0%	49.5%	55.8%
% of FP17s for Band 1 Urgent Courses	4	71	5.6%	10.4%	8.7%
% of FP17s Relating to Free Repair or Replacements	0	71	0.0%	0.6%	0.7%
% of FP17s Relating to Continuations	0	71	0.0%	1.2%	0.7%
% of Patients satisfied with the dentistry they have received	1	1	N/A	92.8%	94.0%
% of Patients satisfied with the time they had to wait for an appointment	0	1	N/A	86.6%	88.5%

\* This is based on patients treated on this contract for their most recent course of treatment. Figures in italics indicate the base number of FP17s or Patient Questionnaire responses are less than 100. N/A is shown where the base number of responses is less than 10 during the period. % is calculated as Quantity/Base number\*100

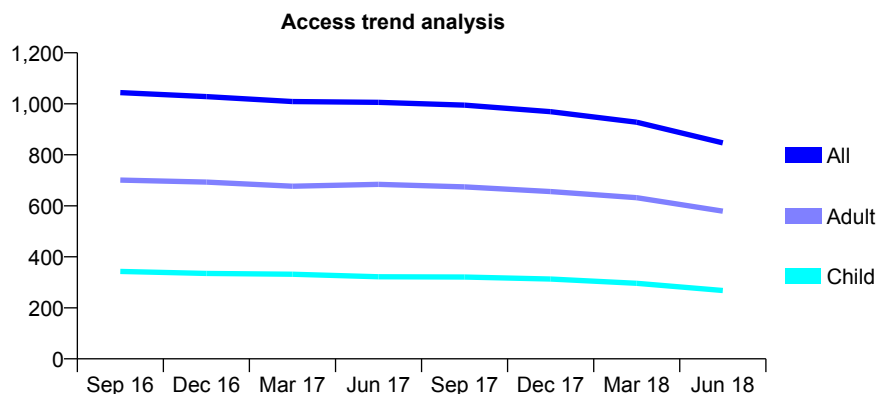
## 7A7 - Vital Signs At a Glance Contract Report for 809748/0001 - June 2018

Name or company name	MR MS QUAYLE
Contract type name	GDS Contract
Purpose of contract	General
Contract start date	24/06/2013
Contract end date	

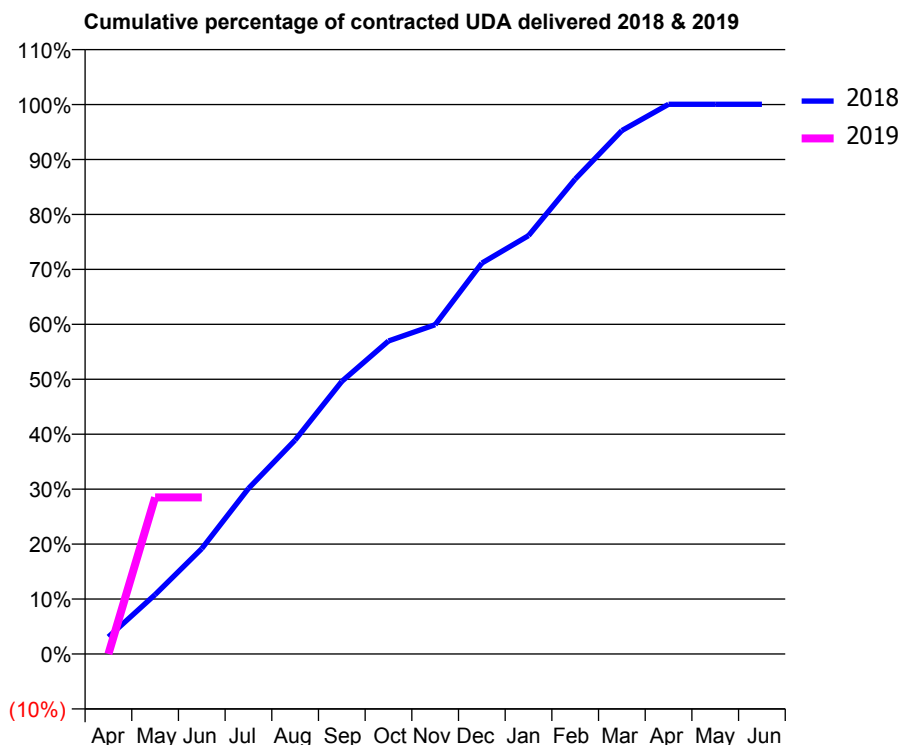
18/19 Contracted general activity (UDA)	200
Carry forward general activity (UDA)	0
18/19 Contracted orthodontic activity (UOA)	0
Carry forward orthodontic activity (UOA)	0
Baseline contract value	£4,280.00

### ACCESS\*

Patients seen in 24 months	Total	Change since previous quarter
Quarter ending June 2017	1,006	
Quarter ending September 2017	995	↓
Quarter ending December 2017	969	↓
Quarter ending March 2018	928	↓
Quarter ending June 2018	847	↓
<b>Variance since June 2017</b>	<b>(15.8%)</b>	<b>↓</b>



### ACTIVITY



Month	Adjusted Scheduled Activity (UDA)	
	2018	2019
April	78	0
May	270	57
June	478	57
July	751	
August	971	
September	1,238	
October	1,421	
November	1,495	
December	1,775	
January	1,899	
February	2,156	
March	2,377	
April	2,496	
May	2,496	
June	2,496	

### QUALITY

	Quantity	Base Number	Contract	LHB	Wales
% of FP17s for the same patient ID Re-attending within 3 months - Children	1	20	5.0%	8.0%	11.1%
% of FP17s for the same patient ID Re-attending within 3 months - Adults	6	66	9.1%	13.6%	15.5%
% of FP17s for the same patient ID Re-attending between 3 & 9 months - Children	13	20	65.0%	50.9%	59.2%
% of FP17s for the same patient ID Re-attending between 3 & 9 months - Adults	34	66	51.5%	49.5%	55.8%
% of FP17s for Band 1 Urgent Courses	0	21	0.0%	10.4%	8.7%
% of FP17s Relating to Free Repair or Replacements	0	21	0.0%	0.6%	0.7%
% of FP17s Relating to Continuations	0	21	0.0%	1.2%	0.7%
% of Patients satisfied with the dentistry they have received	13	15	86.7%	92.8%	94.0%
% of Patients satisfied with the time they had to wait for an appointment	15	15	100.0%	86.6%	88.5%

\* This is based on patients treated on this contract for their most recent course of treatment. Figures in italics indicate the base number of FP17s or Patient Questionnaire responses are less than 100. N/A is shown where the base number of responses is less than 10 during the period. % is calculated as Quantity/Base number\*100

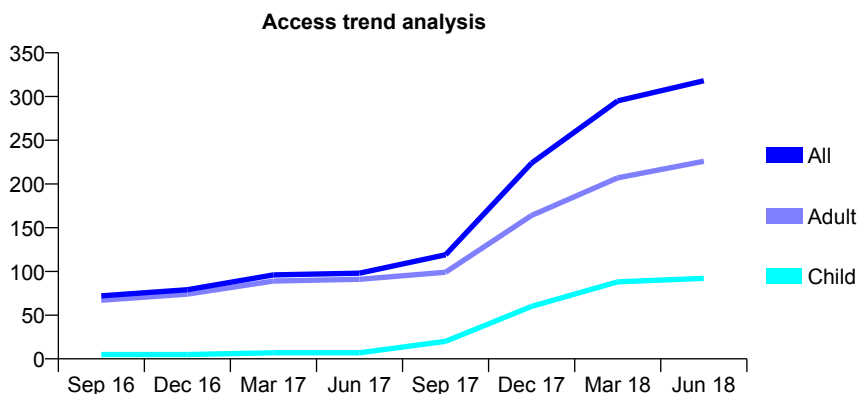
## 7A7 - Vital Signs At a Glance Contract Report for 830887/0002 - June 2018

Name or company name	Newtown Dental Clinic
Contract type name	PDS Contract
Purpose of contract	General
Contract start date	02/01/2011
Contract end date	01/01/2021

18/19 Contracted general activity (UDA)	100
Carry forward general activity (UDA)	0
18/19 Contracted orthodontic activity (UOA)	0
Carry forward orthodontic activity (UOA)	0
Baseline contract value	£0.00

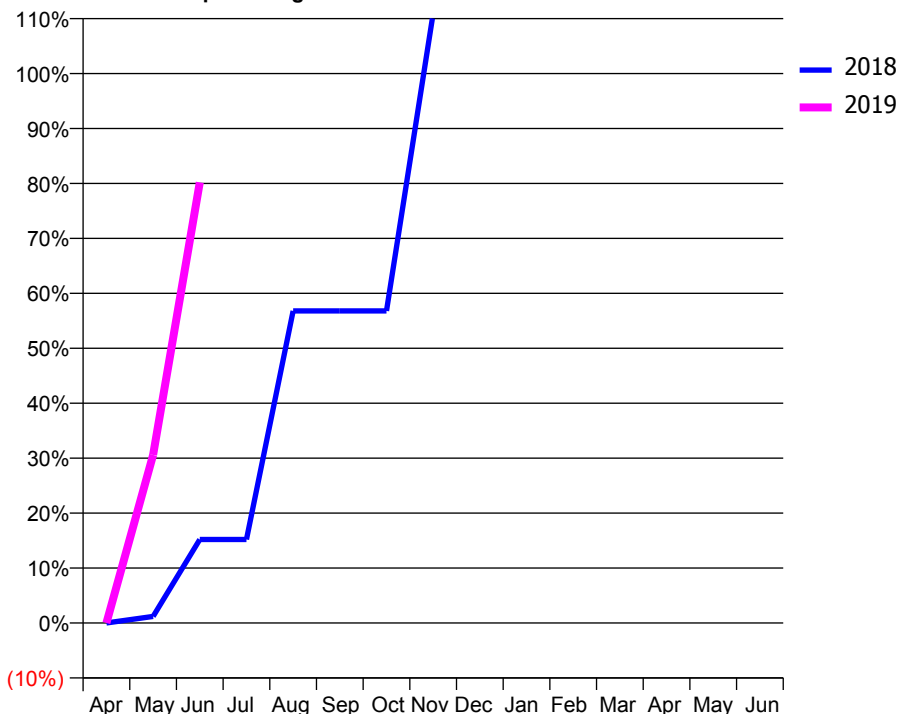
### ACCESS\*

Patients seen in 24 months	Total	Change since previous quarter
Quarter ending June 2017	98	
Quarter ending September 2017	119	↑
Quarter ending December 2017	224	↑
Quarter ending March 2018	295	↑
Quarter ending June 2018	318	↑
<b>Variance since June 2017</b>	<b>224.5%</b>	<b>↑</b>



### ACTIVITY

Cumulative percentage of contracted UDA delivered 2018 & 2019



Adjusted Scheduled Activity (UDA)

Month	2018	2019
April	0	0
May	1	31
June	15	80
July	15	
August	57	
September	57	
October	57	
November	111	
December	252	
January	309	
February	354	
March	412	
April	437	
May	439	
June	439	

### QUALITY

	Quantity	Base Number	Contract	LHB	Wales
% of FP17s for the same patient ID Re-attending within 3 months - Children	1	16	6.3%	8.0%	11.1%
% of FP17s for the same patient ID Re-attending within 3 months - Adults	5	58	8.6%	13.6%	15.5%
% of FP17s for the same patient ID Re-attending between 3 & 9 months - Children	1	16	6.3%	50.9%	59.2%
% of FP17s for the same patient ID Re-attending between 3 & 9 months - Adults	0	58	0.0%	49.5%	55.8%
% of FP17s for Band 1 Urgent Courses	41	53	77.4%	10.4%	8.7%
% of FP17s Relating to Free Repair or Replacements	0	53	0.0%	0.6%	0.7%
% of FP17s Relating to Continuations	0	53	0.0%	1.2%	0.7%
% of Patients satisfied with the dentistry they have received	1	1	N/A	92.8%	94.0%
% of Patients satisfied with the time they had to wait for an appointment	1	1	N/A	86.6%	88.5%

\* This is based on patients treated on this contract for their most recent course of treatment. Figures in italics indicate the base number of FP17s or Patient Questionnaire responses are less than 100. N/A is shown where the base number of responses is less than 10 during the period. % is calculated as Quantity/Base number\*100

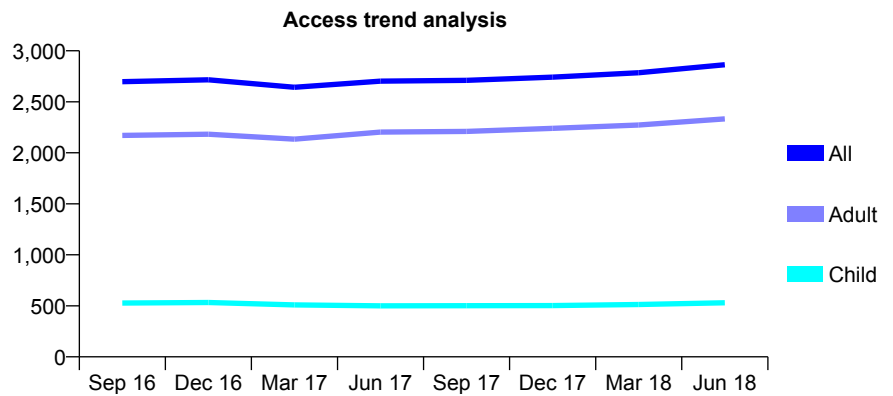
## 7A7 - Vital Signs At a Glance Contract Report for 849324/0001 - June 2018

Name or company name	MISS S FAWAZ
Contract type name	GDS Contract
Purpose of contract	General
Contract start date	01/04/2006
Contract end date	

18/19 Contracted general activity (UDA)	8,000
Carry forward general activity (UDA)	0
18/19 Contracted orthodontic activity (UOA)	0
Carry forward orthodontic activity (UOA)	0
Baseline contract value	£200,834.54

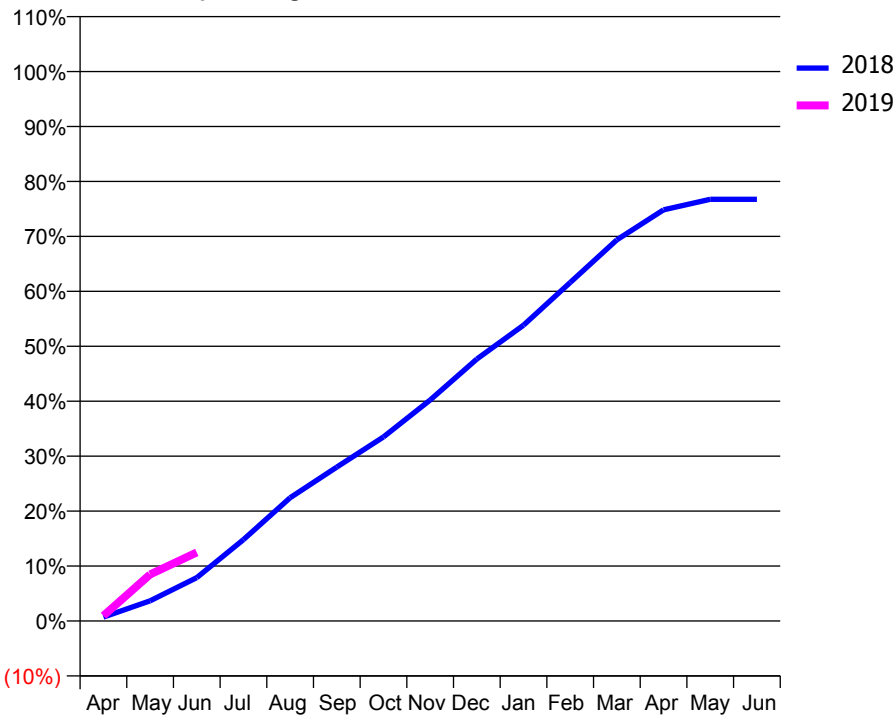
### ACCESS\*

Patients seen in 24 months	Total	Change since previous quarter
Quarter ending June 2017	2,703	
Quarter ending September 2017	2,711	→
Quarter ending December 2017	2,742	→
Quarter ending March 2018	2,785	→
Quarter ending June 2018	2,863	↑
<b>Variance since June 2017</b>	<b>5.9%</b>	<b>↑</b>



### ACTIVITY

Cumulative percentage of contracted UDA delivered 2018 & 2019



Month	Adjusted Scheduled Activity (UDA)	
	2018	2019
April	58	77
May	294	678
June	632	998
July	1,184	
August	1,795	
September	2,241	
October	2,680	
November	3,217	
December	3,814	
January	4,308	
February	4,928	
March	5,549	
April	5,986	
May	6,139	
June	6,140	

### QUALITY

	Quantity	Base Number	Contract	LHB	Wales
% of FP17s for the same patient ID Re-attending within 3 months - Children	3	138	2.2%	8.0%	11.1%
% of FP17s for the same patient ID Re-attending within 3 months - Adults	73	687	10.6%	13.6%	15.5%
% of FP17s for the same patient ID Re-attending between 3 & 9 months - Children	51	138	37.0%	50.9%	59.2%
% of FP17s for the same patient ID Re-attending between 3 & 9 months - Adults	331	687	48.2%	49.5%	55.8%
% of FP17s for Band 1 Urgent Courses	61	611	10.0%	10.4%	8.7%
% of FP17s Relating to Free Repair or Replacements	1	611	0.2%	0.6%	0.7%
% of FP17s Relating to Continuations	1	611	0.2%	1.2%	0.7%
% of Patients satisfied with the dentistry they have received	41	44	93.2%	92.8%	94.0%
% of Patients satisfied with the time they had to wait for an appointment	39	44	88.6%	86.6%	88.5%

\* This is based on patients treated on this contract for their most recent course of treatment. Figures in italics indicate the base number of FP17s or Patient Questionnaire responses are less than 100. N/A is shown where the base number of responses is less than 10 during the period. % is calculated as Quantity/Base number\*100

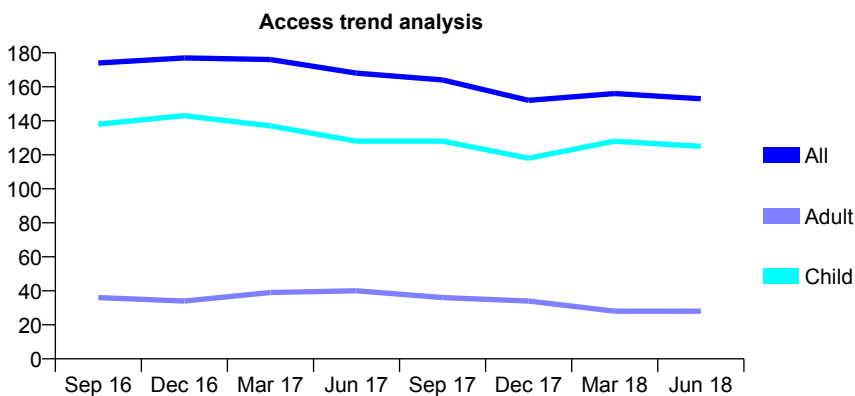
## 7A7 - Vital Signs At a Glance Contract Report for 915645/0001 - June 2018

Name or company name	MISS SE GRIFFITHS
Contract type name	GDS Contract
Purpose of contract	General
Contract start date	01/04/2006
Contract end date	

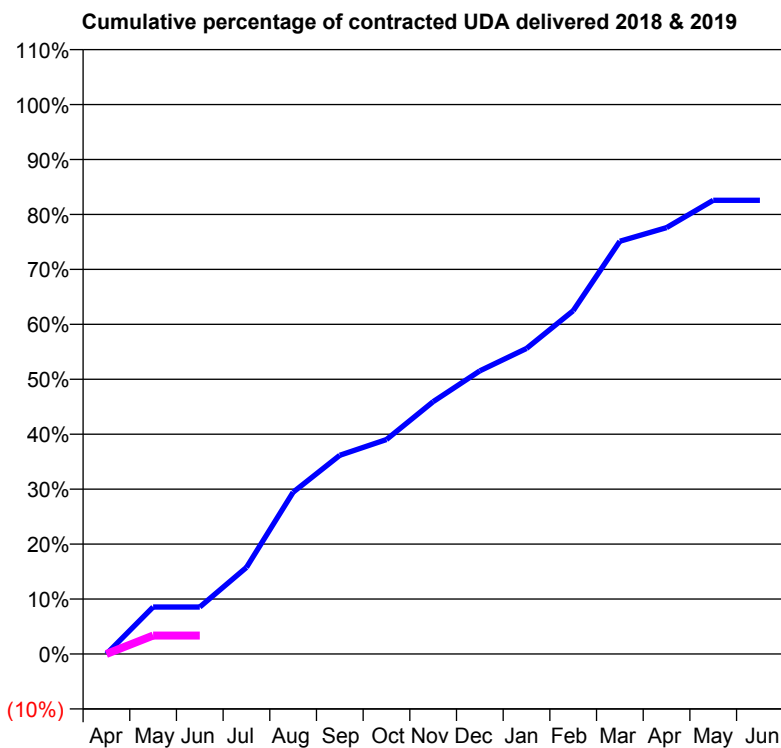
18/19 Contracted general activity (UDA)	250
Carry forward general activity (UDA)	0
18/19 Contracted orthodontic activity (UOA)	0
Carry forward orthodontic activity (UOA)	0
Baseline contract value	£6,150.40

### ACCESS\*

Patients seen in 24 months	Total	Change since previous quarter
Quarter ending June 2017	168	
Quarter ending September 2017	164	↓
Quarter ending December 2017	152	↓
Quarter ending March 2018	156	↑
Quarter ending June 2018	153	↓
<b>Variance since June 2017</b>	<b>(8.9%)</b>	<b>↓</b>



### ACTIVITY



Month	Adjusted Scheduled Activity (UDA)	
	2018	2019
April	0	0
May	21	8
June	21	8
July	39	
August	74	
September	90	
October	98	
November	115	
December	129	
January	139	
February	156	
March	188	
April	194	
May	206	
June	206	

### QUALITY

	Quantity	Base Number	Contract	LHB	Wales
% of FP17s for the same patient ID Re-attending within 3 months - Children	4	23	17.4%	8.0%	11.1%
% of FP17s for the same patient ID Re-attending within 3 months - Adults	0	1	0.0%	13.6%	15.5%
% of FP17s for the same patient ID Re-attending between 3 & 9 months - Children	14	23	60.9%	50.9%	59.2%
% of FP17s for the same patient ID Re-attending between 3 & 9 months - Adults	1	1	100.0%	49.5%	55.8%
% of FP17s for Band 1 Urgent Courses	2	8	25.0%	10.4%	8.7%
% of FP17s Relating to Free Repair or Replacements	0	8	0.0%	0.6%	0.7%
% of FP17s Relating to Continuations	0	8	0.0%	1.2%	0.7%
% of Patients satisfied with the dentistry they have received	0	0	N/A	92.8%	94.0%
% of Patients satisfied with the time they had to wait for an appointment	0	0	N/A	86.6%	88.5%

\* This is based on patients treated on this contract for their most recent course of treatment. Figures in italics indicate the base number of FP17s or Patient Questionnaire responses are less than 100. N/A is shown where the base number of responses is less than 10 during the period. % is calculated as Quantity/Base number\*100

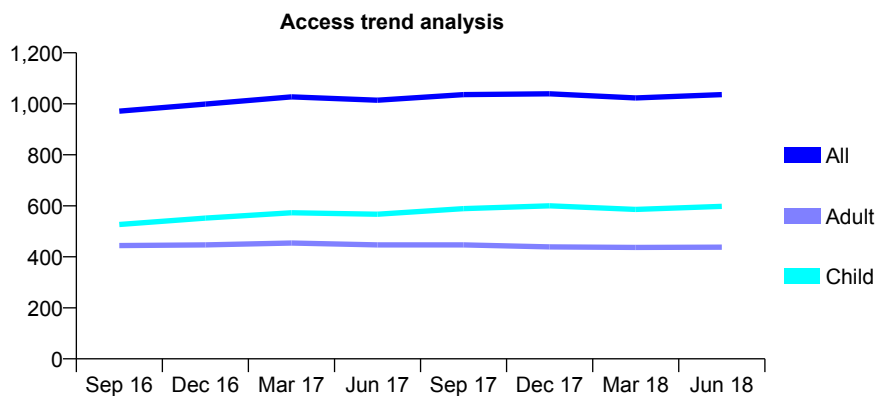
## 7A7 - Vital Signs At a Glance Contract Report for 964948/0001 - June 2018

Name or company name	MR WJ JENKINS
Contract type name	GDS Contract
Purpose of contract	General
Contract start date	25/10/2013
Contract end date	

18/19 Contracted general activity (UDA)	2,700
Carry forward general activity (UDA)	0
18/19 Contracted orthodontic activity (UOA)	0
Carry forward orthodontic activity (UOA)	0
Baseline contract value	£79,339.66

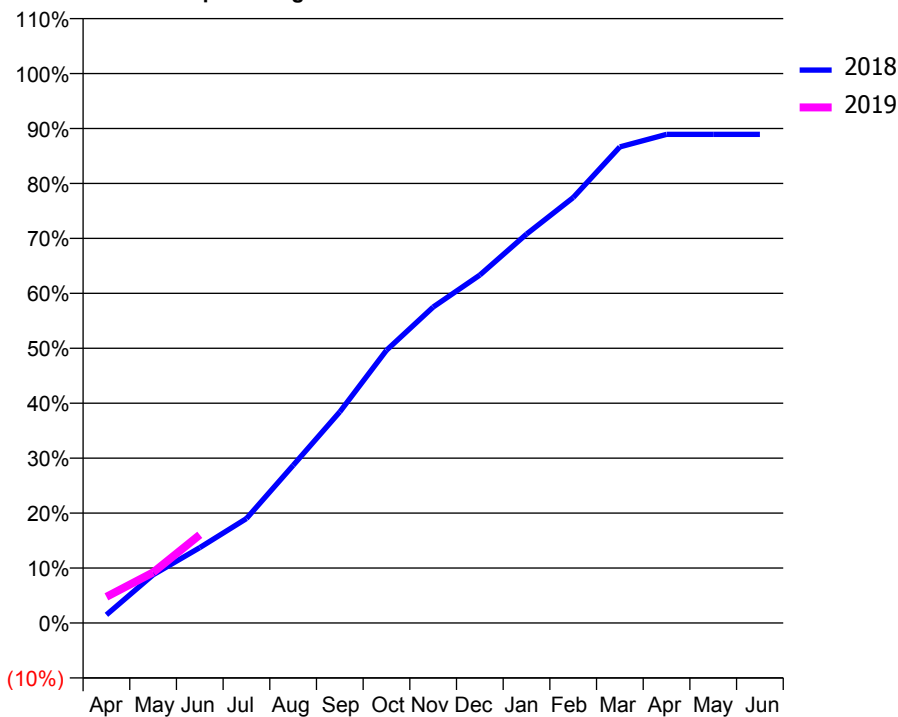
### ACCESS\*

Patients seen in 24 months	Total	Change since previous quarter
Quarter ending June 2017	1,014	
Quarter ending September 2017	1,036	↑
Quarter ending December 2017	1,039	→
Quarter ending March 2018	1,023	↓
Quarter ending June 2018	1,036	→
<b>Variance since June 2017</b>	<b>2.2%</b>	<b>↑</b>



### ACTIVITY

Cumulative percentage of contracted UDA delivered 2018 & 2019



Month	Adjusted Scheduled Activity (UDA)	
	2018	2019
April	40	129
May	237	249
June	370	433
July	513	
August	775	
September	1,037	
October	1,340	
November	1,552	
December	1,710	
January	1,911	
February	2,090	
March	2,339	
April	2,401	
May	2,401	
June	2,401	

### QUALITY

	Quantity	Base Number	Contract	LHB	Wales
% of FP17s for the same patient ID Re-attending within 3 months - Children	23	202	11.4%	8.0%	11.1%
% of FP17s for the same patient ID Re-attending within 3 months - Adults	15	98	15.3%	13.6%	15.5%
% of FP17s for the same patient ID Re-attending between 3 & 9 months - Children	125	202	61.9%	50.9%	59.2%
% of FP17s for the same patient ID Re-attending between 3 & 9 months - Adults	54	98	55.1%	49.5%	55.8%
% of FP17s for Band 1 Urgent Courses	27	262	10.3%	10.4%	8.7%
% of FP17s Relating to Free Repair or Replacements	0	262	0.0%	0.6%	0.7%
% of FP17s Relating to Continuations	5	262	1.9%	1.2%	0.7%
% of Patients satisfied with the dentistry they have received	8	8	N/A	92.8%	94.0%
% of Patients satisfied with the time they had to wait for an appointment	8	8	N/A	86.6%	88.5%

\* This is based on patients treated on this contract for their most recent course of treatment. Figures in italics indicate the base number of FP17s or Patient Questionnaire responses are less than 100. N/A is shown where the base number of responses is less than 10 during the period. % is calculated as Quantity/Base number\*100



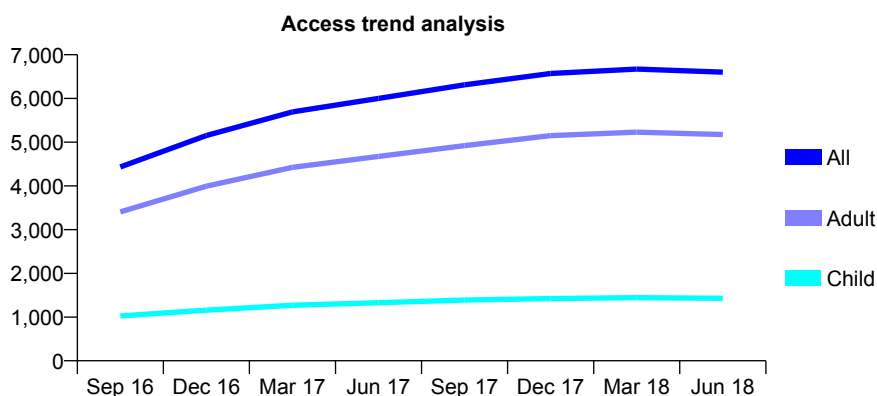
## Q44 - Vital Signs At a Glance Contract Report for 100008/0000 - June 2018

Name or company name	Raby Road Dental Centre
Contract type name	GDS Contract
Purpose of contract	General
Contract start date	01/02/2016
Contract end date	

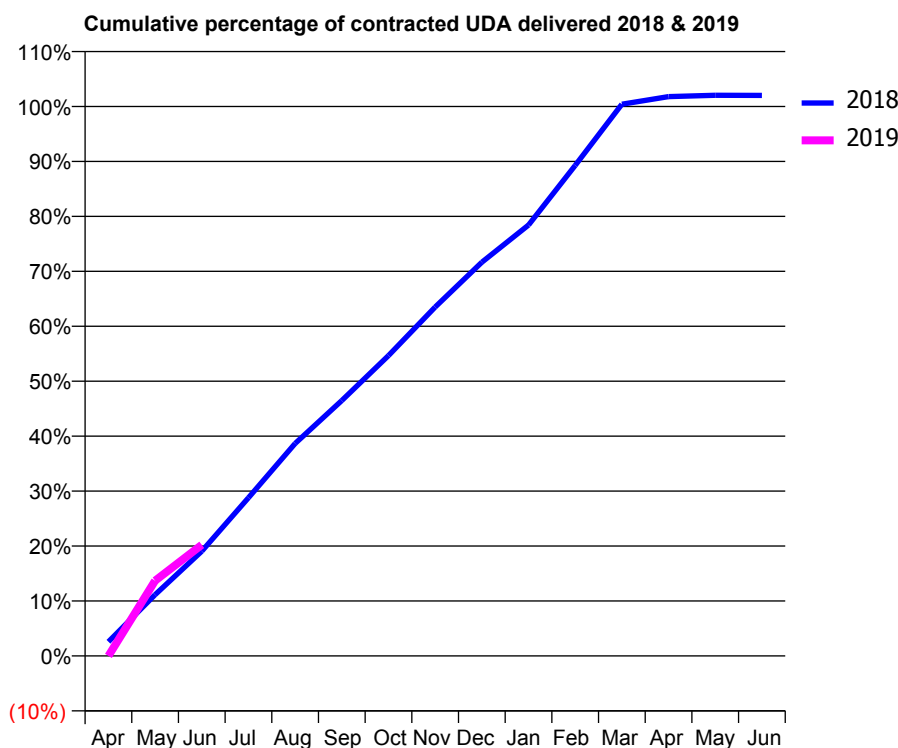
18/19 Contracted general activity (UDA)	19,145
Carry forward general activity (UDA)	0
18/19 Contracted orthodontic activity (UOA)	0
Carry forward orthodontic activity (UOA)	0
Baseline contract value	£547,430.85

### ACCESS\*

Patients seen in 24 months	Total	Change since previous quarter
Quarter ending June 2017	6,002	
Quarter ending September 2017	6,311	↑
Quarter ending December 2017	6,571	↑
Quarter ending March 2018	6,673	→
Quarter ending June 2018	6,602	↓
<b>Variance since June 2017</b>	<b>10.0%</b>	<b>↑</b>



### ACTIVITY



Month	Adjusted Scheduled Activity (UDA)	
	2018	2019
April	495	0
May	2,136	2,622
June	3,651	3,871
July	5,513	
August	7,401	
September	8,897	
October	10,464	
November	12,157	
December	13,715	
January	15,014	
February	17,088	
March	19,221	
April	19,487	
May	19,533	
June	19,529	

### QUALITY

	Quantity	Base Number	Contract	AT	Region	England
% of FP17s for the same patient ID Re-attending within 3 months - Children	29	422	6.9%	11.5%	12.0%	11.5%
% of FP17s for the same patient ID Re-attending within 3 months - Adults	177	1,593	11.1%	16.6%	15.7%	15.4%
% of FP17s for the same patient ID Re-attending between 3 & 9 months - Children	257	422	60.9%	57.9%	60.3%	58.9%
% of FP17s for the same patient ID Re-attending between 3 & 9 months - Adults	990	1,593	62.1%	52.4%	54.0%	51.6%
% of FP17s for Band 1 Urgent Courses	144	1,863	7.7%	9.9%	8.9%	8.9%
% of FP17s Relating to Free Repair or Replacements	11	1,863	0.6%	1.1%	1.0%	0.8%
% of FP17s Relating to Continuations	7	1,863	0.4%	1.2%	1.1%	0.9%
% of Patients satisfied with the dentistry they have received	21	21	100.0%	94.1%	93.4%	93.2%
% of Patients satisfied with the time they had to wait for an appointment	21	21	100.0%	91.9%	89.4%	88.8%

\* This is based on patients treated on this contract for their most recent course of treatment. Figures in italics indicate the base number of FP17s or Patient Questionnaire responses are less than 100. N/A is shown where the base number of responses is less than 10 during the period. % is calculated as Quantity/Base number\*100

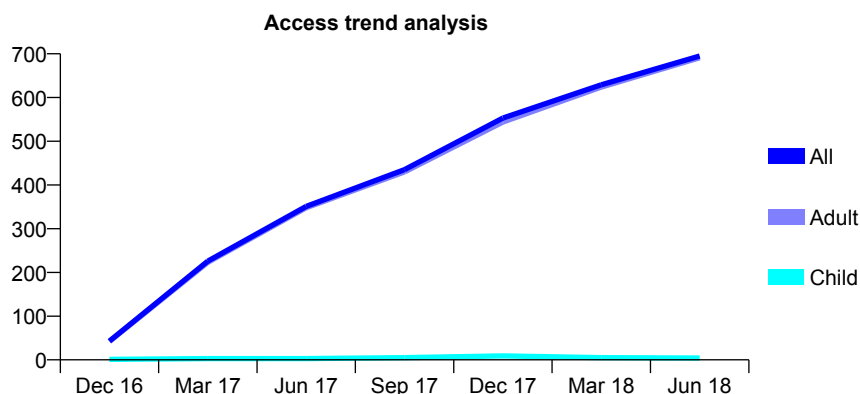
## Q44 - Vital Signs At a Glance Contract Report for 100122/0000 - June 2018

Name or company name	The Old Surgery Dental Practice Ltd
Contract type name	PDS Contract
Purpose of contract	General
Contract start date	01/12/2016
Contract end date	30/11/2019

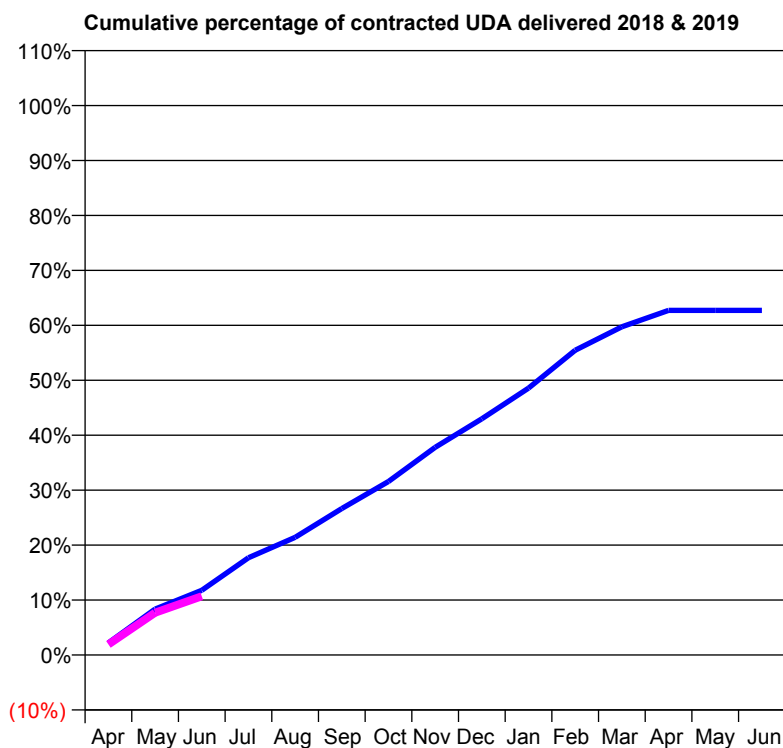
18/19 Contracted general activity (UDA)	3,300
Carry forward general activity (UDA)	0
18/19 Contracted orthodontic activity (UOA)	0
Carry forward orthodontic activity (UOA)	0
Baseline contract value	£176,146.44

### ACCESS\*

Patients seen in 24 months	Total	Change since previous quarter
Quarter ending June 2017	351	
Quarter ending September 2017	435	↑
Quarter ending December 2017	553	↑
Quarter ending March 2018	629	↑
Quarter ending June 2018	695	↑
<b>Variance since June 2017</b>	<b>98.0%</b>	<b>↑</b>



### ACTIVITY



Month	Adjusted Scheduled Activity (UDA)	
	2018	2019
April	73	64
May	276	254
June	389	353
July	584	
August	707	
September	880	
October	1,042	
November	1,247	
December	1,419	
January	1,603	
February	1,830	
March	1,971	
April	2,070	
May	2,070	
June	2,070	

### QUALITY

	Quantity	Base Number	Contract	AT	Region	England
% of FP17s for the same patient ID Re-attending within 3 months - Children	0	2	0.0%	11.5%	12.0%	11.5%
% of FP17s for the same patient ID Re-attending within 3 months - Adults	0	168	0.0%	16.6%	15.7%	15.4%
% of FP17s for the same patient ID Re-attending between 3 & 9 months - Children	0	2	0.0%	57.9%	60.3%	58.9%
% of FP17s for the same patient ID Re-attending between 3 & 9 months - Adults	2	168	1.2%	52.4%	54.0%	51.6%
% of FP17s for Band 1 Urgent Courses	0	131	0.0%	9.9%	8.9%	8.9%
% of FP17s Relating to Free Repair or Replacements	0	131	0.0%	1.1%	1.0%	0.8%
% of FP17s Relating to Continuations	0	131	0.0%	1.2%	1.1%	0.9%
% of Patients satisfied with the dentistry they have received	1	1	N/A	94.1%	93.4%	93.2%
% of Patients satisfied with the time they had to wait for an appointment	1	1	N/A	91.9%	89.4%	88.8%

\* This is based on patients treated on this contract for their most recent course of treatment. Figures in italics indicate the base number of FP17s or Patient Questionnaire responses are less than 100. N/A is shown where the base number of responses is less than 10 during the period. % is calculated as Quantity/Base number\*100

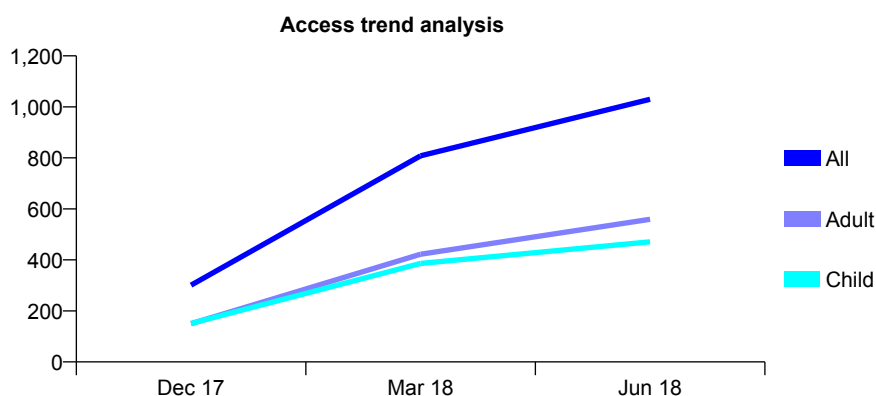
## Q44 - Vital Signs At a Glance Contract Report for 100521/0000 - June 2018

Name or company name	Wirral Community Trust
Contract type name	PDS Contract
Purpose of contract	General
Contract start date	01/10/2017
Contract end date	30/09/2022

18/19 Contracted general activity (UDA)	5,355
Carry forward general activity (UDA)	0
18/19 Contracted orthodontic activity (UOA)	0
Carry forward orthodontic activity (UOA)	0
Baseline contract value	£163,250.32

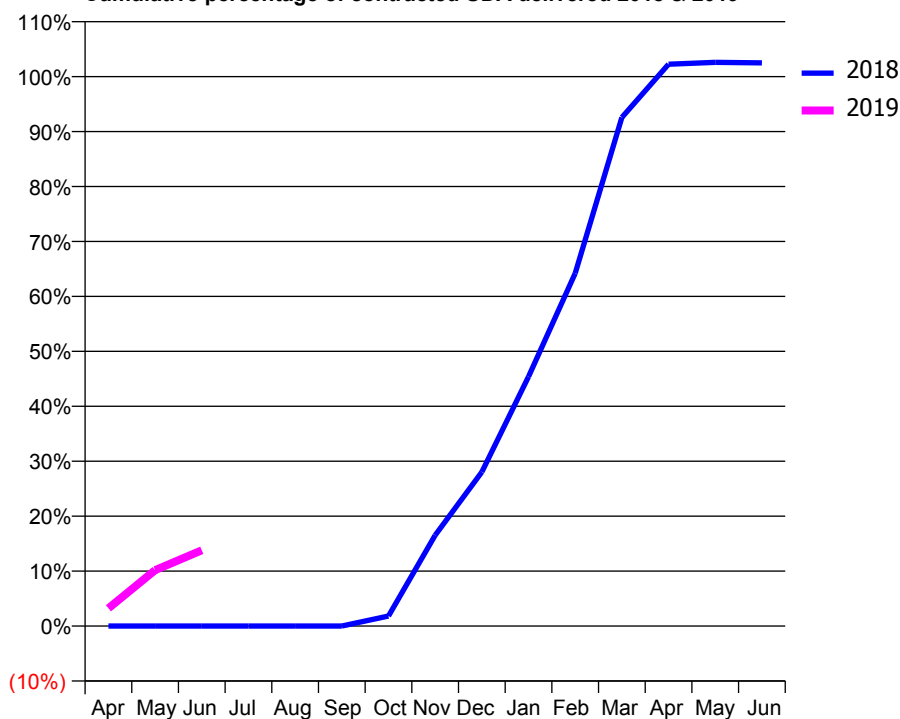
### ACCESS\*

Patients seen in 24 months	Total	Change since previous quarter
Quarter ending June 2017	0	
Quarter ending September 2017	0	
Quarter ending December 2017	301	↑
Quarter ending March 2018	808	↑
Quarter ending June 2018	1,030	↑
<b>Variance since June 2017</b>	N/A	



### ACTIVITY

Cumulative percentage of contracted UDA delivered 2018 & 2019



Adjusted Scheduled Activity (UDA)

Month	2018	2019
April	0	174
May	0	545
June	0	739
July	0	
August	0	
September	0	
October	49	
November	443	
December	751	
January	1,216	
February	1,719	
March	2,479	
April	2,738	
May	2,747	
June	2,745	

### QUALITY

	Quantity	Base Number	Contract	AT	Region	England
% of FP17s for the same patient ID Re-attending within 3 months - Children	32	185	17.3%	11.5%	12.0%	11.5%
% of FP17s for the same patient ID Re-attending within 3 months - Adults	42	207	20.3%	16.6%	15.7%	15.4%
% of FP17s for the same patient ID Re-attending between 3 & 9 months - Children	51	185	27.6%	57.9%	60.3%	58.9%
% of FP17s for the same patient ID Re-attending between 3 & 9 months - Adults	35	207	16.9%	52.4%	54.0%	51.6%
% of FP17s for Band 1 Urgent Courses	15	308	4.9%	9.9%	8.9%	8.9%
% of FP17s Relating to Free Repair or Replacements	3	308	1.0%	1.1%	1.0%	0.8%
% of FP17s Relating to Continuations	3	308	1.0%	1.2%	1.1%	0.9%
% of Patients satisfied with the dentistry they have received	0	0	N/A	94.1%	93.4%	93.2%
% of Patients satisfied with the time they had to wait for an appointment	0	0	N/A	91.9%	89.4%	88.8%

\* This is based on patients treated on this contract for their most recent course of treatment. Figures in italics indicate the base number of FP17s or Patient Questionnaire responses are less than 100. N/A is shown where the base number of responses is less than 10 during the period. % is calculated as Quantity/Base number\*100

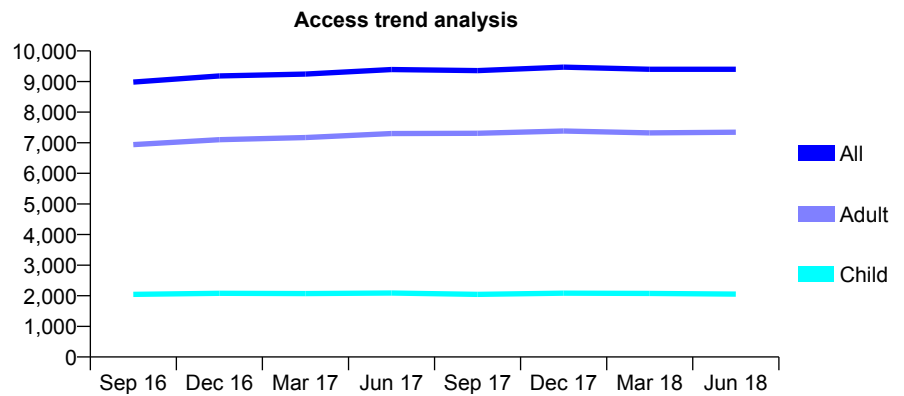
## Q44 - Vital Signs At a Glance Contract Report for 101281/0067 - June 2018

Name or company name	OASIS DENTAL CARE LTD
Contract type name	GDS Contract
Purpose of contract	General
Contract start date	01/04/2006
Contract end date	

18/19 Contracted general activity (UDA)	30,922
Carry forward general activity (UDA)	0
18/19 Contracted orthodontic activity (UOA)	0
Carry forward orthodontic activity (UOA)	0
Baseline contract value	£670,832.24

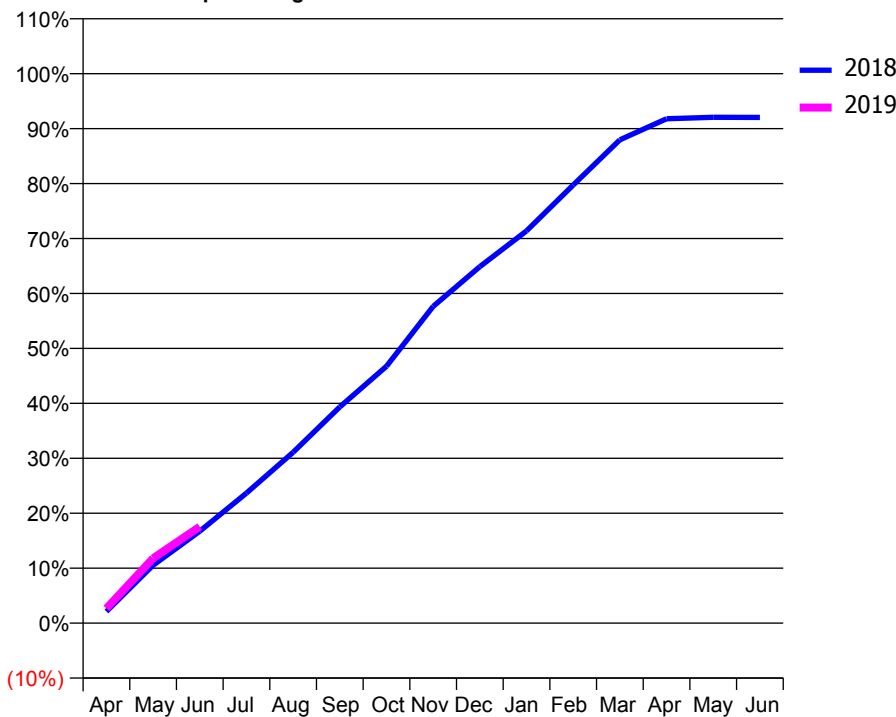
### ACCESS\*

Patients seen in 24 months	Total	Change since previous quarter
Quarter ending June 2017	9,390	
Quarter ending September 2017	9,358	→
Quarter ending December 2017	9,469	→
Quarter ending March 2018	9,401	→
Quarter ending June 2018	9,400	→
<b>Variance since June 2017</b>	<b>0.1%</b>	<b>→</b>



### ACTIVITY

Cumulative percentage of contracted UDA delivered 2018 & 2019



Month	Adjusted Scheduled Activity (UDA)	
	2018	2019
April	659	831
May	3,262	3,647
June	5,173	5,426
July	7,317	
August	9,615	
September	12,165	
October	14,459	
November	17,825	
December	20,062	
January	22,071	
February	24,653	
March	27,196	
April	28,381	
May	28,465	
June	28,457	

### QUALITY

	Quantity	Base Number	Contract	AT	Region	England
% of FP17s for the same patient ID Re-attending within 3 months - Children	116	963	12.0%	11.5%	12.0%	11.5%
% of FP17s for the same patient ID Re-attending within 3 months - Adults	399	2,698	14.8%	16.6%	15.7%	15.4%
% of FP17s for the same patient ID Re-attending between 3 & 9 months - Children	650	963	67.5%	57.9%	60.3%	58.9%
% of FP17s for the same patient ID Re-attending between 3 & 9 months - Adults	1,607	2,698	59.6%	52.4%	54.0%	51.6%
% of FP17s for Band 1 Urgent Courses	414	3,104	13.3%	9.9%	8.9%	8.9%
% of FP17s Relating to Free Repair or Replacements	39	3,104	1.3%	1.1%	1.0%	0.8%
% of FP17s Relating to Continuations	16	3,104	0.5%	1.2%	1.1%	0.9%
% of Patients satisfied with the dentistry they have received	8	10	80.0%	94.1%	93.4%	93.2%
% of Patients satisfied with the time they had to wait for an appointment	9	10	90.0%	91.9%	89.4%	88.8%

\* This is based on patients treated on this contract for their most recent course of treatment. Figures in italics indicate the base number of FP17s or Patient Questionnaire responses are less than 100. N/A is shown where the base number of responses is less than 10 during the period. % is calculated as Quantity/Base number\*100

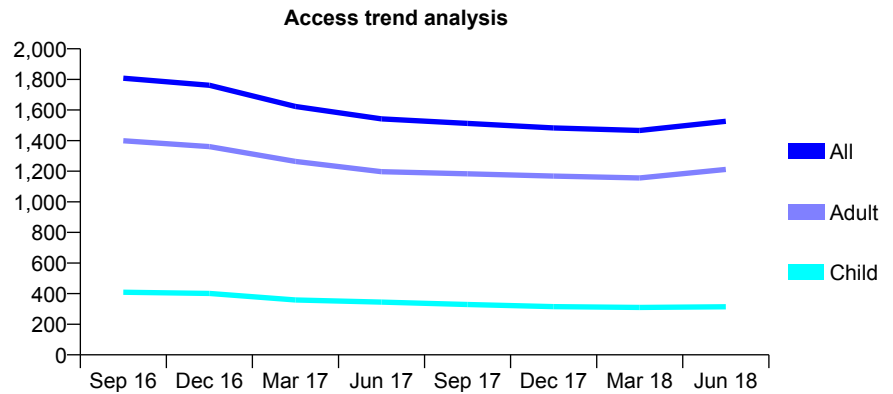
## Q44 - Vital Signs At a Glance Contract Report for 101281/0083 - June 2018

Name or company name	OASIS DENTAL CARE LTD
Contract type name	PDS Contract
Purpose of contract	General
Contract start date	01/04/2006
Contract end date	31/03/2020

18/19 Contracted general activity (UDA)	5,676
Carry forward general activity (UDA)	0
18/19 Contracted orthodontic activity (UOA)	0
Carry forward orthodontic activity (UOA)	0
Baseline contract value	£135,475.46

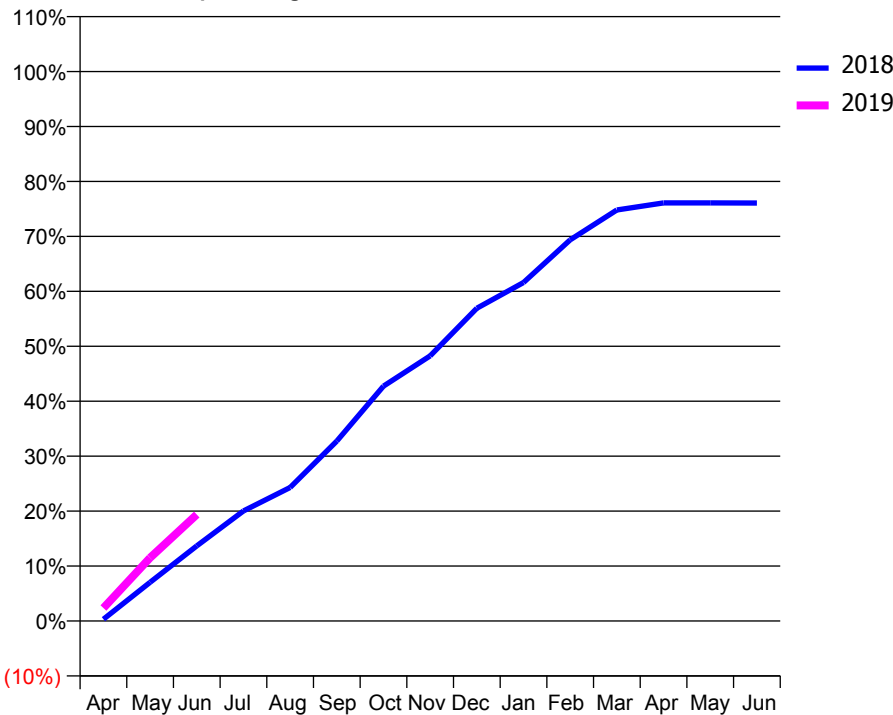
### ACCESS\*

Patients seen in 24 months	Total	Change since previous quarter
Quarter ending June 2017	1,542	
Quarter ending September 2017	1,512	↓
Quarter ending December 2017	1,483	↓
Quarter ending March 2018	1,466	↓
Quarter ending June 2018	1,526	↑
<b>Variance since June 2017</b>	<b>(1.0%)</b>	<b>↓</b>



### ACTIVITY

Cumulative percentage of contracted UDA delivered 2018 & 2019



Month	Adjusted Scheduled Activity (UDA)	
	2018	2019
April	19	134
May	400	654
June	776	1,100
July	1,137	
August	1,379	
September	1,859	
October	2,426	
November	2,740	
December	3,231	
January	3,497	
February	3,937	
March	4,246	
April	4,319	
May	4,319	
June	4,317	

### QUALITY

	Quantity	Base Number	Contract	AT	Region	England
% of FP17s for the same patient ID Re-attending within 3 months - Children	1	90	1.1%	11.5%	12.0%	11.5%
% of FP17s for the same patient ID Re-attending within 3 months - Adults	61	446	13.7%	16.6%	15.7%	15.4%
% of FP17s for the same patient ID Re-attending between 3 & 9 months - Children	46	90	51.1%	57.9%	60.3%	58.9%
% of FP17s for the same patient ID Re-attending between 3 & 9 months - Adults	184	446	41.3%	52.4%	54.0%	51.6%
% of FP17s for Band 1 Urgent Courses	26	487	5.3%	9.9%	8.9%	8.9%
% of FP17s Relating to Free Repair or Replacements	9	487	1.8%	1.1%	1.0%	0.8%
% of FP17s Relating to Continuations	8	487	1.6%	1.2%	1.1%	0.9%
% of Patients satisfied with the dentistry they have received	2	2	N/A	94.1%	93.4%	93.2%
% of Patients satisfied with the time they had to wait for an appointment	2	2	N/A	91.9%	89.4%	88.8%

\* This is based on patients treated on this contract for their most recent course of treatment. Figures in italics indicate the base number of FP17s or Patient Questionnaire responses are less than 100. N/A is shown where the base number of responses is less than 10 during the period. % is calculated as Quantity/Base number\*100

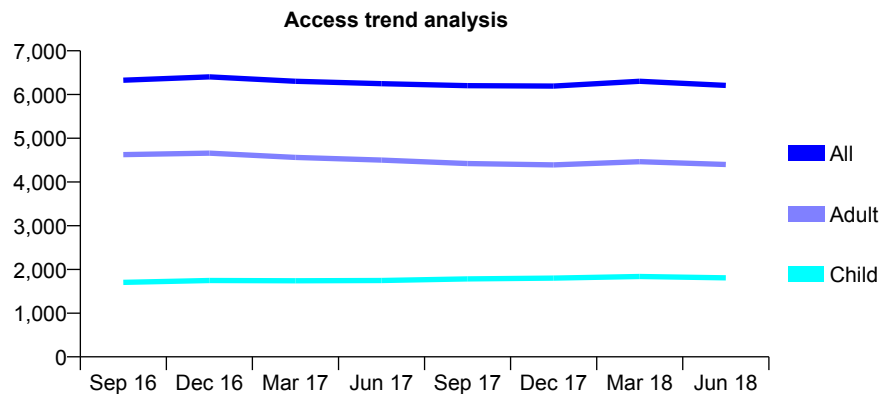
## Q44 - Vital Signs At a Glance Contract Report for 101338/0024 - June 2018

Name or company name	Whitecross Dental Care Limited
Contract type name	GDS Contract
Purpose of contract	General
Contract start date	01/04/2006
Contract end date	

18/19 Contracted general activity (UDA)	15,042
Carry forward general activity (UDA)	0
18/19 Contracted orthodontic activity (UOA)	0
Carry forward orthodontic activity (UOA)	0
Baseline contract value	£456,810.61

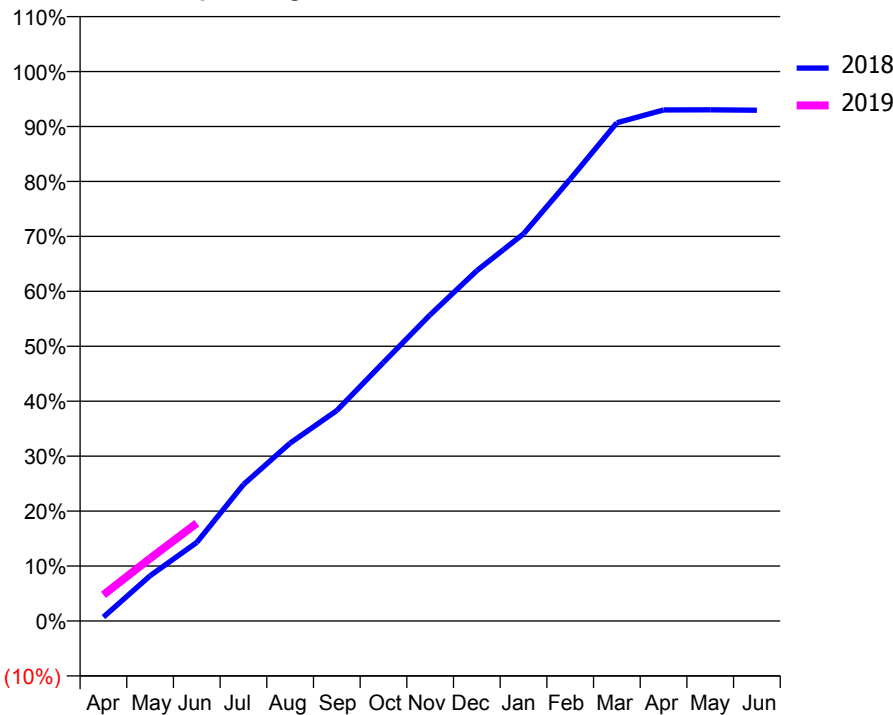
### ACCESS\*

Patients seen in 24 months	Total	Change since previous quarter
Quarter ending June 2017	6,248	
Quarter ending September 2017	6,203	→
Quarter ending December 2017	6,194	→
Quarter ending March 2018	6,302	→
Quarter ending June 2018	6,208	↓
<b>Variance since June 2017</b>	<b>(0.6%)</b>	→



### ACTIVITY

Cumulative percentage of contracted UDA delivered 2018 & 2019



Month	Adjusted Scheduled Activity (UDA)	
	2018	2019
April	107	718
May	1,238	1,712
June	2,150	2,678
July	3,735	
August	4,872	
September	5,761	
October	7,078	
November	8,384	
December	9,593	
January	10,599	
February	12,096	
March	13,638	
April	13,991	
May	13,993	
June	13,981	

### QUALITY

	Quantity	Base Number	Contract	AT	Region	England
% of FP17s for the same patient ID Re-attending within 3 months - Children	36	454	7.9%	11.5%	12.0%	11.5%
% of FP17s for the same patient ID Re-attending within 3 months - Adults	157	1,008	15.6%	16.6%	15.7%	15.4%
% of FP17s for the same patient ID Re-attending between 3 & 9 months - Children	228	454	50.2%	57.9%	60.3%	58.9%
% of FP17s for the same patient ID Re-attending between 3 & 9 months - Adults	390	1,008	38.7%	52.4%	54.0%	51.6%
% of FP17s for Band 1 Urgent Courses	106	1,291	8.2%	9.9%	8.9%	8.9%
% of FP17s Relating to Free Repair or Replacements	18	1,291	1.4%	1.1%	1.0%	0.8%
% of FP17s Relating to Continuations	27	1,291	2.1%	1.2%	1.1%	0.9%
% of Patients satisfied with the dentistry they have received	5	6	N/A	94.1%	93.4%	93.2%
% of Patients satisfied with the time they had to wait for an appointment	5	6	N/A	91.9%	89.4%	88.8%

\* This is based on patients treated on this contract for their most recent course of treatment. Figures in italics indicate the base number of FP17s or Patient Questionnaire responses are less than 100. N/A is shown where the base number of responses is less than 10 during the period. % is calculated as Quantity/Base number\*100

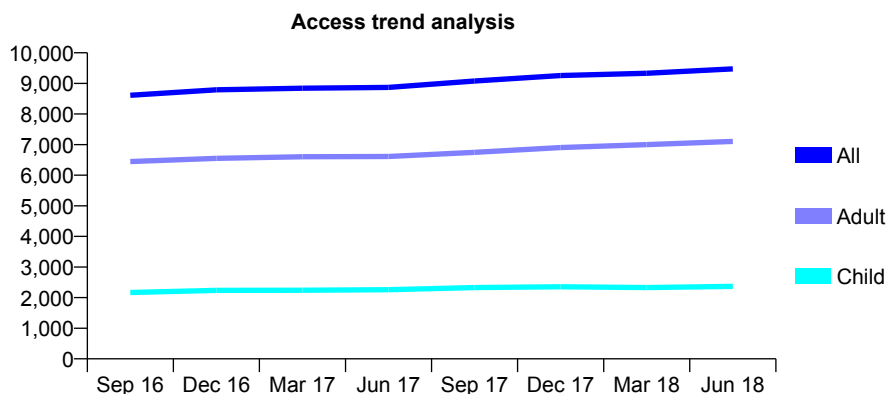
## Q44 - Vital Signs At a Glance Contract Report for 101370/0022 - June 2018

Name or company name	Petrie Tucker & Partners Ltd
Contract type name	GDS Contract
Purpose of contract	General
Contract start date	01/04/2006
Contract end date	

18/19 Contracted general activity (UDA)	24,920
Carry forward general activity (UDA)	0
18/19 Contracted orthodontic activity (UOA)	0
Carry forward orthodontic activity (UOA)	0
Baseline contract value	£724,326.02

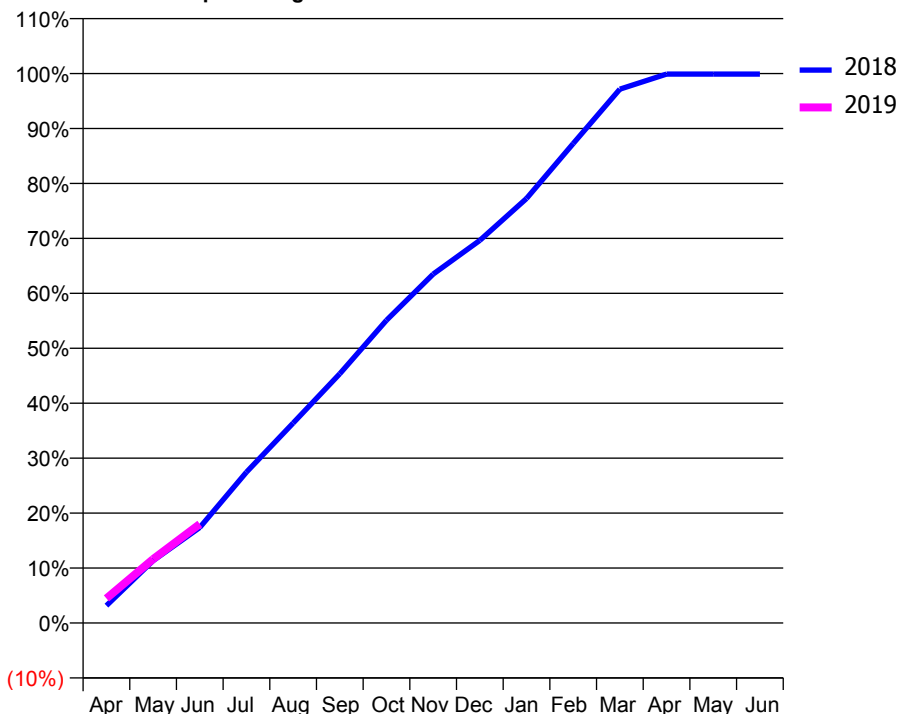
### ACCESS\*

Patients seen in 24 months	Total	Change since previous quarter
Quarter ending June 2017	8,871	
Quarter ending September 2017	9,079	↑
Quarter ending December 2017	9,259	→
Quarter ending March 2018	9,329	→
Quarter ending June 2018	9,474	→
<b>Variance since June 2017</b>	<b>6.8%</b>	<b>↑</b>



### ACTIVITY

Cumulative percentage of contracted UDA delivered 2018 & 2019



Adjusted Scheduled Activity (UDA)

Month	2018	2019
April	791	1,117
May	2,829	2,897
June	4,335	4,491
July	6,844	
August	9,065	
September	11,308	
October	13,733	
November	15,821	
December	17,352	
January	19,250	
February	21,740	
March	24,209	
April	24,893	
May	24,894	
June	24,894	

### QUALITY

	Quantity	Base Number	Contract	AT	Region	England
% of FP17s for the same patient ID Re-attending within 3 months - Children	40	661	6.1%	11.5%	12.0%	11.5%
% of FP17s for the same patient ID Re-attending within 3 months - Adults	175	1,750	10.0%	16.6%	15.7%	15.4%
% of FP17s for the same patient ID Re-attending between 3 & 9 months - Children	335	661	50.7%	57.9%	60.3%	58.9%
% of FP17s for the same patient ID Re-attending between 3 & 9 months - Adults	779	1,750	44.5%	52.4%	54.0%	51.6%
% of FP17s for Band 1 Urgent Courses	132	2,086	6.3%	9.9%	8.9%	8.9%
% of FP17s Relating to Free Repair or Replacements	15	2,086	0.7%	1.1%	1.0%	0.8%
% of FP17s Relating to Continuations	33	2,086	1.6%	1.2%	1.1%	0.9%
% of Patients satisfied with the dentistry they have received	13	15	86.7%	94.1%	93.4%	93.2%
% of Patients satisfied with the time they had to wait for an appointment	13	15	86.7%	91.9%	89.4%	88.8%

\* This is based on patients treated on this contract for their most recent course of treatment. Figures in italics indicate the base number of FP17s or Patient Questionnaire responses are less than 100. N/A is shown where the base number of responses is less than 10 during the period. % is calculated as Quantity/Base number\*100

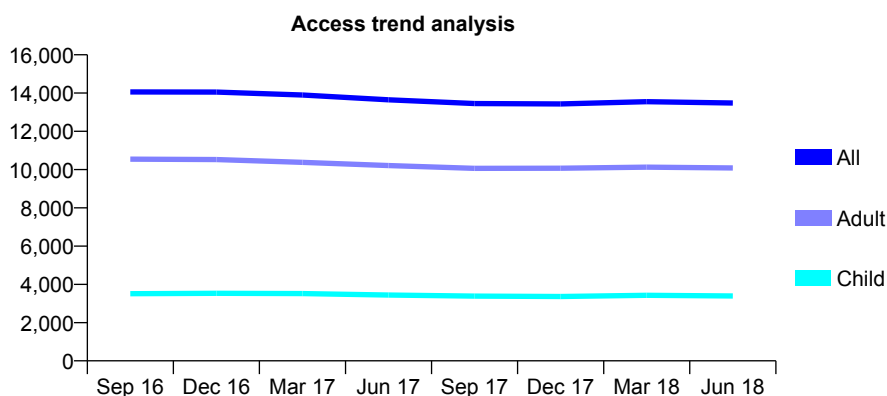
## Q44 - Vital Signs At a Glance Contract Report for 101370/0086 - June 2018

Name or company name	Petrie Tucker & Partners Ltd
Contract type name	GDS Contract
Purpose of contract	General
Contract start date	01/04/2007
Contract end date	

18/19 Contracted general activity (UDA)	41,938
Carry forward general activity (UDA)	0
18/19 Contracted orthodontic activity (UOA)	0
Carry forward orthodontic activity (UOA)	0
Baseline contract value	£1,150,174.09

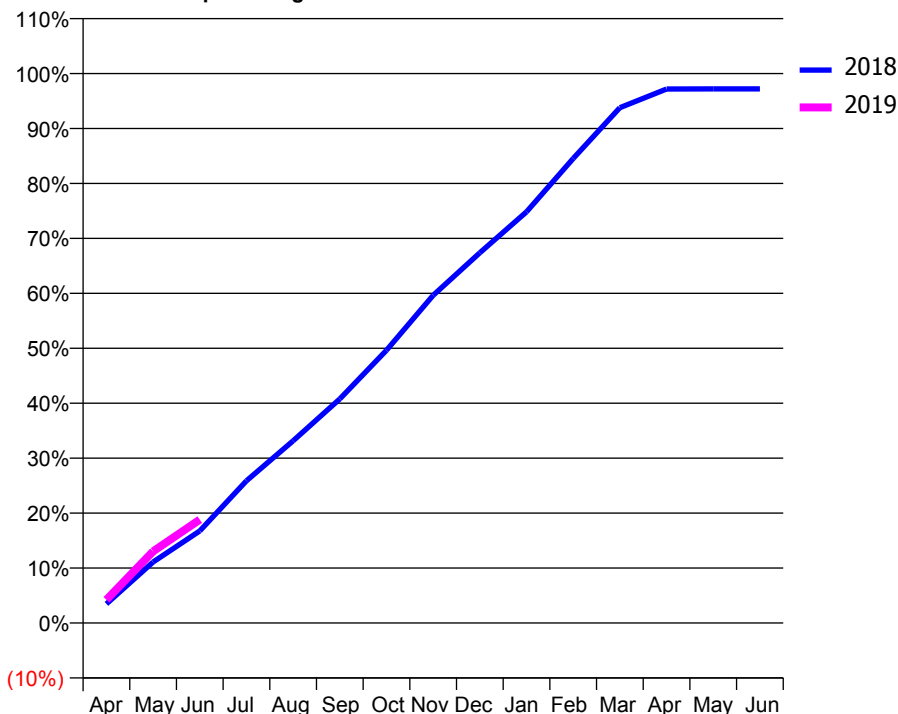
### ACCESS\*

Patients seen in 24 months	Total	Change since previous quarter
Quarter ending June 2017	13,648	
Quarter ending September 2017	13,449	↓
Quarter ending December 2017	13,433	→
Quarter ending March 2018	13,549	→
Quarter ending June 2018	13,479	→
<b>Variance since June 2017</b>	<b>(1.2%)</b>	<b>↓</b>



### ACTIVITY

Cumulative percentage of contracted UDA delivered 2018 & 2019



Adjusted Scheduled Activity (UDA)

Month	2018	2019
April	1,460	1,778
May	4,656	5,468
June	7,031	7,890
July	10,852	
August	13,904	
September	17,100	
October	20,818	
November	25,009	
December	28,255	
January	31,377	
February	35,450	
March	39,326	
April	40,751	
May	40,766	
June	40,765	

### QUALITY

	Quantity	Base Number	Contract	AT	Region	England
% of FP17s for the same patient ID Re-attending within 3 months - Children	96	1,188	8.1%	11.5%	12.0%	11.5%
% of FP17s for the same patient ID Re-attending within 3 months - Adults	463	3,183	14.5%	16.6%	15.7%	15.4%
% of FP17s for the same patient ID Re-attending between 3 & 9 months - Children	691	1,188	58.2%	57.9%	60.3%	58.9%
% of FP17s for the same patient ID Re-attending between 3 & 9 months - Adults	1,743	3,183	54.8%	52.4%	54.0%	51.6%
% of FP17s for Band 1 Urgent Courses	371	3,721	10.0%	9.9%	8.9%	8.9%
% of FP17s Relating to Free Repair or Replacements	13	3,721	0.3%	1.1%	1.0%	0.8%
% of FP17s Relating to Continuations	67	3,721	1.8%	1.2%	1.1%	0.9%
% of Patients satisfied with the dentistry they have received	8	12	66.7%	94.1%	93.4%	93.2%
% of Patients satisfied with the time they had to wait for an appointment	9	12	75.0%	91.9%	89.4%	88.8%

\* This is based on patients treated on this contract for their most recent course of treatment. Figures in italics indicate the base number of FP17s or Patient Questionnaire responses are less than 100. N/A is shown where the base number of responses is less than 10 during the period. % is calculated as Quantity/Base number\*100



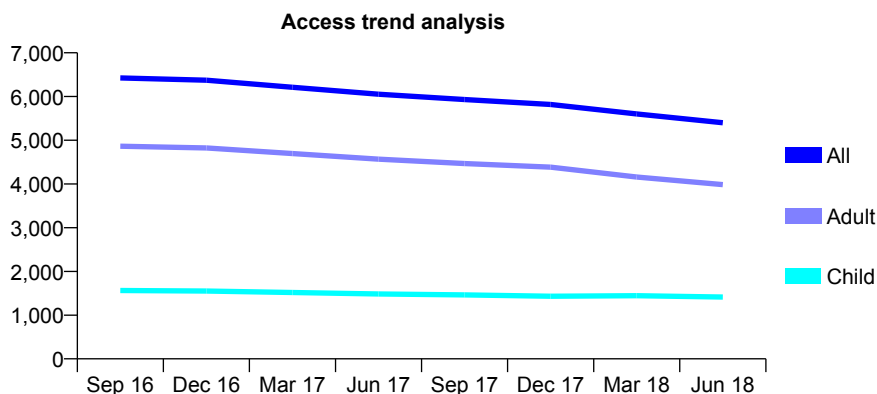
## Q44 - Vital Signs At a Glance Contract Report for 101370/0088 - June 2018

Name or company name	Petrie Tucker & Partners Ltd
Contract type name	GDS Contract
Purpose of contract	General
Contract start date	01/04/2007
Contract end date	

18/19 Contracted general activity (UDA)	20,438
Carry forward general activity (UDA)	0
18/19 Contracted orthodontic activity (UOA)	0
Carry forward orthodontic activity (UOA)	0
Baseline contract value	£633,925.84

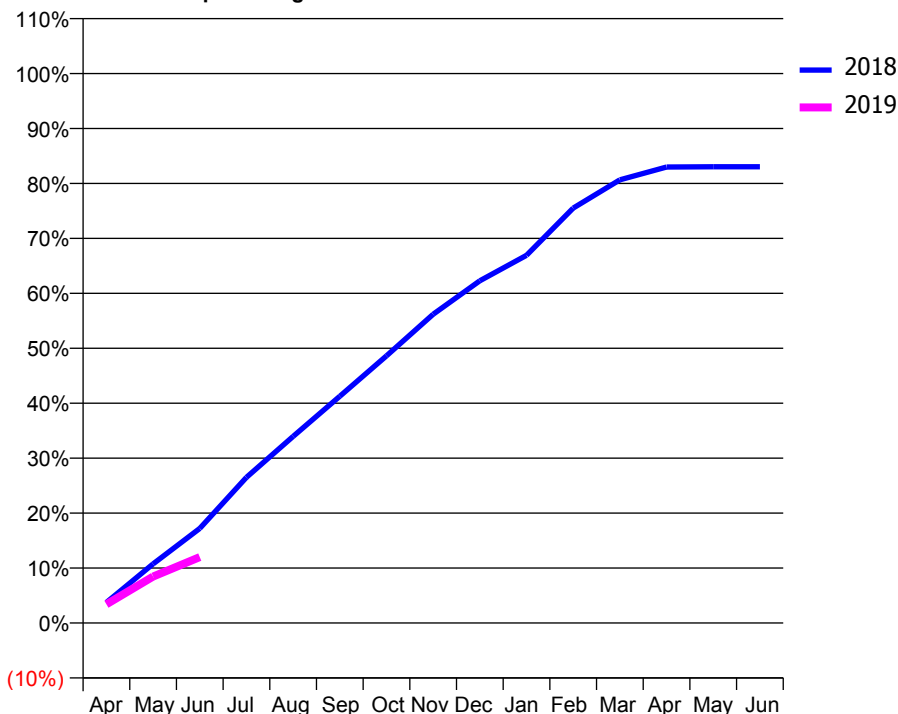
### ACCESS\*

Patients seen in 24 months	Total	Change since previous quarter
Quarter ending June 2017	6,052	
Quarter ending September 2017	5,930	↓
Quarter ending December 2017	5,817	↓
Quarter ending March 2018	5,603	↓
Quarter ending June 2018	5,399	↓
<b>Variance since June 2017</b>	<b>(10.8%)</b>	<b>↓</b>



### ACTIVITY

Cumulative percentage of contracted UDA delivered 2018 & 2019



Month	Adjusted Scheduled Activity (UDA)	
	2018	2019
April	768	695
May	2,202	1,728
June	3,520	2,454
July	5,420	
August	6,943	
September	8,435	
October	9,938	
November	11,485	
December	12,728	
January	13,675	
February	15,431	
March	16,484	
April	16,962	
May	16,972	
June	16,972	

### QUALITY

	Quantity	Base Number	Contract	AT	Region	England
% of FP17s for the same patient ID Re-attending within 3 months - Children	27	385	7.0%	11.5%	12.0%	11.5%
% of FP17s for the same patient ID Re-attending within 3 months - Adults	99	840	11.8%	16.6%	15.7%	15.4%
% of FP17s for the same patient ID Re-attending between 3 & 9 months - Children	163	385	42.3%	57.9%	60.3%	58.9%
% of FP17s for the same patient ID Re-attending between 3 & 9 months - Adults	370	840	44.0%	52.4%	54.0%	51.6%
% of FP17s for Band 1 Urgent Courses	71	1,006	7.1%	9.9%	8.9%	8.9%
% of FP17s Relating to Free Repair or Replacements	7	1,006	0.7%	1.1%	1.0%	0.8%
% of FP17s Relating to Continuations	4	1,006	0.4%	1.2%	1.1%	0.9%
% of Patients satisfied with the dentistry they have received	4	5	N/A	94.1%	93.4%	93.2%
% of Patients satisfied with the time they had to wait for an appointment	4	5	N/A	91.9%	89.4%	88.8%

\* This is based on patients treated on this contract for their most recent course of treatment. Figures in italics indicate the base number of FP17s or Patient Questionnaire responses are less than 100. N/A is shown where the base number of responses is less than 10 during the period. % is calculated as Quantity/Base number\*100

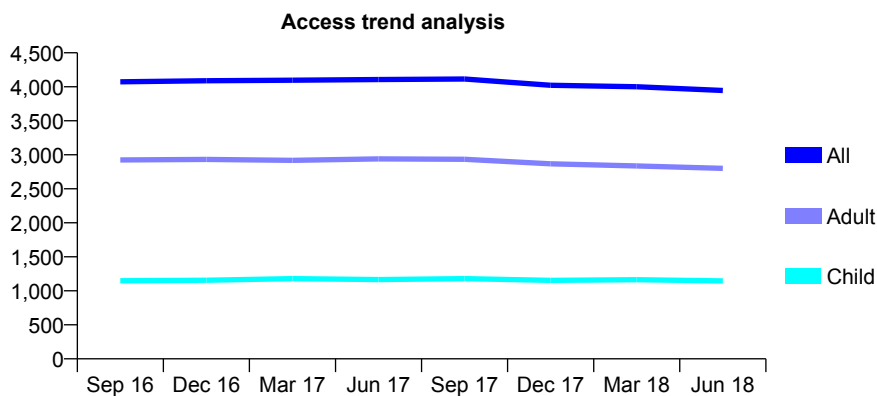
## Q44 - Vital Signs At a Glance Contract Report for 101370/0089 - June 2018

Name or company name	Petrie Tucker & Partners Ltd
Contract type name	GDS Contract
Purpose of contract	General
Contract start date	01/04/2007
Contract end date	

18/19 Contracted general activity (UDA)	14,509
Carry forward general activity (UDA)	0
18/19 Contracted orthodontic activity (UOA)	0
Carry forward orthodontic activity (UOA)	0
Baseline contract value	£449,822.66

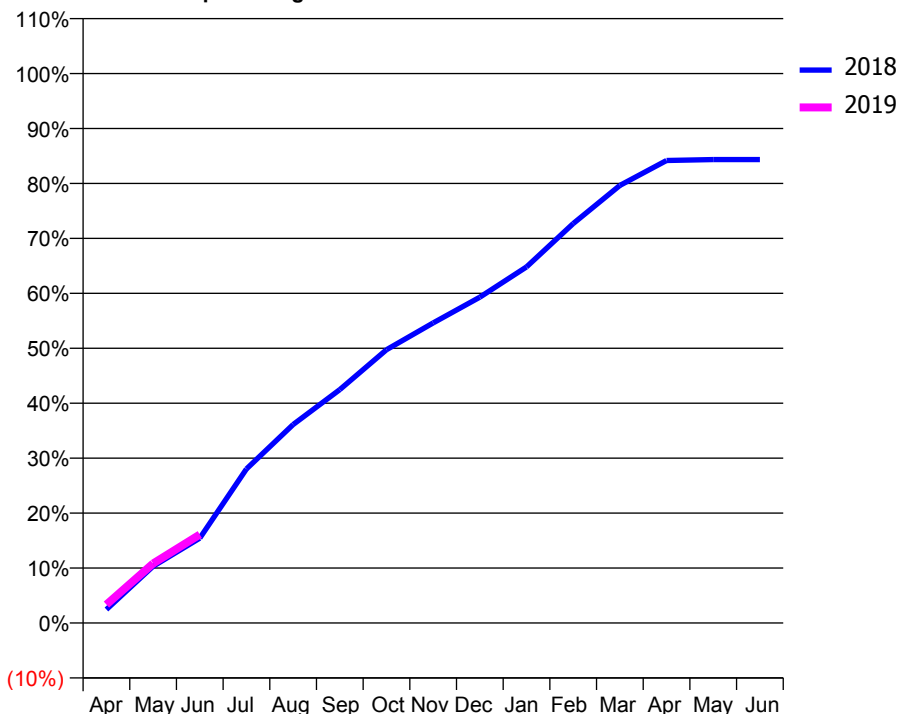
### ACCESS\*

Patients seen in 24 months	Total	Change since previous quarter
Quarter ending June 2017	4,107	
Quarter ending September 2017	4,114	→
Quarter ending December 2017	4,022	↓
Quarter ending March 2018	4,000	→
Quarter ending June 2018	3,946	↓
<b>Variance since June 2017</b>	<b>(3.9%)</b>	<b>↓</b>



### ACTIVITY

Cumulative percentage of contracted UDA delivered 2018 & 2019



Month	Adjusted Scheduled Activity (UDA)	
	2018	2019
April	357	488
May	1,496	1,573
June	2,243	2,335
July	4,068	
August	5,240	
September	6,163	
October	7,215	
November	7,925	
December	8,602	
January	9,404	
February	10,547	
March	11,552	
April	12,213	
May	12,236	
June	12,236	

### QUALITY

	Quantity	Base Number	Contract	AT	Region	England
% of FP17s for the same patient ID Re-attending within 3 months - Children	16	345	4.6%	11.5%	12.0%	11.5%
% of FP17s for the same patient ID Re-attending within 3 months - Adults	93	777	12.0%	16.6%	15.7%	15.4%
% of FP17s for the same patient ID Re-attending between 3 & 9 months - Children	161	345	46.7%	57.9%	60.3%	58.9%
% of FP17s for the same patient ID Re-attending between 3 & 9 months - Adults	306	777	39.4%	52.4%	54.0%	51.6%
% of FP17s for Band 1 Urgent Courses	57	916	6.2%	9.9%	8.9%	8.9%
% of FP17s Relating to Free Repair or Replacements	3	916	0.3%	1.1%	1.0%	0.8%
% of FP17s Relating to Continuations	17	916	1.9%	1.2%	1.1%	0.9%
% of Patients satisfied with the dentistry they have received	2	2	N/A	94.1%	93.4%	93.2%
% of Patients satisfied with the time they had to wait for an appointment	2	2	N/A	91.9%	89.4%	88.8%

\* This is based on patients treated on this contract for their most recent course of treatment. Figures in italics indicate the base number of FP17s or Patient Questionnaire responses are less than 100. N/A is shown where the base number of responses is less than 10 during the period. % is calculated as Quantity/Base number\*100

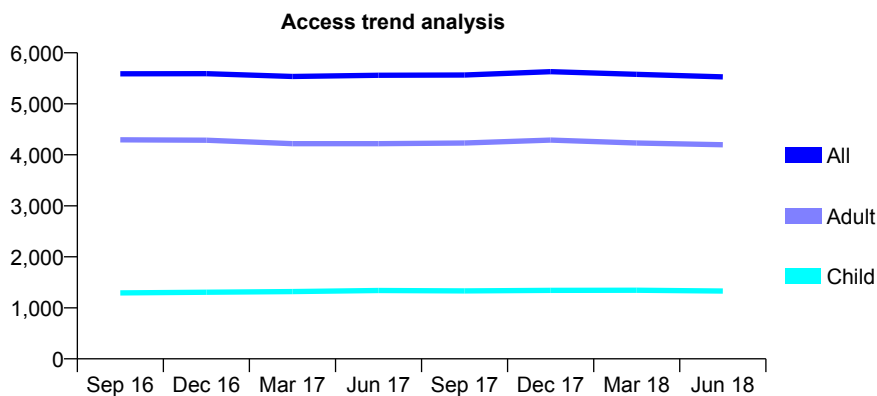
## Q44 - Vital Signs At a Glance Contract Report for 101370/0134 - June 2018

Name or company name	Petrie Tucker & Partners Ltd
Contract type name	GDS Contract
Purpose of contract	General
Contract start date	01/04/2012
Contract end date	

18/19 Contracted general activity (UDA)	19,300
Carry forward general activity (UDA)	0
18/19 Contracted orthodontic activity (UOA)	0
Carry forward orthodontic activity (UOA)	0
Baseline contract value	£598,569.47

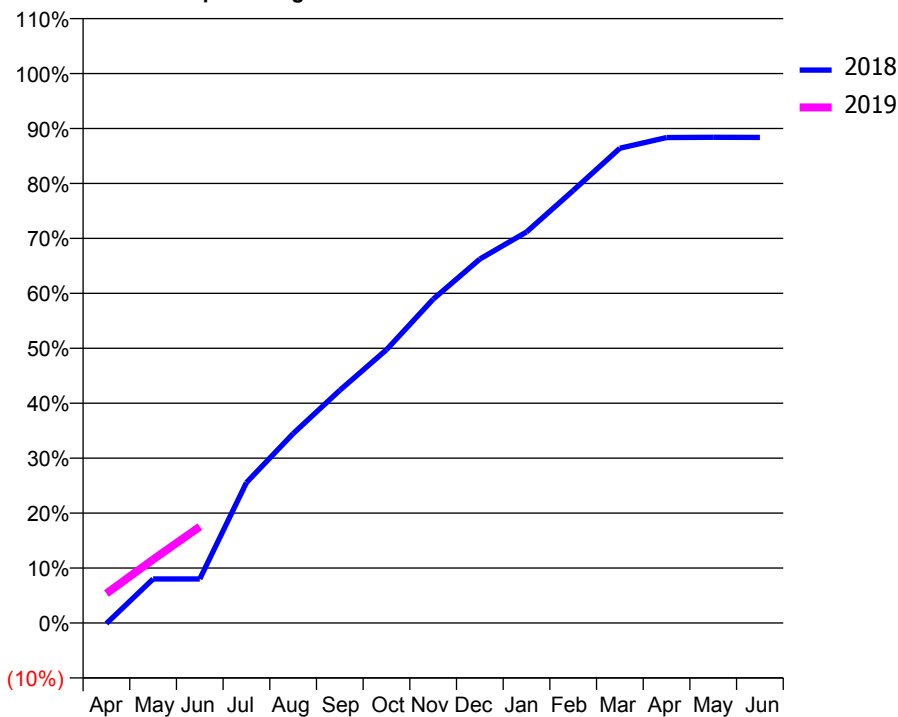
### ACCESS\*

Patients seen in 24 months	Total	Change since previous quarter
Quarter ending June 2017	5,559	
Quarter ending September 2017	5,565	→
Quarter ending December 2017	5,630	→
Quarter ending March 2018	5,577	→
Quarter ending June 2018	5,528	→
<b>Variance since June 2017</b>	<b>(0.6%)</b>	→



### ACTIVITY

Cumulative percentage of contracted UDA delivered 2018 & 2019



Month	Adjusted Scheduled Activity (UDA)	
	2018	2019
April	-19	1,038
May	1,550	2,230
June	1,550	3,385
July	4,934	
August	6,651	
September	8,176	
October	9,598	
November	11,374	
December	12,785	
January	13,735	
February	15,192	
March	16,676	
April	17,051	
May	17,060	
June	17,056	

### QUALITY

	Quantity	Base Number	Contract	AT	Region	England
% of FP17s for the same patient ID Re-attending within 3 months - Children	26	450	5.8%	11.5%	12.0%	11.5%
% of FP17s for the same patient ID Re-attending within 3 months - Adults	177	1,261	14.0%	16.6%	15.7%	15.4%
% of FP17s for the same patient ID Re-attending between 3 & 9 months - Children	248	450	55.1%	57.9%	60.3%	58.9%
% of FP17s for the same patient ID Re-attending between 3 & 9 months - Adults	614	1,261	48.7%	52.4%	54.0%	51.6%
% of FP17s for Band 1 Urgent Courses	140	1,518	9.2%	9.9%	8.9%	8.9%
% of FP17s Relating to Free Repair or Replacements	6	1,518	0.4%	1.1%	1.0%	0.8%
% of FP17s Relating to Continuations	33	1,518	2.2%	1.2%	1.1%	0.9%
% of Patients satisfied with the dentistry they have received	10	10	100.0%	94.1%	93.4%	93.2%
% of Patients satisfied with the time they had to wait for an appointment	10	10	100.0%	91.9%	89.4%	88.8%

\* This is based on patients treated on this contract for their most recent course of treatment. Figures in italics indicate the base number of FP17s or Patient Questionnaire responses are less than 100. N/A is shown where the base number of responses is less than 10 during the period. % is calculated as Quantity/Base number\*100

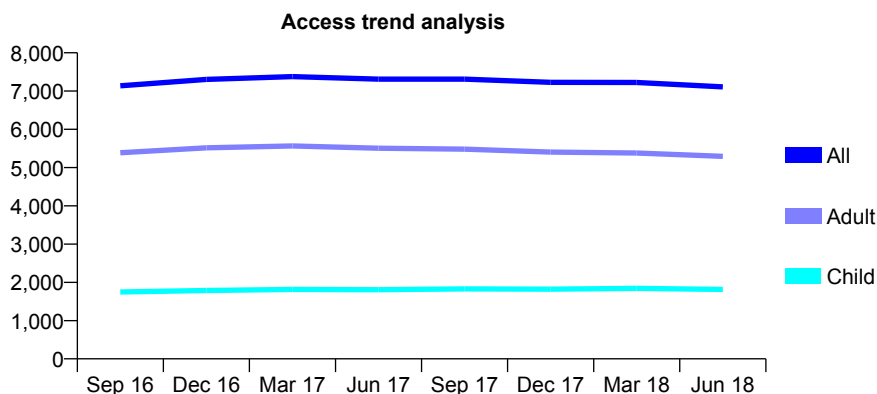
## Q44 - Vital Signs At a Glance Contract Report for 101435/0087 - June 2018

Name or company name	IDH Limited
Contract type name	GDS Contract
Purpose of contract	General
Contract start date	25/02/2008
Contract end date	

18/19 Contracted general activity (UDA)	20,000
Carry forward general activity (UDA)	0
18/19 Contracted orthodontic activity (UOA)	0
Carry forward orthodontic activity (UOA)	0
Baseline contract value	£533,600.00

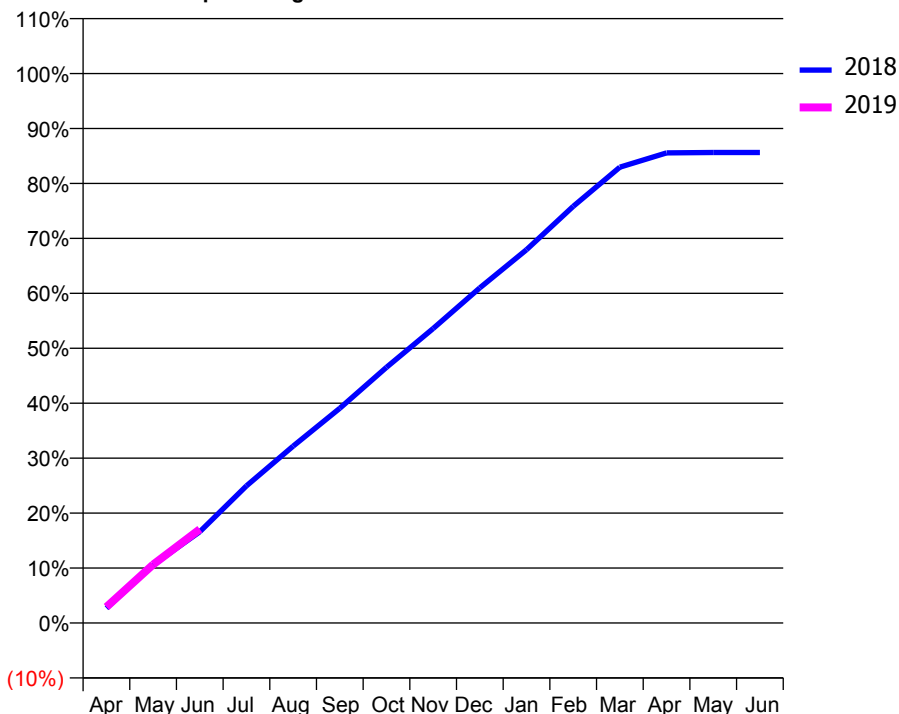
### ACCESS\*

Patients seen in 24 months	Total	Change since previous quarter
Quarter ending June 2017	7,312	
Quarter ending September 2017	7,311	→
Quarter ending December 2017	7,228	↓
Quarter ending March 2018	7,225	→
Quarter ending June 2018	7,108	↓
<b>Variance since June 2017</b>	<b>(2.8%)</b>	<b>↓</b>



### ACTIVITY

Cumulative percentage of contracted UDA delivered 2018 & 2019



Month	Adjusted Scheduled Activity (UDA)	
	2018	2019
April	541	583
May	2,115	2,126
June	3,324	3,416
July	4,994	
August	6,436	
September	7,817	
October	9,307	
November	10,721	
December	12,200	
January	13,588	
February	15,167	
March	16,592	
April	17,110	
May	17,128	
June	17,128	

### QUALITY

	Quantity	Base Number	Contract	AT	Region	England
% of FP17s for the same patient ID Re-attending within 3 months - Children	31	516	6.0%	11.5%	12.0%	11.5%
% of FP17s for the same patient ID Re-attending within 3 months - Adults	149	1,350	11.0%	16.6%	15.7%	15.4%
% of FP17s for the same patient ID Re-attending between 3 & 9 months - Children	262	516	50.8%	57.9%	60.3%	58.9%
% of FP17s for the same patient ID Re-attending between 3 & 9 months - Adults	610	1,350	45.2%	52.4%	54.0%	51.6%
% of FP17s for Band 1 Urgent Courses	105	1,596	6.6%	9.9%	8.9%	8.9%
% of FP17s Relating to Free Repair or Replacements	19	1,596	1.2%	1.1%	1.0%	0.8%
% of FP17s Relating to Continuations	25	1,596	1.6%	1.2%	1.1%	0.9%
% of Patients satisfied with the dentistry they have received	7	7	N/A	94.1%	93.4%	93.2%
% of Patients satisfied with the time they had to wait for an appointment	7	7	N/A	91.9%	89.4%	88.8%

\* This is based on patients treated on this contract for their most recent course of treatment. Figures in italics indicate the base number of FP17s or Patient Questionnaire responses are less than 100. N/A is shown where the base number of responses is less than 10 during the period. % is calculated as Quantity/Base number\*100

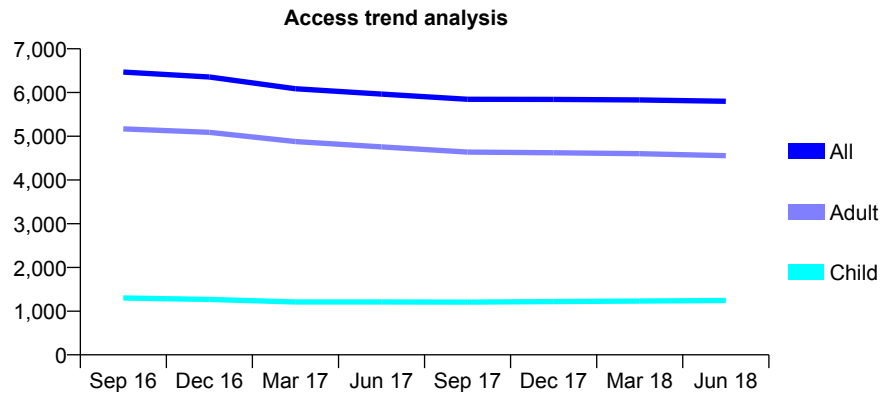
## Q44 - Vital Signs At a Glance Contract Report for 101435/0093 - June 2018

Name or company name	IDH Limited
Contract type name	GDS Contract
Purpose of contract	General
Contract start date	01/04/2008
Contract end date	

18/19 Contracted general activity (UDA)	17,614
Carry forward general activity (UDA)	0
18/19 Contracted orthodontic activity (UOA)	0
Carry forward orthodontic activity (UOA)	0
Baseline contract value	£430,062.33

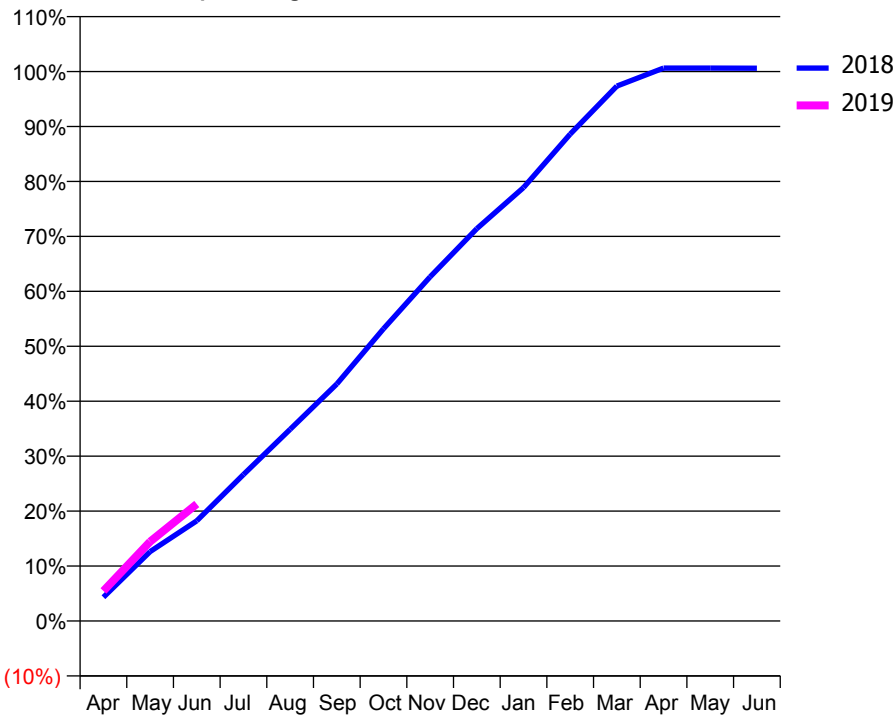
### ACCESS\*

Patients seen in 24 months	Total	Change since previous quarter
Quarter ending June 2017	5,965	
Quarter ending September 2017	5,845	↓
Quarter ending December 2017	5,843	→
Quarter ending March 2018	5,831	→
Quarter ending June 2018	5,799	→
<b>Variance since June 2017</b>	<b>(2.8%)</b>	<b>↓</b>



### ACTIVITY

Cumulative percentage of contracted UDA delivered 2018 & 2019



Month	Adjusted Scheduled Activity (UDA)	
	2018	2019
April	764	963
May	2,223	2,544
June	3,212	3,752
July	4,696	
August	6,144	
September	7,598	
October	9,369	
November	11,032	
December	12,578	
January	13,893	
February	15,610	
March	17,147	
April	17,724	
May	17,723	
June	17,721	

### QUALITY

	Quantity	Base Number	Contract	AT	Region	England
% of FP17s for the same patient ID Re-attending within 3 months - Children	19	449	4.2%	11.5%	12.0%	11.5%
% of FP17s for the same patient ID Re-attending within 3 months - Adults	176	1,386	12.7%	16.6%	15.7%	15.4%
% of FP17s for the same patient ID Re-attending between 3 & 9 months - Children	273	449	60.8%	57.9%	60.3%	58.9%
% of FP17s for the same patient ID Re-attending between 3 & 9 months - Adults	687	1,386	49.6%	52.4%	54.0%	51.6%
% of FP17s for Band 1 Urgent Courses	78	1,628	4.8%	9.9%	8.9%	8.9%
% of FP17s Relating to Free Repair or Replacements	11	1,628	0.7%	1.1%	1.0%	0.8%
% of FP17s Relating to Continuations	40	1,628	2.5%	1.2%	1.1%	0.9%
% of Patients satisfied with the dentistry they have received	6	6	N/A	94.1%	93.4%	93.2%
% of Patients satisfied with the time they had to wait for an appointment	6	6	N/A	91.9%	89.4%	88.8%

\* This is based on patients treated on this contract for their most recent course of treatment. Figures in italics indicate the base number of FP17s or Patient Questionnaire responses are less than 100. N/A is shown where the base number of responses is less than 10 during the period. % is calculated as Quantity/Base number\*100

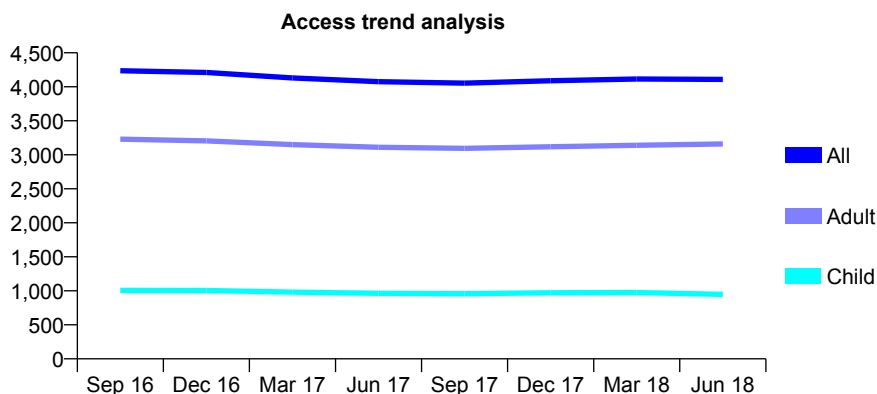
## Q44 - Vital Signs At a Glance Contract Report for 102059/0001 - June 2018

Name or company name	Chester Road Dental Practice
Contract type name	GDS Contract
Purpose of contract	General
Contract start date	01/01/2011
Contract end date	

18/19 Contracted general activity (UDA)	8,313
Carry forward general activity (UDA)	0
18/19 Contracted orthodontic activity (UOA)	0
Carry forward orthodontic activity (UOA)	0
Baseline contract value	£241,964.34

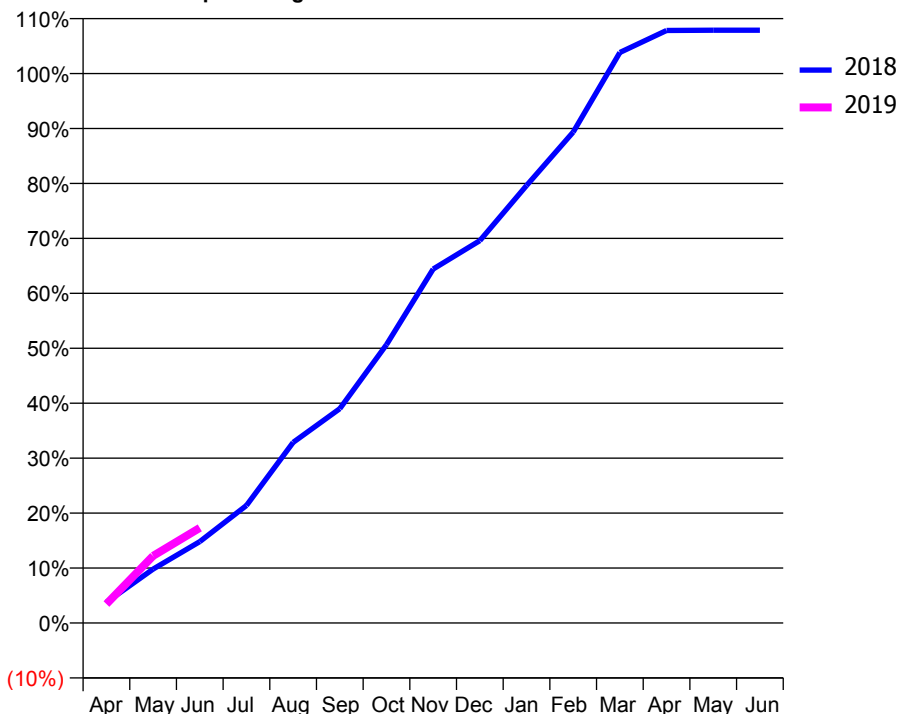
### ACCESS\*

Patients seen in 24 months	Total	Change since previous quarter
Quarter ending June 2017	4,075	
Quarter ending September 2017	4,054	→
Quarter ending December 2017	4,090	→
Quarter ending March 2018	4,115	→
Quarter ending June 2018	4,109	→
<b>Variance since June 2017</b>	<b>0.8%</b>	<b>→</b>



### ACTIVITY

**Cumulative percentage of contracted UDA delivered 2018 & 2019**



**Adjusted Scheduled Activity (UDA)**

Month	2018	2019
April	313	288
May	815	1,016
June	1,232	1,439
July	1,779	
August	2,732	
September	3,243	
October	4,211	
November	5,356	
December	5,786	
January	6,618	
February	7,426	
March	8,630	
April	8,963	
May	8,968	
June	8,968	

### QUALITY

	Quantity	Base Number	Contract	AT	Region	England
% of FP17s for the same patient ID Re-attending within 3 months - Children	12	228	5.3%	11.5%	12.0%	11.5%
% of FP17s for the same patient ID Re-attending within 3 months - Adults	114	763	14.9%	16.6%	15.7%	15.4%
% of FP17s for the same patient ID Re-attending between 3 & 9 months - Children	138	228	60.5%	57.9%	60.3%	58.9%
% of FP17s for the same patient ID Re-attending between 3 & 9 months - Adults	316	763	41.4%	52.4%	54.0%	51.6%
% of FP17s for Band 1 Urgent Courses	174	828	21.0%	9.9%	8.9%	8.9%
% of FP17s Relating to Free Repair or Replacements	8	828	1.0%	1.1%	1.0%	0.8%
% of FP17s Relating to Continuations	17	828	2.1%	1.2%	1.1%	0.9%
% of Patients satisfied with the dentistry they have received	14	15	93.3%	94.1%	93.4%	93.2%
% of Patients satisfied with the time they had to wait for an appointment	12	15	80.0%	91.9%	89.4%	88.8%

\* This is based on patients treated on this contract for their most recent course of treatment. Figures in italics indicate the base number of FP17s or Patient Questionnaire responses are less than 100. N/A is shown where the base number of responses is less than 10 during the period. % is calculated as Quantity/Base number\*100

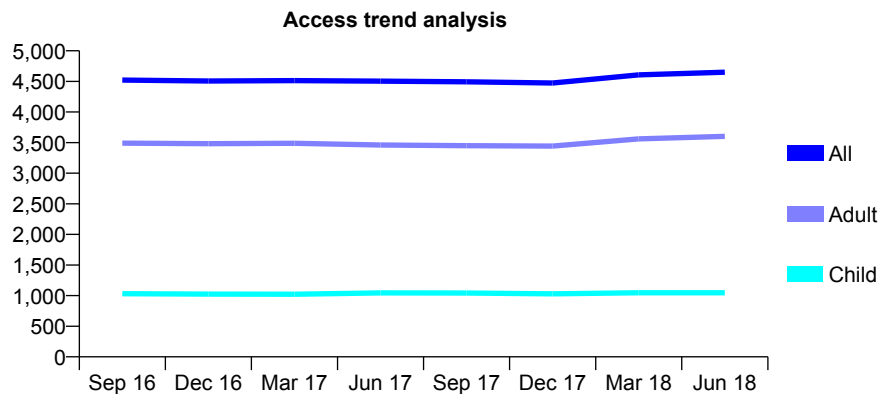
## Q44 - Vital Signs At a Glance Contract Report for 102172/0001 - June 2018

Name or company name	Crystal Dental Clinic Ltd
Contract type name	GDS Contract
Purpose of contract	General
Contract start date	01/05/2011
Contract end date	

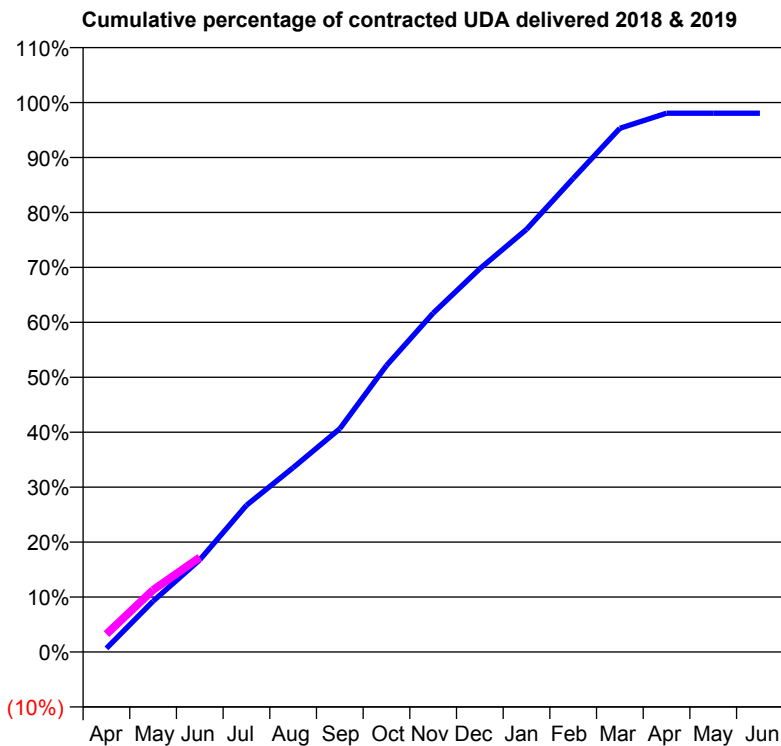
18/19 Contracted general activity (UDA)	13,705
Carry forward general activity (UDA)	0
18/19 Contracted orthodontic activity (UOA)	0
Carry forward orthodontic activity (UOA)	0
Baseline contract value	£369,884.04

### ACCESS\*

Patients seen in 24 months	Total	Change since previous quarter
Quarter ending June 2017	4,504	
Quarter ending September 2017	4,493	→
Quarter ending December 2017	4,473	→
Quarter ending March 2018	4,606	↑
Quarter ending June 2018	4,650	→
<b>Variance since June 2017</b>	<b>3.2%</b>	<b>↑</b>



### ACTIVITY



Month	Adjusted Scheduled Activity (UDA)	
	2018	2019
April	93	446
May	1,270	1,548
June	2,300	2,360
July	3,658	
August	4,597	
September	5,569	
October	7,147	
November	8,453	
December	9,559	
January	10,540	
February	11,812	
March	13,063	
April	13,438	
May	13,438	
June	13,438	

### QUALITY

	Quantity	Base Number	Contract	AT	Region	England
% of FP17s for the same patient ID Re-attending within 3 months - Children	35	354	9.9%	11.5%	12.0%	11.5%
% of FP17s for the same patient ID Re-attending within 3 months - Adults	189	1,391	13.6%	16.6%	15.7%	15.4%
% of FP17s for the same patient ID Re-attending between 3 & 9 months - Children	243	354	68.6%	57.9%	60.3%	58.9%
% of FP17s for the same patient ID Re-attending between 3 & 9 months - Adults	968	1,391	69.6%	52.4%	54.0%	51.6%
% of FP17s for Band 1 Urgent Courses	88	1,415	6.2%	9.9%	8.9%	8.9%
% of FP17s Relating to Free Repair or Replacements	16	1,415	1.1%	1.1%	1.0%	0.8%
% of FP17s Relating to Continuations	10	1,415	0.7%	1.2%	1.1%	0.9%
% of Patients satisfied with the dentistry they have received	5	5	N/A	94.1%	93.4%	93.2%
% of Patients satisfied with the time they had to wait for an appointment	5	5	N/A	91.9%	89.4%	88.8%

\* This is based on patients treated on this contract for their most recent course of treatment. Figures in italics indicate the base number of FP17s or Patient Questionnaire responses are less than 100. N/A is shown where the base number of responses is less than 10 during the period. % is calculated as Quantity/Base number\*100

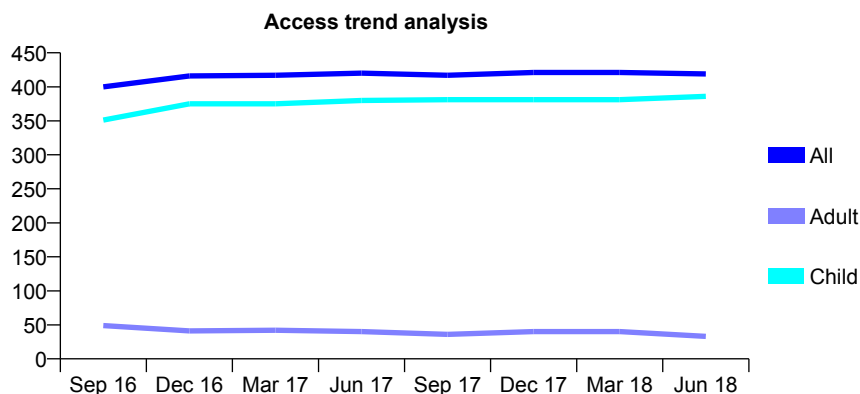
## Q44 - Vital Signs At a Glance Contract Report for 103292/0001 - June 2018

Name or company name	Baran & Hull Ltd
Contract type name	GDS Contract
Purpose of contract	General
Contract start date	01/04/2011
Contract end date	

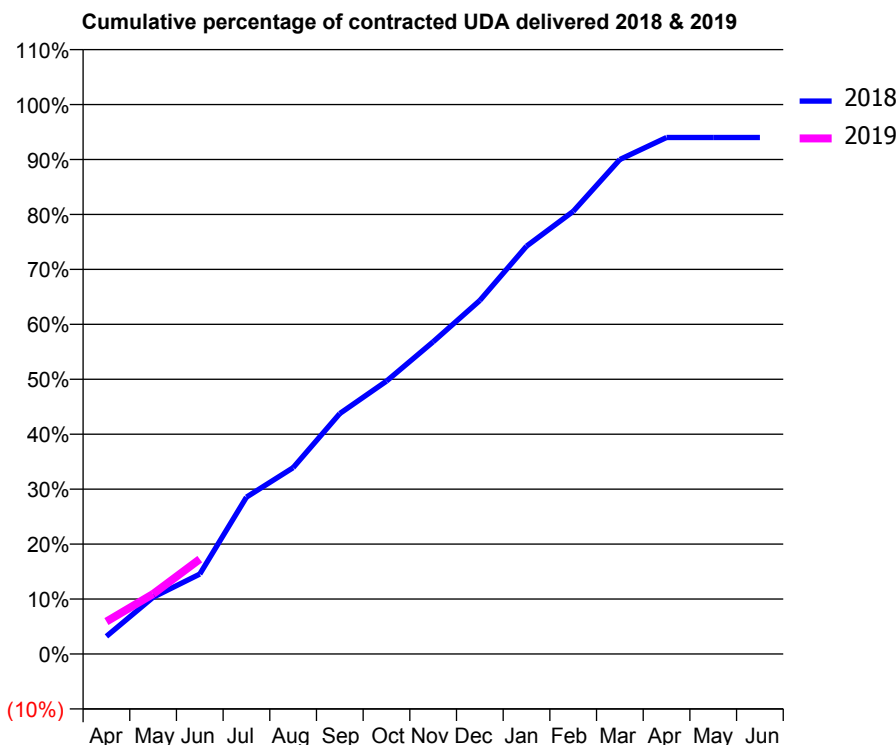
18/19 Contracted general activity (UDA)	1,000
Carry forward general activity (UDA)	0
18/19 Contracted orthodontic activity (UOA)	0
Carry forward orthodontic activity (UOA)	0
Baseline contract value	£25,449.11

### ACCESS\*

Patients seen in 24 months	Total	Change since previous quarter
Quarter ending June 2017	420	
Quarter ending September 2017	417	→
Quarter ending December 2017	421	→
Quarter ending March 2018	421	→
Quarter ending June 2018	419	→
<b>Variance since June 2017</b>	<b>(0.2%)</b>	<b>→</b>



### ACTIVITY



Adjusted Scheduled Activity (UDA)		
Month	2018	2019
April	32	59
May	103	109
June	146	173
July	286	
August	339	
September	438	
October	497	
November	568	
December	643	
January	742	
February	806	
March	900	
April	940	
May	940	
June	940	

### QUALITY

	Quantity	Base Number	Contract	AT	Region	England
% of FP17s for the same patient ID Re-attending within 3 months - Children	13	180	7.2%	11.5%	12.0%	11.5%
% of FP17s for the same patient ID Re-attending within 3 months - Adults	0	0	N/A	16.6%	15.7%	15.4%
% of FP17s for the same patient ID Re-attending between 3 & 9 months - Children	137	180	76.1%	57.9%	60.3%	58.9%
% of FP17s for the same patient ID Re-attending between 3 & 9 months - Adults	0	0	N/A	52.4%	54.0%	51.6%
% of FP17s for Band 1 Urgent Courses	3	150	2.0%	9.9%	8.9%	8.9%
% of FP17s Relating to Free Repair or Replacements	0	150	0.0%	1.1%	1.0%	0.8%
% of FP17s Relating to Continuations	0	150	0.0%	1.2%	1.1%	0.9%
% of Patients satisfied with the dentistry they have received	1	1	N/A	94.1%	93.4%	93.2%
% of Patients satisfied with the time they had to wait for an appointment	1	1	N/A	91.9%	89.4%	88.8%

\* This is based on patients treated on this contract for their most recent course of treatment. Figures in italics indicate the base number of FP17s or Patient Questionnaire responses are less than 100. N/A is shown where the base number of responses is less than 10 during the period. % is calculated as Quantity/Base number\*100



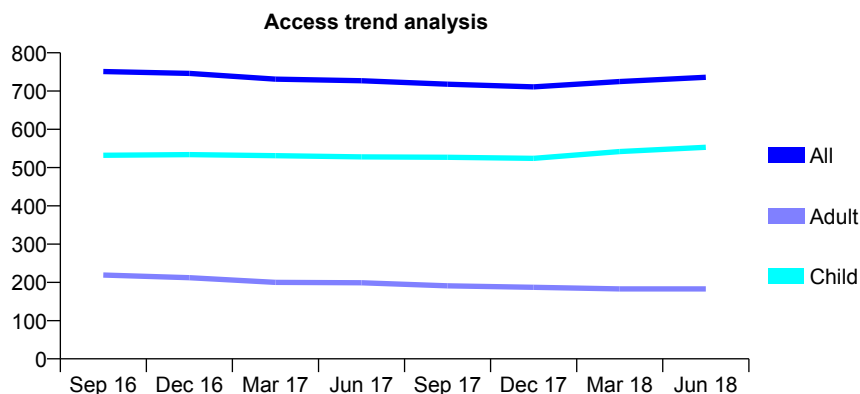
## Q44 - Vital Signs At a Glance Contract Report for 103306/0001 - June 2018

Name or company name	PD Dental Care Ltd
Contract type name	GDS Contract
Purpose of contract	General
Contract start date	01/05/2011
Contract end date	

18/19 Contracted general activity (UDA)	2,648
Carry forward general activity (UDA)	0
18/19 Contracted orthodontic activity (UOA)	0
Carry forward orthodontic activity (UOA)	0
Baseline contract value	£67,528.28

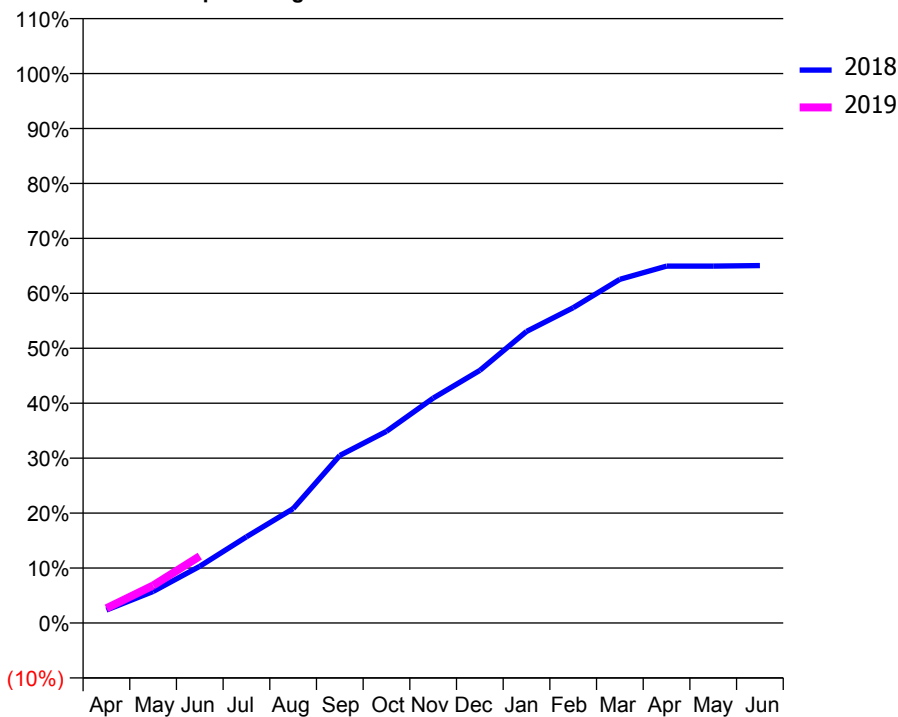
### ACCESS\*

Patients seen in 24 months	Total	Change since previous quarter
Quarter ending June 2017	727	
Quarter ending September 2017	718	↓
Quarter ending December 2017	711	→
Quarter ending March 2018	725	→
Quarter ending June 2018	736	→
<b>Variance since June 2017</b>	<b>1.2%</b>	<b>→</b>



### ACTIVITY

Cumulative percentage of contracted UDA delivered 2018 & 2019



Adjusted Scheduled Activity (UDA)

Month	2018	2019
April	62	71
May	152	181
June	273	322
July	415	
August	551	
September	808	
October	924	
November	1,084	
December	1,218	
January	1,405	
February	1,519	
March	1,656	
April	1,720	
May	1,720	
June	1,722	

### QUALITY

	Quantity	Base Number	Contract	AT	Region	England
% of FP17s for the same patient ID Re-attending within 3 months - Children	13	237	5.5%	11.5%	12.0%	11.5%
% of FP17s for the same patient ID Re-attending within 3 months - Adults	2	41	4.9%	16.6%	15.7%	15.4%
% of FP17s for the same patient ID Re-attending between 3 & 9 months - Children	176	237	74.3%	57.9%	60.3%	58.9%
% of FP17s for the same patient ID Re-attending between 3 & 9 months - Adults	35	41	85.4%	52.4%	54.0%	51.6%
% of FP17s for Band 1 Urgent Courses	11	222	5.0%	9.9%	8.9%	8.9%
% of FP17s Relating to Free Repair or Replacements	0	222	0.0%	1.1%	1.0%	0.8%
% of FP17s Relating to Continuations	0	222	0.0%	1.2%	1.1%	0.9%
% of Patients satisfied with the dentistry they have received	0	0	N/A	94.1%	93.4%	93.2%
% of Patients satisfied with the time they had to wait for an appointment	0	0	N/A	91.9%	89.4%	88.8%

\* This is based on patients treated on this contract for their most recent course of treatment. Figures in italics indicate the base number of FP17s or Patient Questionnaire responses are less than 100. N/A is shown where the base number of responses is less than 10 during the period. % is calculated as Quantity/Base number\*100

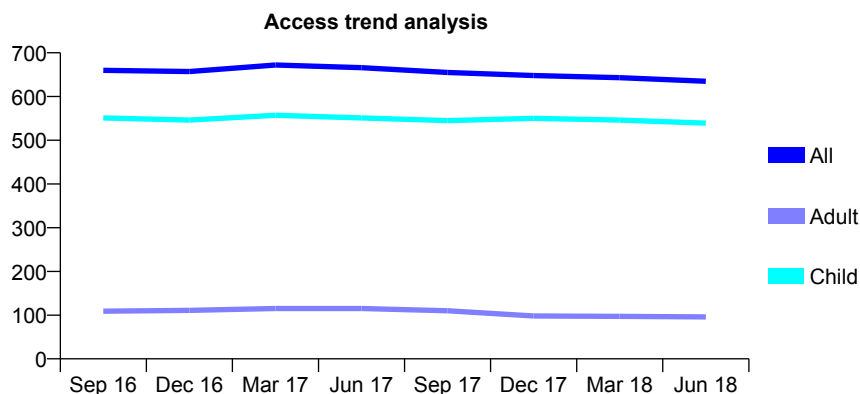
## Q44 - Vital Signs At a Glance Contract Report for 104892/0001 - June 2018

Name or company name	The King Street Dental Practice Ltd
Contract type name	GDS Contract
Purpose of contract	General
Contract start date	01/04/2007
Contract end date	

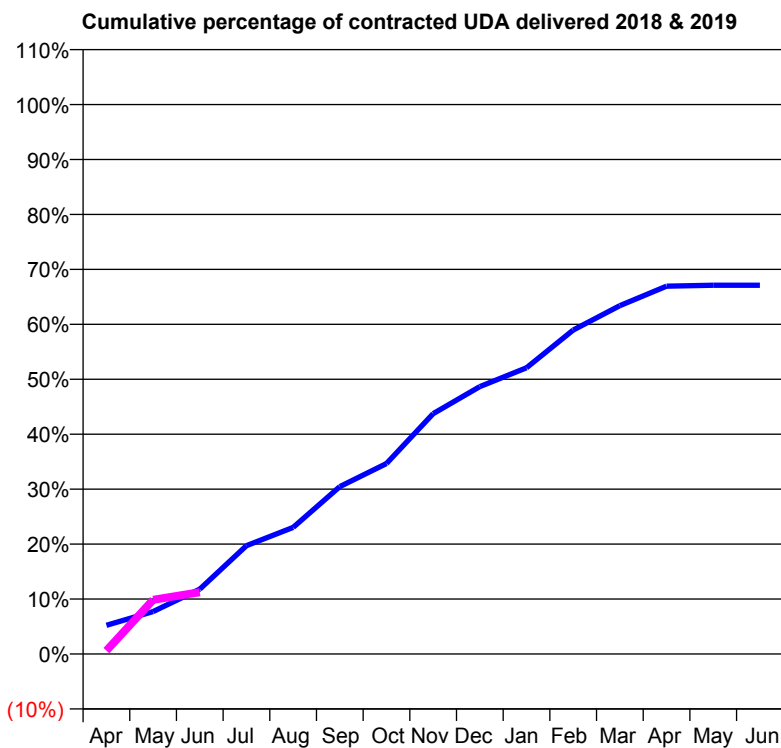
18/19 Contracted general activity (UDA)	1,644
Carry forward general activity (UDA)	0
18/19 Contracted orthodontic activity (UOA)	0
Carry forward orthodontic activity (UOA)	0
Baseline contract value	£35,304.69

### ACCESS\*

Patients seen in 24 months	Total	Change since previous quarter
Quarter ending June 2017	666	
Quarter ending September 2017	655	↓
Quarter ending December 2017	648	↓
Quarter ending March 2018	643	→
Quarter ending June 2018	635	↓
<b>Variance since June 2017</b>	<b>(4.7%)</b>	<b>↓</b>



### ACTIVITY



Month	Adjusted Scheduled Activity (UDA)	
	2018	2019
April	86	10
May	127	162
June	194	185
July	324	
August	379	
September	501	
October	570	
November	719	
December	800	
January	856	
February	969	
March	1,042	
April	1,100	
May	1,103	
June	1,103	

### QUALITY

	Quantity	Base Number	Contract	AT	Region	England
% of FP17s for the same patient ID Re-attending within 3 months - Children	18	200	9.0%	11.5%	12.0%	11.5%
% of FP17s for the same patient ID Re-attending within 3 months - Adults	0	8	0.0%	16.6%	15.7%	15.4%
% of FP17s for the same patient ID Re-attending between 3 & 9 months - Children	135	200	67.5%	57.9%	60.3%	58.9%
% of FP17s for the same patient ID Re-attending between 3 & 9 months - Adults	5	8	62.5%	52.4%	54.0%	51.6%
% of FP17s for Band 1 Urgent Courses	0	160	0.0%	9.9%	8.9%	8.9%
% of FP17s Relating to Free Repair or Replacements	0	160	0.0%	1.1%	1.0%	0.8%
% of FP17s Relating to Continuations	0	160	0.0%	1.2%	1.1%	0.9%
% of Patients satisfied with the dentistry they have received	1	1	N/A	94.1%	93.4%	93.2%
% of Patients satisfied with the time they had to wait for an appointment	1	1	N/A	91.9%	89.4%	88.8%

\* This is based on patients treated on this contract for their most recent course of treatment. Figures in italics indicate the base number of FP17s or Patient Questionnaire responses are less than 100. N/A is shown where the base number of responses is less than 10 during the period. % is calculated as Quantity/Base number\*100

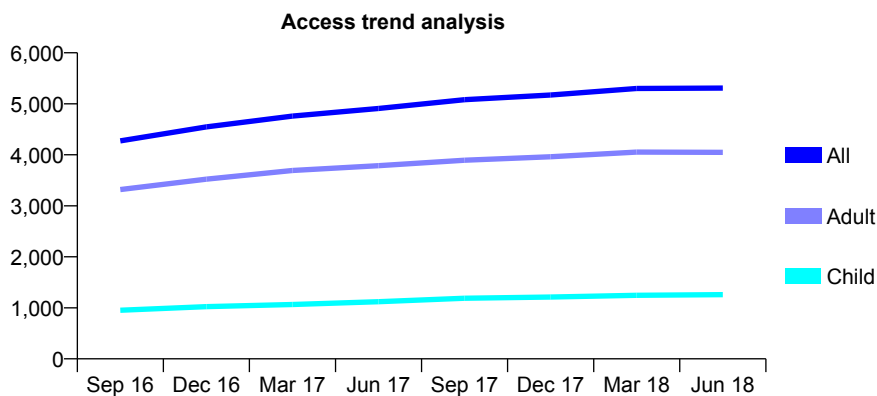
## Q44 - Vital Signs At a Glance Contract Report for 105120/0001 - June 2018

Name or company name	Handforth Dental Practice LLP
Contract type name	GDS Contract
Purpose of contract	General
Contract start date	01/06/2007
Contract end date	

18/19 Contracted general activity (UDA)	16,767
Carry forward general activity (UDA)	0
18/19 Contracted orthodontic activity (UOA)	0
Carry forward orthodontic activity (UOA)	0
Baseline contract value	£417,336.34

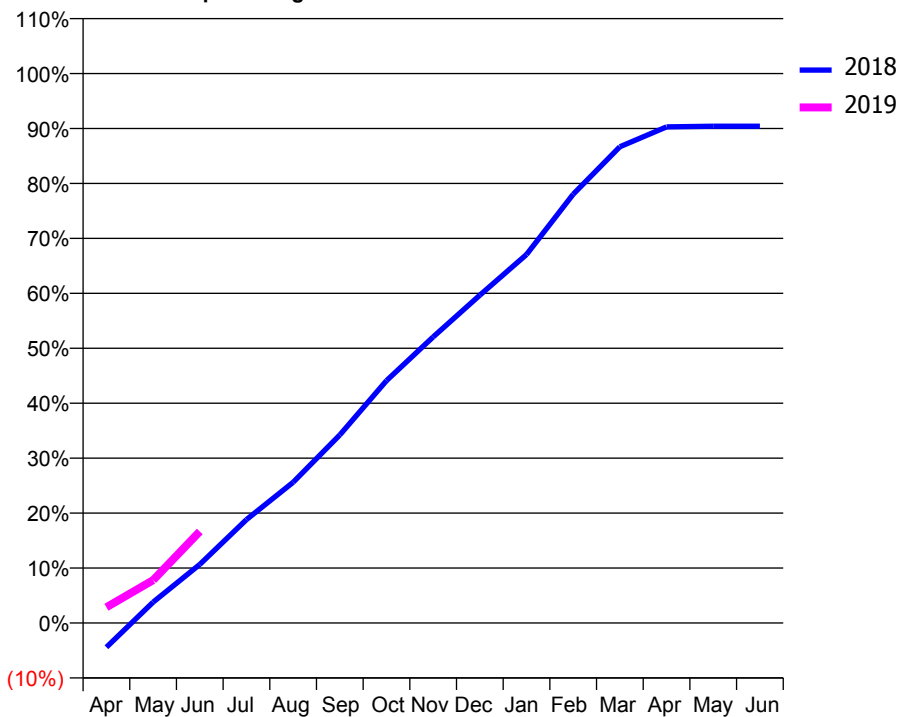
### ACCESS\*

Patients seen in 24 months	Total	Change since previous quarter
Quarter ending June 2017	4,908	
Quarter ending September 2017	5,081	↑
Quarter ending December 2017	5,172	→
Quarter ending March 2018	5,301	↑
Quarter ending June 2018	5,308	→
<b>Variance since June 2017</b>	<b>8.1%</b>	<b>↑</b>



### ACTIVITY

Cumulative percentage of contracted UDA delivered 2018 & 2019



Month	Adjusted Scheduled Activity (UDA)	
	2018	2019
April	-744	482
May	637	1,307
June	1,787	2,793
July	3,157	
August	4,295	
September	5,738	
October	7,395	
November	8,731	
December	10,001	
January	11,242	
February	13,084	
March	14,534	
April	15,136	
May	15,157	
June	15,157	

### QUALITY

	Quantity	Base Number	Contract	AT	Region	England
% of FP17s for the same patient ID Re-attending within 3 months - Children	46	416	11.1%	11.5%	12.0%	11.5%
% of FP17s for the same patient ID Re-attending within 3 months - Adults	221	1,265	17.5%	16.6%	15.7%	15.4%
% of FP17s for the same patient ID Re-attending between 3 & 9 months - Children	242	416	58.2%	57.9%	60.3%	58.9%
% of FP17s for the same patient ID Re-attending between 3 & 9 months - Adults	724	1,265	57.2%	52.4%	54.0%	51.6%
% of FP17s for Band 1 Urgent Courses	137	1,426	9.6%	9.9%	8.9%	8.9%
% of FP17s Relating to Free Repair or Replacements	27	1,426	1.9%	1.1%	1.0%	0.8%
% of FP17s Relating to Continuations	39	1,426	2.7%	1.2%	1.1%	0.9%
% of Patients satisfied with the dentistry they have received	10	10	100.0%	94.1%	93.4%	93.2%
% of Patients satisfied with the time they had to wait for an appointment	10	10	100.0%	91.9%	89.4%	88.8%

\* This is based on patients treated on this contract for their most recent course of treatment. Figures in italics indicate the base number of FP17s or Patient Questionnaire responses are less than 100. N/A is shown where the base number of responses is less than 10 during the period. % is calculated as Quantity/Base number\*100

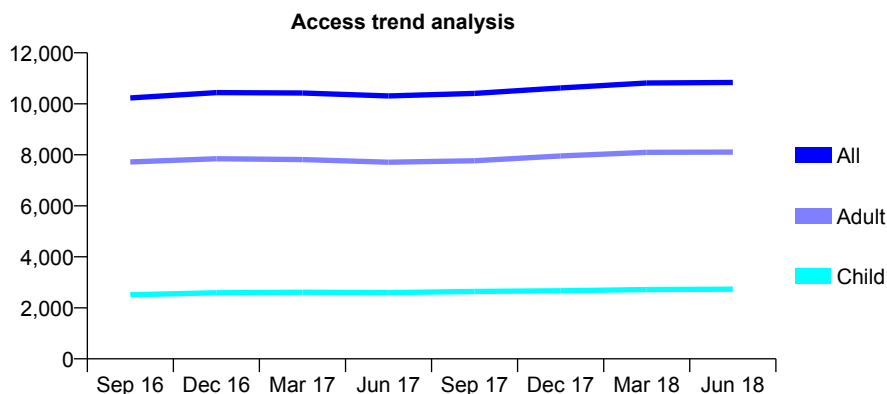
## Q44 - Vital Signs At a Glance Contract Report for 105902/0001 - June 2018

Name or company name	MAC Dental Centre Ltd
Contract type name	GDS Contract
Purpose of contract	General
Contract start date	01/05/2011
Contract end date	

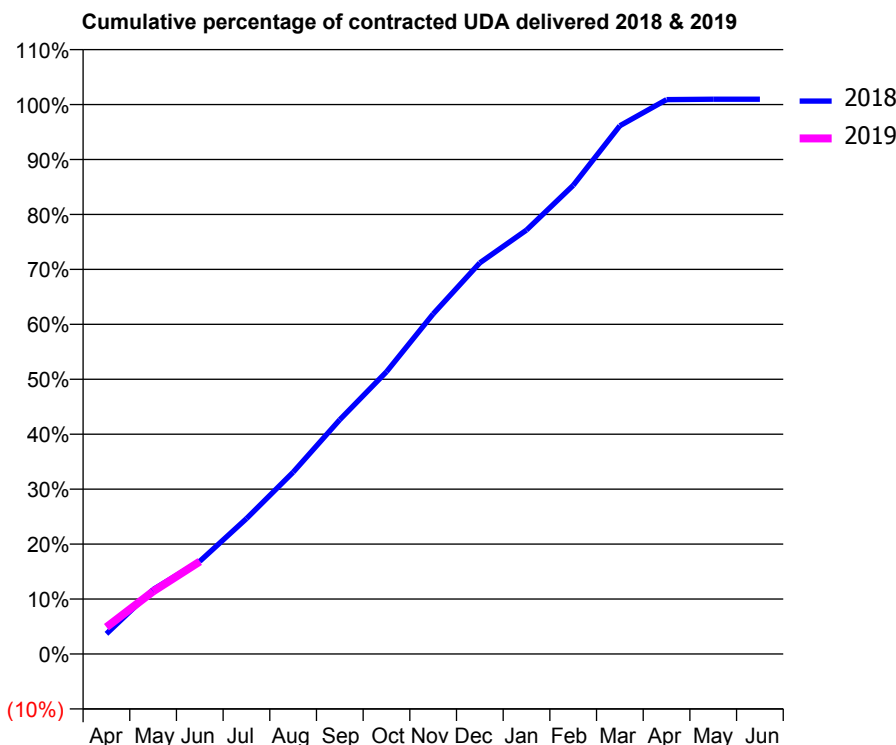
18/19 Contracted general activity (UDA)	34,000
Carry forward general activity (UDA)	0
18/19 Contracted orthodontic activity (UOA)	0
Carry forward orthodontic activity (UOA)	0
Baseline contract value	£787,940.71

### ACCESS\*

Patients seen in 24 months	Total	Change since previous quarter
Quarter ending June 2017	10,307	
Quarter ending September 2017	10,407	→
Quarter ending December 2017	10,623	↑
Quarter ending March 2018	10,817	→
Quarter ending June 2018	10,836	→
<b>Variance since June 2017</b>	<b>5.1%</b>	<b>↑</b>



### ACTIVITY



Month	Adjusted Scheduled Activity (UDA)	
	2018	2019
April	1,249	1,659
May	3,989	3,872
June	5,738	5,722
July	8,376	
August	11,247	
September	14,501	
October	17,465	
November	21,046	
December	24,206	
January	26,236	
February	29,000	
March	32,685	
April	34,302	
May	34,326	
June	34,326	

### QUALITY

	Quantity	Base Number	Contract	AT	Region	England
% of FP17s for the same patient ID Re-attending within 3 months - Children	63	947	6.7%	11.5%	12.0%	11.5%
% of FP17s for the same patient ID Re-attending within 3 months - Adults	356	2,715	13.1%	16.6%	15.7%	15.4%
% of FP17s for the same patient ID Re-attending between 3 & 9 months - Children	653	947	69.0%	57.9%	60.3%	58.9%
% of FP17s for the same patient ID Re-attending between 3 & 9 months - Adults	1,590	2,715	58.6%	52.4%	54.0%	51.6%
% of FP17s for Band 1 Urgent Courses	251	2,967	8.5%	9.9%	8.9%	8.9%
% of FP17s Relating to Free Repair or Replacements	48	2,967	1.6%	1.1%	1.0%	0.8%
% of FP17s Relating to Continuations	24	2,967	0.8%	1.2%	1.1%	0.9%
% of Patients satisfied with the dentistry they have received	13	13	100.0%	94.1%	93.4%	93.2%
% of Patients satisfied with the time they had to wait for an appointment	11	13	84.6%	91.9%	89.4%	88.8%

\* This is based on patients treated on this contract for their most recent course of treatment. Figures in italics indicate the base number of FP17s or Patient Questionnaire responses are less than 100. N/A is shown where the base number of responses is less than 10 during the period. % is calculated as Quantity/Base number\*100

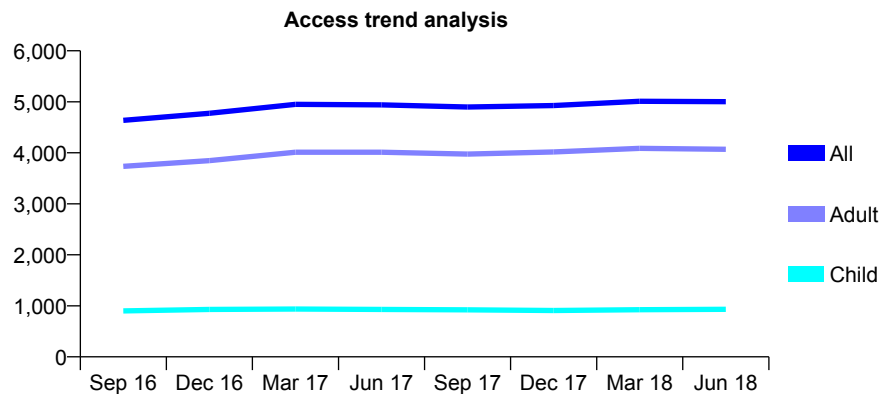
## Q44 - Vital Signs At a Glance Contract Report for 106690/0001 - June 2018

Name or company name	Sankey Street Dental Practice.
Contract type name	GDS Contract
Purpose of contract	General
Contract start date	01/04/2014
Contract end date	

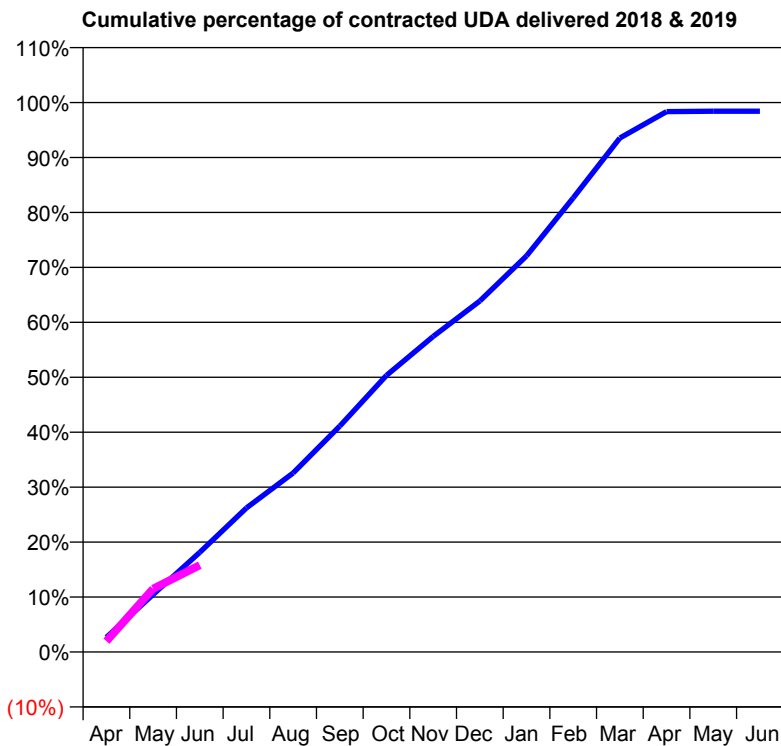
18/19 Contracted general activity (UDA)	14,090
Carry forward general activity (UDA)	0
18/19 Contracted orthodontic activity (UOA)	0
Carry forward orthodontic activity (UOA)	0
Baseline contract value	£305,673.19

### ACCESS\*

Patients seen in 24 months	Total	Change since previous quarter
Quarter ending June 2017	4,941	
Quarter ending September 2017	4,897	→
Quarter ending December 2017	4,926	→
Quarter ending March 2018	5,011	→
Quarter ending June 2018	5,002	→
<b>Variance since June 2017</b>	<b>1.2%</b>	<b>→</b>



### ACTIVITY



Month	Adjusted Scheduled Activity (UDA)	
	2018	2019
April	376	279
May	1,474	1,622
June	2,555	2,228
July	3,694	
August	4,589	
September	5,795	
October	7,093	
November	8,091	
December	9,002	
January	10,158	
February	11,644	
March	13,178	
April	13,858	
May	13,868	
June	13,868	

### QUALITY

	Quantity	Base Number	Contract	AT	Region	England
% of FP17s for the same patient ID Re-attending within 3 months - Children	14	301	4.7%	11.5%	12.0%	11.5%
% of FP17s for the same patient ID Re-attending within 3 months - Adults	160	1,131	14.1%	16.6%	15.7%	15.4%
% of FP17s for the same patient ID Re-attending between 3 & 9 months - Children	145	301	48.2%	57.9%	60.3%	58.9%
% of FP17s for the same patient ID Re-attending between 3 & 9 months - Adults	529	1,131	46.8%	52.4%	54.0%	51.6%
% of FP17s for Band 1 Urgent Courses	86	1,083	7.9%	9.9%	8.9%	8.9%
% of FP17s Relating to Free Repair or Replacements	21	1,083	1.9%	1.1%	1.0%	0.8%
% of FP17s Relating to Continuations	7	1,083	0.6%	1.2%	1.1%	0.9%
% of Patients satisfied with the dentistry they have received	3	3	N/A	94.1%	93.4%	93.2%
% of Patients satisfied with the time they had to wait for an appointment	3	3	N/A	91.9%	89.4%	88.8%

\* This is based on patients treated on this contract for their most recent course of treatment. Figures in italics indicate the base number of FP17s or Patient Questionnaire responses are less than 100. N/A is shown where the base number of responses is less than 10 during the period. % is calculated as Quantity/Base number\*100

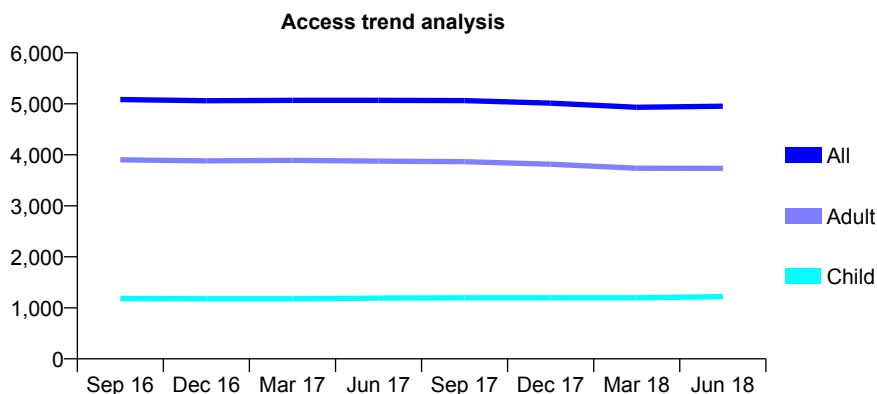
## Q44 - Vital Signs At a Glance Contract Report for 106976/0001 - June 2018

Name or company name	Greasby Dental Centre
Contract type name	GDS Contract
Purpose of contract	General
Contract start date	01/08/2009
Contract end date	

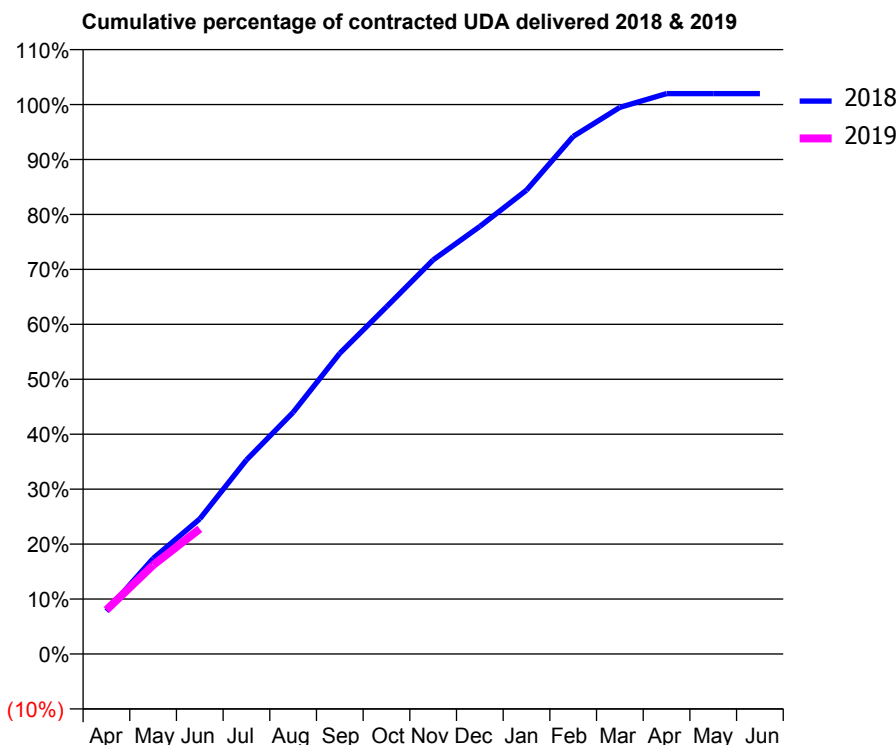
18/19 Contracted general activity (UDA)	14,380
Carry forward general activity (UDA)	0
18/19 Contracted orthodontic activity (UOA)	0
Carry forward orthodontic activity (UOA)	0
Baseline contract value	£393,763.83

### ACCESS\*

Patients seen in 24 months	Total	Change since previous quarter
Quarter ending June 2017	5,068	
Quarter ending September 2017	5,062	→
Quarter ending December 2017	5,012	→
Quarter ending March 2018	4,932	↓
Quarter ending June 2018	4,954	→
<b>Variance since June 2017</b>	<b>(2.2%)</b>	<b>↓</b>



### ACTIVITY



Month	Adjusted Scheduled Activity (UDA)	
	2018	2019
April	1,124	1,152
May	2,502	2,324
June	3,536	3,274
July	5,078	
August	6,325	
September	7,870	
October	9,084	
November	10,314	
December	11,189	
January	12,138	
February	13,545	
March	14,307	
April	14,665	
May	14,664	
June	14,664	

### QUALITY

	Quantity	Base Number	Contract	AT	Region	England
% of FP17s for the same patient ID Re-attending within 3 months - Children	21	550	3.8%	11.5%	12.0%	11.5%
% of FP17s for the same patient ID Re-attending within 3 months - Adults	181	1,465	12.4%	16.6%	15.7%	15.4%
% of FP17s for the same patient ID Re-attending between 3 & 9 months - Children	344	550	62.5%	57.9%	60.3%	58.9%
% of FP17s for the same patient ID Re-attending between 3 & 9 months - Adults	816	1,465	55.7%	52.4%	54.0%	51.6%
% of FP17s for Band 1 Urgent Courses	127	1,830	6.9%	9.9%	8.9%	8.9%
% of FP17s Relating to Free Repair or Replacements	24	1,830	1.3%	1.1%	1.0%	0.8%
% of FP17s Relating to Continuations	22	1,830	1.2%	1.2%	1.1%	0.9%
% of Patients satisfied with the dentistry they have received	5	5	N/A	94.1%	93.4%	93.2%
% of Patients satisfied with the time they had to wait for an appointment	5	5	N/A	91.9%	89.4%	88.8%

\* This is based on patients treated on this contract for their most recent course of treatment. Figures in italics indicate the base number of FP17s or Patient Questionnaire responses are less than 100. N/A is shown where the base number of responses is less than 10 during the period. % is calculated as Quantity/Base number\*100

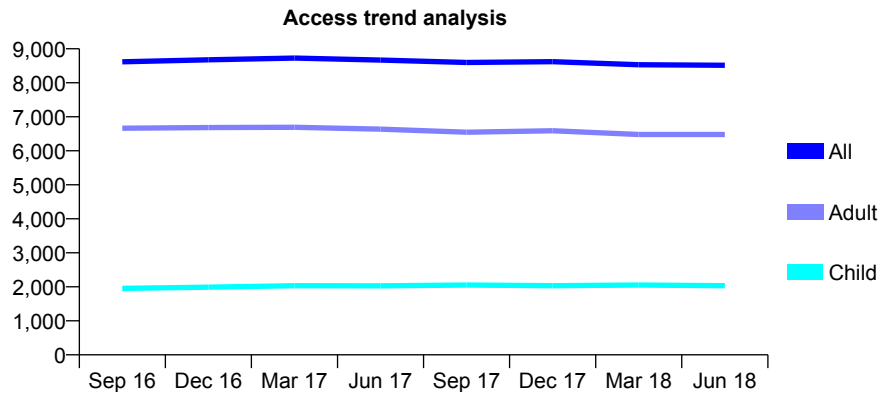
## Q44 - Vital Signs At a Glance Contract Report for 107271/0001 - June 2018

Name or company name	Pooltown Dental
Contract type name	GDS Contract
Purpose of contract	General
Contract start date	01/04/2009
Contract end date	

18/19 Contracted general activity (UDA)	23,695
Carry forward general activity (UDA)	0
18/19 Contracted orthodontic activity (UOA)	0
Carry forward orthodontic activity (UOA)	0
Baseline contract value	£706,358.11

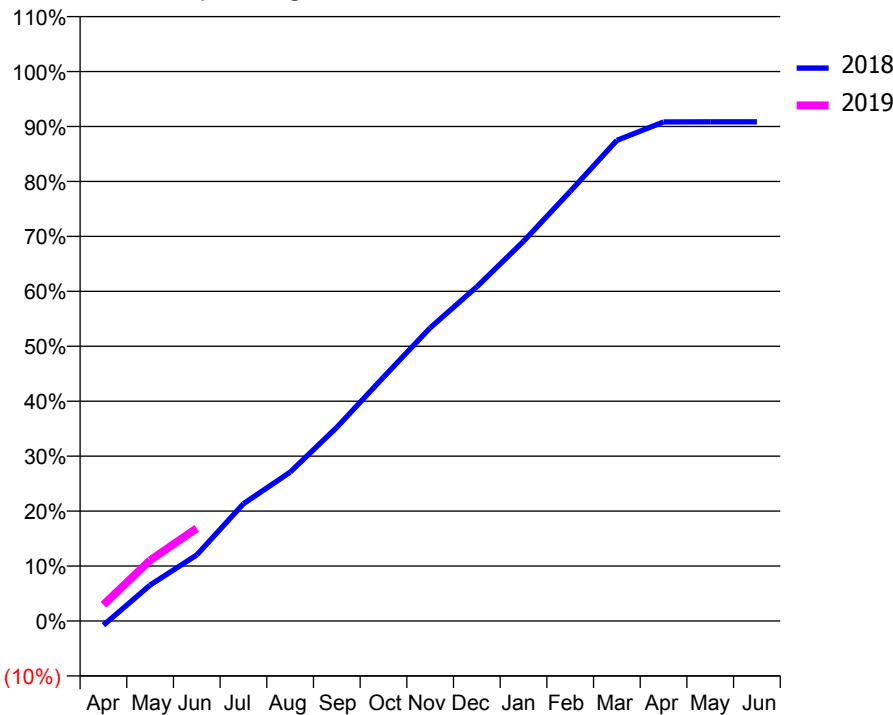
### ACCESS\*

Patients seen in 24 months	Total	Change since previous quarter
Quarter ending June 2017	8,668	
Quarter ending September 2017	8,597	→
Quarter ending December 2017	8,623	→
Quarter ending March 2018	8,531	↓
Quarter ending June 2018	8,515	→
<b>Variance since June 2017</b>	<b>(1.8%)</b>	<b>↓</b>



### ACTIVITY

Cumulative percentage of contracted UDA delivered 2018 & 2019



Month	Adjusted Scheduled Activity (UDA)	
	2018	2019
April	-184	696
May	1,550	2,617
June	2,847	4,001
July	5,059	
August	6,419	
September	8,354	
October	10,516	
November	12,643	
December	14,415	
January	16,375	
February	18,521	
March	20,724	
April	21,518	
May	21,524	
June	21,524	

### QUALITY

	Quantity	Base Number	Contract	AT	Region	England
% of FP17s for the same patient ID Re-attending within 3 months - Children	67	618	10.8%	11.5%	12.0%	11.5%
% of FP17s for the same patient ID Re-attending within 3 months - Adults	352	1,721	20.5%	16.6%	15.7%	15.4%
% of FP17s for the same patient ID Re-attending between 3 & 9 months - Children	333	618	53.9%	57.9%	60.3%	58.9%
% of FP17s for the same patient ID Re-attending between 3 & 9 months - Adults	619	1,721	36.0%	52.4%	54.0%	51.6%
% of FP17s for Band 1 Urgent Courses	380	1,989	19.1%	9.9%	8.9%	8.9%
% of FP17s Relating to Free Repair or Replacements	13	1,989	0.7%	1.1%	1.0%	0.8%
% of FP17s Relating to Continuations	34	1,989	1.7%	1.2%	1.1%	0.9%
% of Patients satisfied with the dentistry they have received	9	11	81.8%	94.1%	93.4%	93.2%
% of Patients satisfied with the time they had to wait for an appointment	10	11	90.9%	91.9%	89.4%	88.8%

\* This is based on patients treated on this contract for their most recent course of treatment. Figures in italics indicate the base number of FP17s or Patient Questionnaire responses are less than 100. N/A is shown where the base number of responses is less than 10 during the period. % is calculated as Quantity/Base number\*100

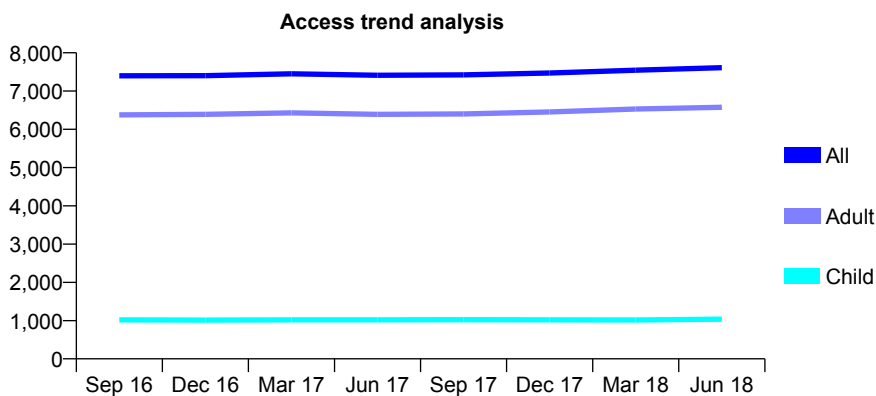
## Q44 - Vital Signs At a Glance Contract Report for 107468/0001 - June 2018

Name or company name	Foregate Street Dental Clinic
Contract type name	GDS Contract
Purpose of contract	General
Contract start date	01/04/2009
Contract end date	

18/19 Contracted general activity (UDA)	24,100
Carry forward general activity (UDA)	0
18/19 Contracted orthodontic activity (UOA)	0
Carry forward orthodontic activity (UOA)	0
Baseline contract value	£579,029.13

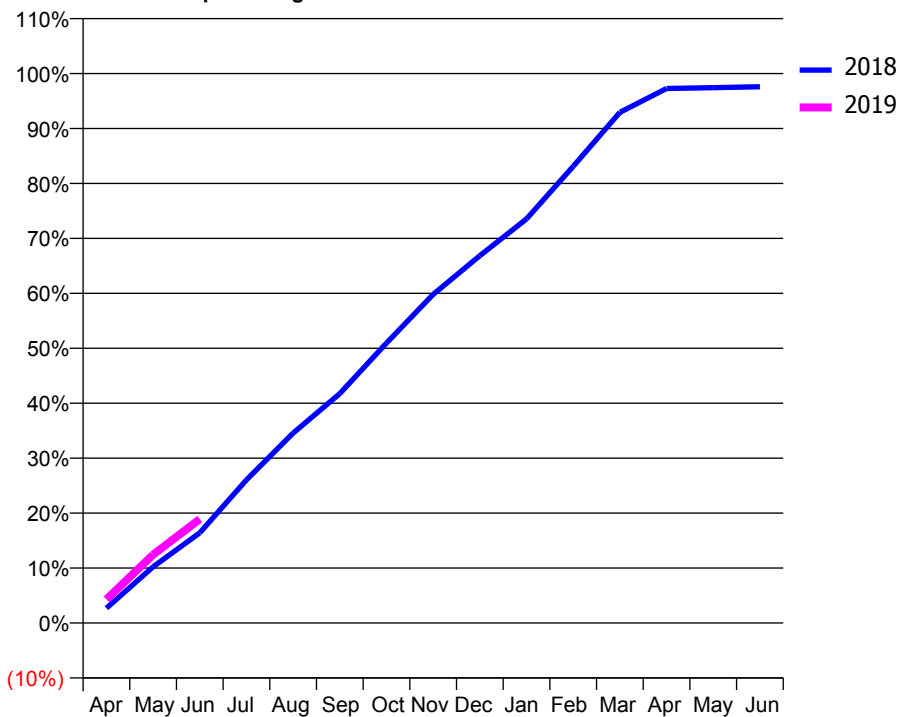
### ACCESS\*

Patients seen in 24 months	Total	Change since previous quarter
Quarter ending June 2017	7,412	
Quarter ending September 2017	7,424	→
Quarter ending December 2017	7,473	→
Quarter ending March 2018	7,545	→
Quarter ending June 2018	7,613	→
<b>Variance since June 2017</b>	<b>2.7%</b>	<b>↑</b>



### ACTIVITY

Cumulative percentage of contracted UDA delivered 2018 & 2019



Month	Adjusted Scheduled Activity (UDA)	
	2018	2019
April	653	1,039
May	2,466	3,000
June	3,959	4,558
July	6,278	
August	8,329	
September	10,062	
October	12,276	
November	14,412	
December	16,110	
January	17,721	
February	20,027	
March	22,399	
April	23,442	
May	23,479	
June	23,521	

### QUALITY

	Quantity	Base Number	Contract	AT	Region	England
% of FP17s for the same patient ID Re-attending within 3 months - Children	26	380	6.8%	11.5%	12.0%	11.5%
% of FP17s for the same patient ID Re-attending within 3 months - Adults	347	2,481	14.0%	16.6%	15.7%	15.4%
% of FP17s for the same patient ID Re-attending between 3 & 9 months - Children	213	380	56.1%	57.9%	60.3%	58.9%
% of FP17s for the same patient ID Re-attending between 3 & 9 months - Adults	1,476	2,481	59.5%	52.4%	54.0%	51.6%
% of FP17s for Band 1 Urgent Courses	256	2,371	10.8%	9.9%	8.9%	8.9%
% of FP17s Relating to Free Repair or Replacements	27	2,371	1.1%	1.1%	1.0%	0.8%
% of FP17s Relating to Continuations	19	2,371	0.8%	1.2%	1.1%	0.9%
% of Patients satisfied with the dentistry they have received	13	13	100.0%	94.1%	93.4%	93.2%
% of Patients satisfied with the time they had to wait for an appointment	13	13	100.0%	91.9%	89.4%	88.8%

\* This is based on patients treated on this contract for their most recent course of treatment. Figures in italics indicate the base number of FP17s or Patient Questionnaire responses are less than 100. N/A is shown where the base number of responses is less than 10 during the period. % is calculated as Quantity/Base number\*100



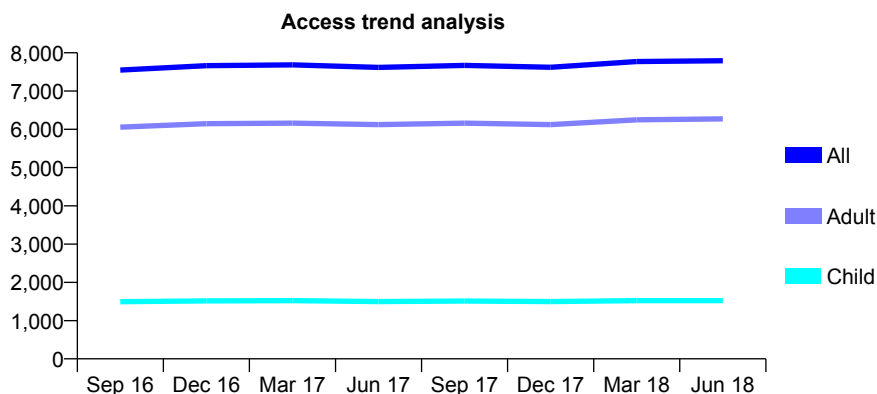
## Q44 - Vital Signs At a Glance Contract Report for 107689/0001 - June 2018

Name or company name	Glencairn Dental Practice
Contract type name	GDS Contract
Purpose of contract	General
Contract start date	01/08/2006
Contract end date	

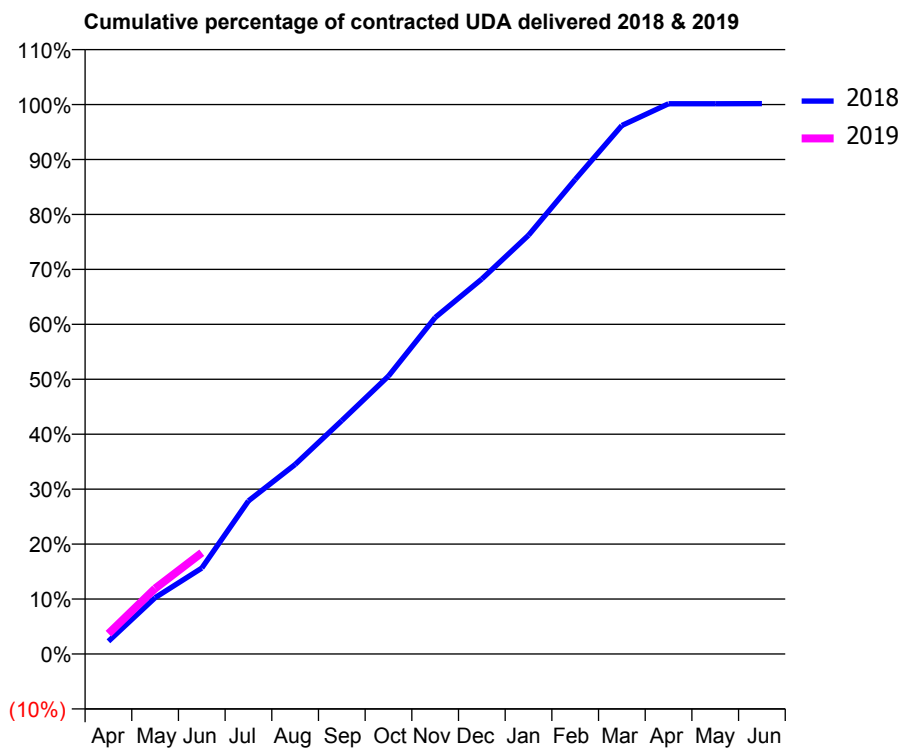
18/19 Contracted general activity (UDA)	21,897
Carry forward general activity (UDA)	0
18/19 Contracted orthodontic activity (UOA)	0
Carry forward orthodontic activity (UOA)	0
Baseline contract value	£605,011.52

### ACCESS\*

Patients seen in 24 months	Total	Change since previous quarter
Quarter ending June 2017	7,620	
Quarter ending September 2017	7,672	→
Quarter ending December 2017	7,621	→
Quarter ending March 2018	7,771	→
Quarter ending June 2018	7,794	→
<b>Variance since June 2017</b>	<b>2.3%</b>	<b>↑</b>



### ACTIVITY



Month	Adjusted Scheduled Activity (UDA)	
	2018	2019
April	508	812
May	2,247	2,614
June	3,423	4,034
July	6,100	
August	7,554	
September	9,302	
October	11,075	
November	13,408	
December	14,945	
January	16,689	
February	18,911	
March	21,063	
April	21,928	
May	21,929	
June	21,932	

### QUALITY

	Quantity	Base Number	Contract	AT	Region	England
% of FP17s for the same patient ID Re-attending within 3 months - Children	62	570	10.9%	11.5%	12.0%	11.5%
% of FP17s for the same patient ID Re-attending within 3 months - Adults	375	2,065	18.2%	16.6%	15.7%	15.4%
% of FP17s for the same patient ID Re-attending between 3 & 9 months - Children	350	570	61.4%	57.9%	60.3%	58.9%
% of FP17s for the same patient ID Re-attending between 3 & 9 months - Adults	1,170	2,065	56.7%	52.4%	54.0%	51.6%
% of FP17s for Band 1 Urgent Courses	321	2,242	14.3%	9.9%	8.9%	8.9%
% of FP17s Relating to Free Repair or Replacements	73	2,242	3.3%	1.1%	1.0%	0.8%
% of FP17s Relating to Continuations	32	2,242	1.4%	1.2%	1.1%	0.9%
% of Patients satisfied with the dentistry they have received	10	11	90.9%	94.1%	93.4%	93.2%
% of Patients satisfied with the time they had to wait for an appointment	10	11	90.9%	91.9%	89.4%	88.8%

\* This is based on patients treated on this contract for their most recent course of treatment. Figures in italics indicate the base number of FP17s or Patient Questionnaire responses are less than 100. N/A is shown where the base number of responses is less than 10 during the period. % is calculated as Quantity/Base number\*100

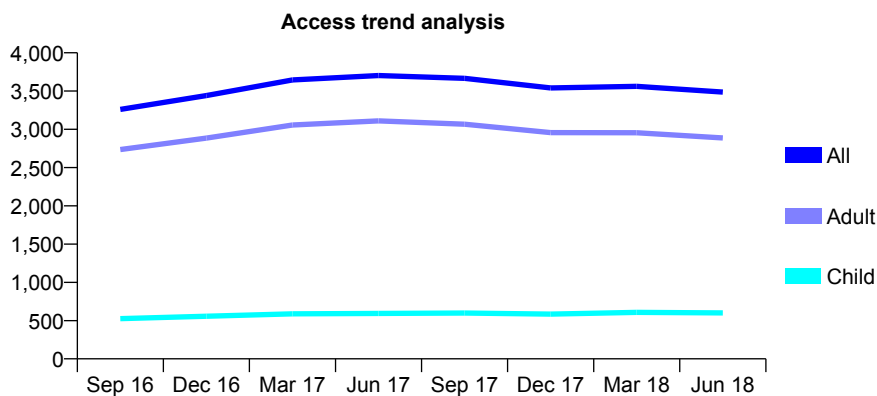
## Q44 - Vital Signs At a Glance Contract Report for 108170/0001 - June 2018

Name or company name	Kingsway Dental Practice
Contract type name	GDS Contract
Purpose of contract	General
Contract start date	01/07/2015
Contract end date	

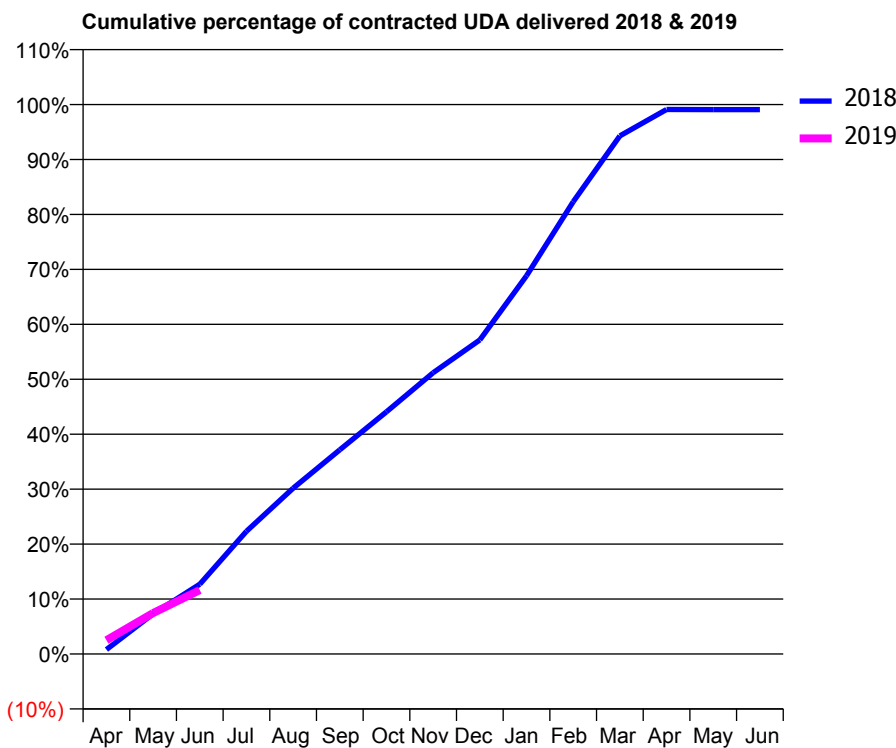
18/19 Contracted general activity (UDA)	12,770
Carry forward general activity (UDA)	0
18/19 Contracted orthodontic activity (UOA)	0
Carry forward orthodontic activity (UOA)	0
Baseline contract value	£304,531.92

### ACCESS\*

Patients seen in 24 months	Total	Change since previous quarter
Quarter ending June 2017	3,703	
Quarter ending September 2017	3,666	→
Quarter ending December 2017	3,541	↓
Quarter ending March 2018	3,562	→
Quarter ending June 2018	3,487	↓
<b>Variance since June 2017</b>	<b>(5.8%)</b>	<b>↓</b>



### ACTIVITY



Month	Adjusted Scheduled Activity (UDA)	
	2018	2019
April	103	321
May	934	954
June	1,621	1,485
July	2,851	
August	3,853	
September	4,746	
October	5,631	
November	6,536	
December	7,299	
January	8,789	
February	10,511	
March	12,041	
April	12,654	
May	12,651	
June	12,652	

### QUALITY

	Quantity	Base Number	Contract	AT	Region	England
% of FP17s for the same patient ID Re-attending within 3 months - Children	8	149	5.4%	11.5%	12.0%	11.5%
% of FP17s for the same patient ID Re-attending within 3 months - Adults	158	887	17.8%	16.6%	15.7%	15.4%
% of FP17s for the same patient ID Re-attending between 3 & 9 months - Children	72	149	48.3%	57.9%	60.3%	58.9%
% of FP17s for the same patient ID Re-attending between 3 & 9 months - Adults	505	887	56.9%	52.4%	54.0%	51.6%
% of FP17s for Band 1 Urgent Courses	111	793	14.0%	9.9%	8.9%	8.9%
% of FP17s Relating to Free Repair or Replacements	11	793	1.4%	1.1%	1.0%	0.8%
% of FP17s Relating to Continuations	14	793	1.8%	1.2%	1.1%	0.9%
% of Patients satisfied with the dentistry they have received	6	6	N/A	94.1%	93.4%	93.2%
% of Patients satisfied with the time they had to wait for an appointment	5	6	N/A	91.9%	89.4%	88.8%

\* This is based on patients treated on this contract for their most recent course of treatment. Figures in italics indicate the base number of FP17s or Patient Questionnaire responses are less than 100. N/A is shown where the base number of responses is less than 10 during the period. % is calculated as Quantity/Base number\*100

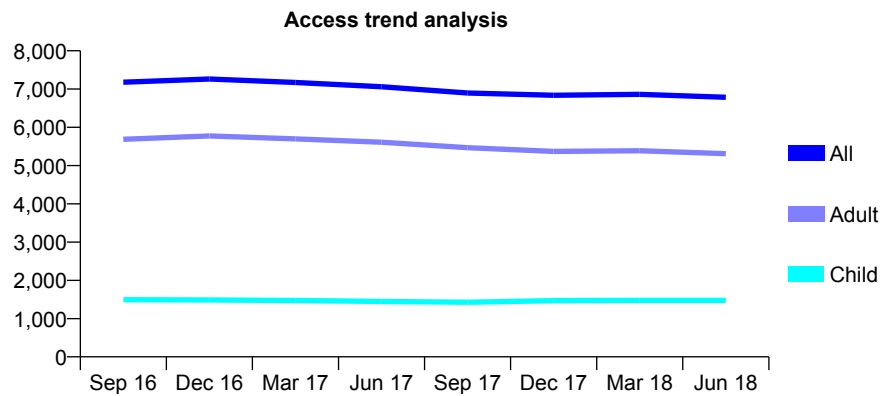
## Q44 - Vital Signs At a Glance Contract Report for 108960/0001 - June 2018

Name or company name	Harbour Dental Practice
Contract type name	GDS Contract
Purpose of contract	General
Contract start date	01/01/2014
Contract end date	

18/19 Contracted general activity (UDA)	20,753
Carry forward general activity (UDA)	0
18/19 Contracted orthodontic activity (UOA)	0
Carry forward orthodontic activity (UOA)	0
Baseline contract value	£613,240.48

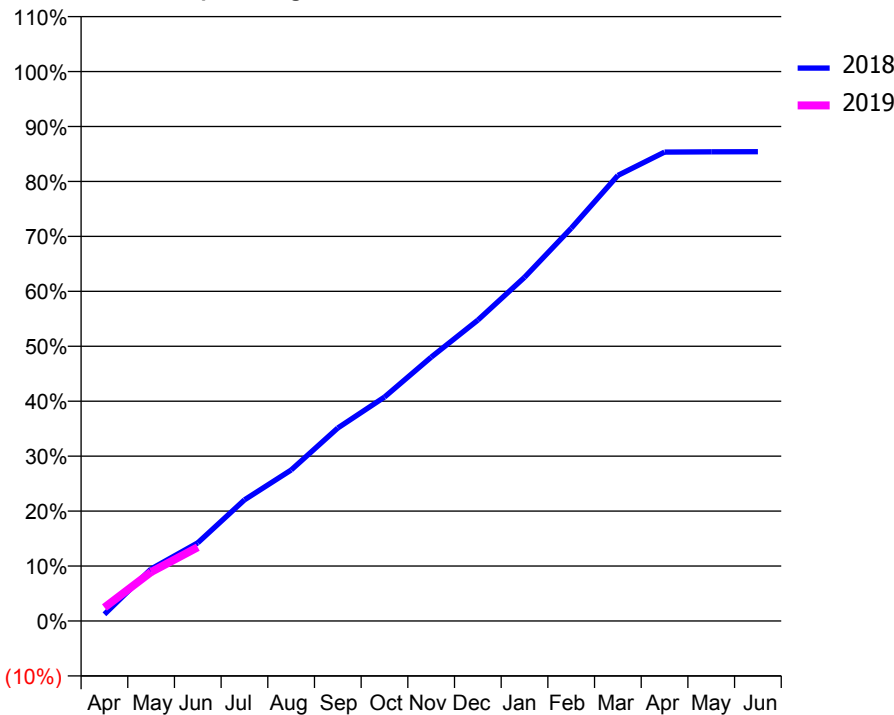
### ACCESS\*

Patients seen in 24 months	Total	Change since previous quarter
Quarter ending June 2017	7,061	
Quarter ending September 2017	6,896	↓
Quarter ending December 2017	6,839	→
Quarter ending March 2018	6,863	→
Quarter ending June 2018	6,785	↓
<b>Variance since June 2017</b>	<b>(3.9%)</b>	<b>↓</b>



### ACTIVITY

Cumulative percentage of contracted UDA delivered 2018 & 2019



Month	Adjusted Scheduled Activity (UDA)	
	2018	2019
April	255	512
May	1,968	1,851
June	2,956	2,787
July	4,577	
August	5,704	
September	7,288	
October	8,457	
November	9,962	
December	11,366	
January	12,979	
February	14,834	
March	16,830	
April	17,712	
May	17,721	
June	17,727	

### QUALITY

	Quantity	Base Number	Contract	AT	Region	England
% of FP17s for the same patient ID Re-attending within 3 months - Children	55	544	10.1%	11.5%	12.0%	11.5%
% of FP17s for the same patient ID Re-attending within 3 months - Adults	375	1,773	21.2%	16.6%	15.7%	15.4%
% of FP17s for the same patient ID Re-attending between 3 & 9 months - Children	322	544	59.2%	57.9%	60.3%	58.9%
% of FP17s for the same patient ID Re-attending between 3 & 9 months - Adults	980	1,773	55.3%	52.4%	54.0%	51.6%
% of FP17s for Band 1 Urgent Courses	132	1,438	9.2%	9.9%	8.9%	8.9%
% of FP17s Relating to Free Repair or Replacements	15	1,438	1.0%	1.1%	1.0%	0.8%
% of FP17s Relating to Continuations	32	1,438	2.2%	1.2%	1.1%	0.9%
% of Patients satisfied with the dentistry they have received	8	8	N/A	94.1%	93.4%	93.2%
% of Patients satisfied with the time they had to wait for an appointment	5	8	N/A	91.9%	89.4%	88.8%

\* This is based on patients treated on this contract for their most recent course of treatment. Figures in italics indicate the base number of FP17s or Patient Questionnaire responses are less than 100. N/A is shown where the base number of responses is less than 10 during the period. % is calculated as Quantity/Base number\*100

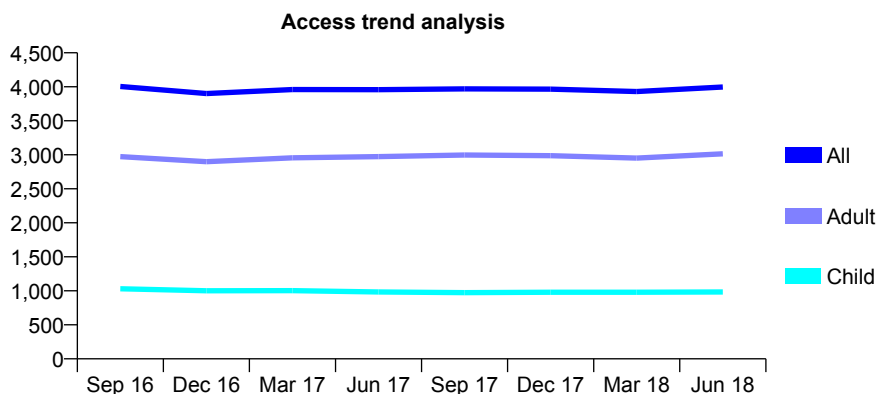
## Q44 - Vital Signs At a Glance Contract Report for 109363/0001 - June 2018

Name or company name	Dane Bank House Dental Practice
Contract type name	GDS Contract
Purpose of contract	General
Contract start date	01/04/2014
Contract end date	

18/19 Contracted general activity (UDA)	13,460
Carry forward general activity (UDA)	0
18/19 Contracted orthodontic activity (UOA)	0
Carry forward orthodontic activity (UOA)	0
Baseline contract value	£320,479.92

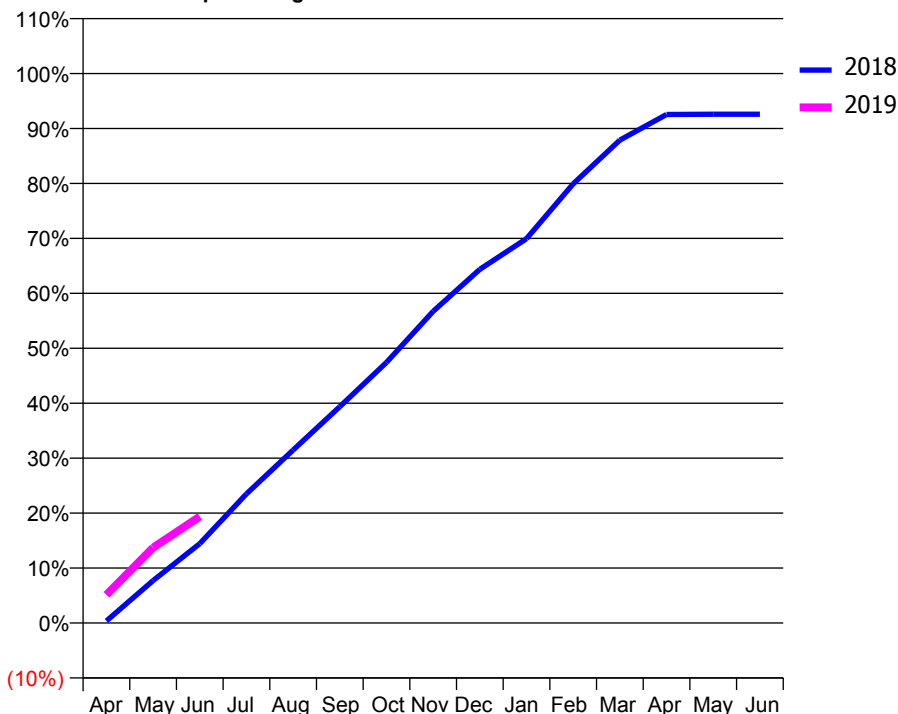
### ACCESS\*

Patients seen in 24 months	Total	Change since previous quarter
Quarter ending June 2017	3,958	
Quarter ending September 2017	3,970	→
Quarter ending December 2017	3,966	→
Quarter ending March 2018	3,931	→
Quarter ending June 2018	3,998	→
<b>Variance since June 2017</b>	<b>1.0%</b>	<b>→</b>



### ACTIVITY

Cumulative percentage of contracted UDA delivered 2018 & 2019



Month	Adjusted Scheduled Activity (UDA)	
	2018	2019
April	51	691
May	1,041	1,848
June	1,944	2,607
July	3,163	
August	4,237	
September	5,299	
October	6,385	
November	7,635	
December	8,664	
January	9,416	
February	10,759	
March	11,829	
April	12,455	
May	12,463	
June	12,462	

### QUALITY

	Quantity	Base Number	Contract	AT	Region	England
% of FP17s for the same patient ID Re-attending within 3 months - Children	18	423	4.3%	11.5%	12.0%	11.5%
% of FP17s for the same patient ID Re-attending within 3 months - Adults	107	1,064	10.1%	16.6%	15.7%	15.4%
% of FP17s for the same patient ID Re-attending between 3 & 9 months - Children	302	423	71.4%	57.9%	60.3%	58.9%
% of FP17s for the same patient ID Re-attending between 3 & 9 months - Adults	670	1,064	63.0%	52.4%	54.0%	51.6%
% of FP17s for Band 1 Urgent Courses	42	1,221	3.4%	9.9%	8.9%	8.9%
% of FP17s Relating to Free Repair or Replacements	23	1,221	1.9%	1.1%	1.0%	0.8%
% of FP17s Relating to Continuations	12	1,221	1.0%	1.2%	1.1%	0.9%
% of Patients satisfied with the dentistry they have received	6	6	N/A	94.1%	93.4%	93.2%
% of Patients satisfied with the time they had to wait for an appointment	5	6	N/A	91.9%	89.4%	88.8%

\* This is based on patients treated on this contract for their most recent course of treatment. Figures in italics indicate the base number of FP17s or Patient Questionnaire responses are less than 100. N/A is shown where the base number of responses is less than 10 during the period. % is calculated as Quantity/Base number\*100

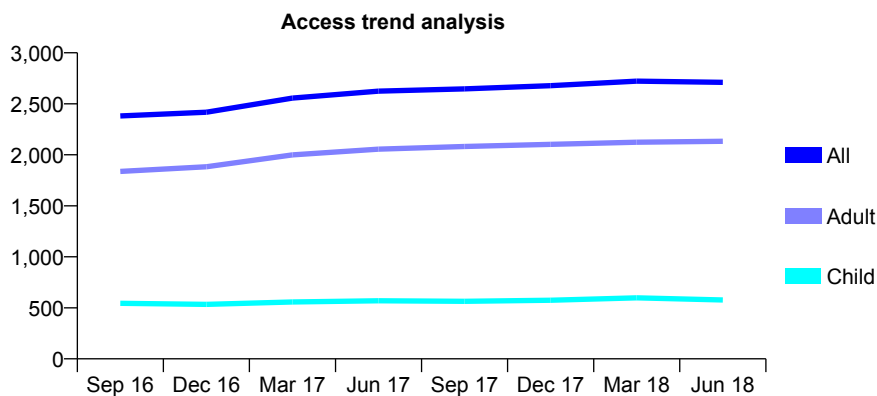
## Q44 - Vital Signs At a Glance Contract Report for 109479/0001 - June 2018

Name or company name	Dental Care Neston
Contract type name	GDS Contract
Purpose of contract	General
Contract start date	16/05/2013
Contract end date	

18/19 Contracted general activity (UDA)	7,195
Carry forward general activity (UDA)	0
18/19 Contracted orthodontic activity (UOA)	0
Carry forward orthodontic activity (UOA)	0
Baseline contract value	£205,618.17

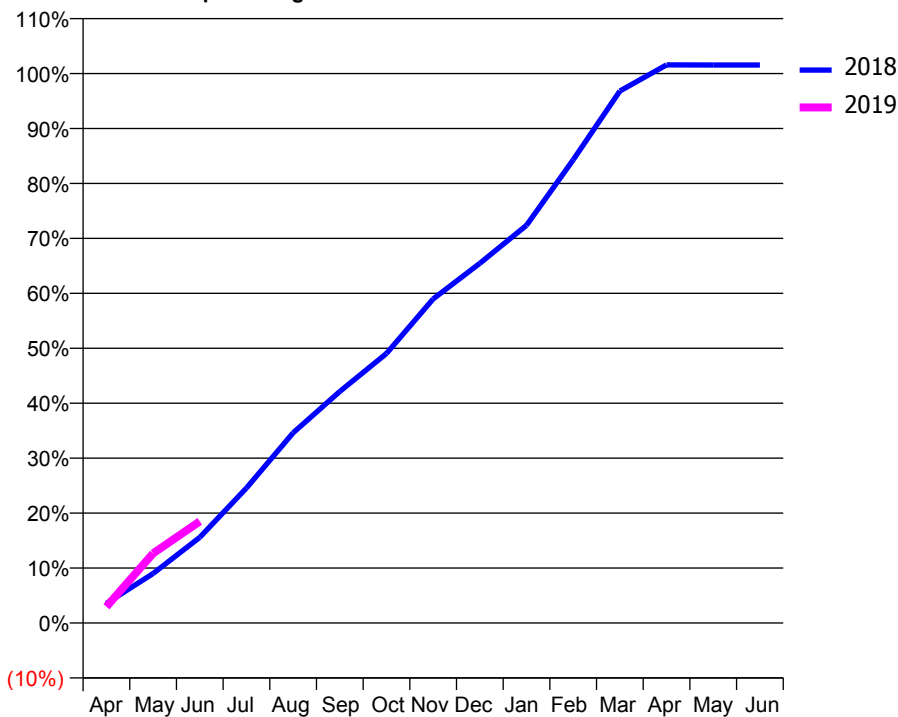
### ACCESS\*

Patients seen in 24 months	Total	Change since previous quarter
Quarter ending June 2017	2,624	
Quarter ending September 2017	2,646	→
Quarter ending December 2017	2,678	→
Quarter ending March 2018	2,722	→
Quarter ending June 2018	2,710	→
<b>Variance since June 2017</b>	<b>3.3%</b>	<b>↑</b>



### ACTIVITY

Cumulative percentage of contracted UDA delivered 2018 & 2019



Month	Adjusted Scheduled Activity (UDA)	
	2018	2019
April	258	214
May	648	912
June	1,122	1,331
July	1,767	
August	2,491	
September	3,032	
October	3,529	
November	4,244	
December	4,710	
January	5,207	
February	6,065	
March	6,965	
April	7,308	
May	7,307	
June	7,307	

### QUALITY

	Quantity	Base Number	Contract	AT	Region	England
% of FP17s for the same patient ID Re-attending within 3 months - Children	32	220	14.5%	11.5%	12.0%	11.5%
% of FP17s for the same patient ID Re-attending within 3 months - Adults	128	744	17.2%	16.6%	15.7%	15.4%
% of FP17s for the same patient ID Re-attending between 3 & 9 months - Children	143	220	65.0%	57.9%	60.3%	58.9%
% of FP17s for the same patient ID Re-attending between 3 & 9 months - Adults	468	744	62.9%	52.4%	54.0%	51.6%
% of FP17s for Band 1 Urgent Courses	68	685	9.9%	9.9%	8.9%	8.9%
% of FP17s Relating to Free Repair or Replacements	12	685	1.8%	1.1%	1.0%	0.8%
% of FP17s Relating to Continuations	5	685	0.7%	1.2%	1.1%	0.9%
% of Patients satisfied with the dentistry they have received	6	6	N/A	94.1%	93.4%	93.2%
% of Patients satisfied with the time they had to wait for an appointment	5	6	N/A	91.9%	89.4%	88.8%

\* This is based on patients treated on this contract for their most recent course of treatment. Figures in italics indicate the base number of FP17s or Patient Questionnaire responses are less than 100. N/A is shown where the base number of responses is less than 10 during the period. % is calculated as Quantity/Base number\*100

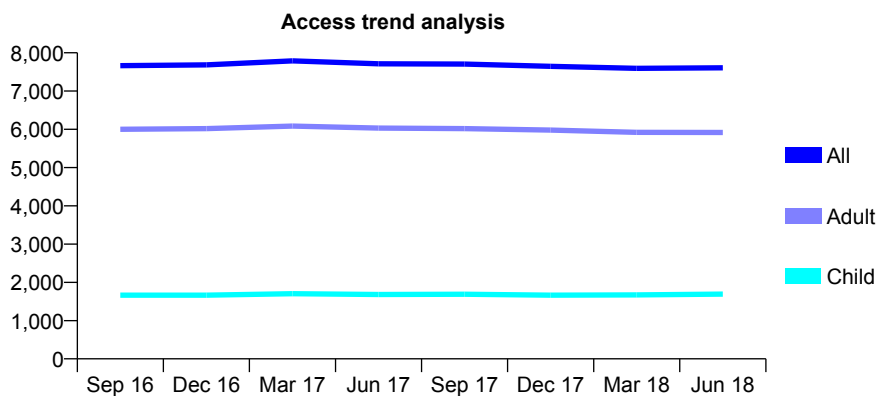
## Q44 - Vital Signs At a Glance Contract Report for 109886/0001 - June 2018

Name or company name	Eastham Dental Practice
Contract type name	GDS Contract
Purpose of contract	General
Contract start date	01/04/2006
Contract end date	

18/19 Contracted general activity (UDA)	22,917
Carry forward general activity (UDA)	0
18/19 Contracted orthodontic activity (UOA)	0
Carry forward orthodontic activity (UOA)	0
Baseline contract value	£674,535.89

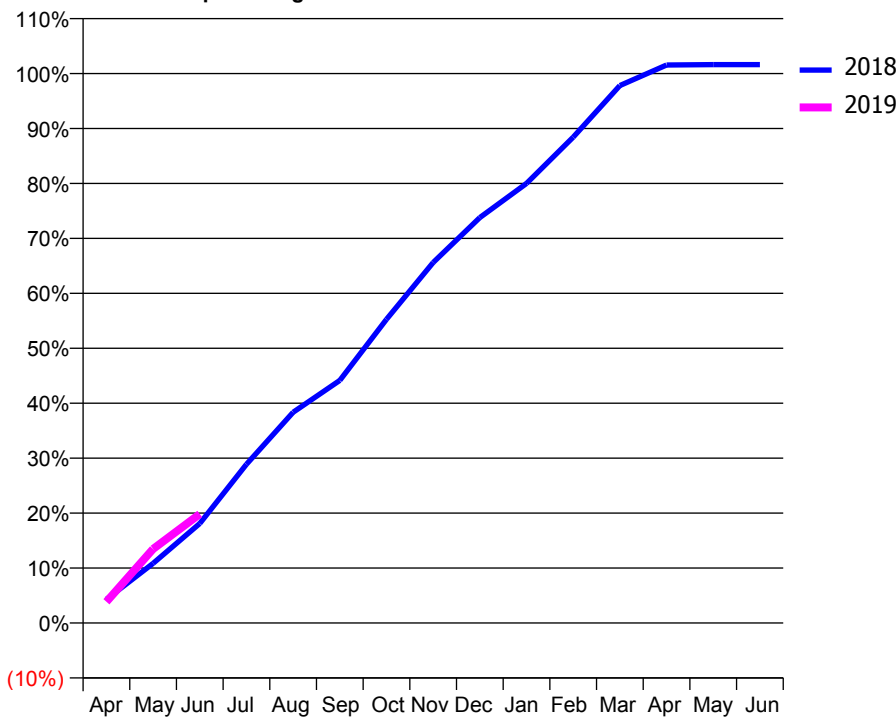
### ACCESS\*

Patients seen in 24 months	Total	Change since previous quarter
Quarter ending June 2017	7,713	
Quarter ending September 2017	7,705	→
Quarter ending December 2017	7,645	→
Quarter ending March 2018	7,593	→
Quarter ending June 2018	7,609	→
<b>Variance since June 2017</b>	<b>(1.3%)</b>	<b>↓</b>



### ACTIVITY

Cumulative percentage of contracted UDA delivered 2018 & 2019



Adjusted Scheduled Activity (UDA)

Month	2018	2019
April	988	887
May	2,489	3,090
June	4,153	4,549
July	6,618	
August	8,788	
September	10,119	
October	12,664	
November	15,035	
December	16,908	
January	18,332	
February	20,264	
March	22,416	
April	23,272	
May	23,288	
June	23,285	

### QUALITY

	Quantity	Base Number	Contract	AT	Region	England
% of FP17s for the same patient ID Re-attending within 3 months - Children	43	613	7.0%	11.5%	12.0%	11.5%
% of FP17s for the same patient ID Re-attending within 3 months - Adults	302	2,079	14.5%	16.6%	15.7%	15.4%
% of FP17s for the same patient ID Re-attending between 3 & 9 months - Children	371	613	60.5%	57.9%	60.3%	58.9%
% of FP17s for the same patient ID Re-attending between 3 & 9 months - Adults	1,322	2,079	63.6%	52.4%	54.0%	51.6%
% of FP17s for Band 1 Urgent Courses	184	1,997	9.2%	9.9%	8.9%	8.9%
% of FP17s Relating to Free Repair or Replacements	21	1,997	1.1%	1.1%	1.0%	0.8%
% of FP17s Relating to Continuations	31	1,997	1.6%	1.2%	1.1%	0.9%
% of Patients satisfied with the dentistry they have received	15	15	100.0%	94.1%	93.4%	93.2%
% of Patients satisfied with the time they had to wait for an appointment	14	15	93.3%	91.9%	89.4%	88.8%

\* This is based on patients treated on this contract for their most recent course of treatment. Figures in italics indicate the base number of FP17s or Patient Questionnaire responses are less than 100. N/A is shown where the base number of responses is less than 10 during the period. % is calculated as Quantity/Base number\*100

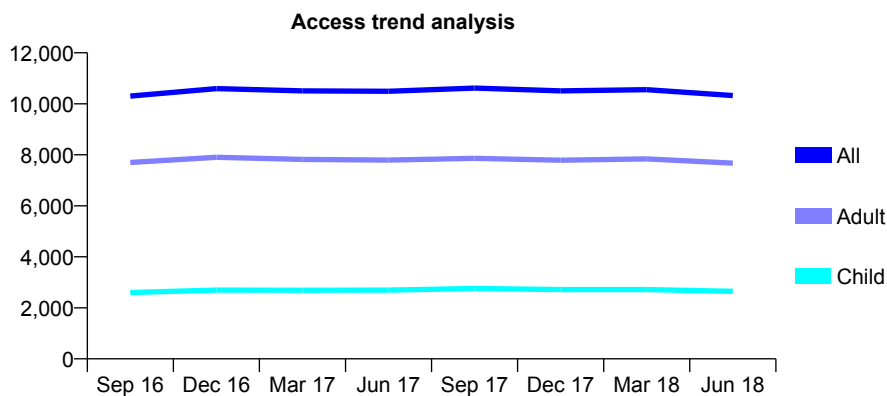
## Q44 - Vital Signs At a Glance Contract Report for 111236/0001 - June 2018

Name or company name	Padgate (No 1) Limited
Contract type name	GDS Contract
Purpose of contract	General
Contract start date	01/11/2007
Contract end date	

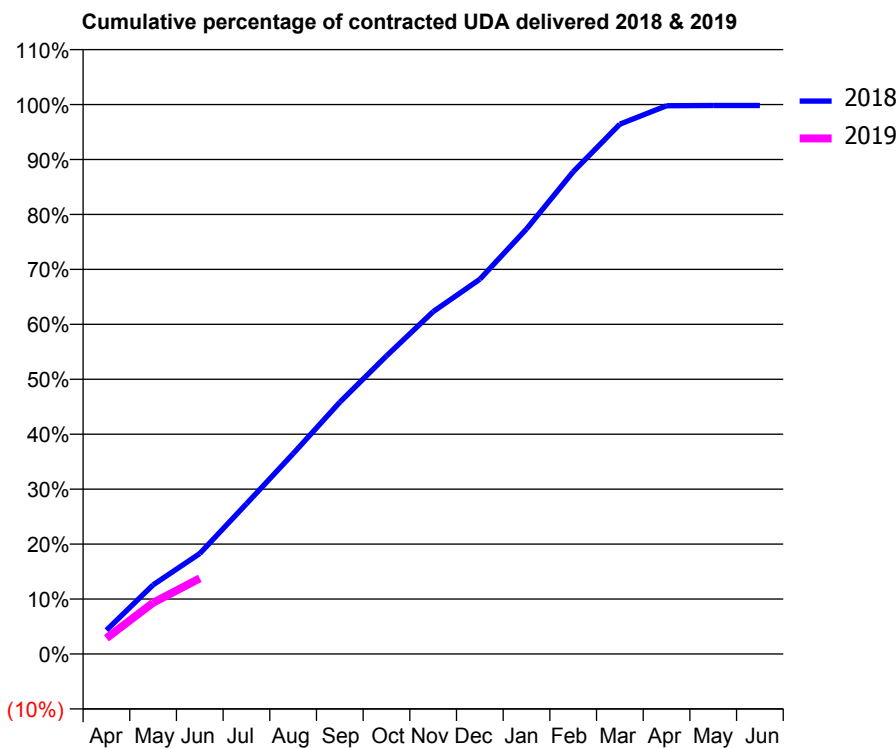
18/19 Contracted general activity (UDA)	28,655
Carry forward general activity (UDA)	0
18/19 Contracted orthodontic activity (UOA)	0
Carry forward orthodontic activity (UOA)	0
Baseline contract value	£810,060.03

### ACCESS\*

Patients seen in 24 months	Total	Change since previous quarter
Quarter ending June 2017	10,489	
Quarter ending September 2017	10,615	→
Quarter ending December 2017	10,505	↓
Quarter ending March 2018	10,554	→
Quarter ending June 2018	10,322	↓
<b>Variance since June 2017</b>	<b>(1.6%)</b>	<b>↓</b>



### ACTIVITY



Adjusted Scheduled Activity (UDA)		
Month	2018	2019
April	1,242	827
May	3,606	2,674
June	5,237	3,943
July	7,833	
August	10,445	
September	13,132	
October	15,544	
November	17,851	
December	19,547	
January	22,167	
February	25,149	
March	27,633	
April	28,589	
May	28,601	
June	28,606	

### QUALITY

	Quantity	Base Number	Contract	AT	Region	England
% of FP17s for the same patient ID Re-attending within 3 months - Children	37	641	5.8%	11.5%	12.0%	11.5%
% of FP17s for the same patient ID Re-attending within 3 months - Adults	197	1,720	11.5%	16.6%	15.7%	15.4%
% of FP17s for the same patient ID Re-attending between 3 & 9 months - Children	328	641	51.2%	57.9%	60.3%	58.9%
% of FP17s for the same patient ID Re-attending between 3 & 9 months - Adults	840	1,720	48.8%	52.4%	54.0%	51.6%
% of FP17s for Band 1 Urgent Courses	107	1,975	5.4%	9.9%	8.9%	8.9%
% of FP17s Relating to Free Repair or Replacements	6	1,975	0.3%	1.1%	1.0%	0.8%
% of FP17s Relating to Continuations	23	1,975	1.2%	1.2%	1.1%	0.9%
% of Patients satisfied with the dentistry they have received	8	9	N/A	94.1%	93.4%	93.2%
% of Patients satisfied with the time they had to wait for an appointment	8	9	N/A	91.9%	89.4%	88.8%

\* This is based on patients treated on this contract for their most recent course of treatment. Figures in italics indicate the base number of FP17s or Patient Questionnaire responses are less than 100. N/A is shown where the base number of responses is less than 10 during the period. % is calculated as Quantity/Base number\*100

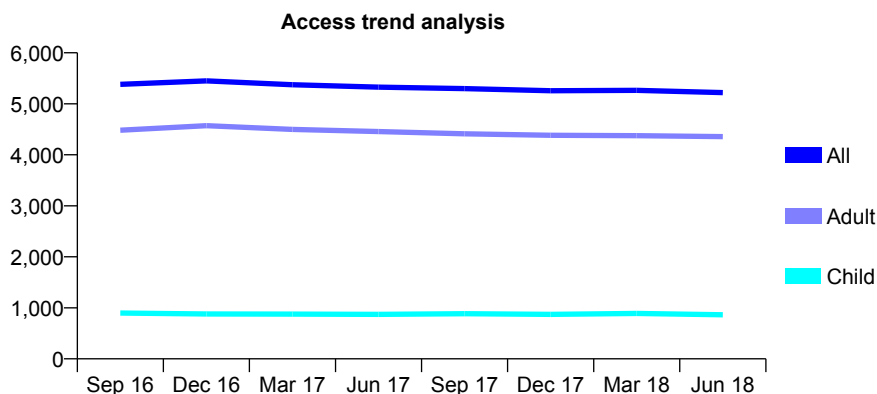
## Q44 - Vital Signs At a Glance Contract Report for 114162/0001 - June 2018

Name or company name	Bankhouse Dental Practice
Contract type name	GDS Contract
Purpose of contract	General
Contract start date	01/04/2009
Contract end date	

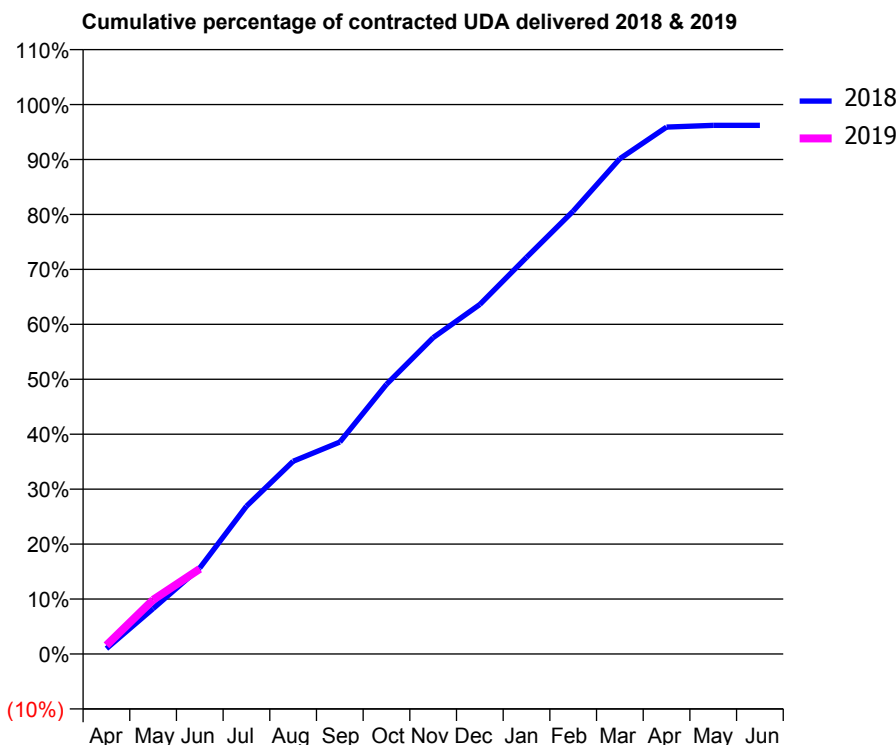
18/19 Contracted general activity (UDA)	13,669
Carry forward general activity (UDA)	0
18/19 Contracted orthodontic activity (UOA)	0
Carry forward orthodontic activity (UOA)	0
Baseline contract value	£325,140.92

### ACCESS\*

Patients seen in 24 months	Total	Change since previous quarter
Quarter ending June 2017	5,326	
Quarter ending September 2017	5,298	→
Quarter ending December 2017	5,256	→
Quarter ending March 2018	5,265	→
Quarter ending June 2018	5,219	→
<b>Variance since June 2017</b>	<b>(2.0%)</b>	<b>↓</b>



### ACTIVITY



Month	Adjusted Scheduled Activity (UDA)	
	2018	2019
April	134	217
May	1,131	1,348
June	2,141	2,119
July	3,676	
August	4,793	
September	5,274	
October	6,710	
November	7,869	
December	8,696	
January	9,865	
February	11,018	
March	12,323	
April	13,107	
May	13,149	
June	13,152	

### QUALITY

	Quantity	Base Number	Contract	AT	Region	England
% of FP17s for the same patient ID Re-attending within 3 months - Children	19	254	7.5%	11.5%	12.0%	11.5%
% of FP17s for the same patient ID Re-attending within 3 months - Adults	168	1,306	12.9%	16.6%	15.7%	15.4%
% of FP17s for the same patient ID Re-attending between 3 & 9 months - Children	119	254	46.9%	57.9%	60.3%	58.9%
% of FP17s for the same patient ID Re-attending between 3 & 9 months - Adults	596	1,306	45.6%	52.4%	54.0%	51.6%
% of FP17s for Band 1 Urgent Courses	108	920	11.7%	9.9%	8.9%	8.9%
% of FP17s Relating to Free Repair or Replacements	6	920	0.7%	1.1%	1.0%	0.8%
% of FP17s Relating to Continuations	11	920	1.2%	1.2%	1.1%	0.9%
% of Patients satisfied with the dentistry they have received	15	15	100.0%	94.1%	93.4%	93.2%
% of Patients satisfied with the time they had to wait for an appointment	15	15	100.0%	91.9%	89.4%	88.8%

\* This is based on patients treated on this contract for their most recent course of treatment. Figures in italics indicate the base number of FP17s or Patient Questionnaire responses are less than 100. N/A is shown where the base number of responses is less than 10 during the period. % is calculated as Quantity/Base number\*100



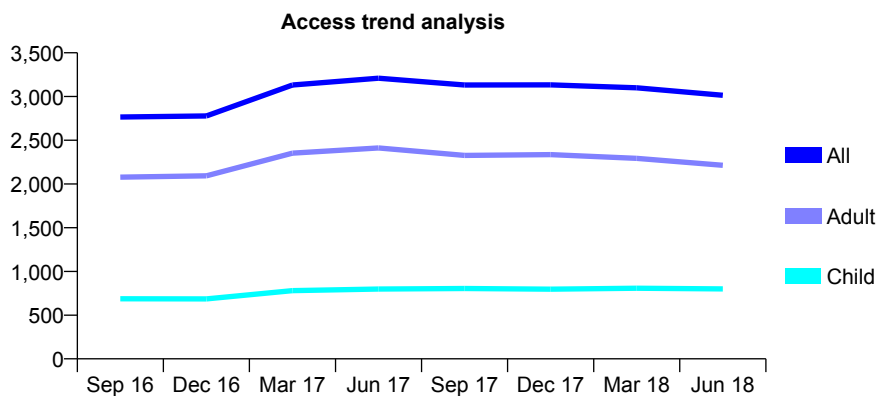
## Q44 - Vital Signs At a Glance Contract Report for 115819/0001 - June 2018

Name or company name	Cotswold Dental Practice
Contract type name	GDS Contract
Purpose of contract	General
Contract start date	01/07/2015
Contract end date	

18/19 Contracted general activity (UDA)	9,974
Carry forward general activity (UDA)	0
18/19 Contracted orthodontic activity (UOA)	0
Carry forward orthodontic activity (UOA)	0
Baseline contract value	£303,628.50

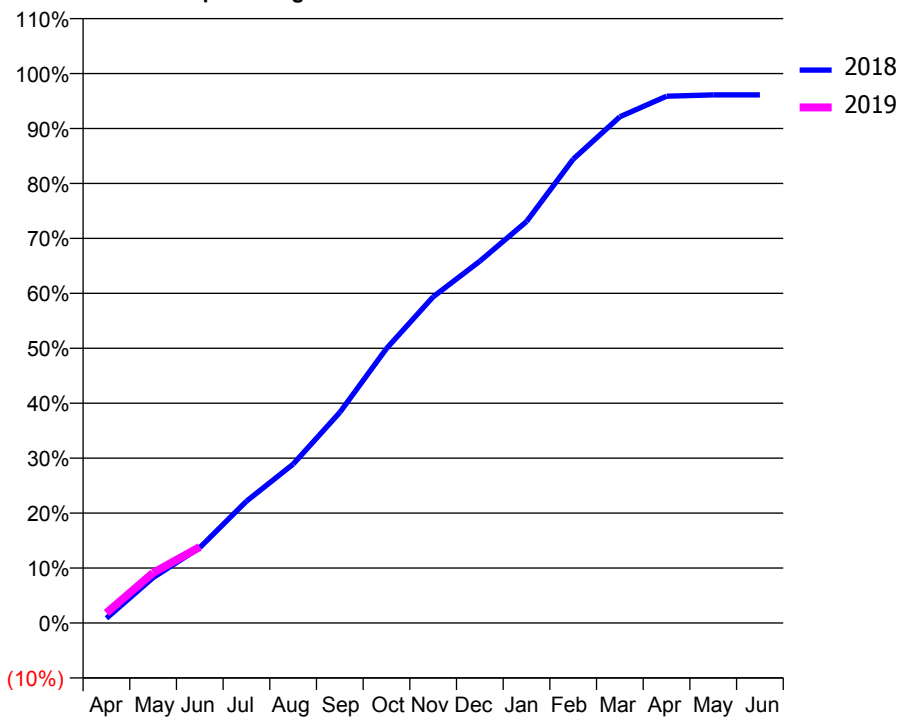
### ACCESS\*

Patients seen in 24 months	Total	Change since previous quarter
Quarter ending June 2017	3,210	
Quarter ending September 2017	3,131	↓
Quarter ending December 2017	3,133	→
Quarter ending March 2018	3,100	↓
Quarter ending June 2018	3,014	↓
<b>Variance since June 2017</b>	<b>(6.1%)</b>	<b>↓</b>



### ACTIVITY

Cumulative percentage of contracted UDA delivered 2018 & 2019



Adjusted Scheduled Activity (UDA)

Month	2018	2019
April	86	182
May	824	910
June	1,368	1,381
July	2,212	
August	2,884	
September	3,822	
October	4,982	
November	5,922	
December	6,567	
January	7,286	
February	8,420	
March	9,190	
April	9,561	
May	9,587	
June	9,587	

### QUALITY

	Quantity	Base Number	Contract	AT	Region	England
% of FP17s for the same patient ID Re-attending within 3 months - Children	20	185	10.8%	11.5%	12.0%	11.5%
% of FP17s for the same patient ID Re-attending within 3 months - Adults	124	559	22.2%	16.6%	15.7%	15.4%
% of FP17s for the same patient ID Re-attending between 3 & 9 months - Children	87	185	47.0%	57.9%	60.3%	58.9%
% of FP17s for the same patient ID Re-attending between 3 & 9 months - Adults	261	559	46.7%	52.4%	54.0%	51.6%
% of FP17s for Band 1 Urgent Courses	71	602	11.8%	9.9%	8.9%	8.9%
% of FP17s Relating to Free Repair or Replacements	9	602	1.5%	1.1%	1.0%	0.8%
% of FP17s Relating to Continuations	18	602	3.0%	1.2%	1.1%	0.9%
% of Patients satisfied with the dentistry they have received	4	5	N/A	94.1%	93.4%	93.2%
% of Patients satisfied with the time they had to wait for an appointment	5	5	N/A	91.9%	89.4%	88.8%

\* This is based on patients treated on this contract for their most recent course of treatment. Figures in italics indicate the base number of FP17s or Patient Questionnaire responses are less than 100. N/A is shown where the base number of responses is less than 10 during the period. % is calculated as Quantity/Base number\*100

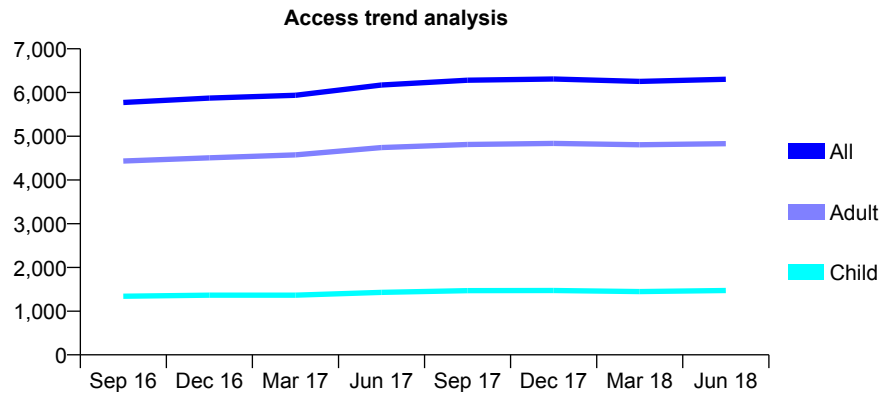
## Q44 - Vital Signs At a Glance Contract Report for 116203/0001 - June 2018

Name or company name	Paddock Dental Practice
Contract type name	GDS Contract
Purpose of contract	General
Contract start date	01/04/2014
Contract end date	

18/19 Contracted general activity (UDA)	16,250
Carry forward general activity (UDA)	0
18/19 Contracted orthodontic activity (UOA)	0
Carry forward orthodontic activity (UOA)	0
Baseline contract value	£423,352.95

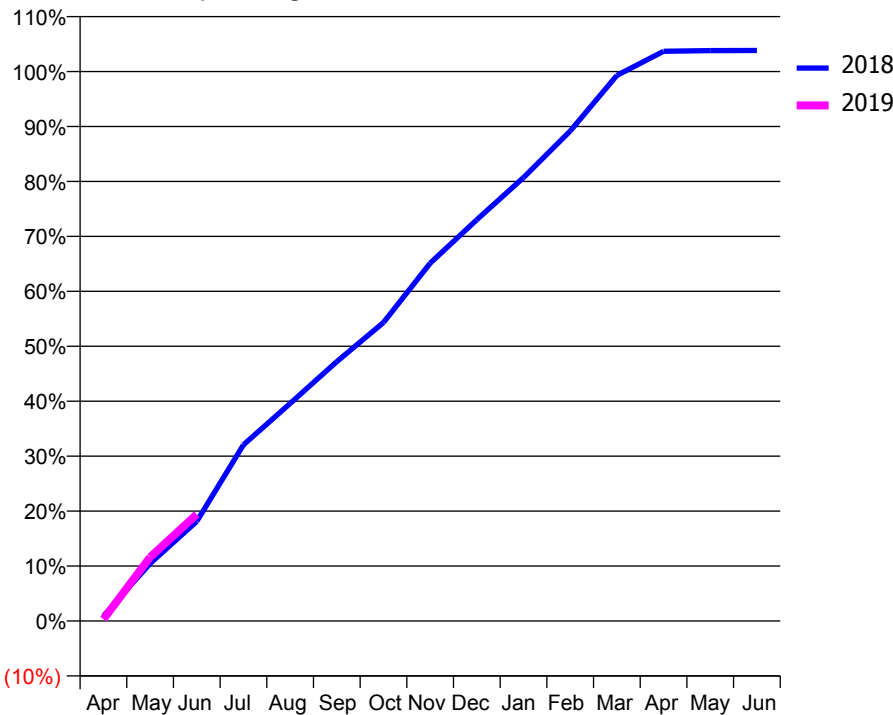
### ACCESS\*

Patients seen in 24 months	Total	Change since previous quarter
Quarter ending June 2017	6,172	
Quarter ending September 2017	6,281	→
Quarter ending December 2017	6,308	→
Quarter ending March 2018	6,253	→
Quarter ending June 2018	6,302	→
<b>Variance since June 2017</b>	<b>2.1%</b>	<b>↑</b>



### ACTIVITY

Cumulative percentage of contracted UDA delivered 2018 & 2019



Month	Adjusted Scheduled Activity (UDA)	
	2018	2019
April	149	55
May	1,702	1,887
June	2,946	3,159
July	5,210	
August	6,435	
September	7,673	
October	8,829	
November	10,581	
December	11,866	
January	13,115	
February	14,490	
March	16,136	
April	16,849	
May	16,870	
June	16,871	

### QUALITY

	Quantity	Base Number	Contract	AT	Region	England
% of FP17s for the same patient ID Re-attending within 3 months - Children	36	588	6.1%	11.5%	12.0%	11.5%
% of FP17s for the same patient ID Re-attending within 3 months - Adults	205	1,594	12.9%	16.6%	15.7%	15.4%
% of FP17s for the same patient ID Re-attending between 3 & 9 months - Children	387	588	65.8%	57.9%	60.3%	58.9%
% of FP17s for the same patient ID Re-attending between 3 & 9 months - Adults	852	1,594	53.5%	52.4%	54.0%	51.6%
% of FP17s for Band 1 Urgent Courses	228	1,826	12.5%	9.9%	8.9%	8.9%
% of FP17s Relating to Free Repair or Replacements	17	1,826	0.9%	1.1%	1.0%	0.8%
% of FP17s Relating to Continuations	18	1,826	1.0%	1.2%	1.1%	0.9%
% of Patients satisfied with the dentistry they have received	5	6	N/A	94.1%	93.4%	93.2%
% of Patients satisfied with the time they had to wait for an appointment	6	6	N/A	91.9%	89.4%	88.8%

\* This is based on patients treated on this contract for their most recent course of treatment. Figures in italics indicate the base number of FP17s or Patient Questionnaire responses are less than 100. N/A is shown where the base number of responses is less than 10 during the period. % is calculated as Quantity/Base number\*100

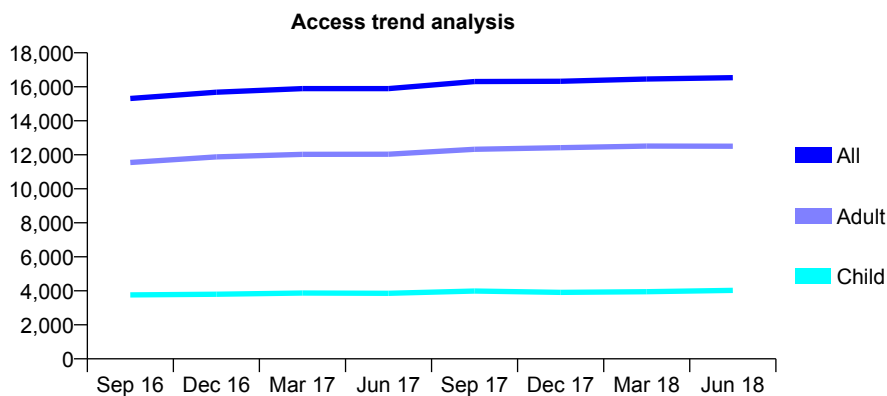
## Q44 - Vital Signs At a Glance Contract Report for 116777/0001 - June 2018

Name or company name	Alchemy Dental Practice
Contract type name	GDS Contract
Purpose of contract	General
Contract start date	01/07/2008
Contract end date	

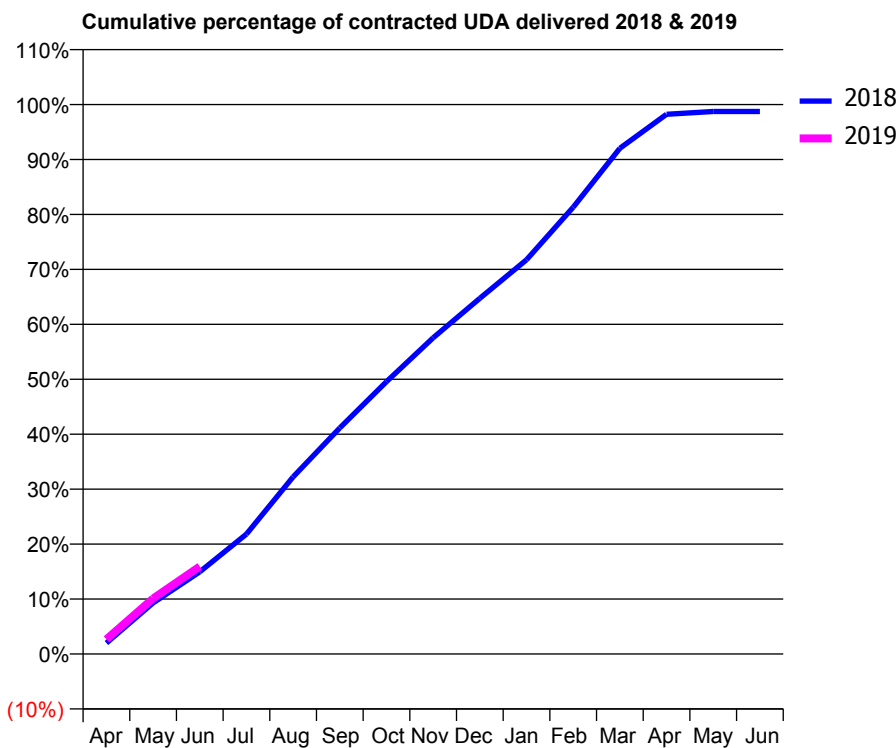
18/19 Contracted general activity (UDA)	36,546
Carry forward general activity (UDA)	0
18/19 Contracted orthodontic activity (UOA)	0
Carry forward orthodontic activity (UOA)	0
Baseline contract value	£981,586.24

### ACCESS\*

Patients seen in 24 months	Total	Change since previous quarter
Quarter ending June 2017	15,895	
Quarter ending September 2017	16,311	↑
Quarter ending December 2017	16,329	→
Quarter ending March 2018	16,462	→
Quarter ending June 2018	16,538	→
<b>Variance since June 2017</b>	<b>4.0%</b>	<b>↑</b>



### ACTIVITY



Month	Adjusted Scheduled Activity (UDA)	
	2018	2019
April	732	983
May	3,402	3,692
June	5,465	5,819
July	7,982	
August	11,785	
September	15,035	
October	18,114	
November	21,028	
December	23,653	
January	26,220	
February	29,718	
March	33,636	
April	35,895	
May	36,084	
June	36,084	

### QUALITY

	Quantity	Base Number	Contract	AT	Region	England
% of FP17s for the same patient ID Re-attending within 3 months - Children	94	1,152	8.2%	11.5%	12.0%	11.5%
% of FP17s for the same patient ID Re-attending within 3 months - Adults	550	3,331	16.5%	16.6%	15.7%	15.4%
% of FP17s for the same patient ID Re-attending between 3 & 9 months - Children	546	1,152	47.4%	57.9%	60.3%	58.9%
% of FP17s for the same patient ID Re-attending between 3 & 9 months - Adults	1,282	3,331	38.5%	52.4%	54.0%	51.6%
% of FP17s for Band 1 Urgent Courses	568	3,186	17.8%	9.9%	8.9%	8.9%
% of FP17s Relating to Free Repair or Replacements	9	3,186	0.3%	1.1%	1.0%	0.8%
% of FP17s Relating to Continuations	24	3,186	0.8%	1.2%	1.1%	0.9%
% of Patients satisfied with the dentistry they have received	33	34	97.1%	94.1%	93.4%	93.2%
% of Patients satisfied with the time they had to wait for an appointment	32	34	94.1%	91.9%	89.4%	88.8%

\* This is based on patients treated on this contract for their most recent course of treatment. Figures in italics indicate the base number of FP17s or Patient Questionnaire responses are less than 100. N/A is shown where the base number of responses is less than 10 during the period. % is calculated as Quantity/Base number\*100

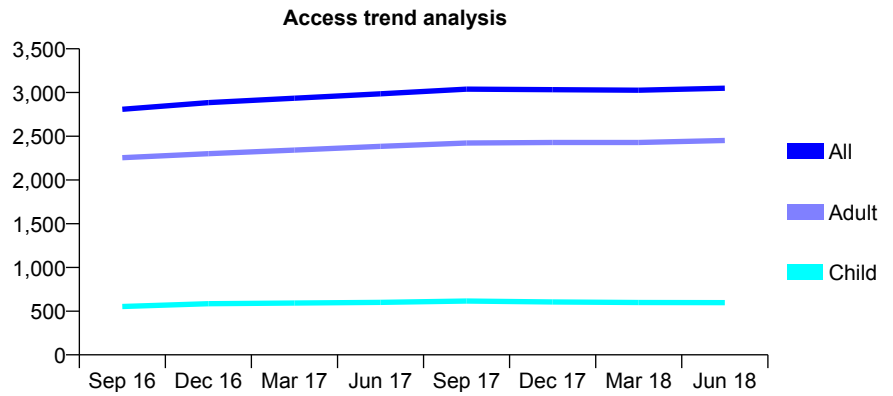
## Q44 - Vital Signs At a Glance Contract Report for 120650/0001 - June 2018

Name or company name	Silk Dental Care Ltd
Contract type name	GDS Contract
Purpose of contract	General
Contract start date	01/04/2011
Contract end date	

18/19 Contracted general activity (UDA)	10,173
Carry forward general activity (UDA)	0
18/19 Contracted orthodontic activity (UOA)	0
Carry forward orthodontic activity (UOA)	0
Baseline contract value	£215,993.44

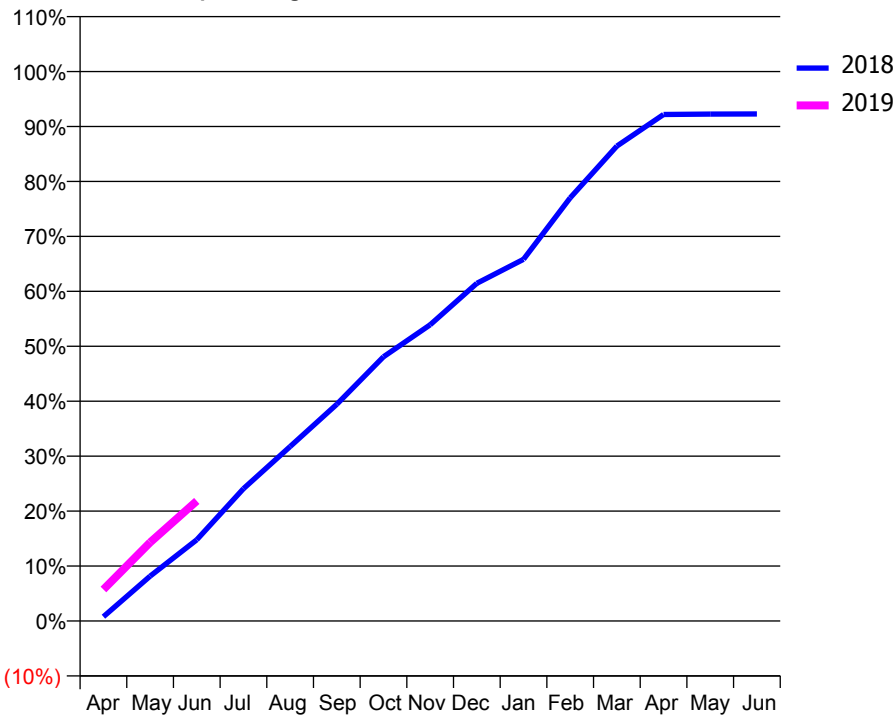
### ACCESS\*

Patients seen in 24 months	Total	Change since previous quarter
Quarter ending June 2017	2,985	
Quarter ending September 2017	3,039	→
Quarter ending December 2017	3,033	→
Quarter ending March 2018	3,027	→
Quarter ending June 2018	3,049	→
<b>Variance since June 2017</b>	<b>2.1%</b>	<b>↑</b>



### ACTIVITY

Cumulative percentage of contracted UDA delivered 2018 & 2019



Month	Adjusted Scheduled Activity (UDA)	
	2018	2019
April	80	584
May	831	1,455
June	1,506	2,223
July	2,451	
August	3,230	
September	4,012	
October	4,891	
November	5,484	
December	6,251	
January	6,696	
February	7,834	
March	8,792	
April	9,378	
May	9,385	
June	9,388	

### QUALITY

	Quantity	Base Number	Contract	AT	Region	England
% of FP17s for the same patient ID Re-attending within 3 months - Children	9	240	3.8%	11.5%	12.0%	11.5%
% of FP17s for the same patient ID Re-attending within 3 months - Adults	109	842	12.9%	16.6%	15.7%	15.4%
% of FP17s for the same patient ID Re-attending between 3 & 9 months - Children	153	240	63.7%	57.9%	60.3%	58.9%
% of FP17s for the same patient ID Re-attending between 3 & 9 months - Adults	358	842	42.5%	52.4%	54.0%	51.6%
% of FP17s for Band 1 Urgent Courses	41	852	4.8%	9.9%	8.9%	8.9%
% of FP17s Relating to Free Repair or Replacements	10	852	1.2%	1.1%	1.0%	0.8%
% of FP17s Relating to Continuations	16	852	1.9%	1.2%	1.1%	0.9%
% of Patients satisfied with the dentistry they have received	4	4	N/A	94.1%	93.4%	93.2%
% of Patients satisfied with the time they had to wait for an appointment	3	4	N/A	91.9%	89.4%	88.8%

\* This is based on patients treated on this contract for their most recent course of treatment. Figures in italics indicate the base number of FP17s or Patient Questionnaire responses are less than 100. N/A is shown where the base number of responses is less than 10 during the period. % is calculated as Quantity/Base number\*100

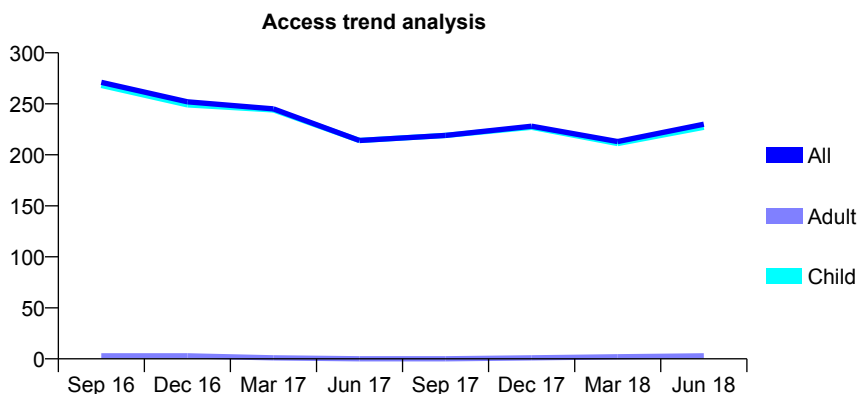
## Q44 - Vital Signs At a Glance Contract Report for 127213/0001 - June 2018

Name or company name	Wirral Community NHS Trust
Contract type name	PDS Contract
Purpose of contract	General
Contract start date	01/04/2015
Contract end date	31/03/2020

18/19 Contracted general activity (UDA)	4,000
Carry forward general activity (UDA)	0
18/19 Contracted orthodontic activity (UOA)	0
Carry forward orthodontic activity (UOA)	0
Baseline contract value	£801,963.01

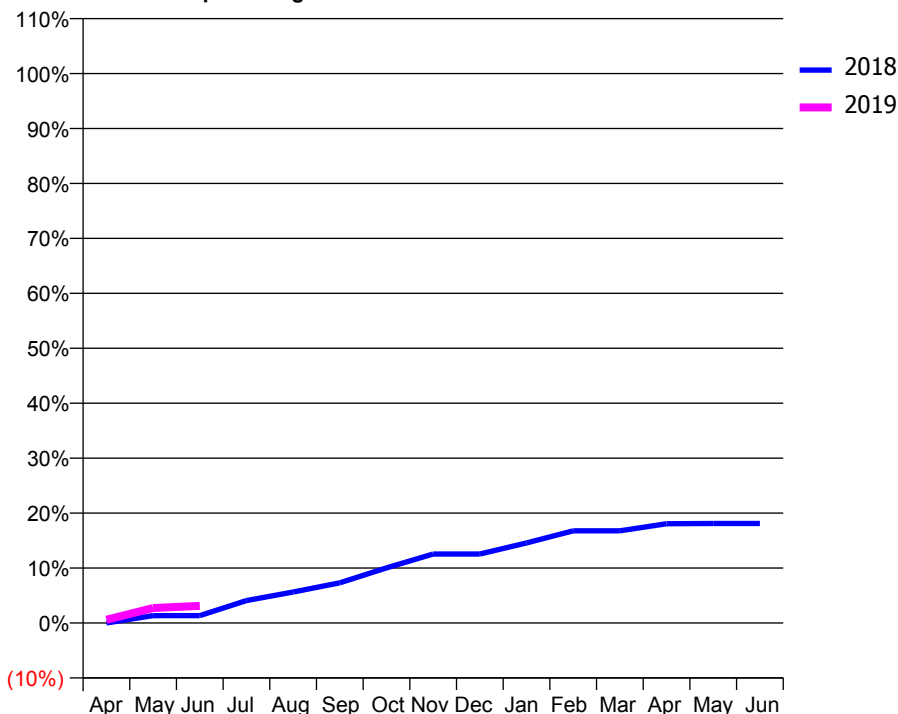
### ACCESS\*

Patients seen in 24 months	Total	Change since previous quarter
Quarter ending June 2017	214	
Quarter ending September 2017	219	↑
Quarter ending December 2017	228	↑
Quarter ending March 2018	213	↓
Quarter ending June 2018	230	↑
<b>Variance since June 2017</b>	<b>7.5%</b>	<b>↑</b>



### ACTIVITY

Cumulative percentage of contracted UDA delivered 2018 & 2019



Month	Adjusted Scheduled Activity (UDA)	
	2018	2019
April	0	24
May	54	109
June	54	125
July	164	
August	226	
September	293	
October	401	
November	502	
December	502	
January	583	
February	671	
March	671	
April	723	
May	725	
June	725	

### QUALITY

	Quantity	Base Number	Contract	AT	Region	England
% of FP17s for the same patient ID Re-attending within 3 months - Children	0	68	0.0%	11.5%	12.0%	11.5%
% of FP17s for the same patient ID Re-attending within 3 months - Adults	0	0	N/A	16.6%	15.7%	15.4%
% of FP17s for the same patient ID Re-attending between 3 & 9 months - Children	0	68	0.0%	57.9%	60.3%	58.9%
% of FP17s for the same patient ID Re-attending between 3 & 9 months - Adults	0	0	N/A	52.4%	54.0%	51.6%
% of FP17s for Band 1 Urgent Courses	0	43	0.0%	9.9%	8.9%	8.9%
% of FP17s Relating to Free Repair or Replacements	0	43	0.0%	1.1%	1.0%	0.8%
% of FP17s Relating to Continuations	0	43	0.0%	1.2%	1.1%	0.9%
% of Patients satisfied with the dentistry they have received	0	0	N/A	94.1%	93.4%	93.2%
% of Patients satisfied with the time they had to wait for an appointment	0	0	N/A	91.9%	89.4%	88.8%

\* This is based on patients treated on this contract for their most recent course of treatment. Figures in italics indicate the base number of FP17s or Patient Questionnaire responses are less than 100. N/A is shown where the base number of responses is less than 10 during the period. % is calculated as Quantity/Base number\*100

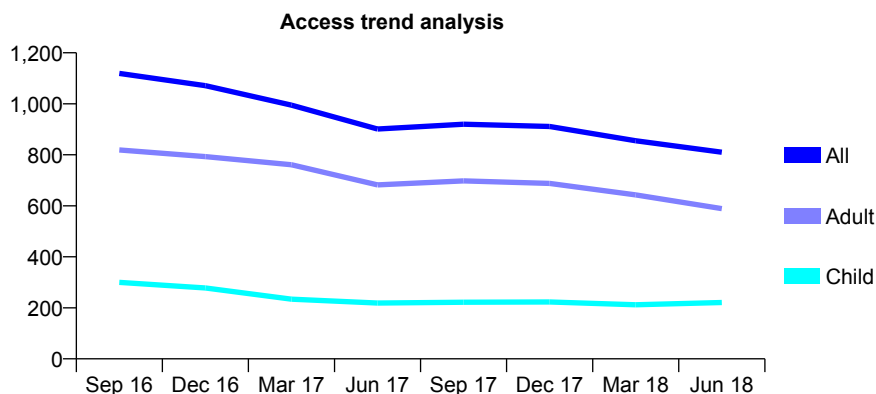
## Q44 - Vital Signs At a Glance Contract Report for 127213/0007 - June 2018

Name or company name	Wirral Community NHS Trust
Contract type name	PDS Contract
Purpose of contract	General
Contract start date	01/04/2015
Contract end date	31/03/2020

18/19 Contracted general activity (UDA)	6,500
Carry forward general activity (UDA)	0
18/19 Contracted orthodontic activity (UOA)	0
Carry forward orthodontic activity (UOA)	0
Baseline contract value	£1,318,416.31

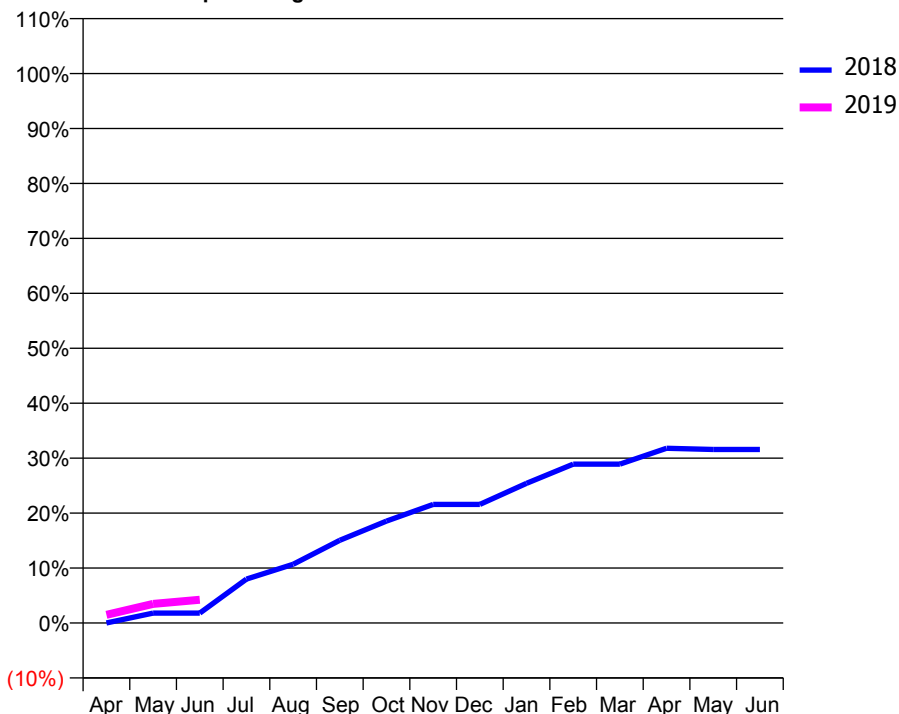
### ACCESS\*

Patients seen in 24 months	Total	Change since previous quarter
Quarter ending June 2017	901	
Quarter ending September 2017	920	↑
Quarter ending December 2017	911	→
Quarter ending March 2018	855	↓
Quarter ending June 2018	810	↓
<b>Variance since June 2017</b>	<b>(10.1%)</b>	<b>↓</b>



### ACTIVITY

Cumulative percentage of contracted UDA delivered 2018 & 2019



Adjusted Scheduled Activity (UDA)

Month	2018	2019
April	0	97
May	118	227
June	118	276
July	520	
August	694	
September	978	
October	1,206	
November	1,404	
December	1,404	
January	1,652	
February	1,879	
March	1,879	
April	2,067	
May	2,053	
June	2,053	

### QUALITY

	Quantity	Base Number	Contract	AT	Region	England
% of FP17s for the same patient ID Re-attending within 3 months - Children	8	95	8.4%	11.5%	12.0%	11.5%
% of FP17s for the same patient ID Re-attending within 3 months - Adults	10	146	6.8%	16.6%	15.7%	15.4%
% of FP17s for the same patient ID Re-attending between 3 & 9 months - Children	22	95	23.2%	57.9%	60.3%	58.9%
% of FP17s for the same patient ID Re-attending between 3 & 9 months - Adults	58	146	39.7%	52.4%	54.0%	51.6%
% of FP17s for Band 1 Urgent Courses	3	146	2.1%	9.9%	8.9%	8.9%
% of FP17s Relating to Free Repair or Replacements	0	146	0.0%	1.1%	1.0%	0.8%
% of FP17s Relating to Continuations	0	146	0.0%	1.2%	1.1%	0.9%
% of Patients satisfied with the dentistry they have received	0	0	N/A	94.1%	93.4%	93.2%
% of Patients satisfied with the time they had to wait for an appointment	0	0	N/A	91.9%	89.4%	88.8%

\* This is based on patients treated on this contract for their most recent course of treatment. Figures in italics indicate the base number of FP17s or Patient Questionnaire responses are less than 100. N/A is shown where the base number of responses is less than 10 during the period. % is calculated as Quantity/Base number\*100

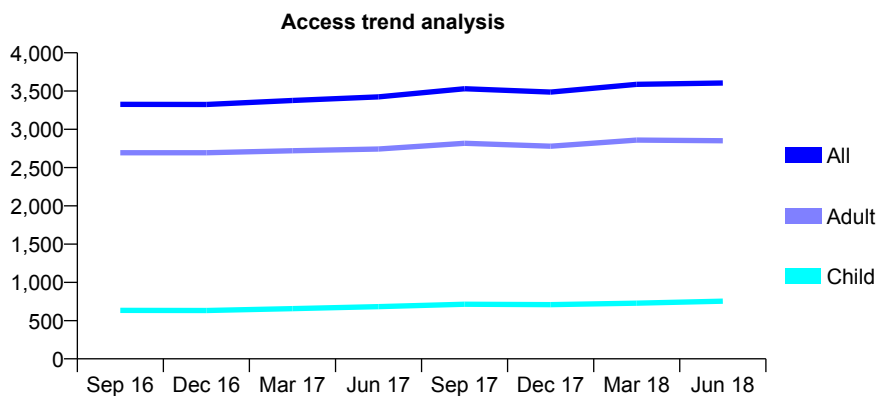
## Q44 - Vital Signs At a Glance Contract Report for 128104/0001 - June 2018

Name or company name	FELDENT LIMITED
Contract type name	GDS Contract
Purpose of contract	General
Contract start date	01/10/2011
Contract end date	

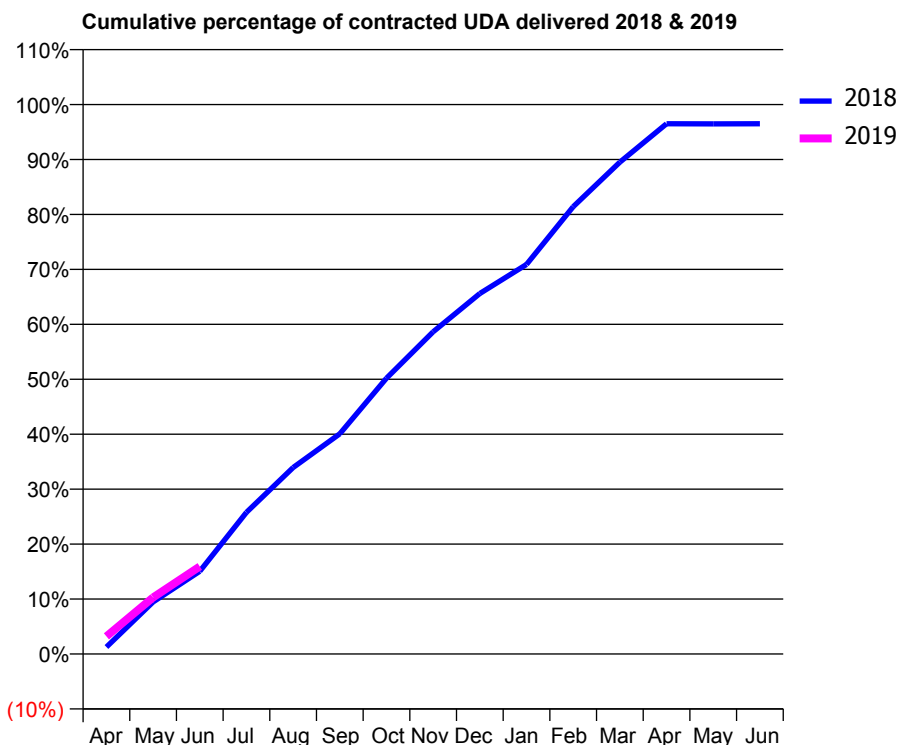
18/19 Contracted general activity (UDA)	11,129
Carry forward general activity (UDA)	0
18/19 Contracted orthodontic activity (UOA)	0
Carry forward orthodontic activity (UOA)	0
Baseline contract value	£270,136.25

### ACCESS\*

Patients seen in 24 months	Total	Change since previous quarter
Quarter ending June 2017	3,424	
Quarter ending September 2017	3,530	↑
Quarter ending December 2017	3,487	↓
Quarter ending March 2018	3,587	↑
Quarter ending June 2018	3,605	→
<b>Variance since June 2017</b>	<b>5.3%</b>	<b>↑</b>



### ACTIVITY



Month	Adjusted Scheduled Activity (UDA)	
	2018	2019
April	141	357
May	1,053	1,146
June	1,675	1,773
July	2,869	
August	3,776	
September	4,461	
October	5,587	
November	6,527	
December	7,302	
January	7,889	
February	9,059	
March	9,962	
April	10,738	
May	10,737	
June	10,738	

### QUALITY

	Quantity	Base Number	Contract	AT	Region	England
% of FP17s for the same patient ID Re-attending within 3 months - Children	22	322	6.8%	11.5%	12.0%	11.5%
% of FP17s for the same patient ID Re-attending within 3 months - Adults	182	1,084	16.8%	16.6%	15.7%	15.4%
% of FP17s for the same patient ID Re-attending between 3 & 9 months - Children	193	322	59.9%	57.9%	60.3%	58.9%
% of FP17s for the same patient ID Re-attending between 3 & 9 months - Adults	620	1,084	57.2%	52.4%	54.0%	51.6%
% of FP17s for Band 1 Urgent Courses	83	839	9.9%	9.9%	8.9%	8.9%
% of FP17s Relating to Free Repair or Replacements	5	839	0.6%	1.1%	1.0%	0.8%
% of FP17s Relating to Continuations	16	839	1.9%	1.2%	1.1%	0.9%
% of Patients satisfied with the dentistry they have received	7	8	N/A	94.1%	93.4%	93.2%
% of Patients satisfied with the time they had to wait for an appointment	7	8	N/A	91.9%	89.4%	88.8%

\* This is based on patients treated on this contract for their most recent course of treatment. Figures in italics indicate the base number of FP17s or Patient Questionnaire responses are less than 100. N/A is shown where the base number of responses is less than 10 during the period. % is calculated as Quantity/Base number\*100

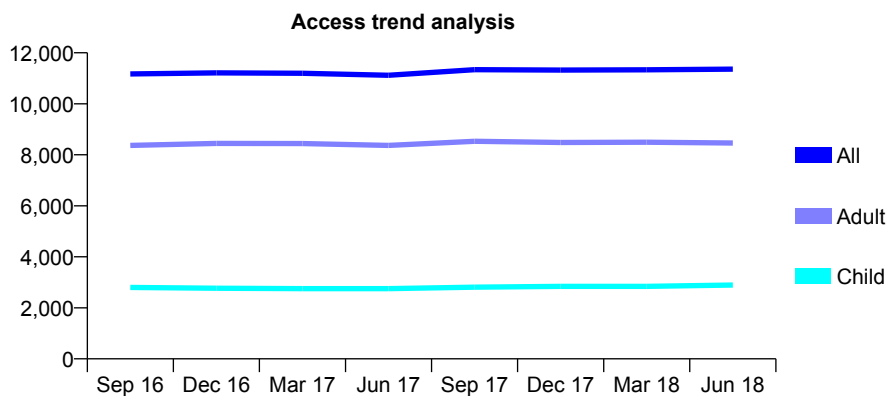
## Q44 - Vital Signs At a Glance Contract Report for 133930/0001 - June 2018

Name or company name	Gidman & Waywell
Contract type name	GDS Contract
Purpose of contract	General
Contract start date	01/04/2009
Contract end date	

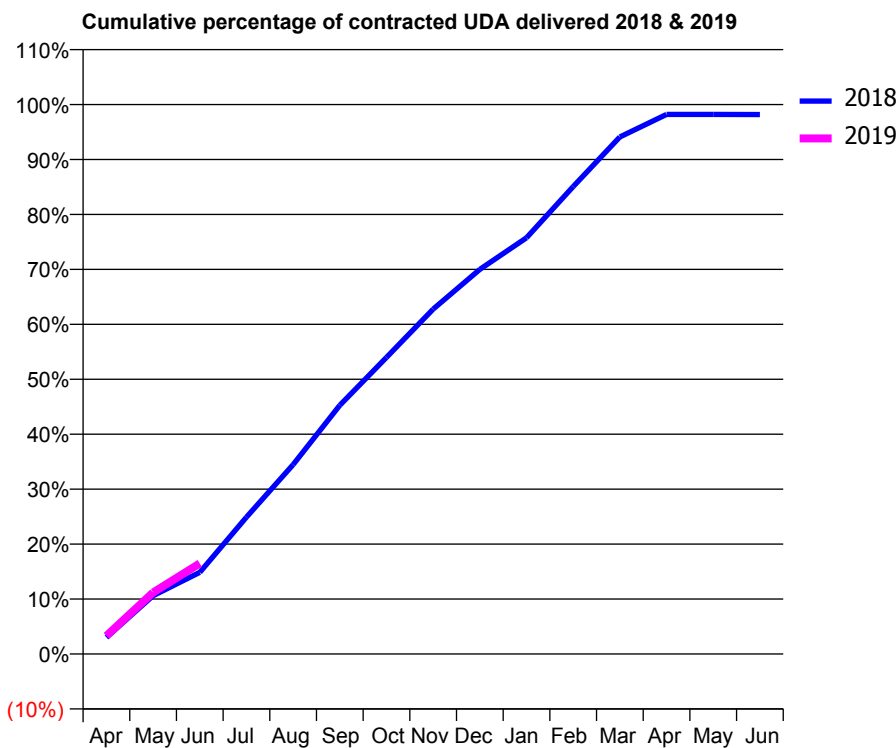
18/19 Contracted general activity (UDA)	34,947
Carry forward general activity (UDA)	0
18/19 Contracted orthodontic activity (UOA)	0
Carry forward orthodontic activity (UOA)	0
Baseline contract value	£1,024,773.57

### ACCESS\*

Patients seen in 24 months	Total	Change since previous quarter
Quarter ending June 2017	11,118	
Quarter ending September 2017	11,339	→
Quarter ending December 2017	11,323	→
Quarter ending March 2018	11,333	→
Quarter ending June 2018	11,357	→
<b>Variance since June 2017</b>	<b>2.1%</b>	<b>↑</b>



### ACTIVITY



Month	Adjusted Scheduled Activity (UDA)	
	2018	2019
April	1,059	1,160
May	3,707	3,910
June	5,194	5,760
July	8,704	
August	12,047	
September	15,824	
October	18,865	
November	21,932	
December	24,459	
January	26,476	
February	29,728	
March	32,885	
April	34,314	
May	34,314	
June	34,304	

### QUALITY

	Quantity	Base Number	Contract	AT	Region	England
% of FP17s for the same patient ID Re-attending within 3 months - Children	152	915	16.6%	11.5%	12.0%	11.5%
% of FP17s for the same patient ID Re-attending within 3 months - Adults	571	2,389	23.9%	16.6%	15.7%	15.4%
% of FP17s for the same patient ID Re-attending between 3 & 9 months - Children	406	915	44.4%	57.9%	60.3%	58.9%
% of FP17s for the same patient ID Re-attending between 3 & 9 months - Adults	981	2,389	41.1%	52.4%	54.0%	51.6%
% of FP17s for Band 1 Urgent Courses	469	2,664	17.6%	9.9%	8.9%	8.9%
% of FP17s Relating to Free Repair or Replacements	48	2,664	1.8%	1.1%	1.0%	0.8%
% of FP17s Relating to Continuations	71	2,664	2.7%	1.2%	1.1%	0.9%
% of Patients satisfied with the dentistry they have received	5	7	N/A	94.1%	93.4%	93.2%
% of Patients satisfied with the time they had to wait for an appointment	7	7	N/A	91.9%	89.4%	88.8%

\* This is based on patients treated on this contract for their most recent course of treatment. Figures in italics indicate the base number of FP17s or Patient Questionnaire responses are less than 100. N/A is shown where the base number of responses is less than 10 during the period. % is calculated as Quantity/Base number\*100



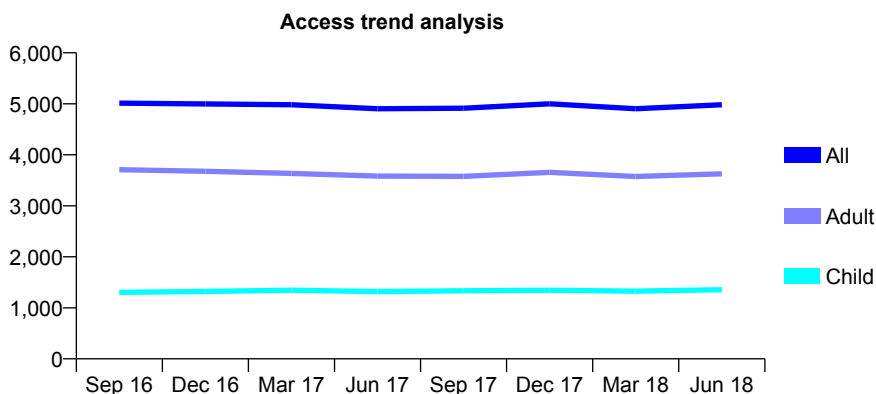
## Q44 - Vital Signs At a Glance Contract Report for 134848/0001 - June 2018

Name or company name	Balls Road Dental Practice
Contract type name	GDS Contract
Purpose of contract	General
Contract start date	01/04/2006
Contract end date	

18/19 Contracted general activity (UDA)	14,640
Carry forward general activity (UDA)	0
18/19 Contracted orthodontic activity (UOA)	0
Carry forward orthodontic activity (UOA)	0
Baseline contract value	£427,699.50

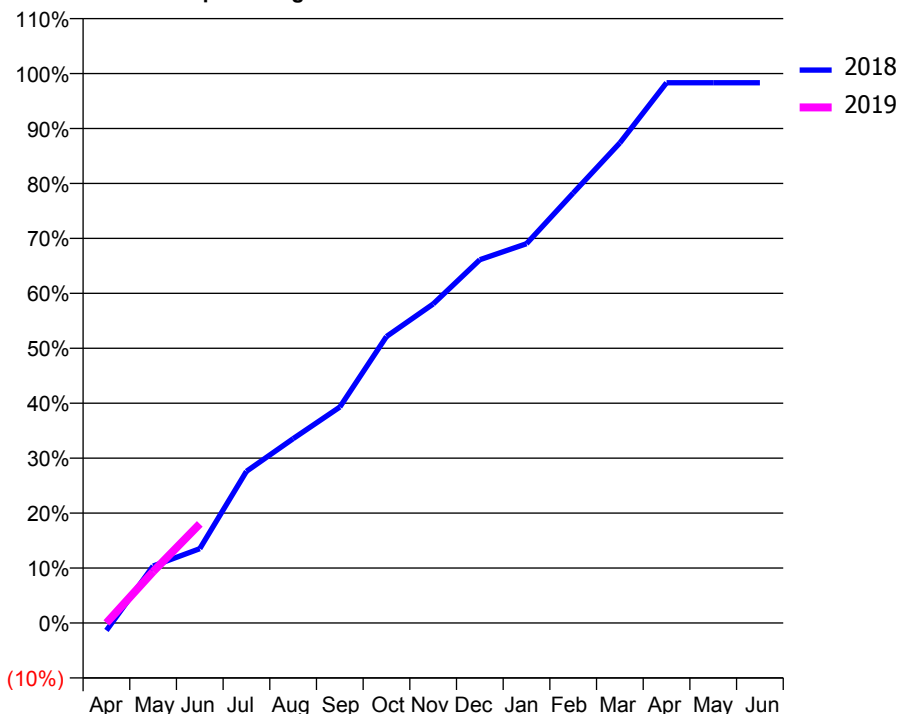
### ACCESS\*

Patients seen in 24 months	Total	Change since previous quarter
Quarter ending June 2017	4,904	
Quarter ending September 2017	4,914	→
Quarter ending December 2017	5,000	→
Quarter ending March 2018	4,904	↓
Quarter ending June 2018	4,982	→
<b>Variance since June 2017</b>	<b>1.6%</b>	<b>→</b>



### ACTIVITY

Cumulative percentage of contracted UDA delivered 2018 & 2019



Month	Adjusted Scheduled Activity (UDA)	
	2018	2019
April	-200	0
May	1,517	1,369
June	1,982	2,643
July	4,040	
August	4,913	
September	5,754	
October	7,634	
November	8,501	
December	9,680	
January	10,104	
February	11,454	
March	12,792	
April	14,395	
May	14,395	
June	14,395	

### QUALITY

	Quantity	Base Number	Contract	AT	Region	England
% of FP17s for the same patient ID Re-attending within 3 months - Children	51	653	7.8%	11.5%	12.0%	11.5%
% of FP17s for the same patient ID Re-attending within 3 months - Adults	194	1,602	12.1%	16.6%	15.7%	15.4%
% of FP17s for the same patient ID Re-attending between 3 & 9 months - Children	425	653	65.1%	57.9%	60.3%	58.9%
% of FP17s for the same patient ID Re-attending between 3 & 9 months - Adults	968	1,602	60.4%	52.4%	54.0%	51.6%
% of FP17s for Band 1 Urgent Courses	100	1,392	7.2%	9.9%	8.9%	8.9%
% of FP17s Relating to Free Repair or Replacements	6	1,392	0.4%	1.1%	1.0%	0.8%
% of FP17s Relating to Continuations	12	1,392	0.9%	1.2%	1.1%	0.9%
% of Patients satisfied with the dentistry they have received	4	4	N/A	94.1%	93.4%	93.2%
% of Patients satisfied with the time they had to wait for an appointment	4	4	N/A	91.9%	89.4%	88.8%

\* This is based on patients treated on this contract for their most recent course of treatment. Figures in italics indicate the base number of FP17s or Patient Questionnaire responses are less than 100. N/A is shown where the base number of responses is less than 10 during the period. % is calculated as Quantity/Base number\*100

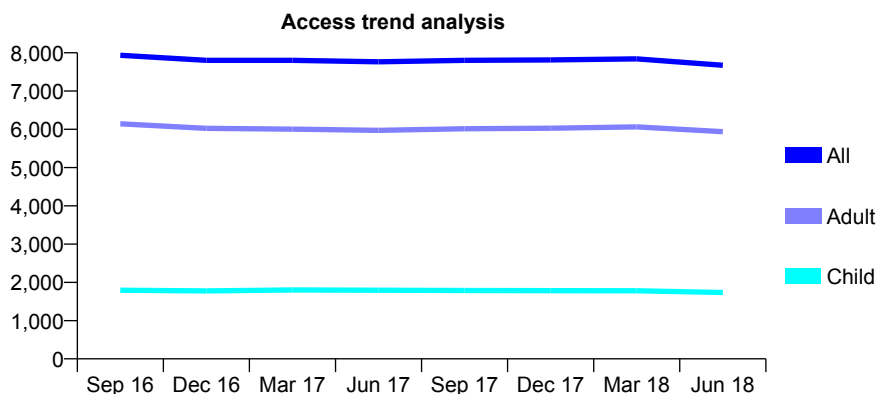
## Q44 - Vital Signs At a Glance Contract Report for 135550/0001 - June 2018

Name or company name	Upton Dental Practice Limited
Contract type name	GDS Contract
Purpose of contract	General
Contract start date	01/04/2011
Contract end date	

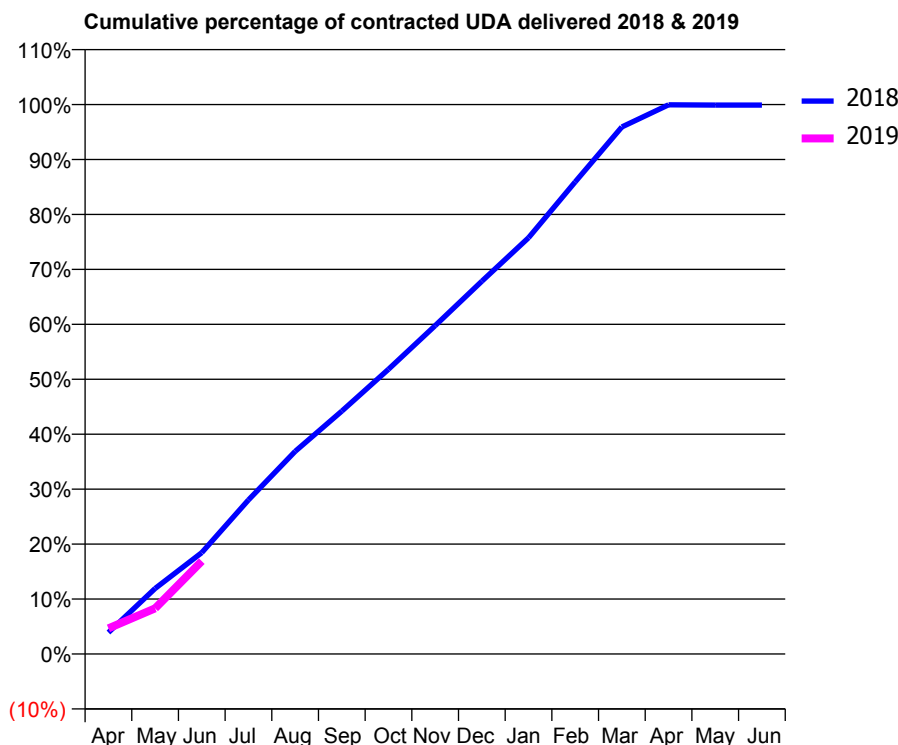
18/19 Contracted general activity (UDA)	23,980
Carry forward general activity (UDA)	0
18/19 Contracted orthodontic activity (UOA)	0
Carry forward orthodontic activity (UOA)	0
Baseline contract value	£699,853.67

### ACCESS\*

Patients seen in 24 months	Total	Change since previous quarter
Quarter ending June 2017	7,765	
Quarter ending September 2017	7,803	→
Quarter ending December 2017	7,812	→
Quarter ending March 2018	7,843	→
Quarter ending June 2018	7,673	↓
<b>Variance since June 2017</b>	<b>(1.2%)</b>	<b>↓</b>



### ACTIVITY



Month	Adjusted Scheduled Activity (UDA)	
	2018	2019
April	941	1,122
May	2,857	1,995
June	4,427	4,052
July	6,723	
August	8,840	
September	10,602	
October	12,426	
November	14,328	
December	16,267	
January	18,166	
February	20,602	
March	23,003	
April	23,965	
May	23,955	
June	23,952	

### QUALITY

	Quantity	Base Number	Contract	AT	Region	England
% of FP17s for the same patient ID Re-attending within 3 months - Children	37	471	7.9%	11.5%	12.0%	11.5%
% of FP17s for the same patient ID Re-attending within 3 months - Adults	330	1,802	18.3%	16.6%	15.7%	15.4%
% of FP17s for the same patient ID Re-attending between 3 & 9 months - Children	205	471	43.5%	57.9%	60.3%	58.9%
% of FP17s for the same patient ID Re-attending between 3 & 9 months - Adults	900	1,802	49.9%	52.4%	54.0%	51.6%
% of FP17s for Band 1 Urgent Courses	203	1,908	10.6%	9.9%	8.9%	8.9%
% of FP17s Relating to Free Repair or Replacements	21	1,908	1.1%	1.1%	1.0%	0.8%
% of FP17s Relating to Continuations	23	1,908	1.2%	1.2%	1.1%	0.9%
% of Patients satisfied with the dentistry they have received	9	10	90.0%	94.1%	93.4%	93.2%
% of Patients satisfied with the time they had to wait for an appointment	9	10	90.0%	91.9%	89.4%	88.8%

\* This is based on patients treated on this contract for their most recent course of treatment. Figures in italics indicate the base number of FP17s or Patient Questionnaire responses are less than 100. N/A is shown where the base number of responses is less than 10 during the period. % is calculated as Quantity/Base number\*100

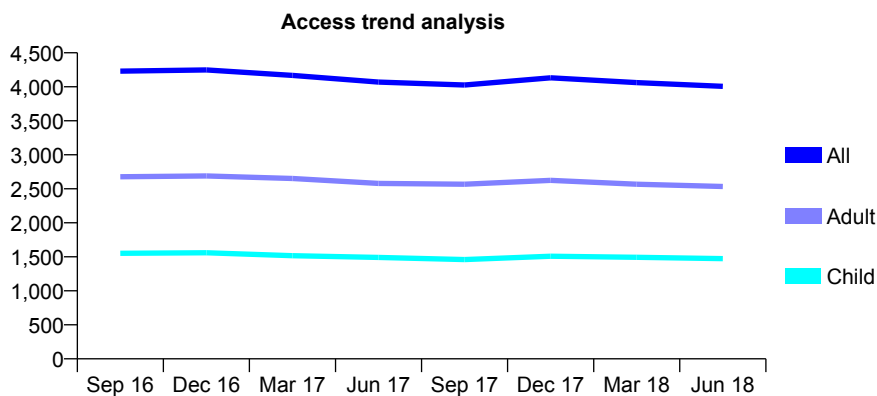
## Q44 - Vital Signs At a Glance Contract Report for 136646/0001 - June 2018

Name or company name	Victoria Street Dental Practice Ltd
Contract type name	GDS Contract
Purpose of contract	General
Contract start date	01/05/2011
Contract end date	

18/19 Contracted general activity (UDA)	12,551
Carry forward general activity (UDA)	0
18/19 Contracted orthodontic activity (UOA)	0
Carry forward orthodontic activity (UOA)	0
Baseline contract value	£402,119.51

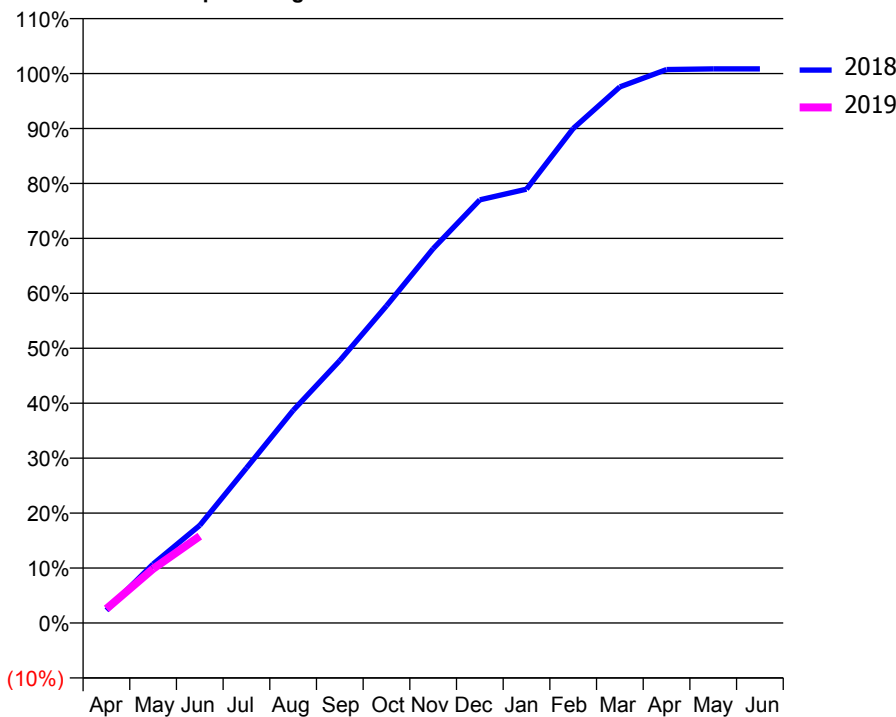
### ACCESS\*

Patients seen in 24 months	Total	Change since previous quarter
Quarter ending June 2017	4,070	
Quarter ending September 2017	4,026	↓
Quarter ending December 2017	4,132	↑
Quarter ending March 2018	4,062	↓
Quarter ending June 2018	4,007	↓
<b>Variance since June 2017</b>	<b>(1.5%)</b>	<b>↓</b>



### ACTIVITY

Cumulative percentage of contracted UDA delivered 2018 & 2019



Adjusted Scheduled Activity (UDA)

Month	2018	2019
April	292	324
May	1,347	1,239
June	2,230	1,983
July	3,540	
August	4,855	
September	5,995	
October	7,243	
November	8,552	
December	9,667	
January	9,910	
February	11,295	
March	12,246	
April	12,642	
May	12,656	
June	12,656	

### QUALITY

	Quantity	Base Number	Contract	AT	Region	England
% of FP17s for the same patient ID Re-attending within 3 months - Children	23	409	5.6%	11.5%	12.0%	11.5%
% of FP17s for the same patient ID Re-attending within 3 months - Adults	61	639	9.5%	16.6%	15.7%	15.4%
% of FP17s for the same patient ID Re-attending between 3 & 9 months - Children	242	409	59.2%	57.9%	60.3%	58.9%
% of FP17s for the same patient ID Re-attending between 3 & 9 months - Adults	363	639	56.8%	52.4%	54.0%	51.6%
% of FP17s for Band 1 Urgent Courses	49	877	5.6%	9.9%	8.9%	8.9%
% of FP17s Relating to Free Repair or Replacements	4	877	0.5%	1.1%	1.0%	0.8%
% of FP17s Relating to Continuations	3	877	0.3%	1.2%	1.1%	0.9%
% of Patients satisfied with the dentistry they have received	8	9	N/A	94.1%	93.4%	93.2%
% of Patients satisfied with the time they had to wait for an appointment	9	9	N/A	91.9%	89.4%	88.8%

\* This is based on patients treated on this contract for their most recent course of treatment. Figures in italics indicate the base number of FP17s or Patient Questionnaire responses are less than 100. N/A is shown where the base number of responses is less than 10 during the period. % is calculated as Quantity/Base number\*100

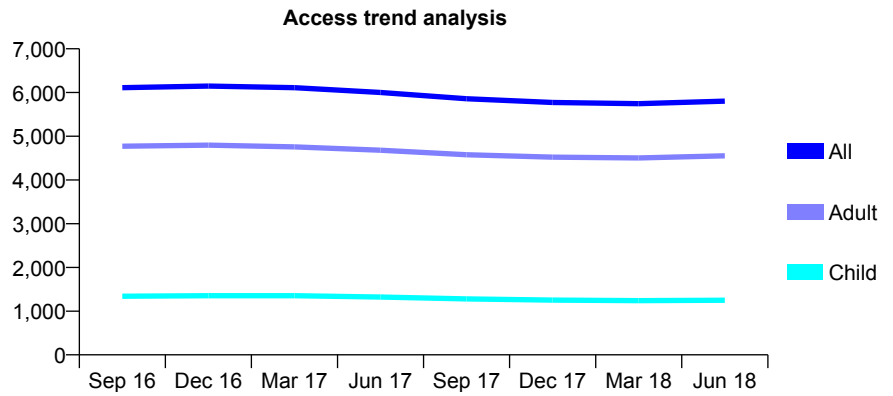
## Q44 - Vital Signs At a Glance Contract Report for 137030/0001 - June 2018

Name or company name	C & V Gillespie
Contract type name	GDS Contract
Purpose of contract	General
Contract start date	01/01/2011
Contract end date	

18/19 Contracted general activity (UDA)	18,300
Carry forward general activity (UDA)	0
18/19 Contracted orthodontic activity (UOA)	0
Carry forward orthodontic activity (UOA)	0
Baseline contract value	£436,463.59

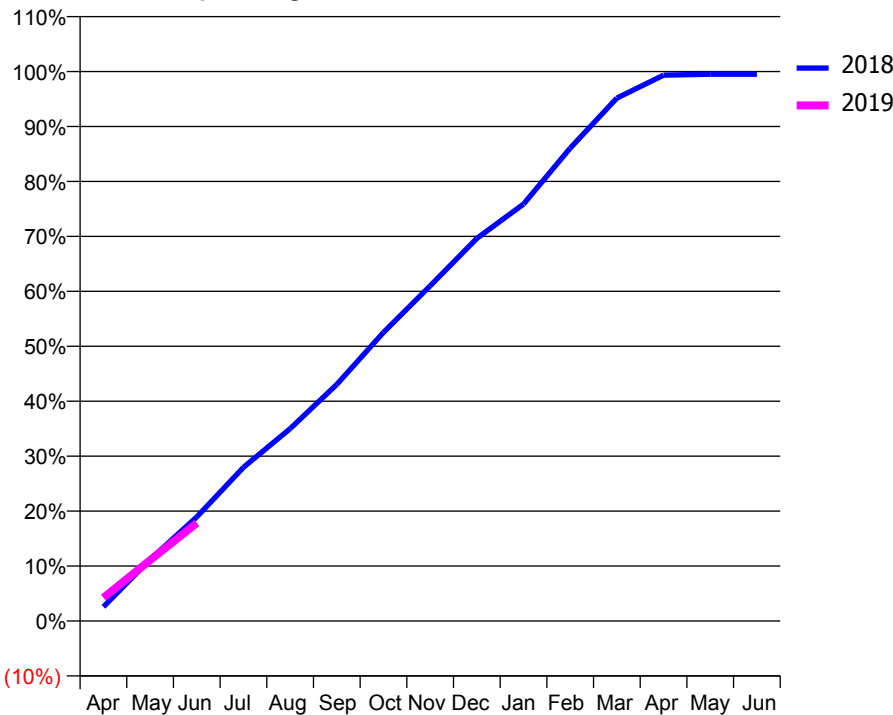
### ACCESS\*

Patients seen in 24 months	Total	Change since previous quarter
Quarter ending June 2017	6,000	
Quarter ending September 2017	5,859	↓
Quarter ending December 2017	5,773	↓
Quarter ending March 2018	5,745	→
Quarter ending June 2018	5,802	→
<b>Variance since June 2017</b>	<b>(3.3%)</b>	<b>↓</b>



### ACTIVITY

Cumulative percentage of contracted UDA delivered 2018 & 2019



Month	Adjusted Scheduled Activity (UDA)	
	2018	2019
April	475	775
May	2,051	2,027
June	3,466	3,265
July	5,120	
August	6,406	
September	7,880	
October	9,611	
November	11,162	
December	12,743	
January	13,885	
February	15,749	
March	17,417	
April	18,178	
May	18,210	
June	18,210	

### QUALITY

	Quantity	Base Number	Contract	AT	Region	England
% of FP17s for the same patient ID Re-attending within 3 months - Children	39	479	8.1%	11.5%	12.0%	11.5%
% of FP17s for the same patient ID Re-attending within 3 months - Adults	280	1,863	15.0%	16.6%	15.7%	15.4%
% of FP17s for the same patient ID Re-attending between 3 & 9 months - Children	326	479	68.1%	57.9%	60.3%	58.9%
% of FP17s for the same patient ID Re-attending between 3 & 9 months - Adults	1,140	1,863	61.2%	52.4%	54.0%	51.6%
% of FP17s for Band 1 Urgent Courses	129	1,955	6.6%	9.9%	8.9%	8.9%
% of FP17s Relating to Free Repair or Replacements	14	1,955	0.7%	1.1%	1.0%	0.8%
% of FP17s Relating to Continuations	22	1,955	1.1%	1.2%	1.1%	0.9%
% of Patients satisfied with the dentistry they have received	9	9	N/A	94.1%	93.4%	93.2%
% of Patients satisfied with the time they had to wait for an appointment	8	9	N/A	91.9%	89.4%	88.8%

\* This is based on patients treated on this contract for their most recent course of treatment. Figures in italics indicate the base number of FP17s or Patient Questionnaire responses are less than 100. N/A is shown where the base number of responses is less than 10 during the period. % is calculated as Quantity/Base number\*100

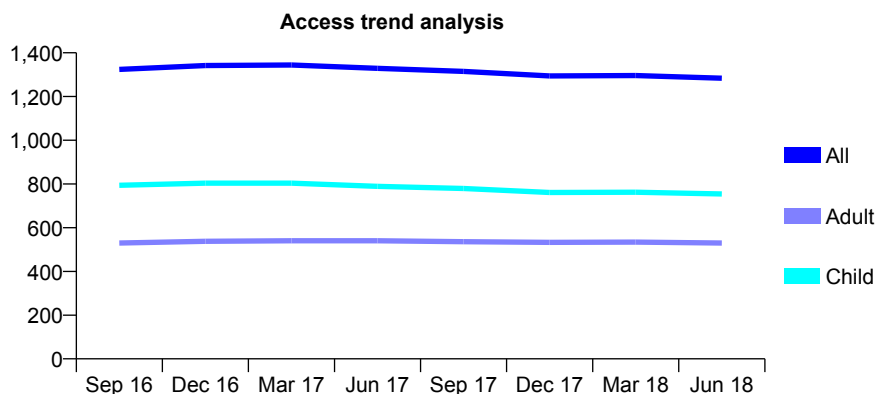
## Q44 - Vital Signs At a Glance Contract Report for 137111/0001 - June 2018

Name or company name	Gaskell Avenue Dental Practice Ltd
Contract type name	GDS Contract
Purpose of contract	General
Contract start date	01/09/2011
Contract end date	

18/19 Contracted general activity (UDA)	7,000
Carry forward general activity (UDA)	0
18/19 Contracted orthodontic activity (UOA)	0
Carry forward orthodontic activity (UOA)	0
Baseline contract value	£175,339.26

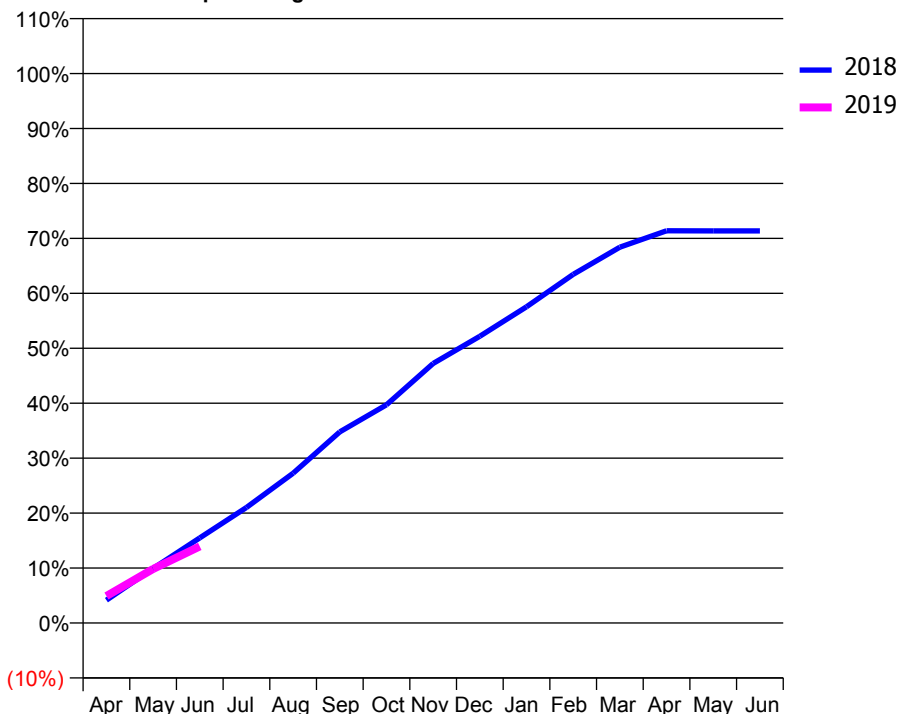
### ACCESS\*

Patients seen in 24 months	Total	Change since previous quarter
Quarter ending June 2017	1,329	
Quarter ending September 2017	1,315	↓
Quarter ending December 2017	1,294	↓
Quarter ending March 2018	1,296	→
Quarter ending June 2018	1,284	→
<b>Variance since June 2017</b>	<b>(3.4%)</b>	<b>↓</b>



### ACTIVITY

Cumulative percentage of contracted UDA delivered 2018 & 2019



Adjusted Scheduled Activity (UDA)

Month	2018	2019
April	292	345
May	695	689
June	1,085	976
July	1,472	
August	1,908	
September	2,435	
October	2,779	
November	3,307	
December	3,653	
January	4,029	
February	4,441	
March	4,788	
April	4,997	
May	4,996	
June	4,996	

### QUALITY

	Quantity	Base Number	Contract	AT	Region	England
% of FP17s for the same patient ID Re-attending within 3 months - Children	43	340	12.6%	11.5%	12.0%	11.5%
% of FP17s for the same patient ID Re-attending within 3 months - Adults	34	175	19.4%	16.6%	15.7%	15.4%
% of FP17s for the same patient ID Re-attending between 3 & 9 months - Children	228	340	67.1%	57.9%	60.3%	58.9%
% of FP17s for the same patient ID Re-attending between 3 & 9 months - Adults	99	175	56.6%	52.4%	54.0%	51.6%
% of FP17s for Band 1 Urgent Courses	18	431	4.2%	9.9%	8.9%	8.9%
% of FP17s Relating to Free Repair or Replacements	1	431	0.2%	1.1%	1.0%	0.8%
% of FP17s Relating to Continuations	0	431	0.0%	1.2%	1.1%	0.9%
% of Patients satisfied with the dentistry they have received	0	0	N/A	94.1%	93.4%	93.2%
% of Patients satisfied with the time they had to wait for an appointment	0	0	N/A	91.9%	89.4%	88.8%

\* This is based on patients treated on this contract for their most recent course of treatment. Figures in italics indicate the base number of FP17s or Patient Questionnaire responses are less than 100. N/A is shown where the base number of responses is less than 10 during the period. % is calculated as Quantity/Base number\*100

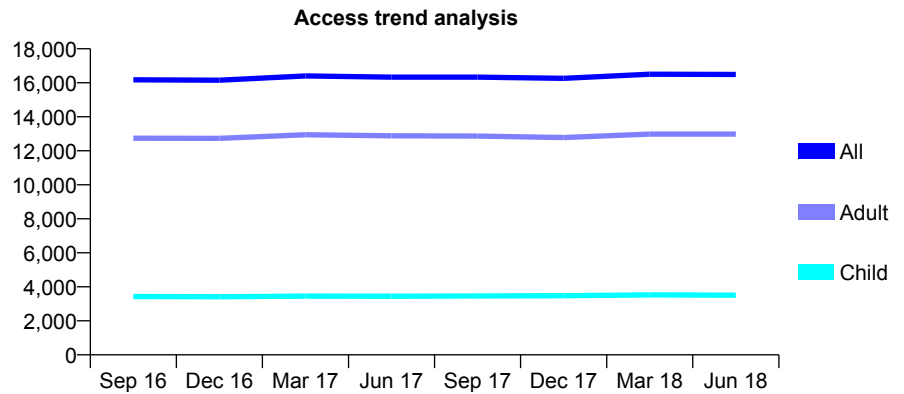
## Q44 - Vital Signs At a Glance Contract Report for 138126/0001 - June 2018

Name or company name	Congleton Dental Centre
Contract type name	GDS Contract
Purpose of contract	General
Contract start date	01/04/2010
Contract end date	

18/19 Contracted general activity (UDA)	47,500
Carry forward general activity (UDA)	0
18/19 Contracted orthodontic activity (UOA)	0
Carry forward orthodontic activity (UOA)	0
Baseline contract value	£1,381,615.00

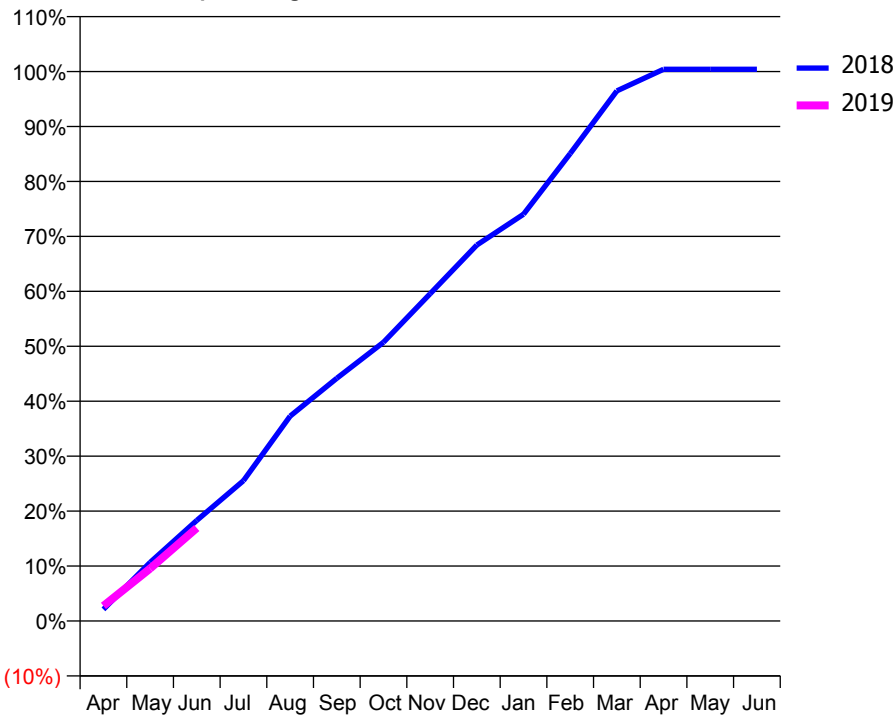
### ACCESS\*

Patients seen in 24 months	Total	Change since previous quarter
Quarter ending June 2017	16,330	
Quarter ending September 2017	16,334	→
Quarter ending December 2017	16,261	→
Quarter ending March 2018	16,508	→
Quarter ending June 2018	16,491	→
<b>Variance since June 2017</b>	<b>1.0%</b>	<b>→</b>



### ACTIVITY

Cumulative percentage of contracted UDA delivered 2018 & 2019



Month	Adjusted Scheduled Activity (UDA)	
	2018	2019
April	1,006	1,311
May	5,070	4,535
June	8,692	8,040
July	12,128	
August	17,708	
September	20,979	
October	24,093	
November	28,297	
December	32,495	
January	35,157	
February	40,403	
March	45,824	
April	47,688	
May	47,691	
June	47,691	

### QUALITY

	Quantity	Base Number	Contract	AT	Region	England
% of FP17s for the same patient ID Re-attending within 3 months - Children	74	1,185	6.2%	11.5%	12.0%	11.5%
% of FP17s for the same patient ID Re-attending within 3 months - Adults	740	4,926	15.0%	16.6%	15.7%	15.4%
% of FP17s for the same patient ID Re-attending between 3 & 9 months - Children	838	1,185	70.7%	57.9%	60.3%	58.9%
% of FP17s for the same patient ID Re-attending between 3 & 9 months - Adults	3,237	4,926	65.7%	52.4%	54.0%	51.6%
% of FP17s for Band 1 Urgent Courses	402	5,135	7.8%	9.9%	8.9%	8.9%
% of FP17s Relating to Free Repair or Replacements	36	5,135	0.7%	1.1%	1.0%	0.8%
% of FP17s Relating to Continuations	56	5,135	1.1%	1.2%	1.1%	0.9%
% of Patients satisfied with the dentistry they have received	29	30	96.7%	94.1%	93.4%	93.2%
% of Patients satisfied with the time they had to wait for an appointment	27	30	90.0%	91.9%	89.4%	88.8%

\* This is based on patients treated on this contract for their most recent course of treatment. Figures in italics indicate the base number of FP17s or Patient Questionnaire responses are less than 100. N/A is shown where the base number of responses is less than 10 during the period. % is calculated as Quantity/Base number\*100

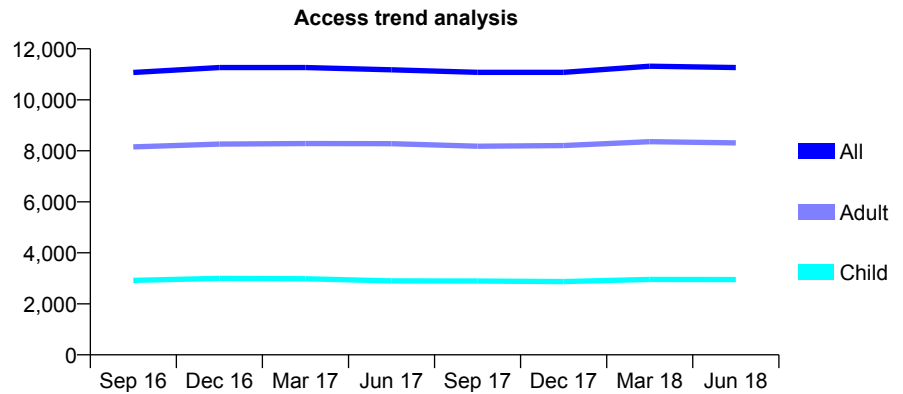
## Q44 - Vital Signs At a Glance Contract Report for 138665/0001 - June 2018

Name or company name	Johnson & Whitehouse
Contract type name	GDS Contract
Purpose of contract	General
Contract start date	01/04/2009
Contract end date	

18/19 Contracted general activity (UDA)	32,052
Carry forward general activity (UDA)	0
18/19 Contracted orthodontic activity (UOA)	0
Carry forward orthodontic activity (UOA)	0
Baseline contract value	£958,351.33

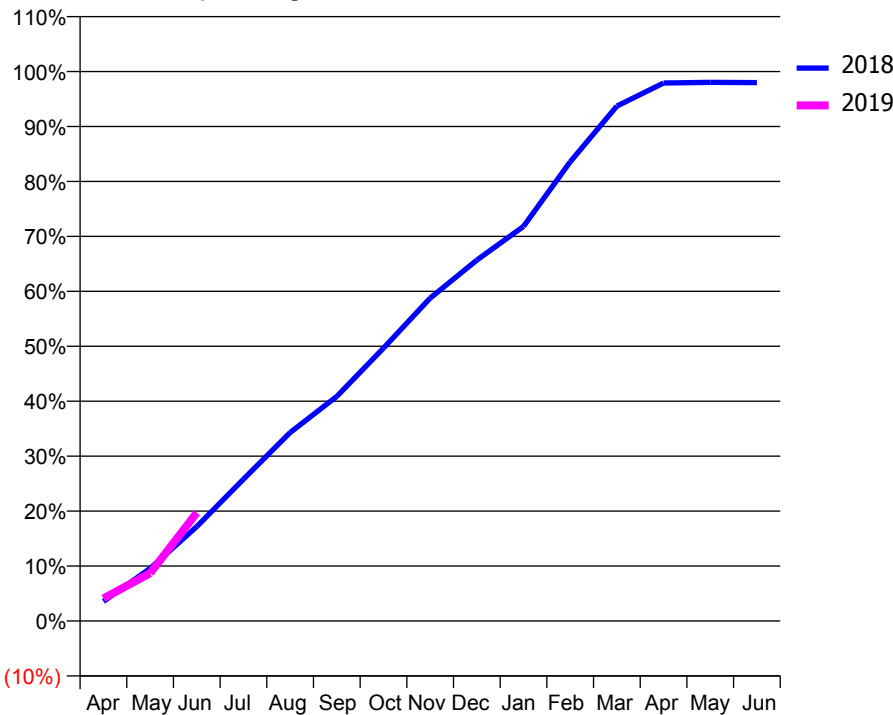
### ACCESS\*

Patients seen in 24 months	Total	Change since previous quarter
Quarter ending June 2017	11,179	
Quarter ending September 2017	11,075	→
Quarter ending December 2017	11,077	→
Quarter ending March 2018	11,316	↑
Quarter ending June 2018	11,266	→
<b>Variance since June 2017</b>	<b>0.8%</b>	<b>→</b>



### ACTIVITY

Cumulative percentage of contracted UDA delivered 2018 & 2019



Month	Adjusted Scheduled Activity (UDA)	
	2018	2019
April	1,137	1,317
May	3,071	2,791
June	5,508	6,320
July	8,269	
August	10,992	
September	13,099	
October	15,916	
November	18,838	
December	21,053	
January	23,022	
February	26,783	
March	30,036	
April	31,377	
May	31,419	
June	31,401	

### QUALITY

	Quantity	Base Number	Contract	AT	Region	England
% of FP17s for the same patient ID Re-attending within 3 months - Children	110	1,051	10.5%	11.5%	12.0%	11.5%
% of FP17s for the same patient ID Re-attending within 3 months - Adults	478	2,676	17.9%	16.6%	15.7%	15.4%
% of FP17s for the same patient ID Re-attending between 3 & 9 months - Children	512	1,051	48.7%	57.9%	60.3%	58.9%
% of FP17s for the same patient ID Re-attending between 3 & 9 months - Adults	1,263	2,676	47.2%	52.4%	54.0%	51.6%
% of FP17s for Band 1 Urgent Courses	289	3,007	9.6%	9.9%	8.9%	8.9%
% of FP17s Relating to Free Repair or Replacements	49	3,007	1.6%	1.1%	1.0%	0.8%
% of FP17s Relating to Continuations	28	3,007	0.9%	1.2%	1.1%	0.9%
% of Patients satisfied with the dentistry they have received	15	17	88.2%	94.1%	93.4%	93.2%
% of Patients satisfied with the time they had to wait for an appointment	16	17	94.1%	91.9%	89.4%	88.8%

\* This is based on patients treated on this contract for their most recent course of treatment. Figures in italics indicate the base number of FP17s or Patient Questionnaire responses are less than 100. N/A is shown where the base number of responses is less than 10 during the period. % is calculated as Quantity/Base number\*100

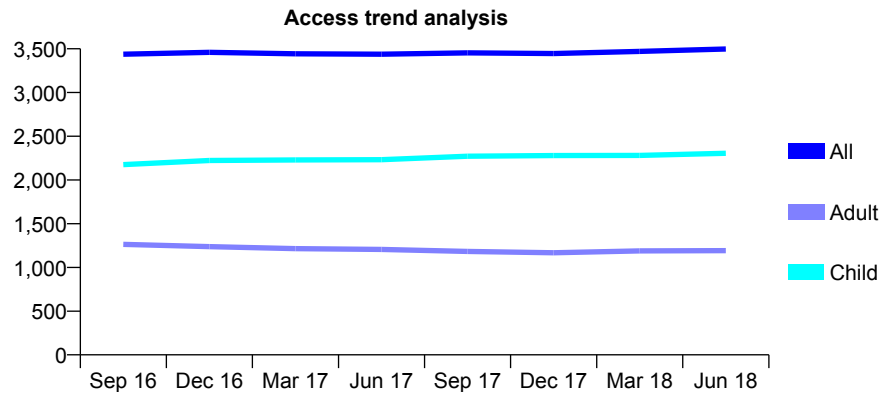
## Q44 - Vital Signs At a Glance Contract Report for 138681/0001 - June 2018

Name or company name	The Old Surgery Dental Practice Ltd
Contract type name	GDS Contract
Purpose of contract	General
Contract start date	01/04/2011
Contract end date	

18/19 Contracted general activity (UDA)	8,539
Carry forward general activity (UDA)	0
18/19 Contracted orthodontic activity (UOA)	0
Carry forward orthodontic activity (UOA)	0
Baseline contract value	£448,799.37

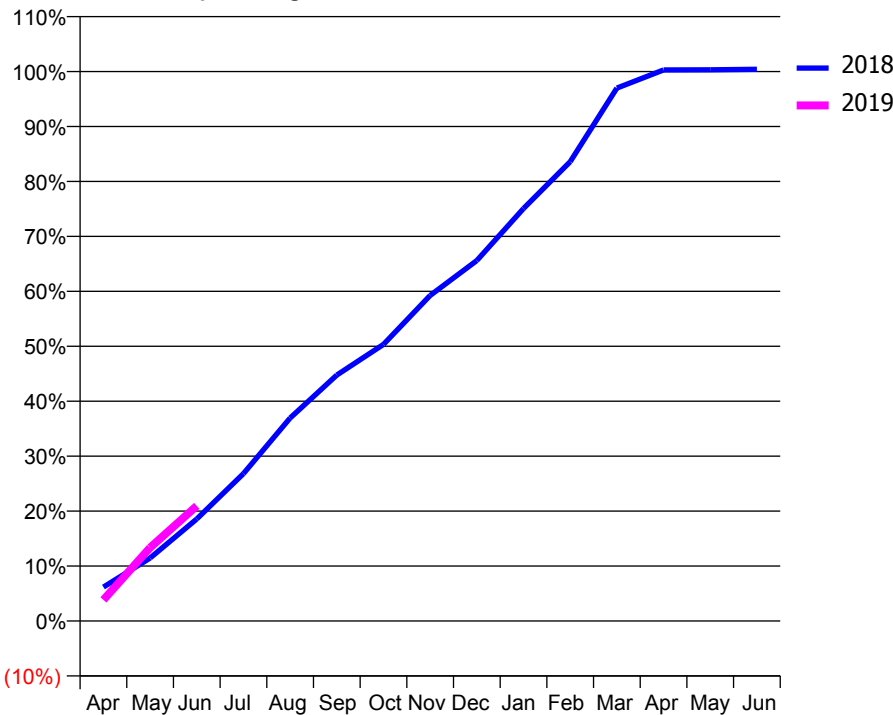
### ACCESS\*

Patients seen in 24 months	Total	Change since previous quarter
Quarter ending June 2017	3,438	
Quarter ending September 2017	3,454	→
Quarter ending December 2017	3,446	→
Quarter ending March 2018	3,470	→
Quarter ending June 2018	3,497	→
<b>Variance since June 2017</b>	<b>1.7%</b>	<b>→</b>



### ACTIVITY

Cumulative percentage of contracted UDA delivered 2018 & 2019



Month	Adjusted Scheduled Activity (UDA)	
	2018	2019
April	527	329
May	979	1,140
June	1,586	1,789
July	2,292	
August	3,154	
September	3,821	
October	4,299	
November	5,058	
December	5,602	
January	6,410	
February	7,138	
March	8,281	
April	8,564	
May	8,566	
June	8,573	

### QUALITY

	Quantity	Base Number	Contract	AT	Region	England
% of FP17s for the same patient ID Re-attending within 3 months - Children	63	809	7.8%	11.5%	12.0%	11.5%
% of FP17s for the same patient ID Re-attending within 3 months - Adults	65	340	19.1%	16.6%	15.7%	15.4%
% of FP17s for the same patient ID Re-attending between 3 & 9 months - Children	450	809	55.6%	57.9%	60.3%	58.9%
% of FP17s for the same patient ID Re-attending between 3 & 9 months - Adults	150	340	44.1%	52.4%	54.0%	51.6%
% of FP17s for Band 1 Urgent Courses	67	999	6.7%	9.9%	8.9%	8.9%
% of FP17s Relating to Free Repair or Replacements	0	999	0.0%	1.1%	1.0%	0.8%
% of FP17s Relating to Continuations	0	999	0.0%	1.2%	1.1%	0.9%
% of Patients satisfied with the dentistry they have received	6	7	N/A	94.1%	93.4%	93.2%
% of Patients satisfied with the time they had to wait for an appointment	7	7	N/A	91.9%	89.4%	88.8%

\* This is based on patients treated on this contract for their most recent course of treatment. Figures in italics indicate the base number of FP17s or Patient Questionnaire responses are less than 100. N/A is shown where the base number of responses is less than 10 during the period. % is calculated as Quantity/Base number\*100



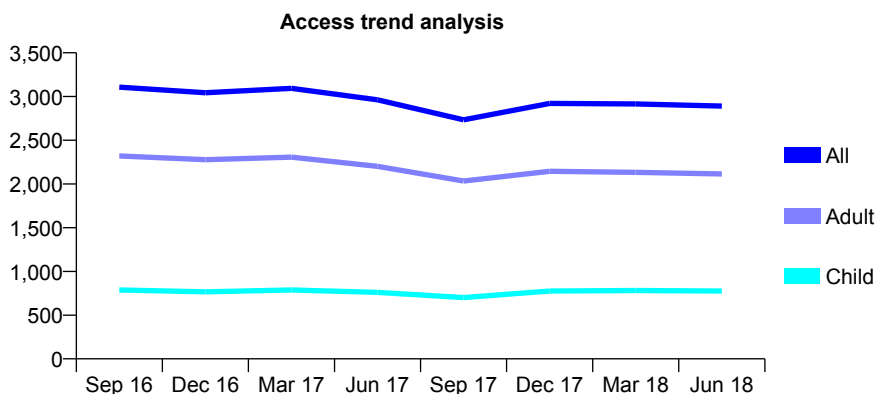
## Q44 - Vital Signs At a Glance Contract Report for 138711/0001 - June 2018

Name or company name	Warren Drive Dental Practice
Contract type name	GDS Contract
Purpose of contract	General
Contract start date	01/04/2006
Contract end date	

18/19 Contracted general activity (UDA)	8,407
Carry forward general activity (UDA)	0
18/19 Contracted orthodontic activity (UOA)	0
Carry forward orthodontic activity (UOA)	0
Baseline contract value	£260,631.13

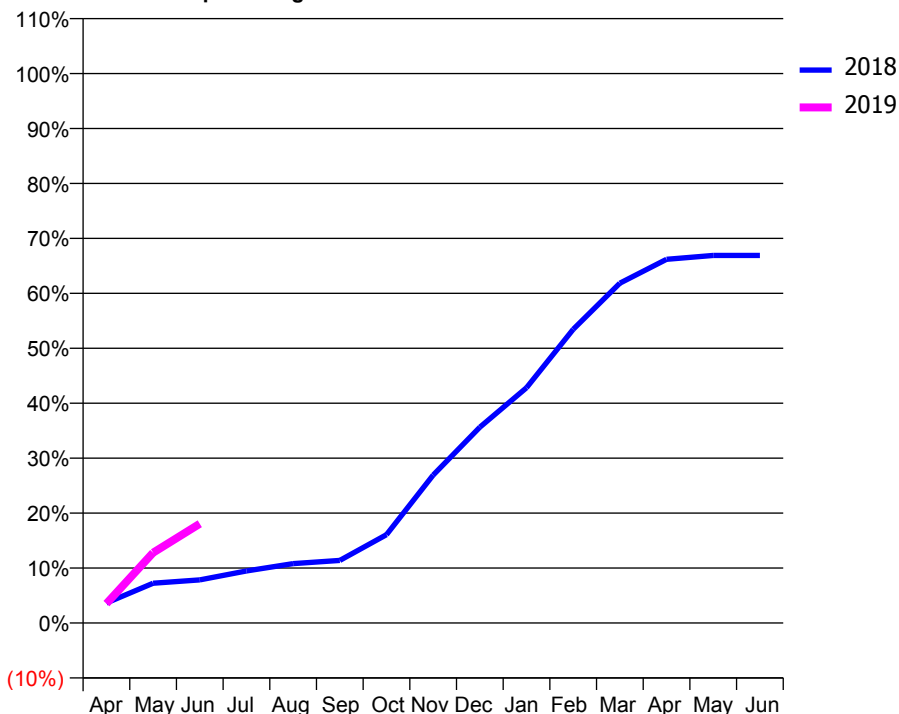
### ACCESS\*

Patients seen in 24 months	Total	Change since previous quarter
Quarter ending June 2017	2,962	
Quarter ending September 2017	2,734	↓
Quarter ending December 2017	2,921	↑
Quarter ending March 2018	2,915	→
Quarter ending June 2018	2,890	→
<b>Variance since June 2017</b>	<b>(2.4%)</b>	<b>↓</b>



### ACTIVITY

Cumulative percentage of contracted UDA delivered 2018 & 2019



Month	Adjusted Scheduled Activity (UDA)	
	2018	2019
April	307	296
May	609	1,075
June	660	1,518
July	796	
August	909	
September	957	
October	1,351	
November	2,264	
December	2,995	
January	3,600	
February	4,492	
March	5,200	
April	5,565	
May	5,623	
June	5,623	

### QUALITY

	Quantity	Base Number	Contract	AT	Region	England
% of FP17s for the same patient ID Re-attending within 3 months - Children	16	244	6.6%	11.5%	12.0%	11.5%
% of FP17s for the same patient ID Re-attending within 3 months - Adults	117	678	17.3%	16.6%	15.7%	15.4%
% of FP17s for the same patient ID Re-attending between 3 & 9 months - Children	146	244	59.8%	57.9%	60.3%	58.9%
% of FP17s for the same patient ID Re-attending between 3 & 9 months - Adults	283	678	41.7%	52.4%	54.0%	51.6%
% of FP17s for Band 1 Urgent Courses	91	731	12.4%	9.9%	8.9%	8.9%
% of FP17s Relating to Free Repair or Replacements	1	731	0.1%	1.1%	1.0%	0.8%
% of FP17s Relating to Continuations	19	731	2.6%	1.2%	1.1%	0.9%
% of Patients satisfied with the dentistry they have received	0	1	N/A	94.1%	93.4%	93.2%
% of Patients satisfied with the time they had to wait for an appointment	1	1	N/A	91.9%	89.4%	88.8%

\* This is based on patients treated on this contract for their most recent course of treatment. Figures in italics indicate the base number of FP17s or Patient Questionnaire responses are less than 100. N/A is shown where the base number of responses is less than 10 during the period. % is calculated as Quantity/Base number\*100

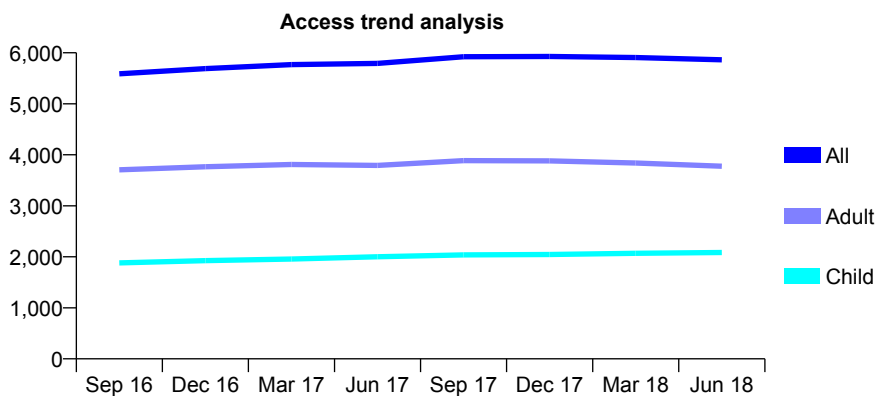
## Q44 - Vital Signs At a Glance Contract Report for 139467/0001 - June 2018

Name or company name	Sandon Dental Practice
Contract type name	GDS Contract
Purpose of contract	General
Contract start date	01/01/2011
Contract end date	

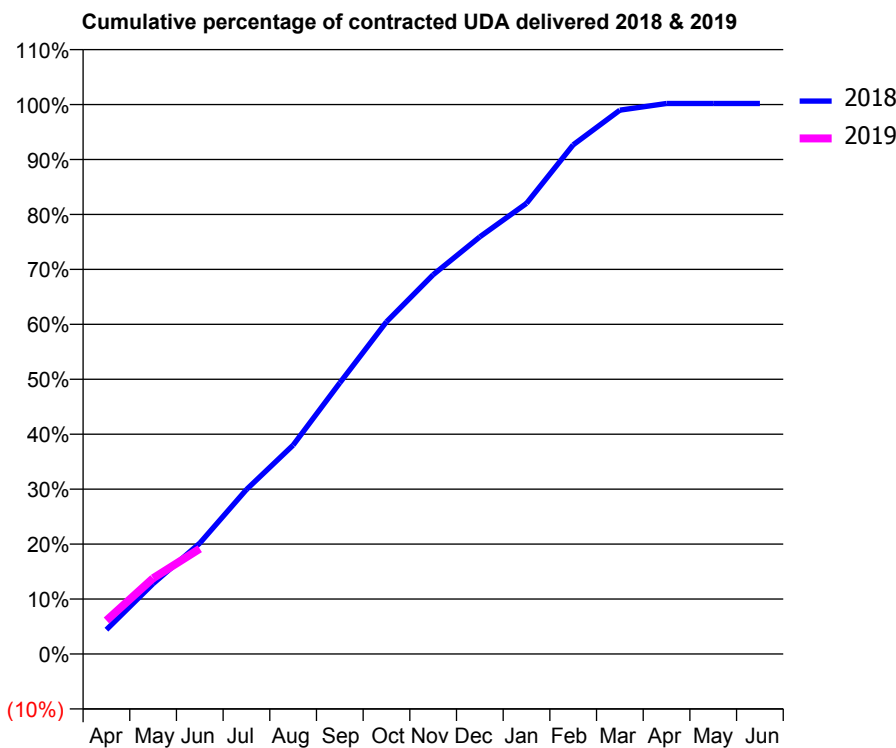
18/19 Contracted general activity (UDA)	11,145
Carry forward general activity (UDA)	0
18/19 Contracted orthodontic activity (UOA)	0
Carry forward orthodontic activity (UOA)	0
Baseline contract value	£267,807.87

### ACCESS\*

Patients seen in 24 months	Total	Change since previous quarter
Quarter ending June 2017	5,791	
Quarter ending September 2017	5,924	↑
Quarter ending December 2017	5,928	→
Quarter ending March 2018	5,908	→
Quarter ending June 2018	5,863	→
<b>Variance since June 2017</b>	<b>1.2%</b>	<b>→</b>



### ACTIVITY



Month	Adjusted Scheduled Activity (UDA)	
	2018	2019
April	495	681
May	1,426	1,537
June	2,250	2,135
July	3,336	
August	4,237	
September	5,500	
October	6,738	
November	7,693	
December	8,462	
January	9,140	
February	10,326	
March	11,030	
April	11,164	
May	11,164	
June	11,164	

### QUALITY

	Quantity	Base Number	Contract	AT	Region	England
% of FP17s for the same patient ID Re-attending within 3 months - Children	36	749	4.8%	11.5%	12.0%	11.5%
% of FP17s for the same patient ID Re-attending within 3 months - Adults	123	914	13.5%	16.6%	15.7%	15.4%
% of FP17s for the same patient ID Re-attending between 3 & 9 months - Children	467	749	62.3%	57.9%	60.3%	58.9%
% of FP17s for the same patient ID Re-attending between 3 & 9 months - Adults	468	914	51.2%	52.4%	54.0%	51.6%
% of FP17s for Band 1 Urgent Courses	71	1,341	5.3%	9.9%	8.9%	8.9%
% of FP17s Relating to Free Repair or Replacements	2	1,341	0.1%	1.1%	1.0%	0.8%
% of FP17s Relating to Continuations	7	1,341	0.5%	1.2%	1.1%	0.9%
% of Patients satisfied with the dentistry they have received	6	6	N/A	94.1%	93.4%	93.2%
% of Patients satisfied with the time they had to wait for an appointment	6	6	N/A	91.9%	89.4%	88.8%

\* This is based on patients treated on this contract for their most recent course of treatment. Figures in italics indicate the base number of FP17s or Patient Questionnaire responses are less than 100. N/A is shown where the base number of responses is less than 10 during the period. % is calculated as Quantity/Base number\*100

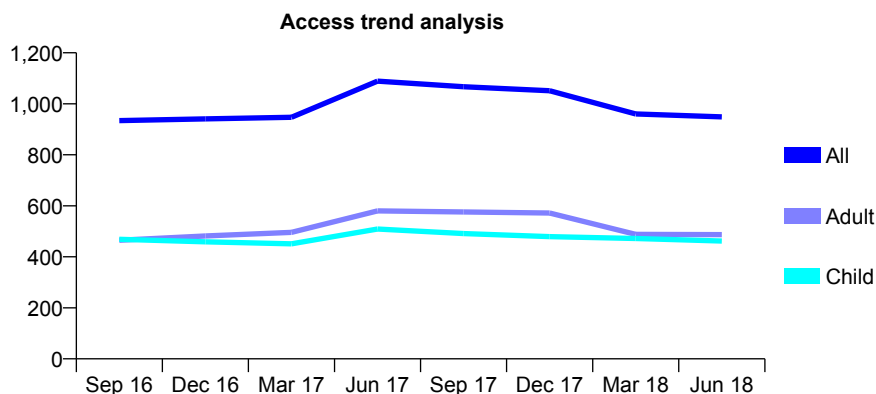
## Q44 - Vital Signs At a Glance Contract Report for 140678/0001 - June 2018

Name or company name	Allen House Dental Practice
Contract type name	GDS Contract
Purpose of contract	General
Contract start date	01/07/2015
Contract end date	

18/19 Contracted general activity (UDA)	2,821
Carry forward general activity (UDA)	0
18/19 Contracted orthodontic activity (UOA)	0
Carry forward orthodontic activity (UOA)	0
Baseline contract value	£85,866.28

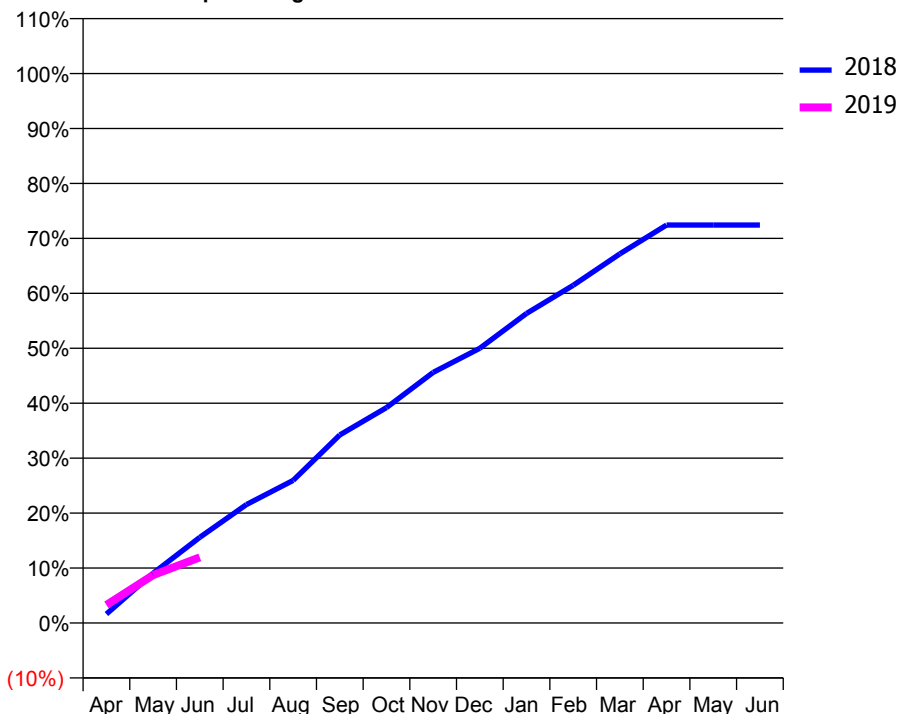
### ACCESS\*

Patients seen in 24 months	Total	Change since previous quarter
Quarter ending June 2017	1,089	
Quarter ending September 2017	1,067	↓
Quarter ending December 2017	1,051	↓
Quarter ending March 2018	960	↓
Quarter ending June 2018	949	↓
<b>Variance since June 2017</b>	<b>(12.9%)</b>	<b>↓</b>



### ACTIVITY

Cumulative percentage of contracted UDA delivered 2018 & 2019



Adjusted Scheduled Activity (UDA)

Month	2018	2019
April	46	93
May	256	246
June	440	337
July	608	
August	732	
September	966	
October	1,106	
November	1,287	
December	1,411	
January	1,589	
February	1,734	
March	1,895	
April	2,043	
May	2,043	
June	2,043	

### QUALITY

	Quantity	Base Number	Contract	AT	Region	England
% of FP17s for the same patient ID Re-attending within 3 months - Children	22	195	11.3%	11.5%	12.0%	11.5%
% of FP17s for the same patient ID Re-attending within 3 months - Adults	25	185	13.5%	16.6%	15.7%	15.4%
% of FP17s for the same patient ID Re-attending between 3 & 9 months - Children	104	195	53.3%	57.9%	60.3%	58.9%
% of FP17s for the same patient ID Re-attending between 3 & 9 months - Adults	98	185	53.0%	52.4%	54.0%	51.6%
% of FP17s for Band 1 Urgent Courses	11	239	4.6%	9.9%	8.9%	8.9%
% of FP17s Relating to Free Repair or Replacements	0	239	0.0%	1.1%	1.0%	0.8%
% of FP17s Relating to Continuations	0	239	0.0%	1.2%	1.1%	0.9%
% of Patients satisfied with the dentistry they have received	3	3	N/A	94.1%	93.4%	93.2%
% of Patients satisfied with the time they had to wait for an appointment	3	3	N/A	91.9%	89.4%	88.8%

\* This is based on patients treated on this contract for their most recent course of treatment. Figures in italics indicate the base number of FP17s or Patient Questionnaire responses are less than 100. N/A is shown where the base number of responses is less than 10 during the period. % is calculated as Quantity/Base number\*100

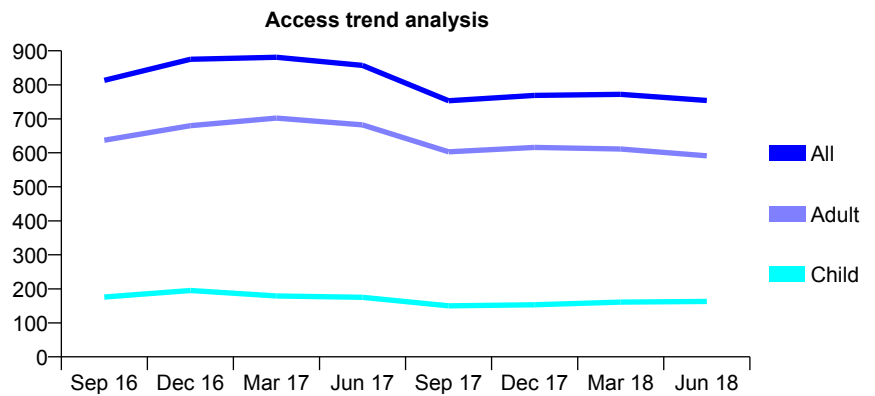
## Q44 - Vital Signs At a Glance Contract Report for 141305/0016 - June 2018

Name or company name	East Cheshire NHS Trust
Contract type name	PDS Contract
Purpose of contract	General
Contract start date	01/04/2015
Contract end date	31/03/2020

18/19 Contracted general activity (UDA)	4,150
Carry forward general activity (UDA)	0
18/19 Contracted orthodontic activity (UOA)	0
Carry forward orthodontic activity (UOA)	0
Baseline contract value	£789,268.88

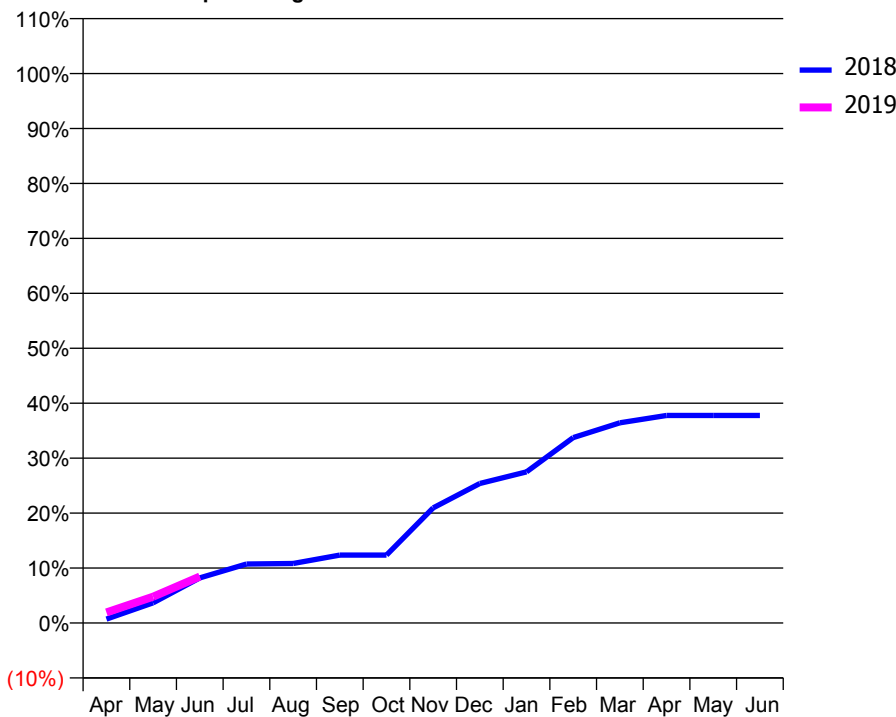
### ACCESS\*

Patients seen in 24 months	Total	Change since previous quarter
Quarter ending June 2017	857	
Quarter ending September 2017	753	↓
Quarter ending December 2017	769	↑
Quarter ending March 2018	772	→
Quarter ending June 2018	754	↓
<b>Variance since June 2017</b>	<b>(12.0%)</b>	<b>↓</b>



### ACTIVITY

Cumulative percentage of contracted UDA delivered 2018 & 2019



Adjusted Scheduled Activity (UDA)

Month	2018	2019
April	30	80
May	153	198
June	340	351
July	445	
August	449	
September	513	
October	513	
November	870	
December	1,054	
January	1,142	
February	1,400	
March	1,512	
April	1,567	
May	1,567	
June	1,567	

### QUALITY

	Quantity	Base Number	Contract	AT	Region	England
% of FP17s for the same patient ID Re-attending within 3 months - Children	6	51	11.8%	11.5%	12.0%	11.5%
% of FP17s for the same patient ID Re-attending within 3 months - Adults	13	136	9.6%	16.6%	15.7%	15.4%
% of FP17s for the same patient ID Re-attending between 3 & 9 months - Children	12	51	23.5%	57.9%	60.3%	58.9%
% of FP17s for the same patient ID Re-attending between 3 & 9 months - Adults	44	136	32.4%	52.4%	54.0%	51.6%
% of FP17s for Band 1 Urgent Courses	11	159	6.9%	9.9%	8.9%	8.9%
% of FP17s Relating to Free Repair or Replacements	0	159	0.0%	1.1%	1.0%	0.8%
% of FP17s Relating to Continuations	0	159	0.0%	1.2%	1.1%	0.9%
% of Patients satisfied with the dentistry they have received	0	0	N/A	94.1%	93.4%	93.2%
% of Patients satisfied with the time they had to wait for an appointment	0	0	N/A	91.9%	89.4%	88.8%

\* This is based on patients treated on this contract for their most recent course of treatment. Figures in italics indicate the base number of FP17s or Patient Questionnaire responses are less than 100. N/A is shown where the base number of responses is less than 10 during the period. % is calculated as Quantity/Base number\*100

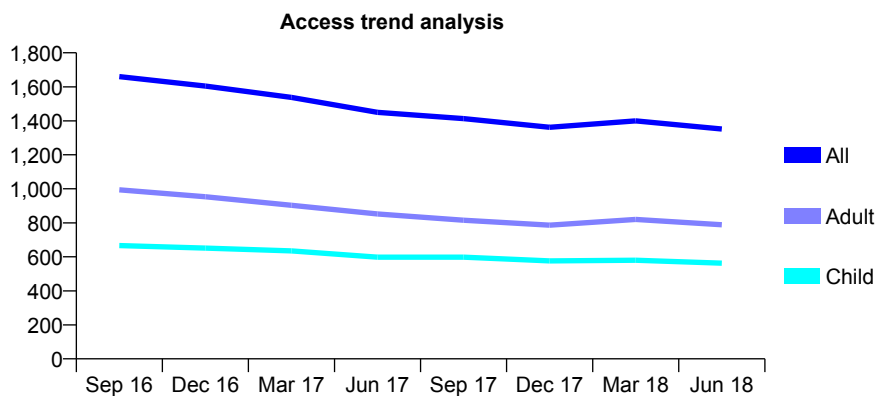
## Q44 - Vital Signs At a Glance Contract Report for 141380/0001 - June 2018

Name or company name	Jackson & Lax
Contract type name	GDS Contract
Purpose of contract	General
Contract start date	01/04/2009
Contract end date	

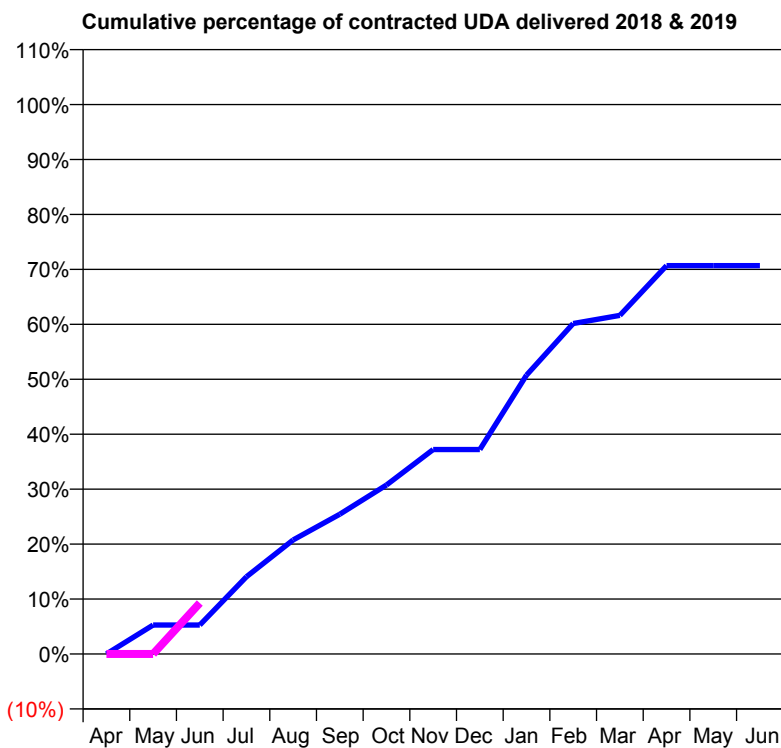
18/19 Contracted general activity (UDA)	4,000
Carry forward general activity (UDA)	0
18/19 Contracted orthodontic activity (UOA)	0
Carry forward orthodontic activity (UOA)	0
Baseline contract value	£104,960.00

### ACCESS\*

Patients seen in 24 months	Total	Change since previous quarter
Quarter ending June 2017	1,450	
Quarter ending September 2017	1,413	↓
Quarter ending December 2017	1,362	↓
Quarter ending March 2018	1,400	↑
Quarter ending June 2018	1,352	↓
<b>Variance since June 2017</b>	<b>(6.8%)</b>	<b>↓</b>



### ACTIVITY



Adjusted Scheduled Activity (UDA)		
Month	2018	2019
April	0	0
May	268	0
June	268	371
July	714	
August	1,055	
September	1,293	
October	1,563	
November	1,891	
December	1,891	
January	2,579	
February	3,056	
March	3,132	
April	3,591	
May	3,591	
June	3,591	

### QUALITY

	Quantity	Base Number	Contract	AT	Region	England
% of FP17s for the same patient ID Re-attending within 3 months - Children	15	220	6.8%	11.5%	12.0%	11.5%
% of FP17s for the same patient ID Re-attending within 3 months - Adults	23	189	12.2%	16.6%	15.7%	15.4%
% of FP17s for the same patient ID Re-attending between 3 & 9 months - Children	152	220	69.1%	57.9%	60.3%	58.9%
% of FP17s for the same patient ID Re-attending between 3 & 9 months - Adults	98	189	51.9%	52.4%	54.0%	51.6%
% of FP17s for Band 1 Urgent Courses	16	199	8.0%	9.9%	8.9%	8.9%
% of FP17s Relating to Free Repair or Replacements	0	199	0.0%	1.1%	1.0%	0.8%
% of FP17s Relating to Continuations	3	199	1.5%	1.2%	1.1%	0.9%
% of Patients satisfied with the dentistry they have received	3	3	N/A	94.1%	93.4%	93.2%
% of Patients satisfied with the time they had to wait for an appointment	3	3	N/A	91.9%	89.4%	88.8%

\* This is based on patients treated on this contract for their most recent course of treatment. Figures in italics indicate the base number of FP17s or Patient Questionnaire responses are less than 100. N/A is shown where the base number of responses is less than 10 during the period. % is calculated as Quantity/Base number\*100

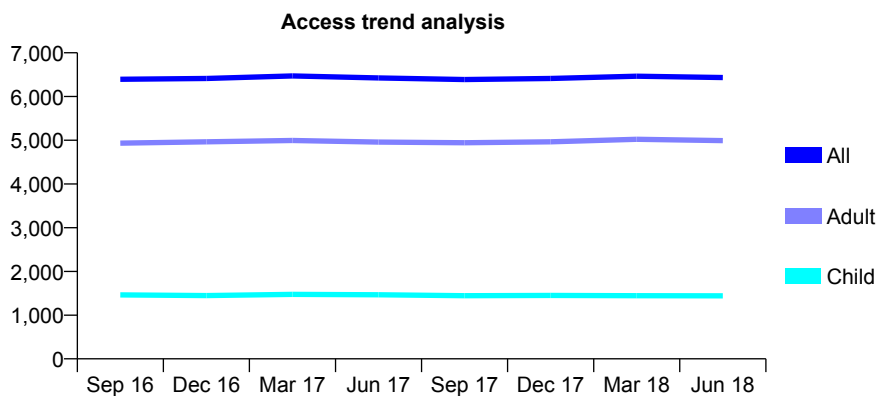
## Q44 - Vital Signs At a Glance Contract Report for 142239/0001 - June 2018

Name or company name	Banks House Dental Practice
Contract type name	GDS Contract
Purpose of contract	General
Contract start date	01/04/2006
Contract end date	

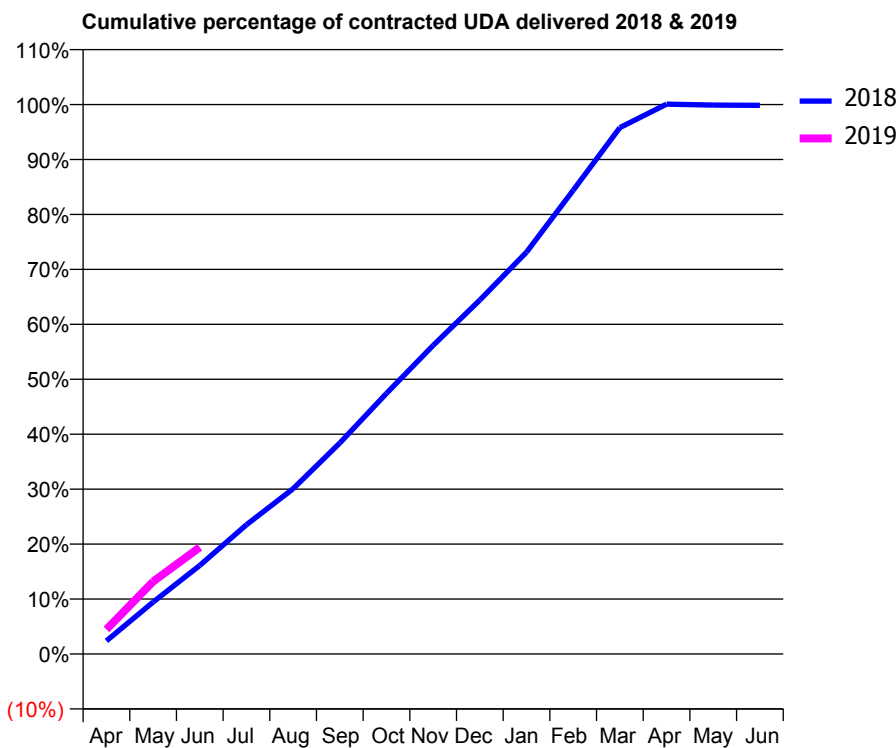
18/19 Contracted general activity (UDA)	18,342
Carry forward general activity (UDA)	0
18/19 Contracted orthodontic activity (UOA)	0
Carry forward orthodontic activity (UOA)	0
Baseline contract value	£535,828.68

### ACCESS\*

Patients seen in 24 months	Total	Change since previous quarter
Quarter ending June 2017	6,424	
Quarter ending September 2017	6,387	→
Quarter ending December 2017	6,413	→
Quarter ending March 2018	6,466	→
Quarter ending June 2018	6,434	→
<b>Variance since June 2017</b>	<b>0.2%</b>	<b>→</b>



### ACTIVITY



Month	Adjusted Scheduled Activity (UDA)	
	2018	2019
April	439	820
May	1,735	2,421
June	2,956	3,562
July	4,315	
August	5,515	
September	7,044	
October	8,698	
November	10,304	
December	11,817	
January	13,413	
February	15,478	
March	17,569	
April	18,352	
May	18,323	
June	18,313	

### QUALITY

	Quantity	Base Number	Contract	AT	Region	England
% of FP17s for the same patient ID Re-attending within 3 months - Children	103	578	17.8%	11.5%	12.0%	11.5%
% of FP17s for the same patient ID Re-attending within 3 months - Adults	200	1,312	15.2%	16.6%	15.7%	15.4%
% of FP17s for the same patient ID Re-attending between 3 & 9 months - Children	300	578	51.9%	57.9%	60.3%	58.9%
% of FP17s for the same patient ID Re-attending between 3 & 9 months - Adults	505	1,312	38.5%	52.4%	54.0%	51.6%
% of FP17s for Band 1 Urgent Courses	90	1,587	5.7%	9.9%	8.9%	8.9%
% of FP17s Relating to Free Repair or Replacements	25	1,587	1.6%	1.1%	1.0%	0.8%
% of FP17s Relating to Continuations	11	1,587	0.7%	1.2%	1.1%	0.9%
% of Patients satisfied with the dentistry they have received	9	9	N/A	94.1%	93.4%	93.2%
% of Patients satisfied with the time they had to wait for an appointment	8	9	N/A	91.9%	89.4%	88.8%

\* This is based on patients treated on this contract for their most recent course of treatment. Figures in italics indicate the base number of FP17s or Patient Questionnaire responses are less than 100. N/A is shown where the base number of responses is less than 10 during the period. % is calculated as Quantity/Base number\*100

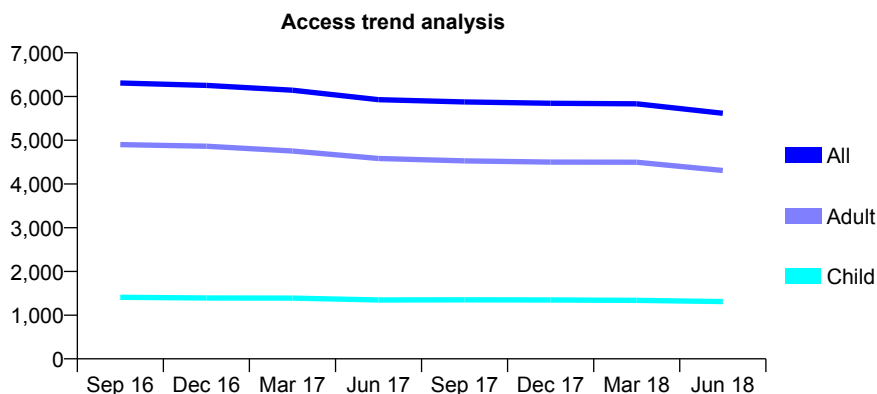
## Q44 - Vital Signs At a Glance Contract Report for 143243/0001 - June 2018

Name or company name	IDH Ltd
Contract type name	GDS Contract
Purpose of contract	General
Contract start date	01/07/2008
Contract end date	

18/19 Contracted general activity (UDA)	16,035
Carry forward general activity (UDA)	0
18/19 Contracted orthodontic activity (UOA)	0
Carry forward orthodontic activity (UOA)	0
Baseline contract value	£460,092.24

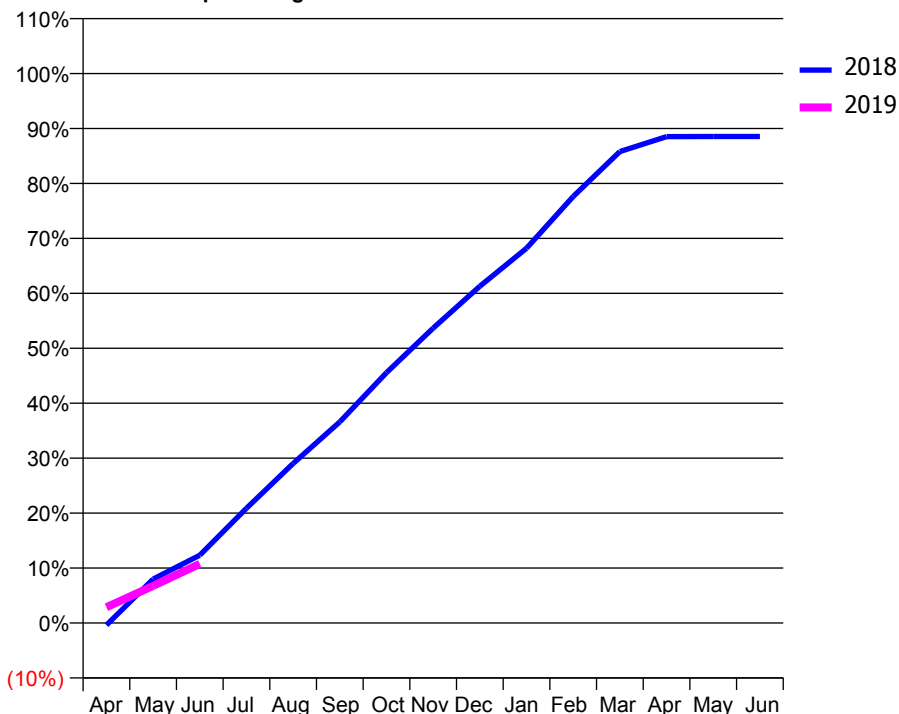
### ACCESS\*

Patients seen in 24 months	Total	Change since previous quarter
Quarter ending June 2017	5,929	
Quarter ending September 2017	5,876	→
Quarter ending December 2017	5,846	→
Quarter ending March 2018	5,833	→
Quarter ending June 2018	5,618	↓
<b>Variance since June 2017</b>	<b>(5.2%)</b>	<b>↓</b>



### ACTIVITY

Cumulative percentage of contracted UDA delivered 2018 & 2019



Month	Adjusted Scheduled Activity (UDA)	
	2018	2019
April	-64	460
May	1,282	1,085
June	1,981	1,727
July	3,350	
August	4,657	
September	5,870	
October	7,306	
November	8,604	
December	9,828	
January	10,938	
February	12,447	
March	13,758	
April	14,194	
May	14,197	
June	14,196	

### QUALITY

	Quantity	Base Number	Contract	AT	Region	England
% of FP17s for the same patient ID Re-attending within 3 months - Children	18	280	6.4%	11.5%	12.0%	11.5%
% of FP17s for the same patient ID Re-attending within 3 months - Adults	134	860	15.6%	16.6%	15.7%	15.4%
% of FP17s for the same patient ID Re-attending between 3 & 9 months - Children	157	280	56.1%	57.9%	60.3%	58.9%
% of FP17s for the same patient ID Re-attending between 3 & 9 months - Adults	411	860	47.8%	52.4%	54.0%	51.6%
% of FP17s for Band 1 Urgent Courses	82	930	8.8%	9.9%	8.9%	8.9%
% of FP17s Relating to Free Repair or Replacements	7	930	0.8%	1.1%	1.0%	0.8%
% of FP17s Relating to Continuations	27	930	2.9%	1.2%	1.1%	0.9%
% of Patients satisfied with the dentistry they have received	4	4	N/A	94.1%	93.4%	93.2%
% of Patients satisfied with the time they had to wait for an appointment	4	4	N/A	91.9%	89.4%	88.8%

\* This is based on patients treated on this contract for their most recent course of treatment. Figures in italics indicate the base number of FP17s or Patient Questionnaire responses are less than 100. N/A is shown where the base number of responses is less than 10 during the period. % is calculated as Quantity/Base number\*100

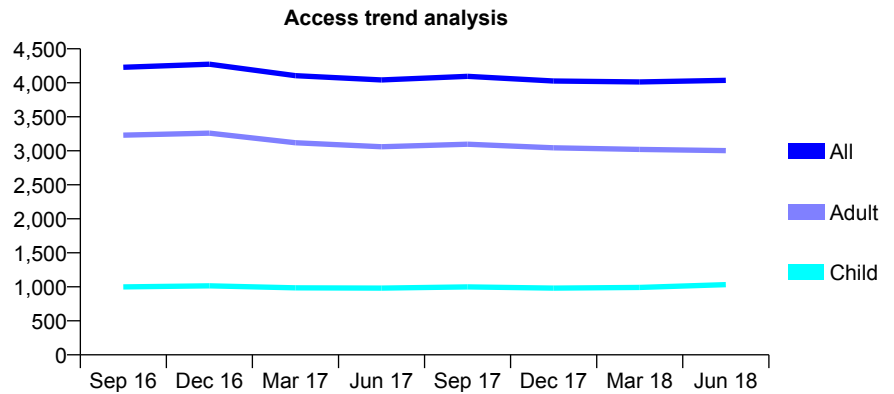
## Q44 - Vital Signs At a Glance Contract Report for 143243/0002 - June 2018

Name or company name	IDH Ltd
Contract type name	GDS Contract
Purpose of contract	General
Contract start date	01/07/2008
Contract end date	

18/19 Contracted general activity (UDA)	12,500
Carry forward general activity (UDA)	0
18/19 Contracted orthodontic activity (UOA)	0
Carry forward orthodontic activity (UOA)	0
Baseline contract value	£314,987.13

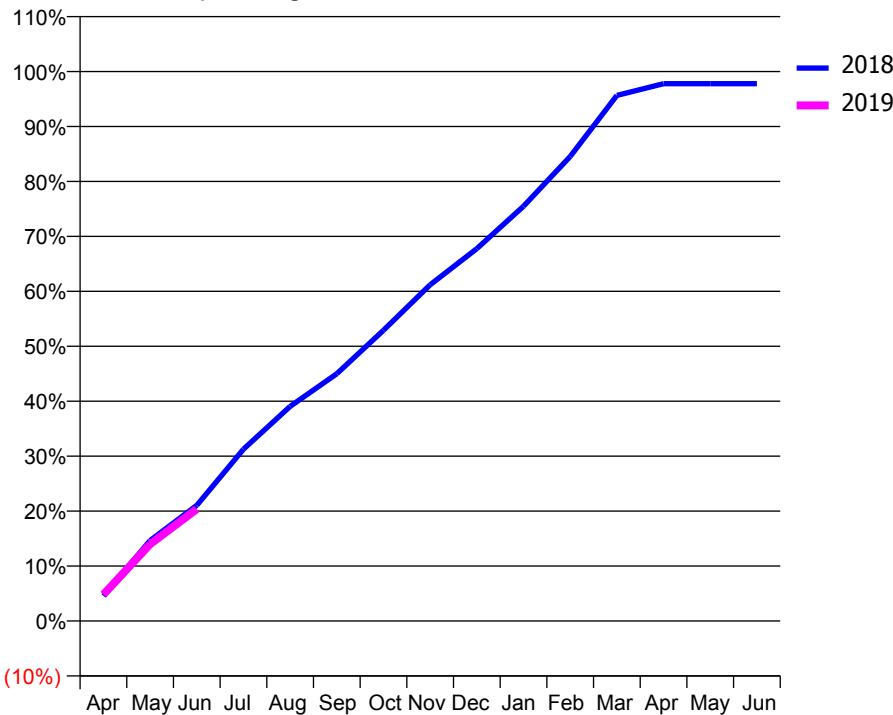
### ACCESS\*

Patients seen in 24 months	Total	Change since previous quarter
Quarter ending June 2017	4,042	
Quarter ending September 2017	4,096	→
Quarter ending December 2017	4,026	↓
Quarter ending March 2018	4,012	→
Quarter ending June 2018	4,036	→
<b>Variance since June 2017</b>	<b>(0.1%)</b>	<b>→</b>



### ACTIVITY

Cumulative percentage of contracted UDA delivered 2018 & 2019



Month	Adjusted Scheduled Activity (UDA)	
	2018	2019
April	573	603
May	1,831	1,749
June	2,632	2,547
July	3,907	
August	4,882	
September	5,625	
October	6,613	
November	7,649	
December	8,471	
January	9,436	
February	10,568	
March	11,955	
April	12,223	
May	12,223	
June	12,223	

### QUALITY

	Quantity	Base Number	Contract	AT	Region	England
% of FP17s for the same patient ID Re-attending within 3 months - Children	27	375	7.2%	11.5%	12.0%	11.5%
% of FP17s for the same patient ID Re-attending within 3 months - Adults	157	988	15.9%	16.6%	15.7%	15.4%
% of FP17s for the same patient ID Re-attending between 3 & 9 months - Children	190	375	50.7%	57.9%	60.3%	58.9%
% of FP17s for the same patient ID Re-attending between 3 & 9 months - Adults	503	988	50.9%	52.4%	54.0%	51.6%
% of FP17s for Band 1 Urgent Courses	162	1,228	13.2%	9.9%	8.9%	8.9%
% of FP17s Relating to Free Repair or Replacements	6	1,228	0.5%	1.1%	1.0%	0.8%
% of FP17s Relating to Continuations	17	1,228	1.4%	1.2%	1.1%	0.9%
% of Patients satisfied with the dentistry they have received	3	3	N/A	94.1%	93.4%	93.2%
% of Patients satisfied with the time they had to wait for an appointment	3	3	N/A	91.9%	89.4%	88.8%

\* This is based on patients treated on this contract for their most recent course of treatment. Figures in italics indicate the base number of FP17s or Patient Questionnaire responses are less than 100. N/A is shown where the base number of responses is less than 10 during the period. % is calculated as Quantity/Base number\*100



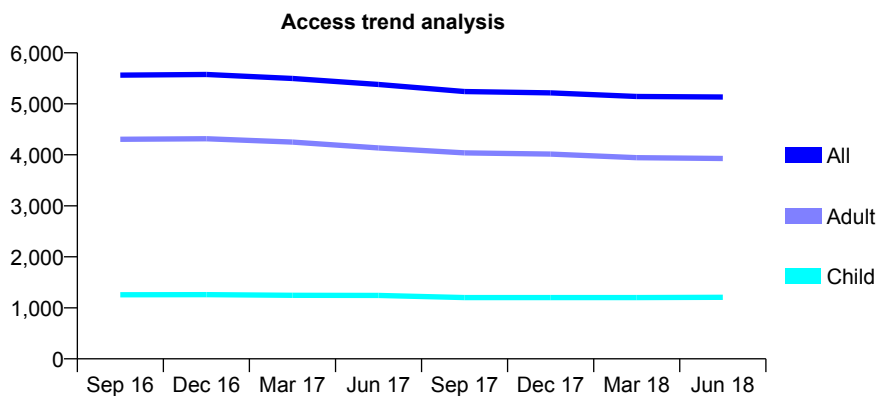
## Q44 - Vital Signs At a Glance Contract Report for 143243/0003 - June 2018

Name or company name	IDH Ltd
Contract type name	GDS Contract
Purpose of contract	General
Contract start date	01/07/2008
Contract end date	

18/19 Contracted general activity (UDA)	15,700
Carry forward general activity (UDA)	0
18/19 Contracted orthodontic activity (UOA)	0
Carry forward orthodontic activity (UOA)	0
Baseline contract value	£443,389.02

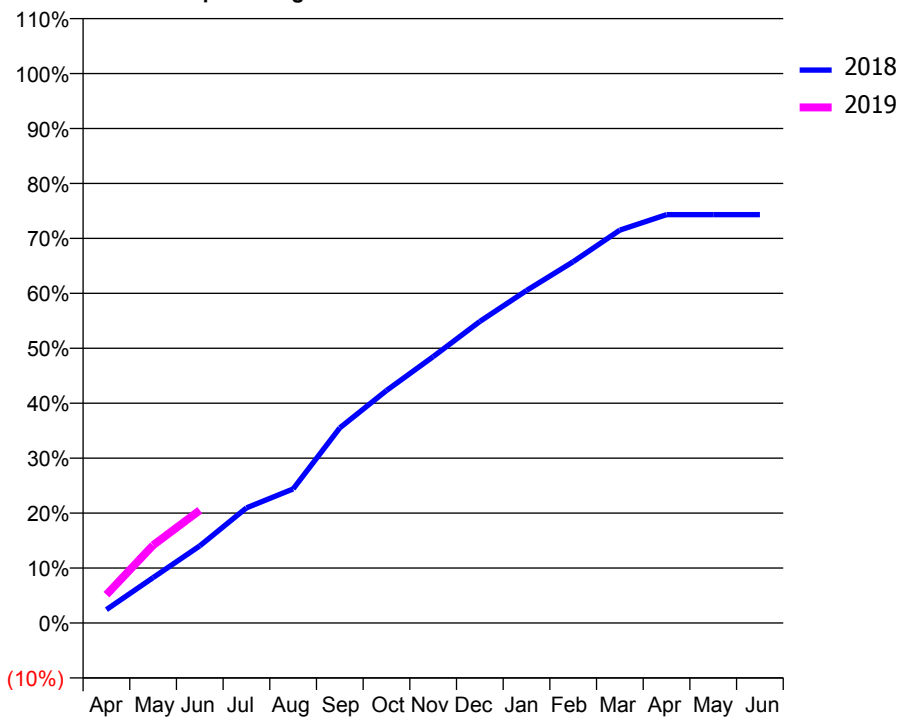
### ACCESS\*

Patients seen in 24 months	Total	Change since previous quarter
Quarter ending June 2017	5,379	
Quarter ending September 2017	5,241	↓
Quarter ending December 2017	5,214	→
Quarter ending March 2018	5,145	↓
Quarter ending June 2018	5,134	→
<b>Variance since June 2017</b>	<b>(4.6%)</b>	<b>↓</b>



### ACTIVITY

Cumulative percentage of contracted UDA delivered 2018 & 2019



Month	Adjusted Scheduled Activity (UDA)	
	2018	2019
April	381	809
May	1,296	2,224
June	2,205	3,220
July	3,291	
August	3,830	
September	5,576	
October	6,642	
November	7,610	
December	8,617	
January	9,499	
February	10,321	
March	11,227	
April	11,667	
May	11,667	
June	11,667	

### QUALITY

	Quantity	Base Number	Contract	AT	Region	England
% of FP17s for the same patient ID Re-attending within 3 months - Children	24	413	5.8%	11.5%	12.0%	11.5%
% of FP17s for the same patient ID Re-attending within 3 months - Adults	193	1,274	15.1%	16.6%	15.7%	15.4%
% of FP17s for the same patient ID Re-attending between 3 & 9 months - Children	215	413	52.1%	57.9%	60.3%	58.9%
% of FP17s for the same patient ID Re-attending between 3 & 9 months - Adults	552	1,274	43.3%	52.4%	54.0%	51.6%
% of FP17s for Band 1 Urgent Courses	142	1,493	9.5%	9.9%	8.9%	8.9%
% of FP17s Relating to Free Repair or Replacements	13	1,493	0.9%	1.1%	1.0%	0.8%
% of FP17s Relating to Continuations	23	1,493	1.5%	1.2%	1.1%	0.9%
% of Patients satisfied with the dentistry they have received	12	12	100.0%	94.1%	93.4%	93.2%
% of Patients satisfied with the time they had to wait for an appointment	11	12	91.7%	91.9%	89.4%	88.8%

\* This is based on patients treated on this contract for their most recent course of treatment. Figures in italics indicate the base number of FP17s or Patient Questionnaire responses are less than 100. N/A is shown where the base number of responses is less than 10 during the period. % is calculated as Quantity/Base number\*100

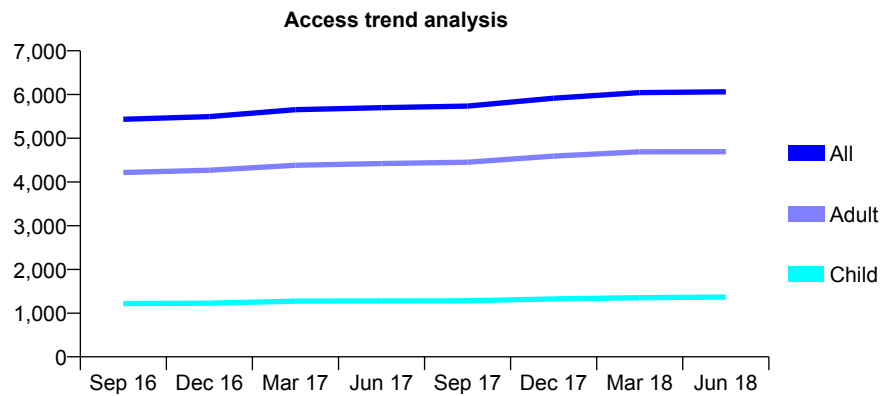
## Q44 - Vital Signs At a Glance Contract Report for 143243/0004 - June 2018

Name or company name	IDH Ltd
Contract type name	GDS Contract
Purpose of contract	General
Contract start date	01/07/2008
Contract end date	

18/19 Contracted general activity (UDA)	17,095
Carry forward general activity (UDA)	0
18/19 Contracted orthodontic activity (UOA)	0
Carry forward orthodontic activity (UOA)	0
Baseline contract value	£367,821.61

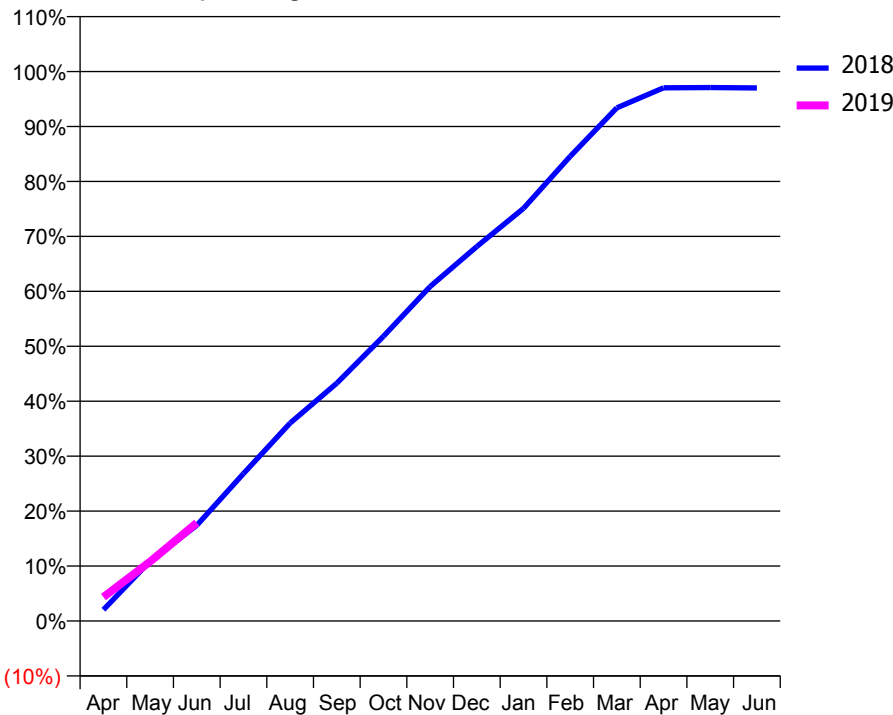
### ACCESS\*

Patients seen in 24 months	Total	Change since previous quarter
Quarter ending June 2017	5,699	
Quarter ending September 2017	5,735	→
Quarter ending December 2017	5,916	↑
Quarter ending March 2018	6,044	↑
Quarter ending June 2018	6,061	→
<b>Variance since June 2017</b>	<b>6.4%</b>	<b>↑</b>



### ACTIVITY

Cumulative percentage of contracted UDA delivered 2018 & 2019



Month	Adjusted Scheduled Activity (UDA)	
	2018	2019
April	349	745
May	1,866	1,850
June	2,978	3,056
July	4,587	
August	6,157	
September	7,397	
October	8,859	
November	10,408	
December	11,651	
January	12,839	
February	14,455	
March	15,965	
April	16,588	
May	16,596	
June	16,585	

### QUALITY

	Quantity	Base Number	Contract	AT	Region	England
% of FP17s for the same patient ID Re-attending within 3 months - Children	18	425	4.2%	11.5%	12.0%	11.5%
% of FP17s for the same patient ID Re-attending within 3 months - Adults	143	1,370	10.4%	16.6%	15.7%	15.4%
% of FP17s for the same patient ID Re-attending between 3 & 9 months - Children	269	425	63.3%	57.9%	60.3%	58.9%
% of FP17s for the same patient ID Re-attending between 3 & 9 months - Adults	788	1,370	57.5%	52.4%	54.0%	51.6%
% of FP17s for Band 1 Urgent Courses	94	1,529	6.1%	9.9%	8.9%	8.9%
% of FP17s Relating to Free Repair or Replacements	16	1,529	1.0%	1.1%	1.0%	0.8%
% of FP17s Relating to Continuations	22	1,529	1.4%	1.2%	1.1%	0.9%
% of Patients satisfied with the dentistry they have received	9	11	81.8%	94.1%	93.4%	93.2%
% of Patients satisfied with the time they had to wait for an appointment	8	11	72.7%	91.9%	89.4%	88.8%

\* This is based on patients treated on this contract for their most recent course of treatment. Figures in italics indicate the base number of FP17s or Patient Questionnaire responses are less than 100. N/A is shown where the base number of responses is less than 10 during the period. % is calculated as Quantity/Base number\*100

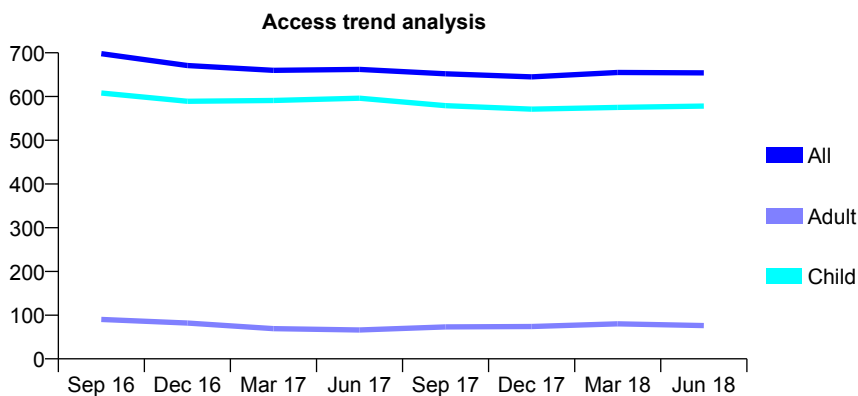
## Q44 - Vital Signs At a Glance Contract Report for 144606/0001 - June 2018

Name or company name	Rock House Dental Practice
Contract type name	GDS Contract
Purpose of contract	General
Contract start date	01/11/2011
Contract end date	

18/19 Contracted general activity (UDA)	1,498
Carry forward general activity (UDA)	0
18/19 Contracted orthodontic activity (UOA)	0
Carry forward orthodontic activity (UOA)	0
Baseline contract value	£38,485.41

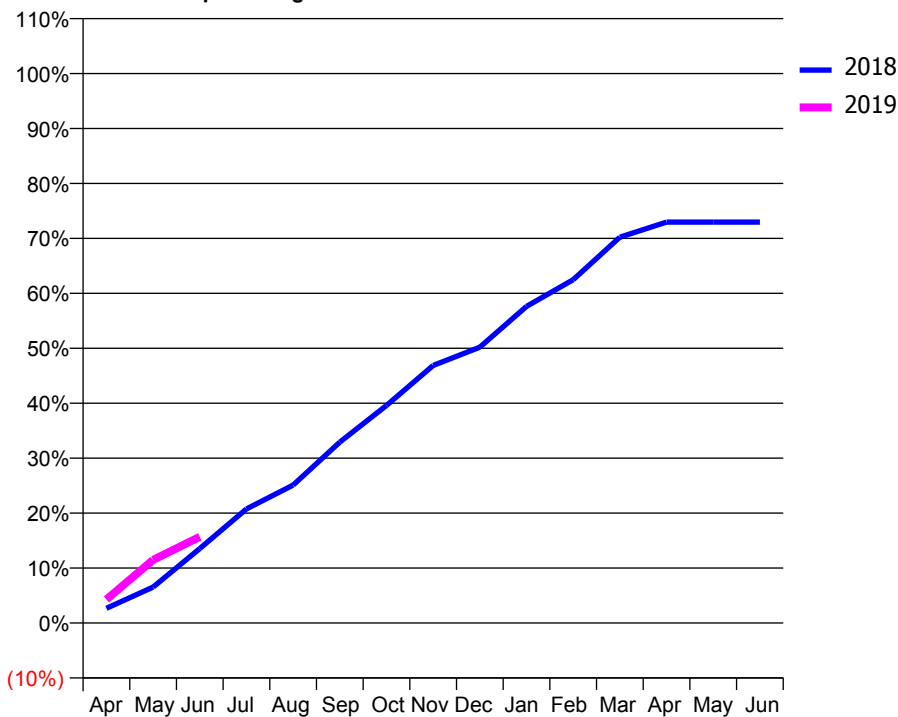
### ACCESS\*

Patients seen in 24 months	Total	Change since previous quarter
Quarter ending June 2017	662	
Quarter ending September 2017	652	↓
Quarter ending December 2017	645	↓
Quarter ending March 2018	655	→
Quarter ending June 2018	654	→
<b>Variance since June 2017</b>	<b>(1.2%)</b>	<b>↓</b>



### ACTIVITY

Cumulative percentage of contracted UDA delivered 2018 & 2019



Adjusted Scheduled Activity (UDA)

Month	2018	2019
April	40	64
May	98	172
June	203	235
July	311	
August	376	
September	493	
October	593	
November	702	
December	752	
January	863	
February	936	
March	1,052	
April	1,093	
May	1,093	
June	1,093	

### QUALITY

	Quantity	Base Number	Contract	AT	Region	England
% of FP17s for the same patient ID Re-attending within 3 months - Children	15	212	7.1%	11.5%	12.0%	11.5%
% of FP17s for the same patient ID Re-attending within 3 months - Adults	0	0	N/A	16.6%	15.7%	15.4%
% of FP17s for the same patient ID Re-attending between 3 & 9 months - Children	125	212	59.0%	57.9%	60.3%	58.9%
% of FP17s for the same patient ID Re-attending between 3 & 9 months - Adults	0	0	N/A	52.4%	54.0%	51.6%
% of FP17s for Band 1 Urgent Courses	0	183	0.0%	9.9%	8.9%	8.9%
% of FP17s Relating to Free Repair or Replacements	0	183	0.0%	1.1%	1.0%	0.8%
% of FP17s Relating to Continuations	6	183	3.3%	1.2%	1.1%	0.9%
% of Patients satisfied with the dentistry they have received	3	3	N/A	94.1%	93.4%	93.2%
% of Patients satisfied with the time they had to wait for an appointment	3	3	N/A	91.9%	89.4%	88.8%

\* This is based on patients treated on this contract for their most recent course of treatment. Figures in italics indicate the base number of FP17s or Patient Questionnaire responses are less than 100. N/A is shown where the base number of responses is less than 10 during the period. % is calculated as Quantity/Base number\*100

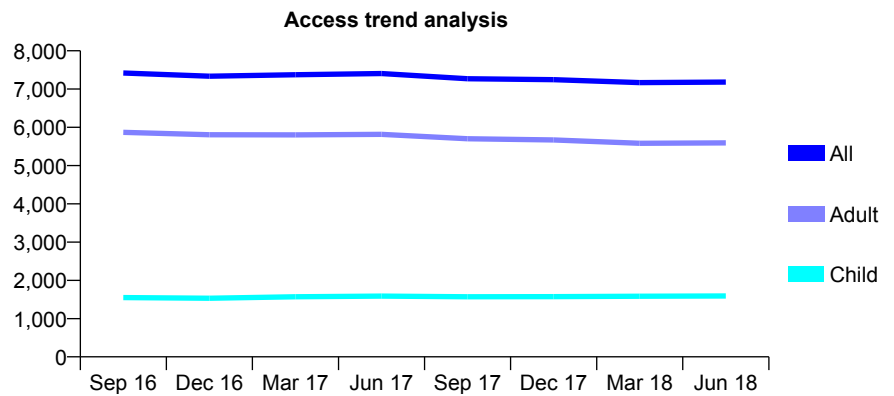
## Q44 - Vital Signs At a Glance Contract Report for 144673/0001 - June 2018

Name or company name	WK Dent Limited
Contract type name	GDS Contract
Purpose of contract	General
Contract start date	01/04/2010
Contract end date	

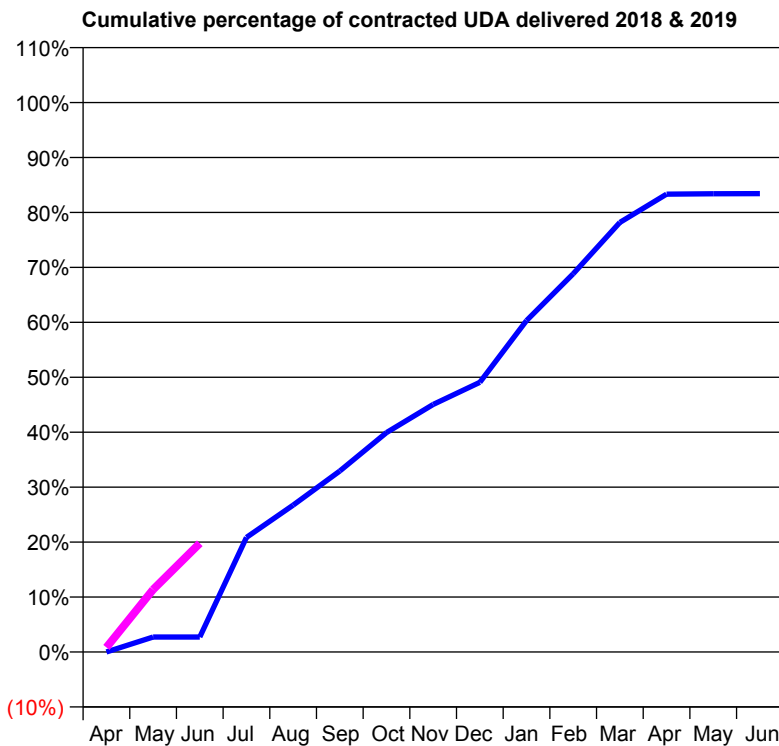
18/19 Contracted general activity (UDA)	22,000
Carry forward general activity (UDA)	0
18/19 Contracted orthodontic activity (UOA)	0
Carry forward orthodontic activity (UOA)	0
Baseline contract value	£483,957.21

### ACCESS\*

Patients seen in 24 months	Total	Change since previous quarter
Quarter ending June 2017	7,406	
Quarter ending September 2017	7,270	↓
Quarter ending December 2017	7,244	→
Quarter ending March 2018	7,167	↓
Quarter ending June 2018	7,184	→
<b>Variance since June 2017</b>	<b>(3.0%)</b>	<b>↓</b>



### ACTIVITY



Month	Adjusted Scheduled Activity (UDA)	
	2018	2019
April	0	185
May	671	2,499
June	671	4,353
July	5,109	
August	6,552	
September	8,073	
October	9,784	
November	11,036	
December	12,024	
January	14,779	
February	16,864	
March	19,152	
April	20,413	
May	20,432	
June	20,437	

### QUALITY

	Quantity	Base Number	Contract	AT	Region	England
% of FP17s for the same patient ID Re-attending within 3 months - Children	61	677	9.0%	11.5%	12.0%	11.5%
% of FP17s for the same patient ID Re-attending within 3 months - Adults	339	2,189	15.5%	16.6%	15.7%	15.4%
% of FP17s for the same patient ID Re-attending between 3 & 9 months - Children	453	677	66.9%	57.9%	60.3%	58.9%
% of FP17s for the same patient ID Re-attending between 3 & 9 months - Adults	1,445	2,189	66.0%	52.4%	54.0%	51.6%
% of FP17s for Band 1 Urgent Courses	101	2,222	4.5%	9.9%	8.9%	8.9%
% of FP17s Relating to Free Repair or Replacements	15	2,222	0.7%	1.1%	1.0%	0.8%
% of FP17s Relating to Continuations	9	2,222	0.4%	1.2%	1.1%	0.9%
% of Patients satisfied with the dentistry they have received	12	12	100.0%	94.1%	93.4%	93.2%
% of Patients satisfied with the time they had to wait for an appointment	10	12	83.3%	91.9%	89.4%	88.8%

\* This is based on patients treated on this contract for their most recent course of treatment. Figures in italics indicate the base number of FP17s or Patient Questionnaire responses are less than 100. N/A is shown where the base number of responses is less than 10 during the period. % is calculated as Quantity/Base number\*100

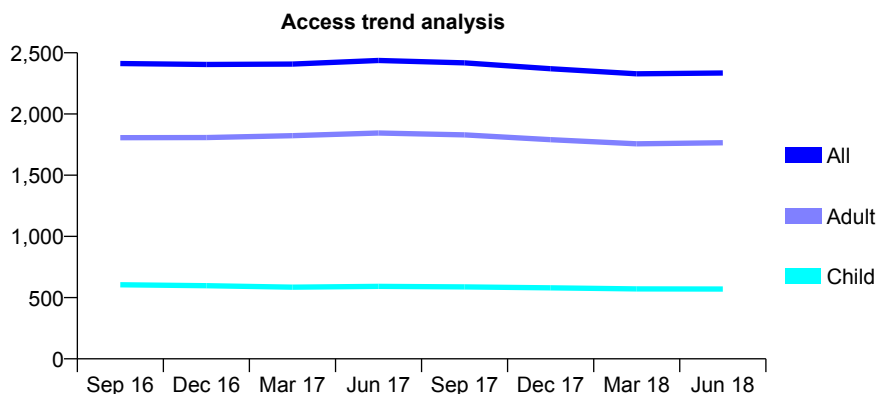
## Q44 - Vital Signs At a Glance Contract Report for 145378/0001 - June 2018

Name or company name	Medinox Ltd
Contract type name	GDS Contract
Purpose of contract	General
Contract start date	01/01/2007
Contract end date	

18/19 Contracted general activity (UDA)	8,631
Carry forward general activity (UDA)	0
18/19 Contracted orthodontic activity (UOA)	0
Carry forward orthodontic activity (UOA)	0
Baseline contract value	£207,572.67

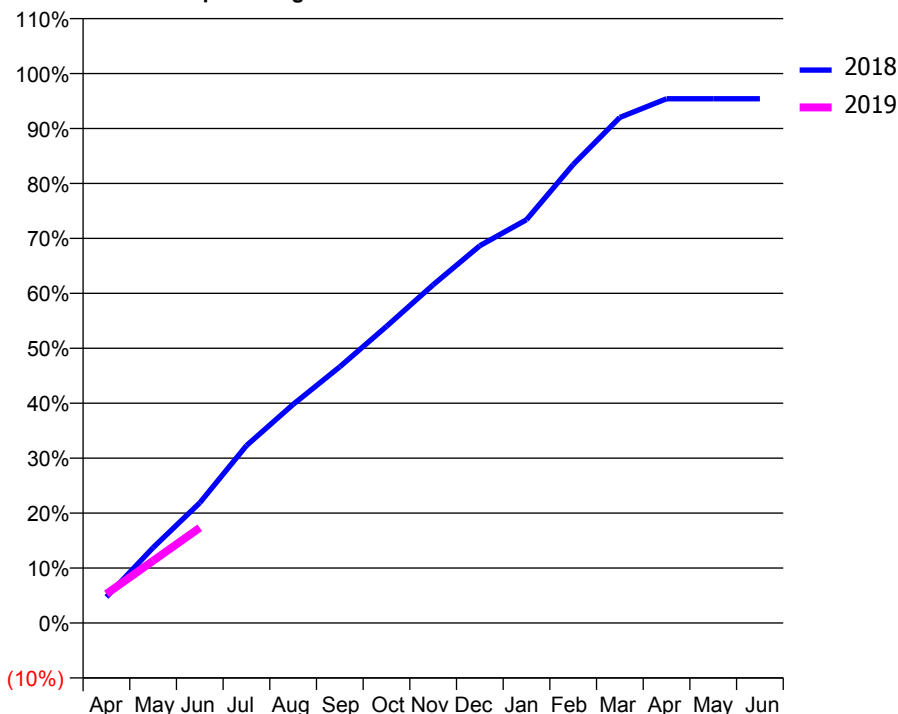
### ACCESS\*

Patients seen in 24 months	Total	Change since previous quarter
Quarter ending June 2017	2,437	
Quarter ending September 2017	2,418	→
Quarter ending December 2017	2,370	↓
Quarter ending March 2018	2,328	↓
Quarter ending June 2018	2,335	→
<b>Variance since June 2017</b>	<b>(4.2%)</b>	<b>↓</b>



### ACTIVITY

Cumulative percentage of contracted UDA delivered 2018 & 2019



Adjusted Scheduled Activity (UDA)		
Month	2018	2019
April	410	457
May	1,184	976
June	1,887	1,496
July	2,786	
August	3,434	
September	4,025	
October	4,660	
November	5,313	
December	5,927	
January	6,335	
February	7,202	
March	7,942	
April	8,233	
May	8,235	
June	8,235	

### QUALITY

	Quantity	Base Number	Contract	AT	Region	England
% of FP17s for the same patient ID Re-attending within 3 months - Children	10	201	5.0%	11.5%	12.0%	11.5%
% of FP17s for the same patient ID Re-attending within 3 months - Adults	70	585	12.0%	16.6%	15.7%	15.4%
% of FP17s for the same patient ID Re-attending between 3 & 9 months - Children	114	201	56.7%	57.9%	60.3%	58.9%
% of FP17s for the same patient ID Re-attending between 3 & 9 months - Adults	311	585	53.2%	52.4%	54.0%	51.6%
% of FP17s for Band 1 Urgent Courses	40	685	5.8%	9.9%	8.9%	8.9%
% of FP17s Relating to Free Repair or Replacements	4	685	0.6%	1.1%	1.0%	0.8%
% of FP17s Relating to Continuations	7	685	1.0%	1.2%	1.1%	0.9%
% of Patients satisfied with the dentistry they have received	6	6	N/A	94.1%	93.4%	93.2%
% of Patients satisfied with the time they had to wait for an appointment	6	6	N/A	91.9%	89.4%	88.8%

\* This is based on patients treated on this contract for their most recent course of treatment. Figures in italics indicate the base number of FP17s or Patient Questionnaire responses are less than 100. N/A is shown where the base number of responses is less than 10 during the period. % is calculated as Quantity/Base number\*100

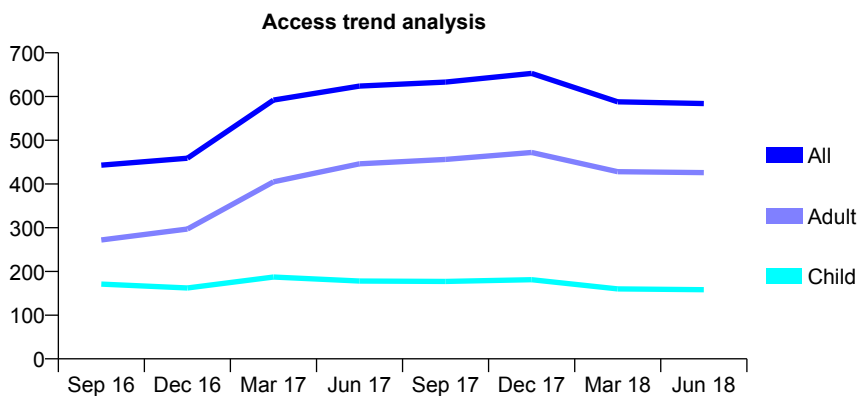
## Q44 - Vital Signs At a Glance Contract Report for 146951/0001 - June 2018

Name or company name	Chester Smiles
Contract type name	GDS Contract
Purpose of contract	General
Contract start date	01/04/2014
Contract end date	

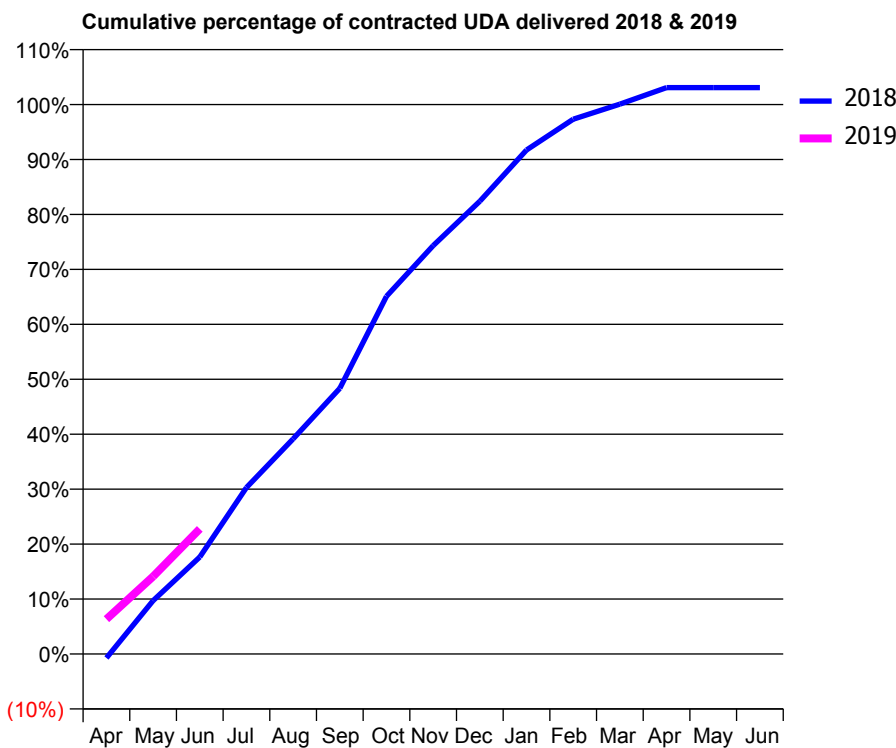
18/19 Contracted general activity (UDA)	1,400
Carry forward general activity (UDA)	0
18/19 Contracted orthodontic activity (UOA)	0
Carry forward orthodontic activity (UOA)	0
Baseline contract value	£29,916.49

### ACCESS\*

Patients seen in 24 months	Total	Change since previous quarter
Quarter ending June 2017	624	
Quarter ending September 2017	633	→
Quarter ending December 2017	653	↑
Quarter ending March 2018	588	↓
Quarter ending June 2018	584	→
<b>Variance since June 2017</b>	<b>(6.4%)</b>	<b>↓</b>



### ACTIVITY



Adjusted Scheduled Activity (UDA)		
Month	2018	2019
April	-10	89
May	136	197
June	247	319
July	424	
August	548	
September	677	
October	911	
November	1,040	
December	1,154	
January	1,284	
February	1,362	
March	1,401	
April	1,443	
May	1,443	
June	1,443	

### QUALITY

	Quantity	Base Number	Contract	AT	Region	England
% of FP17s for the same patient ID Re-attending within 3 months - Children	0	41	0.0%	11.5%	12.0%	11.5%
% of FP17s for the same patient ID Re-attending within 3 months - Adults	9	149	6.0%	16.6%	15.7%	15.4%
% of FP17s for the same patient ID Re-attending between 3 & 9 months - Children	24	41	58.5%	57.9%	60.3%	58.9%
% of FP17s for the same patient ID Re-attending between 3 & 9 months - Adults	55	149	36.9%	52.4%	54.0%	51.6%
% of FP17s for Band 1 Urgent Courses	14	174	8.0%	9.9%	8.9%	8.9%
% of FP17s Relating to Free Repair or Replacements	1	174	0.6%	1.1%	1.0%	0.8%
% of FP17s Relating to Continuations	3	174	1.7%	1.2%	1.1%	0.9%
% of Patients satisfied with the dentistry they have received	0	0	N/A	94.1%	93.4%	93.2%
% of Patients satisfied with the time they had to wait for an appointment	0	0	N/A	91.9%	89.4%	88.8%

\* This is based on patients treated on this contract for their most recent course of treatment. Figures in italics indicate the base number of FP17s or Patient Questionnaire responses are less than 100. N/A is shown where the base number of responses is less than 10 during the period. % is calculated as Quantity/Base number\*100

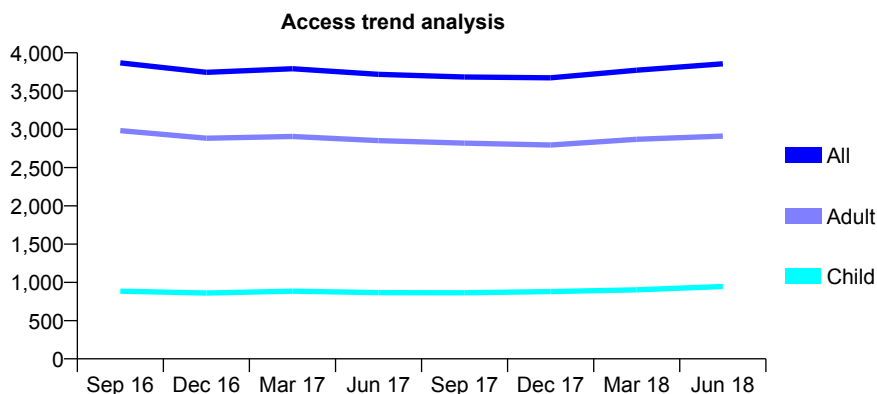
## Q44 - Vital Signs At a Glance Contract Report for 146986/0001 - June 2018

Name or company name	Middlewich Street Dental Practice Ltd
Contract type name	GDS Contract
Purpose of contract	General
Contract start date	01/06/2011
Contract end date	

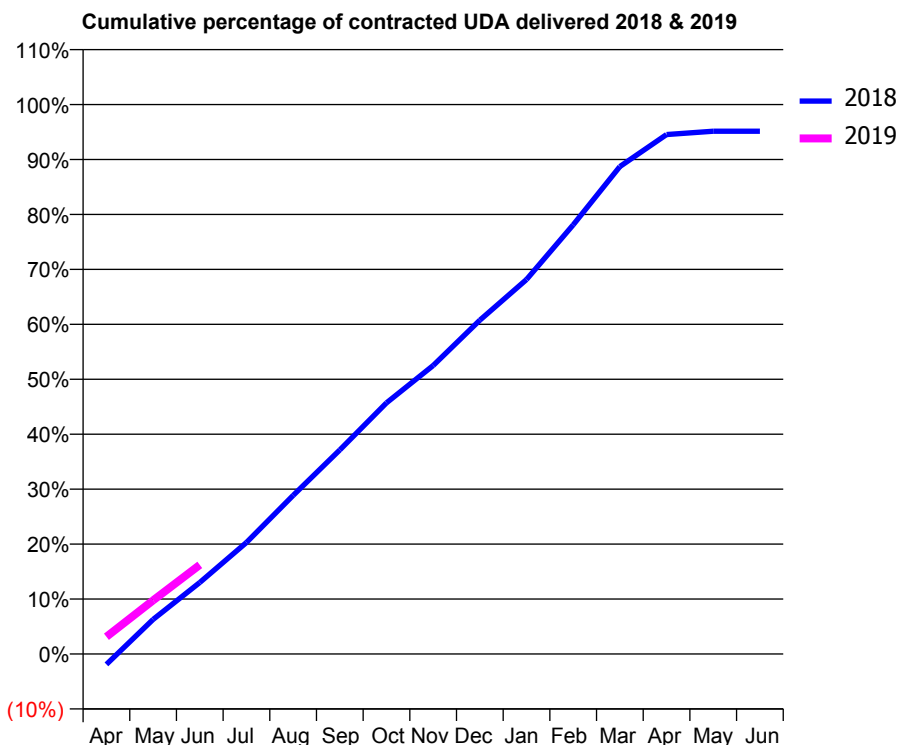
18/19 Contracted general activity (UDA)	12,106
Carry forward general activity (UDA)	0
18/19 Contracted orthodontic activity (UOA)	0
Carry forward orthodontic activity (UOA)	0
Baseline contract value	£346,699.13

### ACCESS\*

Patients seen in 24 months	Total	Change since previous quarter
Quarter ending June 2017	3,718	
Quarter ending September 2017	3,683	→
Quarter ending December 2017	3,674	→
Quarter ending March 2018	3,772	↑
Quarter ending June 2018	3,856	↑
<b>Variance since June 2017</b>	<b>3.7%</b>	<b>↑</b>



### ACTIVITY



Month	Adjusted Scheduled Activity (UDA)	
	2018	2019
April	-230	381
May	762	1,183
June	1,577	1,963
July	2,457	
August	3,496	
September	4,496	
October	5,532	
November	6,356	
December	7,355	
January	8,252	
February	9,456	
March	10,739	
April	11,444	
May	11,517	
June	11,517	

### QUALITY

	Quantity	Base Number	Contract	AT	Region	England
% of FP17s for the same patient ID Re-attending within 3 months - Children	23	323	7.1%	11.5%	12.0%	11.5%
% of FP17s for the same patient ID Re-attending within 3 months - Adults	117	984	11.9%	16.6%	15.7%	15.4%
% of FP17s for the same patient ID Re-attending between 3 & 9 months - Children	157	323	48.6%	57.9%	60.3%	58.9%
% of FP17s for the same patient ID Re-attending between 3 & 9 months - Adults	555	984	56.4%	52.4%	54.0%	51.6%
% of FP17s for Band 1 Urgent Courses	43	913	4.7%	9.9%	8.9%	8.9%
% of FP17s Relating to Free Repair or Replacements	3	913	0.3%	1.1%	1.0%	0.8%
% of FP17s Relating to Continuations	1	913	0.1%	1.2%	1.1%	0.9%
% of Patients satisfied with the dentistry they have received	3	3	N/A	94.1%	93.4%	93.2%
% of Patients satisfied with the time they had to wait for an appointment	2	3	N/A	91.9%	89.4%	88.8%

\* This is based on patients treated on this contract for their most recent course of treatment. Figures in italics indicate the base number of FP17s or Patient Questionnaire responses are less than 100. N/A is shown where the base number of responses is less than 10 during the period. % is calculated as Quantity/Base number\*100

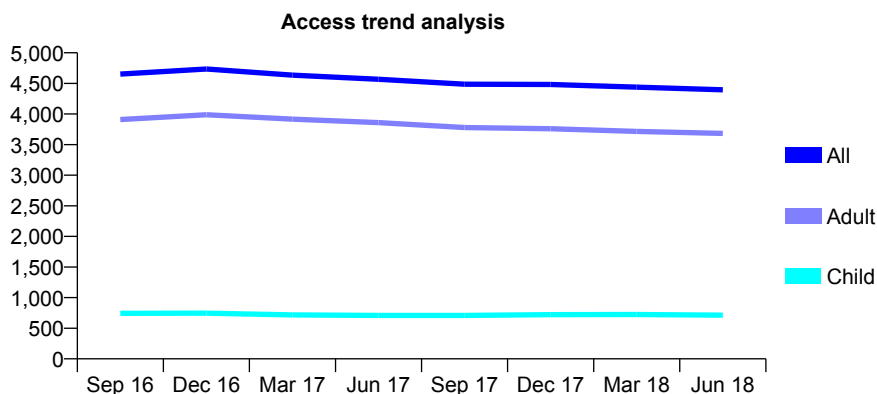
## Q44 - Vital Signs At a Glance Contract Report for 147079/0001 - June 2018

Name or company name	McTooth Limited
Contract type name	GDS Contract
Purpose of contract	General
Contract start date	01/08/2010
Contract end date	

18/19 Contracted general activity (UDA)	13,128
Carry forward general activity (UDA)	0
18/19 Contracted orthodontic activity (UOA)	0
Carry forward orthodontic activity (UOA)	0
Baseline contract value	£321,268.49

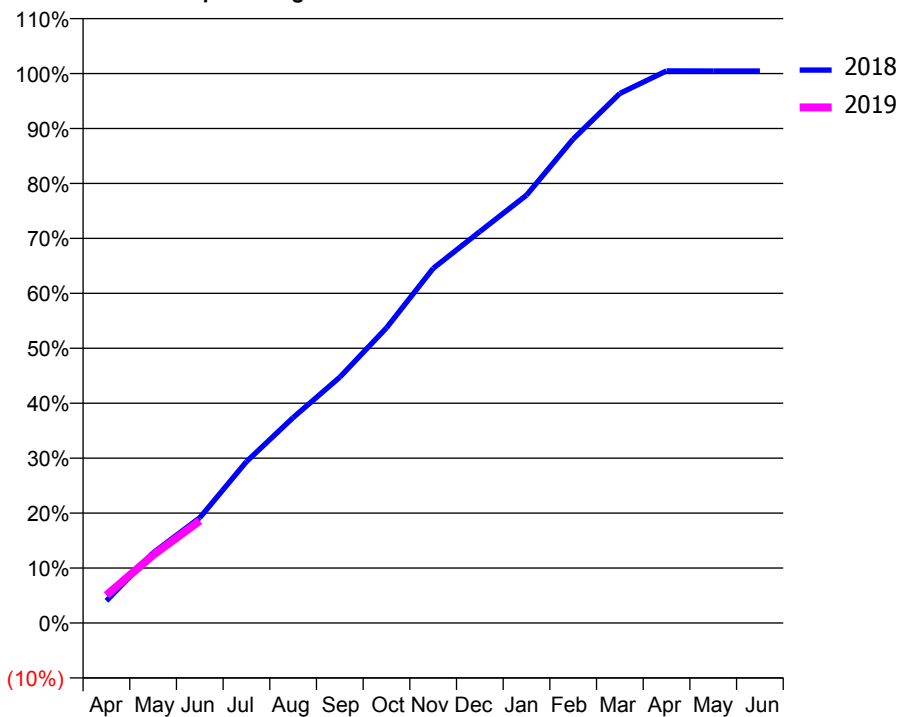
### ACCESS\*

Patients seen in 24 months	Total	Change since previous quarter
Quarter ending June 2017	4,568	
Quarter ending September 2017	4,487	↓
Quarter ending December 2017	4,483	→
Quarter ending March 2018	4,439	→
Quarter ending June 2018	4,396	→
<b>Variance since June 2017</b>	<b>(3.8%)</b>	<b>↓</b>



### ACTIVITY

Cumulative percentage of contracted UDA delivered 2018 & 2019



Month	Adjusted Scheduled Activity (UDA)	
	2018	2019
April	529	665
May	1,678	1,622
June	2,514	2,443
July	3,855	
August	4,907	
September	5,873	
October	7,053	
November	8,472	
December	9,353	
January	10,220	
February	11,563	
March	12,653	
April	13,190	
May	13,187	
June	13,187	

### QUALITY

	Quantity	Base Number	Contract	AT	Region	England
% of FP17s for the same patient ID Re-attending within 3 months - Children	18	247	7.3%	11.5%	12.0%	11.5%
% of FP17s for the same patient ID Re-attending within 3 months - Adults	157	1,272	12.3%	16.6%	15.7%	15.4%
% of FP17s for the same patient ID Re-attending between 3 & 9 months - Children	153	247	61.9%	57.9%	60.3%	58.9%
% of FP17s for the same patient ID Re-attending between 3 & 9 months - Adults	809	1,272	63.6%	52.4%	54.0%	51.6%
% of FP17s for Band 1 Urgent Courses	133	1,318	10.1%	9.9%	8.9%	8.9%
% of FP17s Relating to Free Repair or Replacements	2	1,318	0.2%	1.1%	1.0%	0.8%
% of FP17s Relating to Continuations	4	1,318	0.3%	1.2%	1.1%	0.9%
% of Patients satisfied with the dentistry they have received	11	12	91.7%	94.1%	93.4%	93.2%
% of Patients satisfied with the time they had to wait for an appointment	11	12	91.7%	91.9%	89.4%	88.8%

\* This is based on patients treated on this contract for their most recent course of treatment. Figures in italics indicate the base number of FP17s or Patient Questionnaire responses are less than 100. N/A is shown where the base number of responses is less than 10 during the period. % is calculated as Quantity/Base number\*100



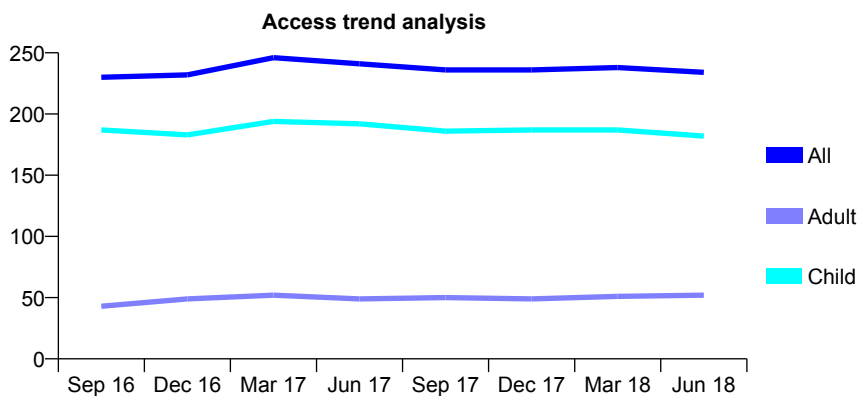
## Q44 - Vital Signs At a Glance Contract Report for 148059/0001 - June 2018

Name or company name	Globe Dental Practice
Contract type name	GDS Contract
Purpose of contract	General
Contract start date	01/06/2015
Contract end date	

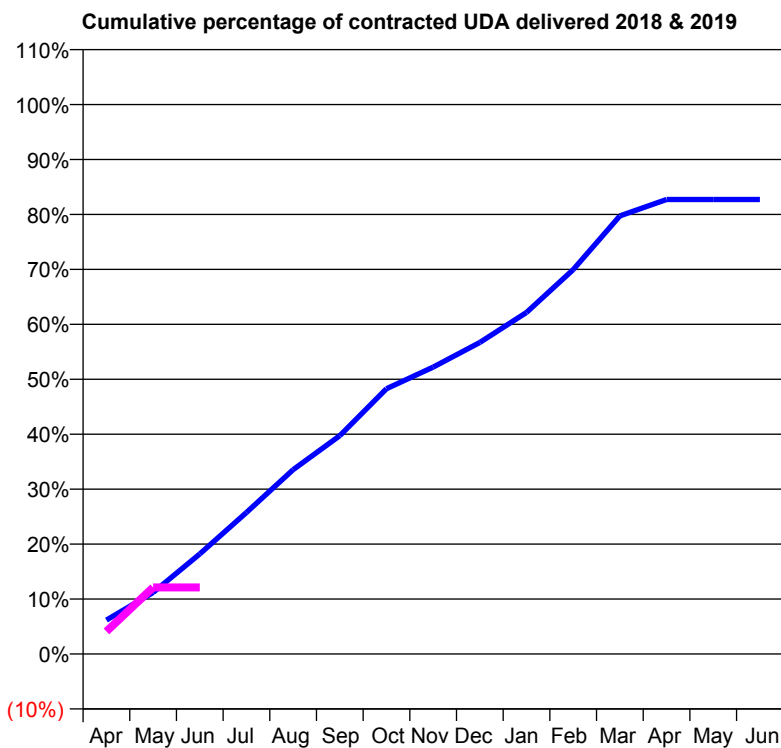
18/19 Contracted general activity (UDA)	1,299
Carry forward general activity (UDA)	0
18/19 Contracted orthodontic activity (UOA)	0
Carry forward orthodontic activity (UOA)	0
Baseline contract value	£30,743.77

### ACCESS\*

Patients seen in 24 months	Total	Change since previous quarter
Quarter ending June 2017	241	
Quarter ending September 2017	236	↓
Quarter ending December 2017	236	→
Quarter ending March 2018	238	→
Quarter ending June 2018	234	↓
<b>Variance since June 2017</b>	<b>(2.9%)</b>	<b>↓</b>



### ACTIVITY



Month	Adjusted Scheduled Activity (UDA)	
	2018	2019
April	80	53
May	145	158
June	237	158
July	335	
August	436	
September	516	
October	627	
November	678	
December	736	
January	807	
February	909	
March	1,036	
April	1,075	
May	1,075	
June	1,075	

### QUALITY

	Quantity	Base Number	Contract	AT	Region	England
% of FP17s for the same patient ID Re-attending within 3 months - Children	5	62	8.1%	11.5%	12.0%	11.5%
% of FP17s for the same patient ID Re-attending within 3 months - Adults	2	9	22.2%	16.6%	15.7%	15.4%
% of FP17s for the same patient ID Re-attending between 3 & 9 months - Children	35	62	56.5%	57.9%	60.3%	58.9%
% of FP17s for the same patient ID Re-attending between 3 & 9 months - Adults	4	9	44.4%	52.4%	54.0%	51.6%
% of FP17s for Band 1 Urgent Courses	3	54	5.6%	9.9%	8.9%	8.9%
% of FP17s Relating to Free Repair or Replacements	0	54	0.0%	1.1%	1.0%	0.8%
% of FP17s Relating to Continuations	0	54	0.0%	1.2%	1.1%	0.9%
% of Patients satisfied with the dentistry they have received	0	0	N/A	94.1%	93.4%	93.2%
% of Patients satisfied with the time they had to wait for an appointment	0	0	N/A	91.9%	89.4%	88.8%

\* This is based on patients treated on this contract for their most recent course of treatment. Figures in italics indicate the base number of FP17s or Patient Questionnaire responses are less than 100. N/A is shown where the base number of responses is less than 10 during the period. % is calculated as Quantity/Base number\*100

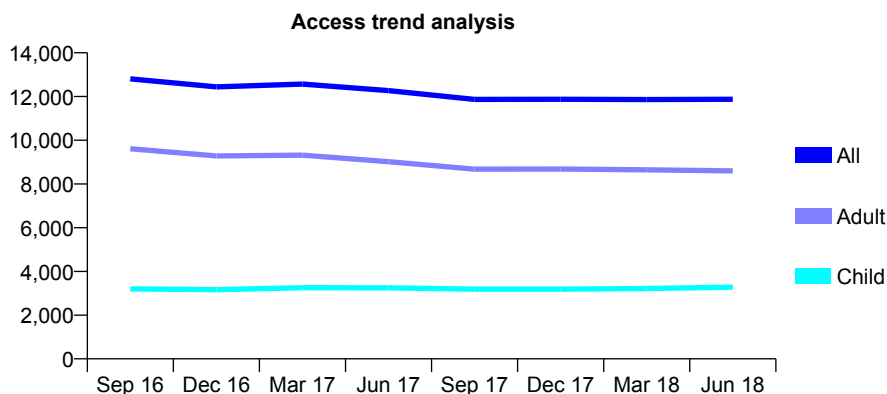
## Q44 - Vital Signs At a Glance Contract Report for 150428/0001 - June 2018

Name or company name	The Parks Dental Partnership
Contract type name	Pilot Contract
Purpose of contract	General
Contract start date	01/04/2011
Contract end date	

18/19 Contracted general activity (UDA)	39,868
Carry forward general activity (UDA)	0
18/19 Contracted orthodontic activity (UOA)	0
Carry forward orthodontic activity (UOA)	0
Baseline contract value	£1,206,060.09

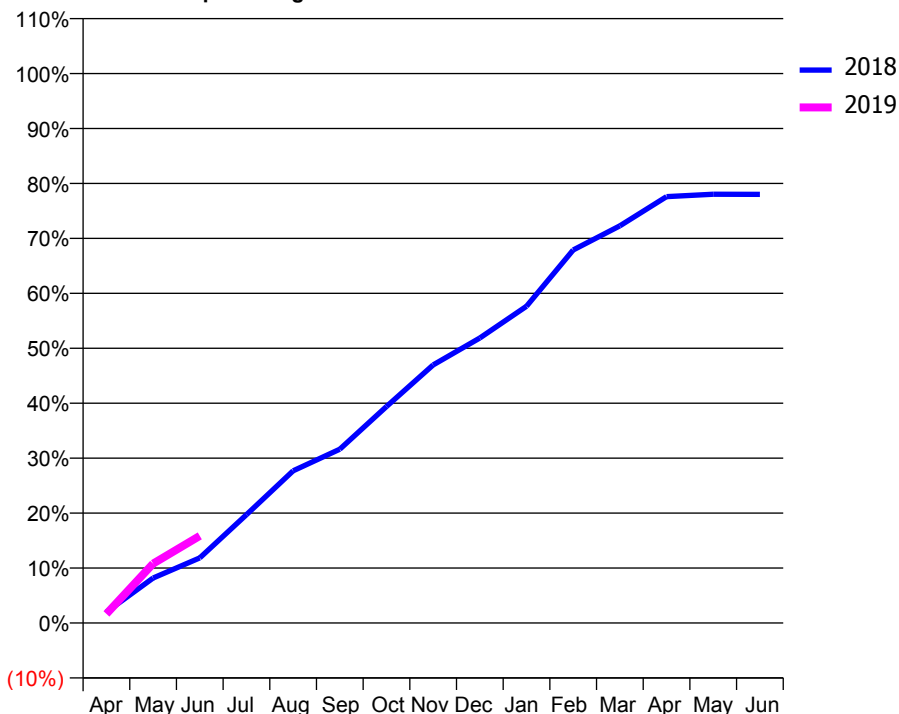
### ACCESS\*

Patients seen in 24 months	Total	Change since previous quarter
Quarter ending June 2017	12,268	
Quarter ending September 2017	11,867	↓
Quarter ending December 2017	11,874	→
Quarter ending March 2018	11,862	→
Quarter ending June 2018	11,875	→
<b>Variance since June 2017</b>	<b>(3.2%)</b>	<b>↓</b>



### ACTIVITY

Cumulative percentage of contracted UDA delivered 2018 & 2019



Month	Adjusted Scheduled Activity (UDA)	
	2018	2019
April	801	660
May	3,265	4,310
June	4,727	6,324
July	7,865	
August	11,041	
September	12,610	
October	15,711	
November	18,727	
December	20,678	
January	22,986	
February	27,067	
March	28,814	
April	30,937	
May	31,105	
June	31,101	

### QUALITY

	Quantity	Base Number	Contract	AT	Region	England
% of FP17s for the same patient ID Re-attending within 3 months - Children	44	999	4.4%	11.5%	12.0%	11.5%
% of FP17s for the same patient ID Re-attending within 3 months - Adults	203	2,363	8.6%	16.6%	15.7%	15.4%
% of FP17s for the same patient ID Re-attending between 3 & 9 months - Children	382	999	38.2%	57.9%	60.3%	58.9%
% of FP17s for the same patient ID Re-attending between 3 & 9 months - Adults	961	2,363	40.7%	52.4%	54.0%	51.6%
% of FP17s for Band 1 Urgent Courses	8	2,401	0.3%	9.9%	8.9%	8.9%
% of FP17s Relating to Free Repair or Replacements	22	2,401	0.9%	1.1%	1.0%	0.8%
% of FP17s Relating to Continuations	30	2,401	1.2%	1.2%	1.1%	0.9%
% of Patients satisfied with the dentistry they have received	5	6	N/A	94.1%	93.4%	93.2%
% of Patients satisfied with the time they had to wait for an appointment	4	6	N/A	91.9%	89.4%	88.8%

\* This is based on patients treated on this contract for their most recent course of treatment. Figures in italics indicate the base number of FP17s or Patient Questionnaire responses are less than 100. N/A is shown where the base number of responses is less than 10 during the period. % is calculated as Quantity/Base number\*100

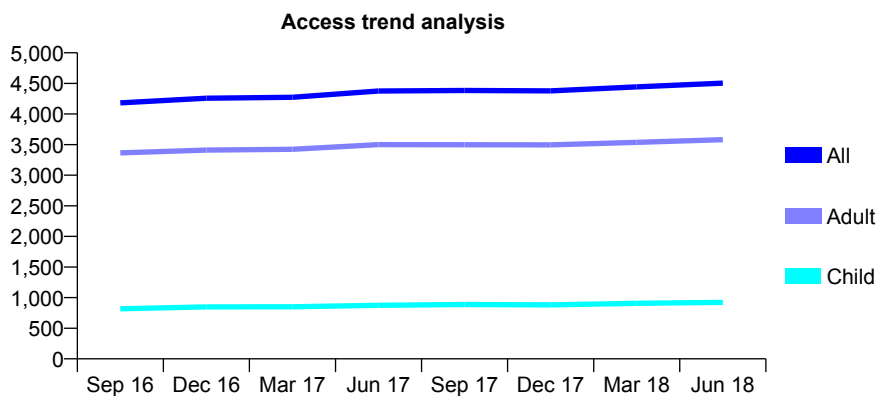
## Q44 - Vital Signs At a Glance Contract Report for 150541/0001 - June 2018

Name or company name	Glenside Dental Practice
Contract type name	GDS Contract
Purpose of contract	General
Contract start date	01/04/2009
Contract end date	

18/19 Contracted general activity (UDA)	8,800
Carry forward general activity (UDA)	0
18/19 Contracted orthodontic activity (UOA)	0
Carry forward orthodontic activity (UOA)	0
Baseline contract value	£254,301.38

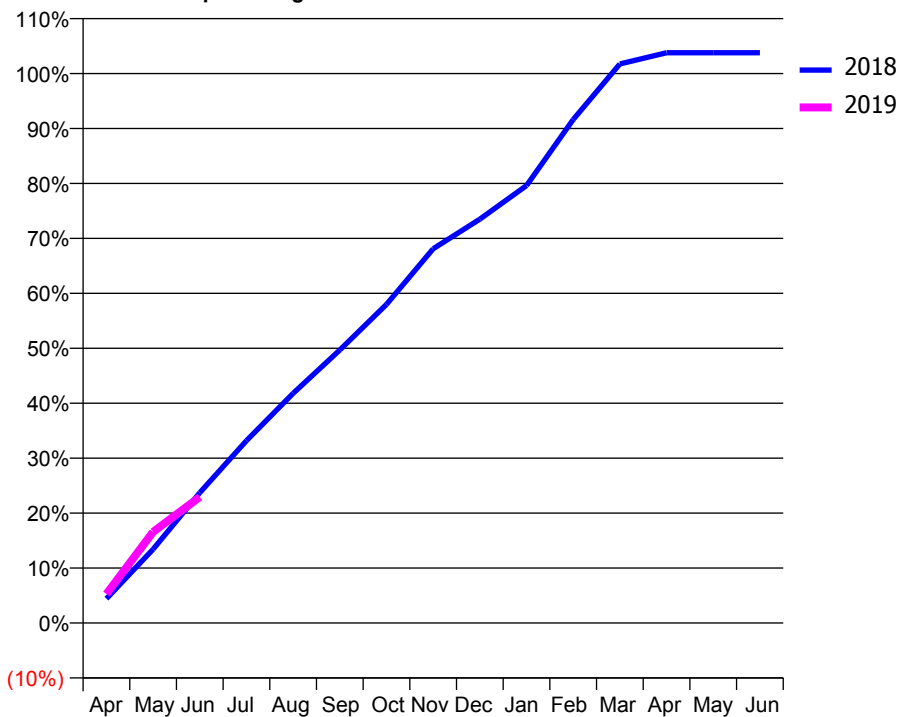
### ACCESS\*

Patients seen in 24 months	Total	Change since previous quarter
Quarter ending June 2017	4,375	
Quarter ending September 2017	4,384	→
Quarter ending December 2017	4,378	→
Quarter ending March 2018	4,443	→
Quarter ending June 2018	4,504	→
<b>Variance since June 2017</b>	<b>2.9%</b>	<b>↑</b>



### ACTIVITY

Cumulative percentage of contracted UDA delivered 2018 & 2019



Month	Adjusted Scheduled Activity (UDA)	
	2018	2019
April	391	465
May	1,182	1,460
June	2,087	2,019
July	2,921	
August	3,679	
September	4,372	
October	5,103	
November	5,993	
December	6,468	
January	7,005	
February	8,062	
March	8,952	
April	9,133	
May	9,133	
June	9,133	

### QUALITY

	Quantity	Base Number	Contract	AT	Region	England
% of FP17s for the same patient ID Re-attending within 3 months - Children	18	326	5.5%	11.5%	12.0%	11.5%
% of FP17s for the same patient ID Re-attending within 3 months - Adults	177	1,184	14.9%	16.6%	15.7%	15.4%
% of FP17s for the same patient ID Re-attending between 3 & 9 months - Children	180	326	55.2%	57.9%	60.3%	58.9%
% of FP17s for the same patient ID Re-attending between 3 & 9 months - Adults	630	1,184	53.2%	52.4%	54.0%	51.6%
% of FP17s for Band 1 Urgent Courses	175	1,134	15.4%	9.9%	8.9%	8.9%
% of FP17s Relating to Free Repair or Replacements	16	1,134	1.4%	1.1%	1.0%	0.8%
% of FP17s Relating to Continuations	2	1,134	0.2%	1.2%	1.1%	0.9%
% of Patients satisfied with the dentistry they have received	9	9	N/A	94.1%	93.4%	93.2%
% of Patients satisfied with the time they had to wait for an appointment	9	9	N/A	91.9%	89.4%	88.8%

\* This is based on patients treated on this contract for their most recent course of treatment. Figures in italics indicate the base number of FP17s or Patient Questionnaire responses are less than 100. N/A is shown where the base number of responses is less than 10 during the period. % is calculated as Quantity/Base number\*100

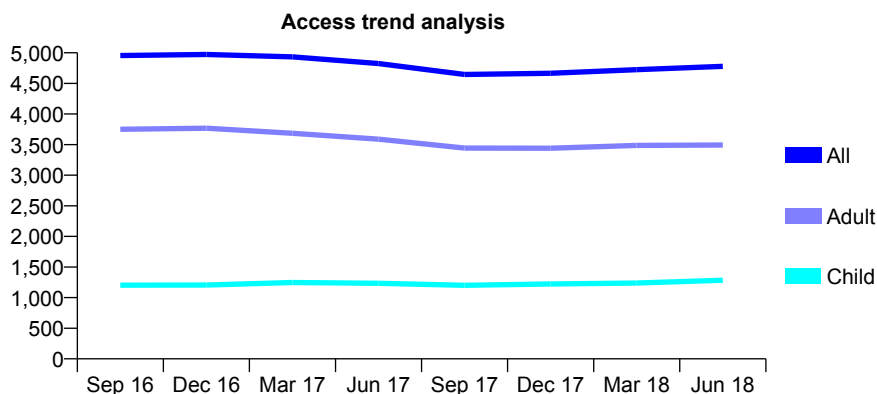
## Q44 - Vital Signs At a Glance Contract Report for 151300/0001 - June 2018

Name or company name	Saltney Dental Practice
Contract type name	GDS Contract
Purpose of contract	General
Contract start date	01/04/2009
Contract end date	

18/19 Contracted general activity (UDA)	14,000
Carry forward general activity (UDA)	0
18/19 Contracted orthodontic activity (UOA)	0
Carry forward orthodontic activity (UOA)	0
Baseline contract value	£324,198.10

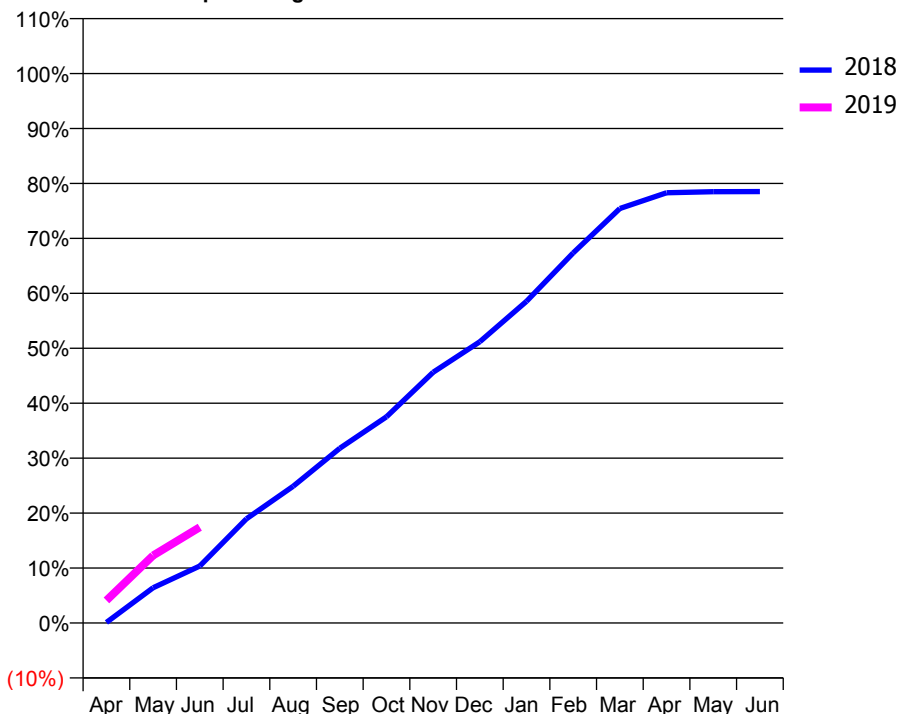
### ACCESS\*

Patients seen in 24 months	Total	Change since previous quarter
Quarter ending June 2017	4,824	
Quarter ending September 2017	4,646	↓
Quarter ending December 2017	4,665	→
Quarter ending March 2018	4,725	→
Quarter ending June 2018	4,778	→
<b>Variance since June 2017</b>	<b>(1.0%)</b>	→



### ACTIVITY

Cumulative percentage of contracted UDA delivered 2018 & 2019



Adjusted Scheduled Activity (UDA)

Month	2018	2019
April	14	577
May	900	1,722
June	1,452	2,442
July	2,657	
August	3,485	
September	4,452	
October	5,254	
November	6,390	
December	7,166	
January	8,196	
February	9,430	
March	10,560	
April	10,962	
May	10,990	
June	10,991	

### QUALITY

	Quantity	Base Number	Contract	AT	Region	England
% of FP17s for the same patient ID Re-attending within 3 months - Children	24	375	6.4%	11.5%	12.0%	11.5%
% of FP17s for the same patient ID Re-attending within 3 months - Adults	132	993	13.3%	16.6%	15.7%	15.4%
% of FP17s for the same patient ID Re-attending between 3 & 9 months - Children	149	375	39.7%	57.9%	60.3%	58.9%
% of FP17s for the same patient ID Re-attending between 3 & 9 months - Adults	436	993	43.9%	52.4%	54.0%	51.6%
% of FP17s for Band 1 Urgent Courses	162	1,147	14.1%	9.9%	8.9%	8.9%
% of FP17s Relating to Free Repair or Replacements	3	1,147	0.3%	1.1%	1.0%	0.8%
% of FP17s Relating to Continuations	0	1,147	0.0%	1.2%	1.1%	0.9%
% of Patients satisfied with the dentistry they have received	7	7	N/A	94.1%	93.4%	93.2%
% of Patients satisfied with the time they had to wait for an appointment	6	7	N/A	91.9%	89.4%	88.8%

\* This is based on patients treated on this contract for their most recent course of treatment. Figures in italics indicate the base number of FP17s or Patient Questionnaire responses are less than 100. N/A is shown where the base number of responses is less than 10 during the period. % is calculated as Quantity/Base number\*100

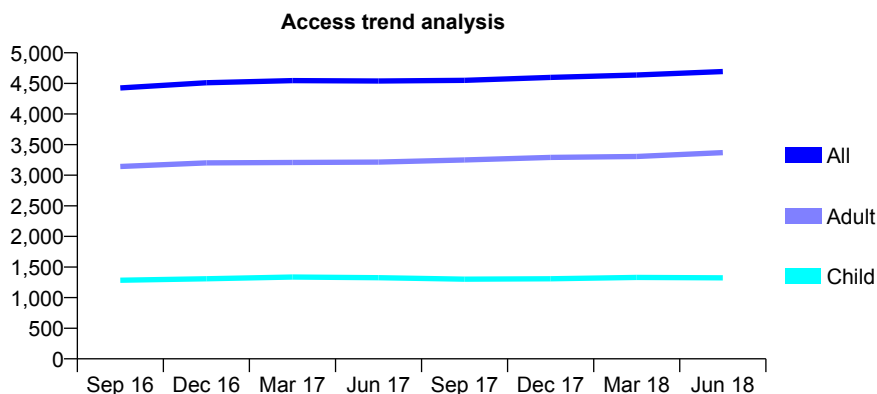
## Q44 - Vital Signs At a Glance Contract Report for 151718/0001 - June 2018

Name or company name	Xeon Smiles UK Ltd
Contract type name	PDS Contract
Purpose of contract	General
Contract start date	01/04/2009
Contract end date	31/03/2020

18/19 Contracted general activity (UDA)	12,000
Carry forward general activity (UDA)	0
18/19 Contracted orthodontic activity (UOA)	0
Carry forward orthodontic activity (UOA)	0
Baseline contract value	£286,177.22

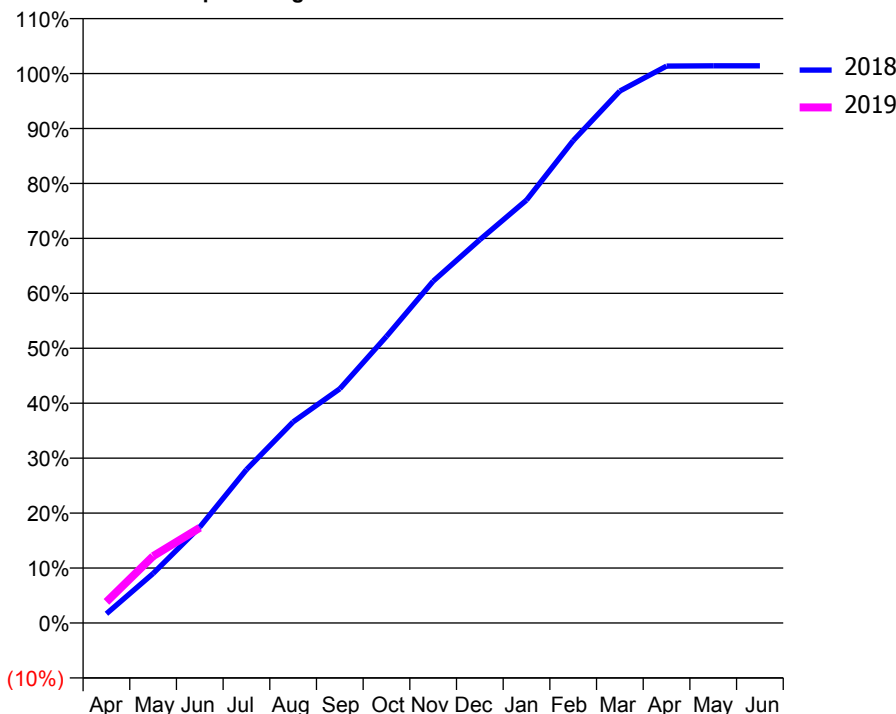
### ACCESS\*

Patients seen in 24 months	Total	Change since previous quarter
Quarter ending June 2017	4,540	
Quarter ending September 2017	4,551	→
Quarter ending December 2017	4,599	→
Quarter ending March 2018	4,638	→
Quarter ending June 2018	4,694	→
<b>Variance since June 2017</b>	<b>3.4%</b>	<b>↑</b>



### ACTIVITY

Cumulative percentage of contracted UDA delivered 2018 & 2019



Month	Adjusted Scheduled Activity (UDA)	
	2018	2019
April	202	462
May	1,082	1,461
June	2,096	2,079
July	3,351	
August	4,392	
September	5,114	
October	6,258	
November	7,466	
December	8,372	
January	9,235	
February	10,534	
March	11,616	
April	12,162	
May	12,167	
June	12,167	

### QUALITY

	Quantity	Base Number	Contract	AT	Region	England
% of FP17s for the same patient ID Re-attending within 3 months - Children	32	462	6.9%	11.5%	12.0%	11.5%
% of FP17s for the same patient ID Re-attending within 3 months - Adults	124	1,028	12.1%	16.6%	15.7%	15.4%
% of FP17s for the same patient ID Re-attending between 3 & 9 months - Children	302	462	65.4%	57.9%	60.3%	58.9%
% of FP17s for the same patient ID Re-attending between 3 & 9 months - Adults	557	1,028	54.2%	52.4%	54.0%	51.6%
% of FP17s for Band 1 Urgent Courses	87	1,207	7.2%	9.9%	8.9%	8.9%
% of FP17s Relating to Free Repair or Replacements	9	1,207	0.7%	1.1%	1.0%	0.8%
% of FP17s Relating to Continuations	5	1,207	0.4%	1.2%	1.1%	0.9%
% of Patients satisfied with the dentistry they have received	2	2	N/A	94.1%	93.4%	93.2%
% of Patients satisfied with the time they had to wait for an appointment	2	2	N/A	91.9%	89.4%	88.8%

\* This is based on patients treated on this contract for their most recent course of treatment. Figures in italics indicate the base number of FP17s or Patient Questionnaire responses are less than 100. N/A is shown where the base number of responses is less than 10 during the period. % is calculated as Quantity/Base number\*100

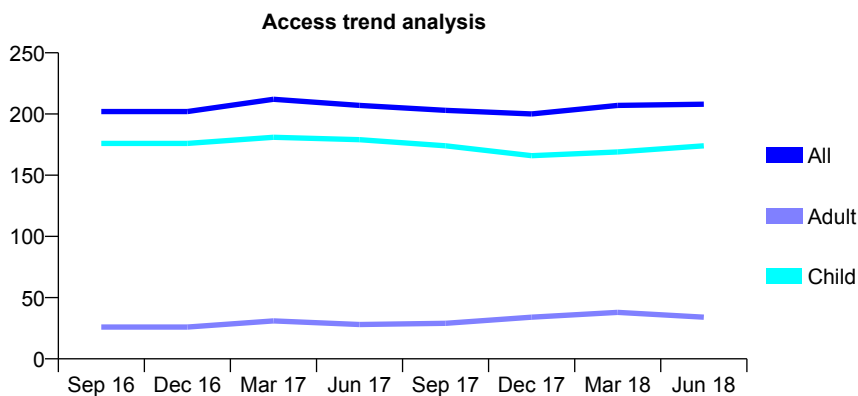
## Q44 - Vital Signs At a Glance Contract Report for 151955/0001 - June 2018

Name or company name	Redcliffe Dental Practice
Contract type name	PDS Contract
Purpose of contract	General
Contract start date	01/08/2014
Contract end date	31/07/2024

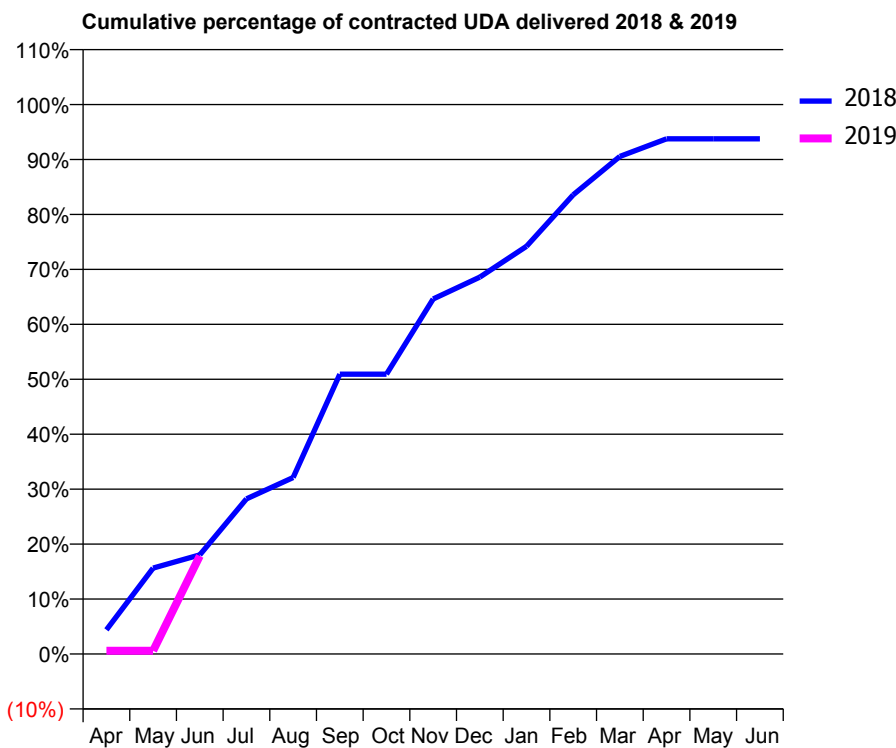
18/19 Contracted general activity (UDA)	500
Carry forward general activity (UDA)	0
18/19 Contracted orthodontic activity (UOA)	0
Carry forward orthodontic activity (UOA)	0
Baseline contract value	£13,524.09

### ACCESS\*

Patients seen in 24 months	Total	Change since previous quarter
Quarter ending June 2017	207	
Quarter ending September 2017	203	↓
Quarter ending December 2017	200	↓
Quarter ending March 2018	207	↑
Quarter ending June 2018	208	→
<b>Variance since June 2017</b>	<b>0.5%</b>	<b>→</b>



### ACTIVITY



Month	Adjusted Scheduled Activity (UDA)	
	2018	2019
April	22	3
May	78	3
June	90	89
July	141	
August	161	
September	255	
October	255	
November	323	
December	343	
January	371	
February	418	
March	453	
April	469	
May	469	
June	469	

### QUALITY

	Quantity	Base Number	Contract	AT	Region	England
% of FP17s for the same patient ID Re-attending within 3 months - Children	8	80	10.0%	11.5%	12.0%	11.5%
% of FP17s for the same patient ID Re-attending within 3 months - Adults	0	1	0.0%	16.6%	15.7%	15.4%
% of FP17s for the same patient ID Re-attending between 3 & 9 months - Children	49	80	61.3%	57.9%	60.3%	58.9%
% of FP17s for the same patient ID Re-attending between 3 & 9 months - Adults	1	1	100.0%	52.4%	54.0%	51.6%
% of FP17s for Band 1 Urgent Courses	1	66	1.5%	9.9%	8.9%	8.9%
% of FP17s Relating to Free Repair or Replacements	0	66	0.0%	1.1%	1.0%	0.8%
% of FP17s Relating to Continuations	0	66	0.0%	1.2%	1.1%	0.9%
% of Patients satisfied with the dentistry they have received	1	1	N/A	94.1%	93.4%	93.2%
% of Patients satisfied with the time they had to wait for an appointment	1	1	N/A	91.9%	89.4%	88.8%

\* This is based on patients treated on this contract for their most recent course of treatment. Figures in italics indicate the base number of FP17s or Patient Questionnaire responses are less than 100. N/A is shown where the base number of responses is less than 10 during the period. % is calculated as Quantity/Base number\*100

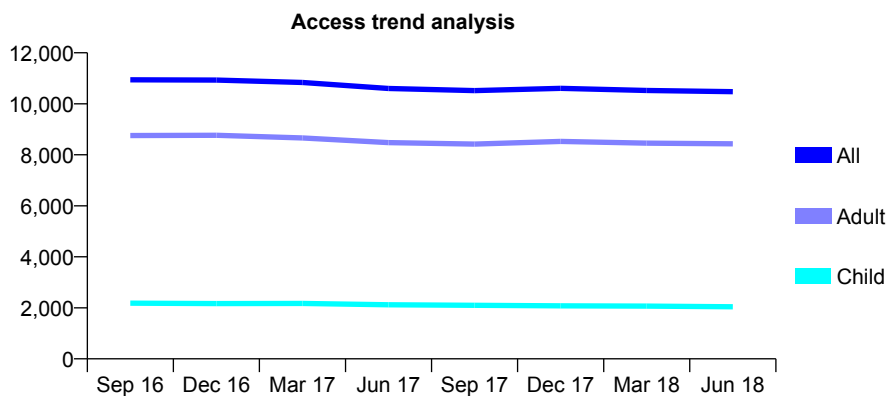
## Q44 - Vital Signs At a Glance Contract Report for 152528/0001 - June 2018

Name or company name	Northgate Dental Health
Contract type name	GDS Contract
Purpose of contract	General
Contract start date	01/04/2014
Contract end date	

18/19 Contracted general activity (UDA)	28,330
Carry forward general activity (UDA)	0
18/19 Contracted orthodontic activity (UOA)	0
Carry forward orthodontic activity (UOA)	0
Baseline contract value	£675,670.50

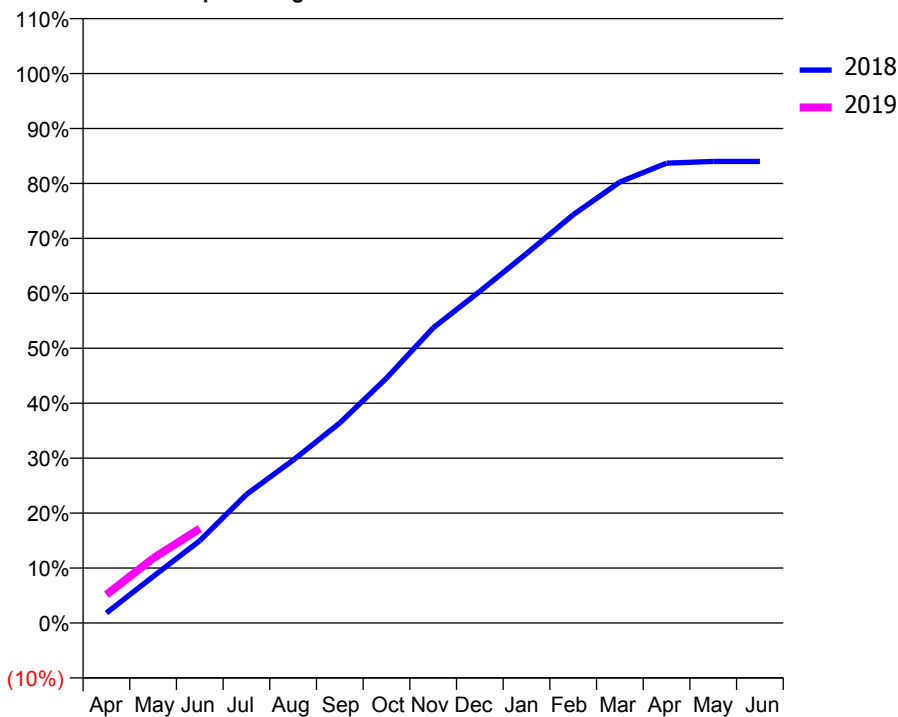
### ACCESS\*

Patients seen in 24 months	Total	Change since previous quarter
Quarter ending June 2017	10,600	
Quarter ending September 2017	10,518	→
Quarter ending December 2017	10,604	→
Quarter ending March 2018	10,522	→
Quarter ending June 2018	10,476	→
<b>Variance since June 2017</b>	<b>(1.2%)</b>	<b>↓</b>



### ACTIVITY

Cumulative percentage of contracted UDA delivered 2018 & 2019



Month	Adjusted Scheduled Activity (UDA)	
	2018	2019
April	516	1,463
May	2,399	3,340
June	4,247	4,872
July	6,634	
August	8,399	
September	10,316	
October	12,626	
November	15,216	
December	17,098	
January	19,045	
February	21,044	
March	22,739	
April	23,711	
May	23,795	
June	23,795	

### QUALITY

	Quantity	Base Number	Contract	AT	Region	England
% of FP17s for the same patient ID Re-attending within 3 months - Children	40	546	7.3%	11.5%	12.0%	11.5%
% of FP17s for the same patient ID Re-attending within 3 months - Adults	323	1,989	16.2%	16.6%	15.7%	15.4%
% of FP17s for the same patient ID Re-attending between 3 & 9 months - Children	220	546	40.3%	57.9%	60.3%	58.9%
% of FP17s for the same patient ID Re-attending between 3 & 9 months - Adults	696	1,989	35.0%	52.4%	54.0%	51.6%
% of FP17s for Band 1 Urgent Courses	237	2,058	11.5%	9.9%	8.9%	8.9%
% of FP17s Relating to Free Repair or Replacements	23	2,058	1.1%	1.1%	1.0%	0.8%
% of FP17s Relating to Continuations	45	2,058	2.2%	1.2%	1.1%	0.9%
% of Patients satisfied with the dentistry they have received	11	11	100.0%	94.1%	93.4%	93.2%
% of Patients satisfied with the time they had to wait for an appointment	10	11	90.9%	91.9%	89.4%	88.8%

\* This is based on patients treated on this contract for their most recent course of treatment. Figures in italics indicate the base number of FP17s or Patient Questionnaire responses are less than 100. N/A is shown where the base number of responses is less than 10 during the period. % is calculated as Quantity/Base number\*100

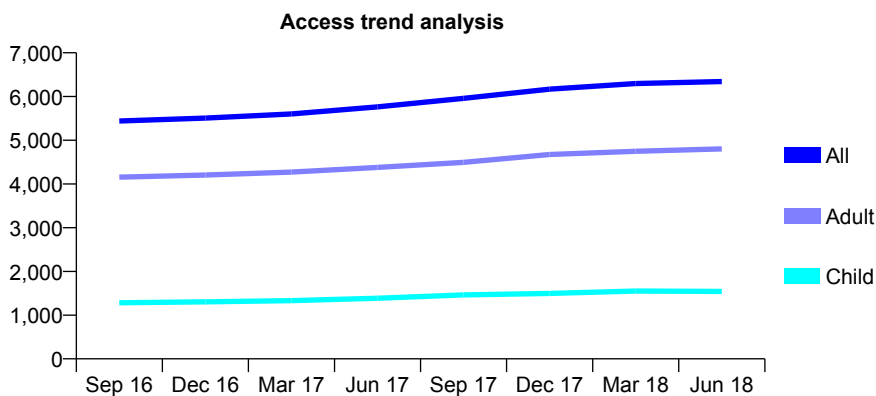
## Q44 - Vital Signs At a Glance Contract Report for 152730/0001 - June 2018

Name or company name	PJS CARE LTD
Contract type name	GDS Contract
Purpose of contract	General
Contract start date	01/04/2011
Contract end date	

18/19 Contracted general activity (UDA)	15,554
Carry forward general activity (UDA)	0
18/19 Contracted orthodontic activity (UOA)	0
Carry forward orthodontic activity (UOA)	0
Baseline contract value	£431,044.26

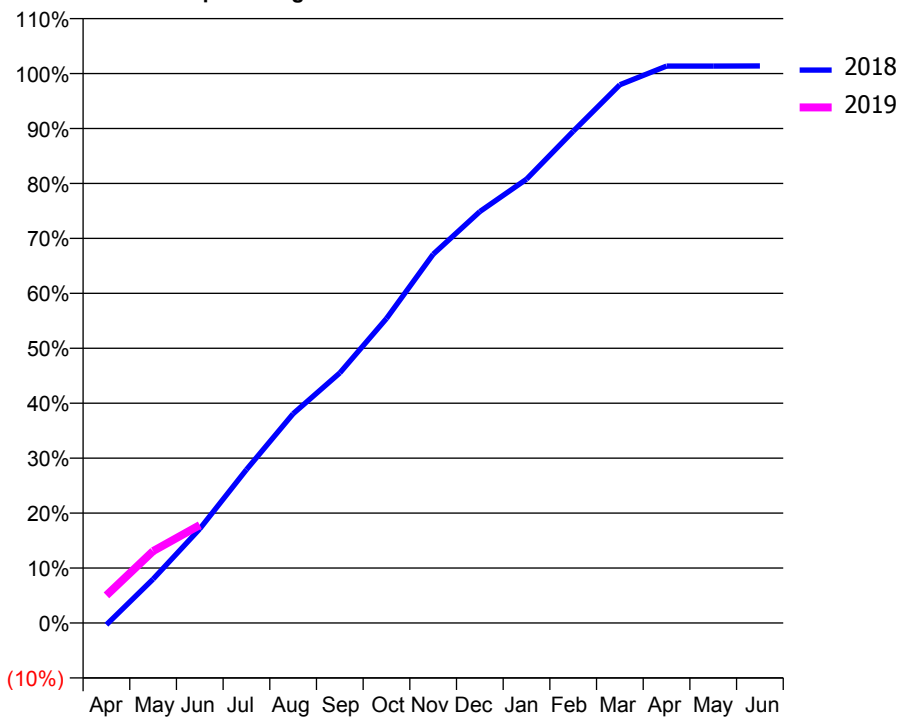
### ACCESS\*

Patients seen in 24 months	Total	Change since previous quarter
Quarter ending June 2017	5,764	
Quarter ending September 2017	5,957	↑
Quarter ending December 2017	6,169	↑
Quarter ending March 2018	6,296	↑
Quarter ending June 2018	6,343	→
<b>Variance since June 2017</b>	<b>10.0%</b>	<b>↑</b>



### ACTIVITY

Cumulative percentage of contracted UDA delivered 2018 & 2019



Month	Adjusted Scheduled Activity (UDA)	
	2018	2019
April	-52	783
May	1,243	2,035
June	2,666	2,774
July	4,341	
August	5,926	
September	7,079	
October	8,618	
November	10,437	
December	11,648	
January	12,563	
February	13,919	
March	15,234	
April	15,764	
May	15,765	
June	15,766	

### QUALITY

	Quantity	Base Number	Contract	AT	Region	England
% of FP17s for the same patient ID Re-attending within 3 months - Children	31	501	6.2%	11.5%	12.0%	11.5%
% of FP17s for the same patient ID Re-attending within 3 months - Adults	199	1,325	15.0%	16.6%	15.7%	15.4%
% of FP17s for the same patient ID Re-attending between 3 & 9 months - Children	346	501	69.1%	57.9%	60.3%	58.9%
% of FP17s for the same patient ID Re-attending between 3 & 9 months - Adults	668	1,325	50.4%	52.4%	54.0%	51.6%
% of FP17s for Band 1 Urgent Courses	155	1,377	11.3%	9.9%	8.9%	8.9%
% of FP17s Relating to Free Repair or Replacements	19	1,377	1.4%	1.1%	1.0%	0.8%
% of FP17s Relating to Continuations	13	1,377	0.9%	1.2%	1.1%	0.9%
% of Patients satisfied with the dentistry they have received	10	10	100.0%	94.1%	93.4%	93.2%
% of Patients satisfied with the time they had to wait for an appointment	10	10	100.0%	91.9%	89.4%	88.8%

\* This is based on patients treated on this contract for their most recent course of treatment. Figures in italics indicate the base number of FP17s or Patient Questionnaire responses are less than 100. N/A is shown where the base number of responses is less than 10 during the period. % is calculated as Quantity/Base number\*100



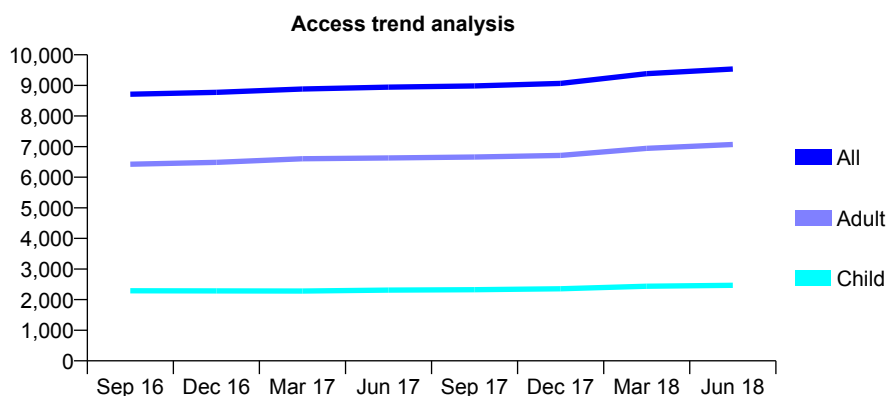
## Q44 - Vital Signs At a Glance Contract Report for 152730/0002 - June 2018

Name or company name	PJS CARE LTD
Contract type name	GDS Contract
Purpose of contract	General
Contract start date	01/04/2011
Contract end date	

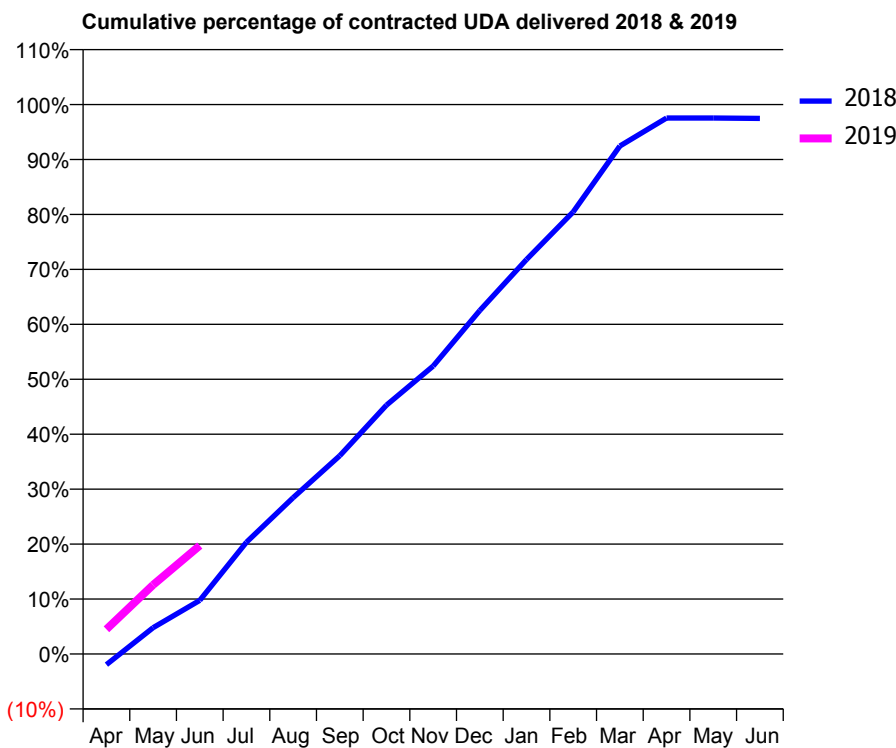
18/19 Contracted general activity (UDA)	26,924
Carry forward general activity (UDA)	0
18/19 Contracted orthodontic activity (UOA)	0
Carry forward orthodontic activity (UOA)	0
Baseline contract value	£834,719.44

### ACCESS\*

Patients seen in 24 months	Total	Change since previous quarter
Quarter ending June 2017	8,943	
Quarter ending September 2017	8,984	→
Quarter ending December 2017	9,066	→
Quarter ending March 2018	9,382	↑
Quarter ending June 2018	9,538	→
<b>Variance since June 2017</b>	<b>6.7%</b>	<b>↑</b>



### ACTIVITY



Month	Adjusted Scheduled Activity (UDA)	
	2018	2019
April	-526	1,211
May	1,293	3,385
June	2,632	5,313
July	5,481	
August	7,660	
September	9,719	
October	12,194	
November	14,107	
December	16,832	
January	19,330	
February	21,659	
March	24,892	
April	26,260	
May	26,260	
June	26,245	

### QUALITY

	Quantity	Base Number	Contract	AT	Region	England
% of FP17s for the same patient ID Re-attending within 3 months - Children	88	892	9.9%	11.5%	12.0%	11.5%
% of FP17s for the same patient ID Re-attending within 3 months - Adults	394	2,243	17.6%	16.6%	15.7%	15.4%
% of FP17s for the same patient ID Re-attending between 3 & 9 months - Children	471	892	52.8%	57.9%	60.3%	58.9%
% of FP17s for the same patient ID Re-attending between 3 & 9 months - Adults	980	2,243	43.7%	52.4%	54.0%	51.6%
% of FP17s for Band 1 Urgent Courses	345	2,416	14.3%	9.9%	8.9%	8.9%
% of FP17s Relating to Free Repair or Replacements	19	2,416	0.8%	1.1%	1.0%	0.8%
% of FP17s Relating to Continuations	14	2,416	0.6%	1.2%	1.1%	0.9%
% of Patients satisfied with the dentistry they have received	13	13	100.0%	94.1%	93.4%	93.2%
% of Patients satisfied with the time they had to wait for an appointment	13	13	100.0%	91.9%	89.4%	88.8%

\* This is based on patients treated on this contract for their most recent course of treatment. Figures in italics indicate the base number of FP17s or Patient Questionnaire responses are less than 100. N/A is shown where the base number of responses is less than 10 during the period. % is calculated as Quantity/Base number\*100

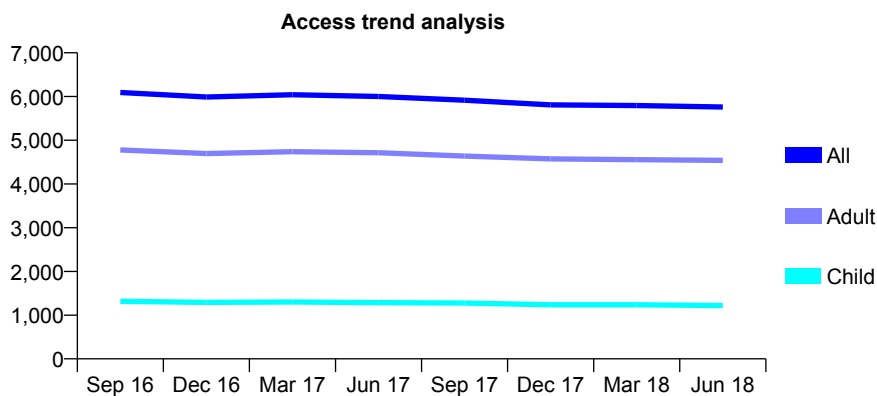
## Q44 - Vital Signs At a Glance Contract Report for 156558/0001 - June 2018

Name or company name	Wentworth Practice Ltd
Contract type name	GDS Contract
Purpose of contract	General
Contract start date	12/07/2008
Contract end date	

18/19 Contracted general activity (UDA)	17,605
Carry forward general activity (UDA)	0
18/19 Contracted orthodontic activity (UOA)	0
Carry forward orthodontic activity (UOA)	0
Baseline contract value	£462,513.06

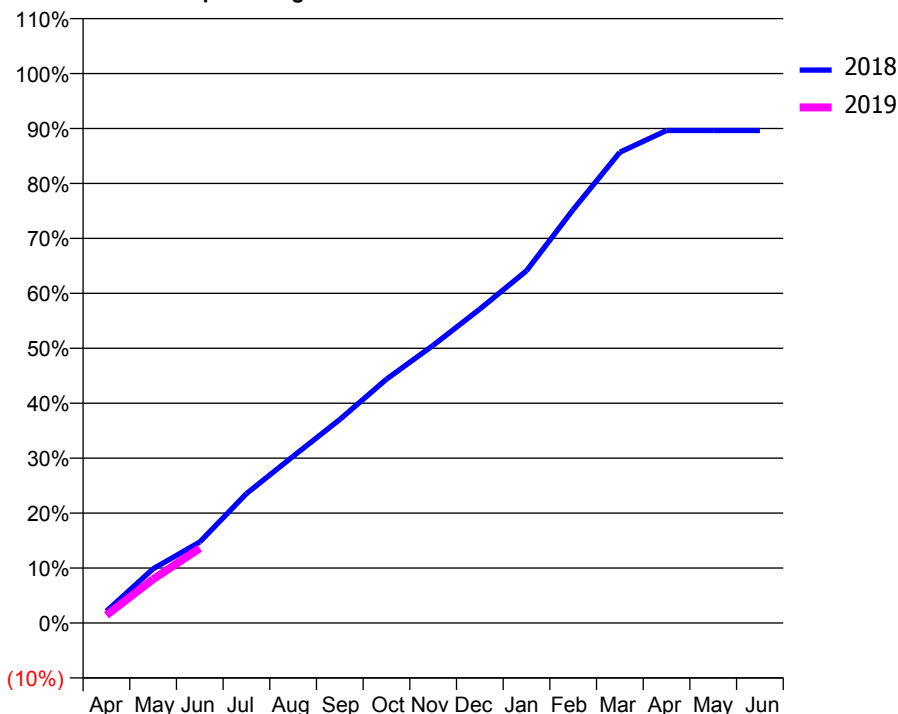
### ACCESS\*

Patients seen in 24 months	Total	Change since previous quarter
Quarter ending June 2017	6,000	
Quarter ending September 2017	5,915	↓
Quarter ending December 2017	5,810	↓
Quarter ending March 2018	5,794	→
Quarter ending June 2018	5,761	→
<b>Variance since June 2017</b>	<b>(4.0%)</b>	<b>↓</b>



### ACTIVITY

**Cumulative percentage of contracted UDA delivered 2018 & 2019**



Month	Adjusted Scheduled Activity (UDA)	
	2018	2019
April	378	249
May	1,739	1,405
June	2,596	2,395
July	4,146	
August	5,344	
September	6,519	
October	7,813	
November	8,897	
December	10,059	
January	11,285	
February	13,247	
March	15,085	
April	15,780	
May	15,780	
June	15,780	

### QUALITY

	Quantity	Base Number	Contract	AT	Region	England
% of FP17s for the same patient ID Re-attending within 3 months - Children	22	320	6.9%	11.5%	12.0%	11.5%
% of FP17s for the same patient ID Re-attending within 3 months - Adults	279	1,454	19.2%	16.6%	15.7%	15.4%
% of FP17s for the same patient ID Re-attending between 3 & 9 months - Children	186	320	58.1%	57.9%	60.3%	58.9%
% of FP17s for the same patient ID Re-attending between 3 & 9 months - Adults	758	1,454	52.1%	52.4%	54.0%	51.6%
% of FP17s for Band 1 Urgent Courses	153	1,400	10.9%	9.9%	8.9%	8.9%
% of FP17s Relating to Free Repair or Replacements	14	1,400	1.0%	1.1%	1.0%	0.8%
% of FP17s Relating to Continuations	32	1,400	2.3%	1.2%	1.1%	0.9%
% of Patients satisfied with the dentistry they have received	10	11	90.9%	94.1%	93.4%	93.2%
% of Patients satisfied with the time they had to wait for an appointment	11	11	100.0%	91.9%	89.4%	88.8%

\* This is based on patients treated on this contract for their most recent course of treatment. Figures in italics indicate the base number of FP17s or Patient Questionnaire responses are less than 100. N/A is shown where the base number of responses is less than 10 during the period. % is calculated as Quantity/Base number\*100

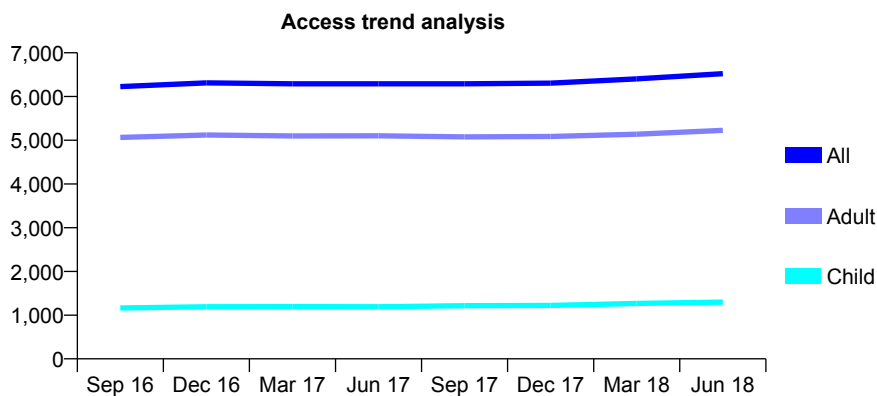
## Q44 - Vital Signs At a Glance Contract Report for 156647/0001 - June 2018

Name or company name	Hoselide Dental Partnership
Contract type name	GDS Contract
Purpose of contract	General
Contract start date	26/04/2013
Contract end date	

18/19 Contracted general activity (UDA)	19,498
Carry forward general activity (UDA)	0
18/19 Contracted orthodontic activity (UOA)	0
Carry forward orthodontic activity (UOA)	0
Baseline contract value	£533,669.07

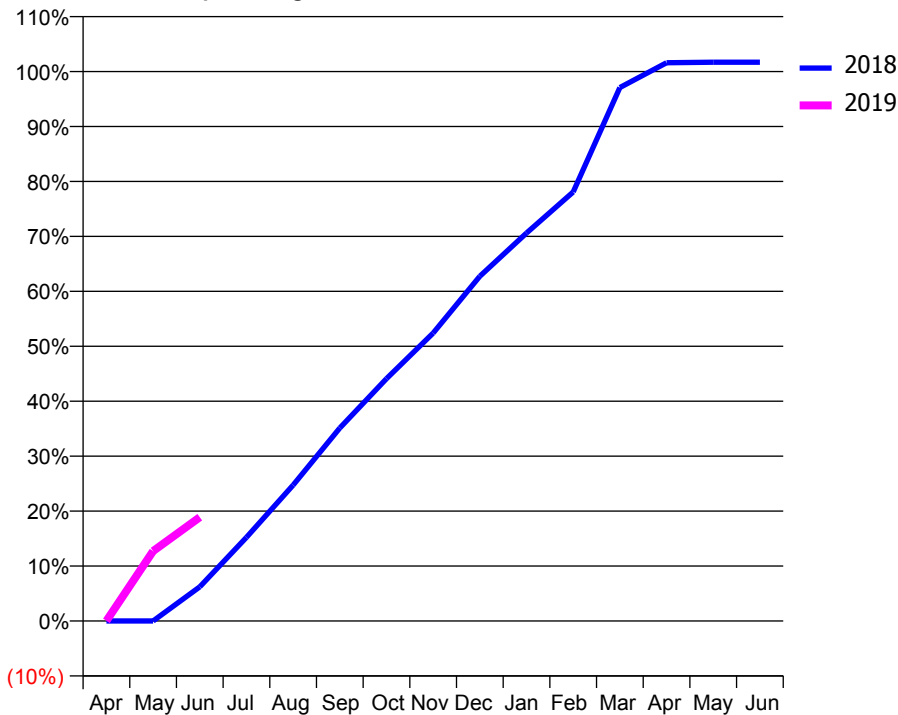
### ACCESS\*

Patients seen in 24 months	Total	Change since previous quarter
Quarter ending June 2017	6,291	
Quarter ending September 2017	6,292	→
Quarter ending December 2017	6,307	→
Quarter ending March 2018	6,403	→
Quarter ending June 2018	6,524	→
<b>Variance since June 2017</b>	<b>3.7%</b>	<b>↑</b>



### ACTIVITY

Cumulative percentage of contracted UDA delivered 2018 & 2019



Month	Adjusted Scheduled Activity (UDA)	
	2018	2019
April	0	5
May	0	2,483
June	1,212	3,685
July	2,968	
August	4,822	
September	6,849	
October	8,598	
November	10,217	
December	12,233	
January	13,765	
February	15,225	
March	18,929	
April	19,809	
May	19,830	
June	19,830	

### QUALITY

	Quantity	Base Number	Contract	AT	Region	England
% of FP17s for the same patient ID Re-attending within 3 months - Children	27	514	5.3%	11.5%	12.0%	11.5%
% of FP17s for the same patient ID Re-attending within 3 months - Adults	245	1,976	12.4%	16.6%	15.7%	15.4%
% of FP17s for the same patient ID Re-attending between 3 & 9 months - Children	341	514	66.3%	57.9%	60.3%	58.9%
% of FP17s for the same patient ID Re-attending between 3 & 9 months - Adults	1,233	1,976	62.4%	52.4%	54.0%	51.6%
% of FP17s for Band 1 Urgent Courses	154	1,858	8.3%	9.9%	8.9%	8.9%
% of FP17s Relating to Free Repair or Replacements	15	1,858	0.8%	1.1%	1.0%	0.8%
% of FP17s Relating to Continuations	12	1,858	0.6%	1.2%	1.1%	0.9%
% of Patients satisfied with the dentistry they have received	10	11	90.9%	94.1%	93.4%	93.2%
% of Patients satisfied with the time they had to wait for an appointment	9	11	81.8%	91.9%	89.4%	88.8%

\* This is based on patients treated on this contract for their most recent course of treatment. Figures in italics indicate the base number of FP17s or Patient Questionnaire responses are less than 100. N/A is shown where the base number of responses is less than 10 during the period. % is calculated as Quantity/Base number\*100

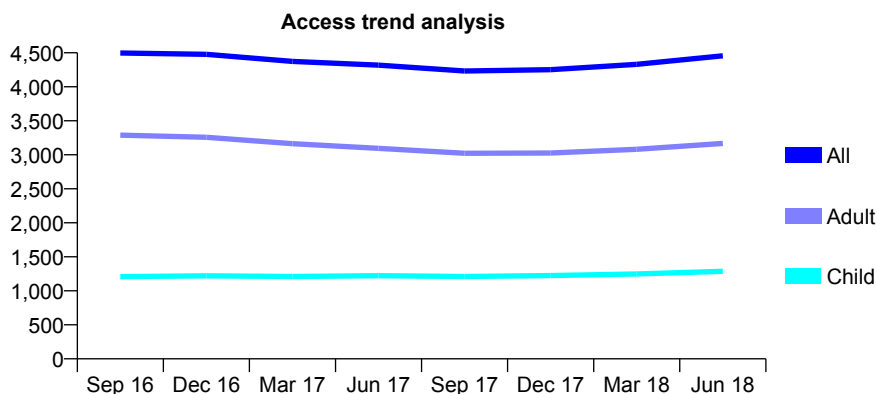
## Q44 - Vital Signs At a Glance Contract Report for 157384/0001 - June 2018

Name or company name	Fearnhead Dental Surgery
Contract type name	GDS Contract
Purpose of contract	General
Contract start date	01/11/2011
Contract end date	

18/19 Contracted general activity (UDA)	12,385
Carry forward general activity (UDA)	0
18/19 Contracted orthodontic activity (UOA)	0
Carry forward orthodontic activity (UOA)	0
Baseline contract value	£376,732.03

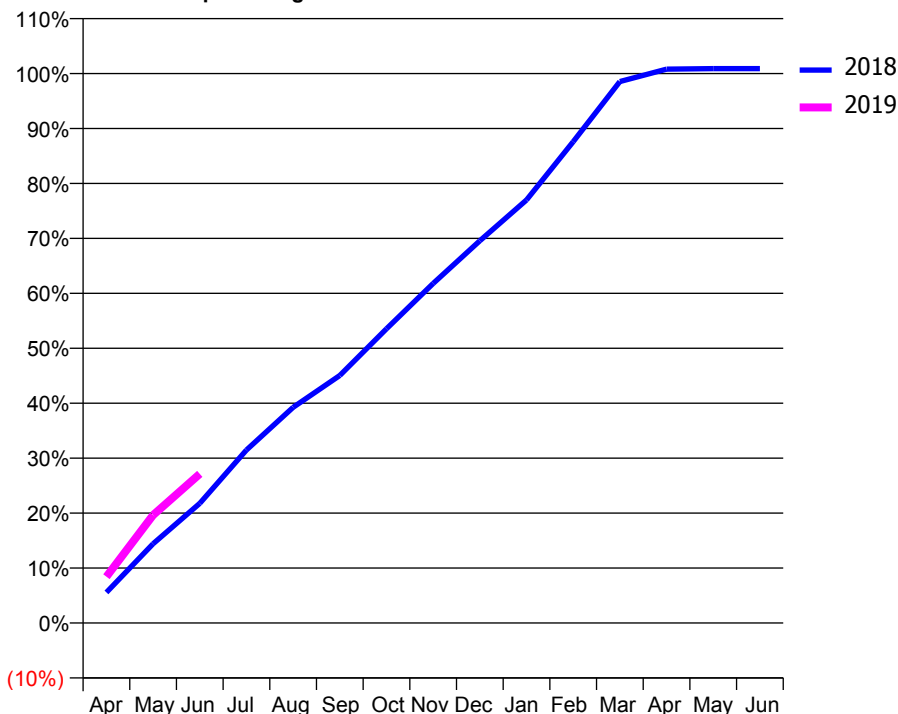
### ACCESS\*

Patients seen in 24 months	Total	Change since previous quarter
Quarter ending June 2017	4,319	
Quarter ending September 2017	4,233	↓
Quarter ending December 2017	4,252	→
Quarter ending March 2018	4,330	→
Quarter ending June 2018	4,455	↑
<b>Variance since June 2017</b>	<b>3.1%</b>	<b>↑</b>



### ACTIVITY

Cumulative percentage of contracted UDA delivered 2018 & 2019



Adjusted Scheduled Activity (UDA)

Month	2018	2019
April	689	1,043
May	1,786	2,432
June	2,698	3,363
July	3,900	
August	4,861	
September	5,578	
October	6,631	
November	7,654	
December	8,614	
January	9,535	
February	10,849	
March	12,203	
April	12,484	
May	12,494	
June	12,494	

### QUALITY

	Quantity	Base Number	Contract	AT	Region	England
% of FP17s for the same patient ID Re-attending within 3 months - Children	37	461	8.0%	11.5%	12.0%	11.5%
% of FP17s for the same patient ID Re-attending within 3 months - Adults	136	1,080	12.6%	16.6%	15.7%	15.4%
% of FP17s for the same patient ID Re-attending between 3 & 9 months - Children	197	461	42.7%	57.9%	60.3%	58.9%
% of FP17s for the same patient ID Re-attending between 3 & 9 months - Adults	464	1,080	43.0%	52.4%	54.0%	51.6%
% of FP17s for Band 1 Urgent Courses	100	1,415	7.1%	9.9%	8.9%	8.9%
% of FP17s Relating to Free Repair or Replacements	7	1,415	0.5%	1.1%	1.0%	0.8%
% of FP17s Relating to Continuations	23	1,415	1.6%	1.2%	1.1%	0.9%
% of Patients satisfied with the dentistry they have received	6	6	N/A	94.1%	93.4%	93.2%
% of Patients satisfied with the time they had to wait for an appointment	6	6	N/A	91.9%	89.4%	88.8%

\* This is based on patients treated on this contract for their most recent course of treatment. Figures in italics indicate the base number of FP17s or Patient Questionnaire responses are less than 100. N/A is shown where the base number of responses is less than 10 during the period. % is calculated as Quantity/Base number\*100

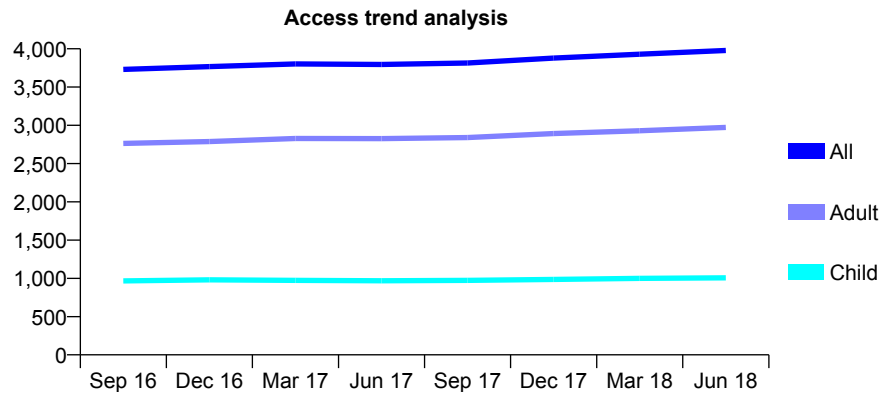
## Q44 - Vital Signs At a Glance Contract Report for 158712/0001 - June 2018

Name or company name	Bollington Dental Practice Limited
Contract type name	GDS Contract
Purpose of contract	General
Contract start date	01/10/2014
Contract end date	

18/19 Contracted general activity (UDA)	8,980
Carry forward general activity (UDA)	0
18/19 Contracted orthodontic activity (UOA)	0
Carry forward orthodontic activity (UOA)	0
Baseline contract value	£281,313.05

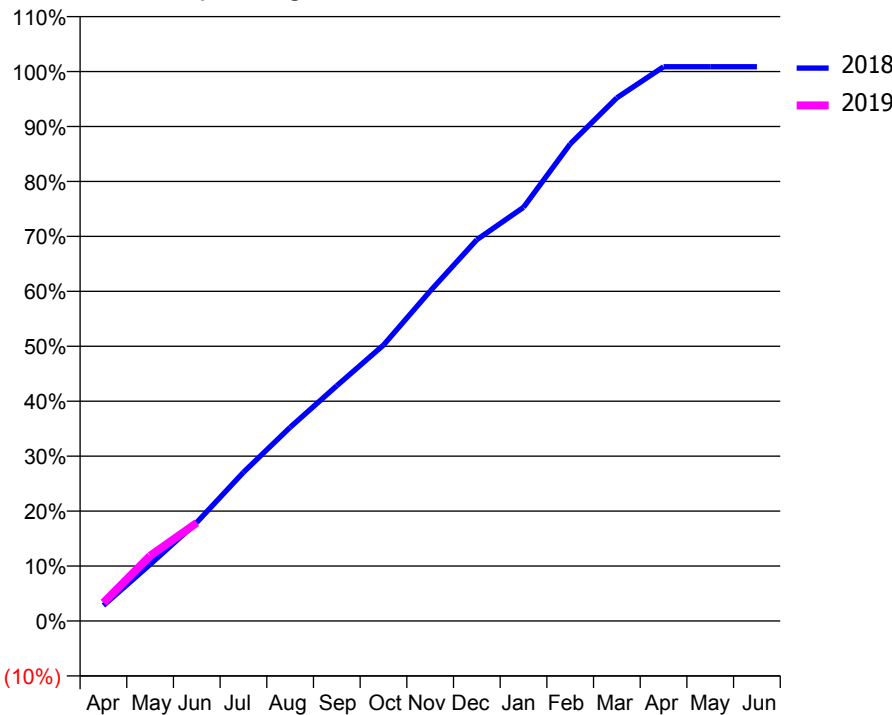
### ACCESS\*

Patients seen in 24 months	Total	Change since previous quarter
Quarter ending June 2017	3,795	
Quarter ending September 2017	3,814	→
Quarter ending December 2017	3,878	→
Quarter ending March 2018	3,929	→
Quarter ending June 2018	3,979	→
<b>Variance since June 2017</b>	<b>4.8%</b>	<b>↑</b>



### ACTIVITY

Cumulative percentage of contracted UDA delivered 2018 & 2019



Month	Adjusted Scheduled Activity (UDA)	
	2018	2019
April	253	300
May	924	1,066
June	1,612	1,605
July	2,431	
August	3,166	
September	3,845	
October	4,510	
November	5,392	
December	6,231	
January	6,761	
February	7,796	
March	8,551	
April	9,057	
May	9,059	
June	9,059	

### QUALITY

	Quantity	Base Number	Contract	AT	Region	England
% of FP17s for the same patient ID Re-attending within 3 months - Children	22	339	6.5%	11.5%	12.0%	11.5%
% of FP17s for the same patient ID Re-attending within 3 months - Adults	133	787	16.9%	16.6%	15.7%	15.4%
% of FP17s for the same patient ID Re-attending between 3 & 9 months - Children	181	339	53.4%	57.9%	60.3%	58.9%
% of FP17s for the same patient ID Re-attending between 3 & 9 months - Adults	179	787	22.7%	52.4%	54.0%	51.6%
% of FP17s for Band 1 Urgent Courses	110	897	12.3%	9.9%	8.9%	8.9%
% of FP17s Relating to Free Repair or Replacements	3	897	0.3%	1.1%	1.0%	0.8%
% of FP17s Relating to Continuations	14	897	1.6%	1.2%	1.1%	0.9%
% of Patients satisfied with the dentistry they have received	4	4	N/A	94.1%	93.4%	93.2%
% of Patients satisfied with the time they had to wait for an appointment	4	4	N/A	91.9%	89.4%	88.8%

\* This is based on patients treated on this contract for their most recent course of treatment. Figures in italics indicate the base number of FP17s or Patient Questionnaire responses are less than 100. N/A is shown where the base number of responses is less than 10 during the period. % is calculated as Quantity/Base number\*100

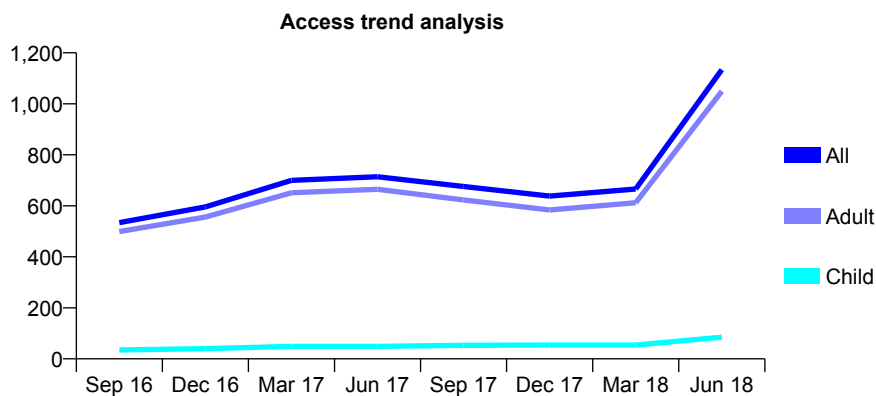
## Q44 - Vital Signs At a Glance Contract Report for 160059/0014 - June 2018

Name or company name	REVIVE DENTAL CARE LIMITED
Contract type name	PDS Contract
Purpose of contract	General
Contract start date	01/04/2015
Contract end date	31/03/2020

18/19 Contracted general activity (UDA)	15,000
Carry forward general activity (UDA)	0
18/19 Contracted orthodontic activity (UOA)	0
Carry forward orthodontic activity (UOA)	0
Baseline contract value	£402,077.62

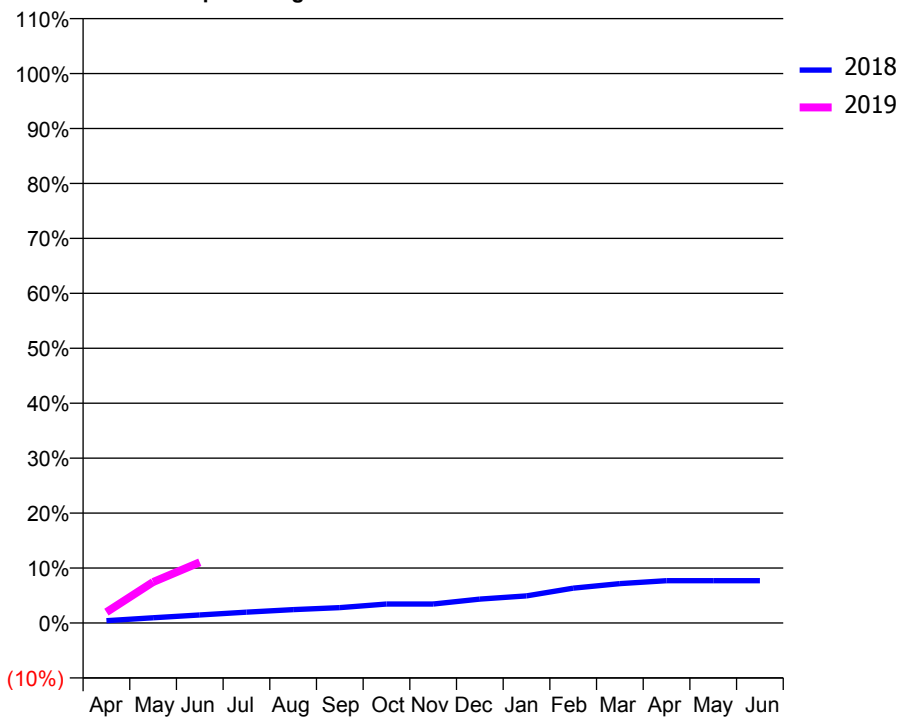
### ACCESS\*

Patients seen in 24 months	Total	Change since previous quarter
Quarter ending June 2017	714	
Quarter ending September 2017	676	↓
Quarter ending December 2017	638	↓
Quarter ending March 2018	666	↑
Quarter ending June 2018	1,134	↑
<b>Variance since June 2017</b>	<b>58.8%</b>	<b>↑</b>



### ACTIVITY

Cumulative percentage of contracted UDA delivered 2018 & 2019



Adjusted Scheduled Activity (UDA)

Month	2018	2019
April	64	296
May	143	1,118
June	220	1,660
July	298	
August	365	
September	421	
October	518	
November	518	
December	654	
January	740	
February	953	
March	1,076	
April	1,157	
May	1,157	
June	1,157	

### QUALITY

	Quantity	Base Number	Contract	AT	Region	England
% of FP17s for the same patient ID Re-attending within 3 months - Children	1	161	0.6%	11.5%	12.0%	11.5%
% of FP17s for the same patient ID Re-attending within 3 months - Adults	17	1,290	1.3%	16.6%	15.7%	15.4%
% of FP17s for the same patient ID Re-attending between 3 & 9 months - Children	0	161	0.0%	57.9%	60.3%	58.9%
% of FP17s for the same patient ID Re-attending between 3 & 9 months - Adults	3	1,290	0.2%	52.4%	54.0%	51.6%
% of FP17s for Band 1 Urgent Courses	1,383	1,384	99.9%	9.9%	8.9%	8.9%
% of FP17s Relating to Free Repair or Replacements	0	1,384	0.0%	1.1%	1.0%	0.8%
% of FP17s Relating to Continuations	0	1,384	0.0%	1.2%	1.1%	0.9%
% of Patients satisfied with the dentistry they have received	0	0	N/A	94.1%	93.4%	93.2%
% of Patients satisfied with the time they had to wait for an appointment	0	0	N/A	91.9%	89.4%	88.8%

\* This is based on patients treated on this contract for their most recent course of treatment. Figures in italics indicate the base number of FP17s or Patient Questionnaire responses are less than 100. N/A is shown where the base number of responses is less than 10 during the period. % is calculated as Quantity/Base number\*100

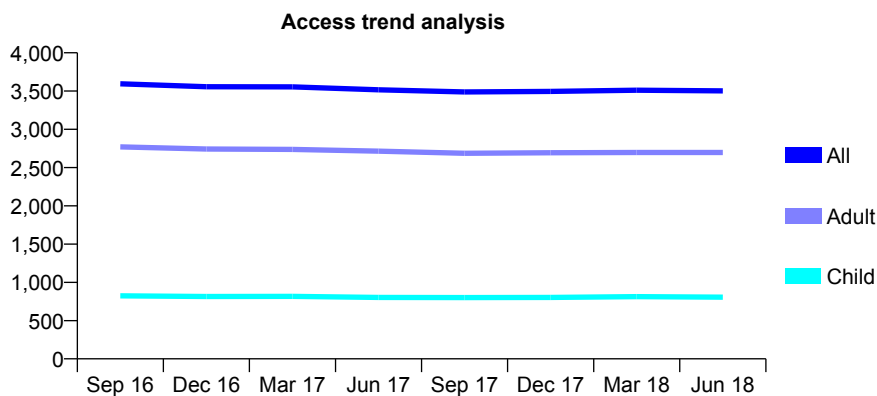
## Q44 - Vital Signs At a Glance Contract Report for 160075/0001 - June 2018

Name or company name	Arrowe Park Dental Practice
Contract type name	GDS Contract
Purpose of contract	General
Contract start date	01/11/2012
Contract end date	

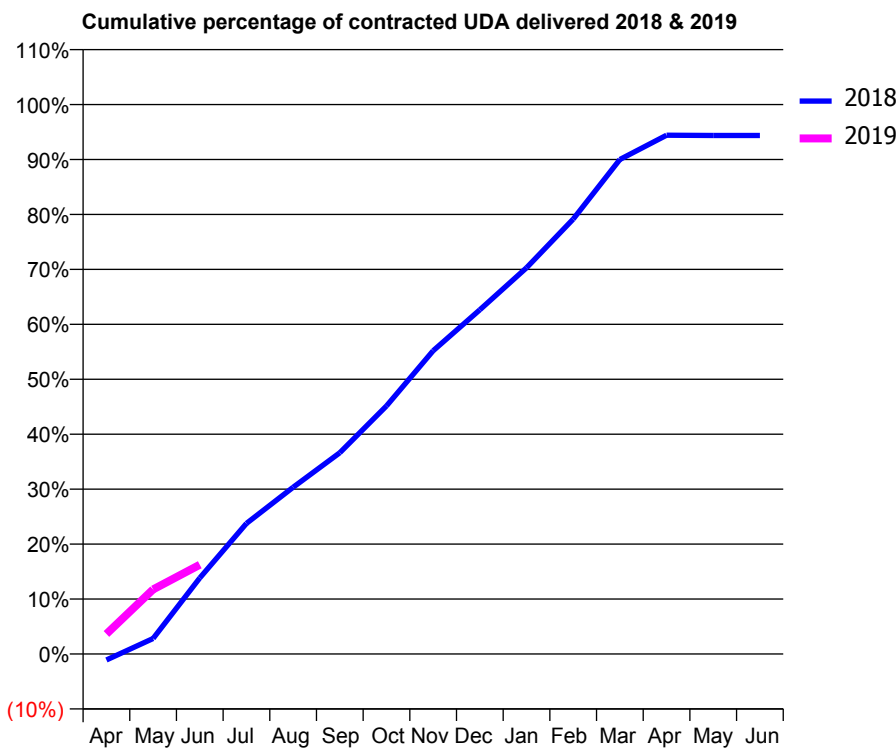
18/19 Contracted general activity (UDA)	13,875
Carry forward general activity (UDA)	0
18/19 Contracted orthodontic activity (UOA)	0
Carry forward orthodontic activity (UOA)	0
Baseline contract value	£405,344.98

### ACCESS\*

Patients seen in 24 months	Total	Change since previous quarter
Quarter ending June 2017	3,517	
Quarter ending September 2017	3,488	→
Quarter ending December 2017	3,496	→
Quarter ending March 2018	3,511	→
Quarter ending June 2018	3,503	→
<b>Variance since June 2017</b>	<b>(0.4%)</b>	→



### ACTIVITY



Month	Adjusted Scheduled Activity (UDA)	
	2018	2019
April	-155	505
May	392	1,633
June	1,920	2,254
July	3,299	
August	4,210	
September	5,084	
October	6,264	
November	7,659	
December	8,690	
January	9,751	
February	10,982	
March	12,486	
April	13,098	
May	13,094	
June	13,093	

### QUALITY

	Quantity	Base Number	Contract	AT	Region	England
% of FP17s for the same patient ID Re-attending within 3 months - Children	18	273	6.6%	11.5%	12.0%	11.5%
% of FP17s for the same patient ID Re-attending within 3 months - Adults	205	964	21.3%	16.6%	15.7%	15.4%
% of FP17s for the same patient ID Re-attending between 3 & 9 months - Children	154	273	56.4%	57.9%	60.3%	58.9%
% of FP17s for the same patient ID Re-attending between 3 & 9 months - Adults	527	964	54.7%	52.4%	54.0%	51.6%
% of FP17s for Band 1 Urgent Courses	57	1,024	5.6%	9.9%	8.9%	8.9%
% of FP17s Relating to Free Repair or Replacements	43	1,024	4.2%	1.1%	1.0%	0.8%
% of FP17s Relating to Continuations	25	1,024	2.4%	1.2%	1.1%	0.9%
% of Patients satisfied with the dentistry they have received	7	7	N/A	94.1%	93.4%	93.2%
% of Patients satisfied with the time they had to wait for an appointment	7	7	N/A	91.9%	89.4%	88.8%

\* This is based on patients treated on this contract for their most recent course of treatment. Figures in italics indicate the base number of FP17s or Patient Questionnaire responses are less than 100. N/A is shown where the base number of responses is less than 10 during the period. % is calculated as Quantity/Base number\*100

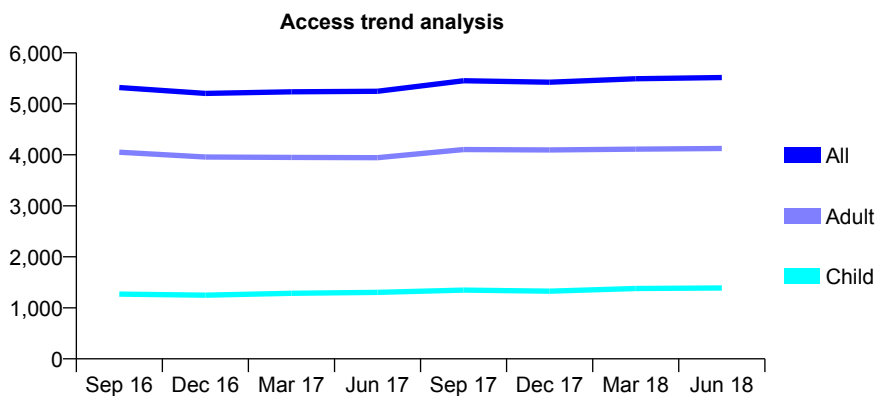
## Q44 - Vital Signs At a Glance Contract Report for 160849/0001 - June 2018

Name or company name	Abbotts and Ward
Contract type name	GDS Contract
Purpose of contract	General
Contract start date	01/05/2013
Contract end date	

18/19 Contracted general activity (UDA)	17,000
Carry forward general activity (UDA)	0
18/19 Contracted orthodontic activity (UOA)	0
Carry forward orthodontic activity (UOA)	0
Baseline contract value	£410,279.46

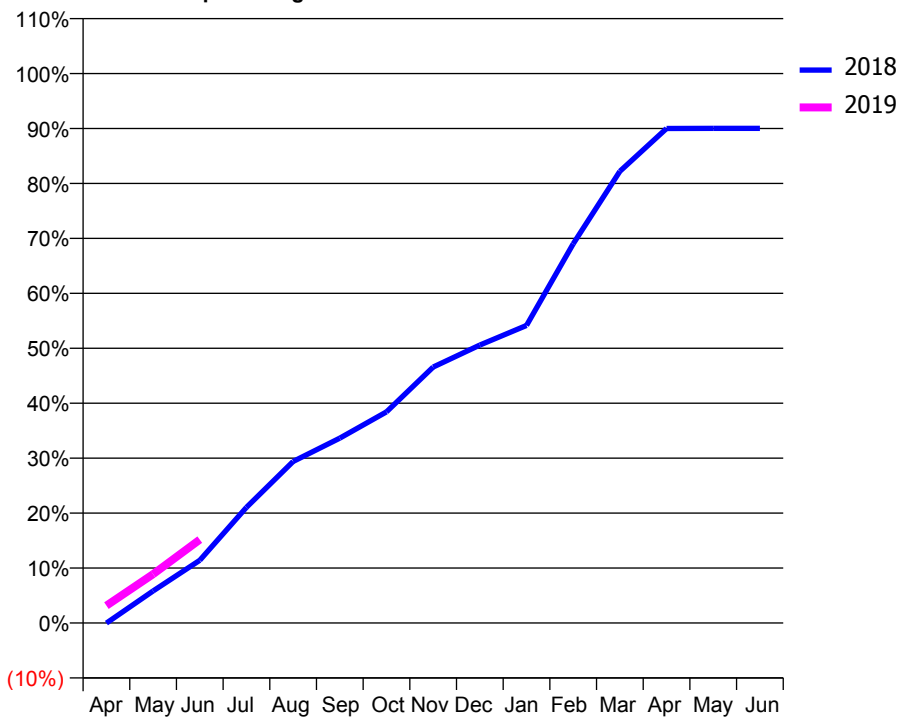
### ACCESS\*

Patients seen in 24 months	Total	Change since previous quarter
Quarter ending June 2017	5,247	
Quarter ending September 2017	5,451	↑
Quarter ending December 2017	5,423	→
Quarter ending March 2018	5,491	→
Quarter ending June 2018	5,514	→
<b>Variance since June 2017</b>	<b>5.1%</b>	<b>↑</b>



### ACTIVITY

Cumulative percentage of contracted UDA delivered 2018 & 2019



Month	Adjusted Scheduled Activity (UDA)	
	2018	2019
April	-6	537
May	990	1,512
June	1,942	2,580
July	3,579	
August	4,997	
September	5,719	
October	6,531	
November	7,920	
December	8,598	
January	9,206	
February	11,730	
March	13,974	
April	15,301	
May	15,303	
June	15,304	

### QUALITY

	Quantity	Base Number	Contract	AT	Region	England
% of FP17s for the same patient ID Re-attending within 3 months - Children	54	516	10.5%	11.5%	12.0%	11.5%
% of FP17s for the same patient ID Re-attending within 3 months - Adults	243	1,329	18.3%	16.6%	15.7%	15.4%
% of FP17s for the same patient ID Re-attending between 3 & 9 months - Children	311	516	60.3%	57.9%	60.3%	58.9%
% of FP17s for the same patient ID Re-attending between 3 & 9 months - Adults	760	1,329	57.2%	52.4%	54.0%	51.6%
% of FP17s for Band 1 Urgent Courses	138	1,465	9.4%	9.9%	8.9%	8.9%
% of FP17s Relating to Free Repair or Replacements	16	1,465	1.1%	1.1%	1.0%	0.8%
% of FP17s Relating to Continuations	8	1,465	0.5%	1.2%	1.1%	0.9%
% of Patients satisfied with the dentistry they have received	11	12	91.7%	94.1%	93.4%	93.2%
% of Patients satisfied with the time they had to wait for an appointment	11	12	91.7%	91.9%	89.4%	88.8%

\* This is based on patients treated on this contract for their most recent course of treatment. Figures in italics indicate the base number of FP17s or Patient Questionnaire responses are less than 100. N/A is shown where the base number of responses is less than 10 during the period. % is calculated as Quantity/Base number\*100



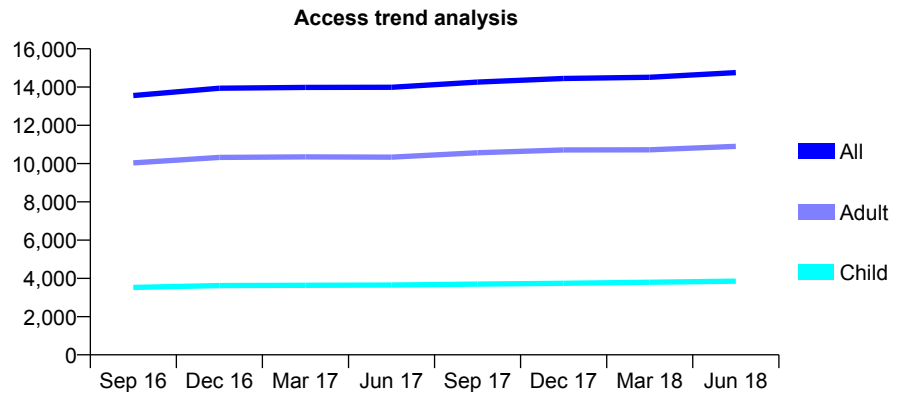
## Q44 - Vital Signs At a Glance Contract Report for 161152/0001 - June 2018

Name or company name	Martins Lane Dental Practice
Contract type name	GDS Contract
Purpose of contract	General
Contract start date	01/01/2015
Contract end date	

18/19 Contracted general activity (UDA)	40,962
Carry forward general activity (UDA)	0
18/19 Contracted orthodontic activity (UOA)	0
Carry forward orthodontic activity (UOA)	0
Baseline contract value	£1,269,917.08

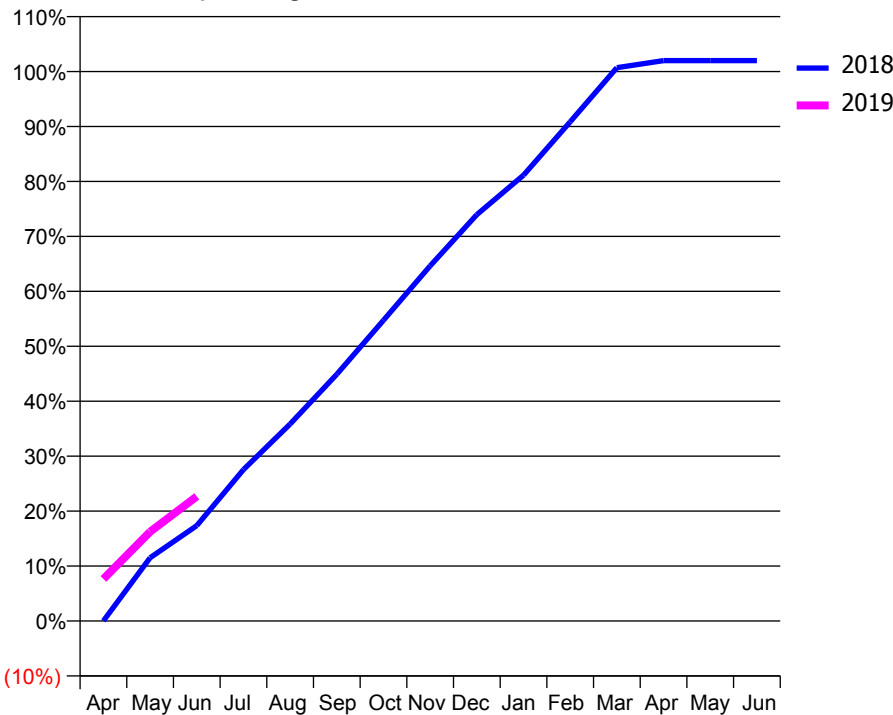
### ACCESS\*

Patients seen in 24 months	Total	Change since previous quarter
Quarter ending June 2017	13,990	
Quarter ending September 2017	14,261	→
Quarter ending December 2017	14,450	→
Quarter ending March 2018	14,512	→
Quarter ending June 2018	14,755	→
<b>Variance since June 2017</b>	<b>5.5%</b>	<b>↑</b>



### ACTIVITY

Cumulative percentage of contracted UDA delivered 2018 & 2019



Month	Adjusted Scheduled Activity (UDA)	
	2018	2019
April	16	3,135
May	4,715	6,655
June	7,114	9,290
July	11,288	
August	14,684	
September	18,390	
October	22,423	
November	26,477	
December	30,289	
January	33,233	
February	37,210	
March	41,247	
April	41,777	
May	41,777	
June	41,778	

### QUALITY

	Quantity	Base Number	Contract	AT	Region	England
% of FP17s for the same patient ID Re-attending within 3 months - Children	95	1,006	9.4%	11.5%	12.0%	11.5%
% of FP17s for the same patient ID Re-attending within 3 months - Adults	613	2,904	21.1%	16.6%	15.7%	15.4%
% of FP17s for the same patient ID Re-attending between 3 & 9 months - Children	418	1,006	41.6%	57.9%	60.3%	58.9%
% of FP17s for the same patient ID Re-attending between 3 & 9 months - Adults	1,024	2,904	35.3%	52.4%	54.0%	51.6%
% of FP17s for Band 1 Urgent Courses	253	3,591	7.0%	9.9%	8.9%	8.9%
% of FP17s Relating to Free Repair or Replacements	38	3,591	1.1%	1.1%	1.0%	0.8%
% of FP17s Relating to Continuations	131	3,591	3.6%	1.2%	1.1%	0.9%
% of Patients satisfied with the dentistry they have received	11	11	100.0%	94.1%	93.4%	93.2%
% of Patients satisfied with the time they had to wait for an appointment	9	11	81.8%	91.9%	89.4%	88.8%

\* This is based on patients treated on this contract for their most recent course of treatment. Figures in italics indicate the base number of FP17s or Patient Questionnaire responses are less than 100. N/A is shown where the base number of responses is less than 10 during the period. % is calculated as Quantity/Base number\*100

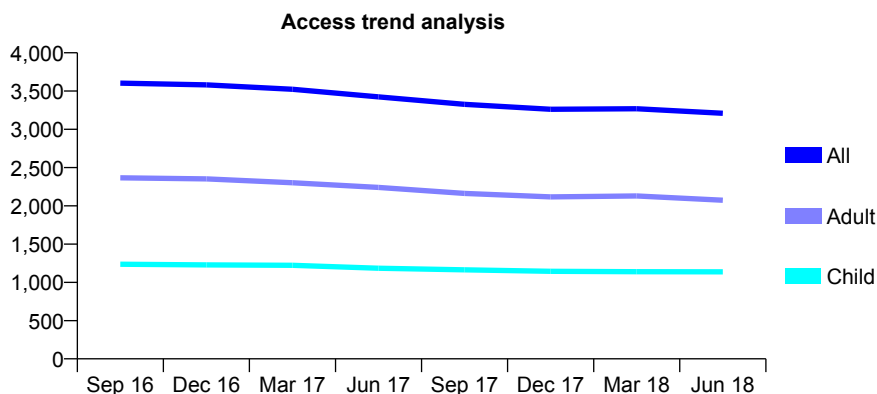
## Q44 - Vital Signs At a Glance Contract Report for 161195/0001 - June 2018

Name or company name	Toft Road Dental Surgery
Contract type name	GDS Contract
Purpose of contract	General
Contract start date	01/06/2014
Contract end date	

18/19 Contracted general activity (UDA)	7,912
Carry forward general activity (UDA)	0
18/19 Contracted orthodontic activity (UOA)	0
Carry forward orthodontic activity (UOA)	0
Baseline contract value	£190,941.02

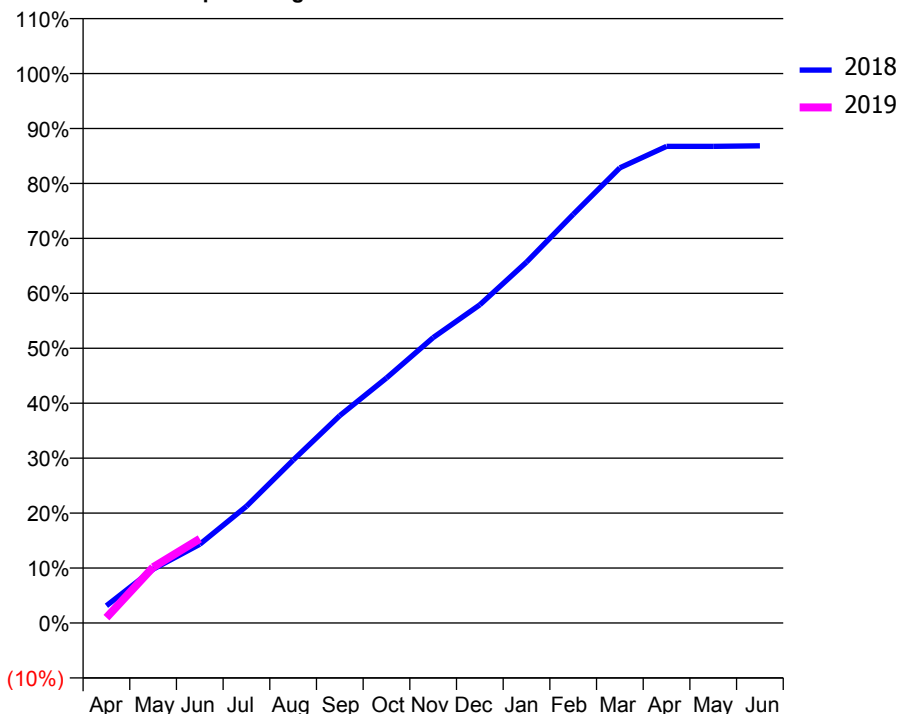
### ACCESS\*

Patients seen in 24 months	Total	Change since previous quarter
Quarter ending June 2017	3,424	
Quarter ending September 2017	3,326	↓
Quarter ending December 2017	3,262	↓
Quarter ending March 2018	3,268	→
Quarter ending June 2018	3,210	↓
<b>Variance since June 2017</b>	<b>(6.3%)</b>	<b>↓</b>



### ACTIVITY

Cumulative percentage of contracted UDA delivered 2018 & 2019



Adjusted Scheduled Activity (UDA)

Month	2018	2019
April	248	78
May	774	804
June	1,133	1,212
July	1,681	
August	2,346	
September	2,987	
October	3,528	
November	4,111	
December	4,581	
January	5,196	
February	5,883	
March	6,555	
April	6,862	
May	6,862	
June	6,870	

### QUALITY

	Quantity	Base Number	Contract	AT	Region	England
% of FP17s for the same patient ID Re-attending within 3 months - Children	29	386	7.5%	11.5%	12.0%	11.5%
% of FP17s for the same patient ID Re-attending within 3 months - Adults	71	559	12.7%	16.6%	15.7%	15.4%
% of FP17s for the same patient ID Re-attending between 3 & 9 months - Children	269	386	69.7%	57.9%	60.3%	58.9%
% of FP17s for the same patient ID Re-attending between 3 & 9 months - Adults	323	559	57.8%	52.4%	54.0%	51.6%
% of FP17s for Band 1 Urgent Courses	55	767	7.2%	9.9%	8.9%	8.9%
% of FP17s Relating to Free Repair or Replacements	2	767	0.3%	1.1%	1.0%	0.8%
% of FP17s Relating to Continuations	2	767	0.3%	1.2%	1.1%	0.9%
% of Patients satisfied with the dentistry they have received	5	5	N/A	94.1%	93.4%	93.2%
% of Patients satisfied with the time they had to wait for an appointment	4	5	N/A	91.9%	89.4%	88.8%

\* This is based on patients treated on this contract for their most recent course of treatment. Figures in italics indicate the base number of FP17s or Patient Questionnaire responses are less than 100. N/A is shown where the base number of responses is less than 10 during the period. % is calculated as Quantity/Base number\*100

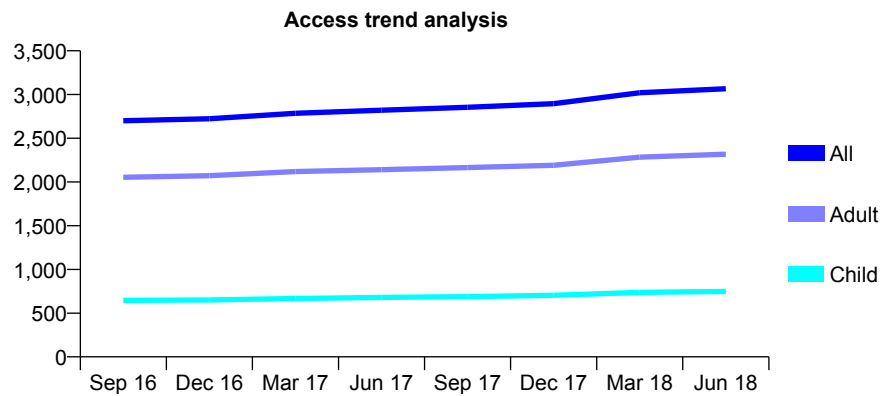
## Q44 - Vital Signs At a Glance Contract Report for 161535/0001 - June 2018

Name or company name	Orchard Dental Practice
Contract type name	GDS Contract
Purpose of contract	General
Contract start date	01/05/2013
Contract end date	

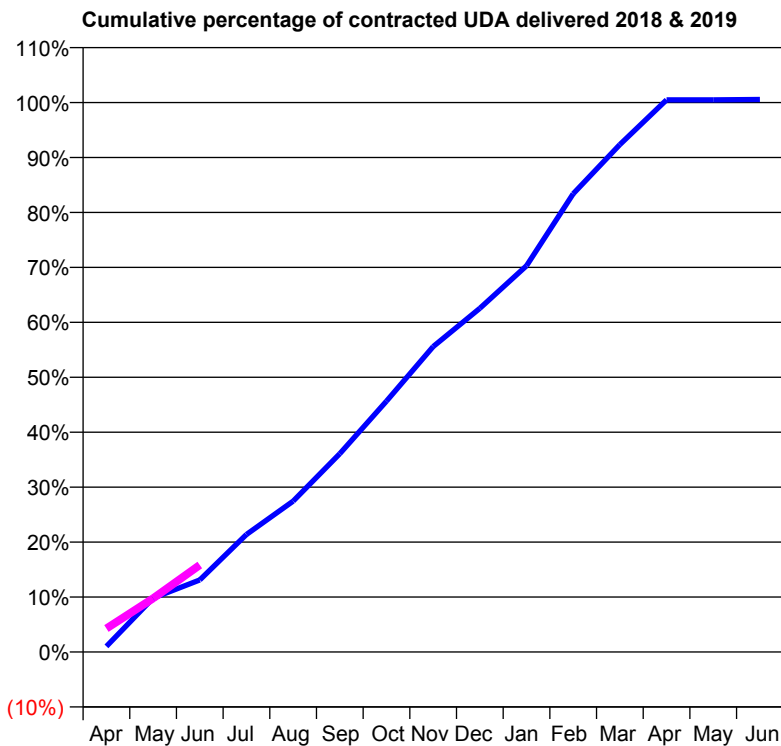
18/19 Contracted general activity (UDA)	7,200
Carry forward general activity (UDA)	0
18/19 Contracted orthodontic activity (UOA)	0
Carry forward orthodontic activity (UOA)	0
Baseline contract value	£210,322.99

### ACCESS\*

Patients seen in 24 months	Total	Change since previous quarter
Quarter ending June 2017	2,820	
Quarter ending September 2017	2,854	→
Quarter ending December 2017	2,895	→
Quarter ending March 2018	3,021	↑
Quarter ending June 2018	3,066	→
<b>Variance since June 2017</b>	<b>8.7%</b>	<b>↑</b>



### ACTIVITY



Month	Adjusted Scheduled Activity (UDA)	
	2018	2019
April	74	308
May	706	703
June	944	1,140
July	1,540	
August	1,977	
September	2,599	
October	3,287	
November	4,002	
December	4,504	
January	5,061	
February	6,005	
March	6,650	
April	7,234	
May	7,234	
June	7,240	

### QUALITY

	Quantity	Base Number	Contract	AT	Region	England
% of FP17s for the same patient ID Re-attending within 3 months - Children	30	292	10.3%	11.5%	12.0%	11.5%
% of FP17s for the same patient ID Re-attending within 3 months - Adults	99	754	13.1%	16.6%	15.7%	15.4%
% of FP17s for the same patient ID Re-attending between 3 & 9 months - Children	190	292	65.1%	57.9%	60.3%	58.9%
% of FP17s for the same patient ID Re-attending between 3 & 9 months - Adults	427	754	56.6%	52.4%	54.0%	51.6%
% of FP17s for Band 1 Urgent Courses	40	542	7.4%	9.9%	8.9%	8.9%
% of FP17s Relating to Free Repair or Replacements	4	542	0.7%	1.1%	1.0%	0.8%
% of FP17s Relating to Continuations	1	542	0.2%	1.2%	1.1%	0.9%
% of Patients satisfied with the dentistry they have received	4	4	N/A	94.1%	93.4%	93.2%
% of Patients satisfied with the time they had to wait for an appointment	4	4	N/A	91.9%	89.4%	88.8%

\* This is based on patients treated on this contract for their most recent course of treatment. Figures in italics indicate the base number of FP17s or Patient Questionnaire responses are less than 100. N/A is shown where the base number of responses is less than 10 during the period. % is calculated as Quantity/Base number\*100

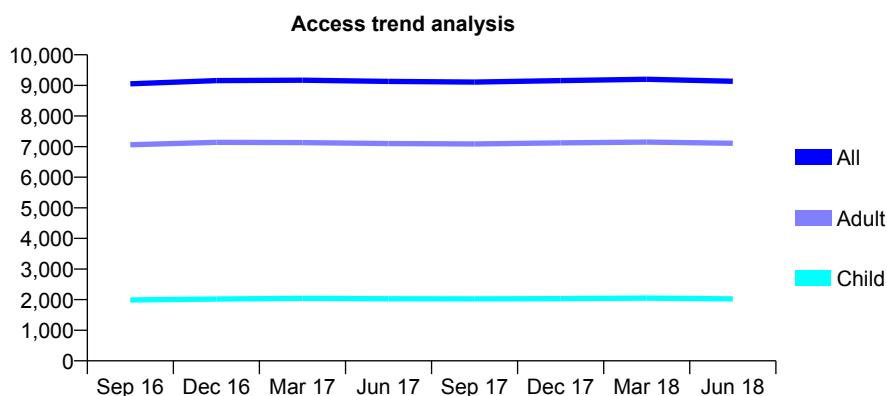
## Q44 - Vital Signs At a Glance Contract Report for 162396/0001 - June 2018

Name or company name	PHOENIX DENTAL PRACTICE LIMITED
Contract type name	GDS Contract
Purpose of contract	General
Contract start date	01/10/2011
Contract end date	

18/19 Contracted general activity (UDA)	25,819
Carry forward general activity (UDA)	0
18/19 Contracted orthodontic activity (UOA)	0
Carry forward orthodontic activity (UOA)	0
Baseline contract value	£690,450.23

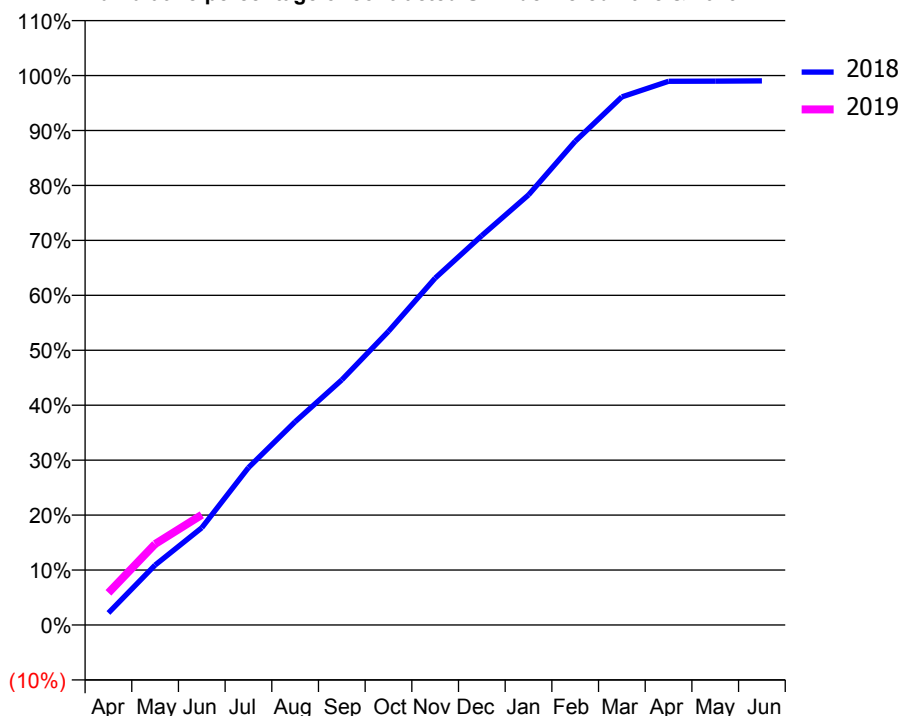
### ACCESS\*

Patients seen in 24 months	Total	Change since previous quarter
Quarter ending June 2017	9,130	
Quarter ending September 2017	9,111	→
Quarter ending December 2017	9,158	→
Quarter ending March 2018	9,199	→
Quarter ending June 2018	9,134	→
<b>Variance since June 2017</b>	<b>0.0%</b>	<b>→</b>



### ACTIVITY

**Cumulative percentage of contracted UDA delivered 2018 & 2019**



Month	Adjusted Scheduled Activity (UDA)	
	2018	2019
April	565	1,511
May	2,817	3,809
June	4,568	5,180
July	7,396	
August	9,550	
September	11,521	
October	13,799	
November	16,298	
December	18,301	
January	20,210	
February	22,729	
March	24,813	
April	25,550	
May	25,552	
June	25,567	

### QUALITY

	Quantity	Base Number	Contract	AT	Region	England
% of FP17s for the same patient ID Re-attending within 3 months - Children	34	662	5.1%	11.5%	12.0%	11.5%
% of FP17s for the same patient ID Re-attending within 3 months - Adults	258	2,225	11.6%	16.6%	15.7%	15.4%
% of FP17s for the same patient ID Re-attending between 3 & 9 months - Children	396	662	59.8%	57.9%	60.3%	58.9%
% of FP17s for the same patient ID Re-attending between 3 & 9 months - Adults	1,303	2,225	58.6%	52.4%	54.0%	51.6%
% of FP17s for Band 1 Urgent Courses	166	2,502	6.6%	9.9%	8.9%	8.9%
% of FP17s Relating to Free Repair or Replacements	26	2,502	1.0%	1.1%	1.0%	0.8%
% of FP17s Relating to Continuations	53	2,502	2.1%	1.2%	1.1%	0.9%
% of Patients satisfied with the dentistry they have received	12	12	100.0%	94.1%	93.4%	93.2%
% of Patients satisfied with the time they had to wait for an appointment	10	12	83.3%	91.9%	89.4%	88.8%

\* This is based on patients treated on this contract for their most recent course of treatment. Figures in italics indicate the base number of FP17s or Patient Questionnaire responses are less than 100. N/A is shown where the base number of responses is less than 10 during the period. % is calculated as Quantity/Base number\*100

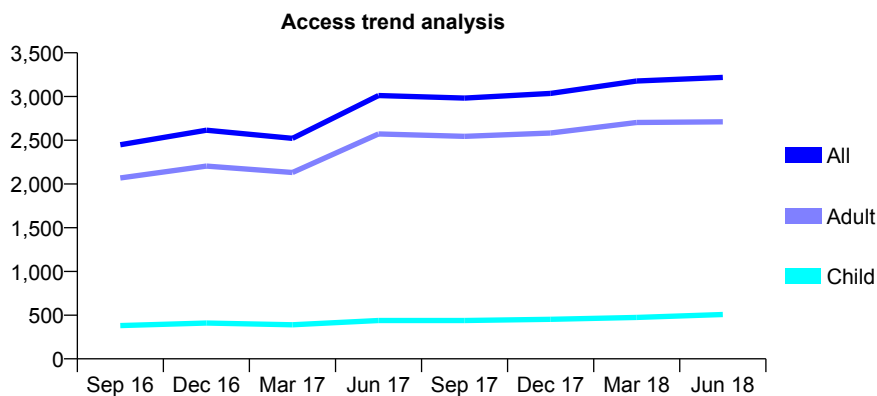
## Q44 - Vital Signs At a Glance Contract Report for 165956/0001 - June 2018

Name or company name	Park House Dental Practice
Contract type name	GDS Contract
Purpose of contract	General
Contract start date	06/07/2015
Contract end date	

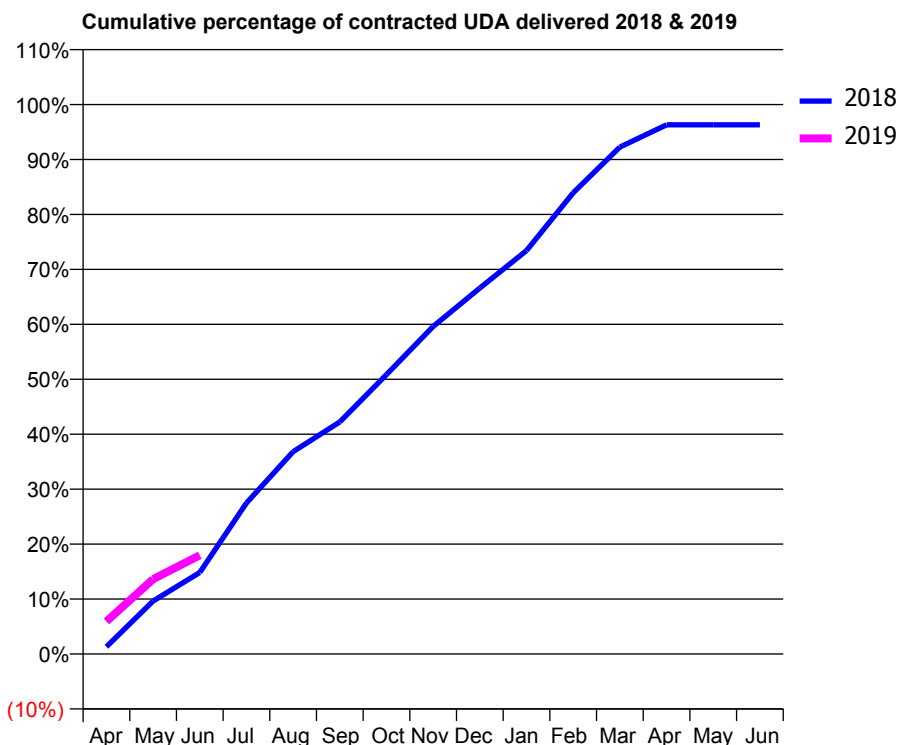
18/19 Contracted general activity (UDA)	12,118
Carry forward general activity (UDA)	0
18/19 Contracted orthodontic activity (UOA)	0
Carry forward orthodontic activity (UOA)	0
Baseline contract value	£291,096.78

### ACCESS\*

Patients seen in 24 months	Total	Change since previous quarter
Quarter ending June 2017	3,011	
Quarter ending September 2017	2,983	→
Quarter ending December 2017	3,035	→
Quarter ending March 2018	3,177	↑
Quarter ending June 2018	3,218	→
<b>Variance since June 2017</b>	<b>6.9%</b>	<b>↑</b>



### ACTIVITY



Month	Adjusted Scheduled Activity (UDA)	
	2018	2019
April	160	718
May	1,170	1,650
June	1,798	2,177
July	3,329	
August	4,464	
September	5,117	
October	6,163	
November	7,224	
December	8,070	
January	8,898	
February	10,170	
March	11,180	
April	11,670	
May	11,670	
June	11,669	

### QUALITY

	Quantity	Base Number	Contract	AT	Region	England
% of FP17s for the same patient ID Re-attending within 3 months - Children	25	202	12.4%	11.5%	12.0%	11.5%
% of FP17s for the same patient ID Re-attending within 3 months - Adults	124	906	13.7%	16.6%	15.7%	15.4%
% of FP17s for the same patient ID Re-attending between 3 & 9 months - Children	106	202	52.5%	57.9%	60.3%	58.9%
% of FP17s for the same patient ID Re-attending between 3 & 9 months - Adults	521	906	57.5%	52.4%	54.0%	51.6%
% of FP17s for Band 1 Urgent Courses	71	818	8.7%	9.9%	8.9%	8.9%
% of FP17s Relating to Free Repair or Replacements	15	818	1.8%	1.1%	1.0%	0.8%
% of FP17s Relating to Continuations	6	818	0.7%	1.2%	1.1%	0.9%
% of Patients satisfied with the dentistry they have received	10	10	100.0%	94.1%	93.4%	93.2%
% of Patients satisfied with the time they had to wait for an appointment	10	10	100.0%	91.9%	89.4%	88.8%

\* This is based on patients treated on this contract for their most recent course of treatment. Figures in italics indicate the base number of FP17s or Patient Questionnaire responses are less than 100. N/A is shown where the base number of responses is less than 10 during the period. % is calculated as Quantity/Base number\*100

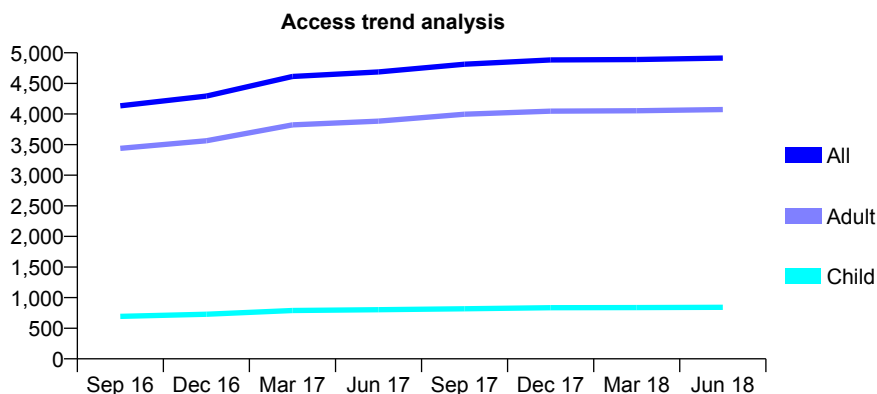
## Q44 - Vital Signs At a Glance Contract Report for 166693/0001 - June 2018

Name or company name	Roe Street Dental Practice
Contract type name	GDS Contract
Purpose of contract	General
Contract start date	01/10/2013
Contract end date	

18/19 Contracted general activity (UDA)	14,952
Carry forward general activity (UDA)	0
18/19 Contracted orthodontic activity (UOA)	0
Carry forward orthodontic activity (UOA)	0
Baseline contract value	£407,785.53

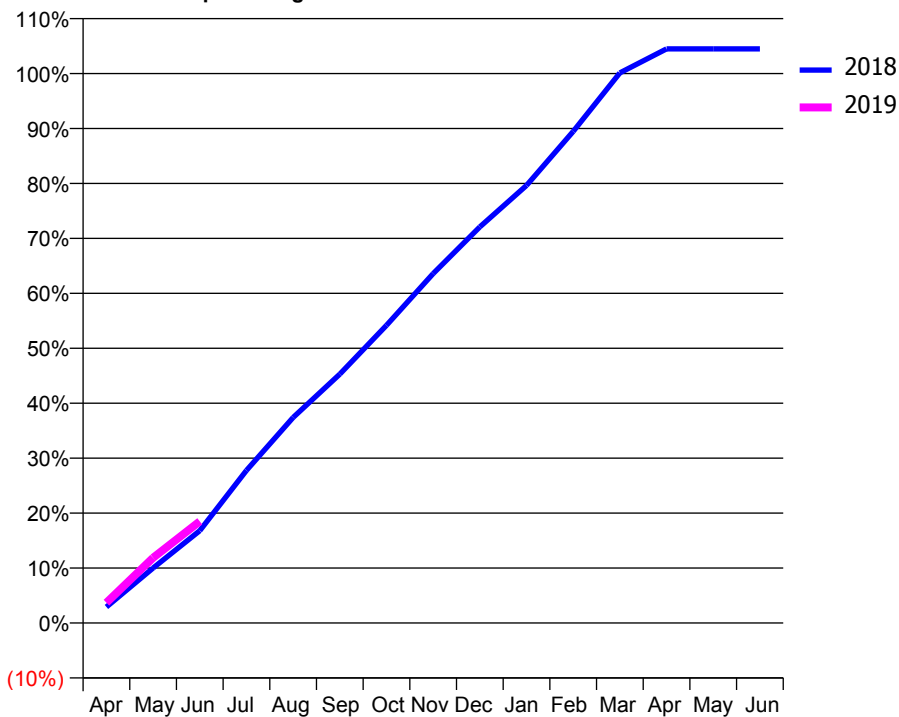
### ACCESS\*

Patients seen in 24 months	Total	Change since previous quarter
Quarter ending June 2017	4,687	
Quarter ending September 2017	4,814	↑
Quarter ending December 2017	4,883	→
Quarter ending March 2018	4,891	→
Quarter ending June 2018	4,915	→
<b>Variance since June 2017</b>	<b>4.9%</b>	<b>↑</b>



### ACTIVITY

Cumulative percentage of contracted UDA delivered 2018 & 2019



Adjusted Scheduled Activity (UDA)

Month	2018	2019
April	437	552
May	1,498	1,776
June	2,512	2,767
July	4,152	
August	5,594	
September	6,772	
October	8,099	
November	9,509	
December	10,780	
January	11,907	
February	13,375	
March	14,970	
April	15,622	
May	15,624	
June	15,624	

### QUALITY

	Quantity	Base Number	Contract	AT	Region	England
% of FP17s for the same patient ID Re-attending within 3 months - Children	29	329	8.8%	11.5%	12.0%	11.5%
% of FP17s for the same patient ID Re-attending within 3 months - Adults	205	1,613	12.7%	16.6%	15.7%	15.4%
% of FP17s for the same patient ID Re-attending between 3 & 9 months - Children	257	329	78.1%	57.9%	60.3%	58.9%
% of FP17s for the same patient ID Re-attending between 3 & 9 months - Adults	1,130	1,613	70.1%	52.4%	54.0%	51.6%
% of FP17s for Band 1 Urgent Courses	187	1,633	11.5%	9.9%	8.9%	8.9%
% of FP17s Relating to Free Repair or Replacements	33	1,633	2.0%	1.1%	1.0%	0.8%
% of FP17s Relating to Continuations	17	1,633	1.0%	1.2%	1.1%	0.9%
% of Patients satisfied with the dentistry they have received	6	7	N/A	94.1%	93.4%	93.2%
% of Patients satisfied with the time they had to wait for an appointment	7	7	N/A	91.9%	89.4%	88.8%

\* This is based on patients treated on this contract for their most recent course of treatment. Figures in italics indicate the base number of FP17s or Patient Questionnaire responses are less than 100. N/A is shown where the base number of responses is less than 10 during the period. % is calculated as Quantity/Base number\*100

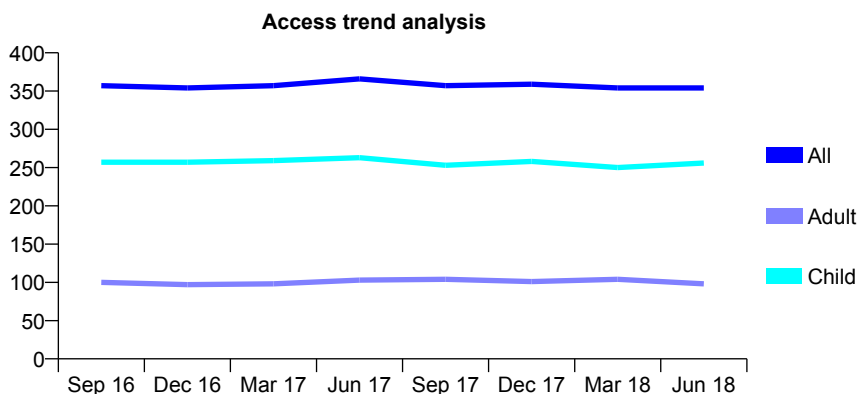
## Q44 - Vital Signs At a Glance Contract Report for 168440/0001 - June 2018

Name or company name	John Sullivan Dental Practice Ltd
Contract type name	GDS Contract
Purpose of contract	General
Contract start date	01/05/2010
Contract end date	

18/19 Contracted general activity (UDA)	1,000
Carry forward general activity (UDA)	0
18/19 Contracted orthodontic activity (UOA)	0
Carry forward orthodontic activity (UOA)	0
Baseline contract value	£21,062.86

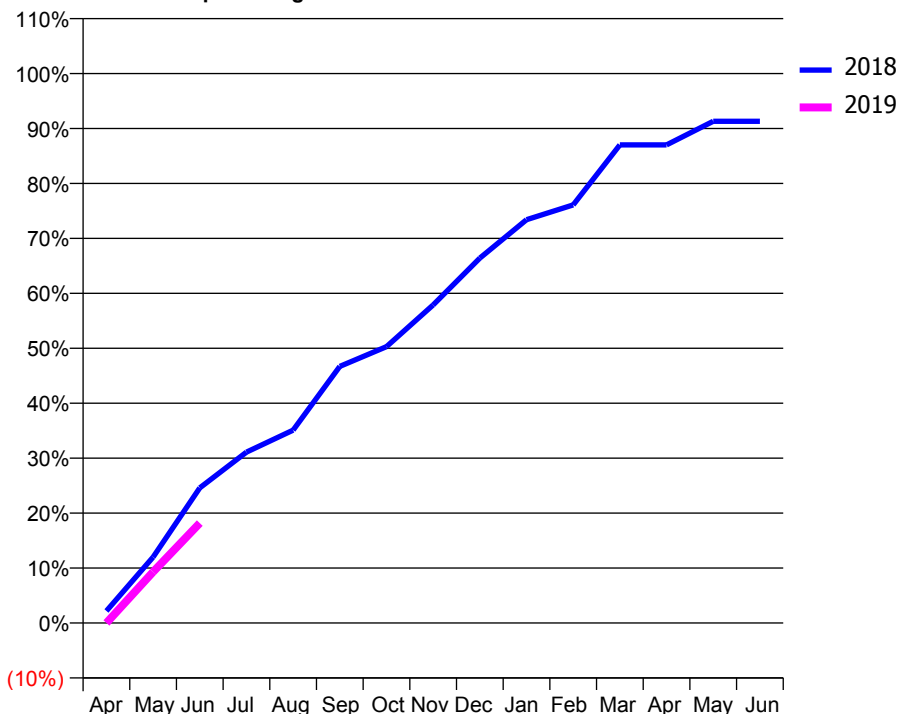
### ACCESS\*

Patients seen in 24 months	Total	Change since previous quarter
Quarter ending June 2017	366	
Quarter ending September 2017	357	↓
Quarter ending December 2017	359	→
Quarter ending March 2018	354	↓
Quarter ending June 2018	354	→
<b>Variance since June 2017</b>	<b>(3.3%)</b>	<b>↓</b>



### ACTIVITY

Cumulative percentage of contracted UDA delivered 2018 & 2019



Adjusted Scheduled Activity (UDA)		
Month	2018	2019
April	22	0
May	120	93
June	246	182
July	311	
August	351	
September	467	
October	503	
November	579	
December	664	
January	734	
February	761	
March	870	
April	870	
May	913	
June	913	

### QUALITY

	Quantity	Base Number	Contract	AT	Region	England
% of FP17s for the same patient ID Re-attending within 3 months - Children	1	82	1.2%	11.5%	12.0%	11.5%
% of FP17s for the same patient ID Re-attending within 3 months - Adults	0	17	0.0%	16.6%	15.7%	15.4%
% of FP17s for the same patient ID Re-attending between 3 & 9 months - Children	41	82	50.0%	57.9%	60.3%	58.9%
% of FP17s for the same patient ID Re-attending between 3 & 9 months - Adults	6	17	35.3%	52.4%	54.0%	51.6%
% of FP17s for Band 1 Urgent Courses	0	74	0.0%	9.9%	8.9%	8.9%
% of FP17s Relating to Free Repair or Replacements	0	74	0.0%	1.1%	1.0%	0.8%
% of FP17s Relating to Continuations	0	74	0.0%	1.2%	1.1%	0.9%
% of Patients satisfied with the dentistry they have received	0	0	N/A	94.1%	93.4%	93.2%
% of Patients satisfied with the time they had to wait for an appointment	0	0	N/A	91.9%	89.4%	88.8%

\* This is based on patients treated on this contract for their most recent course of treatment. Figures in italics indicate the base number of FP17s or Patient Questionnaire responses are less than 100. N/A is shown where the base number of responses is less than 10 during the period. % is calculated as Quantity/Base number\*100

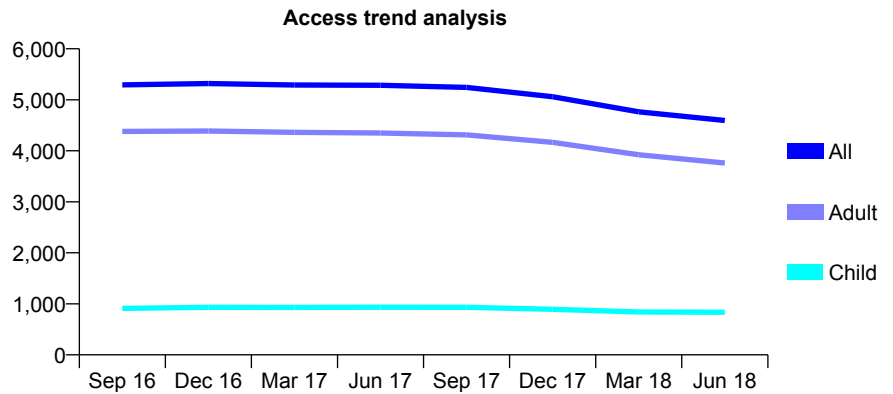
## Q44 - Vital Signs At a Glance Contract Report for 169633/0001 - June 2018

Name or company name	Chester Dental Clinic
Contract type name	GDS Contract
Purpose of contract	General
Contract start date	01/04/2011
Contract end date	

18/19 Contracted general activity (UDA)	19,750
Carry forward general activity (UDA)	0
18/19 Contracted orthodontic activity (UOA)	0
Carry forward orthodontic activity (UOA)	0
Baseline contract value	£507,102.43

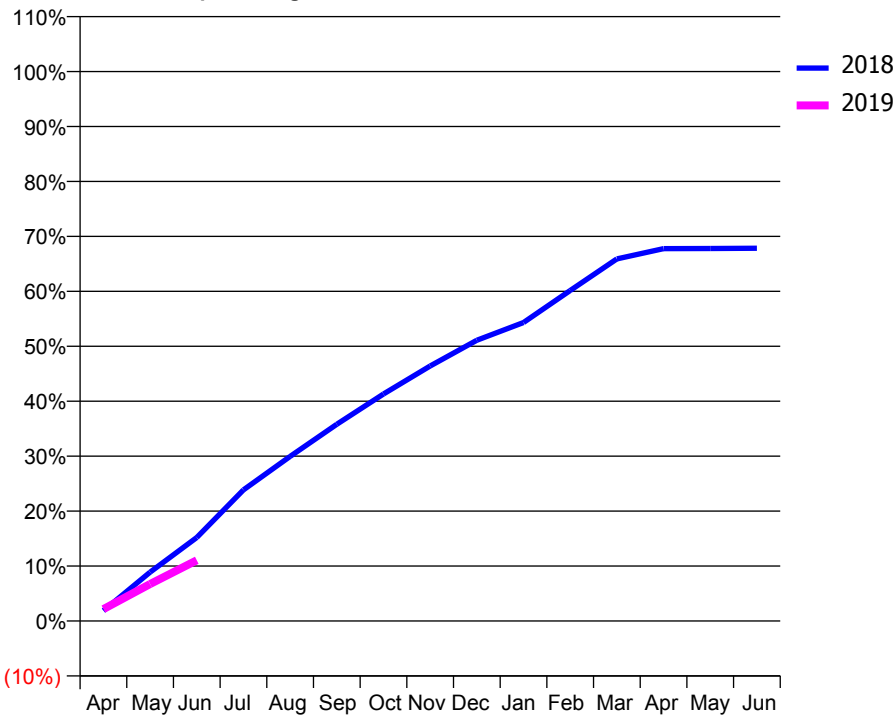
### ACCESS\*

Patients seen in 24 months	Total	Change since previous quarter
Quarter ending June 2017	5,284	
Quarter ending September 2017	5,243	→
Quarter ending December 2017	5,060	↓
Quarter ending March 2018	4,765	↓
Quarter ending June 2018	4,596	↓
<b>Variance since June 2017</b>	<b>(13.0%)</b>	<b>↓</b>



### ACTIVITY

Cumulative percentage of contracted UDA delivered 2018 & 2019



Month	Adjusted Scheduled Activity (UDA)	
	2018	2019
April	370	428
May	1,755	1,332
June	3,001	2,185
July	4,715	
August	5,919	
September	7,074	
October	8,160	
November	9,164	
December	10,093	
January	10,728	
February	11,879	
March	13,013	
April	13,386	
May	13,391	
June	13,397	

### QUALITY

	Quantity	Base Number	Contract	AT	Region	England
% of FP17s for the same patient ID Re-attending within 3 months - Children	14	205	6.8%	11.5%	12.0%	11.5%
% of FP17s for the same patient ID Re-attending within 3 months - Adults	139	840	16.5%	16.6%	15.7%	15.4%
% of FP17s for the same patient ID Re-attending between 3 & 9 months - Children	95	205	46.3%	57.9%	60.3%	58.9%
% of FP17s for the same patient ID Re-attending between 3 & 9 months - Adults	331	840	39.4%	52.4%	54.0%	51.6%
% of FP17s for Band 1 Urgent Courses	121	915	13.2%	9.9%	8.9%	8.9%
% of FP17s Relating to Free Repair or Replacements	10	915	1.1%	1.1%	1.0%	0.8%
% of FP17s Relating to Continuations	3	915	0.3%	1.2%	1.1%	0.9%
% of Patients satisfied with the dentistry they have received	4	4	N/A	94.1%	93.4%	93.2%
% of Patients satisfied with the time they had to wait for an appointment	4	4	N/A	91.9%	89.4%	88.8%

\* This is based on patients treated on this contract for their most recent course of treatment. Figures in italics indicate the base number of FP17s or Patient Questionnaire responses are less than 100. N/A is shown where the base number of responses is less than 10 during the period. % is calculated as Quantity/Base number\*100



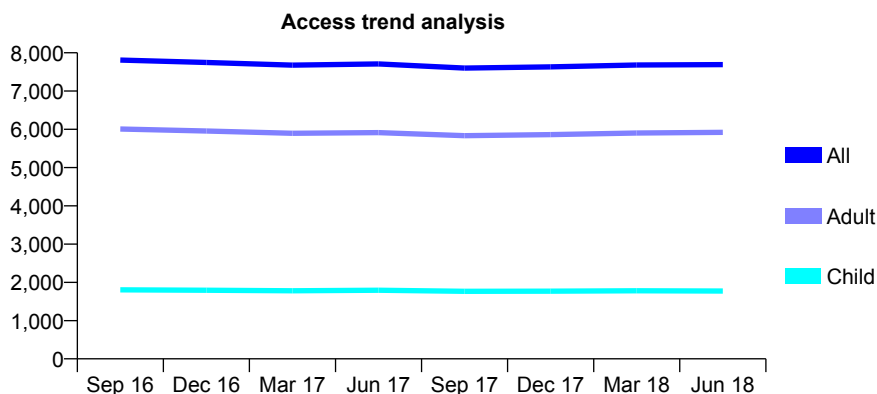
## Q44 - Vital Signs At a Glance Contract Report for 171336/0001 - June 2018

Name or company name	Westborne Dental Practice
Contract type name	GDS Contract
Purpose of contract	General
Contract start date	01/04/2006
Contract end date	

18/19 Contracted general activity (UDA)	25,485
Carry forward general activity (UDA)	0
18/19 Contracted orthodontic activity (UOA)	0
Carry forward orthodontic activity (UOA)	0
Baseline contract value	£790,092.36

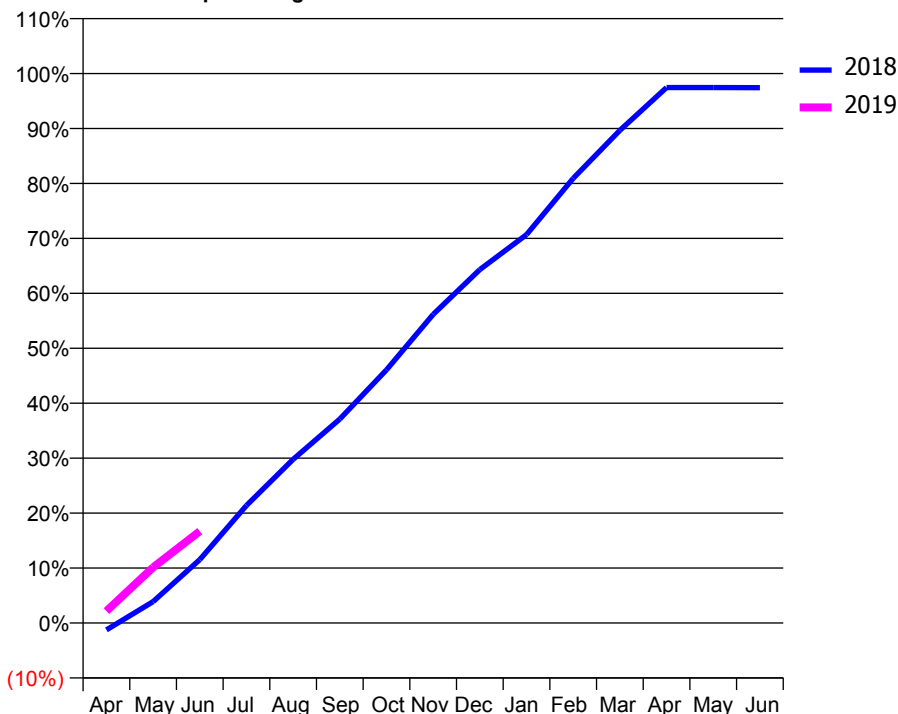
### ACCESS\*

Patients seen in 24 months	Total	Change since previous quarter
Quarter ending June 2017	7,710	
Quarter ending September 2017	7,600	↓
Quarter ending December 2017	7,633	→
Quarter ending March 2018	7,682	→
Quarter ending June 2018	7,691	→
<b>Variance since June 2017</b>	<b>(0.2%)</b>	→



### ACTIVITY

Cumulative percentage of contracted UDA delivered 2018 & 2019



Month	Adjusted Scheduled Activity (UDA)	
	2018	2019
April	-326	552
May	991	2,581
June	2,942	4,260
July	5,451	
August	7,592	
September	9,460	
October	11,742	
November	14,311	
December	16,391	
January	18,014	
February	20,624	
March	22,847	
April	24,835	
May	24,835	
June	24,829	

### QUALITY

	Quantity	Base Number	Contract	AT	Region	England
% of FP17s for the same patient ID Re-attending within 3 months - Children	78	751	10.4%	11.5%	12.0%	11.5%
% of FP17s for the same patient ID Re-attending within 3 months - Adults	537	2,328	23.1%	16.6%	15.7%	15.4%
% of FP17s for the same patient ID Re-attending between 3 & 9 months - Children	498	751	66.3%	57.9%	60.3%	58.9%
% of FP17s for the same patient ID Re-attending between 3 & 9 months - Adults	1,218	2,328	52.3%	52.4%	54.0%	51.6%
% of FP17s for Band 1 Urgent Courses	314	2,140	14.7%	9.9%	8.9%	8.9%
% of FP17s Relating to Free Repair or Replacements	36	2,140	1.7%	1.1%	1.0%	0.8%
% of FP17s Relating to Continuations	14	2,140	0.7%	1.2%	1.1%	0.9%
% of Patients satisfied with the dentistry they have received	8	8	N/A	94.1%	93.4%	93.2%
% of Patients satisfied with the time they had to wait for an appointment	8	8	N/A	91.9%	89.4%	88.8%

\* This is based on patients treated on this contract for their most recent course of treatment. Figures in italics indicate the base number of FP17s or Patient Questionnaire responses are less than 100. N/A is shown where the base number of responses is less than 10 during the period. % is calculated as Quantity/Base number\*100

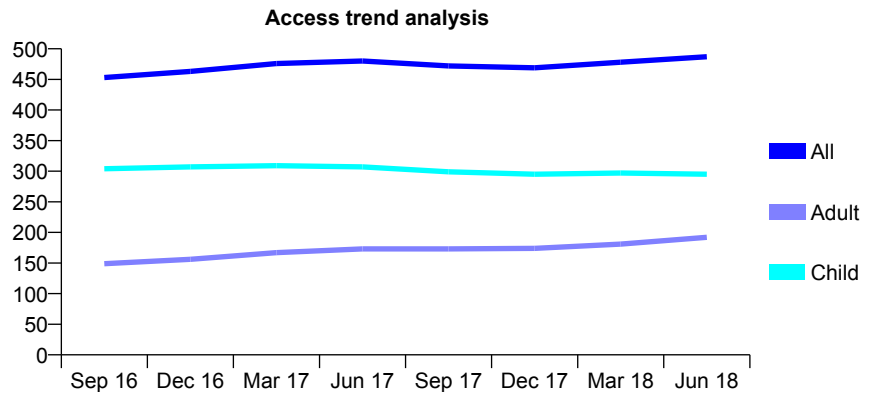
## Q44 - Vital Signs At a Glance Contract Report for 173053/0001 - June 2018

Name or company name	Chester Road Dental Care Ltd
Contract type name	GDS Contract
Purpose of contract	General
Contract start date	01/07/2015
Contract end date	

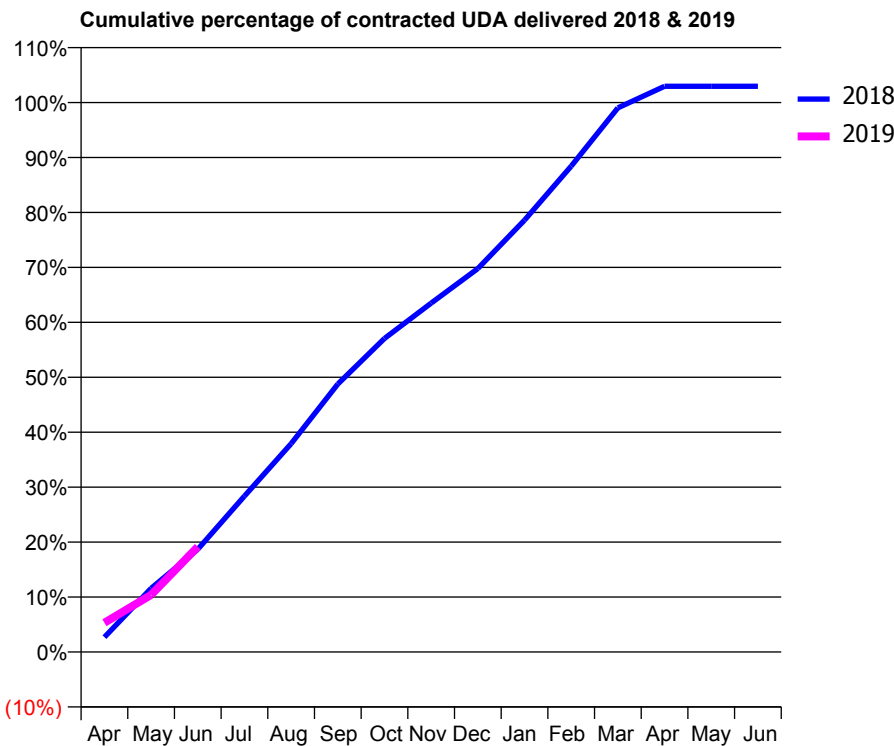
18/19 Contracted general activity (UDA)	1,149
Carry forward general activity (UDA)	0
18/19 Contracted orthodontic activity (UOA)	0
Carry forward orthodontic activity (UOA)	0
Baseline contract value	£24,292.87

### ACCESS\*

Patients seen in 24 months	Total	Change since previous quarter
Quarter ending June 2017	480	
Quarter ending September 2017	472	↓
Quarter ending December 2017	469	→
Quarter ending March 2018	478	→
Quarter ending June 2018	487	→
<b>Variance since June 2017</b>	<b>1.5%</b>	<b>→</b>



### ACTIVITY



Month	Adjusted Scheduled Activity (UDA)	
	2018	2019
April	31	61
May	133	120
June	215	220
July	326	
August	436	
September	560	
October	656	
November	730	
December	802	
January	903	
February	1,016	
March	1,138	
April	1,183	
May	1,183	
June	1,183	

### QUALITY

	Quantity	Base Number	Contract	AT	Region	England
% of FP17s for the same patient ID Re-attending within 3 months - Children	15	113	13.3%	11.5%	12.0%	11.5%
% of FP17s for the same patient ID Re-attending within 3 months - Adults	10	54	18.5%	16.6%	15.7%	15.4%
% of FP17s for the same patient ID Re-attending between 3 & 9 months - Children	75	113	66.4%	57.9%	60.3%	58.9%
% of FP17s for the same patient ID Re-attending between 3 & 9 months - Adults	31	54	57.4%	52.4%	54.0%	51.6%
% of FP17s for Band 1 Urgent Courses	6	129	4.7%	9.9%	8.9%	8.9%
% of FP17s Relating to Free Repair or Replacements	0	129	0.0%	1.1%	1.0%	0.8%
% of FP17s Relating to Continuations	0	129	0.0%	1.2%	1.1%	0.9%
% of Patients satisfied with the dentistry they have received	8	8	N/A	94.1%	93.4%	93.2%
% of Patients satisfied with the time they had to wait for an appointment	8	8	N/A	91.9%	89.4%	88.8%

\* This is based on patients treated on this contract for their most recent course of treatment. Figures in italics indicate the base number of FP17s or Patient Questionnaire responses are less than 100. N/A is shown where the base number of responses is less than 10 during the period. % is calculated as Quantity/Base number\*100

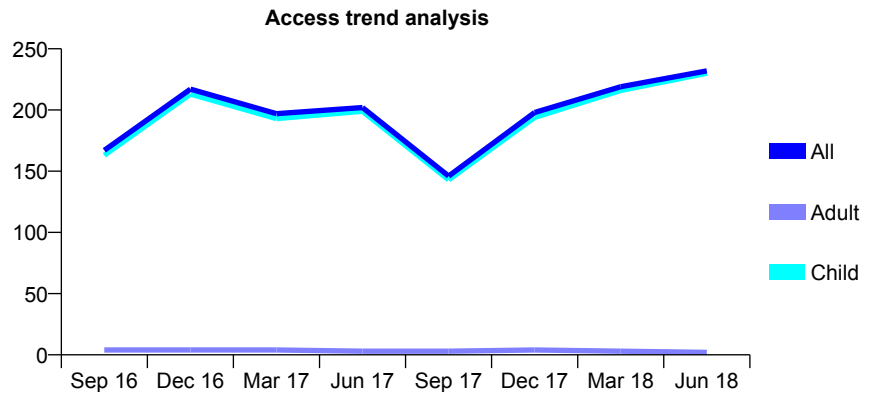
## Q44 - Vital Signs At a Glance Contract Report for 174343/0002 - June 2018

Name or company name	Bridgewater Community Healthcare NHS F
Contract type name	PDS Contract
Purpose of contract	General
Contract start date	01/04/2015
Contract end date	31/03/2020

18/19 Contracted general activity (UDA)	3,000
Carry forward general activity (UDA)	0
18/19 Contracted orthodontic activity (UOA)	0
Carry forward orthodontic activity (UOA)	0
Baseline contract value	£601,730.30

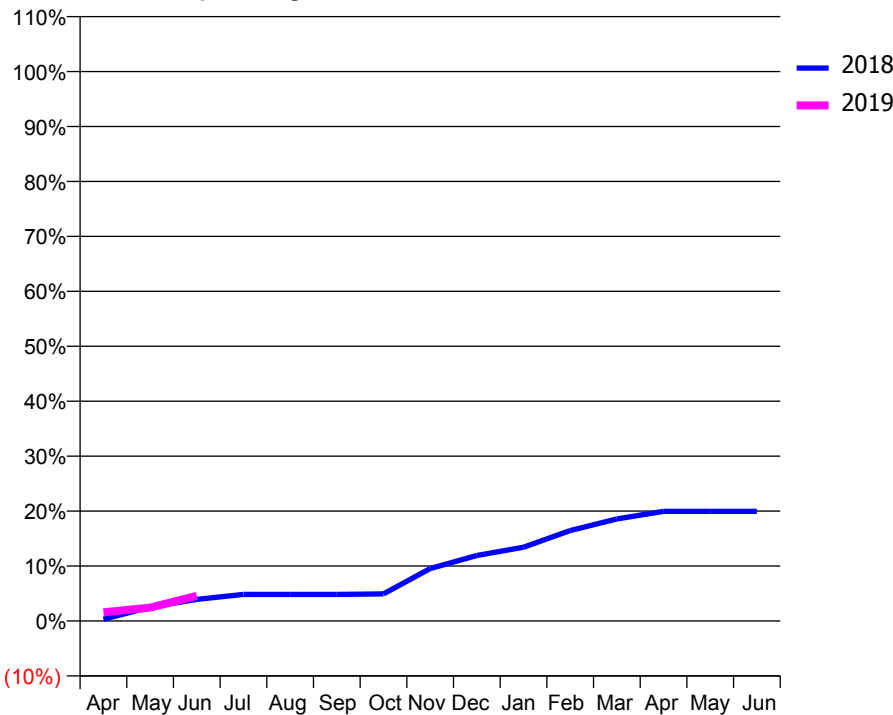
### ACCESS\*

Patients seen in 24 months	Total	Change since previous quarter
Quarter ending June 2017	202	
Quarter ending September 2017	146	↓
Quarter ending December 2017	198	↑
Quarter ending March 2018	219	↑
Quarter ending June 2018	232	↑
<b>Variance since June 2017</b>	<b>14.9%</b>	<b>↑</b>



### ACTIVITY

Cumulative percentage of contracted UDA delivered 2018 & 2019



Month	Adjusted Scheduled Activity (UDA)	
	2018	2019
April	10	48
May	75	73
June	118	137
July	145	
August	145	
September	145	
October	148	
November	286	
December	358	
January	403	
February	494	
March	558	
April	599	
May	599	
June	599	

### QUALITY

	Quantity	Base Number	Contract	AT	Region	England
% of FP17s for the same patient ID Re-attending within 3 months - Children	3	70	4.3%	11.5%	12.0%	11.5%
% of FP17s for the same patient ID Re-attending within 3 months - Adults	0	0	N/A	16.6%	15.7%	15.4%
% of FP17s for the same patient ID Re-attending between 3 & 9 months - Children	0	70	0.0%	57.9%	60.3%	58.9%
% of FP17s for the same patient ID Re-attending between 3 & 9 months - Adults	0	0	N/A	52.4%	54.0%	51.6%
% of FP17s for Band 1 Urgent Courses	0	53	0.0%	9.9%	8.9%	8.9%
% of FP17s Relating to Free Repair or Replacements	0	53	0.0%	1.1%	1.0%	0.8%
% of FP17s Relating to Continuations	0	53	0.0%	1.2%	1.1%	0.9%
% of Patients satisfied with the dentistry they have received	0	0	N/A	94.1%	93.4%	93.2%
% of Patients satisfied with the time they had to wait for an appointment	0	0	N/A	91.9%	89.4%	88.8%

\* This is based on patients treated on this contract for their most recent course of treatment. Figures in italics indicate the base number of FP17s or Patient Questionnaire responses are less than 100. N/A is shown where the base number of responses is less than 10 during the period. % is calculated as Quantity/Base number\*100

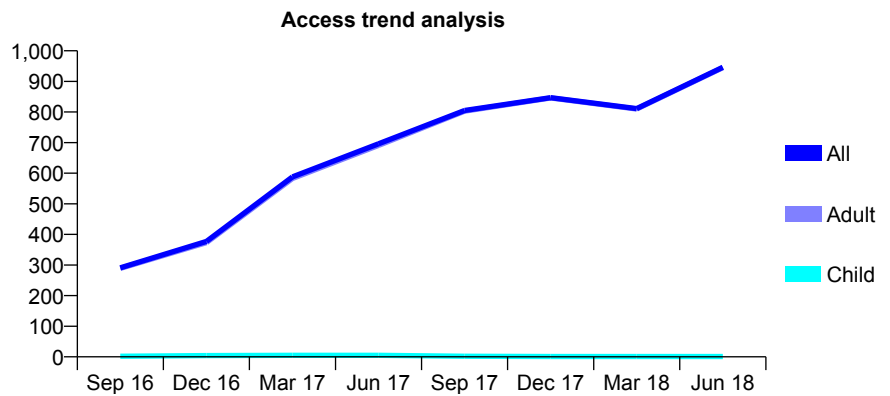
## Q44 - Vital Signs At a Glance Contract Report for 174343/0012 - June 2018

Name or company name	Bridgewater Community Healthcare NHS F
Contract type name	PDS Contract
Purpose of contract	General
Contract start date	01/07/2015
Contract end date	30/06/2018

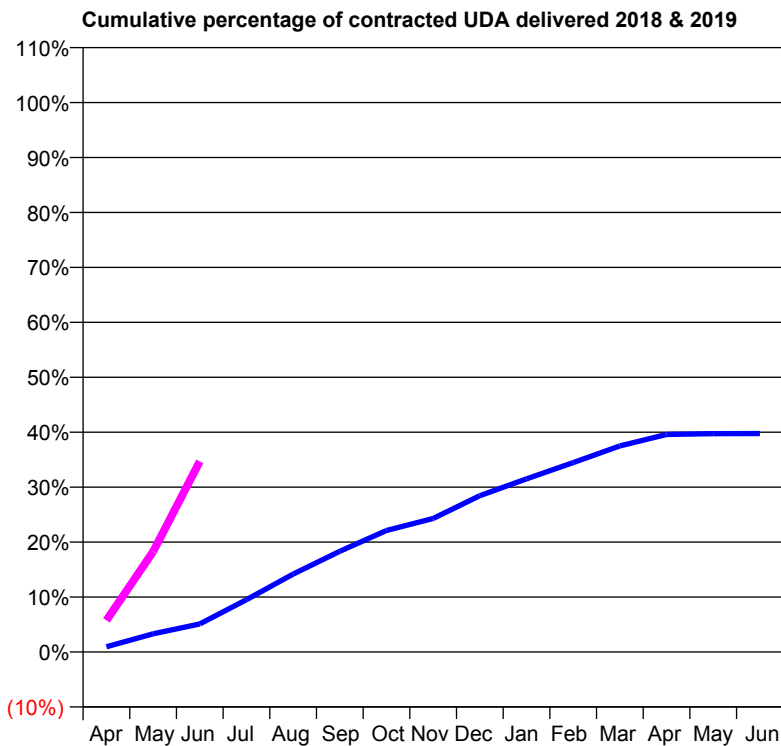
18/19 Contracted general activity (UDA)	1,650
Carry forward general activity (UDA)	0
18/19 Contracted orthodontic activity (UOA)	0
Carry forward orthodontic activity (UOA)	0
Baseline contract value	£90,311.15

### ACCESS\*

Patients seen in 24 months	Total	Change since previous quarter
Quarter ending June 2017	696	
Quarter ending September 2017	805	↑
Quarter ending December 2017	847	↑
Quarter ending March 2018	811	↓
Quarter ending June 2018	946	↑
<b>Variance since June 2017</b>	<b>35.9%</b>	<b>↑</b>



### ACTIVITY



Month	Adjusted Scheduled Activity (UDA)	
	2018	2019
April	64	95
May	218	301
June	337	572
July	629	
August	936	
September	1,210	
October	1,460	
November	1,604	
December	1,878	
January	2,080	
February	2,276	
March	2,475	
April	2,613	
May	2,623	
June	2,624	

### QUALITY

	Quantity	Base Number	Contract	AT	Region	England
% of FP17s for the same patient ID Re-attending within 3 months - Children	0	0	N/A	11.5%	12.0%	11.5%
% of FP17s for the same patient ID Re-attending within 3 months - Adults	8	301	2.7%	16.6%	15.7%	15.4%
% of FP17s for the same patient ID Re-attending between 3 & 9 months - Children	0	0	N/A	57.9%	60.3%	58.9%
% of FP17s for the same patient ID Re-attending between 3 & 9 months - Adults	0	301	0.0%	52.4%	54.0%	51.6%
% of FP17s for Band 1 Urgent Courses	1	230	0.4%	9.9%	8.9%	8.9%
% of FP17s Relating to Free Repair or Replacements	0	230	0.0%	1.1%	1.0%	0.8%
% of FP17s Relating to Continuations	5	230	2.2%	1.2%	1.1%	0.9%
% of Patients satisfied with the dentistry they have received	1	1	N/A	94.1%	93.4%	93.2%
% of Patients satisfied with the time they had to wait for an appointment	1	1	N/A	91.9%	89.4%	88.8%

\* This is based on patients treated on this contract for their most recent course of treatment. Figures in italics indicate the base number of FP17s or Patient Questionnaire responses are less than 100. N/A is shown where the base number of responses is less than 10 during the period. % is calculated as Quantity/Base number\*100

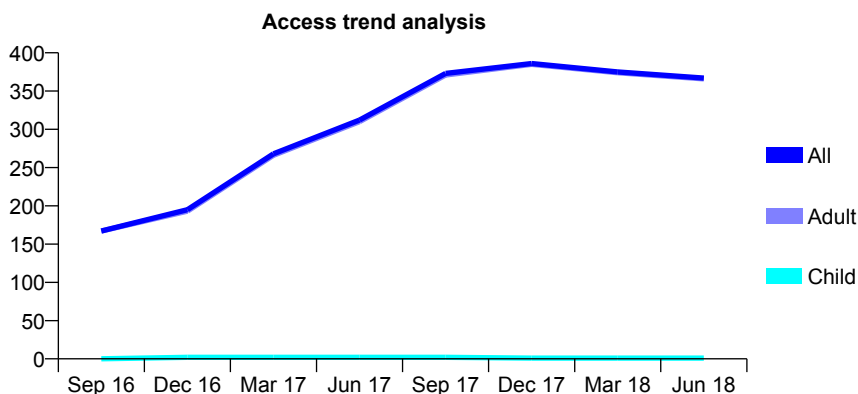
## Q44 - Vital Signs At a Glance Contract Report for 174343/0013 - June 2018

Name or company name	Bridgewater Community Healthcare NHS F
Contract type name	PDS Contract
Purpose of contract	General
Contract start date	01/07/2015
Contract end date	30/06/2018

18/19 Contracted general activity (UDA)	713
Carry forward general activity (UDA)	0
18/19 Contracted orthodontic activity (UOA)	0
Carry forward orthodontic activity (UOA)	0
Baseline contract value	£38,704.78

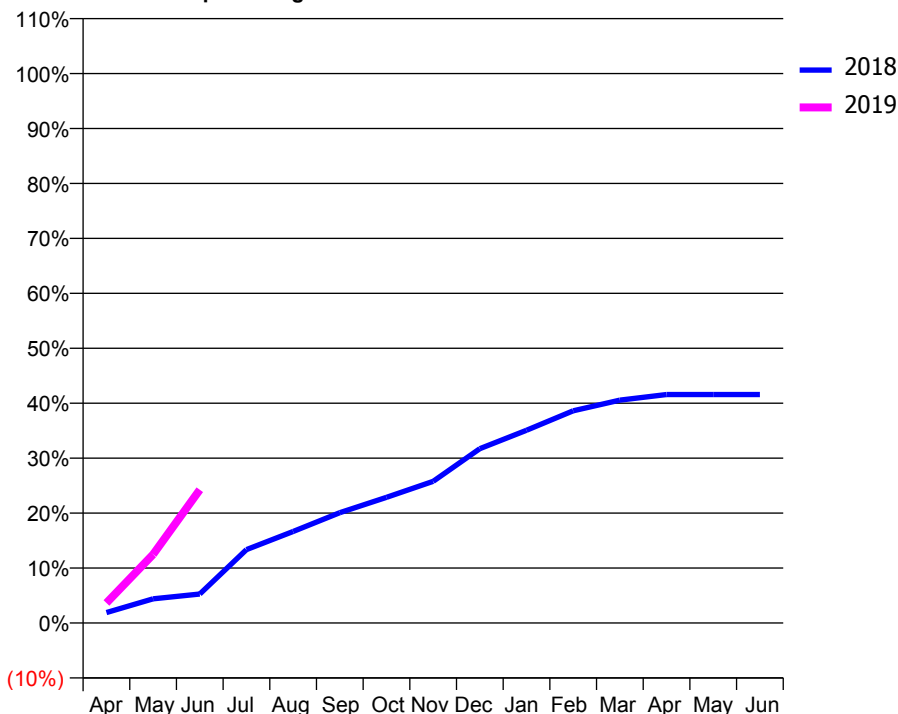
### ACCESS\*

Patients seen in 24 months	Total	Change since previous quarter
Quarter ending June 2017	312	
Quarter ending September 2017	373	↑
Quarter ending December 2017	386	↑
Quarter ending March 2018	375	↓
Quarter ending June 2018	367	↓
<b>Variance since June 2017</b>	<b>17.6%</b>	<b>↑</b>



### ACTIVITY

Cumulative percentage of contracted UDA delivered 2018 & 2019



Month	Adjusted Scheduled Activity (UDA)	
	2018	2019
April	54	26
May	125	89
June	150	173
July	381	
August	475	
September	573	
October	652	
November	735	
December	905	
January	1,000	
February	1,101	
March	1,156	
April	1,185	
May	1,185	
June	1,185	

### QUALITY

	Quantity	Base Number	Contract	AT	Region	England
% of FP17s for the same patient ID Re-attending within 3 months - Children	0	0	N/A	11.5%	12.0%	11.5%
% of FP17s for the same patient ID Re-attending within 3 months - Adults	0	83	0.0%	16.6%	15.7%	15.4%
% of FP17s for the same patient ID Re-attending between 3 & 9 months - Children	0	0	N/A	57.9%	60.3%	58.9%
% of FP17s for the same patient ID Re-attending between 3 & 9 months - Adults	0	83	0.0%	52.4%	54.0%	51.6%
% of FP17s for Band 1 Urgent Courses	0	71	0.0%	9.9%	8.9%	8.9%
% of FP17s Relating to Free Repair or Replacements	0	71	0.0%	1.1%	1.0%	0.8%
% of FP17s Relating to Continuations	0	71	0.0%	1.2%	1.1%	0.9%
% of Patients satisfied with the dentistry they have received	0	0	N/A	94.1%	93.4%	93.2%
% of Patients satisfied with the time they had to wait for an appointment	0	0	N/A	91.9%	89.4%	88.8%

\* This is based on patients treated on this contract for their most recent course of treatment. Figures in italics indicate the base number of FP17s or Patient Questionnaire responses are less than 100. N/A is shown where the base number of responses is less than 10 during the period. % is calculated as Quantity/Base number\*100

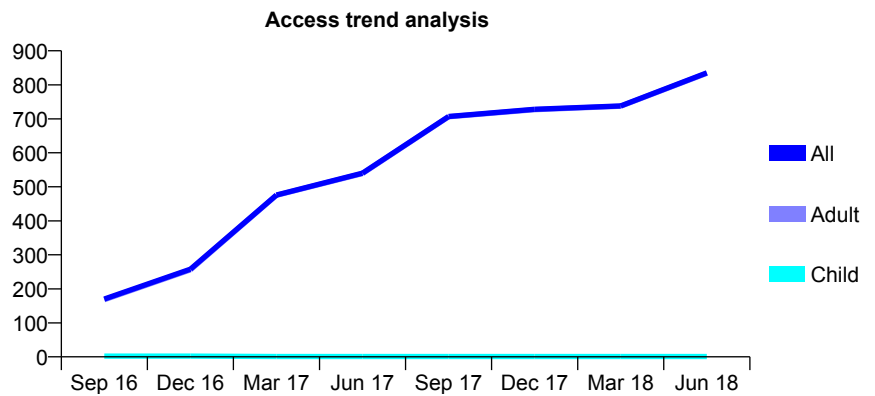
## Q44 - Vital Signs At a Glance Contract Report for 174343/0014 - June 2018

Name or company name	Bridgewater Community Healthcare NHS F
Contract type name	PDS Contract
Purpose of contract	General
Contract start date	01/07/2015
Contract end date	30/06/2018

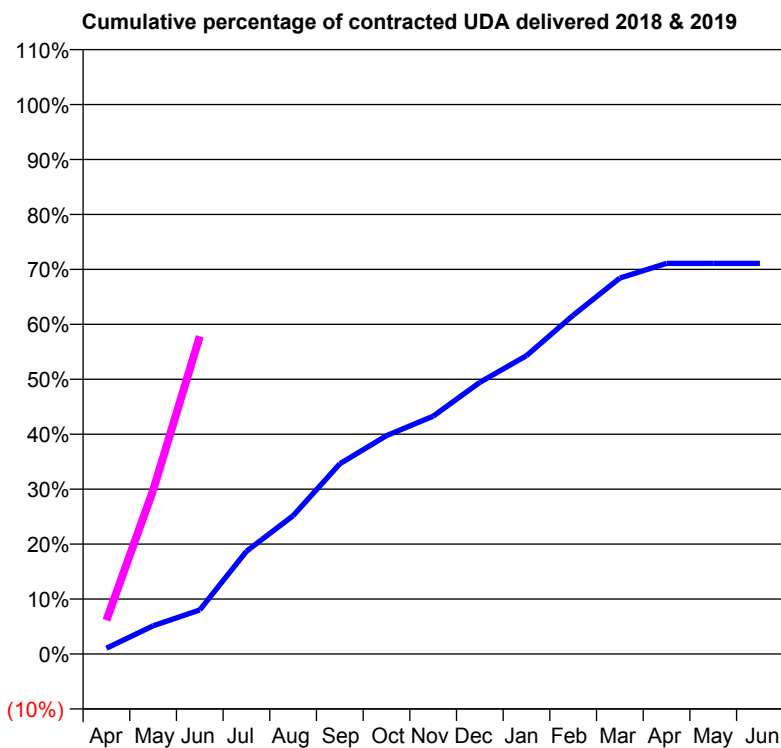
18/19 Contracted general activity (UDA)	863
Carry forward general activity (UDA)	0
18/19 Contracted orthodontic activity (UOA)	0
Carry forward orthodontic activity (UOA)	0
Baseline contract value	£47,735.89

### ACCESS\*

Patients seen in 24 months	Total	Change since previous quarter
Quarter ending June 2017	540	
Quarter ending September 2017	707	↑
Quarter ending December 2017	728	↑
Quarter ending March 2018	738	→
Quarter ending June 2018	835	↑
<b>Variance since June 2017</b>	<b>54.6%</b>	<b>↑</b>



### ACTIVITY



Month	Adjusted Scheduled Activity (UDA)	
	2018	2019
April	36	53
May	177	257
June	277	499
July	645	
August	868	
September	1,194	
October	1,371	
November	1,493	
December	1,706	
January	1,873	
February	2,127	
March	2,360	
April	2,452	
May	2,452	
June	2,452	

### QUALITY

	Quantity	Base Number	Contract	AT	Region	England
% of FP17s for the same patient ID Re-attending within 3 months - Children	0	0	N/A	11.5%	12.0%	11.5%
% of FP17s for the same patient ID Re-attending within 3 months - Adults	2	241	0.8%	16.6%	15.7%	15.4%
% of FP17s for the same patient ID Re-attending between 3 & 9 months - Children	0	0	N/A	57.9%	60.3%	58.9%
% of FP17s for the same patient ID Re-attending between 3 & 9 months - Adults	0	241	0.0%	52.4%	54.0%	51.6%
% of FP17s for Band 1 Urgent Courses	0	201	0.0%	9.9%	8.9%	8.9%
% of FP17s Relating to Free Repair or Replacements	0	201	0.0%	1.1%	1.0%	0.8%
% of FP17s Relating to Continuations	1	201	0.5%	1.2%	1.1%	0.9%
% of Patients satisfied with the dentistry they have received	5	5	N/A	94.1%	93.4%	93.2%
% of Patients satisfied with the time they had to wait for an appointment	4	5	N/A	91.9%	89.4%	88.8%

\* This is based on patients treated on this contract for their most recent course of treatment. Figures in italics indicate the base number of FP17s or Patient Questionnaire responses are less than 100. N/A is shown where the base number of responses is less than 10 during the period. % is calculated as Quantity/Base number\*100

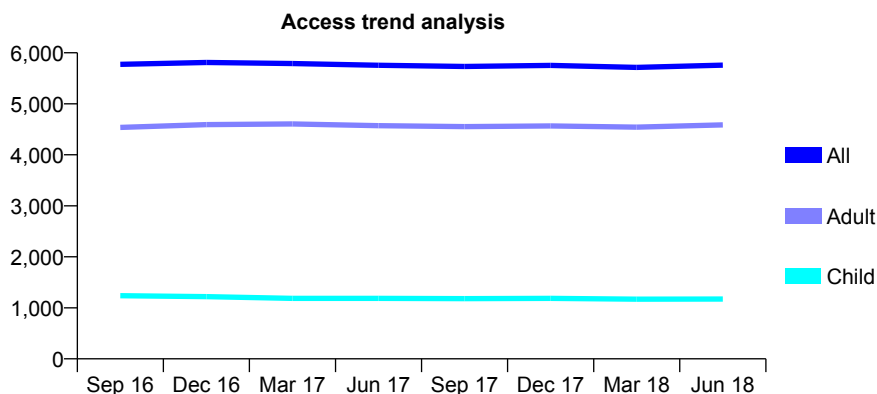
## Q44 - Vital Signs At a Glance Contract Report for 175889/0001 - June 2018

Name or company name	Holmlands Dental Practice
Contract type name	GDS Contract
Purpose of contract	General
Contract start date	01/04/2006
Contract end date	

18/19 Contracted general activity (UDA)	17,000
Carry forward general activity (UDA)	0
18/19 Contracted orthodontic activity (UOA)	0
Carry forward orthodontic activity (UOA)	0
Baseline contract value	£506,916.48

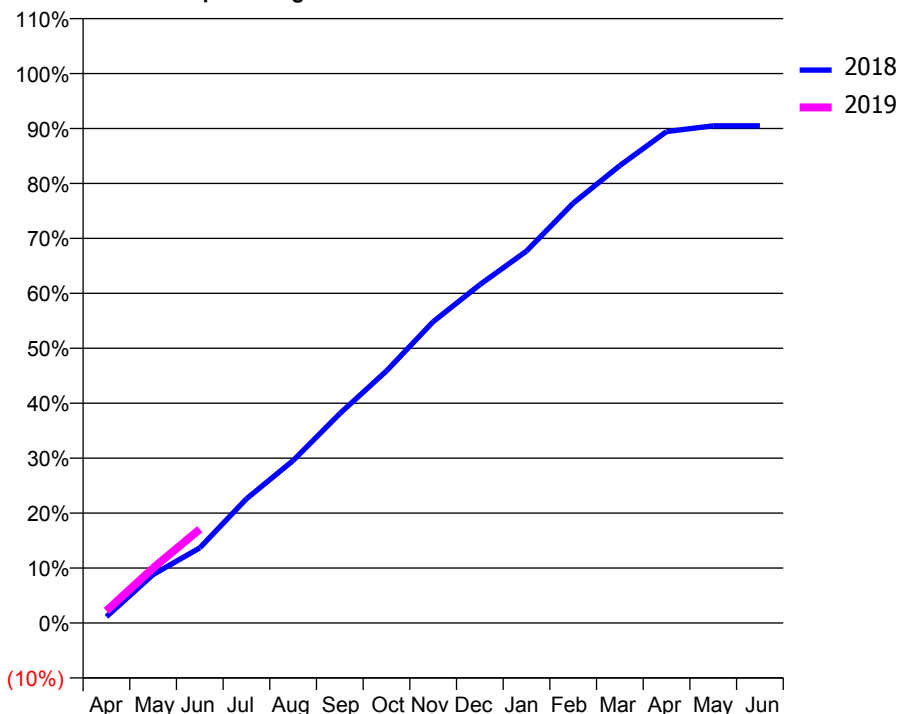
### ACCESS\*

Patients seen in 24 months	Total	Change since previous quarter
Quarter ending June 2017	5,756	
Quarter ending September 2017	5,732	→
Quarter ending December 2017	5,752	→
Quarter ending March 2018	5,713	→
Quarter ending June 2018	5,759	→
<b>Variance since June 2017</b>	<b>0.1%</b>	<b>→</b>



### ACTIVITY

Cumulative percentage of contracted UDA delivered 2018 & 2019



Month	Adjusted Scheduled Activity (UDA)	
	2018	2019
April	210	377
May	1,603	1,703
June	2,487	2,903
July	4,116	
August	5,381	
September	6,936	
October	8,351	
November	9,979	
December	11,209	
January	12,322	
February	13,905	
March	15,153	
April	16,279	
May	16,466	
June	16,466	

### QUALITY

	Quantity	Base Number	Contract	AT	Region	England
% of FP17s for the same patient ID Re-attending within 3 months - Children	34	459	7.4%	11.5%	12.0%	11.5%
% of FP17s for the same patient ID Re-attending within 3 months - Adults	178	1,347	13.2%	16.6%	15.7%	15.4%
% of FP17s for the same patient ID Re-attending between 3 & 9 months - Children	196	459	42.7%	57.9%	60.3%	58.9%
% of FP17s for the same patient ID Re-attending between 3 & 9 months - Adults	516	1,347	38.3%	52.4%	54.0%	51.6%
% of FP17s for Band 1 Urgent Courses	196	1,354	14.5%	9.9%	8.9%	8.9%
% of FP17s Relating to Free Repair or Replacements	6	1,354	0.4%	1.1%	1.0%	0.8%
% of FP17s Relating to Continuations	32	1,354	2.4%	1.2%	1.1%	0.9%
% of Patients satisfied with the dentistry they have received	20	21	95.2%	94.1%	93.4%	93.2%
% of Patients satisfied with the time they had to wait for an appointment	20	21	95.2%	91.9%	89.4%	88.8%

\* This is based on patients treated on this contract for their most recent course of treatment. Figures in italics indicate the base number of FP17s or Patient Questionnaire responses are less than 100. N/A is shown where the base number of responses is less than 10 during the period. % is calculated as Quantity/Base number\*100

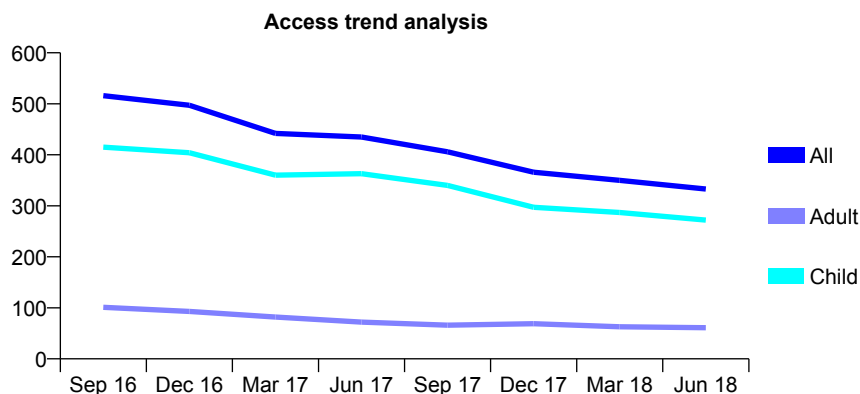
## Q44 - Vital Signs At a Glance Contract Report for 176699/0001 - June 2018

Name or company name	Brunner Court Dental Practice
Contract type name	GDS Contract
Purpose of contract	General
Contract start date	01/11/2014
Contract end date	

18/19 Contracted general activity (UDA)	1,606
Carry forward general activity (UDA)	0
18/19 Contracted orthodontic activity (UOA)	0
Carry forward orthodontic activity (UOA)	0
Baseline contract value	£39,657.35

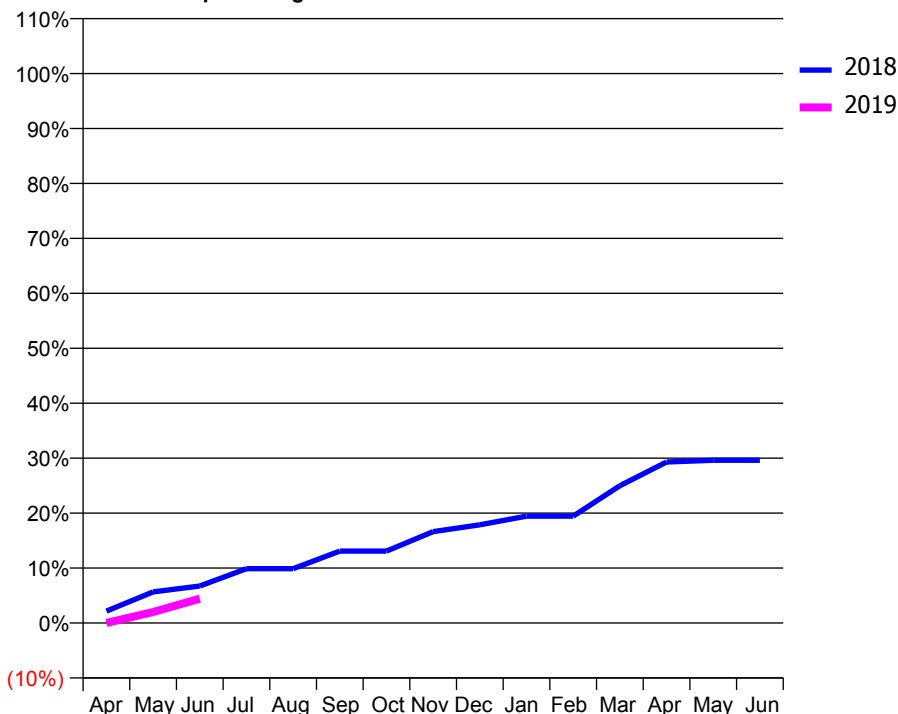
### ACCESS\*

Patients seen in 24 months	Total	Change since previous quarter
Quarter ending June 2017	435	
Quarter ending September 2017	406	↓
Quarter ending December 2017	366	↓
Quarter ending March 2018	350	↓
Quarter ending June 2018	333	↓
<b>Variance since June 2017</b>	<b>(23.4%)</b>	<b>↓</b>



### ACTIVITY

Cumulative percentage of contracted UDA delivered 2018 & 2019



Adjusted Scheduled Activity (UDA)

Month	2018	2019
April	35	0
May	91	32
June	108	71
July	159	
August	159	
September	210	
October	210	
November	267	
December	287	
January	312	
February	312	
March	401	
April	471	
May	476	
June	476	

### QUALITY

	Quantity	Base Number	Contract	AT	Region	England
% of FP17s for the same patient ID Re-attending within 3 months - Children	15	153	9.8%	11.5%	12.0%	11.5%
% of FP17s for the same patient ID Re-attending within 3 months - Adults	9	30	30.0%	16.6%	15.7%	15.4%
% of FP17s for the same patient ID Re-attending between 3 & 9 months - Children	83	153	54.2%	57.9%	60.3%	58.9%
% of FP17s for the same patient ID Re-attending between 3 & 9 months - Adults	14	30	46.7%	52.4%	54.0%	51.6%
% of FP17s for Band 1 Urgent Courses	1	63	1.6%	9.9%	8.9%	8.9%
% of FP17s Relating to Free Repair or Replacements	0	63	0.0%	1.1%	1.0%	0.8%
% of FP17s Relating to Continuations	2	63	3.2%	1.2%	1.1%	0.9%
% of Patients satisfied with the dentistry they have received	0	0	N/A	94.1%	93.4%	93.2%
% of Patients satisfied with the time they had to wait for an appointment	0	0	N/A	91.9%	89.4%	88.8%

\* This is based on patients treated on this contract for their most recent course of treatment. Figures in italics indicate the base number of FP17s or Patient Questionnaire responses are less than 100. N/A is shown where the base number of responses is less than 10 during the period. % is calculated as Quantity/Base number\*100



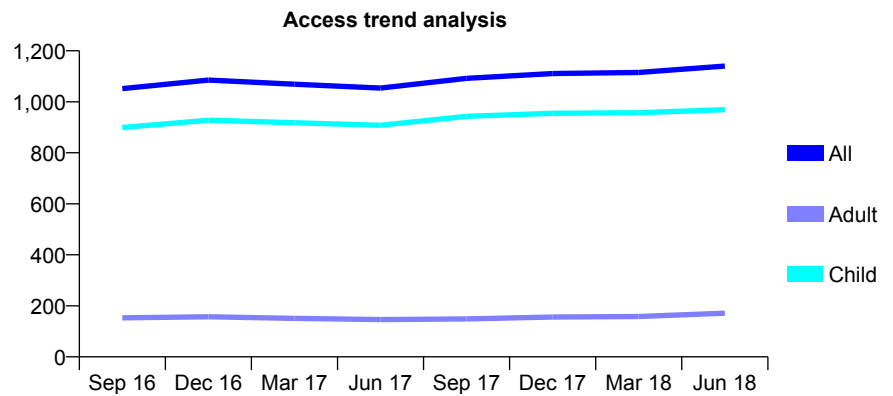
## Q44 - Vital Signs At a Glance Contract Report for 177482/0001 - June 2018

Name or company name	Moody Terrace Dental Practice Ltd
Contract type name	GDS Contract
Purpose of contract	General
Contract start date	01/01/2008
Contract end date	

18/19 Contracted general activity (UDA)	4,000
Carry forward general activity (UDA)	0
18/19 Contracted orthodontic activity (UOA)	0
Carry forward orthodontic activity (UOA)	0
Baseline contract value	£84,455.24

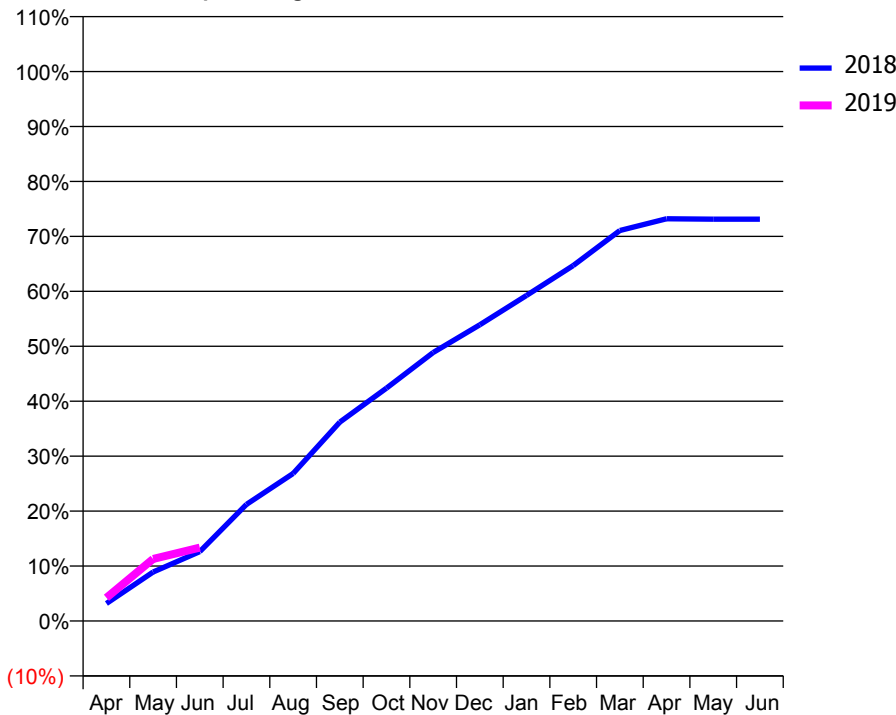
### ACCESS\*

Patients seen in 24 months	Total	Change since previous quarter
Quarter ending June 2017	1,054	
Quarter ending September 2017	1,092	↑
Quarter ending December 2017	1,111	→
Quarter ending March 2018	1,115	→
Quarter ending June 2018	1,140	↑
<b>Variance since June 2017</b>	<b>8.2%</b>	<b>↑</b>



### ACTIVITY

Cumulative percentage of contracted UDA delivered 2018 & 2019



Month	Adjusted Scheduled Activity (UDA)	
	2018	2019
April	127	169
May	357	452
June	505	534
July	849	
August	1,074	
September	1,448	
October	1,695	
November	1,955	
December	2,156	
January	2,370	
February	2,588	
March	2,843	
April	2,928	
May	2,925	
June	2,925	

### QUALITY

	Quantity	Base Number	Contract	AT	Region	England
% of FP17s for the same patient ID Re-attending within 3 months - Children	27	381	7.1%	11.5%	12.0%	11.5%
% of FP17s for the same patient ID Re-attending within 3 months - Adults	2	20	10.0%	16.6%	15.7%	15.4%
% of FP17s for the same patient ID Re-attending between 3 & 9 months - Children	260	381	68.2%	57.9%	60.3%	58.9%
% of FP17s for the same patient ID Re-attending between 3 & 9 months - Adults	14	20	70.0%	52.4%	54.0%	51.6%
% of FP17s for Band 1 Urgent Courses	11	345	3.2%	9.9%	8.9%	8.9%
% of FP17s Relating to Free Repair or Replacements	0	345	0.0%	1.1%	1.0%	0.8%
% of FP17s Relating to Continuations	0	345	0.0%	1.2%	1.1%	0.9%
% of Patients satisfied with the dentistry they have received	2	2	N/A	94.1%	93.4%	93.2%
% of Patients satisfied with the time they had to wait for an appointment	2	2	N/A	91.9%	89.4%	88.8%

\* This is based on patients treated on this contract for their most recent course of treatment. Figures in italics indicate the base number of FP17s or Patient Questionnaire responses are less than 100. N/A is shown where the base number of responses is less than 10 during the period. % is calculated as Quantity/Base number\*100

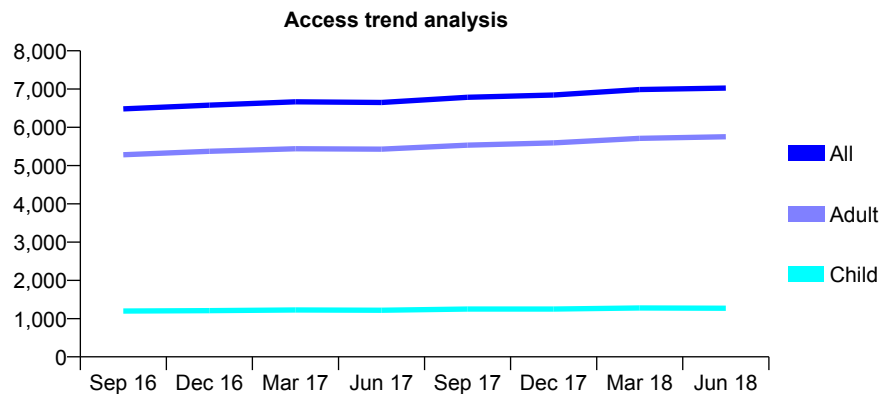
## Q44 - Vital Signs At a Glance Contract Report for 181331/0001 - June 2018

Name or company name	Prenton Dental Practice
Contract type name	GDS Contract
Purpose of contract	General
Contract start date	01/04/2006
Contract end date	

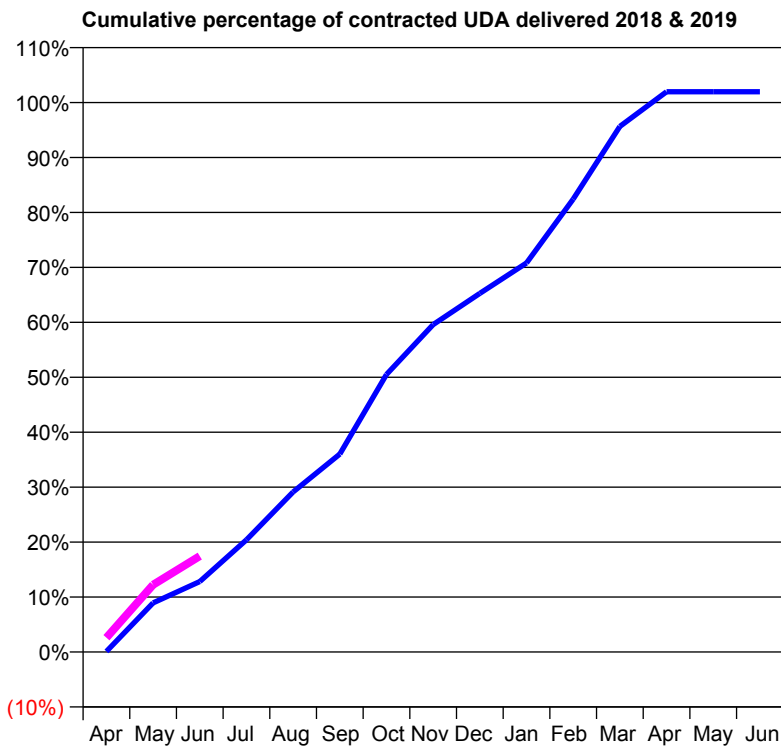
18/19 Contracted general activity (UDA)	21,341
Carry forward general activity (UDA)	0
18/19 Contracted orthodontic activity (UOA)	0
Carry forward orthodontic activity (UOA)	0
Baseline contract value	£625,805.65

### ACCESS\*

Patients seen in 24 months	Total	Change since previous quarter
Quarter ending June 2017	6,648	
Quarter ending September 2017	6,784	↑
Quarter ending December 2017	6,843	→
Quarter ending March 2018	6,987	↑
Quarter ending June 2018	7,025	→
<b>Variance since June 2017</b>	<b>5.7%</b>	<b>↑</b>



### ACTIVITY



Month	Adjusted Scheduled Activity (UDA)	
	2018	2019
April	25	556
May	1,907	2,613
June	2,739	3,727
July	4,360	
August	6,219	
September	7,688	
October	10,778	
November	12,717	
December	13,928	
January	15,108	
February	17,591	
March	20,411	
April	21,758	
May	21,761	
June	21,757	

### QUALITY

	Quantity	Base Number	Contract	AT	Region	England
% of FP17s for the same patient ID Re-attending within 3 months - Children	57	438	13.0%	11.5%	12.0%	11.5%
% of FP17s for the same patient ID Re-attending within 3 months - Adults	528	2,019	26.2%	16.6%	15.7%	15.4%
% of FP17s for the same patient ID Re-attending between 3 & 9 months - Children	233	438	53.2%	57.9%	60.3%	58.9%
% of FP17s for the same patient ID Re-attending between 3 & 9 months - Adults	838	2,019	41.5%	52.4%	54.0%	51.6%
% of FP17s for Band 1 Urgent Courses	295	1,767	16.7%	9.9%	8.9%	8.9%
% of FP17s Relating to Free Repair or Replacements	34	1,767	1.9%	1.1%	1.0%	0.8%
% of FP17s Relating to Continuations	23	1,767	1.3%	1.2%	1.1%	0.9%
% of Patients satisfied with the dentistry they have received	14	16	87.5%	94.1%	93.4%	93.2%
% of Patients satisfied with the time they had to wait for an appointment	15	16	93.8%	91.9%	89.4%	88.8%

\* This is based on patients treated on this contract for their most recent course of treatment. Figures in italics indicate the base number of FP17s or Patient Questionnaire responses are less than 100. N/A is shown where the base number of responses is less than 10 during the period. % is calculated as Quantity/Base number\*100

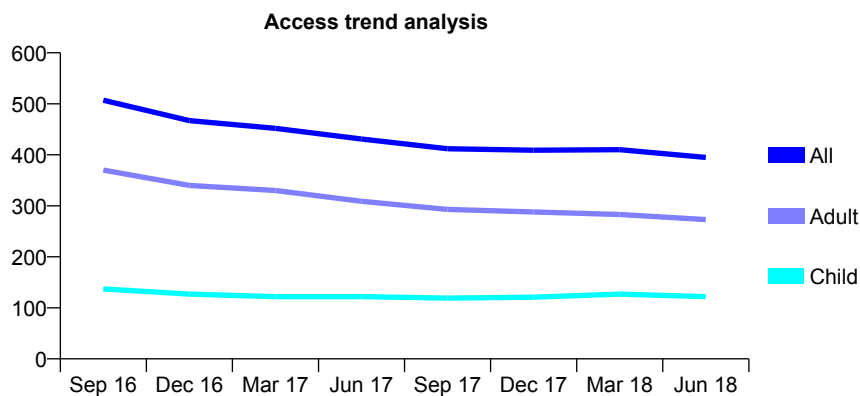
## Q44 - Vital Signs At a Glance Contract Report for 185248/0001 - June 2018

Name or company name	Cheshire Centre of Dental Excellence
Contract type name	GDS Contract
Purpose of contract	General
Contract start date	01/06/2010
Contract end date	

18/19 Contracted general activity (UDA)	1,380
Carry forward general activity (UDA)	0
18/19 Contracted orthodontic activity (UOA)	0
Carry forward orthodontic activity (UOA)	0
Baseline contract value	£37,019.40

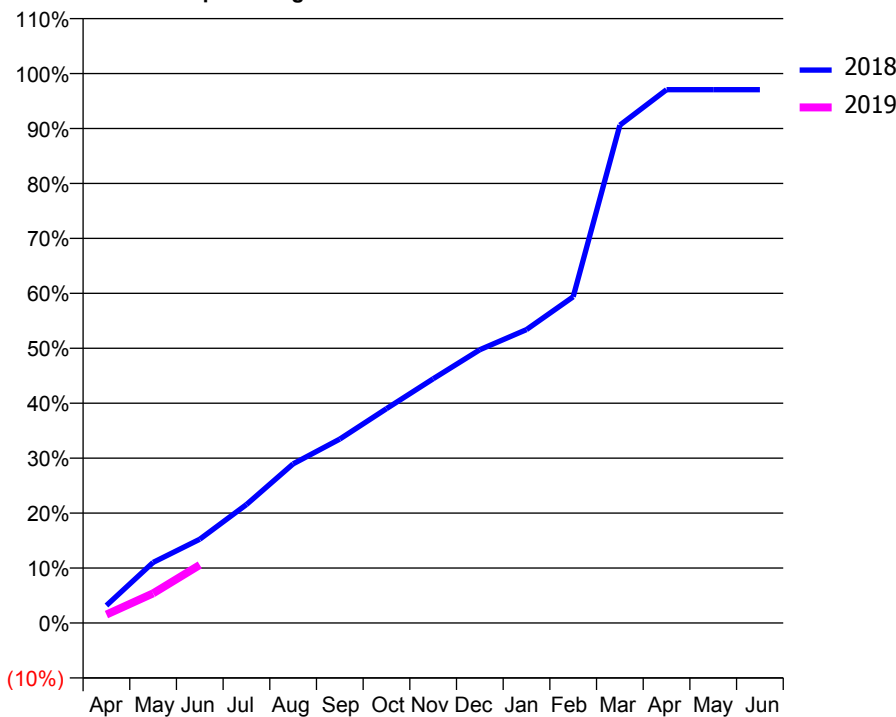
### ACCESS\*

Patients seen in 24 months	Total	Change since previous quarter
Quarter ending June 2017	431	
Quarter ending September 2017	412	↓
Quarter ending December 2017	409	→
Quarter ending March 2018	410	→
Quarter ending June 2018	395	↓
<b>Variance since June 2017</b>	<b>(8.4%)</b>	<b>↓</b>



### ACTIVITY

Cumulative percentage of contracted UDA delivered 2018 & 2019



Month	Adjusted Scheduled Activity (UDA)	
	2018	2019
April	44	21
May	152	75
June	210	146
July	297	
August	400	
September	462	
October	538	
November	613	
December	686	
January	737	
February	819	
March	1,250	
April	1,339	
May	1,339	
June	1,339	

### QUALITY

	Quantity	Base Number	Contract	AT	Region	England
% of FP17s for the same patient ID Re-attending within 3 months - Children	2	39	5.1%	11.5%	12.0%	11.5%
% of FP17s for the same patient ID Re-attending within 3 months - Adults	12	60	20.0%	16.6%	15.7%	15.4%
% of FP17s for the same patient ID Re-attending between 3 & 9 months - Children	25	39	64.1%	57.9%	60.3%	58.9%
% of FP17s for the same patient ID Re-attending between 3 & 9 months - Adults	35	60	58.3%	52.4%	54.0%	51.6%
% of FP17s for Band 1 Urgent Courses	9	81	11.1%	9.9%	8.9%	8.9%
% of FP17s Relating to Free Repair or Replacements	0	81	0.0%	1.1%	1.0%	0.8%
% of FP17s Relating to Continuations	3	81	3.7%	1.2%	1.1%	0.9%
% of Patients satisfied with the dentistry they have received	1	1	N/A	94.1%	93.4%	93.2%
% of Patients satisfied with the time they had to wait for an appointment	1	1	N/A	91.9%	89.4%	88.8%

\* This is based on patients treated on this contract for their most recent course of treatment. Figures in italics indicate the base number of FP17s or Patient Questionnaire responses are less than 100. N/A is shown where the base number of responses is less than 10 during the period. % is calculated as Quantity/Base number\*100

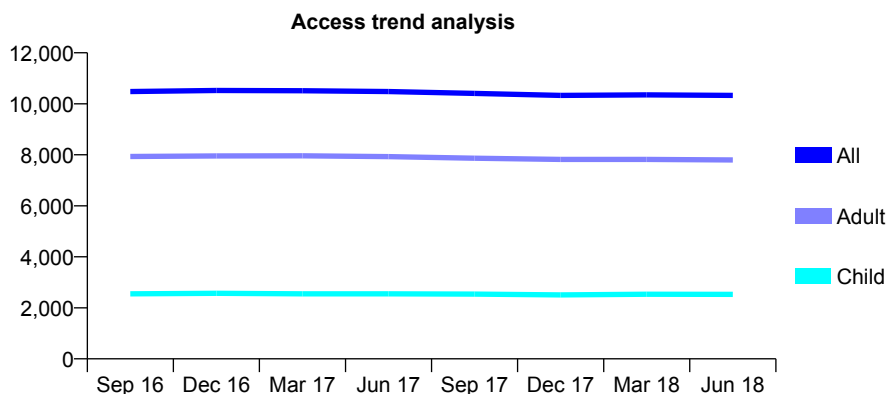
## Q44 - Vital Signs At a Glance Contract Report for 185620/0001 - June 2018

Name or company name	Xeon Smiles UK Ltd
Contract type name	PDS Contract
Purpose of contract	General
Contract start date	01/04/2009
Contract end date	31/03/2020

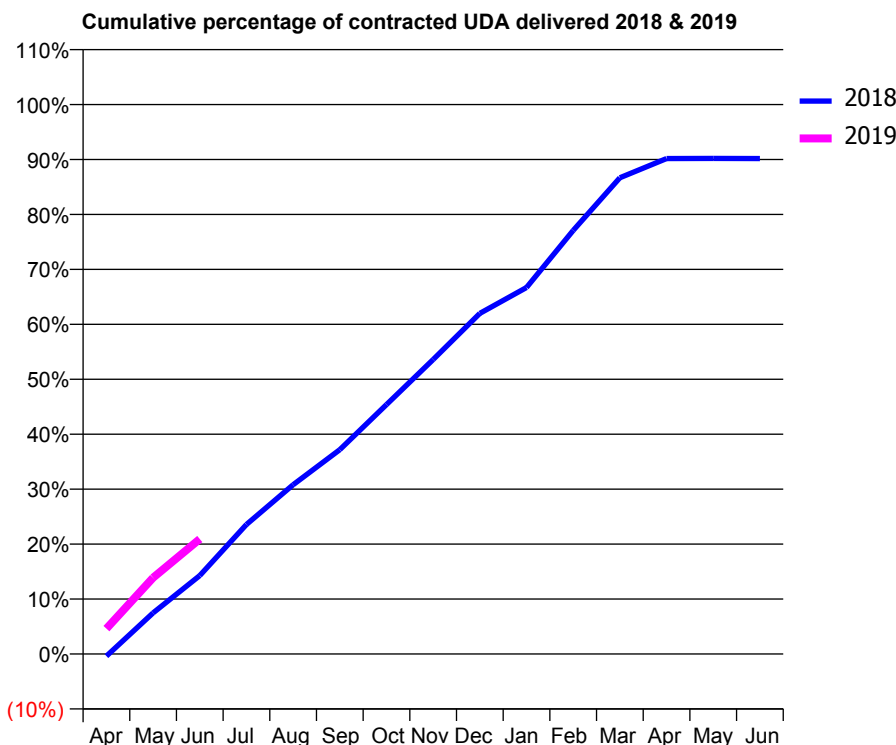
18/19 Contracted general activity (UDA)	32,798
Carry forward general activity (UDA)	0
18/19 Contracted orthodontic activity (UOA)	0
Carry forward orthodontic activity (UOA)	0
Baseline contract value	£837,916.42

### ACCESS\*

Patients seen in 24 months	Total	Change since previous quarter
Quarter ending June 2017	10,482	
Quarter ending September 2017	10,407	→
Quarter ending December 2017	10,330	→
Quarter ending March 2018	10,348	→
Quarter ending June 2018	10,330	→
<b>Variance since June 2017</b>	<b>(1.5%)</b>	<b>↓</b>



### ACTIVITY



Month	Adjusted Scheduled Activity (UDA)	
	2018	2019
April	-131	1,516
May	2,453	4,560
June	4,681	6,863
July	7,731	
August	10,108	
September	12,200	
October	14,884	
November	17,579	
December	20,328	
January	21,875	
February	25,279	
March	28,422	
April	29,575	
May	29,584	
June	29,573	

### QUALITY

	Quantity	Base Number	Contract	AT	Region	England
% of FP17s for the same patient ID Re-attending within 3 months - Children	106	1,036	10.2%	11.5%	12.0%	11.5%
% of FP17s for the same patient ID Re-attending within 3 months - Adults	456	2,802	16.3%	16.6%	15.7%	15.4%
% of FP17s for the same patient ID Re-attending between 3 & 9 months - Children	653	1,036	63.0%	57.9%	60.3%	58.9%
% of FP17s for the same patient ID Re-attending between 3 & 9 months - Adults	1,592	2,802	56.8%	52.4%	54.0%	51.6%
% of FP17s for Band 1 Urgent Courses	242	3,282	7.4%	9.9%	8.9%	8.9%
% of FP17s Relating to Free Repair or Replacements	32	3,282	1.0%	1.1%	1.0%	0.8%
% of FP17s Relating to Continuations	29	3,282	0.9%	1.2%	1.1%	0.9%
% of Patients satisfied with the dentistry they have received	14	16	87.5%	94.1%	93.4%	93.2%
% of Patients satisfied with the time they had to wait for an appointment	15	16	93.8%	91.9%	89.4%	88.8%

\* This is based on patients treated on this contract for their most recent course of treatment. Figures in italics indicate the base number of FP17s or Patient Questionnaire responses are less than 100. N/A is shown where the base number of responses is less than 10 during the period. % is calculated as Quantity/Base number\*100

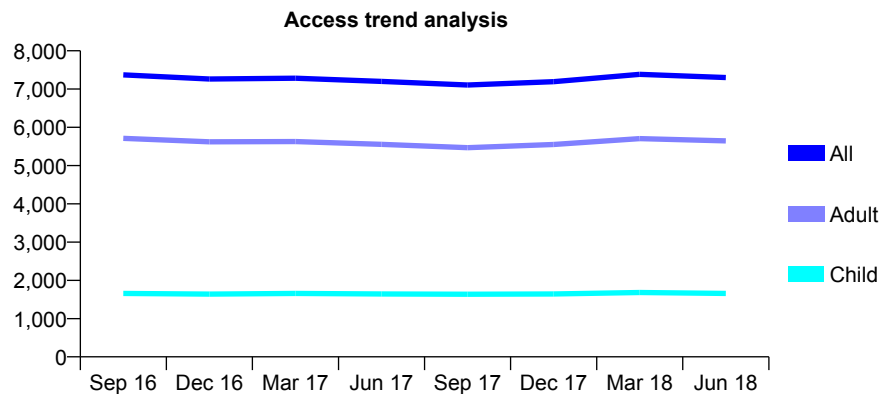
## Q44 - Vital Signs At a Glance Contract Report for 192546/0001 - June 2018

Name or company name	Birchwood Dental Practice
Contract type name	GDS Contract
Purpose of contract	General
Contract start date	01/07/2014
Contract end date	

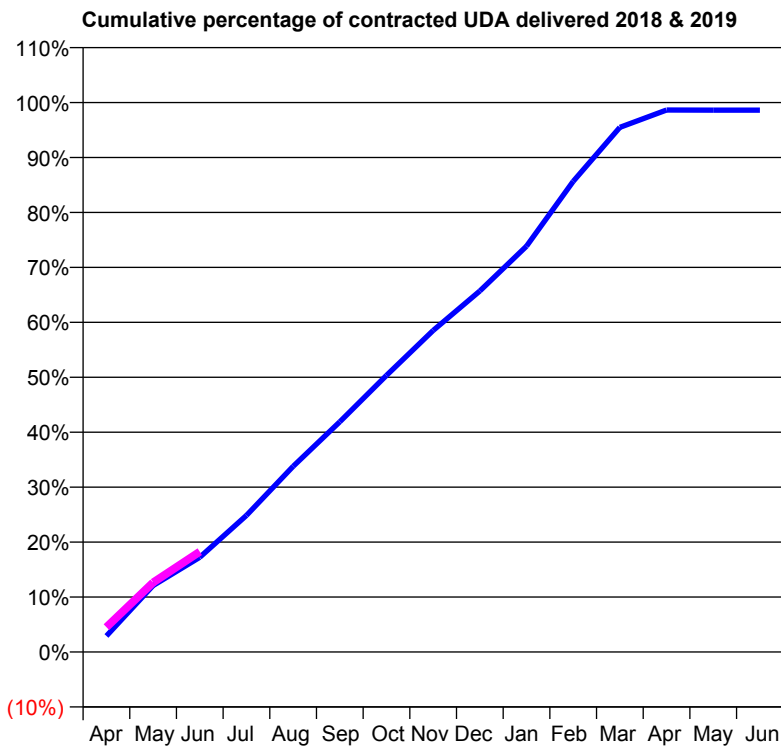
18/19 Contracted general activity (UDA)	19,914
Carry forward general activity (UDA)	0
18/19 Contracted orthodontic activity (UOA)	0
Carry forward orthodontic activity (UOA)	0
Baseline contract value	£603,449.96

### ACCESS\*

Patients seen in 24 months	Total	Change since previous quarter
Quarter ending June 2017	7,199	
Quarter ending September 2017	7,106	↓
Quarter ending December 2017	7,193	→
Quarter ending March 2018	7,384	↑
Quarter ending June 2018	7,302	↓
<b>Variance since June 2017</b>	<b>1.4%</b>	<b>→</b>



### ACTIVITY



Adjusted Scheduled Activity (UDA)		
Month	2018	2019
April	582	902
May	2,407	2,521
June	3,433	3,635
July	4,949	
August	6,729	
September	8,345	
October	10,026	
November	11,654	
December	13,084	
January	14,707	
February	17,056	
March	19,012	
April	19,640	
May	19,638	
June	19,638	

### QUALITY

	Quantity	Base Number	Contract	AT	Region	England
% of FP17s for the same patient ID Re-attending within 3 months - Children	31	552	5.6%	11.5%	12.0%	11.5%
% of FP17s for the same patient ID Re-attending within 3 months - Adults	184	1,613	11.4%	16.6%	15.7%	15.4%
% of FP17s for the same patient ID Re-attending between 3 & 9 months - Children	373	552	67.6%	57.9%	60.3%	58.9%
% of FP17s for the same patient ID Re-attending between 3 & 9 months - Adults	835	1,613	51.8%	52.4%	54.0%	51.6%
% of FP17s for Band 1 Urgent Courses	125	1,834	6.8%	9.9%	8.9%	8.9%
% of FP17s Relating to Free Repair or Replacements	33	1,834	1.8%	1.1%	1.0%	0.8%
% of FP17s Relating to Continuations	13	1,834	0.7%	1.2%	1.1%	0.9%
% of Patients satisfied with the dentistry they have received	7	7	N/A	94.1%	93.4%	93.2%
% of Patients satisfied with the time they had to wait for an appointment	7	7	N/A	91.9%	89.4%	88.8%

\* This is based on patients treated on this contract for their most recent course of treatment. Figures in italics indicate the base number of FP17s or Patient Questionnaire responses are less than 100. N/A is shown where the base number of responses is less than 10 during the period. % is calculated as Quantity/Base number\*100

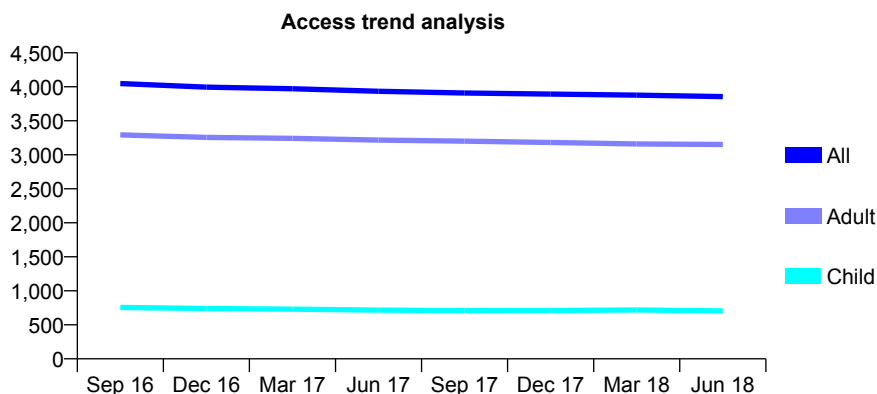
## Q44 - Vital Signs At a Glance Contract Report for 193321/0001 - June 2018

Name or company name	PRESTBURY DENTAL PRACTICE LIMITE
Contract type name	GDS Contract
Purpose of contract	General
Contract start date	01/10/2011
Contract end date	

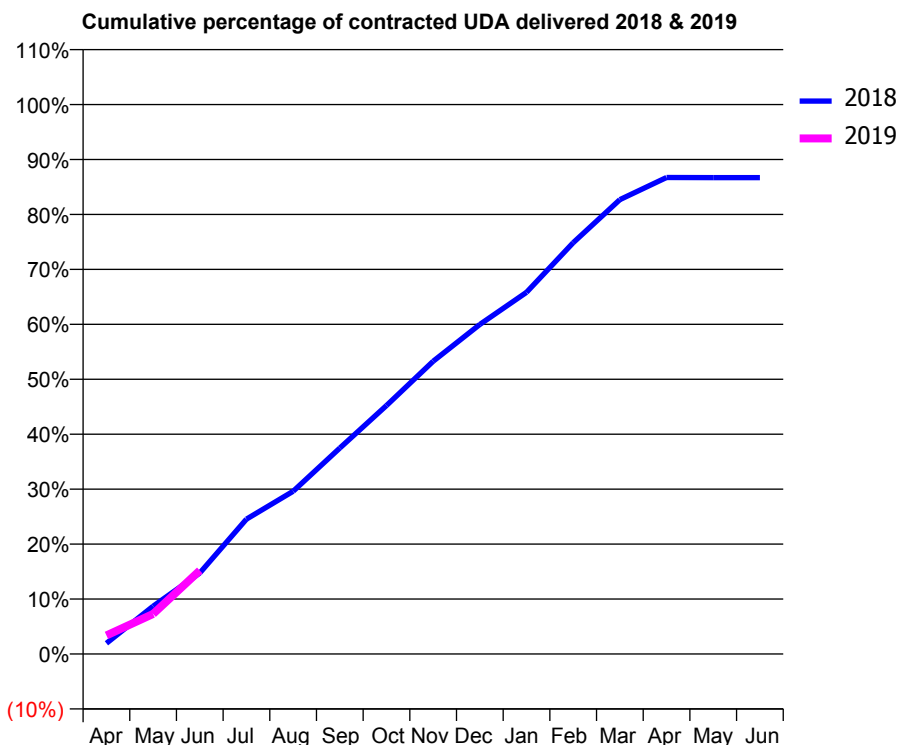
18/19 Contracted general activity (UDA)	13,500
Carry forward general activity (UDA)	0
18/19 Contracted orthodontic activity (UOA)	0
Carry forward orthodontic activity (UOA)	0
Baseline contract value	£376,455.22

### ACCESS\*

Patients seen in 24 months	Total	Change since previous quarter
Quarter ending June 2017	3,934	
Quarter ending September 2017	3,909	→
Quarter ending December 2017	3,893	→
Quarter ending March 2018	3,877	→
Quarter ending June 2018	3,856	→
<b>Variance since June 2017</b>	<b>(2.0%)</b>	<b>↓</b>



### ACTIVITY



Month	Adjusted Scheduled Activity (UDA)	
	2018	2019
April	265	458
May	1,174	985
June	1,991	2,051
July	3,315	
August	3,999	
September	5,060	
October	6,106	
November	7,194	
December	8,096	
January	8,887	
February	10,106	
March	11,164	
April	11,708	
May	11,704	
June	11,702	

### QUALITY

	Quantity	Base Number	Contract	AT	Region	England
% of FP17s for the same patient ID Re-attending within 3 months - Children	6	227	2.6%	11.5%	12.0%	11.5%
% of FP17s for the same patient ID Re-attending within 3 months - Adults	206	1,191	17.3%	16.6%	15.7%	15.4%
% of FP17s for the same patient ID Re-attending between 3 & 9 months - Children	157	227	69.2%	57.9%	60.3%	58.9%
% of FP17s for the same patient ID Re-attending between 3 & 9 months - Adults	760	1,191	63.8%	52.4%	54.0%	51.6%
% of FP17s for Band 1 Urgent Courses	134	1,203	11.1%	9.9%	8.9%	8.9%
% of FP17s Relating to Free Repair or Replacements	23	1,203	1.9%	1.1%	1.0%	0.8%
% of FP17s Relating to Continuations	20	1,203	1.7%	1.2%	1.1%	0.9%
% of Patients satisfied with the dentistry they have received	7	7	N/A	94.1%	93.4%	93.2%
% of Patients satisfied with the time they had to wait for an appointment	7	7	N/A	91.9%	89.4%	88.8%

\* This is based on patients treated on this contract for their most recent course of treatment. Figures in italics indicate the base number of FP17s or Patient Questionnaire responses are less than 100. N/A is shown where the base number of responses is less than 10 during the period. % is calculated as Quantity/Base number\*100

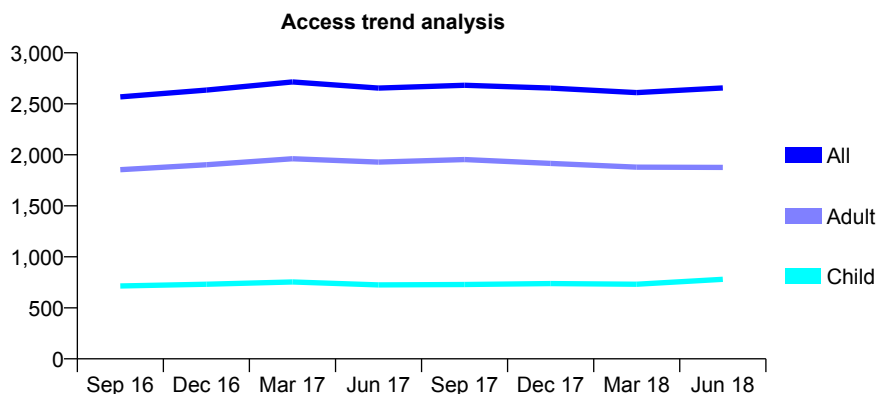
## Q44 - Vital Signs At a Glance Contract Report for 194298/0001 - June 2018

Name or company name	Woodchurch Dental Practice
Contract type name	GDS Contract
Purpose of contract	General
Contract start date	08/10/2012
Contract end date	

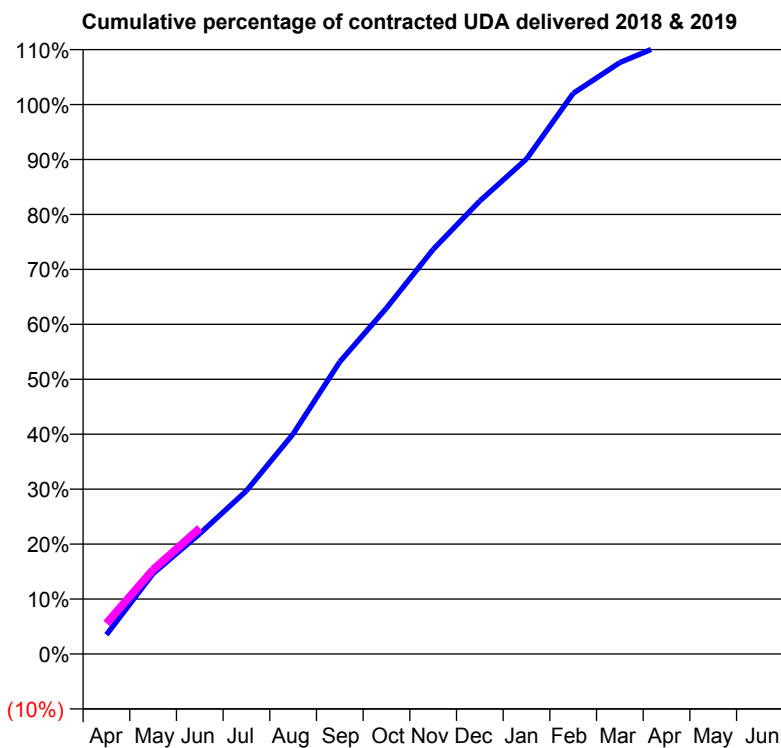
18/19 Contracted general activity (UDA)	6,570
Carry forward general activity (UDA)	0
18/19 Contracted orthodontic activity (UOA)	0
Carry forward orthodontic activity (UOA)	0
Baseline contract value	£206,032.52

### ACCESS\*

Patients seen in 24 months	Total	Change since previous quarter
Quarter ending June 2017	2,654	
Quarter ending September 2017	2,682	→
Quarter ending December 2017	2,654	↓
Quarter ending March 2018	2,610	↓
Quarter ending June 2018	2,656	→
<b>Variance since June 2017</b>	<b>0.1%</b>	<b>→</b>



### ACTIVITY



Adjusted Scheduled Activity (UDA)		
Month	2018	2019
April	230	366
May	961	1,009
June	1,439	1,504
July	1,953	
August	2,631	
September	3,495	
October	4,137	
November	4,838	
December	5,417	
January	5,919	
February	6,704	
March	7,072	
April	7,305	
May	7,299	
June	7,299	

### QUALITY

	Quantity	Base Number	Contract	AT	Region	England
% of FP17s for the same patient ID Re-attending within 3 months - Children	52	353	14.7%	11.5%	12.0%	11.5%
% of FP17s for the same patient ID Re-attending within 3 months - Adults	113	609	18.6%	16.6%	15.7%	15.4%
% of FP17s for the same patient ID Re-attending between 3 & 9 months - Children	191	353	54.1%	57.9%	60.3%	58.9%
% of FP17s for the same patient ID Re-attending between 3 & 9 months - Adults	266	609	43.7%	52.4%	54.0%	51.6%
% of FP17s for Band 1 Urgent Courses	189	719	26.3%	9.9%	8.9%	8.9%
% of FP17s Relating to Free Repair or Replacements	11	719	1.5%	1.1%	1.0%	0.8%
% of FP17s Relating to Continuations	3	719	0.4%	1.2%	1.1%	0.9%
% of Patients satisfied with the dentistry they have received	4	4	N/A	94.1%	93.4%	93.2%
% of Patients satisfied with the time they had to wait for an appointment	3	4	N/A	91.9%	89.4%	88.8%

\* This is based on patients treated on this contract for their most recent course of treatment. Figures in italics indicate the base number of FP17s or Patient Questionnaire responses are less than 100. N/A is shown where the base number of responses is less than 10 during the period. % is calculated as Quantity/Base number\*100

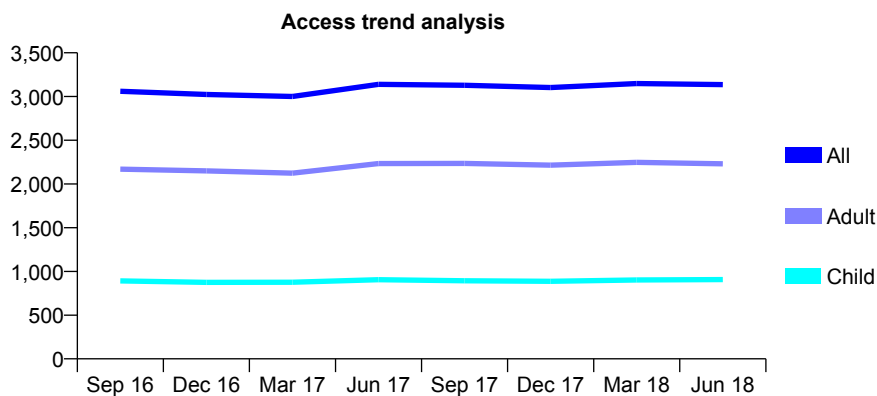
## Q44 - Vital Signs At a Glance Contract Report for 198021/0001 - June 2018

Name or company name	Taylor-Jones & Jones
Contract type name	GDS Contract
Purpose of contract	General
Contract start date	01/04/2009
Contract end date	

18/19 Contracted general activity (UDA)	8,000
Carry forward general activity (UDA)	0
18/19 Contracted orthodontic activity (UOA)	0
Carry forward orthodontic activity (UOA)	0
Baseline contract value	£209,324.92

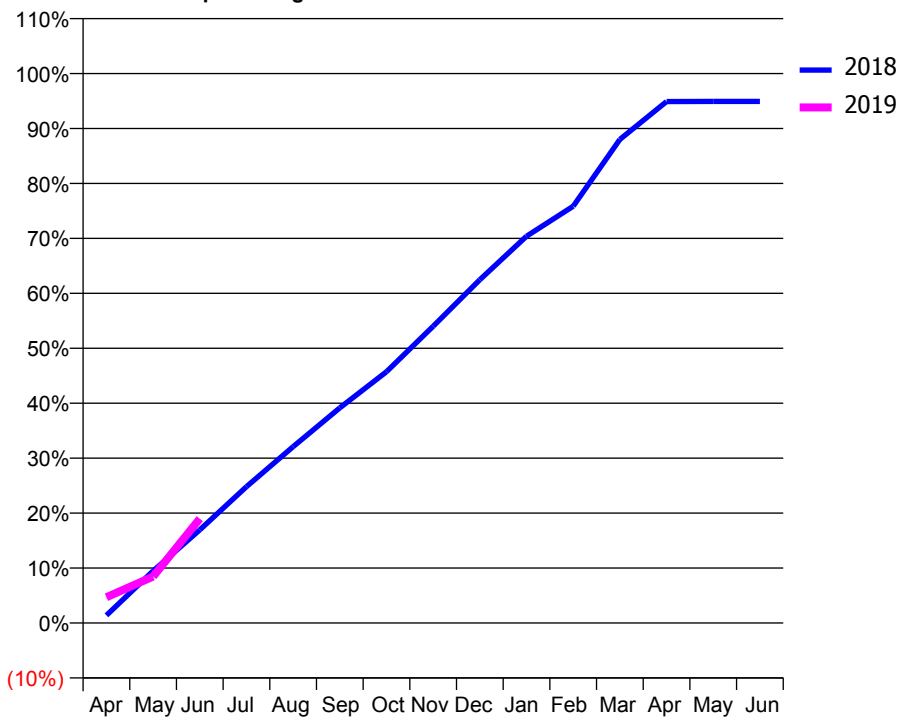
### ACCESS\*

Patients seen in 24 months	Total	Change since previous quarter
Quarter ending June 2017	3,139	
Quarter ending September 2017	3,128	→
Quarter ending December 2017	3,102	→
Quarter ending March 2018	3,149	→
Quarter ending June 2018	3,137	→
<b>Variance since June 2017</b>	<b>(0.1%)</b>	→



### ACTIVITY

**Cumulative percentage of contracted UDA delivered 2018 & 2019**



Month	Adjusted Scheduled Activity (UDA)	
	2018	2019
April	112	375
May	757	677
June	1,356	1,519
July	1,984	
August	2,567	
September	3,133	
October	3,659	
November	4,321	
December	4,997	
January	5,631	
February	6,067	
March	7,040	
April	7,591	
May	7,593	
June	7,593	

### QUALITY

	Quantity	Base Number	Contract	AT	Region	England
% of FP17s for the same patient ID Re-attending within 3 months - Children	21	388	5.4%	11.5%	12.0%	11.5%
% of FP17s for the same patient ID Re-attending within 3 months - Adults	116	811	14.3%	16.6%	15.7%	15.4%
% of FP17s for the same patient ID Re-attending between 3 & 9 months - Children	239	388	61.6%	57.9%	60.3%	58.9%
% of FP17s for the same patient ID Re-attending between 3 & 9 months - Adults	426	811	52.5%	52.4%	54.0%	51.6%
% of FP17s for Band 1 Urgent Courses	71	866	8.2%	9.9%	8.9%	8.9%
% of FP17s Relating to Free Repair or Replacements	6	866	0.7%	1.1%	1.0%	0.8%
% of FP17s Relating to Continuations	5	866	0.6%	1.2%	1.1%	0.9%
% of Patients satisfied with the dentistry they have received	15	18	83.3%	94.1%	93.4%	93.2%
% of Patients satisfied with the time they had to wait for an appointment	14	18	77.8%	91.9%	89.4%	88.8%

\* This is based on patients treated on this contract for their most recent course of treatment. Figures in italics indicate the base number of FP17s or Patient Questionnaire responses are less than 100. N/A is shown where the base number of responses is less than 10 during the period. % is calculated as Quantity/Base number\*100



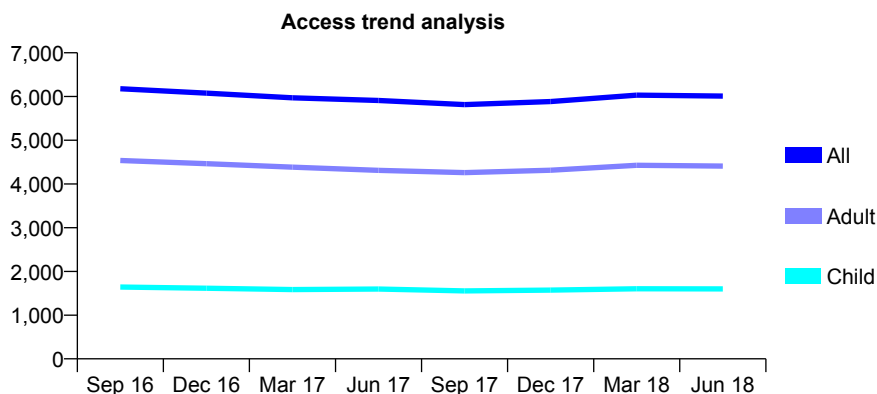
## Q44 - Vital Signs At a Glance Contract Report for 210153/0001 - June 2018

Name or company name	Latchford Dental Practice Ltd
Contract type name	GDS Contract
Purpose of contract	General
Contract start date	01/04/2006
Contract end date	

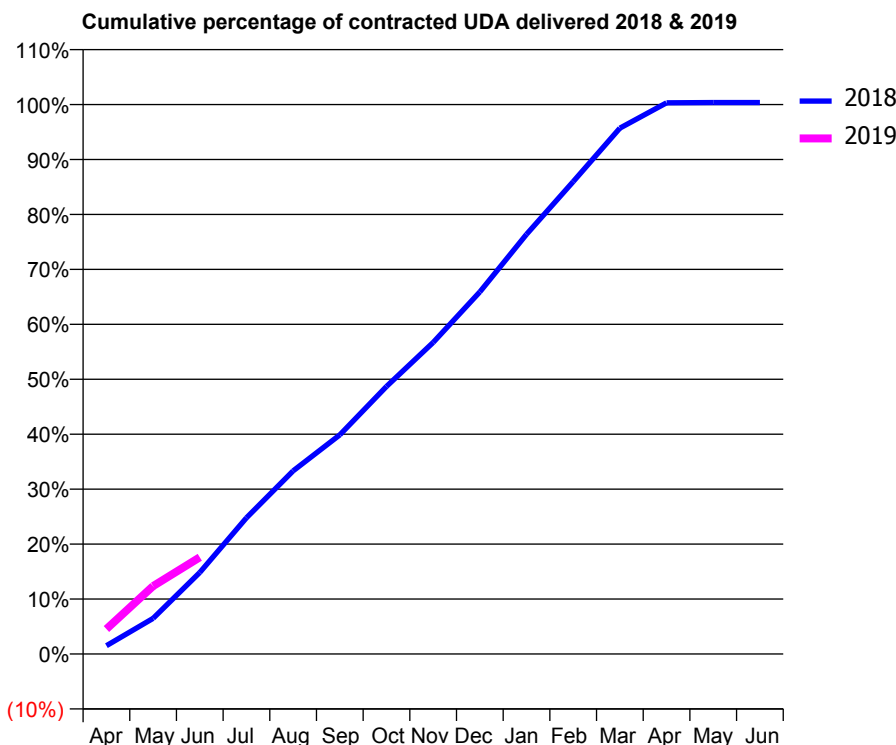
18/19 Contracted general activity (UDA)	15,892
Carry forward general activity (UDA)	0
18/19 Contracted orthodontic activity (UOA)	0
Carry forward orthodontic activity (UOA)	0
Baseline contract value	£505,833.47

### ACCESS\*

Patients seen in 24 months	Total	Change since previous quarter
Quarter ending June 2017	5,910	
Quarter ending September 2017	5,815	↓
Quarter ending December 2017	5,886	→
Quarter ending March 2018	6,031	↑
Quarter ending June 2018	6,009	→
<b>Variance since June 2017</b>	<b>1.7%</b>	<b>→</b>



### ACTIVITY



Month	Adjusted Scheduled Activity (UDA)	
	2018	2019
April	240	722
May	1,032	1,963
June	2,356	2,798
July	3,941	
August	5,296	
September	6,339	
October	7,738	
November	9,009	
December	10,473	
January	12,140	
February	13,660	
March	15,208	
April	15,942	
May	15,950	
June	15,950	

### QUALITY

	Quantity	Base Number	Contract	AT	Region	England
% of FP17s for the same patient ID Re-attending within 3 months - Children	40	513	7.8%	11.5%	12.0%	11.5%
% of FP17s for the same patient ID Re-attending within 3 months - Adults	250	1,346	18.6%	16.6%	15.7%	15.4%
% of FP17s for the same patient ID Re-attending between 3 & 9 months - Children	275	513	53.6%	57.9%	60.3%	58.9%
% of FP17s for the same patient ID Re-attending between 3 & 9 months - Adults	586	1,346	43.5%	52.4%	54.0%	51.6%
% of FP17s for Band 1 Urgent Courses	170	1,551	11.0%	9.9%	8.9%	8.9%
% of FP17s Relating to Free Repair or Replacements	22	1,551	1.4%	1.1%	1.0%	0.8%
% of FP17s Relating to Continuations	39	1,551	2.5%	1.2%	1.1%	0.9%
% of Patients satisfied with the dentistry they have received	5	6	N/A	94.1%	93.4%	93.2%
% of Patients satisfied with the time they had to wait for an appointment	6	6	N/A	91.9%	89.4%	88.8%

\* This is based on patients treated on this contract for their most recent course of treatment. Figures in italics indicate the base number of FP17s or Patient Questionnaire responses are less than 100. N/A is shown where the base number of responses is less than 10 during the period. % is calculated as Quantity/Base number\*100

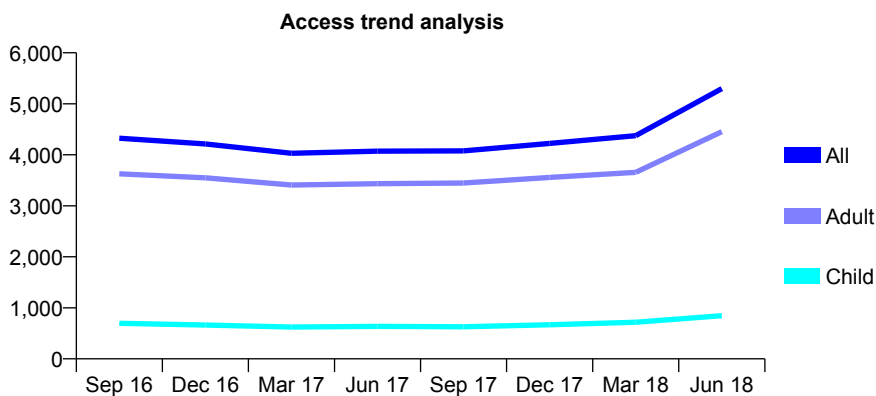
## Q44 - Vital Signs At a Glance Contract Report for 214906/0001 - June 2018

Name or company name	Alsager Dental Care
Contract type name	GDS Contract
Purpose of contract	General
Contract start date	01/04/2006
Contract end date	

18/19 Contracted general activity (UDA)	21,703
Carry forward general activity (UDA)	0
18/19 Contracted orthodontic activity (UOA)	0
Carry forward orthodontic activity (UOA)	0
Baseline contract value	£468,609.88

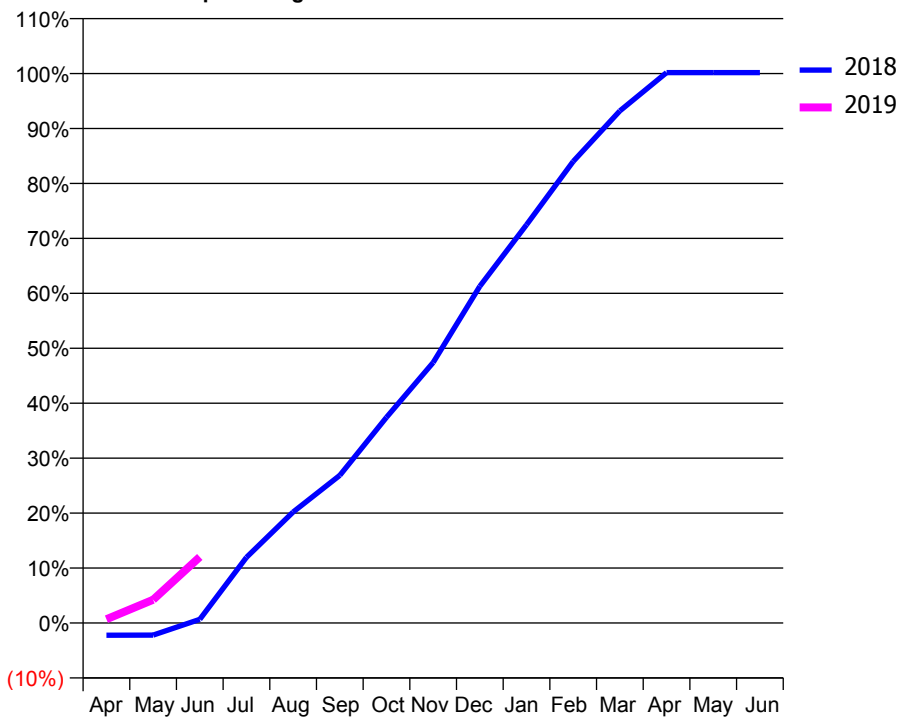
### ACCESS\*

Patients seen in 24 months	Total	Change since previous quarter
Quarter ending June 2017	4,071	
Quarter ending September 2017	4,076	→
Quarter ending December 2017	4,224	↑
Quarter ending March 2018	4,374	↑
Quarter ending June 2018	5,299	↑
<b>Variance since June 2017</b>	<b>30.2%</b>	<b>↑</b>



### ACTIVITY

Cumulative percentage of contracted UDA delivered 2018 & 2019



Adjusted Scheduled Activity (UDA)

Month	2018	2019
April	-260	151
May	-257	917
June	77	2,607
July	1,390	
August	2,347	
September	3,124	
October	4,348	
November	5,507	
December	7,122	
January	8,421	
February	9,760	
March	10,829	
April	11,638	
May	11,638	
June	11,638	

### QUALITY

	Quantity	Base Number	Contract	AT	Region	England
% of FP17s for the same patient ID Re-attending within 3 months - Children	6	334	1.8%	11.5%	12.0%	11.5%
% of FP17s for the same patient ID Re-attending within 3 months - Adults	189	2,048	9.2%	16.6%	15.7%	15.4%
% of FP17s for the same patient ID Re-attending between 3 & 9 months - Children	108	334	32.3%	57.9%	60.3%	58.9%
% of FP17s for the same patient ID Re-attending between 3 & 9 months - Adults	757	2,048	37.0%	52.4%	54.0%	51.6%
% of FP17s for Band 1 Urgent Courses	237	1,885	12.6%	9.9%	8.9%	8.9%
% of FP17s Relating to Free Repair or Replacements	1	1,885	0.1%	1.1%	1.0%	0.8%
% of FP17s Relating to Continuations	14	1,885	0.7%	1.2%	1.1%	0.9%
% of Patients satisfied with the dentistry they have received	7	7	N/A	94.1%	93.4%	93.2%
% of Patients satisfied with the time they had to wait for an appointment	7	7	N/A	91.9%	89.4%	88.8%

\* This is based on patients treated on this contract for their most recent course of treatment. Figures in italics indicate the base number of FP17s or Patient Questionnaire responses are less than 100. N/A is shown where the base number of responses is less than 10 during the period. % is calculated as Quantity/Base number\*100

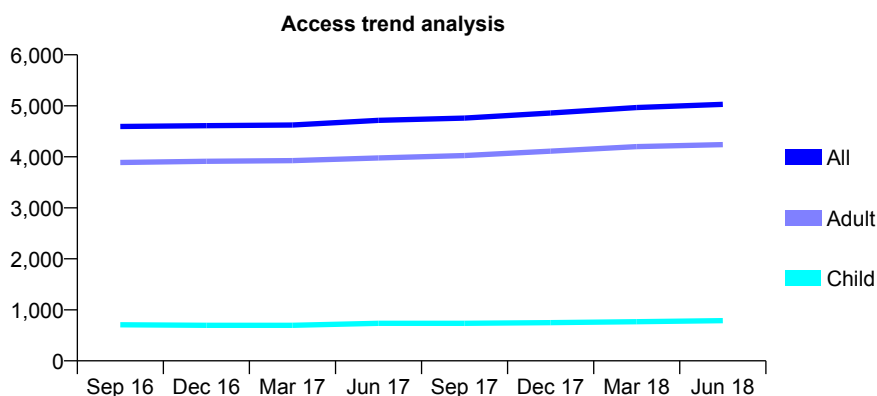
## Q44 - Vital Signs At a Glance Contract Report for 221953/0001 - June 2018

Name or company name	MR RM HEATHCOTE
Contract type name	GDS Contract
Purpose of contract	General
Contract start date	01/04/2006
Contract end date	

18/19 Contracted general activity (UDA)	12,472
Carry forward general activity (UDA)	0
18/19 Contracted orthodontic activity (UOA)	0
Carry forward orthodontic activity (UOA)	0
Baseline contract value	£327,046.60

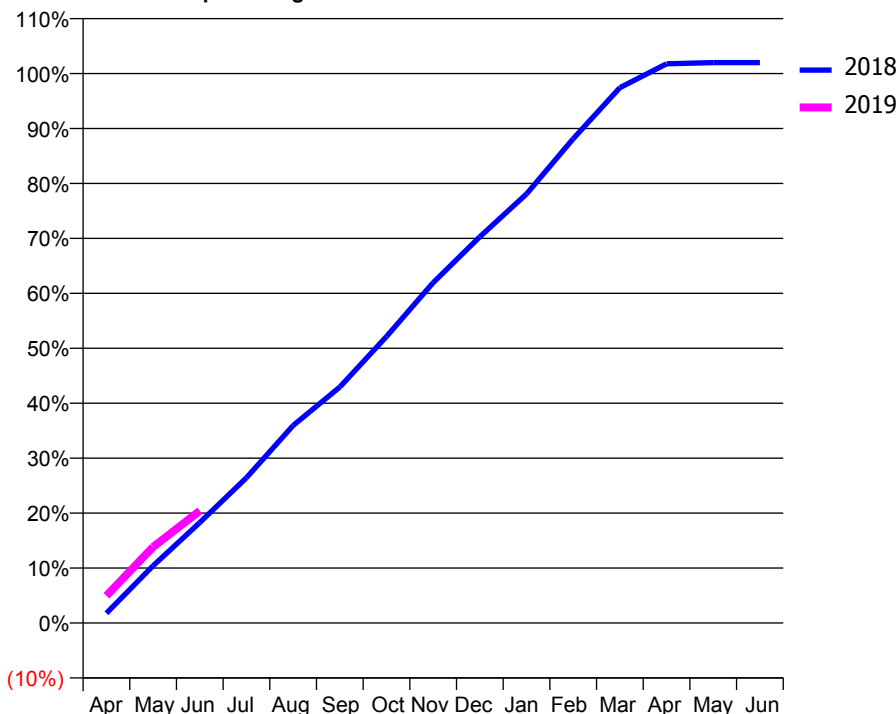
### ACCESS\*

Patients seen in 24 months	Total	Change since previous quarter
Quarter ending June 2017	4,714	
Quarter ending September 2017	4,760	→
Quarter ending December 2017	4,860	↑
Quarter ending March 2018	4,966	↑
Quarter ending June 2018	5,028	→
<b>Variance since June 2017</b>	<b>6.7%</b>	<b>↑</b>



### ACTIVITY

Cumulative percentage of contracted UDA delivered 2018 & 2019



Month	Adjusted Scheduled Activity (UDA)	
	2018	2019
April	224	619
May	1,299	1,728
June	2,281	2,548
July	3,297	
August	4,483	
September	5,355	
October	6,501	
November	7,724	
December	8,768	
January	9,737	
February	10,992	
March	12,149	
April	12,692	
May	12,719	
June	12,721	

### QUALITY

	Quantity	Base Number	Contract	AT	Region	England
% of FP17s for the same patient ID Re-attending within 3 months - Children	28	319	8.8%	11.5%	12.0%	11.5%
% of FP17s for the same patient ID Re-attending within 3 months - Adults	181	1,337	13.5%	16.6%	15.7%	15.4%
% of FP17s for the same patient ID Re-attending between 3 & 9 months - Children	203	319	63.6%	57.9%	60.3%	58.9%
% of FP17s for the same patient ID Re-attending between 3 & 9 months - Adults	643	1,337	48.1%	52.4%	54.0%	51.6%
% of FP17s for Band 1 Urgent Courses	104	1,402	7.4%	9.9%	8.9%	8.9%
% of FP17s Relating to Free Repair or Replacements	6	1,402	0.4%	1.1%	1.0%	0.8%
% of FP17s Relating to Continuations	12	1,402	0.9%	1.2%	1.1%	0.9%
% of Patients satisfied with the dentistry they have received	8	8	N/A	94.1%	93.4%	93.2%
% of Patients satisfied with the time they had to wait for an appointment	8	8	N/A	91.9%	89.4%	88.8%

\* This is based on patients treated on this contract for their most recent course of treatment. Figures in italics indicate the base number of FP17s or Patient Questionnaire responses are less than 100. N/A is shown where the base number of responses is less than 10 during the period. % is calculated as Quantity/Base number\*100

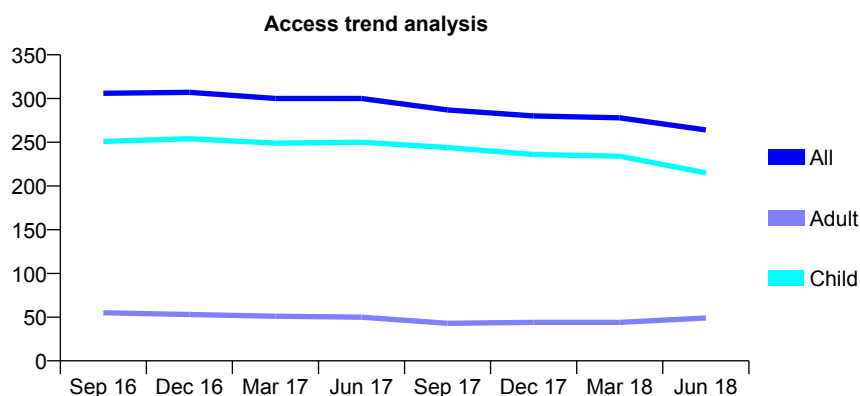
## Q44 - Vital Signs At a Glance Contract Report for 222887/0001 - June 2018

Name or company name	MR SR SMITH
Contract type name	GDS Contract
Purpose of contract	General
Contract start date	01/04/2006
Contract end date	

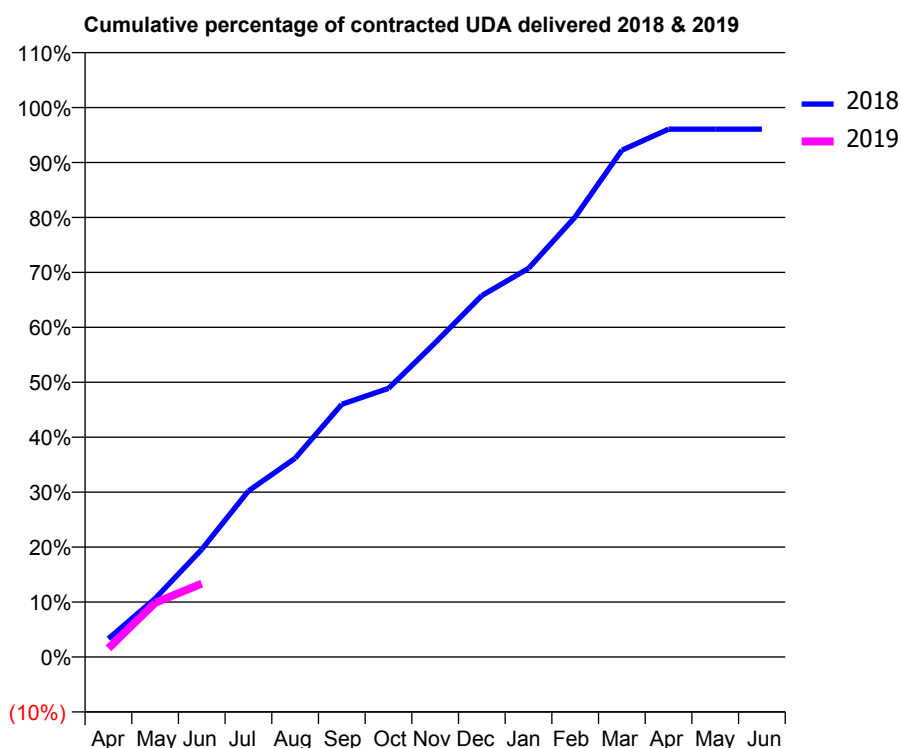
18/19 Contracted general activity (UDA)	630
Carry forward general activity (UDA)	0
18/19 Contracted orthodontic activity (UOA)	0
Carry forward orthodontic activity (UOA)	0
Baseline contract value	£13,521.00

### ACCESS\*

Patients seen in 24 months	Total	Change since previous quarter
Quarter ending June 2017	300	
Quarter ending September 2017	287	↓
Quarter ending December 2017	280	↓
Quarter ending March 2018	278	→
Quarter ending June 2018	264	↓
<b>Variance since June 2017</b>	<b>(12.0%)</b>	<b>↓</b>



### ACTIVITY



Month	Adjusted Scheduled Activity (UDA)	
	2018	2019
April	21	10
May	67	62
June	123	84
July	190	
August	228	
September	290	
October	308	
November	360	
December	414	
January	446	
February	505	
March	581	
April	605	
May	605	
June	605	

### QUALITY

	Quantity	Base Number	Contract	AT	Region	England
% of FP17s for the same patient ID Re-attending within 3 months - Children	13	86	15.1%	11.5%	12.0%	11.5%
% of FP17s for the same patient ID Re-attending within 3 months - Adults	0	2	0.0%	16.6%	15.7%	15.4%
% of FP17s for the same patient ID Re-attending between 3 & 9 months - Children	61	86	70.9%	57.9%	60.3%	58.9%
% of FP17s for the same patient ID Re-attending between 3 & 9 months - Adults	1	2	50.0%	52.4%	54.0%	51.6%
% of FP17s for Band 1 Urgent Courses	1	72	1.4%	9.9%	8.9%	8.9%
% of FP17s Relating to Free Repair or Replacements	0	72	0.0%	1.1%	1.0%	0.8%
% of FP17s Relating to Continuations	0	72	0.0%	1.2%	1.1%	0.9%
% of Patients satisfied with the dentistry they have received	1	1	N/A	94.1%	93.4%	93.2%
% of Patients satisfied with the time they had to wait for an appointment	1	1	N/A	91.9%	89.4%	88.8%

\* This is based on patients treated on this contract for their most recent course of treatment. Figures in italics indicate the base number of FP17s or Patient Questionnaire responses are less than 100. N/A is shown where the base number of responses is less than 10 during the period. % is calculated as Quantity/Base number\*100

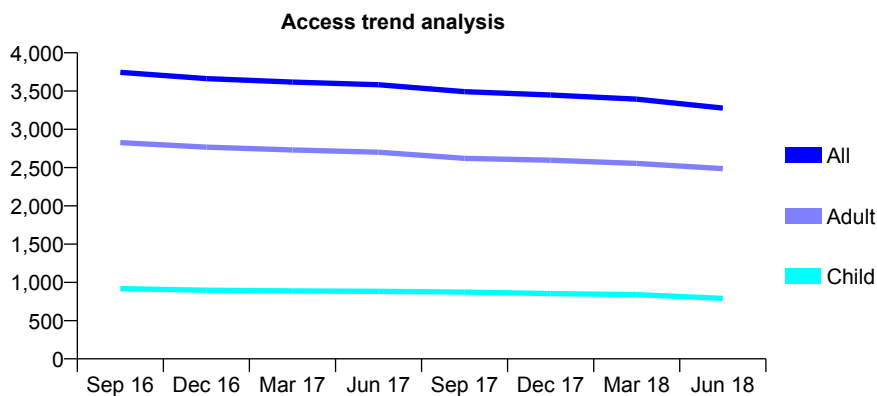
## Q44 - Vital Signs At a Glance Contract Report for 233463/0001 - June 2018

Name or company name	Crown Bank Dental
Contract type name	GDS Contract
Purpose of contract	General
Contract start date	01/04/2006
Contract end date	

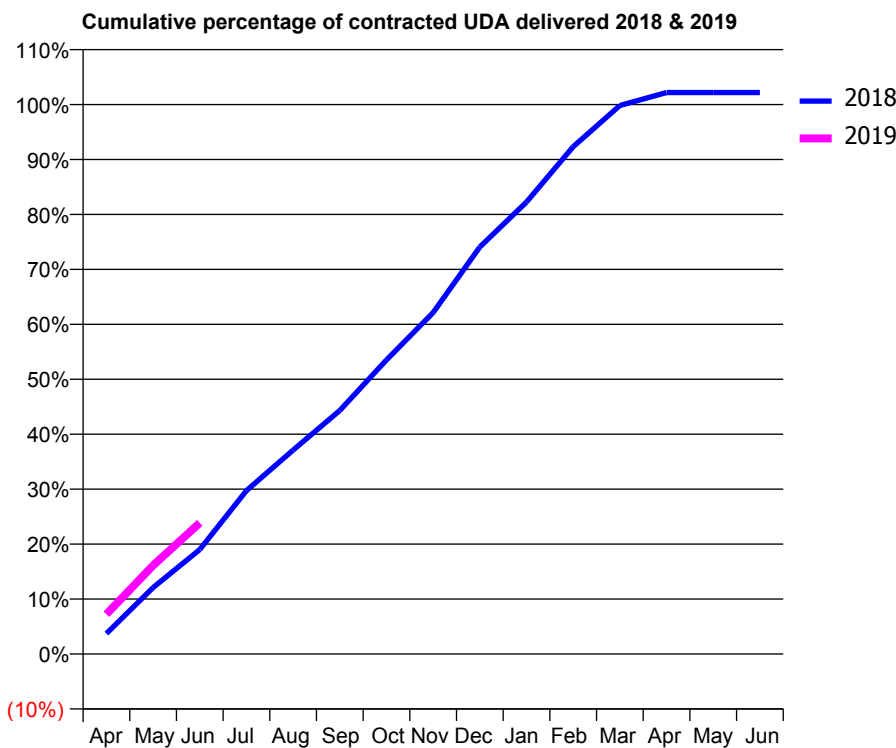
18/19 Contracted general activity (UDA)	8,656
Carry forward general activity (UDA)	0
18/19 Contracted orthodontic activity (UOA)	0
Carry forward orthodontic activity (UOA)	0
Baseline contract value	£235,862.63

### ACCESS\*

Patients seen in 24 months	Total	Change since previous quarter
Quarter ending June 2017	3,583	
Quarter ending September 2017	3,492	↓
Quarter ending December 2017	3,449	↓
Quarter ending March 2018	3,394	↓
Quarter ending June 2018	3,277	↓
<b>Variance since June 2017</b>	<b>(8.5%)</b>	<b>↓</b>



### ACTIVITY



Month	Adjusted Scheduled Activity (UDA)	
	2018	2019
April	323	626
May	1,047	1,396
June	1,645	2,066
July	2,575	
August	3,212	
September	3,837	
October	4,633	
November	5,378	
December	6,412	
January	7,120	
February	7,991	
March	8,640	
April	8,844	
May	8,844	
June	8,844	

### QUALITY

	Quantity	Base Number	Contract	AT	Region	England
% of FP17s for the same patient ID Re-attending within 3 months - Children	19	248	7.7%	11.5%	12.0%	11.5%
% of FP17s for the same patient ID Re-attending within 3 months - Adults	176	734	24.0%	16.6%	15.7%	15.4%
% of FP17s for the same patient ID Re-attending between 3 & 9 months - Children	154	248	62.1%	57.9%	60.3%	58.9%
% of FP17s for the same patient ID Re-attending between 3 & 9 months - Adults	233	734	31.7%	52.4%	54.0%	51.6%
% of FP17s for Band 1 Urgent Courses	155	883	17.6%	9.9%	8.9%	8.9%
% of FP17s Relating to Free Repair or Replacements	9	883	1.0%	1.1%	1.0%	0.8%
% of FP17s Relating to Continuations	18	883	2.0%	1.2%	1.1%	0.9%
% of Patients satisfied with the dentistry they have received	2	2	N/A	94.1%	93.4%	93.2%
% of Patients satisfied with the time they had to wait for an appointment	2	2	N/A	91.9%	89.4%	88.8%

\* This is based on patients treated on this contract for their most recent course of treatment. Figures in italics indicate the base number of FP17s or Patient Questionnaire responses are less than 100. N/A is shown where the base number of responses is less than 10 during the period. % is calculated as Quantity/Base number\*100

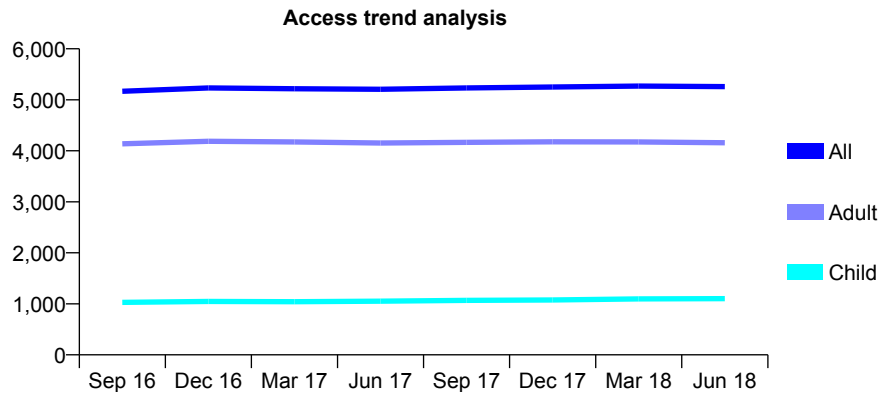
## Q44 - Vital Signs At a Glance Contract Report for 234311/0001 - June 2018

Name or company name	MR A PATEL
Contract type name	GDS Contract
Purpose of contract	General
Contract start date	01/04/2006
Contract end date	

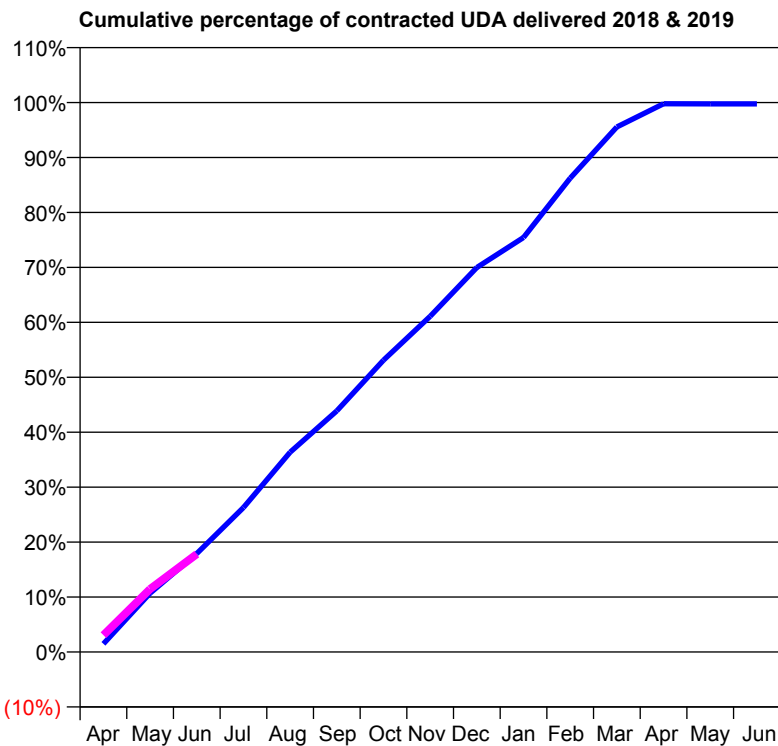
18/19 Contracted general activity (UDA)	16,223
Carry forward general activity (UDA)	0
18/19 Contracted orthodontic activity (UOA)	0
Carry forward orthodontic activity (UOA)	0
Baseline contract value	£463,690.55

### ACCESS\*

Patients seen in 24 months	Total	Change since previous quarter
Quarter ending June 2017	5,207	
Quarter ending September 2017	5,233	→
Quarter ending December 2017	5,252	→
Quarter ending March 2018	5,270	→
Quarter ending June 2018	5,260	→
<b>Variance since June 2017</b>	<b>1.0%</b>	<b>→</b>



### ACTIVITY



Month	Adjusted Scheduled Activity (UDA)	
	2018	2019
April	242	498
May	1,737	1,859
June	2,907	2,893
July	4,265	
August	5,898	
September	7,118	
October	8,616	
November	9,912	
December	11,350	
January	12,236	
February	13,990	
March	15,502	
April	16,186	
May	16,184	
June	16,184	

### QUALITY

	Quantity	Base Number	Contract	AT	Region	England
% of FP17s for the same patient ID Re-attending within 3 months - Children	22	336	6.5%	11.5%	12.0%	11.5%
% of FP17s for the same patient ID Re-attending within 3 months - Adults	241	1,369	17.6%	16.6%	15.7%	15.4%
% of FP17s for the same patient ID Re-attending between 3 & 9 months - Children	205	336	61.0%	57.9%	60.3%	58.9%
% of FP17s for the same patient ID Re-attending between 3 & 9 months - Adults	768	1,369	56.1%	52.4%	54.0%	51.6%
% of FP17s for Band 1 Urgent Courses	115	1,457	7.9%	9.9%	8.9%	8.9%
% of FP17s Relating to Free Repair or Replacements	104	1,457	7.1%	1.1%	1.0%	0.8%
% of FP17s Relating to Continuations	8	1,457	0.5%	1.2%	1.1%	0.9%
% of Patients satisfied with the dentistry they have received	10	11	90.9%	94.1%	93.4%	93.2%
% of Patients satisfied with the time they had to wait for an appointment	11	11	100.0%	91.9%	89.4%	88.8%

\* This is based on patients treated on this contract for their most recent course of treatment. Figures in italics indicate the base number of FP17s or Patient Questionnaire responses are less than 100. N/A is shown where the base number of responses is less than 10 during the period. % is calculated as Quantity/Base number\*100

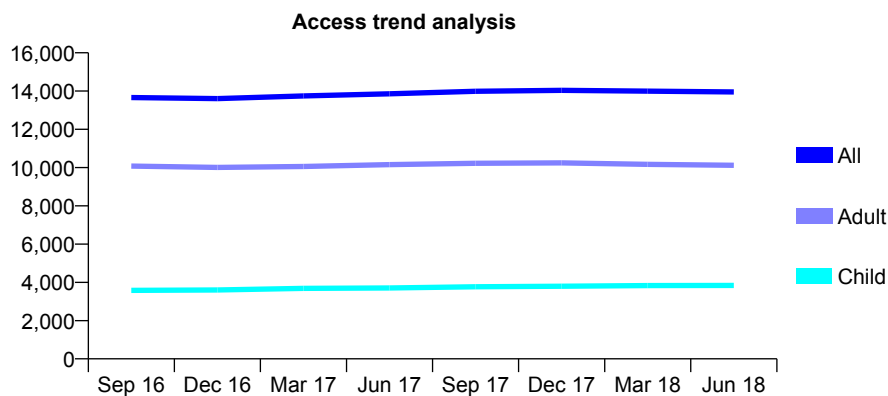
## Q44 - Vital Signs At a Glance Contract Report for 234664/0001 - June 2018

Name or company name	MR CJ ILLINGWORTH
Contract type name	GDS Contract
Purpose of contract	General
Contract start date	01/04/2006
Contract end date	

18/19 Contracted general activity (UDA)	38,500
Carry forward general activity (UDA)	0
18/19 Contracted orthodontic activity (UOA)	0
Carry forward orthodontic activity (UOA)	0
Baseline contract value	£918,798.13

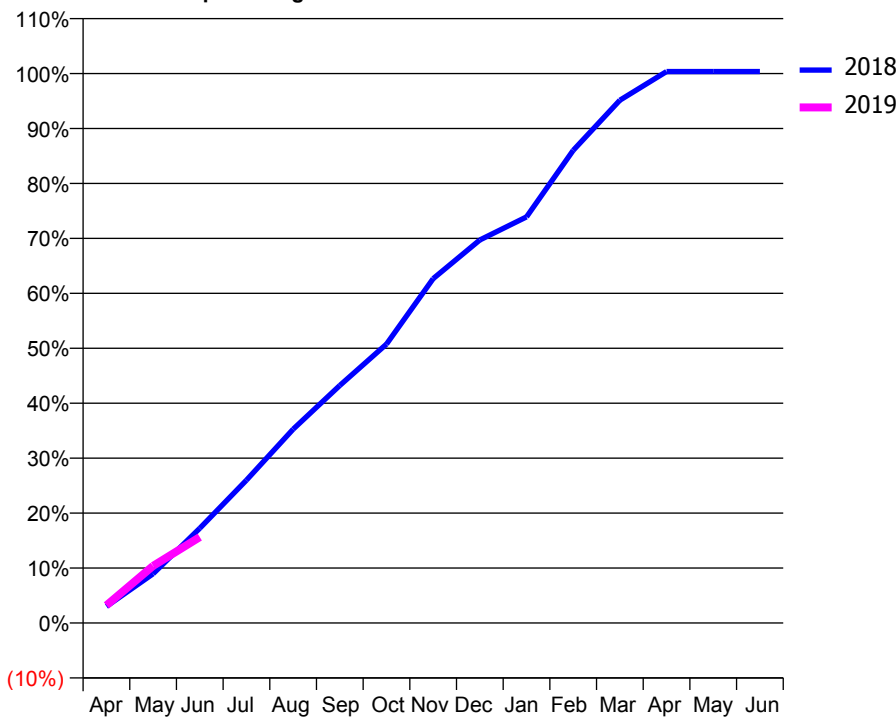
### ACCESS\*

Patients seen in 24 months	Total	Change since previous quarter
Quarter ending June 2017	13,855	
Quarter ending September 2017	13,986	→
Quarter ending December 2017	14,038	→
Quarter ending March 2018	13,996	→
Quarter ending June 2018	13,956	→
<b>Variance since June 2017</b>	<b>0.7%</b>	<b>→</b>



### ACTIVITY

Cumulative percentage of contracted UDA delivered 2018 & 2019



Month	Adjusted Scheduled Activity (UDA)	
	2018	2019
April	1,160	1,239
May	3,449	4,002
June	6,641	6,021
July	10,013	
August	13,580	
September	16,644	
October	19,539	
November	24,130	
December	26,842	
January	28,453	
February	33,114	
March	36,632	
April	38,639	
May	38,633	
June	38,633	

### QUALITY

	Quantity	Base Number	Contract	AT	Region	England
% of FP17s for the same patient ID Re-attending within 3 months - Children	107	1,301	8.2%	11.5%	12.0%	11.5%
% of FP17s for the same patient ID Re-attending within 3 months - Adults	476	2,933	16.2%	16.6%	15.7%	15.4%
% of FP17s for the same patient ID Re-attending between 3 & 9 months - Children	860	1,301	66.1%	57.9%	60.3%	58.9%
% of FP17s for the same patient ID Re-attending between 3 & 9 months - Adults	1,577	2,933	53.8%	52.4%	54.0%	51.6%
% of FP17s for Band 1 Urgent Courses	353	3,195	11.0%	9.9%	8.9%	8.9%
% of FP17s Relating to Free Repair or Replacements	32	3,195	1.0%	1.1%	1.0%	0.8%
% of FP17s Relating to Continuations	9	3,195	0.3%	1.2%	1.1%	0.9%
% of Patients satisfied with the dentistry they have received	41	44	93.2%	94.1%	93.4%	93.2%
% of Patients satisfied with the time they had to wait for an appointment	37	44	84.1%	91.9%	89.4%	88.8%

\* This is based on patients treated on this contract for their most recent course of treatment. Figures in italics indicate the base number of FP17s or Patient Questionnaire responses are less than 100. N/A is shown where the base number of responses is less than 10 during the period. % is calculated as Quantity/Base number\*100

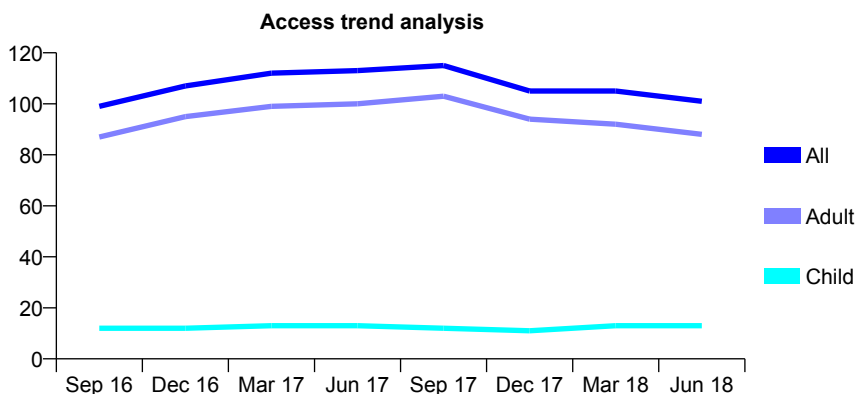
## Q44 - Vital Signs At a Glance Contract Report for 240788/0003 - June 2018

Name or company name	MR TA PARR
Contract type name	GDS Contract
Purpose of contract	General
Contract start date	01/04/2006
Contract end date	

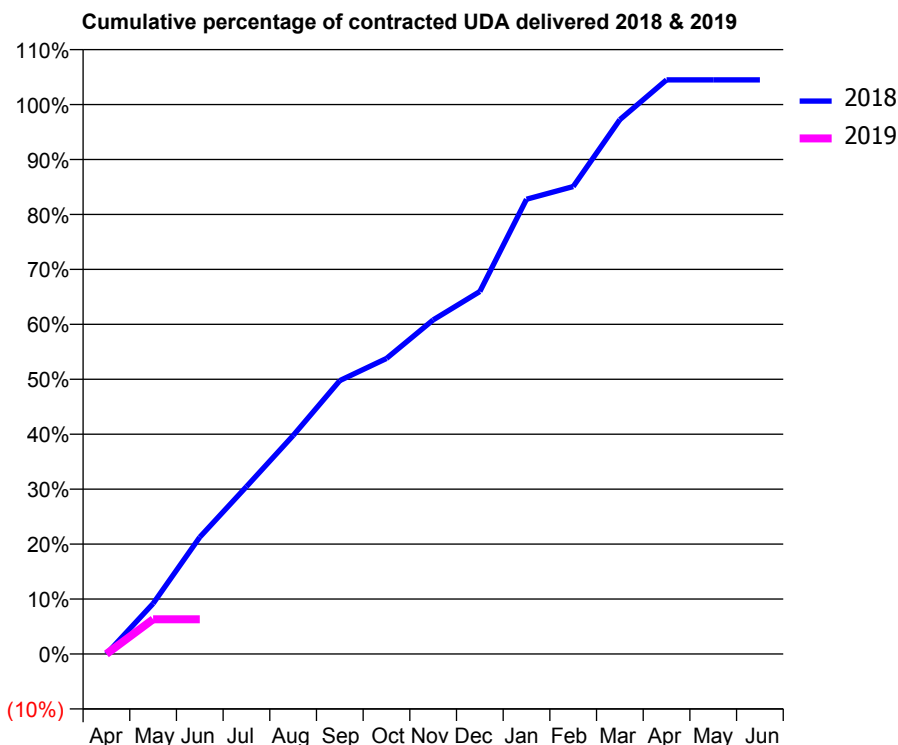
18/19 Contracted general activity (UDA)	174
Carry forward general activity (UDA)	0
18/19 Contracted orthodontic activity (UOA)	0
Carry forward orthodontic activity (UOA)	0
Baseline contract value	£4,123.39

### ACCESS\*

Patients seen in 24 months	Total	Change since previous quarter
Quarter ending June 2017	113	
Quarter ending September 2017	115	→
Quarter ending December 2017	105	↓
Quarter ending March 2018	105	→
Quarter ending June 2018	101	↓
<b>Variance since June 2017</b>	<b>(10.6%)</b>	<b>↓</b>



### ACTIVITY



Month	Adjusted Scheduled Activity (UDA)	
	2018	2019
April	0	0
May	16	11
June	37	11
July	53	
August	69	
September	87	
October	94	
November	106	
December	115	
January	144	
February	148	
March	169	
April	182	
May	182	
June	182	

### QUALITY

	Quantity	Base Number	Contract	AT	Region	England
% of FP17s for the same patient ID Re-attending within 3 months - Children	0	2	0.0%	11.5%	12.0%	11.5%
% of FP17s for the same patient ID Re-attending within 3 months - Adults	1	15	6.7%	16.6%	15.7%	15.4%
% of FP17s for the same patient ID Re-attending between 3 & 9 months - Children	2	2	100.0%	57.9%	60.3%	58.9%
% of FP17s for the same patient ID Re-attending between 3 & 9 months - Adults	6	15	40.0%	52.4%	54.0%	51.6%
% of FP17s for Band 1 Urgent Courses	0	7	0.0%	9.9%	8.9%	8.9%
% of FP17s Relating to Free Repair or Replacements	0	7	0.0%	1.1%	1.0%	0.8%
% of FP17s Relating to Continuations	0	7	0.0%	1.2%	1.1%	0.9%
% of Patients satisfied with the dentistry they have received	0	0	N/A	94.1%	93.4%	93.2%
% of Patients satisfied with the time they had to wait for an appointment	0	0	N/A	91.9%	89.4%	88.8%

\* This is based on patients treated on this contract for their most recent course of treatment. Figures in italics indicate the base number of FP17s or Patient Questionnaire responses are less than 100. N/A is shown where the base number of responses is less than 10 during the period. % is calculated as Quantity/Base number\*100



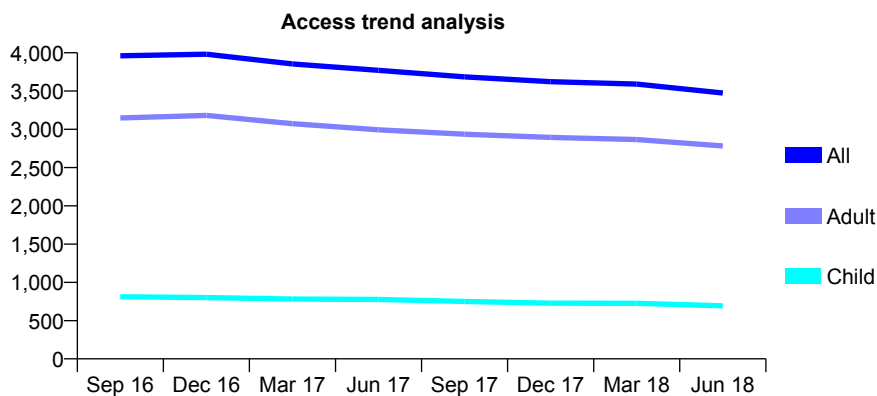
## Q44 - Vital Signs At a Glance Contract Report for 243876/0001 - June 2018

Name or company name	MR CG BLACK
Contract type name	GDS Contract
Purpose of contract	General
Contract start date	01/04/2006
Contract end date	

18/19 Contracted general activity (UDA)	12,522
Carry forward general activity (UDA)	0
18/19 Contracted orthodontic activity (UOA)	0
Carry forward orthodontic activity (UOA)	0
Baseline contract value	£365,809.30

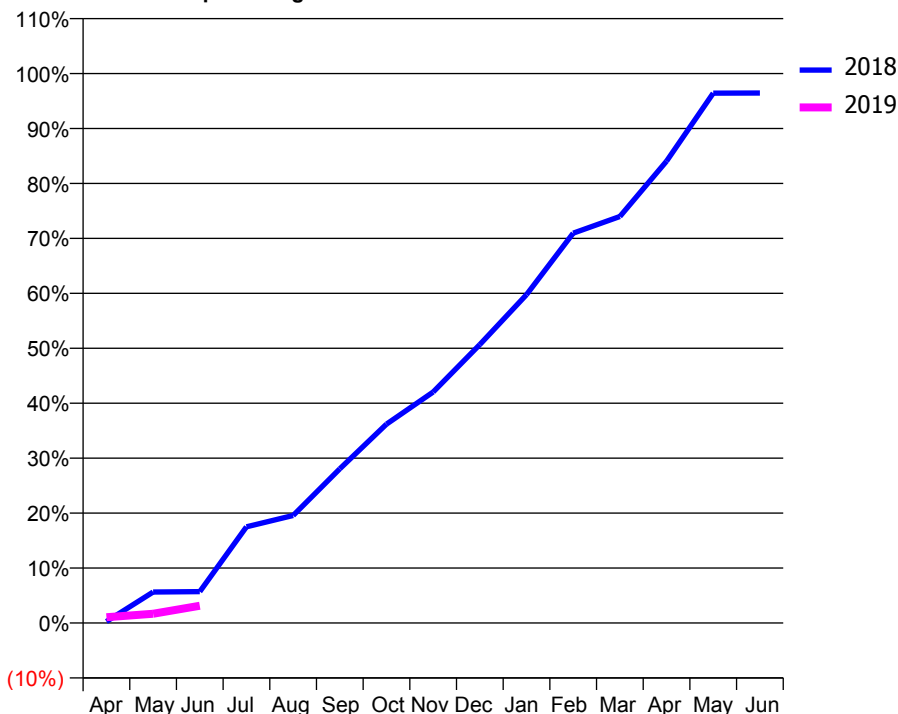
### ACCESS\*

Patients seen in 24 months	Total	Change since previous quarter
Quarter ending June 2017	3,770	
Quarter ending September 2017	3,686	↓
Quarter ending December 2017	3,622	↓
Quarter ending March 2018	3,592	→
Quarter ending June 2018	3,475	↓
<b>Variance since June 2017</b>	<b>(7.8%)</b>	<b>↓</b>



### ACTIVITY

Cumulative percentage of contracted UDA delivered 2018 & 2019



Adjusted Scheduled Activity (UDA)

Month	2018	2019
April	34	131
May	706	212
June	716	394
July	2,192	
August	2,451	
September	3,514	
October	4,534	
November	5,265	
December	6,346	
January	7,483	
February	8,884	
March	9,265	
April	10,525	
May	12,075	
June	12,076	

### QUALITY

	Quantity	Base Number	Contract	AT	Region	England
% of FP17s for the same patient ID Re-attending within 3 months - Children	20	218	9.2%	11.5%	12.0%	11.5%
% of FP17s for the same patient ID Re-attending within 3 months - Adults	193	951	20.3%	16.6%	15.7%	15.4%
% of FP17s for the same patient ID Re-attending between 3 & 9 months - Children	133	218	61.0%	57.9%	60.3%	58.9%
% of FP17s for the same patient ID Re-attending between 3 & 9 months - Adults	493	951	51.8%	52.4%	54.0%	51.6%
% of FP17s for Band 1 Urgent Courses	4	135	3.0%	9.9%	8.9%	8.9%
% of FP17s Relating to Free Repair or Replacements	1	135	0.7%	1.1%	1.0%	0.8%
% of FP17s Relating to Continuations	2	135	1.5%	1.2%	1.1%	0.9%
% of Patients satisfied with the dentistry they have received	10	11	90.9%	94.1%	93.4%	93.2%
% of Patients satisfied with the time they had to wait for an appointment	9	11	81.8%	91.9%	89.4%	88.8%

\* This is based on patients treated on this contract for their most recent course of treatment. Figures in italics indicate the base number of FP17s or Patient Questionnaire responses are less than 100. N/A is shown where the base number of responses is less than 10 during the period. % is calculated as Quantity/Base number\*100

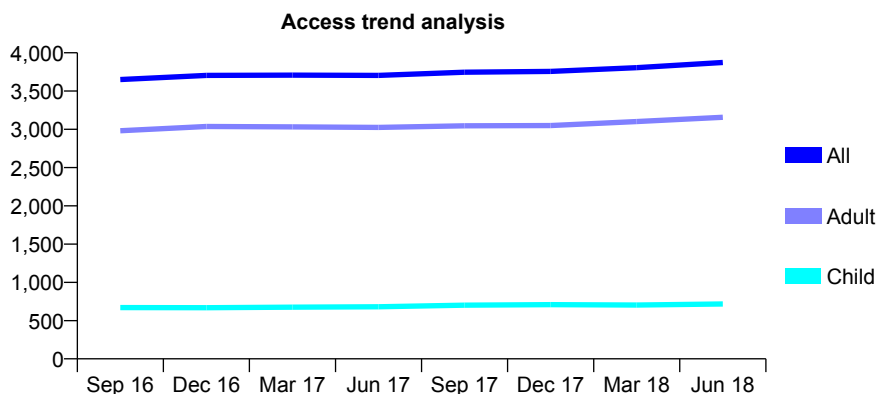
## Q44 - Vital Signs At a Glance Contract Report for 245089/0001 - June 2018

Name or company name	MR TJ GREENE
Contract type name	GDS Contract
Purpose of contract	General
Contract start date	01/04/2006
Contract end date	

18/19 Contracted general activity (UDA)	9,712
Carry forward general activity (UDA)	0
18/19 Contracted orthodontic activity (UOA)	0
Carry forward orthodontic activity (UOA)	0
Baseline contract value	£220,172.23

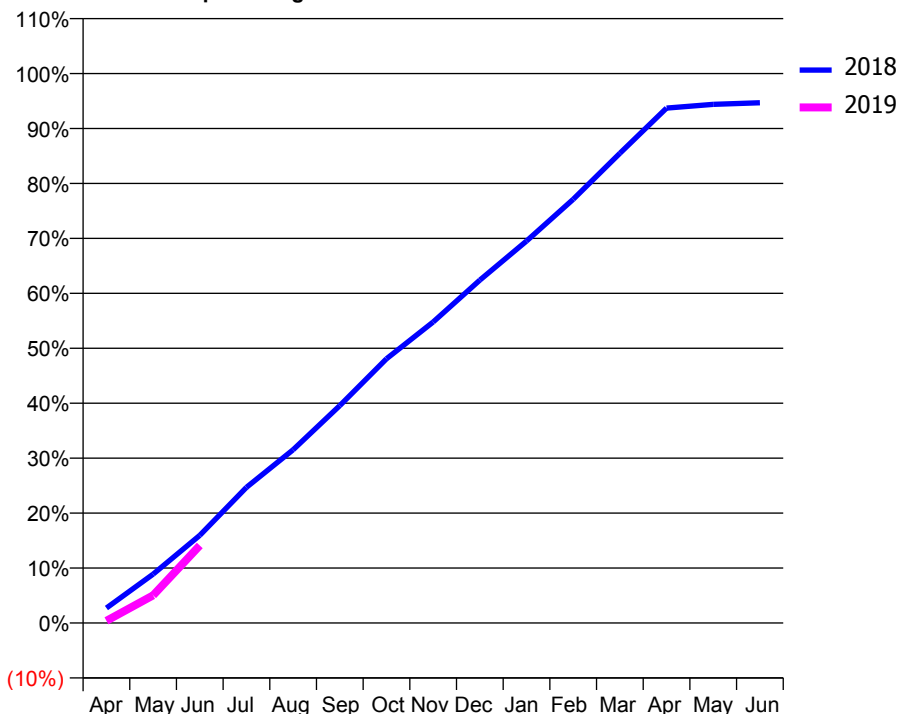
### ACCESS\*

Patients seen in 24 months	Total	Change since previous quarter
Quarter ending June 2017	3,705	
Quarter ending September 2017	3,747	→
Quarter ending December 2017	3,757	→
Quarter ending March 2018	3,806	→
Quarter ending June 2018	3,874	→
<b>Variance since June 2017</b>	<b>4.6%</b>	<b>↑</b>



### ACTIVITY

Cumulative percentage of contracted UDA delivered 2018 & 2019



Month	Adjusted Scheduled Activity (UDA)	
	2018	2019
April	264	38
May	864	488
June	1,550	1,370
July	2,397	
August	3,063	
September	3,843	
October	4,670	
November	5,322	
December	6,060	
January	6,750	
February	7,488	
March	8,301	
April	9,100	
May	9,166	
June	9,196	

### QUALITY

	Quantity	Base Number	Contract	AT	Region	England
% of FP17s for the same patient ID Re-attending within 3 months - Children	18	296	6.1%	11.5%	12.0%	11.5%
% of FP17s for the same patient ID Re-attending within 3 months - Adults	128	1,319	9.7%	16.6%	15.7%	15.4%
% of FP17s for the same patient ID Re-attending between 3 & 9 months - Children	212	296	71.6%	57.9%	60.3%	58.9%
% of FP17s for the same patient ID Re-attending between 3 & 9 months - Adults	879	1,319	66.6%	52.4%	54.0%	51.6%
% of FP17s for Band 1 Urgent Courses	21	924	2.3%	9.9%	8.9%	8.9%
% of FP17s Relating to Free Repair or Replacements	5	924	0.5%	1.1%	1.0%	0.8%
% of FP17s Relating to Continuations	7	924	0.8%	1.2%	1.1%	0.9%
% of Patients satisfied with the dentistry they have received	5	5	N/A	94.1%	93.4%	93.2%
% of Patients satisfied with the time they had to wait for an appointment	5	5	N/A	91.9%	89.4%	88.8%

\* This is based on patients treated on this contract for their most recent course of treatment. Figures in italics indicate the base number of FP17s or Patient Questionnaire responses are less than 100. N/A is shown where the base number of responses is less than 10 during the period. % is calculated as Quantity/Base number\*100

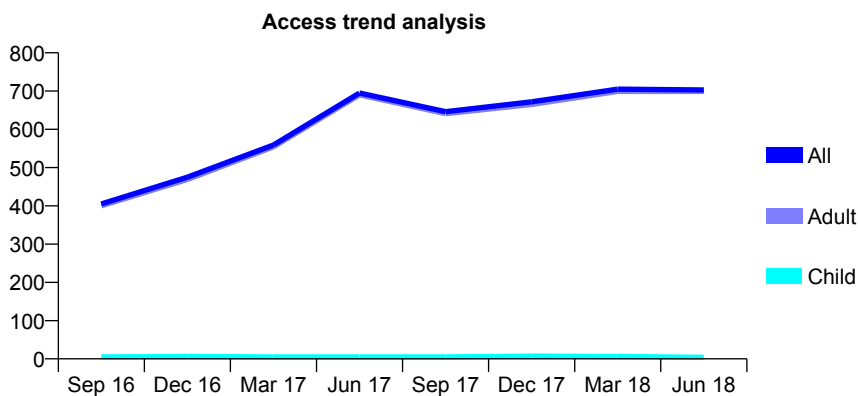
## Q44 - Vital Signs At a Glance Contract Report for 258024/0003 - June 2018

Name or company name	MR HD AHOVI
Contract type name	PDS Contract
Purpose of contract	General
Contract start date	01/07/2015
Contract end date	30/11/2019

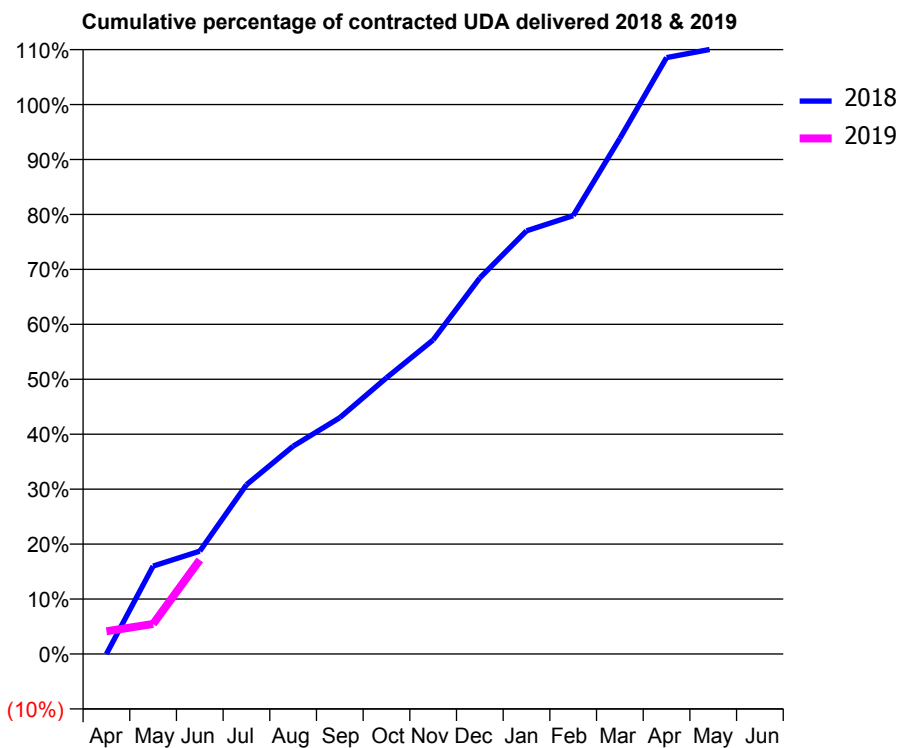
18/19 Contracted general activity (UDA)	2,250
Carry forward general activity (UDA)	0
18/19 Contracted orthodontic activity (UOA)	0
Carry forward orthodontic activity (UOA)	0
Baseline contract value	£122,217.58

### ACCESS\*

Patients seen in 24 months	Total	Change since previous quarter
Quarter ending June 2017	695	
Quarter ending September 2017	646	↓
Quarter ending December 2017	672	↑
Quarter ending March 2018	705	↑
Quarter ending June 2018	703	→
<b>Variance since June 2017</b>	<b>1.2%</b>	<b>→</b>



### ACTIVITY



Month	Adjusted Scheduled Activity (UDA)	
	2018	2019
April	0	93
May	360	123
June	421	385
July	693	
August	851	
September	968	
October	1,131	
November	1,286	
December	1,540	
January	1,733	
February	1,795	
March	2,111	
April	2,442	
May	2,478	
June	2,478	

### QUALITY

	Quantity	Base Number	Contract	AT	Region	England
% of FP17s for the same patient ID Re-attending within 3 months - Children	0	1	0.0%	11.5%	12.0%	11.5%
% of FP17s for the same patient ID Re-attending within 3 months - Adults	9	263	3.4%	16.6%	15.7%	15.4%
% of FP17s for the same patient ID Re-attending between 3 & 9 months - Children	0	1	0.0%	57.9%	60.3%	58.9%
% of FP17s for the same patient ID Re-attending between 3 & 9 months - Adults	3	263	1.1%	52.4%	54.0%	51.6%
% of FP17s for Band 1 Urgent Courses	0	135	0.0%	9.9%	8.9%	8.9%
% of FP17s Relating to Free Repair or Replacements	0	135	0.0%	1.1%	1.0%	0.8%
% of FP17s Relating to Continuations	0	135	0.0%	1.2%	1.1%	0.9%
% of Patients satisfied with the dentistry they have received	0	0	N/A	94.1%	93.4%	93.2%
% of Patients satisfied with the time they had to wait for an appointment	0	0	N/A	91.9%	89.4%	88.8%

\* This is based on patients treated on this contract for their most recent course of treatment. Figures in italics indicate the base number of FP17s or Patient Questionnaire responses are less than 100. N/A is shown where the base number of responses is less than 10 during the period. % is calculated as Quantity/Base number\*100

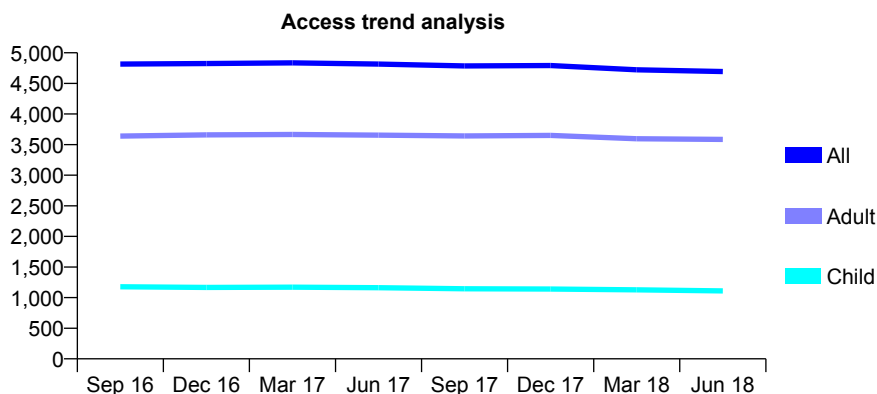
## Q44 - Vital Signs At a Glance Contract Report for 299901/0001 - June 2018

Name or company name	MR J SREERAM
Contract type name	GDS Contract
Purpose of contract	General
Contract start date	01/06/2012
Contract end date	

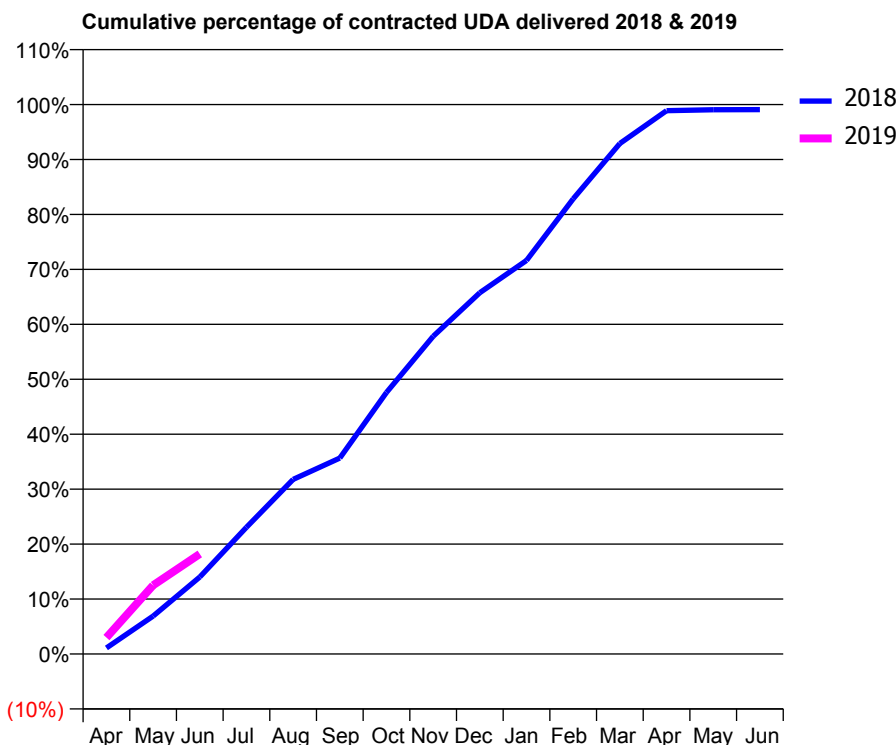
18/19 Contracted general activity (UDA)	17,225
Carry forward general activity (UDA)	0
18/19 Contracted orthodontic activity (UOA)	0
Carry forward orthodontic activity (UOA)	0
Baseline contract value	£442,726.40

### ACCESS\*

Patients seen in 24 months	Total	Change since previous quarter
Quarter ending June 2017	4,816	
Quarter ending September 2017	4,785	→
Quarter ending December 2017	4,791	→
Quarter ending March 2018	4,723	↓
Quarter ending June 2018	4,694	→
<b>Variance since June 2017</b>	<b>(2.5%)</b>	<b>↓</b>



### ACTIVITY



Month	Adjusted Scheduled Activity (UDA)	
	2018	2019
April	190	517
May	1,189	2,156
June	2,414	3,136
July	3,971	
August	5,472	
September	6,141	
October	8,200	
November	9,960	
December	11,326	
January	12,336	
February	14,270	
March	16,001	
April	17,030	
May	17,062	
June	17,064	

### QUALITY

	Quantity	Base Number	Contract	AT	Region	England
% of FP17s for the same patient ID Re-attending within 3 months - Children	84	491	17.1%	11.5%	12.0%	11.5%
% of FP17s for the same patient ID Re-attending within 3 months - Adults	260	1,343	19.4%	16.6%	15.7%	15.4%
% of FP17s for the same patient ID Re-attending between 3 & 9 months - Children	298	491	60.7%	57.9%	60.3%	58.9%
% of FP17s for the same patient ID Re-attending between 3 & 9 months - Adults	803	1,343	59.8%	52.4%	54.0%	51.6%
% of FP17s for Band 1 Urgent Courses	80	1,502	5.3%	9.9%	8.9%	8.9%
% of FP17s Relating to Free Repair or Replacements	57	1,502	3.8%	1.1%	1.0%	0.8%
% of FP17s Relating to Continuations	31	1,502	2.1%	1.2%	1.1%	0.9%
% of Patients satisfied with the dentistry they have received	6	6	N/A	94.1%	93.4%	93.2%
% of Patients satisfied with the time they had to wait for an appointment	6	6	N/A	91.9%	89.4%	88.8%

\* This is based on patients treated on this contract for their most recent course of treatment. Figures in italics indicate the base number of FP17s or Patient Questionnaire responses are less than 100. N/A is shown where the base number of responses is less than 10 during the period. % is calculated as Quantity/Base number\*100

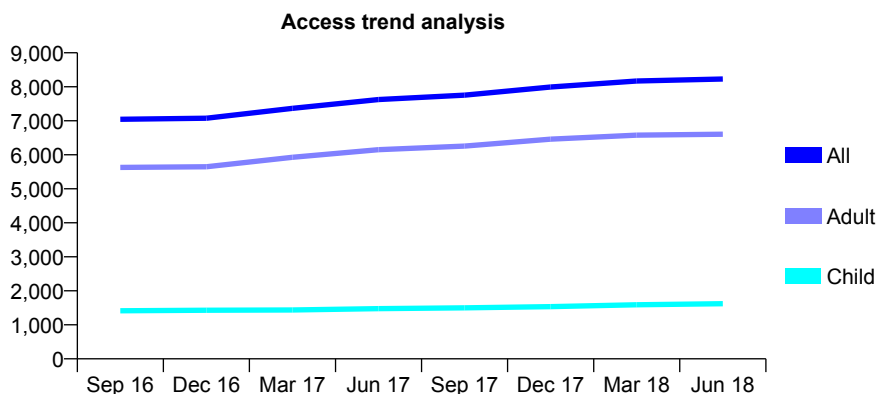
## Q44 - Vital Signs At a Glance Contract Report for 308641/0001 - June 2018

Name or company name	MR SJ WRIGHT
Contract type name	Pilot Contract
Purpose of contract	General
Contract start date	01/04/2006
Contract end date	

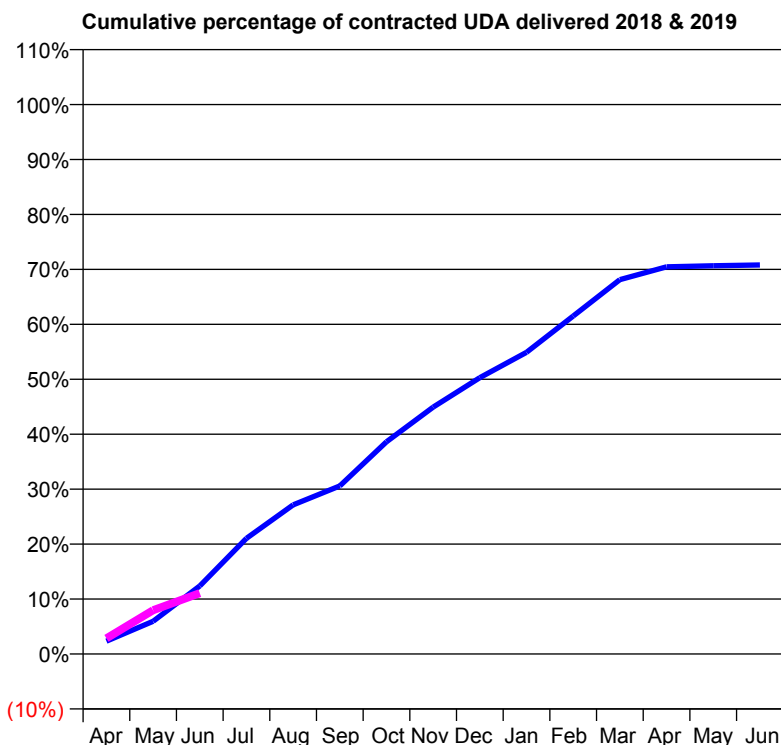
18/19 Contracted general activity (UDA)	27,138
Carry forward general activity (UDA)	0
18/19 Contracted orthodontic activity (UOA)	0
Carry forward orthodontic activity (UOA)	0
Baseline contract value	£791,455.97

### ACCESS\*

Patients seen in 24 months	Total	Change since previous quarter
Quarter ending June 2017	7,626	
Quarter ending September 2017	7,754	→
Quarter ending December 2017	7,995	↑
Quarter ending March 2018	8,169	↑
Quarter ending June 2018	8,230	→
<b>Variance since June 2017</b>	<b>7.9%</b>	<b>↑</b>



### ACTIVITY



Month	Adjusted Scheduled Activity (UDA)	
	2018	2019
April	636	776
May	1,617	2,164
June	3,362	3,009
July	5,712	
August	7,365	
September	8,302	
October	10,478	
November	12,194	
December	13,647	
January	14,900	
February	16,692	
March	18,489	
April	19,118	
May	19,173	
June	19,212	

### QUALITY

	Quantity	Base Number	Contract	AT	Region	England
% of FP17s for the same patient ID Re-attending within 3 months - Children	17	395	4.3%	11.5%	12.0%	11.5%
% of FP17s for the same patient ID Re-attending within 3 months - Adults	107	1,335	8.0%	16.6%	15.7%	15.4%
% of FP17s for the same patient ID Re-attending between 3 & 9 months - Children	102	395	25.8%	57.9%	60.3%	58.9%
% of FP17s for the same patient ID Re-attending between 3 & 9 months - Adults	431	1,335	32.3%	52.4%	54.0%	51.6%
% of FP17s for Band 1 Urgent Courses	154	1,363	11.3%	9.9%	8.9%	8.9%
% of FP17s Relating to Free Repair or Replacements	11	1,363	0.8%	1.1%	1.0%	0.8%
% of FP17s Relating to Continuations	12	1,363	0.9%	1.2%	1.1%	0.9%
% of Patients satisfied with the dentistry they have received	4	4	N/A	94.1%	93.4%	93.2%
% of Patients satisfied with the time they had to wait for an appointment	4	4	N/A	91.9%	89.4%	88.8%

\* This is based on patients treated on this contract for their most recent course of treatment. Figures in italics indicate the base number of FP17s or Patient Questionnaire responses are less than 100. N/A is shown where the base number of responses is less than 10 during the period. % is calculated as Quantity/Base number\*100

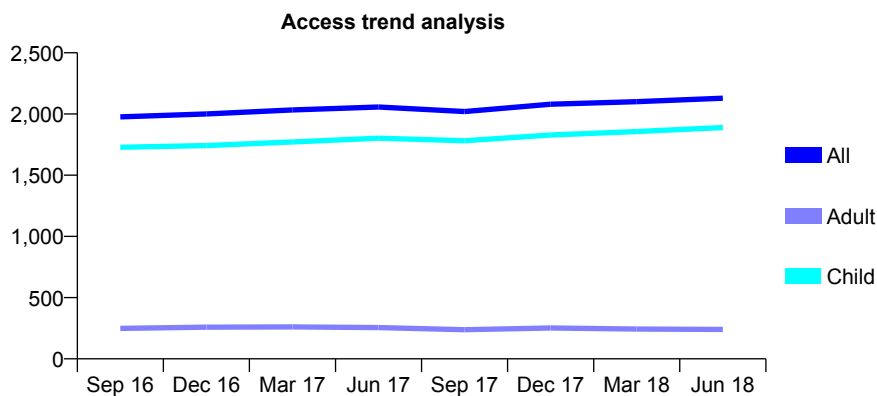
## Q44 - Vital Signs At a Glance Contract Report for 318957/0001 - June 2018

Name or company name	MR SD MULCAHY
Contract type name	GDS Contract
Purpose of contract	General
Contract start date	01/04/2006
Contract end date	

18/19 Contracted general activity (UDA)	4,000
Carry forward general activity (UDA)	0
18/19 Contracted orthodontic activity (UOA)	0
Carry forward orthodontic activity (UOA)	0
Baseline contract value	£105,134.14

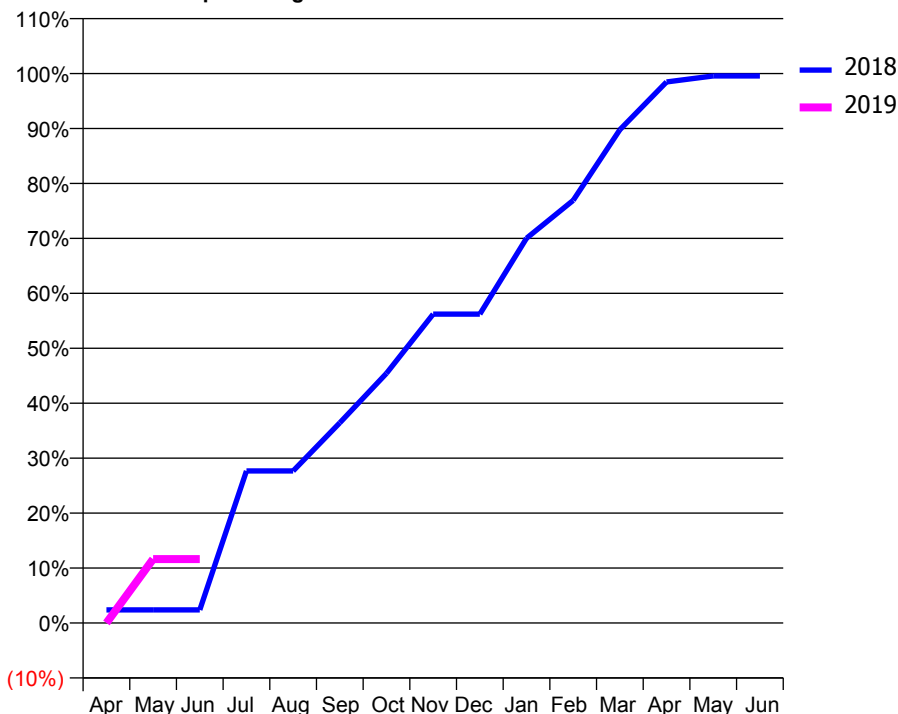
### ACCESS\*

Patients seen in 24 months	Total	Change since previous quarter
Quarter ending June 2017	2,057	
Quarter ending September 2017	2,020	↓
Quarter ending December 2017	2,080	↑
Quarter ending March 2018	2,101	→
Quarter ending June 2018	2,129	→
<b>Variance since June 2017</b>	<b>3.5%</b>	<b>↑</b>



### ACTIVITY

Cumulative percentage of contracted UDA delivered 2018 & 2019



Adjusted Scheduled Activity (UDA)		
Month	2018	2019
April	95	0
May	95	466
June	95	466
July	1,107	
August	1,107	
September	1,457	
October	1,818	
November	2,248	
December	2,248	
January	2,801	
February	3,076	
March	3,591	
April	3,939	
May	3,982	
June	3,982	

### QUALITY

	Quantity	Base Number	Contract	AT	Region	England
% of FP17s for the same patient ID Re-attending within 3 months - Children	33	646	5.1%	11.5%	12.0%	11.5%
% of FP17s for the same patient ID Re-attending within 3 months - Adults	0	25	0.0%	16.6%	15.7%	15.4%
% of FP17s for the same patient ID Re-attending between 3 & 9 months - Children	347	646	53.7%	57.9%	60.3%	58.9%
% of FP17s for the same patient ID Re-attending between 3 & 9 months - Adults	16	25	64.0%	52.4%	54.0%	51.6%
% of FP17s for Band 1 Urgent Courses	19	378	5.0%	9.9%	8.9%	8.9%
% of FP17s Relating to Free Repair or Replacements	0	378	0.0%	1.1%	1.0%	0.8%
% of FP17s Relating to Continuations	3	378	0.8%	1.2%	1.1%	0.9%
% of Patients satisfied with the dentistry they have received	3	3	N/A	94.1%	93.4%	93.2%
% of Patients satisfied with the time they had to wait for an appointment	3	3	N/A	91.9%	89.4%	88.8%

\* This is based on patients treated on this contract for their most recent course of treatment. Figures in italics indicate the base number of FP17s or Patient Questionnaire responses are less than 100. N/A is shown where the base number of responses is less than 10 during the period. % is calculated as Quantity/Base number\*100

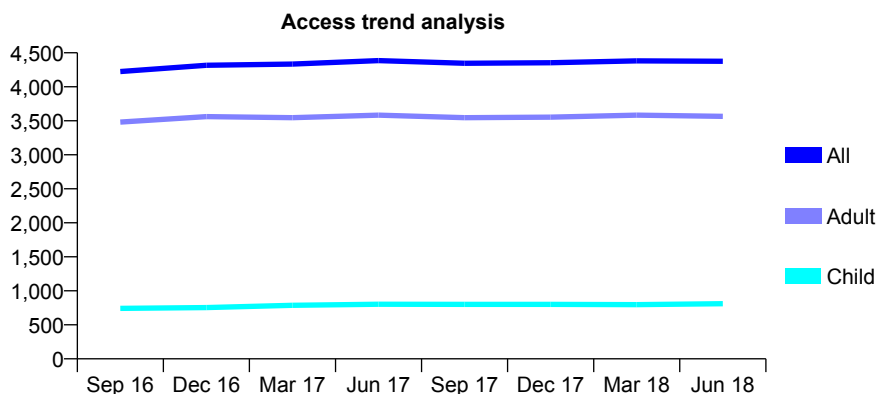
## Q44 - Vital Signs At a Glance Contract Report for 321486/0001 - June 2018

Name or company name	MR AD MORTON
Contract type name	GDS Contract
Purpose of contract	General
Contract start date	01/04/2006
Contract end date	

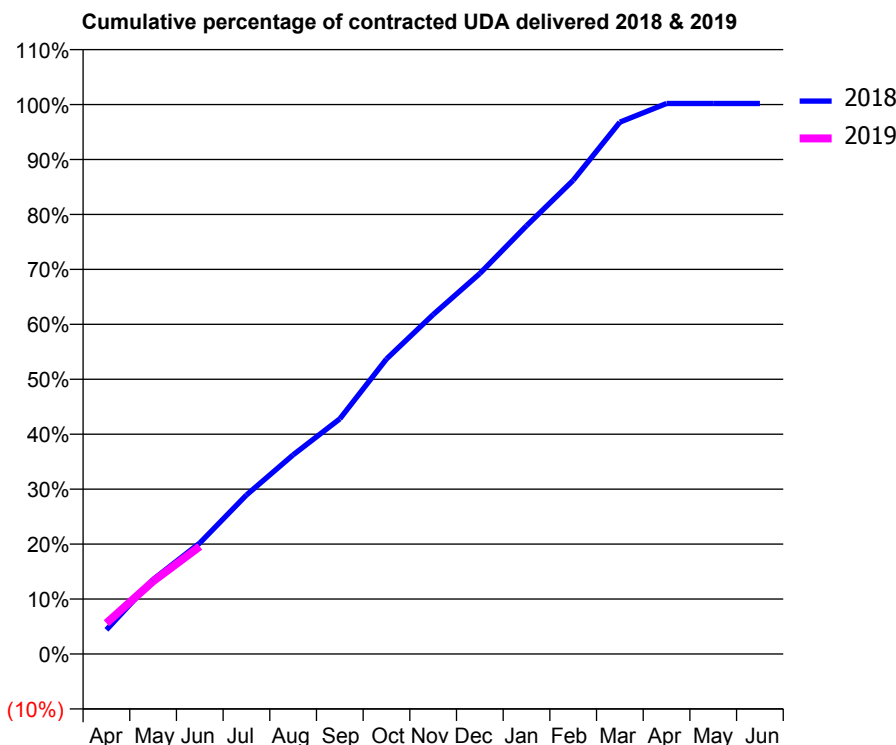
18/19 Contracted general activity (UDA)	12,706
Carry forward general activity (UDA)	0
18/19 Contracted orthodontic activity (UOA)	0
Carry forward orthodontic activity (UOA)	0
Baseline contract value	£348,780.14

### ACCESS\*

Patients seen in 24 months	Total	Change since previous quarter
Quarter ending June 2017	4,386	
Quarter ending September 2017	4,347	→
Quarter ending December 2017	4,354	→
Quarter ending March 2018	4,382	→
Quarter ending June 2018	4,376	→
<b>Variance since June 2017</b>	<b>(0.2%)</b>	→



### ACTIVITY



Month	Adjusted Scheduled Activity (UDA)	
	2018	2019
April	560	714
May	1,722	1,683
June	2,567	2,488
July	3,677	
August	4,605	
September	5,438	
October	6,822	
November	7,850	
December	8,800	
January	9,902	
February	10,953	
March	12,297	
April	12,730	
May	12,730	
June	12,730	

### QUALITY

	Quantity	Base Number	Contract	AT	Region	England
% of FP17s for the same patient ID Re-attending within 3 months - Children	15	286	5.2%	11.5%	12.0%	11.5%
% of FP17s for the same patient ID Re-attending within 3 months - Adults	152	1,117	13.6%	16.6%	15.7%	15.4%
% of FP17s for the same patient ID Re-attending between 3 & 9 months - Children	211	286	73.8%	57.9%	60.3%	58.9%
% of FP17s for the same patient ID Re-attending between 3 & 9 months - Adults	597	1,117	53.4%	52.4%	54.0%	51.6%
% of FP17s for Band 1 Urgent Courses	64	1,234	5.2%	9.9%	8.9%	8.9%
% of FP17s Relating to Free Repair or Replacements	26	1,234	2.1%	1.1%	1.0%	0.8%
% of FP17s Relating to Continuations	8	1,234	0.6%	1.2%	1.1%	0.9%
% of Patients satisfied with the dentistry they have received	6	6	N/A	94.1%	93.4%	93.2%
% of Patients satisfied with the time they had to wait for an appointment	5	6	N/A	91.9%	89.4%	88.8%

\* This is based on patients treated on this contract for their most recent course of treatment. Figures in italics indicate the base number of FP17s or Patient Questionnaire responses are less than 100. N/A is shown where the base number of responses is less than 10 during the period. % is calculated as Quantity/Base number\*100

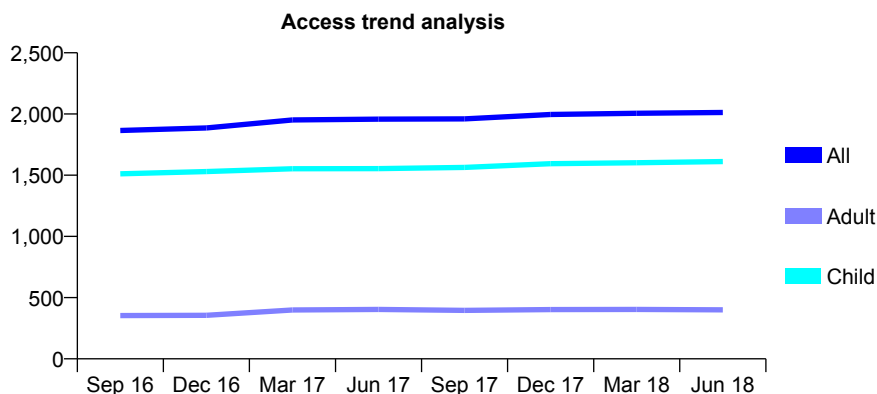
## Q44 - Vital Signs At a Glance Contract Report for 327123/0002 - June 2018

Name or company name	MRS JM COOPER
Contract type name	GDS Contract
Purpose of contract	General
Contract start date	01/04/2007
Contract end date	

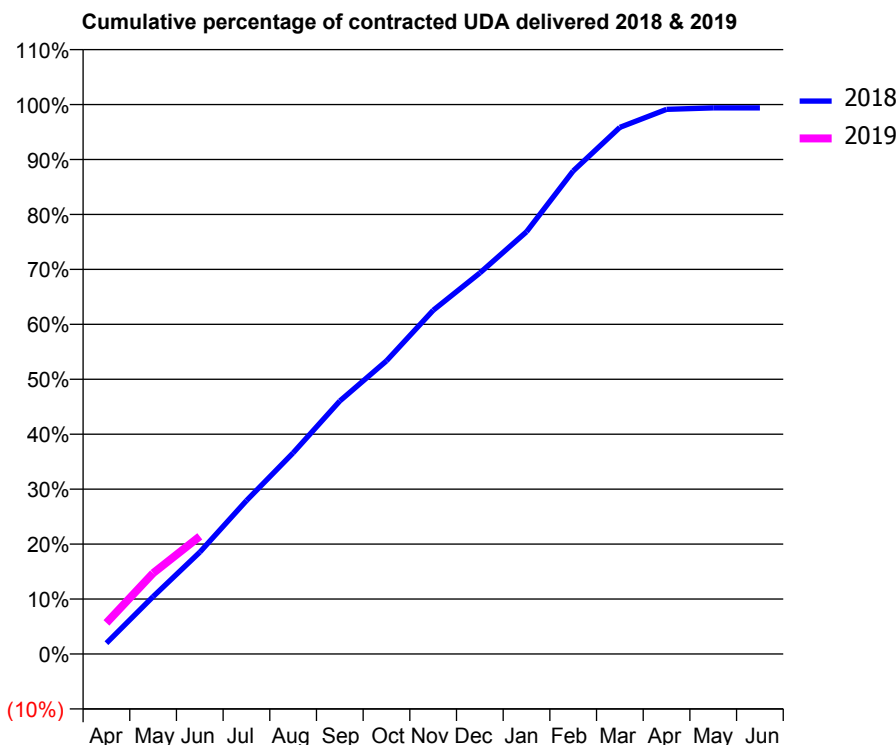
18/19 Contracted general activity (UDA)	4,180
Carry forward general activity (UDA)	0
18/19 Contracted orthodontic activity (UOA)	0
Carry forward orthodontic activity (UOA)	0
Baseline contract value	£93,794.38

### ACCESS\*

Patients seen in 24 months	Total	Change since previous quarter
Quarter ending June 2017	1,958	
Quarter ending September 2017	1,960	→
Quarter ending December 2017	1,996	→
Quarter ending March 2018	2,006	→
Quarter ending June 2018	2,012	→
<b>Variance since June 2017</b>	<b>2.8%</b>	<b>↑</b>



### ACTIVITY



Month	Adjusted Scheduled Activity (UDA)	
	2018	2019
April	83	236
May	437	615
June	774	895
July	1,167	
August	1,530	
September	1,925	
October	2,230	
November	2,615	
December	2,898	
January	3,212	
February	3,675	
March	4,006	
April	4,143	
May	4,155	
June	4,155	

### QUALITY

	Quantity	Base Number	Contract	AT	Region	England
% of FP17s for the same patient ID Re-attending within 3 months - Children	61	723	8.4%	11.5%	12.0%	11.5%
% of FP17s for the same patient ID Re-attending within 3 months - Adults	18	94	19.1%	16.6%	15.7%	15.4%
% of FP17s for the same patient ID Re-attending between 3 & 9 months - Children	536	723	74.1%	57.9%	60.3%	58.9%
% of FP17s for the same patient ID Re-attending between 3 & 9 months - Adults	48	94	51.1%	52.4%	54.0%	51.6%
% of FP17s for Band 1 Urgent Courses	19	695	2.7%	9.9%	8.9%	8.9%
% of FP17s Relating to Free Repair or Replacements	0	695	0.0%	1.1%	1.0%	0.8%
% of FP17s Relating to Continuations	0	695	0.0%	1.2%	1.1%	0.9%
% of Patients satisfied with the dentistry they have received	2	3	N/A	94.1%	93.4%	93.2%
% of Patients satisfied with the time they had to wait for an appointment	2	3	N/A	91.9%	89.4%	88.8%

\* This is based on patients treated on this contract for their most recent course of treatment. Figures in italics indicate the base number of FP17s or Patient Questionnaire responses are less than 100. N/A is shown where the base number of responses is less than 10 during the period. % is calculated as Quantity/Base number\*100



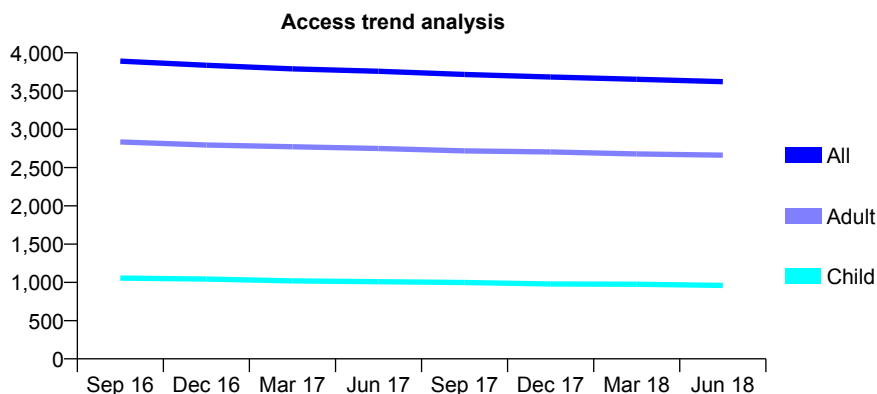
## Q44 - Vital Signs At a Glance Contract Report for 329150/0002 - June 2018

Name or company name	MR DJ GIDMAN
Contract type name	GDS Contract
Purpose of contract	General
Contract start date	01/04/2006
Contract end date	

18/19 Contracted general activity (UDA)	9,301
Carry forward general activity (UDA)	0
18/19 Contracted orthodontic activity (UOA)	0
Carry forward orthodontic activity (UOA)	0
Baseline contract value	£281,839.24

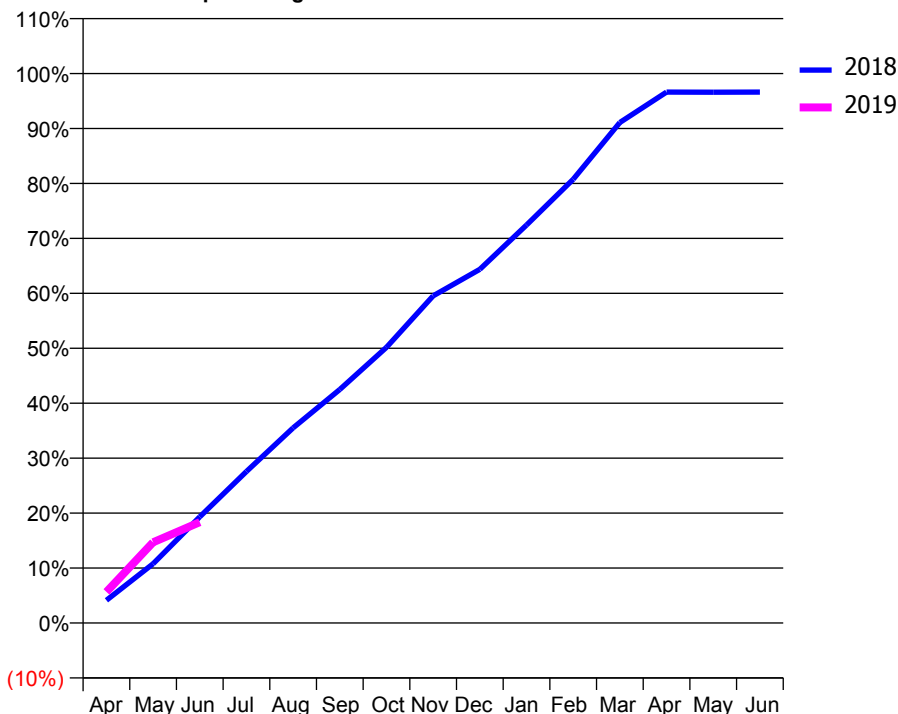
### ACCESS\*

Patients seen in 24 months	Total	Change since previous quarter
Quarter ending June 2017	3,758	
Quarter ending September 2017	3,716	↓
Quarter ending December 2017	3,683	→
Quarter ending March 2018	3,654	→
Quarter ending June 2018	3,622	→
<b>Variance since June 2017</b>	<b>(3.6%)</b>	<b>↓</b>



### ACTIVITY

Cumulative percentage of contracted UDA delivered 2018 & 2019



Adjusted Scheduled Activity (UDA)

Month	2018	2019
April	385	526
May	1,003	1,366
June	1,797	1,708
July	2,565	
August	3,304	
September	3,953	
October	4,668	
November	5,538	
December	5,987	
January	6,736	
February	7,510	
March	8,473	
April	8,986	
May	8,984	
June	8,987	

### QUALITY

	Quantity	Base Number	Contract	AT	Region	England
% of FP17s for the same patient ID Re-attending within 3 months - Children	21	355	5.9%	11.5%	12.0%	11.5%
% of FP17s for the same patient ID Re-attending within 3 months - Adults	92	864	10.6%	16.6%	15.7%	15.4%
% of FP17s for the same patient ID Re-attending between 3 & 9 months - Children	158	355	44.5%	57.9%	60.3%	58.9%
% of FP17s for the same patient ID Re-attending between 3 & 9 months - Adults	389	864	45.0%	52.4%	54.0%	51.6%
% of FP17s for Band 1 Urgent Courses	28	951	2.9%	9.9%	8.9%	8.9%
% of FP17s Relating to Free Repair or Replacements	8	951	0.8%	1.1%	1.0%	0.8%
% of FP17s Relating to Continuations	22	951	2.3%	1.2%	1.1%	0.9%
% of Patients satisfied with the dentistry they have received	1	1	N/A	94.1%	93.4%	93.2%
% of Patients satisfied with the time they had to wait for an appointment	1	1	N/A	91.9%	89.4%	88.8%

\* This is based on patients treated on this contract for their most recent course of treatment. Figures in italics indicate the base number of FP17s or Patient Questionnaire responses are less than 100. N/A is shown where the base number of responses is less than 10 during the period. % is calculated as Quantity/Base number\*100

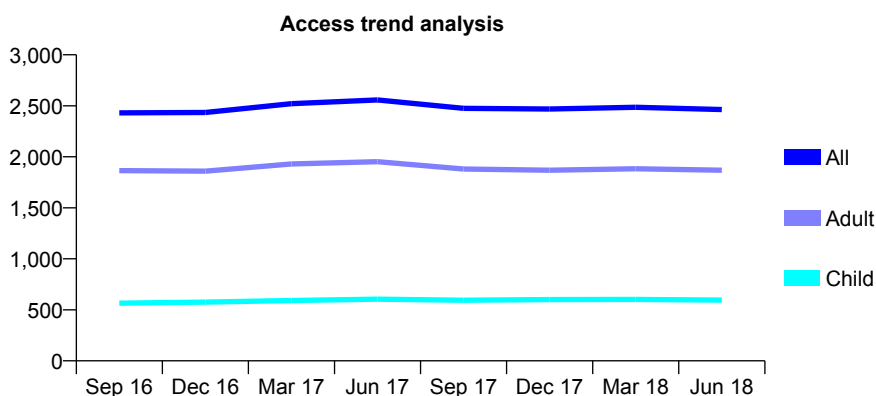
## Q44 - Vital Signs At a Glance Contract Report for 340375/0001 - June 2018

Name or company name	MRS C SHARP
Contract type name	GDS Contract
Purpose of contract	General
Contract start date	20/10/2010
Contract end date	

18/19 Contracted general activity (UDA)	7,085
Carry forward general activity (UDA)	0
18/19 Contracted orthodontic activity (UOA)	0
Carry forward orthodontic activity (UOA)	0
Baseline contract value	£193,920.37

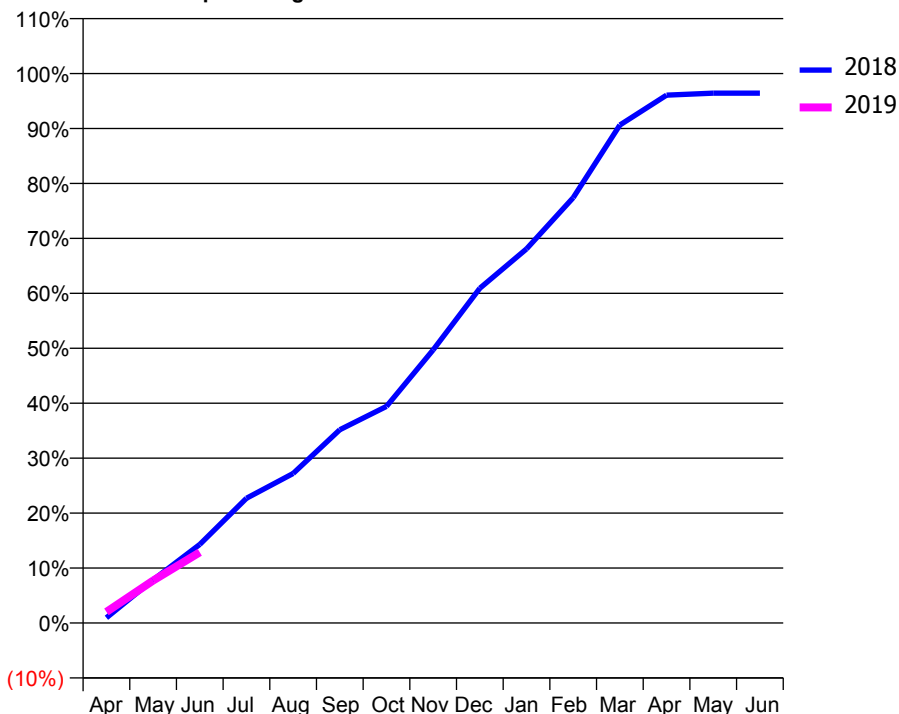
### ACCESS\*

Patients seen in 24 months	Total	Change since previous quarter
Quarter ending June 2017	2,557	
Quarter ending September 2017	2,475	↓
Quarter ending December 2017	2,469	→
Quarter ending March 2018	2,485	→
Quarter ending June 2018	2,464	→
<b>Variance since June 2017</b>	<b>(3.6%)</b>	<b>↓</b>



### ACTIVITY

Cumulative percentage of contracted UDA delivered 2018 & 2019



Month	Adjusted Scheduled Activity (UDA)	
	2018	2019
April	68	144
May	557	547
June	1,013	913
July	1,609	
August	1,928	
September	2,492	
October	2,794	
November	3,521	
December	4,316	
January	4,824	
February	5,483	
March	6,421	
April	6,807	
May	6,832	
June	6,832	

### QUALITY

	Quantity	Base Number	Contract	AT	Region	England
% of FP17s for the same patient ID Re-attending within 3 months - Children	22	138	15.9%	11.5%	12.0%	11.5%
% of FP17s for the same patient ID Re-attending within 3 months - Adults	69	419	16.5%	16.6%	15.7%	15.4%
% of FP17s for the same patient ID Re-attending between 3 & 9 months - Children	61	138	44.2%	57.9%	60.3%	58.9%
% of FP17s for the same patient ID Re-attending between 3 & 9 months - Adults	140	419	33.4%	52.4%	54.0%	51.6%
% of FP17s for Band 1 Urgent Courses	84	445	18.9%	9.9%	8.9%	8.9%
% of FP17s Relating to Free Repair or Replacements	3	445	0.7%	1.1%	1.0%	0.8%
% of FP17s Relating to Continuations	5	445	1.1%	1.2%	1.1%	0.9%
% of Patients satisfied with the dentistry they have received	3	3	N/A	94.1%	93.4%	93.2%
% of Patients satisfied with the time they had to wait for an appointment	3	3	N/A	91.9%	89.4%	88.8%

\* This is based on patients treated on this contract for their most recent course of treatment. Figures in italics indicate the base number of FP17s or Patient Questionnaire responses are less than 100. N/A is shown where the base number of responses is less than 10 during the period. % is calculated as Quantity/Base number\*100

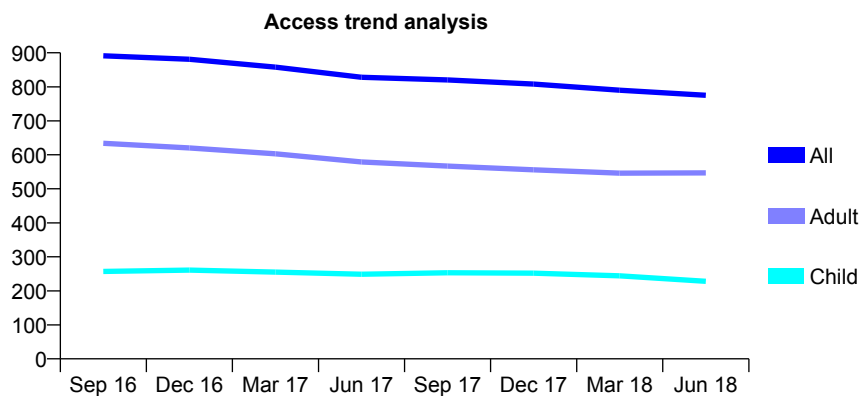
## Q44 - Vital Signs At a Glance Contract Report for 340642/0001 - June 2018

Name or company name	MR M BADELI
Contract type name	PDS Contract
Purpose of contract	General
Contract start date	01/04/2006
Contract end date	31/03/2020

18/19 Contracted general activity (UDA)	4,500
Carry forward general activity (UDA)	0
18/19 Contracted orthodontic activity (UOA)	0
Carry forward orthodontic activity (UOA)	0
Baseline contract value	£108,102.04

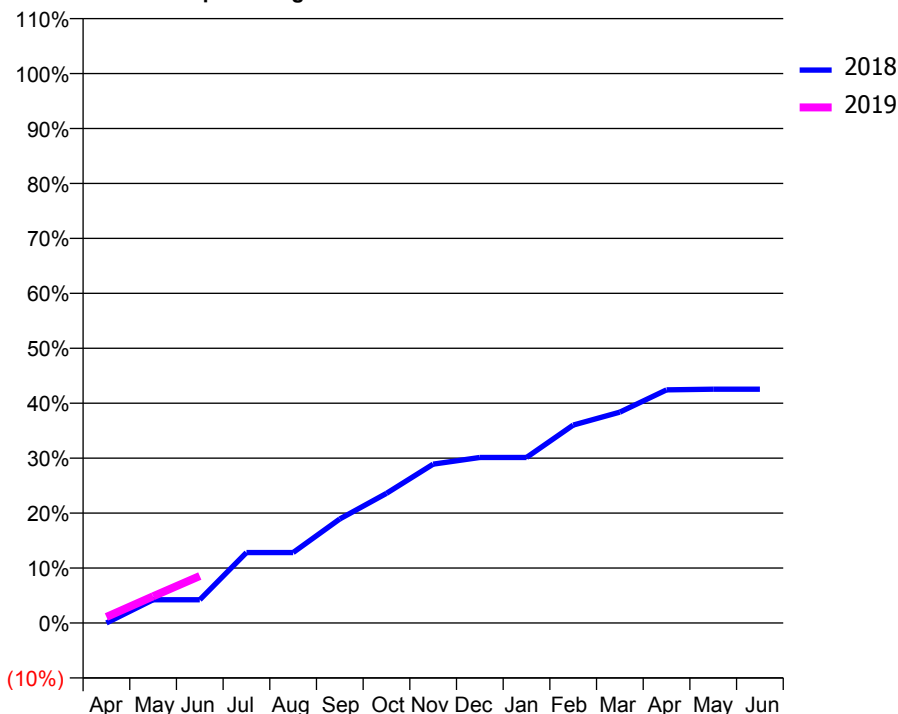
### ACCESS\*

Patients seen in 24 months	Total	Change since previous quarter
Quarter ending June 2017	828	
Quarter ending September 2017	820	→
Quarter ending December 2017	808	↓
Quarter ending March 2018	790	↓
Quarter ending June 2018	775	↓
<b>Variance since June 2017</b>	<b>(6.4%)</b>	<b>↓</b>



### ACTIVITY

Cumulative percentage of contracted UDA delivered 2018 & 2019



Month	Adjusted Scheduled Activity (UDA)	
	2018	2019
April	0	50
May	191	219
June	191	385
July	577	
August	577	
September	852	
October	1,062	
November	1,301	
December	1,356	
January	1,356	
February	1,621	
March	1,727	
April	1,909	
May	1,915	
June	1,915	

### QUALITY

	Quantity	Base Number	Contract	AT	Region	England
% of FP17s for the same patient ID Re-attending within 3 months - Children	9	67	13.4%	11.5%	12.0%	11.5%
% of FP17s for the same patient ID Re-attending within 3 months - Adults	30	178	16.9%	16.6%	15.7%	15.4%
% of FP17s for the same patient ID Re-attending between 3 & 9 months - Children	24	67	35.8%	57.9%	60.3%	58.9%
% of FP17s for the same patient ID Re-attending between 3 & 9 months - Adults	66	178	37.1%	52.4%	54.0%	51.6%
% of FP17s for Band 1 Urgent Courses	25	177	14.1%	9.9%	8.9%	8.9%
% of FP17s Relating to Free Repair or Replacements	0	177	0.0%	1.1%	1.0%	0.8%
% of FP17s Relating to Continuations	2	177	1.1%	1.2%	1.1%	0.9%
% of Patients satisfied with the dentistry they have received	2	2	N/A	94.1%	93.4%	93.2%
% of Patients satisfied with the time they had to wait for an appointment	2	2	N/A	91.9%	89.4%	88.8%

\* This is based on patients treated on this contract for their most recent course of treatment. Figures in italics indicate the base number of FP17s or Patient Questionnaire responses are less than 100. N/A is shown where the base number of responses is less than 10 during the period. % is calculated as Quantity/Base number\*100

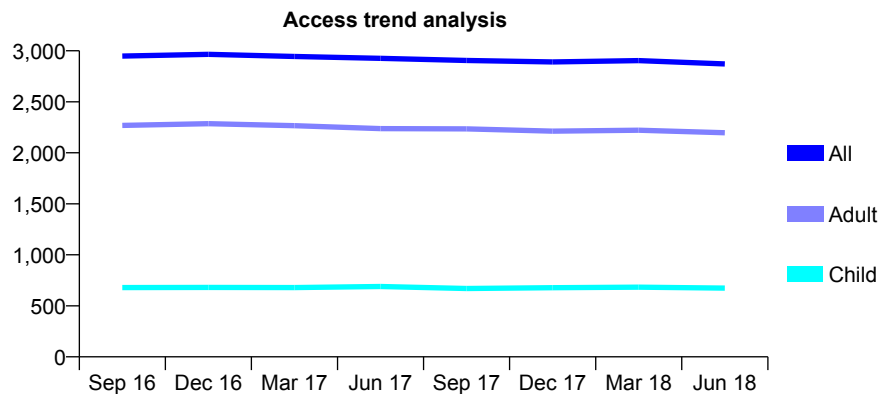
## Q44 - Vital Signs At a Glance Contract Report for 398756/0001 - June 2018

Name or company name	The Woodlands Dental Practice
Contract type name	GDS Contract
Purpose of contract	General
Contract start date	01/04/2011
Contract end date	

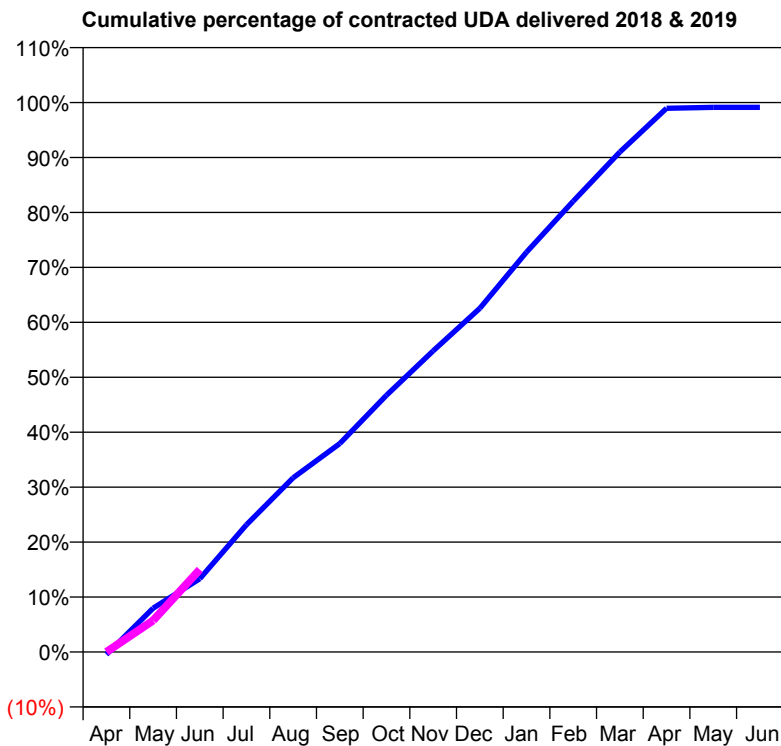
18/19 Contracted general activity (UDA)	9,318
Carry forward general activity (UDA)	0
18/19 Contracted orthodontic activity (UOA)	0
Carry forward orthodontic activity (UOA)	0
Baseline contract value	£232,517.78

### ACCESS\*

Patients seen in 24 months	Total	Change since previous quarter
Quarter ending June 2017	2,926	
Quarter ending September 2017	2,905	→
Quarter ending December 2017	2,891	→
Quarter ending March 2018	2,904	→
Quarter ending June 2018	2,871	↓
<b>Variance since June 2017</b>	<b>(1.9%)</b>	<b>↓</b>



### ACTIVITY



Month	Adjusted Scheduled Activity (UDA)	
	2018	2019
April	-44	0
May	744	535
June	1,242	1,399
July	2,159	
August	2,954	
September	3,536	
October	4,354	
November	5,107	
December	5,828	
January	6,781	
February	7,644	
March	8,479	
April	9,220	
May	9,235	
June	9,235	

### QUALITY

	Quantity	Base Number	Contract	AT	Region	England
% of FP17s for the same patient ID Re-attending within 3 months - Children	27	301	9.0%	11.5%	12.0%	11.5%
% of FP17s for the same patient ID Re-attending within 3 months - Adults	131	908	14.4%	16.6%	15.7%	15.4%
% of FP17s for the same patient ID Re-attending between 3 & 9 months - Children	193	301	64.1%	57.9%	60.3%	58.9%
% of FP17s for the same patient ID Re-attending between 3 & 9 months - Adults	609	908	67.1%	52.4%	54.0%	51.6%
% of FP17s for Band 1 Urgent Courses	36	866	4.2%	9.9%	8.9%	8.9%
% of FP17s Relating to Free Repair or Replacements	13	866	1.5%	1.1%	1.0%	0.8%
% of FP17s Relating to Continuations	8	866	0.9%	1.2%	1.1%	0.9%
% of Patients satisfied with the dentistry they have received	10	11	90.9%	94.1%	93.4%	93.2%
% of Patients satisfied with the time they had to wait for an appointment	11	11	100.0%	91.9%	89.4%	88.8%

\* This is based on patients treated on this contract for their most recent course of treatment. Figures in italics indicate the base number of FP17s or Patient Questionnaire responses are less than 100. N/A is shown where the base number of responses is less than 10 during the period. % is calculated as Quantity/Base number\*100

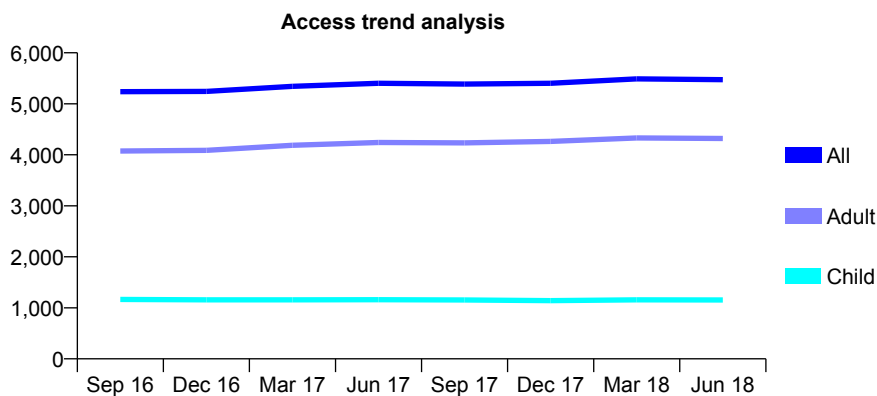
## Q44 - Vital Signs At a Glance Contract Report for 566632/0001 - June 2018

Name or company name	Guilden Sutton Dental Practice
Contract type name	GDS Contract
Purpose of contract	General
Contract start date	01/04/2006
Contract end date	

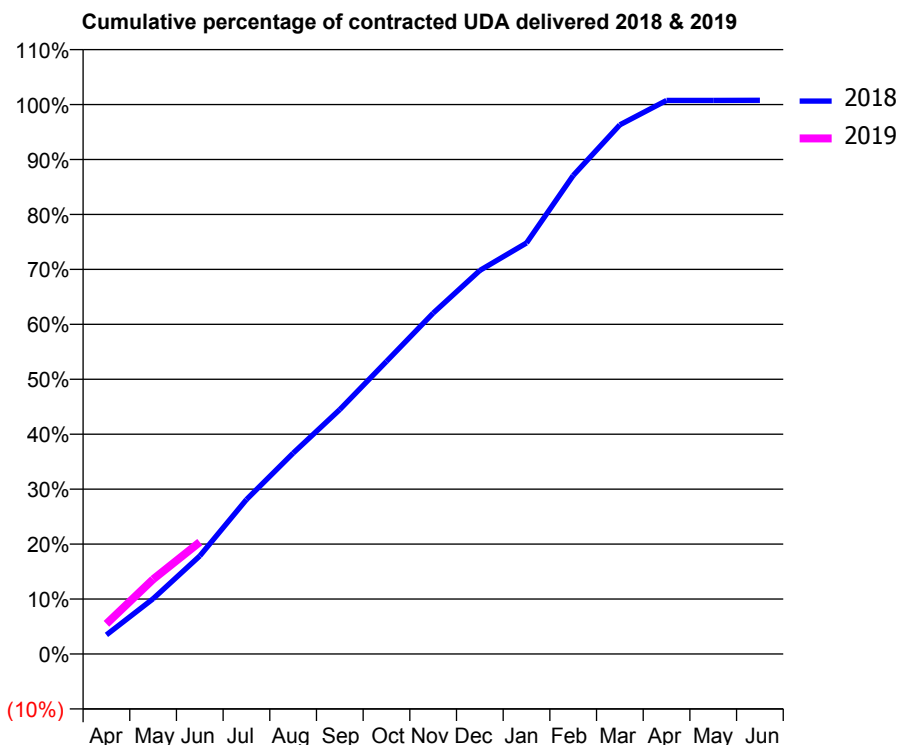
18/19 Contracted general activity (UDA)	15,500
Carry forward general activity (UDA)	0
18/19 Contracted orthodontic activity (UOA)	0
Carry forward orthodontic activity (UOA)	0
Baseline contract value	£390,834.52

### ACCESS\*

Patients seen in 24 months	Total	Change since previous quarter
Quarter ending June 2017	5,402	
Quarter ending September 2017	5,386	→
Quarter ending December 2017	5,402	→
Quarter ending March 2018	5,488	→
Quarter ending June 2018	5,474	→
<b>Variance since June 2017</b>	<b>1.3%</b>	<b>→</b>



### ACTIVITY



Month	Adjusted Scheduled Activity (UDA)	
	2018	2019
April	542	851
May	1,560	2,107
June	2,766	3,158
July	4,357	
August	5,666	
September	6,896	
October	8,255	
November	9,614	
December	10,820	
January	11,594	
February	13,497	
March	14,926	
April	15,616	
May	15,617	
June	15,619	

### QUALITY

	Quantity	Base Number	Contract	AT	Region	England
% of FP17s for the same patient ID Re-attending within 3 months - Children	51	520	9.8%	11.5%	12.0%	11.5%
% of FP17s for the same patient ID Re-attending within 3 months - Adults	346	1,621	21.3%	16.6%	15.7%	15.4%
% of FP17s for the same patient ID Re-attending between 3 & 9 months - Children	342	520	65.8%	57.9%	60.3%	58.9%
% of FP17s for the same patient ID Re-attending between 3 & 9 months - Adults	910	1,621	56.1%	52.4%	54.0%	51.6%
% of FP17s for Band 1 Urgent Courses	184	1,793	10.3%	9.9%	8.9%	8.9%
% of FP17s Relating to Free Repair or Replacements	35	1,793	2.0%	1.1%	1.0%	0.8%
% of FP17s Relating to Continuations	13	1,793	0.7%	1.2%	1.1%	0.9%
% of Patients satisfied with the dentistry they have received	7	7	N/A	94.1%	93.4%	93.2%
% of Patients satisfied with the time they had to wait for an appointment	6	7	N/A	91.9%	89.4%	88.8%

\* This is based on patients treated on this contract for their most recent course of treatment. Figures in italics indicate the base number of FP17s or Patient Questionnaire responses are less than 100. N/A is shown where the base number of responses is less than 10 during the period. % is calculated as Quantity/Base number\*100

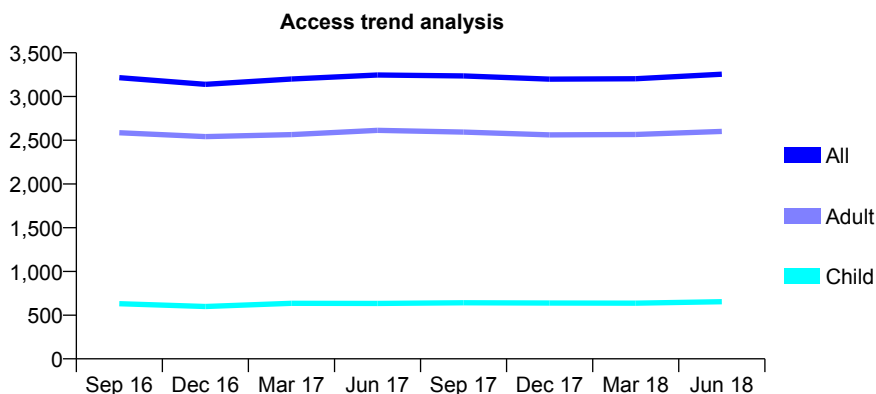
## Q44 - Vital Signs At a Glance Contract Report for 569208/0001 - June 2018

Name or company name	Heathfield Dental Practice
Contract type name	GDS Contract
Purpose of contract	General
Contract start date	01/04/2006
Contract end date	

18/19 Contracted general activity (UDA)	8,738
Carry forward general activity (UDA)	0
18/19 Contracted orthodontic activity (UOA)	0
Carry forward orthodontic activity (UOA)	0
Baseline contract value	£239,654.36

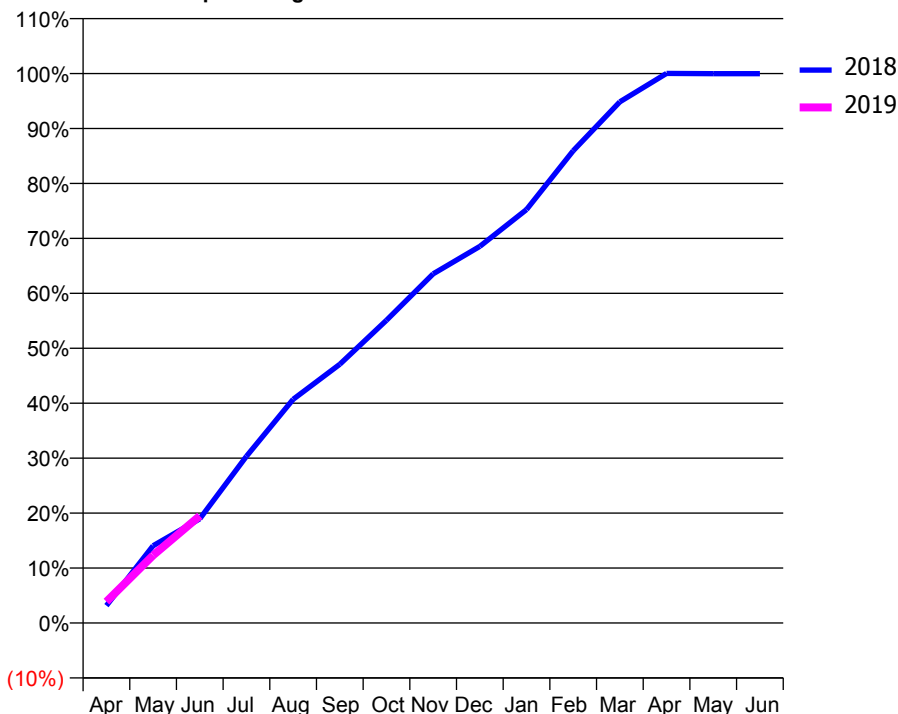
### ACCESS\*

Patients seen in 24 months	Total	Change since previous quarter
Quarter ending June 2017	3,246	
Quarter ending September 2017	3,235	→
Quarter ending December 2017	3,199	↓
Quarter ending March 2018	3,203	→
Quarter ending June 2018	3,255	→
<b>Variance since June 2017</b>	<b>0.3%</b>	<b>→</b>



### ACTIVITY

Cumulative percentage of contracted UDA delivered 2018 & 2019



Adjusted Scheduled Activity (UDA)

Month	2018	2019
April	276	339
May	1,228	1,076
June	1,658	1,704
July	2,651	
August	3,558	
September	4,115	
October	4,815	
November	5,552	
December	5,990	
January	6,574	
February	7,510	
March	8,288	
April	8,739	
May	8,736	
June	8,736	

### QUALITY

	Quantity	Base Number	Contract	AT	Region	England
% of FP17s for the same patient ID Re-attending within 3 months - Children	14	248	5.6%	11.5%	12.0%	11.5%
% of FP17s for the same patient ID Re-attending within 3 months - Adults	176	974	18.1%	16.6%	15.7%	15.4%
% of FP17s for the same patient ID Re-attending between 3 & 9 months - Children	123	248	49.6%	57.9%	60.3%	58.9%
% of FP17s for the same patient ID Re-attending between 3 & 9 months - Adults	474	974	48.7%	52.4%	54.0%	51.6%
% of FP17s for Band 1 Urgent Courses	131	989	13.2%	9.9%	8.9%	8.9%
% of FP17s Relating to Free Repair or Replacements	7	989	0.7%	1.1%	1.0%	0.8%
% of FP17s Relating to Continuations	7	989	0.7%	1.2%	1.1%	0.9%
% of Patients satisfied with the dentistry they have received	6	7	N/A	94.1%	93.4%	93.2%
% of Patients satisfied with the time they had to wait for an appointment	7	7	N/A	91.9%	89.4%	88.8%

\* This is based on patients treated on this contract for their most recent course of treatment. Figures in italics indicate the base number of FP17s or Patient Questionnaire responses are less than 100. N/A is shown where the base number of responses is less than 10 during the period. % is calculated as Quantity/Base number\*100

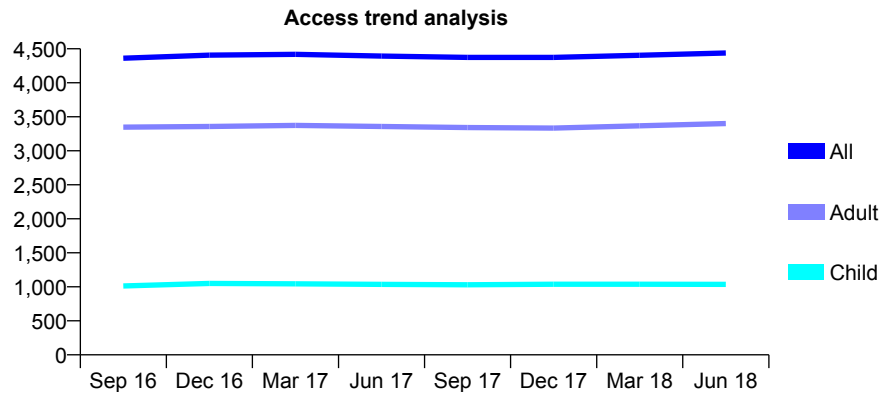
## Q44 - Vital Signs At a Glance Contract Report for 638560/0001 - June 2018

Name or company name	MISS J FINN
Contract type name	GDS Contract
Purpose of contract	General
Contract start date	01/04/2006
Contract end date	

18/19 Contracted general activity (UDA)	14,350
Carry forward general activity (UDA)	0
18/19 Contracted orthodontic activity (UOA)	0
Carry forward orthodontic activity (UOA)	0
Baseline contract value	£405,441.92

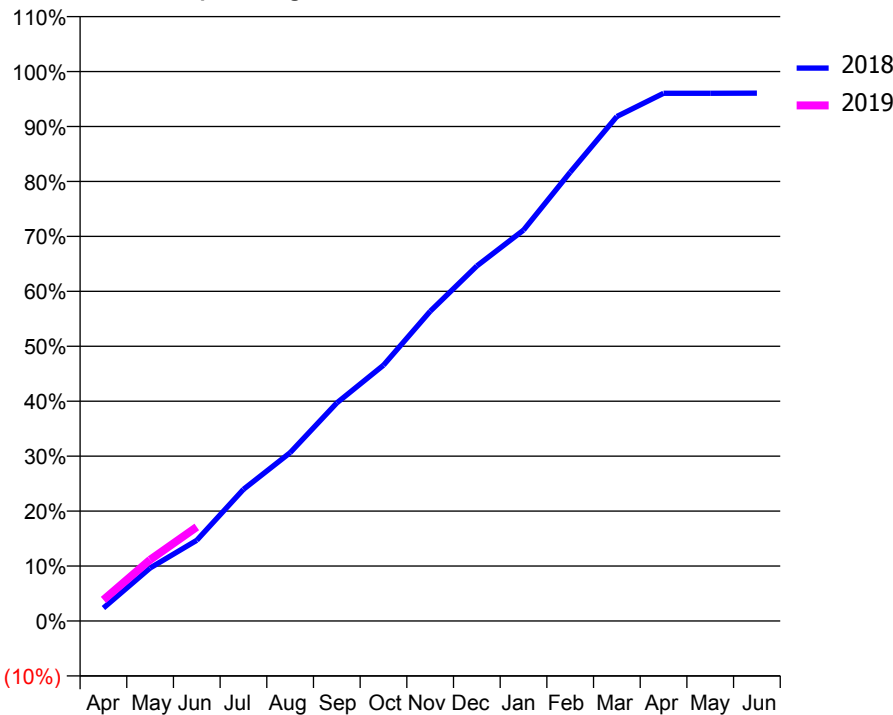
### ACCESS\*

Patients seen in 24 months	Total	Change since previous quarter
Quarter ending June 2017	4,393	
Quarter ending September 2017	4,373	→
Quarter ending December 2017	4,374	→
Quarter ending March 2018	4,405	→
Quarter ending June 2018	4,438	→
<b>Variance since June 2017</b>	<b>1.0%</b>	<b>→</b>



### ACTIVITY

Cumulative percentage of contracted UDA delivered 2018 & 2019



Month	Adjusted Scheduled Activity (UDA)	
	2018	2019
April	339	551
May	1,386	1,599
June	2,107	2,456
July	3,439	
August	4,395	
September	5,696	
October	6,680	
November	8,088	
December	9,272	
January	10,207	
February	11,719	
March	13,174	
April	13,782	
May	13,780	
June	13,786	

### QUALITY

	Quantity	Base Number	Contract	AT	Region	England
% of FP17s for the same patient ID Re-attending within 3 months - Children	38	419	9.1%	11.5%	12.0%	11.5%
% of FP17s for the same patient ID Re-attending within 3 months - Adults	202	1,222	16.5%	16.6%	15.7%	15.4%
% of FP17s for the same patient ID Re-attending between 3 & 9 months - Children	281	419	67.1%	57.9%	60.3%	58.9%
% of FP17s for the same patient ID Re-attending between 3 & 9 months - Adults	642	1,222	52.5%	52.4%	54.0%	51.6%
% of FP17s for Band 1 Urgent Courses	146	1,396	10.5%	9.9%	8.9%	8.9%
% of FP17s Relating to Free Repair or Replacements	15	1,396	1.1%	1.1%	1.0%	0.8%
% of FP17s Relating to Continuations	12	1,396	0.9%	1.2%	1.1%	0.9%
% of Patients satisfied with the dentistry they have received	21	21	100.0%	94.1%	93.4%	93.2%
% of Patients satisfied with the time they had to wait for an appointment	19	21	90.5%	91.9%	89.4%	88.8%

\* This is based on patients treated on this contract for their most recent course of treatment. Figures in italics indicate the base number of FP17s or Patient Questionnaire responses are less than 100. N/A is shown where the base number of responses is less than 10 during the period. % is calculated as Quantity/Base number\*100

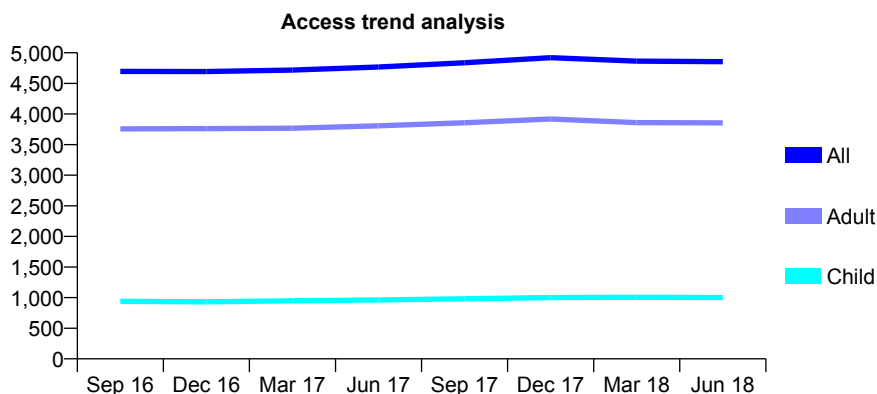
## Q44 - Vital Signs At a Glance Contract Report for 649139/0001 - June 2018

Name or company name	MR BS PHIPPS
Contract type name	GDS Contract
Purpose of contract	General
Contract start date	01/04/2006
Contract end date	

18/19 Contracted general activity (UDA)	12,870
Carry forward general activity (UDA)	0
18/19 Contracted orthodontic activity (UOA)	0
Carry forward orthodontic activity (UOA)	0
Baseline contract value	£389,998.12

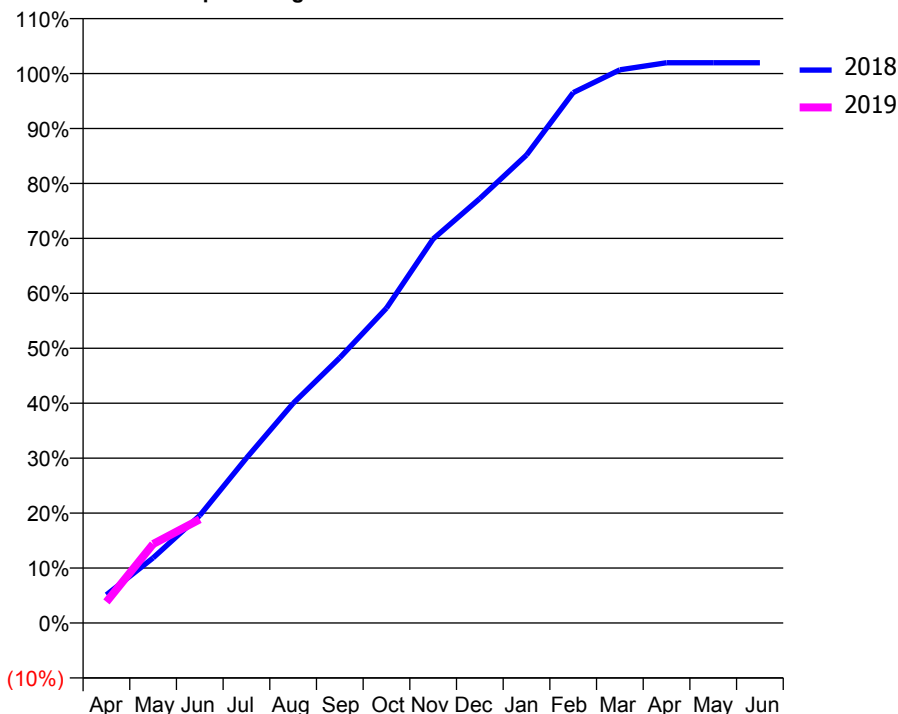
### ACCESS\*

Patients seen in 24 months	Total	Change since previous quarter
Quarter ending June 2017	4,768	
Quarter ending September 2017	4,838	→
Quarter ending December 2017	4,920	→
Quarter ending March 2018	4,864	↓
Quarter ending June 2018	4,855	→
<b>Variance since June 2017</b>	<b>1.8%</b>	<b>→</b>



### ACTIVITY

Cumulative percentage of contracted UDA delivered 2018 & 2019



Adjusted Scheduled Activity (UDA)

Month	2018	2019
April	661	496
May	1,527	1,849
June	2,519	2,428
July	3,864	
August	5,146	
September	6,213	
October	7,376	
November	8,995	
December	9,942	
January	10,960	
February	12,421	
March	12,956	
April	13,122	
May	13,122	
June	13,122	

### QUALITY

	Quantity	Base Number	Contract	AT	Region	England
% of FP17s for the same patient ID Re-attending within 3 months - Children	19	306	6.2%	11.5%	12.0%	11.5%
% of FP17s for the same patient ID Re-attending within 3 months - Adults	152	1,014	15.0%	16.6%	15.7%	15.4%
% of FP17s for the same patient ID Re-attending between 3 & 9 months - Children	164	306	53.6%	57.9%	60.3%	58.9%
% of FP17s for the same patient ID Re-attending between 3 & 9 months - Adults	451	1,014	44.5%	52.4%	54.0%	51.6%
% of FP17s for Band 1 Urgent Courses	115	1,248	9.2%	9.9%	8.9%	8.9%
% of FP17s Relating to Free Repair or Replacements	16	1,248	1.3%	1.1%	1.0%	0.8%
% of FP17s Relating to Continuations	20	1,248	1.6%	1.2%	1.1%	0.9%
% of Patients satisfied with the dentistry they have received	12	12	100.0%	94.1%	93.4%	93.2%
% of Patients satisfied with the time they had to wait for an appointment	10	12	83.3%	91.9%	89.4%	88.8%

\* This is based on patients treated on this contract for their most recent course of treatment. Figures in italics indicate the base number of FP17s or Patient Questionnaire responses are less than 100. N/A is shown where the base number of responses is less than 10 during the period. % is calculated as Quantity/Base number\*100



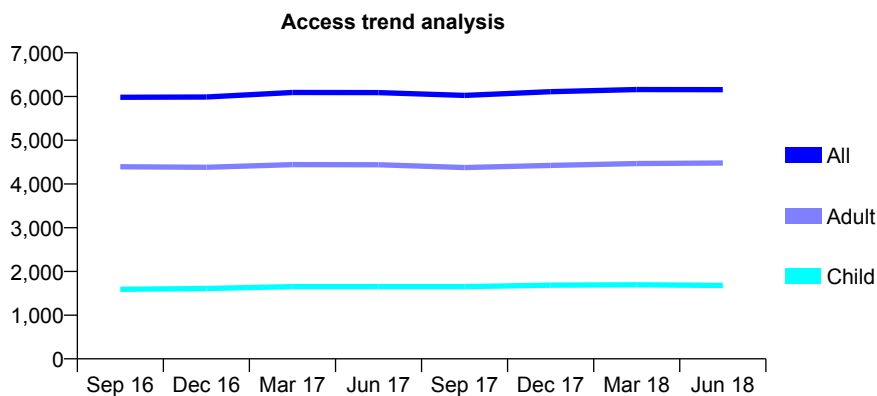
## Q44 - Vital Signs At a Glance Contract Report for 649899/0001 - June 2018

Name or company name	MR SW HUGHES
Contract type name	GDS Contract
Purpose of contract	General
Contract start date	01/04/2006
Contract end date	

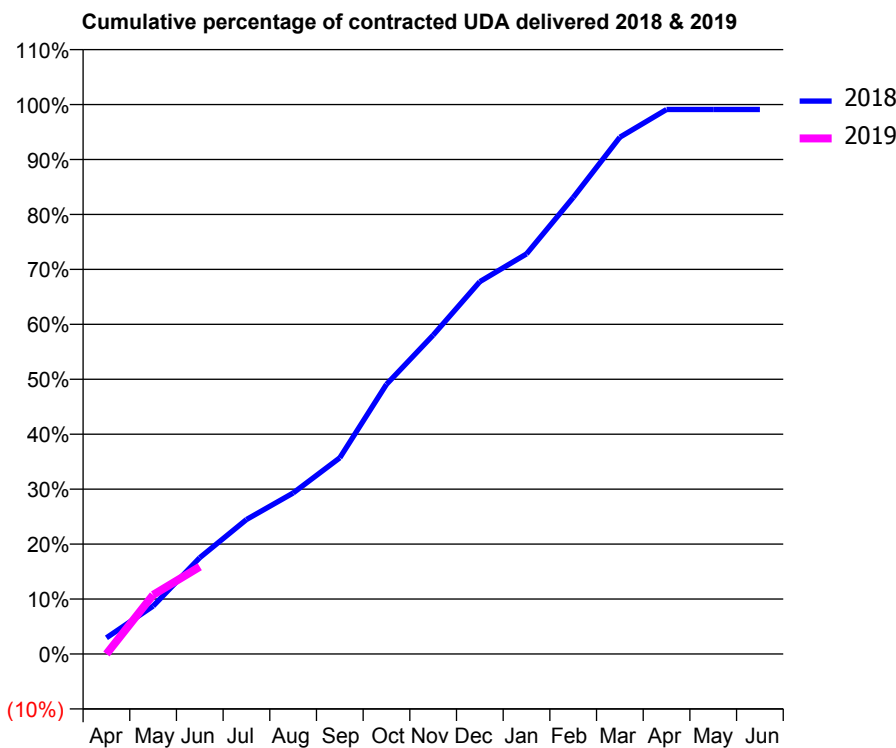
18/19 Contracted general activity (UDA)	18,100
Carry forward general activity (UDA)	0
18/19 Contracted orthodontic activity (UOA)	0
Carry forward orthodontic activity (UOA)	0
Baseline contract value	£527,785.88

### ACCESS\*

Patients seen in 24 months	Total	Change since previous quarter
Quarter ending June 2017	6,091	
Quarter ending September 2017	6,026	↓
Quarter ending December 2017	6,111	→
Quarter ending March 2018	6,161	→
Quarter ending June 2018	6,156	→
<b>Variance since June 2017</b>	<b>1.1%</b>	<b>→</b>



### ACTIVITY



Month	Adjusted Scheduled Activity (UDA)	
	2018	2019
April	535	0
May	1,579	1,946
June	3,171	2,874
July	4,431	
August	5,304	
September	6,463	
October	8,884	
November	10,503	
December	12,264	
January	13,179	
February	15,038	
March	17,022	
April	17,936	
May	17,938	
June	17,938	

### QUALITY

	Quantity	Base Number	Contract	AT	Region	England
% of FP17s for the same patient ID Re-attending within 3 months - Children	43	542	7.9%	11.5%	12.0%	11.5%
% of FP17s for the same patient ID Re-attending within 3 months - Adults	106	1,176	9.0%	16.6%	15.7%	15.4%
% of FP17s for the same patient ID Re-attending between 3 & 9 months - Children	318	542	58.7%	57.9%	60.3%	58.9%
% of FP17s for the same patient ID Re-attending between 3 & 9 months - Adults	669	1,176	56.9%	52.4%	54.0%	51.6%
% of FP17s for Band 1 Urgent Courses	40	1,382	2.9%	9.9%	8.9%	8.9%
% of FP17s Relating to Free Repair or Replacements	14	1,382	1.0%	1.1%	1.0%	0.8%
% of FP17s Relating to Continuations	5	1,382	0.4%	1.2%	1.1%	0.9%
% of Patients satisfied with the dentistry they have received	5	6	N/A	94.1%	93.4%	93.2%
% of Patients satisfied with the time they had to wait for an appointment	5	6	N/A	91.9%	89.4%	88.8%

\* This is based on patients treated on this contract for their most recent course of treatment. Figures in italics indicate the base number of FP17s or Patient Questionnaire responses are less than 100. N/A is shown where the base number of responses is less than 10 during the period. % is calculated as Quantity/Base number\*100

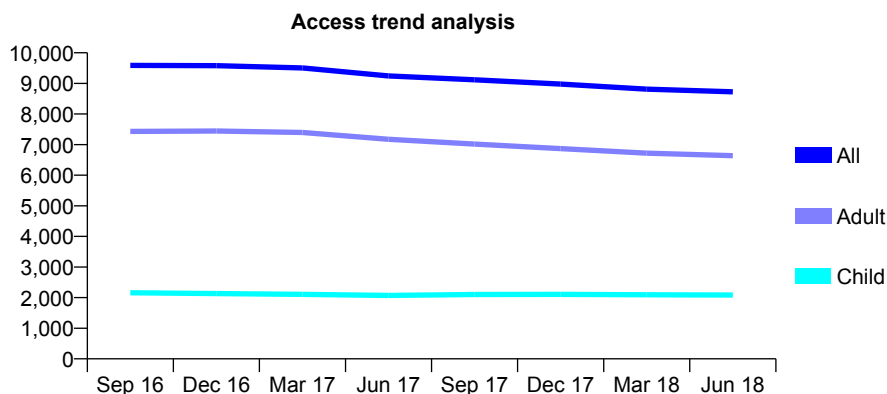
## Q44 - Vital Signs At a Glance Contract Report for 654248/0001 - June 2018

Name or company name	MR S HUSSAIN
Contract type name	GDS Contract
Purpose of contract	General
Contract start date	01/04/2006
Contract end date	

18/19 Contracted general activity (UDA)	35,894
Carry forward general activity (UDA)	0
18/19 Contracted orthodontic activity (UOA)	0
Carry forward orthodontic activity (UOA)	0
Baseline contract value	£1,041,176.43

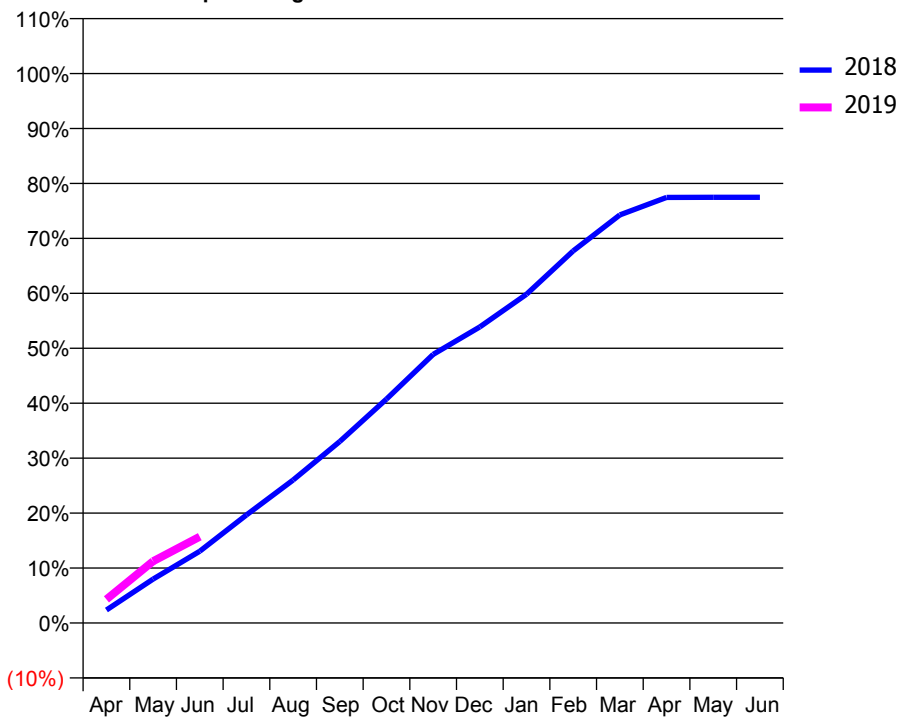
### ACCESS\*

Patients seen in 24 months	Total	Change since previous quarter
Quarter ending June 2017	9,246	
Quarter ending September 2017	9,118	↓
Quarter ending December 2017	8,977	↓
Quarter ending March 2018	8,812	↓
Quarter ending June 2018	8,724	→
<b>Variance since June 2017</b>	<b>(5.6%)</b>	<b>↓</b>



### ACTIVITY

Cumulative percentage of contracted UDA delivered 2018 & 2019



Month	Adjusted Scheduled Activity (UDA)	
	2018	2019
April	846	1,544
May	2,871	4,033
June	4,688	5,638
July	7,063	
August	9,340	
September	11,858	
October	14,628	
November	17,551	
December	19,345	
January	21,480	
February	24,305	
March	26,656	
April	27,796	
May	27,811	
June	27,811	

### QUALITY

	Quantity	Base Number	Contract	AT	Region	England
% of FP17s for the same patient ID Re-attending within 3 months - Children	60	615	9.8%	11.5%	12.0%	11.5%
% of FP17s for the same patient ID Re-attending within 3 months - Adults	282	1,822	15.5%	16.6%	15.7%	15.4%
% of FP17s for the same patient ID Re-attending between 3 & 9 months - Children	301	615	48.9%	57.9%	60.3%	58.9%
% of FP17s for the same patient ID Re-attending between 3 & 9 months - Adults	750	1,822	41.2%	52.4%	54.0%	51.6%
% of FP17s for Band 1 Urgent Courses	256	2,043	12.5%	9.9%	8.9%	8.9%
% of FP17s Relating to Free Repair or Replacements	16	2,043	0.8%	1.1%	1.0%	0.8%
% of FP17s Relating to Continuations	42	2,043	2.1%	1.2%	1.1%	0.9%
% of Patients satisfied with the dentistry they have received	10	10	100.0%	94.1%	93.4%	93.2%
% of Patients satisfied with the time they had to wait for an appointment	7	10	70.0%	91.9%	89.4%	88.8%

\* This is based on patients treated on this contract for their most recent course of treatment. Figures in italics indicate the base number of FP17s or Patient Questionnaire responses are less than 100. N/A is shown where the base number of responses is less than 10 during the period. % is calculated as Quantity/Base number\*100

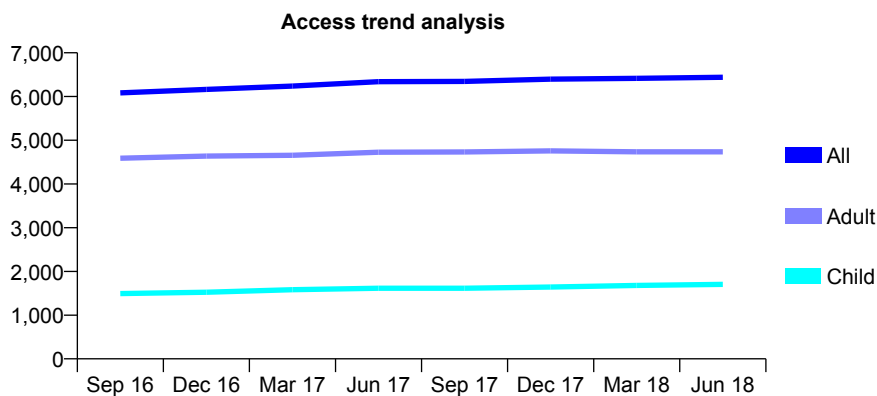
## Q44 - Vital Signs At a Glance Contract Report for 661899/0001 - June 2018

Name or company name	MRS A SIMPKINS
Contract type name	GDS Contract
Purpose of contract	General
Contract start date	01/04/2006
Contract end date	

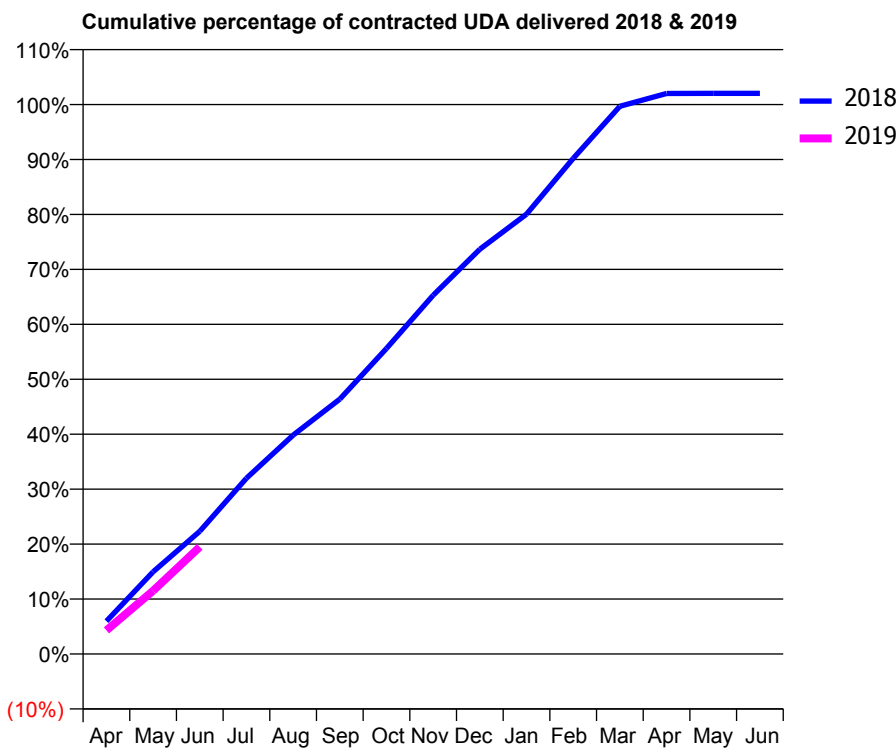
18/19 Contracted general activity (UDA)	15,000
Carry forward general activity (UDA)	0
18/19 Contracted orthodontic activity (UOA)	0
Carry forward orthodontic activity (UOA)	0
Baseline contract value	£381,455.18

### ACCESS\*

Patients seen in 24 months	Total	Change since previous quarter
Quarter ending June 2017	6,341	
Quarter ending September 2017	6,347	→
Quarter ending December 2017	6,399	→
Quarter ending March 2018	6,415	→
Quarter ending June 2018	6,441	→
<b>Variance since June 2017</b>	<b>1.6%</b>	<b>→</b>



### ACTIVITY



Month	Adjusted Scheduled Activity (UDA)	
	2018	2019
April	896	646
May	2,245	1,728
June	3,352	2,926
July	4,799	
August	5,977	
September	6,957	
October	8,340	
November	9,793	
December	11,049	
January	12,006	
February	13,526	
March	14,953	
April	15,300	
May	15,303	
June	15,303	

### QUALITY

	Quantity	Base Number	Contract	AT	Region	England
% of FP17s for the same patient ID Re-attending within 3 months - Children	16	492	3.3%	11.5%	12.0%	11.5%
% of FP17s for the same patient ID Re-attending within 3 months - Adults	112	1,316	8.5%	16.6%	15.7%	15.4%
% of FP17s for the same patient ID Re-attending between 3 & 9 months - Children	182	492	37.0%	57.9%	60.3%	58.9%
% of FP17s for the same patient ID Re-attending between 3 & 9 months - Adults	608	1,316	46.2%	52.4%	54.0%	51.6%
% of FP17s for Band 1 Urgent Courses	53	1,592	3.3%	9.9%	8.9%	8.9%
% of FP17s Relating to Free Repair or Replacements	11	1,592	0.7%	1.1%	1.0%	0.8%
% of FP17s Relating to Continuations	24	1,592	1.5%	1.2%	1.1%	0.9%
% of Patients satisfied with the dentistry they have received	5	5	N/A	94.1%	93.4%	93.2%
% of Patients satisfied with the time they had to wait for an appointment	5	5	N/A	91.9%	89.4%	88.8%

\* This is based on patients treated on this contract for their most recent course of treatment. Figures in italics indicate the base number of FP17s or Patient Questionnaire responses are less than 100. N/A is shown where the base number of responses is less than 10 during the period. % is calculated as Quantity/Base number\*100

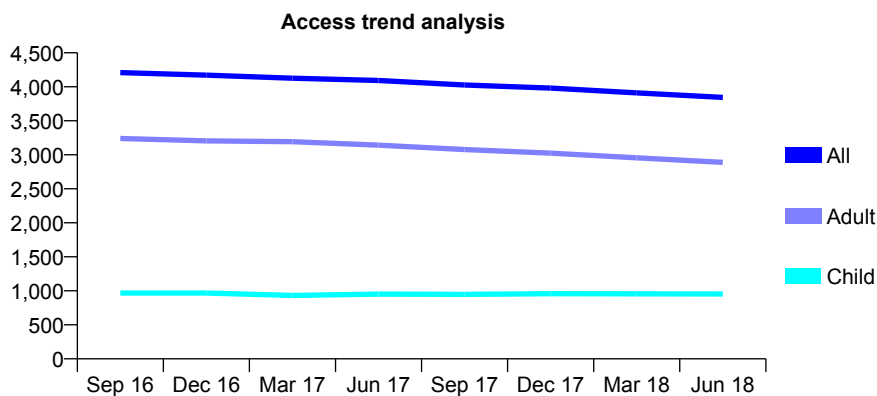
## Q44 - Vital Signs At a Glance Contract Report for 674281/0001 - June 2018

Name or company name	MR P MOTTRAM
Contract type name	GDS Contract
Purpose of contract	General
Contract start date	22/05/2006
Contract end date	

18/19 Contracted general activity (UDA)	7,500
Carry forward general activity (UDA)	0
18/19 Contracted orthodontic activity (UOA)	0
Carry forward orthodontic activity (UOA)	0
Baseline contract value	£195,661.09

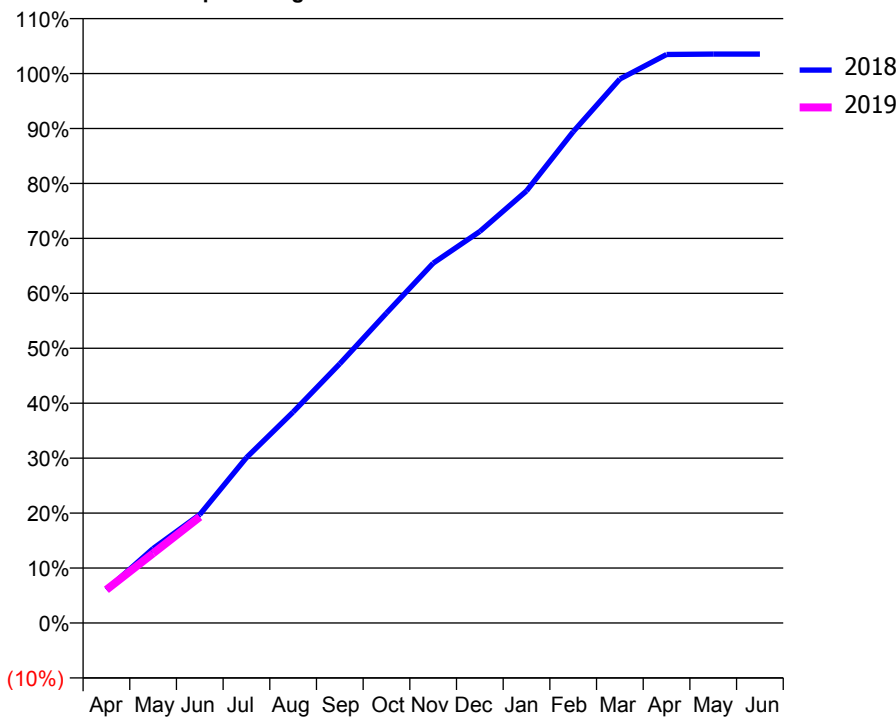
### ACCESS\*

Patients seen in 24 months	Total	Change since previous quarter
Quarter ending June 2017	4,094	
Quarter ending September 2017	4,027	↓
Quarter ending December 2017	3,981	↓
Quarter ending March 2018	3,911	↓
Quarter ending June 2018	3,844	↓
<b>Variance since June 2017</b>	<b>(6.1%)</b>	<b>↓</b>



### ACTIVITY

Cumulative percentage of contracted UDA delivered 2018 & 2019



Adjusted Scheduled Activity (UDA)

Month	2018	2019
April	454	453
May	1,017	952
June	1,480	1,449
July	2,257	
August	2,881	
September	3,538	
October	4,231	
November	4,911	
December	5,344	
January	5,898	
February	6,706	
March	7,425	
April	7,760	
May	7,765	
June	7,765	

### QUALITY

	Quantity	Base Number	Contract	AT	Region	England
% of FP17s for the same patient ID Re-attending within 3 months - Children	18	379	4.7%	11.5%	12.0%	11.5%
% of FP17s for the same patient ID Re-attending within 3 months - Adults	134	984	13.6%	16.6%	15.7%	15.4%
% of FP17s for the same patient ID Re-attending between 3 & 9 months - Children	251	379	66.2%	57.9%	60.3%	58.9%
% of FP17s for the same patient ID Re-attending between 3 & 9 months - Adults	561	984	57.0%	52.4%	54.0%	51.6%
% of FP17s for Band 1 Urgent Courses	98	971	10.1%	9.9%	8.9%	8.9%
% of FP17s Relating to Free Repair or Replacements	3	971	0.3%	1.1%	1.0%	0.8%
% of FP17s Relating to Continuations	7	971	0.7%	1.2%	1.1%	0.9%
% of Patients satisfied with the dentistry they have received	12	12	100.0%	94.1%	93.4%	93.2%
% of Patients satisfied with the time they had to wait for an appointment	11	12	91.7%	91.9%	89.4%	88.8%

\* This is based on patients treated on this contract for their most recent course of treatment. Figures in italics indicate the base number of FP17s or Patient Questionnaire responses are less than 100. N/A is shown where the base number of responses is less than 10 during the period. % is calculated as Quantity/Base number\*100

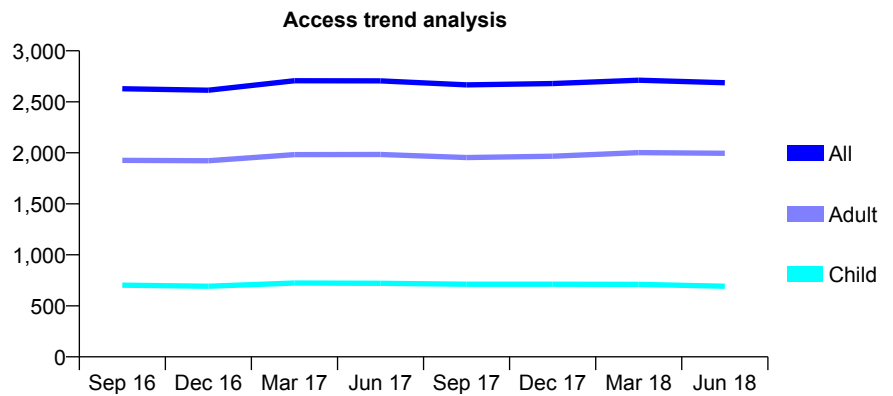
## Q44 - Vital Signs At a Glance Contract Report for 674346/0001 - June 2018

Name or company name	MISS SE HAWORTH
Contract type name	PDS Contract
Purpose of contract	General
Contract start date	01/04/2006
Contract end date	31/03/2021

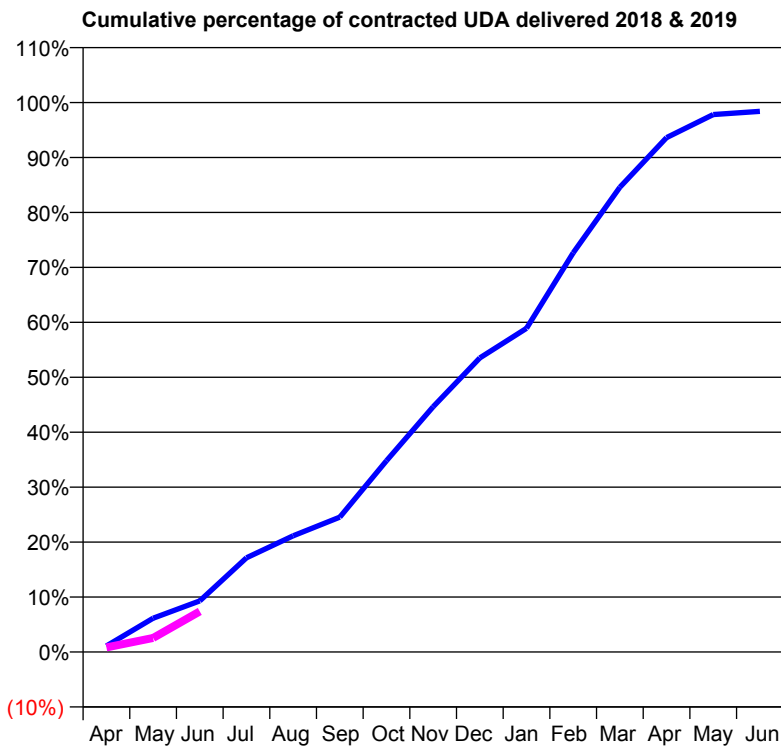
18/19 Contracted general activity (UDA)	8,909
Carry forward general activity (UDA)	0
18/19 Contracted orthodontic activity (UOA)	0
Carry forward orthodontic activity (UOA)	0
Baseline contract value	£254,967.22

### ACCESS\*

Patients seen in 24 months	Total	Change since previous quarter
Quarter ending June 2017	2,705	
Quarter ending September 2017	2,666	↓
Quarter ending December 2017	2,679	→
Quarter ending March 2018	2,712	→
Quarter ending June 2018	2,687	→
<b>Variance since June 2017</b>	<b>(0.7%)</b>	→



### ACTIVITY



Month	Adjusted Scheduled Activity (UDA)	
	2018	2019
April	98	74
May	548	229
June	829	658
July	1,528	
August	1,883	
September	2,187	
October	3,101	
November	3,976	
December	4,768	
January	5,248	
February	6,473	
March	7,536	
April	8,340	
May	8,713	
June	8,765	

### QUALITY

	Quantity	Base Number	Contract	AT	Region	England
% of FP17s for the same patient ID Re-attending within 3 months - Children	28	212	13.2%	11.5%	12.0%	11.5%
% of FP17s for the same patient ID Re-attending within 3 months - Adults	66	437	15.1%	16.6%	15.7%	15.4%
% of FP17s for the same patient ID Re-attending between 3 & 9 months - Children	125	212	59.0%	57.9%	60.3%	58.9%
% of FP17s for the same patient ID Re-attending between 3 & 9 months - Adults	136	437	31.1%	52.4%	54.0%	51.6%
% of FP17s for Band 1 Urgent Courses	48	338	14.2%	9.9%	8.9%	8.9%
% of FP17s Relating to Free Repair or Replacements	3	338	0.9%	1.1%	1.0%	0.8%
% of FP17s Relating to Continuations	3	338	0.9%	1.2%	1.1%	0.9%
% of Patients satisfied with the dentistry they have received	5	5	N/A	94.1%	93.4%	93.2%
% of Patients satisfied with the time they had to wait for an appointment	4	5	N/A	91.9%	89.4%	88.8%

\* This is based on patients treated on this contract for their most recent course of treatment. Figures in italics indicate the base number of FP17s or Patient Questionnaire responses are less than 100. N/A is shown where the base number of responses is less than 10 during the period. % is calculated as Quantity/Base number\*100

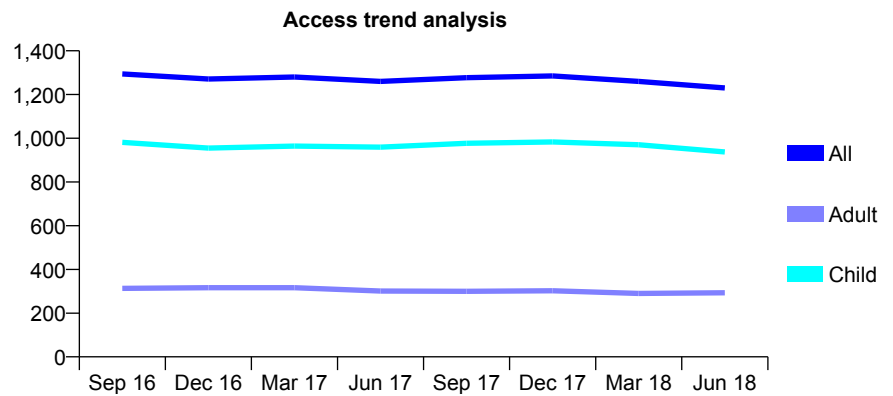
## Q44 - Vital Signs At a Glance Contract Report for 676357/0001 - June 2018

Name or company name	MR JD FLEMING
Contract type name	GDS Contract
Purpose of contract	General
Contract start date	01/07/2013
Contract end date	

18/19 Contracted general activity (UDA)	3,077
Carry forward general activity (UDA)	0
18/19 Contracted orthodontic activity (UOA)	0
Carry forward orthodontic activity (UOA)	0
Baseline contract value	£112,335.29

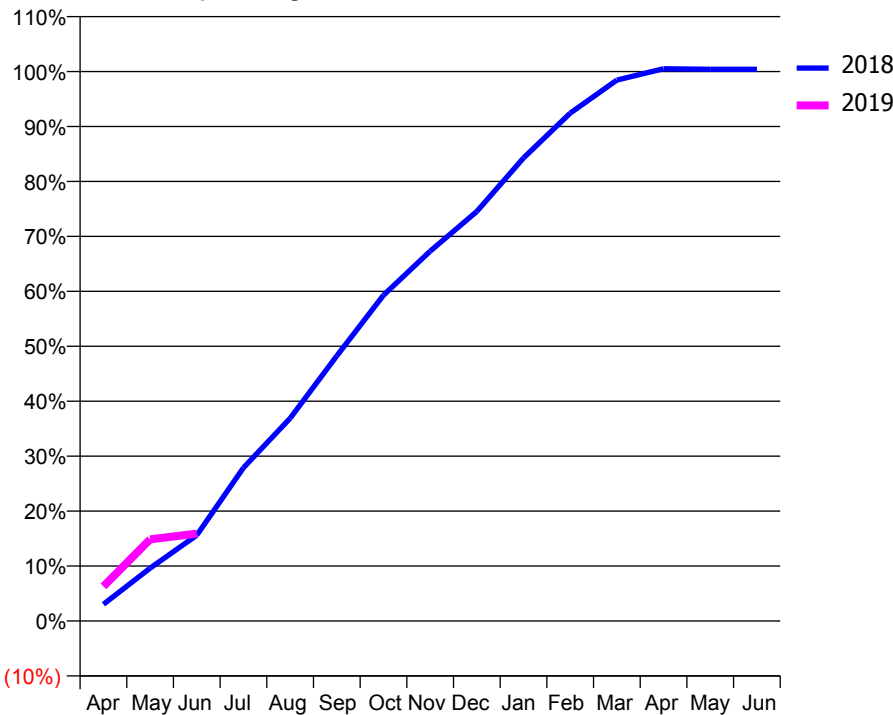
### ACCESS\*

Patients seen in 24 months	Total	Change since previous quarter
Quarter ending June 2017	1,260	
Quarter ending September 2017	1,277	→
Quarter ending December 2017	1,285	→
Quarter ending March 2018	1,260	↓
Quarter ending June 2018	1,230	↓
<b>Variance since June 2017</b>	<b>(2.4%)</b>	<b>↓</b>



### ACTIVITY

Cumulative percentage of contracted UDA delivered 2018 & 2019



Month	Adjusted Scheduled Activity (UDA)	
	2018	2019
April	94	193
May	296	458
June	480	490
July	858	
August	1,135	
September	1,485	
October	1,824	
November	2,071	
December	2,294	
January	2,593	
February	2,844	
March	3,029	
April	3,093	
May	3,090	
June	3,090	

### QUALITY

	Quantity	Base Number	Contract	AT	Region	England
% of FP17s for the same patient ID Re-attending within 3 months - Children	35	333	10.5%	11.5%	12.0%	11.5%
% of FP17s for the same patient ID Re-attending within 3 months - Adults	5	56	8.9%	16.6%	15.7%	15.4%
% of FP17s for the same patient ID Re-attending between 3 & 9 months - Children	253	333	76.0%	57.9%	60.3%	58.9%
% of FP17s for the same patient ID Re-attending between 3 & 9 months - Adults	37	56	66.1%	52.4%	54.0%	51.6%
% of FP17s for Band 1 Urgent Courses	8	346	2.3%	9.9%	8.9%	8.9%
% of FP17s Relating to Free Repair or Replacements	0	346	0.0%	1.1%	1.0%	0.8%
% of FP17s Relating to Continuations	0	346	0.0%	1.2%	1.1%	0.9%
% of Patients satisfied with the dentistry they have received	2	2	N/A	94.1%	93.4%	93.2%
% of Patients satisfied with the time they had to wait for an appointment	2	2	N/A	91.9%	89.4%	88.8%

\* This is based on patients treated on this contract for their most recent course of treatment. Figures in italics indicate the base number of FP17s or Patient Questionnaire responses are less than 100. N/A is shown where the base number of responses is less than 10 during the period. % is calculated as Quantity/Base number\*100

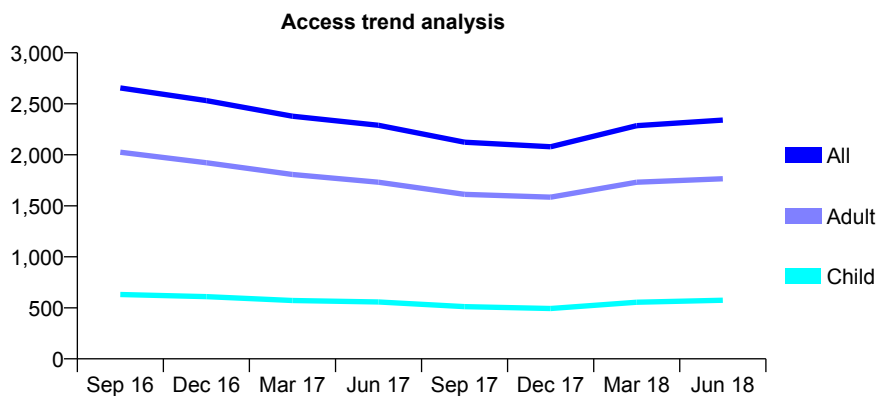
## Q44 - Vital Signs At a Glance Contract Report for 682365/0009 - June 2018

Name or company name	MR QM JAFFRI
Contract type name	PDS Plus Contract
Purpose of contract	General
Contract start date	29/11/2010
Contract end date	31/03/2019

18/19 Contracted general activity (UDA)	8,000
Carry forward general activity (UDA)	0
18/19 Contracted orthodontic activity (UOA)	0
Carry forward orthodontic activity (UOA)	0
Baseline contract value	£231,620.25

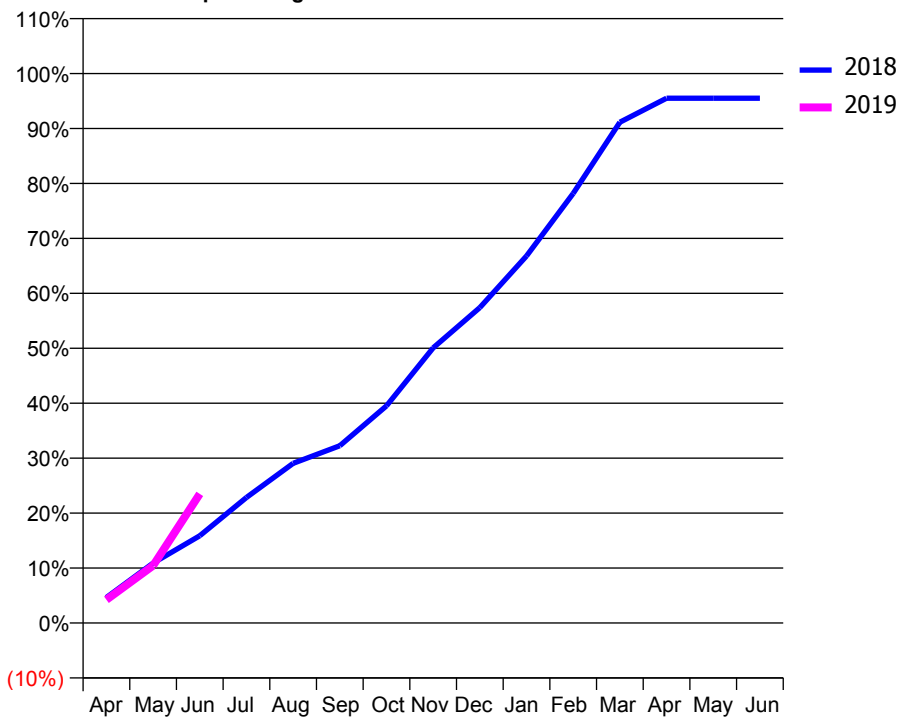
### ACCESS\*

Patients seen in 24 months	Total	Change since previous quarter
Quarter ending June 2017	2,289	
Quarter ending September 2017	2,124	↓
Quarter ending December 2017	2,079	↓
Quarter ending March 2018	2,286	↑
Quarter ending June 2018	2,340	↑
<b>Variance since June 2017</b>	<b>2.2%</b>	<b>↑</b>



### ACTIVITY

Cumulative percentage of contracted UDA delivered 2018 & 2019



Adjusted Scheduled Activity (UDA)

Month	2018	2019
April	371	338
May	872	835
June	1,271	1,881
July	1,828	
August	2,325	
September	2,580	
October	3,161	
November	4,005	
December	4,593	
January	5,344	
February	6,254	
March	7,291	
April	7,640	
May	7,640	
June	7,640	

### QUALITY

	Quantity	Base Number	Contract	AT	Region	England
% of FP17s for the same patient ID Re-attending within 3 months - Children	21	223	9.4%	11.5%	12.0%	11.5%
% of FP17s for the same patient ID Re-attending within 3 months - Adults	131	647	20.2%	16.6%	15.7%	15.4%
% of FP17s for the same patient ID Re-attending between 3 & 9 months - Children	122	223	54.7%	57.9%	60.3%	58.9%
% of FP17s for the same patient ID Re-attending between 3 & 9 months - Adults	240	647	37.1%	52.4%	54.0%	51.6%
% of FP17s for Band 1 Urgent Courses	140	739	18.9%	9.9%	8.9%	8.9%
% of FP17s Relating to Free Repair or Replacements	11	739	1.5%	1.1%	1.0%	0.8%
% of FP17s Relating to Continuations	5	739	0.7%	1.2%	1.1%	0.9%
% of Patients satisfied with the dentistry they have received	1	1	N/A	94.1%	93.4%	93.2%
% of Patients satisfied with the time they had to wait for an appointment	1	1	N/A	91.9%	89.4%	88.8%

\* This is based on patients treated on this contract for their most recent course of treatment. Figures in italics indicate the base number of FP17s or Patient Questionnaire responses are less than 100. N/A is shown where the base number of responses is less than 10 during the period. % is calculated as Quantity/Base number\*100

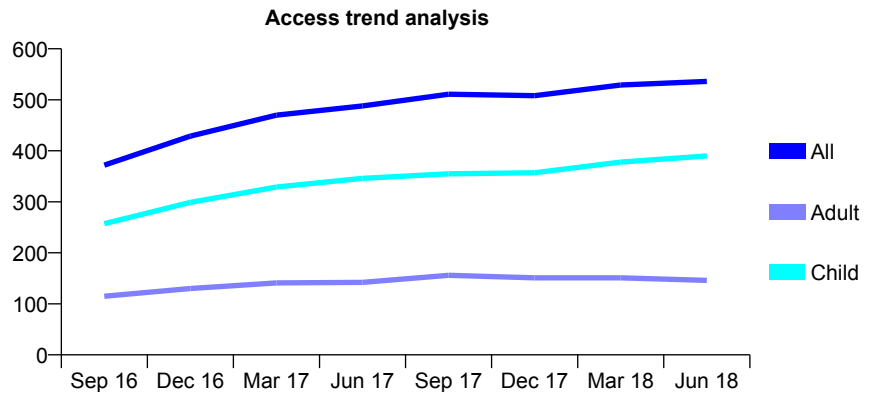
## Q44 - Vital Signs At a Glance Contract Report for 723525/0001 - June 2018

Name or company name	Wish Dental Practice
Contract type name	GDS Contract
Purpose of contract	General
Contract start date	01/04/2006
Contract end date	

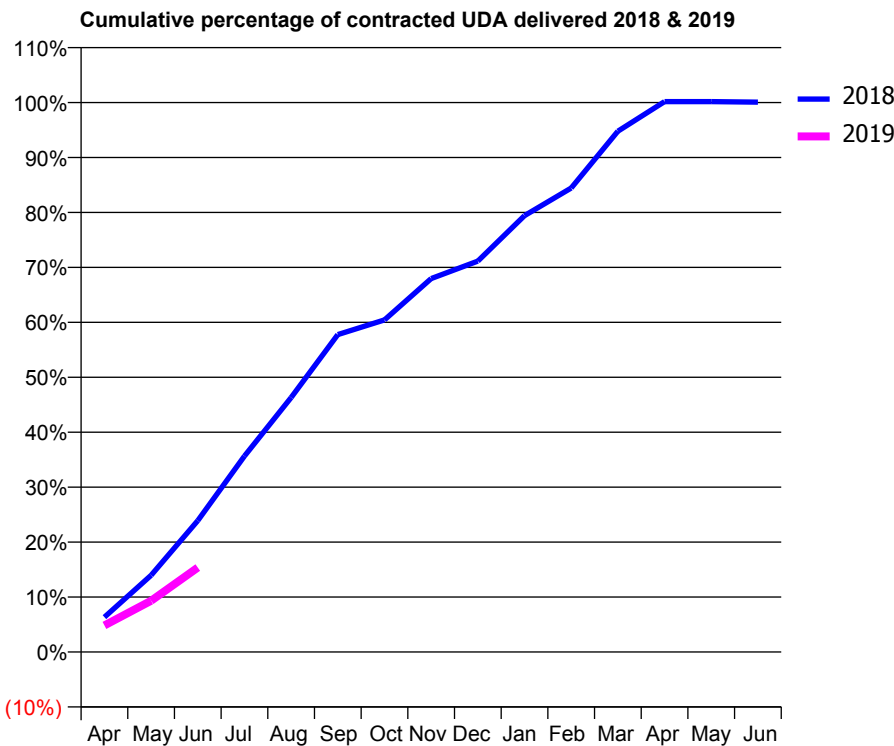
18/19 Contracted general activity (UDA)	1,183
Carry forward general activity (UDA)	0
18/19 Contracted orthodontic activity (UOA)	0
Carry forward orthodontic activity (UOA)	0
Baseline contract value	£26,272.22

### ACCESS\*

Patients seen in 24 months	Total	Change since previous quarter
Quarter ending June 2017	488	
Quarter ending September 2017	511	↑
Quarter ending December 2017	508	→
Quarter ending March 2018	529	↑
Quarter ending June 2018	536	→
<b>Variance since June 2017</b>	<b>9.8%</b>	<b>↑</b>



### ACTIVITY



Month	Adjusted Scheduled Activity (UDA)	
	2018	2019
April	75	57
May	165	110
June	283	182
July	422	
August	548	
September	683	
October	715	
November	804	
December	842	
January	939	
February	999	
March	1,121	
April	1,185	
May	1,185	
June	1,184	

### QUALITY

	Quantity	Base Number	Contract	AT	Region	England
% of FP17s for the same patient ID Re-attending within 3 months - Children	18	178	10.1%	11.5%	12.0%	11.5%
% of FP17s for the same patient ID Re-attending within 3 months - Adults	4	27	14.8%	16.6%	15.7%	15.4%
% of FP17s for the same patient ID Re-attending between 3 & 9 months - Children	112	178	62.9%	57.9%	60.3%	58.9%
% of FP17s for the same patient ID Re-attending between 3 & 9 months - Adults	18	27	66.7%	52.4%	54.0%	51.6%
% of FP17s for Band 1 Urgent Courses	4	145	2.8%	9.9%	8.9%	8.9%
% of FP17s Relating to Free Repair or Replacements	0	145	0.0%	1.1%	1.0%	0.8%
% of FP17s Relating to Continuations	0	145	0.0%	1.2%	1.1%	0.9%
% of Patients satisfied with the dentistry they have received	0	0	N/A	94.1%	93.4%	93.2%
% of Patients satisfied with the time they had to wait for an appointment	0	0	N/A	91.9%	89.4%	88.8%

\* This is based on patients treated on this contract for their most recent course of treatment. Figures in italics indicate the base number of FP17s or Patient Questionnaire responses are less than 100. N/A is shown where the base number of responses is less than 10 during the period. % is calculated as Quantity/Base number\*100



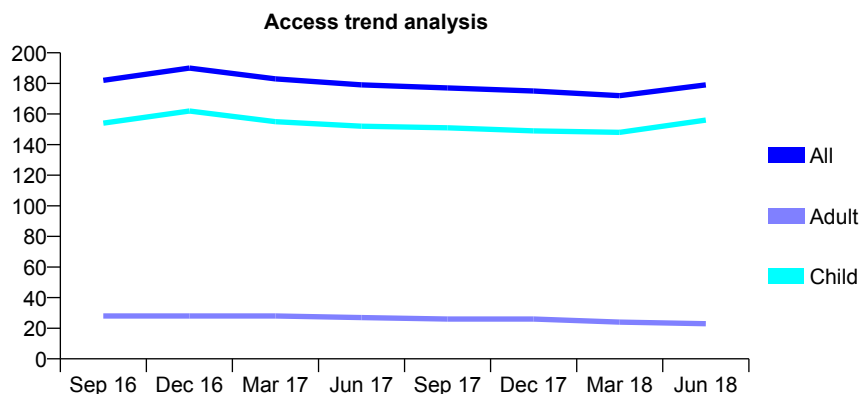
## Q44 - Vital Signs At a Glance Contract Report for 723843/0002 - June 2018

Name or company name	MR JR BURGESS
Contract type name	GDS Contract
Purpose of contract	General
Contract start date	01/04/2006
Contract end date	

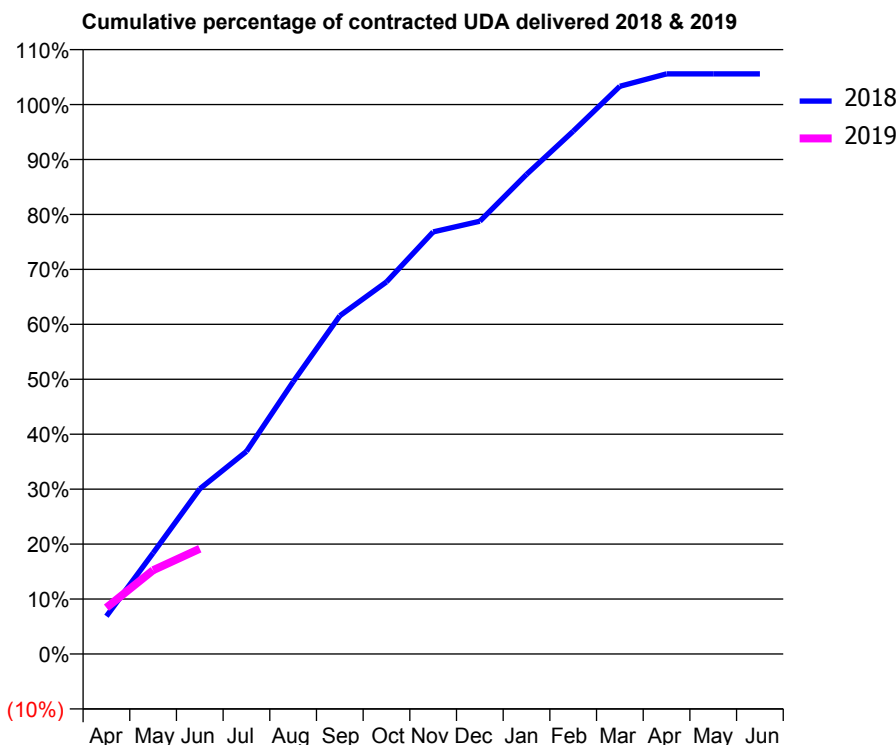
18/19 Contracted general activity (UDA)	308
Carry forward general activity (UDA)	0
18/19 Contracted orthodontic activity (UOA)	0
Carry forward orthodontic activity (UOA)	0
Baseline contract value	£8,742.71

### ACCESS\*

Patients seen in 24 months	Total	Change since previous quarter
Quarter ending June 2017	179	
Quarter ending September 2017	177	↓
Quarter ending December 2017	175	↓
Quarter ending March 2018	172	↓
Quarter ending June 2018	179	↑
<b>Variance since June 2017</b>	0.0%	→



### ACTIVITY



Month	Adjusted Scheduled Activity (UDA)	
	2018	2019
April	21	26
May	57	47
June	93	59
July	114	
August	153	
September	190	
October	209	
November	237	
December	243	
January	269	
February	293	
March	318	
April	325	
May	325	
June	325	

### QUALITY

	Quantity	Base Number	Contract	AT	Region	England
% of FP17s for the same patient ID Re-attending within 3 months - Children	2	48	4.2%	11.5%	12.0%	11.5%
% of FP17s for the same patient ID Re-attending within 3 months - Adults	0	0	N/A	16.6%	15.7%	15.4%
% of FP17s for the same patient ID Re-attending between 3 & 9 months - Children	29	48	60.4%	57.9%	60.3%	58.9%
% of FP17s for the same patient ID Re-attending between 3 & 9 months - Adults	0	0	N/A	52.4%	54.0%	51.6%
% of FP17s for Band 1 Urgent Courses	0	41	0.0%	9.9%	8.9%	8.9%
% of FP17s Relating to Free Repair or Replacements	0	41	0.0%	1.1%	1.0%	0.8%
% of FP17s Relating to Continuations	0	41	0.0%	1.2%	1.1%	0.9%
% of Patients satisfied with the dentistry they have received	0	0	N/A	94.1%	93.4%	93.2%
% of Patients satisfied with the time they had to wait for an appointment	0	0	N/A	91.9%	89.4%	88.8%

\* This is based on patients treated on this contract for their most recent course of treatment. Figures in italics indicate the base number of FP17s or Patient Questionnaire responses are less than 100. N/A is shown where the base number of responses is less than 10 during the period. % is calculated as Quantity/Base number\*100

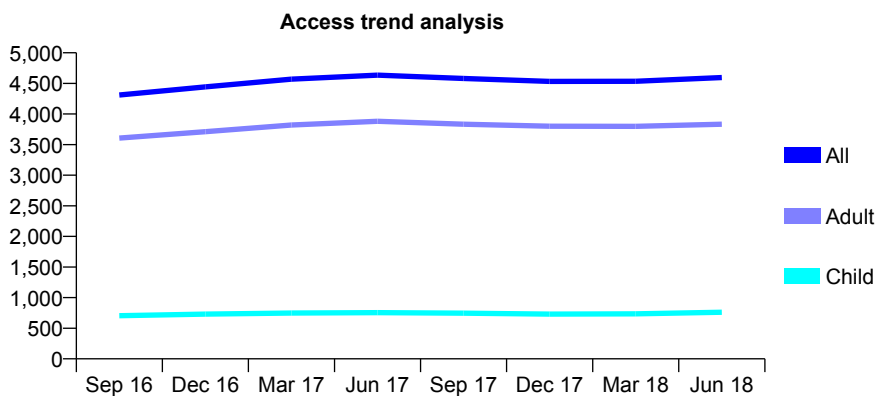
## Q44 - Vital Signs At a Glance Contract Report for 725382/0001 - June 2018

Name or company name	Appleton Park Dental Practice
Contract type name	GDS Contract
Purpose of contract	General
Contract start date	01/04/2006
Contract end date	

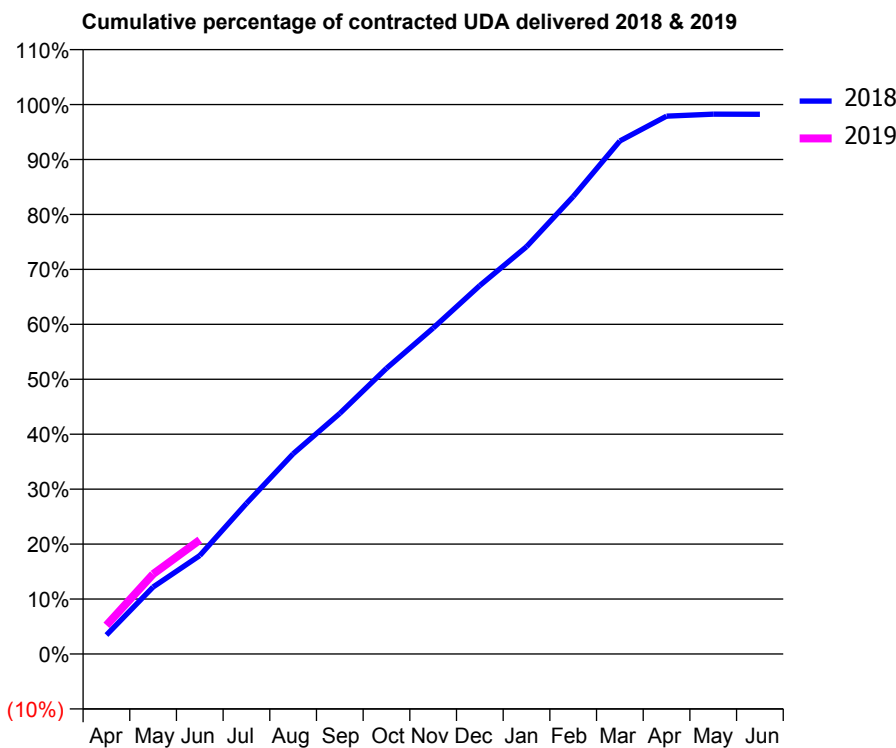
18/19 Contracted general activity (UDA)	12,165
Carry forward general activity (UDA)	0
18/19 Contracted orthodontic activity (UOA)	0
Carry forward orthodontic activity (UOA)	0
Baseline contract value	£368,141.97

### ACCESS\*

Patients seen in 24 months	Total	Change since previous quarter
Quarter ending June 2017	4,635	
Quarter ending September 2017	4,580	↓
Quarter ending December 2017	4,532	↓
Quarter ending March 2018	4,534	→
Quarter ending June 2018	4,595	→
<b>Variance since June 2017</b>	<b>(0.9%)</b>	→



### ACTIVITY



Month	Adjusted Scheduled Activity (UDA)	
	2018	2019
April	420	637
May	1,483	1,769
June	2,181	2,526
July	3,334	
August	4,432	
September	5,328	
October	6,326	
November	7,215	
December	8,159	
January	9,017	
February	10,126	
March	11,359	
April	11,907	
May	11,950	
June	11,948	

### QUALITY

	Quantity	Base Number	Contract	AT	Region	England
% of FP17s for the same patient ID Re-attending within 3 months - Children	23	321	7.2%	11.5%	12.0%	11.5%
% of FP17s for the same patient ID Re-attending within 3 months - Adults	206	1,442	14.3%	16.6%	15.7%	15.4%
% of FP17s for the same patient ID Re-attending between 3 & 9 months - Children	216	321	67.3%	57.9%	60.3%	58.9%
% of FP17s for the same patient ID Re-attending between 3 & 9 months - Adults	804	1,442	55.8%	52.4%	54.0%	51.6%
% of FP17s for Band 1 Urgent Courses	101	1,467	6.9%	9.9%	8.9%	8.9%
% of FP17s Relating to Free Repair or Replacements	22	1,467	1.5%	1.1%	1.0%	0.8%
% of FP17s Relating to Continuations	17	1,467	1.2%	1.2%	1.1%	0.9%
% of Patients satisfied with the dentistry they have received	5	5	N/A	94.1%	93.4%	93.2%
% of Patients satisfied with the time they had to wait for an appointment	5	5	N/A	91.9%	89.4%	88.8%

\* This is based on patients treated on this contract for their most recent course of treatment. Figures in italics indicate the base number of FP17s or Patient Questionnaire responses are less than 100. N/A is shown where the base number of responses is less than 10 during the period. % is calculated as Quantity/Base number\*100

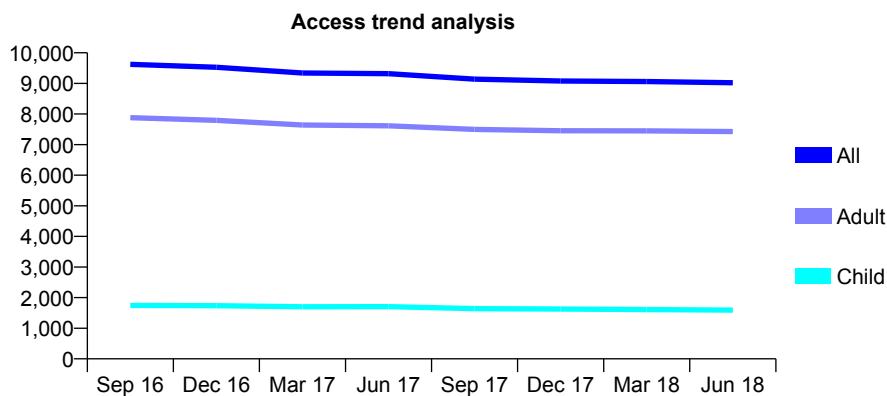
## Q44 - Vital Signs At a Glance Contract Report for 725382/0002 - June 2018

Name or company name	Museum Street Dental Practice
Contract type name	GDS Contract
Purpose of contract	General
Contract start date	01/04/2006
Contract end date	

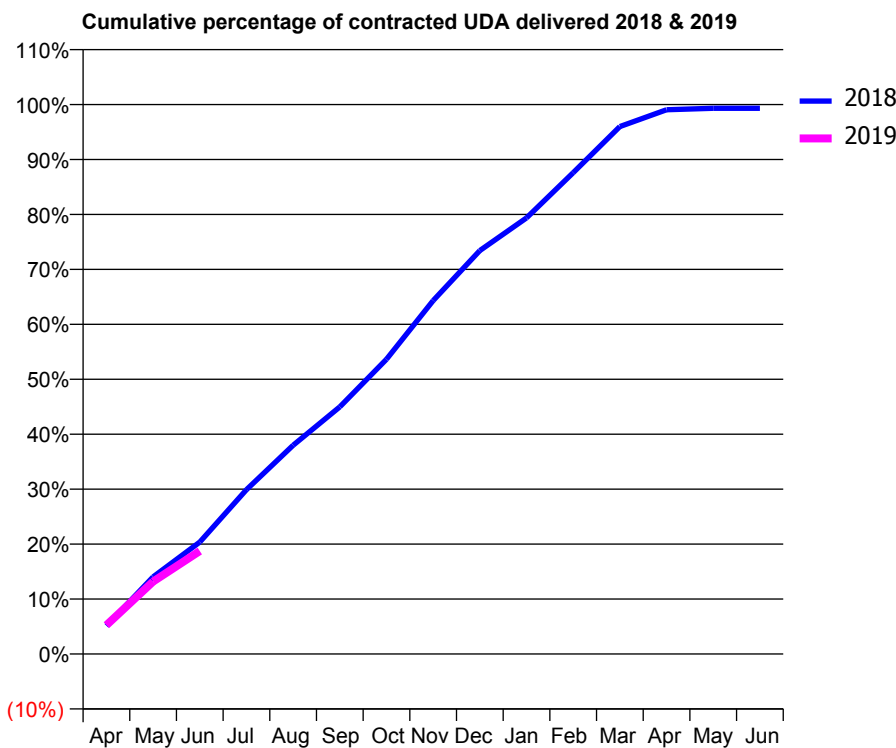
18/19 Contracted general activity (UDA)	26,156
Carry forward general activity (UDA)	0
18/19 Contracted orthodontic activity (UOA)	0
Carry forward orthodontic activity (UOA)	0
Baseline contract value	£777,419.11

### ACCESS\*

Patients seen in 24 months	Total	Change since previous quarter
Quarter ending June 2017	9,319	
Quarter ending September 2017	9,139	↓
Quarter ending December 2017	9,078	→
Quarter ending March 2018	9,060	→
Quarter ending June 2018	9,023	→
<b>Variance since June 2017</b>	<b>(3.2%)</b>	<b>↓</b>



### ACTIVITY



Month	Adjusted Scheduled Activity (UDA)	
	2018	2019
April	1,343	1,376
May	3,675	3,447
June	5,326	4,906
July	7,821	
August	9,934	
September	11,767	
October	14,032	
November	16,821	
December	19,206	
January	20,756	
February	22,912	
March	25,105	
April	25,909	
May	25,974	
June	25,974	

### QUALITY

	Quantity	Base Number	Contract	AT	Region	England
% of FP17s for the same patient ID Re-attending within 3 months - Children	26	567	4.6%	11.5%	12.0%	11.5%
% of FP17s for the same patient ID Re-attending within 3 months - Adults	313	2,705	11.6%	16.6%	15.7%	15.4%
% of FP17s for the same patient ID Re-attending between 3 & 9 months - Children	382	567	67.4%	57.9%	60.3%	58.9%
% of FP17s for the same patient ID Re-attending between 3 & 9 months - Adults	1,707	2,705	63.1%	52.4%	54.0%	51.6%
% of FP17s for Band 1 Urgent Courses	181	2,780	6.5%	9.9%	8.9%	8.9%
% of FP17s Relating to Free Repair or Replacements	55	2,780	2.0%	1.1%	1.0%	0.8%
% of FP17s Relating to Continuations	47	2,780	1.7%	1.2%	1.1%	0.9%
% of Patients satisfied with the dentistry they have received	8	8	N/A	94.1%	93.4%	93.2%
% of Patients satisfied with the time they had to wait for an appointment	8	8	N/A	91.9%	89.4%	88.8%

\* This is based on patients treated on this contract for their most recent course of treatment. Figures in italics indicate the base number of FP17s or Patient Questionnaire responses are less than 100. N/A is shown where the base number of responses is less than 10 during the period. % is calculated as Quantity/Base number\*100

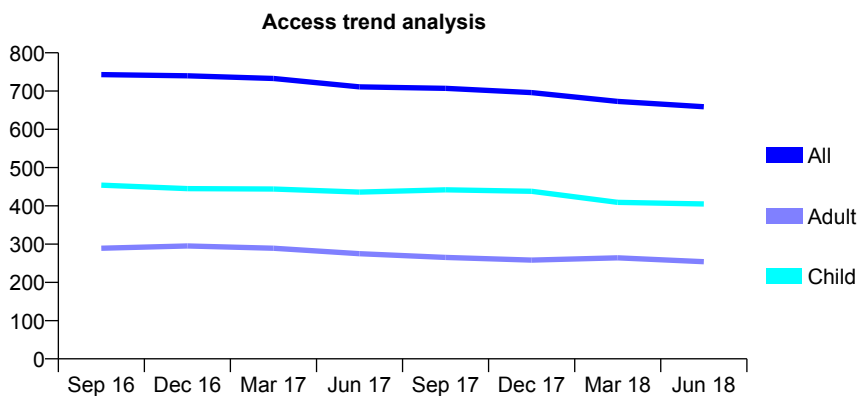
## Q44 - Vital Signs At a Glance Contract Report for 725889/0001 - June 2018

Name or company name	MR GD ROWE
Contract type name	PDS Contract
Purpose of contract	General
Contract start date	01/04/2006
Contract end date	31/03/2025

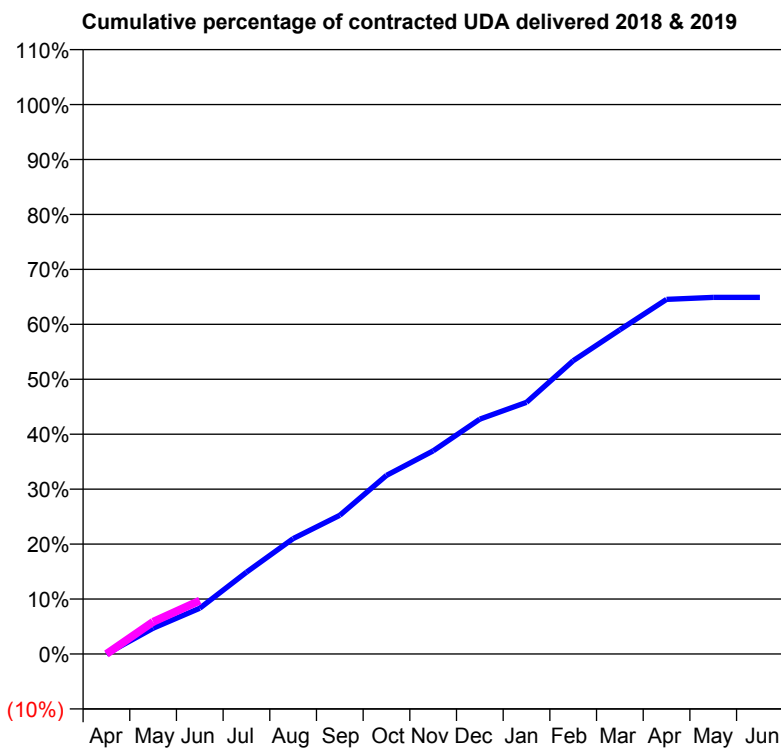
18/19 Contracted general activity (UDA)	2,220
Carry forward general activity (UDA)	0
18/19 Contracted orthodontic activity (UOA)	0
Carry forward orthodontic activity (UOA)	0
Baseline contract value	£47,635.39

### ACCESS\*

Patients seen in 24 months	Total	Change since previous quarter
Quarter ending June 2017	711	
Quarter ending September 2017	707	→
Quarter ending December 2017	696	↓
Quarter ending March 2018	673	↓
Quarter ending June 2018	659	↓
<b>Variance since June 2017</b>	<b>(7.3%)</b>	<b>↓</b>



### ACTIVITY



Month	Adjusted Scheduled Activity (UDA)	
	2018	2019
April	0	0
May	104	130
June	185	216
July	330	
August	466	
September	561	
October	721	
November	821	
December	949	
January	1,017	
February	1,185	
March	1,310	
April	1,433	
May	1,441	
June	1,441	

### QUALITY

	Quantity	Base Number	Contract	AT	Region	England
% of FP17s for the same patient ID Re-attending within 3 months - Children	10	141	7.1%	11.5%	12.0%	11.5%
% of FP17s for the same patient ID Re-attending within 3 months - Adults	5	69	7.2%	16.6%	15.7%	15.4%
% of FP17s for the same patient ID Re-attending between 3 & 9 months - Children	78	141	55.3%	57.9%	60.3%	58.9%
% of FP17s for the same patient ID Re-attending between 3 & 9 months - Adults	41	69	59.4%	52.4%	54.0%	51.6%
% of FP17s for Band 1 Urgent Courses	9	124	7.3%	9.9%	8.9%	8.9%
% of FP17s Relating to Free Repair or Replacements	0	124	0.0%	1.1%	1.0%	0.8%
% of FP17s Relating to Continuations	0	124	0.0%	1.2%	1.1%	0.9%
% of Patients satisfied with the dentistry they have received	0	0	N/A	94.1%	93.4%	93.2%
% of Patients satisfied with the time they had to wait for an appointment	0	0	N/A	91.9%	89.4%	88.8%

\* This is based on patients treated on this contract for their most recent course of treatment. Figures in italics indicate the base number of FP17s or Patient Questionnaire responses are less than 100. N/A is shown where the base number of responses is less than 10 during the period. % is calculated as Quantity/Base number\*100

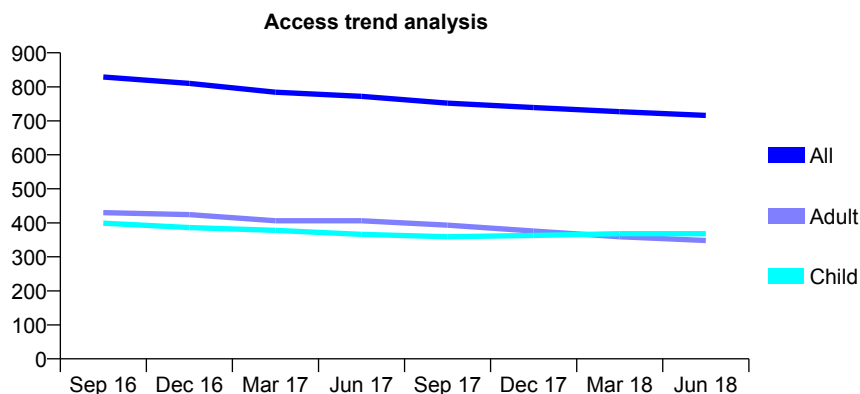
## Q44 - Vital Signs At a Glance Contract Report for 732486/0001 - June 2018

Name or company name	MR D BARCLAY
Contract type name	GDS Contract
Purpose of contract	General
Contract start date	01/04/2006
Contract end date	

18/19 Contracted general activity (UDA)	2,188
Carry forward general activity (UDA)	0
18/19 Contracted orthodontic activity (UOA)	0
Carry forward orthodontic activity (UOA)	0
Baseline contract value	£54,202.46

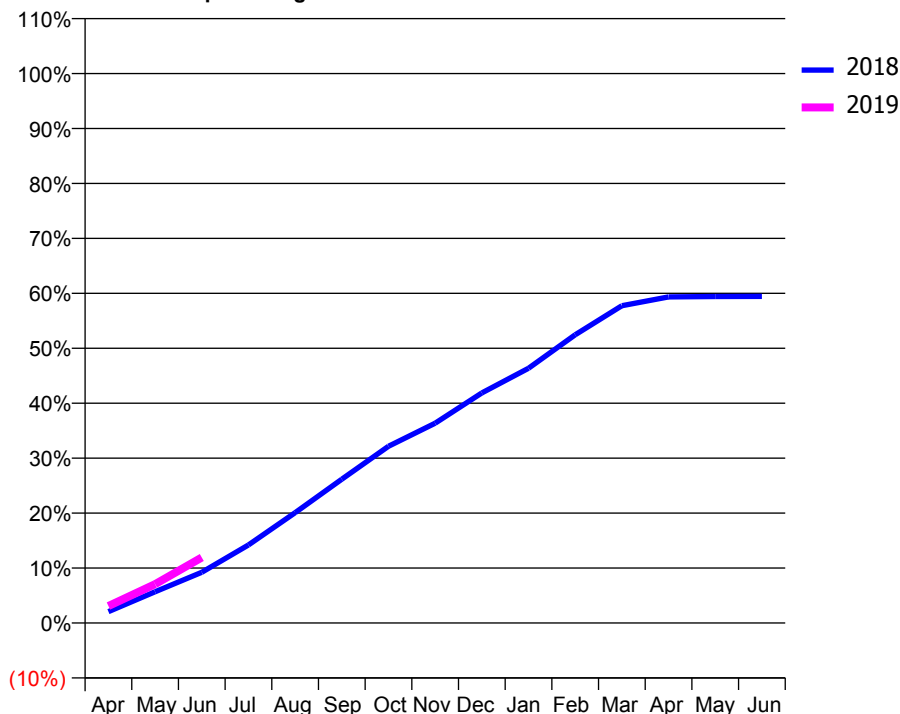
### ACCESS\*

Patients seen in 24 months	Total	Change since previous quarter
Quarter ending June 2017	772	
Quarter ending September 2017	752	↓
Quarter ending December 2017	739	↓
Quarter ending March 2018	727	↓
Quarter ending June 2018	716	↓
<b>Variance since June 2017</b>	<b>(7.3%)</b>	<b>↓</b>



### ACTIVITY

Cumulative percentage of contracted UDA delivered 2018 & 2019



Adjusted Scheduled Activity (UDA)

Month	2018	2019
April	45	68
May	124	155
June	202	261
July	311	
August	439	
September	573	
October	704	
November	796	
December	916	
January	1,014	
February	1,148	
March	1,263	
April	1,299	
May	1,300	
June	1,301	

### QUALITY

	Quantity	Base Number	Contract	AT	Region	England
% of FP17s for the same patient ID Re-attending within 3 months - Children	13	145	9.0%	11.5%	12.0%	11.5%
% of FP17s for the same patient ID Re-attending within 3 months - Adults	8	87	9.2%	16.6%	15.7%	15.4%
% of FP17s for the same patient ID Re-attending between 3 & 9 months - Children	92	145	63.4%	57.9%	60.3%	58.9%
% of FP17s for the same patient ID Re-attending between 3 & 9 months - Adults	55	87	63.2%	52.4%	54.0%	51.6%
% of FP17s for Band 1 Urgent Courses	4	197	2.0%	9.9%	8.9%	8.9%
% of FP17s Relating to Free Repair or Replacements	0	197	0.0%	1.1%	1.0%	0.8%
% of FP17s Relating to Continuations	1	197	0.5%	1.2%	1.1%	0.9%
% of Patients satisfied with the dentistry they have received	0	0	N/A	94.1%	93.4%	93.2%
% of Patients satisfied with the time they had to wait for an appointment	0	0	N/A	91.9%	89.4%	88.8%

\* This is based on patients treated on this contract for their most recent course of treatment. Figures in italics indicate the base number of FP17s or Patient Questionnaire responses are less than 100. N/A is shown where the base number of responses is less than 10 during the period. % is calculated as Quantity/Base number\*100

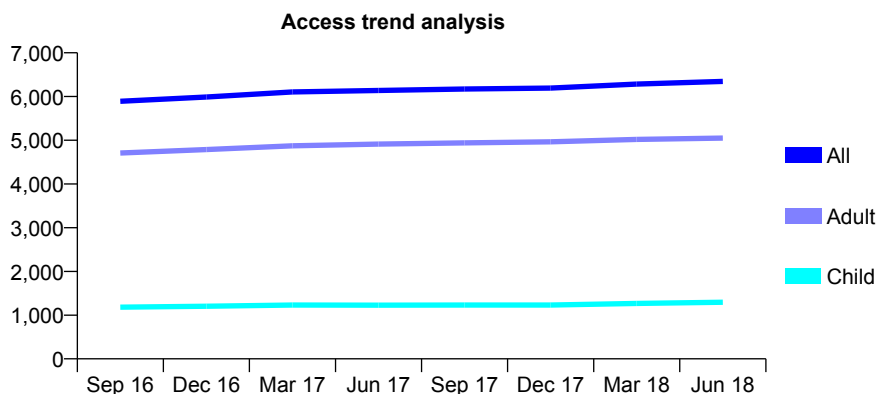
## Q44 - Vital Signs At a Glance Contract Report for 733032/0001 - June 2018

Name or company name	Middlewich Dental Surgery
Contract type name	GDS Contract
Purpose of contract	General
Contract start date	01/04/2006
Contract end date	

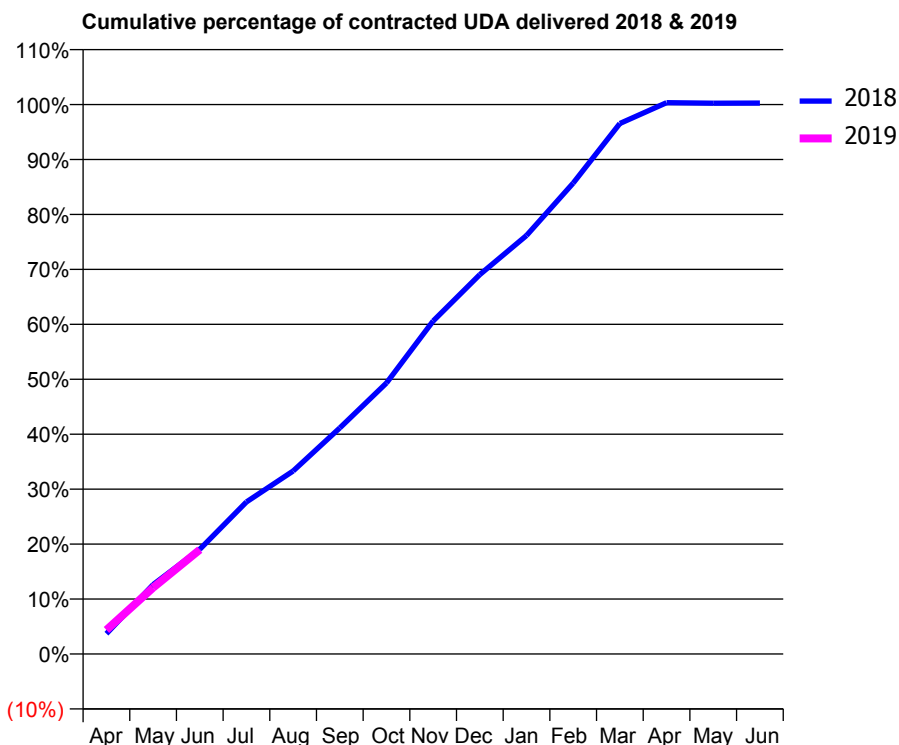
18/19 Contracted general activity (UDA)	16,536
Carry forward general activity (UDA)	0
18/19 Contracted orthodontic activity (UOA)	0
Carry forward orthodontic activity (UOA)	0
Baseline contract value	£514,100.70

### ACCESS\*

Patients seen in 24 months	Total	Change since previous quarter
Quarter ending June 2017	6,139	
Quarter ending September 2017	6,171	→
Quarter ending December 2017	6,194	→
Quarter ending March 2018	6,286	→
Quarter ending June 2018	6,346	→
<b>Variance since June 2017</b>	<b>3.4%</b>	<b>↑</b>



### ACTIVITY



Month	Adjusted Scheduled Activity (UDA)	
	2018	2019
April	613	726
May	2,089	1,996
June	3,151	3,139
July	4,578	
August	5,508	
September	6,803	
October	8,155	
November	10,023	
December	11,419	
January	12,594	
February	14,169	
March	15,964	
April	16,592	
May	16,576	
June	16,578	

### QUALITY

	Quantity	Base Number	Contract	AT	Region	England
% of FP17s for the same patient ID Re-attending within 3 months - Children	20	395	5.1%	11.5%	12.0%	11.5%
% of FP17s for the same patient ID Re-attending within 3 months - Adults	211	1,589	13.3%	16.6%	15.7%	15.4%
% of FP17s for the same patient ID Re-attending between 3 & 9 months - Children	236	395	59.7%	57.9%	60.3%	58.9%
% of FP17s for the same patient ID Re-attending between 3 & 9 months - Adults	916	1,589	57.6%	52.4%	54.0%	51.6%
% of FP17s for Band 1 Urgent Courses	45	1,688	2.7%	9.9%	8.9%	8.9%
% of FP17s Relating to Free Repair or Replacements	15	1,688	0.9%	1.1%	1.0%	0.8%
% of FP17s Relating to Continuations	19	1,688	1.1%	1.2%	1.1%	0.9%
% of Patients satisfied with the dentistry they have received	2	5	N/A	94.1%	93.4%	93.2%
% of Patients satisfied with the time they had to wait for an appointment	4	5	N/A	91.9%	89.4%	88.8%

\* This is based on patients treated on this contract for their most recent course of treatment. Figures in italics indicate the base number of FP17s or Patient Questionnaire responses are less than 100. N/A is shown where the base number of responses is less than 10 during the period. % is calculated as Quantity/Base number\*100

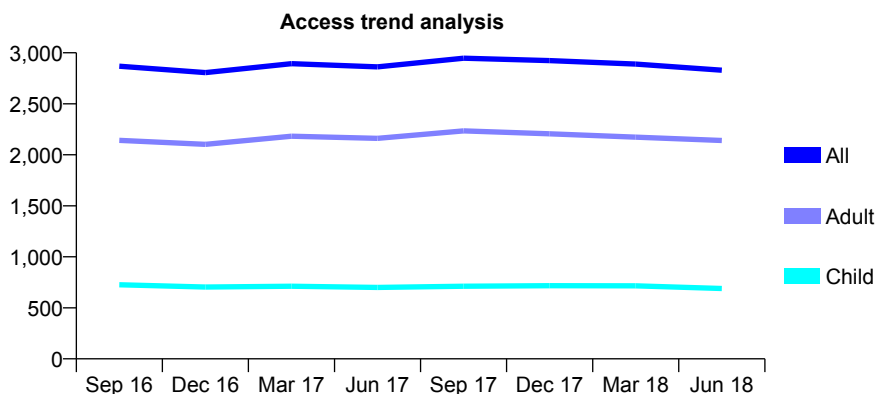
## Q44 - Vital Signs At a Glance Contract Report for 739634/0001 - June 2018

Name or company name	MISS KB RAW
Contract type name	GDS Contract
Purpose of contract	General
Contract start date	01/04/2006
Contract end date	

18/19 Contracted general activity (UDA)	10,500
Carry forward general activity (UDA)	0
18/19 Contracted orthodontic activity (UOA)	0
Carry forward orthodontic activity (UOA)	0
Baseline contract value	£250,406.76

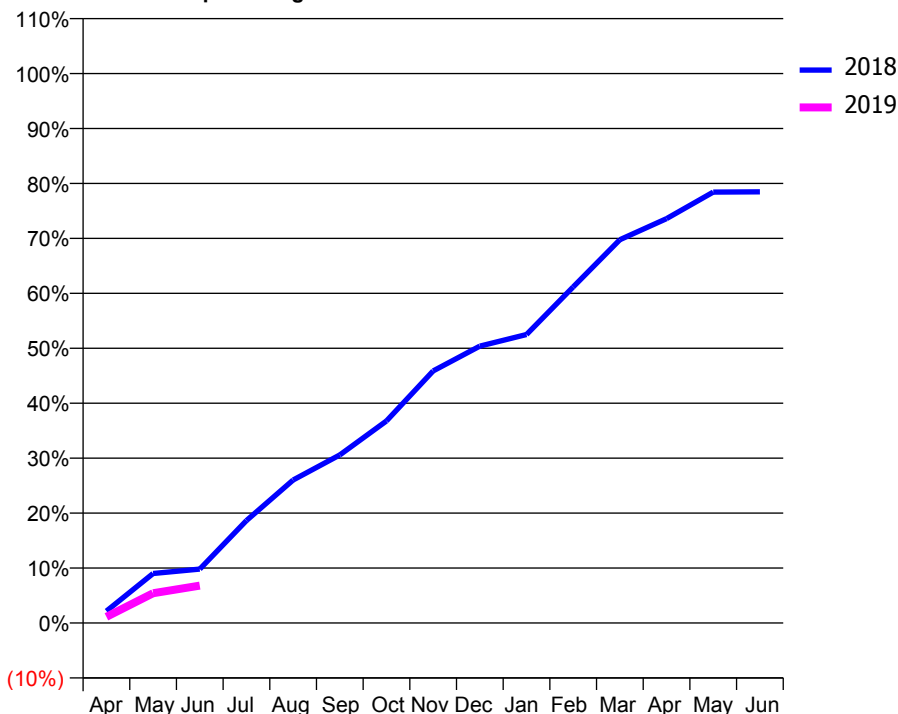
### ACCESS\*

Patients seen in 24 months	Total	Change since previous quarter
Quarter ending June 2017	2,862	
Quarter ending September 2017	2,947	↑
Quarter ending December 2017	2,923	→
Quarter ending March 2018	2,889	↓
Quarter ending June 2018	2,830	↓
<b>Variance since June 2017</b>	<b>(1.1%)</b>	<b>↓</b>



### ACTIVITY

Cumulative percentage of contracted UDA delivered 2018 & 2019



Adjusted Scheduled Activity (UDA)

Month	2018	2019
April	228	117
May	948	569
June	1,030	716
July	1,957	
August	2,732	
September	3,211	
October	3,862	
November	4,816	
December	5,291	
January	5,512	
February	6,422	
March	7,325	
April	7,728	
May	8,233	
June	8,239	

### QUALITY

	Quantity	Base Number	Contract	AT	Region	England
% of FP17s for the same patient ID Re-attending within 3 months - Children	19	174	10.9%	11.5%	12.0%	11.5%
% of FP17s for the same patient ID Re-attending within 3 months - Adults	78	580	13.4%	16.6%	15.7%	15.4%
% of FP17s for the same patient ID Re-attending between 3 & 9 months - Children	109	174	62.6%	57.9%	60.3%	58.9%
% of FP17s for the same patient ID Re-attending between 3 & 9 months - Adults	322	580	55.5%	52.4%	54.0%	51.6%
% of FP17s for Band 1 Urgent Courses	54	415	13.0%	9.9%	8.9%	8.9%
% of FP17s Relating to Free Repair or Replacements	1	415	0.2%	1.1%	1.0%	0.8%
% of FP17s Relating to Continuations	0	415	0.0%	1.2%	1.1%	0.9%
% of Patients satisfied with the dentistry they have received	10	11	90.9%	94.1%	93.4%	93.2%
% of Patients satisfied with the time they had to wait for an appointment	10	11	90.9%	91.9%	89.4%	88.8%

\* This is based on patients treated on this contract for their most recent course of treatment. Figures in italics indicate the base number of FP17s or Patient Questionnaire responses are less than 100. N/A is shown where the base number of responses is less than 10 during the period. % is calculated as Quantity/Base number\*100

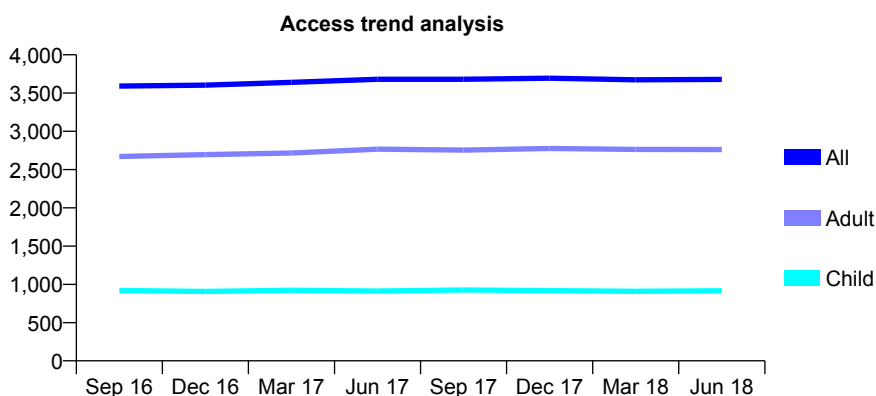
## Q44 - Vital Signs At a Glance Contract Report for 742953/0001 - June 2018

Name or company name	MRS CE ROBERTS
Contract type name	GDS Contract
Purpose of contract	General
Contract start date	01/04/2006
Contract end date	

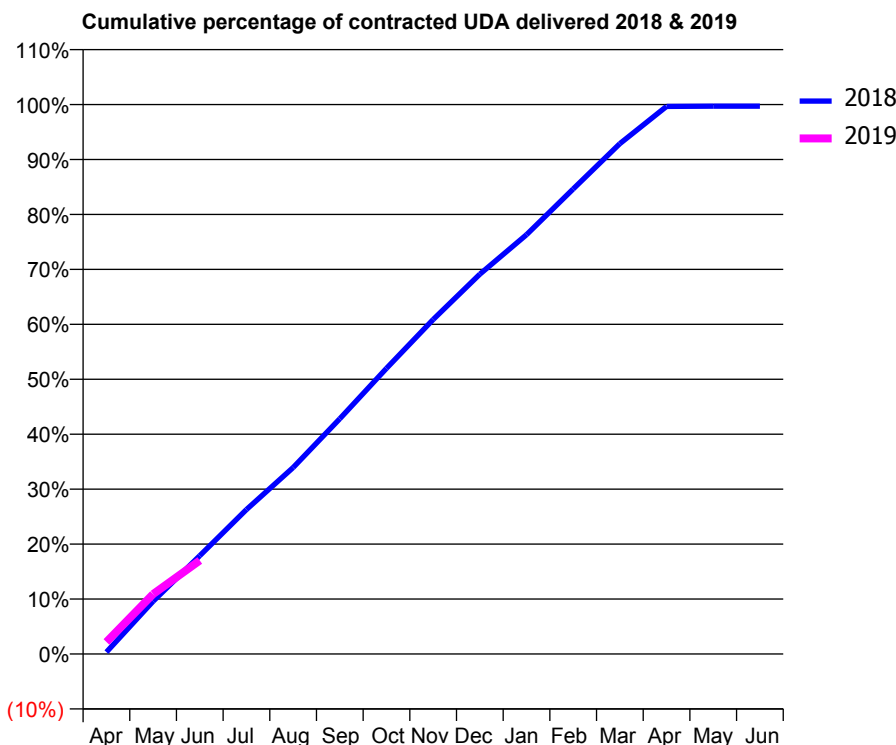
18/19 Contracted general activity (UDA)	12,000
Carry forward general activity (UDA)	0
18/19 Contracted orthodontic activity (UOA)	0
Carry forward orthodontic activity (UOA)	0
Baseline contract value	£286,939.45

### ACCESS\*

Patients seen in 24 months	Total	Change since previous quarter
Quarter ending June 2017	3,680	
Quarter ending September 2017	3,681	→
Quarter ending December 2017	3,694	→
Quarter ending March 2018	3,673	→
Quarter ending June 2018	3,678	→
<b>Variance since June 2017</b>	<b>(0.1%)</b>	→



### ACTIVITY



Month	Adjusted Scheduled Activity (UDA)	
	2018	2019
April	41	262
May	1,151	1,309
June	2,148	2,043
July	3,154	
August	4,074	
September	5,140	
October	6,238	
November	7,304	
December	8,296	
January	9,157	
February	10,156	
March	11,146	
April	11,958	
May	11,963	
June	11,964	

### QUALITY

	Quantity	Base Number	Contract	AT	Region	England
% of FP17s for the same patient ID Re-attending within 3 months - Children	70	424	16.5%	11.5%	12.0%	11.5%
% of FP17s for the same patient ID Re-attending within 3 months - Adults	211	1,140	18.5%	16.6%	15.7%	15.4%
% of FP17s for the same patient ID Re-attending between 3 & 9 months - Children	268	424	63.2%	57.9%	60.3%	58.9%
% of FP17s for the same patient ID Re-attending between 3 & 9 months - Adults	682	1,140	59.8%	52.4%	54.0%	51.6%
% of FP17s for Band 1 Urgent Courses	77	1,166	6.6%	9.9%	8.9%	8.9%
% of FP17s Relating to Free Repair or Replacements	18	1,166	1.5%	1.1%	1.0%	0.8%
% of FP17s Relating to Continuations	6	1,166	0.5%	1.2%	1.1%	0.9%
% of Patients satisfied with the dentistry they have received	2	2	N/A	94.1%	93.4%	93.2%
% of Patients satisfied with the time they had to wait for an appointment	2	2	N/A	91.9%	89.4%	88.8%

\* This is based on patients treated on this contract for their most recent course of treatment. Figures in italics indicate the base number of FP17s or Patient Questionnaire responses are less than 100. N/A is shown where the base number of responses is less than 10 during the period. % is calculated as Quantity/Base number\*100



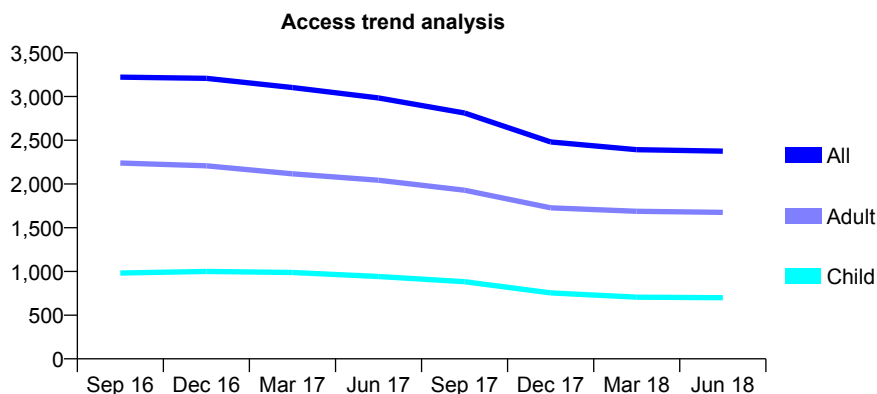
## Q44 - Vital Signs At a Glance Contract Report for 745235/0001 - June 2018

Name or company name	Poulton Road Dental Surgery
Contract type name	GDS Contract
Purpose of contract	General
Contract start date	01/04/2006
Contract end date	

18/19 Contracted general activity (UDA)	9,352
Carry forward general activity (UDA)	0
18/19 Contracted orthodontic activity (UOA)	0
Carry forward orthodontic activity (UOA)	0
Baseline contract value	£289,939.24

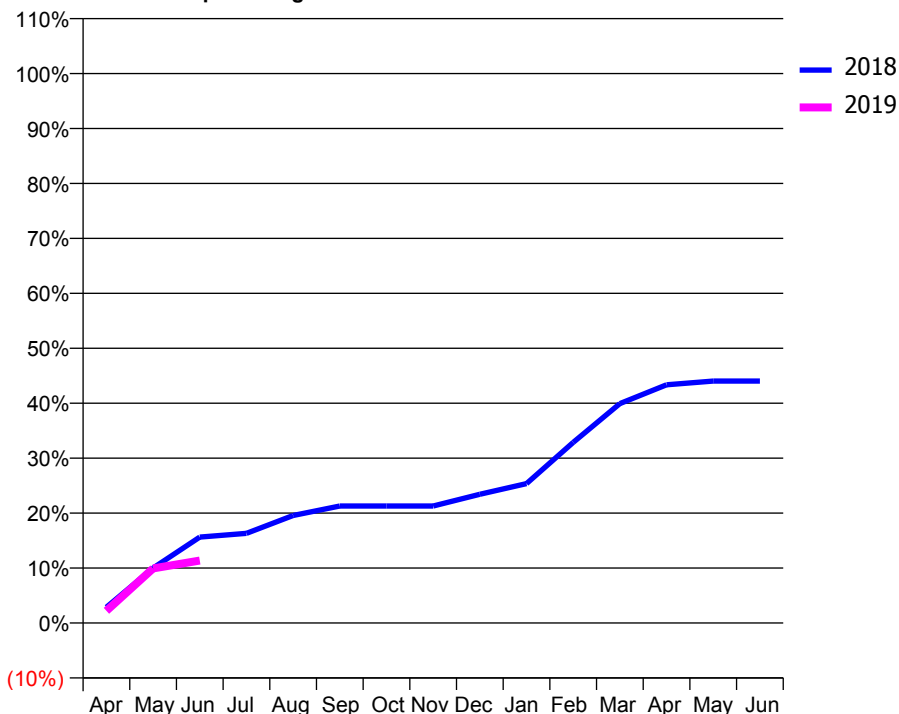
### ACCESS\*

Patients seen in 24 months	Total	Change since previous quarter
Quarter ending June 2017	2,984	
Quarter ending September 2017	2,811	↓
Quarter ending December 2017	2,481	↓
Quarter ending March 2018	2,392	↓
Quarter ending June 2018	2,375	→
<b>Variance since June 2017</b>	<b>(20.4%)</b>	<b>↓</b>



### ACTIVITY

Cumulative percentage of contracted UDA delivered 2018 & 2019



Month	Adjusted Scheduled Activity (UDA)	
	2018	2019
April	268	208
May	937	929
June	1,463	1,064
July	1,526	
August	1,830	
September	1,991	
October	1,991	
November	1,991	
December	2,191	
January	2,373	
February	3,073	
March	3,735	
April	4,055	
May	4,118	
June	4,118	

### QUALITY

	Quantity	Base Number	Contract	AT	Region	England
% of FP17s for the same patient ID Re-attending within 3 months - Children	13	221	5.9%	11.5%	12.0%	11.5%
% of FP17s for the same patient ID Re-attending within 3 months - Adults	63	424	14.9%	16.6%	15.7%	15.4%
% of FP17s for the same patient ID Re-attending between 3 & 9 months - Children	11	221	5.0%	57.9%	60.3%	58.9%
% of FP17s for the same patient ID Re-attending between 3 & 9 months - Adults	72	424	17.0%	52.4%	54.0%	51.6%
% of FP17s for Band 1 Urgent Courses	81	494	16.4%	9.9%	8.9%	8.9%
% of FP17s Relating to Free Repair or Replacements	1	494	0.2%	1.1%	1.0%	0.8%
% of FP17s Relating to Continuations	2	494	0.4%	1.2%	1.1%	0.9%
% of Patients satisfied with the dentistry they have received	1	1	N/A	94.1%	93.4%	93.2%
% of Patients satisfied with the time they had to wait for an appointment	1	1	N/A	91.9%	89.4%	88.8%

\* This is based on patients treated on this contract for their most recent course of treatment. Figures in italics indicate the base number of FP17s or Patient Questionnaire responses are less than 100. N/A is shown where the base number of responses is less than 10 during the period. % is calculated as Quantity/Base number\*100

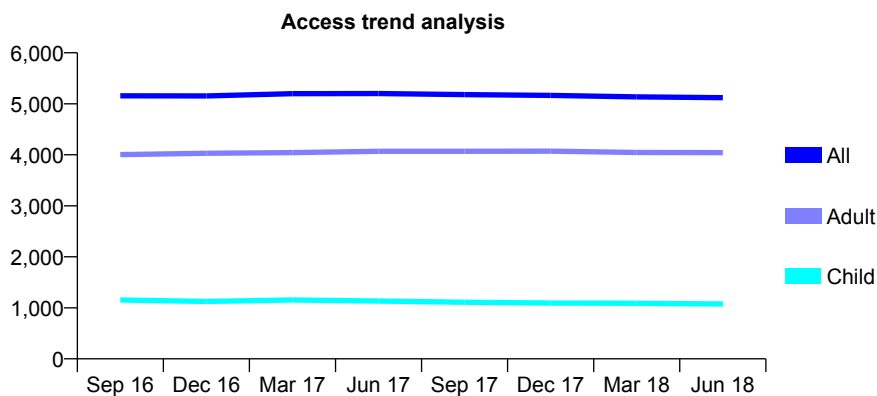
## Q44 - Vital Signs At a Glance Contract Report for 746266/0001 - June 2018

Name or company name	MR JK EVANS
Contract type name	GDS Contract
Purpose of contract	General
Contract start date	01/04/2006
Contract end date	

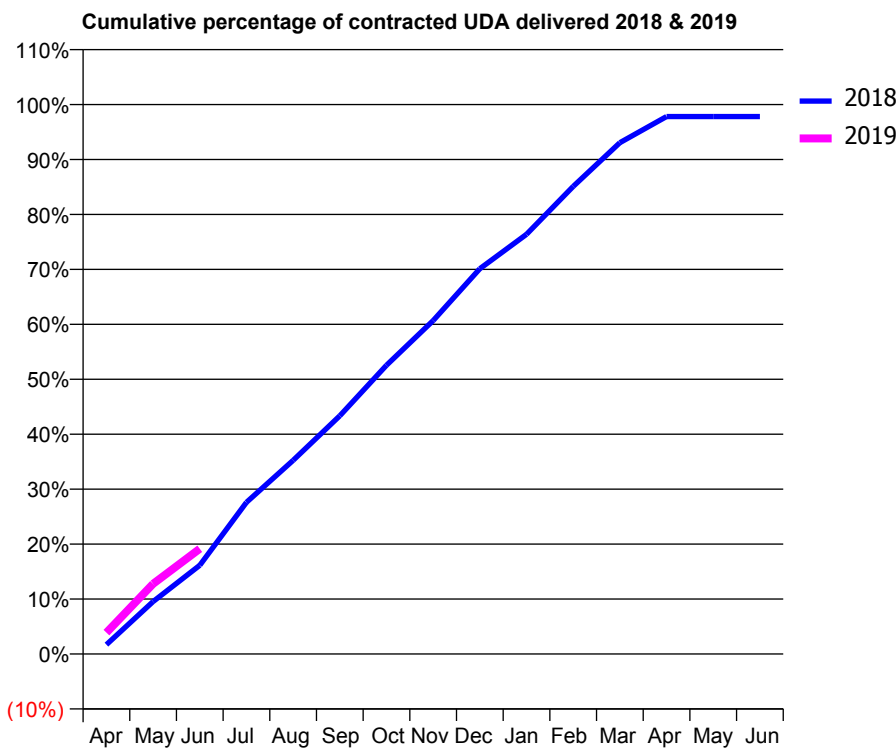
18/19 Contracted general activity (UDA)	15,264
Carry forward general activity (UDA)	0
18/19 Contracted orthodontic activity (UOA)	0
Carry forward orthodontic activity (UOA)	0
Baseline contract value	£468,032.51

### ACCESS\*

Patients seen in 24 months	Total	Change since previous quarter
Quarter ending June 2017	5,201	
Quarter ending September 2017	5,180	→
Quarter ending December 2017	5,166	→
Quarter ending March 2018	5,135	→
Quarter ending June 2018	5,120	→
<b>Variance since June 2017</b>	<b>(1.6%)</b>	<b>↓</b>



### ACTIVITY



Month	Adjusted Scheduled Activity (UDA)	
	2018	2019
April	260	596
May	1,456	1,951
June	2,465	2,923
July	4,212	
August	5,381	
September	6,619	
October	8,023	
November	9,264	
December	10,703	
January	11,659	
February	12,987	
March	14,202	
April	14,930	
May	14,930	
June	14,930	

### QUALITY

	Quantity	Base Number	Contract	AT	Region	England
% of FP17s for the same patient ID Re-attending within 3 months - Children	20	349	5.7%	11.5%	12.0%	11.5%
% of FP17s for the same patient ID Re-attending within 3 months - Adults	267	1,424	18.8%	16.6%	15.7%	15.4%
% of FP17s for the same patient ID Re-attending between 3 & 9 months - Children	191	349	54.7%	57.9%	60.3%	58.9%
% of FP17s for the same patient ID Re-attending between 3 & 9 months - Adults	710	1,424	49.9%	52.4%	54.0%	51.6%
% of FP17s for Band 1 Urgent Courses	175	1,456	12.0%	9.9%	8.9%	8.9%
% of FP17s Relating to Free Repair or Replacements	12	1,456	0.8%	1.1%	1.0%	0.8%
% of FP17s Relating to Continuations	33	1,456	2.3%	1.2%	1.1%	0.9%
% of Patients satisfied with the dentistry they have received	7	8	N/A	94.1%	93.4%	93.2%
% of Patients satisfied with the time they had to wait for an appointment	7	8	N/A	91.9%	89.4%	88.8%

\* This is based on patients treated on this contract for their most recent course of treatment. Figures in italics indicate the base number of FP17s or Patient Questionnaire responses are less than 100. N/A is shown where the base number of responses is less than 10 during the period. % is calculated as Quantity/Base number\*100

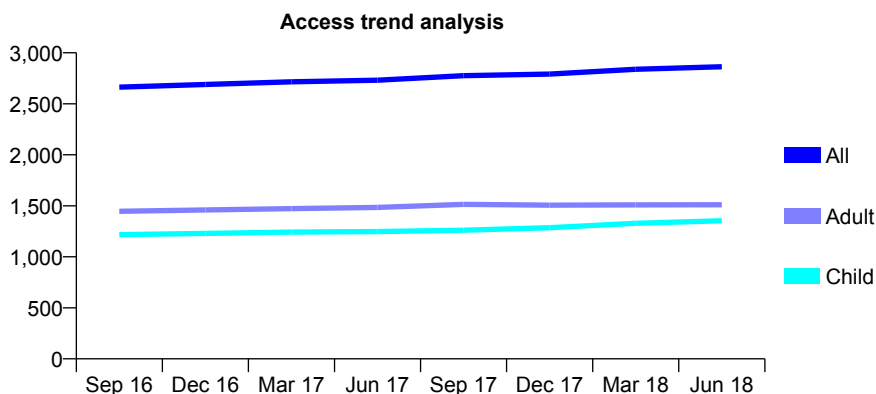
## Q44 - Vital Signs At a Glance Contract Report for 746495/0001 - June 2018

Name or company name	MR RS HANDLEY
Contract type name	GDS Contract
Purpose of contract	General
Contract start date	01/04/2006
Contract end date	

18/19 Contracted general activity (UDA)	6,824
Carry forward general activity (UDA)	0
18/19 Contracted orthodontic activity (UOA)	0
Carry forward orthodontic activity (UOA)	0
Baseline contract value	£181,462.39

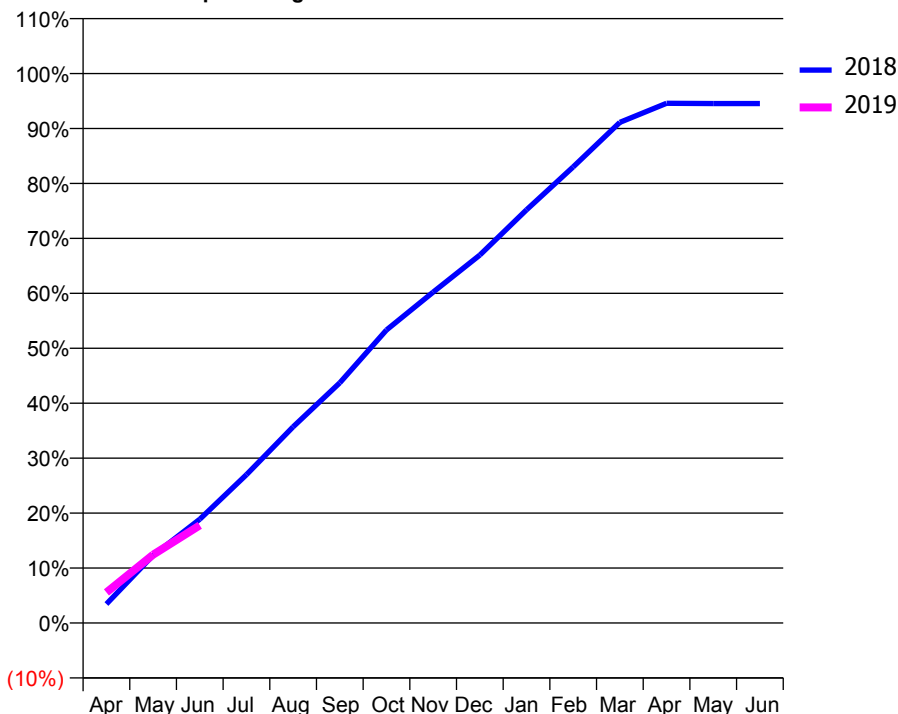
### ACCESS\*

Patients seen in 24 months	Total	Change since previous quarter
Quarter ending June 2017	2,732	
Quarter ending September 2017	2,776	→
Quarter ending December 2017	2,792	→
Quarter ending March 2018	2,838	→
Quarter ending June 2018	2,863	→
<b>Variance since June 2017</b>	<b>4.8%</b>	<b>↑</b>



### ACTIVITY

Cumulative percentage of contracted UDA delivered 2018 & 2019



Month	Adjusted Scheduled Activity (UDA)	
	2018	2019
April	236	380
May	840	849
June	1,290	1,213
July	1,843	
August	2,437	
September	2,983	
October	3,640	
November	4,110	
December	4,570	
January	5,132	
February	5,664	
March	6,218	
April	6,455	
May	6,452	
June	6,452	

### QUALITY

	Quantity	Base Number	Contract	AT	Region	England
% of FP17s for the same patient ID Re-attending within 3 months - Children	28	541	5.2%	11.5%	12.0%	11.5%
% of FP17s for the same patient ID Re-attending within 3 months - Adults	47	514	9.1%	16.6%	15.7%	15.4%
% of FP17s for the same patient ID Re-attending between 3 & 9 months - Children	366	541	67.7%	57.9%	60.3%	58.9%
% of FP17s for the same patient ID Re-attending between 3 & 9 months - Adults	347	514	67.5%	52.4%	54.0%	51.6%
% of FP17s for Band 1 Urgent Courses	46	878	5.2%	9.9%	8.9%	8.9%
% of FP17s Relating to Free Repair or Replacements	9	878	1.0%	1.1%	1.0%	0.8%
% of FP17s Relating to Continuations	4	878	0.5%	1.2%	1.1%	0.9%
% of Patients satisfied with the dentistry they have received	6	6	N/A	94.1%	93.4%	93.2%
% of Patients satisfied with the time they had to wait for an appointment	6	6	N/A	91.9%	89.4%	88.8%

\* This is based on patients treated on this contract for their most recent course of treatment. Figures in italics indicate the base number of FP17s or Patient Questionnaire responses are less than 100. N/A is shown where the base number of responses is less than 10 during the period. % is calculated as Quantity/Base number\*100

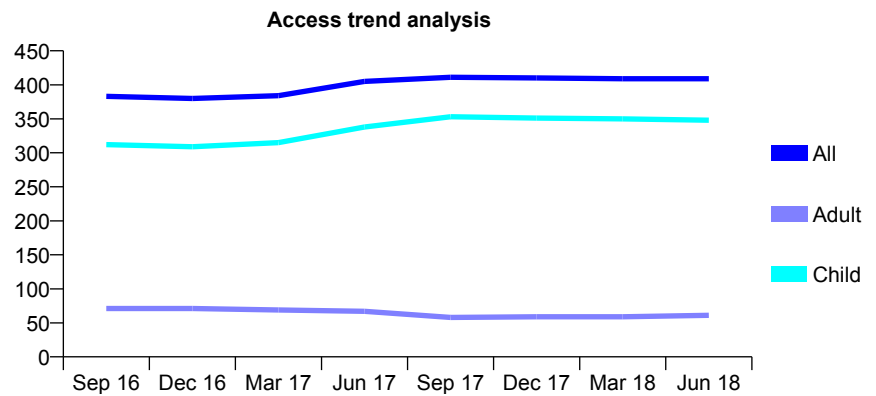
## Q44 - Vital Signs At a Glance Contract Report for 751561/0001 - June 2018

Name or company name	MR AA SHAH
Contract type name	GDS Contract
Purpose of contract	General
Contract start date	01/07/2006
Contract end date	

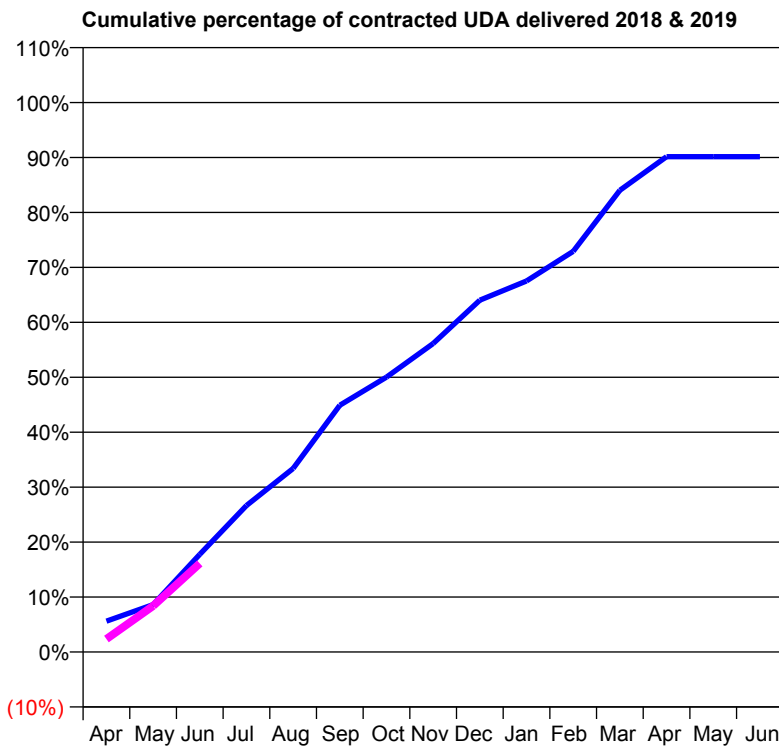
18/19 Contracted general activity (UDA)	800
Carry forward general activity (UDA)	0
18/19 Contracted orthodontic activity (UOA)	0
Carry forward orthodontic activity (UOA)	0
Baseline contract value	£18,162.49

### ACCESS\*

Patients seen in 24 months	Total	Change since previous quarter
Quarter ending June 2017	405	
Quarter ending September 2017	411	→
Quarter ending December 2017	410	→
Quarter ending March 2018	409	→
Quarter ending June 2018	409	→
<b>Variance since June 2017</b>	<b>1.0%</b>	<b>→</b>



### ACTIVITY



Month	Adjusted Scheduled Activity (UDA)	
	2018	2019
April	45	19
May	69	67
June	142	129
July	213	
August	267	
September	359	
October	400	
November	449	
December	512	
January	540	
February	583	
March	672	
April	721	
May	721	
June	721	

### QUALITY

	Quantity	Base Number	Contract	AT	Region	England
% of FP17s for the same patient ID Re-attending within 3 months - Children	2	130	1.5%	11.5%	12.0%	11.5%
% of FP17s for the same patient ID Re-attending within 3 months - Adults	0	6	0.0%	16.6%	15.7%	15.4%
% of FP17s for the same patient ID Re-attending between 3 & 9 months - Children	83	130	63.8%	57.9%	60.3%	58.9%
% of FP17s for the same patient ID Re-attending between 3 & 9 months - Adults	4	6	66.7%	52.4%	54.0%	51.6%
% of FP17s for Band 1 Urgent Courses	0	97	0.0%	9.9%	8.9%	8.9%
% of FP17s Relating to Free Repair or Replacements	0	97	0.0%	1.1%	1.0%	0.8%
% of FP17s Relating to Continuations	0	97	0.0%	1.2%	1.1%	0.9%
% of Patients satisfied with the dentistry they have received	0	0	N/A	94.1%	93.4%	93.2%
% of Patients satisfied with the time they had to wait for an appointment	0	0	N/A	91.9%	89.4%	88.8%

\* This is based on patients treated on this contract for their most recent course of treatment. Figures in italics indicate the base number of FP17s or Patient Questionnaire responses are less than 100. N/A is shown where the base number of responses is less than 10 during the period. % is calculated as Quantity/Base number\*100

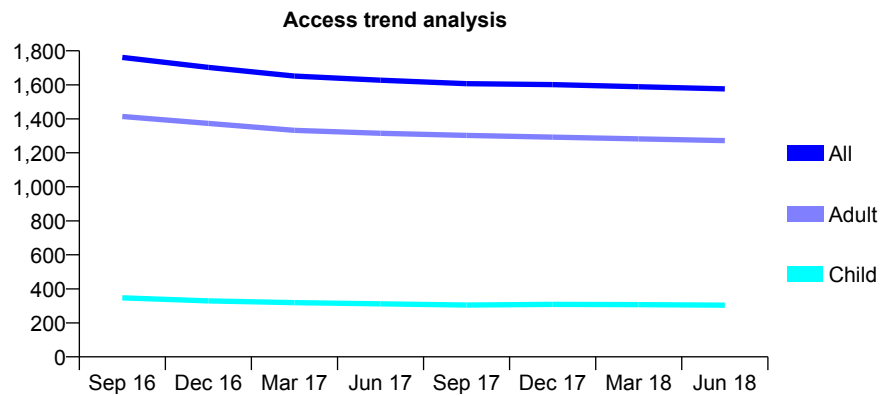
## Q44 - Vital Signs At a Glance Contract Report for 762261/0001 - June 2018

Name or company name	MR A ASHTAB
Contract type name	GDS Contract
Purpose of contract	General
Contract start date	01/04/2006
Contract end date	

18/19 Contracted general activity (UDA)	5,520
Carry forward general activity (UDA)	0
18/19 Contracted orthodontic activity (UOA)	0
Carry forward orthodontic activity (UOA)	0
Baseline contract value	£137,612.50

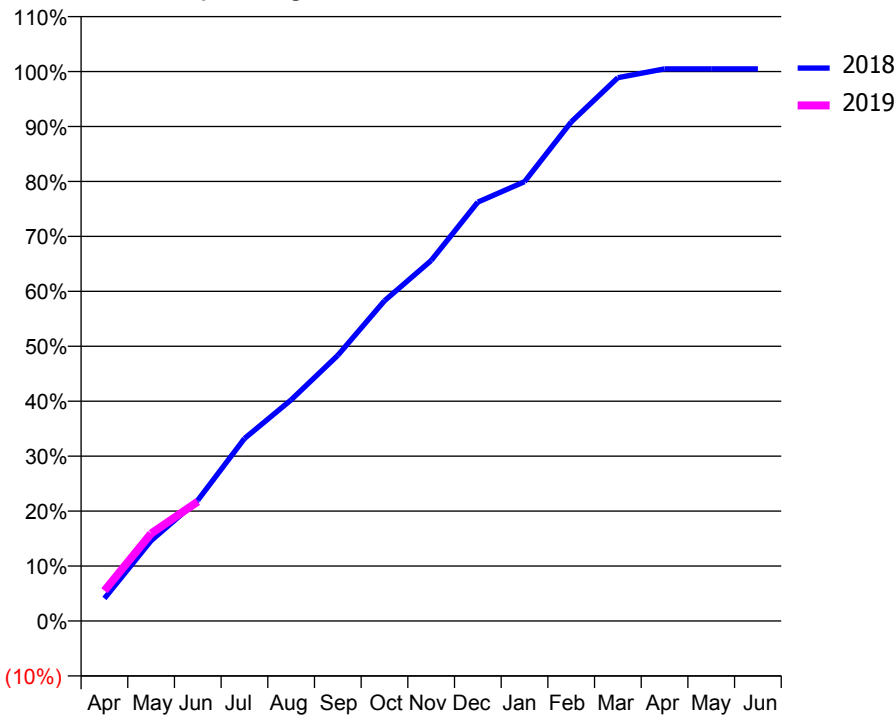
### ACCESS\*

Patients seen in 24 months	Total	Change since previous quarter
Quarter ending June 2017	1,627	
Quarter ending September 2017	1,607	↓
Quarter ending December 2017	1,601	→
Quarter ending March 2018	1,589	→
Quarter ending June 2018	1,576	→
<b>Variance since June 2017</b>	<b>(3.1%)</b>	<b>↓</b>



### ACTIVITY

Cumulative percentage of contracted UDA delivered 2018 & 2019



Month	Adjusted Scheduled Activity (UDA)	
	2018	2019
April	226	305
May	807	880
June	1,213	1,199
July	1,833	
August	2,221	
September	2,670	
October	3,217	
November	3,621	
December	4,208	
January	4,413	
February	5,014	
March	5,458	
April	5,546	
May	5,546	
June	5,546	

### QUALITY

	Quantity	Base Number	Contract	AT	Region	England
% of FP17s for the same patient ID Re-attending within 3 months - Children	6	114	5.3%	11.5%	12.0%	11.5%
% of FP17s for the same patient ID Re-attending within 3 months - Adults	104	479	21.7%	16.6%	15.7%	15.4%
% of FP17s for the same patient ID Re-attending between 3 & 9 months - Children	76	114	66.7%	57.9%	60.3%	58.9%
% of FP17s for the same patient ID Re-attending between 3 & 9 months - Adults	276	479	57.6%	52.4%	54.0%	51.6%
% of FP17s for Band 1 Urgent Courses	40	553	7.2%	9.9%	8.9%	8.9%
% of FP17s Relating to Free Repair or Replacements	2	553	0.4%	1.1%	1.0%	0.8%
% of FP17s Relating to Continuations	5	553	0.9%	1.2%	1.1%	0.9%
% of Patients satisfied with the dentistry they have received	6	6	N/A	94.1%	93.4%	93.2%
% of Patients satisfied with the time they had to wait for an appointment	6	6	N/A	91.9%	89.4%	88.8%

\* This is based on patients treated on this contract for their most recent course of treatment. Figures in italics indicate the base number of FP17s or Patient Questionnaire responses are less than 100. N/A is shown where the base number of responses is less than 10 during the period. % is calculated as Quantity/Base number\*100

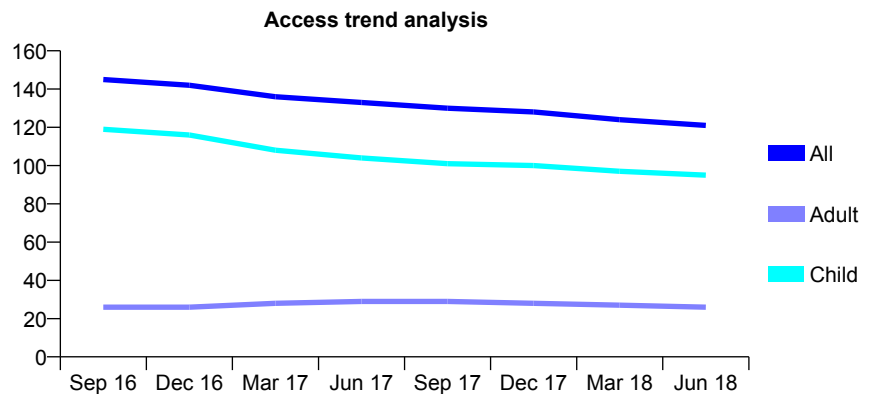
## Q44 - Vital Signs At a Glance Contract Report for 766259/0001 - June 2018

Name or company name	MRS A STRETTON
Contract type name	GDS Contract
Purpose of contract	General
Contract start date	19/11/2010
Contract end date	

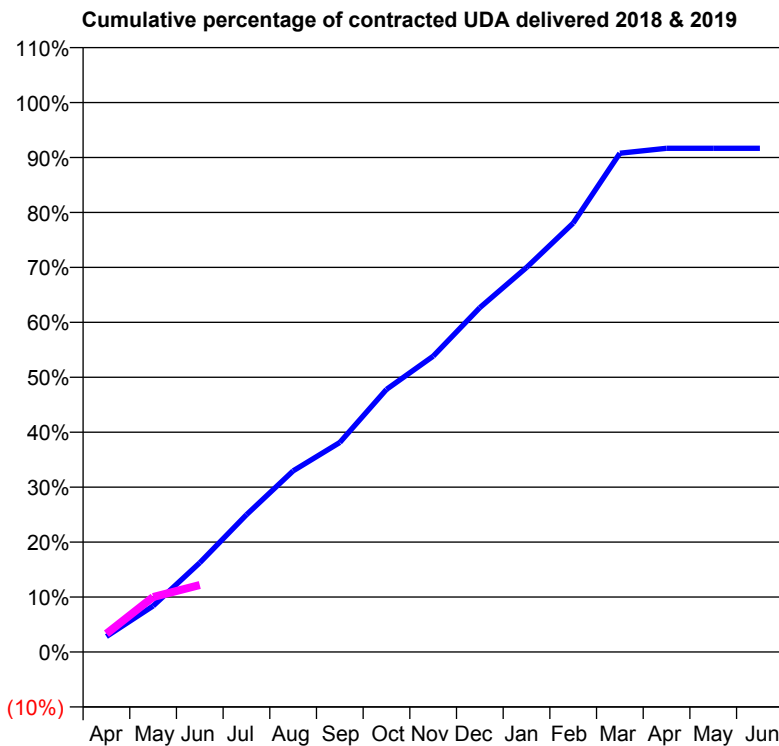
18/19 Contracted general activity (UDA)	781
Carry forward general activity (UDA)	0
18/19 Contracted orthodontic activity (UOA)	0
Carry forward orthodontic activity (UOA)	0
Baseline contract value	£18,398.83

### ACCESS\*

Patients seen in 24 months	Total	Change since previous quarter
Quarter ending June 2017	133	
Quarter ending September 2017	130	↓
Quarter ending December 2017	128	↓
Quarter ending March 2018	124	↓
Quarter ending June 2018	121	↓
<b>Variance since June 2017</b>	<b>(9.0%)</b>	<b>↓</b>



### ACTIVITY



Month	Adjusted Scheduled Activity (UDA)	
	2018	2019
April	22	26
May	65	78
June	127	95
July	195	
August	257	
September	298	
October	373	
November	420	
December	489	
January	546	
February	610	
March	709	
April	716	
May	716	
June	716	

### QUALITY

	Quantity	Base Number	Contract	AT	Region	England
% of FP17s for the same patient ID Re-attending within 3 months - Children	5	47	10.6%	11.5%	12.0%	11.5%
% of FP17s for the same patient ID Re-attending within 3 months - Adults	2	4	50.0%	16.6%	15.7%	15.4%
% of FP17s for the same patient ID Re-attending between 3 & 9 months - Children	39	47	83.0%	57.9%	60.3%	58.9%
% of FP17s for the same patient ID Re-attending between 3 & 9 months - Adults	2	4	50.0%	52.4%	54.0%	51.6%
% of FP17s for Band 1 Urgent Courses	1	46	2.2%	9.9%	8.9%	8.9%
% of FP17s Relating to Free Repair or Replacements	0	46	0.0%	1.1%	1.0%	0.8%
% of FP17s Relating to Continuations	0	46	0.0%	1.2%	1.1%	0.9%
% of Patients satisfied with the dentistry they have received	0	0	N/A	94.1%	93.4%	93.2%
% of Patients satisfied with the time they had to wait for an appointment	0	0	N/A	91.9%	89.4%	88.8%

\* This is based on patients treated on this contract for their most recent course of treatment. Figures in italics indicate the base number of FP17s or Patient Questionnaire responses are less than 100. N/A is shown where the base number of responses is less than 10 during the period. % is calculated as Quantity/Base number\*100

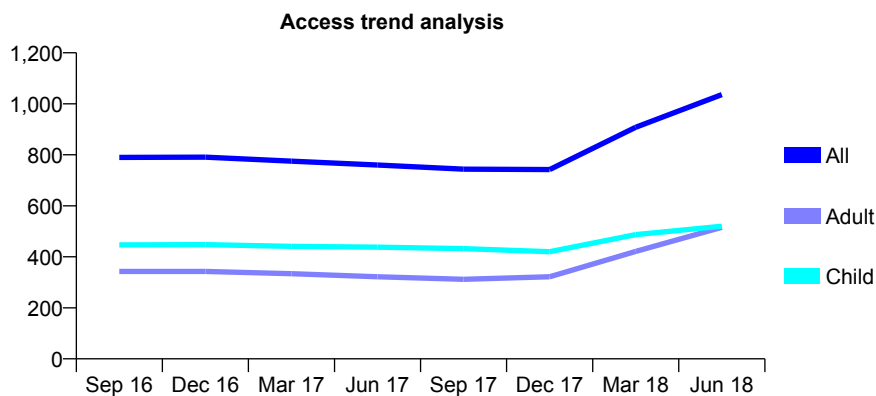
## Q44 - Vital Signs At a Glance Contract Report for 803758/0001 - June 2018

Name or company name	White Friars House Dental Practice
Contract type name	GDS Contract
Purpose of contract	General
Contract start date	01/04/2006
Contract end date	

18/19 Contracted general activity (UDA)	5,524
Carry forward general activity (UDA)	0
18/19 Contracted orthodontic activity (UOA)	0
Carry forward orthodontic activity (UOA)	0
Baseline contract value	£114,190.26

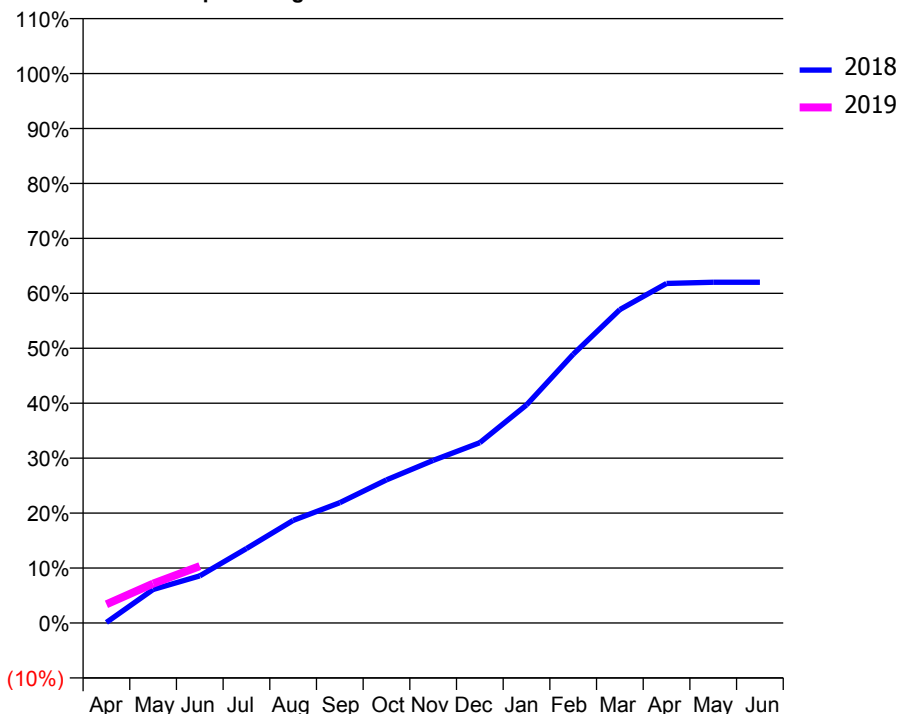
### ACCESS\*

Patients seen in 24 months	Total	Change since previous quarter
Quarter ending June 2017	760	
Quarter ending September 2017	744	↓
Quarter ending December 2017	742	→
Quarter ending March 2018	908	↑
Quarter ending June 2018	1,036	↑
<b>Variance since June 2017</b>	<b>36.3%</b>	<b>↑</b>



### ACTIVITY

Cumulative percentage of contracted UDA delivered 2018 & 2019



Month	Adjusted Scheduled Activity (UDA)	
	2018	2019
April	4	188
May	234	396
June	330	572
July	521	
August	717	
September	841	
October	1,001	
November	1,137	
December	1,261	
January	1,524	
February	1,878	
March	2,191	
April	2,373	
May	2,382	
June	2,382	

### QUALITY

	Quantity	Base Number	Contract	AT	Region	England
% of FP17s for the same patient ID Re-attending within 3 months - Children	12	156	7.7%	11.5%	12.0%	11.5%
% of FP17s for the same patient ID Re-attending within 3 months - Adults	28	184	15.2%	16.6%	15.7%	15.4%
% of FP17s for the same patient ID Re-attending between 3 & 9 months - Children	62	156	39.7%	57.9%	60.3%	58.9%
% of FP17s for the same patient ID Re-attending between 3 & 9 months - Adults	41	184	22.3%	52.4%	54.0%	51.6%
% of FP17s for Band 1 Urgent Courses	16	255	6.3%	9.9%	8.9%	8.9%
% of FP17s Relating to Free Repair or Replacements	1	255	0.4%	1.1%	1.0%	0.8%
% of FP17s Relating to Continuations	1	255	0.4%	1.2%	1.1%	0.9%
% of Patients satisfied with the dentistry they have received	2	2	N/A	94.1%	93.4%	93.2%
% of Patients satisfied with the time they had to wait for an appointment	2	2	N/A	91.9%	89.4%	88.8%

\* This is based on patients treated on this contract for their most recent course of treatment. Figures in italics indicate the base number of FP17s or Patient Questionnaire responses are less than 100. N/A is shown where the base number of responses is less than 10 during the period. % is calculated as Quantity/Base number\*100

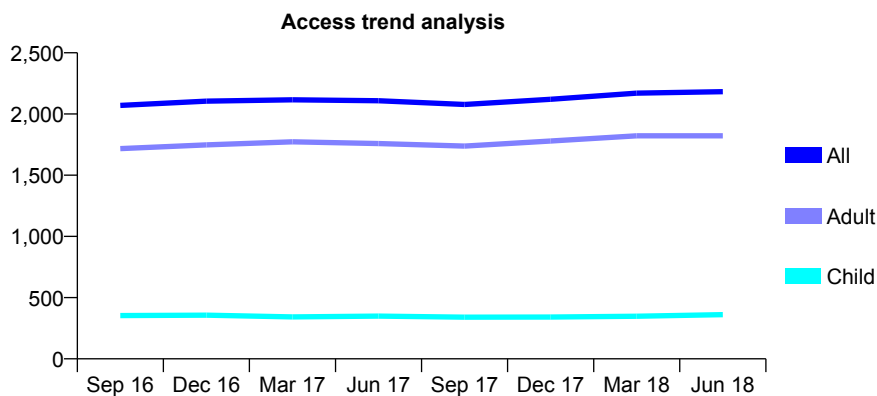
## Q44 - Vital Signs At a Glance Contract Report for 804770/0001 - June 2018

Name or company name	Crewe Dental Care
Contract type name	GDS Contract
Purpose of contract	General
Contract start date	01/04/2006
Contract end date	

18/19 Contracted general activity (UDA)	7,381
Carry forward general activity (UDA)	0
18/19 Contracted orthodontic activity (UOA)	0
Carry forward orthodontic activity (UOA)	0
Baseline contract value	£182,900.62

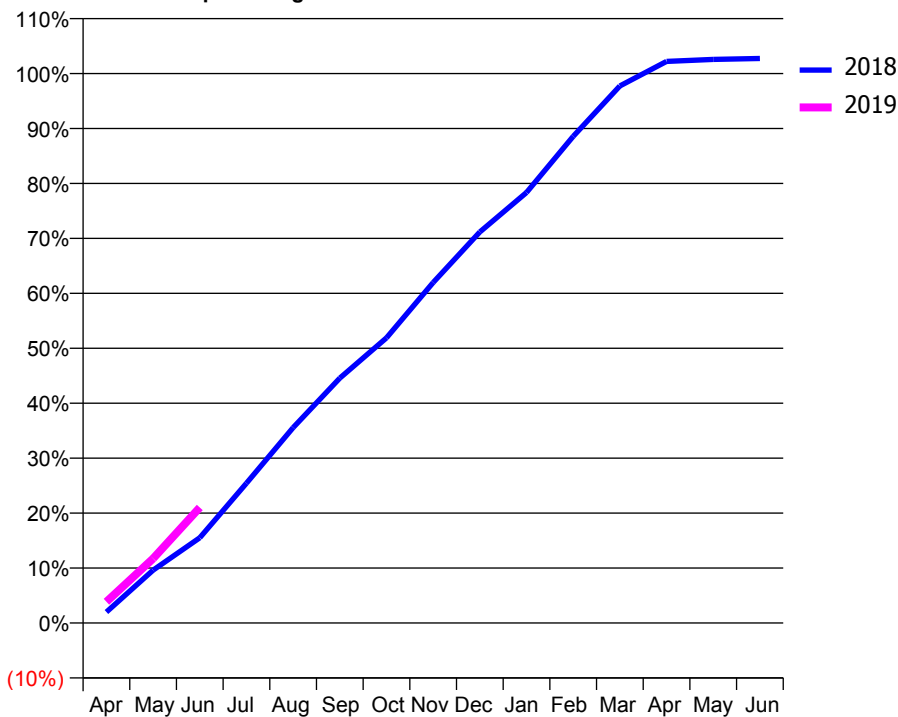
### ACCESS\*

Patients seen in 24 months	Total	Change since previous quarter
Quarter ending June 2017	2,108	
Quarter ending September 2017	2,078	↓
Quarter ending December 2017	2,120	↑
Quarter ending March 2018	2,170	↑
Quarter ending June 2018	2,183	→
<b>Variance since June 2017</b>	<b>3.6%</b>	<b>↑</b>



### ACTIVITY

Cumulative percentage of contracted UDA delivered 2018 & 2019



Month	Adjusted Scheduled Activity (UDA)	
	2018	2019
April	148	285
May	710	866
June	1,146	1,551
July	1,878	
August	2,624	
September	3,290	
October	3,831	
November	4,574	
December	5,252	
January	5,782	
February	6,537	
March	7,213	
April	7,543	
May	7,571	
June	7,583	

### QUALITY

	Quantity	Base Number	Contract	AT	Region	England
% of FP17s for the same patient ID Re-attending within 3 months - Children	5	138	3.6%	11.5%	12.0%	11.5%
% of FP17s for the same patient ID Re-attending within 3 months - Adults	114	727	15.7%	16.6%	15.7%	15.4%
% of FP17s for the same patient ID Re-attending between 3 & 9 months - Children	89	138	64.5%	57.9%	60.3%	58.9%
% of FP17s for the same patient ID Re-attending between 3 & 9 months - Adults	487	727	67.0%	52.4%	54.0%	51.6%
% of FP17s for Band 1 Urgent Courses	7	732	1.0%	9.9%	8.9%	8.9%
% of FP17s Relating to Free Repair or Replacements	5	732	0.7%	1.1%	1.0%	0.8%
% of FP17s Relating to Continuations	5	732	0.7%	1.2%	1.1%	0.9%
% of Patients satisfied with the dentistry they have received	6	6	N/A	94.1%	93.4%	93.2%
% of Patients satisfied with the time they had to wait for an appointment	6	6	N/A	91.9%	89.4%	88.8%

\* This is based on patients treated on this contract for their most recent course of treatment. Figures in italics indicate the base number of FP17s or Patient Questionnaire responses are less than 100. N/A is shown where the base number of responses is less than 10 during the period. % is calculated as Quantity/Base number\*100



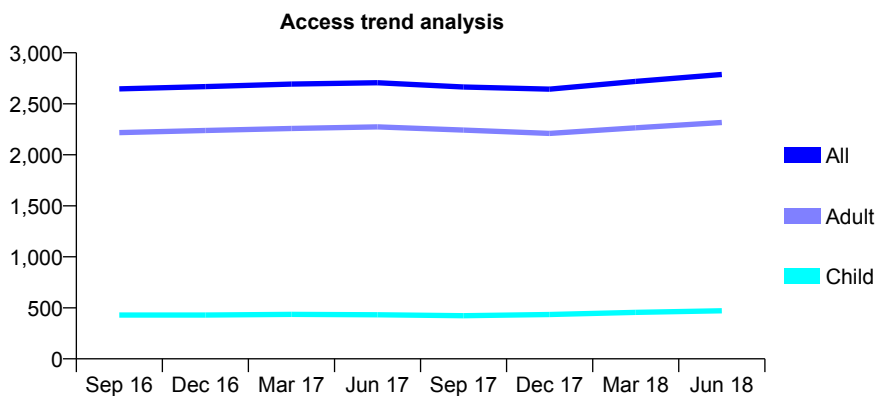
## Q44 - Vital Signs At a Glance Contract Report for 810908/0001 - June 2018

Name or company name	MR TW WOODS
Contract type name	GDS Contract
Purpose of contract	General
Contract start date	01/04/2006
Contract end date	

18/19 Contracted general activity (UDA)	7,519
Carry forward general activity (UDA)	0
18/19 Contracted orthodontic activity (UOA)	0
Carry forward orthodontic activity (UOA)	0
Baseline contract value	£187,774.00

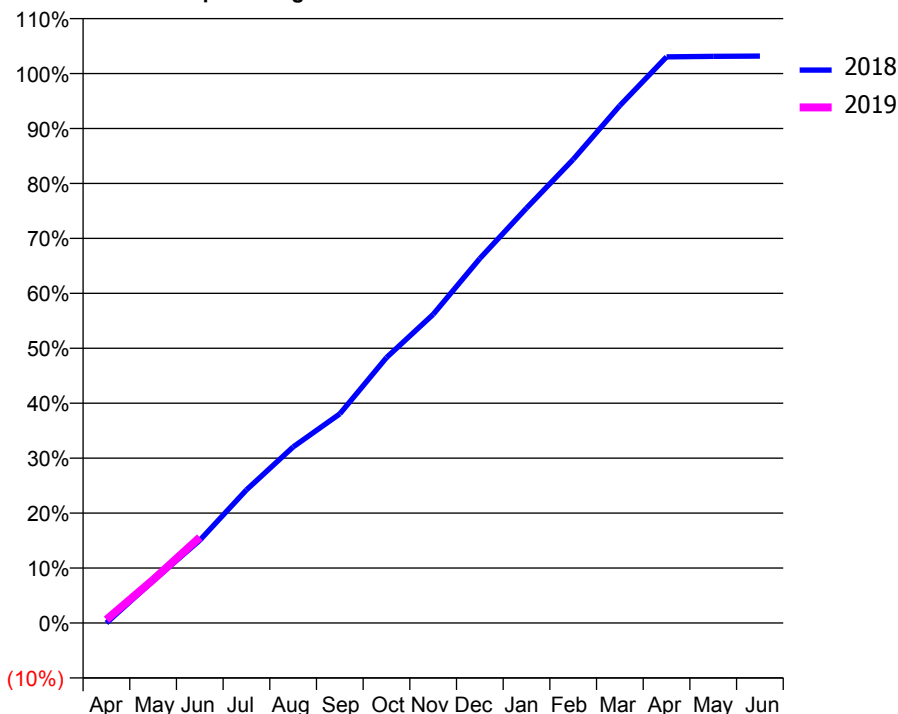
### ACCESS\*

Patients seen in 24 months	Total	Change since previous quarter
Quarter ending June 2017	2,706	
Quarter ending September 2017	2,665	↓
Quarter ending December 2017	2,644	→
Quarter ending March 2018	2,720	↑
Quarter ending June 2018	2,788	↑
<b>Variance since June 2017</b>	<b>3.0%</b>	<b>↑</b>



### ACTIVITY

Cumulative percentage of contracted UDA delivered 2018 & 2019



Adjusted Scheduled Activity (UDA)

Month	2018	2019
April	0	47
May	577	593
June	1,132	1,172
July	1,822	
August	2,410	
September	2,861	
October	3,631	
November	4,224	
December	4,988	
January	5,677	
February	6,343	
March	7,080	
April	7,747	
May	7,754	
June	7,758	

### QUALITY

	Quantity	Base Number	Contract	AT	Region	England
% of FP17s for the same patient ID Re-attending within 3 months - Children	6	176	3.4%	11.5%	12.0%	11.5%
% of FP17s for the same patient ID Re-attending within 3 months - Adults	74	756	9.8%	16.6%	15.7%	15.4%
% of FP17s for the same patient ID Re-attending between 3 & 9 months - Children	69	176	39.2%	57.9%	60.3%	58.9%
% of FP17s for the same patient ID Re-attending between 3 & 9 months - Adults	365	756	48.3%	52.4%	54.0%	51.6%
% of FP17s for Band 1 Urgent Courses	26	626	4.2%	9.9%	8.9%	8.9%
% of FP17s Relating to Free Repair or Replacements	1	626	0.2%	1.1%	1.0%	0.8%
% of FP17s Relating to Continuations	7	626	1.1%	1.2%	1.1%	0.9%
% of Patients satisfied with the dentistry they have received	5	5	N/A	94.1%	93.4%	93.2%
% of Patients satisfied with the time they had to wait for an appointment	5	5	N/A	91.9%	89.4%	88.8%

\* This is based on patients treated on this contract for their most recent course of treatment. Figures in italics indicate the base number of FP17s or Patient Questionnaire responses are less than 100. N/A is shown where the base number of responses is less than 10 during the period. % is calculated as Quantity/Base number\*100

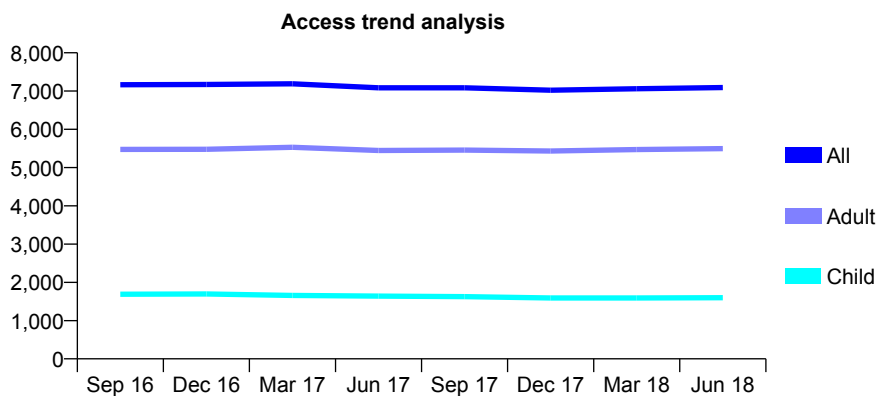
## Q44 - Vital Signs At a Glance Contract Report for 811289/0001 - June 2018

Name or company name	MR WD SCOTT
Contract type name	GDS Contract
Purpose of contract	General
Contract start date	01/04/2006
Contract end date	

18/19 Contracted general activity (UDA)	21,992
Carry forward general activity (UDA)	0
18/19 Contracted orthodontic activity (UOA)	0
Carry forward orthodontic activity (UOA)	0
Baseline contract value	£667,317.56

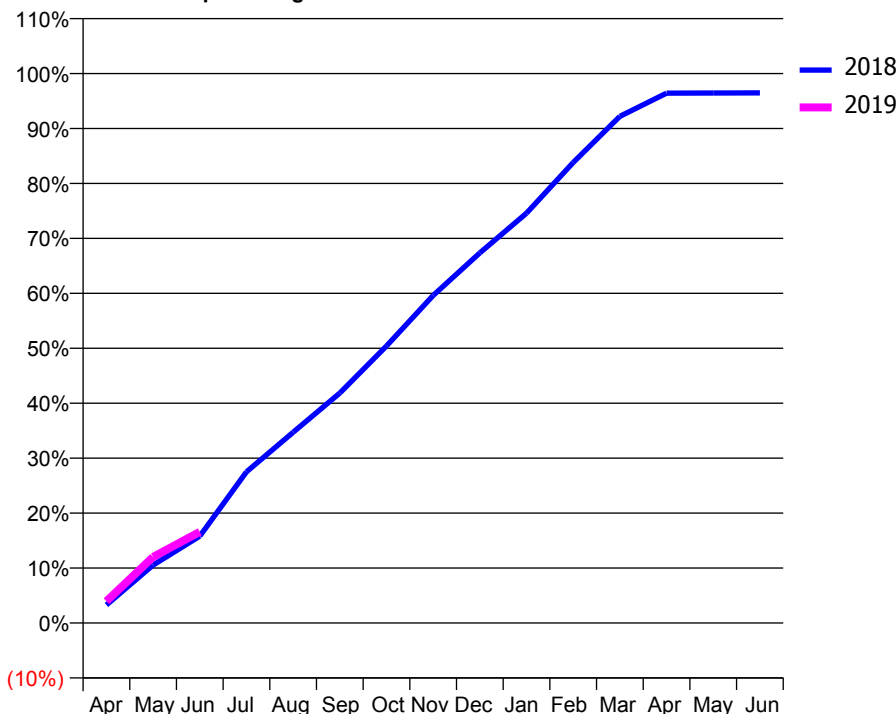
### ACCESS\*

Patients seen in 24 months	Total	Change since previous quarter
Quarter ending June 2017	7,085	
Quarter ending September 2017	7,084	→
Quarter ending December 2017	7,023	→
Quarter ending March 2018	7,062	→
Quarter ending June 2018	7,093	→
<b>Variance since June 2017</b>	<b>0.1%</b>	<b>→</b>



### ACTIVITY

Cumulative percentage of contracted UDA delivered 2018 & 2019



Adjusted Scheduled Activity (UDA)

Month	2018	2019
April	724	873
May	2,317	2,643
June	3,475	3,650
July	6,050	
August	7,635	
September	9,202	
October	11,089	
November	13,108	
December	14,813	
January	16,401	
February	18,433	
March	20,276	
April	21,206	
May	21,211	
June	21,218	

### QUALITY

	Quantity	Base Number	Contract	AT	Region	England
% of FP17s for the same patient ID Re-attending within 3 months - Children	58	625	9.3%	11.5%	12.0%	11.5%
% of FP17s for the same patient ID Re-attending within 3 months - Adults	327	1,782	18.4%	16.6%	15.7%	15.4%
% of FP17s for the same patient ID Re-attending between 3 & 9 months - Children	396	625	63.4%	57.9%	60.3%	58.9%
% of FP17s for the same patient ID Re-attending between 3 & 9 months - Adults	999	1,782	56.1%	52.4%	54.0%	51.6%
% of FP17s for Band 1 Urgent Courses	290	2,006	14.5%	9.9%	8.9%	8.9%
% of FP17s Relating to Free Repair or Replacements	17	2,006	0.8%	1.1%	1.0%	0.8%
% of FP17s Relating to Continuations	17	2,006	0.8%	1.2%	1.1%	0.9%
% of Patients satisfied with the dentistry they have received	8	8	N/A	94.1%	93.4%	93.2%
% of Patients satisfied with the time they had to wait for an appointment	8	8	N/A	91.9%	89.4%	88.8%

\* This is based on patients treated on this contract for their most recent course of treatment. Figures in italics indicate the base number of FP17s or Patient Questionnaire responses are less than 100. N/A is shown where the base number of responses is less than 10 during the period. % is calculated as Quantity/Base number\*100

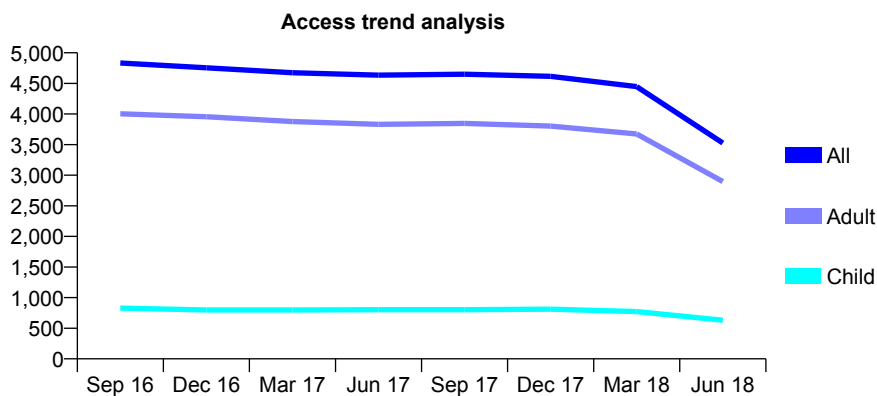
## Q44 - Vital Signs At a Glance Contract Report for 812366/0001 - June 2018

Name or company name	Alsager Dental Care
Contract type name	GDS Contract
Purpose of contract	General
Contract start date	01/04/2006
Contract end date	30/04/2018

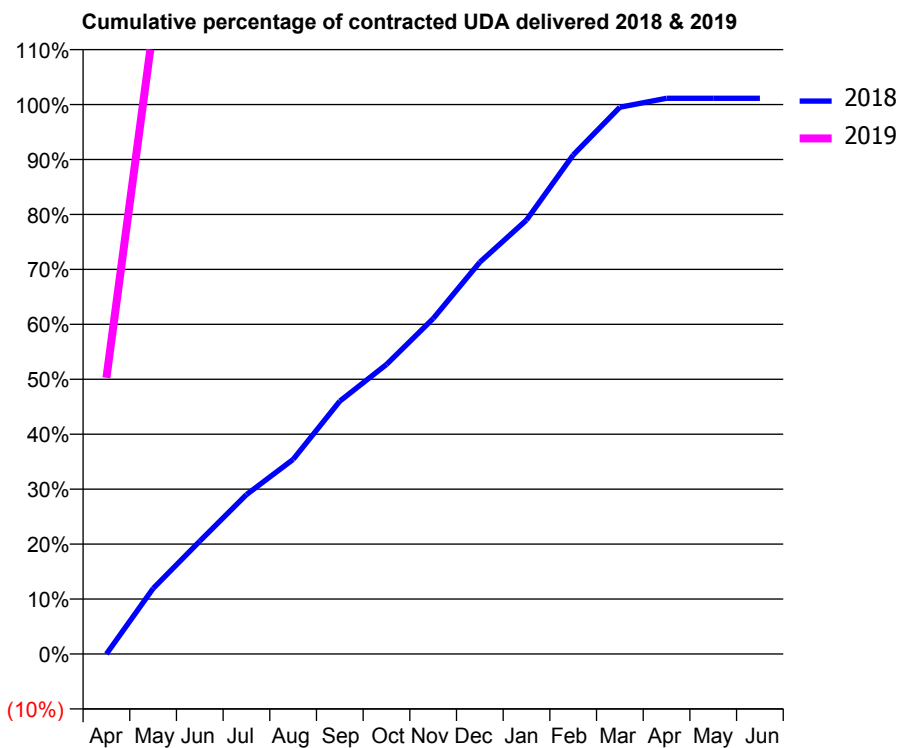
18/19 Contracted general activity (UDA)	917
Carry forward general activity (UDA)	0
18/19 Contracted orthodontic activity (UOA)	0
Carry forward orthodontic activity (UOA)	0
Baseline contract value	£20,535.63

### ACCESS\*

Patients seen in 24 months	Total	Change since previous quarter
Quarter ending June 2017	4,635	
Quarter ending September 2017	4,650	→
Quarter ending December 2017	4,615	→
Quarter ending March 2018	4,448	↓
Quarter ending June 2018	3,527	↓
<b>Variance since June 2017</b>	<b>(23.9%)</b>	<b>↓</b>



### ACTIVITY



Month	Adjusted Scheduled Activity (UDA)	
	2018	2019
April	0	461
May	1,311	1,043
June	2,260	1,211
July	3,191	
August	3,895	
September	5,062	
October	5,798	
November	6,716	
December	7,844	
January	8,687	
February	9,991	
March	10,946	
April	11,125	
May	11,125	
June	11,125	

### QUALITY

	Quantity	Base Number	Contract	AT	Region	England
% of FP17s for the same patient ID Re-attending within 3 months - Children	3	121	2.5%	11.5%	12.0%	11.5%
% of FP17s for the same patient ID Re-attending within 3 months - Adults	81	641	12.6%	16.6%	15.7%	15.4%
% of FP17s for the same patient ID Re-attending between 3 & 9 months - Children	56	121	46.3%	57.9%	60.3%	58.9%
% of FP17s for the same patient ID Re-attending between 3 & 9 months - Adults	283	641	44.1%	52.4%	54.0%	51.6%
% of FP17s for Band 1 Urgent Courses	134	683	19.6%	9.9%	8.9%	8.9%
% of FP17s Relating to Free Repair or Replacements	0	683	0.0%	1.1%	1.0%	0.8%
% of FP17s Relating to Continuations	7	683	1.0%	1.2%	1.1%	0.9%
% of Patients satisfied with the dentistry they have received	5	5	N/A	94.1%	93.4%	93.2%
% of Patients satisfied with the time they had to wait for an appointment	5	5	N/A	91.9%	89.4%	88.8%

\* This is based on patients treated on this contract for their most recent course of treatment. Figures in italics indicate the base number of FP17s or Patient Questionnaire responses are less than 100. N/A is shown where the base number of responses is less than 10 during the period. % is calculated as Quantity/Base number\*100

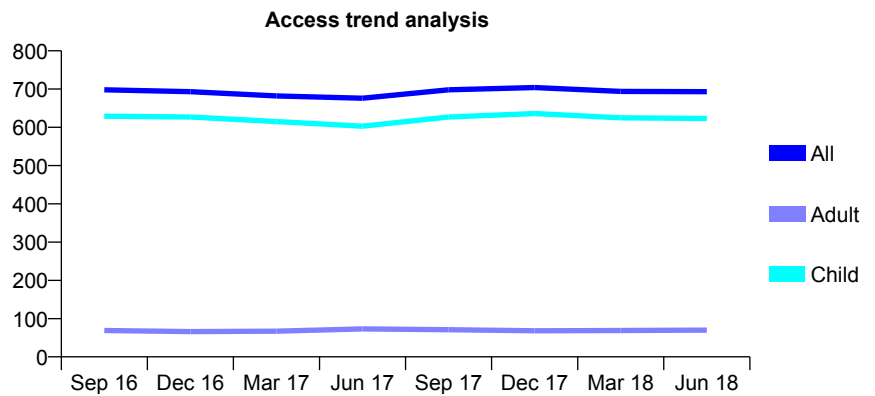
## Q44 - Vital Signs At a Glance Contract Report for 812528/0001 - June 2018

Name or company name	MR PM DIGBY
Contract type name	GDS Contract
Purpose of contract	General
Contract start date	01/04/2006
Contract end date	

18/19 Contracted general activity (UDA)	1,600
Carry forward general activity (UDA)	0
18/19 Contracted orthodontic activity (UOA)	0
Carry forward orthodontic activity (UOA)	0
Baseline contract value	£36,754.74

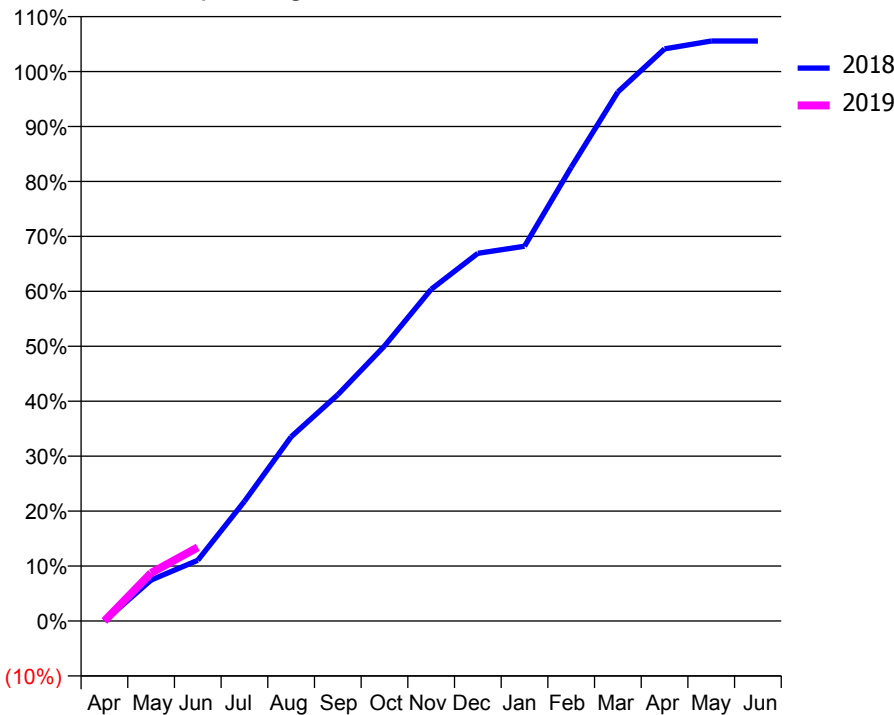
### ACCESS\*

Patients seen in 24 months	Total	Change since previous quarter
Quarter ending June 2017	676	
Quarter ending September 2017	698	↑
Quarter ending December 2017	704	→
Quarter ending March 2018	694	↓
Quarter ending June 2018	693	→
<b>Variance since June 2017</b>	<b>2.5%</b>	<b>↑</b>



### ACTIVITY

Cumulative percentage of contracted UDA delivered 2018 & 2019



Month	Adjusted Scheduled Activity (UDA)	
	2018	2019
April	0	0
May	105	140
June	155	215
July	305	
August	469	
September	577	
October	701	
November	845	
December	937	
January	955	
February	1,156	
March	1,348	
April	1,458	
May	1,478	
June	1,478	

### QUALITY

	Quantity	Base Number	Contract	AT	Region	England
% of FP17s for the same patient ID Re-attending within 3 months - Children	18	248	7.3%	11.5%	12.0%	11.5%
% of FP17s for the same patient ID Re-attending within 3 months - Adults	0	0	N/A	16.6%	15.7%	15.4%
% of FP17s for the same patient ID Re-attending between 3 & 9 months - Children	176	248	71.0%	57.9%	60.3%	58.9%
% of FP17s for the same patient ID Re-attending between 3 & 9 months - Adults	0	0	N/A	52.4%	54.0%	51.6%
% of FP17s for Band 1 Urgent Courses	8	155	5.2%	9.9%	8.9%	8.9%
% of FP17s Relating to Free Repair or Replacements	0	155	0.0%	1.1%	1.0%	0.8%
% of FP17s Relating to Continuations	0	155	0.0%	1.2%	1.1%	0.9%
% of Patients satisfied with the dentistry they have received	0	0	N/A	94.1%	93.4%	93.2%
% of Patients satisfied with the time they had to wait for an appointment	0	0	N/A	91.9%	89.4%	88.8%

\* This is based on patients treated on this contract for their most recent course of treatment. Figures in italics indicate the base number of FP17s or Patient Questionnaire responses are less than 100. N/A is shown where the base number of responses is less than 10 during the period. % is calculated as Quantity/Base number\*100

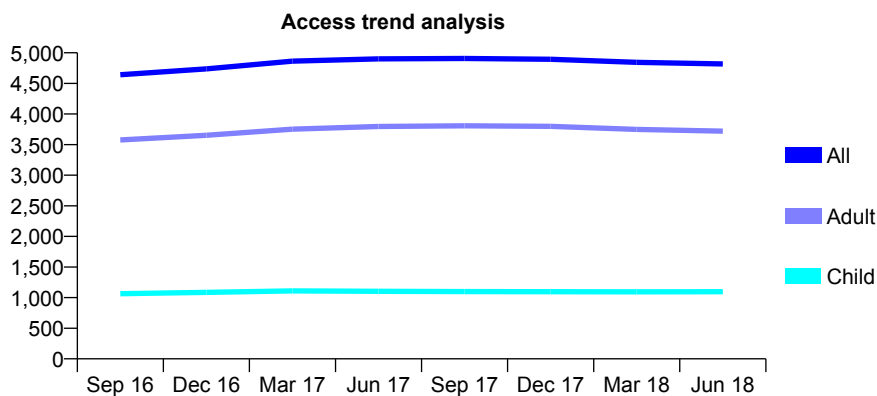
## Q44 - Vital Signs At a Glance Contract Report for 813397/0001 - June 2018

Name or company name	MR MP MEREDITH
Contract type name	GDS Contract
Purpose of contract	General
Contract start date	01/04/2006
Contract end date	

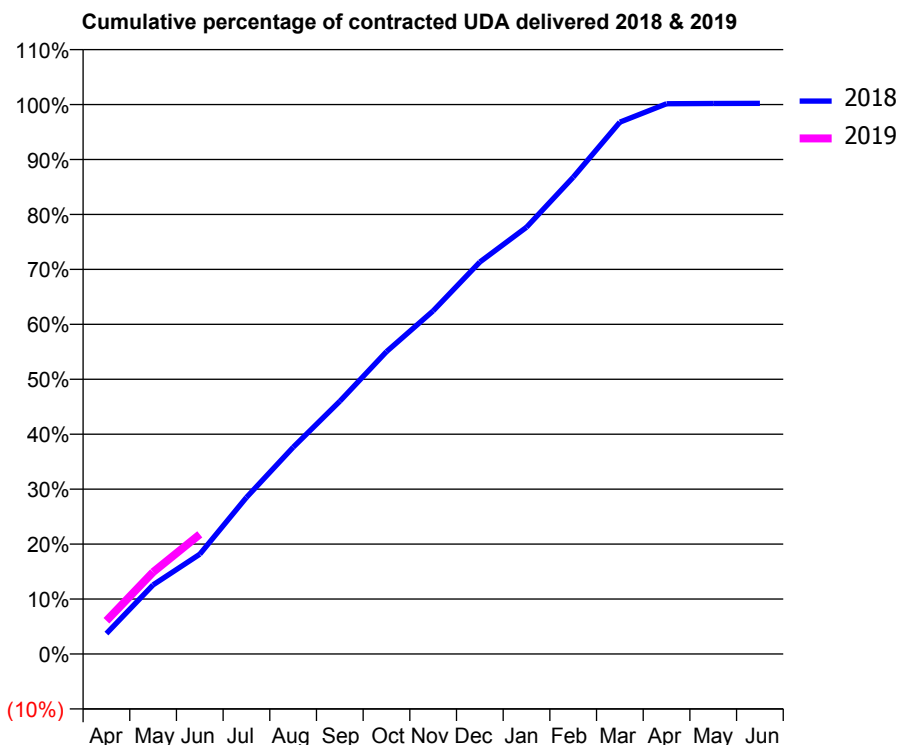
18/19 Contracted general activity (UDA)	13,200
Carry forward general activity (UDA)	0
18/19 Contracted orthodontic activity (UOA)	0
Carry forward orthodontic activity (UOA)	0
Baseline contract value	£352,801.96

### ACCESS\*

Patients seen in 24 months	Total	Change since previous quarter
Quarter ending June 2017	4,900	
Quarter ending September 2017	4,908	→
Quarter ending December 2017	4,894	→
Quarter ending March 2018	4,844	↓
Quarter ending June 2018	4,817	→
<b>Variance since June 2017</b>	<b>(1.7%)</b>	<b>↓</b>



### ACTIVITY



Month	Adjusted Scheduled Activity (UDA)	
	2018	2019
April	492	799
May	1,660	1,969
June	2,398	2,876
July	3,763	
August	4,968	
September	6,071	
October	7,262	
November	8,244	
December	9,415	
January	10,252	
February	11,452	
March	12,775	
April	13,218	
May	13,225	
June	13,228	

### QUALITY

	Quantity	Base Number	Contract	AT	Region	England
% of FP17s for the same patient ID Re-attending within 3 months - Children	72	448	16.1%	11.5%	12.0%	11.5%
% of FP17s for the same patient ID Re-attending within 3 months - Adults	244	1,354	18.0%	16.6%	15.7%	15.4%
% of FP17s for the same patient ID Re-attending between 3 & 9 months - Children	243	448	54.2%	57.9%	60.3%	58.9%
% of FP17s for the same patient ID Re-attending between 3 & 9 months - Adults	697	1,354	51.5%	52.4%	54.0%	51.6%
% of FP17s for Band 1 Urgent Courses	110	1,566	7.0%	9.9%	8.9%	8.9%
% of FP17s Relating to Free Repair or Replacements	20	1,566	1.3%	1.1%	1.0%	0.8%
% of FP17s Relating to Continuations	19	1,566	1.2%	1.2%	1.1%	0.9%
% of Patients satisfied with the dentistry they have received	6	6	N/A	94.1%	93.4%	93.2%
% of Patients satisfied with the time they had to wait for an appointment	5	6	N/A	91.9%	89.4%	88.8%

\* This is based on patients treated on this contract for their most recent course of treatment. Figures in italics indicate the base number of FP17s or Patient Questionnaire responses are less than 100. N/A is shown where the base number of responses is less than 10 during the period. % is calculated as Quantity/Base number\*100

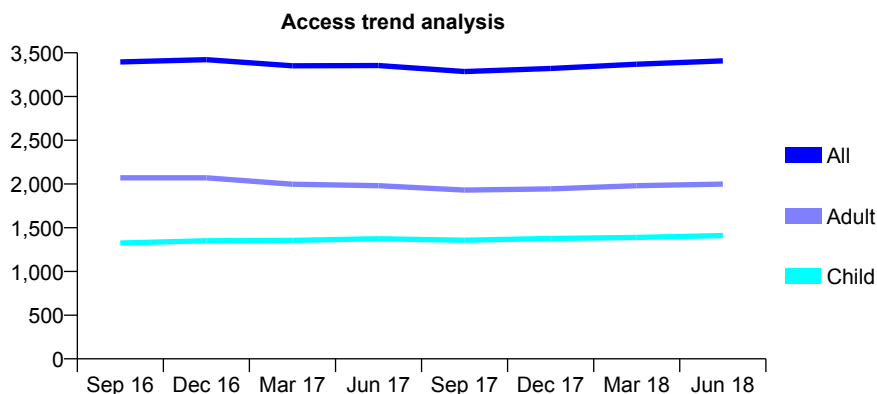
## Q44 - Vital Signs At a Glance Contract Report for 813540/0001 - June 2018

Name or company name	MR PD SHERRARD
Contract type name	GDS Contract
Purpose of contract	General
Contract start date	01/04/2006
Contract end date	

18/19 Contracted general activity (UDA)	9,000
Carry forward general activity (UDA)	0
18/19 Contracted orthodontic activity (UOA)	0
Carry forward orthodontic activity (UOA)	0
Baseline contract value	£262,918.86

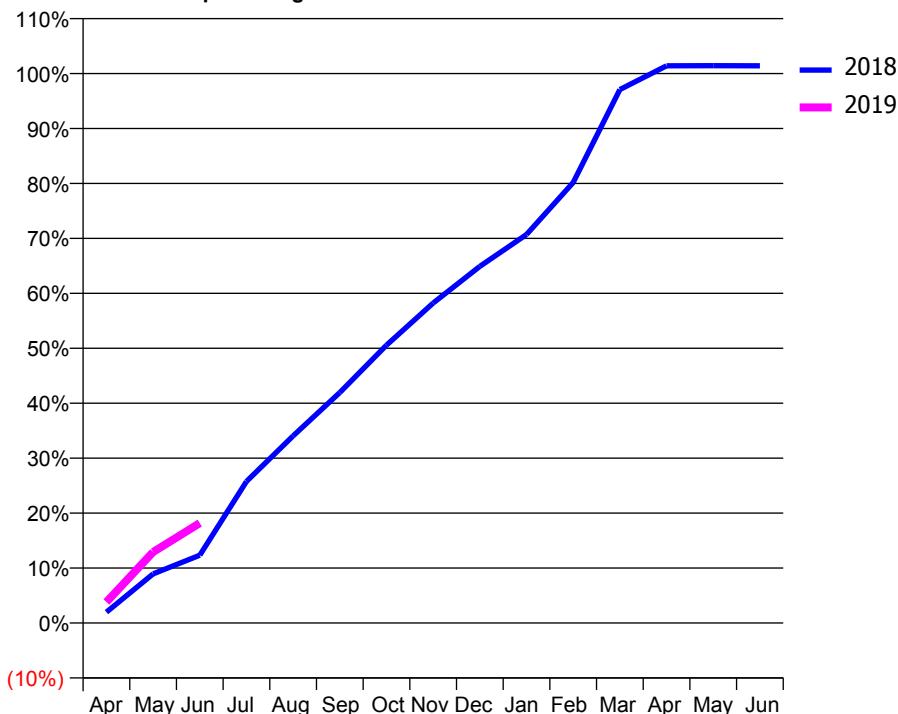
### ACCESS\*

Patients seen in 24 months	Total	Change since previous quarter
Quarter ending June 2017	3,355	
Quarter ending September 2017	3,286	↓
Quarter ending December 2017	3,321	→
Quarter ending March 2018	3,370	→
Quarter ending June 2018	3,408	→
<b>Variance since June 2017</b>	<b>1.6%</b>	<b>→</b>



### ACTIVITY

Cumulative percentage of contracted UDA delivered 2018 & 2019



Adjusted Scheduled Activity (UDA)

Month	2018	2019
April	178	344
May	804	1,162
June	1,110	1,637
July	2,318	
August	3,065	
September	3,774	
October	4,551	
November	5,240	
December	5,841	
January	6,362	
February	7,216	
March	8,737	
April	9,127	
May	9,129	
June	9,127	

### QUALITY

	Quantity	Base Number	Contract	AT	Region	England
% of FP17s for the same patient ID Re-attending within 3 months - Children	28	428	6.5%	11.5%	12.0%	11.5%
% of FP17s for the same patient ID Re-attending within 3 months - Adults	75	453	16.6%	16.6%	15.7%	15.4%
% of FP17s for the same patient ID Re-attending between 3 & 9 months - Children	183	428	42.8%	57.9%	60.3%	58.9%
% of FP17s for the same patient ID Re-attending between 3 & 9 months - Adults	148	453	32.7%	52.4%	54.0%	51.6%
% of FP17s for Band 1 Urgent Courses	103	718	14.3%	9.9%	8.9%	8.9%
% of FP17s Relating to Free Repair or Replacements	0	718	0.0%	1.1%	1.0%	0.8%
% of FP17s Relating to Continuations	3	718	0.4%	1.2%	1.1%	0.9%
% of Patients satisfied with the dentistry they have received	2	2	N/A	94.1%	93.4%	93.2%
% of Patients satisfied with the time they had to wait for an appointment	2	2	N/A	91.9%	89.4%	88.8%

\* This is based on patients treated on this contract for their most recent course of treatment. Figures in italics indicate the base number of FP17s or Patient Questionnaire responses are less than 100. N/A is shown where the base number of responses is less than 10 during the period. % is calculated as Quantity/Base number\*100

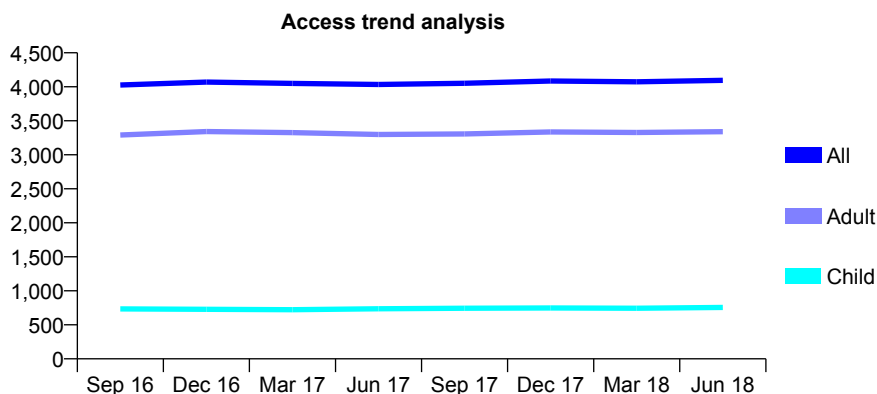
## Q44 - Vital Signs At a Glance Contract Report for 815489/0001 - June 2018

Name or company name	MR JS HIBBERT
Contract type name	GDS Contract
Purpose of contract	General
Contract start date	01/04/2006
Contract end date	

18/19 Contracted general activity (UDA)	11,380
Carry forward general activity (UDA)	0
18/19 Contracted orthodontic activity (UOA)	0
Carry forward orthodontic activity (UOA)	0
Baseline contract value	£326,882.38

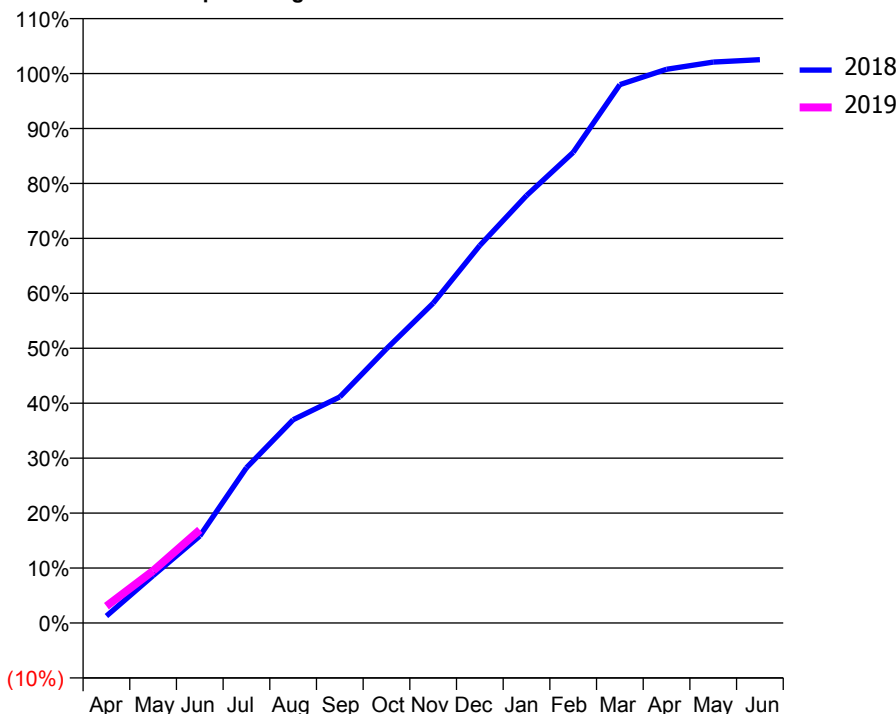
### ACCESS\*

Patients seen in 24 months	Total	Change since previous quarter
Quarter ending June 2017	4,035	
Quarter ending September 2017	4,052	→
Quarter ending December 2017	4,085	→
Quarter ending March 2018	4,073	→
Quarter ending June 2018	4,096	→
<b>Variance since June 2017</b>	<b>1.5%</b>	<b>→</b>



### ACTIVITY

Cumulative percentage of contracted UDA delivered 2018 & 2019



Adjusted Scheduled Activity (UDA)

Month	2018	2019
April	145	350
May	982	1,082
June	1,803	1,929
July	3,217	
August	4,211	
September	4,681	
October	5,679	
November	6,623	
December	7,818	
January	8,853	
February	9,747	
March	11,150	
April	11,469	
May	11,616	
June	11,665	

### QUALITY

	Quantity	Base Number	Contract	AT	Region	England
% of FP17s for the same patient ID Re-attending within 3 months - Children	15	241	6.2%	11.5%	12.0%	11.5%
% of FP17s for the same patient ID Re-attending within 3 months - Adults	108	905	11.9%	16.6%	15.7%	15.4%
% of FP17s for the same patient ID Re-attending between 3 & 9 months - Children	151	241	62.7%	57.9%	60.3%	58.9%
% of FP17s for the same patient ID Re-attending between 3 & 9 months - Adults	375	905	41.4%	52.4%	54.0%	51.6%
% of FP17s for Band 1 Urgent Courses	101	950	10.6%	9.9%	8.9%	8.9%
% of FP17s Relating to Free Repair or Replacements	5	950	0.5%	1.1%	1.0%	0.8%
% of FP17s Relating to Continuations	20	950	2.1%	1.2%	1.1%	0.9%
% of Patients satisfied with the dentistry they have received	6	6	N/A	94.1%	93.4%	93.2%
% of Patients satisfied with the time they had to wait for an appointment	6	6	N/A	91.9%	89.4%	88.8%

\* This is based on patients treated on this contract for their most recent course of treatment. Figures in italics indicate the base number of FP17s or Patient Questionnaire responses are less than 100. N/A is shown where the base number of responses is less than 10 during the period. % is calculated as Quantity/Base number\*100

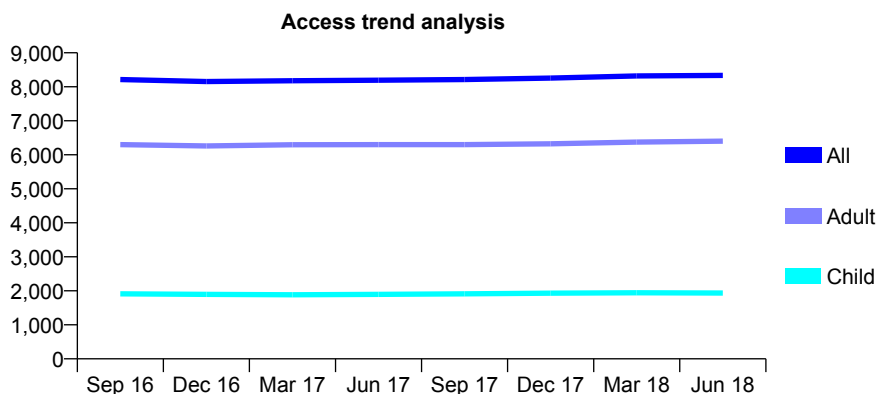
## Q44 - Vital Signs At a Glance Contract Report for 826588/0001 - June 2018

Name or company name	MR MA SIMPSON
Contract type name	GDS Contract
Purpose of contract	General
Contract start date	01/04/2006
Contract end date	

18/19 Contracted general activity (UDA)	22,295
Carry forward general activity (UDA)	0
18/19 Contracted orthodontic activity (UOA)	0
Carry forward orthodontic activity (UOA)	0
Baseline contract value	£563,116.29

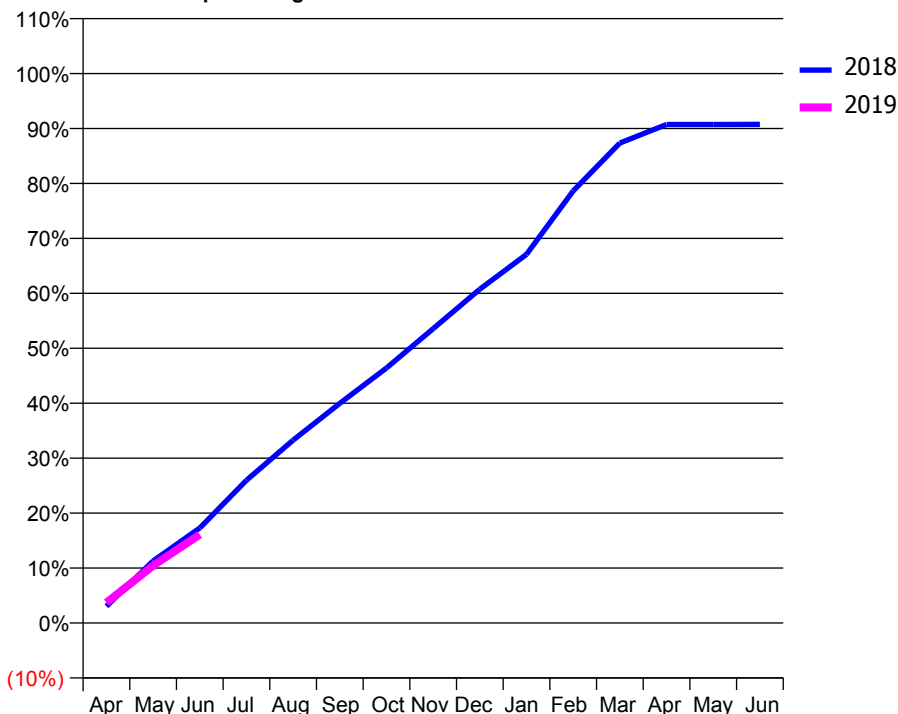
### ACCESS\*

Patients seen in 24 months	Total	Change since previous quarter
Quarter ending June 2017	8,196	
Quarter ending September 2017	8,213	→
Quarter ending December 2017	8,257	→
Quarter ending March 2018	8,319	→
Quarter ending June 2018	8,337	→
<b>Variance since June 2017</b>	<b>1.7%</b>	<b>→</b>



### ACTIVITY

Cumulative percentage of contracted UDA delivered 2018 & 2019



Month	Adjusted Scheduled Activity (UDA)	
	2018	2019
April	681	827
May	2,520	2,327
June	3,857	3,588
July	5,793	
August	7,419	
September	8,915	
October	10,346	
November	11,942	
December	13,545	
January	14,956	
February	17,531	
March	19,476	
April	20,228	
May	20,229	
June	20,230	

### QUALITY

	Quantity	Base Number	Contract	AT	Region	England
% of FP17s for the same patient ID Re-attending within 3 months - Children	50	691	7.2%	11.5%	12.0%	11.5%
% of FP17s for the same patient ID Re-attending within 3 months - Adults	239	1,913	12.5%	16.6%	15.7%	15.4%
% of FP17s for the same patient ID Re-attending between 3 & 9 months - Children	431	691	62.4%	57.9%	60.3%	58.9%
% of FP17s for the same patient ID Re-attending between 3 & 9 months - Adults	1,042	1,913	54.5%	52.4%	54.0%	51.6%
% of FP17s for Band 1 Urgent Courses	308	2,195	14.0%	9.9%	8.9%	8.9%
% of FP17s Relating to Free Repair or Replacements	17	2,195	0.8%	1.1%	1.0%	0.8%
% of FP17s Relating to Continuations	20	2,195	0.9%	1.2%	1.1%	0.9%
% of Patients satisfied with the dentistry they have received	5	7	N/A	94.1%	93.4%	93.2%
% of Patients satisfied with the time they had to wait for an appointment	6	7	N/A	91.9%	89.4%	88.8%

\* This is based on patients treated on this contract for their most recent course of treatment. Figures in italics indicate the base number of FP17s or Patient Questionnaire responses are less than 100. N/A is shown where the base number of responses is less than 10 during the period. % is calculated as Quantity/Base number\*100



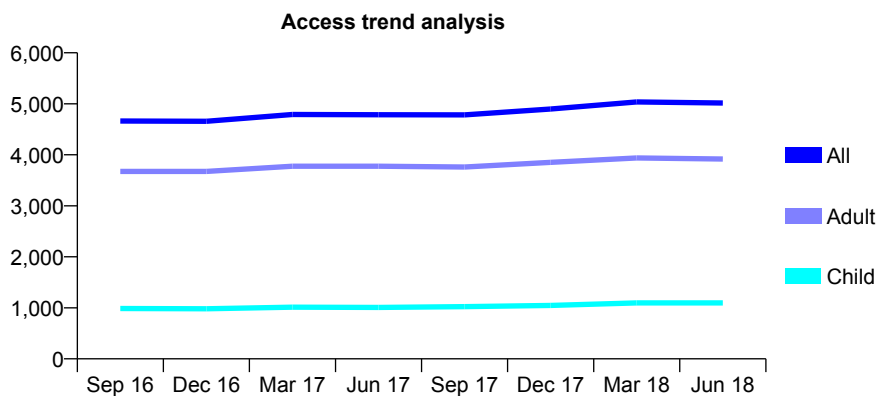
## Q44 - Vital Signs At a Glance Contract Report for 826588/0002 - June 2018

Name or company name	MR MA SIMPSON
Contract type name	GDS Contract
Purpose of contract	General
Contract start date	01/07/2007
Contract end date	

18/19 Contracted general activity (UDA)	15,392
Carry forward general activity (UDA)	0
18/19 Contracted orthodontic activity (UOA)	0
Carry forward orthodontic activity (UOA)	0
Baseline contract value	£363,310.25

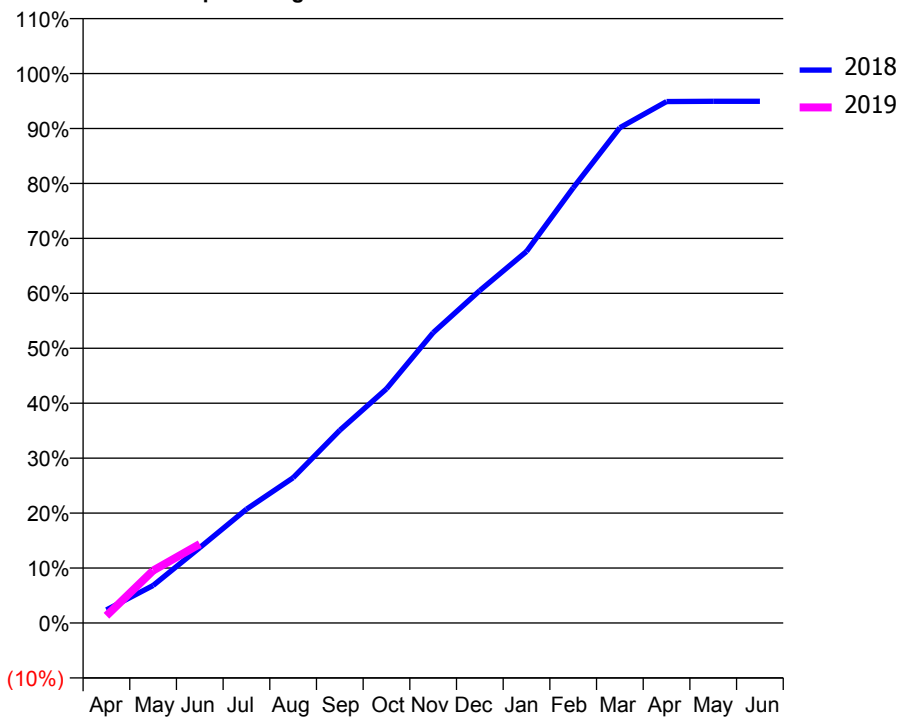
### ACCESS\*

Patients seen in 24 months	Total	Change since previous quarter
Quarter ending June 2017	4,786	
Quarter ending September 2017	4,784	→
Quarter ending December 2017	4,899	↑
Quarter ending March 2018	5,036	↑
Quarter ending June 2018	5,015	→
<b>Variance since June 2017</b>	<b>4.8%</b>	<b>↑</b>



### ACTIVITY

Cumulative percentage of contracted UDA delivered 2018 & 2019



Month	Adjusted Scheduled Activity (UDA)	
	2018	2019
April	369	203
May	1,051	1,470
June	2,112	2,215
July	3,189	
August	4,069	
September	5,398	
October	6,559	
November	8,135	
December	9,315	
January	10,408	
February	12,188	
March	13,874	
April	14,608	
May	14,614	
June	14,615	

### QUALITY

	Quantity	Base Number	Contract	AT	Region	England
% of FP17s for the same patient ID Re-attending within 3 months - Children	23	383	6.0%	11.5%	12.0%	11.5%
% of FP17s for the same patient ID Re-attending within 3 months - Adults	205	1,306	15.7%	16.6%	15.7%	15.4%
% of FP17s for the same patient ID Re-attending between 3 & 9 months - Children	270	383	70.5%	57.9%	60.3%	58.9%
% of FP17s for the same patient ID Re-attending between 3 & 9 months - Adults	801	1,306	61.3%	52.4%	54.0%	51.6%
% of FP17s for Band 1 Urgent Courses	169	1,351	12.5%	9.9%	8.9%	8.9%
% of FP17s Relating to Free Repair or Replacements	4	1,351	0.3%	1.1%	1.0%	0.8%
% of FP17s Relating to Continuations	9	1,351	0.7%	1.2%	1.1%	0.9%
% of Patients satisfied with the dentistry they have received	5	5	N/A	94.1%	93.4%	93.2%
% of Patients satisfied with the time they had to wait for an appointment	5	5	N/A	91.9%	89.4%	88.8%

\* This is based on patients treated on this contract for their most recent course of treatment. Figures in italics indicate the base number of FP17s or Patient Questionnaire responses are less than 100. N/A is shown where the base number of responses is less than 10 during the period. % is calculated as Quantity/Base number\*100

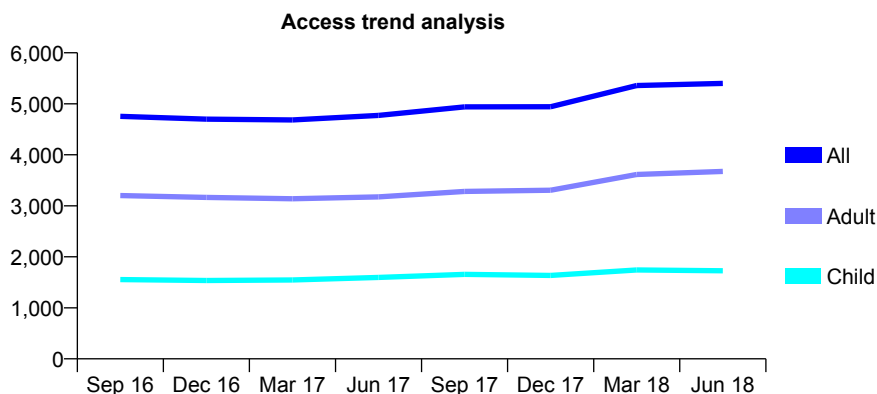
## Q44 - Vital Signs At a Glance Contract Report for 840777/0001 - June 2018

Name or company name	Oaklands Dental Care
Contract type name	GDS Contract
Purpose of contract	General
Contract start date	01/04/2006
Contract end date	

18/19 Contracted general activity (UDA)	14,752
Carry forward general activity (UDA)	0
18/19 Contracted orthodontic activity (UOA)	0
Carry forward orthodontic activity (UOA)	0
Baseline contract value	£354,155.37

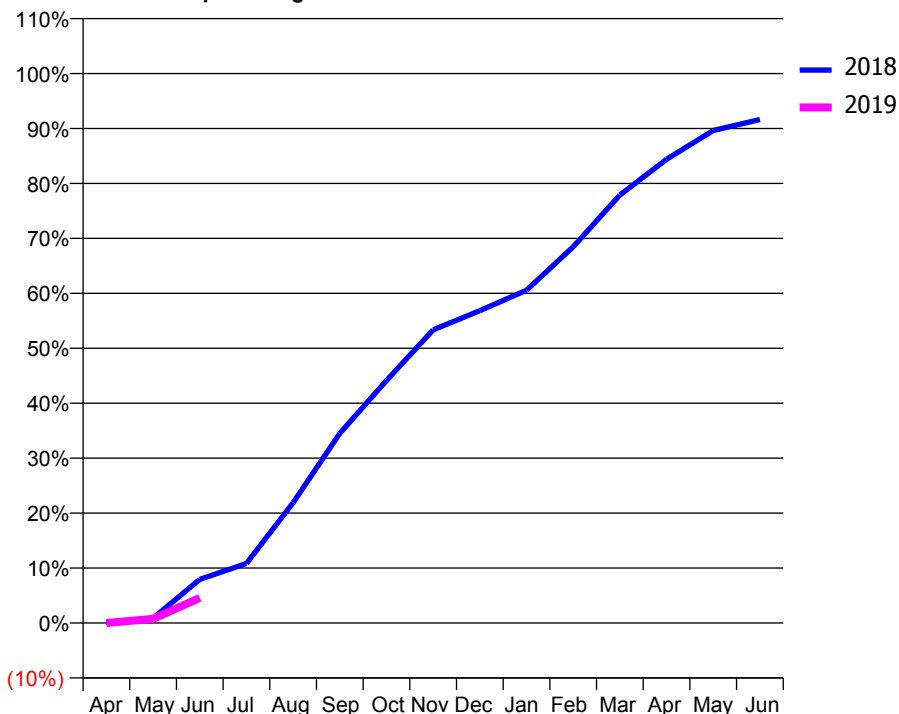
### ACCESS\*

Patients seen in 24 months	Total	Change since previous quarter
Quarter ending June 2017	4,772	
Quarter ending September 2017	4,940	↑
Quarter ending December 2017	4,942	→
Quarter ending March 2018	5,358	↑
Quarter ending June 2018	5,400	→
<b>Variance since June 2017</b>	<b>13.2%</b>	<b>↑</b>



### ACTIVITY

Cumulative percentage of contracted UDA delivered 2018 & 2019



Month	Adjusted Scheduled Activity (UDA)	
	2018	2019
April	0	0
May	131	111
June	1,171	673
July	1,599	
August	3,231	
September	5,092	
October	6,509	
November	7,869	
December	8,386	
January	8,933	
February	10,101	
March	11,491	
April	12,448	
May	13,222	
June	13,516	

### QUALITY

	Quantity	Base Number	Contract	AT	Region	England
% of FP17s for the same patient ID Re-attending within 3 months - Children	45	435	10.3%	11.5%	12.0%	11.5%
% of FP17s for the same patient ID Re-attending within 3 months - Adults	168	966	17.4%	16.6%	15.7%	15.4%
% of FP17s for the same patient ID Re-attending between 3 & 9 months - Children	267	435	61.4%	57.9%	60.3%	58.9%
% of FP17s for the same patient ID Re-attending between 3 & 9 months - Adults	537	966	55.6%	52.4%	54.0%	51.6%
% of FP17s for Band 1 Urgent Courses	42	462	9.1%	9.9%	8.9%	8.9%
% of FP17s Relating to Free Repair or Replacements	6	462	1.3%	1.1%	1.0%	0.8%
% of FP17s Relating to Continuations	21	462	4.5%	1.2%	1.1%	0.9%
% of Patients satisfied with the dentistry they have received	4	4	N/A	94.1%	93.4%	93.2%
% of Patients satisfied with the time they had to wait for an appointment	4	4	N/A	91.9%	89.4%	88.8%

\* This is based on patients treated on this contract for their most recent course of treatment. Figures in italics indicate the base number of FP17s or Patient Questionnaire responses are less than 100. N/A is shown where the base number of responses is less than 10 during the period. % is calculated as Quantity/Base number\*100

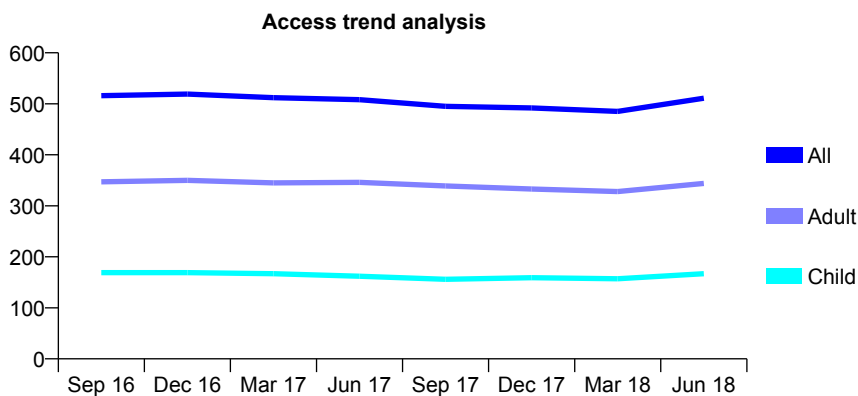
## Q44 - Vital Signs At a Glance Contract Report for 843970/0001 - June 2018

Name or company name	MR DM FAGAN-DOUGLAS
Contract type name	GDS Contract
Purpose of contract	General
Contract start date	01/06/2008
Contract end date	

18/19 Contracted general activity (UDA)	2,352
Carry forward general activity (UDA)	0
18/19 Contracted orthodontic activity (UOA)	0
Carry forward orthodontic activity (UOA)	0
Baseline contract value	£59,553.49

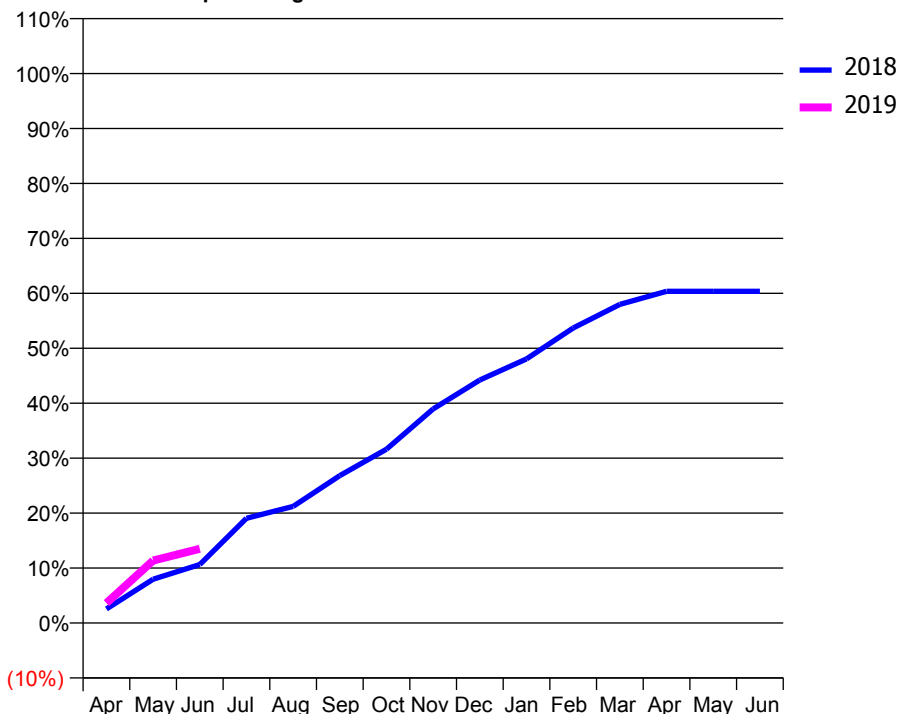
### ACCESS\*

Patients seen in 24 months	Total	Change since previous quarter
Quarter ending June 2017	508	
Quarter ending September 2017	495	↓
Quarter ending December 2017	492	→
Quarter ending March 2018	485	↓
Quarter ending June 2018	511	↑
<b>Variance since June 2017</b>	0.6%	→



### ACTIVITY

Cumulative percentage of contracted UDA delivered 2018 & 2019



Adjusted Scheduled Activity (UDA)

Month	2018	2019
April	60	85
May	187	267
June	250	317
July	448	
August	499	
September	631	
October	744	
November	917	
December	1,040	
January	1,130	
February	1,263	
March	1,364	
April	1,420	
May	1,420	
June	1,420	

### QUALITY

	Quantity	Base Number	Contract	AT	Region	England
% of FP17s for the same patient ID Re-attending within 3 months - Children	2	56	3.6%	11.5%	12.0%	11.5%
% of FP17s for the same patient ID Re-attending within 3 months - Adults	16	124	12.9%	16.6%	15.7%	15.4%
% of FP17s for the same patient ID Re-attending between 3 & 9 months - Children	31	56	55.4%	57.9%	60.3%	58.9%
% of FP17s for the same patient ID Re-attending between 3 & 9 months - Adults	66	124	53.2%	52.4%	54.0%	51.6%
% of FP17s for Band 1 Urgent Courses	2	153	1.3%	9.9%	8.9%	8.9%
% of FP17s Relating to Free Repair or Replacements	2	153	1.3%	1.1%	1.0%	0.8%
% of FP17s Relating to Continuations	2	153	1.3%	1.2%	1.1%	0.9%
% of Patients satisfied with the dentistry they have received	2	2	N/A	94.1%	93.4%	93.2%
% of Patients satisfied with the time they had to wait for an appointment	2	2	N/A	91.9%	89.4%	88.8%

\* This is based on patients treated on this contract for their most recent course of treatment. Figures in italics indicate the base number of FP17s or Patient Questionnaire responses are less than 100. N/A is shown where the base number of responses is less than 10 during the period. % is calculated as Quantity/Base number\*100

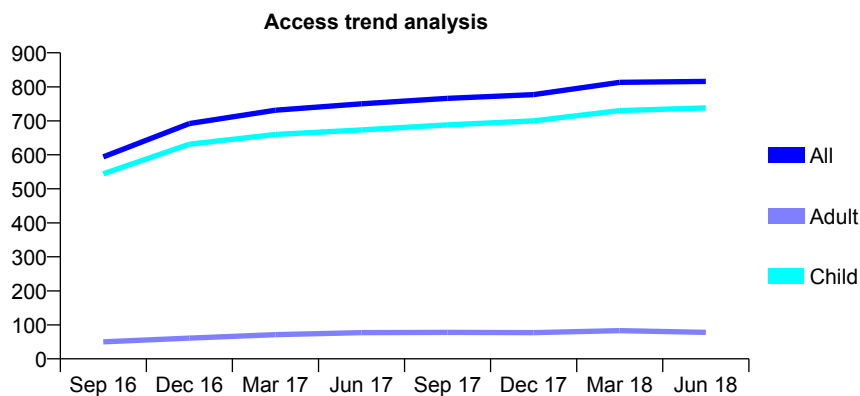
## Q44 - Vital Signs At a Glance Contract Report for 859893/0001 - June 2018

Name or company name	MR CP CALDWELL
Contract type name	PDS Contract
Purpose of contract	General
Contract start date	01/04/2008
Contract end date	31/03/2020

18/19 Contracted general activity (UDA)	1,480
Carry forward general activity (UDA)	0
18/19 Contracted orthodontic activity (UOA)	0
Carry forward orthodontic activity (UOA)	0
Baseline contract value	£34,936.97

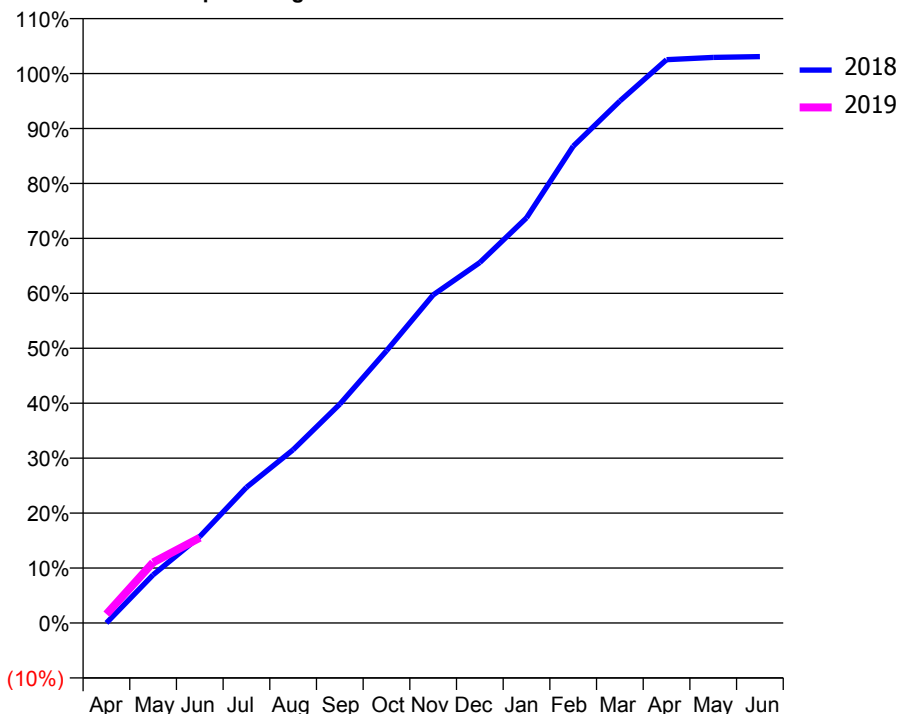
### ACCESS\*

Patients seen in 24 months	Total	Change since previous quarter
Quarter ending June 2017	750	
Quarter ending September 2017	766	↑
Quarter ending December 2017	777	→
Quarter ending March 2018	813	↑
Quarter ending June 2018	816	→
<b>Variance since June 2017</b>	<b>8.8%</b>	<b>↑</b>



### ACTIVITY

Cumulative percentage of contracted UDA delivered 2018 & 2019



Month	Adjusted Scheduled Activity (UDA)	
	2018	2019
April	0	24
May	130	163
June	233	230
July	366	
August	467	
September	589	
October	733	
November	884	
December	971	
January	1,091	
February	1,284	
March	1,406	
April	1,517	
May	1,523	
June	1,526	

### QUALITY

	Quantity	Base Number	Contract	AT	Region	England
% of FP17s for the same patient ID Re-attending within 3 months - Children	14	230	6.1%	11.5%	12.0%	11.5%
% of FP17s for the same patient ID Re-attending within 3 months - Adults	1	9	<i>11.1%</i>	16.6%	15.7%	15.4%
% of FP17s for the same patient ID Re-attending between 3 & 9 months - Children	130	230	56.5%	57.9%	60.3%	58.9%
% of FP17s for the same patient ID Re-attending between 3 & 9 months - Adults	6	9	66.7%	52.4%	54.0%	51.6%
% of FP17s for Band 1 Urgent Courses	13	173	7.5%	9.9%	8.9%	8.9%
% of FP17s Relating to Free Repair or Replacements	0	173	0.0%	1.1%	1.0%	0.8%
% of FP17s Relating to Continuations	0	173	0.0%	1.2%	1.1%	0.9%
% of Patients satisfied with the dentistry they have received	1	1	N/A	94.1%	93.4%	93.2%
% of Patients satisfied with the time they had to wait for an appointment	1	1	N/A	91.9%	89.4%	88.8%

\* This is based on patients treated on this contract for their most recent course of treatment. Figures in italics indicate the base number of FP17s or Patient Questionnaire responses are less than 100. N/A is shown where the base number of responses is less than 10 during the period. % is calculated as Quantity/Base number\*100

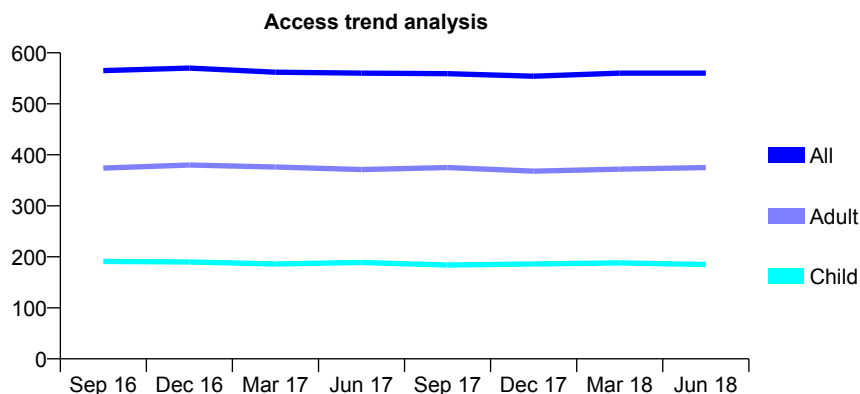
## Q44 - Vital Signs At a Glance Contract Report for 861928/0001 - June 2018

Name or company name	MR PA FARRELL
Contract type name	GDS Contract
Purpose of contract	General
Contract start date	01/10/2006
Contract end date	

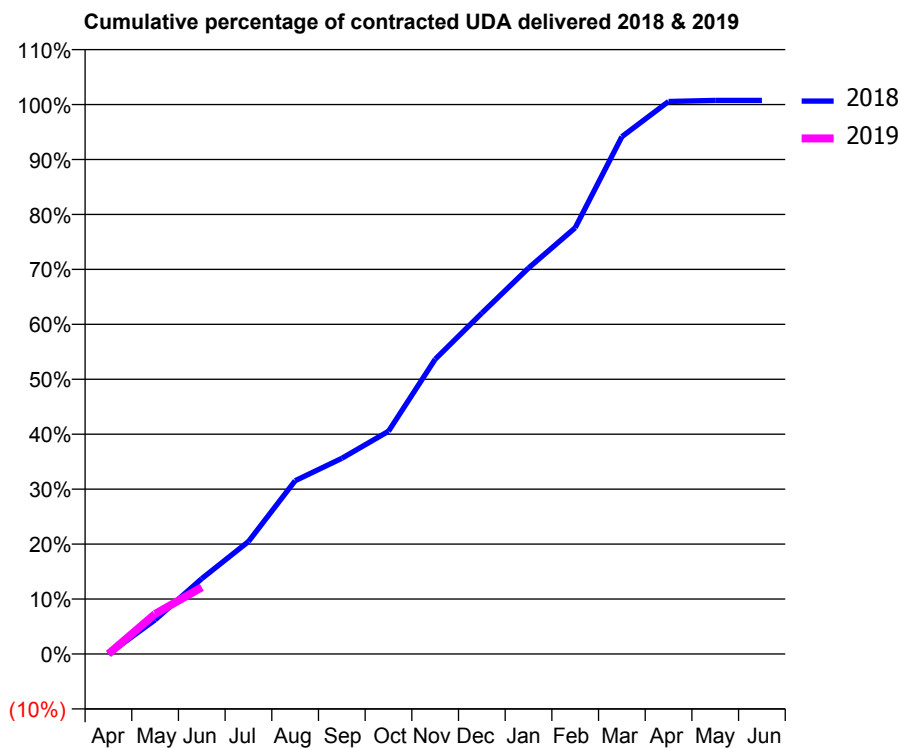
18/19 Contracted general activity (UDA)	1,081
Carry forward general activity (UDA)	0
18/19 Contracted orthodontic activity (UOA)	0
Carry forward orthodontic activity (UOA)	0
Baseline contract value	£29,587.56

### ACCESS\*

Patients seen in 24 months	Total	Change since previous quarter
Quarter ending June 2017	560	
Quarter ending September 2017	559	→
Quarter ending December 2017	554	→
Quarter ending March 2018	560	→
Quarter ending June 2018	560	→
<b>Variance since June 2017</b>	<b>0.0%</b>	<b>→</b>



### ACTIVITY



Month	Adjusted Scheduled Activity (UDA)	
	2018	2019
April	0	0
May	67	79
June	148	131
July	221	
August	341	
September	385	
October	438	
November	580	
December	671	
January	759	
February	839	
March	1,018	
April	1,087	
May	1,089	
June	1,089	

### QUALITY

	Quantity	Base Number	Contract	AT	Region	England
% of FP17s for the same patient ID Re-attending within 3 months - Children	3	59	5.1%	11.5%	12.0%	11.5%
% of FP17s for the same patient ID Re-attending within 3 months - Adults	4	99	4.0%	16.6%	15.7%	15.4%
% of FP17s for the same patient ID Re-attending between 3 & 9 months - Children	33	59	55.9%	57.9%	60.3%	58.9%
% of FP17s for the same patient ID Re-attending between 3 & 9 months - Adults	65	99	65.7%	52.4%	54.0%	51.6%
% of FP17s for Band 1 Urgent Courses	6	110	5.5%	9.9%	8.9%	8.9%
% of FP17s Relating to Free Repair or Replacements	0	110	0.0%	1.1%	1.0%	0.8%
% of FP17s Relating to Continuations	0	110	0.0%	1.2%	1.1%	0.9%
% of Patients satisfied with the dentistry they have received	0	0	N/A	94.1%	93.4%	93.2%
% of Patients satisfied with the time they had to wait for an appointment	0	0	N/A	91.9%	89.4%	88.8%

\* This is based on patients treated on this contract for their most recent course of treatment. Figures in italics indicate the base number of FP17s or Patient Questionnaire responses are less than 100. N/A is shown where the base number of responses is less than 10 during the period. % is calculated as Quantity/Base number\*100

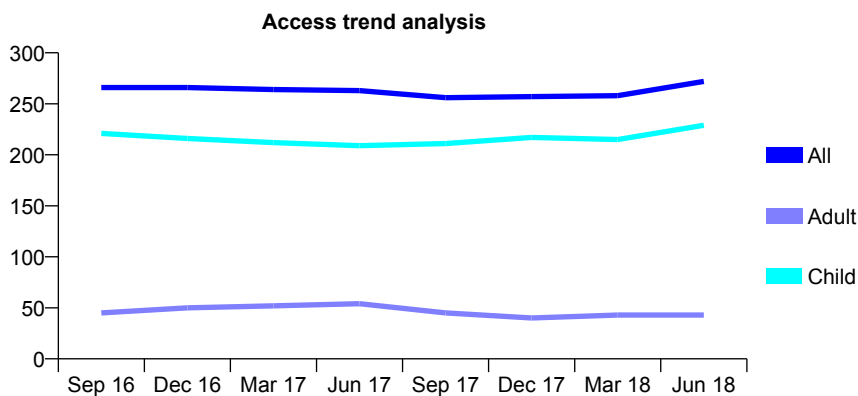
## Q44 - Vital Signs At a Glance Contract Report for 906875/0001 - June 2018

Name or company name	MR NP SMITH
Contract type name	GDS Contract
Purpose of contract	General
Contract start date	01/04/2006
Contract end date	

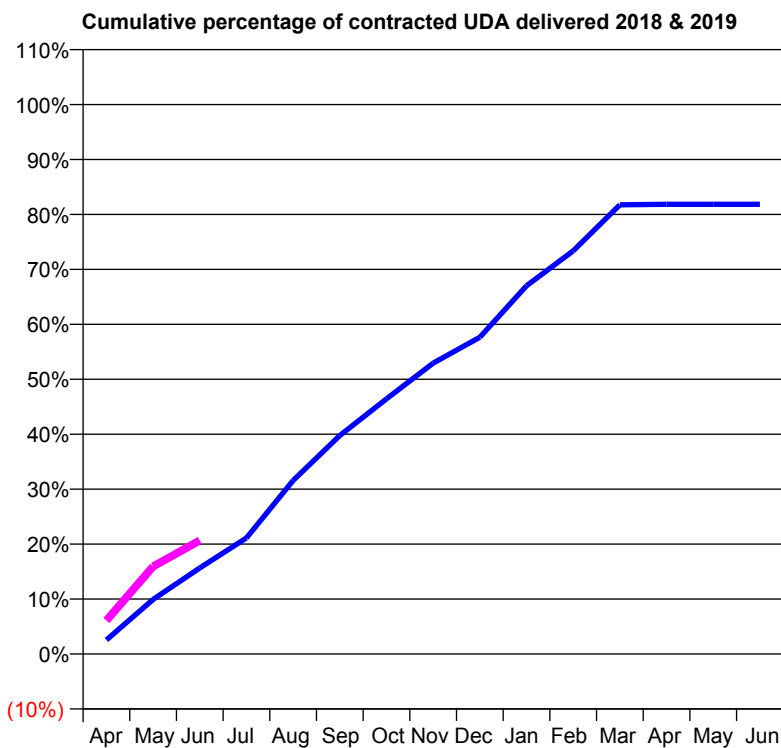
18/19 Contracted general activity (UDA)	1,100
Carry forward general activity (UDA)	0
18/19 Contracted orthodontic activity (UOA)	0
Carry forward orthodontic activity (UOA)	0
Baseline contract value	£23,608.10

### ACCESS\*

Patients seen in 24 months	Total	Change since previous quarter
Quarter ending June 2017	263	
Quarter ending September 2017	256	↓
Quarter ending December 2017	257	→
Quarter ending March 2018	258	→
Quarter ending June 2018	272	↑
<b>Variance since June 2017</b>	<b>3.4%</b>	<b>↑</b>



### ACTIVITY



Adjusted Scheduled Activity (UDA)		
Month	2018	2019
April	28	67
May	109	175
June	172	227
July	232	
August	347	
September	437	
October	511	
November	582	
December	634	
January	737	
February	807	
March	899	
April	900	
May	900	
June	900	

### QUALITY

	Quantity	Base Number	Contract	AT	Region	England
% of FP17s for the same patient ID Re-attending within 3 months - Children	4	95	4.2%	11.5%	12.0%	11.5%
% of FP17s for the same patient ID Re-attending within 3 months - Adults	0	3	0.0%	16.6%	15.7%	15.4%
% of FP17s for the same patient ID Re-attending between 3 & 9 months - Children	67	95	70.5%	57.9%	60.3%	58.9%
% of FP17s for the same patient ID Re-attending between 3 & 9 months - Adults	3	3	100.0%	52.4%	54.0%	51.6%
% of FP17s for Band 1 Urgent Courses	1	97	1.0%	9.9%	8.9%	8.9%
% of FP17s Relating to Free Repair or Replacements	0	97	0.0%	1.1%	1.0%	0.8%
% of FP17s Relating to Continuations	1	97	1.0%	1.2%	1.1%	0.9%
% of Patients satisfied with the dentistry they have received	0	0	N/A	94.1%	93.4%	93.2%
% of Patients satisfied with the time they had to wait for an appointment	0	0	N/A	91.9%	89.4%	88.8%

\* This is based on patients treated on this contract for their most recent course of treatment. Figures in italics indicate the base number of FP17s or Patient Questionnaire responses are less than 100. N/A is shown where the base number of responses is less than 10 during the period. % is calculated as Quantity/Base number\*100

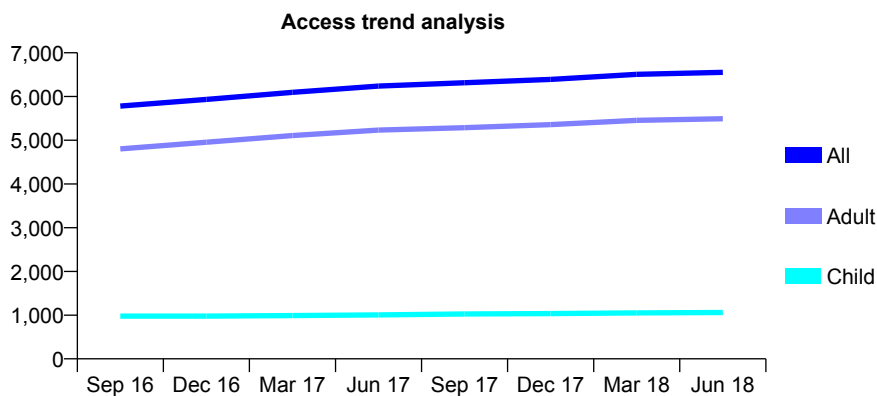
## Q44 - Vital Signs At a Glance Contract Report for 912956/0001 - June 2018

Name or company name	MR MJ SOLAN
Contract type name	GDS Contract
Purpose of contract	General
Contract start date	01/04/2006
Contract end date	

18/19 Contracted general activity (UDA)	18,568
Carry forward general activity (UDA)	0
18/19 Contracted orthodontic activity (UOA)	0
Carry forward orthodontic activity (UOA)	0
Baseline contract value	£508,455.83

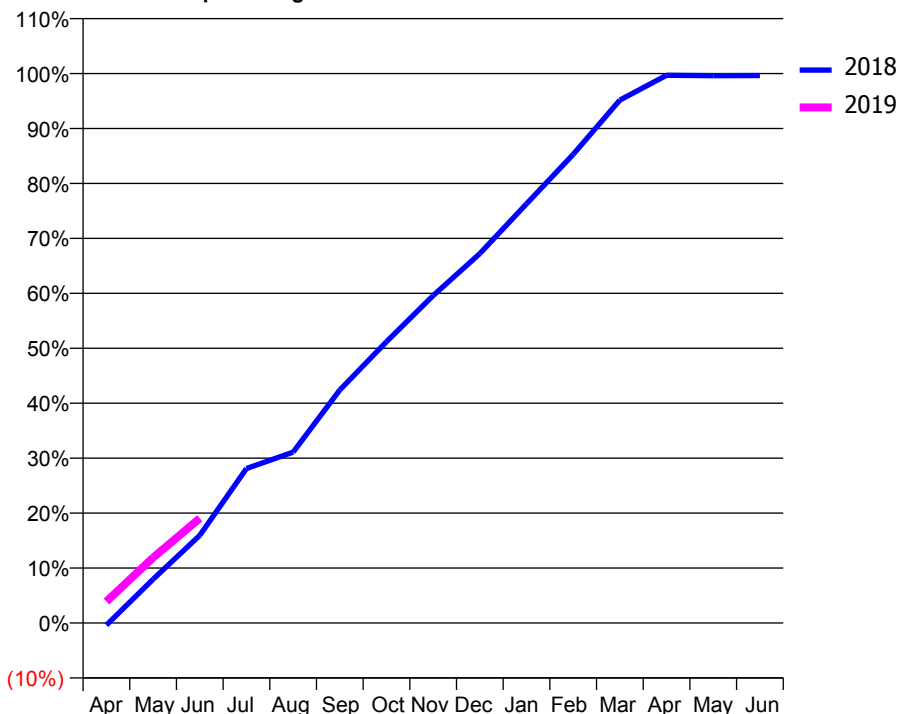
### ACCESS\*

Patients seen in 24 months	Total	Change since previous quarter
Quarter ending June 2017	6,238	
Quarter ending September 2017	6,315	→
Quarter ending December 2017	6,393	→
Quarter ending March 2018	6,507	→
Quarter ending June 2018	6,552	→
<b>Variance since June 2017</b>	<b>5.0%</b>	<b>↑</b>



### ACTIVITY

Cumulative percentage of contracted UDA delivered 2018 & 2019



Month	Adjusted Scheduled Activity (UDA)	
	2018	2019
April	-73	728
May	1,482	2,209
June	2,961	3,539
July	5,219	
August	5,772	
September	7,872	
October	9,504	
November	11,064	
December	12,485	
January	14,163	
February	15,836	
March	17,669	
April	18,509	
May	18,494	
June	18,499	

### QUALITY

	Quantity	Base Number	Contract	AT	Region	England
% of FP17s for the same patient ID Re-attending within 3 months - Children	9	357	2.5%	11.5%	12.0%	11.5%
% of FP17s for the same patient ID Re-attending within 3 months - Adults	166	1,782	9.3%	16.6%	15.7%	15.4%
% of FP17s for the same patient ID Re-attending between 3 & 9 months - Children	210	357	58.8%	57.9%	60.3%	58.9%
% of FP17s for the same patient ID Re-attending between 3 & 9 months - Adults	1,048	1,782	58.8%	52.4%	54.0%	51.6%
% of FP17s for Band 1 Urgent Courses	79	1,823	4.3%	9.9%	8.9%	8.9%
% of FP17s Relating to Free Repair or Replacements	34	1,823	1.9%	1.1%	1.0%	0.8%
% of FP17s Relating to Continuations	21	1,823	1.2%	1.2%	1.1%	0.9%
% of Patients satisfied with the dentistry they have received	14	15	93.3%	94.1%	93.4%	93.2%
% of Patients satisfied with the time they had to wait for an appointment	15	15	100.0%	91.9%	89.4%	88.8%

\* This is based on patients treated on this contract for their most recent course of treatment. Figures in italics indicate the base number of FP17s or Patient Questionnaire responses are less than 100. N/A is shown where the base number of responses is less than 10 during the period. % is calculated as Quantity/Base number\*100

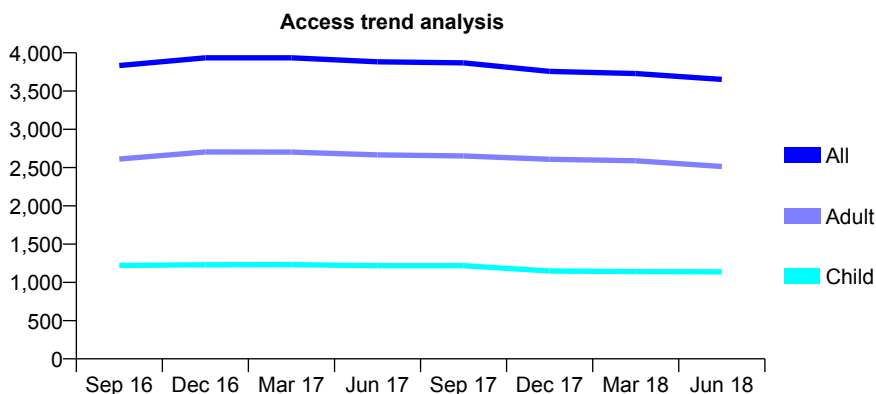
## Q44 - Vital Signs At a Glance Contract Report for 914215/0001 - June 2018

Name or company name	Wallasey Village Dental Practice
Contract type name	GDS Contract
Purpose of contract	General
Contract start date	01/04/2006
Contract end date	

18/19 Contracted general activity (UDA)	9,700
Carry forward general activity (UDA)	0
18/19 Contracted orthodontic activity (UOA)	0
Carry forward orthodontic activity (UOA)	0
Baseline contract value	£301,186.96

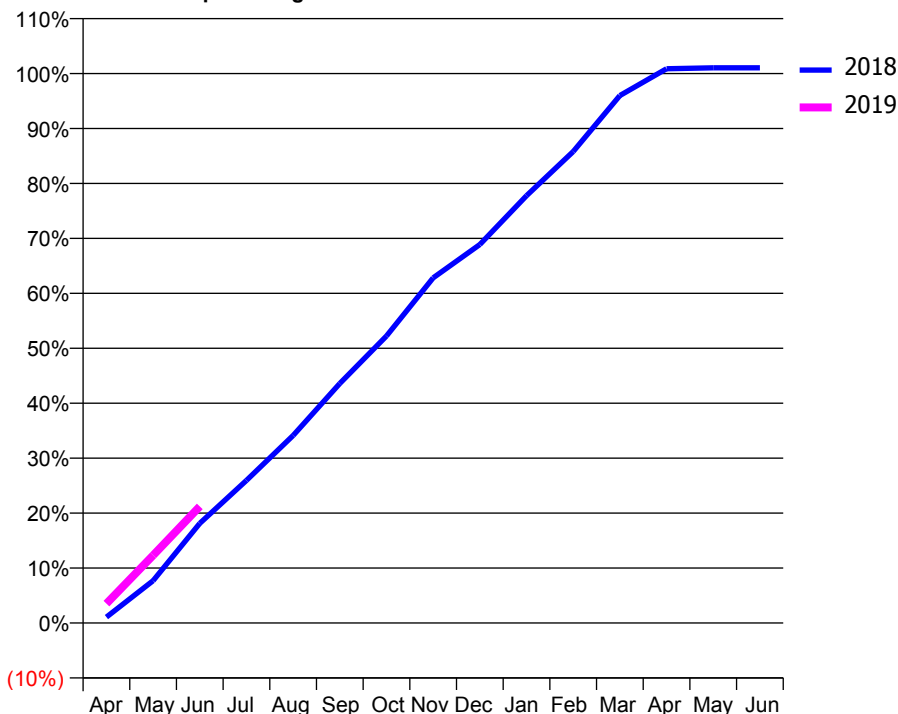
### ACCESS\*

Patients seen in 24 months	Total	Change since previous quarter
Quarter ending June 2017	3,883	
Quarter ending September 2017	3,868	→
Quarter ending December 2017	3,756	↓
Quarter ending March 2018	3,729	→
Quarter ending June 2018	3,653	↓
<b>Variance since June 2017</b>	<b>(5.9%)</b>	<b>↓</b>



### ACTIVITY

Cumulative percentage of contracted UDA delivered 2018 & 2019



Adjusted Scheduled Activity (UDA)

Month	2018	2019
April	106	342
May	747	1,194
June	1,761	2,058
July	2,518	
August	3,312	
September	4,228	
October	5,066	
November	6,093	
December	6,682	
January	7,543	
February	8,322	
March	9,311	
April	9,783	
May	9,800	
June	9,801	

### QUALITY

	Quantity	Base Number	Contract	AT	Region	England
% of FP17s for the same patient ID Re-attending within 3 months - Children	32	430	7.4%	11.5%	12.0%	11.5%
% of FP17s for the same patient ID Re-attending within 3 months - Adults	86	759	11.3%	16.6%	15.7%	15.4%
% of FP17s for the same patient ID Re-attending between 3 & 9 months - Children	204	430	47.4%	57.9%	60.3%	58.9%
% of FP17s for the same patient ID Re-attending between 3 & 9 months - Adults	318	759	41.9%	52.4%	54.0%	51.6%
% of FP17s for Band 1 Urgent Courses	124	985	12.6%	9.9%	8.9%	8.9%
% of FP17s Relating to Free Repair or Replacements	9	985	0.9%	1.1%	1.0%	0.8%
% of FP17s Relating to Continuations	5	985	0.5%	1.2%	1.1%	0.9%
% of Patients satisfied with the dentistry they have received	9	9	N/A	94.1%	93.4%	93.2%
% of Patients satisfied with the time they had to wait for an appointment	9	9	N/A	91.9%	89.4%	88.8%

\* This is based on patients treated on this contract for their most recent course of treatment. Figures in italics indicate the base number of FP17s or Patient Questionnaire responses are less than 100. N/A is shown where the base number of responses is less than 10 during the period. % is calculated as Quantity/Base number\*100



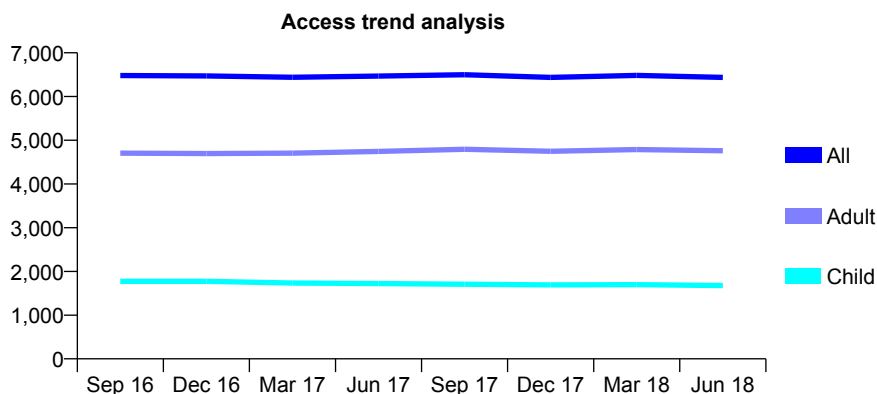
## Q44 - Vital Signs At a Glance Contract Report for 914479/0001 - June 2018

Name or company name	MR JP MIMNAGH
Contract type name	GDS Contract
Purpose of contract	General
Contract start date	01/04/2006
Contract end date	

18/19 Contracted general activity (UDA)	16,750
Carry forward general activity (UDA)	0
18/19 Contracted orthodontic activity (UOA)	0
Carry forward orthodontic activity (UOA)	0
Baseline contract value	£502,776.40

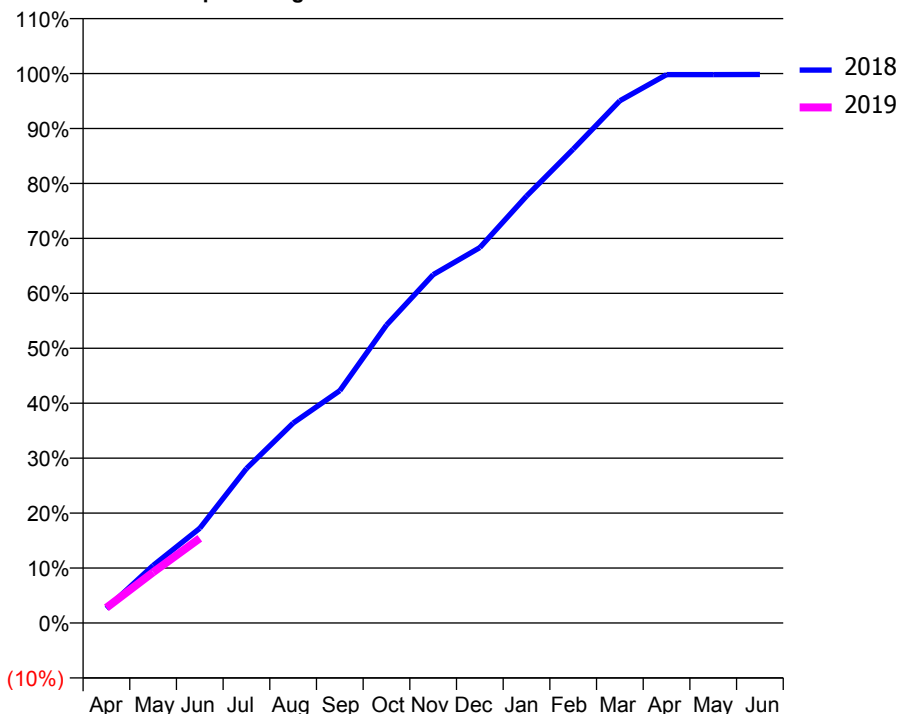
### ACCESS\*

Patients seen in 24 months	Total	Change since previous quarter
Quarter ending June 2017	6,468	
Quarter ending September 2017	6,499	→
Quarter ending December 2017	6,438	→
Quarter ending March 2018	6,483	→
Quarter ending June 2018	6,436	→
<b>Variance since June 2017</b>	<b>(0.5%)</b>	→



### ACTIVITY

Cumulative percentage of contracted UDA delivered 2018 & 2019



Adjusted Scheduled Activity (UDA)

Month	2018	2019
April	442	464
May	1,753	1,547
June	2,888	2,581
July	4,707	
August	6,093	
September	7,085	
October	9,083	
November	10,618	
December	11,444	
January	13,015	
February	14,442	
March	15,920	
April	16,715	
May	16,715	
June	16,721	

### QUALITY

	Quantity	Base Number	Contract	AT	Region	England
% of FP17s for the same patient ID Re-attending within 3 months - Children	30	432	6.9%	11.5%	12.0%	11.5%
% of FP17s for the same patient ID Re-attending within 3 months - Adults	154	1,279	12.0%	16.6%	15.7%	15.4%
% of FP17s for the same patient ID Re-attending between 3 & 9 months - Children	212	432	49.1%	57.9%	60.3%	58.9%
% of FP17s for the same patient ID Re-attending between 3 & 9 months - Adults	541	1,279	42.3%	52.4%	54.0%	51.6%
% of FP17s for Band 1 Urgent Courses	102	1,180	8.6%	9.9%	8.9%	8.9%
% of FP17s Relating to Free Repair or Replacements	13	1,180	1.1%	1.1%	1.0%	0.8%
% of FP17s Relating to Continuations	7	1,180	0.6%	1.2%	1.1%	0.9%
% of Patients satisfied with the dentistry they have received	13	14	92.9%	94.1%	93.4%	93.2%
% of Patients satisfied with the time they had to wait for an appointment	12	14	85.7%	91.9%	89.4%	88.8%

\* This is based on patients treated on this contract for their most recent course of treatment. Figures in italics indicate the base number of FP17s or Patient Questionnaire responses are less than 100. N/A is shown where the base number of responses is less than 10 during the period. % is calculated as Quantity/Base number\*100

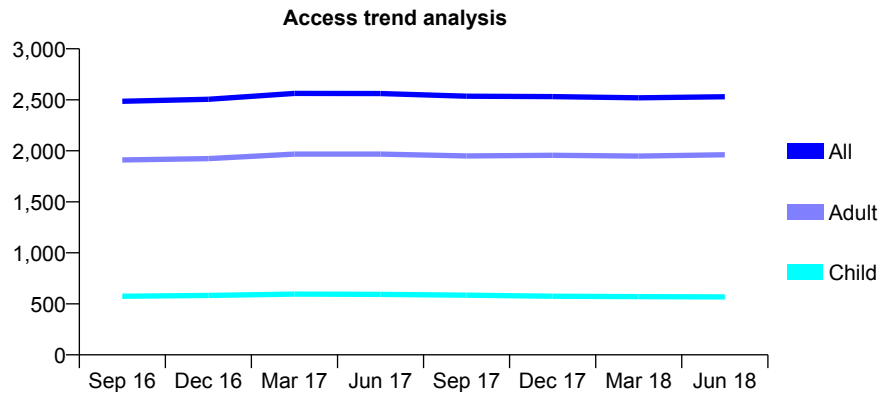
## Q44 - Vital Signs At a Glance Contract Report for 927511/0001 - June 2018

Name or company name	MISS AS DEVINE
Contract type name	GDS Contract
Purpose of contract	General
Contract start date	01/04/2006
Contract end date	

18/19 Contracted general activity (UDA)	7,500
Carry forward general activity (UDA)	0
18/19 Contracted orthodontic activity (UOA)	0
Carry forward orthodontic activity (UOA)	0
Baseline contract value	£204,197.94

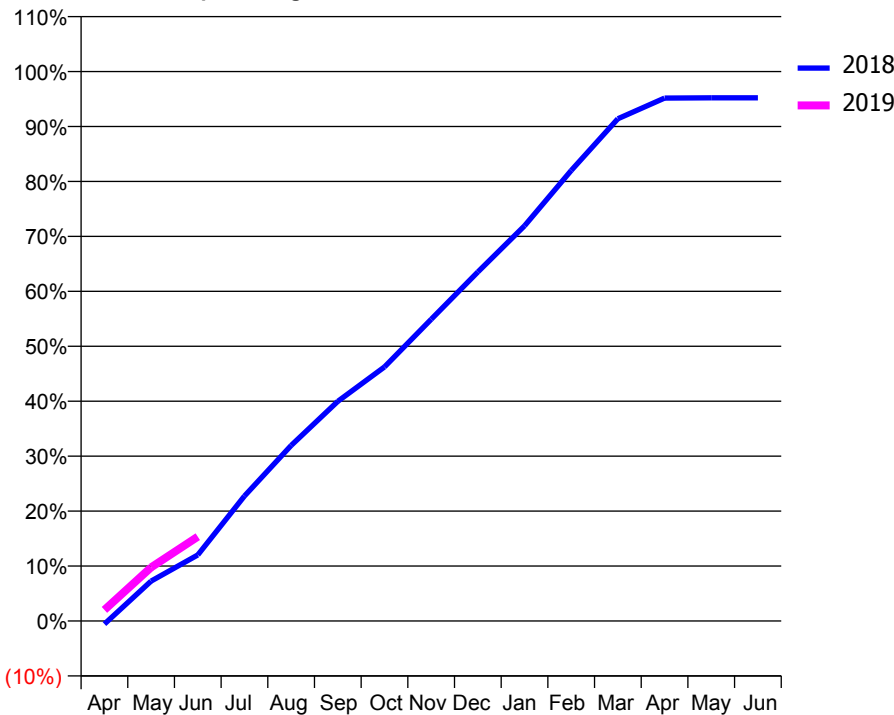
### ACCESS\*

Patients seen in 24 months	Total	Change since previous quarter
Quarter ending June 2017	2,561	
Quarter ending September 2017	2,535	↓
Quarter ending December 2017	2,531	→
Quarter ending March 2018	2,520	→
Quarter ending June 2018	2,530	→
<b>Variance since June 2017</b>	<b>(1.2%)</b>	<b>↓</b>



### ACTIVITY

Cumulative percentage of contracted UDA delivered 2018 & 2019



Month	Adjusted Scheduled Activity (UDA)	
	2018	2019
April	-43	153
May	546	733
June	902	1,151
July	1,707	
August	2,396	
September	2,999	
October	3,467	
November	4,118	
December	4,764	
January	5,393	
February	6,149	
March	6,855	
April	7,137	
May	7,141	
June	7,141	

### QUALITY

	Quantity	Base Number	Contract	AT	Region	England
% of FP17s for the same patient ID Re-attending within 3 months - Children	25	185	13.5%	11.5%	12.0%	11.5%
% of FP17s for the same patient ID Re-attending within 3 months - Adults	135	717	18.8%	16.6%	15.7%	15.4%
% of FP17s for the same patient ID Re-attending between 3 & 9 months - Children	116	185	62.7%	57.9%	60.3%	58.9%
% of FP17s for the same patient ID Re-attending between 3 & 9 months - Adults	435	717	60.7%	52.4%	54.0%	51.6%
% of FP17s for Band 1 Urgent Courses	28	753	3.7%	9.9%	8.9%	8.9%
% of FP17s Relating to Free Repair or Replacements	6	753	0.8%	1.1%	1.0%	0.8%
% of FP17s Relating to Continuations	6	753	0.8%	1.2%	1.1%	0.9%
% of Patients satisfied with the dentistry they have received	4	4	N/A	94.1%	93.4%	93.2%
% of Patients satisfied with the time they had to wait for an appointment	4	4	N/A	91.9%	89.4%	88.8%

\* This is based on patients treated on this contract for their most recent course of treatment. Figures in italics indicate the base number of FP17s or Patient Questionnaire responses are less than 100. N/A is shown where the base number of responses is less than 10 during the period. % is calculated as Quantity/Base number\*100

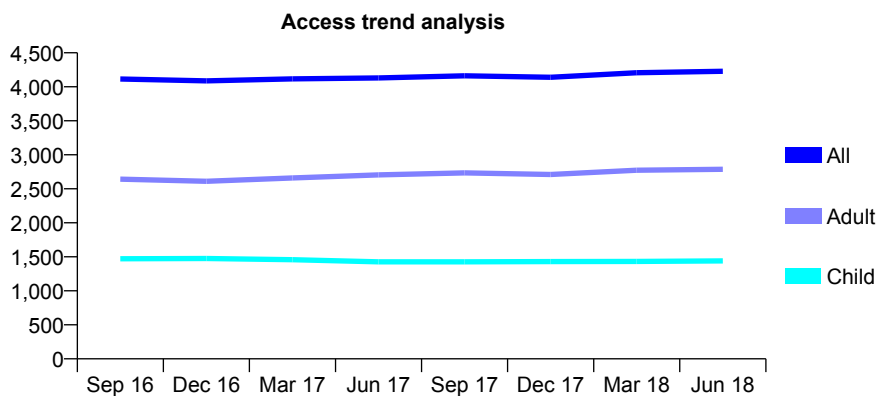
## Q44 - Vital Signs At a Glance Contract Report for 931160/0001 - June 2018

Name or company name	MISS EJ MARSDEN
Contract type name	GDS Contract
Purpose of contract	General
Contract start date	01/04/2006
Contract end date	

18/19 Contracted general activity (UDA)	8,915
Carry forward general activity (UDA)	0
18/19 Contracted orthodontic activity (UOA)	0
Carry forward orthodontic activity (UOA)	0
Baseline contract value	£218,651.04

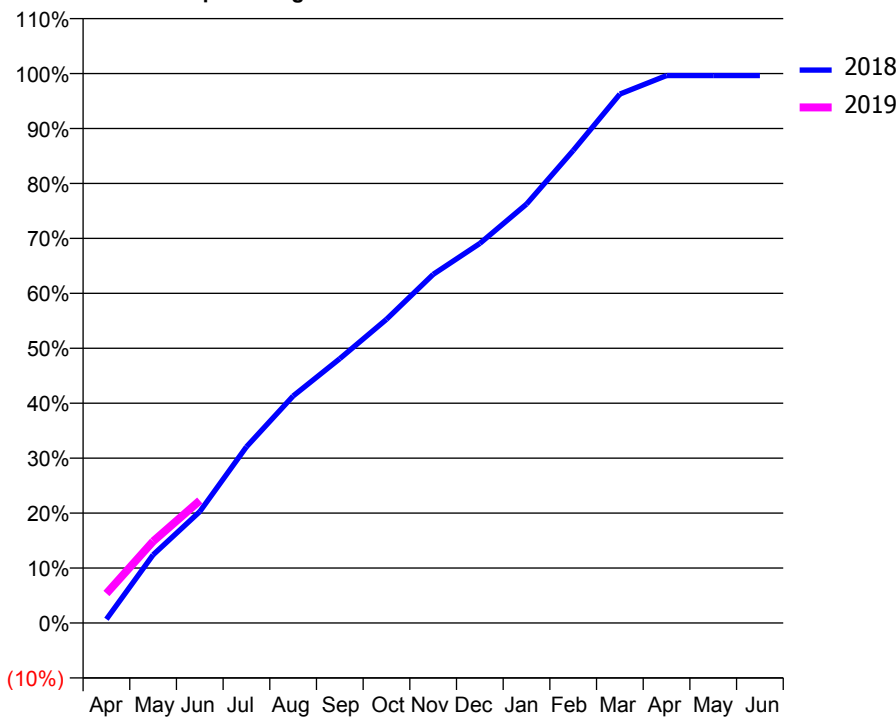
### ACCESS\*

Patients seen in 24 months	Total	Change since previous quarter
Quarter ending June 2017	4,131	
Quarter ending September 2017	4,161	→
Quarter ending December 2017	4,141	→
Quarter ending March 2018	4,207	→
Quarter ending June 2018	4,229	→
<b>Variance since June 2017</b>	<b>2.4%</b>	<b>↑</b>



### ACTIVITY

Cumulative percentage of contracted UDA delivered 2018 & 2019



Adjusted Scheduled Activity (UDA)

Month	2018	2019
April	61	480
May	1,107	1,324
June	1,808	1,987
July	2,858	
August	3,684	
September	4,290	
October	4,926	
November	5,656	
December	6,158	
January	6,797	
February	7,667	
March	8,582	
April	8,882	
May	8,882	
June	8,882	

### QUALITY

	Quantity	Base Number	Contract	AT	Region	England
% of FP17s for the same patient ID Re-attending within 3 months - Children	46	524	8.8%	11.5%	12.0%	11.5%
% of FP17s for the same patient ID Re-attending within 3 months - Adults	125	970	12.9%	16.6%	15.7%	15.4%
% of FP17s for the same patient ID Re-attending between 3 & 9 months - Children	311	524	59.4%	57.9%	60.3%	58.9%
% of FP17s for the same patient ID Re-attending between 3 & 9 months - Adults	318	970	32.8%	52.4%	54.0%	51.6%
% of FP17s for Band 1 Urgent Courses	79	1,293	6.1%	9.9%	8.9%	8.9%
% of FP17s Relating to Free Repair or Replacements	3	1,293	0.2%	1.1%	1.0%	0.8%
% of FP17s Relating to Continuations	31	1,293	2.4%	1.2%	1.1%	0.9%
% of Patients satisfied with the dentistry they have received	5	6	N/A	94.1%	93.4%	93.2%
% of Patients satisfied with the time they had to wait for an appointment	4	6	N/A	91.9%	89.4%	88.8%

\* This is based on patients treated on this contract for their most recent course of treatment. Figures in italics indicate the base number of FP17s or Patient Questionnaire responses are less than 100. N/A is shown where the base number of responses is less than 10 during the period. % is calculated as Quantity/Base number\*100

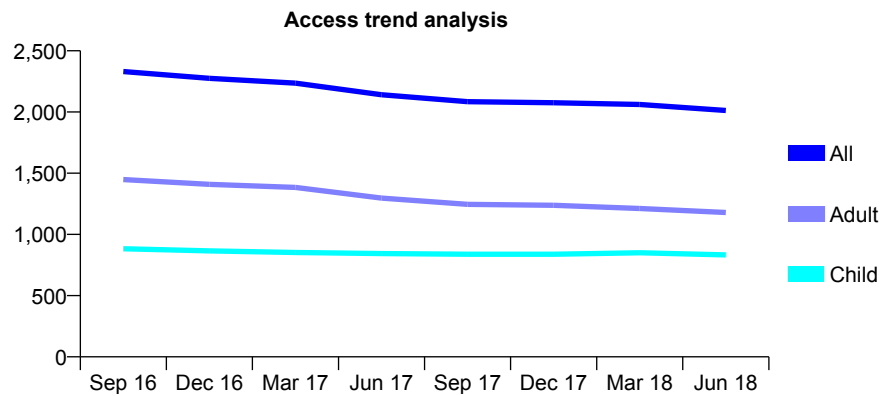
## Q44 - Vital Signs At a Glance Contract Report for 933708/0001 - June 2018

Name or company name	MR JW BAX
Contract type name	GDS Contract
Purpose of contract	General
Contract start date	01/04/2006
Contract end date	

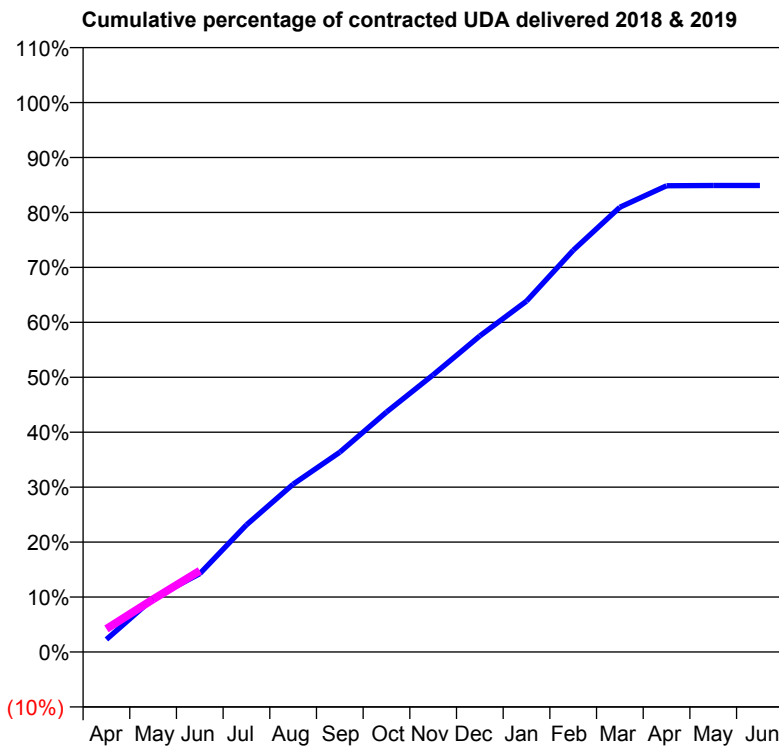
18/19 Contracted general activity (UDA)	7,340
Carry forward general activity (UDA)	0
18/19 Contracted orthodontic activity (UOA)	0
Carry forward orthodontic activity (UOA)	0
Baseline contract value	£175,040.43

### ACCESS\*

Patients seen in 24 months	Total	Change since previous quarter
Quarter ending June 2017	2,141	
Quarter ending September 2017	2,084	↓
Quarter ending December 2017	2,076	→
Quarter ending March 2018	2,062	→
Quarter ending June 2018	2,012	↓
<b>Variance since June 2017</b>	<b>(6.0%)</b>	<b>↓</b>



### ACTIVITY



Adjusted Scheduled Activity (UDA)		
Month	2018	2019
April	169	309
May	714	705
June	1,046	1,085
July	1,698	
August	2,242	
September	2,668	
October	3,205	
November	3,703	
December	4,223	
January	4,688	
February	5,365	
March	5,941	
April	6,229	
May	6,232	
June	6,232	

### QUALITY

	Quantity	Base Number	Contract	AT	Region	England
% of FP17s for the same patient ID Re-attending within 3 months - Children	47	360	13.1%	11.5%	12.0%	11.5%
% of FP17s for the same patient ID Re-attending within 3 months - Adults	63	445	14.2%	16.6%	15.7%	15.4%
% of FP17s for the same patient ID Re-attending between 3 & 9 months - Children	251	360	69.7%	57.9%	60.3%	58.9%
% of FP17s for the same patient ID Re-attending between 3 & 9 months - Adults	303	445	68.1%	52.4%	54.0%	51.6%
% of FP17s for Band 1 Urgent Courses	31	648	4.8%	9.9%	8.9%	8.9%
% of FP17s Relating to Free Repair or Replacements	0	648	0.0%	1.1%	1.0%	0.8%
% of FP17s Relating to Continuations	2	648	0.3%	1.2%	1.1%	0.9%
% of Patients satisfied with the dentistry they have received	5	5	N/A	94.1%	93.4%	93.2%
% of Patients satisfied with the time they had to wait for an appointment	5	5	N/A	91.9%	89.4%	88.8%

\* This is based on patients treated on this contract for their most recent course of treatment. Figures in italics indicate the base number of FP17s or Patient Questionnaire responses are less than 100. N/A is shown where the base number of responses is less than 10 during the period. % is calculated as Quantity/Base number\*100

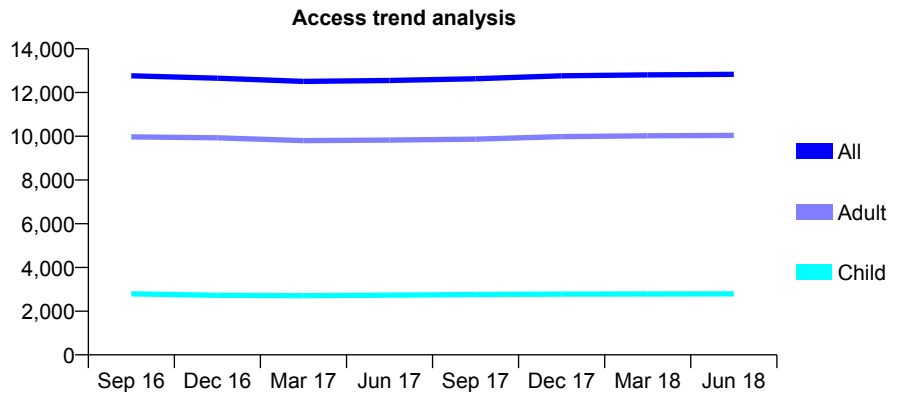
## Q44 - Vital Signs At a Glance Contract Report for 935360/0001 - June 2018

Name or company name	Sutton Dental Practice
Contract type name	GDS Contract
Purpose of contract	General
Contract start date	01/04/2006
Contract end date	

18/19 Contracted general activity (UDA)	40,588
Carry forward general activity (UDA)	0
18/19 Contracted orthodontic activity (UOA)	0
Carry forward orthodontic activity (UOA)	0
Baseline contract value	£1,207,165.09

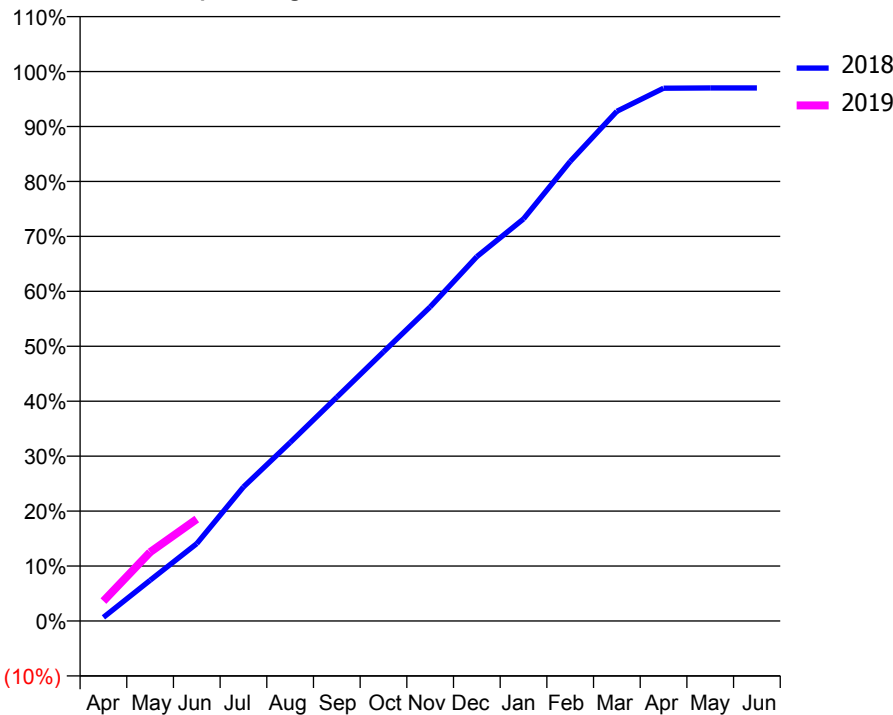
### ACCESS\*

Patients seen in 24 months	Total	Change since previous quarter
Quarter ending June 2017	12,550	
Quarter ending September 2017	12,630	→
Quarter ending December 2017	12,762	→
Quarter ending March 2018	12,805	→
Quarter ending June 2018	12,832	→
<b>Variance since June 2017</b>	<b>2.2%</b>	<b>↑</b>



### ACTIVITY

Cumulative percentage of contracted UDA delivered 2018 & 2019



Month	Adjusted Scheduled Activity (UDA)	
	2018	2019
April	267	1,475
May	3,006	5,083
June	5,720	7,529
July	9,903	
August	13,186	
September	16,529	
October	19,880	
November	23,202	
December	26,916	
January	29,698	
February	33,950	
March	37,652	
April	39,352	
May	39,369	
June	39,373	

### QUALITY

	Quantity	Base Number	Contract	AT	Region	England
% of FP17s for the same patient ID Re-attending within 3 months - Children	74	969	7.6%	11.5%	12.0%	11.5%
% of FP17s for the same patient ID Re-attending within 3 months - Adults	527	3,624	14.5%	16.6%	15.7%	15.4%
% of FP17s for the same patient ID Re-attending between 3 & 9 months - Children	575	969	59.3%	57.9%	60.3%	58.9%
% of FP17s for the same patient ID Re-attending between 3 & 9 months - Adults	2,219	3,624	61.2%	52.4%	54.0%	51.6%
% of FP17s for Band 1 Urgent Courses	458	3,833	11.9%	9.9%	8.9%	8.9%
% of FP17s Relating to Free Repair or Replacements	52	3,833	1.4%	1.1%	1.0%	0.8%
% of FP17s Relating to Continuations	68	3,833	1.8%	1.2%	1.1%	0.9%
% of Patients satisfied with the dentistry they have received	15	16	93.8%	94.1%	93.4%	93.2%
% of Patients satisfied with the time they had to wait for an appointment	16	16	100.0%	91.9%	89.4%	88.8%

\* This is based on patients treated on this contract for their most recent course of treatment. Figures in italics indicate the base number of FP17s or Patient Questionnaire responses are less than 100. N/A is shown where the base number of responses is less than 10 during the period. % is calculated as Quantity/Base number\*100

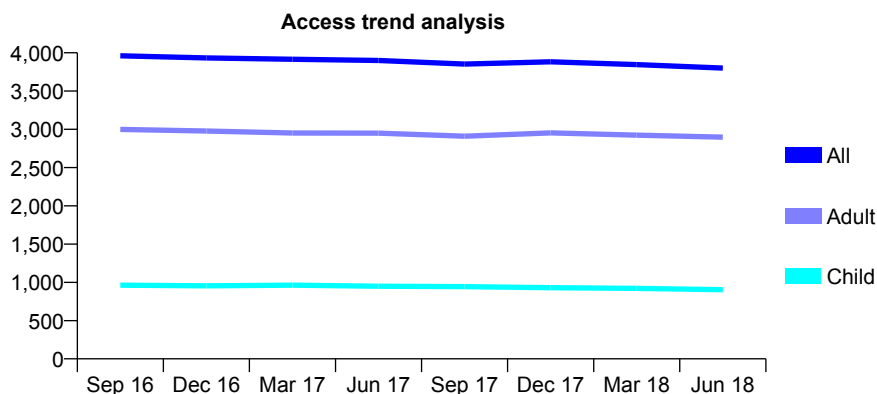
## Q44 - Vital Signs At a Glance Contract Report for 938289/0001 - June 2018

Name or company name	MR KC HO
Contract type name	GDS Contract
Purpose of contract	General
Contract start date	01/04/2006
Contract end date	

18/19 Contracted general activity (UDA)	12,193
Carry forward general activity (UDA)	0
18/19 Contracted orthodontic activity (UOA)	0
Carry forward orthodontic activity (UOA)	0
Baseline contract value	£356,200.01

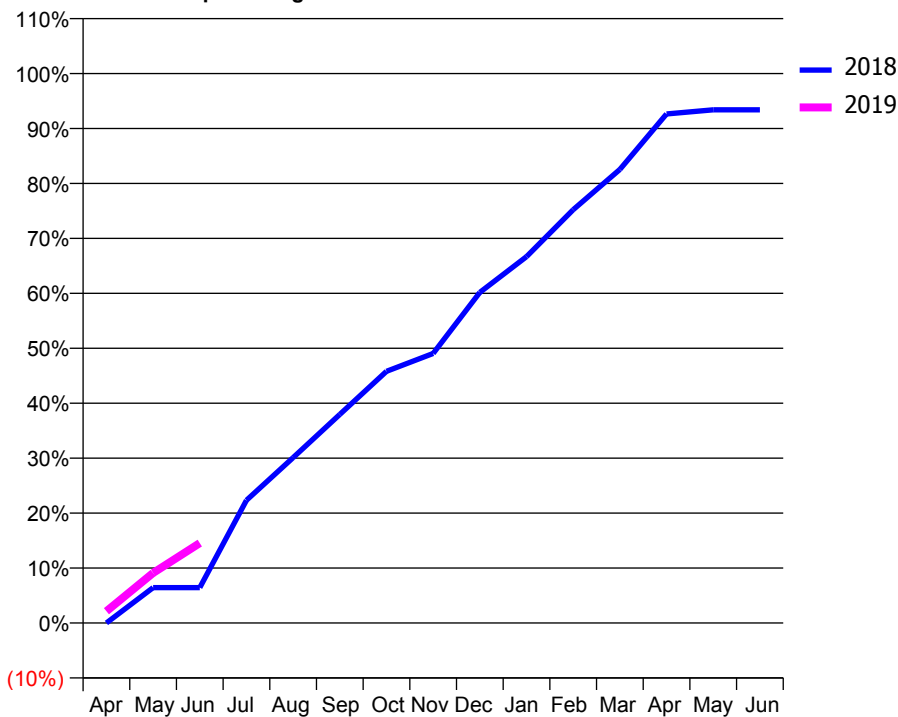
### ACCESS\*

Patients seen in 24 months	Total	Change since previous quarter
Quarter ending June 2017	3,899	
Quarter ending September 2017	3,853	↓
Quarter ending December 2017	3,882	→
Quarter ending March 2018	3,845	→
Quarter ending June 2018	3,801	↓
<b>Variance since June 2017</b>	<b>(2.5%)</b>	<b>↓</b>



### ACTIVITY

Cumulative percentage of contracted UDA delivered 2018 & 2019



Adjusted Scheduled Activity (UDA)

Month	2018	2019
April	0	263
May	785	1,112
June	785	1,774
July	2,725	
August	3,671	
September	4,629	
October	5,585	
November	5,981	
December	7,337	
January	8,129	
February	9,171	
March	10,065	
April	11,295	
May	11,387	
June	11,387	

### QUALITY

	Quantity	Base Number	Contract	AT	Region	England
% of FP17s for the same patient ID Re-attending within 3 months - Children	14	388	3.6%	11.5%	12.0%	11.5%
% of FP17s for the same patient ID Re-attending within 3 months - Adults	97	1,006	9.6%	16.6%	15.7%	15.4%
% of FP17s for the same patient ID Re-attending between 3 & 9 months - Children	262	388	67.5%	57.9%	60.3%	58.9%
% of FP17s for the same patient ID Re-attending between 3 & 9 months - Adults	554	1,006	55.1%	52.4%	54.0%	51.6%
% of FP17s for Band 1 Urgent Courses	88	955	9.2%	9.9%	8.9%	8.9%
% of FP17s Relating to Free Repair or Replacements	17	955	1.8%	1.1%	1.0%	0.8%
% of FP17s Relating to Continuations	5	955	0.5%	1.2%	1.1%	0.9%
% of Patients satisfied with the dentistry they have received	4	6	N/A	94.1%	93.4%	93.2%
% of Patients satisfied with the time they had to wait for an appointment	6	6	N/A	91.9%	89.4%	88.8%

\* This is based on patients treated on this contract for their most recent course of treatment. Figures in italics indicate the base number of FP17s or Patient Questionnaire responses are less than 100. N/A is shown where the base number of responses is less than 10 during the period. % is calculated as Quantity/Base number\*100

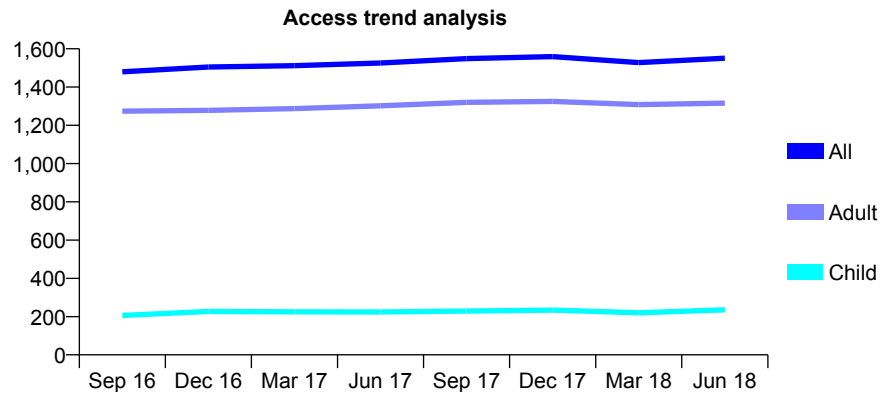
## Q44 - Vital Signs At a Glance Contract Report for 960071/0001 - June 2018

Name or company name	MR F LADJEVARDI
Contract type name	GDS Contract
Purpose of contract	General
Contract start date	10/10/2006
Contract end date	

18/19 Contracted general activity (UDA)	7,618
Carry forward general activity (UDA)	0
18/19 Contracted orthodontic activity (UOA)	0
Carry forward orthodontic activity (UOA)	0
Baseline contract value	£203,346.26

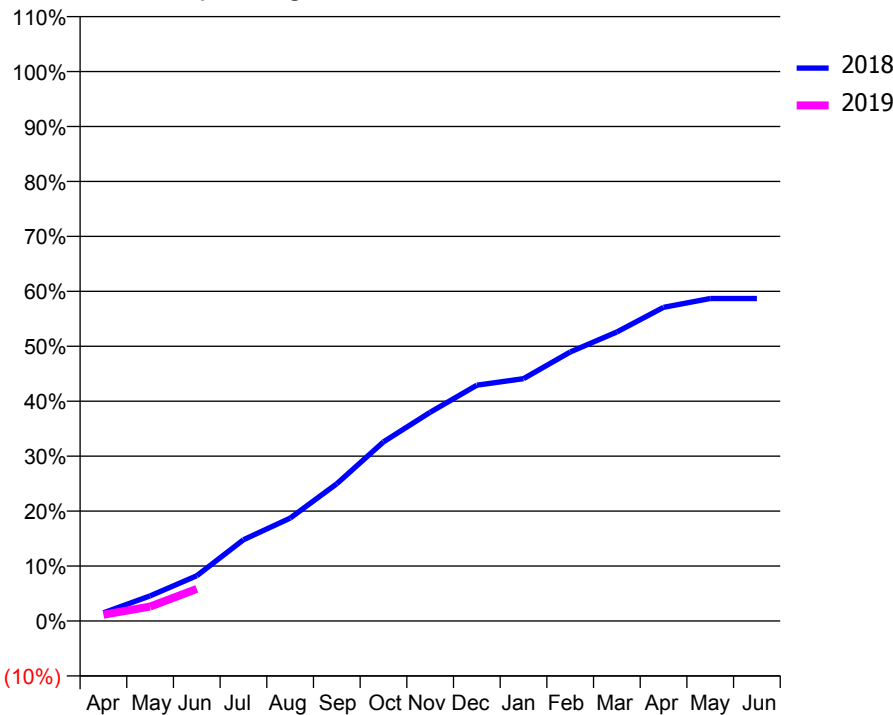
### ACCESS\*

Patients seen in 24 months	Total	Change since previous quarter
Quarter ending June 2017	1,526	
Quarter ending September 2017	1,549	→
Quarter ending December 2017	1,559	→
Quarter ending March 2018	1,528	↓
Quarter ending June 2018	1,551	→
<b>Variance since June 2017</b>	<b>1.6%</b>	<b>→</b>



### ACTIVITY

Cumulative percentage of contracted UDA delivered 2018 & 2019



Adjusted Scheduled Activity (UDA)		
Month	2018	2019
April	114	88
May	349	200
June	628	444
July	1,128	
August	1,426	
September	1,903	
October	2,483	
November	2,895	
December	3,269	
January	3,361	
February	3,730	
March	4,006	
April	4,350	
May	4,471	
June	4,471	

### QUALITY

	Quantity	Base Number	Contract	AT	Region	England
% of FP17s for the same patient ID Re-attending within 3 months - Children	3	75	4.0%	11.5%	12.0%	11.5%
% of FP17s for the same patient ID Re-attending within 3 months - Adults	49	425	11.5%	16.6%	15.7%	15.4%
% of FP17s for the same patient ID Re-attending between 3 & 9 months - Children	47	75	62.7%	57.9%	60.3%	58.9%
% of FP17s for the same patient ID Re-attending between 3 & 9 months - Adults	255	425	60.0%	52.4%	54.0%	51.6%
% of FP17s for Band 1 Urgent Courses	34	338	10.1%	9.9%	8.9%	8.9%
% of FP17s Relating to Free Repair or Replacements	1	338	0.3%	1.1%	1.0%	0.8%
% of FP17s Relating to Continuations	0	338	0.0%	1.2%	1.1%	0.9%
% of Patients satisfied with the dentistry they have received	0	0	N/A	94.1%	93.4%	93.2%
% of Patients satisfied with the time they had to wait for an appointment	0	0	N/A	91.9%	89.4%	88.8%

\* This is based on patients treated on this contract for their most recent course of treatment. Figures in italics indicate the base number of FP17s or Patient Questionnaire responses are less than 100. N/A is shown where the base number of responses is less than 10 during the period. % is calculated as Quantity/Base number\*100

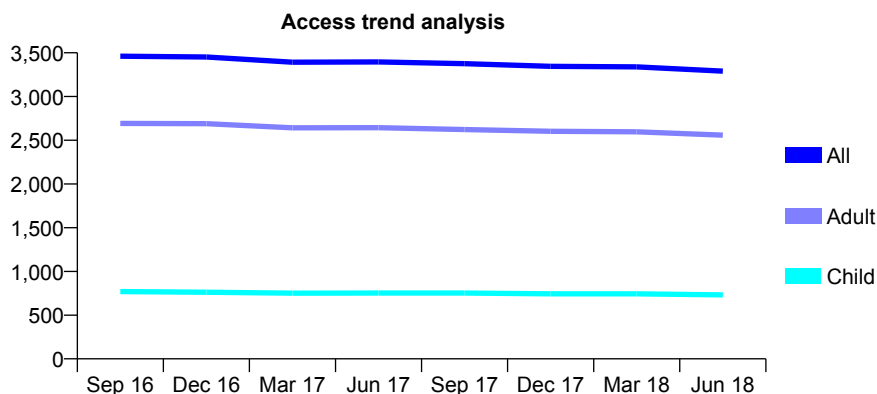
## Q44 - Vital Signs At a Glance Contract Report for 968404/0001 - June 2018

Name or company name	MR WK ASKAR
Contract type name	GDS Contract
Purpose of contract	General
Contract start date	22/09/2007
Contract end date	

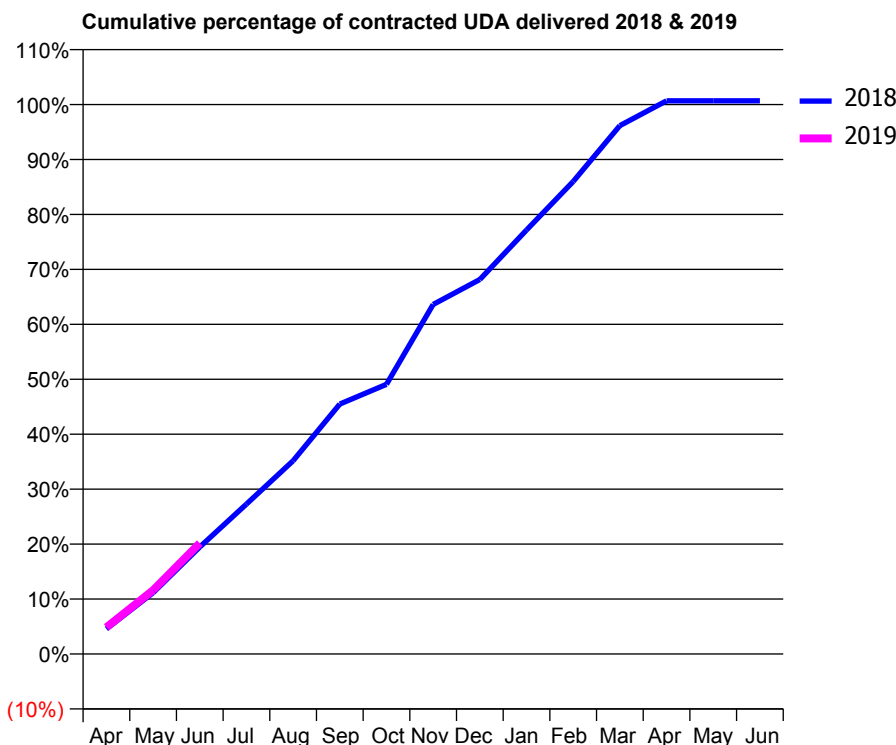
18/19 Contracted general activity (UDA)	8,417
Carry forward general activity (UDA)	0
18/19 Contracted orthodontic activity (UOA)	0
Carry forward orthodontic activity (UOA)	0
Baseline contract value	£230,377.95

### ACCESS\*

Patients seen in 24 months	Total	Change since previous quarter
Quarter ending June 2017	3,396	
Quarter ending September 2017	3,375	→
Quarter ending December 2017	3,345	→
Quarter ending March 2018	3,339	→
Quarter ending June 2018	3,290	↓
<b>Variance since June 2017</b>	<b>(3.1%)</b>	<b>↓</b>



### ACTIVITY



Month	Adjusted Scheduled Activity (UDA)	
	2018	2019
April	385	410
May	939	978
June	1,639	1,698
July	2,297	
August	2,960	
September	3,829	
October	4,131	
November	5,354	
December	5,736	
January	6,494	
February	7,238	
March	8,095	
April	8,473	
May	8,473	
June	8,473	

### QUALITY

	Quantity	Base Number	Contract	AT	Region	England
% of FP17s for the same patient ID Re-attending within 3 months - Children	13	232	5.6%	11.5%	12.0%	11.5%
% of FP17s for the same patient ID Re-attending within 3 months - Adults	146	887	16.5%	16.6%	15.7%	15.4%
% of FP17s for the same patient ID Re-attending between 3 & 9 months - Children	127	232	54.7%	57.9%	60.3%	58.9%
% of FP17s for the same patient ID Re-attending between 3 & 9 months - Adults	455	887	51.3%	52.4%	54.0%	51.6%
% of FP17s for Band 1 Urgent Courses	85	818	10.4%	9.9%	8.9%	8.9%
% of FP17s Relating to Free Repair or Replacements	20	818	2.4%	1.1%	1.0%	0.8%
% of FP17s Relating to Continuations	7	818	0.9%	1.2%	1.1%	0.9%
% of Patients satisfied with the dentistry they have received	7	8	N/A	94.1%	93.4%	93.2%
% of Patients satisfied with the time they had to wait for an appointment	8	8	N/A	91.9%	89.4%	88.8%

\* This is based on patients treated on this contract for their most recent course of treatment. Figures in italics indicate the base number of FP17s or Patient Questionnaire responses are less than 100. N/A is shown where the base number of responses is less than 10 during the period. % is calculated as Quantity/Base number\*100



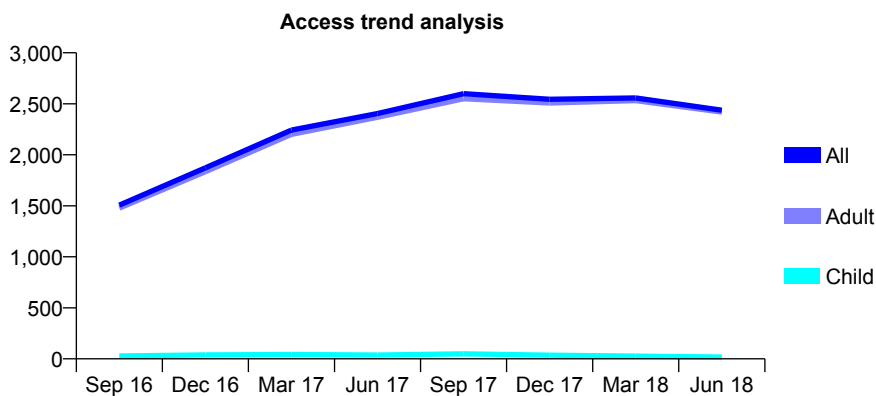
## Q44 - Vital Signs At a Glance Contract Report for 968404/0003 - June 2018

Name or company name	MR WK ASKAR
Contract type name	PDS Contract
Purpose of contract	General
Contract start date	01/07/2015
Contract end date	30/06/2018

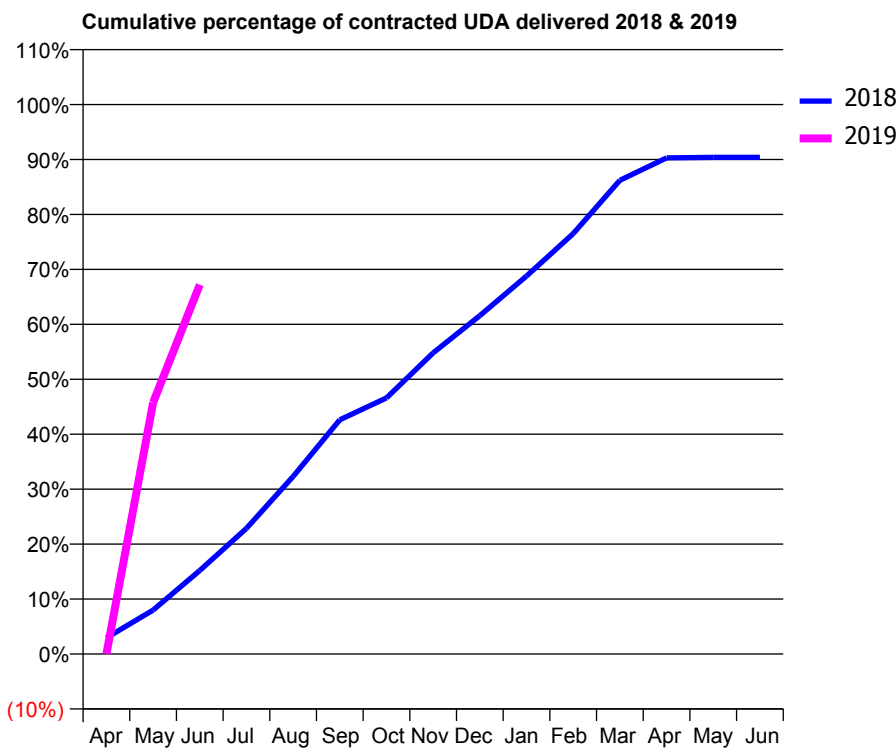
18/19 Contracted general activity (UDA)	1,875
Carry forward general activity (UDA)	0
18/19 Contracted orthodontic activity (UOA)	0
Carry forward orthodontic activity (UOA)	0
Baseline contract value	£99,342.26

### ACCESS\*

Patients seen in 24 months	Total	Change since previous quarter
Quarter ending June 2017	2,405	
Quarter ending September 2017	2,599	↑
Quarter ending December 2017	2,544	↓
Quarter ending March 2018	2,558	→
Quarter ending June 2018	2,437	↓
<b>Variance since June 2017</b>	<b>1.3%</b>	<b>→</b>



### ACTIVITY



Month	Adjusted Scheduled Activity (UDA)	
	2018	2019
April	222	0
May	600	858
June	1,140	1,260
July	1,716	
August	2,424	
September	3,196	
October	3,496	
November	4,111	
December	4,618	
January	5,158	
February	5,737	
March	6,466	
April	6,772	
May	6,778	
June	6,778	

### QUALITY

	Quantity	Base Number	Contract	AT	Region	England
% of FP17s for the same patient ID Re-attending within 3 months - Children	0	3	0.0%	11.5%	12.0%	11.5%
% of FP17s for the same patient ID Re-attending within 3 months - Adults	16	518	3.1%	16.6%	15.7%	15.4%
% of FP17s for the same patient ID Re-attending between 3 & 9 months - Children	0	3	0.0%	57.9%	60.3%	58.9%
% of FP17s for the same patient ID Re-attending between 3 & 9 months - Adults	2	518	0.4%	52.4%	54.0%	51.6%
% of FP17s for Band 1 Urgent Courses	0	420	0.0%	9.9%	8.9%	8.9%
% of FP17s Relating to Free Repair or Replacements	0	420	0.0%	1.1%	1.0%	0.8%
% of FP17s Relating to Continuations	0	420	0.0%	1.2%	1.1%	0.9%
% of Patients satisfied with the dentistry they have received	2	2	N/A	94.1%	93.4%	93.2%
% of Patients satisfied with the time they had to wait for an appointment	2	2	N/A	91.9%	89.4%	88.8%

\* This is based on patients treated on this contract for their most recent course of treatment. Figures in italics indicate the base number of FP17s or Patient Questionnaire responses are less than 100. N/A is shown where the base number of responses is less than 10 during the period. % is calculated as Quantity/Base number\*100

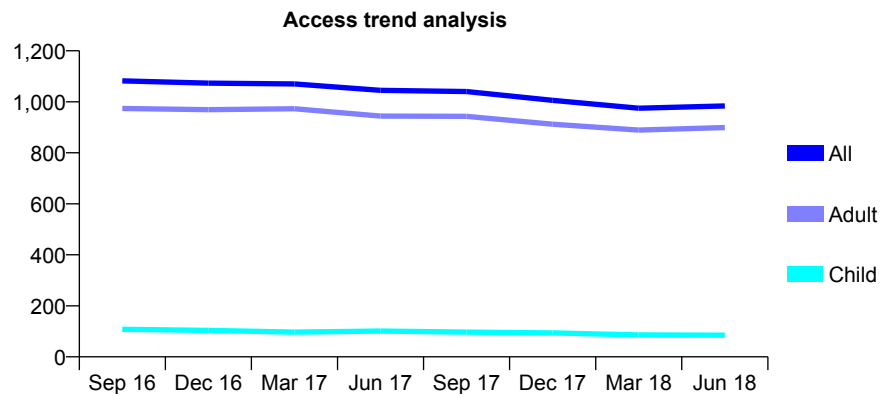
## Q44 - Vital Signs At a Glance Contract Report for 986801/0005 - June 2018

Name or company name	MR MN DEVLIN
Contract type name	GDS Contract
Purpose of contract	General
Contract start date	01/10/2007
Contract end date	

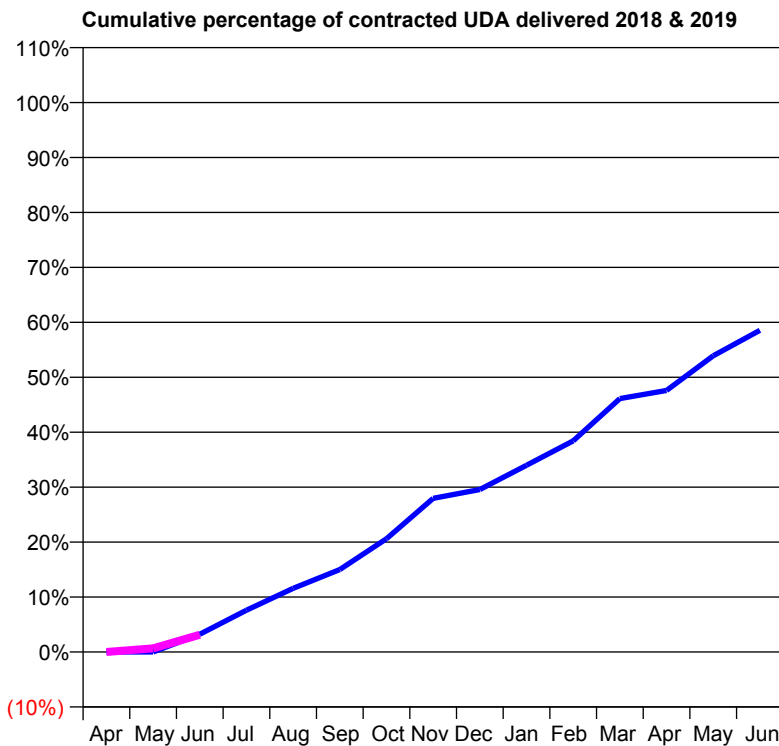
18/19 Contracted general activity (UDA)	3,791
Carry forward general activity (UDA)	0
18/19 Contracted orthodontic activity (UOA)	0
Carry forward orthodontic activity (UOA)	0
Baseline contract value	£71,580.08

### ACCESS\*

Patients seen in 24 months	Total	Change since previous quarter
Quarter ending June 2017	1,045	
Quarter ending September 2017	1,040	→
Quarter ending December 2017	1,006	↓
Quarter ending March 2018	975	↓
Quarter ending June 2018	984	→
<b>Variance since June 2017</b>	<b>(5.8%)</b>	<b>↓</b>



### ACTIVITY



Month	Adjusted Scheduled Activity (UDA)	
	2018	2019
April	0	0
May	0	25
June	123	119
July	289	
August	439	
September	569	
October	782	
November	1,060	
December	1,121	
January	1,289	
February	1,457	
March	1,749	
April	1,804	
May	2,044	
June	2,220	

### QUALITY

	Quantity	Base Number	Contract	AT	Region	England
% of FP17s for the same patient ID Re-attending within 3 months - Children	0	22	0.0%	11.5%	12.0%	11.5%
% of FP17s for the same patient ID Re-attending within 3 months - Adults	19	199	9.5%	16.6%	15.7%	15.4%
% of FP17s for the same patient ID Re-attending between 3 & 9 months - Children	12	22	54.5%	57.9%	60.3%	58.9%
% of FP17s for the same patient ID Re-attending between 3 & 9 months - Adults	80	199	40.2%	52.4%	54.0%	51.6%
% of FP17s for Band 1 Urgent Courses	11	68	16.2%	9.9%	8.9%	8.9%
% of FP17s Relating to Free Repair or Replacements	0	68	0.0%	1.1%	1.0%	0.8%
% of FP17s Relating to Continuations	0	68	0.0%	1.2%	1.1%	0.9%
% of Patients satisfied with the dentistry they have received	1	1	N/A	94.1%	93.4%	93.2%
% of Patients satisfied with the time they had to wait for an appointment	1	1	N/A	91.9%	89.4%	88.8%

\* This is based on patients treated on this contract for their most recent course of treatment. Figures in italics indicate the base number of FP17s or Patient Questionnaire responses are less than 100. N/A is shown where the base number of responses is less than 10 during the period. % is calculated as Quantity/Base number\*100

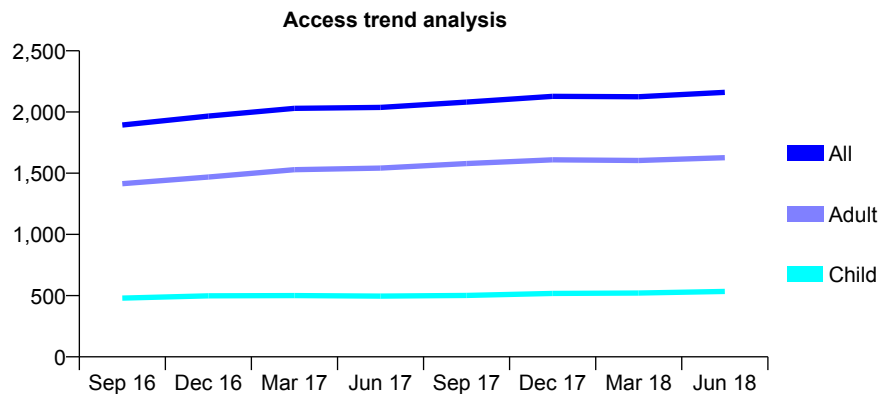
## Q44 - Vital Signs At a Glance Contract Report for 990175/0001 - June 2018

Name or company name	Dr Vickesh Tasen & Dr Damian O'Connor
Contract type name	GDS Contract
Purpose of contract	General
Contract start date	01/04/2006
Contract end date	

18/19 Contracted general activity (UDA)	6,000
Carry forward general activity (UDA)	0
18/19 Contracted orthodontic activity (UOA)	0
Carry forward orthodontic activity (UOA)	0
Baseline contract value	£161,263.25

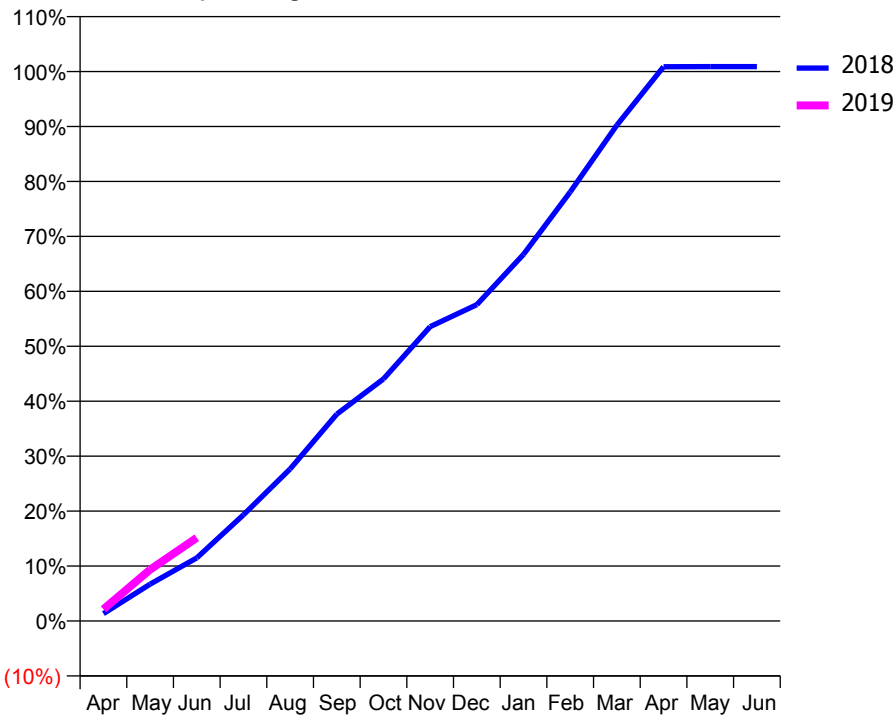
### ACCESS\*

Patients seen in 24 months	Total	Change since previous quarter
Quarter ending June 2017	2,038	
Quarter ending September 2017	2,081	↑
Quarter ending December 2017	2,128	↑
Quarter ending March 2018	2,125	→
Quarter ending June 2018	2,161	→
<b>Variance since June 2017</b>	<b>6.0%</b>	<b>↑</b>



### ACTIVITY

Cumulative percentage of contracted UDA delivered 2018 & 2019



Month	Adjusted Scheduled Activity (UDA)	
	2018	2019
April	81	129
May	403	562
June	690	910
July	1,160	
August	1,660	
September	2,258	
October	2,643	
November	3,214	
December	3,454	
January	4,003	
February	4,684	
March	5,415	
April	6,052	
May	6,053	
June	6,053	

### QUALITY

	Quantity	Base Number	Contract	AT	Region	England
% of FP17s for the same patient ID Re-attending within 3 months - Children	17	196	8.7%	11.5%	12.0%	11.5%
% of FP17s for the same patient ID Re-attending within 3 months - Adults	95	535	17.8%	16.6%	15.7%	15.4%
% of FP17s for the same patient ID Re-attending between 3 & 9 months - Children	91	196	46.4%	57.9%	60.3%	58.9%
% of FP17s for the same patient ID Re-attending between 3 & 9 months - Adults	247	535	46.2%	52.4%	54.0%	51.6%
% of FP17s for Band 1 Urgent Courses	23	391	5.9%	9.9%	8.9%	8.9%
% of FP17s Relating to Free Repair or Replacements	6	391	1.5%	1.1%	1.0%	0.8%
% of FP17s Relating to Continuations	8	391	2.0%	1.2%	1.1%	0.9%
% of Patients satisfied with the dentistry they have received	5	5	N/A	94.1%	93.4%	93.2%
% of Patients satisfied with the time they had to wait for an appointment	5	5	N/A	91.9%	89.4%	88.8%

\* This is based on patients treated on this contract for their most recent course of treatment. Figures in italics indicate the base number of FP17s or Patient Questionnaire responses are less than 100. N/A is shown where the base number of responses is less than 10 during the period. % is calculated as Quantity/Base number\*100


## Q45 - Vital Signs At a Glance Contract Report for 100704/0000 - June 2018

Name or company name	Genix Healthcare Ltd
Contract type name	GDS Contract
Purpose of contract	General
Contract start date	01/04/2018
Contract end date	

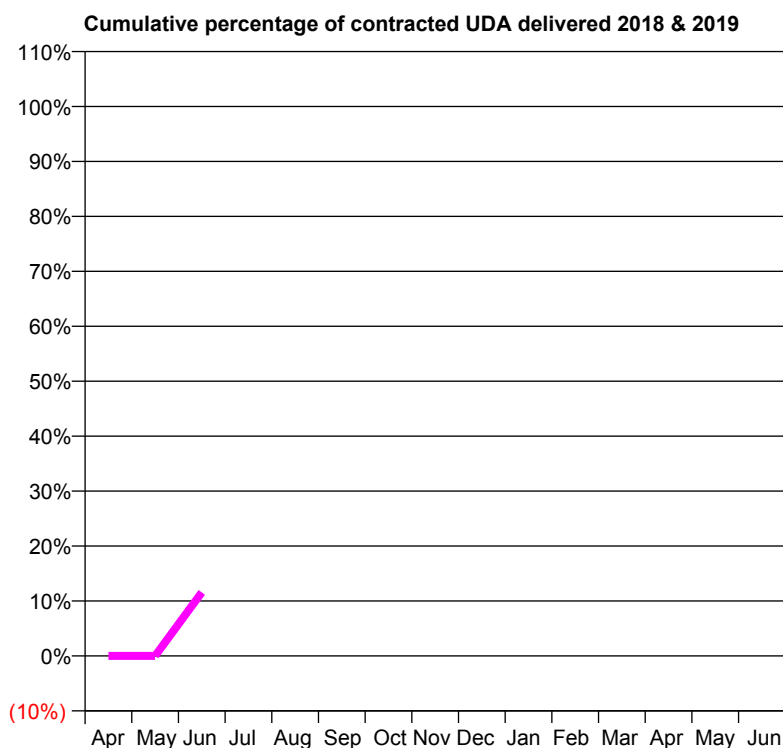
18/19 Contracted general activity (UDA)	12,000
Carry forward general activity (UDA)	0
18/19 Contracted orthodontic activity (UOA)	0
Carry forward orthodontic activity (UOA)	0
Baseline contract value	£321,643.67

### ACCESS\*

Patients seen in 24 months	Total	Change since previous quarter
Quarter ending June 2017	0	
Quarter ending September 2017	0	
Quarter ending December 2017	0	
Quarter ending March 2018	0	
Quarter ending June 2018	831	↑
<b>Variance since June 2017</b>	N/A	



### ACTIVITY



Month	Adjusted Scheduled Activity (UDA)	
	2018	2019
April	0	0
May	0	0
June	0	1,387
July	0	
August	0	
September	0	
October	0	
November	0	
December	0	
January	0	
February	0	
March	0	
April	0	
May	0	
June	0	

### QUALITY

	Quantity	Base Number	Contract	AT	Region	England
% of FP17s for the same patient ID Re-attending within 3 months - Children	2	281	0.7%	11.2%	12.0%	11.5%
% of FP17s for the same patient ID Re-attending within 3 months - Adults	1	466	0.2%	14.4%	15.7%	15.4%
% of FP17s for the same patient ID Re-attending between 3 & 9 months - Children	0	281	0.0%	54.4%	60.3%	58.9%
% of FP17s for the same patient ID Re-attending between 3 & 9 months - Adults	0	466	0.0%	51.1%	54.0%	51.6%
% of FP17s for Band 1 Urgent Courses	13	747	1.7%	8.7%	8.9%	8.9%
% of FP17s Relating to Free Repair or Replacements	9	747	1.2%	1.2%	1.0%	0.8%
% of FP17s Relating to Continuations	4	747	0.5%	1.3%	1.1%	0.9%
% of Patients satisfied with the dentistry they have received	0	0	N/A	92.3%	93.4%	93.2%
% of Patients satisfied with the time they had to wait for an appointment	0	0	N/A	89.4%	89.4%	88.8%

\* This is based on patients treated on this contract for their most recent course of treatment. Figures in italics indicate the base number of FP17s or Patient Questionnaire responses are less than 100. N/A is shown where the base number of responses is less than 10 during the period. % is calculated as Quantity/Base number\*100

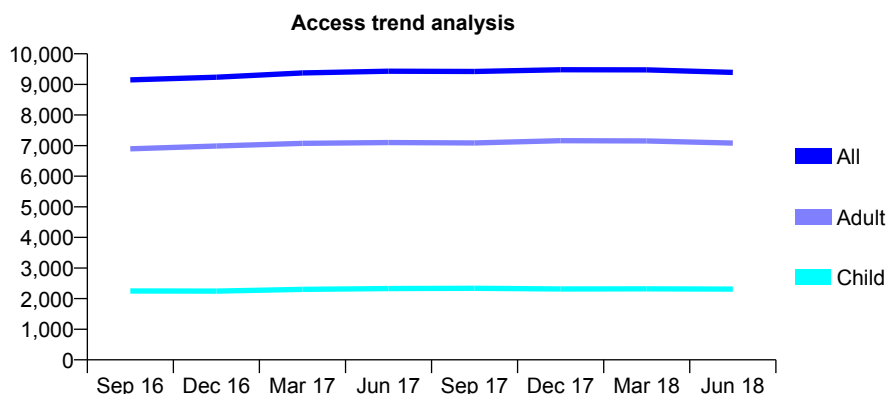
## Q45 - Vital Signs At a Glance Contract Report for 101281/0004 - June 2018

Name or company name	OASIS DENTAL CARE LTD
Contract type name	GDS Contract
Purpose of contract	General
Contract start date	01/04/2006
Contract end date	

18/19 Contracted general activity (UDA)	27,500
Carry forward general activity (UDA)	0
18/19 Contracted orthodontic activity (UOA)	0
Carry forward orthodontic activity (UOA)	0
Baseline contract value	£760,712.18

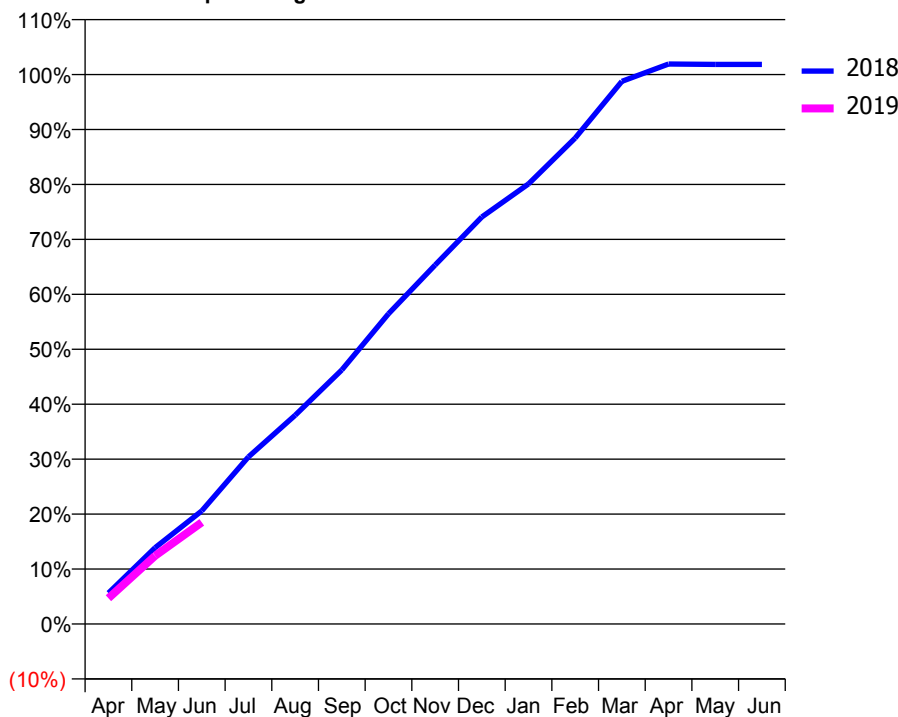
### ACCESS\*

Patients seen in 24 months	Total	Change since previous quarter
Quarter ending June 2017	9,432	
Quarter ending September 2017	9,424	→
Quarter ending December 2017	9,481	→
Quarter ending March 2018	9,475	→
Quarter ending June 2018	9,393	→
<b>Variance since June 2017</b>	<b>(0.4%)</b>	→



### ACTIVITY

Cumulative percentage of contracted UDA delivered 2018 & 2019



Adjusted Scheduled Activity (UDA)

Month	2018	2019
April	1,549	1,288
May	3,819	3,416
June	5,663	5,091
July	8,362	
August	10,450	
September	12,718	
October	15,523	
November	17,966	
December	20,371	
January	22,025	
February	24,320	
March	27,154	
April	28,028	
May	28,006	
June	28,003	

### QUALITY

	Quantity	Base Number	Contract	AT	Region	England
% of FP17s for the same patient ID Re-attending within 3 months - Children	34	739	4.6%	11.2%	12.0%	11.5%
% of FP17s for the same patient ID Re-attending within 3 months - Adults	239	2,123	11.3%	14.4%	15.7%	15.4%
% of FP17s for the same patient ID Re-attending between 3 & 9 months - Children	431	739	58.3%	54.4%	60.3%	58.9%
% of FP17s for the same patient ID Re-attending between 3 & 9 months - Adults	1,300	2,123	61.2%	51.1%	54.0%	51.6%
% of FP17s for Band 1 Urgent Courses	126	2,483	5.1%	8.7%	8.9%	8.9%
% of FP17s Relating to Free Repair or Replacements	76	2,483	3.1%	1.2%	1.0%	0.8%
% of FP17s Relating to Continuations	18	2,483	0.7%	1.3%	1.1%	0.9%
% of Patients satisfied with the dentistry they have received	26	28	92.9%	92.3%	93.4%	93.2%
% of Patients satisfied with the time they had to wait for an appointment	26	28	92.9%	89.4%	89.4%	88.8%

\* This is based on patients treated on this contract for their most recent course of treatment. Figures in italics indicate the base number of FP17s or Patient Questionnaire responses are less than 100. N/A is shown where the base number of responses is less than 10 during the period. % is calculated as Quantity/Base number\*100

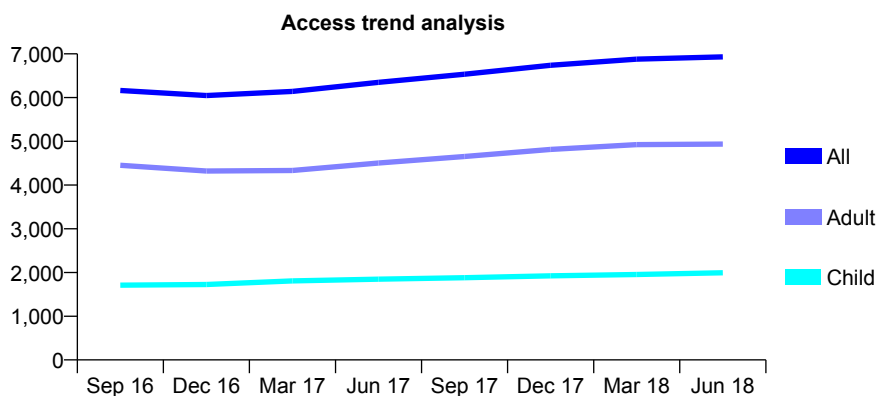
## Q45 - Vital Signs At a Glance Contract Report for 101281/0005 - June 2018

Name or company name	OASIS DENTAL CARE LTD
Contract type name	GDS Contract
Purpose of contract	General
Contract start date	01/04/2006
Contract end date	

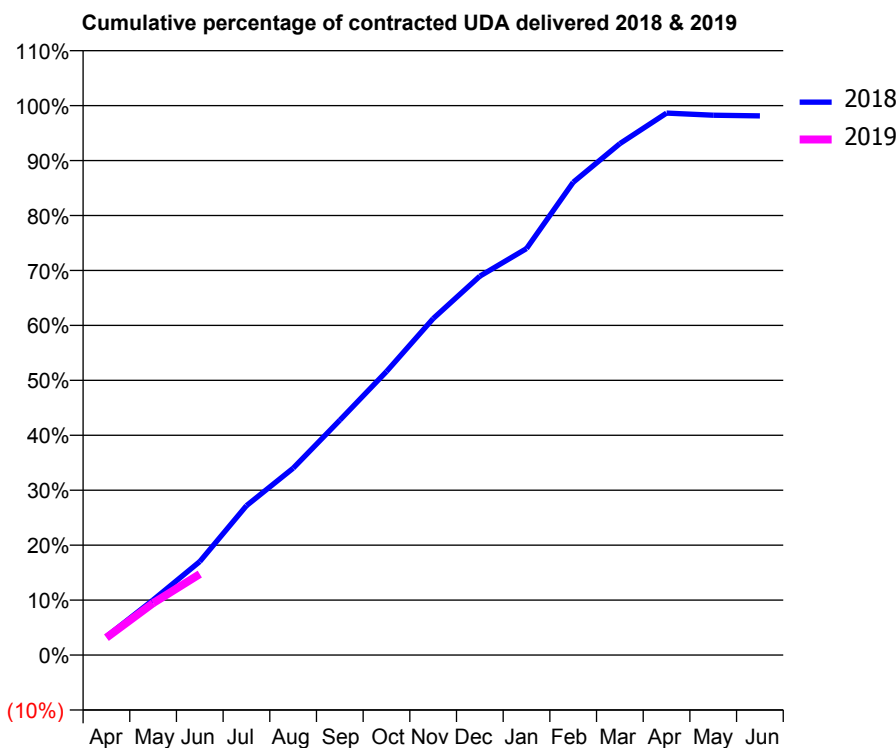
18/19 Contracted general activity (UDA)	21,308
Carry forward general activity (UDA)	0
18/19 Contracted orthodontic activity (UOA)	0
Carry forward orthodontic activity (UOA)	0
Baseline contract value	£561,015.46

### ACCESS\*

Patients seen in 24 months	Total	Change since previous quarter
Quarter ending June 2017	6,350	
Quarter ending September 2017	6,534	↑
Quarter ending December 2017	6,739	↑
Quarter ending March 2018	6,878	↑
Quarter ending June 2018	6,930	→
<b>Variance since June 2017</b>	<b>9.1%</b>	<b>↑</b>



### ACTIVITY



Month	Adjusted Scheduled Activity (UDA)	
	2018	2019
April	609	676
May	1,819	2,015
June	3,083	3,141
July	4,925	
August	6,160	
September	7,744	
October	9,347	
November	11,093	
December	12,491	
January	13,401	
February	15,581	
March	16,857	
April	17,865	
May	17,795	
June	17,773	

### QUALITY

	Quantity	Base Number	Contract	AT	Region	England
% of FP17s for the same patient ID Re-attending within 3 months - Children	40	791	5.1%	11.2%	12.0%	11.5%
% of FP17s for the same patient ID Re-attending within 3 months - Adults	143	1,506	9.5%	14.4%	15.7%	15.4%
% of FP17s for the same patient ID Re-attending between 3 & 9 months - Children	533	791	67.4%	54.4%	60.3%	58.9%
% of FP17s for the same patient ID Re-attending between 3 & 9 months - Adults	909	1,506	60.4%	51.1%	54.0%	51.6%
% of FP17s for Band 1 Urgent Courses	114	1,819	6.3%	8.7%	8.9%	8.9%
% of FP17s Relating to Free Repair or Replacements	17	1,819	0.9%	1.2%	1.0%	0.8%
% of FP17s Relating to Continuations	7	1,819	0.4%	1.3%	1.1%	0.9%
% of Patients satisfied with the dentistry they have received	16	17	94.1%	92.3%	93.4%	93.2%
% of Patients satisfied with the time they had to wait for an appointment	14	17	82.4%	89.4%	89.4%	88.8%

\* This is based on patients treated on this contract for their most recent course of treatment. Figures in italics indicate the base number of FP17s or Patient Questionnaire responses are less than 100. N/A is shown where the base number of responses is less than 10 during the period. % is calculated as Quantity/Base number\*100

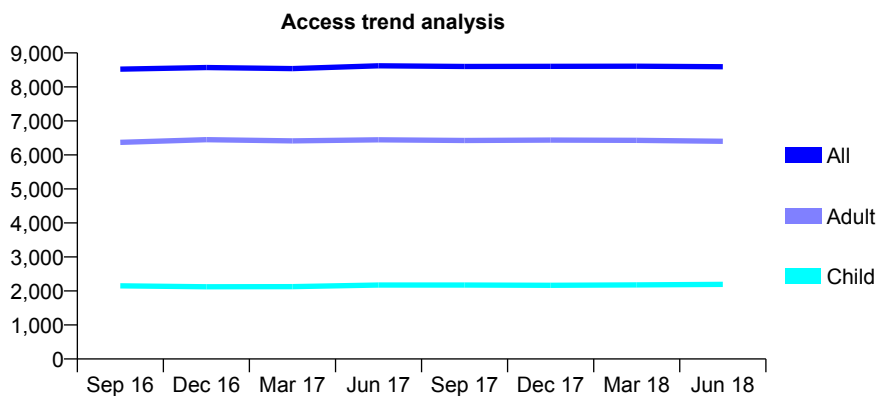
## Q45 - Vital Signs At a Glance Contract Report for 101281/0006 - June 2018

Name or company name	OASIS DENTAL CARE LTD
Contract type name	GDS Contract
Purpose of contract	General
Contract start date	01/04/2006
Contract end date	

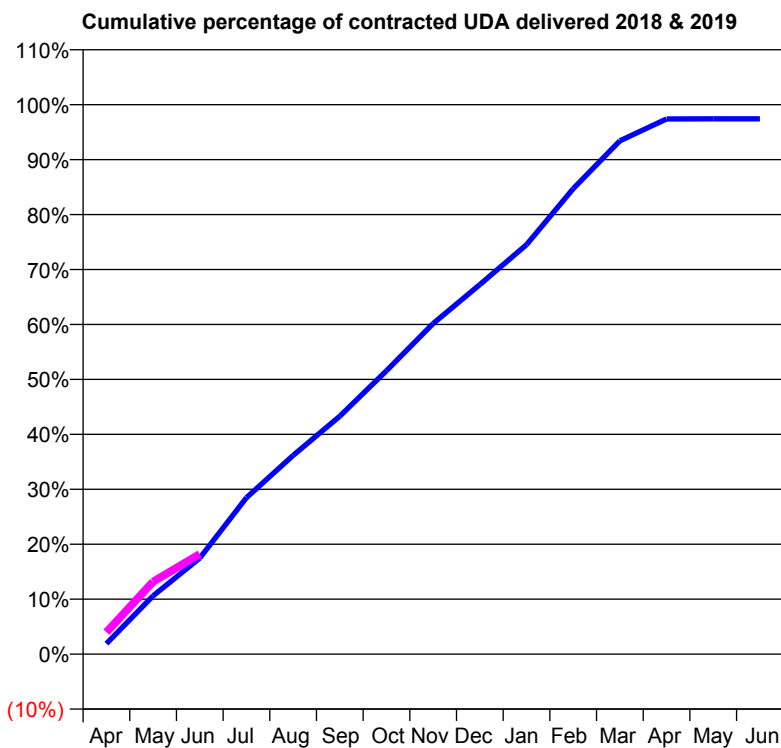
18/19 Contracted general activity (UDA)	25,123
Carry forward general activity (UDA)	0
18/19 Contracted orthodontic activity (UOA)	0
Carry forward orthodontic activity (UOA)	0
Baseline contract value	£696,945.71

### ACCESS\*

Patients seen in 24 months	Total	Change since previous quarter
Quarter ending June 2017	8,623	
Quarter ending September 2017	8,600	→
Quarter ending December 2017	8,604	→
Quarter ending March 2018	8,611	→
Quarter ending June 2018	8,594	→
<b>Variance since June 2017</b>	<b>(0.3%)</b>	→



### ACTIVITY



Month	Adjusted Scheduled Activity (UDA)	
	2018	2019
April	478	1,003
May	2,665	3,313
June	4,394	4,578
July	7,156	
August	9,087	
September	10,879	
October	12,958	
November	15,116	
December	16,895	
January	18,722	
February	21,278	
March	23,466	
April	24,467	
May	24,477	
June	24,478	

### QUALITY

	Quantity	Base Number	Contract	AT	Region	England
% of FP17s for the same patient ID Re-attending within 3 months - Children	52	664	7.8%	11.2%	12.0%	11.5%
% of FP17s for the same patient ID Re-attending within 3 months - Adults	236	1,844	12.8%	14.4%	15.7%	15.4%
% of FP17s for the same patient ID Re-attending between 3 & 9 months - Children	317	664	47.7%	54.4%	60.3%	58.9%
% of FP17s for the same patient ID Re-attending between 3 & 9 months - Adults	1,029	1,844	55.8%	51.1%	54.0%	51.6%
% of FP17s for Band 1 Urgent Courses	187	2,122	8.8%	8.7%	8.9%	8.9%
% of FP17s Relating to Free Repair or Replacements	40	2,122	1.9%	1.2%	1.0%	0.8%
% of FP17s Relating to Continuations	25	2,122	1.2%	1.3%	1.1%	0.9%
% of Patients satisfied with the dentistry they have received	12	13	92.3%	92.3%	93.4%	93.2%
% of Patients satisfied with the time they had to wait for an appointment	13	13	100.0%	89.4%	89.4%	88.8%

\* This is based on patients treated on this contract for their most recent course of treatment. Figures in italics indicate the base number of FP17s or Patient Questionnaire responses are less than 100. N/A is shown where the base number of responses is less than 10 during the period. % is calculated as Quantity/Base number\*100

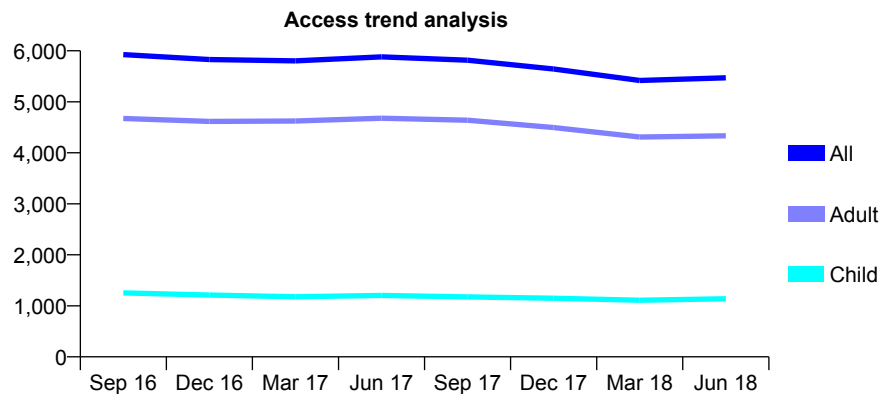
## Q45 - Vital Signs At a Glance Contract Report for 101281/0007 - June 2018

Name or company name	OASIS DENTAL CARE LTD
Contract type name	GDS Contract
Purpose of contract	General
Contract start date	01/04/2006
Contract end date	

18/19 Contracted general activity (UDA)	18,847
Carry forward general activity (UDA)	0
18/19 Contracted orthodontic activity (UOA)	0
Carry forward orthodontic activity (UOA)	0
Baseline contract value	£502,743.00

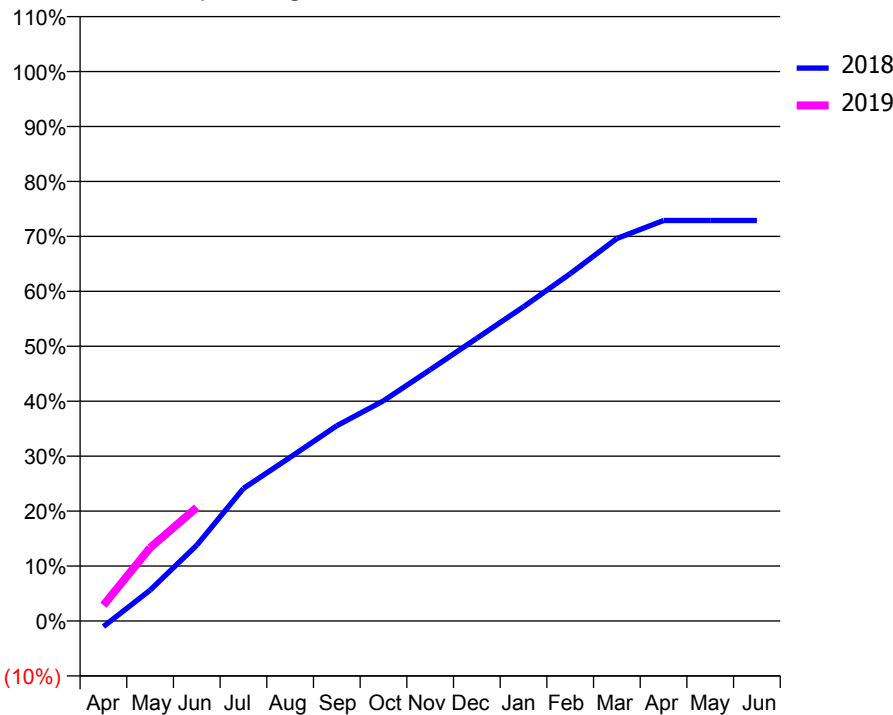
### ACCESS\*

Patients seen in 24 months	Total	Change since previous quarter
Quarter ending June 2017	5,881	
Quarter ending September 2017	5,815	↓
Quarter ending December 2017	5,643	↓
Quarter ending March 2018	5,419	↓
Quarter ending June 2018	5,471	→
<b>Variance since June 2017</b>	<b>(7.0%)</b>	<b>↓</b>



### ACTIVITY

Cumulative percentage of contracted UDA delivered 2018 & 2019



Month	Adjusted Scheduled Activity (UDA)	
	2018	2019
April	-193	543
May	1,059	2,514
June	2,600	3,893
July	4,547	
August	5,616	
September	6,700	
October	7,551	
November	8,617	
December	9,697	
January	10,777	
February	11,911	
March	13,118	
April	13,738	
May	13,738	
June	13,738	

### QUALITY

	Quantity	Base Number	Contract	AT	Region	England
% of FP17s for the same patient ID Re-attending within 3 months - Children	33	366	9.0%	11.2%	12.0%	11.5%
% of FP17s for the same patient ID Re-attending within 3 months - Adults	321	1,391	23.1%	14.4%	15.7%	15.4%
% of FP17s for the same patient ID Re-attending between 3 & 9 months - Children	119	366	32.5%	54.4%	60.3%	58.9%
% of FP17s for the same patient ID Re-attending between 3 & 9 months - Adults	390	1,391	28.0%	51.1%	54.0%	51.6%
% of FP17s for Band 1 Urgent Courses	292	1,529	19.1%	8.7%	8.9%	8.9%
% of FP17s Relating to Free Repair or Replacements	26	1,529	1.7%	1.2%	1.0%	0.8%
% of FP17s Relating to Continuations	43	1,529	2.8%	1.3%	1.1%	0.9%
% of Patients satisfied with the dentistry they have received	25	27	92.6%	92.3%	93.4%	93.2%
% of Patients satisfied with the time they had to wait for an appointment	25	27	92.6%	89.4%	89.4%	88.8%

\* This is based on patients treated on this contract for their most recent course of treatment. Figures in italics indicate the base number of FP17s or Patient Questionnaire responses are less than 100. N/A is shown where the base number of responses is less than 10 during the period. % is calculated as Quantity/Base number\*100



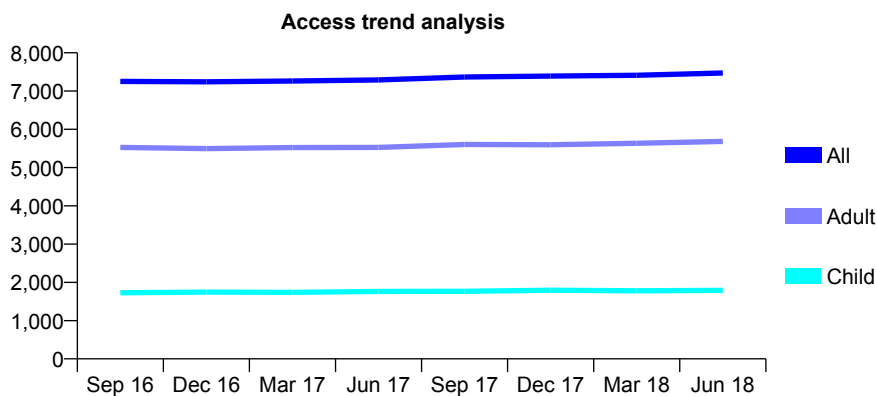
## Q45 - Vital Signs At a Glance Contract Report for 101281/0017 - June 2018

Name or company name	OASIS DENTAL CARE LTD
Contract type name	GDS Contract
Purpose of contract	General
Contract start date	01/04/2006
Contract end date	

18/19 Contracted general activity (UDA)	22,400
Carry forward general activity (UDA)	0
18/19 Contracted orthodontic activity (UOA)	0
Carry forward orthodontic activity (UOA)	0
Baseline contract value	£621,316.37

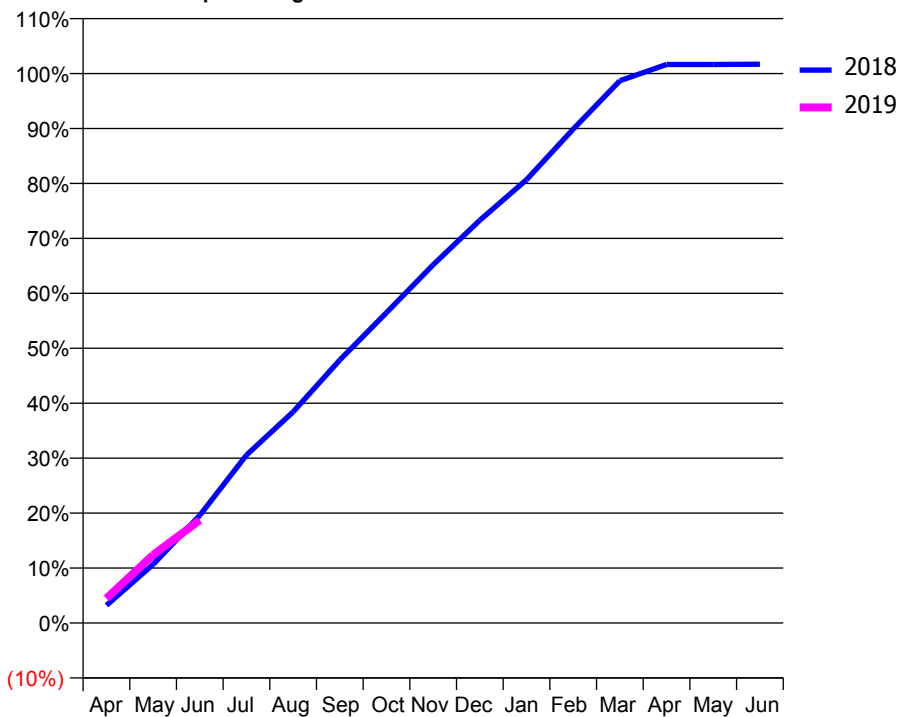
### ACCESS\*

Patients seen in 24 months	Total	Change since previous quarter
Quarter ending June 2017	7,289	
Quarter ending September 2017	7,368	→
Quarter ending December 2017	7,392	→
Quarter ending March 2018	7,414	→
Quarter ending June 2018	7,472	→
<b>Variance since June 2017</b>	<b>2.5%</b>	<b>↑</b>



### ACTIVITY

Cumulative percentage of contracted UDA delivered 2018 & 2019



Month	Adjusted Scheduled Activity (UDA)	
	2018	2019
April	721	1,004
May	2,392	2,776
June	4,392	4,191
July	6,844	
August	8,608	
September	10,722	
October	12,653	
November	14,606	
December	16,418	
January	18,073	
February	20,133	
March	22,104	
April	22,767	
May	22,765	
June	22,776	

### QUALITY

	Quantity	Base Number	Contract	AT	Region	England
% of FP17s for the same patient ID Re-attending within 3 months - Children	35	564	6.2%	11.2%	12.0%	11.5%
% of FP17s for the same patient ID Re-attending within 3 months - Adults	220	1,680	13.1%	14.4%	15.7%	15.4%
% of FP17s for the same patient ID Re-attending between 3 & 9 months - Children	355	564	62.9%	54.4%	60.3%	58.9%
% of FP17s for the same patient ID Re-attending between 3 & 9 months - Adults	926	1,680	55.1%	51.1%	54.0%	51.6%
% of FP17s for Band 1 Urgent Courses	126	1,926	6.5%	8.7%	8.9%	8.9%
% of FP17s Relating to Free Repair or Replacements	39	1,926	2.0%	1.2%	1.0%	0.8%
% of FP17s Relating to Continuations	11	1,926	0.6%	1.3%	1.1%	0.9%
% of Patients satisfied with the dentistry they have received	12	14	85.7%	92.3%	93.4%	93.2%
% of Patients satisfied with the time they had to wait for an appointment	11	14	78.6%	89.4%	89.4%	88.8%

\* This is based on patients treated on this contract for their most recent course of treatment. Figures in italics indicate the base number of FP17s or Patient Questionnaire responses are less than 100. N/A is shown where the base number of responses is less than 10 during the period. % is calculated as Quantity/Base number\*100

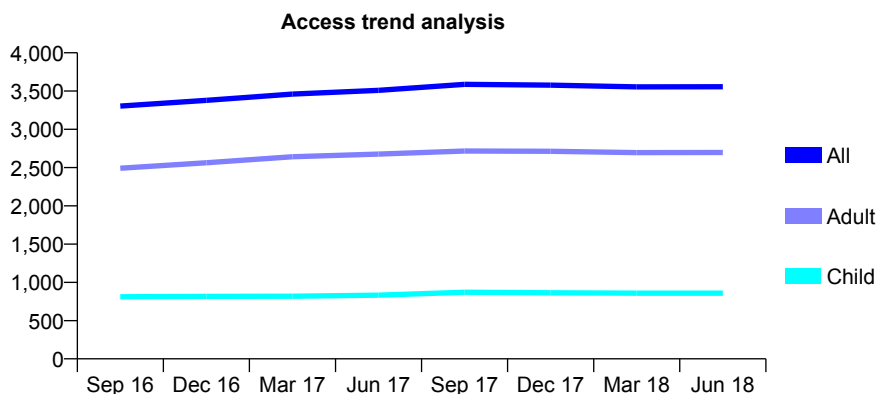
## Q45 - Vital Signs At a Glance Contract Report for 101281/0018 - June 2018

Name or company name	OASIS DENTAL CARE LTD
Contract type name	GDS Contract
Purpose of contract	General
Contract start date	01/04/2006
Contract end date	

18/19 Contracted general activity (UDA)	14,000
Carry forward general activity (UDA)	0
18/19 Contracted orthodontic activity (UOA)	0
Carry forward orthodontic activity (UOA)	0
Baseline contract value	£376,297.28

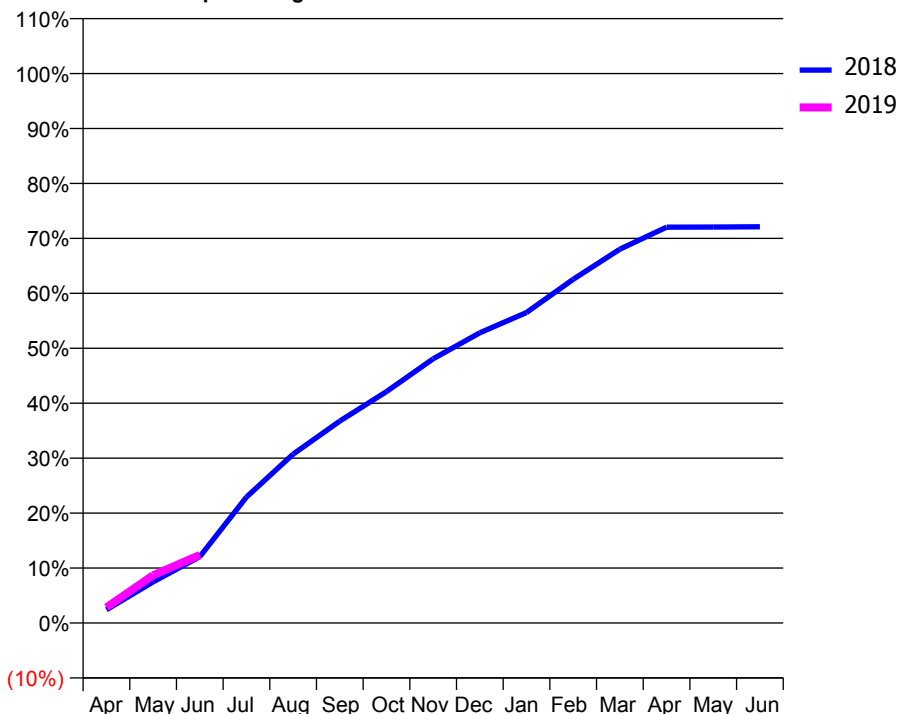
### ACCESS\*

Patients seen in 24 months	Total	Change since previous quarter
Quarter ending June 2017	3,510	
Quarter ending September 2017	3,587	↑
Quarter ending December 2017	3,577	→
Quarter ending March 2018	3,554	→
Quarter ending June 2018	3,557	→
<b>Variance since June 2017</b>	<b>1.3%</b>	<b>→</b>



### ACTIVITY

Cumulative percentage of contracted UDA delivered 2018 & 2019



Month	Adjusted Scheduled Activity (UDA)	
	2018	2019
April	338	401
May	1,049	1,216
June	1,689	1,735
July	3,210	
August	4,302	
September	5,145	
October	5,896	
November	6,731	
December	7,396	
January	7,911	
February	8,757	
March	9,524	
April	10,085	
May	10,089	
June	10,094	

### QUALITY

	Quantity	Base Number	Contract	AT	Region	England
% of FP17s for the same patient ID Re-attending within 3 months - Children	15	246	6.1%	11.2%	12.0%	11.5%
% of FP17s for the same patient ID Re-attending within 3 months - Adults	58	747	7.8%	14.4%	15.7%	15.4%
% of FP17s for the same patient ID Re-attending between 3 & 9 months - Children	107	246	43.5%	54.4%	60.3%	58.9%
% of FP17s for the same patient ID Re-attending between 3 & 9 months - Adults	354	747	47.4%	51.1%	54.0%	51.6%
% of FP17s for Band 1 Urgent Courses	33	769	4.3%	8.7%	8.9%	8.9%
% of FP17s Relating to Free Repair or Replacements	5	769	0.7%	1.2%	1.0%	0.8%
% of FP17s Relating to Continuations	3	769	0.4%	1.3%	1.1%	0.9%
% of Patients satisfied with the dentistry they have received	4	5	N/A	92.3%	93.4%	93.2%
% of Patients satisfied with the time they had to wait for an appointment	4	5	N/A	89.4%	89.4%	88.8%

\* This is based on patients treated on this contract for their most recent course of treatment. Figures in italics indicate the base number of FP17s or Patient Questionnaire responses are less than 100. N/A is shown where the base number of responses is less than 10 during the period. % is calculated as Quantity/Base number\*100

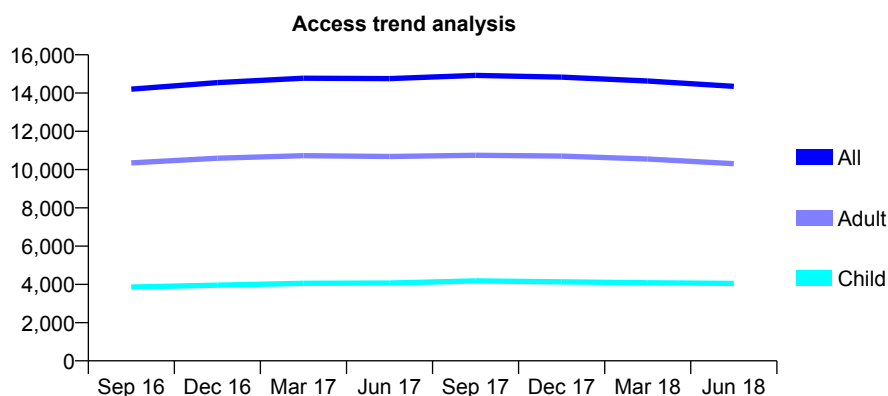
## Q45 - Vital Signs At a Glance Contract Report for 101281/0052 - June 2018

Name or company name	OASIS DENTAL CARE LTD
Contract type name	GDS Contract
Purpose of contract	General
Contract start date	01/04/2006
Contract end date	

18/19 Contracted general activity (UDA)	40,053
Carry forward general activity (UDA)	0
18/19 Contracted orthodontic activity (UOA)	0
Carry forward orthodontic activity (UOA)	0
Baseline contract value	£1,145,033.53

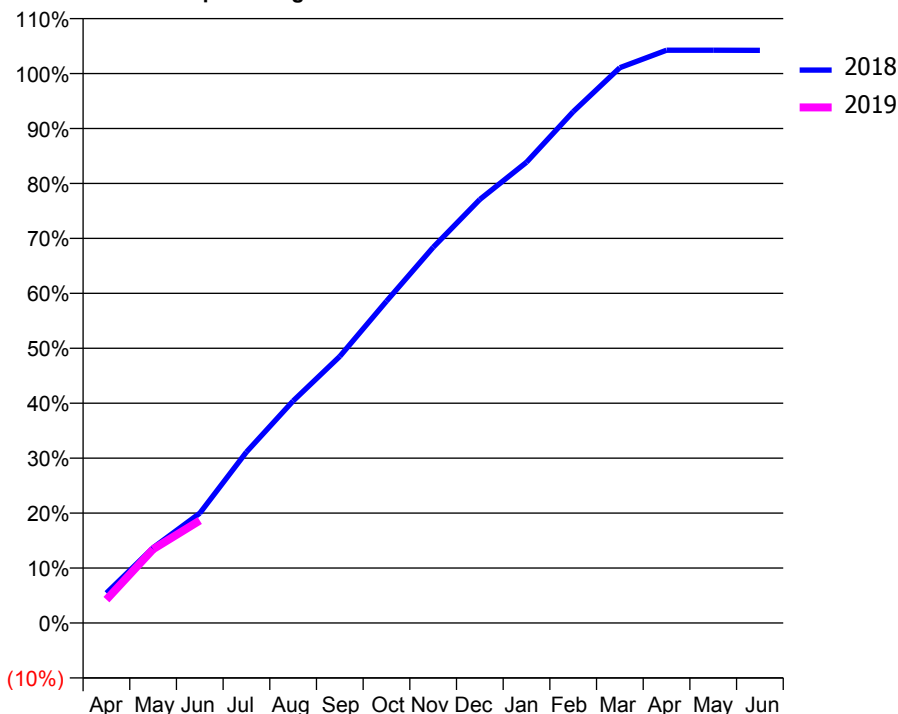
### ACCESS\*

Patients seen in 24 months	Total	Change since previous quarter
Quarter ending June 2017	14,756	
Quarter ending September 2017	14,924	→
Quarter ending December 2017	14,832	→
Quarter ending March 2018	14,631	↓
Quarter ending June 2018	14,351	↓
<b>Variance since June 2017</b>	<b>(2.7%)</b>	<b>↓</b>



### ACTIVITY

Cumulative percentage of contracted UDA delivered 2018 & 2019



Adjusted Scheduled Activity (UDA)

Month	2018	2019
April	2,180	1,710
May	5,491	5,376
June	8,004	7,474
July	12,468	
August	16,192	
September	19,437	
October	23,457	
November	27,386	
December	30,874	
January	33,590	
February	37,272	
March	40,477	
April	41,752	
May	41,755	
June	41,743	

### QUALITY

	Quantity	Base Number	Contract	AT	Region	England
% of FP17s for the same patient ID Re-attending within 3 months - Children	109	1,372	7.9%	11.2%	12.0%	11.5%
% of FP17s for the same patient ID Re-attending within 3 months - Adults	485	3,128	15.5%	14.4%	15.7%	15.4%
% of FP17s for the same patient ID Re-attending between 3 & 9 months - Children	790	1,372	57.6%	54.4%	60.3%	58.9%
% of FP17s for the same patient ID Re-attending between 3 & 9 months - Adults	1,712	3,128	54.7%	51.1%	54.0%	51.6%
% of FP17s for Band 1 Urgent Courses	348	3,938	8.8%	8.7%	8.9%	8.9%
% of FP17s Relating to Free Repair or Replacements	28	3,938	0.7%	1.2%	1.0%	0.8%
% of FP17s Relating to Continuations	50	3,938	1.3%	1.3%	1.1%	0.9%
% of Patients satisfied with the dentistry they have received	15	19	78.9%	92.3%	93.4%	93.2%
% of Patients satisfied with the time they had to wait for an appointment	14	19	73.7%	89.4%	89.4%	88.8%

\* This is based on patients treated on this contract for their most recent course of treatment. Figures in italics indicate the base number of FP17s or Patient Questionnaire responses are less than 100. N/A is shown where the base number of responses is less than 10 during the period. % is calculated as Quantity/Base number\*100

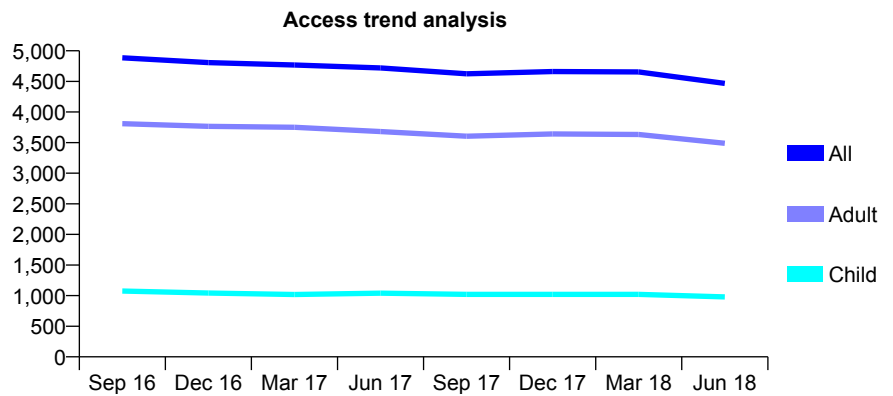
## Q45 - Vital Signs At a Glance Contract Report for 101338/0057 - June 2018

Name or company name	Whitecross Dental Care Limited
Contract type name	GDS Contract
Purpose of contract	General
Contract start date	01/01/2008
Contract end date	

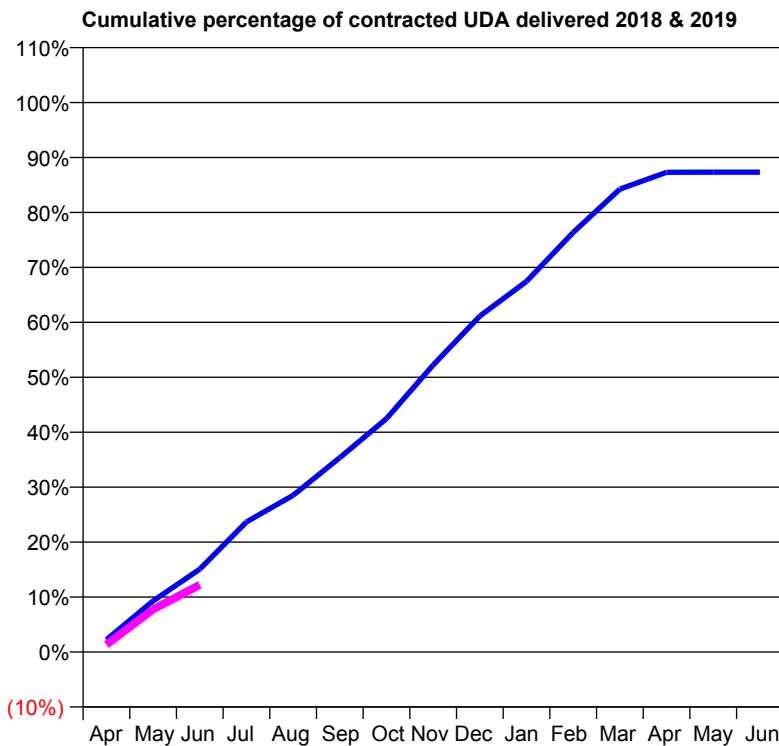
18/19 Contracted general activity (UDA)	17,500
Carry forward general activity (UDA)	0
18/19 Contracted orthodontic activity (UOA)	0
Carry forward orthodontic activity (UOA)	0
Baseline contract value	£562,027.61

### ACCESS\*

Patients seen in 24 months	Total	Change since previous quarter
Quarter ending June 2017	4,721	
Quarter ending September 2017	4,624	↓
Quarter ending December 2017	4,661	→
Quarter ending March 2018	4,654	→
Quarter ending June 2018	4,468	↓
<b>Variance since June 2017</b>	<b>(5.4%)</b>	<b>↓</b>



### ACTIVITY



Month	Adjusted Scheduled Activity (UDA)	
	2018	2019
April	392	236
May	1,628	1,360
June	2,639	2,137
July	4,141	
August	4,994	
September	6,188	
October	7,436	
November	9,139	
December	10,701	
January	11,804	
February	13,360	
March	14,740	
April	15,279	
May	15,282	
June	15,282	

### QUALITY

	Quantity	Base Number	Contract	AT	Region	England
% of FP17s for the same patient ID Re-attending within 3 months - Children	17	274	6.2%	11.2%	12.0%	11.5%
% of FP17s for the same patient ID Re-attending within 3 months - Adults	145	898	16.1%	14.4%	15.7%	15.4%
% of FP17s for the same patient ID Re-attending between 3 & 9 months - Children	151	274	55.1%	54.4%	60.3%	58.9%
% of FP17s for the same patient ID Re-attending between 3 & 9 months - Adults	503	898	56.0%	51.1%	54.0%	51.6%
% of FP17s for Band 1 Urgent Courses	98	966	10.1%	8.7%	8.9%	8.9%
% of FP17s Relating to Free Repair or Replacements	28	966	2.9%	1.2%	1.0%	0.8%
% of FP17s Relating to Continuations	24	966	2.5%	1.3%	1.1%	0.9%
% of Patients satisfied with the dentistry they have received	3	3	N/A	92.3%	93.4%	93.2%
% of Patients satisfied with the time they had to wait for an appointment	2	3	N/A	89.4%	89.4%	88.8%

\* This is based on patients treated on this contract for their most recent course of treatment. Figures in italics indicate the base number of FP17s or Patient Questionnaire responses are less than 100. N/A is shown where the base number of responses is less than 10 during the period. % is calculated as Quantity/Base number\*100

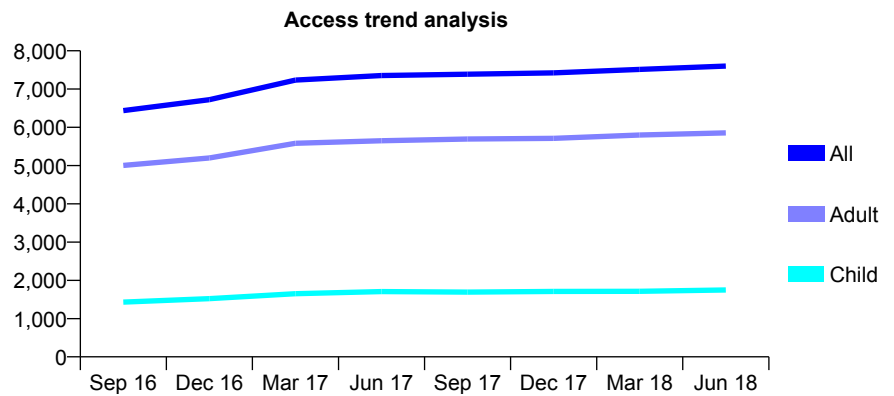
## Q45 - Vital Signs At a Glance Contract Report for 101338/0058 - June 2018

Name or company name	Whitecross Dental Care Limited
Contract type name	GDS Contract
Purpose of contract	General
Contract start date	01/01/2008
Contract end date	

18/19 Contracted general activity (UDA)	18,724
Carry forward general activity (UDA)	0
18/19 Contracted orthodontic activity (UOA)	0
Carry forward orthodontic activity (UOA)	0
Baseline contract value	£495,563.16

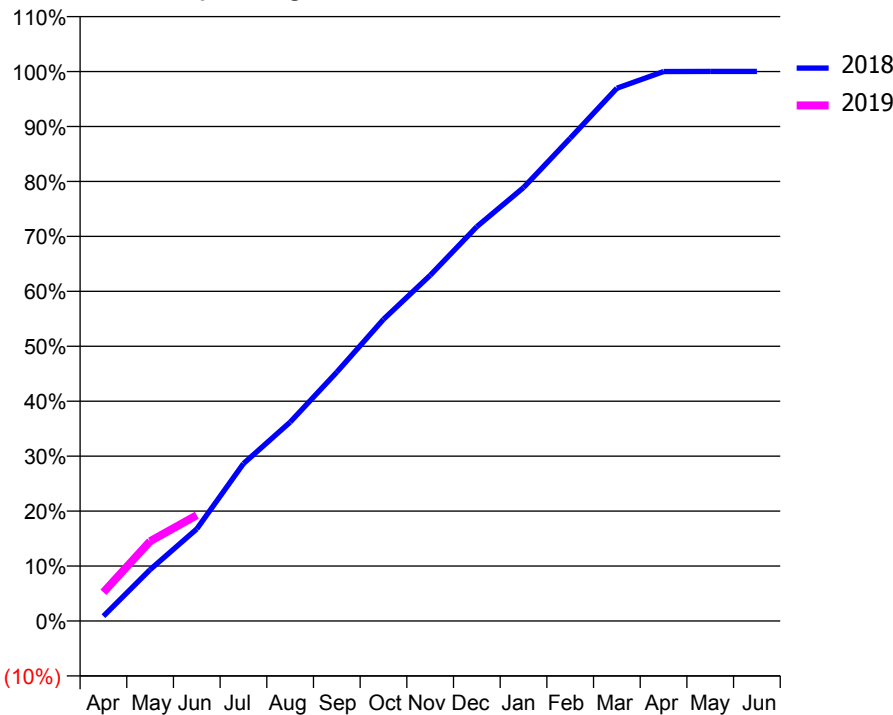
### ACCESS\*

Patients seen in 24 months	Total	Change since previous quarter
Quarter ending June 2017	7,354	
Quarter ending September 2017	7,387	→
Quarter ending December 2017	7,422	→
Quarter ending March 2018	7,512	→
Quarter ending June 2018	7,601	→
<b>Variance since June 2017</b>	<b>3.4%</b>	<b>↑</b>



### ACTIVITY

Cumulative percentage of contracted UDA delivered 2018 & 2019



Month	Adjusted Scheduled Activity (UDA)	
	2018	2019
April	167	981
May	1,750	2,720
June	3,136	3,605
July	5,363	
August	6,779	
September	8,482	
October	10,282	
November	11,777	
December	13,437	
January	14,767	
February	16,449	
March	18,155	
April	18,725	
May	18,726	
June	18,726	

### QUALITY

	Quantity	Base Number	Contract	AT	Region	England
% of FP17s for the same patient ID Re-attending within 3 months - Children	24	513	4.7%	11.2%	12.0%	11.5%
% of FP17s for the same patient ID Re-attending within 3 months - Adults	150	1,577	9.5%	14.4%	15.7%	15.4%
% of FP17s for the same patient ID Re-attending between 3 & 9 months - Children	264	513	51.5%	54.4%	60.3%	58.9%
% of FP17s for the same patient ID Re-attending between 3 & 9 months - Adults	687	1,577	43.6%	51.1%	54.0%	51.6%
% of FP17s for Band 1 Urgent Courses	121	1,813	6.7%	8.7%	8.9%	8.9%
% of FP17s Relating to Free Repair or Replacements	13	1,813	0.7%	1.2%	1.0%	0.8%
% of FP17s Relating to Continuations	25	1,813	1.4%	1.3%	1.1%	0.9%
% of Patients satisfied with the dentistry they have received	11	11	100.0%	92.3%	93.4%	93.2%
% of Patients satisfied with the time they had to wait for an appointment	10	11	90.9%	89.4%	89.4%	88.8%

\* This is based on patients treated on this contract for their most recent course of treatment. Figures in italics indicate the base number of FP17s or Patient Questionnaire responses are less than 100. N/A is shown where the base number of responses is less than 10 during the period. % is calculated as Quantity/Base number\*100

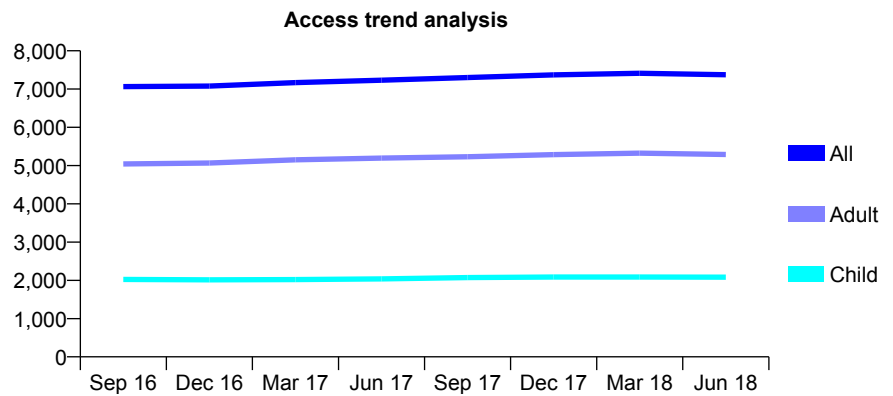
## Q45 - Vital Signs At a Glance Contract Report for 101338/0082 - June 2018

Name or company name	Whitecross Dental Care Limited
Contract type name	GDS Contract
Purpose of contract	General and Orthodontic
Contract start date	01/04/2009
Contract end date	

18/19 Contracted general activity (UDA)	18,500
Carry forward general activity (UDA)	0
18/19 Contracted orthodontic activity (UOA)	1,249
Carry forward orthodontic activity (UOA)	0
Baseline contract value	£602,183.50

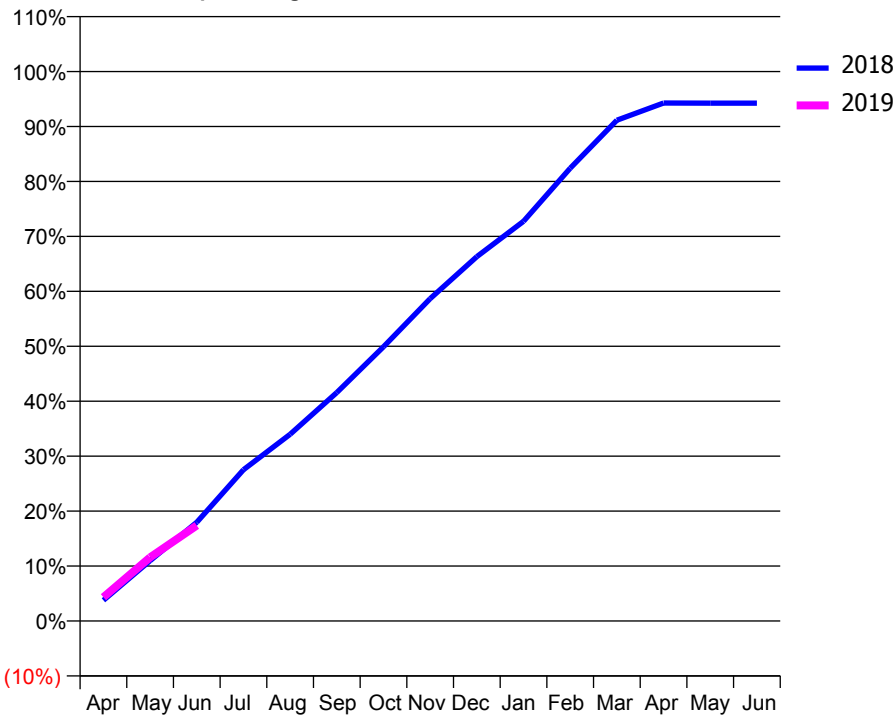
### ACCESS\*

Patients seen in 24 months	Total	Change since previous quarter
Quarter ending June 2017	7,233	
Quarter ending September 2017	7,302	→
Quarter ending December 2017	7,372	→
Quarter ending March 2018	7,412	→
Quarter ending June 2018	7,373	→
<b>Variance since June 2017</b>	<b>1.9%</b>	<b>→</b>



### ACTIVITY

Cumulative percentage of contracted UDA delivered 2018 & 2019



Month	Adjusted Scheduled Activity (UDA)	
	2018	2019
April	700	800
May	2,030	2,142
June	3,324	3,216
July	5,091	
August	6,289	
September	7,693	
October	9,231	
November	10,851	
December	12,268	
January	13,456	
February	15,242	
March	16,861	
April	17,440	
May	17,433	
June	17,433	

### QUALITY

	Quantity	Base Number	Contract	AT	Region	England
% of FP17s for the same patient ID Re-attending within 3 months - Children	58	629	9.2%	11.2%	12.0%	11.5%
% of FP17s for the same patient ID Re-attending within 3 months - Adults	129	1,332	9.7%	14.4%	15.7%	15.4%
% of FP17s for the same patient ID Re-attending between 3 & 9 months - Children	271	629	43.1%	54.4%	60.3%	58.9%
% of FP17s for the same patient ID Re-attending between 3 & 9 months - Adults	553	1,332	41.5%	51.1%	54.0%	51.6%
% of FP17s for Band 1 Urgent Courses	145	1,668	8.7%	8.7%	8.9%	8.9%
% of FP17s Relating to Free Repair or Replacements	20	1,668	1.2%	1.2%	1.0%	0.8%
% of FP17s Relating to Continuations	23	1,668	1.4%	1.3%	1.1%	0.9%
% of Patients satisfied with the dentistry they have received	5	5	N/A	92.3%	93.4%	93.2%
% of Patients satisfied with the time they had to wait for an appointment	5	5	N/A	89.4%	89.4%	88.8%

\* This is based on patients treated on this contract for their most recent course of treatment. Figures in italics indicate the base number of FP17s or Patient Questionnaire responses are less than 100. N/A is shown where the base number of responses is less than 10 during the period. % is calculated as Quantity/Base number\*100

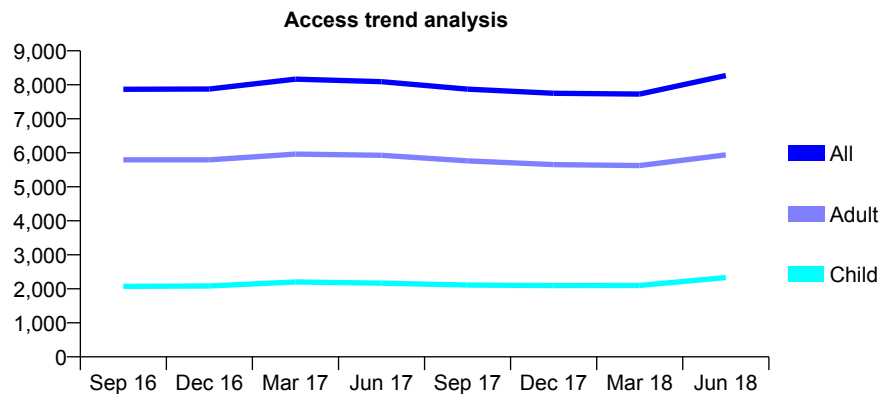
## Q45 - Vital Signs At a Glance Contract Report for 101338/0083 - June 2018

Name or company name	Whitecross Dental Care Limited
Contract type name	GDS Contract
Purpose of contract	General and Orthodontic
Contract start date	01/04/2009
Contract end date	

18/19 Contracted general activity (UDA)	32,273
Carry forward general activity (UDA)	0
18/19 Contracted orthodontic activity (UOA)	500
Carry forward orthodontic activity (UOA)	0
Baseline contract value	£913,551.36

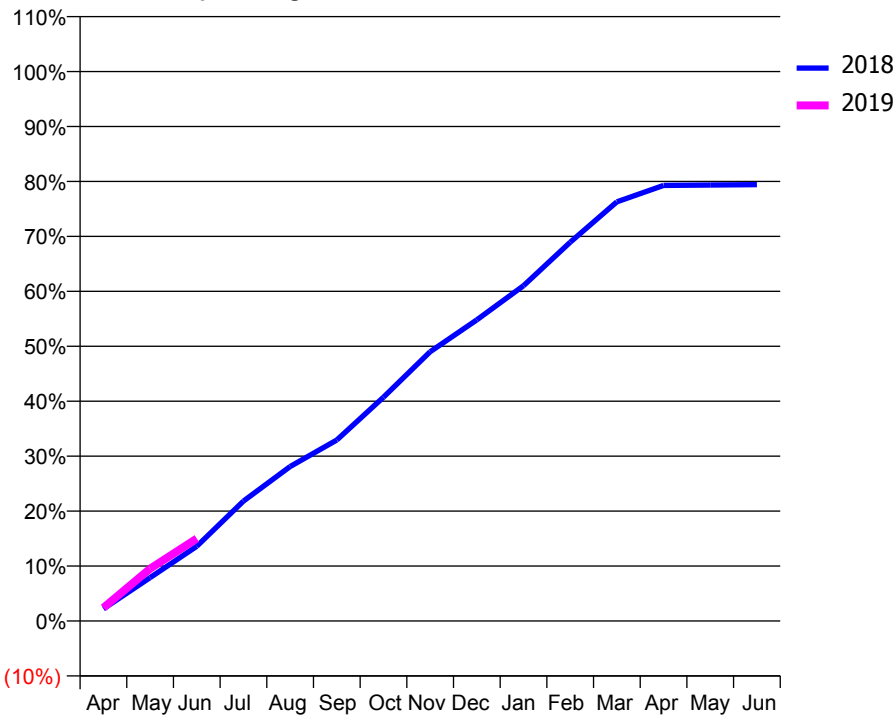
### ACCESS\*

Patients seen in 24 months	Total	Change since previous quarter
Quarter ending June 2017	8,091	
Quarter ending September 2017	7,871	↓
Quarter ending December 2017	7,751	↓
Quarter ending March 2018	7,726	→
Quarter ending June 2018	8,271	↑
<b>Variance since June 2017</b>	<b>2.2%</b>	<b>↑</b>



### ACTIVITY

Cumulative percentage of contracted UDA delivered 2018 & 2019



Month	Adjusted Scheduled Activity (UDA)	
	2018	2019
April	573	781
May	2,049	3,072
June	3,523	4,847
July	5,653	
August	7,280	
September	8,535	
October	10,554	
November	12,699	
December	14,200	
January	15,808	
February	17,860	
March	19,759	
April	20,536	
May	20,554	
June	20,571	

### QUALITY

	Quantity	Base Number	Contract	AT	Region	England
% of FP17s for the same patient ID Re-attending within 3 months - Children	58	943	6.2%	11.2%	12.0%	11.5%
% of FP17s for the same patient ID Re-attending within 3 months - Adults	233	2,154	10.8%	14.4%	15.7%	15.4%
% of FP17s for the same patient ID Re-attending between 3 & 9 months - Children	437	943	46.3%	54.4%	60.3%	58.9%
% of FP17s for the same patient ID Re-attending between 3 & 9 months - Adults	1,075	2,154	49.9%	51.1%	54.0%	51.6%
% of FP17s for Band 1 Urgent Courses	240	2,687	8.9%	8.7%	8.9%	8.9%
% of FP17s Relating to Free Repair or Replacements	16	2,687	0.6%	1.2%	1.0%	0.8%
% of FP17s Relating to Continuations	31	2,687	1.2%	1.3%	1.1%	0.9%
% of Patients satisfied with the dentistry they have received	6	6	N/A	92.3%	93.4%	93.2%
% of Patients satisfied with the time they had to wait for an appointment	6	6	N/A	89.4%	89.4%	88.8%

\* This is based on patients treated on this contract for their most recent course of treatment. Figures in italics indicate the base number of FP17s or Patient Questionnaire responses are less than 100. N/A is shown where the base number of responses is less than 10 during the period. % is calculated as Quantity/Base number\*100

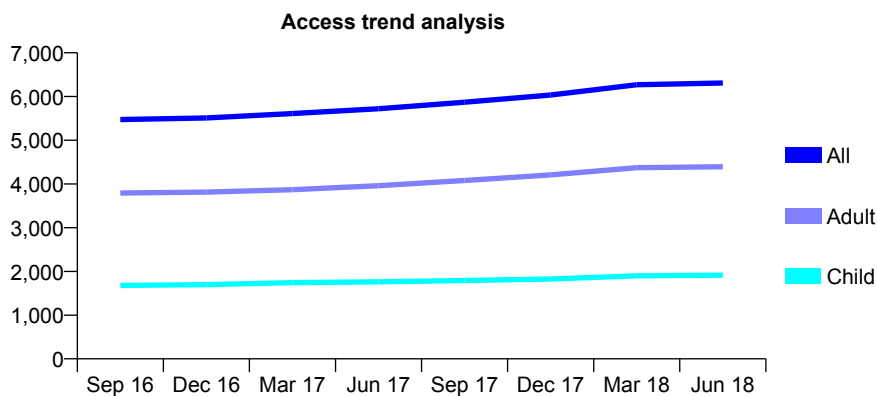
## Q45 - Vital Signs At a Glance Contract Report for 101338/0085 - June 2018

Name or company name	Whitecross Dental Care Limited
Contract type name	GDS Contract
Purpose of contract	General
Contract start date	01/04/2009
Contract end date	

18/19 Contracted general activity (UDA)	19,500
Carry forward general activity (UDA)	0
18/19 Contracted orthodontic activity (UOA)	0
Carry forward orthodontic activity (UOA)	0
Baseline contract value	£548,400.12

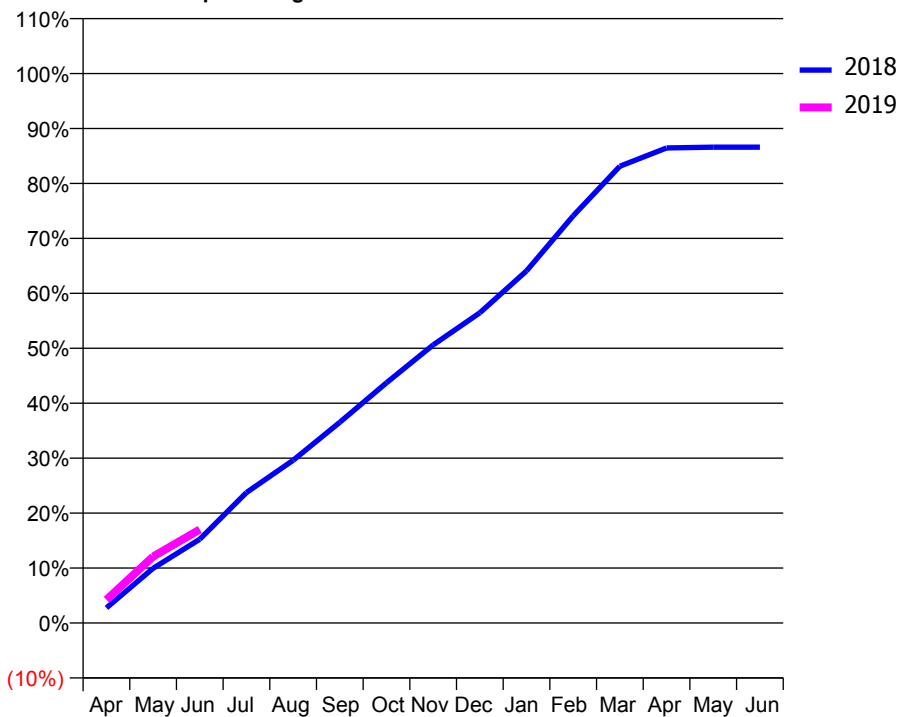
### ACCESS\*

Patients seen in 24 months	Total	Change since previous quarter
Quarter ending June 2017	5,720	
Quarter ending September 2017	5,869	↑
Quarter ending December 2017	6,034	↑
Quarter ending March 2018	6,270	↑
Quarter ending June 2018	6,309	→
<b>Variance since June 2017</b>	<b>10.3%</b>	<b>↑</b>



### ACTIVITY

Cumulative percentage of contracted UDA delivered 2018 & 2019



Month	Adjusted Scheduled Activity (UDA)	
	2018	2019
April	539	828
May	1,940	2,360
June	2,974	3,319
July	4,631	
August	5,778	
September	7,126	
October	8,527	
November	9,867	
December	11,009	
January	12,495	
February	14,447	
March	16,212	
April	16,860	
May	16,885	
June	16,885	

### QUALITY

	Quantity	Base Number	Contract	AT	Region	England
% of FP17s for the same patient ID Re-attending within 3 months - Children	30	538	5.6%	11.2%	12.0%	11.5%
% of FP17s for the same patient ID Re-attending within 3 months - Adults	113	1,103	10.2%	14.4%	15.7%	15.4%
% of FP17s for the same patient ID Re-attending between 3 & 9 months - Children	256	538	47.6%	54.4%	60.3%	58.9%
% of FP17s for the same patient ID Re-attending between 3 & 9 months - Adults	494	1,103	44.8%	51.1%	54.0%	51.6%
% of FP17s for Band 1 Urgent Courses	57	1,406	4.1%	8.7%	8.9%	8.9%
% of FP17s Relating to Free Repair or Replacements	5	1,406	0.4%	1.2%	1.0%	0.8%
% of FP17s Relating to Continuations	15	1,406	1.1%	1.3%	1.1%	0.9%
% of Patients satisfied with the dentistry they have received	5	5	N/A	92.3%	93.4%	93.2%
% of Patients satisfied with the time they had to wait for an appointment	5	5	N/A	89.4%	89.4%	88.8%

\* This is based on patients treated on this contract for their most recent course of treatment. Figures in italics indicate the base number of FP17s or Patient Questionnaire responses are less than 100. N/A is shown where the base number of responses is less than 10 during the period. % is calculated as Quantity/Base number\*100



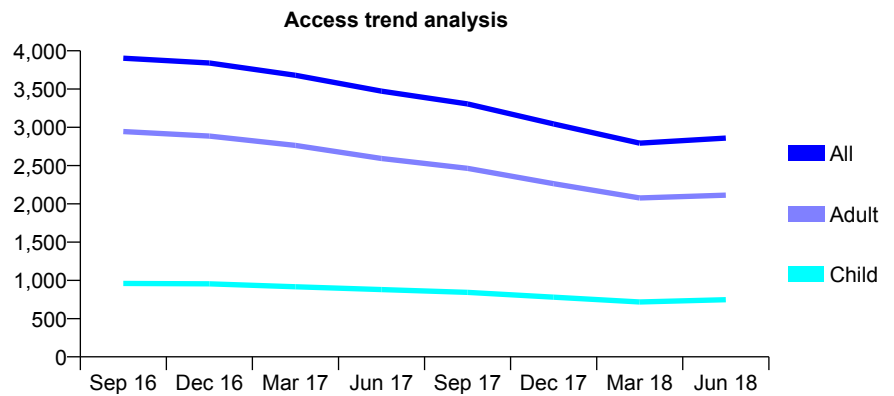
## Q45 - Vital Signs At a Glance Contract Report for 101435/0059 - June 2018

Name or company name	Pelton Lane End Dental Practice Partnersh
Contract type name	GDS Contract
Purpose of contract	General
Contract start date	01/04/2007
Contract end date	

18/19 Contracted general activity (UDA)	14,807
Carry forward general activity (UDA)	0
18/19 Contracted orthodontic activity (UOA)	0
Carry forward orthodontic activity (UOA)	0
Baseline contract value	£316,778.87

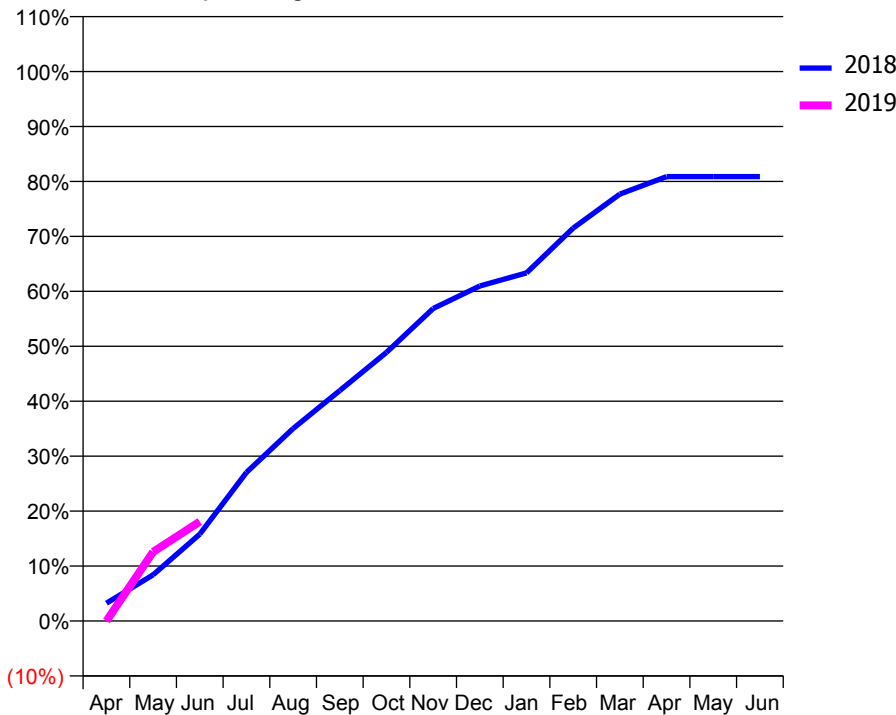
### ACCESS\*

Patients seen in 24 months	Total	Change since previous quarter
Quarter ending June 2017	3,472	
Quarter ending September 2017	3,306	↓
Quarter ending December 2017	3,044	↓
Quarter ending March 2018	2,793	↓
Quarter ending June 2018	2,859	↑
<b>Variance since June 2017</b>	<b>(17.7%)</b>	<b>↓</b>



### ACTIVITY

Cumulative percentage of contracted UDA delivered 2018 & 2019



Adjusted Scheduled Activity (UDA)		
Month	2018	2019
April	220	0
May	573	1,862
June	1,077	2,679
July	1,842	
August	2,385	
September	2,856	
October	3,327	
November	3,871	
December	4,150	
January	4,312	
February	4,866	
March	5,288	
April	5,504	
May	5,504	
June	5,504	

### QUALITY

	Quantity	Base Number	Contract	AT	Region	England
% of FP17s for the same patient ID Re-attending within 3 months - Children	13	314	4.1%	11.2%	12.0%	11.5%
% of FP17s for the same patient ID Re-attending within 3 months - Adults	70	853	8.2%	14.4%	15.7%	15.4%
% of FP17s for the same patient ID Re-attending between 3 & 9 months - Children	93	314	29.6%	54.4%	60.3%	58.9%
% of FP17s for the same patient ID Re-attending between 3 & 9 months - Adults	309	853	36.2%	51.1%	54.0%	51.6%
% of FP17s for Band 1 Urgent Courses	78	1,097	7.1%	8.7%	8.9%	8.9%
% of FP17s Relating to Free Repair or Replacements	4	1,097	0.4%	1.2%	1.0%	0.8%
% of FP17s Relating to Continuations	2	1,097	0.2%	1.3%	1.1%	0.9%
% of Patients satisfied with the dentistry they have received	4	4	N/A	92.3%	93.4%	93.2%
% of Patients satisfied with the time they had to wait for an appointment	4	4	N/A	89.4%	89.4%	88.8%

\* This is based on patients treated on this contract for their most recent course of treatment. Figures in italics indicate the base number of FP17s or Patient Questionnaire responses are less than 100. N/A is shown where the base number of responses is less than 10 during the period. % is calculated as Quantity/Base number\*100

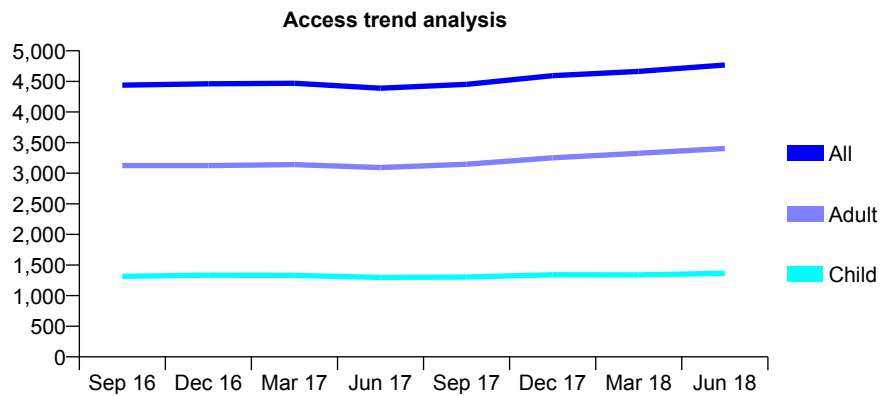
## Q45 - Vital Signs At a Glance Contract Report for 101435/0060 - June 2018

Name or company name	IDH Limited
Contract type name	GDS Contract
Purpose of contract	General
Contract start date	11/06/2007
Contract end date	

18/19 Contracted general activity (UDA)	15,717
Carry forward general activity (UDA)	0
18/19 Contracted orthodontic activity (UOA)	0
Carry forward orthodontic activity (UOA)	0
Baseline contract value	£347,345.33

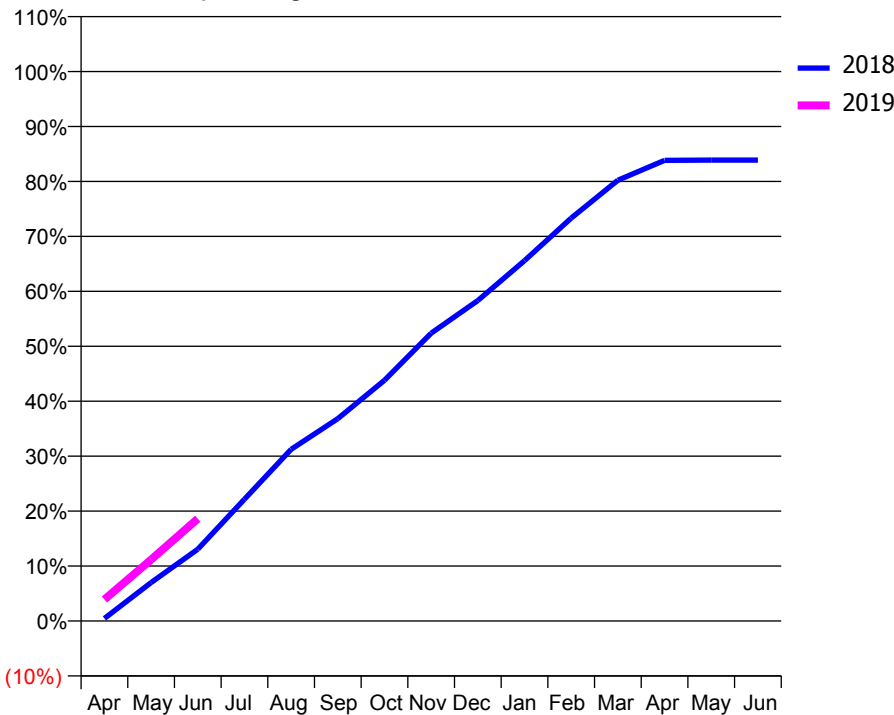
### ACCESS\*

Patients seen in 24 months	Total	Change since previous quarter
Quarter ending June 2017	4,389	
Quarter ending September 2017	4,452	→
Quarter ending December 2017	4,593	↑
Quarter ending March 2018	4,664	→
Quarter ending June 2018	4,769	↑
<b>Variance since June 2017</b>	<b>8.7%</b>	<b>↑</b>



### ACTIVITY

Cumulative percentage of contracted UDA delivered 2018 & 2019



Month	Adjusted Scheduled Activity (UDA)	
	2018	2019
April	73	617
May	1,102	1,755
June	2,052	2,927
July	3,484	
August	4,911	
September	5,788	
October	6,886	
November	8,234	
December	9,167	
January	10,306	
February	11,525	
March	12,607	
April	13,175	
May	13,184	
June	13,184	

### QUALITY

	Quantity	Base Number	Contract	AT	Region	England
% of FP17s for the same patient ID Re-attending within 3 months - Children	22	424	5.2%	11.2%	12.0%	11.5%
% of FP17s for the same patient ID Re-attending within 3 months - Adults	103	972	10.6%	14.4%	15.7%	15.4%
% of FP17s for the same patient ID Re-attending between 3 & 9 months - Children	210	424	49.5%	54.4%	60.3%	58.9%
% of FP17s for the same patient ID Re-attending between 3 & 9 months - Adults	448	972	46.1%	51.1%	54.0%	51.6%
% of FP17s for Band 1 Urgent Courses	68	1,195	5.7%	8.7%	8.9%	8.9%
% of FP17s Relating to Free Repair or Replacements	12	1,195	1.0%	1.2%	1.0%	0.8%
% of FP17s Relating to Continuations	10	1,195	0.8%	1.3%	1.1%	0.9%
% of Patients satisfied with the dentistry they have received	7	7	N/A	92.3%	93.4%	93.2%
% of Patients satisfied with the time they had to wait for an appointment	7	7	N/A	89.4%	89.4%	88.8%

\* This is based on patients treated on this contract for their most recent course of treatment. Figures in italics indicate the base number of FP17s or Patient Questionnaire responses are less than 100. N/A is shown where the base number of responses is less than 10 during the period. % is calculated as Quantity/Base number\*100

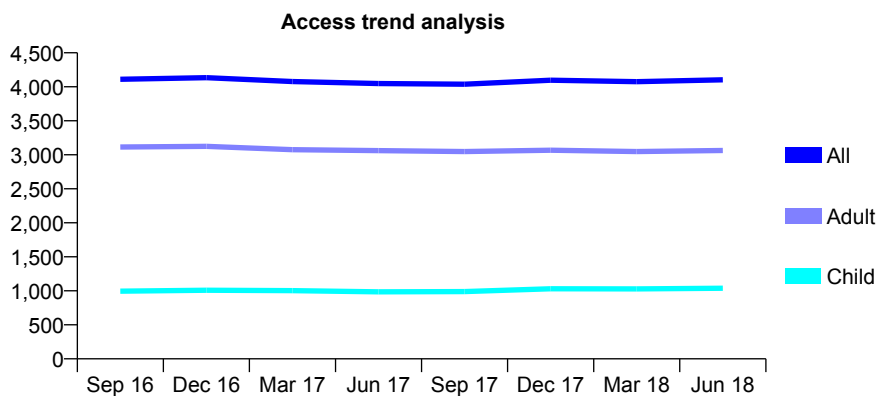
## Q45 - Vital Signs At a Glance Contract Report for 101435/0078 - June 2018

Name or company name	IDH Limited
Contract type name	GDS Contract
Purpose of contract	General
Contract start date	01/01/2008
Contract end date	

18/19 Contracted general activity (UDA)	12,900
Carry forward general activity (UDA)	0
18/19 Contracted orthodontic activity (UOA)	0
Carry forward orthodontic activity (UOA)	0
Baseline contract value	£347,563.22

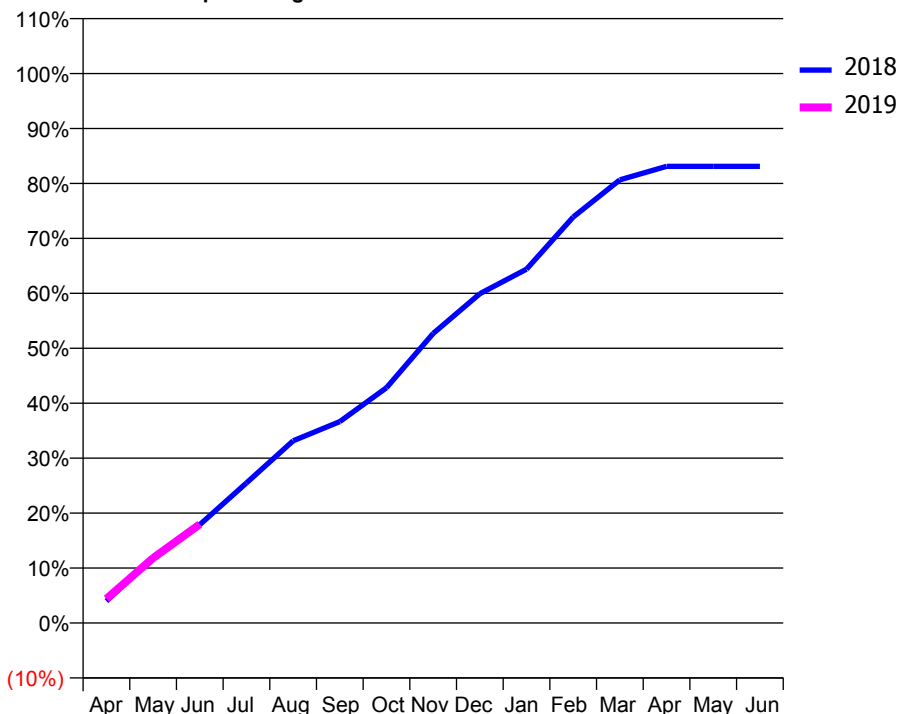
### ACCESS\*

Patients seen in 24 months	Total	Change since previous quarter
Quarter ending June 2017	4,048	
Quarter ending September 2017	4,039	→
Quarter ending December 2017	4,098	→
Quarter ending March 2018	4,076	→
Quarter ending June 2018	4,102	→
<b>Variance since June 2017</b>	<b>1.3%</b>	<b>→</b>



### ACTIVITY

Cumulative percentage of contracted UDA delivered 2018 & 2019



Adjusted Scheduled Activity (UDA)

Month	2018	2019
April	516	570
May	1,536	1,525
June	2,309	2,319
July	3,290	
August	4,277	
September	4,728	
October	5,525	
November	6,796	
December	7,730	
January	8,307	
February	9,531	
March	10,404	
April	10,720	
May	10,721	
June	10,721	

### QUALITY

	Quantity	Base Number	Contract	AT	Region	England
% of FP17s for the same patient ID Re-attending within 3 months - Children	15	346	4.3%	11.2%	12.0%	11.5%
% of FP17s for the same patient ID Re-attending within 3 months - Adults	111	1,029	10.8%	14.4%	15.7%	15.4%
% of FP17s for the same patient ID Re-attending between 3 & 9 months - Children	211	346	61.0%	54.4%	60.3%	58.9%
% of FP17s for the same patient ID Re-attending between 3 & 9 months - Adults	591	1,029	57.4%	51.1%	54.0%	51.6%
% of FP17s for Band 1 Urgent Courses	60	1,203	5.0%	8.7%	8.9%	8.9%
% of FP17s Relating to Free Repair or Replacements	1	1,203	0.1%	1.2%	1.0%	0.8%
% of FP17s Relating to Continuations	20	1,203	1.7%	1.3%	1.1%	0.9%
% of Patients satisfied with the dentistry they have received	2	3	N/A	92.3%	93.4%	93.2%
% of Patients satisfied with the time they had to wait for an appointment	2	3	N/A	89.4%	89.4%	88.8%

\* This is based on patients treated on this contract for their most recent course of treatment. Figures in italics indicate the base number of FP17s or Patient Questionnaire responses are less than 100. N/A is shown where the base number of responses is less than 10 during the period. % is calculated as Quantity/Base number\*100

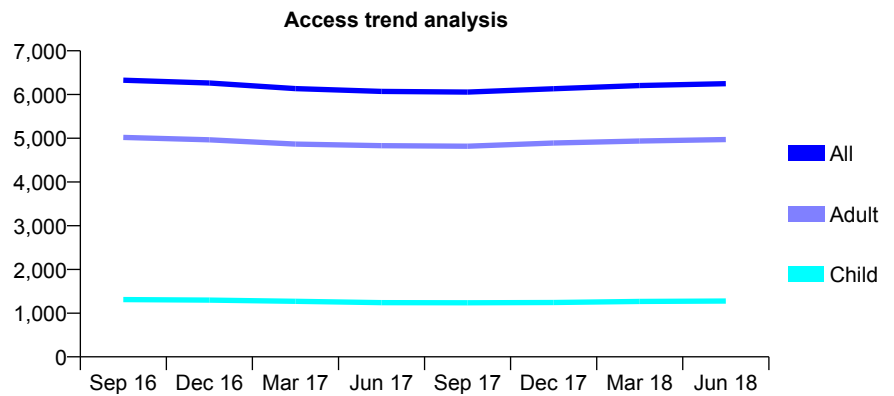
## Q45 - Vital Signs At a Glance Contract Report for 101435/0115 - June 2018

Name or company name	IDH Limited
Contract type name	GDS Contract
Purpose of contract	General
Contract start date	01/09/2008
Contract end date	

18/19 Contracted general activity (UDA)	18,500
Carry forward general activity (UDA)	0
18/19 Contracted orthodontic activity (UOA)	0
Carry forward orthodontic activity (UOA)	0
Baseline contract value	£467,621.37

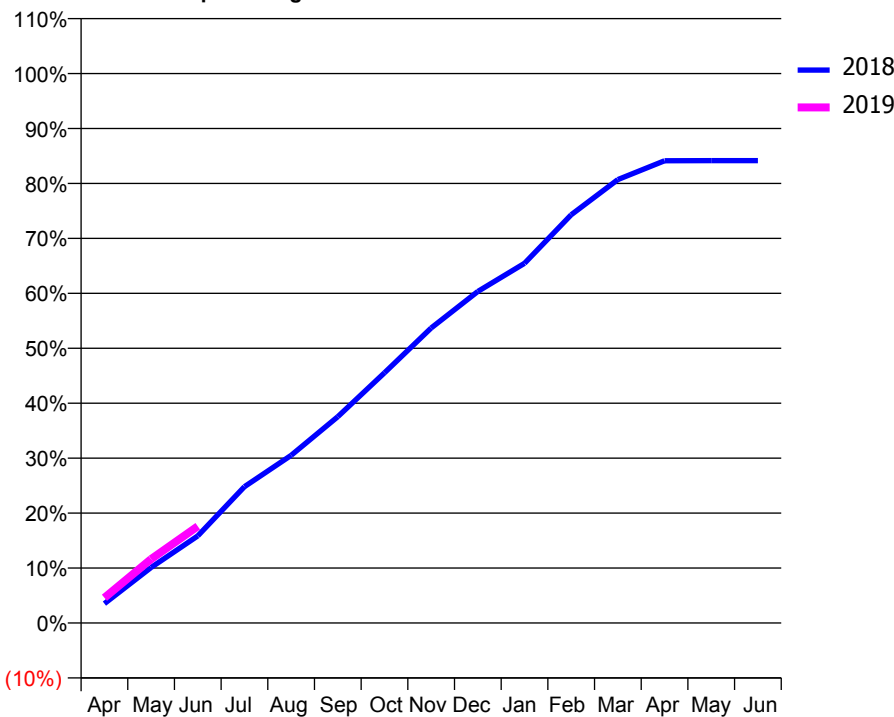
### ACCESS\*

Patients seen in 24 months	Total	Change since previous quarter
Quarter ending June 2017	6,071	
Quarter ending September 2017	6,055	→
Quarter ending December 2017	6,133	→
Quarter ending March 2018	6,205	→
Quarter ending June 2018	6,247	→
<b>Variance since June 2017</b>	<b>2.9%</b>	<b>↑</b>



### ACTIVITY

Cumulative percentage of contracted UDA delivered 2018 & 2019



Month	Adjusted Scheduled Activity (UDA)	
	2018	2019
April	655	851
May	1,871	2,152
June	2,932	3,256
July	4,592	
August	5,645	
September	6,949	
October	8,425	
November	9,933	
December	11,163	
January	12,108	
February	13,745	
March	14,931	
April	15,561	
May	15,568	
June	15,569	

### QUALITY

	Quantity	Base Number	Contract	AT	Region	England
% of FP17s for the same patient ID Re-attending within 3 months - Children	21	422	5.0%	11.2%	12.0%	11.5%
% of FP17s for the same patient ID Re-attending within 3 months - Adults	217	1,529	14.2%	14.4%	15.7%	15.4%
% of FP17s for the same patient ID Re-attending between 3 & 9 months - Children	233	422	55.2%	54.4%	60.3%	58.9%
% of FP17s for the same patient ID Re-attending between 3 & 9 months - Adults	723	1,529	47.3%	51.1%	54.0%	51.6%
% of FP17s for Band 1 Urgent Courses	225	1,642	13.7%	8.7%	8.9%	8.9%
% of FP17s Relating to Free Repair or Replacements	2	1,642	0.1%	1.2%	1.0%	0.8%
% of FP17s Relating to Continuations	17	1,642	1.0%	1.3%	1.1%	0.9%
% of Patients satisfied with the dentistry they have received	11	12	91.7%	92.3%	93.4%	93.2%
% of Patients satisfied with the time they had to wait for an appointment	11	12	91.7%	89.4%	89.4%	88.8%

\* This is based on patients treated on this contract for their most recent course of treatment. Figures in italics indicate the base number of FP17s or Patient Questionnaire responses are less than 100. N/A is shown where the base number of responses is less than 10 during the period. % is calculated as Quantity/Base number\*100

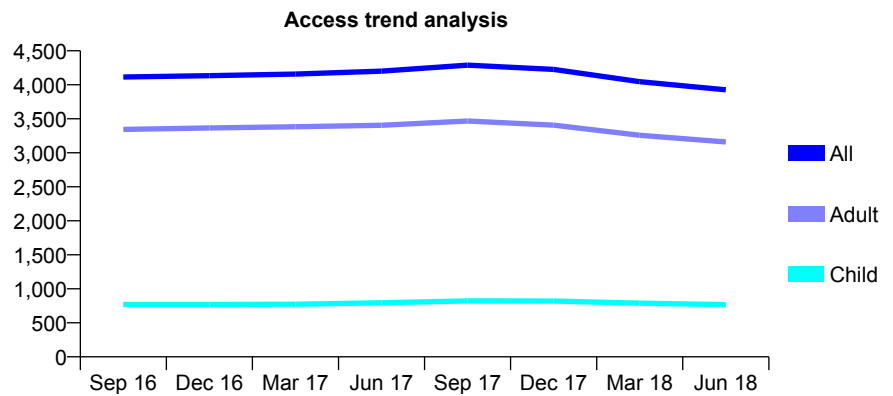
## Q45 - Vital Signs At a Glance Contract Report for 103888/0001 - June 2018

Name or company name	The Fairfield Dental Practice Partnership
Contract type name	GDS Contract
Purpose of contract	General and Orthodontic
Contract start date	23/11/2011
Contract end date	

18/19 Contracted general activity (UDA)	12,432
Carry forward general activity (UDA)	0
18/19 Contracted orthodontic activity (UOA)	0
Carry forward orthodontic activity (UOA)	0
Baseline contract value	£323,536.19

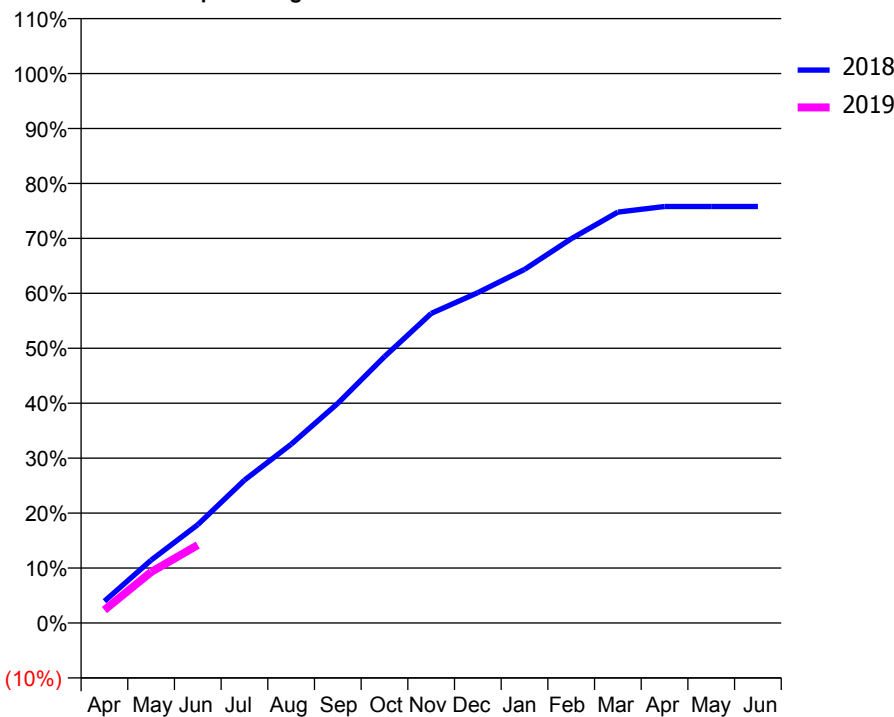
### ACCESS\*

Patients seen in 24 months	Total	Change since previous quarter
Quarter ending June 2017	4,201	
Quarter ending September 2017	4,289	↑
Quarter ending December 2017	4,227	↓
Quarter ending March 2018	4,047	↓
Quarter ending June 2018	3,927	↓
<b>Variance since June 2017</b>	<b>(6.5%)</b>	<b>↓</b>



### ACTIVITY

Cumulative percentage of contracted UDA delivered 2018 & 2019



Month	Adjusted Scheduled Activity (UDA)	
	2018	2019
April	494	294
May	1,423	1,154
June	2,225	1,764
July	3,233	
August	4,043	
September	4,970	
October	6,027	
November	7,005	
December	7,474	
January	7,998	
February	8,695	
March	9,296	
April	9,423	
May	9,424	
June	9,424	

### QUALITY

	Quantity	Base Number	Contract	AT	Region	England
% of FP17s for the same patient ID Re-attending within 3 months - Children	5	202	2.5%	11.2%	12.0%	11.5%
% of FP17s for the same patient ID Re-attending within 3 months - Adults	85	792	10.7%	14.4%	15.7%	15.4%
% of FP17s for the same patient ID Re-attending between 3 & 9 months - Children	87	202	43.1%	54.4%	60.3%	58.9%
% of FP17s for the same patient ID Re-attending between 3 & 9 months - Adults	376	792	47.5%	51.1%	54.0%	51.6%
% of FP17s for Band 1 Urgent Courses	49	921	5.3%	8.7%	8.9%	8.9%
% of FP17s Relating to Free Repair or Replacements	13	921	1.4%	1.2%	1.0%	0.8%
% of FP17s Relating to Continuations	7	921	0.8%	1.3%	1.1%	0.9%
% of Patients satisfied with the dentistry they have received	3	4	N/A	92.3%	93.4%	93.2%
% of Patients satisfied with the time they had to wait for an appointment	4	4	N/A	89.4%	89.4%	88.8%

\* This is based on patients treated on this contract for their most recent course of treatment. Figures in italics indicate the base number of FP17s or Patient Questionnaire responses are less than 100. N/A is shown where the base number of responses is less than 10 during the period. % is calculated as Quantity/Base number\*100

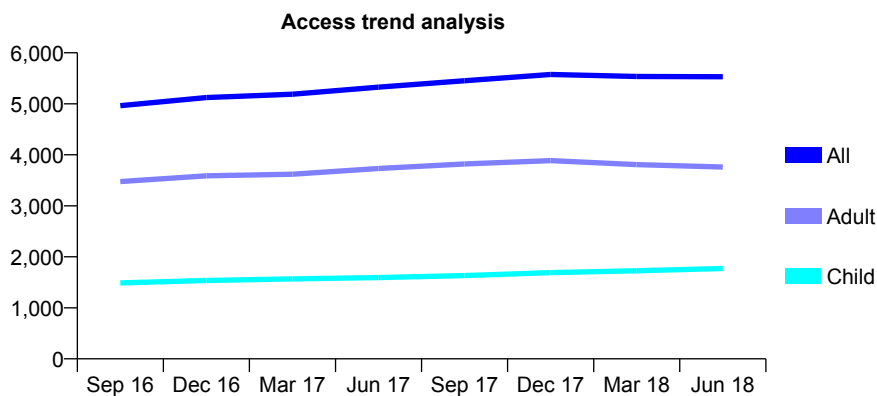
## Q45 - Vital Signs At a Glance Contract Report for 114197/0001 - June 2018

Name or company name	Elliott & McCarthy Dental Surgery
Contract type name	GDS Contract
Purpose of contract	General
Contract start date	01/07/2014
Contract end date	

18/19 Contracted general activity (UDA)	17,293
Carry forward general activity (UDA)	0
18/19 Contracted orthodontic activity (UOA)	0
Carry forward orthodontic activity (UOA)	0
Baseline contract value	£626,791.10

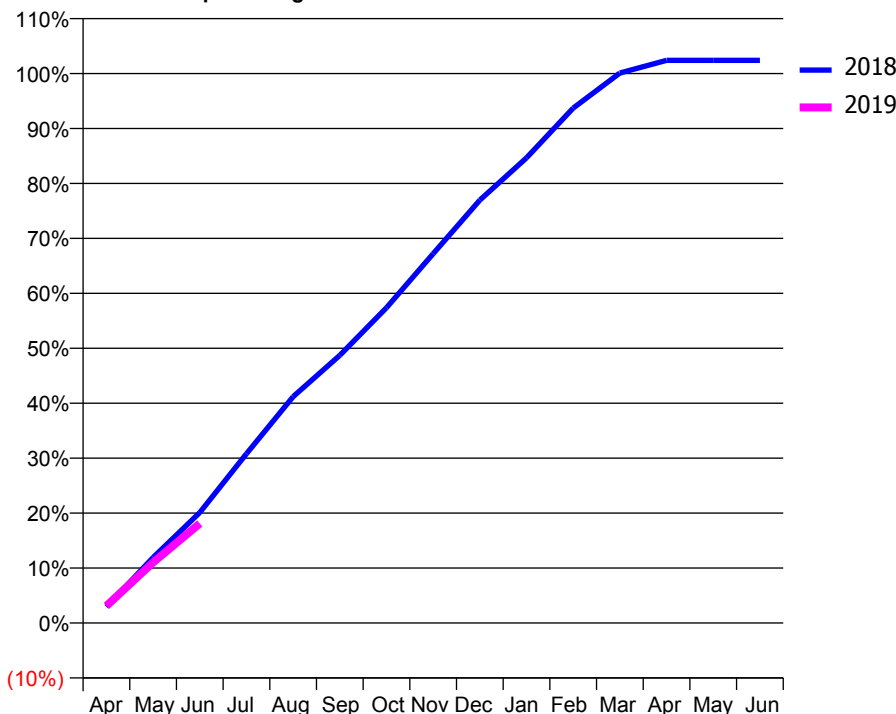
### ACCESS\*

Patients seen in 24 months	Total	Change since previous quarter
Quarter ending June 2017	5,327	
Quarter ending September 2017	5,453	↑
Quarter ending December 2017	5,575	↑
Quarter ending March 2018	5,536	→
Quarter ending June 2018	5,532	→
<b>Variance since June 2017</b>	<b>3.8%</b>	<b>↑</b>



### ACTIVITY

Cumulative percentage of contracted UDA delivered 2018 & 2019



Month	Adjusted Scheduled Activity (UDA)	
	2018	2019
April	465	537
May	1,882	1,906
June	3,176	3,133
July	4,864	
August	6,505	
September	7,692	
October	9,060	
November	10,614	
December	12,153	
January	13,370	
February	14,798	
March	15,808	
April	16,170	
May	16,170	
June	16,170	

### QUALITY

	Quantity	Base Number	Contract	AT	Region	England
% of FP17s for the same patient ID Re-attending within 3 months - Children	54	673	8.0%	11.2%	12.0%	11.5%
% of FP17s for the same patient ID Re-attending within 3 months - Adults	214	1,267	16.9%	14.4%	15.7%	15.4%
% of FP17s for the same patient ID Re-attending between 3 & 9 months - Children	336	673	49.9%	54.4%	60.3%	58.9%
% of FP17s for the same patient ID Re-attending between 3 & 9 months - Adults	702	1,267	55.4%	51.1%	54.0%	51.6%
% of FP17s for Band 1 Urgent Courses	123	1,475	8.3%	8.7%	8.9%	8.9%
% of FP17s Relating to Free Repair or Replacements	10	1,475	0.7%	1.2%	1.0%	0.8%
% of FP17s Relating to Continuations	38	1,475	2.6%	1.3%	1.1%	0.9%
% of Patients satisfied with the dentistry they have received	7	8	N/A	92.3%	93.4%	93.2%
% of Patients satisfied with the time they had to wait for an appointment	7	8	N/A	89.4%	89.4%	88.8%

\* This is based on patients treated on this contract for their most recent course of treatment. Figures in italics indicate the base number of FP17s or Patient Questionnaire responses are less than 100. N/A is shown where the base number of responses is less than 10 during the period. % is calculated as Quantity/Base number\*100

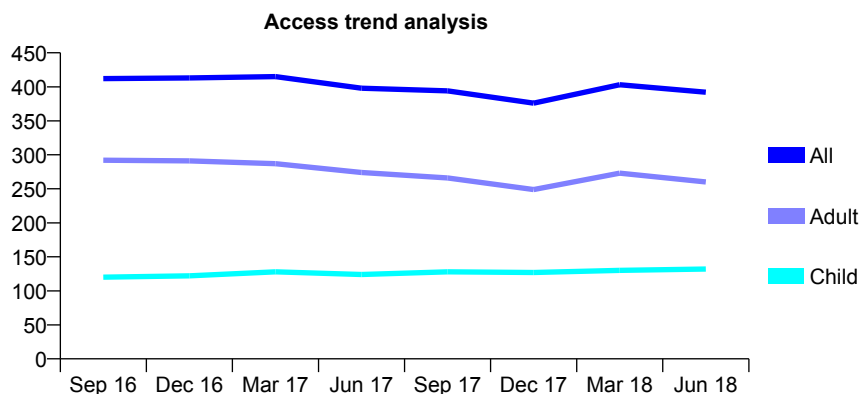
## Q45 - Vital Signs At a Glance Contract Report for 114405/0001 - June 2018

Name or company name	Mr D Lamb
Contract type name	GDS Contract
Purpose of contract	General
Contract start date	01/07/2014
Contract end date	

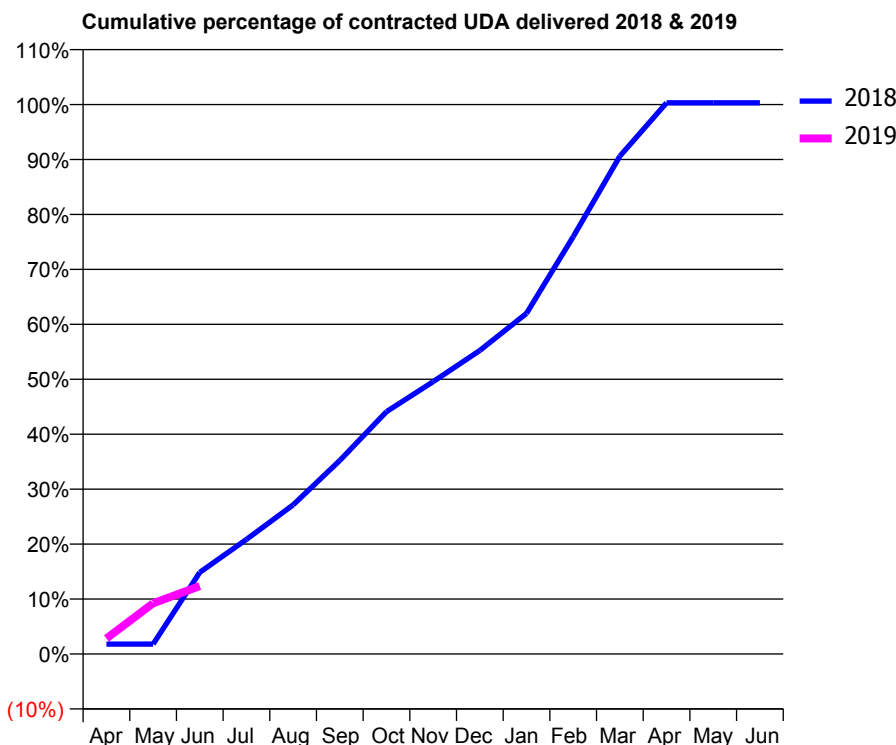
18/19 Contracted general activity (UDA)	1,221
Carry forward general activity (UDA)	0
18/19 Contracted orthodontic activity (UOA)	0
Carry forward orthodontic activity (UOA)	0
Baseline contract value	£37,203.05

### ACCESS\*

Patients seen in 24 months	Total	Change since previous quarter
Quarter ending June 2017	398	
Quarter ending September 2017	394	↓
Quarter ending December 2017	376	↓
Quarter ending March 2018	403	↑
Quarter ending June 2018	392	↓
<b>Variance since June 2017</b>	<b>(1.5%)</b>	<b>↓</b>



### ACTIVITY



Month	Adjusted Scheduled Activity (UDA)	
	2018	2019
April	22	34
May	22	113
June	181	151
July	255	
August	331	
September	430	
October	538	
November	605	
December	675	
January	757	
February	927	
March	1,106	
April	1,225	
May	1,225	
June	1,225	

### QUALITY

	Quantity	Base Number	Contract	AT	Region	England
% of FP17s for the same patient ID Re-attending within 3 months - Children	8	57	14.0%	11.2%	12.0%	11.5%
% of FP17s for the same patient ID Re-attending within 3 months - Adults	17	74	23.0%	14.4%	15.7%	15.4%
% of FP17s for the same patient ID Re-attending between 3 & 9 months - Children	39	57	68.4%	54.4%	60.3%	58.9%
% of FP17s for the same patient ID Re-attending between 3 & 9 months - Adults	34	74	45.9%	51.1%	54.0%	51.6%
% of FP17s for Band 1 Urgent Courses	15	99	15.2%	8.7%	8.9%	8.9%
% of FP17s Relating to Free Repair or Replacements	0	99	0.0%	1.2%	1.0%	0.8%
% of FP17s Relating to Continuations	0	99	0.0%	1.3%	1.1%	0.9%
% of Patients satisfied with the dentistry they have received	0	0	N/A	92.3%	93.4%	93.2%
% of Patients satisfied with the time they had to wait for an appointment	0	0	N/A	89.4%	89.4%	88.8%

\* This is based on patients treated on this contract for their most recent course of treatment. Figures in italics indicate the base number of FP17s or Patient Questionnaire responses are less than 100. N/A is shown where the base number of responses is less than 10 during the period. % is calculated as Quantity/Base number\*100

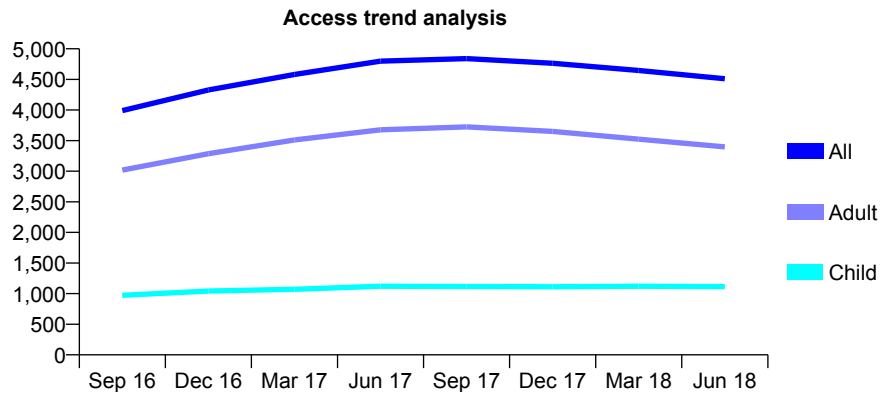
## Q45 - Vital Signs At a Glance Contract Report for 115134/0001 - June 2018

Name or company name	Grace Dental Care Partnership
Contract type name	GDS Contract
Purpose of contract	General
Contract start date	01/11/2015
Contract end date	

18/19 Contracted general activity (UDA)	13,542
Carry forward general activity (UDA)	0
18/19 Contracted orthodontic activity (UOA)	0
Carry forward orthodontic activity (UOA)	0
Baseline contract value	£351,606.59

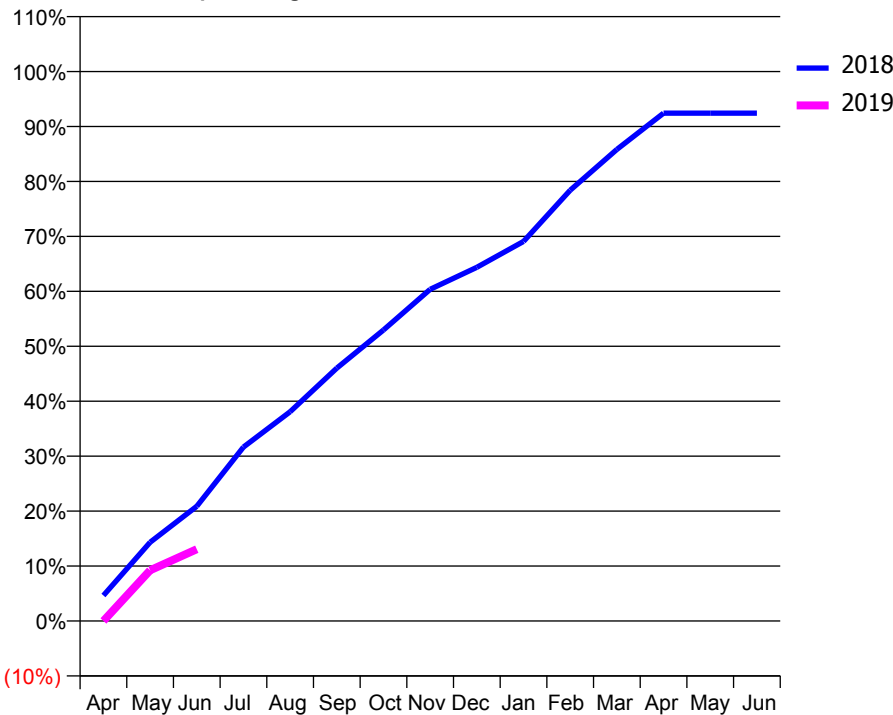
### ACCESS\*

Patients seen in 24 months	Total	Change since previous quarter
Quarter ending June 2017	4,798	
Quarter ending September 2017	4,840	→
Quarter ending December 2017	4,763	↓
Quarter ending March 2018	4,647	↓
Quarter ending June 2018	4,511	↓
<b>Variance since June 2017</b>	<b>(6.0%)</b>	<b>↓</b>



### ACTIVITY

Cumulative percentage of contracted UDA delivered 2018 & 2019



Month	Adjusted Scheduled Activity (UDA)	
	2018	2019
April	628	1
May	1,942	1,251
June	2,828	1,768
July	4,286	
August	5,158	
September	6,234	
October	7,174	
November	8,173	
December	8,716	
January	9,353	
February	10,615	
March	11,622	
April	12,515	
May	12,515	
June	12,515	

### QUALITY

	Quantity	Base Number	Contract	AT	Region	England
% of FP17s for the same patient ID Re-attending within 3 months - Children	5	364	1.4%	11.2%	12.0%	11.5%
% of FP17s for the same patient ID Re-attending within 3 months - Adults	46	969	4.7%	14.4%	15.7%	15.4%
% of FP17s for the same patient ID Re-attending between 3 & 9 months - Children	190	364	52.2%	54.4%	60.3%	58.9%
% of FP17s for the same patient ID Re-attending between 3 & 9 months - Adults	590	969	60.9%	51.1%	54.0%	51.6%
% of FP17s for Band 1 Urgent Courses	10	958	1.0%	8.7%	8.9%	8.9%
% of FP17s Relating to Free Repair or Replacements	2	958	0.2%	1.2%	1.0%	0.8%
% of FP17s Relating to Continuations	0	958	0.0%	1.3%	1.1%	0.9%
% of Patients satisfied with the dentistry they have received	3	4	N/A	92.3%	93.4%	93.2%
% of Patients satisfied with the time they had to wait for an appointment	3	4	N/A	89.4%	89.4%	88.8%

\* This is based on patients treated on this contract for their most recent course of treatment. Figures in italics indicate the base number of FP17s or Patient Questionnaire responses are less than 100. N/A is shown where the base number of responses is less than 10 during the period. % is calculated as Quantity/Base number\*100



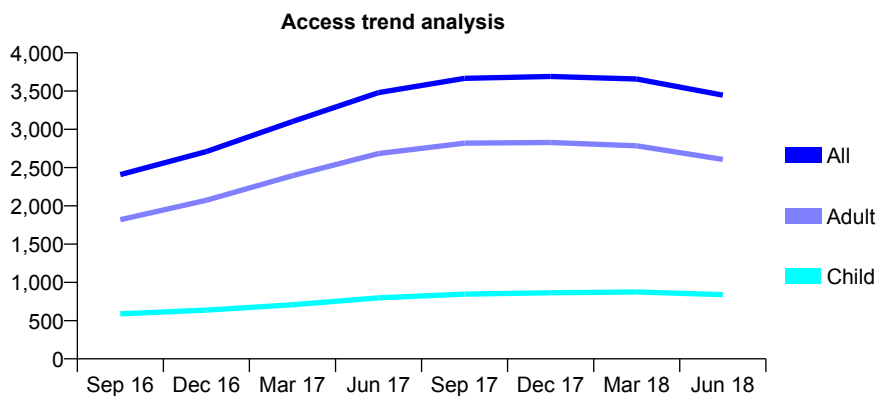
## Q45 - Vital Signs At a Glance Contract Report for 115134/0002 - June 2018

Name or company name	Grace Dental Care Partnership
Contract type name	GDS Contract
Purpose of contract	General
Contract start date	01/11/2015
Contract end date	

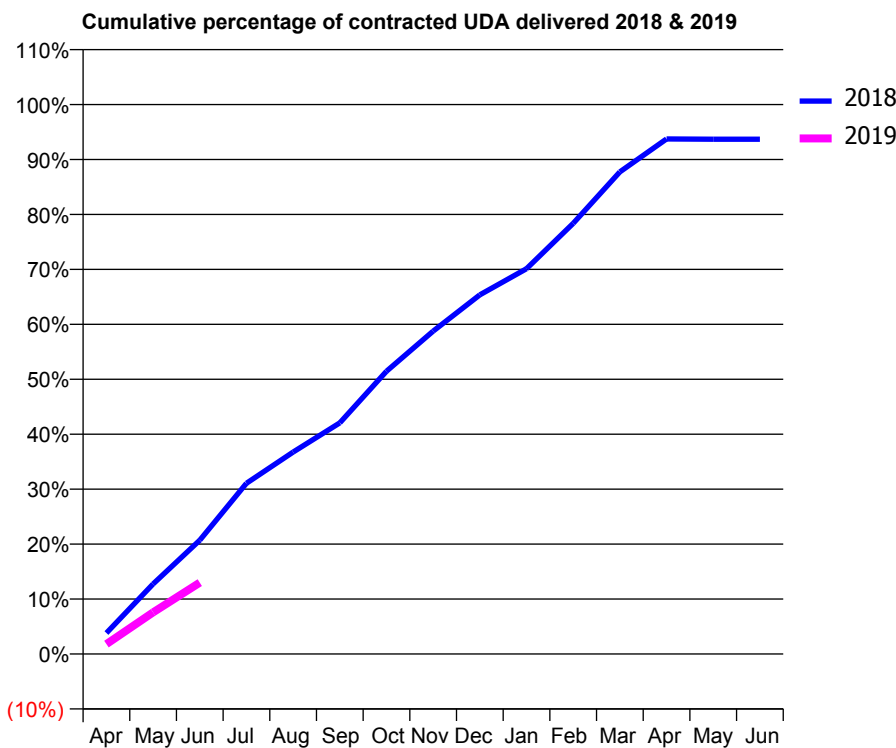
18/19 Contracted general activity (UDA)	13,675
Carry forward general activity (UDA)	0
18/19 Contracted orthodontic activity (UOA)	0
Carry forward orthodontic activity (UOA)	0
Baseline contract value	£515,005.30

### ACCESS\*

Patients seen in 24 months	Total	Change since previous quarter
Quarter ending June 2017	3,480	
Quarter ending September 2017	3,667	↑
Quarter ending December 2017	3,691	→
Quarter ending March 2018	3,658	→
Quarter ending June 2018	3,446	↓
<b>Variance since June 2017</b>	<b>(1.0%)</b>	→



### ACTIVITY



Month	Adjusted Scheduled Activity (UDA)	
	2018	2019
April	521	247
May	1,745	1,037
June	2,832	1,776
July	4,251	
August	5,025	
September	5,754	
October	7,037	
November	8,035	
December	8,939	
January	9,587	
February	10,718	
March	11,996	
April	12,818	
May	12,811	
June	12,812	

### QUALITY

	Quantity	Base Number	Contract	AT	Region	England
% of FP17s for the same patient ID Re-attending within 3 months - Children	4	206	1.9%	11.2%	12.0%	11.5%
% of FP17s for the same patient ID Re-attending within 3 months - Adults	54	564	9.6%	14.4%	15.7%	15.4%
% of FP17s for the same patient ID Re-attending between 3 & 9 months - Children	113	206	54.9%	54.4%	60.3%	58.9%
% of FP17s for the same patient ID Re-attending between 3 & 9 months - Adults	280	564	49.6%	51.1%	54.0%	51.6%
% of FP17s for Band 1 Urgent Courses	51	582	8.8%	8.7%	8.9%	8.9%
% of FP17s Relating to Free Repair or Replacements	1	582	0.2%	1.2%	1.0%	0.8%
% of FP17s Relating to Continuations	1	582	0.2%	1.3%	1.1%	0.9%
% of Patients satisfied with the dentistry they have received	1	1	N/A	92.3%	93.4%	93.2%
% of Patients satisfied with the time they had to wait for an appointment	1	1	N/A	89.4%	89.4%	88.8%

\* This is based on patients treated on this contract for their most recent course of treatment. Figures in italics indicate the base number of FP17s or Patient Questionnaire responses are less than 100. N/A is shown where the base number of responses is less than 10 during the period. % is calculated as Quantity/Base number\*100

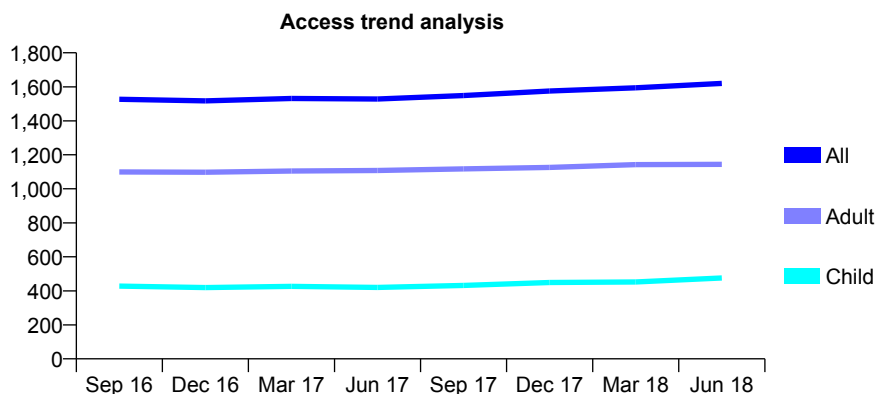
## Q45 - Vital Signs At a Glance Contract Report for 116491/0001 - June 2018

Name or company name	Toothwise Ltd.
Contract type name	GDS Contract
Purpose of contract	General
Contract start date	01/04/2009
Contract end date	

18/19 Contracted general activity (UDA)	4,589
Carry forward general activity (UDA)	0
18/19 Contracted orthodontic activity (UOA)	0
Carry forward orthodontic activity (UOA)	0
Baseline contract value	£157,724.19

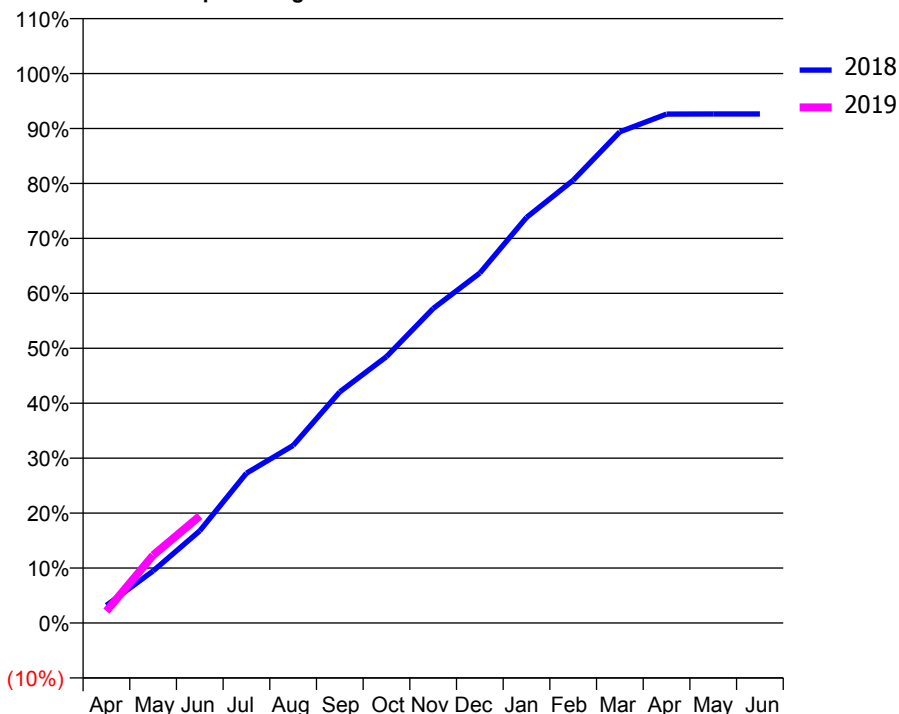
### ACCESS\*

Patients seen in 24 months	Total	Change since previous quarter
Quarter ending June 2017	1,528	
Quarter ending September 2017	1,549	→
Quarter ending December 2017	1,575	→
Quarter ending March 2018	1,594	→
Quarter ending June 2018	1,620	→
<b>Variance since June 2017</b>	<b>6.0%</b>	<b>↑</b>



### ACTIVITY

Cumulative percentage of contracted UDA delivered 2018 & 2019



Month	Adjusted Scheduled Activity (UDA)	
	2018	2019
April	148	100
May	435	566
June	770	894
July	1,251	
August	1,482	
September	1,930	
October	2,224	
November	2,626	
December	2,923	
January	3,387	
February	3,698	
March	4,102	
April	4,250	
May	4,251	
June	4,251	

### QUALITY

	Quantity	Base Number	Contract	AT	Region	England
% of FP17s for the same patient ID Re-attending within 3 months - Children	14	219	6.4%	11.2%	12.0%	11.5%
% of FP17s for the same patient ID Re-attending within 3 months - Adults	45	394	11.4%	14.4%	15.7%	15.4%
% of FP17s for the same patient ID Re-attending between 3 & 9 months - Children	139	219	63.5%	54.4%	60.3%	58.9%
% of FP17s for the same patient ID Re-attending between 3 & 9 months - Adults	241	394	61.2%	51.1%	54.0%	51.6%
% of FP17s for Band 1 Urgent Courses	4	515	0.8%	8.7%	8.9%	8.9%
% of FP17s Relating to Free Repair or Replacements	0	515	0.0%	1.2%	1.0%	0.8%
% of FP17s Relating to Continuations	0	515	0.0%	1.3%	1.1%	0.9%
% of Patients satisfied with the dentistry they have received	4	4	N/A	92.3%	93.4%	93.2%
% of Patients satisfied with the time they had to wait for an appointment	4	4	N/A	89.4%	89.4%	88.8%

\* This is based on patients treated on this contract for their most recent course of treatment. Figures in italics indicate the base number of FP17s or Patient Questionnaire responses are less than 100. N/A is shown where the base number of responses is less than 10 during the period. % is calculated as Quantity/Base number\*100

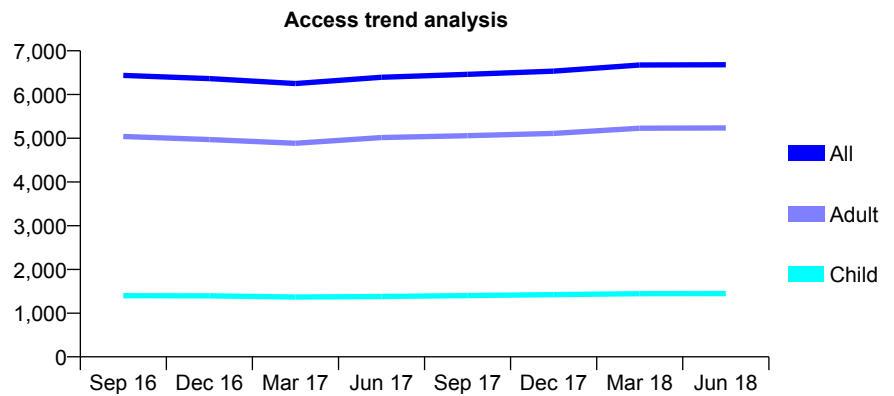
## Q45 - Vital Signs At a Glance Contract Report for 118060/0002 - June 2018

Name or company name	Genix Healthcare Ltd
Contract type name	GDS Contract
Purpose of contract	General
Contract start date	07/09/2006
Contract end date	

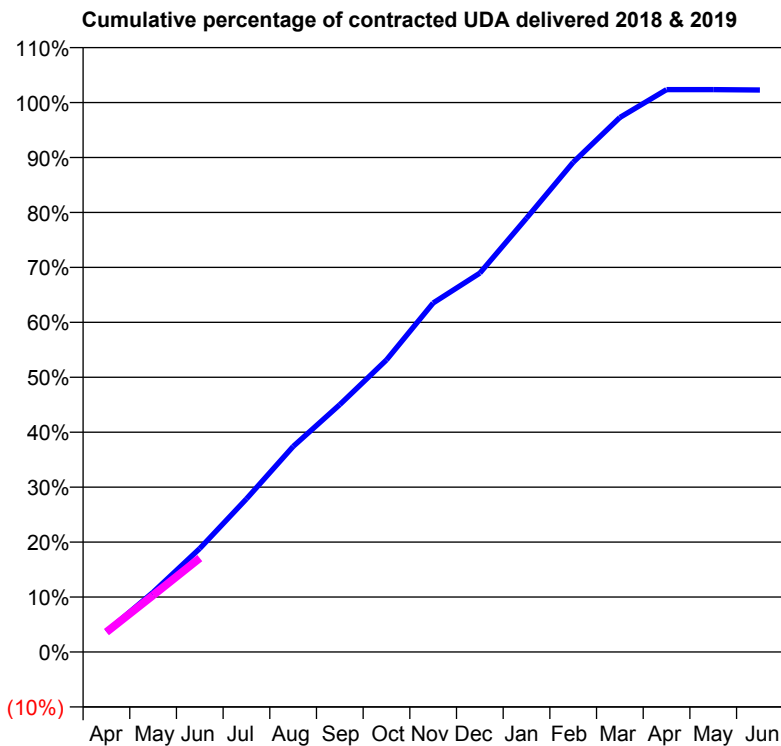
18/19 Contracted general activity (UDA)	20,500
Carry forward general activity (UDA)	0
18/19 Contracted orthodontic activity (UOA)	0
Carry forward orthodontic activity (UOA)	0
Baseline contract value	£529,365.33

### ACCESS\*

Patients seen in 24 months	Total	Change since previous quarter
Quarter ending June 2017	6,396	
Quarter ending September 2017	6,461	→
Quarter ending December 2017	6,535	→
Quarter ending March 2018	6,674	↑
Quarter ending June 2018	6,682	→
<b>Variance since June 2017</b>	<b>4.5%</b>	<b>↑</b>



### ACTIVITY



Month	Adjusted Scheduled Activity (UDA)	
	2018	2019
April	761	743
May	2,229	2,118
June	3,862	3,506
July	5,713	
August	7,667	
September	9,232	
October	10,896	
November	13,021	
December	14,138	
January	16,188	
February	18,267	
March	19,941	
April	20,982	
May	20,983	
June	20,966	

### QUALITY

	Quantity	Base Number	Contract	AT	Region	England
% of FP17s for the same patient ID Re-attending within 3 months - Children	24	538	4.5%	11.2%	12.0%	11.5%
% of FP17s for the same patient ID Re-attending within 3 months - Adults	173	1,783	9.7%	14.4%	15.7%	15.4%
% of FP17s for the same patient ID Re-attending between 3 & 9 months - Children	376	538	69.9%	54.4%	60.3%	58.9%
% of FP17s for the same patient ID Re-attending between 3 & 9 months - Adults	1,151	1,783	64.6%	51.1%	54.0%	51.6%
% of FP17s for Band 1 Urgent Courses	82	1,813	4.5%	8.7%	8.9%	8.9%
% of FP17s Relating to Free Repair or Replacements	32	1,813	1.8%	1.2%	1.0%	0.8%
% of FP17s Relating to Continuations	18	1,813	1.0%	1.3%	1.1%	0.9%
% of Patients satisfied with the dentistry they have received	13	13	100.0%	92.3%	93.4%	93.2%
% of Patients satisfied with the time they had to wait for an appointment	12	13	92.3%	89.4%	89.4%	88.8%

\* This is based on patients treated on this contract for their most recent course of treatment. Figures in italics indicate the base number of FP17s or Patient Questionnaire responses are less than 100. N/A is shown where the base number of responses is less than 10 during the period. % is calculated as Quantity/Base number\*100

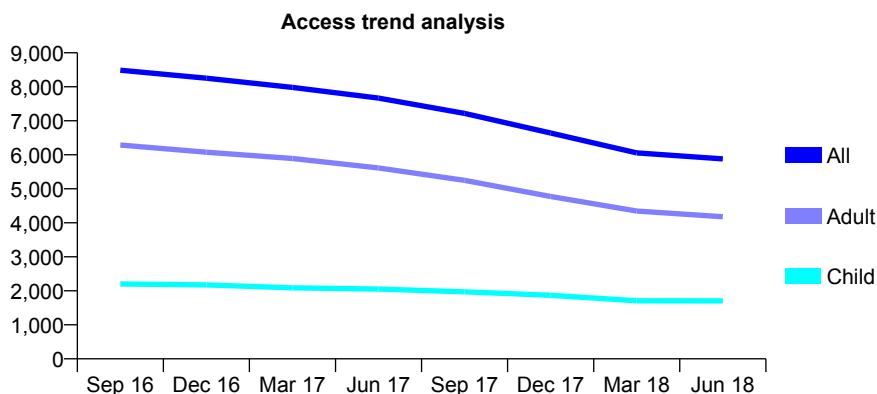
## Q45 - Vital Signs At a Glance Contract Report for 118060/0003 - June 2018

Name or company name	Genix Healthcare Ltd
Contract type name	GDS Contract
Purpose of contract	General
Contract start date	04/10/2006
Contract end date	

18/19 Contracted general activity (UDA)	33,015
Carry forward general activity (UDA)	0
18/19 Contracted orthodontic activity (UOA)	0
Carry forward orthodontic activity (UOA)	0
Baseline contract value	£743,507.41

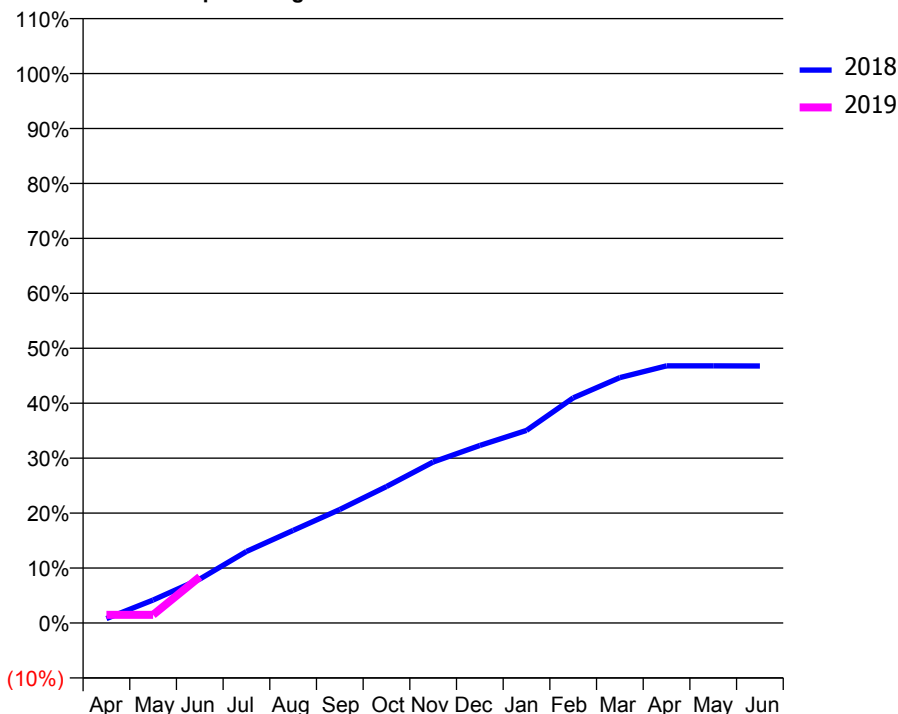
### ACCESS\*

Patients seen in 24 months	Total	Change since previous quarter
Quarter ending June 2017	7,668	
Quarter ending September 2017	7,217	↓
Quarter ending December 2017	6,643	↓
Quarter ending March 2018	6,056	↓
Quarter ending June 2018	5,882	↓
<b>Variance since June 2017</b>	<b>(23.3%)</b>	<b>↓</b>



### ACTIVITY

Cumulative percentage of contracted UDA delivered 2018 & 2019



Adjusted Scheduled Activity (UDA)

Month	2018	2019
April	272	493
May	1,383	493
June	2,638	2,773
July	4,298	
August	5,564	
September	6,822	
October	8,198	
November	9,677	
December	10,664	
January	11,576	
February	13,525	
March	14,748	
April	15,452	
May	15,452	
June	15,445	

### QUALITY

	Quantity	Base Number	Contract	AT	Region	England
% of FP17s for the same patient ID Re-attending within 3 months - Children	39	543	7.2%	11.2%	12.0%	11.5%
% of FP17s for the same patient ID Re-attending within 3 months - Adults	161	1,132	14.2%	14.4%	15.7%	15.4%
% of FP17s for the same patient ID Re-attending between 3 & 9 months - Children	289	543	53.2%	54.4%	60.3%	58.9%
% of FP17s for the same patient ID Re-attending between 3 & 9 months - Adults	607	1,132	53.6%	51.1%	54.0%	51.6%
% of FP17s for Band 1 Urgent Courses	93	1,416	6.6%	8.7%	8.9%	8.9%
% of FP17s Relating to Free Repair or Replacements	8	1,416	0.6%	1.2%	1.0%	0.8%
% of FP17s Relating to Continuations	3	1,416	0.2%	1.3%	1.1%	0.9%
% of Patients satisfied with the dentistry they have received	4	5	N/A	92.3%	93.4%	93.2%
% of Patients satisfied with the time they had to wait for an appointment	3	5	N/A	89.4%	89.4%	88.8%

\* This is based on patients treated on this contract for their most recent course of treatment. Figures in italics indicate the base number of FP17s or Patient Questionnaire responses are less than 100. N/A is shown where the base number of responses is less than 10 during the period. % is calculated as Quantity/Base number\*100

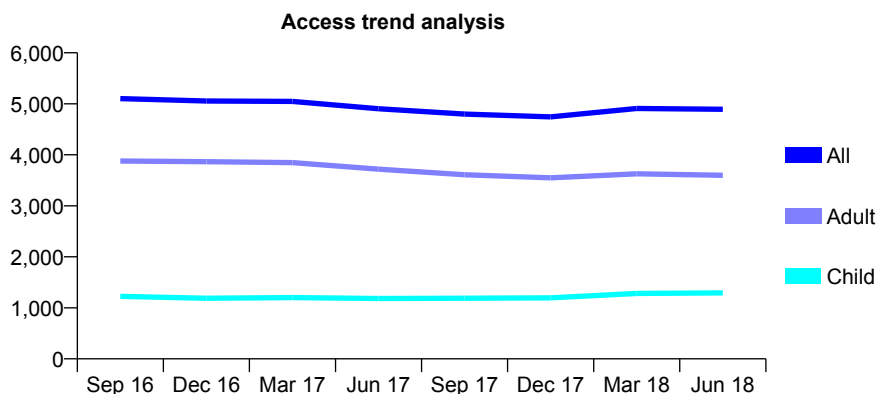
## Q45 - Vital Signs At a Glance Contract Report for 118060/0008 - June 2018

Name or company name	Genix Healthcare Ltd
Contract type name	GDS Contract
Purpose of contract	General
Contract start date	01/12/2006
Contract end date	

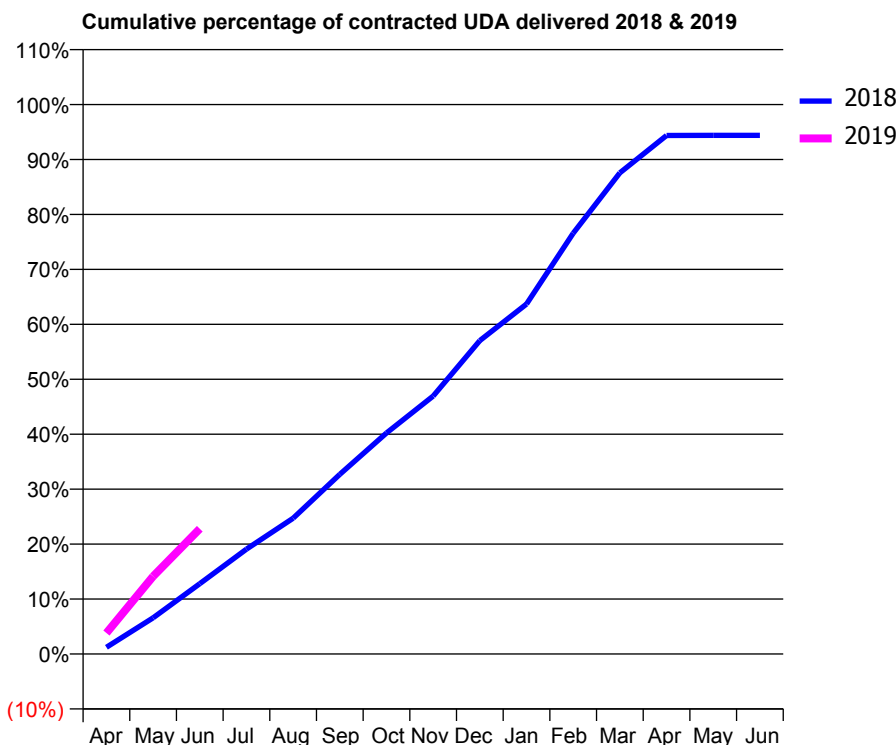
18/19 Contracted general activity (UDA)	16,597
Carry forward general activity (UDA)	0
18/19 Contracted orthodontic activity (UOA)	0
Carry forward orthodontic activity (UOA)	0
Baseline contract value	£419,431.42

### ACCESS\*

Patients seen in 24 months	Total	Change since previous quarter
Quarter ending June 2017	4,902	
Quarter ending September 2017	4,798	↓
Quarter ending December 2017	4,743	↓
Quarter ending March 2018	4,909	↑
Quarter ending June 2018	4,892	→
<b>Variance since June 2017</b>	<b>(0.2%)</b>	<b>→</b>



### ACTIVITY



Month	Adjusted Scheduled Activity (UDA)	
	2018	2019
April	202	634
May	1,094	2,345
June	2,123	3,783
July	3,167	
August	4,100	
September	5,426	
October	6,676	
November	7,790	
December	9,466	
January	10,572	
February	12,708	
March	14,535	
April	15,663	
May	15,664	
June	15,664	

### QUALITY

	Quantity	Base Number	Contract	AT	Region	England
% of FP17s for the same patient ID Re-attending within 3 months - Children	70	527	13.3%	11.2%	12.0%	11.5%
% of FP17s for the same patient ID Re-attending within 3 months - Adults	152	1,176	12.9%	14.4%	15.7%	15.4%
% of FP17s for the same patient ID Re-attending between 3 & 9 months - Children	245	527	46.5%	54.4%	60.3%	58.9%
% of FP17s for the same patient ID Re-attending between 3 & 9 months - Adults	567	1,176	48.2%	51.1%	54.0%	51.6%
% of FP17s for Band 1 Urgent Courses	108	1,346	8.0%	8.7%	8.9%	8.9%
% of FP17s Relating to Free Repair or Replacements	2	1,346	0.1%	1.2%	1.0%	0.8%
% of FP17s Relating to Continuations	4	1,346	0.3%	1.3%	1.1%	0.9%
% of Patients satisfied with the dentistry they have received	2	2	N/A	92.3%	93.4%	93.2%
% of Patients satisfied with the time they had to wait for an appointment	1	2	N/A	89.4%	89.4%	88.8%

\* This is based on patients treated on this contract for their most recent course of treatment. Figures in italics indicate the base number of FP17s or Patient Questionnaire responses are less than 100. N/A is shown where the base number of responses is less than 10 during the period. % is calculated as Quantity/Base number\*100

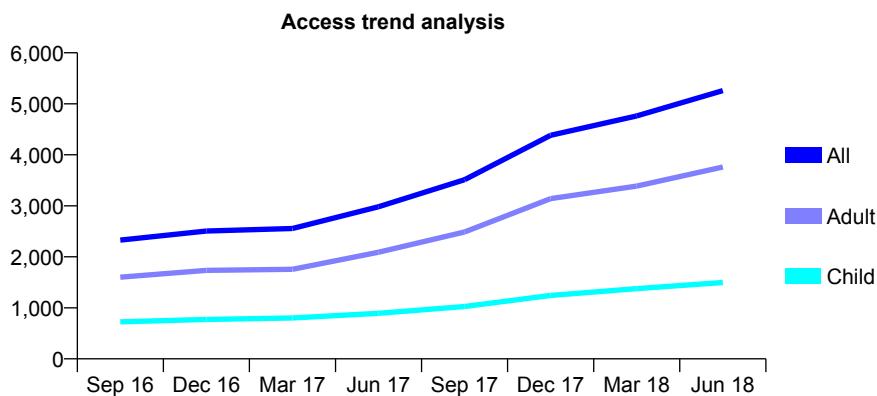
## Q45 - Vital Signs At a Glance Contract Report for 122904/0001 - June 2018

Name or company name	Harrowgate Hill Dental Practice
Contract type name	GDS Contract
Purpose of contract	General
Contract start date	01/04/2014
Contract end date	

18/19 Contracted general activity (UDA)	16,420
Carry forward general activity (UDA)	0
18/19 Contracted orthodontic activity (UOA)	0
Carry forward orthodontic activity (UOA)	0
Baseline contract value	£421,504.20

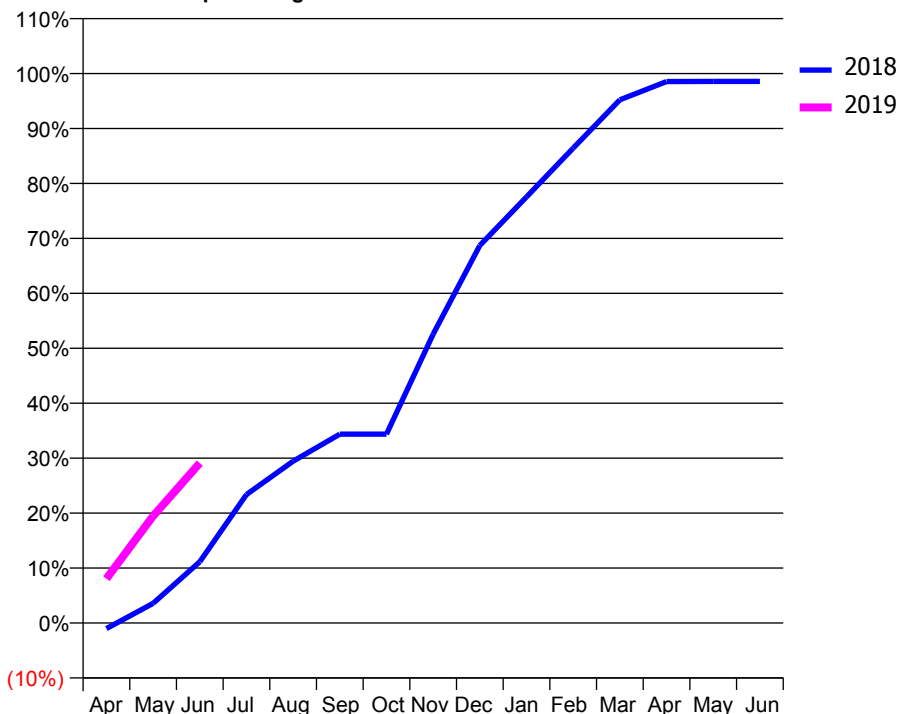
### ACCESS\*

Patients seen in 24 months	Total	Change since previous quarter
Quarter ending June 2017	2,982	
Quarter ending September 2017	3,512	↑
Quarter ending December 2017	4,384	↑
Quarter ending March 2018	4,762	↑
Quarter ending June 2018	5,260	↑
<b>Variance since June 2017</b>	<b>76.4%</b>	<b>↑</b>



### ACTIVITY

Cumulative percentage of contracted UDA delivered 2018 & 2019



Adjusted Scheduled Activity (UDA)

Month	2018	2019
April	-194	1,326
May	670	3,199
June	2,079	4,778
July	4,364	
August	5,495	
September	6,418	
October	6,418	
November	9,815	
December	12,827	
January	14,474	
February	16,134	
March	17,773	
April	18,395	
May	18,396	
June	18,399	

### QUALITY

	Quantity	Base Number	Contract	AT	Region	England
% of FP17s for the same patient ID Re-attending within 3 months - Children	50	746	6.7%	11.2%	12.0%	11.5%
% of FP17s for the same patient ID Re-attending within 3 months - Adults	147	1,532	9.6%	14.4%	15.7%	15.4%
% of FP17s for the same patient ID Re-attending between 3 & 9 months - Children	454	746	60.9%	54.4%	60.3%	58.9%
% of FP17s for the same patient ID Re-attending between 3 & 9 months - Adults	796	1,532	52.0%	51.1%	54.0%	51.6%
% of FP17s for Band 1 Urgent Courses	85	2,001	4.2%	8.7%	8.9%	8.9%
% of FP17s Relating to Free Repair or Replacements	20	2,001	1.0%	1.2%	1.0%	0.8%
% of FP17s Relating to Continuations	24	2,001	1.2%	1.3%	1.1%	0.9%
% of Patients satisfied with the dentistry they have received	7	7	N/A	92.3%	93.4%	93.2%
% of Patients satisfied with the time they had to wait for an appointment	6	7	N/A	89.4%	89.4%	88.8%

\* This is based on patients treated on this contract for their most recent course of treatment. Figures in italics indicate the base number of FP17s or Patient Questionnaire responses are less than 100. N/A is shown where the base number of responses is less than 10 during the period. % is calculated as Quantity/Base number\*100

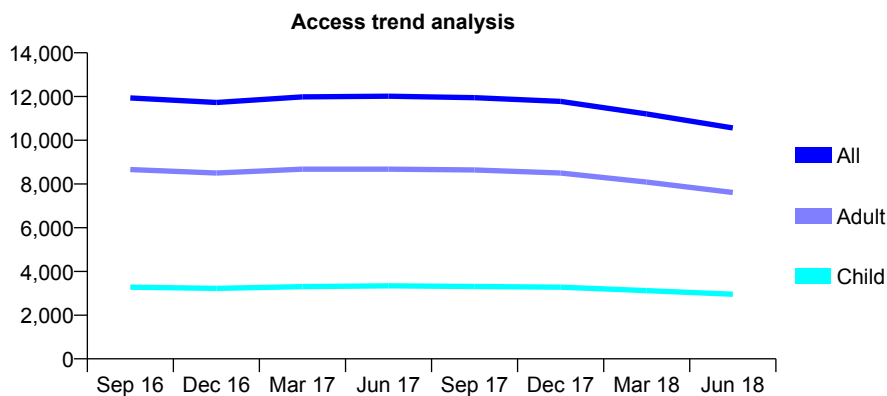
## Q45 - Vital Signs At a Glance Contract Report for 124613/0001 - June 2018

Name or company name	Peterlee Dental Practice Partnership
Contract type name	GDS Contract
Purpose of contract	General
Contract start date	01/08/2013
Contract end date	

18/19 Contracted general activity (UDA)	34,722
Carry forward general activity (UDA)	0
18/19 Contracted orthodontic activity (UOA)	0
Carry forward orthodontic activity (UOA)	0
Baseline contract value	£1,104,243.36

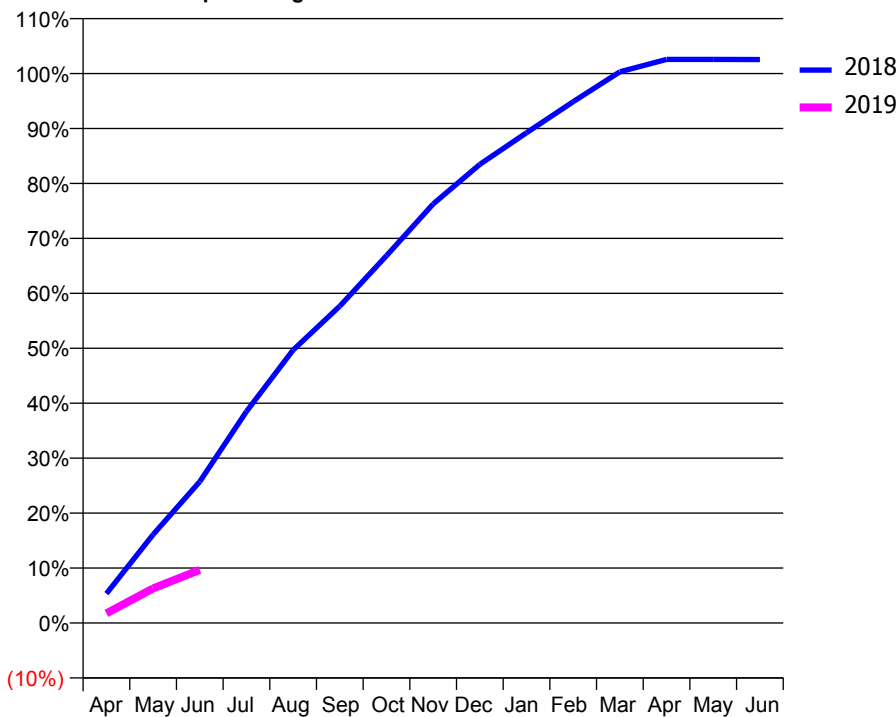
### ACCESS\*

Patients seen in 24 months	Total	Change since previous quarter
Quarter ending June 2017	12,015	
Quarter ending September 2017	11,950	→
Quarter ending December 2017	11,779	↓
Quarter ending March 2018	11,203	↓
Quarter ending June 2018	10,562	↓
<b>Variance since June 2017</b>	<b>(12.1%)</b>	<b>↓</b>



### ACTIVITY

Cumulative percentage of contracted UDA delivered 2018 & 2019



Adjusted Scheduled Activity (UDA)

Month	2018	2019
April	1,325	612
May	3,983	2,189
June	6,360	3,359
July	9,515	
August	12,284	
September	14,258	
October	16,527	
November	18,852	
December	20,633	
January	22,059	
February	23,455	
March	24,797	
April	25,353	
May	25,354	
June	25,349	

### QUALITY

	Quantity	Base Number	Contract	AT	Region	England
% of FP17s for the same patient ID Re-attending within 3 months - Children	22	609	3.6%	11.2%	12.0%	11.5%
% of FP17s for the same patient ID Re-attending within 3 months - Adults	129	1,382	9.3%	14.4%	15.7%	15.4%
% of FP17s for the same patient ID Re-attending between 3 & 9 months - Children	342	609	56.2%	54.4%	60.3%	58.9%
% of FP17s for the same patient ID Re-attending between 3 & 9 months - Adults	665	1,382	48.1%	51.1%	54.0%	51.6%
% of FP17s for Band 1 Urgent Courses	107	1,713	6.2%	8.7%	8.9%	8.9%
% of FP17s Relating to Free Repair or Replacements	4	1,713	0.2%	1.2%	1.0%	0.8%
% of FP17s Relating to Continuations	33	1,713	1.9%	1.3%	1.1%	0.9%
% of Patients satisfied with the dentistry they have received	5	5	N/A	92.3%	93.4%	93.2%
% of Patients satisfied with the time they had to wait for an appointment	5	5	N/A	89.4%	89.4%	88.8%

\* This is based on patients treated on this contract for their most recent course of treatment. Figures in italics indicate the base number of FP17s or Patient Questionnaire responses are less than 100. N/A is shown where the base number of responses is less than 10 during the period. % is calculated as Quantity/Base number\*100

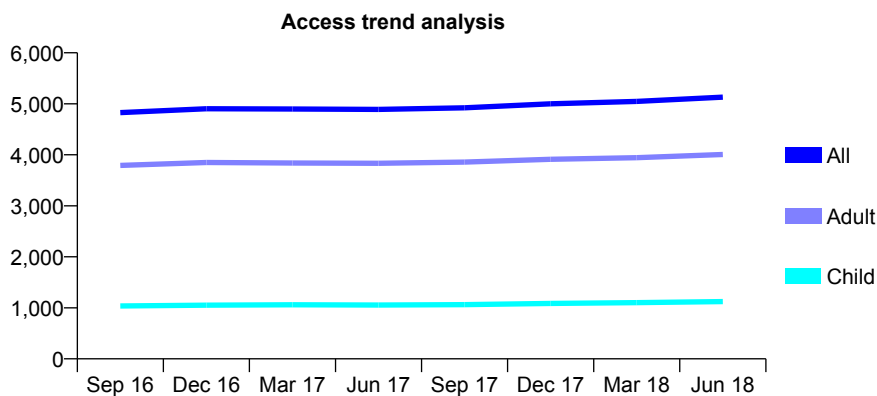
## Q45 - Vital Signs At a Glance Contract Report for 125733/0001 - June 2018

Name or company name	Wray & McKenna Ltd
Contract type name	GDS Contract
Purpose of contract	General and Orthodontic
Contract start date	01/12/2011
Contract end date	

18/19 Contracted general activity (UDA)	13,006
Carry forward general activity (UDA)	0
18/19 Contracted orthodontic activity (UOA)	0
Carry forward orthodontic activity (UOA)	0
Baseline contract value	£326,597.38

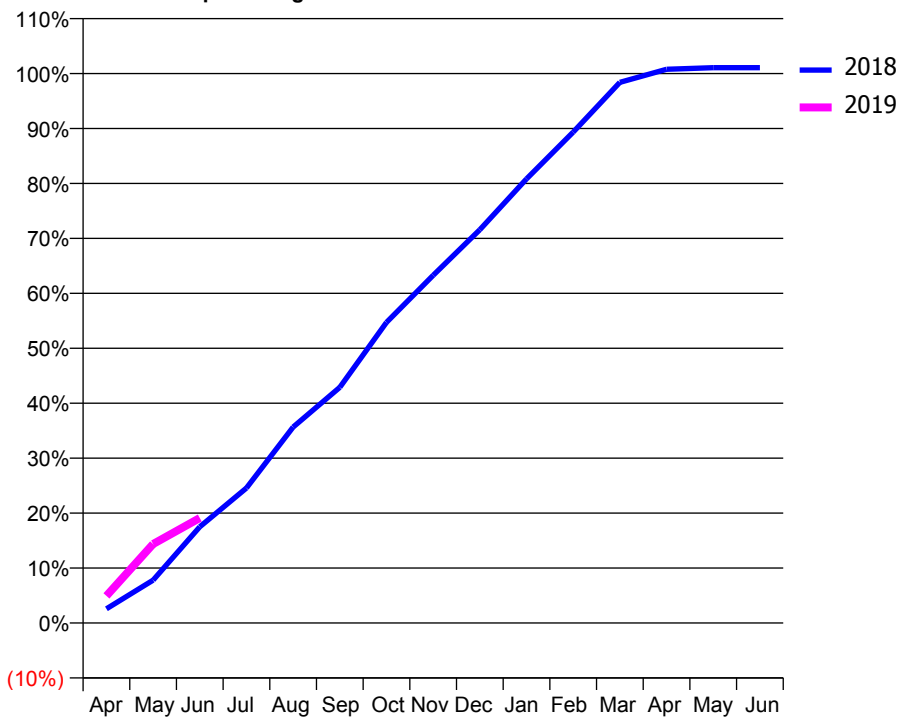
### ACCESS\*

Patients seen in 24 months	Total	Change since previous quarter
Quarter ending June 2017	4,890	
Quarter ending September 2017	4,921	→
Quarter ending December 2017	5,000	→
Quarter ending March 2018	5,047	→
Quarter ending June 2018	5,130	→
<b>Variance since June 2017</b>	<b>4.9%</b>	<b>↑</b>



### ACTIVITY

Cumulative percentage of contracted UDA delivered 2018 & 2019



Month	Adjusted Scheduled Activity (UDA)	
	2018	2019
April	331	641
May	1,002	1,870
June	2,249	2,484
July	3,156	
August	4,580	
September	5,509	
October	7,028	
November	8,129	
December	9,193	
January	10,382	
February	11,476	
March	12,638	
April	12,945	
May	12,981	
June	12,981	

### QUALITY

	Quantity	Base Number	Contract	AT	Region	England
% of FP17s for the same patient ID Re-attending within 3 months - Children	29	324	9.0%	11.2%	12.0%	11.5%
% of FP17s for the same patient ID Re-attending within 3 months - Adults	185	1,065	17.4%	14.4%	15.7%	15.4%
% of FP17s for the same patient ID Re-attending between 3 & 9 months - Children	139	324	42.9%	54.4%	60.3%	58.9%
% of FP17s for the same patient ID Re-attending between 3 & 9 months - Adults	252	1,065	23.7%	51.1%	54.0%	51.6%
% of FP17s for Band 1 Urgent Courses	180	1,193	15.1%	8.7%	8.9%	8.9%
% of FP17s Relating to Free Repair or Replacements	15	1,193	1.3%	1.2%	1.0%	0.8%
% of FP17s Relating to Continuations	19	1,193	1.6%	1.3%	1.1%	0.9%
% of Patients satisfied with the dentistry they have received	9	11	81.8%	92.3%	93.4%	93.2%
% of Patients satisfied with the time they had to wait for an appointment	10	11	90.9%	89.4%	89.4%	88.8%

\* This is based on patients treated on this contract for their most recent course of treatment. Figures in italics indicate the base number of FP17s or Patient Questionnaire responses are less than 100. N/A is shown where the base number of responses is less than 10 during the period. % is calculated as Quantity/Base number\*100



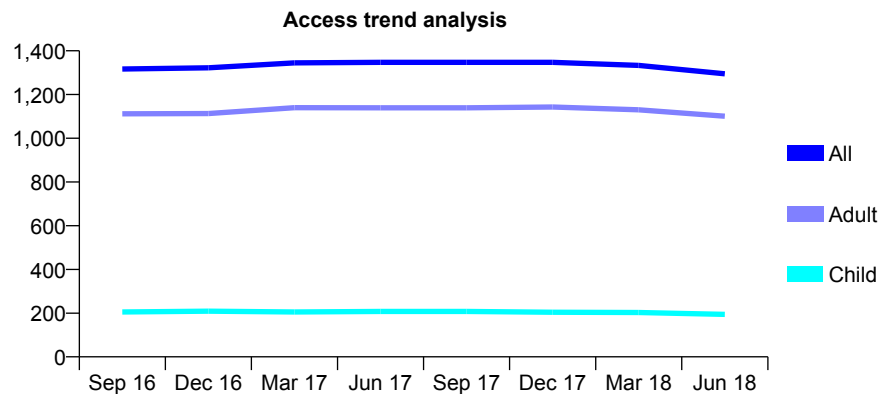
## Q45 - Vital Signs At a Glance Contract Report for 127361/0001 - June 2018

Name or company name	LIL Dental Ltd.
Contract type name	GDS Contract
Purpose of contract	General
Contract start date	01/04/2009
Contract end date	

18/19 Contracted general activity (UDA)	6,100
Carry forward general activity (UDA)	0
18/19 Contracted orthodontic activity (UOA)	0
Carry forward orthodontic activity (UOA)	0
Baseline contract value	£177,578.20

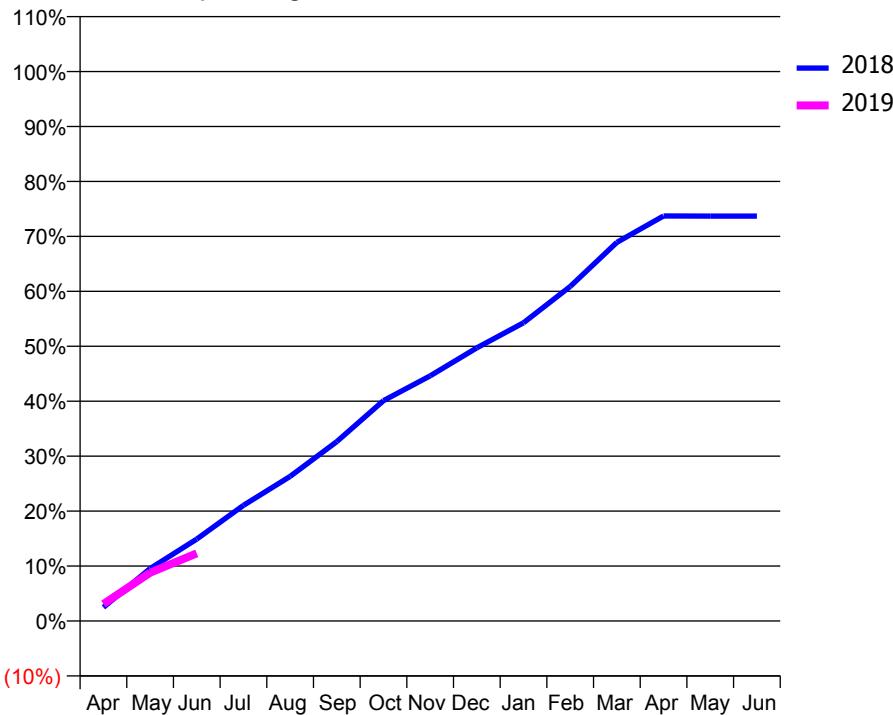
### ACCESS\*

Patients seen in 24 months	Total	Change since previous quarter
Quarter ending June 2017	1,347	
Quarter ending September 2017	1,347	→
Quarter ending December 2017	1,347	→
Quarter ending March 2018	1,333	↓
Quarter ending June 2018	1,295	↓
<b>Variance since June 2017</b>	<b>(3.9%)</b>	<b>↓</b>



### ACTIVITY

Cumulative percentage of contracted UDA delivered 2018 & 2019



Month	Adjusted Scheduled Activity (UDA)	
	2018	2019
April	151	189
May	583	536
June	909	751
July	1,285	
August	1,606	
September	1,992	
October	2,447	
November	2,721	
December	3,033	
January	3,311	
February	3,713	
March	4,203	
April	4,497	
May	4,496	
June	4,496	

### QUALITY

	Quantity	Base Number	Contract	AT	Region	England
% of FP17s for the same patient ID Re-attending within 3 months - Children	5	68	7.4%	11.2%	12.0%	11.5%
% of FP17s for the same patient ID Re-attending within 3 months - Adults	64	424	15.1%	14.4%	15.7%	15.4%
% of FP17s for the same patient ID Re-attending between 3 & 9 months - Children	50	68	73.5%	54.4%	60.3%	58.9%
% of FP17s for the same patient ID Re-attending between 3 & 9 months - Adults	252	424	59.4%	51.1%	54.0%	51.6%
% of FP17s for Band 1 Urgent Courses	31	381	8.1%	8.7%	8.9%	8.9%
% of FP17s Relating to Free Repair or Replacements	8	381	2.1%	1.2%	1.0%	0.8%
% of FP17s Relating to Continuations	10	381	2.6%	1.3%	1.1%	0.9%
% of Patients satisfied with the dentistry they have received	5	5	N/A	92.3%	93.4%	93.2%
% of Patients satisfied with the time they had to wait for an appointment	5	5	N/A	89.4%	89.4%	88.8%

\* This is based on patients treated on this contract for their most recent course of treatment. Figures in italics indicate the base number of FP17s or Patient Questionnaire responses are less than 100. N/A is shown where the base number of responses is less than 10 during the period. % is calculated as Quantity/Base number\*100

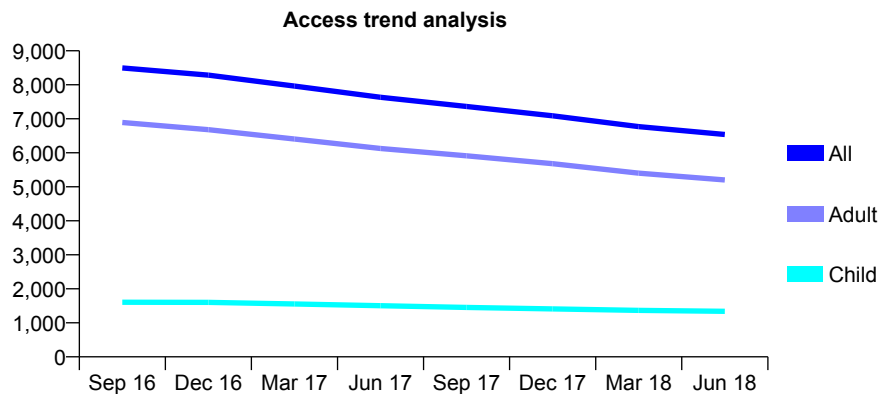
## Q45 - Vital Signs At a Glance Contract Report for 127868/0001 - June 2018

Name or company name	Lambert Coutts & Associates Dental Practic
Contract type name	GDS Contract
Purpose of contract	General and Orthodontic
Contract start date	09/10/2011
Contract end date	

18/19 Contracted general activity (UDA)	25,731
Carry forward general activity (UDA)	0
18/19 Contracted orthodontic activity (UOA)	651
Carry forward orthodontic activity (UOA)	0
Baseline contract value	£769,790.32

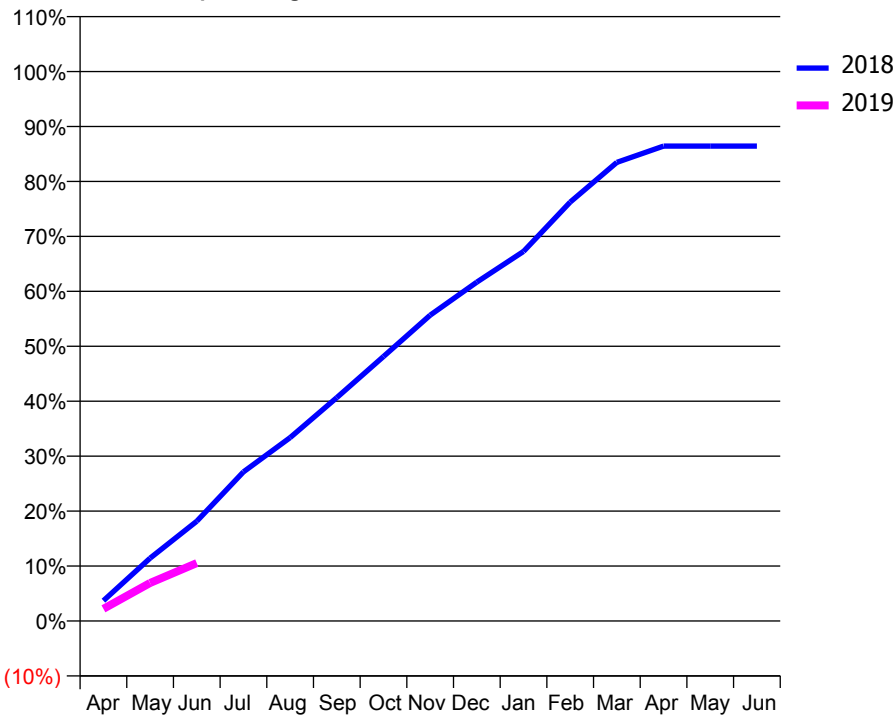
### ACCESS\*

Patients seen in 24 months	Total	Change since previous quarter
Quarter ending June 2017	7,632	
Quarter ending September 2017	7,362	↓
Quarter ending December 2017	7,090	↓
Quarter ending March 2018	6,769	↓
Quarter ending June 2018	6,539	↓
<b>Variance since June 2017</b>	<b>(14.3%)</b>	<b>↓</b>



### ACTIVITY

Cumulative percentage of contracted UDA delivered 2018 & 2019



Month	Adjusted Scheduled Activity (UDA)	
	2018	2019
April	658	571
May	2,029	1,782
June	3,222	2,713
July	4,813	
August	5,918	
September	7,208	
October	8,533	
November	9,867	
December	10,938	
January	11,926	
February	13,517	
March	14,799	
April	15,324	
May	15,326	
June	15,326	

### QUALITY

	Quantity	Base Number	Contract	AT	Region	England
% of FP17s for the same patient ID Re-attending within 3 months - Children	13	351	3.7%	11.2%	12.0%	11.5%
% of FP17s for the same patient ID Re-attending within 3 months - Adults	149	1,313	11.3%	14.4%	15.7%	15.4%
% of FP17s for the same patient ID Re-attending between 3 & 9 months - Children	109	351	31.1%	54.4%	60.3%	58.9%
% of FP17s for the same patient ID Re-attending between 3 & 9 months - Adults	564	1,313	43.0%	51.1%	54.0%	51.6%
% of FP17s for Band 1 Urgent Courses	71	1,384	5.1%	8.7%	8.9%	8.9%
% of FP17s Relating to Free Repair or Replacements	17	1,384	1.2%	1.2%	1.0%	0.8%
% of FP17s Relating to Continuations	19	1,384	1.4%	1.3%	1.1%	0.9%
% of Patients satisfied with the dentistry they have received	23	28	82.1%	92.3%	93.4%	93.2%
% of Patients satisfied with the time they had to wait for an appointment	18	28	64.3%	89.4%	89.4%	88.8%

\* This is based on patients treated on this contract for their most recent course of treatment. Figures in italics indicate the base number of FP17s or Patient Questionnaire responses are less than 100. N/A is shown where the base number of responses is less than 10 during the period. % is calculated as Quantity/Base number\*100

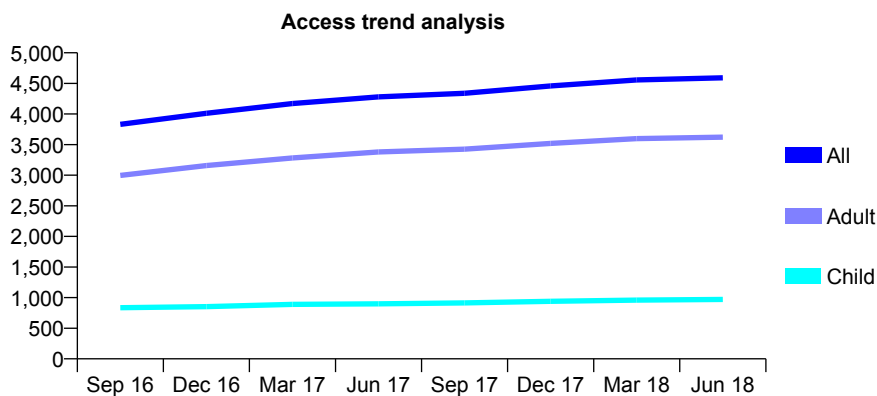
## Q45 - Vital Signs At a Glance Contract Report for 131075/0001 - June 2018

Name or company name	Marlon Dental Practice
Contract type name	GDS Contract
Purpose of contract	General
Contract start date	01/09/2015
Contract end date	

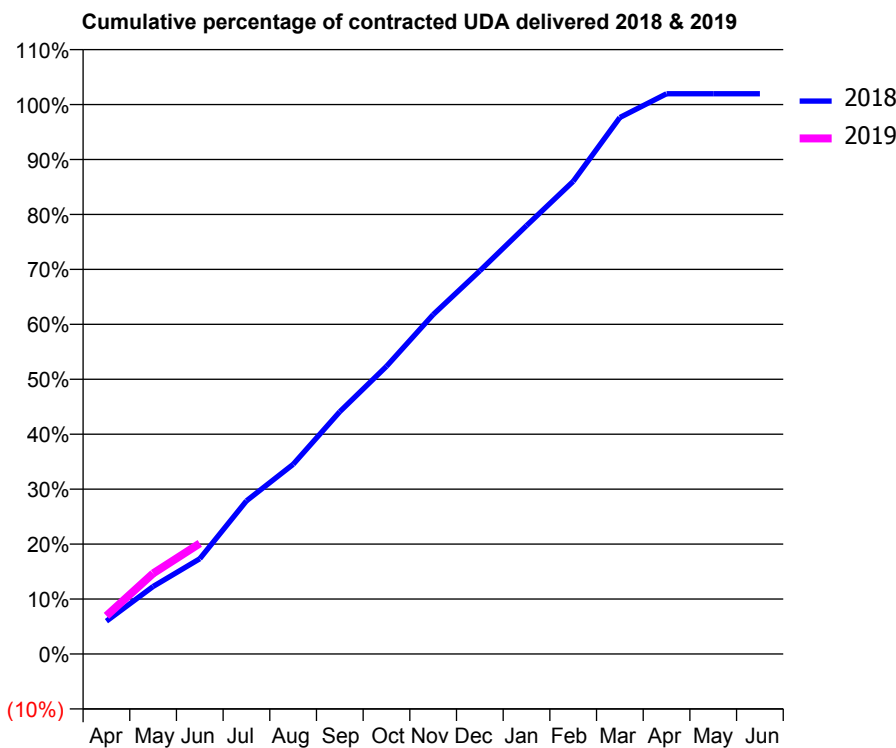
18/19 Contracted general activity (UDA)	12,894
Carry forward general activity (UDA)	0
18/19 Contracted orthodontic activity (UOA)	0
Carry forward orthodontic activity (UOA)	0
Baseline contract value	£307,475.84

### ACCESS\*

Patients seen in 24 months	Total	Change since previous quarter
Quarter ending June 2017	4,279	
Quarter ending September 2017	4,339	→
Quarter ending December 2017	4,458	↑
Quarter ending March 2018	4,556	↑
Quarter ending June 2018	4,592	→
<b>Variance since June 2017</b>	<b>7.3%</b>	<b>↑</b>



### ACTIVITY



Month	Adjusted Scheduled Activity (UDA)	
	2018	2019
April	770	897
May	1,585	1,893
June	2,235	2,596
July	3,592	
August	4,451	
September	5,687	
October	6,752	
November	7,965	
December	8,991	
January	10,051	
February	11,091	
March	12,591	
April	13,145	
May	13,145	
June	13,145	

### QUALITY

	Quantity	Base Number	Contract	AT	Region	England
% of FP17s for the same patient ID Re-attending within 3 months - Children	28	421	6.7%	11.2%	12.0%	11.5%
% of FP17s for the same patient ID Re-attending within 3 months - Adults	182	1,517	12.0%	14.4%	15.7%	15.4%
% of FP17s for the same patient ID Re-attending between 3 & 9 months - Children	288	421	68.4%	54.4%	60.3%	58.9%
% of FP17s for the same patient ID Re-attending between 3 & 9 months - Adults	1,090	1,517	71.9%	51.1%	54.0%	51.6%
% of FP17s for Band 1 Urgent Courses	41	1,335	3.1%	8.7%	8.9%	8.9%
% of FP17s Relating to Free Repair or Replacements	16	1,335	1.2%	1.2%	1.0%	0.8%
% of FP17s Relating to Continuations	22	1,335	1.6%	1.3%	1.1%	0.9%
% of Patients satisfied with the dentistry they have received	12	13	92.3%	92.3%	93.4%	93.2%
% of Patients satisfied with the time they had to wait for an appointment	12	13	92.3%	89.4%	89.4%	88.8%

\* This is based on patients treated on this contract for their most recent course of treatment. Figures in italics indicate the base number of FP17s or Patient Questionnaire responses are less than 100. N/A is shown where the base number of responses is less than 10 during the period. % is calculated as Quantity/Base number\*100

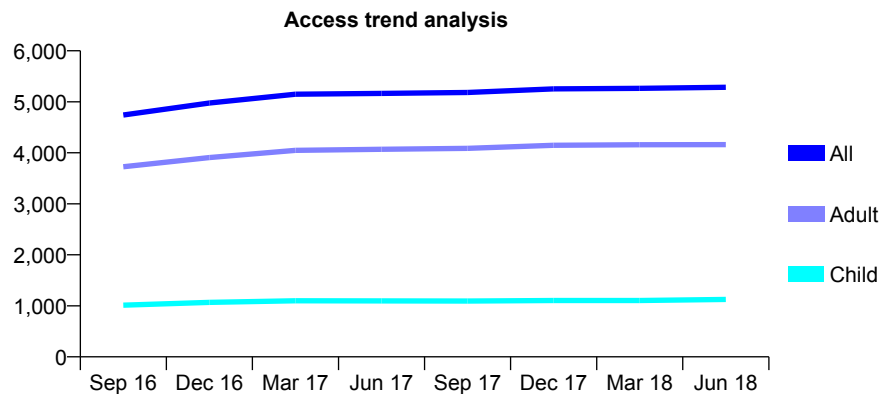
## Q45 - Vital Signs At a Glance Contract Report for 131091/0003 - June 2018

Name or company name	Roseberry Dental Practice
Contract type name	GDS Contract
Purpose of contract	General and Orthodontic
Contract start date	03/05/2015
Contract end date	

18/19 Contracted general activity (UDA)	14,584
Carry forward general activity (UDA)	0
18/19 Contracted orthodontic activity (UOA)	612
Carry forward orthodontic activity (UOA)	0
Baseline contract value	£496,743.07

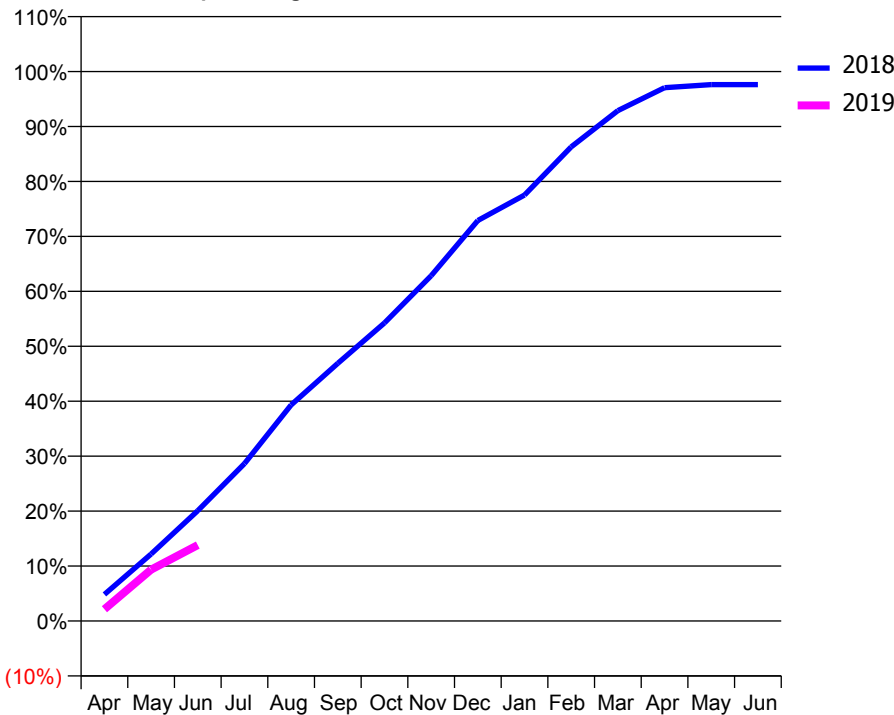
### ACCESS\*

Patients seen in 24 months	Total	Change since previous quarter
Quarter ending June 2017	5,166	
Quarter ending September 2017	5,182	→
Quarter ending December 2017	5,253	→
Quarter ending March 2018	5,263	→
Quarter ending June 2018	5,286	→
<b>Variance since June 2017</b>	<b>2.3%</b>	<b>↑</b>



### ACTIVITY

Cumulative percentage of contracted UDA delivered 2018 & 2019



Month	Adjusted Scheduled Activity (UDA)	
	2018	2019
April	705	313
May	1,777	1,365
June	2,928	2,015
July	4,177	
August	5,735	
September	6,838	
October	7,913	
November	9,163	
December	10,630	
January	11,306	
February	12,585	
March	13,547	
April	14,154	
May	14,235	
June	14,235	

### QUALITY

	Quantity	Base Number	Contract	AT	Region	England
% of FP17s for the same patient ID Re-attending within 3 months - Children	21	342	6.1%	11.2%	12.0%	11.5%
% of FP17s for the same patient ID Re-attending within 3 months - Adults	101	1,119	9.0%	14.4%	15.7%	15.4%
% of FP17s for the same patient ID Re-attending between 3 & 9 months - Children	180	342	52.6%	54.4%	60.3%	58.9%
% of FP17s for the same patient ID Re-attending between 3 & 9 months - Adults	722	1,119	64.5%	51.1%	54.0%	51.6%
% of FP17s for Band 1 Urgent Courses	16	1,102	1.5%	8.7%	8.9%	8.9%
% of FP17s Relating to Free Repair or Replacements	11	1,102	1.0%	1.2%	1.0%	0.8%
% of FP17s Relating to Continuations	18	1,102	1.6%	1.3%	1.1%	0.9%
% of Patients satisfied with the dentistry they have received	9	9	N/A	92.3%	93.4%	93.2%
% of Patients satisfied with the time they had to wait for an appointment	9	9	N/A	89.4%	89.4%	88.8%

\* This is based on patients treated on this contract for their most recent course of treatment. Figures in italics indicate the base number of FP17s or Patient Questionnaire responses are less than 100. N/A is shown where the base number of responses is less than 10 during the period. % is calculated as Quantity/Base number\*100

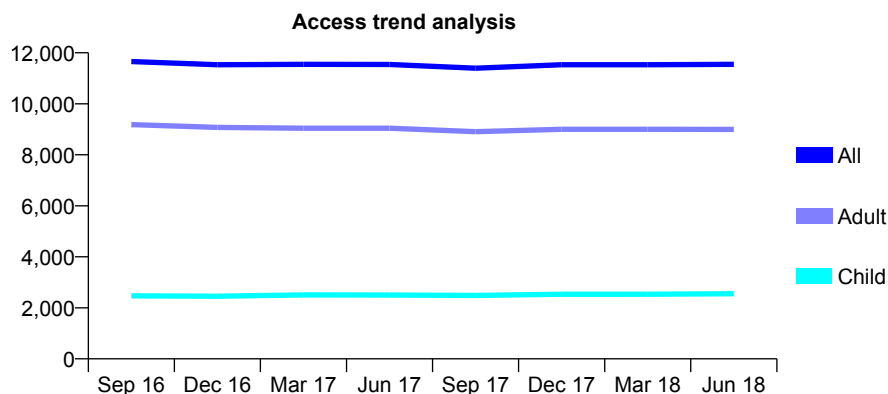
## Q45 - Vital Signs At a Glance Contract Report for 144002/0001 - June 2018

Name or company name	Normanby Dental
Contract type name	GDS Contract
Purpose of contract	General
Contract start date	04/10/2014
Contract end date	

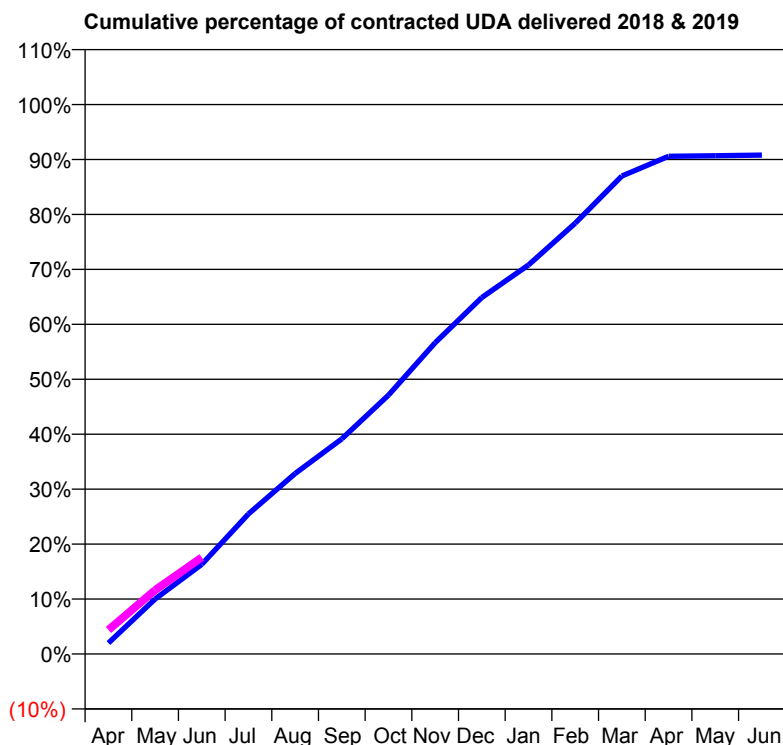
18/19 Contracted general activity (UDA)	38,100
Carry forward general activity (UDA)	0
18/19 Contracted orthodontic activity (UOA)	0
Carry forward orthodontic activity (UOA)	0
Baseline contract value	£1,127,056.64

### ACCESS\*

Patients seen in 24 months	Total	Change since previous quarter
Quarter ending June 2017	11,545	
Quarter ending September 2017	11,395	↓
Quarter ending December 2017	11,532	→
Quarter ending March 2018	11,534	→
Quarter ending June 2018	11,550	→
<b>Variance since June 2017</b>	<b>0.0%</b>	<b>→</b>



### ACTIVITY



Month	Adjusted Scheduled Activity (UDA)	
	2018	2019
April	764	1,669
May	3,817	4,436
June	6,220	6,698
July	9,710	
August	12,516	
September	14,916	
October	17,949	
November	21,583	
December	24,719	
January	26,972	
February	29,869	
March	33,141	
April	34,510	
May	34,543	
June	34,596	

### QUALITY

	Quantity	Base Number	Contract	AT	Region	England
% of FP17s for the same patient ID Re-attending within 3 months - Children	85	822	10.3%	11.2%	12.0%	11.5%
% of FP17s for the same patient ID Re-attending within 3 months - Adults	476	2,920	16.3%	14.4%	15.7%	15.4%
% of FP17s for the same patient ID Re-attending between 3 & 9 months - Children	398	822	48.4%	54.4%	60.3%	58.9%
% of FP17s for the same patient ID Re-attending between 3 & 9 months - Adults	1,516	2,920	51.9%	51.1%	54.0%	51.6%
% of FP17s for Band 1 Urgent Courses	224	3,095	7.2%	8.7%	8.9%	8.9%
% of FP17s Relating to Free Repair or Replacements	76	3,095	2.5%	1.2%	1.0%	0.8%
% of FP17s Relating to Continuations	39	3,095	1.3%	1.3%	1.1%	0.9%
% of Patients satisfied with the dentistry they have received	11	11	100.0%	92.3%	93.4%	93.2%
% of Patients satisfied with the time they had to wait for an appointment	11	11	100.0%	89.4%	89.4%	88.8%

\* This is based on patients treated on this contract for their most recent course of treatment. Figures in italics indicate the base number of FP17s or Patient Questionnaire responses are less than 100. N/A is shown where the base number of responses is less than 10 during the period. % is calculated as Quantity/Base number\*100

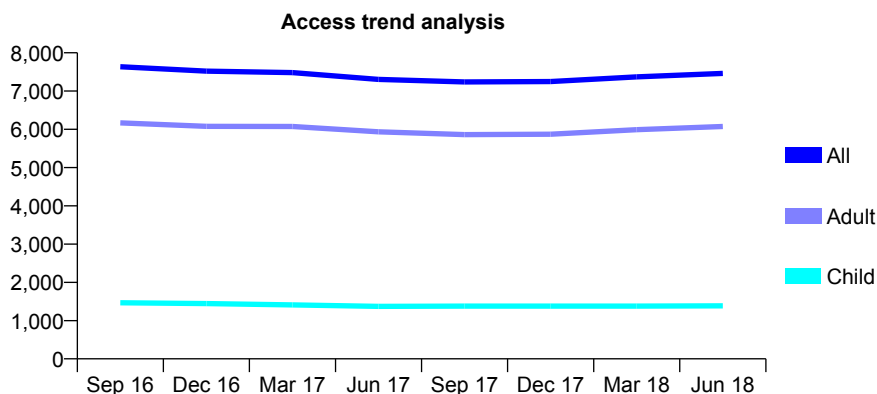
## Q45 - Vital Signs At a Glance Contract Report for 148725/0001 - June 2018

Name or company name	The Castle Dental Practice Ltd.
Contract type name	GDS Contract
Purpose of contract	General
Contract start date	01/04/2009
Contract end date	

18/19 Contracted general activity (UDA)	24,521
Carry forward general activity (UDA)	0
18/19 Contracted orthodontic activity (UOA)	0
Carry forward orthodontic activity (UOA)	0
Baseline contract value	£718,434.88

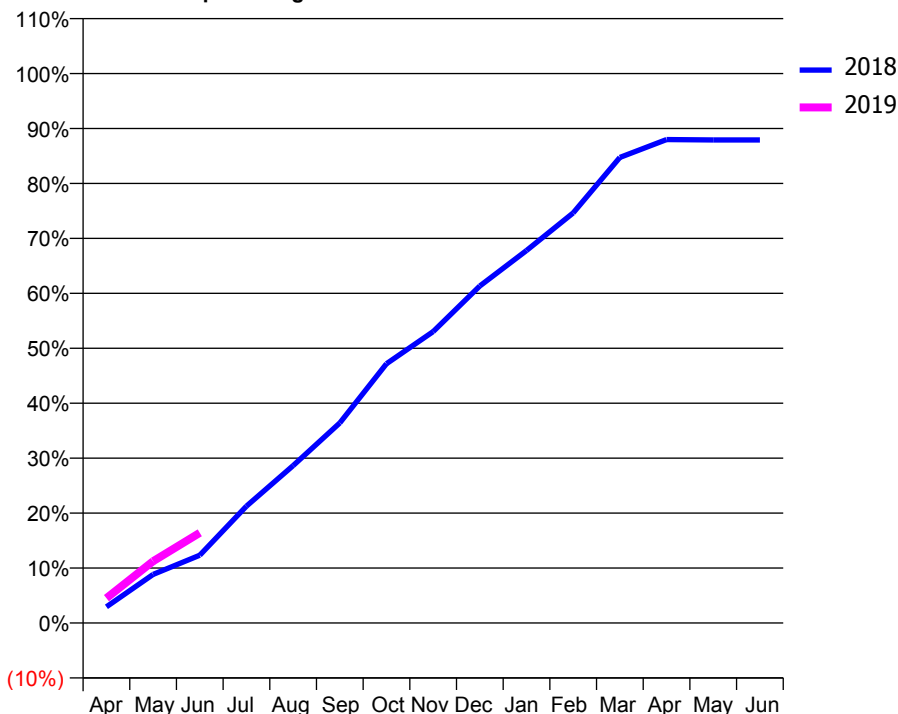
### ACCESS\*

Patients seen in 24 months	Total	Change since previous quarter
Quarter ending June 2017	7,305	
Quarter ending September 2017	7,240	→
Quarter ending December 2017	7,250	→
Quarter ending March 2018	7,372	→
Quarter ending June 2018	7,461	→
<b>Variance since June 2017</b>	<b>2.1%</b>	<b>↑</b>



### ACTIVITY

Cumulative percentage of contracted UDA delivered 2018 & 2019



Adjusted Scheduled Activity (UDA)

Month	2018	2019
April	724	1,108
May	2,169	2,757
June	3,028	4,023
July	5,215	
August	7,027	
September	8,926	
October	11,572	
November	13,003	
December	15,037	
January	16,625	
February	18,298	
March	20,774	
April	21,573	
May	21,553	
June	21,553	

### QUALITY

	Quantity	Base Number	Contract	AT	Region	England
% of FP17s for the same patient ID Re-attending within 3 months - Children	31	506	6.1%	11.2%	12.0%	11.5%
% of FP17s for the same patient ID Re-attending within 3 months - Adults	212	2,028	10.5%	14.4%	15.7%	15.4%
% of FP17s for the same patient ID Re-attending between 3 & 9 months - Children	324	506	64.0%	54.4%	60.3%	58.9%
% of FP17s for the same patient ID Re-attending between 3 & 9 months - Adults	1,193	2,028	58.8%	51.1%	54.0%	51.6%
% of FP17s for Band 1 Urgent Courses	86	2,145	4.0%	8.7%	8.9%	8.9%
% of FP17s Relating to Free Repair or Replacements	45	2,145	2.1%	1.2%	1.0%	0.8%
% of FP17s Relating to Continuations	37	2,145	1.7%	1.3%	1.1%	0.9%
% of Patients satisfied with the dentistry they have received	10	10	100.0%	92.3%	93.4%	93.2%
% of Patients satisfied with the time they had to wait for an appointment	9	10	90.0%	89.4%	89.4%	88.8%

\* This is based on patients treated on this contract for their most recent course of treatment. Figures in italics indicate the base number of FP17s or Patient Questionnaire responses are less than 100. N/A is shown where the base number of responses is less than 10 during the period. % is calculated as Quantity/Base number\*100

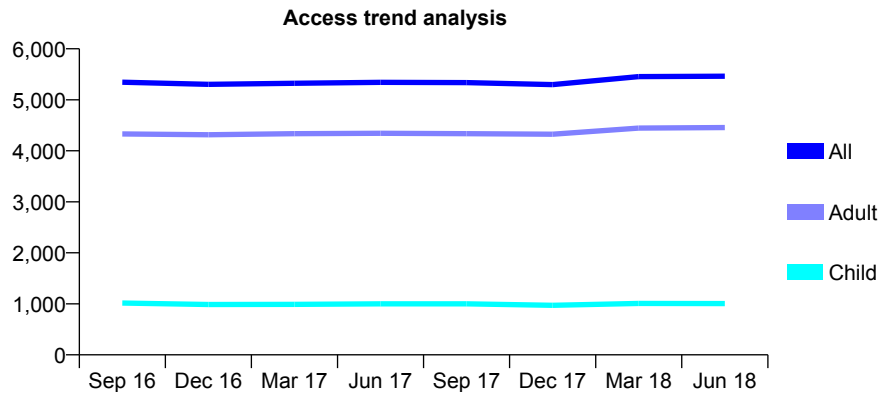
## Q45 - Vital Signs At a Glance Contract Report for 155586/0001 - June 2018

Name or company name	Duke Street Dental Practice
Contract type name	GDS Contract
Purpose of contract	General
Contract start date	01/07/2013
Contract end date	

18/19 Contracted general activity (UDA)	18,637
Carry forward general activity (UDA)	0
18/19 Contracted orthodontic activity (UOA)	0
Carry forward orthodontic activity (UOA)	0
Baseline contract value	£513,226.72

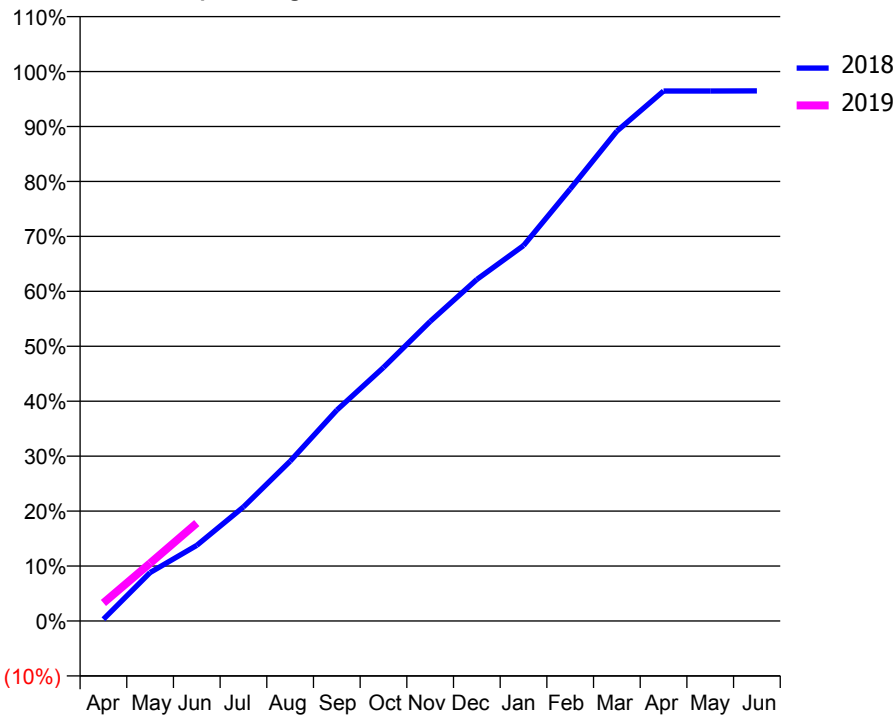
### ACCESS\*

Patients seen in 24 months	Total	Change since previous quarter
Quarter ending June 2017	5,343	
Quarter ending September 2017	5,336	→
Quarter ending December 2017	5,297	→
Quarter ending March 2018	5,456	↑
Quarter ending June 2018	5,462	→
<b>Variance since June 2017</b>	<b>2.2%</b>	<b>↑</b>



### ACTIVITY

Cumulative percentage of contracted UDA delivered 2018 & 2019



Month	Adjusted Scheduled Activity (UDA)	
	2018	2019
April	62	613
May	1,644	1,960
June	2,569	3,322
July	3,869	
August	5,421	
September	7,154	
October	8,599	
November	10,159	
December	11,587	
January	12,735	
February	14,652	
March	16,613	
April	17,977	
May	17,977	
June	17,978	

### QUALITY

	Quantity	Base Number	Contract	AT	Region	England
% of FP17s for the same patient ID Re-attending within 3 months - Children	19	394	4.8%	11.2%	12.0%	11.5%
% of FP17s for the same patient ID Re-attending within 3 months - Adults	344	2,063	16.7%	14.4%	15.7%	15.4%
% of FP17s for the same patient ID Re-attending between 3 & 9 months - Children	270	394	68.5%	54.4%	60.3%	58.9%
% of FP17s for the same patient ID Re-attending between 3 & 9 months - Adults	1,392	2,063	67.5%	51.1%	54.0%	51.6%
% of FP17s for Band 1 Urgent Courses	222	1,896	11.7%	8.7%	8.9%	8.9%
% of FP17s Relating to Free Repair or Replacements	18	1,896	0.9%	1.2%	1.0%	0.8%
% of FP17s Relating to Continuations	31	1,896	1.6%	1.3%	1.1%	0.9%
% of Patients satisfied with the dentistry they have received	20	21	95.2%	92.3%	93.4%	93.2%
% of Patients satisfied with the time they had to wait for an appointment	20	21	95.2%	89.4%	89.4%	88.8%

\* This is based on patients treated on this contract for their most recent course of treatment. Figures in italics indicate the base number of FP17s or Patient Questionnaire responses are less than 100. N/A is shown where the base number of responses is less than 10 during the period. % is calculated as Quantity/Base number\*100

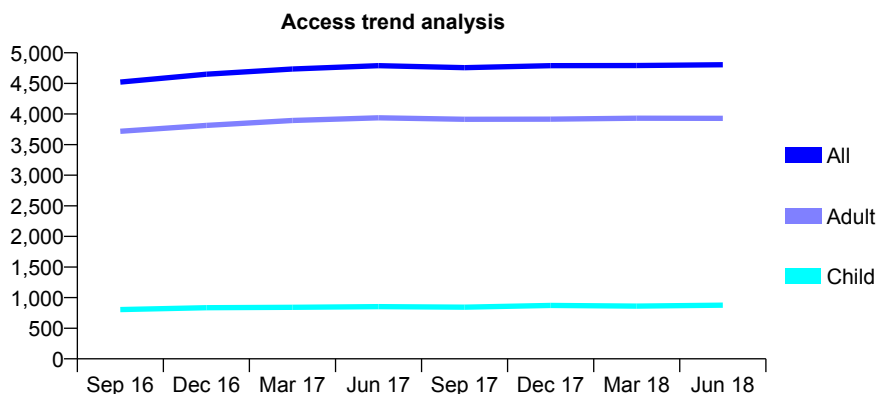
## Q45 - Vital Signs At a Glance Contract Report for 157775/0001 - June 2018

Name or company name	Mr Devanand Isukapatla
Contract type name	GDS Contract
Purpose of contract	General
Contract start date	22/05/2015
Contract end date	

18/19 Contracted general activity (UDA)	17,605
Carry forward general activity (UDA)	0
18/19 Contracted orthodontic activity (UOA)	0
Carry forward orthodontic activity (UOA)	0
Baseline contract value	£376,638.88

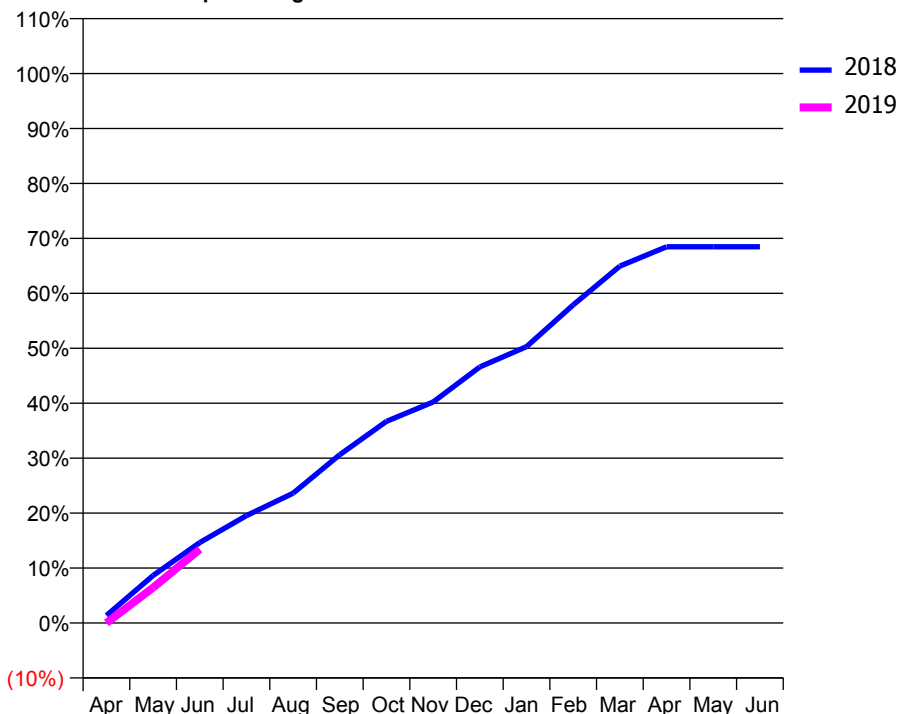
### ACCESS\*

Patients seen in 24 months	Total	Change since previous quarter
Quarter ending June 2017	4,790	
Quarter ending September 2017	4,757	→
Quarter ending December 2017	4,789	→
Quarter ending March 2018	4,792	→
Quarter ending June 2018	4,806	→
<b>Variance since June 2017</b>	<b>0.3%</b>	<b>→</b>



### ACTIVITY

Cumulative percentage of contracted UDA delivered 2018 & 2019



Month	Adjusted Scheduled Activity (UDA)	
	2018	2019
April	241	0
May	1,523	1,136
June	2,577	2,365
July	3,442	
August	4,157	
September	5,392	
October	6,462	
November	7,081	
December	8,205	
January	8,855	
February	10,191	
March	11,435	
April	12,053	
May	12,053	
June	12,053	

### QUALITY

	Quantity	Base Number	Contract	AT	Region	England
% of FP17s for the same patient ID Re-attending within 3 months - Children	27	321	8.4%	11.2%	12.0%	11.5%
% of FP17s for the same patient ID Re-attending within 3 months - Adults	143	1,324	10.8%	14.4%	15.7%	15.4%
% of FP17s for the same patient ID Re-attending between 3 & 9 months - Children	176	321	54.8%	54.4%	60.3%	58.9%
% of FP17s for the same patient ID Re-attending between 3 & 9 months - Adults	818	1,324	61.8%	51.1%	54.0%	51.6%
% of FP17s for Band 1 Urgent Courses	67	1,302	5.1%	8.7%	8.9%	8.9%
% of FP17s Relating to Free Repair or Replacements	18	1,302	1.4%	1.2%	1.0%	0.8%
% of FP17s Relating to Continuations	20	1,302	1.5%	1.3%	1.1%	0.9%
% of Patients satisfied with the dentistry they have received	25	26	96.2%	92.3%	93.4%	93.2%
% of Patients satisfied with the time they had to wait for an appointment	26	26	100.0%	89.4%	89.4%	88.8%

\* This is based on patients treated on this contract for their most recent course of treatment. Figures in italics indicate the base number of FP17s or Patient Questionnaire responses are less than 100. N/A is shown where the base number of responses is less than 10 during the period. % is calculated as Quantity/Base number\*100



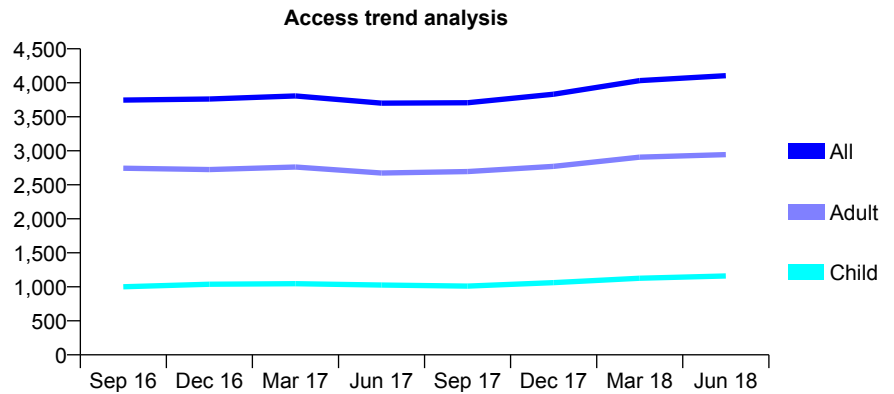
## Q45 - Vital Signs At a Glance Contract Report for 158836/0001 - June 2018

Name or company name	The Grainger Stockton, Birtley and Stanley
Contract type name	GDS Contract
Purpose of contract	General
Contract start date	01/02/2014
Contract end date	

18/19 Contracted general activity (UDA)	12,000
Carry forward general activity (UDA)	0
18/19 Contracted orthodontic activity (UOA)	0
Carry forward orthodontic activity (UOA)	0
Baseline contract value	£286,365.23

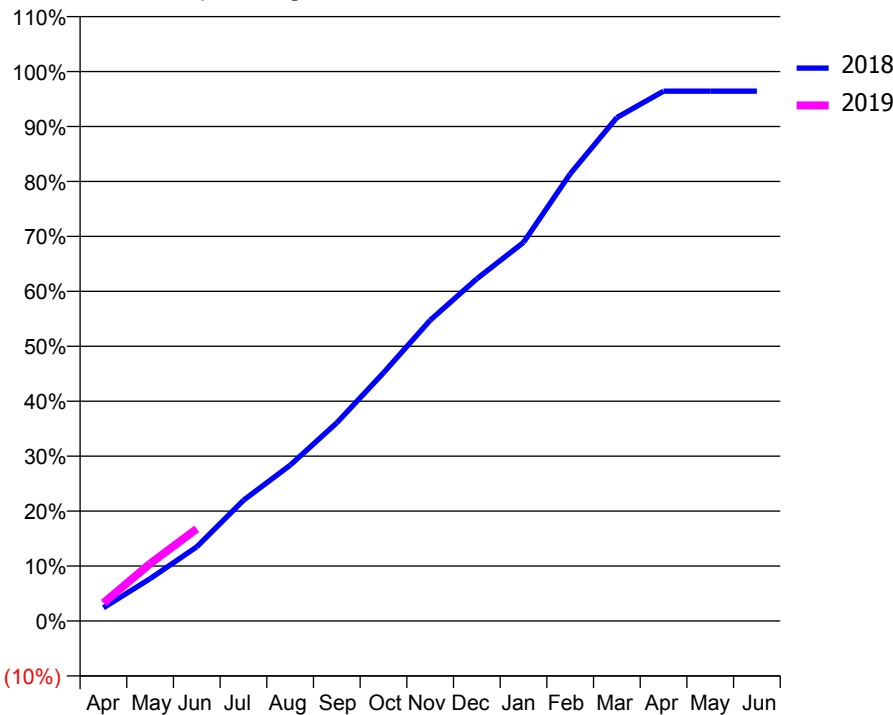
### ACCESS\*

Patients seen in 24 months	Total	Change since previous quarter
Quarter ending June 2017	3,700	
Quarter ending September 2017	3,706	→
Quarter ending December 2017	3,833	↑
Quarter ending March 2018	4,032	↑
Quarter ending June 2018	4,104	→
<b>Variance since June 2017</b>	<b>10.9%</b>	<b>↑</b>



### ACTIVITY

Cumulative percentage of contracted UDA delivered 2018 & 2019



Month	Adjusted Scheduled Activity (UDA)	
	2018	2019
April	289	395
May	924	1,253
June	1,621	2,015
July	2,638	
August	3,403	
September	4,329	
October	5,420	
November	6,568	
December	7,474	
January	8,267	
February	9,764	
March	10,995	
April	11,572	
May	11,572	
June	11,572	

### QUALITY

	Quantity	Base Number	Contract	AT	Region	England
% of FP17s for the same patient ID Re-attending within 3 months - Children	28	308	9.1%	11.2%	12.0%	11.5%
% of FP17s for the same patient ID Re-attending within 3 months - Adults	63	683	9.2%	14.4%	15.7%	15.4%
% of FP17s for the same patient ID Re-attending between 3 & 9 months - Children	104	308	33.8%	54.4%	60.3%	58.9%
% of FP17s for the same patient ID Re-attending between 3 & 9 months - Adults	247	683	36.2%	51.1%	54.0%	51.6%
% of FP17s for Band 1 Urgent Courses	80	812	9.9%	8.7%	8.9%	8.9%
% of FP17s Relating to Free Repair or Replacements	0	812	0.0%	1.2%	1.0%	0.8%
% of FP17s Relating to Continuations	7	812	0.9%	1.3%	1.1%	0.9%
% of Patients satisfied with the dentistry they have received	2	3	N/A	92.3%	93.4%	93.2%
% of Patients satisfied with the time they had to wait for an appointment	3	3	N/A	89.4%	89.4%	88.8%

\* This is based on patients treated on this contract for their most recent course of treatment. Figures in italics indicate the base number of FP17s or Patient Questionnaire responses are less than 100. N/A is shown where the base number of responses is less than 10 during the period. % is calculated as Quantity/Base number\*100

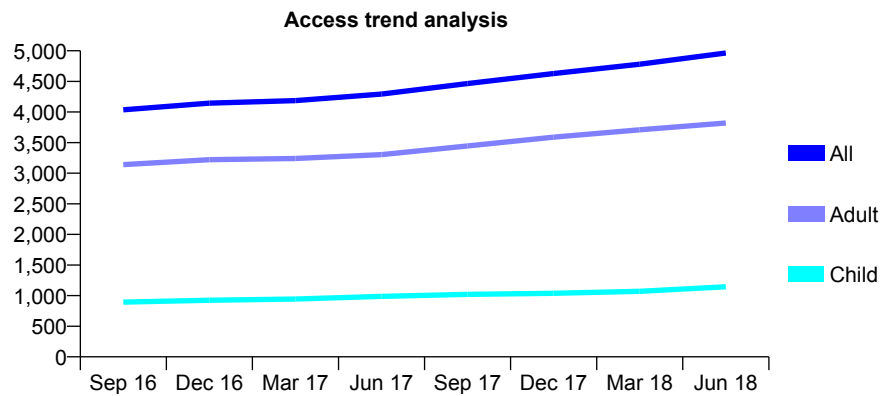
## Q45 - Vital Signs At a Glance Contract Report for 166685/0001 - June 2018

Name or company name	Castle Dene Dental Surgery
Contract type name	GDS Contract
Purpose of contract	General
Contract start date	01/04/2009
Contract end date	

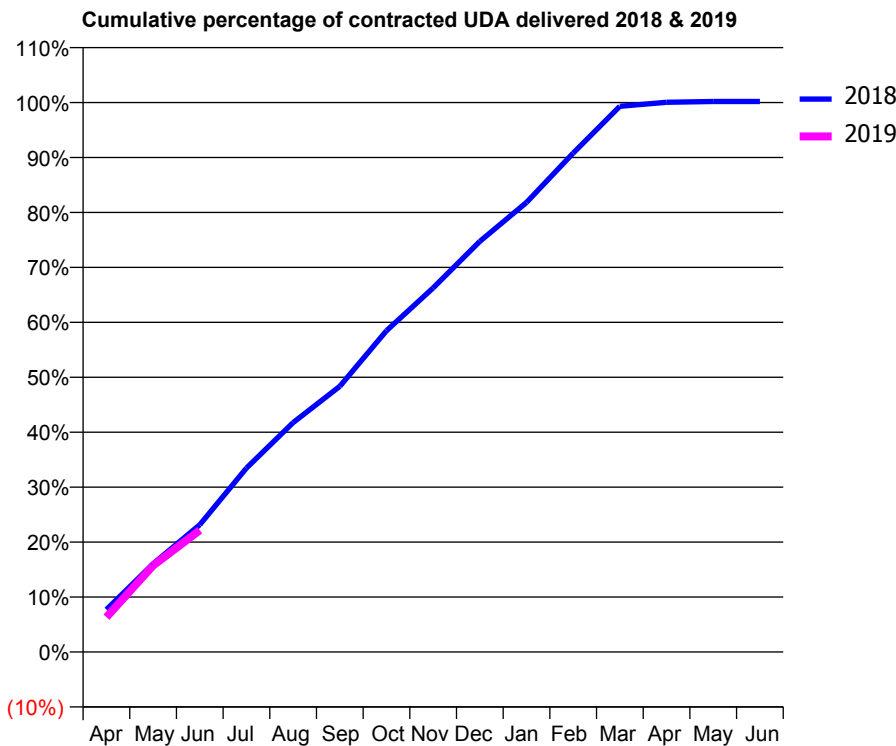
18/19 Contracted general activity (UDA)	14,400
Carry forward general activity (UDA)	0
18/19 Contracted orthodontic activity (UOA)	0
Carry forward orthodontic activity (UOA)	0
Baseline contract value	£402,335.80

### ACCESS\*

Patients seen in 24 months	Total	Change since previous quarter
Quarter ending June 2017	4,293	
Quarter ending September 2017	4,466	↑
Quarter ending December 2017	4,628	↑
Quarter ending March 2018	4,780	↑
Quarter ending June 2018	4,965	↑
<b>Variance since June 2017</b>	<b>15.7%</b>	<b>↑</b>



### ACTIVITY



Month	Adjusted Scheduled Activity (UDA)	
	2018	2019
April	1,112	915
May	2,312	2,267
June	3,336	3,192
July	4,821	
August	6,011	
September	6,961	
October	8,419	
November	9,540	
December	10,761	
January	11,780	
February	13,076	
March	14,301	
April	14,407	
May	14,426	
June	14,427	

### QUALITY

	Quantity	Base Number	Contract	AT	Region	England
% of FP17s for the same patient ID Re-attending within 3 months - Children	11	301	3.7%	11.2%	12.0%	11.5%
% of FP17s for the same patient ID Re-attending within 3 months - Adults	150	938	16.0%	14.4%	15.7%	15.4%
% of FP17s for the same patient ID Re-attending between 3 & 9 months - Children	94	301	31.2%	54.4%	60.3%	58.9%
% of FP17s for the same patient ID Re-attending between 3 & 9 months - Adults	277	938	29.5%	51.1%	54.0%	51.6%
% of FP17s for Band 1 Urgent Courses	178	1,185	15.0%	8.7%	8.9%	8.9%
% of FP17s Relating to Free Repair or Replacements	15	1,185	1.3%	1.2%	1.0%	0.8%
% of FP17s Relating to Continuations	11	1,185	0.9%	1.3%	1.1%	0.9%
% of Patients satisfied with the dentistry they have received	12	12	100.0%	92.3%	93.4%	93.2%
% of Patients satisfied with the time they had to wait for an appointment	12	12	100.0%	89.4%	89.4%	88.8%

\* This is based on patients treated on this contract for their most recent course of treatment. Figures in italics indicate the base number of FP17s or Patient Questionnaire responses are less than 100. N/A is shown where the base number of responses is less than 10 during the period. % is calculated as Quantity/Base number\*100

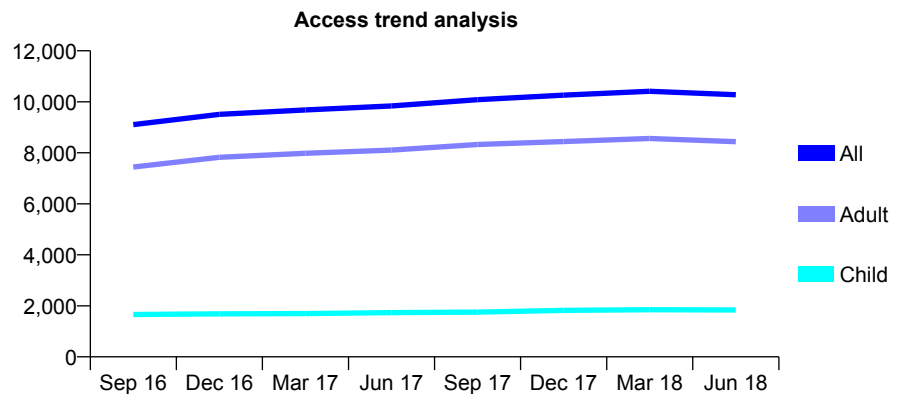
## Q45 - Vital Signs At a Glance Contract Report for 170526/0001 - June 2018

Name or company name	Framwellgate Dental Surgery Limited
Contract type name	GDS Contract
Purpose of contract	General
Contract start date	01/04/2012
Contract end date	

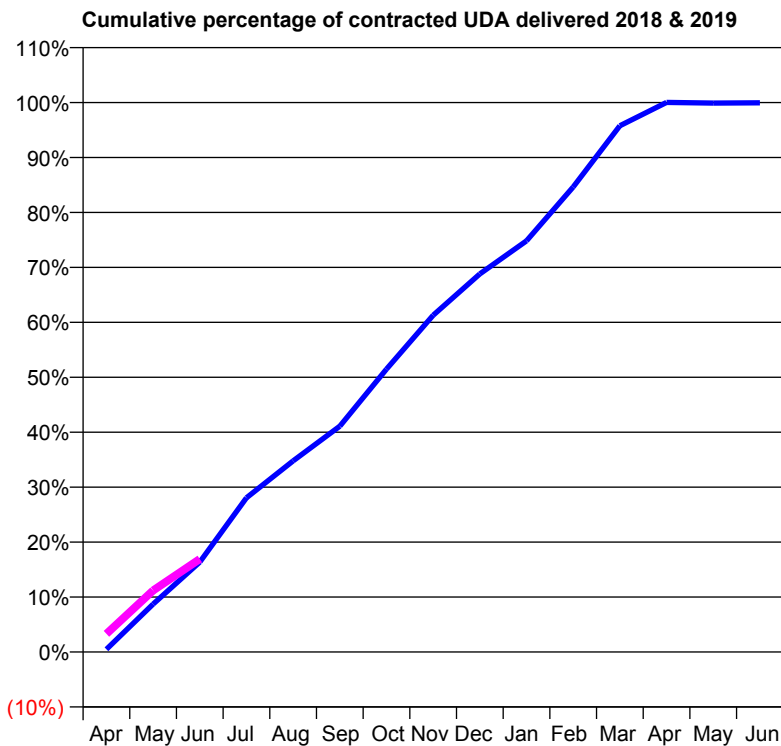
18/19 Contracted general activity (UDA)	21,656
Carry forward general activity (UDA)	0
18/19 Contracted orthodontic activity (UOA)	0
Carry forward orthodontic activity (UOA)	0
Baseline contract value	£538,756.04

### ACCESS\*

Patients seen in 24 months	Total	Change since previous quarter
Quarter ending June 2017	9,838	
Quarter ending September 2017	10,084	↑
Quarter ending December 2017	10,264	→
Quarter ending March 2018	10,411	→
Quarter ending June 2018	10,275	↓
<b>Variance since June 2017</b>	<b>4.4%</b>	<b>↑</b>



### ACTIVITY



Month	Adjusted Scheduled Activity (UDA)	
	2018	2019
April	106	719
May	1,888	2,424
June	3,544	3,665
July	6,078	
August	7,533	
September	8,897	
October	11,149	
November	13,273	
December	14,900	
January	16,202	
February	18,326	
March	20,739	
April	21,659	
May	21,635	
June	21,646	

### QUALITY

	Quantity	Base Number	Contract	AT	Region	England
% of FP17s for the same patient ID Re-attending within 3 months - Children	65	640	10.2%	11.2%	12.0%	11.5%
% of FP17s for the same patient ID Re-attending within 3 months - Adults	302	2,133	14.2%	14.4%	15.7%	15.4%
% of FP17s for the same patient ID Re-attending between 3 & 9 months - Children	347	640	54.2%	54.4%	60.3%	58.9%
% of FP17s for the same patient ID Re-attending between 3 & 9 months - Adults	832	2,133	39.0%	51.1%	54.0%	51.6%
% of FP17s for Band 1 Urgent Courses	246	1,833	13.4%	8.7%	8.9%	8.9%
% of FP17s Relating to Free Repair or Replacements	11	1,833	0.6%	1.2%	1.0%	0.8%
% of FP17s Relating to Continuations	24	1,833	1.3%	1.3%	1.1%	0.9%
% of Patients satisfied with the dentistry they have received	19	19	100.0%	92.3%	93.4%	93.2%
% of Patients satisfied with the time they had to wait for an appointment	16	19	84.2%	89.4%	89.4%	88.8%

\* This is based on patients treated on this contract for their most recent course of treatment. Figures in italics indicate the base number of FP17s or Patient Questionnaire responses are less than 100. N/A is shown where the base number of responses is less than 10 during the period. % is calculated as Quantity/Base number\*100

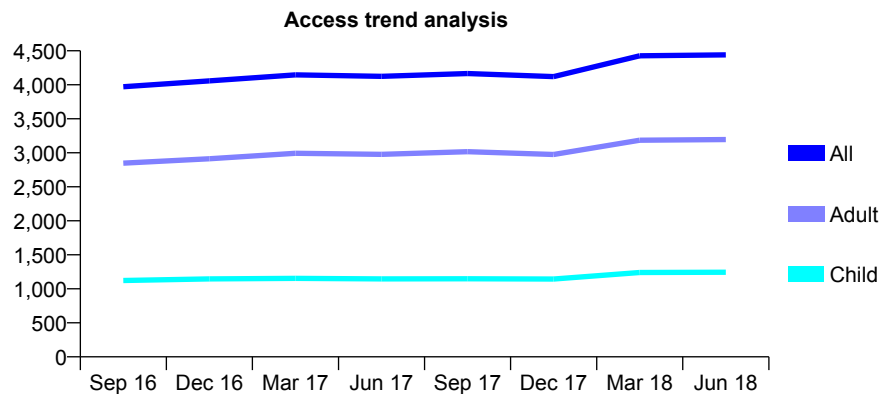
## Q45 - Vital Signs At a Glance Contract Report for 171565/0001 - June 2018

Name or company name	Hardwick Dental Practice
Contract type name	GDS Contract
Purpose of contract	General and Orthodontic
Contract start date	01/05/2014
Contract end date	

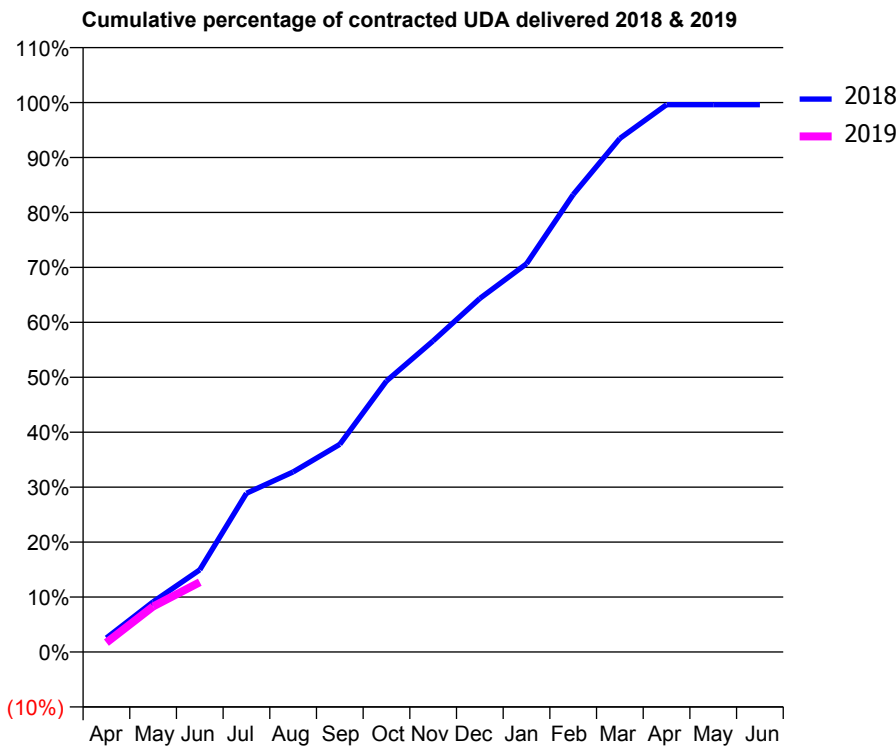
18/19 Contracted general activity (UDA)	14,766
Carry forward general activity (UDA)	0
18/19 Contracted orthodontic activity (UOA)	0
Carry forward orthodontic activity (UOA)	0
Baseline contract value	£387,445.99

### ACCESS\*

Patients seen in 24 months	Total	Change since previous quarter
Quarter ending June 2017	4,124	
Quarter ending September 2017	4,165	→
Quarter ending December 2017	4,120	↓
Quarter ending March 2018	4,426	↑
Quarter ending June 2018	4,440	→
<b>Variance since June 2017</b>	<b>7.7%</b>	<b>↑</b>



### ACTIVITY



Adjusted Scheduled Activity (UDA)		
Month	2018	2019
April	351	251
May	1,258	1,225
June	2,061	1,876
July	3,976	
August	4,512	
September	5,203	
October	6,790	
November	7,797	
December	8,856	
January	9,727	
February	11,460	
March	12,866	
April	13,711	
May	13,711	
June	13,711	

### QUALITY

	Quantity	Base Number	Contract	AT	Region	England
% of FP17s for the same patient ID Re-attending within 3 months - Children	21	309	6.8%	11.2%	12.0%	11.5%
% of FP17s for the same patient ID Re-attending within 3 months - Adults	145	792	18.3%	14.4%	15.7%	15.4%
% of FP17s for the same patient ID Re-attending between 3 & 9 months - Children	127	309	41.1%	54.4%	60.3%	58.9%
% of FP17s for the same patient ID Re-attending between 3 & 9 months - Adults	278	792	35.1%	51.1%	54.0%	51.6%
% of FP17s for Band 1 Urgent Courses	116	817	14.2%	8.7%	8.9%	8.9%
% of FP17s Relating to Free Repair or Replacements	9	817	1.1%	1.2%	1.0%	0.8%
% of FP17s Relating to Continuations	10	817	1.2%	1.3%	1.1%	0.9%
% of Patients satisfied with the dentistry they have received	10	10	100.0%	92.3%	93.4%	93.2%
% of Patients satisfied with the time they had to wait for an appointment	9	10	90.0%	89.4%	89.4%	88.8%

\* This is based on patients treated on this contract for their most recent course of treatment. Figures in italics indicate the base number of FP17s or Patient Questionnaire responses are less than 100. N/A is shown where the base number of responses is less than 10 during the period. % is calculated as Quantity/Base number\*100

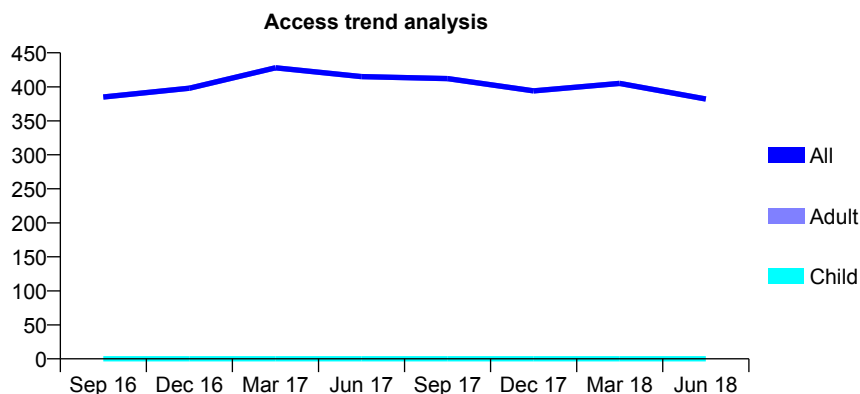
## Q45 - Vital Signs At a Glance Contract Report for 171565/0002 - June 2018

Name or company name	Hardwick Dental Practice
Contract type name	PDS Contract
Purpose of contract	General
Contract start date	01/05/2014
Contract end date	31/03/2020

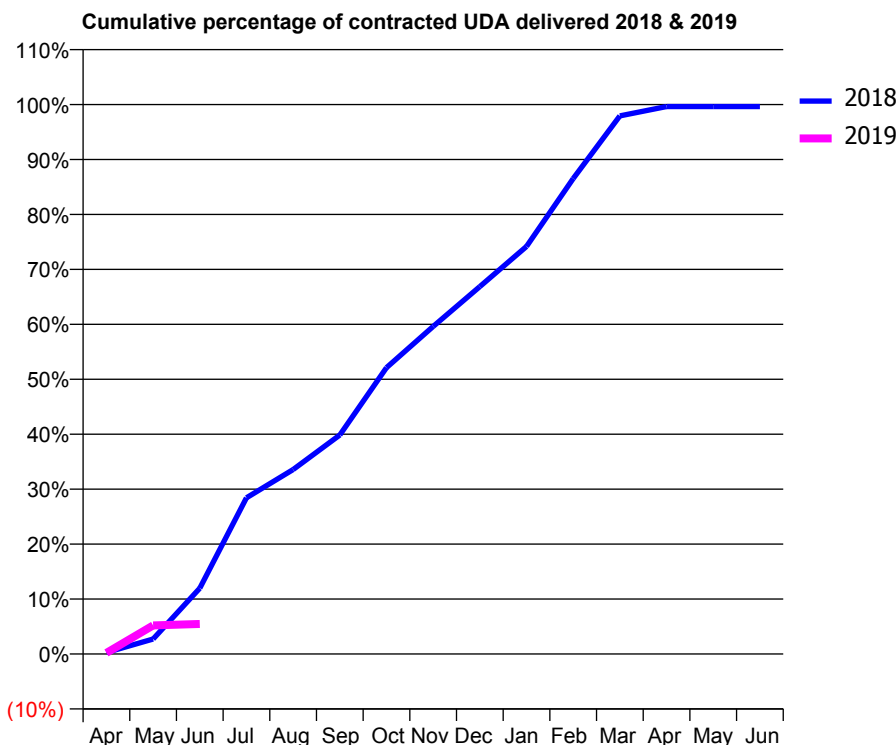
18/19 Contracted general activity (UDA)	1,464
Carry forward general activity (UDA)	0
18/19 Contracted orthodontic activity (UOA)	0
Carry forward orthodontic activity (UOA)	0
Baseline contract value	£46,160.59

### ACCESS\*

Patients seen in 24 months	Total	Change since previous quarter
Quarter ending June 2017	415	
Quarter ending September 2017	412	→
Quarter ending December 2017	394	↓
Quarter ending March 2018	405	↑
Quarter ending June 2018	382	↓
<b>Variance since June 2017</b>	<b>(8.0%)</b>	↓



### ACTIVITY



Month	Adjusted Scheduled Activity (UDA)	
	2018	2019
April	4	3
May	40	76
June	175	80
July	416	
August	491	
September	583	
October	763	
November	873	
December	979	
January	1,086	
February	1,267	
March	1,434	
April	1,459	
May	1,459	
June	1,459	

### QUALITY

	Quantity	Base Number	Contract	AT	Region	England
% of FP17s for the same patient ID Re-attending within 3 months - Children	0	0	N/A	11.2%	12.0%	11.5%
% of FP17s for the same patient ID Re-attending within 3 months - Adults	1	33	3.0%	14.4%	15.7%	15.4%
% of FP17s for the same patient ID Re-attending between 3 & 9 months - Children	0	0	N/A	54.4%	60.3%	58.9%
% of FP17s for the same patient ID Re-attending between 3 & 9 months - Adults	7	33	21.2%	51.1%	54.0%	51.6%
% of FP17s for Band 1 Urgent Courses	6	30	20.0%	8.7%	8.9%	8.9%
% of FP17s Relating to Free Repair or Replacements	0	30	0.0%	1.2%	1.0%	0.8%
% of FP17s Relating to Continuations	0	30	0.0%	1.3%	1.1%	0.9%
% of Patients satisfied with the dentistry they have received	1	1	N/A	92.3%	93.4%	93.2%
% of Patients satisfied with the time they had to wait for an appointment	1	1	N/A	89.4%	89.4%	88.8%

\* This is based on patients treated on this contract for their most recent course of treatment. Figures in italics indicate the base number of FP17s or Patient Questionnaire responses are less than 100. N/A is shown where the base number of responses is less than 10 during the period. % is calculated as Quantity/Base number\*100

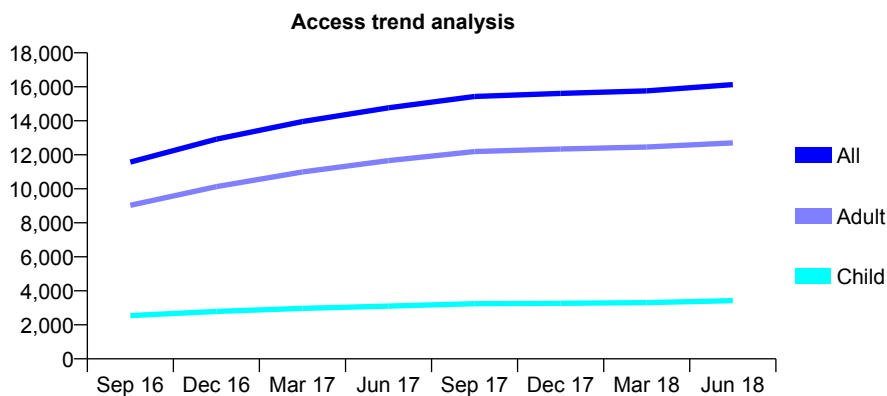
## Q45 - Vital Signs At a Glance Contract Report for 172596/0001 - June 2018

Name or company name	Front Street Dental Practice Partnership
Contract type name	GDS Contract
Purpose of contract	General
Contract start date	01/11/2015
Contract end date	

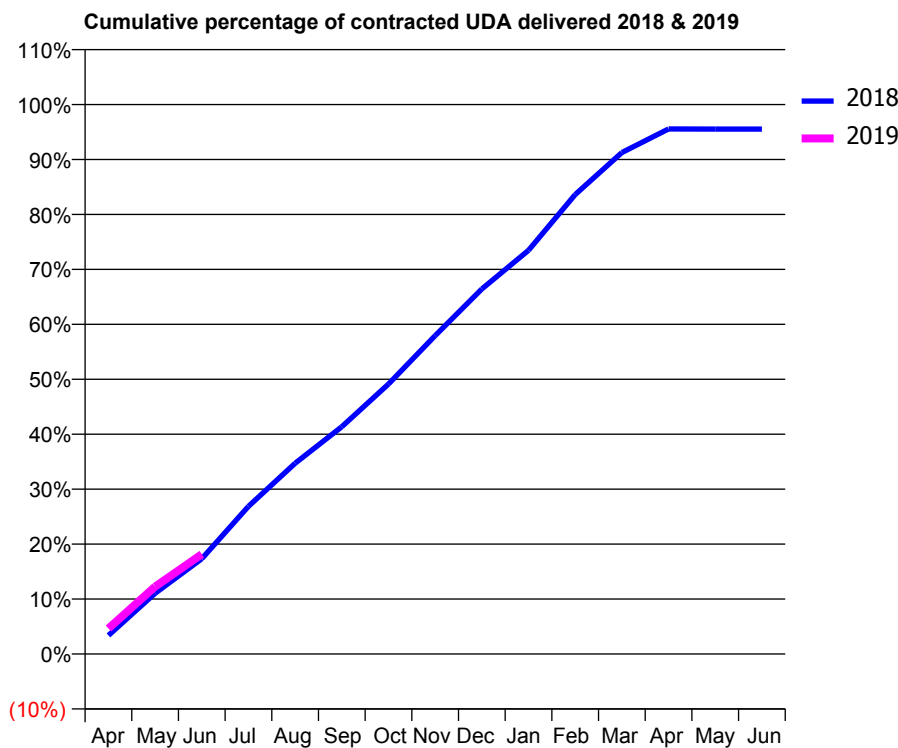
18/19 Contracted general activity (UDA)	50,056
Carry forward general activity (UDA)	0
18/19 Contracted orthodontic activity (UOA)	0
Carry forward orthodontic activity (UOA)	0
Baseline contract value	£1,559,531.82

### ACCESS\*

Patients seen in 24 months	Total	Change since previous quarter
Quarter ending June 2017	14,761	
Quarter ending September 2017	15,432	↑
Quarter ending December 2017	15,612	→
Quarter ending March 2018	15,762	→
Quarter ending June 2018	16,128	↑
<b>Variance since June 2017</b>	9.3%	↑



### ACTIVITY



Month	Adjusted Scheduled Activity (UDA)	
	2018	2019
April	1,475	2,321
May	4,803	6,145
June	7,539	9,094
July	11,678	
August	15,088	
September	17,980	
October	21,349	
November	25,176	
December	28,868	
January	31,930	
February	36,333	
March	39,652	
April	41,526	
May	41,511	
June	41,508	

### QUALITY

	Quantity	Base Number	Contract	AT	Region	England
% of FP17s for the same patient ID Re-attending within 3 months - Children	49	1,212	4.0%	11.2%	12.0%	11.5%
% of FP17s for the same patient ID Re-attending within 3 months - Adults	494	4,390	11.3%	14.4%	15.7%	15.4%
% of FP17s for the same patient ID Re-attending between 3 & 9 months - Children	600	1,212	49.5%	54.4%	60.3%	58.9%
% of FP17s for the same patient ID Re-attending between 3 & 9 months - Adults	1,877	4,390	42.8%	51.1%	54.0%	51.6%
% of FP17s for Band 1 Urgent Courses	430	4,402	9.8%	8.7%	8.9%	8.9%
% of FP17s Relating to Free Repair or Replacements	43	4,402	1.0%	1.2%	1.0%	0.8%
% of FP17s Relating to Continuations	53	4,402	1.2%	1.3%	1.1%	0.9%
% of Patients satisfied with the dentistry they have received	29	32	90.6%	92.3%	93.4%	93.2%
% of Patients satisfied with the time they had to wait for an appointment	28	32	87.5%	89.4%	89.4%	88.8%

\* This is based on patients treated on this contract for their most recent course of treatment. Figures in italics indicate the base number of FP17s or Patient Questionnaire responses are less than 100. N/A is shown where the base number of responses is less than 10 during the period. % is calculated as Quantity/Base number\*100

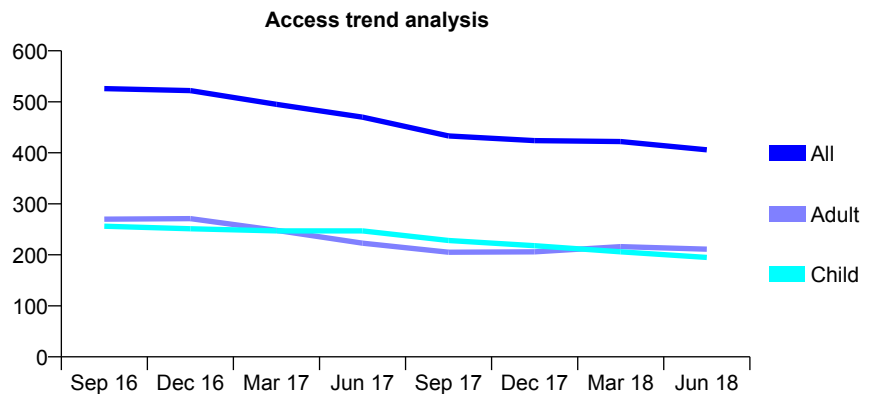
## Q45 - Vital Signs At a Glance Contract Report for 174858/0001 - June 2018

Name or company name	Yarm Road Dental Practice
Contract type name	GDS Contract
Purpose of contract	General
Contract start date	01/01/2015
Contract end date	

18/19 Contracted general activity (UDA)	1,300
Carry forward general activity (UDA)	0
18/19 Contracted orthodontic activity (UOA)	0
Carry forward orthodontic activity (UOA)	0
Baseline contract value	£23,568.16

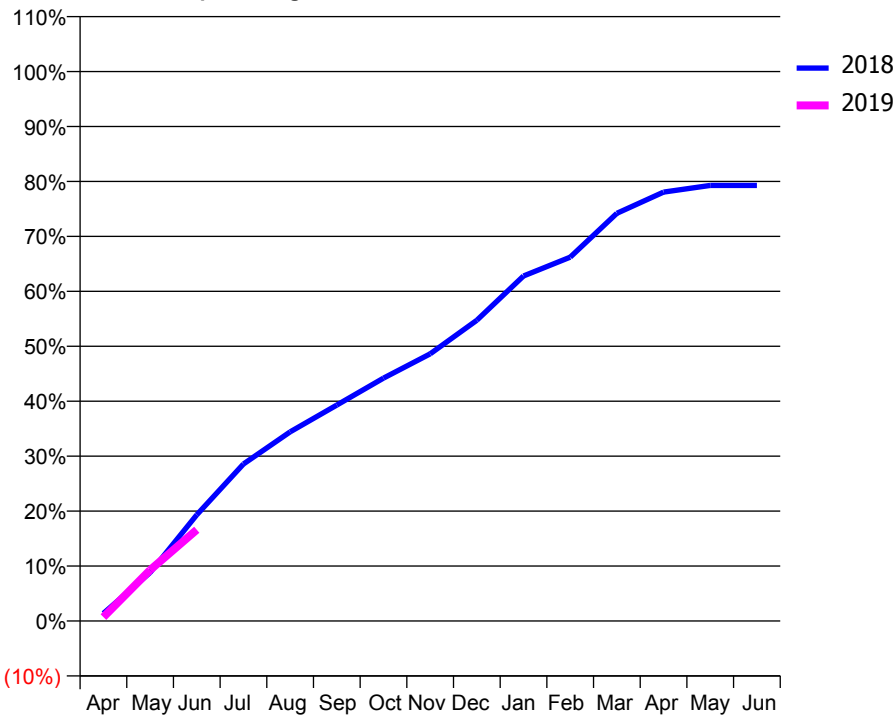
### ACCESS\*

Patients seen in 24 months	Total	Change since previous quarter
Quarter ending June 2017	470	
Quarter ending September 2017	433	↓
Quarter ending December 2017	424	↓
Quarter ending March 2018	422	→
Quarter ending June 2018	406	↓
<b>Variance since June 2017</b>	<b>(13.6%)</b>	<b>↓</b>



### ACTIVITY

Cumulative percentage of contracted UDA delivered 2018 & 2019



Adjusted Scheduled Activity (UDA)		
Month	2018	2019
April	18	9
May	115	121
June	251	216
July	372	
August	447	
September	511	
October	575	
November	632	
December	712	
January	816	
February	861	
March	964	
April	1,015	
May	1,031	
June	1,031	

### QUALITY

	Quantity	Base Number	Contract	AT	Region	England
% of FP17s for the same patient ID Re-attending within 3 months - Children	4	69	5.8%	11.2%	12.0%	11.5%
% of FP17s for the same patient ID Re-attending within 3 months - Adults	11	62	17.7%	14.4%	15.7%	15.4%
% of FP17s for the same patient ID Re-attending between 3 & 9 months - Children	49	69	71.0%	54.4%	60.3%	58.9%
% of FP17s for the same patient ID Re-attending between 3 & 9 months - Adults	31	62	50.0%	51.1%	54.0%	51.6%
% of FP17s for Band 1 Urgent Courses	5	103	4.9%	8.7%	8.9%	8.9%
% of FP17s Relating to Free Repair or Replacements	0	103	0.0%	1.2%	1.0%	0.8%
% of FP17s Relating to Continuations	0	103	0.0%	1.3%	1.1%	0.9%
% of Patients satisfied with the dentistry they have received	0	0	N/A	92.3%	93.4%	93.2%
% of Patients satisfied with the time they had to wait for an appointment	0	0	N/A	89.4%	89.4%	88.8%

\* This is based on patients treated on this contract for their most recent course of treatment. Figures in italics indicate the base number of FP17s or Patient Questionnaire responses are less than 100. N/A is shown where the base number of responses is less than 10 during the period. % is calculated as Quantity/Base number\*100

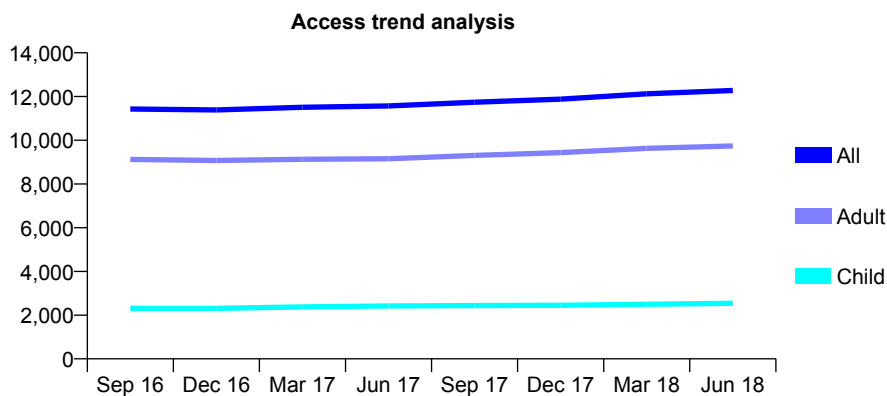
## Q45 - Vital Signs At a Glance Contract Report for 176486/0001 - June 2018

Name or company name	Ridgway Dental Ltd.
Contract type name	GDS Contract
Purpose of contract	General
Contract start date	01/04/2009
Contract end date	

18/19 Contracted general activity (UDA)	35,659
Carry forward general activity (UDA)	0
18/19 Contracted orthodontic activity (UOA)	0
Carry forward orthodontic activity (UOA)	0
Baseline contract value	£917,781.84

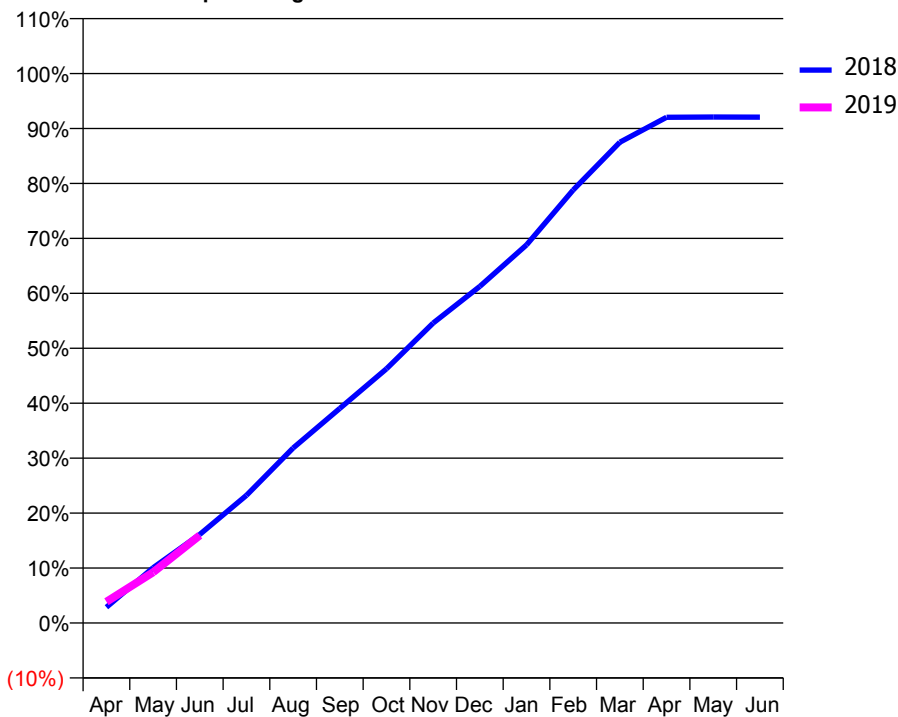
### ACCESS\*

Patients seen in 24 months	Total	Change since previous quarter
Quarter ending June 2017	11,568	
Quarter ending September 2017	11,742	→
Quarter ending December 2017	11,880	→
Quarter ending March 2018	12,122	↑
Quarter ending June 2018	12,277	→
<b>Variance since June 2017</b>	<b>6.1%</b>	<b>↑</b>



### ACTIVITY

Cumulative percentage of contracted UDA delivered 2018 & 2019



Month	Adjusted Scheduled Activity (UDA)	
	2018	2019
April	1,025	1,377
May	3,588	3,291
June	5,749	5,689
July	8,283	
August	11,356	
September	13,929	
October	16,495	
November	19,466	
December	21,849	
January	24,539	
February	28,101	
March	31,202	
April	32,814	
May	32,834	
June	32,830	

### QUALITY

	Quantity	Base Number	Contract	AT	Region	England
% of FP17s for the same patient ID Re-attending within 3 months - Children	43	715	6.0%	11.2%	12.0%	11.5%
% of FP17s for the same patient ID Re-attending within 3 months - Adults	326	2,801	11.6%	14.4%	15.7%	15.4%
% of FP17s for the same patient ID Re-attending between 3 & 9 months - Children	283	715	39.6%	54.4%	60.3%	58.9%
% of FP17s for the same patient ID Re-attending between 3 & 9 months - Adults	1,337	2,801	47.7%	51.1%	54.0%	51.6%
% of FP17s for Band 1 Urgent Courses	175	2,924	6.0%	8.7%	8.9%	8.9%
% of FP17s Relating to Free Repair or Replacements	27	2,924	0.9%	1.2%	1.0%	0.8%
% of FP17s Relating to Continuations	59	2,924	2.0%	1.3%	1.1%	0.9%
% of Patients satisfied with the dentistry they have received	17	17	100.0%	92.3%	93.4%	93.2%
% of Patients satisfied with the time they had to wait for an appointment	17	17	100.0%	89.4%	89.4%	88.8%

\* This is based on patients treated on this contract for their most recent course of treatment. Figures in italics indicate the base number of FP17s or Patient Questionnaire responses are less than 100. N/A is shown where the base number of responses is less than 10 during the period. % is calculated as Quantity/Base number\*100



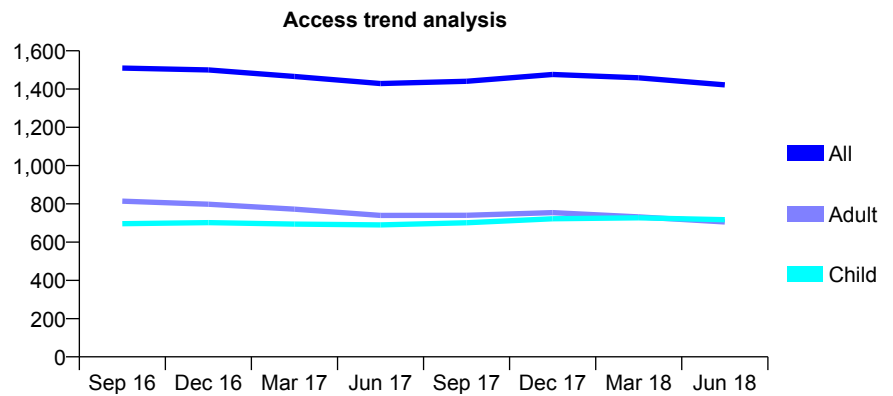
## Q45 - Vital Signs At a Glance Contract Report for 176737/0001 - June 2018

Name or company name	Springs Dental Practice
Contract type name	GDS Contract
Purpose of contract	General
Contract start date	17/10/2013
Contract end date	

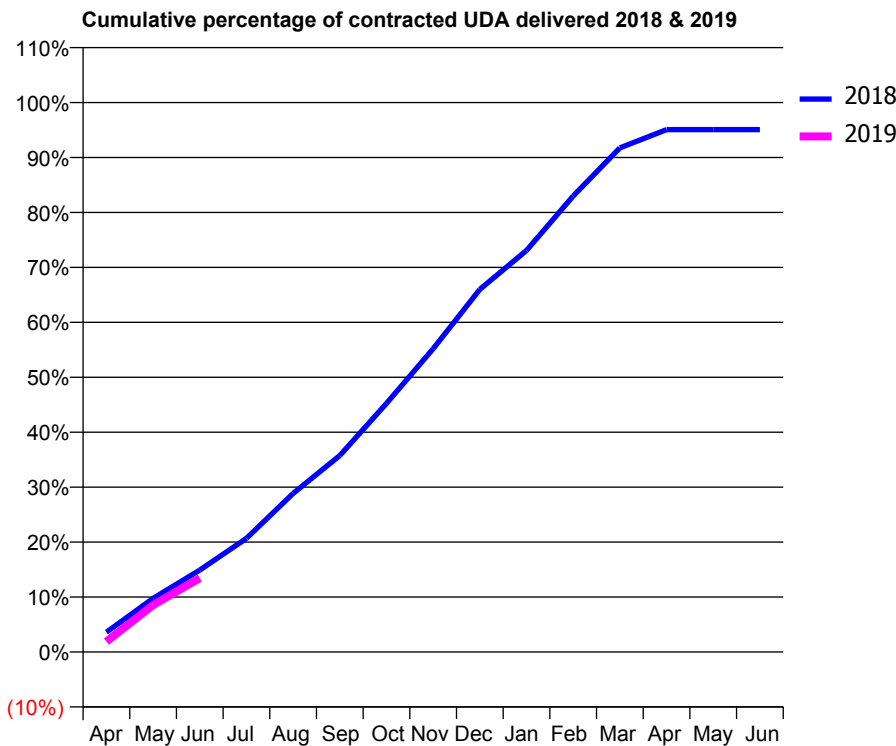
18/19 Contracted general activity (UDA)	5,000
Carry forward general activity (UDA)	0
18/19 Contracted orthodontic activity (UOA)	0
Carry forward orthodontic activity (UOA)	0
Baseline contract value	£106,969.29

### ACCESS\*

Patients seen in 24 months	Total	Change since previous quarter
Quarter ending June 2017	1,429	
Quarter ending September 2017	1,441	→
Quarter ending December 2017	1,476	↑
Quarter ending March 2018	1,459	↓
Quarter ending June 2018	1,422	↓
<b>Variance since June 2017</b>	<b>(0.5%)</b>	<b>→</b>



### ACTIVITY



Adjusted Scheduled Activity (UDA)		
Month	2018	2019
April	180	95
May	488	428
June	745	672
July	1,034	
August	1,443	
September	1,788	
October	2,262	
November	2,760	
December	3,300	
January	3,653	
February	4,149	
March	4,587	
April	4,753	
May	4,753	
June	4,753	

### QUALITY

	Quantity	Base Number	Contract	AT	Region	England
% of FP17s for the same patient ID Re-attending within 3 months - Children	12	208	5.8%	11.2%	12.0%	11.5%
% of FP17s for the same patient ID Re-attending within 3 months - Adults	23	141	16.3%	14.4%	15.7%	15.4%
% of FP17s for the same patient ID Re-attending between 3 & 9 months - Children	121	208	58.2%	54.4%	60.3%	58.9%
% of FP17s for the same patient ID Re-attending between 3 & 9 months - Adults	72	141	51.1%	51.1%	54.0%	51.6%
% of FP17s for Band 1 Urgent Courses	26	288	9.0%	8.7%	8.9%	8.9%
% of FP17s Relating to Free Repair or Replacements	0	288	0.0%	1.2%	1.0%	0.8%
% of FP17s Relating to Continuations	0	288	0.0%	1.3%	1.1%	0.9%
% of Patients satisfied with the dentistry they have received	1	2	N/A	92.3%	93.4%	93.2%
% of Patients satisfied with the time they had to wait for an appointment	1	2	N/A	89.4%	89.4%	88.8%

\* This is based on patients treated on this contract for their most recent course of treatment. Figures in italics indicate the base number of FP17s or Patient Questionnaire responses are less than 100. N/A is shown where the base number of responses is less than 10 during the period. % is calculated as Quantity/Base number\*100

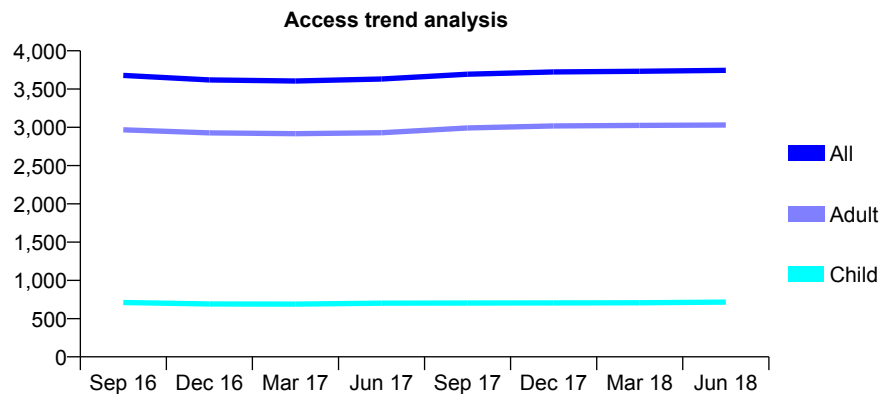
## Q45 - Vital Signs At a Glance Contract Report for 177229/0001 - June 2018

Name or company name	Bishop Auckland Partnership
Contract type name	GDS Contract
Purpose of contract	General
Contract start date	01/07/2013
Contract end date	

18/19 Contracted general activity (UDA)	13,273
Carry forward general activity (UDA)	0
18/19 Contracted orthodontic activity (UOA)	0
Carry forward orthodontic activity (UOA)	0
Baseline contract value	£305,446.22

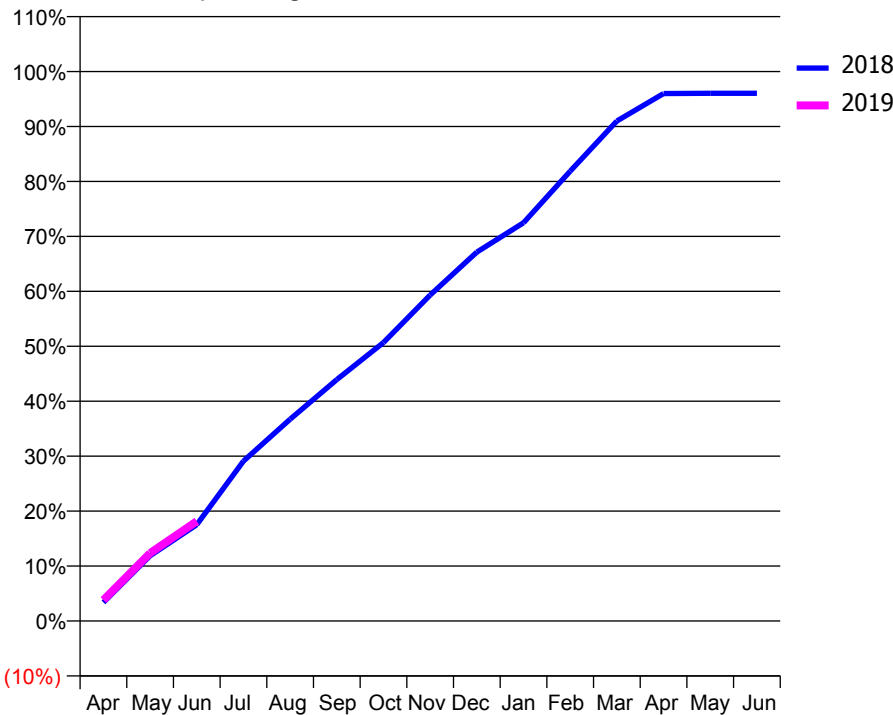
### ACCESS\*

Patients seen in 24 months	Total	Change since previous quarter
Quarter ending June 2017	3,631	
Quarter ending September 2017	3,694	→
Quarter ending December 2017	3,723	→
Quarter ending March 2018	3,732	→
Quarter ending June 2018	3,745	→
<b>Variance since June 2017</b>	<b>3.1%</b>	<b>↑</b>



### ACTIVITY

Cumulative percentage of contracted UDA delivered 2018 & 2019



Month	Adjusted Scheduled Activity (UDA)	
	2018	2019
April	449	508
May	1,576	1,642
June	2,328	2,412
July	3,865	
August	4,875	
September	5,831	
October	6,726	
November	7,874	
December	8,911	
January	9,619	
February	10,867	
March	12,077	
April	12,742	
May	12,747	
June	12,746	

### QUALITY

	Quantity	Base Number	Contract	AT	Region	England
% of FP17s for the same patient ID Re-attending within 3 months - Children	28	253	11.1%	11.2%	12.0%	11.5%
% of FP17s for the same patient ID Re-attending within 3 months - Adults	201	1,123	17.9%	14.4%	15.7%	15.4%
% of FP17s for the same patient ID Re-attending between 3 & 9 months - Children	140	253	55.3%	54.4%	60.3%	58.9%
% of FP17s for the same patient ID Re-attending between 3 & 9 months - Adults	620	1,123	55.2%	51.1%	54.0%	51.6%
% of FP17s for Band 1 Urgent Courses	151	1,135	13.3%	8.7%	8.9%	8.9%
% of FP17s Relating to Free Repair or Replacements	21	1,135	1.9%	1.2%	1.0%	0.8%
% of FP17s Relating to Continuations	21	1,135	1.9%	1.3%	1.1%	0.9%
% of Patients satisfied with the dentistry they have received	6	7	N/A	92.3%	93.4%	93.2%
% of Patients satisfied with the time they had to wait for an appointment	7	7	N/A	89.4%	89.4%	88.8%

\* This is based on patients treated on this contract for their most recent course of treatment. Figures in italics indicate the base number of FP17s or Patient Questionnaire responses are less than 100. N/A is shown where the base number of responses is less than 10 during the period. % is calculated as Quantity/Base number\*100

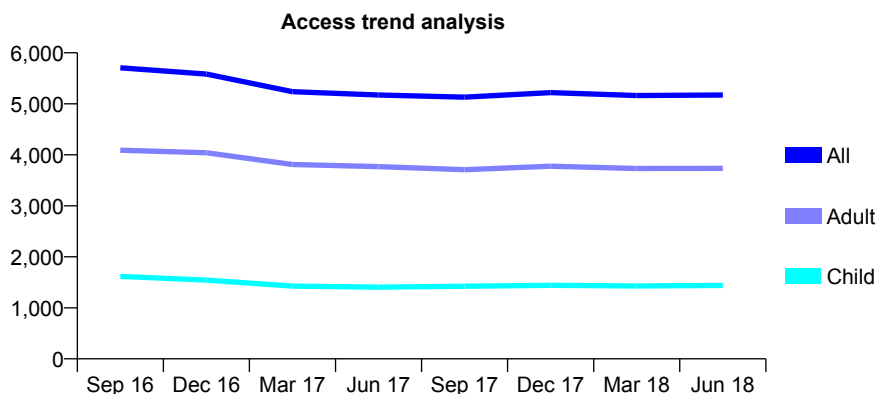
## Q45 - Vital Signs At a Glance Contract Report for 177334/0001 - June 2018

Name or company name	Ingleby Meadow Dental Practice Partnershi
Contract type name	GDS Contract
Purpose of contract	General
Contract start date	04/03/2015
Contract end date	

18/19 Contracted general activity (UDA)	14,808
Carry forward general activity (UDA)	0
18/19 Contracted orthodontic activity (UOA)	0
Carry forward orthodontic activity (UOA)	0
Baseline contract value	£386,871.11

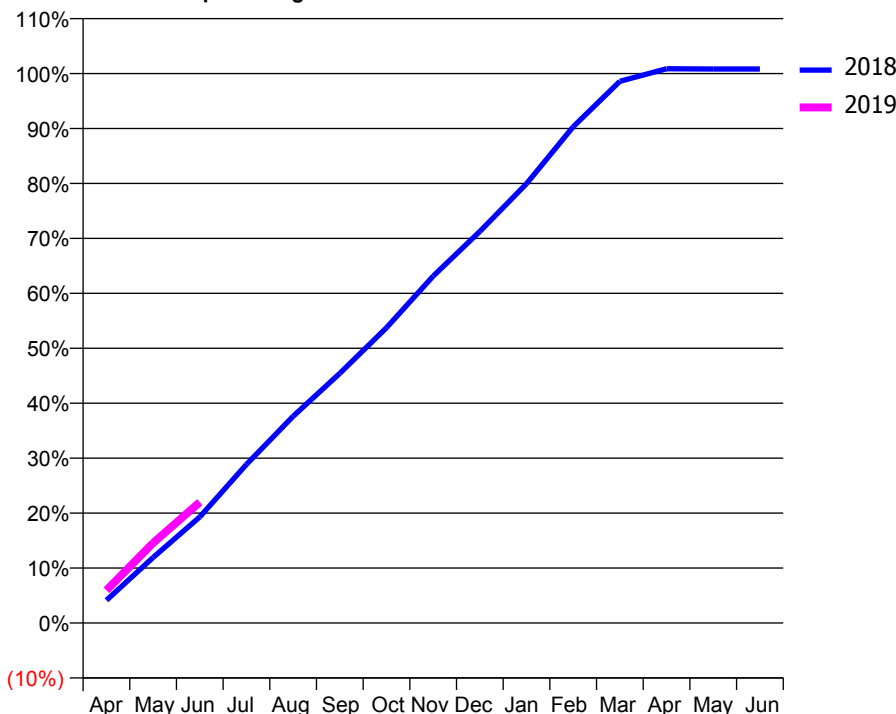
### ACCESS\*

Patients seen in 24 months	Total	Change since previous quarter
Quarter ending June 2017	5,172	
Quarter ending September 2017	5,132	→
Quarter ending December 2017	5,220	→
Quarter ending March 2018	5,162	↓
Quarter ending June 2018	5,173	→
<b>Variance since June 2017</b>	<b>0.0%</b>	<b>→</b>



### ACTIVITY

Cumulative percentage of contracted UDA delivered 2018 & 2019



Adjusted Scheduled Activity (UDA)

Month	2018	2019
April	613	882
May	1,767	2,158
June	2,858	3,257
July	4,275	
August	5,571	
September	6,730	
October	7,956	
November	9,350	
December	10,553	
January	11,838	
February	13,372	
March	14,598	
April	14,936	
May	14,930	
June	14,930	

### QUALITY

	Quantity	Base Number	Contract	AT	Region	England
% of FP17s for the same patient ID Re-attending within 3 months - Children	23	559	4.1%	11.2%	12.0%	11.5%
% of FP17s for the same patient ID Re-attending within 3 months - Adults	151	1,226	12.3%	14.4%	15.7%	15.4%
% of FP17s for the same patient ID Re-attending between 3 & 9 months - Children	346	559	61.9%	54.4%	60.3%	58.9%
% of FP17s for the same patient ID Re-attending between 3 & 9 months - Adults	644	1,226	52.5%	51.1%	54.0%	51.6%
% of FP17s for Band 1 Urgent Courses	98	1,599	6.1%	8.7%	8.9%	8.9%
% of FP17s Relating to Free Repair or Replacements	28	1,599	1.8%	1.2%	1.0%	0.8%
% of FP17s Relating to Continuations	25	1,599	1.6%	1.3%	1.1%	0.9%
% of Patients satisfied with the dentistry they have received	5	6	N/A	92.3%	93.4%	93.2%
% of Patients satisfied with the time they had to wait for an appointment	4	6	N/A	89.4%	89.4%	88.8%

\* This is based on patients treated on this contract for their most recent course of treatment. Figures in italics indicate the base number of FP17s or Patient Questionnaire responses are less than 100. N/A is shown where the base number of responses is less than 10 during the period. % is calculated as Quantity/Base number\*100

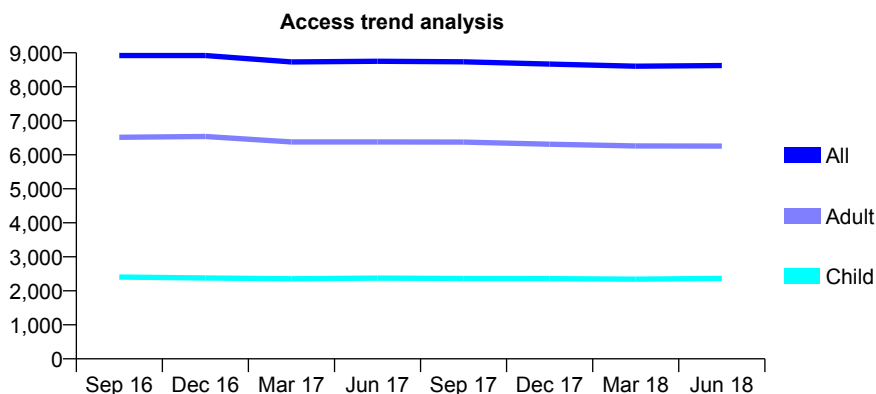
## Q45 - Vital Signs At a Glance Contract Report for 179523/0002 - June 2018

Name or company name	Jeyarajan Dental Care Ltd.
Contract type name	GDS Contract
Purpose of contract	General
Contract start date	01/04/2009
Contract end date	

18/19 Contracted general activity (UDA)	24,500
Carry forward general activity (UDA)	0
18/19 Contracted orthodontic activity (UOA)	0
Carry forward orthodontic activity (UOA)	0
Baseline contract value	£710,356.31

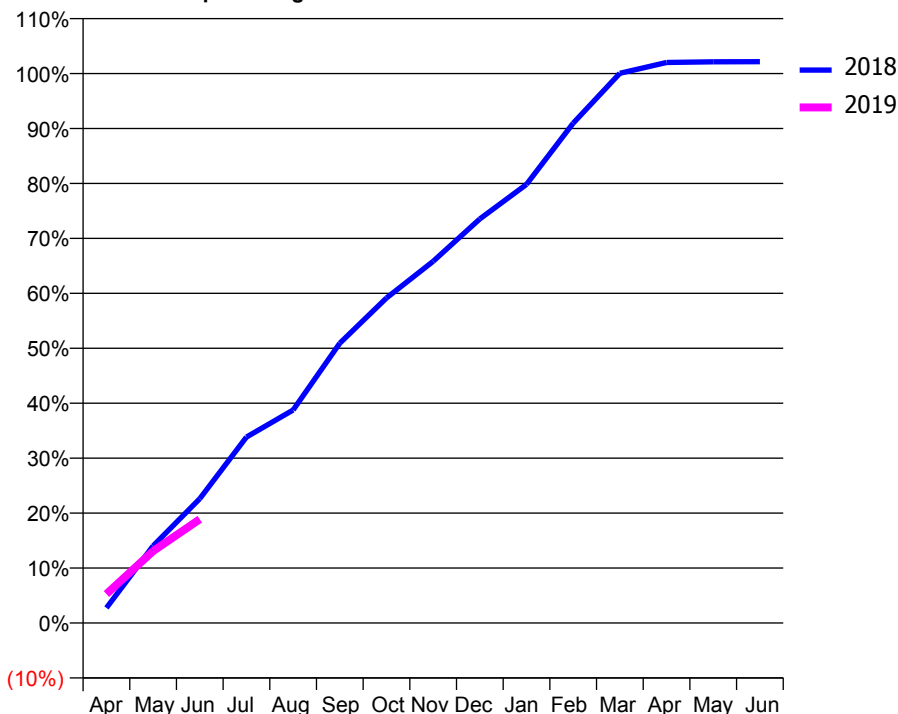
### ACCESS\*

Patients seen in 24 months	Total	Change since previous quarter
Quarter ending June 2017	8,751	
Quarter ending September 2017	8,737	→
Quarter ending December 2017	8,670	→
Quarter ending March 2018	8,606	→
Quarter ending June 2018	8,626	→
<b>Variance since June 2017</b>	<b>(1.4%)</b>	<b>↓</b>



### ACTIVITY

Cumulative percentage of contracted UDA delivered 2018 & 2019



Adjusted Scheduled Activity (UDA)		
Month	2018	2019
April	672	1,295
May	3,438	3,208
June	5,546	4,629
July	8,293	
August	9,496	
September	12,478	
October	14,494	
November	16,125	
December	18,020	
January	19,560	
February	22,288	
March	24,510	
April	24,994	
May	25,022	
June	25,025	

### QUALITY

	Quantity	Base Number	Contract	AT	Region	England
% of FP17s for the same patient ID Re-attending within 3 months - Children	30	620	4.8%	11.2%	12.0%	11.5%
% of FP17s for the same patient ID Re-attending within 3 months - Adults	189	1,643	11.5%	14.4%	15.7%	15.4%
% of FP17s for the same patient ID Re-attending between 3 & 9 months - Children	255	620	41.1%	54.4%	60.3%	58.9%
% of FP17s for the same patient ID Re-attending between 3 & 9 months - Adults	743	1,643	45.2%	51.1%	54.0%	51.6%
% of FP17s for Band 1 Urgent Courses	249	2,072	12.0%	8.7%	8.9%	8.9%
% of FP17s Relating to Free Repair or Replacements	28	2,072	1.4%	1.2%	1.0%	0.8%
% of FP17s Relating to Continuations	10	2,072	0.5%	1.3%	1.1%	0.9%
% of Patients satisfied with the dentistry they have received	4	4	N/A	92.3%	93.4%	93.2%
% of Patients satisfied with the time they had to wait for an appointment	4	4	N/A	89.4%	89.4%	88.8%

\* This is based on patients treated on this contract for their most recent course of treatment. Figures in italics indicate the base number of FP17s or Patient Questionnaire responses are less than 100. N/A is shown where the base number of responses is less than 10 during the period. % is calculated as Quantity/Base number\*100

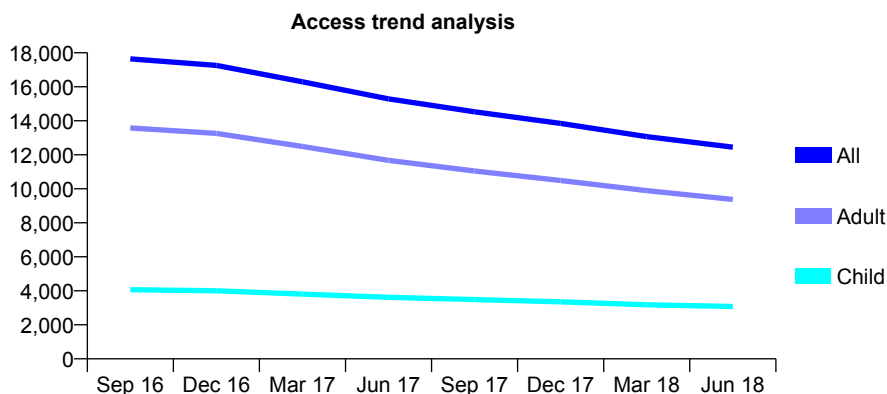
## Q45 - Vital Signs At a Glance Contract Report for 186007/0001 - June 2018

Name or company name	Hartlepool Dental Practice Partnership
Contract type name	GDS Contract
Purpose of contract	General
Contract start date	01/04/2014
Contract end date	

18/19 Contracted general activity (UDA)	60,590
Carry forward general activity (UDA)	0
18/19 Contracted orthodontic activity (UOA)	0
Carry forward orthodontic activity (UOA)	0
Baseline contract value	£1,404,825.37

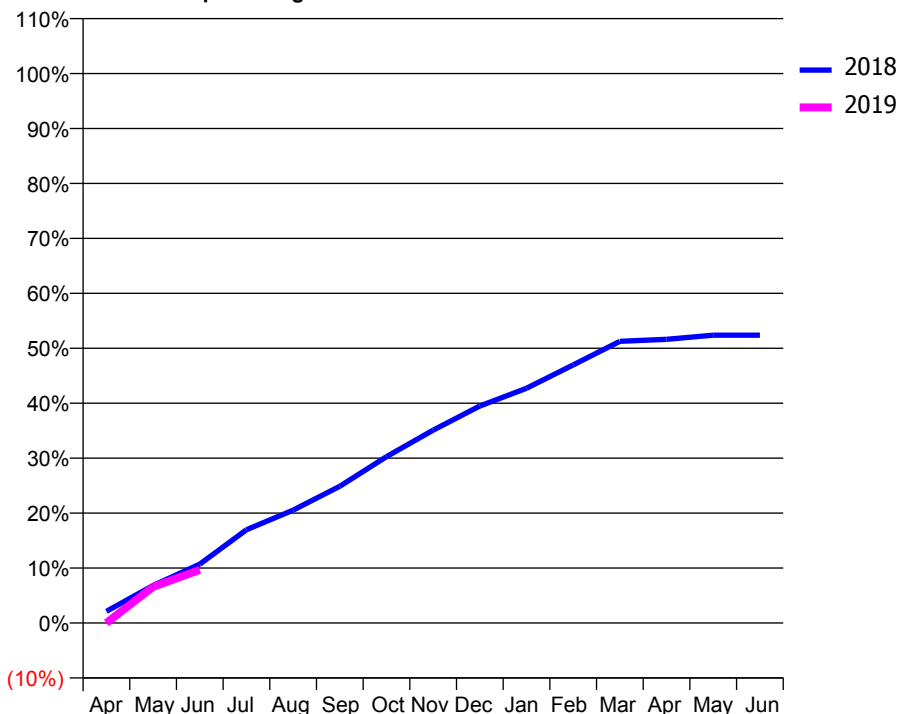
### ACCESS\*

Patients seen in 24 months	Total	Change since previous quarter
Quarter ending June 2017	15,289	
Quarter ending September 2017	14,533	↓
Quarter ending December 2017	13,847	↓
Quarter ending March 2018	13,073	↓
Quarter ending June 2018	12,450	↓
<b>Variance since June 2017</b>	<b>(18.6%)</b>	↓



### ACTIVITY

Cumulative percentage of contracted UDA delivered 2018 & 2019



Adjusted Scheduled Activity (UDA)

Month	2018	2019
April	1,293	0
May	4,137	3,989
June	6,492	5,862
July	10,278	
August	12,453	
September	15,073	
October	18,339	
November	21,263	
December	23,924	
January	25,886	
February	28,453	
March	31,066	
April	31,278	
May	31,736	
June	31,732	

### QUALITY

	Quantity	Base Number	Contract	AT	Region	England
% of FP17s for the same patient ID Re-attending within 3 months - Children	20	607	3.3%	11.2%	12.0%	11.5%
% of FP17s for the same patient ID Re-attending within 3 months - Adults	138	1,872	7.4%	14.4%	15.7%	15.4%
% of FP17s for the same patient ID Re-attending between 3 & 9 months - Children	153	607	25.2%	54.4%	60.3%	58.9%
% of FP17s for the same patient ID Re-attending between 3 & 9 months - Adults	717	1,872	38.3%	51.1%	54.0%	51.6%
% of FP17s for Band 1 Urgent Courses	44	2,220	2.0%	8.7%	8.9%	8.9%
% of FP17s Relating to Free Repair or Replacements	12	2,220	0.5%	1.2%	1.0%	0.8%
% of FP17s Relating to Continuations	26	2,220	1.2%	1.3%	1.1%	0.9%
% of Patients satisfied with the dentistry they have received	8	11	72.7%	92.3%	93.4%	93.2%
% of Patients satisfied with the time they had to wait for an appointment	7	11	63.6%	89.4%	89.4%	88.8%

\* This is based on patients treated on this contract for their most recent course of treatment. Figures in italics indicate the base number of FP17s or Patient Questionnaire responses are less than 100. N/A is shown where the base number of responses is less than 10 during the period. % is calculated as Quantity/Base number\*100

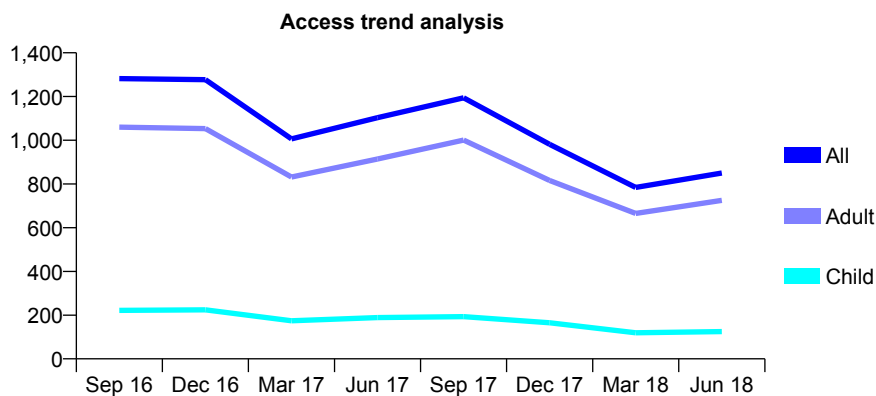
## Q45 - Vital Signs At a Glance Contract Report for 192589/0001 - June 2018

Name or company name	Novident Dental Practice
Contract type name	GDS Contract
Purpose of contract	General
Contract start date	01/11/2014
Contract end date	

18/19 Contracted general activity (UDA)	3,500
Carry forward general activity (UDA)	0
18/19 Contracted orthodontic activity (UOA)	0
Carry forward orthodontic activity (UOA)	0
Baseline contract value	£76,004.99

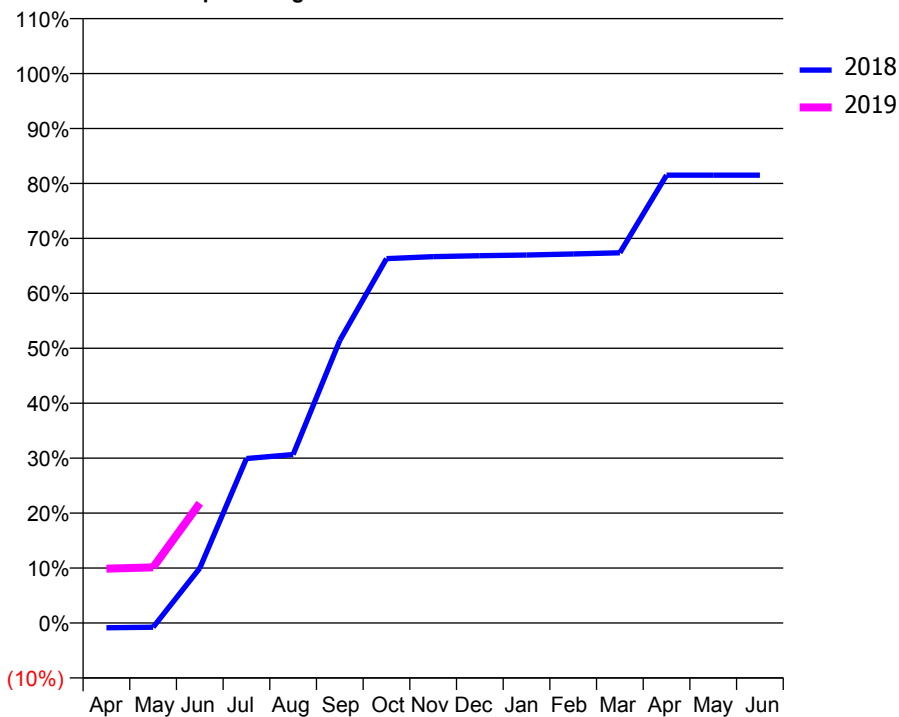
### ACCESS\*

Patients seen in 24 months	Total	Change since previous quarter
Quarter ending June 2017	1,103	
Quarter ending September 2017	1,194	↑
Quarter ending December 2017	981	↓
Quarter ending March 2018	784	↓
Quarter ending June 2018	850	↑
<b>Variance since June 2017</b>	<b>(22.9%)</b>	<b>↓</b>



### ACTIVITY

Cumulative percentage of contracted UDA delivered 2018 & 2019



Adjusted Scheduled Activity (UDA)		
Month	2018	2019
April	-31	346
May	-28	355
June	350	763
July	1,048	
August	1,073	
September	1,800	
October	2,321	
November	2,334	
December	2,340	
January	2,344	
February	2,351	
March	2,358	
April	2,852	
May	2,852	
June	2,852	

### QUALITY

	Quantity	Base Number	Contract	AT	Region	England
% of FP17s for the same patient ID Re-attending within 3 months - Children	0	73	0.0%	11.2%	12.0%	11.5%
% of FP17s for the same patient ID Re-attending within 3 months - Adults	0	324	0.0%	14.4%	15.7%	15.4%
% of FP17s for the same patient ID Re-attending between 3 & 9 months - Children	6	73	8.2%	54.4%	60.3%	58.9%
% of FP17s for the same patient ID Re-attending between 3 & 9 months - Adults	31	324	9.6%	51.1%	54.0%	51.6%
% of FP17s for Band 1 Urgent Courses	1	273	0.4%	8.7%	8.9%	8.9%
% of FP17s Relating to Free Repair or Replacements	2	273	0.7%	1.2%	1.0%	0.8%
% of FP17s Relating to Continuations	0	273	0.0%	1.3%	1.1%	0.9%
% of Patients satisfied with the dentistry they have received	3	3	N/A	92.3%	93.4%	93.2%
% of Patients satisfied with the time they had to wait for an appointment	3	3	N/A	89.4%	89.4%	88.8%

\* This is based on patients treated on this contract for their most recent course of treatment. Figures in italics indicate the base number of FP17s or Patient Questionnaire responses are less than 100. N/A is shown where the base number of responses is less than 10 during the period. % is calculated as Quantity/Base number\*100

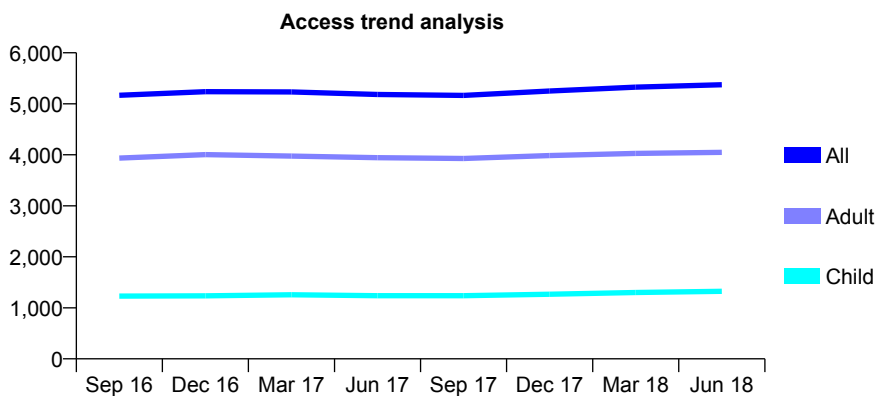
## Q45 - Vital Signs At a Glance Contract Report for 193771/0001 - June 2018

Name or company name	Thornaby Dental Centre
Contract type name	GDS Contract
Purpose of contract	General
Contract start date	01/01/2015
Contract end date	

18/19 Contracted general activity (UDA)	20,325
Carry forward general activity (UDA)	0
18/19 Contracted orthodontic activity (UOA)	0
Carry forward orthodontic activity (UOA)	0
Baseline contract value	£443,598.09

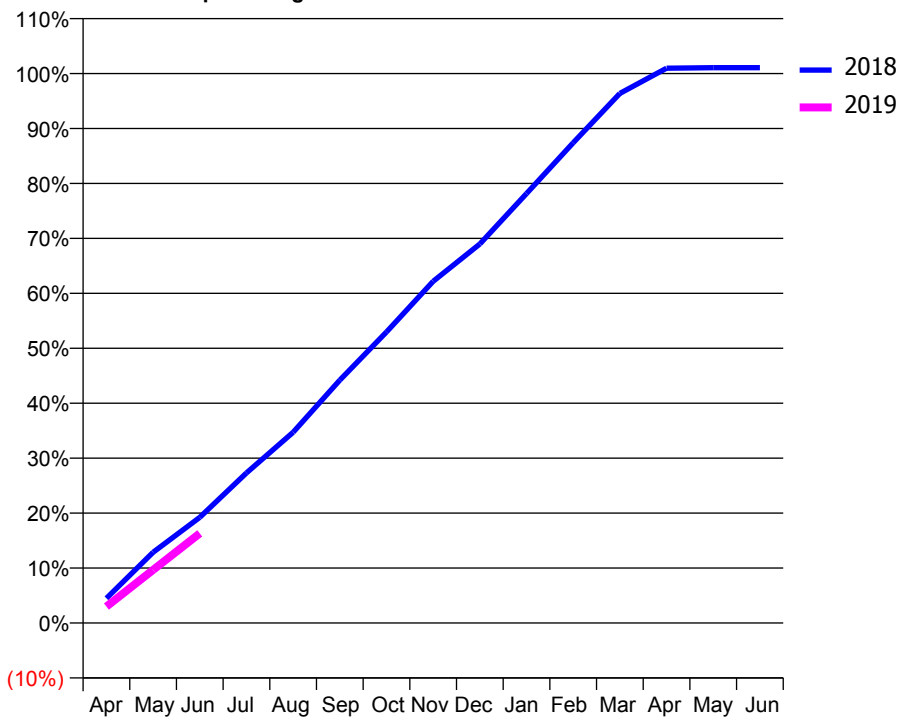
### ACCESS\*

Patients seen in 24 months	Total	Change since previous quarter
Quarter ending June 2017	5,183	
Quarter ending September 2017	5,165	→
Quarter ending December 2017	5,252	→
Quarter ending March 2018	5,327	→
Quarter ending June 2018	5,373	→
<b>Variance since June 2017</b>	<b>3.7%</b>	<b>↑</b>



### ACTIVITY

Cumulative percentage of contracted UDA delivered 2018 & 2019



Month	Adjusted Scheduled Activity (UDA)	
	2018	2019
April	914	607
May	2,617	1,966
June	3,910	3,317
July	5,553	
August	7,058	
September	8,986	
October	10,767	
November	12,638	
December	14,019	
January	15,883	
February	17,765	
March	19,586	
April	20,523	
May	20,538	
June	20,538	

### QUALITY

	Quantity	Base Number	Contract	AT	Region	England
% of FP17s for the same patient ID Re-attending within 3 months - Children	12	482	2.5%	11.2%	12.0%	11.5%
% of FP17s for the same patient ID Re-attending within 3 months - Adults	149	1,459	10.2%	14.4%	15.7%	15.4%
% of FP17s for the same patient ID Re-attending between 3 & 9 months - Children	307	482	63.7%	54.4%	60.3%	58.9%
% of FP17s for the same patient ID Re-attending between 3 & 9 months - Adults	926	1,459	63.5%	51.1%	54.0%	51.6%
% of FP17s for Band 1 Urgent Courses	27	1,568	1.7%	8.7%	8.9%	8.9%
% of FP17s Relating to Free Repair or Replacements	19	1,568	1.2%	1.2%	1.0%	0.8%
% of FP17s Relating to Continuations	35	1,568	2.2%	1.3%	1.1%	0.9%
% of Patients satisfied with the dentistry they have received	17	19	89.5%	92.3%	93.4%	93.2%
% of Patients satisfied with the time they had to wait for an appointment	16	19	84.2%	89.4%	89.4%	88.8%

\* This is based on patients treated on this contract for their most recent course of treatment. Figures in italics indicate the base number of FP17s or Patient Questionnaire responses are less than 100. N/A is shown where the base number of responses is less than 10 during the period. % is calculated as Quantity/Base number\*100

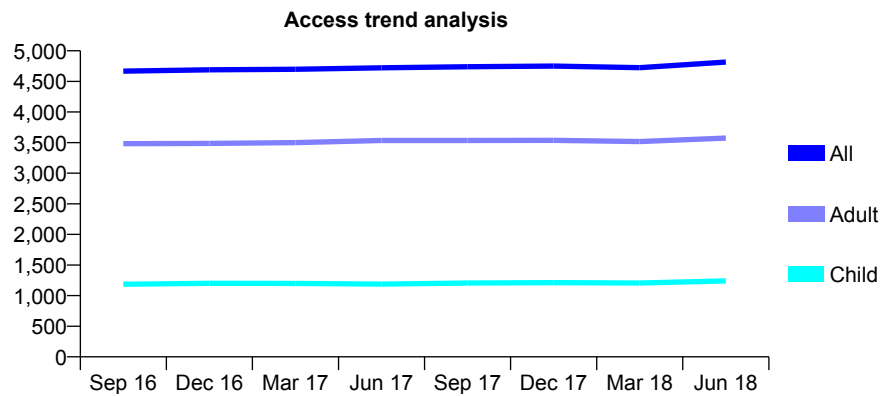
## Q45 - Vital Signs At a Glance Contract Report for 194344/0001 - June 2018

Name or company name	N & N Dental Group
Contract type name	GDS Contract
Purpose of contract	General
Contract start date	02/04/2013
Contract end date	

18/19 Contracted general activity (UDA)	13,000
Carry forward general activity (UDA)	0
18/19 Contracted orthodontic activity (UOA)	0
Carry forward orthodontic activity (UOA)	0
Baseline contract value	£409,307.19

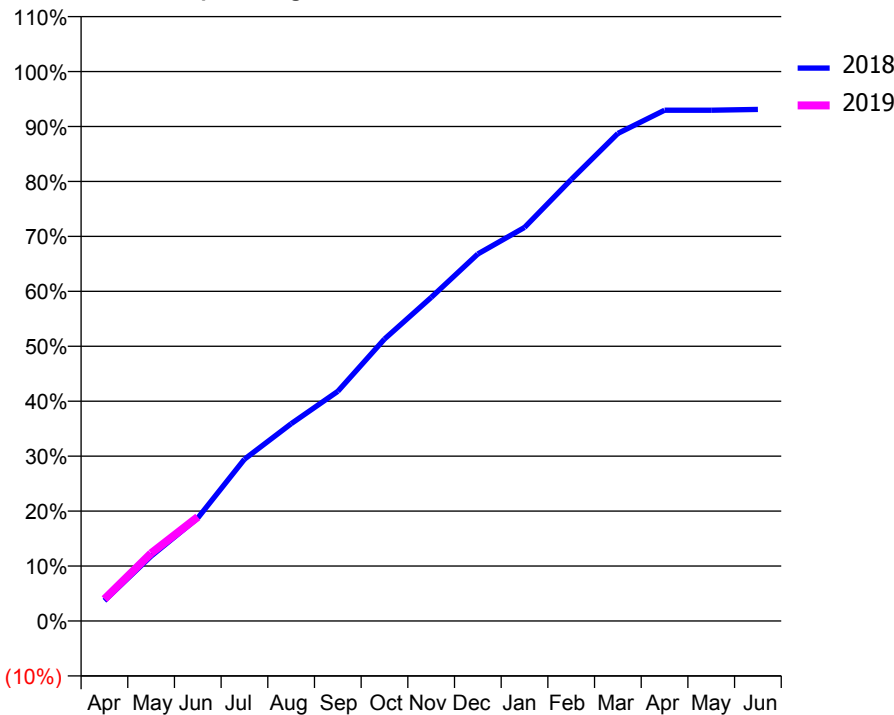
### ACCESS\*

Patients seen in 24 months	Total	Change since previous quarter
Quarter ending June 2017	4,723	
Quarter ending September 2017	4,740	→
Quarter ending December 2017	4,750	→
Quarter ending March 2018	4,724	→
Quarter ending June 2018	4,815	→
<b>Variance since June 2017</b>	<b>1.9%</b>	<b>→</b>



### ACTIVITY

Cumulative percentage of contracted UDA delivered 2018 & 2019



Month	Adjusted Scheduled Activity (UDA)	
	2018	2019
April	481	518
May	1,535	1,605
June	2,436	2,461
July	3,828	
August	4,667	
September	5,434	
October	6,670	
November	7,653	
December	8,682	
January	9,312	
February	10,442	
March	11,535	
April	12,083	
May	12,083	
June	12,104	

### QUALITY

	Quantity	Base Number	Contract	AT	Region	England
% of FP17s for the same patient ID Re-attending within 3 months - Children	20	392	5.1%	11.2%	12.0%	11.5%
% of FP17s for the same patient ID Re-attending within 3 months - Adults	107	988	10.8%	14.4%	15.7%	15.4%
% of FP17s for the same patient ID Re-attending between 3 & 9 months - Children	174	392	44.4%	54.4%	60.3%	58.9%
% of FP17s for the same patient ID Re-attending between 3 & 9 months - Adults	432	988	43.7%	51.1%	54.0%	51.6%
% of FP17s for Band 1 Urgent Courses	67	1,176	5.7%	8.7%	8.9%	8.9%
% of FP17s Relating to Free Repair or Replacements	21	1,176	1.8%	1.2%	1.0%	0.8%
% of FP17s Relating to Continuations	25	1,176	2.1%	1.3%	1.1%	0.9%
% of Patients satisfied with the dentistry they have received	6	8	N/A	92.3%	93.4%	93.2%
% of Patients satisfied with the time they had to wait for an appointment	7	8	N/A	89.4%	89.4%	88.8%

\* This is based on patients treated on this contract for their most recent course of treatment. Figures in italics indicate the base number of FP17s or Patient Questionnaire responses are less than 100. N/A is shown where the base number of responses is less than 10 during the period. % is calculated as Quantity/Base number\*100



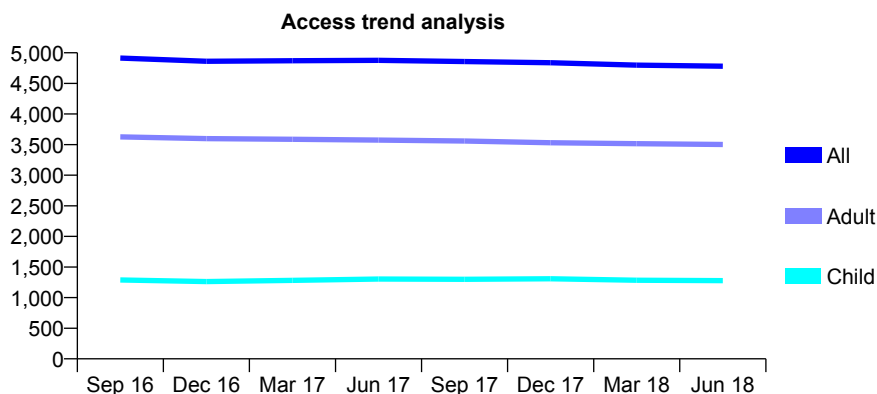
## Q45 - Vital Signs At a Glance Contract Report for 195278/0001 - June 2018

Name or company name	The Grainger Stockton, Birtley and Stanley
Contract type name	GDS Contract
Purpose of contract	General
Contract start date	01/02/2014
Contract end date	

18/19 Contracted general activity (UDA)	13,053
Carry forward general activity (UDA)	0
18/19 Contracted orthodontic activity (UOA)	0
Carry forward orthodontic activity (UOA)	0
Baseline contract value	£395,412.22

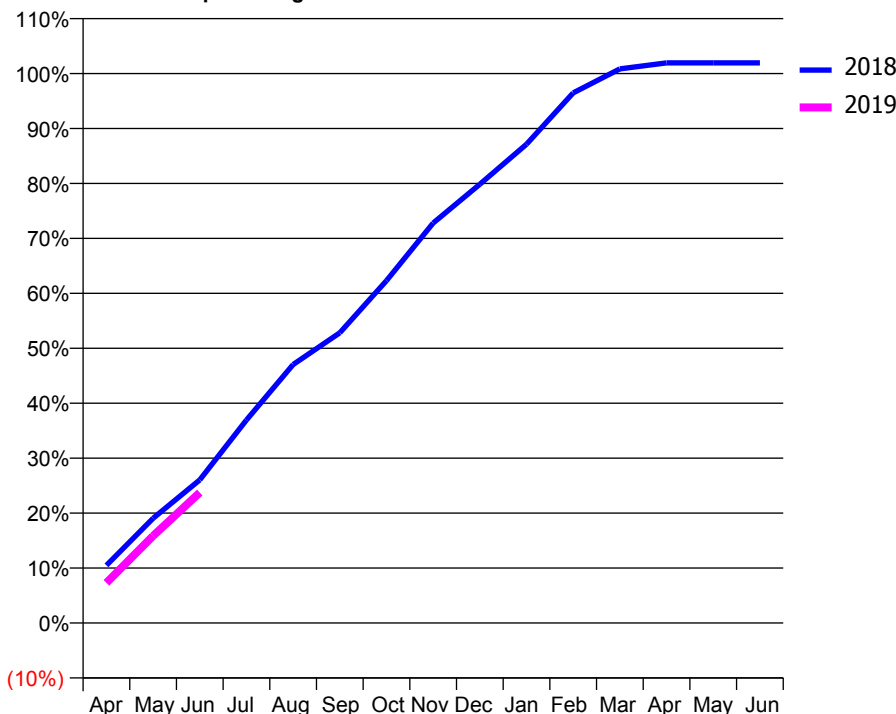
### ACCESS\*

Patients seen in 24 months	Total	Change since previous quarter
Quarter ending June 2017	4,877	
Quarter ending September 2017	4,858	→
Quarter ending December 2017	4,838	→
Quarter ending March 2018	4,799	→
Quarter ending June 2018	4,781	→
<b>Variance since June 2017</b>	<b>(2.0%)</b>	<b>↓</b>



### ACTIVITY

Cumulative percentage of contracted UDA delivered 2018 & 2019



Adjusted Scheduled Activity (UDA)

Month	2018	2019
April	1,369	956
May	2,487	2,069
June	3,399	3,099
July	4,823	
August	6,142	
September	6,894	
October	8,131	
November	9,502	
December	10,424	
January	11,373	
February	12,592	
March	13,163	
April	13,305	
May	13,305	
June	13,305	

### QUALITY

	Quantity	Base Number	Contract	AT	Region	England
% of FP17s for the same patient ID Re-attending within 3 months - Children	9	400	2.3%	11.2%	12.0%	11.5%
% of FP17s for the same patient ID Re-attending within 3 months - Adults	52	1,047	5.0%	14.4%	15.7%	15.4%
% of FP17s for the same patient ID Re-attending between 3 & 9 months - Children	233	400	58.3%	54.4%	60.3%	58.9%
% of FP17s for the same patient ID Re-attending between 3 & 9 months - Adults	634	1,047	60.6%	51.1%	54.0%	51.6%
% of FP17s for Band 1 Urgent Courses	15	1,331	1.1%	8.7%	8.9%	8.9%
% of FP17s Relating to Free Repair or Replacements	2	1,331	0.2%	1.2%	1.0%	0.8%
% of FP17s Relating to Continuations	4	1,331	0.3%	1.3%	1.1%	0.9%
% of Patients satisfied with the dentistry they have received	6	6	N/A	92.3%	93.4%	93.2%
% of Patients satisfied with the time they had to wait for an appointment	6	6	N/A	89.4%	89.4%	88.8%

\* This is based on patients treated on this contract for their most recent course of treatment. Figures in italics indicate the base number of FP17s or Patient Questionnaire responses are less than 100. N/A is shown where the base number of responses is less than 10 during the period. % is calculated as Quantity/Base number\*100

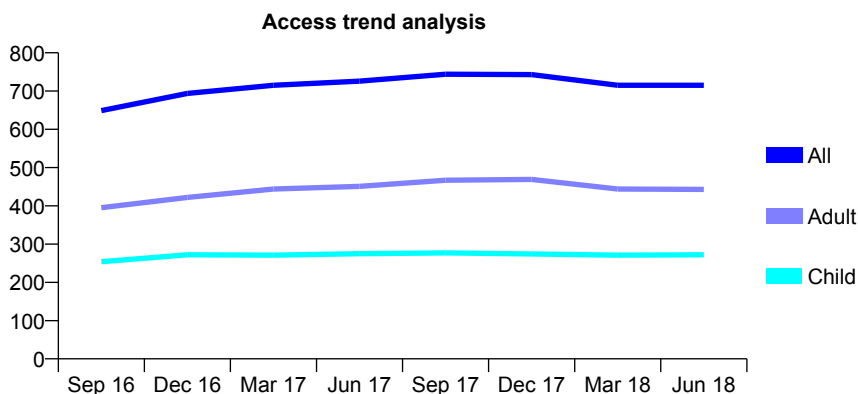
## Q45 - Vital Signs At a Glance Contract Report for 198005/0001 - June 2018

Name or company name	Stoney Field Dental Practice
Contract type name	GDS Contract
Purpose of contract	General
Contract start date	01/11/2015
Contract end date	

18/19 Contracted general activity (UDA)	2,853
Carry forward general activity (UDA)	0
18/19 Contracted orthodontic activity (UOA)	0
Carry forward orthodontic activity (UOA)	0
Baseline contract value	£81,623.70

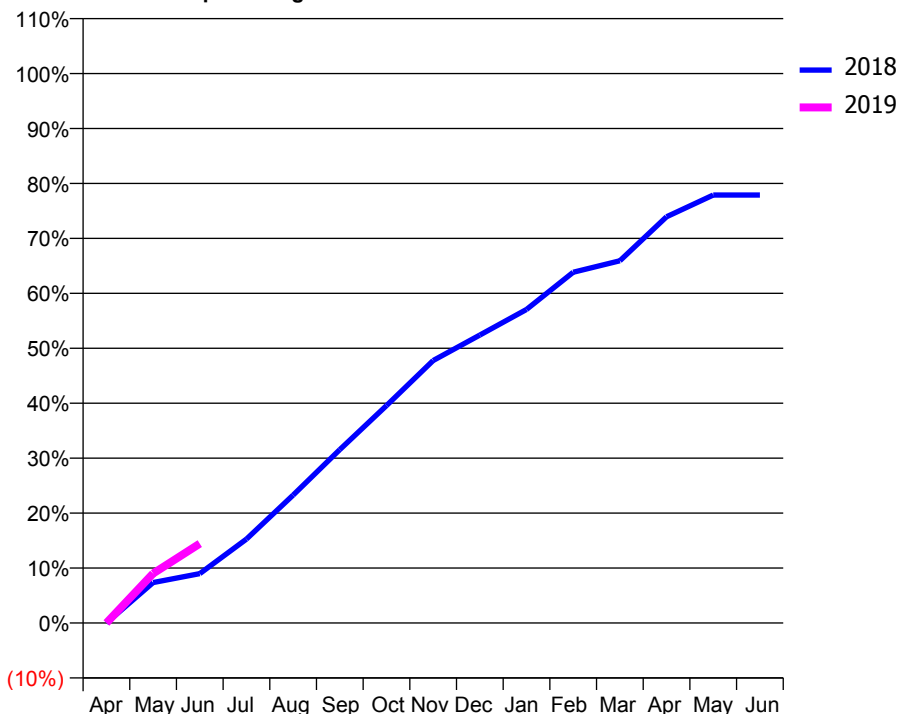
### ACCESS\*

Patients seen in 24 months	Total	Change since previous quarter
Quarter ending June 2017	726	
Quarter ending September 2017	744	↑
Quarter ending December 2017	743	→
Quarter ending March 2018	715	↓
Quarter ending June 2018	715	→
<b>Variance since June 2017</b>	<b>(1.5%)</b>	<b>↓</b>



### ACTIVITY

Cumulative percentage of contracted UDA delivered 2018 & 2019



Month	Adjusted Scheduled Activity (UDA)	
	2018	2019
April	0	0
May	210	257
June	256	412
July	436	
August	664	
September	900	
October	1,129	
November	1,363	
December	1,495	
January	1,628	
February	1,821	
March	1,881	
April	2,109	
May	2,222	
June	2,222	

### QUALITY

	Quantity	Base Number	Contract	AT	Region	England
% of FP17s for the same patient ID Re-attending within 3 months - Children	3	113	2.7%	11.2%	12.0%	11.5%
% of FP17s for the same patient ID Re-attending within 3 months - Adults	11	164	6.7%	14.4%	15.7%	15.4%
% of FP17s for the same patient ID Re-attending between 3 & 9 months - Children	59	113	52.2%	54.4%	60.3%	58.9%
% of FP17s for the same patient ID Re-attending between 3 & 9 months - Adults	89	164	54.3%	51.1%	54.0%	51.6%
% of FP17s for Band 1 Urgent Courses	7	179	3.9%	8.7%	8.9%	8.9%
% of FP17s Relating to Free Repair or Replacements	0	179	0.0%	1.2%	1.0%	0.8%
% of FP17s Relating to Continuations	1	179	0.6%	1.3%	1.1%	0.9%
% of Patients satisfied with the dentistry they have received	1	1	N/A	92.3%	93.4%	93.2%
% of Patients satisfied with the time they had to wait for an appointment	1	1	N/A	89.4%	89.4%	88.8%

\* This is based on patients treated on this contract for their most recent course of treatment. Figures in italics indicate the base number of FP17s or Patient Questionnaire responses are less than 100. N/A is shown where the base number of responses is less than 10 during the period. % is calculated as Quantity/Base number\*100

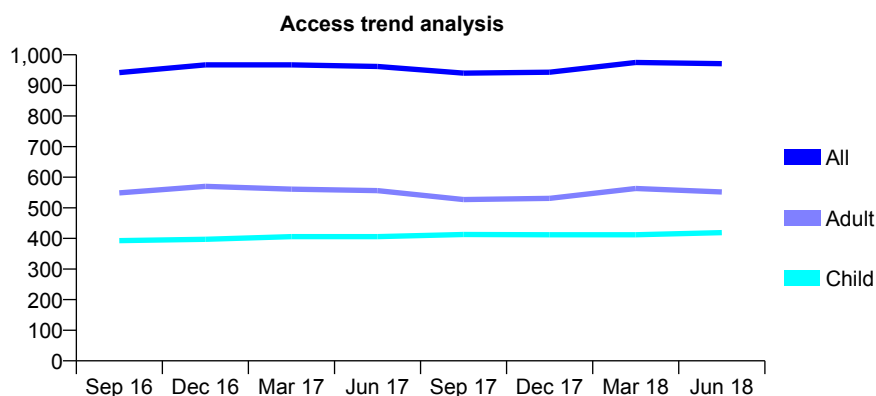
## Q45 - Vital Signs At a Glance Contract Report for 199788/0001 - June 2018

Name or company name	Alan Lam Family Dental Practice Ltd.
Contract type name	GDS Contract
Purpose of contract	General
Contract start date	01/04/2009
Contract end date	

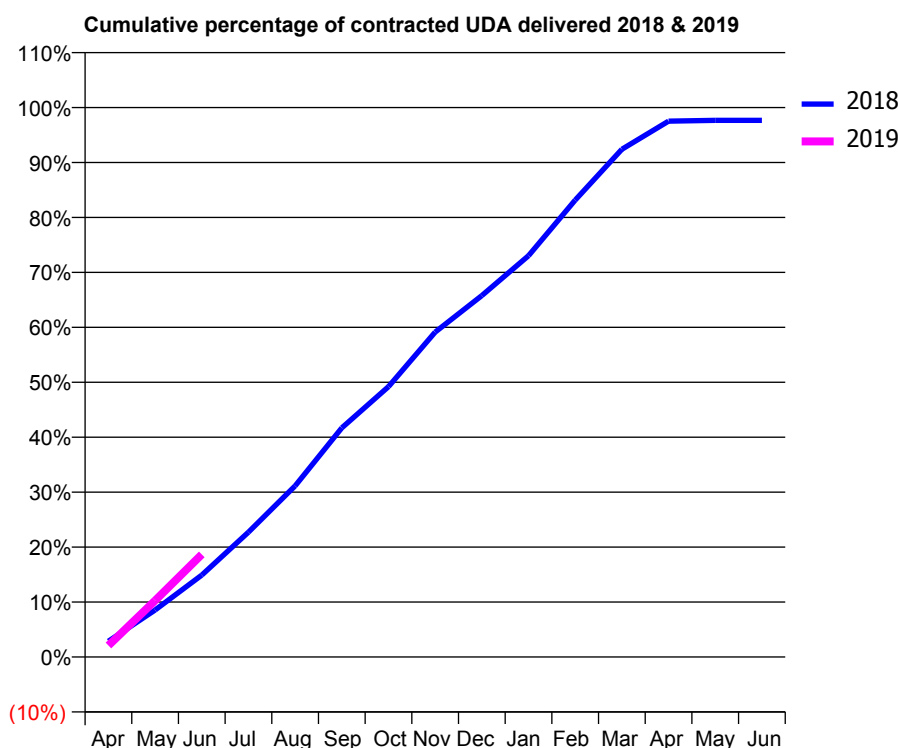
18/19 Contracted general activity (UDA)	2,228
Carry forward general activity (UDA)	0
18/19 Contracted orthodontic activity (UOA)	0
Carry forward orthodontic activity (UOA)	0
Baseline contract value	£47,675.02

### ACCESS\*

Patients seen in 24 months	Total	Change since previous quarter
Quarter ending June 2017	962	
Quarter ending September 2017	940	↓
Quarter ending December 2017	943	→
Quarter ending March 2018	975	↑
Quarter ending June 2018	971	→
<b>Variance since June 2017</b>	<b>0.9%</b>	<b>→</b>



### ACTIVITY



Adjusted Scheduled Activity (UDA)		
Month	2018	2019
April	64	47
May	191	229
June	332	416
July	506	
August	694	
September	929	
October	1,096	
November	1,318	
December	1,466	
January	1,627	
February	1,853	
March	2,059	
April	2,173	
May	2,176	
June	2,176	

### QUALITY

	Quantity	Base Number	Contract	AT	Region	England
% of FP17s for the same patient ID Re-attending within 3 months - Children	3	130	2.3%	11.2%	12.0%	11.5%
% of FP17s for the same patient ID Re-attending within 3 months - Adults	17	117	14.5%	14.4%	15.7%	15.4%
% of FP17s for the same patient ID Re-attending between 3 & 9 months - Children	59	130	45.4%	54.4%	60.3%	58.9%
% of FP17s for the same patient ID Re-attending between 3 & 9 months - Adults	49	117	41.9%	51.1%	54.0%	51.6%
% of FP17s for Band 1 Urgent Courses	16	191	8.4%	8.7%	8.9%	8.9%
% of FP17s Relating to Free Repair or Replacements	0	191	0.0%	1.2%	1.0%	0.8%
% of FP17s Relating to Continuations	1	191	0.5%	1.3%	1.1%	0.9%
% of Patients satisfied with the dentistry they have received	2	2	N/A	92.3%	93.4%	93.2%
% of Patients satisfied with the time they had to wait for an appointment	2	2	N/A	89.4%	89.4%	88.8%

\* This is based on patients treated on this contract for their most recent course of treatment. Figures in italics indicate the base number of FP17s or Patient Questionnaire responses are less than 100. N/A is shown where the base number of responses is less than 10 during the period. % is calculated as Quantity/Base number\*100

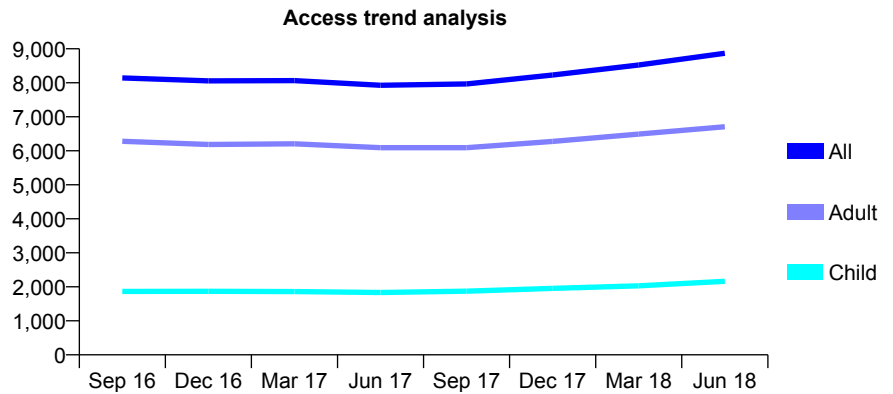
## Q45 - Vital Signs At a Glance Contract Report for 203505/0003 - June 2018

Name or company name	Bentley Mathieson Dentalcare
Contract type name	GDS Contract
Purpose of contract	General
Contract start date	19/12/2011
Contract end date	

18/19 Contracted general activity (UDA)	34,821
Carry forward general activity (UDA)	0
18/19 Contracted orthodontic activity (UOA)	0
Carry forward orthodontic activity (UOA)	0
Baseline contract value	£869,836.56

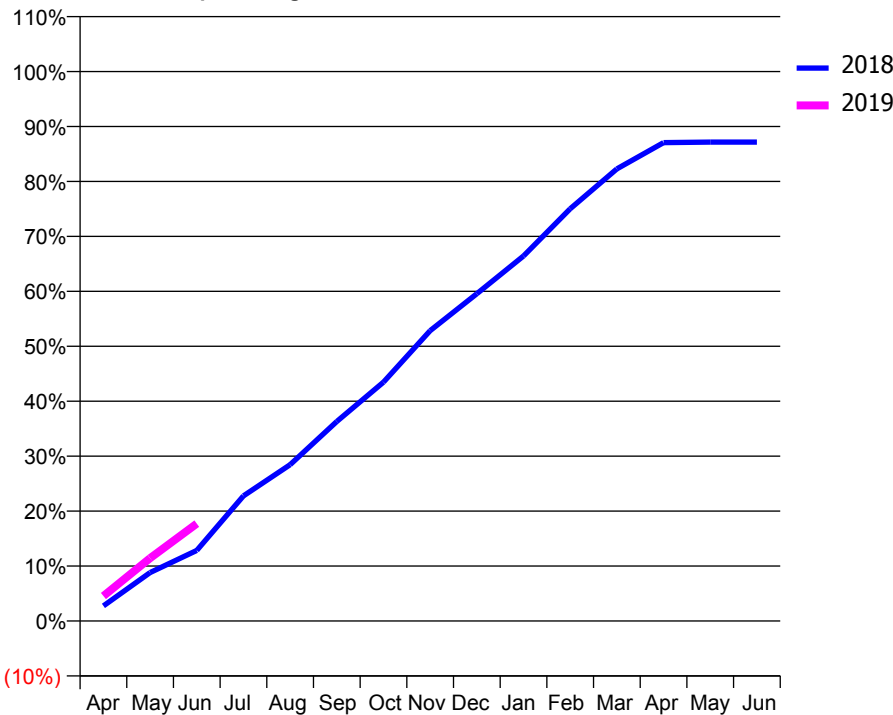
### ACCESS\*

Patients seen in 24 months	Total	Change since previous quarter
Quarter ending June 2017	7,929	
Quarter ending September 2017	7,966	→
Quarter ending December 2017	8,231	↑
Quarter ending March 2018	8,522	↑
Quarter ending June 2018	8,870	↑
<b>Variance since June 2017</b>	<b>11.9%</b>	<b>↑</b>



### ACTIVITY

Cumulative percentage of contracted UDA delivered 2018 & 2019



Month	Adjusted Scheduled Activity (UDA)	
	2018	2019
April	961	1,582
May	3,072	3,982
June	4,475	6,170
July	7,933	
August	9,905	
September	12,646	
October	15,136	
November	18,403	
December	20,737	
January	23,128	
February	26,127	
March	28,648	
April	30,316	
May	30,345	
June	30,346	

### QUALITY

	Quantity	Base Number	Contract	AT	Region	England
% of FP17s for the same patient ID Re-attending within 3 months - Children	45	686	6.6%	11.2%	12.0%	11.5%
% of FP17s for the same patient ID Re-attending within 3 months - Adults	347	1,964	17.7%	14.4%	15.7%	15.4%
% of FP17s for the same patient ID Re-attending between 3 & 9 months - Children	281	686	41.0%	54.4%	60.3%	58.9%
% of FP17s for the same patient ID Re-attending between 3 & 9 months - Adults	748	1,964	38.1%	51.1%	54.0%	51.6%
% of FP17s for Band 1 Urgent Courses	237	2,146	11.0%	8.7%	8.9%	8.9%
% of FP17s Relating to Free Repair or Replacements	22	2,146	1.0%	1.2%	1.0%	0.8%
% of FP17s Relating to Continuations	48	2,146	2.2%	1.3%	1.1%	0.9%
% of Patients satisfied with the dentistry they have received	16	16	100.0%	92.3%	93.4%	93.2%
% of Patients satisfied with the time they had to wait for an appointment	14	16	87.5%	89.4%	89.4%	88.8%

\* This is based on patients treated on this contract for their most recent course of treatment. Figures in italics indicate the base number of FP17s or Patient Questionnaire responses are less than 100. N/A is shown where the base number of responses is less than 10 during the period. % is calculated as Quantity/Base number\*100

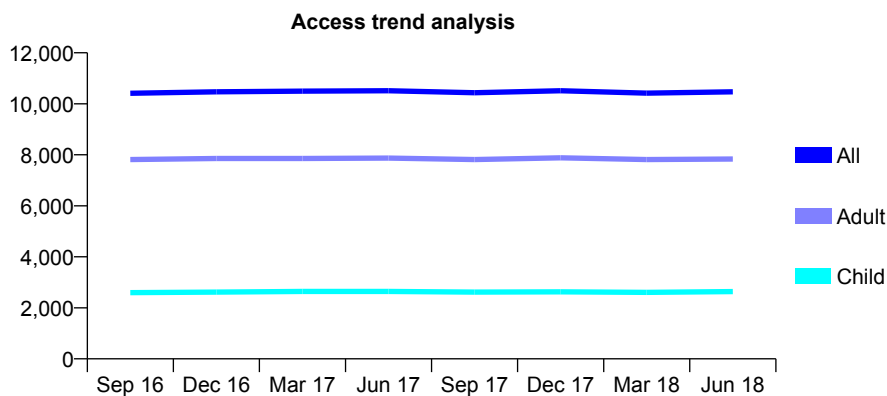
## Q45 - Vital Signs At a Glance Contract Report for 209384/0001 - June 2018

Name or company name	MISS L POWELL
Contract type name	GDS Contract
Purpose of contract	General
Contract start date	01/04/2006
Contract end date	

18/19 Contracted general activity (UDA)	30,026
Carry forward general activity (UDA)	0
18/19 Contracted orthodontic activity (UOA)	0
Carry forward orthodontic activity (UOA)	0
Baseline contract value	£694,602.66

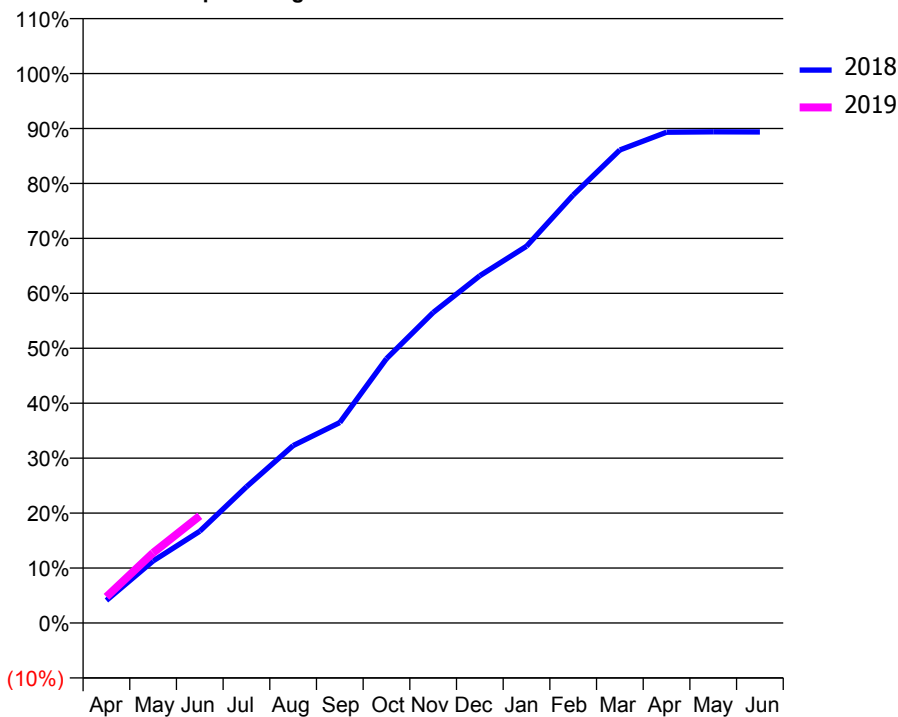
### ACCESS\*

Patients seen in 24 months	Total	Change since previous quarter
Quarter ending June 2017	10,513	
Quarter ending September 2017	10,433	→
Quarter ending December 2017	10,510	→
Quarter ending March 2018	10,420	→
Quarter ending June 2018	10,472	→
<b>Variance since June 2017</b>	<b>(0.4%)</b>	→



### ACTIVITY

Cumulative percentage of contracted UDA delivered 2018 & 2019



Month	Adjusted Scheduled Activity (UDA)	
	2018	2019
April	1,237	1,434
May	3,394	3,838
June	5,020	5,852
July	7,446	
August	9,694	
September	10,954	
October	14,447	
November	16,966	
December	18,978	
January	20,588	
February	23,388	
March	25,851	
April	26,819	
May	26,837	
June	26,835	

### QUALITY

	Quantity	Base Number	Contract	AT	Region	England
% of FP17s for the same patient ID Re-attending within 3 months - Children	146	1,047	13.9%	11.2%	12.0%	11.5%
% of FP17s for the same patient ID Re-attending within 3 months - Adults	438	2,643	16.6%	14.4%	15.7%	15.4%
% of FP17s for the same patient ID Re-attending between 3 & 9 months - Children	544	1,047	52.0%	54.4%	60.3%	58.9%
% of FP17s for the same patient ID Re-attending between 3 & 9 months - Adults	1,362	2,643	51.5%	51.1%	54.0%	51.6%
% of FP17s for Band 1 Urgent Courses	423	3,246	13.0%	8.7%	8.9%	8.9%
% of FP17s Relating to Free Repair or Replacements	35	3,246	1.1%	1.2%	1.0%	0.8%
% of FP17s Relating to Continuations	17	3,246	0.5%	1.3%	1.1%	0.9%
% of Patients satisfied with the dentistry they have received	6	7	N/A	92.3%	93.4%	93.2%
% of Patients satisfied with the time they had to wait for an appointment	5	7	N/A	89.4%	89.4%	88.8%

\* This is based on patients treated on this contract for their most recent course of treatment. Figures in italics indicate the base number of FP17s or Patient Questionnaire responses are less than 100. N/A is shown where the base number of responses is less than 10 during the period. % is calculated as Quantity/Base number\*100

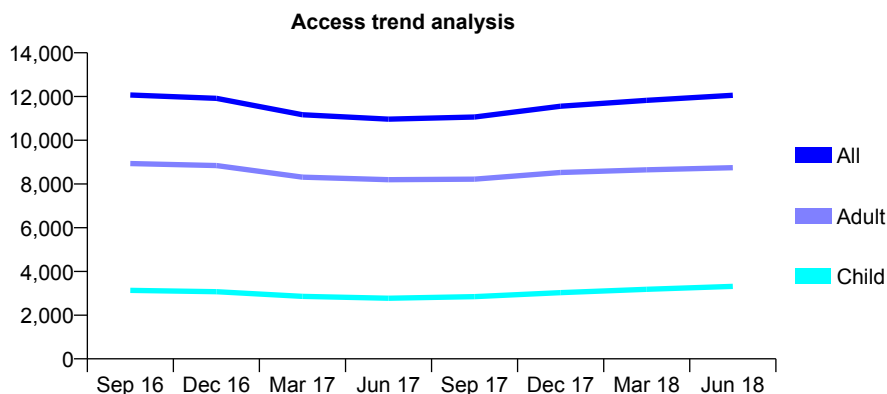
## Q45 - Vital Signs At a Glance Contract Report for 210129/0001 - June 2018

Name or company name	Mr B Johnson and Ms F Beaty
Contract type name	GDS Contract
Purpose of contract	General and Orthodontic
Contract start date	01/04/2006
Contract end date	

18/19 Contracted general activity (UDA)	32,845
Carry forward general activity (UDA)	0
18/19 Contracted orthodontic activity (UOA)	316
Carry forward orthodontic activity (UOA)	0
Baseline contract value	£1,061,484.45

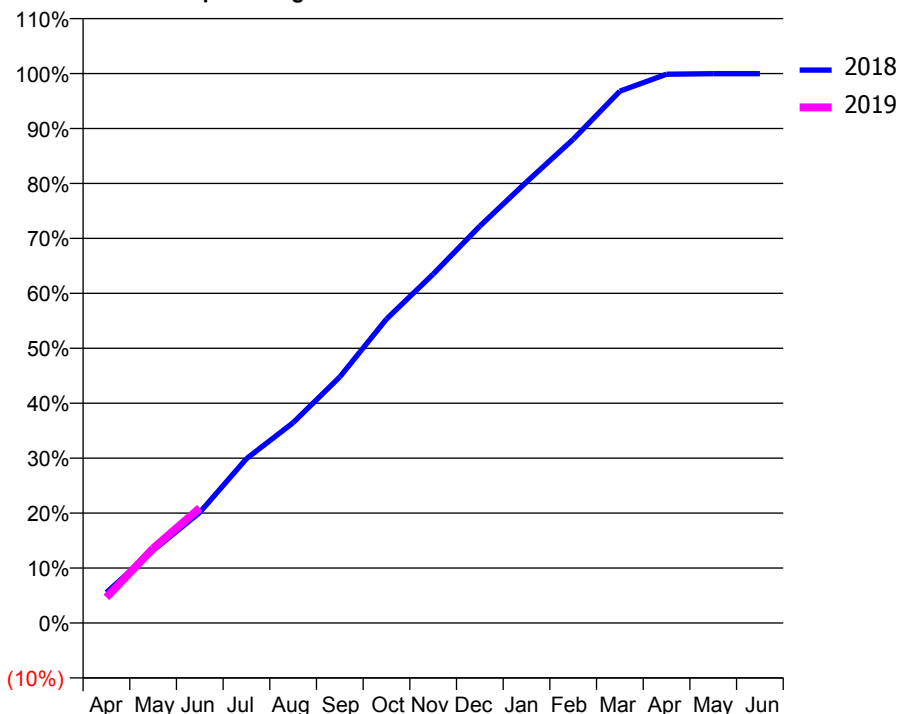
### ACCESS\*

Patients seen in 24 months	Total	Change since previous quarter
Quarter ending June 2017	10,966	
Quarter ending September 2017	11,065	→
Quarter ending December 2017	11,555	↑
Quarter ending March 2018	11,828	↑
Quarter ending June 2018	12,060	→
<b>Variance since June 2017</b>	<b>10.0%</b>	<b>↑</b>



### ACTIVITY

Cumulative percentage of contracted UDA delivered 2018 & 2019



Adjusted Scheduled Activity (UDA)

Month	2018	2019
April	1,817	1,534
May	4,339	4,459
June	6,611	6,874
July	9,826	
August	11,976	
September	14,712	
October	18,172	
November	20,851	
December	23,722	
January	26,363	
February	28,911	
March	31,787	
April	32,806	
May	32,835	
June	32,836	

### QUALITY

	Quantity	Base Number	Contract	AT	Region	England
% of FP17s for the same patient ID Re-attending within 3 months - Children	54	1,144	4.7%	11.2%	12.0%	11.5%
% of FP17s for the same patient ID Re-attending within 3 months - Adults	274	2,369	11.6%	14.4%	15.7%	15.4%
% of FP17s for the same patient ID Re-attending between 3 & 9 months - Children	534	1,144	46.7%	54.4%	60.3%	58.9%
% of FP17s for the same patient ID Re-attending between 3 & 9 months - Adults	1,022	2,369	43.1%	51.1%	54.0%	51.6%
% of FP17s for Band 1 Urgent Courses	158	2,924	5.4%	8.7%	8.9%	8.9%
% of FP17s Relating to Free Repair or Replacements	19	2,924	0.6%	1.2%	1.0%	0.8%
% of FP17s Relating to Continuations	42	2,924	1.4%	1.3%	1.1%	0.9%
% of Patients satisfied with the dentistry they have received	5	5	N/A	92.3%	93.4%	93.2%
% of Patients satisfied with the time they had to wait for an appointment	4	5	N/A	89.4%	89.4%	88.8%

\* This is based on patients treated on this contract for their most recent course of treatment. Figures in italics indicate the base number of FP17s or Patient Questionnaire responses are less than 100. N/A is shown where the base number of responses is less than 10 during the period. % is calculated as Quantity/Base number\*100

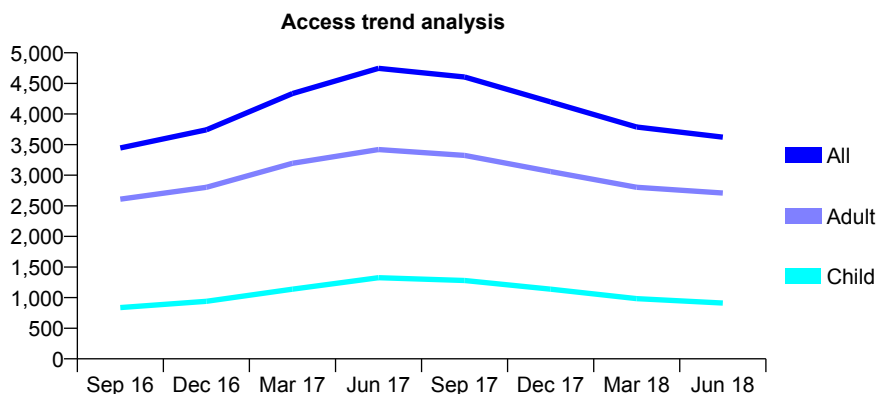
## Q45 - Vital Signs At a Glance Contract Report for 210129/0003 - June 2018

Name or company name	Mr B Johnson, Ms F Beaty and Mr A Quinn
Contract type name	GDS Contract
Purpose of contract	General
Contract start date	02/04/2013
Contract end date	

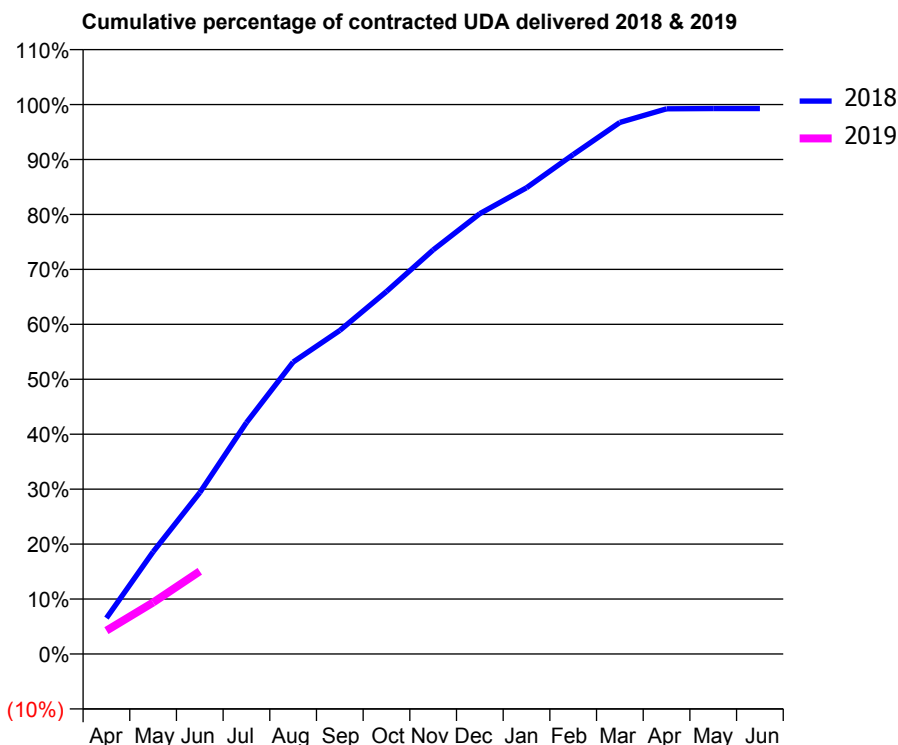
18/19 Contracted general activity (UDA)	9,717
Carry forward general activity (UDA)	0
18/19 Contracted orthodontic activity (UOA)	0
Carry forward orthodontic activity (UOA)	0
Baseline contract value	£272,269.01

### ACCESS\*

Patients seen in 24 months	Total	Change since previous quarter
Quarter ending June 2017	4,746	
Quarter ending September 2017	4,604	↓
Quarter ending December 2017	4,198	↓
Quarter ending March 2018	3,787	↓
Quarter ending June 2018	3,621	↓
<b>Variance since June 2017</b>	<b>(23.7%)</b>	<b>↓</b>



### ACTIVITY



Month	Adjusted Scheduled Activity (UDA)	
	2018	2019
April	636	415
May	1,808	910
June	2,854	1,462
July	4,092	
August	5,162	
September	5,723	
October	6,410	
November	7,146	
December	7,787	
January	8,245	
February	8,833	
March	9,400	
April	9,641	
May	9,646	
June	9,647	

### QUALITY

	Quantity	Base Number	Contract	AT	Region	England
% of FP17s for the same patient ID Re-attending within 3 months - Children	8	215	3.7%	11.2%	12.0%	11.5%
% of FP17s for the same patient ID Re-attending within 3 months - Adults	37	564	6.6%	14.4%	15.7%	15.4%
% of FP17s for the same patient ID Re-attending between 3 & 9 months - Children	95	215	44.2%	54.4%	60.3%	58.9%
% of FP17s for the same patient ID Re-attending between 3 & 9 months - Adults	208	564	36.9%	51.1%	54.0%	51.6%
% of FP17s for Band 1 Urgent Courses	51	681	7.5%	8.7%	8.9%	8.9%
% of FP17s Relating to Free Repair or Replacements	6	681	0.9%	1.2%	1.0%	0.8%
% of FP17s Relating to Continuations	11	681	1.6%	1.3%	1.1%	0.9%
% of Patients satisfied with the dentistry they have received	7	7	N/A	92.3%	93.4%	93.2%
% of Patients satisfied with the time they had to wait for an appointment	7	7	N/A	89.4%	89.4%	88.8%

\* This is based on patients treated on this contract for their most recent course of treatment. Figures in italics indicate the base number of FP17s or Patient Questionnaire responses are less than 100. N/A is shown where the base number of responses is less than 10 during the period. % is calculated as Quantity/Base number\*100

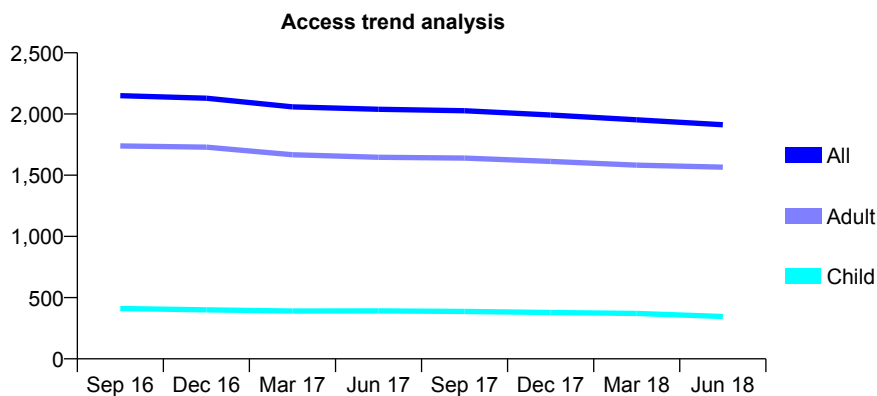
## Q45 - Vital Signs At a Glance Contract Report for 214116/0001 - June 2018

Name or company name	Mr Saad Al Haboubi
Contract type name	GDS Contract
Purpose of contract	General
Contract start date	01/04/2006
Contract end date	

18/19 Contracted general activity (UDA)	6,330
Carry forward general activity (UDA)	0
18/19 Contracted orthodontic activity (UOA)	0
Carry forward orthodontic activity (UOA)	0
Baseline contract value	£156,223.46

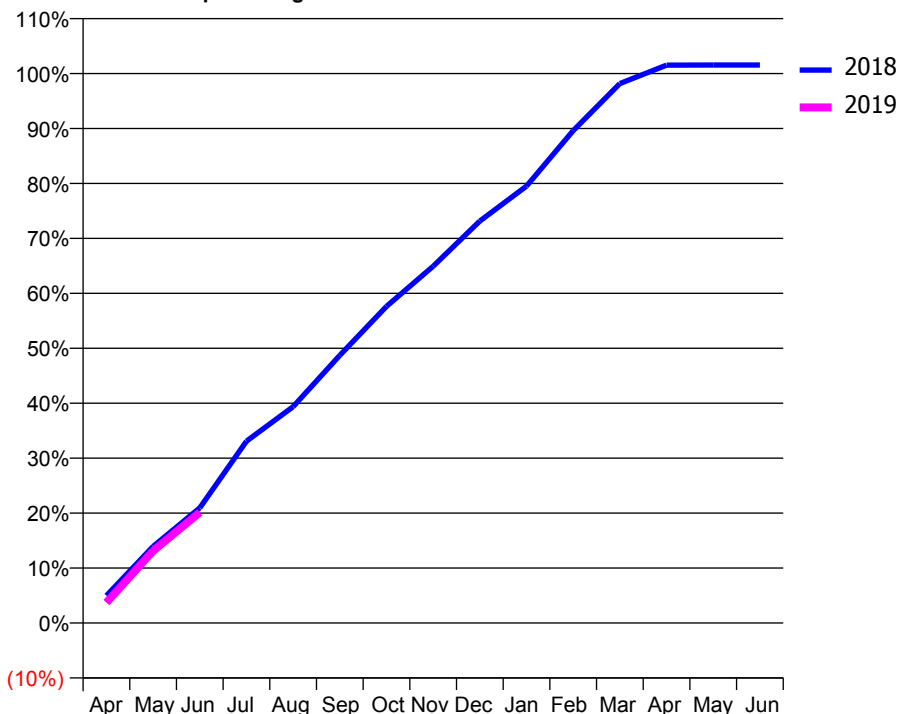
### ACCESS\*

Patients seen in 24 months	Total	Change since previous quarter
Quarter ending June 2017	2,039	
Quarter ending September 2017	2,027	→
Quarter ending December 2017	1,992	↓
Quarter ending March 2018	1,953	↓
Quarter ending June 2018	1,912	↓
<b>Variance since June 2017</b>	<b>(6.2%)</b>	<b>↓</b>



### ACTIVITY

Cumulative percentage of contracted UDA delivered 2018 & 2019



Adjusted Scheduled Activity (UDA)

Month	2018	2019
April	315	235
May	882	832
June	1,326	1,274
July	2,095	
August	2,493	
September	3,084	
October	3,648	
November	4,110	
December	4,630	
January	5,033	
February	5,672	
March	6,214	
April	6,426	
May	6,428	
June	6,428	

### QUALITY

	Quantity	Base Number	Contract	AT	Region	England
% of FP17s for the same patient ID Re-attending within 3 months - Children	1	132	0.8%	11.2%	12.0%	11.5%
% of FP17s for the same patient ID Re-attending within 3 months - Adults	75	573	13.1%	14.4%	15.7%	15.4%
% of FP17s for the same patient ID Re-attending between 3 & 9 months - Children	101	132	76.5%	54.4%	60.3%	58.9%
% of FP17s for the same patient ID Re-attending between 3 & 9 months - Adults	364	573	63.5%	51.1%	54.0%	51.6%
% of FP17s for Band 1 Urgent Courses	50	613	8.2%	8.7%	8.9%	8.9%
% of FP17s Relating to Free Repair or Replacements	8	613	1.3%	1.2%	1.0%	0.8%
% of FP17s Relating to Continuations	15	613	2.4%	1.3%	1.1%	0.9%
% of Patients satisfied with the dentistry they have received	2	2	N/A	92.3%	93.4%	93.2%
% of Patients satisfied with the time they had to wait for an appointment	2	2	N/A	89.4%	89.4%	88.8%

\* This is based on patients treated on this contract for their most recent course of treatment. Figures in italics indicate the base number of FP17s or Patient Questionnaire responses are less than 100. N/A is shown where the base number of responses is less than 10 during the period. % is calculated as Quantity/Base number\*100



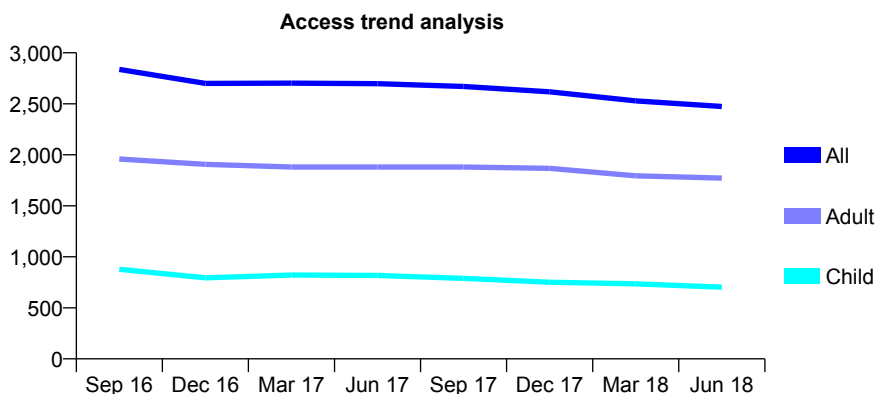
## Q45 - Vital Signs At a Glance Contract Report for 224340/0001 - June 2018

Name or company name	MR T PUTTICK
Contract type name	GDS Contract
Purpose of contract	General and Orthodontic
Contract start date	01/04/2006
Contract end date	

18/19 Contracted general activity (UDA)	7,034
Carry forward general activity (UDA)	0
18/19 Contracted orthodontic activity (UOA)	420
Carry forward orthodontic activity (UOA)	0
Baseline contract value	£241,396.31

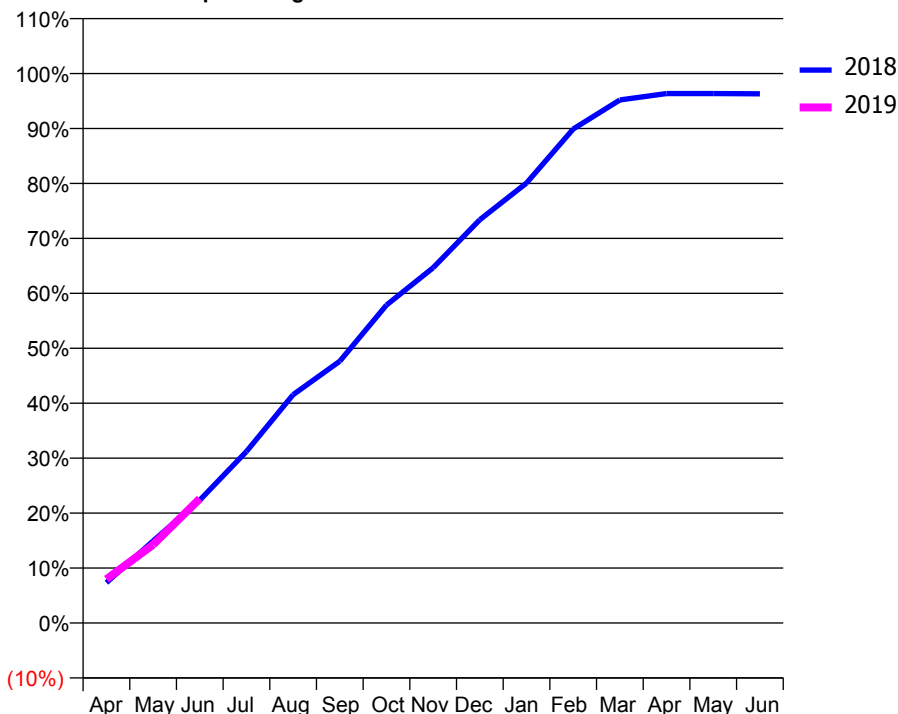
### ACCESS\*

Patients seen in 24 months	Total	Change since previous quarter
Quarter ending June 2017	2,698	
Quarter ending September 2017	2,670	↓
Quarter ending December 2017	2,618	↓
Quarter ending March 2018	2,529	↓
Quarter ending June 2018	2,474	↓
<b>Variance since June 2017</b>	<b>(8.3%)</b>	<b>↓</b>



### ACTIVITY

Cumulative percentage of contracted UDA delivered 2018 & 2019



Adjusted Scheduled Activity (UDA)

Month	2018	2019
April	517	560
May	1,051	1,002
June	1,573	1,592
July	2,196	
August	2,924	
September	3,351	
October	4,071	
November	4,548	
December	5,162	
January	5,632	
February	6,324	
March	6,695	
April	6,778	
May	6,778	
June	6,775	

### QUALITY

	Quantity	Base Number	Contract	AT	Region	England
% of FP17s for the same patient ID Re-attending within 3 months - Children	33	315	10.5%	11.2%	12.0%	11.5%
% of FP17s for the same patient ID Re-attending within 3 months - Adults	40	529	7.6%	14.4%	15.7%	15.4%
% of FP17s for the same patient ID Re-attending between 3 & 9 months - Children	108	315	34.3%	54.4%	60.3%	58.9%
% of FP17s for the same patient ID Re-attending between 3 & 9 months - Adults	288	529	54.4%	51.1%	54.0%	51.6%
% of FP17s for Band 1 Urgent Courses	13	786	1.7%	8.7%	8.9%	8.9%
% of FP17s Relating to Free Repair or Replacements	7	786	0.9%	1.2%	1.0%	0.8%
% of FP17s Relating to Continuations	11	786	1.4%	1.3%	1.1%	0.9%
% of Patients satisfied with the dentistry they have received	3	4	N/A	92.3%	93.4%	93.2%
% of Patients satisfied with the time they had to wait for an appointment	3	4	N/A	89.4%	89.4%	88.8%

\* This is based on patients treated on this contract for their most recent course of treatment. Figures in italics indicate the base number of FP17s or Patient Questionnaire responses are less than 100. N/A is shown where the base number of responses is less than 10 during the period. % is calculated as Quantity/Base number\*100

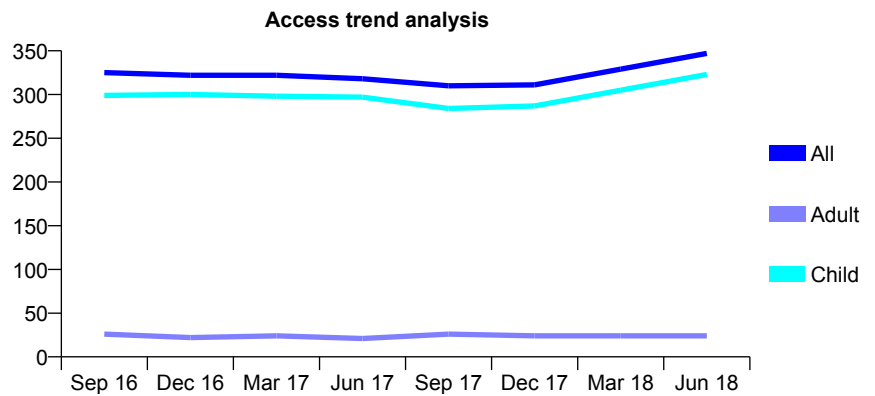
## Q45 - Vital Signs At a Glance Contract Report for 235482/0001 - June 2018

Name or company name	MR C WENHAM
Contract type name	GDS Contract
Purpose of contract	General and Orthodontic
Contract start date	01/04/2006
Contract end date	

18/19 Contracted general activity (UDA)	1,050
Carry forward general activity (UDA)	0
18/19 Contracted orthodontic activity (UOA)	0
Carry forward orthodontic activity (UOA)	0
Baseline contract value	£17,914.18

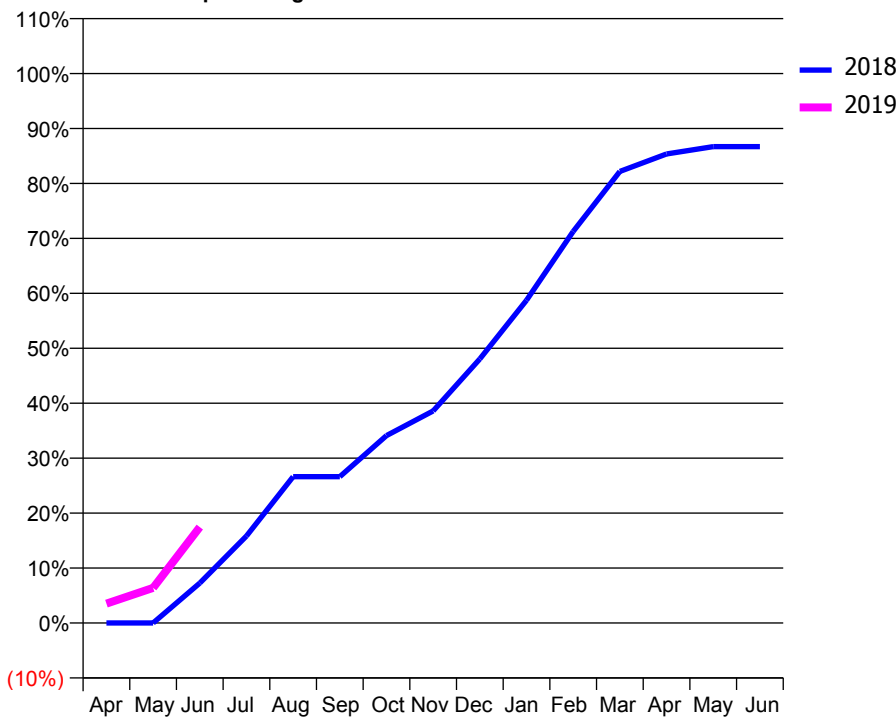
### ACCESS\*

Patients seen in 24 months	Total	Change since previous quarter
Quarter ending June 2017	318	
Quarter ending September 2017	310	↓
Quarter ending December 2017	311	→
Quarter ending March 2018	329	↑
Quarter ending June 2018	347	↑
<b>Variance since June 2017</b>	<b>9.1%</b>	<b>↑</b>



### ACTIVITY

Cumulative percentage of contracted UDA delivered 2018 & 2019



Month	Adjusted Scheduled Activity (UDA)	
	2018	2019
April	0	37
May	0	67
June	76	183
July	166	
August	280	
September	280	
October	358	
November	405	
December	505	
January	617	
February	748	
March	863	
April	896	
May	910	
June	910	

### QUALITY

	Quantity	Base Number	Contract	AT	Region	England
% of FP17s for the same patient ID Re-attending within 3 months - Children	8	103	7.8%	11.2%	12.0%	11.5%
% of FP17s for the same patient ID Re-attending within 3 months - Adults	1	3	33.3%	14.4%	15.7%	15.4%
% of FP17s for the same patient ID Re-attending between 3 & 9 months - Children	45	103	43.7%	54.4%	60.3%	58.9%
% of FP17s for the same patient ID Re-attending between 3 & 9 months - Adults	2	3	66.7%	51.1%	54.0%	51.6%
% of FP17s for Band 1 Urgent Courses	2	81	2.5%	8.7%	8.9%	8.9%
% of FP17s Relating to Free Repair or Replacements	0	81	0.0%	1.2%	1.0%	0.8%
% of FP17s Relating to Continuations	0	81	0.0%	1.3%	1.1%	0.9%
% of Patients satisfied with the dentistry they have received	0	0	N/A	92.3%	93.4%	93.2%
% of Patients satisfied with the time they had to wait for an appointment	0	0	N/A	89.4%	89.4%	88.8%

\* This is based on patients treated on this contract for their most recent course of treatment. Figures in italics indicate the base number of FP17s or Patient Questionnaire responses are less than 100. N/A is shown where the base number of responses is less than 10 during the period. % is calculated as Quantity/Base number\*100

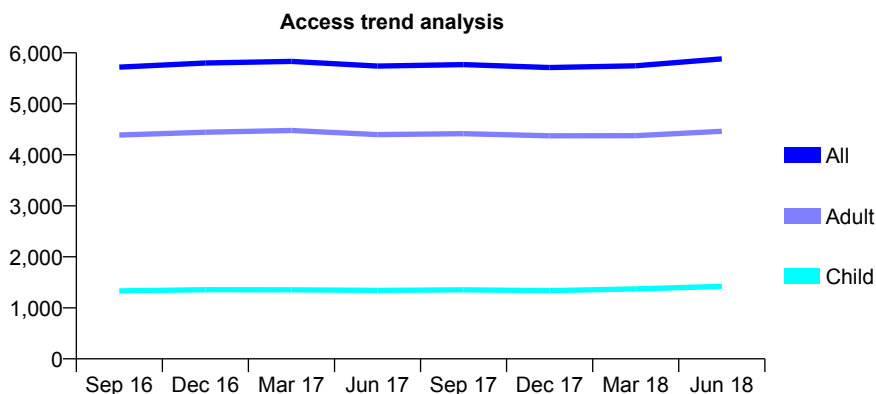
## Q45 - Vital Signs At a Glance Contract Report for 278734/0001 - June 2018

Name or company name	MR NK DIDDEE
Contract type name	PDS Plus Contract
Purpose of contract	General
Contract start date	01/02/2010
Contract end date	31/01/2020

18/19 Contracted general activity (UDA)	18,000
Carry forward general activity (UDA)	0
18/19 Contracted orthodontic activity (UOA)	0
Carry forward orthodontic activity (UOA)	0
Baseline contract value	£509,072.32

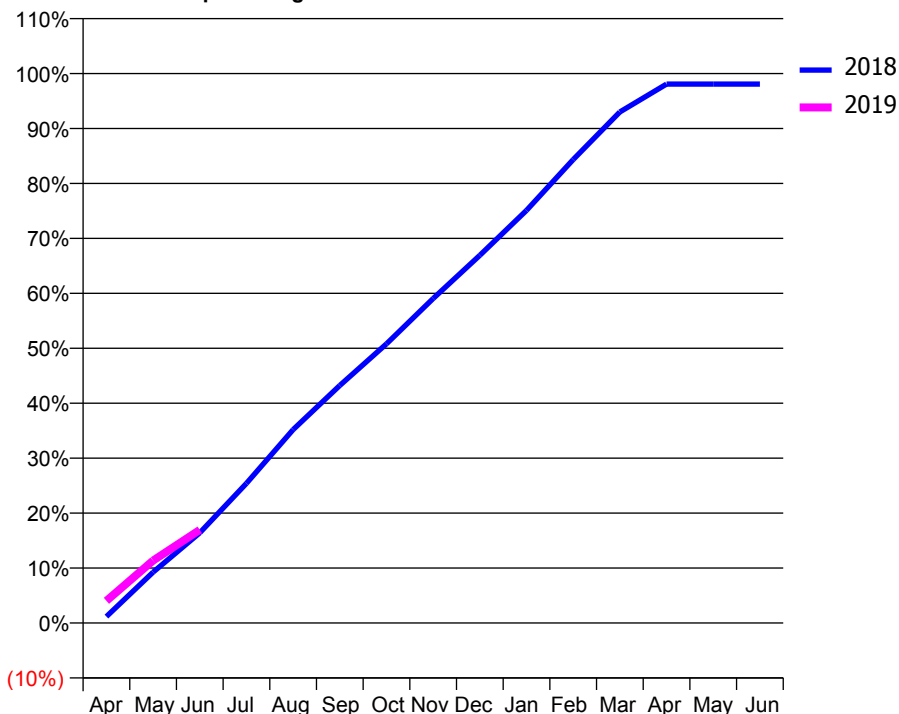
### ACCESS\*

Patients seen in 24 months	Total	Change since previous quarter
Quarter ending June 2017	5,740	
Quarter ending September 2017	5,768	→
Quarter ending December 2017	5,710	↓
Quarter ending March 2018	5,746	→
Quarter ending June 2018	5,881	↑
<b>Variance since June 2017</b>	<b>2.5%</b>	<b>↑</b>



### ACTIVITY

Cumulative percentage of contracted UDA delivered 2018 & 2019



Month	Adjusted Scheduled Activity (UDA)	
	2018	2019
April	188	727
May	1,479	2,046
June	2,626	3,049
July	4,067	
August	5,633	
September	6,917	
October	8,129	
November	9,448	
December	10,705	
January	12,016	
February	13,496	
March	14,881	
April	15,692	
May	15,692	
June	15,692	

### QUALITY

	Quantity	Base Number	Contract	AT	Region	England
% of FP17s for the same patient ID Re-attending within 3 months - Children	52	507	10.3%	11.2%	12.0%	11.5%
% of FP17s for the same patient ID Re-attending within 3 months - Adults	211	1,578	13.4%	14.4%	15.7%	15.4%
% of FP17s for the same patient ID Re-attending between 3 & 9 months - Children	267	507	52.7%	54.4%	60.3%	58.9%
% of FP17s for the same patient ID Re-attending between 3 & 9 months - Adults	799	1,578	50.6%	51.1%	54.0%	51.6%
% of FP17s for Band 1 Urgent Courses	125	1,744	7.2%	8.7%	8.9%	8.9%
% of FP17s Relating to Free Repair or Replacements	12	1,744	0.7%	1.2%	1.0%	0.8%
% of FP17s Relating to Continuations	13	1,744	0.7%	1.3%	1.1%	0.9%
% of Patients satisfied with the dentistry they have received	11	11	100.0%	92.3%	93.4%	93.2%
% of Patients satisfied with the time they had to wait for an appointment	11	11	100.0%	89.4%	89.4%	88.8%

\* This is based on patients treated on this contract for their most recent course of treatment. Figures in italics indicate the base number of FP17s or Patient Questionnaire responses are less than 100. N/A is shown where the base number of responses is less than 10 during the period. % is calculated as Quantity/Base number\*100

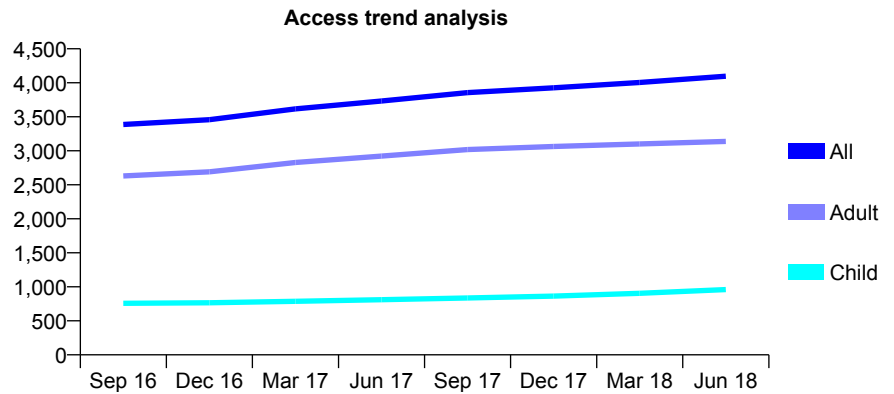
## Q45 - Vital Signs At a Glance Contract Report for 278734/0002 - June 2018

Name or company name	MR NK DIDDEE
Contract type name	GDS Contract
Purpose of contract	General
Contract start date	01/04/2013
Contract end date	

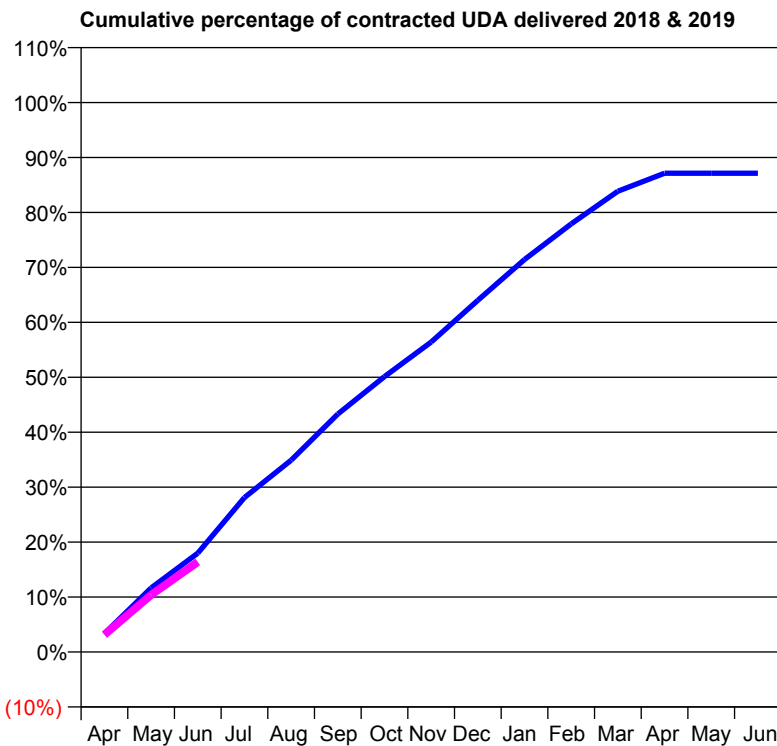
18/19 Contracted general activity (UDA)	12,341
Carry forward general activity (UDA)	0
18/19 Contracted orthodontic activity (UOA)	0
Carry forward orthodontic activity (UOA)	0
Baseline contract value	£319,311.32

### ACCESS\*

Patients seen in 24 months	Total	Change since previous quarter
Quarter ending June 2017	3,732	
Quarter ending September 2017	3,855	↑
Quarter ending December 2017	3,926	→
Quarter ending March 2018	4,004	→
Quarter ending June 2018	4,097	↑
<b>Variance since June 2017</b>	<b>9.8%</b>	<b>↑</b>



### ACTIVITY



Month	Adjusted Scheduled Activity (UDA)	
	2018	2019
April	415	387
May	1,439	1,283
June	2,220	2,022
July	3,469	
August	4,309	
September	5,344	
October	6,186	
November	6,961	
December	7,898	
January	8,817	
February	9,614	
March	10,347	
April	10,754	
May	10,754	
June	10,754	

### QUALITY

	Quantity	Base Number	Contract	AT	Region	England
% of FP17s for the same patient ID Re-attending within 3 months - Children	13	283	4.6%	11.2%	12.0%	11.5%
% of FP17s for the same patient ID Re-attending within 3 months - Adults	82	851	9.6%	14.4%	15.7%	15.4%
% of FP17s for the same patient ID Re-attending between 3 & 9 months - Children	115	283	40.6%	54.4%	60.3%	58.9%
% of FP17s for the same patient ID Re-attending between 3 & 9 months - Adults	414	851	48.6%	51.1%	54.0%	51.6%
% of FP17s for Band 1 Urgent Courses	46	974	4.7%	8.7%	8.9%	8.9%
% of FP17s Relating to Free Repair or Replacements	4	974	0.4%	1.2%	1.0%	0.8%
% of FP17s Relating to Continuations	9	974	0.9%	1.3%	1.1%	0.9%
% of Patients satisfied with the dentistry they have received	5	5	N/A	92.3%	93.4%	93.2%
% of Patients satisfied with the time they had to wait for an appointment	4	5	N/A	89.4%	89.4%	88.8%

\* This is based on patients treated on this contract for their most recent course of treatment. Figures in italics indicate the base number of FP17s or Patient Questionnaire responses are less than 100. N/A is shown where the base number of responses is less than 10 during the period. % is calculated as Quantity/Base number\*100

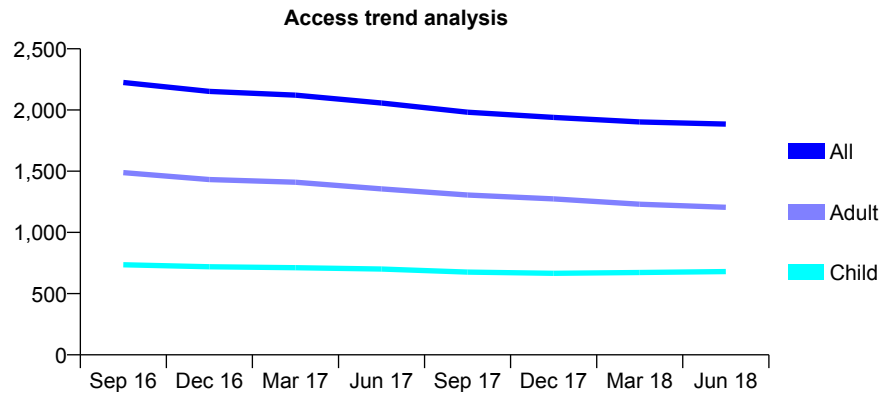
## Q45 - Vital Signs At a Glance Contract Report for 279145/0001 - June 2018

Name or company name	MR AK ZARKADIS
Contract type name	GDS Contract
Purpose of contract	General
Contract start date	20/09/2010
Contract end date	

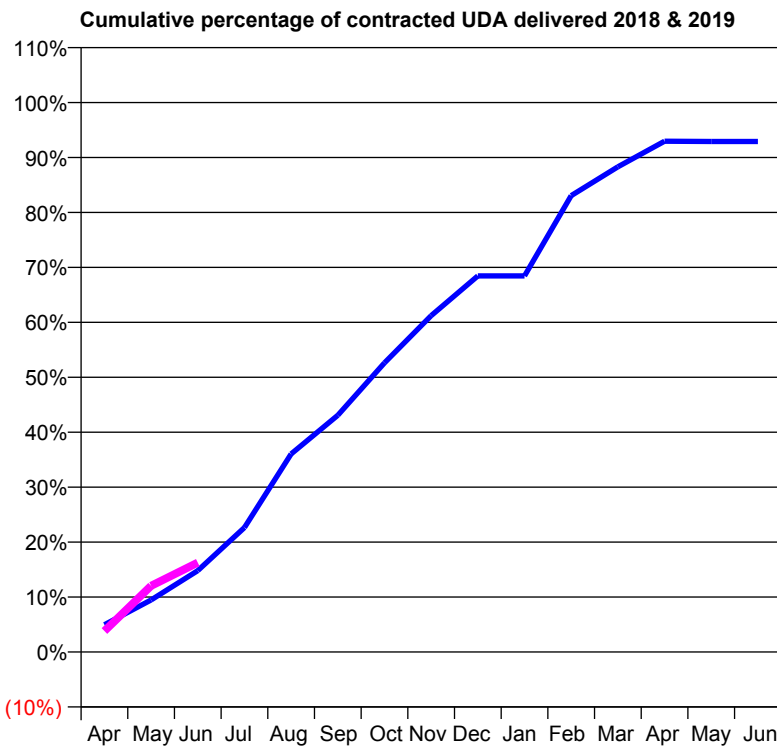
18/19 Contracted general activity (UDA)	5,795
Carry forward general activity (UDA)	0
18/19 Contracted orthodontic activity (UOA)	0
Carry forward orthodontic activity (UOA)	0
Baseline contract value	£133,075.38

### ACCESS\*

Patients seen in 24 months	Total	Change since previous quarter
Quarter ending June 2017	2,057	
Quarter ending September 2017	1,982	↓
Quarter ending December 2017	1,940	↓
Quarter ending March 2018	1,903	↓
Quarter ending June 2018	1,885	→
<b>Variance since June 2017</b>	<b>(8.4%)</b>	<b>↓</b>



### ACTIVITY



Adjusted Scheduled Activity (UDA)		
Month	2018	2019
April	288	222
May	550	698
June	858	944
July	1,313	
August	2,088	
September	2,497	
October	3,049	
November	3,547	
December	3,967	
January	3,967	
February	4,813	
March	5,116	
April	5,387	
May	5,384	
June	5,384	

### QUALITY

	Quantity	Base Number	Contract	AT	Region	England
% of FP17s for the same patient ID Re-attending within 3 months - Children	12	248	4.8%	11.2%	12.0%	11.5%
% of FP17s for the same patient ID Re-attending within 3 months - Adults	53	379	14.0%	14.4%	15.7%	15.4%
% of FP17s for the same patient ID Re-attending between 3 & 9 months - Children	162	248	65.3%	54.4%	60.3%	58.9%
% of FP17s for the same patient ID Re-attending between 3 & 9 months - Adults	244	379	64.4%	51.1%	54.0%	51.6%
% of FP17s for Band 1 Urgent Courses	18	513	3.5%	8.7%	8.9%	8.9%
% of FP17s Relating to Free Repair or Replacements	7	513	1.4%	1.2%	1.0%	0.8%
% of FP17s Relating to Continuations	14	513	2.7%	1.3%	1.1%	0.9%
% of Patients satisfied with the dentistry they have received	0	0	N/A	92.3%	93.4%	93.2%
% of Patients satisfied with the time they had to wait for an appointment	0	0	N/A	89.4%	89.4%	88.8%

\* This is based on patients treated on this contract for their most recent course of treatment. Figures in italics indicate the base number of FP17s or Patient Questionnaire responses are less than 100. N/A is shown where the base number of responses is less than 10 during the period. % is calculated as Quantity/Base number\*100

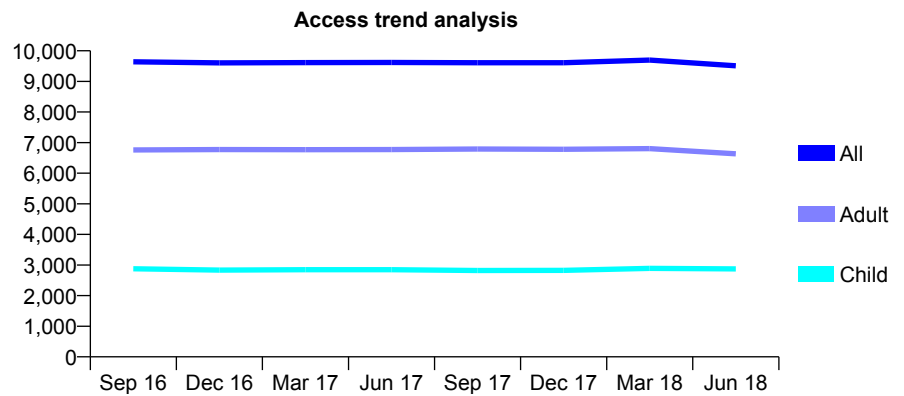
## Q45 - Vital Signs At a Glance Contract Report for 298735/0001 - June 2018

Name or company name	MR A HUSSAIN
Contract type name	Pilot Contract
Purpose of contract	General
Contract start date	31/03/2014
Contract end date	

18/19 Contracted general activity (UDA)	43,820
Carry forward general activity (UDA)	0
18/19 Contracted orthodontic activity (UOA)	0
Carry forward orthodontic activity (UOA)	0
Baseline contract value	£1,266,646.76

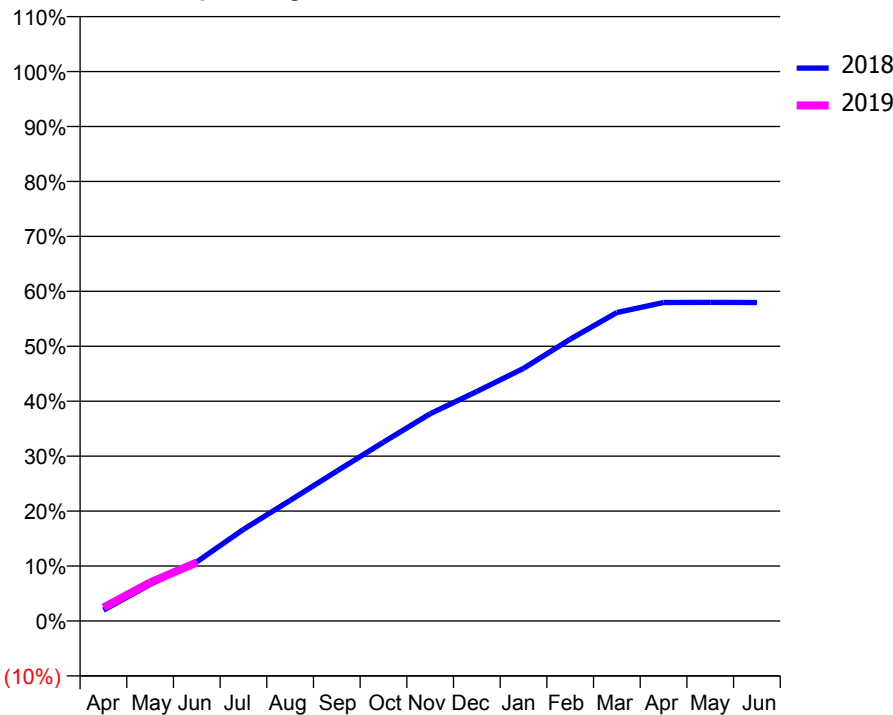
### ACCESS\*

Patients seen in 24 months	Total	Change since previous quarter
Quarter ending June 2017	9,619	
Quarter ending September 2017	9,611	→
Quarter ending December 2017	9,608	→
Quarter ending March 2018	9,696	→
Quarter ending June 2018	9,508	↓
<b>Variance since June 2017</b>	<b>(1.2%)</b>	<b>↓</b>



### ACTIVITY

Cumulative percentage of contracted UDA delivered 2018 & 2019



Month	Adjusted Scheduled Activity (UDA)	
	2018	2019
April	862	1,075
May	2,918	3,076
June	4,717	4,678
July	7,311	
August	9,618	
September	11,952	
October	14,266	
November	16,534	
December	18,307	
January	20,147	
February	22,474	
March	24,598	
April	25,398	
May	25,410	
June	25,404	

### QUALITY

	Quantity	Base Number	Contract	AT	Region	England
% of FP17s for the same patient ID Re-attending within 3 months - Children	74	932	7.9%	11.2%	12.0%	11.5%
% of FP17s for the same patient ID Re-attending within 3 months - Adults	306	1,778	17.2%	14.4%	15.7%	15.4%
% of FP17s for the same patient ID Re-attending between 3 & 9 months - Children	500	932	53.6%	54.4%	60.3%	58.9%
% of FP17s for the same patient ID Re-attending between 3 & 9 months - Adults	703	1,778	39.5%	51.1%	54.0%	51.6%
% of FP17s for Band 1 Urgent Courses	147	2,312	6.4%	8.7%	8.9%	8.9%
% of FP17s Relating to Free Repair or Replacements	34	2,312	1.5%	1.2%	1.0%	0.8%
% of FP17s Relating to Continuations	40	2,312	1.7%	1.3%	1.1%	0.9%
% of Patients satisfied with the dentistry they have received	7	8	N/A	92.3%	93.4%	93.2%
% of Patients satisfied with the time they had to wait for an appointment	7	8	N/A	89.4%	89.4%	88.8%

\* This is based on patients treated on this contract for their most recent course of treatment. Figures in italics indicate the base number of FP17s or Patient Questionnaire responses are less than 100. N/A is shown where the base number of responses is less than 10 during the period. % is calculated as Quantity/Base number\*100

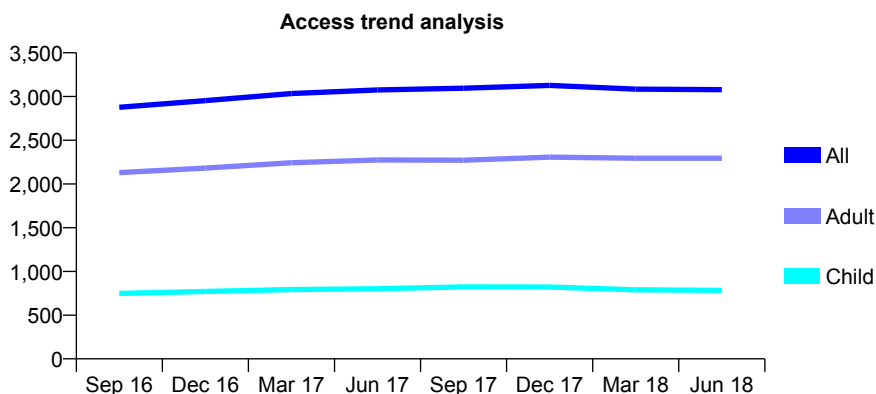
## Q45 - Vital Signs At a Glance Contract Report for 325147/0001 - June 2018

Name or company name	MR SG HEMSLEY
Contract type name	Pilot Contract
Purpose of contract	General
Contract start date	01/04/2006
Contract end date	

18/19 Contracted general activity (UDA)	12,000
Carry forward general activity (UDA)	0
18/19 Contracted orthodontic activity (UOA)	0
Carry forward orthodontic activity (UOA)	0
Baseline contract value	£355,899.79

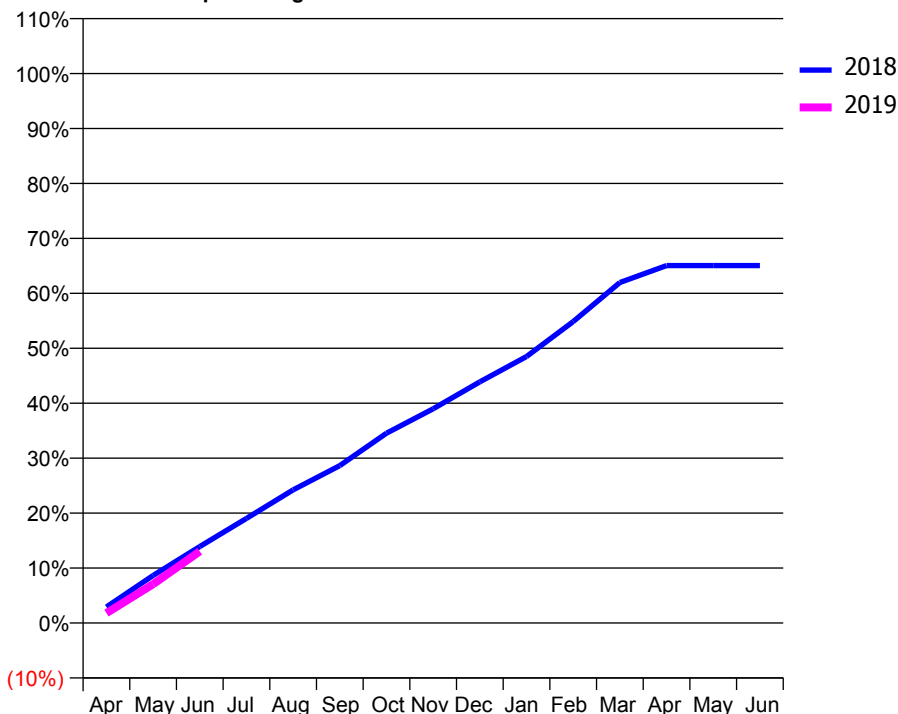
### ACCESS\*

Patients seen in 24 months	Total	Change since previous quarter
Quarter ending June 2017	3,076	
Quarter ending September 2017	3,095	→
Quarter ending December 2017	3,127	→
Quarter ending March 2018	3,084	↓
Quarter ending June 2018	3,078	→
<b>Variance since June 2017</b>	<b>0.1%</b>	<b>→</b>



### ACTIVITY

Cumulative percentage of contracted UDA delivered 2018 & 2019



Adjusted Scheduled Activity (UDA)

Month	2018	2019
April	351	218
May	1,039	849
June	1,669	1,566
July	2,285	
August	2,907	
September	3,438	
October	4,147	
November	4,679	
December	5,266	
January	5,821	
February	6,583	
March	7,437	
April	7,807	
May	7,807	
June	7,807	

### QUALITY

	Quantity	Base Number	Contract	AT	Region	England
% of FP17s for the same patient ID Re-attending within 3 months - Children	2	171	1.2%	11.2%	12.0%	11.5%
% of FP17s for the same patient ID Re-attending within 3 months - Adults	60	490	12.2%	14.4%	15.7%	15.4%
% of FP17s for the same patient ID Re-attending between 3 & 9 months - Children	34	171	19.9%	54.4%	60.3%	58.9%
% of FP17s for the same patient ID Re-attending between 3 & 9 months - Adults	110	490	22.4%	51.1%	54.0%	51.6%
% of FP17s for Band 1 Urgent Courses	7	556	1.3%	8.7%	8.9%	8.9%
% of FP17s Relating to Free Repair or Replacements	5	556	0.9%	1.2%	1.0%	0.8%
% of FP17s Relating to Continuations	18	556	3.2%	1.3%	1.1%	0.9%
% of Patients satisfied with the dentistry they have received	5	5	N/A	92.3%	93.4%	93.2%
% of Patients satisfied with the time they had to wait for an appointment	5	5	N/A	89.4%	89.4%	88.8%

\* This is based on patients treated on this contract for their most recent course of treatment. Figures in italics indicate the base number of FP17s or Patient Questionnaire responses are less than 100. N/A is shown where the base number of responses is less than 10 during the period. % is calculated as Quantity/Base number\*100

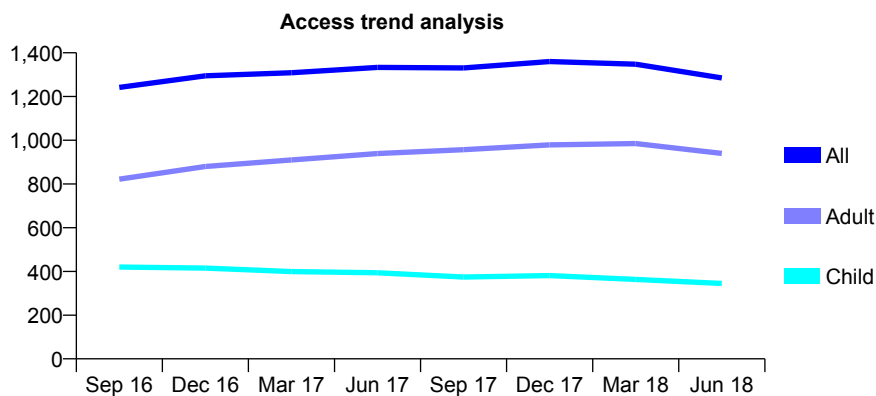
## Q45 - Vital Signs At a Glance Contract Report for 326445/0001 - June 2018

Name or company name	MRS M PUTTICK
Contract type name	GDS Contract
Purpose of contract	General
Contract start date	01/04/2006
Contract end date	

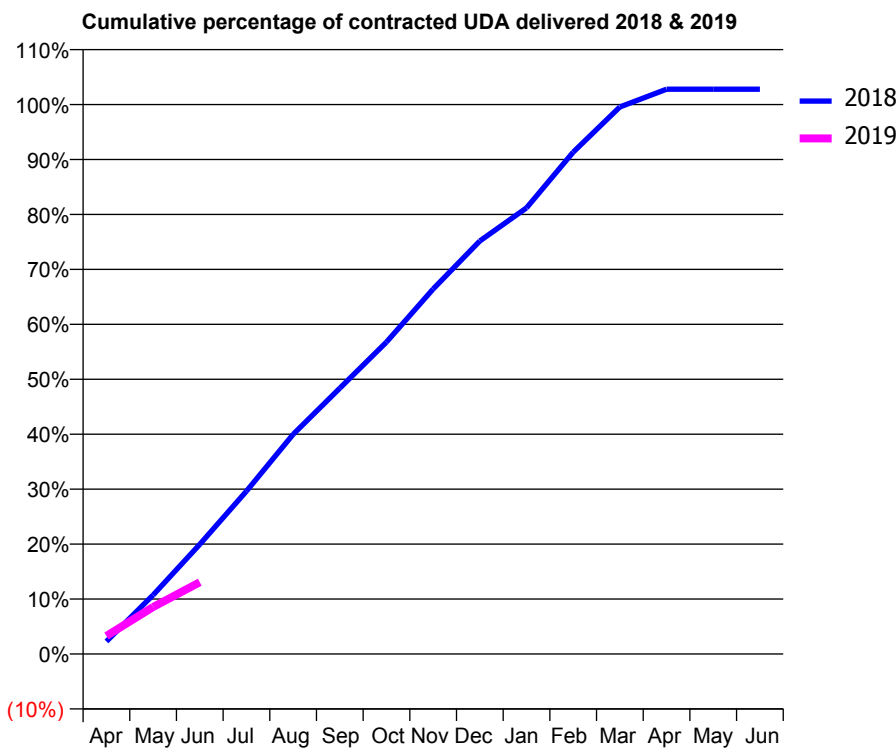
18/19 Contracted general activity (UDA)	4,030
Carry forward general activity (UDA)	0
18/19 Contracted orthodontic activity (UOA)	0
Carry forward orthodontic activity (UOA)	0
Baseline contract value	£123,023.44

### ACCESS\*

Patients seen in 24 months	Total	Change since previous quarter
Quarter ending June 2017	1,333	
Quarter ending September 2017	1,331	→
Quarter ending December 2017	1,360	↑
Quarter ending March 2018	1,348	→
Quarter ending June 2018	1,285	↓
<b>Variance since June 2017</b>	<b>(3.6%)</b>	<b>↓</b>



### ACTIVITY



Month	Adjusted Scheduled Activity (UDA)	
	2018	2019
April	92	132
May	433	345
June	804	526
July	1,194	
August	1,612	
September	1,949	
October	2,288	
November	2,678	
December	3,029	
January	3,272	
February	3,680	
March	4,012	
April	4,142	
May	4,142	
June	4,142	

### QUALITY

	Quantity	Base Number	Contract	AT	Region	England
% of FP17s for the same patient ID Re-attending within 3 months - Children	8	91	8.8%	11.2%	12.0%	11.5%
% of FP17s for the same patient ID Re-attending within 3 months - Adults	16	234	6.8%	14.4%	15.7%	15.4%
% of FP17s for the same patient ID Re-attending between 3 & 9 months - Children	45	91	49.5%	54.4%	60.3%	58.9%
% of FP17s for the same patient ID Re-attending between 3 & 9 months - Adults	133	234	56.8%	51.1%	54.0%	51.6%
% of FP17s for Band 1 Urgent Courses	12	274	4.4%	8.7%	8.9%	8.9%
% of FP17s Relating to Free Repair or Replacements	4	274	1.5%	1.2%	1.0%	0.8%
% of FP17s Relating to Continuations	4	274	1.5%	1.3%	1.1%	0.9%
% of Patients satisfied with the dentistry they have received	1	1	N/A	92.3%	93.4%	93.2%
% of Patients satisfied with the time they had to wait for an appointment	1	1	N/A	89.4%	89.4%	88.8%

\* This is based on patients treated on this contract for their most recent course of treatment. Figures in italics indicate the base number of FP17s or Patient Questionnaire responses are less than 100. N/A is shown where the base number of responses is less than 10 during the period. % is calculated as Quantity/Base number\*100



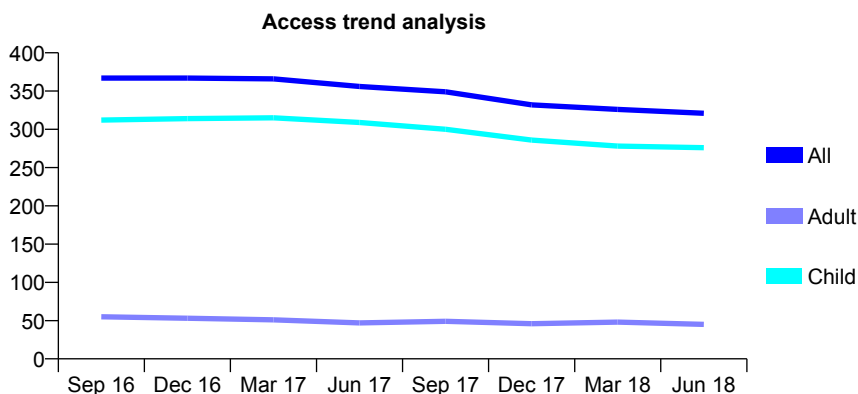
## Q45 - Vital Signs At a Glance Contract Report for 326755/0001 - June 2018

Name or company name	MR FN PLAHE
Contract type name	GDS Contract
Purpose of contract	General
Contract start date	01/04/2006
Contract end date	

18/19 Contracted general activity (UDA)	1,678
Carry forward general activity (UDA)	0
18/19 Contracted orthodontic activity (UOA)	0
Carry forward orthodontic activity (UOA)	0
Baseline contract value	£47,916.57

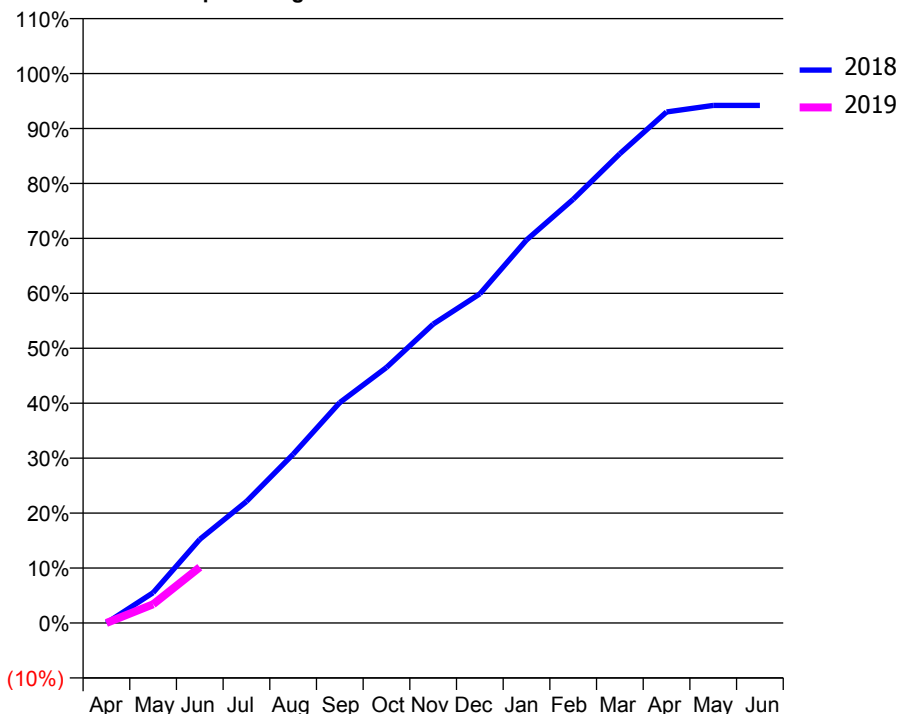
### ACCESS\*

Patients seen in 24 months	Total	Change since previous quarter
Quarter ending June 2017	356	
Quarter ending September 2017	349	↓
Quarter ending December 2017	332	↓
Quarter ending March 2018	326	↓
Quarter ending June 2018	321	↓
<b>Variance since June 2017</b>	<b>(9.8%)</b>	<b>↓</b>



### ACTIVITY

**Cumulative percentage of contracted UDA delivered 2018 & 2019**



**Adjusted Scheduled Activity (UDA)**

Month	2018	2019
April	0	0
May	93	57
June	255	170
July	371	
August	515	
September	673	
October	780	
November	913	
December	1,005	
January	1,170	
February	1,294	
March	1,433	
April	1,560	
May	1,580	
June	1,580	

### QUALITY

	Quantity	Base Number	Contract	AT	Region	England
% of FP17s for the same patient ID Re-attending within 3 months - Children	51	159	32.1%	11.2%	12.0%	11.5%
% of FP17s for the same patient ID Re-attending within 3 months - Adults	0	0	N/A	14.4%	15.7%	15.4%
% of FP17s for the same patient ID Re-attending between 3 & 9 months - Children	82	159	51.6%	54.4%	60.3%	58.9%
% of FP17s for the same patient ID Re-attending between 3 & 9 months - Adults	0	0	N/A	51.1%	54.0%	51.6%
% of FP17s for Band 1 Urgent Courses	7	90	7.8%	8.7%	8.9%	8.9%
% of FP17s Relating to Free Repair or Replacements	1	90	1.1%	1.2%	1.0%	0.8%
% of FP17s Relating to Continuations	1	90	1.1%	1.3%	1.1%	0.9%
% of Patients satisfied with the dentistry they have received	1	1	N/A	92.3%	93.4%	93.2%
% of Patients satisfied with the time they had to wait for an appointment	1	1	N/A	89.4%	89.4%	88.8%

\* This is based on patients treated on this contract for their most recent course of treatment. Figures in italics indicate the base number of FP17s or Patient Questionnaire responses are less than 100. N/A is shown where the base number of responses is less than 10 during the period. % is calculated as Quantity/Base number\*100

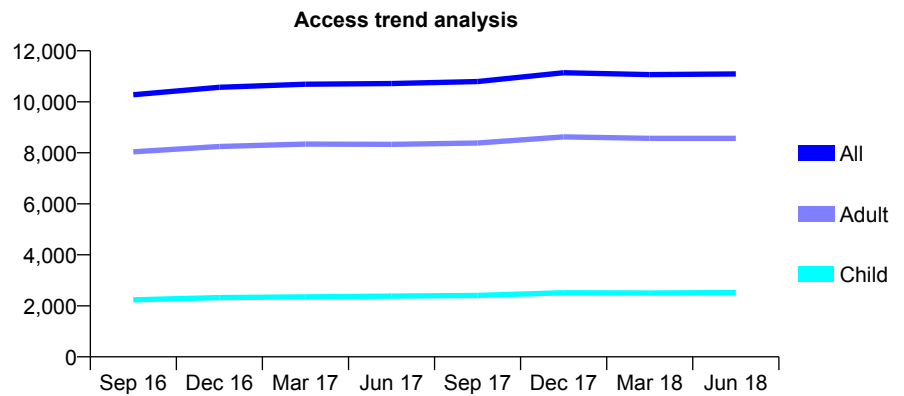
## Q45 - Vital Signs At a Glance Contract Report for 328146/0001 - June 2018

Name or company name	MR ND SMITH
Contract type name	GDS Contract
Purpose of contract	General and Orthodontic
Contract start date	01/04/2006
Contract end date	

18/19 Contracted general activity (UDA)	36,811
Carry forward general activity (UDA)	0
18/19 Contracted orthodontic activity (UOA)	630
Carry forward orthodontic activity (UOA)	0
Baseline contract value	£943,252.17

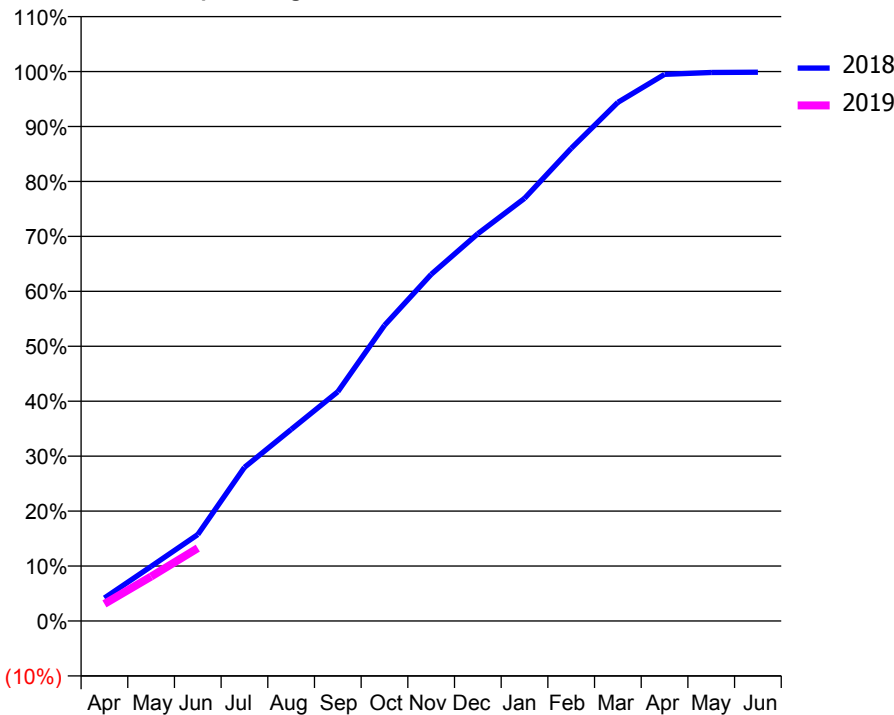
### ACCESS\*

Patients seen in 24 months	Total	Change since previous quarter
Quarter ending June 2017	10,715	
Quarter ending September 2017	10,794	→
Quarter ending December 2017	11,138	↑
Quarter ending March 2018	11,069	→
Quarter ending June 2018	11,094	→
<b>Variance since June 2017</b>	<b>3.5%</b>	<b>↑</b>



### ACTIVITY

Cumulative percentage of contracted UDA delivered 2018 & 2019



Month	Adjusted Scheduled Activity (UDA)	
	2018	2019
April	1,415	1,150
May	3,361	2,982
June	5,321	4,884
July	9,453	
August	11,790	
September	14,112	
October	18,195	
November	21,328	
December	23,833	
January	26,004	
February	29,085	
March	31,911	
April	33,637	
May	33,752	
June	33,764	

### QUALITY

	Quantity	Base Number	Contract	AT	Region	England
% of FP17s for the same patient ID Re-attending within 3 months - Children	51	593	8.6%	11.2%	12.0%	11.5%
% of FP17s for the same patient ID Re-attending within 3 months - Adults	253	2,124	11.9%	14.4%	15.7%	15.4%
% of FP17s for the same patient ID Re-attending between 3 & 9 months - Children	261	593	44.0%	54.4%	60.3%	58.9%
% of FP17s for the same patient ID Re-attending between 3 & 9 months - Adults	977	2,124	46.0%	51.1%	54.0%	51.6%
% of FP17s for Band 1 Urgent Courses	174	2,078	8.4%	8.7%	8.9%	8.9%
% of FP17s Relating to Free Repair or Replacements	20	2,078	1.0%	1.2%	1.0%	0.8%
% of FP17s Relating to Continuations	31	2,078	1.5%	1.3%	1.1%	0.9%
% of Patients satisfied with the dentistry they have received	17	17	100.0%	92.3%	93.4%	93.2%
% of Patients satisfied with the time they had to wait for an appointment	14	17	82.4%	89.4%	89.4%	88.8%

\* This is based on patients treated on this contract for their most recent course of treatment. Figures in italics indicate the base number of FP17s or Patient Questionnaire responses are less than 100. N/A is shown where the base number of responses is less than 10 during the period. % is calculated as Quantity/Base number\*100

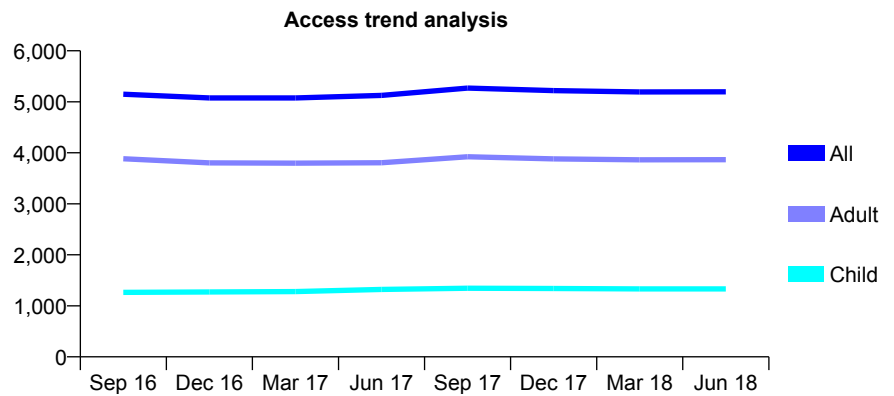
## Q45 - Vital Signs At a Glance Contract Report for 329711/0002 - June 2018

Name or company name	MR S NEPALI
Contract type name	GDS Contract
Purpose of contract	General
Contract start date	01/04/2006
Contract end date	

18/19 Contracted general activity (UDA)	19,500
Carry forward general activity (UDA)	0
18/19 Contracted orthodontic activity (UOA)	0
Carry forward orthodontic activity (UOA)	0
Baseline contract value	£522,307.10

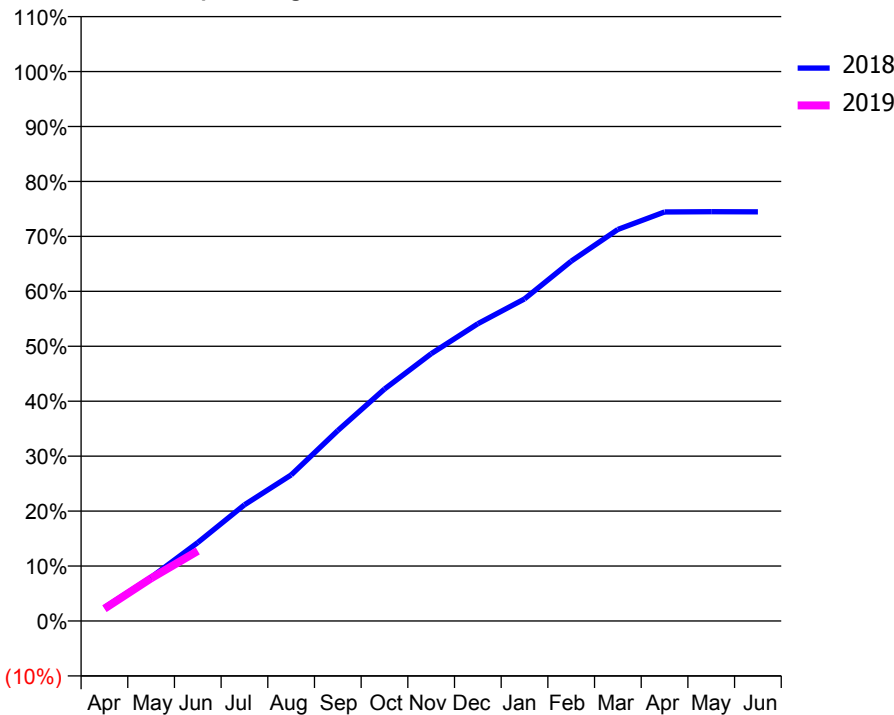
### ACCESS\*

Patients seen in 24 months	Total	Change since previous quarter
Quarter ending June 2017	5,125	
Quarter ending September 2017	5,269	↑
Quarter ending December 2017	5,220	→
Quarter ending March 2018	5,194	→
Quarter ending June 2018	5,197	→
<b>Variance since June 2017</b>	<b>1.4%</b>	<b>→</b>



### ACTIVITY

Cumulative percentage of contracted UDA delivered 2018 & 2019



Month	Adjusted Scheduled Activity (UDA)	
	2018	2019
April	475	440
May	1,549	1,516
June	2,786	2,485
July	4,125	
August	5,185	
September	6,761	
October	8,230	
November	9,485	
December	10,549	
January	11,431	
February	12,768	
March	13,896	
April	14,514	
May	14,524	
June	14,522	

### QUALITY

	Quantity	Base Number	Contract	AT	Region	England
% of FP17s for the same patient ID Re-attending within 3 months - Children	23	369	6.2%	11.2%	12.0%	11.5%
% of FP17s for the same patient ID Re-attending within 3 months - Adults	125	1,004	12.5%	14.4%	15.7%	15.4%
% of FP17s for the same patient ID Re-attending between 3 & 9 months - Children	159	369	43.1%	54.4%	60.3%	58.9%
% of FP17s for the same patient ID Re-attending between 3 & 9 months - Adults	506	1,004	50.4%	51.1%	54.0%	51.6%
% of FP17s for Band 1 Urgent Courses	85	1,108	7.7%	8.7%	8.9%	8.9%
% of FP17s Relating to Free Repair or Replacements	26	1,108	2.3%	1.2%	1.0%	0.8%
% of FP17s Relating to Continuations	18	1,108	1.6%	1.3%	1.1%	0.9%
% of Patients satisfied with the dentistry they have received	9	10	90.0%	92.3%	93.4%	93.2%
% of Patients satisfied with the time they had to wait for an appointment	9	10	90.0%	89.4%	89.4%	88.8%

\* This is based on patients treated on this contract for their most recent course of treatment. Figures in italics indicate the base number of FP17s or Patient Questionnaire responses are less than 100. N/A is shown where the base number of responses is less than 10 during the period. % is calculated as Quantity/Base number\*100

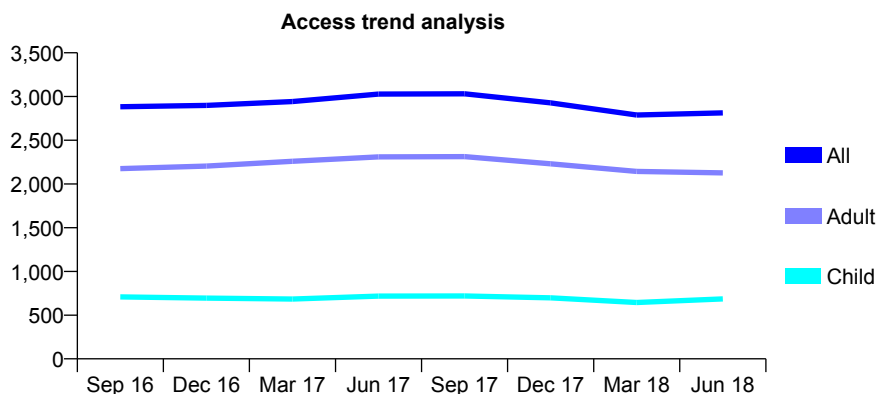
## Q45 - Vital Signs At a Glance Contract Report for 331260/0001 - June 2018

Name or company name	MRS CR WILLIS
Contract type name	GDS Contract
Purpose of contract	General
Contract start date	01/04/2006
Contract end date	

18/19 Contracted general activity (UDA)	7,365
Carry forward general activity (UDA)	0
18/19 Contracted orthodontic activity (UOA)	0
Carry forward orthodontic activity (UOA)	0
Baseline contract value	£191,977.99

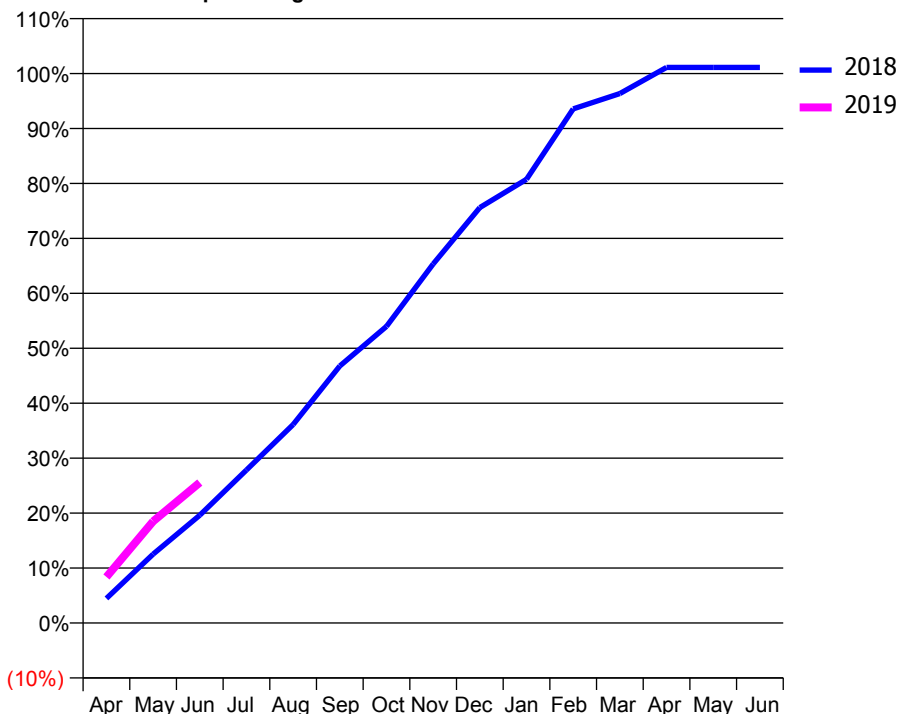
### ACCESS\*

Patients seen in 24 months	Total	Change since previous quarter
Quarter ending June 2017	3,028	
Quarter ending September 2017	3,031	→
Quarter ending December 2017	2,928	↓
Quarter ending March 2018	2,788	↓
Quarter ending June 2018	2,813	→
<b>Variance since June 2017</b>	<b>(7.1%)</b>	<b>↓</b>



### ACTIVITY

Cumulative percentage of contracted UDA delivered 2018 & 2019



Adjusted Scheduled Activity (UDA)

Month	2018	2019
April	330	618
May	924	1,362
June	1,445	1,884
July	2,051	
August	2,660	
September	3,445	
October	3,976	
November	4,812	
December	5,568	
January	5,947	
February	6,890	
March	7,096	
April	7,446	
May	7,446	
June	7,446	

### QUALITY

	Quantity	Base Number	Contract	AT	Region	England
% of FP17s for the same patient ID Re-attending within 3 months - Children	8	293	2.7%	11.2%	12.0%	11.5%
% of FP17s for the same patient ID Re-attending within 3 months - Adults	78	804	9.7%	14.4%	15.7%	15.4%
% of FP17s for the same patient ID Re-attending between 3 & 9 months - Children	86	293	29.4%	54.4%	60.3%	58.9%
% of FP17s for the same patient ID Re-attending between 3 & 9 months - Adults	258	804	32.1%	51.1%	54.0%	51.6%
% of FP17s for Band 1 Urgent Courses	83	961	8.6%	8.7%	8.9%	8.9%
% of FP17s Relating to Free Repair or Replacements	11	961	1.1%	1.2%	1.0%	0.8%
% of FP17s Relating to Continuations	3	961	0.3%	1.3%	1.1%	0.9%
% of Patients satisfied with the dentistry they have received	2	2	N/A	92.3%	93.4%	93.2%
% of Patients satisfied with the time they had to wait for an appointment	1	2	N/A	89.4%	89.4%	88.8%

\* This is based on patients treated on this contract for their most recent course of treatment. Figures in italics indicate the base number of FP17s or Patient Questionnaire responses are less than 100. N/A is shown where the base number of responses is less than 10 during the period. % is calculated as Quantity/Base number\*100

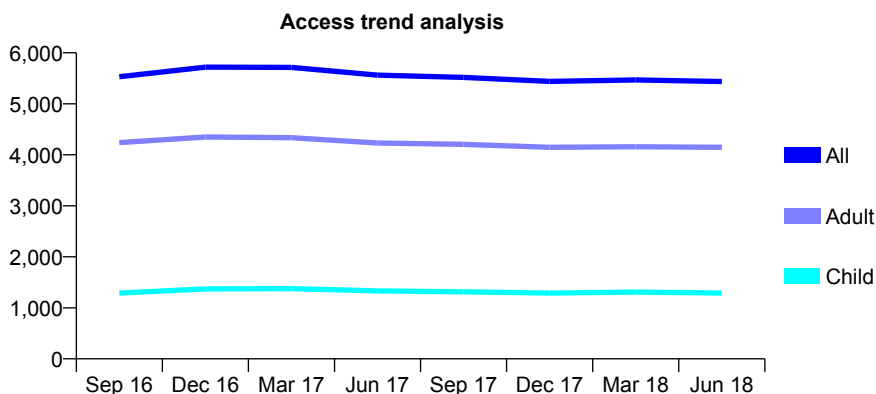
## Q45 - Vital Signs At a Glance Contract Report for 334073/0001 - June 2018

Name or company name	MR AM SPIVEY
Contract type name	GDS Contract
Purpose of contract	General and Orthodontic
Contract start date	01/04/2006
Contract end date	

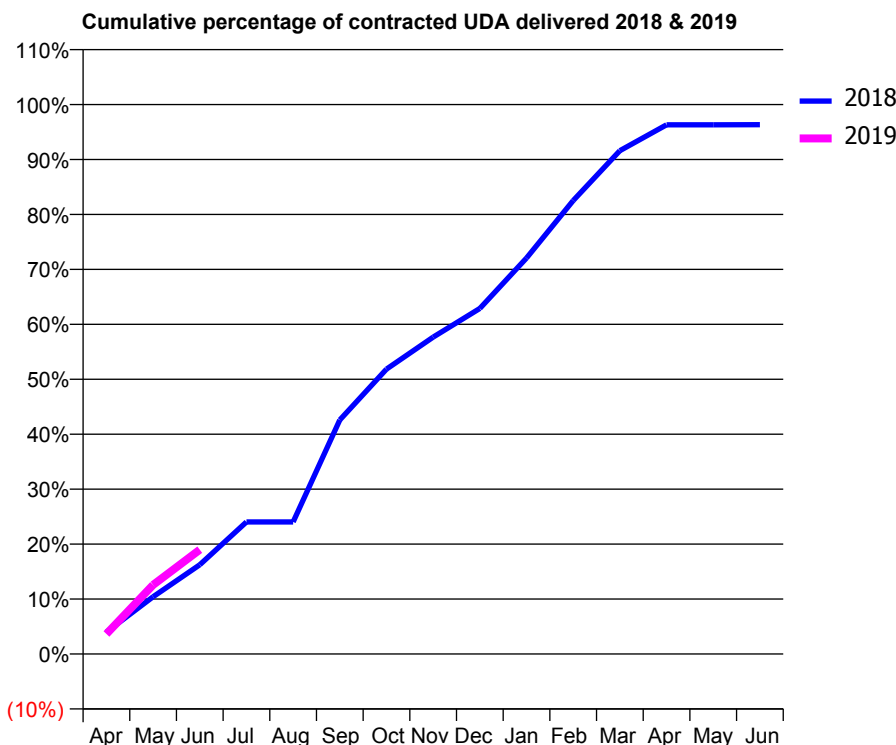
18/19 Contracted general activity (UDA)	19,763
Carry forward general activity (UDA)	0
18/19 Contracted orthodontic activity (UOA)	0
Carry forward orthodontic activity (UOA)	0
Baseline contract value	£474,592.47

### ACCESS\*

Patients seen in 24 months	Total	Change since previous quarter
Quarter ending June 2017	5,562	
Quarter ending September 2017	5,518	→
Quarter ending December 2017	5,440	↓
Quarter ending March 2018	5,468	→
Quarter ending June 2018	5,436	→
<b>Variance since June 2017</b>	<b>(2.3%)</b>	<b>↓</b>



### ACTIVITY



Month	Adjusted Scheduled Activity (UDA)	
	2018	2019
April	770	722
May	2,005	2,487
June	3,132	3,752
July	4,632	
August	4,632	
September	8,207	
October	9,989	
November	11,110	
December	12,112	
January	13,883	
February	15,894	
March	17,642	
April	18,550	
May	18,550	
June	18,557	

### QUALITY

	Quantity	Base Number	Contract	AT	Region	England
% of FP17s for the same patient ID Re-attending within 3 months - Children	20	472	4.2%	11.2%	12.0%	11.5%
% of FP17s for the same patient ID Re-attending within 3 months - Adults	192	1,524	12.6%	14.4%	15.7%	15.4%
% of FP17s for the same patient ID Re-attending between 3 & 9 months - Children	270	472	57.2%	54.4%	60.3%	58.9%
% of FP17s for the same patient ID Re-attending between 3 & 9 months - Adults	930	1,524	61.0%	51.1%	54.0%	51.6%
% of FP17s for Band 1 Urgent Courses	105	1,606	6.5%	8.7%	8.9%	8.9%
% of FP17s Relating to Free Repair or Replacements	20	1,606	1.2%	1.2%	1.0%	0.8%
% of FP17s Relating to Continuations	10	1,606	0.6%	1.3%	1.1%	0.9%
% of Patients satisfied with the dentistry they have received	8	9	N/A	92.3%	93.4%	93.2%
% of Patients satisfied with the time they had to wait for an appointment	8	9	N/A	89.4%	89.4%	88.8%

\* This is based on patients treated on this contract for their most recent course of treatment. Figures in italics indicate the base number of FP17s or Patient Questionnaire responses are less than 100. N/A is shown where the base number of responses is less than 10 during the period. % is calculated as Quantity/Base number\*100

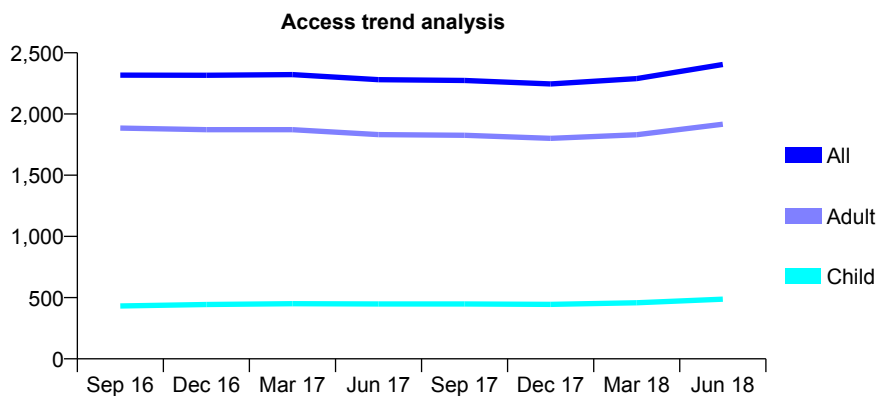
## Q45 - Vital Signs At a Glance Contract Report for 367761/0001 - June 2018

Name or company name	MISS EM ALLEN
Contract type name	GDS Contract
Purpose of contract	General
Contract start date	13/03/2011
Contract end date	

18/19 Contracted general activity (UDA)	13,982
Carry forward general activity (UDA)	0
18/19 Contracted orthodontic activity (UOA)	0
Carry forward orthodontic activity (UOA)	0
Baseline contract value	£387,638.44

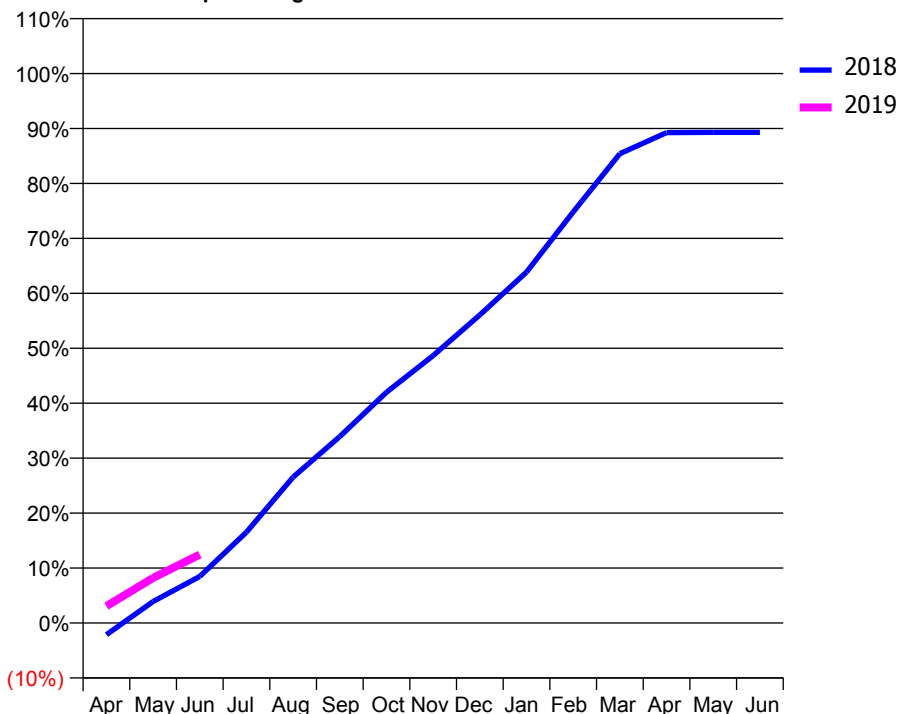
### ACCESS\*

Patients seen in 24 months	Total	Change since previous quarter
Quarter ending June 2017	2,280	
Quarter ending September 2017	2,274	→
Quarter ending December 2017	2,246	↓
Quarter ending March 2018	2,289	→
Quarter ending June 2018	2,405	↑
<b>Variance since June 2017</b>	<b>5.5%</b>	<b>↑</b>



### ACTIVITY

Cumulative percentage of contracted UDA delivered 2018 & 2019



Adjusted Scheduled Activity (UDA)

Month	2018	2019
April	-161	430
May	294	1,149
June	634	1,743
July	1,237	
August	1,987	
September	2,539	
October	3,141	
November	3,641	
December	4,195	
January	4,777	
February	5,597	
March	6,390	
April	6,677	
May	6,681	
June	6,681	

### QUALITY

	Quantity	Base Number	Contract	AT	Region	England
% of FP17s for the same patient ID Re-attending within 3 months - Children	23	174	13.2%	11.2%	12.0%	11.5%
% of FP17s for the same patient ID Re-attending within 3 months - Adults	172	745	23.1%	14.4%	15.7%	15.4%
% of FP17s for the same patient ID Re-attending between 3 & 9 months - Children	91	174	52.3%	54.4%	60.3%	58.9%
% of FP17s for the same patient ID Re-attending between 3 & 9 months - Adults	318	745	42.7%	51.1%	54.0%	51.6%
% of FP17s for Band 1 Urgent Courses	108	787	13.7%	8.7%	8.9%	8.9%
% of FP17s Relating to Free Repair or Replacements	1	787	0.1%	1.2%	1.0%	0.8%
% of FP17s Relating to Continuations	14	787	1.8%	1.3%	1.1%	0.9%
% of Patients satisfied with the dentistry they have received	7	7	N/A	92.3%	93.4%	93.2%
% of Patients satisfied with the time they had to wait for an appointment	7	7	N/A	89.4%	89.4%	88.8%

\* This is based on patients treated on this contract for their most recent course of treatment. Figures in italics indicate the base number of FP17s or Patient Questionnaire responses are less than 100. N/A is shown where the base number of responses is less than 10 during the period. % is calculated as Quantity/Base number\*100

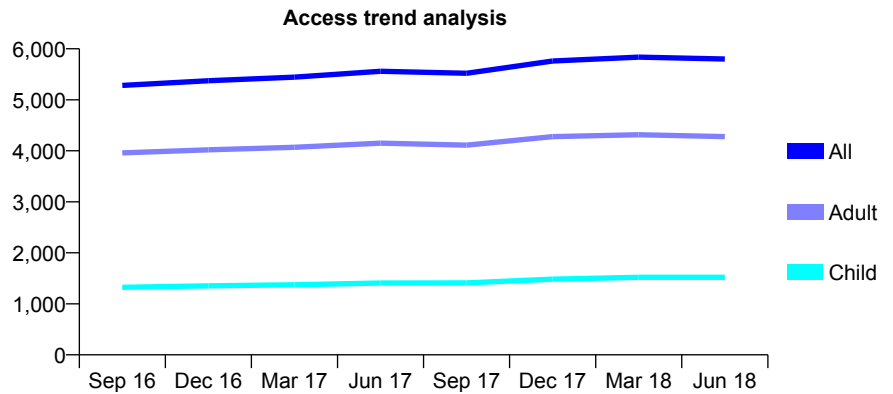
## Q45 - Vital Signs At a Glance Contract Report for 399671/0001 - June 2018

Name or company name	MR N SUGGETT
Contract type name	GDS Contract
Purpose of contract	General
Contract start date	20/12/2010
Contract end date	

18/19 Contracted general activity (UDA)	18,907
Carry forward general activity (UDA)	0
18/19 Contracted orthodontic activity (UOA)	0
Carry forward orthodontic activity (UOA)	0
Baseline contract value	£423,162.59

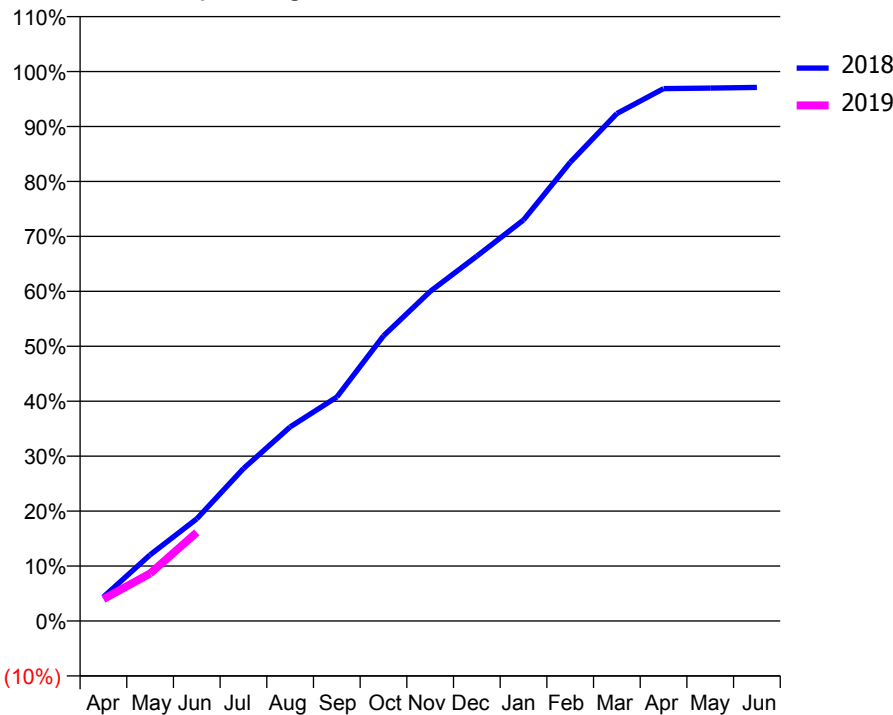
### ACCESS\*

Patients seen in 24 months	Total	Change since previous quarter
Quarter ending June 2017	5,559	
Quarter ending September 2017	5,520	→
Quarter ending December 2017	5,762	↑
Quarter ending March 2018	5,836	→
Quarter ending June 2018	5,799	→
<b>Variance since June 2017</b>	<b>4.3%</b>	<b>↑</b>



### ACTIVITY

Cumulative percentage of contracted UDA delivered 2018 & 2019



Month	Adjusted Scheduled Activity (UDA)	
	2018	2019
April	828	754
May	2,276	1,636
June	3,517	3,049
July	5,247	
August	6,679	
September	7,708	
October	9,812	
November	11,339	
December	12,555	
January	13,800	
February	15,782	
March	17,459	
April	18,319	
May	18,339	
June	18,360	

### QUALITY

	Quantity	Base Number	Contract	AT	Region	England
% of FP17s for the same patient ID Re-attending within 3 months - Children	28	440	6.4%	11.2%	12.0%	11.5%
% of FP17s for the same patient ID Re-attending within 3 months - Adults	169	1,179	14.3%	14.4%	15.7%	15.4%
% of FP17s for the same patient ID Re-attending between 3 & 9 months - Children	248	440	56.4%	54.4%	60.3%	58.9%
% of FP17s for the same patient ID Re-attending between 3 & 9 months - Adults	578	1,179	49.0%	51.1%	54.0%	51.6%
% of FP17s for Band 1 Urgent Courses	140	1,330	10.5%	8.7%	8.9%	8.9%
% of FP17s Relating to Free Repair or Replacements	20	1,330	1.5%	1.2%	1.0%	0.8%
% of FP17s Relating to Continuations	16	1,330	1.2%	1.3%	1.1%	0.9%
% of Patients satisfied with the dentistry they have received	4	4	N/A	92.3%	93.4%	93.2%
% of Patients satisfied with the time they had to wait for an appointment	3	4	N/A	89.4%	89.4%	88.8%

\* This is based on patients treated on this contract for their most recent course of treatment. Figures in italics indicate the base number of FP17s or Patient Questionnaire responses are less than 100. N/A is shown where the base number of responses is less than 10 during the period. % is calculated as Quantity/Base number\*100

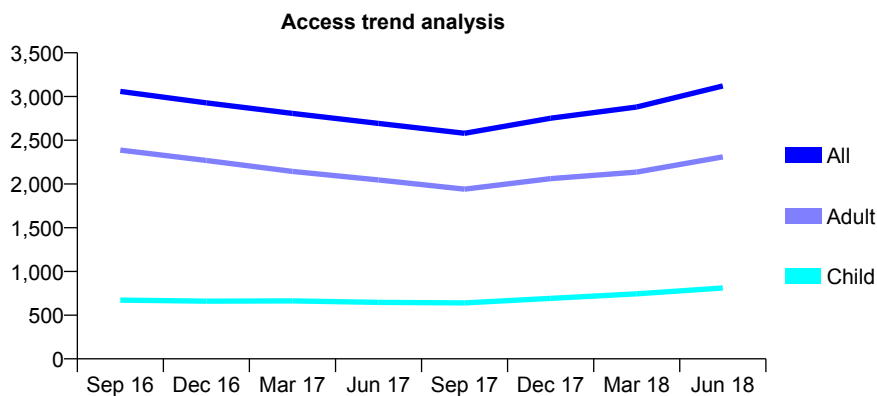
## Q45 - Vital Signs At a Glance Contract Report for 462373/0001 - June 2018

Name or company name	Wentworth House Dental Practice
Contract type name	GDS Contract
Purpose of contract	General
Contract start date	01/07/2014
Contract end date	

18/19 Contracted general activity (UDA)	14,089
Carry forward general activity (UDA)	0
18/19 Contracted orthodontic activity (UOA)	0
Carry forward orthodontic activity (UOA)	0
Baseline contract value	£371,611.08

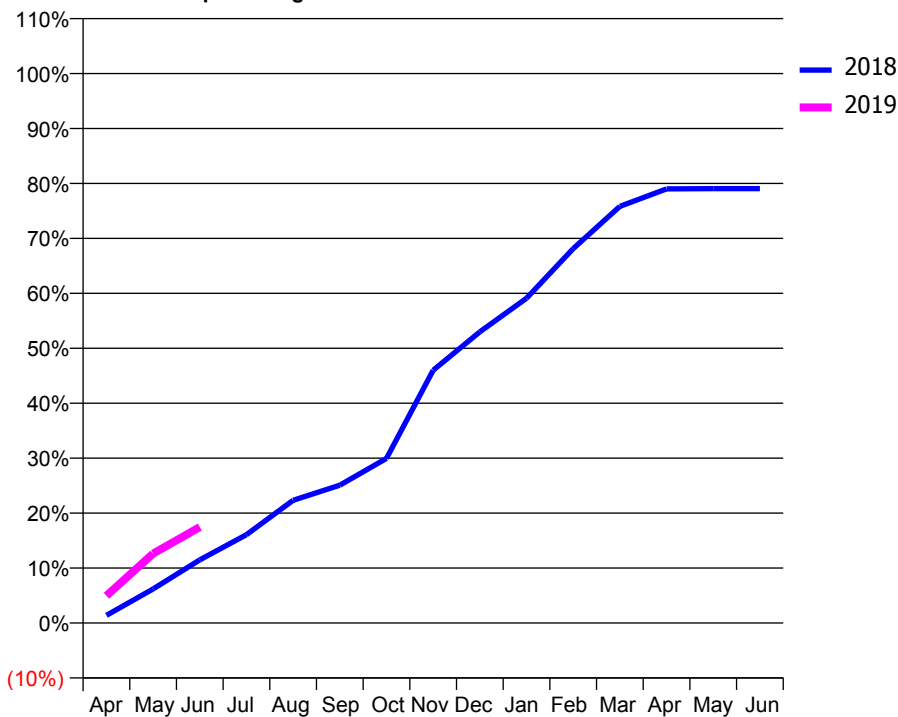
### ACCESS\*

Patients seen in 24 months	Total	Change since previous quarter
Quarter ending June 2017	2,692	
Quarter ending September 2017	2,579	↓
Quarter ending December 2017	2,752	↑
Quarter ending March 2018	2,880	↑
Quarter ending June 2018	3,121	↑
<b>Variance since June 2017</b>	<b>15.9%</b>	<b>↑</b>



### ACTIVITY

Cumulative percentage of contracted UDA delivered 2018 & 2019



Month	Adjusted Scheduled Activity (UDA)	
	2018	2019
April	198	700
May	874	1,780
June	1,617	2,460
July	2,266	
August	3,146	
September	3,533	
October	4,221	
November	6,479	
December	7,467	
January	8,326	
February	9,600	
March	10,682	
April	11,130	
May	11,137	
June	11,138	

### QUALITY

	Quantity	Base Number	Contract	AT	Region	England
% of FP17s for the same patient ID Re-attending within 3 months - Children	17	333	5.1%	11.2%	12.0%	11.5%
% of FP17s for the same patient ID Re-attending within 3 months - Adults	95	839	11.3%	14.4%	15.7%	15.4%
% of FP17s for the same patient ID Re-attending between 3 & 9 months - Children	179	333	53.8%	54.4%	60.3%	58.9%
% of FP17s for the same patient ID Re-attending between 3 & 9 months - Adults	402	839	47.9%	51.1%	54.0%	51.6%
% of FP17s for Band 1 Urgent Courses	69	1,022	6.8%	8.7%	8.9%	8.9%
% of FP17s Relating to Free Repair or Replacements	6	1,022	0.6%	1.2%	1.0%	0.8%
% of FP17s Relating to Continuations	5	1,022	0.5%	1.3%	1.1%	0.9%
% of Patients satisfied with the dentistry they have received	1	2	N/A	92.3%	93.4%	93.2%
% of Patients satisfied with the time they had to wait for an appointment	2	2	N/A	89.4%	89.4%	88.8%

\* This is based on patients treated on this contract for their most recent course of treatment. Figures in italics indicate the base number of FP17s or Patient Questionnaire responses are less than 100. N/A is shown where the base number of responses is less than 10 during the period. % is calculated as Quantity/Base number\*100



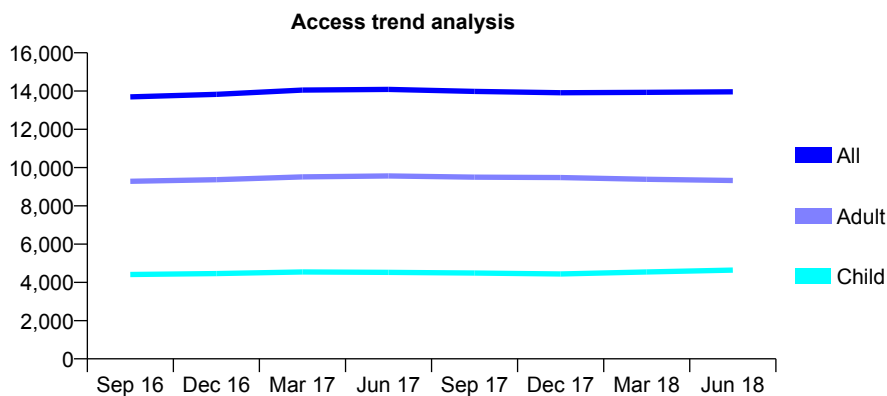
## Q45 - Vital Signs At a Glance Contract Report for 569992/0001 - June 2018

Name or company name	Mr Michael Stanley Hulley
Contract type name	GDS Contract
Purpose of contract	General
Contract start date	01/04/2006
Contract end date	

18/19 Contracted general activity (UDA)	42,999
Carry forward general activity (UDA)	0
18/19 Contracted orthodontic activity (UOA)	0
Carry forward orthodontic activity (UOA)	0
Baseline contract value	£1,042,522.98

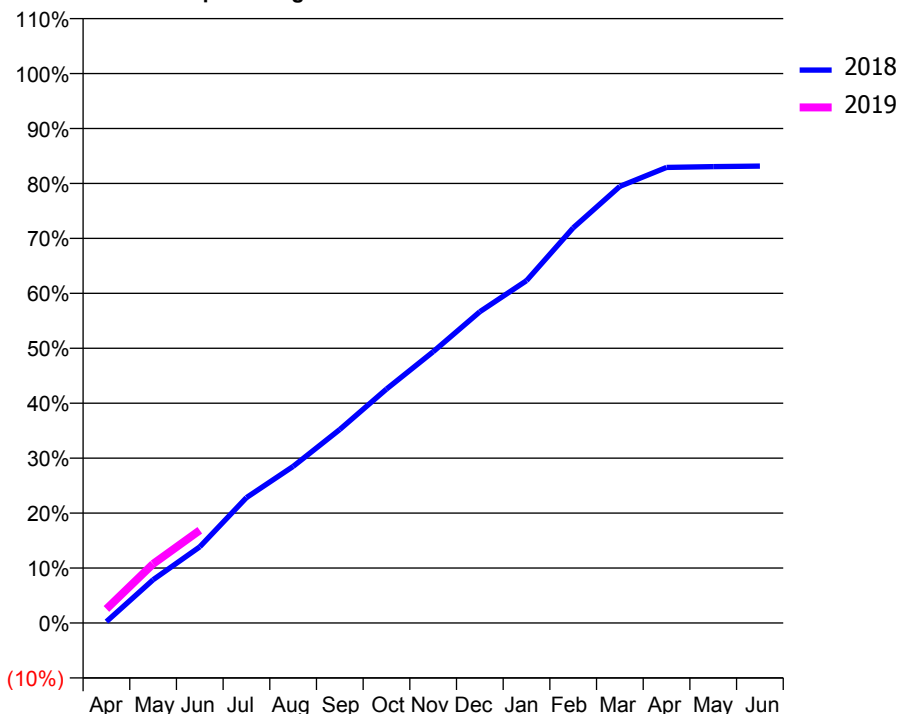
### ACCESS\*

Patients seen in 24 months	Total	Change since previous quarter
Quarter ending June 2017	14,085	
Quarter ending September 2017	13,983	→
Quarter ending December 2017	13,915	→
Quarter ending March 2018	13,930	→
Quarter ending June 2018	13,964	→
<b>Variance since June 2017</b>	<b>(0.9%)</b>	→



### ACTIVITY

Cumulative percentage of contracted UDA delivered 2018 & 2019



Month	Adjusted Scheduled Activity (UDA)	
	2018	2019
April	110	1,105
May	3,389	4,632
June	5,967	7,253
July	9,812	
August	12,251	
September	15,141	
October	18,306	
November	21,226	
December	24,363	
January	26,790	
February	30,925	
March	34,169	
April	35,651	
May	35,714	
June	35,751	

### QUALITY

	Quantity	Base Number	Contract	AT	Region	England
% of FP17s for the same patient ID Re-attending within 3 months - Children	99	1,735	5.7%	11.2%	12.0%	11.5%
% of FP17s for the same patient ID Re-attending within 3 months - Adults	364	2,896	12.6%	14.4%	15.7%	15.4%
% of FP17s for the same patient ID Re-attending between 3 & 9 months - Children	990	1,735	57.1%	54.4%	60.3%	58.9%
% of FP17s for the same patient ID Re-attending between 3 & 9 months - Adults	1,486	2,896	51.3%	51.1%	54.0%	51.6%
% of FP17s for Band 1 Urgent Courses	419	3,852	10.9%	8.7%	8.9%	8.9%
% of FP17s Relating to Free Repair or Replacements	91	3,852	2.4%	1.2%	1.0%	0.8%
% of FP17s Relating to Continuations	33	3,852	0.9%	1.3%	1.1%	0.9%
% of Patients satisfied with the dentistry they have received	9	10	90.0%	92.3%	93.4%	93.2%
% of Patients satisfied with the time they had to wait for an appointment	8	10	80.0%	89.4%	89.4%	88.8%

\* This is based on patients treated on this contract for their most recent course of treatment. Figures in italics indicate the base number of FP17s or Patient Questionnaire responses are less than 100. N/A is shown where the base number of responses is less than 10 during the period. % is calculated as Quantity/Base number\*100

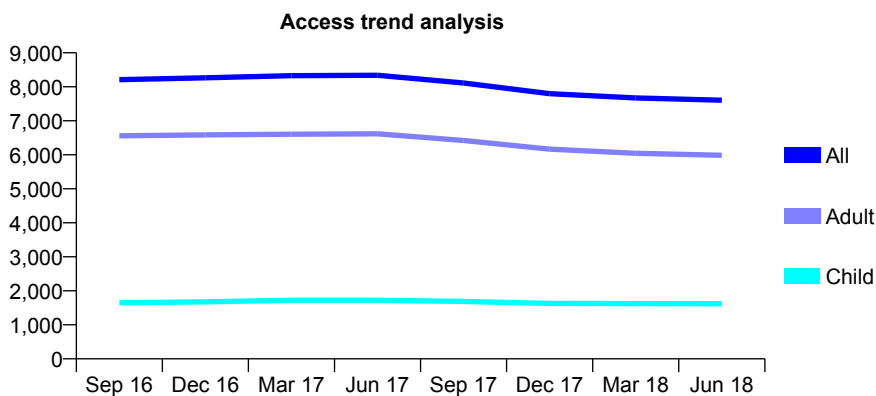
## Q45 - Vital Signs At a Glance Contract Report for 572926/0001 - June 2018

Name or company name	Avante Dental Care Partnership
Contract type name	GDS Contract
Purpose of contract	General and Orthodontic
Contract start date	01/04/2006
Contract end date	

18/19 Contracted general activity (UDA)	27,440
Carry forward general activity (UDA)	0
18/19 Contracted orthodontic activity (UOA)	274
Carry forward orthodontic activity (UOA)	0
Baseline contract value	£674,104.22

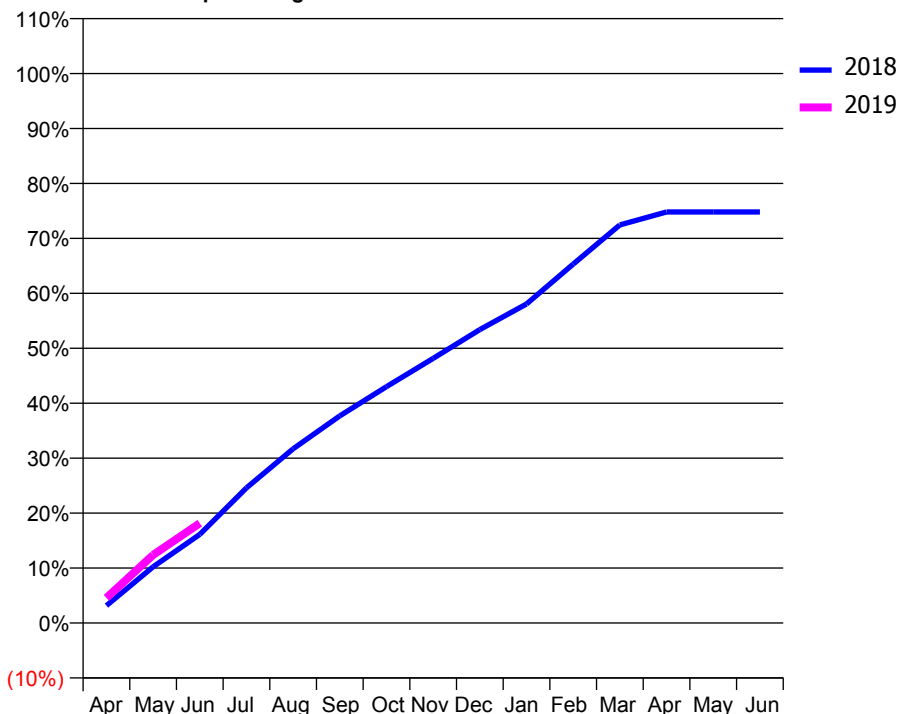
### ACCESS\*

Patients seen in 24 months	Total	Change since previous quarter
Quarter ending June 2017	8,339	
Quarter ending September 2017	8,111	↓
Quarter ending December 2017	7,797	↓
Quarter ending March 2018	7,674	↓
Quarter ending June 2018	7,605	→
<b>Variance since June 2017</b>	<b>(8.8%)</b>	<b>↓</b>



### ACTIVITY

Cumulative percentage of contracted UDA delivered 2018 & 2019



Adjusted Scheduled Activity (UDA)

Month	2018	2019
April	866	1,255
May	2,808	3,401
June	4,426	4,987
July	6,751	
August	8,697	
September	10,345	
October	11,802	
November	13,218	
December	14,651	
January	15,931	
February	17,926	
March	19,879	
April	20,525	
May	20,527	
June	20,526	

### QUALITY

	Quantity	Base Number	Contract	AT	Region	England
% of FP17s for the same patient ID Re-attending within 3 months - Children	26	688	3.8%	11.2%	12.0%	11.5%
% of FP17s for the same patient ID Re-attending within 3 months - Adults	232	2,263	10.3%	14.4%	15.7%	15.4%
% of FP17s for the same patient ID Re-attending between 3 & 9 months - Children	410	688	59.6%	54.4%	60.3%	58.9%
% of FP17s for the same patient ID Re-attending between 3 & 9 months - Adults	1,409	2,263	62.3%	51.1%	54.0%	51.6%
% of FP17s for Band 1 Urgent Courses	84	2,585	3.2%	8.7%	8.9%	8.9%
% of FP17s Relating to Free Repair or Replacements	10	2,585	0.4%	1.2%	1.0%	0.8%
% of FP17s Relating to Continuations	42	2,585	1.6%	1.3%	1.1%	0.9%
% of Patients satisfied with the dentistry they have received	11	11	100.0%	92.3%	93.4%	93.2%
% of Patients satisfied with the time they had to wait for an appointment	11	11	100.0%	89.4%	89.4%	88.8%

\* This is based on patients treated on this contract for their most recent course of treatment. Figures in italics indicate the base number of FP17s or Patient Questionnaire responses are less than 100. N/A is shown where the base number of responses is less than 10 during the period. % is calculated as Quantity/Base number\*100

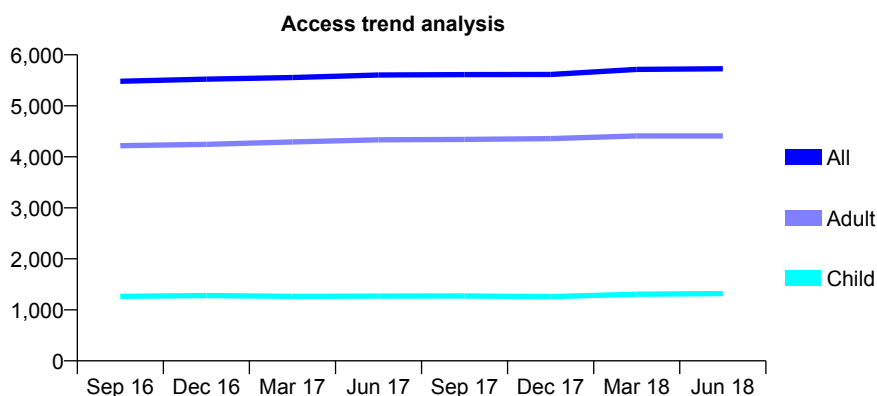
## Q45 - Vital Signs At a Glance Contract Report for 576549/0001 - June 2018

Name or company name	Ashby and Atkinson
Contract type name	GDS Contract
Purpose of contract	General
Contract start date	01/04/2006
Contract end date	

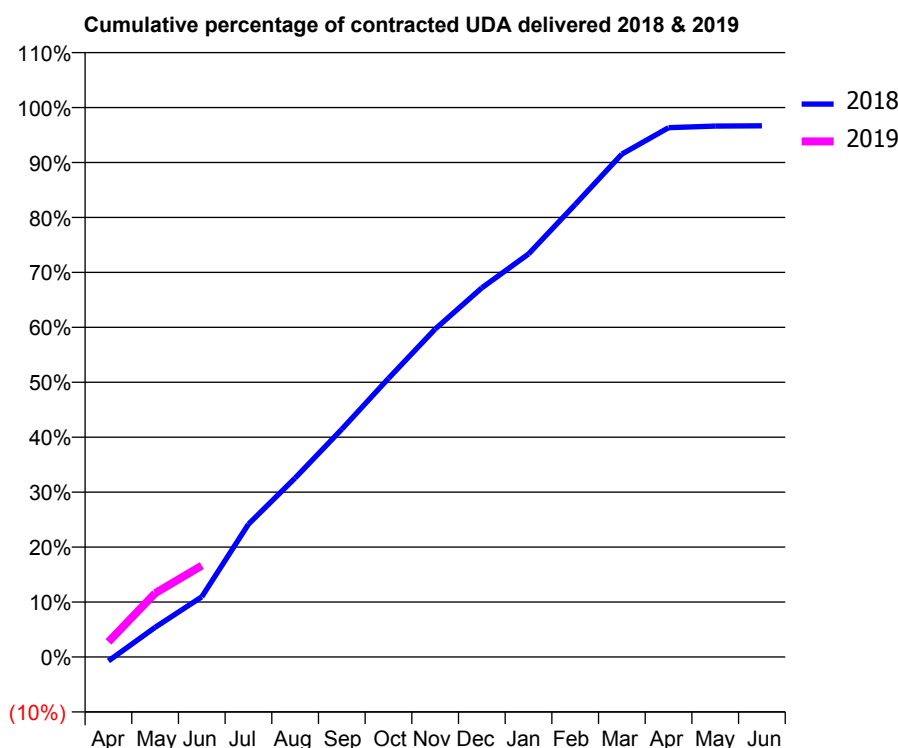
18/19 Contracted general activity (UDA)	13,993
Carry forward general activity (UDA)	0
18/19 Contracted orthodontic activity (UOA)	0
Carry forward orthodontic activity (UOA)	0
Baseline contract value	£389,648.86

### ACCESS\*

Patients seen in 24 months	Total	Change since previous quarter
Quarter ending June 2017	5,603	
Quarter ending September 2017	5,613	→
Quarter ending December 2017	5,615	→
Quarter ending March 2018	5,714	→
Quarter ending June 2018	5,728	→
<b>Variance since June 2017</b>	<b>2.2%</b>	<b>↑</b>



### ACTIVITY



Month	Adjusted Scheduled Activity (UDA)	
	2018	2019
April	-104	386
May	754	1,625
June	1,535	2,326
July	3,383	
August	4,559	
September	5,803	
October	7,095	
November	8,352	
December	9,401	
January	10,264	
February	11,525	
March	12,807	
April	13,479	
May	13,521	
June	13,526	

### QUALITY

	Quantity	Base Number	Contract	AT	Region	England
% of FP17s for the same patient ID Re-attending within 3 months - Children	35	469	7.5%	11.2%	12.0%	11.5%
% of FP17s for the same patient ID Re-attending within 3 months - Adults	131	1,274	10.3%	14.4%	15.7%	15.4%
% of FP17s for the same patient ID Re-attending between 3 & 9 months - Children	287	469	61.2%	54.4%	60.3%	58.9%
% of FP17s for the same patient ID Re-attending between 3 & 9 months - Adults	601	1,274	47.2%	51.1%	54.0%	51.6%
% of FP17s for Band 1 Urgent Courses	112	1,246	9.0%	8.7%	8.9%	8.9%
% of FP17s Relating to Free Repair or Replacements	13	1,246	1.0%	1.2%	1.0%	0.8%
% of FP17s Relating to Continuations	19	1,246	1.5%	1.3%	1.1%	0.9%
% of Patients satisfied with the dentistry they have received	4	4	N/A	92.3%	93.4%	93.2%
% of Patients satisfied with the time they had to wait for an appointment	4	4	N/A	89.4%	89.4%	88.8%

\* This is based on patients treated on this contract for their most recent course of treatment. Figures in italics indicate the base number of FP17s or Patient Questionnaire responses are less than 100. N/A is shown where the base number of responses is less than 10 during the period. % is calculated as Quantity/Base number\*100

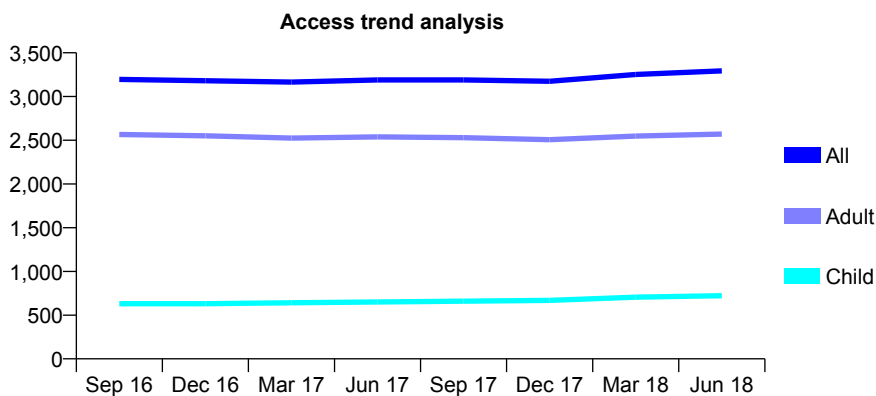
## Q45 - Vital Signs At a Glance Contract Report for 603252/0001 - June 2018

Name or company name	MRS S BEDI
Contract type name	GDS Contract
Purpose of contract	General
Contract start date	01/01/2011
Contract end date	

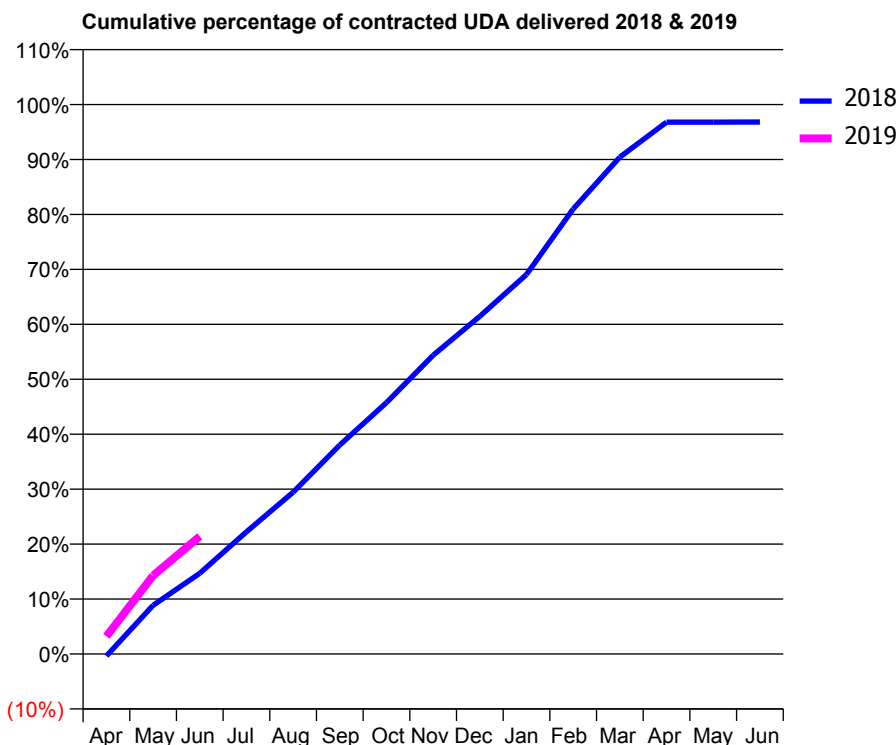
18/19 Contracted general activity (UDA)	9,825
Carry forward general activity (UDA)	0
18/19 Contracted orthodontic activity (UOA)	0
Carry forward orthodontic activity (UOA)	0
Baseline contract value	£266,159.80

### ACCESS\*

Patients seen in 24 months	Total	Change since previous quarter
Quarter ending June 2017	3,189	
Quarter ending September 2017	3,189	→
Quarter ending December 2017	3,175	→
Quarter ending March 2018	3,252	↑
Quarter ending June 2018	3,293	→
<b>Variance since June 2017</b>	<b>3.3%</b>	<b>↑</b>



### ACTIVITY



Month	Adjusted Scheduled Activity (UDA)	
	2018	2019
April	-37	316
May	871	1,404
June	1,445	2,103
July	2,184	
August	2,893	
September	3,738	
October	4,496	
November	5,343	
December	6,039	
January	6,786	
February	7,956	
March	8,885	
April	9,509	
May	9,509	
June	9,511	

### QUALITY

	Quantity	Base Number	Contract	AT	Region	England
% of FP17s for the same patient ID Re-attending within 3 months - Children	37	335	11.0%	11.2%	12.0%	11.5%
% of FP17s for the same patient ID Re-attending within 3 months - Adults	134	1,057	12.7%	14.4%	15.7%	15.4%
% of FP17s for the same patient ID Re-attending between 3 & 9 months - Children	186	335	55.5%	54.4%	60.3%	58.9%
% of FP17s for the same patient ID Re-attending between 3 & 9 months - Adults	702	1,057	66.4%	51.1%	54.0%	51.6%
% of FP17s for Band 1 Urgent Courses	46	1,113	4.1%	8.7%	8.9%	8.9%
% of FP17s Relating to Free Repair or Replacements	9	1,113	0.8%	1.2%	1.0%	0.8%
% of FP17s Relating to Continuations	13	1,113	1.2%	1.3%	1.1%	0.9%
% of Patients satisfied with the dentistry they have received	7	8	N/A	92.3%	93.4%	93.2%
% of Patients satisfied with the time they had to wait for an appointment	8	8	N/A	89.4%	89.4%	88.8%

\* This is based on patients treated on this contract for their most recent course of treatment. Figures in italics indicate the base number of FP17s or Patient Questionnaire responses are less than 100. N/A is shown where the base number of responses is less than 10 during the period. % is calculated as Quantity/Base number\*100

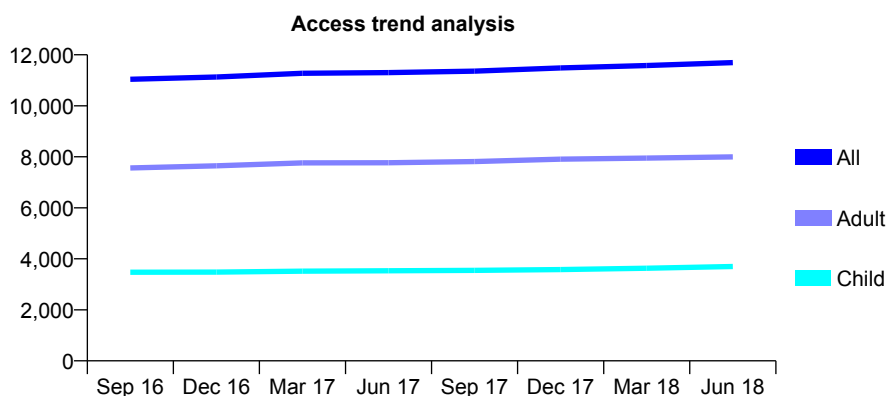
## Q45 - Vital Signs At a Glance Contract Report for 629758/0001 - June 2018

Name or company name	Miss H Almond & Mr M Barnett
Contract type name	GDS Contract
Purpose of contract	General
Contract start date	01/04/2006
Contract end date	

18/19 Contracted general activity (UDA)	36,817
Carry forward general activity (UDA)	0
18/19 Contracted orthodontic activity (UOA)	0
Carry forward orthodontic activity (UOA)	0
Baseline contract value	£989,781.29

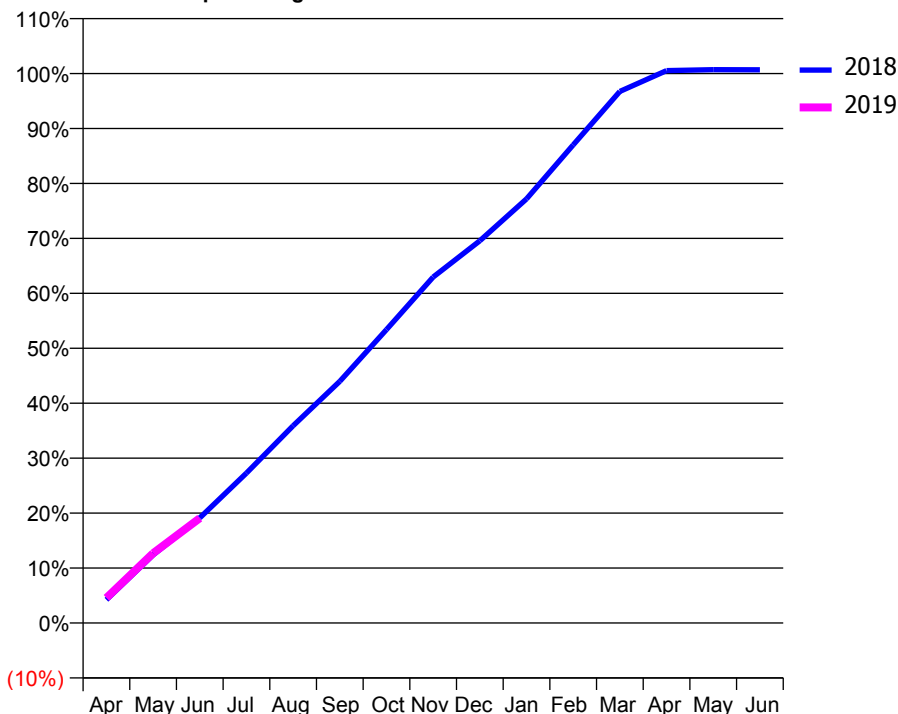
### ACCESS\*

Patients seen in 24 months	Total	Change since previous quarter
Quarter ending June 2017	11,300	
Quarter ending September 2017	11,362	→
Quarter ending December 2017	11,486	→
Quarter ending March 2018	11,577	→
Quarter ending June 2018	11,695	→
<b>Variance since June 2017</b>	<b>3.5%</b>	<b>↑</b>



### ACTIVITY

Cumulative percentage of contracted UDA delivered 2018 & 2019



Month	Adjusted Scheduled Activity (UDA)	
	2018	2019
April	1,518	1,680
May	4,441	4,675
June	6,850	7,025
July	9,770	
August	12,859	
September	15,751	
October	19,129	
November	22,552	
December	24,918	
January	27,648	
February	31,164	
March	34,647	
April	36,006	
May	36,069	
June	36,058	

### QUALITY

	Quantity	Base Number	Contract	AT	Region	England
% of FP17s for the same patient ID Re-attending within 3 months - Children	97	1,322	7.3%	11.2%	12.0%	11.5%
% of FP17s for the same patient ID Re-attending within 3 months - Adults	309	2,480	12.5%	14.4%	15.7%	15.4%
% of FP17s for the same patient ID Re-attending between 3 & 9 months - Children	756	1,322	57.2%	54.4%	60.3%	58.9%
% of FP17s for the same patient ID Re-attending between 3 & 9 months - Adults	1,368	2,480	55.2%	51.1%	54.0%	51.6%
% of FP17s for Band 1 Urgent Courses	158	3,090	5.1%	8.7%	8.9%	8.9%
% of FP17s Relating to Free Repair or Replacements	50	3,090	1.6%	1.2%	1.0%	0.8%
% of FP17s Relating to Continuations	64	3,090	2.1%	1.3%	1.1%	0.9%
% of Patients satisfied with the dentistry they have received	13	13	100.0%	92.3%	93.4%	93.2%
% of Patients satisfied with the time they had to wait for an appointment	13	13	100.0%	89.4%	89.4%	88.8%

\* This is based on patients treated on this contract for their most recent course of treatment. Figures in italics indicate the base number of FP17s or Patient Questionnaire responses are less than 100. N/A is shown where the base number of responses is less than 10 during the period. % is calculated as Quantity/Base number\*100

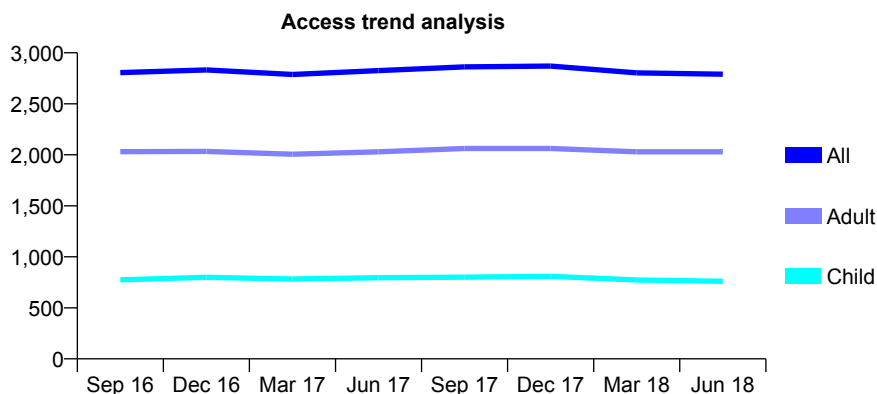
## Q45 - Vital Signs At a Glance Contract Report for 630500/0001 - June 2018

Name or company name	MR NP PLAHE
Contract type name	GDS Contract
Purpose of contract	General
Contract start date	01/04/2006
Contract end date	

18/19 Contracted general activity (UDA)	7,723
Carry forward general activity (UDA)	0
18/19 Contracted orthodontic activity (UOA)	0
Carry forward orthodontic activity (UOA)	0
Baseline contract value	£182,547.68

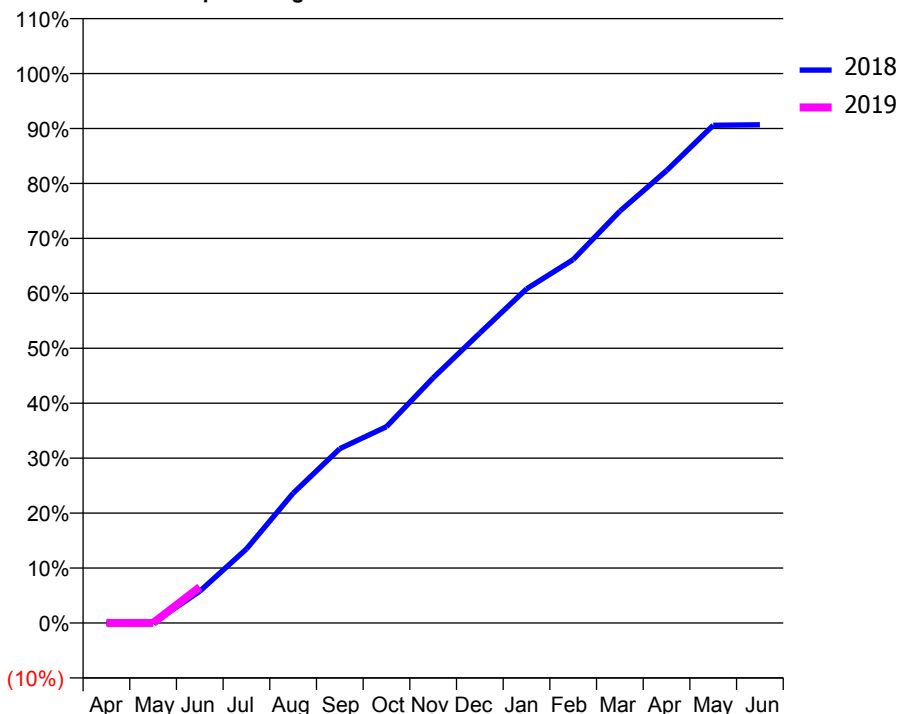
### ACCESS\*

Patients seen in 24 months	Total	Change since previous quarter
Quarter ending June 2017	2,825	
Quarter ending September 2017	2,862	→
Quarter ending December 2017	2,870	→
Quarter ending March 2018	2,803	↓
Quarter ending June 2018	2,790	→
<b>Variance since June 2017</b>	<b>(1.2%)</b>	<b>↓</b>



### ACTIVITY

Cumulative percentage of contracted UDA delivered 2018 & 2019



Adjusted Scheduled Activity (UDA)

Month	2018	2019
April	0	0
May	0	0
June	447	505
July	1,041	
August	1,824	
September	2,450	
October	2,760	
November	3,445	
December	4,076	
January	4,696	
February	5,109	
March	5,788	
April	6,357	
May	6,995	
June	7,002	

### QUALITY

	Quantity	Base Number	Contract	AT	Region	England
% of FP17s for the same patient ID Re-attending within 3 months - Children	6	241	2.5%	11.2%	12.0%	11.5%
% of FP17s for the same patient ID Re-attending within 3 months - Adults	67	584	11.5%	14.4%	15.7%	15.4%
% of FP17s for the same patient ID Re-attending between 3 & 9 months - Children	80	241	33.2%	54.4%	60.3%	58.9%
% of FP17s for the same patient ID Re-attending between 3 & 9 months - Adults	216	584	37.0%	51.1%	54.0%	51.6%
% of FP17s for Band 1 Urgent Courses	8	231	3.5%	8.7%	8.9%	8.9%
% of FP17s Relating to Free Repair or Replacements	2	231	0.9%	1.2%	1.0%	0.8%
% of FP17s Relating to Continuations	6	231	2.6%	1.3%	1.1%	0.9%
% of Patients satisfied with the dentistry they have received	6	9	N/A	92.3%	93.4%	93.2%
% of Patients satisfied with the time they had to wait for an appointment	8	9	N/A	89.4%	89.4%	88.8%

\* This is based on patients treated on this contract for their most recent course of treatment. Figures in italics indicate the base number of FP17s or Patient Questionnaire responses are less than 100. N/A is shown where the base number of responses is less than 10 during the period. % is calculated as Quantity/Base number\*100

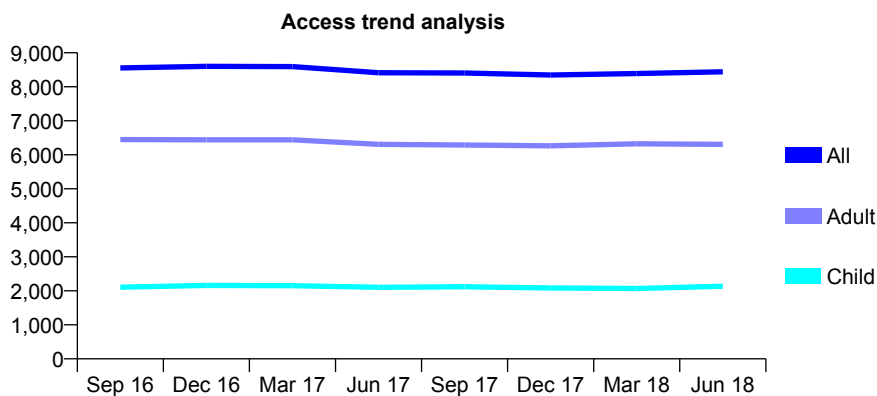
## Q45 - Vital Signs At a Glance Contract Report for 636827/0002 - June 2018

Name or company name	Honour Health Partnership
Contract type name	Pilot Contract
Purpose of contract	General
Contract start date	01/04/2006
Contract end date	

18/19 Contracted general activity (UDA)	30,842
Carry forward general activity (UDA)	0
18/19 Contracted orthodontic activity (UOA)	0
Carry forward orthodontic activity (UOA)	0
Baseline contract value	£873,341.54

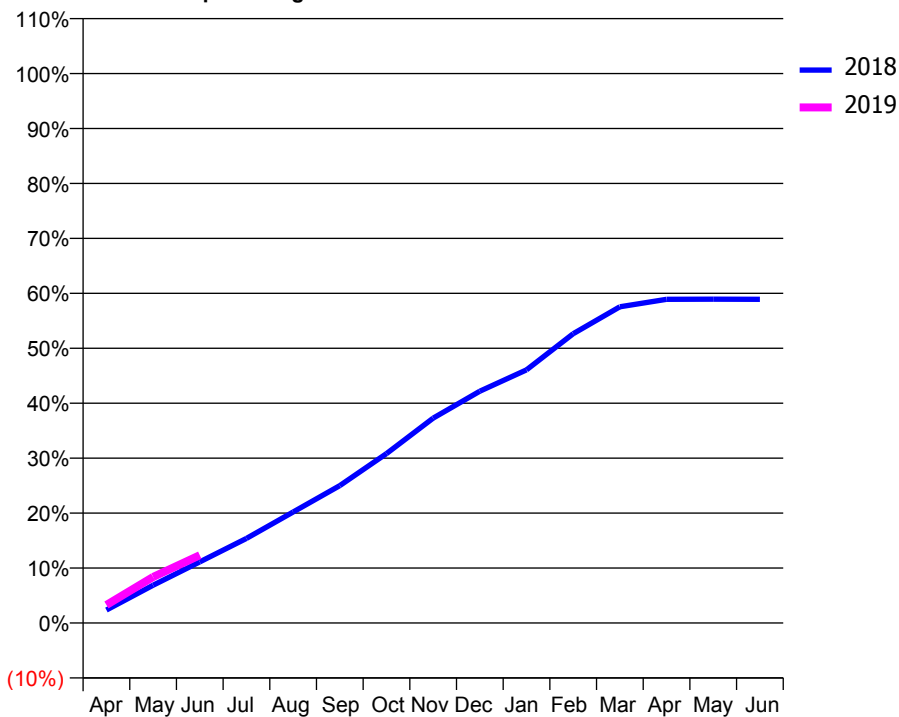
### ACCESS\*

Patients seen in 24 months	Total	Change since previous quarter
Quarter ending June 2017	8,412	
Quarter ending September 2017	8,406	→
Quarter ending December 2017	8,346	→
Quarter ending March 2018	8,392	→
Quarter ending June 2018	8,441	→
<b>Variance since June 2017</b>	<b>0.3%</b>	<b>→</b>



### ACTIVITY

Cumulative percentage of contracted UDA delivered 2018 & 2019



Month	Adjusted Scheduled Activity (UDA)	
	2018	2019
April	733	1,012
May	2,125	2,583
June	3,432	3,807
July	4,747	
August	6,231	
September	7,713	
October	9,505	
November	11,498	
December	13,010	
January	14,207	
February	16,237	
March	17,748	
April	18,169	
May	18,177	
June	18,172	

### QUALITY

	Quantity	Base Number	Contract	AT	Region	England
% of FP17s for the same patient ID Re-attending within 3 months - Children	51	740	6.9%	11.2%	12.0%	11.5%
% of FP17s for the same patient ID Re-attending within 3 months - Adults	182	1,590	11.4%	14.4%	15.7%	15.4%
% of FP17s for the same patient ID Re-attending between 3 & 9 months - Children	440	740	59.5%	54.4%	60.3%	58.9%
% of FP17s for the same patient ID Re-attending between 3 & 9 months - Adults	695	1,590	43.7%	51.1%	54.0%	51.6%
% of FP17s for Band 1 Urgent Courses	263	2,077	12.7%	8.7%	8.9%	8.9%
% of FP17s Relating to Free Repair or Replacements	17	2,077	0.8%	1.2%	1.0%	0.8%
% of FP17s Relating to Continuations	0	2,077	0.0%	1.3%	1.1%	0.9%
% of Patients satisfied with the dentistry they have received	4	4	N/A	92.3%	93.4%	93.2%
% of Patients satisfied with the time they had to wait for an appointment	2	4	N/A	89.4%	89.4%	88.8%

\* This is based on patients treated on this contract for their most recent course of treatment. Figures in italics indicate the base number of FP17s or Patient Questionnaire responses are less than 100. N/A is shown where the base number of responses is less than 10 during the period. % is calculated as Quantity/Base number\*100

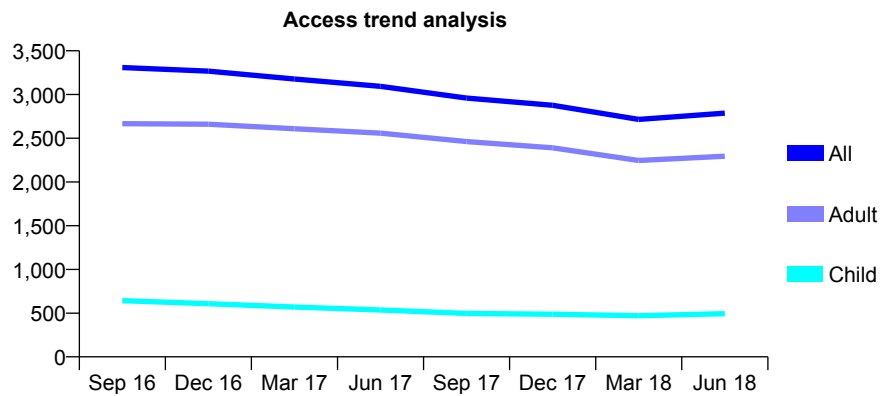
## Q45 - Vital Signs At a Glance Contract Report for 642304/0001 - June 2018

Name or company name	MISS K HORNE
Contract type name	GDS Contract
Purpose of contract	General
Contract start date	01/04/2006
Contract end date	

18/19 Contracted general activity (UDA)	11,500
Carry forward general activity (UDA)	0
18/19 Contracted orthodontic activity (UOA)	0
Carry forward orthodontic activity (UOA)	0
Baseline contract value	£265,420.00

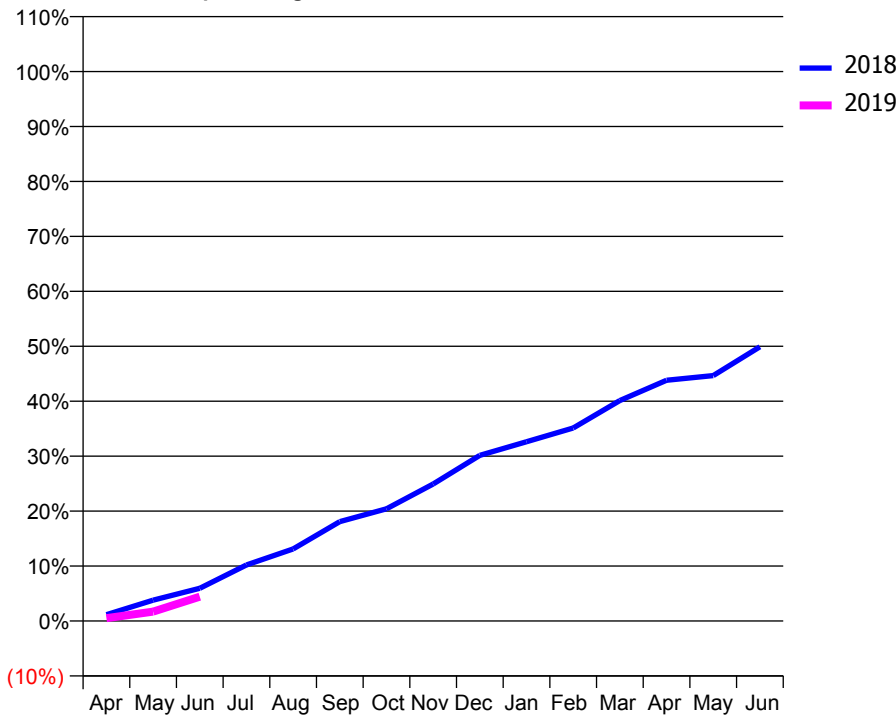
### ACCESS\*

Patients seen in 24 months	Total	Change since previous quarter
Quarter ending June 2017	3,094	
Quarter ending September 2017	2,959	↓
Quarter ending December 2017	2,877	↓
Quarter ending March 2018	2,716	↓
Quarter ending June 2018	2,787	↑
<b>Variance since June 2017</b>	<b>(9.9%)</b>	<b>↓</b>



### ACTIVITY

Cumulative percentage of contracted UDA delivered 2018 & 2019



Adjusted Scheduled Activity (UDA)		
Month	2018	2019
April	148	60
May	493	196
June	770	508
July	1,322	
August	1,700	
September	2,343	
October	2,646	
November	3,229	
December	3,906	
January	4,225	
February	4,549	
March	5,199	
April	5,676	
May	5,786	
June	6,466	

### QUALITY

	Quantity	Base Number	Contract	AT	Region	England
% of FP17s for the same patient ID Re-attending within 3 months - Children	5	148	3.4%	11.2%	12.0%	11.5%
% of FP17s for the same patient ID Re-attending within 3 months - Adults	82	604	13.6%	14.4%	15.7%	15.4%
% of FP17s for the same patient ID Re-attending between 3 & 9 months - Children	17	148	11.5%	54.4%	60.3%	58.9%
% of FP17s for the same patient ID Re-attending between 3 & 9 months - Adults	94	604	15.6%	51.1%	54.0%	51.6%
% of FP17s for Band 1 Urgent Courses	45	267	16.9%	8.7%	8.9%	8.9%
% of FP17s Relating to Free Repair or Replacements	0	267	0.0%	1.2%	1.0%	0.8%
% of FP17s Relating to Continuations	9	267	3.4%	1.3%	1.1%	0.9%
% of Patients satisfied with the dentistry they have received	4	4	N/A	92.3%	93.4%	93.2%
% of Patients satisfied with the time they had to wait for an appointment	3	4	N/A	89.4%	89.4%	88.8%

\* This is based on patients treated on this contract for their most recent course of treatment. Figures in italics indicate the base number of FP17s or Patient Questionnaire responses are less than 100. N/A is shown where the base number of responses is less than 10 during the period. % is calculated as Quantity/Base number\*100



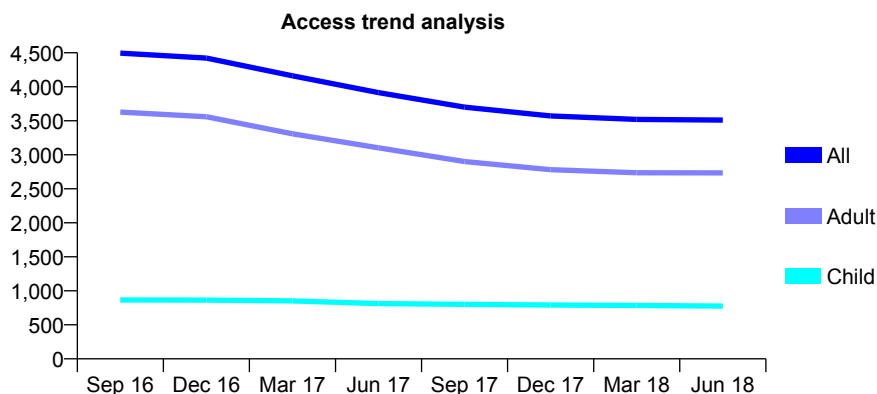
## Q45 - Vital Signs At a Glance Contract Report for 652660/0001 - June 2018

Name or company name	MR LG ROBSON
Contract type name	GDS Contract
Purpose of contract	General
Contract start date	01/04/2006
Contract end date	

18/19 Contracted general activity (UDA)	13,861
Carry forward general activity (UDA)	0
18/19 Contracted orthodontic activity (UOA)	0
Carry forward orthodontic activity (UOA)	0
Baseline contract value	£361,615.51

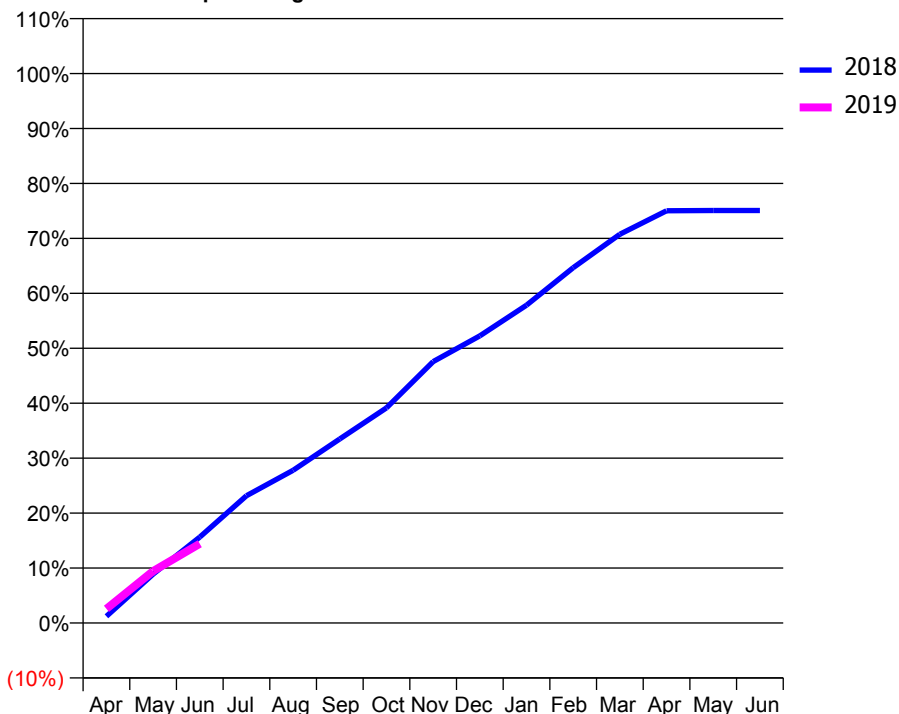
### ACCESS\*

Patients seen in 24 months	Total	Change since previous quarter
Quarter ending June 2017	3,914	
Quarter ending September 2017	3,701	↓
Quarter ending December 2017	3,572	↓
Quarter ending March 2018	3,521	↓
Quarter ending June 2018	3,511	→
<b>Variance since June 2017</b>	<b>(10.3%)</b>	<b>↓</b>



### ACTIVITY

Cumulative percentage of contracted UDA delivered 2018 & 2019



Adjusted Scheduled Activity (UDA)

Month	2018	2019
April	171	359
May	1,233	1,310
June	2,167	2,000
July	3,211	
August	3,854	
September	4,644	
October	5,428	
November	6,595	
December	7,245	
January	8,017	
February	8,963	
March	9,807	
April	10,398	
May	10,407	
June	10,407	

### QUALITY

	Quantity	Base Number	Contract	AT	Region	England
% of FP17s for the same patient ID Re-attending within 3 months - Children	20	261	7.7%	11.2%	12.0%	11.5%
% of FP17s for the same patient ID Re-attending within 3 months - Adults	188	1,010	18.6%	14.4%	15.7%	15.4%
% of FP17s for the same patient ID Re-attending between 3 & 9 months - Children	157	261	60.2%	54.4%	60.3%	58.9%
% of FP17s for the same patient ID Re-attending between 3 & 9 months - Adults	523	1,010	51.8%	51.1%	54.0%	51.6%
% of FP17s for Band 1 Urgent Courses	112	998	11.2%	8.7%	8.9%	8.9%
% of FP17s Relating to Free Repair or Replacements	49	998	4.9%	1.2%	1.0%	0.8%
% of FP17s Relating to Continuations	8	998	0.8%	1.3%	1.1%	0.9%
% of Patients satisfied with the dentistry they have received	4	4	N/A	92.3%	93.4%	93.2%
% of Patients satisfied with the time they had to wait for an appointment	3	4	N/A	89.4%	89.4%	88.8%

\* This is based on patients treated on this contract for their most recent course of treatment. Figures in italics indicate the base number of FP17s or Patient Questionnaire responses are less than 100. N/A is shown where the base number of responses is less than 10 during the period. % is calculated as Quantity/Base number\*100

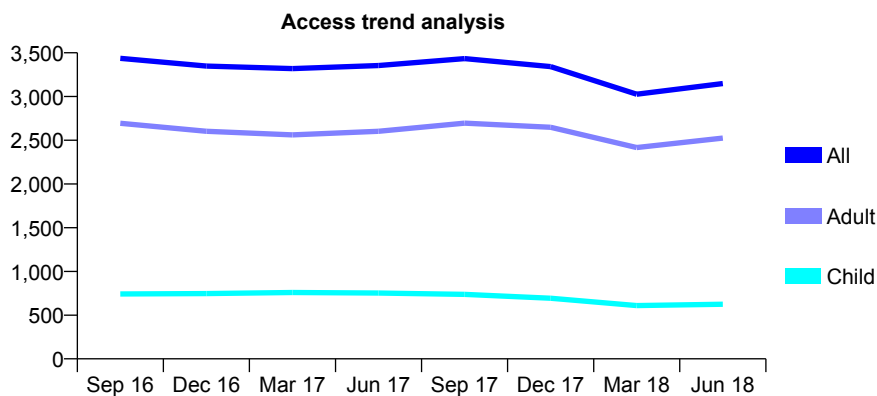
## Q45 - Vital Signs At a Glance Contract Report for 658340/0001 - June 2018

Name or company name	Miss H Almond & Mr M Barnett
Contract type name	GDS Contract
Purpose of contract	General and Orthodontic
Contract start date	01/04/2006
Contract end date	

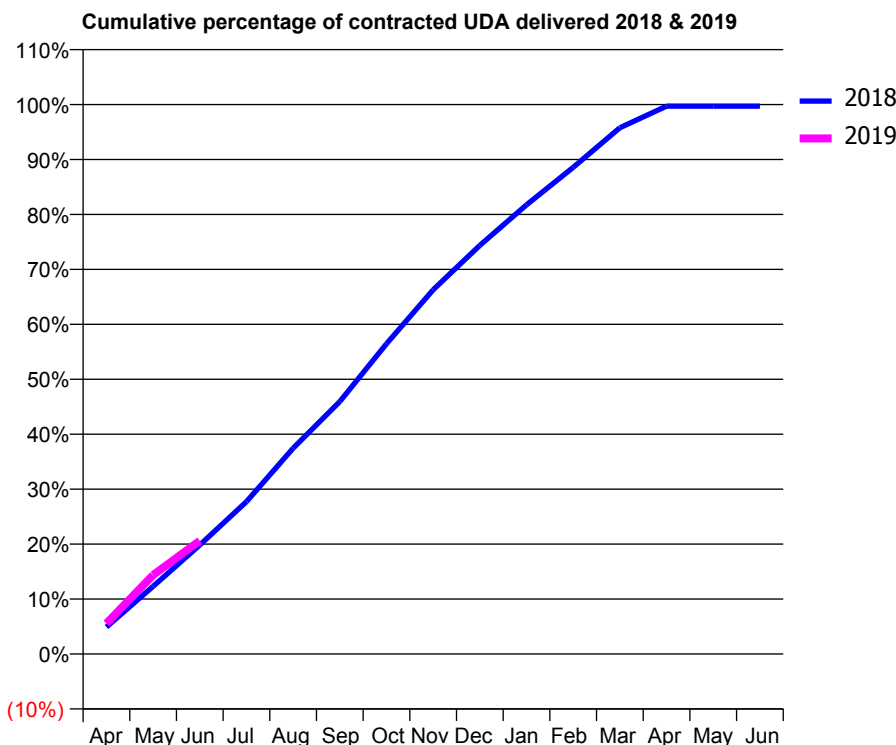
18/19 Contracted general activity (UDA)	10,890
Carry forward general activity (UDA)	0
18/19 Contracted orthodontic activity (UOA)	0
Carry forward orthodontic activity (UOA)	0
Baseline contract value	£326,085.44

### ACCESS\*

Patients seen in 24 months	Total	Change since previous quarter
Quarter ending June 2017	3,355	
Quarter ending September 2017	3,434	↑
Quarter ending December 2017	3,342	↓
Quarter ending March 2018	3,026	↓
Quarter ending June 2018	3,149	↑
<b>Variance since June 2017</b>	<b>(6.1%)</b>	<b>↓</b>



### ACTIVITY



Month	Adjusted Scheduled Activity (UDA)	
	2018	2019
April	534	605
May	1,342	1,566
June	2,160	2,244
July	3,019	
August	4,079	
September	5,004	
October	6,147	
November	7,220	
December	8,098	
January	8,901	
February	9,644	
March	10,428	
April	10,857	
May	10,858	
June	10,859	

### QUALITY

	Quantity	Base Number	Contract	AT	Region	England
% of FP17s for the same patient ID Re-attending within 3 months - Children	6	283	2.1%	11.2%	12.0%	11.5%
% of FP17s for the same patient ID Re-attending within 3 months - Adults	56	1,016	5.5%	14.4%	15.7%	15.4%
% of FP17s for the same patient ID Re-attending between 3 & 9 months - Children	126	283	44.5%	54.4%	60.3%	58.9%
% of FP17s for the same patient ID Re-attending between 3 & 9 months - Adults	516	1,016	50.8%	51.1%	54.0%	51.6%
% of FP17s for Band 1 Urgent Courses	35	1,110	3.2%	8.7%	8.9%	8.9%
% of FP17s Relating to Free Repair or Replacements	7	1,110	0.6%	1.2%	1.0%	0.8%
% of FP17s Relating to Continuations	17	1,110	1.5%	1.3%	1.1%	0.9%
% of Patients satisfied with the dentistry they have received	5	5	N/A	92.3%	93.4%	93.2%
% of Patients satisfied with the time they had to wait for an appointment	5	5	N/A	89.4%	89.4%	88.8%

\* This is based on patients treated on this contract for their most recent course of treatment. Figures in italics indicate the base number of FP17s or Patient Questionnaire responses are less than 100. N/A is shown where the base number of responses is less than 10 during the period. % is calculated as Quantity/Base number\*100

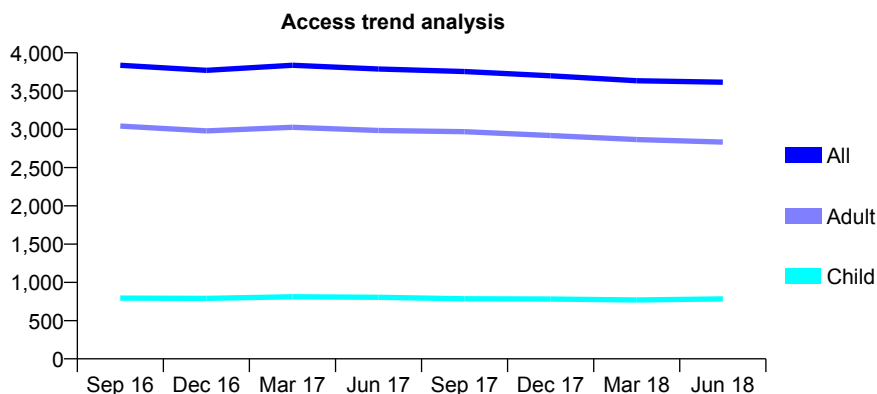
## Q45 - Vital Signs At a Glance Contract Report for 661457/0001 - June 2018

Name or company name	MR DM MALPASS
Contract type name	GDS Contract
Purpose of contract	General
Contract start date	01/04/2006
Contract end date	

18/19 Contracted general activity (UDA)	10,000
Carry forward general activity (UDA)	0
18/19 Contracted orthodontic activity (UOA)	0
Carry forward orthodontic activity (UOA)	0
Baseline contract value	£299,953.53

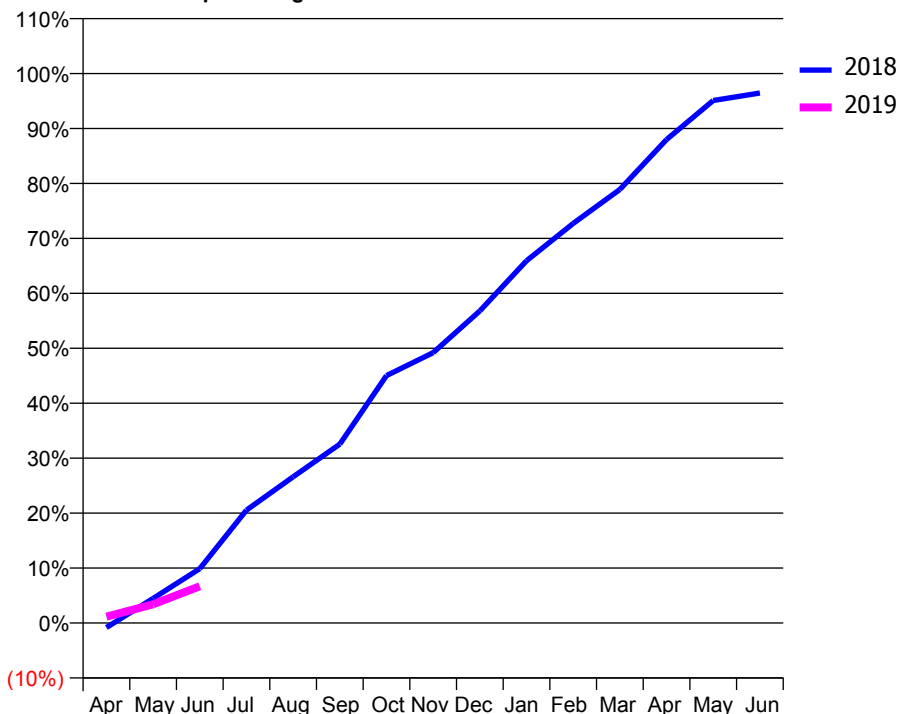
### ACCESS\*

Patients seen in 24 months	Total	Change since previous quarter
Quarter ending June 2017	3,789	
Quarter ending September 2017	3,755	→
Quarter ending December 2017	3,700	↓
Quarter ending March 2018	3,635	↓
Quarter ending June 2018	3,616	→
<b>Variance since June 2017</b>	<b>(4.6%)</b>	<b>↓</b>



### ACTIVITY

Cumulative percentage of contracted UDA delivered 2018 & 2019



Adjusted Scheduled Activity (UDA)

Month	2018	2019
April	-84	116
May	449	342
June	988	669
July	2,055	
August	2,660	
September	3,256	
October	4,502	
November	4,921	
December	5,679	
January	6,592	
February	7,270	
March	7,890	
April	8,799	
May	9,510	
June	9,645	

### QUALITY

	Quantity	Base Number	Contract	AT	Region	England
% of FP17s for the same patient ID Re-attending within 3 months - Children	11	245	4.5%	11.2%	12.0%	11.5%
% of FP17s for the same patient ID Re-attending within 3 months - Adults	182	1,148	15.9%	14.4%	15.7%	15.4%
% of FP17s for the same patient ID Re-attending between 3 & 9 months - Children	145	245	59.2%	54.4%	60.3%	58.9%
% of FP17s for the same patient ID Re-attending between 3 & 9 months - Adults	648	1,148	56.4%	51.1%	54.0%	51.6%
% of FP17s for Band 1 Urgent Courses	22	383	5.7%	8.7%	8.9%	8.9%
% of FP17s Relating to Free Repair or Replacements	2	383	0.5%	1.2%	1.0%	0.8%
% of FP17s Relating to Continuations	3	383	0.8%	1.3%	1.1%	0.9%
% of Patients satisfied with the dentistry they have received	4	5	N/A	92.3%	93.4%	93.2%
% of Patients satisfied with the time they had to wait for an appointment	5	5	N/A	89.4%	89.4%	88.8%

\* This is based on patients treated on this contract for their most recent course of treatment. Figures in italics indicate the base number of FP17s or Patient Questionnaire responses are less than 100. N/A is shown where the base number of responses is less than 10 during the period. % is calculated as Quantity/Base number\*100

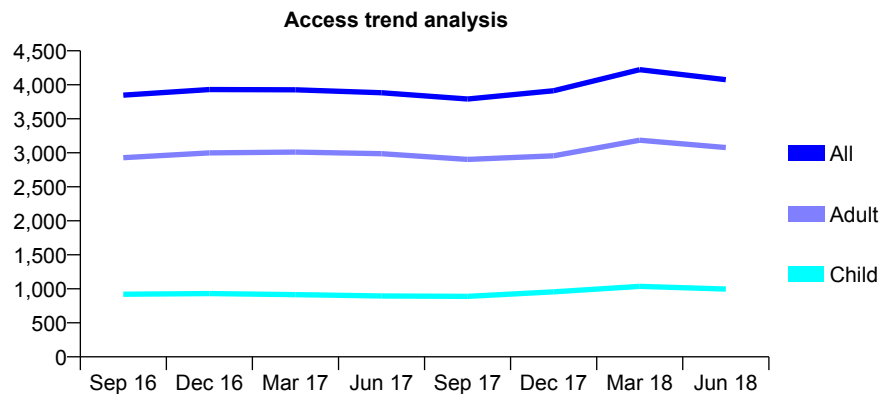
## Q45 - Vital Signs At a Glance Contract Report for 661465/0001 - June 2018

Name or company name	Mr M Pearson & Ms J Russell
Contract type name	GDS Contract
Purpose of contract	General and Orthodontic
Contract start date	01/04/2006
Contract end date	

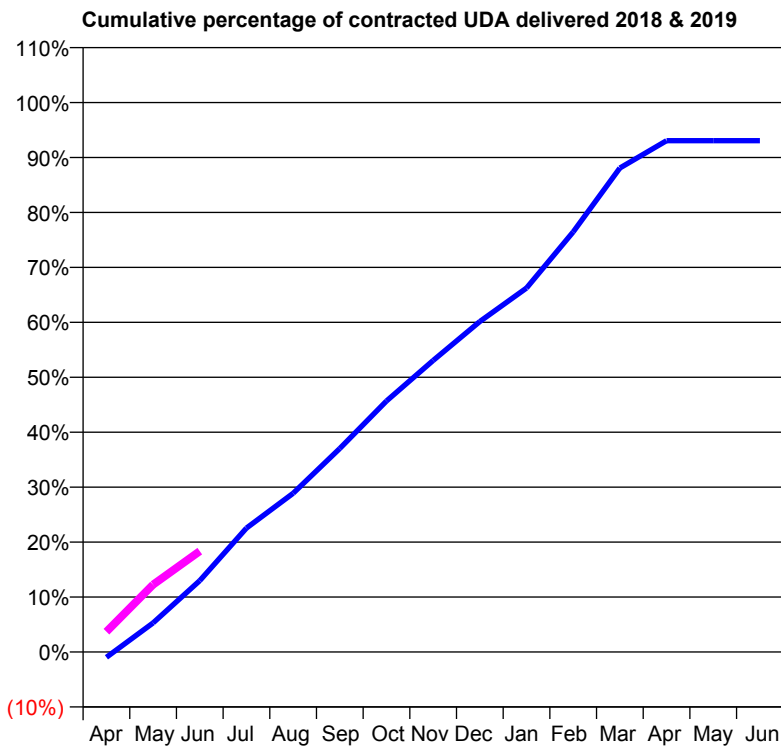
18/19 Contracted general activity (UDA)	15,393
Carry forward general activity (UDA)	0
18/19 Contracted orthodontic activity (UOA)	21
Carry forward orthodontic activity (UOA)	0
Baseline contract value	£464,999.30

### ACCESS\*

Patients seen in 24 months	Total	Change since previous quarter
Quarter ending June 2017	3,883	
Quarter ending September 2017	3,792	↓
Quarter ending December 2017	3,912	↑
Quarter ending March 2018	4,222	↑
Quarter ending June 2018	4,075	↓
<b>Variance since June 2017</b>	<b>4.9%</b>	<b>↑</b>



### ACTIVITY



Month	Adjusted Scheduled Activity (UDA)	
	2018	2019
April	-151	569
May	815	1,888
June	2,000	2,824
July	3,473	
August	4,448	
September	5,701	
October	7,032	
November	8,168	
December	9,256	
January	10,197	
February	11,767	
March	13,558	
April	14,324	
May	14,324	
June	14,325	

### QUALITY

	Quantity	Base Number	Contract	AT	Region	England
% of FP17s for the same patient ID Re-attending within 3 months - Children	15	444	3.4%	11.2%	12.0%	11.5%
% of FP17s for the same patient ID Re-attending within 3 months - Adults	111	1,118	9.9%	14.4%	15.7%	15.4%
% of FP17s for the same patient ID Re-attending between 3 & 9 months - Children	269	444	60.6%	54.4%	60.3%	58.9%
% of FP17s for the same patient ID Re-attending between 3 & 9 months - Adults	627	1,118	56.1%	51.1%	54.0%	51.6%
% of FP17s for Band 1 Urgent Courses	37	1,139	3.2%	8.7%	8.9%	8.9%
% of FP17s Relating to Free Repair or Replacements	13	1,139	1.1%	1.2%	1.0%	0.8%
% of FP17s Relating to Continuations	37	1,139	3.2%	1.3%	1.1%	0.9%
% of Patients satisfied with the dentistry they have received	10	10	100.0%	92.3%	93.4%	93.2%
% of Patients satisfied with the time they had to wait for an appointment	10	10	100.0%	89.4%	89.4%	88.8%

\* This is based on patients treated on this contract for their most recent course of treatment. Figures in italics indicate the base number of FP17s or Patient Questionnaire responses are less than 100. N/A is shown where the base number of responses is less than 10 during the period. % is calculated as Quantity/Base number\*100

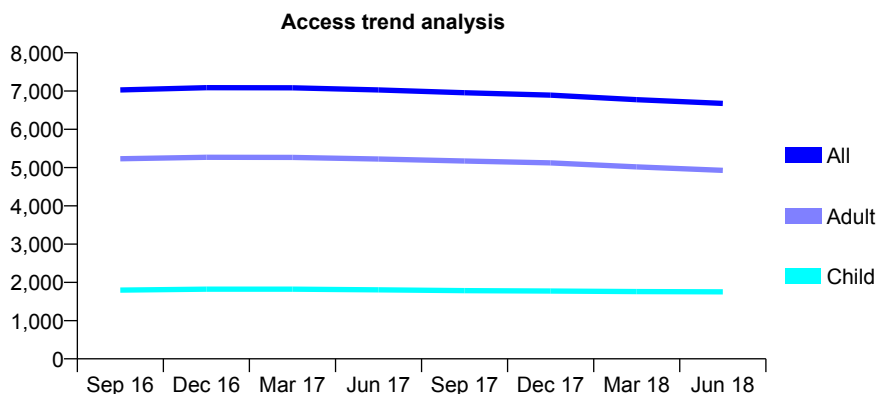
## Q45 - Vital Signs At a Glance Contract Report for 675865/0002 - June 2018

Name or company name	MRS M BENNISON
Contract type name	GDS Contract
Purpose of contract	General
Contract start date	01/04/2009
Contract end date	

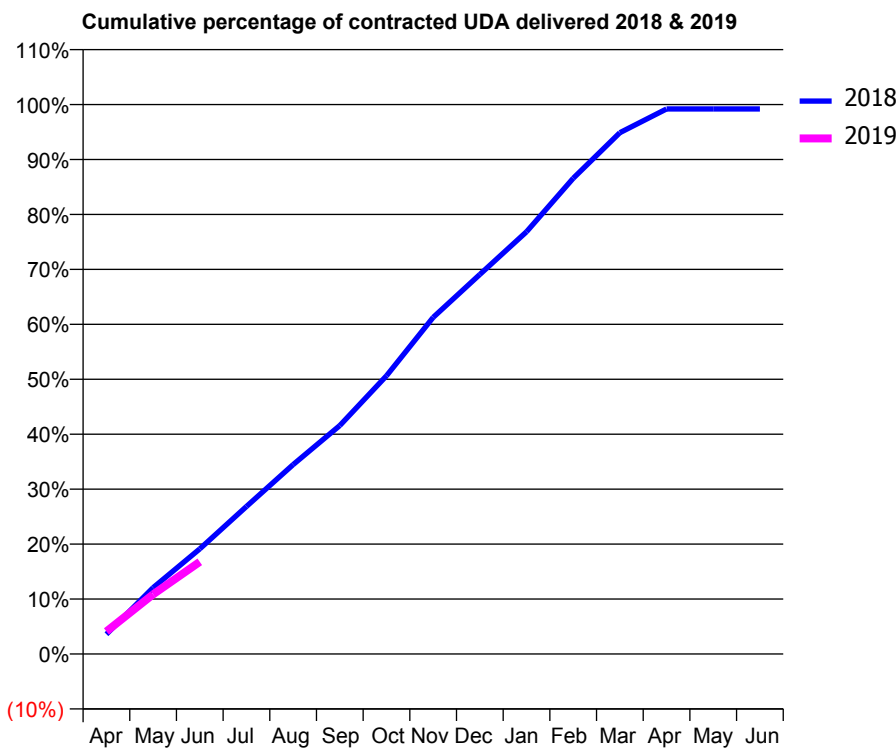
18/19 Contracted general activity (UDA)	18,165
Carry forward general activity (UDA)	0
18/19 Contracted orthodontic activity (UOA)	0
Carry forward orthodontic activity (UOA)	0
Baseline contract value	£456,949.08

### ACCESS\*

Patients seen in 24 months	Total	Change since previous quarter
Quarter ending June 2017	7,030	
Quarter ending September 2017	6,955	↓
Quarter ending December 2017	6,893	→
Quarter ending March 2018	6,774	↓
Quarter ending June 2018	6,678	↓
<b>Variance since June 2017</b>	<b>(5.0%)</b>	<b>↓</b>



### ACTIVITY



Month	Adjusted Scheduled Activity (UDA)	
	2018	2019
April	655	747
May	2,193	1,974
June	3,477	3,050
July	4,878	
August	6,263	
September	7,555	
October	9,196	
November	11,126	
December	12,548	
January	13,956	
February	15,728	
March	17,235	
April	18,017	
May	18,017	
June	18,017	

### QUALITY

	Quantity	Base Number	Contract	AT	Region	England
% of FP17s for the same patient ID Re-attending within 3 months - Children	57	692	8.2%	11.2%	12.0%	11.5%
% of FP17s for the same patient ID Re-attending within 3 months - Adults	233	1,703	13.7%	14.4%	15.7%	15.4%
% of FP17s for the same patient ID Re-attending between 3 & 9 months - Children	457	692	66.0%	54.4%	60.3%	58.9%
% of FP17s for the same patient ID Re-attending between 3 & 9 months - Adults	1,099	1,703	64.5%	51.1%	54.0%	51.6%
% of FP17s for Band 1 Urgent Courses	133	1,825	7.3%	8.7%	8.9%	8.9%
% of FP17s Relating to Free Repair or Replacements	28	1,825	1.5%	1.2%	1.0%	0.8%
% of FP17s Relating to Continuations	27	1,825	1.5%	1.3%	1.1%	0.9%
% of Patients satisfied with the dentistry they have received	10	10	100.0%	92.3%	93.4%	93.2%
% of Patients satisfied with the time they had to wait for an appointment	10	10	100.0%	89.4%	89.4%	88.8%

\* This is based on patients treated on this contract for their most recent course of treatment. Figures in italics indicate the base number of FP17s or Patient Questionnaire responses are less than 100. N/A is shown where the base number of responses is less than 10 during the period. % is calculated as Quantity/Base number\*100

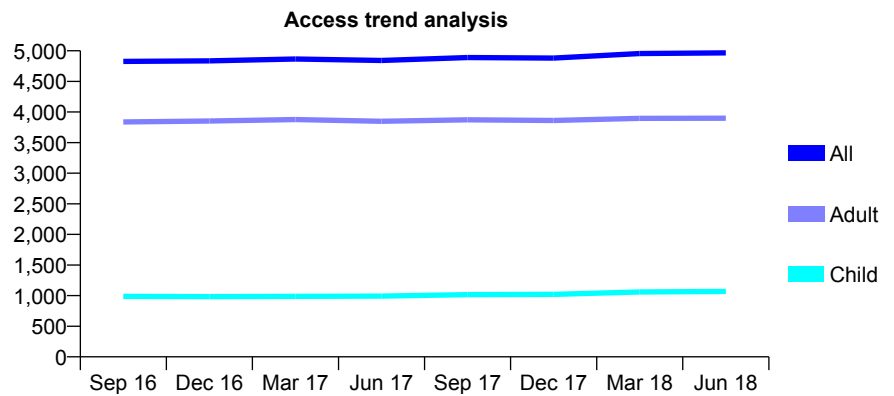
## Q45 - Vital Signs At a Glance Contract Report for 676179/0001 - June 2018

Name or company name	MR BA KRAGNES
Contract type name	GDS Contract
Purpose of contract	General and Orthodontic
Contract start date	01/04/2006
Contract end date	

18/19 Contracted general activity (UDA)	13,000
Carry forward general activity (UDA)	0
18/19 Contracted orthodontic activity (UOA)	0
Carry forward orthodontic activity (UOA)	0
Baseline contract value	£305,854.85

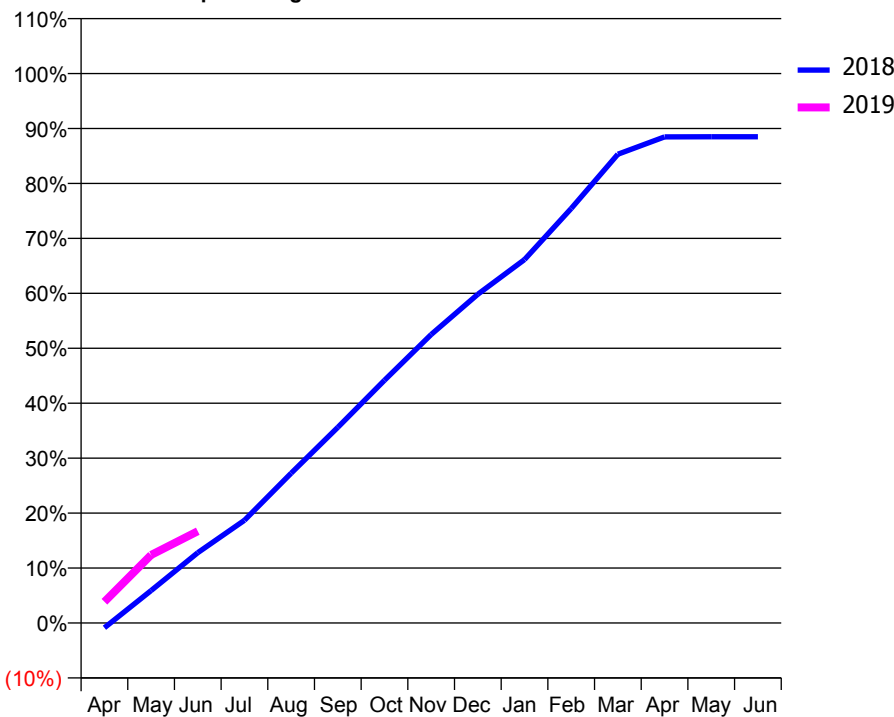
### ACCESS\*

Patients seen in 24 months	Total	Change since previous quarter
Quarter ending June 2017	4,841	
Quarter ending September 2017	4,890	→
Quarter ending December 2017	4,882	→
Quarter ending March 2018	4,955	→
Quarter ending June 2018	4,967	→
<b>Variance since June 2017</b>	<b>2.6%</b>	<b>↑</b>



### ACTIVITY

Cumulative percentage of contracted UDA delivered 2018 & 2019



Month	Adjusted Scheduled Activity (UDA)	
	2018	2019
April	-115	502
May	768	1,612
June	1,665	2,173
July	2,430	
August	3,545	
September	4,629	
October	5,743	
November	6,825	
December	7,777	
January	8,598	
February	9,807	
March	11,089	
April	11,500	
May	11,502	
June	11,502	

### QUALITY

	Quantity	Base Number	Contract	AT	Region	England
% of FP17s for the same patient ID Re-attending within 3 months - Children	21	323	6.5%	11.2%	12.0%	11.5%
% of FP17s for the same patient ID Re-attending within 3 months - Adults	119	1,063	11.2%	14.4%	15.7%	15.4%
% of FP17s for the same patient ID Re-attending between 3 & 9 months - Children	159	323	49.2%	54.4%	60.3%	58.9%
% of FP17s for the same patient ID Re-attending between 3 & 9 months - Adults	585	1,063	55.0%	51.1%	54.0%	51.6%
% of FP17s for Band 1 Urgent Courses	39	1,193	3.3%	8.7%	8.9%	8.9%
% of FP17s Relating to Free Repair or Replacements	6	1,193	0.5%	1.2%	1.0%	0.8%
% of FP17s Relating to Continuations	25	1,193	2.1%	1.3%	1.1%	0.9%
% of Patients satisfied with the dentistry they have received	5	6	N/A	92.3%	93.4%	93.2%
% of Patients satisfied with the time they had to wait for an appointment	5	6	N/A	89.4%	89.4%	88.8%

\* This is based on patients treated on this contract for their most recent course of treatment. Figures in italics indicate the base number of FP17s or Patient Questionnaire responses are less than 100. N/A is shown where the base number of responses is less than 10 during the period. % is calculated as Quantity/Base number\*100

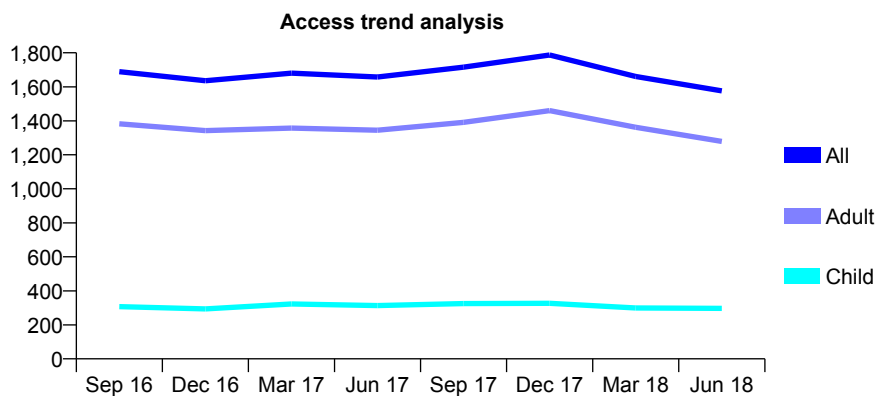
## Q45 - Vital Signs At a Glance Contract Report for 686743/0002 - June 2018

Name or company name	MR HS BASRA
Contract type name	GDS Contract
Purpose of contract	General
Contract start date	22/09/2013
Contract end date	

18/19 Contracted general activity (UDA)	5,199
Carry forward general activity (UDA)	0
18/19 Contracted orthodontic activity (UOA)	0
Carry forward orthodontic activity (UOA)	0
Baseline contract value	£170,562.45

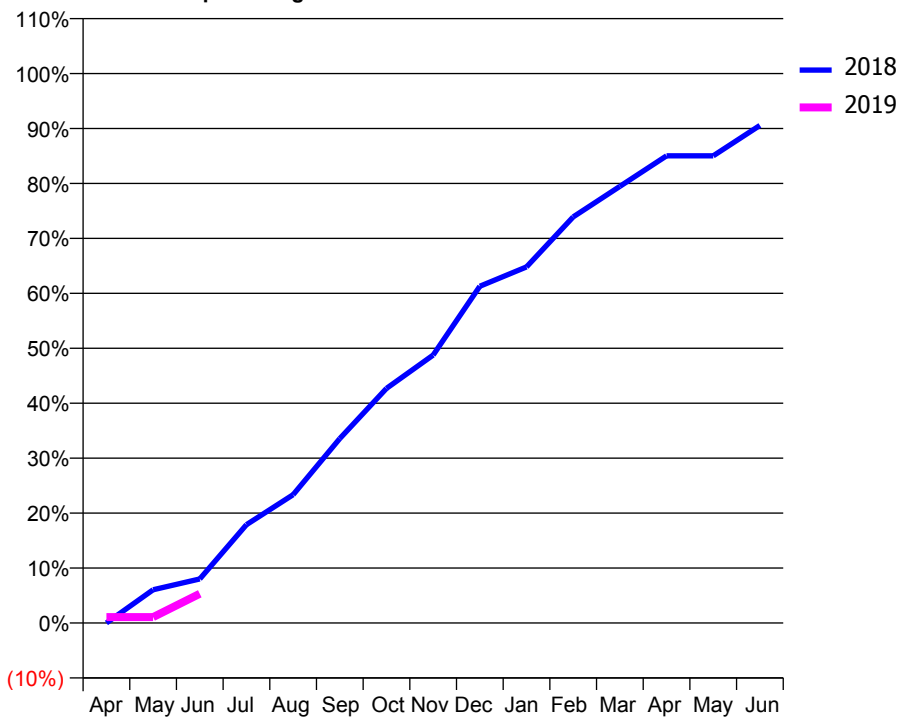
### ACCESS\*

Patients seen in 24 months	Total	Change since previous quarter
Quarter ending June 2017	1,658	
Quarter ending September 2017	1,716	↑
Quarter ending December 2017	1,787	↑
Quarter ending March 2018	1,661	↓
Quarter ending June 2018	1,576	↓
<b>Variance since June 2017</b>	<b>(4.9%)</b>	<b>↓</b>



### ACTIVITY

Cumulative percentage of contracted UDA delivered 2018 & 2019



Adjusted Scheduled Activity (UDA)

Month	2018	2019
April	0	56
May	314	56
June	418	277
July	930	
August	1,214	
September	1,745	
October	2,220	
November	2,536	
December	3,187	
January	3,369	
February	3,843	
March	4,131	
April	4,420	
May	4,420	
June	4,708	

### QUALITY

	Quantity	Base Number	Contract	AT	Region	England
% of FP17s for the same patient ID Re-attending within 3 months - Children	5	70	7.1%	11.2%	12.0%	11.5%
% of FP17s for the same patient ID Re-attending within 3 months - Adults	42	282	14.9%	14.4%	15.7%	15.4%
% of FP17s for the same patient ID Re-attending between 3 & 9 months - Children	38	70	54.3%	54.4%	60.3%	58.9%
% of FP17s for the same patient ID Re-attending between 3 & 9 months - Adults	142	282	50.4%	51.1%	54.0%	51.6%
% of FP17s for Band 1 Urgent Courses	14	158	8.9%	8.7%	8.9%	8.9%
% of FP17s Relating to Free Repair or Replacements	2	158	1.3%	1.2%	1.0%	0.8%
% of FP17s Relating to Continuations	1	158	0.6%	1.3%	1.1%	0.9%
% of Patients satisfied with the dentistry they have received	10	11	90.9%	92.3%	93.4%	93.2%
% of Patients satisfied with the time they had to wait for an appointment	9	11	81.8%	89.4%	89.4%	88.8%

\* This is based on patients treated on this contract for their most recent course of treatment. Figures in italics indicate the base number of FP17s or Patient Questionnaire responses are less than 100. N/A is shown where the base number of responses is less than 10 during the period. % is calculated as Quantity/Base number\*100

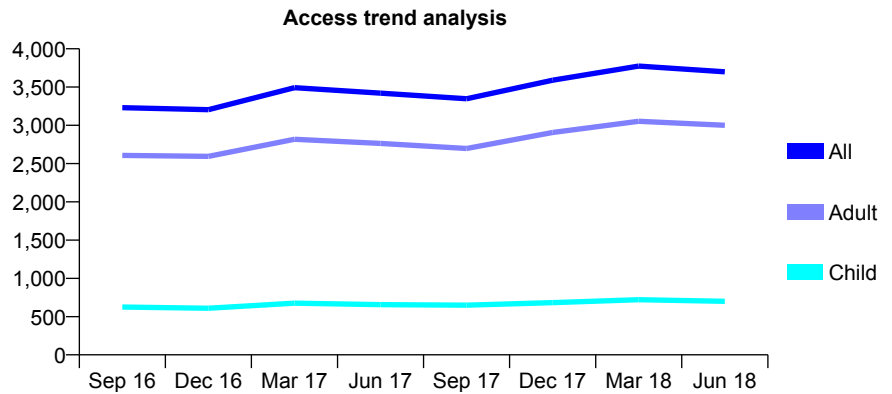
## Q45 - Vital Signs At a Glance Contract Report for 692093/0002 - June 2018

Name or company name	MR N AGGARWAL
Contract type name	GDS Contract
Purpose of contract	General
Contract start date	01/12/2012
Contract end date	

18/19 Contracted general activity (UDA)	11,162
Carry forward general activity (UDA)	0
18/19 Contracted orthodontic activity (UOA)	0
Carry forward orthodontic activity (UOA)	0
Baseline contract value	£347,586.06

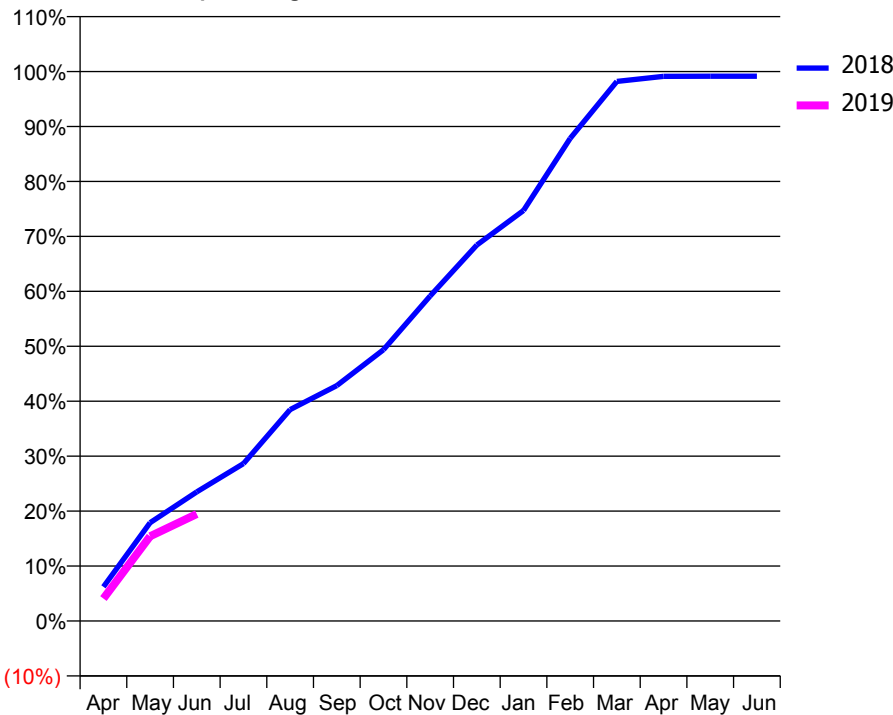
### ACCESS\*

Patients seen in 24 months	Total	Change since previous quarter
Quarter ending June 2017	3,420	
Quarter ending September 2017	3,347	↓
Quarter ending December 2017	3,589	↑
Quarter ending March 2018	3,774	↑
Quarter ending June 2018	3,700	↓
<b>Variance since June 2017</b>	<b>8.2%</b>	<b>↑</b>



### ACTIVITY

Cumulative percentage of contracted UDA delivered 2018 & 2019



Month	Adjusted Scheduled Activity (UDA)	
	2018	2019
April	695	456
May	1,999	1,721
June	2,623	2,173
July	3,197	
August	4,295	
September	4,781	
October	5,510	
November	6,602	
December	7,638	
January	8,340	
February	9,803	
March	10,960	
April	11,064	
May	11,067	
June	11,067	

### QUALITY

	Quantity	Base Number	Contract	AT	Region	England
% of FP17s for the same patient ID Re-attending within 3 months - Children	4	158	2.5%	11.2%	12.0%	11.5%
% of FP17s for the same patient ID Re-attending within 3 months - Adults	45	632	7.1%	14.4%	15.7%	15.4%
% of FP17s for the same patient ID Re-attending between 3 & 9 months - Children	57	158	36.1%	54.4%	60.3%	58.9%
% of FP17s for the same patient ID Re-attending between 3 & 9 months - Adults	236	632	37.3%	51.1%	54.0%	51.6%
% of FP17s for Band 1 Urgent Courses	11	754	1.5%	8.7%	8.9%	8.9%
% of FP17s Relating to Free Repair or Replacements	0	754	0.0%	1.2%	1.0%	0.8%
% of FP17s Relating to Continuations	12	754	1.6%	1.3%	1.1%	0.9%
% of Patients satisfied with the dentistry they have received	3	4	N/A	92.3%	93.4%	93.2%
% of Patients satisfied with the time they had to wait for an appointment	3	4	N/A	89.4%	89.4%	88.8%

\* This is based on patients treated on this contract for their most recent course of treatment. Figures in italics indicate the base number of FP17s or Patient Questionnaire responses are less than 100. N/A is shown where the base number of responses is less than 10 during the period. % is calculated as Quantity/Base number\*100



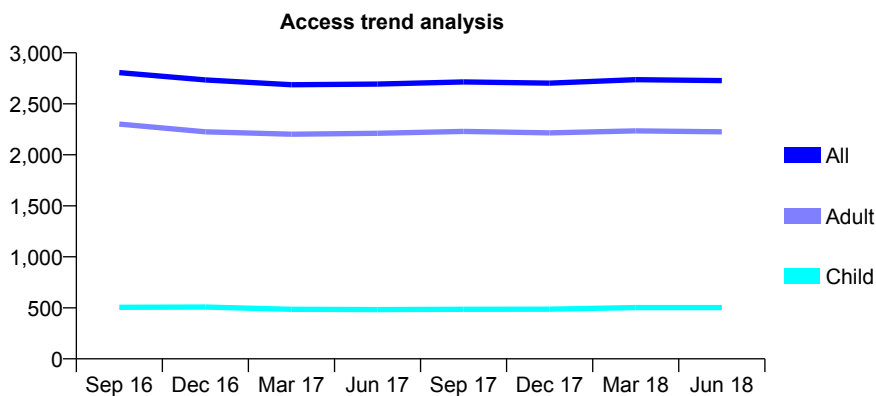
## Q45 - Vital Signs At a Glance Contract Report for 712698/0001 - June 2018

Name or company name	MISS KL WILLOUGHBY
Contract type name	GDS Contract
Purpose of contract	General
Contract start date	01/04/2014
Contract end date	

18/19 Contracted general activity (UDA)	8,461
Carry forward general activity (UDA)	0
18/19 Contracted orthodontic activity (UOA)	0
Carry forward orthodontic activity (UOA)	0
Baseline contract value	£196,345.11

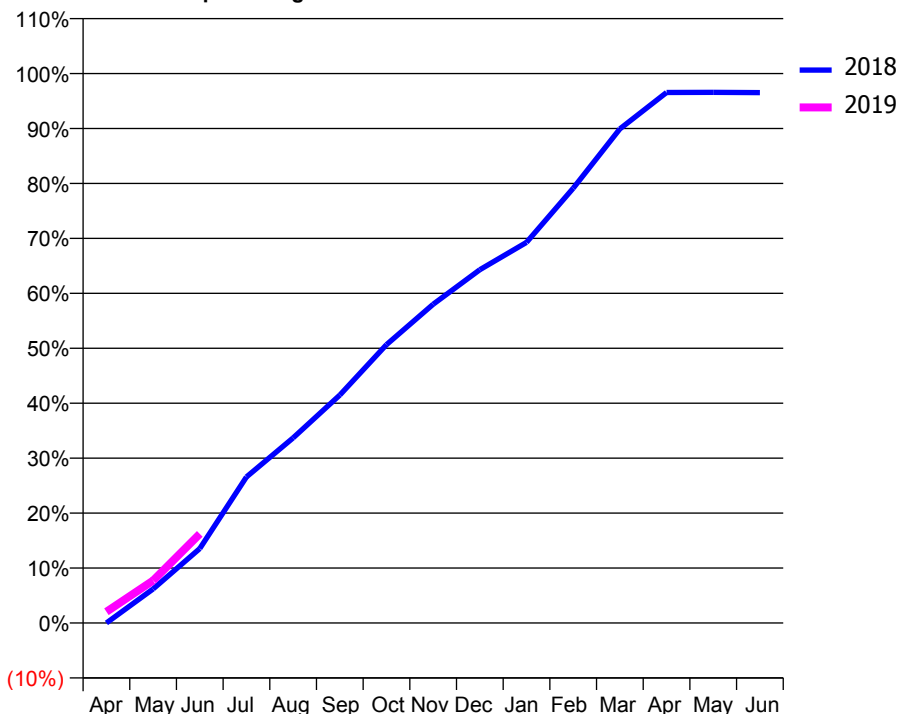
### ACCESS\*

Patients seen in 24 months	Total	Change since previous quarter
Quarter ending June 2017	2,694	
Quarter ending September 2017	2,715	→
Quarter ending December 2017	2,702	→
Quarter ending March 2018	2,737	→
Quarter ending June 2018	2,727	→
<b>Variance since June 2017</b>	<b>1.2%</b>	<b>→</b>



### ACTIVITY

Cumulative percentage of contracted UDA delivered 2018 & 2019



Month	Adjusted Scheduled Activity (UDA)	
	2018	2019
April	0	174
May	525	654
June	1,147	1,373
July	2,250	
August	2,852	
September	3,510	
October	4,287	
November	4,908	
December	5,441	
January	5,860	
February	6,694	
March	7,609	
April	8,170	
May	8,171	
June	8,168	

### QUALITY

	Quantity	Base Number	Contract	AT	Region	England
% of FP17s for the same patient ID Re-attending within 3 months - Children	20	196	10.2%	11.2%	12.0%	11.5%
% of FP17s for the same patient ID Re-attending within 3 months - Adults	71	718	9.9%	14.4%	15.7%	15.4%
% of FP17s for the same patient ID Re-attending between 3 & 9 months - Children	99	196	50.5%	54.4%	60.3%	58.9%
% of FP17s for the same patient ID Re-attending between 3 & 9 months - Adults	390	718	54.3%	51.1%	54.0%	51.6%
% of FP17s for Band 1 Urgent Courses	58	677	8.6%	8.7%	8.9%	8.9%
% of FP17s Relating to Free Repair or Replacements	4	677	0.6%	1.2%	1.0%	0.8%
% of FP17s Relating to Continuations	1	677	0.1%	1.3%	1.1%	0.9%
% of Patients satisfied with the dentistry they have received	7	7	N/A	92.3%	93.4%	93.2%
% of Patients satisfied with the time they had to wait for an appointment	7	7	N/A	89.4%	89.4%	88.8%

\* This is based on patients treated on this contract for their most recent course of treatment. Figures in italics indicate the base number of FP17s or Patient Questionnaire responses are less than 100. N/A is shown where the base number of responses is less than 10 during the period. % is calculated as Quantity/Base number\*100

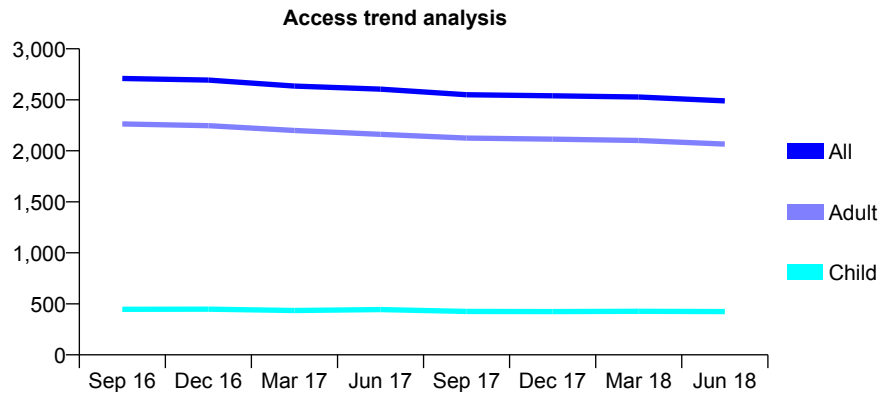
## Q45 - Vital Signs At a Glance Contract Report for 728306/0002 - June 2018

Name or company name	MR MW ALEXANDER
Contract type name	GDS Contract
Purpose of contract	General
Contract start date	30/04/2012
Contract end date	

18/19 Contracted general activity (UDA)	10,576
Carry forward general activity (UDA)	0
18/19 Contracted orthodontic activity (UOA)	0
Carry forward orthodontic activity (UOA)	0
Baseline contract value	£226,261.45

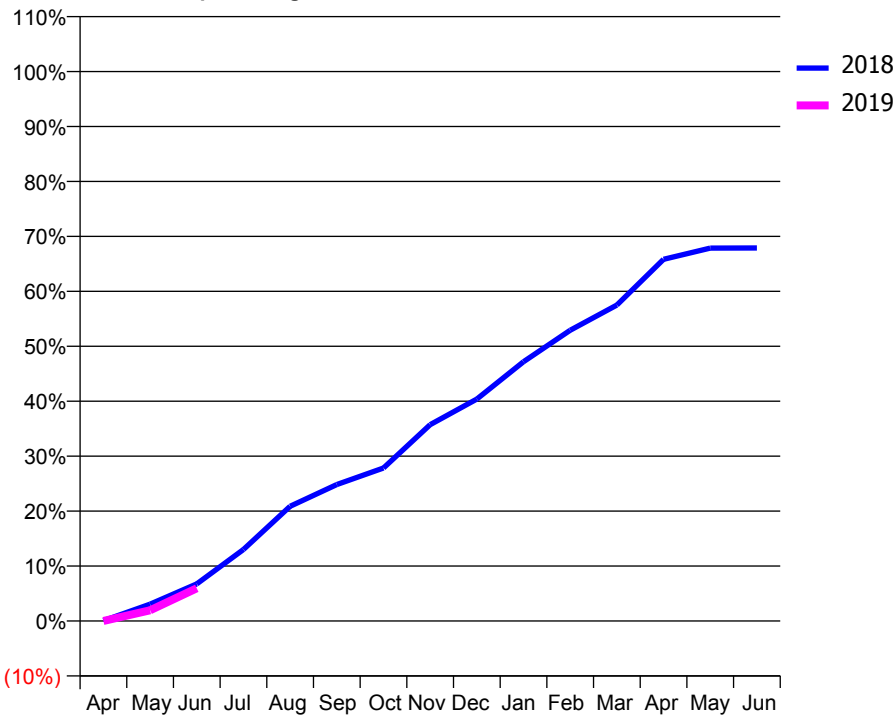
### ACCESS\*

Patients seen in 24 months	Total	Change since previous quarter
Quarter ending June 2017	2,605	
Quarter ending September 2017	2,550	↓
Quarter ending December 2017	2,539	→
Quarter ending March 2018	2,528	→
Quarter ending June 2018	2,490	↓
<b>Variance since June 2017</b>	<b>(4.4%)</b>	<b>↓</b>



### ACTIVITY

Cumulative percentage of contracted UDA delivered 2018 & 2019



Month	Adjusted Scheduled Activity (UDA)	
	2018	2019
April	6	1
May	325	206
June	714	630
July	1,377	
August	2,209	
September	2,627	
October	2,946	
November	3,779	
December	4,273	
January	4,990	
February	5,596	
March	6,081	
April	6,961	
May	7,177	
June	7,180	

### QUALITY

	Quantity	Base Number	Contract	AT	Region	England
% of FP17s for the same patient ID Re-attending within 3 months - Children	6	102	5.9%	11.2%	12.0%	11.5%
% of FP17s for the same patient ID Re-attending within 3 months - Adults	67	451	14.9%	14.4%	15.7%	15.4%
% of FP17s for the same patient ID Re-attending between 3 & 9 months - Children	37	102	36.3%	54.4%	60.3%	58.9%
% of FP17s for the same patient ID Re-attending between 3 & 9 months - Adults	158	451	35.0%	51.1%	54.0%	51.6%
% of FP17s for Band 1 Urgent Courses	17	290	5.9%	8.7%	8.9%	8.9%
% of FP17s Relating to Free Repair or Replacements	4	290	1.4%	1.2%	1.0%	0.8%
% of FP17s Relating to Continuations	3	290	1.0%	1.3%	1.1%	0.9%
% of Patients satisfied with the dentistry they have received	2	3	N/A	92.3%	93.4%	93.2%
% of Patients satisfied with the time they had to wait for an appointment	3	3	N/A	89.4%	89.4%	88.8%

\* This is based on patients treated on this contract for their most recent course of treatment. Figures in italics indicate the base number of FP17s or Patient Questionnaire responses are less than 100. N/A is shown where the base number of responses is less than 10 during the period. % is calculated as Quantity/Base number\*100

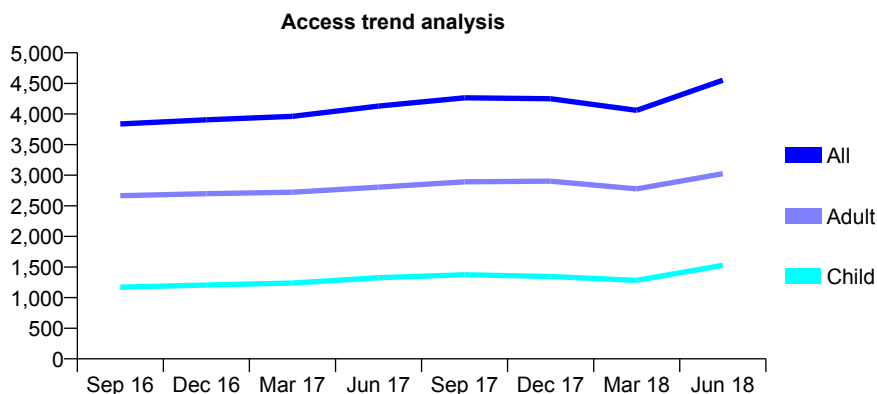
## Q45 - Vital Signs At a Glance Contract Report for 732621/0001 - June 2018

Name or company name	Ladhar, Ladhar and Dinsdale
Contract type name	GDS Contract
Purpose of contract	General
Contract start date	01/04/2006
Contract end date	

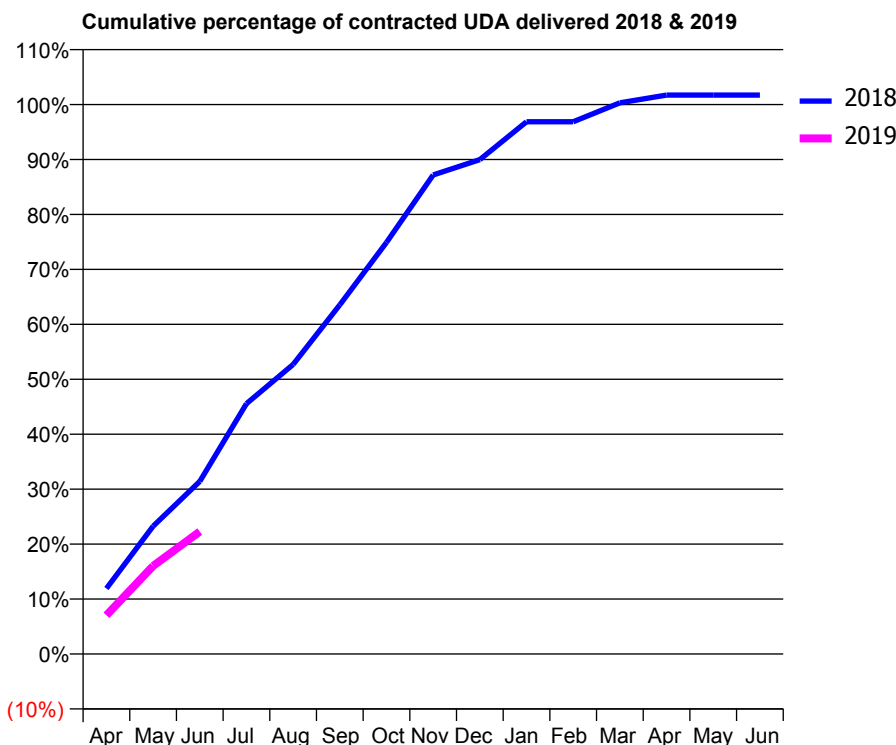
18/19 Contracted general activity (UDA)	20,147
Carry forward general activity (UDA)	0
18/19 Contracted orthodontic activity (UOA)	0
Carry forward orthodontic activity (UOA)	0
Baseline contract value	£522,199.44

### ACCESS\*

Patients seen in 24 months	Total	Change since previous quarter
Quarter ending June 2017	4,130	
Quarter ending September 2017	4,265	↑
Quarter ending December 2017	4,250	→
Quarter ending March 2018	4,060	↓
Quarter ending June 2018	4,552	↑
<b>Variance since June 2017</b>	<b>10.2%</b>	<b>↑</b>



### ACTIVITY



Adjusted Scheduled Activity (UDA)		
Month	2018	2019
April	1,450	1,422
May	2,824	3,227
June	3,817	4,489
July	5,535	
August	6,400	
September	7,719	
October	9,098	
November	10,588	
December	10,927	
January	11,766	
February	11,766	
March	12,184	
April	12,356	
May	12,356	
June	12,356	

### QUALITY

	Quantity	Base Number	Contract	AT	Region	England
% of FP17s for the same patient ID Re-attending within 3 months - Children	38	835	4.6%	11.2%	12.0%	11.5%
% of FP17s for the same patient ID Re-attending within 3 months - Adults	107	1,201	8.9%	14.4%	15.7%	15.4%
% of FP17s for the same patient ID Re-attending between 3 & 9 months - Children	371	835	44.4%	54.4%	60.3%	58.9%
% of FP17s for the same patient ID Re-attending between 3 & 9 months - Adults	471	1,201	39.2%	51.1%	54.0%	51.6%
% of FP17s for Band 1 Urgent Courses	92	1,964	4.7%	8.7%	8.9%	8.9%
% of FP17s Relating to Free Repair or Replacements	15	1,964	0.8%	1.2%	1.0%	0.8%
% of FP17s Relating to Continuations	15	1,964	0.8%	1.3%	1.1%	0.9%
% of Patients satisfied with the dentistry they have received	6	7	N/A	92.3%	93.4%	93.2%
% of Patients satisfied with the time they had to wait for an appointment	7	7	N/A	89.4%	89.4%	88.8%

\* This is based on patients treated on this contract for their most recent course of treatment. Figures in italics indicate the base number of FP17s or Patient Questionnaire responses are less than 100. N/A is shown where the base number of responses is less than 10 during the period. % is calculated as Quantity/Base number\*100

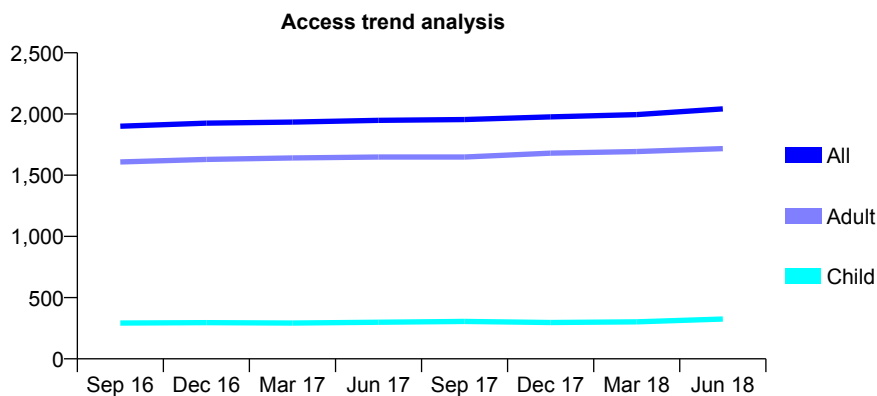
## Q45 - Vital Signs At a Glance Contract Report for 739170/0001 - June 2018

Name or company name	MR RS ELSTON
Contract type name	GDS Contract
Purpose of contract	General and Orthodontic
Contract start date	01/04/2006
Contract end date	

18/19 Contracted general activity (UDA)	13,622
Carry forward general activity (UDA)	0
18/19 Contracted orthodontic activity (UOA)	103
Carry forward orthodontic activity (UOA)	0
Baseline contract value	£322,101.45

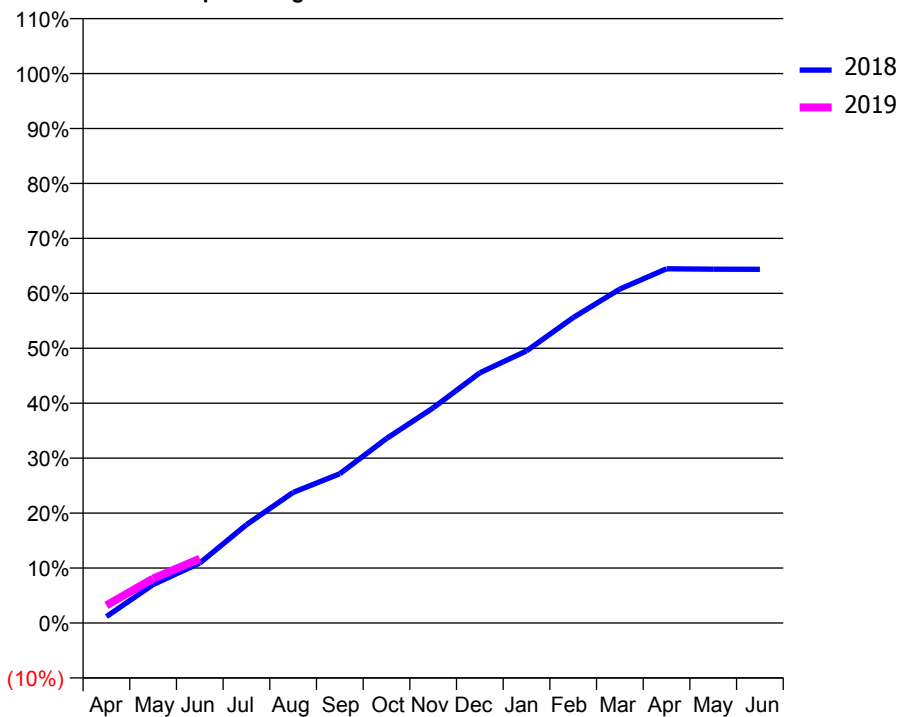
### ACCESS\*

Patients seen in 24 months	Total	Change since previous quarter
Quarter ending June 2017	1,948	
Quarter ending September 2017	1,955	→
Quarter ending December 2017	1,977	→
Quarter ending March 2018	1,995	→
Quarter ending June 2018	2,042	↑
<b>Variance since June 2017</b>	<b>4.8%</b>	<b>↑</b>



### ACTIVITY

Cumulative percentage of contracted UDA delivered 2018 & 2019



Month	Adjusted Scheduled Activity (UDA)	
	2018	2019
April	160	438
May	955	1,104
June	1,487	1,594
July	2,437	
August	3,237	
September	3,700	
October	4,574	
November	5,334	
December	6,204	
January	6,746	
February	7,571	
March	8,280	
April	8,781	
May	8,773	
June	8,770	

### QUALITY

	Quantity	Base Number	Contract	AT	Region	England
% of FP17s for the same patient ID Re-attending within 3 months - Children	22	194	11.3%	11.2%	12.0%	11.5%
% of FP17s for the same patient ID Re-attending within 3 months - Adults	132	664	19.9%	14.4%	15.7%	15.4%
% of FP17s for the same patient ID Re-attending between 3 & 9 months - Children	112	194	57.7%	54.4%	60.3%	58.9%
% of FP17s for the same patient ID Re-attending between 3 & 9 months - Adults	368	664	55.4%	51.1%	54.0%	51.6%
% of FP17s for Band 1 Urgent Courses	11	674	1.6%	8.7%	8.9%	8.9%
% of FP17s Relating to Free Repair or Replacements	12	674	1.8%	1.2%	1.0%	0.8%
% of FP17s Relating to Continuations	57	674	8.5%	1.3%	1.1%	0.9%
% of Patients satisfied with the dentistry they have received	8	8	N/A	92.3%	93.4%	93.2%
% of Patients satisfied with the time they had to wait for an appointment	8	8	N/A	89.4%	89.4%	88.8%

\* This is based on patients treated on this contract for their most recent course of treatment. Figures in italics indicate the base number of FP17s or Patient Questionnaire responses are less than 100. N/A is shown where the base number of responses is less than 10 during the period. % is calculated as Quantity/Base number\*100

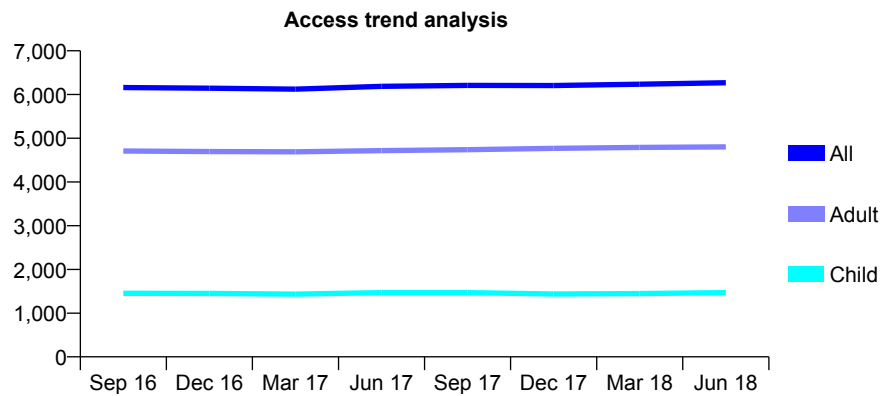
## Q45 - Vital Signs At a Glance Contract Report for 742376/0001 - June 2018

Name or company name	MR SA HETHERINGTON
Contract type name	GDS Contract
Purpose of contract	General
Contract start date	01/04/2006
Contract end date	

18/19 Contracted general activity (UDA)	16,232
Carry forward general activity (UDA)	0
18/19 Contracted orthodontic activity (UOA)	0
Carry forward orthodontic activity (UOA)	0
Baseline contract value	£392,726.83

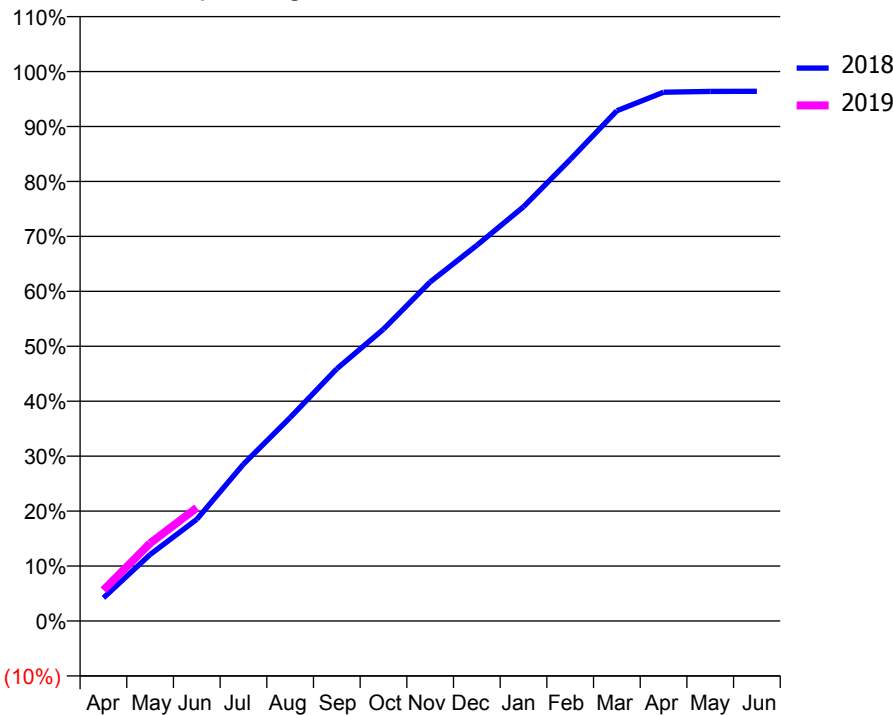
### ACCESS\*

Patients seen in 24 months	Total	Change since previous quarter
Quarter ending June 2017	6,186	
Quarter ending September 2017	6,207	→
Quarter ending December 2017	6,205	→
Quarter ending March 2018	6,237	→
Quarter ending June 2018	6,269	→
<b>Variance since June 2017</b>	<b>1.3%</b>	<b>→</b>



### ACTIVITY

Cumulative percentage of contracted UDA delivered 2018 & 2019



Month	Adjusted Scheduled Activity (UDA)	
	2018	2019
April	683	914
May	1,963	2,298
June	3,002	3,345
July	4,635	
August	6,010	
September	7,452	
October	8,621	
November	10,014	
December	11,097	
January	12,236	
February	13,632	
March	15,072	
April	15,620	
May	15,645	
June	15,648	

### QUALITY

	Quantity	Base Number	Contract	AT	Region	England
% of FP17s for the same patient ID Re-attending within 3 months - Children	26	368	7.1%	11.2%	12.0%	11.5%
% of FP17s for the same patient ID Re-attending within 3 months - Adults	263	1,354	19.4%	14.4%	15.7%	15.4%
% of FP17s for the same patient ID Re-attending between 3 & 9 months - Children	106	368	28.8%	54.4%	60.3%	58.9%
% of FP17s for the same patient ID Re-attending between 3 & 9 months - Adults	425	1,354	31.4%	51.1%	54.0%	51.6%
% of FP17s for Band 1 Urgent Courses	229	1,491	15.4%	8.7%	8.9%	8.9%
% of FP17s Relating to Free Repair or Replacements	18	1,491	1.2%	1.2%	1.0%	0.8%
% of FP17s Relating to Continuations	78	1,491	5.2%	1.3%	1.1%	0.9%
% of Patients satisfied with the dentistry they have received	10	11	90.9%	92.3%	93.4%	93.2%
% of Patients satisfied with the time they had to wait for an appointment	10	11	90.9%	89.4%	89.4%	88.8%

\* This is based on patients treated on this contract for their most recent course of treatment. Figures in italics indicate the base number of FP17s or Patient Questionnaire responses are less than 100. N/A is shown where the base number of responses is less than 10 during the period. % is calculated as Quantity/Base number\*100

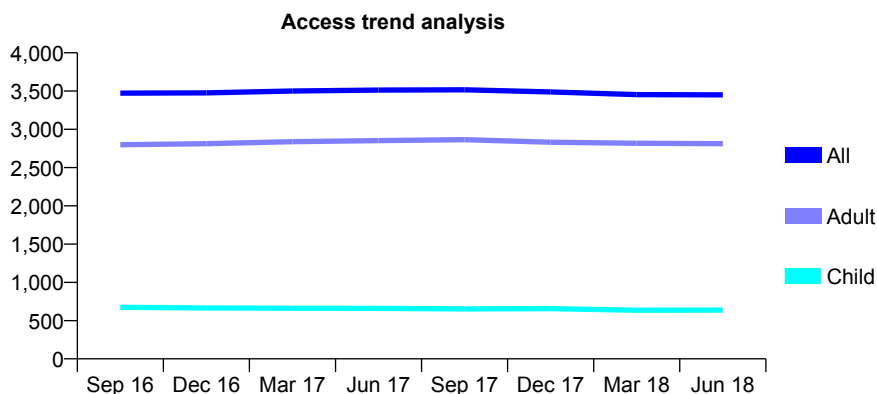
## Q45 - Vital Signs At a Glance Contract Report for 742562/0001 - June 2018

Name or company name	MR NL CREES
Contract type name	GDS Contract
Purpose of contract	General and Orthodontic
Contract start date	01/04/2006
Contract end date	

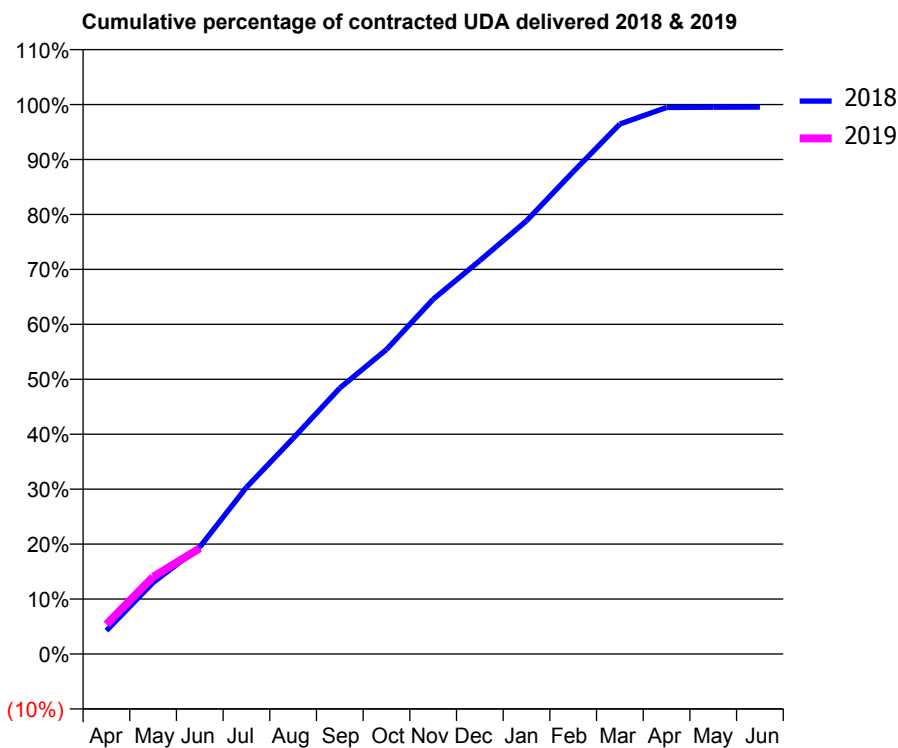
18/19 Contracted general activity (UDA)	10,425
Carry forward general activity (UDA)	0
18/19 Contracted orthodontic activity (UOA)	0
Carry forward orthodontic activity (UOA)	0
Baseline contract value	£256,660.41

### ACCESS\*

Patients seen in 24 months	Total	Change since previous quarter
Quarter ending June 2017	3,512	
Quarter ending September 2017	3,517	→
Quarter ending December 2017	3,488	→
Quarter ending March 2018	3,454	→
Quarter ending June 2018	3,450	→
<b>Variance since June 2017</b>	<b>(1.8%)</b>	<b>↓</b>



### ACTIVITY



Month	Adjusted Scheduled Activity (UDA)	
	2018	2019
April	445	564
May	1,357	1,463
June	2,030	2,007
July	3,164	
August	4,092	
September	5,046	
October	5,777	
November	6,730	
December	7,464	
January	8,217	
February	9,149	
March	10,056	
April	10,368	
May	10,374	
June	10,377	

### QUALITY

	Quantity	Base Number	Contract	AT	Region	England
% of FP17s for the same patient ID Re-attending within 3 months - Children	18	229	7.9%	11.2%	12.0%	11.5%
% of FP17s for the same patient ID Re-attending within 3 months - Adults	126	874	14.4%	14.4%	15.7%	15.4%
% of FP17s for the same patient ID Re-attending between 3 & 9 months - Children	141	229	61.6%	54.4%	60.3%	58.9%
% of FP17s for the same patient ID Re-attending between 3 & 9 months - Adults	508	874	58.1%	51.1%	54.0%	51.6%
% of FP17s for Band 1 Urgent Courses	82	978	8.4%	8.7%	8.9%	8.9%
% of FP17s Relating to Free Repair or Replacements	12	978	1.2%	1.2%	1.0%	0.8%
% of FP17s Relating to Continuations	15	978	1.5%	1.3%	1.1%	0.9%
% of Patients satisfied with the dentistry they have received	2	2	N/A	92.3%	93.4%	93.2%
% of Patients satisfied with the time they had to wait for an appointment	2	2	N/A	89.4%	89.4%	88.8%

\* This is based on patients treated on this contract for their most recent course of treatment. Figures in italics indicate the base number of FP17s or Patient Questionnaire responses are less than 100. N/A is shown where the base number of responses is less than 10 during the period. % is calculated as Quantity/Base number\*100

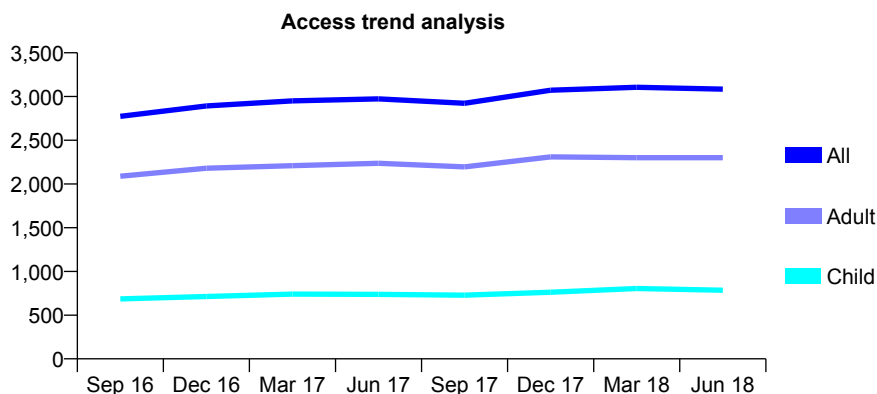
## Q45 - Vital Signs At a Glance Contract Report for 761338/0001 - June 2018

Name or company name	MRS N HILL
Contract type name	GDS Contract
Purpose of contract	General
Contract start date	01/04/2006
Contract end date	

18/19 Contracted general activity (UDA)	8,475
Carry forward general activity (UDA)	0
18/19 Contracted orthodontic activity (UOA)	0
Carry forward orthodontic activity (UOA)	0
Baseline contract value	£251,295.38

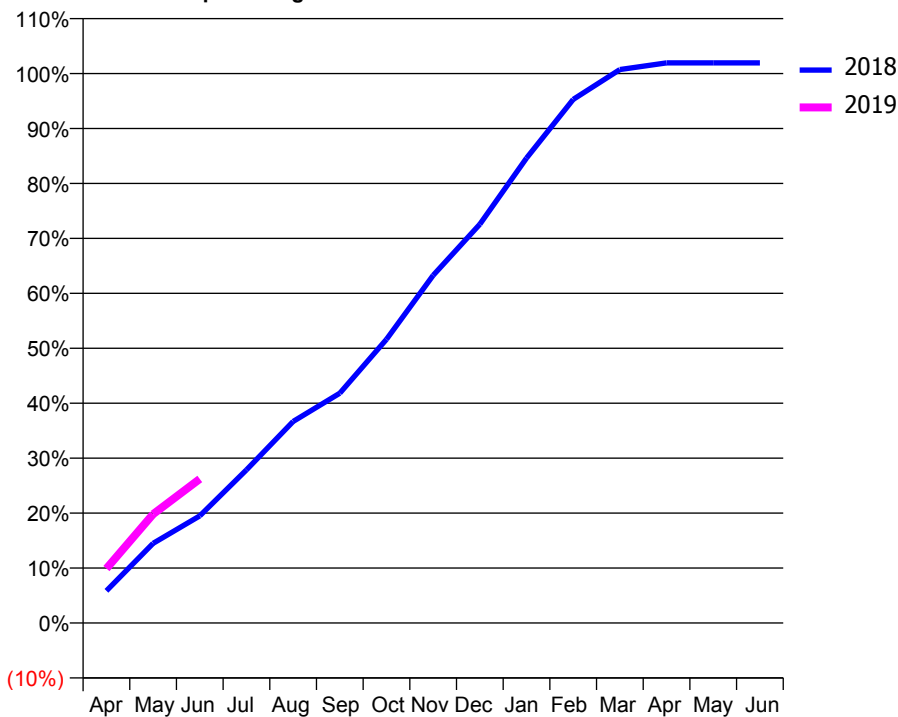
### ACCESS\*

Patients seen in 24 months	Total	Change since previous quarter
Quarter ending June 2017	2,973	
Quarter ending September 2017	2,923	↓
Quarter ending December 2017	3,072	↑
Quarter ending March 2018	3,106	→
Quarter ending June 2018	3,084	→
<b>Variance since June 2017</b>	<b>3.7%</b>	<b>↑</b>



### ACTIVITY

Cumulative percentage of contracted UDA delivered 2018 & 2019



Month	Adjusted Scheduled Activity (UDA)	
	2018	2019
April	497	841
May	1,228	1,679
June	1,653	2,222
July	2,361	
August	3,109	
September	3,544	
October	4,375	
November	5,362	
December	6,151	
January	7,169	
February	8,076	
March	8,535	
April	8,640	
May	8,640	
June	8,640	

### QUALITY

	Quantity	Base Number	Contract	AT	Region	England
% of FP17s for the same patient ID Re-attending within 3 months - Children	3	226	1.3%	11.2%	12.0%	11.5%
% of FP17s for the same patient ID Re-attending within 3 months - Adults	86	781	11.0%	14.4%	15.7%	15.4%
% of FP17s for the same patient ID Re-attending between 3 & 9 months - Children	70	226	31.0%	54.4%	60.3%	58.9%
% of FP17s for the same patient ID Re-attending between 3 & 9 months - Adults	277	781	35.5%	51.1%	54.0%	51.6%
% of FP17s for Band 1 Urgent Courses	74	959	7.7%	8.7%	8.9%	8.9%
% of FP17s Relating to Free Repair or Replacements	19	959	2.0%	1.2%	1.0%	0.8%
% of FP17s Relating to Continuations	9	959	0.9%	1.3%	1.1%	0.9%
% of Patients satisfied with the dentistry they have received	7	8	N/A	92.3%	93.4%	93.2%
% of Patients satisfied with the time they had to wait for an appointment	7	8	N/A	89.4%	89.4%	88.8%

\* This is based on patients treated on this contract for their most recent course of treatment. Figures in italics indicate the base number of FP17s or Patient Questionnaire responses are less than 100. N/A is shown where the base number of responses is less than 10 during the period. % is calculated as Quantity/Base number\*100

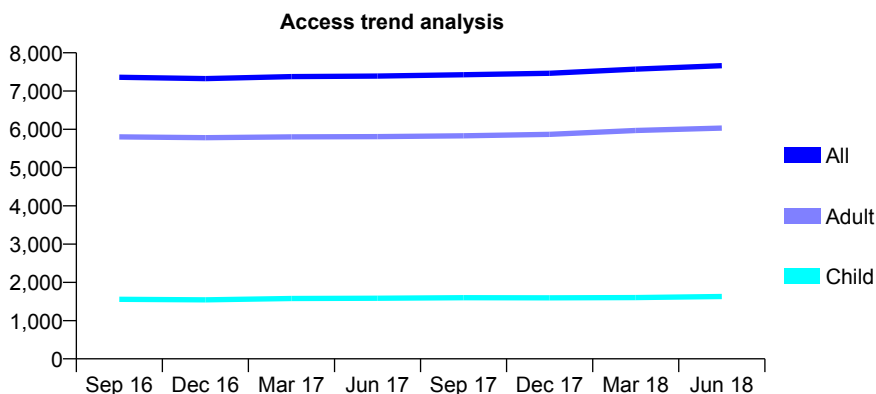
## Q45 - Vital Signs At a Glance Contract Report for 761486/0001 - June 2018

Name or company name	MISS NL PROCTOR
Contract type name	GDS Contract
Purpose of contract	General
Contract start date	01/04/2006
Contract end date	

18/19 Contracted general activity (UDA)	19,711
Carry forward general activity (UDA)	0
18/19 Contracted orthodontic activity (UOA)	0
Carry forward orthodontic activity (UOA)	0
Baseline contract value	£529,403.40

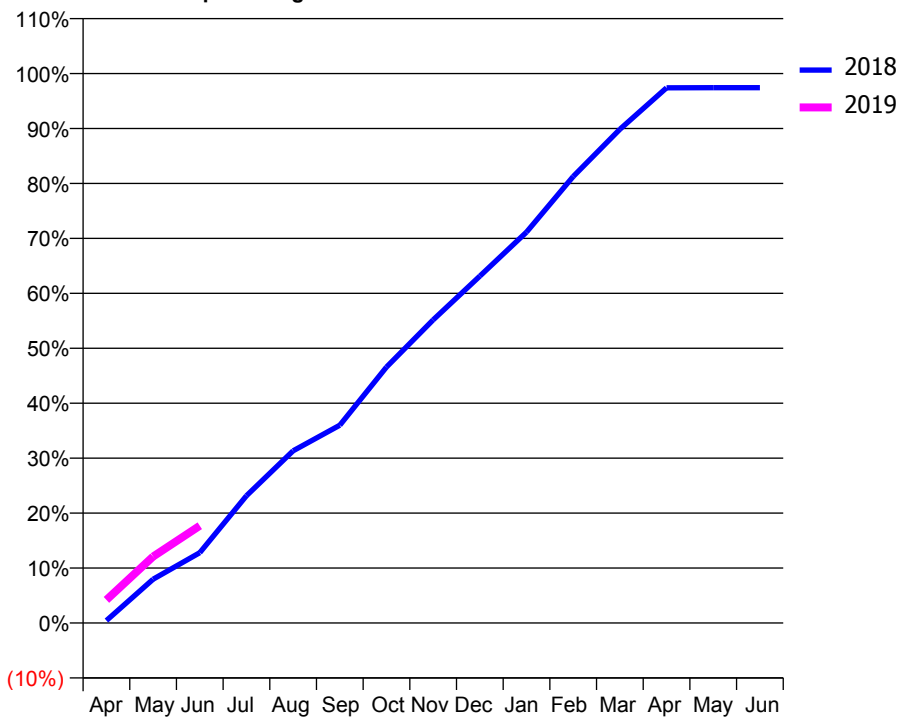
### ACCESS\*

Patients seen in 24 months	Total	Change since previous quarter
Quarter ending June 2017	7,391	
Quarter ending September 2017	7,427	→
Quarter ending December 2017	7,464	→
Quarter ending March 2018	7,574	→
Quarter ending June 2018	7,662	→
<b>Variance since June 2017</b>	<b>3.7%</b>	<b>↑</b>



### ACTIVITY

Cumulative percentage of contracted UDA delivered 2018 & 2019



Month	Adjusted Scheduled Activity (UDA)	
	2018	2019
April	90	830
May	1,572	2,384
June	2,522	3,488
July	4,567	
August	6,178	
September	7,097	
October	9,183	
November	10,876	
December	12,443	
January	14,023	
February	16,015	
March	17,712	
April	19,199	
May	19,202	
June	19,202	

### QUALITY

	Quantity	Base Number	Contract	AT	Region	England
% of FP17s for the same patient ID Re-attending within 3 months - Children	70	652	10.7%	11.2%	12.0%	11.5%
% of FP17s for the same patient ID Re-attending within 3 months - Adults	350	2,125	16.5%	14.4%	15.7%	15.4%
% of FP17s for the same patient ID Re-attending between 3 & 9 months - Children	396	652	60.7%	54.4%	60.3%	58.9%
% of FP17s for the same patient ID Re-attending between 3 & 9 months - Adults	1,159	2,125	54.5%	51.1%	54.0%	51.6%
% of FP17s for Band 1 Urgent Courses	316	2,119	14.9%	8.7%	8.9%	8.9%
% of FP17s Relating to Free Repair or Replacements	23	2,119	1.1%	1.2%	1.0%	0.8%
% of FP17s Relating to Continuations	14	2,119	0.7%	1.3%	1.1%	0.9%
% of Patients satisfied with the dentistry they have received	6	8	N/A	92.3%	93.4%	93.2%
% of Patients satisfied with the time they had to wait for an appointment	7	8	N/A	89.4%	89.4%	88.8%

\* This is based on patients treated on this contract for their most recent course of treatment. Figures in italics indicate the base number of FP17s or Patient Questionnaire responses are less than 100. N/A is shown where the base number of responses is less than 10 during the period. % is calculated as Quantity/Base number\*100



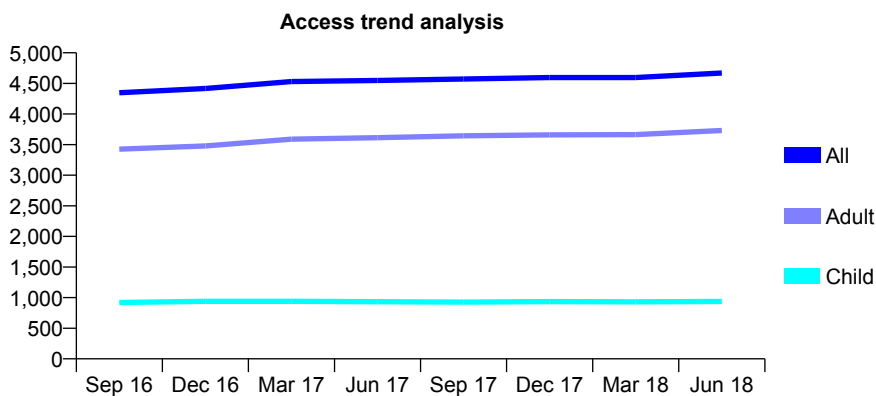
## Q45 - Vital Signs At a Glance Contract Report for 767514/0002 - June 2018

Name or company name	MISS KE BOOTH
Contract type name	GDS Contract
Purpose of contract	General and Orthodontic
Contract start date	01/12/2011
Contract end date	

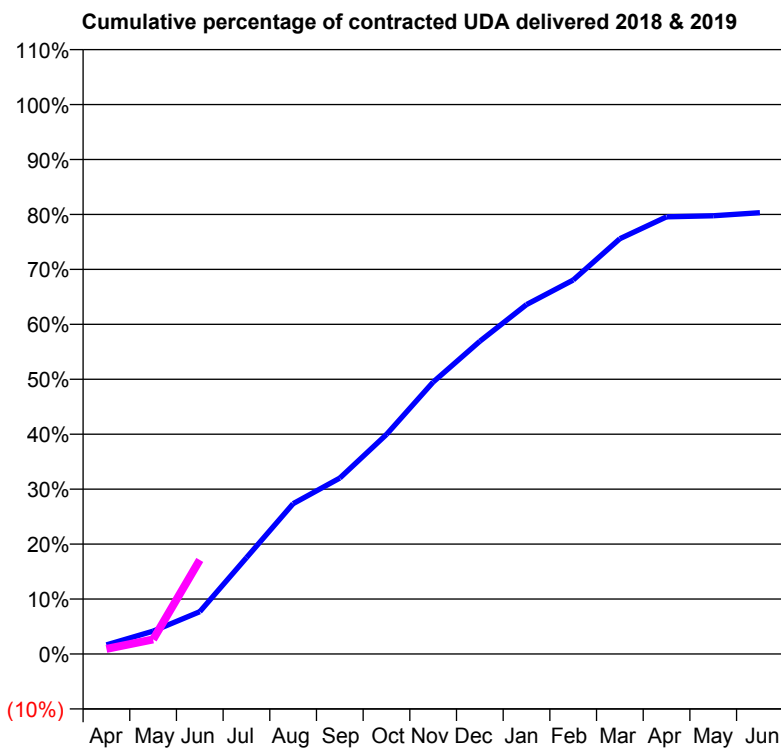
18/19 Contracted general activity (UDA)	12,032
Carry forward general activity (UDA)	0
18/19 Contracted orthodontic activity (UOA)	0
Carry forward orthodontic activity (UOA)	0
Baseline contract value	£459,933.20

### ACCESS\*

Patients seen in 24 months	Total	Change since previous quarter
Quarter ending June 2017	4,548	
Quarter ending September 2017	4,571	→
Quarter ending December 2017	4,595	→
Quarter ending March 2018	4,595	→
Quarter ending June 2018	4,669	→
<b>Variance since June 2017</b>	<b>2.7%</b>	<b>↑</b>



### ACTIVITY



Month	Adjusted Scheduled Activity (UDA)	
	2018	2019
April	199	113
May	500	320
June	928	2,059
July	2,108	
August	3,292	
September	3,854	
October	4,806	
November	5,955	
December	6,848	
January	7,652	
February	8,189	
March	9,094	
April	9,572	
May	9,596	
June	9,663	

### QUALITY

	Quantity	Base Number	Contract	AT	Region	England
% of FP17s for the same patient ID Re-attending within 3 months - Children	30	302	9.9%	11.2%	12.0%	11.5%
% of FP17s for the same patient ID Re-attending within 3 months - Adults	148	1,143	12.9%	14.4%	15.7%	15.4%
% of FP17s for the same patient ID Re-attending between 3 & 9 months - Children	135	302	44.7%	54.4%	60.3%	58.9%
% of FP17s for the same patient ID Re-attending between 3 & 9 months - Adults	576	1,143	50.4%	51.1%	54.0%	51.6%
% of FP17s for Band 1 Urgent Courses	60	948	6.3%	8.7%	8.9%	8.9%
% of FP17s Relating to Free Repair or Replacements	8	948	0.8%	1.2%	1.0%	0.8%
% of FP17s Relating to Continuations	10	948	1.1%	1.3%	1.1%	0.9%
% of Patients satisfied with the dentistry they have received	12	12	100.0%	92.3%	93.4%	93.2%
% of Patients satisfied with the time they had to wait for an appointment	11	12	91.7%	89.4%	89.4%	88.8%

\* This is based on patients treated on this contract for their most recent course of treatment. Figures in italics indicate the base number of FP17s or Patient Questionnaire responses are less than 100. N/A is shown where the base number of responses is less than 10 during the period. % is calculated as Quantity/Base number\*100

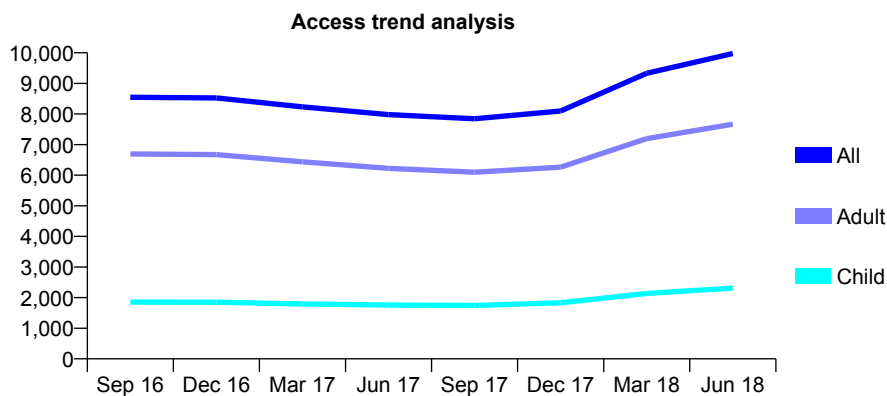
## Q45 - Vital Signs At a Glance Contract Report for 772321/0001 - June 2018

Name or company name	MR PC WOODHOUSE
Contract type name	GDS Contract
Purpose of contract	General and Orthodontic
Contract start date	01/06/2011
Contract end date	

18/19 Contracted general activity (UDA)	29,579
Carry forward general activity (UDA)	0
18/19 Contracted orthodontic activity (UOA)	0
Carry forward orthodontic activity (UOA)	0
Baseline contract value	£805,656.83

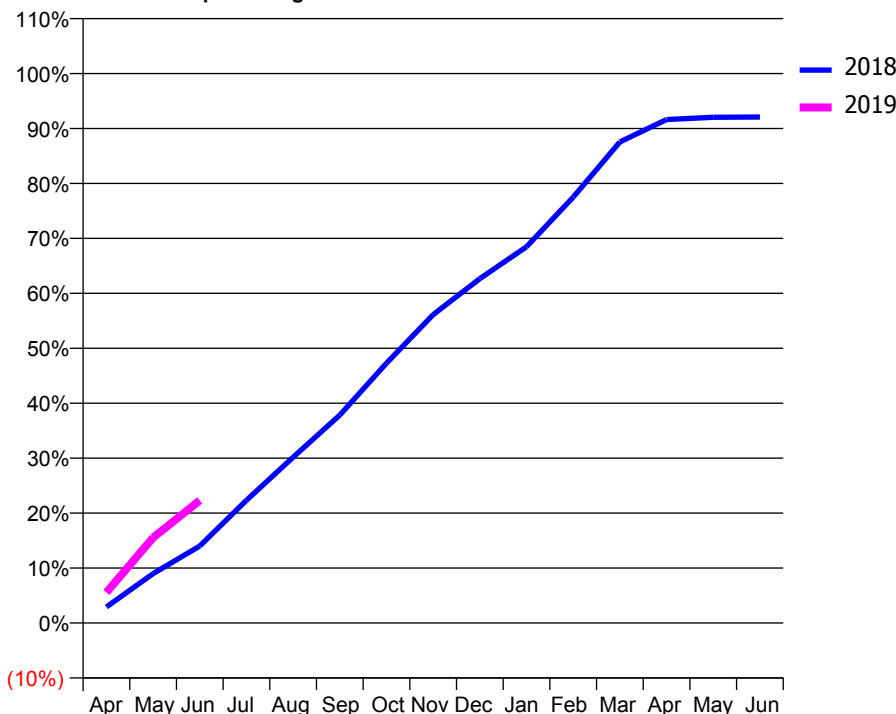
### ACCESS\*

Patients seen in 24 months	Total	Change since previous quarter
Quarter ending June 2017	7,982	
Quarter ending September 2017	7,846	↓
Quarter ending December 2017	8,096	↑
Quarter ending March 2018	9,330	↑
Quarter ending June 2018	9,976	↑
<b>Variance since June 2017</b>	<b>25.0%</b>	<b>↑</b>



### ACTIVITY

Cumulative percentage of contracted UDA delivered 2018 & 2019



Month	Adjusted Scheduled Activity (UDA)	
	2018	2019
April	831	1,646
May	2,558	4,594
June	3,988	6,600
July	6,351	
August	8,581	
September	10,762	
October	13,449	
November	15,958	
December	17,821	
January	19,477	
February	22,041	
March	24,901	
April	26,057	
May	26,176	
June	26,190	

### QUALITY

	Quantity	Base Number	Contract	AT	Region	England
% of FP17s for the same patient ID Re-attending within 3 months - Children	60	963	6.2%	11.2%	12.0%	11.5%
% of FP17s for the same patient ID Re-attending within 3 months - Adults	332	2,732	12.2%	14.4%	15.7%	15.4%
% of FP17s for the same patient ID Re-attending between 3 & 9 months - Children	503	963	52.2%	54.4%	60.3%	58.9%
% of FP17s for the same patient ID Re-attending between 3 & 9 months - Adults	1,231	2,732	45.1%	51.1%	54.0%	51.6%
% of FP17s for Band 1 Urgent Courses	159	3,135	5.1%	8.7%	8.9%	8.9%
% of FP17s Relating to Free Repair or Replacements	18	3,135	0.6%	1.2%	1.0%	0.8%
% of FP17s Relating to Continuations	52	3,135	1.7%	1.3%	1.1%	0.9%
% of Patients satisfied with the dentistry they have received	10	12	83.3%	92.3%	93.4%	93.2%
% of Patients satisfied with the time they had to wait for an appointment	10	12	83.3%	89.4%	89.4%	88.8%

\* This is based on patients treated on this contract for their most recent course of treatment. Figures in italics indicate the base number of FP17s or Patient Questionnaire responses are less than 100. N/A is shown where the base number of responses is less than 10 during the period. % is calculated as Quantity/Base number\*100

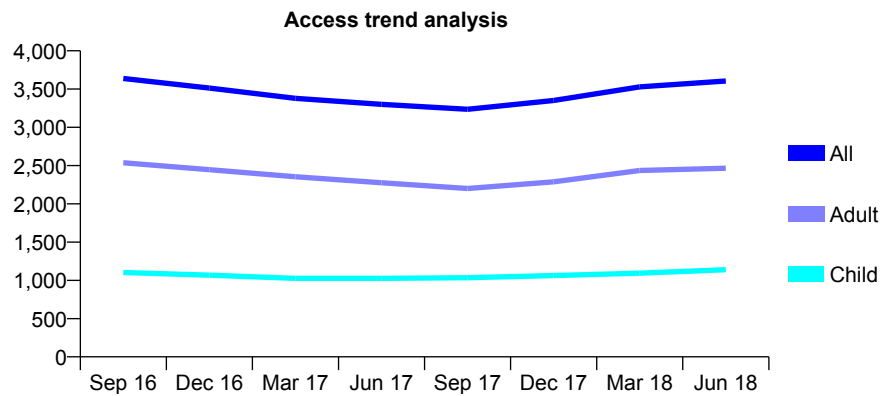
## Q45 - Vital Signs At a Glance Contract Report for 773115/0002 - June 2018

Name or company name	Mr A Razaq
Contract type name	Pilot Contract
Purpose of contract	General
Contract start date	01/04/2006
Contract end date	31/03/2020

18/19 Contracted general activity (UDA)	11,473
Carry forward general activity (UDA)	0
18/19 Contracted orthodontic activity (UOA)	0
Carry forward orthodontic activity (UOA)	0
Baseline contract value	£261,553.75

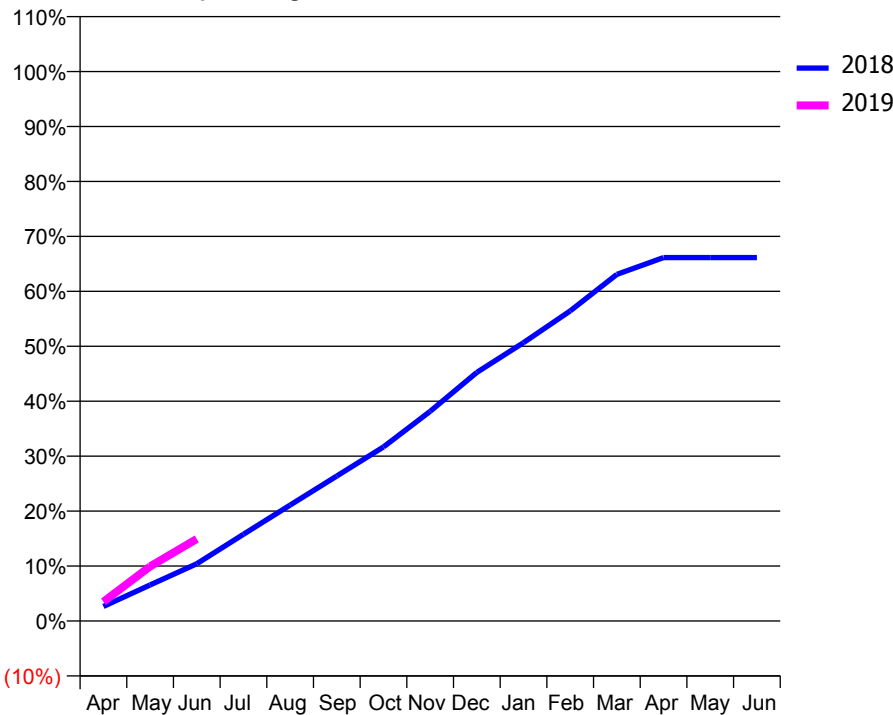
### ACCESS\*

Patients seen in 24 months	Total	Change since previous quarter
Quarter ending June 2017	3,301	
Quarter ending September 2017	3,235	↓
Quarter ending December 2017	3,350	↑
Quarter ending March 2018	3,529	↑
Quarter ending June 2018	3,605	↑
<b>Variance since June 2017</b>	<b>9.2%</b>	<b>↑</b>



### ACTIVITY

Cumulative percentage of contracted UDA delivered 2018 & 2019



Month	Adjusted Scheduled Activity (UDA)	
	2018	2019
April	304	403
May	754	1,139
June	1,196	1,713
July	1,812	
August	2,421	
September	3,029	
October	3,635	
November	4,377	
December	5,190	
January	5,812	
February	6,474	
March	7,236	
April	7,588	
May	7,588	
June	7,588	

### QUALITY

	Quantity	Base Number	Contract	AT	Region	England
% of FP17s for the same patient ID Re-attending within 3 months - Children	32	395	8.1%	11.2%	12.0%	11.5%
% of FP17s for the same patient ID Re-attending within 3 months - Adults	58	451	12.9%	14.4%	15.7%	15.4%
% of FP17s for the same patient ID Re-attending between 3 & 9 months - Children	199	395	50.4%	54.4%	60.3%	58.9%
% of FP17s for the same patient ID Re-attending between 3 & 9 months - Adults	92	451	20.4%	51.1%	54.0%	51.6%
% of FP17s for Band 1 Urgent Courses	26	697	3.7%	8.7%	8.9%	8.9%
% of FP17s Relating to Free Repair or Replacements	7	697	1.0%	1.2%	1.0%	0.8%
% of FP17s Relating to Continuations	14	697	2.0%	1.3%	1.1%	0.9%
% of Patients satisfied with the dentistry they have received	1	1	N/A	92.3%	93.4%	93.2%
% of Patients satisfied with the time they had to wait for an appointment	1	1	N/A	89.4%	89.4%	88.8%

\* This is based on patients treated on this contract for their most recent course of treatment. Figures in italics indicate the base number of FP17s or Patient Questionnaire responses are less than 100. N/A is shown where the base number of responses is less than 10 during the period. % is calculated as Quantity/Base number\*100

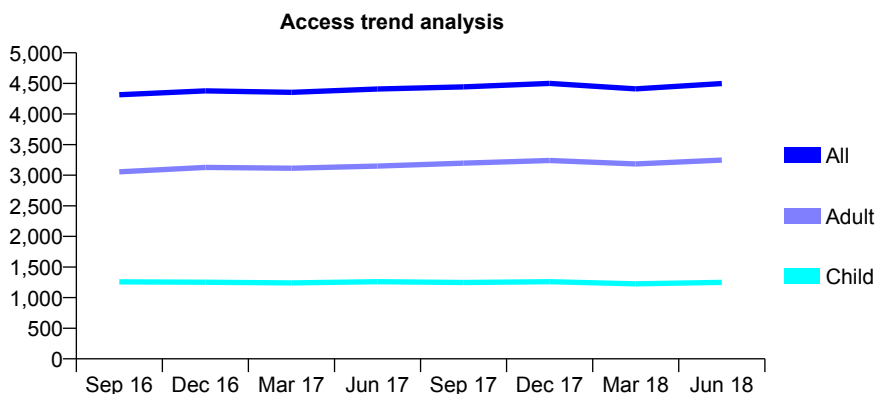
## Q45 - Vital Signs At a Glance Contract Report for 801712/0004 - June 2018

Name or company name	Mr S A Jeyarajan Dental Surgery
Contract type name	GDS Contract
Purpose of contract	General
Contract start date	14/05/2011
Contract end date	

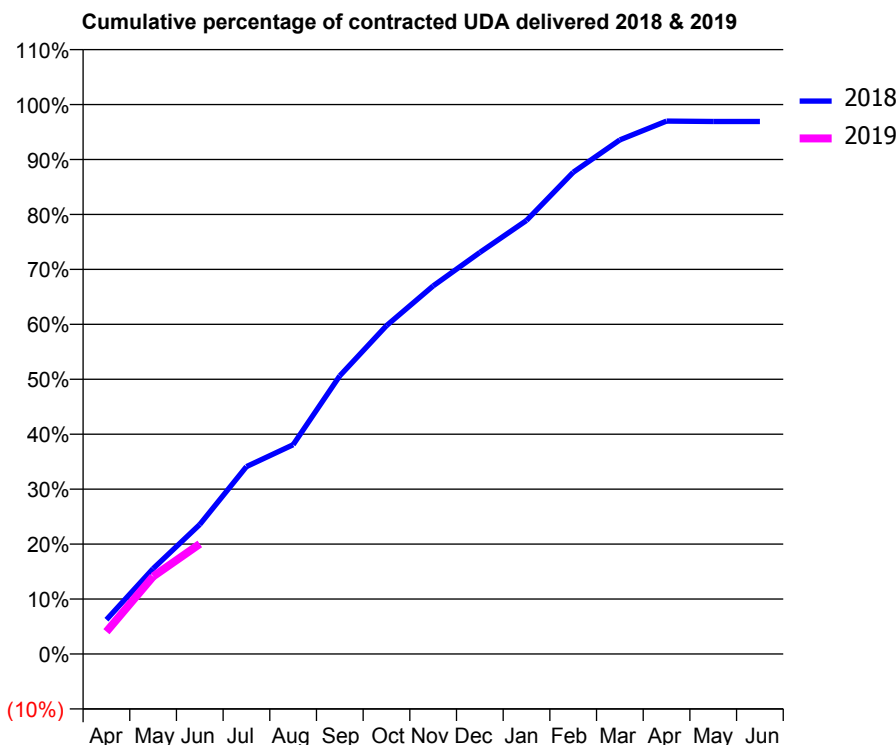
18/19 Contracted general activity (UDA)	11,567
Carry forward general activity (UDA)	0
18/19 Contracted orthodontic activity (UOA)	0
Carry forward orthodontic activity (UOA)	0
Baseline contract value	£313,651.94

### ACCESS\*

Patients seen in 24 months	Total	Change since previous quarter
Quarter ending June 2017	4,409	
Quarter ending September 2017	4,444	→
Quarter ending December 2017	4,501	→
Quarter ending March 2018	4,410	↓
Quarter ending June 2018	4,497	→
<b>Variance since June 2017</b>	<b>2.0%</b>	<b>→</b>



### ACTIVITY



Month	Adjusted Scheduled Activity (UDA)	
	2018	2019
April	723	471
May	1,798	1,633
June	2,726	2,318
July	3,946	
August	4,406	
September	5,855	
October	6,911	
November	7,749	
December	8,452	
January	9,128	
February	10,140	
March	10,823	
April	11,217	
May	11,208	
June	11,208	

### QUALITY

	Quantity	Base Number	Contract	AT	Region	England
% of FP17s for the same patient ID Re-attending within 3 months - Children	14	373	3.8%	11.2%	12.0%	11.5%
% of FP17s for the same patient ID Re-attending within 3 months - Adults	86	882	9.8%	14.4%	15.7%	15.4%
% of FP17s for the same patient ID Re-attending between 3 & 9 months - Children	154	373	41.3%	54.4%	60.3%	58.9%
% of FP17s for the same patient ID Re-attending between 3 & 9 months - Adults	300	882	34.0%	51.1%	54.0%	51.6%
% of FP17s for Band 1 Urgent Courses	114	1,046	10.9%	8.7%	8.9%	8.9%
% of FP17s Relating to Free Repair or Replacements	7	1,046	0.7%	1.2%	1.0%	0.8%
% of FP17s Relating to Continuations	4	1,046	0.4%	1.3%	1.1%	0.9%
% of Patients satisfied with the dentistry they have received	6	6	N/A	92.3%	93.4%	93.2%
% of Patients satisfied with the time they had to wait for an appointment	5	6	N/A	89.4%	89.4%	88.8%

\* This is based on patients treated on this contract for their most recent course of treatment. Figures in italics indicate the base number of FP17s or Patient Questionnaire responses are less than 100. N/A is shown where the base number of responses is less than 10 during the period. % is calculated as Quantity/Base number\*100

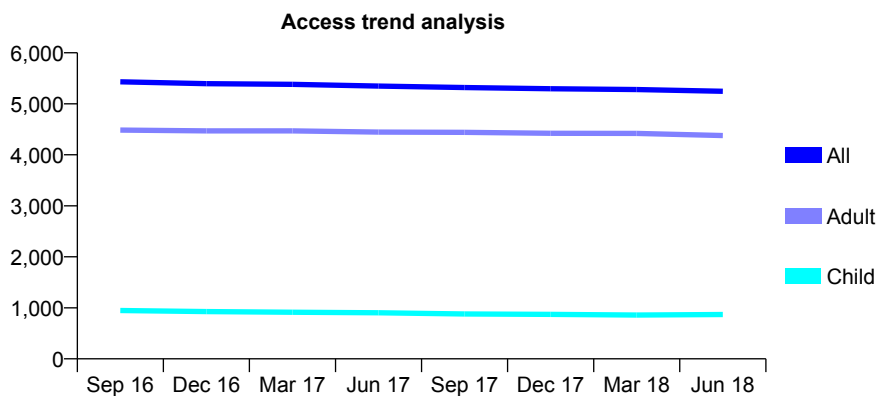
## Q45 - Vital Signs At a Glance Contract Report for 804932/0001 - June 2018

Name or company name	MR A ABRAHAM
Contract type name	GDS Contract
Purpose of contract	General
Contract start date	01/04/2006
Contract end date	

18/19 Contracted general activity (UDA)	14,669
Carry forward general activity (UDA)	0
18/19 Contracted orthodontic activity (UOA)	0
Carry forward orthodontic activity (UOA)	0
Baseline contract value	£313,873.74

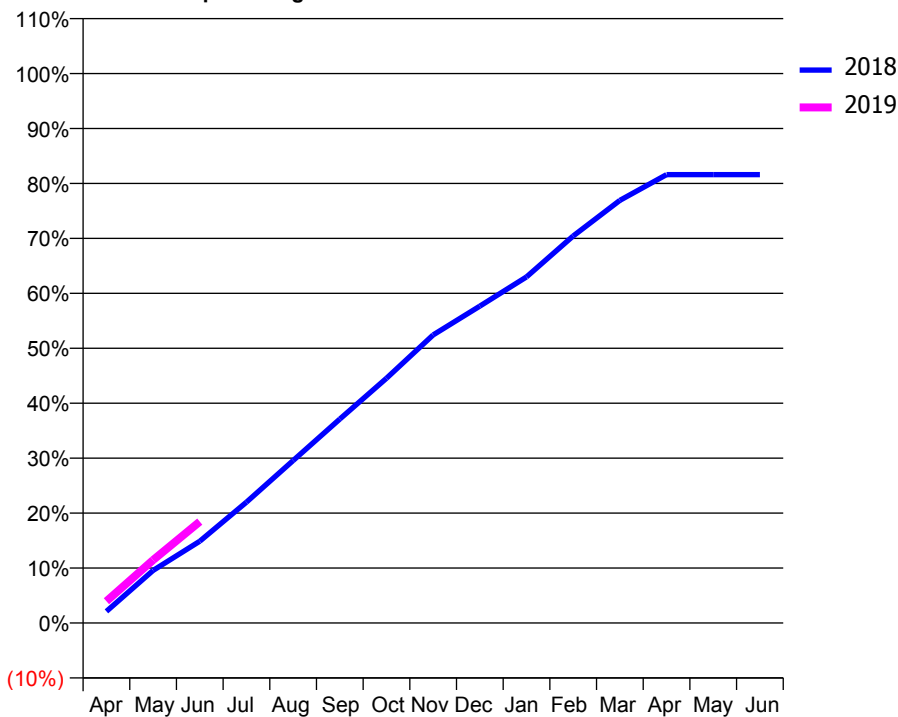
### ACCESS\*

Patients seen in 24 months	Total	Change since previous quarter
Quarter ending June 2017	5,349	
Quarter ending September 2017	5,319	→
Quarter ending December 2017	5,296	→
Quarter ending March 2018	5,280	→
Quarter ending June 2018	5,246	→
<b>Variance since June 2017</b>	<b>(1.9%)</b>	<b>↓</b>



### ACTIVITY

Cumulative percentage of contracted UDA delivered 2018 & 2019



Month	Adjusted Scheduled Activity (UDA)	
	2018	2019
April	375	582
May	1,690	1,682
June	2,629	2,709
July	3,886	
August	5,225	
September	6,560	
October	7,870	
November	9,264	
December	10,189	
January	11,131	
February	12,444	
March	13,589	
April	14,417	
May	14,417	
June	14,417	

### QUALITY

	Quantity	Base Number	Contract	AT	Region	England
% of FP17s for the same patient ID Re-attending within 3 months - Children	6	214	2.8%	11.2%	12.0%	11.5%
% of FP17s for the same patient ID Re-attending within 3 months - Adults	191	948	20.1%	14.4%	15.7%	15.4%
% of FP17s for the same patient ID Re-attending between 3 & 9 months - Children	47	214	22.0%	54.4%	60.3%	58.9%
% of FP17s for the same patient ID Re-attending between 3 & 9 months - Adults	251	948	26.5%	51.1%	54.0%	51.6%
% of FP17s for Band 1 Urgent Courses	158	903	17.5%	8.7%	8.9%	8.9%
% of FP17s Relating to Free Repair or Replacements	31	903	3.4%	1.2%	1.0%	0.8%
% of FP17s Relating to Continuations	41	903	4.5%	1.3%	1.1%	0.9%
% of Patients satisfied with the dentistry they have received	4	4	N/A	92.3%	93.4%	93.2%
% of Patients satisfied with the time they had to wait for an appointment	4	4	N/A	89.4%	89.4%	88.8%

\* This is based on patients treated on this contract for their most recent course of treatment. Figures in italics indicate the base number of FP17s or Patient Questionnaire responses are less than 100. N/A is shown where the base number of responses is less than 10 during the period. % is calculated as Quantity/Base number\*100

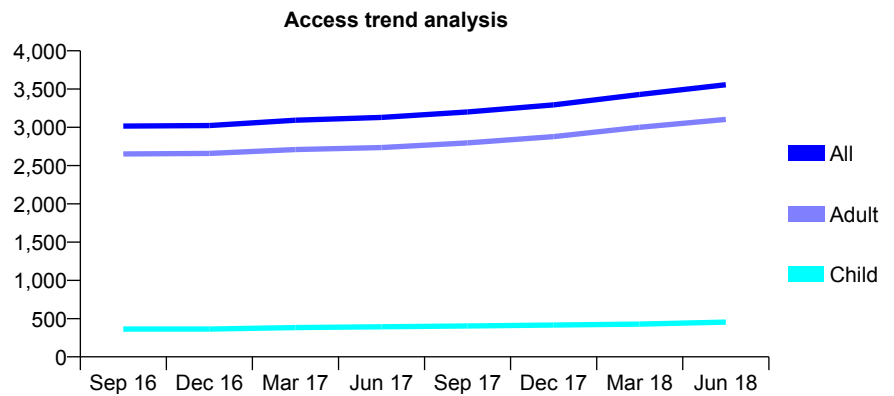
## Q45 - Vital Signs At a Glance Contract Report for 811513/0001 - June 2018

Name or company name	MR PL NEWTON
Contract type name	GDS Contract
Purpose of contract	General
Contract start date	01/04/2006
Contract end date	

18/19 Contracted general activity (UDA)	15,980
Carry forward general activity (UDA)	0
18/19 Contracted orthodontic activity (UOA)	0
Carry forward orthodontic activity (UOA)	0
Baseline contract value	£343,951.48

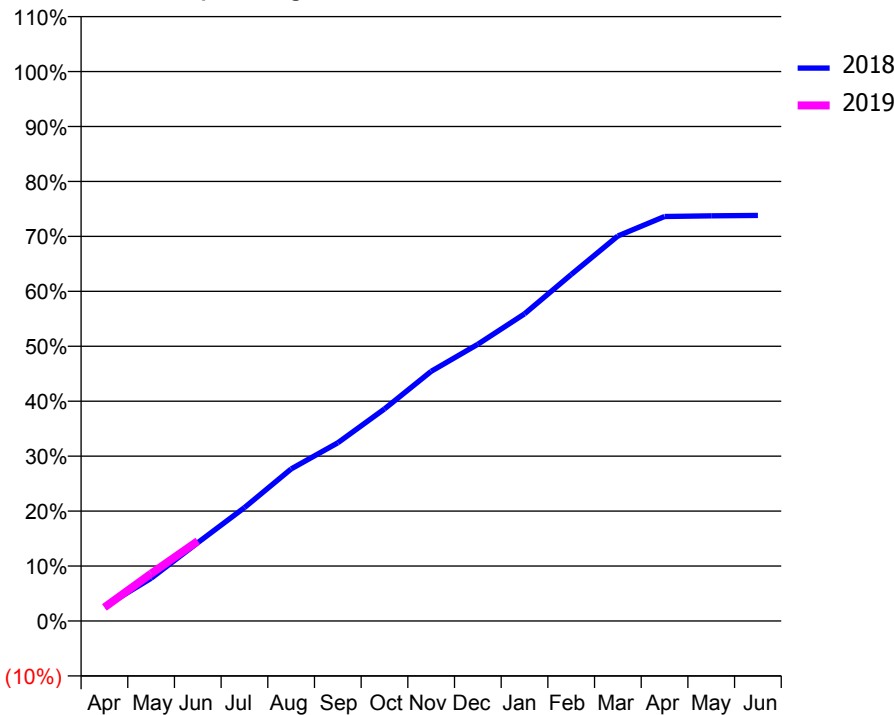
### ACCESS\*

Patients seen in 24 months	Total	Change since previous quarter
Quarter ending June 2017	3,129	
Quarter ending September 2017	3,200	↑
Quarter ending December 2017	3,294	↑
Quarter ending March 2018	3,429	↑
Quarter ending June 2018	3,557	↑
<b>Variance since June 2017</b>	<b>13.7%</b>	<b>↑</b>



### ACTIVITY

Cumulative percentage of contracted UDA delivered 2018 & 2019



Month	Adjusted Scheduled Activity (UDA)	
	2018	2019
April	416	399
May	1,244	1,379
June	2,279	2,323
July	3,300	
August	4,423	
September	5,184	
October	6,168	
November	7,262	
December	8,048	
January	8,931	
February	10,076	
March	11,195	
April	11,763	
May	11,784	
June	11,794	

### QUALITY

	Quantity	Base Number	Contract	AT	Region	England
% of FP17s for the same patient ID Re-attending within 3 months - Children	22	214	10.3%	11.2%	12.0%	11.5%
% of FP17s for the same patient ID Re-attending within 3 months - Adults	155	1,231	12.6%	14.4%	15.7%	15.4%
% of FP17s for the same patient ID Re-attending between 3 & 9 months - Children	119	214	55.6%	54.4%	60.3%	58.9%
% of FP17s for the same patient ID Re-attending between 3 & 9 months - Adults	838	1,231	68.1%	51.1%	54.0%	51.6%
% of FP17s for Band 1 Urgent Courses	87	1,178	7.4%	8.7%	8.9%	8.9%
% of FP17s Relating to Free Repair or Replacements	16	1,178	1.4%	1.2%	1.0%	0.8%
% of FP17s Relating to Continuations	13	1,178	1.1%	1.3%	1.1%	0.9%
% of Patients satisfied with the dentistry they have received	13	13	100.0%	92.3%	93.4%	93.2%
% of Patients satisfied with the time they had to wait for an appointment	13	13	100.0%	89.4%	89.4%	88.8%

\* This is based on patients treated on this contract for their most recent course of treatment. Figures in italics indicate the base number of FP17s or Patient Questionnaire responses are less than 100. N/A is shown where the base number of responses is less than 10 during the period. % is calculated as Quantity/Base number\*100

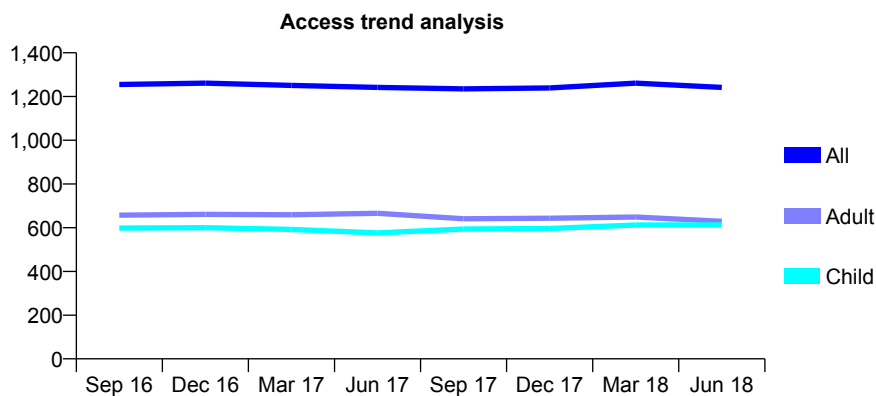
## Q45 - Vital Signs At a Glance Contract Report for 814342/0002 - June 2018

Name or company name	Lynes Dental Surgery
Contract type name	GDS Contract
Purpose of contract	General
Contract start date	01/04/2006
Contract end date	

18/19 Contracted general activity (UDA)	5,800
Carry forward general activity (UDA)	0
18/19 Contracted orthodontic activity (UOA)	0
Carry forward orthodontic activity (UOA)	0
Baseline contract value	£137,914.55

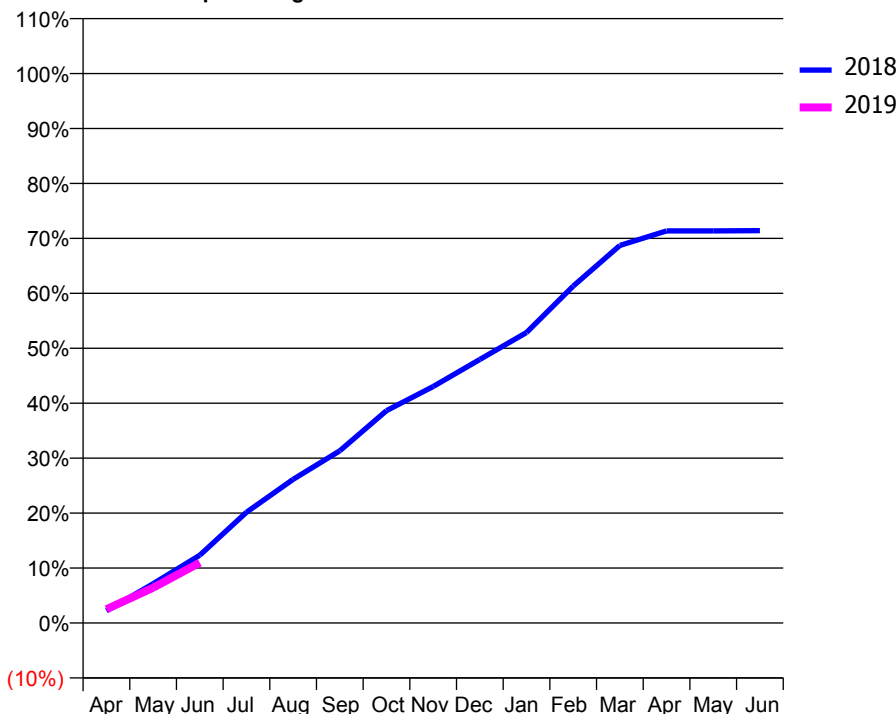
### ACCESS\*

Patients seen in 24 months	Total	Change since previous quarter
Quarter ending June 2017	1,242	
Quarter ending September 2017	1,235	→
Quarter ending December 2017	1,239	→
Quarter ending March 2018	1,261	→
Quarter ending June 2018	1,242	↓
<b>Variance since June 2017</b>	<b>0.0%</b>	<b>→</b>



### ACTIVITY

Cumulative percentage of contracted UDA delivered 2018 & 2019



Adjusted Scheduled Activity (UDA)

Month	2018	2019
April	128	146
May	414	373
June	715	637
July	1,169	
August	1,517	
September	1,818	
October	2,241	
November	2,496	
December	2,782	
January	3,066	
February	3,557	
March	3,986	
April	4,139	
May	4,139	
June	4,141	

### QUALITY

	Quantity	Base Number	Contract	AT	Region	England
% of FP17s for the same patient ID Re-attending within 3 months - Children	9	240	3.8%	11.2%	12.0%	11.5%
% of FP17s for the same patient ID Re-attending within 3 months - Adults	15	166	9.0%	14.4%	15.7%	15.4%
% of FP17s for the same patient ID Re-attending between 3 & 9 months - Children	189	240	78.8%	54.4%	60.3%	58.9%
% of FP17s for the same patient ID Re-attending between 3 & 9 months - Adults	126	166	75.9%	51.1%	54.0%	51.6%
% of FP17s for Band 1 Urgent Courses	10	336	3.0%	8.7%	8.9%	8.9%
% of FP17s Relating to Free Repair or Replacements	0	336	0.0%	1.2%	1.0%	0.8%
% of FP17s Relating to Continuations	3	336	0.9%	1.3%	1.1%	0.9%
% of Patients satisfied with the dentistry they have received	0	0	N/A	92.3%	93.4%	93.2%
% of Patients satisfied with the time they had to wait for an appointment	0	0	N/A	89.4%	89.4%	88.8%

\* This is based on patients treated on this contract for their most recent course of treatment. Figures in italics indicate the base number of FP17s or Patient Questionnaire responses are less than 100. N/A is shown where the base number of responses is less than 10 during the period. % is calculated as Quantity/Base number\*100

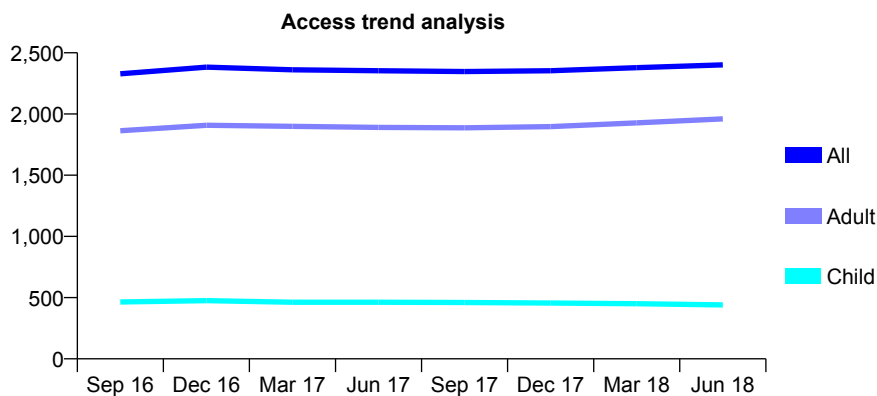
## Q45 - Vital Signs At a Glance Contract Report for 820857/0002 - June 2018

Name or company name	MRS JH ELSTON
Contract type name	GDS Contract
Purpose of contract	General
Contract start date	01/04/2006
Contract end date	

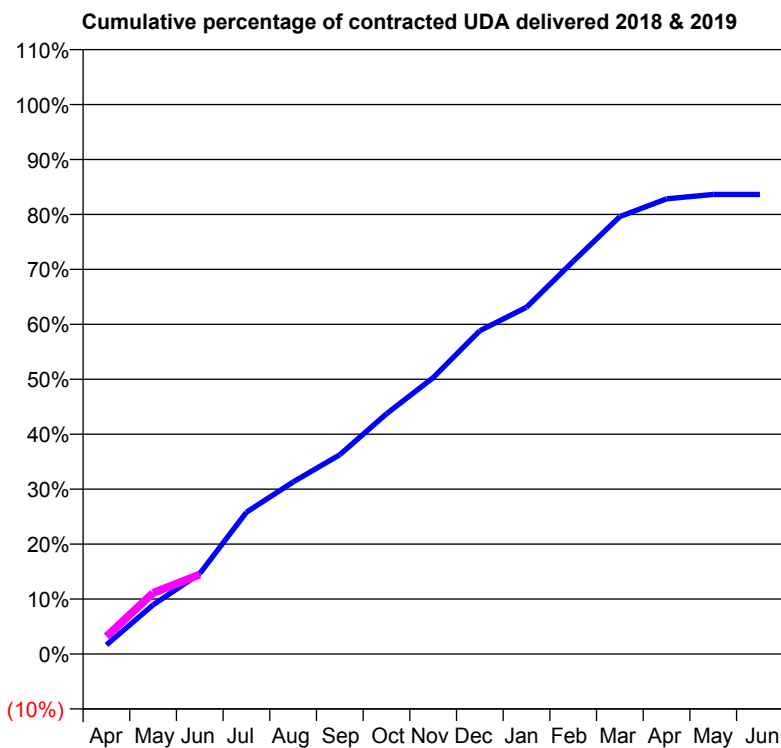
18/19 Contracted general activity (UDA)	12,629
Carry forward general activity (UDA)	0
18/19 Contracted orthodontic activity (UOA)	0
Carry forward orthodontic activity (UOA)	0
Baseline contract value	£352,021.71

### ACCESS\*

Patients seen in 24 months	Total	Change since previous quarter
Quarter ending June 2017	2,353	
Quarter ending September 2017	2,347	→
Quarter ending December 2017	2,353	→
Quarter ending March 2018	2,378	→
Quarter ending June 2018	2,401	→
<b>Variance since June 2017</b>	<b>2.0%</b>	<b>↑</b>



### ACTIVITY



Month	Adjusted Scheduled Activity (UDA)	
	2018	2019
April	211	403
May	1,128	1,405
June	1,851	1,829
July	3,260	
August	3,954	
September	4,579	
October	5,521	
November	6,350	
December	7,431	
January	7,970	
February	9,025	
March	10,053	
April	10,460	
May	10,561	
June	10,561	

### QUALITY

	Quantity	Base Number	Contract	AT	Region	England
% of FP17s for the same patient ID Re-attending within 3 months - Children	10	154	6.5%	11.2%	12.0%	11.5%
% of FP17s for the same patient ID Re-attending within 3 months - Adults	171	792	21.6%	14.4%	15.7%	15.4%
% of FP17s for the same patient ID Re-attending between 3 & 9 months - Children	83	154	53.9%	54.4%	60.3%	58.9%
% of FP17s for the same patient ID Re-attending between 3 & 9 months - Adults	383	792	48.4%	51.1%	54.0%	51.6%
% of FP17s for Band 1 Urgent Courses	135	800	16.9%	8.7%	8.9%	8.9%
% of FP17s Relating to Free Repair or Replacements	34	800	4.3%	1.2%	1.0%	0.8%
% of FP17s Relating to Continuations	23	800	2.9%	1.3%	1.1%	0.9%
% of Patients satisfied with the dentistry they have received	4	4	N/A	92.3%	93.4%	93.2%
% of Patients satisfied with the time they had to wait for an appointment	4	4	N/A	89.4%	89.4%	88.8%

\* This is based on patients treated on this contract for their most recent course of treatment. Figures in italics indicate the base number of FP17s or Patient Questionnaire responses are less than 100. N/A is shown where the base number of responses is less than 10 during the period. % is calculated as Quantity/Base number\*100



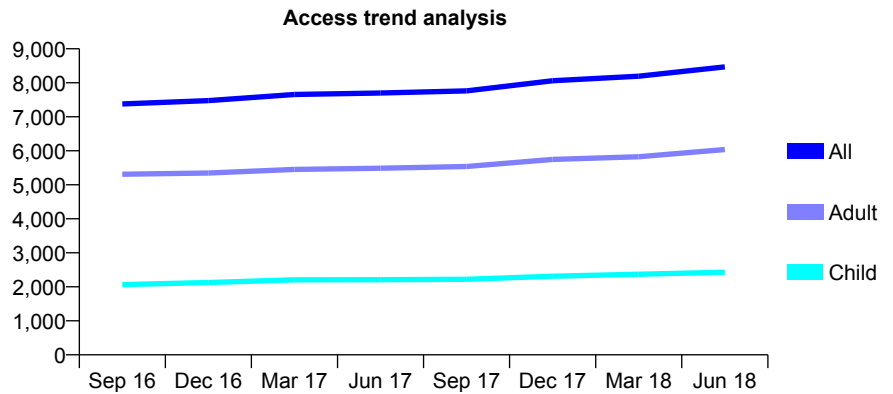
## Q45 - Vital Signs At a Glance Contract Report for 832472/0001 - June 2018

Name or company name	MR AR FLETCHER
Contract type name	GDS Contract
Purpose of contract	General and Orthodontic
Contract start date	01/04/2006
Contract end date	

18/19 Contracted general activity (UDA)	32,908
Carry forward general activity (UDA)	0
18/19 Contracted orthodontic activity (UOA)	407
Carry forward orthodontic activity (UOA)	0
Baseline contract value	£866,744.59

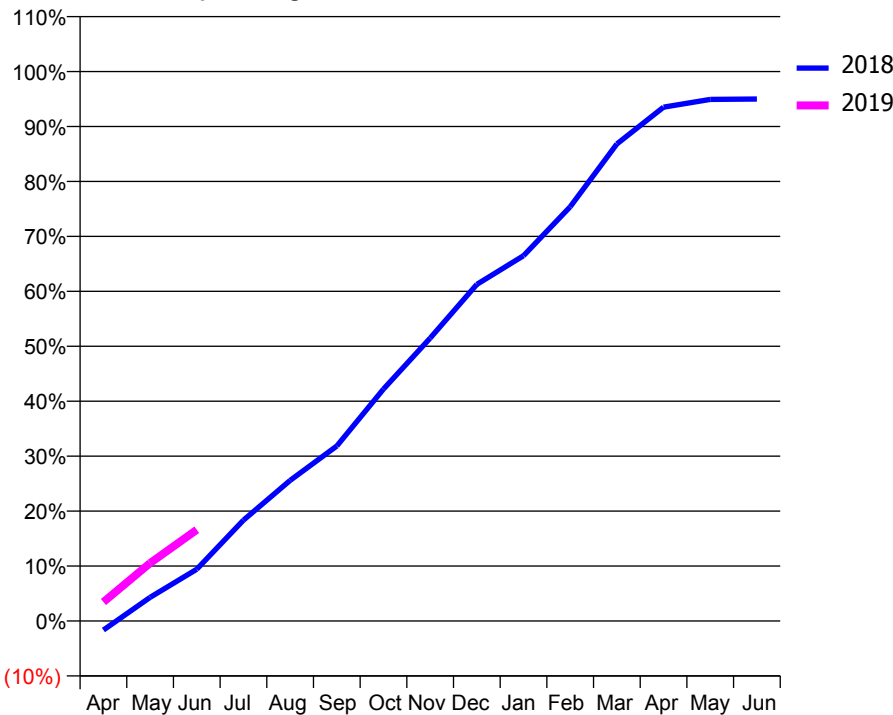
### ACCESS\*

Patients seen in 24 months	Total	Change since previous quarter
Quarter ending June 2017	7,700	
Quarter ending September 2017	7,762	→
Quarter ending December 2017	8,061	↑
Quarter ending March 2018	8,195	→
Quarter ending June 2018	8,468	↑
<b>Variance since June 2017</b>	<b>10.0%</b>	<b>↑</b>



### ACTIVITY

Cumulative percentage of contracted UDA delivered 2018 & 2019



Month	Adjusted Scheduled Activity (UDA)	
	2018	2019
April	-421	1,138
May	1,093	3,472
June	2,395	5,467
July	4,662	
August	6,503	
September	8,095	
October	10,728	
November	13,083	
December	15,568	
January	16,891	
February	19,152	
March	22,057	
April	23,758	
May	24,120	
June	24,138	

### QUALITY

	Quantity	Base Number	Contract	AT	Region	England
% of FP17s for the same patient ID Re-attending within 3 months - Children	117	918	12.7%	11.2%	12.0%	11.5%
% of FP17s for the same patient ID Re-attending within 3 months - Adults	391	2,092	18.7%	14.4%	15.7%	15.4%
% of FP17s for the same patient ID Re-attending between 3 & 9 months - Children	425	918	46.3%	54.4%	60.3%	58.9%
% of FP17s for the same patient ID Re-attending between 3 & 9 months - Adults	892	2,092	42.6%	51.1%	54.0%	51.6%
% of FP17s for Band 1 Urgent Courses	225	2,175	10.3%	8.7%	8.9%	8.9%
% of FP17s Relating to Free Repair or Replacements	49	2,175	2.3%	1.2%	1.0%	0.8%
% of FP17s Relating to Continuations	47	2,175	2.2%	1.3%	1.1%	0.9%
% of Patients satisfied with the dentistry they have received	11	11	100.0%	92.3%	93.4%	93.2%
% of Patients satisfied with the time they had to wait for an appointment	10	11	90.9%	89.4%	89.4%	88.8%

\* This is based on patients treated on this contract for their most recent course of treatment. Figures in italics indicate the base number of FP17s or Patient Questionnaire responses are less than 100. N/A is shown where the base number of responses is less than 10 during the period. % is calculated as Quantity/Base number\*100

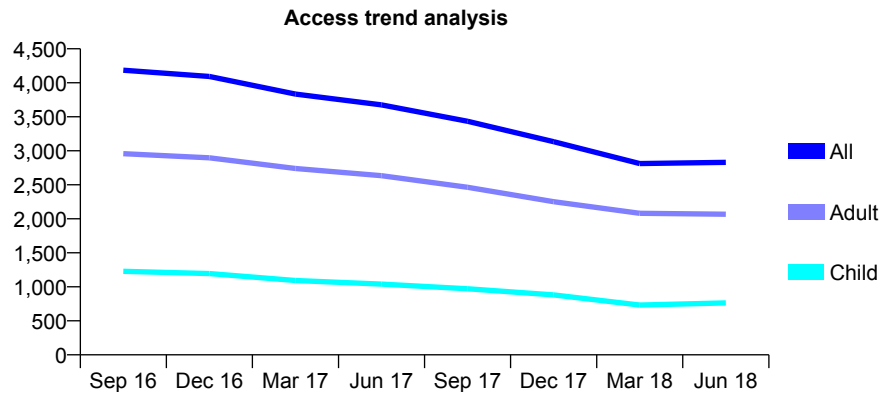
## Q45 - Vital Signs At a Glance Contract Report for 833037/0004 - June 2018

Name or company name	MR MA HYDER
Contract type name	Pilot Contract
Purpose of contract	General
Contract start date	01/04/2006
Contract end date	

18/19 Contracted general activity (UDA)	11,922
Carry forward general activity (UDA)	0
18/19 Contracted orthodontic activity (UOA)	0
Carry forward orthodontic activity (UOA)	0
Baseline contract value	£387,227.73

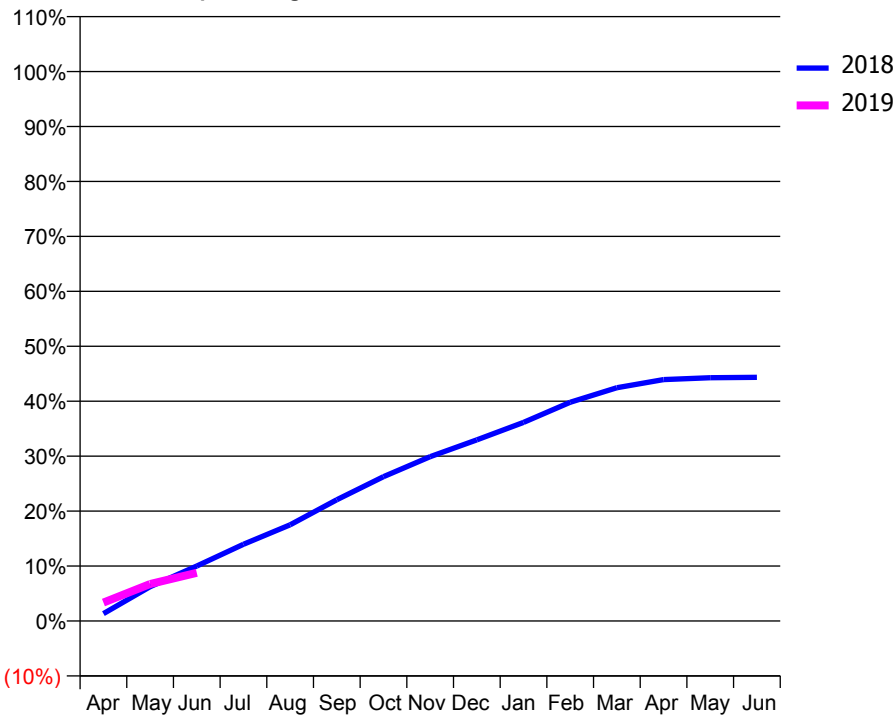
### ACCESS\*

Patients seen in 24 months	Total	Change since previous quarter
Quarter ending June 2017	3,675	
Quarter ending September 2017	3,434	↓
Quarter ending December 2017	3,134	↓
Quarter ending March 2018	2,813	↓
Quarter ending June 2018	2,831	→
<b>Variance since June 2017</b>	<b>(23.0%)</b>	<b>↓</b>



### ACTIVITY

Cumulative percentage of contracted UDA delivered 2018 & 2019



Month	Adjusted Scheduled Activity (UDA)	
	2018	2019
April	161	401
May	745	802
June	1,192	1,047
July	1,664	
August	2,089	
September	2,630	
October	3,132	
November	3,565	
December	3,931	
January	4,311	
February	4,745	
March	5,061	
April	5,238	
May	5,280	
June	5,286	

### QUALITY

	Quantity	Base Number	Contract	AT	Region	England
% of FP17s for the same patient ID Re-attending within 3 months - Children	3	196	1.5%	11.2%	12.0%	11.5%
% of FP17s for the same patient ID Re-attending within 3 months - Adults	34	390	8.7%	14.4%	15.7%	15.4%
% of FP17s for the same patient ID Re-attending between 3 & 9 months - Children	33	196	16.8%	54.4%	60.3%	58.9%
% of FP17s for the same patient ID Re-attending between 3 & 9 months - Adults	62	390	15.9%	51.1%	54.0%	51.6%
% of FP17s for Band 1 Urgent Courses	74	442	16.7%	8.7%	8.9%	8.9%
% of FP17s Relating to Free Repair or Replacements	4	442	0.9%	1.2%	1.0%	0.8%
% of FP17s Relating to Continuations	1	442	0.2%	1.3%	1.1%	0.9%
% of Patients satisfied with the dentistry they have received	2	2	N/A	92.3%	93.4%	93.2%
% of Patients satisfied with the time they had to wait for an appointment	2	2	N/A	89.4%	89.4%	88.8%

\* This is based on patients treated on this contract for their most recent course of treatment. Figures in italics indicate the base number of FP17s or Patient Questionnaire responses are less than 100. N/A is shown where the base number of responses is less than 10 during the period. % is calculated as Quantity/Base number\*100

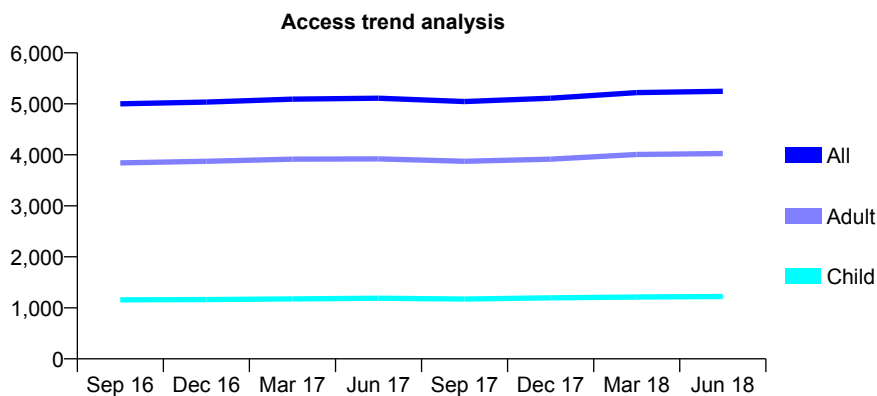
## Q45 - Vital Signs At a Glance Contract Report for 833037/0007 - June 2018

Name or company name	MR MA HYDER
Contract type name	GDS Contract
Purpose of contract	General
Contract start date	01/08/2006
Contract end date	

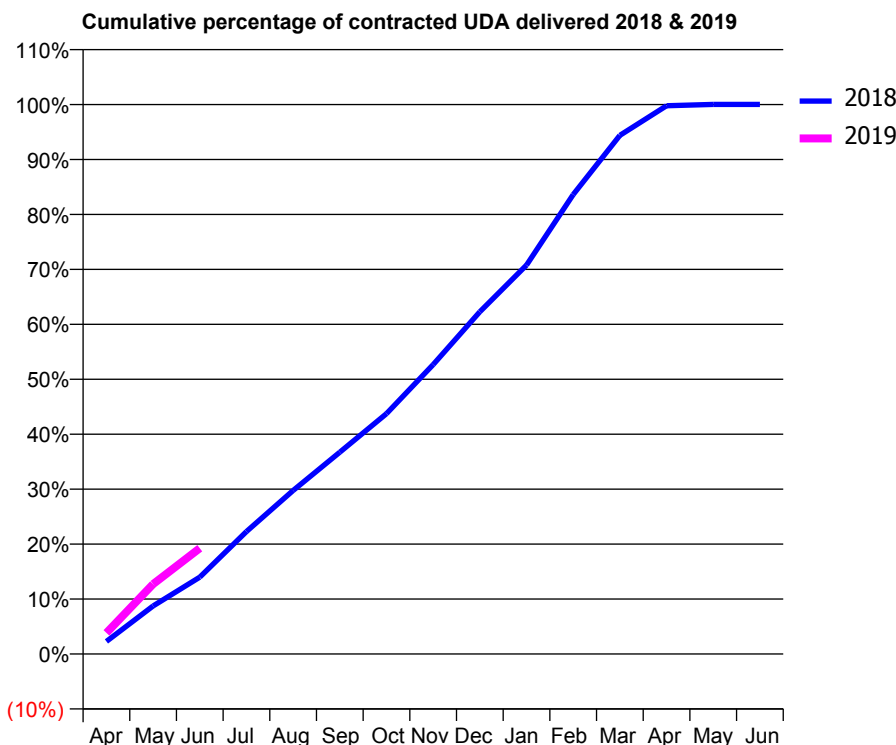
18/19 Contracted general activity (UDA)	12,000
Carry forward general activity (UDA)	0
18/19 Contracted orthodontic activity (UOA)	0
Carry forward orthodontic activity (UOA)	0
Baseline contract value	£346,599.20

### ACCESS\*

Patients seen in 24 months	Total	Change since previous quarter
Quarter ending June 2017	5,110	
Quarter ending September 2017	5,044	↓
Quarter ending December 2017	5,110	→
Quarter ending March 2018	5,220	↑
Quarter ending June 2018	5,246	→
<b>Variance since June 2017</b>	<b>2.7%</b>	<b>↑</b>



### ACTIVITY



Month	Adjusted Scheduled Activity (UDA)	
	2018	2019
April	275	462
May	1,049	1,526
June	1,677	2,311
July	2,676	
August	3,572	
September	4,406	
October	5,250	
November	6,320	
December	7,474	
January	8,492	
February	10,032	
March	11,326	
April	11,972	
May	12,001	
June	12,001	

### QUALITY

	Quantity	Base Number	Contract	AT	Region	England
% of FP17s for the same patient ID Re-attending within 3 months - Children	33	315	10.5%	11.2%	12.0%	11.5%
% of FP17s for the same patient ID Re-attending within 3 months - Adults	220	1,175	18.7%	14.4%	15.7%	15.4%
% of FP17s for the same patient ID Re-attending between 3 & 9 months - Children	163	315	51.7%	54.4%	60.3%	58.9%
% of FP17s for the same patient ID Re-attending between 3 & 9 months - Adults	537	1,175	45.7%	51.1%	54.0%	51.6%
% of FP17s for Band 1 Urgent Courses	195	1,218	16.0%	8.7%	8.9%	8.9%
% of FP17s Relating to Free Repair or Replacements	17	1,218	1.4%	1.2%	1.0%	0.8%
% of FP17s Relating to Continuations	5	1,218	0.4%	1.3%	1.1%	0.9%
% of Patients satisfied with the dentistry they have received	7	11	63.6%	92.3%	93.4%	93.2%
% of Patients satisfied with the time they had to wait for an appointment	9	11	81.8%	89.4%	89.4%	88.8%

\* This is based on patients treated on this contract for their most recent course of treatment. Figures in italics indicate the base number of FP17s or Patient Questionnaire responses are less than 100. N/A is shown where the base number of responses is less than 10 during the period. % is calculated as Quantity/Base number\*100

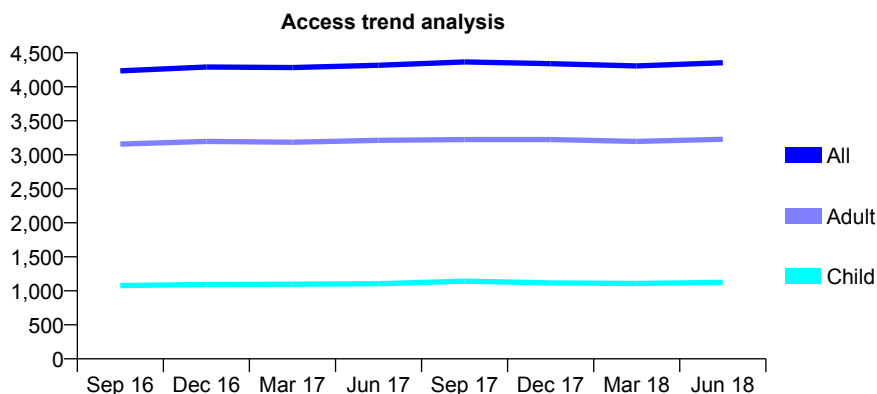
## Q45 - Vital Signs At a Glance Contract Report for 833037/0008 - June 2018

Name or company name	MR MA HYDER
Contract type name	GDS Contract
Purpose of contract	General
Contract start date	01/09/2008
Contract end date	

18/19 Contracted general activity (UDA)	10,861
Carry forward general activity (UDA)	0
18/19 Contracted orthodontic activity (UOA)	0
Carry forward orthodontic activity (UOA)	0
Baseline contract value	£232,358.70

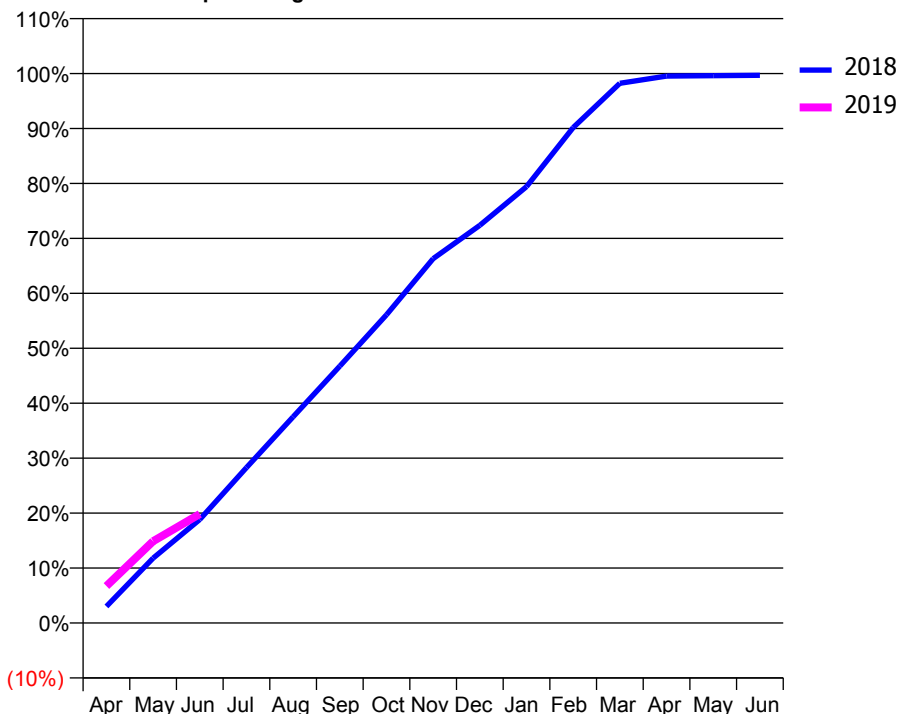
### ACCESS\*

Patients seen in 24 months	Total	Change since previous quarter
Quarter ending June 2017	4,316	
Quarter ending September 2017	4,366	→
Quarter ending December 2017	4,341	→
Quarter ending March 2018	4,306	→
Quarter ending June 2018	4,354	→
<b>Variance since June 2017</b>	<b>0.9%</b>	<b>→</b>



### ACTIVITY

Cumulative percentage of contracted UDA delivered 2018 & 2019



Month	Adjusted Scheduled Activity (UDA)	
	2018	2019
April	329	731
May	1,282	1,618
June	2,048	2,154
July	3,073	
August	4,075	
September	5,078	
October	6,093	
November	7,201	
December	7,861	
January	8,626	
February	9,794	
March	10,667	
April	10,810	
May	10,817	
June	10,825	

### QUALITY

	Quantity	Base Number	Contract	AT	Region	England
% of FP17s for the same patient ID Re-attending within 3 months - Children	34	362	9.4%	11.2%	12.0%	11.5%
% of FP17s for the same patient ID Re-attending within 3 months - Adults	117	920	12.7%	14.4%	15.7%	15.4%
% of FP17s for the same patient ID Re-attending between 3 & 9 months - Children	204	362	56.4%	54.4%	60.3%	58.9%
% of FP17s for the same patient ID Re-attending between 3 & 9 months - Adults	445	920	48.4%	51.1%	54.0%	51.6%
% of FP17s for Band 1 Urgent Courses	178	1,186	15.0%	8.7%	8.9%	8.9%
% of FP17s Relating to Free Repair or Replacements	11	1,186	0.9%	1.2%	1.0%	0.8%
% of FP17s Relating to Continuations	4	1,186	0.3%	1.3%	1.1%	0.9%
% of Patients satisfied with the dentistry they have received	7	8	N/A	92.3%	93.4%	93.2%
% of Patients satisfied with the time they had to wait for an appointment	6	8	N/A	89.4%	89.4%	88.8%

\* This is based on patients treated on this contract for their most recent course of treatment. Figures in italics indicate the base number of FP17s or Patient Questionnaire responses are less than 100. N/A is shown where the base number of responses is less than 10 during the period. % is calculated as Quantity/Base number\*100

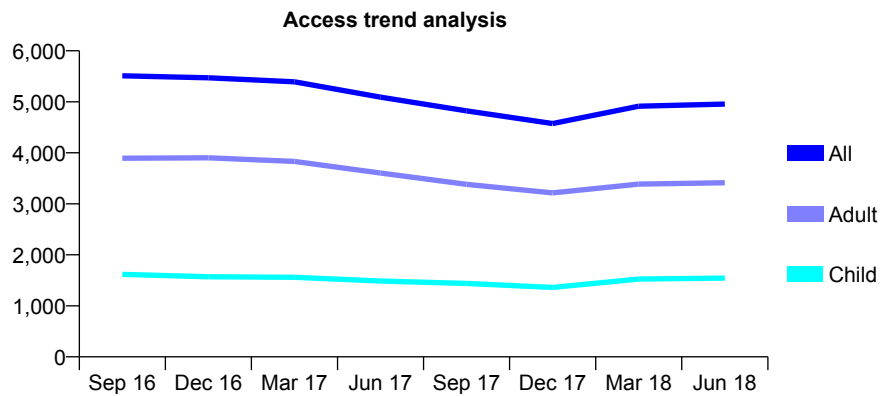
## Q45 - Vital Signs At a Glance Contract Report for 833037/0009 - June 2018

Name or company name	MR MA HYDER
Contract type name	GDS Contract
Purpose of contract	General
Contract start date	01/06/2009
Contract end date	

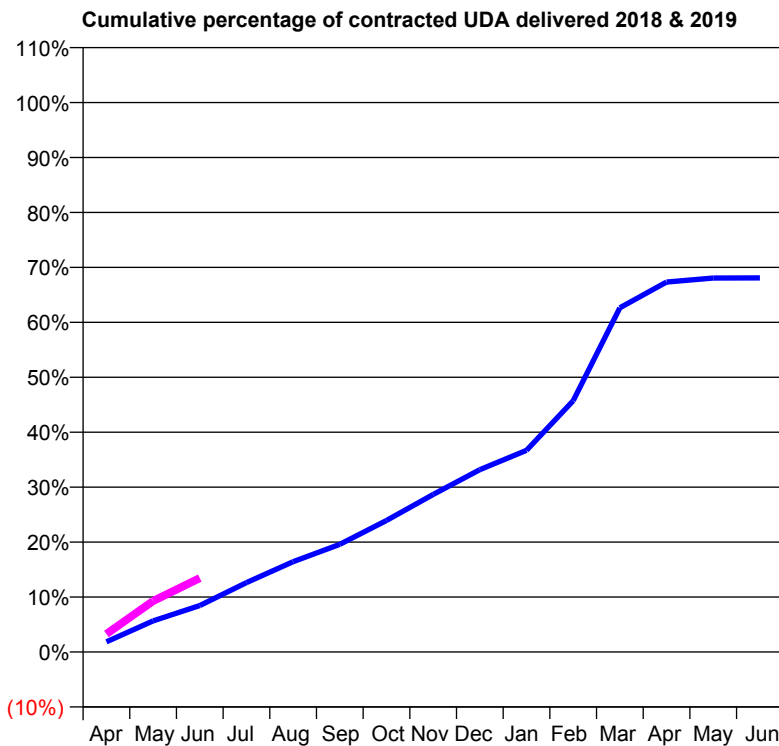
18/19 Contracted general activity (UDA)	15,400
Carry forward general activity (UDA)	0
18/19 Contracted orthodontic activity (UOA)	0
Carry forward orthodontic activity (UOA)	0
Baseline contract value	£334,092.77

### ACCESS\*

Patients seen in 24 months	Total	Change since previous quarter
Quarter ending June 2017	5,091	
Quarter ending September 2017	4,821	↓
Quarter ending December 2017	4,575	↓
Quarter ending March 2018	4,913	↑
Quarter ending June 2018	4,956	→
<b>Variance since June 2017</b>	<b>(2.7%)</b>	<b>↓</b>



### ACTIVITY



Month	Adjusted Scheduled Activity (UDA)	
	2018	2019
April	287	507
May	872	1,429
June	1,302	2,072
July	1,946	
August	2,533	
September	3,016	
October	3,685	
November	4,414	
December	5,110	
January	5,653	
February	7,043	
March	9,648	
April	10,370	
May	10,479	
June	10,484	

### QUALITY

	Quantity	Base Number	Contract	AT	Region	England
% of FP17s for the same patient ID Re-attending within 3 months - Children	46	360	12.8%	11.2%	12.0%	11.5%
% of FP17s for the same patient ID Re-attending within 3 months - Adults	212	944	22.5%	14.4%	15.7%	15.4%
% of FP17s for the same patient ID Re-attending between 3 & 9 months - Children	81	360	22.5%	54.4%	60.3%	58.9%
% of FP17s for the same patient ID Re-attending between 3 & 9 months - Adults	186	944	19.7%	51.1%	54.0%	51.6%
% of FP17s for Band 1 Urgent Courses	330	976	33.8%	8.7%	8.9%	8.9%
% of FP17s Relating to Free Repair or Replacements	6	976	0.6%	1.2%	1.0%	0.8%
% of FP17s Relating to Continuations	0	976	0.0%	1.3%	1.1%	0.9%
% of Patients satisfied with the dentistry they have received	3	3	N/A	92.3%	93.4%	93.2%
% of Patients satisfied with the time they had to wait for an appointment	2	3	N/A	89.4%	89.4%	88.8%

\* This is based on patients treated on this contract for their most recent course of treatment. Figures in italics indicate the base number of FP17s or Patient Questionnaire responses are less than 100. N/A is shown where the base number of responses is less than 10 during the period. % is calculated as Quantity/Base number\*100

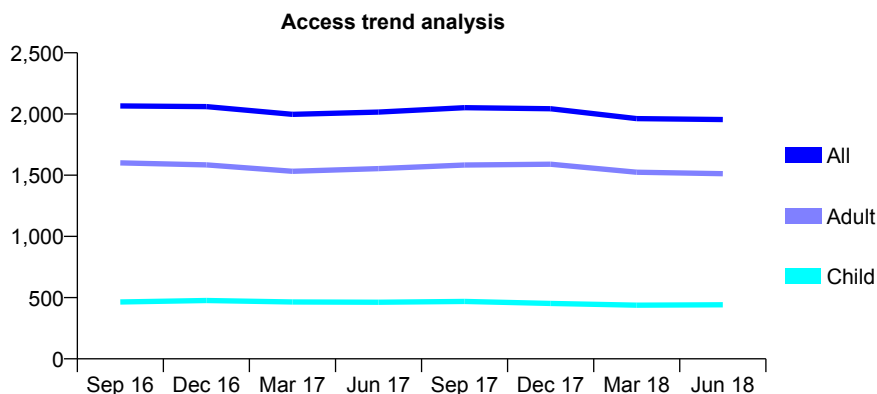
## Q45 - Vital Signs At a Glance Contract Report for 833037/0010 - June 2018

Name or company name	MR MA HYDER
Contract type name	GDS Contract
Purpose of contract	General
Contract start date	01/08/2010
Contract end date	

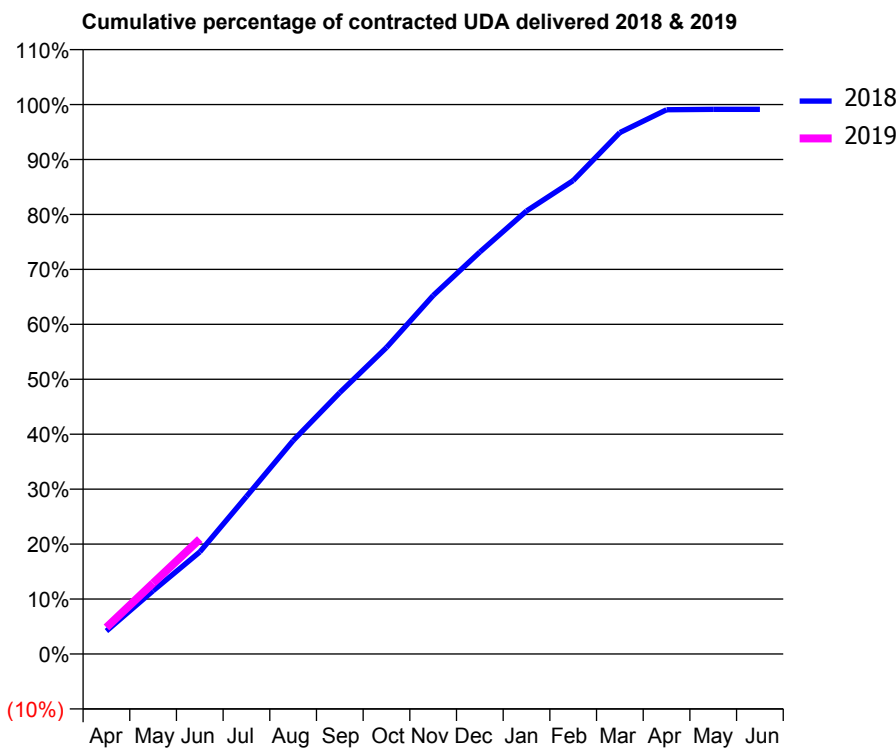
18/19 Contracted general activity (UDA)	5,025
Carry forward general activity (UDA)	0
18/19 Contracted orthodontic activity (UOA)	0
Carry forward orthodontic activity (UOA)	0
Baseline contract value	£175,704.97

### ACCESS\*

Patients seen in 24 months	Total	Change since previous quarter
Quarter ending June 2017	2,016	
Quarter ending September 2017	2,052	→
Quarter ending December 2017	2,043	→
Quarter ending March 2018	1,962	↓
Quarter ending June 2018	1,955	→
<b>Variance since June 2017</b>	<b>(3.0%)</b>	<b>↓</b>



### ACTIVITY



Month	Adjusted Scheduled Activity (UDA)	
	2018	2019
April	211	243
May	579	649
June	933	1,051
July	1,441	
August	1,951	
September	2,391	
October	2,803	
November	3,278	
December	3,676	
January	4,051	
February	4,329	
March	4,769	
April	4,977	
May	4,981	
June	4,981	

### QUALITY

	Quantity	Base Number	Contract	AT	Region	England
% of FP17s for the same patient ID Re-attending within 3 months - Children	8	156	5.1%	11.2%	12.0%	11.5%
% of FP17s for the same patient ID Re-attending within 3 months - Adults	48	443	10.8%	14.4%	15.7%	15.4%
% of FP17s for the same patient ID Re-attending between 3 & 9 months - Children	64	156	41.0%	54.4%	60.3%	58.9%
% of FP17s for the same patient ID Re-attending between 3 & 9 months - Adults	210	443	47.4%	51.1%	54.0%	51.6%
% of FP17s for Band 1 Urgent Courses	45	513	8.8%	8.7%	8.9%	8.9%
% of FP17s Relating to Free Repair or Replacements	6	513	1.2%	1.2%	1.0%	0.8%
% of FP17s Relating to Continuations	6	513	1.2%	1.3%	1.1%	0.9%
% of Patients satisfied with the dentistry they have received	5	5	N/A	92.3%	93.4%	93.2%
% of Patients satisfied with the time they had to wait for an appointment	4	5	N/A	89.4%	89.4%	88.8%

\* This is based on patients treated on this contract for their most recent course of treatment. Figures in italics indicate the base number of FP17s or Patient Questionnaire responses are less than 100. N/A is shown where the base number of responses is less than 10 during the period. % is calculated as Quantity/Base number\*100

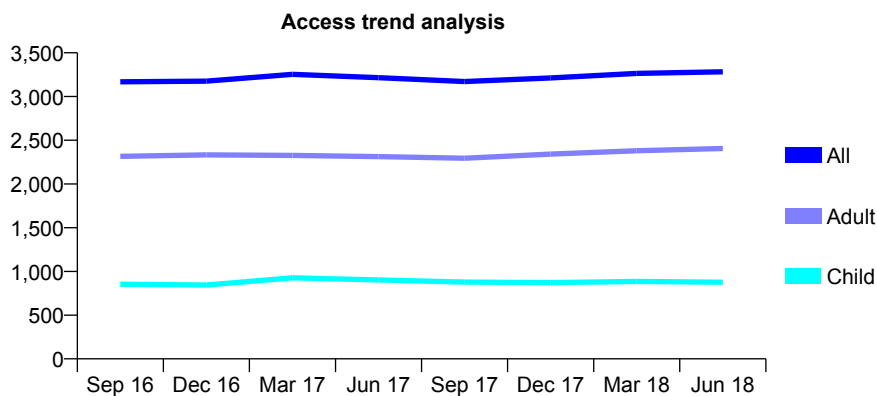
## Q45 - Vital Signs At a Glance Contract Report for 833037/0011 - June 2018

Name or company name	MR MA HYDER
Contract type name	GDS Contract
Purpose of contract	General
Contract start date	01/08/2010
Contract end date	

18/19 Contracted general activity (UDA)	8,710
Carry forward general activity (UDA)	0
18/19 Contracted orthodontic activity (UOA)	0
Carry forward orthodontic activity (UOA)	0
Baseline contract value	£367,957.37

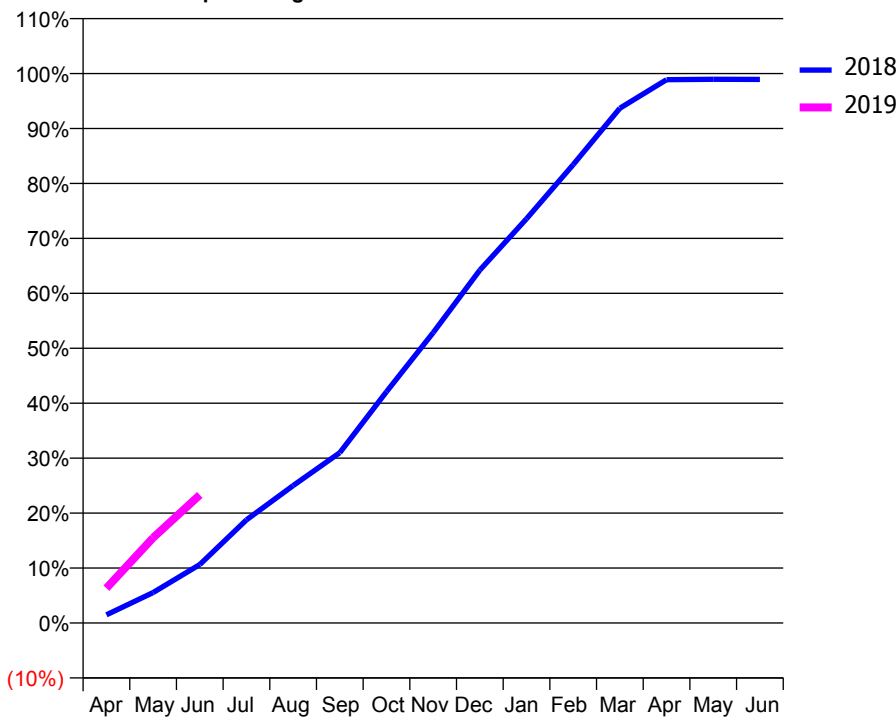
### ACCESS\*

Patients seen in 24 months	Total	Change since previous quarter
Quarter ending June 2017	3,215	
Quarter ending September 2017	3,172	↓
Quarter ending December 2017	3,213	→
Quarter ending March 2018	3,265	→
Quarter ending June 2018	3,282	→
<b>Variance since June 2017</b>	<b>2.1%</b>	<b>↑</b>



### ACTIVITY

Cumulative percentage of contracted UDA delivered 2018 & 2019



Month	Adjusted Scheduled Activity (UDA)	
	2018	2019
April	131	554
May	484	1,352
June	926	2,030
July	1,635	
August	2,179	
September	2,700	
October	3,666	
November	4,602	
December	5,593	
January	6,407	
February	7,267	
March	8,161	
April	8,611	
May	8,618	
June	8,616	

### QUALITY

	Quantity	Base Number	Contract	AT	Region	England
% of FP17s for the same patient ID Re-attending within 3 months - Children	70	314	22.3%	11.2%	12.0%	11.5%
% of FP17s for the same patient ID Re-attending within 3 months - Adults	157	771	20.4%	14.4%	15.7%	15.4%
% of FP17s for the same patient ID Re-attending between 3 & 9 months - Children	142	314	45.2%	54.4%	60.3%	58.9%
% of FP17s for the same patient ID Re-attending between 3 & 9 months - Adults	339	771	44.0%	51.1%	54.0%	51.6%
% of FP17s for Band 1 Urgent Courses	192	894	21.5%	8.7%	8.9%	8.9%
% of FP17s Relating to Free Repair or Replacements	15	894	1.7%	1.2%	1.0%	0.8%
% of FP17s Relating to Continuations	7	894	0.8%	1.3%	1.1%	0.9%
% of Patients satisfied with the dentistry they have received	2	2	N/A	92.3%	93.4%	93.2%
% of Patients satisfied with the time they had to wait for an appointment	2	2	N/A	89.4%	89.4%	88.8%

\* This is based on patients treated on this contract for their most recent course of treatment. Figures in italics indicate the base number of FP17s or Patient Questionnaire responses are less than 100. N/A is shown where the base number of responses is less than 10 during the period. % is calculated as Quantity/Base number\*100

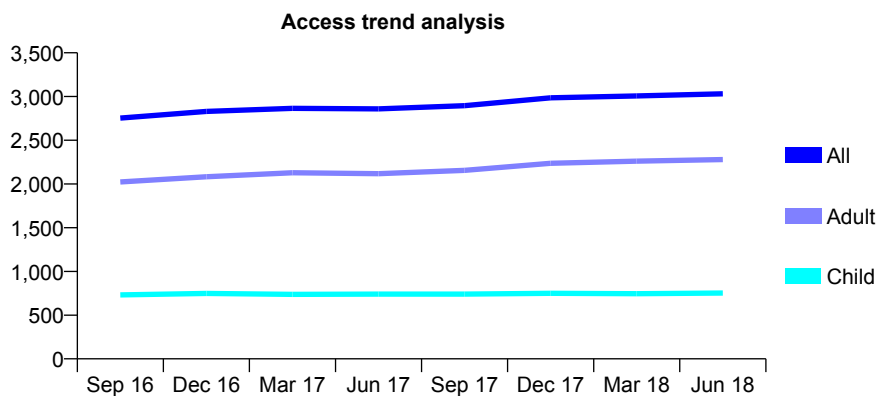
## Q45 - Vital Signs At a Glance Contract Report for 833037/0012 - June 2018

Name or company name	MR MA HYDER
Contract type name	GDS Contract
Purpose of contract	General
Contract start date	01/08/2010
Contract end date	

18/19 Contracted general activity (UDA)	7,758
Carry forward general activity (UDA)	0
18/19 Contracted orthodontic activity (UOA)	0
Carry forward orthodontic activity (UOA)	0
Baseline contract value	£277,404.70

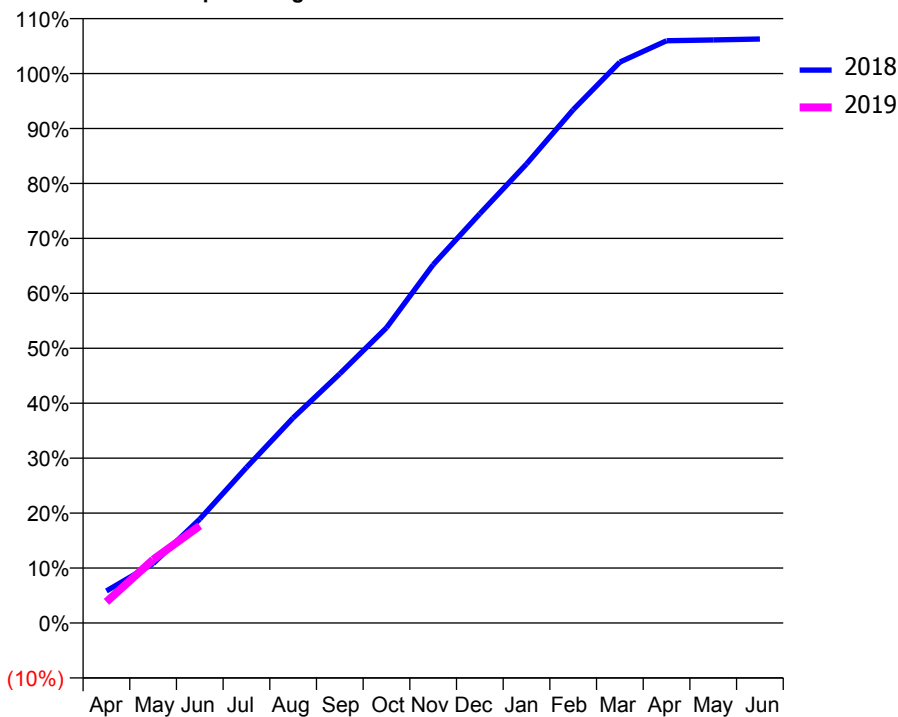
### ACCESS\*

Patients seen in 24 months	Total	Change since previous quarter
Quarter ending June 2017	2,859	
Quarter ending September 2017	2,895	→
Quarter ending December 2017	2,986	↑
Quarter ending March 2018	3,006	→
Quarter ending June 2018	3,031	→
<b>Variance since June 2017</b>	<b>6.0%</b>	<b>↑</b>



### ACTIVITY

Cumulative percentage of contracted UDA delivered 2018 & 2019



Adjusted Scheduled Activity (UDA)

Month	2018	2019
April	454	299
May	840	894
June	1,468	1,373
July	2,196	
August	2,897	
September	3,519	
October	4,169	
November	5,059	
December	5,779	
January	6,482	
February	7,247	
March	7,919	
April	8,221	
May	8,232	
June	8,245	

### QUALITY

	Quantity	Base Number	Contract	AT	Region	England
% of FP17s for the same patient ID Re-attending within 3 months - Children	21	224	9.4%	11.2%	12.0%	11.5%
% of FP17s for the same patient ID Re-attending within 3 months - Adults	103	634	16.2%	14.4%	15.7%	15.4%
% of FP17s for the same patient ID Re-attending between 3 & 9 months - Children	130	224	58.0%	54.4%	60.3%	58.9%
% of FP17s for the same patient ID Re-attending between 3 & 9 months - Adults	256	634	40.4%	51.1%	54.0%	51.6%
% of FP17s for Band 1 Urgent Courses	130	735	17.7%	8.7%	8.9%	8.9%
% of FP17s Relating to Free Repair or Replacements	6	735	0.8%	1.2%	1.0%	0.8%
% of FP17s Relating to Continuations	12	735	1.6%	1.3%	1.1%	0.9%
% of Patients satisfied with the dentistry they have received	7	7	N/A	92.3%	93.4%	93.2%
% of Patients satisfied with the time they had to wait for an appointment	7	7	N/A	89.4%	89.4%	88.8%

\* This is based on patients treated on this contract for their most recent course of treatment. Figures in italics indicate the base number of FP17s or Patient Questionnaire responses are less than 100. N/A is shown where the base number of responses is less than 10 during the period. % is calculated as Quantity/Base number\*100



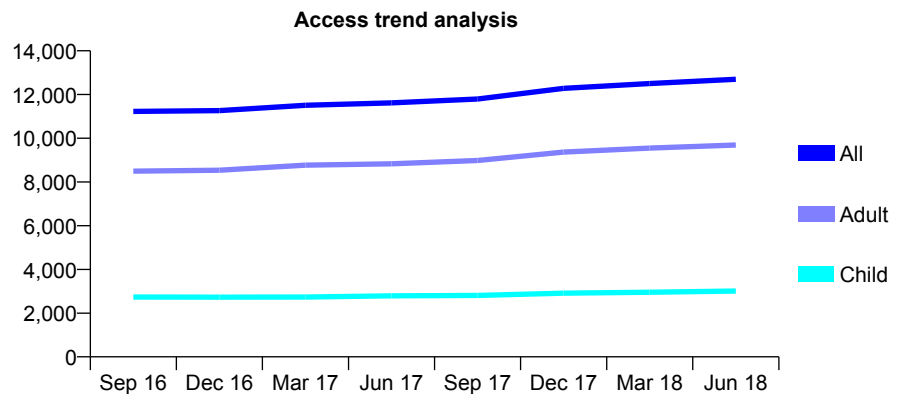
## Q45 - Vital Signs At a Glance Contract Report for 833037/0013 - June 2018

Name or company name	MR MA HYDER
Contract type name	GDS Contract
Purpose of contract	General
Contract start date	01/08/2010
Contract end date	

18/19 Contracted general activity (UDA)	33,814
Carry forward general activity (UDA)	0
18/19 Contracted orthodontic activity (UOA)	0
Carry forward orthodontic activity (UOA)	0
Baseline contract value	£1,146,261.56

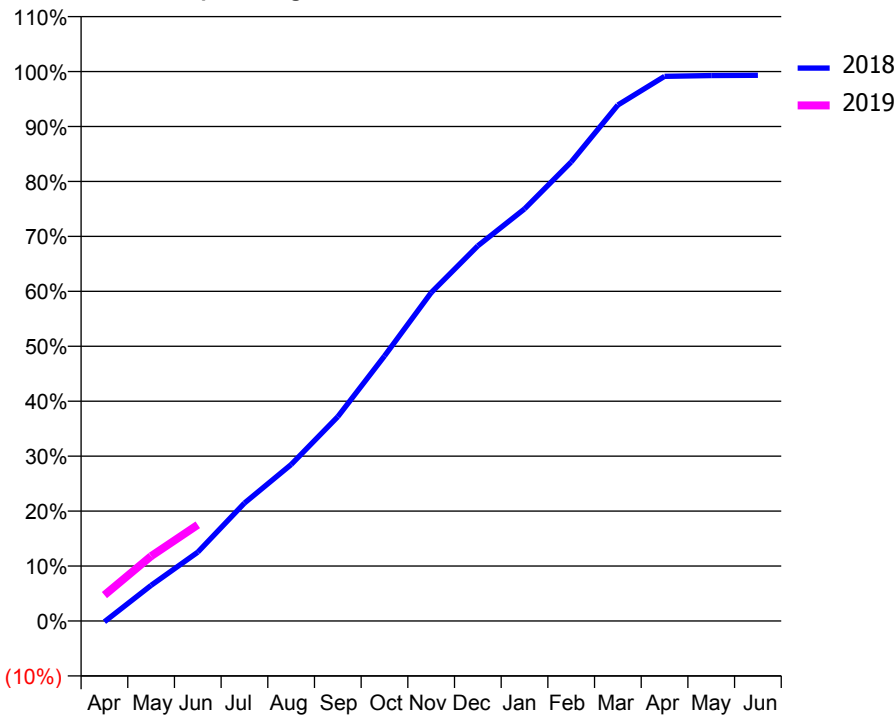
### ACCESS\*

Patients seen in 24 months	Total	Change since previous quarter
Quarter ending June 2017	11,618	
Quarter ending September 2017	11,795	→
Quarter ending December 2017	12,280	↑
Quarter ending March 2018	12,505	→
Quarter ending June 2018	12,700	→
<b>Variance since June 2017</b>	<b>9.3%</b>	<b>↑</b>



### ACTIVITY

Cumulative percentage of contracted UDA delivered 2018 & 2019



Month	Adjusted Scheduled Activity (UDA)	
	2018	2019
April	-52	1,597
May	2,194	3,991
June	4,240	5,917
July	7,257	
August	9,627	
September	12,572	
October	16,306	
November	20,210	
December	23,089	
January	25,362	
February	28,250	
March	31,752	
April	33,515	
May	33,566	
June	33,579	

### QUALITY

	Quantity	Base Number	Contract	AT	Region	England
% of FP17s for the same patient ID Re-attending within 3 months - Children	100	1,029	9.7%	11.2%	12.0%	11.5%
% of FP17s for the same patient ID Re-attending within 3 months - Adults	503	2,875	17.5%	14.4%	15.7%	15.4%
% of FP17s for the same patient ID Re-attending between 3 & 9 months - Children	526	1,029	51.1%	54.4%	60.3%	58.9%
% of FP17s for the same patient ID Re-attending between 3 & 9 months - Adults	1,070	2,875	37.2%	51.1%	54.0%	51.6%
% of FP17s for Band 1 Urgent Courses	507	2,946	17.2%	8.7%	8.9%	8.9%
% of FP17s Relating to Free Repair or Replacements	45	2,946	1.5%	1.2%	1.0%	0.8%
% of FP17s Relating to Continuations	38	2,946	1.3%	1.3%	1.1%	0.9%
% of Patients satisfied with the dentistry they have received	20	23	87.0%	92.3%	93.4%	93.2%
% of Patients satisfied with the time they had to wait for an appointment	18	23	78.3%	89.4%	89.4%	88.8%

\* This is based on patients treated on this contract for their most recent course of treatment. Figures in italics indicate the base number of FP17s or Patient Questionnaire responses are less than 100. N/A is shown where the base number of responses is less than 10 during the period. % is calculated as Quantity/Base number\*100

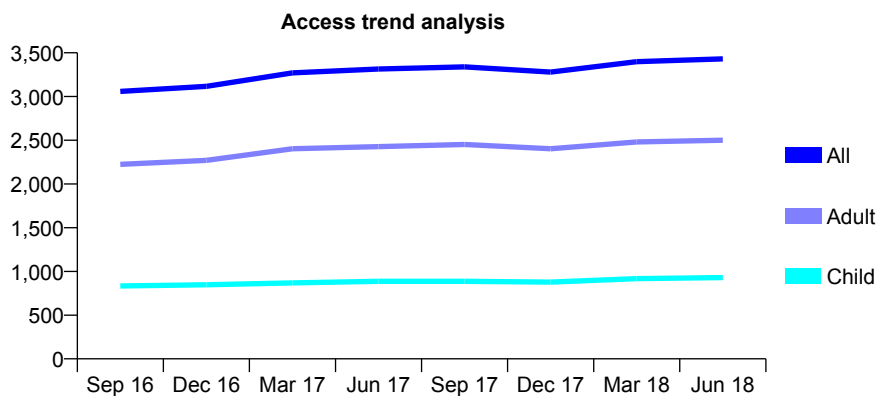
## Q45 - Vital Signs At a Glance Contract Report for 833037/0014 - June 2018

Name or company name	MR MA HYDER
Contract type name	PDS Plus Contract
Purpose of contract	General
Contract start date	01/09/2010
Contract end date	31/03/2020

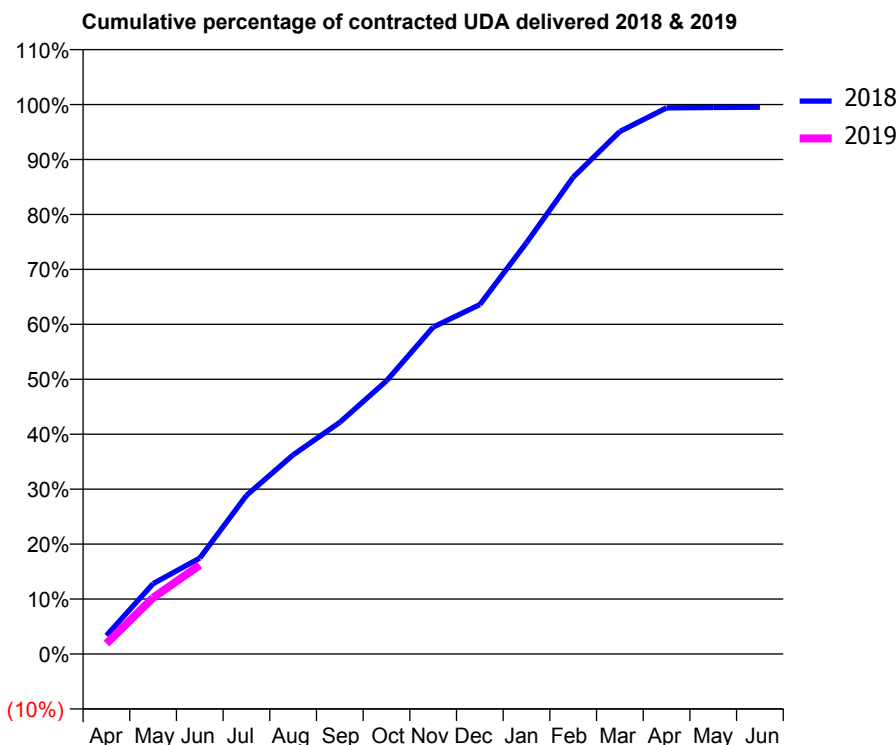
18/19 Contracted general activity (UDA)	7,089
Carry forward general activity (UDA)	0
18/19 Contracted orthodontic activity (UOA)	0
Carry forward orthodontic activity (UOA)	0
Baseline contract value	£118,696.59

### ACCESS\*

Patients seen in 24 months	Total	Change since previous quarter
Quarter ending June 2017	3,314	
Quarter ending September 2017	3,339	→
Quarter ending December 2017	3,279	↓
Quarter ending March 2018	3,398	↑
Quarter ending June 2018	3,430	→
<b>Variance since June 2017</b>	<b>3.5%</b>	<b>↑</b>



### ACTIVITY



Adjusted Scheduled Activity (UDA)		
Month	2018	2019
April	238	136
May	907	726
June	1,237	1,146
July	2,047	
August	2,570	
September	2,988	
October	3,525	
November	4,218	
December	4,508	
January	5,307	
February	6,150	
March	6,741	
April	7,046	
May	7,050	
June	7,054	

### QUALITY

	Quantity	Base Number	Contract	AT	Region	England
% of FP17s for the same patient ID Re-attending within 3 months - Children	12	202	5.9%	11.2%	12.0%	11.5%
% of FP17s for the same patient ID Re-attending within 3 months - Adults	91	634	14.4%	14.4%	15.7%	15.4%
% of FP17s for the same patient ID Re-attending between 3 & 9 months - Children	108	202	53.5%	54.4%	60.3%	58.9%
% of FP17s for the same patient ID Re-attending between 3 & 9 months - Adults	291	634	45.9%	51.1%	54.0%	51.6%
% of FP17s for Band 1 Urgent Courses	110	652	16.9%	8.7%	8.9%	8.9%
% of FP17s Relating to Free Repair or Replacements	14	652	2.1%	1.2%	1.0%	0.8%
% of FP17s Relating to Continuations	3	652	0.5%	1.3%	1.1%	0.9%
% of Patients satisfied with the dentistry they have received	4	4	N/A	92.3%	93.4%	93.2%
% of Patients satisfied with the time they had to wait for an appointment	4	4	N/A	89.4%	89.4%	88.8%

\* This is based on patients treated on this contract for their most recent course of treatment. Figures in italics indicate the base number of FP17s or Patient Questionnaire responses are less than 100. N/A is shown where the base number of responses is less than 10 during the period. % is calculated as Quantity/Base number\*100

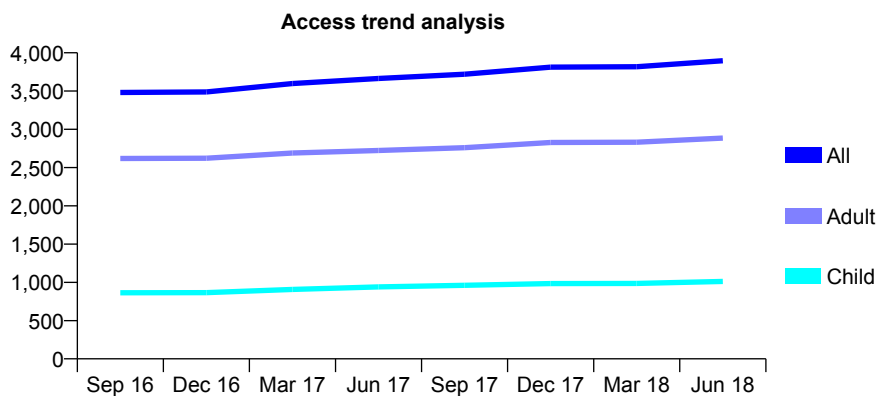
## Q45 - Vital Signs At a Glance Contract Report for 833037/0015 - June 2018

Name or company name	MR MA HYDER
Contract type name	PDS Plus Contract
Purpose of contract	General
Contract start date	01/09/2010
Contract end date	31/03/2020

18/19 Contracted general activity (UDA)	9,027
Carry forward general activity (UDA)	0
18/19 Contracted orthodontic activity (UOA)	0
Carry forward orthodontic activity (UOA)	0
Baseline contract value	£151,118.16

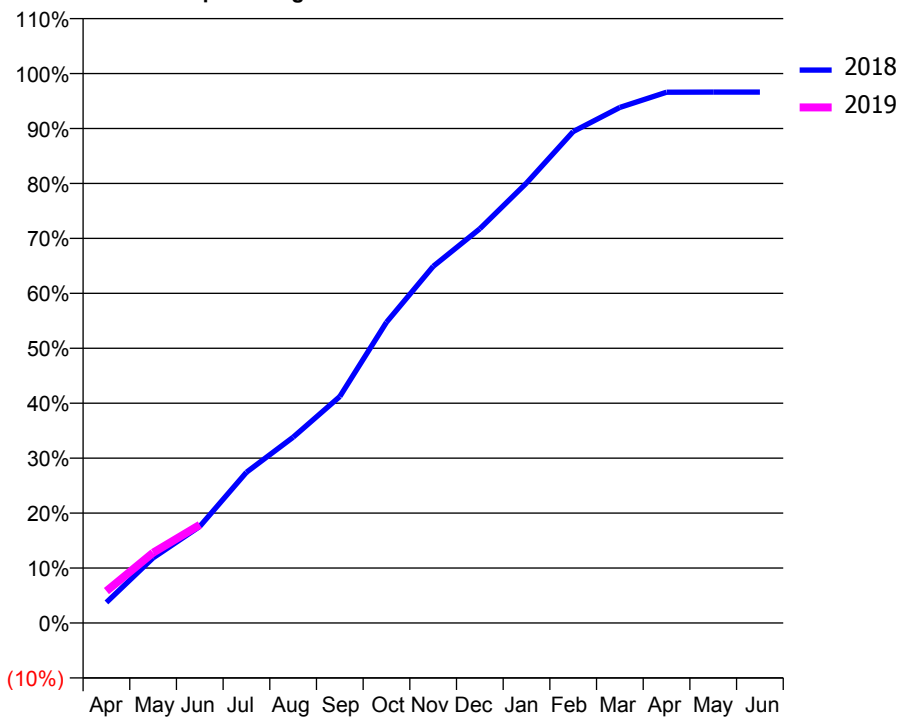
### ACCESS\*

Patients seen in 24 months	Total	Change since previous quarter
Quarter ending June 2017	3,664	
Quarter ending September 2017	3,721	→
Quarter ending December 2017	3,812	↑
Quarter ending March 2018	3,817	→
Quarter ending June 2018	3,897	↑
<b>Variance since June 2017</b>	<b>6.4%</b>	<b>↑</b>



### ACTIVITY

Cumulative percentage of contracted UDA delivered 2018 & 2019



Month	Adjusted Scheduled Activity (UDA)	
	2018	2019
April	337	524
May	1,070	1,156
June	1,587	1,614
July	2,476	
August	3,052	
September	3,720	
October	4,942	
November	5,859	
December	6,476	
January	7,228	
February	8,074	
March	8,470	
April	8,719	
May	8,721	
June	8,721	

### QUALITY

	Quantity	Base Number	Contract	AT	Region	England
% of FP17s for the same patient ID Re-attending within 3 months - Children	23	327	7.0%	11.2%	12.0%	11.5%
% of FP17s for the same patient ID Re-attending within 3 months - Adults	74	827	8.9%	14.4%	15.7%	15.4%
% of FP17s for the same patient ID Re-attending between 3 & 9 months - Children	172	327	52.6%	54.4%	60.3%	58.9%
% of FP17s for the same patient ID Re-attending between 3 & 9 months - Adults	463	827	56.0%	51.1%	54.0%	51.6%
% of FP17s for Band 1 Urgent Courses	127	999	12.7%	8.7%	8.9%	8.9%
% of FP17s Relating to Free Repair or Replacements	6	999	0.6%	1.2%	1.0%	0.8%
% of FP17s Relating to Continuations	0	999	0.0%	1.3%	1.1%	0.9%
% of Patients satisfied with the dentistry they have received	2	3	N/A	92.3%	93.4%	93.2%
% of Patients satisfied with the time they had to wait for an appointment	2	3	N/A	89.4%	89.4%	88.8%

\* This is based on patients treated on this contract for their most recent course of treatment. Figures in italics indicate the base number of FP17s or Patient Questionnaire responses are less than 100. N/A is shown where the base number of responses is less than 10 during the period. % is calculated as Quantity/Base number\*100

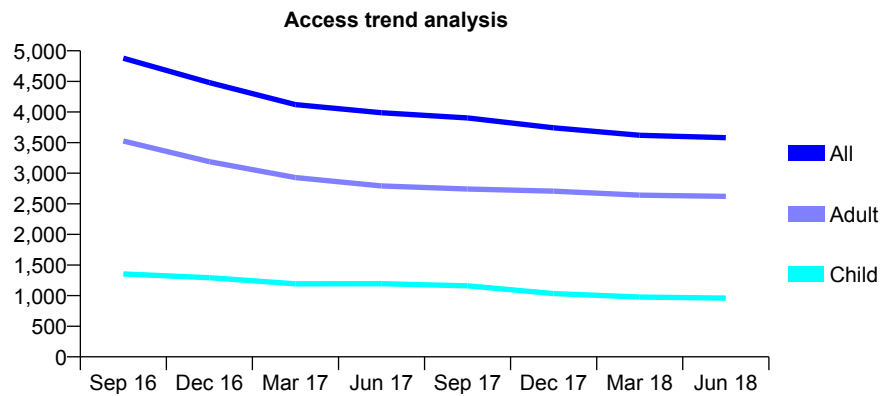
## Q45 - Vital Signs At a Glance Contract Report for 833037/0016 - June 2018

Name or company name	MR MA HYDER
Contract type name	GDS Contract
Purpose of contract	General
Contract start date	12/10/2013
Contract end date	

18/19 Contracted general activity (UDA)	16,000
Carry forward general activity (UDA)	0
18/19 Contracted orthodontic activity (UOA)	0
Carry forward orthodontic activity (UOA)	0
Baseline contract value	£382,470.38

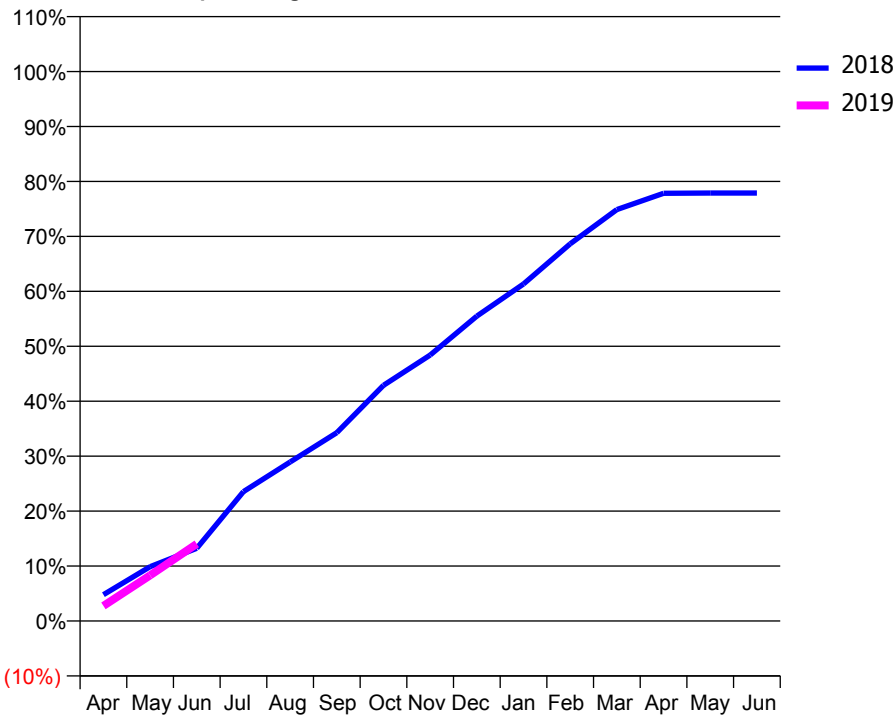
### ACCESS\*

Patients seen in 24 months	Total	Change since previous quarter
Quarter ending June 2017	3,987	
Quarter ending September 2017	3,902	↓
Quarter ending December 2017	3,741	↓
Quarter ending March 2018	3,619	↓
Quarter ending June 2018	3,580	↓
<b>Variance since June 2017</b>	<b>(10.2%)</b>	<b>↓</b>



### ACTIVITY

Cumulative percentage of contracted UDA delivered 2018 & 2019



Month	Adjusted Scheduled Activity (UDA)	
	2018	2019
April	767	443
May	1,583	1,329
June	2,119	2,247
July	3,769	
August	4,629	
September	5,483	
October	6,863	
November	7,745	
December	8,877	
January	9,812	
February	10,983	
March	11,981	
April	12,455	
May	12,463	
June	12,460	

### QUALITY

	Quantity	Base Number	Contract	AT	Region	England
% of FP17s for the same patient ID Re-attending within 3 months - Children	27	331	8.2%	11.2%	12.0%	11.5%
% of FP17s for the same patient ID Re-attending within 3 months - Adults	138	862	16.0%	14.4%	15.7%	15.4%
% of FP17s for the same patient ID Re-attending between 3 & 9 months - Children	222	331	67.1%	54.4%	60.3%	58.9%
% of FP17s for the same patient ID Re-attending between 3 & 9 months - Adults	449	862	52.1%	51.1%	54.0%	51.6%
% of FP17s for Band 1 Urgent Courses	103	1,008	10.2%	8.7%	8.9%	8.9%
% of FP17s Relating to Free Repair or Replacements	12	1,008	1.2%	1.2%	1.0%	0.8%
% of FP17s Relating to Continuations	0	1,008	0.0%	1.3%	1.1%	0.9%
% of Patients satisfied with the dentistry they have received	5	5	N/A	92.3%	93.4%	93.2%
% of Patients satisfied with the time they had to wait for an appointment	5	5	N/A	89.4%	89.4%	88.8%

\* This is based on patients treated on this contract for their most recent course of treatment. Figures in italics indicate the base number of FP17s or Patient Questionnaire responses are less than 100. N/A is shown where the base number of responses is less than 10 during the period. % is calculated as Quantity/Base number\*100

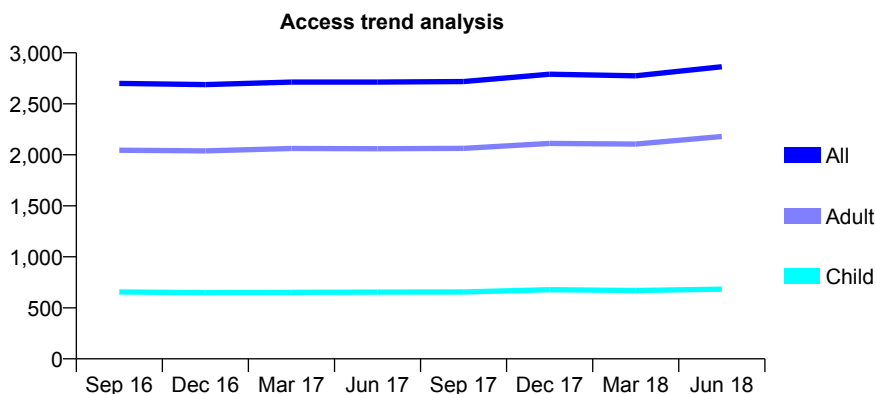
## Q45 - Vital Signs At a Glance Contract Report for 835951/0001 - June 2018

Name or company name	Mr D Chopra
Contract type name	GDS Contract
Purpose of contract	General
Contract start date	01/04/2006
Contract end date	

18/19 Contracted general activity (UDA)	13,150
Carry forward general activity (UDA)	0
18/19 Contracted orthodontic activity (UOA)	0
Carry forward orthodontic activity (UOA)	0
Baseline contract value	£413,340.06

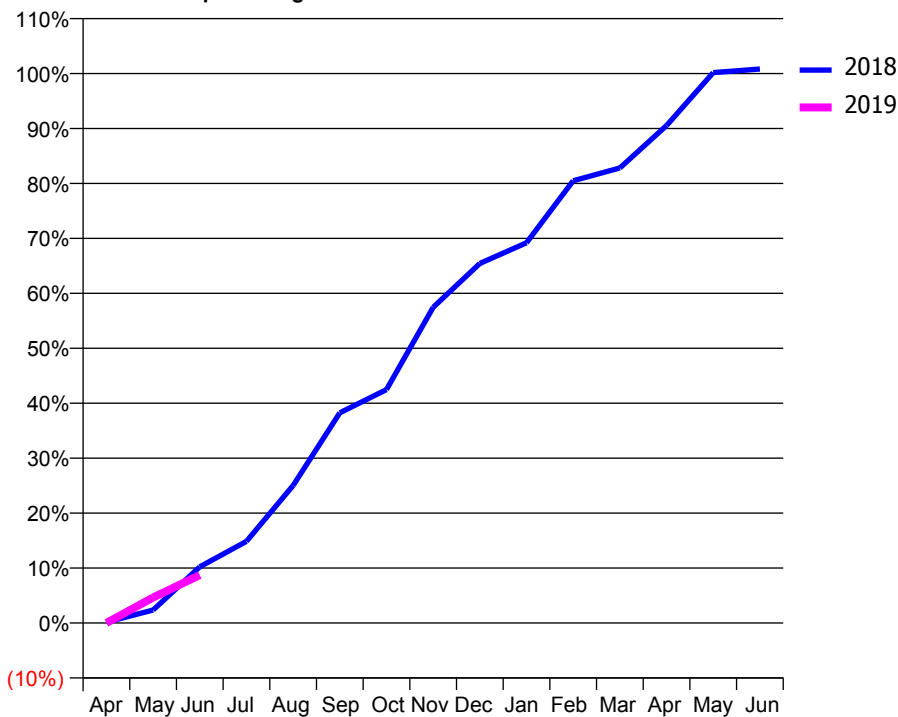
### ACCESS\*

Patients seen in 24 months	Total	Change since previous quarter
Quarter ending June 2017	2,713	
Quarter ending September 2017	2,718	→
Quarter ending December 2017	2,790	↑
Quarter ending March 2018	2,775	→
Quarter ending June 2018	2,863	↑
<b>Variance since June 2017</b>	<b>5.5%</b>	<b>↑</b>



### ACTIVITY

Cumulative percentage of contracted UDA delivered 2018 & 2019



Month	Adjusted Scheduled Activity (UDA)	
	2018	2019
April	21	3
May	313	612
June	1,345	1,146
July	1,954	
August	3,290	
September	5,032	
October	5,585	
November	7,554	
December	8,604	
January	9,099	
February	10,582	
March	10,888	
April	11,905	
May	13,172	
June	13,257	

### QUALITY

	Quantity	Base Number	Contract	AT	Region	England
% of FP17s for the same patient ID Re-attending within 3 months - Children	17	212	8.0%	11.2%	12.0%	11.5%
% of FP17s for the same patient ID Re-attending within 3 months - Adults	77	680	11.3%	14.4%	15.7%	15.4%
% of FP17s for the same patient ID Re-attending between 3 & 9 months - Children	103	212	48.6%	54.4%	60.3%	58.9%
% of FP17s for the same patient ID Re-attending between 3 & 9 months - Adults	359	680	52.8%	51.1%	54.0%	51.6%
% of FP17s for Band 1 Urgent Courses	10	365	2.7%	8.7%	8.9%	8.9%
% of FP17s Relating to Free Repair or Replacements	11	365	3.0%	1.2%	1.0%	0.8%
% of FP17s Relating to Continuations	5	365	1.4%	1.3%	1.1%	0.9%
% of Patients satisfied with the dentistry they have received	8	8	N/A	92.3%	93.4%	93.2%
% of Patients satisfied with the time they had to wait for an appointment	8	8	N/A	89.4%	89.4%	88.8%

\* This is based on patients treated on this contract for their most recent course of treatment. Figures in italics indicate the base number of FP17s or Patient Questionnaire responses are less than 100. N/A is shown where the base number of responses is less than 10 during the period. % is calculated as Quantity/Base number\*100

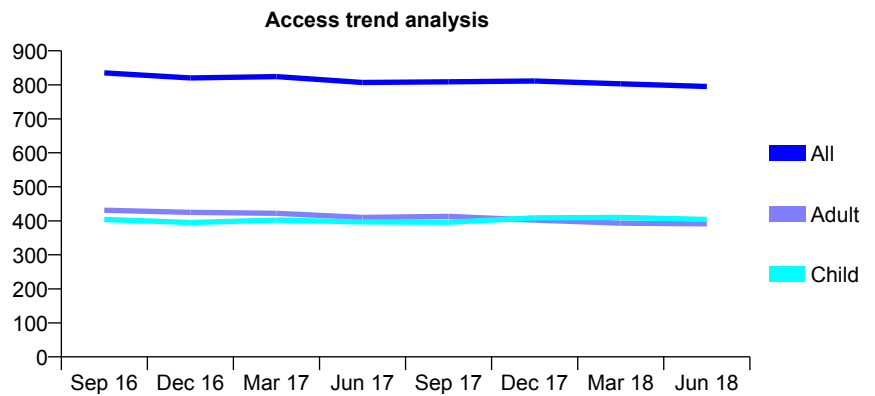
## Q45 - Vital Signs At a Glance Contract Report for 860654/0001 - June 2018

Name or company name	MR CJ SHERWIN
Contract type name	GDS Contract
Purpose of contract	General
Contract start date	01/01/2012
Contract end date	

18/19 Contracted general activity (UDA)	2,500
Carry forward general activity (UDA)	0
18/19 Contracted orthodontic activity (UOA)	0
Carry forward orthodontic activity (UOA)	0
Baseline contract value	£56,063.69

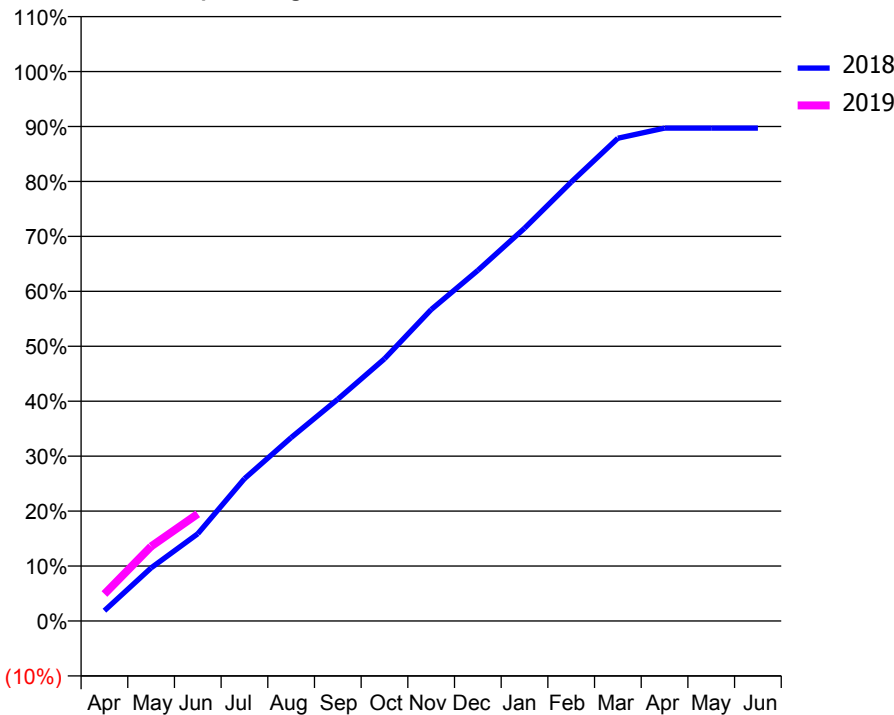
### ACCESS\*

Patients seen in 24 months	Total	Change since previous quarter
Quarter ending June 2017	807	
Quarter ending September 2017	809	→
Quarter ending December 2017	811	→
Quarter ending March 2018	803	→
Quarter ending June 2018	795	→
<b>Variance since June 2017</b>	<b>(1.5%)</b>	<b>↓</b>



### ACTIVITY

Cumulative percentage of contracted UDA delivered 2018 & 2019



Adjusted Scheduled Activity (UDA)		
Month	2018	2019
April	47	123
May	242	340
June	397	487
July	648	
August	835	
September	1,009	
October	1,193	
November	1,417	
December	1,595	
January	1,787	
February	1,997	
March	2,196	
April	2,242	
May	2,242	
June	2,242	

### QUALITY

	Quantity	Base Number	Contract	AT	Region	England
% of FP17s for the same patient ID Re-attending within 3 months - Children	11	222	5.0%	11.2%	12.0%	11.5%
% of FP17s for the same patient ID Re-attending within 3 months - Adults	8	149	5.4%	14.4%	15.7%	15.4%
% of FP17s for the same patient ID Re-attending between 3 & 9 months - Children	189	222	85.1%	54.4%	60.3%	58.9%
% of FP17s for the same patient ID Re-attending between 3 & 9 months - Adults	109	149	73.2%	51.1%	54.0%	51.6%
% of FP17s for Band 1 Urgent Courses	6	333	1.8%	8.7%	8.9%	8.9%
% of FP17s Relating to Free Repair or Replacements	0	333	0.0%	1.2%	1.0%	0.8%
% of FP17s Relating to Continuations	2	333	0.6%	1.3%	1.1%	0.9%
% of Patients satisfied with the dentistry they have received	2	2	N/A	92.3%	93.4%	93.2%
% of Patients satisfied with the time they had to wait for an appointment	2	2	N/A	89.4%	89.4%	88.8%

\* This is based on patients treated on this contract for their most recent course of treatment. Figures in italics indicate the base number of FP17s or Patient Questionnaire responses are less than 100. N/A is shown where the base number of responses is less than 10 during the period. % is calculated as Quantity/Base number\*100

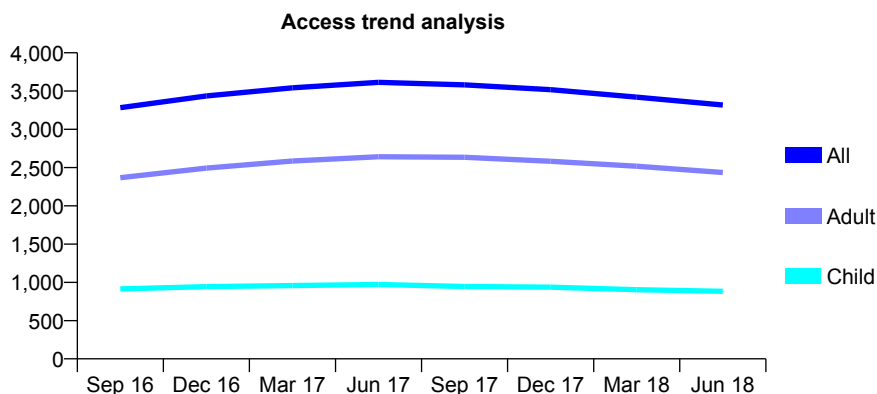
## Q45 - Vital Signs At a Glance Contract Report for 866334/0001 - June 2018

Name or company name	MR CT BURTON
Contract type name	GDS Contract
Purpose of contract	General
Contract start date	01/06/2008
Contract end date	

18/19 Contracted general activity (UDA)	8,000
Carry forward general activity (UDA)	0
18/19 Contracted orthodontic activity (UOA)	0
Carry forward orthodontic activity (UOA)	0
Baseline contract value	£189,977.47

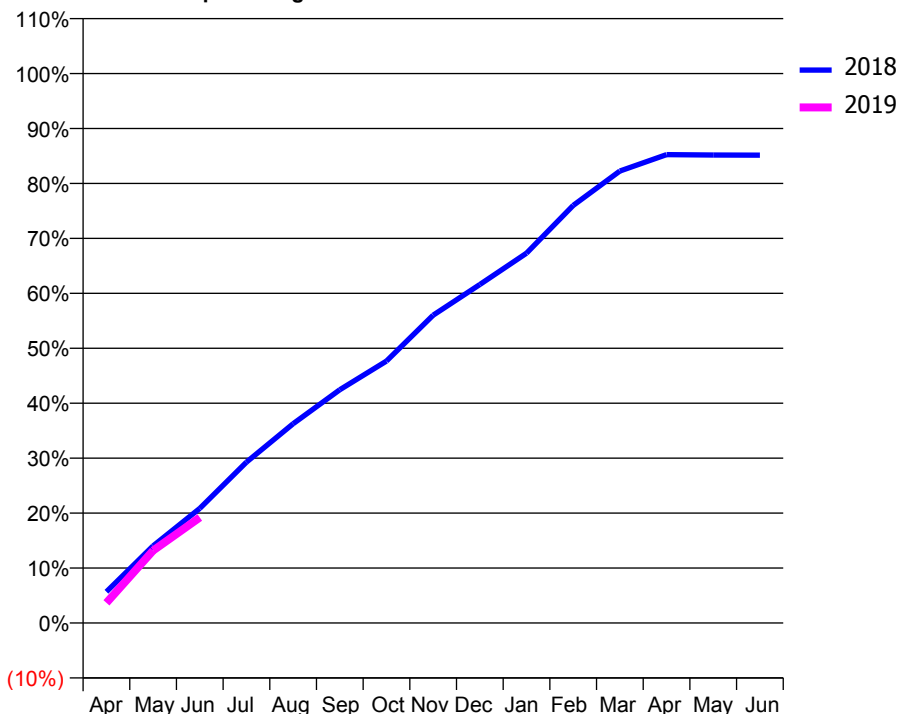
### ACCESS\*

Patients seen in 24 months	Total	Change since previous quarter
Quarter ending June 2017	3,614	
Quarter ending September 2017	3,580	→
Quarter ending December 2017	3,518	↓
Quarter ending March 2018	3,421	↓
Quarter ending June 2018	3,318	↓
<b>Variance since June 2017</b>	<b>(8.2%)</b>	<b>↓</b>



### ACTIVITY

Cumulative percentage of contracted UDA delivered 2018 & 2019



Month	Adjusted Scheduled Activity (UDA)	
	2018	2019
April	570	294
May	1,405	1,055
June	2,085	1,536
July	2,929	
August	3,626	
September	4,245	
October	4,767	
November	5,601	
December	6,159	
January	6,731	
February	7,600	
March	8,226	
April	8,523	
May	8,517	
June	8,515	

### QUALITY

	Quantity	Base Number	Contract	AT	Region	England
% of FP17s for the same patient ID Re-attending within 3 months - Children	16	298	5.4%	11.2%	12.0%	11.5%
% of FP17s for the same patient ID Re-attending within 3 months - Adults	79	769	10.3%	14.4%	15.7%	15.4%
% of FP17s for the same patient ID Re-attending between 3 & 9 months - Children	188	298	63.1%	54.4%	60.3%	58.9%
% of FP17s for the same patient ID Re-attending between 3 & 9 months - Adults	487	769	63.3%	51.1%	54.0%	51.6%
% of FP17s for Band 1 Urgent Courses	40	890	4.5%	8.7%	8.9%	8.9%
% of FP17s Relating to Free Repair or Replacements	3	890	0.3%	1.2%	1.0%	0.8%
% of FP17s Relating to Continuations	9	890	1.0%	1.3%	1.1%	0.9%
% of Patients satisfied with the dentistry they have received	13	13	100.0%	92.3%	93.4%	93.2%
% of Patients satisfied with the time they had to wait for an appointment	12	13	92.3%	89.4%	89.4%	88.8%

\* This is based on patients treated on this contract for their most recent course of treatment. Figures in italics indicate the base number of FP17s or Patient Questionnaire responses are less than 100. N/A is shown where the base number of responses is less than 10 during the period. % is calculated as Quantity/Base number\*100

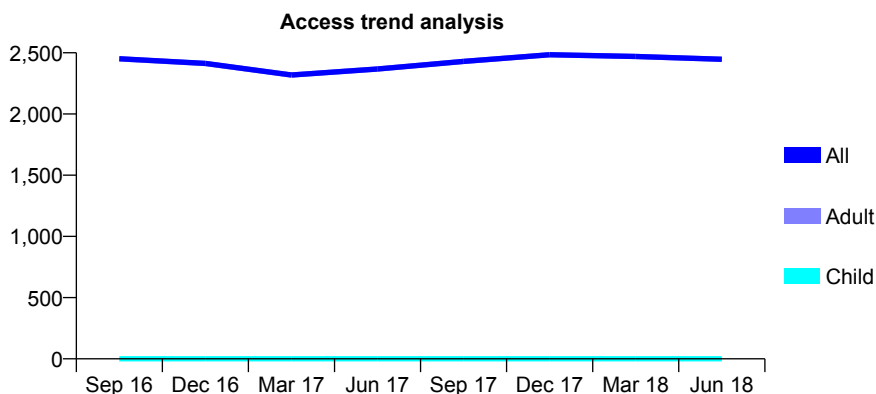
## Q45 - Vital Signs At a Glance Contract Report for 881864/0002 - June 2018

Name or company name	MR DA POWER
Contract type name	PDS Contract
Purpose of contract	General
Contract start date	31/10/2010
Contract end date	31/03/2020

18/19 Contracted general activity (UDA)	7,467
Carry forward general activity (UDA)	0
18/19 Contracted orthodontic activity (UOA)	0
Carry forward orthodontic activity (UOA)	0
Baseline contract value	£266,585.03

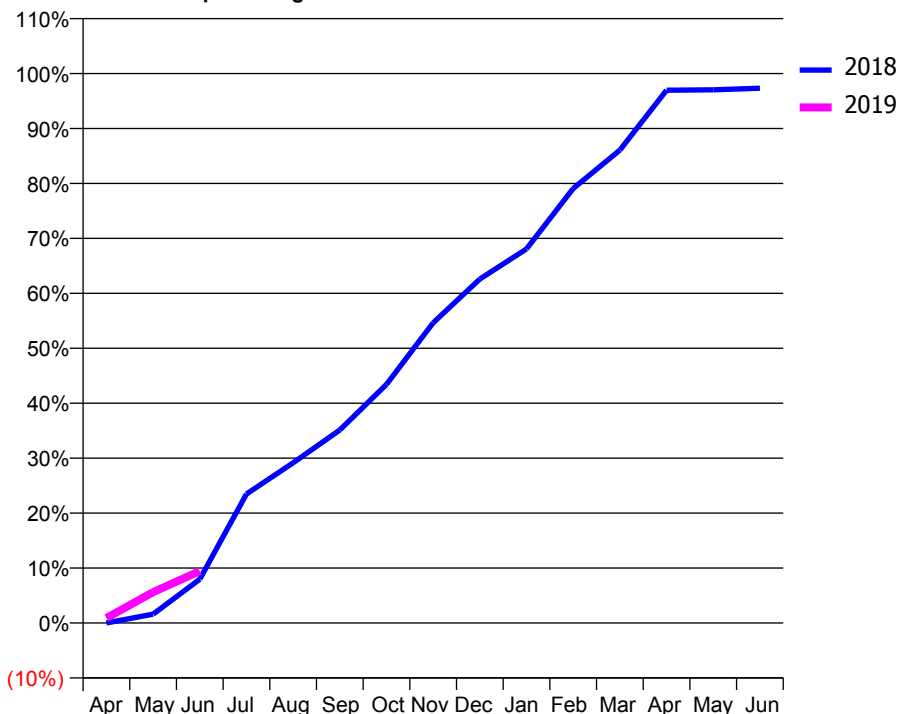
### ACCESS\*

Patients seen in 24 months	Total	Change since previous quarter
Quarter ending June 2017	2,368	
Quarter ending September 2017	2,430	↑
Quarter ending December 2017	2,484	↑
Quarter ending March 2018	2,470	→
Quarter ending June 2018	2,447	→
<b>Variance since June 2017</b>	<b>3.3%</b>	<b>↑</b>



### ACTIVITY

Cumulative percentage of contracted UDA delivered 2018 & 2019



Month	Adjusted Scheduled Activity (UDA)	
	2018	2019
April	0	68
May	120	420
June	596	705
July	1,754	
August	2,177	
September	2,623	
October	3,242	
November	4,079	
December	4,674	
January	5,084	
February	5,904	
March	6,427	
April	7,239	
May	7,246	
June	7,267	

### QUALITY

	Quantity	Base Number	Contract	AT	Region	England
% of FP17s for the same patient ID Re-attending within 3 months - Children	0	0	N/A	11.2%	12.0%	11.5%
% of FP17s for the same patient ID Re-attending within 3 months - Adults	24	433	5.5%	14.4%	15.7%	15.4%
% of FP17s for the same patient ID Re-attending between 3 & 9 months - Children	0	0	N/A	54.4%	60.3%	58.9%
% of FP17s for the same patient ID Re-attending between 3 & 9 months - Adults	112	433	25.9%	51.1%	54.0%	51.6%
% of FP17s for Band 1 Urgent Courses	0	136	0.0%	8.7%	8.9%	8.9%
% of FP17s Relating to Free Repair or Replacements	0	136	0.0%	1.2%	1.0%	0.8%
% of FP17s Relating to Continuations	2	136	1.5%	1.3%	1.1%	0.9%
% of Patients satisfied with the dentistry they have received	2	2	N/A	92.3%	93.4%	93.2%
% of Patients satisfied with the time they had to wait for an appointment	2	2	N/A	89.4%	89.4%	88.8%

\* This is based on patients treated on this contract for their most recent course of treatment. Figures in italics indicate the base number of FP17s or Patient Questionnaire responses are less than 100. N/A is shown where the base number of responses is less than 10 during the period. % is calculated as Quantity/Base number\*100



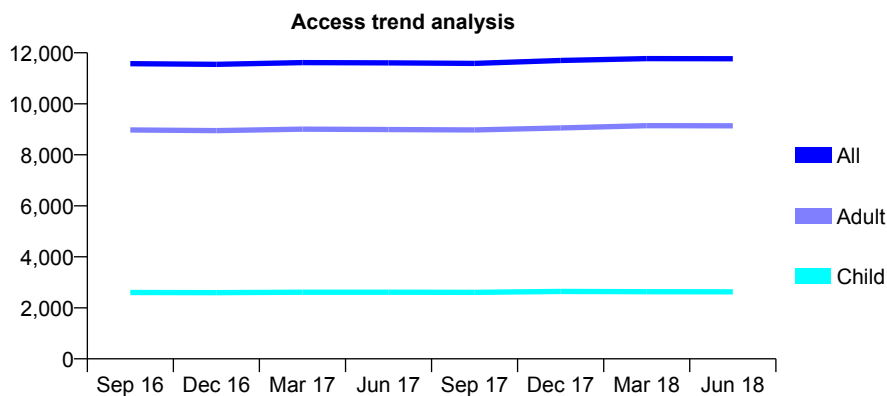
## Q45 - Vital Signs At a Glance Contract Report for 905844/0001 - June 2018

Name or company name	Ms F Brown and Mr M Ellis
Contract type name	GDS Contract
Purpose of contract	General
Contract start date	01/04/2006
Contract end date	

18/19 Contracted general activity (UDA)	30,150
Carry forward general activity (UDA)	0
18/19 Contracted orthodontic activity (UOA)	0
Carry forward orthodontic activity (UOA)	0
Baseline contract value	£782,272.89

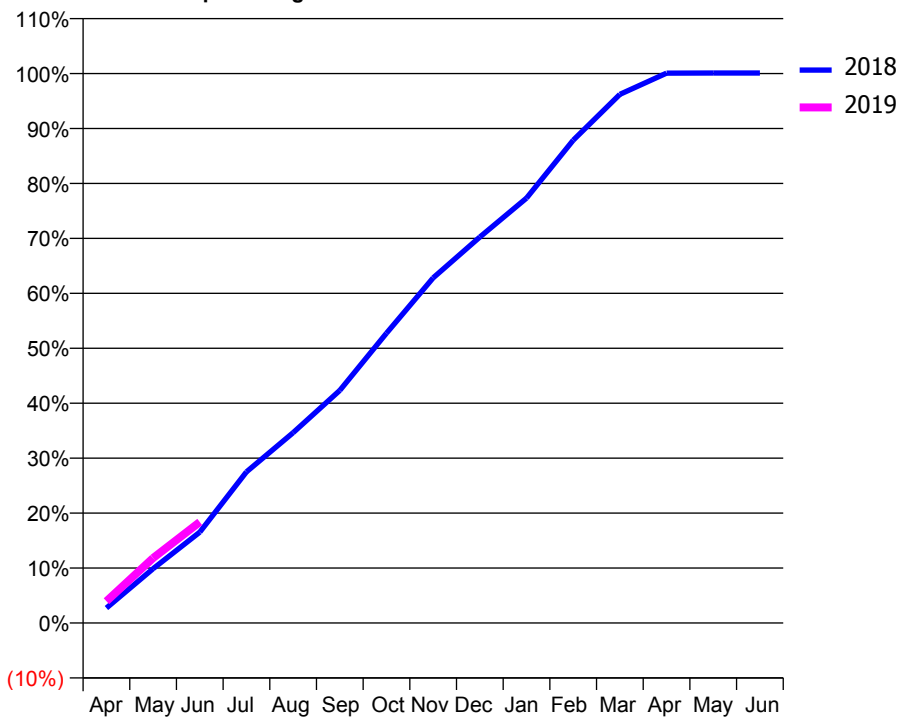
### ACCESS\*

Patients seen in 24 months	Total	Change since previous quarter
Quarter ending June 2017	11,603	
Quarter ending September 2017	11,583	→
Quarter ending December 2017	11,699	→
Quarter ending March 2018	11,774	→
Quarter ending June 2018	11,766	→
<b>Variance since June 2017</b>	<b>1.4%</b>	<b>→</b>



### ACTIVITY

Cumulative percentage of contracted UDA delivered 2018 & 2019



Month	Adjusted Scheduled Activity (UDA)	
	2018	2019
April	825	1,199
May	2,984	3,564
June	4,988	5,545
July	8,294	
August	10,444	
September	12,767	
October	15,906	
November	18,942	
December	21,176	
January	23,310	
February	26,492	
March	29,007	
April	30,167	
May	30,177	
June	30,177	

### QUALITY

	Quantity	Base Number	Contract	AT	Region	England
% of FP17s for the same patient ID Re-attending within 3 months - Children	40	811	4.9%	11.2%	12.0%	11.5%
% of FP17s for the same patient ID Re-attending within 3 months - Adults	308	2,535	12.1%	14.4%	15.7%	15.4%
% of FP17s for the same patient ID Re-attending between 3 & 9 months - Children	431	811	53.1%	54.4%	60.3%	58.9%
% of FP17s for the same patient ID Re-attending between 3 & 9 months - Adults	1,174	2,535	46.3%	51.1%	54.0%	51.6%
% of FP17s for Band 1 Urgent Courses	152	2,694	5.6%	8.7%	8.9%	8.9%
% of FP17s Relating to Free Repair or Replacements	51	2,694	1.9%	1.2%	1.0%	0.8%
% of FP17s Relating to Continuations	49	2,694	1.8%	1.3%	1.1%	0.9%
% of Patients satisfied with the dentistry they have received	18	19	94.7%	92.3%	93.4%	93.2%
% of Patients satisfied with the time they had to wait for an appointment	19	19	100.0%	89.4%	89.4%	88.8%

\* This is based on patients treated on this contract for their most recent course of treatment. Figures in italics indicate the base number of FP17s or Patient Questionnaire responses are less than 100. N/A is shown where the base number of responses is less than 10 during the period. % is calculated as Quantity/Base number\*100

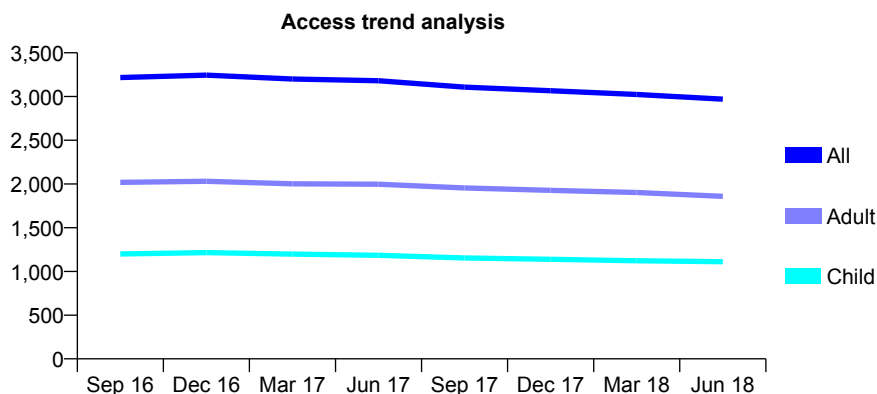
## Q45 - Vital Signs At a Glance Contract Report for 907316/0002 - June 2018

Name or company name	MR AI WILSON
Contract type name	GDS Contract
Purpose of contract	General
Contract start date	01/04/2006
Contract end date	

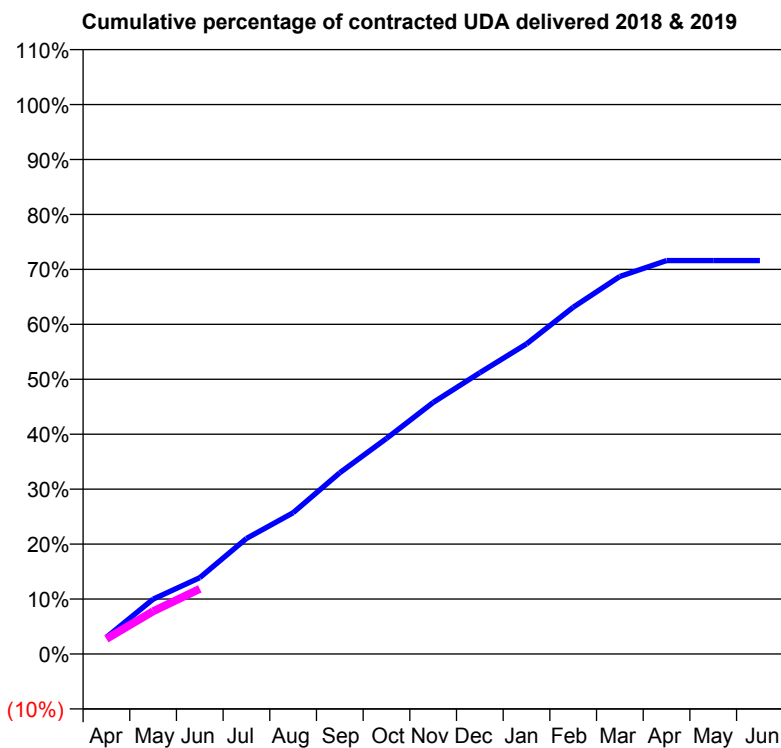
18/19 Contracted general activity (UDA)	10,500
Carry forward general activity (UDA)	0
18/19 Contracted orthodontic activity (UOA)	0
Carry forward orthodontic activity (UOA)	0
Baseline contract value	£272,471.11

### ACCESS\*

Patients seen in 24 months	Total	Change since previous quarter
Quarter ending June 2017	3,181	
Quarter ending September 2017	3,107	↓
Quarter ending December 2017	3,066	↓
Quarter ending March 2018	3,024	↓
Quarter ending June 2018	2,970	↓
<b>Variance since June 2017</b>	<b>(6.6%)</b>	<b>↓</b>



### ACTIVITY



Month	Adjusted Scheduled Activity (UDA)	
	2018	2019
April	320	290
May	1,048	816
June	1,459	1,245
July	2,207	
August	2,701	
September	3,464	
October	4,119	
November	4,808	
December	5,374	
January	5,926	
February	6,627	
March	7,214	
April	7,518	
May	7,518	
June	7,518	

### QUALITY

	Quantity	Base Number	Contract	AT	Region	England
% of FP17s for the same patient ID Re-attending within 3 months - Children	37	416	8.9%	11.2%	12.0%	11.5%
% of FP17s for the same patient ID Re-attending within 3 months - Adults	87	566	15.4%	14.4%	15.7%	15.4%
% of FP17s for the same patient ID Re-attending between 3 & 9 months - Children	279	416	67.1%	54.4%	60.3%	58.9%
% of FP17s for the same patient ID Re-attending between 3 & 9 months - Adults	370	566	65.4%	51.1%	54.0%	51.6%
% of FP17s for Band 1 Urgent Courses	49	817	6.0%	8.7%	8.9%	8.9%
% of FP17s Relating to Free Repair or Replacements	2	817	0.2%	1.2%	1.0%	0.8%
% of FP17s Relating to Continuations	22	817	2.7%	1.3%	1.1%	0.9%
% of Patients satisfied with the dentistry they have received	7	9	N/A	92.3%	93.4%	93.2%
% of Patients satisfied with the time they had to wait for an appointment	7	9	N/A	89.4%	89.4%	88.8%

\* This is based on patients treated on this contract for their most recent course of treatment. Figures in italics indicate the base number of FP17s or Patient Questionnaire responses are less than 100. N/A is shown where the base number of responses is less than 10 during the period. % is calculated as Quantity/Base number\*100

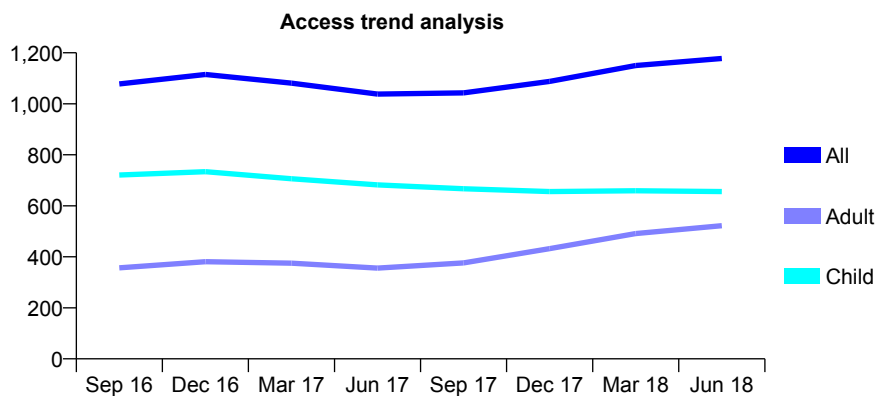
## Q45 - Vital Signs At a Glance Contract Report for 911852/0001 - June 2018

Name or company name	MR JC BENNETT
Contract type name	GDS Contract
Purpose of contract	General
Contract start date	01/12/2014
Contract end date	

18/19 Contracted general activity (UDA)	3,071
Carry forward general activity (UDA)	0
18/19 Contracted orthodontic activity (UOA)	0
Carry forward orthodontic activity (UOA)	0
Baseline contract value	£65,700.54

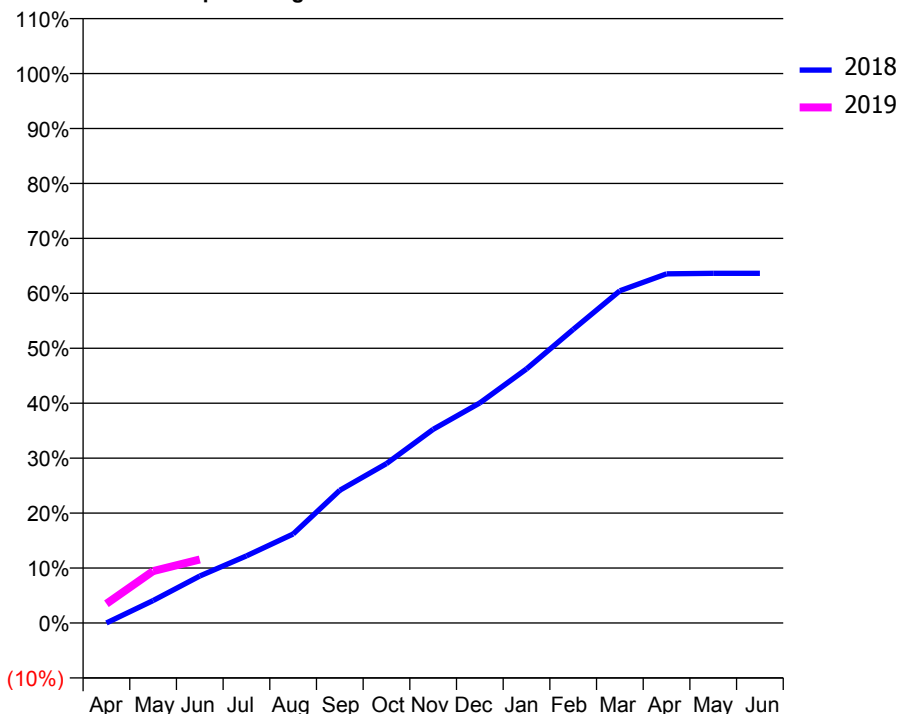
### ACCESS\*

Patients seen in 24 months	Total	Change since previous quarter
Quarter ending June 2017	1,038	
Quarter ending September 2017	1,043	→
Quarter ending December 2017	1,088	↑
Quarter ending March 2018	1,150	↑
Quarter ending June 2018	1,178	↑
<b>Variance since June 2017</b>	<b>13.5%</b>	<b>↑</b>



### ACTIVITY

Cumulative percentage of contracted UDA delivered 2018 & 2019



Adjusted Scheduled Activity (UDA)

Month	2018	2019
April	0	108
May	125	290
June	263	355
July	375	
August	497	
September	742	
October	891	
November	1,082	
December	1,230	
January	1,420	
February	1,641	
March	1,857	
April	1,952	
May	1,955	
June	1,955	

### QUALITY

	Quantity	Base Number	Contract	AT	Region	England
% of FP17s for the same patient ID Re-attending within 3 months - Children	9	209	4.3%	11.2%	12.0%	11.5%
% of FP17s for the same patient ID Re-attending within 3 months - Adults	12	113	10.6%	14.4%	15.7%	15.4%
% of FP17s for the same patient ID Re-attending between 3 & 9 months - Children	125	209	59.8%	54.4%	60.3%	58.9%
% of FP17s for the same patient ID Re-attending between 3 & 9 months - Adults	43	113	38.1%	51.1%	54.0%	51.6%
% of FP17s for Band 1 Urgent Courses	9	260	3.5%	8.7%	8.9%	8.9%
% of FP17s Relating to Free Repair or Replacements	0	260	0.0%	1.2%	1.0%	0.8%
% of FP17s Relating to Continuations	1	260	0.4%	1.3%	1.1%	0.9%
% of Patients satisfied with the dentistry they have received	0	0	N/A	92.3%	93.4%	93.2%
% of Patients satisfied with the time they had to wait for an appointment	0	0	N/A	89.4%	89.4%	88.8%

\* This is based on patients treated on this contract for their most recent course of treatment. Figures in italics indicate the base number of FP17s or Patient Questionnaire responses are less than 100. N/A is shown where the base number of responses is less than 10 during the period. % is calculated as Quantity/Base number\*100

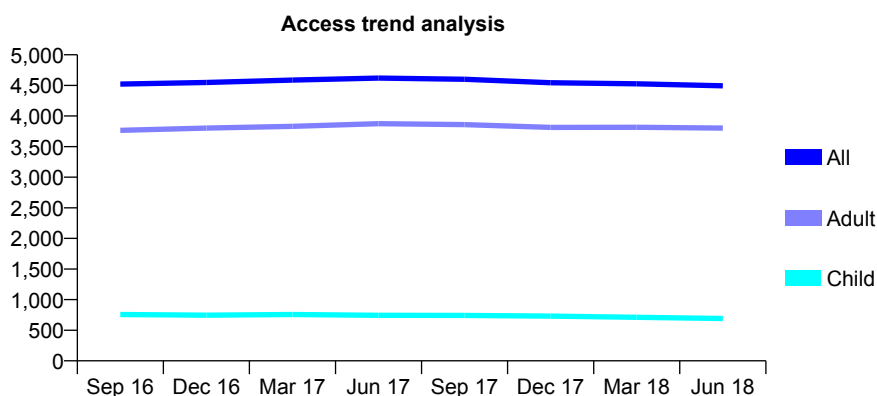
## Q45 - Vital Signs At a Glance Contract Report for 918873/0001 - June 2018

Name or company name	MR A MILNES
Contract type name	GDS Contract
Purpose of contract	General
Contract start date	10/08/2012
Contract end date	

18/19 Contracted general activity (UDA)	11,709
Carry forward general activity (UDA)	0
18/19 Contracted orthodontic activity (UOA)	0
Carry forward orthodontic activity (UOA)	0
Baseline contract value	£339,514.09

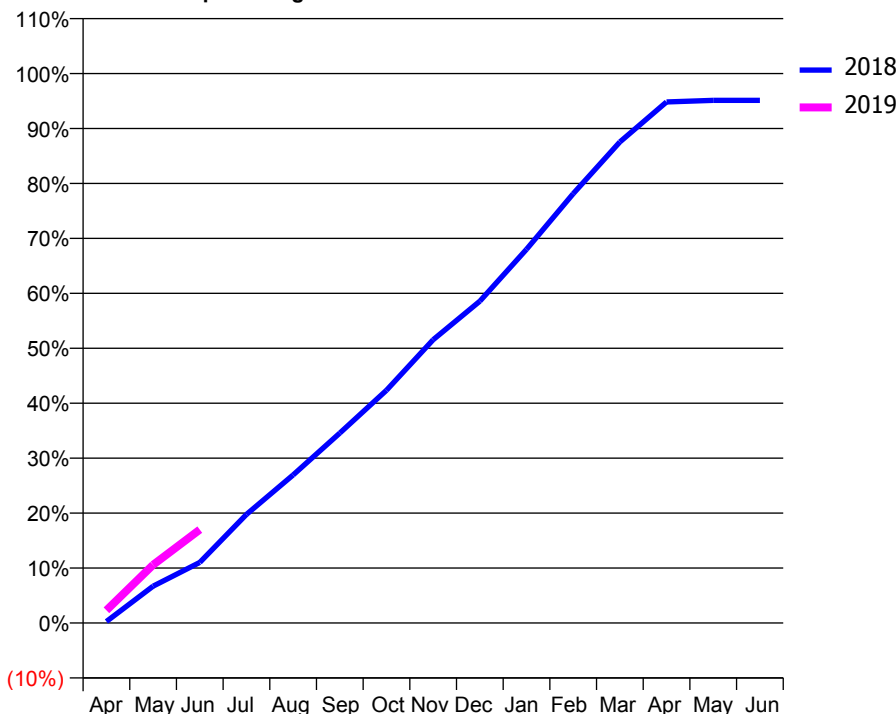
### ACCESS\*

Patients seen in 24 months	Total	Change since previous quarter
Quarter ending June 2017	4,619	
Quarter ending September 2017	4,601	→
Quarter ending December 2017	4,543	↓
Quarter ending March 2018	4,527	→
Quarter ending June 2018	4,494	→
<b>Variance since June 2017</b>	<b>(2.7%)</b>	<b>↓</b>



### ACTIVITY

Cumulative percentage of contracted UDA delivered 2018 & 2019



Month	Adjusted Scheduled Activity (UDA)	
	2018	2019
April	31	270
May	785	1,241
June	1,292	1,991
July	2,315	
August	3,157	
September	4,046	
October	4,960	
November	6,035	
December	6,858	
January	7,962	
February	9,148	
March	10,250	
April	11,103	
May	11,137	
June	11,137	

### QUALITY

	Quantity	Base Number	Contract	AT	Region	England
% of FP17s for the same patient ID Re-attending within 3 months - Children	30	287	10.5%	11.2%	12.0%	11.5%
% of FP17s for the same patient ID Re-attending within 3 months - Adults	217	1,393	15.6%	14.4%	15.7%	15.4%
% of FP17s for the same patient ID Re-attending between 3 & 9 months - Children	183	287	63.8%	54.4%	60.3%	58.9%
% of FP17s for the same patient ID Re-attending between 3 & 9 months - Adults	850	1,393	61.0%	51.1%	54.0%	51.6%
% of FP17s for Band 1 Urgent Courses	87	1,233	7.1%	8.7%	8.9%	8.9%
% of FP17s Relating to Free Repair or Replacements	16	1,233	1.3%	1.2%	1.0%	0.8%
% of FP17s Relating to Continuations	20	1,233	1.6%	1.3%	1.1%	0.9%
% of Patients satisfied with the dentistry they have received	26	27	96.3%	92.3%	93.4%	93.2%
% of Patients satisfied with the time they had to wait for an appointment	26	27	96.3%	89.4%	89.4%	88.8%

\* This is based on patients treated on this contract for their most recent course of treatment. Figures in italics indicate the base number of FP17s or Patient Questionnaire responses are less than 100. N/A is shown where the base number of responses is less than 10 during the period. % is calculated as Quantity/Base number\*100

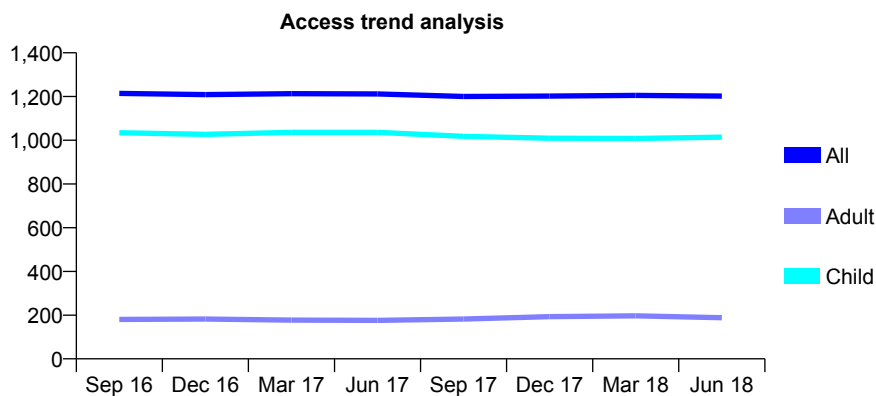
## Q45 - Vital Signs At a Glance Contract Report for 919047/0001 - June 2018

Name or company name	MR TR LEWIS
Contract type name	GDS Contract
Purpose of contract	General and Orthodontic
Contract start date	01/04/2006
Contract end date	

18/19 Contracted general activity (UDA)	4,075
Carry forward general activity (UDA)	0
18/19 Contracted orthodontic activity (UOA)	400
Carry forward orthodontic activity (UOA)	0
Baseline contract value	£97,001.91

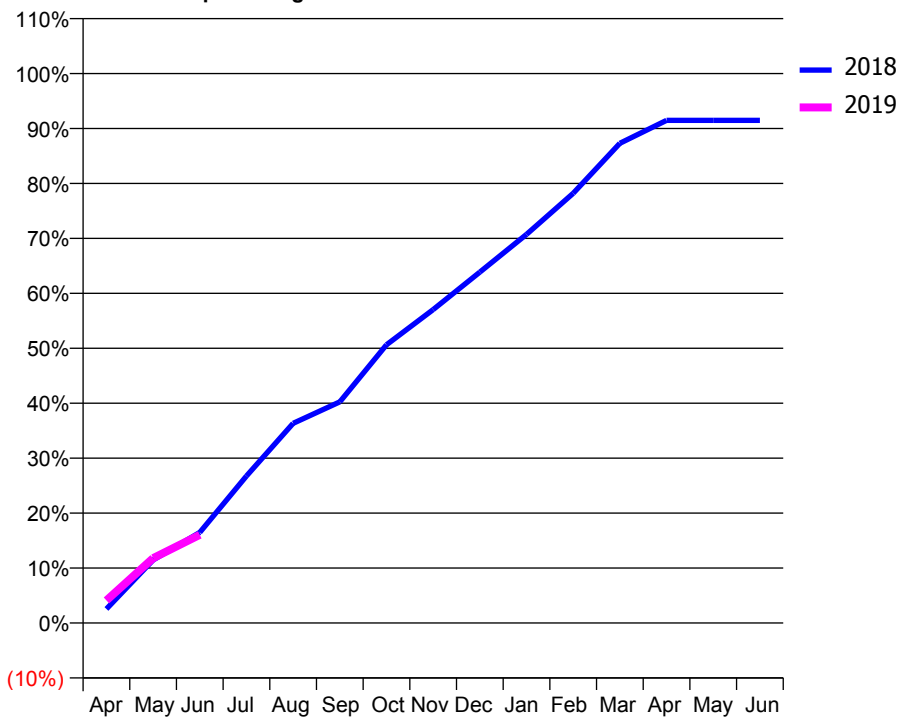
### ACCESS\*

Patients seen in 24 months	Total	Change since previous quarter
Quarter ending June 2017	1,212	
Quarter ending September 2017	1,200	→
Quarter ending December 2017	1,202	→
Quarter ending March 2018	1,205	→
Quarter ending June 2018	1,202	→
<b>Variance since June 2017</b>	<b>(0.8%)</b>	→



### ACTIVITY

Cumulative percentage of contracted UDA delivered 2018 & 2019



Adjusted Scheduled Activity (UDA)

Month	2018	2019
April	104	167
May	467	481
June	672	654
July	1,091	
August	1,481	
September	1,640	
October	2,063	
November	2,325	
December	2,602	
January	2,882	
February	3,186	
March	3,557	
April	3,728	
May	3,728	
June	3,728	

### QUALITY

	Quantity	Base Number	Contract	AT	Region	England
% of FP17s for the same patient ID Re-attending within 3 months - Children	57	414	13.8%	11.2%	12.0%	11.5%
% of FP17s for the same patient ID Re-attending within 3 months - Adults	1	19	5.3%	14.4%	15.7%	15.4%
% of FP17s for the same patient ID Re-attending between 3 & 9 months - Children	263	414	63.5%	54.4%	60.3%	58.9%
% of FP17s for the same patient ID Re-attending between 3 & 9 months - Adults	7	19	36.8%	51.1%	54.0%	51.6%
% of FP17s for Band 1 Urgent Courses	41	352	11.6%	8.7%	8.9%	8.9%
% of FP17s Relating to Free Repair or Replacements	0	352	0.0%	1.2%	1.0%	0.8%
% of FP17s Relating to Continuations	3	352	0.9%	1.3%	1.1%	0.9%
% of Patients satisfied with the dentistry they have received	0	0	N/A	92.3%	93.4%	93.2%
% of Patients satisfied with the time they had to wait for an appointment	0	0	N/A	89.4%	89.4%	88.8%

\* This is based on patients treated on this contract for their most recent course of treatment. Figures in italics indicate the base number of FP17s or Patient Questionnaire responses are less than 100. N/A is shown where the base number of responses is less than 10 during the period. % is calculated as Quantity/Base number\*100

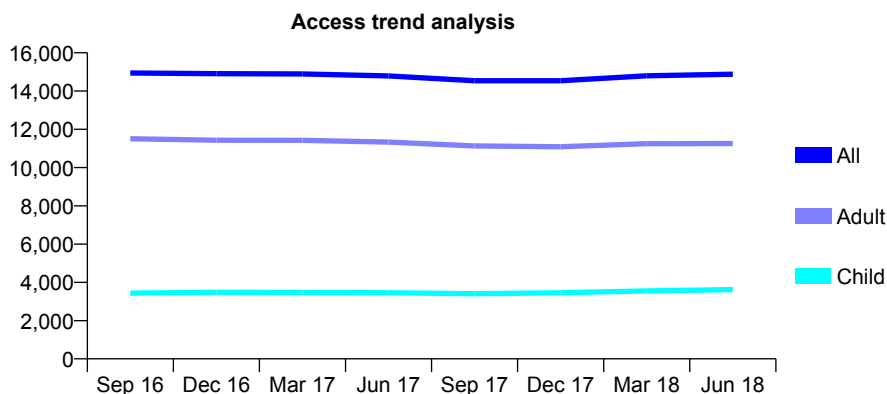
## Q45 - Vital Signs At a Glance Contract Report for 921890/0001 - June 2018

Name or company name	MR DC DANIELS
Contract type name	GDS Contract
Purpose of contract	General
Contract start date	01/04/2006
Contract end date	

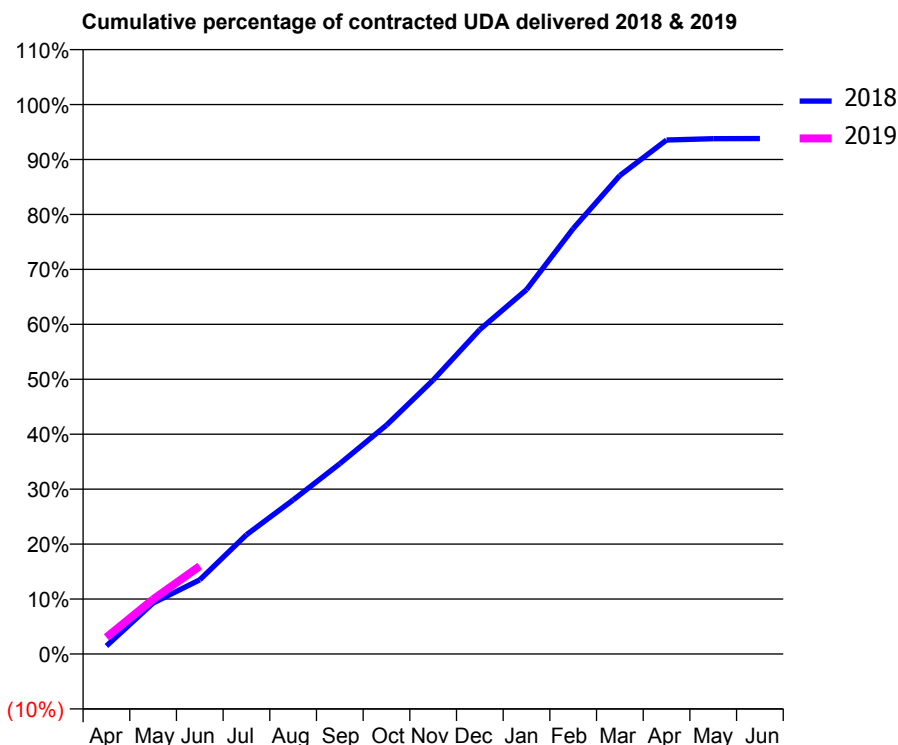
18/19 Contracted general activity (UDA)	47,398
Carry forward general activity (UDA)	0
18/19 Contracted orthodontic activity (UOA)	0
Carry forward orthodontic activity (UOA)	0
Baseline contract value	£1,295,322.69

### ACCESS\*

Patients seen in 24 months	Total	Change since previous quarter
Quarter ending June 2017	14,788	
Quarter ending September 2017	14,540	↓
Quarter ending December 2017	14,538	→
Quarter ending March 2018	14,796	→
Quarter ending June 2018	14,879	→
<b>Variance since June 2017</b>	<b>0.6%</b>	<b>→</b>



### ACTIVITY



Month	Adjusted Scheduled Activity (UDA)	
	2018	2019
April	701	1,443
May	4,394	4,726
June	6,396	7,580
July	10,288	
August	13,294	
September	16,415	
October	19,746	
November	23,631	
December	27,989	
January	31,429	
February	36,698	
March	41,275	
April	44,337	
May	44,454	
June	44,456	

### QUALITY

	Quantity	Base Number	Contract	AT	Region	England
% of FP17s for the same patient ID Re-attending within 3 months - Children	105	1,278	8.2%	11.2%	12.0%	11.5%
% of FP17s for the same patient ID Re-attending within 3 months - Adults	595	3,898	15.3%	14.4%	15.7%	15.4%
% of FP17s for the same patient ID Re-attending between 3 & 9 months - Children	704	1,278	55.1%	54.4%	60.3%	58.9%
% of FP17s for the same patient ID Re-attending between 3 & 9 months - Adults	2,256	3,898	57.9%	51.1%	54.0%	51.6%
% of FP17s for Band 1 Urgent Courses	520	3,876	13.4%	8.7%	8.9%	8.9%
% of FP17s Relating to Free Repair or Replacements	46	3,876	1.2%	1.2%	1.0%	0.8%
% of FP17s Relating to Continuations	45	3,876	1.2%	1.3%	1.1%	0.9%
% of Patients satisfied with the dentistry they have received	21	21	100.0%	92.3%	93.4%	93.2%
% of Patients satisfied with the time they had to wait for an appointment	20	21	95.2%	89.4%	89.4%	88.8%

\* This is based on patients treated on this contract for their most recent course of treatment. Figures in italics indicate the base number of FP17s or Patient Questionnaire responses are less than 100. N/A is shown where the base number of responses is less than 10 during the period. % is calculated as Quantity/Base number\*100

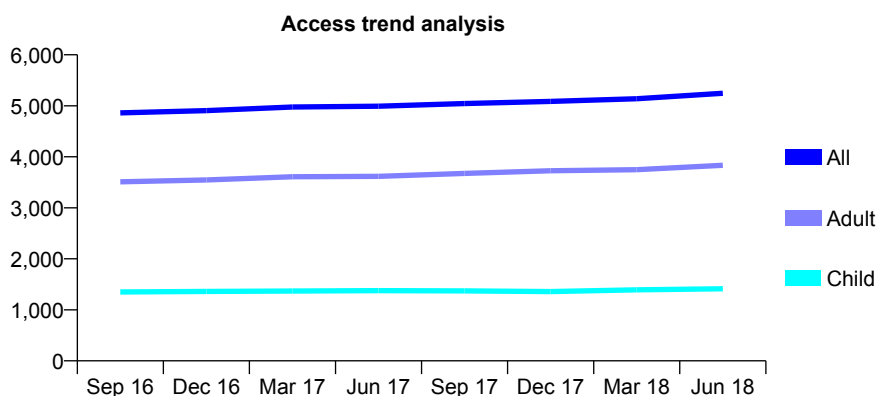
## Q45 - Vital Signs At a Glance Contract Report for 930121/0001 - June 2018

Name or company name	MR MA SIDDIQUI
Contract type name	GDS Contract
Purpose of contract	General
Contract start date	08/11/2012
Contract end date	

18/19 Contracted general activity (UDA)	17,392
Carry forward general activity (UDA)	0
18/19 Contracted orthodontic activity (UOA)	0
Carry forward orthodontic activity (UOA)	0
Baseline contract value	£430,508.59

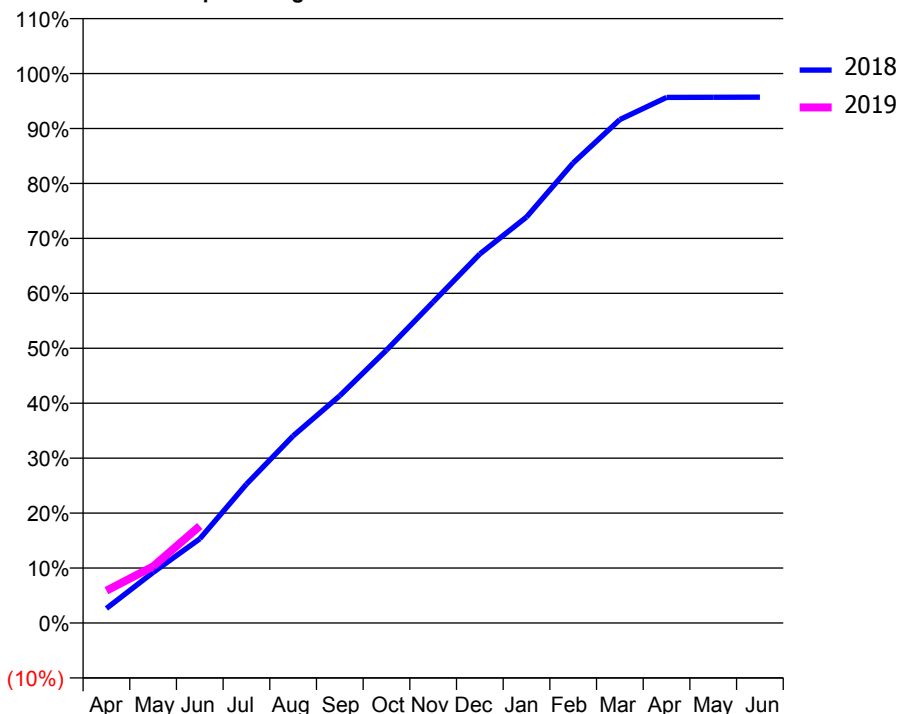
### ACCESS\*

Patients seen in 24 months	Total	Change since previous quarter
Quarter ending June 2017	4,993	
Quarter ending September 2017	5,045	→
Quarter ending December 2017	5,087	→
Quarter ending March 2018	5,139	→
Quarter ending June 2018	5,246	↑
<b>Variance since June 2017</b>	<b>5.1%</b>	<b>↑</b>



### ACTIVITY

Cumulative percentage of contracted UDA delivered 2018 & 2019



Month	Adjusted Scheduled Activity (UDA)	
	2018	2019
April	464	1,025
May	1,601	1,790
June	2,664	3,069
July	4,396	
August	5,923	
September	7,192	
October	8,636	
November	10,159	
December	11,678	
January	12,850	
February	14,562	
March	15,933	
April	16,634	
May	16,640	
June	16,644	

### QUALITY

	Quantity	Base Number	Contract	AT	Region	England
% of FP17s for the same patient ID Re-attending within 3 months - Children	30	477	6.3%	11.2%	12.0%	11.5%
% of FP17s for the same patient ID Re-attending within 3 months - Adults	216	1,289	16.8%	14.4%	15.7%	15.4%
% of FP17s for the same patient ID Re-attending between 3 & 9 months - Children	290	477	60.8%	54.4%	60.3%	58.9%
% of FP17s for the same patient ID Re-attending between 3 & 9 months - Adults	688	1,289	53.4%	51.1%	54.0%	51.6%
% of FP17s for Band 1 Urgent Courses	117	1,250	9.4%	8.7%	8.9%	8.9%
% of FP17s Relating to Free Repair or Replacements	13	1,250	1.0%	1.2%	1.0%	0.8%
% of FP17s Relating to Continuations	8	1,250	0.6%	1.3%	1.1%	0.9%
% of Patients satisfied with the dentistry they have received	25	29	86.2%	92.3%	93.4%	93.2%
% of Patients satisfied with the time they had to wait for an appointment	26	29	89.7%	89.4%	89.4%	88.8%

\* This is based on patients treated on this contract for their most recent course of treatment. Figures in italics indicate the base number of FP17s or Patient Questionnaire responses are less than 100. N/A is shown where the base number of responses is less than 10 during the period. % is calculated as Quantity/Base number\*100

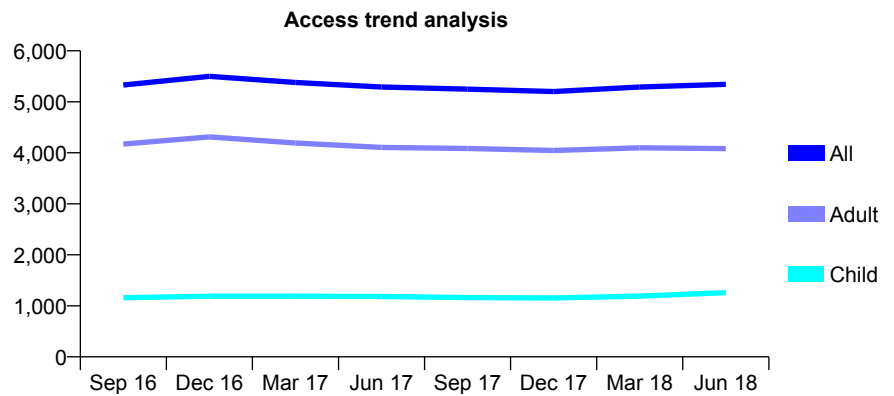
## Q45 - Vital Signs At a Glance Contract Report for 984418/0001 - June 2018

Name or company name	MR A NAYYAR
Contract type name	GDS Contract
Purpose of contract	General and Orthodontic
Contract start date	05/01/2015
Contract end date	

18/19 Contracted general activity (UDA)	11,406
Carry forward general activity (UDA)	0
18/19 Contracted orthodontic activity (UOA)	25
Carry forward orthodontic activity (UOA)	0
Baseline contract value	£369,884.04

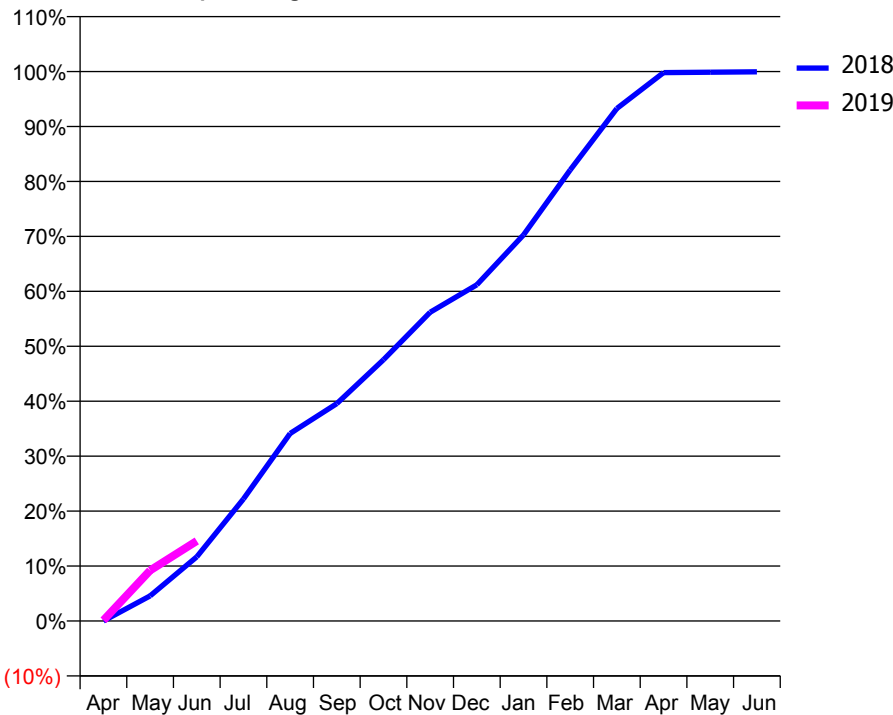
### ACCESS\*

Patients seen in 24 months	Total	Change since previous quarter
Quarter ending June 2017	5,289	
Quarter ending September 2017	5,249	→
Quarter ending December 2017	5,202	→
Quarter ending March 2018	5,291	→
Quarter ending June 2018	5,343	→
<b>Variance since June 2017</b>	<b>1.0%</b>	<b>→</b>



### ACTIVITY

Cumulative percentage of contracted UDA delivered 2018 & 2019



Month	Adjusted Scheduled Activity (UDA)	
	2018	2019
April	0	14
May	521	1,050
June	1,333	1,662
July	2,534	
August	3,894	
September	4,512	
October	5,425	
November	6,408	
December	6,979	
January	8,014	
February	9,361	
March	10,639	
April	11,383	
May	11,392	
June	11,400	

### QUALITY

	Quantity	Base Number	Contract	AT	Region	England
% of FP17s for the same patient ID Re-attending within 3 months - Children	28	459	6.1%	11.2%	12.0%	11.5%
% of FP17s for the same patient ID Re-attending within 3 months - Adults	114	1,180	9.7%	14.4%	15.7%	15.4%
% of FP17s for the same patient ID Re-attending between 3 & 9 months - Children	292	459	63.6%	54.4%	60.3%	58.9%
% of FP17s for the same patient ID Re-attending between 3 & 9 months - Adults	526	1,180	44.6%	51.1%	54.0%	51.6%
% of FP17s for Band 1 Urgent Courses	31	1,031	3.0%	8.7%	8.9%	8.9%
% of FP17s Relating to Free Repair or Replacements	16	1,031	1.6%	1.2%	1.0%	0.8%
% of FP17s Relating to Continuations	12	1,031	1.2%	1.3%	1.1%	0.9%
% of Patients satisfied with the dentistry they have received	12	13	92.3%	92.3%	93.4%	93.2%
% of Patients satisfied with the time they had to wait for an appointment	12	13	92.3%	89.4%	89.4%	88.8%

\* This is based on patients treated on this contract for their most recent course of treatment. Figures in italics indicate the base number of FP17s or Patient Questionnaire responses are less than 100. N/A is shown where the base number of responses is less than 10 during the period. % is calculated as Quantity/Base number\*100



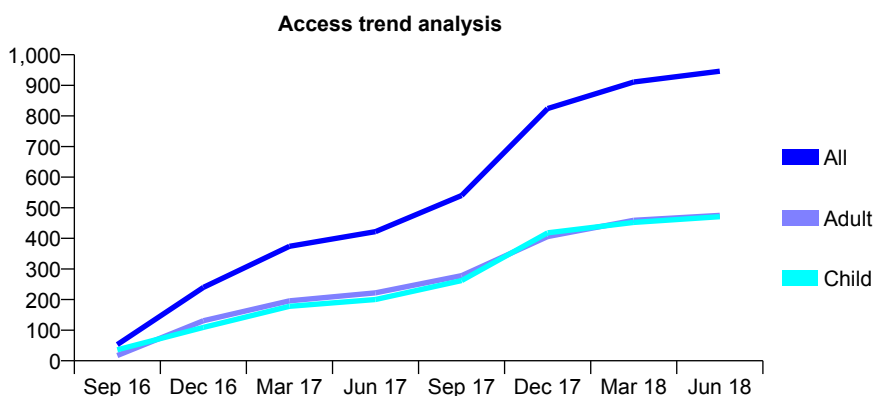
## Q46 - Vital Signs At a Glance Contract Report for 100067/0000 - June 2018

Name or company name	ALWHCT
Contract type name	PDS Contract
Purpose of contract	General
Contract start date	01/04/2016
Contract end date	30/09/2019

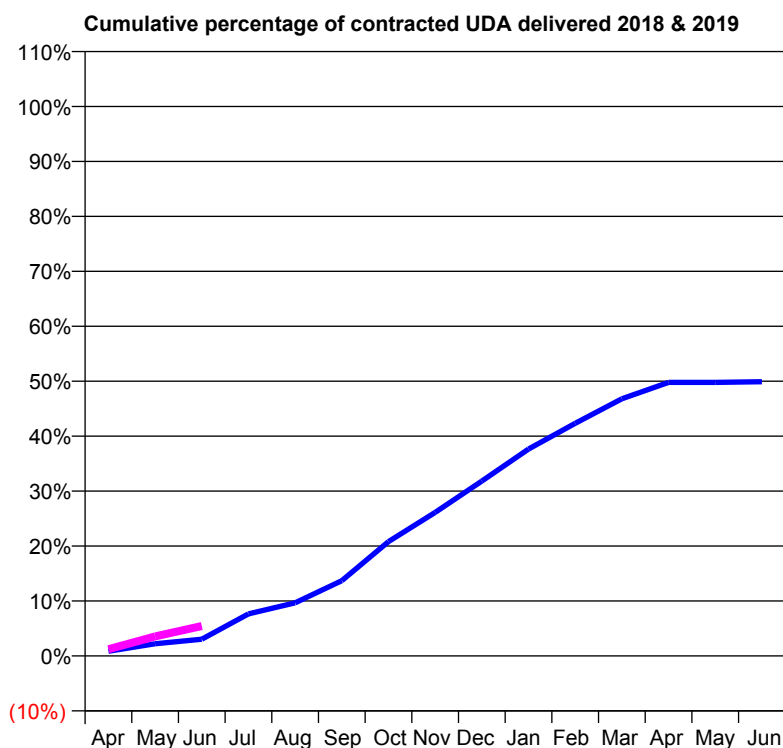
18/19 Contracted general activity (UDA)	3,900
Carry forward general activity (UDA)	0
18/19 Contracted orthodontic activity (UOA)	0
Carry forward orthodontic activity (UOA)	0
Baseline contract value	£0.00

### ACCESS\*

Patients seen in 24 months	Total	Change since previous quarter
Quarter ending June 2017	422	
Quarter ending September 2017	540	↑
Quarter ending December 2017	824	↑
Quarter ending March 2018	911	↑
Quarter ending June 2018	946	↑
<b>Variance since June 2017</b>	<b>124.2%</b>	<b>↑</b>



### ACTIVITY



Month	Adjusted Scheduled Activity (UDA)	
	2018	2019
April	34	48
May	86	138
June	119	213
July	298	
August	377	
September	534	
October	811	
November	1,019	
December	1,241	
January	1,469	
February	1,651	
March	1,826	
April	1,942	
May	1,942	
June	1,946	

### QUALITY

	Quantity	Base Number	Contract	AT	Region	England
% of FP17s for the same patient ID Re-attending within 3 months - Children	3	113	2.7%	11.7%	12.0%	11.5%
% of FP17s for the same patient ID Re-attending within 3 months - Adults	7	100	7.0%	15.8%	15.7%	15.4%
% of FP17s for the same patient ID Re-attending between 3 & 9 months - Children	20	113	17.7%	58.4%	60.3%	58.9%
% of FP17s for the same patient ID Re-attending between 3 & 9 months - Adults	50	100	50.0%	51.9%	54.0%	51.6%
% of FP17s for Band 1 Urgent Courses	9	136	6.6%	10.1%	8.9%	8.9%
% of FP17s Relating to Free Repair or Replacements	0	136	0.0%	0.9%	1.0%	0.8%
% of FP17s Relating to Continuations	0	136	0.0%	0.9%	1.1%	0.9%
% of Patients satisfied with the dentistry they have received	0	0	N/A	94.3%	93.4%	93.2%
% of Patients satisfied with the time they had to wait for an appointment	0	0	N/A	89.3%	89.4%	88.8%

\* This is based on patients treated on this contract for their most recent course of treatment. Figures in italics indicate the base number of FP17s or Patient Questionnaire responses are less than 100. N/A is shown where the base number of responses is less than 10 during the period. % is calculated as Quantity/Base number\*100

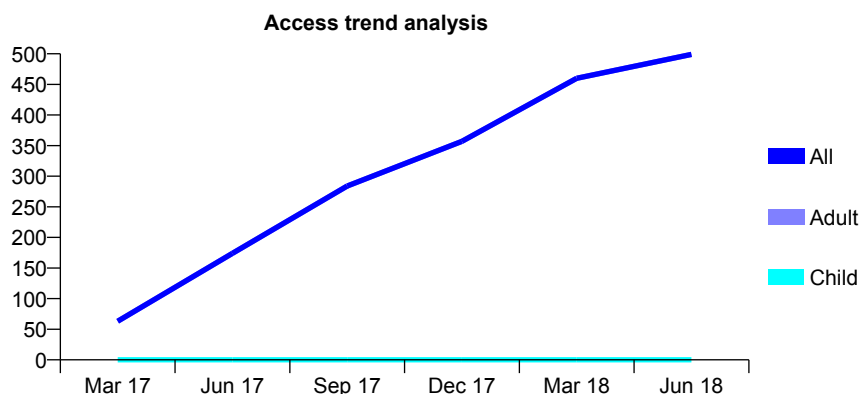
## Q46 - Vital Signs At a Glance Contract Report for 100068/0000 - June 2018

Name or company name	ALWHCT
Contract type name	PDS Contract
Purpose of contract	General
Contract start date	01/04/2015
Contract end date	31/03/2020

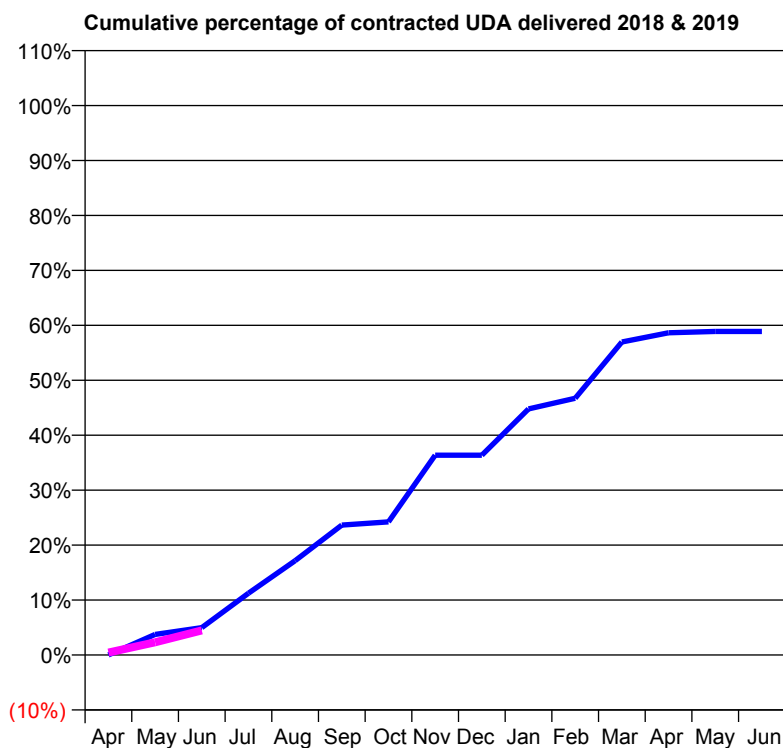
18/19 Contracted general activity (UDA)	2,070
Carry forward general activity (UDA)	0
18/19 Contracted orthodontic activity (UOA)	0
Carry forward orthodontic activity (UOA)	0
Baseline contract value	£0.00

### ACCESS\*

Patients seen in 24 months	Total	Change since previous quarter
Quarter ending June 2017	174	
Quarter ending September 2017	284	↑
Quarter ending December 2017	357	↑
Quarter ending March 2018	460	↑
Quarter ending June 2018	499	↑
<b>Variance since June 2017</b>	<b>186.8%</b>	<b>↑</b>



### ACTIVITY



Month	Adjusted Scheduled Activity (UDA)	
	2018	2019
April	0	9
May	78	48
June	103	93
July	233	
August	355	
September	489	
October	502	
November	753	
December	753	
January	927	
February	967	
March	1,179	
April	1,214	
May	1,219	
June	1,219	

### QUALITY

	Quantity	Base Number	Contract	AT	Region	England
% of FP17s for the same patient ID Re-attending within 3 months - Children	0	0	N/A	11.7%	12.0%	11.5%
% of FP17s for the same patient ID Re-attending within 3 months - Adults	18	60	30.0%	15.8%	15.7%	15.4%
% of FP17s for the same patient ID Re-attending between 3 & 9 months - Children	0	0	N/A	58.4%	60.3%	58.9%
% of FP17s for the same patient ID Re-attending between 3 & 9 months - Adults	7	60	11.7%	51.9%	54.0%	51.6%
% of FP17s for Band 1 Urgent Courses	23	44	52.3%	10.1%	8.9%	8.9%
% of FP17s Relating to Free Repair or Replacements	0	44	0.0%	0.9%	1.0%	0.8%
% of FP17s Relating to Continuations	0	44	0.0%	0.9%	1.1%	0.9%
% of Patients satisfied with the dentistry they have received	0	0	N/A	94.3%	93.4%	93.2%
% of Patients satisfied with the time they had to wait for an appointment	0	0	N/A	89.3%	89.4%	88.8%

\* This is based on patients treated on this contract for their most recent course of treatment. Figures in italics indicate the base number of FP17s or Patient Questionnaire responses are less than 100. N/A is shown where the base number of responses is less than 10 during the period. % is calculated as Quantity/Base number\*100

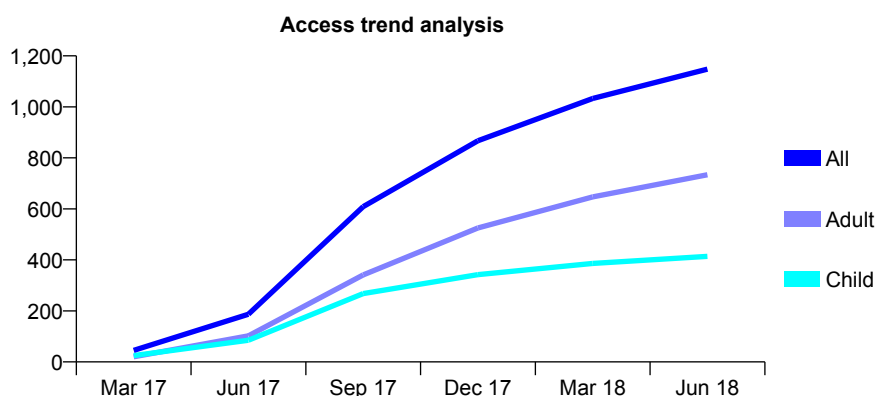
## Q46 - Vital Signs At a Glance Contract Report for 100069/0000 - June 2018

Name or company name	ALWHCT
Contract type name	PDS Contract
Purpose of contract	General
Contract start date	01/04/2016
Contract end date	30/09/2019

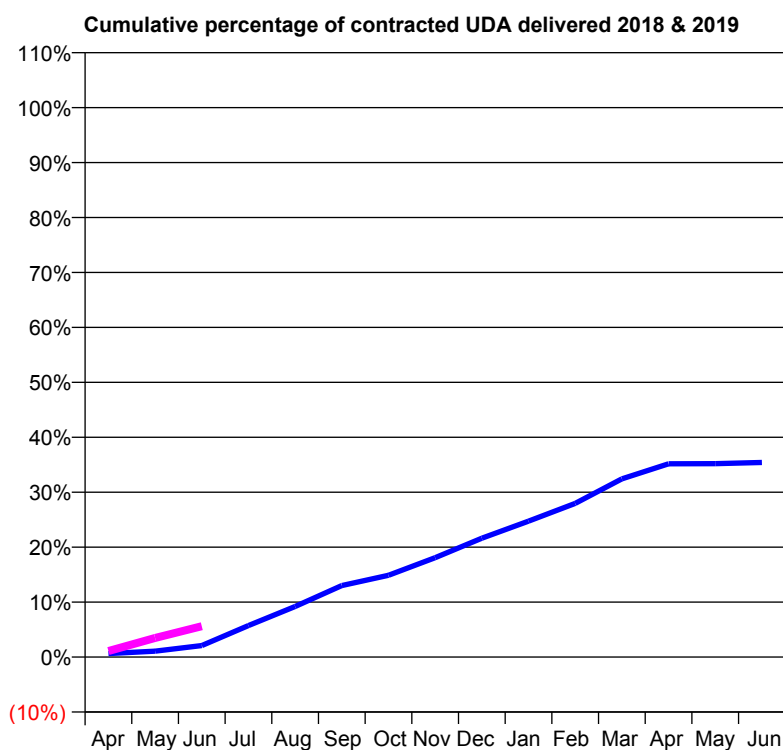
18/19 Contracted general activity (UDA)	7,000
Carry forward general activity (UDA)	0
18/19 Contracted orthodontic activity (UOA)	0
Carry forward orthodontic activity (UOA)	0
Baseline contract value	£0.00

### ACCESS\*

Patients seen in 24 months	Total	Change since previous quarter
Quarter ending June 2017	187	
Quarter ending September 2017	609	↑
Quarter ending December 2017	867	↑
Quarter ending March 2018	1,033	↑
Quarter ending June 2018	1,148	↑
<b>Variance since June 2017</b>	<b>513.9%</b>	<b>↑</b>



### ACTIVITY



Month	Adjusted Scheduled Activity (UDA)	
	2018	2019
April	44	77
May	76	244
June	146	394
July	401	
August	645	
September	911	
October	1,042	
November	1,267	
December	1,515	
January	1,733	
February	1,958	
March	2,271	
April	2,461	
May	2,464	
June	2,479	

### QUALITY

	Quantity	Base Number	Contract	AT	Region	England
% of FP17s for the same patient ID Re-attending within 3 months - Children	20	178	11.2%	11.7%	12.0%	11.5%
% of FP17s for the same patient ID Re-attending within 3 months - Adults	26	212	12.3%	15.8%	15.7%	15.4%
% of FP17s for the same patient ID Re-attending between 3 & 9 months - Children	51	178	28.7%	58.4%	60.3%	58.9%
% of FP17s for the same patient ID Re-attending between 3 & 9 months - Adults	78	212	36.8%	51.9%	54.0%	51.6%
% of FP17s for Band 1 Urgent Courses	8	263	3.0%	10.1%	8.9%	8.9%
% of FP17s Relating to Free Repair or Replacements	0	263	0.0%	0.9%	1.0%	0.8%
% of FP17s Relating to Continuations	0	263	0.0%	0.9%	1.1%	0.9%
% of Patients satisfied with the dentistry they have received	1	1	N/A	94.3%	93.4%	93.2%
% of Patients satisfied with the time they had to wait for an appointment	1	1	N/A	89.3%	89.4%	88.8%

\* This is based on patients treated on this contract for their most recent course of treatment. Figures in italics indicate the base number of FP17s or Patient Questionnaire responses are less than 100. N/A is shown where the base number of responses is less than 10 during the period. % is calculated as Quantity/Base number\*100

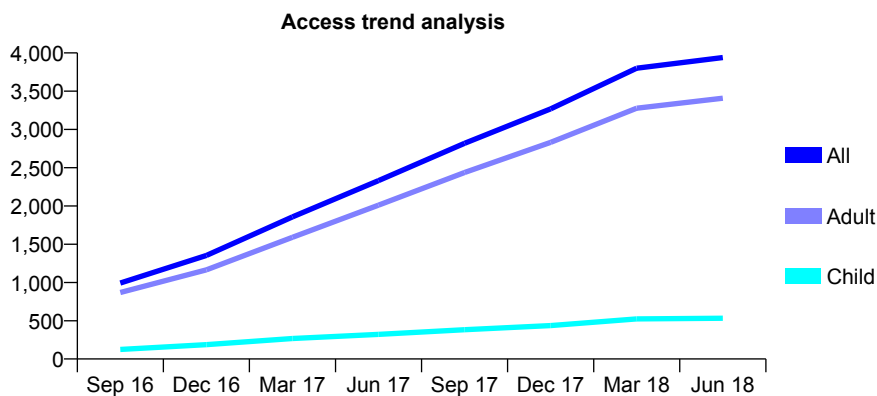
## Q46 - Vital Signs At a Glance Contract Report for 100134/0000 - June 2018

Name or company name	REVIVE DENTAL CARE LIMITED
Contract type name	GDS Contract
Purpose of contract	General
Contract start date	01/04/2016
Contract end date	

18/19 Contracted general activity (UDA)	4,591
Carry forward general activity (UDA)	0
18/19 Contracted orthodontic activity (UOA)	0
Carry forward orthodontic activity (UOA)	0
Baseline contract value	£254,619.95

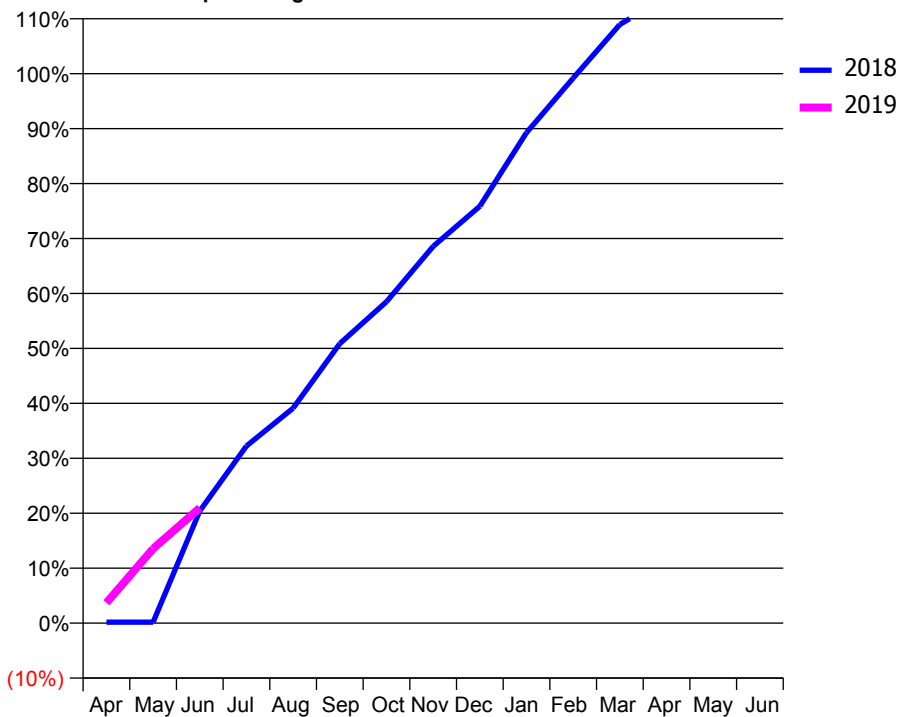
### ACCESS\*

Patients seen in 24 months	Total	Change since previous quarter
Quarter ending June 2017	2,332	
Quarter ending September 2017	2,819	↑
Quarter ending December 2017	3,269	↑
Quarter ending March 2018	3,800	↑
Quarter ending June 2018	3,940	↑
<b>Variance since June 2017</b>	<b>69.0%</b>	<b>↑</b>



### ACTIVITY

Cumulative percentage of contracted UDA delivered 2018 & 2019



Adjusted Scheduled Activity (UDA)		
Month	2018	2019
April	8	170
May	8	622
June	938	963
July	1,480	
August	1,797	
September	2,336	
October	2,685	
November	3,148	
December	3,483	
January	4,098	
February	4,554	
March	5,002	
April	5,234	
May	5,296	
June	5,301	

### QUALITY

	Quantity	Base Number	Contract	AT	Region	England
% of FP17s for the same patient ID Re-attending within 3 months - Children	9	166	5.4%	11.7%	12.0%	11.5%
% of FP17s for the same patient ID Re-attending within 3 months - Adults	41	850	4.8%	15.8%	15.7%	15.4%
% of FP17s for the same patient ID Re-attending between 3 & 9 months - Children	1	166	0.6%	58.4%	60.3%	58.9%
% of FP17s for the same patient ID Re-attending between 3 & 9 months - Adults	15	850	1.8%	51.9%	54.0%	51.6%
% of FP17s for Band 1 Urgent Courses	726	768	94.5%	10.1%	8.9%	8.9%
% of FP17s Relating to Free Repair or Replacements	1	768	0.1%	0.9%	1.0%	0.8%
% of FP17s Relating to Continuations	0	768	0.0%	0.9%	1.1%	0.9%
% of Patients satisfied with the dentistry they have received	3	4	N/A	94.3%	93.4%	93.2%
% of Patients satisfied with the time they had to wait for an appointment	2	4	N/A	89.3%	89.4%	88.8%

\* This is based on patients treated on this contract for their most recent course of treatment. Figures in italics indicate the base number of FP17s or Patient Questionnaire responses are less than 100. N/A is shown where the base number of responses is less than 10 during the period. % is calculated as Quantity/Base number\*100

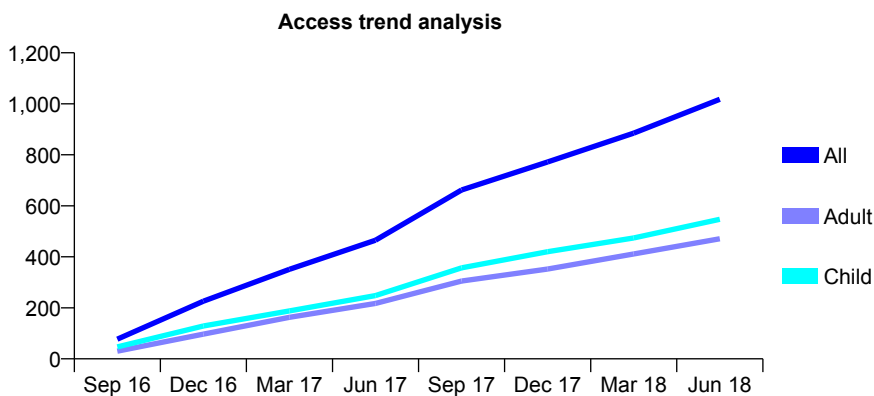
## Q46 - Vital Signs At a Glance Contract Report for 100137/0000 - June 2018

Name or company name	ALWHCT
Contract type name	PDS Contract
Purpose of contract	General
Contract start date	01/04/2016
Contract end date	30/09/2019

18/19 Contracted general activity (UDA)	3,967
Carry forward general activity (UDA)	0
18/19 Contracted orthodontic activity (UOA)	0
Carry forward orthodontic activity (UOA)	0
Baseline contract value	£3.06

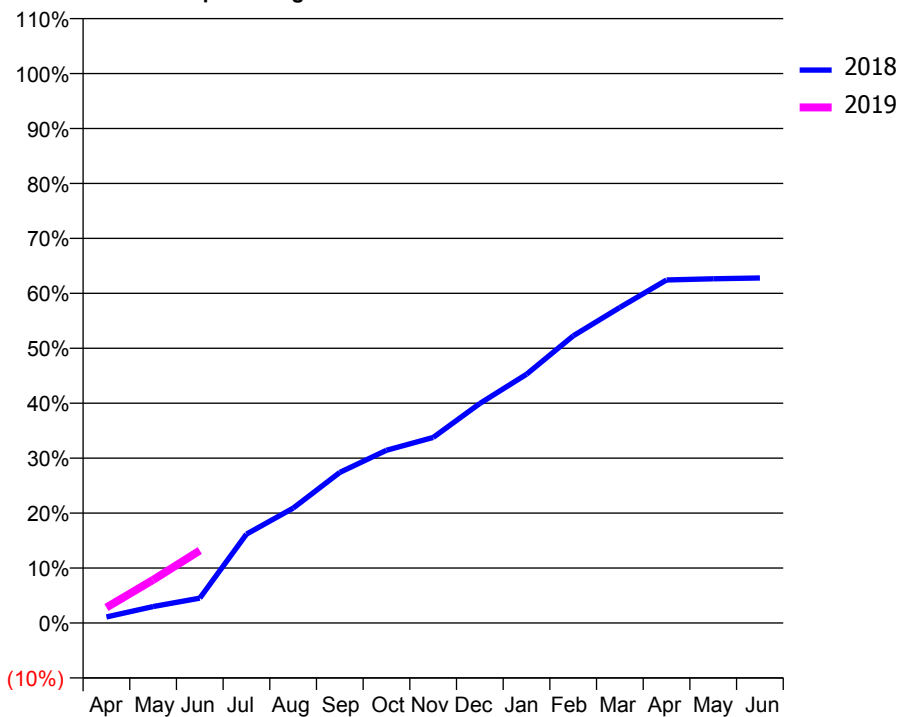
### ACCESS\*

Patients seen in 24 months	Total	Change since previous quarter
Quarter ending June 2017	465	
Quarter ending September 2017	662	↑
Quarter ending December 2017	772	↑
Quarter ending March 2018	885	↑
Quarter ending June 2018	1,018	↑
<b>Variance since June 2017</b>	<b>118.9%</b>	<b>↑</b>



### ACTIVITY

Cumulative percentage of contracted UDA delivered 2018 & 2019



Adjusted Scheduled Activity (UDA)

Month	2018	2019
April	44	112
May	119	312
June	180	523
July	642	
August	830	
September	1,087	
October	1,247	
November	1,339	
December	1,585	
January	1,796	
February	2,073	
March	2,278	
April	2,476	
May	2,485	
June	2,491	

### QUALITY

	Quantity	Base Number	Contract	AT	Region	England
% of FP17s for the same patient ID Re-attending within 3 months - Children	19	255	7.5%	11.7%	12.0%	11.5%
% of FP17s for the same patient ID Re-attending within 3 months - Adults	13	151	8.6%	15.8%	15.7%	15.4%
% of FP17s for the same patient ID Re-attending between 3 & 9 months - Children	64	255	25.1%	58.4%	60.3%	58.9%
% of FP17s for the same patient ID Re-attending between 3 & 9 months - Adults	56	151	37.1%	51.9%	54.0%	51.6%
% of FP17s for Band 1 Urgent Courses	12	281	4.3%	10.1%	8.9%	8.9%
% of FP17s Relating to Free Repair or Replacements	0	281	0.0%	0.9%	1.0%	0.8%
% of FP17s Relating to Continuations	0	281	0.0%	0.9%	1.1%	0.9%
% of Patients satisfied with the dentistry they have received	0	0	N/A	94.3%	93.4%	93.2%
% of Patients satisfied with the time they had to wait for an appointment	0	0	N/A	89.3%	89.4%	88.8%

\* This is based on patients treated on this contract for their most recent course of treatment. Figures in italics indicate the base number of FP17s or Patient Questionnaire responses are less than 100. N/A is shown where the base number of responses is less than 10 during the period. % is calculated as Quantity/Base number\*100

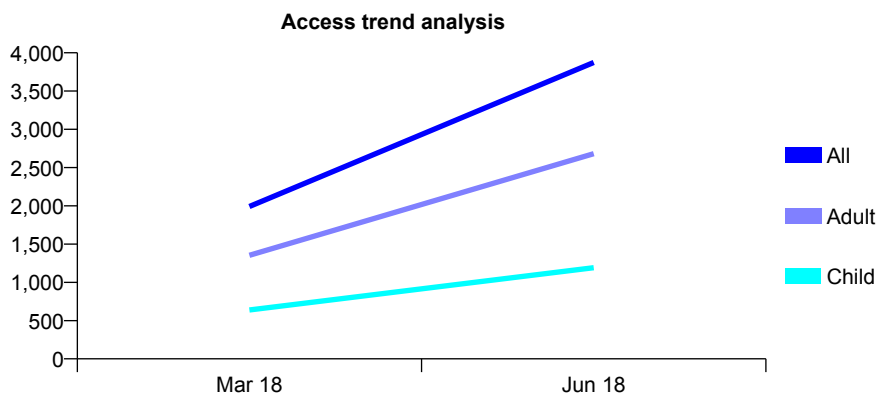
## Q46 - Vital Signs At a Glance Contract Report for 100554/0000 - June 2018

Name or company name	MR RA MIZON
Contract type name	GDS Contract
Purpose of contract	General
Contract start date	01/01/2018
Contract end date	

18/19 Contracted general activity (UDA)	29,053
Carry forward general activity (UDA)	0
18/19 Contracted orthodontic activity (UOA)	0
Carry forward orthodontic activity (UOA)	0
Baseline contract value	£881,167.31

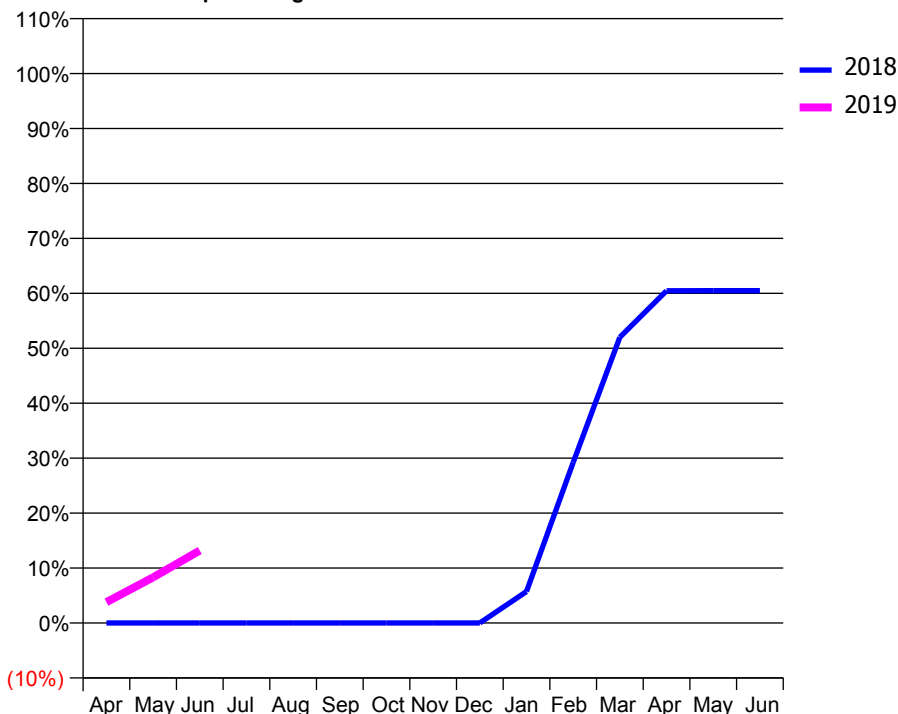
### ACCESS\*

Patients seen in 24 months	Total	Change since previous quarter
Quarter ending June 2017	0	
Quarter ending September 2017	0	
Quarter ending December 2017	0	
Quarter ending March 2018	1,991	
Quarter ending June 2018	3,873	↑
<b>Variance since June 2017</b>	N/A	



### ACTIVITY

Cumulative percentage of contracted UDA delivered 2018 & 2019



Adjusted Scheduled Activity (UDA)

Month	2018	2019
April	0	1,104
May	0	2,417
June	0	3,832
July	0	
August	0	
September	0	
October	0	
November	0	
December	0	
January	417	
February	2,124	
March	3,778	
April	4,392	
May	4,394	
June	4,394	

### QUALITY

	Quantity	Base Number	Contract	AT	Region	England
% of FP17s for the same patient ID Re-attending within 3 months - Children	28	601	4.7%	11.7%	12.0%	11.5%
% of FP17s for the same patient ID Re-attending within 3 months - Adults	126	1,444	8.7%	15.8%	15.7%	15.4%
% of FP17s for the same patient ID Re-attending between 3 & 9 months - Children	27	601	4.5%	58.4%	60.3%	58.9%
% of FP17s for the same patient ID Re-attending between 3 & 9 months - Adults	33	1,444	2.3%	51.9%	54.0%	51.6%
% of FP17s for Band 1 Urgent Courses	132	1,781	7.4%	10.1%	8.9%	8.9%
% of FP17s Relating to Free Repair or Replacements	11	1,781	0.6%	0.9%	1.0%	0.8%
% of FP17s Relating to Continuations	19	1,781	1.1%	0.9%	1.1%	0.9%
% of Patients satisfied with the dentistry they have received	1	1	N/A	94.3%	93.4%	93.2%
% of Patients satisfied with the time they had to wait for an appointment	1	1	N/A	89.3%	89.4%	88.8%

\* This is based on patients treated on this contract for their most recent course of treatment. Figures in italics indicate the base number of FP17s or Patient Questionnaire responses are less than 100. N/A is shown where the base number of responses is less than 10 during the period. % is calculated as Quantity/Base number\*100

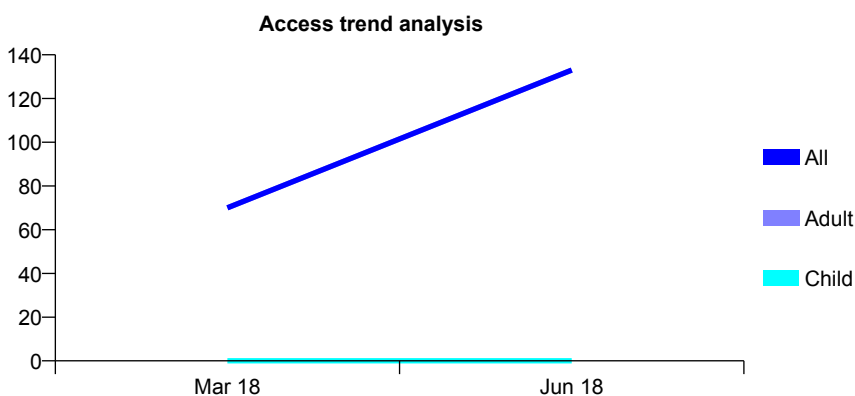
## Q46 - Vital Signs At a Glance Contract Report for 100556/0000 - June 2018

Name or company name	MR RA MIZON
Contract type name	GDS Contract
Purpose of contract	General
Contract start date	01/01/2018
Contract end date	

18/19 Contracted general activity (UDA)	494
Carry forward general activity (UDA)	0
18/19 Contracted orthodontic activity (UOA)	0
Carry forward orthodontic activity (UOA)	0
Baseline contract value	£17,325.00

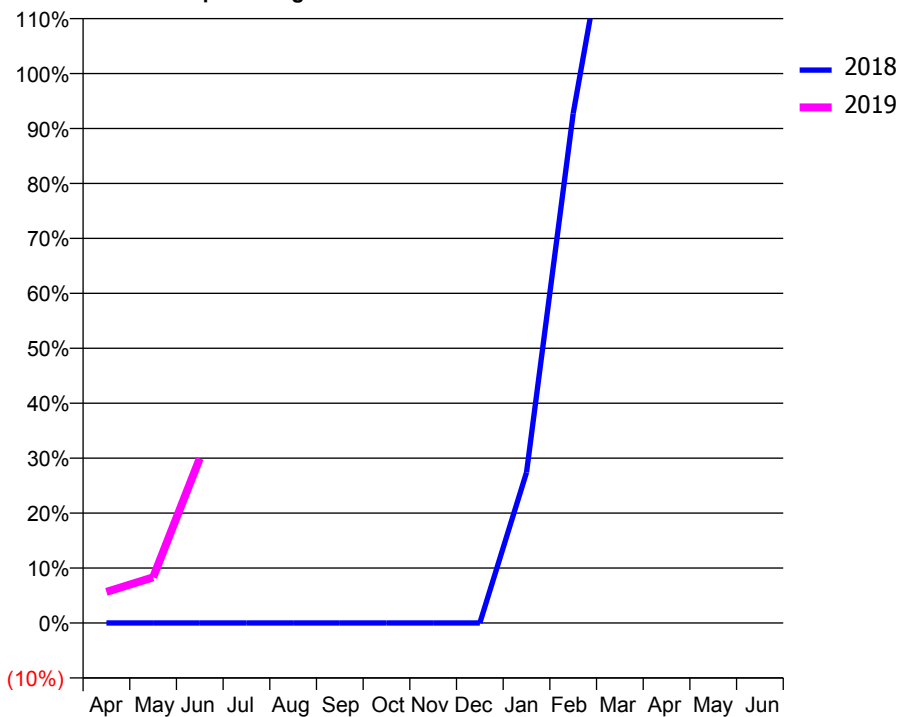
### ACCESS\*

Patients seen in 24 months	Total	Change since previous quarter
Quarter ending June 2017	0	
Quarter ending September 2017	0	
Quarter ending December 2017	0	
Quarter ending March 2018	70	
Quarter ending June 2018	133	↑
Variance since June 2017	N/A	



### ACTIVITY

Cumulative percentage of contracted UDA delivered 2018 & 2019



Month	Adjusted Scheduled Activity (UDA)	
	2018	2019
April	0	28
May	0	41
June	0	148
July	0	
August	0	
September	0	
October	0	
November	0	
December	0	
January	34	
February	115	
March	174	
April	201	
May	201	
June	201	

### QUALITY

	Quantity	Base Number	Contract	AT	Region	England
% of FP17s for the same patient ID Re-attending within 3 months - Children	0	2	0.0%	11.7%	12.0%	11.5%
% of FP17s for the same patient ID Re-attending within 3 months - Adults	0	78	0.0%	15.8%	15.7%	15.4%
% of FP17s for the same patient ID Re-attending between 3 & 9 months - Children	0	2	0.0%	58.4%	60.3%	58.9%
% of FP17s for the same patient ID Re-attending between 3 & 9 months - Adults	0	78	0.0%	51.9%	54.0%	51.6%
% of FP17s for Band 1 Urgent Courses	0	68	0.0%	10.1%	8.9%	8.9%
% of FP17s Relating to Free Repair or Replacements	0	68	0.0%	0.9%	1.0%	0.8%
% of FP17s Relating to Continuations	0	68	0.0%	0.9%	1.1%	0.9%
% of Patients satisfied with the dentistry they have received	0	0	N/A	94.3%	93.4%	93.2%
% of Patients satisfied with the time they had to wait for an appointment	0	0	N/A	89.3%	89.4%	88.8%

\* This is based on patients treated on this contract for their most recent course of treatment. Figures in italics indicate the base number of FP17s or Patient Questionnaire responses are less than 100. N/A is shown where the base number of responses is less than 10 during the period. % is calculated as Quantity/Base number\*100

## Q46 - Vital Signs At a Glance Contract Report for 100606/0000 - June 2018


Name or company name	REVIVE DENTAL CARE LIMITED
Contract type name	PDS Contract
Purpose of contract	General
Contract start date	01/04/2018
Contract end date	31/03/2021

18/19 Contracted general activity (UDA)	5,495
Carry forward general activity (UDA)	0
18/19 Contracted orthodontic activity (UOA)	0
Carry forward orthodontic activity (UOA)	0
Baseline contract value	£158,760.00

### ACCESS\*

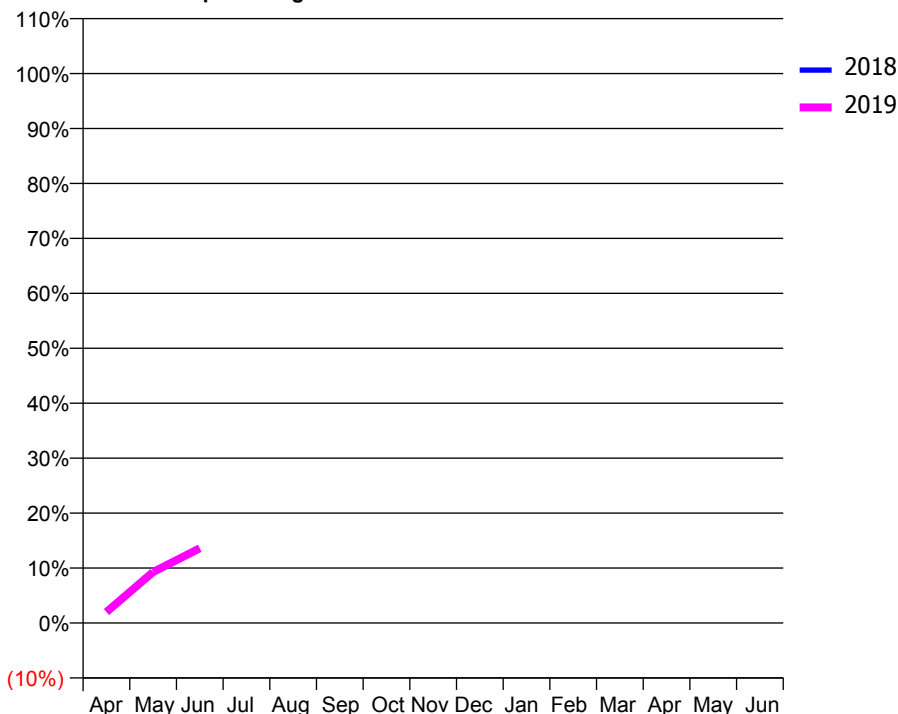
Patients seen in 24 months	Total	Change since previous quarter
Quarter ending June 2017	0	
Quarter ending September 2017	0	
Quarter ending December 2017	0	
Quarter ending March 2018	0	
Quarter ending June 2018	372	↑
Variance since June 2017	N/A	

### Access trend analysis



### ACTIVITY

#### Cumulative percentage of contracted UDA delivered 2018 & 2019



#### Adjusted Scheduled Activity (UDA)

Month	2018	2019
April	0	111
May	0	510
June	0	748
July	0	
August	0	
September	0	
October	0	
November	0	
December	0	
January	0	
February	0	
March	0	
April	0	
May	0	
June	0	

### QUALITY

	Quantity	Base Number	Contract	AT	Region	England
% of FP17s for the same patient ID Re-attending within 3 months - Children	2	67	3.0%	11.7%	12.0%	11.5%
% of FP17s for the same patient ID Re-attending within 3 months - Adults	9	256	3.5%	15.8%	15.7%	15.4%
% of FP17s for the same patient ID Re-attending between 3 & 9 months - Children	0	67	0.0%	58.4%	60.3%	58.9%
% of FP17s for the same patient ID Re-attending between 3 & 9 months - Adults	0	256	0.0%	51.9%	54.0%	51.6%
% of FP17s for Band 1 Urgent Courses	90	323	27.9%	10.1%	8.9%	8.9%
% of FP17s Relating to Free Repair or Replacements	1	323	0.3%	0.9%	1.0%	0.8%
% of FP17s Relating to Continuations	0	323	0.0%	0.9%	1.1%	0.9%
% of Patients satisfied with the dentistry they have received	0	0	N/A	94.3%	93.4%	93.2%
% of Patients satisfied with the time they had to wait for an appointment	0	0	N/A	89.3%	89.4%	88.8%

\* This is based on patients treated on this contract for their most recent course of treatment. Figures in italics indicate the base number of FP17s or Patient Questionnaire responses are less than 100. N/A is shown where the base number of responses is less than 10 during the period. % is calculated as Quantity/Base number\*100



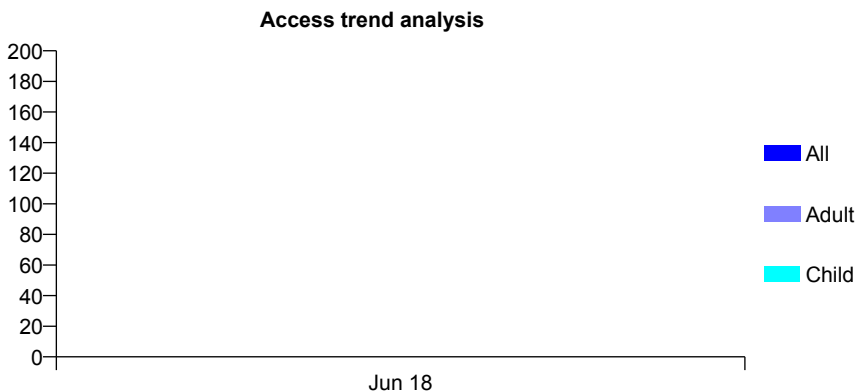
## Q46 - Vital Signs At a Glance Contract Report for 100607/0000 - June 2018

Name or company name	MR ND SLATTERY
Contract type name	PDS Contract
Purpose of contract	General
Contract start date	01/04/2018
Contract end date	31/03/2021

18/19 Contracted general activity (UDA)	5,342
Carry forward general activity (UDA)	0
18/19 Contracted orthodontic activity (UOA)	0
Carry forward orthodontic activity (UOA)	0
Baseline contract value	£158,760.00

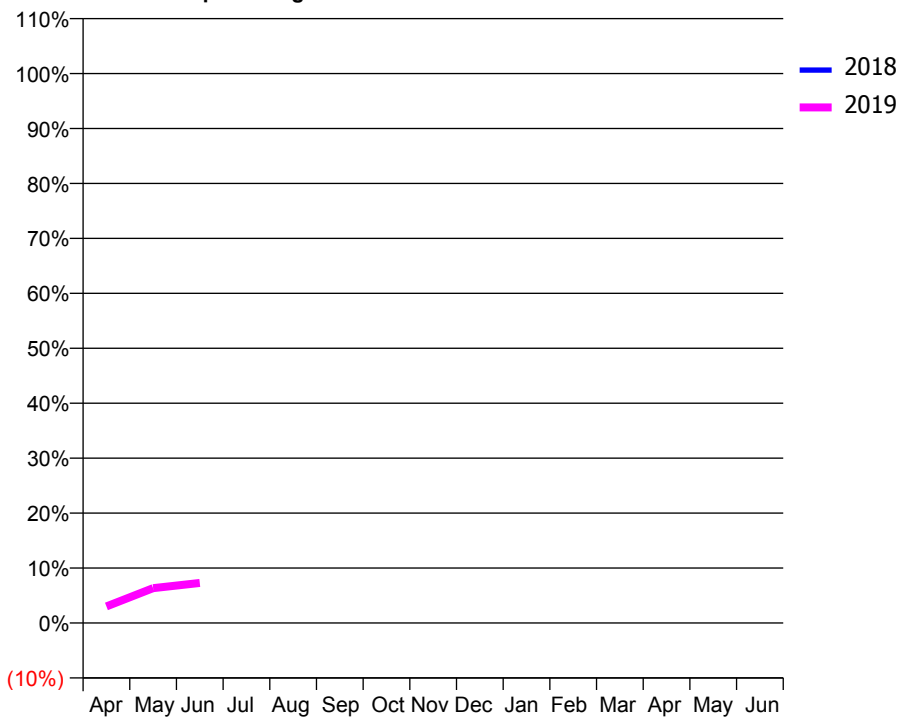
### ACCESS\*

Patients seen in 24 months	Total	Change since previous quarter
Quarter ending June 2017	0	
Quarter ending September 2017	0	
Quarter ending December 2017	0	
Quarter ending March 2018	0	
Quarter ending June 2018	189	↑
<b>Variance since June 2017</b>	N/A	



### ACTIVITY

Cumulative percentage of contracted UDA delivered 2018 & 2019



Month	Adjusted Scheduled Activity (UDA)	
	2018	2019
April	0	162
May	0	339
June	0	390
July	0	
August	0	
September	0	
October	0	
November	0	
December	0	
January	0	
February	0	
March	0	
April	0	
May	0	
June	0	

### QUALITY

	Quantity	Base Number	Contract	AT	Region	England
% of FP17s for the same patient ID Re-attending within 3 months - Children	1	98	1.0%	11.7%	12.0%	11.5%
% of FP17s for the same patient ID Re-attending within 3 months - Adults	0	92	0.0%	15.8%	15.7%	15.4%
% of FP17s for the same patient ID Re-attending between 3 & 9 months - Children	0	98	0.0%	58.4%	60.3%	58.9%
% of FP17s for the same patient ID Re-attending between 3 & 9 months - Adults	0	92	0.0%	51.9%	54.0%	51.6%
% of FP17s for Band 1 Urgent Courses	4	190	2.1%	10.1%	8.9%	8.9%
% of FP17s Relating to Free Repair or Replacements	1	190	0.5%	0.9%	1.0%	0.8%
% of FP17s Relating to Continuations	0	190	0.0%	0.9%	1.1%	0.9%
% of Patients satisfied with the dentistry they have received	0	0	N/A	94.3%	93.4%	93.2%
% of Patients satisfied with the time they had to wait for an appointment	0	0	N/A	89.3%	89.4%	88.8%

\* This is based on patients treated on this contract for their most recent course of treatment. Figures in italics indicate the base number of FP17s or Patient Questionnaire responses are less than 100. N/A is shown where the base number of responses is less than 10 during the period. % is calculated as Quantity/Base number\*100

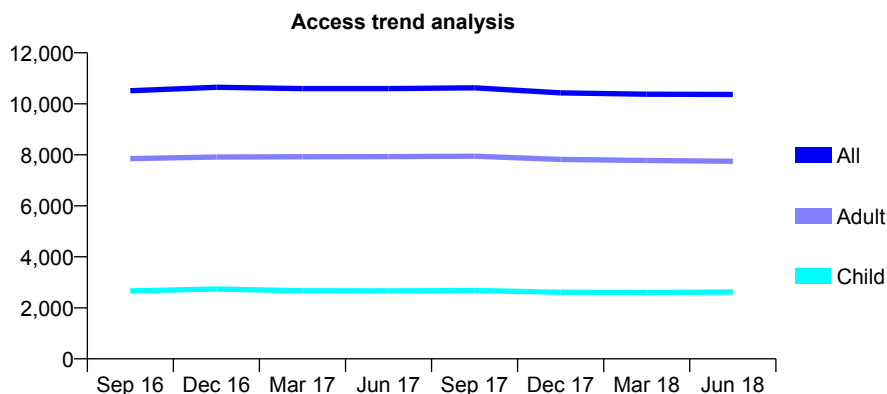
## Q46 - Vital Signs At a Glance Contract Report for 101281/0068 - June 2018

Name or company name	OASIS DENTAL CARE LTD
Contract type name	GDS Contract
Purpose of contract	General
Contract start date	01/04/2006
Contract end date	

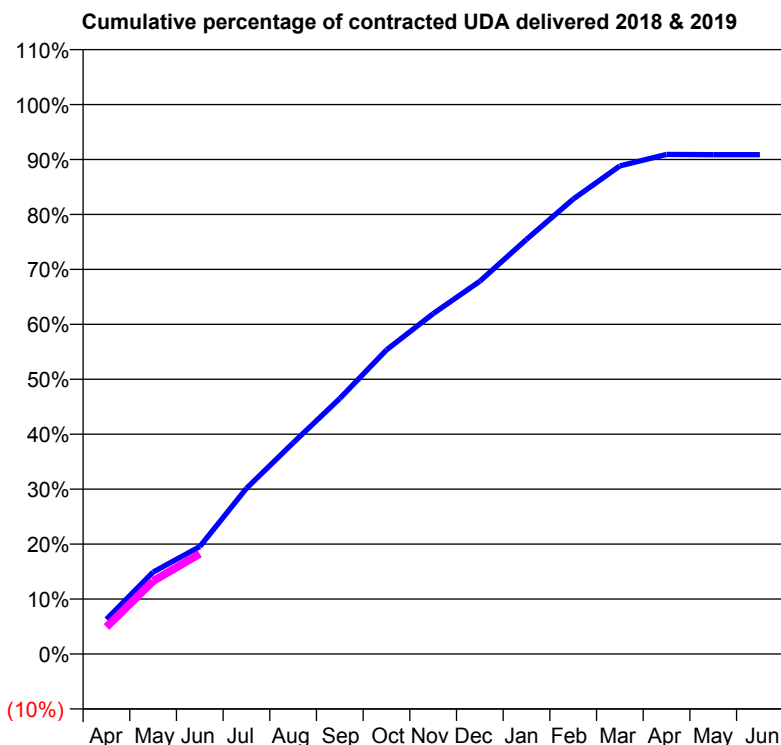
18/19 Contracted general activity (UDA)	34,022
Carry forward general activity (UDA)	0
18/19 Contracted orthodontic activity (UOA)	0
Carry forward orthodontic activity (UOA)	0
Baseline contract value	£850,872.12

### ACCESS\*

Patients seen in 24 months	Total	Change since previous quarter
Quarter ending June 2017	10,597	
Quarter ending September 2017	10,626	→
Quarter ending December 2017	10,430	↓
Quarter ending March 2018	10,379	→
Quarter ending June 2018	10,367	→
<b>Variance since June 2017</b>	<b>(2.2%)</b>	<b>↓</b>



### ACTIVITY



Adjusted Scheduled Activity (UDA)		
Month	2018	2019
April	2,148	1,675
May	5,071	4,523
June	6,651	6,202
July	10,257	
August	13,074	
September	15,822	
October	18,826	
November	21,076	
December	23,084	
January	25,674	
February	28,165	
March	30,224	
April	30,934	
May	30,916	
June	30,915	

### QUALITY

	Quantity	Base Number	Contract	AT	Region	England
% of FP17s for the same patient ID Re-attending within 3 months - Children	108	1,134	9.5%	11.7%	12.0%	11.5%
% of FP17s for the same patient ID Re-attending within 3 months - Adults	352	2,548	13.8%	15.8%	15.7%	15.4%
% of FP17s for the same patient ID Re-attending between 3 & 9 months - Children	722	1,134	63.7%	58.4%	60.3%	58.9%
% of FP17s for the same patient ID Re-attending between 3 & 9 months - Adults	1,473	2,548	57.8%	51.9%	54.0%	51.6%
% of FP17s for Band 1 Urgent Courses	263	3,327	7.9%	10.1%	8.9%	8.9%
% of FP17s Relating to Free Repair or Replacements	38	3,327	1.1%	0.9%	1.0%	0.8%
% of FP17s Relating to Continuations	41	3,327	1.2%	0.9%	1.1%	0.9%
% of Patients satisfied with the dentistry they have received	10	12	83.3%	94.3%	93.4%	93.2%
% of Patients satisfied with the time they had to wait for an appointment	11	12	91.7%	89.3%	89.4%	88.8%

\* This is based on patients treated on this contract for their most recent course of treatment. Figures in italics indicate the base number of FP17s or Patient Questionnaire responses are less than 100. N/A is shown where the base number of responses is less than 10 during the period. % is calculated as Quantity/Base number\*100

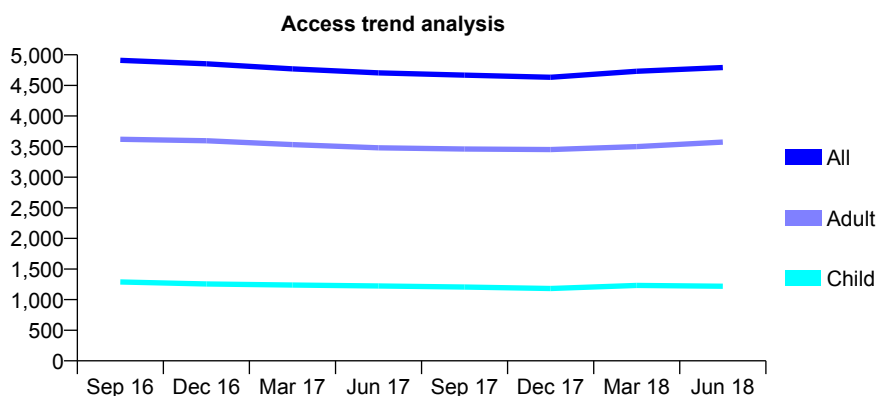
## Q46 - Vital Signs At a Glance Contract Report for 101281/0084 - June 2018

Name or company name	OASIS DENTAL CARE LTD
Contract type name	GDS Contract
Purpose of contract	General
Contract start date	01/04/2006
Contract end date	

18/19 Contracted general activity (UDA)	18,625
Carry forward general activity (UDA)	0
18/19 Contracted orthodontic activity (UOA)	0
Carry forward orthodontic activity (UOA)	0
Baseline contract value	£510,785.49

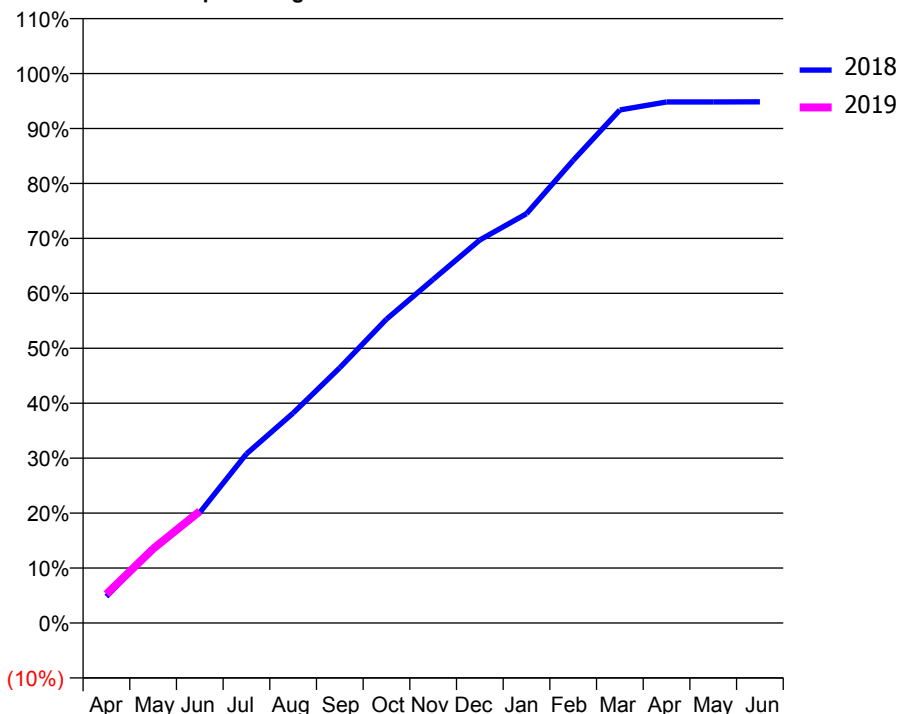
### ACCESS\*

Patients seen in 24 months	Total	Change since previous quarter
Quarter ending June 2017	4,704	
Quarter ending September 2017	4,667	→
Quarter ending December 2017	4,633	→
Quarter ending March 2018	4,732	↑
Quarter ending June 2018	4,793	→
<b>Variance since June 2017</b>	<b>1.9%</b>	<b>→</b>



### ACTIVITY

Cumulative percentage of contracted UDA delivered 2018 & 2019



Adjusted Scheduled Activity (UDA)

Month	2018	2019
April	895	980
May	2,534	2,515
June	3,743	3,791
July	5,732	
August	7,117	
September	8,654	
October	10,298	
November	11,643	
December	12,983	
January	13,875	
February	15,682	
March	17,389	
April	17,660	
May	17,663	
June	17,664	

### QUALITY

	Quantity	Base Number	Contract	AT	Region	England
% of FP17s for the same patient ID Re-attending within 3 months - Children	36	497	7.2%	11.7%	12.0%	11.5%
% of FP17s for the same patient ID Re-attending within 3 months - Adults	201	1,396	14.4%	15.8%	15.7%	15.4%
% of FP17s for the same patient ID Re-attending between 3 & 9 months - Children	321	497	64.6%	58.4%	60.3%	58.9%
% of FP17s for the same patient ID Re-attending between 3 & 9 months - Adults	723	1,396	51.8%	51.9%	54.0%	51.6%
% of FP17s for Band 1 Urgent Courses	98	1,733	5.7%	10.1%	8.9%	8.9%
% of FP17s Relating to Free Repair or Replacements	11	1,733	0.6%	0.9%	1.0%	0.8%
% of FP17s Relating to Continuations	41	1,733	2.4%	0.9%	1.1%	0.9%
% of Patients satisfied with the dentistry they have received	1	1	N/A	94.3%	93.4%	93.2%
% of Patients satisfied with the time they had to wait for an appointment	1	1	N/A	89.3%	89.4%	88.8%

\* This is based on patients treated on this contract for their most recent course of treatment. Figures in italics indicate the base number of FP17s or Patient Questionnaire responses are less than 100. N/A is shown where the base number of responses is less than 10 during the period. % is calculated as Quantity/Base number\*100

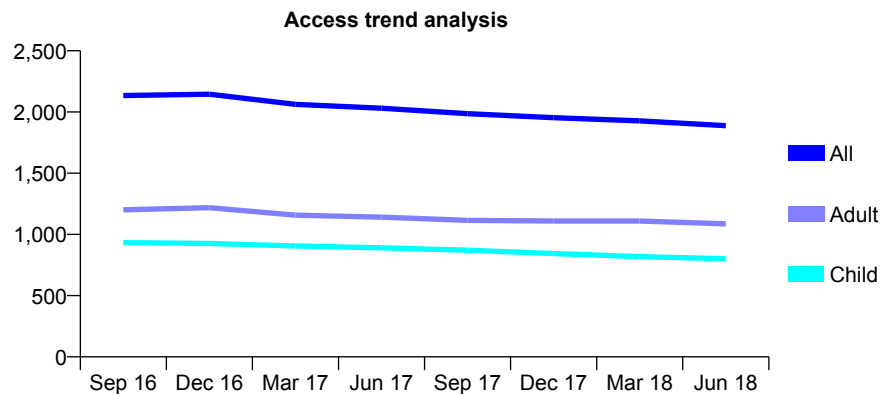
## Q46 - Vital Signs At a Glance Contract Report for 101281/0087 - June 2018

Name or company name	OASIS DENTAL CARE LTD
Contract type name	GDS Contract
Purpose of contract	General
Contract start date	01/04/2006
Contract end date	

18/19 Contracted general activity (UDA)	5,197
Carry forward general activity (UDA)	0
18/19 Contracted orthodontic activity (UOA)	0
Carry forward orthodontic activity (UOA)	0
Baseline contract value	£114,104.81

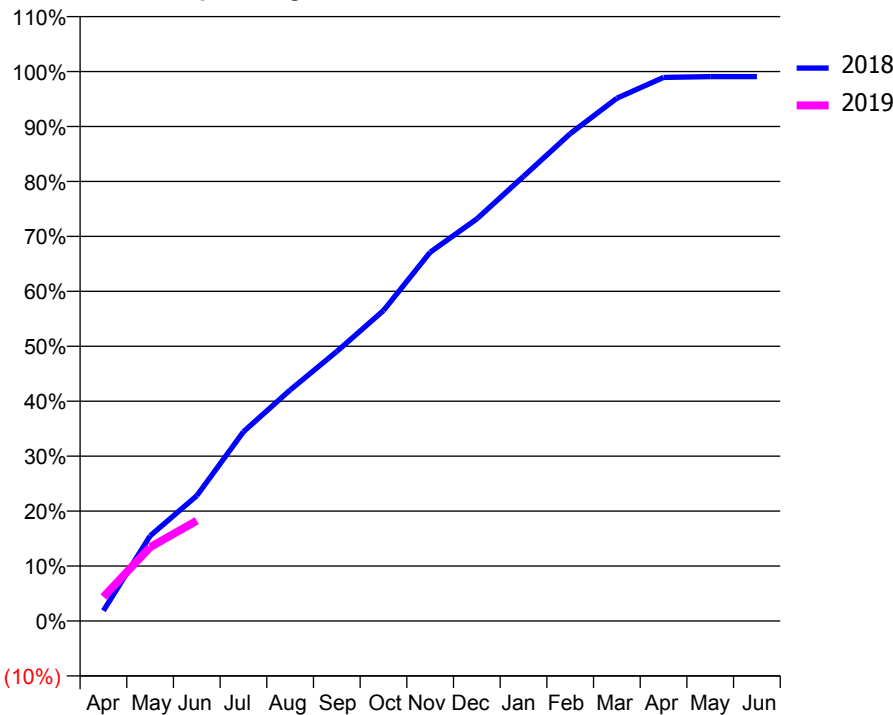
### ACCESS\*

Patients seen in 24 months	Total	Change since previous quarter
Quarter ending June 2017	2,031	
Quarter ending September 2017	1,986	↓
Quarter ending December 2017	1,954	↓
Quarter ending March 2018	1,928	↓
Quarter ending June 2018	1,888	↓
<b>Variance since June 2017</b>	<b>(7.0%)</b>	<b>↓</b>



### ACTIVITY

Cumulative percentage of contracted UDA delivered 2018 & 2019



Month	Adjusted Scheduled Activity (UDA)	
	2018	2019
April	98	228
May	806	698
June	1,185	949
July	1,790	
August	2,185	
September	2,550	
October	2,937	
November	3,487	
December	3,803	
January	4,206	
February	4,609	
March	4,945	
April	5,141	
May	5,149	
June	5,149	

### QUALITY

	Quantity	Base Number	Contract	AT	Region	England
% of FP17s for the same patient ID Re-attending within 3 months - Children	21	332	6.3%	11.7%	12.0%	11.5%
% of FP17s for the same patient ID Re-attending within 3 months - Adults	58	392	14.8%	15.8%	15.7%	15.4%
% of FP17s for the same patient ID Re-attending between 3 & 9 months - Children	248	332	74.7%	58.4%	60.3%	58.9%
% of FP17s for the same patient ID Re-attending between 3 & 9 months - Adults	249	392	63.5%	51.9%	54.0%	51.6%
% of FP17s for Band 1 Urgent Courses	5	636	0.8%	10.1%	8.9%	8.9%
% of FP17s Relating to Free Repair or Replacements	8	636	1.3%	0.9%	1.0%	0.8%
% of FP17s Relating to Continuations	26	636	4.1%	0.9%	1.1%	0.9%
% of Patients satisfied with the dentistry they have received	0	0	N/A	94.3%	93.4%	93.2%
% of Patients satisfied with the time they had to wait for an appointment	0	0	N/A	89.3%	89.4%	88.8%

\* This is based on patients treated on this contract for their most recent course of treatment. Figures in italics indicate the base number of FP17s or Patient Questionnaire responses are less than 100. N/A is shown where the base number of responses is less than 10 during the period. % is calculated as Quantity/Base number\*100

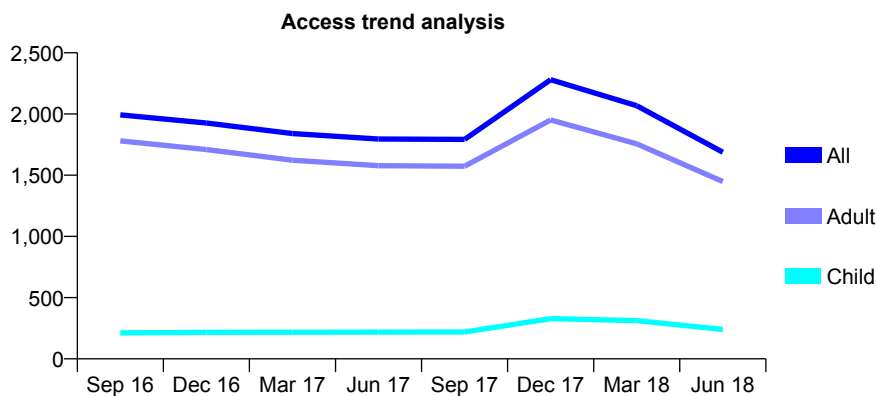
## Q46 - Vital Signs At a Glance Contract Report for 101281/0113 - June 2018

Name or company name	OASIS DENTAL CARE LTD
Contract type name	GDS Contract
Purpose of contract	General
Contract start date	01/04/2006
Contract end date	

18/19 Contracted general activity (UDA)	5,042
Carry forward general activity (UDA)	0
18/19 Contracted orthodontic activity (UOA)	0
Carry forward orthodontic activity (UOA)	0
Baseline contract value	£123,430.86

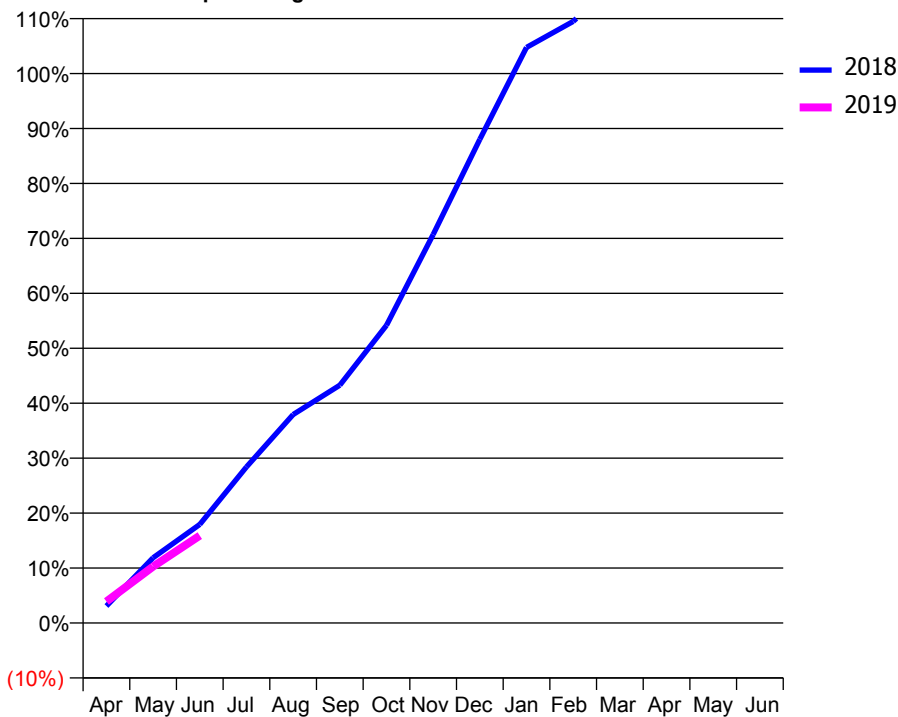
### ACCESS\*

Patients seen in 24 months	Total	Change since previous quarter
Quarter ending June 2017	1,796	
Quarter ending September 2017	1,793	→
Quarter ending December 2017	2,280	↑
Quarter ending March 2018	2,068	↓
Quarter ending June 2018	1,688	↓
<b>Variance since June 2017</b>	<b>(6.0%)</b>	<b>↓</b>



### ACTIVITY

Cumulative percentage of contracted UDA delivered 2018 & 2019



Adjusted Scheduled Activity (UDA)

Month	2018	2019
April	157	198
May	599	518
June	905	802
July	1,432	
August	1,913	
September	2,182	
October	2,731	
November	3,565	
December	4,438	
January	5,282	
February	5,520	
March	5,904	
April	5,599	
May	5,600	
June	5,600	

### QUALITY

	Quantity	Base Number	Contract	AT	Region	England
% of FP17s for the same patient ID Re-attending within 3 months - Children	1	42	2.4%	11.7%	12.0%	11.5%
% of FP17s for the same patient ID Re-attending within 3 months - Adults	6	190	3.2%	15.8%	15.7%	15.4%
% of FP17s for the same patient ID Re-attending between 3 & 9 months - Children	28	42	66.7%	58.4%	60.3%	58.9%
% of FP17s for the same patient ID Re-attending between 3 & 9 months - Adults	114	190	60.0%	51.9%	54.0%	51.6%
% of FP17s for Band 1 Urgent Courses	32	417	7.7%	10.1%	8.9%	8.9%
% of FP17s Relating to Free Repair or Replacements	1	417	0.2%	0.9%	1.0%	0.8%
% of FP17s Relating to Continuations	0	417	0.0%	0.9%	1.1%	0.9%
% of Patients satisfied with the dentistry they have received	1	1	N/A	94.3%	93.4%	93.2%
% of Patients satisfied with the time they had to wait for an appointment	1	1	N/A	89.3%	89.4%	88.8%

\* This is based on patients treated on this contract for their most recent course of treatment. Figures in italics indicate the base number of FP17s or Patient Questionnaire responses are less than 100. N/A is shown where the base number of responses is less than 10 during the period. % is calculated as Quantity/Base number\*100

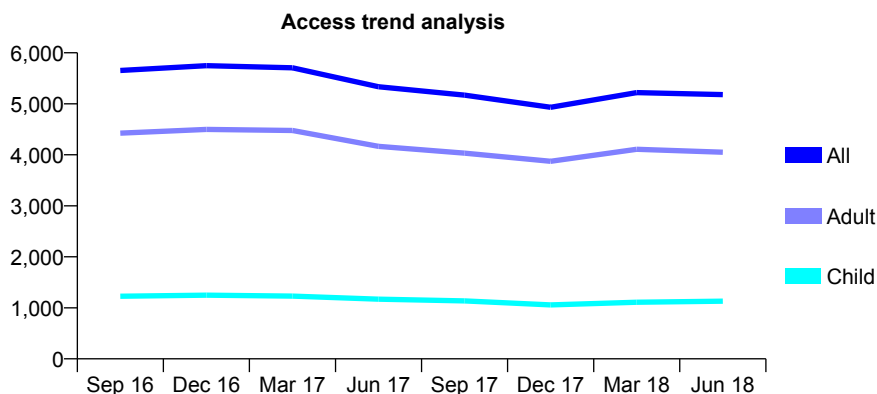
## Q46 - Vital Signs At a Glance Contract Report for 101281/0141 - June 2018

Name or company name	OASIS DENTAL CARE LTD
Contract type name	GDS Contract
Purpose of contract	General
Contract start date	01/04/2006
Contract end date	

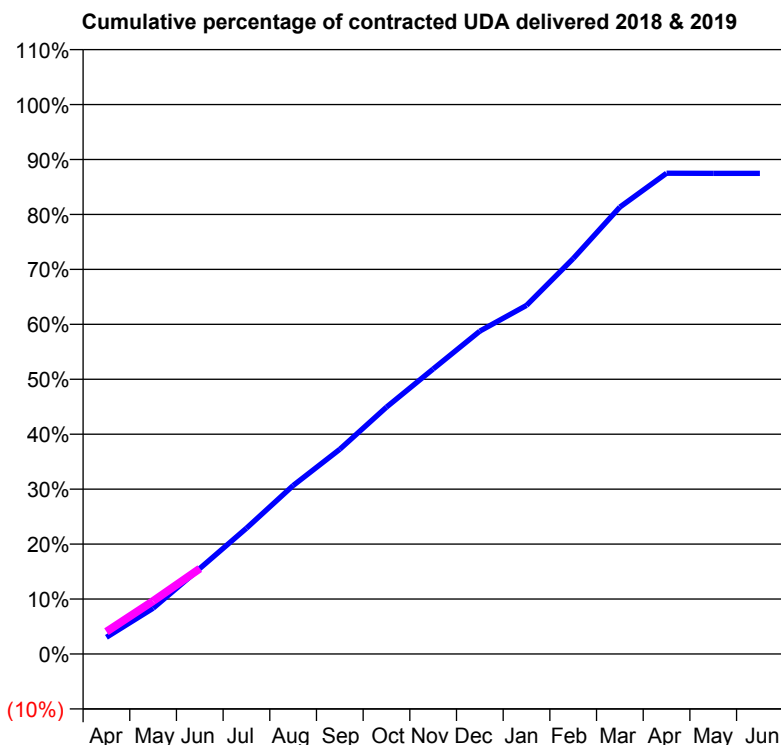
18/19 Contracted general activity (UDA)	20,662
Carry forward general activity (UDA)	0
18/19 Contracted orthodontic activity (UOA)	0
Carry forward orthodontic activity (UOA)	0
Baseline contract value	£538,513.63

### ACCESS\*

Patients seen in 24 months	Total	Change since previous quarter
Quarter ending June 2017	5,335	
Quarter ending September 2017	5,169	↓
Quarter ending December 2017	4,931	↓
Quarter ending March 2018	5,219	↑
Quarter ending June 2018	5,181	→
<b>Variance since June 2017</b>	<b>(2.9%)</b>	<b>↓</b>



### ACTIVITY



Month	Adjusted Scheduled Activity (UDA)	
	2018	2019
April	630	838
May	1,725	1,994
June	3,217	3,212
July	4,731	
August	6,336	
September	7,697	
October	9,286	
November	10,715	
December	12,139	
January	13,110	
February	14,870	
March	16,802	
April	18,079	
May	18,075	
June	18,075	

### QUALITY

	Quantity	Base Number	Contract	AT	Region	England
% of FP17s for the same patient ID Re-attending within 3 months - Children	55	454	12.1%	11.7%	12.0%	11.5%
% of FP17s for the same patient ID Re-attending within 3 months - Adults	225	1,490	15.1%	15.8%	15.7%	15.4%
% of FP17s for the same patient ID Re-attending between 3 & 9 months - Children	223	454	49.1%	58.4%	60.3%	58.9%
% of FP17s for the same patient ID Re-attending between 3 & 9 months - Adults	736	1,490	49.4%	51.9%	54.0%	51.6%
% of FP17s for Band 1 Urgent Courses	205	1,459	14.1%	10.1%	8.9%	8.9%
% of FP17s Relating to Free Repair or Replacements	21	1,459	1.4%	0.9%	1.0%	0.8%
% of FP17s Relating to Continuations	2	1,459	0.1%	0.9%	1.1%	0.9%
% of Patients satisfied with the dentistry they have received	7	7	N/A	94.3%	93.4%	93.2%
% of Patients satisfied with the time they had to wait for an appointment	7	7	N/A	89.3%	89.4%	88.8%

\* This is based on patients treated on this contract for their most recent course of treatment. Figures in italics indicate the base number of FP17s or Patient Questionnaire responses are less than 100. N/A is shown where the base number of responses is less than 10 during the period. % is calculated as Quantity/Base number\*100

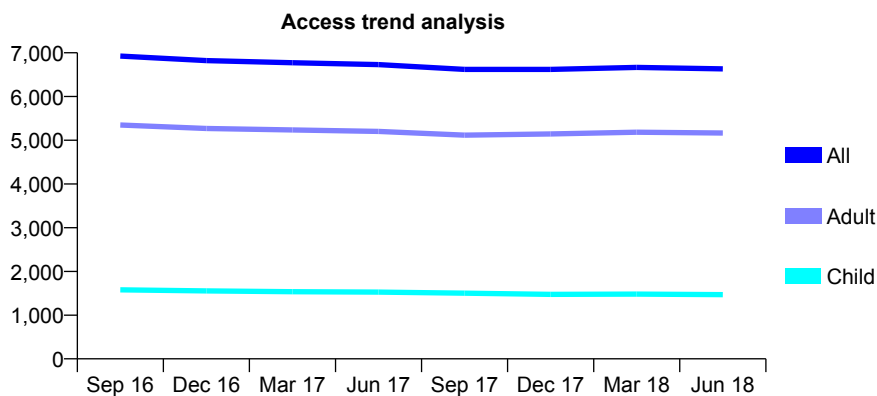
## Q46 - Vital Signs At a Glance Contract Report for 101281/0158 - June 2018

Name or company name	OASIS DENTAL CARE LTD
Contract type name	GDS Contract
Purpose of contract	General
Contract start date	23/05/2006
Contract end date	

18/19 Contracted general activity (UDA)	23,000
Carry forward general activity (UDA)	0
18/19 Contracted orthodontic activity (UOA)	0
Carry forward orthodontic activity (UOA)	0
Baseline contract value	£568,696.91

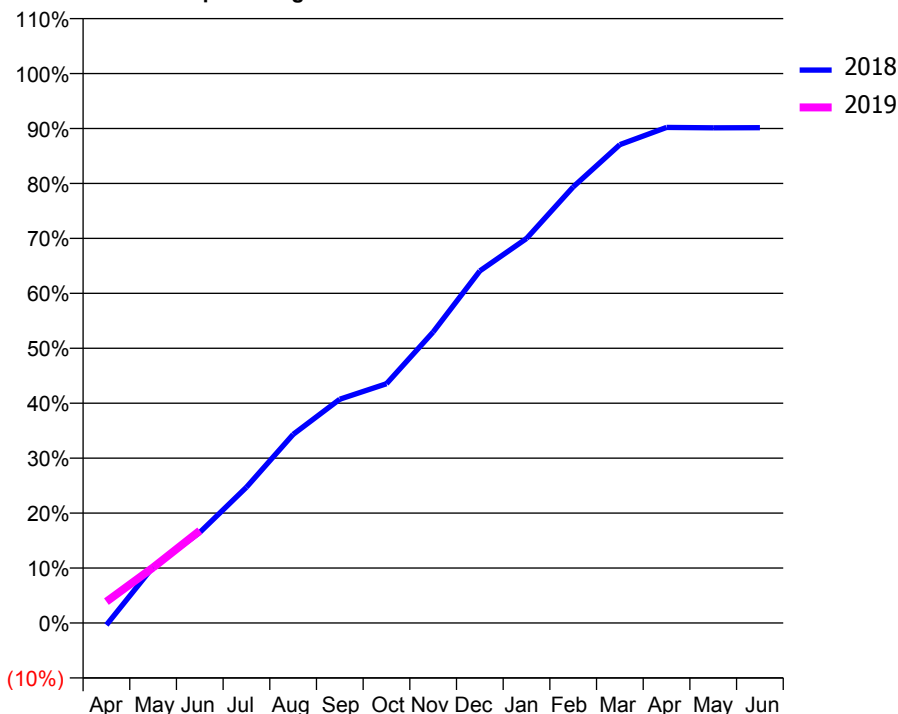
### ACCESS\*

Patients seen in 24 months	Total	Change since previous quarter
Quarter ending June 2017	6,729	
Quarter ending September 2017	6,620	↓
Quarter ending December 2017	6,619	→
Quarter ending March 2018	6,665	→
Quarter ending June 2018	6,633	→
<b>Variance since June 2017</b>	<b>(1.4%)</b>	<b>↓</b>



### ACTIVITY

Cumulative percentage of contracted UDA delivered 2018 & 2019



Adjusted Scheduled Activity (UDA)

Month	2018	2019
April	-85	897
May	2,351	2,322
June	3,794	3,863
July	5,686	
August	7,894	
September	9,370	
October	10,016	
November	12,183	
December	14,737	
January	16,091	
February	18,254	
March	20,022	
April	20,743	
May	20,725	
June	20,730	

### QUALITY

	Quantity	Base Number	Contract	AT	Region	England
% of FP17s for the same patient ID Re-attending within 3 months - Children	60	632	9.5%	11.7%	12.0%	11.5%
% of FP17s for the same patient ID Re-attending within 3 months - Adults	315	2,036	15.5%	15.8%	15.7%	15.4%
% of FP17s for the same patient ID Re-attending between 3 & 9 months - Children	463	632	73.3%	58.4%	60.3%	58.9%
% of FP17s for the same patient ID Re-attending between 3 & 9 months - Adults	1,386	2,036	68.1%	51.9%	54.0%	51.6%
% of FP17s for Band 1 Urgent Courses	208	2,274	9.1%	10.1%	8.9%	8.9%
% of FP17s Relating to Free Repair or Replacements	34	2,274	1.5%	0.9%	1.0%	0.8%
% of FP17s Relating to Continuations	6	2,274	0.3%	0.9%	1.1%	0.9%
% of Patients satisfied with the dentistry they have received	2	2	N/A	94.3%	93.4%	93.2%
% of Patients satisfied with the time they had to wait for an appointment	2	2	N/A	89.3%	89.4%	88.8%

\* This is based on patients treated on this contract for their most recent course of treatment. Figures in italics indicate the base number of FP17s or Patient Questionnaire responses are less than 100. N/A is shown where the base number of responses is less than 10 during the period. % is calculated as Quantity/Base number\*100

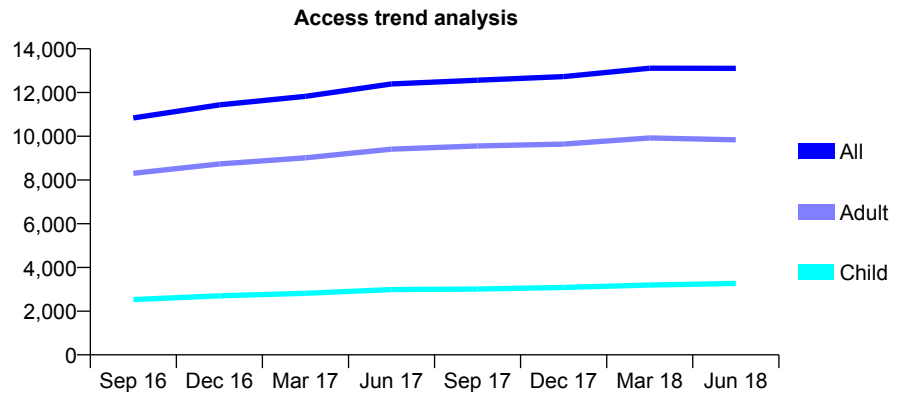
## Q46 - Vital Signs At a Glance Contract Report for 101281/0175 - June 2018

Name or company name	OASIS DENTAL CARE LTD
Contract type name	Pilot Contract
Purpose of contract	General
Contract start date	16/11/2007
Contract end date	

18/19 Contracted general activity (UDA)	40,744
Carry forward general activity (UDA)	0
18/19 Contracted orthodontic activity (UOA)	0
Carry forward orthodontic activity (UOA)	0
Baseline contract value	£1,018,458.17

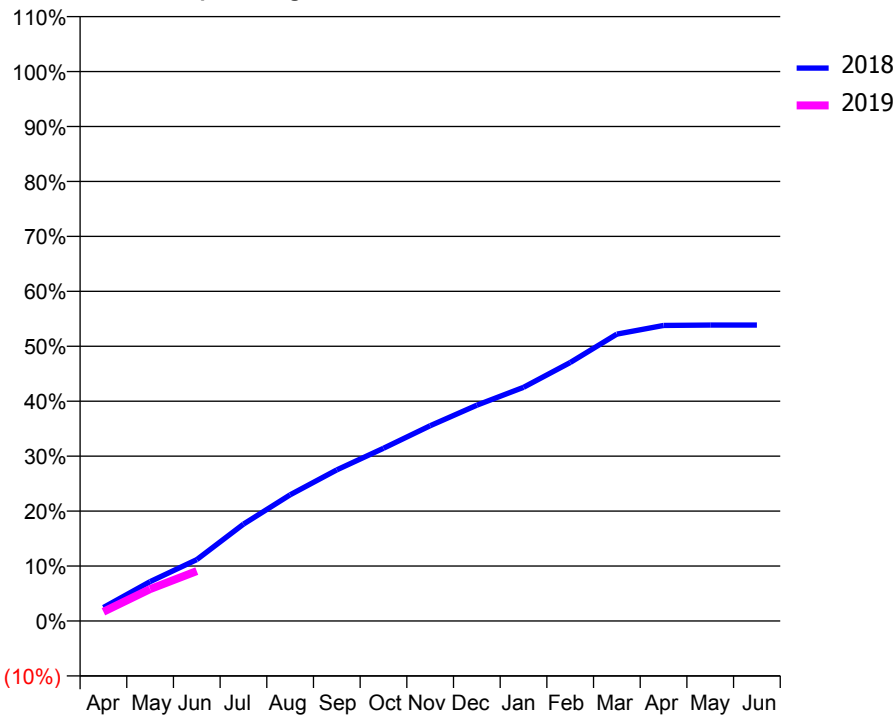
### ACCESS\*

Patients seen in 24 months	Total	Change since previous quarter
Quarter ending June 2017	12,394	
Quarter ending September 2017	12,566	→
Quarter ending December 2017	12,728	→
Quarter ending March 2018	13,114	↑
Quarter ending June 2018	13,104	→
<b>Variance since June 2017</b>	<b>5.7%</b>	<b>↑</b>



### ACTIVITY

Cumulative percentage of contracted UDA delivered 2018 & 2019



Month	Adjusted Scheduled Activity (UDA)	
	2018	2019
April	1,006	687
May	2,920	2,370
June	4,551	3,699
July	7,179	
August	9,356	
September	11,208	
October	12,805	
November	14,485	
December	16,007	
January	17,323	
February	19,164	
March	21,275	
April	21,917	
May	21,942	
June	21,948	

### QUALITY

	Quantity	Base Number	Contract	AT	Region	England
% of FP17s for the same patient ID Re-attending within 3 months - Children	17	714	2.4%	11.7%	12.0%	11.5%
% of FP17s for the same patient ID Re-attending within 3 months - Adults	60	1,615	3.7%	15.8%	15.7%	15.4%
% of FP17s for the same patient ID Re-attending between 3 & 9 months - Children	172	714	24.1%	58.4%	60.3%	58.9%
% of FP17s for the same patient ID Re-attending between 3 & 9 months - Adults	300	1,615	18.6%	51.9%	54.0%	51.6%
% of FP17s for Band 1 Urgent Courses	195	1,989	9.8%	10.1%	8.9%	8.9%
% of FP17s Relating to Free Repair or Replacements	1	1,989	0.1%	0.9%	1.0%	0.8%
% of FP17s Relating to Continuations	2	1,989	0.1%	0.9%	1.1%	0.9%
% of Patients satisfied with the dentistry they have received	4	4	N/A	94.3%	93.4%	93.2%
% of Patients satisfied with the time they had to wait for an appointment	4	4	N/A	89.3%	89.4%	88.8%

\* This is based on patients treated on this contract for their most recent course of treatment. Figures in italics indicate the base number of FP17s or Patient Questionnaire responses are less than 100. N/A is shown where the base number of responses is less than 10 during the period. % is calculated as Quantity/Base number\*100



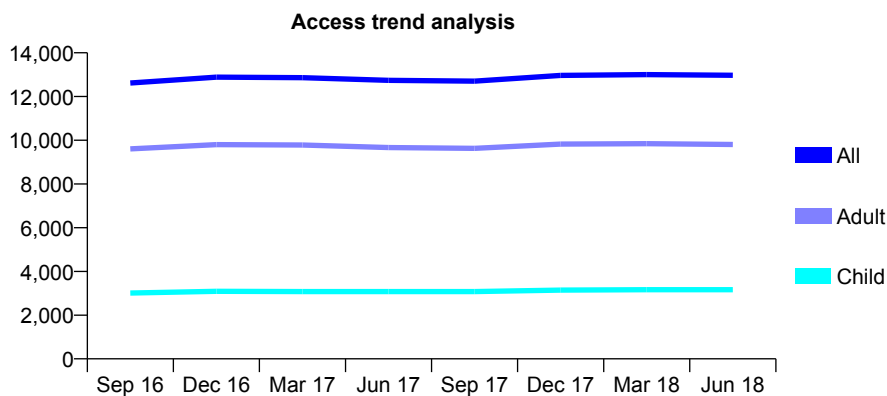
## Q46 - Vital Signs At a Glance Contract Report for 101370/0046 - June 2018

Name or company name	Petrie Tucker & Partners Ltd
Contract type name	GDS Contract
Purpose of contract	General
Contract start date	01/04/2006
Contract end date	

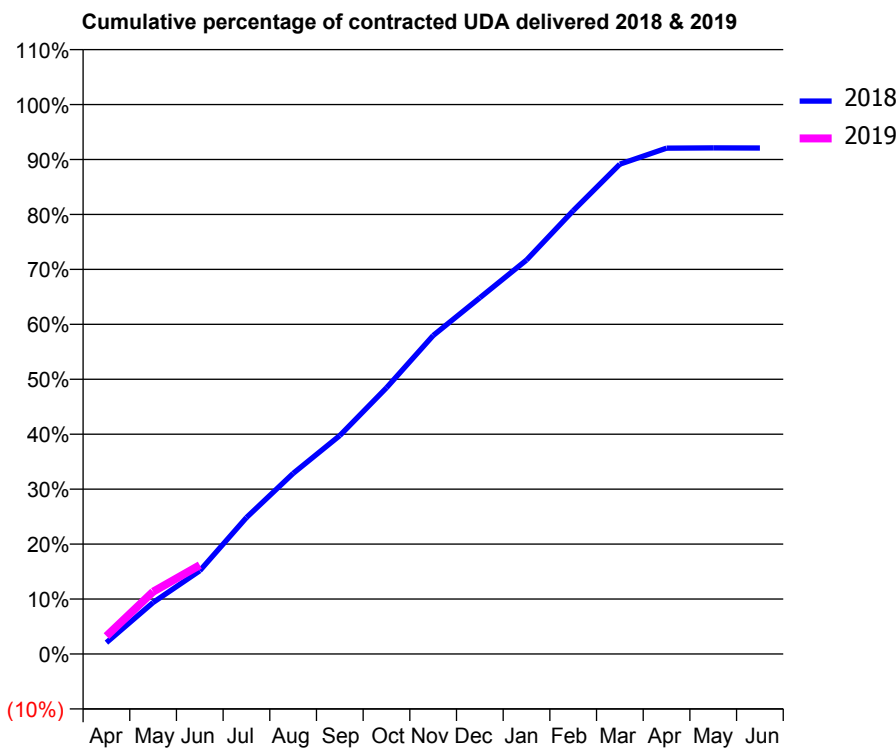
18/19 Contracted general activity (UDA)	39,791
Carry forward general activity (UDA)	0
18/19 Contracted orthodontic activity (UOA)	0
Carry forward orthodontic activity (UOA)	0
Baseline contract value	£1,166,242.40

### ACCESS\*

Patients seen in 24 months	Total	Change since previous quarter
Quarter ending June 2017	12,738	
Quarter ending September 2017	12,705	→
Quarter ending December 2017	12,965	↑
Quarter ending March 2018	13,005	→
Quarter ending June 2018	12,970	→
<b>Variance since June 2017</b>	<b>1.8%</b>	<b>→</b>



### ACTIVITY



Month	Adjusted Scheduled Activity (UDA)	
	2018	2019
April	822	1,294
May	3,729	4,518
June	6,028	6,435
July	9,879	
August	13,078	
September	15,820	
October	19,283	
November	23,062	
December	25,793	
January	28,528	
February	32,102	
March	35,468	
April	36,633	
May	36,652	
June	36,642	

### QUALITY

	Quantity	Base Number	Contract	AT	Region	England
% of FP17s for the same patient ID Re-attending within 3 months - Children	54	952	5.7%	11.7%	12.0%	11.5%
% of FP17s for the same patient ID Re-attending within 3 months - Adults	285	2,604	10.9%	15.8%	15.7%	15.4%
% of FP17s for the same patient ID Re-attending between 3 & 9 months - Children	553	952	58.1%	58.4%	60.3%	58.9%
% of FP17s for the same patient ID Re-attending between 3 & 9 months - Adults	1,387	2,604	53.3%	51.9%	54.0%	51.6%
% of FP17s for Band 1 Urgent Courses	215	3,037	7.1%	10.1%	8.9%	8.9%
% of FP17s Relating to Free Repair or Replacements	21	3,037	0.7%	0.9%	1.0%	0.8%
% of FP17s Relating to Continuations	30	3,037	1.0%	0.9%	1.1%	0.9%
% of Patients satisfied with the dentistry they have received	2	3	N/A	94.3%	93.4%	93.2%
% of Patients satisfied with the time they had to wait for an appointment	3	3	N/A	89.3%	89.4%	88.8%

\* This is based on patients treated on this contract for their most recent course of treatment. Figures in italics indicate the base number of FP17s or Patient Questionnaire responses are less than 100. N/A is shown where the base number of responses is less than 10 during the period. % is calculated as Quantity/Base number\*100

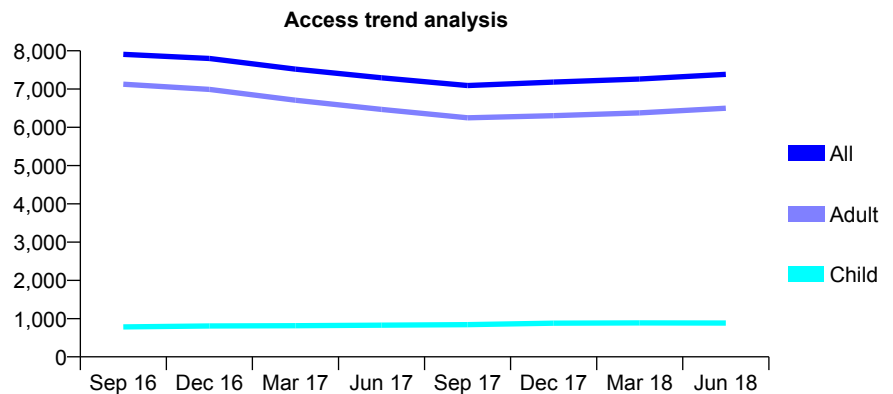
## Q46 - Vital Signs At a Glance Contract Report for 101370/0049 - June 2018

Name or company name	Petrie Tucker & Partners Ltd
Contract type name	GDS Contract
Purpose of contract	General
Contract start date	01/04/2006
Contract end date	

18/19 Contracted general activity (UDA)	18,813
Carry forward general activity (UDA)	0
18/19 Contracted orthodontic activity (UOA)	0
Carry forward orthodontic activity (UOA)	0
Baseline contract value	£518,479.17

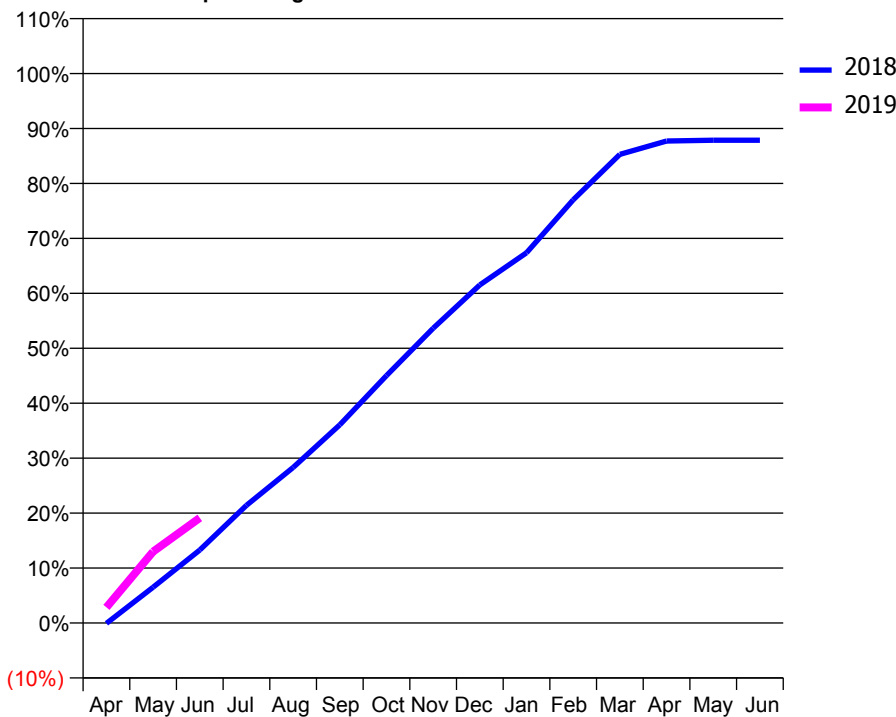
### ACCESS\*

Patients seen in 24 months	Total	Change since previous quarter
Quarter ending June 2017	7,294	
Quarter ending September 2017	7,092	↓
Quarter ending December 2017	7,183	→
Quarter ending March 2018	7,264	→
Quarter ending June 2018	7,384	→
<b>Variance since June 2017</b>	<b>1.2%</b>	<b>→</b>



### ACTIVITY

Cumulative percentage of contracted UDA delivered 2018 & 2019



Month	Adjusted Scheduled Activity (UDA)	
	2018	2019
April	-18	536
May	1,225	2,447
June	2,498	3,600
July	4,030	
August	5,324	
September	6,788	
October	8,473	
November	10,093	
December	11,577	
January	12,674	
February	14,488	
March	16,043	
April	16,500	
May	16,529	
June	16,529	

### QUALITY

	Quantity	Base Number	Contract	AT	Region	England
% of FP17s for the same patient ID Re-attending within 3 months - Children	12	227	5.3%	11.7%	12.0%	11.5%
% of FP17s for the same patient ID Re-attending within 3 months - Adults	137	1,605	8.5%	15.8%	15.7%	15.4%
% of FP17s for the same patient ID Re-attending between 3 & 9 months - Children	115	227	50.7%	58.4%	60.3%	58.9%
% of FP17s for the same patient ID Re-attending between 3 & 9 months - Adults	587	1,605	36.6%	51.9%	54.0%	51.6%
% of FP17s for Band 1 Urgent Courses	95	1,635	5.8%	10.1%	8.9%	8.9%
% of FP17s Relating to Free Repair or Replacements	13	1,635	0.8%	0.9%	1.0%	0.8%
% of FP17s Relating to Continuations	24	1,635	1.5%	0.9%	1.1%	0.9%
% of Patients satisfied with the dentistry they have received	2	3	N/A	94.3%	93.4%	93.2%
% of Patients satisfied with the time they had to wait for an appointment	3	3	N/A	89.3%	89.4%	88.8%

\* This is based on patients treated on this contract for their most recent course of treatment. Figures in italics indicate the base number of FP17s or Patient Questionnaire responses are less than 100. N/A is shown where the base number of responses is less than 10 during the period. % is calculated as Quantity/Base number\*100

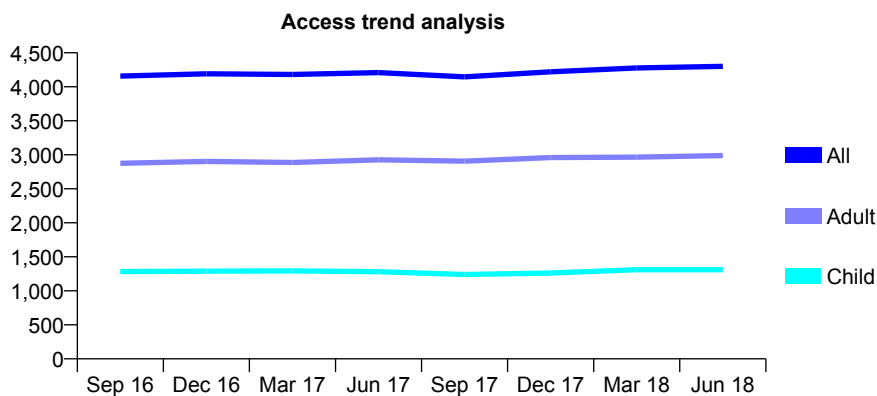
## Q46 - Vital Signs At a Glance Contract Report for 101370/0054 - June 2018

Name or company name	Petrie Tucker & Partners Ltd
Contract type name	GDS Contract
Purpose of contract	General
Contract start date	01/04/2006
Contract end date	

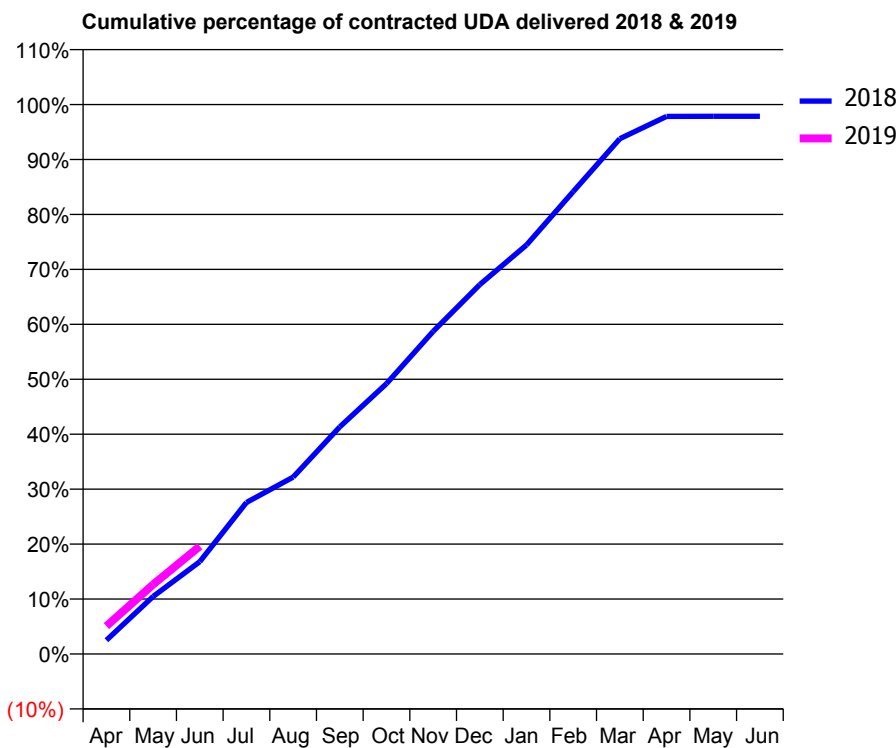
18/19 Contracted general activity (UDA)	12,205
Carry forward general activity (UDA)	0
18/19 Contracted orthodontic activity (UOA)	0
Carry forward orthodontic activity (UOA)	0
Baseline contract value	£343,086.44

### ACCESS\*

Patients seen in 24 months	Total	Change since previous quarter
Quarter ending June 2017	4,208	
Quarter ending September 2017	4,146	↓
Quarter ending December 2017	4,220	→
Quarter ending March 2018	4,277	→
Quarter ending June 2018	4,301	→
<b>Variance since June 2017</b>	<b>2.2%</b>	<b>↑</b>



### ACTIVITY



Month	Adjusted Scheduled Activity (UDA)	
	2018	2019
April	307	621
May	1,277	1,545
June	2,051	2,395
July	3,367	
August	3,929	
September	5,044	
October	6,006	
November	7,165	
December	8,204	
January	9,085	
February	10,270	
March	11,447	
April	11,940	
May	11,942	
June	11,943	

### QUALITY

	Quantity	Base Number	Contract	AT	Region	England
% of FP17s for the same patient ID Re-attending within 3 months - Children	23	498	4.6%	11.7%	12.0%	11.5%
% of FP17s for the same patient ID Re-attending within 3 months - Adults	123	1,000	12.3%	15.8%	15.7%	15.4%
% of FP17s for the same patient ID Re-attending between 3 & 9 months - Children	325	498	65.3%	58.4%	60.3%	58.9%
% of FP17s for the same patient ID Re-attending between 3 & 9 months - Adults	553	1,000	55.3%	51.9%	54.0%	51.6%
% of FP17s for Band 1 Urgent Courses	69	1,297	5.3%	10.1%	8.9%	8.9%
% of FP17s Relating to Free Repair or Replacements	9	1,297	0.7%	0.9%	1.0%	0.8%
% of FP17s Relating to Continuations	26	1,297	2.0%	0.9%	1.1%	0.9%
% of Patients satisfied with the dentistry they have received	0	0	N/A	94.3%	93.4%	93.2%
% of Patients satisfied with the time they had to wait for an appointment	0	0	N/A	89.3%	89.4%	88.8%

\* This is based on patients treated on this contract for their most recent course of treatment. Figures in italics indicate the base number of FP17s or Patient Questionnaire responses are less than 100. N/A is shown where the base number of responses is less than 10 during the period. % is calculated as Quantity/Base number\*100

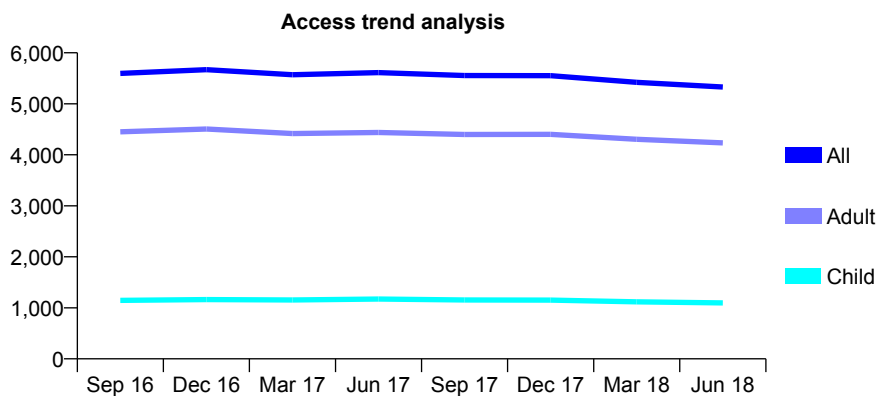
## Q46 - Vital Signs At a Glance Contract Report for 101370/0110 - June 2018

Name or company name	Petrie Tucker & Partners Ltd
Contract type name	GDS Contract
Purpose of contract	General
Contract start date	01/11/2008
Contract end date	

18/19 Contracted general activity (UDA)	16,622
Carry forward general activity (UDA)	0
18/19 Contracted orthodontic activity (UOA)	0
Carry forward orthodontic activity (UOA)	0
Baseline contract value	£494,422.79

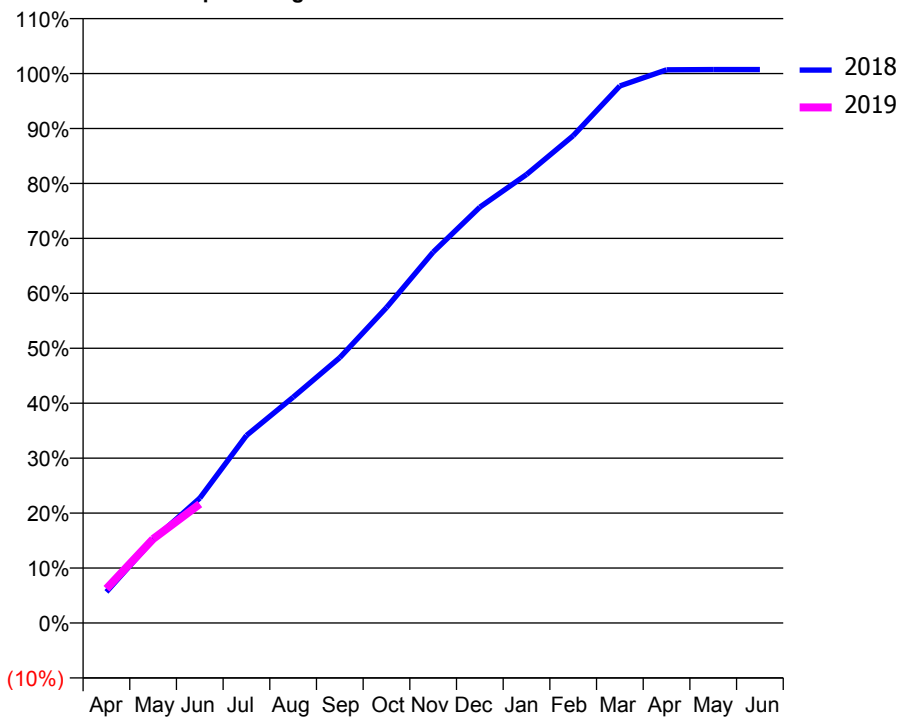
### ACCESS\*

Patients seen in 24 months	Total	Change since previous quarter
Quarter ending June 2017	5,611	
Quarter ending September 2017	5,553	↓
Quarter ending December 2017	5,552	→
Quarter ending March 2018	5,422	↓
Quarter ending June 2018	5,330	↓
<b>Variance since June 2017</b>	<b>(5.0%)</b>	<b>↓</b>



### ACTIVITY

Cumulative percentage of contracted UDA delivered 2018 & 2019



Month	Adjusted Scheduled Activity (UDA)	
	2018	2019
April	943	1,040
May	2,518	2,544
June	3,778	3,598
July	5,675	
August	6,830	
September	8,027	
October	9,541	
November	11,219	
December	12,579	
January	13,566	
February	14,741	
March	16,247	
April	16,735	
May	16,740	
June	16,740	

### QUALITY

	Quantity	Base Number	Contract	AT	Region	England
% of FP17s for the same patient ID Re-attending within 3 months - Children	22	348	6.3%	11.7%	12.0%	11.5%
% of FP17s for the same patient ID Re-attending within 3 months - Adults	200	1,566	12.8%	15.8%	15.7%	15.4%
% of FP17s for the same patient ID Re-attending between 3 & 9 months - Children	197	348	56.6%	58.4%	60.3%	58.9%
% of FP17s for the same patient ID Re-attending between 3 & 9 months - Adults	935	1,566	59.7%	51.9%	54.0%	51.6%
% of FP17s for Band 1 Urgent Courses	132	1,677	7.9%	10.1%	8.9%	8.9%
% of FP17s Relating to Free Repair or Replacements	17	1,677	1.0%	0.9%	1.0%	0.8%
% of FP17s Relating to Continuations	19	1,677	1.1%	0.9%	1.1%	0.9%
% of Patients satisfied with the dentistry they have received	3	3	N/A	94.3%	93.4%	93.2%
% of Patients satisfied with the time they had to wait for an appointment	2	3	N/A	89.3%	89.4%	88.8%

\* This is based on patients treated on this contract for their most recent course of treatment. Figures in italics indicate the base number of FP17s or Patient Questionnaire responses are less than 100. N/A is shown where the base number of responses is less than 10 during the period. % is calculated as Quantity/Base number\*100

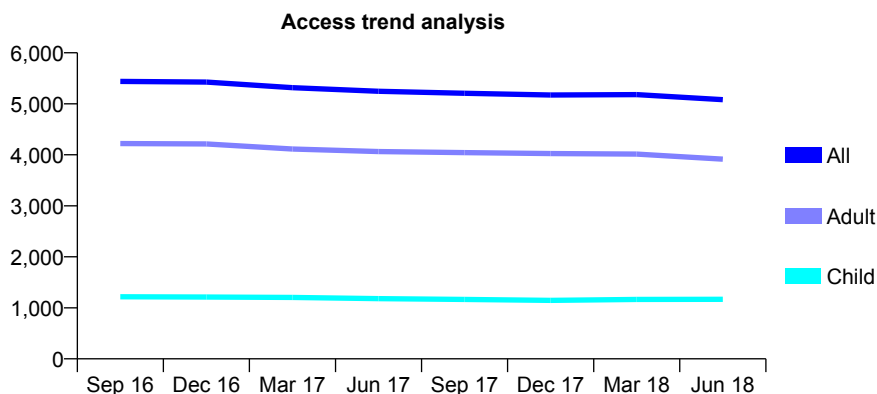
## Q46 - Vital Signs At a Glance Contract Report for 101435/0141 - June 2018

Name or company name	IDH Limited
Contract type name	GDS Contract
Purpose of contract	General
Contract start date	01/01/2011
Contract end date	

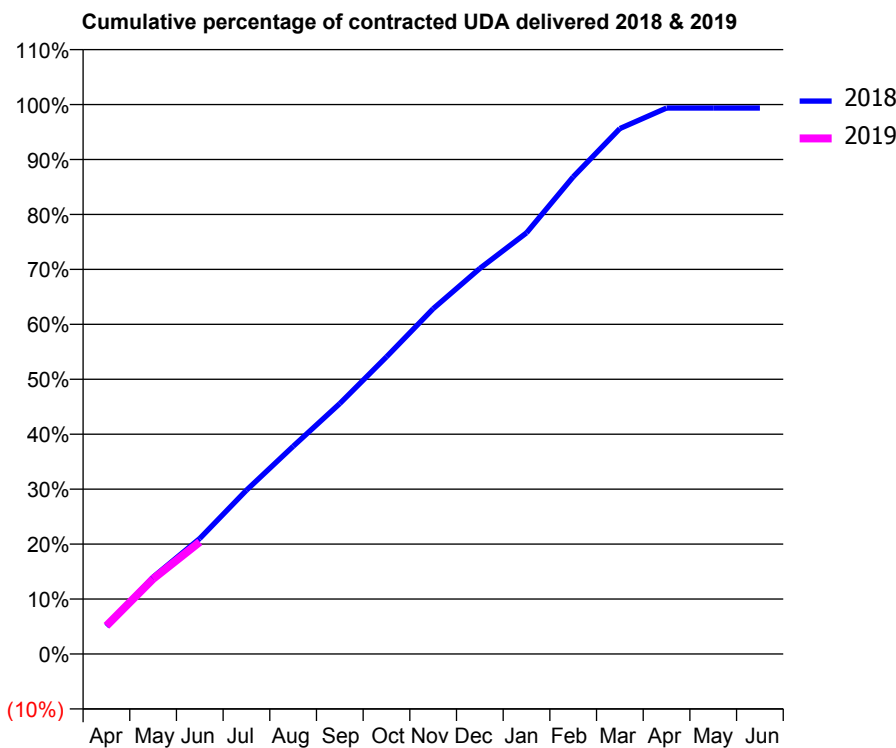
18/19 Contracted general activity (UDA)	22,869
Carry forward general activity (UDA)	0
18/19 Contracted orthodontic activity (UOA)	0
Carry forward orthodontic activity (UOA)	0
Baseline contract value	£638,303.67

### ACCESS\*

Patients seen in 24 months	Total	Change since previous quarter
Quarter ending June 2017	5,245	
Quarter ending September 2017	5,207	→
Quarter ending December 2017	5,173	→
Quarter ending March 2018	5,180	→
Quarter ending June 2018	5,082	↓
<b>Variance since June 2017</b>	<b>(3.1%)</b>	<b>↓</b>



### ACTIVITY



Month	Adjusted Scheduled Activity (UDA)	
	2018	2019
April	1,153	1,172
May	3,200	3,128
June	4,808	4,663
July	6,816	
August	8,644	
September	10,426	
October	12,365	
November	14,372	
December	16,047	
January	17,530	
February	19,860	
March	21,869	
April	22,721	
May	22,721	
June	22,721	

### QUALITY

	Quantity	Base Number	Contract	AT	Region	England
% of FP17s for the same patient ID Re-attending within 3 months - Children	30	414	7.2%	11.7%	12.0%	11.5%
% of FP17s for the same patient ID Re-attending within 3 months - Adults	230	1,496	15.4%	15.8%	15.7%	15.4%
% of FP17s for the same patient ID Re-attending between 3 & 9 months - Children	249	414	60.1%	58.4%	60.3%	58.9%
% of FP17s for the same patient ID Re-attending between 3 & 9 months - Adults	886	1,496	59.2%	51.9%	54.0%	51.6%
% of FP17s for Band 1 Urgent Courses	133	1,645	8.1%	10.1%	8.9%	8.9%
% of FP17s Relating to Free Repair or Replacements	22	1,645	1.3%	0.9%	1.0%	0.8%
% of FP17s Relating to Continuations	29	1,645	1.8%	0.9%	1.1%	0.9%
% of Patients satisfied with the dentistry they have received	3	3	N/A	94.3%	93.4%	93.2%
% of Patients satisfied with the time they had to wait for an appointment	3	3	N/A	89.3%	89.4%	88.8%

\* This is based on patients treated on this contract for their most recent course of treatment. Figures in italics indicate the base number of FP17s or Patient Questionnaire responses are less than 100. N/A is shown where the base number of responses is less than 10 during the period. % is calculated as Quantity/Base number\*100

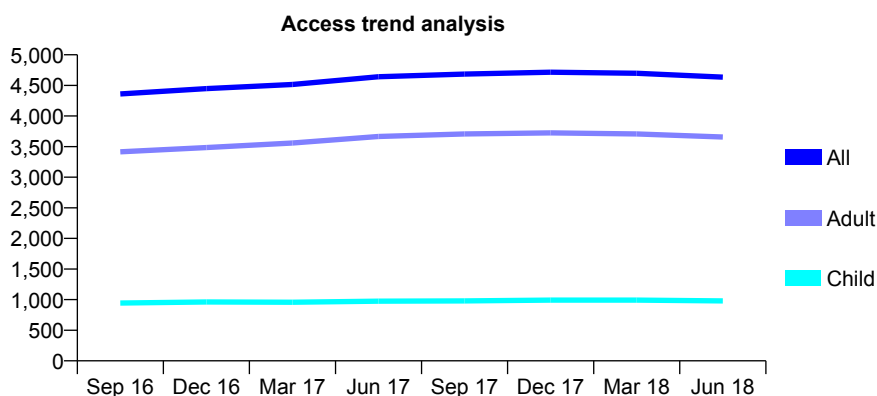
## Q46 - Vital Signs At a Glance Contract Report for 101516/0001 - June 2018

Name or company name	The Crab Tree Lane and Church Street De
Contract type name	GDS Contract
Purpose of contract	General
Contract start date	03/12/2012
Contract end date	

18/19 Contracted general activity (UDA)	13,261
Carry forward general activity (UDA)	0
18/19 Contracted orthodontic activity (UOA)	0
Carry forward orthodontic activity (UOA)	0
Baseline contract value	£388,985.72

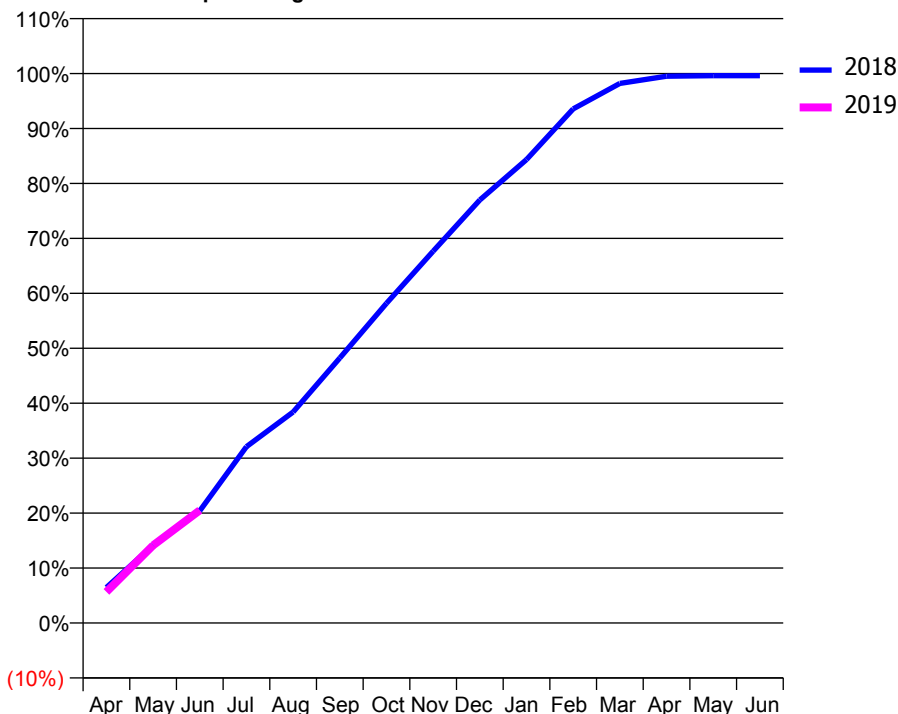
### ACCESS\*

Patients seen in 24 months	Total	Change since previous quarter
Quarter ending June 2017	4,642	
Quarter ending September 2017	4,686	→
Quarter ending December 2017	4,716	→
Quarter ending March 2018	4,699	→
Quarter ending June 2018	4,636	↓
<b>Variance since June 2017</b>	<b>(0.1%)</b>	→



### ACTIVITY

Cumulative percentage of contracted UDA delivered 2018 & 2019



Adjusted Scheduled Activity (UDA)

Month	2018	2019
April	858	751
May	1,877	1,874
June	2,707	2,722
July	4,255	
August	5,092	
September	6,395	
October	7,716	
November	8,973	
December	10,211	
January	11,184	
February	12,408	
March	13,020	
April	13,196	
May	13,207	
June	13,207	

### QUALITY

	Quantity	Base Number	Contract	AT	Region	England
% of FP17s for the same patient ID Re-attending within 3 months - Children	26	313	8.3%	11.7%	12.0%	11.5%
% of FP17s for the same patient ID Re-attending within 3 months - Adults	154	1,262	12.2%	15.8%	15.7%	15.4%
% of FP17s for the same patient ID Re-attending between 3 & 9 months - Children	191	313	61.0%	58.4%	60.3%	58.9%
% of FP17s for the same patient ID Re-attending between 3 & 9 months - Adults	735	1,262	58.2%	51.9%	54.0%	51.6%
% of FP17s for Band 1 Urgent Courses	155	1,487	10.4%	10.1%	8.9%	8.9%
% of FP17s Relating to Free Repair or Replacements	35	1,487	2.4%	0.9%	1.0%	0.8%
% of FP17s Relating to Continuations	16	1,487	1.1%	0.9%	1.1%	0.9%
% of Patients satisfied with the dentistry they have received	1	1	N/A	94.3%	93.4%	93.2%
% of Patients satisfied with the time they had to wait for an appointment	1	1	N/A	89.3%	89.4%	88.8%

\* This is based on patients treated on this contract for their most recent course of treatment. Figures in italics indicate the base number of FP17s or Patient Questionnaire responses are less than 100. N/A is shown where the base number of responses is less than 10 during the period. % is calculated as Quantity/Base number\*100

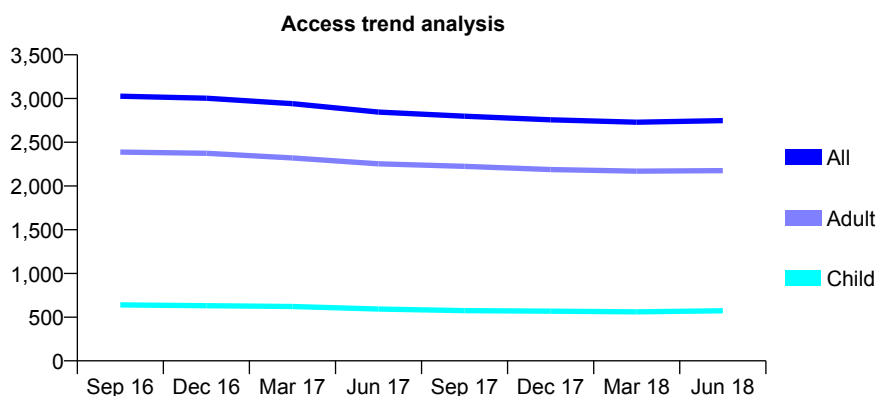
## Q46 - Vital Signs At a Glance Contract Report for 101516/0002 - June 2018

Name or company name	The Crab Tree Lane and Church Street De
Contract type name	GDS Contract
Purpose of contract	General
Contract start date	03/12/2012
Contract end date	

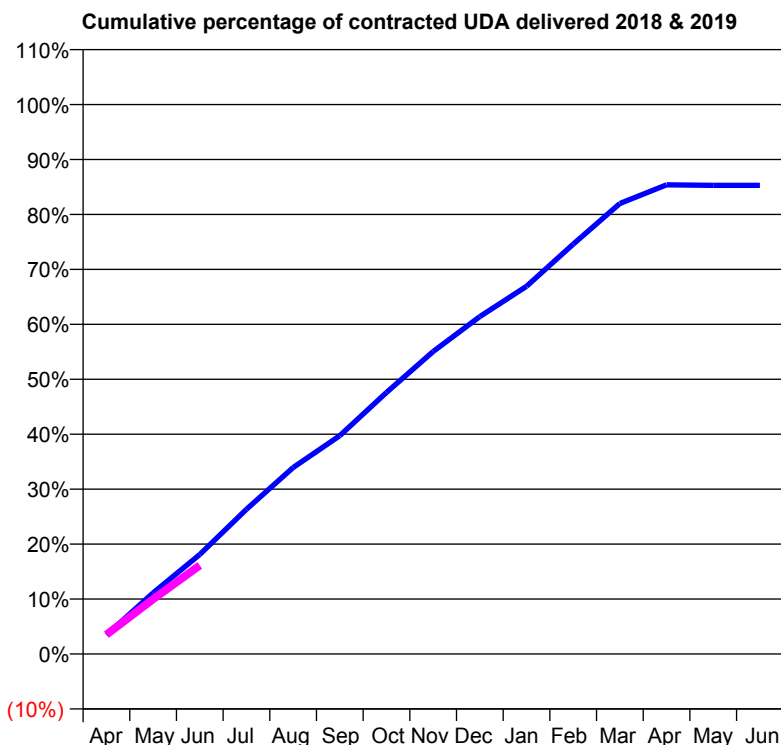
18/19 Contracted general activity (UDA)	11,024
Carry forward general activity (UDA)	0
18/19 Contracted orthodontic activity (UOA)	0
Carry forward orthodontic activity (UOA)	0
Baseline contract value	£360,753.34

### ACCESS\*

Patients seen in 24 months	Total	Change since previous quarter
Quarter ending June 2017	2,845	
Quarter ending September 2017	2,798	↓
Quarter ending December 2017	2,756	↓
Quarter ending March 2018	2,729	→
Quarter ending June 2018	2,748	→
<b>Variance since June 2017</b>	<b>(3.4%)</b>	<b>↓</b>



### ACTIVITY



Month	Adjusted Scheduled Activity (UDA)	
	2018	2019
April	384	390
May	1,227	1,100
June	1,998	1,777
July	2,903	
August	3,741	
September	4,379	
October	5,248	
November	6,069	
December	6,770	
January	7,376	
February	8,223	
March	9,038	
April	9,414	
May	9,403	
June	9,403	

### QUALITY

	Quantity	Base Number	Contract	AT	Region	England
% of FP17s for the same patient ID Re-attending within 3 months - Children	18	192	9.4%	11.7%	12.0%	11.5%
% of FP17s for the same patient ID Re-attending within 3 months - Adults	142	726	19.6%	15.8%	15.7%	15.4%
% of FP17s for the same patient ID Re-attending between 3 & 9 months - Children	89	192	46.4%	58.4%	60.3%	58.9%
% of FP17s for the same patient ID Re-attending between 3 & 9 months - Adults	386	726	53.2%	51.9%	54.0%	51.6%
% of FP17s for Band 1 Urgent Courses	75	789	9.5%	10.1%	8.9%	8.9%
% of FP17s Relating to Free Repair or Replacements	24	789	3.0%	0.9%	1.0%	0.8%
% of FP17s Relating to Continuations	21	789	2.7%	0.9%	1.1%	0.9%
% of Patients satisfied with the dentistry they have received	3	3	N/A	94.3%	93.4%	93.2%
% of Patients satisfied with the time they had to wait for an appointment	2	3	N/A	89.3%	89.4%	88.8%

\* This is based on patients treated on this contract for their most recent course of treatment. Figures in italics indicate the base number of FP17s or Patient Questionnaire responses are less than 100. N/A is shown where the base number of responses is less than 10 during the period. % is calculated as Quantity/Base number\*100

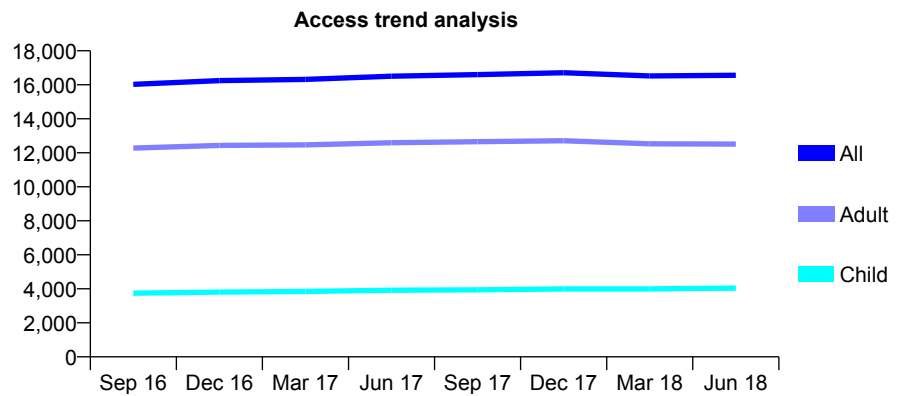
## Q46 - Vital Signs At a Glance Contract Report for 102903/0001 - June 2018

Name or company name	Fogg, Whittingham & Casserley
Contract type name	GDS Contract
Purpose of contract	General and Orthodontic
Contract start date	01/04/2006
Contract end date	

18/19 Contracted general activity (UDA)	39,616
Carry forward general activity (UDA)	0
18/19 Contracted orthodontic activity (UOA)	1,111
Carry forward orthodontic activity (UOA)	0
Baseline contract value	£1,190,532.98

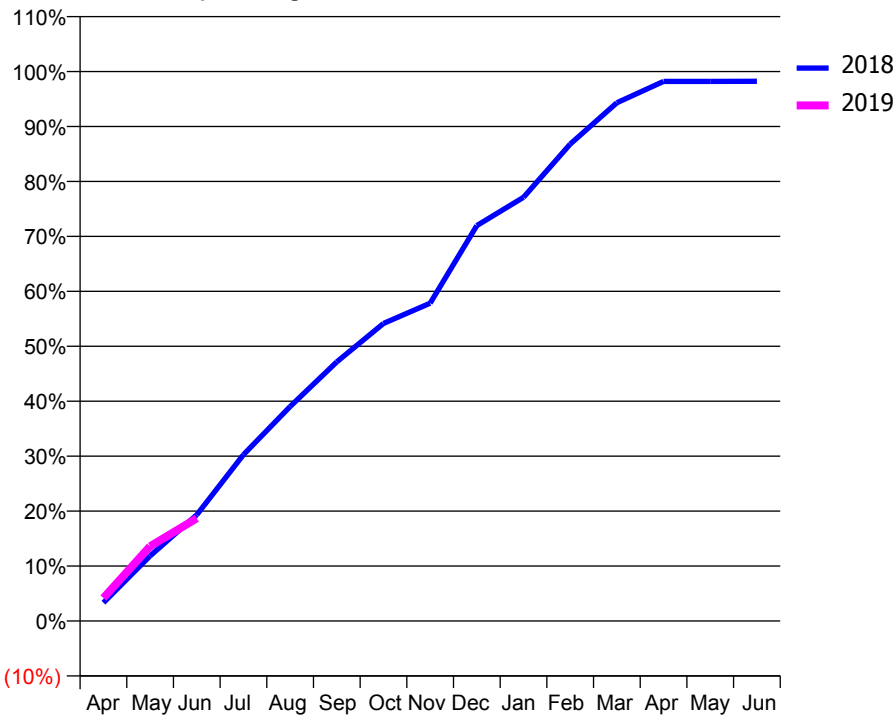
### ACCESS\*

Patients seen in 24 months	Total	Change since previous quarter
Quarter ending June 2017	16,505	
Quarter ending September 2017	16,597	→
Quarter ending December 2017	16,708	→
Quarter ending March 2018	16,519	↓
Quarter ending June 2018	16,558	→
<b>Variance since June 2017</b>	<b>0.3%</b>	<b>→</b>



### ACTIVITY

Cumulative percentage of contracted UDA delivered 2018 & 2019



Month	Adjusted Scheduled Activity (UDA)	
	2018	2019
April	1,324	1,660
May	4,700	5,386
June	7,658	7,406
July	11,993	
August	15,466	
September	18,682	
October	21,457	
November	22,912	
December	28,512	
January	30,549	
February	34,388	
March	37,365	
April	38,903	
May	38,901	
June	38,912	

### QUALITY

	Quantity	Base Number	Contract	AT	Region	England
% of FP17s for the same patient ID Re-attending within 3 months - Children	233	1,701	13.7%	11.7%	12.0%	11.5%
% of FP17s for the same patient ID Re-attending within 3 months - Adults	632	3,676	17.2%	15.8%	15.7%	15.4%
% of FP17s for the same patient ID Re-attending between 3 & 9 months - Children	919	1,701	54.0%	58.4%	60.3%	58.9%
% of FP17s for the same patient ID Re-attending between 3 & 9 months - Adults	1,597	3,676	43.4%	51.9%	54.0%	51.6%
% of FP17s for Band 1 Urgent Courses	468	4,058	11.5%	10.1%	8.9%	8.9%
% of FP17s Relating to Free Repair or Replacements	59	4,058	1.5%	0.9%	1.0%	0.8%
% of FP17s Relating to Continuations	29	4,058	0.7%	0.9%	1.1%	0.9%
% of Patients satisfied with the dentistry they have received	7	9	N/A	94.3%	93.4%	93.2%
% of Patients satisfied with the time they had to wait for an appointment	8	9	N/A	89.3%	89.4%	88.8%

\* This is based on patients treated on this contract for their most recent course of treatment. Figures in italics indicate the base number of FP17s or Patient Questionnaire responses are less than 100. N/A is shown where the base number of responses is less than 10 during the period. % is calculated as Quantity/Base number\*100



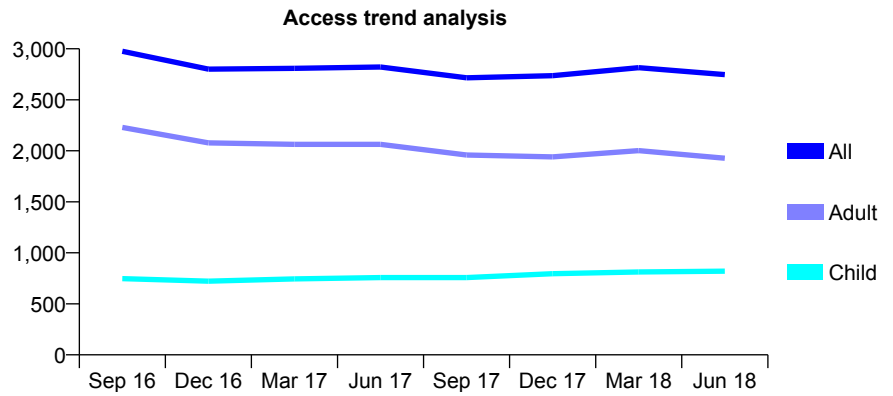
## Q46 - Vital Signs At a Glance Contract Report for 103152/0001 - June 2018

Name or company name	Park House Dental Practice, Ramsbottom
Contract type name	GDS Contract
Purpose of contract	General
Contract start date	26/08/2014
Contract end date	

18/19 Contracted general activity (UDA)	10,000
Carry forward general activity (UDA)	0
18/19 Contracted orthodontic activity (UOA)	0
Carry forward orthodontic activity (UOA)	0
Baseline contract value	£258,031.86

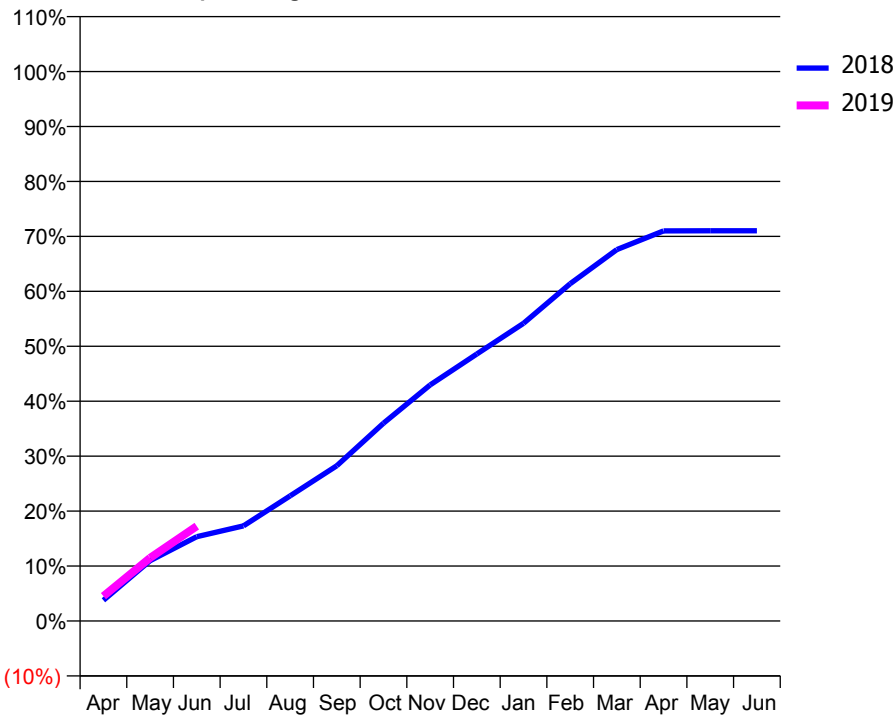
### ACCESS\*

Patients seen in 24 months	Total	Change since previous quarter
Quarter ending June 2017	2,821	
Quarter ending September 2017	2,716	↓
Quarter ending December 2017	2,736	→
Quarter ending March 2018	2,815	↑
Quarter ending June 2018	2,747	↓
<b>Variance since June 2017</b>	<b>(2.6%)</b>	<b>↓</b>



### ACTIVITY

Cumulative percentage of contracted UDA delivered 2018 & 2019



Month	Adjusted Scheduled Activity (UDA)	
	2018	2019
April	378	452
May	1,097	1,149
June	1,536	1,727
July	1,732	
August	2,277	
September	2,825	
October	3,600	
November	4,298	
December	4,859	
January	5,417	
February	6,138	
March	6,759	
April	7,100	
May	7,101	
June	7,101	

### QUALITY

	Quantity	Base Number	Contract	AT	Region	England
% of FP17s for the same patient ID Re-attending within 3 months - Children	16	292	5.5%	11.7%	12.0%	11.5%
% of FP17s for the same patient ID Re-attending within 3 months - Adults	77	617	12.5%	15.8%	15.7%	15.4%
% of FP17s for the same patient ID Re-attending between 3 & 9 months - Children	165	292	56.5%	58.4%	60.3%	58.9%
% of FP17s for the same patient ID Re-attending between 3 & 9 months - Adults	274	617	44.4%	51.9%	54.0%	51.6%
% of FP17s for Band 1 Urgent Courses	55	753	7.3%	10.1%	8.9%	8.9%
% of FP17s Relating to Free Repair or Replacements	8	753	1.1%	0.9%	1.0%	0.8%
% of FP17s Relating to Continuations	10	753	1.3%	0.9%	1.1%	0.9%
% of Patients satisfied with the dentistry they have received	0	0	N/A	94.3%	93.4%	93.2%
% of Patients satisfied with the time they had to wait for an appointment	0	0	N/A	89.3%	89.4%	88.8%

\* This is based on patients treated on this contract for their most recent course of treatment. Figures in italics indicate the base number of FP17s or Patient Questionnaire responses are less than 100. N/A is shown where the base number of responses is less than 10 during the period. % is calculated as Quantity/Base number\*100

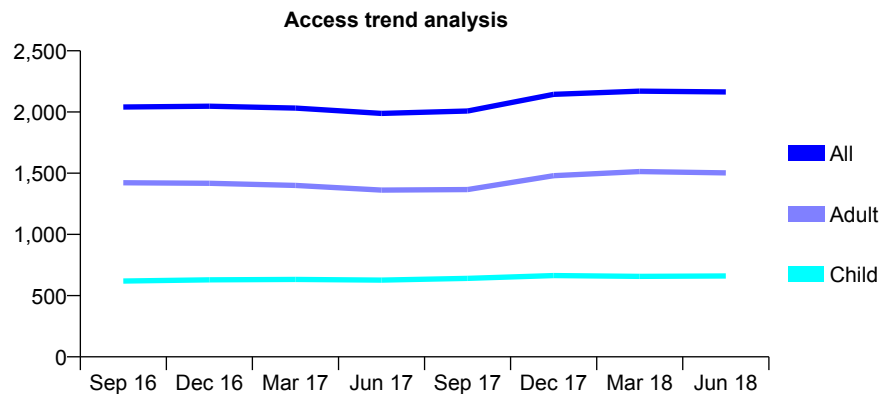
## Q46 - Vital Signs At a Glance Contract Report for 103721/0001 - June 2018

Name or company name	Ocean Dental Ltd
Contract type name	GDS Contract
Purpose of contract	General
Contract start date	01/10/2009
Contract end date	

18/19 Contracted general activity (UDA)	5,600
Carry forward general activity (UDA)	0
18/19 Contracted orthodontic activity (UOA)	0
Carry forward orthodontic activity (UOA)	0
Baseline contract value	£162,707.48

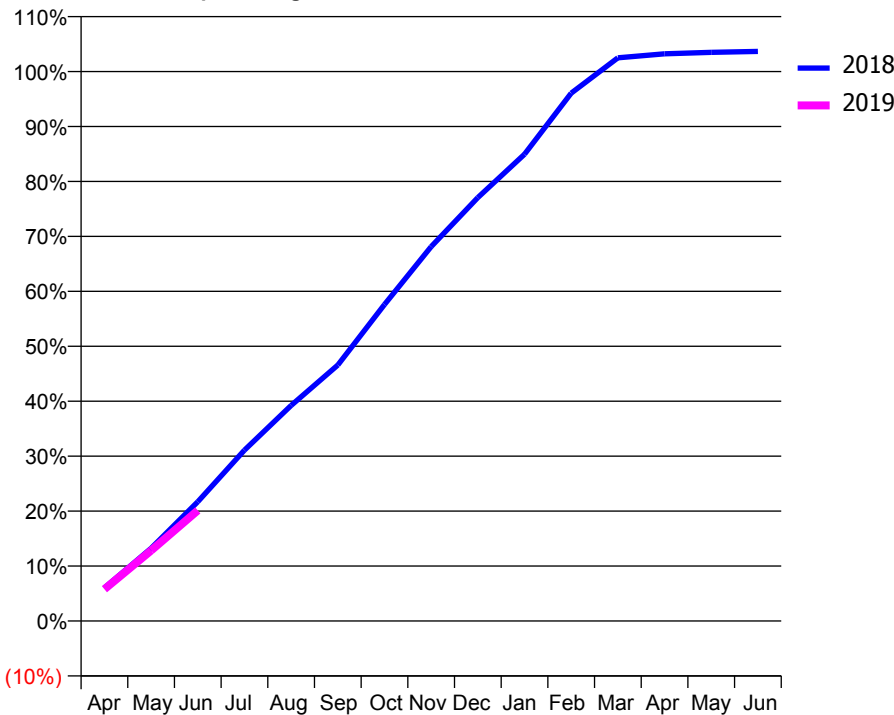
### ACCESS\*

Patients seen in 24 months	Total	Change since previous quarter
Quarter ending June 2017	1,989	
Quarter ending September 2017	2,008	→
Quarter ending December 2017	2,144	↑
Quarter ending March 2018	2,171	→
Quarter ending June 2018	2,164	→
<b>Variance since June 2017</b>	<b>8.8%</b>	<b>↑</b>



### ACTIVITY

Cumulative percentage of contracted UDA delivered 2018 & 2019



Month	Adjusted Scheduled Activity (UDA)	
	2018	2019
April	338	324
May	741	719
June	1,216	1,127
July	1,741	
August	2,197	
September	2,609	
October	3,225	
November	3,815	
December	4,315	
January	4,758	
February	5,380	
March	5,740	
April	5,780	
May	5,796	
June	5,805	

### QUALITY

	Quantity	Base Number	Contract	AT	Region	England
% of FP17s for the same patient ID Re-attending within 3 months - Children	15	220	6.8%	11.7%	12.0%	11.5%
% of FP17s for the same patient ID Re-attending within 3 months - Adults	64	449	14.3%	15.8%	15.7%	15.4%
% of FP17s for the same patient ID Re-attending between 3 & 9 months - Children	130	220	59.1%	58.4%	60.3%	58.9%
% of FP17s for the same patient ID Re-attending between 3 & 9 months - Adults	242	449	53.9%	51.9%	54.0%	51.6%
% of FP17s for Band 1 Urgent Courses	55	619	8.9%	10.1%	8.9%	8.9%
% of FP17s Relating to Free Repair or Replacements	0	619	0.0%	0.9%	1.0%	0.8%
% of FP17s Relating to Continuations	0	619	0.0%	0.9%	1.1%	0.9%
% of Patients satisfied with the dentistry they have received	0	0	N/A	94.3%	93.4%	93.2%
% of Patients satisfied with the time they had to wait for an appointment	0	0	N/A	89.3%	89.4%	88.8%

\* This is based on patients treated on this contract for their most recent course of treatment. Figures in italics indicate the base number of FP17s or Patient Questionnaire responses are less than 100. N/A is shown where the base number of responses is less than 10 during the period. % is calculated as Quantity/Base number\*100

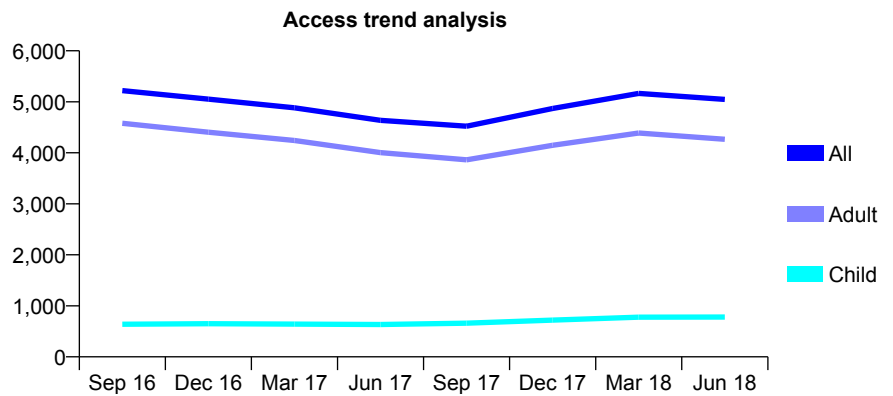
## Q46 - Vital Signs At a Glance Contract Report for 103721/0002 - June 2018

Name or company name	Ocean Dental Ltd
Contract type name	GDS Contract
Purpose of contract	General
Contract start date	01/06/2010
Contract end date	

18/19 Contracted general activity (UDA)	12,000
Carry forward general activity (UDA)	0
18/19 Contracted orthodontic activity (UOA)	0
Carry forward orthodontic activity (UOA)	0
Baseline contract value	£333,328.11

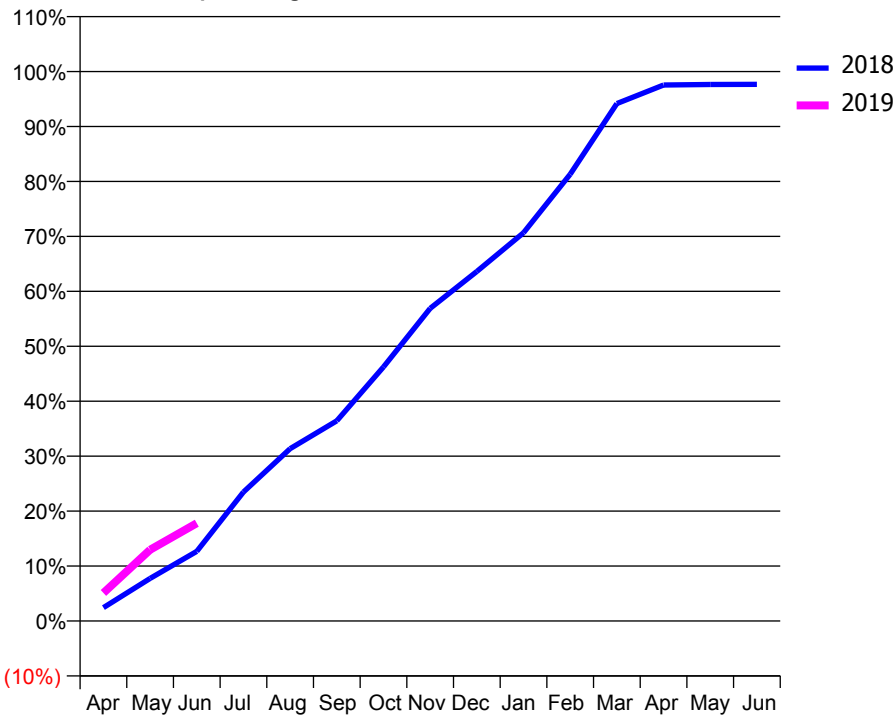
### ACCESS\*

Patients seen in 24 months	Total	Change since previous quarter
Quarter ending June 2017	4,637	
Quarter ending September 2017	4,522	↓
Quarter ending December 2017	4,869	↑
Quarter ending March 2018	5,165	↑
Quarter ending June 2018	5,046	↓
<b>Variance since June 2017</b>	<b>8.8%</b>	<b>↑</b>



### ACTIVITY

Cumulative percentage of contracted UDA delivered 2018 & 2019



Month	Adjusted Scheduled Activity (UDA)	
	2018	2019
April	292	613
May	932	1,555
June	1,521	2,135
July	2,817	
August	3,765	
September	4,372	
October	5,550	
November	6,826	
December	7,635	
January	8,478	
February	9,758	
March	11,299	
April	11,705	
May	11,716	
June	11,719	

### QUALITY

	Quantity	Base Number	Contract	AT	Region	England
% of FP17s for the same patient ID Re-attending within 3 months - Children	21	243	8.6%	11.7%	12.0%	11.5%
% of FP17s for the same patient ID Re-attending within 3 months - Adults	151	1,107	13.6%	15.8%	15.7%	15.4%
% of FP17s for the same patient ID Re-attending between 3 & 9 months - Children	163	243	67.1%	58.4%	60.3%	58.9%
% of FP17s for the same patient ID Re-attending between 3 & 9 months - Adults	567	1,107	51.2%	51.9%	54.0%	51.6%
% of FP17s for Band 1 Urgent Courses	142	1,149	12.4%	10.1%	8.9%	8.9%
% of FP17s Relating to Free Repair or Replacements	7	1,149	0.6%	0.9%	1.0%	0.8%
% of FP17s Relating to Continuations	3	1,149	0.3%	0.9%	1.1%	0.9%
% of Patients satisfied with the dentistry they have received	3	4	N/A	94.3%	93.4%	93.2%
% of Patients satisfied with the time they had to wait for an appointment	4	4	N/A	89.3%	89.4%	88.8%

\* This is based on patients treated on this contract for their most recent course of treatment. Figures in italics indicate the base number of FP17s or Patient Questionnaire responses are less than 100. N/A is shown where the base number of responses is less than 10 during the period. % is calculated as Quantity/Base number\*100

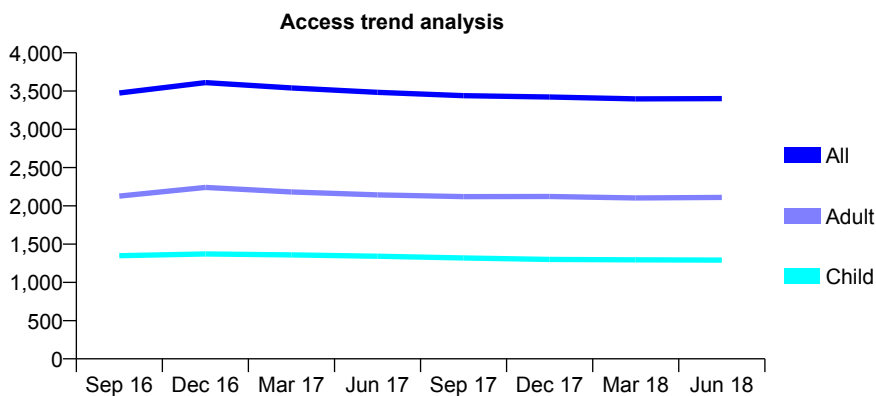
## Q46 - Vital Signs At a Glance Contract Report for 103845/0001 - June 2018

Name or company name	Ian Wood and Partners
Contract type name	GDS Contract
Purpose of contract	General
Contract start date	01/09/2010
Contract end date	

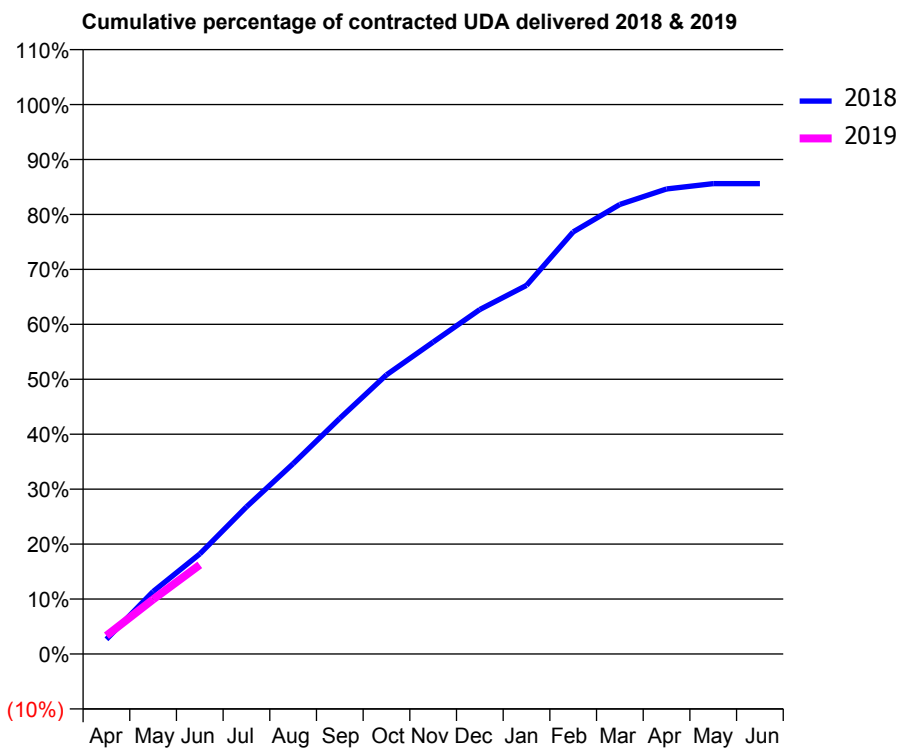
18/19 Contracted general activity (UDA)	9,500
Carry forward general activity (UDA)	0
18/19 Contracted orthodontic activity (UOA)	0
Carry forward orthodontic activity (UOA)	0
Baseline contract value	£240,735.20

### ACCESS\*

Patients seen in 24 months	Total	Change since previous quarter
Quarter ending June 2017	3,484	
Quarter ending September 2017	3,439	↓
Quarter ending December 2017	3,422	→
Quarter ending March 2018	3,397	→
Quarter ending June 2018	3,401	→
<b>Variance since June 2017</b>	<b>(2.4%)</b>	<b>↓</b>



### ACTIVITY



Month	Adjusted Scheduled Activity (UDA)	
	2018	2019
April	255	317
May	1,081	943
June	1,729	1,540
July	2,544	
August	3,291	
September	4,075	
October	4,826	
November	5,394	
December	5,956	
January	6,374	
February	7,298	
March	7,774	
April	8,040	
May	8,131	
June	8,131	

### QUALITY

	Quantity	Base Number	Contract	AT	Region	England
% of FP17s for the same patient ID Re-attending within 3 months - Children	46	503	9.1%	11.7%	12.0%	11.5%
% of FP17s for the same patient ID Re-attending within 3 months - Adults	106	636	16.7%	15.8%	15.7%	15.4%
% of FP17s for the same patient ID Re-attending between 3 & 9 months - Children	305	503	60.6%	58.4%	60.3%	58.9%
% of FP17s for the same patient ID Re-attending between 3 & 9 months - Adults	334	636	52.5%	51.9%	54.0%	51.6%
% of FP17s for Band 1 Urgent Courses	50	905	5.5%	10.1%	8.9%	8.9%
% of FP17s Relating to Free Repair or Replacements	3	905	0.3%	0.9%	1.0%	0.8%
% of FP17s Relating to Continuations	16	905	1.8%	0.9%	1.1%	0.9%
% of Patients satisfied with the dentistry they have received	1	1	N/A	94.3%	93.4%	93.2%
% of Patients satisfied with the time they had to wait for an appointment	1	1	N/A	89.3%	89.4%	88.8%

\* This is based on patients treated on this contract for their most recent course of treatment. Figures in italics indicate the base number of FP17s or Patient Questionnaire responses are less than 100. N/A is shown where the base number of responses is less than 10 during the period. % is calculated as Quantity/Base number\*100

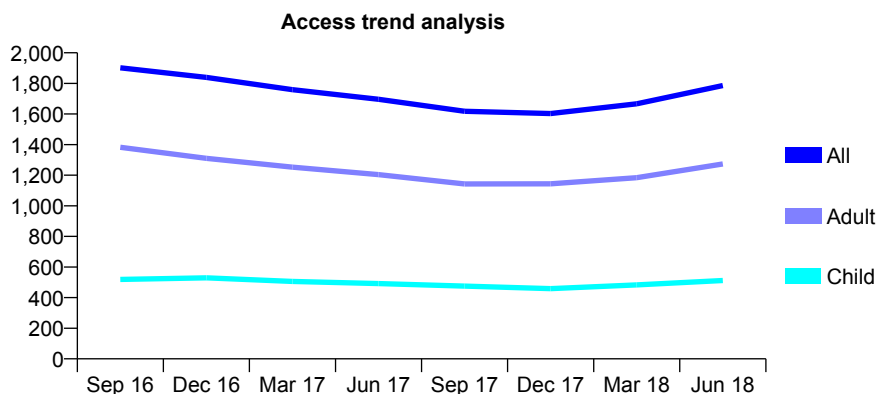
## Q46 - Vital Signs At a Glance Contract Report for 106984/0006 - June 2018

Name or company name	Ravat and Ray Dental Care (Salford) Ltd
Contract type name	GDS Contract
Purpose of contract	General
Contract start date	01/04/2013
Contract end date	

18/19 Contracted general activity (UDA)	7,000
Carry forward general activity (UDA)	0
18/19 Contracted orthodontic activity (UOA)	0
Carry forward orthodontic activity (UOA)	0
Baseline contract value	£216,067.33

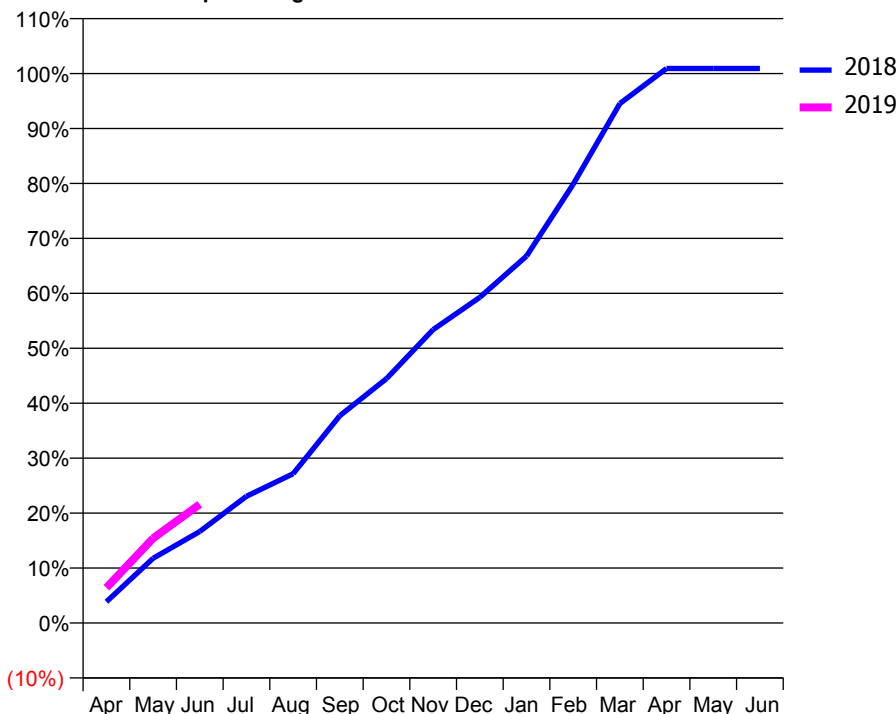
### ACCESS\*

Patients seen in 24 months	Total	Change since previous quarter
Quarter ending June 2017	1,696	
Quarter ending September 2017	1,618	↓
Quarter ending December 2017	1,603	→
Quarter ending March 2018	1,667	↑
Quarter ending June 2018	1,786	↑
<b>Variance since June 2017</b>	<b>5.3%</b>	<b>↑</b>



### ACTIVITY

Cumulative percentage of contracted UDA delivered 2018 & 2019



Month	Adjusted Scheduled Activity (UDA)	
	2018	2019
April	271	450
May	825	1,079
June	1,165	1,513
July	1,615	
August	1,902	
September	2,640	
October	3,114	
November	3,739	
December	4,149	
January	4,674	
February	5,590	
March	6,618	
April	7,064	
May	7,065	
June	7,065	

### QUALITY

	Quantity	Base Number	Contract	AT	Region	England
% of FP17s for the same patient ID Re-attending within 3 months - Children	35	244	14.3%	11.7%	12.0%	11.5%
% of FP17s for the same patient ID Re-attending within 3 months - Adults	87	551	15.8%	15.8%	15.7%	15.4%
% of FP17s for the same patient ID Re-attending between 3 & 9 months - Children	126	244	51.6%	58.4%	60.3%	58.9%
% of FP17s for the same patient ID Re-attending between 3 & 9 months - Adults	237	551	43.0%	51.9%	54.0%	51.6%
% of FP17s for Band 1 Urgent Courses	64	689	9.3%	10.1%	8.9%	8.9%
% of FP17s Relating to Free Repair or Replacements	12	689	1.7%	0.9%	1.0%	0.8%
% of FP17s Relating to Continuations	2	689	0.3%	0.9%	1.1%	0.9%
% of Patients satisfied with the dentistry they have received	0	0	N/A	94.3%	93.4%	93.2%
% of Patients satisfied with the time they had to wait for an appointment	0	0	N/A	89.3%	89.4%	88.8%

\* This is based on patients treated on this contract for their most recent course of treatment. Figures in italics indicate the base number of FP17s or Patient Questionnaire responses are less than 100. N/A is shown where the base number of responses is less than 10 during the period. % is calculated as Quantity/Base number\*100

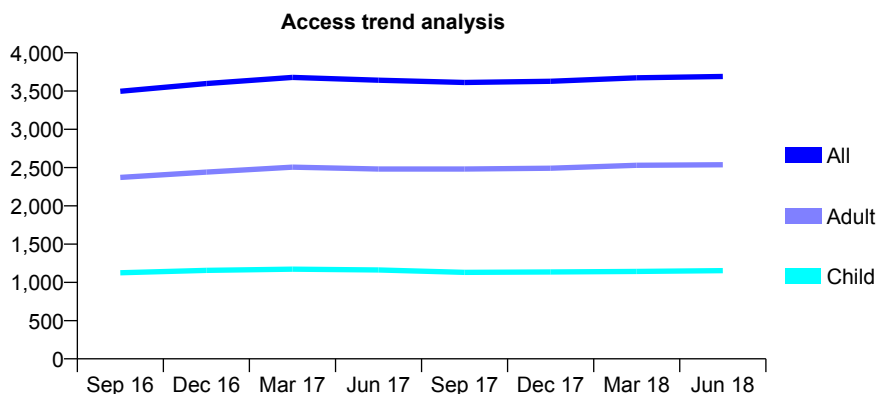
## Q46 - Vital Signs At a Glance Contract Report for 108367/0001 - June 2018

Name or company name	Bell Lane Dental Practice
Contract type name	GDS Contract
Purpose of contract	General and Orthodontic
Contract start date	01/04/2012
Contract end date	

18/19 Contracted general activity (UDA)	12,338
Carry forward general activity (UDA)	0
18/19 Contracted orthodontic activity (UOA)	1,680
Carry forward orthodontic activity (UOA)	0
Baseline contract value	£566,182.23

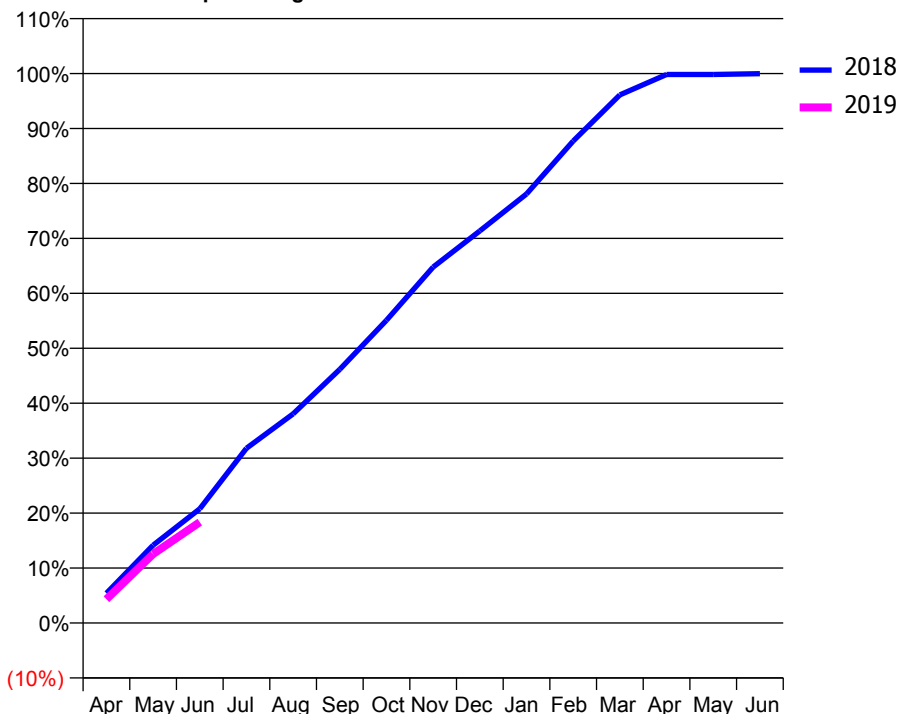
### ACCESS\*

Patients seen in 24 months	Total	Change since previous quarter
Quarter ending June 2017	3,642	
Quarter ending September 2017	3,612	→
Quarter ending December 2017	3,628	→
Quarter ending March 2018	3,673	→
Quarter ending June 2018	3,690	→
<b>Variance since June 2017</b>	<b>1.3%</b>	<b>→</b>



### ACTIVITY

Cumulative percentage of contracted UDA delivered 2018 & 2019



Month	Adjusted Scheduled Activity (UDA)	
	2018	2019
April	669	533
May	1,748	1,550
June	2,564	2,266
July	3,923	
August	4,695	
September	5,698	
October	6,797	
November	7,994	
December	8,805	
January	9,634	
February	10,821	
March	11,857	
April	12,317	
May	12,316	
June	12,333	

### QUALITY

	Quantity	Base Number	Contract	AT	Region	England
% of FP17s for the same patient ID Re-attending within 3 months - Children	34	466	7.3%	11.7%	12.0%	11.5%
% of FP17s for the same patient ID Re-attending within 3 months - Adults	53	730	7.3%	15.8%	15.7%	15.4%
% of FP17s for the same patient ID Re-attending between 3 & 9 months - Children	267	466	57.3%	58.4%	60.3%	58.9%
% of FP17s for the same patient ID Re-attending between 3 & 9 months - Adults	402	730	55.1%	51.9%	54.0%	51.6%
% of FP17s for Band 1 Urgent Courses	41	992	4.1%	10.1%	8.9%	8.9%
% of FP17s Relating to Free Repair or Replacements	11	992	1.1%	0.9%	1.0%	0.8%
% of FP17s Relating to Continuations	8	992	0.8%	0.9%	1.1%	0.9%
% of Patients satisfied with the dentistry they have received	2	2	N/A	94.3%	93.4%	93.2%
% of Patients satisfied with the time they had to wait for an appointment	2	2	N/A	89.3%	89.4%	88.8%

\* This is based on patients treated on this contract for their most recent course of treatment. Figures in italics indicate the base number of FP17s or Patient Questionnaire responses are less than 100. N/A is shown where the base number of responses is less than 10 during the period. % is calculated as Quantity/Base number\*100

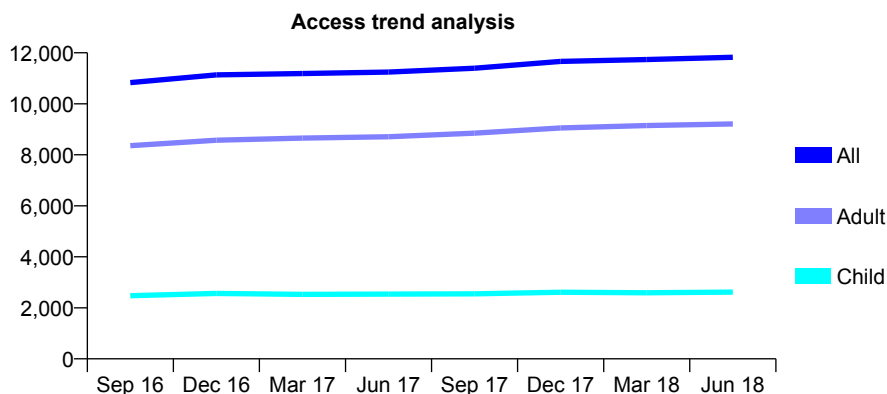
## Q46 - Vital Signs At a Glance Contract Report for 108944/0001 - June 2018

Name or company name	Kenworthy Street Partnership
Contract type name	GDS Contract
Purpose of contract	General
Contract start date	01/04/2011
Contract end date	

18/19 Contracted general activity (UDA)	33,191
Carry forward general activity (UDA)	0
18/19 Contracted orthodontic activity (UOA)	0
Carry forward orthodontic activity (UOA)	0
Baseline contract value	£1,102,963.91

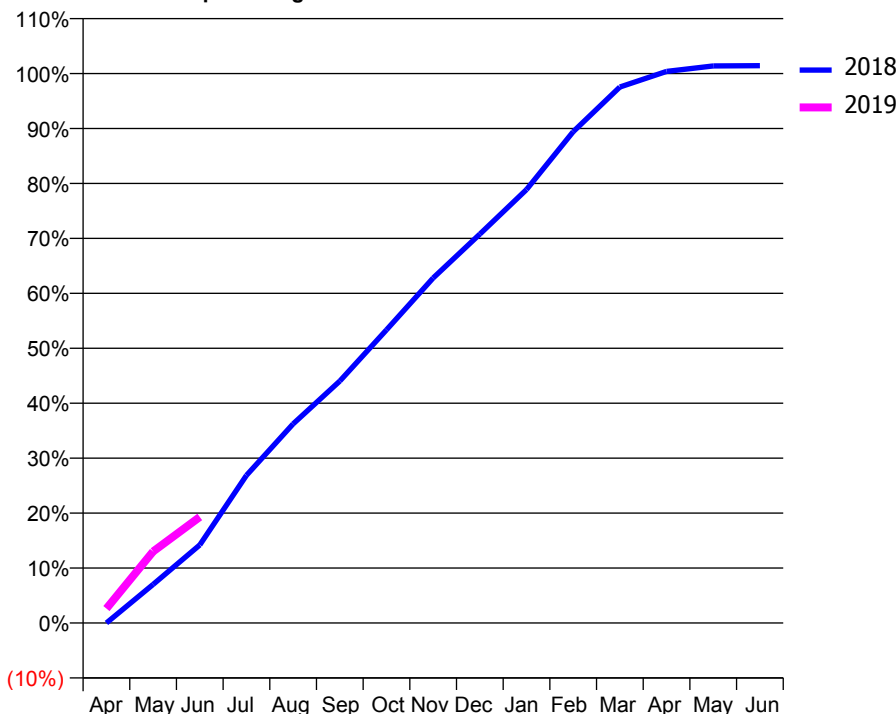
### ACCESS\*

Patients seen in 24 months	Total	Change since previous quarter
Quarter ending June 2017	11,246	
Quarter ending September 2017	11,397	→
Quarter ending December 2017	11,663	↑
Quarter ending March 2018	11,735	→
Quarter ending June 2018	11,826	→
<b>Variance since June 2017</b>	<b>5.2%</b>	<b>↑</b>



### ACTIVITY

Cumulative percentage of contracted UDA delivered 2018 & 2019



Adjusted Scheduled Activity (UDA)

Month	2018	2019
April	-4	877
May	2,333	4,325
June	4,714	6,409
July	8,921	
August	12,025	
September	14,614	
October	17,709	
November	20,843	
December	23,494	
January	26,178	
February	29,673	
March	32,372	
April	33,320	
May	33,647	
June	33,664	

### QUALITY

	Quantity	Base Number	Contract	AT	Region	England
% of FP17s for the same patient ID Re-attending within 3 months - Children	55	742	7.4%	11.7%	12.0%	11.5%
% of FP17s for the same patient ID Re-attending within 3 months - Adults	317	2,396	13.2%	15.8%	15.7%	15.4%
% of FP17s for the same patient ID Re-attending between 3 & 9 months - Children	369	742	49.7%	58.4%	60.3%	58.9%
% of FP17s for the same patient ID Re-attending between 3 & 9 months - Adults	902	2,396	37.6%	51.9%	54.0%	51.6%
% of FP17s for Band 1 Urgent Courses	234	2,628	8.9%	10.1%	8.9%	8.9%
% of FP17s Relating to Free Repair or Replacements	29	2,628	1.1%	0.9%	1.0%	0.8%
% of FP17s Relating to Continuations	42	2,628	1.6%	0.9%	1.1%	0.9%
% of Patients satisfied with the dentistry they have received	6	6	N/A	94.3%	93.4%	93.2%
% of Patients satisfied with the time they had to wait for an appointment	6	6	N/A	89.3%	89.4%	88.8%

\* This is based on patients treated on this contract for their most recent course of treatment. Figures in italics indicate the base number of FP17s or Patient Questionnaire responses are less than 100. N/A is shown where the base number of responses is less than 10 during the period. % is calculated as Quantity/Base number\*100

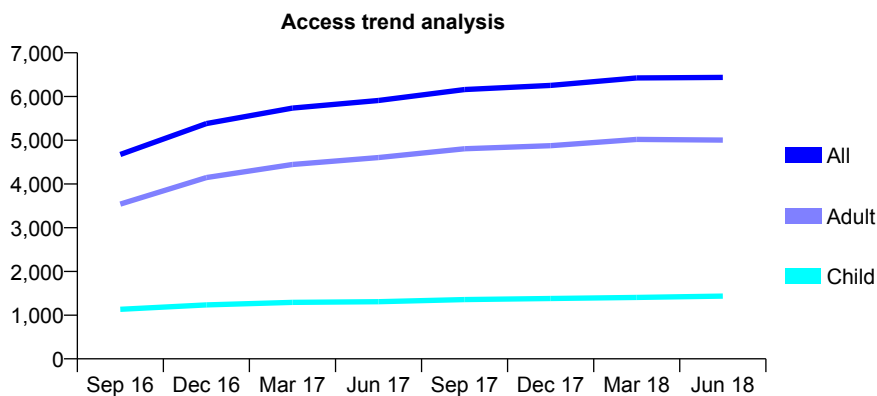
## Q46 - Vital Signs At a Glance Contract Report for 109037/0001 - June 2018

Name or company name	Cheadle Heath Dental Practice
Contract type name	GDS Contract
Purpose of contract	General
Contract start date	01/12/2015
Contract end date	

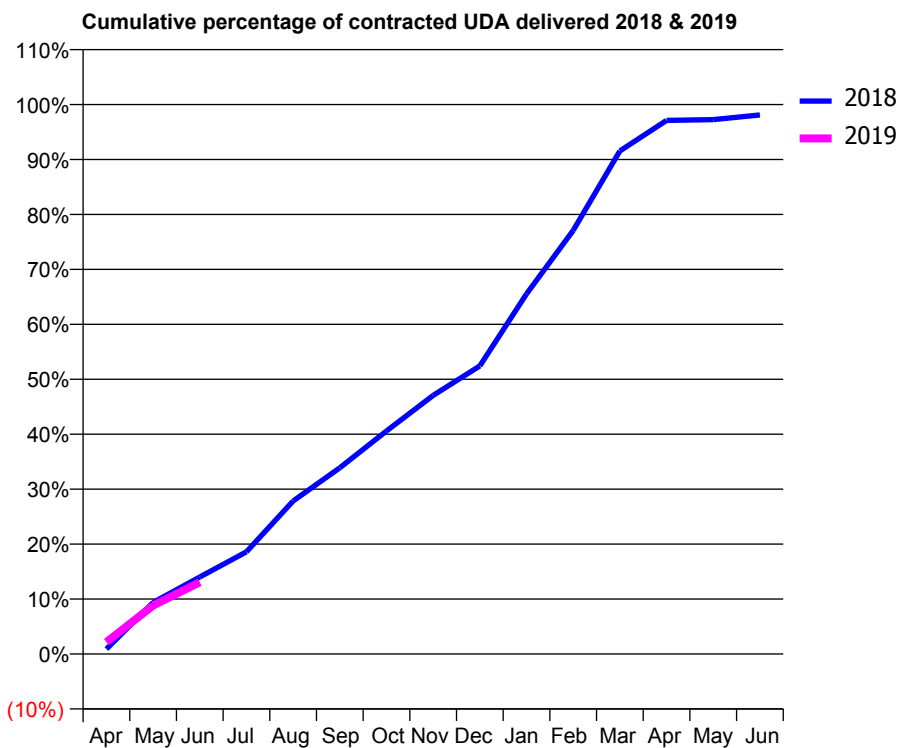
18/19 Contracted general activity (UDA)	17,500
Carry forward general activity (UDA)	0
18/19 Contracted orthodontic activity (UOA)	0
Carry forward orthodontic activity (UOA)	0
Baseline contract value	£519,103.14

### ACCESS\*

Patients seen in 24 months	Total	Change since previous quarter
Quarter ending June 2017	5,909	
Quarter ending September 2017	6,161	↑
Quarter ending December 2017	6,255	→
Quarter ending March 2018	6,424	↑
Quarter ending June 2018	6,437	→
<b>Variance since June 2017</b>	<b>8.9%</b>	<b>↑</b>



### ACTIVITY



Month	Adjusted Scheduled Activity (UDA)	
	2018	2019
April	157	380
May	1,641	1,545
June	2,453	2,285
July	3,253	
August	4,874	
September	5,931	
October	7,104	
November	8,238	
December	9,177	
January	11,467	
February	13,491	
March	16,022	
April	16,992	
May	17,017	
June	17,168	

### QUALITY

	Quantity	Base Number	Contract	AT	Region	England
% of FP17s for the same patient ID Re-attending within 3 months - Children	35	380	9.2%	11.7%	12.0%	11.5%
% of FP17s for the same patient ID Re-attending within 3 months - Adults	163	1,285	12.7%	15.8%	15.7%	15.4%
% of FP17s for the same patient ID Re-attending between 3 & 9 months - Children	174	380	45.8%	58.4%	60.3%	58.9%
% of FP17s for the same patient ID Re-attending between 3 & 9 months - Adults	595	1,285	46.3%	51.9%	54.0%	51.6%
% of FP17s for Band 1 Urgent Courses	44	1,137	3.9%	10.1%	8.9%	8.9%
% of FP17s Relating to Free Repair or Replacements	17	1,137	1.5%	0.9%	1.0%	0.8%
% of FP17s Relating to Continuations	13	1,137	1.1%	0.9%	1.1%	0.9%
% of Patients satisfied with the dentistry they have received	17	18	94.4%	94.3%	93.4%	93.2%
% of Patients satisfied with the time they had to wait for an appointment	17	18	94.4%	89.3%	89.4%	88.8%

\* This is based on patients treated on this contract for their most recent course of treatment. Figures in italics indicate the base number of FP17s or Patient Questionnaire responses are less than 100. N/A is shown where the base number of responses is less than 10 during the period. % is calculated as Quantity/Base number\*100



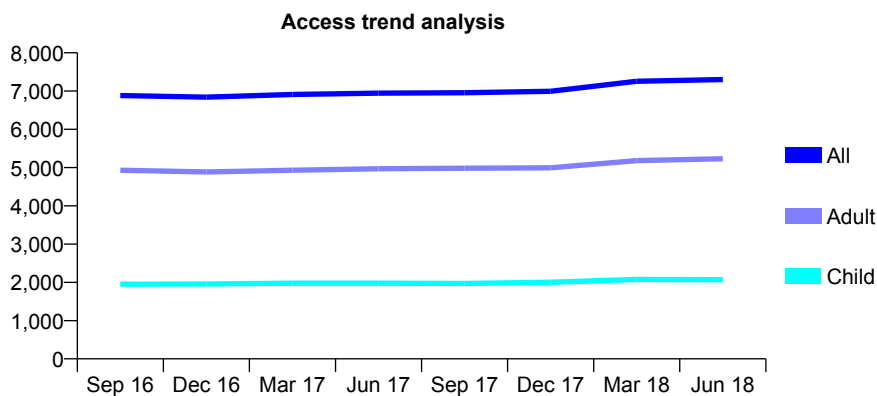
## Q46 - Vital Signs At a Glance Contract Report for 109169/0001 - June 2018

Name or company name	Ash Dental Practice Limited
Contract type name	GDS Contract
Purpose of contract	General
Contract start date	01/07/2010
Contract end date	

18/19 Contracted general activity (UDA)	20,111
Carry forward general activity (UDA)	0
18/19 Contracted orthodontic activity (UOA)	0
Carry forward orthodontic activity (UOA)	0
Baseline contract value	£620,487.01

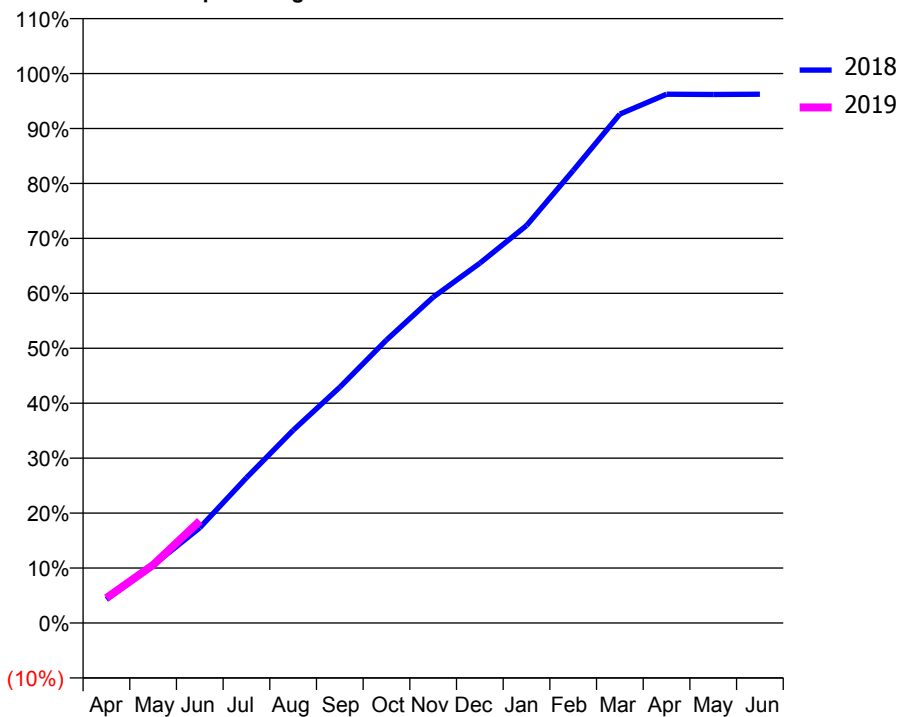
### ACCESS\*

Patients seen in 24 months	Total	Change since previous quarter
Quarter ending June 2017	6,947	
Quarter ending September 2017	6,956	→
Quarter ending December 2017	6,994	→
Quarter ending March 2018	7,256	↑
Quarter ending June 2018	7,301	→
<b>Variance since June 2017</b>	<b>5.1%</b>	<b>↑</b>



### ACTIVITY

Cumulative percentage of contracted UDA delivered 2018 & 2019



Month	Adjusted Scheduled Activity (UDA)	
	2018	2019
April	861	914
May	2,114	2,126
June	3,485	3,738
July	5,317	
August	7,056	
September	8,630	
October	10,360	
November	11,927	
December	13,169	
January	14,544	
February	16,563	
March	18,625	
April	19,352	
May	19,342	
June	19,351	

### QUALITY

	Quantity	Base Number	Contract	AT	Region	England
% of FP17s for the same patient ID Re-attending within 3 months - Children	88	682	12.9%	11.7%	12.0%	11.5%
% of FP17s for the same patient ID Re-attending within 3 months - Adults	368	1,790	20.6%	15.8%	15.7%	15.4%
% of FP17s for the same patient ID Re-attending between 3 & 9 months - Children	389	682	57.0%	58.4%	60.3%	58.9%
% of FP17s for the same patient ID Re-attending between 3 & 9 months - Adults	860	1,790	48.0%	51.9%	54.0%	51.6%
% of FP17s for Band 1 Urgent Courses	244	1,752	13.9%	10.1%	8.9%	8.9%
% of FP17s Relating to Free Repair or Replacements	18	1,752	1.0%	0.9%	1.0%	0.8%
% of FP17s Relating to Continuations	0	1,752	0.0%	0.9%	1.1%	0.9%
% of Patients satisfied with the dentistry they have received	2	2	N/A	94.3%	93.4%	93.2%
% of Patients satisfied with the time they had to wait for an appointment	1	2	N/A	89.3%	89.4%	88.8%

\* This is based on patients treated on this contract for their most recent course of treatment. Figures in italics indicate the base number of FP17s or Patient Questionnaire responses are less than 100. N/A is shown where the base number of responses is less than 10 during the period. % is calculated as Quantity/Base number\*100

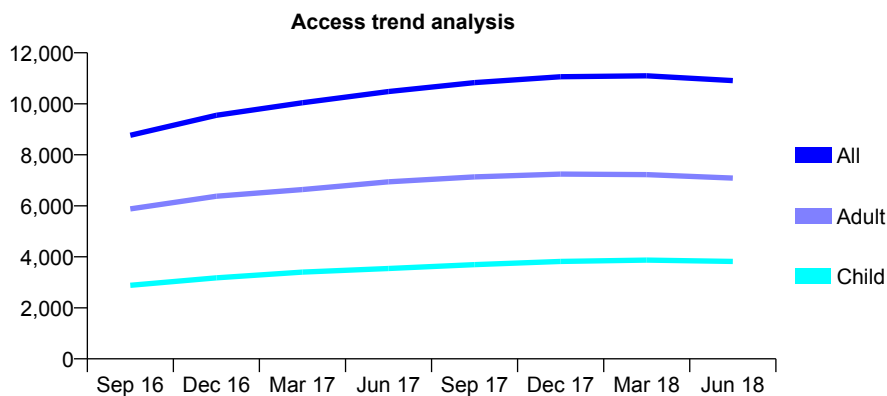
## Q46 - Vital Signs At a Glance Contract Report for 109266/0001 - June 2018

Name or company name	Urgent Dental Care Ltd
Contract type name	GDS Contract
Purpose of contract	General
Contract start date	01/09/2013
Contract end date	

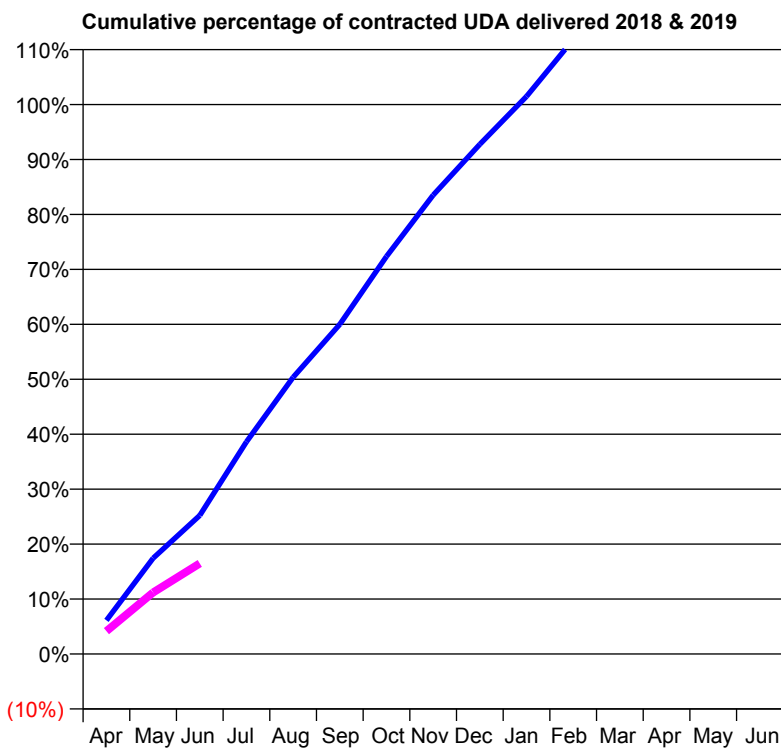
18/19 Contracted general activity (UDA)	27,120
Carry forward general activity (UDA)	0
18/19 Contracted orthodontic activity (UOA)	0
Carry forward orthodontic activity (UOA)	0
Baseline contract value	£794,738.13

### ACCESS\*

Patients seen in 24 months	Total	Change since previous quarter
Quarter ending June 2017	10,479	
Quarter ending September 2017	10,829	↑
Quarter ending December 2017	11,063	↑
Quarter ending March 2018	11,098	→
Quarter ending June 2018	10,908	↓
<b>Variance since June 2017</b>	<b>4.1%</b>	<b>↑</b>



### ACTIVITY



Month	Adjusted Scheduled Activity (UDA)	
	2018	2019
April	1,660	1,129
May	4,726	3,037
June	6,841	4,472
July	10,475	
August	13,661	
September	16,271	
October	19,623	
November	22,651	
December	25,154	
January	27,519	
February	30,317	
March	32,333	
April	33,396	
May	33,403	
June	33,418	

### QUALITY

	Quantity	Base Number	Contract	AT	Region	England
% of FP17s for the same patient ID Re-attending within 3 months - Children	97	1,049	9.2%	11.7%	12.0%	11.5%
% of FP17s for the same patient ID Re-attending within 3 months - Adults	233	1,519	15.3%	15.8%	15.7%	15.4%
% of FP17s for the same patient ID Re-attending between 3 & 9 months - Children	565	1,049	53.9%	58.4%	60.3%	58.9%
% of FP17s for the same patient ID Re-attending between 3 & 9 months - Adults	728	1,519	47.9%	51.9%	54.0%	51.6%
% of FP17s for Band 1 Urgent Courses	241	2,097	11.5%	10.1%	8.9%	8.9%
% of FP17s Relating to Free Repair or Replacements	15	2,097	0.7%	0.9%	1.0%	0.8%
% of FP17s Relating to Continuations	2	2,097	0.1%	0.9%	1.1%	0.9%
% of Patients satisfied with the dentistry they have received	0	0	N/A	94.3%	93.4%	93.2%
% of Patients satisfied with the time they had to wait for an appointment	0	0	N/A	89.3%	89.4%	88.8%

\* This is based on patients treated on this contract for their most recent course of treatment. Figures in italics indicate the base number of FP17s or Patient Questionnaire responses are less than 100. N/A is shown where the base number of responses is less than 10 during the period. % is calculated as Quantity/Base number\*100

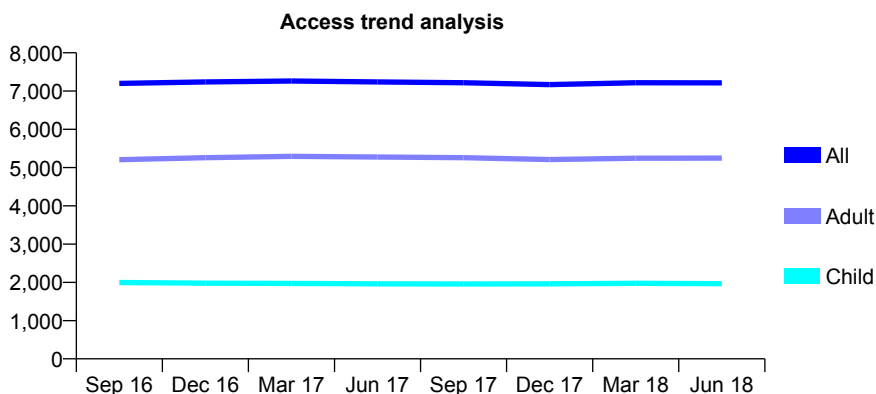
## Q46 - Vital Signs At a Glance Contract Report for 109703/0001 - June 2018

Name or company name	Clarendon Dental Practice
Contract type name	GDS Contract
Purpose of contract	General
Contract start date	01/04/2009
Contract end date	

18/19 Contracted general activity (UDA)	23,600
Carry forward general activity (UDA)	0
18/19 Contracted orthodontic activity (UOA)	0
Carry forward orthodontic activity (UOA)	0
Baseline contract value	£785,195.92

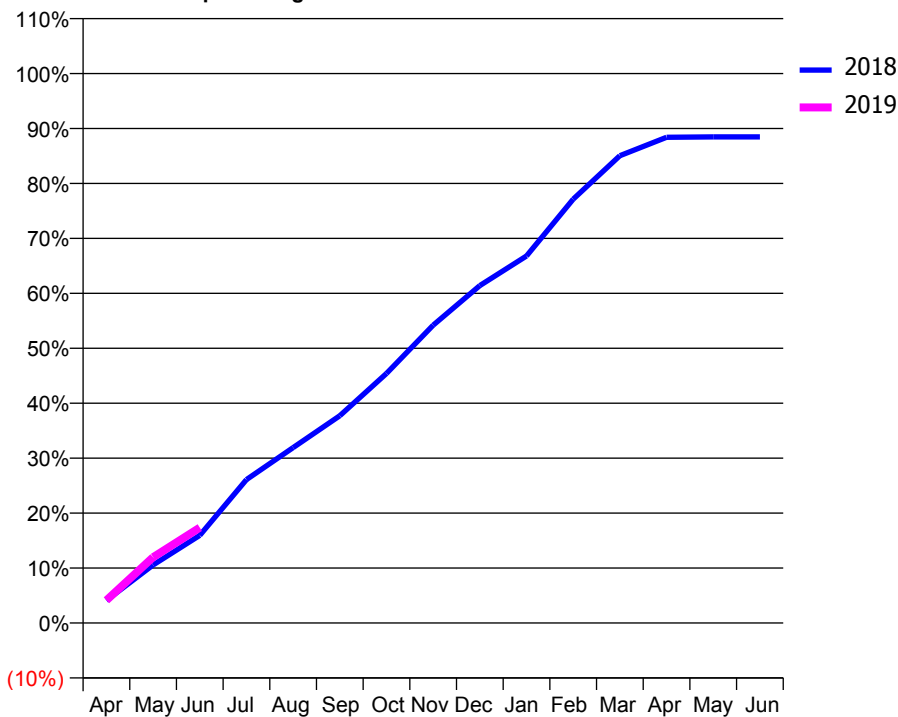
### ACCESS\*

Patients seen in 24 months	Total	Change since previous quarter
Quarter ending June 2017	7,238	
Quarter ending September 2017	7,217	→
Quarter ending December 2017	7,170	→
Quarter ending March 2018	7,216	→
Quarter ending June 2018	7,214	→
<b>Variance since June 2017</b>	<b>(0.3%)</b>	→



### ACTIVITY

Cumulative percentage of contracted UDA delivered 2018 & 2019



Adjusted Scheduled Activity (UDA)		
Month	2018	2019
April	968	974
May	2,497	2,828
June	3,767	4,096
July	6,157	
August	7,534	
September	8,901	
October	10,717	
November	12,791	
December	14,494	
January	15,765	
February	18,204	
March	20,071	
April	20,863	
May	20,880	
June	20,880	

### QUALITY

	Quantity	Base Number	Contract	AT	Region	England
% of FP17s for the same patient ID Re-attending within 3 months - Children	43	688	6.3%	11.7%	12.0%	11.5%
% of FP17s for the same patient ID Re-attending within 3 months - Adults	170	1,636	10.4%	15.8%	15.7%	15.4%
% of FP17s for the same patient ID Re-attending between 3 & 9 months - Children	396	688	57.6%	58.4%	60.3%	58.9%
% of FP17s for the same patient ID Re-attending between 3 & 9 months - Adults	801	1,636	49.0%	51.9%	54.0%	51.6%
% of FP17s for Band 1 Urgent Courses	214	1,966	10.9%	10.1%	8.9%	8.9%
% of FP17s Relating to Free Repair or Replacements	9	1,966	0.5%	0.9%	1.0%	0.8%
% of FP17s Relating to Continuations	17	1,966	0.9%	0.9%	1.1%	0.9%
% of Patients satisfied with the dentistry they have received	6	6	N/A	94.3%	93.4%	93.2%
% of Patients satisfied with the time they had to wait for an appointment	6	6	N/A	89.3%	89.4%	88.8%

\* This is based on patients treated on this contract for their most recent course of treatment. Figures in italics indicate the base number of FP17s or Patient Questionnaire responses are less than 100. N/A is shown where the base number of responses is less than 10 during the period. % is calculated as Quantity/Base number\*100

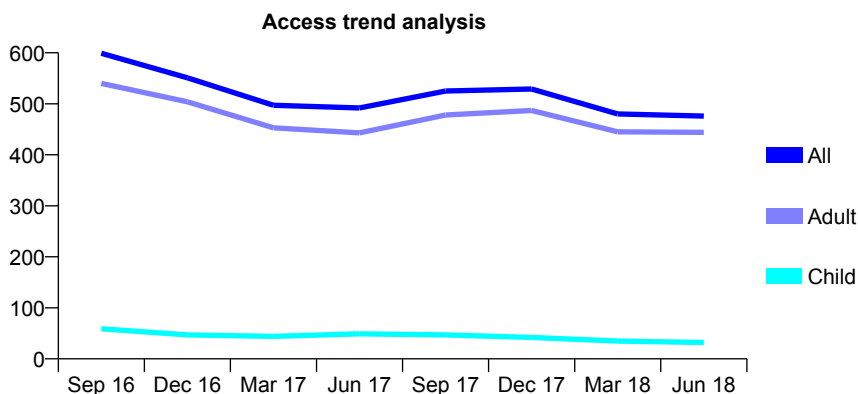
## Q46 - Vital Signs At a Glance Contract Report for 109703/0002 - June 2018

Name or company name	Clarendon Dental Practice
Contract type name	GDS Contract
Purpose of contract	General
Contract start date	01/04/2009
Contract end date	

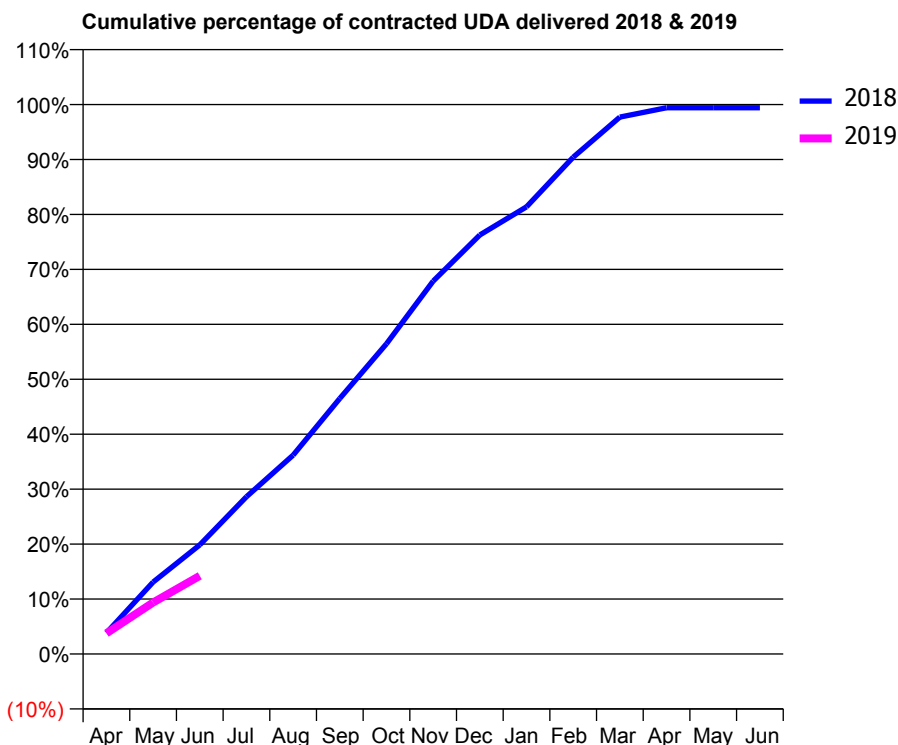
18/19 Contracted general activity (UDA)	985
Carry forward general activity (UDA)	0
18/19 Contracted orthodontic activity (UOA)	0
Carry forward orthodontic activity (UOA)	0
Baseline contract value	£39,479.65

### ACCESS\*

Patients seen in 24 months	Total	Change since previous quarter
Quarter ending June 2017	492	
Quarter ending September 2017	525	↑
Quarter ending December 2017	529	→
Quarter ending March 2018	480	↓
Quarter ending June 2018	476	→
<b>Variance since June 2017</b>	<b>(3.3%)</b>	<b>↓</b>



### ACTIVITY



Month	Adjusted Scheduled Activity (UDA)	
	2018	2019
April	38	37
May	129	92
June	196	140
July	282	
August	356	
September	458	
October	556	
November	668	
December	751	
January	802	
February	890	
March	962	
April	979	
May	979	
June	979	

### QUALITY

	Quantity	Base Number	Contract	AT	Region	England
% of FP17s for the same patient ID Re-attending within 3 months - Children	0	18	0.0%	11.7%	12.0%	11.5%
% of FP17s for the same patient ID Re-attending within 3 months - Adults	2	114	1.8%	15.8%	15.7%	15.4%
% of FP17s for the same patient ID Re-attending between 3 & 9 months - Children	0	18	0.0%	58.4%	60.3%	58.9%
% of FP17s for the same patient ID Re-attending between 3 & 9 months - Adults	3	114	2.6%	51.9%	54.0%	51.6%
% of FP17s for Band 1 Urgent Courses	116	117	99.1%	10.1%	8.9%	8.9%
% of FP17s Relating to Free Repair or Replacements	0	117	0.0%	0.9%	1.0%	0.8%
% of FP17s Relating to Continuations	0	117	0.0%	0.9%	1.1%	0.9%
% of Patients satisfied with the dentistry they have received	1	1	N/A	94.3%	93.4%	93.2%
% of Patients satisfied with the time they had to wait for an appointment	1	1	N/A	89.3%	89.4%	88.8%

\* This is based on patients treated on this contract for their most recent course of treatment. Figures in italics indicate the base number of FP17s or Patient Questionnaire responses are less than 100. N/A is shown where the base number of responses is less than 10 during the period. % is calculated as Quantity/Base number\*100

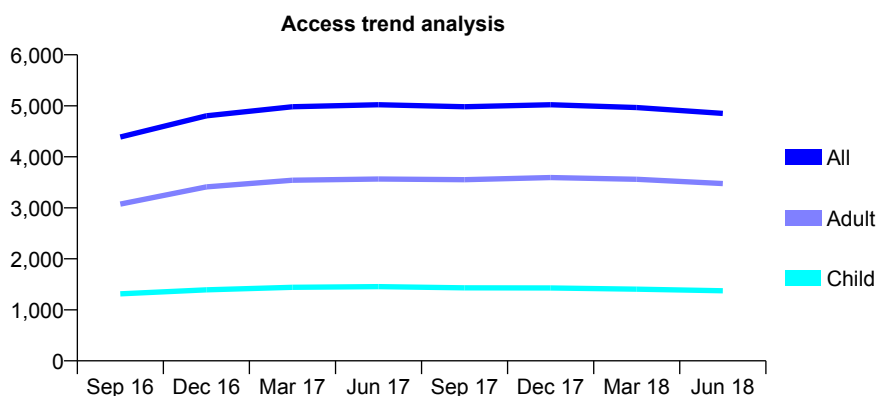
## Q46 - Vital Signs At a Glance Contract Report for 109800/0001 - June 2018

Name or company name	Pinfold Dental Practice
Contract type name	GDS Contract
Purpose of contract	General
Contract start date	01/02/2008
Contract end date	

18/19 Contracted general activity (UDA)	14,747
Carry forward general activity (UDA)	0
18/19 Contracted orthodontic activity (UOA)	0
Carry forward orthodontic activity (UOA)	0
Baseline contract value	£466,691.56

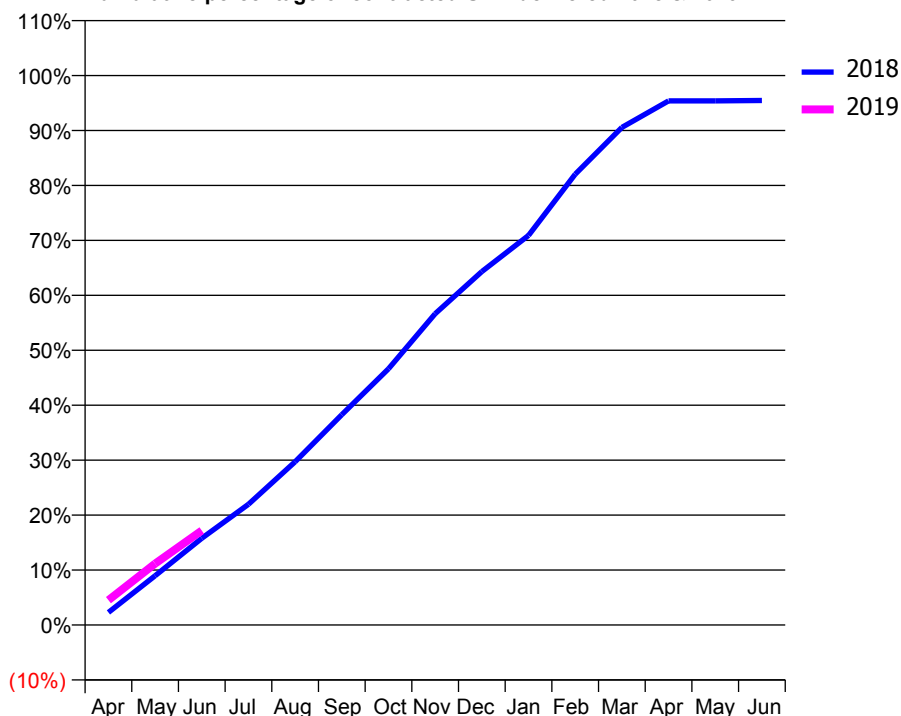
### ACCESS\*

Patients seen in 24 months	Total	Change since previous quarter
Quarter ending June 2017	5,021	
Quarter ending September 2017	4,983	→
Quarter ending December 2017	5,022	→
Quarter ending March 2018	4,965	↓
Quarter ending June 2018	4,851	↓
<b>Variance since June 2017</b>	<b>(3.4%)</b>	<b>↓</b>



### ACTIVITY

Cumulative percentage of contracted UDA delivered 2018 & 2019



Adjusted Scheduled Activity (UDA)

Month	2018	2019
April	447	667
May	1,749	1,649
June	3,078	2,535
July	4,283	
August	5,795	
September	7,467	
October	9,093	
November	11,046	
December	12,545	
January	13,826	
February	15,999	
March	17,658	
April	18,601	
May	18,601	
June	18,612	

### QUALITY

	Quantity	Base Number	Contract	AT	Region	England
% of FP17s for the same patient ID Re-attending within 3 months - Children	45	383	11.7%	11.7%	12.0%	11.5%
% of FP17s for the same patient ID Re-attending within 3 months - Adults	204	1,007	20.3%	15.8%	15.7%	15.4%
% of FP17s for the same patient ID Re-attending between 3 & 9 months - Children	234	383	61.1%	58.4%	60.3%	58.9%
% of FP17s for the same patient ID Re-attending between 3 & 9 months - Adults	569	1,007	56.5%	51.9%	54.0%	51.6%
% of FP17s for Band 1 Urgent Courses	106	1,096	9.7%	10.1%	8.9%	8.9%
% of FP17s Relating to Free Repair or Replacements	8	1,096	0.7%	0.9%	1.0%	0.8%
% of FP17s Relating to Continuations	32	1,096	2.9%	0.9%	1.1%	0.9%
% of Patients satisfied with the dentistry they have received	2	2	N/A	94.3%	93.4%	93.2%
% of Patients satisfied with the time they had to wait for an appointment	1	2	N/A	89.3%	89.4%	88.8%

\* This is based on patients treated on this contract for their most recent course of treatment. Figures in italics indicate the base number of FP17s or Patient Questionnaire responses are less than 100. N/A is shown where the base number of responses is less than 10 during the period. % is calculated as Quantity/Base number\*100

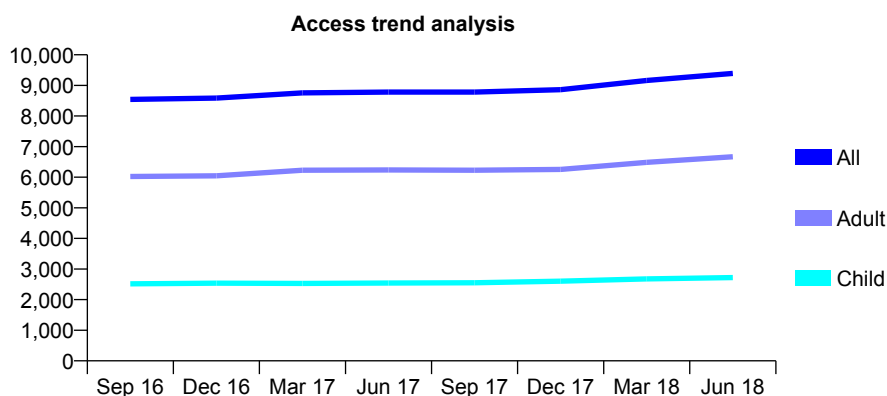
## Q46 - Vital Signs At a Glance Contract Report for 109851/0002 - June 2018

Name or company name	Wood & Woolfstein Dental Surgery
Contract type name	GDS Contract
Purpose of contract	General
Contract start date	01/04/2009
Contract end date	

18/19 Contracted general activity (UDA)	29,704
Carry forward general activity (UDA)	0
18/19 Contracted orthodontic activity (UOA)	0
Carry forward orthodontic activity (UOA)	0
Baseline contract value	£979,858.82

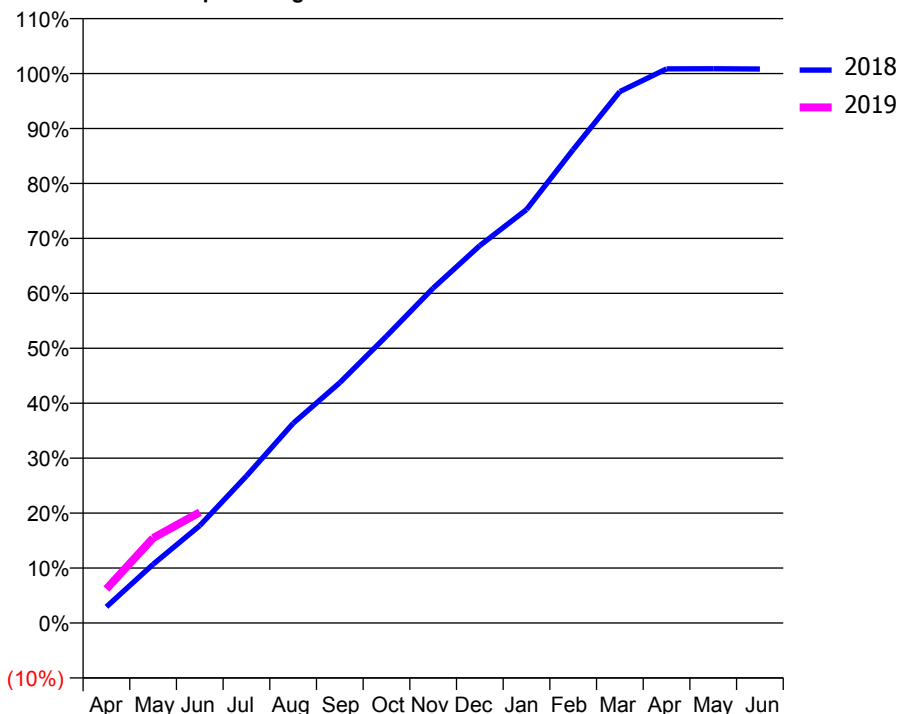
### ACCESS\*

Patients seen in 24 months	Total	Change since previous quarter
Quarter ending June 2017	8,782	
Quarter ending September 2017	8,781	→
Quarter ending December 2017	8,860	→
Quarter ending March 2018	9,163	↑
Quarter ending June 2018	9,394	↑
<b>Variance since June 2017</b>	<b>7.0%</b>	<b>↑</b>



### ACTIVITY

Cumulative percentage of contracted UDA delivered 2018 & 2019



Adjusted Scheduled Activity (UDA)

Month	2018	2019
April	879	1,840
May	3,174	4,597
June	5,266	5,987
July	7,945	
August	10,794	
September	12,996	
October	15,510	
November	18,101	
December	20,402	
January	22,346	
February	25,590	
March	28,726	
April	29,957	
May	29,961	
June	29,949	

### QUALITY

	Quantity	Base Number	Contract	AT	Region	England
% of FP17s for the same patient ID Re-attending within 3 months - Children	114	1,063	10.7%	11.7%	12.0%	11.5%
% of FP17s for the same patient ID Re-attending within 3 months - Adults	402	2,604	15.4%	15.8%	15.7%	15.4%
% of FP17s for the same patient ID Re-attending between 3 & 9 months - Children	737	1,063	69.3%	58.4%	60.3%	58.9%
% of FP17s for the same patient ID Re-attending between 3 & 9 months - Adults	1,586	2,604	60.9%	51.9%	54.0%	51.6%
% of FP17s for Band 1 Urgent Courses	246	3,135	7.8%	10.1%	8.9%	8.9%
% of FP17s Relating to Free Repair or Replacements	19	3,135	0.6%	0.9%	1.0%	0.8%
% of FP17s Relating to Continuations	6	3,135	0.2%	0.9%	1.1%	0.9%
% of Patients satisfied with the dentistry they have received	4	4	N/A	94.3%	93.4%	93.2%
% of Patients satisfied with the time they had to wait for an appointment	4	4	N/A	89.3%	89.4%	88.8%

\* This is based on patients treated on this contract for their most recent course of treatment. Figures in italics indicate the base number of FP17s or Patient Questionnaire responses are less than 100. N/A is shown where the base number of responses is less than 10 during the period. % is calculated as Quantity/Base number\*100

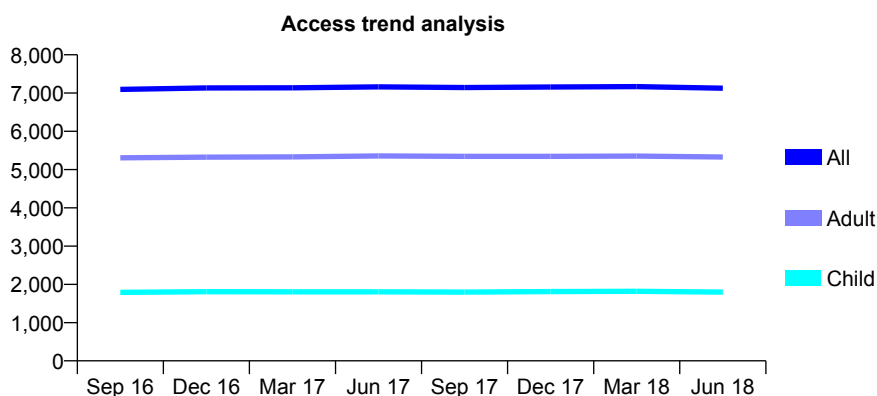
## Q46 - Vital Signs At a Glance Contract Report for 110264/0001 - June 2018

Name or company name	Spring Lane Dental Practice Ltd
Contract type name	Pilot Contract
Purpose of contract	General
Contract start date	07/04/2014
Contract end date	

18/19 Contracted general activity (UDA)	21,657
Carry forward general activity (UDA)	0
18/19 Contracted orthodontic activity (UOA)	0
Carry forward orthodontic activity (UOA)	0
Baseline contract value	£609,131.76

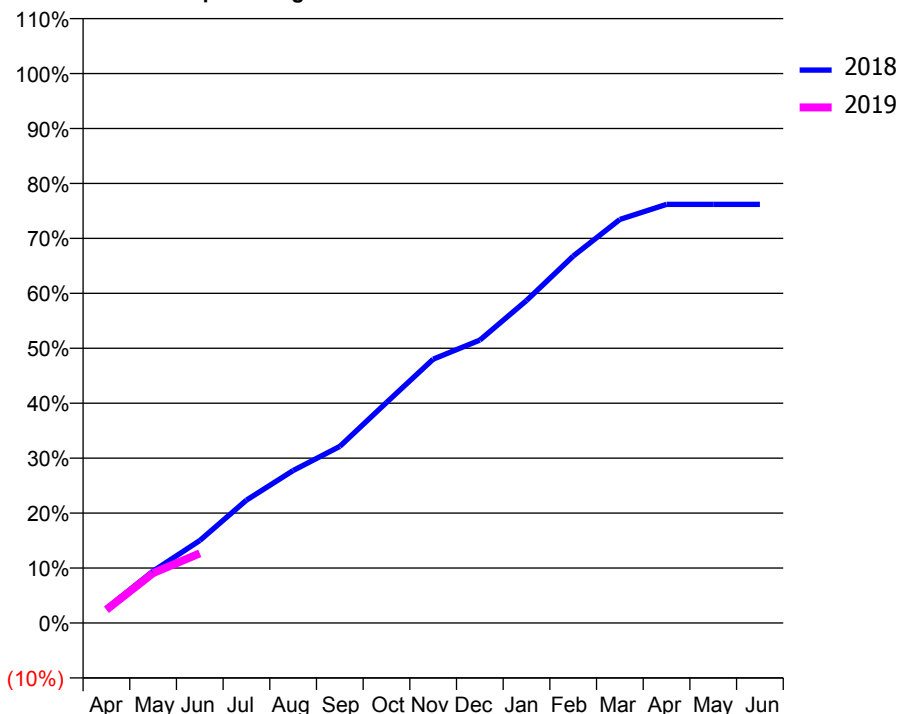
### ACCESS\*

Patients seen in 24 months	Total	Change since previous quarter
Quarter ending June 2017	7,160	
Quarter ending September 2017	7,144	→
Quarter ending December 2017	7,157	→
Quarter ending March 2018	7,170	→
Quarter ending June 2018	7,127	→
<b>Variance since June 2017</b>	<b>(0.5%)</b>	→



### ACTIVITY

Cumulative percentage of contracted UDA delivered 2018 & 2019



Adjusted Scheduled Activity (UDA)

Month	2018	2019
April	570	522
May	2,048	1,971
June	3,253	2,748
July	4,841	
August	6,008	
September	6,963	
October	8,691	
November	10,397	
December	11,151	
January	12,709	
February	14,461	
March	15,907	
April	16,499	
May	16,499	
June	16,498	

### QUALITY

	Quantity	Base Number	Contract	AT	Region	England
% of FP17s for the same patient ID Re-attending within 3 months - Children	9	601	1.5%	11.7%	12.0%	11.5%
% of FP17s for the same patient ID Re-attending within 3 months - Adults	110	1,400	7.9%	15.8%	15.7%	15.4%
% of FP17s for the same patient ID Re-attending between 3 & 9 months - Children	437	601	72.7%	58.4%	60.3%	58.9%
% of FP17s for the same patient ID Re-attending between 3 & 9 months - Adults	703	1,400	50.2%	51.9%	54.0%	51.6%
% of FP17s for Band 1 Urgent Courses	38	1,648	2.3%	10.1%	8.9%	8.9%
% of FP17s Relating to Free Repair or Replacements	9	1,648	0.5%	0.9%	1.0%	0.8%
% of FP17s Relating to Continuations	4	1,648	0.2%	0.9%	1.1%	0.9%
% of Patients satisfied with the dentistry they have received	2	3	N/A	94.3%	93.4%	93.2%
% of Patients satisfied with the time they had to wait for an appointment	1	3	N/A	89.3%	89.4%	88.8%

\* This is based on patients treated on this contract for their most recent course of treatment. Figures in italics indicate the base number of FP17s or Patient Questionnaire responses are less than 100. N/A is shown where the base number of responses is less than 10 during the period. % is calculated as Quantity/Base number\*100

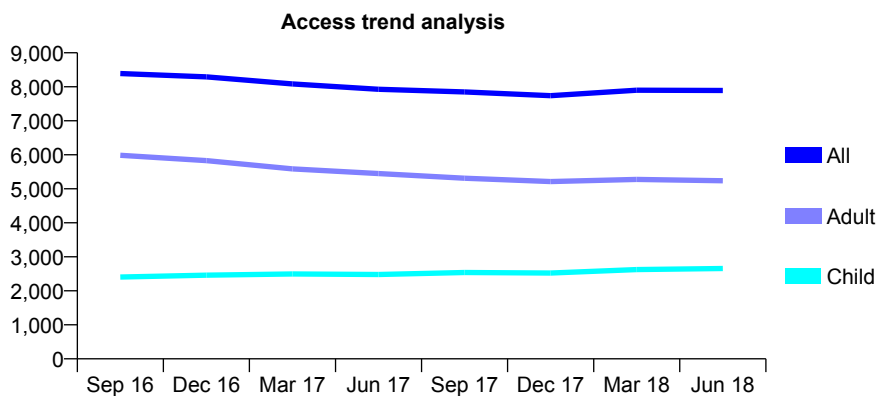
## Q46 - Vital Signs At a Glance Contract Report for 111937/0001 - June 2018

Name or company name	Deane Dental
Contract type name	GDS Contract
Purpose of contract	General
Contract start date	01/04/2011
Contract end date	

18/19 Contracted general activity (UDA)	26,200
Carry forward general activity (UDA)	0
18/19 Contracted orthodontic activity (UOA)	0
Carry forward orthodontic activity (UOA)	0
Baseline contract value	£689,473.37

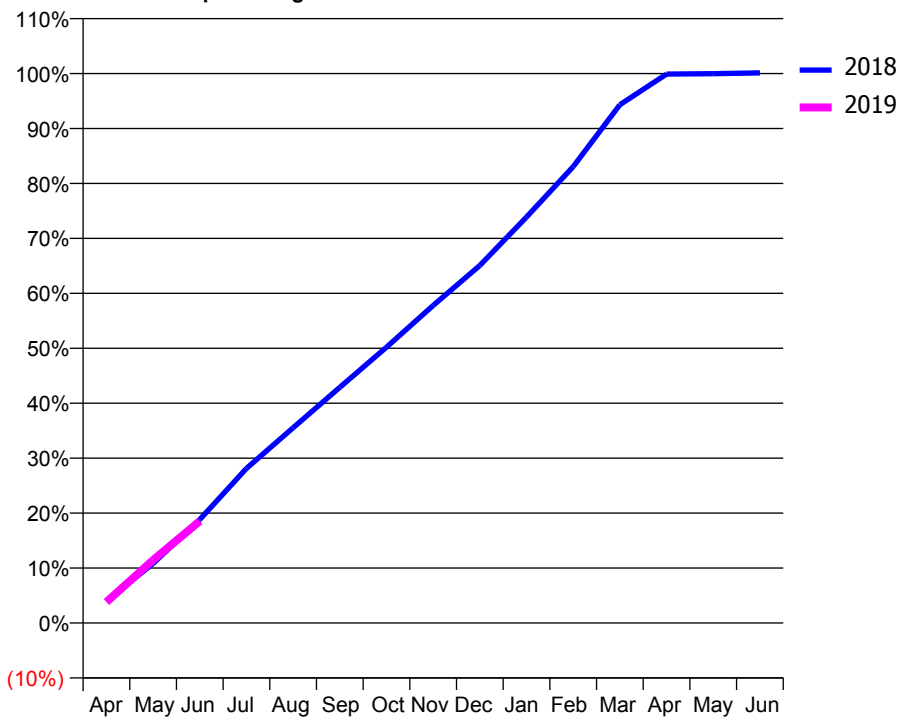
### ACCESS\*

Patients seen in 24 months	Total	Change since previous quarter
Quarter ending June 2017	7,928	
Quarter ending September 2017	7,850	→
Quarter ending December 2017	7,739	↓
Quarter ending March 2018	7,901	↑
Quarter ending June 2018	7,893	→
<b>Variance since June 2017</b>	<b>(0.4%)</b>	<b>→</b>



### ACTIVITY

Cumulative percentage of contracted UDA delivered 2018 & 2019



Adjusted Scheduled Activity (UDA)

Month	2018	2019
April	1,044	1,004
May	2,836	3,004
June	4,938	4,864
July	7,371	
August	9,312	
September	11,238	
October	13,152	
November	15,141	
December	17,047	
January	19,354	
February	21,763	
March	24,708	
April	26,171	
May	26,194	
June	26,227	

### QUALITY

	Quantity	Base Number	Contract	AT	Region	England
% of FP17s for the same patient ID Re-attending within 3 months - Children	127	1,064	11.9%	11.7%	12.0%	11.5%
% of FP17s for the same patient ID Re-attending within 3 months - Adults	382	1,718	22.2%	15.8%	15.7%	15.4%
% of FP17s for the same patient ID Re-attending between 3 & 9 months - Children	584	1,064	54.9%	58.4%	60.3%	58.9%
% of FP17s for the same patient ID Re-attending between 3 & 9 months - Adults	771	1,718	44.9%	51.9%	54.0%	51.6%
% of FP17s for Band 1 Urgent Courses	444	2,190	20.3%	10.1%	8.9%	8.9%
% of FP17s Relating to Free Repair or Replacements	28	2,190	1.3%	0.9%	1.0%	0.8%
% of FP17s Relating to Continuations	7	2,190	0.3%	0.9%	1.1%	0.9%
% of Patients satisfied with the dentistry they have received	3	3	N/A	94.3%	93.4%	93.2%
% of Patients satisfied with the time they had to wait for an appointment	2	3	N/A	89.3%	89.4%	88.8%

\* This is based on patients treated on this contract for their most recent course of treatment. Figures in italics indicate the base number of FP17s or Patient Questionnaire responses are less than 100. N/A is shown where the base number of responses is less than 10 during the period. % is calculated as Quantity/Base number\*100



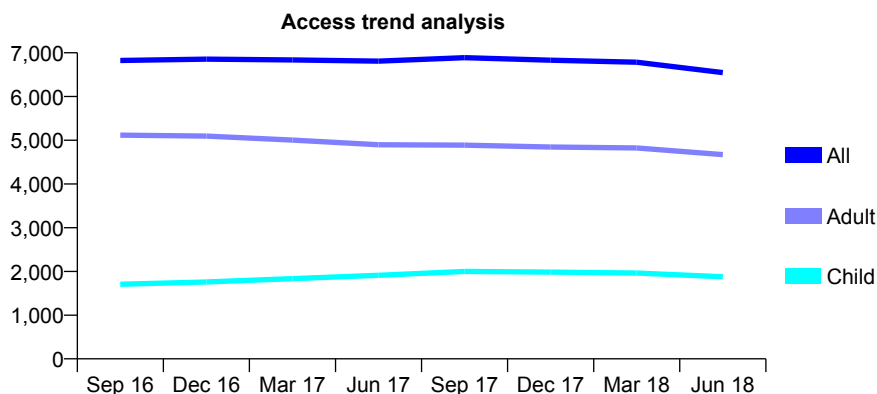
## Q46 - Vital Signs At a Glance Contract Report for 112429/0001 - June 2018

Name or company name	Bolton and Bury Dental Practice Partnership
Contract type name	GDS Contract
Purpose of contract	General
Contract start date	01/03/2013
Contract end date	

18/19 Contracted general activity (UDA)	20,000
Carry forward general activity (UDA)	0
18/19 Contracted orthodontic activity (UOA)	0
Carry forward orthodontic activity (UOA)	0
Baseline contract value	£642,963.87

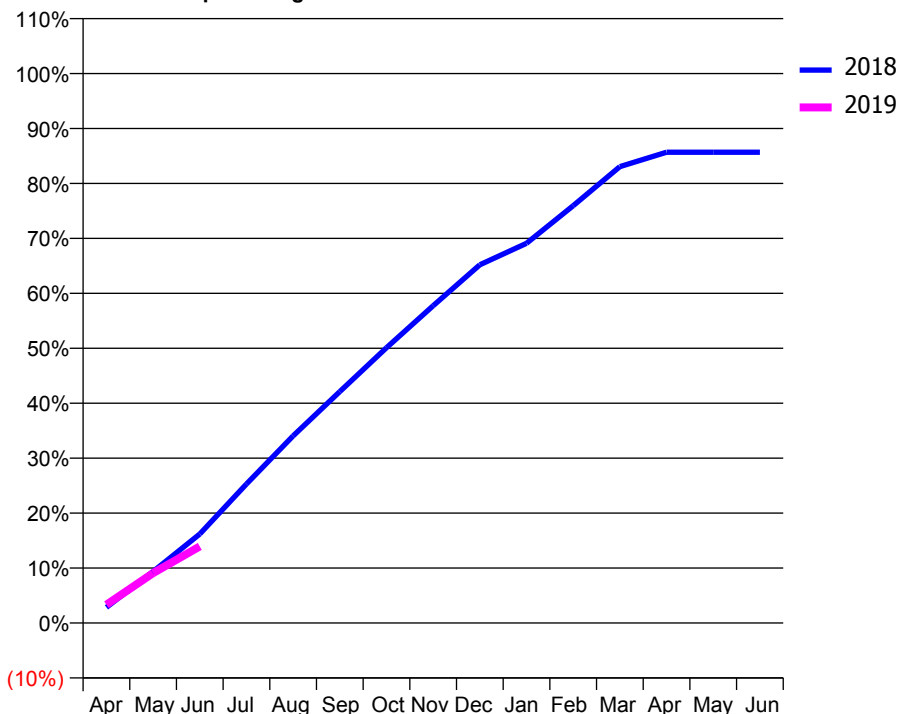
### ACCESS\*

Patients seen in 24 months	Total	Change since previous quarter
Quarter ending June 2017	6,810	
Quarter ending September 2017	6,888	→
Quarter ending December 2017	6,831	→
Quarter ending March 2018	6,786	→
Quarter ending June 2018	6,548	↓
<b>Variance since June 2017</b>	<b>(3.8%)</b>	<b>↓</b>



### ACTIVITY

Cumulative percentage of contracted UDA delivered 2018 & 2019



Month	Adjusted Scheduled Activity (UDA)	
	2018	2019
April	569	669
May	1,878	1,818
June	3,237	2,790
July	5,062	
August	6,813	
September	8,421	
October	10,018	
November	11,550	
December	13,040	
January	13,821	
February	15,187	
March	16,610	
April	17,134	
May	17,134	
June	17,134	

### QUALITY

	Quantity	Base Number	Contract	AT	Region	England
% of FP17s for the same patient ID Re-attending within 3 months - Children	24	562	4.3%	11.7%	12.0%	11.5%
% of FP17s for the same patient ID Re-attending within 3 months - Adults	102	1,070	9.5%	15.8%	15.7%	15.4%
% of FP17s for the same patient ID Re-attending between 3 & 9 months - Children	356	562	63.3%	58.4%	60.3%	58.9%
% of FP17s for the same patient ID Re-attending between 3 & 9 months - Adults	501	1,070	46.8%	51.9%	54.0%	51.6%
% of FP17s for Band 1 Urgent Courses	150	1,381	10.9%	10.1%	8.9%	8.9%
% of FP17s Relating to Free Repair or Replacements	12	1,381	0.9%	0.9%	1.0%	0.8%
% of FP17s Relating to Continuations	5	1,381	0.4%	0.9%	1.1%	0.9%
% of Patients satisfied with the dentistry they have received	11	12	91.7%	94.3%	93.4%	93.2%
% of Patients satisfied with the time they had to wait for an appointment	9	12	75.0%	89.3%	89.4%	88.8%

\* This is based on patients treated on this contract for their most recent course of treatment. Figures in italics indicate the base number of FP17s or Patient Questionnaire responses are less than 100. N/A is shown where the base number of responses is less than 10 during the period. % is calculated as Quantity/Base number\*100

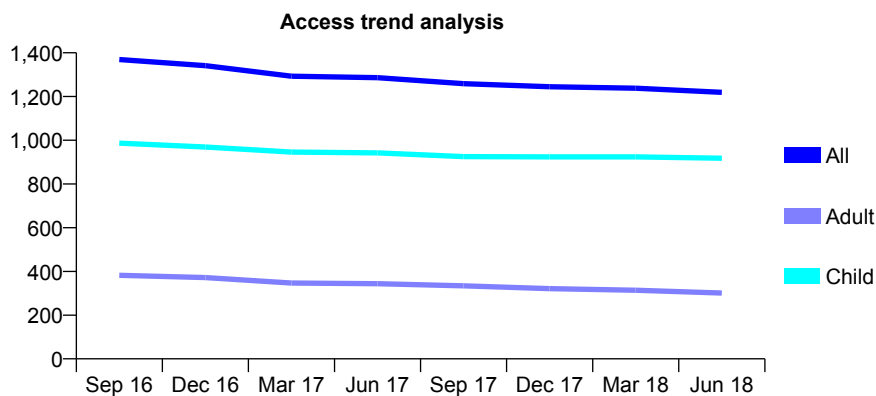
## Q46 - Vital Signs At a Glance Contract Report for 112682/0001 - June 2018

Name or company name	Pemberton Dental Practice
Contract type name	GDS Contract
Purpose of contract	General
Contract start date	01/04/2014
Contract end date	

18/19 Contracted general activity (UDA)	5,500
Carry forward general activity (UDA)	0
18/19 Contracted orthodontic activity (UOA)	0
Carry forward orthodontic activity (UOA)	0
Baseline contract value	£136,368.39

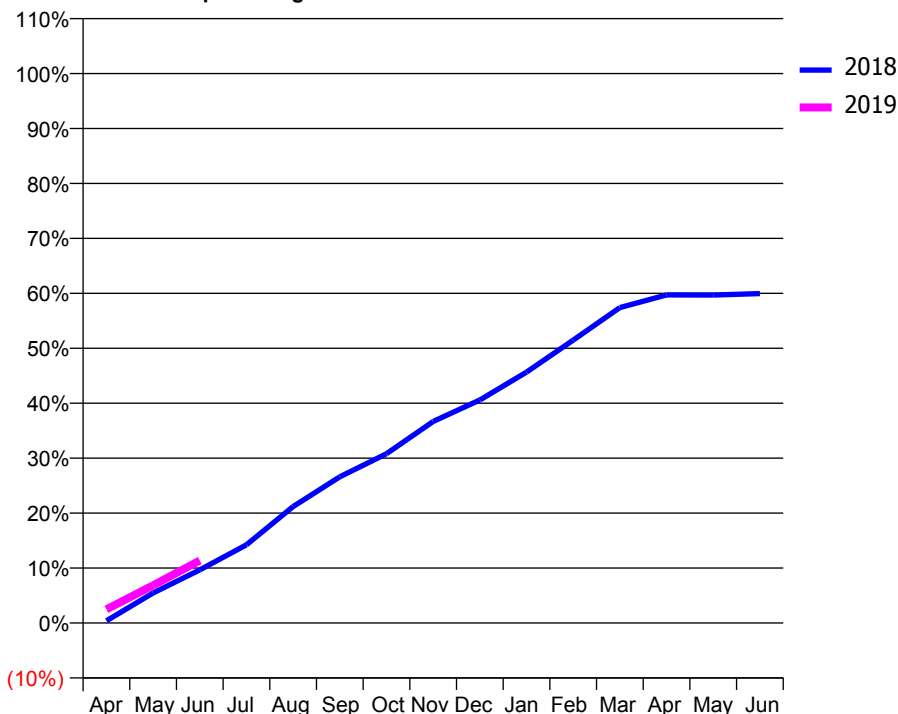
### ACCESS\*

Patients seen in 24 months	Total	Change since previous quarter
Quarter ending June 2017	1,286	
Quarter ending September 2017	1,259	↓
Quarter ending December 2017	1,245	↓
Quarter ending March 2018	1,238	→
Quarter ending June 2018	1,219	↓
<b>Variance since June 2017</b>	<b>(5.2%)</b>	<b>↓</b>



### ACTIVITY

Cumulative percentage of contracted UDA delivered 2018 & 2019



Month	Adjusted Scheduled Activity (UDA)	
	2018	2019
April	22	137
May	301	377
June	532	625
July	783	
August	1,166	
September	1,463	
October	1,694	
November	2,018	
December	2,232	
January	2,511	
February	2,831	
March	3,157	
April	3,284	
May	3,283	
June	3,297	

### QUALITY

	Quantity	Base Number	Contract	AT	Region	England
% of FP17s for the same patient ID Re-attending within 3 months - Children	56	423	13.2%	11.7%	12.0%	11.5%
% of FP17s for the same patient ID Re-attending within 3 months - Adults	23	88	26.1%	15.8%	15.7%	15.4%
% of FP17s for the same patient ID Re-attending between 3 & 9 months - Children	271	423	64.1%	58.4%	60.3%	58.9%
% of FP17s for the same patient ID Re-attending between 3 & 9 months - Adults	45	88	51.1%	51.9%	54.0%	51.6%
% of FP17s for Band 1 Urgent Courses	12	419	2.9%	10.1%	8.9%	8.9%
% of FP17s Relating to Free Repair or Replacements	0	419	0.0%	0.9%	1.0%	0.8%
% of FP17s Relating to Continuations	0	419	0.0%	0.9%	1.1%	0.9%
% of Patients satisfied with the dentistry they have received	1	1	N/A	94.3%	93.4%	93.2%
% of Patients satisfied with the time they had to wait for an appointment	1	1	N/A	89.3%	89.4%	88.8%

\* This is based on patients treated on this contract for their most recent course of treatment. Figures in italics indicate the base number of FP17s or Patient Questionnaire responses are less than 100. N/A is shown where the base number of responses is less than 10 during the period. % is calculated as Quantity/Base number\*100

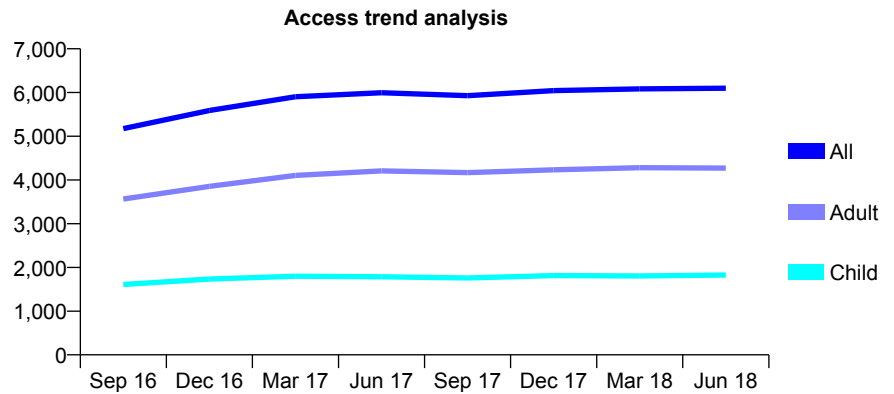
## Q46 - Vital Signs At a Glance Contract Report for 112836/0001 - June 2018

Name or company name	Ripponden Road Dental Practice Partnersh
Contract type name	GDS Contract
Purpose of contract	General
Contract start date	30/07/2015
Contract end date	

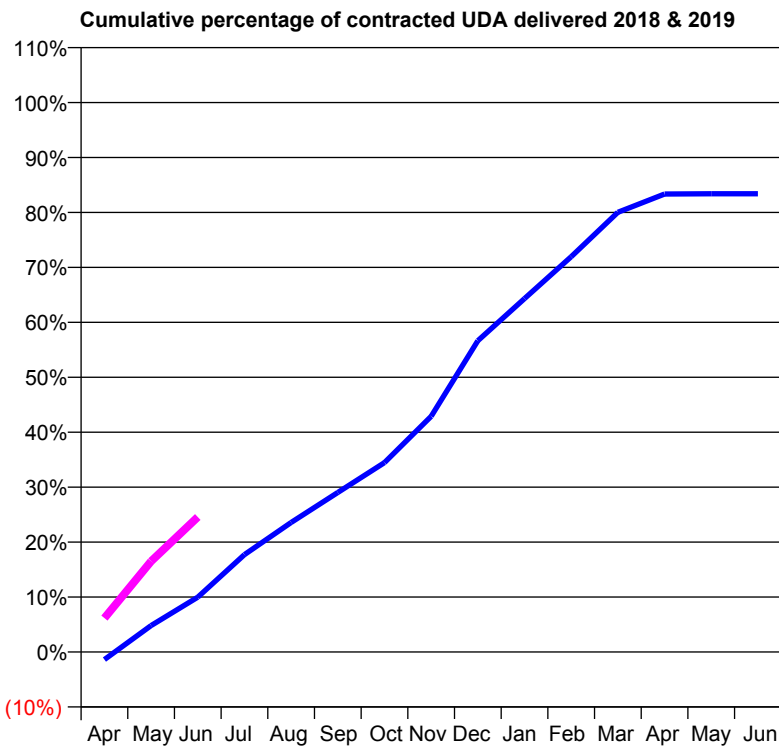
18/19 Contracted general activity (UDA)	17,909
Carry forward general activity (UDA)	0
18/19 Contracted orthodontic activity (UOA)	0
Carry forward orthodontic activity (UOA)	0
Baseline contract value	£550,494.30

### ACCESS\*

Patients seen in 24 months	Total	Change since previous quarter
Quarter ending June 2017	5,994	
Quarter ending September 2017	5,927	↓
Quarter ending December 2017	6,043	→
Quarter ending March 2018	6,084	→
Quarter ending June 2018	6,099	→
<b>Variance since June 2017</b>	<b>1.8%</b>	<b>→</b>



### ACTIVITY



Month	Adjusted Scheduled Activity (UDA)	
	2018	2019
April	-249	1,104
May	861	2,959
June	1,790	4,400
July	3,174	
August	4,221	
September	5,201	
October	6,172	
November	7,679	
December	10,146	
January	11,518	
February	12,884	
March	14,329	
April	14,925	
May	14,935	
June	14,935	

### QUALITY

	Quantity	Base Number	Contract	AT	Region	England
% of FP17s for the same patient ID Re-attending within 3 months - Children	45	666	6.8%	11.7%	12.0%	11.5%
% of FP17s for the same patient ID Re-attending within 3 months - Adults	192	1,399	13.7%	15.8%	15.7%	15.4%
% of FP17s for the same patient ID Re-attending between 3 & 9 months - Children	420	666	63.1%	58.4%	60.3%	58.9%
% of FP17s for the same patient ID Re-attending between 3 & 9 months - Adults	818	1,399	58.5%	51.9%	54.0%	51.6%
% of FP17s for Band 1 Urgent Courses	132	1,794	7.4%	10.1%	8.9%	8.9%
% of FP17s Relating to Free Repair or Replacements	9	1,794	0.5%	0.9%	1.0%	0.8%
% of FP17s Relating to Continuations	32	1,794	1.8%	0.9%	1.1%	0.9%
% of Patients satisfied with the dentistry they have received	1	1	N/A	94.3%	93.4%	93.2%
% of Patients satisfied with the time they had to wait for an appointment	1	1	N/A	89.3%	89.4%	88.8%

\* This is based on patients treated on this contract for their most recent course of treatment. Figures in italics indicate the base number of FP17s or Patient Questionnaire responses are less than 100. N/A is shown where the base number of responses is less than 10 during the period. % is calculated as Quantity/Base number\*100

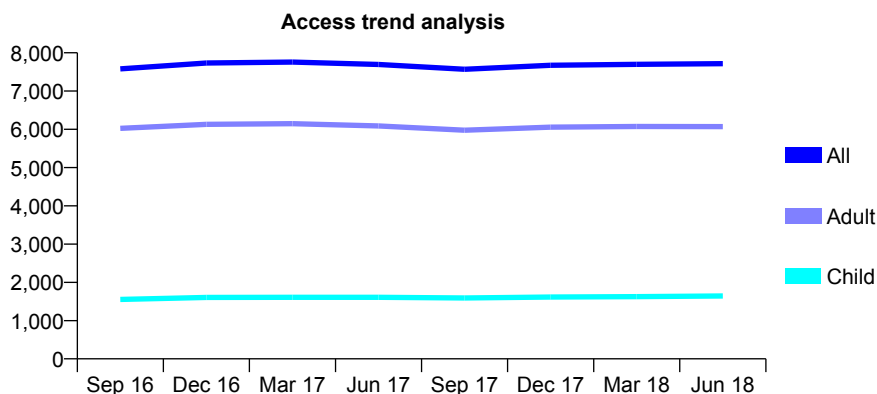
## Q46 - Vital Signs At a Glance Contract Report for 114022/0001 - June 2018

Name or company name	Marjory Lees Dental Centre
Contract type name	GDS Contract
Purpose of contract	General
Contract start date	01/03/2014
Contract end date	

18/19 Contracted general activity (UDA)	24,594
Carry forward general activity (UDA)	0
18/19 Contracted orthodontic activity (UOA)	0
Carry forward orthodontic activity (UOA)	0
Baseline contract value	£909,214.12

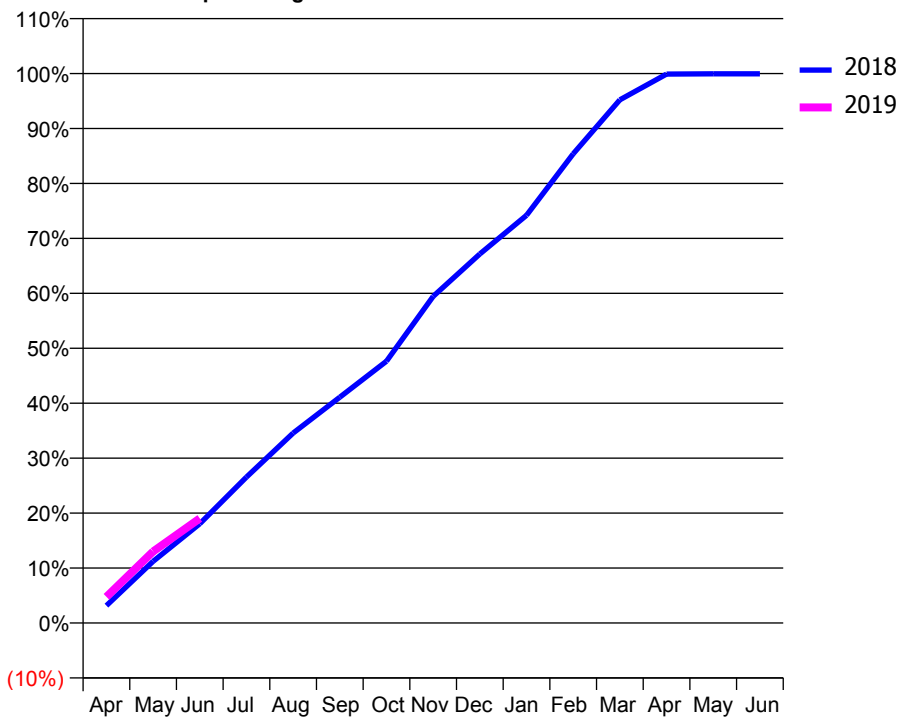
### ACCESS\*

Patients seen in 24 months	Total	Change since previous quarter
Quarter ending June 2017	7,696	
Quarter ending September 2017	7,568	↓
Quarter ending December 2017	7,673	→
Quarter ending March 2018	7,699	→
Quarter ending June 2018	7,717	→
<b>Variance since June 2017</b>	<b>0.3%</b>	<b>→</b>



### ACTIVITY

Cumulative percentage of contracted UDA delivered 2018 & 2019



Month	Adjusted Scheduled Activity (UDA)	
	2018	2019
April	781	1,172
May	2,761	3,201
June	4,442	4,682
July	6,532	
August	8,504	
September	10,105	
October	11,720	
November	14,620	
December	16,519	
January	18,247	
February	20,996	
March	23,418	
April	24,569	
May	24,579	
June	24,579	

### QUALITY

	Quantity	Base Number	Contract	AT	Region	England
% of FP17s for the same patient ID Re-attending within 3 months - Children	128	924	13.9%	11.7%	12.0%	11.5%
% of FP17s for the same patient ID Re-attending within 3 months - Adults	447	2,398	18.6%	15.8%	15.7%	15.4%
% of FP17s for the same patient ID Re-attending between 3 & 9 months - Children	665	924	72.0%	58.4%	60.3%	58.9%
% of FP17s for the same patient ID Re-attending between 3 & 9 months - Adults	1,468	2,398	61.2%	51.9%	54.0%	51.6%
% of FP17s for Band 1 Urgent Courses	209	2,772	7.5%	10.1%	8.9%	8.9%
% of FP17s Relating to Free Repair or Replacements	21	2,772	0.8%	0.9%	1.0%	0.8%
% of FP17s Relating to Continuations	69	2,772	2.5%	0.9%	1.1%	0.9%
% of Patients satisfied with the dentistry they have received	5	5	N/A	94.3%	93.4%	93.2%
% of Patients satisfied with the time they had to wait for an appointment	3	5	N/A	89.3%	89.4%	88.8%

\* This is based on patients treated on this contract for their most recent course of treatment. Figures in italics indicate the base number of FP17s or Patient Questionnaire responses are less than 100. N/A is shown where the base number of responses is less than 10 during the period. % is calculated as Quantity/Base number\*100

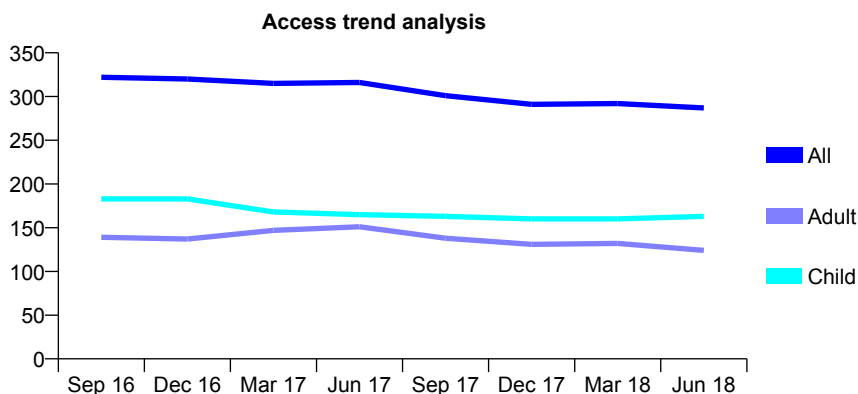
## Q46 - Vital Signs At a Glance Contract Report for 114596/0001 - June 2018

Name or company name	Mr Stephen Scott
Contract type name	GDS Contract
Purpose of contract	General
Contract start date	01/04/2006
Contract end date	

18/19 Contracted general activity (UDA)	1,475
Carry forward general activity (UDA)	0
18/19 Contracted orthodontic activity (UOA)	0
Carry forward orthodontic activity (UOA)	0
Baseline contract value	£35,290.44

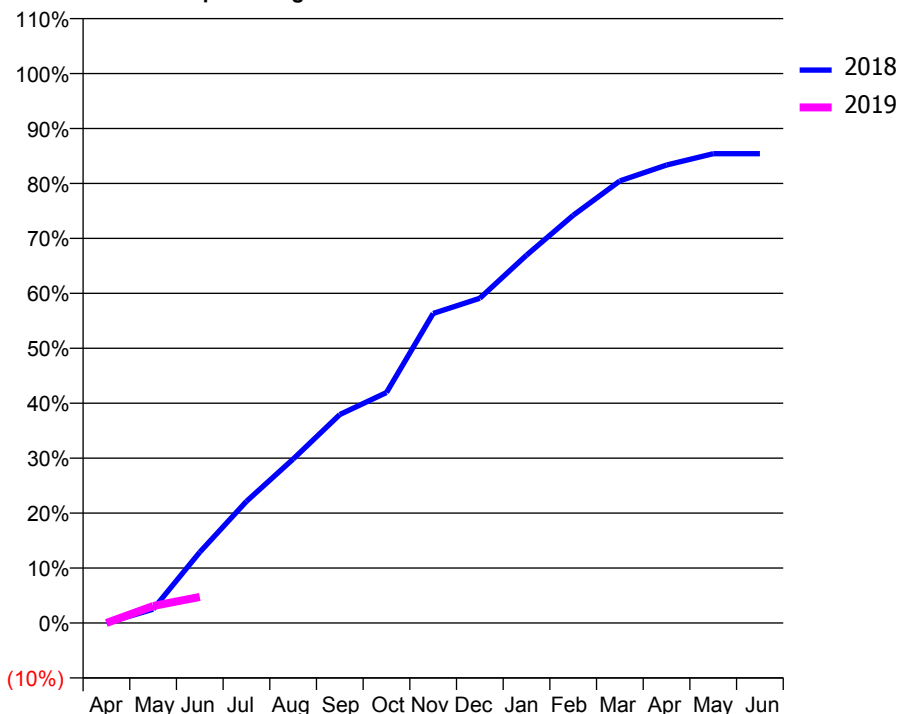
### ACCESS\*

Patients seen in 24 months	Total	Change since previous quarter
Quarter ending June 2017	316	
Quarter ending September 2017	301	↓
Quarter ending December 2017	291	↓
Quarter ending March 2018	292	→
Quarter ending June 2018	287	↓
<b>Variance since June 2017</b>	<b>(9.2%)</b>	<b>↓</b>



### ACTIVITY

Cumulative percentage of contracted UDA delivered 2018 & 2019



Adjusted Scheduled Activity (UDA)

Month	2018	2019
April	0	0
May	24	46
June	126	70
July	216	
August	291	
September	370	
October	409	
November	549	
December	576	
January	653	
February	723	
March	784	
April	813	
May	833	
June	833	

### QUALITY

	Quantity	Base Number	Contract	AT	Region	England
% of FP17s for the same patient ID Re-attending within 3 months - Children	5	47	10.6%	11.7%	12.0%	11.5%
% of FP17s for the same patient ID Re-attending within 3 months - Adults	11	33	33.3%	15.8%	15.7%	15.4%
% of FP17s for the same patient ID Re-attending between 3 & 9 months - Children	26	47	55.3%	58.4%	60.3%	58.9%
% of FP17s for the same patient ID Re-attending between 3 & 9 months - Adults	15	33	45.5%	51.9%	54.0%	51.6%
% of FP17s for Band 1 Urgent Courses	4	44	9.1%	10.1%	8.9%	8.9%
% of FP17s Relating to Free Repair or Replacements	3	44	6.8%	0.9%	1.0%	0.8%
% of FP17s Relating to Continuations	0	44	0.0%	0.9%	1.1%	0.9%
% of Patients satisfied with the dentistry they have received	0	0	N/A	94.3%	93.4%	93.2%
% of Patients satisfied with the time they had to wait for an appointment	0	0	N/A	89.3%	89.4%	88.8%

\* This is based on patients treated on this contract for their most recent course of treatment. Figures in italics indicate the base number of FP17s or Patient Questionnaire responses are less than 100. N/A is shown where the base number of responses is less than 10 during the period. % is calculated as Quantity/Base number\*100

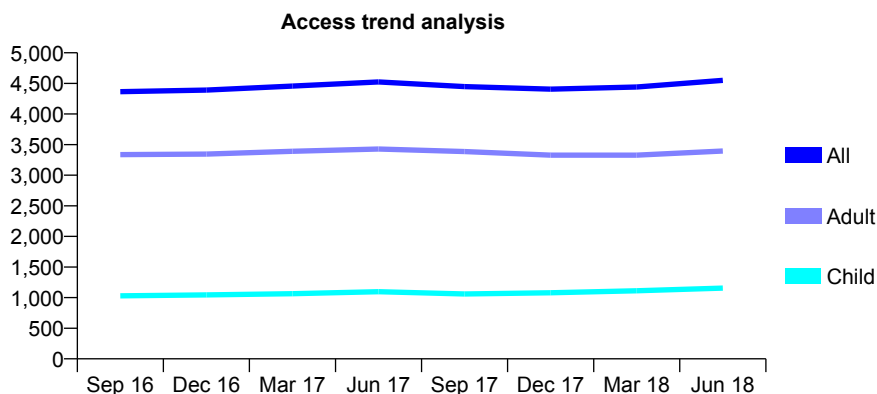
## Q46 - Vital Signs At a Glance Contract Report for 115657/0001 - June 2018

Name or company name	the dental practice
Contract type name	GDS Contract
Purpose of contract	General
Contract start date	01/01/2011
Contract end date	

18/19 Contracted general activity (UDA)	15,833
Carry forward general activity (UDA)	0
18/19 Contracted orthodontic activity (UOA)	0
Carry forward orthodontic activity (UOA)	0
Baseline contract value	£502,181.51

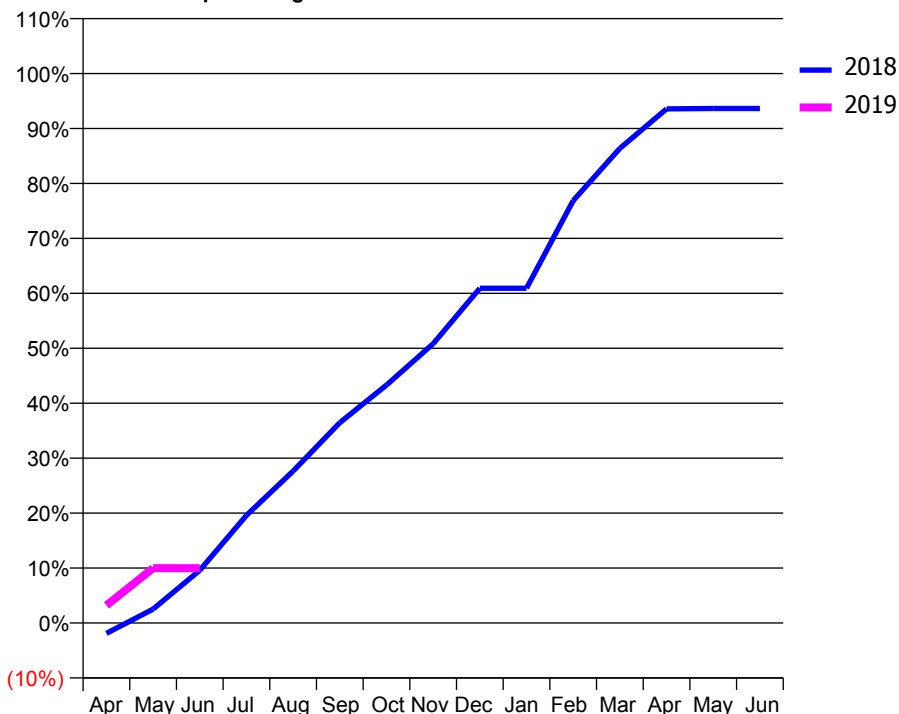
### ACCESS\*

Patients seen in 24 months	Total	Change since previous quarter
Quarter ending June 2017	4,524	
Quarter ending September 2017	4,447	↓
Quarter ending December 2017	4,407	→
Quarter ending March 2018	4,441	→
Quarter ending June 2018	4,550	↑
<b>Variance since June 2017</b>	<b>0.6%</b>	<b>→</b>



### ACTIVITY

Cumulative percentage of contracted UDA delivered 2018 & 2019



Adjusted Scheduled Activity (UDA)		
Month	2018	2019
April	-302	511
May	400	1,581
June	1,520	1,581
July	3,101	
August	4,380	
September	5,771	
October	6,856	
November	8,046	
December	9,646	
January	9,646	
February	12,170	
March	13,676	
April	14,814	
May	14,824	
June	14,824	

### QUALITY

	Quantity	Base Number	Contract	AT	Region	England
% of FP17s for the same patient ID Re-attending within 3 months - Children	17	210	8.1%	11.7%	12.0%	11.5%
% of FP17s for the same patient ID Re-attending within 3 months - Adults	100	632	15.8%	15.8%	15.7%	15.4%
% of FP17s for the same patient ID Re-attending between 3 & 9 months - Children	69	210	32.9%	58.4%	60.3%	58.9%
% of FP17s for the same patient ID Re-attending between 3 & 9 months - Adults	221	632	35.0%	51.9%	54.0%	51.6%
% of FP17s for Band 1 Urgent Courses	79	572	13.8%	10.1%	8.9%	8.9%
% of FP17s Relating to Free Repair or Replacements	2	572	0.3%	0.9%	1.0%	0.8%
% of FP17s Relating to Continuations	9	572	1.6%	0.9%	1.1%	0.9%
% of Patients satisfied with the dentistry they have received	1	1	N/A	94.3%	93.4%	93.2%
% of Patients satisfied with the time they had to wait for an appointment	1	1	N/A	89.3%	89.4%	88.8%

\* This is based on patients treated on this contract for their most recent course of treatment. Figures in italics indicate the base number of FP17s or Patient Questionnaire responses are less than 100. N/A is shown where the base number of responses is less than 10 during the period. % is calculated as Quantity/Base number\*100

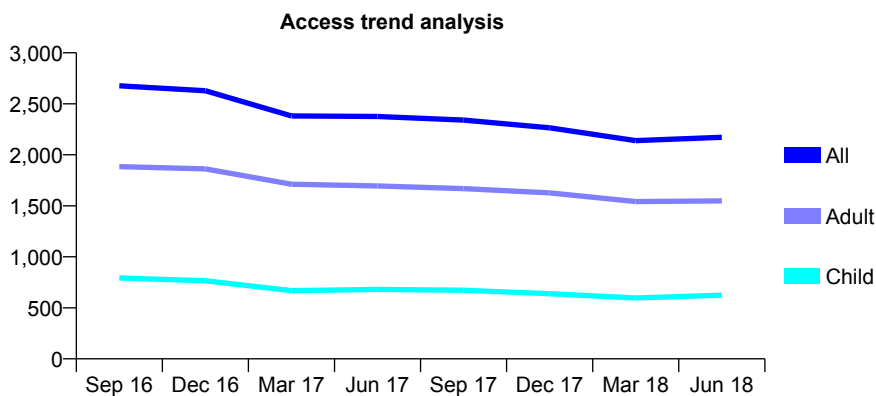
## Q46 - Vital Signs At a Glance Contract Report for 115835/0001 - June 2018

Name or company name	Talking Teeth
Contract type name	GDS Contract
Purpose of contract	General
Contract start date	01/11/2013
Contract end date	

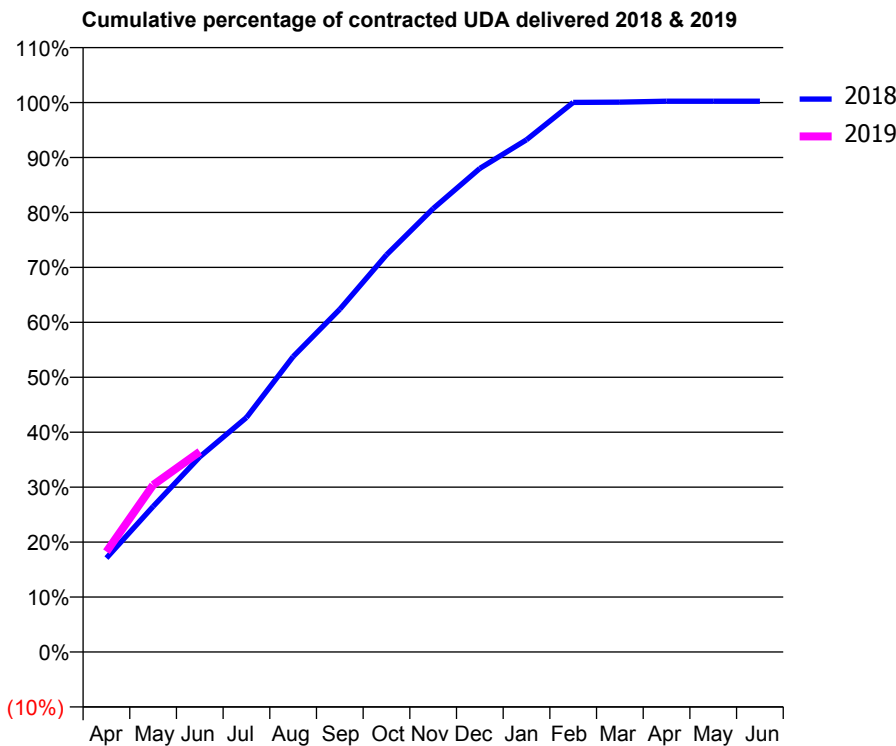
18/19 Contracted general activity (UDA)	6,297
Carry forward general activity (UDA)	0
18/19 Contracted orthodontic activity (UOA)	0
Carry forward orthodontic activity (UOA)	0
Baseline contract value	£139,771.34

### ACCESS\*

Patients seen in 24 months	Total	Change since previous quarter
Quarter ending June 2017	2,376	
Quarter ending September 2017	2,341	↓
Quarter ending December 2017	2,265	↓
Quarter ending March 2018	2,139	↓
Quarter ending June 2018	2,172	→
<b>Variance since June 2017</b>	<b>(8.6%)</b>	<b>↓</b>



### ACTIVITY



Month	Adjusted Scheduled Activity (UDA)	
	2018	2019
April	1,076	1,151
May	1,668	1,913
June	2,236	2,295
July	2,687	
August	3,386	
September	3,928	
October	4,552	
November	5,082	
December	5,541	
January	5,869	
February	6,298	
March	6,300	
April	6,312	
May	6,312	
June	6,312	

### QUALITY

	Quantity	Base Number	Contract	AT	Region	England
% of FP17s for the same patient ID Re-attending within 3 months - Children	11	250	4.4%	11.7%	12.0%	11.5%
% of FP17s for the same patient ID Re-attending within 3 months - Adults	77	675	11.4%	15.8%	15.7%	15.4%
% of FP17s for the same patient ID Re-attending between 3 & 9 months - Children	129	250	51.6%	58.4%	60.3%	58.9%
% of FP17s for the same patient ID Re-attending between 3 & 9 months - Adults	350	675	51.9%	51.9%	54.0%	51.6%
% of FP17s for Band 1 Urgent Courses	62	924	6.7%	10.1%	8.9%	8.9%
% of FP17s Relating to Free Repair or Replacements	7	924	0.8%	0.9%	1.0%	0.8%
% of FP17s Relating to Continuations	1	924	0.1%	0.9%	1.1%	0.9%
% of Patients satisfied with the dentistry they have received	0	0	N/A	94.3%	93.4%	93.2%
% of Patients satisfied with the time they had to wait for an appointment	0	0	N/A	89.3%	89.4%	88.8%

\* This is based on patients treated on this contract for their most recent course of treatment. Figures in italics indicate the base number of FP17s or Patient Questionnaire responses are less than 100. N/A is shown where the base number of responses is less than 10 during the period. % is calculated as Quantity/Base number\*100

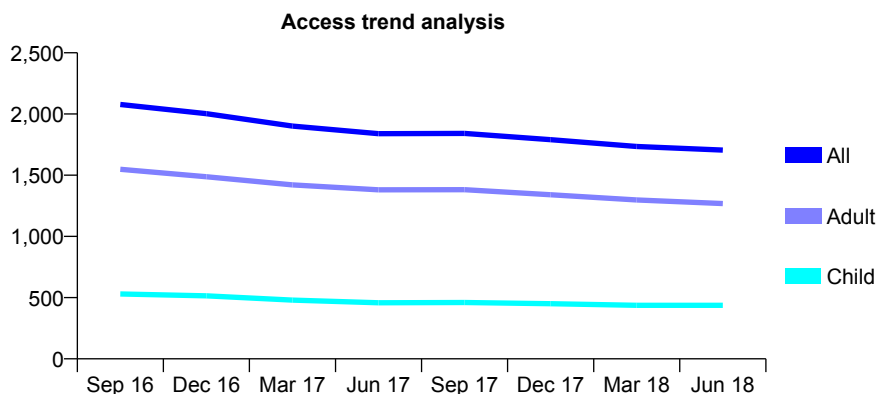
## Q46 - Vital Signs At a Glance Contract Report for 116009/0001 - June 2018

Name or company name	Kathcare Ltd
Contract type name	GDS Contract
Purpose of contract	General
Contract start date	01/04/2010
Contract end date	

18/19 Contracted general activity (UDA)	6,500
Carry forward general activity (UDA)	0
18/19 Contracted orthodontic activity (UOA)	0
Carry forward orthodontic activity (UOA)	0
Baseline contract value	£197,418.44

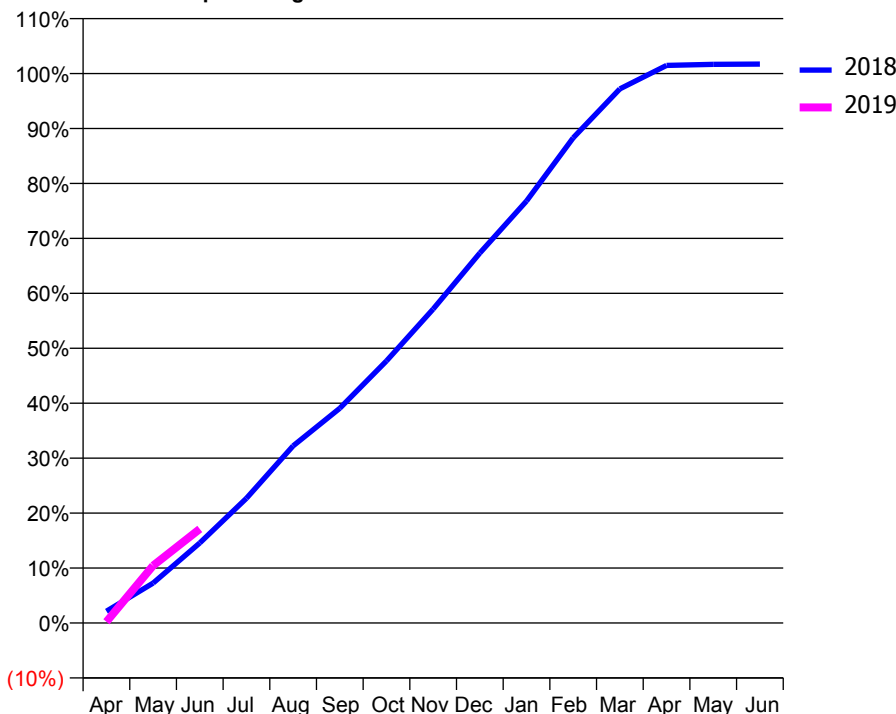
### ACCESS\*

Patients seen in 24 months	Total	Change since previous quarter
Quarter ending June 2017	1,839	
Quarter ending September 2017	1,842	→
Quarter ending December 2017	1,790	↓
Quarter ending March 2018	1,735	↓
Quarter ending June 2018	1,705	↓
<b>Variance since June 2017</b>	<b>(7.3%)</b>	<b>↓</b>



### ACTIVITY

Cumulative percentage of contracted UDA delivered 2018 & 2019



Adjusted Scheduled Activity (UDA)

Month	2018	2019
April	140	14
May	472	679
June	948	1,113
July	1,476	
August	2,095	
September	2,540	
October	3,100	
November	3,714	
December	4,377	
January	4,992	
February	5,739	
March	6,319	
April	6,596	
May	6,608	
June	6,611	

### QUALITY

	Quantity	Base Number	Contract	AT	Region	England
% of FP17s for the same patient ID Re-attending within 3 months - Children	25	191	13.1%	11.7%	12.0%	11.5%
% of FP17s for the same patient ID Re-attending within 3 months - Adults	58	407	14.3%	15.8%	15.7%	15.4%
% of FP17s for the same patient ID Re-attending between 3 & 9 months - Children	112	191	58.6%	58.4%	60.3%	58.9%
% of FP17s for the same patient ID Re-attending between 3 & 9 months - Adults	203	407	49.9%	51.9%	54.0%	51.6%
% of FP17s for Band 1 Urgent Courses	54	493	11.0%	10.1%	8.9%	8.9%
% of FP17s Relating to Free Repair or Replacements	1	493	0.2%	0.9%	1.0%	0.8%
% of FP17s Relating to Continuations	5	493	1.0%	0.9%	1.1%	0.9%
% of Patients satisfied with the dentistry they have received	1	2	N/A	94.3%	93.4%	93.2%
% of Patients satisfied with the time they had to wait for an appointment	2	2	N/A	89.3%	89.4%	88.8%

\* This is based on patients treated on this contract for their most recent course of treatment. Figures in italics indicate the base number of FP17s or Patient Questionnaire responses are less than 100. N/A is shown where the base number of responses is less than 10 during the period. % is calculated as Quantity/Base number\*100



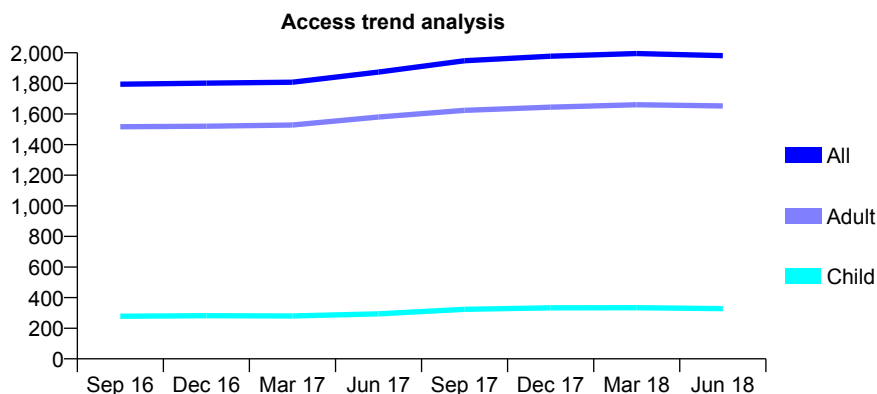
## Q46 - Vital Signs At a Glance Contract Report for 116440/0001 - June 2018

Name or company name	Pracny and Strass Dental Practice
Contract type name	GDS Contract
Purpose of contract	General
Contract start date	01/04/2006
Contract end date	

18/19 Contracted general activity (UDA)	7,202
Carry forward general activity (UDA)	0
18/19 Contracted orthodontic activity (UOA)	0
Carry forward orthodontic activity (UOA)	0
Baseline contract value	£169,757.23

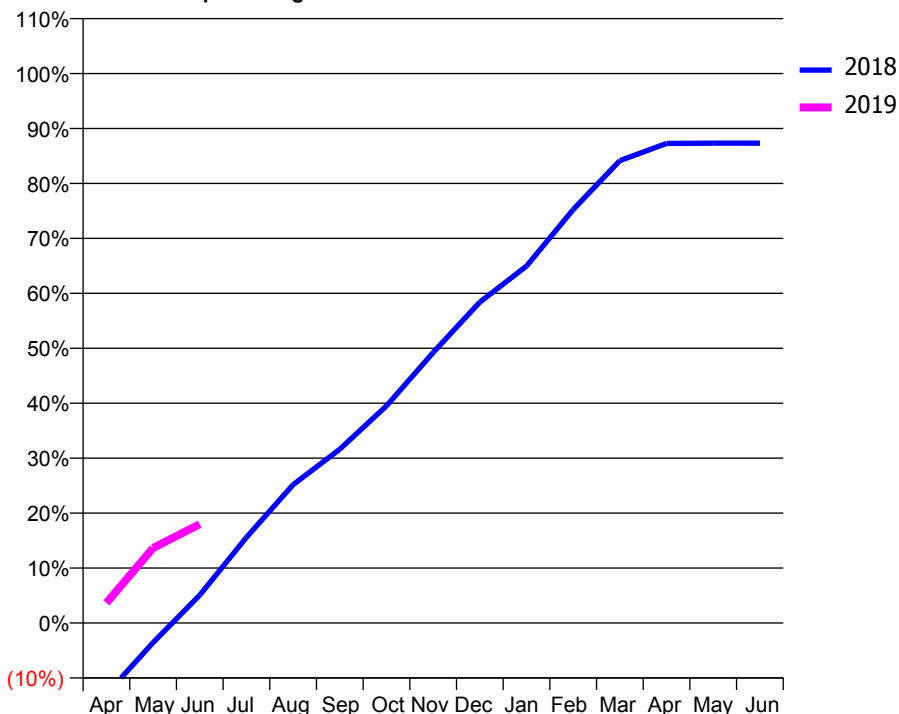
### ACCESS\*

Patients seen in 24 months	Total	Change since previous quarter
Quarter ending June 2017	1,874	
Quarter ending September 2017	1,948	↑
Quarter ending December 2017	1,978	→
Quarter ending March 2018	1,995	→
Quarter ending June 2018	1,981	→
<b>Variance since June 2017</b>	<b>5.7%</b>	<b>↑</b>



### ACTIVITY

Cumulative percentage of contracted UDA delivered 2018 & 2019



Month	Adjusted Scheduled Activity (UDA)	
	2018	2019
April	-936	264
May	-258	983
June	366	1,296
July	1,123	
August	1,814	
September	2,279	
October	2,846	
November	3,546	
December	4,206	
January	4,679	
February	5,419	
March	6,061	
April	6,285	
May	6,289	
June	6,289	

### QUALITY

	Quantity	Base Number	Contract	AT	Region	England
% of FP17s for the same patient ID Re-attending within 3 months - Children	13	122	10.7%	11.7%	12.0%	11.5%
% of FP17s for the same patient ID Re-attending within 3 months - Adults	95	619	15.3%	15.8%	15.7%	15.4%
% of FP17s for the same patient ID Re-attending between 3 & 9 months - Children	80	122	65.6%	58.4%	60.3%	58.9%
% of FP17s for the same patient ID Re-attending between 3 & 9 months - Adults	418	619	67.5%	51.9%	54.0%	51.6%
% of FP17s for Band 1 Urgent Courses	38	635	6.0%	10.1%	8.9%	8.9%
% of FP17s Relating to Free Repair or Replacements	3	635	0.5%	0.9%	1.0%	0.8%
% of FP17s Relating to Continuations	2	635	0.3%	0.9%	1.1%	0.9%
% of Patients satisfied with the dentistry they have received	0	0	N/A	94.3%	93.4%	93.2%
% of Patients satisfied with the time they had to wait for an appointment	0	0	N/A	89.3%	89.4%	88.8%

\* This is based on patients treated on this contract for their most recent course of treatment. Figures in italics indicate the base number of FP17s or Patient Questionnaire responses are less than 100. N/A is shown where the base number of responses is less than 10 during the period. % is calculated as Quantity/Base number\*100

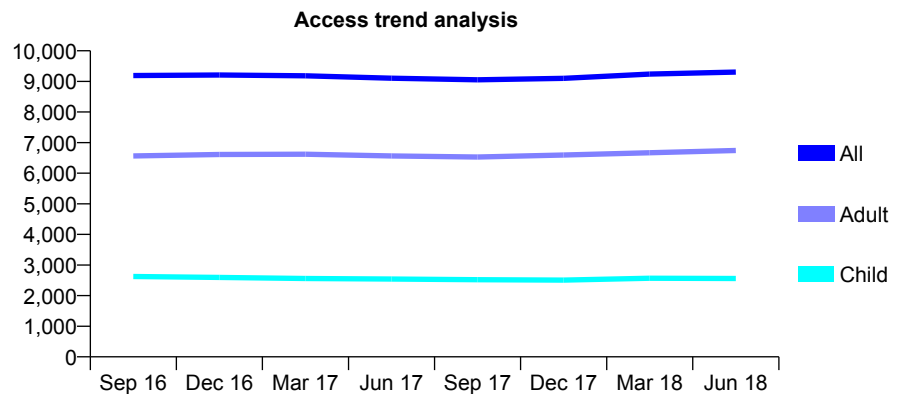
## Q46 - Vital Signs At a Glance Contract Report for 116580/0001 - June 2018

Name or company name	Drake Dental Practice
Contract type name	GDS Contract
Purpose of contract	General
Contract start date	01/04/2014
Contract end date	

18/19 Contracted general activity (UDA)	32,499
Carry forward general activity (UDA)	0
18/19 Contracted orthodontic activity (UOA)	0
Carry forward orthodontic activity (UOA)	0
Baseline contract value	£832,529.34

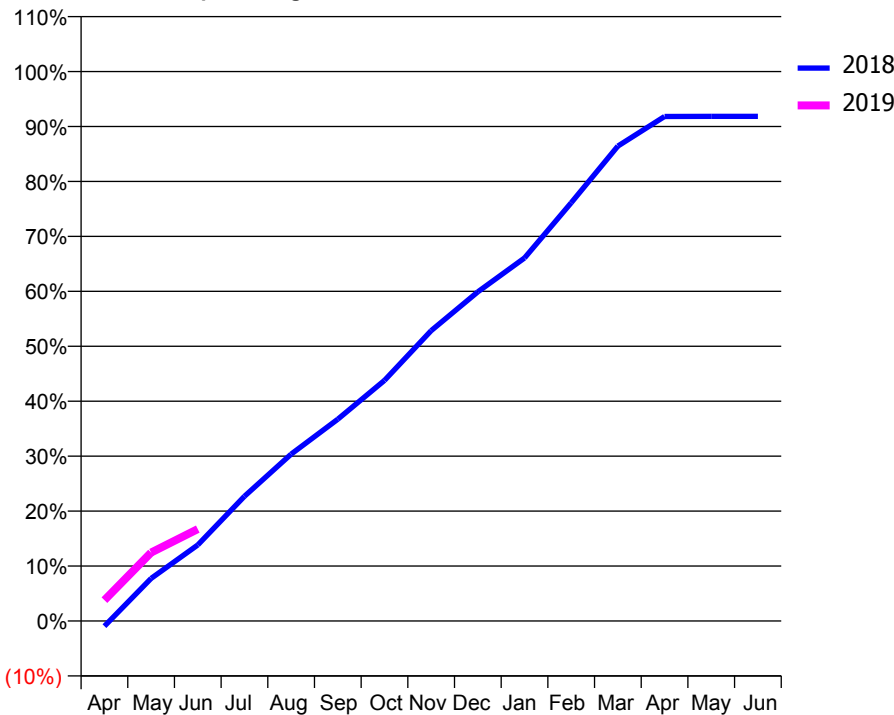
### ACCESS\*

Patients seen in 24 months	Total	Change since previous quarter
Quarter ending June 2017	9,105	
Quarter ending September 2017	9,051	→
Quarter ending December 2017	9,102	→
Quarter ending March 2018	9,240	→
Quarter ending June 2018	9,305	→
<b>Variance since June 2017</b>	<b>2.2%</b>	<b>↑</b>



### ACTIVITY

Cumulative percentage of contracted UDA delivered 2018 & 2019



Month	Adjusted Scheduled Activity (UDA)	
	2018	2019
April	-309	1,237
May	2,518	4,048
June	4,502	5,437
July	7,377	
August	9,867	
September	11,937	
October	14,233	
November	17,171	
December	19,471	
January	21,471	
February	24,738	
March	28,085	
April	29,835	
May	29,846	
June	29,846	

### QUALITY

	Quantity	Base Number	Contract	AT	Region	England
% of FP17s for the same patient ID Re-attending within 3 months - Children	69	962	7.2%	11.7%	12.0%	11.5%
% of FP17s for the same patient ID Re-attending within 3 months - Adults	360	2,285	15.8%	15.8%	15.7%	15.4%
% of FP17s for the same patient ID Re-attending between 3 & 9 months - Children	603	962	62.7%	58.4%	60.3%	58.9%
% of FP17s for the same patient ID Re-attending between 3 & 9 months - Adults	1,286	2,285	56.3%	51.9%	54.0%	51.6%
% of FP17s for Band 1 Urgent Courses	277	2,574	10.8%	10.1%	8.9%	8.9%
% of FP17s Relating to Free Repair or Replacements	25	2,574	1.0%	0.9%	1.0%	0.8%
% of FP17s Relating to Continuations	18	2,574	0.7%	0.9%	1.1%	0.9%
% of Patients satisfied with the dentistry they have received	9	9	N/A	94.3%	93.4%	93.2%
% of Patients satisfied with the time they had to wait for an appointment	9	9	N/A	89.3%	89.4%	88.8%

\* This is based on patients treated on this contract for their most recent course of treatment. Figures in italics indicate the base number of FP17s or Patient Questionnaire responses are less than 100. N/A is shown where the base number of responses is less than 10 during the period. % is calculated as Quantity/Base number\*100

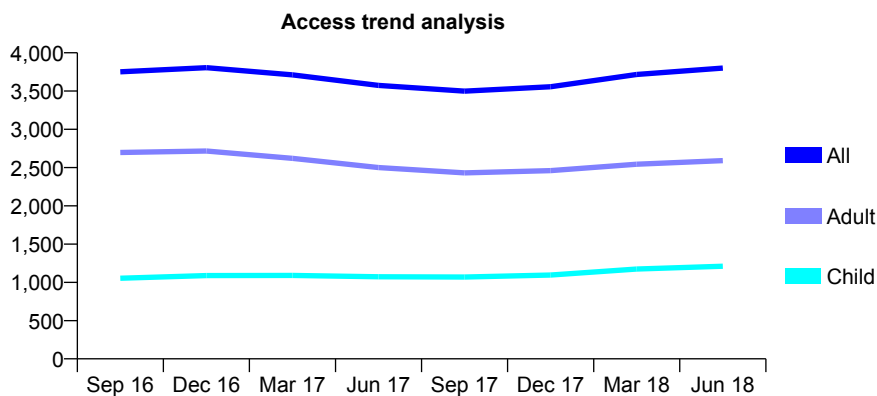
## Q46 - Vital Signs At a Glance Contract Report for 116696/0001 - June 2018

Name or company name	Fallowfield (No.1)Limited
Contract type name	GDS Contract
Purpose of contract	General
Contract start date	01/11/2007
Contract end date	

18/19 Contracted general activity (UDA)	13,084
Carry forward general activity (UDA)	0
18/19 Contracted orthodontic activity (UOA)	0
Carry forward orthodontic activity (UOA)	0
Baseline contract value	£445,975.69

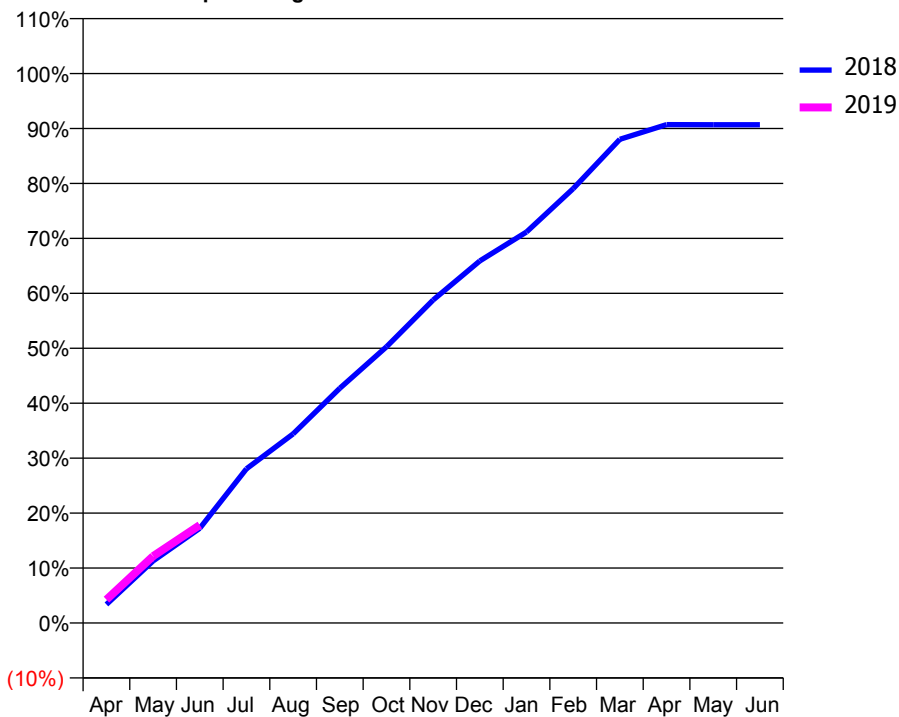
### ACCESS\*

Patients seen in 24 months	Total	Change since previous quarter
Quarter ending June 2017	3,573	
Quarter ending September 2017	3,499	↓
Quarter ending December 2017	3,556	→
Quarter ending March 2018	3,716	↑
Quarter ending June 2018	3,801	↑
<b>Variance since June 2017</b>	<b>6.4%</b>	<b>↑</b>



### ACTIVITY

Cumulative percentage of contracted UDA delivered 2018 & 2019



Month	Adjusted Scheduled Activity (UDA)	
	2018	2019
April	443	559
May	1,477	1,593
June	2,257	2,333
July	3,672	
August	4,504	
September	5,591	
October	6,578	
November	7,691	
December	8,621	
January	9,312	
February	10,342	
March	11,517	
April	11,865	
May	11,864	
June	11,864	

### QUALITY

	Quantity	Base Number	Contract	AT	Region	England
% of FP17s for the same patient ID Re-attending within 3 months - Children	53	377	14.1%	11.7%	12.0%	11.5%
% of FP17s for the same patient ID Re-attending within 3 months - Adults	208	858	24.2%	15.8%	15.7%	15.4%
% of FP17s for the same patient ID Re-attending between 3 & 9 months - Children	151	377	40.1%	58.4%	60.3%	58.9%
% of FP17s for the same patient ID Re-attending between 3 & 9 months - Adults	367	858	42.8%	51.9%	54.0%	51.6%
% of FP17s for Band 1 Urgent Courses	181	1,095	16.5%	10.1%	8.9%	8.9%
% of FP17s Relating to Free Repair or Replacements	10	1,095	0.9%	0.9%	1.0%	0.8%
% of FP17s Relating to Continuations	21	1,095	1.9%	0.9%	1.1%	0.9%
% of Patients satisfied with the dentistry they have received	1	1	N/A	94.3%	93.4%	93.2%
% of Patients satisfied with the time they had to wait for an appointment	1	1	N/A	89.3%	89.4%	88.8%

\* This is based on patients treated on this contract for their most recent course of treatment. Figures in italics indicate the base number of FP17s or Patient Questionnaire responses are less than 100. N/A is shown where the base number of responses is less than 10 during the period. % is calculated as Quantity/Base number\*100

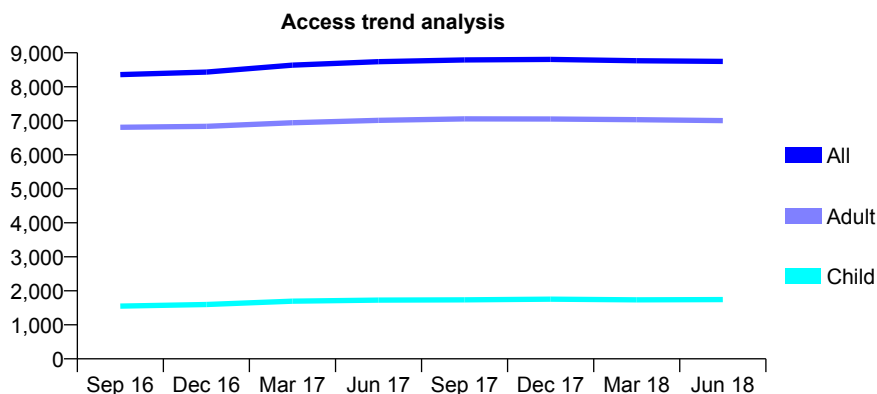
## Q46 - Vital Signs At a Glance Contract Report for 117080/0001 - June 2018

Name or company name	Jefferies Reed & Associates
Contract type name	GDS Contract
Purpose of contract	General
Contract start date	01/04/2006
Contract end date	

18/19 Contracted general activity (UDA)	28,152
Carry forward general activity (UDA)	0
18/19 Contracted orthodontic activity (UOA)	0
Carry forward orthodontic activity (UOA)	0
Baseline contract value	£852,655.14

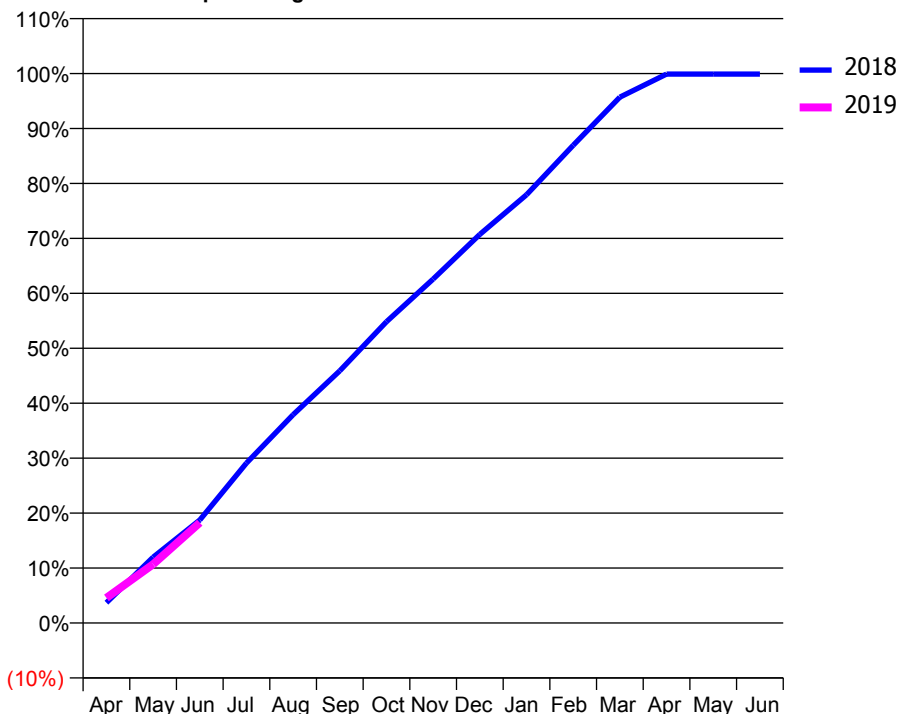
### ACCESS\*

Patients seen in 24 months	Total	Change since previous quarter
Quarter ending June 2017	8,739	
Quarter ending September 2017	8,792	→
Quarter ending December 2017	8,805	→
Quarter ending March 2018	8,766	→
Quarter ending June 2018	8,747	→
<b>Variance since June 2017</b>	<b>0.1%</b>	<b>→</b>



### ACTIVITY

Cumulative percentage of contracted UDA delivered 2018 & 2019



Month	Adjusted Scheduled Activity (UDA)	
	2018	2019
April	1,040	1,287
May	3,372	3,012
June	5,278	5,143
July	8,192	
August	10,676	
September	12,921	
October	15,436	
November	17,625	
December	19,912	
January	21,939	
February	24,474	
March	26,942	
April	28,121	
May	28,121	
June	28,123	

### QUALITY

	Quantity	Base Number	Contract	AT	Region	England
% of FP17s for the same patient ID Re-attending within 3 months - Children	26	654	4.0%	11.7%	12.0%	11.5%
% of FP17s for the same patient ID Re-attending within 3 months - Adults	305	2,727	11.2%	15.8%	15.7%	15.4%
% of FP17s for the same patient ID Re-attending between 3 & 9 months - Children	468	654	71.6%	58.4%	60.3%	58.9%
% of FP17s for the same patient ID Re-attending between 3 & 9 months - Adults	1,937	2,727	71.0%	51.9%	54.0%	51.6%
% of FP17s for Band 1 Urgent Courses	101	2,869	3.5%	10.1%	8.9%	8.9%
% of FP17s Relating to Free Repair or Replacements	14	2,869	0.5%	0.9%	1.0%	0.8%
% of FP17s Relating to Continuations	52	2,869	1.8%	0.9%	1.1%	0.9%
% of Patients satisfied with the dentistry they have received	9	9	N/A	94.3%	93.4%	93.2%
% of Patients satisfied with the time they had to wait for an appointment	8	9	N/A	89.3%	89.4%	88.8%

\* This is based on patients treated on this contract for their most recent course of treatment. Figures in italics indicate the base number of FP17s or Patient Questionnaire responses are less than 100. N/A is shown where the base number of responses is less than 10 during the period. % is calculated as Quantity/Base number\*100

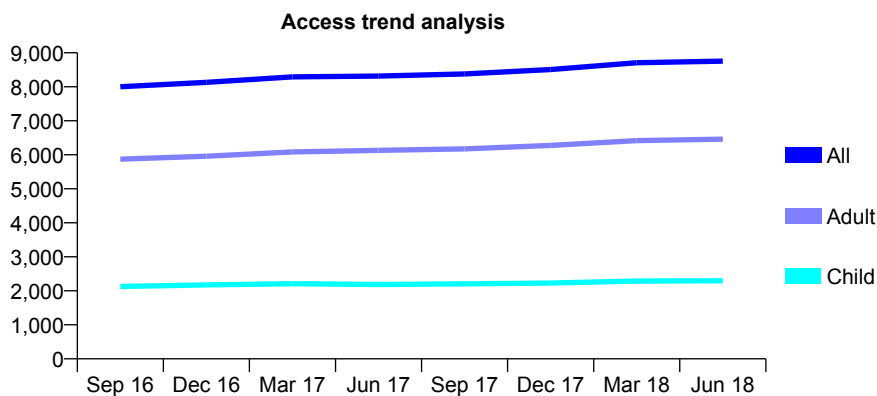
## Q46 - Vital Signs At a Glance Contract Report for 118311/0001 - June 2018

Name or company name	Bryn Street Dental Clinic Ltd
Contract type name	GDS Contract
Purpose of contract	General
Contract start date	01/10/2008
Contract end date	

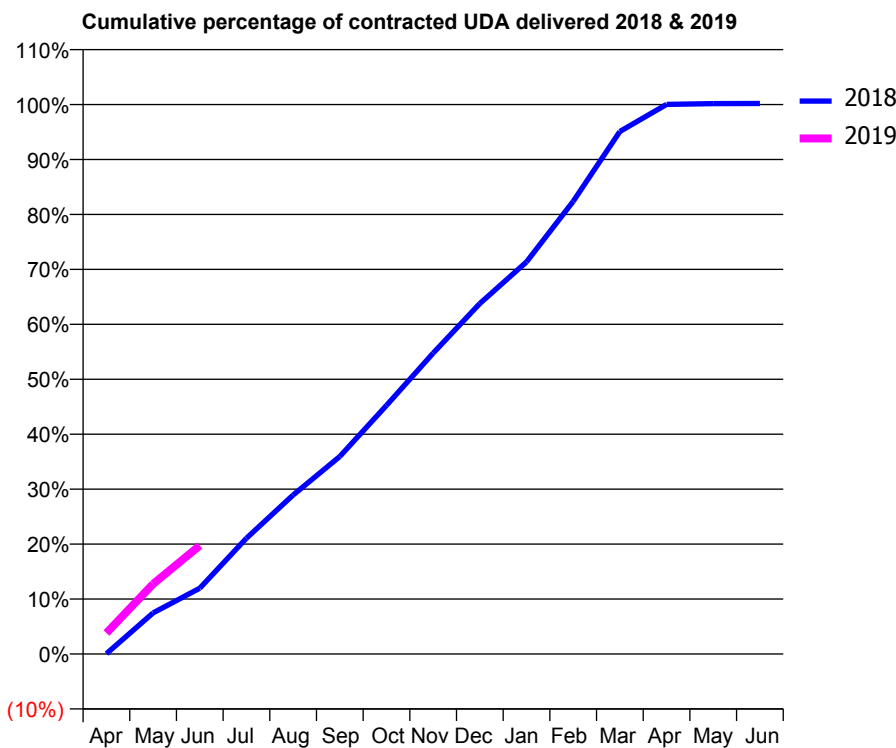
18/19 Contracted general activity (UDA)	24,515
Carry forward general activity (UDA)	0
18/19 Contracted orthodontic activity (UOA)	0
Carry forward orthodontic activity (UOA)	0
Baseline contract value	£643,002.33

### ACCESS\*

Patients seen in 24 months	Total	Change since previous quarter
Quarter ending June 2017	8,316	
Quarter ending September 2017	8,380	→
Quarter ending December 2017	8,508	→
Quarter ending March 2018	8,709	↑
Quarter ending June 2018	8,755	→
<b>Variance since June 2017</b>	<b>5.3%</b>	<b>↑</b>



### ACTIVITY



Month	Adjusted Scheduled Activity (UDA)	
	2018	2019
April	13	939
May	1,836	3,124
June	2,933	4,839
July	5,165	
August	7,093	
September	8,812	
October	11,094	
November	13,426	
December	15,638	
January	17,493	
February	20,195	
March	23,314	
April	24,520	
May	24,555	
June	24,560	

### QUALITY

	Quantity	Base Number	Contract	AT	Region	England
% of FP17s for the same patient ID Re-attending within 3 months - Children	150	1,097	13.7%	11.7%	12.0%	11.5%
% of FP17s for the same patient ID Re-attending within 3 months - Adults	406	2,268	17.9%	15.8%	15.7%	15.4%
% of FP17s for the same patient ID Re-attending between 3 & 9 months - Children	701	1,097	63.9%	58.4%	60.3%	58.9%
% of FP17s for the same patient ID Re-attending between 3 & 9 months - Adults	1,160	2,268	51.1%	51.9%	54.0%	51.6%
% of FP17s for Band 1 Urgent Courses	362	2,614	13.8%	10.1%	8.9%	8.9%
% of FP17s Relating to Free Repair or Replacements	20	2,614	0.8%	0.9%	1.0%	0.8%
% of FP17s Relating to Continuations	18	2,614	0.7%	0.9%	1.1%	0.9%
% of Patients satisfied with the dentistry they have received	2	2	N/A	94.3%	93.4%	93.2%
% of Patients satisfied with the time they had to wait for an appointment	1	2	N/A	89.3%	89.4%	88.8%

\* This is based on patients treated on this contract for their most recent course of treatment. Figures in italics indicate the base number of FP17s or Patient Questionnaire responses are less than 100. N/A is shown where the base number of responses is less than 10 during the period. % is calculated as Quantity/Base number\*100

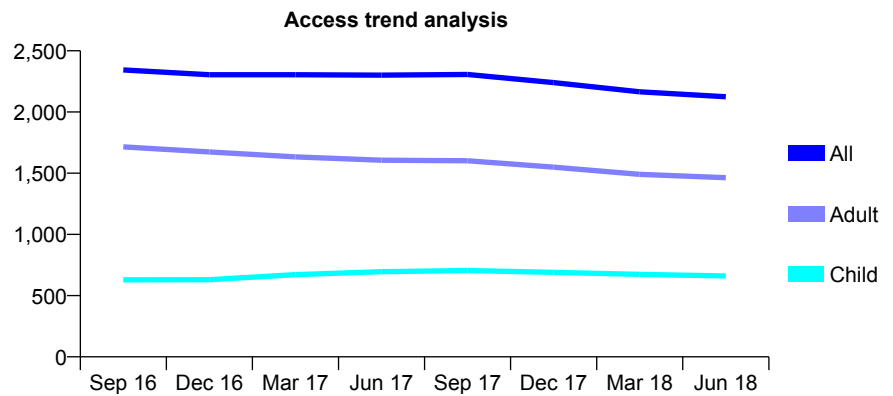
## Q46 - Vital Signs At a Glance Contract Report for 118540/0001 - June 2018

Name or company name	Birchfields Family Dental Care
Contract type name	GDS Contract
Purpose of contract	General
Contract start date	01/07/2012
Contract end date	

18/19 Contracted general activity (UDA)	7,428
Carry forward general activity (UDA)	0
18/19 Contracted orthodontic activity (UOA)	0
Carry forward orthodontic activity (UOA)	0
Baseline contract value	£253,171.44

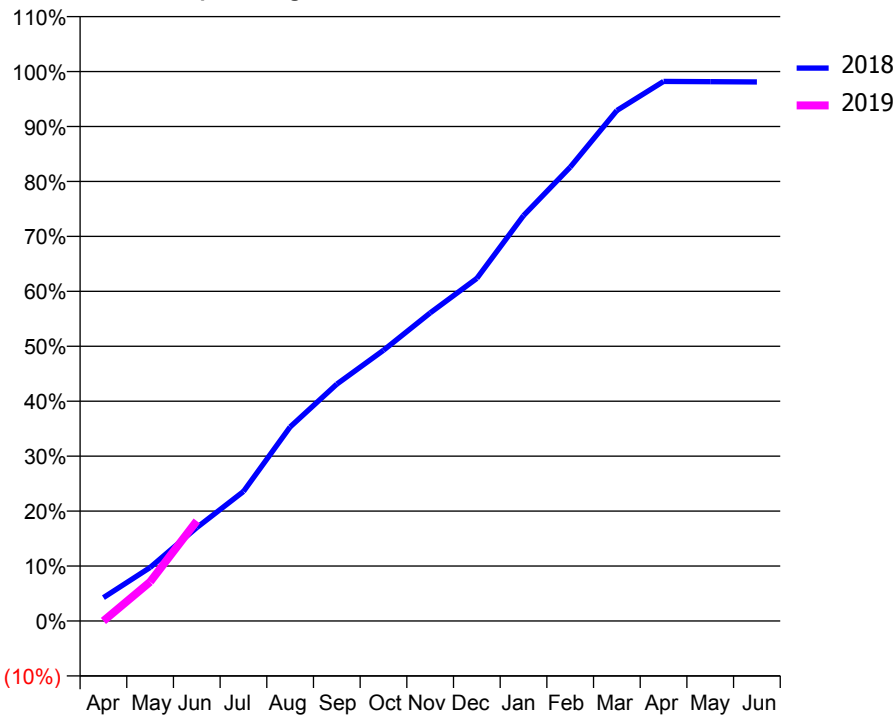
### ACCESS\*

Patients seen in 24 months	Total	Change since previous quarter
Quarter ending June 2017	2,301	
Quarter ending September 2017	2,307	→
Quarter ending December 2017	2,240	↓
Quarter ending March 2018	2,165	↓
Quarter ending June 2018	2,125	↓
<b>Variance since June 2017</b>	<b>(7.6%)</b>	<b>↓</b>



### ACTIVITY

Cumulative percentage of contracted UDA delivered 2018 & 2019



Month	Adjusted Scheduled Activity (UDA)	
	2018	2019
April	316	0
May	724	529
June	1,263	1,352
July	1,751	
August	2,624	
September	3,202	
October	3,660	
November	4,166	
December	4,632	
January	5,481	
February	6,135	
March	6,901	
April	7,294	
May	7,290	
June	7,287	

### QUALITY

	Quantity	Base Number	Contract	AT	Region	England
% of FP17s for the same patient ID Re-attending within 3 months - Children	14	218	6.4%	11.7%	12.0%	11.5%
% of FP17s for the same patient ID Re-attending within 3 months - Adults	58	484	12.0%	15.8%	15.7%	15.4%
% of FP17s for the same patient ID Re-attending between 3 & 9 months - Children	142	218	65.1%	58.4%	60.3%	58.9%
% of FP17s for the same patient ID Re-attending between 3 & 9 months - Adults	291	484	60.1%	51.9%	54.0%	51.6%
% of FP17s for Band 1 Urgent Courses	37	554	6.7%	10.1%	8.9%	8.9%
% of FP17s Relating to Free Repair or Replacements	6	554	1.1%	0.9%	1.0%	0.8%
% of FP17s Relating to Continuations	0	554	0.0%	0.9%	1.1%	0.9%
% of Patients satisfied with the dentistry they have received	1	1	N/A	94.3%	93.4%	93.2%
% of Patients satisfied with the time they had to wait for an appointment	1	1	N/A	89.3%	89.4%	88.8%

\* This is based on patients treated on this contract for their most recent course of treatment. Figures in italics indicate the base number of FP17s or Patient Questionnaire responses are less than 100. N/A is shown where the base number of responses is less than 10 during the period. % is calculated as Quantity/Base number\*100

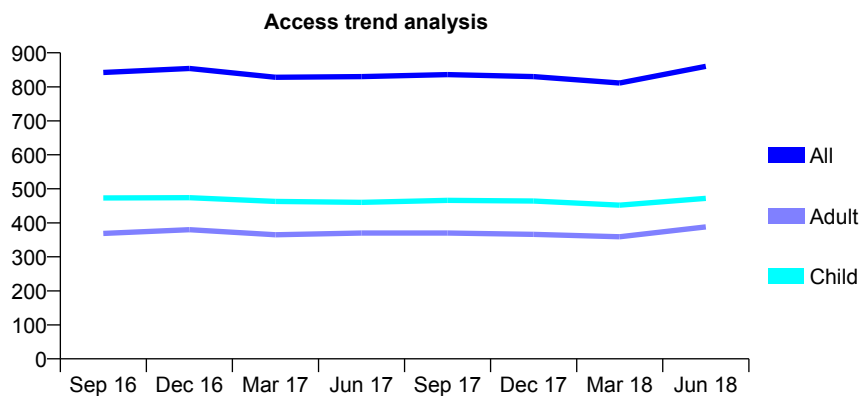
## Q46 - Vital Signs At a Glance Contract Report for 119741/0001 - June 2018

Name or company name	32 Whites - Church Lane
Contract type name	GDS Contract
Purpose of contract	General
Contract start date	01/04/2006
Contract end date	

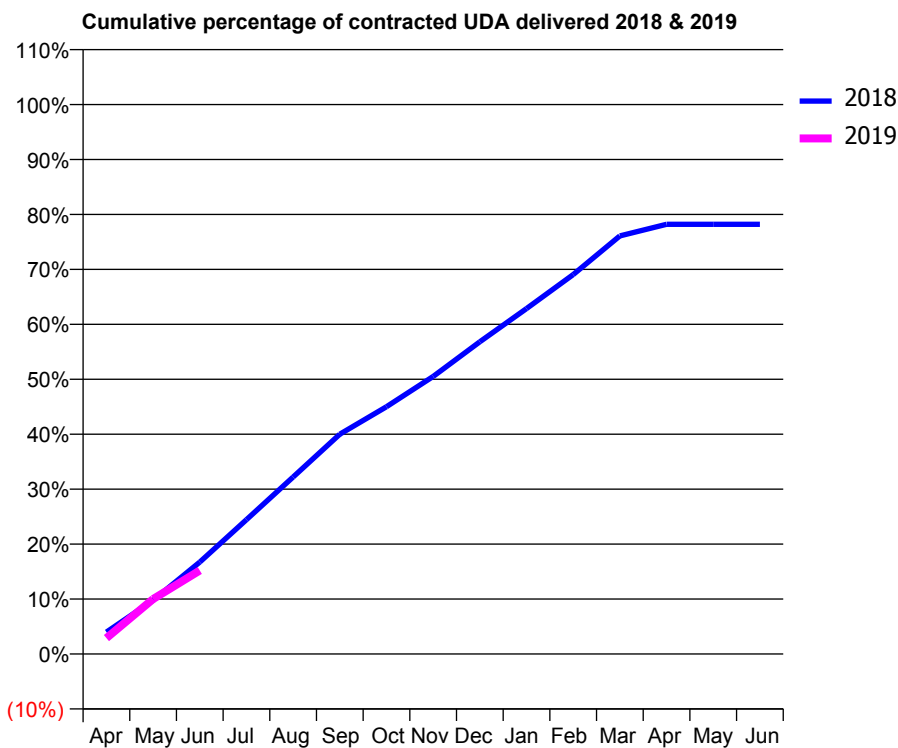
18/19 Contracted general activity (UDA)	2,800
Carry forward general activity (UDA)	0
18/19 Contracted orthodontic activity (UOA)	0
Carry forward orthodontic activity (UOA)	0
Baseline contract value	£60,556.01

### ACCESS\*

Patients seen in 24 months	Total	Change since previous quarter
Quarter ending June 2017	830	
Quarter ending September 2017	836	→
Quarter ending December 2017	830	→
Quarter ending March 2018	811	↓
Quarter ending June 2018	860	↑
<b>Variance since June 2017</b>	<b>3.6%</b>	<b>↑</b>



### ACTIVITY



Adjusted Scheduled Activity (UDA)		
Month	2018	2019
April	112	81
May	274	280
June	468	425
July	685	
August	902	
September	1,120	
October	1,260	
November	1,414	
December	1,591	
January	1,760	
February	1,933	
March	2,131	
April	2,190	
May	2,190	
June	2,190	

### QUALITY

	Quantity	Base Number	Contract	AT	Region	England
% of FP17s for the same patient ID Re-attending within 3 months - Children	4	187	2.1%	11.7%	12.0%	11.5%
% of FP17s for the same patient ID Re-attending within 3 months - Adults	9	109	8.3%	15.8%	15.7%	15.4%
% of FP17s for the same patient ID Re-attending between 3 & 9 months - Children	138	187	73.8%	58.4%	60.3%	58.9%
% of FP17s for the same patient ID Re-attending between 3 & 9 months - Adults	65	109	59.6%	51.9%	54.0%	51.6%
% of FP17s for Band 1 Urgent Courses	2	256	0.8%	10.1%	8.9%	8.9%
% of FP17s Relating to Free Repair or Replacements	0	256	0.0%	0.9%	1.0%	0.8%
% of FP17s Relating to Continuations	3	256	1.2%	0.9%	1.1%	0.9%
% of Patients satisfied with the dentistry they have received	2	2	N/A	94.3%	93.4%	93.2%
% of Patients satisfied with the time they had to wait for an appointment	1	2	N/A	89.3%	89.4%	88.8%

\* This is based on patients treated on this contract for their most recent course of treatment. Figures in italics indicate the base number of FP17s or Patient Questionnaire responses are less than 100. N/A is shown where the base number of responses is less than 10 during the period. % is calculated as Quantity/Base number\*100

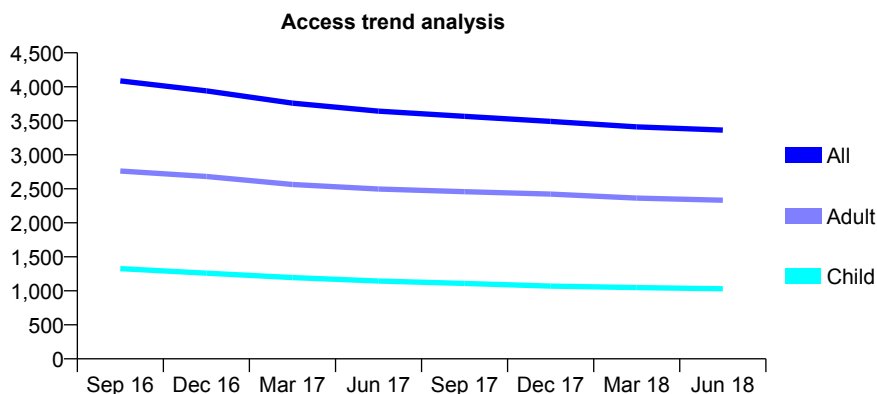
## Q46 - Vital Signs At a Glance Contract Report for 120162/0001 - June 2018

Name or company name	Confidential Solutions Ltd
Contract type name	GDS Contract
Purpose of contract	General
Contract start date	01/12/2013
Contract end date	

18/19 Contracted general activity (UDA)	12,935
Carry forward general activity (UDA)	0
18/19 Contracted orthodontic activity (UOA)	0
Carry forward orthodontic activity (UOA)	0
Baseline contract value	£310,539.68

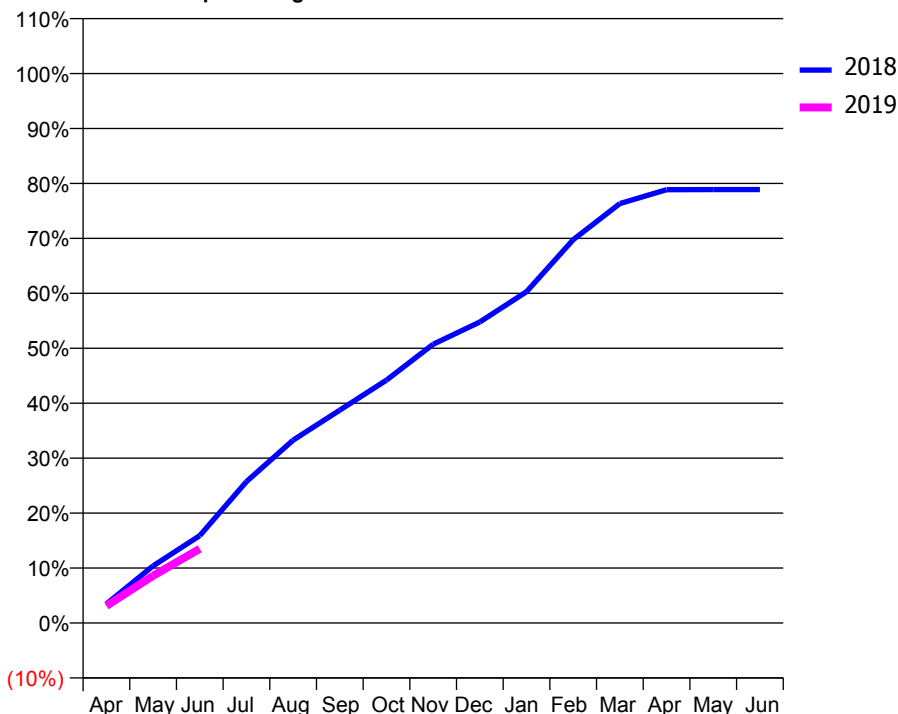
### ACCESS\*

Patients seen in 24 months	Total	Change since previous quarter
Quarter ending June 2017	3,642	
Quarter ending September 2017	3,566	↓
Quarter ending December 2017	3,492	↓
Quarter ending March 2018	3,411	↓
Quarter ending June 2018	3,363	↓
<b>Variance since June 2017</b>	<b>(7.7%)</b>	<b>↓</b>



### ACTIVITY

Cumulative percentage of contracted UDA delivered 2018 & 2019



Month	Adjusted Scheduled Activity (UDA)	
	2018	2019
April	449	402
May	1,344	1,112
June	2,057	1,748
July	3,330	
August	4,306	
September	5,010	
October	5,718	
November	6,562	
December	7,087	
January	7,799	
February	9,023	
March	9,875	
April	10,201	
May	10,202	
June	10,202	

### QUALITY

	Quantity	Base Number	Contract	AT	Region	England
% of FP17s for the same patient ID Re-attending within 3 months - Children	24	358	6.7%	11.7%	12.0%	11.5%
% of FP17s for the same patient ID Re-attending within 3 months - Adults	122	830	14.7%	15.8%	15.7%	15.4%
% of FP17s for the same patient ID Re-attending between 3 & 9 months - Children	223	358	62.3%	58.4%	60.3%	58.9%
% of FP17s for the same patient ID Re-attending between 3 & 9 months - Adults	541	830	65.2%	51.9%	54.0%	51.6%
% of FP17s for Band 1 Urgent Courses	85	1,007	8.4%	10.1%	8.9%	8.9%
% of FP17s Relating to Free Repair or Replacements	11	1,007	1.1%	0.9%	1.0%	0.8%
% of FP17s Relating to Continuations	6	1,007	0.6%	0.9%	1.1%	0.9%
% of Patients satisfied with the dentistry they have received	4	4	N/A	94.3%	93.4%	93.2%
% of Patients satisfied with the time they had to wait for an appointment	4	4	N/A	89.3%	89.4%	88.8%

\* This is based on patients treated on this contract for their most recent course of treatment. Figures in italics indicate the base number of FP17s or Patient Questionnaire responses are less than 100. N/A is shown where the base number of responses is less than 10 during the period. % is calculated as Quantity/Base number\*100



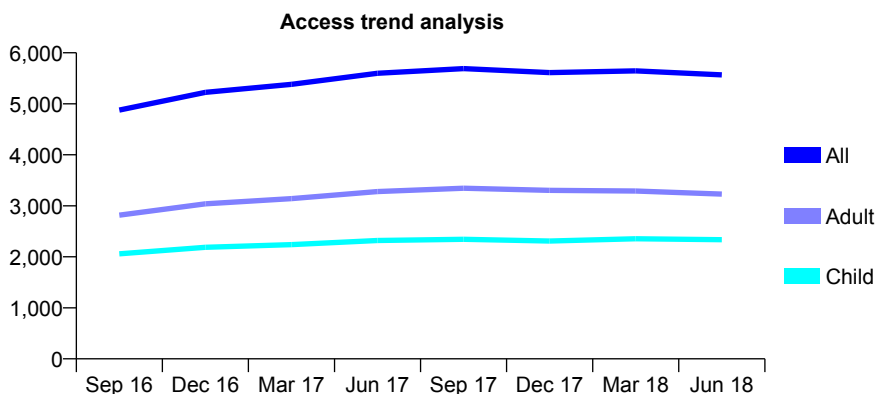
## Q46 - Vital Signs At a Glance Contract Report for 121118/0001 - June 2018

Name or company name	The Tooth Place Limited
Contract type name	GDS Contract
Purpose of contract	General
Contract start date	01/08/2015
Contract end date	

18/19 Contracted general activity (UDA)	16,195
Carry forward general activity (UDA)	0
18/19 Contracted orthodontic activity (UOA)	0
Carry forward orthodontic activity (UOA)	0
Baseline contract value	£545,849.11

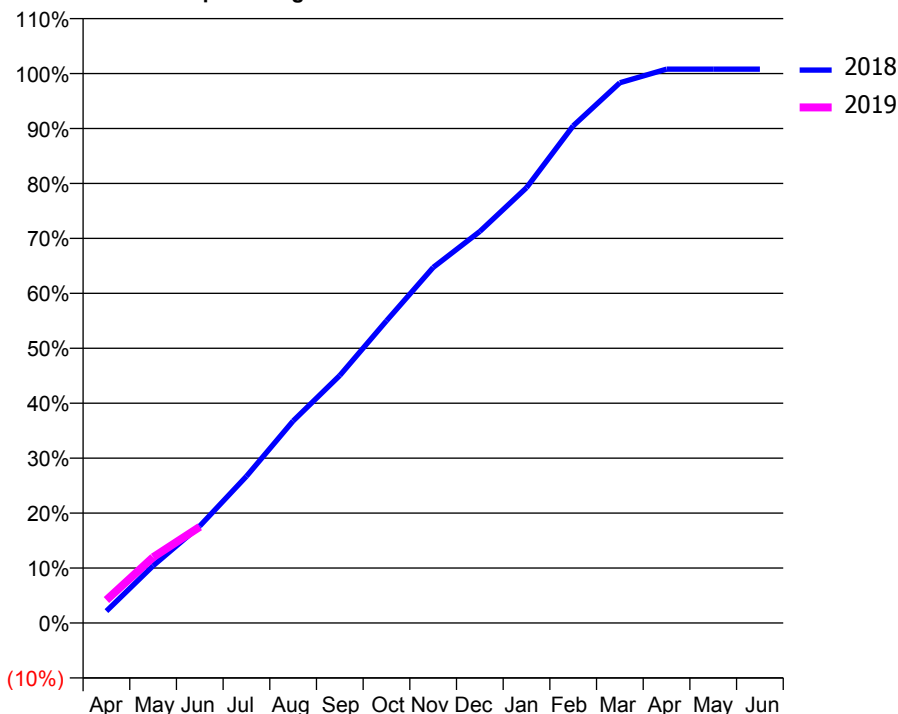
### ACCESS\*

Patients seen in 24 months	Total	Change since previous quarter
Quarter ending June 2017	5,599	
Quarter ending September 2017	5,689	→
Quarter ending December 2017	5,612	↓
Quarter ending March 2018	5,646	→
Quarter ending June 2018	5,567	↓
<b>Variance since June 2017</b>	<b>(0.6%)</b>	→



### ACTIVITY

Cumulative percentage of contracted UDA delivered 2018 & 2019



Adjusted Scheduled Activity (UDA)

Month	2018	2019
April	351	677
May	1,686	1,940
June	2,859	2,835
July	4,326	
August	5,955	
September	7,295	
October	8,906	
November	10,478	
December	11,539	
January	12,829	
February	14,654	
March	15,923	
April	16,323	
May	16,323	
June	16,323	

### QUALITY

	Quantity	Base Number	Contract	AT	Region	England
% of FP17s for the same patient ID Re-attending within 3 months - Children	109	933	11.7%	11.7%	12.0%	11.5%
% of FP17s for the same patient ID Re-attending within 3 months - Adults	203	1,068	19.0%	15.8%	15.7%	15.4%
% of FP17s for the same patient ID Re-attending between 3 & 9 months - Children	550	933	58.9%	58.4%	60.3%	58.9%
% of FP17s for the same patient ID Re-attending between 3 & 9 months - Adults	634	1,068	59.4%	51.9%	54.0%	51.6%
% of FP17s for Band 1 Urgent Courses	201	1,528	13.2%	10.1%	8.9%	8.9%
% of FP17s Relating to Free Repair or Replacements	29	1,528	1.9%	0.9%	1.0%	0.8%
% of FP17s Relating to Continuations	14	1,528	0.9%	0.9%	1.1%	0.9%
% of Patients satisfied with the dentistry they have received	3	3	N/A	94.3%	93.4%	93.2%
% of Patients satisfied with the time they had to wait for an appointment	3	3	N/A	89.3%	89.4%	88.8%

\* This is based on patients treated on this contract for their most recent course of treatment. Figures in italics indicate the base number of FP17s or Patient Questionnaire responses are less than 100. N/A is shown where the base number of responses is less than 10 during the period. % is calculated as Quantity/Base number\*100

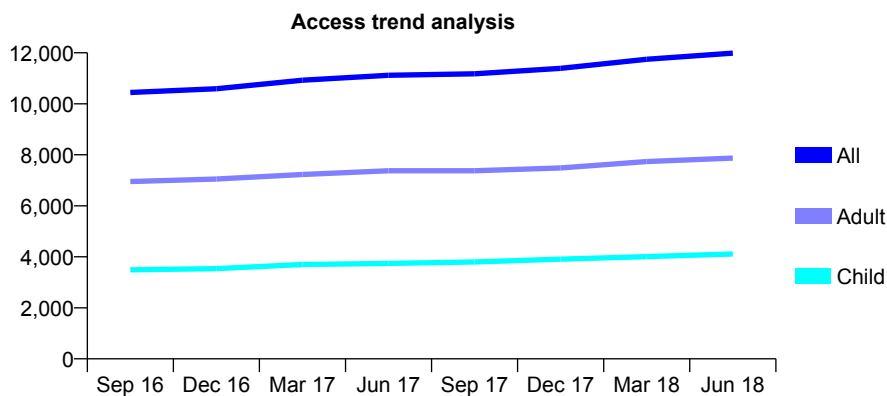
## Q46 - Vital Signs At a Glance Contract Report for 121274/0001 - June 2018

Name or company name	Freshdental Practice Ltd
Contract type name	GDS Contract
Purpose of contract	General
Contract start date	01/04/2011
Contract end date	

18/19 Contracted general activity (UDA)	28,724
Carry forward general activity (UDA)	0
18/19 Contracted orthodontic activity (UOA)	0
Carry forward orthodontic activity (UOA)	0
Baseline contract value	£727,585.70

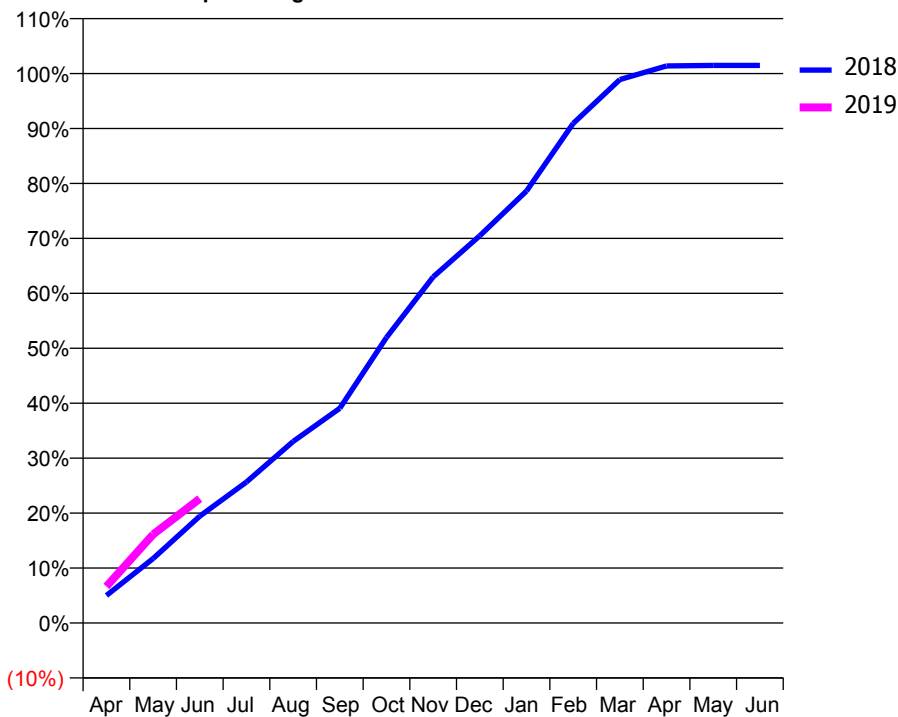
### ACCESS\*

Patients seen in 24 months	Total	Change since previous quarter
Quarter ending June 2017	11,118	
Quarter ending September 2017	11,178	→
Quarter ending December 2017	11,390	→
Quarter ending March 2018	11,744	↑
Quarter ending June 2018	11,985	↑
<b>Variance since June 2017</b>	<b>7.8%</b>	<b>↑</b>



### ACTIVITY

Cumulative percentage of contracted UDA delivered 2018 & 2019



Adjusted Scheduled Activity (UDA)

Month	2018	2019
April	1,440	1,911
May	3,370	4,629
June	5,584	6,497
July	7,373	
August	9,489	
September	11,223	
October	14,929	
November	18,095	
December	20,242	
January	22,580	
February	26,113	
March	28,410	
April	29,122	
May	29,149	
June	29,150	

### QUALITY

	Quantity	Base Number	Contract	AT	Region	England
% of FP17s for the same patient ID Re-attending within 3 months - Children	272	1,912	14.2%	11.7%	12.0%	11.5%
% of FP17s for the same patient ID Re-attending within 3 months - Adults	262	2,278	11.5%	15.8%	15.7%	15.4%
% of FP17s for the same patient ID Re-attending between 3 & 9 months - Children	1,166	1,912	61.0%	58.4%	60.3%	58.9%
% of FP17s for the same patient ID Re-attending between 3 & 9 months - Adults	1,171	2,278	51.4%	51.9%	54.0%	51.6%
% of FP17s for Band 1 Urgent Courses	287	3,503	8.2%	10.1%	8.9%	8.9%
% of FP17s Relating to Free Repair or Replacements	18	3,503	0.5%	0.9%	1.0%	0.8%
% of FP17s Relating to Continuations	1	3,503	0.0%	0.9%	1.1%	0.9%
% of Patients satisfied with the dentistry they have received	3	3	N/A	94.3%	93.4%	93.2%
% of Patients satisfied with the time they had to wait for an appointment	3	3	N/A	89.3%	89.4%	88.8%

\* This is based on patients treated on this contract for their most recent course of treatment. Figures in italics indicate the base number of FP17s or Patient Questionnaire responses are less than 100. N/A is shown where the base number of responses is less than 10 during the period. % is calculated as Quantity/Base number\*100

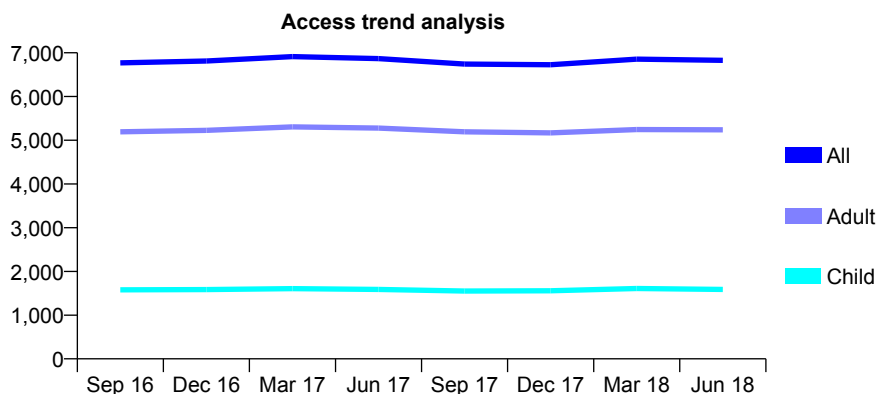
## Q46 - Vital Signs At a Glance Contract Report for 122211/0001 - June 2018

Name or company name	Durgan & Ashworth Dental Care Ltd
Contract type name	GDS Contract
Purpose of contract	General
Contract start date	01/05/2007
Contract end date	

18/19 Contracted general activity (UDA)	19,207
Carry forward general activity (UDA)	0
18/19 Contracted orthodontic activity (UOA)	0
Carry forward orthodontic activity (UOA)	0
Baseline contract value	£636,013.38

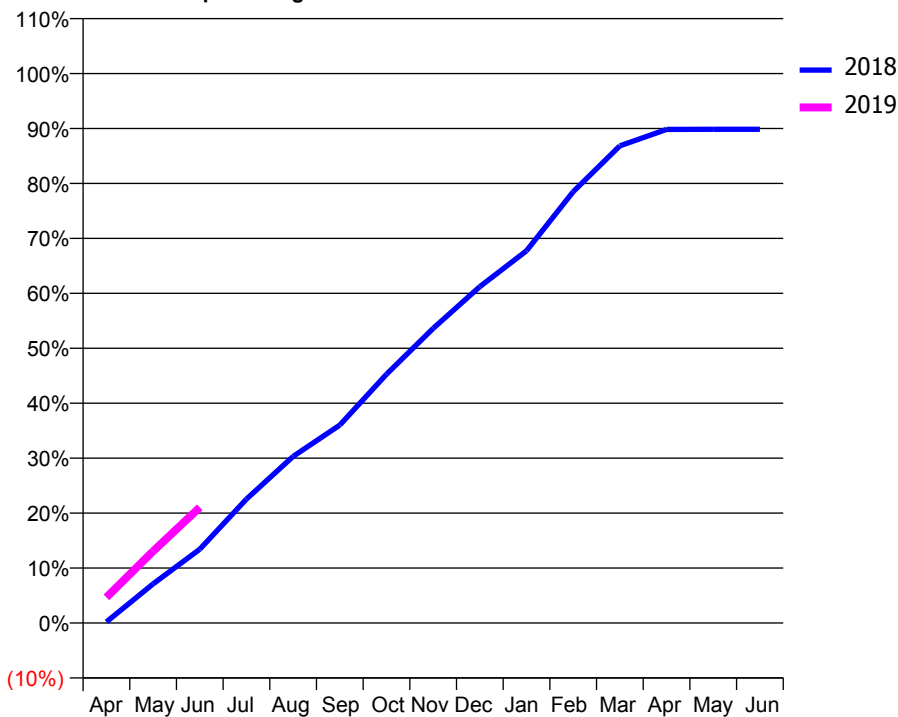
### ACCESS\*

Patients seen in 24 months	Total	Change since previous quarter
Quarter ending June 2017	6,866	
Quarter ending September 2017	6,742	↓
Quarter ending December 2017	6,727	→
Quarter ending March 2018	6,854	→
Quarter ending June 2018	6,829	→
<b>Variance since June 2017</b>	<b>(0.5%)</b>	→



### ACTIVITY

Cumulative percentage of contracted UDA delivered 2018 & 2019



Month	Adjusted Scheduled Activity (UDA)	
	2018	2019
April	41	896
May	1,369	2,508
June	2,580	4,044
July	4,331	
August	5,823	
September	6,921	
October	8,695	
November	10,297	
December	11,758	
January	13,010	
February	15,075	
March	16,677	
April	17,250	
May	17,256	
June	17,257	

### QUALITY

	Quantity	Base Number	Contract	AT	Region	England
% of FP17s for the same patient ID Re-attending within 3 months - Children	33	564	5.9%	11.7%	12.0%	11.5%
% of FP17s for the same patient ID Re-attending within 3 months - Adults	264	1,811	14.6%	15.8%	15.7%	15.4%
% of FP17s for the same patient ID Re-attending between 3 & 9 months - Children	349	564	61.9%	58.4%	60.3%	58.9%
% of FP17s for the same patient ID Re-attending between 3 & 9 months - Adults	994	1,811	54.9%	51.9%	54.0%	51.6%
% of FP17s for Band 1 Urgent Courses	162	2,095	7.7%	10.1%	8.9%	8.9%
% of FP17s Relating to Free Repair or Replacements	27	2,095	1.3%	0.9%	1.0%	0.8%
% of FP17s Relating to Continuations	42	2,095	2.0%	0.9%	1.1%	0.9%
% of Patients satisfied with the dentistry they have received	5	5	N/A	94.3%	93.4%	93.2%
% of Patients satisfied with the time they had to wait for an appointment	5	5	N/A	89.3%	89.4%	88.8%

\* This is based on patients treated on this contract for their most recent course of treatment. Figures in italics indicate the base number of FP17s or Patient Questionnaire responses are less than 100. N/A is shown where the base number of responses is less than 10 during the period. % is calculated as Quantity/Base number\*100

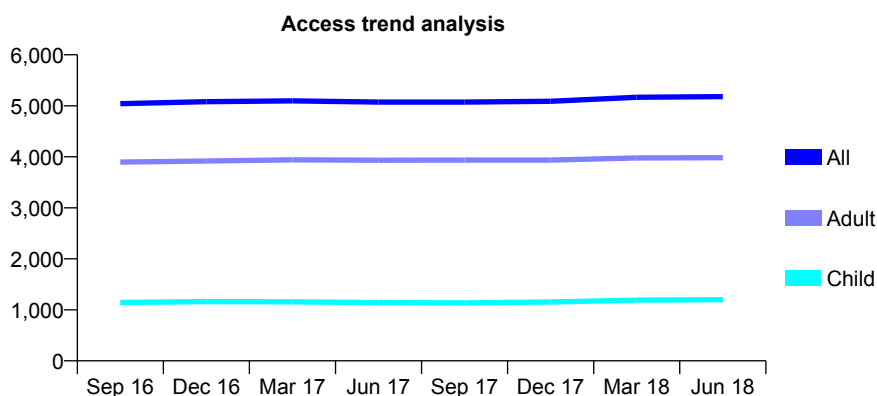
## Q46 - Vital Signs At a Glance Contract Report for 123056/0001 - June 2018

Name or company name	Fletcher Fosbrook Dental Surgery
Contract type name	GDS Contract
Purpose of contract	General
Contract start date	01/04/2013
Contract end date	

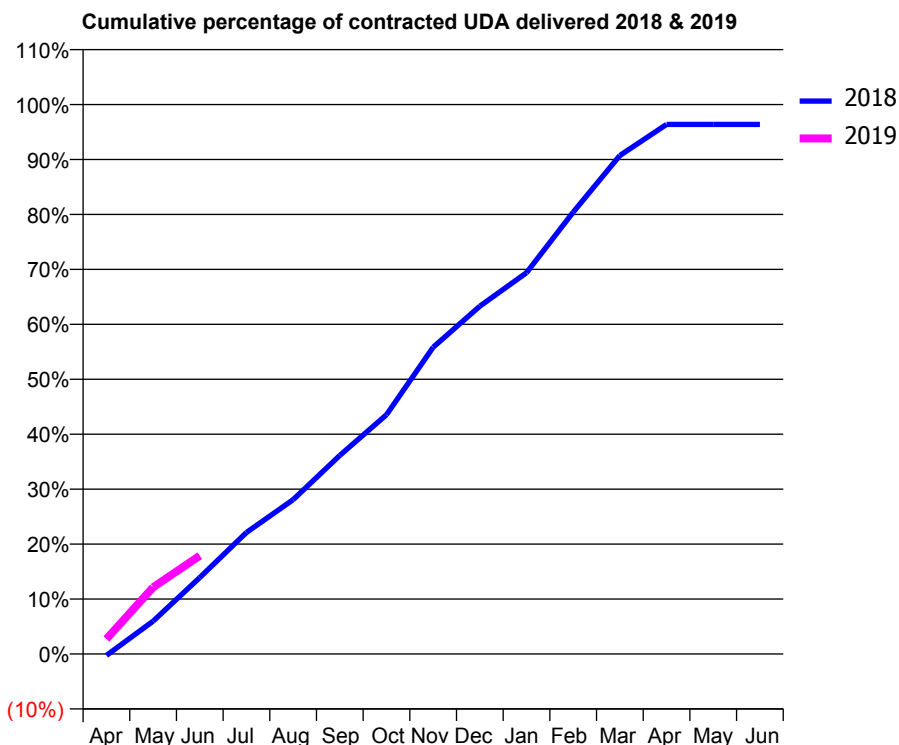
18/19 Contracted general activity (UDA)	12,364
Carry forward general activity (UDA)	0
18/19 Contracted orthodontic activity (UOA)	0
Carry forward orthodontic activity (UOA)	0
Baseline contract value	£344,803.90

### ACCESS\*

Patients seen in 24 months	Total	Change since previous quarter
Quarter ending June 2017	5,073	
Quarter ending September 2017	5,073	→
Quarter ending December 2017	5,090	→
Quarter ending March 2018	5,168	→
Quarter ending June 2018	5,181	→
<b>Variance since June 2017</b>	<b>2.1%</b>	<b>↑</b>



### ACTIVITY



Month	Adjusted Scheduled Activity (UDA)	
	2018	2019
April	-34	338
May	739	1,501
June	1,722	2,212
July	2,735	
August	3,472	
September	4,468	
October	5,385	
November	6,902	
December	7,825	
January	8,579	
February	9,943	
March	11,217	
April	11,915	
May	11,916	
June	11,916	

### QUALITY

	Quantity	Base Number	Contract	AT	Region	England
% of FP17s for the same patient ID Re-attending within 3 months - Children	25	373	6.7%	11.7%	12.0%	11.5%
% of FP17s for the same patient ID Re-attending within 3 months - Adults	132	1,216	10.9%	15.8%	15.7%	15.4%
% of FP17s for the same patient ID Re-attending between 3 & 9 months - Children	198	373	53.1%	58.4%	60.3%	58.9%
% of FP17s for the same patient ID Re-attending between 3 & 9 months - Adults	715	1,216	58.8%	51.9%	54.0%	51.6%
% of FP17s for Band 1 Urgent Courses	28	1,310	2.1%	10.1%	8.9%	8.9%
% of FP17s Relating to Free Repair or Replacements	7	1,310	0.5%	0.9%	1.0%	0.8%
% of FP17s Relating to Continuations	21	1,310	1.6%	0.9%	1.1%	0.9%
% of Patients satisfied with the dentistry they have received	2	2	N/A	94.3%	93.4%	93.2%
% of Patients satisfied with the time they had to wait for an appointment	2	2	N/A	89.3%	89.4%	88.8%

\* This is based on patients treated on this contract for their most recent course of treatment. Figures in italics indicate the base number of FP17s or Patient Questionnaire responses are less than 100. N/A is shown where the base number of responses is less than 10 during the period. % is calculated as Quantity/Base number\*100

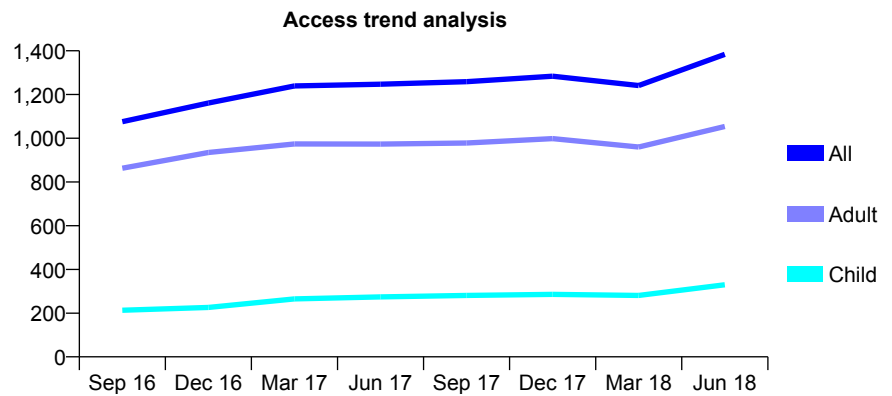
## Q46 - Vital Signs At a Glance Contract Report for 124168/0001 - June 2018

Name or company name	Blackley Dental Surgery
Contract type name	GDS Contract
Purpose of contract	General
Contract start date	01/02/2015
Contract end date	

18/19 Contracted general activity (UDA)	6,208
Carry forward general activity (UDA)	0
18/19 Contracted orthodontic activity (UOA)	0
Carry forward orthodontic activity (UOA)	0
Baseline contract value	£191,460.89

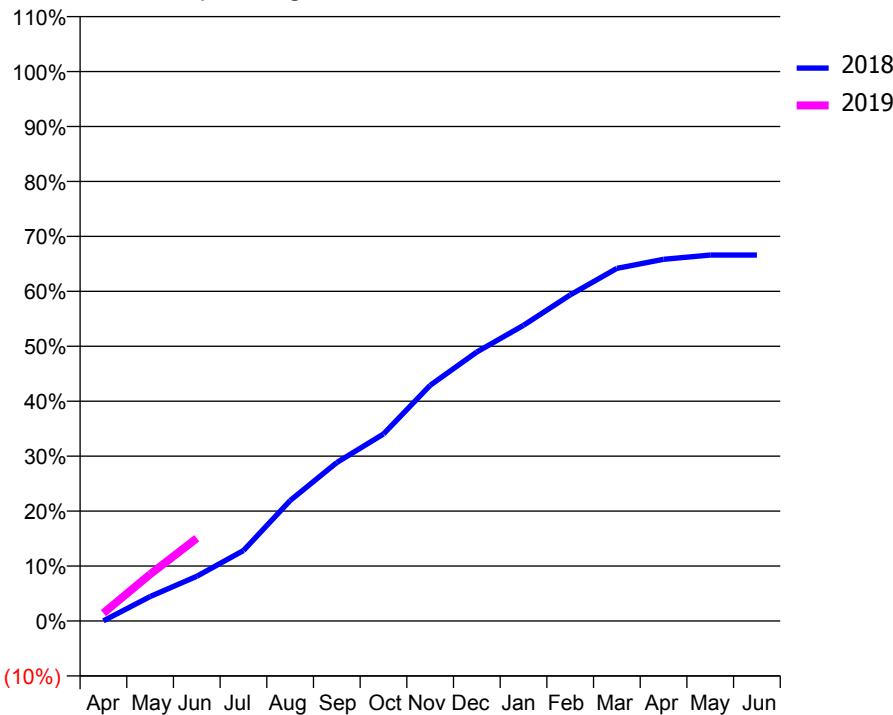
### ACCESS\*

Patients seen in 24 months	Total	Change since previous quarter
Quarter ending June 2017	1,247	
Quarter ending September 2017	1,259	→
Quarter ending December 2017	1,284	→
Quarter ending March 2018	1,241	↓
Quarter ending June 2018	1,384	↑
<b>Variance since June 2017</b>	<b>11.0%</b>	<b>↑</b>



### ACTIVITY

Cumulative percentage of contracted UDA delivered 2018 & 2019



Month	Adjusted Scheduled Activity (UDA)	
	2018	2019
April	3	90
May	276	528
June	506	934
July	797	
August	1,362	
September	1,790	
October	2,113	
November	2,663	
December	3,040	
January	3,341	
February	3,684	
March	3,984	
April	4,086	
May	4,135	
June	4,135	

### QUALITY

	Quantity	Base Number	Contract	AT	Region	England
% of FP17s for the same patient ID Re-attending within 3 months - Children	9	126	7.1%	11.7%	12.0%	11.5%
% of FP17s for the same patient ID Re-attending within 3 months - Adults	26	354	7.3%	15.8%	15.7%	15.4%
% of FP17s for the same patient ID Re-attending between 3 & 9 months - Children	54	126	42.9%	58.4%	60.3%	58.9%
% of FP17s for the same patient ID Re-attending between 3 & 9 months - Adults	183	354	51.7%	51.9%	54.0%	51.6%
% of FP17s for Band 1 Urgent Courses	21	402	5.2%	10.1%	8.9%	8.9%
% of FP17s Relating to Free Repair or Replacements	2	402	0.5%	0.9%	1.0%	0.8%
% of FP17s Relating to Continuations	2	402	0.5%	0.9%	1.1%	0.9%
% of Patients satisfied with the dentistry they have received	1	1	N/A	94.3%	93.4%	93.2%
% of Patients satisfied with the time they had to wait for an appointment	1	1	N/A	89.3%	89.4%	88.8%

\* This is based on patients treated on this contract for their most recent course of treatment. Figures in italics indicate the base number of FP17s or Patient Questionnaire responses are less than 100. N/A is shown where the base number of responses is less than 10 during the period. % is calculated as Quantity/Base number\*100

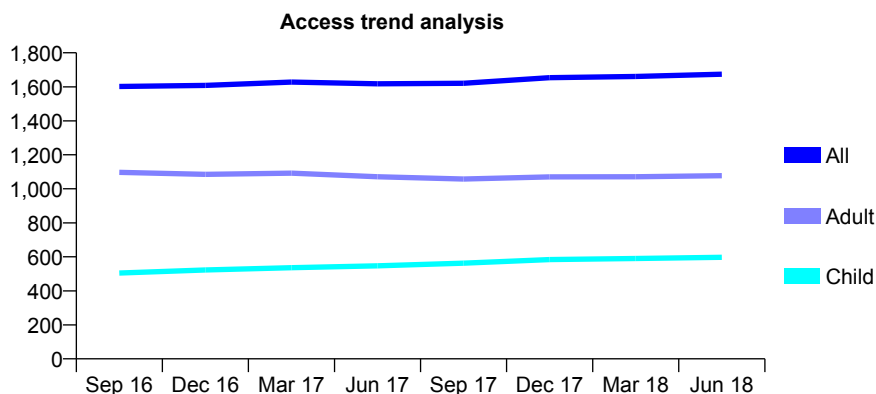
## Q46 - Vital Signs At a Glance Contract Report for 124257/0001 - June 2018

Name or company name	East Road Care Ltd.
Contract type name	GDS Contract
Purpose of contract	General
Contract start date	07/02/2007
Contract end date	

18/19 Contracted general activity (UDA)	6,628
Carry forward general activity (UDA)	0
18/19 Contracted orthodontic activity (UOA)	0
Carry forward orthodontic activity (UOA)	0
Baseline contract value	£238,515.45

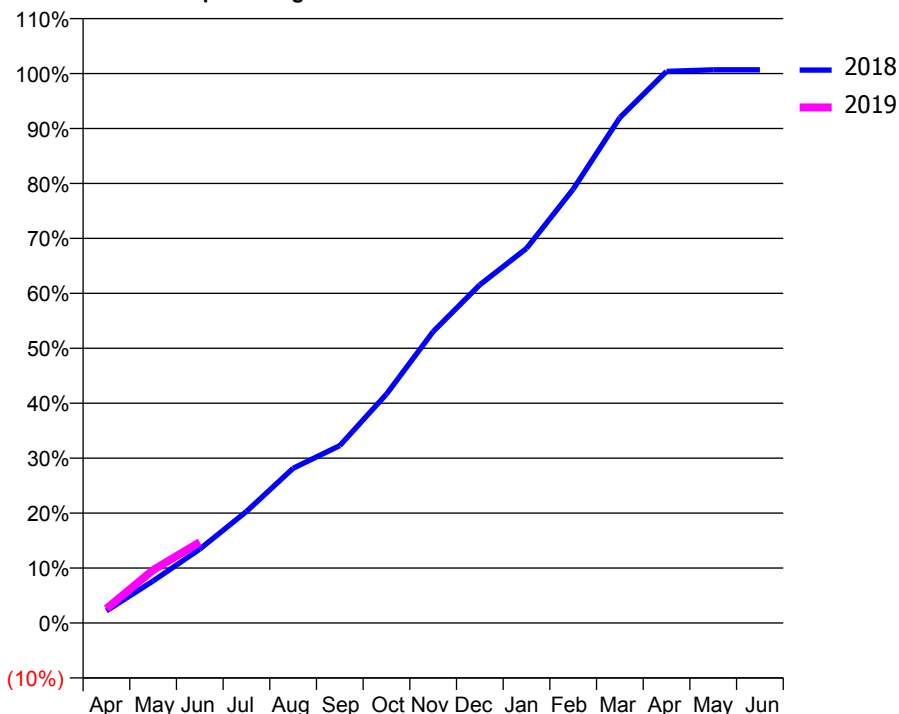
### ACCESS\*

Patients seen in 24 months	Total	Change since previous quarter
Quarter ending June 2017	1,618	
Quarter ending September 2017	1,621	→
Quarter ending December 2017	1,654	↑
Quarter ending March 2018	1,661	→
Quarter ending June 2018	1,674	→
<b>Variance since June 2017</b>	<b>3.5%</b>	<b>↑</b>



### ACTIVITY

Cumulative percentage of contracted UDA delivered 2018 & 2019



Month	Adjusted Scheduled Activity (UDA)	
	2018	2019
April	148	173
May	508	639
June	892	976
July	1,345	
August	1,866	
September	2,141	
October	2,761	
November	3,515	
December	4,080	
January	4,518	
February	5,234	
March	6,097	
April	6,653	
May	6,672	
June	6,672	

### QUALITY

	Quantity	Base Number	Contract	AT	Region	England
% of FP17s for the same patient ID Re-attending within 3 months - Children	3	171	1.8%	11.7%	12.0%	11.5%
% of FP17s for the same patient ID Re-attending within 3 months - Adults	26	309	8.4%	15.8%	15.7%	15.4%
% of FP17s for the same patient ID Re-attending between 3 & 9 months - Children	85	171	49.7%	58.4%	60.3%	58.9%
% of FP17s for the same patient ID Re-attending between 3 & 9 months - Adults	103	309	33.3%	51.9%	54.0%	51.6%
% of FP17s for Band 1 Urgent Courses	74	364	20.3%	10.1%	8.9%	8.9%
% of FP17s Relating to Free Repair or Replacements	0	364	0.0%	0.9%	1.0%	0.8%
% of FP17s Relating to Continuations	3	364	0.8%	0.9%	1.1%	0.9%
% of Patients satisfied with the dentistry they have received	0	0	N/A	94.3%	93.4%	93.2%
% of Patients satisfied with the time they had to wait for an appointment	0	0	N/A	89.3%	89.4%	88.8%

\* This is based on patients treated on this contract for their most recent course of treatment. Figures in italics indicate the base number of FP17s or Patient Questionnaire responses are less than 100. N/A is shown where the base number of responses is less than 10 during the period. % is calculated as Quantity/Base number\*100

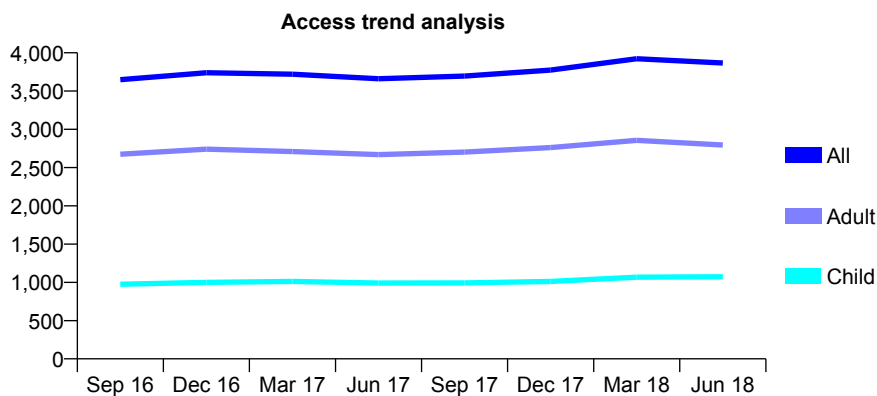
## Q46 - Vital Signs At a Glance Contract Report for 124354/0001 - June 2018

Name or company name	Claremont Dental Practice
Contract type name	GDS Contract
Purpose of contract	General
Contract start date	01/06/2012
Contract end date	

18/19 Contracted general activity (UDA)	12,521
Carry forward general activity (UDA)	0
18/19 Contracted orthodontic activity (UOA)	0
Carry forward orthodontic activity (UOA)	0
Baseline contract value	£329,707.09

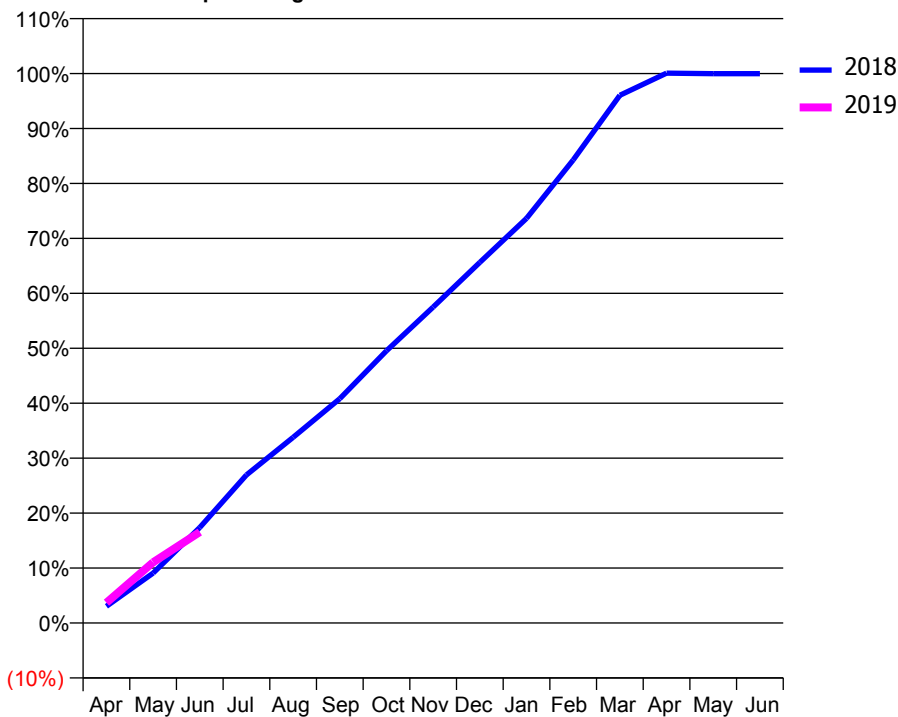
### ACCESS\*

Patients seen in 24 months	Total	Change since previous quarter
Quarter ending June 2017	3,661	
Quarter ending September 2017	3,695	→
Quarter ending December 2017	3,774	↑
Quarter ending March 2018	3,923	↑
Quarter ending June 2018	3,867	↓
<b>Variance since June 2017</b>	<b>5.6%</b>	<b>↑</b>



### ACTIVITY

Cumulative percentage of contracted UDA delivered 2018 & 2019



Adjusted Scheduled Activity (UDA)		
Month	2018	2019
April	380	463
May	1,138	1,383
June	2,177	2,075
July	3,374	
August	4,231	
September	5,113	
October	6,204	
November	7,199	
December	8,218	
January	9,220	
February	10,550	
March	12,024	
April	12,530	
May	12,517	
June	12,517	

### QUALITY

	Quantity	Base Number	Contract	AT	Region	England
% of FP17s for the same patient ID Re-attending within 3 months - Children	60	378	15.9%	11.7%	12.0%	11.5%
% of FP17s for the same patient ID Re-attending within 3 months - Adults	235	944	24.9%	15.8%	15.7%	15.4%
% of FP17s for the same patient ID Re-attending between 3 & 9 months - Children	227	378	60.1%	58.4%	60.3%	58.9%
% of FP17s for the same patient ID Re-attending between 3 & 9 months - Adults	529	944	56.0%	51.9%	54.0%	51.6%
% of FP17s for Band 1 Urgent Courses	161	1,114	14.5%	10.1%	8.9%	8.9%
% of FP17s Relating to Free Repair or Replacements	16	1,114	1.4%	0.9%	1.0%	0.8%
% of FP17s Relating to Continuations	16	1,114	1.4%	0.9%	1.1%	0.9%
% of Patients satisfied with the dentistry they have received	3	3	N/A	94.3%	93.4%	93.2%
% of Patients satisfied with the time they had to wait for an appointment	3	3	N/A	89.3%	89.4%	88.8%

\* This is based on patients treated on this contract for their most recent course of treatment. Figures in italics indicate the base number of FP17s or Patient Questionnaire responses are less than 100. N/A is shown where the base number of responses is less than 10 during the period. % is calculated as Quantity/Base number\*100

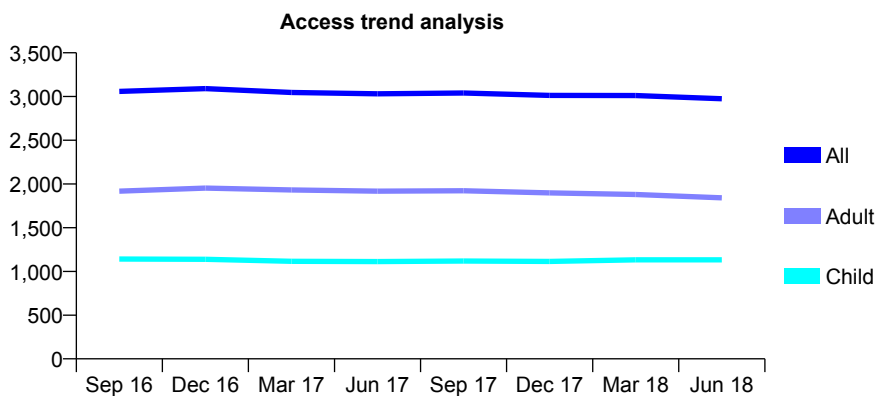
## Q46 - Vital Signs At a Glance Contract Report for 125040/0001 - June 2018

Name or company name	Red Rose Dental Group
Contract type name	GDS Contract
Purpose of contract	General and Orthodontic
Contract start date	01/04/2013
Contract end date	

18/19 Contracted general activity (UDA)	6,575
Carry forward general activity (UDA)	0
18/19 Contracted orthodontic activity (UOA)	5,533
Carry forward orthodontic activity (UOA)	0
Baseline contract value	£565,931.06

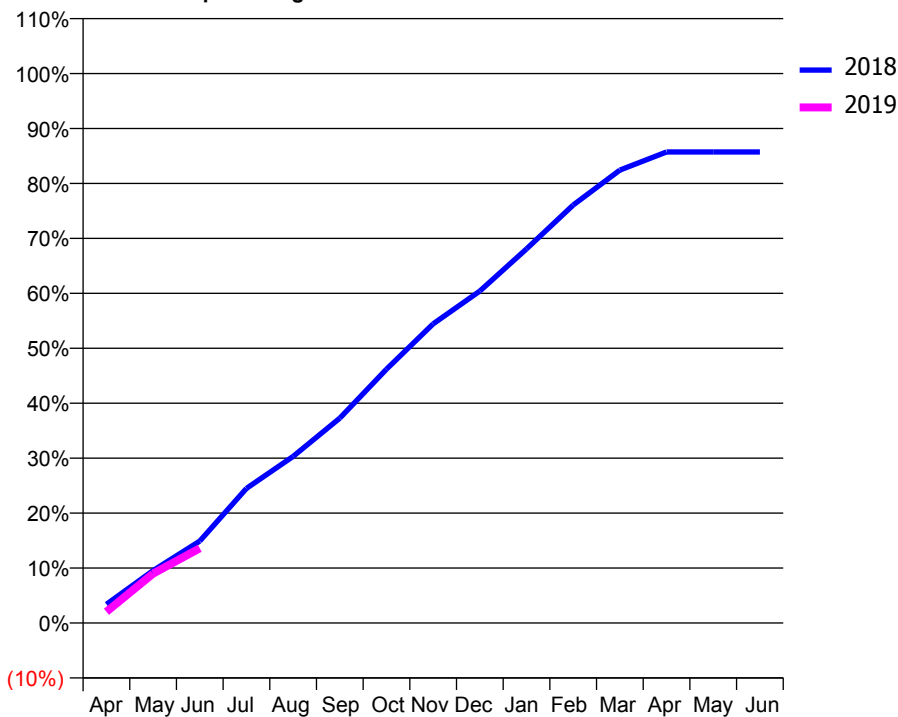
### ACCESS\*

Patients seen in 24 months	Total	Change since previous quarter
Quarter ending June 2017	3,031	
Quarter ending September 2017	3,040	→
Quarter ending December 2017	3,012	→
Quarter ending March 2018	3,011	→
Quarter ending June 2018	2,974	↓
<b>Variance since June 2017</b>	<b>(1.9%)</b>	<b>↓</b>



### ACTIVITY

Cumulative percentage of contracted UDA delivered 2018 & 2019



Adjusted Scheduled Activity (UDA)

Month	2018	2019
April	224	136
May	627	590
June	981	894
July	1,611	
August	1,994	
September	2,451	
October	3,036	
November	3,579	
December	3,972	
January	4,476	
February	5,002	
March	5,420	
April	5,637	
May	5,637	
June	5,637	

### QUALITY

	Quantity	Base Number	Contract	AT	Region	England
% of FP17s for the same patient ID Re-attending within 3 months - Children	23	446	5.2%	11.7%	12.0%	11.5%
% of FP17s for the same patient ID Re-attending within 3 months - Adults	65	476	13.7%	15.8%	15.7%	15.4%
% of FP17s for the same patient ID Re-attending between 3 & 9 months - Children	171	446	38.3%	58.4%	60.3%	58.9%
% of FP17s for the same patient ID Re-attending between 3 & 9 months - Adults	219	476	46.0%	51.9%	54.0%	51.6%
% of FP17s for Band 1 Urgent Courses	33	493	6.7%	10.1%	8.9%	8.9%
% of FP17s Relating to Free Repair or Replacements	4	493	0.8%	0.9%	1.0%	0.8%
% of FP17s Relating to Continuations	3	493	0.6%	0.9%	1.1%	0.9%
% of Patients satisfied with the dentistry they have received	0	0	N/A	94.3%	93.4%	93.2%
% of Patients satisfied with the time they had to wait for an appointment	0	0	N/A	89.3%	89.4%	88.8%

\* This is based on patients treated on this contract for their most recent course of treatment. Figures in italics indicate the base number of FP17s or Patient Questionnaire responses are less than 100. N/A is shown where the base number of responses is less than 10 during the period. % is calculated as Quantity/Base number\*100



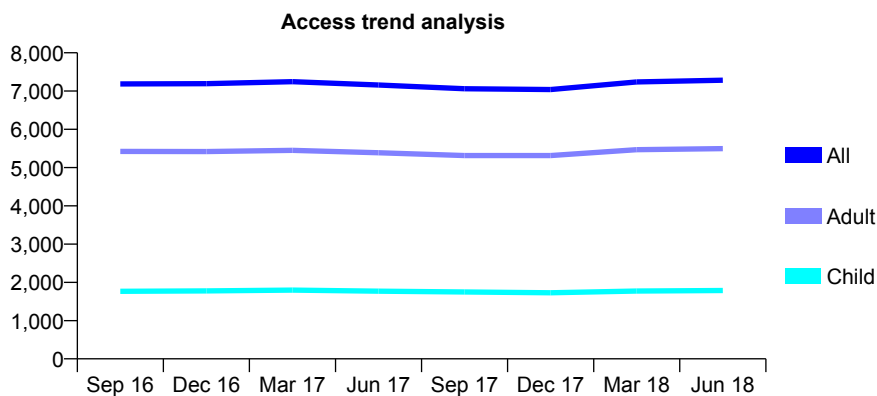
## Q46 - Vital Signs At a Glance Contract Report for 126055/0001 - June 2018

Name or company name	Hamani Healthcare Ltd
Contract type name	GDS Contract
Purpose of contract	General
Contract start date	01/12/2011
Contract end date	

18/19 Contracted general activity (UDA)	23,392
Carry forward general activity (UDA)	0
18/19 Contracted orthodontic activity (UOA)	0
Carry forward orthodontic activity (UOA)	0
Baseline contract value	£579,762.52

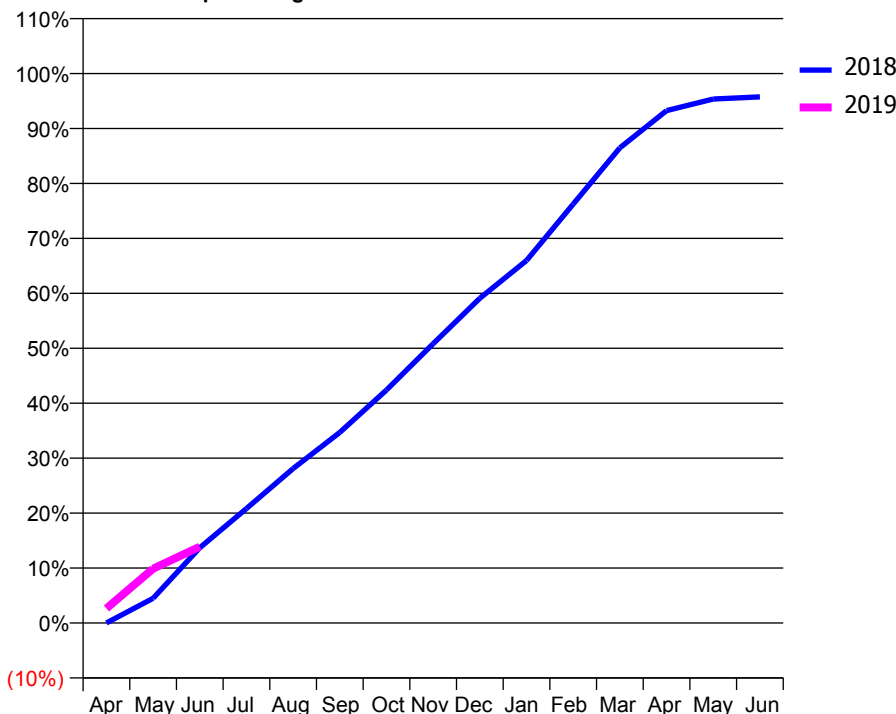
### ACCESS\*

Patients seen in 24 months	Total	Change since previous quarter
Quarter ending June 2017	7,157	
Quarter ending September 2017	7,062	↓
Quarter ending December 2017	7,041	→
Quarter ending March 2018	7,239	↑
Quarter ending June 2018	7,282	→
<b>Variance since June 2017</b>	<b>1.7%</b>	<b>→</b>



### ACTIVITY

Cumulative percentage of contracted UDA delivered 2018 & 2019



Adjusted Scheduled Activity (UDA)

Month	2018	2019
April	3	619
May	1,050	2,314
June	3,203	3,252
July	4,873	
August	6,578	
September	8,116	
October	9,921	
November	11,890	
December	13,822	
January	15,429	
February	17,835	
March	20,228	
April	21,815	
May	22,304	
June	22,395	

### QUALITY

	Quantity	Base Number	Contract	AT	Region	England
% of FP17s for the same patient ID Re-attending within 3 months - Children	52	631	8.2%	11.7%	12.0%	11.5%
% of FP17s for the same patient ID Re-attending within 3 months - Adults	235	1,831	12.8%	15.8%	15.7%	15.4%
% of FP17s for the same patient ID Re-attending between 3 & 9 months - Children	405	631	64.2%	58.4%	60.3%	58.9%
% of FP17s for the same patient ID Re-attending between 3 & 9 months - Adults	1,066	1,831	58.2%	51.9%	54.0%	51.6%
% of FP17s for Band 1 Urgent Courses	90	1,821	4.9%	10.1%	8.9%	8.9%
% of FP17s Relating to Free Repair or Replacements	21	1,821	1.2%	0.9%	1.0%	0.8%
% of FP17s Relating to Continuations	36	1,821	2.0%	0.9%	1.1%	0.9%
% of Patients satisfied with the dentistry they have received	7	7	N/A	94.3%	93.4%	93.2%
% of Patients satisfied with the time they had to wait for an appointment	7	7	N/A	89.3%	89.4%	88.8%

\* This is based on patients treated on this contract for their most recent course of treatment. Figures in italics indicate the base number of FP17s or Patient Questionnaire responses are less than 100. N/A is shown where the base number of responses is less than 10 during the period. % is calculated as Quantity/Base number\*100

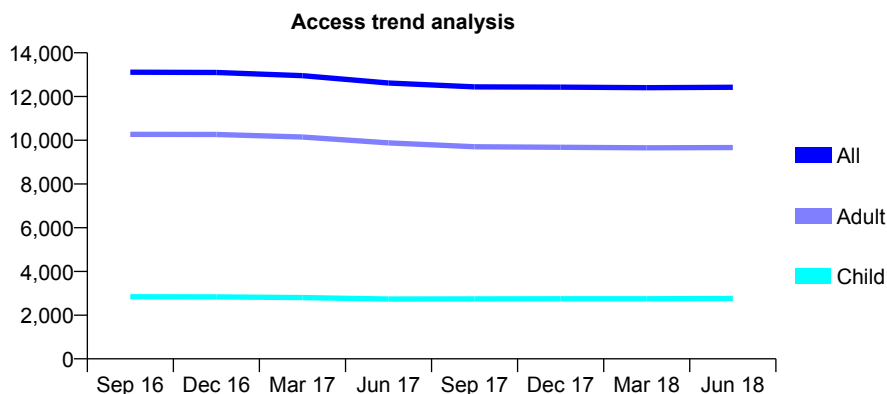
## Q46 - Vital Signs At a Glance Contract Report for 126640/0001 - June 2018

Name or company name	Florence House Dental Practice Partnership
Contract type name	GDS Contract
Purpose of contract	General
Contract start date	01/11/2012
Contract end date	

18/19 Contracted general activity (UDA)	39,318
Carry forward general activity (UDA)	0
18/19 Contracted orthodontic activity (UOA)	0
Carry forward orthodontic activity (UOA)	0
Baseline contract value	£1,119,361.41

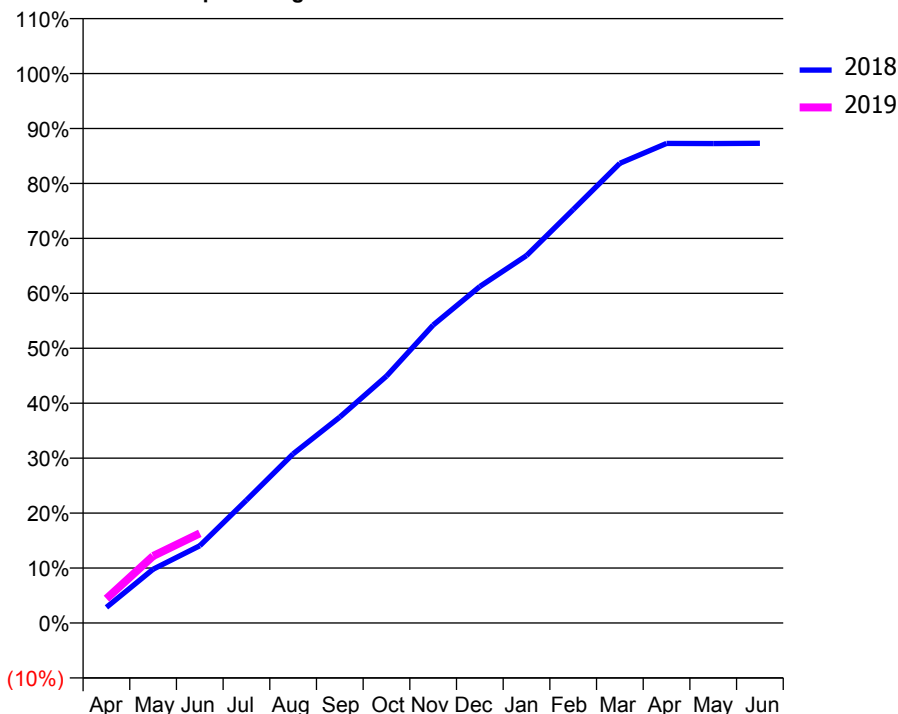
### ACCESS\*

Patients seen in 24 months	Total	Change since previous quarter
Quarter ending June 2017	12,618	
Quarter ending September 2017	12,443	↓
Quarter ending December 2017	12,427	→
Quarter ending March 2018	12,403	→
Quarter ending June 2018	12,423	→
<b>Variance since June 2017</b>	<b>(1.5%)</b>	<b>↓</b>



### ACTIVITY

Cumulative percentage of contracted UDA delivered 2018 & 2019



Month	Adjusted Scheduled Activity (UDA)	
	2018	2019
April	1,124	1,739
May	3,854	4,795
June	5,527	6,420
July	8,788	
August	12,100	
September	14,737	
October	17,664	
November	21,322	
December	24,079	
January	26,293	
February	29,582	
March	32,891	
April	34,313	
May	34,309	
June	34,322	

### QUALITY

	Quantity	Base Number	Contract	AT	Region	England
% of FP17s for the same patient ID Re-attending within 3 months - Children	47	822	5.7%	11.7%	12.0%	11.5%
% of FP17s for the same patient ID Re-attending within 3 months - Adults	308	2,777	11.1%	15.8%	15.7%	15.4%
% of FP17s for the same patient ID Re-attending between 3 & 9 months - Children	453	822	55.1%	58.4%	60.3%	58.9%
% of FP17s for the same patient ID Re-attending between 3 & 9 months - Adults	1,430	2,777	51.5%	51.9%	54.0%	51.6%
% of FP17s for Band 1 Urgent Courses	238	3,026	7.9%	10.1%	8.9%	8.9%
% of FP17s Relating to Free Repair or Replacements	18	3,026	0.6%	0.9%	1.0%	0.8%
% of FP17s Relating to Continuations	29	3,026	1.0%	0.9%	1.1%	0.9%
% of Patients satisfied with the dentistry they have received	6	7	N/A	94.3%	93.4%	93.2%
% of Patients satisfied with the time they had to wait for an appointment	5	7	N/A	89.3%	89.4%	88.8%

\* This is based on patients treated on this contract for their most recent course of treatment. Figures in italics indicate the base number of FP17s or Patient Questionnaire responses are less than 100. N/A is shown where the base number of responses is less than 10 during the period. % is calculated as Quantity/Base number\*100

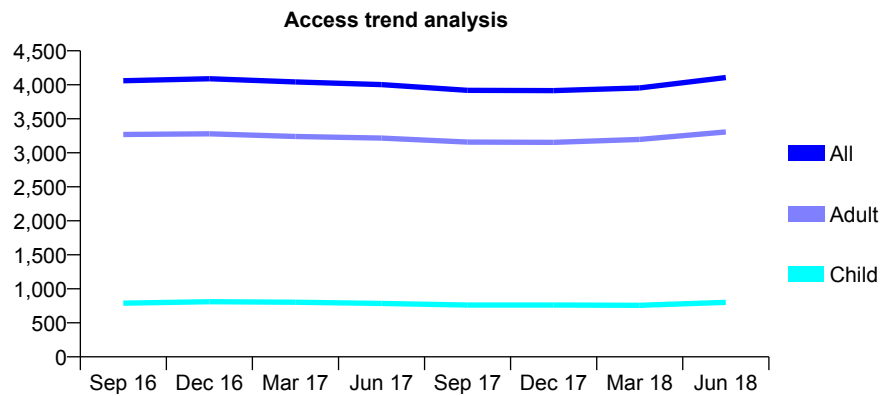
## Q46 - Vital Signs At a Glance Contract Report for 127477/0001 - June 2018

Name or company name	Hollinwood Dental Practice
Contract type name	GDS Contract
Purpose of contract	General
Contract start date	01/04/2012
Contract end date	

18/19 Contracted general activity (UDA)	13,992
Carry forward general activity (UDA)	0
18/19 Contracted orthodontic activity (UOA)	0
Carry forward orthodontic activity (UOA)	0
Baseline contract value	£379,450.23

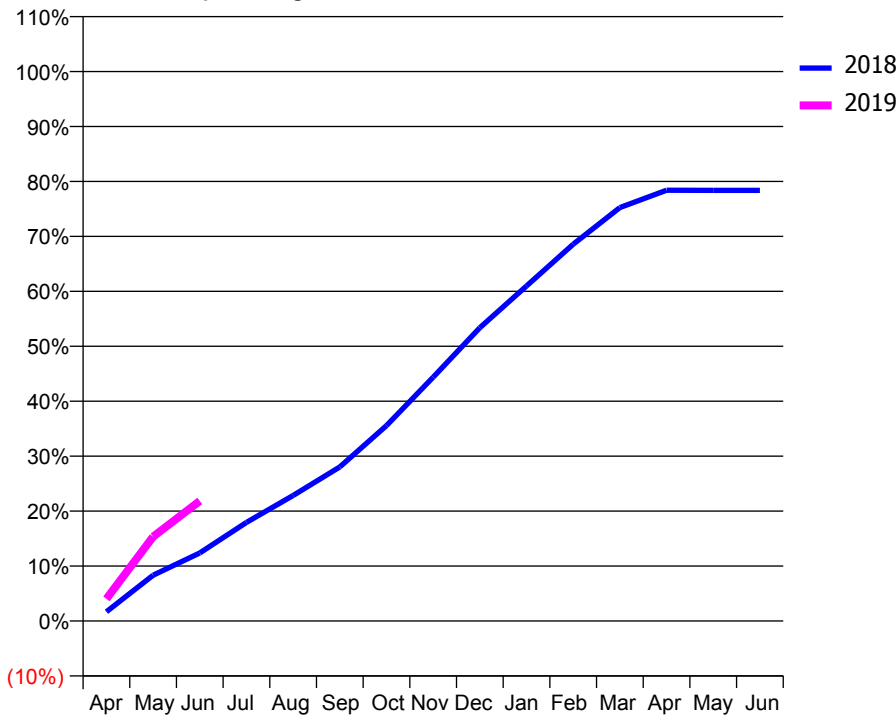
### ACCESS\*

Patients seen in 24 months	Total	Change since previous quarter
Quarter ending June 2017	4,002	
Quarter ending September 2017	3,918	↓
Quarter ending December 2017	3,915	→
Quarter ending March 2018	3,954	→
Quarter ending June 2018	4,107	↑
<b>Variance since June 2017</b>	<b>2.6%</b>	<b>↑</b>



### ACTIVITY

Cumulative percentage of contracted UDA delivered 2018 & 2019



Month	Adjusted Scheduled Activity (UDA)	
	2018	2019
April	235	564
May	1,167	2,147
June	1,735	3,058
July	2,511	
August	3,195	
September	3,923	
October	4,976	
November	6,210	
December	7,470	
January	8,533	
February	9,593	
March	10,527	
April	10,969	
May	10,965	
June	10,965	

### QUALITY

	Quantity	Base Number	Contract	AT	Region	England
% of FP17s for the same patient ID Re-attending within 3 months - Children	17	347	4.9%	11.7%	12.0%	11.5%
% of FP17s for the same patient ID Re-attending within 3 months - Adults	137	1,188	11.5%	15.8%	15.7%	15.4%
% of FP17s for the same patient ID Re-attending between 3 & 9 months - Children	211	347	60.8%	58.4%	60.3%	58.9%
% of FP17s for the same patient ID Re-attending between 3 & 9 months - Adults	658	1,188	55.4%	51.9%	54.0%	51.6%
% of FP17s for Band 1 Urgent Courses	70	1,381	5.1%	10.1%	8.9%	8.9%
% of FP17s Relating to Free Repair or Replacements	10	1,381	0.7%	0.9%	1.0%	0.8%
% of FP17s Relating to Continuations	17	1,381	1.2%	0.9%	1.1%	0.9%
% of Patients satisfied with the dentistry they have received	1	1	N/A	94.3%	93.4%	93.2%
% of Patients satisfied with the time they had to wait for an appointment	1	1	N/A	89.3%	89.4%	88.8%

\* This is based on patients treated on this contract for their most recent course of treatment. Figures in italics indicate the base number of FP17s or Patient Questionnaire responses are less than 100. N/A is shown where the base number of responses is less than 10 during the period. % is calculated as Quantity/Base number\*100

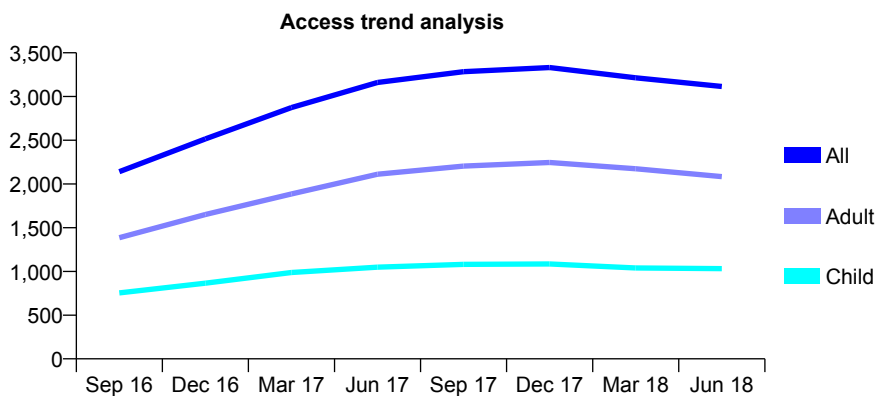
## Q46 - Vital Signs At a Glance Contract Report for 127949/0001 - June 2018

Name or company name	Mrs S Singh & Mr D Singh
Contract type name	GDS Contract
Purpose of contract	General
Contract start date	18/01/2016
Contract end date	

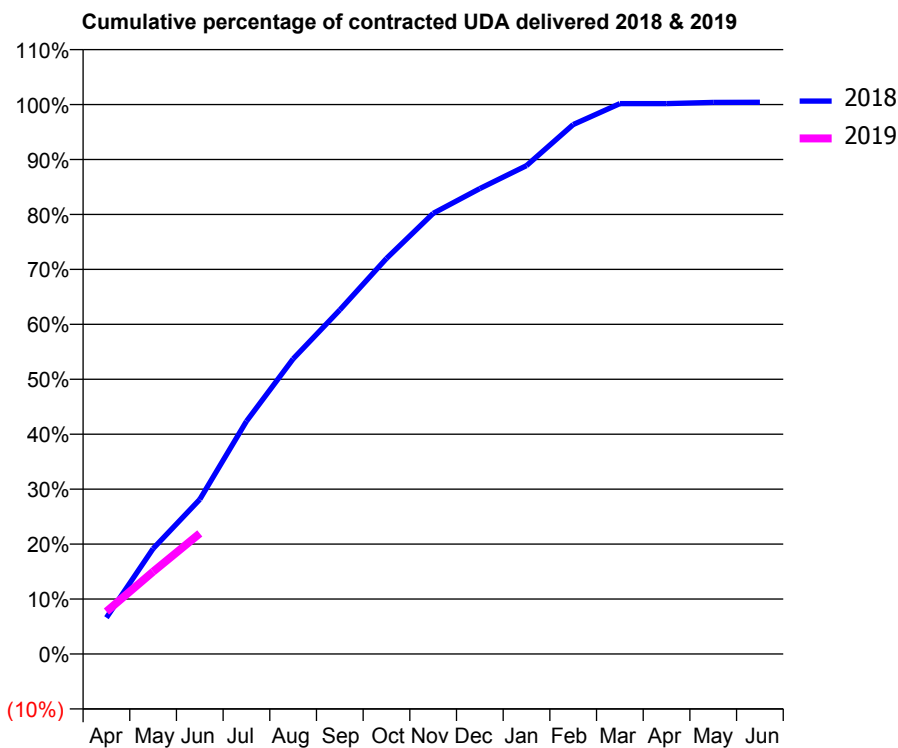
18/19 Contracted general activity (UDA)	10,570
Carry forward general activity (UDA)	0
18/19 Contracted orthodontic activity (UOA)	0
Carry forward orthodontic activity (UOA)	0
Baseline contract value	£368,210.05

### ACCESS\*

Patients seen in 24 months	Total	Change since previous quarter
Quarter ending June 2017	3,160	
Quarter ending September 2017	3,284	↑
Quarter ending December 2017	3,331	→
Quarter ending March 2018	3,214	↓
Quarter ending June 2018	3,115	↓
<b>Variance since June 2017</b>	<b>(1.4%)</b>	<b>↓</b>



### ACTIVITY



Month	Adjusted Scheduled Activity (UDA)	
	2018	2019
April	700	818
May	2,027	1,583
June	2,975	2,319
July	4,477	
August	5,678	
September	6,619	
October	7,608	
November	8,476	
December	8,953	
January	9,393	
February	10,185	
March	10,587	
April	10,587	
May	10,611	
June	10,612	

### QUALITY

	Quantity	Base Number	Contract	AT	Region	England
% of FP17s for the same patient ID Re-attending within 3 months - Children	27	378	7.1%	11.7%	12.0%	11.5%
% of FP17s for the same patient ID Re-attending within 3 months - Adults	86	679	12.7%	15.8%	15.7%	15.4%
% of FP17s for the same patient ID Re-attending between 3 & 9 months - Children	207	378	54.8%	58.4%	60.3%	58.9%
% of FP17s for the same patient ID Re-attending between 3 & 9 months - Adults	336	679	49.5%	51.9%	54.0%	51.6%
% of FP17s for Band 1 Urgent Courses	112	1,042	10.7%	10.1%	8.9%	8.9%
% of FP17s Relating to Free Repair or Replacements	6	1,042	0.6%	0.9%	1.0%	0.8%
% of FP17s Relating to Continuations	6	1,042	0.6%	0.9%	1.1%	0.9%
% of Patients satisfied with the dentistry they have received	1	1	N/A	94.3%	93.4%	93.2%
% of Patients satisfied with the time they had to wait for an appointment	1	1	N/A	89.3%	89.4%	88.8%

\* This is based on patients treated on this contract for their most recent course of treatment. Figures in italics indicate the base number of FP17s or Patient Questionnaire responses are less than 100. N/A is shown where the base number of responses is less than 10 during the period. % is calculated as Quantity/Base number\*100

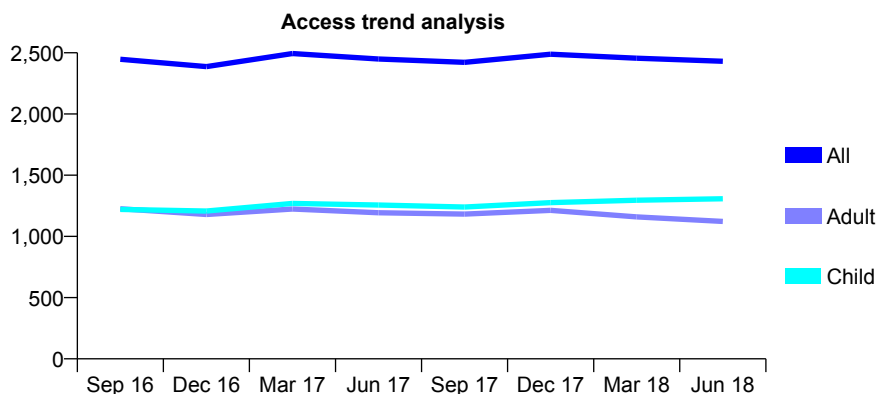
## Q46 - Vital Signs At a Glance Contract Report for 128007/0001 - June 2018

Name or company name	Ashton Road Limited Company
Contract type name	GDS Contract
Purpose of contract	General
Contract start date	06/04/2007
Contract end date	

18/19 Contracted general activity (UDA)	8,609
Carry forward general activity (UDA)	0
18/19 Contracted orthodontic activity (UOA)	0
Carry forward orthodontic activity (UOA)	0
Baseline contract value	£233,458.15

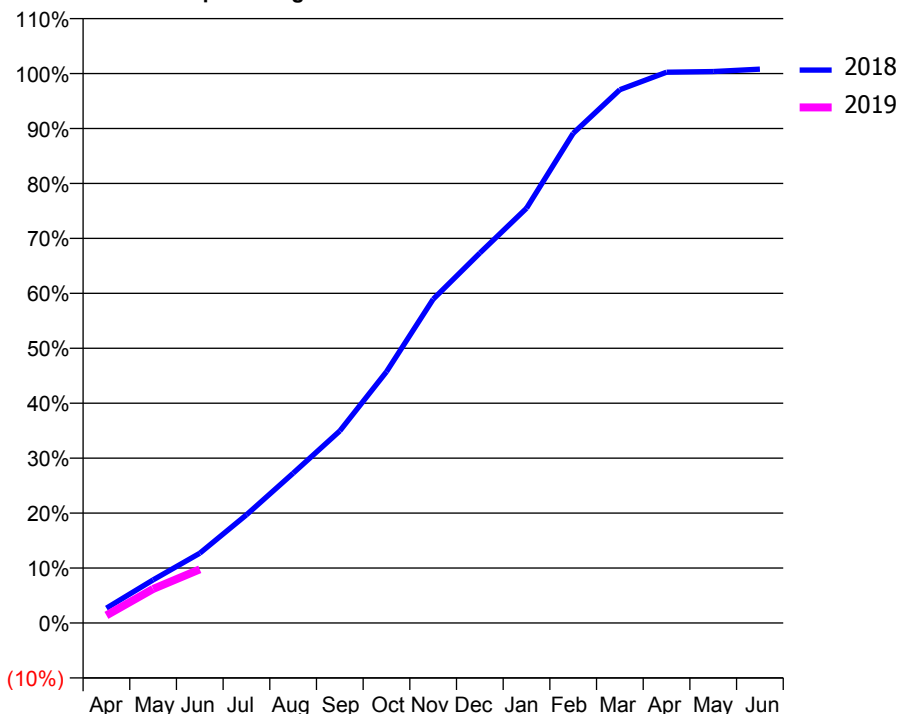
### ACCESS\*

Patients seen in 24 months	Total	Change since previous quarter
Quarter ending June 2017	2,449	
Quarter ending September 2017	2,422	↓
Quarter ending December 2017	2,489	↑
Quarter ending March 2018	2,456	↓
Quarter ending June 2018	2,431	↓
<b>Variance since June 2017</b>	<b>(0.7%)</b>	→



### ACTIVITY

Cumulative percentage of contracted UDA delivered 2018 & 2019



Adjusted Scheduled Activity (UDA)

Month	2018	2019
April	233	121
May	677	534
June	1,094	841
July	1,695	
August	2,347	
September	3,010	
October	3,937	
November	5,074	
December	5,796	
January	6,499	
February	7,673	
March	8,356	
April	8,629	
May	8,641	
June	8,677	

### QUALITY

	Quantity	Base Number	Contract	AT	Region	England
% of FP17s for the same patient ID Re-attending within 3 months - Children	10	261	3.8%	11.7%	12.0%	11.5%
% of FP17s for the same patient ID Re-attending within 3 months - Adults	21	173	12.1%	15.8%	15.7%	15.4%
% of FP17s for the same patient ID Re-attending between 3 & 9 months - Children	122	261	46.7%	58.4%	60.3%	58.9%
% of FP17s for the same patient ID Re-attending between 3 & 9 months - Adults	84	173	48.6%	51.9%	54.0%	51.6%
% of FP17s for Band 1 Urgent Courses	9	334	2.7%	10.1%	8.9%	8.9%
% of FP17s Relating to Free Repair or Replacements	0	334	0.0%	0.9%	1.0%	0.8%
% of FP17s Relating to Continuations	2	334	0.6%	0.9%	1.1%	0.9%
% of Patients satisfied with the dentistry they have received	2	2	N/A	94.3%	93.4%	93.2%
% of Patients satisfied with the time they had to wait for an appointment	2	2	N/A	89.3%	89.4%	88.8%

\* This is based on patients treated on this contract for their most recent course of treatment. Figures in italics indicate the base number of FP17s or Patient Questionnaire responses are less than 100. N/A is shown where the base number of responses is less than 10 during the period. % is calculated as Quantity/Base number\*100

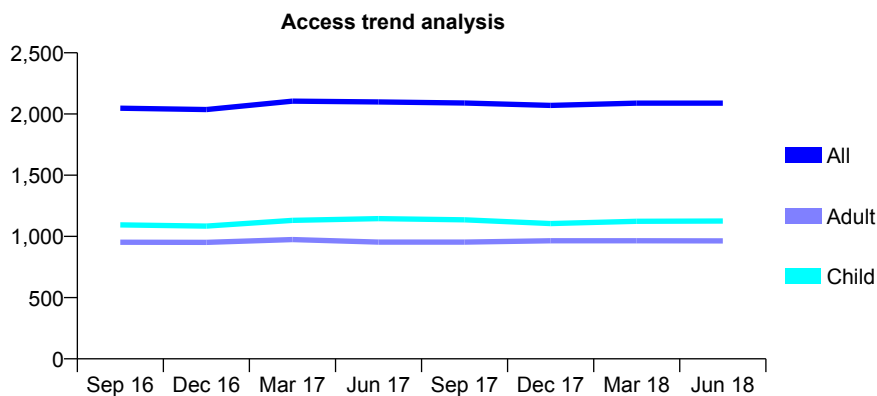
## Q46 - Vital Signs At a Glance Contract Report for 128236/0001 - June 2018

Name or company name	Maple Road Dental Practice
Contract type name	GDS Contract
Purpose of contract	General
Contract start date	01/07/2009
Contract end date	

18/19 Contracted general activity (UDA)	5,704
Carry forward general activity (UDA)	0
18/19 Contracted orthodontic activity (UOA)	0
Carry forward orthodontic activity (UOA)	0
Baseline contract value	£151,076.77

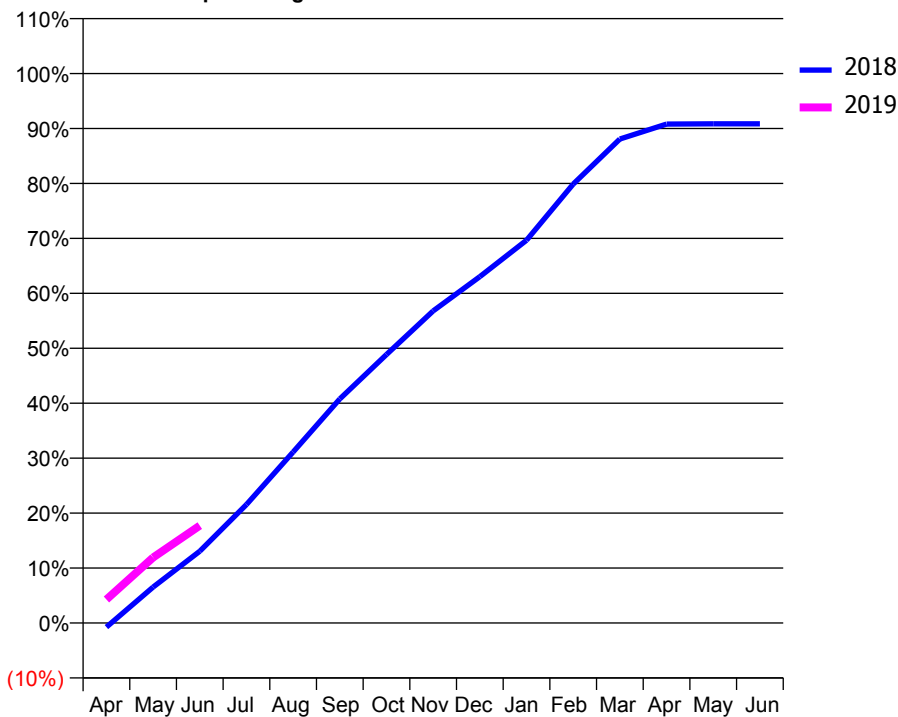
### ACCESS\*

Patients seen in 24 months	Total	Change since previous quarter
Quarter ending June 2017	2,099	
Quarter ending September 2017	2,090	→
Quarter ending December 2017	2,070	→
Quarter ending March 2018	2,089	→
Quarter ending June 2018	2,089	→
<b>Variance since June 2017</b>	<b>(0.5%)</b>	→



### ACTIVITY

Cumulative percentage of contracted UDA delivered 2018 & 2019



Adjusted Scheduled Activity (UDA)

Month	2018	2019
April	-44	245
May	373	681
June	745	1,011
July	1,229	
August	1,775	
September	2,326	
October	2,787	
November	3,240	
December	3,596	
January	3,974	
February	4,556	
March	5,024	
April	5,180	
May	5,182	
June	5,182	

### QUALITY

	Quantity	Base Number	Contract	AT	Region	England
% of FP17s for the same patient ID Re-attending within 3 months - Children	50	518	9.7%	11.7%	12.0%	11.5%
% of FP17s for the same patient ID Re-attending within 3 months - Adults	43	271	15.9%	15.8%	15.7%	15.4%
% of FP17s for the same patient ID Re-attending between 3 & 9 months - Children	354	518	68.3%	58.4%	60.3%	58.9%
% of FP17s for the same patient ID Re-attending between 3 & 9 months - Adults	139	271	51.3%	51.9%	54.0%	51.6%
% of FP17s for Band 1 Urgent Courses	69	679	10.2%	10.1%	8.9%	8.9%
% of FP17s Relating to Free Repair or Replacements	3	679	0.4%	0.9%	1.0%	0.8%
% of FP17s Relating to Continuations	1	679	0.1%	0.9%	1.1%	0.9%
% of Patients satisfied with the dentistry they have received	1	2	N/A	94.3%	93.4%	93.2%
% of Patients satisfied with the time they had to wait for an appointment	2	2	N/A	89.3%	89.4%	88.8%

\* This is based on patients treated on this contract for their most recent course of treatment. Figures in italics indicate the base number of FP17s or Patient Questionnaire responses are less than 100. N/A is shown where the base number of responses is less than 10 during the period. % is calculated as Quantity/Base number\*100

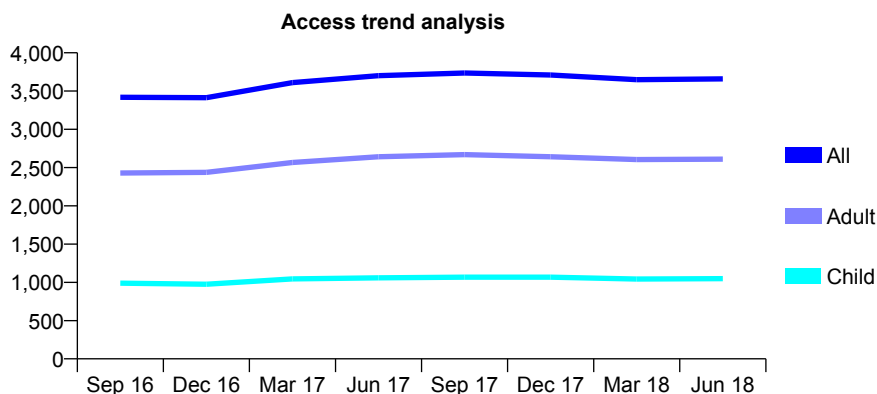
## Q46 - Vital Signs At a Glance Contract Report for 129364/0001 - June 2018

Name or company name	DHS Dental Practices Ltd
Contract type name	GDS Contract
Purpose of contract	General
Contract start date	25/01/2010
Contract end date	

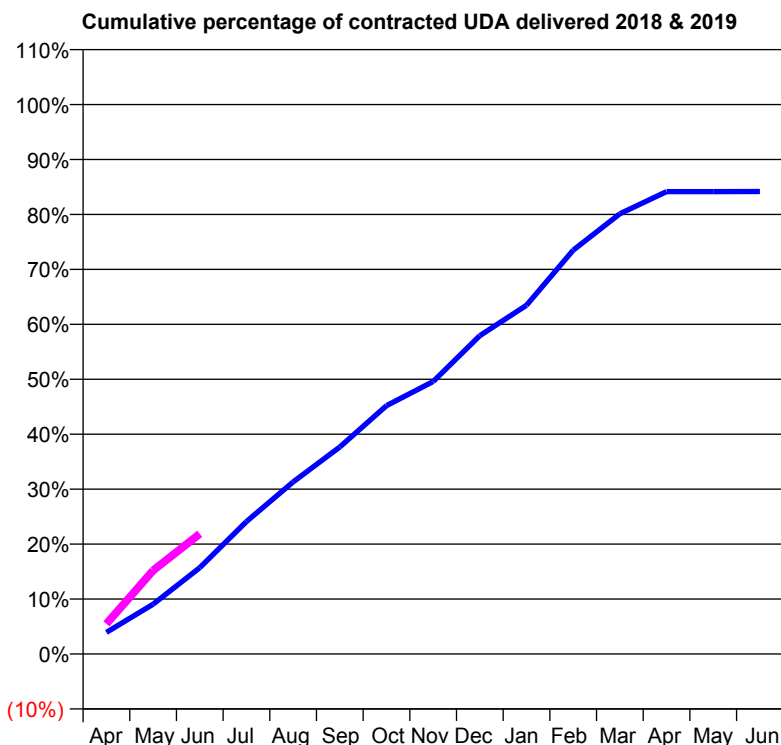
18/19 Contracted general activity (UDA)	13,044
Carry forward general activity (UDA)	0
18/19 Contracted orthodontic activity (UOA)	0
Carry forward orthodontic activity (UOA)	0
Baseline contract value	£326,098.41

### ACCESS\*

Patients seen in 24 months	Total	Change since previous quarter
Quarter ending June 2017	3,701	
Quarter ending September 2017	3,736	→
Quarter ending December 2017	3,709	→
Quarter ending March 2018	3,648	↓
Quarter ending June 2018	3,659	→
<b>Variance since June 2017</b>	<b>(1.1%)</b>	<b>↓</b>



### ACTIVITY



Month	Adjusted Scheduled Activity (UDA)	
	2018	2019
April	513	718
May	1,181	1,982
June	2,050	2,853
July	3,144	
August	4,085	
September	4,916	
October	5,894	
November	6,468	
December	7,559	
January	8,280	
February	9,586	
March	10,452	
April	10,977	
May	10,977	
June	10,979	

### QUALITY

	Quantity	Base Number	Contract	AT	Region	England
% of FP17s for the same patient ID Re-attending within 3 months - Children	14	405	3.5%	11.7%	12.0%	11.5%
% of FP17s for the same patient ID Re-attending within 3 months - Adults	85	913	9.3%	15.8%	15.7%	15.4%
% of FP17s for the same patient ID Re-attending between 3 & 9 months - Children	254	405	62.7%	58.4%	60.3%	58.9%
% of FP17s for the same patient ID Re-attending between 3 & 9 months - Adults	528	913	57.8%	51.9%	54.0%	51.6%
% of FP17s for Band 1 Urgent Courses	65	1,097	5.9%	10.1%	8.9%	8.9%
% of FP17s Relating to Free Repair or Replacements	9	1,097	0.8%	0.9%	1.0%	0.8%
% of FP17s Relating to Continuations	6	1,097	0.5%	0.9%	1.1%	0.9%
% of Patients satisfied with the dentistry they have received	1	1	N/A	94.3%	93.4%	93.2%
% of Patients satisfied with the time they had to wait for an appointment	1	1	N/A	89.3%	89.4%	88.8%

\* This is based on patients treated on this contract for their most recent course of treatment. Figures in italics indicate the base number of FP17s or Patient Questionnaire responses are less than 100. N/A is shown where the base number of responses is less than 10 during the period. % is calculated as Quantity/Base number\*100

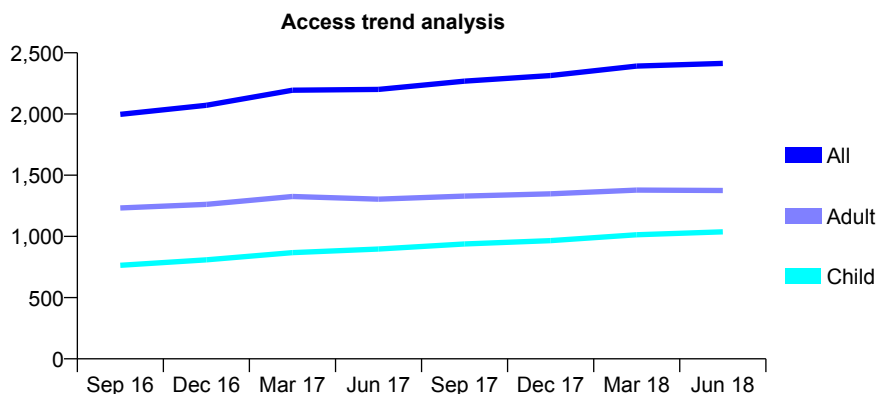
## Q46 - Vital Signs At a Glance Contract Report for 129364/0002 - June 2018

Name or company name	DHS Dental Practices Ltd
Contract type name	GDS Contract
Purpose of contract	General
Contract start date	16/08/2010
Contract end date	

18/19 Contracted general activity (UDA)	6,957
Carry forward general activity (UDA)	0
18/19 Contracted orthodontic activity (UOA)	0
Carry forward orthodontic activity (UOA)	0
Baseline contract value	£173,554.69

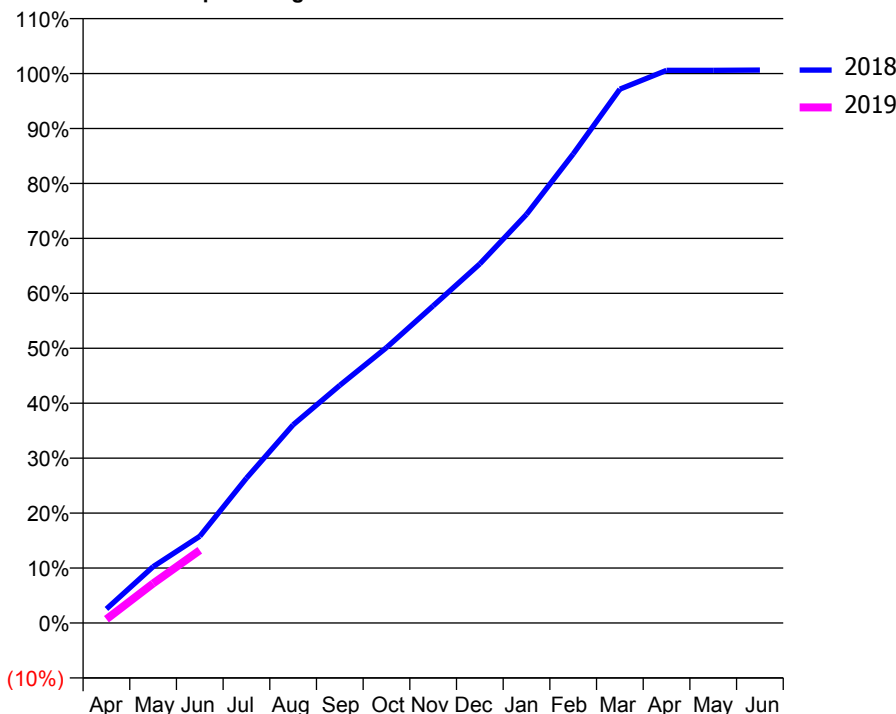
### ACCESS\*

Patients seen in 24 months	Total	Change since previous quarter
Quarter ending June 2017	2,201	
Quarter ending September 2017	2,268	↑
Quarter ending December 2017	2,314	↑
Quarter ending March 2018	2,392	↑
Quarter ending June 2018	2,413	→
<b>Variance since June 2017</b>	<b>9.6%</b>	<b>↑</b>



### ACTIVITY

Cumulative percentage of contracted UDA delivered 2018 & 2019



Adjusted Scheduled Activity (UDA)

Month	2018	2019
April	178	48
May	713	500
June	1,099	920
July	1,834	
August	2,510	
September	3,010	
October	3,487	
November	4,015	
December	4,548	
January	5,174	
February	5,938	
March	6,759	
April	6,997	
May	6,998	
June	7,000	

### QUALITY

	Quantity	Base Number	Contract	AT	Region	England
% of FP17s for the same patient ID Re-attending within 3 months - Children	15	292	5.1%	11.7%	12.0%	11.5%
% of FP17s for the same patient ID Re-attending within 3 months - Adults	33	352	9.4%	15.8%	15.7%	15.4%
% of FP17s for the same patient ID Re-attending between 3 & 9 months - Children	174	292	59.6%	58.4%	60.3%	58.9%
% of FP17s for the same patient ID Re-attending between 3 & 9 months - Adults	199	352	56.5%	51.9%	54.0%	51.6%
% of FP17s for Band 1 Urgent Courses	47	546	8.6%	10.1%	8.9%	8.9%
% of FP17s Relating to Free Repair or Replacements	0	546	0.0%	0.9%	1.0%	0.8%
% of FP17s Relating to Continuations	0	546	0.0%	0.9%	1.1%	0.9%
% of Patients satisfied with the dentistry they have received	0	0	N/A	94.3%	93.4%	93.2%
% of Patients satisfied with the time they had to wait for an appointment	0	0	N/A	89.3%	89.4%	88.8%

\* This is based on patients treated on this contract for their most recent course of treatment. Figures in italics indicate the base number of FP17s or Patient Questionnaire responses are less than 100. N/A is shown where the base number of responses is less than 10 during the period. % is calculated as Quantity/Base number\*100



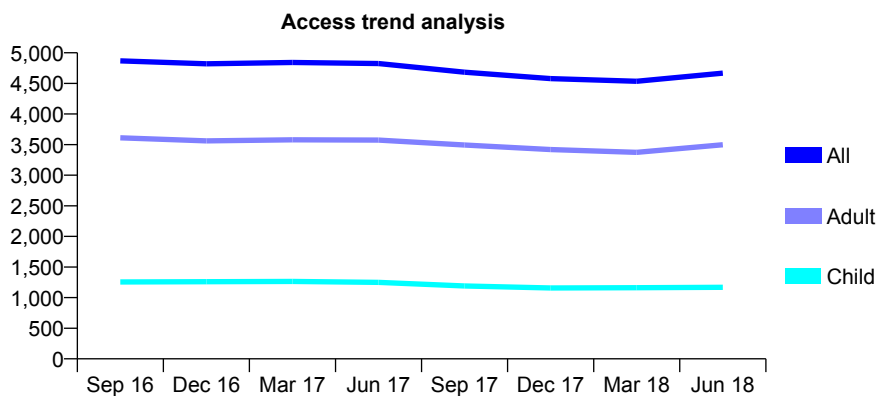
## Q46 - Vital Signs At a Glance Contract Report for 129739/0001 - June 2018

Name or company name	Offerton Fold Dental Practice Ltd
Contract type name	GDS Contract
Purpose of contract	General
Contract start date	01/04/2008
Contract end date	

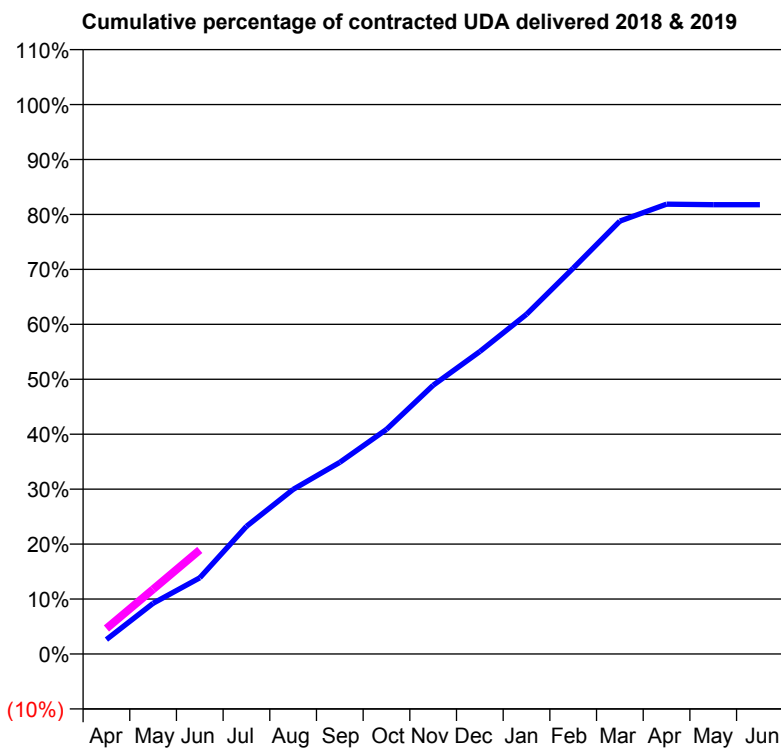
18/19 Contracted general activity (UDA)	14,812
Carry forward general activity (UDA)	0
18/19 Contracted orthodontic activity (UOA)	0
Carry forward orthodontic activity (UOA)	0
Baseline contract value	£508,809.55

### ACCESS\*

Patients seen in 24 months	Total	Change since previous quarter
Quarter ending June 2017	4,824	
Quarter ending September 2017	4,684	↓
Quarter ending December 2017	4,578	↓
Quarter ending March 2018	4,535	→
Quarter ending June 2018	4,667	↑
<b>Variance since June 2017</b>	<b>(3.3%)</b>	<b>↓</b>



### ACTIVITY



Month	Adjusted Scheduled Activity (UDA)	
	2018	2019
April	389	688
May	1,366	1,743
June	2,053	2,807
July	3,441	
August	4,436	
September	5,169	
October	6,056	
November	7,244	
December	8,153	
January	9,156	
February	10,401	
March	11,671	
April	12,124	
May	12,111	
June	12,110	

### QUALITY

	Quantity	Base Number	Contract	AT	Region	England
% of FP17s for the same patient ID Re-attending within 3 months - Children	28	450	6.2%	11.7%	12.0%	11.5%
% of FP17s for the same patient ID Re-attending within 3 months - Adults	109	1,287	8.5%	15.8%	15.7%	15.4%
% of FP17s for the same patient ID Re-attending between 3 & 9 months - Children	283	450	62.9%	58.4%	60.3%	58.9%
% of FP17s for the same patient ID Re-attending between 3 & 9 months - Adults	626	1,287	48.6%	51.9%	54.0%	51.6%
% of FP17s for Band 1 Urgent Courses	94	1,495	6.3%	10.1%	8.9%	8.9%
% of FP17s Relating to Free Repair or Replacements	13	1,495	0.9%	0.9%	1.0%	0.8%
% of FP17s Relating to Continuations	7	1,495	0.5%	0.9%	1.1%	0.9%
% of Patients satisfied with the dentistry they have received	1	1	N/A	94.3%	93.4%	93.2%
% of Patients satisfied with the time they had to wait for an appointment	1	1	N/A	89.3%	89.4%	88.8%

\* This is based on patients treated on this contract for their most recent course of treatment. Figures in italics indicate the base number of FP17s or Patient Questionnaire responses are less than 100. N/A is shown where the base number of responses is less than 10 during the period. % is calculated as Quantity/Base number\*100

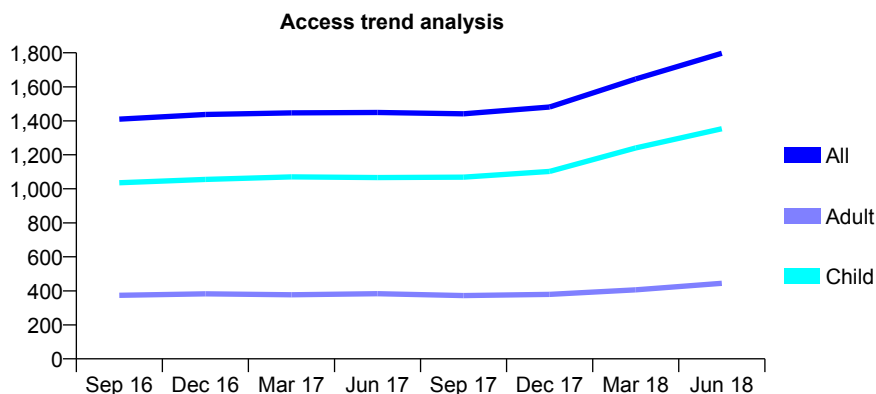
## Q46 - Vital Signs At a Glance Contract Report for 130001/0001 - June 2018

Name or company name	530 Dental Care
Contract type name	GDS Contract
Purpose of contract	General
Contract start date	01/06/2010
Contract end date	

18/19 Contracted general activity (UDA)	4,012
Carry forward general activity (UDA)	0
18/19 Contracted orthodontic activity (UOA)	0
Carry forward orthodontic activity (UOA)	0
Baseline contract value	£91,674.19

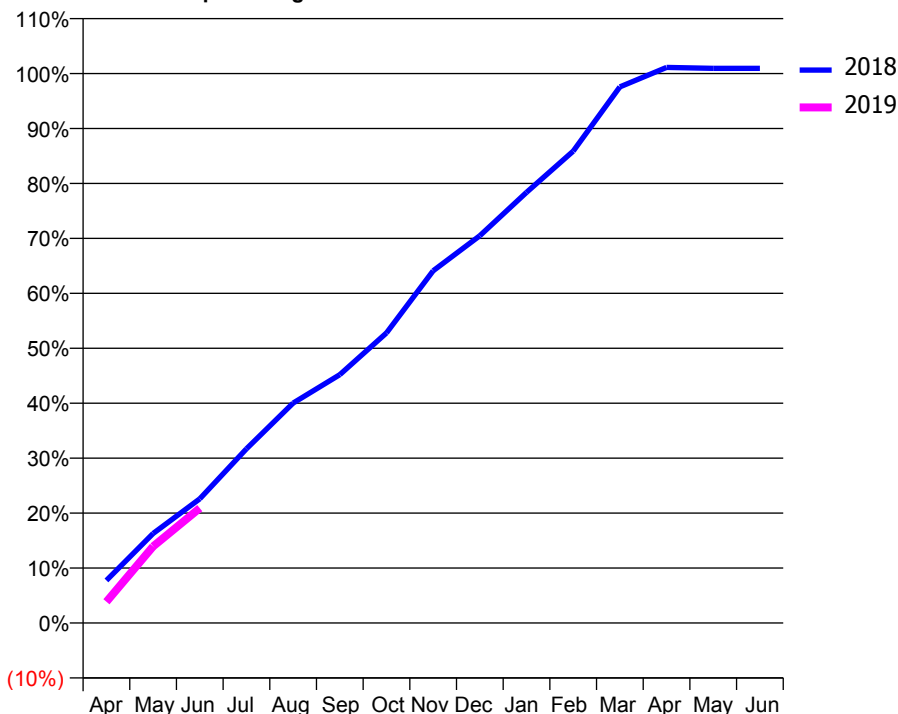
### ACCESS\*

Patients seen in 24 months	Total	Change since previous quarter
Quarter ending June 2017	1,449	
Quarter ending September 2017	1,441	→
Quarter ending December 2017	1,481	↑
Quarter ending March 2018	1,646	↑
Quarter ending June 2018	1,797	↑
<b>Variance since June 2017</b>	<b>24.0%</b>	<b>↑</b>



### ACTIVITY

Cumulative percentage of contracted UDA delivered 2018 & 2019



Adjusted Scheduled Activity (UDA)		
Month	2018	2019
April	311	155
May	653	560
June	907	839
July	1,272	
August	1,606	
September	1,813	
October	2,118	
November	2,572	
December	2,828	
January	3,144	
February	3,445	
March	3,915	
April	4,056	
May	4,049	
June	4,049	

### QUALITY

	Quantity	Base Number	Contract	AT	Region	England
% of FP17s for the same patient ID Re-attending within 3 months - Children	43	475	9.1%	11.7%	12.0%	11.5%
% of FP17s for the same patient ID Re-attending within 3 months - Adults	15	116	12.9%	15.8%	15.7%	15.4%
% of FP17s for the same patient ID Re-attending between 3 & 9 months - Children	227	475	47.8%	58.4%	60.3%	58.9%
% of FP17s for the same patient ID Re-attending between 3 & 9 months - Adults	43	116	37.1%	51.9%	54.0%	51.6%
% of FP17s for Band 1 Urgent Courses	4	503	0.8%	10.1%	8.9%	8.9%
% of FP17s Relating to Free Repair or Replacements	0	503	0.0%	0.9%	1.0%	0.8%
% of FP17s Relating to Continuations	10	503	2.0%	0.9%	1.1%	0.9%
% of Patients satisfied with the dentistry they have received	0	0	N/A	94.3%	93.4%	93.2%
% of Patients satisfied with the time they had to wait for an appointment	0	0	N/A	89.3%	89.4%	88.8%

\* This is based on patients treated on this contract for their most recent course of treatment. Figures in italics indicate the base number of FP17s or Patient Questionnaire responses are less than 100. N/A is shown where the base number of responses is less than 10 during the period. % is calculated as Quantity/Base number\*100

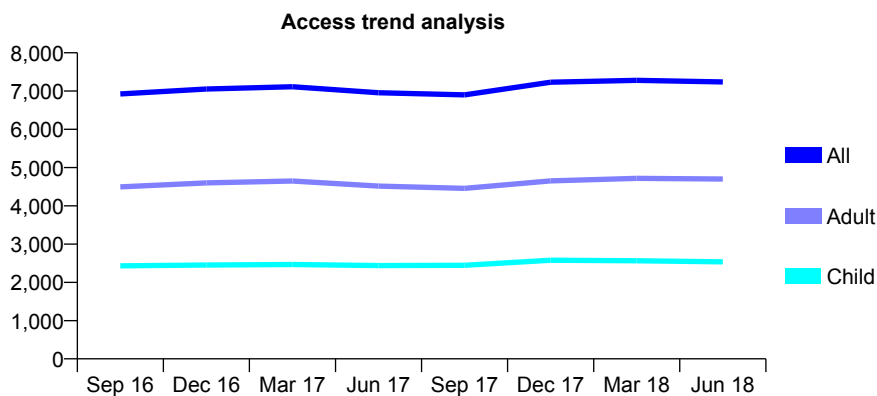
## Q46 - Vital Signs At a Glance Contract Report for 130761/0001 - June 2018

Name or company name	Ravat & Ray Dental Care (Deane) Ltd
Contract type name	GDS Contract
Purpose of contract	General
Contract start date	01/04/2011
Contract end date	

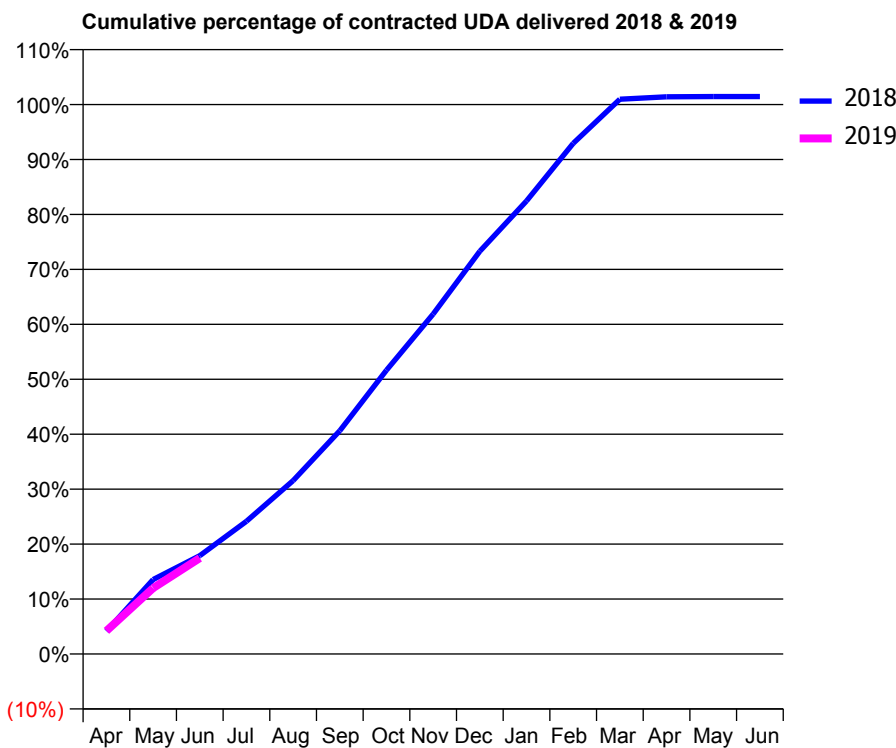
18/19 Contracted general activity (UDA)	18,900
Carry forward general activity (UDA)	0
18/19 Contracted orthodontic activity (UOA)	0
Carry forward orthodontic activity (UOA)	0
Baseline contract value	£520,307.77

### ACCESS\*

Patients seen in 24 months	Total	Change since previous quarter
Quarter ending June 2017	6,956	
Quarter ending September 2017	6,901	→
Quarter ending December 2017	7,230	↑
Quarter ending March 2018	7,281	→
Quarter ending June 2018	7,239	→
<b>Variance since June 2017</b>	<b>4.1%</b>	<b>↑</b>



### ACTIVITY



Month	Adjusted Scheduled Activity (UDA)	
	2018	2019
April	788	794
May	2,563	2,267
June	3,381	3,299
July	4,566	
August	5,965	
September	7,682	
October	9,763	
November	11,692	
December	13,853	
January	15,583	
February	17,565	
March	19,083	
April	19,164	
May	19,173	
June	19,173	

### QUALITY

	Quantity	Base Number	Contract	AT	Region	England
% of FP17s for the same patient ID Re-attending within 3 months - Children	97	817	11.9%	11.7%	12.0%	11.5%
% of FP17s for the same patient ID Re-attending within 3 months - Adults	142	1,186	12.0%	15.8%	15.7%	15.4%
% of FP17s for the same patient ID Re-attending between 3 & 9 months - Children	574	817	70.3%	58.4%	60.3%	58.9%
% of FP17s for the same patient ID Re-attending between 3 & 9 months - Adults	735	1,186	62.0%	51.9%	54.0%	51.6%
% of FP17s for Band 1 Urgent Courses	291	1,944	15.0%	10.1%	8.9%	8.9%
% of FP17s Relating to Free Repair or Replacements	14	1,944	0.7%	0.9%	1.0%	0.8%
% of FP17s Relating to Continuations	1	1,944	0.1%	0.9%	1.1%	0.9%
% of Patients satisfied with the dentistry they have received	2	2	N/A	94.3%	93.4%	93.2%
% of Patients satisfied with the time they had to wait for an appointment	2	2	N/A	89.3%	89.4%	88.8%

\* This is based on patients treated on this contract for their most recent course of treatment. Figures in italics indicate the base number of FP17s or Patient Questionnaire responses are less than 100. N/A is shown where the base number of responses is less than 10 during the period. % is calculated as Quantity/Base number\*100

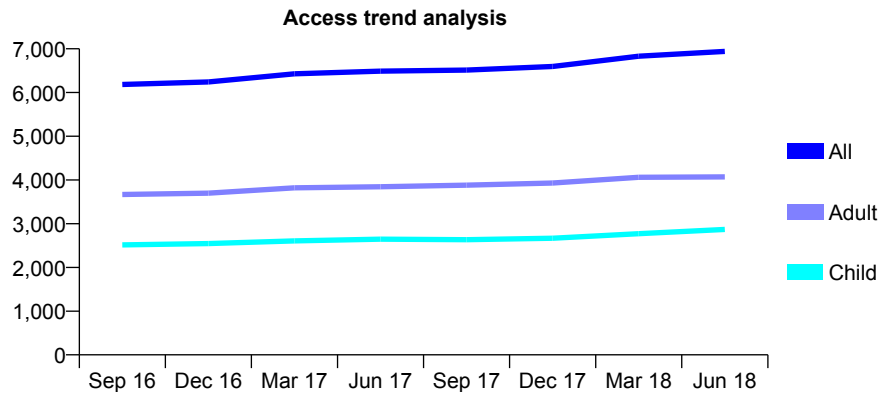
## Q46 - Vital Signs At a Glance Contract Report for 131318/0001 - June 2018

Name or company name	Bennison Dental Practice
Contract type name	GDS Contract
Purpose of contract	General
Contract start date	01/10/2014
Contract end date	

18/19 Contracted general activity (UDA)	21,338
Carry forward general activity (UDA)	0
18/19 Contracted orthodontic activity (UOA)	0
Carry forward orthodontic activity (UOA)	0
Baseline contract value	£685,194.83

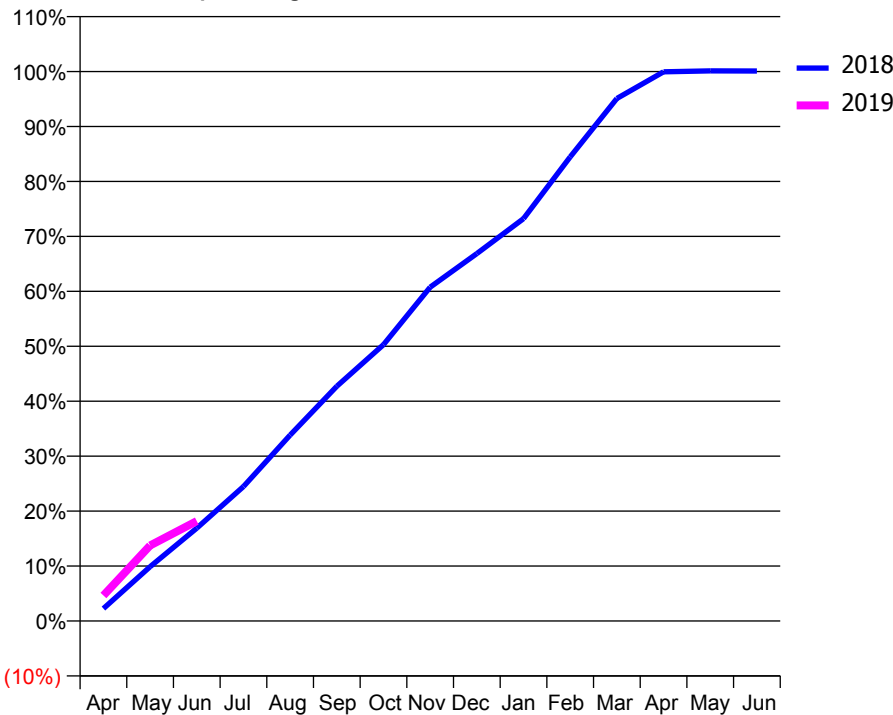
### ACCESS\*

Patients seen in 24 months	Total	Change since previous quarter
Quarter ending June 2017	6,490	
Quarter ending September 2017	6,513	→
Quarter ending December 2017	6,595	→
Quarter ending March 2018	6,832	↑
Quarter ending June 2018	6,940	→
<b>Variance since June 2017</b>	<b>6.9%</b>	<b>↑</b>



### ACTIVITY

Cumulative percentage of contracted UDA delivered 2018 & 2019



Month	Adjusted Scheduled Activity (UDA)	
	2018	2019
April	484	991
May	2,108	2,933
June	3,609	3,881
July	5,224	
August	7,221	
September	9,117	
October	10,729	
November	12,961	
December	14,268	
January	15,624	
February	18,024	
March	20,292	
April	21,323	
May	21,361	
June	21,359	

### QUALITY

	Quantity	Base Number	Contract	AT	Region	England
% of FP17s for the same patient ID Re-attending within 3 months - Children	109	1,152	9.5%	11.7%	12.0%	11.5%
% of FP17s for the same patient ID Re-attending within 3 months - Adults	183	1,375	13.3%	15.8%	15.7%	15.4%
% of FP17s for the same patient ID Re-attending between 3 & 9 months - Children	722	1,152	62.7%	58.4%	60.3%	58.9%
% of FP17s for the same patient ID Re-attending between 3 & 9 months - Adults	851	1,375	61.9%	51.9%	54.0%	51.6%
% of FP17s for Band 1 Urgent Courses	81	1,847	4.4%	10.1%	8.9%	8.9%
% of FP17s Relating to Free Repair or Replacements	0	1,847	0.0%	0.9%	1.0%	0.8%
% of FP17s Relating to Continuations	1	1,847	0.1%	0.9%	1.1%	0.9%
% of Patients satisfied with the dentistry they have received	1	1	N/A	94.3%	93.4%	93.2%
% of Patients satisfied with the time they had to wait for an appointment	1	1	N/A	89.3%	89.4%	88.8%

\* This is based on patients treated on this contract for their most recent course of treatment. Figures in italics indicate the base number of FP17s or Patient Questionnaire responses are less than 100. N/A is shown where the base number of responses is less than 10 during the period. % is calculated as Quantity/Base number\*100

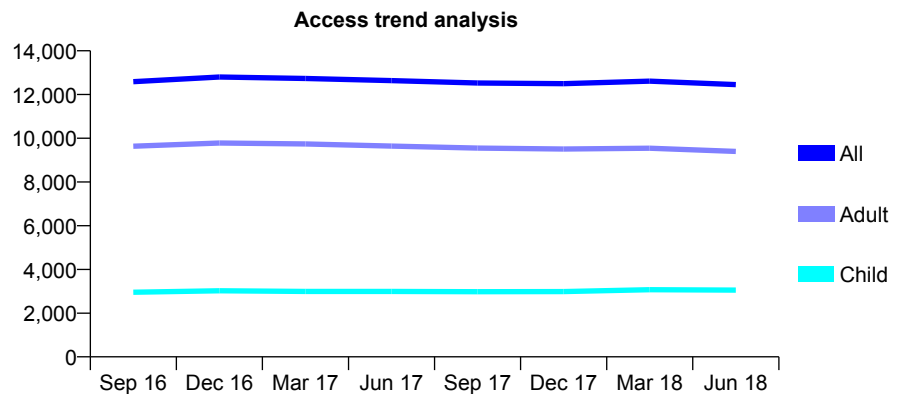
## Q46 - Vital Signs At a Glance Contract Report for 131415/0001 - June 2018

Name or company name	Kinshuck Family Dentistry Ltd
Contract type name	GDS Contract
Purpose of contract	General
Contract start date	01/10/2008
Contract end date	

18/19 Contracted general activity (UDA)	37,000
Carry forward general activity (UDA)	0
18/19 Contracted orthodontic activity (UOA)	0
Carry forward orthodontic activity (UOA)	0
Baseline contract value	£1,092,593.47

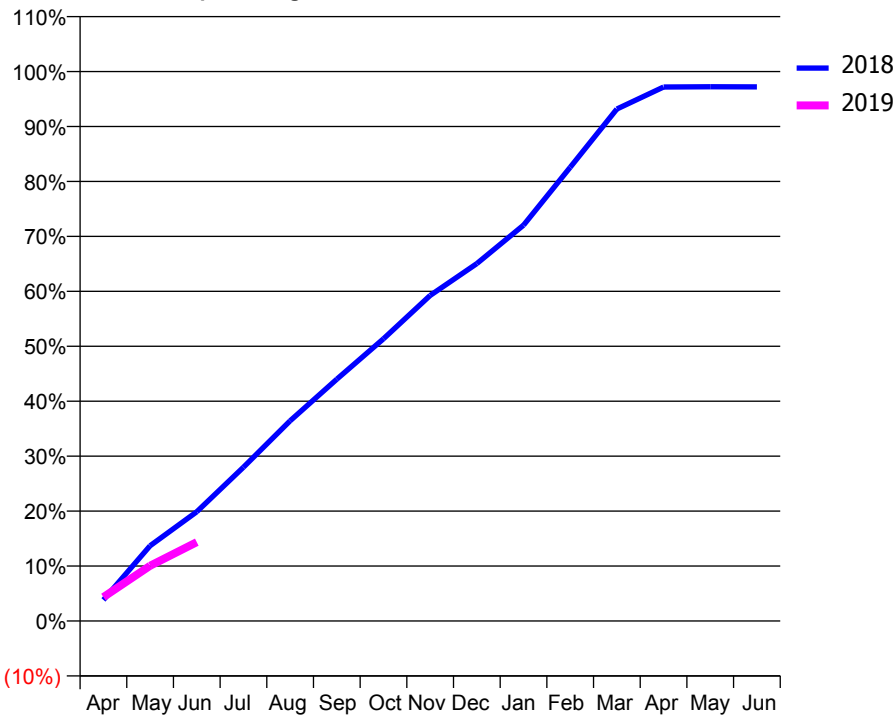
### ACCESS\*

Patients seen in 24 months	Total	Change since previous quarter
Quarter ending June 2017	12,637	
Quarter ending September 2017	12,529	→
Quarter ending December 2017	12,497	→
Quarter ending March 2018	12,615	→
Quarter ending June 2018	12,456	↓
<b>Variance since June 2017</b>	<b>(1.4%)</b>	<b>↓</b>



### ACTIVITY

Cumulative percentage of contracted UDA delivered 2018 & 2019



Month	Adjusted Scheduled Activity (UDA)	
	2018	2019
April	1,422	1,614
May	5,068	3,721
June	7,360	5,307
July	10,358	
August	13,482	
September	16,283	
October	19,003	
November	21,918	
December	24,068	
January	26,653	
February	30,547	
March	34,473	
April	35,952	
May	35,971	
June	35,966	

### QUALITY

	Quantity	Base Number	Contract	AT	Region	England
% of FP17s for the same patient ID Re-attending within 3 months - Children	118	1,018	11.6%	11.7%	12.0%	11.5%
% of FP17s for the same patient ID Re-attending within 3 months - Adults	368	2,826	13.0%	15.8%	15.7%	15.4%
% of FP17s for the same patient ID Re-attending between 3 & 9 months - Children	631	1,018	62.0%	58.4%	60.3%	58.9%
% of FP17s for the same patient ID Re-attending between 3 & 9 months - Adults	1,730	2,826	61.2%	51.9%	54.0%	51.6%
% of FP17s for Band 1 Urgent Courses	252	2,872	8.8%	10.1%	8.9%	8.9%
% of FP17s Relating to Free Repair or Replacements	16	2,872	0.6%	0.9%	1.0%	0.8%
% of FP17s Relating to Continuations	31	2,872	1.1%	0.9%	1.1%	0.9%
% of Patients satisfied with the dentistry they have received	8	8	N/A	94.3%	93.4%	93.2%
% of Patients satisfied with the time they had to wait for an appointment	8	8	N/A	89.3%	89.4%	88.8%

\* This is based on patients treated on this contract for their most recent course of treatment. Figures in italics indicate the base number of FP17s or Patient Questionnaire responses are less than 100. N/A is shown where the base number of responses is less than 10 during the period. % is calculated as Quantity/Base number\*100

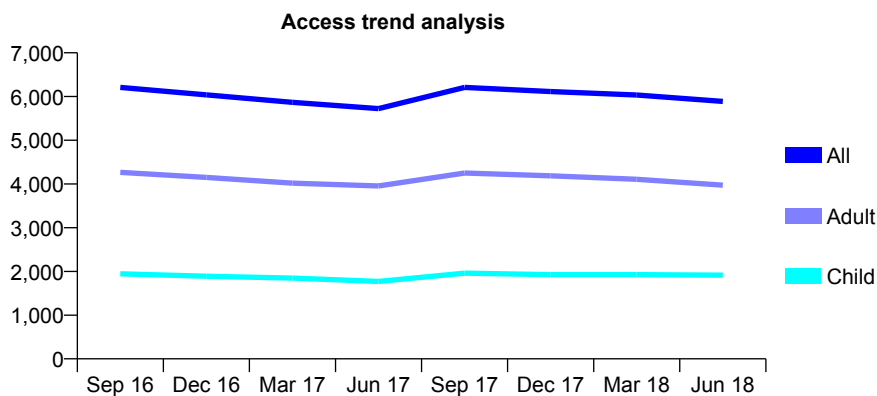
## Q46 - Vital Signs At a Glance Contract Report for 132284/0001 - June 2018

Name or company name	Smile Care (Dental) LTD
Contract type name	GDS Contract
Purpose of contract	General
Contract start date	01/04/2011
Contract end date	

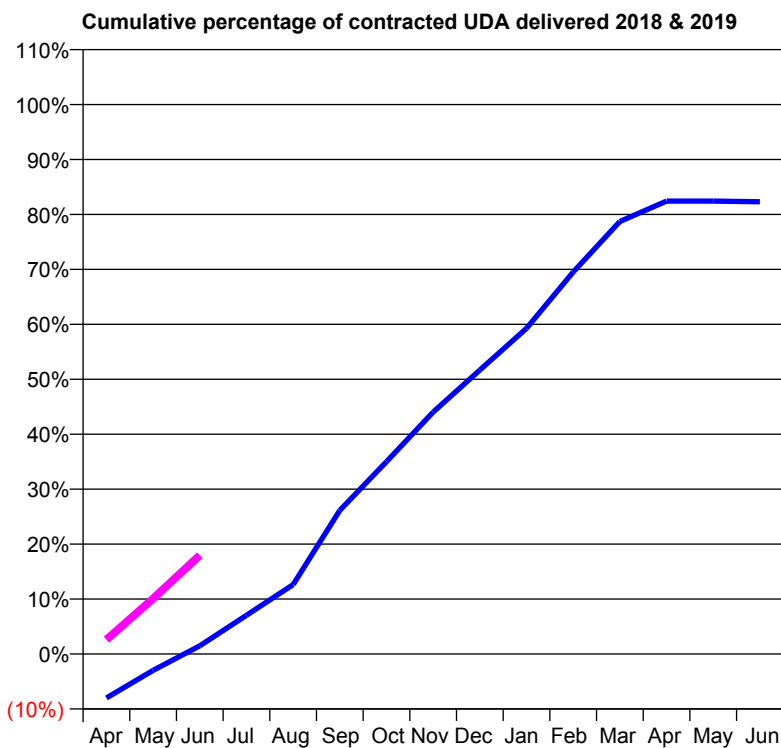
18/19 Contracted general activity (UDA)	20,234
Carry forward general activity (UDA)	0
18/19 Contracted orthodontic activity (UOA)	0
Carry forward orthodontic activity (UOA)	0
Baseline contract value	£530,463.39

### ACCESS\*

Patients seen in 24 months	Total	Change since previous quarter
Quarter ending June 2017	5,724	
Quarter ending September 2017	6,208	↑
Quarter ending December 2017	6,114	↓
Quarter ending March 2018	6,035	↓
Quarter ending June 2018	5,887	↓
<b>Variance since June 2017</b>	<b>2.8%</b>	<b>↑</b>



### ACTIVITY



Month	Adjusted Scheduled Activity (UDA)	
	2018	2019
April	-1,625	526
May	-608	2,039
June	303	3,634
July	1,426	
August	2,558	
September	5,291	
October	7,082	
November	8,911	
December	10,457	
January	11,992	
February	14,068	
March	15,928	
April	16,677	
May	16,676	
June	16,650	

### QUALITY

	Quantity	Base Number	Contract	AT	Region	England
% of FP17s for the same patient ID Re-attending within 3 months - Children	57	544	10.5%	11.7%	12.0%	11.5%
% of FP17s for the same patient ID Re-attending within 3 months - Adults	196	1,104	17.8%	15.8%	15.7%	15.4%
% of FP17s for the same patient ID Re-attending between 3 & 9 months - Children	220	544	40.4%	58.4%	60.3%	58.9%
% of FP17s for the same patient ID Re-attending between 3 & 9 months - Adults	472	1,104	42.8%	51.9%	54.0%	51.6%
% of FP17s for Band 1 Urgent Courses	256	1,368	18.7%	10.1%	8.9%	8.9%
% of FP17s Relating to Free Repair or Replacements	26	1,368	1.9%	0.9%	1.0%	0.8%
% of FP17s Relating to Continuations	1	1,368	0.1%	0.9%	1.1%	0.9%
% of Patients satisfied with the dentistry they have received	3	3	N/A	94.3%	93.4%	93.2%
% of Patients satisfied with the time they had to wait for an appointment	2	3	N/A	89.3%	89.4%	88.8%

\* This is based on patients treated on this contract for their most recent course of treatment. Figures in italics indicate the base number of FP17s or Patient Questionnaire responses are less than 100. N/A is shown where the base number of responses is less than 10 during the period. % is calculated as Quantity/Base number\*100

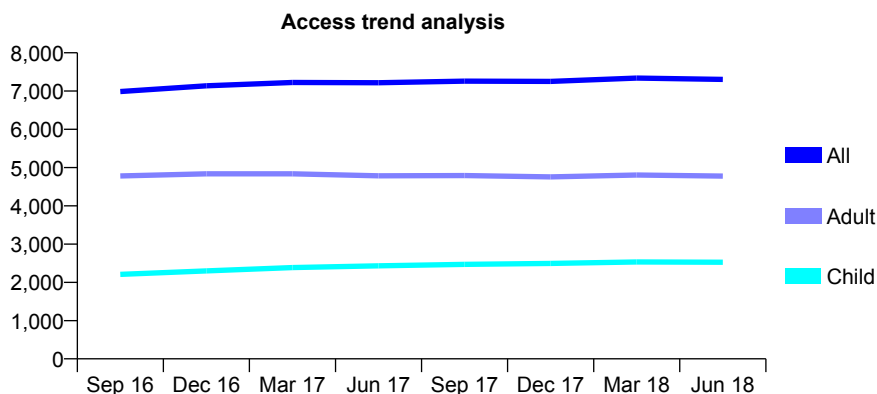
## Q46 - Vital Signs At a Glance Contract Report for 133353/0001 - June 2018

Name or company name	Droylsden Road Dental Practice
Contract type name	GDS Contract
Purpose of contract	General
Contract start date	01/02/2012
Contract end date	

18/19 Contracted general activity (UDA)	21,267
Carry forward general activity (UDA)	0
18/19 Contracted orthodontic activity (UOA)	0
Carry forward orthodontic activity (UOA)	0
Baseline contract value	£693,976.35

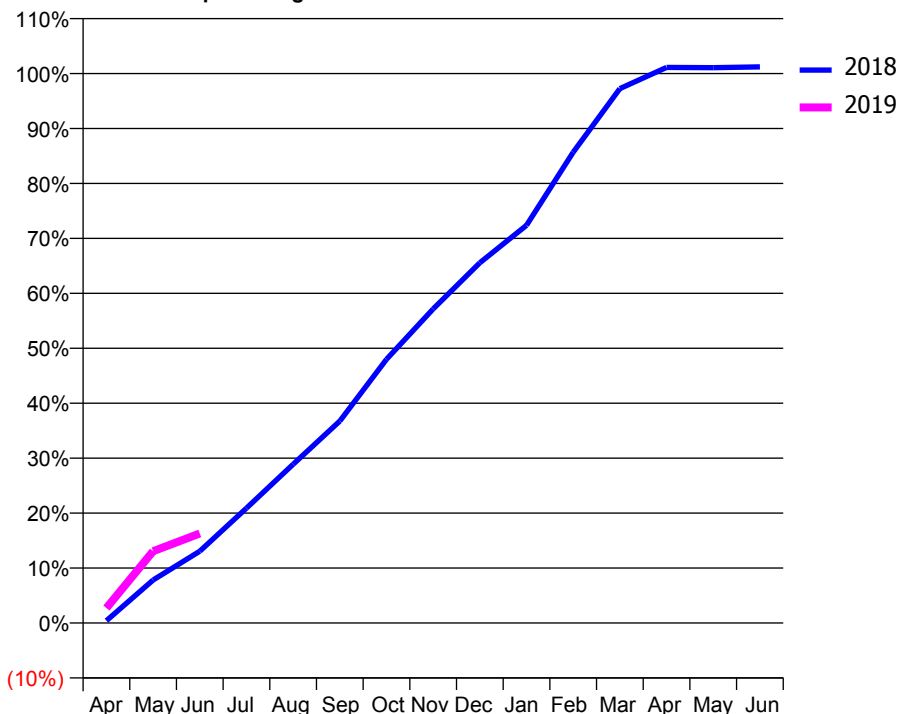
### ACCESS\*

Patients seen in 24 months	Total	Change since previous quarter
Quarter ending June 2017	7,218	
Quarter ending September 2017	7,261	→
Quarter ending December 2017	7,252	→
Quarter ending March 2018	7,338	→
Quarter ending June 2018	7,303	→
<b>Variance since June 2017</b>	<b>1.2%</b>	<b>→</b>



### ACTIVITY

Cumulative percentage of contracted UDA delivered 2018 & 2019



Month	Adjusted Scheduled Activity (UDA)	
	2018	2019
April	91	578
May	1,666	2,781
June	2,777	3,465
July	4,448	
August	6,142	
September	7,817	
October	10,207	
November	12,155	
December	13,941	
January	15,391	
February	18,218	
March	20,680	
April	21,502	
May	21,493	
June	21,523	

### QUALITY

	Quantity	Base Number	Contract	AT	Region	England
% of FP17s for the same patient ID Re-attending within 3 months - Children	57	607	9.4%	11.7%	12.0%	11.5%
% of FP17s for the same patient ID Re-attending within 3 months - Adults	132	1,102	12.0%	15.8%	15.7%	15.4%
% of FP17s for the same patient ID Re-attending between 3 & 9 months - Children	329	607	54.2%	58.4%	60.3%	58.9%
% of FP17s for the same patient ID Re-attending between 3 & 9 months - Adults	558	1,102	50.6%	51.9%	54.0%	51.6%
% of FP17s for Band 1 Urgent Courses	66	1,323	5.0%	10.1%	8.9%	8.9%
% of FP17s Relating to Free Repair or Replacements	11	1,323	0.8%	0.9%	1.0%	0.8%
% of FP17s Relating to Continuations	4	1,323	0.3%	0.9%	1.1%	0.9%
% of Patients satisfied with the dentistry they have received	3	3	N/A	94.3%	93.4%	93.2%
% of Patients satisfied with the time they had to wait for an appointment	3	3	N/A	89.3%	89.4%	88.8%

\* This is based on patients treated on this contract for their most recent course of treatment. Figures in italics indicate the base number of FP17s or Patient Questionnaire responses are less than 100. N/A is shown where the base number of responses is less than 10 during the period. % is calculated as Quantity/Base number\*100

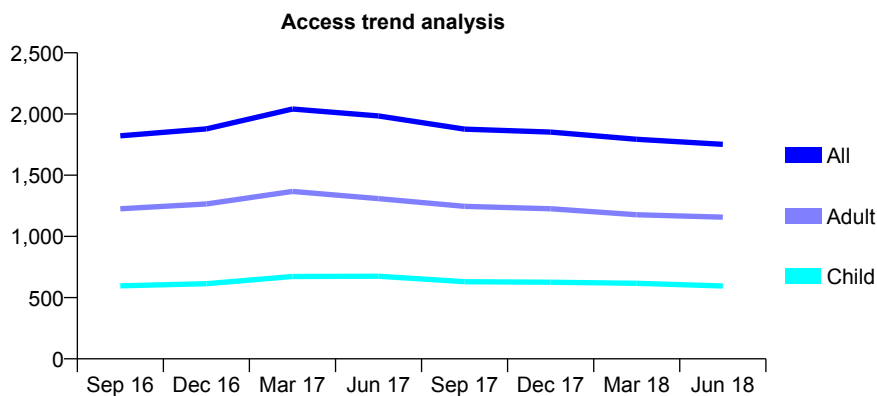
## Q46 - Vital Signs At a Glance Contract Report for 133485/0001 - June 2018

Name or company name	Ethos Dental Care
Contract type name	GDS Contract
Purpose of contract	General
Contract start date	09/03/2015
Contract end date	

18/19 Contracted general activity (UDA)	5,553
Carry forward general activity (UDA)	0
18/19 Contracted orthodontic activity (UOA)	0
Carry forward orthodontic activity (UOA)	0
Baseline contract value	£119,209.49

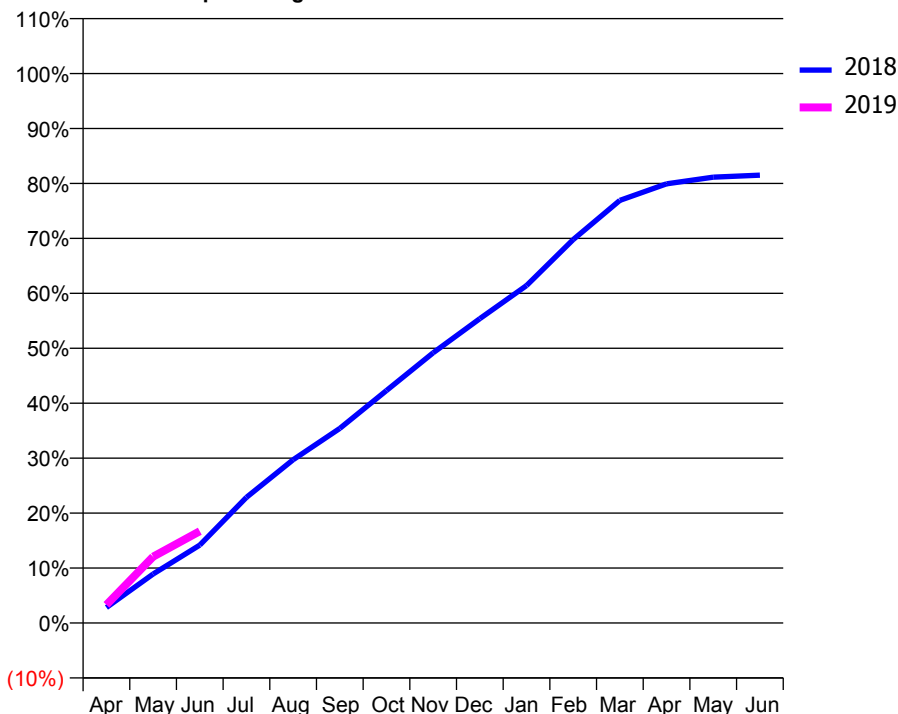
### ACCESS\*

Patients seen in 24 months	Total	Change since previous quarter
Quarter ending June 2017	1,984	
Quarter ending September 2017	1,876	↓
Quarter ending December 2017	1,852	↓
Quarter ending March 2018	1,794	↓
Quarter ending June 2018	1,752	↓
<b>Variance since June 2017</b>	<b>(11.7%)</b>	<b>↓</b>



### ACTIVITY

Cumulative percentage of contracted UDA delivered 2018 & 2019



Adjusted Scheduled Activity (UDA)

Month	2018	2019
April	157	185
May	495	670
June	788	928
July	1,271	
August	1,650	
September	1,966	
October	2,349	
November	2,731	
December	3,075	
January	3,411	
February	3,875	
March	4,271	
April	4,439	
May	4,506	
June	4,526	

### QUALITY

	Quantity	Base Number	Contract	AT	Region	England
% of FP17s for the same patient ID Re-attending within 3 months - Children	15	262	5.7%	11.7%	12.0%	11.5%
% of FP17s for the same patient ID Re-attending within 3 months - Adults	55	464	11.9%	15.8%	15.7%	15.4%
% of FP17s for the same patient ID Re-attending between 3 & 9 months - Children	150	262	57.3%	58.4%	60.3%	58.9%
% of FP17s for the same patient ID Re-attending between 3 & 9 months - Adults	222	464	47.8%	51.9%	54.0%	51.6%
% of FP17s for Band 1 Urgent Courses	59	589	10.0%	10.1%	8.9%	8.9%
% of FP17s Relating to Free Repair or Replacements	1	589	0.2%	0.9%	1.0%	0.8%
% of FP17s Relating to Continuations	2	589	0.3%	0.9%	1.1%	0.9%
% of Patients satisfied with the dentistry they have received	1	1	N/A	94.3%	93.4%	93.2%
% of Patients satisfied with the time they had to wait for an appointment	1	1	N/A	89.3%	89.4%	88.8%

\* This is based on patients treated on this contract for their most recent course of treatment. Figures in italics indicate the base number of FP17s or Patient Questionnaire responses are less than 100. N/A is shown where the base number of responses is less than 10 during the period. % is calculated as Quantity/Base number\*100



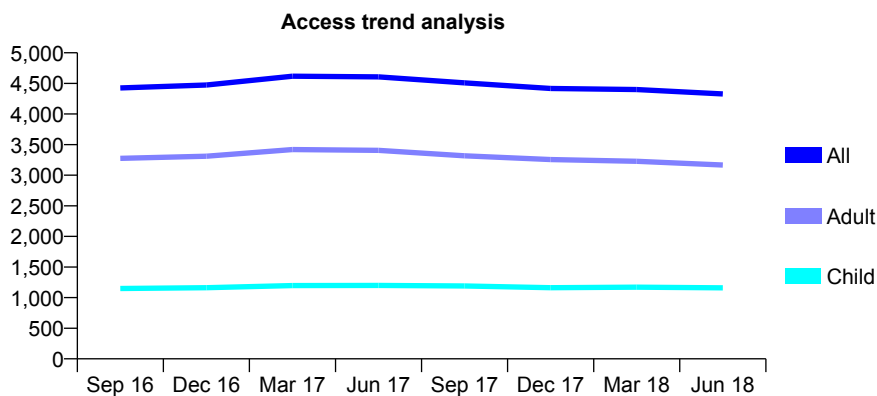
## Q46 - Vital Signs At a Glance Contract Report for 134899/0001 - June 2018

Name or company name	High Lane Partnership
Contract type name	GDS Contract
Purpose of contract	General and Orthodontic
Contract start date	01/06/2015
Contract end date	

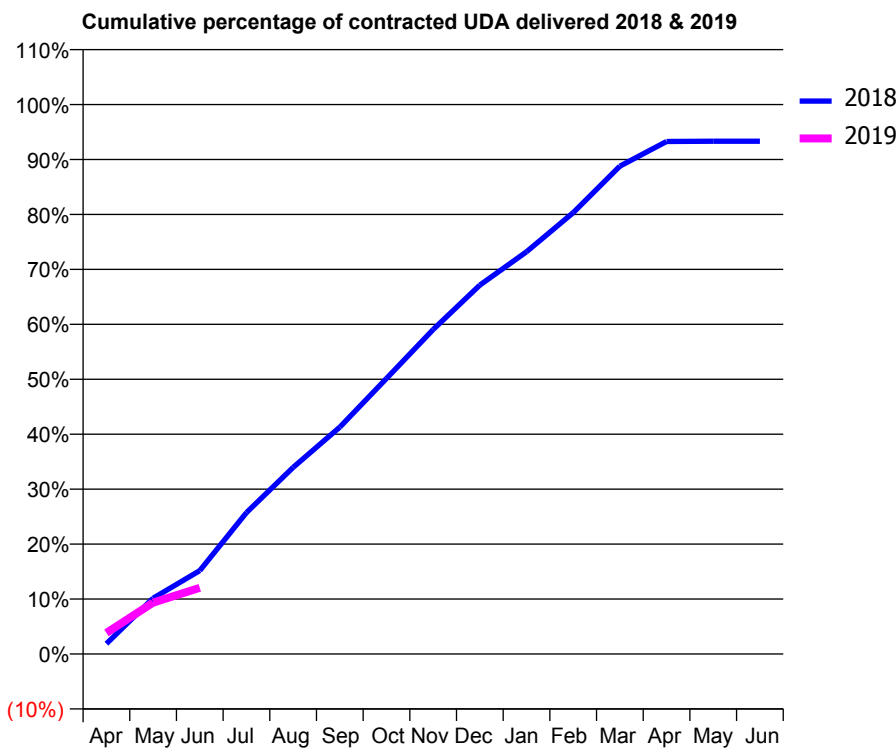
18/19 Contracted general activity (UDA)	14,969
Carry forward general activity (UDA)	0
18/19 Contracted orthodontic activity (UOA)	309
Carry forward orthodontic activity (UOA)	0
Baseline contract value	£437,919.13

### ACCESS\*

Patients seen in 24 months	Total	Change since previous quarter
Quarter ending June 2017	4,606	
Quarter ending September 2017	4,508	↓
Quarter ending December 2017	4,417	↓
Quarter ending March 2018	4,400	→
Quarter ending June 2018	4,328	↓
<b>Variance since June 2017</b>	<b>(6.0%)</b>	<b>↓</b>



### ACTIVITY



Month	Adjusted Scheduled Activity (UDA)	
	2018	2019
April	281	575
May	1,521	1,399
June	2,271	1,803
July	3,854	
August	5,083	
September	6,182	
October	7,506	
November	8,839	
December	10,048	
January	10,958	
February	12,021	
March	13,289	
April	13,962	
May	13,967	
June	13,967	

### QUALITY

	Quantity	Base Number	Contract	AT	Region	England
% of FP17s for the same patient ID Re-attending within 3 months - Children	62	384	16.1%	11.7%	12.0%	11.5%
% of FP17s for the same patient ID Re-attending within 3 months - Adults	215	989	21.7%	15.8%	15.7%	15.4%
% of FP17s for the same patient ID Re-attending between 3 & 9 months - Children	247	384	64.3%	58.4%	60.3%	58.9%
% of FP17s for the same patient ID Re-attending between 3 & 9 months - Adults	646	989	65.3%	51.9%	54.0%	51.6%
% of FP17s for Band 1 Urgent Courses	112	1,054	10.6%	10.1%	8.9%	8.9%
% of FP17s Relating to Free Repair or Replacements	30	1,054	2.8%	0.9%	1.0%	0.8%
% of FP17s Relating to Continuations	7	1,054	0.7%	0.9%	1.1%	0.9%
% of Patients satisfied with the dentistry they have received	5	6	N/A	94.3%	93.4%	93.2%
% of Patients satisfied with the time they had to wait for an appointment	5	6	N/A	89.3%	89.4%	88.8%

\* This is based on patients treated on this contract for their most recent course of treatment. Figures in italics indicate the base number of FP17s or Patient Questionnaire responses are less than 100. N/A is shown where the base number of responses is less than 10 during the period. % is calculated as Quantity/Base number\*100

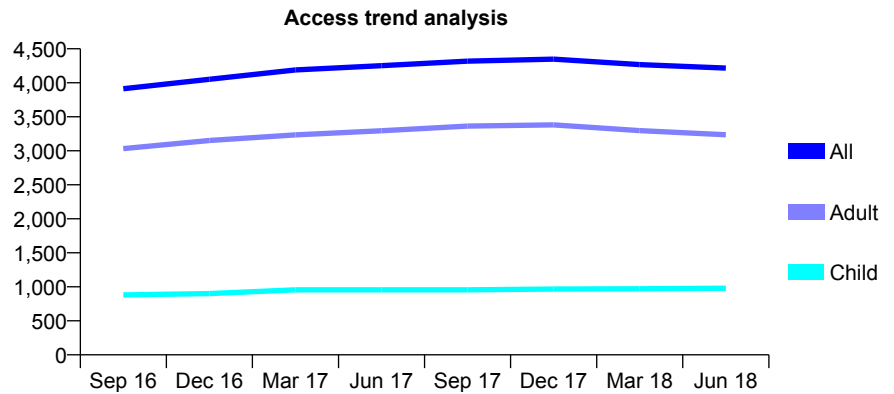
## Q46 - Vital Signs At a Glance Contract Report for 136255/0001 - June 2018

Name or company name	Haughton Green Dental Practice
Contract type name	Pilot Contract
Purpose of contract	General
Contract start date	01/02/2013
Contract end date	

18/19 Contracted general activity (UDA)	13,158
Carry forward general activity (UDA)	0
18/19 Contracted orthodontic activity (UOA)	0
Carry forward orthodontic activity (UOA)	0
Baseline contract value	£370,256.14

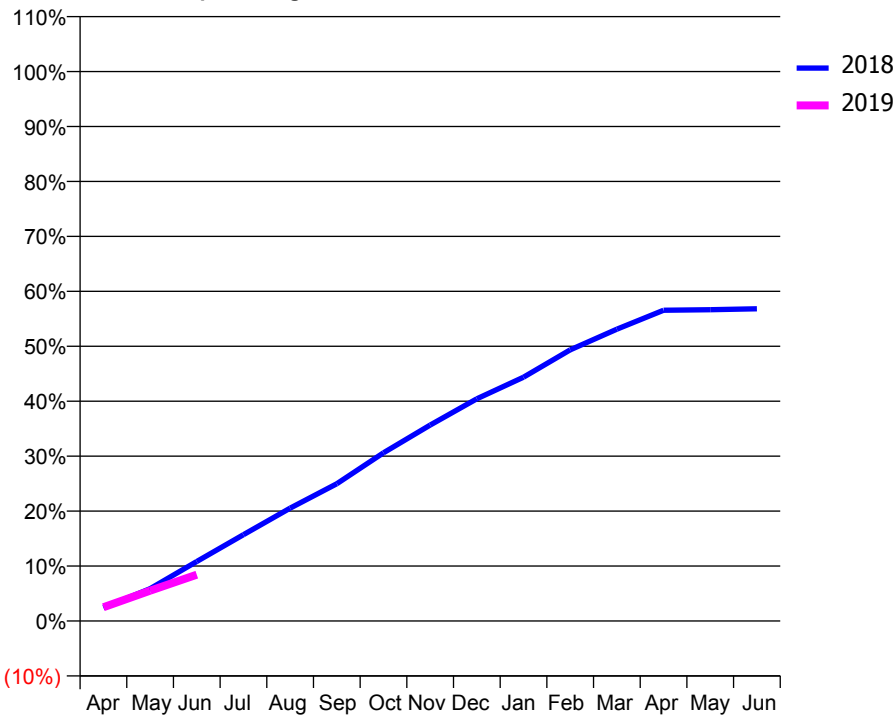
### ACCESS\*

Patients seen in 24 months	Total	Change since previous quarter
Quarter ending June 2017	4,252	
Quarter ending September 2017	4,319	→
Quarter ending December 2017	4,349	→
Quarter ending March 2018	4,268	↓
Quarter ending June 2018	4,216	↓
<b>Variance since June 2017</b>	<b>(0.8%)</b>	<b>→</b>



### ACTIVITY

Cumulative percentage of contracted UDA delivered 2018 & 2019



Adjusted Scheduled Activity (UDA)		
Month	2018	2019
April	317	330
May	776	726
June	1,427	1,109
July	2,067	
August	2,702	
September	3,287	
October	4,029	
November	4,692	
December	5,323	
January	5,838	
February	6,492	
March	6,989	
April	7,442	
May	7,455	
June	7,477	

### QUALITY

	Quantity	Base Number	Contract	AT	Region	England
% of FP17s for the same patient ID Re-attending within 3 months - Children	10	219	4.6%	11.7%	12.0%	11.5%
% of FP17s for the same patient ID Re-attending within 3 months - Adults	58	670	8.7%	15.8%	15.7%	15.4%
% of FP17s for the same patient ID Re-attending between 3 & 9 months - Children	61	219	27.9%	58.4%	60.3%	58.9%
% of FP17s for the same patient ID Re-attending between 3 & 9 months - Adults	120	670	17.9%	51.9%	54.0%	51.6%
% of FP17s for Band 1 Urgent Courses	92	640	14.4%	10.1%	8.9%	8.9%
% of FP17s Relating to Free Repair or Replacements	3	640	0.5%	0.9%	1.0%	0.8%
% of FP17s Relating to Continuations	1	640	0.2%	0.9%	1.1%	0.9%
% of Patients satisfied with the dentistry they have received	1	1	N/A	94.3%	93.4%	93.2%
% of Patients satisfied with the time they had to wait for an appointment	0	1	N/A	89.3%	89.4%	88.8%

\* This is based on patients treated on this contract for their most recent course of treatment. Figures in italics indicate the base number of FP17s or Patient Questionnaire responses are less than 100. N/A is shown where the base number of responses is less than 10 during the period. % is calculated as Quantity/Base number\*100

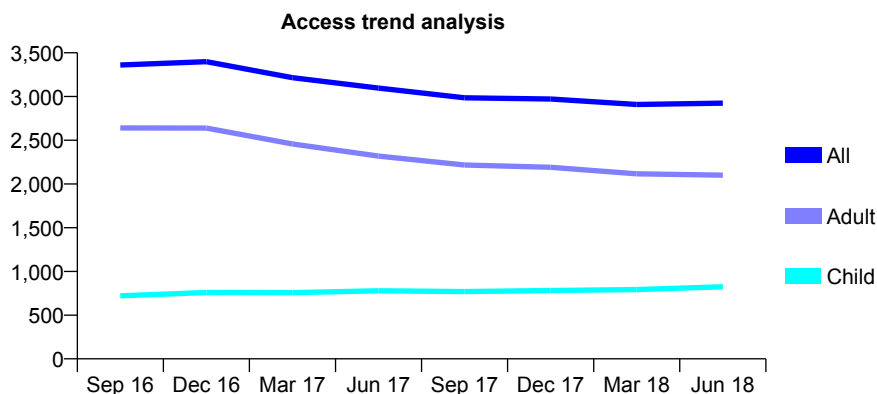
## Q46 - Vital Signs At a Glance Contract Report for 136379/0001 - June 2018

Name or company name	Adrian Jennings Ltd T/A Chorlton Smile Ce
Contract type name	GDS Contract
Purpose of contract	General
Contract start date	01/01/2014
Contract end date	

18/19 Contracted general activity (UDA)	5,680
Carry forward general activity (UDA)	0
18/19 Contracted orthodontic activity (UOA)	0
Carry forward orthodontic activity (UOA)	0
Baseline contract value	£182,736.97

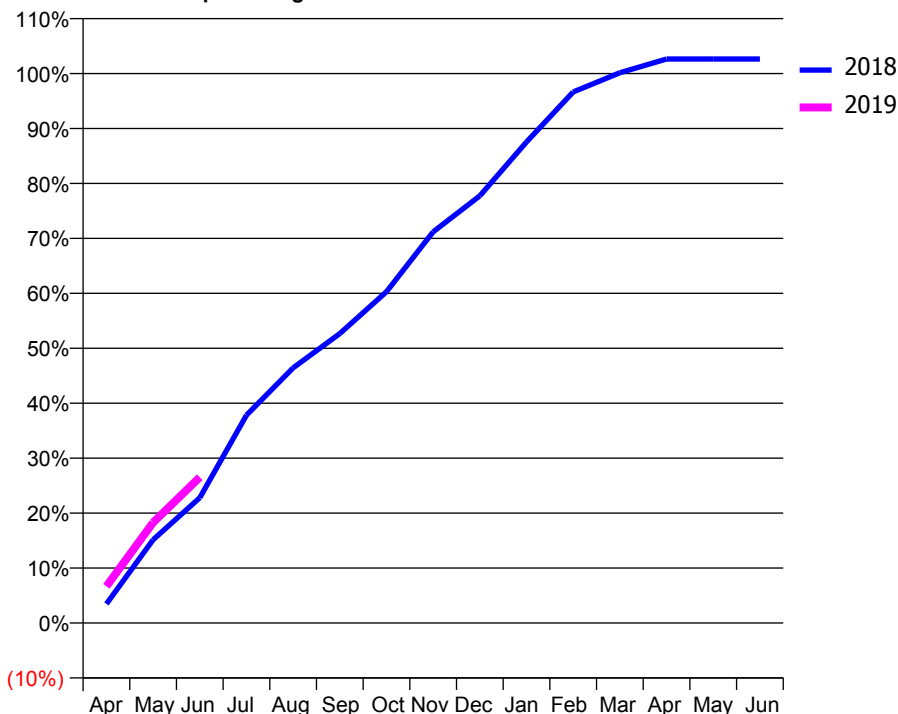
### ACCESS\*

Patients seen in 24 months	Total	Change since previous quarter
Quarter ending June 2017	3,097	
Quarter ending September 2017	2,985	↓
Quarter ending December 2017	2,971	→
Quarter ending March 2018	2,909	↓
Quarter ending June 2018	2,924	→
<b>Variance since June 2017</b>	<b>(5.6%)</b>	<b>↓</b>



### ACTIVITY

Cumulative percentage of contracted UDA delivered 2018 & 2019



Adjusted Scheduled Activity (UDA)		
Month	2018	2019
April	198	380
May	860	1,038
June	1,295	1,508
July	2,149	
August	2,638	
September	2,991	
October	3,425	
November	4,044	
December	4,415	
January	4,972	
February	5,490	
March	5,688	
April	5,830	
May	5,829	
June	5,829	

### QUALITY

	Quantity	Base Number	Contract	AT	Region	England
% of FP17s for the same patient ID Re-attending within 3 months - Children	22	299	7.4%	11.7%	12.0%	11.5%
% of FP17s for the same patient ID Re-attending within 3 months - Adults	67	587	11.4%	15.8%	15.7%	15.4%
% of FP17s for the same patient ID Re-attending between 3 & 9 months - Children	117	299	39.1%	58.4%	60.3%	58.9%
% of FP17s for the same patient ID Re-attending between 3 & 9 months - Adults	211	587	35.9%	51.9%	54.0%	51.6%
% of FP17s for Band 1 Urgent Courses	43	803	5.4%	10.1%	8.9%	8.9%
% of FP17s Relating to Free Repair or Replacements	1	803	0.1%	0.9%	1.0%	0.8%
% of FP17s Relating to Continuations	0	803	0.0%	0.9%	1.1%	0.9%
% of Patients satisfied with the dentistry they have received	0	0	N/A	94.3%	93.4%	93.2%
% of Patients satisfied with the time they had to wait for an appointment	0	0	N/A	89.3%	89.4%	88.8%

\* This is based on patients treated on this contract for their most recent course of treatment. Figures in italics indicate the base number of FP17s or Patient Questionnaire responses are less than 100. N/A is shown where the base number of responses is less than 10 during the period. % is calculated as Quantity/Base number\*100

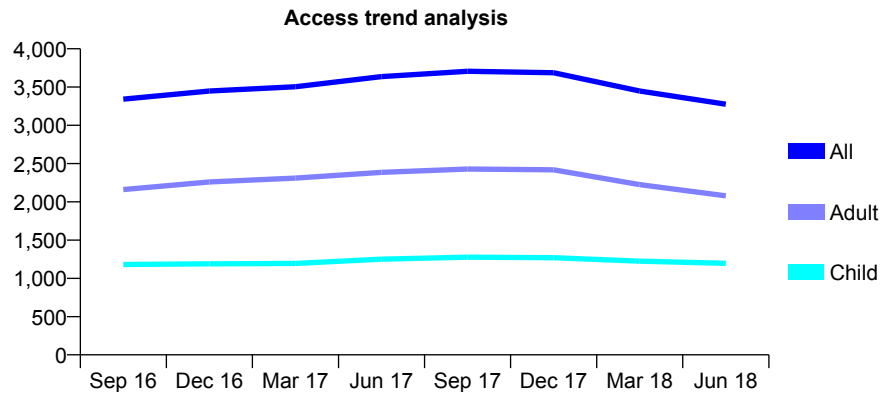
## Q46 - Vital Signs At a Glance Contract Report for 137286/0001 - June 2018

Name or company name	Partners in Progress (UK) Ltd
Contract type name	GDS Contract
Purpose of contract	General
Contract start date	23/04/2009
Contract end date	

18/19 Contracted general activity (UDA)	9,600
Carry forward general activity (UDA)	0
18/19 Contracted orthodontic activity (UOA)	0
Carry forward orthodontic activity (UOA)	0
Baseline contract value	£260,332.02

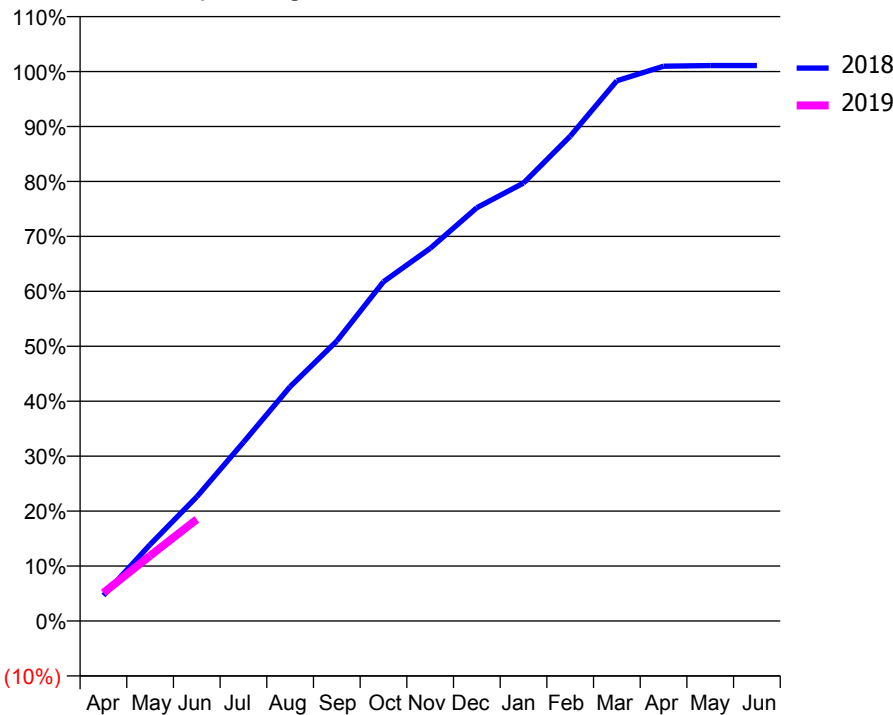
### ACCESS\*

Patients seen in 24 months	Total	Change since previous quarter
Quarter ending June 2017	3,636	
Quarter ending September 2017	3,706	→
Quarter ending December 2017	3,688	→
Quarter ending March 2018	3,448	↓
Quarter ending June 2018	3,276	↓
<b>Variance since June 2017</b>	<b>(9.9%)</b>	<b>↓</b>



### ACTIVITY

Cumulative percentage of contracted UDA delivered 2018 & 2019



Month	Adjusted Scheduled Activity (UDA)	
	2018	2019
April	445	493
May	1,336	1,140
June	2,169	1,777
July	3,123	
August	4,093	
September	4,891	
October	5,928	
November	6,511	
December	7,221	
January	7,652	
February	8,469	
March	9,439	
April	9,692	
May	9,704	
June	9,704	

### QUALITY

	Quantity	Base Number	Contract	AT	Region	England
% of FP17s for the same patient ID Re-attending within 3 months - Children	23	337	6.8%	11.7%	12.0%	11.5%
% of FP17s for the same patient ID Re-attending within 3 months - Adults	106	543	19.5%	15.8%	15.7%	15.4%
% of FP17s for the same patient ID Re-attending between 3 & 9 months - Children	194	337	57.6%	58.4%	60.3%	58.9%
% of FP17s for the same patient ID Re-attending between 3 & 9 months - Adults	301	543	55.4%	51.9%	54.0%	51.6%
% of FP17s for Band 1 Urgent Courses	119	805	14.8%	10.1%	8.9%	8.9%
% of FP17s Relating to Free Repair or Replacements	6	805	0.7%	0.9%	1.0%	0.8%
% of FP17s Relating to Continuations	8	805	1.0%	0.9%	1.1%	0.9%
% of Patients satisfied with the dentistry they have received	1	1	N/A	94.3%	93.4%	93.2%
% of Patients satisfied with the time they had to wait for an appointment	0	1	N/A	89.3%	89.4%	88.8%

\* This is based on patients treated on this contract for their most recent course of treatment. Figures in italics indicate the base number of FP17s or Patient Questionnaire responses are less than 100. N/A is shown where the base number of responses is less than 10 during the period. % is calculated as Quantity/Base number\*100

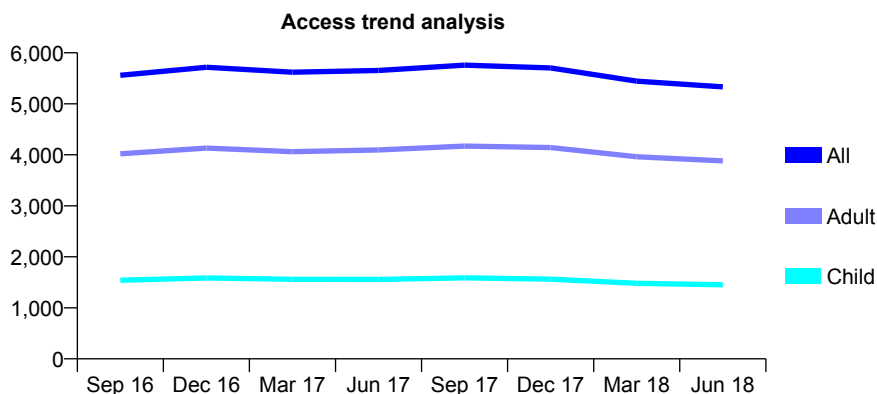
## Q46 - Vital Signs At a Glance Contract Report for 137731/0003 - June 2018

Name or company name	Smile Transformation & Cosmetic Services
Contract type name	GDS Contract
Purpose of contract	General
Contract start date	01/08/2014
Contract end date	

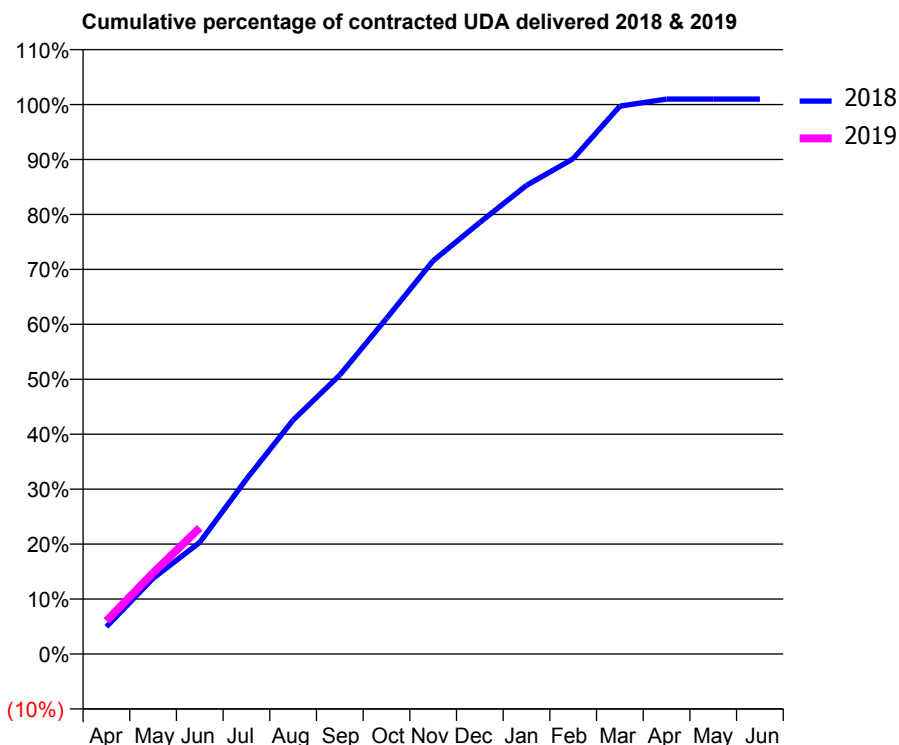
18/19 Contracted general activity (UDA)	17,603
Carry forward general activity (UDA)	0
18/19 Contracted orthodontic activity (UOA)	0
Carry forward orthodontic activity (UOA)	0
Baseline contract value	£460,214.24

### ACCESS\*

Patients seen in 24 months	Total	Change since previous quarter
Quarter ending June 2017	5,654	
Quarter ending September 2017	5,758	→
Quarter ending December 2017	5,704	→
Quarter ending March 2018	5,444	↓
Quarter ending June 2018	5,332	↓
<b>Variance since June 2017</b>	<b>(5.7%)</b>	<b>↓</b>



### ACTIVITY



Month	Adjusted Scheduled Activity (UDA)	
	2018	2019
April	875	1,061
May	2,424	2,599
June	3,578	4,044
July	5,601	
August	7,496	
September	8,937	
October	10,750	
November	12,601	
December	13,824	
January	15,012	
February	15,869	
March	17,549	
April	17,775	
May	17,775	
June	17,775	

### QUALITY

	Quantity	Base Number	Contract	AT	Region	England
% of FP17s for the same patient ID Re-attending within 3 months - Children	51	568	9.0%	11.7%	12.0%	11.5%
% of FP17s for the same patient ID Re-attending within 3 months - Adults	200	1,342	14.9%	15.8%	15.7%	15.4%
% of FP17s for the same patient ID Re-attending between 3 & 9 months - Children	357	568	62.9%	58.4%	60.3%	58.9%
% of FP17s for the same patient ID Re-attending between 3 & 9 months - Adults	826	1,342	61.5%	51.9%	54.0%	51.6%
% of FP17s for Band 1 Urgent Courses	192	1,764	10.9%	10.1%	8.9%	8.9%
% of FP17s Relating to Free Repair or Replacements	21	1,764	1.2%	0.9%	1.0%	0.8%
% of FP17s Relating to Continuations	9	1,764	0.5%	0.9%	1.1%	0.9%
% of Patients satisfied with the dentistry they have received	3	3	N/A	94.3%	93.4%	93.2%
% of Patients satisfied with the time they had to wait for an appointment	3	3	N/A	89.3%	89.4%	88.8%

\* This is based on patients treated on this contract for their most recent course of treatment. Figures in italics indicate the base number of FP17s or Patient Questionnaire responses are less than 100. N/A is shown where the base number of responses is less than 10 during the period. % is calculated as Quantity/Base number\*100

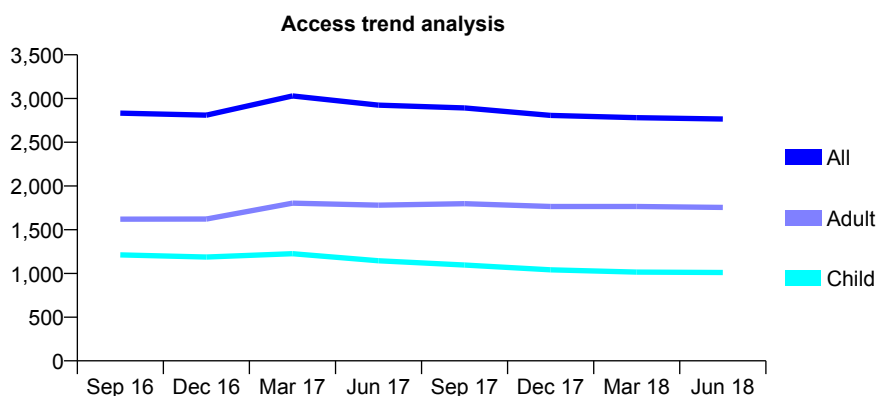
## Q46 - Vital Signs At a Glance Contract Report for 137731/0004 - June 2018

Name or company name	Smile Transformation & Cosmetic Services
Contract type name	GDS Contract
Purpose of contract	General
Contract start date	01/08/2014
Contract end date	

18/19 Contracted general activity (UDA)	8,659
Carry forward general activity (UDA)	0
18/19 Contracted orthodontic activity (UOA)	0
Carry forward orthodontic activity (UOA)	0
Baseline contract value	£232,529.50

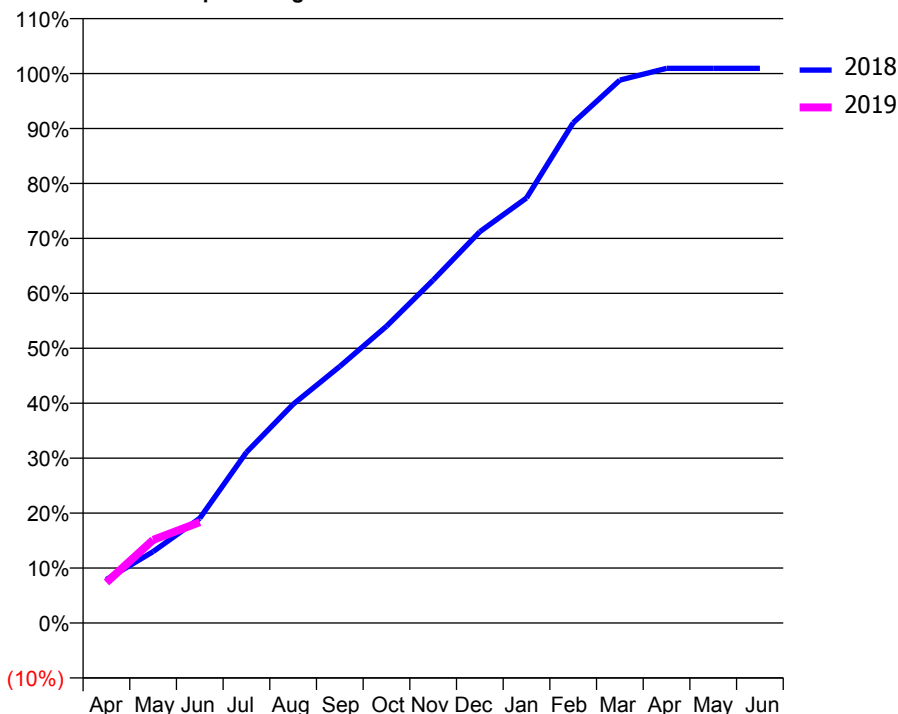
### ACCESS\*

Patients seen in 24 months	Total	Change since previous quarter
Quarter ending June 2017	2,925	
Quarter ending September 2017	2,893	↓
Quarter ending December 2017	2,807	↓
Quarter ending March 2018	2,781	→
Quarter ending June 2018	2,765	→
<b>Variance since June 2017</b>	<b>(5.5%)</b>	<b>↓</b>



### ACTIVITY

Cumulative percentage of contracted UDA delivered 2018 & 2019



Adjusted Scheduled Activity (UDA)

Month	2018	2019
April	687	639
May	1,126	1,309
June	1,650	1,590
July	2,691	
August	3,447	
September	4,045	
October	4,676	
November	5,403	
December	6,166	
January	6,698	
February	7,882	
March	8,555	
April	8,740	
May	8,740	
June	8,740	

### QUALITY

	Quantity	Base Number	Contract	AT	Region	England
% of FP17s for the same patient ID Re-attending within 3 months - Children	29	344	8.4%	11.7%	12.0%	11.5%
% of FP17s for the same patient ID Re-attending within 3 months - Adults	85	542	15.7%	15.8%	15.7%	15.4%
% of FP17s for the same patient ID Re-attending between 3 & 9 months - Children	222	344	64.5%	58.4%	60.3%	58.9%
% of FP17s for the same patient ID Re-attending between 3 & 9 months - Adults	306	542	56.5%	51.9%	54.0%	51.6%
% of FP17s for Band 1 Urgent Courses	79	783	10.1%	10.1%	8.9%	8.9%
% of FP17s Relating to Free Repair or Replacements	8	783	1.0%	0.9%	1.0%	0.8%
% of FP17s Relating to Continuations	3	783	0.4%	0.9%	1.1%	0.9%
% of Patients satisfied with the dentistry they have received	0	0	N/A	94.3%	93.4%	93.2%
% of Patients satisfied with the time they had to wait for an appointment	0	0	N/A	89.3%	89.4%	88.8%

\* This is based on patients treated on this contract for their most recent course of treatment. Figures in italics indicate the base number of FP17s or Patient Questionnaire responses are less than 100. N/A is shown where the base number of responses is less than 10 during the period. % is calculated as Quantity/Base number\*100

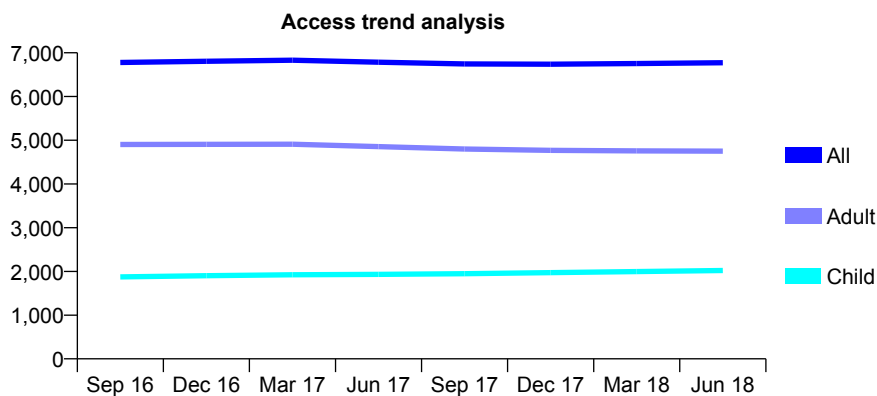
## Q46 - Vital Signs At a Glance Contract Report for 138096/0001 - June 2018

Name or company name	Circle Dental Care Ltd
Contract type name	GDS Contract
Purpose of contract	General
Contract start date	01/08/2009
Contract end date	

18/19 Contracted general activity (UDA)	20,000
Carry forward general activity (UDA)	0
18/19 Contracted orthodontic activity (UOA)	0
Carry forward orthodontic activity (UOA)	0
Baseline contract value	£489,143.85

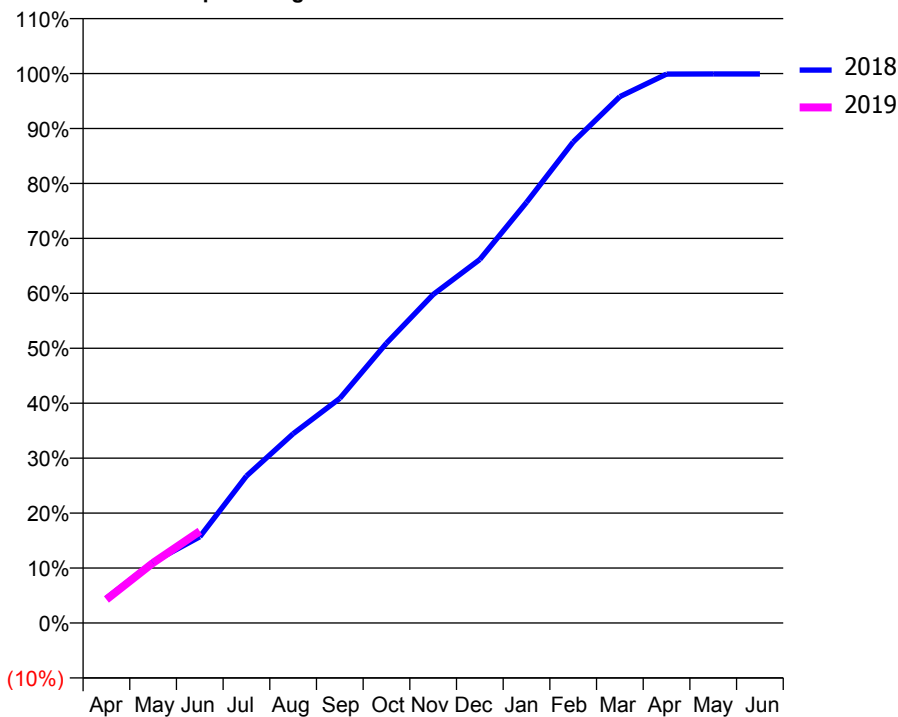
### ACCESS\*

Patients seen in 24 months	Total	Change since previous quarter
Quarter ending June 2017	6,786	
Quarter ending September 2017	6,746	→
Quarter ending December 2017	6,740	→
Quarter ending March 2018	6,754	→
Quarter ending June 2018	6,773	→
<b>Variance since June 2017</b>	<b>(0.2%)</b>	→



### ACTIVITY

Cumulative percentage of contracted UDA delivered 2018 & 2019



Month	Adjusted Scheduled Activity (UDA)	
	2018	2019
April	906	858
May	2,217	2,193
June	3,137	3,340
July	5,351	
August	6,890	
September	8,174	
October	10,183	
November	11,955	
December	13,231	
January	15,312	
February	17,510	
March	19,159	
April	19,979	
May	19,984	
June	19,985	

### QUALITY

	Quantity	Base Number	Contract	AT	Region	England
% of FP17s for the same patient ID Re-attending within 3 months - Children	113	716	15.8%	11.7%	12.0%	11.5%
% of FP17s for the same patient ID Re-attending within 3 months - Adults	245	1,452	16.9%	15.8%	15.7%	15.4%
% of FP17s for the same patient ID Re-attending between 3 & 9 months - Children	412	716	57.5%	58.4%	60.3%	58.9%
% of FP17s for the same patient ID Re-attending between 3 & 9 months - Adults	802	1,452	55.2%	51.9%	54.0%	51.6%
% of FP17s for Band 1 Urgent Courses	148	1,552	9.5%	10.1%	8.9%	8.9%
% of FP17s Relating to Free Repair or Replacements	3	1,552	0.2%	0.9%	1.0%	0.8%
% of FP17s Relating to Continuations	2	1,552	0.1%	0.9%	1.1%	0.9%
% of Patients satisfied with the dentistry they have received	7	8	N/A	94.3%	93.4%	93.2%
% of Patients satisfied with the time they had to wait for an appointment	6	8	N/A	89.3%	89.4%	88.8%

\* This is based on patients treated on this contract for their most recent course of treatment. Figures in italics indicate the base number of FP17s or Patient Questionnaire responses are less than 100. N/A is shown where the base number of responses is less than 10 during the period. % is calculated as Quantity/Base number\*100

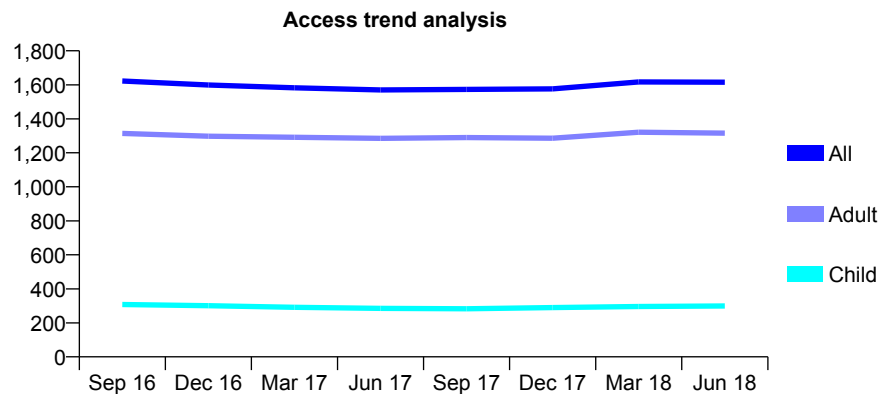
## Q46 - Vital Signs At a Glance Contract Report for 138800/0001 - June 2018

Name or company name	207 Dental Care
Contract type name	GDS Contract
Purpose of contract	General
Contract start date	01/05/2013
Contract end date	

18/19 Contracted general activity (UDA)	4,568
Carry forward general activity (UDA)	0
18/19 Contracted orthodontic activity (UOA)	0
Carry forward orthodontic activity (UOA)	0
Baseline contract value	£114,636.28

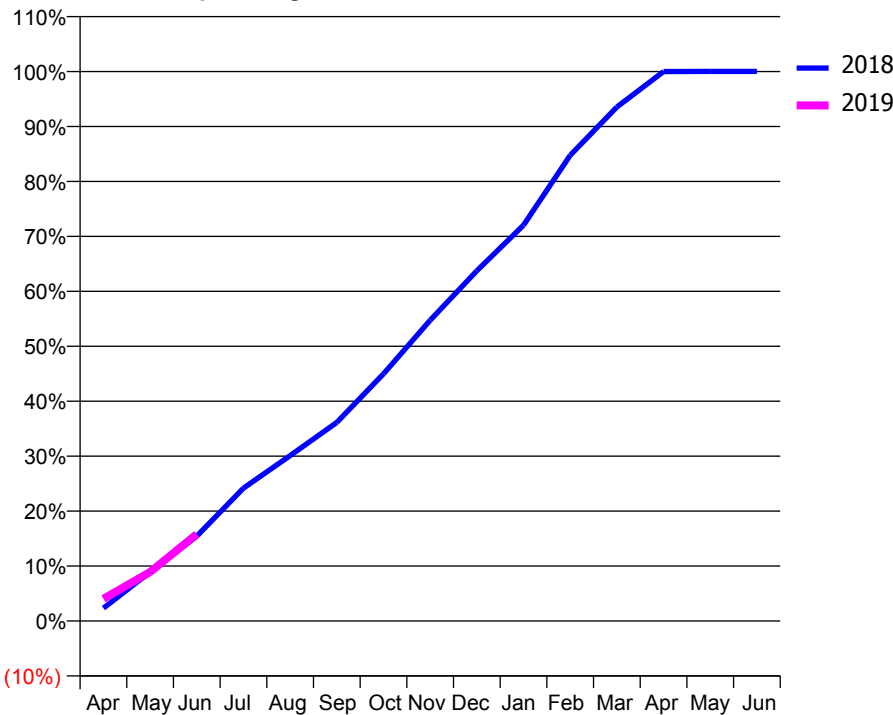
### ACCESS\*

Patients seen in 24 months	Total	Change since previous quarter
Quarter ending June 2017	1,570	
Quarter ending September 2017	1,573	→
Quarter ending December 2017	1,576	→
Quarter ending March 2018	1,617	↑
Quarter ending June 2018	1,615	→
<b>Variance since June 2017</b>	<b>2.9%</b>	<b>↑</b>



### ACTIVITY

Cumulative percentage of contracted UDA delivered 2018 & 2019



Month	Adjusted Scheduled Activity (UDA)	
	2018	2019
April	107	185
May	408	408
June	706	722
July	1,104	
August	1,375	
September	1,651	
October	2,055	
November	2,501	
December	2,912	
January	3,290	
February	3,871	
March	4,273	
April	4,567	
May	4,568	
June	4,568	

### QUALITY

	Quantity	Base Number	Contract	AT	Region	England
% of FP17s for the same patient ID Re-attending within 3 months - Children	7	119	5.9%	11.7%	12.0%	11.5%
% of FP17s for the same patient ID Re-attending within 3 months - Adults	75	458	16.4%	15.8%	15.7%	15.4%
% of FP17s for the same patient ID Re-attending between 3 & 9 months - Children	92	119	77.3%	58.4%	60.3%	58.9%
% of FP17s for the same patient ID Re-attending between 3 & 9 months - Adults	270	458	59.0%	51.9%	54.0%	51.6%
% of FP17s for Band 1 Urgent Courses	42	461	9.1%	10.1%	8.9%	8.9%
% of FP17s Relating to Free Repair or Replacements	2	461	0.4%	0.9%	1.0%	0.8%
% of FP17s Relating to Continuations	7	461	1.5%	0.9%	1.1%	0.9%
% of Patients satisfied with the dentistry they have received	1	1	N/A	94.3%	93.4%	93.2%
% of Patients satisfied with the time they had to wait for an appointment	1	1	N/A	89.3%	89.4%	88.8%

\* This is based on patients treated on this contract for their most recent course of treatment. Figures in italics indicate the base number of FP17s or Patient Questionnaire responses are less than 100. N/A is shown where the base number of responses is less than 10 during the period. % is calculated as Quantity/Base number\*100



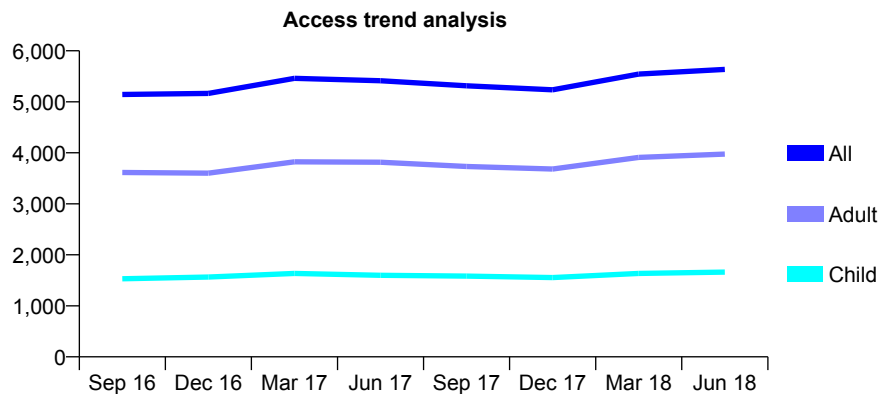
## Q46 - Vital Signs At a Glance Contract Report for 138967/0001 - June 2018

Name or company name	Park House Springhead
Contract type name	GDS Contract
Purpose of contract	General
Contract start date	01/04/2010
Contract end date	

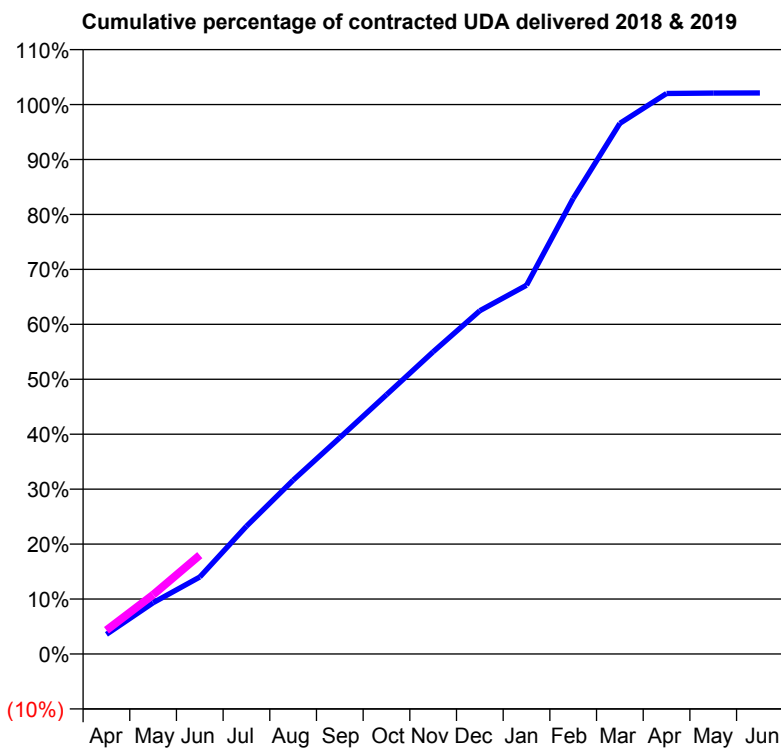
18/19 Contracted general activity (UDA)	15,429
Carry forward general activity (UDA)	0
18/19 Contracted orthodontic activity (UOA)	0
Carry forward orthodontic activity (UOA)	0
Baseline contract value	£418,406.12

### ACCESS\*

Patients seen in 24 months	Total	Change since previous quarter
Quarter ending June 2017	5,413	
Quarter ending September 2017	5,313	↓
Quarter ending December 2017	5,235	↓
Quarter ending March 2018	5,544	↑
Quarter ending June 2018	5,636	→
<b>Variance since June 2017</b>	<b>4.1%</b>	<b>↑</b>



### ACTIVITY



Adjusted Scheduled Activity (UDA)		
Month	2018	2019
April	551	669
May	1,440	1,664
June	2,162	2,778
July	3,589	
August	4,879	
September	6,075	
October	7,282	
November	8,485	
December	9,641	
January	10,356	
February	12,792	
March	14,899	
April	15,738	
May	15,750	
June	15,752	

### QUALITY

	Quantity	Base Number	Contract	AT	Region	England
% of FP17s for the same patient ID Re-attending within 3 months - Children	34	581	5.9%	11.7%	12.0%	11.5%
% of FP17s for the same patient ID Re-attending within 3 months - Adults	175	1,310	13.4%	15.8%	15.7%	15.4%
% of FP17s for the same patient ID Re-attending between 3 & 9 months - Children	316	581	54.4%	58.4%	60.3%	58.9%
% of FP17s for the same patient ID Re-attending between 3 & 9 months - Adults	616	1,310	47.0%	51.9%	54.0%	51.6%
% of FP17s for Band 1 Urgent Courses	165	1,494	11.0%	10.1%	8.9%	8.9%
% of FP17s Relating to Free Repair or Replacements	10	1,494	0.7%	0.9%	1.0%	0.8%
% of FP17s Relating to Continuations	14	1,494	0.9%	0.9%	1.1%	0.9%
% of Patients satisfied with the dentistry they have received	2	2	N/A	94.3%	93.4%	93.2%
% of Patients satisfied with the time they had to wait for an appointment	2	2	N/A	89.3%	89.4%	88.8%

\* This is based on patients treated on this contract for their most recent course of treatment. Figures in italics indicate the base number of FP17s or Patient Questionnaire responses are less than 100. N/A is shown where the base number of responses is less than 10 during the period. % is calculated as Quantity/Base number\*100

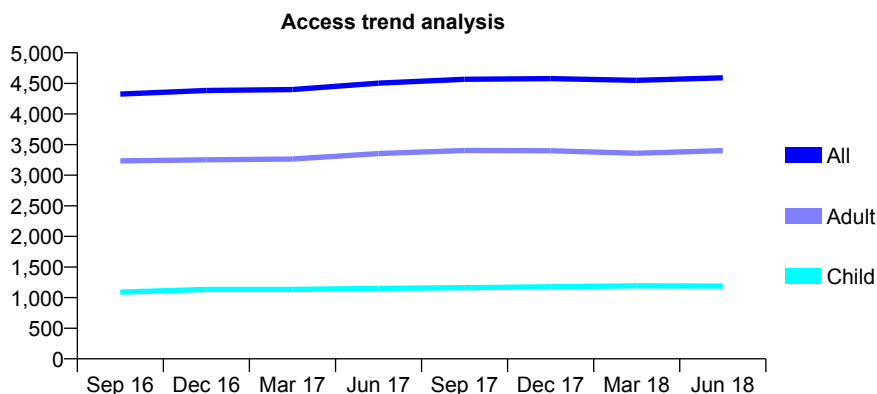
## Q46 - Vital Signs At a Glance Contract Report for 139114/0001 - June 2018

Name or company name	The Ivy Dental Practice Ltd
Contract type name	Pilot Contract
Purpose of contract	General
Contract start date	01/04/2010
Contract end date	

18/19 Contracted general activity (UDA)	18,100
Carry forward general activity (UDA)	0
18/19 Contracted orthodontic activity (UOA)	0
Carry forward orthodontic activity (UOA)	0
Baseline contract value	£619,273.18

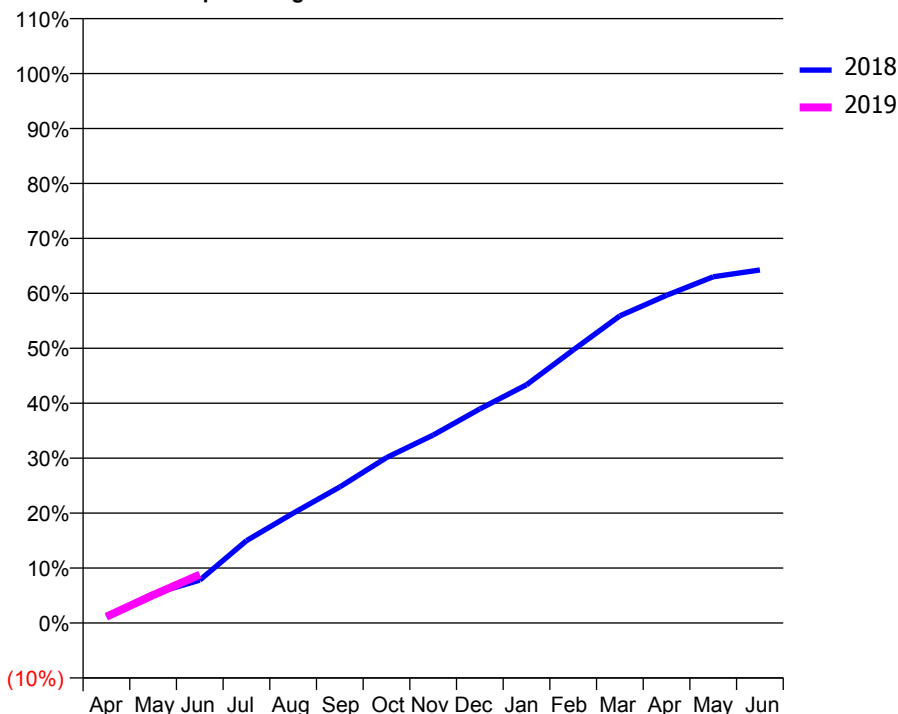
### ACCESS\*

Patients seen in 24 months	Total	Change since previous quarter
Quarter ending June 2017	4,505	
Quarter ending September 2017	4,568	→
Quarter ending December 2017	4,578	→
Quarter ending March 2018	4,551	→
Quarter ending June 2018	4,591	→
<b>Variance since June 2017</b>	<b>1.9%</b>	<b>→</b>



### ACTIVITY

Cumulative percentage of contracted UDA delivered 2018 & 2019



Adjusted Scheduled Activity (UDA)

Month	2018	2019
April	202	210
May	959	920
June	1,411	1,592
July	2,711	
August	3,617	
September	4,481	
October	5,450	
November	6,190	
December	7,053	
January	7,846	
February	8,992	
March	10,119	
April	10,794	
May	11,404	
June	11,629	

### QUALITY

	Quantity	Base Number	Contract	AT	Region	England
% of FP17s for the same patient ID Re-attending within 3 months - Children	40	400	10.0%	11.7%	12.0%	11.5%
% of FP17s for the same patient ID Re-attending within 3 months - Adults	150	981	15.3%	15.8%	15.7%	15.4%
% of FP17s for the same patient ID Re-attending between 3 & 9 months - Children	213	400	53.3%	58.4%	60.3%	58.9%
% of FP17s for the same patient ID Re-attending between 3 & 9 months - Adults	374	981	38.1%	51.9%	54.0%	51.6%
% of FP17s for Band 1 Urgent Courses	19	940	2.0%	10.1%	8.9%	8.9%
% of FP17s Relating to Free Repair or Replacements	17	940	1.8%	0.9%	1.0%	0.8%
% of FP17s Relating to Continuations	30	940	3.2%	0.9%	1.1%	0.9%
% of Patients satisfied with the dentistry they have received	0	0	N/A	94.3%	93.4%	93.2%
% of Patients satisfied with the time they had to wait for an appointment	0	0	N/A	89.3%	89.4%	88.8%

\* This is based on patients treated on this contract for their most recent course of treatment. Figures in italics indicate the base number of FP17s or Patient Questionnaire responses are less than 100. N/A is shown where the base number of responses is less than 10 during the period. % is calculated as Quantity/Base number\*100

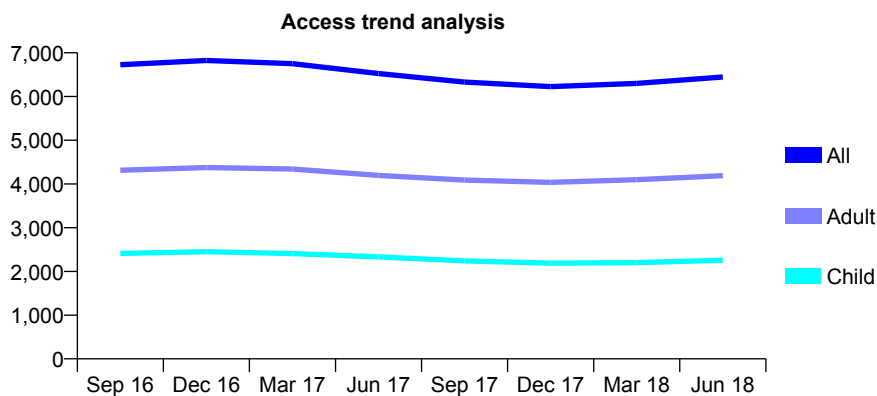
## Q46 - Vital Signs At a Glance Contract Report for 139521/0001 - June 2018

Name or company name	JF Scott Dental Surgeon Partnership
Contract type name	GDS Contract
Purpose of contract	General
Contract start date	31/12/2010
Contract end date	

18/19 Contracted general activity (UDA)	25,437
Carry forward general activity (UDA)	0
18/19 Contracted orthodontic activity (UOA)	0
Carry forward orthodontic activity (UOA)	0
Baseline contract value	£695,379.79

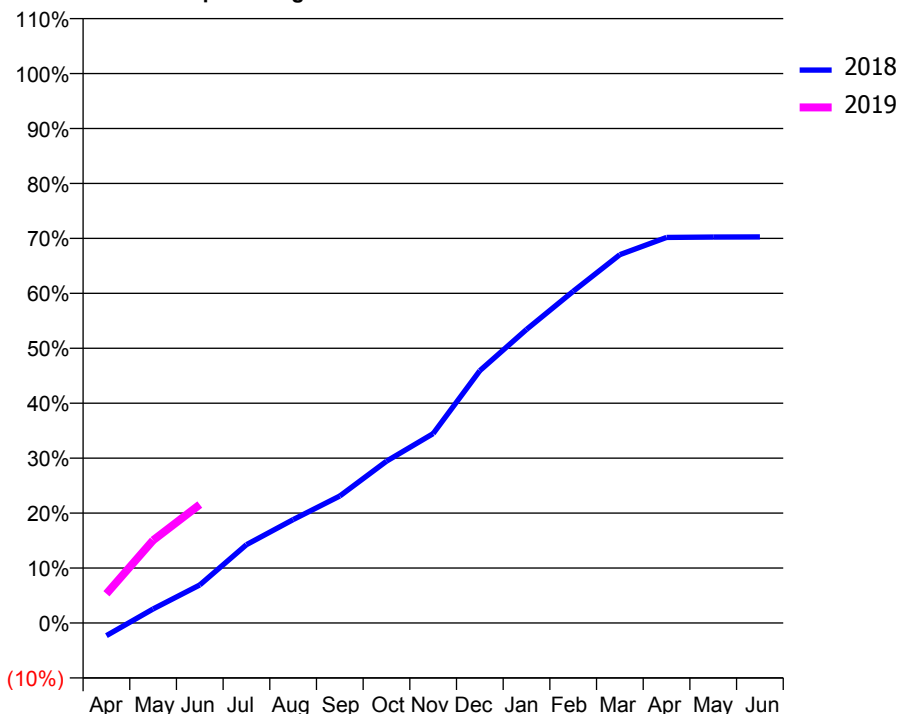
### ACCESS\*

Patients seen in 24 months	Total	Change since previous quarter
Quarter ending June 2017	6,525	
Quarter ending September 2017	6,329	↓
Quarter ending December 2017	6,226	↓
Quarter ending March 2018	6,300	→
Quarter ending June 2018	6,447	↑
<b>Variance since June 2017</b>	<b>(1.2%)</b>	<b>↓</b>



### ACTIVITY

Cumulative percentage of contracted UDA delivered 2018 & 2019



Adjusted Scheduled Activity (UDA)

Month	2018	2019
April	-590	1,353
May	649	3,830
June	1,764	5,482
July	3,624	
August	4,786	
September	5,879	
October	7,489	
November	8,768	
December	11,684	
January	13,591	
February	15,357	
March	17,052	
April	17,849	
May	17,865	
June	17,873	

### QUALITY

	Quantity	Base Number	Contract	AT	Region	England
% of FP17s for the same patient ID Re-attending within 3 months - Children	75	949	7.9%	11.7%	12.0%	11.5%
% of FP17s for the same patient ID Re-attending within 3 months - Adults	211	1,692	12.5%	15.8%	15.7%	15.4%
% of FP17s for the same patient ID Re-attending between 3 & 9 months - Children	571	949	60.2%	58.4%	60.3%	58.9%
% of FP17s for the same patient ID Re-attending between 3 & 9 months - Adults	1,036	1,692	61.2%	51.9%	54.0%	51.6%
% of FP17s for Band 1 Urgent Courses	187	2,251	8.3%	10.1%	8.9%	8.9%
% of FP17s Relating to Free Repair or Replacements	9	2,251	0.4%	0.9%	1.0%	0.8%
% of FP17s Relating to Continuations	17	2,251	0.8%	0.9%	1.1%	0.9%
% of Patients satisfied with the dentistry they have received	2	2	N/A	94.3%	93.4%	93.2%
% of Patients satisfied with the time they had to wait for an appointment	2	2	N/A	89.3%	89.4%	88.8%

\* This is based on patients treated on this contract for their most recent course of treatment. Figures in italics indicate the base number of FP17s or Patient Questionnaire responses are less than 100. N/A is shown where the base number of responses is less than 10 during the period. % is calculated as Quantity/Base number\*100

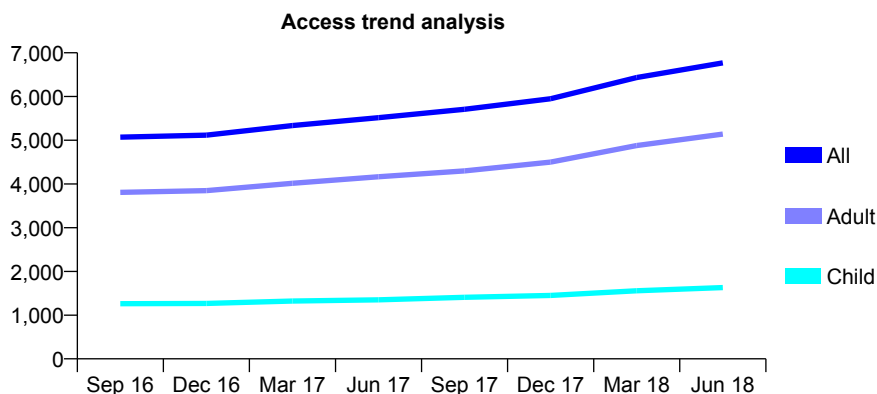
## Q46 - Vital Signs At a Glance Contract Report for 139947/0001 - June 2018

Name or company name	Mr K Hanji
Contract type name	GDS Contract
Purpose of contract	General
Contract start date	01/04/2010
Contract end date	

18/19 Contracted general activity (UDA)	21,839
Carry forward general activity (UDA)	0
18/19 Contracted orthodontic activity (UOA)	0
Carry forward orthodontic activity (UOA)	0
Baseline contract value	£752,646.58

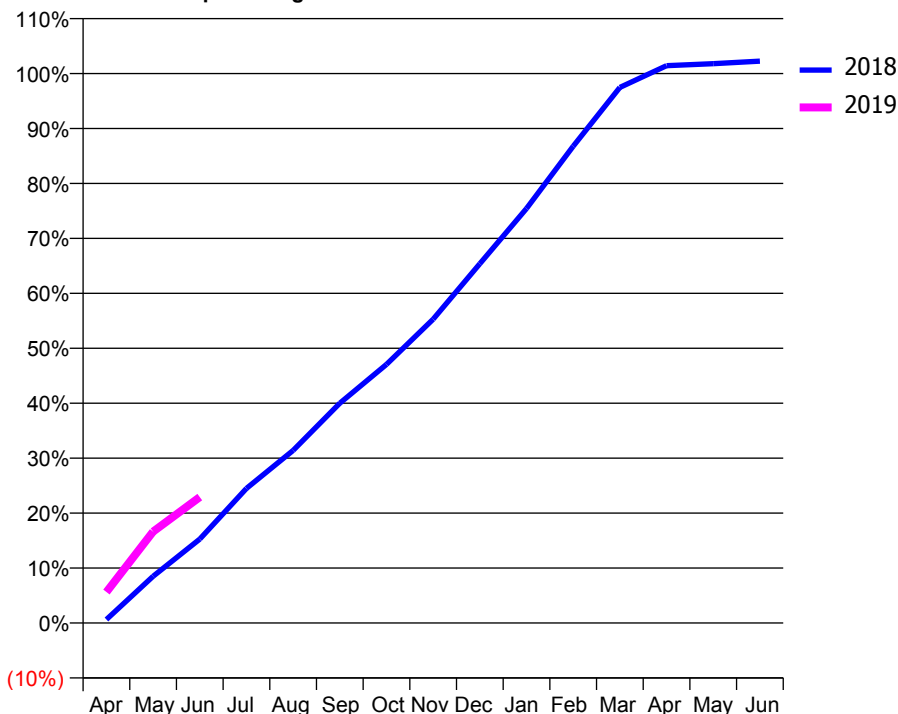
### ACCESS\*

Patients seen in 24 months	Total	Change since previous quarter
Quarter ending June 2017	5,515	
Quarter ending September 2017	5,708	↑
Quarter ending December 2017	5,950	↑
Quarter ending March 2018	6,435	↑
Quarter ending June 2018	6,771	↑
<b>Variance since June 2017</b>	<b>22.8%</b>	<b>↑</b>



### ACTIVITY

Cumulative percentage of contracted UDA delivered 2018 & 2019



Adjusted Scheduled Activity (UDA)

Month	2018	2019
April	140	1,233
May	1,860	3,634
June	3,336	5,007
July	5,348	
August	6,860	
September	8,737	
October	10,277	
November	12,073	
December	14,279	
January	16,474	
February	18,950	
March	21,287	
April	22,152	
May	22,228	
June	22,330	

### QUALITY

	Quantity	Base Number	Contract	AT	Region	England
% of FP17s for the same patient ID Re-attending within 3 months - Children	73	672	10.9%	11.7%	12.0%	11.5%
% of FP17s for the same patient ID Re-attending within 3 months - Adults	376	1,843	20.4%	15.8%	15.7%	15.4%
% of FP17s for the same patient ID Re-attending between 3 & 9 months - Children	308	672	45.8%	58.4%	60.3%	58.9%
% of FP17s for the same patient ID Re-attending between 3 & 9 months - Adults	776	1,843	42.1%	51.9%	54.0%	51.6%
% of FP17s for Band 1 Urgent Courses	264	2,027	13.0%	10.1%	8.9%	8.9%
% of FP17s Relating to Free Repair or Replacements	16	2,027	0.8%	0.9%	1.0%	0.8%
% of FP17s Relating to Continuations	6	2,027	0.3%	0.9%	1.1%	0.9%
% of Patients satisfied with the dentistry they have received	3	3	N/A	94.3%	93.4%	93.2%
% of Patients satisfied with the time they had to wait for an appointment	3	3	N/A	89.3%	89.4%	88.8%

\* This is based on patients treated on this contract for their most recent course of treatment. Figures in italics indicate the base number of FP17s or Patient Questionnaire responses are less than 100. N/A is shown where the base number of responses is less than 10 during the period. % is calculated as Quantity/Base number\*100

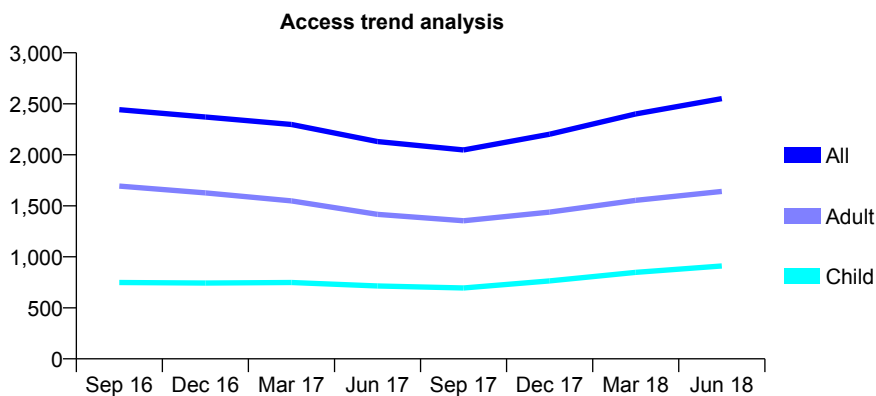
## Q46 - Vital Signs At a Glance Contract Report for 140511/0001 - June 2018

Name or company name	Landridge Dental Surgery
Contract type name	GDS Contract
Purpose of contract	General
Contract start date	01/03/2009
Contract end date	

18/19 Contracted general activity (UDA)	6,699
Carry forward general activity (UDA)	0
18/19 Contracted orthodontic activity (UOA)	0
Carry forward orthodontic activity (UOA)	0
Baseline contract value	£199,452.34

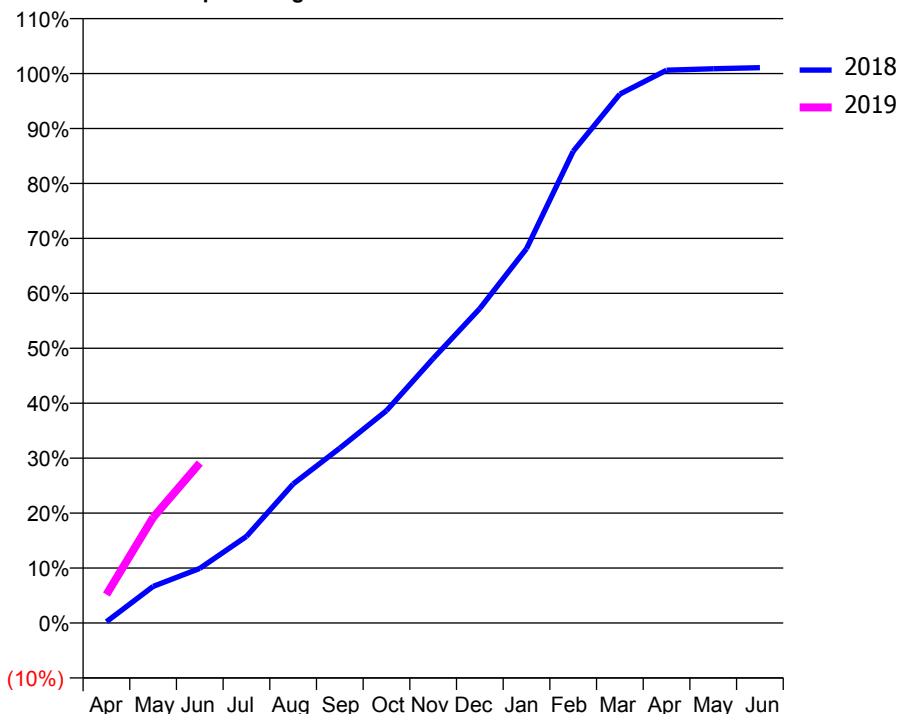
### ACCESS\*

Patients seen in 24 months	Total	Change since previous quarter
Quarter ending June 2017	2,130	
Quarter ending September 2017	2,048	↓
Quarter ending December 2017	2,202	↑
Quarter ending March 2018	2,401	↑
Quarter ending June 2018	2,551	↑
<b>Variance since June 2017</b>	<b>19.8%</b>	<b>↑</b>



### ACTIVITY

Cumulative percentage of contracted UDA delivered 2018 & 2019



Adjusted Scheduled Activity (UDA)

Month	2018	2019
April	15	347
May	446	1,287
June	665	1,950
July	1,056	
August	1,695	
September	2,132	
October	2,589	
November	3,225	
December	3,834	
January	4,565	
February	5,751	
March	6,448	
April	6,740	
May	6,757	
June	6,770	

### QUALITY

	Quantity	Base Number	Contract	AT	Region	England
% of FP17s for the same patient ID Re-attending within 3 months - Children	28	340	8.2%	11.7%	12.0%	11.5%
% of FP17s for the same patient ID Re-attending within 3 months - Adults	124	648	19.1%	15.8%	15.7%	15.4%
% of FP17s for the same patient ID Re-attending between 3 & 9 months - Children	151	340	44.4%	58.4%	60.3%	58.9%
% of FP17s for the same patient ID Re-attending between 3 & 9 months - Adults	227	648	35.0%	51.9%	54.0%	51.6%
% of FP17s for Band 1 Urgent Courses	134	855	15.7%	10.1%	8.9%	8.9%
% of FP17s Relating to Free Repair or Replacements	9	855	1.1%	0.9%	1.0%	0.8%
% of FP17s Relating to Continuations	7	855	0.8%	0.9%	1.1%	0.9%
% of Patients satisfied with the dentistry they have received	0	1	N/A	94.3%	93.4%	93.2%
% of Patients satisfied with the time they had to wait for an appointment	1	1	N/A	89.3%	89.4%	88.8%

\* This is based on patients treated on this contract for their most recent course of treatment. Figures in italics indicate the base number of FP17s or Patient Questionnaire responses are less than 100. N/A is shown where the base number of responses is less than 10 during the period. % is calculated as Quantity/Base number\*100

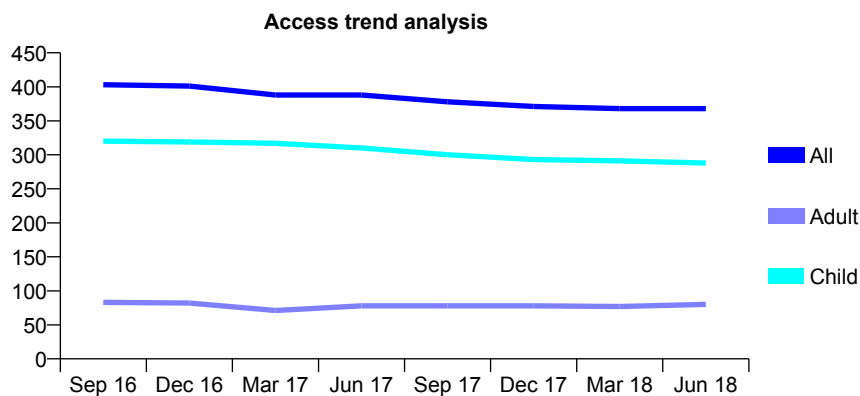
## Q46 - Vital Signs At a Glance Contract Report for 141925/0001 - June 2018

Name or company name	MR MA BROWN
Contract type name	GDS Contract
Purpose of contract	General
Contract start date	01/11/2013
Contract end date	

18/19 Contracted general activity (UDA)	875
Carry forward general activity (UDA)	0
18/19 Contracted orthodontic activity (UOA)	0
Carry forward orthodontic activity (UOA)	0
Baseline contract value	£20,187.36

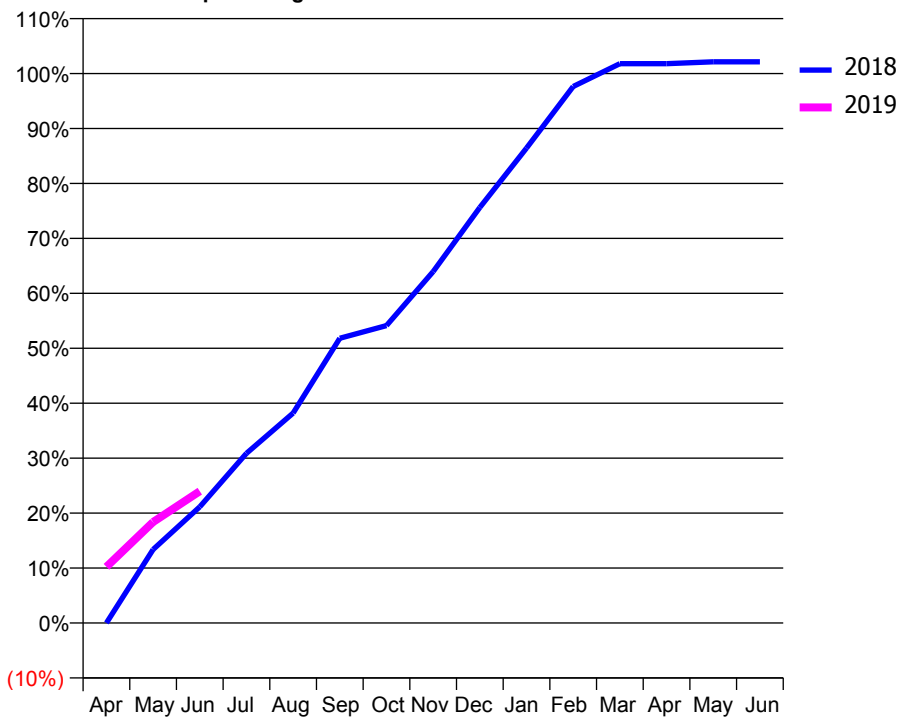
### ACCESS\*

Patients seen in 24 months	Total	Change since previous quarter
Quarter ending June 2017	388	
Quarter ending September 2017	378	↓
Quarter ending December 2017	371	↓
Quarter ending March 2018	368	→
Quarter ending June 2018	368	→
<b>Variance since June 2017</b>	<b>(5.2%)</b>	<b>↓</b>



### ACTIVITY

Cumulative percentage of contracted UDA delivered 2018 & 2019



Month	Adjusted Scheduled Activity (UDA)	
	2018	2019
April	0	89
May	117	161
June	185	210
July	270	
August	334	
September	453	
October	474	
November	560	
December	662	
January	756	
February	854	
March	891	
April	891	
May	894	
June	894	

### QUALITY

	Quantity	Base Number	Contract	AT	Region	England
% of FP17s for the same patient ID Re-attending within 3 months - Children	10	157	6.4%	11.7%	12.0%	11.5%
% of FP17s for the same patient ID Re-attending within 3 months - Adults	1	22	4.5%	15.8%	15.7%	15.4%
% of FP17s for the same patient ID Re-attending between 3 & 9 months - Children	117	157	74.5%	58.4%	60.3%	58.9%
% of FP17s for the same patient ID Re-attending between 3 & 9 months - Adults	17	22	77.3%	51.9%	54.0%	51.6%
% of FP17s for Band 1 Urgent Courses	4	177	2.3%	10.1%	8.9%	8.9%
% of FP17s Relating to Free Repair or Replacements	0	177	0.0%	0.9%	1.0%	0.8%
% of FP17s Relating to Continuations	0	177	0.0%	0.9%	1.1%	0.9%
% of Patients satisfied with the dentistry they have received	0	0	N/A	94.3%	93.4%	93.2%
% of Patients satisfied with the time they had to wait for an appointment	0	0	N/A	89.3%	89.4%	88.8%

\* This is based on patients treated on this contract for their most recent course of treatment. Figures in italics indicate the base number of FP17s or Patient Questionnaire responses are less than 100. N/A is shown where the base number of responses is less than 10 during the period. % is calculated as Quantity/Base number\*100

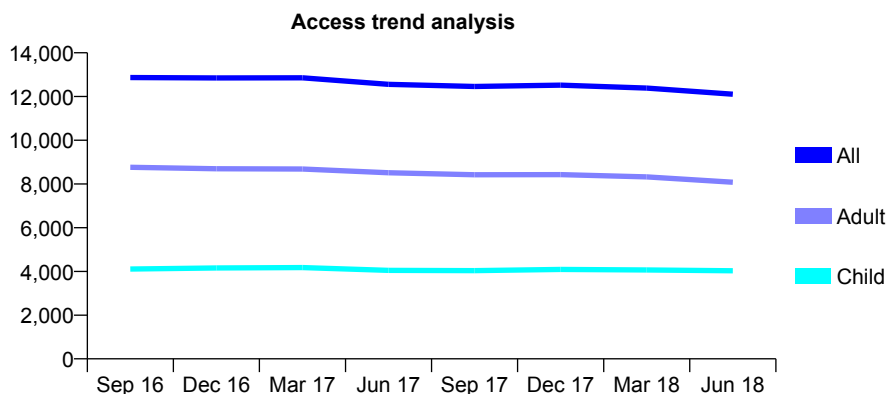
## Q46 - Vital Signs At a Glance Contract Report for 141941/0001 - June 2018

Name or company name	Highfield Dental Practice Ltd
Contract type name	GDS Contract
Purpose of contract	General
Contract start date	01/04/2011
Contract end date	

18/19 Contracted general activity (UDA)	36,596
Carry forward general activity (UDA)	0
18/19 Contracted orthodontic activity (UOA)	0
Carry forward orthodontic activity (UOA)	0
Baseline contract value	£1,008,196.58

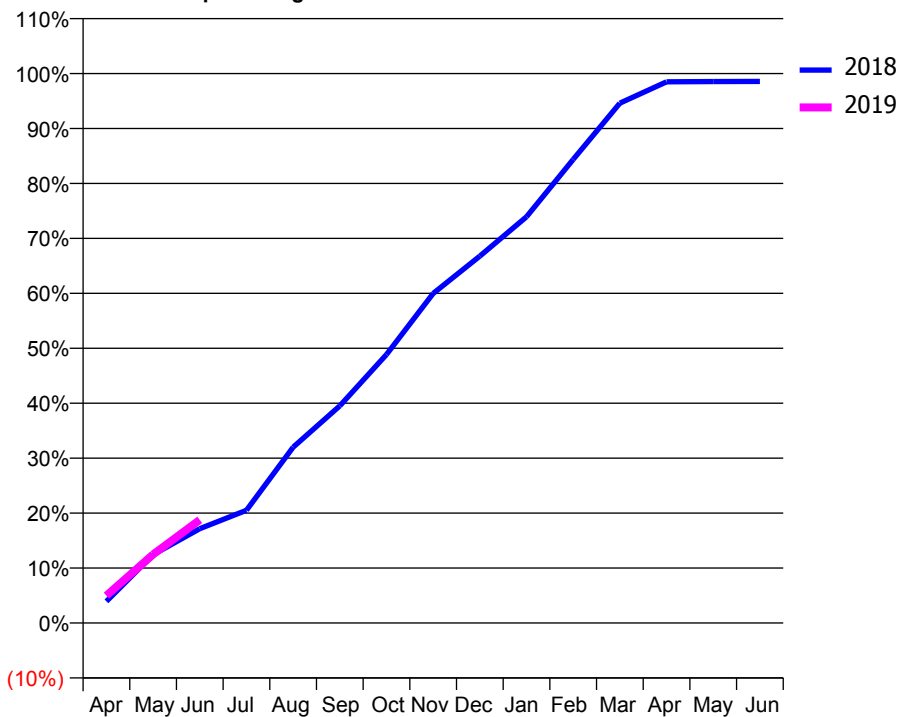
### ACCESS\*

Patients seen in 24 months	Total	Change since previous quarter
Quarter ending June 2017	12,560	
Quarter ending September 2017	12,461	→
Quarter ending December 2017	12,519	→
Quarter ending March 2018	12,384	↓
Quarter ending June 2018	12,108	↓
<b>Variance since June 2017</b>	<b>(3.6%)</b>	<b>↓</b>



### ACTIVITY

Cumulative percentage of contracted UDA delivered 2018 & 2019



Adjusted Scheduled Activity (UDA)		
Month	2018	2019
April	1,446	1,821
May	4,555	4,567
June	6,287	6,865
July	7,507	
August	11,706	
September	14,462	
October	17,879	
November	21,944	
December	24,437	
January	27,056	
February	30,870	
March	34,624	
April	36,039	
May	36,061	
June	36,068	

### QUALITY

	Quantity	Base Number	Contract	AT	Region	England
% of FP17s for the same patient ID Re-attending within 3 months - Children	159	1,595	10.0%	11.7%	12.0%	11.5%
% of FP17s for the same patient ID Re-attending within 3 months - Adults	475	2,989	15.9%	15.8%	15.7%	15.4%
% of FP17s for the same patient ID Re-attending between 3 & 9 months - Children	1,086	1,595	68.1%	58.4%	60.3%	58.9%
% of FP17s for the same patient ID Re-attending between 3 & 9 months - Adults	2,090	2,989	69.9%	51.9%	54.0%	51.6%
% of FP17s for Band 1 Urgent Courses	297	3,827	7.8%	10.1%	8.9%	8.9%
% of FP17s Relating to Free Repair or Replacements	45	3,827	1.2%	0.9%	1.0%	0.8%
% of FP17s Relating to Continuations	23	3,827	0.6%	0.9%	1.1%	0.9%
% of Patients satisfied with the dentistry they have received	1	1	N/A	94.3%	93.4%	93.2%
% of Patients satisfied with the time they had to wait for an appointment	1	1	N/A	89.3%	89.4%	88.8%

\* This is based on patients treated on this contract for their most recent course of treatment. Figures in italics indicate the base number of FP17s or Patient Questionnaire responses are less than 100. N/A is shown where the base number of responses is less than 10 during the period. % is calculated as Quantity/Base number\*100

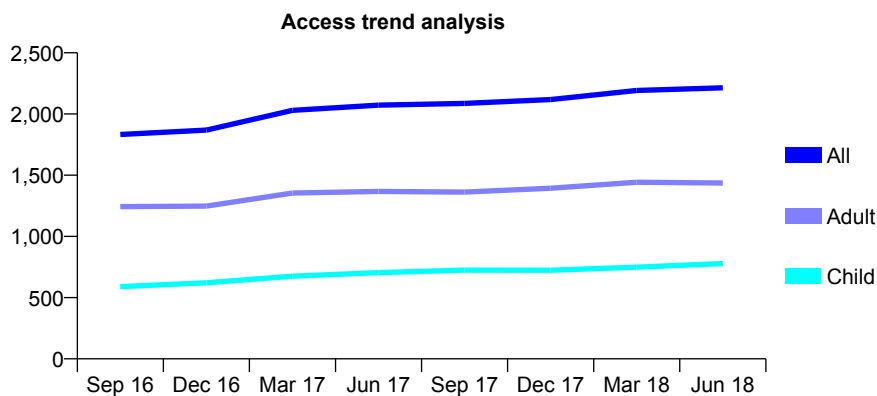
## Q46 - Vital Signs At a Glance Contract Report for 145181/0001 - June 2018

Name or company name	MR MO MALIK
Contract type name	GDS Contract
Purpose of contract	General
Contract start date	01/01/2013
Contract end date	

18/19 Contracted general activity (UDA)	6,345
Carry forward general activity (UDA)	0
18/19 Contracted orthodontic activity (UOA)	0
Carry forward orthodontic activity (UOA)	0
Baseline contract value	£158,643.55

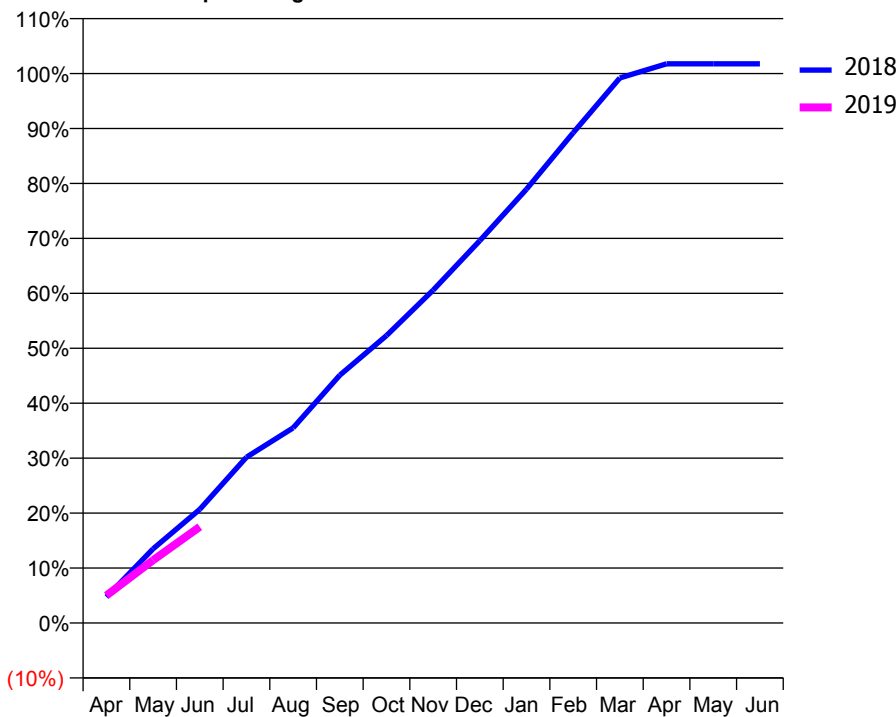
### ACCESS\*

Patients seen in 24 months	Total	Change since previous quarter
Quarter ending June 2017	2,072	
Quarter ending September 2017	2,087	→
Quarter ending December 2017	2,118	→
Quarter ending March 2018	2,192	↑
Quarter ending June 2018	2,214	→
<b>Variance since June 2017</b>	<b>6.9%</b>	<b>↑</b>



### ACTIVITY

Cumulative percentage of contracted UDA delivered 2018 & 2019



Adjusted Scheduled Activity (UDA)

Month	2018	2019
April	301	318
May	857	726
June	1,313	1,111
July	1,915	
August	2,254	
September	2,862	
October	3,319	
November	3,844	
December	4,415	
January	5,009	
February	5,662	
March	6,294	
April	6,457	
May	6,457	
June	6,457	

### QUALITY

	Quantity	Base Number	Contract	AT	Region	England
% of FP17s for the same patient ID Re-attending within 3 months - Children	2	177	1.1%	11.7%	12.0%	11.5%
% of FP17s for the same patient ID Re-attending within 3 months - Adults	12	260	4.6%	15.8%	15.7%	15.4%
% of FP17s for the same patient ID Re-attending between 3 & 9 months - Children	49	177	27.7%	58.4%	60.3%	58.9%
% of FP17s for the same patient ID Re-attending between 3 & 9 months - Adults	79	260	30.4%	51.9%	54.0%	51.6%
% of FP17s for Band 1 Urgent Courses	53	383	13.8%	10.1%	8.9%	8.9%
% of FP17s Relating to Free Repair or Replacements	0	383	0.0%	0.9%	1.0%	0.8%
% of FP17s Relating to Continuations	0	383	0.0%	0.9%	1.1%	0.9%
% of Patients satisfied with the dentistry they have received	3	3	N/A	94.3%	93.4%	93.2%
% of Patients satisfied with the time they had to wait for an appointment	2	3	N/A	89.3%	89.4%	88.8%

\* This is based on patients treated on this contract for their most recent course of treatment. Figures in italics indicate the base number of FP17s or Patient Questionnaire responses are less than 100. N/A is shown where the base number of responses is less than 10 during the period. % is calculated as Quantity/Base number\*100



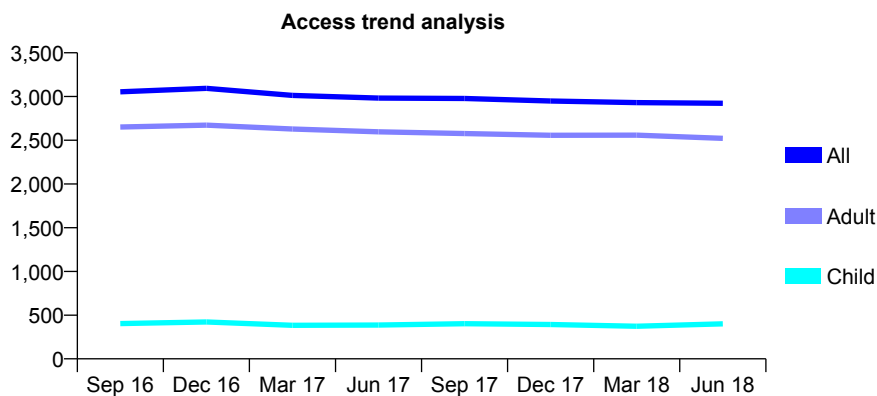
## Q46 - Vital Signs At a Glance Contract Report for 145424/0001 - June 2018

Name or company name	Goose Green Dental Practice
Contract type name	GDS Contract
Purpose of contract	General
Contract start date	24/07/2013
Contract end date	

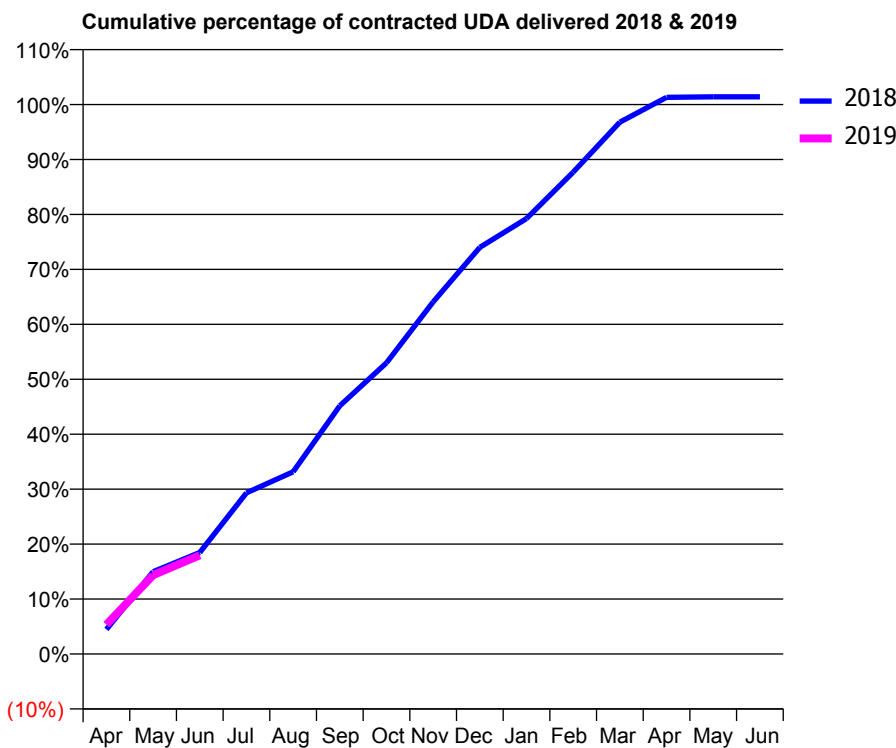
18/19 Contracted general activity (UDA)	8,214
Carry forward general activity (UDA)	0
18/19 Contracted orthodontic activity (UOA)	0
Carry forward orthodontic activity (UOA)	0
Baseline contract value	£203,098.97

### ACCESS\*

Patients seen in 24 months	Total	Change since previous quarter
Quarter ending June 2017	2,983	
Quarter ending September 2017	2,978	→
Quarter ending December 2017	2,949	→
Quarter ending March 2018	2,931	→
Quarter ending June 2018	2,923	→
<b>Variance since June 2017</b>	<b>(2.0%)</b>	<b>↓</b>



### ACTIVITY



Month	Adjusted Scheduled Activity (UDA)	
	2018	2019
April	368	440
May	1,231	1,180
June	1,518	1,476
July	2,408	
August	2,724	
September	3,711	
October	4,352	
November	5,264	
December	6,079	
January	6,510	
February	7,203	
March	7,951	
April	8,321	
May	8,329	
June	8,329	

### QUALITY

	Quantity	Base Number	Contract	AT	Region	England
% of FP17s for the same patient ID Re-attending within 3 months - Children	3	141	2.1%	11.7%	12.0%	11.5%
% of FP17s for the same patient ID Re-attending within 3 months - Adults	110	839	13.1%	15.8%	15.7%	15.4%
% of FP17s for the same patient ID Re-attending between 3 & 9 months - Children	62	141	44.0%	58.4%	60.3%	58.9%
% of FP17s for the same patient ID Re-attending between 3 & 9 months - Adults	524	839	62.5%	51.9%	54.0%	51.6%
% of FP17s for Band 1 Urgent Courses	54	791	6.8%	10.1%	8.9%	8.9%
% of FP17s Relating to Free Repair or Replacements	17	791	2.1%	0.9%	1.0%	0.8%
% of FP17s Relating to Continuations	1	791	0.1%	0.9%	1.1%	0.9%
% of Patients satisfied with the dentistry they have received	2	2	N/A	94.3%	93.4%	93.2%
% of Patients satisfied with the time they had to wait for an appointment	2	2	N/A	89.3%	89.4%	88.8%

\* This is based on patients treated on this contract for their most recent course of treatment. Figures in italics indicate the base number of FP17s or Patient Questionnaire responses are less than 100. N/A is shown where the base number of responses is less than 10 during the period. % is calculated as Quantity/Base number\*100

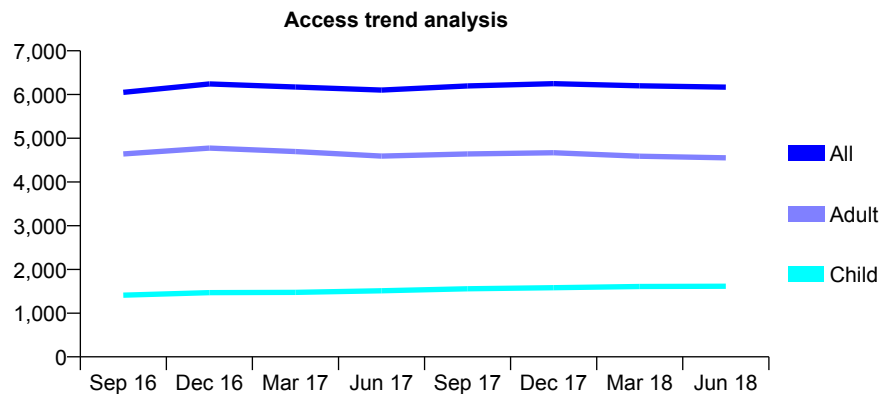
## Q46 - Vital Signs At a Glance Contract Report for 146250/0001 - June 2018

Name or company name	MR MOHAMMED AL-HIMDANI
Contract type name	GDS Contract
Purpose of contract	General
Contract start date	01/10/2009
Contract end date	

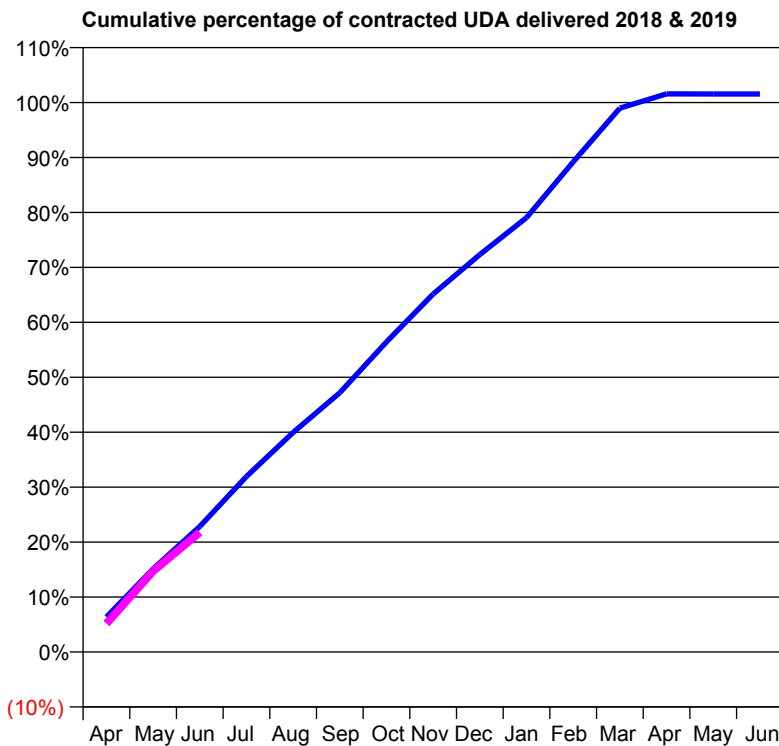
18/19 Contracted general activity (UDA)	15,065
Carry forward general activity (UDA)	0
18/19 Contracted orthodontic activity (UOA)	0
Carry forward orthodontic activity (UOA)	0
Baseline contract value	£472,246.50

### ACCESS\*

Patients seen in 24 months	Total	Change since previous quarter
Quarter ending June 2017	6,102	
Quarter ending September 2017	6,196	→
Quarter ending December 2017	6,247	→
Quarter ending March 2018	6,200	→
Quarter ending June 2018	6,169	→
<b>Variance since June 2017</b>	<b>1.1%</b>	<b>→</b>



### ACTIVITY



Month	Adjusted Scheduled Activity (UDA)	
	2018	2019
April	959	782
May	2,278	2,219
June	3,441	3,280
July	4,813	
August	6,018	
September	7,110	
October	8,503	
November	9,814	
December	10,896	
January	11,909	
February	13,438	
March	14,909	
April	15,300	
May	15,297	
June	15,297	

### QUALITY

	Quantity	Base Number	Contract	AT	Region	England
% of FP17s for the same patient ID Re-attending within 3 months - Children	28	504	5.6%	11.7%	12.0%	11.5%
% of FP17s for the same patient ID Re-attending within 3 months - Adults	161	1,208	13.3%	15.8%	15.7%	15.4%
% of FP17s for the same patient ID Re-attending between 3 & 9 months - Children	255	504	50.6%	58.4%	60.3%	58.9%
% of FP17s for the same patient ID Re-attending between 3 & 9 months - Adults	418	1,208	34.6%	51.9%	54.0%	51.6%
% of FP17s for Band 1 Urgent Courses	172	1,521	11.3%	10.1%	8.9%	8.9%
% of FP17s Relating to Free Repair or Replacements	7	1,521	0.5%	0.9%	1.0%	0.8%
% of FP17s Relating to Continuations	24	1,521	1.6%	0.9%	1.1%	0.9%
% of Patients satisfied with the dentistry they have received	1	1	N/A	94.3%	93.4%	93.2%
% of Patients satisfied with the time they had to wait for an appointment	1	1	N/A	89.3%	89.4%	88.8%

\* This is based on patients treated on this contract for their most recent course of treatment. Figures in italics indicate the base number of FP17s or Patient Questionnaire responses are less than 100. N/A is shown where the base number of responses is less than 10 during the period. % is calculated as Quantity/Base number\*100

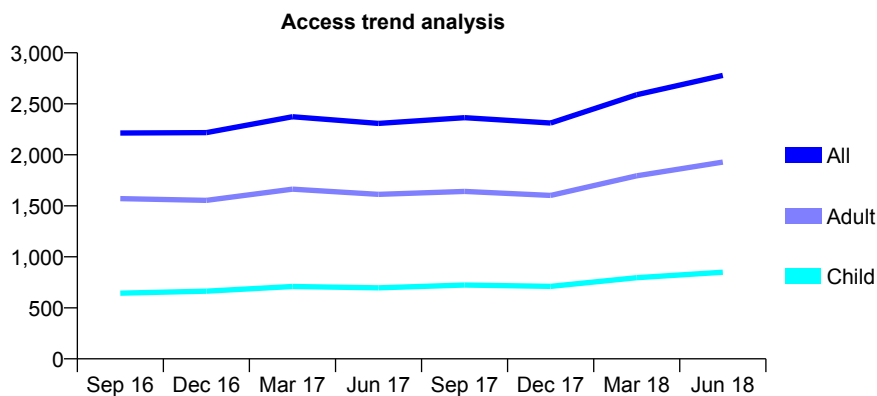
## Q46 - Vital Signs At a Glance Contract Report for 148431/0001 - June 2018

Name or company name	Park House Lees
Contract type name	GDS Contract
Purpose of contract	General
Contract start date	01/04/2013
Contract end date	

18/19 Contracted general activity (UDA)	11,410
Carry forward general activity (UDA)	0
18/19 Contracted orthodontic activity (UOA)	0
Carry forward orthodontic activity (UOA)	0
Baseline contract value	£326,514.94

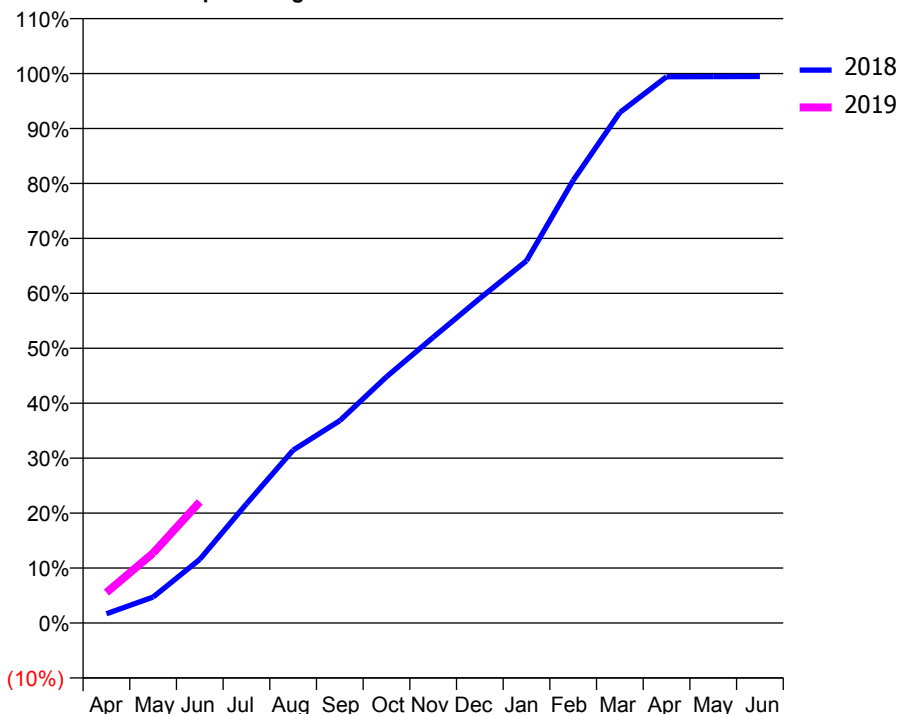
### ACCESS\*

Patients seen in 24 months	Total	Change since previous quarter
Quarter ending June 2017	2,308	
Quarter ending September 2017	2,364	↑
Quarter ending December 2017	2,312	↓
Quarter ending March 2018	2,589	↑
Quarter ending June 2018	2,778	↑
<b>Variance since June 2017</b>	<b>20.4%</b>	<b>↑</b>



### ACTIVITY

Cumulative percentage of contracted UDA delivered 2018 & 2019



Month	Adjusted Scheduled Activity (UDA)	
	2018	2019
April	193	633
May	539	1,452
June	1,321	2,516
July	2,473	
August	3,591	
September	4,202	
October	5,111	
November	5,933	
December	6,740	
January	7,521	
February	9,192	
March	10,599	
April	11,343	
May	11,344	
June	11,347	

### QUALITY

	Quantity	Base Number	Contract	AT	Region	England
% of FP17s for the same patient ID Re-attending within 3 months - Children	37	417	8.9%	11.7%	12.0%	11.5%
% of FP17s for the same patient ID Re-attending within 3 months - Adults	86	641	13.4%	15.8%	15.7%	15.4%
% of FP17s for the same patient ID Re-attending between 3 & 9 months - Children	213	417	51.1%	58.4%	60.3%	58.9%
% of FP17s for the same patient ID Re-attending between 3 & 9 months - Adults	232	641	36.2%	51.9%	54.0%	51.6%
% of FP17s for Band 1 Urgent Courses	46	860	5.3%	10.1%	8.9%	8.9%
% of FP17s Relating to Free Repair or Replacements	1	860	0.1%	0.9%	1.0%	0.8%
% of FP17s Relating to Continuations	13	860	1.5%	0.9%	1.1%	0.9%
% of Patients satisfied with the dentistry they have received	2	2	N/A	94.3%	93.4%	93.2%
% of Patients satisfied with the time they had to wait for an appointment	1	2	N/A	89.3%	89.4%	88.8%

\* This is based on patients treated on this contract for their most recent course of treatment. Figures in italics indicate the base number of FP17s or Patient Questionnaire responses are less than 100. N/A is shown where the base number of responses is less than 10 during the period. % is calculated as Quantity/Base number\*100

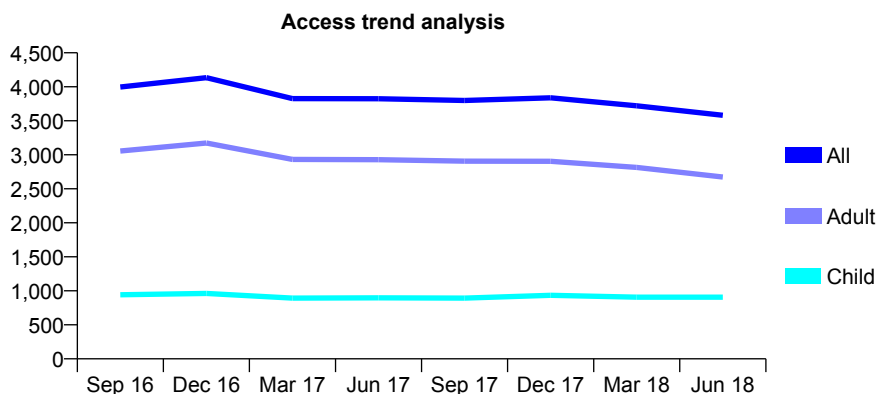
## Q46 - Vital Signs At a Glance Contract Report for 149357/0001 - June 2018

Name or company name	DHS Dental Practices Limited
Contract type name	GDS Contract
Purpose of contract	General
Contract start date	01/11/2010
Contract end date	

18/19 Contracted general activity (UDA)	10,000
Carry forward general activity (UDA)	0
18/19 Contracted orthodontic activity (UOA)	0
Carry forward orthodontic activity (UOA)	0
Baseline contract value	£301,011.60

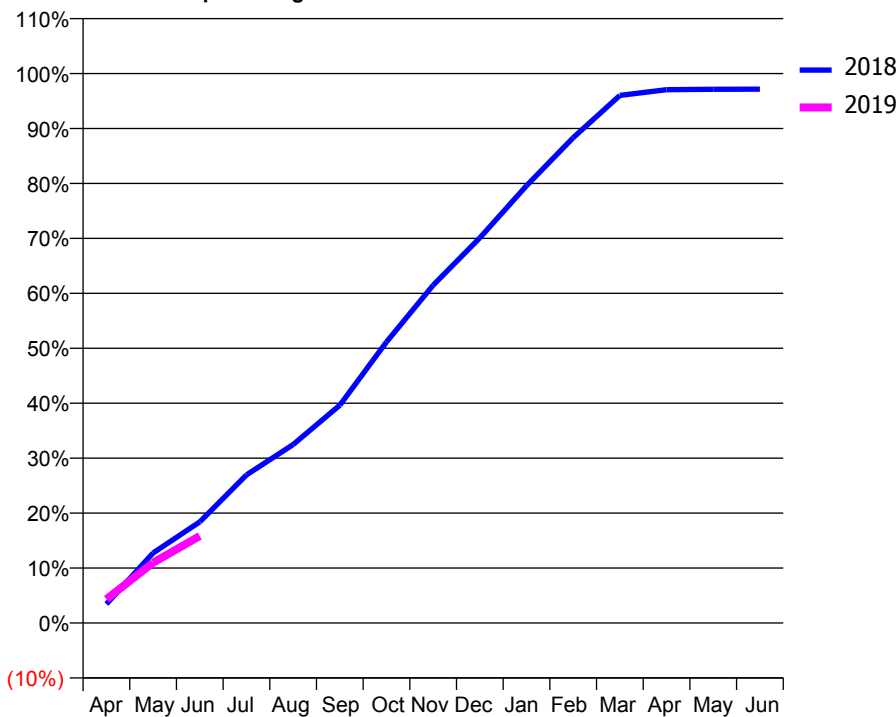
### ACCESS\*

Patients seen in 24 months	Total	Change since previous quarter
Quarter ending June 2017	3,825	
Quarter ending September 2017	3,799	→
Quarter ending December 2017	3,838	→
Quarter ending March 2018	3,720	↓
Quarter ending June 2018	3,581	↓
<b>Variance since June 2017</b>	<b>(6.4%)</b>	<b>↓</b>



### ACTIVITY

Cumulative percentage of contracted UDA delivered 2018 & 2019



Month	Adjusted Scheduled Activity (UDA)	
	2018	2019
April	347	433
May	1,276	1,098
June	1,840	1,584
July	2,695	
August	3,249	
September	3,965	
October	5,114	
November	6,149	
December	7,009	
January	7,959	
February	8,832	
March	9,601	
April	9,706	
May	9,713	
June	9,715	

### QUALITY

	Quantity	Base Number	Contract	AT	Region	England
% of FP17s for the same patient ID Re-attending within 3 months - Children	7	233	3.0%	11.7%	12.0%	11.5%
% of FP17s for the same patient ID Re-attending within 3 months - Adults	68	622	10.9%	15.8%	15.7%	15.4%
% of FP17s for the same patient ID Re-attending between 3 & 9 months - Children	154	233	66.1%	58.4%	60.3%	58.9%
% of FP17s for the same patient ID Re-attending between 3 & 9 months - Adults	366	622	58.8%	51.9%	54.0%	51.6%
% of FP17s for Band 1 Urgent Courses	69	801	8.6%	10.1%	8.9%	8.9%
% of FP17s Relating to Free Repair or Replacements	5	801	0.6%	0.9%	1.0%	0.8%
% of FP17s Relating to Continuations	12	801	1.5%	0.9%	1.1%	0.9%
% of Patients satisfied with the dentistry they have received	3	3	N/A	94.3%	93.4%	93.2%
% of Patients satisfied with the time they had to wait for an appointment	3	3	N/A	89.3%	89.4%	88.8%

\* This is based on patients treated on this contract for their most recent course of treatment. Figures in italics indicate the base number of FP17s or Patient Questionnaire responses are less than 100. N/A is shown where the base number of responses is less than 10 during the period. % is calculated as Quantity/Base number\*100

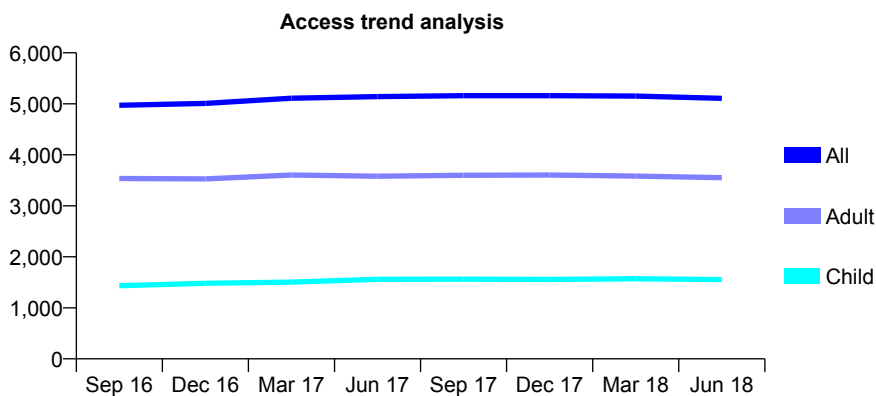
## Q46 - Vital Signs At a Glance Contract Report for 149780/0001 - June 2018

Name or company name	Church Lane Dental Practice
Contract type name	Pilot Contract
Purpose of contract	General
Contract start date	01/12/2011
Contract end date	

18/19 Contracted general activity (UDA)	18,225
Carry forward general activity (UDA)	0
18/19 Contracted orthodontic activity (UOA)	0
Carry forward orthodontic activity (UOA)	0
Baseline contract value	£580,515.87

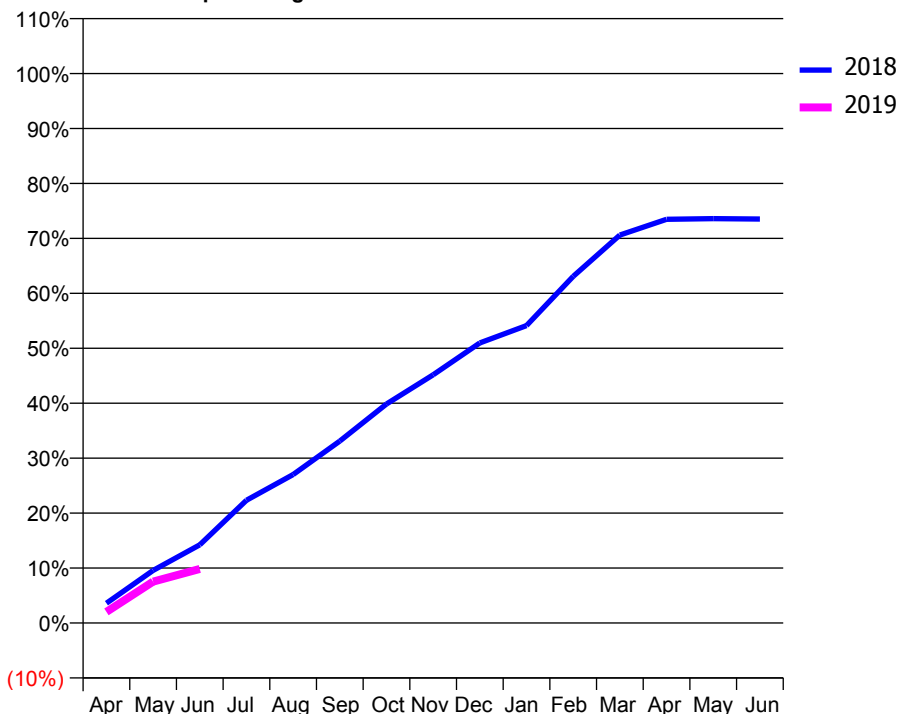
### ACCESS\*

Patients seen in 24 months	Total	Change since previous quarter
Quarter ending June 2017	5,140	
Quarter ending September 2017	5,160	→
Quarter ending December 2017	5,160	→
Quarter ending March 2018	5,151	→
Quarter ending June 2018	5,106	→
<b>Variance since June 2017</b>	<b>(0.7%)</b>	→



### ACTIVITY

Cumulative percentage of contracted UDA delivered 2018 & 2019



Month	Adjusted Scheduled Activity (UDA)	
	2018	2019
April	657	368
May	1,743	1,373
June	2,595	1,795
July	4,070	
August	4,925	
September	6,035	
October	7,265	
November	8,232	
December	9,291	
January	9,867	
February	11,498	
March	12,869	
April	13,391	
May	13,410	
June	13,398	

### QUALITY

	Quantity	Base Number	Contract	AT	Region	England
% of FP17s for the same patient ID Re-attending within 3 months - Children	19	314	6.1%	11.7%	12.0%	11.5%
% of FP17s for the same patient ID Re-attending within 3 months - Adults	57	655	8.7%	15.8%	15.7%	15.4%
% of FP17s for the same patient ID Re-attending between 3 & 9 months - Children	136	314	43.3%	58.4%	60.3%	58.9%
% of FP17s for the same patient ID Re-attending between 3 & 9 months - Adults	259	655	39.5%	51.9%	54.0%	51.6%
% of FP17s for Band 1 Urgent Courses	10	787	1.3%	10.1%	8.9%	8.9%
% of FP17s Relating to Free Repair or Replacements	4	787	0.5%	0.9%	1.0%	0.8%
% of FP17s Relating to Continuations	17	787	2.2%	0.9%	1.1%	0.9%
% of Patients satisfied with the dentistry they have received	2	2	N/A	94.3%	93.4%	93.2%
% of Patients satisfied with the time they had to wait for an appointment	2	2	N/A	89.3%	89.4%	88.8%

\* This is based on patients treated on this contract for their most recent course of treatment. Figures in italics indicate the base number of FP17s or Patient Questionnaire responses are less than 100. N/A is shown where the base number of responses is less than 10 during the period. % is calculated as Quantity/Base number\*100

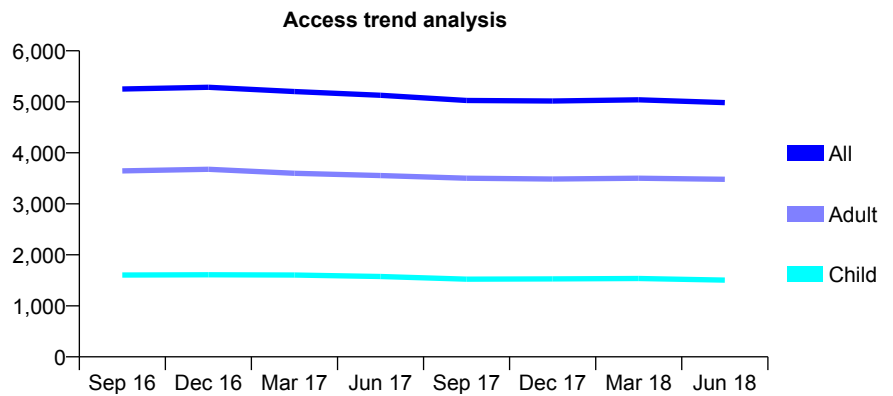
## Q46 - Vital Signs At a Glance Contract Report for 150177/0001 - June 2018

Name or company name	G & L Askins Ltd
Contract type name	GDS Contract
Purpose of contract	General
Contract start date	06/12/2010
Contract end date	

18/19 Contracted general activity (UDA)	16,498
Carry forward general activity (UDA)	0
18/19 Contracted orthodontic activity (UOA)	0
Carry forward orthodontic activity (UOA)	0
Baseline contract value	£409,905.48

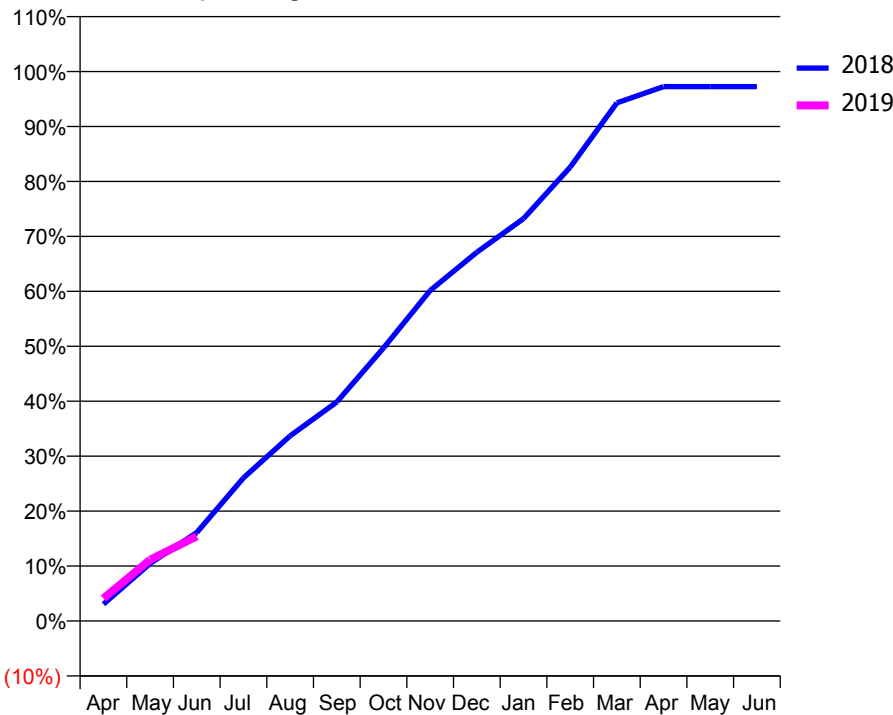
### ACCESS\*

Patients seen in 24 months	Total	Change since previous quarter
Quarter ending June 2017	5,129	
Quarter ending September 2017	5,025	↓
Quarter ending December 2017	5,015	→
Quarter ending March 2018	5,039	→
Quarter ending June 2018	4,985	↓
<b>Variance since June 2017</b>	<b>(2.8%)</b>	<b>↓</b>



### ACTIVITY

Cumulative percentage of contracted UDA delivered 2018 & 2019



Month	Adjusted Scheduled Activity (UDA)	
	2018	2019
April	506	679
May	1,727	1,841
June	2,655	2,544
July	4,296	
August	5,557	
September	6,577	
October	8,197	
November	9,922	
December	11,072	
January	12,080	
February	13,626	
March	15,557	
April	16,046	
May	16,043	
June	16,046	

### QUALITY

	Quantity	Base Number	Contract	AT	Region	England
% of FP17s for the same patient ID Re-attending within 3 months - Children	32	464	6.9%	11.7%	12.0%	11.5%
% of FP17s for the same patient ID Re-attending within 3 months - Adults	169	1,085	15.6%	15.8%	15.7%	15.4%
% of FP17s for the same patient ID Re-attending between 3 & 9 months - Children	312	464	67.2%	58.4%	60.3%	58.9%
% of FP17s for the same patient ID Re-attending between 3 & 9 months - Adults	637	1,085	58.7%	51.9%	54.0%	51.6%
% of FP17s for Band 1 Urgent Courses	64	1,298	4.9%	10.1%	8.9%	8.9%
% of FP17s Relating to Free Repair or Replacements	11	1,298	0.8%	0.9%	1.0%	0.8%
% of FP17s Relating to Continuations	11	1,298	0.8%	0.9%	1.1%	0.9%
% of Patients satisfied with the dentistry they have received	5	5	N/A	94.3%	93.4%	93.2%
% of Patients satisfied with the time they had to wait for an appointment	5	5	N/A	89.3%	89.4%	88.8%

\* This is based on patients treated on this contract for their most recent course of treatment. Figures in italics indicate the base number of FP17s or Patient Questionnaire responses are less than 100. N/A is shown where the base number of responses is less than 10 during the period. % is calculated as Quantity/Base number\*100

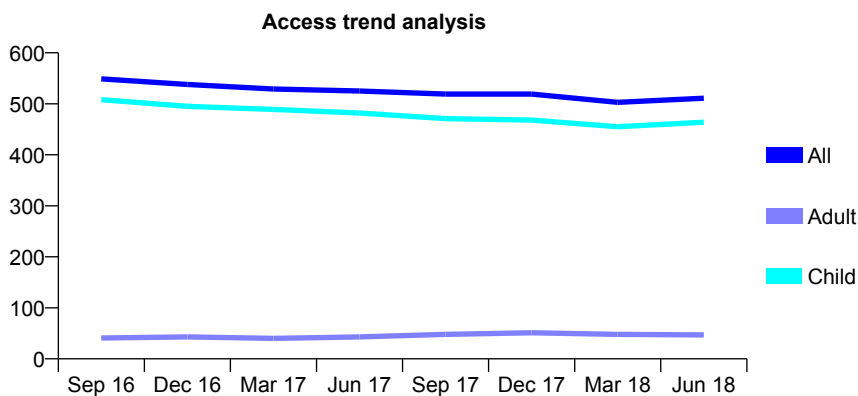
## Q46 - Vital Signs At a Glance Contract Report for 150657/0001 - June 2018

Name or company name	Harwood Dental Care
Contract type name	GDS Contract
Purpose of contract	General
Contract start date	01/09/2013
Contract end date	

18/19 Contracted general activity (UDA)	1,100
Carry forward general activity (UDA)	0
18/19 Contracted orthodontic activity (UOA)	0
Carry forward orthodontic activity (UOA)	0
Baseline contract value	£20,173.24

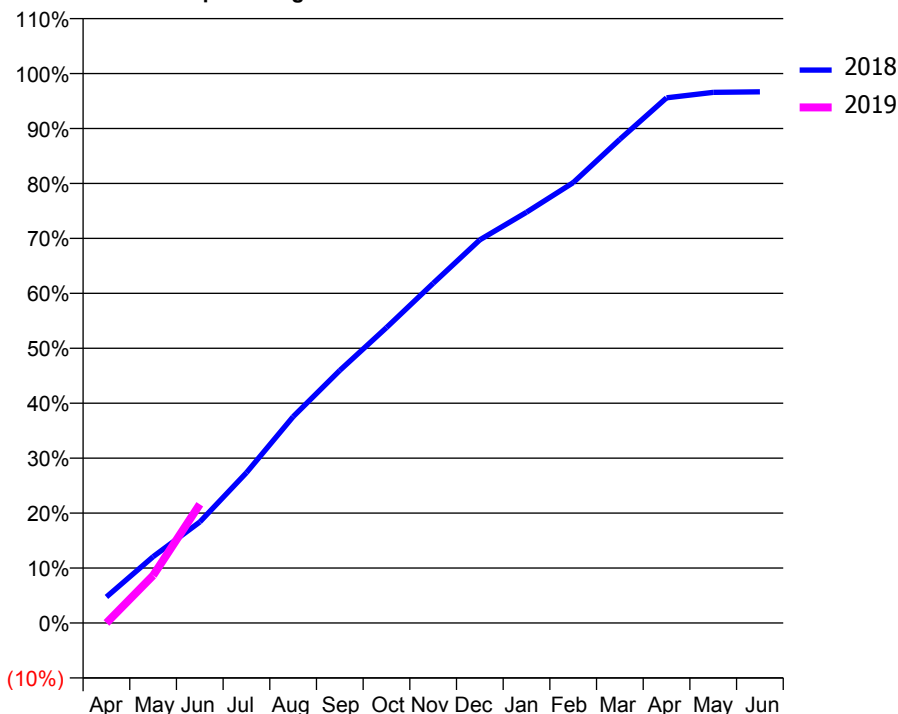
### ACCESS\*

Patients seen in 24 months	Total	Change since previous quarter
Quarter ending June 2017	525	
Quarter ending September 2017	519	↓
Quarter ending December 2017	519	→
Quarter ending March 2018	503	↓
Quarter ending June 2018	511	→
<b>Variance since June 2017</b>	<b>(2.7%)</b>	<b>↓</b>



### ACTIVITY

Cumulative percentage of contracted UDA delivered 2018 & 2019



Adjusted Scheduled Activity (UDA)

Month	2018	2019
April	52	0
May	133	95
June	202	238
July	301	
August	413	
September	506	
October	591	
November	680	
December	767	
January	822	
February	882	
March	968	
April	1,051	
May	1,062	
June	1,063	

### QUALITY

	Quantity	Base Number	Contract	AT	Region	England
% of FP17s for the same patient ID Re-attending within 3 months - Children	19	270	7.0%	11.7%	12.0%	11.5%
% of FP17s for the same patient ID Re-attending within 3 months - Adults	1	9	11.1%	15.8%	15.7%	15.4%
% of FP17s for the same patient ID Re-attending between 3 & 9 months - Children	182	270	67.4%	58.4%	60.3%	58.9%
% of FP17s for the same patient ID Re-attending between 3 & 9 months - Adults	7	9	77.8%	51.9%	54.0%	51.6%
% of FP17s for Band 1 Urgent Courses	8	202	4.0%	10.1%	8.9%	8.9%
% of FP17s Relating to Free Repair or Replacements	0	202	0.0%	0.9%	1.0%	0.8%
% of FP17s Relating to Continuations	0	202	0.0%	0.9%	1.1%	0.9%
% of Patients satisfied with the dentistry they have received	2	2	N/A	94.3%	93.4%	93.2%
% of Patients satisfied with the time they had to wait for an appointment	2	2	N/A	89.3%	89.4%	88.8%

\* This is based on patients treated on this contract for their most recent course of treatment. Figures in italics indicate the base number of FP17s or Patient Questionnaire responses are less than 100. N/A is shown where the base number of responses is less than 10 during the period. % is calculated as Quantity/Base number\*100

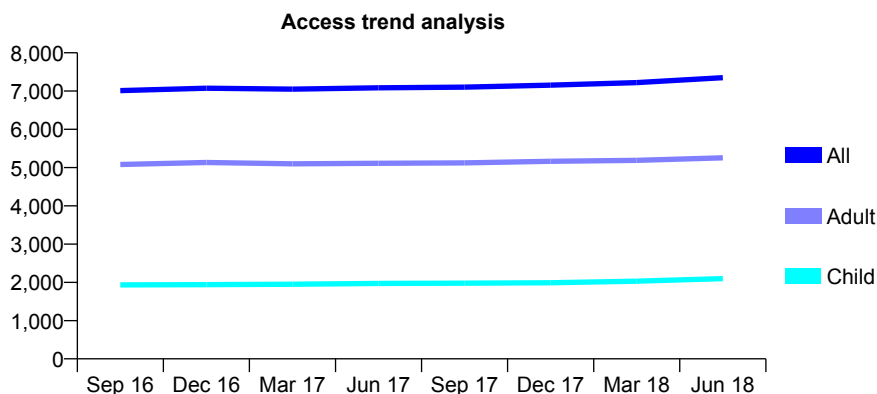
## Q46 - Vital Signs At a Glance Contract Report for 151106/0001 - June 2018

Name or company name	Langley Dental Practice Ltd
Contract type name	GDS Contract
Purpose of contract	General
Contract start date	01/04/2008
Contract end date	

18/19 Contracted general activity (UDA)	20,092
Carry forward general activity (UDA)	0
18/19 Contracted orthodontic activity (UOA)	0
Carry forward orthodontic activity (UOA)	0
Baseline contract value	£570,771.17

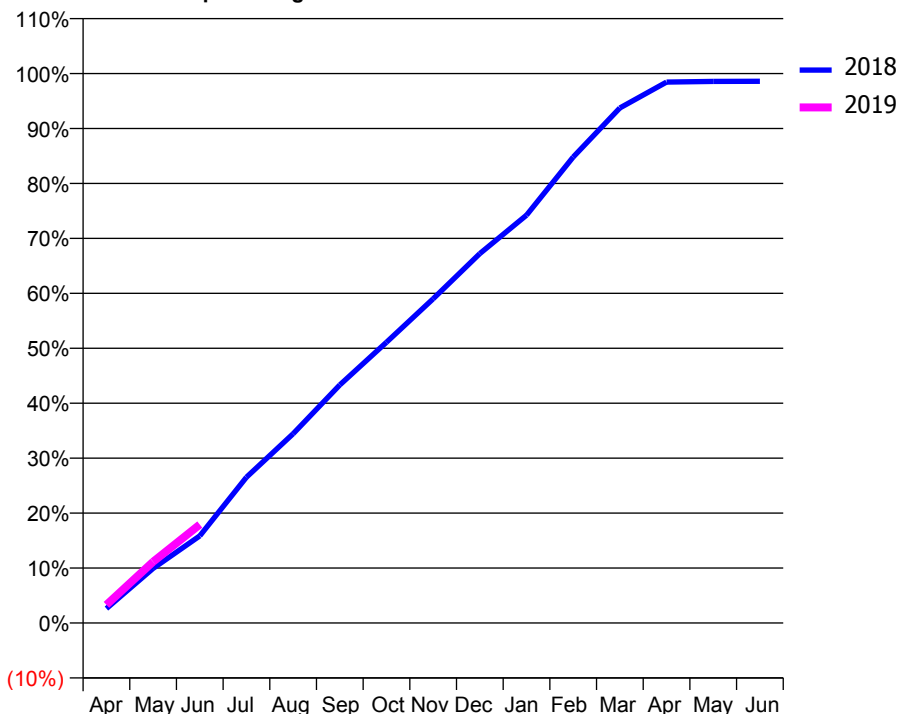
### ACCESS\*

Patients seen in 24 months	Total	Change since previous quarter
Quarter ending June 2017	7,085	
Quarter ending September 2017	7,102	→
Quarter ending December 2017	7,153	→
Quarter ending March 2018	7,220	→
Quarter ending June 2018	7,349	→
<b>Variance since June 2017</b>	<b>3.7%</b>	<b>↑</b>



### ACTIVITY

Cumulative percentage of contracted UDA delivered 2018 & 2019



Month	Adjusted Scheduled Activity (UDA)	
	2018	2019
April	531	667
May	1,998	2,241
June	3,188	3,599
July	5,333	
August	6,921	
September	8,708	
October	10,268	
November	11,854	
December	13,507	
January	14,910	
February	17,040	
March	18,833	
April	19,776	
May	19,802	
June	19,805	

### QUALITY

	Quantity	Base Number	Contract	AT	Region	England
% of FP17s for the same patient ID Re-attending within 3 months - Children	60	790	7.6%	11.7%	12.0%	11.5%
% of FP17s for the same patient ID Re-attending within 3 months - Adults	219	1,821	12.0%	15.8%	15.7%	15.4%
% of FP17s for the same patient ID Re-attending between 3 & 9 months - Children	484	790	61.3%	58.4%	60.3%	58.9%
% of FP17s for the same patient ID Re-attending between 3 & 9 months - Adults	1,064	1,821	58.4%	51.9%	54.0%	51.6%
% of FP17s for Band 1 Urgent Courses	115	1,856	6.2%	10.1%	8.9%	8.9%
% of FP17s Relating to Free Repair or Replacements	25	1,856	1.3%	0.9%	1.0%	0.8%
% of FP17s Relating to Continuations	13	1,856	0.7%	0.9%	1.1%	0.9%
% of Patients satisfied with the dentistry they have received	4	4	N/A	94.3%	93.4%	93.2%
% of Patients satisfied with the time they had to wait for an appointment	4	4	N/A	89.3%	89.4%	88.8%

\* This is based on patients treated on this contract for their most recent course of treatment. Figures in italics indicate the base number of FP17s or Patient Questionnaire responses are less than 100. N/A is shown where the base number of responses is less than 10 during the period. % is calculated as Quantity/Base number\*100



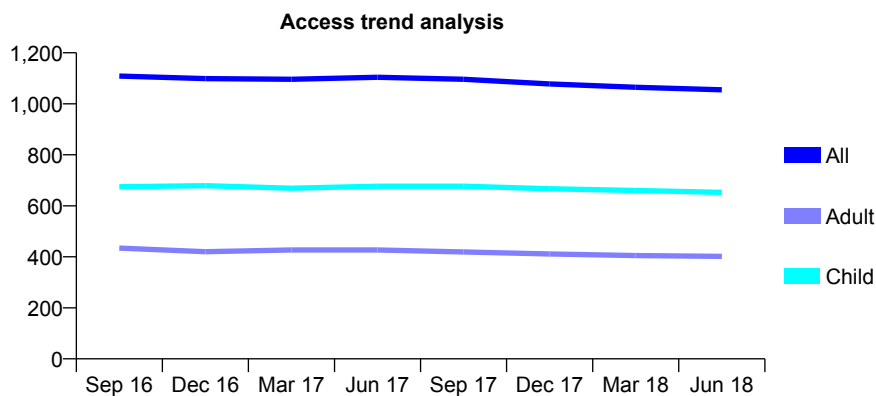
## Q46 - Vital Signs At a Glance Contract Report for 151262/0001 - June 2018

Name or company name	The Cottage Dental Practice
Contract type name	GDS Contract
Purpose of contract	General
Contract start date	01/05/2014
Contract end date	

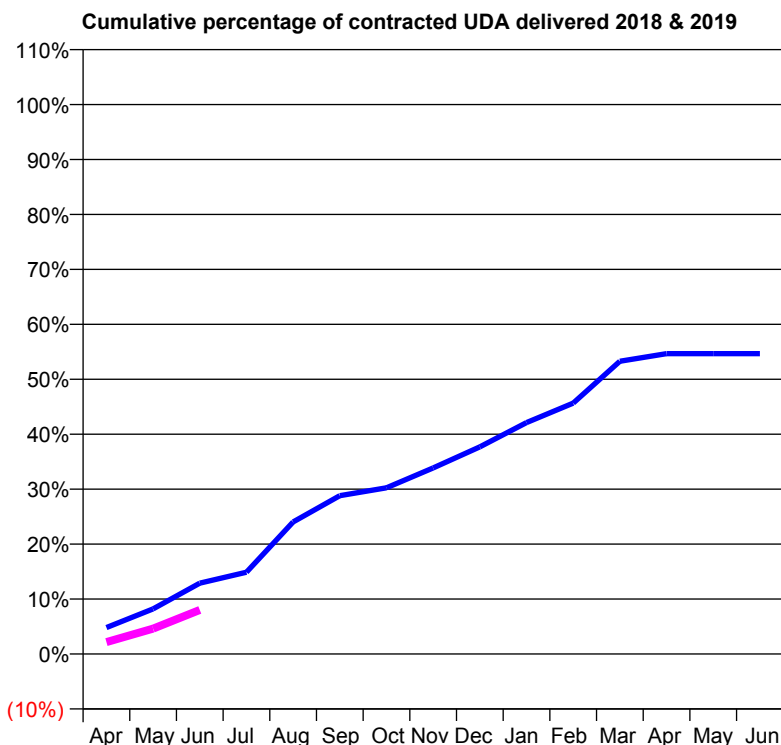
18/19 Contracted general activity (UDA)	3,600
Carry forward general activity (UDA)	0
18/19 Contracted orthodontic activity (UOA)	0
Carry forward orthodontic activity (UOA)	0
Baseline contract value	£91,619.74

### ACCESS\*

Patients seen in 24 months	Total	Change since previous quarter
Quarter ending June 2017	1,104	
Quarter ending September 2017	1,096	→
Quarter ending December 2017	1,078	↓
Quarter ending March 2018	1,065	↓
Quarter ending June 2018	1,055	→
<b>Variance since June 2017</b>	<b>(4.4%)</b>	<b>↓</b>



### ACTIVITY



Adjusted Scheduled Activity (UDA)		
Month	2018	2019
April	173	78
May	296	166
June	465	289
July	536	
August	866	
September	1,038	
October	1,089	
November	1,219	
December	1,357	
January	1,516	
February	1,644	
March	1,918	
April	1,968	
May	1,968	
June	1,968	

### QUALITY

	Quantity	Base Number	Contract	AT	Region	England
% of FP17s for the same patient ID Re-attending within 3 months - Children	7	157	4.5%	11.7%	12.0%	11.5%
% of FP17s for the same patient ID Re-attending within 3 months - Adults	3	50	6.0%	15.8%	15.7%	15.4%
% of FP17s for the same patient ID Re-attending between 3 & 9 months - Children	78	157	49.7%	58.4%	60.3%	58.9%
% of FP17s for the same patient ID Re-attending between 3 & 9 months - Adults	16	50	32.0%	51.9%	54.0%	51.6%
% of FP17s for Band 1 Urgent Courses	3	185	1.6%	10.1%	8.9%	8.9%
% of FP17s Relating to Free Repair or Replacements	0	185	0.0%	0.9%	1.0%	0.8%
% of FP17s Relating to Continuations	4	185	2.2%	0.9%	1.1%	0.9%
% of Patients satisfied with the dentistry they have received	1	1	N/A	94.3%	93.4%	93.2%
% of Patients satisfied with the time they had to wait for an appointment	1	1	N/A	89.3%	89.4%	88.8%

\* This is based on patients treated on this contract for their most recent course of treatment. Figures in italics indicate the base number of FP17s or Patient Questionnaire responses are less than 100. N/A is shown where the base number of responses is less than 10 during the period. % is calculated as Quantity/Base number\*100

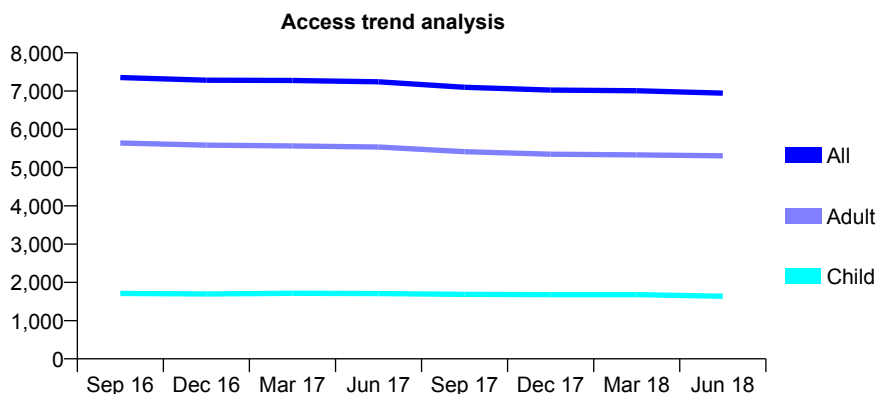
## Q46 - Vital Signs At a Glance Contract Report for 151882/0001 - June 2018

Name or company name	IDH 450 Limited
Contract type name	GDS Contract
Purpose of contract	General
Contract start date	01/10/2008
Contract end date	

18/19 Contracted general activity (UDA)	25,069
Carry forward general activity (UDA)	0
18/19 Contracted orthodontic activity (UOA)	0
Carry forward orthodontic activity (UOA)	0
Baseline contract value	£787,044.59

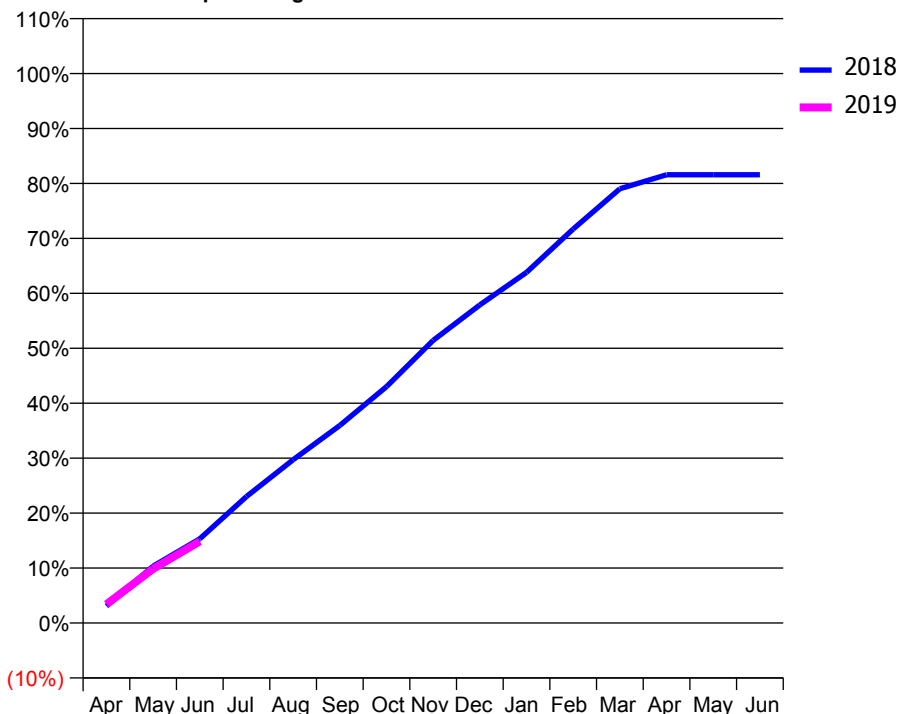
### ACCESS\*

Patients seen in 24 months	Total	Change since previous quarter
Quarter ending June 2017	7,243	
Quarter ending September 2017	7,100	↓
Quarter ending December 2017	7,026	↓
Quarter ending March 2018	7,007	→
Quarter ending June 2018	6,945	→
<b>Variance since June 2017</b>	<b>(4.1%)</b>	<b>↓</b>



### ACTIVITY

Cumulative percentage of contracted UDA delivered 2018 & 2019



Month	Adjusted Scheduled Activity (UDA)	
	2018	2019
April	775	855
May	2,597	2,472
June	3,843	3,726
July	5,768	
August	7,452	
September	9,010	
October	10,782	
November	12,897	
December	14,511	
January	15,998	
February	17,975	
March	19,810	
April	20,448	
May	20,451	
June	20,451	

### QUALITY

	Quantity	Base Number	Contract	AT	Region	England
% of FP17s for the same patient ID Re-attending within 3 months - Children	40	491	8.1%	11.7%	12.0%	11.5%
% of FP17s for the same patient ID Re-attending within 3 months - Adults	197	1,515	13.0%	15.8%	15.7%	15.4%
% of FP17s for the same patient ID Re-attending between 3 & 9 months - Children	275	491	56.0%	58.4%	60.3%	58.9%
% of FP17s for the same patient ID Re-attending between 3 & 9 months - Adults	802	1,515	52.9%	51.9%	54.0%	51.6%
% of FP17s for Band 1 Urgent Courses	142	1,738	8.2%	10.1%	8.9%	8.9%
% of FP17s Relating to Free Repair or Replacements	17	1,738	1.0%	0.9%	1.0%	0.8%
% of FP17s Relating to Continuations	29	1,738	1.7%	0.9%	1.1%	0.9%
% of Patients satisfied with the dentistry they have received	2	2	N/A	94.3%	93.4%	93.2%
% of Patients satisfied with the time they had to wait for an appointment	2	2	N/A	89.3%	89.4%	88.8%

\* This is based on patients treated on this contract for their most recent course of treatment. Figures in italics indicate the base number of FP17s or Patient Questionnaire responses are less than 100. N/A is shown where the base number of responses is less than 10 during the period. % is calculated as Quantity/Base number\*100

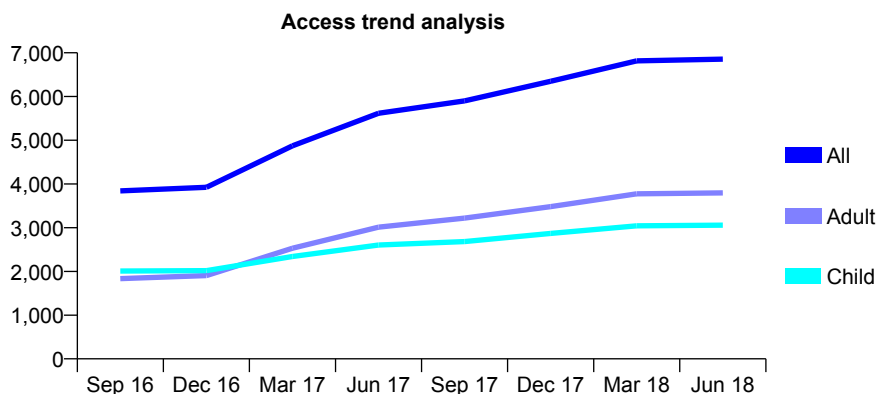
## Q46 - Vital Signs At a Glance Contract Report for 152196/0001 - June 2018

Name or company name	Ahmad and Saleem Partners Ltd
Contract type name	GDS Contract
Purpose of contract	General
Contract start date	01/08/2014
Contract end date	

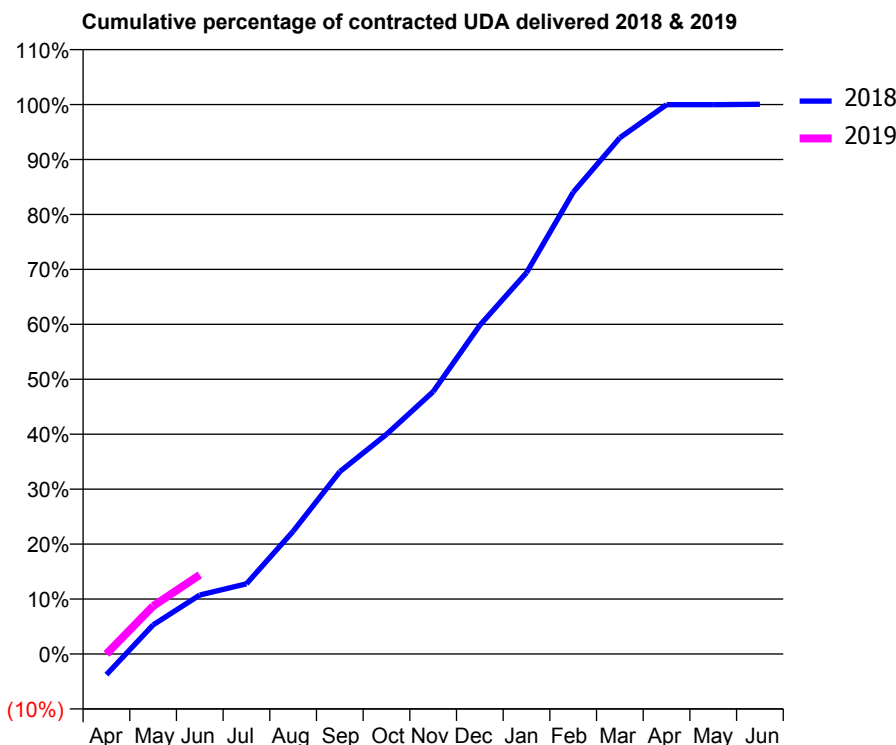
18/19 Contracted general activity (UDA)	16,459
Carry forward general activity (UDA)	0
18/19 Contracted orthodontic activity (UOA)	0
Carry forward orthodontic activity (UOA)	0
Baseline contract value	£615,682.16

### ACCESS\*

Patients seen in 24 months	Total	Change since previous quarter
Quarter ending June 2017	5,616	
Quarter ending September 2017	5,901	↑
Quarter ending December 2017	6,349	↑
Quarter ending March 2018	6,816	↑
Quarter ending June 2018	6,854	→
<b>Variance since June 2017</b>	<b>22.0%</b>	<b>↑</b>



### ACTIVITY



Month	Adjusted Scheduled Activity (UDA)	
	2018	2019
April	-621	0
May	872	1,434
June	1,769	2,369
July	2,104	
August	3,675	
September	5,461	
October	6,579	
November	7,857	
December	9,846	
January	11,419	
February	13,830	
March	15,464	
April	16,455	
May	16,455	
June	16,467	

### QUALITY

	Quantity	Base Number	Contract	AT	Region	England
% of FP17s for the same patient ID Re-attending within 3 months - Children	112	1,179	9.5%	11.7%	12.0%	11.5%
% of FP17s for the same patient ID Re-attending within 3 months - Adults	208	1,318	15.8%	15.8%	15.7%	15.4%
% of FP17s for the same patient ID Re-attending between 3 & 9 months - Children	766	1,179	65.0%	58.4%	60.3%	58.9%
% of FP17s for the same patient ID Re-attending between 3 & 9 months - Adults	780	1,318	59.2%	51.9%	54.0%	51.6%
% of FP17s for Band 1 Urgent Courses	80	1,352	5.9%	10.1%	8.9%	8.9%
% of FP17s Relating to Free Repair or Replacements	3	1,352	0.2%	0.9%	1.0%	0.8%
% of FP17s Relating to Continuations	14	1,352	1.0%	0.9%	1.1%	0.9%
% of Patients satisfied with the dentistry they have received	0	0	N/A	94.3%	93.4%	93.2%
% of Patients satisfied with the time they had to wait for an appointment	0	0	N/A	89.3%	89.4%	88.8%

\* This is based on patients treated on this contract for their most recent course of treatment. Figures in italics indicate the base number of FP17s or Patient Questionnaire responses are less than 100. N/A is shown where the base number of responses is less than 10 during the period. % is calculated as Quantity/Base number\*100

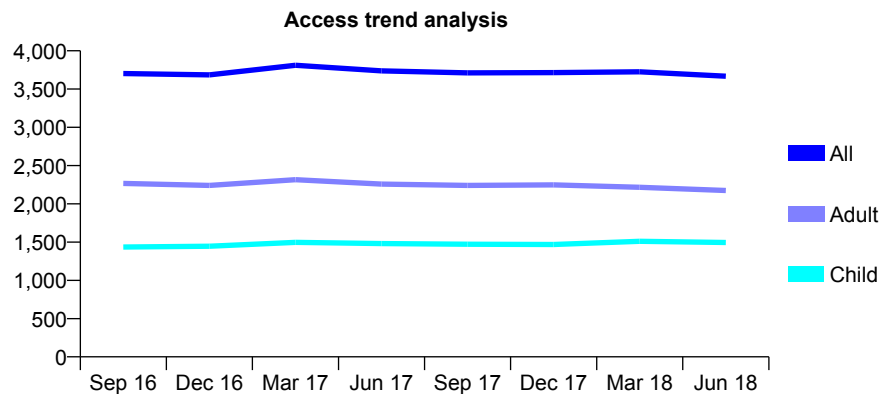
## Q46 - Vital Signs At a Glance Contract Report for 152196/0003 - June 2018

Name or company name	Ahmad and Saleem Partners Ltd
Contract type name	GDS Contract
Purpose of contract	General
Contract start date	01/08/2014
Contract end date	

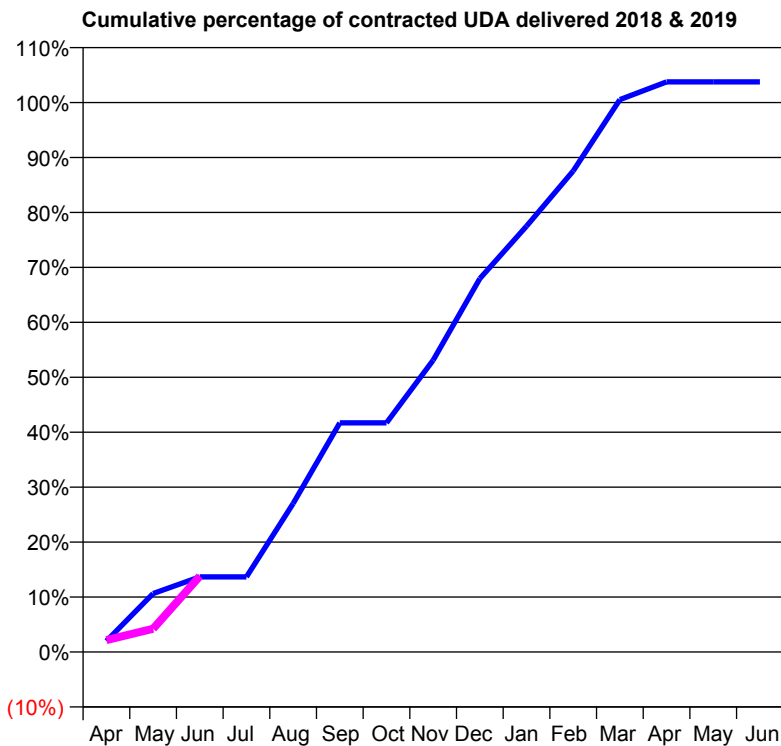
18/19 Contracted general activity (UDA)	12,721
Carry forward general activity (UDA)	0
18/19 Contracted orthodontic activity (UOA)	0
Carry forward orthodontic activity (UOA)	0
Baseline contract value	£318,063.92

### ACCESS\*

Patients seen in 24 months	Total	Change since previous quarter
Quarter ending June 2017	3,738	
Quarter ending September 2017	3,712	→
Quarter ending December 2017	3,715	→
Quarter ending March 2018	3,726	→
Quarter ending June 2018	3,668	↓
<b>Variance since June 2017</b>	<b>(1.9%)</b>	<b>↓</b>



### ACTIVITY



Adjusted Scheduled Activity (UDA)		
Month	2018	2019
April	254	276
May	1,355	539
June	1,738	1,755
July	1,738	
August	3,438	
September	5,306	
October	5,306	
November	6,756	
December	8,645	
January	9,858	
February	11,136	
March	12,789	
April	13,198	
May	13,198	
June	13,199	

### QUALITY

	Quantity	Base Number	Contract	AT	Region	England
% of FP17s for the same patient ID Re-attending within 3 months - Children	48	570	8.4%	11.7%	12.0%	11.5%
% of FP17s for the same patient ID Re-attending within 3 months - Adults	66	527	12.5%	15.8%	15.7%	15.4%
% of FP17s for the same patient ID Re-attending between 3 & 9 months - Children	374	570	65.6%	58.4%	60.3%	58.9%
% of FP17s for the same patient ID Re-attending between 3 & 9 months - Adults	336	527	63.8%	51.9%	54.0%	51.6%
% of FP17s for Band 1 Urgent Courses	76	906	8.4%	10.1%	8.9%	8.9%
% of FP17s Relating to Free Repair or Replacements	0	906	0.0%	0.9%	1.0%	0.8%
% of FP17s Relating to Continuations	7	906	0.8%	0.9%	1.1%	0.9%
% of Patients satisfied with the dentistry they have received	0	0	N/A	94.3%	93.4%	93.2%
% of Patients satisfied with the time they had to wait for an appointment	0	0	N/A	89.3%	89.4%	88.8%

\* This is based on patients treated on this contract for their most recent course of treatment. Figures in italics indicate the base number of FP17s or Patient Questionnaire responses are less than 100. N/A is shown where the base number of responses is less than 10 during the period. % is calculated as Quantity/Base number\*100

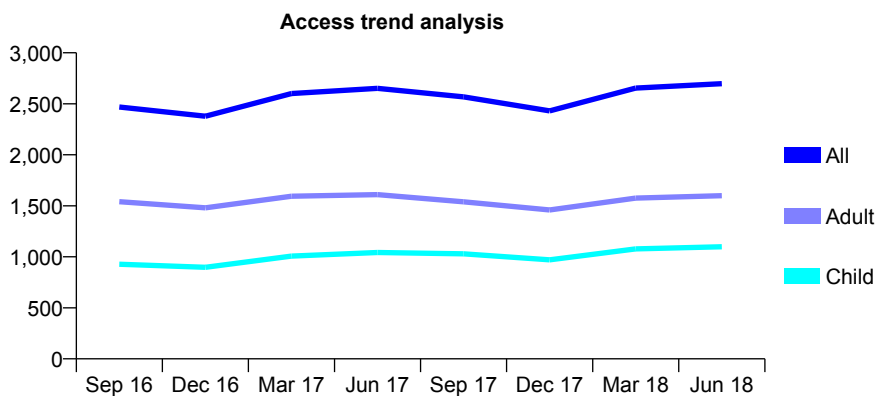
## Q46 - Vital Signs At a Glance Contract Report for 152196/0004 - June 2018

Name or company name	Ahmad and Saleem Partners Ltd
Contract type name	GDS Contract
Purpose of contract	General
Contract start date	01/08/2014
Contract end date	

18/19 Contracted general activity (UDA)	12,000
Carry forward general activity (UDA)	0
18/19 Contracted orthodontic activity (UOA)	0
Carry forward orthodontic activity (UOA)	0
Baseline contract value	£419,850.52

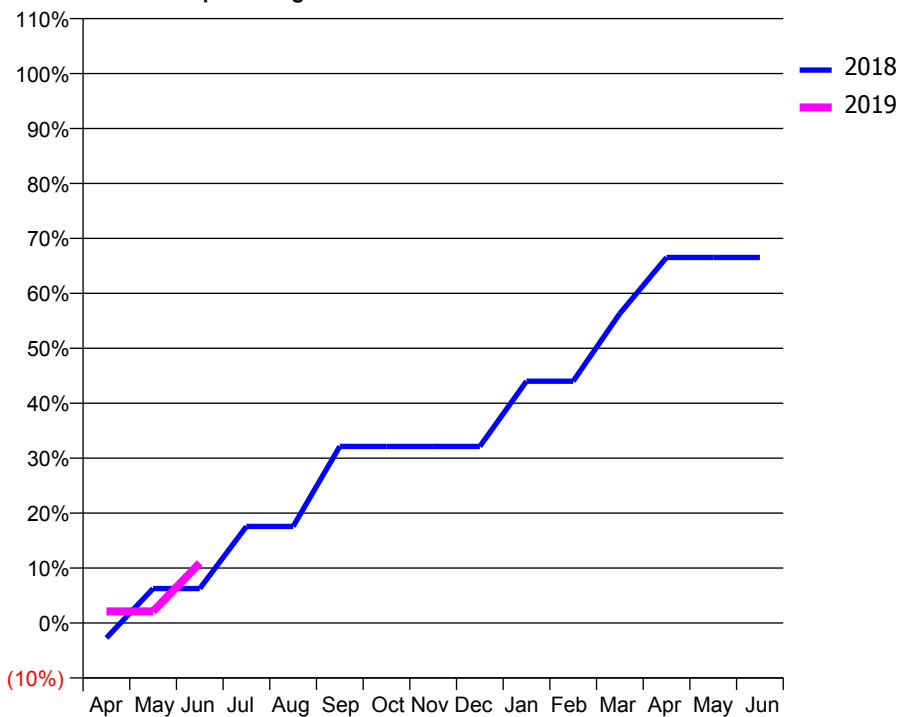
### ACCESS\*

Patients seen in 24 months	Total	Change since previous quarter
Quarter ending June 2017	2,652	
Quarter ending September 2017	2,568	↓
Quarter ending December 2017	2,431	↓
Quarter ending March 2018	2,654	↑
Quarter ending June 2018	2,698	→
<b>Variance since June 2017</b>	<b>1.7%</b>	<b>→</b>



### ACTIVITY

Cumulative percentage of contracted UDA delivered 2018 & 2019



Adjusted Scheduled Activity (UDA)		
Month	2018	2019
April	-327	255
May	754	255
June	754	1,311
July	2,110	
August	2,110	
September	3,858	
October	3,858	
November	3,858	
December	3,858	
January	5,282	
February	5,282	
March	6,760	
April	7,985	
May	7,985	
June	7,985	

### QUALITY

	Quantity	Base Number	Contract	AT	Region	England
% of FP17s for the same patient ID Re-attending within 3 months - Children	54	519	10.4%	11.7%	12.0%	11.5%
% of FP17s for the same patient ID Re-attending within 3 months - Adults	97	665	14.6%	15.8%	15.7%	15.4%
% of FP17s for the same patient ID Re-attending between 3 & 9 months - Children	361	519	69.6%	58.4%	60.3%	58.9%
% of FP17s for the same patient ID Re-attending between 3 & 9 months - Adults	416	665	62.6%	51.9%	54.0%	51.6%
% of FP17s for Band 1 Urgent Courses	56	658	8.5%	10.1%	8.9%	8.9%
% of FP17s Relating to Free Repair or Replacements	0	658	0.0%	0.9%	1.0%	0.8%
% of FP17s Relating to Continuations	5	658	0.8%	0.9%	1.1%	0.9%
% of Patients satisfied with the dentistry they have received	2	2	N/A	94.3%	93.4%	93.2%
% of Patients satisfied with the time they had to wait for an appointment	2	2	N/A	89.3%	89.4%	88.8%

\* This is based on patients treated on this contract for their most recent course of treatment. Figures in italics indicate the base number of FP17s or Patient Questionnaire responses are less than 100. N/A is shown where the base number of responses is less than 10 during the period. % is calculated as Quantity/Base number\*100

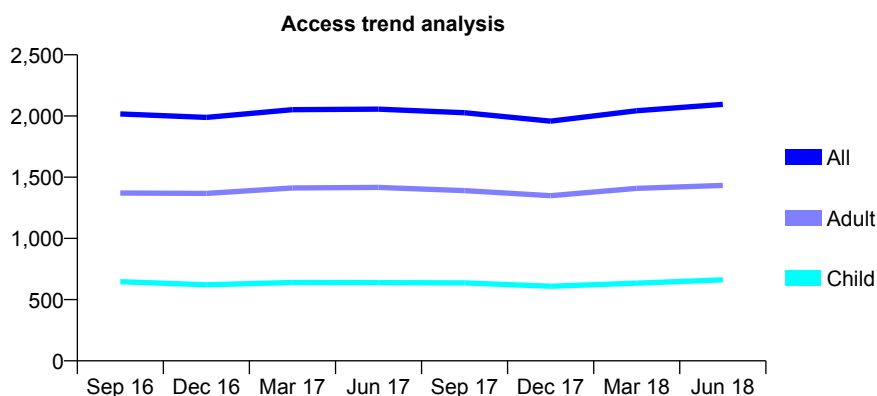
## Q46 - Vital Signs At a Glance Contract Report for 152196/0005 - June 2018

Name or company name	Ahmad and Saleem Partners Ltd
Contract type name	GDS Contract
Purpose of contract	General
Contract start date	01/08/2014
Contract end date	

18/19 Contracted general activity (UDA)	6,000
Carry forward general activity (UDA)	0
18/19 Contracted orthodontic activity (UOA)	0
Carry forward orthodontic activity (UOA)	0
Baseline contract value	£211,394.75

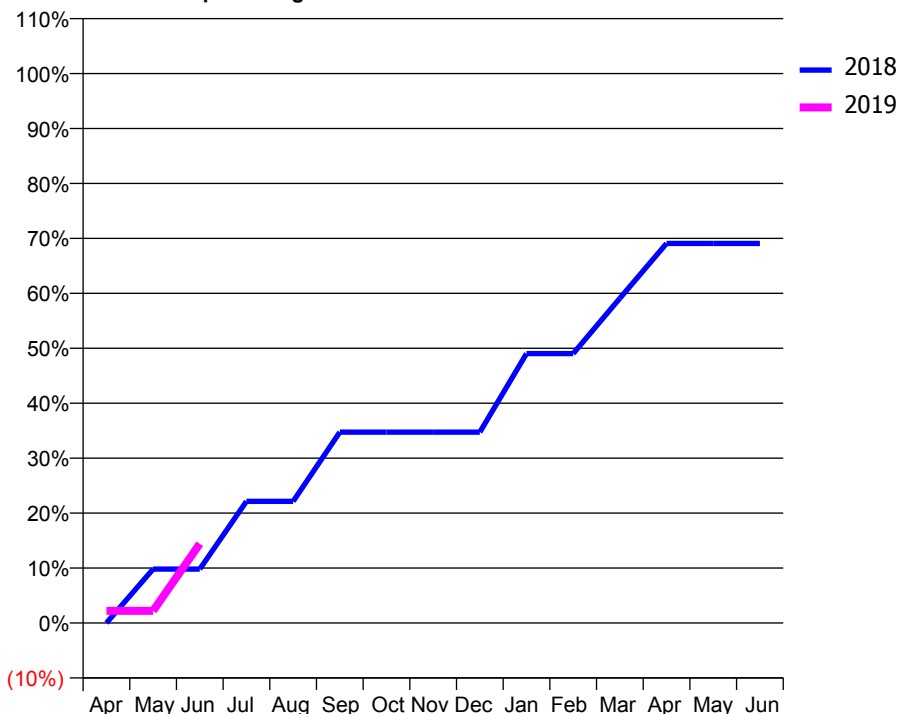
### ACCESS\*

Patients seen in 24 months	Total	Change since previous quarter
Quarter ending June 2017	2,056	
Quarter ending September 2017	2,027	↓
Quarter ending December 2017	1,958	↓
Quarter ending March 2018	2,043	↑
Quarter ending June 2018	2,095	↑
<b>Variance since June 2017</b>	<b>1.9%</b>	<b>→</b>



### ACTIVITY

Cumulative percentage of contracted UDA delivered 2018 & 2019



Adjusted Scheduled Activity (UDA)

Month	2018	2019
April	0	133
May	588	133
June	588	866
July	1,329	
August	1,329	
September	2,084	
October	2,084	
November	2,084	
December	2,084	
January	2,942	
February	2,942	
March	3,546	
April	4,144	
May	4,144	
June	4,144	

### QUALITY

	Quantity	Base Number	Contract	AT	Region	England
% of FP17s for the same patient ID Re-attending within 3 months - Children	23	300	7.7%	11.7%	12.0%	11.5%
% of FP17s for the same patient ID Re-attending within 3 months - Adults	75	631	11.9%	15.8%	15.7%	15.4%
% of FP17s for the same patient ID Re-attending between 3 & 9 months - Children	219	300	73.0%	58.4%	60.3%	58.9%
% of FP17s for the same patient ID Re-attending between 3 & 9 months - Adults	446	631	70.7%	51.9%	54.0%	51.6%
% of FP17s for Band 1 Urgent Courses	40	540	7.4%	10.1%	8.9%	8.9%
% of FP17s Relating to Free Repair or Replacements	1	540	0.2%	0.9%	1.0%	0.8%
% of FP17s Relating to Continuations	0	540	0.0%	0.9%	1.1%	0.9%
% of Patients satisfied with the dentistry they have received	1	1	N/A	94.3%	93.4%	93.2%
% of Patients satisfied with the time they had to wait for an appointment	1	1	N/A	89.3%	89.4%	88.8%

\* This is based on patients treated on this contract for their most recent course of treatment. Figures in italics indicate the base number of FP17s or Patient Questionnaire responses are less than 100. N/A is shown where the base number of responses is less than 10 during the period. % is calculated as Quantity/Base number\*100

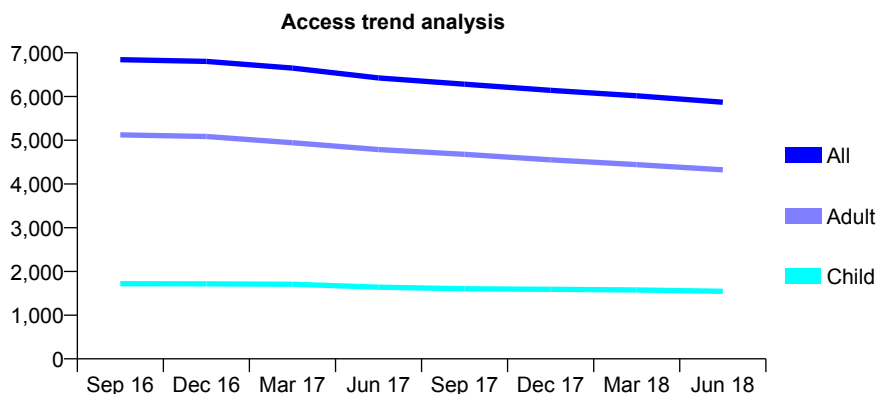
## Q46 - Vital Signs At a Glance Contract Report for 153184/0001 - June 2018

Name or company name	IDH 449 Limited
Contract type name	GDS Contract
Purpose of contract	General
Contract start date	01/04/2008
Contract end date	

18/19 Contracted general activity (UDA)	18,429
Carry forward general activity (UDA)	0
18/19 Contracted orthodontic activity (UOA)	0
Carry forward orthodontic activity (UOA)	0
Baseline contract value	£600,878.86

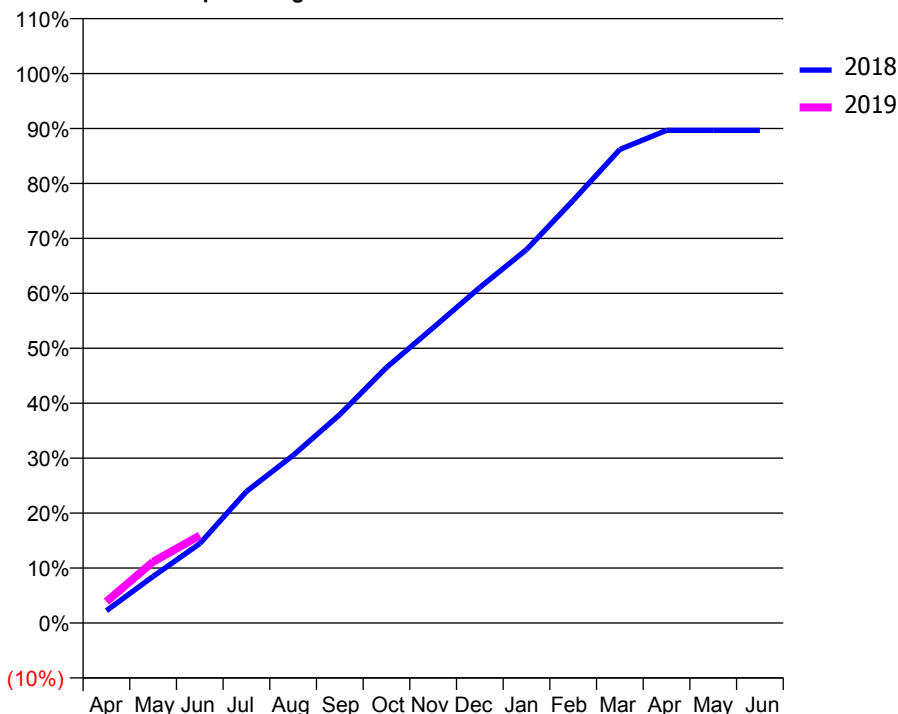
### ACCESS\*

Patients seen in 24 months	Total	Change since previous quarter
Quarter ending June 2017	6,425	
Quarter ending September 2017	6,281	↓
Quarter ending December 2017	6,142	↓
Quarter ending March 2018	6,016	↓
Quarter ending June 2018	5,871	↓
<b>Variance since June 2017</b>	<b>(8.6%)</b>	<b>↓</b>



### ACTIVITY

Cumulative percentage of contracted UDA delivered 2018 & 2019



Adjusted Scheduled Activity (UDA)

Month	2018	2019
April	414	717
May	1,565	2,054
June	2,662	2,937
July	4,414	
August	5,624	
September	6,990	
October	8,571	
November	9,903	
December	11,254	
January	12,523	
February	14,176	
March	15,882	
April	16,523	
May	16,523	
June	16,524	

### QUALITY

	Quantity	Base Number	Contract	AT	Region	England
% of FP17s for the same patient ID Re-attending within 3 months - Children	32	505	6.3%	11.7%	12.0%	11.5%
% of FP17s for the same patient ID Re-attending within 3 months - Adults	136	1,303	10.4%	15.8%	15.7%	15.4%
% of FP17s for the same patient ID Re-attending between 3 & 9 months - Children	303	505	60.0%	58.4%	60.3%	58.9%
% of FP17s for the same patient ID Re-attending between 3 & 9 months - Adults	797	1,303	61.2%	51.9%	54.0%	51.6%
% of FP17s for Band 1 Urgent Courses	89	1,557	5.7%	10.1%	8.9%	8.9%
% of FP17s Relating to Free Repair or Replacements	5	1,557	0.3%	0.9%	1.0%	0.8%
% of FP17s Relating to Continuations	20	1,557	1.3%	0.9%	1.1%	0.9%
% of Patients satisfied with the dentistry they have received	1	2	N/A	94.3%	93.4%	93.2%
% of Patients satisfied with the time they had to wait for an appointment	1	2	N/A	89.3%	89.4%	88.8%

\* This is based on patients treated on this contract for their most recent course of treatment. Figures in italics indicate the base number of FP17s or Patient Questionnaire responses are less than 100. N/A is shown where the base number of responses is less than 10 during the period. % is calculated as Quantity/Base number\*100

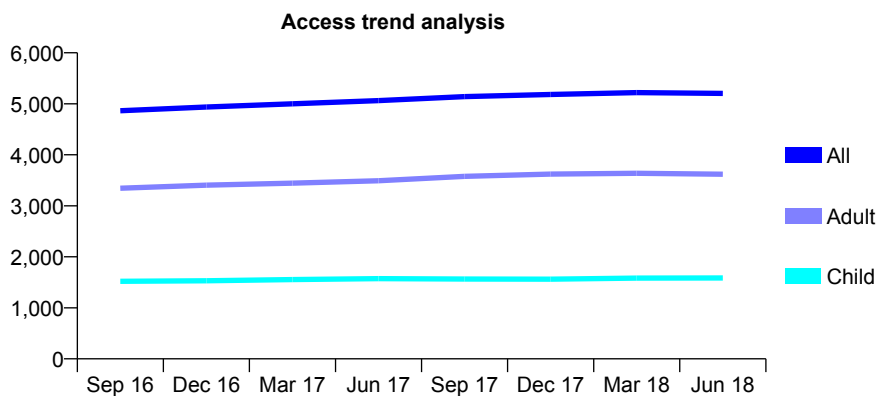
## Q46 - Vital Signs At a Glance Contract Report for 153532/0001 - June 2018

Name or company name	Jakelara Ltd.
Contract type name	GDS Contract
Purpose of contract	General
Contract start date	01/05/2007
Contract end date	

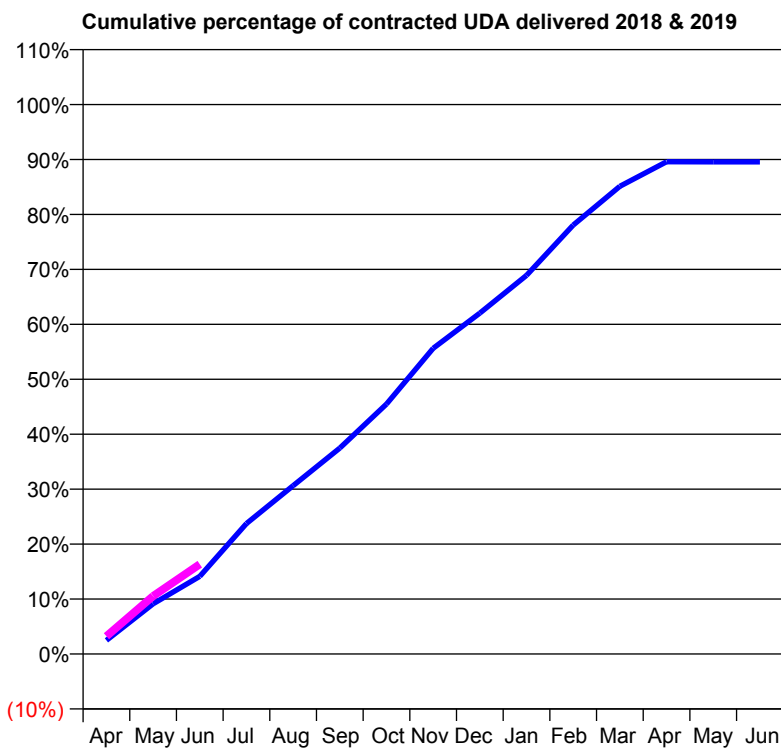
18/19 Contracted general activity (UDA)	18,000
Carry forward general activity (UDA)	0
18/19 Contracted orthodontic activity (UOA)	0
Carry forward orthodontic activity (UOA)	0
Baseline contract value	£553,757.19

### ACCESS\*

Patients seen in 24 months	Total	Change since previous quarter
Quarter ending June 2017	5,064	
Quarter ending September 2017	5,141	→
Quarter ending December 2017	5,182	→
Quarter ending March 2018	5,220	→
Quarter ending June 2018	5,204	→
<b>Variance since June 2017</b>	<b>2.8%</b>	<b>↑</b>



### ACTIVITY



Month	Adjusted Scheduled Activity (UDA)	
	2018	2019
April	449	582
May	1,645	1,898
June	2,544	2,943
July	4,276	
August	5,514	
September	6,746	
October	8,186	
November	10,012	
December	11,168	
January	12,402	
February	14,049	
March	15,320	
April	16,123	
May	16,122	
June	16,122	

### QUALITY

	Quantity	Base Number	Contract	AT	Region	England
% of FP17s for the same patient ID Re-attending within 3 months - Children	40	471	8.5%	11.7%	12.0%	11.5%
% of FP17s for the same patient ID Re-attending within 3 months - Adults	268	1,165	23.0%	15.8%	15.7%	15.4%
% of FP17s for the same patient ID Re-attending between 3 & 9 months - Children	214	471	45.4%	58.4%	60.3%	58.9%
% of FP17s for the same patient ID Re-attending between 3 & 9 months - Adults	550	1,165	47.2%	51.9%	54.0%	51.6%
% of FP17s for Band 1 Urgent Courses	210	1,381	15.2%	10.1%	8.9%	8.9%
% of FP17s Relating to Free Repair or Replacements	21	1,381	1.5%	0.9%	1.0%	0.8%
% of FP17s Relating to Continuations	41	1,381	3.0%	0.9%	1.1%	0.9%
% of Patients satisfied with the dentistry they have received	2	2	N/A	94.3%	93.4%	93.2%
% of Patients satisfied with the time they had to wait for an appointment	2	2	N/A	89.3%	89.4%	88.8%

\* This is based on patients treated on this contract for their most recent course of treatment. Figures in italics indicate the base number of FP17s or Patient Questionnaire responses are less than 100. N/A is shown where the base number of responses is less than 10 during the period. % is calculated as Quantity/Base number\*100



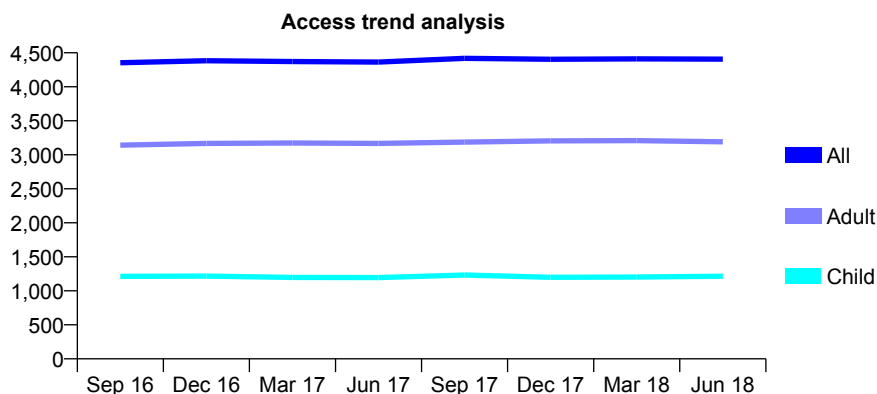
## Q46 - Vital Signs At a Glance Contract Report for 153850/0001 - June 2018

Name or company name	Winton Dental Practice
Contract type name	GDS Contract
Purpose of contract	General
Contract start date	21/05/2010
Contract end date	

18/19 Contracted general activity (UDA)	16,701
Carry forward general activity (UDA)	0
18/19 Contracted orthodontic activity (UOA)	0
Carry forward orthodontic activity (UOA)	0
Baseline contract value	£419,237.60

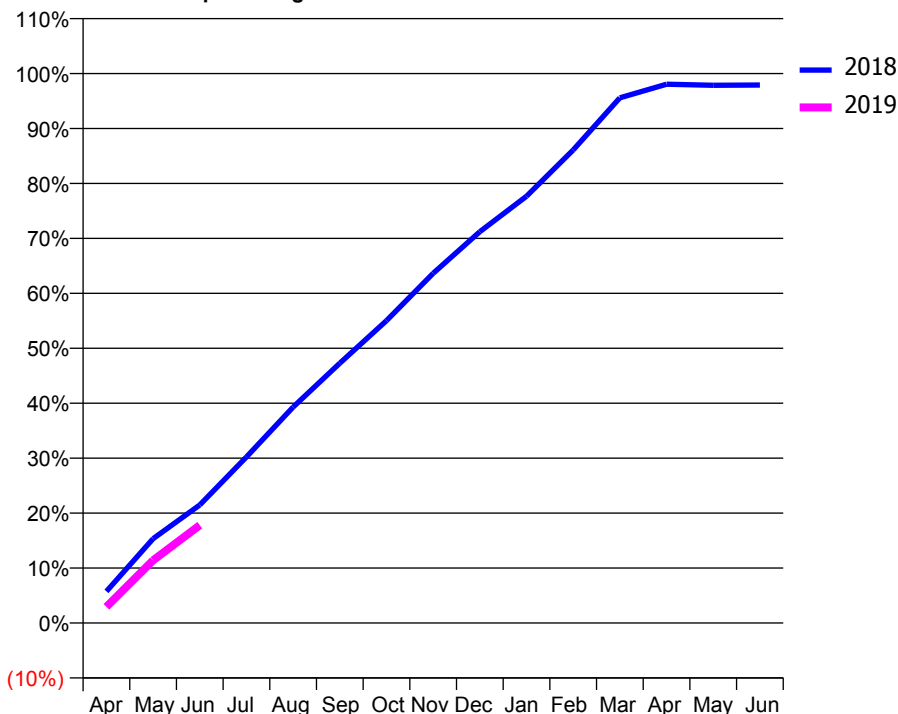
### ACCESS\*

Patients seen in 24 months	Total	Change since previous quarter
Quarter ending June 2017	4,363	
Quarter ending September 2017	4,419	→
Quarter ending December 2017	4,404	→
Quarter ending March 2018	4,411	→
Quarter ending June 2018	4,407	→
<b>Variance since June 2017</b>	<b>1.0%</b>	<b>→</b>



### ACTIVITY

Cumulative percentage of contracted UDA delivered 2018 & 2019



Adjusted Scheduled Activity (UDA)

Month	2018	2019
April	964	492
May	2,564	1,908
June	3,587	2,975
July	5,049	
August	6,564	
September	7,898	
October	9,189	
November	10,627	
December	11,895	
January	12,969	
February	14,376	
March	15,961	
April	16,375	
May	16,343	
June	16,350	

### QUALITY

	Quantity	Base Number	Contract	AT	Region	England
% of FP17s for the same patient ID Re-attending within 3 months - Children	54	402	13.4%	11.7%	12.0%	11.5%
% of FP17s for the same patient ID Re-attending within 3 months - Adults	177	1,074	16.5%	15.8%	15.7%	15.4%
% of FP17s for the same patient ID Re-attending between 3 & 9 months - Children	216	402	53.7%	58.4%	60.3%	58.9%
% of FP17s for the same patient ID Re-attending between 3 & 9 months - Adults	614	1,074	57.2%	51.9%	54.0%	51.6%
% of FP17s for Band 1 Urgent Courses	203	1,278	15.9%	10.1%	8.9%	8.9%
% of FP17s Relating to Free Repair or Replacements	15	1,278	1.2%	0.9%	1.0%	0.8%
% of FP17s Relating to Continuations	12	1,278	0.9%	0.9%	1.1%	0.9%
% of Patients satisfied with the dentistry they have received	1	1	N/A	94.3%	93.4%	93.2%
% of Patients satisfied with the time they had to wait for an appointment	1	1	N/A	89.3%	89.4%	88.8%

\* This is based on patients treated on this contract for their most recent course of treatment. Figures in italics indicate the base number of FP17s or Patient Questionnaire responses are less than 100. N/A is shown where the base number of responses is less than 10 during the period. % is calculated as Quantity/Base number\*100

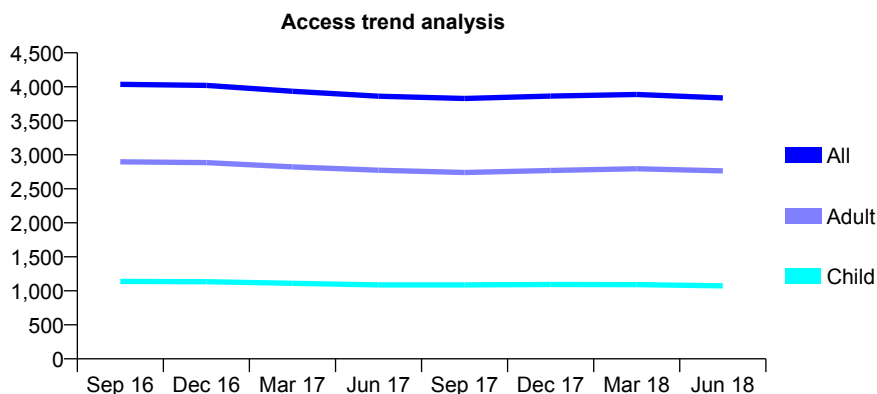
## Q46 - Vital Signs At a Glance Contract Report for 153869/0001 - June 2018

Name or company name	High Street Dental Practice Partnership
Contract type name	GDS Contract
Purpose of contract	General
Contract start date	01/01/2014
Contract end date	

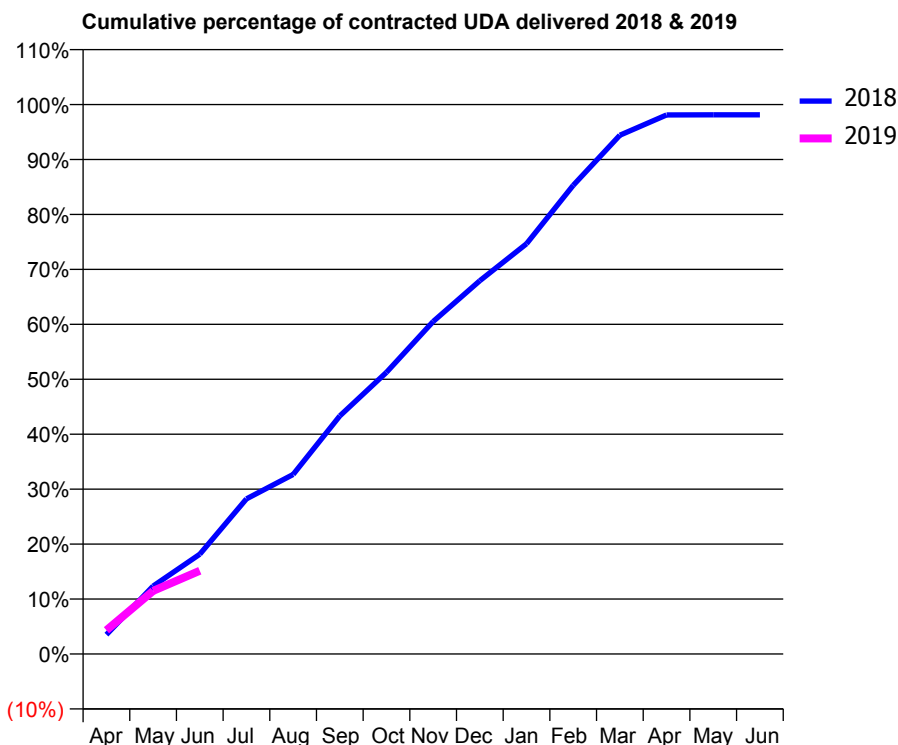
18/19 Contracted general activity (UDA)	13,000
Carry forward general activity (UDA)	0
18/19 Contracted orthodontic activity (UOA)	0
Carry forward orthodontic activity (UOA)	0
Baseline contract value	£353,273.27

### ACCESS\*

Patients seen in 24 months	Total	Change since previous quarter
Quarter ending June 2017	3,861	
Quarter ending September 2017	3,829	→
Quarter ending December 2017	3,864	→
Quarter ending March 2018	3,887	→
Quarter ending June 2018	3,837	↓
<b>Variance since June 2017</b>	<b>(0.6%)</b>	→



### ACTIVITY



Month	Adjusted Scheduled Activity (UDA)	
	2018	2019
April	458	562
May	1,608	1,494
June	2,361	1,971
July	3,669	
August	4,249	
September	5,634	
October	6,665	
November	7,865	
December	8,831	
January	9,704	
February	11,087	
March	12,274	
April	12,753	
May	12,756	
June	12,756	

### QUALITY

	Quantity	Base Number	Contract	AT	Region	England
% of FP17s for the same patient ID Re-attending within 3 months - Children	20	356	5.6%	11.7%	12.0%	11.5%
% of FP17s for the same patient ID Re-attending within 3 months - Adults	123	834	14.7%	15.8%	15.7%	15.4%
% of FP17s for the same patient ID Re-attending between 3 & 9 months - Children	247	356	69.4%	58.4%	60.3%	58.9%
% of FP17s for the same patient ID Re-attending between 3 & 9 months - Adults	484	834	58.0%	51.9%	54.0%	51.6%
% of FP17s for Band 1 Urgent Courses	67	986	6.8%	10.1%	8.9%	8.9%
% of FP17s Relating to Free Repair or Replacements	7	986	0.7%	0.9%	1.0%	0.8%
% of FP17s Relating to Continuations	29	986	2.9%	0.9%	1.1%	0.9%
% of Patients satisfied with the dentistry they have received	5	5	N/A	94.3%	93.4%	93.2%
% of Patients satisfied with the time they had to wait for an appointment	4	5	N/A	89.3%	89.4%	88.8%

\* This is based on patients treated on this contract for their most recent course of treatment. Figures in italics indicate the base number of FP17s or Patient Questionnaire responses are less than 100. N/A is shown where the base number of responses is less than 10 during the period. % is calculated as Quantity/Base number\*100

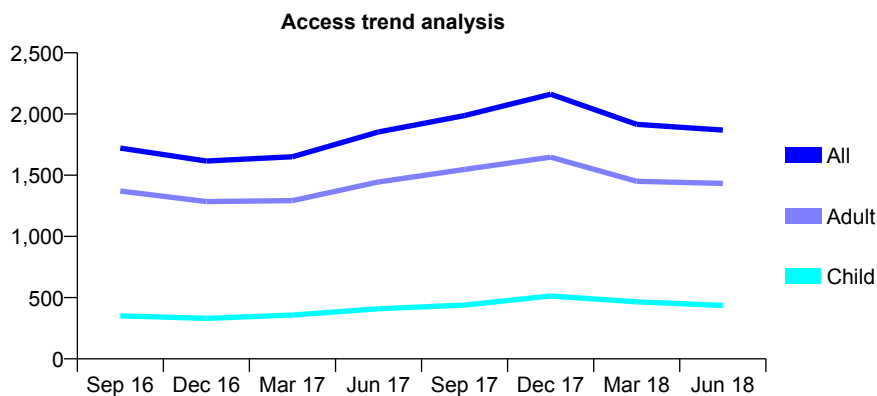
## Q46 - Vital Signs At a Glance Contract Report for 153877/0001 - June 2018

Name or company name	The Glyn House Dental Partnership
Contract type name	GDS Contract
Purpose of contract	General
Contract start date	01/12/2013
Contract end date	

18/19 Contracted general activity (UDA)	6,444
Carry forward general activity (UDA)	0
18/19 Contracted orthodontic activity (UOA)	0
Carry forward orthodontic activity (UOA)	0
Baseline contract value	£210,637.18

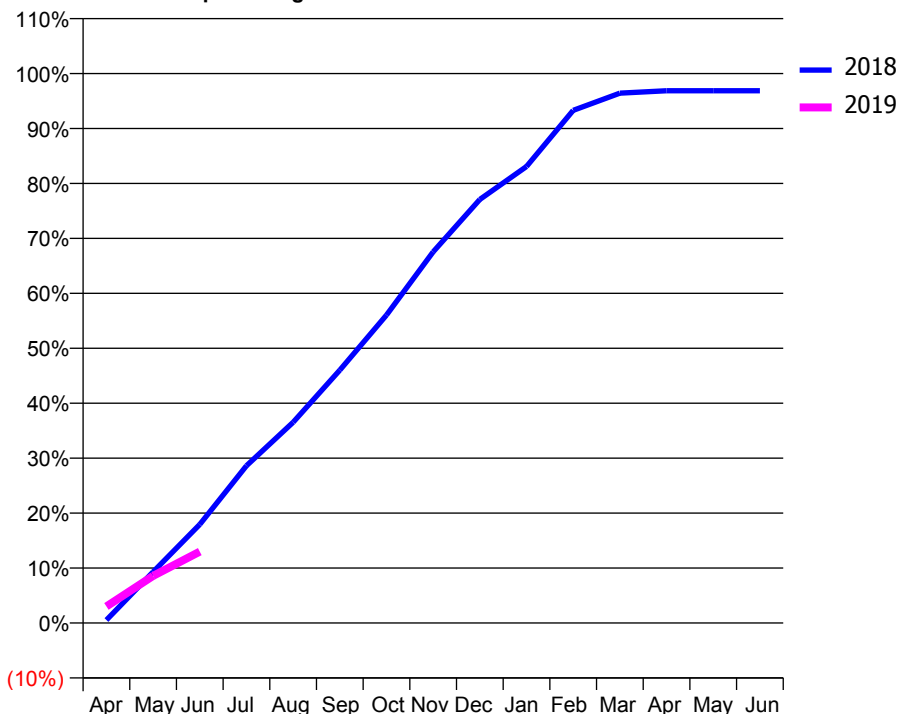
### ACCESS\*

Patients seen in 24 months	Total	Change since previous quarter
Quarter ending June 2017	1,854	
Quarter ending September 2017	1,987	↑
Quarter ending December 2017	2,162	↑
Quarter ending March 2018	1,916	↓
Quarter ending June 2018	1,869	↓
<b>Variance since June 2017</b>	<b>0.8%</b>	→



### ACTIVITY

Cumulative percentage of contracted UDA delivered 2018 & 2019



Month	Adjusted Scheduled Activity (UDA)	
	2018	2019
April	36	194
May	599	553
June	1,156	838
July	1,844	
August	2,355	
September	2,966	
October	3,612	
November	4,352	
December	4,968	
January	5,353	
February	6,012	
March	6,213	
April	6,242	
May	6,242	
June	6,242	

### QUALITY

	Quantity	Base Number	Contract	AT	Region	England
% of FP17s for the same patient ID Re-attending within 3 months - Children	2	86	2.3%	11.7%	12.0%	11.5%
% of FP17s for the same patient ID Re-attending within 3 months - Adults	28	376	7.4%	15.8%	15.7%	15.4%
% of FP17s for the same patient ID Re-attending between 3 & 9 months - Children	45	86	52.3%	58.4%	60.3%	58.9%
% of FP17s for the same patient ID Re-attending between 3 & 9 months - Adults	172	376	45.7%	51.9%	54.0%	51.6%
% of FP17s for Band 1 Urgent Courses	69	449	15.4%	10.1%	8.9%	8.9%
% of FP17s Relating to Free Repair or Replacements	1	449	0.2%	0.9%	1.0%	0.8%
% of FP17s Relating to Continuations	1	449	0.2%	0.9%	1.1%	0.9%
% of Patients satisfied with the dentistry they have received	1	1	N/A	94.3%	93.4%	93.2%
% of Patients satisfied with the time they had to wait for an appointment	1	1	N/A	89.3%	89.4%	88.8%

\* This is based on patients treated on this contract for their most recent course of treatment. Figures in italics indicate the base number of FP17s or Patient Questionnaire responses are less than 100. N/A is shown where the base number of responses is less than 10 during the period. % is calculated as Quantity/Base number\*100

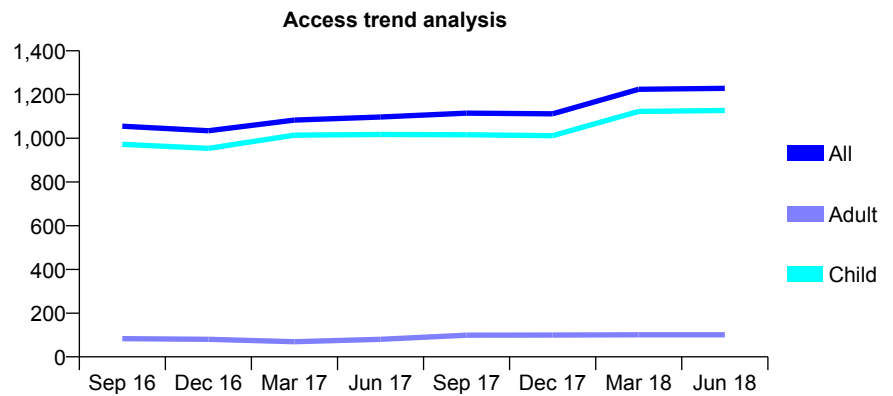
## Q46 - Vital Signs At a Glance Contract Report for 154075/0001 - June 2018

Name or company name	Bloor & Mathieson
Contract type name	GDS Contract
Purpose of contract	General
Contract start date	01/11/2014
Contract end date	

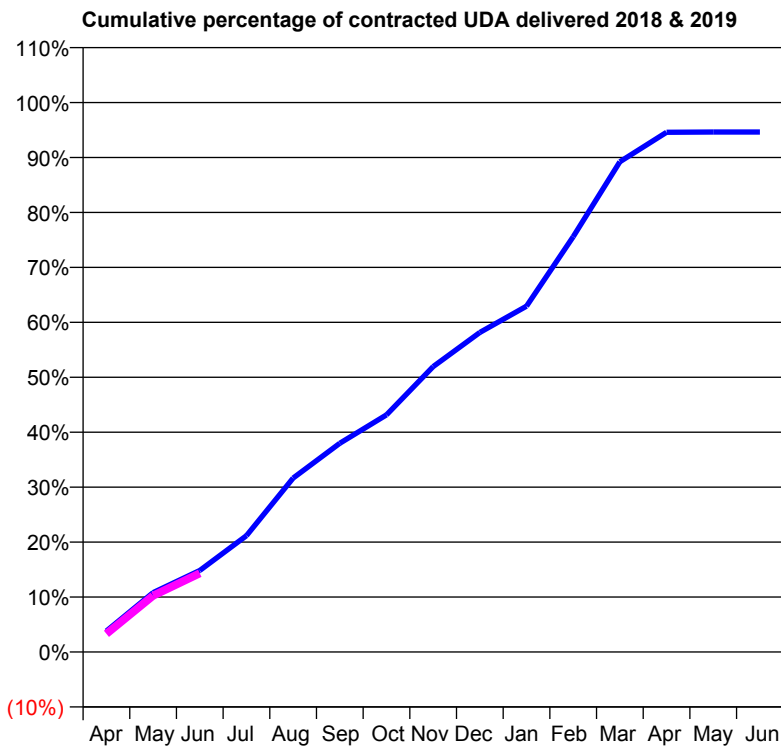
18/19 Contracted general activity (UDA)	2,514
Carry forward general activity (UDA)	0
18/19 Contracted orthodontic activity (UOA)	0
Carry forward orthodontic activity (UOA)	0
Baseline contract value	£54,483.33

### ACCESS\*

Patients seen in 24 months	Total	Change since previous quarter
Quarter ending June 2017	1,097	
Quarter ending September 2017	1,115	→
Quarter ending December 2017	1,112	→
Quarter ending March 2018	1,224	↑
Quarter ending June 2018	1,228	→
<b>Variance since June 2017</b>	<b>11.9%</b>	<b>↑</b>



### ACTIVITY



Month	Adjusted Scheduled Activity (UDA)	
	2018	2019
April	96	83
May	272	258
June	373	360
July	532	
August	796	
September	955	
October	1,085	
November	1,306	
December	1,462	
January	1,582	
February	1,900	
March	2,243	
April	2,378	
May	2,379	
June	2,379	

### QUALITY

	Quantity	Base Number	Contract	AT	Region	England
% of FP17s for the same patient ID Re-attending within 3 months - Children	31	321	9.7%	11.7%	12.0%	11.5%
% of FP17s for the same patient ID Re-attending within 3 months - Adults	0	0	N/A	15.8%	15.7%	15.4%
% of FP17s for the same patient ID Re-attending between 3 & 9 months - Children	134	321	41.7%	58.4%	60.3%	58.9%
% of FP17s for the same patient ID Re-attending between 3 & 9 months - Adults	0	0	N/A	51.9%	54.0%	51.6%
% of FP17s for Band 1 Urgent Courses	0	235	0.0%	10.1%	8.9%	8.9%
% of FP17s Relating to Free Repair or Replacements	0	235	0.0%	0.9%	1.0%	0.8%
% of FP17s Relating to Continuations	0	235	0.0%	0.9%	1.1%	0.9%
% of Patients satisfied with the dentistry they have received	1	1	N/A	94.3%	93.4%	93.2%
% of Patients satisfied with the time they had to wait for an appointment	1	1	N/A	89.3%	89.4%	88.8%

\* This is based on patients treated on this contract for their most recent course of treatment. Figures in italics indicate the base number of FP17s or Patient Questionnaire responses are less than 100. N/A is shown where the base number of responses is less than 10 during the period. % is calculated as Quantity/Base number\*100

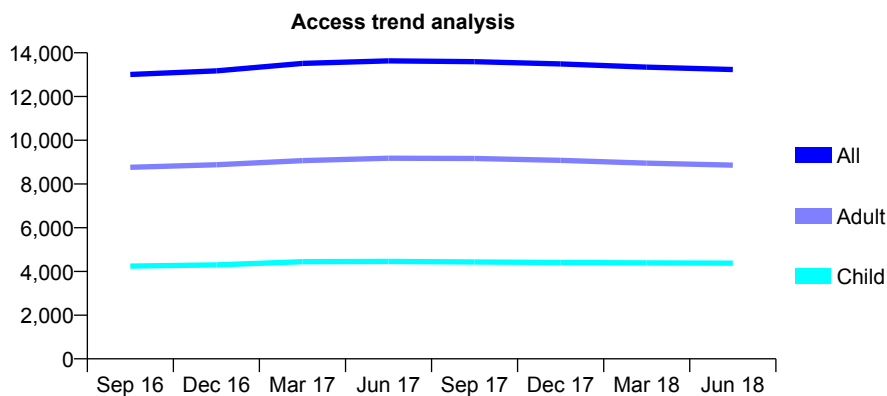
## Q46 - Vital Signs At a Glance Contract Report for 154210/0002 - June 2018

Name or company name	Roch Valley Dental
Contract type name	GDS Contract
Purpose of contract	General
Contract start date	01/12/2009
Contract end date	

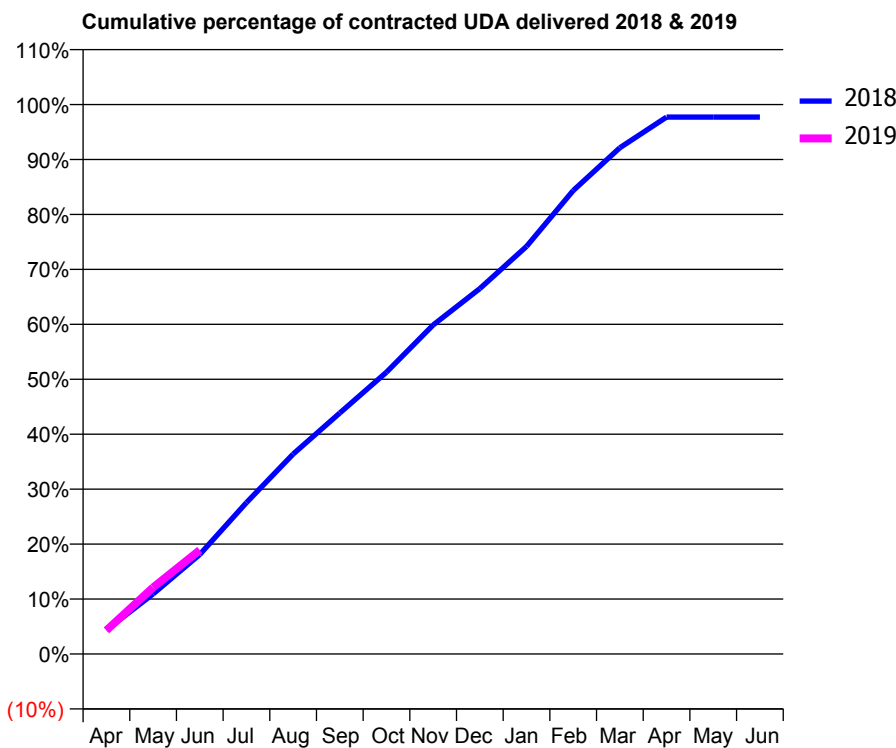
18/19 Contracted general activity (UDA)	31,085
Carry forward general activity (UDA)	0
18/19 Contracted orthodontic activity (UOA)	0
Carry forward orthodontic activity (UOA)	0
Baseline contract value	£777,200.66

### ACCESS\*

Patients seen in 24 months	Total	Change since previous quarter
Quarter ending June 2017	13,630	
Quarter ending September 2017	13,595	→
Quarter ending December 2017	13,491	→
Quarter ending March 2018	13,342	↓
Quarter ending June 2018	13,237	→
<b>Variance since June 2017</b>	<b>(2.9%)</b>	<b>↓</b>



### ACTIVITY



Month	Adjusted Scheduled Activity (UDA)	
	2018	2019
April	1,359	1,336
May	3,395	3,765
June	5,632	5,878
July	8,566	
August	11,311	
September	13,638	
October	15,940	
November	18,617	
December	20,670	
January	23,056	
February	26,216	
March	28,636	
April	30,376	
May	30,373	
June	30,376	

### QUALITY

	Quantity	Base Number	Contract	AT	Region	England
% of FP17s for the same patient ID Re-attending within 3 months - Children	259	1,948	13.3%	11.7%	12.0%	11.5%
% of FP17s for the same patient ID Re-attending within 3 months - Adults	522	2,667	19.6%	15.8%	15.7%	15.4%
% of FP17s for the same patient ID Re-attending between 3 & 9 months - Children	1,129	1,948	58.0%	58.4%	60.3%	58.9%
% of FP17s for the same patient ID Re-attending between 3 & 9 months - Adults	1,039	2,667	39.0%	51.9%	54.0%	51.6%
% of FP17s for Band 1 Urgent Courses	320	3,210	10.0%	10.1%	8.9%	8.9%
% of FP17s Relating to Free Repair or Replacements	46	3,210	1.4%	0.9%	1.0%	0.8%
% of FP17s Relating to Continuations	15	3,210	0.5%	0.9%	1.1%	0.9%
% of Patients satisfied with the dentistry they have received	5	5	N/A	94.3%	93.4%	93.2%
% of Patients satisfied with the time they had to wait for an appointment	5	5	N/A	89.3%	89.4%	88.8%

\* This is based on patients treated on this contract for their most recent course of treatment. Figures in italics indicate the base number of FP17s or Patient Questionnaire responses are less than 100. N/A is shown where the base number of responses is less than 10 during the period. % is calculated as Quantity/Base number\*100

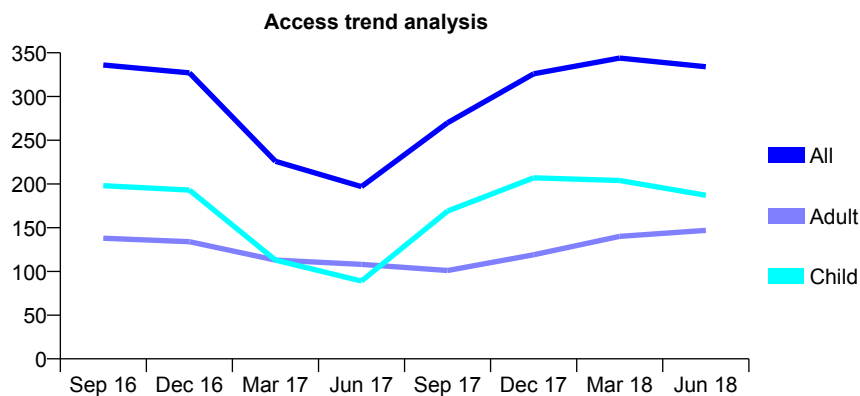
## Q46 - Vital Signs At a Glance Contract Report for 154849/0001 - June 2018

Name or company name	Mr Ravat and Mr Ray
Contract type name	GDS Contract
Purpose of contract	General
Contract start date	01/12/2013
Contract end date	

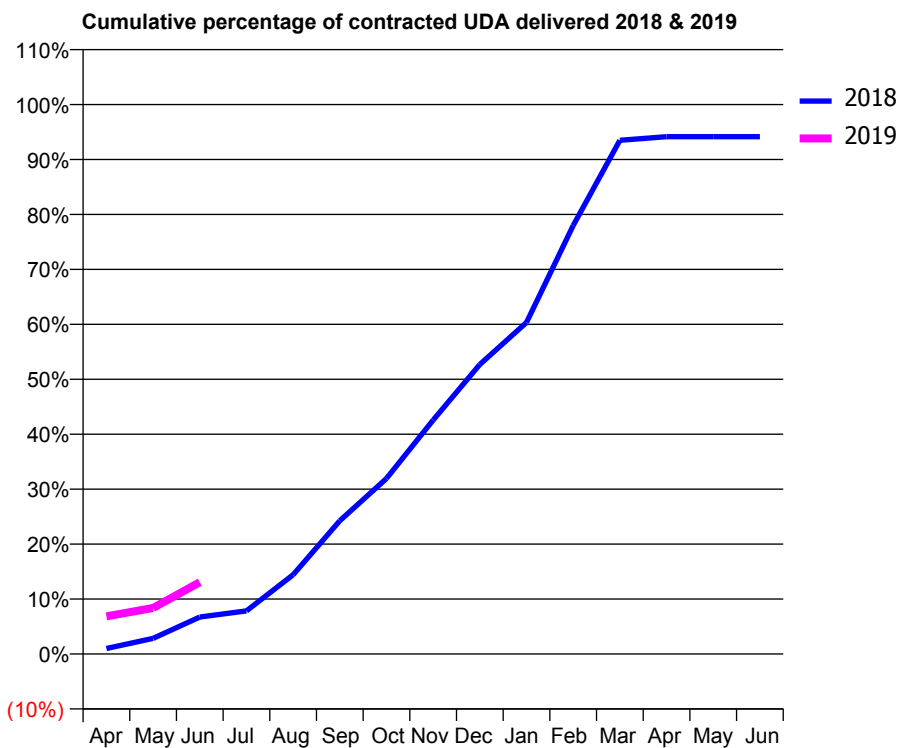
18/19 Contracted general activity (UDA)	1,158
Carry forward general activity (UDA)	0
18/19 Contracted orthodontic activity (UOA)	0
Carry forward orthodontic activity (UOA)	0
Baseline contract value	£28,328.17

### ACCESS\*

Patients seen in 24 months	Total	Change since previous quarter
Quarter ending June 2017	197	
Quarter ending September 2017	270	↑
Quarter ending December 2017	326	↑
Quarter ending March 2018	344	↑
Quarter ending June 2018	334	↓
<b>Variance since June 2017</b>	<b>69.5%</b>	<b>↑</b>



### ACTIVITY



Month	Adjusted Scheduled Activity (UDA)	
	2018	2019
April	11	79
May	31	97
June	73	151
July	85	
August	156	
September	263	
October	346	
November	461	
December	571	
January	654	
February	845	
March	1,013	
April	1,020	
May	1,020	
June	1,020	

### QUALITY

	Quantity	Base Number	Contract	AT	Region	England
% of FP17s for the same patient ID Re-attending within 3 months - Children	2	46	4.3%	11.7%	12.0%	11.5%
% of FP17s for the same patient ID Re-attending within 3 months - Adults	3	37	8.1%	15.8%	15.7%	15.4%
% of FP17s for the same patient ID Re-attending between 3 & 9 months - Children	16	46	34.8%	58.4%	60.3%	58.9%
% of FP17s for the same patient ID Re-attending between 3 & 9 months - Adults	7	37	18.9%	51.9%	54.0%	51.6%
% of FP17s for Band 1 Urgent Courses	7	80	8.8%	10.1%	8.9%	8.9%
% of FP17s Relating to Free Repair or Replacements	0	80	0.0%	0.9%	1.0%	0.8%
% of FP17s Relating to Continuations	0	80	0.0%	0.9%	1.1%	0.9%
% of Patients satisfied with the dentistry they have received	0	0	N/A	94.3%	93.4%	93.2%
% of Patients satisfied with the time they had to wait for an appointment	0	0	N/A	89.3%	89.4%	88.8%

\* This is based on patients treated on this contract for their most recent course of treatment. Figures in italics indicate the base number of FP17s or Patient Questionnaire responses are less than 100. N/A is shown where the base number of responses is less than 10 during the period. % is calculated as Quantity/Base number\*100

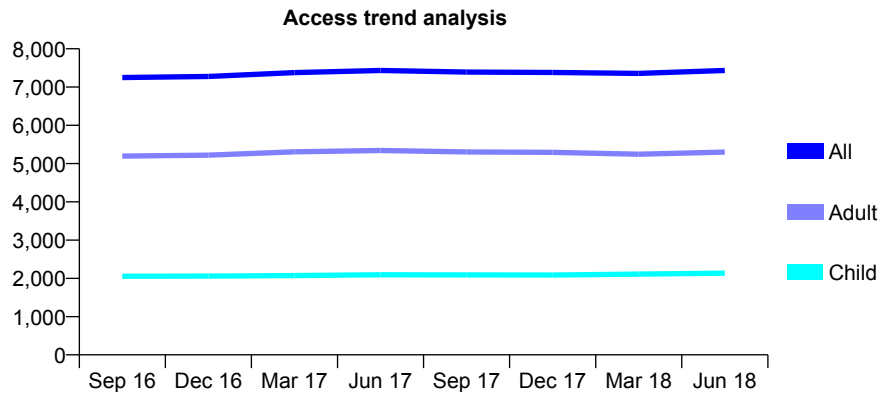
## Q46 - Vital Signs At a Glance Contract Report for 155160/0001 - June 2018

Name or company name	DCO Dental
Contract type name	GDS Contract
Purpose of contract	General
Contract start date	01/01/2009
Contract end date	

18/19 Contracted general activity (UDA)	20,000
Carry forward general activity (UDA)	0
18/19 Contracted orthodontic activity (UOA)	0
Carry forward orthodontic activity (UOA)	0
Baseline contract value	£494,519.04

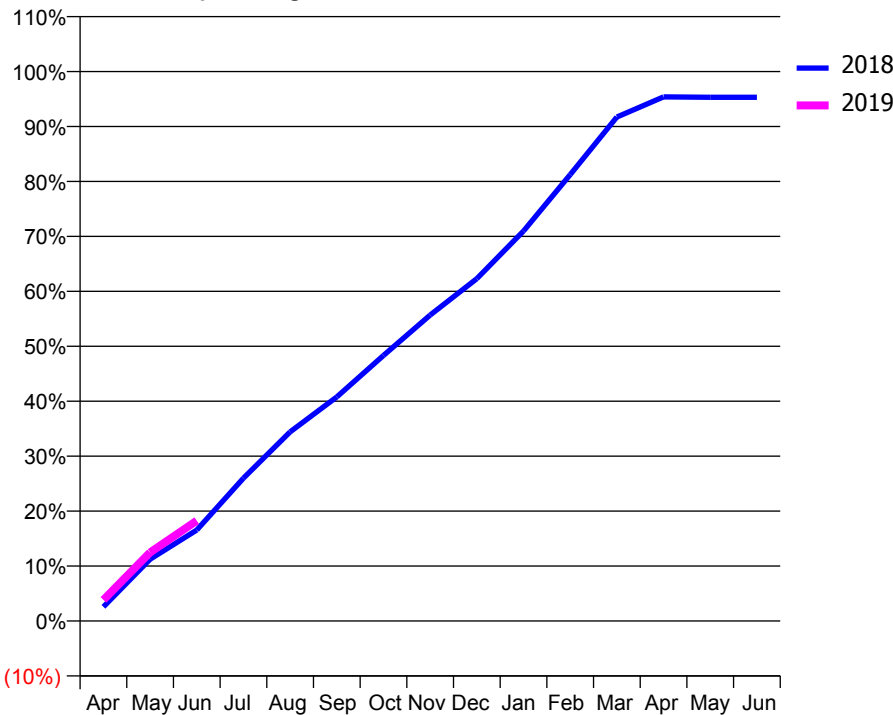
### ACCESS\*

Patients seen in 24 months	Total	Change since previous quarter
Quarter ending June 2017	7,433	
Quarter ending September 2017	7,393	→
Quarter ending December 2017	7,380	→
Quarter ending March 2018	7,356	→
Quarter ending June 2018	7,435	→
<b>Variance since June 2017</b>	<b>0.0%</b>	<b>→</b>



### ACTIVITY

Cumulative percentage of contracted UDA delivered 2018 & 2019



Month	Adjusted Scheduled Activity (UDA)	
	2018	2019
April	517	771
May	2,251	2,497
June	3,311	3,651
July	5,203	
August	6,886	
September	8,157	
October	9,665	
November	11,138	
December	12,463	
January	14,194	
February	16,246	
March	18,345	
April	19,075	
May	19,061	
June	19,063	

### QUALITY

	Quantity	Base Number	Contract	AT	Region	England
% of FP17s for the same patient ID Re-attending within 3 months - Children	65	745	8.7%	11.7%	12.0%	11.5%
% of FP17s for the same patient ID Re-attending within 3 months - Adults	287	1,634	17.6%	15.8%	15.7%	15.4%
% of FP17s for the same patient ID Re-attending between 3 & 9 months - Children	433	745	58.1%	58.4%	60.3%	58.9%
% of FP17s for the same patient ID Re-attending between 3 & 9 months - Adults	731	1,634	44.7%	51.9%	54.0%	51.6%
% of FP17s for Band 1 Urgent Courses	200	1,841	10.9%	10.1%	8.9%	8.9%
% of FP17s Relating to Free Repair or Replacements	12	1,841	0.7%	0.9%	1.0%	0.8%
% of FP17s Relating to Continuations	6	1,841	0.3%	0.9%	1.1%	0.9%
% of Patients satisfied with the dentistry they have received	4	4	N/A	94.3%	93.4%	93.2%
% of Patients satisfied with the time they had to wait for an appointment	3	4	N/A	89.3%	89.4%	88.8%

\* This is based on patients treated on this contract for their most recent course of treatment. Figures in italics indicate the base number of FP17s or Patient Questionnaire responses are less than 100. N/A is shown where the base number of responses is less than 10 during the period. % is calculated as Quantity/Base number\*100

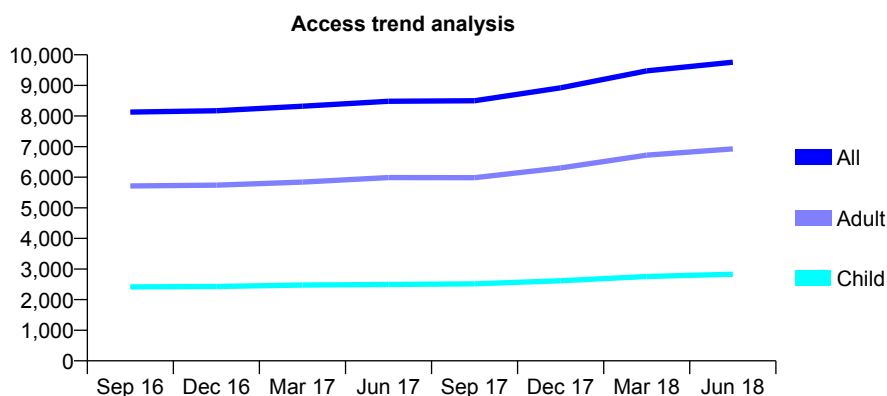
## Q46 - Vital Signs At a Glance Contract Report for 155160/0002 - June 2018

Name or company name	DCO Dental
Contract type name	GDS Contract
Purpose of contract	General
Contract start date	01/08/2009
Contract end date	

18/19 Contracted general activity (UDA)	23,150
Carry forward general activity (UDA)	0
18/19 Contracted orthodontic activity (UOA)	0
Carry forward orthodontic activity (UOA)	0
Baseline contract value	£572,405.79

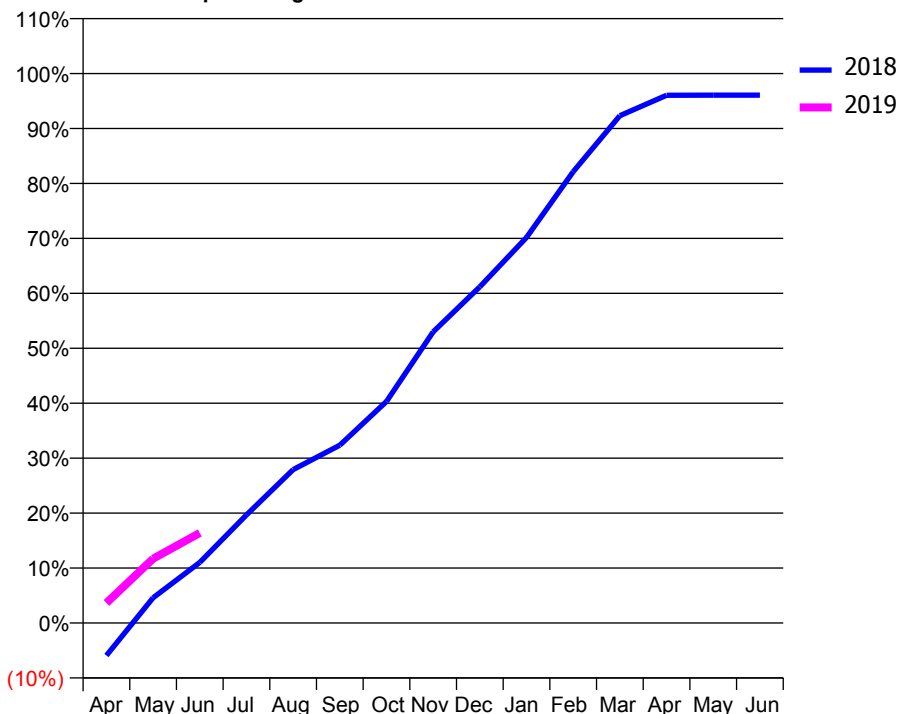
### ACCESS\*

Patients seen in 24 months	Total	Change since previous quarter
Quarter ending June 2017	8,481	
Quarter ending September 2017	8,499	→
Quarter ending December 2017	8,922	↑
Quarter ending March 2018	9,476	↑
Quarter ending June 2018	9,758	↑
<b>Variance since June 2017</b>	<b>15.1%</b>	<b>↑</b>



### ACTIVITY

Cumulative percentage of contracted UDA delivered 2018 & 2019



Adjusted Scheduled Activity (UDA)

Month	2018	2019
April	-1,374	845
May	1,062	2,710
June	2,555	3,792
July	4,555	
August	6,462	
September	7,489	
October	9,333	
November	12,265	
December	14,164	
January	16,242	
February	19,011	
March	21,372	
April	22,233	
May	22,238	
June	22,239	

### QUALITY

	Quantity	Base Number	Contract	AT	Region	England
% of FP17s for the same patient ID Re-attending within 3 months - Children	67	920	7.3%	11.7%	12.0%	11.5%
% of FP17s for the same patient ID Re-attending within 3 months - Adults	287	1,968	14.6%	15.8%	15.7%	15.4%
% of FP17s for the same patient ID Re-attending between 3 & 9 months - Children	553	920	60.1%	58.4%	60.3%	58.9%
% of FP17s for the same patient ID Re-attending between 3 & 9 months - Adults	925	1,968	47.0%	51.9%	54.0%	51.6%
% of FP17s for Band 1 Urgent Courses	171	1,946	8.8%	10.1%	8.9%	8.9%
% of FP17s Relating to Free Repair or Replacements	19	1,946	1.0%	0.9%	1.0%	0.8%
% of FP17s Relating to Continuations	5	1,946	0.3%	0.9%	1.1%	0.9%
% of Patients satisfied with the dentistry they have received	4	4	N/A	94.3%	93.4%	93.2%
% of Patients satisfied with the time they had to wait for an appointment	4	4	N/A	89.3%	89.4%	88.8%

\* This is based on patients treated on this contract for their most recent course of treatment. Figures in italics indicate the base number of FP17s or Patient Questionnaire responses are less than 100. N/A is shown where the base number of responses is less than 10 during the period. % is calculated as Quantity/Base number\*100



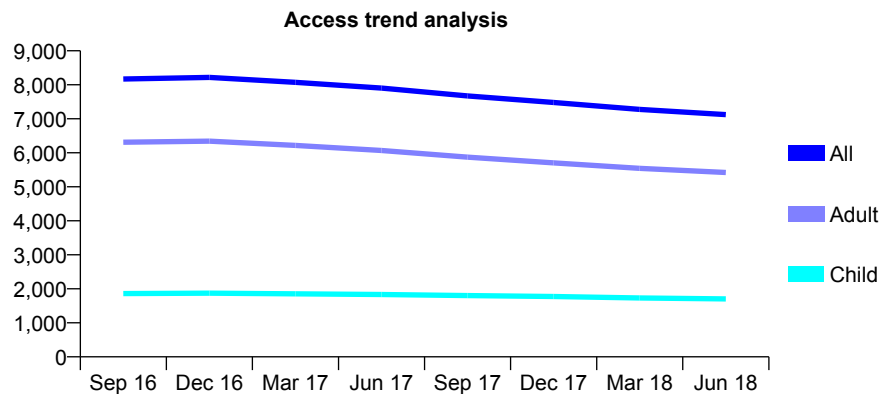
## Q46 - Vital Signs At a Glance Contract Report for 155195/0001 - June 2018

Name or company name	Bolton and Bury Dental Practice
Contract type name	GDS Contract
Purpose of contract	General
Contract start date	01/04/2012
Contract end date	

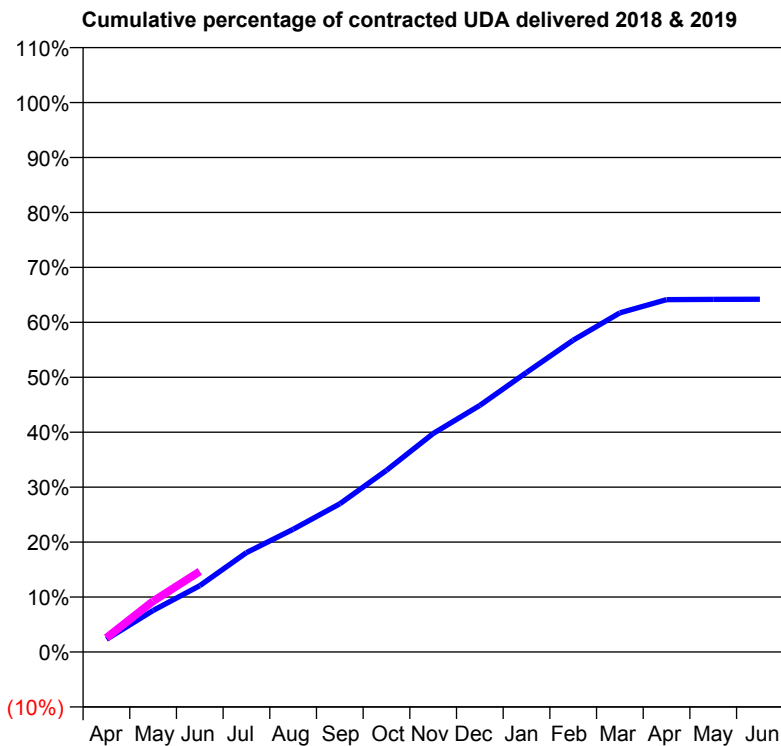
18/19 Contracted general activity (UDA)	28,500
Carry forward general activity (UDA)	0
18/19 Contracted orthodontic activity (UOA)	0
Carry forward orthodontic activity (UOA)	0
Baseline contract value	£863,104.51

### ACCESS\*

Patients seen in 24 months	Total	Change since previous quarter
Quarter ending June 2017	7,902	
Quarter ending September 2017	7,674	↓
Quarter ending December 2017	7,481	↓
Quarter ending March 2018	7,277	↓
Quarter ending June 2018	7,125	↓
<b>Variance since June 2017</b>	<b>(9.8%)</b>	<b>↓</b>



### ACTIVITY



Month	Adjusted Scheduled Activity (UDA)	
	2018	2019
April	738	734
May	2,411	2,637
June	3,856	4,179
July	5,780	
August	7,134	
September	8,611	
October	10,561	
November	12,694	
December	14,333	
January	16,242	
February	18,121	
March	19,712	
April	20,480	
May	20,494	
June	20,499	

### QUALITY

	Quantity	Base Number	Contract	AT	Region	England
% of FP17s for the same patient ID Re-attending within 3 months - Children	32	450	7.1%	11.7%	12.0%	11.5%
% of FP17s for the same patient ID Re-attending within 3 months - Adults	255	1,564	16.3%	15.8%	15.7%	15.4%
% of FP17s for the same patient ID Re-attending between 3 & 9 months - Children	167	450	37.1%	58.4%	60.3%	58.9%
% of FP17s for the same patient ID Re-attending between 3 & 9 months - Adults	597	1,564	38.2%	51.9%	54.0%	51.6%
% of FP17s for Band 1 Urgent Courses	143	1,715	8.3%	10.1%	8.9%	8.9%
% of FP17s Relating to Free Repair or Replacements	20	1,715	1.2%	0.9%	1.0%	0.8%
% of FP17s Relating to Continuations	30	1,715	1.7%	0.9%	1.1%	0.9%
% of Patients satisfied with the dentistry they have received	5	5	N/A	94.3%	93.4%	93.2%
% of Patients satisfied with the time they had to wait for an appointment	4	5	N/A	89.3%	89.4%	88.8%

\* This is based on patients treated on this contract for their most recent course of treatment. Figures in italics indicate the base number of FP17s or Patient Questionnaire responses are less than 100. N/A is shown where the base number of responses is less than 10 during the period. % is calculated as Quantity/Base number\*100

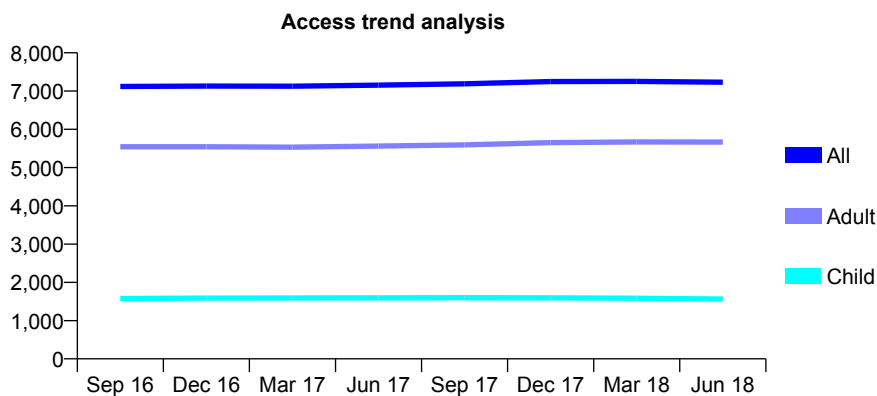
## Q46 - Vital Signs At a Glance Contract Report for 156140/0001 - June 2018

Name or company name	Edgeley Dental Practice
Contract type name	GDS Contract
Purpose of contract	General
Contract start date	22/03/2007
Contract end date	

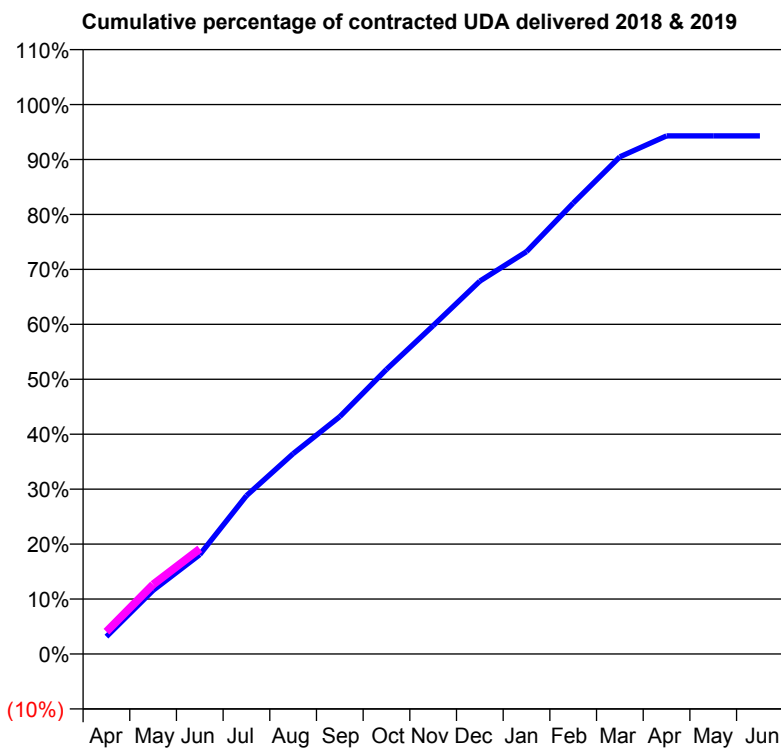
18/19 Contracted general activity (UDA)	22,636
Carry forward general activity (UDA)	0
18/19 Contracted orthodontic activity (UOA)	0
Carry forward orthodontic activity (UOA)	0
Baseline contract value	£727,921.58

### ACCESS\*

Patients seen in 24 months	Total	Change since previous quarter
Quarter ending June 2017	7,155	
Quarter ending September 2017	7,190	→
Quarter ending December 2017	7,249	→
Quarter ending March 2018	7,253	→
Quarter ending June 2018	7,232	→
<b>Variance since June 2017</b>	<b>1.1%</b>	<b>→</b>



### ACTIVITY



Month	Adjusted Scheduled Activity (UDA)	
	2018	2019
April	716	920
May	2,624	2,864
June	4,095	4,329
July	6,523	
August	8,254	
September	9,778	
October	11,727	
November	13,528	
December	15,360	
January	16,574	
February	18,575	
March	20,483	
April	21,342	
May	21,342	
June	21,342	

### QUALITY

	Quantity	Base Number	Contract	AT	Region	England
% of FP17s for the same patient ID Re-attending within 3 months - Children	22	574	3.8%	11.7%	12.0%	11.5%
% of FP17s for the same patient ID Re-attending within 3 months - Adults	305	2,244	13.6%	15.8%	15.7%	15.4%
% of FP17s for the same patient ID Re-attending between 3 & 9 months - Children	347	574	60.5%	58.4%	60.3%	58.9%
% of FP17s for the same patient ID Re-attending between 3 & 9 months - Adults	1,442	2,244	64.3%	51.9%	54.0%	51.6%
% of FP17s for Band 1 Urgent Courses	170	2,409	7.1%	10.1%	8.9%	8.9%
% of FP17s Relating to Free Repair or Replacements	23	2,409	1.0%	0.9%	1.0%	0.8%
% of FP17s Relating to Continuations	28	2,409	1.2%	0.9%	1.1%	0.9%
% of Patients satisfied with the dentistry they have received	2	2	N/A	94.3%	93.4%	93.2%
% of Patients satisfied with the time they had to wait for an appointment	2	2	N/A	89.3%	89.4%	88.8%

\* This is based on patients treated on this contract for their most recent course of treatment. Figures in italics indicate the base number of FP17s or Patient Questionnaire responses are less than 100. N/A is shown where the base number of responses is less than 10 during the period. % is calculated as Quantity/Base number\*100

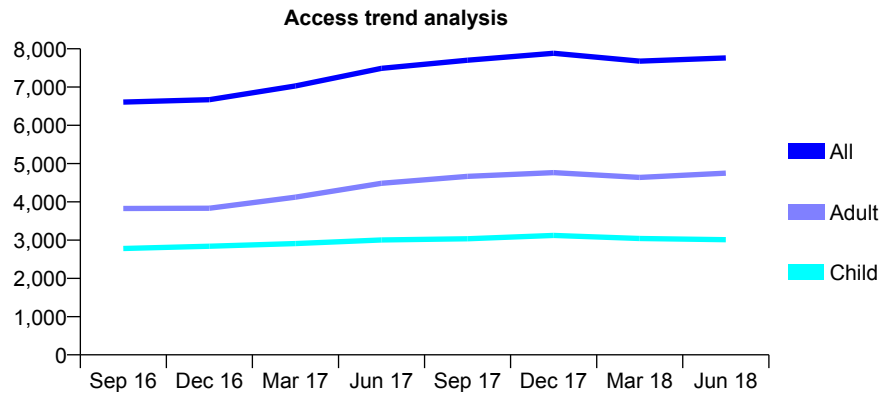
## Q46 - Vital Signs At a Glance Contract Report for 156523/0001 - June 2018

Name or company name	Daylesford Associates Limited
Contract type name	GDS Contract
Purpose of contract	General
Contract start date	22/05/2008
Contract end date	

18/19 Contracted general activity (UDA)	21,288
Carry forward general activity (UDA)	0
18/19 Contracted orthodontic activity (UOA)	0
Carry forward orthodontic activity (UOA)	0
Baseline contract value	£593,769.76

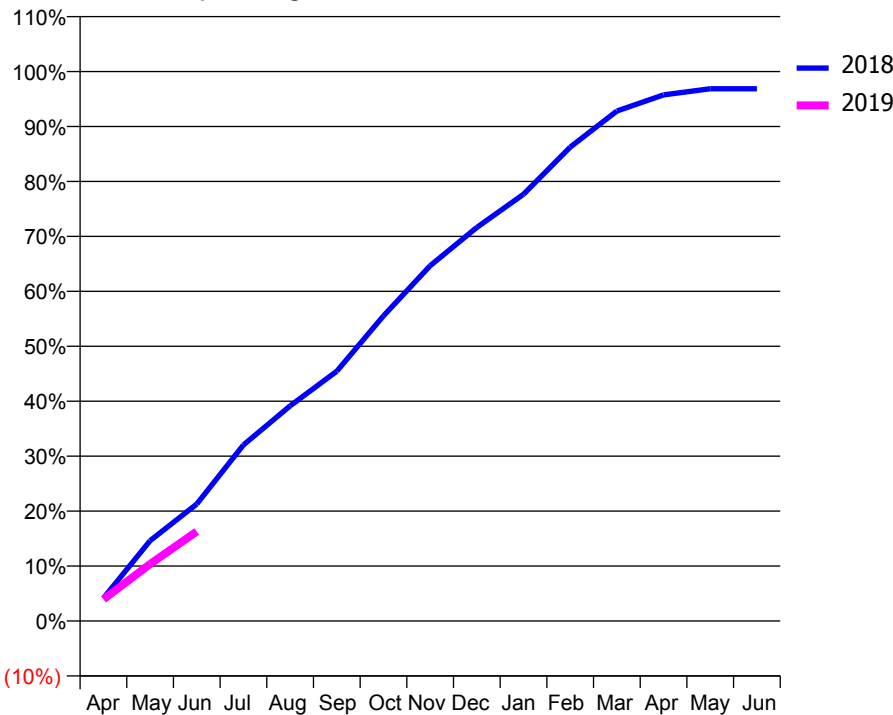
### ACCESS\*

Patients seen in 24 months	Total	Change since previous quarter
Quarter ending June 2017	7,488	
Quarter ending September 2017	7,701	↑
Quarter ending December 2017	7,883	↑
Quarter ending March 2018	7,679	↓
Quarter ending June 2018	7,761	→
<b>Variance since June 2017</b>	<b>3.6%</b>	<b>↑</b>



### ACTIVITY

Cumulative percentage of contracted UDA delivered 2018 & 2019



Month	Adjusted Scheduled Activity (UDA)	
	2018	2019
April	887	839
May	3,113	2,206
June	4,535	3,466
July	6,824	
August	8,334	
September	9,680	
October	11,820	
November	13,765	
December	15,247	
January	16,532	
February	18,359	
March	19,757	
April	20,384	
May	20,618	
June	20,618	

### QUALITY

	Quantity	Base Number	Contract	AT	Region	England
% of FP17s for the same patient ID Re-attending within 3 months - Children	64	1,053	6.1%	11.7%	12.0%	11.5%
% of FP17s for the same patient ID Re-attending within 3 months - Adults	176	1,319	13.3%	15.8%	15.7%	15.4%
% of FP17s for the same patient ID Re-attending between 3 & 9 months - Children	658	1,053	62.5%	58.4%	60.3%	58.9%
% of FP17s for the same patient ID Re-attending between 3 & 9 months - Adults	532	1,319	40.3%	51.9%	54.0%	51.6%
% of FP17s for Band 1 Urgent Courses	242	1,932	12.5%	10.1%	8.9%	8.9%
% of FP17s Relating to Free Repair or Replacements	3	1,932	0.2%	0.9%	1.0%	0.8%
% of FP17s Relating to Continuations	5	1,932	0.3%	0.9%	1.1%	0.9%
% of Patients satisfied with the dentistry they have received	2	3	N/A	94.3%	93.4%	93.2%
% of Patients satisfied with the time they had to wait for an appointment	3	3	N/A	89.3%	89.4%	88.8%

\* This is based on patients treated on this contract for their most recent course of treatment. Figures in italics indicate the base number of FP17s or Patient Questionnaire responses are less than 100. N/A is shown where the base number of responses is less than 10 during the period. % is calculated as Quantity/Base number\*100

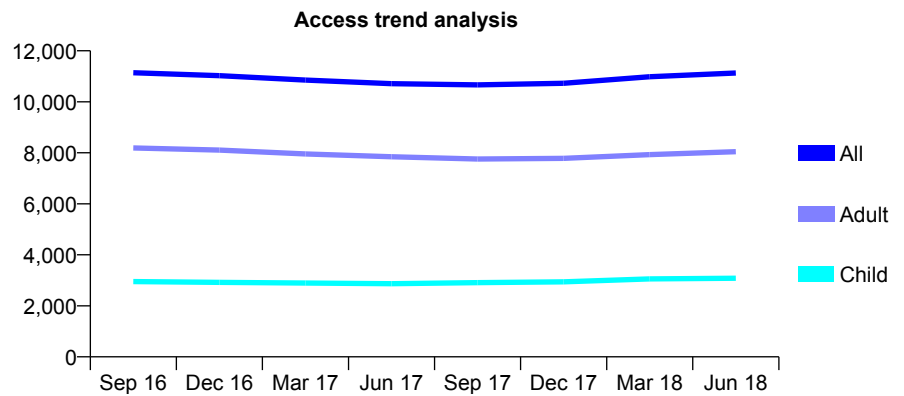
## Q46 - Vital Signs At a Glance Contract Report for 158216/0001 - June 2018

Name or company name	Bredbury Dental Practice Ltd
Contract type name	GDS Contract
Purpose of contract	General
Contract start date	01/04/2008
Contract end date	

18/19 Contracted general activity (UDA)	29,008
Carry forward general activity (UDA)	0
18/19 Contracted orthodontic activity (UOA)	0
Carry forward orthodontic activity (UOA)	0
Baseline contract value	£839,587.18

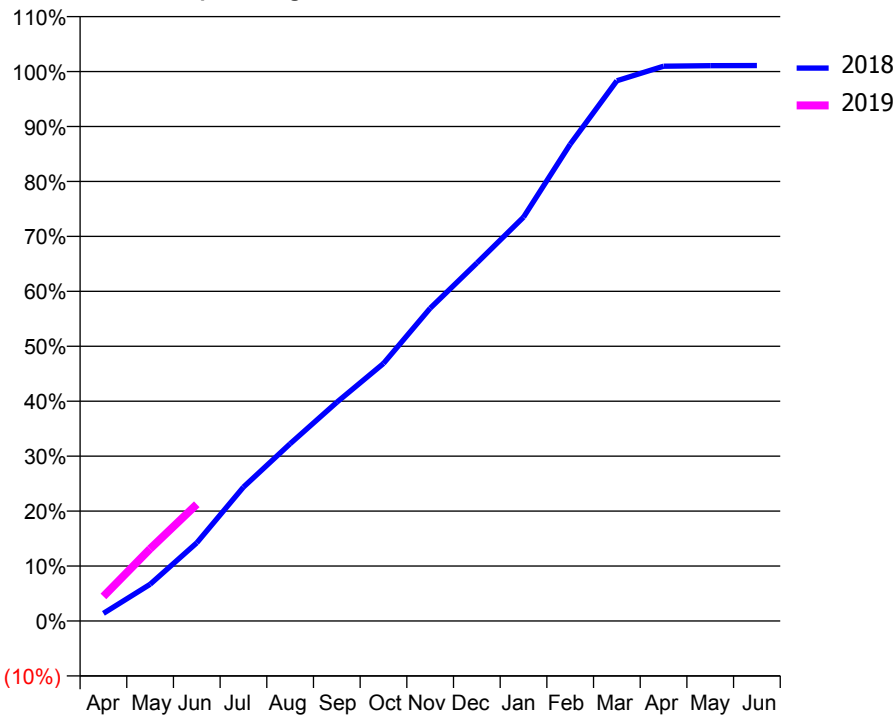
### ACCESS\*

Patients seen in 24 months	Total	Change since previous quarter
Quarter ending June 2017	10,713	
Quarter ending September 2017	10,666	→
Quarter ending December 2017	10,725	→
Quarter ending March 2018	10,981	↑
Quarter ending June 2018	11,131	→
<b>Variance since June 2017</b>	<b>3.9%</b>	<b>↑</b>



### ACTIVITY

Cumulative percentage of contracted UDA delivered 2018 & 2019



Month	Adjusted Scheduled Activity (UDA)	
	2018	2019
April	402	1,299
May	1,939	3,808
June	4,130	6,162
July	7,068	
August	9,362	
September	11,548	
October	13,597	
November	16,508	
December	18,896	
January	21,321	
February	25,170	
March	28,522	
April	29,286	
May	29,319	
June	29,324	

### QUALITY

	Quantity	Base Number	Contract	AT	Region	England
% of FP17s for the same patient ID Re-attending within 3 months - Children	95	977	9.7%	11.7%	12.0%	11.5%
% of FP17s for the same patient ID Re-attending within 3 months - Adults	270	2,309	11.7%	15.8%	15.7%	15.4%
% of FP17s for the same patient ID Re-attending between 3 & 9 months - Children	546	977	55.9%	58.4%	60.3%	58.9%
% of FP17s for the same patient ID Re-attending between 3 & 9 months - Adults	995	2,309	43.1%	51.9%	54.0%	51.6%
% of FP17s for Band 1 Urgent Courses	171	2,710	6.3%	10.1%	8.9%	8.9%
% of FP17s Relating to Free Repair or Replacements	11	2,710	0.4%	0.9%	1.0%	0.8%
% of FP17s Relating to Continuations	40	2,710	1.5%	0.9%	1.1%	0.9%
% of Patients satisfied with the dentistry they have received	4	4	N/A	94.3%	93.4%	93.2%
% of Patients satisfied with the time they had to wait for an appointment	4	4	N/A	89.3%	89.4%	88.8%

\* This is based on patients treated on this contract for their most recent course of treatment. Figures in italics indicate the base number of FP17s or Patient Questionnaire responses are less than 100. N/A is shown where the base number of responses is less than 10 during the period. % is calculated as Quantity/Base number\*100

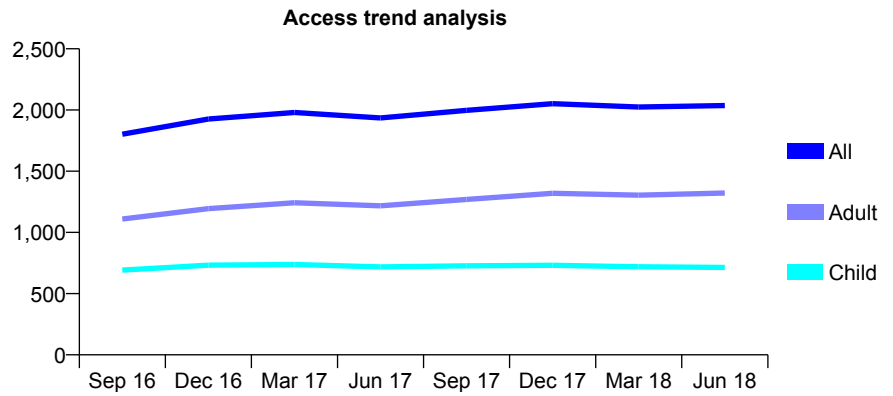
## Q46 - Vital Signs At a Glance Contract Report for 158453/0001 - June 2018

Name or company name	Ravat and Ray Dental Care (Pemberton) Lt
Contract type name	GDS Contract
Purpose of contract	General
Contract start date	01/10/2013
Contract end date	

18/19 Contracted general activity (UDA)	6,500
Carry forward general activity (UDA)	0
18/19 Contracted orthodontic activity (UOA)	0
Carry forward orthodontic activity (UOA)	0
Baseline contract value	£197,833.04

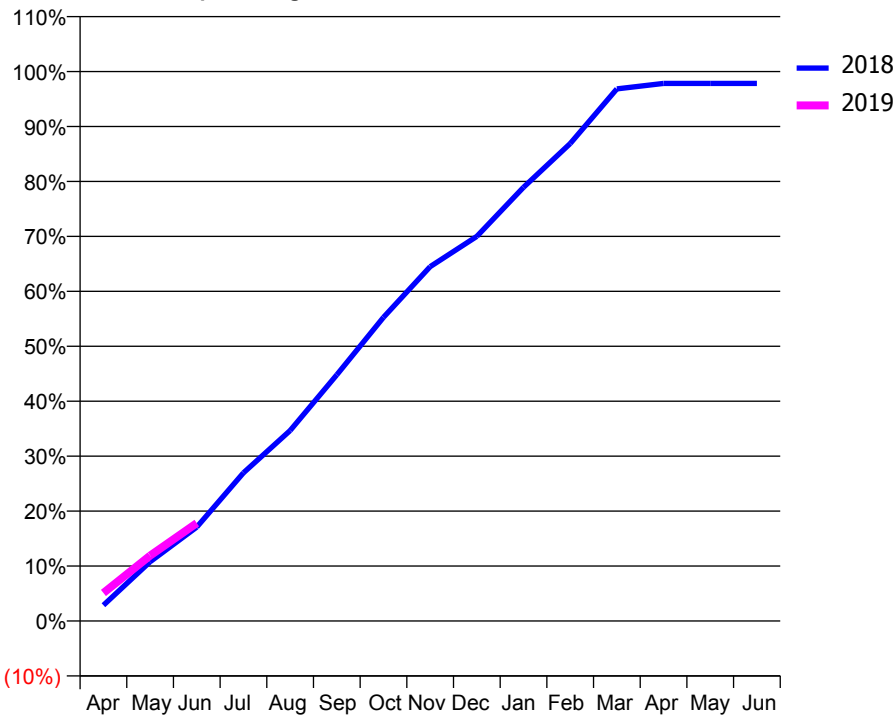
### ACCESS\*

Patients seen in 24 months	Total	Change since previous quarter
Quarter ending June 2017	1,935	
Quarter ending September 2017	1,997	↑
Quarter ending December 2017	2,052	↑
Quarter ending March 2018	2,025	↓
Quarter ending June 2018	2,036	→
<b>Variance since June 2017</b>	<b>5.2%</b>	<b>↑</b>



### ACTIVITY

Cumulative percentage of contracted UDA delivered 2018 & 2019



Month	Adjusted Scheduled Activity (UDA)	
	2018	2019
April	187	332
May	701	773
June	1,111	1,159
July	1,753	
August	2,253	
September	2,913	
October	3,593	
November	4,192	
December	4,549	
January	5,130	
February	5,648	
March	6,294	
April	6,359	
May	6,359	
June	6,359	

### QUALITY

	Quantity	Base Number	Contract	AT	Region	England
% of FP17s for the same patient ID Re-attending within 3 months - Children	37	319	11.6%	11.7%	12.0%	11.5%
% of FP17s for the same patient ID Re-attending within 3 months - Adults	76	452	16.8%	15.8%	15.7%	15.4%
% of FP17s for the same patient ID Re-attending between 3 & 9 months - Children	236	319	74.0%	58.4%	60.3%	58.9%
% of FP17s for the same patient ID Re-attending between 3 & 9 months - Adults	239	452	52.9%	51.9%	54.0%	51.6%
% of FP17s for Band 1 Urgent Courses	96	739	13.0%	10.1%	8.9%	8.9%
% of FP17s Relating to Free Repair or Replacements	8	739	1.1%	0.9%	1.0%	0.8%
% of FP17s Relating to Continuations	4	739	0.5%	0.9%	1.1%	0.9%
% of Patients satisfied with the dentistry they have received	0	0	N/A	94.3%	93.4%	93.2%
% of Patients satisfied with the time they had to wait for an appointment	0	0	N/A	89.3%	89.4%	88.8%

\* This is based on patients treated on this contract for their most recent course of treatment. Figures in italics indicate the base number of FP17s or Patient Questionnaire responses are less than 100. N/A is shown where the base number of responses is less than 10 during the period. % is calculated as Quantity/Base number\*100

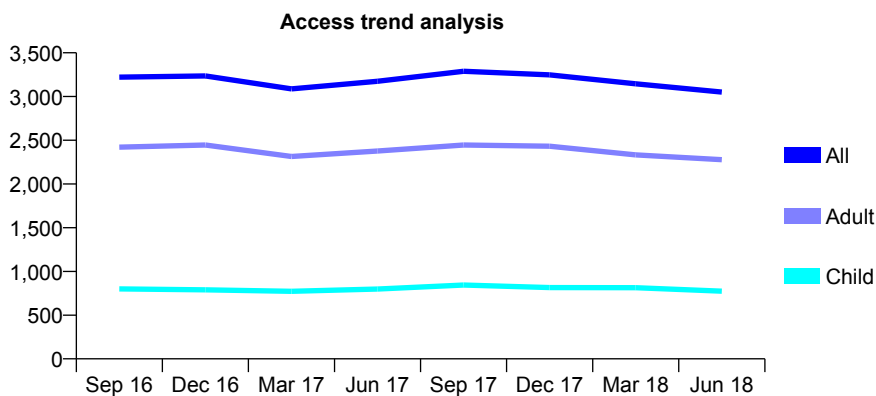
## Q46 - Vital Signs At a Glance Contract Report for 158550/0001 - June 2018

Name or company name	Pearl Smile Limited
Contract type name	GDS Contract
Purpose of contract	General
Contract start date	01/03/2010
Contract end date	

18/19 Contracted general activity (UDA)	9,882
Carry forward general activity (UDA)	0
18/19 Contracted orthodontic activity (UOA)	0
Carry forward orthodontic activity (UOA)	0
Baseline contract value	£270,245.69

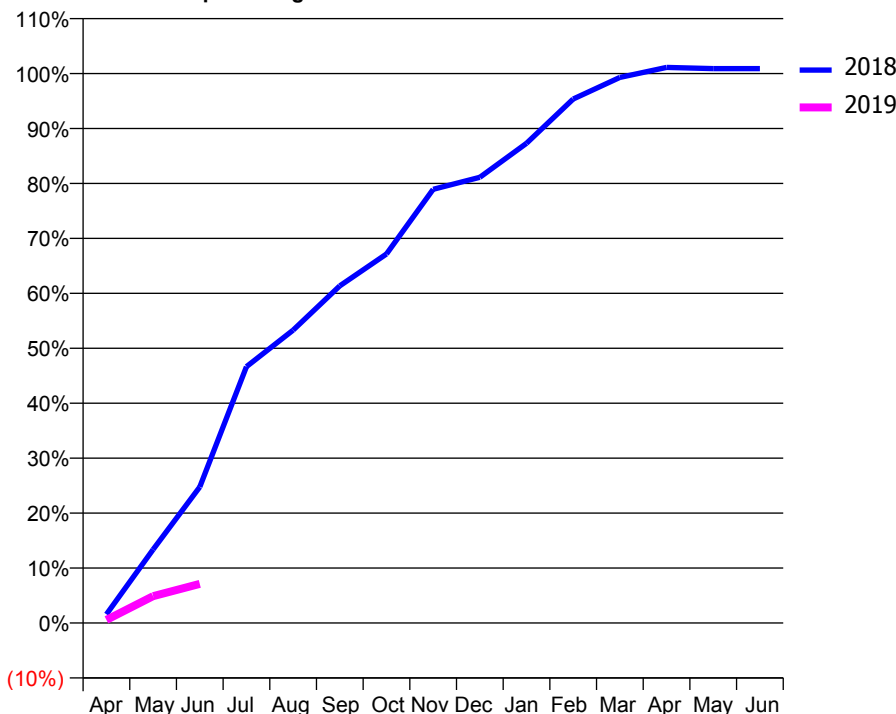
### ACCESS\*

Patients seen in 24 months	Total	Change since previous quarter
Quarter ending June 2017	3,175	
Quarter ending September 2017	3,289	↑
Quarter ending December 2017	3,247	↓
Quarter ending March 2018	3,145	↓
Quarter ending June 2018	3,051	↓
<b>Variance since June 2017</b>	<b>(3.9%)</b>	<b>↓</b>



### ACTIVITY

Cumulative percentage of contracted UDA delivered 2018 & 2019



Adjusted Scheduled Activity (UDA)

Month	2018	2019
April	156	56
May	1,322	484
June	2,448	705
July	4,610	
August	5,267	
September	6,063	
October	6,637	
November	7,800	
December	8,016	
January	8,628	
February	9,422	
March	9,813	
April	9,992	
May	9,969	
June	9,969	

### QUALITY

	Quantity	Base Number	Contract	AT	Region	England
% of FP17s for the same patient ID Re-attending within 3 months - Children	13	144	9.0%	11.7%	12.0%	11.5%
% of FP17s for the same patient ID Re-attending within 3 months - Adults	38	312	12.2%	15.8%	15.7%	15.4%
% of FP17s for the same patient ID Re-attending between 3 & 9 months - Children	83	144	57.6%	58.4%	60.3%	58.9%
% of FP17s for the same patient ID Re-attending between 3 & 9 months - Adults	164	312	52.6%	51.9%	54.0%	51.6%
% of FP17s for Band 1 Urgent Courses	49	389	12.6%	10.1%	8.9%	8.9%
% of FP17s Relating to Free Repair or Replacements	1	389	0.3%	0.9%	1.0%	0.8%
% of FP17s Relating to Continuations	0	389	0.0%	0.9%	1.1%	0.9%
% of Patients satisfied with the dentistry they have received	6	6	N/A	94.3%	93.4%	93.2%
% of Patients satisfied with the time they had to wait for an appointment	4	6	N/A	89.3%	89.4%	88.8%

\* This is based on patients treated on this contract for their most recent course of treatment. Figures in italics indicate the base number of FP17s or Patient Questionnaire responses are less than 100. N/A is shown where the base number of responses is less than 10 during the period. % is calculated as Quantity/Base number\*100

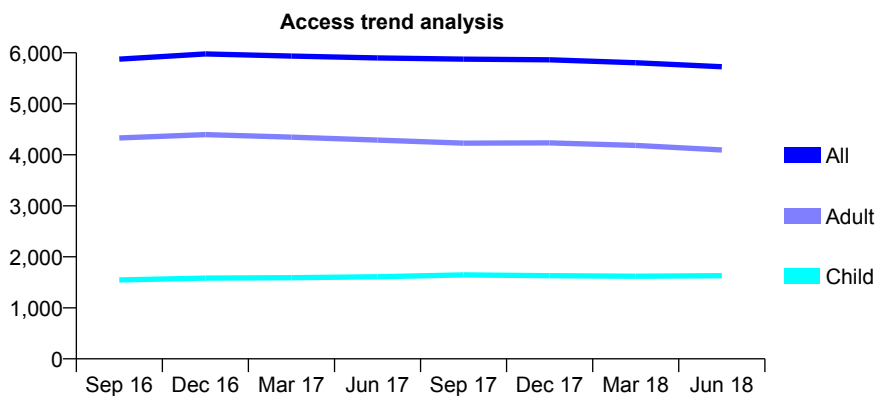
## Q46 - Vital Signs At a Glance Contract Report for 158674/0001 - June 2018

Name or company name	IDH 418 Limited
Contract type name	GDS Contract
Purpose of contract	General
Contract start date	01/10/2008
Contract end date	

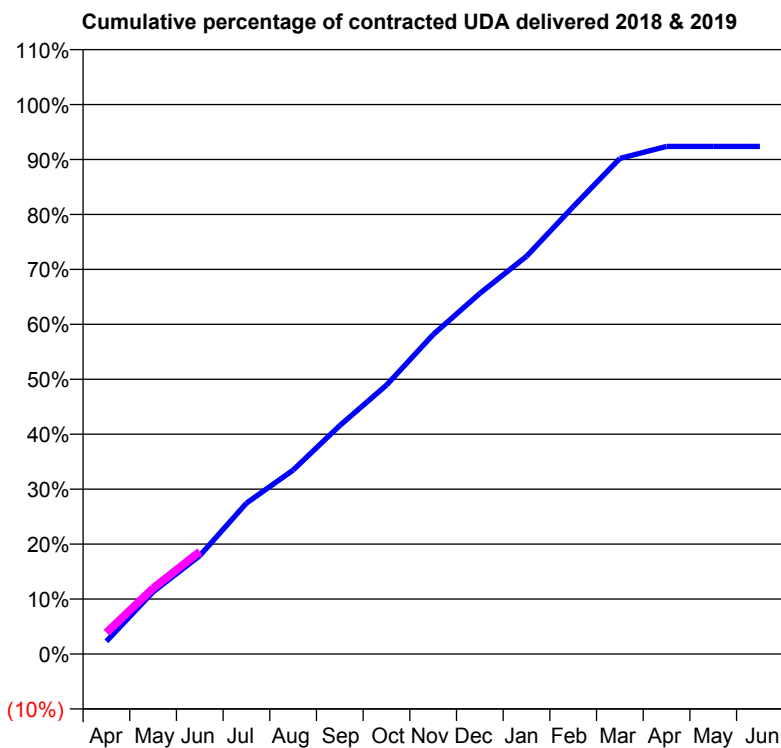
18/19 Contracted general activity (UDA)	15,889
Carry forward general activity (UDA)	0
18/19 Contracted orthodontic activity (UOA)	0
Carry forward orthodontic activity (UOA)	0
Baseline contract value	£569,991.07

### ACCESS\*

Patients seen in 24 months	Total	Change since previous quarter
Quarter ending June 2017	5,899	
Quarter ending September 2017	5,876	→
Quarter ending December 2017	5,863	→
Quarter ending March 2018	5,804	↓
Quarter ending June 2018	5,726	↓
<b>Variance since June 2017</b>	<b>(2.9%)</b>	<b>↓</b>



### ACTIVITY



Month	Adjusted Scheduled Activity (UDA)	
	2018	2019
April	367	618
May	1,798	1,903
June	2,842	2,962
July	4,362	
August	5,319	
September	6,606	
October	7,775	
November	9,236	
December	10,426	
January	11,501	
February	12,933	
March	14,332	
April	14,677	
May	14,677	
June	14,677	

### QUALITY

	Quantity	Base Number	Contract	AT	Region	England
% of FP17s for the same patient ID Re-attending within 3 months - Children	42	597	7.0%	11.7%	12.0%	11.5%
% of FP17s for the same patient ID Re-attending within 3 months - Adults	118	1,125	10.5%	15.8%	15.7%	15.4%
% of FP17s for the same patient ID Re-attending between 3 & 9 months - Children	290	597	48.6%	58.4%	60.3%	58.9%
% of FP17s for the same patient ID Re-attending between 3 & 9 months - Adults	558	1,125	49.6%	51.9%	54.0%	51.6%
% of FP17s for Band 1 Urgent Courses	55	1,562	3.5%	10.1%	8.9%	8.9%
% of FP17s Relating to Free Repair or Replacements	18	1,562	1.2%	0.9%	1.0%	0.8%
% of FP17s Relating to Continuations	29	1,562	1.9%	0.9%	1.1%	0.9%
% of Patients satisfied with the dentistry they have received	1	1	N/A	94.3%	93.4%	93.2%
% of Patients satisfied with the time they had to wait for an appointment	1	1	N/A	89.3%	89.4%	88.8%

\* This is based on patients treated on this contract for their most recent course of treatment. Figures in italics indicate the base number of FP17s or Patient Questionnaire responses are less than 100. N/A is shown where the base number of responses is less than 10 during the period. % is calculated as Quantity/Base number\*100

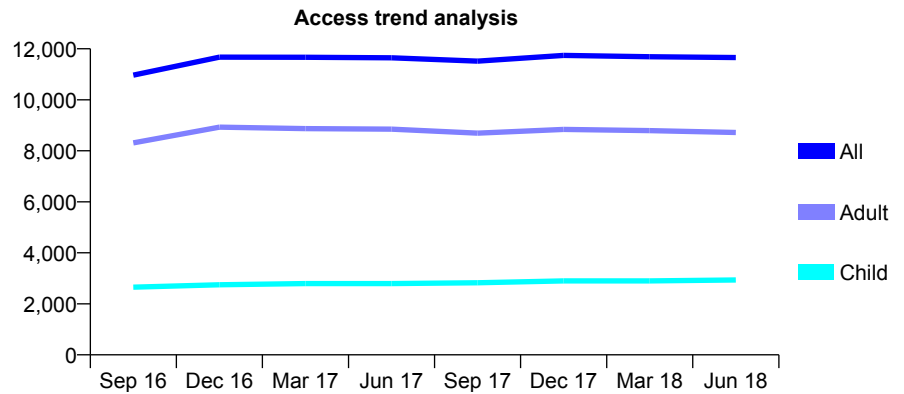
## Q46 - Vital Signs At a Glance Contract Report for 160059/0001 - June 2018

Name or company name	REVIVE DENTAL CARE LIMITED
Contract type name	Pilot Contract
Purpose of contract	General
Contract start date	01/01/2015
Contract end date	

18/19 Contracted general activity (UDA)	28,580
Carry forward general activity (UDA)	0
18/19 Contracted orthodontic activity (UOA)	0
Carry forward orthodontic activity (UOA)	0
Baseline contract value	£1,017,263.31

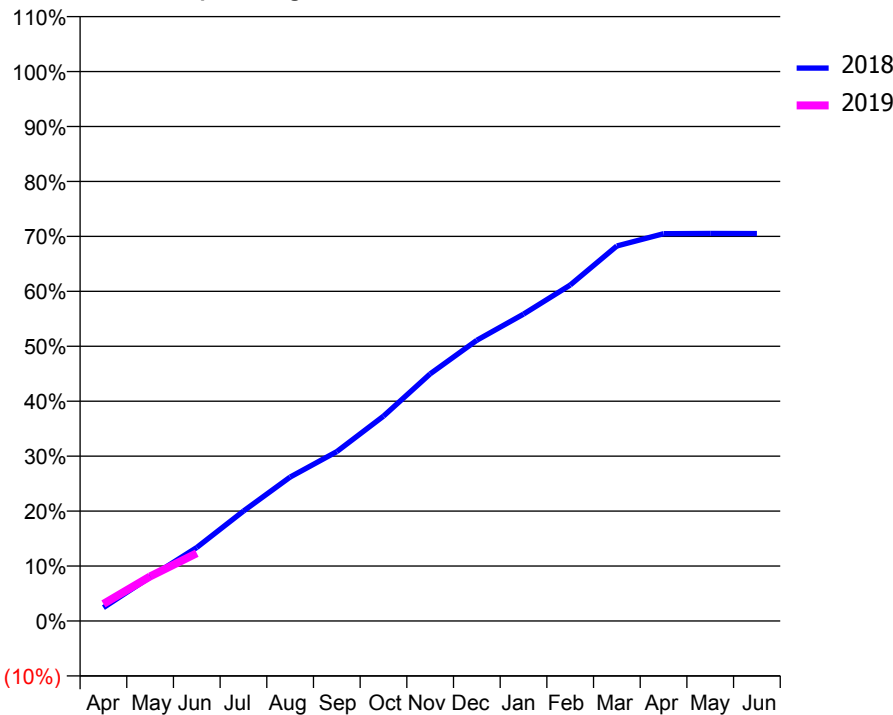
### ACCESS\*

Patients seen in 24 months	Total	Change since previous quarter
Quarter ending June 2017	11,647	
Quarter ending September 2017	11,518	↓
Quarter ending December 2017	11,741	→
Quarter ending March 2018	11,691	→
Quarter ending June 2018	11,655	→
<b>Variance since June 2017</b>	<b>0.1%</b>	<b>→</b>



### ACTIVITY

Cumulative percentage of contracted UDA delivered 2018 & 2019



Month	Adjusted Scheduled Activity (UDA)	
	2018	2019
April	699	892
May	2,282	2,318
June	3,825	3,525
July	5,719	
August	7,484	
September	8,814	
October	10,653	
November	12,854	
December	14,601	
January	15,965	
February	17,471	
March	19,505	
April	20,146	
May	20,155	
June	20,152	

### QUALITY

	Quantity	Base Number	Contract	AT	Region	England
% of FP17s for the same patient ID Re-attending within 3 months - Children	54	803	6.7%	11.7%	12.0%	11.5%
% of FP17s for the same patient ID Re-attending within 3 months - Adults	209	1,735	12.0%	15.8%	15.7%	15.4%
% of FP17s for the same patient ID Re-attending between 3 & 9 months - Children	314	803	39.1%	58.4%	60.3%	58.9%
% of FP17s for the same patient ID Re-attending between 3 & 9 months - Adults	324	1,735	18.7%	51.9%	54.0%	51.6%
% of FP17s for Band 1 Urgent Courses	334	2,148	15.5%	10.1%	8.9%	8.9%
% of FP17s Relating to Free Repair or Replacements	3	2,148	0.1%	0.9%	1.0%	0.8%
% of FP17s Relating to Continuations	1	2,148	0.0%	0.9%	1.1%	0.9%
% of Patients satisfied with the dentistry they have received	2	2	N/A	94.3%	93.4%	93.2%
% of Patients satisfied with the time they had to wait for an appointment	2	2	N/A	89.3%	89.4%	88.8%

\* This is based on patients treated on this contract for their most recent course of treatment. Figures in italics indicate the base number of FP17s or Patient Questionnaire responses are less than 100. N/A is shown where the base number of responses is less than 10 during the period. % is calculated as Quantity/Base number\*100



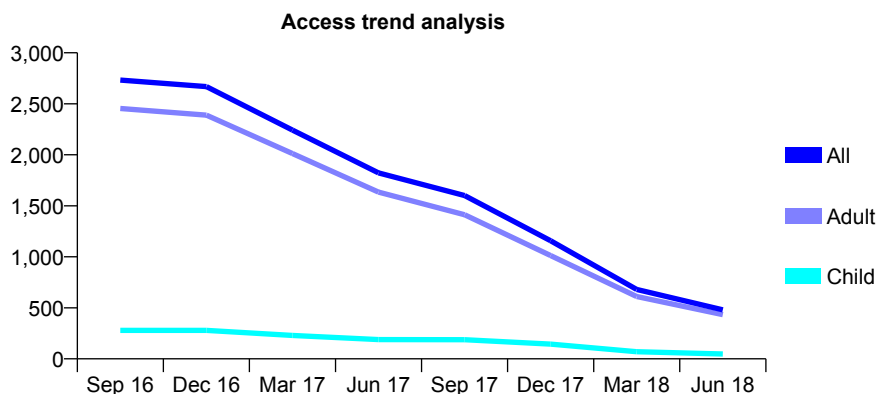
## Q46 - Vital Signs At a Glance Contract Report for 160059/0004 - June 2018

Name or company name	REVIVE DENTAL CARE LIMITED
Contract type name	PDS Contract
Purpose of contract	General
Contract start date	01/01/2015
Contract end date	30/09/2019

18/19 Contracted general activity (UDA)	918
Carry forward general activity (UDA)	0
18/19 Contracted orthodontic activity (UOA)	0
Carry forward orthodontic activity (UOA)	0
Baseline contract value	£50,923.99

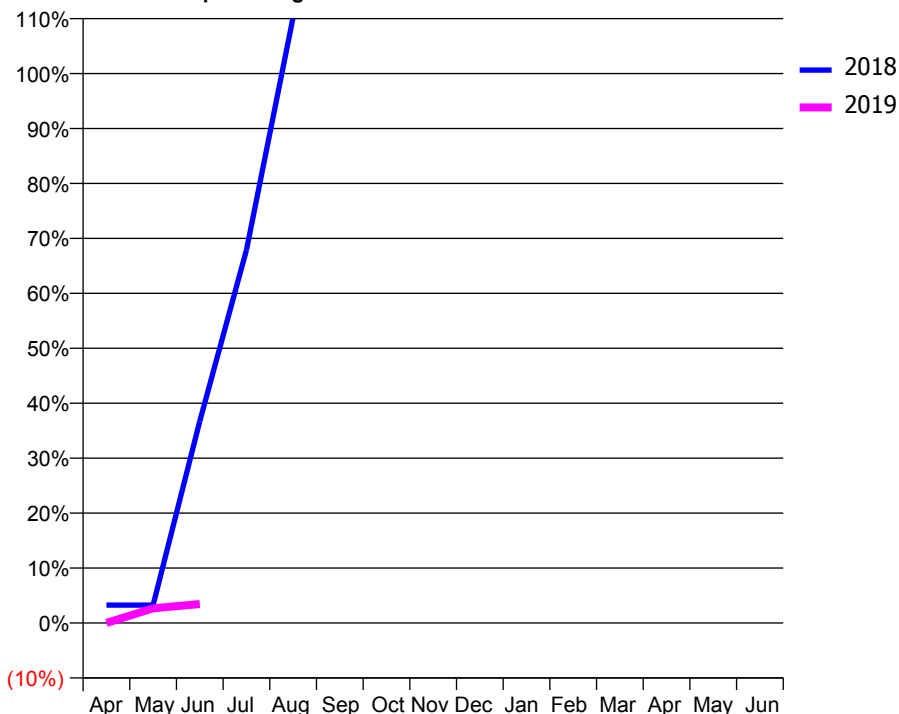
### ACCESS\*

Patients seen in 24 months	Total	Change since previous quarter
Quarter ending June 2017	1,823	
Quarter ending September 2017	1,600	↓
Quarter ending December 2017	1,157	↓
Quarter ending March 2018	681	↓
Quarter ending June 2018	481	↓
<b>Variance since June 2017</b>	<b>(73.6%)</b>	<b>↓</b>



### ACTIVITY

Cumulative percentage of contracted UDA delivered 2018 & 2019



Month	Adjusted Scheduled Activity (UDA)	
	2018	2019
April	30	0
May	30	25
June	337	32
July	623	
August	1,011	
September	1,394	
October	1,616	
November	1,710	
December	1,710	
January	1,741	
February	1,748	
March	1,751	
April	1,766	
May	1,782	
June	1,782	

### QUALITY

	Quantity	Base Number	Contract	AT	Region	England
% of FP17s for the same patient ID Re-attending within 3 months - Children	0	3	0.0%	11.7%	12.0%	11.5%
% of FP17s for the same patient ID Re-attending within 3 months - Adults	2	35	5.7%	15.8%	15.7%	15.4%
% of FP17s for the same patient ID Re-attending between 3 & 9 months - Children	1	3	33.3%	58.4%	60.3%	58.9%
% of FP17s for the same patient ID Re-attending between 3 & 9 months - Adults	7	35	20.0%	51.9%	54.0%	51.6%
% of FP17s for Band 1 Urgent Courses	4	17	23.5%	10.1%	8.9%	8.9%
% of FP17s Relating to Free Repair or Replacements	0	17	0.0%	0.9%	1.0%	0.8%
% of FP17s Relating to Continuations	0	17	0.0%	0.9%	1.1%	0.9%
% of Patients satisfied with the dentistry they have received	0	0	N/A	94.3%	93.4%	93.2%
% of Patients satisfied with the time they had to wait for an appointment	0	0	N/A	89.3%	89.4%	88.8%

\* This is based on patients treated on this contract for their most recent course of treatment. Figures in italics indicate the base number of FP17s or Patient Questionnaire responses are less than 100. N/A is shown where the base number of responses is less than 10 during the period. % is calculated as Quantity/Base number\*100

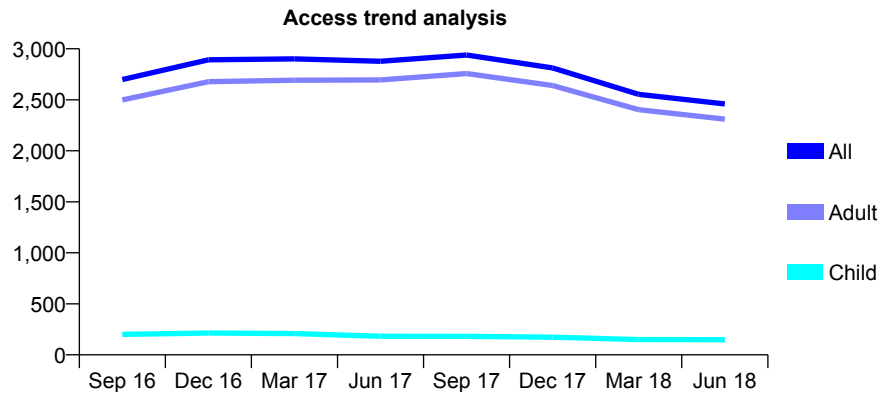
## Q46 - Vital Signs At a Glance Contract Report for 160059/0005 - June 2018

Name or company name	REVIVE DENTAL CARE LIMITED
Contract type name	PDS Contract
Purpose of contract	General
Contract start date	01/01/2015
Contract end date	31/03/2019

18/19 Contracted general activity (UDA)	4,800
Carry forward general activity (UDA)	0
18/19 Contracted orthodontic activity (UOA)	0
Carry forward orthodontic activity (UOA)	0
Baseline contract value	£153,068.62

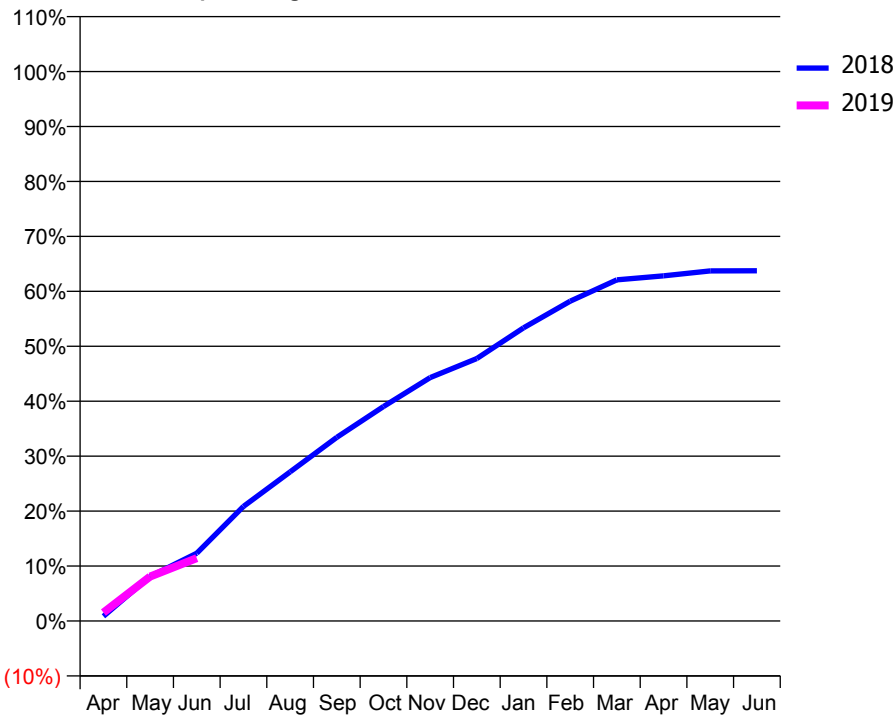
### ACCESS\*

Patients seen in 24 months	Total	Change since previous quarter
Quarter ending June 2017	2,878	
Quarter ending September 2017	2,939	↑
Quarter ending December 2017	2,813	↓
Quarter ending March 2018	2,553	↓
Quarter ending June 2018	2,459	↓
<b>Variance since June 2017</b>	<b>(14.6%)</b>	<b>↓</b>



### ACTIVITY

Cumulative percentage of contracted UDA delivered 2018 & 2019



Month	Adjusted Scheduled Activity (UDA)	
	2018	2019
April	41	74
May	389	389
June	592	549
July	1,001	
August	1,303	
September	1,605	
October	1,874	
November	2,127	
December	2,292	
January	2,561	
February	2,794	
March	2,980	
April	3,015	
May	3,058	
June	3,059	

### QUALITY

	Quantity	Base Number	Contract	AT	Region	England
% of FP17s for the same patient ID Re-attending within 3 months - Children	2	43	4.7%	11.7%	12.0%	11.5%
% of FP17s for the same patient ID Re-attending within 3 months - Adults	30	496	6.0%	15.8%	15.7%	15.4%
% of FP17s for the same patient ID Re-attending between 3 & 9 months - Children	1	43	2.3%	58.4%	60.3%	58.9%
% of FP17s for the same patient ID Re-attending between 3 & 9 months - Adults	18	496	3.6%	51.9%	54.0%	51.6%
% of FP17s for Band 1 Urgent Courses	457	458	99.8%	10.1%	8.9%	8.9%
% of FP17s Relating to Free Repair or Replacements	0	458	0.0%	0.9%	1.0%	0.8%
% of FP17s Relating to Continuations	0	458	0.0%	0.9%	1.1%	0.9%
% of Patients satisfied with the dentistry they have received	0	0	N/A	94.3%	93.4%	93.2%
% of Patients satisfied with the time they had to wait for an appointment	0	0	N/A	89.3%	89.4%	88.8%

\* This is based on patients treated on this contract for their most recent course of treatment. Figures in italics indicate the base number of FP17s or Patient Questionnaire responses are less than 100. N/A is shown where the base number of responses is less than 10 during the period. % is calculated as Quantity/Base number\*100

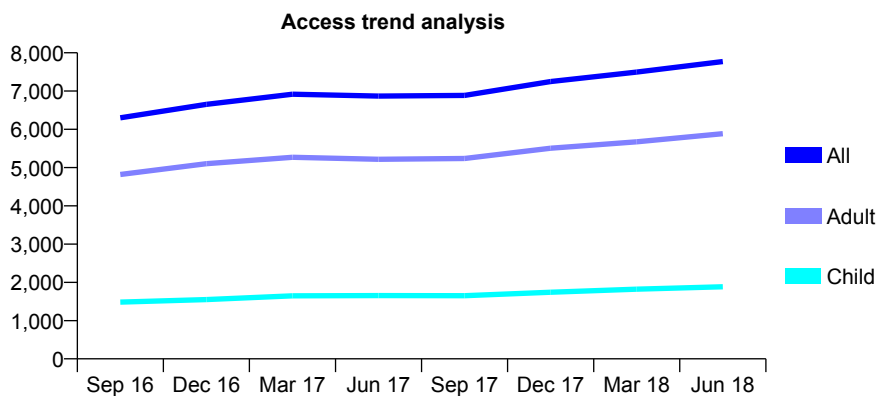
## Q46 - Vital Signs At a Glance Contract Report for 160059/0007 - June 2018

Name or company name	REVIVE DENTAL CARE LIMITED
Contract type name	GDS Contract
Purpose of contract	General
Contract start date	01/01/2015
Contract end date	

18/19 Contracted general activity (UDA)	20,000
Carry forward general activity (UDA)	0
18/19 Contracted orthodontic activity (UOA)	0
Carry forward orthodontic activity (UOA)	0
Baseline contract value	£494,519.04

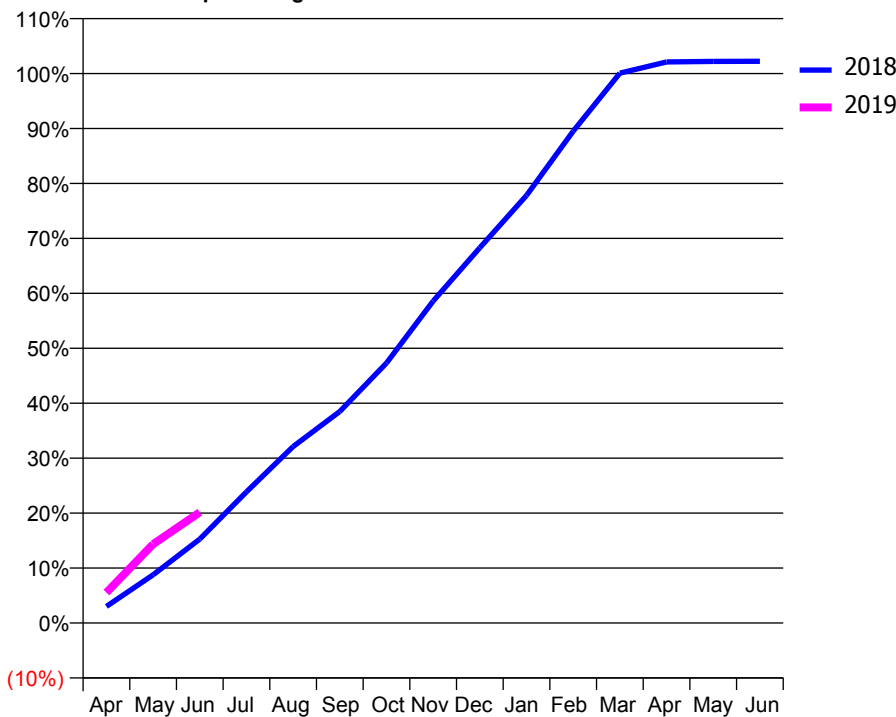
### ACCESS\*

Patients seen in 24 months	Total	Change since previous quarter
Quarter ending June 2017	6,870	
Quarter ending September 2017	6,888	→
Quarter ending December 2017	7,248	↑
Quarter ending March 2018	7,495	↑
Quarter ending June 2018	7,771	↑
<b>Variance since June 2017</b>	<b>13.1%</b>	<b>↑</b>



### ACTIVITY

Cumulative percentage of contracted UDA delivered 2018 & 2019



Adjusted Scheduled Activity (UDA)

Month	2018	2019
April	606	1,108
May	1,756	2,872
June	3,055	4,030
July	4,775	
August	6,424	
September	7,699	
October	9,461	
November	11,716	
December	13,658	
January	15,564	
February	17,903	
March	20,015	
April	20,421	
May	20,438	
June	20,446	

### QUALITY

	Quantity	Base Number	Contract	AT	Region	England
% of FP17s for the same patient ID Re-attending within 3 months - Children	51	640	8.0%	11.7%	12.0%	11.5%
% of FP17s for the same patient ID Re-attending within 3 months - Adults	347	1,731	20.0%	15.8%	15.7%	15.4%
% of FP17s for the same patient ID Re-attending between 3 & 9 months - Children	370	640	57.8%	58.4%	60.3%	58.9%
% of FP17s for the same patient ID Re-attending between 3 & 9 months - Adults	583	1,731	33.7%	51.9%	54.0%	51.6%
% of FP17s for Band 1 Urgent Courses	485	2,184	22.2%	10.1%	8.9%	8.9%
% of FP17s Relating to Free Repair or Replacements	21	2,184	1.0%	0.9%	1.0%	0.8%
% of FP17s Relating to Continuations	5	2,184	0.2%	0.9%	1.1%	0.9%
% of Patients satisfied with the dentistry they have received	5	5	N/A	94.3%	93.4%	93.2%
% of Patients satisfied with the time they had to wait for an appointment	4	5	N/A	89.3%	89.4%	88.8%

\* This is based on patients treated on this contract for their most recent course of treatment. Figures in italics indicate the base number of FP17s or Patient Questionnaire responses are less than 100. N/A is shown where the base number of responses is less than 10 during the period. % is calculated as Quantity/Base number\*100

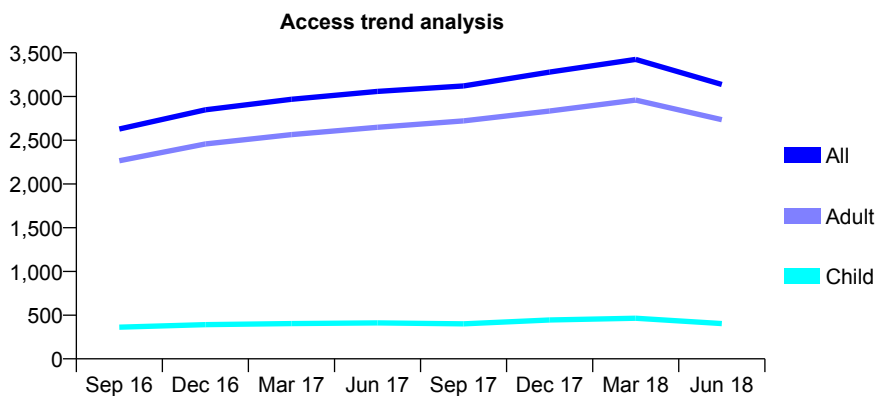
## Q46 - Vital Signs At a Glance Contract Report for 160059/0008 - June 2018

Name or company name	REVIVE DENTAL CARE LIMITED
Contract type name	GDS Contract
Purpose of contract	General
Contract start date	01/01/2015
Contract end date	

18/19 Contracted general activity (UDA)	8,032
Carry forward general activity (UDA)	0
18/19 Contracted orthodontic activity (UOA)	0
Carry forward orthodontic activity (UOA)	0
Baseline contract value	£268,549.35

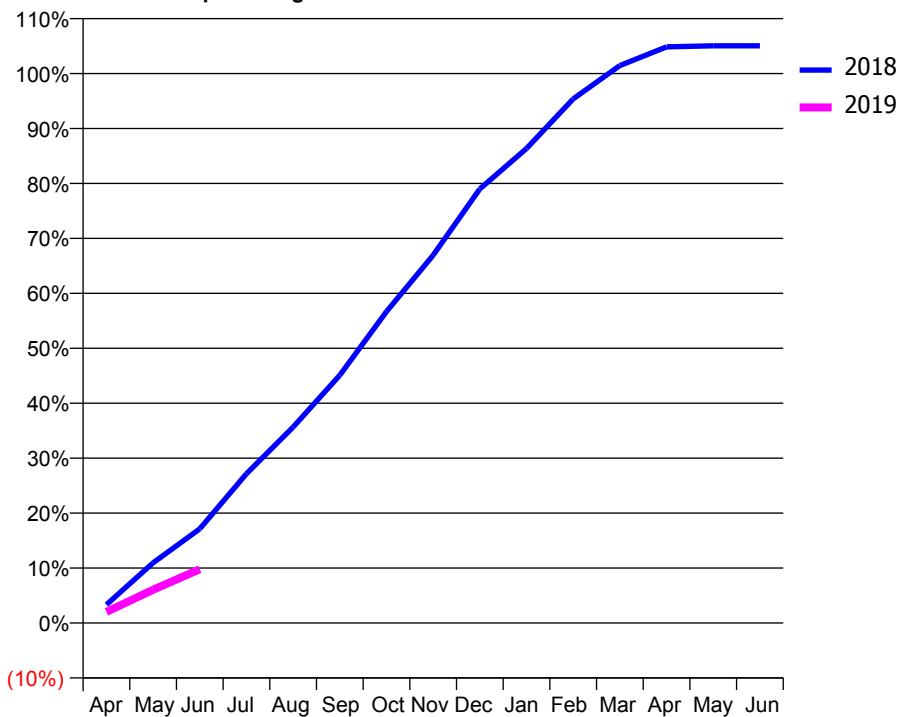
### ACCESS\*

Patients seen in 24 months	Total	Change since previous quarter
Quarter ending June 2017	3,059	
Quarter ending September 2017	3,121	↑
Quarter ending December 2017	3,279	↑
Quarter ending March 2018	3,425	↑
Quarter ending June 2018	3,138	↓
<b>Variance since June 2017</b>	2.6%	↑



### ACTIVITY

Cumulative percentage of contracted UDA delivered 2018 & 2019



Adjusted Scheduled Activity (UDA)

Month	2018	2019
April	268	163
May	880	486
June	1,378	786
July	2,182	
August	2,865	
September	3,622	
October	4,553	
November	5,376	
December	6,345	
January	6,935	
February	7,661	
March	8,147	
April	8,420	
May	8,437	
June	8,437	

### QUALITY

	Quantity	Base Number	Contract	AT	Region	England
% of FP17s for the same patient ID Re-attending within 3 months - Children	18	120	15.0%	11.7%	12.0%	11.5%
% of FP17s for the same patient ID Re-attending within 3 months - Adults	78	483	16.1%	15.8%	15.7%	15.4%
% of FP17s for the same patient ID Re-attending between 3 & 9 months - Children	63	120	52.5%	58.4%	60.3%	58.9%
% of FP17s for the same patient ID Re-attending between 3 & 9 months - Adults	123	483	25.5%	51.9%	54.0%	51.6%
% of FP17s for Band 1 Urgent Courses	104	429	24.2%	10.1%	8.9%	8.9%
% of FP17s Relating to Free Repair or Replacements	2	429	0.5%	0.9%	1.0%	0.8%
% of FP17s Relating to Continuations	0	429	0.0%	0.9%	1.1%	0.9%
% of Patients satisfied with the dentistry they have received	0	0	N/A	94.3%	93.4%	93.2%
% of Patients satisfied with the time they had to wait for an appointment	0	0	N/A	89.3%	89.4%	88.8%

\* This is based on patients treated on this contract for their most recent course of treatment. Figures in italics indicate the base number of FP17s or Patient Questionnaire responses are less than 100. N/A is shown where the base number of responses is less than 10 during the period. % is calculated as Quantity/Base number\*100

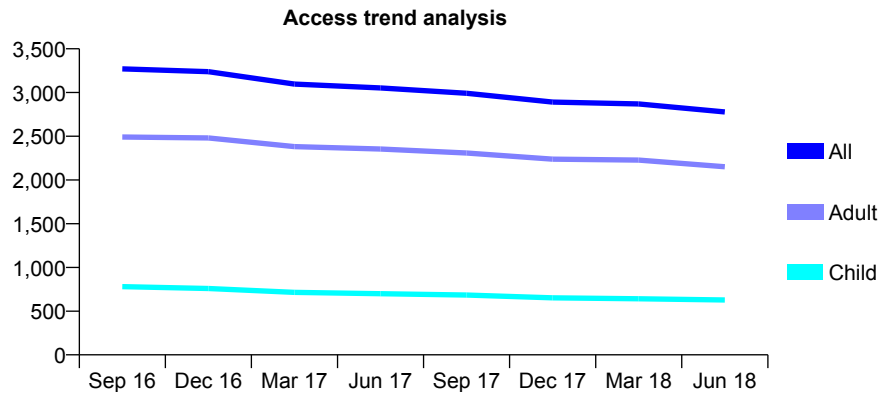
## Q46 - Vital Signs At a Glance Contract Report for 160288/0001 - June 2018

Name or company name	Allan Dental Practice
Contract type name	GDS Contract
Purpose of contract	General
Contract start date	01/09/2012
Contract end date	

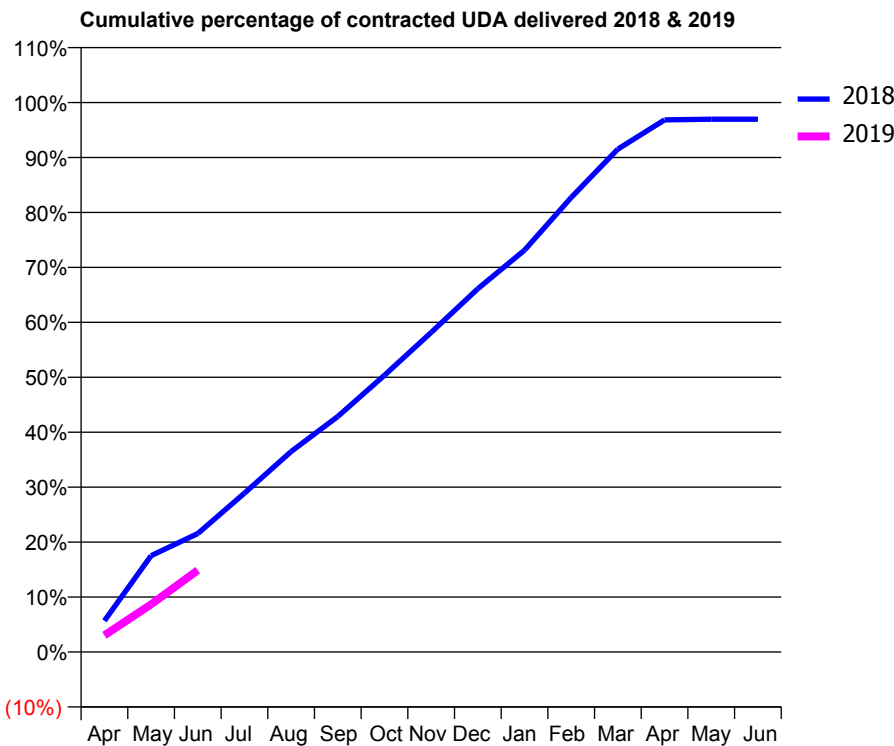
18/19 Contracted general activity (UDA)	9,486
Carry forward general activity (UDA)	0
18/19 Contracted orthodontic activity (UOA)	0
Carry forward orthodontic activity (UOA)	0
Baseline contract value	£315,320.14

### ACCESS\*

Patients seen in 24 months	Total	Change since previous quarter
Quarter ending June 2017	3,053	
Quarter ending September 2017	2,992	↓
Quarter ending December 2017	2,890	↓
Quarter ending March 2018	2,870	→
Quarter ending June 2018	2,778	↓
<b>Variance since June 2017</b>	<b>(9.0%)</b>	<b>↓</b>



### ACTIVITY



Month	Adjusted Scheduled Activity (UDA)	
	2018	2019
April	541	288
May	1,663	822
June	2,044	1,413
July	2,742	
August	3,460	
September	4,066	
October	4,777	
November	5,517	
December	6,271	
January	6,936	
February	7,846	
March	8,683	
April	9,185	
May	9,197	
June	9,197	

### QUALITY

	Quantity	Base Number	Contract	AT	Region	England
% of FP17s for the same patient ID Re-attending within 3 months - Children	20	214	9.3%	11.7%	12.0%	11.5%
% of FP17s for the same patient ID Re-attending within 3 months - Adults	81	679	11.9%	15.8%	15.7%	15.4%
% of FP17s for the same patient ID Re-attending between 3 & 9 months - Children	126	214	58.9%	58.4%	60.3%	58.9%
% of FP17s for the same patient ID Re-attending between 3 & 9 months - Adults	434	679	63.9%	51.9%	54.0%	51.6%
% of FP17s for Band 1 Urgent Courses	96	726	13.2%	10.1%	8.9%	8.9%
% of FP17s Relating to Free Repair or Replacements	1	726	0.1%	0.9%	1.0%	0.8%
% of FP17s Relating to Continuations	4	726	0.6%	0.9%	1.1%	0.9%
% of Patients satisfied with the dentistry they have received	4	4	N/A	94.3%	93.4%	93.2%
% of Patients satisfied with the time they had to wait for an appointment	4	4	N/A	89.3%	89.4%	88.8%

\* This is based on patients treated on this contract for their most recent course of treatment. Figures in italics indicate the base number of FP17s or Patient Questionnaire responses are less than 100. N/A is shown where the base number of responses is less than 10 during the period. % is calculated as Quantity/Base number\*100

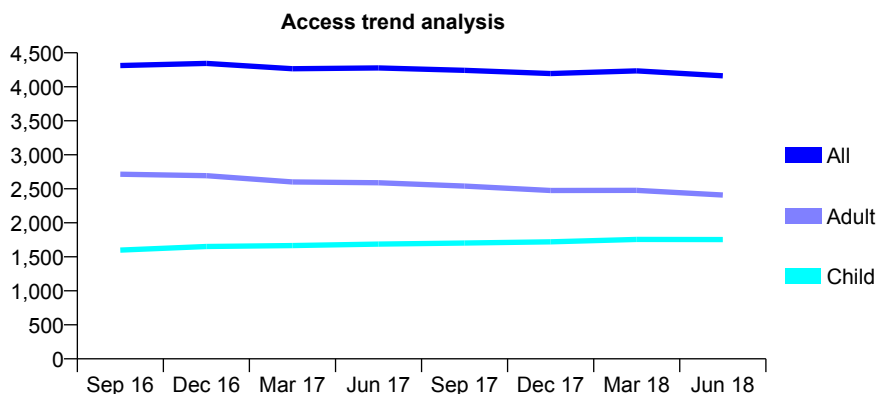
## Q46 - Vital Signs At a Glance Contract Report for 160717/0001 - June 2018

Name or company name	Archway (Manchester) Ltd
Contract type name	GDS Contract
Purpose of contract	General
Contract start date	01/11/2013
Contract end date	

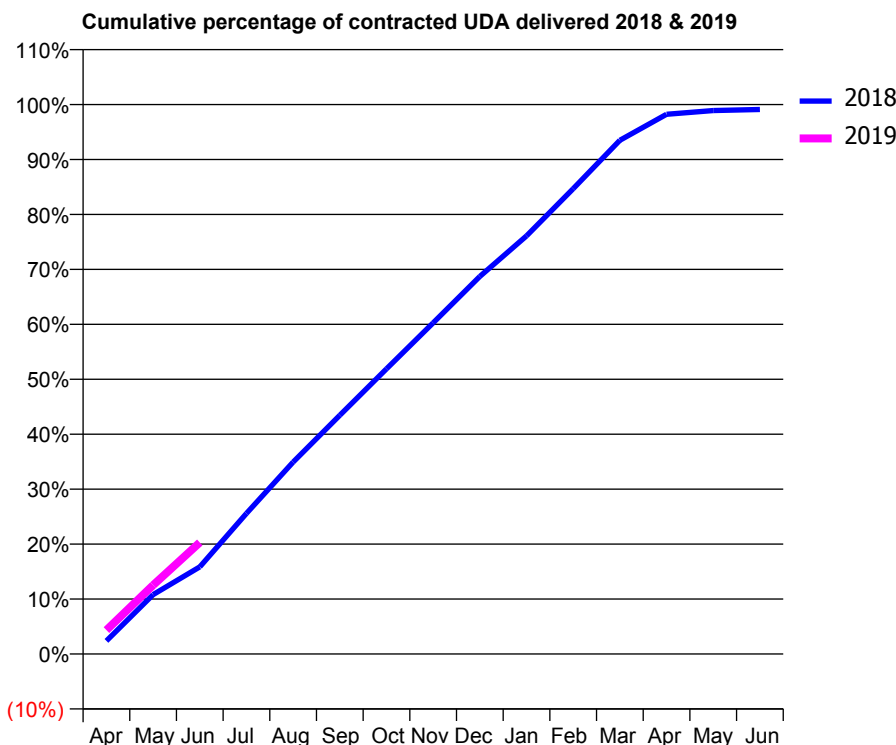
18/19 Contracted general activity (UDA)	11,850
Carry forward general activity (UDA)	0
18/19 Contracted orthodontic activity (UOA)	0
Carry forward orthodontic activity (UOA)	0
Baseline contract value	£433,886.71

### ACCESS\*

Patients seen in 24 months	Total	Change since previous quarter
Quarter ending June 2017	4,278	
Quarter ending September 2017	4,243	→
Quarter ending December 2017	4,196	↓
Quarter ending March 2018	4,234	→
Quarter ending June 2018	4,162	↓
<b>Variance since June 2017</b>	<b>(2.7%)</b>	<b>↓</b>



### ACTIVITY



Month	Adjusted Scheduled Activity (UDA)	
	2018	2019
April	283	517
May	1,282	1,484
June	1,880	2,405
July	3,033	
August	4,138	
September	5,148	
October	6,148	
November	7,143	
December	8,143	
January	9,017	
February	10,036	
March	11,077	
April	11,638	
May	11,720	
June	11,743	

### QUALITY

	Quantity	Base Number	Contract	AT	Region	England
% of FP17s for the same patient ID Re-attending within 3 months - Children	62	653	9.5%	11.7%	12.0%	11.5%
% of FP17s for the same patient ID Re-attending within 3 months - Adults	118	671	17.6%	15.8%	15.7%	15.4%
% of FP17s for the same patient ID Re-attending between 3 & 9 months - Children	344	653	52.7%	58.4%	60.3%	58.9%
% of FP17s for the same patient ID Re-attending between 3 & 9 months - Adults	299	671	44.6%	51.9%	54.0%	51.6%
% of FP17s for Band 1 Urgent Courses	33	1,045	3.2%	10.1%	8.9%	8.9%
% of FP17s Relating to Free Repair or Replacements	4	1,045	0.4%	0.9%	1.0%	0.8%
% of FP17s Relating to Continuations	8	1,045	0.8%	0.9%	1.1%	0.9%
% of Patients satisfied with the dentistry they have received	1	1	N/A	94.3%	93.4%	93.2%
% of Patients satisfied with the time they had to wait for an appointment	1	1	N/A	89.3%	89.4%	88.8%

\* This is based on patients treated on this contract for their most recent course of treatment. Figures in italics indicate the base number of FP17s or Patient Questionnaire responses are less than 100. N/A is shown where the base number of responses is less than 10 during the period. % is calculated as Quantity/Base number\*100

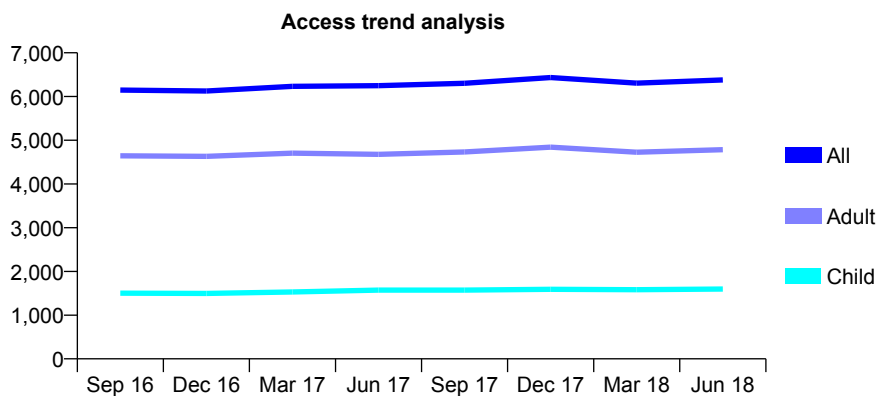
## Q46 - Vital Signs At a Glance Contract Report for 161004/0001 - June 2018

Name or company name	Pearl Smile Limited
Contract type name	GDS Contract
Purpose of contract	General
Contract start date	01/04/2010
Contract end date	

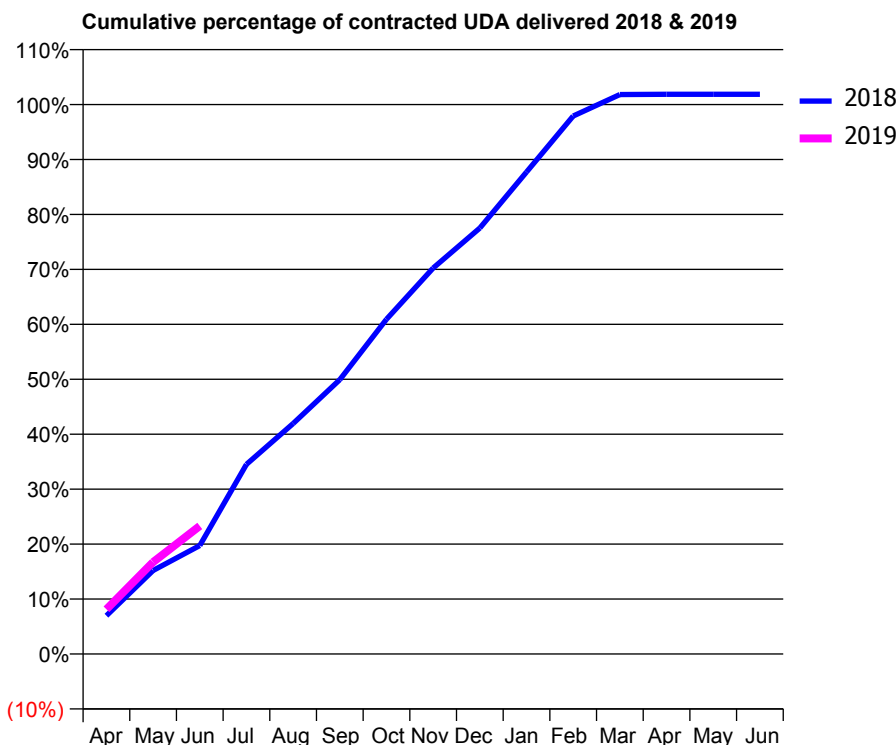
18/19 Contracted general activity (UDA)	20,052
Carry forward general activity (UDA)	0
18/19 Contracted orthodontic activity (UOA)	0
Carry forward orthodontic activity (UOA)	0
Baseline contract value	£523,985.97

### ACCESS\*

Patients seen in 24 months	Total	Change since previous quarter
Quarter ending June 2017	6,249	
Quarter ending September 2017	6,304	→
Quarter ending December 2017	6,434	↑
Quarter ending March 2018	6,305	↓
Quarter ending June 2018	6,380	→
<b>Variance since June 2017</b>	<b>2.1%</b>	<b>↑</b>



### ACTIVITY



Month	Adjusted Scheduled Activity (UDA)	
	2018	2019
April	1,399	1,631
May	3,049	3,354
June	3,958	4,672
July	6,923	
August	8,411	
September	10,011	
October	12,215	
November	14,083	
December	15,544	
January	17,589	
February	19,632	
March	20,416	
April	20,425	
May	20,426	
June	20,425	

### QUALITY

	Quantity	Base Number	Contract	AT	Region	England
% of FP17s for the same patient ID Re-attending within 3 months - Children	87	724	12.0%	11.7%	12.0%	11.5%
% of FP17s for the same patient ID Re-attending within 3 months - Adults	165	1,510	10.9%	15.8%	15.7%	15.4%
% of FP17s for the same patient ID Re-attending between 3 & 9 months - Children	445	724	61.5%	58.4%	60.3%	58.9%
% of FP17s for the same patient ID Re-attending between 3 & 9 months - Adults	928	1,510	61.5%	51.9%	54.0%	51.6%
% of FP17s for Band 1 Urgent Courses	132	2,222	5.9%	10.1%	8.9%	8.9%
% of FP17s Relating to Free Repair or Replacements	13	2,222	0.6%	0.9%	1.0%	0.8%
% of FP17s Relating to Continuations	6	2,222	0.3%	0.9%	1.1%	0.9%
% of Patients satisfied with the dentistry they have received	2	2	N/A	94.3%	93.4%	93.2%
% of Patients satisfied with the time they had to wait for an appointment	2	2	N/A	89.3%	89.4%	88.8%

\* This is based on patients treated on this contract for their most recent course of treatment. Figures in italics indicate the base number of FP17s or Patient Questionnaire responses are less than 100. N/A is shown where the base number of responses is less than 10 during the period. % is calculated as Quantity/Base number\*100

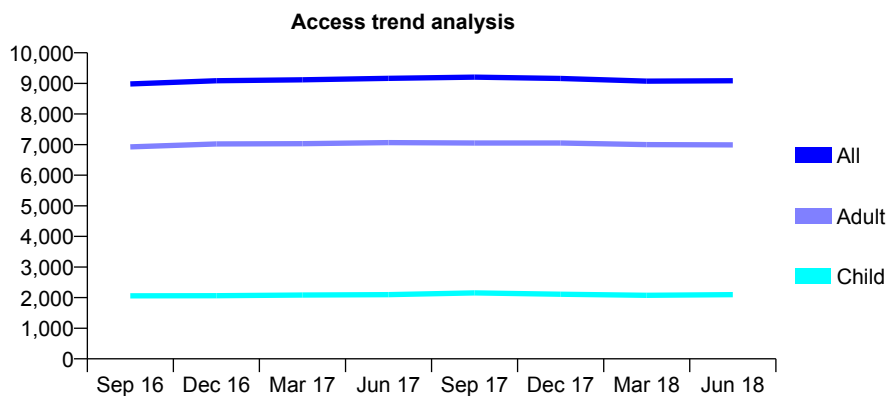
## Q46 - Vital Signs At a Glance Contract Report for 162426/0001 - June 2018

Name or company name	Alemdent Limited
Contract type name	GDS Contract
Purpose of contract	General
Contract start date	01/05/2009
Contract end date	

18/19 Contracted general activity (UDA)	30,215
Carry forward general activity (UDA)	0
18/19 Contracted orthodontic activity (UOA)	0
Carry forward orthodontic activity (UOA)	0
Baseline contract value	£936,012.92

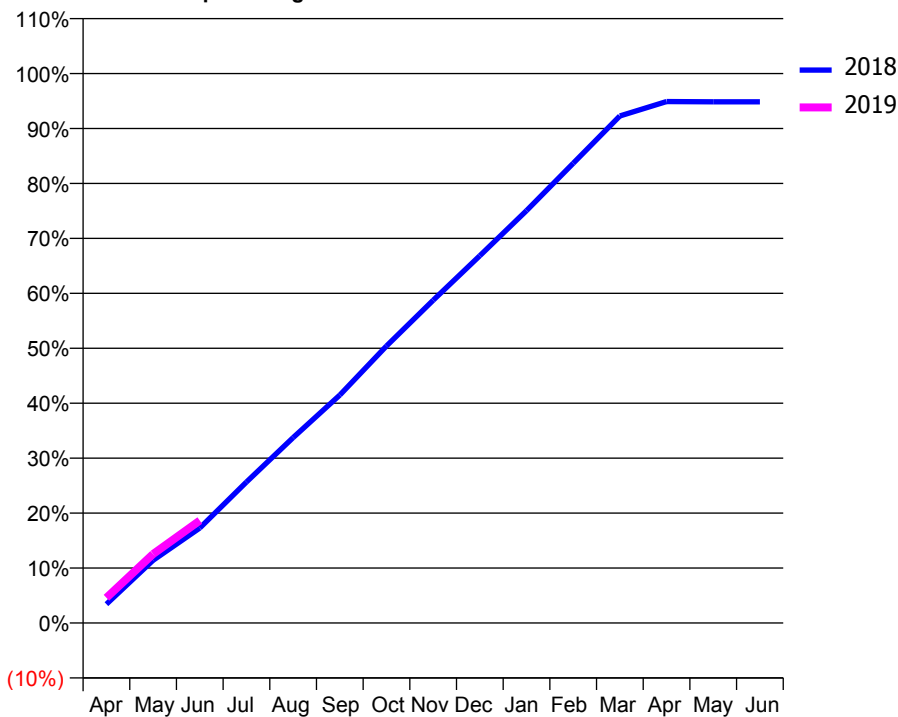
### ACCESS\*

Patients seen in 24 months	Total	Change since previous quarter
Quarter ending June 2017	9,164	
Quarter ending September 2017	9,206	→
Quarter ending December 2017	9,162	→
Quarter ending March 2018	9,074	→
Quarter ending June 2018	9,088	→
<b>Variance since June 2017</b>	<b>(0.8%)</b>	→



### ACTIVITY

Cumulative percentage of contracted UDA delivered 2018 & 2019



Adjusted Scheduled Activity (UDA)

Month	2018	2019
April	1,040	1,389
May	3,449	3,792
June	5,224	5,637
July	7,754	
August	10,198	
September	12,532	
October	15,232	
November	17,747	
December	20,194	
January	22,675	
February	25,279	
March	27,881	
April	28,669	
May	28,660	
June	28,660	

### QUALITY

	Quantity	Base Number	Contract	AT	Region	England
% of FP17s for the same patient ID Re-attending within 3 months - Children	67	752	8.9%	11.7%	12.0%	11.5%
% of FP17s for the same patient ID Re-attending within 3 months - Adults	206	2,046	10.1%	15.8%	15.7%	15.4%
% of FP17s for the same patient ID Re-attending between 3 & 9 months - Children	447	752	59.4%	58.4%	60.3%	58.9%
% of FP17s for the same patient ID Re-attending between 3 & 9 months - Adults	1,049	2,046	51.3%	51.9%	54.0%	51.6%
% of FP17s for Band 1 Urgent Courses	194	2,512	7.7%	10.1%	8.9%	8.9%
% of FP17s Relating to Free Repair or Replacements	24	2,512	1.0%	0.9%	1.0%	0.8%
% of FP17s Relating to Continuations	30	2,512	1.2%	0.9%	1.1%	0.9%
% of Patients satisfied with the dentistry they have received	2	2	N/A	94.3%	93.4%	93.2%
% of Patients satisfied with the time they had to wait for an appointment	2	2	N/A	89.3%	89.4%	88.8%

\* This is based on patients treated on this contract for their most recent course of treatment. Figures in italics indicate the base number of FP17s or Patient Questionnaire responses are less than 100. N/A is shown where the base number of responses is less than 10 during the period. % is calculated as Quantity/Base number\*100



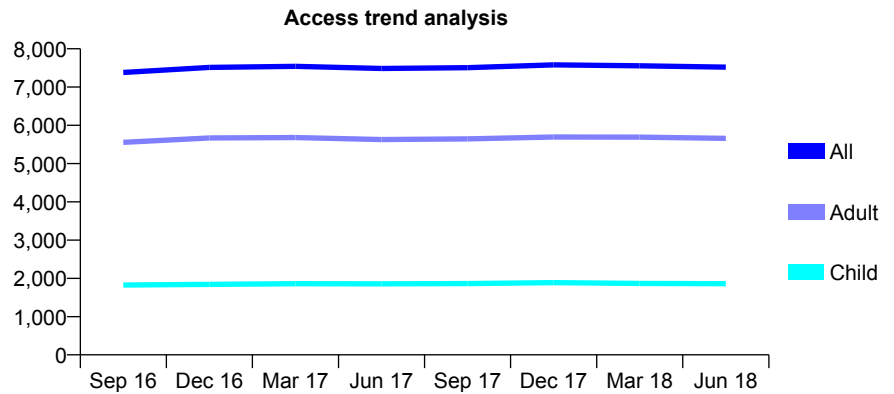
## Q46 - Vital Signs At a Glance Contract Report for 162930/0001 - June 2018

Name or company name	Silverdale Dental Practice
Contract type name	GDS Contract
Purpose of contract	General
Contract start date	01/05/2009
Contract end date	

18/19 Contracted general activity (UDA)	21,652
Carry forward general activity (UDA)	0
18/19 Contracted orthodontic activity (UOA)	0
Carry forward orthodontic activity (UOA)	0
Baseline contract value	£720,788.28

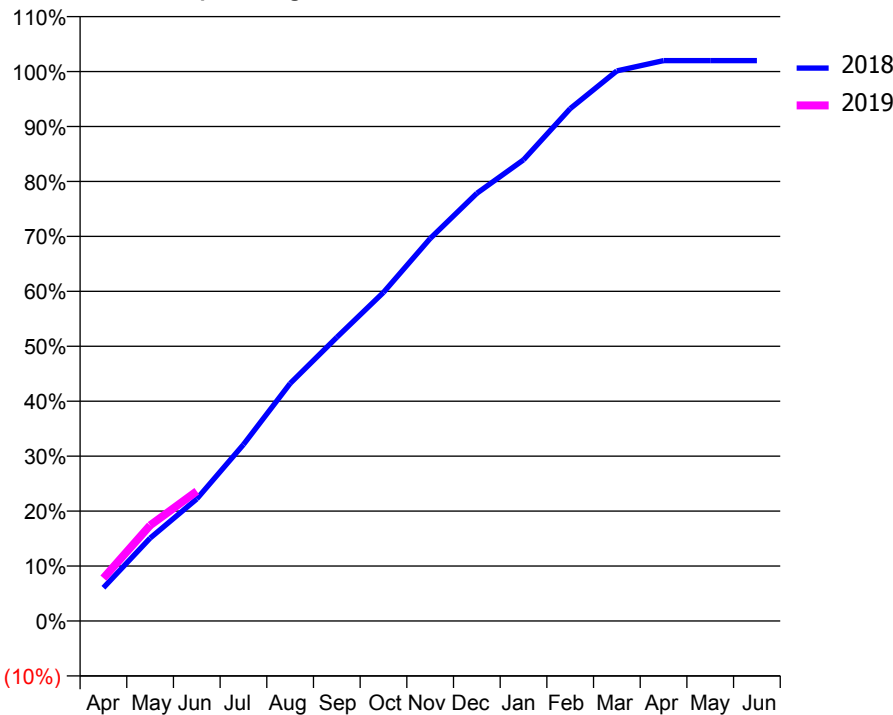
### ACCESS\*

Patients seen in 24 months	Total	Change since previous quarter
Quarter ending June 2017	7,485	
Quarter ending September 2017	7,506	→
Quarter ending December 2017	7,581	→
Quarter ending March 2018	7,556	→
Quarter ending June 2018	7,521	→
<b>Variance since June 2017</b>	<b>0.5%</b>	<b>→</b>



### ACTIVITY

Cumulative percentage of contracted UDA delivered 2018 & 2019



Month	Adjusted Scheduled Activity (UDA)	
	2018	2019
April	1,312	1,688
May	3,266	3,772
June	4,810	5,116
July	6,956	
August	9,359	
September	11,177	
October	12,951	
November	15,071	
December	16,851	
January	18,172	
February	20,192	
March	21,674	
April	22,080	
May	22,080	
June	22,080	

### QUALITY

	Quantity	Base Number	Contract	AT	Region	England
% of FP17s for the same patient ID Re-attending within 3 months - Children	36	601	6.0%	11.7%	12.0%	11.5%
% of FP17s for the same patient ID Re-attending within 3 months - Adults	288	1,975	14.6%	15.8%	15.7%	15.4%
% of FP17s for the same patient ID Re-attending between 3 & 9 months - Children	353	601	58.7%	58.4%	60.3%	58.9%
% of FP17s for the same patient ID Re-attending between 3 & 9 months - Adults	1,108	1,975	56.1%	51.9%	54.0%	51.6%
% of FP17s for Band 1 Urgent Courses	161	2,402	6.7%	10.1%	8.9%	8.9%
% of FP17s Relating to Free Repair or Replacements	16	2,402	0.7%	0.9%	1.0%	0.8%
% of FP17s Relating to Continuations	64	2,402	2.7%	0.9%	1.1%	0.9%
% of Patients satisfied with the dentistry they have received	1	1	N/A	94.3%	93.4%	93.2%
% of Patients satisfied with the time they had to wait for an appointment	1	1	N/A	89.3%	89.4%	88.8%

\* This is based on patients treated on this contract for their most recent course of treatment. Figures in italics indicate the base number of FP17s or Patient Questionnaire responses are less than 100. N/A is shown where the base number of responses is less than 10 during the period. % is calculated as Quantity/Base number\*100

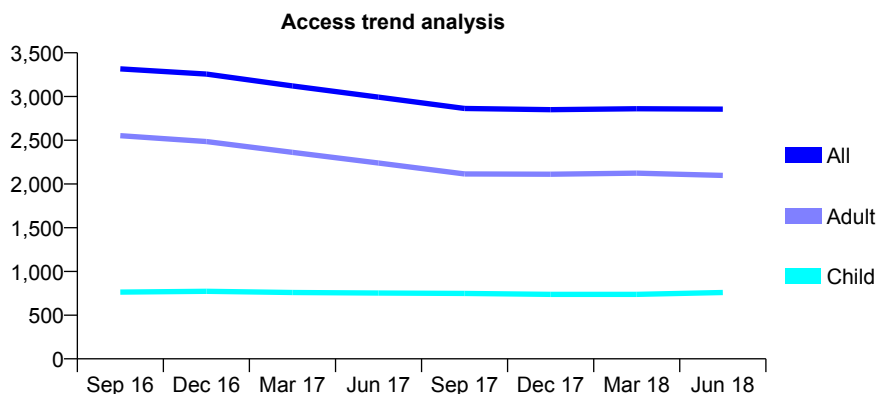
## Q46 - Vital Signs At a Glance Contract Report for 163600/0001 - June 2018

Name or company name	Freedom Dental
Contract type name	GDS Contract
Purpose of contract	General
Contract start date	01/04/2006
Contract end date	

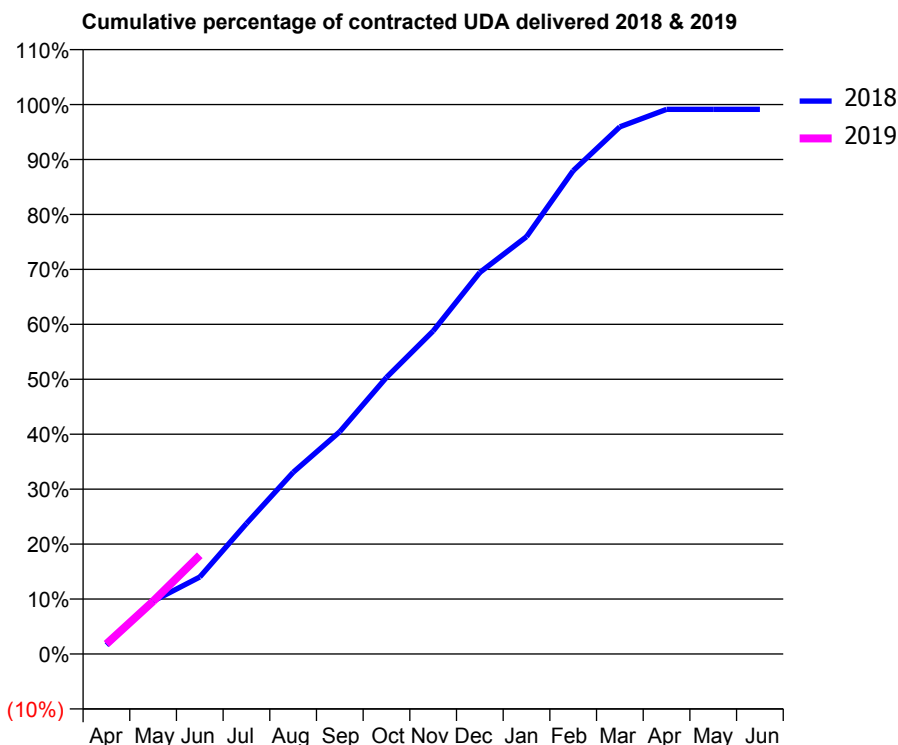
18/19 Contracted general activity (UDA)	9,486
Carry forward general activity (UDA)	0
18/19 Contracted orthodontic activity (UOA)	0
Carry forward orthodontic activity (UOA)	0
Baseline contract value	£283,924.07

### ACCESS\*

Patients seen in 24 months	Total	Change since previous quarter
Quarter ending June 2017	2,993	
Quarter ending September 2017	2,863	↓
Quarter ending December 2017	2,849	→
Quarter ending March 2018	2,861	→
Quarter ending June 2018	2,856	→
<b>Variance since June 2017</b>	<b>(4.6%)</b>	<b>↓</b>



### ACTIVITY



Month	Adjusted Scheduled Activity (UDA)	
	2018	2019
April	154	174
May	913	910
June	1,328	1,705
July	2,252	
August	3,137	
September	3,839	
October	4,776	
November	5,575	
December	6,587	
January	7,205	
February	8,345	
March	9,101	
April	9,403	
May	9,402	
June	9,402	

### QUALITY

	Quantity	Base Number	Contract	AT	Region	England
% of FP17s for the same patient ID Re-attending within 3 months - Children	26	330	7.9%	11.7%	12.0%	11.5%
% of FP17s for the same patient ID Re-attending within 3 months - Adults	106	749	14.2%	15.8%	15.7%	15.4%
% of FP17s for the same patient ID Re-attending between 3 & 9 months - Children	217	330	65.8%	58.4%	60.3%	58.9%
% of FP17s for the same patient ID Re-attending between 3 & 9 months - Adults	472	749	63.0%	51.9%	54.0%	51.6%
% of FP17s for Band 1 Urgent Courses	63	936	6.7%	10.1%	8.9%	8.9%
% of FP17s Relating to Free Repair or Replacements	6	936	0.6%	0.9%	1.0%	0.8%
% of FP17s Relating to Continuations	3	936	0.3%	0.9%	1.1%	0.9%
% of Patients satisfied with the dentistry they have received	3	3	N/A	94.3%	93.4%	93.2%
% of Patients satisfied with the time they had to wait for an appointment	3	3	N/A	89.3%	89.4%	88.8%

\* This is based on patients treated on this contract for their most recent course of treatment. Figures in italics indicate the base number of FP17s or Patient Questionnaire responses are less than 100. N/A is shown where the base number of responses is less than 10 during the period. % is calculated as Quantity/Base number\*100

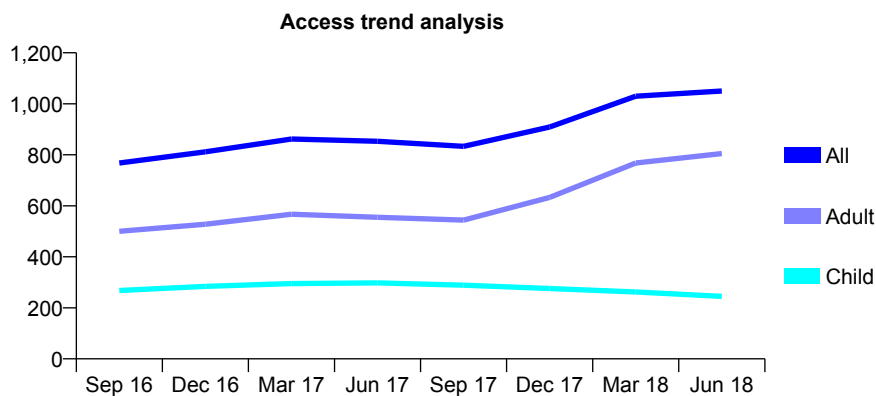
## Q46 - Vital Signs At a Glance Contract Report for 163600/0002 - June 2018

Name or company name	Freedom Dental Adswood
Contract type name	GDS Contract
Purpose of contract	General
Contract start date	01/04/2006
Contract end date	

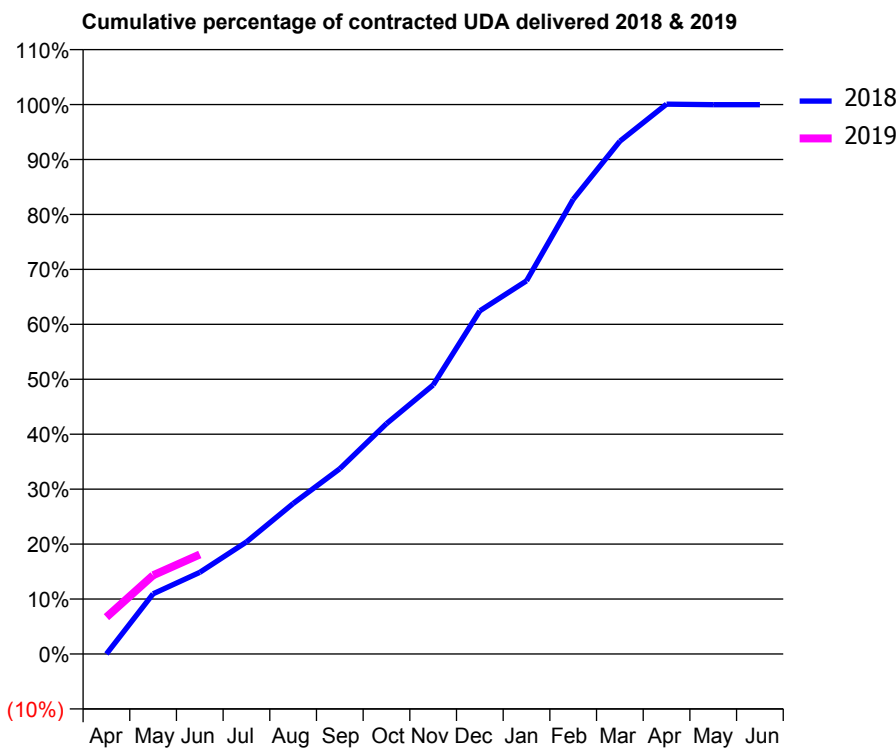
18/19 Contracted general activity (UDA)	3,500
Carry forward general activity (UDA)	0
18/19 Contracted orthodontic activity (UOA)	0
Carry forward orthodontic activity (UOA)	0
Baseline contract value	£122,823.16

### ACCESS\*

Patients seen in 24 months	Total	Change since previous quarter
Quarter ending June 2017	853	
Quarter ending September 2017	833	↓
Quarter ending December 2017	909	↑
Quarter ending March 2018	1,030	↑
Quarter ending June 2018	1,050	→
<b>Variance since June 2017</b>	<b>23.1%</b>	<b>↑</b>



### ACTIVITY



Adjusted Scheduled Activity (UDA)		
Month	2018	2019
April	0	235
May	383	501
June	520	634
July	714	
August	958	
September	1,180	
October	1,467	
November	1,714	
December	2,186	
January	2,377	
February	2,896	
March	3,266	
April	3,502	
May	3,499	
June	3,499	

### QUALITY

	Quantity	Base Number	Contract	AT	Region	England
% of FP17s for the same patient ID Re-attending within 3 months - Children	2	93	2.2%	11.7%	12.0%	11.5%
% of FP17s for the same patient ID Re-attending within 3 months - Adults	21	254	8.3%	15.8%	15.7%	15.4%
% of FP17s for the same patient ID Re-attending between 3 & 9 months - Children	70	93	75.3%	58.4%	60.3%	58.9%
% of FP17s for the same patient ID Re-attending between 3 & 9 months - Adults	113	254	44.5%	51.9%	54.0%	51.6%
% of FP17s for Band 1 Urgent Courses	5	262	1.9%	10.1%	8.9%	8.9%
% of FP17s Relating to Free Repair or Replacements	0	262	0.0%	0.9%	1.0%	0.8%
% of FP17s Relating to Continuations	0	262	0.0%	0.9%	1.1%	0.9%
% of Patients satisfied with the dentistry they have received	0	0	N/A	94.3%	93.4%	93.2%
% of Patients satisfied with the time they had to wait for an appointment	0	0	N/A	89.3%	89.4%	88.8%

\* This is based on patients treated on this contract for their most recent course of treatment. Figures in italics indicate the base number of FP17s or Patient Questionnaire responses are less than 100. N/A is shown where the base number of responses is less than 10 during the period. % is calculated as Quantity/Base number\*100

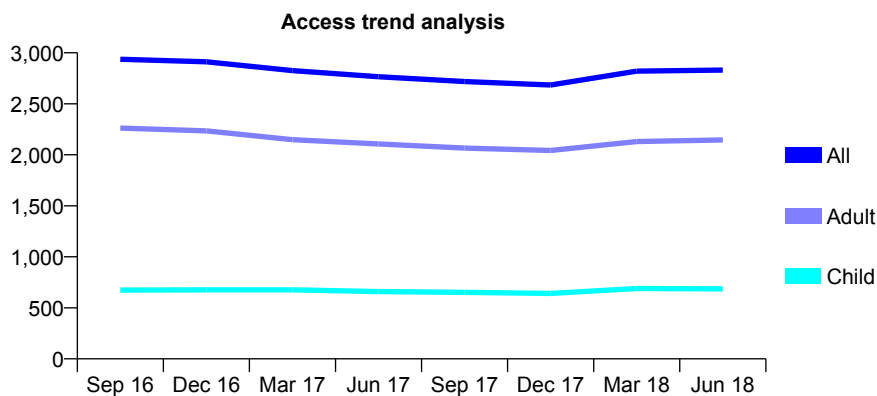
## Q46 - Vital Signs At a Glance Contract Report for 163821/0001 - June 2018

Name or company name	Synergy Dental Clinic Bury Ltd
Contract type name	GDS Contract
Purpose of contract	General
Contract start date	01/04/2014
Contract end date	

18/19 Contracted general activity (UDA)	8,267
Carry forward general activity (UDA)	0
18/19 Contracted orthodontic activity (UOA)	0
Carry forward orthodontic activity (UOA)	0
Baseline contract value	£195,629.54

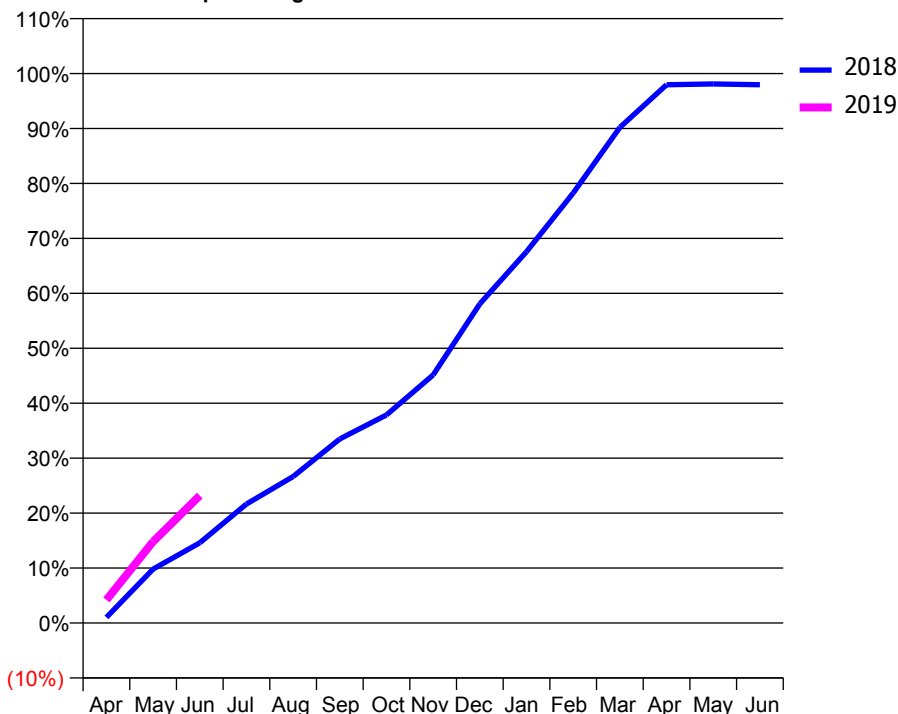
### ACCESS\*

Patients seen in 24 months	Total	Change since previous quarter
Quarter ending June 2017	2,766	
Quarter ending September 2017	2,718	↓
Quarter ending December 2017	2,684	↓
Quarter ending March 2018	2,820	↑
Quarter ending June 2018	2,831	→
<b>Variance since June 2017</b>	<b>2.3%</b>	<b>↑</b>



### ACTIVITY

Cumulative percentage of contracted UDA delivered 2018 & 2019



Month	Adjusted Scheduled Activity (UDA)	
	2018	2019
April	85	348
May	811	1,224
June	1,207	1,918
July	1,790	
August	2,203	
September	2,770	
October	3,130	
November	3,732	
December	4,801	
January	5,586	
February	6,470	
March	7,456	
April	8,098	
May	8,109	
June	8,097	

### QUALITY

	Quantity	Base Number	Contract	AT	Region	England
% of FP17s for the same patient ID Re-attending within 3 months - Children	22	294	7.5%	11.7%	12.0%	11.5%
% of FP17s for the same patient ID Re-attending within 3 months - Adults	86	918	9.4%	15.8%	15.7%	15.4%
% of FP17s for the same patient ID Re-attending between 3 & 9 months - Children	204	294	69.4%	58.4%	60.3%	58.9%
% of FP17s for the same patient ID Re-attending between 3 & 9 months - Adults	636	918	69.3%	51.9%	54.0%	51.6%
% of FP17s for Band 1 Urgent Courses	38	974	3.9%	10.1%	8.9%	8.9%
% of FP17s Relating to Free Repair or Replacements	2	974	0.2%	0.9%	1.0%	0.8%
% of FP17s Relating to Continuations	2	974	0.2%	0.9%	1.1%	0.9%
% of Patients satisfied with the dentistry they have received	6	7	N/A	94.3%	93.4%	93.2%
% of Patients satisfied with the time they had to wait for an appointment	7	7	N/A	89.3%	89.4%	88.8%

\* This is based on patients treated on this contract for their most recent course of treatment. Figures in italics indicate the base number of FP17s or Patient Questionnaire responses are less than 100. N/A is shown where the base number of responses is less than 10 during the period. % is calculated as Quantity/Base number\*100

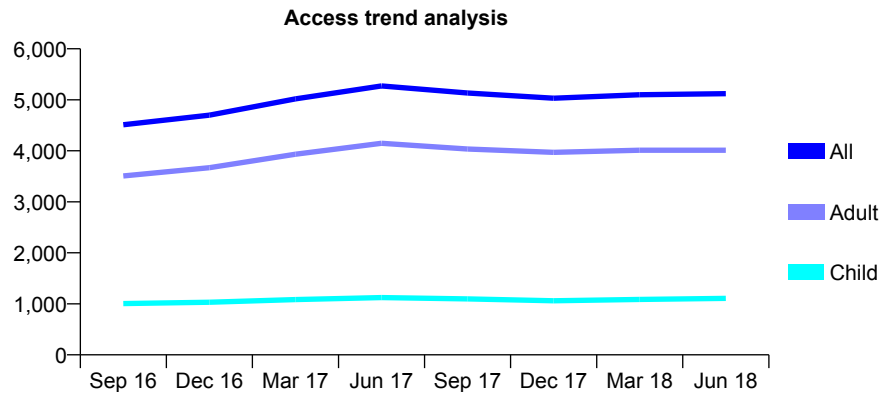
## Q46 - Vital Signs At a Glance Contract Report for 164054/0001 - June 2018

Name or company name	Hope Dental Practice Limited
Contract type name	GDS Contract
Purpose of contract	General
Contract start date	01/06/2015
Contract end date	

18/19 Contracted general activity (UDA)	17,021
Carry forward general activity (UDA)	0
18/19 Contracted orthodontic activity (UOA)	0
Carry forward orthodontic activity (UOA)	0
Baseline contract value	£602,336.27

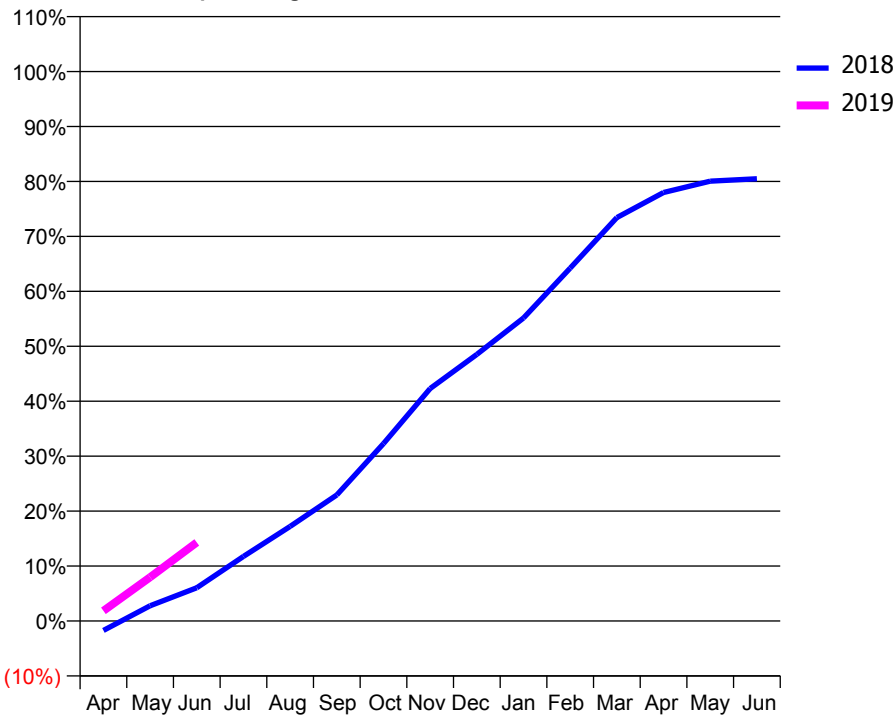
### ACCESS\*

Patients seen in 24 months	Total	Change since previous quarter
Quarter ending June 2017	5,271	
Quarter ending September 2017	5,133	↓
Quarter ending December 2017	5,032	↓
Quarter ending March 2018	5,099	→
Quarter ending June 2018	5,120	→
<b>Variance since June 2017</b>	<b>(2.9%)</b>	<b>↓</b>



### ACTIVITY

Cumulative percentage of contracted UDA delivered 2018 & 2019



Month	Adjusted Scheduled Activity (UDA)	
	2018	2019
April	-295	314
May	474	1,355
June	1,033	2,434
July	2,003	
August	2,932	
September	3,906	
October	5,497	
November	7,201	
December	8,259	
January	9,386	
February	10,931	
March	12,497	
April	13,273	
May	13,625	
June	13,697	

### QUALITY

	Quantity	Base Number	Contract	AT	Region	England
% of FP17s for the same patient ID Re-attending within 3 months - Children	30	365	8.2%	11.7%	12.0%	11.5%
% of FP17s for the same patient ID Re-attending within 3 months - Adults	163	1,176	13.9%	15.8%	15.7%	15.4%
% of FP17s for the same patient ID Re-attending between 3 & 9 months - Children	202	365	55.3%	58.4%	60.3%	58.9%
% of FP17s for the same patient ID Re-attending between 3 & 9 months - Adults	564	1,176	48.0%	51.9%	54.0%	51.6%
% of FP17s for Band 1 Urgent Courses	109	1,116	9.8%	10.1%	8.9%	8.9%
% of FP17s Relating to Free Repair or Replacements	9	1,116	0.8%	0.9%	1.0%	0.8%
% of FP17s Relating to Continuations	4	1,116	0.4%	0.9%	1.1%	0.9%
% of Patients satisfied with the dentistry they have received	2	3	N/A	94.3%	93.4%	93.2%
% of Patients satisfied with the time they had to wait for an appointment	2	3	N/A	89.3%	89.4%	88.8%

\* This is based on patients treated on this contract for their most recent course of treatment. Figures in italics indicate the base number of FP17s or Patient Questionnaire responses are less than 100. N/A is shown where the base number of responses is less than 10 during the period. % is calculated as Quantity/Base number\*100

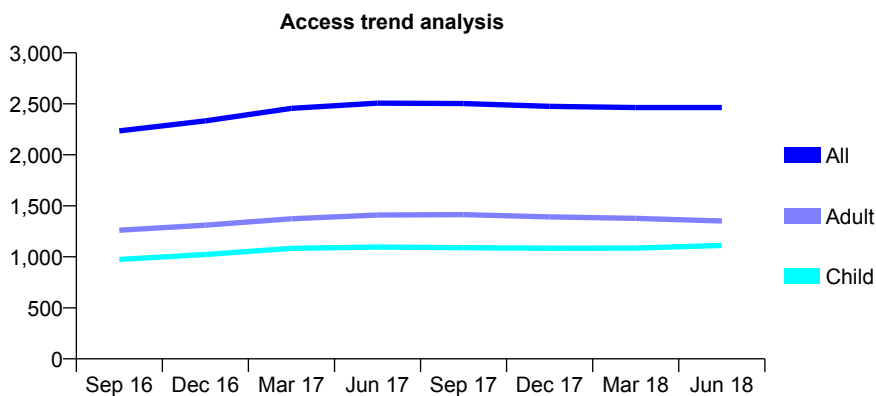
## Q46 - Vital Signs At a Glance Contract Report for 165255/0001 - June 2018

Name or company name	Pritchards Dental Practice Ltd
Contract type name	GDS Contract
Purpose of contract	General
Contract start date	01/10/2013
Contract end date	

18/19 Contracted general activity (UDA)	6,428
Carry forward general activity (UDA)	0
18/19 Contracted orthodontic activity (UOA)	0
Carry forward orthodontic activity (UOA)	0
Baseline contract value	£174,320.24

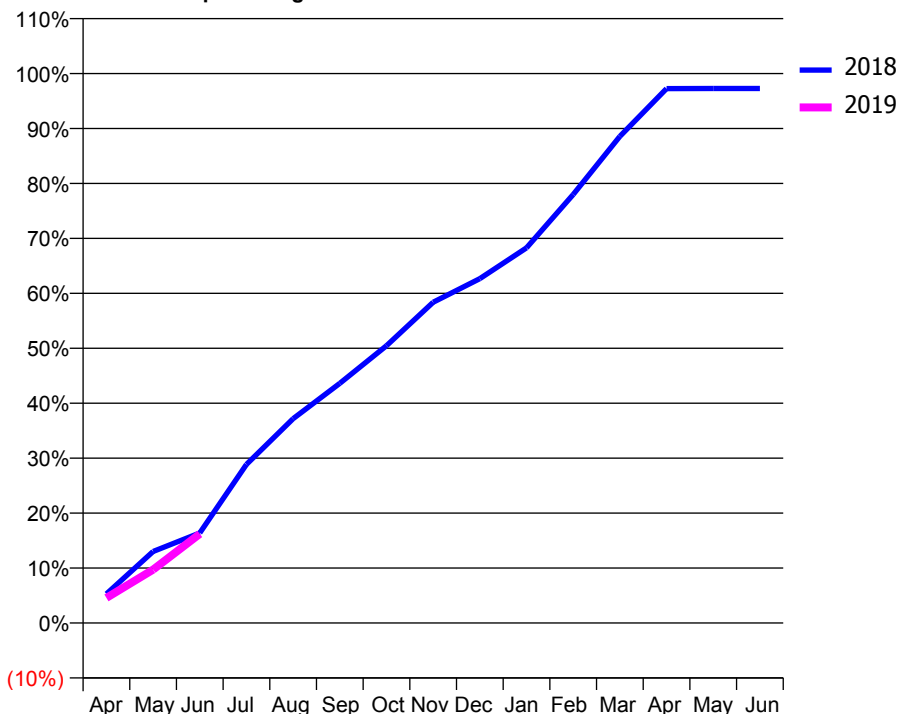
### ACCESS\*

Patients seen in 24 months	Total	Change since previous quarter
Quarter ending June 2017	2,506	
Quarter ending September 2017	2,503	→
Quarter ending December 2017	2,475	↓
Quarter ending March 2018	2,463	→
Quarter ending June 2018	2,463	→
<b>Variance since June 2017</b>	<b>(1.7%)</b>	<b>↓</b>



### ACTIVITY

Cumulative percentage of contracted UDA delivered 2018 & 2019



Adjusted Scheduled Activity (UDA)		
Month	2018	2019
April	341	295
May	837	624
June	1,053	1,043
July	1,855	
August	2,391	
September	2,803	
October	3,244	
November	3,752	
December	4,028	
January	4,389	
February	5,012	
March	5,693	
April	6,252	
May	6,253	
June	6,253	

### QUALITY

	Quantity	Base Number	Contract	AT	Region	England
% of FP17s for the same patient ID Re-attending within 3 months - Children	49	490	10.0%	11.7%	12.0%	11.5%
% of FP17s for the same patient ID Re-attending within 3 months - Adults	84	507	16.6%	15.8%	15.7%	15.4%
% of FP17s for the same patient ID Re-attending between 3 & 9 months - Children	271	490	55.3%	58.4%	60.3%	58.9%
% of FP17s for the same patient ID Re-attending between 3 & 9 months - Adults	268	507	52.9%	51.9%	54.0%	51.6%
% of FP17s for Band 1 Urgent Courses	28	577	4.9%	10.1%	8.9%	8.9%
% of FP17s Relating to Free Repair or Replacements	2	577	0.3%	0.9%	1.0%	0.8%
% of FP17s Relating to Continuations	0	577	0.0%	0.9%	1.1%	0.9%
% of Patients satisfied with the dentistry they have received	7	7	N/A	94.3%	93.4%	93.2%
% of Patients satisfied with the time they had to wait for an appointment	6	7	N/A	89.3%	89.4%	88.8%

\* This is based on patients treated on this contract for their most recent course of treatment. Figures in italics indicate the base number of FP17s or Patient Questionnaire responses are less than 100. N/A is shown where the base number of responses is less than 10 during the period. % is calculated as Quantity/Base number\*100

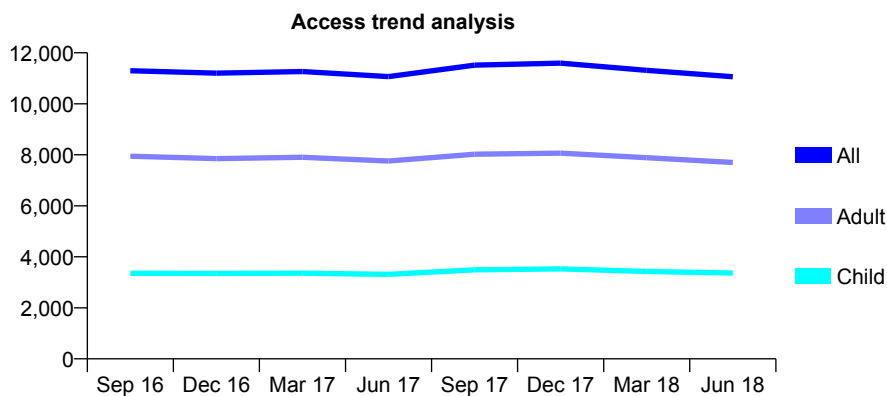
## Q46 - Vital Signs At a Glance Contract Report for 165263/0001 - June 2018

Name or company name	Chariwala Smile Ltd
Contract type name	GDS Contract
Purpose of contract	General
Contract start date	01/11/2013
Contract end date	

18/19 Contracted general activity (UDA)	35,327
Carry forward general activity (UDA)	0
18/19 Contracted orthodontic activity (UOA)	0
Carry forward orthodontic activity (UOA)	0
Baseline contract value	£924,844.27

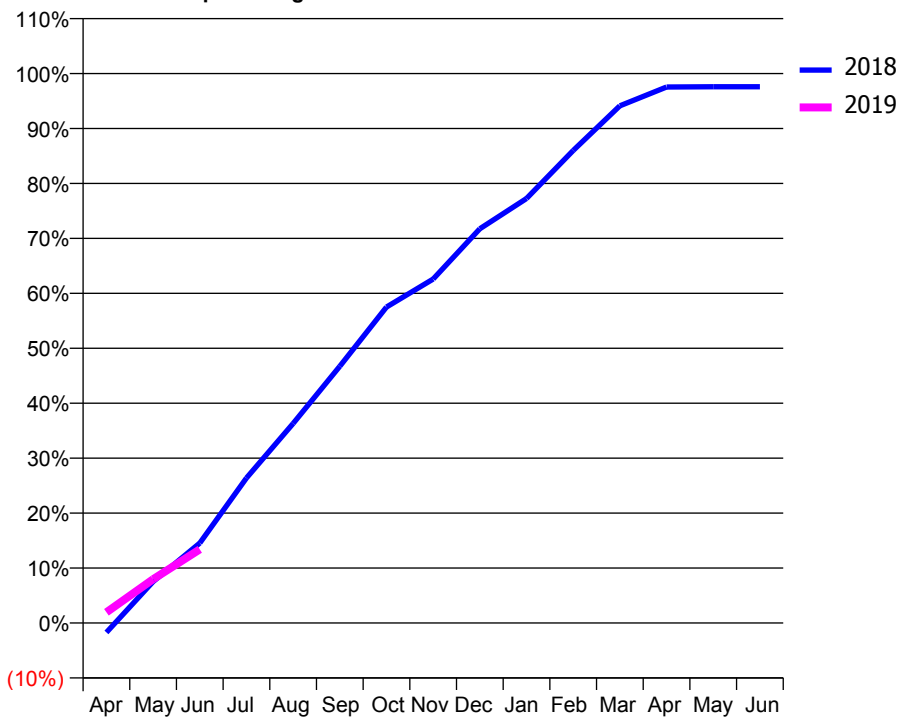
### ACCESS\*

Patients seen in 24 months	Total	Change since previous quarter
Quarter ending June 2017	11,068	
Quarter ending September 2017	11,514	↑
Quarter ending December 2017	11,595	→
Quarter ending March 2018	11,312	↓
Quarter ending June 2018	11,062	↓
<b>Variance since June 2017</b>	<b>(0.1%)</b>	→



### ACTIVITY

Cumulative percentage of contracted UDA delivered 2018 & 2019



Month	Adjusted Scheduled Activity (UDA)	
	2018	2019
April	-616	689
May	2,658	2,815
June	5,141	4,735
July	9,321	
August	12,832	
September	16,507	
October	20,314	
November	22,117	
December	25,348	
January	27,295	
February	30,376	
March	33,246	
April	34,457	
May	34,472	
June	34,473	

### QUALITY

	Quantity	Base Number	Contract	AT	Region	England
% of FP17s for the same patient ID Re-attending within 3 months - Children	64	1,097	5.8%	11.7%	12.0%	11.5%
% of FP17s for the same patient ID Re-attending within 3 months - Adults	243	2,183	11.1%	15.8%	15.7%	15.4%
% of FP17s for the same patient ID Re-attending between 3 & 9 months - Children	718	1,097	65.5%	58.4%	60.3%	58.9%
% of FP17s for the same patient ID Re-attending between 3 & 9 months - Adults	1,394	2,183	63.9%	51.9%	54.0%	51.6%
% of FP17s for Band 1 Urgent Courses	175	2,624	6.7%	10.1%	8.9%	8.9%
% of FP17s Relating to Free Repair or Replacements	9	2,624	0.3%	0.9%	1.0%	0.8%
% of FP17s Relating to Continuations	14	2,624	0.5%	0.9%	1.1%	0.9%
% of Patients satisfied with the dentistry they have received	1	1	N/A	94.3%	93.4%	93.2%
% of Patients satisfied with the time they had to wait for an appointment	1	1	N/A	89.3%	89.4%	88.8%

\* This is based on patients treated on this contract for their most recent course of treatment. Figures in italics indicate the base number of FP17s or Patient Questionnaire responses are less than 100. N/A is shown where the base number of responses is less than 10 during the period. % is calculated as Quantity/Base number\*100

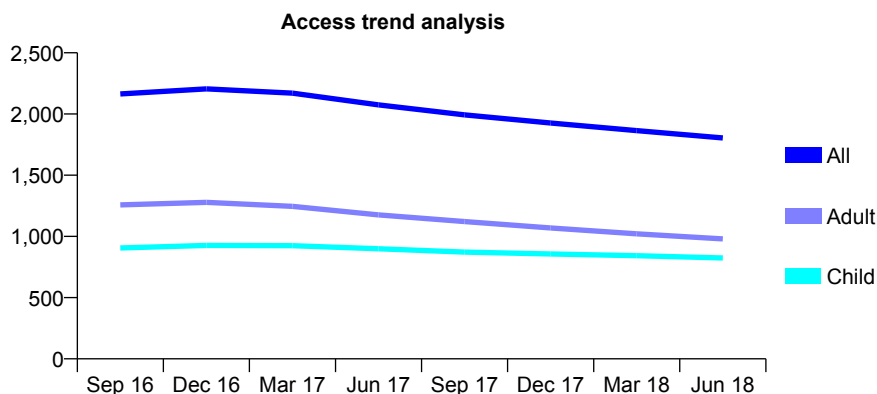
## Q46 - Vital Signs At a Glance Contract Report for 165433/0001 - June 2018

Name or company name	Park House Brinnington
Contract type name	GDS Contract
Purpose of contract	General
Contract start date	01/01/2011
Contract end date	

18/19 Contracted general activity (UDA)	6,500
Carry forward general activity (UDA)	0
18/19 Contracted orthodontic activity (UOA)	0
Carry forward orthodontic activity (UOA)	0
Baseline contract value	£169,020.54

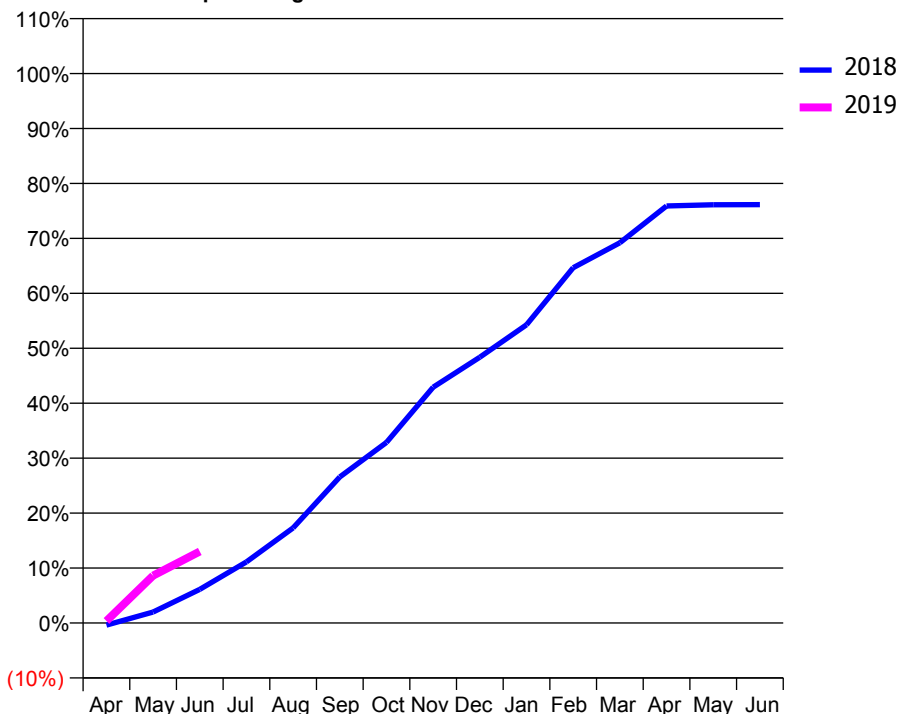
### ACCESS\*

Patients seen in 24 months	Total	Change since previous quarter
Quarter ending June 2017	2,075	
Quarter ending September 2017	1,993	↓
Quarter ending December 2017	1,926	↓
Quarter ending March 2018	1,864	↓
Quarter ending June 2018	1,804	↓
<b>Variance since June 2017</b>	<b>(13.1%)</b>	<b>↓</b>



### ACTIVITY

Cumulative percentage of contracted UDA delivered 2018 & 2019



Month	Adjusted Scheduled Activity (UDA)	
	2018	2019
April	-26	25
May	130	561
June	398	846
July	724	
August	1,125	
September	1,728	
October	2,137	
November	2,789	
December	3,145	
January	3,527	
February	4,202	
March	4,497	
April	4,933	
May	4,948	
June	4,949	

### QUALITY

	Quantity	Base Number	Contract	AT	Region	England
% of FP17s for the same patient ID Re-attending within 3 months - Children	9	170	5.3%	11.7%	12.0%	11.5%
% of FP17s for the same patient ID Re-attending within 3 months - Adults	30	210	14.3%	15.8%	15.7%	15.4%
% of FP17s for the same patient ID Re-attending between 3 & 9 months - Children	76	170	44.7%	58.4%	60.3%	58.9%
% of FP17s for the same patient ID Re-attending between 3 & 9 months - Adults	81	210	38.6%	51.9%	54.0%	51.6%
% of FP17s for Band 1 Urgent Courses	5	266	1.9%	10.1%	8.9%	8.9%
% of FP17s Relating to Free Repair or Replacements	1	266	0.4%	0.9%	1.0%	0.8%
% of FP17s Relating to Continuations	1	266	0.4%	0.9%	1.1%	0.9%
% of Patients satisfied with the dentistry they have received	0	0	N/A	94.3%	93.4%	93.2%
% of Patients satisfied with the time they had to wait for an appointment	0	0	N/A	89.3%	89.4%	88.8%

\* This is based on patients treated on this contract for their most recent course of treatment. Figures in italics indicate the base number of FP17s or Patient Questionnaire responses are less than 100. N/A is shown where the base number of responses is less than 10 during the period. % is calculated as Quantity/Base number\*100



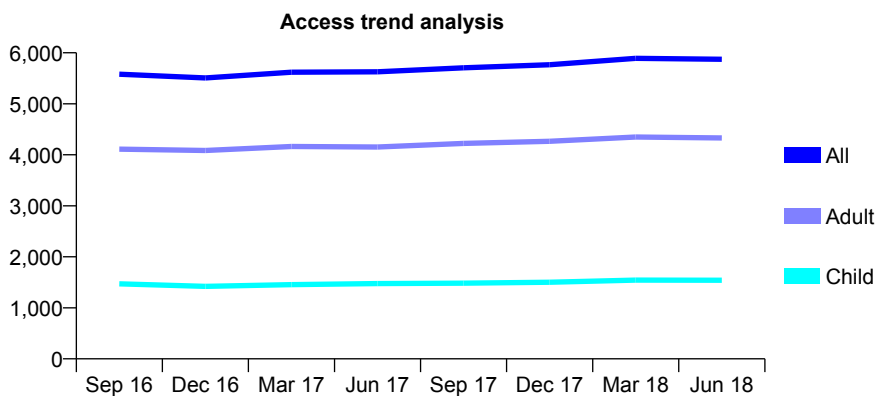
## Q46 - Vital Signs At a Glance Contract Report for 165905/0001 - June 2018

Name or company name	New Moston Dental Centre
Contract type name	GDS Contract
Purpose of contract	General
Contract start date	01/04/2009
Contract end date	

18/19 Contracted general activity (UDA)	19,540
Carry forward general activity (UDA)	0
18/19 Contracted orthodontic activity (UOA)	0
Carry forward orthodontic activity (UOA)	0
Baseline contract value	£588,416.48

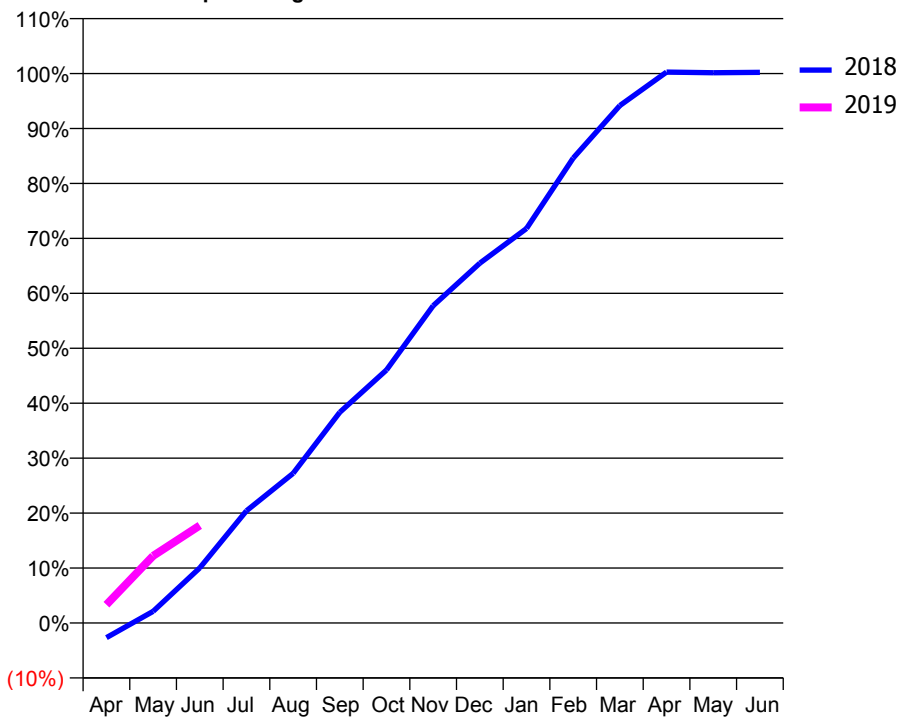
### ACCESS\*

Patients seen in 24 months	Total	Change since previous quarter
Quarter ending June 2017	5,627	
Quarter ending September 2017	5,707	→
Quarter ending December 2017	5,767	→
Quarter ending March 2018	5,892	↑
Quarter ending June 2018	5,872	→
<b>Variance since June 2017</b>	<b>4.4%</b>	<b>↑</b>



### ACTIVITY

Cumulative percentage of contracted UDA delivered 2018 & 2019



Adjusted Scheduled Activity (UDA)

Month	2018	2019
April	-524	650
May	413	2,386
June	1,963	3,471
July	3,990	
August	5,321	
September	7,496	
October	8,996	
November	11,282	
December	12,794	
January	14,029	
February	16,531	
March	18,402	
April	19,589	
May	19,567	
June	19,580	

### QUALITY

	Quantity	Base Number	Contract	AT	Region	England
% of FP17s for the same patient ID Re-attending within 3 months - Children	64	553	11.6%	11.7%	12.0%	11.5%
% of FP17s for the same patient ID Re-attending within 3 months - Adults	178	1,418	12.6%	15.8%	15.7%	15.4%
% of FP17s for the same patient ID Re-attending between 3 & 9 months - Children	360	553	65.1%	58.4%	60.3%	58.9%
% of FP17s for the same patient ID Re-attending between 3 & 9 months - Adults	928	1,418	65.4%	51.9%	54.0%	51.6%
% of FP17s for Band 1 Urgent Courses	108	1,511	7.1%	10.1%	8.9%	8.9%
% of FP17s Relating to Free Repair or Replacements	8	1,511	0.5%	0.9%	1.0%	0.8%
% of FP17s Relating to Continuations	9	1,511	0.6%	0.9%	1.1%	0.9%
% of Patients satisfied with the dentistry they have received	5	5	N/A	94.3%	93.4%	93.2%
% of Patients satisfied with the time they had to wait for an appointment	5	5	N/A	89.3%	89.4%	88.8%

\* This is based on patients treated on this contract for their most recent course of treatment. Figures in italics indicate the base number of FP17s or Patient Questionnaire responses are less than 100. N/A is shown where the base number of responses is less than 10 during the period. % is calculated as Quantity/Base number\*100

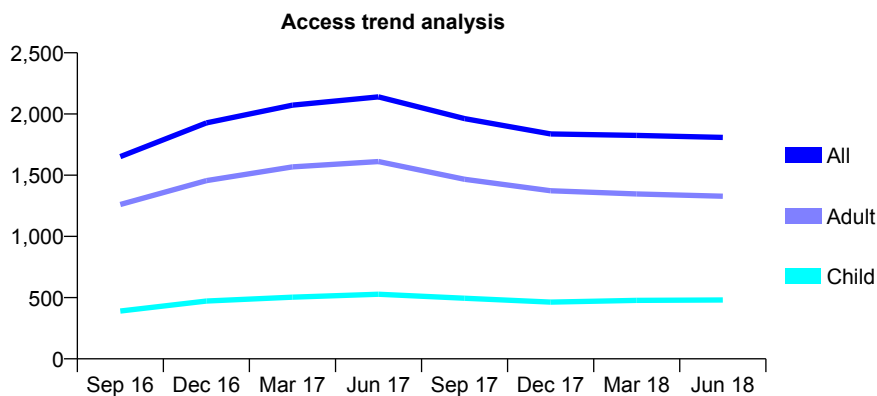
## Q46 - Vital Signs At a Glance Contract Report for 166049/0001 - June 2018

Name or company name	MISS R DHARIWAL
Contract type name	GDS Contract
Purpose of contract	General
Contract start date	01/07/2015
Contract end date	

18/19 Contracted general activity (UDA)	8,633
Carry forward general activity (UDA)	0
18/19 Contracted orthodontic activity (UOA)	0
Carry forward orthodontic activity (UOA)	0
Baseline contract value	£232,963.77

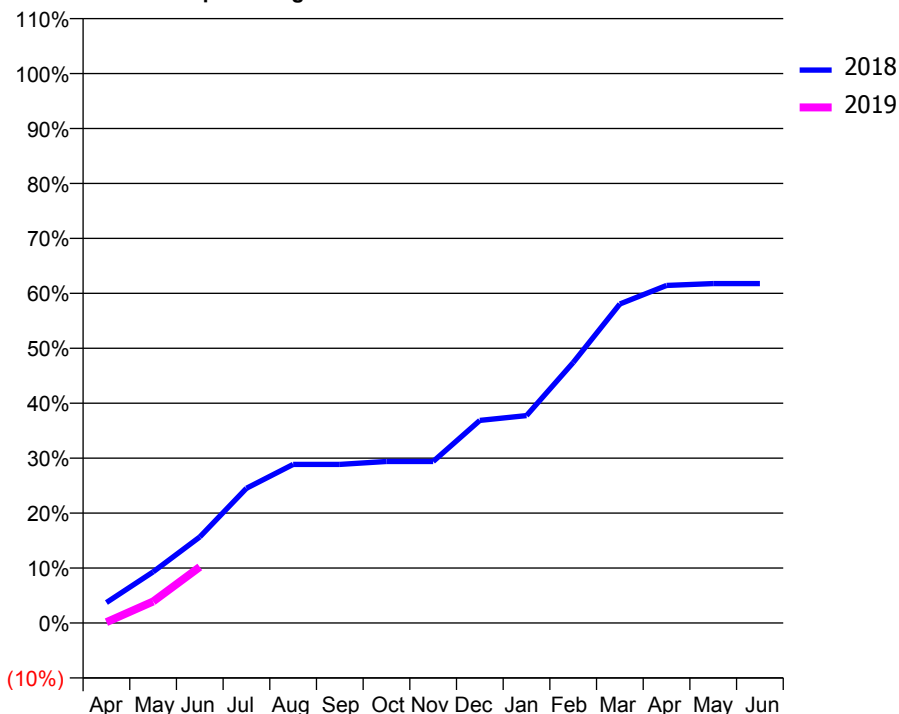
### ACCESS\*

Patients seen in 24 months	Total	Change since previous quarter
Quarter ending June 2017	2,140	
Quarter ending September 2017	1,962	↓
Quarter ending December 2017	1,837	↓
Quarter ending March 2018	1,825	→
Quarter ending June 2018	1,809	→
<b>Variance since June 2017</b>	<b>(15.5%)</b>	<b>↓</b>



### ACTIVITY

Cumulative percentage of contracted UDA delivered 2018 & 2019



Adjusted Scheduled Activity (UDA)		
Month	2018	2019
April	323	13
May	803	338
June	1,352	880
July	2,116	
August	2,492	
September	2,492	
October	2,538	
November	2,538	
December	3,183	
January	3,259	
February	4,093	
March	5,012	
April	5,303	
May	5,333	
June	5,333	

### QUALITY

	Quantity	Base Number	Contract	AT	Region	England
% of FP17s for the same patient ID Re-attending within 3 months - Children	22	188	11.7%	11.7%	12.0%	11.5%
% of FP17s for the same patient ID Re-attending within 3 months - Adults	55	401	13.7%	15.8%	15.7%	15.4%
% of FP17s for the same patient ID Re-attending between 3 & 9 months - Children	80	188	42.6%	58.4%	60.3%	58.9%
% of FP17s for the same patient ID Re-attending between 3 & 9 months - Adults	155	401	38.7%	51.9%	54.0%	51.6%
% of FP17s for Band 1 Urgent Courses	60	407	14.7%	10.1%	8.9%	8.9%
% of FP17s Relating to Free Repair or Replacements	2	407	0.5%	0.9%	1.0%	0.8%
% of FP17s Relating to Continuations	1	407	0.2%	0.9%	1.1%	0.9%
% of Patients satisfied with the dentistry they have received	1	1	N/A	94.3%	93.4%	93.2%
% of Patients satisfied with the time they had to wait for an appointment	1	1	N/A	89.3%	89.4%	88.8%

\* This is based on patients treated on this contract for their most recent course of treatment. Figures in italics indicate the base number of FP17s or Patient Questionnaire responses are less than 100. N/A is shown where the base number of responses is less than 10 during the period. % is calculated as Quantity/Base number\*100

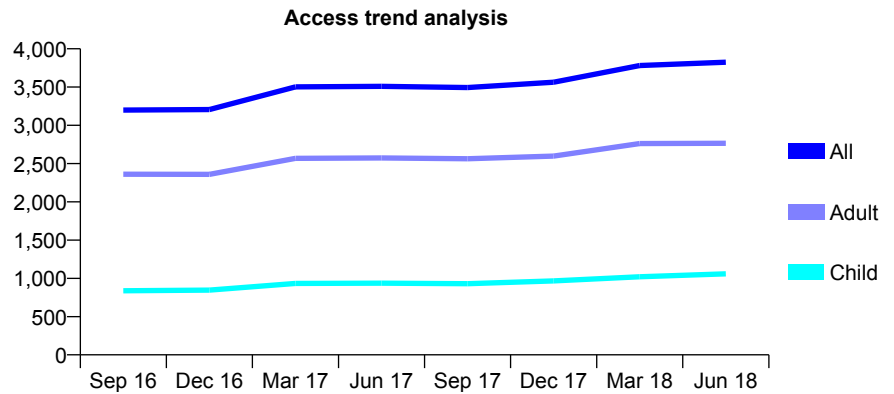
## Q46 - Vital Signs At a Glance Contract Report for 166081/0001 - June 2018

Name or company name	Brooks Bar Dental Practice
Contract type name	GDS Contract
Purpose of contract	General
Contract start date	26/07/2013
Contract end date	

18/19 Contracted general activity (UDA)	14,264
Carry forward general activity (UDA)	0
18/19 Contracted orthodontic activity (UOA)	0
Carry forward orthodontic activity (UOA)	0
Baseline contract value	£438,836.53

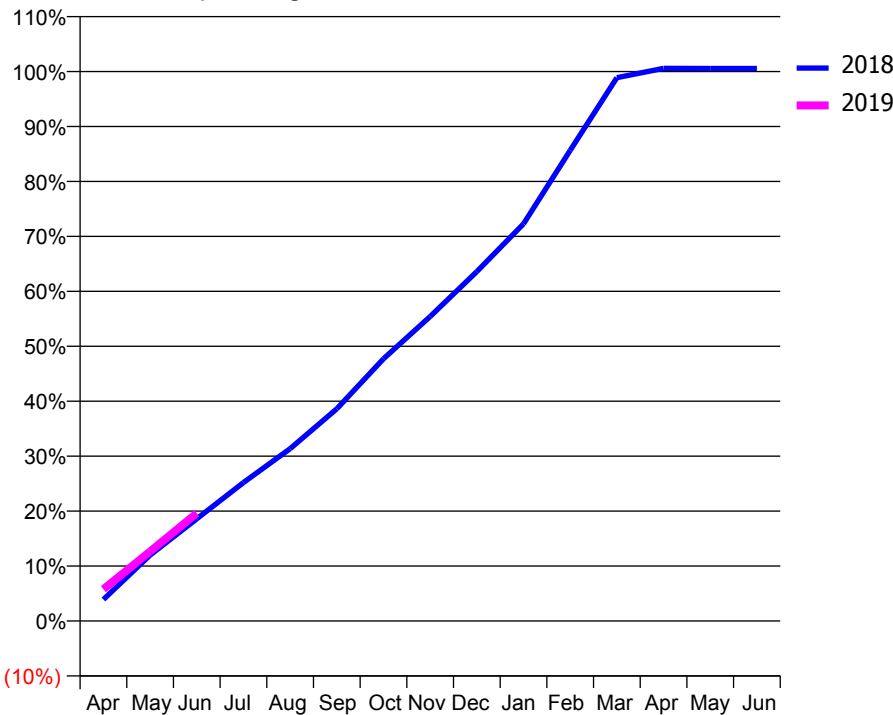
### ACCESS\*

Patients seen in 24 months	Total	Change since previous quarter
Quarter ending June 2017	3,509	
Quarter ending September 2017	3,493	→
Quarter ending December 2017	3,564	↑
Quarter ending March 2018	3,782	↑
Quarter ending June 2018	3,824	→
<b>Variance since June 2017</b>	<b>9.0%</b>	<b>↑</b>



### ACTIVITY

Cumulative percentage of contracted UDA delivered 2018 & 2019



Month	Adjusted Scheduled Activity (UDA)	
	2018	2019
April	559	825
May	1,712	1,807
June	2,652	2,798
July	3,593	
August	4,474	
September	5,509	
October	6,806	
November	7,906	
December	9,069	
January	10,311	
February	12,216	
March	14,102	
April	14,344	
May	14,343	
June	14,343	

### QUALITY

	Quantity	Base Number	Contract	AT	Region	England
% of FP17s for the same patient ID Re-attending within 3 months - Children	11	251	4.4%	11.7%	12.0%	11.5%
% of FP17s for the same patient ID Re-attending within 3 months - Adults	67	575	11.7%	15.8%	15.7%	15.4%
% of FP17s for the same patient ID Re-attending between 3 & 9 months - Children	94	251	37.5%	58.4%	60.3%	58.9%
% of FP17s for the same patient ID Re-attending between 3 & 9 months - Adults	164	575	28.5%	51.9%	54.0%	51.6%
% of FP17s for Band 1 Urgent Courses	47	759	6.2%	10.1%	8.9%	8.9%
% of FP17s Relating to Free Repair or Replacements	3	759	0.4%	0.9%	1.0%	0.8%
% of FP17s Relating to Continuations	10	759	1.3%	0.9%	1.1%	0.9%
% of Patients satisfied with the dentistry they have received	2	2	N/A	94.3%	93.4%	93.2%
% of Patients satisfied with the time they had to wait for an appointment	2	2	N/A	89.3%	89.4%	88.8%

\* This is based on patients treated on this contract for their most recent course of treatment. Figures in italics indicate the base number of FP17s or Patient Questionnaire responses are less than 100. N/A is shown where the base number of responses is less than 10 during the period. % is calculated as Quantity/Base number\*100

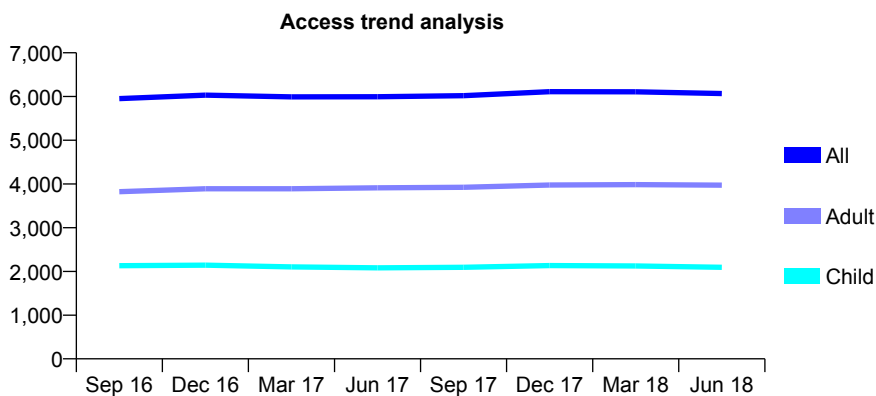
## Q46 - Vital Signs At a Glance Contract Report for 166405/0001 - June 2018

Name or company name	Penny Meadow Dental Care Limited
Contract type name	GDS Contract
Purpose of contract	General
Contract start date	01/01/2014
Contract end date	

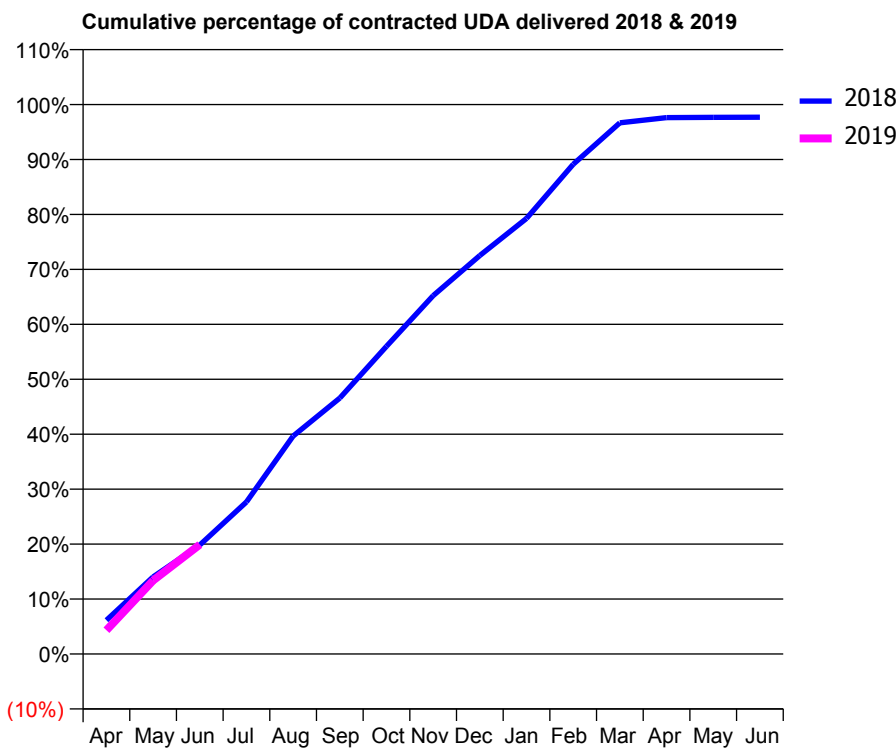
18/19 Contracted general activity (UDA)	16,838
Carry forward general activity (UDA)	0
18/19 Contracted orthodontic activity (UOA)	0
Carry forward orthodontic activity (UOA)	0
Baseline contract value	£473,154.49

### ACCESS\*

Patients seen in 24 months	Total	Change since previous quarter
Quarter ending June 2017	5,995	
Quarter ending September 2017	6,020	→
Quarter ending December 2017	6,111	→
Quarter ending March 2018	6,108	→
Quarter ending June 2018	6,069	→
<b>Variance since June 2017</b>	<b>1.2%</b>	<b>→</b>



### ACTIVITY



Month	Adjusted Scheduled Activity (UDA)	
	2018	2019
April	1,034	730
May	2,366	2,253
June	3,340	3,353
July	4,660	
August	6,677	
September	7,842	
October	9,430	
November	10,981	
December	12,213	
January	13,346	
February	15,006	
March	16,276	
April	16,436	
May	16,443	
June	16,447	

### QUALITY

	Quantity	Base Number	Contract	AT	Region	England
% of FP17s for the same patient ID Re-attending within 3 months - Children	49	734	6.7%	11.7%	12.0%	11.5%
% of FP17s for the same patient ID Re-attending within 3 months - Adults	131	1,155	11.3%	15.8%	15.7%	15.4%
% of FP17s for the same patient ID Re-attending between 3 & 9 months - Children	546	734	74.4%	58.4%	60.3%	58.9%
% of FP17s for the same patient ID Re-attending between 3 & 9 months - Adults	569	1,155	49.3%	51.9%	54.0%	51.6%
% of FP17s for Band 1 Urgent Courses	165	1,790	9.2%	10.1%	8.9%	8.9%
% of FP17s Relating to Free Repair or Replacements	8	1,790	0.4%	0.9%	1.0%	0.8%
% of FP17s Relating to Continuations	7	1,790	0.4%	0.9%	1.1%	0.9%
% of Patients satisfied with the dentistry they have received	1	1	N/A	94.3%	93.4%	93.2%
% of Patients satisfied with the time they had to wait for an appointment	1	1	N/A	89.3%	89.4%	88.8%

\* This is based on patients treated on this contract for their most recent course of treatment. Figures in italics indicate the base number of FP17s or Patient Questionnaire responses are less than 100. N/A is shown where the base number of responses is less than 10 during the period. % is calculated as Quantity/Base number\*100

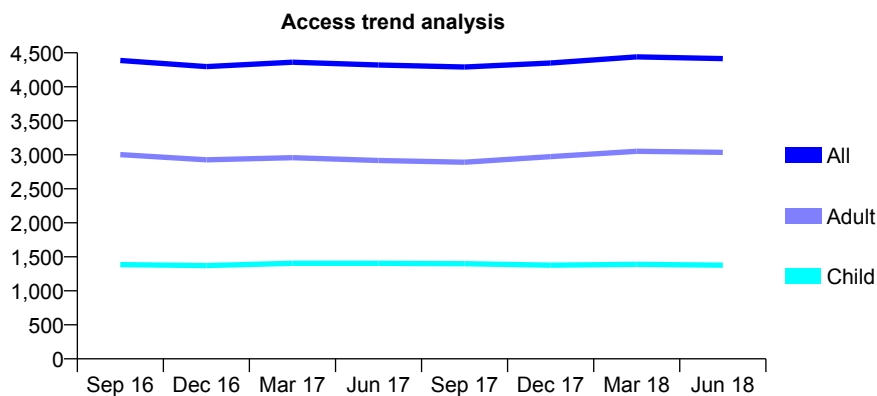
## Q46 - Vital Signs At a Glance Contract Report for 166707/0001 - June 2018

Name or company name	151 Dental Ltd
Contract type name	GDS Contract
Purpose of contract	General
Contract start date	01/08/2007
Contract end date	

18/19 Contracted general activity (UDA)	18,209
Carry forward general activity (UDA)	0
18/19 Contracted orthodontic activity (UOA)	0
Carry forward orthodontic activity (UOA)	0
Baseline contract value	£469,865.69

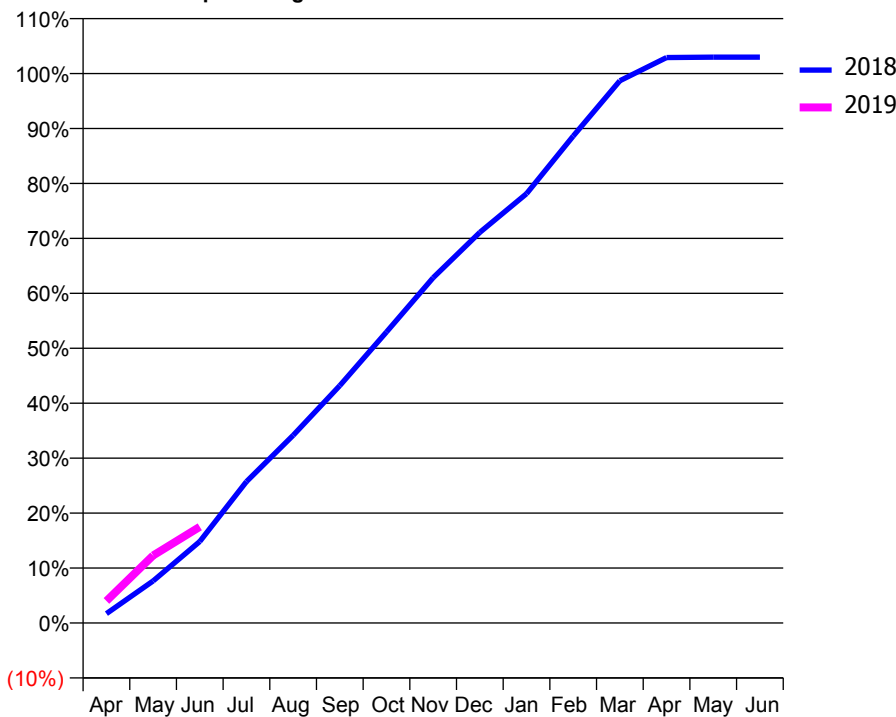
### ACCESS\*

Patients seen in 24 months	Total	Change since previous quarter
Quarter ending June 2017	4,321	
Quarter ending September 2017	4,291	→
Quarter ending December 2017	4,350	→
Quarter ending March 2018	4,440	↑
Quarter ending June 2018	4,415	→
<b>Variance since June 2017</b>	<b>2.2%</b>	<b>↑</b>



### ACTIVITY

Cumulative percentage of contracted UDA delivered 2018 & 2019



Adjusted Scheduled Activity (UDA)

Month	2018	2019
April	311	730
May	1,396	2,236
June	2,700	3,187
July	4,688	
August	6,219	
September	7,870	
October	9,644	
November	11,443	
December	12,944	
January	14,227	
February	16,134	
March	17,968	
April	18,736	
May	18,752	
June	18,753	

### QUALITY

	Quantity	Base Number	Contract	AT	Region	England
% of FP17s for the same patient ID Re-attending within 3 months - Children	150	735	20.4%	11.7%	12.0%	11.5%
% of FP17s for the same patient ID Re-attending within 3 months - Adults	226	1,070	21.1%	15.8%	15.7%	15.4%
% of FP17s for the same patient ID Re-attending between 3 & 9 months - Children	492	735	66.9%	58.4%	60.3%	58.9%
% of FP17s for the same patient ID Re-attending between 3 & 9 months - Adults	618	1,070	57.8%	51.9%	54.0%	51.6%
% of FP17s for Band 1 Urgent Courses	162	1,475	11.0%	10.1%	8.9%	8.9%
% of FP17s Relating to Free Repair or Replacements	8	1,475	0.5%	0.9%	1.0%	0.8%
% of FP17s Relating to Continuations	4	1,475	0.3%	0.9%	1.1%	0.9%
% of Patients satisfied with the dentistry they have received	9	9	N/A	94.3%	93.4%	93.2%
% of Patients satisfied with the time they had to wait for an appointment	9	9	N/A	89.3%	89.4%	88.8%

\* This is based on patients treated on this contract for their most recent course of treatment. Figures in italics indicate the base number of FP17s or Patient Questionnaire responses are less than 100. N/A is shown where the base number of responses is less than 10 during the period. % is calculated as Quantity/Base number\*100

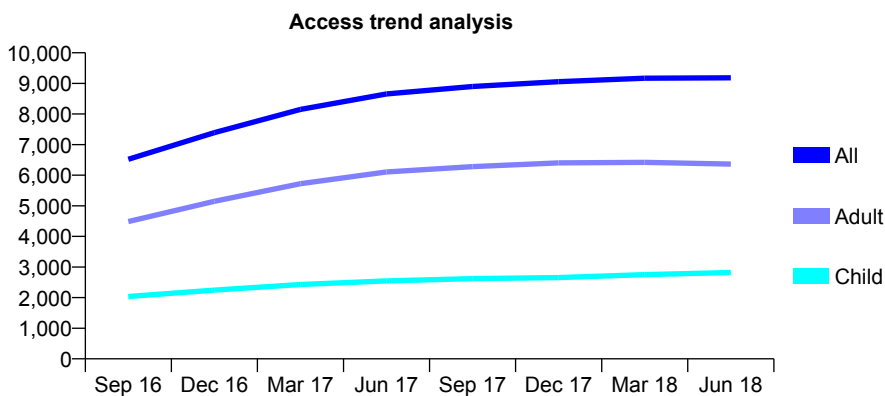
## Q46 - Vital Signs At a Glance Contract Report for 167312/0001 - June 2018

Name or company name	Mellor, Wilkinson and Shokraee
Contract type name	GDS Contract
Purpose of contract	General
Contract start date	01/06/2015
Contract end date	

18/19 Contracted general activity (UDA)	21,353
Carry forward general activity (UDA)	0
18/19 Contracted orthodontic activity (UOA)	0
Carry forward orthodontic activity (UOA)	0
Baseline contract value	£693,007.07

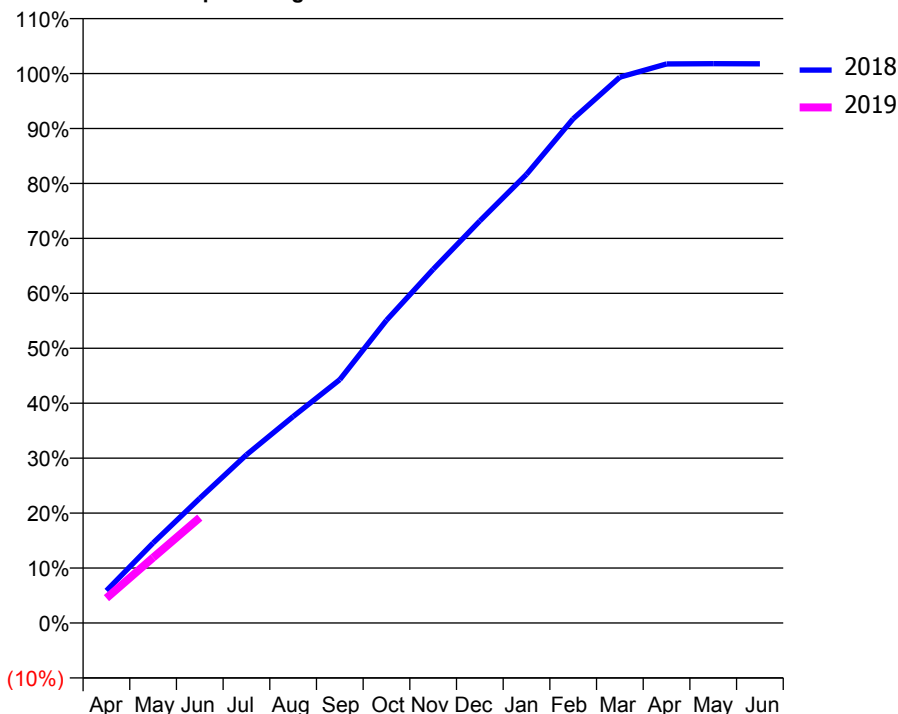
### ACCESS\*

Patients seen in 24 months	Total	Change since previous quarter
Quarter ending June 2017	8,655	
Quarter ending September 2017	8,899	↑
Quarter ending December 2017	9,056	→
Quarter ending March 2018	9,169	→
Quarter ending June 2018	9,185	→
<b>Variance since June 2017</b>	<b>6.1%</b>	<b>↑</b>



### ACTIVITY

Cumulative percentage of contracted UDA delivered 2018 & 2019



Adjusted Scheduled Activity (UDA)

Month	2018	2019
April	1,258	967
May	3,114	2,539
June	4,845	4,098
July	6,536	
August	8,026	
September	9,461	
October	11,764	
November	13,744	
December	15,623	
January	17,434	
February	19,596	
March	21,213	
April	21,726	
May	21,733	
June	21,729	

### QUALITY

	Quantity	Base Number	Contract	AT	Region	England
% of FP17s for the same patient ID Re-attending within 3 months - Children	85	1,128	7.5%	11.7%	12.0%	11.5%
% of FP17s for the same patient ID Re-attending within 3 months - Adults	240	1,721	13.9%	15.8%	15.7%	15.4%
% of FP17s for the same patient ID Re-attending between 3 & 9 months - Children	642	1,128	56.9%	58.4%	60.3%	58.9%
% of FP17s for the same patient ID Re-attending between 3 & 9 months - Adults	809	1,721	47.0%	51.9%	54.0%	51.6%
% of FP17s for Band 1 Urgent Courses	212	2,102	10.1%	10.1%	8.9%	8.9%
% of FP17s Relating to Free Repair or Replacements	6	2,102	0.3%	0.9%	1.0%	0.8%
% of FP17s Relating to Continuations	10	2,102	0.5%	0.9%	1.1%	0.9%
% of Patients satisfied with the dentistry they have received	3	4	N/A	94.3%	93.4%	93.2%
% of Patients satisfied with the time they had to wait for an appointment	3	4	N/A	89.3%	89.4%	88.8%

\* This is based on patients treated on this contract for their most recent course of treatment. Figures in italics indicate the base number of FP17s or Patient Questionnaire responses are less than 100. N/A is shown where the base number of responses is less than 10 during the period. % is calculated as Quantity/Base number\*100

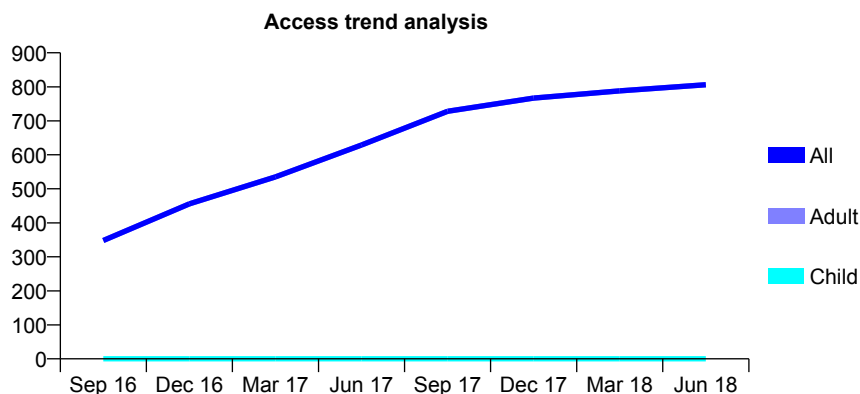
## Q46 - Vital Signs At a Glance Contract Report for 167312/0002 - June 2018

Name or company name	Mellor, Wilkinson and Shokraee
Contract type name	GDS Contract
Purpose of contract	General
Contract start date	01/11/2015
Contract end date	

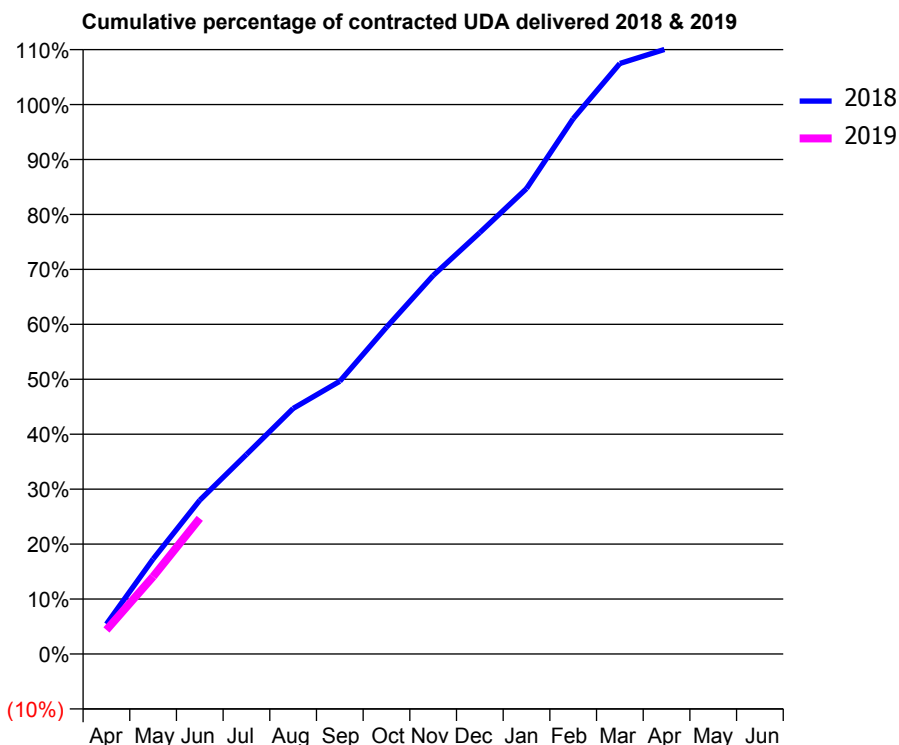
18/19 Contracted general activity (UDA)	2,000
Carry forward general activity (UDA)	0
18/19 Contracted orthodontic activity (UOA)	0
Carry forward orthodontic activity (UOA)	0
Baseline contract value	£170,299.38

### ACCESS\*

Patients seen in 24 months	Total	Change since previous quarter
Quarter ending June 2017	629	
Quarter ending September 2017	728	↑
Quarter ending December 2017	767	↑
Quarter ending March 2018	788	↑
Quarter ending June 2018	806	↑
<b>Variance since June 2017</b>	<b>28.1%</b>	<b>↑</b>



### ACTIVITY



Adjusted Scheduled Activity (UDA)		
Month	2018	2019
April	109	88
May	346	282
June	560	494
July	726	
August	894	
September	993	
October	1,189	
November	1,378	
December	1,534	
January	1,694	
February	1,948	
March	2,149	
April	2,203	
May	2,206	
June	2,209	

### QUALITY

	Quantity	Base Number	Contract	AT	Region	England
% of FP17s for the same patient ID Re-attending within 3 months - Children	0	0	N/A	11.7%	12.0%	11.5%
% of FP17s for the same patient ID Re-attending within 3 months - Adults	18	165	10.9%	15.8%	15.7%	15.4%
% of FP17s for the same patient ID Re-attending between 3 & 9 months - Children	0	0	N/A	58.4%	60.3%	58.9%
% of FP17s for the same patient ID Re-attending between 3 & 9 months - Adults	21	165	12.7%	51.9%	54.0%	51.6%
% of FP17s for Band 1 Urgent Courses	69	124	55.6%	10.1%	8.9%	8.9%
% of FP17s Relating to Free Repair or Replacements	0	124	0.0%	0.9%	1.0%	0.8%
% of FP17s Relating to Continuations	0	124	0.0%	0.9%	1.1%	0.9%
% of Patients satisfied with the dentistry they have received	2	2	N/A	94.3%	93.4%	93.2%
% of Patients satisfied with the time they had to wait for an appointment	0	2	N/A	89.3%	89.4%	88.8%

\* This is based on patients treated on this contract for their most recent course of treatment. Figures in italics indicate the base number of FP17s or Patient Questionnaire responses are less than 100. N/A is shown where the base number of responses is less than 10 during the period. % is calculated as Quantity/Base number\*100

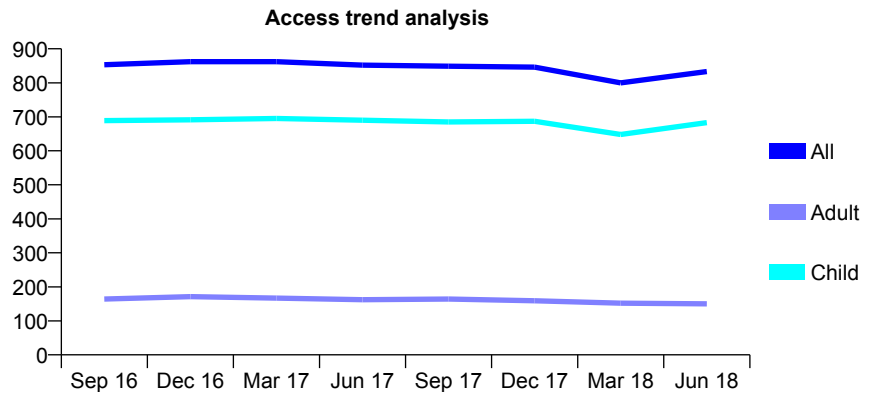
## Q46 - Vital Signs At a Glance Contract Report for 168033/0001 - June 2018

Name or company name	Mossley Dental Care
Contract type name	GDS Contract
Purpose of contract	General
Contract start date	01/02/2013
Contract end date	

18/19 Contracted general activity (UDA)	2,000
Carry forward general activity (UDA)	0
18/19 Contracted orthodontic activity (UOA)	0
Carry forward orthodontic activity (UOA)	0
Baseline contract value	£56,189.02

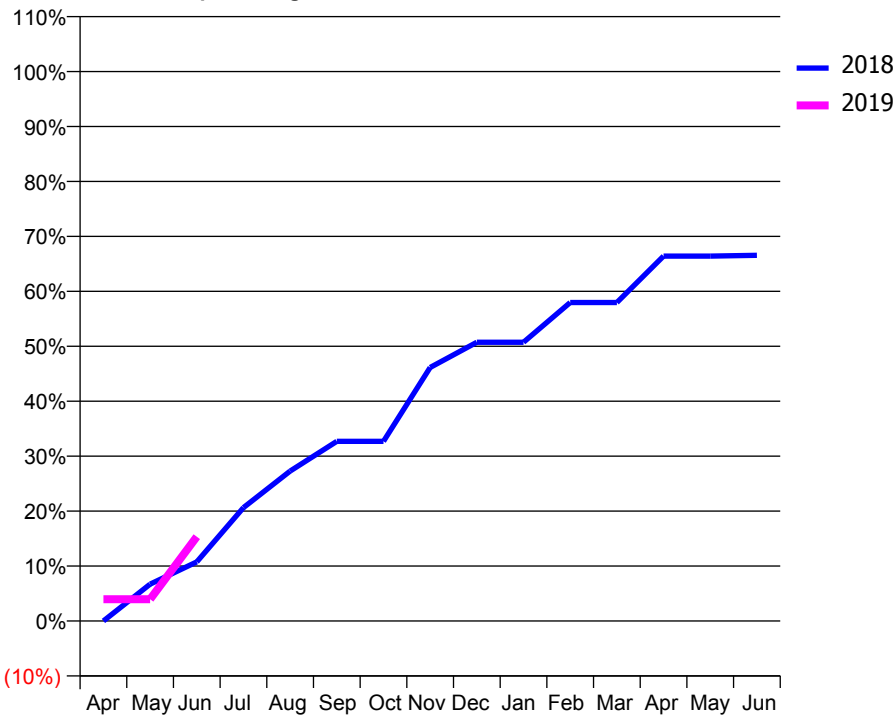
### ACCESS\*

Patients seen in 24 months	Total	Change since previous quarter
Quarter ending June 2017	852	
Quarter ending September 2017	849	→
Quarter ending December 2017	846	→
Quarter ending March 2018	800	↓
Quarter ending June 2018	833	↑
<b>Variance since June 2017</b>	<b>(2.2%)</b>	<b>↓</b>



### ACTIVITY

Cumulative percentage of contracted UDA delivered 2018 & 2019



Month	Adjusted Scheduled Activity (UDA)	
	2018	2019
April	0	79
May	134	79
June	215	307
July	413	
August	546	
September	654	
October	654	
November	923	
December	1,014	
January	1,014	
February	1,159	
March	1,159	
April	1,328	
May	1,328	
June	1,331	

### QUALITY

	Quantity	Base Number	Contract	AT	Region	England
% of FP17s for the same patient ID Re-attending within 3 months - Children	15	329	4.6%	11.7%	12.0%	11.5%
% of FP17s for the same patient ID Re-attending within 3 months - Adults	6	44	13.6%	15.8%	15.7%	15.4%
% of FP17s for the same patient ID Re-attending between 3 & 9 months - Children	201	329	61.1%	58.4%	60.3%	58.9%
% of FP17s for the same patient ID Re-attending between 3 & 9 months - Adults	29	44	65.9%	51.9%	54.0%	51.6%
% of FP17s for Band 1 Urgent Courses	5	213	2.3%	10.1%	8.9%	8.9%
% of FP17s Relating to Free Repair or Replacements	0	213	0.0%	0.9%	1.0%	0.8%
% of FP17s Relating to Continuations	1	213	0.5%	0.9%	1.1%	0.9%
% of Patients satisfied with the dentistry they have received	0	0	N/A	94.3%	93.4%	93.2%
% of Patients satisfied with the time they had to wait for an appointment	0	0	N/A	89.3%	89.4%	88.8%

\* This is based on patients treated on this contract for their most recent course of treatment. Figures in italics indicate the base number of FP17s or Patient Questionnaire responses are less than 100. N/A is shown where the base number of responses is less than 10 during the period. % is calculated as Quantity/Base number\*100



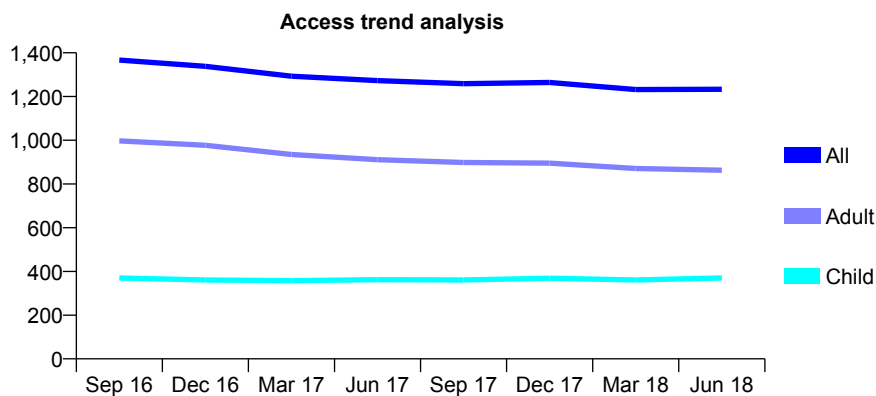
## Q46 - Vital Signs At a Glance Contract Report for 168157/0001 - June 2018

Name or company name	Ravat & Ray Dental Care Bolton
Contract type name	GDS Contract
Purpose of contract	General
Contract start date	28/01/2014
Contract end date	

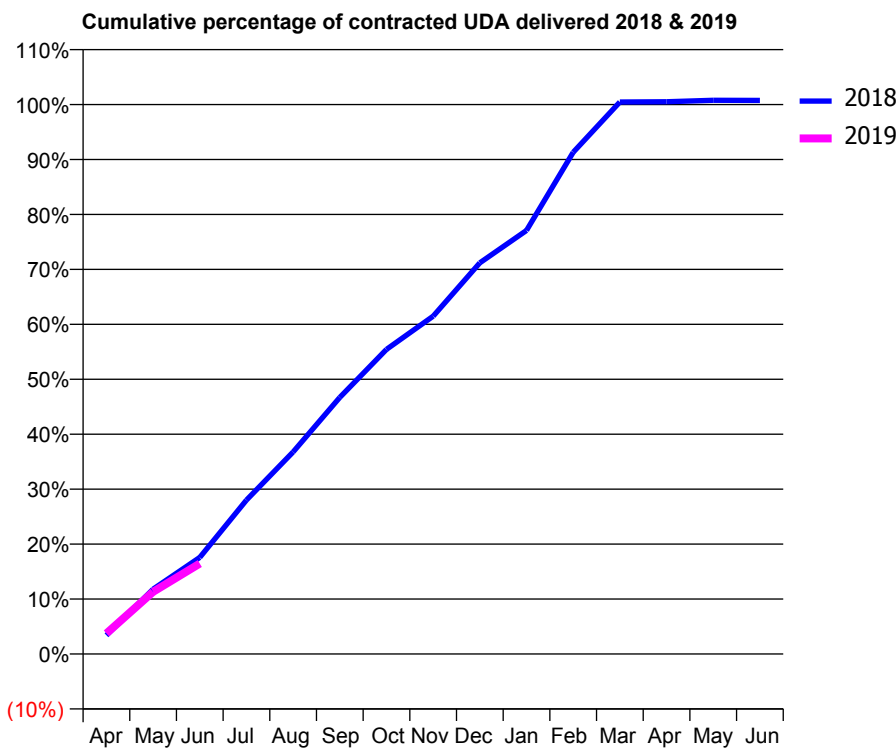
18/19 Contracted general activity (UDA)	3,981
Carry forward general activity (UDA)	0
18/19 Contracted orthodontic activity (UOA)	0
Carry forward orthodontic activity (UOA)	0
Baseline contract value	£91,229.72

### ACCESS\*

Patients seen in 24 months	Total	Change since previous quarter
Quarter ending June 2017	1,273	
Quarter ending September 2017	1,259	↓
Quarter ending December 2017	1,264	→
Quarter ending March 2018	1,232	↓
Quarter ending June 2018	1,233	→
<b>Variance since June 2017</b>	<b>(3.1%)</b>	<b>↓</b>



### ACTIVITY



Month	Adjusted Scheduled Activity (UDA)	
	2018	2019
April	136	149
May	470	451
June	700	656
July	1,115	
August	1,464	
September	1,860	
October	2,207	
November	2,447	
December	2,834	
January	3,069	
February	3,635	
March	3,999	
April	4,001	
May	4,011	
June	4,010	

### QUALITY

	Quantity	Base Number	Contract	AT	Region	England
% of FP17s for the same patient ID Re-attending within 3 months - Children	4	110	3.6%	11.7%	12.0%	11.5%
% of FP17s for the same patient ID Re-attending within 3 months - Adults	27	259	10.4%	15.8%	15.7%	15.4%
% of FP17s for the same patient ID Re-attending between 3 & 9 months - Children	82	110	74.5%	58.4%	60.3%	58.9%
% of FP17s for the same patient ID Re-attending between 3 & 9 months - Adults	195	259	75.3%	51.9%	54.0%	51.6%
% of FP17s for Band 1 Urgent Courses	13	369	3.5%	10.1%	8.9%	8.9%
% of FP17s Relating to Free Repair or Replacements	13	369	3.5%	0.9%	1.0%	0.8%
% of FP17s Relating to Continuations	1	369	0.3%	0.9%	1.1%	0.9%
% of Patients satisfied with the dentistry they have received	1	1	N/A	94.3%	93.4%	93.2%
% of Patients satisfied with the time they had to wait for an appointment	1	1	N/A	89.3%	89.4%	88.8%

\* This is based on patients treated on this contract for their most recent course of treatment. Figures in italics indicate the base number of FP17s or Patient Questionnaire responses are less than 100. N/A is shown where the base number of responses is less than 10 during the period. % is calculated as Quantity/Base number\*100

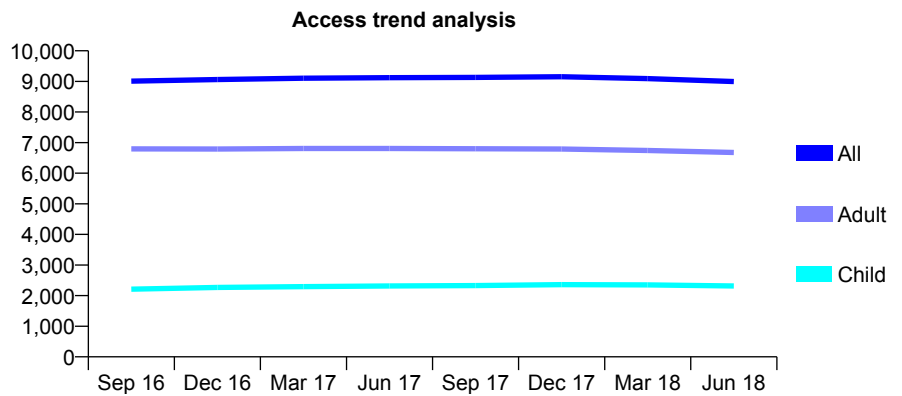
## Q46 - Vital Signs At a Glance Contract Report for 168270/0001 - June 2018

Name or company name	MR KA WITHERS
Contract type name	GDS Contract
Purpose of contract	General
Contract start date	01/07/2010
Contract end date	

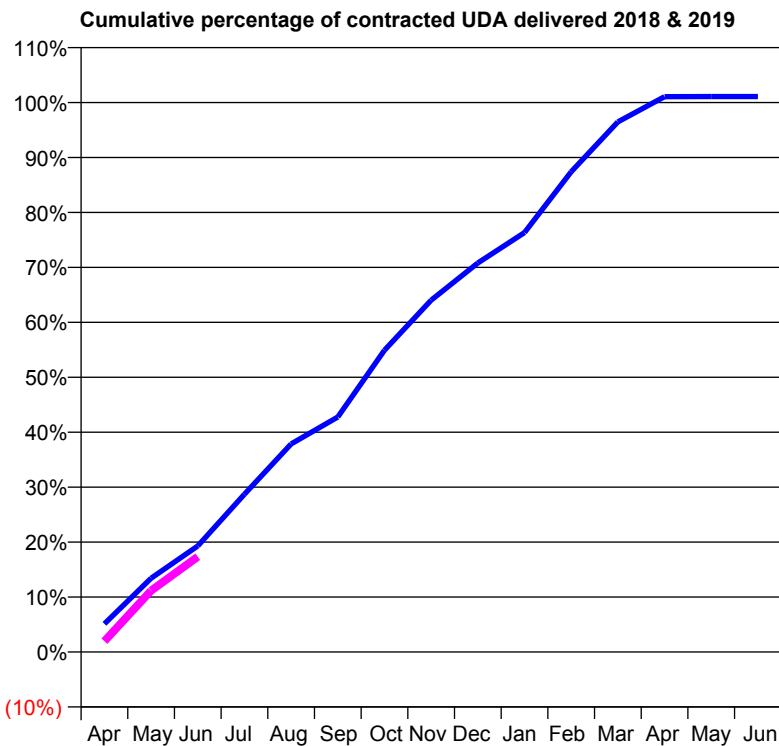
18/19 Contracted general activity (UDA)	26,084
Carry forward general activity (UDA)	0
18/19 Contracted orthodontic activity (UOA)	0
Carry forward orthodontic activity (UOA)	0
Baseline contract value	£770,238.46

### ACCESS\*

Patients seen in 24 months	Total	Change since previous quarter
Quarter ending June 2017	9,122	
Quarter ending September 2017	9,129	→
Quarter ending December 2017	9,151	→
Quarter ending March 2018	9,093	→
Quarter ending June 2018	8,995	↓
<b>Variance since June 2017</b>	<b>(1.4%)</b>	<b>↓</b>



### ACTIVITY



Month	Adjusted Scheduled Activity (UDA)	
	2018	2019
April	1,337	517
May	3,502	2,914
June	5,038	4,524
July	7,490	
August	9,880	
September	11,157	
October	14,328	
November	16,698	
December	18,468	
January	19,913	
February	22,798	
March	25,162	
April	26,363	
May	26,366	
June	26,368	

### QUALITY

	Quantity	Base Number	Contract	AT	Region	England
% of FP17s for the same patient ID Re-attending within 3 months - Children	81	843	9.6%	11.7%	12.0%	11.5%
% of FP17s for the same patient ID Re-attending within 3 months - Adults	260	2,365	11.0%	15.8%	15.7%	15.4%
% of FP17s for the same patient ID Re-attending between 3 & 9 months - Children	477	843	56.6%	58.4%	60.3%	58.9%
% of FP17s for the same patient ID Re-attending between 3 & 9 months - Adults	1,456	2,365	61.6%	51.9%	54.0%	51.6%
% of FP17s for Band 1 Urgent Courses	146	2,585	5.6%	10.1%	8.9%	8.9%
% of FP17s Relating to Free Repair or Replacements	39	2,585	1.5%	0.9%	1.0%	0.8%
% of FP17s Relating to Continuations	19	2,585	0.7%	0.9%	1.1%	0.9%
% of Patients satisfied with the dentistry they have received	4	4	N/A	94.3%	93.4%	93.2%
% of Patients satisfied with the time they had to wait for an appointment	4	4	N/A	89.3%	89.4%	88.8%

\* This is based on patients treated on this contract for their most recent course of treatment. Figures in italics indicate the base number of FP17s or Patient Questionnaire responses are less than 100. N/A is shown where the base number of responses is less than 10 during the period. % is calculated as Quantity/Base number\*100

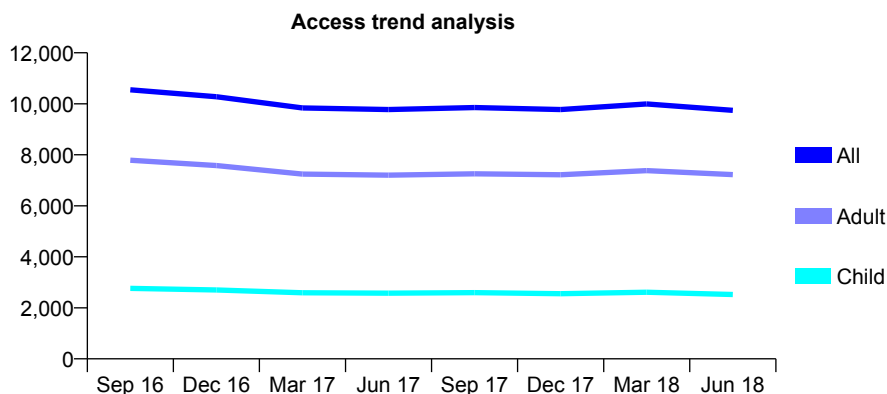
## Q46 - Vital Signs At a Glance Contract Report for 168653/0001 - June 2018

Name or company name	SimplyOne Dental
Contract type name	GDS Contract
Purpose of contract	General
Contract start date	03/09/2014
Contract end date	

18/19 Contracted general activity (UDA)	26,986
Carry forward general activity (UDA)	0
18/19 Contracted orthodontic activity (UOA)	0
Carry forward orthodontic activity (UOA)	0
Baseline contract value	£759,492.59

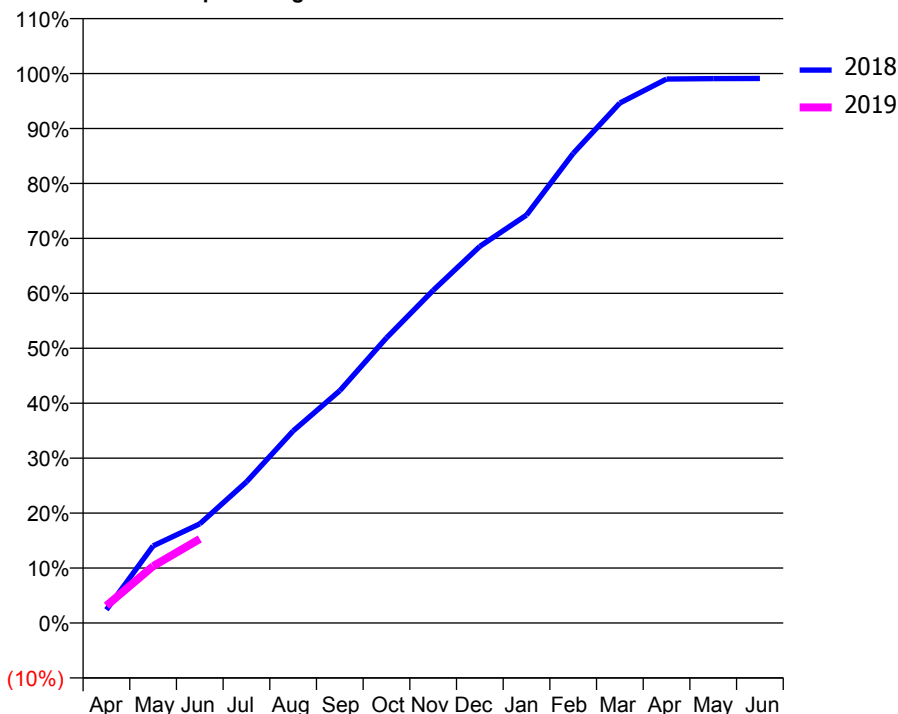
### ACCESS\*

Patients seen in 24 months	Total	Change since previous quarter
Quarter ending June 2017	9,773	
Quarter ending September 2017	9,853	→
Quarter ending December 2017	9,776	→
Quarter ending March 2018	9,994	↑
Quarter ending June 2018	9,744	↓
<b>Variance since June 2017</b>	<b>(0.3%)</b>	→



### ACTIVITY

Cumulative percentage of contracted UDA delivered 2018 & 2019



Month	Adjusted Scheduled Activity (UDA)	
	2018	2019
April	715	850
May	4,156	2,796
June	5,337	4,126
July	7,598	
August	10,343	
September	12,509	
October	15,354	
November	17,908	
December	20,279	
January	21,965	
February	25,281	
March	27,995	
April	29,292	
May	29,307	
June	29,319	

### QUALITY

	Quantity	Base Number	Contract	AT	Region	England
% of FP17s for the same patient ID Re-attending within 3 months - Children	43	591	7.3%	11.7%	12.0%	11.5%
% of FP17s for the same patient ID Re-attending within 3 months - Adults	202	1,720	11.7%	15.8%	15.7%	15.4%
% of FP17s for the same patient ID Re-attending between 3 & 9 months - Children	320	591	54.1%	58.4%	60.3%	58.9%
% of FP17s for the same patient ID Re-attending between 3 & 9 months - Adults	770	1,720	44.8%	51.9%	54.0%	51.6%
% of FP17s for Band 1 Urgent Courses	219	1,880	11.6%	10.1%	8.9%	8.9%
% of FP17s Relating to Free Repair or Replacements	12	1,880	0.6%	0.9%	1.0%	0.8%
% of FP17s Relating to Continuations	20	1,880	1.1%	0.9%	1.1%	0.9%
% of Patients satisfied with the dentistry they have received	7	7	N/A	94.3%	93.4%	93.2%
% of Patients satisfied with the time they had to wait for an appointment	7	7	N/A	89.3%	89.4%	88.8%

\* This is based on patients treated on this contract for their most recent course of treatment. Figures in italics indicate the base number of FP17s or Patient Questionnaire responses are less than 100. N/A is shown where the base number of responses is less than 10 during the period. % is calculated as Quantity/Base number\*100

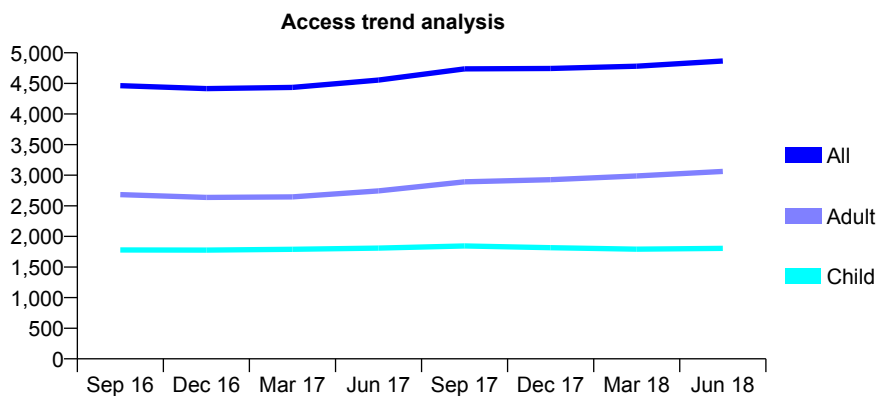
## Q46 - Vital Signs At a Glance Contract Report for 168947/0001 - June 2018

Name or company name	Silverwell Dental Surgery
Contract type name	GDS Contract
Purpose of contract	General
Contract start date	01/06/2010
Contract end date	

18/19 Contracted general activity (UDA)	12,600
Carry forward general activity (UDA)	0
18/19 Contracted orthodontic activity (UOA)	0
Carry forward orthodontic activity (UOA)	0
Baseline contract value	£314,356.70

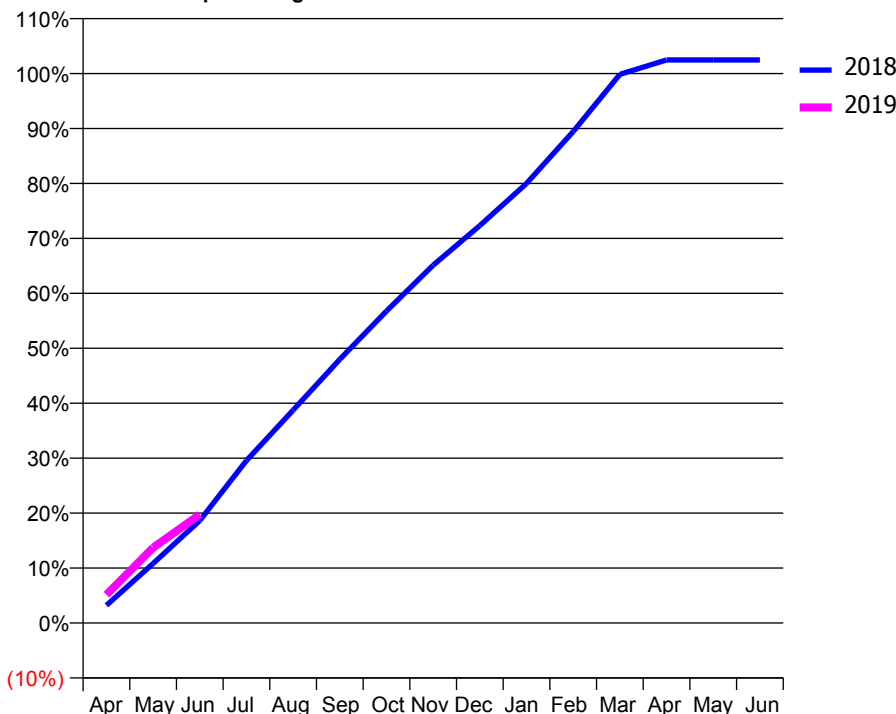
### ACCESS\*

Patients seen in 24 months	Total	Change since previous quarter
Quarter ending June 2017	4,555	
Quarter ending September 2017	4,738	↑
Quarter ending December 2017	4,744	→
Quarter ending March 2018	4,782	→
Quarter ending June 2018	4,866	→
<b>Variance since June 2017</b>	<b>6.8%</b>	<b>↑</b>



### ACTIVITY

Cumulative percentage of contracted UDA delivered 2018 & 2019



Month	2018	2019
April	405	651
May	1,364	1,728
June	2,349	2,486
July	3,724	
August	4,883	
September	6,045	
October	7,153	
November	8,206	
December	9,113	
January	10,079	
February	11,269	
March	12,580	
April	12,910	
May	12,911	
June	12,911	

### QUALITY

	Quantity	Base Number	Contract	AT	Region	England
% of FP17s for the same patient ID Re-attending within 3 months - Children	76	671	11.3%	11.7%	12.0%	11.5%
% of FP17s for the same patient ID Re-attending within 3 months - Adults	124	922	13.4%	15.8%	15.7%	15.4%
% of FP17s for the same patient ID Re-attending between 3 & 9 months - Children	381	671	56.8%	58.4%	60.3%	58.9%
% of FP17s for the same patient ID Re-attending between 3 & 9 months - Adults	514	922	55.7%	51.9%	54.0%	51.6%
% of FP17s for Band 1 Urgent Courses	100	1,390	7.2%	10.1%	8.9%	8.9%
% of FP17s Relating to Free Repair or Replacements	5	1,390	0.4%	0.9%	1.0%	0.8%
% of FP17s Relating to Continuations	7	1,390	0.5%	0.9%	1.1%	0.9%
% of Patients satisfied with the dentistry they have received	1	2	N/A	94.3%	93.4%	93.2%
% of Patients satisfied with the time they had to wait for an appointment	1	2	N/A	89.3%	89.4%	88.8%

\* This is based on patients treated on this contract for their most recent course of treatment. Figures in italics indicate the base number of FP17s or Patient Questionnaire responses are less than 100. N/A is shown where the base number of responses is less than 10 during the period. % is calculated as Quantity/Base number\*100

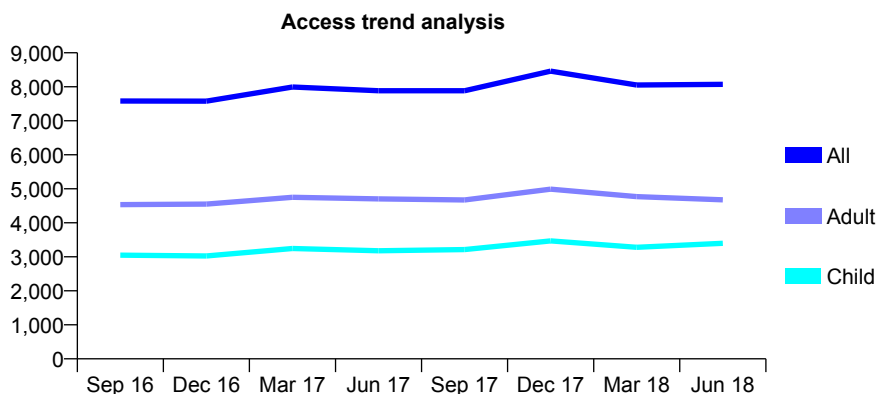
## Q46 - Vital Signs At a Glance Contract Report for 173096/0001 - June 2018

Name or company name	Mr A Hussain
Contract type name	GDS Contract
Purpose of contract	General
Contract start date	01/04/2010
Contract end date	

18/19 Contracted general activity (UDA)	22,889
Carry forward general activity (UDA)	0
18/19 Contracted orthodontic activity (UOA)	0
Carry forward orthodontic activity (UOA)	0
Baseline contract value	£658,473.74

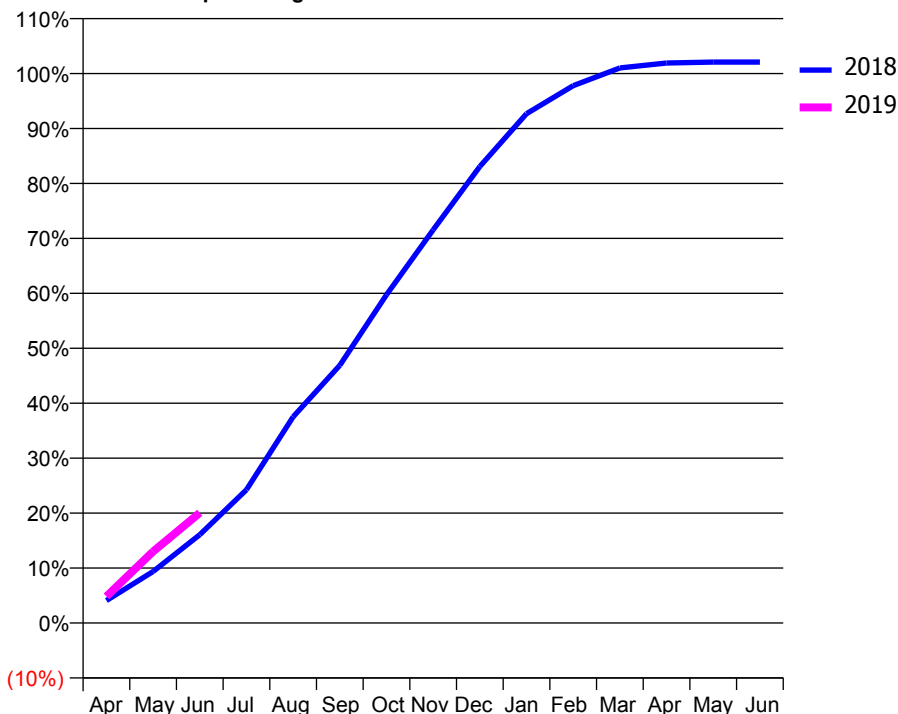
### ACCESS\*

Patients seen in 24 months	Total	Change since previous quarter
Quarter ending June 2017	7,883	
Quarter ending September 2017	7,885	→
Quarter ending December 2017	8,461	↑
Quarter ending March 2018	8,051	↓
Quarter ending June 2018	8,074	→
<b>Variance since June 2017</b>	<b>2.4%</b>	<b>↑</b>



### ACTIVITY

Cumulative percentage of contracted UDA delivered 2018 & 2019



Adjusted Scheduled Activity (UDA)

Month	2018	2019
April	934	1,107
May	2,145	2,980
June	3,681	4,593
July	5,553	
August	8,591	
September	10,733	
October	13,675	
November	16,375	
December	19,018	
January	21,214	
February	22,379	
March	23,119	
April	23,327	
May	23,363	
June	23,366	

### QUALITY

	Quantity	Base Number	Contract	AT	Region	England
% of FP17s for the same patient ID Re-attending within 3 months - Children	99	1,214	8.2%	11.7%	12.0%	11.5%
% of FP17s for the same patient ID Re-attending within 3 months - Adults	230	1,245	18.5%	15.8%	15.7%	15.4%
% of FP17s for the same patient ID Re-attending between 3 & 9 months - Children	630	1,214	51.9%	58.4%	60.3%	58.9%
% of FP17s for the same patient ID Re-attending between 3 & 9 months - Adults	646	1,245	51.9%	51.9%	54.0%	51.6%
% of FP17s for Band 1 Urgent Courses	252	2,338	10.8%	10.1%	8.9%	8.9%
% of FP17s Relating to Free Repair or Replacements	14	2,338	0.6%	0.9%	1.0%	0.8%
% of FP17s Relating to Continuations	37	2,338	1.6%	0.9%	1.1%	0.9%
% of Patients satisfied with the dentistry they have received	2	2	N/A	94.3%	93.4%	93.2%
% of Patients satisfied with the time they had to wait for an appointment	2	2	N/A	89.3%	89.4%	88.8%

\* This is based on patients treated on this contract for their most recent course of treatment. Figures in italics indicate the base number of FP17s or Patient Questionnaire responses are less than 100. N/A is shown where the base number of responses is less than 10 during the period. % is calculated as Quantity/Base number\*100

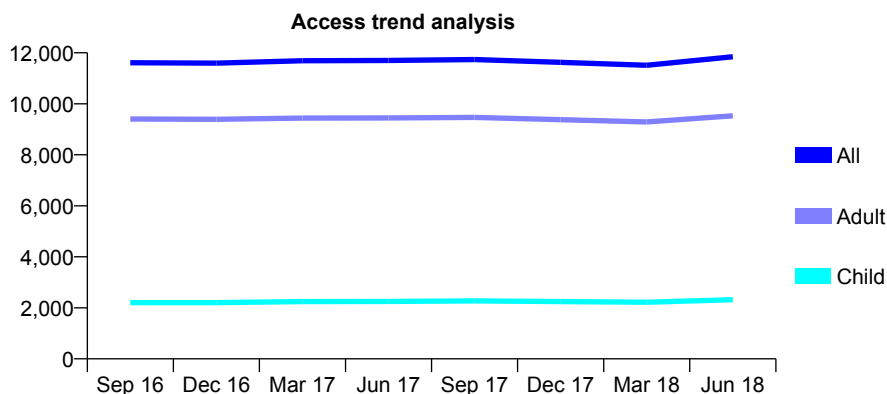
## Q46 - Vital Signs At a Glance Contract Report for 173401/0001 - June 2018

Name or company name	Romiley Dental Practice
Contract type name	GDS Contract
Purpose of contract	General
Contract start date	01/04/2006
Contract end date	

18/19 Contracted general activity (UDA)	34,502
Carry forward general activity (UDA)	0
18/19 Contracted orthodontic activity (UOA)	0
Carry forward orthodontic activity (UOA)	0
Baseline contract value	£835,112.62

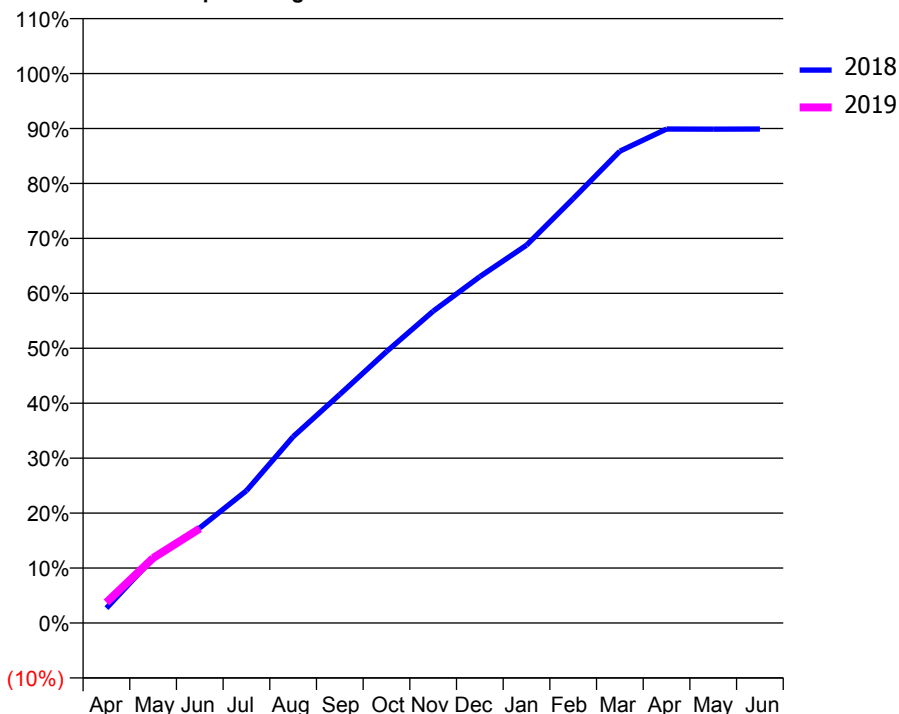
### ACCESS\*

Patients seen in 24 months	Total	Change since previous quarter
Quarter ending June 2017	11,698	
Quarter ending September 2017	11,736	→
Quarter ending December 2017	11,625	→
Quarter ending March 2018	11,509	→
Quarter ending June 2018	11,848	↑
<b>Variance since June 2017</b>	<b>1.3%</b>	<b>→</b>



### ACTIVITY

Cumulative percentage of contracted UDA delivered 2018 & 2019



Month	Adjusted Scheduled Activity (UDA)	
	2018	2019
April	869	1,296
May	3,772	4,083
June	5,540	5,928
July	7,709	
August	10,855	
September	13,314	
October	15,811	
November	18,162	
December	20,170	
January	22,004	
February	24,716	
March	27,477	
April	28,766	
May	28,764	
June	28,765	

### QUALITY

	Quantity	Base Number	Contract	AT	Region	England
% of FP17s for the same patient ID Re-attending within 3 months - Children	60	867	6.9%	11.7%	12.0%	11.5%
% of FP17s for the same patient ID Re-attending within 3 months - Adults	374	3,276	11.4%	15.8%	15.7%	15.4%
% of FP17s for the same patient ID Re-attending between 3 & 9 months - Children	425	867	49.0%	58.4%	60.3%	58.9%
% of FP17s for the same patient ID Re-attending between 3 & 9 months - Adults	1,622	3,276	49.5%	51.9%	54.0%	51.6%
% of FP17s for Band 1 Urgent Courses	265	3,294	8.0%	10.1%	8.9%	8.9%
% of FP17s Relating to Free Repair or Replacements	27	3,294	0.8%	0.9%	1.0%	0.8%
% of FP17s Relating to Continuations	22	3,294	0.7%	0.9%	1.1%	0.9%
% of Patients satisfied with the dentistry they have received	4	6	N/A	94.3%	93.4%	93.2%
% of Patients satisfied with the time they had to wait for an appointment	5	6	N/A	89.3%	89.4%	88.8%

\* This is based on patients treated on this contract for their most recent course of treatment. Figures in italics indicate the base number of FP17s or Patient Questionnaire responses are less than 100. N/A is shown where the base number of responses is less than 10 during the period. % is calculated as Quantity/Base number\*100

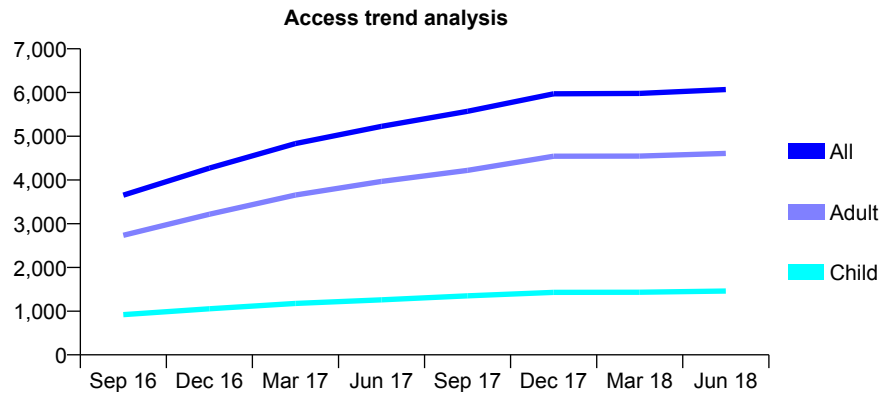
## Q46 - Vital Signs At a Glance Contract Report for 173673/0001 - June 2018

Name or company name	Dr Ambareen Tejani-Sharif
Contract type name	GDS Contract
Purpose of contract	General
Contract start date	01/02/2016
Contract end date	

18/19 Contracted general activity (UDA)	18,526
Carry forward general activity (UDA)	0
18/19 Contracted orthodontic activity (UOA)	0
Carry forward orthodontic activity (UOA)	0
Baseline contract value	£530,388.92

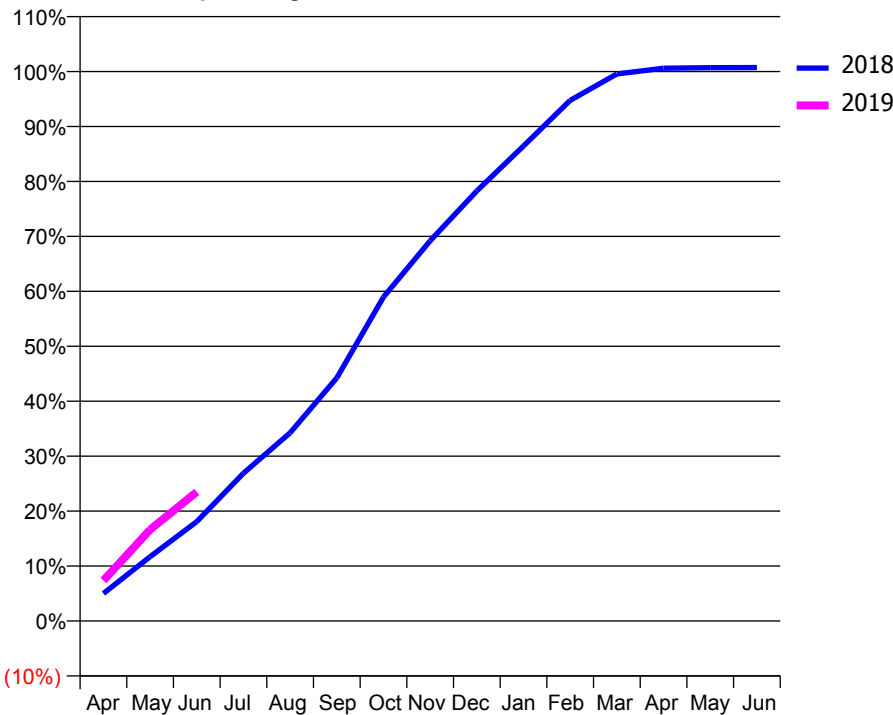
### ACCESS\*

Patients seen in 24 months	Total	Change since previous quarter
Quarter ending June 2017	5,227	
Quarter ending September 2017	5,571	↑
Quarter ending December 2017	5,972	↑
Quarter ending March 2018	5,979	→
Quarter ending June 2018	6,068	→
<b>Variance since June 2017</b>	<b>16.1%</b>	<b>↑</b>



### ACTIVITY

Cumulative percentage of contracted UDA delivered 2018 & 2019



Month	Adjusted Scheduled Activity (UDA)	
	2018	2019
April	928	1,365
May	2,168	3,084
June	3,351	4,353
July	4,984	
August	6,346	
September	8,198	
October	10,923	
November	12,818	
December	14,501	
January	16,017	
February	17,551	
March	18,444	
April	18,636	
May	18,656	
June	18,659	

### QUALITY

	Quantity	Base Number	Contract	AT	Region	England
% of FP17s for the same patient ID Re-attending within 3 months - Children	39	521	7.5%	11.7%	12.0%	11.5%
% of FP17s for the same patient ID Re-attending within 3 months - Adults	168	1,501	11.2%	15.8%	15.7%	15.4%
% of FP17s for the same patient ID Re-attending between 3 & 9 months - Children	288	521	55.3%	58.4%	60.3%	58.9%
% of FP17s for the same patient ID Re-attending between 3 & 9 months - Adults	849	1,501	56.6%	51.9%	54.0%	51.6%
% of FP17s for Band 1 Urgent Courses	140	1,934	7.2%	10.1%	8.9%	8.9%
% of FP17s Relating to Free Repair or Replacements	21	1,934	1.1%	0.9%	1.0%	0.8%
% of FP17s Relating to Continuations	26	1,934	1.3%	0.9%	1.1%	0.9%
% of Patients satisfied with the dentistry they have received	3	4	N/A	94.3%	93.4%	93.2%
% of Patients satisfied with the time they had to wait for an appointment	4	4	N/A	89.3%	89.4%	88.8%

\* This is based on patients treated on this contract for their most recent course of treatment. Figures in italics indicate the base number of FP17s or Patient Questionnaire responses are less than 100. N/A is shown where the base number of responses is less than 10 during the period. % is calculated as Quantity/Base number\*100

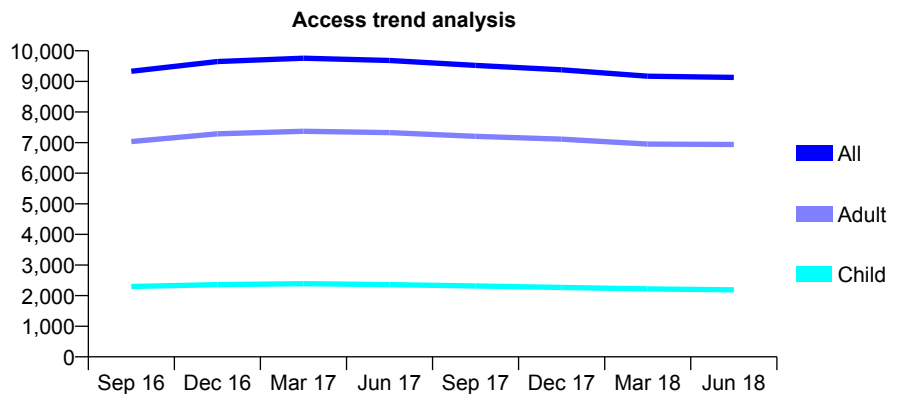
## Q46 - Vital Signs At a Glance Contract Report for 173746/0001 - June 2018

Name or company name	Westhoughton (No1) Ltd
Contract type name	GDS Contract
Purpose of contract	General
Contract start date	01/11/2007
Contract end date	

18/19 Contracted general activity (UDA)	29,940
Carry forward general activity (UDA)	0
18/19 Contracted orthodontic activity (UOA)	0
Carry forward orthodontic activity (UOA)	0
Baseline contract value	£897,082.01

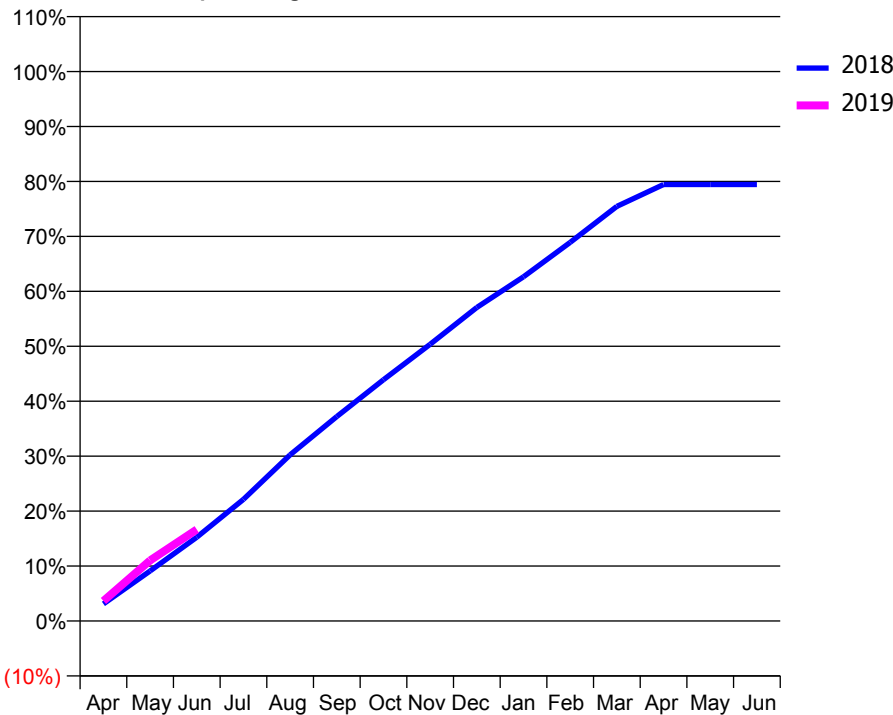
### ACCESS\*

Patients seen in 24 months	Total	Change since previous quarter
Quarter ending June 2017	9,685	
Quarter ending September 2017	9,522	↓
Quarter ending December 2017	9,380	↓
Quarter ending March 2018	9,170	↓
Quarter ending June 2018	9,131	→
<b>Variance since June 2017</b>	<b>(5.7%)</b>	<b>↓</b>



### ACTIVITY

Cumulative percentage of contracted UDA delivered 2018 & 2019



Month	Adjusted Scheduled Activity (UDA)	
	2018	2019
April	935	1,096
May	2,727	3,299
June	4,567	4,987
July	6,633	
August	9,054	
September	11,145	
October	13,147	
November	15,083	
December	17,088	
January	18,753	
February	20,631	
March	22,590	
April	23,785	
May	23,782	
June	23,782	

### QUALITY

	Quantity	Base Number	Contract	AT	Region	England
% of FP17s for the same patient ID Re-attending within 3 months - Children	67	764	8.8%	11.7%	12.0%	11.5%
% of FP17s for the same patient ID Re-attending within 3 months - Adults	405	2,419	16.7%	15.8%	15.7%	15.4%
% of FP17s for the same patient ID Re-attending between 3 & 9 months - Children	429	764	56.2%	58.4%	60.3%	58.9%
% of FP17s for the same patient ID Re-attending between 3 & 9 months - Adults	1,212	2,419	50.1%	51.9%	54.0%	51.6%
% of FP17s for Band 1 Urgent Courses	267	2,623	10.2%	10.1%	8.9%	8.9%
% of FP17s Relating to Free Repair or Replacements	32	2,623	1.2%	0.9%	1.0%	0.8%
% of FP17s Relating to Continuations	36	2,623	1.4%	0.9%	1.1%	0.9%
% of Patients satisfied with the dentistry they have received	6	6	N/A	94.3%	93.4%	93.2%
% of Patients satisfied with the time they had to wait for an appointment	6	6	N/A	89.3%	89.4%	88.8%

\* This is based on patients treated on this contract for their most recent course of treatment. Figures in italics indicate the base number of FP17s or Patient Questionnaire responses are less than 100. N/A is shown where the base number of responses is less than 10 during the period. % is calculated as Quantity/Base number\*100



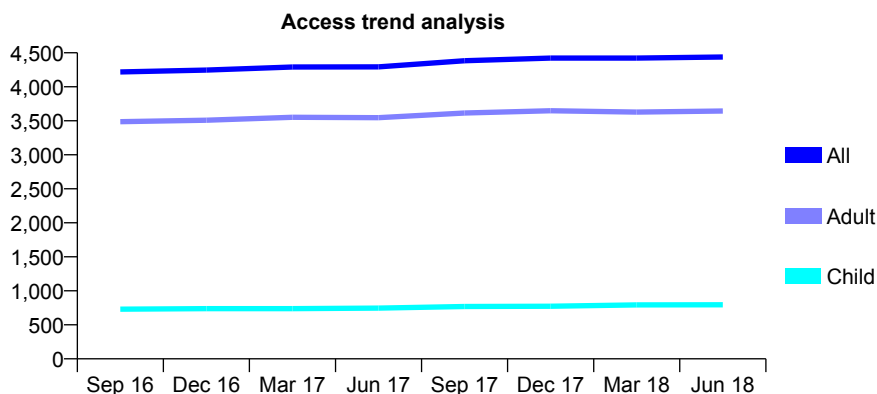
## Q46 - Vital Signs At a Glance Contract Report for 177237/0002 - June 2018

Name or company name	Simon Taylor Dental Practice Ltd
Contract type name	GDS Contract
Purpose of contract	General
Contract start date	01/04/2012
Contract end date	

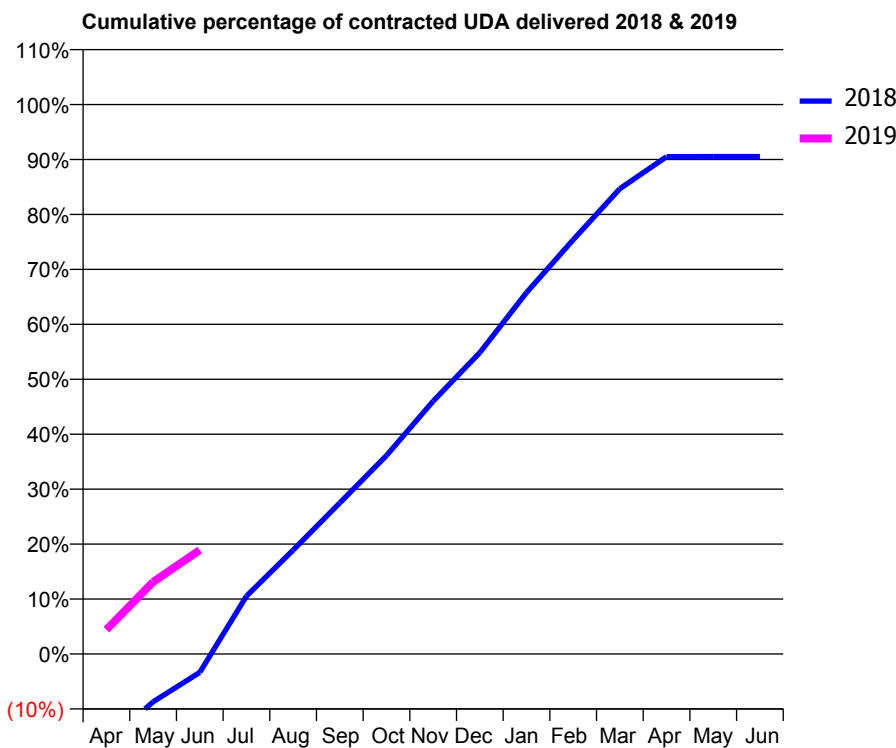
18/19 Contracted general activity (UDA)	13,950
Carry forward general activity (UDA)	0
18/19 Contracted orthodontic activity (UOA)	0
Carry forward orthodontic activity (UOA)	0
Baseline contract value	£426,763.44

### ACCESS\*

Patients seen in 24 months	Total	Change since previous quarter
Quarter ending June 2017	4,294	
Quarter ending September 2017	4,384	↑
Quarter ending December 2017	4,423	→
Quarter ending March 2018	4,423	→
Quarter ending June 2018	4,439	→
<b>Variance since June 2017</b>	<b>3.4%</b>	<b>↑</b>



### ACTIVITY



Adjusted Scheduled Activity (UDA)		
Month	2018	2019
April	-2,248	617
May	-1,215	1,831
June	-468	2,640
July	1,471	
August	2,640	
September	3,838	
October	5,039	
November	6,422	
December	7,653	
January	9,175	
February	10,516	
March	11,813	
April	12,625	
May	12,629	
June	12,629	

### QUALITY

	Quantity	Base Number	Contract	AT	Region	England
% of FP17s for the same patient ID Re-attending within 3 months - Children	21	298	7.0%	11.7%	12.0%	11.5%
% of FP17s for the same patient ID Re-attending within 3 months - Adults	240	1,241	19.3%	15.8%	15.7%	15.4%
% of FP17s for the same patient ID Re-attending between 3 & 9 months - Children	167	298	56.0%	58.4%	60.3%	58.9%
% of FP17s for the same patient ID Re-attending between 3 & 9 months - Adults	642	1,241	51.7%	51.9%	54.0%	51.6%
% of FP17s for Band 1 Urgent Courses	157	1,226	12.8%	10.1%	8.9%	8.9%
% of FP17s Relating to Free Repair or Replacements	26	1,226	2.1%	0.9%	1.0%	0.8%
% of FP17s Relating to Continuations	25	1,226	2.0%	0.9%	1.1%	0.9%
% of Patients satisfied with the dentistry they have received	5	5	N/A	94.3%	93.4%	93.2%
% of Patients satisfied with the time they had to wait for an appointment	3	5	N/A	89.3%	89.4%	88.8%

\* This is based on patients treated on this contract for their most recent course of treatment. Figures in italics indicate the base number of FP17s or Patient Questionnaire responses are less than 100. N/A is shown where the base number of responses is less than 10 during the period. % is calculated as Quantity/Base number\*100

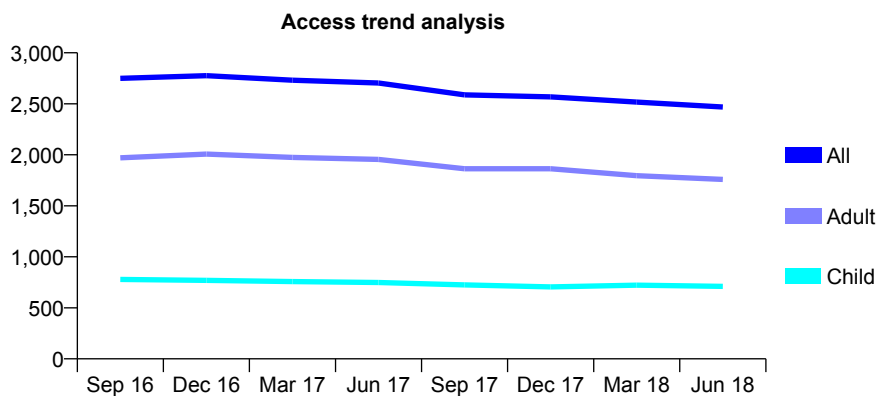
## Q46 - Vital Signs At a Glance Contract Report for 178489/0001 - June 2018

Name or company name	Synergy Dental Clinic Swan Lane Ltd
Contract type name	GDS Contract
Purpose of contract	General
Contract start date	01/02/2015
Contract end date	

18/19 Contracted general activity (UDA)	6,940
Carry forward general activity (UDA)	0
18/19 Contracted orthodontic activity (UOA)	0
Carry forward orthodontic activity (UOA)	0
Baseline contract value	£188,095.66

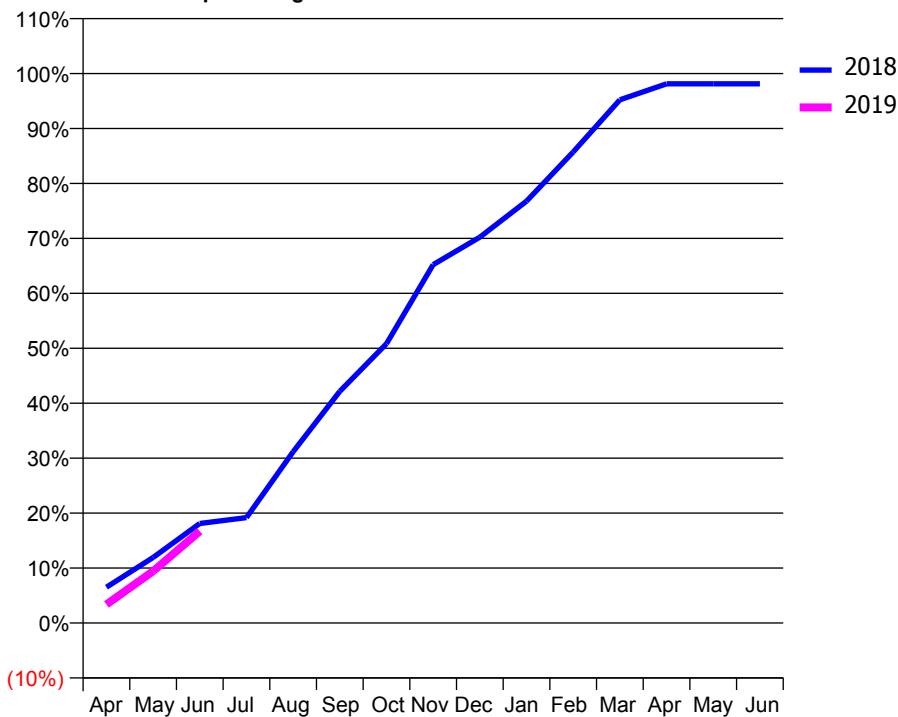
### ACCESS\*

Patients seen in 24 months	Total	Change since previous quarter
Quarter ending June 2017	2,704	
Quarter ending September 2017	2,588	↓
Quarter ending December 2017	2,568	→
Quarter ending March 2018	2,517	↓
Quarter ending June 2018	2,469	↓
<b>Variance since June 2017</b>	<b>(8.7%)</b>	<b>↓</b>



### ACTIVITY

Cumulative percentage of contracted UDA delivered 2018 & 2019



Adjusted Scheduled Activity (UDA)		
Month	2018	2019
April	453	234
May	827	654
June	1,257	1,160
July	1,332	
August	2,164	
September	2,926	
October	3,527	
November	4,526	
December	4,873	
January	5,328	
February	5,949	
March	6,608	
April	6,810	
May	6,810	
June	6,810	

### QUALITY

	Quantity	Base Number	Contract	AT	Region	England
% of FP17s for the same patient ID Re-attending within 3 months - Children	9	226	4.0%	11.7%	12.0%	11.5%
% of FP17s for the same patient ID Re-attending within 3 months - Adults	48	496	9.7%	15.8%	15.7%	15.4%
% of FP17s for the same patient ID Re-attending between 3 & 9 months - Children	140	226	61.9%	58.4%	60.3%	58.9%
% of FP17s for the same patient ID Re-attending between 3 & 9 months - Adults	315	496	63.5%	51.9%	54.0%	51.6%
% of FP17s for Band 1 Urgent Courses	43	627	6.9%	10.1%	8.9%	8.9%
% of FP17s Relating to Free Repair or Replacements	4	627	0.6%	0.9%	1.0%	0.8%
% of FP17s Relating to Continuations	0	627	0.0%	0.9%	1.1%	0.9%
% of Patients satisfied with the dentistry they have received	2	2	N/A	94.3%	93.4%	93.2%
% of Patients satisfied with the time they had to wait for an appointment	2	2	N/A	89.3%	89.4%	88.8%

\* This is based on patients treated on this contract for their most recent course of treatment. Figures in italics indicate the base number of FP17s or Patient Questionnaire responses are less than 100. N/A is shown where the base number of responses is less than 10 during the period. % is calculated as Quantity/Base number\*100

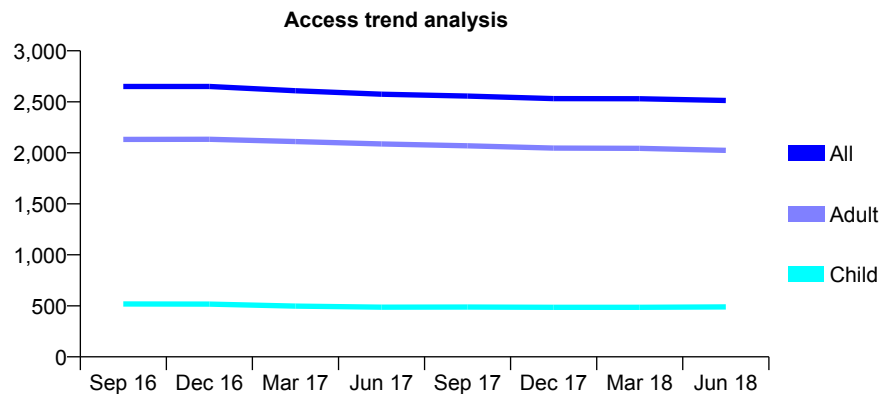
## Q46 - Vital Signs At a Glance Contract Report for 179663/0001 - June 2018

Name or company name	757 Blackburn Road Dental Practice
Contract type name	GDS Contract
Purpose of contract	General
Contract start date	01/04/2012
Contract end date	

18/19 Contracted general activity (UDA)	8,505
Carry forward general activity (UDA)	0
18/19 Contracted orthodontic activity (UOA)	0
Carry forward orthodontic activity (UOA)	0
Baseline contract value	£215,066.70

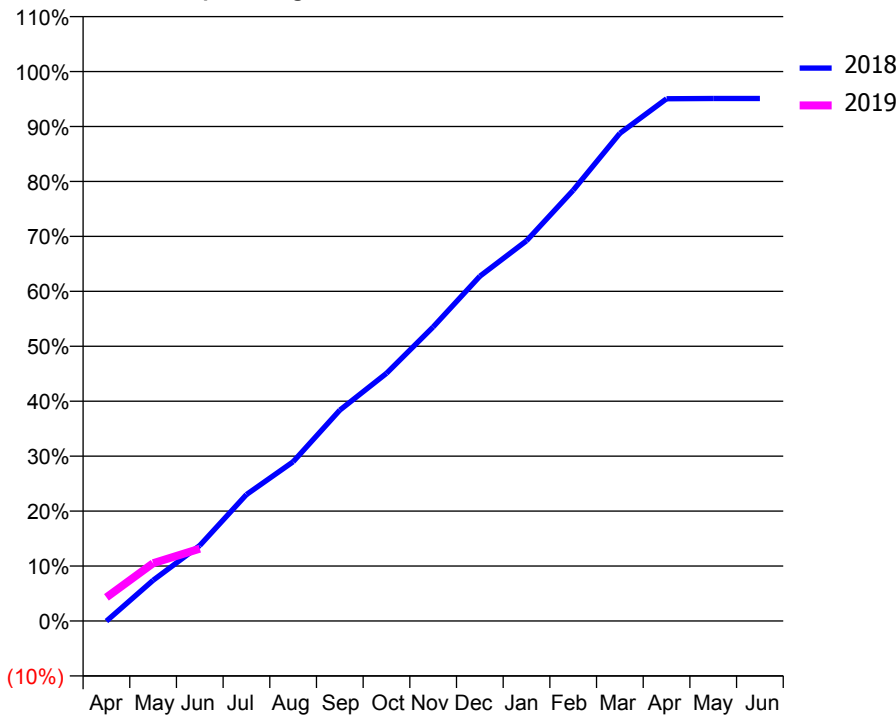
### ACCESS\*

Patients seen in 24 months	Total	Change since previous quarter
Quarter ending June 2017	2,574	
Quarter ending September 2017	2,556	→
Quarter ending December 2017	2,532	→
Quarter ending March 2018	2,530	→
Quarter ending June 2018	2,513	→
<b>Variance since June 2017</b>	<b>(2.4%)</b>	<b>↓</b>



### ACTIVITY

Cumulative percentage of contracted UDA delivered 2018 & 2019



Month	Adjusted Scheduled Activity (UDA)	
	2018	2019
April	-3	367
May	631	895
June	1,168	1,119
July	1,958	
August	2,465	
September	3,265	
October	3,834	
November	4,553	
December	5,337	
January	5,885	
February	6,668	
March	7,548	
April	8,083	
May	8,086	
June	8,086	

### QUALITY

	Quantity	Base Number	Contract	AT	Region	England
% of FP17s for the same patient ID Re-attending within 3 months - Children	15	166	9.0%	11.7%	12.0%	11.5%
% of FP17s for the same patient ID Re-attending within 3 months - Adults	81	595	13.6%	15.8%	15.7%	15.4%
% of FP17s for the same patient ID Re-attending between 3 & 9 months - Children	107	166	64.5%	58.4%	60.3%	58.9%
% of FP17s for the same patient ID Re-attending between 3 & 9 months - Adults	371	595	62.4%	51.9%	54.0%	51.6%
% of FP17s for Band 1 Urgent Courses	31	589	5.3%	10.1%	8.9%	8.9%
% of FP17s Relating to Free Repair or Replacements	10	589	1.7%	0.9%	1.0%	0.8%
% of FP17s Relating to Continuations	5	589	0.8%	0.9%	1.1%	0.9%
% of Patients satisfied with the dentistry they have received	1	1	N/A	94.3%	93.4%	93.2%
% of Patients satisfied with the time they had to wait for an appointment	0	1	N/A	89.3%	89.4%	88.8%

\* This is based on patients treated on this contract for their most recent course of treatment. Figures in italics indicate the base number of FP17s or Patient Questionnaire responses are less than 100. N/A is shown where the base number of responses is less than 10 during the period. % is calculated as Quantity/Base number\*100

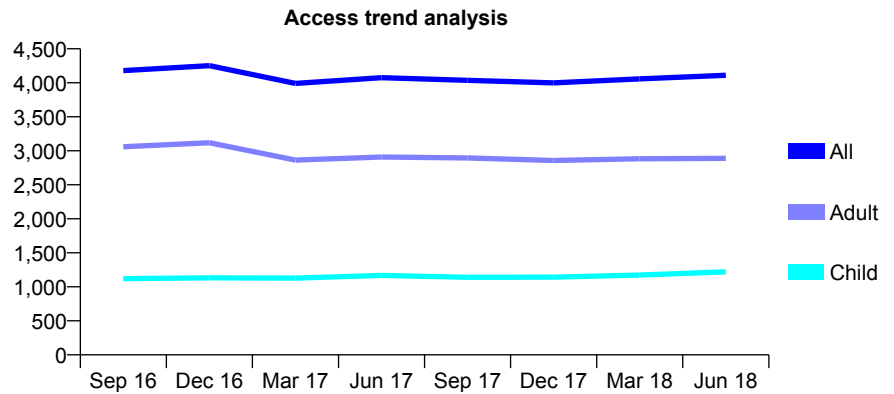
## Q46 - Vital Signs At a Glance Contract Report for 179701/0001 - June 2018

Name or company name	Pearldent Dental Practice
Contract type name	GDS Contract
Purpose of contract	General
Contract start date	01/10/2009
Contract end date	

18/19 Contracted general activity (UDA)	9,900
Carry forward general activity (UDA)	0
18/19 Contracted orthodontic activity (UOA)	0
Carry forward orthodontic activity (UOA)	0
Baseline contract value	£351,315.83

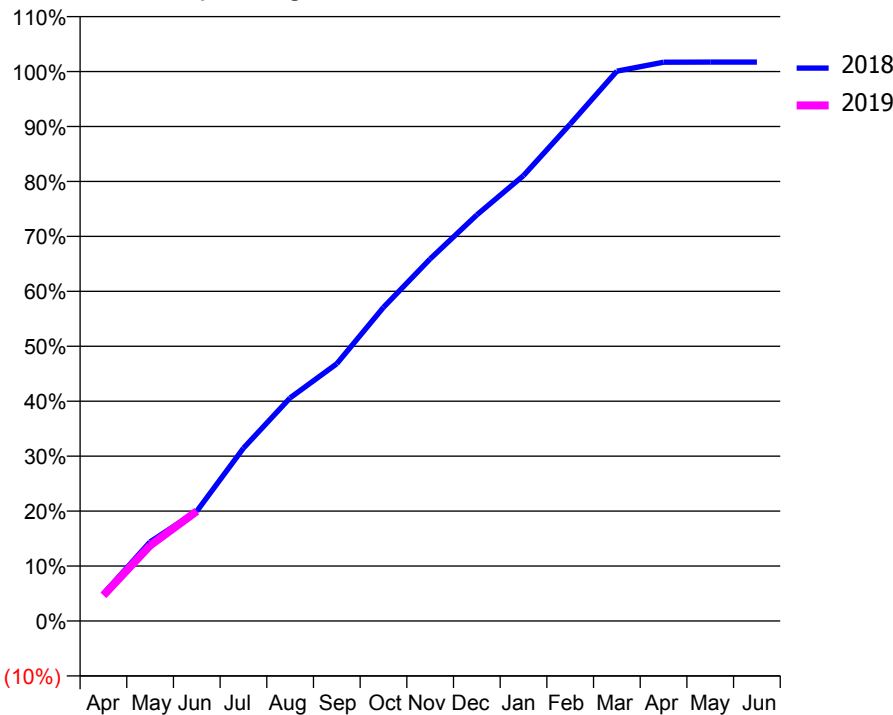
### ACCESS\*

Patients seen in 24 months	Total	Change since previous quarter
Quarter ending June 2017	4,076	
Quarter ending September 2017	4,036	→
Quarter ending December 2017	3,999	→
Quarter ending March 2018	4,057	→
Quarter ending June 2018	4,110	→
<b>Variance since June 2017</b>	<b>0.8%</b>	<b>→</b>



### ACTIVITY

Cumulative percentage of contracted UDA delivered 2018 & 2019



Month	Adjusted Scheduled Activity (UDA)	
	2018	2019
April	488	462
May	1,426	1,361
June	1,977	1,977
July	3,115	
August	4,021	
September	4,636	
October	5,652	
November	6,523	
December	7,317	
January	8,026	
February	8,953	
March	9,905	
April	10,068	
May	10,070	
June	10,070	

### QUALITY

	Quantity	Base Number	Contract	AT	Region	England
% of FP17s for the same patient ID Re-attending within 3 months - Children	41	605	6.8%	11.7%	12.0%	11.5%
% of FP17s for the same patient ID Re-attending within 3 months - Adults	140	1,198	11.7%	15.8%	15.7%	15.4%
% of FP17s for the same patient ID Re-attending between 3 & 9 months - Children	398	605	65.8%	58.4%	60.3%	58.9%
% of FP17s for the same patient ID Re-attending between 3 & 9 months - Adults	743	1,198	62.0%	51.9%	54.0%	51.6%
% of FP17s for Band 1 Urgent Courses	62	1,257	4.9%	10.1%	8.9%	8.9%
% of FP17s Relating to Free Repair or Replacements	7	1,257	0.6%	0.9%	1.0%	0.8%
% of FP17s Relating to Continuations	5	1,257	0.4%	0.9%	1.1%	0.9%
% of Patients satisfied with the dentistry they have received	2	2	N/A	94.3%	93.4%	93.2%
% of Patients satisfied with the time they had to wait for an appointment	2	2	N/A	89.3%	89.4%	88.8%

\* This is based on patients treated on this contract for their most recent course of treatment. Figures in italics indicate the base number of FP17s or Patient Questionnaire responses are less than 100. N/A is shown where the base number of responses is less than 10 during the period. % is calculated as Quantity/Base number\*100

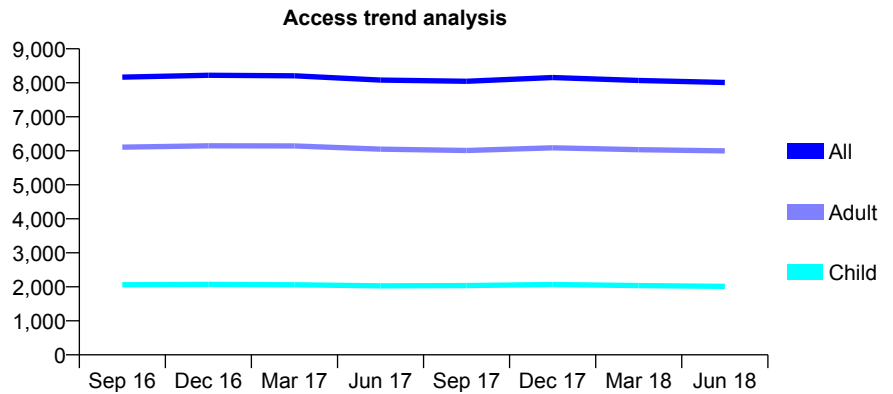
## Q46 - Vital Signs At a Glance Contract Report for 179728/0001 - June 2018

Name or company name	Hadfield Dental Care Ltd
Contract type name	GDS Contract
Purpose of contract	General
Contract start date	01/12/2007
Contract end date	

18/19 Contracted general activity (UDA)	24,325
Carry forward general activity (UDA)	0
18/19 Contracted orthodontic activity (UOA)	0
Carry forward orthodontic activity (UOA)	0
Baseline contract value	£811,018.77

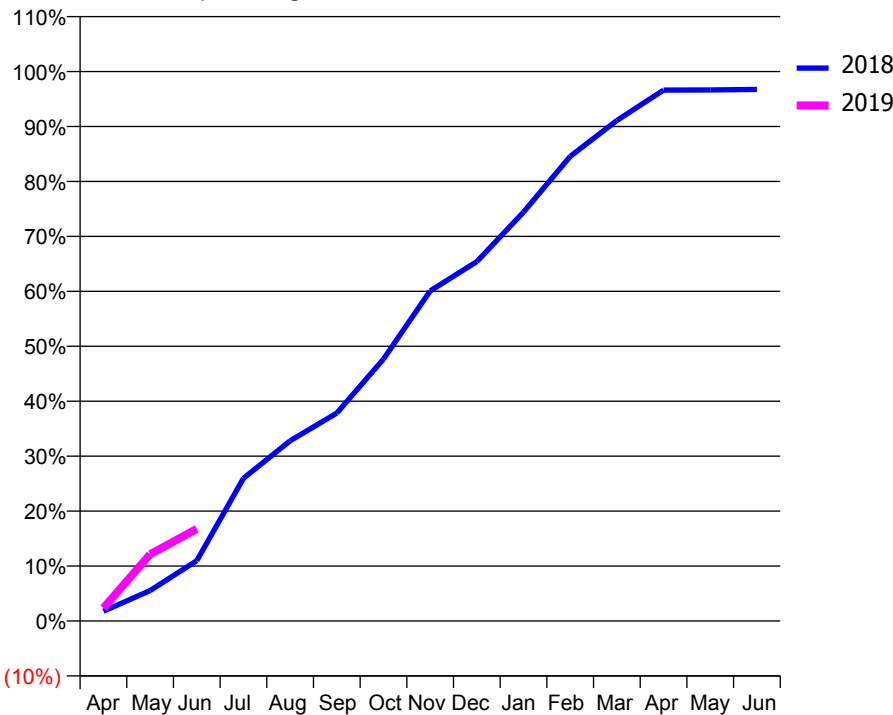
### ACCESS\*

Patients seen in 24 months	Total	Change since previous quarter
Quarter ending June 2017	8,080	
Quarter ending September 2017	8,047	→
Quarter ending December 2017	8,155	→
Quarter ending March 2018	8,069	↓
Quarter ending June 2018	8,010	→
<b>Variance since June 2017</b>	<b>(0.9%)</b>	→



### ACTIVITY

Cumulative percentage of contracted UDA delivered 2018 & 2019



Month	Adjusted Scheduled Activity (UDA)	
	2018	2019
April	436	576
May	1,347	2,952
June	2,670	4,080
July	6,316	
August	7,980	
September	9,203	
October	11,596	
November	14,610	
December	15,912	
January	18,100	
February	20,567	
March	22,156	
April	23,501	
May	23,510	
June	23,529	

### QUALITY

	Quantity	Base Number	Contract	AT	Region	England
% of FP17s for the same patient ID Re-attending within 3 months - Children	85	784	10.8%	11.7%	12.0%	11.5%
% of FP17s for the same patient ID Re-attending within 3 months - Adults	386	2,361	16.3%	15.8%	15.7%	15.4%
% of FP17s for the same patient ID Re-attending between 3 & 9 months - Children	552	784	70.4%	58.4%	60.3%	58.9%
% of FP17s for the same patient ID Re-attending between 3 & 9 months - Adults	1,552	2,361	65.7%	51.9%	54.0%	51.6%
% of FP17s for Band 1 Urgent Courses	292	2,471	11.8%	10.1%	8.9%	8.9%
% of FP17s Relating to Free Repair or Replacements	26	2,471	1.1%	0.9%	1.0%	0.8%
% of FP17s Relating to Continuations	7	2,471	0.3%	0.9%	1.1%	0.9%
% of Patients satisfied with the dentistry they have received	2	2	N/A	94.3%	93.4%	93.2%
% of Patients satisfied with the time they had to wait for an appointment	2	2	N/A	89.3%	89.4%	88.8%

\* This is based on patients treated on this contract for their most recent course of treatment. Figures in italics indicate the base number of FP17s or Patient Questionnaire responses are less than 100. N/A is shown where the base number of responses is less than 10 during the period. % is calculated as Quantity/Base number\*100

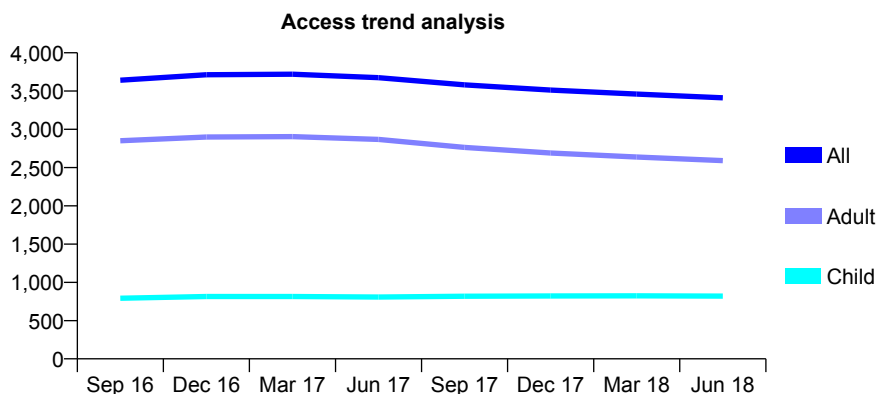
## Q46 - Vital Signs At a Glance Contract Report for 180181/0001 - June 2018

Name or company name	New Cross Dental Care
Contract type name	GDS Contract
Purpose of contract	General
Contract start date	01/04/2010
Contract end date	

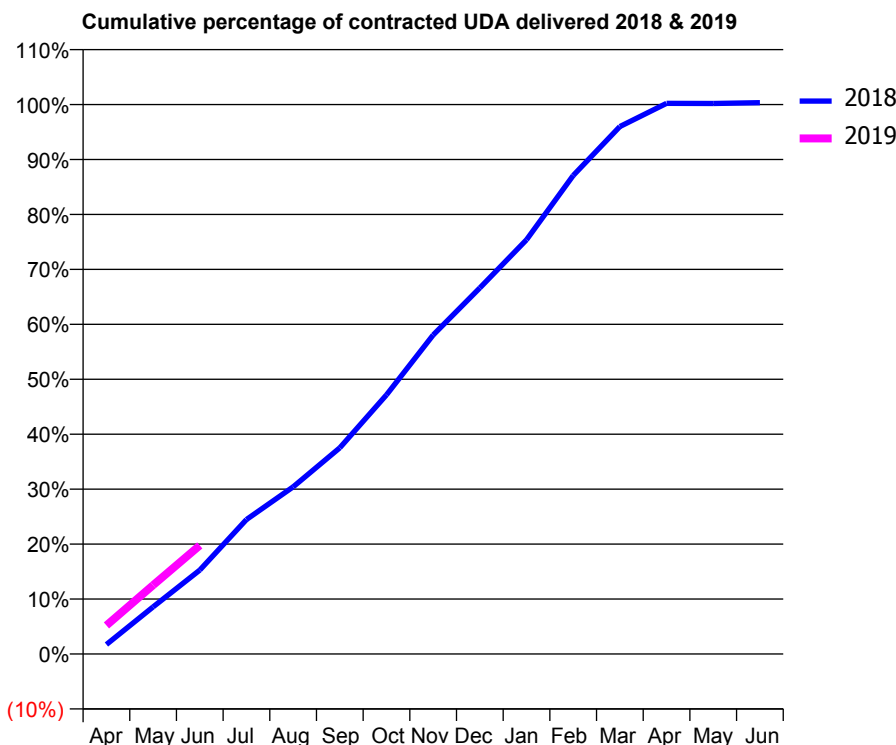
18/19 Contracted general activity (UDA)	10,669
Carry forward general activity (UDA)	0
18/19 Contracted orthodontic activity (UOA)	0
Carry forward orthodontic activity (UOA)	0
Baseline contract value	£303,211.25

### ACCESS\*

Patients seen in 24 months	Total	Change since previous quarter
Quarter ending June 2017	3,675	
Quarter ending September 2017	3,581	↓
Quarter ending December 2017	3,512	↓
Quarter ending March 2018	3,461	↓
Quarter ending June 2018	3,411	↓
<b>Variance since June 2017</b>	<b>(7.2%)</b>	<b>↓</b>



### ACTIVITY



Month	Adjusted Scheduled Activity (UDA)	
	2018	2019
April	186	556
May	915	1,337
June	1,629	2,108
July	2,611	
August	3,246	
September	4,003	
October	5,031	
November	6,195	
December	7,108	
January	8,042	
February	9,290	
March	10,242	
April	10,692	
May	10,689	
June	10,704	

### QUALITY

	Quantity	Base Number	Contract	AT	Region	England
% of FP17s for the same patient ID Re-attending within 3 months - Children	18	282	6.4%	11.7%	12.0%	11.5%
% of FP17s for the same patient ID Re-attending within 3 months - Adults	68	728	9.3%	15.8%	15.7%	15.4%
% of FP17s for the same patient ID Re-attending between 3 & 9 months - Children	168	282	59.6%	58.4%	60.3%	58.9%
% of FP17s for the same patient ID Re-attending between 3 & 9 months - Adults	371	728	51.0%	51.9%	54.0%	51.6%
% of FP17s for Band 1 Urgent Courses	25	852	2.9%	10.1%	8.9%	8.9%
% of FP17s Relating to Free Repair or Replacements	14	852	1.6%	0.9%	1.0%	0.8%
% of FP17s Relating to Continuations	1	852	0.1%	0.9%	1.1%	0.9%
% of Patients satisfied with the dentistry they have received	5	6	N/A	94.3%	93.4%	93.2%
% of Patients satisfied with the time they had to wait for an appointment	5	6	N/A	89.3%	89.4%	88.8%

\* This is based on patients treated on this contract for their most recent course of treatment. Figures in italics indicate the base number of FP17s or Patient Questionnaire responses are less than 100. N/A is shown where the base number of responses is less than 10 during the period. % is calculated as Quantity/Base number\*100

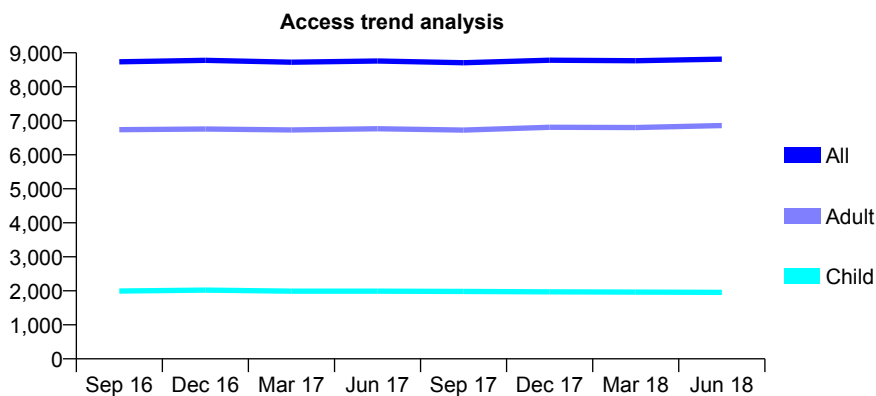
## Q46 - Vital Signs At a Glance Contract Report for 180696/0001 - June 2018

Name or company name	Hyde Dental Practice
Contract type name	GDS Contract
Purpose of contract	General
Contract start date	01/04/2008
Contract end date	

18/19 Contracted general activity (UDA)	25,295
Carry forward general activity (UDA)	0
18/19 Contracted orthodontic activity (UOA)	0
Carry forward orthodontic activity (UOA)	0
Baseline contract value	£836,236.87

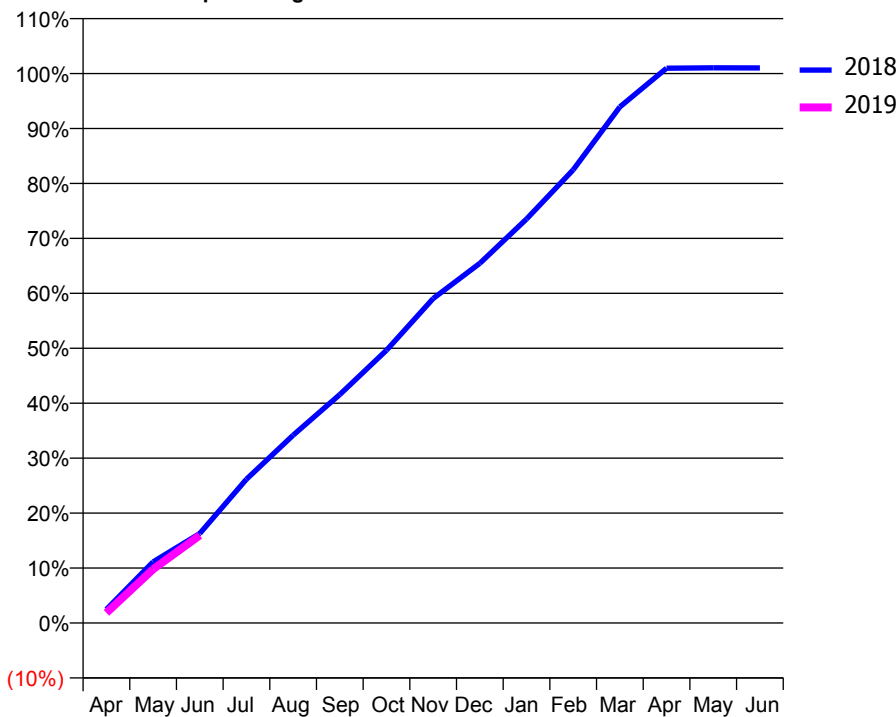
### ACCESS\*

Patients seen in 24 months	Total	Change since previous quarter
Quarter ending June 2017	8,760	
Quarter ending September 2017	8,708	→
Quarter ending December 2017	8,782	→
Quarter ending March 2018	8,765	→
Quarter ending June 2018	8,815	→
<b>Variance since June 2017</b>	<b>0.6%</b>	<b>→</b>



### ACTIVITY

Cumulative percentage of contracted UDA delivered 2018 & 2019



Month	Adjusted Scheduled Activity (UDA)	
	2018	2019
April	653	471
May	2,914	2,479
June	4,271	4,036
July	6,857	
August	8,952	
September	10,891	
October	13,003	
November	15,468	
December	17,148	
January	19,258	
February	21,603	
March	24,605	
April	26,447	
May	26,464	
June	26,463	

### QUALITY

	Quantity	Base Number	Contract	AT	Region	England
% of FP17s for the same patient ID Re-attending within 3 months - Children	36	674	5.3%	11.7%	12.0%	11.5%
% of FP17s for the same patient ID Re-attending within 3 months - Adults	405	2,554	15.9%	15.8%	15.7%	15.4%
% of FP17s for the same patient ID Re-attending between 3 & 9 months - Children	406	674	60.2%	58.4%	60.3%	58.9%
% of FP17s for the same patient ID Re-attending between 3 & 9 months - Adults	1,480	2,554	57.9%	51.9%	54.0%	51.6%
% of FP17s for Band 1 Urgent Courses	319	2,394	13.3%	10.1%	8.9%	8.9%
% of FP17s Relating to Free Repair or Replacements	18	2,394	0.8%	0.9%	1.0%	0.8%
% of FP17s Relating to Continuations	18	2,394	0.8%	0.9%	1.1%	0.9%
% of Patients satisfied with the dentistry they have received	7	7	N/A	94.3%	93.4%	93.2%
% of Patients satisfied with the time they had to wait for an appointment	7	7	N/A	89.3%	89.4%	88.8%

\* This is based on patients treated on this contract for their most recent course of treatment. Figures in italics indicate the base number of FP17s or Patient Questionnaire responses are less than 100. N/A is shown where the base number of responses is less than 10 during the period. % is calculated as Quantity/Base number\*100

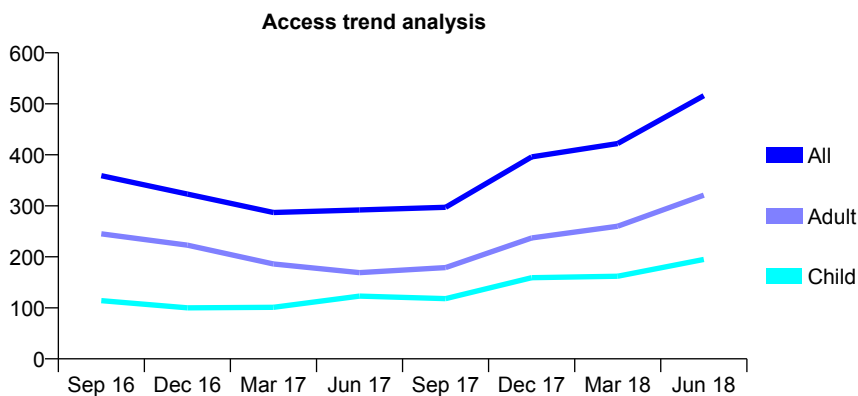
## Q46 - Vital Signs At a Glance Contract Report for 180696/0002 - June 2018

Name or company name	Hyde Dental Practice
Contract type name	GDS Contract
Purpose of contract	General
Contract start date	01/10/2008
Contract end date	

18/19 Contracted general activity (UDA)	1,500
Carry forward general activity (UDA)	0
18/19 Contracted orthodontic activity (UOA)	0
Carry forward orthodontic activity (UOA)	0
Baseline contract value	£50,088.73

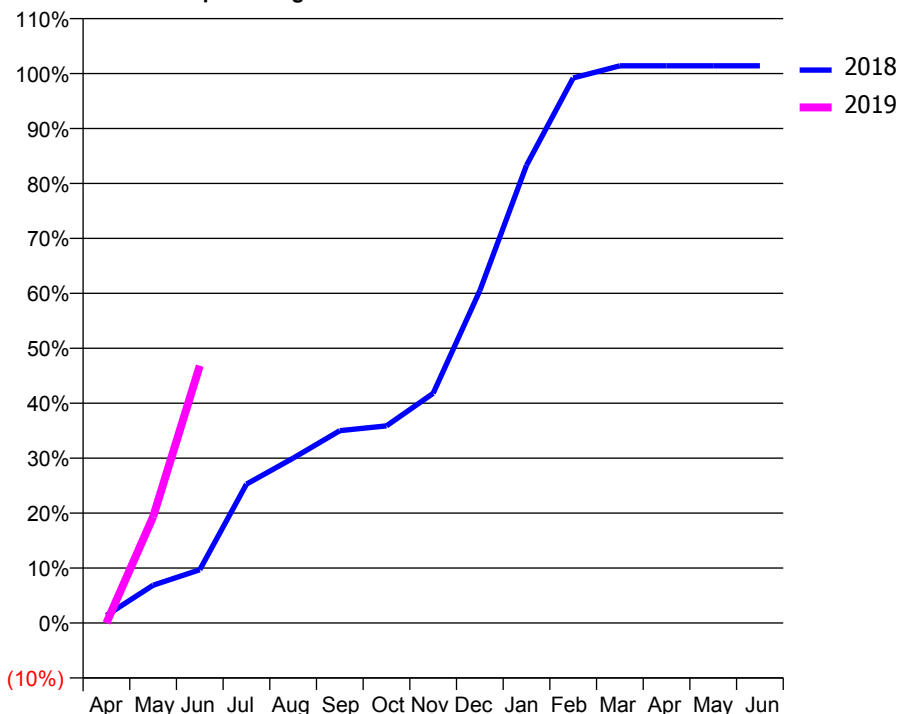
### ACCESS\*

Patients seen in 24 months	Total	Change since previous quarter
Quarter ending June 2017	292	
Quarter ending September 2017	297	→
Quarter ending December 2017	396	↑
Quarter ending March 2018	422	↑
Quarter ending June 2018	516	↑
<b>Variance since June 2017</b>	<b>76.7%</b>	<b>↑</b>



### ACTIVITY

Cumulative percentage of contracted UDA delivered 2018 & 2019



Adjusted Scheduled Activity (UDA)

Month	2018	2019
April	21	0
May	103	290
June	145	702
July	379	
August	450	
September	525	
October	538	
November	627	
December	907	
January	1,250	
February	1,488	
March	1,521	
April	1,521	
May	1,521	
June	1,521	

### QUALITY

	Quantity	Base Number	Contract	AT	Region	England
% of FP17s for the same patient ID Re-attending within 3 months - Children	0	75	0.0%	11.7%	12.0%	11.5%
% of FP17s for the same patient ID Re-attending within 3 months - Adults	7	144	4.9%	15.8%	15.7%	15.4%
% of FP17s for the same patient ID Re-attending between 3 & 9 months - Children	1	75	1.3%	58.4%	60.3%	58.9%
% of FP17s for the same patient ID Re-attending between 3 & 9 months - Adults	0	144	0.0%	51.9%	54.0%	51.6%
% of FP17s for Band 1 Urgent Courses	26	219	11.9%	10.1%	8.9%	8.9%
% of FP17s Relating to Free Repair or Replacements	1	219	0.5%	0.9%	1.0%	0.8%
% of FP17s Relating to Continuations	2	219	0.9%	0.9%	1.1%	0.9%
% of Patients satisfied with the dentistry they have received	1	1	N/A	94.3%	93.4%	93.2%
% of Patients satisfied with the time they had to wait for an appointment	1	1	N/A	89.3%	89.4%	88.8%

\* This is based on patients treated on this contract for their most recent course of treatment. Figures in italics indicate the base number of FP17s or Patient Questionnaire responses are less than 100. N/A is shown where the base number of responses is less than 10 during the period. % is calculated as Quantity/Base number\*100



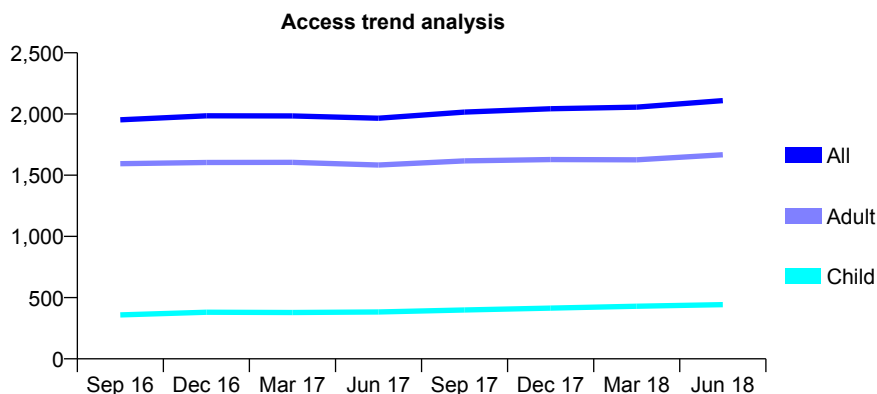
## Q46 - Vital Signs At a Glance Contract Report for 181560/0001 - June 2018

Name or company name	Mr N Patel
Contract type name	GDS Contract
Purpose of contract	General
Contract start date	01/04/2012
Contract end date	

18/19 Contracted general activity (UDA)	7,129
Carry forward general activity (UDA)	0
18/19 Contracted orthodontic activity (UOA)	0
Carry forward orthodontic activity (UOA)	0
Baseline contract value	£229,527.24

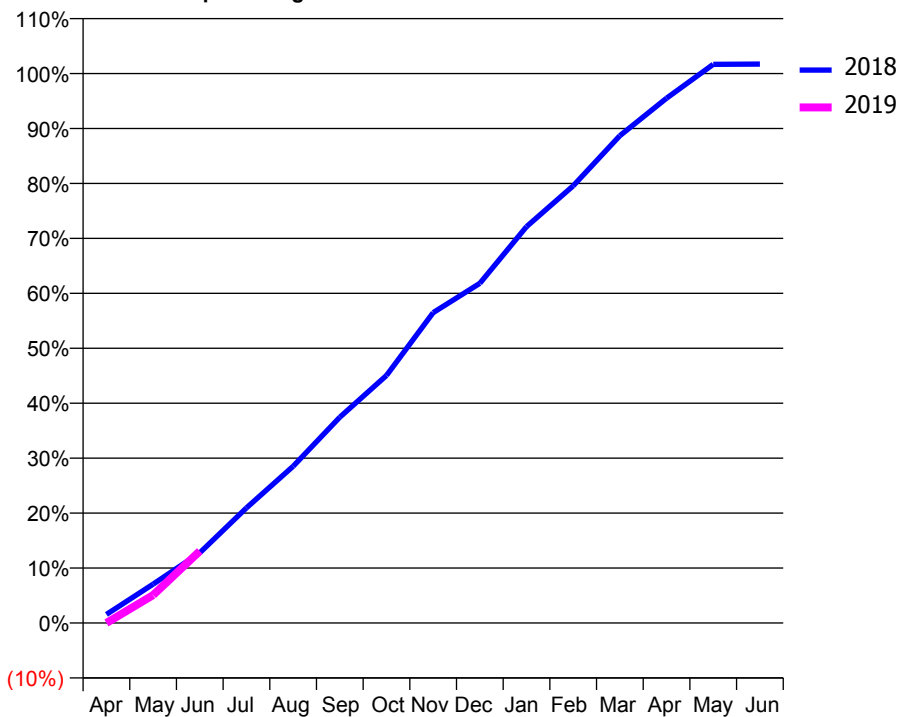
### ACCESS\*

Patients seen in 24 months	Total	Change since previous quarter
Quarter ending June 2017	1,966	
Quarter ending September 2017	2,016	↑
Quarter ending December 2017	2,043	→
Quarter ending March 2018	2,056	→
Quarter ending June 2018	2,110	↑
<b>Variance since June 2017</b>	<b>7.3%</b>	<b>↑</b>



### ACTIVITY

Cumulative percentage of contracted UDA delivered 2018 & 2019



Adjusted Scheduled Activity (UDA)		
Month	2018	2019
April	111	0
May	505	362
June	910	933
July	1,495	
August	2,033	
September	2,671	
October	3,212	
November	4,026	
December	4,407	
January	5,143	
February	5,671	
March	6,321	
April	6,808	
May	7,248	
June	7,251	

### QUALITY

	Quantity	Base Number	Contract	AT	Region	England
% of FP17s for the same patient ID Re-attending within 3 months - Children	10	154	6.5%	11.7%	12.0%	11.5%
% of FP17s for the same patient ID Re-attending within 3 months - Adults	60	604	9.9%	15.8%	15.7%	15.4%
% of FP17s for the same patient ID Re-attending between 3 & 9 months - Children	90	154	58.4%	58.4%	60.3%	58.9%
% of FP17s for the same patient ID Re-attending between 3 & 9 months - Adults	328	604	54.3%	51.9%	54.0%	51.6%
% of FP17s for Band 1 Urgent Courses	10	370	2.7%	10.1%	8.9%	8.9%
% of FP17s Relating to Free Repair or Replacements	3	370	0.8%	0.9%	1.0%	0.8%
% of FP17s Relating to Continuations	2	370	0.5%	0.9%	1.1%	0.9%
% of Patients satisfied with the dentistry they have received	2	2	N/A	94.3%	93.4%	93.2%
% of Patients satisfied with the time they had to wait for an appointment	2	2	N/A	89.3%	89.4%	88.8%

\* This is based on patients treated on this contract for their most recent course of treatment. Figures in italics indicate the base number of FP17s or Patient Questionnaire responses are less than 100. N/A is shown where the base number of responses is less than 10 during the period. % is calculated as Quantity/Base number\*100

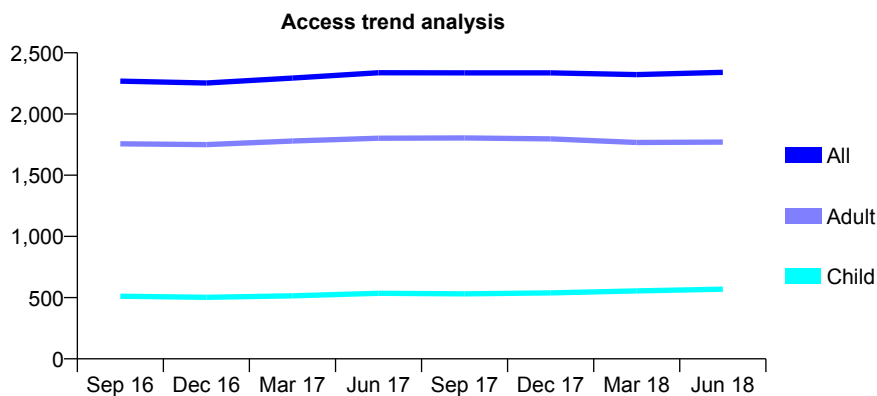
## Q46 - Vital Signs At a Glance Contract Report for 182737/0001 - June 2018

Name or company name	Mrs JL Lapidus
Contract type name	GDS Contract
Purpose of contract	General
Contract start date	22/08/2013
Contract end date	

18/19 Contracted general activity (UDA)	5,564
Carry forward general activity (UDA)	0
18/19 Contracted orthodontic activity (UOA)	0
Carry forward orthodontic activity (UOA)	0
Baseline contract value	£150,873.81

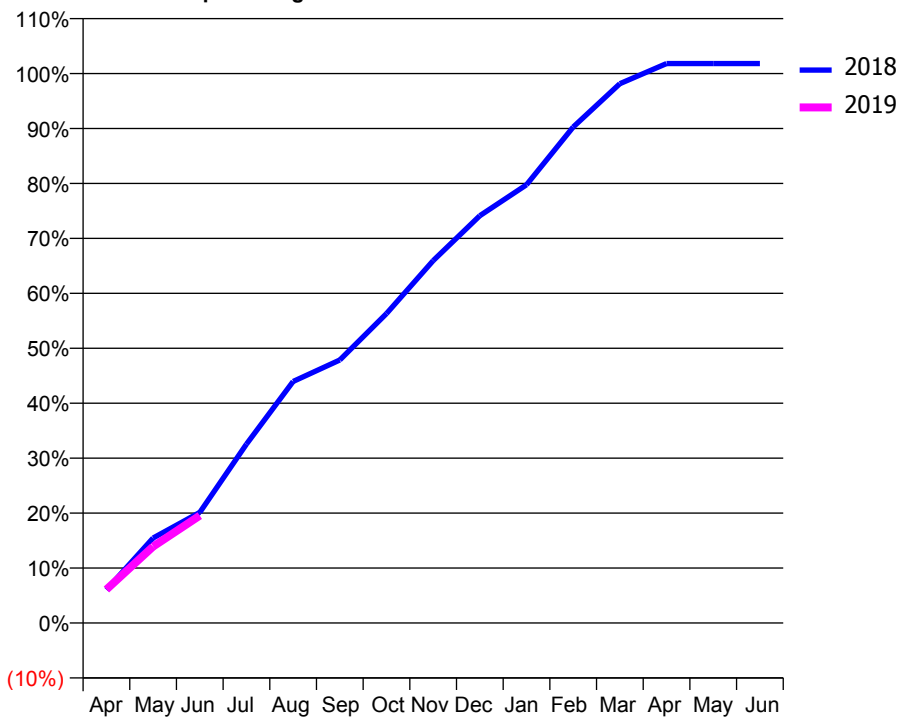
### ACCESS\*

Patients seen in 24 months	Total	Change since previous quarter
Quarter ending June 2017	2,337	
Quarter ending September 2017	2,336	→
Quarter ending December 2017	2,336	→
Quarter ending March 2018	2,322	→
Quarter ending June 2018	2,340	→
<b>Variance since June 2017</b>	<b>0.1%</b>	<b>→</b>



### ACTIVITY

Cumulative percentage of contracted UDA delivered 2018 & 2019



Month	Adjusted Scheduled Activity (UDA)	
	2018	2019
April	337	340
May	861	774
June	1,120	1,088
July	1,812	
August	2,446	
September	2,664	
October	3,133	
November	3,669	
December	4,124	
January	4,437	
February	5,022	
March	5,462	
April	5,664	
May	5,664	
June	5,664	

### QUALITY

	Quantity	Base Number	Contract	AT	Region	England
% of FP17s for the same patient ID Re-attending within 3 months - Children	8	185	4.3%	11.7%	12.0%	11.5%
% of FP17s for the same patient ID Re-attending within 3 months - Adults	39	516	7.6%	15.8%	15.7%	15.4%
% of FP17s for the same patient ID Re-attending between 3 & 9 months - Children	79	185	42.7%	58.4%	60.3%	58.9%
% of FP17s for the same patient ID Re-attending between 3 & 9 months - Adults	298	516	57.8%	51.9%	54.0%	51.6%
% of FP17s for Band 1 Urgent Courses	8	590	1.4%	10.1%	8.9%	8.9%
% of FP17s Relating to Free Repair or Replacements	3	590	0.5%	0.9%	1.0%	0.8%
% of FP17s Relating to Continuations	4	590	0.7%	0.9%	1.1%	0.9%
% of Patients satisfied with the dentistry they have received	0	0	N/A	94.3%	93.4%	93.2%
% of Patients satisfied with the time they had to wait for an appointment	0	0	N/A	89.3%	89.4%	88.8%

\* This is based on patients treated on this contract for their most recent course of treatment. Figures in italics indicate the base number of FP17s or Patient Questionnaire responses are less than 100. N/A is shown where the base number of responses is less than 10 during the period. % is calculated as Quantity/Base number\*100

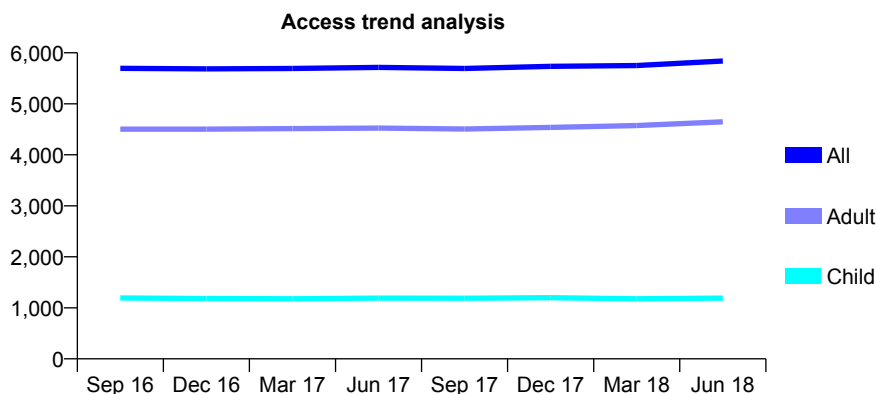
## Q46 - Vital Signs At a Glance Contract Report for 183148/0001 - June 2018

Name or company name	Wood and Associate Dental Care LTD
Contract type name	GDS Contract
Purpose of contract	General
Contract start date	01/08/2007
Contract end date	

18/19 Contracted general activity (UDA)	15,240
Carry forward general activity (UDA)	0
18/19 Contracted orthodontic activity (UOA)	0
Carry forward orthodontic activity (UOA)	0
Baseline contract value	£508,902.97

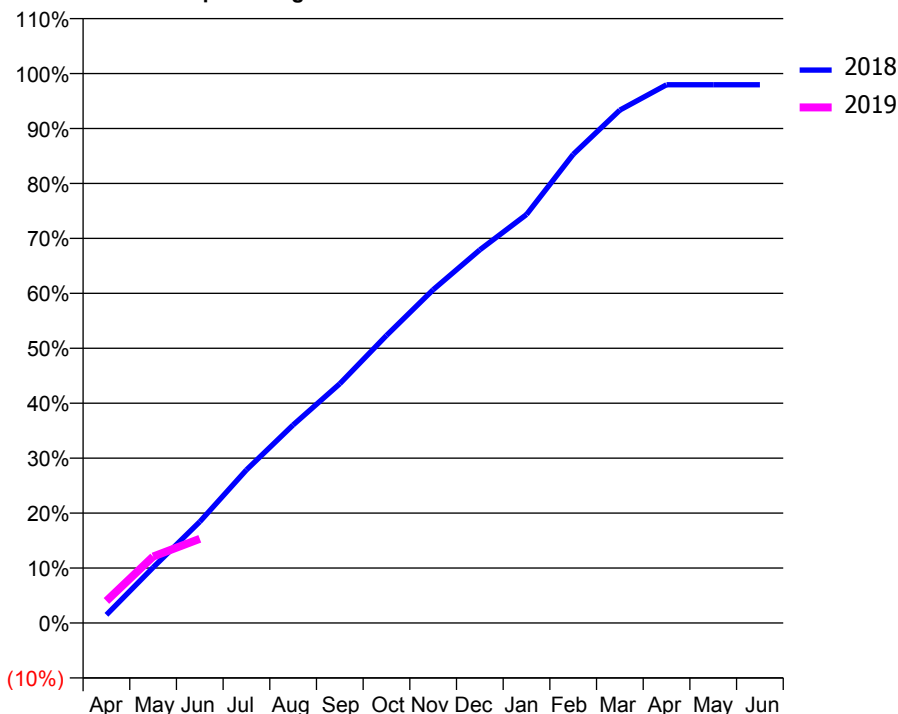
### ACCESS\*

Patients seen in 24 months	Total	Change since previous quarter
Quarter ending June 2017	5,714	
Quarter ending September 2017	5,693	→
Quarter ending December 2017	5,735	→
Quarter ending March 2018	5,750	→
Quarter ending June 2018	5,840	→
<b>Variance since June 2017</b>	<b>2.2%</b>	<b>↑</b>



### ACTIVITY

Cumulative percentage of contracted UDA delivered 2018 & 2019



Month	Adjusted Scheduled Activity (UDA)	
	2018	2019
April	227	613
May	1,540	1,845
June	2,811	2,336
July	4,247	
August	5,495	
September	6,637	
October	7,975	
November	9,244	
December	10,350	
January	11,331	
February	12,997	
March	14,226	
April	14,929	
May	14,929	
June	14,929	

### QUALITY

	Quantity	Base Number	Contract	AT	Region	England
% of FP17s for the same patient ID Re-attending within 3 months - Children	23	388	5.9%	11.7%	12.0%	11.5%
% of FP17s for the same patient ID Re-attending within 3 months - Adults	140	1,367	10.2%	15.8%	15.7%	15.4%
% of FP17s for the same patient ID Re-attending between 3 & 9 months - Children	263	388	67.8%	58.4%	60.3%	58.9%
% of FP17s for the same patient ID Re-attending between 3 & 9 months - Adults	746	1,367	54.6%	51.9%	54.0%	51.6%
% of FP17s for Band 1 Urgent Courses	110	1,359	8.1%	10.1%	8.9%	8.9%
% of FP17s Relating to Free Repair or Replacements	9	1,359	0.7%	0.9%	1.0%	0.8%
% of FP17s Relating to Continuations	21	1,359	1.5%	0.9%	1.1%	0.9%
% of Patients satisfied with the dentistry they have received	7	7	N/A	94.3%	93.4%	93.2%
% of Patients satisfied with the time they had to wait for an appointment	7	7	N/A	89.3%	89.4%	88.8%

\* This is based on patients treated on this contract for their most recent course of treatment. Figures in italics indicate the base number of FP17s or Patient Questionnaire responses are less than 100. N/A is shown where the base number of responses is less than 10 during the period. % is calculated as Quantity/Base number\*100

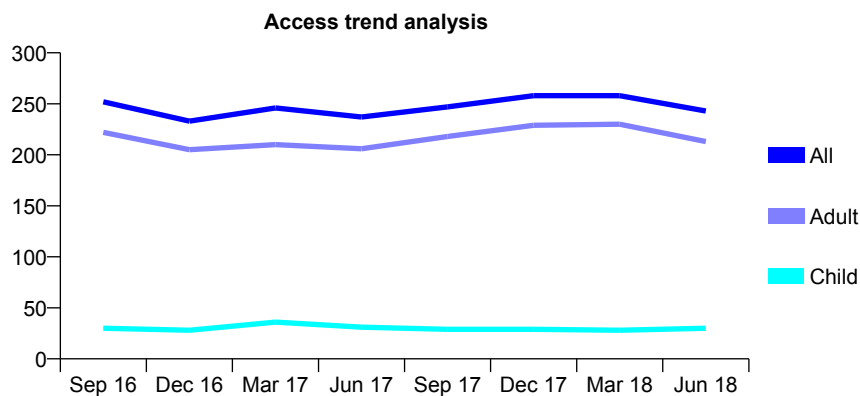
## Q46 - Vital Signs At a Glance Contract Report for 183148/0002 - June 2018

Name or company name	Wood and Associate Dental Care LTD
Contract type name	GDS Contract
Purpose of contract	General
Contract start date	01/04/2012
Contract end date	

18/19 Contracted general activity (UDA)	1,000
Carry forward general activity (UDA)	0
18/19 Contracted orthodontic activity (UOA)	0
Carry forward orthodontic activity (UOA)	0
Baseline contract value	£33,392.47

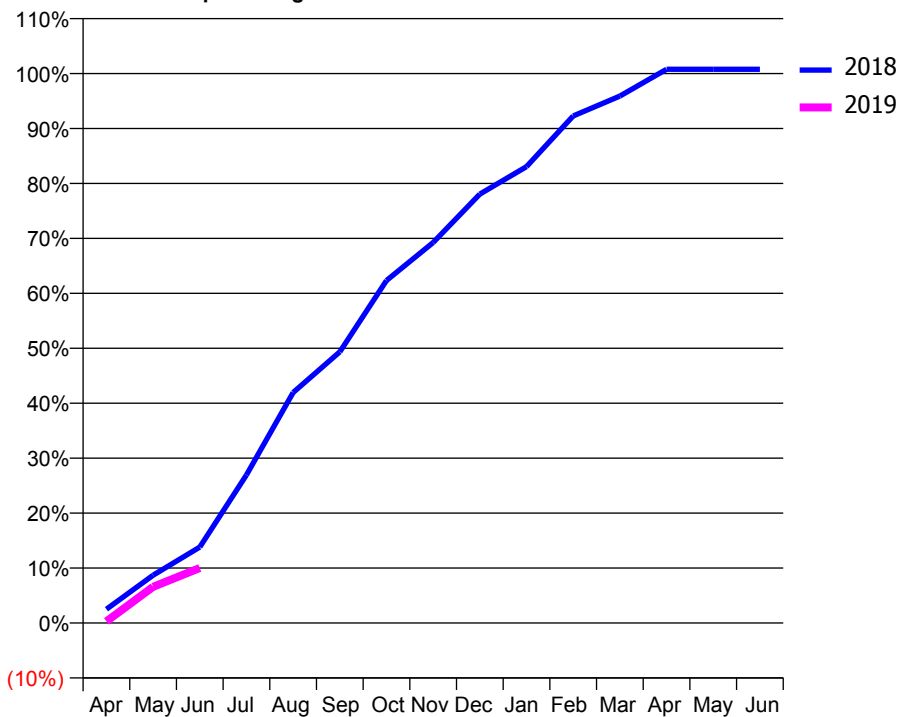
### ACCESS\*

Patients seen in 24 months	Total	Change since previous quarter
Quarter ending June 2017	237	
Quarter ending September 2017	247	↑
Quarter ending December 2017	258	↑
Quarter ending March 2018	258	→
Quarter ending June 2018	243	↓
<b>Variance since June 2017</b>	<b>2.5%</b>	<b>↑</b>



### ACTIVITY

Cumulative percentage of contracted UDA delivered 2018 & 2019



Adjusted Scheduled Activity (UDA)		
Month	2018	2019
April	25	3
May	87	66
June	138	100
July	269	
August	419	
September	493	
October	623	
November	692	
December	781	
January	831	
February	923	
March	959	
April	1,008	
May	1,008	
June	1,008	

### QUALITY

	Quantity	Base Number	Contract	AT	Region	England
% of FP17s for the same patient ID Re-attending within 3 months - Children	0	12	0.0%	11.7%	12.0%	11.5%
% of FP17s for the same patient ID Re-attending within 3 months - Adults	0	40	0.0%	15.8%	15.7%	15.4%
% of FP17s for the same patient ID Re-attending between 3 & 9 months - Children	0	12	0.0%	58.4%	60.3%	58.9%
% of FP17s for the same patient ID Re-attending between 3 & 9 months - Adults	4	40	10.0%	51.9%	54.0%	51.6%
% of FP17s for Band 1 Urgent Courses	0	37	0.0%	10.1%	8.9%	8.9%
% of FP17s Relating to Free Repair or Replacements	0	37	0.0%	0.9%	1.0%	0.8%
% of FP17s Relating to Continuations	0	37	0.0%	0.9%	1.1%	0.9%
% of Patients satisfied with the dentistry they have received	0	0	N/A	94.3%	93.4%	93.2%
% of Patients satisfied with the time they had to wait for an appointment	0	0	N/A	89.3%	89.4%	88.8%

\* This is based on patients treated on this contract for their most recent course of treatment. Figures in italics indicate the base number of FP17s or Patient Questionnaire responses are less than 100. N/A is shown where the base number of responses is less than 10 during the period. % is calculated as Quantity/Base number\*100

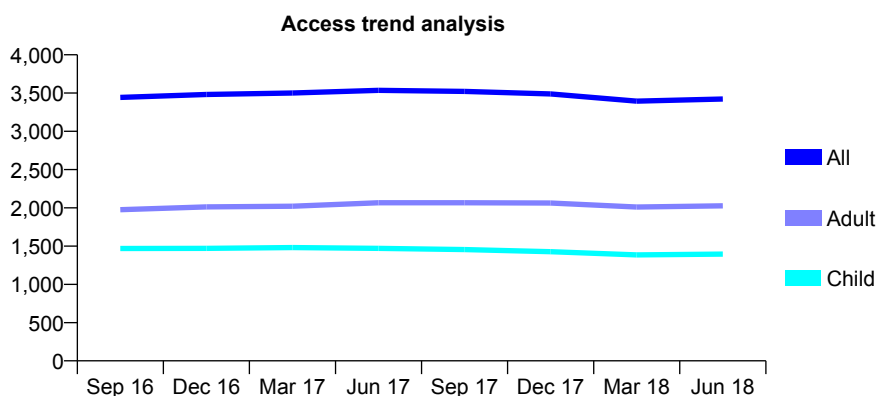
## Q46 - Vital Signs At a Glance Contract Report for 184551/0001 - June 2018

Name or company name	Bamford Dental Practice
Contract type name	GDS Contract
Purpose of contract	General and Orthodontic
Contract start date	01/04/2006
Contract end date	

18/19 Contracted general activity (UDA)	9,554
Carry forward general activity (UDA)	0
18/19 Contracted orthodontic activity (UOA)	3,597
Carry forward orthodontic activity (UOA)	0
Baseline contract value	£502,614.76

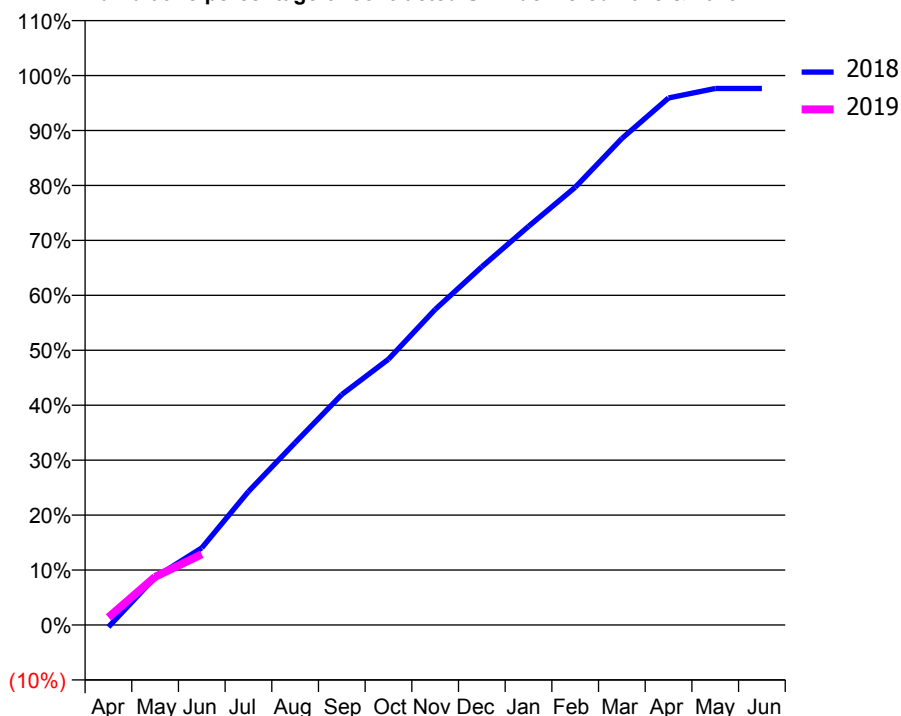
### ACCESS\*

Patients seen in 24 months	Total	Change since previous quarter
Quarter ending June 2017	3,536	
Quarter ending September 2017	3,521	→
Quarter ending December 2017	3,488	→
Quarter ending March 2018	3,395	↓
Quarter ending June 2018	3,422	→
<b>Variance since June 2017</b>	<b>(3.2%)</b>	<b>↓</b>



### ACTIVITY

Cumulative percentage of contracted UDA delivered 2018 & 2019



Month	Adjusted Scheduled Activity (UDA)	
	2018	2019
April	-36	133
May	829	837
June	1,341	1,229
July	2,321	
August	3,170	
September	4,007	
October	4,623	
November	5,488	
December	6,229	
January	6,930	
February	7,610	
March	8,458	
April	9,163	
May	9,329	
June	9,329	

### QUALITY

	Quantity	Base Number	Contract	AT	Region	England
% of FP17s for the same patient ID Re-attending within 3 months - Children	52	592	8.8%	11.7%	12.0%	11.5%
% of FP17s for the same patient ID Re-attending within 3 months - Adults	60	641	9.4%	15.8%	15.7%	15.4%
% of FP17s for the same patient ID Re-attending between 3 & 9 months - Children	378	592	63.9%	58.4%	60.3%	58.9%
% of FP17s for the same patient ID Re-attending between 3 & 9 months - Adults	407	641	63.5%	51.9%	54.0%	51.6%
% of FP17s for Band 1 Urgent Courses	16	689	2.3%	10.1%	8.9%	8.9%
% of FP17s Relating to Free Repair or Replacements	4	689	0.6%	0.9%	1.0%	0.8%
% of FP17s Relating to Continuations	10	689	1.5%	0.9%	1.1%	0.9%
% of Patients satisfied with the dentistry they have received	0	0	N/A	94.3%	93.4%	93.2%
% of Patients satisfied with the time they had to wait for an appointment	0	0	N/A	89.3%	89.4%	88.8%

\* This is based on patients treated on this contract for their most recent course of treatment. Figures in italics indicate the base number of FP17s or Patient Questionnaire responses are less than 100. N/A is shown where the base number of responses is less than 10 during the period. % is calculated as Quantity/Base number\*100

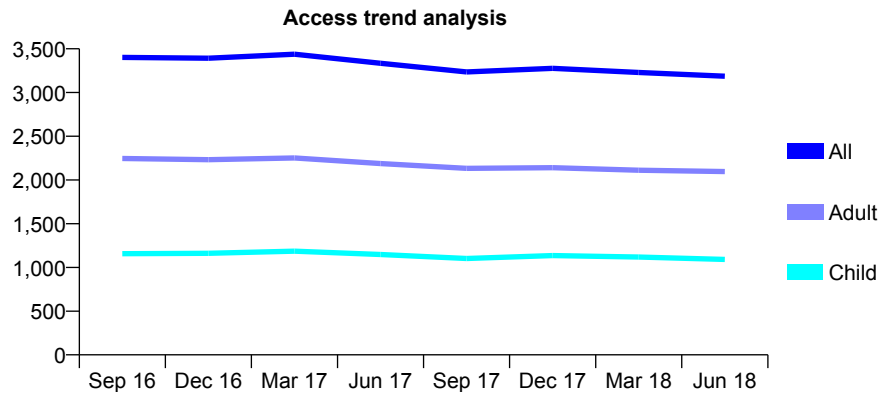
## Q46 - Vital Signs At a Glance Contract Report for 189510/0001 - June 2018

Name or company name	Ravat and Ray Dental Care (Chadderton) L
Contract type name	GDS Contract
Purpose of contract	General
Contract start date	01/10/2013
Contract end date	

18/19 Contracted general activity (UDA)	11,056
Carry forward general activity (UDA)	0
18/19 Contracted orthodontic activity (UOA)	0
Carry forward orthodontic activity (UOA)	0
Baseline contract value	£328,810.08

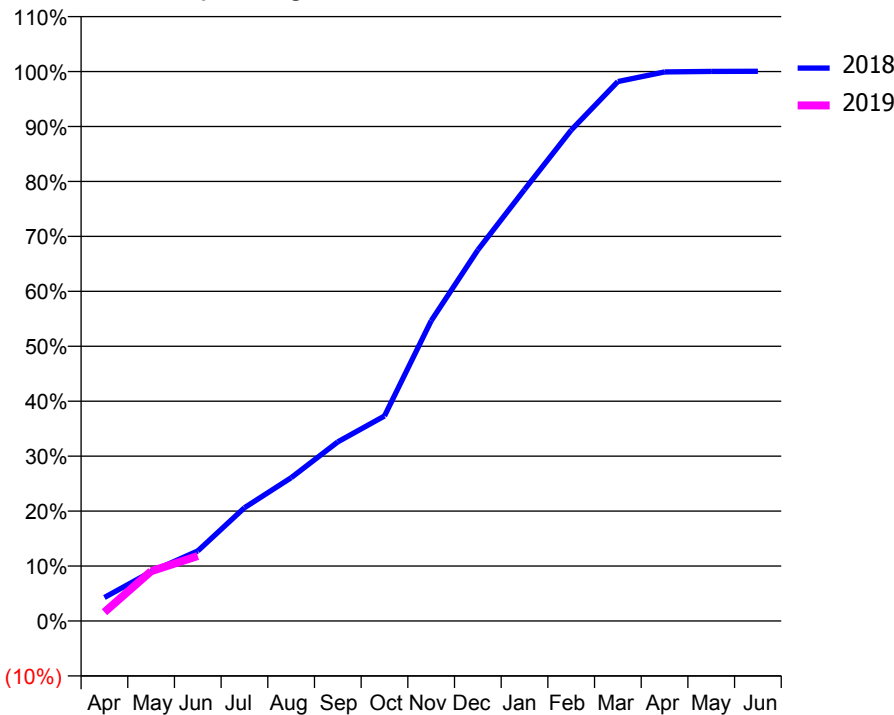
### ACCESS\*

Patients seen in 24 months	Total	Change since previous quarter
Quarter ending June 2017	3,335	
Quarter ending September 2017	3,235	↓
Quarter ending December 2017	3,276	→
Quarter ending March 2018	3,230	↓
Quarter ending June 2018	3,187	↓
<b>Variance since June 2017</b>	<b>(4.4%)</b>	<b>↓</b>



### ACTIVITY

Cumulative percentage of contracted UDA delivered 2018 & 2019



Adjusted Scheduled Activity (UDA)		
Month	2018	2019
April	474	179
May	992	1,003
June	1,409	1,309
July	2,279	
August	2,883	
September	3,606	
October	4,124	
November	6,042	
December	7,465	
January	8,680	
February	9,877	
March	10,854	
April	11,047	
May	11,059	
June	11,060	

### QUALITY

	Quantity	Base Number	Contract	AT	Region	England
% of FP17s for the same patient ID Re-attending within 3 months - Children	71	304	23.4%	11.7%	12.0%	11.5%
% of FP17s for the same patient ID Re-attending within 3 months - Adults	103	551	18.7%	15.8%	15.7%	15.4%
% of FP17s for the same patient ID Re-attending between 3 & 9 months - Children	205	304	67.4%	58.4%	60.3%	58.9%
% of FP17s for the same patient ID Re-attending between 3 & 9 months - Adults	341	551	61.9%	51.9%	54.0%	51.6%
% of FP17s for Band 1 Urgent Courses	69	718	9.6%	10.1%	8.9%	8.9%
% of FP17s Relating to Free Repair or Replacements	3	718	0.4%	0.9%	1.0%	0.8%
% of FP17s Relating to Continuations	0	718	0.0%	0.9%	1.1%	0.9%
% of Patients satisfied with the dentistry they have received	2	2	N/A	94.3%	93.4%	93.2%
% of Patients satisfied with the time they had to wait for an appointment	1	2	N/A	89.3%	89.4%	88.8%

\* This is based on patients treated on this contract for their most recent course of treatment. Figures in italics indicate the base number of FP17s or Patient Questionnaire responses are less than 100. N/A is shown where the base number of responses is less than 10 during the period. % is calculated as Quantity/Base number\*100

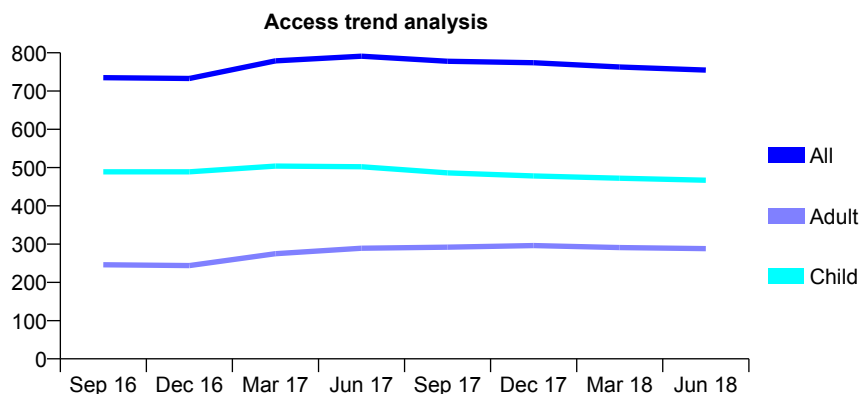
## Q46 - Vital Signs At a Glance Contract Report for 189723/0001 - June 2018

Name or company name	Stretford Road Dental Practice
Contract type name	GDS Contract
Purpose of contract	General
Contract start date	12/08/2013
Contract end date	

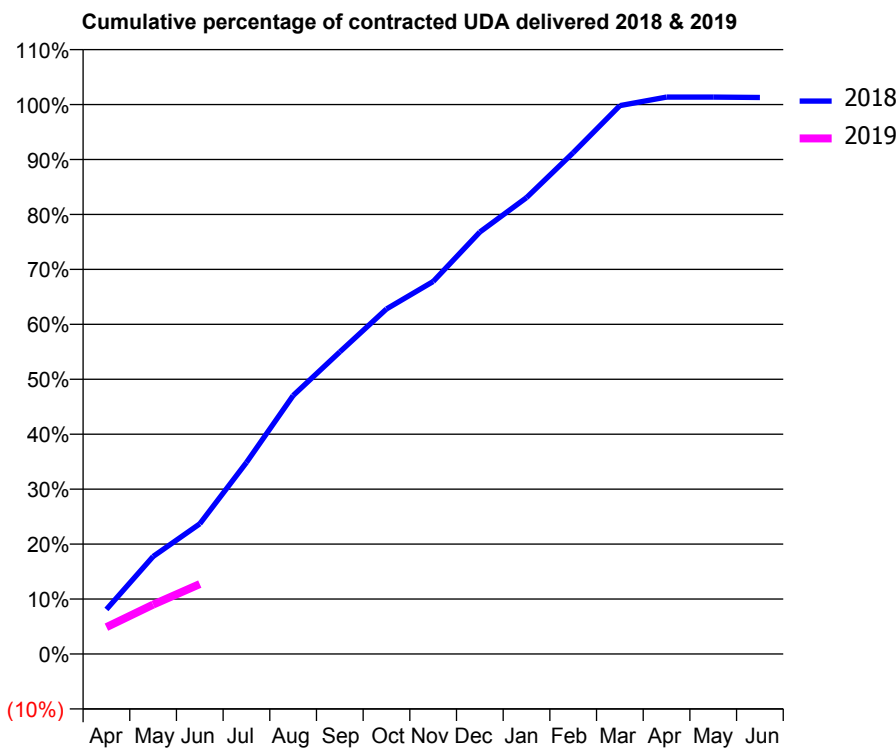
18/19 Contracted general activity (UDA)	1,828
Carry forward general activity (UDA)	0
18/19 Contracted orthodontic activity (UOA)	0
Carry forward orthodontic activity (UOA)	0
Baseline contract value	£45,199.03

### ACCESS\*

Patients seen in 24 months	Total	Change since previous quarter
Quarter ending June 2017	791	
Quarter ending September 2017	778	↓
Quarter ending December 2017	774	→
Quarter ending March 2018	763	↓
Quarter ending June 2018	755	↓
<b>Variance since June 2017</b>	<b>(4.6%)</b>	<b>↓</b>



### ACTIVITY



Adjusted Scheduled Activity (UDA)		
Month	2018	2019
April	148	90
May	325	164
June	433	233
July	637	
August	860	
September	1,005	
October	1,148	
November	1,239	
December	1,404	
January	1,518	
February	1,668	
March	1,824	
April	1,853	
May	1,853	
June	1,851	

### QUALITY

	Quantity	Base Number	Contract	AT	Region	England
% of FP17s for the same patient ID Re-attending within 3 months - Children	14	141	9.9%	11.7%	12.0%	11.5%
% of FP17s for the same patient ID Re-attending within 3 months - Adults	4	37	10.8%	15.8%	15.7%	15.4%
% of FP17s for the same patient ID Re-attending between 3 & 9 months - Children	94	141	66.7%	58.4%	60.3%	58.9%
% of FP17s for the same patient ID Re-attending between 3 & 9 months - Adults	22	37	59.5%	51.9%	54.0%	51.6%
% of FP17s for Band 1 Urgent Courses	9	163	5.5%	10.1%	8.9%	8.9%
% of FP17s Relating to Free Repair or Replacements	0	163	0.0%	0.9%	1.0%	0.8%
% of FP17s Relating to Continuations	0	163	0.0%	0.9%	1.1%	0.9%
% of Patients satisfied with the dentistry they have received	0	0	N/A	94.3%	93.4%	93.2%
% of Patients satisfied with the time they had to wait for an appointment	0	0	N/A	89.3%	89.4%	88.8%

\* This is based on patients treated on this contract for their most recent course of treatment. Figures in italics indicate the base number of FP17s or Patient Questionnaire responses are less than 100. N/A is shown where the base number of responses is less than 10 during the period. % is calculated as Quantity/Base number\*100

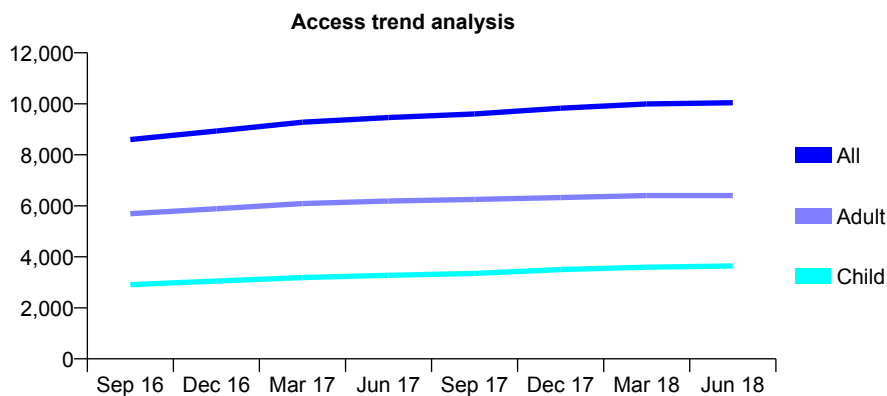
## Q46 - Vital Signs At a Glance Contract Report for 190322/0001 - June 2018

Name or company name	Moston Dental Surgery
Contract type name	GDS Contract
Purpose of contract	General
Contract start date	08/10/2010
Contract end date	

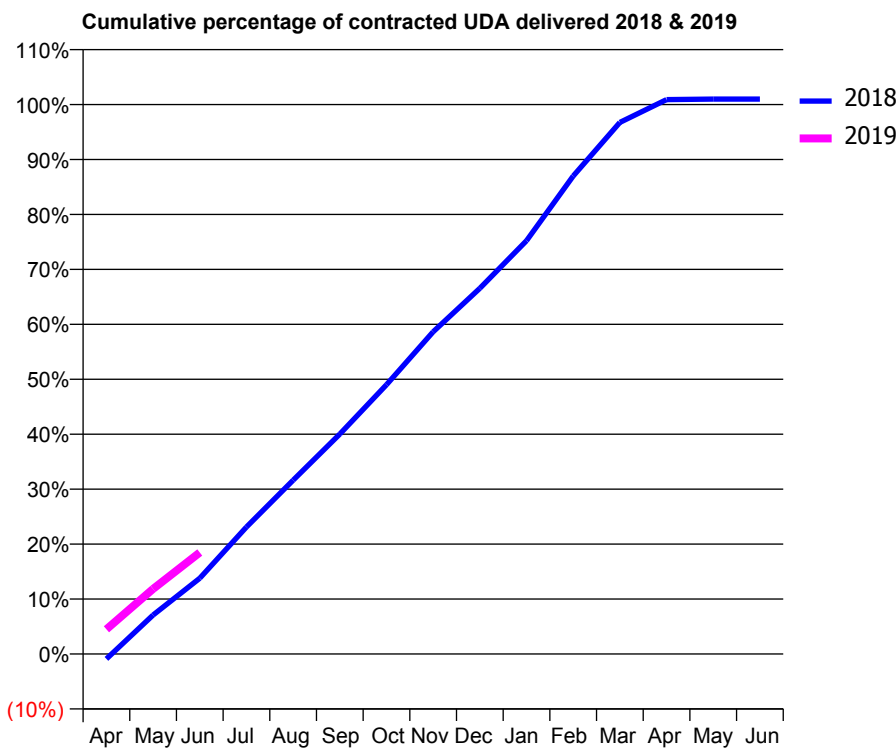
18/19 Contracted general activity (UDA)	30,673
Carry forward general activity (UDA)	0
18/19 Contracted orthodontic activity (UOA)	0
Carry forward orthodontic activity (UOA)	0
Baseline contract value	£750,891.46

### ACCESS\*

Patients seen in 24 months	Total	Change since previous quarter
Quarter ending June 2017	9,462	
Quarter ending September 2017	9,601	→
Quarter ending December 2017	9,825	↑
Quarter ending March 2018	9,997	→
Quarter ending June 2018	10,043	→
<b>Variance since June 2017</b>	<b>6.1%</b>	<b>↑</b>



### ACTIVITY



Month	Adjusted Scheduled Activity (UDA)	
	2018	2019
April	-280	1,377
May	2,180	3,639
June	4,233	5,665
July	7,091	
August	9,702	
September	12,281	
October	15,029	
November	17,987	
December	20,413	
January	23,068	
February	26,681	
March	29,675	
April	30,943	
May	30,975	
June	30,977	

### QUALITY

	Quantity	Base Number	Contract	AT	Region	England
% of FP17s for the same patient ID Re-attending within 3 months - Children	60	814	7.4%	11.7%	12.0%	11.5%
% of FP17s for the same patient ID Re-attending within 3 months - Adults	140	1,226	11.4%	15.8%	15.7%	15.4%
% of FP17s for the same patient ID Re-attending between 3 & 9 months - Children	340	814	41.8%	58.4%	60.3%	58.9%
% of FP17s for the same patient ID Re-attending between 3 & 9 months - Adults	476	1,226	38.8%	51.9%	54.0%	51.6%
% of FP17s for Band 1 Urgent Courses	42	1,711	2.5%	10.1%	8.9%	8.9%
% of FP17s Relating to Free Repair or Replacements	27	1,711	1.6%	0.9%	1.0%	0.8%
% of FP17s Relating to Continuations	27	1,711	1.6%	0.9%	1.1%	0.9%
% of Patients satisfied with the dentistry they have received	2	2	N/A	94.3%	93.4%	93.2%
% of Patients satisfied with the time they had to wait for an appointment	2	2	N/A	89.3%	89.4%	88.8%

\* This is based on patients treated on this contract for their most recent course of treatment. Figures in italics indicate the base number of FP17s or Patient Questionnaire responses are less than 100. N/A is shown where the base number of responses is less than 10 during the period. % is calculated as Quantity/Base number\*100



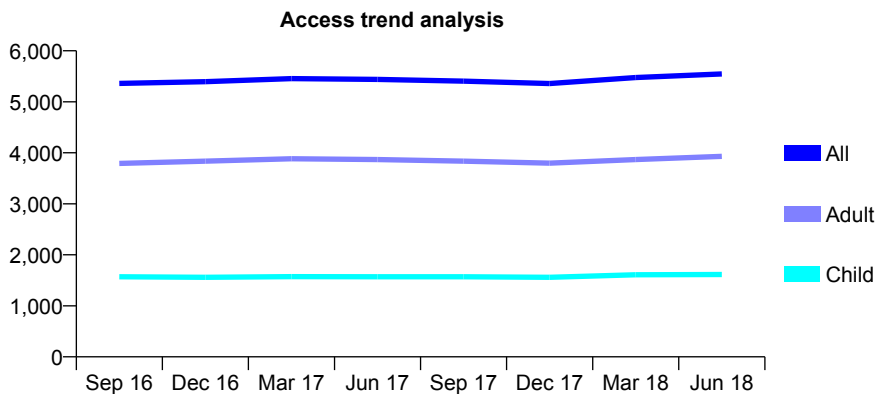
## Q46 - Vital Signs At a Glance Contract Report for 190470/0004 - June 2018

Name or company name	G.k.A (1996) Ltd
Contract type name	GDS Contract
Purpose of contract	General
Contract start date	01/04/2008
Contract end date	

18/19 Contracted general activity (UDA)	15,529
Carry forward general activity (UDA)	0
18/19 Contracted orthodontic activity (UOA)	0
Carry forward orthodontic activity (UOA)	0
Baseline contract value	£478,445.75

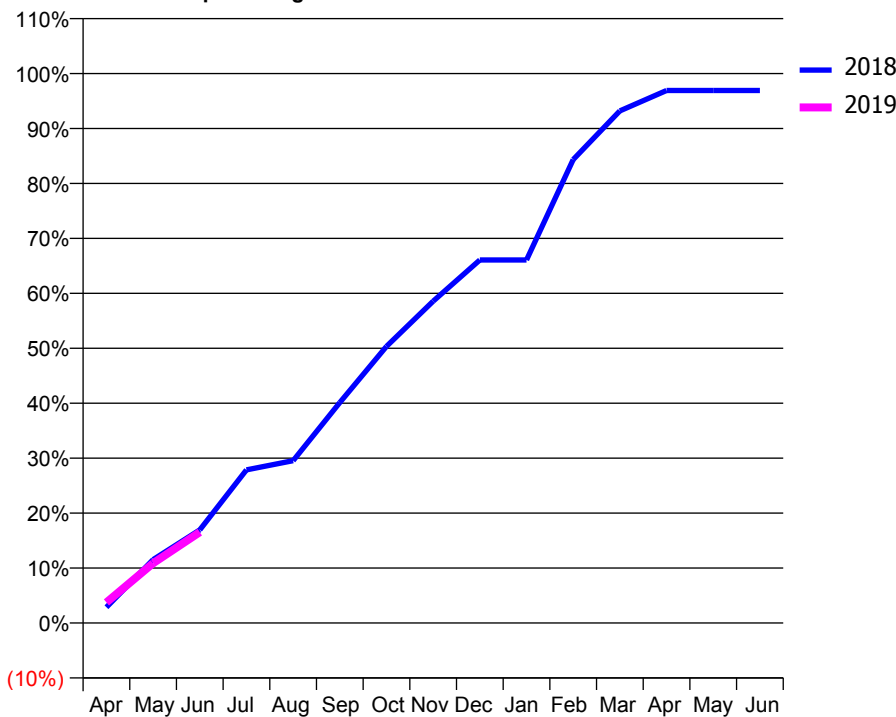
### ACCESS\*

Patients seen in 24 months	Total	Change since previous quarter
Quarter ending June 2017	5,439	
Quarter ending September 2017	5,406	→
Quarter ending December 2017	5,358	→
Quarter ending March 2018	5,475	↑
Quarter ending June 2018	5,546	→
<b>Variance since June 2017</b>	<b>2.0%</b>	<b>→</b>



### ACTIVITY

Cumulative percentage of contracted UDA delivered 2018 & 2019



Month	Adjusted Scheduled Activity (UDA)	
	2018	2019
April	445	584
May	1,791	1,690
June	2,633	2,567
July	4,327	
August	4,586	
September	6,232	
October	7,816	
November	9,093	
December	10,261	
January	10,261	
February	13,096	
March	14,471	
April	15,048	
May	15,051	
June	15,050	

### QUALITY

	Quantity	Base Number	Contract	AT	Region	England
% of FP17s for the same patient ID Re-attending within 3 months - Children	34	437	7.8%	11.7%	12.0%	11.5%
% of FP17s for the same patient ID Re-attending within 3 months - Adults	156	1,043	15.0%	15.8%	15.7%	15.4%
% of FP17s for the same patient ID Re-attending between 3 & 9 months - Children	222	437	50.8%	58.4%	60.3%	58.9%
% of FP17s for the same patient ID Re-attending between 3 & 9 months - Adults	481	1,043	46.1%	51.9%	54.0%	51.6%
% of FP17s for Band 1 Urgent Courses	109	1,203	9.1%	10.1%	8.9%	8.9%
% of FP17s Relating to Free Repair or Replacements	9	1,203	0.7%	0.9%	1.0%	0.8%
% of FP17s Relating to Continuations	11	1,203	0.9%	0.9%	1.1%	0.9%
% of Patients satisfied with the dentistry they have received	1	1	N/A	94.3%	93.4%	93.2%
% of Patients satisfied with the time they had to wait for an appointment	1	1	N/A	89.3%	89.4%	88.8%

\* This is based on patients treated on this contract for their most recent course of treatment. Figures in italics indicate the base number of FP17s or Patient Questionnaire responses are less than 100. N/A is shown where the base number of responses is less than 10 during the period. % is calculated as Quantity/Base number\*100

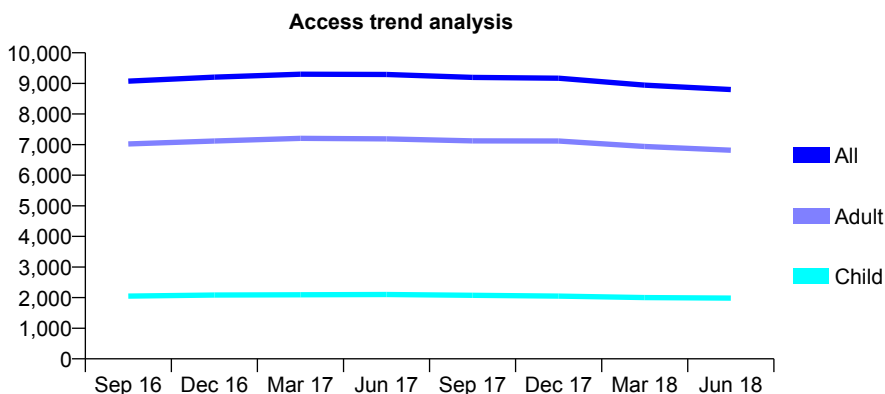
## Q46 - Vital Signs At a Glance Contract Report for 190470/0005 - June 2018

Name or company name	G.k.A (1996) Ltd
Contract type name	GDS Contract
Purpose of contract	General
Contract start date	01/04/2008
Contract end date	

18/19 Contracted general activity (UDA)	23,132
Carry forward general activity (UDA)	0
18/19 Contracted orthodontic activity (UOA)	0
Carry forward orthodontic activity (UOA)	0
Baseline contract value	£686,934.79

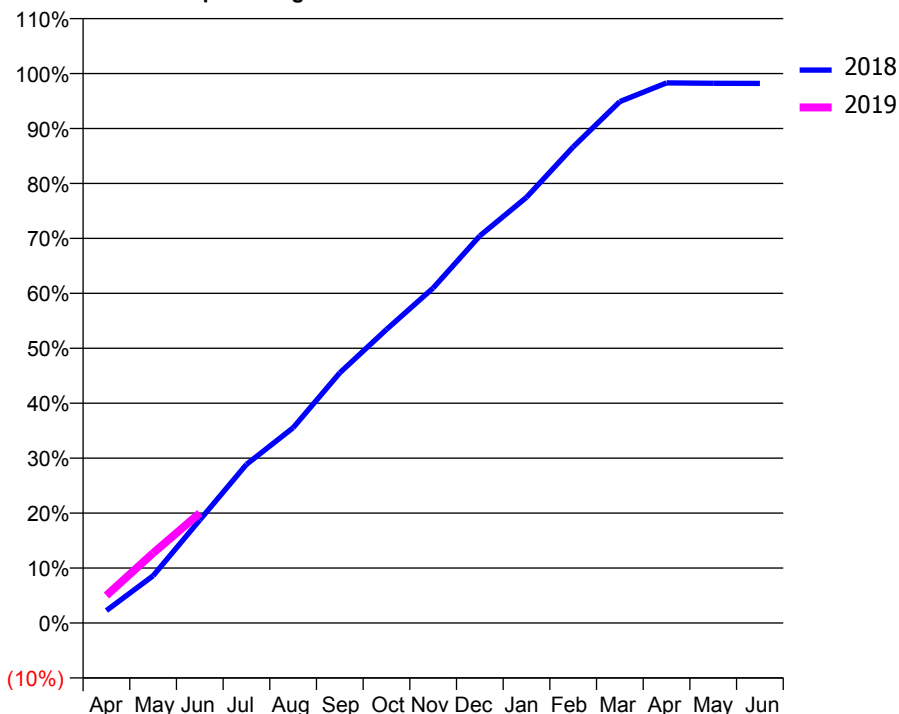
### ACCESS\*

Patients seen in 24 months	Total	Change since previous quarter
Quarter ending June 2017	9,292	
Quarter ending September 2017	9,196	↓
Quarter ending December 2017	9,168	→
Quarter ending March 2018	8,943	↓
Quarter ending June 2018	8,798	↓
<b>Variance since June 2017</b>	<b>(5.3%)</b>	<b>↓</b>



### ACTIVITY

Cumulative percentage of contracted UDA delivered 2018 & 2019



Month	Adjusted Scheduled Activity (UDA)	
	2018	2019
April	526	1,156
May	1,990	2,943
June	4,335	4,630
July	6,676	
August	8,219	
September	10,536	
October	12,358	
November	14,106	
December	16,296	
January	17,920	
February	20,043	
March	21,949	
April	22,737	
May	22,720	
June	22,716	

### QUALITY

	Quantity	Base Number	Contract	AT	Region	England
% of FP17s for the same patient ID Re-attending within 3 months - Children	64	717	8.9%	11.7%	12.0%	11.5%
% of FP17s for the same patient ID Re-attending within 3 months - Adults	315	2,282	13.8%	15.8%	15.7%	15.4%
% of FP17s for the same patient ID Re-attending between 3 & 9 months - Children	409	717	57.0%	58.4%	60.3%	58.9%
% of FP17s for the same patient ID Re-attending between 3 & 9 months - Adults	1,269	2,282	55.6%	51.9%	54.0%	51.6%
% of FP17s for Band 1 Urgent Courses	151	2,574	5.9%	10.1%	8.9%	8.9%
% of FP17s Relating to Free Repair or Replacements	42	2,574	1.6%	0.9%	1.0%	0.8%
% of FP17s Relating to Continuations	17	2,574	0.7%	0.9%	1.1%	0.9%
% of Patients satisfied with the dentistry they have received	3	3	N/A	94.3%	93.4%	93.2%
% of Patients satisfied with the time they had to wait for an appointment	3	3	N/A	89.3%	89.4%	88.8%

\* This is based on patients treated on this contract for their most recent course of treatment. Figures in italics indicate the base number of FP17s or Patient Questionnaire responses are less than 100. N/A is shown where the base number of responses is less than 10 during the period. % is calculated as Quantity/Base number\*100

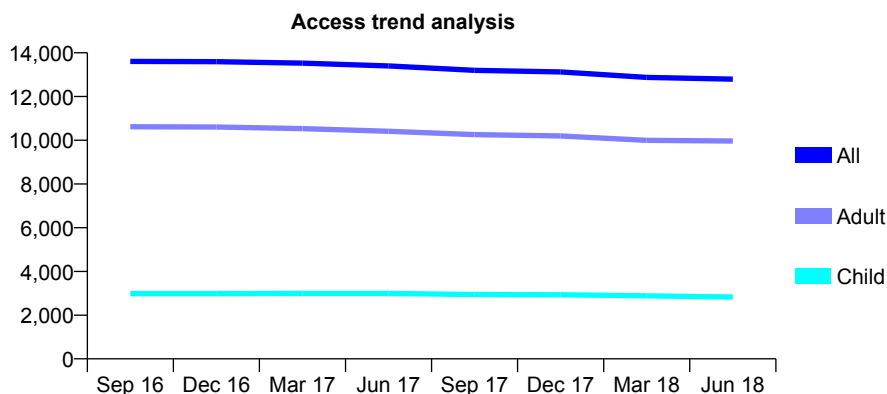
## Q46 - Vital Signs At a Glance Contract Report for 190470/0007 - June 2018

Name or company name	G.k.A (1996) Ltd
Contract type name	GDS Contract
Purpose of contract	General and Orthodontic
Contract start date	01/05/2009
Contract end date	

18/19 Contracted general activity (UDA)	40,268
Carry forward general activity (UDA)	0
18/19 Contracted orthodontic activity (UOA)	2,541
Carry forward orthodontic activity (UOA)	0
Baseline contract value	£1,292,765.85

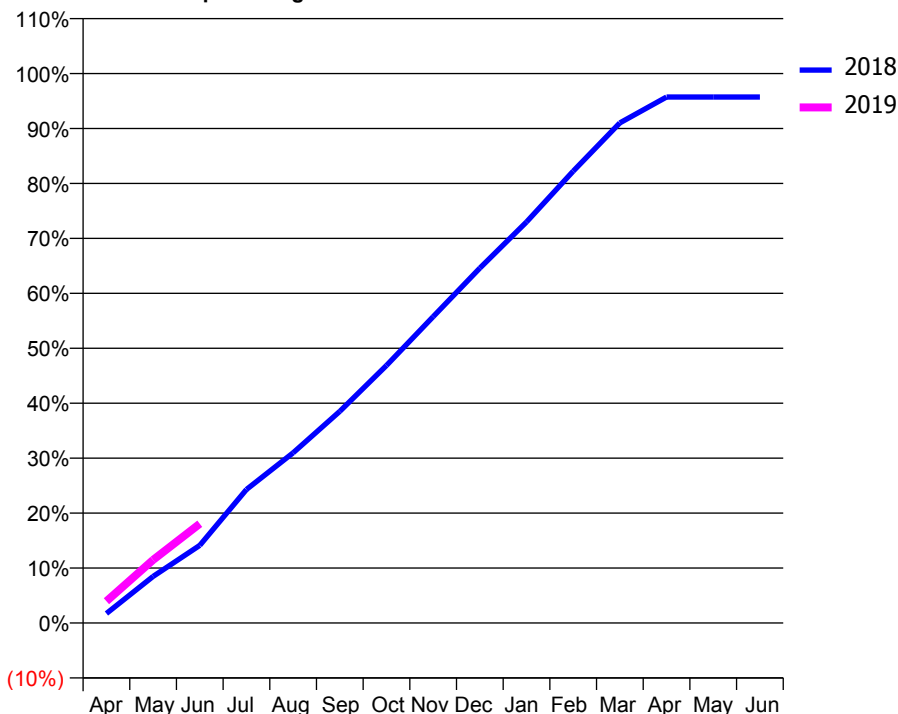
### ACCESS\*

Patients seen in 24 months	Total	Change since previous quarter
Quarter ending June 2017	13,402	
Quarter ending September 2017	13,200	↓
Quarter ending December 2017	13,126	→
Quarter ending March 2018	12,875	↓
Quarter ending June 2018	12,795	→
<b>Variance since June 2017</b>	<b>(4.5%)</b>	<b>↓</b>



### ACTIVITY

Cumulative percentage of contracted UDA delivered 2018 & 2019



Month	Adjusted Scheduled Activity (UDA)	
	2018	2019
April	702	1,600
May	3,410	4,626
June	5,688	7,274
July	9,787	
August	12,470	
September	15,514	
October	18,871	
November	22,455	
December	26,009	
January	29,389	
February	33,114	
March	36,652	
April	38,543	
May	38,547	
June	38,546	

### QUALITY

	Quantity	Base Number	Contract	AT	Region	England
% of FP17s for the same patient ID Re-attending within 3 months - Children	105	1,008	10.4%	11.7%	12.0%	11.5%
% of FP17s for the same patient ID Re-attending within 3 months - Adults	492	3,326	14.8%	15.8%	15.7%	15.4%
% of FP17s for the same patient ID Re-attending between 3 & 9 months - Children	546	1,008	54.2%	58.4%	60.3%	58.9%
% of FP17s for the same patient ID Re-attending between 3 & 9 months - Adults	1,727	3,326	51.9%	51.9%	54.0%	51.6%
% of FP17s for Band 1 Urgent Courses	302	3,471	8.7%	10.1%	8.9%	8.9%
% of FP17s Relating to Free Repair or Replacements	74	3,471	2.1%	0.9%	1.0%	0.8%
% of FP17s Relating to Continuations	32	3,471	0.9%	0.9%	1.1%	0.9%
% of Patients satisfied with the dentistry they have received	4	4	N/A	94.3%	93.4%	93.2%
% of Patients satisfied with the time they had to wait for an appointment	4	4	N/A	89.3%	89.4%	88.8%

\* This is based on patients treated on this contract for their most recent course of treatment. Figures in italics indicate the base number of FP17s or Patient Questionnaire responses are less than 100. N/A is shown where the base number of responses is less than 10 during the period. % is calculated as Quantity/Base number\*100

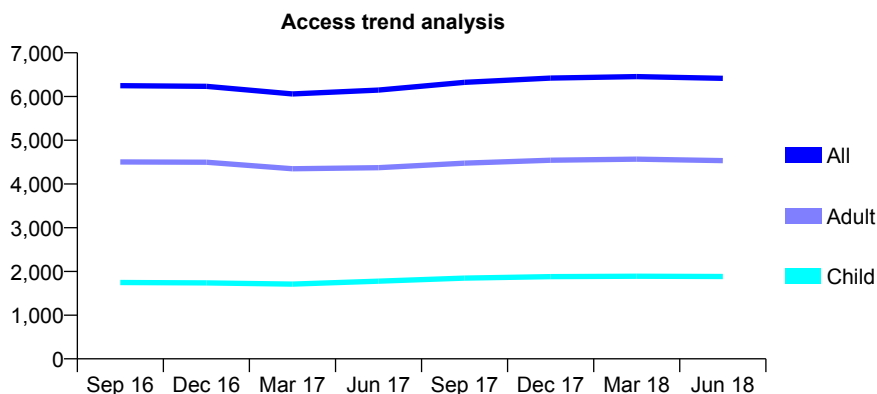
## Q46 - Vital Signs At a Glance Contract Report for 191515/0001 - June 2018

Name or company name	Birch Dental Practice
Contract type name	GDS Contract
Purpose of contract	General
Contract start date	01/05/2014
Contract end date	

18/19 Contracted general activity (UDA)	20,344
Carry forward general activity (UDA)	0
18/19 Contracted orthodontic activity (UOA)	0
Carry forward orthodontic activity (UOA)	0
Baseline contract value	£631,002.86

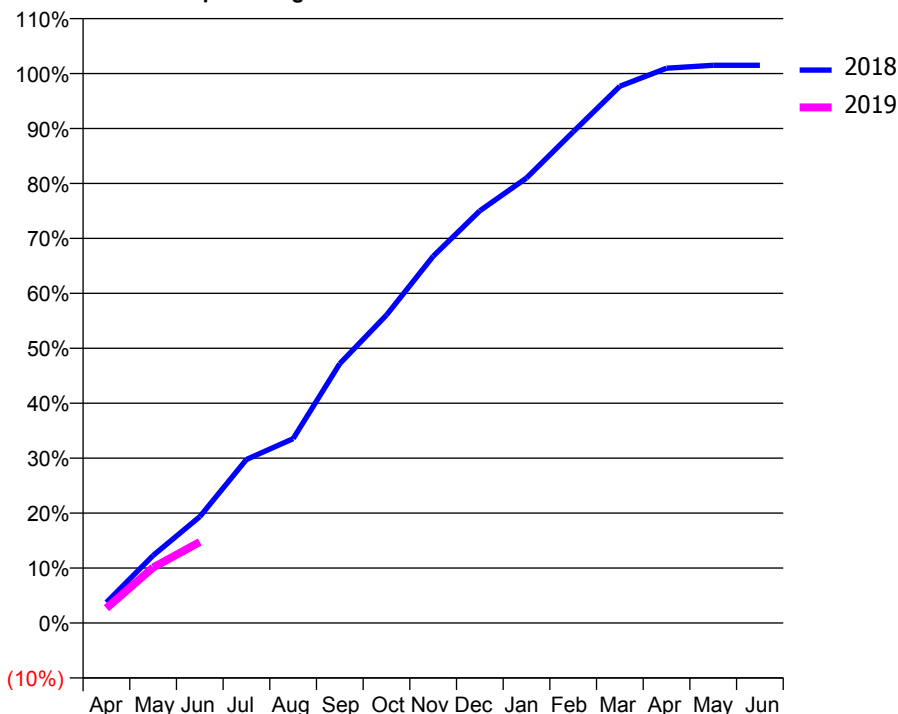
### ACCESS\*

Patients seen in 24 months	Total	Change since previous quarter
Quarter ending June 2017	6,149	
Quarter ending September 2017	6,323	↑
Quarter ending December 2017	6,422	→
Quarter ending March 2018	6,457	→
Quarter ending June 2018	6,417	→
<b>Variance since June 2017</b>	<b>4.4%</b>	<b>↑</b>



### ACTIVITY

Cumulative percentage of contracted UDA delivered 2018 & 2019



Month	Adjusted Scheduled Activity (UDA)	
	2018	2019
April	764	551
May	2,501	2,057
June	3,937	2,998
July	6,053	
August	6,826	
September	9,603	
October	11,404	
November	13,577	
December	15,264	
January	16,477	
February	18,184	
March	19,876	
April	20,542	
May	20,646	
June	20,646	

### QUALITY

	Quantity	Base Number	Contract	AT	Region	England
% of FP17s for the same patient ID Re-attending within 3 months - Children	43	426	10.1%	11.7%	12.0%	11.5%
% of FP17s for the same patient ID Re-attending within 3 months - Adults	192	972	19.8%	15.8%	15.7%	15.4%
% of FP17s for the same patient ID Re-attending between 3 & 9 months - Children	143	426	33.6%	58.4%	60.3%	58.9%
% of FP17s for the same patient ID Re-attending between 3 & 9 months - Adults	286	972	29.4%	51.9%	54.0%	51.6%
% of FP17s for Band 1 Urgent Courses	88	913	9.6%	10.1%	8.9%	8.9%
% of FP17s Relating to Free Repair or Replacements	5	913	0.5%	0.9%	1.0%	0.8%
% of FP17s Relating to Continuations	19	913	2.1%	0.9%	1.1%	0.9%
% of Patients satisfied with the dentistry they have received	1	1	N/A	94.3%	93.4%	93.2%
% of Patients satisfied with the time they had to wait for an appointment	1	1	N/A	89.3%	89.4%	88.8%

\* This is based on patients treated on this contract for their most recent course of treatment. Figures in italics indicate the base number of FP17s or Patient Questionnaire responses are less than 100. N/A is shown where the base number of responses is less than 10 during the period. % is calculated as Quantity/Base number\*100

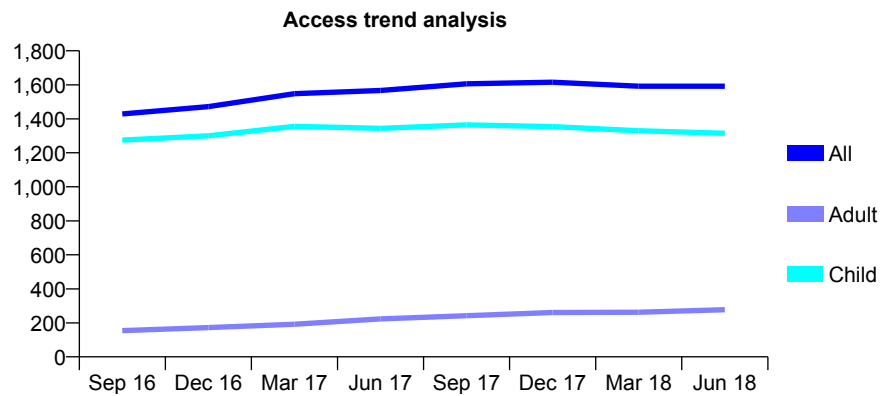
## Q46 - Vital Signs At a Glance Contract Report for 191574/0001 - June 2018

Name or company name	Steven Bate
Contract type name	GDS Contract
Purpose of contract	General
Contract start date	01/08/2015
Contract end date	

18/19 Contracted general activity (UDA)	4,200
Carry forward general activity (UDA)	0
18/19 Contracted orthodontic activity (UOA)	0
Carry forward orthodontic activity (UOA)	0
Baseline contract value	£119,137.39

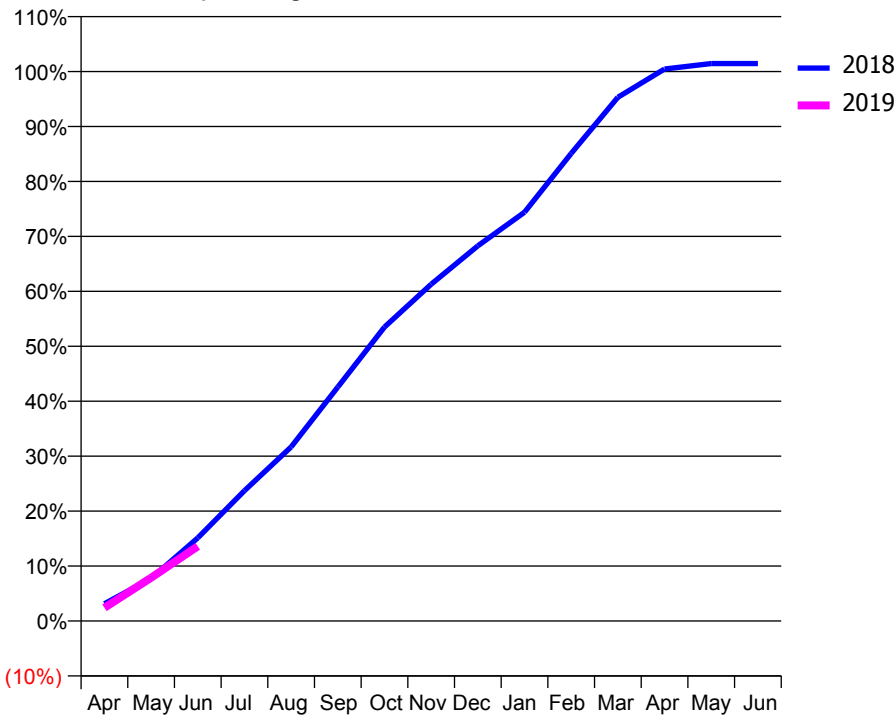
### ACCESS\*

Patients seen in 24 months	Total	Change since previous quarter
Quarter ending June 2017	1,567	
Quarter ending September 2017	1,606	↑
Quarter ending December 2017	1,615	→
Quarter ending March 2018	1,592	↓
Quarter ending June 2018	1,592	→
<b>Variance since June 2017</b>	<b>1.6%</b>	<b>→</b>



### ACTIVITY

Cumulative percentage of contracted UDA delivered 2018 & 2019



Month	Adjusted Scheduled Activity (UDA)	
	2018	2019
April	132	102
May	326	331
June	636	571
July	996	
August	1,330	
September	1,788	
October	2,247	
November	2,574	
December	2,868	
January	3,124	
February	3,574	
March	4,003	
April	4,219	
May	4,261	
June	4,261	

### QUALITY

	Quantity	Base Number	Contract	AT	Region	England
% of FP17s for the same patient ID Re-attending within 3 months - Children	84	605	13.9%	11.7%	12.0%	11.5%
% of FP17s for the same patient ID Re-attending within 3 months - Adults	2	65	3.1%	15.8%	15.7%	15.4%
% of FP17s for the same patient ID Re-attending between 3 & 9 months - Children	460	605	76.0%	58.4%	60.3%	58.9%
% of FP17s for the same patient ID Re-attending between 3 & 9 months - Adults	49	65	75.4%	51.9%	54.0%	51.6%
% of FP17s for Band 1 Urgent Courses	16	452	3.5%	10.1%	8.9%	8.9%
% of FP17s Relating to Free Repair or Replacements	0	452	0.0%	0.9%	1.0%	0.8%
% of FP17s Relating to Continuations	2	452	0.4%	0.9%	1.1%	0.9%
% of Patients satisfied with the dentistry they have received	1	1	N/A	94.3%	93.4%	93.2%
% of Patients satisfied with the time they had to wait for an appointment	0	1	N/A	89.3%	89.4%	88.8%

\* This is based on patients treated on this contract for their most recent course of treatment. Figures in italics indicate the base number of FP17s or Patient Questionnaire responses are less than 100. N/A is shown where the base number of responses is less than 10 during the period. % is calculated as Quantity/Base number\*100

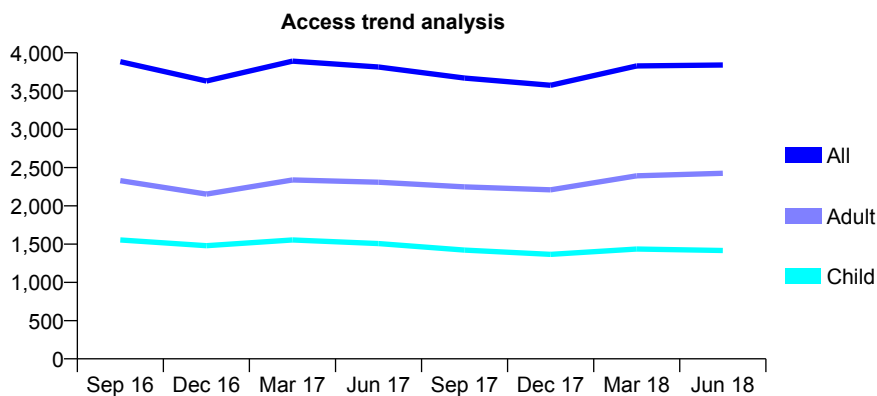
## Q46 - Vital Signs At a Glance Contract Report for 191809/0001 - June 2018

Name or company name	Swinton Practice Ltd
Contract type name	GDS Contract
Purpose of contract	General
Contract start date	01/07/2010
Contract end date	

18/19 Contracted general activity (UDA)	12,066
Carry forward general activity (UDA)	0
18/19 Contracted orthodontic activity (UOA)	0
Carry forward orthodontic activity (UOA)	0
Baseline contract value	£319,584.87

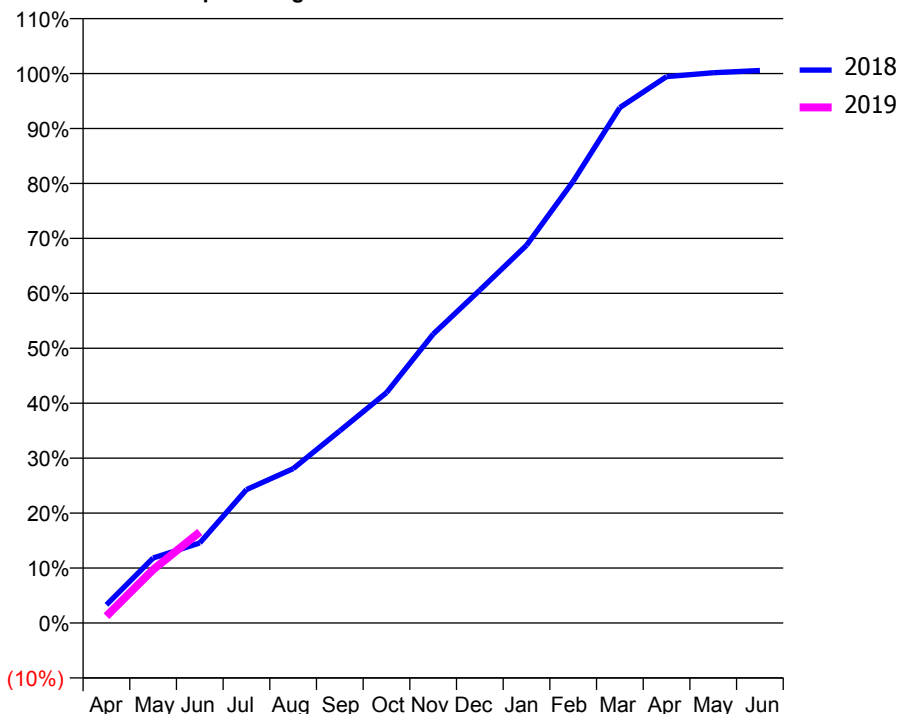
### ACCESS\*

Patients seen in 24 months	Total	Change since previous quarter
Quarter ending June 2017	3,814	
Quarter ending September 2017	3,669	↓
Quarter ending December 2017	3,576	↓
Quarter ending March 2018	3,829	↑
Quarter ending June 2018	3,841	→
<b>Variance since June 2017</b>	<b>0.7%</b>	<b>→</b>



### ACTIVITY

Cumulative percentage of contracted UDA delivered 2018 & 2019



Adjusted Scheduled Activity (UDA)		
Month	2018	2019
April	400	151
May	1,427	1,174
June	1,758	1,999
July	2,930	
August	3,390	
September	4,219	
October	5,058	
November	6,343	
December	7,309	
January	8,294	
February	9,701	
March	11,318	
April	11,998	
May	12,083	
June	12,131	

### QUALITY

	Quantity	Base Number	Contract	AT	Region	England
% of FP17s for the same patient ID Re-attending within 3 months - Children	26	393	6.6%	11.7%	12.0%	11.5%
% of FP17s for the same patient ID Re-attending within 3 months - Adults	47	633	7.4%	15.8%	15.7%	15.4%
% of FP17s for the same patient ID Re-attending between 3 & 9 months - Children	146	393	37.2%	58.4%	60.3%	58.9%
% of FP17s for the same patient ID Re-attending between 3 & 9 months - Adults	192	633	30.3%	51.9%	54.0%	51.6%
% of FP17s for Band 1 Urgent Courses	28	785	3.6%	10.1%	8.9%	8.9%
% of FP17s Relating to Free Repair or Replacements	1	785	0.1%	0.9%	1.0%	0.8%
% of FP17s Relating to Continuations	6	785	0.8%	0.9%	1.1%	0.9%
% of Patients satisfied with the dentistry they have received	2	2	N/A	94.3%	93.4%	93.2%
% of Patients satisfied with the time they had to wait for an appointment	2	2	N/A	89.3%	89.4%	88.8%

\* This is based on patients treated on this contract for their most recent course of treatment. Figures in italics indicate the base number of FP17s or Patient Questionnaire responses are less than 100. N/A is shown where the base number of responses is less than 10 during the period. % is calculated as Quantity/Base number\*100

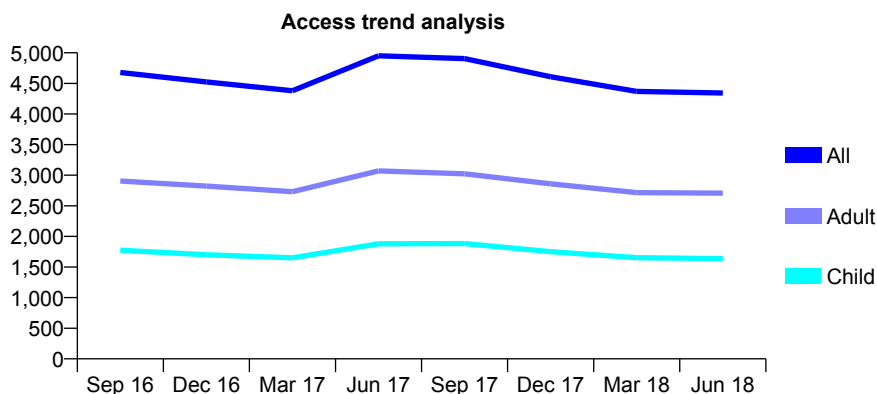
## Q46 - Vital Signs At a Glance Contract Report for 191809/0002 - June 2018

Name or company name	Swinton Practice Ltd
Contract type name	GDS Contract
Purpose of contract	General
Contract start date	01/07/2010
Contract end date	

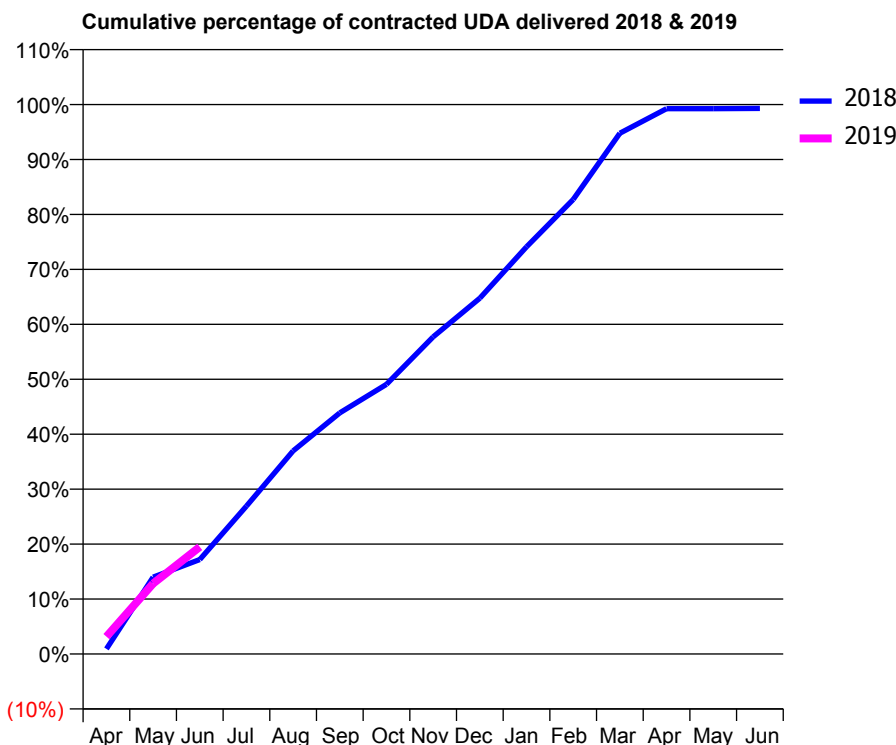
18/19 Contracted general activity (UDA)	14,721
Carry forward general activity (UDA)	0
18/19 Contracted orthodontic activity (UOA)	0
Carry forward orthodontic activity (UOA)	0
Baseline contract value	£354,724.37

### ACCESS\*

Patients seen in 24 months	Total	Change since previous quarter
Quarter ending June 2017	4,950	
Quarter ending September 2017	4,906	→
Quarter ending December 2017	4,610	↓
Quarter ending March 2018	4,369	↓
Quarter ending June 2018	4,344	→
<b>Variance since June 2017</b>	<b>(12.2%)</b>	<b>↓</b>



### ACTIVITY



Month	Adjusted Scheduled Activity (UDA)	
	2018	2019
April	136	467
May	2,059	1,889
June	2,531	2,872
July	3,965	
August	5,442	
September	6,462	
October	7,227	
November	8,496	
December	9,532	
January	10,907	
February	12,177	
March	13,950	
April	14,608	
May	14,610	
June	14,617	

### QUALITY

	Quantity	Base Number	Contract	AT	Region	England
% of FP17s for the same patient ID Re-attending within 3 months - Children	61	622	9.8%	11.7%	12.0%	11.5%
% of FP17s for the same patient ID Re-attending within 3 months - Adults	145	867	16.7%	15.8%	15.7%	15.4%
% of FP17s for the same patient ID Re-attending between 3 & 9 months - Children	311	622	50.0%	58.4%	60.3%	58.9%
% of FP17s for the same patient ID Re-attending between 3 & 9 months - Adults	279	867	32.2%	51.9%	54.0%	51.6%
% of FP17s for Band 1 Urgent Courses	114	1,171	9.7%	10.1%	8.9%	8.9%
% of FP17s Relating to Free Repair or Replacements	7	1,171	0.6%	0.9%	1.0%	0.8%
% of FP17s Relating to Continuations	8	1,171	0.7%	0.9%	1.1%	0.9%
% of Patients satisfied with the dentistry they have received	3	3	N/A	94.3%	93.4%	93.2%
% of Patients satisfied with the time they had to wait for an appointment	3	3	N/A	89.3%	89.4%	88.8%

\* This is based on patients treated on this contract for their most recent course of treatment. Figures in italics indicate the base number of FP17s or Patient Questionnaire responses are less than 100. N/A is shown where the base number of responses is less than 10 during the period. % is calculated as Quantity/Base number\*100

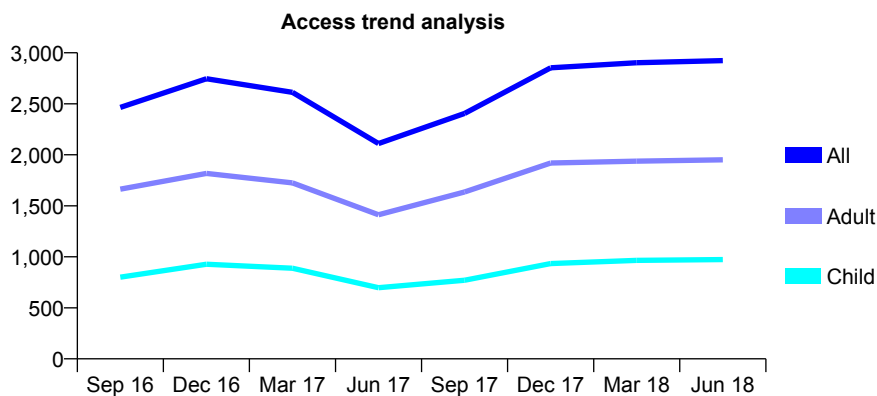
## Q46 - Vital Signs At a Glance Contract Report for 191809/0003 - June 2018

Name or company name	Swinton Practice Ltd
Contract type name	GDS Contract
Purpose of contract	General
Contract start date	01/07/2010
Contract end date	

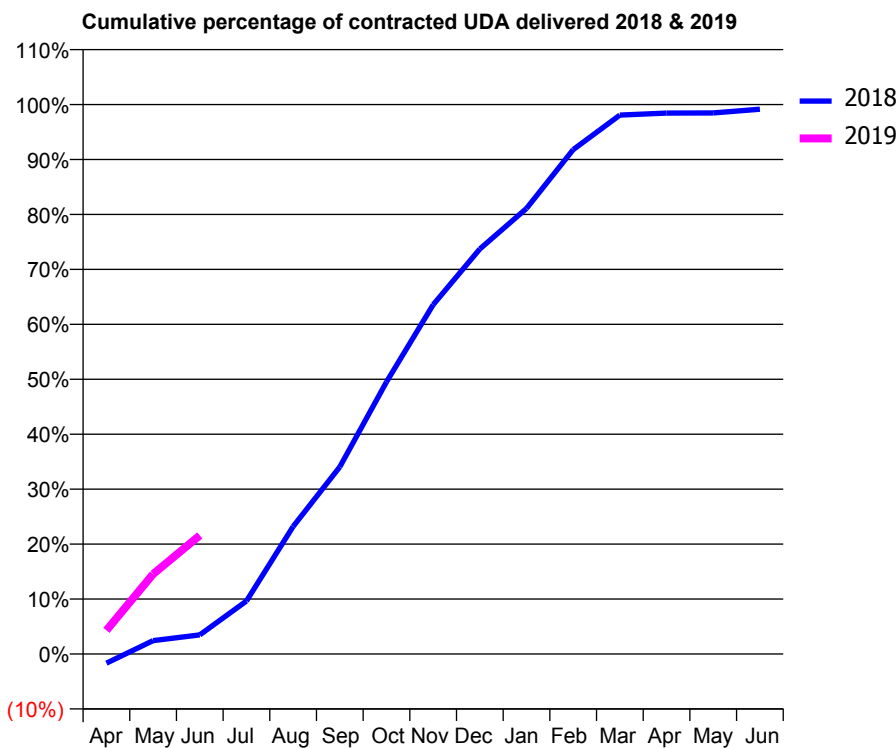
18/19 Contracted general activity (UDA)	7,840
Carry forward general activity (UDA)	0
18/19 Contracted orthodontic activity (UOA)	0
Carry forward orthodontic activity (UOA)	0
Baseline contract value	£167,715.21

### ACCESS\*

Patients seen in 24 months	Total	Change since previous quarter
Quarter ending June 2017	2,111	
Quarter ending September 2017	2,406	↑
Quarter ending December 2017	2,853	↑
Quarter ending March 2018	2,903	→
Quarter ending June 2018	2,924	→
<b>Variance since June 2017</b>	<b>38.5%</b>	<b>↑</b>



### ACTIVITY



Month	Adjusted Scheduled Activity (UDA)	
	2018	2019
April	-132	337
May	191	1,140
June	273	1,692
July	756	
August	1,820	
September	2,670	
October	3,882	
November	4,983	
December	5,778	
January	6,358	
February	7,196	
March	7,690	
April	7,718	
May	7,719	
June	7,772	

### QUALITY

	Quantity	Base Number	Contract	AT	Region	England
% of FP17s for the same patient ID Re-attending within 3 months - Children	9	243	3.7%	11.7%	12.0%	11.5%
% of FP17s for the same patient ID Re-attending within 3 months - Adults	31	464	6.7%	15.8%	15.7%	15.4%
% of FP17s for the same patient ID Re-attending between 3 & 9 months - Children	96	243	39.5%	58.4%	60.3%	58.9%
% of FP17s for the same patient ID Re-attending between 3 & 9 months - Adults	176	464	37.9%	51.9%	54.0%	51.6%
% of FP17s for Band 1 Urgent Courses	33	666	5.0%	10.1%	8.9%	8.9%
% of FP17s Relating to Free Repair or Replacements	1	666	0.2%	0.9%	1.0%	0.8%
% of FP17s Relating to Continuations	4	666	0.6%	0.9%	1.1%	0.9%
% of Patients satisfied with the dentistry they have received	2	2	N/A	94.3%	93.4%	93.2%
% of Patients satisfied with the time they had to wait for an appointment	2	2	N/A	89.3%	89.4%	88.8%

\* This is based on patients treated on this contract for their most recent course of treatment. Figures in italics indicate the base number of FP17s or Patient Questionnaire responses are less than 100. N/A is shown where the base number of responses is less than 10 during the period. % is calculated as Quantity/Base number\*100



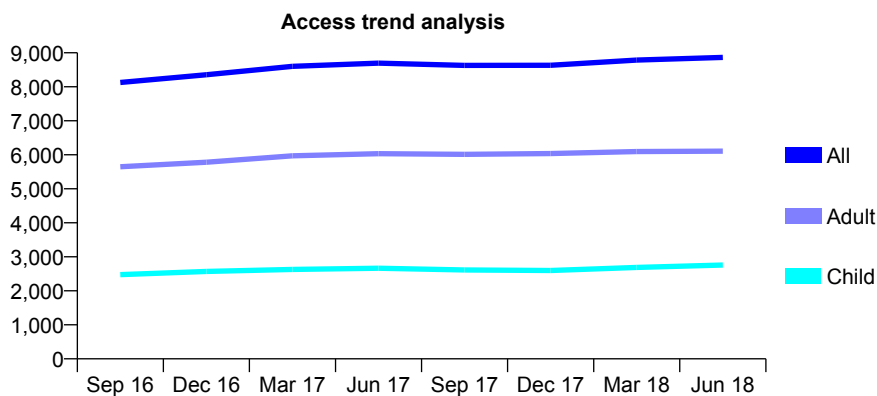
## Q46 - Vital Signs At a Glance Contract Report for 192007/0001 - June 2018

Name or company name	M60 Dental Care, Mrs D Doyle
Contract type name	GDS Contract
Purpose of contract	General
Contract start date	01/10/2014
Contract end date	

18/19 Contracted general activity (UDA)	24,397
Carry forward general activity (UDA)	0
18/19 Contracted orthodontic activity (UOA)	0
Carry forward orthodontic activity (UOA)	0
Baseline contract value	£664,702.67

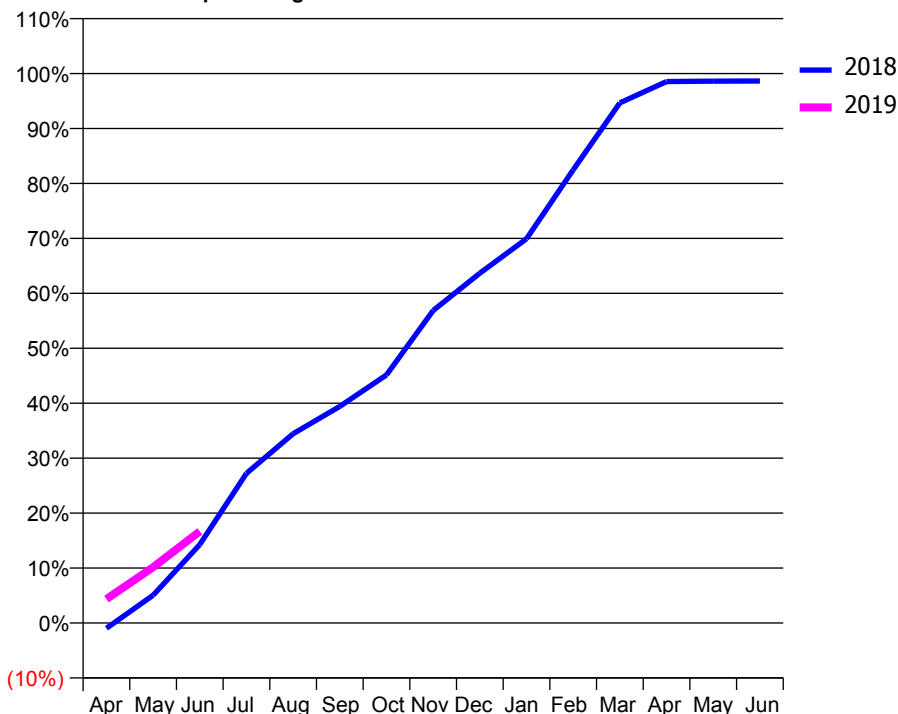
### ACCESS\*

Patients seen in 24 months	Total	Change since previous quarter
Quarter ending June 2017	8,697	
Quarter ending September 2017	8,630	→
Quarter ending December 2017	8,634	→
Quarter ending March 2018	8,786	→
Quarter ending June 2018	8,866	→
<b>Variance since June 2017</b>	<b>1.9%</b>	<b>→</b>



### ACTIVITY

Cumulative percentage of contracted UDA delivered 2018 & 2019



Month	Adjusted Scheduled Activity (UDA)	
	2018	2019
April	-241	1,063
May	1,233	2,477
June	3,481	4,073
July	6,648	
August	8,402	
September	9,618	
October	11,013	
November	13,874	
December	15,533	
January	17,057	
February	20,123	
March	23,093	
April	24,042	
May	24,059	
June	24,062	

### QUALITY

	Quantity	Base Number	Contract	AT	Region	England
% of FP17s for the same patient ID Re-attending within 3 months - Children	101	970	10.4%	11.7%	12.0%	11.5%
% of FP17s for the same patient ID Re-attending within 3 months - Adults	291	1,704	17.1%	15.8%	15.7%	15.4%
% of FP17s for the same patient ID Re-attending between 3 & 9 months - Children	526	970	54.2%	58.4%	60.3%	58.9%
% of FP17s for the same patient ID Re-attending between 3 & 9 months - Adults	814	1,704	47.8%	51.9%	54.0%	51.6%
% of FP17s for Band 1 Urgent Courses	213	2,211	9.6%	10.1%	8.9%	8.9%
% of FP17s Relating to Free Repair or Replacements	21	2,211	0.9%	0.9%	1.0%	0.8%
% of FP17s Relating to Continuations	30	2,211	1.4%	0.9%	1.1%	0.9%
% of Patients satisfied with the dentistry they have received	12	12	100.0%	94.3%	93.4%	93.2%
% of Patients satisfied with the time they had to wait for an appointment	11	12	91.7%	89.3%	89.4%	88.8%

\* This is based on patients treated on this contract for their most recent course of treatment. Figures in italics indicate the base number of FP17s or Patient Questionnaire responses are less than 100. N/A is shown where the base number of responses is less than 10 during the period. % is calculated as Quantity/Base number\*100

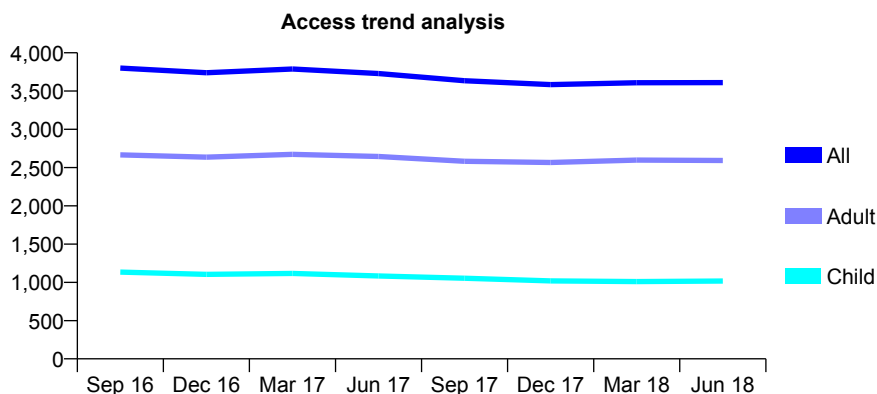
## Q46 - Vital Signs At a Glance Contract Report for 193453/0001 - June 2018

Name or company name	ICS Dental Ltd
Contract type name	GDS Contract
Purpose of contract	General
Contract start date	01/12/2013
Contract end date	

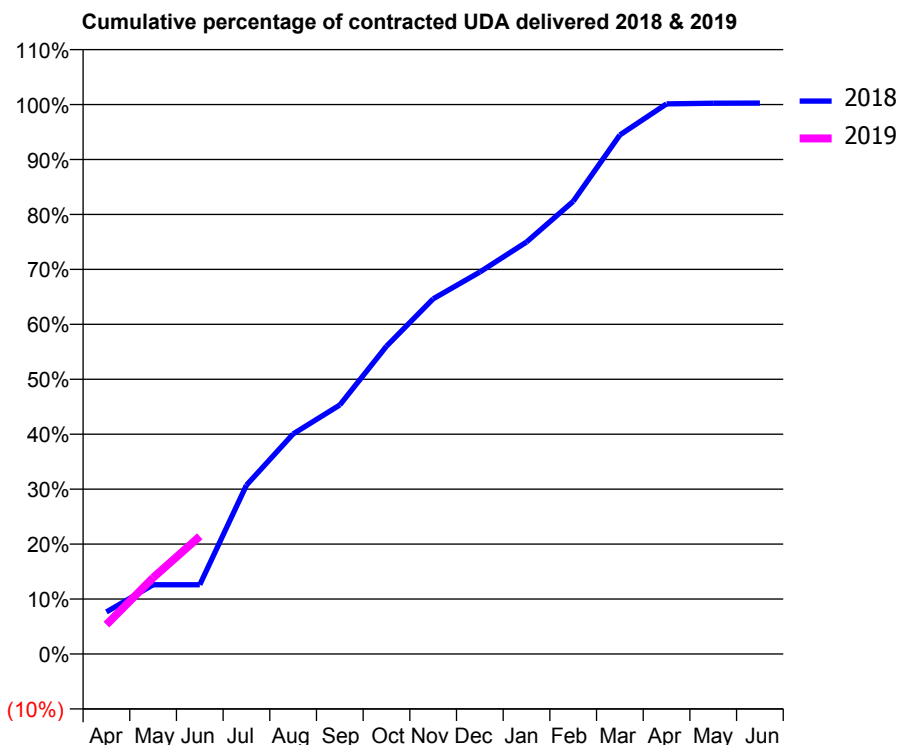
18/19 Contracted general activity (UDA)	8,000
Carry forward general activity (UDA)	0
18/19 Contracted orthodontic activity (UOA)	0
Carry forward orthodontic activity (UOA)	0
Baseline contract value	£223,859.53

### ACCESS\*

Patients seen in 24 months	Total	Change since previous quarter
Quarter ending June 2017	3,729	
Quarter ending September 2017	3,635	↓
Quarter ending December 2017	3,584	↓
Quarter ending March 2018	3,608	→
Quarter ending June 2018	3,610	→
<b>Variance since June 2017</b>	<b>(3.2%)</b>	<b>↓</b>



### ACTIVITY



Month	Adjusted Scheduled Activity (UDA)	
	2018	2019
April	612	428
May	1,008	1,112
June	1,008	1,714
July	2,459	
August	3,205	
September	3,625	
October	4,482	
November	5,171	
December	5,561	
January	5,997	
February	6,589	
March	7,558	
April	8,008	
May	8,019	
June	8,021	

### QUALITY

	Quantity	Base Number	Contract	AT	Region	England
% of FP17s for the same patient ID Re-attending within 3 months - Children	32	429	7.5%	11.7%	12.0%	11.5%
% of FP17s for the same patient ID Re-attending within 3 months - Adults	120	981	12.2%	15.8%	15.7%	15.4%
% of FP17s for the same patient ID Re-attending between 3 & 9 months - Children	312	429	72.7%	58.4%	60.3%	58.9%
% of FP17s for the same patient ID Re-attending between 3 & 9 months - Adults	422	981	43.0%	51.9%	54.0%	51.6%
% of FP17s for Band 1 Urgent Courses	85	917	9.3%	10.1%	8.9%	8.9%
% of FP17s Relating to Free Repair or Replacements	0	917	0.0%	0.9%	1.0%	0.8%
% of FP17s Relating to Continuations	5	917	0.5%	0.9%	1.1%	0.9%
% of Patients satisfied with the dentistry they have received	3	4	N/A	94.3%	93.4%	93.2%
% of Patients satisfied with the time they had to wait for an appointment	2	4	N/A	89.3%	89.4%	88.8%

\* This is based on patients treated on this contract for their most recent course of treatment. Figures in italics indicate the base number of FP17s or Patient Questionnaire responses are less than 100. N/A is shown where the base number of responses is less than 10 during the period. % is calculated as Quantity/Base number\*100

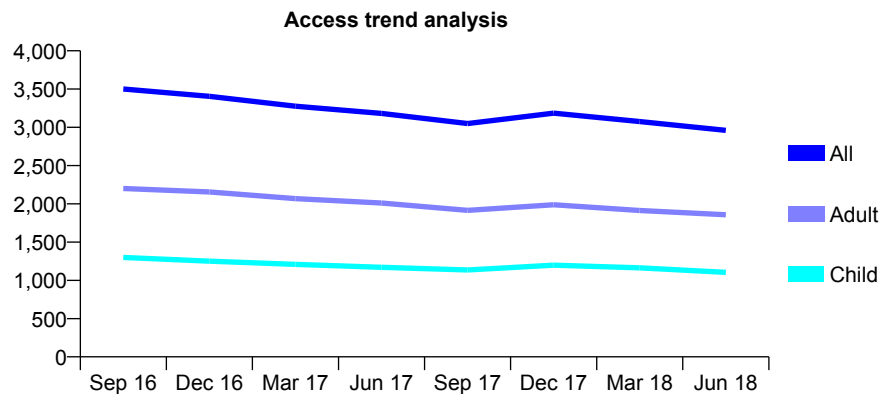
## Q46 - Vital Signs At a Glance Contract Report for 194093/0001 - June 2018

Name or company name	Ravat and Ray Dental Care (Fitton Hill) Ltd
Contract type name	GDS Contract
Purpose of contract	General
Contract start date	01/10/2013
Contract end date	

18/19 Contracted general activity (UDA)	10,000
Carry forward general activity (UDA)	0
18/19 Contracted orthodontic activity (UOA)	0
Carry forward orthodontic activity (UOA)	0
Baseline contract value	£303,720.69

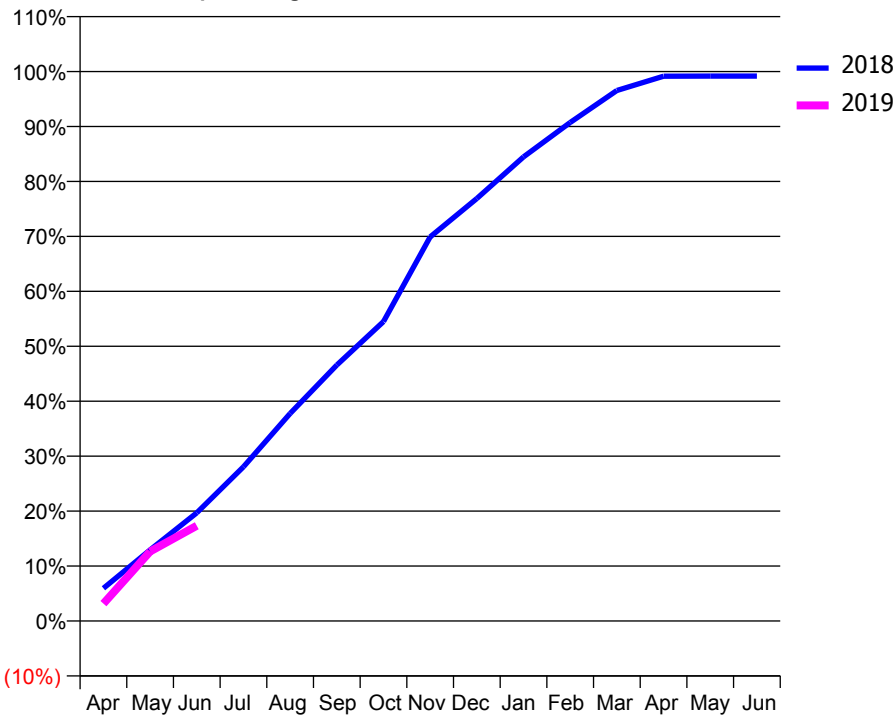
### ACCESS\*

Patients seen in 24 months	Total	Change since previous quarter
Quarter ending June 2017	3,182	
Quarter ending September 2017	3,050	↓
Quarter ending December 2017	3,186	↑
Quarter ending March 2018	3,076	↓
Quarter ending June 2018	2,961	↓
<b>Variance since June 2017</b>	<b>(6.9%)</b>	<b>↓</b>



### ACTIVITY

Cumulative percentage of contracted UDA delivered 2018 & 2019



Month	Adjusted Scheduled Activity (UDA)	
	2018	2019
April	596	317
May	1,296	1,265
June	1,969	1,735
July	2,807	
August	3,777	
September	4,659	
October	5,450	
November	6,989	
December	7,689	
January	8,446	
February	9,072	
March	9,654	
April	9,915	
May	9,916	
June	9,916	

### QUALITY

	Quantity	Base Number	Contract	AT	Region	England
% of FP17s for the same patient ID Re-attending within 3 months - Children	30	440	6.8%	11.7%	12.0%	11.5%
% of FP17s for the same patient ID Re-attending within 3 months - Adults	92	633	14.5%	15.8%	15.7%	15.4%
% of FP17s for the same patient ID Re-attending between 3 & 9 months - Children	298	440	67.7%	58.4%	60.3%	58.9%
% of FP17s for the same patient ID Re-attending between 3 & 9 months - Adults	367	633	58.0%	51.9%	54.0%	51.6%
% of FP17s for Band 1 Urgent Courses	69	970	7.1%	10.1%	8.9%	8.9%
% of FP17s Relating to Free Repair or Replacements	5	970	0.5%	0.9%	1.0%	0.8%
% of FP17s Relating to Continuations	3	970	0.3%	0.9%	1.1%	0.9%
% of Patients satisfied with the dentistry they have received	1	1	N/A	94.3%	93.4%	93.2%
% of Patients satisfied with the time they had to wait for an appointment	1	1	N/A	89.3%	89.4%	88.8%

\* This is based on patients treated on this contract for their most recent course of treatment. Figures in italics indicate the base number of FP17s or Patient Questionnaire responses are less than 100. N/A is shown where the base number of responses is less than 10 during the period. % is calculated as Quantity/Base number\*100

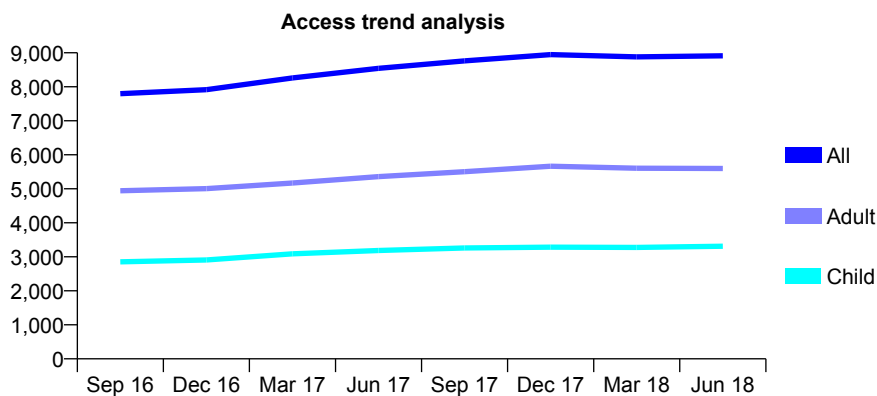
## Q46 - Vital Signs At a Glance Contract Report for 194875/0001 - June 2018

Name or company name	Park House Dental Practice
Contract type name	GDS Contract
Purpose of contract	General
Contract start date	01/09/2012
Contract end date	

18/19 Contracted general activity (UDA)	24,208
Carry forward general activity (UDA)	0
18/19 Contracted orthodontic activity (UOA)	0
Carry forward orthodontic activity (UOA)	0
Baseline contract value	£725,800.07

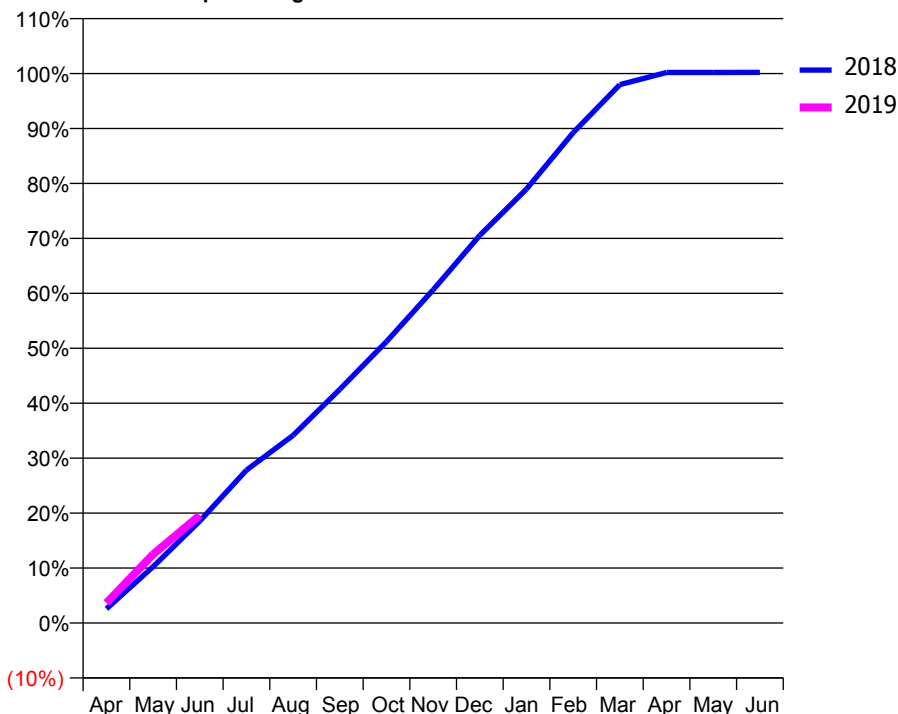
### ACCESS\*

Patients seen in 24 months	Total	Change since previous quarter
Quarter ending June 2017	8,545	
Quarter ending September 2017	8,764	↑
Quarter ending December 2017	8,949	↑
Quarter ending March 2018	8,881	→
Quarter ending June 2018	8,912	→
<b>Variance since June 2017</b>	<b>4.3%</b>	<b>↑</b>



### ACTIVITY

Cumulative percentage of contracted UDA delivered 2018 & 2019



Adjusted Scheduled Activity (UDA)

Month	2018	2019
April	626	884
May	2,484	3,027
June	4,493	4,741
July	6,736	
August	8,268	
September	10,293	
October	12,400	
November	14,676	
December	17,078	
January	19,121	
February	21,605	
March	23,721	
April	24,254	
May	24,255	
June	24,261	

### QUALITY

	Quantity	Base Number	Contract	AT	Region	England
% of FP17s for the same patient ID Re-attending within 3 months - Children	96	1,124	8.5%	11.7%	12.0%	11.5%
% of FP17s for the same patient ID Re-attending within 3 months - Adults	261	1,439	18.1%	15.8%	15.7%	15.4%
% of FP17s for the same patient ID Re-attending between 3 & 9 months - Children	608	1,124	54.1%	58.4%	60.3%	58.9%
% of FP17s for the same patient ID Re-attending between 3 & 9 months - Adults	564	1,439	39.2%	51.9%	54.0%	51.6%
% of FP17s for Band 1 Urgent Courses	309	2,291	13.5%	10.1%	8.9%	8.9%
% of FP17s Relating to Free Repair or Replacements	10	2,291	0.4%	0.9%	1.0%	0.8%
% of FP17s Relating to Continuations	23	2,291	1.0%	0.9%	1.1%	0.9%
% of Patients satisfied with the dentistry they have received	6	6	N/A	94.3%	93.4%	93.2%
% of Patients satisfied with the time they had to wait for an appointment	4	6	N/A	89.3%	89.4%	88.8%

\* This is based on patients treated on this contract for their most recent course of treatment. Figures in italics indicate the base number of FP17s or Patient Questionnaire responses are less than 100. N/A is shown where the base number of responses is less than 10 during the period. % is calculated as Quantity/Base number\*100

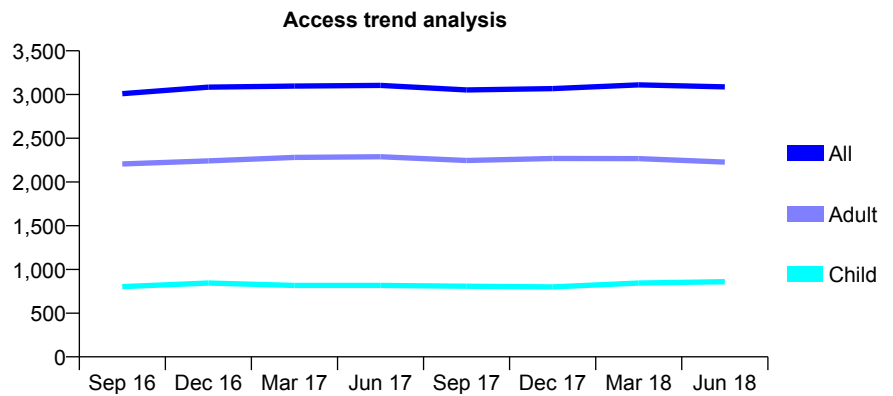
## Q46 - Vital Signs At a Glance Contract Report for 194964/0001 - June 2018

Name or company name	Atherton Dental Centre
Contract type name	GDS Contract
Purpose of contract	General
Contract start date	01/11/2013
Contract end date	

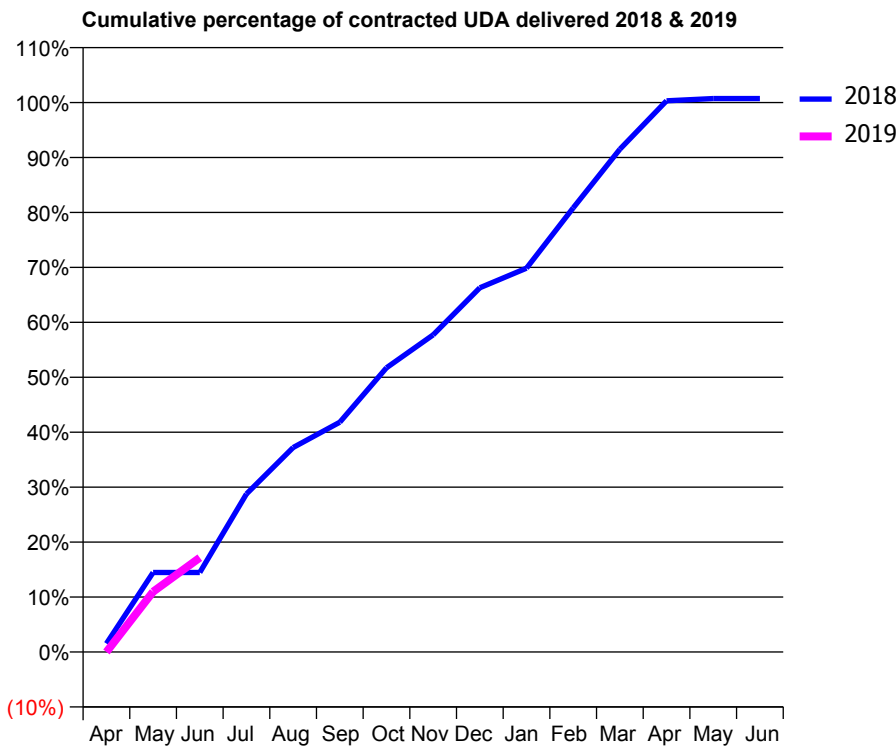
18/19 Contracted general activity (UDA)	8,583
Carry forward general activity (UDA)	0
18/19 Contracted orthodontic activity (UOA)	0
Carry forward orthodontic activity (UOA)	0
Baseline contract value	£248,619.73

### ACCESS\*

Patients seen in 24 months	Total	Change since previous quarter
Quarter ending June 2017	3,105	
Quarter ending September 2017	3,052	↓
Quarter ending December 2017	3,068	→
Quarter ending March 2018	3,111	→
Quarter ending June 2018	3,087	→
<b>Variance since June 2017</b>	<b>(0.6%)</b>	→



### ACTIVITY



Month	Adjusted Scheduled Activity (UDA)	
	2018	2019
April	132	0
May	1,242	943
June	1,242	1,474
July	2,469	
August	3,194	
September	3,590	
October	4,439	
November	4,955	
December	5,689	
January	5,995	
February	6,937	
March	7,852	
April	8,610	
May	8,644	
June	8,644	

### QUALITY

	Quantity	Base Number	Contract	AT	Region	England
% of FP17s for the same patient ID Re-attending within 3 months - Children	26	337	7.7%	11.7%	12.0%	11.5%
% of FP17s for the same patient ID Re-attending within 3 months - Adults	88	687	12.8%	15.8%	15.7%	15.4%
% of FP17s for the same patient ID Re-attending between 3 & 9 months - Children	152	337	45.1%	58.4%	60.3%	58.9%
% of FP17s for the same patient ID Re-attending between 3 & 9 months - Adults	283	687	41.2%	51.9%	54.0%	51.6%
% of FP17s for Band 1 Urgent Courses	157	683	23.0%	10.1%	8.9%	8.9%
% of FP17s Relating to Free Repair or Replacements	1	683	0.1%	0.9%	1.0%	0.8%
% of FP17s Relating to Continuations	3	683	0.4%	0.9%	1.1%	0.9%
% of Patients satisfied with the dentistry they have received	1	1	N/A	94.3%	93.4%	93.2%
% of Patients satisfied with the time they had to wait for an appointment	1	1	N/A	89.3%	89.4%	88.8%

\* This is based on patients treated on this contract for their most recent course of treatment. Figures in italics indicate the base number of FP17s or Patient Questionnaire responses are less than 100. N/A is shown where the base number of responses is less than 10 during the period. % is calculated as Quantity/Base number\*100

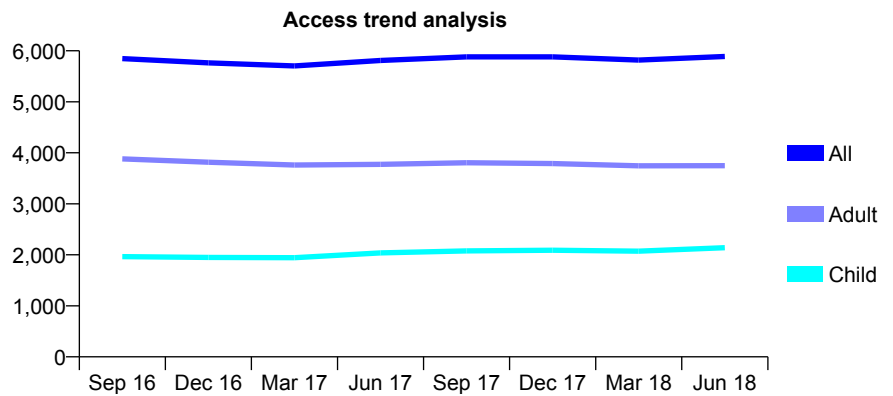
## Q46 - Vital Signs At a Glance Contract Report for 195839/0004 - June 2018

Name or company name	Derby St Dentist Ltd
Contract type name	GDS Contract
Purpose of contract	General
Contract start date	01/07/2013
Contract end date	

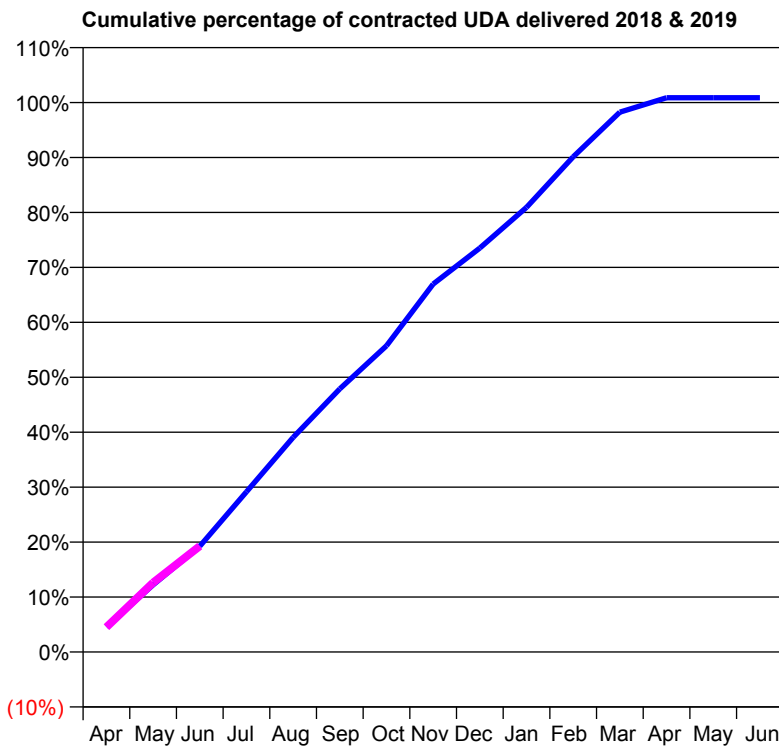
18/19 Contracted general activity (UDA)	18,033
Carry forward general activity (UDA)	0
18/19 Contracted orthodontic activity (UOA)	0
Carry forward orthodontic activity (UOA)	0
Baseline contract value	£465,213.05

### ACCESS\*

Patients seen in 24 months	Total	Change since previous quarter
Quarter ending June 2017	5,811	
Quarter ending September 2017	5,882	→
Quarter ending December 2017	5,880	→
Quarter ending March 2018	5,817	↓
Quarter ending June 2018	5,888	→
<b>Variance since June 2017</b>	<b>1.3%</b>	<b>→</b>



### ACTIVITY



Month	Adjusted Scheduled Activity (UDA)	
	2018	2019
April	825	817
May	2,202	2,276
June	3,473	3,475
July	5,260	
August	7,042	
September	8,635	
October	10,050	
November	12,076	
December	13,259	
January	14,591	
February	16,249	
March	17,715	
April	18,188	
May	18,188	
June	18,188	

### QUALITY

	Quantity	Base Number	Contract	AT	Region	England
% of FP17s for the same patient ID Re-attending within 3 months - Children	23	926	2.5%	11.7%	12.0%	11.5%
% of FP17s for the same patient ID Re-attending within 3 months - Adults	66	1,168	5.7%	15.8%	15.7%	15.4%
% of FP17s for the same patient ID Re-attending between 3 & 9 months - Children	689	926	74.4%	58.4%	60.3%	58.9%
% of FP17s for the same patient ID Re-attending between 3 & 9 months - Adults	782	1,168	67.0%	51.9%	54.0%	51.6%
% of FP17s for Band 1 Urgent Courses	85	1,854	4.6%	10.1%	8.9%	8.9%
% of FP17s Relating to Free Repair or Replacements	3	1,854	0.2%	0.9%	1.0%	0.8%
% of FP17s Relating to Continuations	6	1,854	0.3%	0.9%	1.1%	0.9%
% of Patients satisfied with the dentistry they have received	3	4	N/A	94.3%	93.4%	93.2%
% of Patients satisfied with the time they had to wait for an appointment	4	4	N/A	89.3%	89.4%	88.8%

\* This is based on patients treated on this contract for their most recent course of treatment. Figures in italics indicate the base number of FP17s or Patient Questionnaire responses are less than 100. N/A is shown where the base number of responses is less than 10 during the period. % is calculated as Quantity/Base number\*100

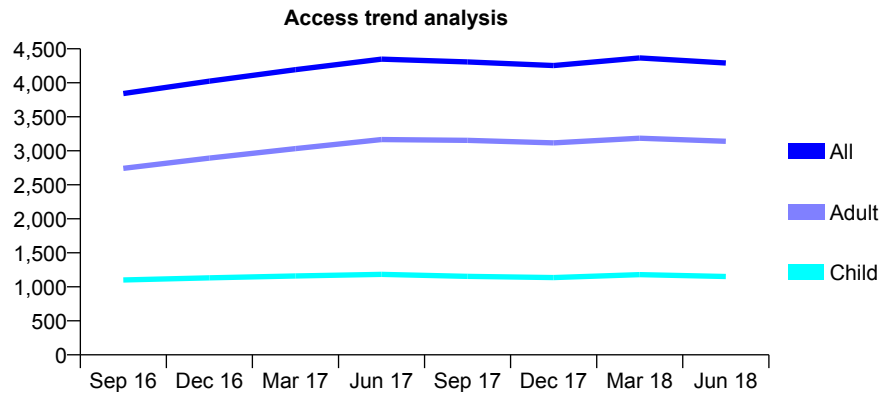
## Q46 - Vital Signs At a Glance Contract Report for 197858/0001 - June 2018

Name or company name	Ram Dental Ltd
Contract type name	GDS Contract
Purpose of contract	General
Contract start date	01/07/2015
Contract end date	

18/19 Contracted general activity (UDA)	15,554
Carry forward general activity (UDA)	0
18/19 Contracted orthodontic activity (UOA)	0
Carry forward orthodontic activity (UOA)	0
Baseline contract value	£478,515.84

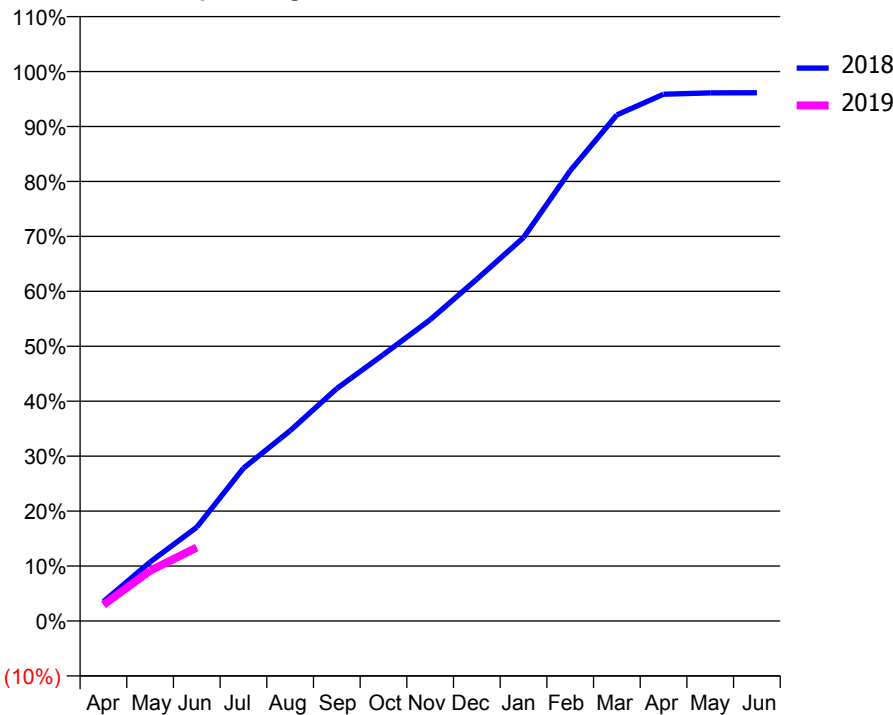
### ACCESS\*

Patients seen in 24 months	Total	Change since previous quarter
Quarter ending June 2017	4,348	
Quarter ending September 2017	4,306	→
Quarter ending December 2017	4,254	↓
Quarter ending March 2018	4,365	↑
Quarter ending June 2018	4,292	↓
<b>Variance since June 2017</b>	<b>(1.3%)</b>	<b>↓</b>



### ACTIVITY

Cumulative percentage of contracted UDA delivered 2018 & 2019



Adjusted Scheduled Activity (UDA)		
Month	2018	2019
April	547	457
May	1,671	1,425
June	2,654	2,083
July	4,328	
August	5,389	
September	6,582	
October	7,542	
November	8,530	
December	9,675	
January	10,855	
February	12,745	
March	14,325	
April	14,910	
May	14,949	
June	14,952	

### QUALITY

	Quantity	Base Number	Contract	AT	Region	England
% of FP17s for the same patient ID Re-attending within 3 months - Children	23	369	6.2%	11.7%	12.0%	11.5%
% of FP17s for the same patient ID Re-attending within 3 months - Adults	168	938	17.9%	15.8%	15.7%	15.4%
% of FP17s for the same patient ID Re-attending between 3 & 9 months - Children	280	369	75.9%	58.4%	60.3%	58.9%
% of FP17s for the same patient ID Re-attending between 3 & 9 months - Adults	532	938	56.7%	51.9%	54.0%	51.6%
% of FP17s for Band 1 Urgent Courses	133	1,048	12.7%	10.1%	8.9%	8.9%
% of FP17s Relating to Free Repair or Replacements	4	1,048	0.4%	0.9%	1.0%	0.8%
% of FP17s Relating to Continuations	12	1,048	1.1%	0.9%	1.1%	0.9%
% of Patients satisfied with the dentistry they have received	1	1	N/A	94.3%	93.4%	93.2%
% of Patients satisfied with the time they had to wait for an appointment	1	1	N/A	89.3%	89.4%	88.8%

\* This is based on patients treated on this contract for their most recent course of treatment. Figures in italics indicate the base number of FP17s or Patient Questionnaire responses are less than 100. N/A is shown where the base number of responses is less than 10 during the period. % is calculated as Quantity/Base number\*100

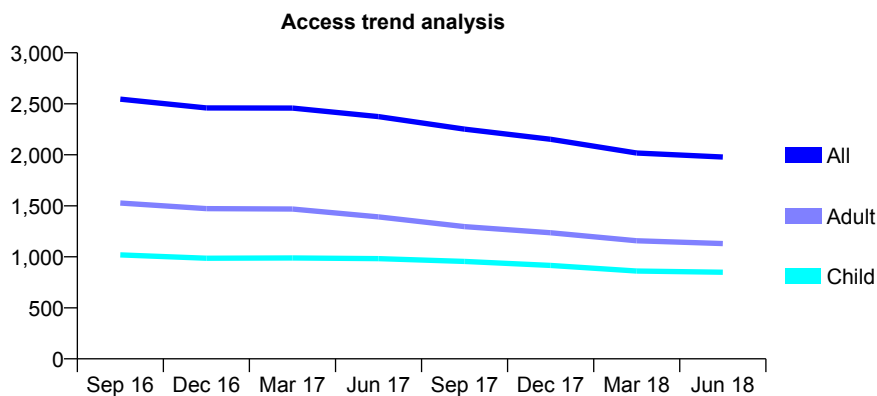
## Q46 - Vital Signs At a Glance Contract Report for 198129/0001 - June 2018

Name or company name	Synergy Dental Clinic Bolton Ltd
Contract type name	GDS Contract
Purpose of contract	General
Contract start date	01/09/2013
Contract end date	

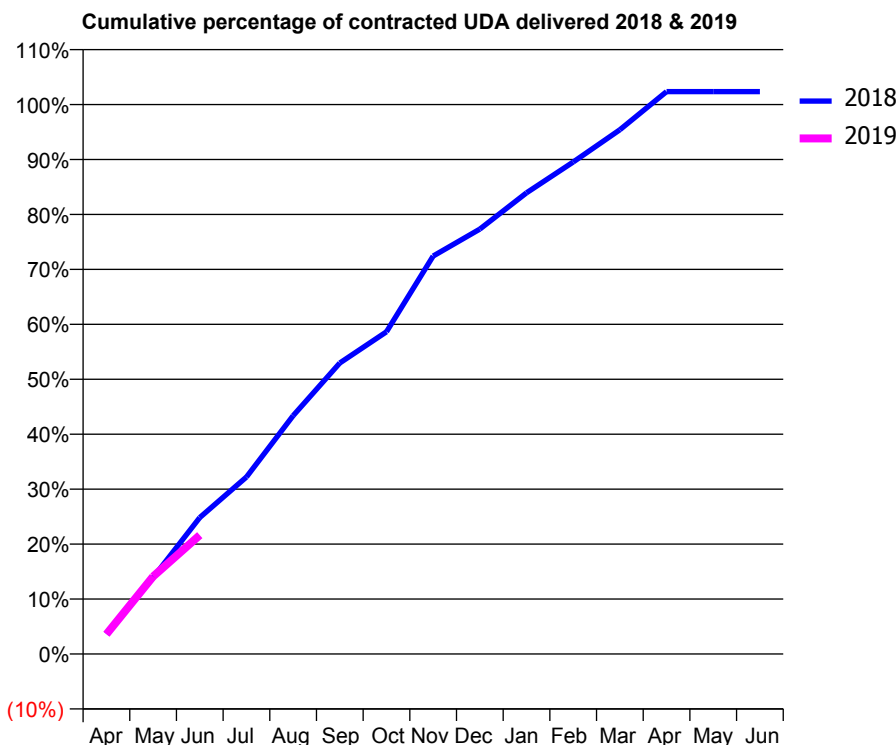
18/19 Contracted general activity (UDA)	5,890
Carry forward general activity (UDA)	0
18/19 Contracted orthodontic activity (UOA)	0
Carry forward orthodontic activity (UOA)	0
Baseline contract value	£146,154.21

### ACCESS\*

Patients seen in 24 months	Total	Change since previous quarter
Quarter ending June 2017	2,374	
Quarter ending September 2017	2,251	↓
Quarter ending December 2017	2,152	↓
Quarter ending March 2018	2,018	↓
Quarter ending June 2018	1,979	↓
<b>Variance since June 2017</b>	<b>(16.6%)</b>	<b>↓</b>



### ACTIVITY



Adjusted Scheduled Activity (UDA)		
Month	2018	2019
April	215	212
May	820	831
June	1,462	1,274
July	1,898	
August	2,555	
September	3,120	
October	3,454	
November	4,266	
December	4,555	
January	4,943	
February	5,273	
March	5,619	
April	6,028	
May	6,028	
June	6,028	

### QUALITY

	Quantity	Base Number	Contract	AT	Region	England
% of FP17s for the same patient ID Re-attending within 3 months - Children	16	316	5.1%	11.7%	12.0%	11.5%
% of FP17s for the same patient ID Re-attending within 3 months - Adults	32	358	8.9%	15.8%	15.7%	15.4%
% of FP17s for the same patient ID Re-attending between 3 & 9 months - Children	209	316	66.1%	58.4%	60.3%	58.9%
% of FP17s for the same patient ID Re-attending between 3 & 9 months - Adults	186	358	52.0%	51.9%	54.0%	51.6%
% of FP17s for Band 1 Urgent Courses	31	566	5.5%	10.1%	8.9%	8.9%
% of FP17s Relating to Free Repair or Replacements	0	566	0.0%	0.9%	1.0%	0.8%
% of FP17s Relating to Continuations	0	566	0.0%	0.9%	1.1%	0.9%
% of Patients satisfied with the dentistry they have received	1	1	N/A	94.3%	93.4%	93.2%
% of Patients satisfied with the time they had to wait for an appointment	0	1	N/A	89.3%	89.4%	88.8%

\* This is based on patients treated on this contract for their most recent course of treatment. Figures in italics indicate the base number of FP17s or Patient Questionnaire responses are less than 100. N/A is shown where the base number of responses is less than 10 during the period. % is calculated as Quantity/Base number\*100



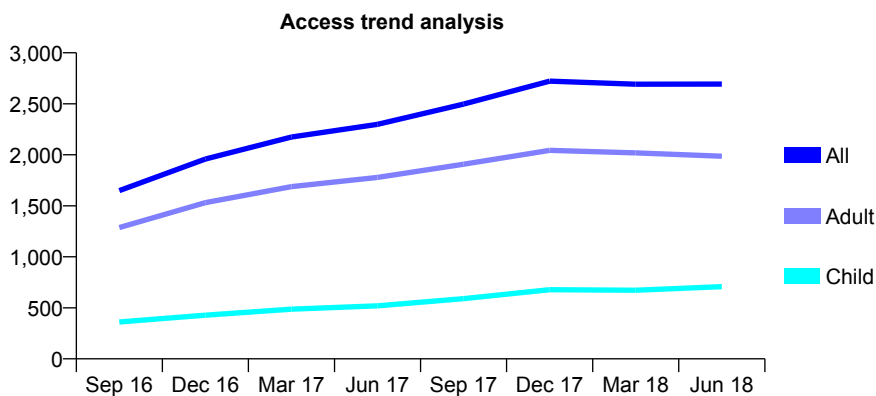
## Q46 - Vital Signs At a Glance Contract Report for 198315/0001 - June 2018

Name or company name	Mrs S Riaz
Contract type name	GDS Contract
Purpose of contract	General
Contract start date	18/01/2016
Contract end date	

18/19 Contracted general activity (UDA)	7,201
Carry forward general activity (UDA)	0
18/19 Contracted orthodontic activity (UOA)	0
Carry forward orthodontic activity (UOA)	0
Baseline contract value	£195,265.40

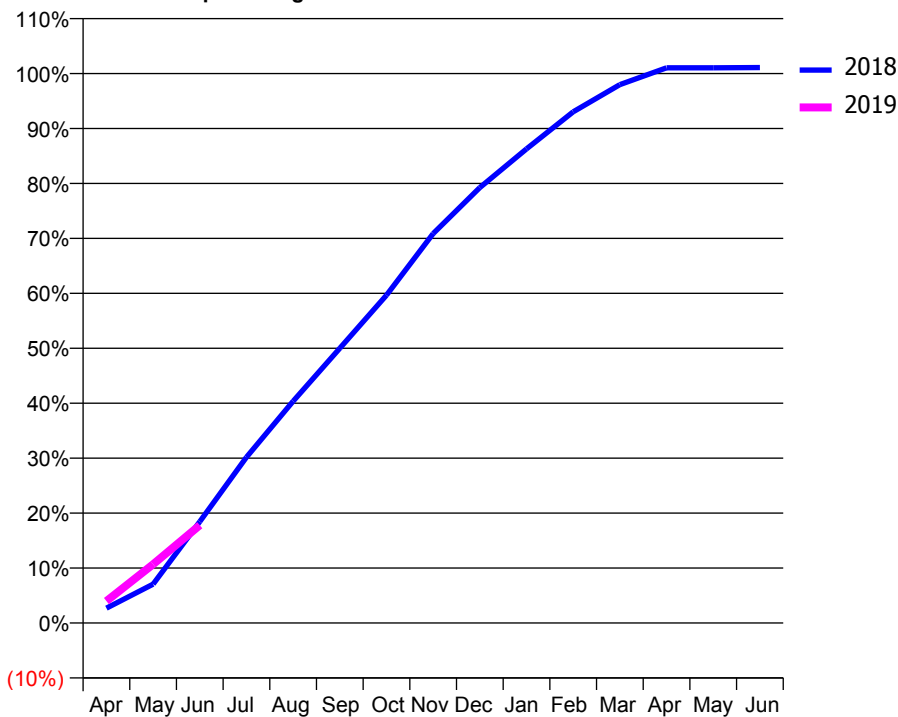
### ACCESS\*

Patients seen in 24 months	Total	Change since previous quarter
Quarter ending June 2017	2,299	
Quarter ending September 2017	2,498	↑
Quarter ending December 2017	2,722	↑
Quarter ending March 2018	2,692	↓
Quarter ending June 2018	2,694	→
<b>Variance since June 2017</b>	<b>17.2%</b>	<b>↑</b>



### ACTIVITY

Cumulative percentage of contracted UDA delivered 2018 & 2019



Month	Adjusted Scheduled Activity (UDA)	
	2018	2019
April	195	287
May	510	769
June	1,329	1,282
July	2,172	
August	2,907	
September	3,600	
October	4,297	
November	5,103	
December	5,706	
January	6,213	
February	6,699	
March	7,055	
April	7,275	
May	7,275	
June	7,278	

### QUALITY

	Quantity	Base Number	Contract	AT	Region	England
% of FP17s for the same patient ID Re-attending within 3 months - Children	24	300	8.0%	11.7%	12.0%	11.5%
% of FP17s for the same patient ID Re-attending within 3 months - Adults	73	491	14.9%	15.8%	15.7%	15.4%
% of FP17s for the same patient ID Re-attending between 3 & 9 months - Children	182	300	60.7%	58.4%	60.3%	58.9%
% of FP17s for the same patient ID Re-attending between 3 & 9 months - Adults	253	491	51.5%	51.9%	54.0%	51.6%
% of FP17s for Band 1 Urgent Courses	30	680	4.4%	10.1%	8.9%	8.9%
% of FP17s Relating to Free Repair or Replacements	13	680	1.9%	0.9%	1.0%	0.8%
% of FP17s Relating to Continuations	5	680	0.7%	0.9%	1.1%	0.9%
% of Patients satisfied with the dentistry they have received	2	2	N/A	94.3%	93.4%	93.2%
% of Patients satisfied with the time they had to wait for an appointment	2	2	N/A	89.3%	89.4%	88.8%

\* This is based on patients treated on this contract for their most recent course of treatment. Figures in italics indicate the base number of FP17s or Patient Questionnaire responses are less than 100. N/A is shown where the base number of responses is less than 10 during the period. % is calculated as Quantity/Base number\*100

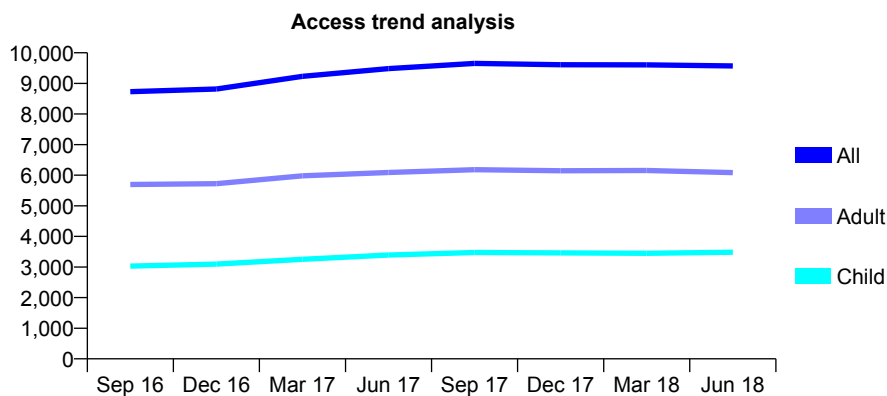
## Q46 - Vital Signs At a Glance Contract Report for 198889/0001 - June 2018

Name or company name	Kings Dental Centre
Contract type name	GDS Contract
Purpose of contract	General
Contract start date	15/04/2014
Contract end date	

18/19 Contracted general activity (UDA)	24,916
Carry forward general activity (UDA)	0
18/19 Contracted orthodontic activity (UOA)	0
Carry forward orthodontic activity (UOA)	0
Baseline contract value	£818,117.86

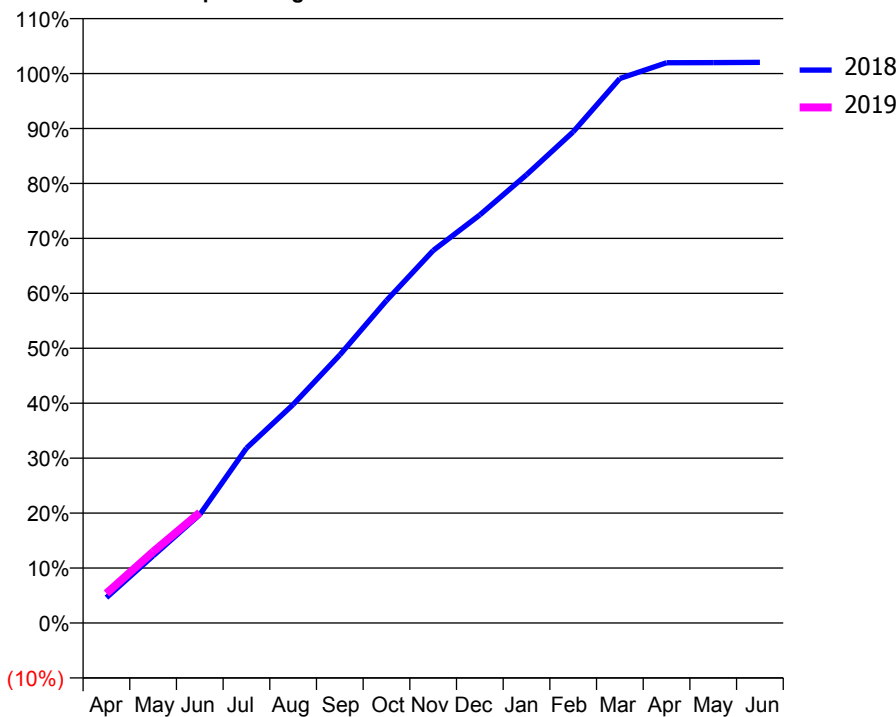
### ACCESS\*

Patients seen in 24 months	Total	Change since previous quarter
Quarter ending June 2017	9,483	
Quarter ending September 2017	9,655	→
Quarter ending December 2017	9,611	→
Quarter ending March 2018	9,604	→
Quarter ending June 2018	9,571	→
<b>Variance since June 2017</b>	<b>0.9%</b>	<b>→</b>



### ACTIVITY

Cumulative percentage of contracted UDA delivered 2018 & 2019



Month	Adjusted Scheduled Activity (UDA)	
	2018	2019
April	1,155	1,344
May	3,042	3,233
June	4,918	5,009
July	7,930	
August	9,906	
September	12,155	
October	14,621	
November	16,891	
December	18,506	
January	20,322	
February	22,274	
March	24,689	
April	25,401	
May	25,412	
June	25,419	

### QUALITY

	Quantity	Base Number	Contract	AT	Region	England
% of FP17s for the same patient ID Re-attending within 3 months - Children	89	924	9.6%	11.7%	12.0%	11.5%
% of FP17s for the same patient ID Re-attending within 3 months - Adults	223	1,456	15.3%	15.8%	15.7%	15.4%
% of FP17s for the same patient ID Re-attending between 3 & 9 months - Children	371	924	40.2%	58.4%	60.3%	58.9%
% of FP17s for the same patient ID Re-attending between 3 & 9 months - Adults	562	1,456	38.6%	51.9%	54.0%	51.6%
% of FP17s for Band 1 Urgent Courses	185	2,096	8.8%	10.1%	8.9%	8.9%
% of FP17s Relating to Free Repair or Replacements	13	2,096	0.6%	0.9%	1.0%	0.8%
% of FP17s Relating to Continuations	10	2,096	0.5%	0.9%	1.1%	0.9%
% of Patients satisfied with the dentistry they have received	3	3	N/A	94.3%	93.4%	93.2%
% of Patients satisfied with the time they had to wait for an appointment	2	3	N/A	89.3%	89.4%	88.8%

\* This is based on patients treated on this contract for their most recent course of treatment. Figures in italics indicate the base number of FP17s or Patient Questionnaire responses are less than 100. N/A is shown where the base number of responses is less than 10 during the period. % is calculated as Quantity/Base number\*100

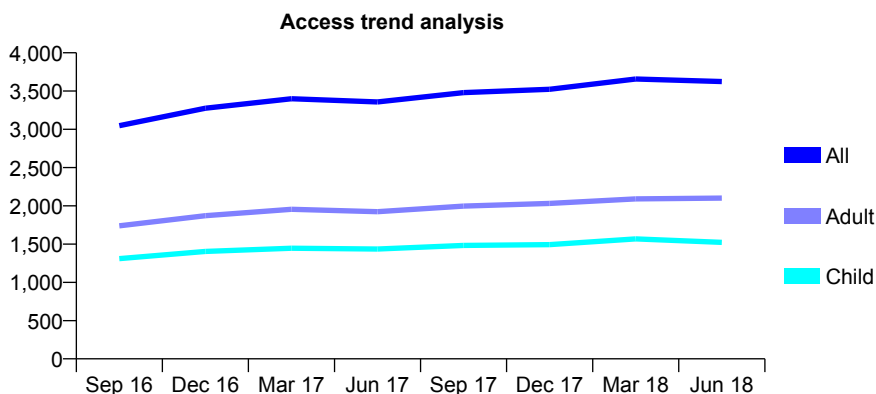
## Q46 - Vital Signs At a Glance Contract Report for 199664/0001 - June 2018

Name or company name	Charlestown Dental Practice Ltd
Contract type name	GDS Contract
Purpose of contract	General
Contract start date	01/10/2010
Contract end date	

18/19 Contracted general activity (UDA)	10,000
Carry forward general activity (UDA)	0
18/19 Contracted orthodontic activity (UOA)	0
Carry forward orthodontic activity (UOA)	0
Baseline contract value	£279,510.77

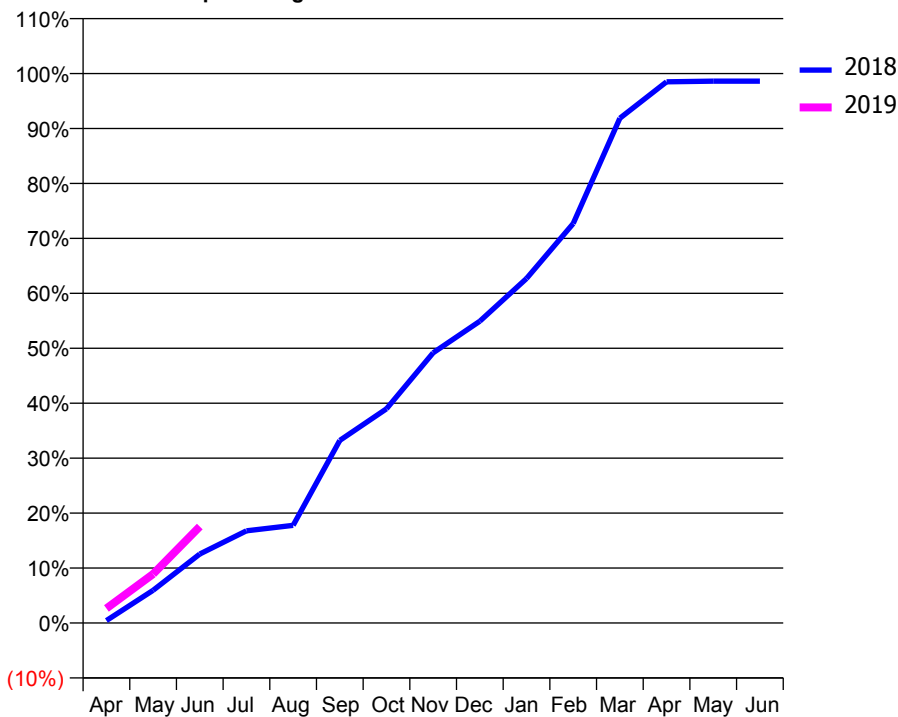
### ACCESS\*

Patients seen in 24 months	Total	Change since previous quarter
Quarter ending June 2017	3,358	
Quarter ending September 2017	3,479	↑
Quarter ending December 2017	3,524	→
Quarter ending March 2018	3,657	↑
Quarter ending June 2018	3,624	→
<b>Variance since June 2017</b>	<b>7.9%</b>	<b>↑</b>



### ACTIVITY

Cumulative percentage of contracted UDA delivered 2018 & 2019



Adjusted Scheduled Activity (UDA)		
Month	2018	2019
April	45	266
May	596	892
June	1,256	1,755
July	1,678	
August	1,778	
September	3,324	
October	3,898	
November	4,917	
December	5,492	
January	6,270	
February	7,270	
March	9,187	
April	9,850	
May	9,862	
June	9,862	

### QUALITY

	Quantity	Base Number	Contract	AT	Region	England
% of FP17s for the same patient ID Re-attending within 3 months - Children	39	378	10.3%	11.7%	12.0%	11.5%
% of FP17s for the same patient ID Re-attending within 3 months - Adults	103	532	19.4%	15.8%	15.7%	15.4%
% of FP17s for the same patient ID Re-attending between 3 & 9 months - Children	216	378	57.1%	58.4%	60.3%	58.9%
% of FP17s for the same patient ID Re-attending between 3 & 9 months - Adults	173	532	32.5%	51.9%	54.0%	51.6%
% of FP17s for Band 1 Urgent Courses	112	576	19.4%	10.1%	8.9%	8.9%
% of FP17s Relating to Free Repair or Replacements	2	576	0.3%	0.9%	1.0%	0.8%
% of FP17s Relating to Continuations	2	576	0.3%	0.9%	1.1%	0.9%
% of Patients satisfied with the dentistry they have received	3	3	N/A	94.3%	93.4%	93.2%
% of Patients satisfied with the time they had to wait for an appointment	3	3	N/A	89.3%	89.4%	88.8%

\* This is based on patients treated on this contract for their most recent course of treatment. Figures in italics indicate the base number of FP17s or Patient Questionnaire responses are less than 100. N/A is shown where the base number of responses is less than 10 during the period. % is calculated as Quantity/Base number\*100

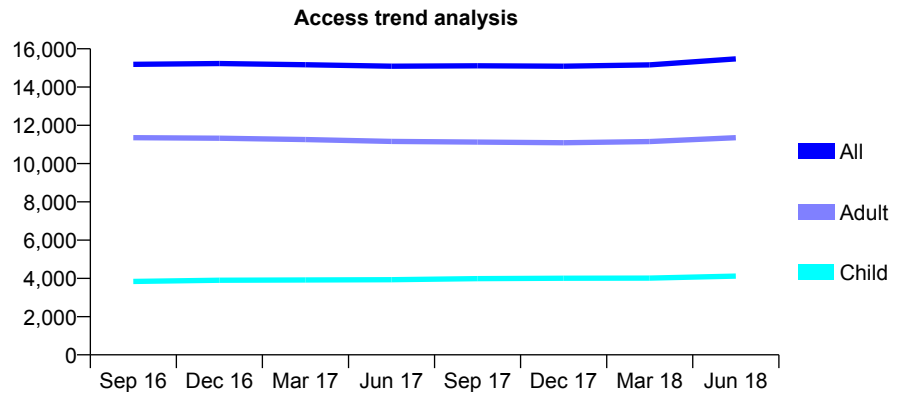
## Q46 - Vital Signs At a Glance Contract Report for 199893/0001 - June 2018

Name or company name	Wallace, Thomas, Hobson & Emmett Ltd
Contract type name	GDS Contract
Purpose of contract	General
Contract start date	01/04/2008
Contract end date	

18/19 Contracted general activity (UDA)	43,279
Carry forward general activity (UDA)	0
18/19 Contracted orthodontic activity (UOA)	0
Carry forward orthodontic activity (UOA)	0
Baseline contract value	£1,440,774.27

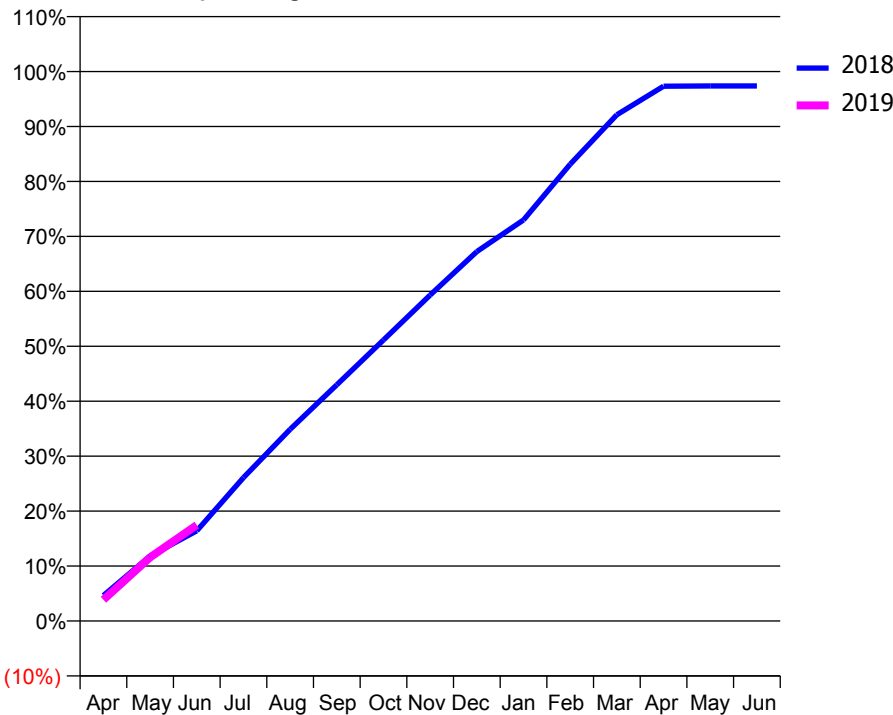
### ACCESS\*

Patients seen in 24 months	Total	Change since previous quarter
Quarter ending June 2017	15,088	
Quarter ending September 2017	15,109	→
Quarter ending December 2017	15,093	→
Quarter ending March 2018	15,163	→
Quarter ending June 2018	15,473	↑
<b>Variance since June 2017</b>	<b>2.6%</b>	<b>↑</b>



### ACTIVITY

Cumulative percentage of contracted UDA delivered 2018 & 2019



Month	Adjusted Scheduled Activity (UDA)	
	2018	2019
April	2,006	1,671
May	5,117	5,015
June	7,101	7,558
July	11,296	
August	15,102	
September	18,602	
October	22,132	
November	25,677	
December	29,095	
January	31,581	
February	35,972	
March	39,876	
April	42,122	
May	42,140	
June	42,142	

### QUALITY

	Quantity	Base Number	Contract	AT	Region	England
% of FP17s for the same patient ID Re-attending within 3 months - Children	124	1,608	7.7%	11.7%	12.0%	11.5%
% of FP17s for the same patient ID Re-attending within 3 months - Adults	460	4,091	11.2%	15.8%	15.7%	15.4%
% of FP17s for the same patient ID Re-attending between 3 & 9 months - Children	986	1,608	61.3%	58.4%	60.3%	58.9%
% of FP17s for the same patient ID Re-attending between 3 & 9 months - Adults	2,398	4,091	58.6%	51.9%	54.0%	51.6%
% of FP17s for Band 1 Urgent Courses	399	4,607	8.7%	10.1%	8.9%	8.9%
% of FP17s Relating to Free Repair or Replacements	17	4,607	0.4%	0.9%	1.0%	0.8%
% of FP17s Relating to Continuations	7	4,607	0.2%	0.9%	1.1%	0.9%
% of Patients satisfied with the dentistry they have received	9	9	N/A	94.3%	93.4%	93.2%
% of Patients satisfied with the time they had to wait for an appointment	9	9	N/A	89.3%	89.4%	88.8%

\* This is based on patients treated on this contract for their most recent course of treatment. Figures in italics indicate the base number of FP17s or Patient Questionnaire responses are less than 100. N/A is shown where the base number of responses is less than 10 during the period. % is calculated as Quantity/Base number\*100

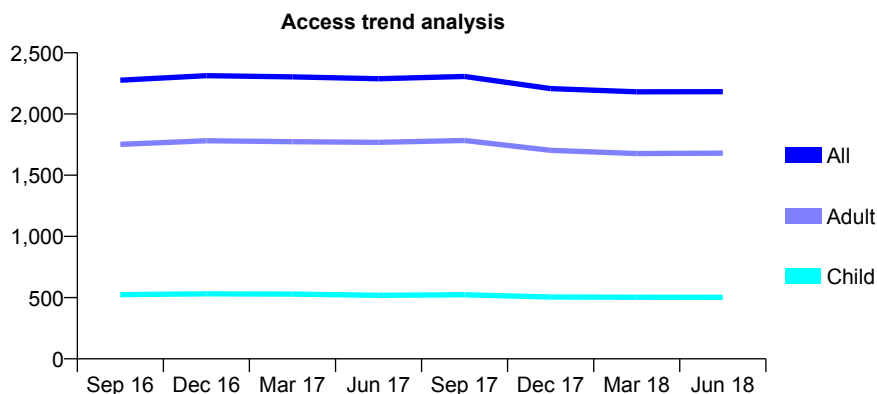
## Q46 - Vital Signs At a Glance Contract Report for 213497/0001 - June 2018

Name or company name	Viqar Ashraf and Neil Larah
Contract type name	GDS Contract
Purpose of contract	General
Contract start date	01/04/2006
Contract end date	

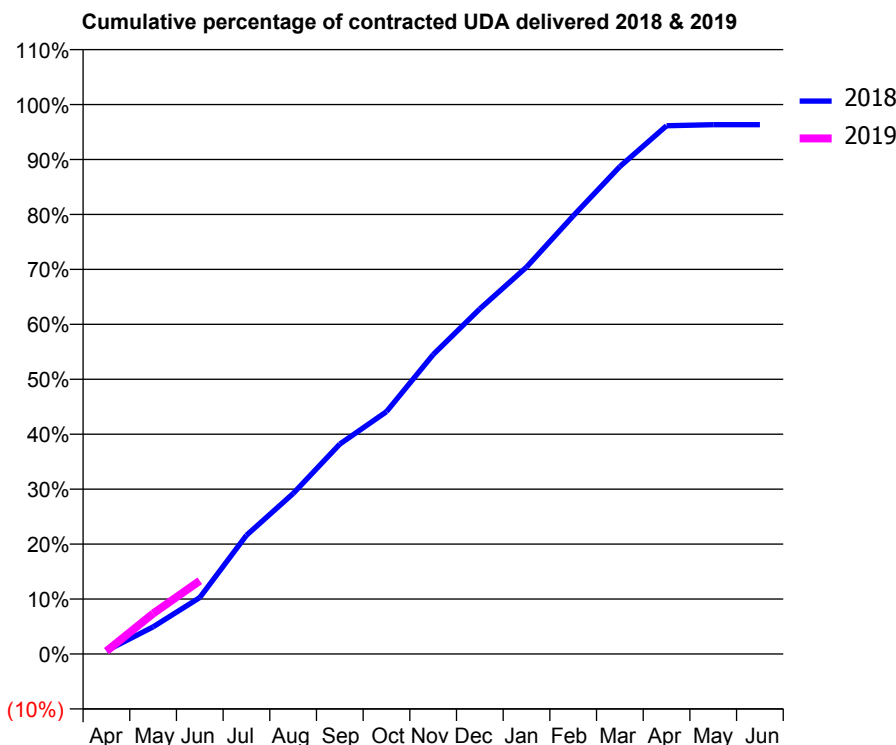
18/19 Contracted general activity (UDA)	8,800
Carry forward general activity (UDA)	0
18/19 Contracted orthodontic activity (UOA)	0
Carry forward orthodontic activity (UOA)	0
Baseline contract value	£229,573.28

### ACCESS\*

Patients seen in 24 months	Total	Change since previous quarter
Quarter ending June 2017	2,288	
Quarter ending September 2017	2,307	→
Quarter ending December 2017	2,208	↓
Quarter ending March 2018	2,181	↓
Quarter ending June 2018	2,183	→
<b>Variance since June 2017</b>	<b>(4.6%)</b>	<b>↓</b>



### ACTIVITY



Month	Adjusted Scheduled Activity (UDA)	
	2018	2019
April	46	45
May	385	647
June	801	1,174
July	1,685	
August	2,278	
September	2,980	
October	3,440	
November	4,251	
December	4,900	
January	5,492	
February	6,220	
March	6,919	
April	7,499	
May	7,514	
June	7,514	

### QUALITY

	Quantity	Base Number	Contract	AT	Region	England
% of FP17s for the same patient ID Re-attending within 3 months - Children	6	139	4.3%	11.7%	12.0%	11.5%
% of FP17s for the same patient ID Re-attending within 3 months - Adults	45	530	8.5%	15.8%	15.7%	15.4%
% of FP17s for the same patient ID Re-attending between 3 & 9 months - Children	73	139	52.5%	58.4%	60.3%	58.9%
% of FP17s for the same patient ID Re-attending between 3 & 9 months - Adults	316	530	59.6%	51.9%	54.0%	51.6%
% of FP17s for Band 1 Urgent Courses	9	498	1.8%	10.1%	8.9%	8.9%
% of FP17s Relating to Free Repair or Replacements	1	498	0.2%	0.9%	1.0%	0.8%
% of FP17s Relating to Continuations	4	498	0.8%	0.9%	1.1%	0.9%
% of Patients satisfied with the dentistry they have received	2	2	N/A	94.3%	93.4%	93.2%
% of Patients satisfied with the time they had to wait for an appointment	2	2	N/A	89.3%	89.4%	88.8%

\* This is based on patients treated on this contract for their most recent course of treatment. Figures in italics indicate the base number of FP17s or Patient Questionnaire responses are less than 100. N/A is shown where the base number of responses is less than 10 during the period. % is calculated as Quantity/Base number\*100

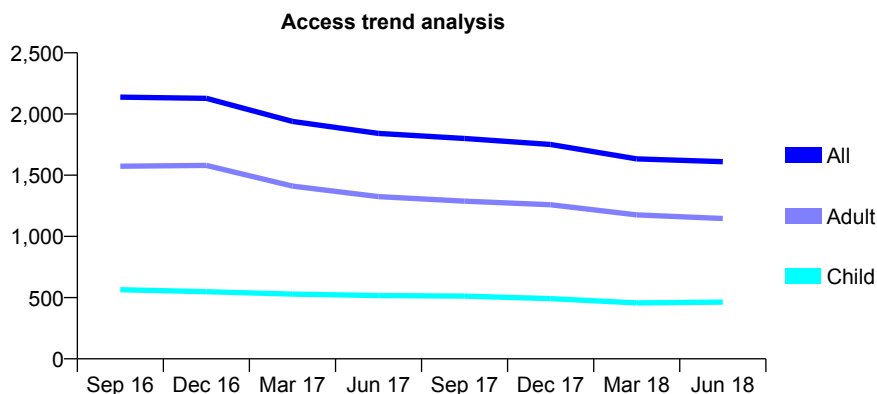
## Q46 - Vital Signs At a Glance Contract Report for 214043/0001 - June 2018

Name or company name	Mr M Mahmood
Contract type name	GDS Contract
Purpose of contract	General
Contract start date	01/04/2006
Contract end date	

18/19 Contracted general activity (UDA)	5,526
Carry forward general activity (UDA)	0
18/19 Contracted orthodontic activity (UOA)	0
Carry forward orthodontic activity (UOA)	0
Baseline contract value	£166,174.97

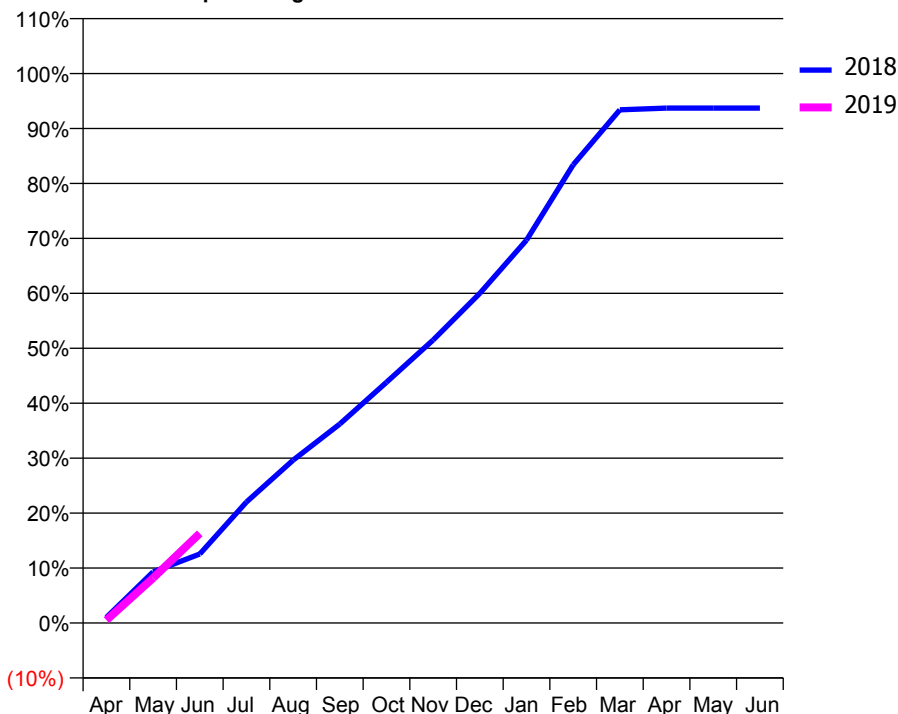
### ACCESS\*

Patients seen in 24 months	Total	Change since previous quarter
Quarter ending June 2017	1,842	
Quarter ending September 2017	1,800	↓
Quarter ending December 2017	1,751	↓
Quarter ending March 2018	1,633	↓
Quarter ending June 2018	1,611	↓
<b>Variance since June 2017</b>	<b>(12.5%)</b>	<b>↓</b>



### ACTIVITY

Cumulative percentage of contracted UDA delivered 2018 & 2019



Adjusted Scheduled Activity (UDA)

Month	2018	2019
April	57	29
May	515	452
June	695	901
July	1,217	
August	1,638	
September	2,002	
October	2,421	
November	2,847	
December	3,316	
January	3,850	
February	4,609	
March	5,161	
April	5,179	
May	5,179	
June	5,179	

### QUALITY

	Quantity	Base Number	Contract	AT	Region	England
% of FP17s for the same patient ID Re-attending within 3 months - Children	5	117	4.3%	11.7%	12.0%	11.5%
% of FP17s for the same patient ID Re-attending within 3 months - Adults	10	290	3.4%	15.8%	15.7%	15.4%
% of FP17s for the same patient ID Re-attending between 3 & 9 months - Children	40	117	34.2%	58.4%	60.3%	58.9%
% of FP17s for the same patient ID Re-attending between 3 & 9 months - Adults	98	290	33.8%	51.9%	54.0%	51.6%
% of FP17s for Band 1 Urgent Courses	56	404	13.9%	10.1%	8.9%	8.9%
% of FP17s Relating to Free Repair or Replacements	2	404	0.5%	0.9%	1.0%	0.8%
% of FP17s Relating to Continuations	1	404	0.2%	0.9%	1.1%	0.9%
% of Patients satisfied with the dentistry they have received	0	0	N/A	94.3%	93.4%	93.2%
% of Patients satisfied with the time they had to wait for an appointment	0	0	N/A	89.3%	89.4%	88.8%

\* This is based on patients treated on this contract for their most recent course of treatment. Figures in italics indicate the base number of FP17s or Patient Questionnaire responses are less than 100. N/A is shown where the base number of responses is less than 10 during the period. % is calculated as Quantity/Base number\*100

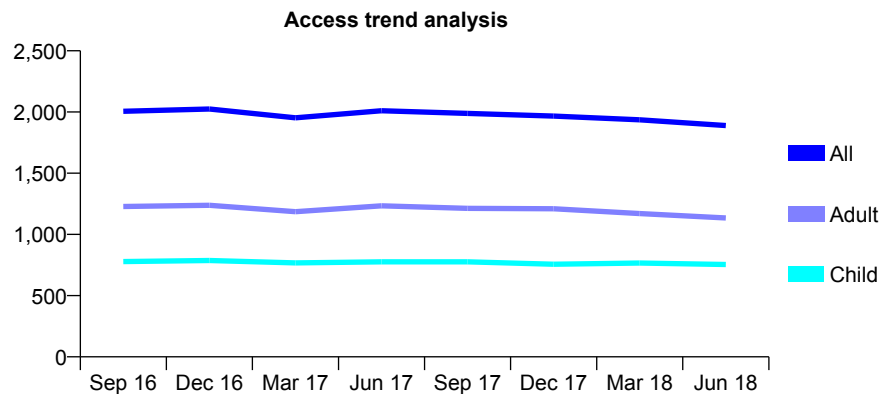
## Q46 - Vital Signs At a Glance Contract Report for 214361/0001 - June 2018

Name or company name	Ms Archana Prasad
Contract type name	GDS Contract
Purpose of contract	General
Contract start date	01/04/2006
Contract end date	

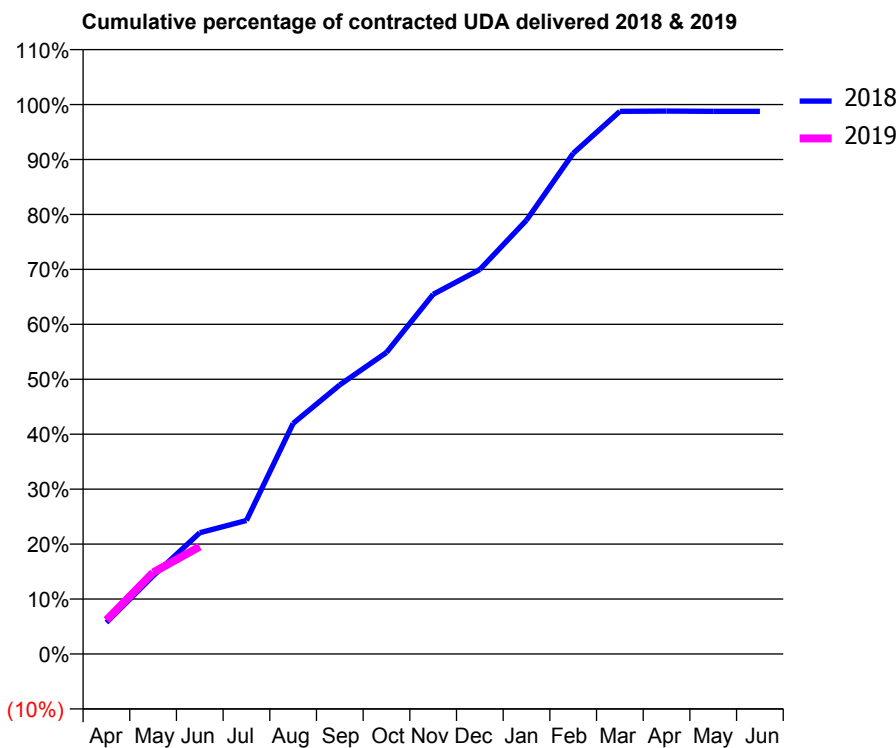
18/19 Contracted general activity (UDA)	4,825
Carry forward general activity (UDA)	0
18/19 Contracted orthodontic activity (UOA)	0
Carry forward orthodontic activity (UOA)	0
Baseline contract value	£139,724.11

### ACCESS\*

Patients seen in 24 months	Total	Change since previous quarter
Quarter ending June 2017	2,010	
Quarter ending September 2017	1,989	↓
Quarter ending December 2017	1,967	↓
Quarter ending March 2018	1,936	↓
Quarter ending June 2018	1,889	↓
<b>Variance since June 2017</b>	<b>(6.0%)</b>	<b>↓</b>



### ACTIVITY



Month	Adjusted Scheduled Activity (UDA)	
	2018	2019
April	277	298
May	686	716
June	1,065	943
July	1,173	
August	2,026	
September	2,363	
October	2,648	
November	3,158	
December	3,376	
January	3,810	
February	4,397	
March	4,764	
April	4,767	
May	4,764	
June	4,764	

### QUALITY

	Quantity	Base Number	Contract	AT	Region	England
% of FP17s for the same patient ID Re-attending within 3 months - Children	15	207	7.2%	11.7%	12.0%	11.5%
% of FP17s for the same patient ID Re-attending within 3 months - Adults	64	342	18.7%	15.8%	15.7%	15.4%
% of FP17s for the same patient ID Re-attending between 3 & 9 months - Children	148	207	71.5%	58.4%	60.3%	58.9%
% of FP17s for the same patient ID Re-attending between 3 & 9 months - Adults	200	342	58.5%	51.9%	54.0%	51.6%
% of FP17s for Band 1 Urgent Courses	49	549	8.9%	10.1%	8.9%	8.9%
% of FP17s Relating to Free Repair or Replacements	0	549	0.0%	0.9%	1.0%	0.8%
% of FP17s Relating to Continuations	15	549	2.7%	0.9%	1.1%	0.9%
% of Patients satisfied with the dentistry they have received	1	1	N/A	94.3%	93.4%	93.2%
% of Patients satisfied with the time they had to wait for an appointment	1	1	N/A	89.3%	89.4%	88.8%

\* This is based on patients treated on this contract for their most recent course of treatment. Figures in italics indicate the base number of FP17s or Patient Questionnaire responses are less than 100. N/A is shown where the base number of responses is less than 10 during the period. % is calculated as Quantity/Base number\*100

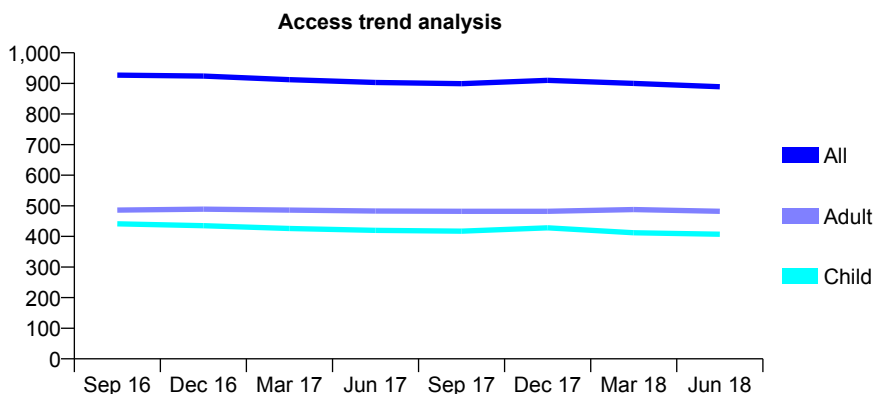
## Q46 - Vital Signs At a Glance Contract Report for 215597/0001 - June 2018

Name or company name	MR S LAZARUS
Contract type name	GDS Contract
Purpose of contract	General
Contract start date	01/04/2006
Contract end date	

18/19 Contracted general activity (UDA)	2,420
Carry forward general activity (UDA)	0
18/19 Contracted orthodontic activity (UOA)	0
Carry forward orthodontic activity (UOA)	0
Baseline contract value	£58,196.55

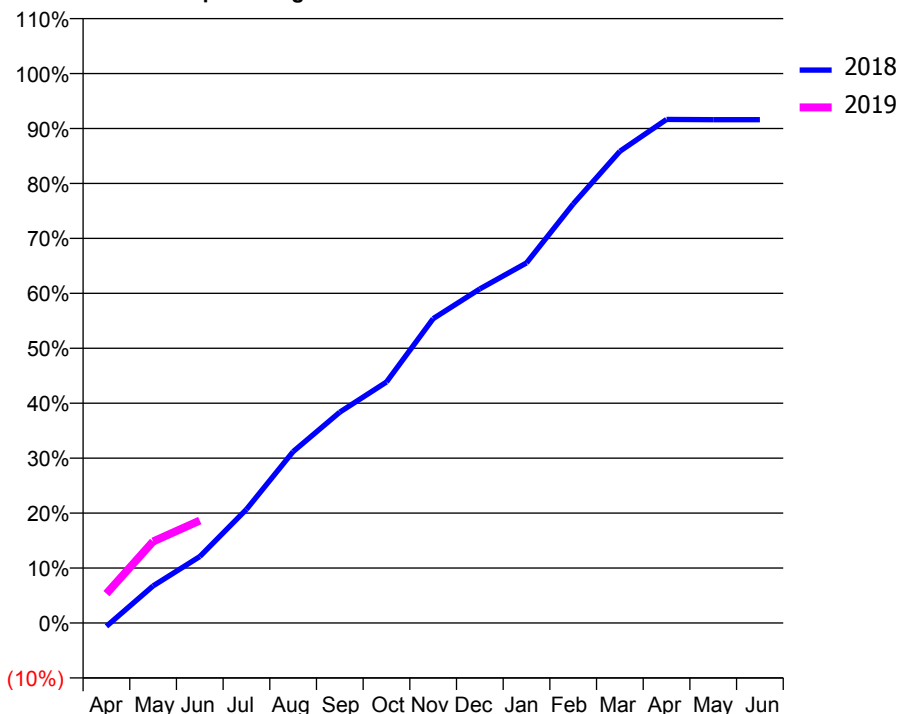
### ACCESS\*

Patients seen in 24 months	Total	Change since previous quarter
Quarter ending June 2017	903	
Quarter ending September 2017	899	→
Quarter ending December 2017	910	→
Quarter ending March 2018	900	↓
Quarter ending June 2018	889	↓
<b>Variance since June 2017</b>	<b>(1.6%)</b>	<b>↓</b>



### ACTIVITY

Cumulative percentage of contracted UDA delivered 2018 & 2019



Adjusted Scheduled Activity (UDA)

Month	2018	2019
April	-15	129
May	163	359
June	293	452
July	500	
August	755	
September	929	
October	1,061	
November	1,340	
December	1,471	
January	1,586	
February	1,845	
March	2,077	
April	2,218	
May	2,217	
June	2,217	

### QUALITY

	Quantity	Base Number	Contract	AT	Region	England
% of FP17s for the same patient ID Re-attending within 3 months - Children	5	137	3.6%	11.7%	12.0%	11.5%
% of FP17s for the same patient ID Re-attending within 3 months - Adults	23	186	12.4%	15.8%	15.7%	15.4%
% of FP17s for the same patient ID Re-attending between 3 & 9 months - Children	104	137	75.9%	58.4%	60.3%	58.9%
% of FP17s for the same patient ID Re-attending between 3 & 9 months - Adults	118	186	63.4%	51.9%	54.0%	51.6%
% of FP17s for Band 1 Urgent Courses	8	261	3.1%	10.1%	8.9%	8.9%
% of FP17s Relating to Free Repair or Replacements	0	261	0.0%	0.9%	1.0%	0.8%
% of FP17s Relating to Continuations	0	261	0.0%	0.9%	1.1%	0.9%
% of Patients satisfied with the dentistry they have received	0	0	N/A	94.3%	93.4%	93.2%
% of Patients satisfied with the time they had to wait for an appointment	0	0	N/A	89.3%	89.4%	88.8%

\* This is based on patients treated on this contract for their most recent course of treatment. Figures in italics indicate the base number of FP17s or Patient Questionnaire responses are less than 100. N/A is shown where the base number of responses is less than 10 during the period. % is calculated as Quantity/Base number\*100



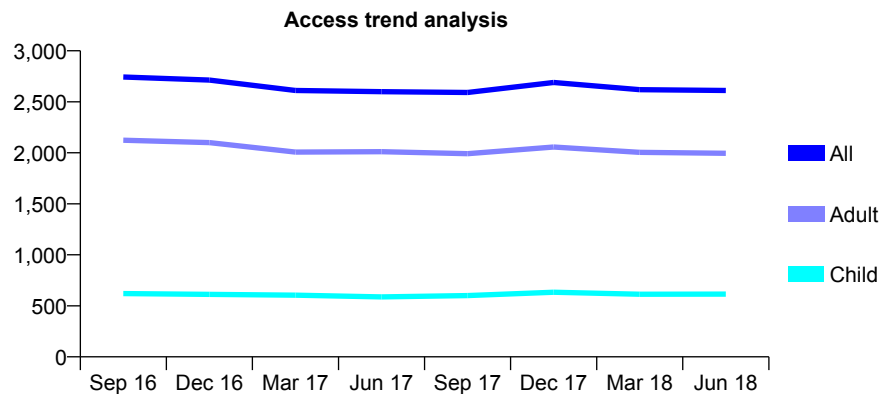
## Q46 - Vital Signs At a Glance Contract Report for 215643/0001 - June 2018

Name or company name	MR MOHAMMED AL-HIMDANI
Contract type name	GDS Contract
Purpose of contract	General
Contract start date	01/04/2006
Contract end date	

18/19 Contracted general activity (UDA)	7,422
Carry forward general activity (UDA)	0
18/19 Contracted orthodontic activity (UOA)	0
Carry forward orthodontic activity (UOA)	0
Baseline contract value	£243,595.48

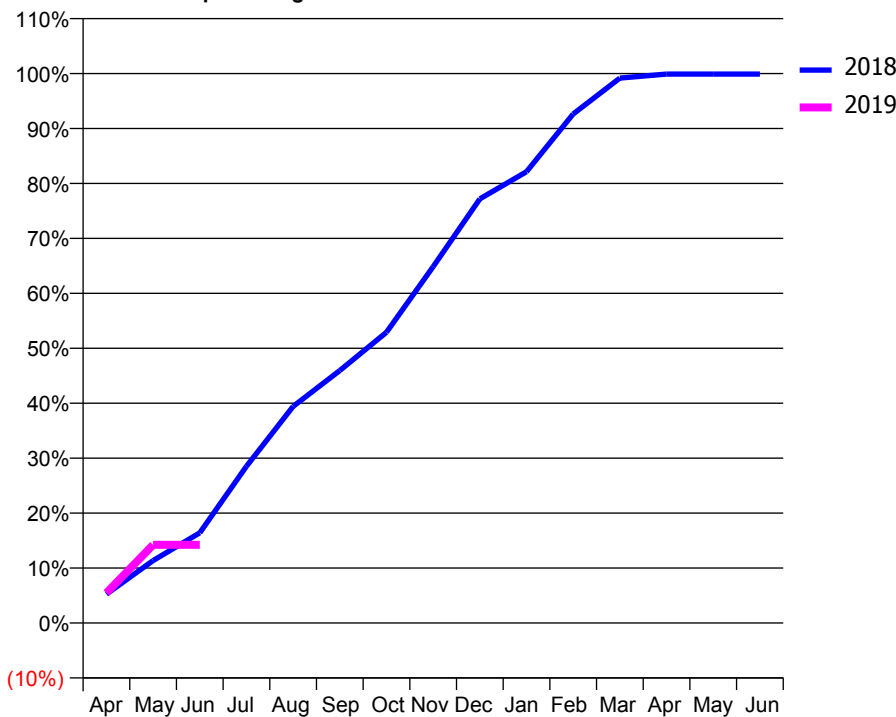
### ACCESS\*

Patients seen in 24 months	Total	Change since previous quarter
Quarter ending June 2017	2,599	
Quarter ending September 2017	2,591	→
Quarter ending December 2017	2,690	↑
Quarter ending March 2018	2,619	↓
Quarter ending June 2018	2,611	→
<b>Variance since June 2017</b>	<b>0.5%</b>	<b>→</b>



### ACTIVITY

Cumulative percentage of contracted UDA delivered 2018 & 2019



Adjusted Scheduled Activity (UDA)		
Month	2018	2019
April	389	406
May	844	1,057
June	1,218	1,057
July	2,116	
August	2,927	
September	3,410	
October	3,928	
November	4,813	
December	5,728	
January	6,096	
February	6,875	
March	7,360	
April	7,415	
May	7,415	
June	7,415	

### QUALITY

	Quantity	Base Number	Contract	AT	Region	England
% of FP17s for the same patient ID Re-attending within 3 months - Children	4	97	4.1%	11.7%	12.0%	11.5%
% of FP17s for the same patient ID Re-attending within 3 months - Adults	27	339	8.0%	15.8%	15.7%	15.4%
% of FP17s for the same patient ID Re-attending between 3 & 9 months - Children	31	97	32.0%	58.4%	60.3%	58.9%
% of FP17s for the same patient ID Re-attending between 3 & 9 months - Adults	167	339	49.3%	51.9%	54.0%	51.6%
% of FP17s for Band 1 Urgent Courses	14	409	3.4%	10.1%	8.9%	8.9%
% of FP17s Relating to Free Repair or Replacements	1	409	0.2%	0.9%	1.0%	0.8%
% of FP17s Relating to Continuations	1	409	0.2%	0.9%	1.1%	0.9%
% of Patients satisfied with the dentistry they have received	1	1	N/A	94.3%	93.4%	93.2%
% of Patients satisfied with the time they had to wait for an appointment	1	1	N/A	89.3%	89.4%	88.8%

\* This is based on patients treated on this contract for their most recent course of treatment. Figures in italics indicate the base number of FP17s or Patient Questionnaire responses are less than 100. N/A is shown where the base number of responses is less than 10 during the period. % is calculated as Quantity/Base number\*100

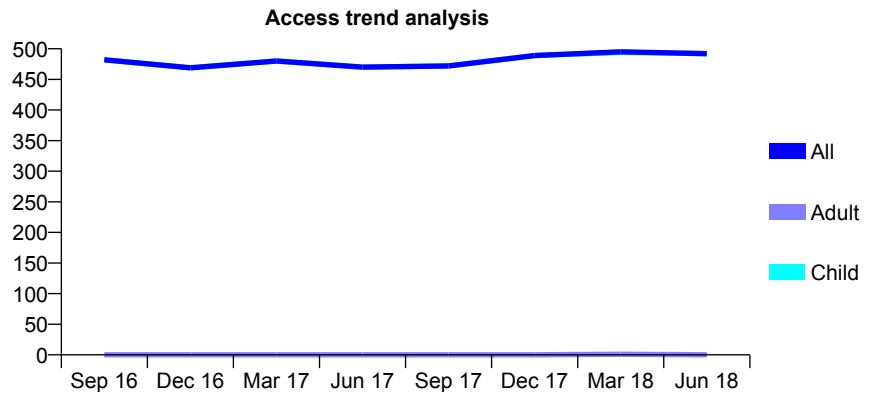
## Q46 - Vital Signs At a Glance Contract Report for 222402/0001 - June 2018

Name or company name	MR P PONG
Contract type name	GDS Contract
Purpose of contract	General
Contract start date	01/04/2006
Contract end date	

18/19 Contracted general activity (UDA)	1,756
Carry forward general activity (UDA)	0
18/19 Contracted orthodontic activity (UOA)	0
Carry forward orthodontic activity (UOA)	0
Baseline contract value	£40,086.89

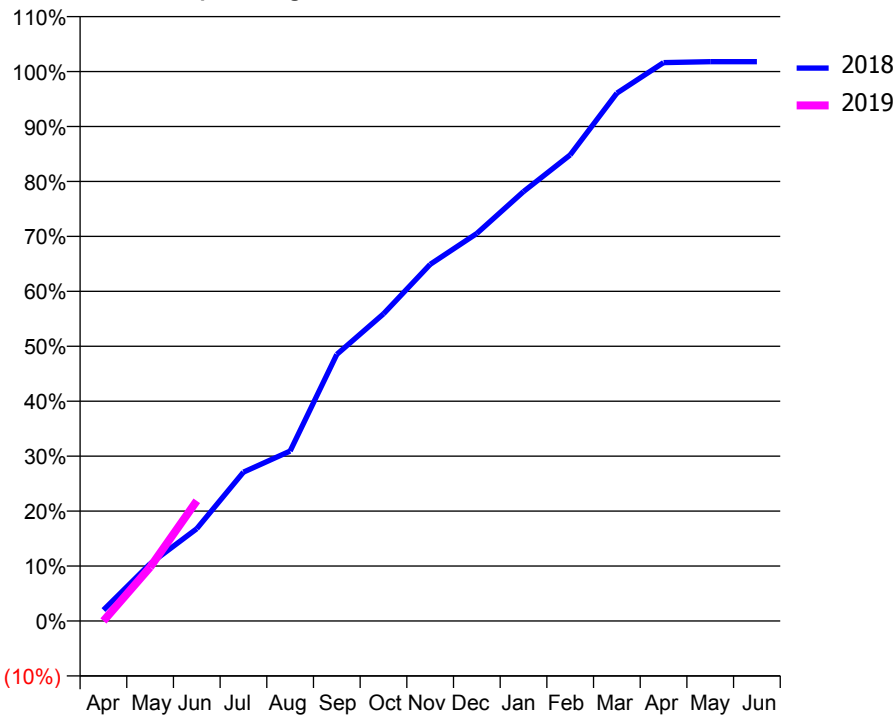
### ACCESS\*

Patients seen in 24 months	Total	Change since previous quarter
Quarter ending June 2017	470	
Quarter ending September 2017	472	→
Quarter ending December 2017	489	↑
Quarter ending March 2018	495	→
Quarter ending June 2018	492	→
<b>Variance since June 2017</b>	<b>4.7%</b>	<b>↑</b>



### ACTIVITY

Cumulative percentage of contracted UDA delivered 2018 & 2019



Adjusted Scheduled Activity (UDA)		
Month	2018	2019
April	35	0
May	183	172
June	295	384
July	476	
August	543	
September	852	
October	981	
November	1,140	
December	1,239	
January	1,372	
February	1,490	
March	1,687	
April	1,784	
May	1,787	
June	1,787	

### QUALITY

	Quantity	Base Number	Contract	AT	Region	England
% of FP17s for the same patient ID Re-attending within 3 months - Children	12	248	4.8%	11.7%	12.0%	11.5%
% of FP17s for the same patient ID Re-attending within 3 months - Adults	0	0	N/A	15.8%	15.7%	15.4%
% of FP17s for the same patient ID Re-attending between 3 & 9 months - Children	204	248	82.3%	58.4%	60.3%	58.9%
% of FP17s for the same patient ID Re-attending between 3 & 9 months - Adults	0	0	N/A	51.9%	54.0%	51.6%
% of FP17s for Band 1 Urgent Courses	1	194	0.5%	10.1%	8.9%	8.9%
% of FP17s Relating to Free Repair or Replacements	0	194	0.0%	0.9%	1.0%	0.8%
% of FP17s Relating to Continuations	0	194	0.0%	0.9%	1.1%	0.9%
% of Patients satisfied with the dentistry they have received	0	0	N/A	94.3%	93.4%	93.2%
% of Patients satisfied with the time they had to wait for an appointment	0	0	N/A	89.3%	89.4%	88.8%

\* This is based on patients treated on this contract for their most recent course of treatment. Figures in italics indicate the base number of FP17s or Patient Questionnaire responses are less than 100. N/A is shown where the base number of responses is less than 10 during the period. % is calculated as Quantity/Base number\*100

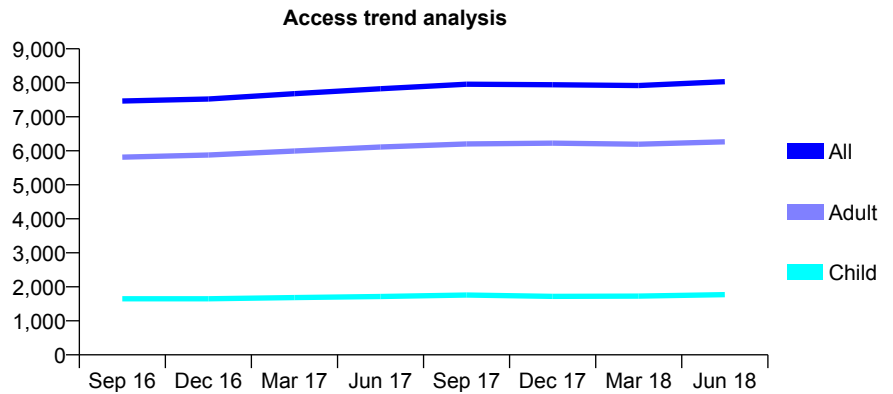
## Q46 - Vital Signs At a Glance Contract Report for 224944/0003 - June 2018

Name or company name	Isa Usman & Donald McGrath
Contract type name	GDS Contract
Purpose of contract	General
Contract start date	01/06/2011
Contract end date	

18/19 Contracted general activity (UDA)	27,600
Carry forward general activity (UDA)	0
18/19 Contracted orthodontic activity (UOA)	0
Carry forward orthodontic activity (UOA)	0
Baseline contract value	£896,429.84

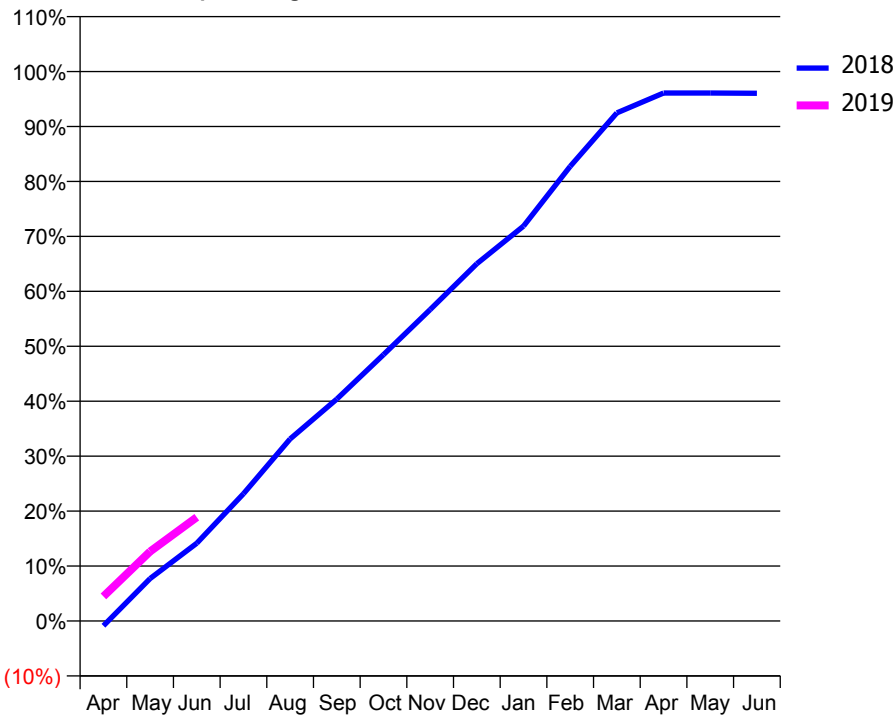
### ACCESS\*

Patients seen in 24 months	Total	Change since previous quarter
Quarter ending June 2017	7,827	
Quarter ending September 2017	7,957	→
Quarter ending December 2017	7,943	→
Quarter ending March 2018	7,920	→
Quarter ending June 2018	8,035	→
<b>Variance since June 2017</b>	<b>2.7%</b>	<b>↑</b>



### ACTIVITY

Cumulative percentage of contracted UDA delivered 2018 & 2019



Month	Adjusted Scheduled Activity (UDA)	
	2018	2019
April	-243	1,236
May	2,132	3,495
June	3,908	5,216
July	6,390	
August	9,143	
September	11,150	
October	13,378	
November	15,645	
December	17,946	
January	19,832	
February	22,835	
March	25,523	
April	26,517	
May	26,520	
June	26,508	

### QUALITY

	Quantity	Base Number	Contract	AT	Region	England
% of FP17s for the same patient ID Re-attending within 3 months - Children	58	695	8.3%	11.7%	12.0%	11.5%
% of FP17s for the same patient ID Re-attending within 3 months - Adults	396	2,281	17.4%	15.8%	15.7%	15.4%
% of FP17s for the same patient ID Re-attending between 3 & 9 months - Children	412	695	59.3%	58.4%	60.3%	58.9%
% of FP17s for the same patient ID Re-attending between 3 & 9 months - Adults	1,326	2,281	58.1%	51.9%	54.0%	51.6%
% of FP17s for Band 1 Urgent Courses	197	2,567	7.7%	10.1%	8.9%	8.9%
% of FP17s Relating to Free Repair or Replacements	27	2,567	1.1%	0.9%	1.0%	0.8%
% of FP17s Relating to Continuations	26	2,567	1.0%	0.9%	1.1%	0.9%
% of Patients satisfied with the dentistry they have received	6	6	N/A	94.3%	93.4%	93.2%
% of Patients satisfied with the time they had to wait for an appointment	6	6	N/A	89.3%	89.4%	88.8%

\* This is based on patients treated on this contract for their most recent course of treatment. Figures in italics indicate the base number of FP17s or Patient Questionnaire responses are less than 100. N/A is shown where the base number of responses is less than 10 during the period. % is calculated as Quantity/Base number\*100

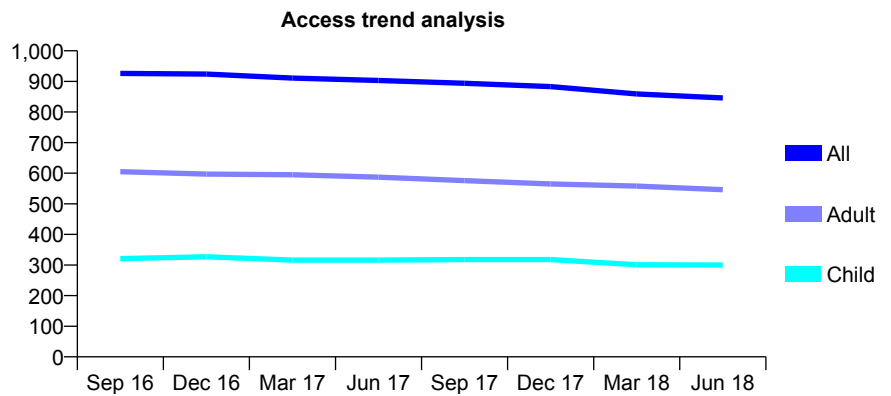
## Q46 - Vital Signs At a Glance Contract Report for 226815/0001 - June 2018

Name or company name	Mr Bilal Sheikh
Contract type name	GDS Contract
Purpose of contract	General
Contract start date	01/04/2006
Contract end date	

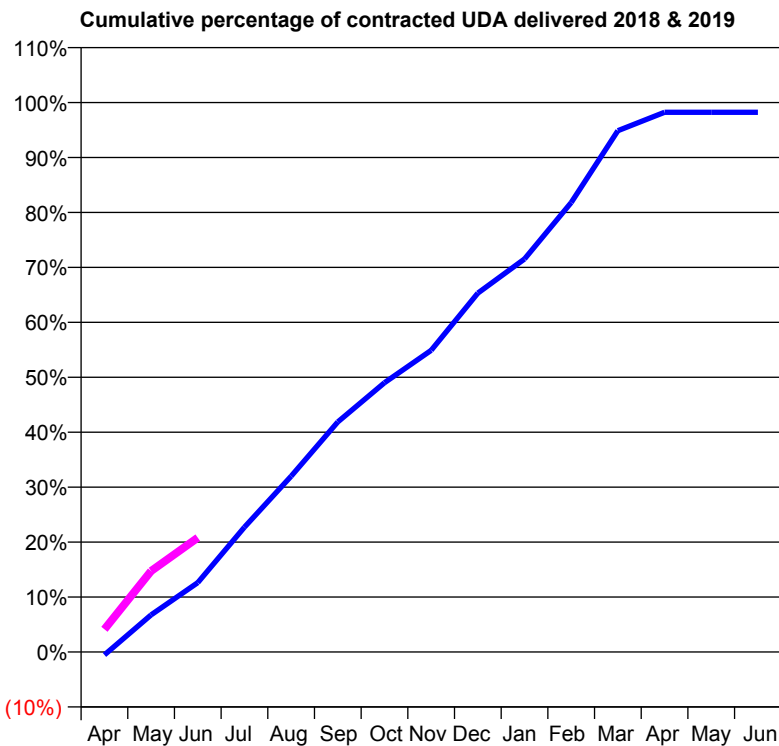
18/19 Contracted general activity (UDA)	2,772
Carry forward general activity (UDA)	0
18/19 Contracted orthodontic activity (UOA)	0
Carry forward orthodontic activity (UOA)	0
Baseline contract value	£118,585.87

### ACCESS\*

Patients seen in 24 months	Total	Change since previous quarter
Quarter ending June 2017	903	
Quarter ending September 2017	894	→
Quarter ending December 2017	883	↓
Quarter ending March 2018	859	↓
Quarter ending June 2018	846	↓
<b>Variance since June 2017</b>	<b>(6.3%)</b>	<b>↓</b>



### ACTIVITY



Month	Adjusted Scheduled Activity (UDA)	
	2018	2019
April	-15	115
May	187	409
June	350	577
July	630	
August	887	
September	1,160	
October	1,358	
November	1,522	
December	1,810	
January	1,983	
February	2,267	
March	2,630	
April	2,723	
May	2,723	
June	2,723	

### QUALITY

	Quantity	Base Number	Contract	AT	Region	England
% of FP17s for the same patient ID Re-attending within 3 months - Children	8	136	5.9%	11.7%	12.0%	11.5%
% of FP17s for the same patient ID Re-attending within 3 months - Adults	33	184	17.9%	15.8%	15.7%	15.4%
% of FP17s for the same patient ID Re-attending between 3 & 9 months - Children	92	136	67.6%	58.4%	60.3%	58.9%
% of FP17s for the same patient ID Re-attending between 3 & 9 months - Adults	115	184	62.5%	51.9%	54.0%	51.6%
% of FP17s for Band 1 Urgent Courses	25	271	9.2%	10.1%	8.9%	8.9%
% of FP17s Relating to Free Repair or Replacements	0	271	0.0%	0.9%	1.0%	0.8%
% of FP17s Relating to Continuations	2	271	0.7%	0.9%	1.1%	0.9%
% of Patients satisfied with the dentistry they have received	0	0	N/A	94.3%	93.4%	93.2%
% of Patients satisfied with the time they had to wait for an appointment	0	0	N/A	89.3%	89.4%	88.8%

\* This is based on patients treated on this contract for their most recent course of treatment. Figures in italics indicate the base number of FP17s or Patient Questionnaire responses are less than 100. N/A is shown where the base number of responses is less than 10 during the period. % is calculated as Quantity/Base number\*100

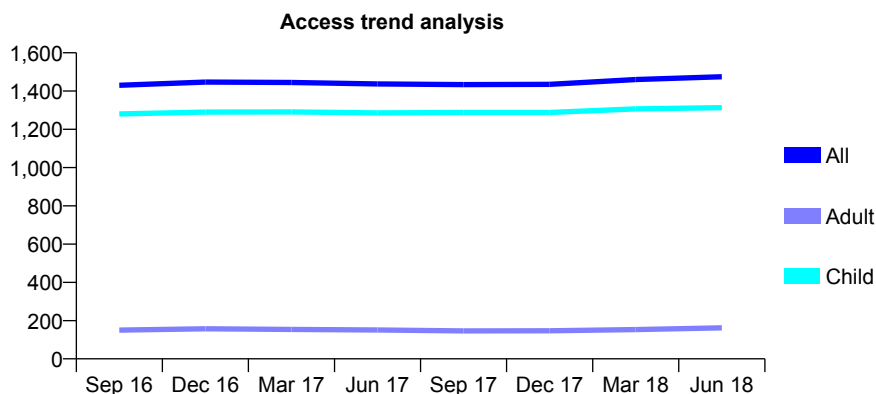
## Q46 - Vital Signs At a Glance Contract Report for 232971/0001 - June 2018

Name or company name	MISS S HODGSON
Contract type name	GDS Contract
Purpose of contract	General
Contract start date	01/04/2006
Contract end date	

18/19 Contracted general activity (UDA)	3,396
Carry forward general activity (UDA)	0
18/19 Contracted orthodontic activity (UOA)	0
Carry forward orthodontic activity (UOA)	0
Baseline contract value	£83,969.33

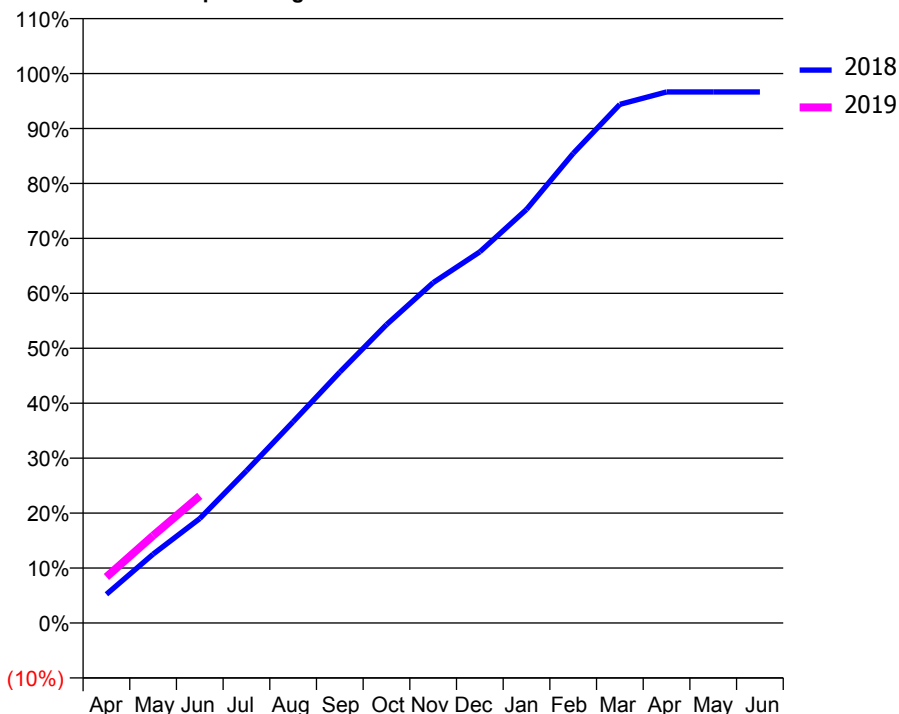
### ACCESS\*

Patients seen in 24 months	Total	Change since previous quarter
Quarter ending June 2017	1,437	
Quarter ending September 2017	1,434	→
Quarter ending December 2017	1,435	→
Quarter ending March 2018	1,460	→
Quarter ending June 2018	1,475	→
<b>Variance since June 2017</b>	<b>2.6%</b>	<b>↑</b>



### ACTIVITY

Cumulative percentage of contracted UDA delivered 2018 & 2019



Adjusted Scheduled Activity (UDA)		
Month	2018	2019
April	178	285
May	426	541
June	646	786
July	941	
August	1,244	
September	1,550	
October	1,844	
November	2,104	
December	2,294	
January	2,556	
February	2,902	
March	3,205	
April	3,282	
May	3,282	
June	3,282	

### QUALITY

	Quantity	Base Number	Contract	AT	Region	England
% of FP17s for the same patient ID Re-attending within 3 months - Children	45	536	8.4%	11.7%	12.0%	11.5%
% of FP17s for the same patient ID Re-attending within 3 months - Adults	3	38	7.9%	15.8%	15.7%	15.4%
% of FP17s for the same patient ID Re-attending between 3 & 9 months - Children	366	536	68.3%	58.4%	60.3%	58.9%
% of FP17s for the same patient ID Re-attending between 3 & 9 months - Adults	32	38	84.2%	51.9%	54.0%	51.6%
% of FP17s for Band 1 Urgent Courses	25	520	4.8%	10.1%	8.9%	8.9%
% of FP17s Relating to Free Repair or Replacements	0	520	0.0%	0.9%	1.0%	0.8%
% of FP17s Relating to Continuations	0	520	0.0%	0.9%	1.1%	0.9%
% of Patients satisfied with the dentistry they have received	0	0	N/A	94.3%	93.4%	93.2%
% of Patients satisfied with the time they had to wait for an appointment	0	0	N/A	89.3%	89.4%	88.8%

\* This is based on patients treated on this contract for their most recent course of treatment. Figures in italics indicate the base number of FP17s or Patient Questionnaire responses are less than 100. N/A is shown where the base number of responses is less than 10 during the period. % is calculated as Quantity/Base number\*100

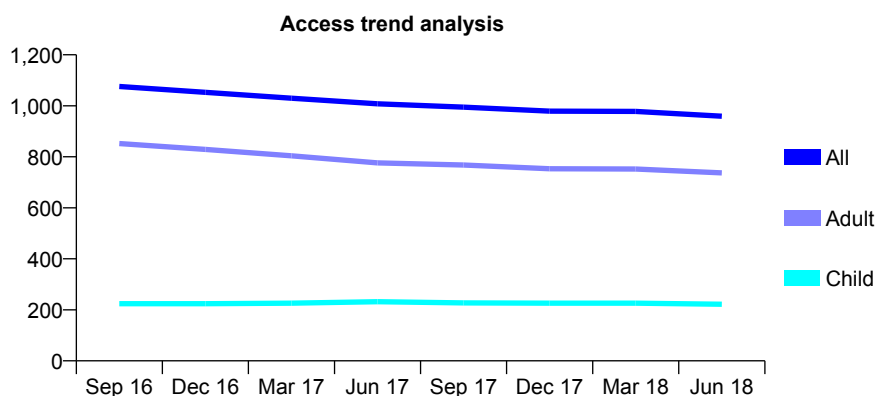
## Q46 - Vital Signs At a Glance Contract Report for 235881/0001 - June 2018

Name or company name	MR S HELM
Contract type name	GDS Contract
Purpose of contract	General
Contract start date	01/04/2006
Contract end date	

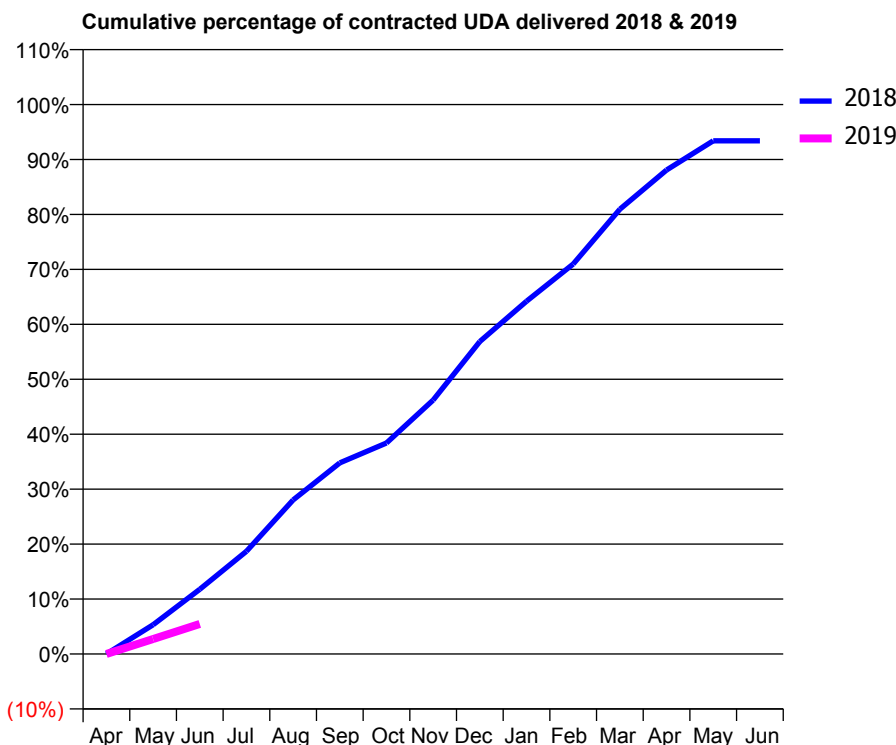
18/19 Contracted general activity (UDA)	4,200
Carry forward general activity (UDA)	0
18/19 Contracted orthodontic activity (UOA)	0
Carry forward orthodontic activity (UOA)	0
Baseline contract value	£136,772.49

### ACCESS\*

Patients seen in 24 months	Total	Change since previous quarter
Quarter ending June 2017	1,008	
Quarter ending September 2017	995	↓
Quarter ending December 2017	979	↓
Quarter ending March 2018	978	→
Quarter ending June 2018	959	↓
<b>Variance since June 2017</b>	<b>(4.9%)</b>	<b>↓</b>



### ACTIVITY



Month	Adjusted Scheduled Activity (UDA)	
	2018	2019
April	0	0
May	224	115
June	495	229
July	786	
August	1,178	
September	1,461	
October	1,613	
November	1,941	
December	2,388	
January	2,696	
February	2,981	
March	3,399	
April	3,699	
May	3,923	
June	3,923	

### QUALITY

	Quantity	Base Number	Contract	AT	Region	England
% of FP17s for the same patient ID Re-attending within 3 months - Children	4	53	7.5%	11.7%	12.0%	11.5%
% of FP17s for the same patient ID Re-attending within 3 months - Adults	46	195	23.6%	15.8%	15.7%	15.4%
% of FP17s for the same patient ID Re-attending between 3 & 9 months - Children	29	53	54.7%	58.4%	60.3%	58.9%
% of FP17s for the same patient ID Re-attending between 3 & 9 months - Adults	80	195	41.0%	51.9%	54.0%	51.6%
% of FP17s for Band 1 Urgent Courses	17	86	19.8%	10.1%	8.9%	8.9%
% of FP17s Relating to Free Repair or Replacements	3	86	3.5%	0.9%	1.0%	0.8%
% of FP17s Relating to Continuations	0	86	0.0%	0.9%	1.1%	0.9%
% of Patients satisfied with the dentistry they have received	0	0	N/A	94.3%	93.4%	93.2%
% of Patients satisfied with the time they had to wait for an appointment	0	0	N/A	89.3%	89.4%	88.8%

\* This is based on patients treated on this contract for their most recent course of treatment. Figures in italics indicate the base number of FP17s or Patient Questionnaire responses are less than 100. N/A is shown where the base number of responses is less than 10 during the period. % is calculated as Quantity/Base number\*100

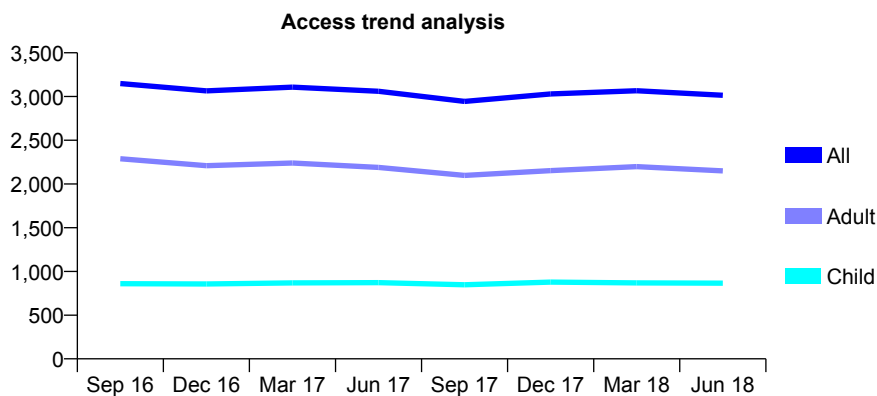
## Q46 - Vital Signs At a Glance Contract Report for 238422/0002 - June 2018

Name or company name	MR A HOLLAND
Contract type name	GDS Contract
Purpose of contract	General
Contract start date	01/04/2006
Contract end date	

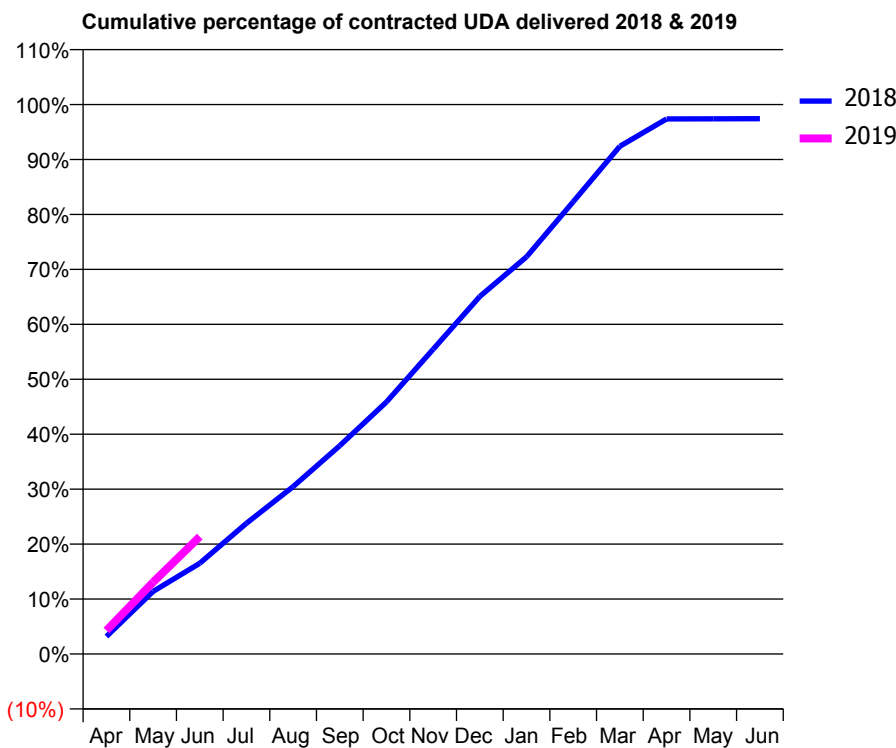
18/19 Contracted general activity (UDA)	8,912
Carry forward general activity (UDA)	0
18/19 Contracted orthodontic activity (UOA)	0
Carry forward orthodontic activity (UOA)	0
Baseline contract value	£266,319.53

### ACCESS\*

Patients seen in 24 months	Total	Change since previous quarter
Quarter ending June 2017	3,060	
Quarter ending September 2017	2,944	↓
Quarter ending December 2017	3,030	↑
Quarter ending March 2018	3,066	→
Quarter ending June 2018	3,014	↓
<b>Variance since June 2017</b>	<b>(1.5%)</b>	<b>↓</b>



### ACTIVITY



Adjusted Scheduled Activity (UDA)		
Month	2018	2019
April	285	382
May	1,016	1,165
June	1,472	1,903
July	2,121	
August	2,715	
September	3,378	
October	4,089	
November	4,942	
December	5,800	
January	6,441	
February	7,335	
March	8,235	
April	8,677	
May	8,681	
June	8,682	

### QUALITY

	Quantity	Base Number	Contract	AT	Region	England
% of FP17s for the same patient ID Re-attending within 3 months - Children	27	341	7.9%	11.7%	12.0%	11.5%
% of FP17s for the same patient ID Re-attending within 3 months - Adults	135	720	18.8%	15.8%	15.7%	15.4%
% of FP17s for the same patient ID Re-attending between 3 & 9 months - Children	184	341	54.0%	58.4%	60.3%	58.9%
% of FP17s for the same patient ID Re-attending between 3 & 9 months - Adults	280	720	38.9%	51.9%	54.0%	51.6%
% of FP17s for Band 1 Urgent Courses	126	876	14.4%	10.1%	8.9%	8.9%
% of FP17s Relating to Free Repair or Replacements	6	876	0.7%	0.9%	1.0%	0.8%
% of FP17s Relating to Continuations	7	876	0.8%	0.9%	1.1%	0.9%
% of Patients satisfied with the dentistry they have received	3	3	N/A	94.3%	93.4%	93.2%
% of Patients satisfied with the time they had to wait for an appointment	3	3	N/A	89.3%	89.4%	88.8%

\* This is based on patients treated on this contract for their most recent course of treatment. Figures in italics indicate the base number of FP17s or Patient Questionnaire responses are less than 100. N/A is shown where the base number of responses is less than 10 during the period. % is calculated as Quantity/Base number\*100

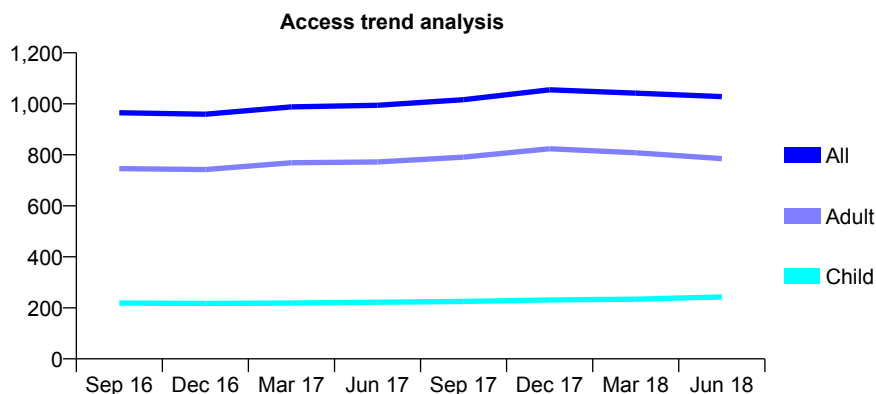
## Q46 - Vital Signs At a Glance Contract Report for 238422/0003 - June 2018

Name or company name	MR A HOLLAND
Contract type name	GDS Contract
Purpose of contract	General
Contract start date	01/04/2006
Contract end date	

18/19 Contracted general activity (UDA)	2,713
Carry forward general activity (UDA)	0
18/19 Contracted orthodontic activity (UOA)	0
Carry forward orthodontic activity (UOA)	0
Baseline contract value	£88,328.58

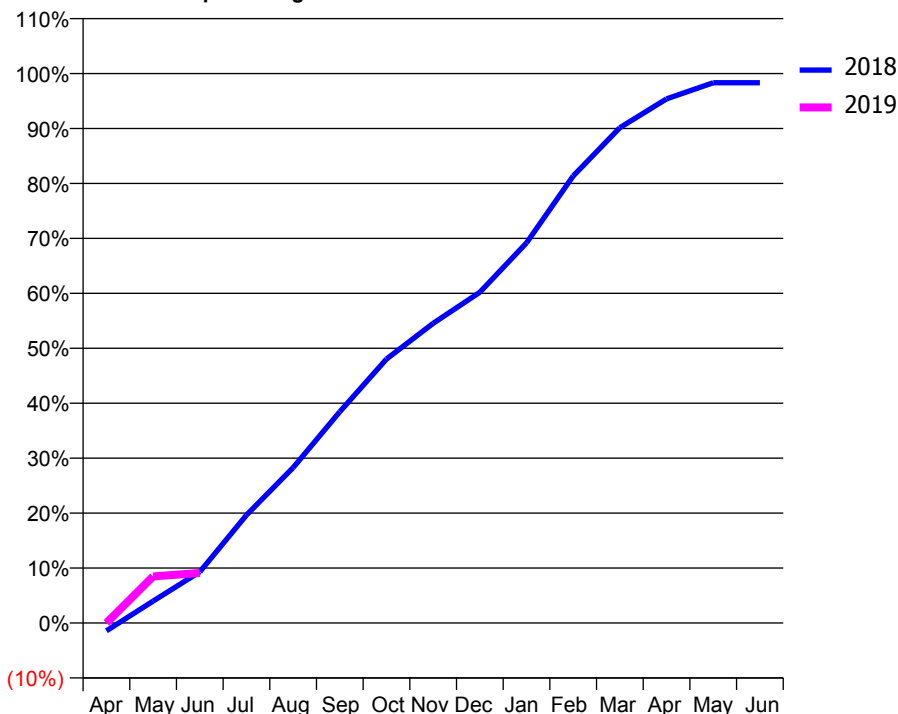
### ACCESS\*

Patients seen in 24 months	Total	Change since previous quarter
Quarter ending June 2017	994	
Quarter ending September 2017	1,016	↑
Quarter ending December 2017	1,055	↑
Quarter ending March 2018	1,042	↓
Quarter ending June 2018	1,028	↓
<b>Variance since June 2017</b>	<b>3.4%</b>	<b>↑</b>



### ACTIVITY

Cumulative percentage of contracted UDA delivered 2018 & 2019



Month	Adjusted Scheduled Activity (UDA)	
	2018	2019
April	-39	0
May	109	230
June	252	247
July	533	
August	767	
September	1,043	
October	1,303	
November	1,479	
December	1,633	
January	1,876	
February	2,207	
March	2,446	
April	2,588	
May	2,668	
June	2,668	

### QUALITY

	Quantity	Base Number	Contract	AT	Region	England
% of FP17s for the same patient ID Re-attending within 3 months - Children	1	54	1.9%	11.7%	12.0%	11.5%
% of FP17s for the same patient ID Re-attending within 3 months - Adults	20	151	13.2%	15.8%	15.7%	15.4%
% of FP17s for the same patient ID Re-attending between 3 & 9 months - Children	24	54	44.4%	58.4%	60.3%	58.9%
% of FP17s for the same patient ID Re-attending between 3 & 9 months - Adults	47	151	31.1%	51.9%	54.0%	51.6%
% of FP17s for Band 1 Urgent Courses	31	125	24.8%	10.1%	8.9%	8.9%
% of FP17s Relating to Free Repair or Replacements	0	125	0.0%	0.9%	1.0%	0.8%
% of FP17s Relating to Continuations	0	125	0.0%	0.9%	1.1%	0.9%
% of Patients satisfied with the dentistry they have received	0	0	N/A	94.3%	93.4%	93.2%
% of Patients satisfied with the time they had to wait for an appointment	0	0	N/A	89.3%	89.4%	88.8%

\* This is based on patients treated on this contract for their most recent course of treatment. Figures in italics indicate the base number of FP17s or Patient Questionnaire responses are less than 100. N/A is shown where the base number of responses is less than 10 during the period. % is calculated as Quantity/Base number\*100



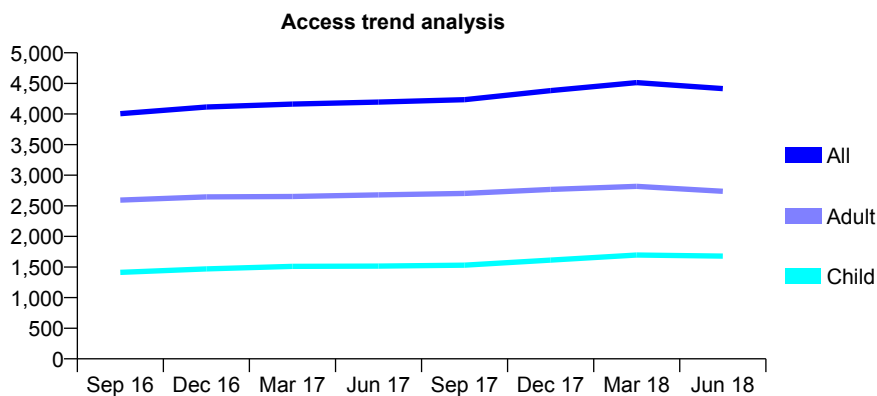
## Q46 - Vital Signs At a Glance Contract Report for 238821/0001 - June 2018

Name or company name	MR AS HASNAIN
Contract type name	GDS Contract
Purpose of contract	General
Contract start date	01/04/2006
Contract end date	

18/19 Contracted general activity (UDA)	13,879
Carry forward general activity (UDA)	0
18/19 Contracted orthodontic activity (UOA)	0
Carry forward orthodontic activity (UOA)	0
Baseline contract value	£472,117.53

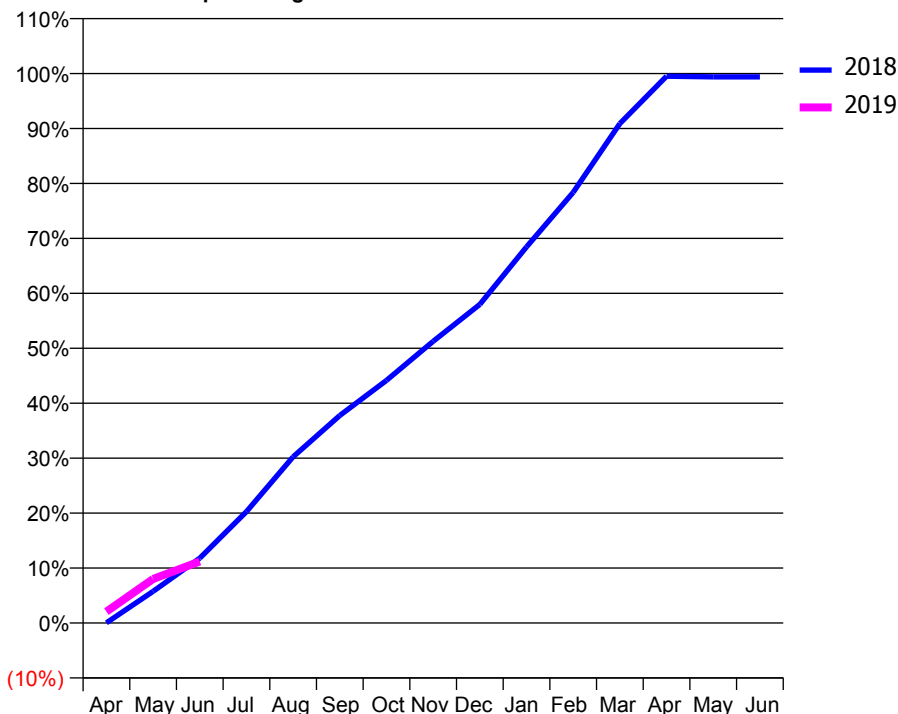
### ACCESS\*

Patients seen in 24 months	Total	Change since previous quarter
Quarter ending June 2017	4,194	
Quarter ending September 2017	4,234	→
Quarter ending December 2017	4,382	↑
Quarter ending March 2018	4,514	↑
Quarter ending June 2018	4,415	↓
<b>Variance since June 2017</b>	<b>5.3%</b>	<b>↑</b>



### ACTIVITY

Cumulative percentage of contracted UDA delivered 2018 & 2019



Month	Adjusted Scheduled Activity (UDA)	
	2018	2019
April	4	290
May	799	1,114
June	1,638	1,553
July	2,815	
August	4,200	
September	5,241	
October	6,129	
November	7,117	
December	8,047	
January	9,498	
February	10,875	
March	12,614	
April	13,810	
May	13,792	
June	13,792	

### QUALITY

	Quantity	Base Number	Contract	AT	Region	England
% of FP17s for the same patient ID Re-attending within 3 months - Children	64	418	15.3%	11.7%	12.0%	11.5%
% of FP17s for the same patient ID Re-attending within 3 months - Adults	81	557	14.5%	15.8%	15.7%	15.4%
% of FP17s for the same patient ID Re-attending between 3 & 9 months - Children	180	418	43.1%	58.4%	60.3%	58.9%
% of FP17s for the same patient ID Re-attending between 3 & 9 months - Adults	195	557	35.0%	51.9%	54.0%	51.6%
% of FP17s for Band 1 Urgent Courses	49	641	7.6%	10.1%	8.9%	8.9%
% of FP17s Relating to Free Repair or Replacements	0	641	0.0%	0.9%	1.0%	0.8%
% of FP17s Relating to Continuations	1	641	0.2%	0.9%	1.1%	0.9%
% of Patients satisfied with the dentistry they have received	2	3	N/A	94.3%	93.4%	93.2%
% of Patients satisfied with the time they had to wait for an appointment	2	3	N/A	89.3%	89.4%	88.8%

\* This is based on patients treated on this contract for their most recent course of treatment. Figures in italics indicate the base number of FP17s or Patient Questionnaire responses are less than 100. N/A is shown where the base number of responses is less than 10 during the period. % is calculated as Quantity/Base number\*100

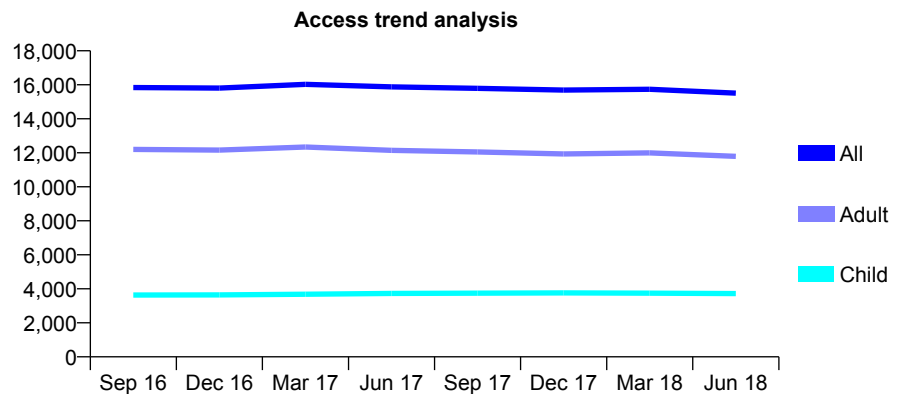
## Q46 - Vital Signs At a Glance Contract Report for 239615/0001 - June 2018

Name or company name	MR RS SINGH
Contract type name	GDS Contract
Purpose of contract	General and Orthodontic
Contract start date	01/04/2006
Contract end date	

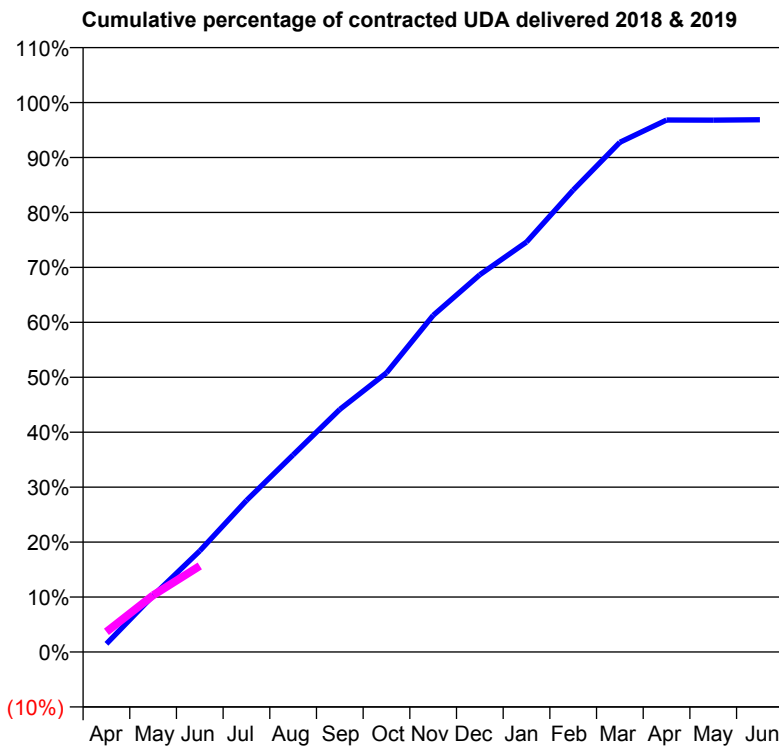
18/19 Contracted general activity (UDA)	39,521
Carry forward general activity (UDA)	0
18/19 Contracted orthodontic activity (UOA)	1,091
Carry forward orthodontic activity (UOA)	0
Baseline contract value	£1,387,591.65

### ACCESS\*

Patients seen in 24 months	Total	Change since previous quarter
Quarter ending June 2017	15,879	
Quarter ending September 2017	15,795	→
Quarter ending December 2017	15,687	→
Quarter ending March 2018	15,740	→
Quarter ending June 2018	15,511	↓
<b>Variance since June 2017</b>	<b>(2.3%)</b>	<b>↓</b>



### ACTIVITY



Month	Adjusted Scheduled Activity (UDA)	
	2018	2019
April	585	1,456
May	4,049	4,078
June	7,275	6,189
July	10,901	
August	14,179	
September	17,455	
October	20,075	
November	24,212	
December	27,134	
January	29,488	
February	33,224	
March	36,659	
April	38,257	
May	38,256	
June	38,283	

### QUALITY

	Quantity	Base Number	Contract	AT	Region	England
% of FP17s for the same patient ID Re-attending within 3 months - Children	85	987	8.6%	11.7%	12.0%	11.5%
% of FP17s for the same patient ID Re-attending within 3 months - Adults	490	3,254	15.1%	15.8%	15.7%	15.4%
% of FP17s for the same patient ID Re-attending between 3 & 9 months - Children	411	987	41.6%	58.4%	60.3%	58.9%
% of FP17s for the same patient ID Re-attending between 3 & 9 months - Adults	1,585	3,254	48.7%	51.9%	54.0%	51.6%
% of FP17s for Band 1 Urgent Courses	262	3,260	8.0%	10.1%	8.9%	8.9%
% of FP17s Relating to Free Repair or Replacements	26	3,260	0.8%	0.9%	1.0%	0.8%
% of FP17s Relating to Continuations	13	3,260	0.4%	0.9%	1.1%	0.9%
% of Patients satisfied with the dentistry they have received	4	4	N/A	94.3%	93.4%	93.2%
% of Patients satisfied with the time they had to wait for an appointment	4	4	N/A	89.3%	89.4%	88.8%

\* This is based on patients treated on this contract for their most recent course of treatment. Figures in italics indicate the base number of FP17s or Patient Questionnaire responses are less than 100. N/A is shown where the base number of responses is less than 10 during the period. % is calculated as Quantity/Base number\*100

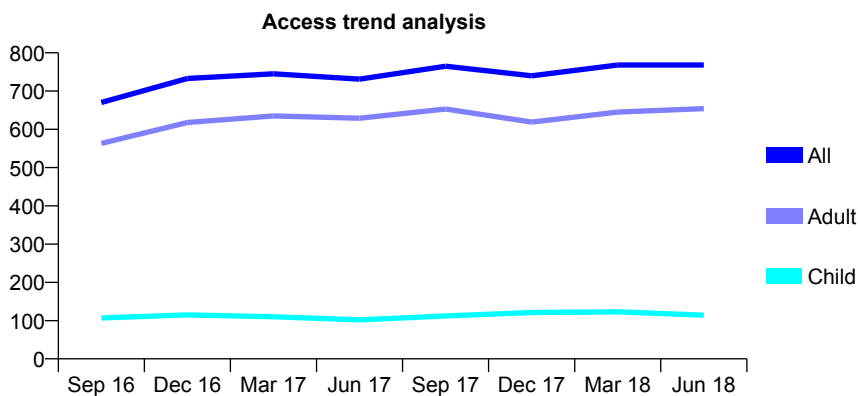
## Q46 - Vital Signs At a Glance Contract Report for 239615/0006 - June 2018

Name or company name	MR RS SINGH
Contract type name	PDS Contract
Purpose of contract	General
Contract start date	01/05/2010
Contract end date	31/03/2019

18/19 Contracted general activity (UDA)	1,344
Carry forward general activity (UDA)	0
18/19 Contracted orthodontic activity (UOA)	0
Carry forward orthodontic activity (UOA)	0
Baseline contract value	£90,922.03

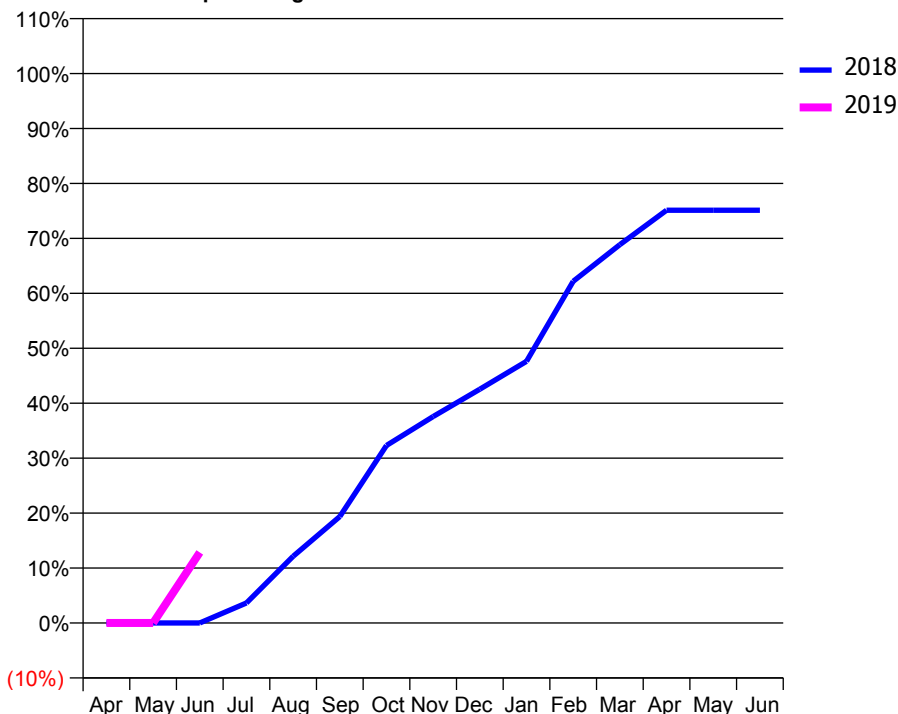
### ACCESS\*

Patients seen in 24 months	Total	Change since previous quarter
Quarter ending June 2017	731	
Quarter ending September 2017	765	↑
Quarter ending December 2017	740	↓
Quarter ending March 2018	768	↑
Quarter ending June 2018	768	→
<b>Variance since June 2017</b>	<b>5.1%</b>	<b>↑</b>



### ACTIVITY

Cumulative percentage of contracted UDA delivered 2018 & 2019



Adjusted Scheduled Activity (UDA)

Month	2018	2019
April	0	0
May	0	0
June	0	173
July	49	
August	163	
September	260	
October	434	
November	505	
December	572	
January	640	
February	836	
March	926	
April	1,010	
May	1,010	
June	1,010	

### QUALITY

	Quantity	Base Number	Contract	AT	Region	England
% of FP17s for the same patient ID Re-attending within 3 months - Children	0	38	0.0%	11.7%	12.0%	11.5%
% of FP17s for the same patient ID Re-attending within 3 months - Adults	1	177	0.6%	15.8%	15.7%	15.4%
% of FP17s for the same patient ID Re-attending between 3 & 9 months - Children	0	38	0.0%	58.4%	60.3%	58.9%
% of FP17s for the same patient ID Re-attending between 3 & 9 months - Adults	2	177	1.1%	51.9%	54.0%	51.6%
% of FP17s for Band 1 Urgent Courses	144	144	100.0%	10.1%	8.9%	8.9%
% of FP17s Relating to Free Repair or Replacements	0	144	0.0%	0.9%	1.0%	0.8%
% of FP17s Relating to Continuations	0	144	0.0%	0.9%	1.1%	0.9%
% of Patients satisfied with the dentistry they have received	0	0	N/A	94.3%	93.4%	93.2%
% of Patients satisfied with the time they had to wait for an appointment	0	0	N/A	89.3%	89.4%	88.8%

\* This is based on patients treated on this contract for their most recent course of treatment. Figures in italics indicate the base number of FP17s or Patient Questionnaire responses are less than 100. N/A is shown where the base number of responses is less than 10 during the period. % is calculated as Quantity/Base number\*100

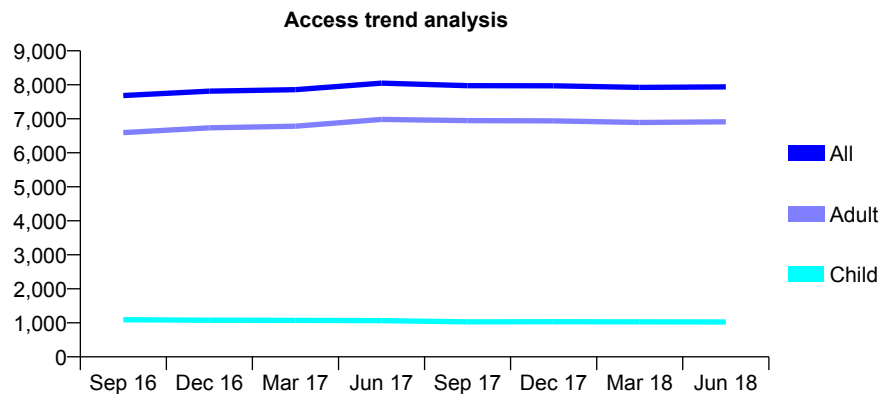
## Q46 - Vital Signs At a Glance Contract Report for 243698/0001 - June 2018

Name or company name	Manchester DP Ltd
Contract type name	GDS Contract
Purpose of contract	General
Contract start date	01/04/2006
Contract end date	

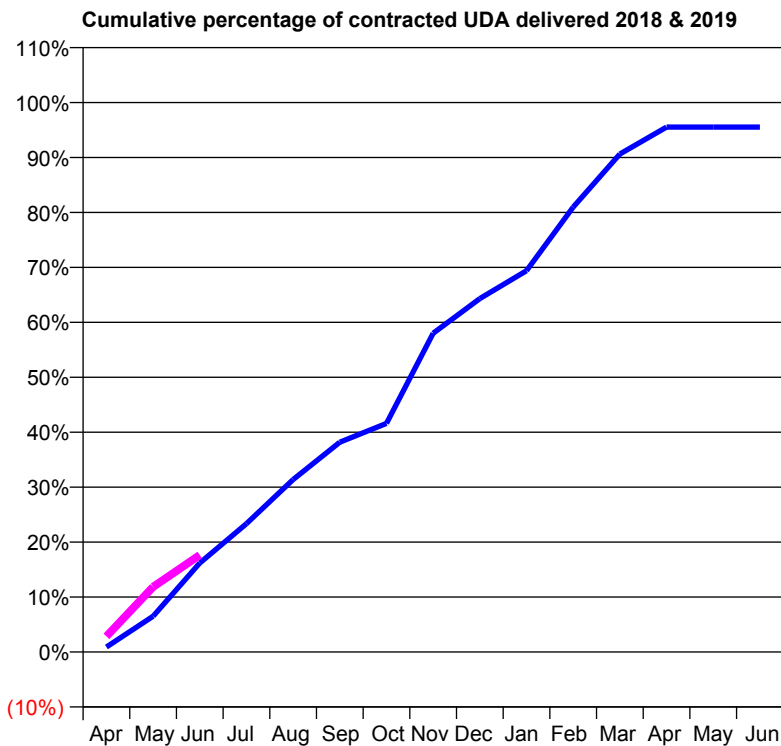
18/19 Contracted general activity (UDA)	26,900
Carry forward general activity (UDA)	0
18/19 Contracted orthodontic activity (UOA)	0
Carry forward orthodontic activity (UOA)	0
Baseline contract value	£801,681.88

### ACCESS\*

Patients seen in 24 months	Total	Change since previous quarter
Quarter ending June 2017	8,048	
Quarter ending September 2017	7,975	→
Quarter ending December 2017	7,972	→
Quarter ending March 2018	7,922	→
Quarter ending June 2018	7,939	→
<b>Variance since June 2017</b>	<b>(1.4%)</b>	<b>↓</b>



### ACTIVITY



Month	Adjusted Scheduled Activity (UDA)	
	2018	2019
April	245	768
May	1,751	3,190
June	4,354	4,750
July	6,282	
August	8,446	
September	10,270	
October	11,192	
November	15,604	
December	17,302	
January	18,668	
February	21,781	
March	24,377	
April	25,695	
May	25,696	
June	25,699	

### QUALITY

	Quantity	Base Number	Contract	AT	Region	England
% of FP17s for the same patient ID Re-attending within 3 months - Children	25	315	7.9%	11.7%	12.0%	11.5%
% of FP17s for the same patient ID Re-attending within 3 months - Adults	264	2,082	12.7%	15.8%	15.7%	15.4%
% of FP17s for the same patient ID Re-attending between 3 & 9 months - Children	182	315	57.8%	58.4%	60.3%	58.9%
% of FP17s for the same patient ID Re-attending between 3 & 9 months - Adults	1,057	2,082	50.8%	51.9%	54.0%	51.6%
% of FP17s for Band 1 Urgent Courses	228	1,833	12.4%	10.1%	8.9%	8.9%
% of FP17s Relating to Free Repair or Replacements	19	1,833	1.0%	0.9%	1.0%	0.8%
% of FP17s Relating to Continuations	4	1,833	0.2%	0.9%	1.1%	0.9%
% of Patients satisfied with the dentistry they have received	0	1	N/A	94.3%	93.4%	93.2%
% of Patients satisfied with the time they had to wait for an appointment	0	1	N/A	89.3%	89.4%	88.8%

\* This is based on patients treated on this contract for their most recent course of treatment. Figures in italics indicate the base number of FP17s or Patient Questionnaire responses are less than 100. N/A is shown where the base number of responses is less than 10 during the period. % is calculated as Quantity/Base number\*100

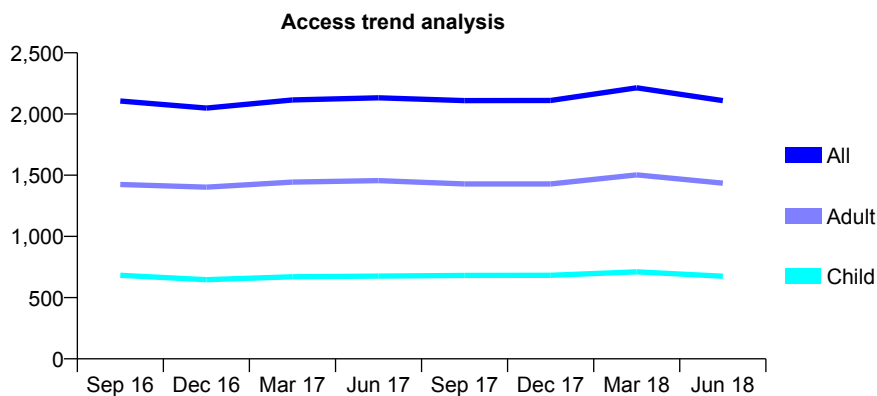
## Q46 - Vital Signs At a Glance Contract Report for 243698/0002 - June 2018

Name or company name	MR A SALEEM PARTNERSHIP
Contract type name	GDS Contract
Purpose of contract	General
Contract start date	10/10/2008
Contract end date	

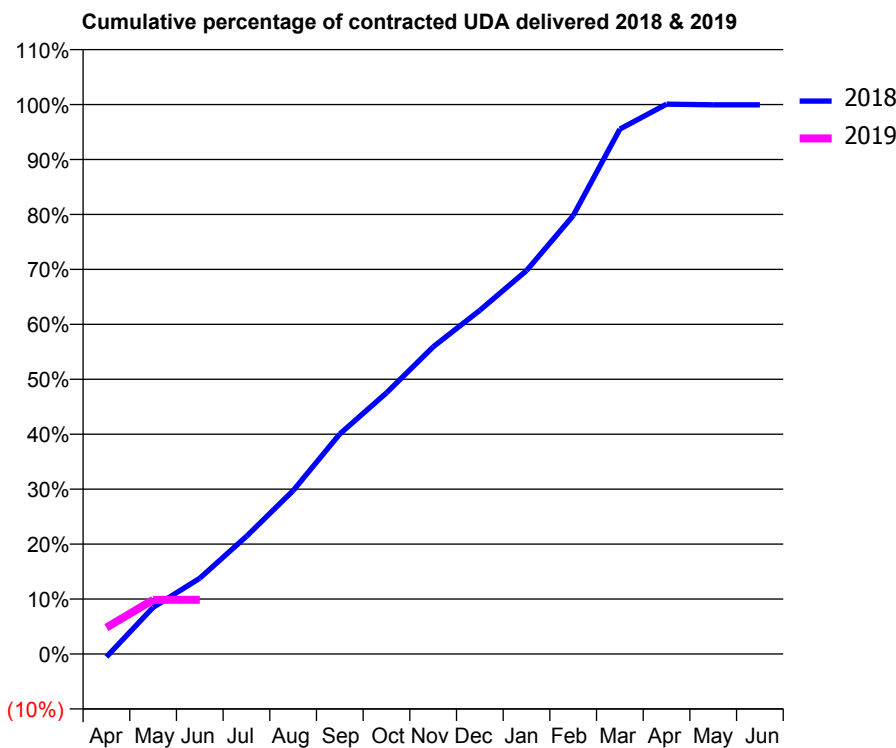
18/19 Contracted general activity (UDA)	6,803
Carry forward general activity (UDA)	0
18/19 Contracted orthodontic activity (UOA)	0
Carry forward orthodontic activity (UOA)	0
Baseline contract value	£181,160.66

### ACCESS\*

Patients seen in 24 months	Total	Change since previous quarter
Quarter ending June 2017	2,132	
Quarter ending September 2017	2,110	↓
Quarter ending December 2017	2,111	→
Quarter ending March 2018	2,214	↑
Quarter ending June 2018	2,110	↓
<b>Variance since June 2017</b>	<b>(1.0%)</b>	<b>↓</b>



### ACTIVITY



Month	Adjusted Scheduled Activity (UDA)	
	2018	2019
April	-37	328
May	578	671
June	938	671
July	1,456	
August	2,024	
September	2,725	
October	3,233	
November	3,802	
December	4,254	
January	4,748	
February	5,428	
March	6,498	
April	6,807	
May	6,800	
June	6,800	

### QUALITY

	Quantity	Base Number	Contract	AT	Region	England
% of FP17s for the same patient ID Re-attending within 3 months - Children	15	132	11.4%	11.7%	12.0%	11.5%
% of FP17s for the same patient ID Re-attending within 3 months - Adults	54	304	17.8%	15.8%	15.7%	15.4%
% of FP17s for the same patient ID Re-attending between 3 & 9 months - Children	77	132	58.3%	58.4%	60.3%	58.9%
% of FP17s for the same patient ID Re-attending between 3 & 9 months - Adults	150	304	49.3%	51.9%	54.0%	51.6%
% of FP17s for Band 1 Urgent Courses	20	272	7.4%	10.1%	8.9%	8.9%
% of FP17s Relating to Free Repair or Replacements	2	272	0.7%	0.9%	1.0%	0.8%
% of FP17s Relating to Continuations	7	272	2.6%	0.9%	1.1%	0.9%
% of Patients satisfied with the dentistry they have received	1	1	N/A	94.3%	93.4%	93.2%
% of Patients satisfied with the time they had to wait for an appointment	1	1	N/A	89.3%	89.4%	88.8%

\* This is based on patients treated on this contract for their most recent course of treatment. Figures in italics indicate the base number of FP17s or Patient Questionnaire responses are less than 100. N/A is shown where the base number of responses is less than 10 during the period. % is calculated as Quantity/Base number\*100

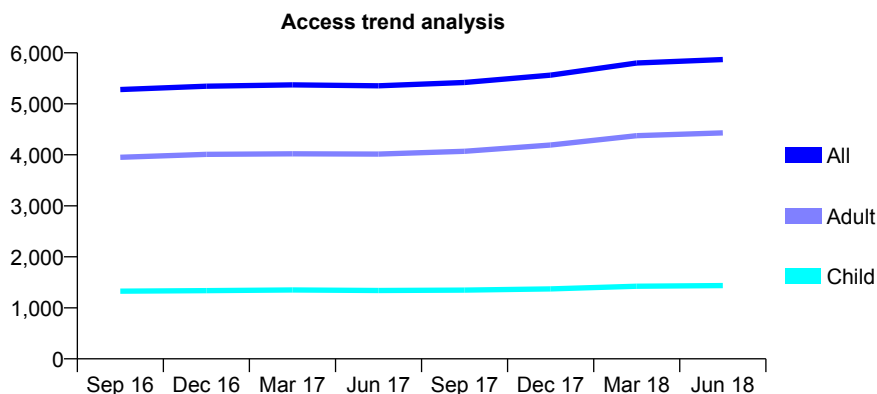
## Q46 - Vital Signs At a Glance Contract Report for 245372/0005 - June 2018

Name or company name	Seedat, Ahmed and Hashmi
Contract type name	GDS Contract
Purpose of contract	General
Contract start date	18/12/2008
Contract end date	

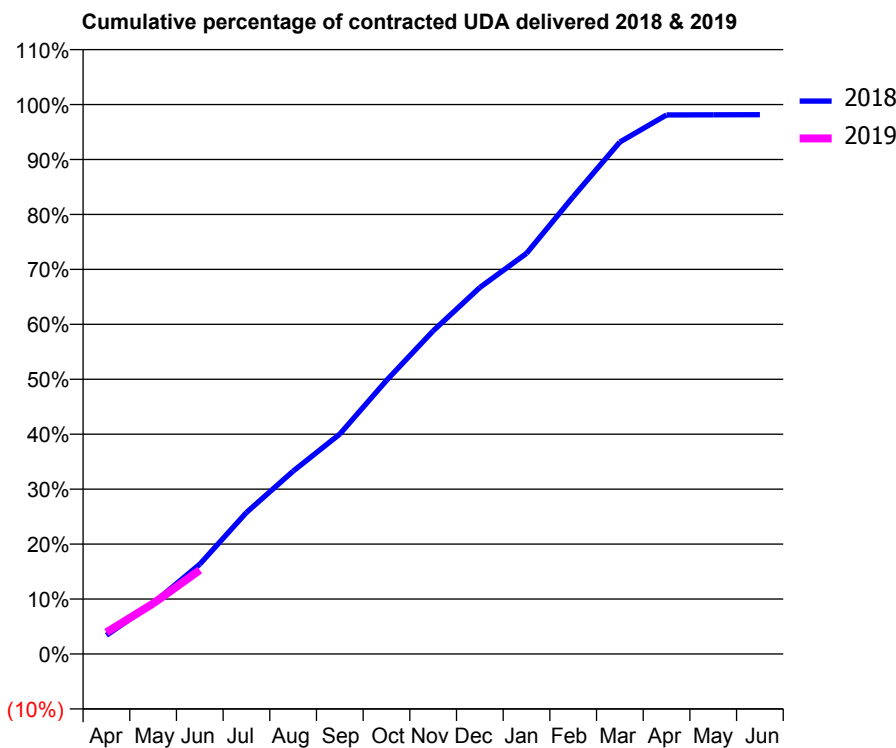
18/19 Contracted general activity (UDA)	20,000
Carry forward general activity (UDA)	0
18/19 Contracted orthodontic activity (UOA)	0
Carry forward orthodontic activity (UOA)	0
Baseline contract value	£494,519.04

### ACCESS\*

Patients seen in 24 months	Total	Change since previous quarter
Quarter ending June 2017	5,354	
Quarter ending September 2017	5,419	→
Quarter ending December 2017	5,563	↑
Quarter ending March 2018	5,800	↑
Quarter ending June 2018	5,867	→
<b>Variance since June 2017</b>	<b>9.6%</b>	<b>↑</b>



### ACTIVITY



Adjusted Scheduled Activity (UDA)		
Month	2018	2019
April	682	787
May	1,851	1,835
June	3,269	3,054
July	5,150	
August	6,655	
September	8,005	
October	9,955	
November	11,763	
December	13,340	
January	14,580	
February	16,642	
March	18,635	
April	19,620	
May	19,624	
June	19,628	

### QUALITY

	Quantity	Base Number	Contract	AT	Region	England
% of FP17s for the same patient ID Re-attending within 3 months - Children	41	543	7.6%	11.7%	12.0%	11.5%
% of FP17s for the same patient ID Re-attending within 3 months - Adults	183	1,607	11.4%	15.8%	15.7%	15.4%
% of FP17s for the same patient ID Re-attending between 3 & 9 months - Children	401	543	73.8%	58.4%	60.3%	58.9%
% of FP17s for the same patient ID Re-attending between 3 & 9 months - Adults	1,098	1,607	68.3%	51.9%	54.0%	51.6%
% of FP17s for Band 1 Urgent Courses	102	1,706	6.0%	10.1%	8.9%	8.9%
% of FP17s Relating to Free Repair or Replacements	14	1,706	0.8%	0.9%	1.0%	0.8%
% of FP17s Relating to Continuations	7	1,706	0.4%	0.9%	1.1%	0.9%
% of Patients satisfied with the dentistry they have received	1	1	N/A	94.3%	93.4%	93.2%
% of Patients satisfied with the time they had to wait for an appointment	1	1	N/A	89.3%	89.4%	88.8%

\* This is based on patients treated on this contract for their most recent course of treatment. Figures in italics indicate the base number of FP17s or Patient Questionnaire responses are less than 100. N/A is shown where the base number of responses is less than 10 during the period. % is calculated as Quantity/Base number\*100

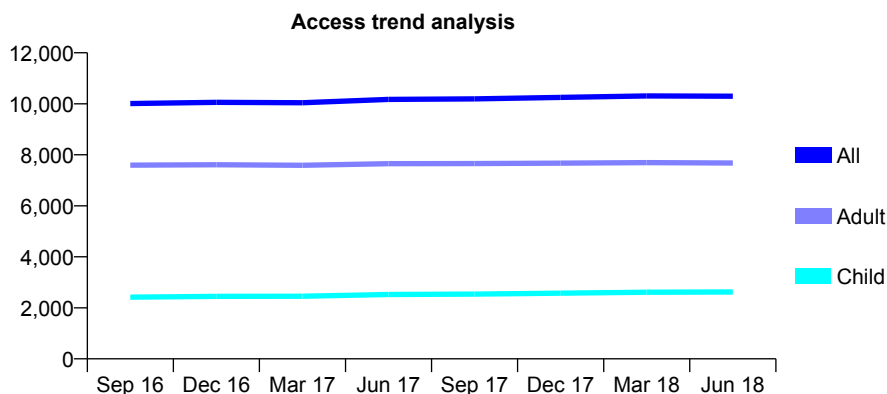
## Q46 - Vital Signs At a Glance Contract Report for 245372/0006 - June 2018

Name or company name	MR KK SARANGI
Contract type name	GDS Contract
Purpose of contract	General
Contract start date	01/04/2011
Contract end date	

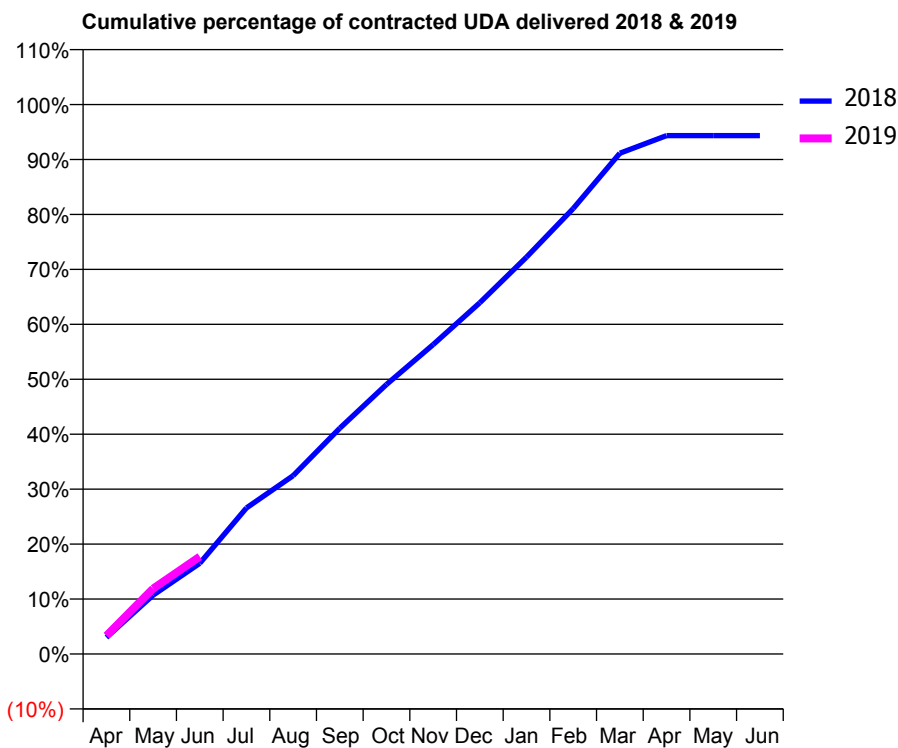
18/19 Contracted general activity (UDA)	29,210
Carry forward general activity (UDA)	0
18/19 Contracted orthodontic activity (UOA)	0
Carry forward orthodontic activity (UOA)	0
Baseline contract value	£722,245.86

### ACCESS\*

Patients seen in 24 months	Total	Change since previous quarter
Quarter ending June 2017	10,175	
Quarter ending September 2017	10,196	→
Quarter ending December 2017	10,249	→
Quarter ending March 2018	10,306	→
Quarter ending June 2018	10,300	→
<b>Variance since June 2017</b>	<b>1.2%</b>	<b>→</b>



### ACTIVITY



Month	Adjusted Scheduled Activity (UDA)	
	2018	2019
April	882	971
May	3,130	3,475
June	4,820	5,179
July	7,764	
August	9,477	
September	12,005	
October	14,327	
November	16,451	
December	18,678	
January	21,098	
February	23,679	
March	26,621	
April	27,558	
May	27,558	
June	27,558	

### QUALITY

	Quantity	Base Number	Contract	AT	Region	England
% of FP17s for the same patient ID Re-attending within 3 months - Children	59	920	6.4%	11.7%	12.0%	11.5%
% of FP17s for the same patient ID Re-attending within 3 months - Adults	310	2,697	11.5%	15.8%	15.7%	15.4%
% of FP17s for the same patient ID Re-attending between 3 & 9 months - Children	608	920	66.1%	58.4%	60.3%	58.9%
% of FP17s for the same patient ID Re-attending between 3 & 9 months - Adults	1,841	2,697	68.3%	51.9%	54.0%	51.6%
% of FP17s for Band 1 Urgent Courses	137	3,093	4.4%	10.1%	8.9%	8.9%
% of FP17s Relating to Free Repair or Replacements	29	3,093	0.9%	0.9%	1.0%	0.8%
% of FP17s Relating to Continuations	46	3,093	1.5%	0.9%	1.1%	0.9%
% of Patients satisfied with the dentistry they have received	6	6	N/A	94.3%	93.4%	93.2%
% of Patients satisfied with the time they had to wait for an appointment	4	6	N/A	89.3%	89.4%	88.8%

\* This is based on patients treated on this contract for their most recent course of treatment. Figures in italics indicate the base number of FP17s or Patient Questionnaire responses are less than 100. N/A is shown where the base number of responses is less than 10 during the period. % is calculated as Quantity/Base number\*100

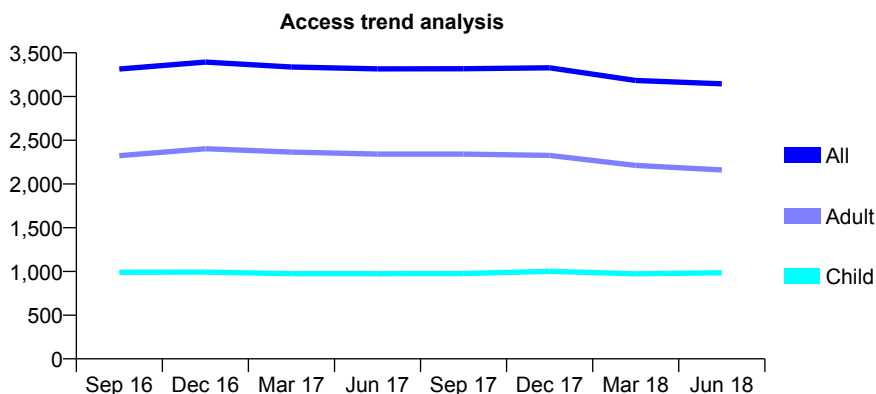
## Q46 - Vital Signs At a Glance Contract Report for 245658/0001 - June 2018

Name or company name	MR K HAMEED
Contract type name	GDS Contract
Purpose of contract	General
Contract start date	01/04/2006
Contract end date	

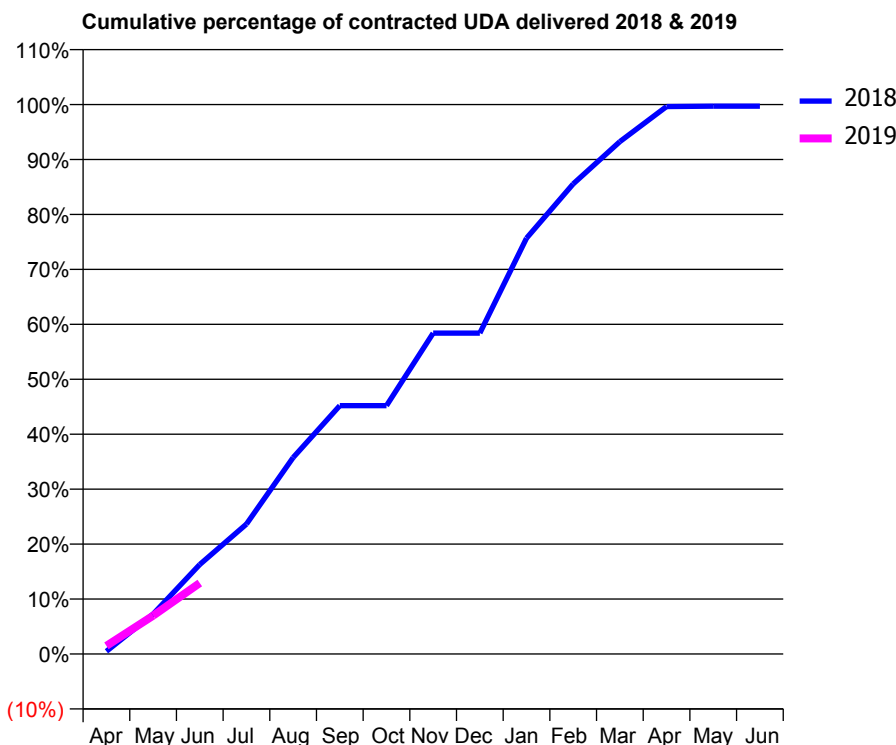
18/19 Contracted general activity (UDA)	8,433
Carry forward general activity (UDA)	0
18/19 Contracted orthodontic activity (UOA)	0
Carry forward orthodontic activity (UOA)	0
Baseline contract value	£230,671.97

### ACCESS\*

Patients seen in 24 months	Total	Change since previous quarter
Quarter ending June 2017	3,316	
Quarter ending September 2017	3,318	→
Quarter ending December 2017	3,328	→
Quarter ending March 2018	3,184	↓
Quarter ending June 2018	3,145	↓
<b>Variance since June 2017</b>	<b>(5.2%)</b>	<b>↓</b>



### ACTIVITY



Adjusted Scheduled Activity (UDA)		
Month	2018	2019
April	42	125
May	612	588
June	1,373	1,090
July	1,994	
August	3,015	
September	3,811	
October	3,811	
November	4,924	
December	4,924	
January	6,382	
February	7,215	
March	7,863	
April	8,402	
May	8,407	
June	8,407	

### QUALITY

	Quantity	Base Number	Contract	AT	Region	England
% of FP17s for the same patient ID Re-attending within 3 months - Children	34	395	8.6%	11.7%	12.0%	11.5%
% of FP17s for the same patient ID Re-attending within 3 months - Adults	93	620	15.0%	15.8%	15.7%	15.4%
% of FP17s for the same patient ID Re-attending between 3 & 9 months - Children	247	395	62.5%	58.4%	60.3%	58.9%
% of FP17s for the same patient ID Re-attending between 3 & 9 months - Adults	328	620	52.9%	51.9%	54.0%	51.6%
% of FP17s for Band 1 Urgent Courses	64	634	10.1%	10.1%	8.9%	8.9%
% of FP17s Relating to Free Repair or Replacements	0	634	0.0%	0.9%	1.0%	0.8%
% of FP17s Relating to Continuations	6	634	0.9%	0.9%	1.1%	0.9%
% of Patients satisfied with the dentistry they have received	2	2	N/A	94.3%	93.4%	93.2%
% of Patients satisfied with the time they had to wait for an appointment	2	2	N/A	89.3%	89.4%	88.8%

\* This is based on patients treated on this contract for their most recent course of treatment. Figures in italics indicate the base number of FP17s or Patient Questionnaire responses are less than 100. N/A is shown where the base number of responses is less than 10 during the period. % is calculated as Quantity/Base number\*100



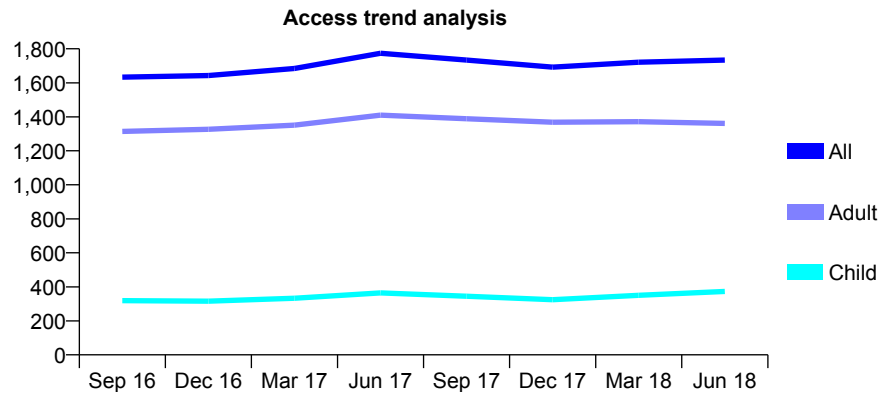
## Q46 - Vital Signs At a Glance Contract Report for 246441/0001 - June 2018

Name or company name	MR R KEIGHOBADI
Contract type name	GDS Contract
Purpose of contract	General
Contract start date	01/04/2006
Contract end date	

18/19 Contracted general activity (UDA)	5,431
Carry forward general activity (UDA)	0
18/19 Contracted orthodontic activity (UOA)	0
Carry forward orthodontic activity (UOA)	0
Baseline contract value	£143,245.99

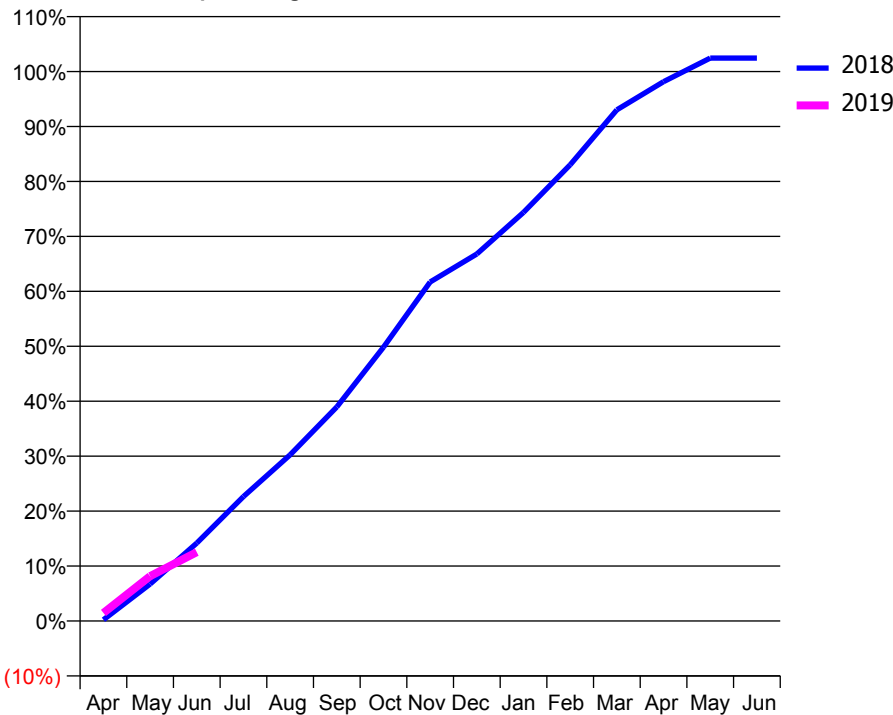
### ACCESS\*

Patients seen in 24 months	Total	Change since previous quarter
Quarter ending June 2017	1,774	
Quarter ending September 2017	1,734	↓
Quarter ending December 2017	1,692	↓
Quarter ending March 2018	1,721	→
Quarter ending June 2018	1,734	→
<b>Variance since June 2017</b>	<b>(2.3%)</b>	<b>↓</b>



### ACTIVITY

Cumulative percentage of contracted UDA delivered 2018 & 2019



Month	Adjusted Scheduled Activity (UDA)	
	2018	2019
April	13	80
May	365	443
June	770	681
July	1,231	
August	1,642	
September	2,116	
October	2,707	
November	3,351	
December	3,627	
January	4,039	
February	4,509	
March	5,052	
April	5,330	
May	5,563	
June	5,563	

### QUALITY

	Quantity	Base Number	Contract	AT	Region	England
% of FP17s for the same patient ID Re-attending within 3 months - Children	6	117	5.1%	11.7%	12.0%	11.5%
% of FP17s for the same patient ID Re-attending within 3 months - Adults	57	356	16.0%	15.8%	15.7%	15.4%
% of FP17s for the same patient ID Re-attending between 3 & 9 months - Children	35	117	29.9%	58.4%	60.3%	58.9%
% of FP17s for the same patient ID Re-attending between 3 & 9 months - Adults	124	356	34.8%	51.9%	54.0%	51.6%
% of FP17s for Band 1 Urgent Courses	28	288	9.7%	10.1%	8.9%	8.9%
% of FP17s Relating to Free Repair or Replacements	0	288	0.0%	0.9%	1.0%	0.8%
% of FP17s Relating to Continuations	3	288	1.0%	0.9%	1.1%	0.9%
% of Patients satisfied with the dentistry they have received	2	3	N/A	94.3%	93.4%	93.2%
% of Patients satisfied with the time they had to wait for an appointment	3	3	N/A	89.3%	89.4%	88.8%

\* This is based on patients treated on this contract for their most recent course of treatment. Figures in italics indicate the base number of FP17s or Patient Questionnaire responses are less than 100. N/A is shown where the base number of responses is less than 10 during the period. % is calculated as Quantity/Base number\*100

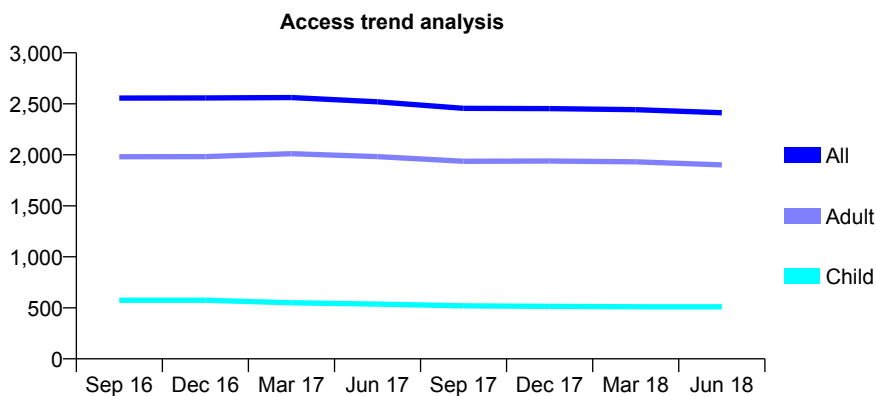
## Q46 - Vital Signs At a Glance Contract Report for 253081/0001 - June 2018

Name or company name	MISS GM Zverblis
Contract type name	GDS Contract
Purpose of contract	General
Contract start date	01/04/2006
Contract end date	

18/19 Contracted general activity (UDA)	8,542
Carry forward general activity (UDA)	0
18/19 Contracted orthodontic activity (UOA)	0
Carry forward orthodontic activity (UOA)	0
Baseline contract value	£211,209.07

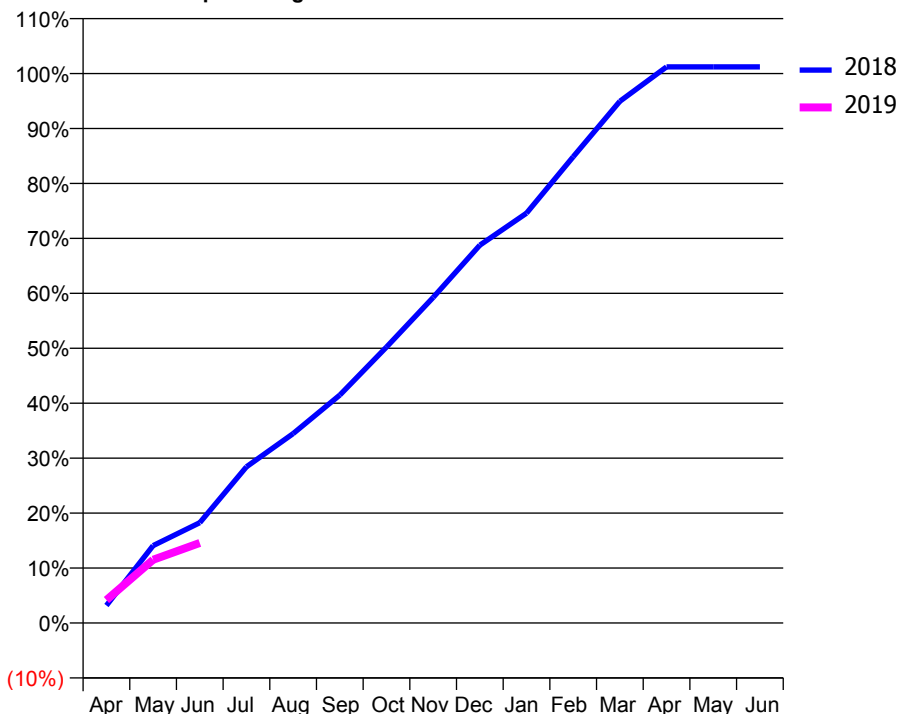
### ACCESS\*

Patients seen in 24 months	Total	Change since previous quarter
Quarter ending June 2017	2,519	
Quarter ending September 2017	2,456	↓
Quarter ending December 2017	2,453	→
Quarter ending March 2018	2,442	→
Quarter ending June 2018	2,412	↓
<b>Variance since June 2017</b>	<b>(4.2%)</b>	<b>↓</b>



### ACTIVITY

Cumulative percentage of contracted UDA delivered 2018 & 2019



Month	Adjusted Scheduled Activity (UDA)	
	2018	2019
April	273	357
May	1,203	985
June	1,560	1,245
July	2,429	
August	2,945	
September	3,543	
October	4,289	
November	5,060	
December	5,874	
January	6,370	
February	7,247	
March	8,110	
April	8,645	
May	8,645	
June	8,645	

### QUALITY

	Quantity	Base Number	Contract	AT	Region	England
% of FP17s for the same patient ID Re-attending within 3 months - Children	4	189	2.1%	11.7%	12.0%	11.5%
% of FP17s for the same patient ID Re-attending within 3 months - Adults	99	655	15.1%	15.8%	15.7%	15.4%
% of FP17s for the same patient ID Re-attending between 3 & 9 months - Children	121	189	64.0%	58.4%	60.3%	58.9%
% of FP17s for the same patient ID Re-attending between 3 & 9 months - Adults	379	655	57.9%	51.9%	54.0%	51.6%
% of FP17s for Band 1 Urgent Courses	64	658	9.7%	10.1%	8.9%	8.9%
% of FP17s Relating to Free Repair or Replacements	17	658	2.6%	0.9%	1.0%	0.8%
% of FP17s Relating to Continuations	5	658	0.8%	0.9%	1.1%	0.9%
% of Patients satisfied with the dentistry they have received	1	1	N/A	94.3%	93.4%	93.2%
% of Patients satisfied with the time they had to wait for an appointment	1	1	N/A	89.3%	89.4%	88.8%

\* This is based on patients treated on this contract for their most recent course of treatment. Figures in italics indicate the base number of FP17s or Patient Questionnaire responses are less than 100. N/A is shown where the base number of responses is less than 10 during the period. % is calculated as Quantity/Base number\*100

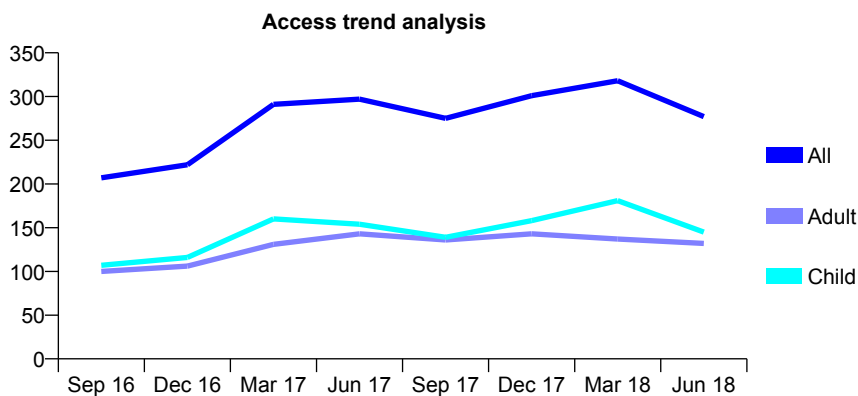
## Q46 - Vital Signs At a Glance Contract Report for 253081/0003 - June 2018

Name or company name	MISS GM Zverblis
Contract type name	GDS Contract
Purpose of contract	General
Contract start date	14/09/2015
Contract end date	

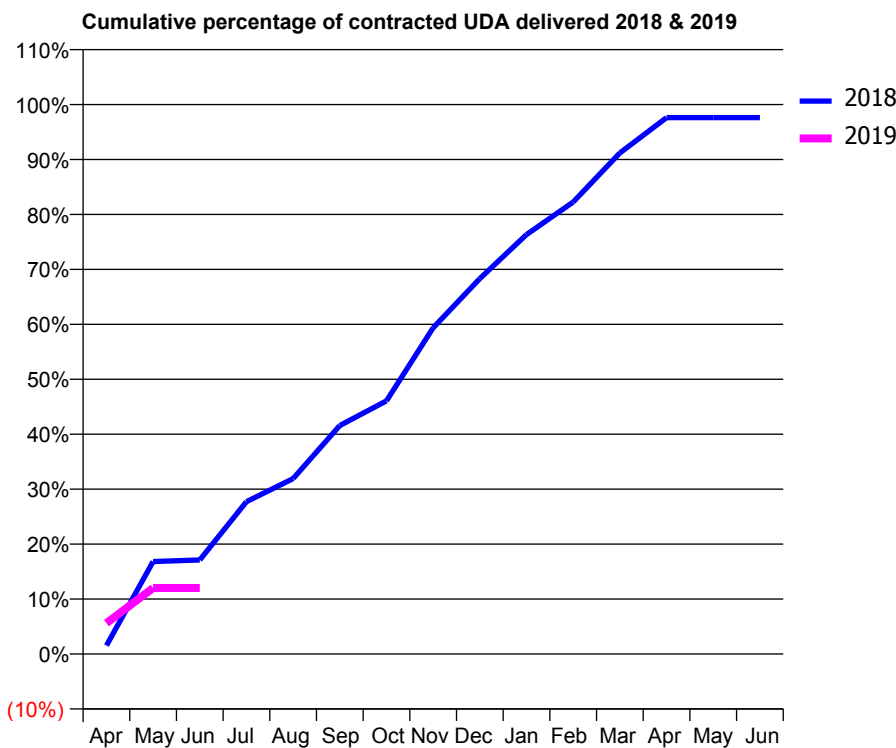
18/19 Contracted general activity (UDA)	730
Carry forward general activity (UDA)	0
18/19 Contracted orthodontic activity (UOA)	0
Carry forward orthodontic activity (UOA)	0
Baseline contract value	£18,049.94

### ACCESS\*

Patients seen in 24 months	Total	Change since previous quarter
Quarter ending June 2017	297	
Quarter ending September 2017	275	↓
Quarter ending December 2017	301	↑
Quarter ending March 2018	318	↑
Quarter ending June 2018	277	↓
<b>Variance since June 2017</b>	<b>(6.7%)</b>	<b>↓</b>



### ACTIVITY



Adjusted Scheduled Activity (UDA)		
Month	2018	2019
April	11	41
May	123	88
June	125	88
July	202	
August	233	
September	304	
October	336	
November	433	
December	499	
January	557	
February	600	
March	666	
April	713	
May	713	
June	713	

### QUALITY

	Quantity	Base Number	Contract	AT	Region	England
% of FP17s for the same patient ID Re-attending within 3 months - Children	3	37	8.1%	11.7%	12.0%	11.5%
% of FP17s for the same patient ID Re-attending within 3 months - Adults	2	45	4.4%	15.8%	15.7%	15.4%
% of FP17s for the same patient ID Re-attending between 3 & 9 months - Children	7	37	18.9%	58.4%	60.3%	58.9%
% of FP17s for the same patient ID Re-attending between 3 & 9 months - Adults	4	45	8.9%	51.9%	54.0%	51.6%
% of FP17s for Band 1 Urgent Courses	4	49	8.2%	10.1%	8.9%	8.9%
% of FP17s Relating to Free Repair or Replacements	0	49	0.0%	0.9%	1.0%	0.8%
% of FP17s Relating to Continuations	0	49	0.0%	0.9%	1.1%	0.9%
% of Patients satisfied with the dentistry they have received	0	0	N/A	94.3%	93.4%	93.2%
% of Patients satisfied with the time they had to wait for an appointment	0	0	N/A	89.3%	89.4%	88.8%

\* This is based on patients treated on this contract for their most recent course of treatment. Figures in italics indicate the base number of FP17s or Patient Questionnaire responses are less than 100. N/A is shown where the base number of responses is less than 10 during the period. % is calculated as Quantity/Base number\*100

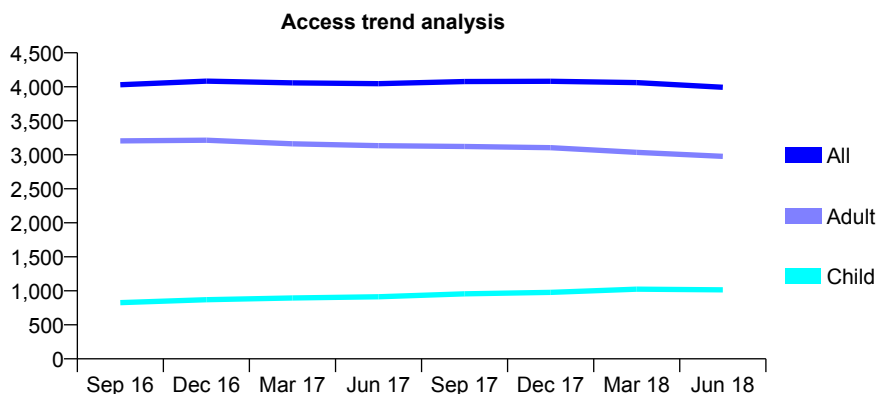
## Q46 - Vital Signs At a Glance Contract Report for 258873/0001 - June 2018

Name or company name	MR VK AGGARWAL
Contract type name	GDS Contract
Purpose of contract	General
Contract start date	01/04/2012
Contract end date	

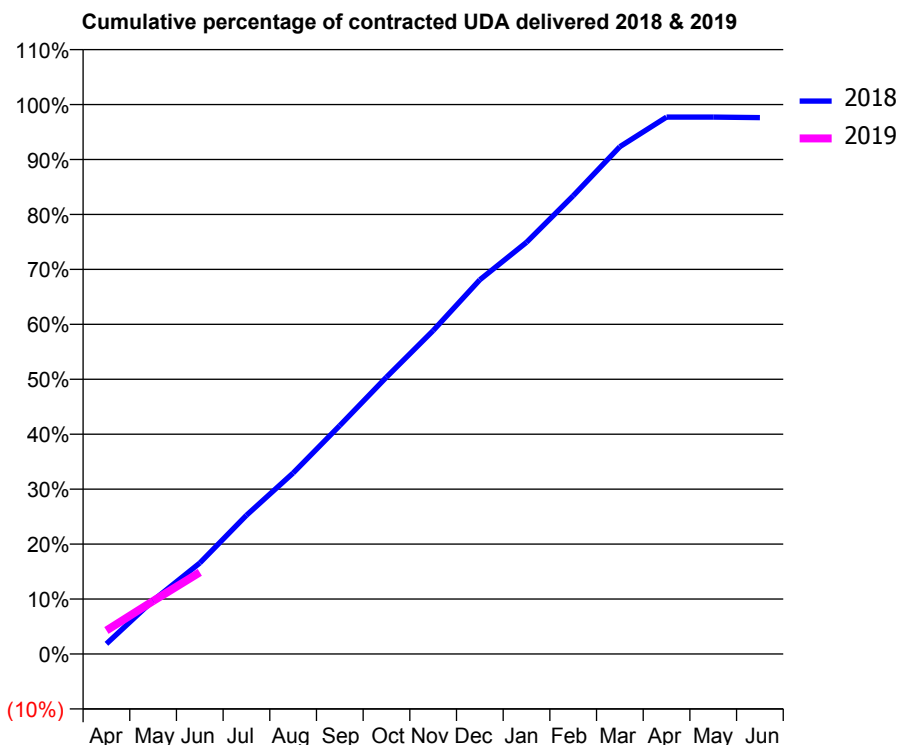
18/19 Contracted general activity (UDA)	13,233
Carry forward general activity (UDA)	0
18/19 Contracted orthodontic activity (UOA)	0
Carry forward orthodontic activity (UOA)	0
Baseline contract value	£327,198.52

### ACCESS\*

Patients seen in 24 months	Total	Change since previous quarter
Quarter ending June 2017	4,046	
Quarter ending September 2017	4,077	→
Quarter ending December 2017	4,082	→
Quarter ending March 2018	4,061	→
Quarter ending June 2018	3,993	↓
<b>Variance since June 2017</b>	<b>(1.3%)</b>	<b>↓</b>



### ACTIVITY



Adjusted Scheduled Activity (UDA)		
Month	2018	2019
April	244	567
May	1,289	1,278
June	2,191	1,966
July	3,341	
August	4,359	
September	5,503	
October	6,668	
November	7,790	
December	9,013	
January	9,916	
February	11,036	
March	12,216	
April	12,929	
May	12,931	
June	12,918	

### QUALITY

	Quantity	Base Number	Contract	AT	Region	England
% of FP17s for the same patient ID Re-attending within 3 months - Children	35	383	9.1%	11.7%	12.0%	11.5%
% of FP17s for the same patient ID Re-attending within 3 months - Adults	125	1,060	11.8%	15.8%	15.7%	15.4%
% of FP17s for the same patient ID Re-attending between 3 & 9 months - Children	267	383	69.7%	58.4%	60.3%	58.9%
% of FP17s for the same patient ID Re-attending between 3 & 9 months - Adults	736	1,060	69.4%	51.9%	54.0%	51.6%
% of FP17s for Band 1 Urgent Courses	90	1,172	7.7%	10.1%	8.9%	8.9%
% of FP17s Relating to Free Repair or Replacements	19	1,172	1.6%	0.9%	1.0%	0.8%
% of FP17s Relating to Continuations	6	1,172	0.5%	0.9%	1.1%	0.9%
% of Patients satisfied with the dentistry they have received	23	23	100.0%	94.3%	93.4%	93.2%
% of Patients satisfied with the time they had to wait for an appointment	23	23	100.0%	89.3%	89.4%	88.8%

\* This is based on patients treated on this contract for their most recent course of treatment. Figures in italics indicate the base number of FP17s or Patient Questionnaire responses are less than 100. N/A is shown where the base number of responses is less than 10 during the period. % is calculated as Quantity/Base number\*100

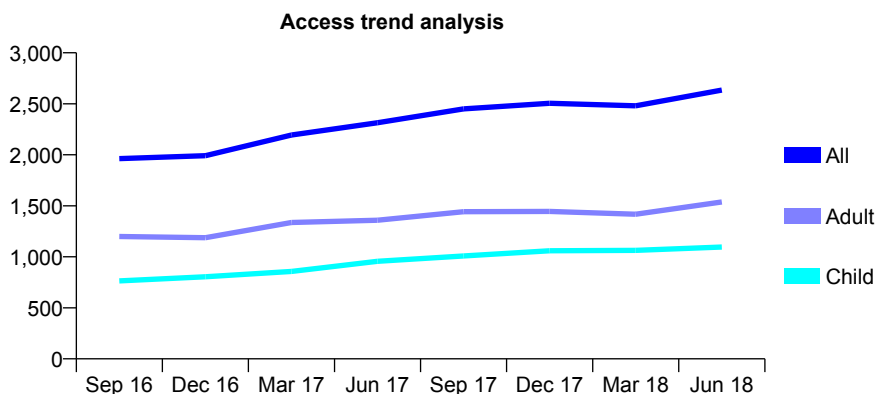
## Q46 - Vital Signs At a Glance Contract Report for 261963/0001 - June 2018

Name or company name	MISS A AHMED
Contract type name	GDS Contract
Purpose of contract	General
Contract start date	01/04/2006
Contract end date	

18/19 Contracted general activity (UDA)	6,625
Carry forward general activity (UDA)	0
18/19 Contracted orthodontic activity (UOA)	0
Carry forward orthodontic activity (UOA)	0
Baseline contract value	£200,324.04

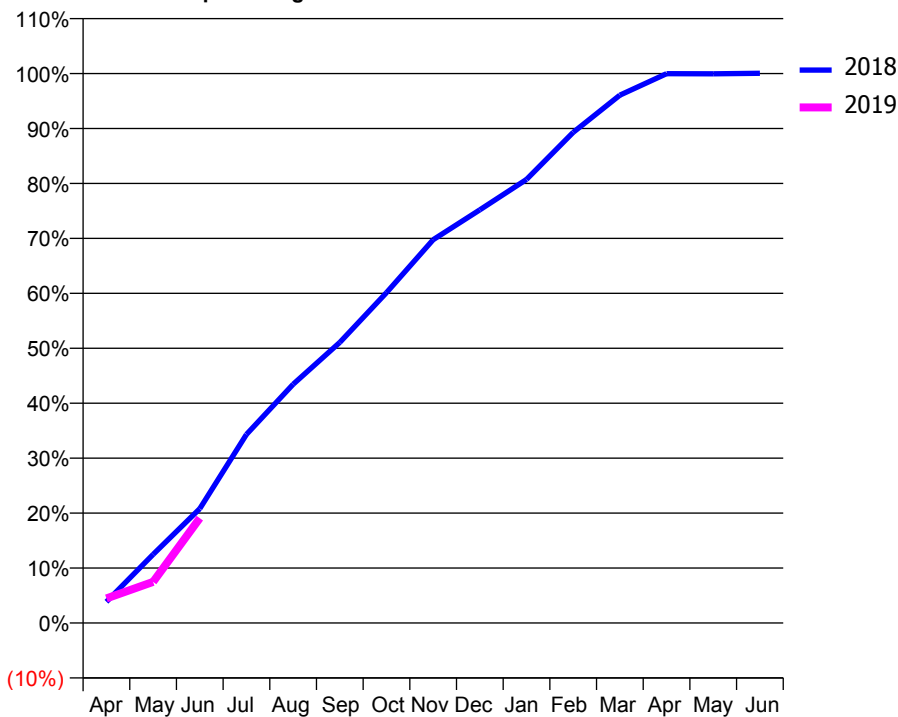
### ACCESS\*

Patients seen in 24 months	Total	Change since previous quarter
Quarter ending June 2017	2,315	
Quarter ending September 2017	2,450	↑
Quarter ending December 2017	2,505	↑
Quarter ending March 2018	2,480	→
Quarter ending June 2018	2,634	↑
<b>Variance since June 2017</b>	<b>13.8%</b>	<b>↑</b>



### ACTIVITY

Cumulative percentage of contracted UDA delivered 2018 & 2019



Adjusted Scheduled Activity (UDA)

Month	2018	2019
April	257	296
May	827	495
June	1,378	1,264
July	2,275	
August	2,878	
September	3,384	
October	3,983	
November	4,622	
December	4,981	
January	5,348	
February	5,916	
March	6,363	
April	6,623	
May	6,622	
June	6,628	

### QUALITY

	Quantity	Base Number	Contract	AT	Region	England
% of FP17s for the same patient ID Re-attending within 3 months - Children	28	376	7.4%	11.7%	12.0%	11.5%
% of FP17s for the same patient ID Re-attending within 3 months - Adults	59	538	11.0%	15.8%	15.7%	15.4%
% of FP17s for the same patient ID Re-attending between 3 & 9 months - Children	231	376	61.4%	58.4%	60.3%	58.9%
% of FP17s for the same patient ID Re-attending between 3 & 9 months - Adults	259	538	48.1%	51.9%	54.0%	51.6%
% of FP17s for Band 1 Urgent Courses	50	746	6.7%	10.1%	8.9%	8.9%
% of FP17s Relating to Free Repair or Replacements	1	746	0.1%	0.9%	1.0%	0.8%
% of FP17s Relating to Continuations	0	746	0.0%	0.9%	1.1%	0.9%
% of Patients satisfied with the dentistry they have received	2	2	N/A	94.3%	93.4%	93.2%
% of Patients satisfied with the time they had to wait for an appointment	2	2	N/A	89.3%	89.4%	88.8%

\* This is based on patients treated on this contract for their most recent course of treatment. Figures in italics indicate the base number of FP17s or Patient Questionnaire responses are less than 100. N/A is shown where the base number of responses is less than 10 during the period. % is calculated as Quantity/Base number\*100

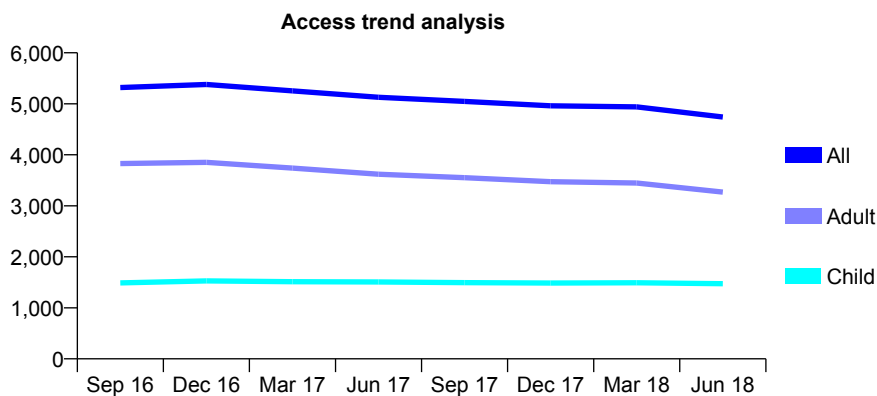
## Q46 - Vital Signs At a Glance Contract Report for 295183/0001 - June 2018

Name or company name	MR CC LIU
Contract type name	GDS Contract
Purpose of contract	General
Contract start date	01/03/2014
Contract end date	

18/19 Contracted general activity (UDA)	15,034
Carry forward general activity (UDA)	0
18/19 Contracted orthodontic activity (UOA)	0
Carry forward orthodontic activity (UOA)	0
Baseline contract value	£436,663.49

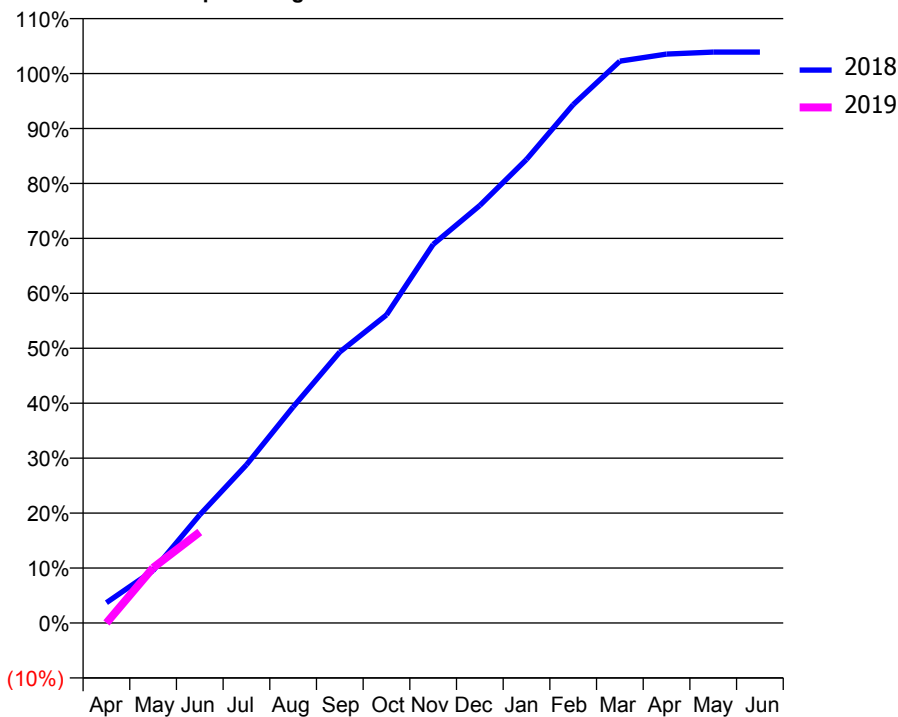
### ACCESS\*

Patients seen in 24 months	Total	Change since previous quarter
Quarter ending June 2017	5,128	
Quarter ending September 2017	5,047	↓
Quarter ending December 2017	4,960	↓
Quarter ending March 2018	4,939	→
Quarter ending June 2018	4,741	↓
<b>Variance since June 2017</b>	<b>(7.5%)</b>	<b>↓</b>



### ACTIVITY

Cumulative percentage of contracted UDA delivered 2018 & 2019



Month	Adjusted Scheduled Activity (UDA)	
	2018	2019
April	557	0
May	1,435	1,513
June	2,962	2,490
July	4,330	
August	5,912	
September	7,415	
October	8,429	
November	10,361	
December	11,424	
January	12,684	
February	14,183	
March	15,372	
April	15,566	
May	15,619	
June	15,619	

### QUALITY

	Quantity	Base Number	Contract	AT	Region	England
% of FP17s for the same patient ID Re-attending within 3 months - Children	26	436	6.0%	11.7%	12.0%	11.5%
% of FP17s for the same patient ID Re-attending within 3 months - Adults	91	715	12.7%	15.8%	15.7%	15.4%
% of FP17s for the same patient ID Re-attending between 3 & 9 months - Children	201	436	46.1%	58.4%	60.3%	58.9%
% of FP17s for the same patient ID Re-attending between 3 & 9 months - Adults	354	715	49.5%	51.9%	54.0%	51.6%
% of FP17s for Band 1 Urgent Courses	110	1,056	10.4%	10.1%	8.9%	8.9%
% of FP17s Relating to Free Repair or Replacements	2	1,056	0.2%	0.9%	1.0%	0.8%
% of FP17s Relating to Continuations	0	1,056	0.0%	0.9%	1.1%	0.9%
% of Patients satisfied with the dentistry they have received	0	1	N/A	94.3%	93.4%	93.2%
% of Patients satisfied with the time they had to wait for an appointment	1	1	N/A	89.3%	89.4%	88.8%

\* This is based on patients treated on this contract for their most recent course of treatment. Figures in italics indicate the base number of FP17s or Patient Questionnaire responses are less than 100. N/A is shown where the base number of responses is less than 10 during the period. % is calculated as Quantity/Base number\*100

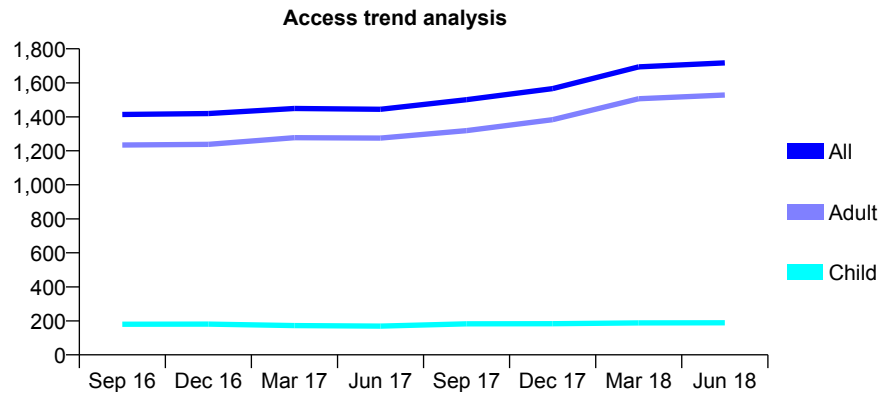
## Q46 - Vital Signs At a Glance Contract Report for 305294/0001 - June 2018

Name or company name	MR DC MOSS
Contract type name	GDS Contract
Purpose of contract	General
Contract start date	01/04/2006
Contract end date	

18/19 Contracted general activity (UDA)	6,720
Carry forward general activity (UDA)	0
18/19 Contracted orthodontic activity (UOA)	0
Carry forward orthodontic activity (UOA)	0
Baseline contract value	£185,067.54

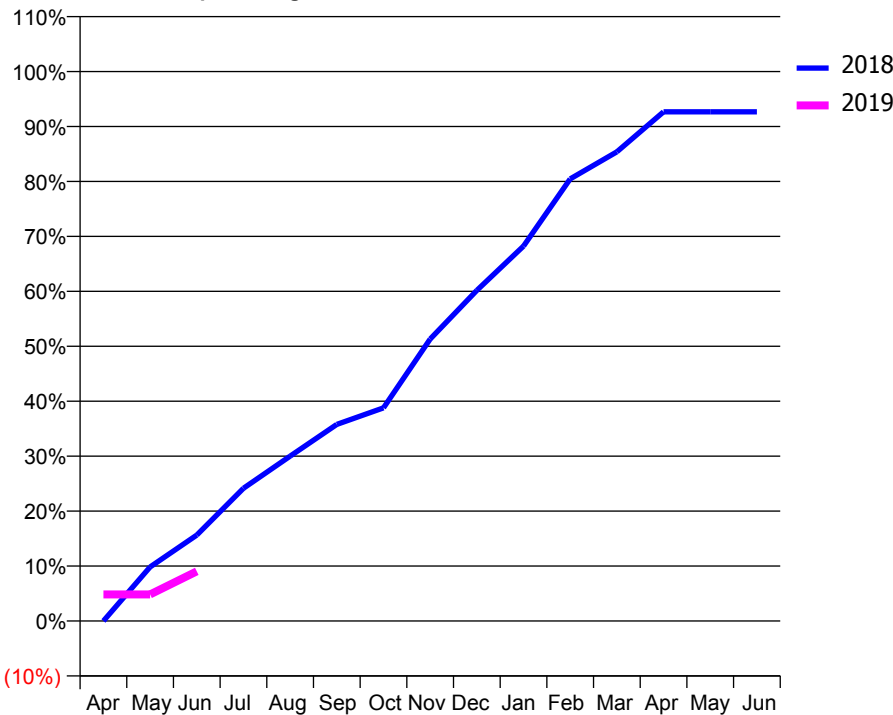
### ACCESS\*

Patients seen in 24 months	Total	Change since previous quarter
Quarter ending June 2017	1,444	
Quarter ending September 2017	1,501	↑
Quarter ending December 2017	1,566	↑
Quarter ending March 2018	1,694	↑
Quarter ending June 2018	1,717	→
<b>Variance since June 2017</b>	<b>18.9%</b>	<b>↑</b>



### ACTIVITY

Cumulative percentage of contracted UDA delivered 2018 & 2019



Adjusted Scheduled Activity (UDA)		
Month	2018	2019
April	1	325
May	662	325
June	1,051	607
July	1,623	
August	2,017	
September	2,404	
October	2,606	
November	3,449	
December	4,044	
January	4,585	
February	5,407	
March	5,737	
April	6,226	
May	6,226	
June	6,226	

### QUALITY

	Quantity	Base Number	Contract	AT	Region	England
% of FP17s for the same patient ID Re-attending within 3 months - Children	1	46	2.2%	11.7%	12.0%	11.5%
% of FP17s for the same patient ID Re-attending within 3 months - Adults	22	357	6.2%	15.8%	15.7%	15.4%
% of FP17s for the same patient ID Re-attending between 3 & 9 months - Children	16	46	34.8%	58.4%	60.3%	58.9%
% of FP17s for the same patient ID Re-attending between 3 & 9 months - Adults	141	357	39.5%	51.9%	54.0%	51.6%
% of FP17s for Band 1 Urgent Courses	0	256	0.0%	10.1%	8.9%	8.9%
% of FP17s Relating to Free Repair or Replacements	1	256	0.4%	0.9%	1.0%	0.8%
% of FP17s Relating to Continuations	7	256	2.7%	0.9%	1.1%	0.9%
% of Patients satisfied with the dentistry they have received	0	0	N/A	94.3%	93.4%	93.2%
% of Patients satisfied with the time they had to wait for an appointment	0	0	N/A	89.3%	89.4%	88.8%

\* This is based on patients treated on this contract for their most recent course of treatment. Figures in italics indicate the base number of FP17s or Patient Questionnaire responses are less than 100. N/A is shown where the base number of responses is less than 10 during the period. % is calculated as Quantity/Base number\*100

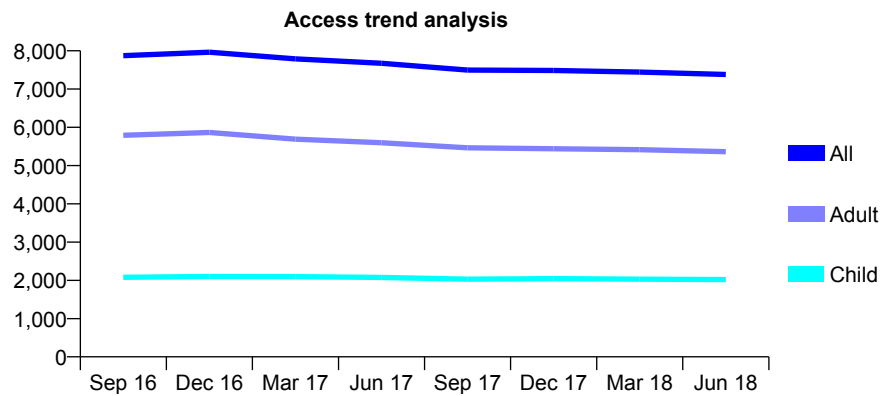
## Q46 - Vital Signs At a Glance Contract Report for 309788/0001 - June 2018

Name or company name	Crown Dental Practice Partnership
Contract type name	GDS Contract
Purpose of contract	General
Contract start date	01/04/2006
Contract end date	

18/19 Contracted general activity (UDA)	22,972
Carry forward general activity (UDA)	0
18/19 Contracted orthodontic activity (UOA)	0
Carry forward orthodontic activity (UOA)	0
Baseline contract value	£773,269.68

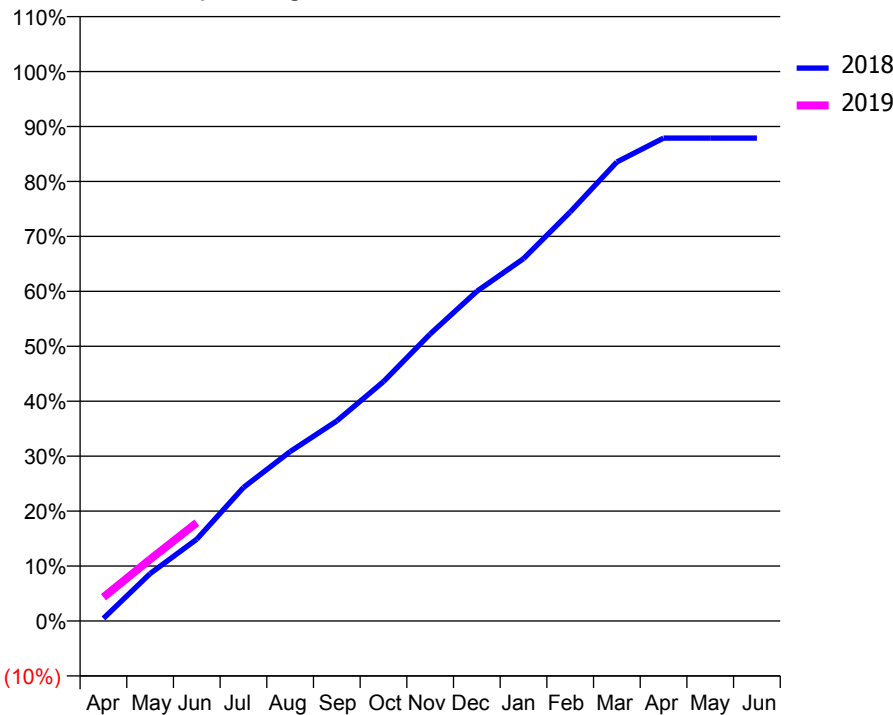
### ACCESS\*

Patients seen in 24 months	Total	Change since previous quarter
Quarter ending June 2017	7,673	
Quarter ending September 2017	7,495	↓
Quarter ending December 2017	7,486	→
Quarter ending March 2018	7,443	→
Quarter ending June 2018	7,382	→
<b>Variance since June 2017</b>	<b>(3.8%)</b>	<b>↓</b>



### ACTIVITY

Cumulative percentage of contracted UDA delivered 2018 & 2019



Month	Adjusted Scheduled Activity (UDA)	
	2018	2019
April	111	997
May	1,982	2,577
June	3,422	4,110
July	5,583	
August	7,082	
September	8,362	
October	10,008	
November	12,002	
December	13,782	
January	15,146	
February	17,099	
March	19,188	
April	20,190	
May	20,188	
June	20,189	

### QUALITY

	Quantity	Base Number	Contract	AT	Region	England
% of FP17s for the same patient ID Re-attending within 3 months - Children	40	656	6.1%	11.7%	12.0%	11.5%
% of FP17s for the same patient ID Re-attending within 3 months - Adults	196	1,527	12.8%	15.8%	15.7%	15.4%
% of FP17s for the same patient ID Re-attending between 3 & 9 months - Children	348	656	53.0%	58.4%	60.3%	58.9%
% of FP17s for the same patient ID Re-attending between 3 & 9 months - Adults	684	1,527	44.8%	51.9%	54.0%	51.6%
% of FP17s for Band 1 Urgent Courses	198	1,844	10.7%	10.1%	8.9%	8.9%
% of FP17s Relating to Free Repair or Replacements	15	1,844	0.8%	0.9%	1.0%	0.8%
% of FP17s Relating to Continuations	26	1,844	1.4%	0.9%	1.1%	0.9%
% of Patients satisfied with the dentistry they have received	2	2	N/A	94.3%	93.4%	93.2%
% of Patients satisfied with the time they had to wait for an appointment	2	2	N/A	89.3%	89.4%	88.8%

\* This is based on patients treated on this contract for their most recent course of treatment. Figures in italics indicate the base number of FP17s or Patient Questionnaire responses are less than 100. N/A is shown where the base number of responses is less than 10 during the period. % is calculated as Quantity/Base number\*100



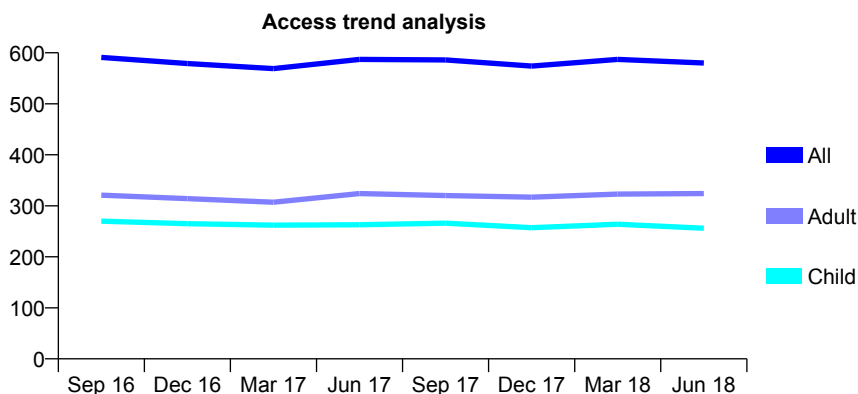
## Q46 - Vital Signs At a Glance Contract Report for 319546/0001 - June 2018

Name or company name	MR PA HIND
Contract type name	GDS Contract
Purpose of contract	General and Orthodontic
Contract start date	01/04/2006
Contract end date	

18/19 Contracted general activity (UDA)	2,260
Carry forward general activity (UDA)	0
18/19 Contracted orthodontic activity (UOA)	294
Carry forward orthodontic activity (UOA)	0
Baseline contract value	£70,916.75

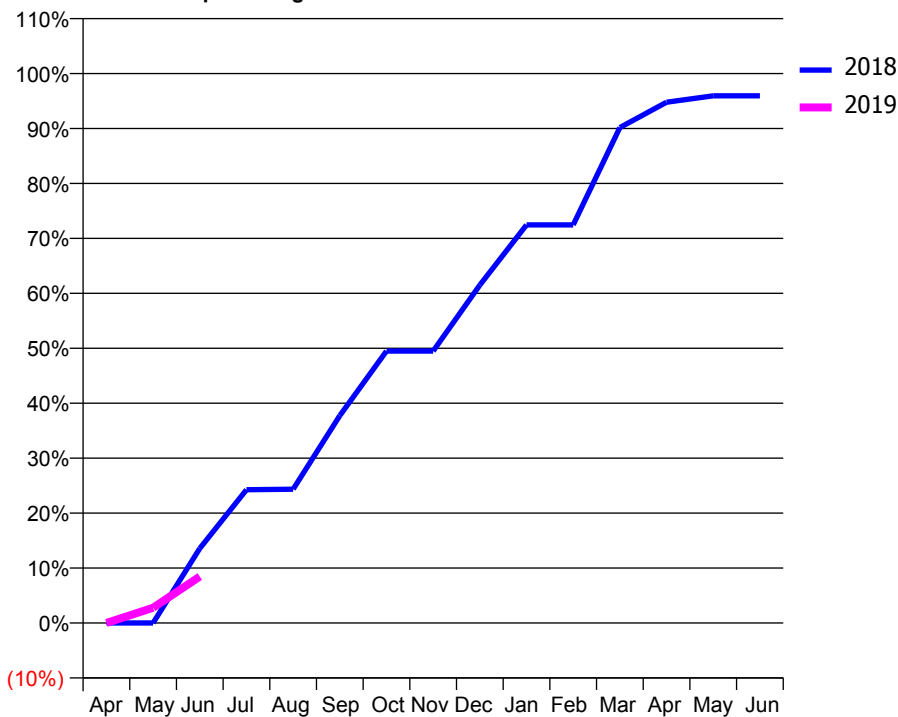
### ACCESS\*

Patients seen in 24 months	Total	Change since previous quarter
Quarter ending June 2017	587	
Quarter ending September 2017	586	→
Quarter ending December 2017	574	↓
Quarter ending March 2018	587	↑
Quarter ending June 2018	580	↓
<b>Variance since June 2017</b>	<b>(1.2%)</b>	<b>↓</b>



### ACTIVITY

Cumulative percentage of contracted UDA delivered 2018 & 2019



Adjusted Scheduled Activity (UDA)

Month	2018	2019
April	0	0
May	0	63
June	244	191
July	436	
August	438	
September	679	
October	891	
November	891	
December	1,107	
January	1,304	
February	1,304	
March	1,623	
April	1,706	
May	1,727	
June	1,727	

### QUALITY

	Quantity	Base Number	Contract	AT	Region	England
% of FP17s for the same patient ID Re-attending within 3 months - Children	10	74	13.5%	11.7%	12.0%	11.5%
% of FP17s for the same patient ID Re-attending within 3 months - Adults	5	68	7.4%	15.8%	15.7%	15.4%
% of FP17s for the same patient ID Re-attending between 3 & 9 months - Children	44	74	59.5%	58.4%	60.3%	58.9%
% of FP17s for the same patient ID Re-attending between 3 & 9 months - Adults	40	68	58.8%	51.9%	54.0%	51.6%
% of FP17s for Band 1 Urgent Courses	0	94	0.0%	10.1%	8.9%	8.9%
% of FP17s Relating to Free Repair or Replacements	0	94	0.0%	0.9%	1.0%	0.8%
% of FP17s Relating to Continuations	0	94	0.0%	0.9%	1.1%	0.9%
% of Patients satisfied with the dentistry they have received	0	0	N/A	94.3%	93.4%	93.2%
% of Patients satisfied with the time they had to wait for an appointment	0	0	N/A	89.3%	89.4%	88.8%

\* This is based on patients treated on this contract for their most recent course of treatment. Figures in italics indicate the base number of FP17s or Patient Questionnaire responses are less than 100. N/A is shown where the base number of responses is less than 10 during the period. % is calculated as Quantity/Base number\*100

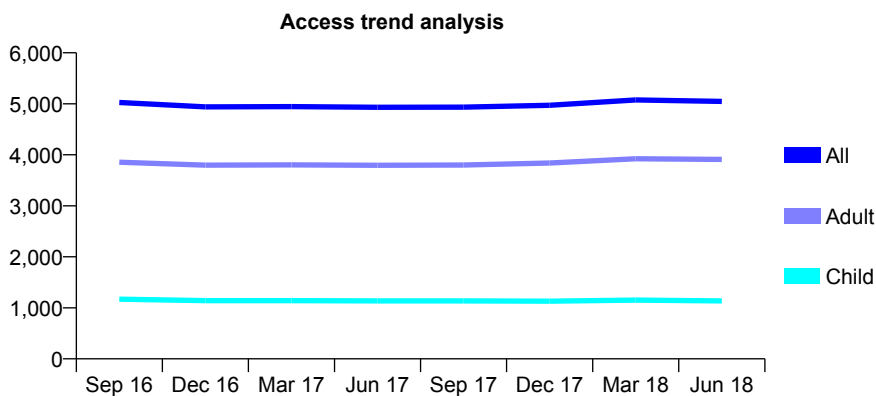
## Q46 - Vital Signs At a Glance Contract Report for 321508/0001 - June 2018

Name or company name	MR M MILNE
Contract type name	GDS Contract
Purpose of contract	General
Contract start date	01/04/2006
Contract end date	

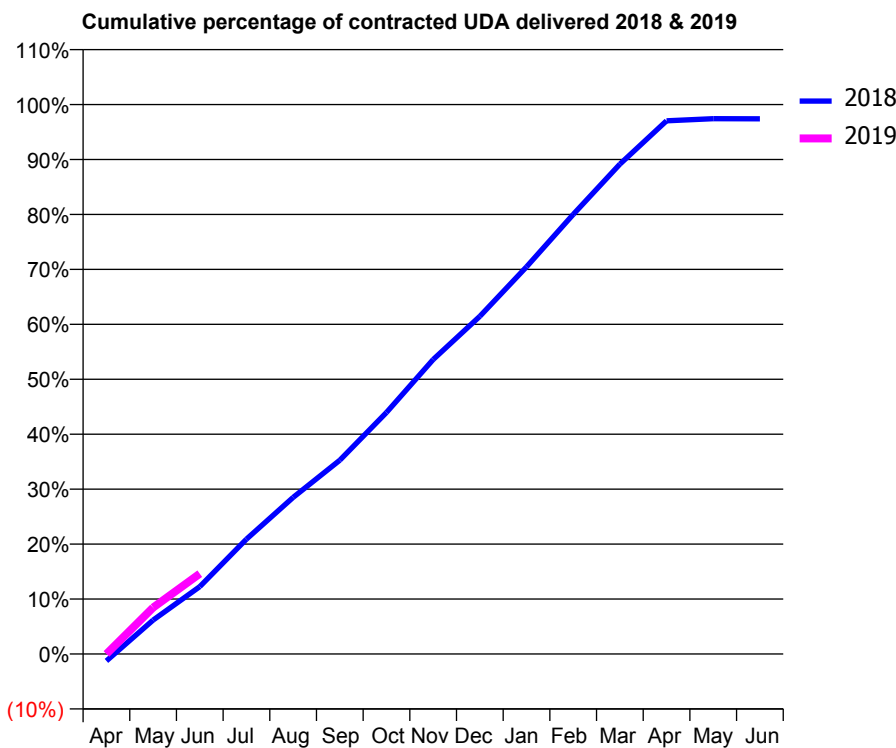
18/19 Contracted general activity (UDA)	15,470
Carry forward general activity (UDA)	0
18/19 Contracted orthodontic activity (UOA)	0
Carry forward orthodontic activity (UOA)	0
Baseline contract value	£539,885.23

### ACCESS\*

Patients seen in 24 months	Total	Change since previous quarter
Quarter ending June 2017	4,931	
Quarter ending September 2017	4,935	→
Quarter ending December 2017	4,971	→
Quarter ending March 2018	5,075	↑
Quarter ending June 2018	5,047	→
<b>Variance since June 2017</b>	<b>2.4%</b>	<b>↑</b>



### ACTIVITY



Month	Adjusted Scheduled Activity (UDA)	
	2018	2019
April	-197	0
May	956	1,310
June	1,898	2,262
July	3,234	
August	4,411	
September	5,457	
October	6,801	
November	8,290	
December	9,507	
January	10,901	
February	12,374	
March	13,790	
April	15,012	
May	15,069	
June	15,068	

### QUALITY

	Quantity	Base Number	Contract	AT	Region	England
% of FP17s for the same patient ID Re-attending within 3 months - Children	43	395	10.9%	11.7%	12.0%	11.5%
% of FP17s for the same patient ID Re-attending within 3 months - Adults	272	1,345	20.2%	15.8%	15.7%	15.4%
% of FP17s for the same patient ID Re-attending between 3 & 9 months - Children	162	395	41.0%	58.4%	60.3%	58.9%
% of FP17s for the same patient ID Re-attending between 3 & 9 months - Adults	665	1,345	49.4%	51.9%	54.0%	51.6%
% of FP17s for Band 1 Urgent Courses	126	1,241	10.2%	10.1%	8.9%	8.9%
% of FP17s Relating to Free Repair or Replacements	14	1,241	1.1%	0.9%	1.0%	0.8%
% of FP17s Relating to Continuations	22	1,241	1.8%	0.9%	1.1%	0.9%
% of Patients satisfied with the dentistry they have received	6	6	N/A	94.3%	93.4%	93.2%
% of Patients satisfied with the time they had to wait for an appointment	4	6	N/A	89.3%	89.4%	88.8%

\* This is based on patients treated on this contract for their most recent course of treatment. Figures in italics indicate the base number of FP17s or Patient Questionnaire responses are less than 100. N/A is shown where the base number of responses is less than 10 during the period. % is calculated as Quantity/Base number\*100

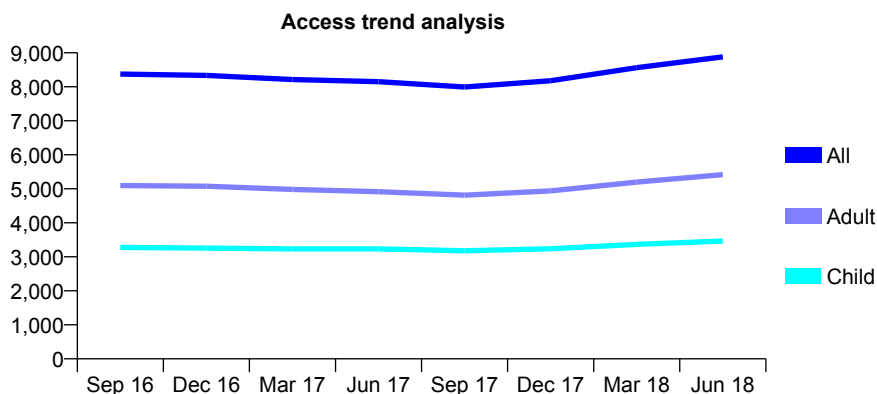
## Q46 - Vital Signs At a Glance Contract Report for 322946/0001 - June 2018

Name or company name	MR MA SOMERVILLE
Contract type name	GDS Contract
Purpose of contract	General
Contract start date	01/04/2006
Contract end date	

18/19 Contracted general activity (UDA)	22,740
Carry forward general activity (UDA)	0
18/19 Contracted orthodontic activity (UOA)	0
Carry forward orthodontic activity (UOA)	0
Baseline contract value	£675,695.96

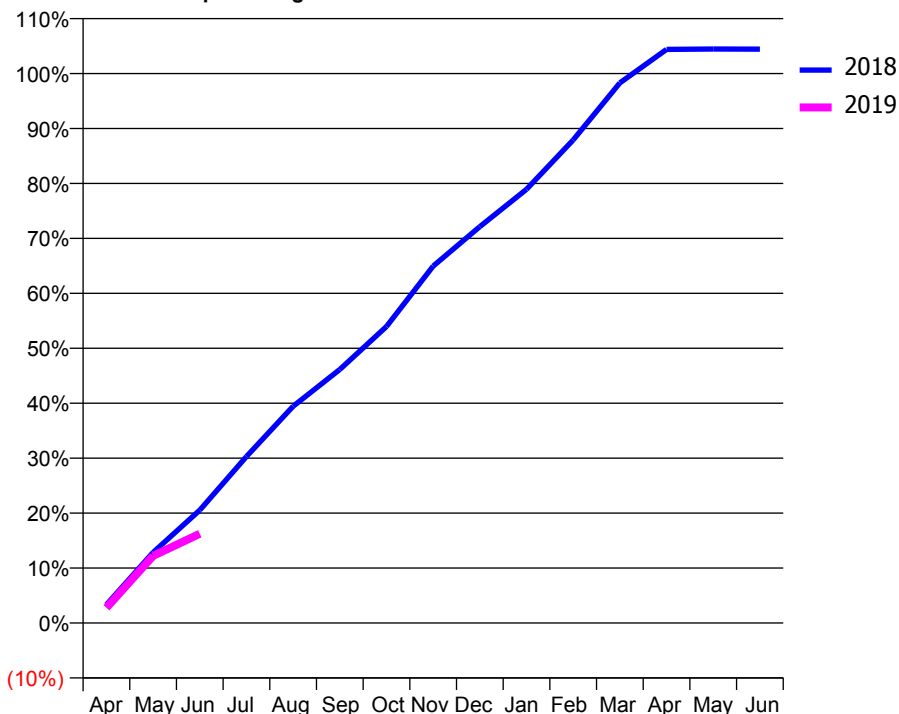
### ACCESS\*

Patients seen in 24 months	Total	Change since previous quarter
Quarter ending June 2017	8,150	
Quarter ending September 2017	7,994	↓
Quarter ending December 2017	8,179	↑
Quarter ending March 2018	8,562	↑
Quarter ending June 2018	8,881	↑
<b>Variance since June 2017</b>	<b>9.0%</b>	<b>↑</b>



### ACTIVITY

Cumulative percentage of contracted UDA delivered 2018 & 2019



Adjusted Scheduled Activity (UDA)

Month	2018	2019
April	757	634
May	2,923	2,780
June	4,670	3,692
July	6,890	
August	8,971	
September	10,494	
October	12,272	
November	14,771	
December	16,405	
January	17,949	
February	19,988	
March	22,350	
April	23,736	
May	23,751	
June	23,748	

### QUALITY

	Quantity	Base Number	Contract	AT	Region	England
% of FP17s for the same patient ID Re-attending within 3 months - Children	143	1,258	11.4%	11.7%	12.0%	11.5%
% of FP17s for the same patient ID Re-attending within 3 months - Adults	458	1,799	25.5%	15.8%	15.7%	15.4%
% of FP17s for the same patient ID Re-attending between 3 & 9 months - Children	631	1,258	50.2%	58.4%	60.3%	58.9%
% of FP17s for the same patient ID Re-attending between 3 & 9 months - Adults	665	1,799	37.0%	51.9%	54.0%	51.6%
% of FP17s for Band 1 Urgent Courses	239	1,729	13.8%	10.1%	8.9%	8.9%
% of FP17s Relating to Free Repair or Replacements	20	1,729	1.2%	0.9%	1.0%	0.8%
% of FP17s Relating to Continuations	6	1,729	0.3%	0.9%	1.1%	0.9%
% of Patients satisfied with the dentistry they have received	6	7	N/A	94.3%	93.4%	93.2%
% of Patients satisfied with the time they had to wait for an appointment	3	7	N/A	89.3%	89.4%	88.8%

\* This is based on patients treated on this contract for their most recent course of treatment. Figures in italics indicate the base number of FP17s or Patient Questionnaire responses are less than 100. N/A is shown where the base number of responses is less than 10 during the period. % is calculated as Quantity/Base number\*100

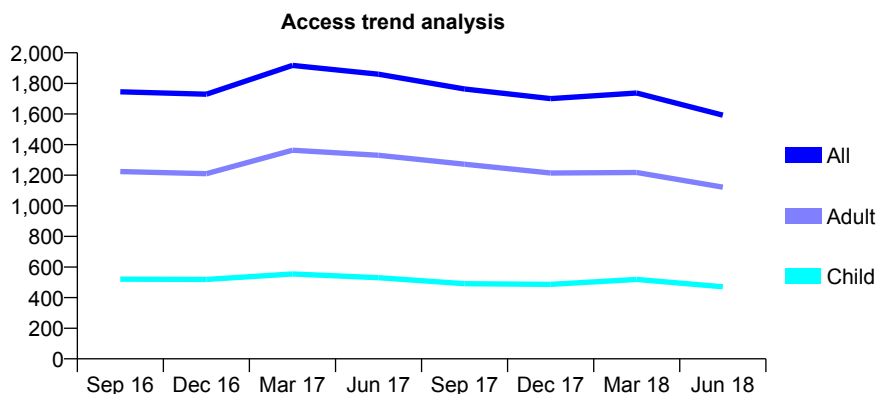
## Q46 - Vital Signs At a Glance Contract Report for 323756/0001 - June 2018

Name or company name	Mr M Mahmood
Contract type name	GDS Contract
Purpose of contract	General
Contract start date	01/04/2006
Contract end date	

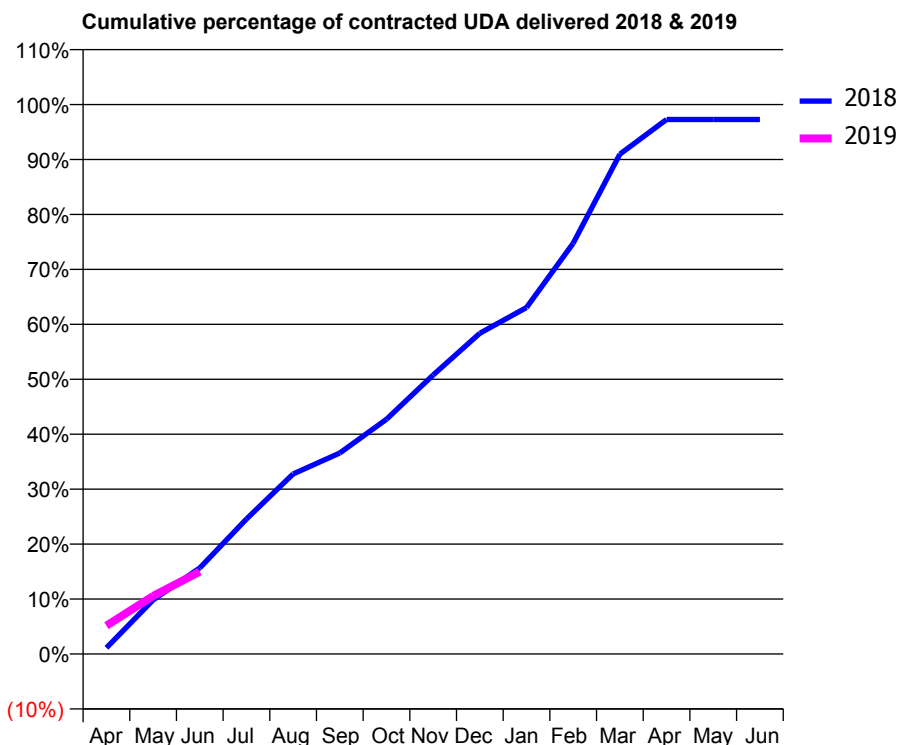
18/19 Contracted general activity (UDA)	4,610
Carry forward general activity (UDA)	0
18/19 Contracted orthodontic activity (UOA)	0
Carry forward orthodontic activity (UOA)	0
Baseline contract value	£114,545.65

### ACCESS\*

Patients seen in 24 months	Total	Change since previous quarter
Quarter ending June 2017	1,860	
Quarter ending September 2017	1,763	↓
Quarter ending December 2017	1,701	↓
Quarter ending March 2018	1,737	↑
Quarter ending June 2018	1,593	↓
<b>Variance since June 2017</b>	<b>(14.4%)</b>	<b>↓</b>



### ACTIVITY



Month	Adjusted Scheduled Activity (UDA)	
	2018	2019
April	52	238
May	454	487
June	722	691
July	1,132	
August	1,511	
September	1,686	
October	1,970	
November	2,341	
December	2,692	
January	2,906	
February	3,446	
March	4,193	
April	4,485	
May	4,485	
June	4,485	

### QUALITY

	Quantity	Base Number	Contract	AT	Region	England
% of FP17s for the same patient ID Re-attending within 3 months - Children	2	108	1.9%	11.7%	12.0%	11.5%
% of FP17s for the same patient ID Re-attending within 3 months - Adults	33	276	12.0%	15.8%	15.7%	15.4%
% of FP17s for the same patient ID Re-attending between 3 & 9 months - Children	36	108	33.3%	58.4%	60.3%	58.9%
% of FP17s for the same patient ID Re-attending between 3 & 9 months - Adults	84	276	30.4%	51.9%	54.0%	51.6%
% of FP17s for Band 1 Urgent Courses	41	264	15.5%	10.1%	8.9%	8.9%
% of FP17s Relating to Free Repair or Replacements	2	264	0.8%	0.9%	1.0%	0.8%
% of FP17s Relating to Continuations	3	264	1.1%	0.9%	1.1%	0.9%
% of Patients satisfied with the dentistry they have received	0	0	N/A	94.3%	93.4%	93.2%
% of Patients satisfied with the time they had to wait for an appointment	0	0	N/A	89.3%	89.4%	88.8%

\* This is based on patients treated on this contract for their most recent course of treatment. Figures in italics indicate the base number of FP17s or Patient Questionnaire responses are less than 100. N/A is shown where the base number of responses is less than 10 during the period. % is calculated as Quantity/Base number\*100

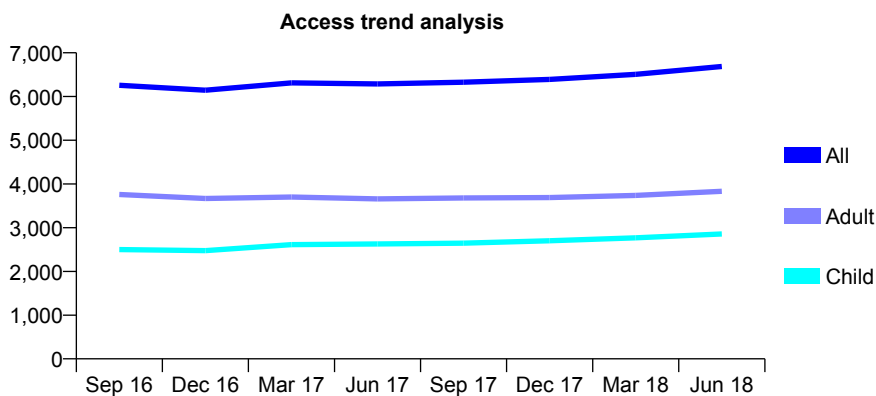
## Q46 - Vital Signs At a Glance Contract Report for 323772/0001 - June 2018

Name or company name	MRS S KAYANI
Contract type name	GDS Contract
Purpose of contract	General
Contract start date	01/04/2006
Contract end date	

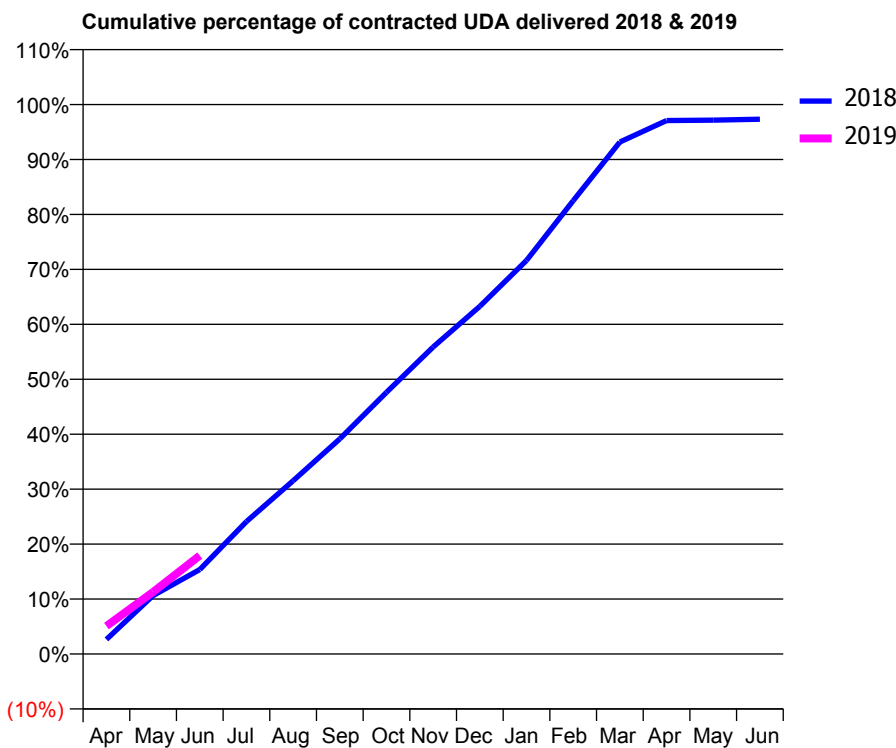
18/19 Contracted general activity (UDA)	25,832
Carry forward general activity (UDA)	0
18/19 Contracted orthodontic activity (UOA)	0
Carry forward orthodontic activity (UOA)	0
Baseline contract value	£643,228.32

### ACCESS\*

Patients seen in 24 months	Total	Change since previous quarter
Quarter ending June 2017	6,288	
Quarter ending September 2017	6,326	→
Quarter ending December 2017	6,390	→
Quarter ending March 2018	6,506	→
Quarter ending June 2018	6,688	↑
<b>Variance since June 2017</b>	<b>6.4%</b>	<b>↑</b>



### ACTIVITY



Month	Adjusted Scheduled Activity (UDA)	
	2018	2019
April	685	1,315
May	2,751	2,920
June	3,971	4,630
July	6,228	
August	8,144	
September	10,113	
October	12,303	
November	14,435	
December	16,348	
January	18,503	
February	21,310	
March	24,071	
April	25,079	
May	25,097	
June	25,139	

### QUALITY

	Quantity	Base Number	Contract	AT	Region	England
% of FP17s for the same patient ID Re-attending within 3 months - Children	258	1,165	22.1%	11.7%	12.0%	11.5%
% of FP17s for the same patient ID Re-attending within 3 months - Adults	291	1,312	22.2%	15.8%	15.7%	15.4%
% of FP17s for the same patient ID Re-attending between 3 & 9 months - Children	583	1,165	50.0%	58.4%	60.3%	58.9%
% of FP17s for the same patient ID Re-attending between 3 & 9 months - Adults	575	1,312	43.8%	51.9%	54.0%	51.6%
% of FP17s for Band 1 Urgent Courses	270	2,019	13.4%	10.1%	8.9%	8.9%
% of FP17s Relating to Free Repair or Replacements	10	2,019	0.5%	0.9%	1.0%	0.8%
% of FP17s Relating to Continuations	3	2,019	0.1%	0.9%	1.1%	0.9%
% of Patients satisfied with the dentistry they have received	4	5	N/A	94.3%	93.4%	93.2%
% of Patients satisfied with the time they had to wait for an appointment	4	5	N/A	89.3%	89.4%	88.8%

\* This is based on patients treated on this contract for their most recent course of treatment. Figures in italics indicate the base number of FP17s or Patient Questionnaire responses are less than 100. N/A is shown where the base number of responses is less than 10 during the period. % is calculated as Quantity/Base number\*100

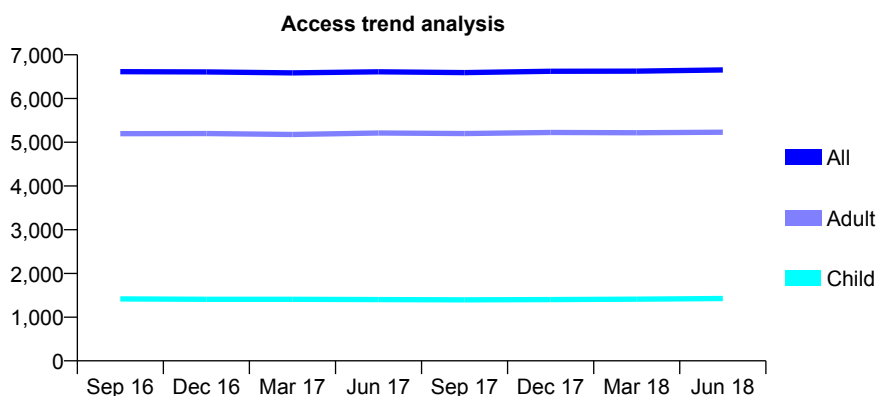
## Q46 - Vital Signs At a Glance Contract Report for 324264/0001 - June 2018

Name or company name	MR MD RUSSELL
Contract type name	GDS Contract
Purpose of contract	General
Contract start date	01/04/2006
Contract end date	

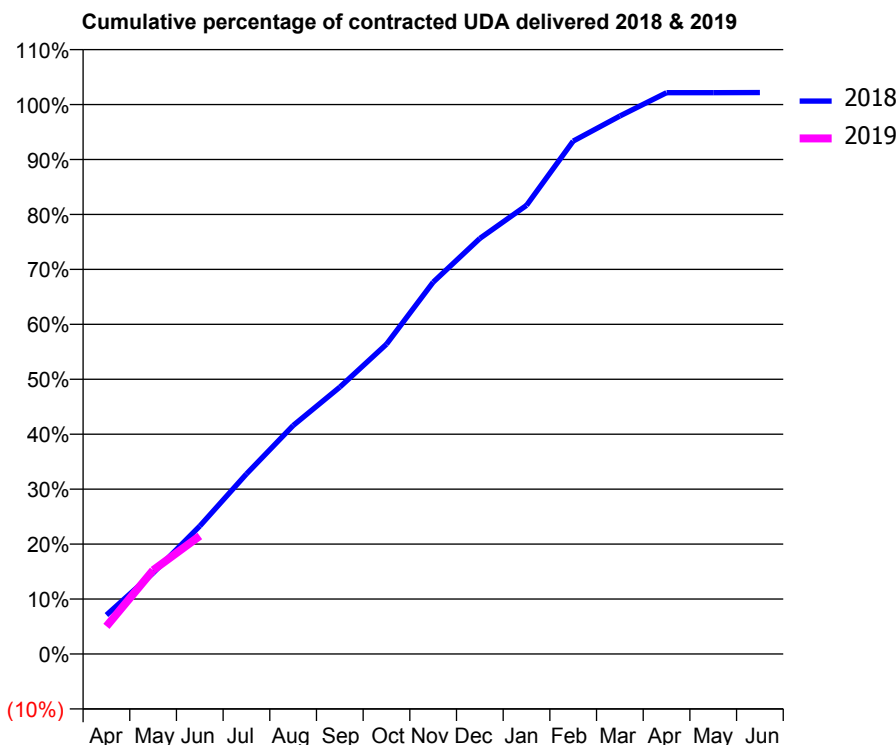
18/19 Contracted general activity (UDA)	19,026
Carry forward general activity (UDA)	0
18/19 Contracted orthodontic activity (UOA)	0
Carry forward orthodontic activity (UOA)	0
Baseline contract value	£542,700.09

### ACCESS\*

Patients seen in 24 months	Total	Change since previous quarter
Quarter ending June 2017	6,612	
Quarter ending September 2017	6,593	→
Quarter ending December 2017	6,622	→
Quarter ending March 2018	6,627	→
Quarter ending June 2018	6,655	→
<b>Variance since June 2017</b>	<b>0.7%</b>	<b>→</b>



### ACTIVITY



Month	Adjusted Scheduled Activity (UDA)	
	2018	2019
April	1,352	958
May	2,803	2,900
June	4,429	4,089
July	6,236	
August	7,910	
September	9,243	
October	10,726	
November	12,875	
December	14,387	
January	15,533	
February	17,757	
March	18,630	
April	19,434	
May	19,436	
June	19,440	

### QUALITY

	Quantity	Base Number	Contract	AT	Region	England
% of FP17s for the same patient ID Re-attending within 3 months - Children	52	670	7.8%	11.7%	12.0%	11.5%
% of FP17s for the same patient ID Re-attending within 3 months - Adults	244	2,202	11.1%	15.8%	15.7%	15.4%
% of FP17s for the same patient ID Re-attending between 3 & 9 months - Children	471	670	70.3%	58.4%	60.3%	58.9%
% of FP17s for the same patient ID Re-attending between 3 & 9 months - Adults	1,572	2,202	71.4%	51.9%	54.0%	51.6%
% of FP17s for Band 1 Urgent Courses	77	2,391	3.2%	10.1%	8.9%	8.9%
% of FP17s Relating to Free Repair or Replacements	8	2,391	0.3%	0.9%	1.0%	0.8%
% of FP17s Relating to Continuations	32	2,391	1.3%	0.9%	1.1%	0.9%
% of Patients satisfied with the dentistry they have received	9	9	N/A	94.3%	93.4%	93.2%
% of Patients satisfied with the time they had to wait for an appointment	9	9	N/A	89.3%	89.4%	88.8%

\* This is based on patients treated on this contract for their most recent course of treatment. Figures in italics indicate the base number of FP17s or Patient Questionnaire responses are less than 100. N/A is shown where the base number of responses is less than 10 during the period. % is calculated as Quantity/Base number\*100

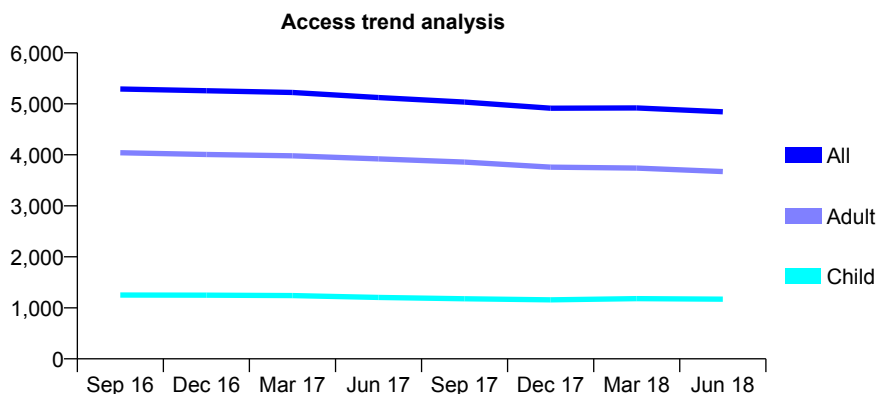
## Q46 - Vital Signs At a Glance Contract Report for 324582/0001 - June 2018

Name or company name	Mushtaq and Uddin
Contract type name	GDS Contract
Purpose of contract	General
Contract start date	01/04/2006
Contract end date	

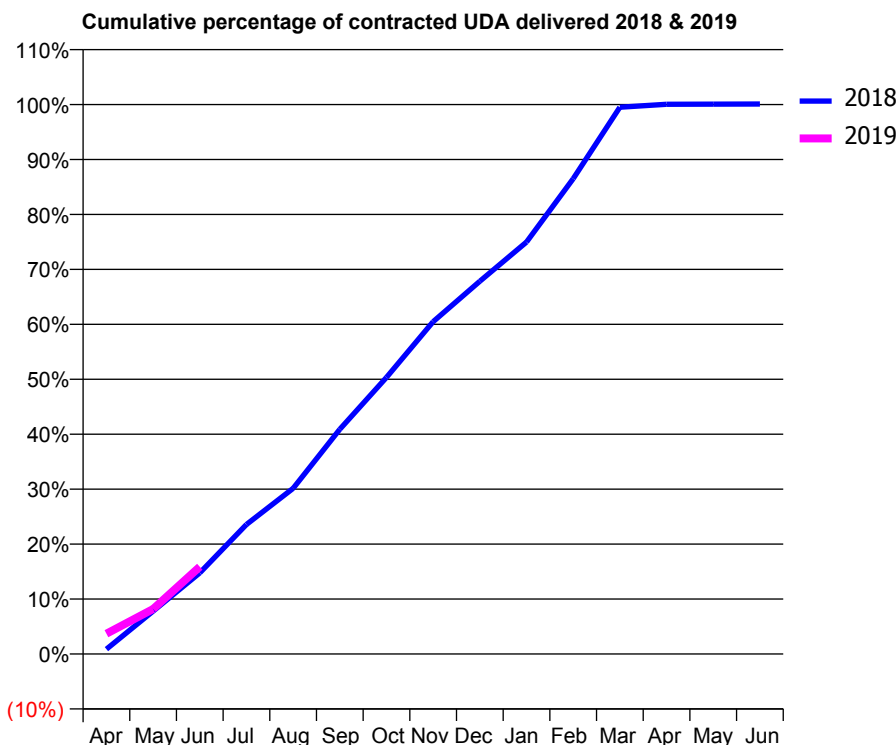
18/19 Contracted general activity (UDA)	15,979
Carry forward general activity (UDA)	0
18/19 Contracted orthodontic activity (UOA)	0
Carry forward orthodontic activity (UOA)	0
Baseline contract value	£466,710.89

### ACCESS\*

Patients seen in 24 months	Total	Change since previous quarter
Quarter ending June 2017	5,124	
Quarter ending September 2017	5,034	↓
Quarter ending December 2017	4,914	↓
Quarter ending March 2018	4,920	→
Quarter ending June 2018	4,843	↓
<b>Variance since June 2017</b>	<b>(5.5%)</b>	<b>↓</b>



### ACTIVITY



Month	Adjusted Scheduled Activity (UDA)	
	2018	2019
April	143	590
May	1,247	1,308
June	2,359	2,537
July	3,767	
August	4,816	
September	6,538	
October	8,042	
November	9,664	
December	10,840	
January	11,981	
February	13,822	
March	15,901	
April	15,985	
May	15,989	
June	15,992	

### QUALITY

	Quantity	Base Number	Contract	AT	Region	England
% of FP17s for the same patient ID Re-attending within 3 months - Children	47	351	13.4%	11.7%	12.0%	11.5%
% of FP17s for the same patient ID Re-attending within 3 months - Adults	120	871	13.8%	15.8%	15.7%	15.4%
% of FP17s for the same patient ID Re-attending between 3 & 9 months - Children	223	351	63.5%	58.4%	60.3%	58.9%
% of FP17s for the same patient ID Re-attending between 3 & 9 months - Adults	543	871	62.3%	51.9%	54.0%	51.6%
% of FP17s for Band 1 Urgent Courses	104	1,173	8.9%	10.1%	8.9%	8.9%
% of FP17s Relating to Free Repair or Replacements	16	1,173	1.4%	0.9%	1.0%	0.8%
% of FP17s Relating to Continuations	3	1,173	0.3%	0.9%	1.1%	0.9%
% of Patients satisfied with the dentistry they have received	0	0	N/A	94.3%	93.4%	93.2%
% of Patients satisfied with the time they had to wait for an appointment	0	0	N/A	89.3%	89.4%	88.8%

\* This is based on patients treated on this contract for their most recent course of treatment. Figures in italics indicate the base number of FP17s or Patient Questionnaire responses are less than 100. N/A is shown where the base number of responses is less than 10 during the period. % is calculated as Quantity/Base number\*100

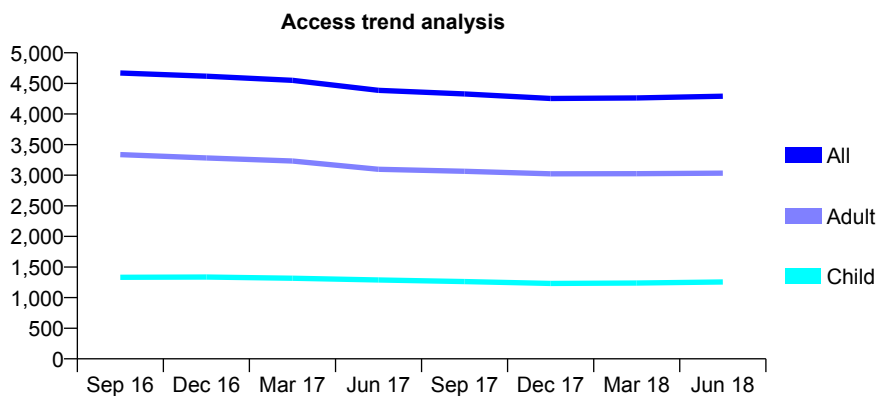
## Q46 - Vital Signs At a Glance Contract Report for 325120/0001 - June 2018

Name or company name	MR JC SLATTERY
Contract type name	GDS Contract
Purpose of contract	General
Contract start date	01/04/2006
Contract end date	

18/19 Contracted general activity (UDA)	14,365
Carry forward general activity (UDA)	0
18/19 Contracted orthodontic activity (UOA)	0
Carry forward orthodontic activity (UOA)	0
Baseline contract value	£389,495.53

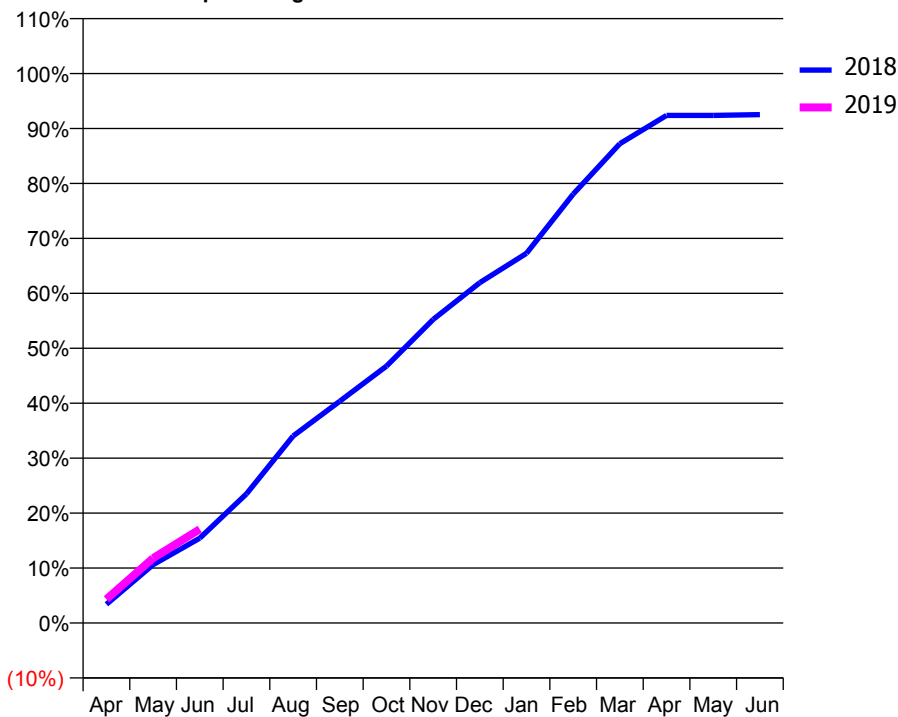
### ACCESS\*

Patients seen in 24 months	Total	Change since previous quarter
Quarter ending June 2017	4,387	
Quarter ending September 2017	4,327	↓
Quarter ending December 2017	4,254	↓
Quarter ending March 2018	4,263	→
Quarter ending June 2018	4,291	→
<b>Variance since June 2017</b>	<b>(2.2%)</b>	<b>↓</b>



### ACTIVITY

Cumulative percentage of contracted UDA delivered 2018 & 2019



Adjusted Scheduled Activity (UDA)

Month	2018	2019
April	490	624
May	1,524	1,694
June	2,220	2,451
July	3,376	
August	4,888	
September	5,799	
October	6,717	
November	7,935	
December	8,898	
January	9,664	
February	11,214	
March	12,529	
April	13,268	
May	13,268	
June	13,289	

### QUALITY

	Quantity	Base Number	Contract	AT	Region	England
% of FP17s for the same patient ID Re-attending within 3 months - Children	29	402	7.2%	11.7%	12.0%	11.5%
% of FP17s for the same patient ID Re-attending within 3 months - Adults	133	954	13.9%	15.8%	15.7%	15.4%
% of FP17s for the same patient ID Re-attending between 3 & 9 months - Children	180	402	44.8%	58.4%	60.3%	58.9%
% of FP17s for the same patient ID Re-attending between 3 & 9 months - Adults	385	954	40.4%	51.9%	54.0%	51.6%
% of FP17s for Band 1 Urgent Courses	135	1,051	12.8%	10.1%	8.9%	8.9%
% of FP17s Relating to Free Repair or Replacements	11	1,051	1.0%	0.9%	1.0%	0.8%
% of FP17s Relating to Continuations	27	1,051	2.6%	0.9%	1.1%	0.9%
% of Patients satisfied with the dentistry they have received	0	1	N/A	94.3%	93.4%	93.2%
% of Patients satisfied with the time they had to wait for an appointment	0	1	N/A	89.3%	89.4%	88.8%

\* This is based on patients treated on this contract for their most recent course of treatment. Figures in italics indicate the base number of FP17s or Patient Questionnaire responses are less than 100. N/A is shown where the base number of responses is less than 10 during the period. % is calculated as Quantity/Base number\*100



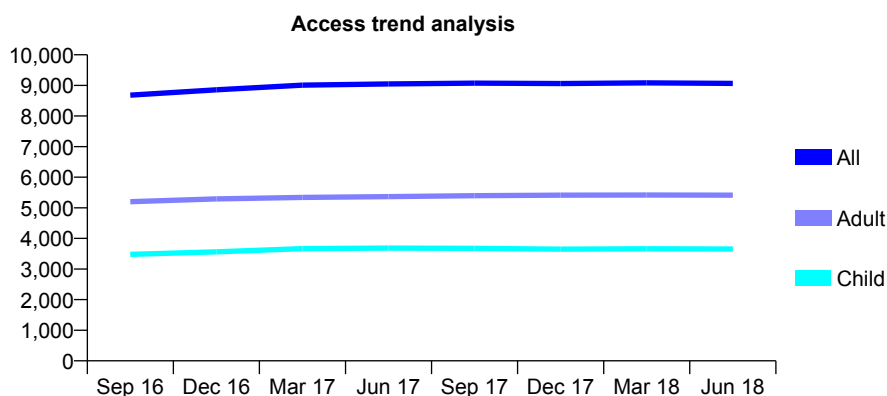
## Q46 - Vital Signs At a Glance Contract Report for 326453/0001 - June 2018

Name or company name	Dr I Saleem & Colleagues Dental Practice
Contract type name	GDS Contract
Purpose of contract	General
Contract start date	01/04/2006
Contract end date	

18/19 Contracted general activity (UDA)	20,139
Carry forward general activity (UDA)	0
18/19 Contracted orthodontic activity (UOA)	0
Carry forward orthodontic activity (UOA)	0
Baseline contract value	£686,149.67

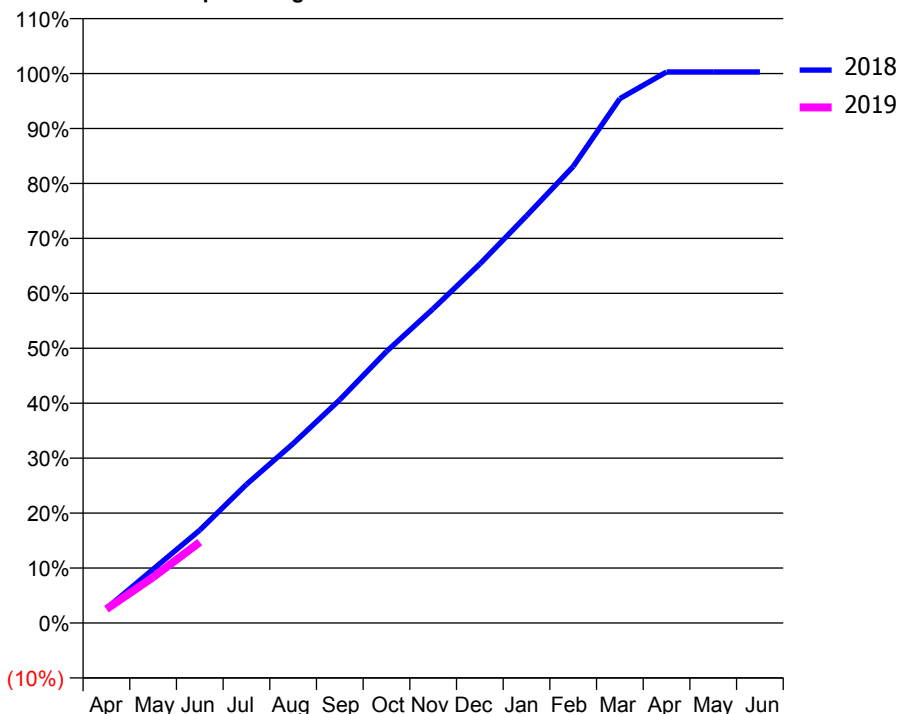
### ACCESS\*

Patients seen in 24 months	Total	Change since previous quarter
Quarter ending June 2017	9,046	
Quarter ending September 2017	9,072	→
Quarter ending December 2017	9,062	→
Quarter ending March 2018	9,082	→
Quarter ending June 2018	9,066	→
<b>Variance since June 2017</b>	<b>0.2%</b>	<b>→</b>



### ACTIVITY

Cumulative percentage of contracted UDA delivered 2018 & 2019



Month	Adjusted Scheduled Activity (UDA)	
	2018	2019
April	534	509
May	1,972	1,679
June	3,402	2,964
July	5,082	
August	6,574	
September	8,185	
October	9,950	
November	11,517	
December	13,160	
January	14,924	
February	16,729	
March	19,220	
April	20,198	
May	20,198	
June	20,198	

### QUALITY

	Quantity	Base Number	Contract	AT	Region	England
% of FP17s for the same patient ID Re-attending within 3 months - Children	37	896	4.1%	11.7%	12.0%	11.5%
% of FP17s for the same patient ID Re-attending within 3 months - Adults	62	1,149	5.4%	15.8%	15.7%	15.4%
% of FP17s for the same patient ID Re-attending between 3 & 9 months - Children	447	896	49.9%	58.4%	60.3%	58.9%
% of FP17s for the same patient ID Re-attending between 3 & 9 months - Adults	495	1,149	43.1%	51.9%	54.0%	51.6%
% of FP17s for Band 1 Urgent Courses	82	1,496	5.5%	10.1%	8.9%	8.9%
% of FP17s Relating to Free Repair or Replacements	0	1,496	0.0%	0.9%	1.0%	0.8%
% of FP17s Relating to Continuations	12	1,496	0.8%	0.9%	1.1%	0.9%
% of Patients satisfied with the dentistry they have received	0	1	N/A	94.3%	93.4%	93.2%
% of Patients satisfied with the time they had to wait for an appointment	0	1	N/A	89.3%	89.4%	88.8%

\* This is based on patients treated on this contract for their most recent course of treatment. Figures in italics indicate the base number of FP17s or Patient Questionnaire responses are less than 100. N/A is shown where the base number of responses is less than 10 during the period. % is calculated as Quantity/Base number\*100

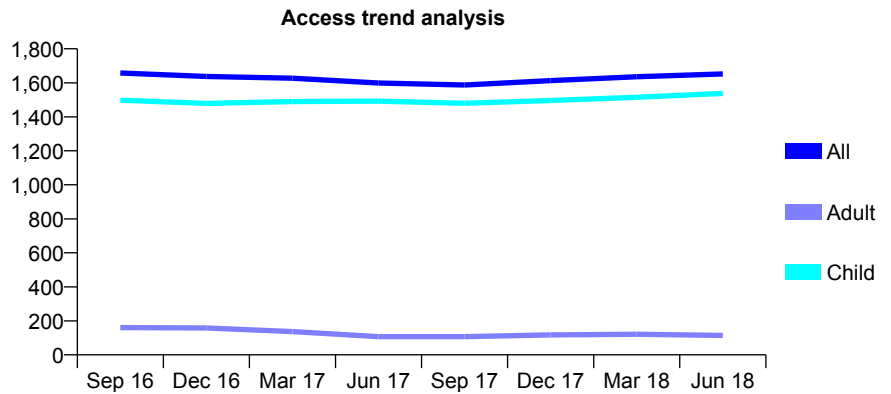
## Q46 - Vital Signs At a Glance Contract Report for 329622/0001 - June 2018

Name or company name	MR SD HOWARTH
Contract type name	GDS Contract
Purpose of contract	General
Contract start date	01/04/2006
Contract end date	

18/19 Contracted general activity (UDA)	3,000
Carry forward general activity (UDA)	0
18/19 Contracted orthodontic activity (UOA)	0
Carry forward orthodontic activity (UOA)	0
Baseline contract value	£74,177.86

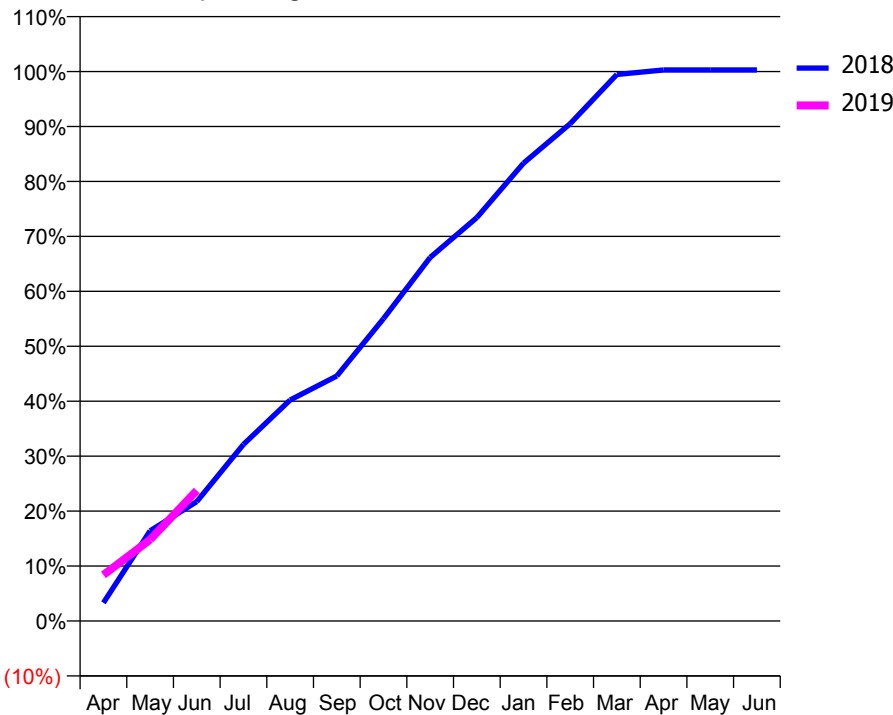
### ACCESS\*

Patients seen in 24 months	Total	Change since previous quarter
Quarter ending June 2017	1,599	
Quarter ending September 2017	1,587	→
Quarter ending December 2017	1,613	→
Quarter ending March 2018	1,636	→
Quarter ending June 2018	1,652	→
<b>Variance since June 2017</b>	<b>3.3%</b>	<b>↑</b>



### ACTIVITY

Cumulative percentage of contracted UDA delivered 2018 & 2019



Adjusted Scheduled Activity (UDA)		
Month	2018	2019
April	99	251
May	493	444
June	652	712
July	964	
August	1,207	
September	1,338	
October	1,650	
November	1,985	
December	2,203	
January	2,499	
February	2,715	
March	2,984	
April	3,009	
May	3,009	
June	3,009	

### QUALITY

	Quantity	Base Number	Contract	AT	Region	England
% of FP17s for the same patient ID Re-attending within 3 months - Children	43	607	7.1%	11.7%	12.0%	11.5%
% of FP17s for the same patient ID Re-attending within 3 months - Adults	0	0	N/A	15.8%	15.7%	15.4%
% of FP17s for the same patient ID Re-attending between 3 & 9 months - Children	423	607	69.7%	58.4%	60.3%	58.9%
% of FP17s for the same patient ID Re-attending between 3 & 9 months - Adults	0	0	N/A	51.9%	54.0%	51.6%
% of FP17s for Band 1 Urgent Courses	26	585	4.4%	10.1%	8.9%	8.9%
% of FP17s Relating to Free Repair or Replacements	0	585	0.0%	0.9%	1.0%	0.8%
% of FP17s Relating to Continuations	0	585	0.0%	0.9%	1.1%	0.9%
% of Patients satisfied with the dentistry they have received	0	0	N/A	94.3%	93.4%	93.2%
% of Patients satisfied with the time they had to wait for an appointment	0	0	N/A	89.3%	89.4%	88.8%

\* This is based on patients treated on this contract for their most recent course of treatment. Figures in italics indicate the base number of FP17s or Patient Questionnaire responses are less than 100. N/A is shown where the base number of responses is less than 10 during the period. % is calculated as Quantity/Base number\*100

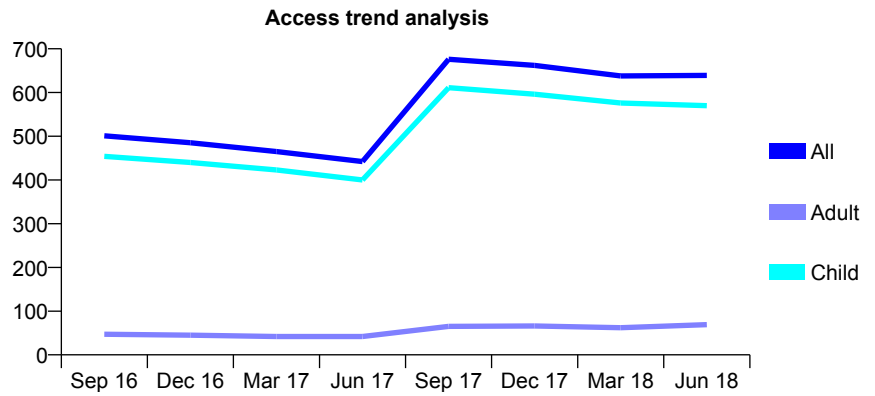
## Q46 - Vital Signs At a Glance Contract Report for 333379/0001 - June 2018

Name or company name	MR AK JAIN
Contract type name	GDS Contract
Purpose of contract	General
Contract start date	01/04/2006
Contract end date	

18/19 Contracted general activity (UDA)	1,535
Carry forward general activity (UDA)	0
18/19 Contracted orthodontic activity (UOA)	0
Carry forward orthodontic activity (UOA)	0
Baseline contract value	£37,954.34

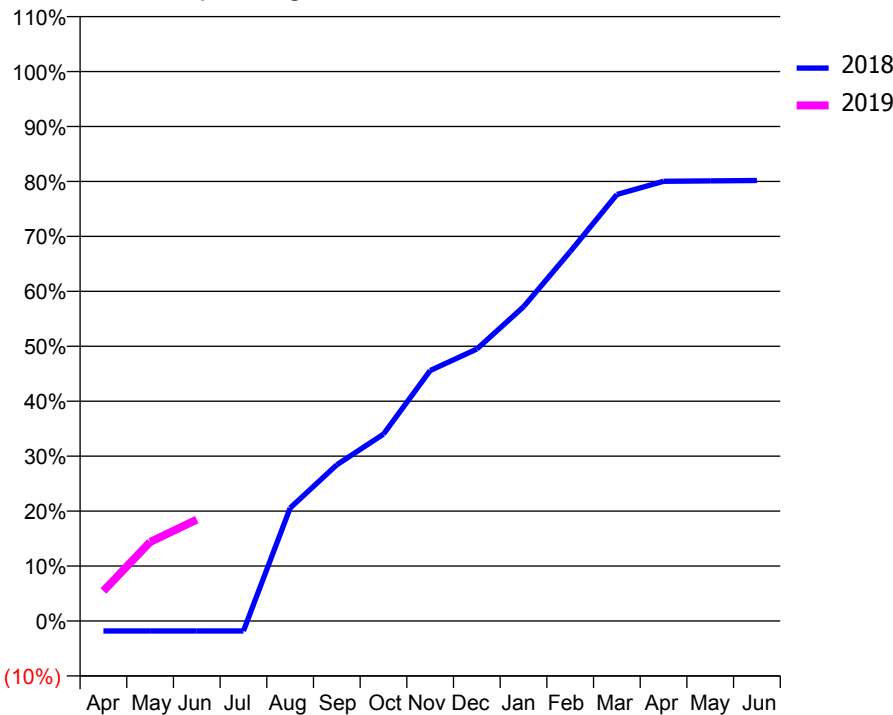
### ACCESS\*

Patients seen in 24 months	Total	Change since previous quarter
Quarter ending June 2017	442	
Quarter ending September 2017	676	↑
Quarter ending December 2017	662	↓
Quarter ending March 2018	638	↓
Quarter ending June 2018	639	→
<b>Variance since June 2017</b>	<b>44.6%</b>	<b>↑</b>



### ACTIVITY

Cumulative percentage of contracted UDA delivered 2018 & 2019



Month	Adjusted Scheduled Activity (UDA)	
	2018	2019
April	-28	84
May	-28	221
June	-28	283
July	-28	
August	316	
September	436	
October	522	
November	700	
December	760	
January	878	
February	1,032	
March	1,191	
April	1,228	
May	1,229	
June	1,230	

### QUALITY

	Quantity	Base Number	Contract	AT	Region	England
% of FP17s for the same patient ID Re-attending within 3 months - Children	17	220	7.7%	11.7%	12.0%	11.5%
% of FP17s for the same patient ID Re-attending within 3 months - Adults	0	7	0.0%	15.8%	15.7%	15.4%
% of FP17s for the same patient ID Re-attending between 3 & 9 months - Children	160	220	72.7%	58.4%	60.3%	58.9%
% of FP17s for the same patient ID Re-attending between 3 & 9 months - Adults	5	7	71.4%	51.9%	54.0%	51.6%
% of FP17s for Band 1 Urgent Courses	7	193	3.6%	10.1%	8.9%	8.9%
% of FP17s Relating to Free Repair or Replacements	0	193	0.0%	0.9%	1.0%	0.8%
% of FP17s Relating to Continuations	0	193	0.0%	0.9%	1.1%	0.9%
% of Patients satisfied with the dentistry they have received	1	1	N/A	94.3%	93.4%	93.2%
% of Patients satisfied with the time they had to wait for an appointment	1	1	N/A	89.3%	89.4%	88.8%

\* This is based on patients treated on this contract for their most recent course of treatment. Figures in italics indicate the base number of FP17s or Patient Questionnaire responses are less than 100. N/A is shown where the base number of responses is less than 10 during the period. % is calculated as Quantity/Base number\*100

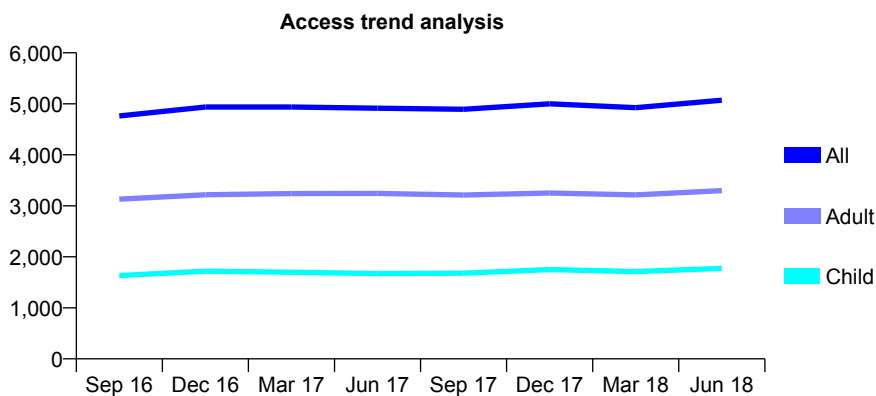
## Q46 - Vital Signs At a Glance Contract Report for 336815/0001 - June 2018

Name or company name	MR S PATEL
Contract type name	GDS Contract
Purpose of contract	General
Contract start date	18/03/2010
Contract end date	

18/19 Contracted general activity (UDA)	11,938
Carry forward general activity (UDA)	0
18/19 Contracted orthodontic activity (UOA)	0
Carry forward orthodontic activity (UOA)	0
Baseline contract value	£330,900.75

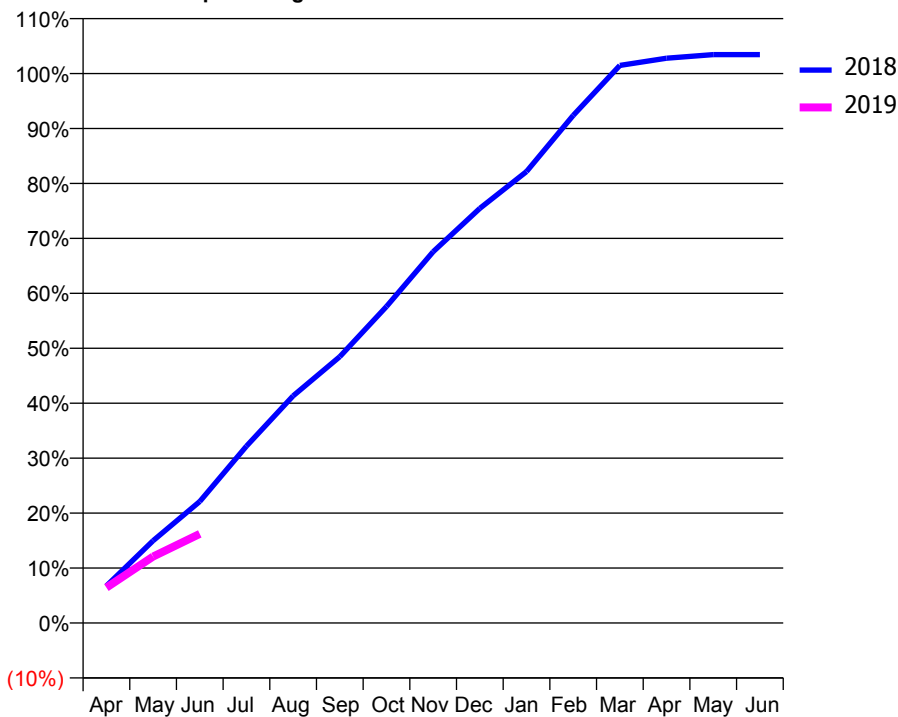
### ACCESS\*

Patients seen in 24 months	Total	Change since previous quarter
Quarter ending June 2017	4,915	
Quarter ending September 2017	4,894	→
Quarter ending December 2017	5,000	↑
Quarter ending March 2018	4,925	↓
Quarter ending June 2018	5,070	↑
<b>Variance since June 2017</b>	<b>3.2%</b>	<b>↑</b>



### ACTIVITY

Cumulative percentage of contracted UDA delivered 2018 & 2019



Adjusted Scheduled Activity (UDA)

Month	2018	2019
April	807	768
May	1,788	1,444
June	2,639	1,937
July	3,842	
August	4,936	
September	5,786	
October	6,875	
November	8,066	
December	9,009	
January	9,806	
February	11,028	
March	12,114	
April	12,271	
May	12,348	
June	12,349	

### QUALITY

	Quantity	Base Number	Contract	AT	Region	England
% of FP17s for the same patient ID Re-attending within 3 months - Children	50	576	8.7%	11.7%	12.0%	11.5%
% of FP17s for the same patient ID Re-attending within 3 months - Adults	184	1,049	17.5%	15.8%	15.7%	15.4%
% of FP17s for the same patient ID Re-attending between 3 & 9 months - Children	382	576	66.3%	58.4%	60.3%	58.9%
% of FP17s for the same patient ID Re-attending between 3 & 9 months - Adults	575	1,049	54.8%	51.9%	54.0%	51.6%
% of FP17s for Band 1 Urgent Courses	131	1,193	11.0%	10.1%	8.9%	8.9%
% of FP17s Relating to Free Repair or Replacements	2	1,193	0.2%	0.9%	1.0%	0.8%
% of FP17s Relating to Continuations	0	1,193	0.0%	0.9%	1.1%	0.9%
% of Patients satisfied with the dentistry they have received	0	0	N/A	94.3%	93.4%	93.2%
% of Patients satisfied with the time they had to wait for an appointment	0	0	N/A	89.3%	89.4%	88.8%

\* This is based on patients treated on this contract for their most recent course of treatment. Figures in italics indicate the base number of FP17s or Patient Questionnaire responses are less than 100. N/A is shown where the base number of responses is less than 10 during the period. % is calculated as Quantity/Base number\*100

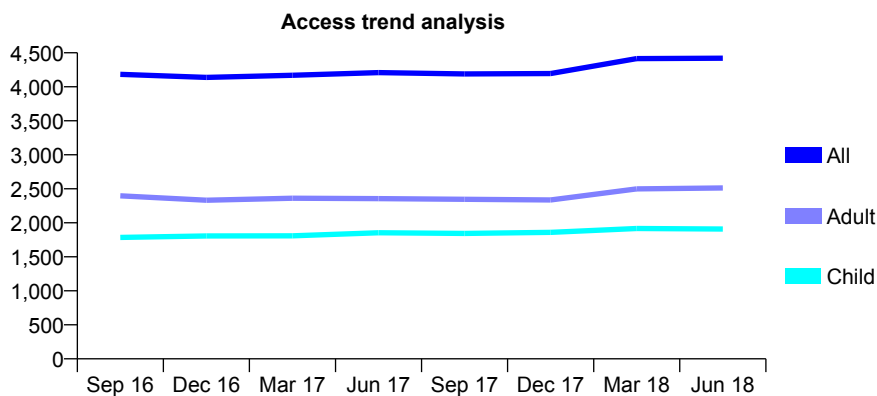
## Q46 - Vital Signs At a Glance Contract Report for 339881/0001 - June 2018

Name or company name	MR S MIRTORABI
Contract type name	GDS Contract
Purpose of contract	General
Contract start date	01/04/2006
Contract end date	

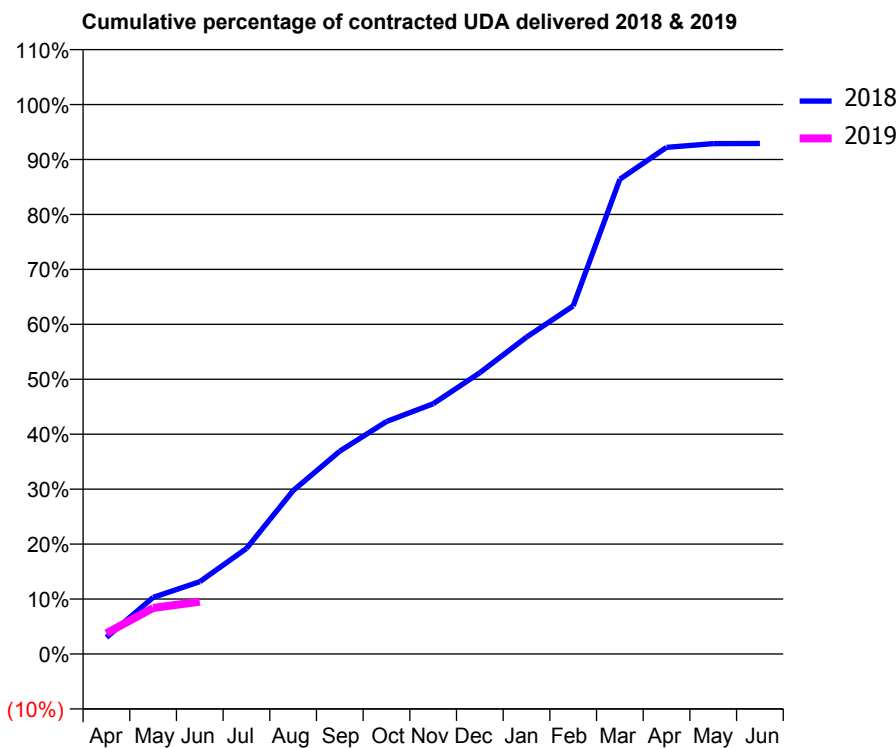
18/19 Contracted general activity (UDA)	10,570
Carry forward general activity (UDA)	0
18/19 Contracted orthodontic activity (UOA)	0
Carry forward orthodontic activity (UOA)	0
Baseline contract value	£338,208.99

### ACCESS\*

Patients seen in 24 months	Total	Change since previous quarter
Quarter ending June 2017	4,208	
Quarter ending September 2017	4,190	→
Quarter ending December 2017	4,196	→
Quarter ending March 2018	4,415	↑
Quarter ending June 2018	4,421	→
<b>Variance since June 2017</b>	<b>5.1%</b>	<b>↑</b>



### ACTIVITY



Adjusted Scheduled Activity (UDA)		
Month	2018	2019
April	318	399
May	1,089	886
June	1,391	1,007
July	2,030	
August	3,142	
September	3,904	
October	4,472	
November	4,814	
December	5,412	
January	6,096	
February	6,696	
March	9,132	
April	9,746	
May	9,818	
June	9,821	

### QUALITY

	Quantity	Base Number	Contract	AT	Region	England
% of FP17s for the same patient ID Re-attending within 3 months - Children	47	457	10.3%	11.7%	12.0%	11.5%
% of FP17s for the same patient ID Re-attending within 3 months - Adults	45	481	9.4%	15.8%	15.7%	15.4%
% of FP17s for the same patient ID Re-attending between 3 & 9 months - Children	258	457	56.5%	58.4%	60.3%	58.9%
% of FP17s for the same patient ID Re-attending between 3 & 9 months - Adults	160	481	33.3%	51.9%	54.0%	51.6%
% of FP17s for Band 1 Urgent Courses	35	516	6.8%	10.1%	8.9%	8.9%
% of FP17s Relating to Free Repair or Replacements	1	516	0.2%	0.9%	1.0%	0.8%
% of FP17s Relating to Continuations	6	516	1.2%	0.9%	1.1%	0.9%
% of Patients satisfied with the dentistry they have received	0	0	N/A	94.3%	93.4%	93.2%
% of Patients satisfied with the time they had to wait for an appointment	0	0	N/A	89.3%	89.4%	88.8%

\* This is based on patients treated on this contract for their most recent course of treatment. Figures in italics indicate the base number of FP17s or Patient Questionnaire responses are less than 100. N/A is shown where the base number of responses is less than 10 during the period. % is calculated as Quantity/Base number\*100

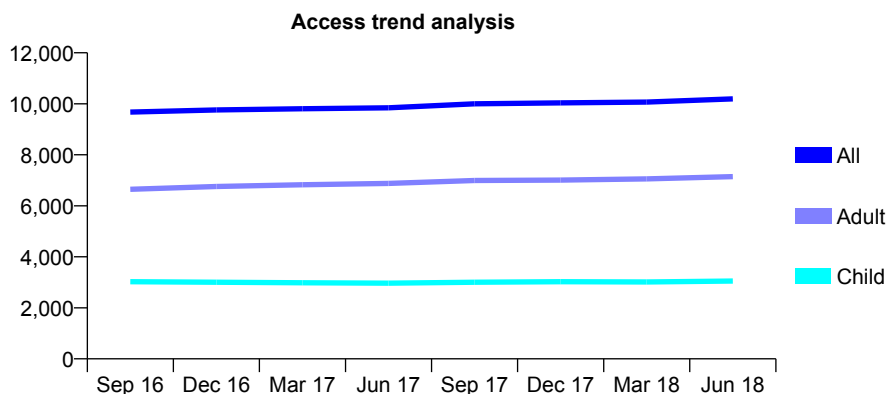
## Q46 - Vital Signs At a Glance Contract Report for 342327/0001 - June 2018

Name or company name	MR MK MUSHTAQ
Contract type name	GDS Contract
Purpose of contract	General
Contract start date	01/04/2006
Contract end date	

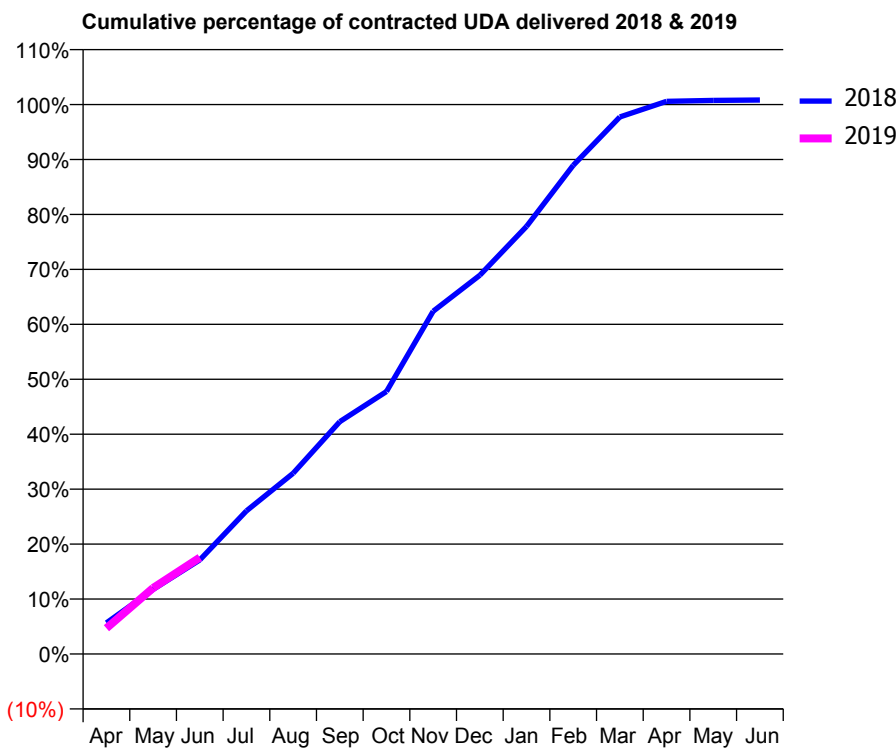
18/19 Contracted general activity (UDA)	22,660
Carry forward general activity (UDA)	0
18/19 Contracted orthodontic activity (UOA)	0
Carry forward orthodontic activity (UOA)	0
Baseline contract value	£607,172.87

### ACCESS\*

Patients seen in 24 months	Total	Change since previous quarter
Quarter ending June 2017	9,844	
Quarter ending September 2017	9,998	→
Quarter ending December 2017	10,037	→
Quarter ending March 2018	10,070	→
Quarter ending June 2018	10,194	→
<b>Variance since June 2017</b>	<b>3.6%</b>	<b>↑</b>



### ACTIVITY



Month	Adjusted Scheduled Activity (UDA)	
	2018	2019
April	1,284	1,066
May	2,666	2,723
June	3,882	3,976
July	5,905	
August	7,451	
September	9,584	
October	10,827	
November	14,136	
December	15,621	
January	17,631	
February	20,153	
March	22,148	
April	22,793	
May	22,829	
June	22,844	

### QUALITY

	Quantity	Base Number	Contract	AT	Region	England
% of FP17s for the same patient ID Re-attending within 3 months - Children	41	864	4.7%	11.7%	12.0%	11.5%
% of FP17s for the same patient ID Re-attending within 3 months - Adults	325	2,030	16.0%	15.8%	15.7%	15.4%
% of FP17s for the same patient ID Re-attending between 3 & 9 months - Children	458	864	53.0%	58.4%	60.3%	58.9%
% of FP17s for the same patient ID Re-attending between 3 & 9 months - Adults	906	2,030	44.6%	51.9%	54.0%	51.6%
% of FP17s for Band 1 Urgent Courses	175	2,217	7.9%	10.1%	8.9%	8.9%
% of FP17s Relating to Free Repair or Replacements	33	2,217	1.5%	0.9%	1.0%	0.8%
% of FP17s Relating to Continuations	16	2,217	0.7%	0.9%	1.1%	0.9%
% of Patients satisfied with the dentistry they have received	0	1	N/A	94.3%	93.4%	93.2%
% of Patients satisfied with the time they had to wait for an appointment	0	1	N/A	89.3%	89.4%	88.8%

\* This is based on patients treated on this contract for their most recent course of treatment. Figures in italics indicate the base number of FP17s or Patient Questionnaire responses are less than 100. N/A is shown where the base number of responses is less than 10 during the period. % is calculated as Quantity/Base number\*100

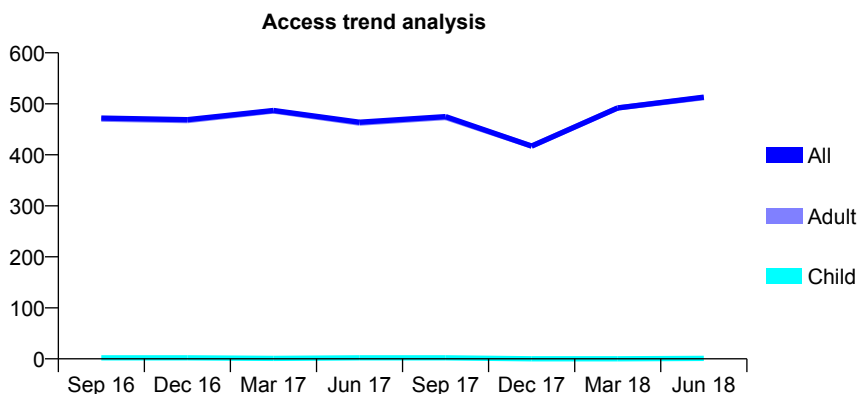
## Q46 - Vital Signs At a Glance Contract Report for 342327/0002 - June 2018

Name or company name	MR MK MUSHTAQ
Contract type name	PDS Contract
Purpose of contract	General
Contract start date	01/04/2013
Contract end date	31/03/2019

18/19 Contracted general activity (UDA)	700
Carry forward general activity (UDA)	0
18/19 Contracted orthodontic activity (UOA)	0
Carry forward orthodontic activity (UOA)	0
Baseline contract value	£59,773.58

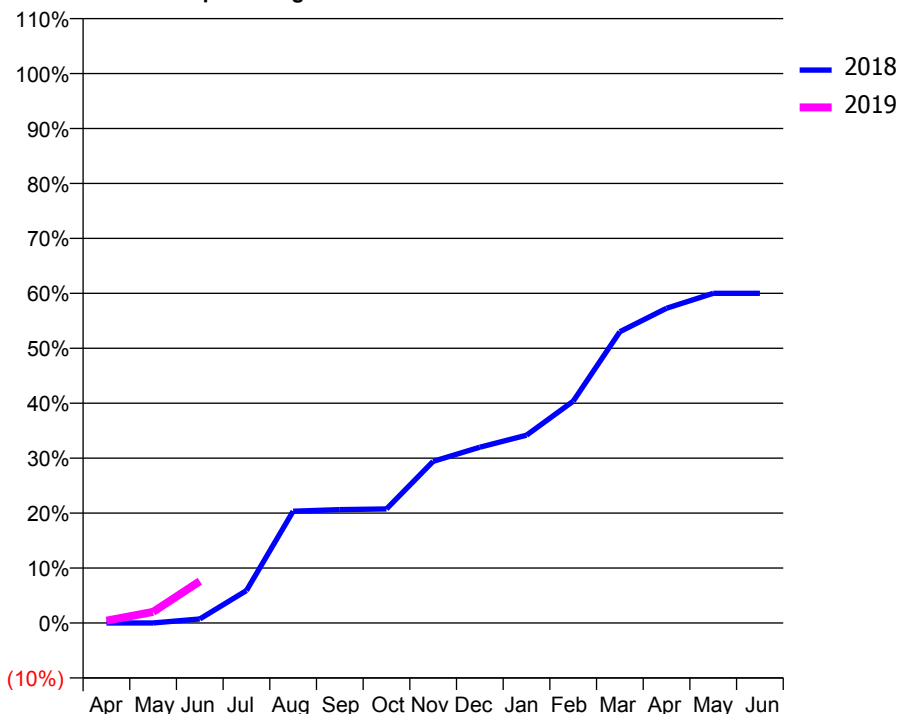
### ACCESS\*

Patients seen in 24 months	Total	Change since previous quarter
Quarter ending June 2017	464	
Quarter ending September 2017	475	↑
Quarter ending December 2017	417	↓
Quarter ending March 2018	492	↑
Quarter ending June 2018	513	↑
<b>Variance since June 2017</b>	<b>10.6%</b>	<b>↑</b>



### ACTIVITY

Cumulative percentage of contracted UDA delivered 2018 & 2019



Month	Adjusted Scheduled Activity (UDA)	
	2018	2019
April	0	3
May	0	14
June	5	53
July	41	
August	142	
September	144	
October	145	
November	206	
December	224	
January	239	
February	283	
March	371	
April	401	
May	420	
June	420	

### QUALITY

	Quantity	Base Number	Contract	AT	Region	England
% of FP17s for the same patient ID Re-attending within 3 months - Children	0	0	N/A	11.7%	12.0%	11.5%
% of FP17s for the same patient ID Re-attending within 3 months - Adults	2	93	2.2%	15.8%	15.7%	15.4%
% of FP17s for the same patient ID Re-attending between 3 & 9 months - Children	0	0	N/A	58.4%	60.3%	58.9%
% of FP17s for the same patient ID Re-attending between 3 & 9 months - Adults	2	93	2.2%	51.9%	54.0%	51.6%
% of FP17s for Band 1 Urgent Courses	1	51	2.0%	10.1%	8.9%	8.9%
% of FP17s Relating to Free Repair or Replacements	0	51	0.0%	0.9%	1.0%	0.8%
% of FP17s Relating to Continuations	0	51	0.0%	0.9%	1.1%	0.9%
% of Patients satisfied with the dentistry they have received	0	0	N/A	94.3%	93.4%	93.2%
% of Patients satisfied with the time they had to wait for an appointment	0	0	N/A	89.3%	89.4%	88.8%

\* This is based on patients treated on this contract for their most recent course of treatment. Figures in italics indicate the base number of FP17s or Patient Questionnaire responses are less than 100. N/A is shown where the base number of responses is less than 10 during the period. % is calculated as Quantity/Base number\*100

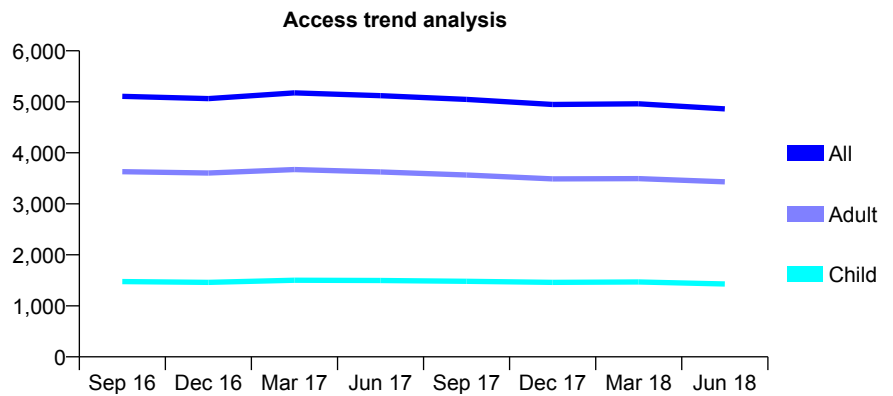
## Q46 - Vital Signs At a Glance Contract Report for 356956/0001 - June 2018

Name or company name	MF Dental Partners
Contract type name	GDS Contract
Purpose of contract	General
Contract start date	18/09/2007
Contract end date	

18/19 Contracted general activity (UDA)	10,000
Carry forward general activity (UDA)	0
18/19 Contracted orthodontic activity (UOA)	0
Carry forward orthodontic activity (UOA)	0
Baseline contract value	£256,725.25

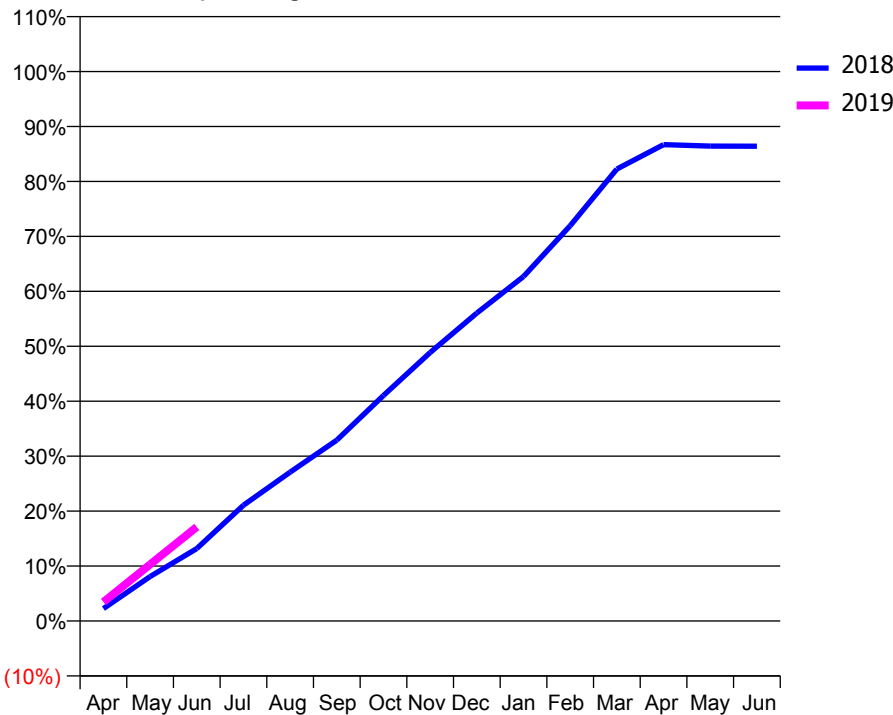
### ACCESS\*

Patients seen in 24 months	Total	Change since previous quarter
Quarter ending June 2017	5,121	
Quarter ending September 2017	5,046	↓
Quarter ending December 2017	4,948	↓
Quarter ending March 2018	4,960	→
Quarter ending June 2018	4,861	↓
<b>Variance since June 2017</b>	<b>(5.1%)</b>	<b>↓</b>



### ACTIVITY

Cumulative percentage of contracted UDA delivered 2018 & 2019



Month	Adjusted Scheduled Activity (UDA)	
	2018	2019
April	227	345
May	808	1,030
June	1,320	1,712
July	2,108	
August	2,708	
September	3,291	
October	4,104	
November	4,886	
December	5,605	
January	6,269	
February	7,194	
March	8,226	
April	8,669	
May	8,643	
June	8,641	

### QUALITY

	Quantity	Base Number	Contract	AT	Region	England
% of FP17s for the same patient ID Re-attending within 3 months - Children	51	468	10.9%	11.7%	12.0%	11.5%
% of FP17s for the same patient ID Re-attending within 3 months - Adults	113	1,077	10.5%	15.8%	15.7%	15.4%
% of FP17s for the same patient ID Re-attending between 3 & 9 months - Children	298	468	63.7%	58.4%	60.3%	58.9%
% of FP17s for the same patient ID Re-attending between 3 & 9 months - Adults	606	1,077	56.3%	51.9%	54.0%	51.6%
% of FP17s for Band 1 Urgent Courses	50	944	5.3%	10.1%	8.9%	8.9%
% of FP17s Relating to Free Repair or Replacements	13	944	1.4%	0.9%	1.0%	0.8%
% of FP17s Relating to Continuations	0	944	0.0%	0.9%	1.1%	0.9%
% of Patients satisfied with the dentistry they have received	3	4	N/A	94.3%	93.4%	93.2%
% of Patients satisfied with the time they had to wait for an appointment	3	4	N/A	89.3%	89.4%	88.8%

\* This is based on patients treated on this contract for their most recent course of treatment. Figures in italics indicate the base number of FP17s or Patient Questionnaire responses are less than 100. N/A is shown where the base number of responses is less than 10 during the period. % is calculated as Quantity/Base number\*100



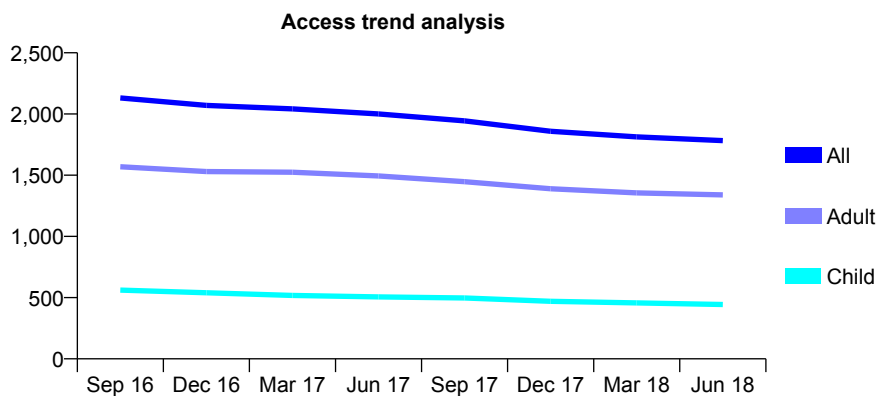
## Q46 - Vital Signs At a Glance Contract Report for 356956/0002 - June 2018

Name or company name	MF Dental Partners
Contract type name	GDS Contract
Purpose of contract	General
Contract start date	01/08/2013
Contract end date	

18/19 Contracted general activity (UDA)	5,388
Carry forward general activity (UDA)	0
18/19 Contracted orthodontic activity (UOA)	0
Carry forward orthodontic activity (UOA)	0
Baseline contract value	£148,965.39

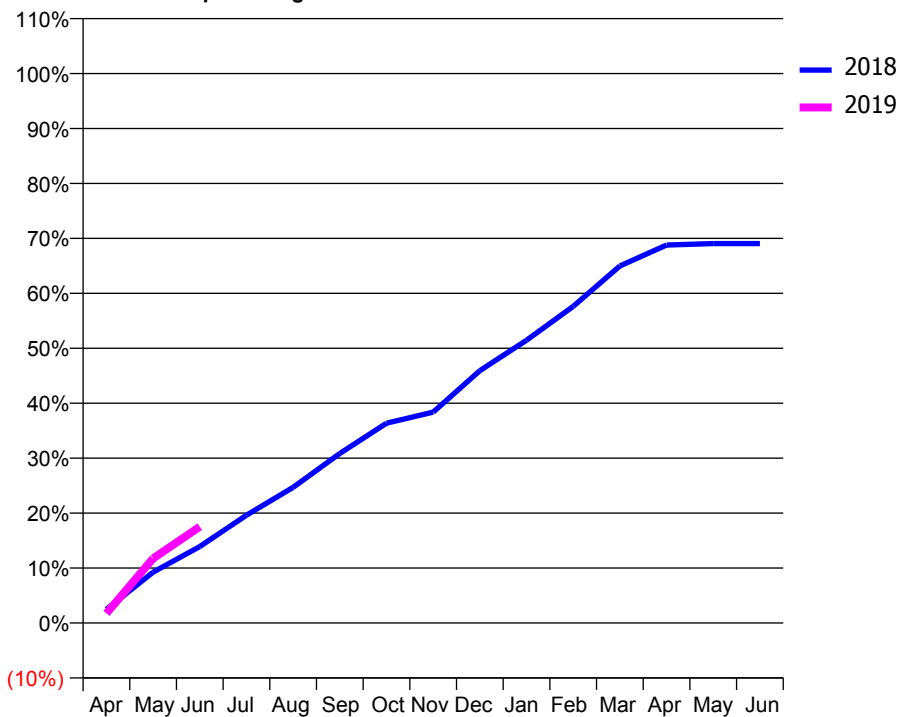
### ACCESS\*

Patients seen in 24 months	Total	Change since previous quarter
Quarter ending June 2017	2,000	
Quarter ending September 2017	1,944	↓
Quarter ending December 2017	1,859	↓
Quarter ending March 2018	1,813	↓
Quarter ending June 2018	1,783	↓
<b>Variance since June 2017</b>	<b>(10.9%)</b>	<b>↓</b>



### ACTIVITY

Cumulative percentage of contracted UDA delivered 2018 & 2019



Adjusted Scheduled Activity (UDA)

Month	2018	2019
April	134	94
May	498	634
June	750	945
July	1,057	
August	1,330	
September	1,662	
October	1,959	
November	2,068	
December	2,475	
January	2,772	
February	3,105	
March	3,501	
April	3,706	
May	3,720	
June	3,720	

### QUALITY

	Quantity	Base Number	Contract	AT	Region	England
% of FP17s for the same patient ID Re-attending within 3 months - Children	7	130	5.4%	11.7%	12.0%	11.5%
% of FP17s for the same patient ID Re-attending within 3 months - Adults	43	401	10.7%	15.8%	15.7%	15.4%
% of FP17s for the same patient ID Re-attending between 3 & 9 months - Children	58	130	44.6%	58.4%	60.3%	58.9%
% of FP17s for the same patient ID Re-attending between 3 & 9 months - Adults	191	401	47.6%	51.9%	54.0%	51.6%
% of FP17s for Band 1 Urgent Courses	28	436	6.4%	10.1%	8.9%	8.9%
% of FP17s Relating to Free Repair or Replacements	3	436	0.7%	0.9%	1.0%	0.8%
% of FP17s Relating to Continuations	2	436	0.5%	0.9%	1.1%	0.9%
% of Patients satisfied with the dentistry they have received	0	0	N/A	94.3%	93.4%	93.2%
% of Patients satisfied with the time they had to wait for an appointment	0	0	N/A	89.3%	89.4%	88.8%

\* This is based on patients treated on this contract for their most recent course of treatment. Figures in italics indicate the base number of FP17s or Patient Questionnaire responses are less than 100. N/A is shown where the base number of responses is less than 10 during the period. % is calculated as Quantity/Base number\*100

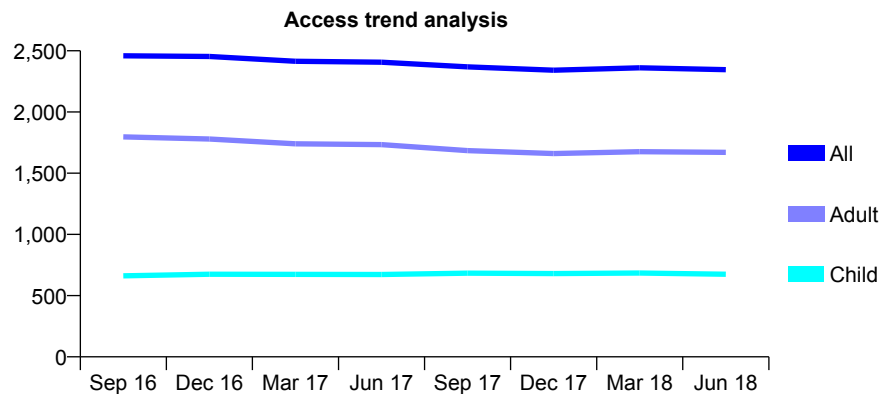
## Q46 - Vital Signs At a Glance Contract Report for 358975/0001 - June 2018

Name or company name	MISS P STOREY
Contract type name	GDS Contract
Purpose of contract	General
Contract start date	06/05/2011
Contract end date	

18/19 Contracted general activity (UDA)	6,504
Carry forward general activity (UDA)	0
18/19 Contracted orthodontic activity (UOA)	0
Carry forward orthodontic activity (UOA)	0
Baseline contract value	£183,119.63

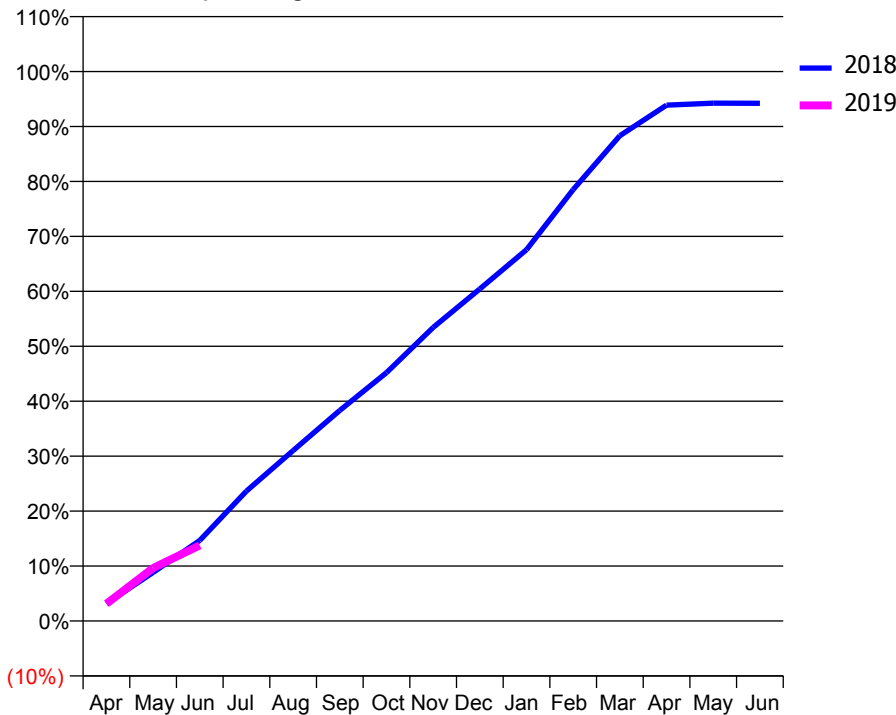
### ACCESS\*

Patients seen in 24 months	Total	Change since previous quarter
Quarter ending June 2017	2,407	
Quarter ending September 2017	2,369	↓
Quarter ending December 2017	2,341	↓
Quarter ending March 2018	2,361	→
Quarter ending June 2018	2,346	→
<b>Variance since June 2017</b>	<b>(2.5%)</b>	<b>↓</b>



### ACTIVITY

Cumulative percentage of contracted UDA delivered 2018 & 2019



Adjusted Scheduled Activity (UDA)		
Month	2018	2019
April	206	204
May	576	627
June	954	895
July	1,538	
August	2,017	
September	2,493	
October	2,940	
November	3,475	
December	3,931	
January	4,394	
February	5,107	
March	5,744	
April	6,106	
May	6,129	
June	6,128	

### QUALITY

	Quantity	Base Number	Contract	AT	Region	England
% of FP17s for the same patient ID Re-attending within 3 months - Children	15	182	8.2%	11.7%	12.0%	11.5%
% of FP17s for the same patient ID Re-attending within 3 months - Adults	79	599	13.2%	15.8%	15.7%	15.4%
% of FP17s for the same patient ID Re-attending between 3 & 9 months - Children	105	182	57.7%	58.4%	60.3%	58.9%
% of FP17s for the same patient ID Re-attending between 3 & 9 months - Adults	398	599	66.4%	51.9%	54.0%	51.6%
% of FP17s for Band 1 Urgent Courses	70	612	11.4%	10.1%	8.9%	8.9%
% of FP17s Relating to Free Repair or Replacements	3	612	0.5%	0.9%	1.0%	0.8%
% of FP17s Relating to Continuations	0	612	0.0%	0.9%	1.1%	0.9%
% of Patients satisfied with the dentistry they have received	1	1	N/A	94.3%	93.4%	93.2%
% of Patients satisfied with the time they had to wait for an appointment	1	1	N/A	89.3%	89.4%	88.8%

\* This is based on patients treated on this contract for their most recent course of treatment. Figures in italics indicate the base number of FP17s or Patient Questionnaire responses are less than 100. N/A is shown where the base number of responses is less than 10 during the period. % is calculated as Quantity/Base number\*100

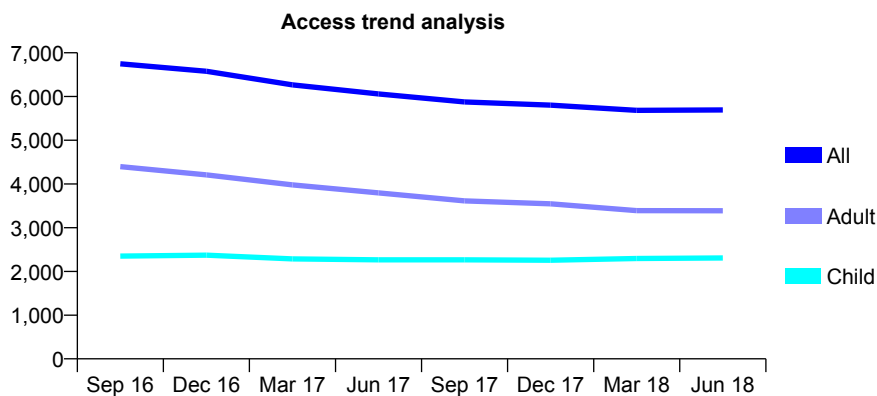
## Q46 - Vital Signs At a Glance Contract Report for 367931/0001 - June 2018

Name or company name	MS T KHAN
Contract type name	GDS Contract
Purpose of contract	General
Contract start date	01/08/2007
Contract end date	

18/19 Contracted general activity (UDA)	15,309
Carry forward general activity (UDA)	0
18/19 Contracted orthodontic activity (UOA)	0
Carry forward orthodontic activity (UOA)	0
Baseline contract value	£429,601.44

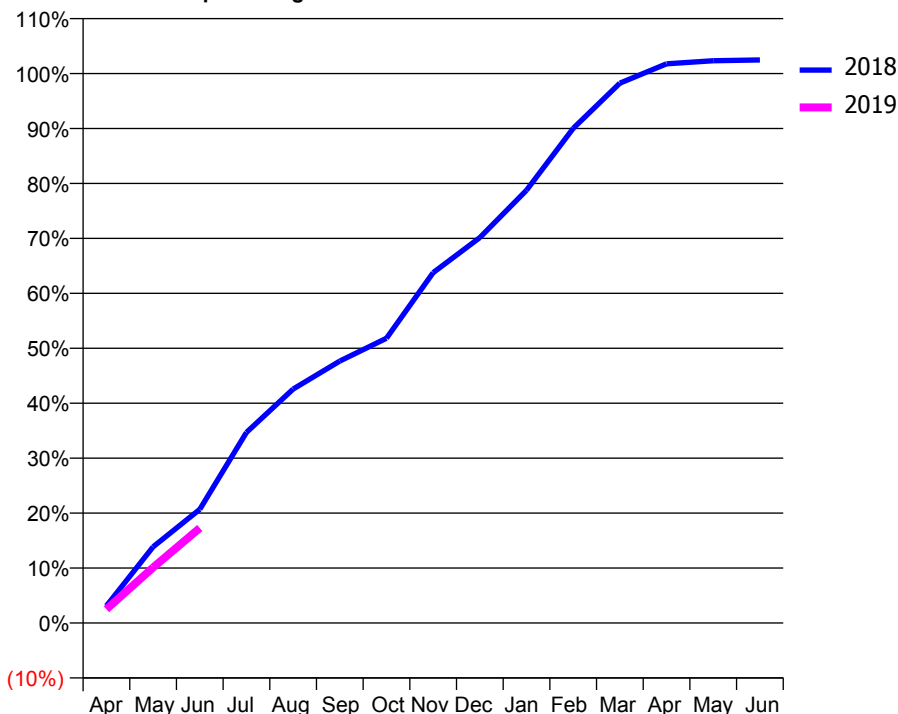
### ACCESS\*

Patients seen in 24 months	Total	Change since previous quarter
Quarter ending June 2017	6,059	
Quarter ending September 2017	5,876	↓
Quarter ending December 2017	5,802	↓
Quarter ending March 2018	5,685	↓
Quarter ending June 2018	5,693	→
<b>Variance since June 2017</b>	<b>(6.0%)</b>	<b>↓</b>



### ACTIVITY

Cumulative percentage of contracted UDA delivered 2018 & 2019



Adjusted Scheduled Activity (UDA)

Month	2018	2019
April	477	383
May	2,124	1,547
June	3,166	2,645
July	5,312	
August	6,517	
September	7,299	
October	7,933	
November	9,760	
December	10,739	
January	12,058	
February	13,779	
March	15,039	
April	15,579	
May	15,666	
June	15,685	

### QUALITY

	Quantity	Base Number	Contract	AT	Region	England
% of FP17s for the same patient ID Re-attending within 3 months - Children	72	659	10.9%	11.7%	12.0%	11.5%
% of FP17s for the same patient ID Re-attending within 3 months - Adults	209	1,088	19.2%	15.8%	15.7%	15.4%
% of FP17s for the same patient ID Re-attending between 3 & 9 months - Children	324	659	49.2%	58.4%	60.3%	58.9%
% of FP17s for the same patient ID Re-attending between 3 & 9 months - Adults	516	1,088	47.4%	51.9%	54.0%	51.6%
% of FP17s for Band 1 Urgent Courses	166	1,391	11.9%	10.1%	8.9%	8.9%
% of FP17s Relating to Free Repair or Replacements	22	1,391	1.6%	0.9%	1.0%	0.8%
% of FP17s Relating to Continuations	2	1,391	0.1%	0.9%	1.1%	0.9%
% of Patients satisfied with the dentistry they have received	1	1	N/A	94.3%	93.4%	93.2%
% of Patients satisfied with the time they had to wait for an appointment	0	1	N/A	89.3%	89.4%	88.8%

\* This is based on patients treated on this contract for their most recent course of treatment. Figures in italics indicate the base number of FP17s or Patient Questionnaire responses are less than 100. N/A is shown where the base number of responses is less than 10 during the period. % is calculated as Quantity/Base number\*100

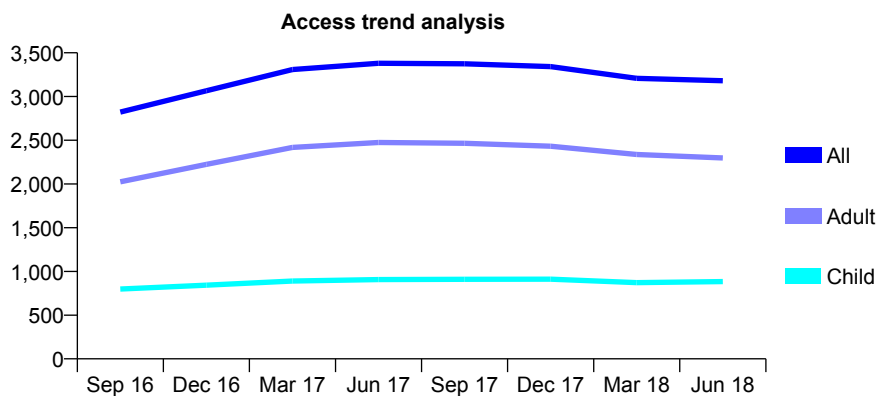
## Q46 - Vital Signs At a Glance Contract Report for 367931/0003 - June 2018

Name or company name	MS T KHAN
Contract type name	GDS Contract
Purpose of contract	General
Contract start date	01/06/2015
Contract end date	

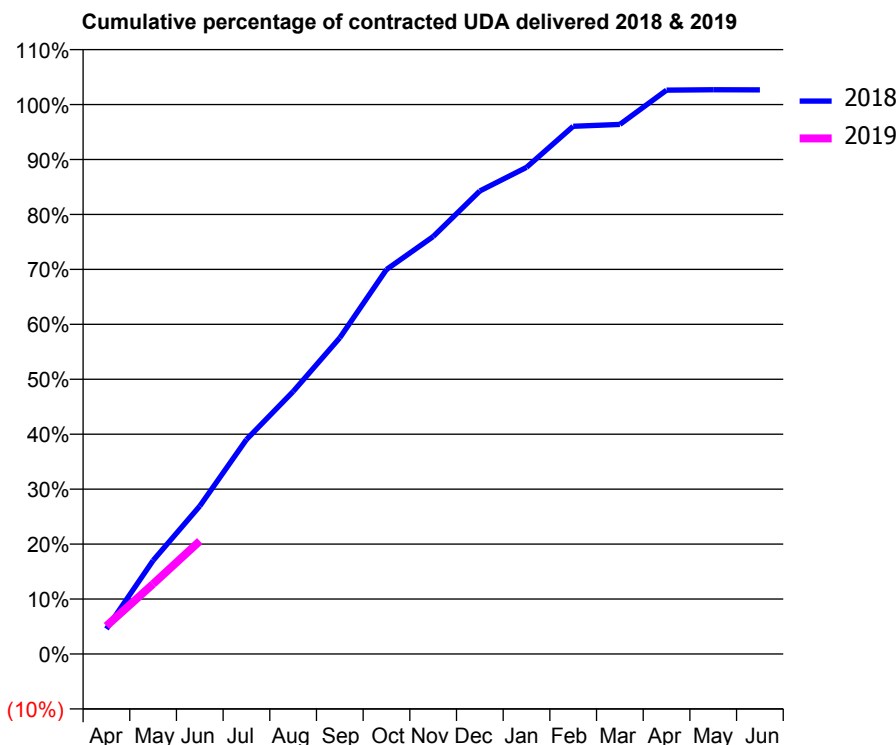
18/19 Contracted general activity (UDA)	8,521
Carry forward general activity (UDA)	0
18/19 Contracted orthodontic activity (UOA)	0
Carry forward orthodontic activity (UOA)	0
Baseline contract value	£208,598.64

### ACCESS\*

Patients seen in 24 months	Total	Change since previous quarter
Quarter ending June 2017	3,381	
Quarter ending September 2017	3,374	→
Quarter ending December 2017	3,342	→
Quarter ending March 2018	3,208	↓
Quarter ending June 2018	3,181	→
<b>Variance since June 2017</b>	<b>(5.9%)</b>	<b>↓</b>



### ACTIVITY



Month	Adjusted Scheduled Activity (UDA)	
	2018	2019
April	389	435
May	1,450	1,086
June	2,295	1,753
July	3,325	
August	4,070	
September	4,903	
October	5,963	
November	6,474	
December	7,180	
January	7,545	
February	8,182	
March	8,211	
April	8,744	
May	8,750	
June	8,748	

### QUALITY

	Quantity	Base Number	Contract	AT	Region	England
% of FP17s for the same patient ID Re-attending within 3 months - Children	31	354	8.8%	11.7%	12.0%	11.5%
% of FP17s for the same patient ID Re-attending within 3 months - Adults	98	732	13.4%	15.8%	15.7%	15.4%
% of FP17s for the same patient ID Re-attending between 3 & 9 months - Children	212	354	59.9%	58.4%	60.3%	58.9%
% of FP17s for the same patient ID Re-attending between 3 & 9 months - Adults	375	732	51.2%	51.9%	54.0%	51.6%
% of FP17s for Band 1 Urgent Courses	59	854	6.9%	10.1%	8.9%	8.9%
% of FP17s Relating to Free Repair or Replacements	3	854	0.4%	0.9%	1.0%	0.8%
% of FP17s Relating to Continuations	0	854	0.0%	0.9%	1.1%	0.9%
% of Patients satisfied with the dentistry they have received	1	1	N/A	94.3%	93.4%	93.2%
% of Patients satisfied with the time they had to wait for an appointment	0	1	N/A	89.3%	89.4%	88.8%

\* This is based on patients treated on this contract for their most recent course of treatment. Figures in italics indicate the base number of FP17s or Patient Questionnaire responses are less than 100. N/A is shown where the base number of responses is less than 10 during the period. % is calculated as Quantity/Base number\*100

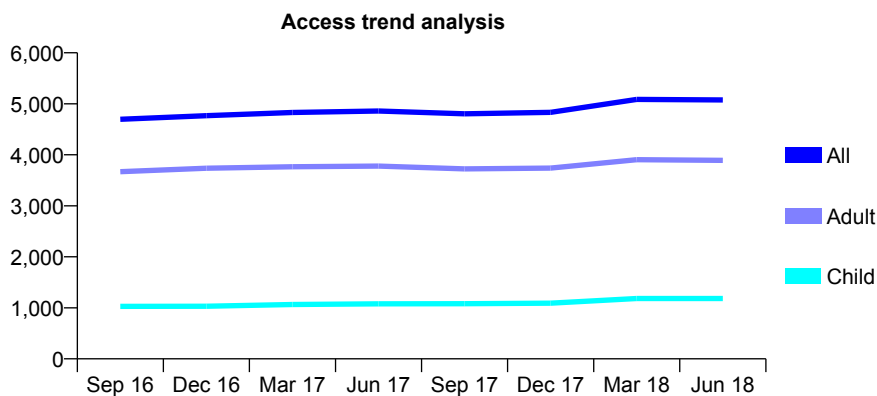
## Q46 - Vital Signs At a Glance Contract Report for 383392/0001 - June 2018

Name or company name	MR BS GREWAL
Contract type name	GDS Contract
Purpose of contract	General
Contract start date	01/09/2013
Contract end date	

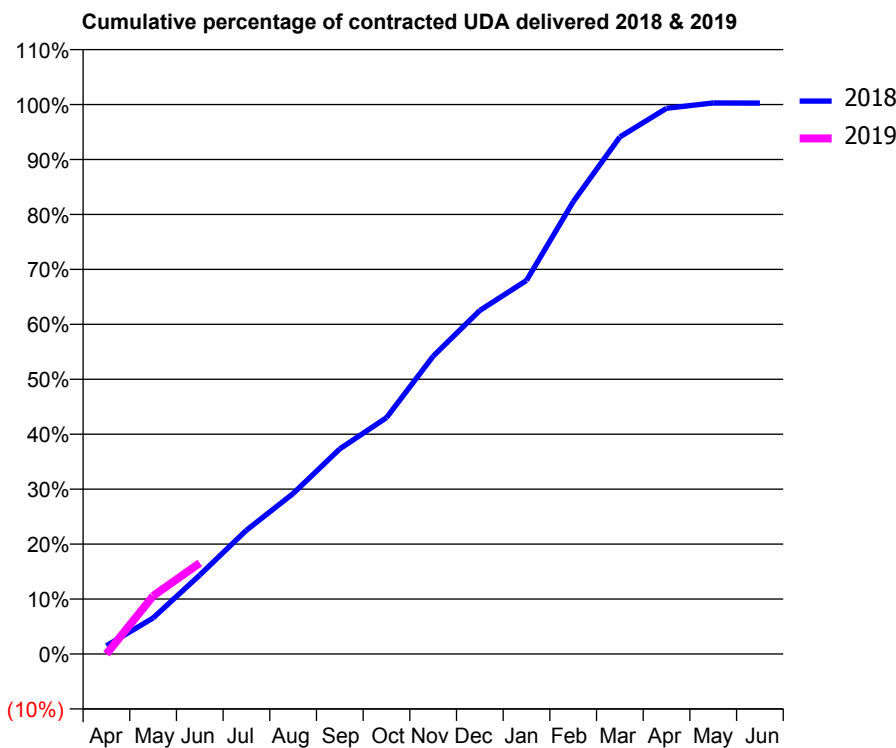
18/19 Contracted general activity (UDA)	11,195
Carry forward general activity (UDA)	0
18/19 Contracted orthodontic activity (UOA)	0
Carry forward orthodontic activity (UOA)	0
Baseline contract value	£394,513.17

### ACCESS\*

Patients seen in 24 months	Total	Change since previous quarter
Quarter ending June 2017	4,858	
Quarter ending September 2017	4,805	↓
Quarter ending December 2017	4,833	→
Quarter ending March 2018	5,086	↑
Quarter ending June 2018	5,075	→
<b>Variance since June 2017</b>	<b>4.5%</b>	<b>↑</b>



### ACTIVITY



Month	Adjusted Scheduled Activity (UDA)	
	2018	2019
April	168	0
May	734	1,182
June	1,609	1,855
July	2,523	
August	3,269	
September	4,179	
October	4,816	
November	6,067	
December	7,000	
January	7,610	
February	9,213	
March	10,535	
April	11,117	
May	11,226	
June	11,223	

### QUALITY

	Quantity	Base Number	Contract	AT	Region	England
% of FP17s for the same patient ID Re-attending within 3 months - Children	34	473	7.2%	11.7%	12.0%	11.5%
% of FP17s for the same patient ID Re-attending within 3 months - Adults	121	1,305	9.3%	15.8%	15.7%	15.4%
% of FP17s for the same patient ID Re-attending between 3 & 9 months - Children	326	473	68.9%	58.4%	60.3%	58.9%
% of FP17s for the same patient ID Re-attending between 3 & 9 months - Adults	782	1,305	59.9%	51.9%	54.0%	51.6%
% of FP17s for Band 1 Urgent Courses	70	1,162	6.0%	10.1%	8.9%	8.9%
% of FP17s Relating to Free Repair or Replacements	5	1,162	0.4%	0.9%	1.0%	0.8%
% of FP17s Relating to Continuations	2	1,162	0.2%	0.9%	1.1%	0.9%
% of Patients satisfied with the dentistry they have received	1	1	N/A	94.3%	93.4%	93.2%
% of Patients satisfied with the time they had to wait for an appointment	1	1	N/A	89.3%	89.4%	88.8%

\* This is based on patients treated on this contract for their most recent course of treatment. Figures in italics indicate the base number of FP17s or Patient Questionnaire responses are less than 100. N/A is shown where the base number of responses is less than 10 during the period. % is calculated as Quantity/Base number\*100

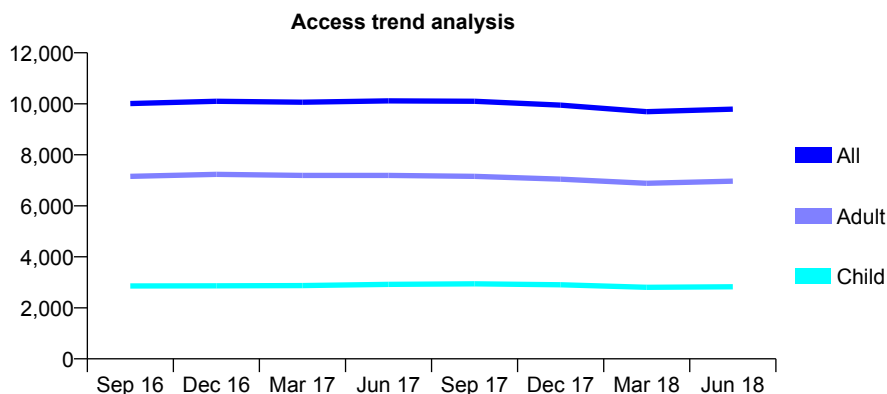
## Q46 - Vital Signs At a Glance Contract Report for 392286/0003 - June 2018

Name or company name	MR HL SHOWMAN
Contract type name	GDS Contract
Purpose of contract	General
Contract start date	04/06/2012
Contract end date	

18/19 Contracted general activity (UDA)	30,792
Carry forward general activity (UDA)	0
18/19 Contracted orthodontic activity (UOA)	0
Carry forward orthodontic activity (UOA)	0
Baseline contract value	£835,011.89

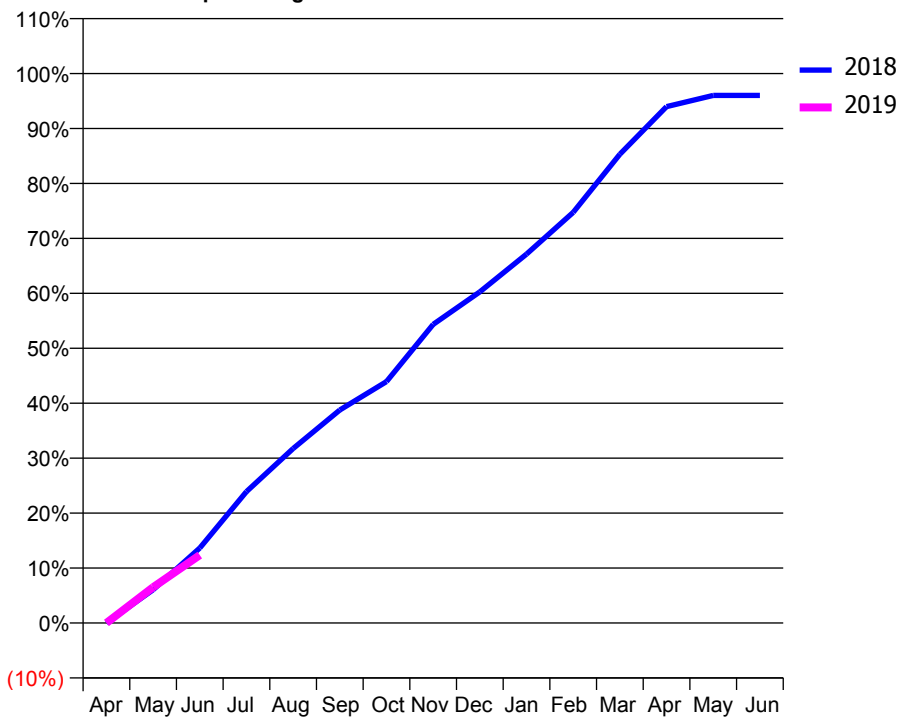
### ACCESS\*

Patients seen in 24 months	Total	Change since previous quarter
Quarter ending June 2017	10,114	
Quarter ending September 2017	10,098	→
Quarter ending December 2017	9,950	↓
Quarter ending March 2018	9,693	↓
Quarter ending June 2018	9,793	→
<b>Variance since June 2017</b>	<b>(3.2%)</b>	<b>↓</b>



### ACTIVITY

Cumulative percentage of contracted UDA delivered 2018 & 2019



Adjusted Scheduled Activity (UDA)

Month	2018	2019
April	0	5
May	1,867	2,010
June	4,206	3,810
July	7,365	
August	9,775	
September	11,934	
October	13,531	
November	16,736	
December	18,560	
January	20,674	
February	23,008	
March	26,271	
April	28,939	
May	29,561	
June	29,567	

### QUALITY

	Quantity	Base Number	Contract	AT	Region	England
% of FP17s for the same patient ID Re-attending within 3 months - Children	81	818	9.9%	11.7%	12.0%	11.5%
% of FP17s for the same patient ID Re-attending within 3 months - Adults	234	1,876	12.5%	15.8%	15.7%	15.4%
% of FP17s for the same patient ID Re-attending between 3 & 9 months - Children	409	818	50.0%	58.4%	60.3%	58.9%
% of FP17s for the same patient ID Re-attending between 3 & 9 months - Adults	838	1,876	44.7%	51.9%	54.0%	51.6%
% of FP17s for Band 1 Urgent Courses	128	1,492	8.6%	10.1%	8.9%	8.9%
% of FP17s Relating to Free Repair or Replacements	16	1,492	1.1%	0.9%	1.0%	0.8%
% of FP17s Relating to Continuations	4	1,492	0.3%	0.9%	1.1%	0.9%
% of Patients satisfied with the dentistry they have received	3	3	N/A	94.3%	93.4%	93.2%
% of Patients satisfied with the time they had to wait for an appointment	3	3	N/A	89.3%	89.4%	88.8%

\* This is based on patients treated on this contract for their most recent course of treatment. Figures in italics indicate the base number of FP17s or Patient Questionnaire responses are less than 100. N/A is shown where the base number of responses is less than 10 during the period. % is calculated as Quantity/Base number\*100

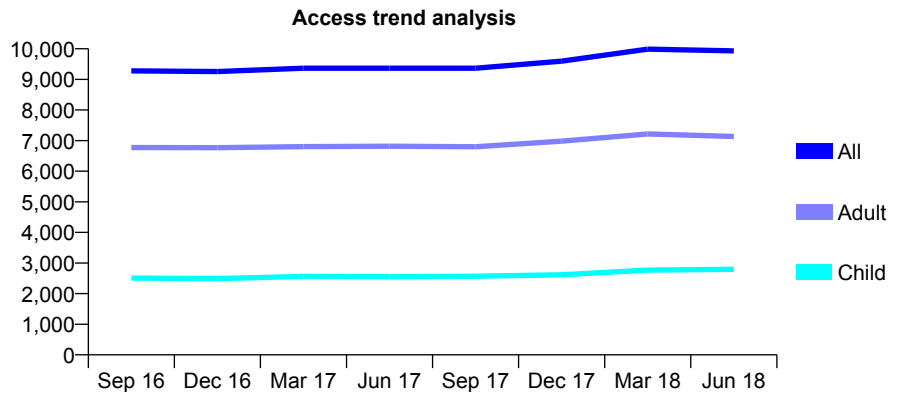
## Q46 - Vital Signs At a Glance Contract Report for 392286/0004 - June 2018

Name or company name	SimplyOne Dental Droylsden
Contract type name	GDS Contract
Purpose of contract	General
Contract start date	04/06/2012
Contract end date	

18/19 Contracted general activity (UDA)	29,530
Carry forward general activity (UDA)	0
18/19 Contracted orthodontic activity (UOA)	0
Carry forward orthodontic activity (UOA)	0
Baseline contract value	£831,004.31

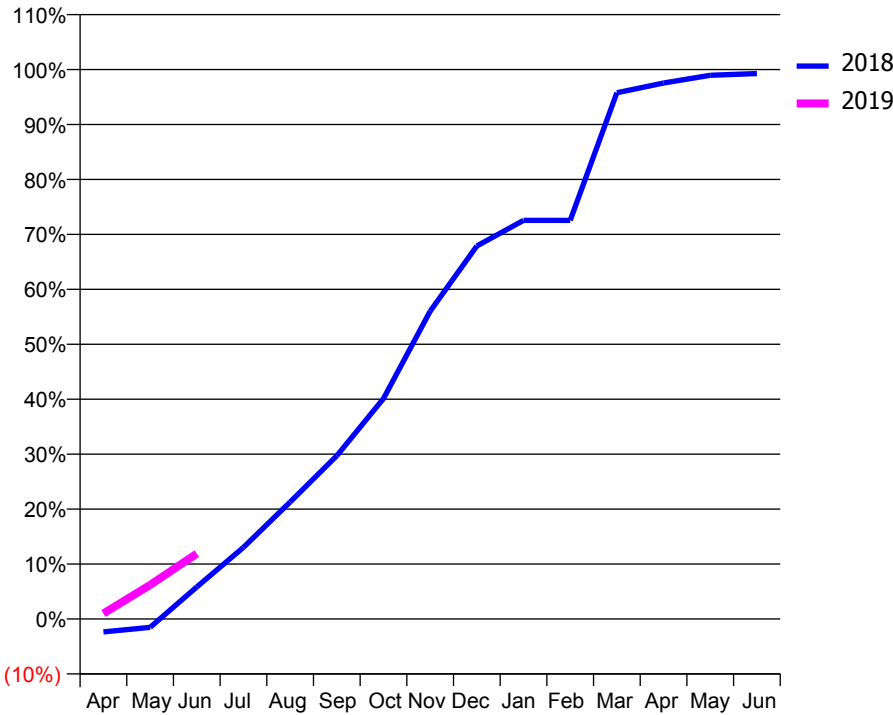
### ACCESS\*

Patients seen in 24 months	Total	Change since previous quarter
Quarter ending June 2017	9,368	
Quarter ending September 2017	9,368	→
Quarter ending December 2017	9,599	↑
Quarter ending March 2018	9,988	↑
Quarter ending June 2018	9,931	→
<b>Variance since June 2017</b>	<b>6.0%</b>	<b>↑</b>



### ACTIVITY

Cumulative percentage of contracted UDA delivered 2018 & 2019



Month	Adjusted Scheduled Activity (UDA)	
	2018	2019
April	-640	299
May	-413	1,828
June	1,569	3,515
July	3,513	
August	5,736	
September	7,999	
October	10,809	
November	15,084	
December	18,279	
January	19,539	
February	19,539	
March	25,788	
April	26,266	
May	26,647	
June	26,731	

### QUALITY

	Quantity	Base Number	Contract	AT	Region	England
% of FP17s for the same patient ID Re-attending within 3 months - Children	29	545	5.3%	11.7%	12.0%	11.5%
% of FP17s for the same patient ID Re-attending within 3 months - Adults	181	1,306	13.9%	15.8%	15.7%	15.4%
% of FP17s for the same patient ID Re-attending between 3 & 9 months - Children	205	545	37.6%	58.4%	60.3%	58.9%
% of FP17s for the same patient ID Re-attending between 3 & 9 months - Adults	475	1,306	36.4%	51.9%	54.0%	51.6%
% of FP17s for Band 1 Urgent Courses	260	1,408	18.5%	10.1%	8.9%	8.9%
% of FP17s Relating to Free Repair or Replacements	13	1,408	0.9%	0.9%	1.0%	0.8%
% of FP17s Relating to Continuations	10	1,408	0.7%	0.9%	1.1%	0.9%
% of Patients satisfied with the dentistry they have received	5	5	N/A	94.3%	93.4%	93.2%
% of Patients satisfied with the time they had to wait for an appointment	5	5	N/A	89.3%	89.4%	88.8%

\* This is based on patients treated on this contract for their most recent course of treatment. Figures in italics indicate the base number of FP17s or Patient Questionnaire responses are less than 100. N/A is shown where the base number of responses is less than 10 during the period. % is calculated as Quantity/Base number\*100

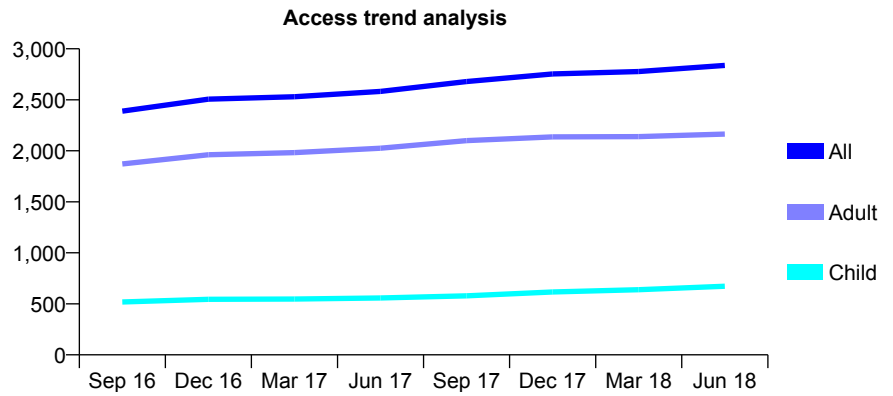
## Q46 - Vital Signs At a Glance Contract Report for 398144/0001 - June 2018

Name or company name	Mr G Harper
Contract type name	GDS Contract
Purpose of contract	General
Contract start date	16/01/2015
Contract end date	

18/19 Contracted general activity (UDA)	6,319
Carry forward general activity (UDA)	0
18/19 Contracted orthodontic activity (UOA)	0
Carry forward orthodontic activity (UOA)	0
Baseline contract value	£177,072.15

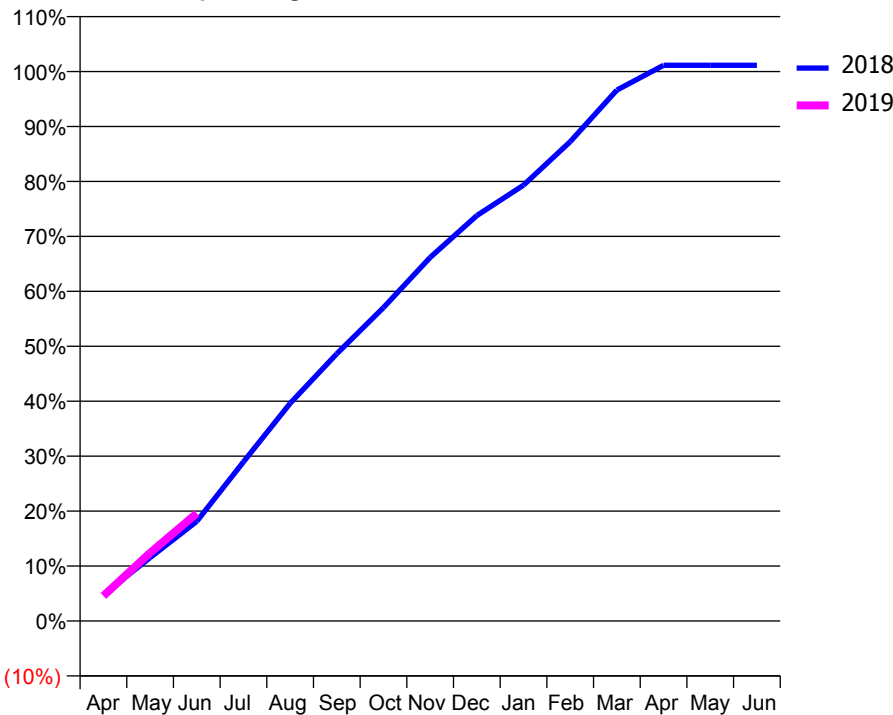
### ACCESS\*

Patients seen in 24 months	Total	Change since previous quarter
Quarter ending June 2017	2,583	
Quarter ending September 2017	2,679	↑
Quarter ending December 2017	2,753	↑
Quarter ending March 2018	2,777	→
Quarter ending June 2018	2,837	↑
<b>Variance since June 2017</b>	<b>9.8%</b>	<b>↑</b>



### ACTIVITY

Cumulative percentage of contracted UDA delivered 2018 & 2019



Month	Adjusted Scheduled Activity (UDA)	
	2018	2019
April	303	289
May	729	784
June	1,146	1,238
July	1,830	
August	2,504	
September	3,074	
October	3,604	
November	4,181	
December	4,663	
January	5,011	
February	5,512	
March	6,106	
April	6,390	
May	6,390	
June	6,390	

### QUALITY

	Quantity	Base Number	Contract	AT	Region	England
% of FP17s for the same patient ID Re-attending within 3 months - Children	15	277	5.4%	11.7%	12.0%	11.5%
% of FP17s for the same patient ID Re-attending within 3 months - Adults	90	815	11.0%	15.8%	15.7%	15.4%
% of FP17s for the same patient ID Re-attending between 3 & 9 months - Children	179	277	64.6%	58.4%	60.3%	58.9%
% of FP17s for the same patient ID Re-attending between 3 & 9 months - Adults	481	815	59.0%	51.9%	54.0%	51.6%
% of FP17s for Band 1 Urgent Courses	35	716	4.9%	10.1%	8.9%	8.9%
% of FP17s Relating to Free Repair or Replacements	3	716	0.4%	0.9%	1.0%	0.8%
% of FP17s Relating to Continuations	2	716	0.3%	0.9%	1.1%	0.9%
% of Patients satisfied with the dentistry they have received	4	4	N/A	94.3%	93.4%	93.2%
% of Patients satisfied with the time they had to wait for an appointment	4	4	N/A	89.3%	89.4%	88.8%

\* This is based on patients treated on this contract for their most recent course of treatment. Figures in italics indicate the base number of FP17s or Patient Questionnaire responses are less than 100. N/A is shown where the base number of responses is less than 10 during the period. % is calculated as Quantity/Base number\*100



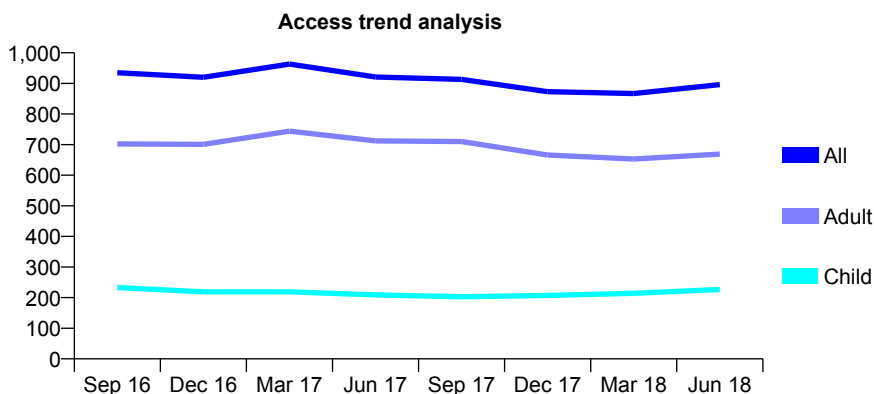
## Q46 - Vital Signs At a Glance Contract Report for 560197/0003 - June 2018

Name or company name	MR GT PHILOBBOS
Contract type name	GDS Contract
Purpose of contract	General
Contract start date	14/07/2008
Contract end date	

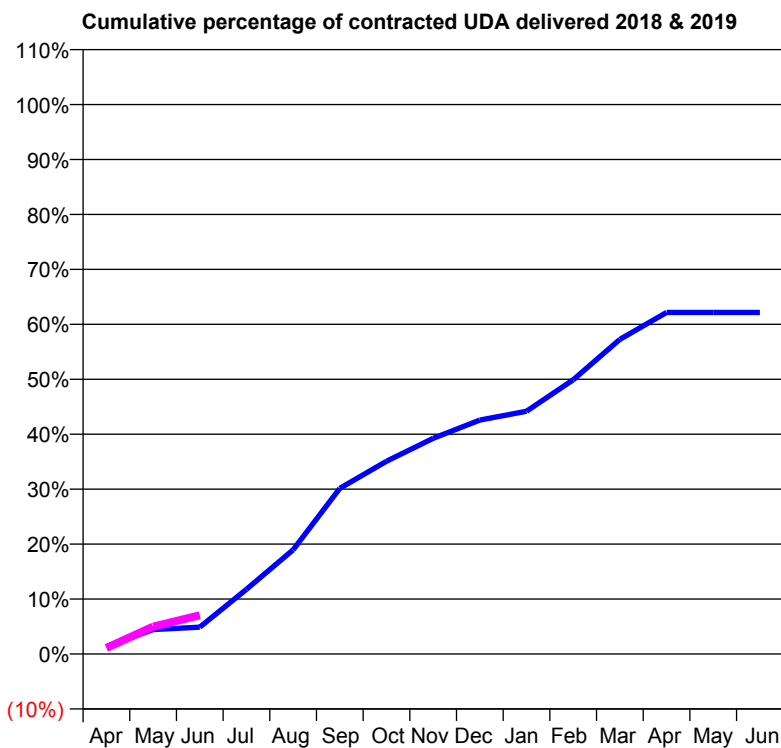
18/19 Contracted general activity (UDA)	4,314
Carry forward general activity (UDA)	0
18/19 Contracted orthodontic activity (UOA)	0
Carry forward orthodontic activity (UOA)	0
Baseline contract value	£121,278.66

### ACCESS\*

Patients seen in 24 months	Total	Change since previous quarter
Quarter ending June 2017	921	
Quarter ending September 2017	913	→
Quarter ending December 2017	873	↓
Quarter ending March 2018	867	→
Quarter ending June 2018	896	↑
<b>Variance since June 2017</b>	<b>(2.7%)</b>	<b>↓</b>



### ACTIVITY



Month	Adjusted Scheduled Activity (UDA)	
	2018	2019
April	58	48
May	192	216
June	211	304
July	508	
August	818	
September	1,301	
October	1,513	
November	1,693	
December	1,837	
January	1,906	
February	2,153	
March	2,471	
April	2,681	
May	2,681	
June	2,681	

### QUALITY

	Quantity	Base Number	Contract	AT	Region	England
% of FP17s for the same patient ID Re-attending within 3 months - Children	2	43	4.7%	11.7%	12.0%	11.5%
% of FP17s for the same patient ID Re-attending within 3 months - Adults	18	115	15.7%	15.8%	15.7%	15.4%
% of FP17s for the same patient ID Re-attending between 3 & 9 months - Children	23	43	53.5%	58.4%	60.3%	58.9%
% of FP17s for the same patient ID Re-attending between 3 & 9 months - Adults	53	115	46.1%	51.9%	54.0%	51.6%
% of FP17s for Band 1 Urgent Courses	11	107	10.3%	10.1%	8.9%	8.9%
% of FP17s Relating to Free Repair or Replacements	0	107	0.0%	0.9%	1.0%	0.8%
% of FP17s Relating to Continuations	3	107	2.8%	0.9%	1.1%	0.9%
% of Patients satisfied with the dentistry they have received	2	2	N/A	94.3%	93.4%	93.2%
% of Patients satisfied with the time they had to wait for an appointment	2	2	N/A	89.3%	89.4%	88.8%

\* This is based on patients treated on this contract for their most recent course of treatment. Figures in italics indicate the base number of FP17s or Patient Questionnaire responses are less than 100. N/A is shown where the base number of responses is less than 10 during the period. % is calculated as Quantity/Base number\*100

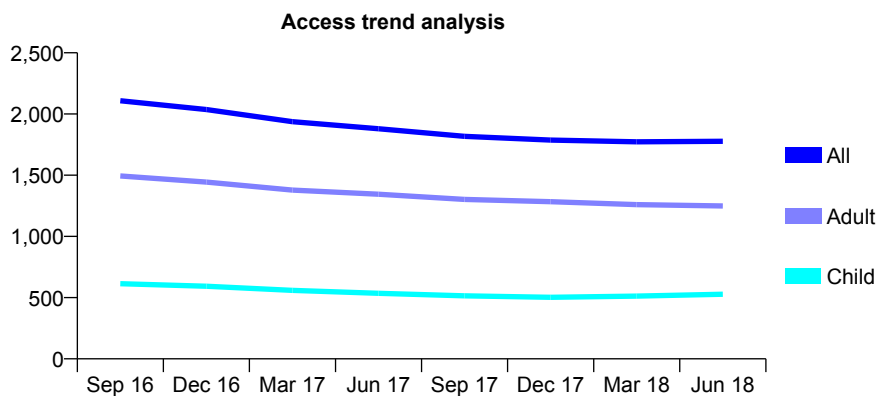
## Q46 - Vital Signs At a Glance Contract Report for 565121/0001 - June 2018

Name or company name	MR C POTTS
Contract type name	GDS Contract
Purpose of contract	General
Contract start date	01/04/2006
Contract end date	

18/19 Contracted general activity (UDA)	8,118
Carry forward general activity (UDA)	0
18/19 Contracted orthodontic activity (UOA)	0
Carry forward orthodontic activity (UOA)	0
Baseline contract value	£267,783.18

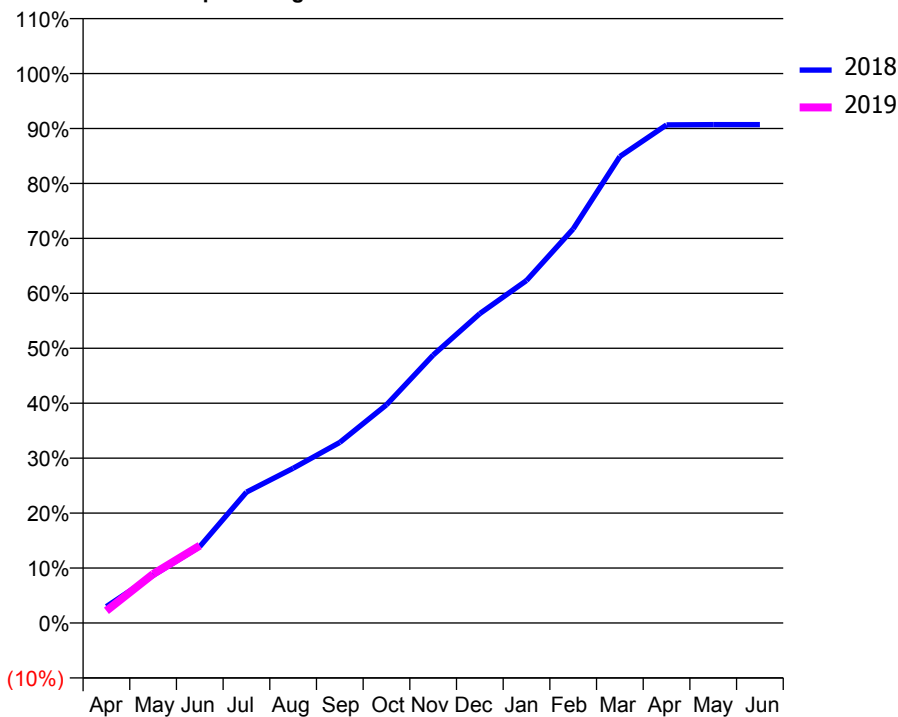
### ACCESS\*

Patients seen in 24 months	Total	Change since previous quarter
Quarter ending June 2017	1,880	
Quarter ending September 2017	1,817	↓
Quarter ending December 2017	1,787	↓
Quarter ending March 2018	1,773	→
Quarter ending June 2018	1,777	→
<b>Variance since June 2017</b>	<b>(5.5%)</b>	<b>↓</b>



### ACTIVITY

Cumulative percentage of contracted UDA delivered 2018 & 2019



Month	Adjusted Scheduled Activity (UDA)	
	2018	2019
April	243	181
May	704	725
June	1,131	1,143
July	1,933	
August	2,285	
September	2,669	
October	3,224	
November	3,959	
December	4,572	
January	5,060	
February	5,823	
March	6,893	
April	7,360	
May	7,364	
June	7,364	

### QUALITY

	Quantity	Base Number	Contract	AT	Region	England
% of FP17s for the same patient ID Re-attending within 3 months - Children	32	258	12.4%	11.7%	12.0%	11.5%
% of FP17s for the same patient ID Re-attending within 3 months - Adults	66	531	12.4%	15.8%	15.7%	15.4%
% of FP17s for the same patient ID Re-attending between 3 & 9 months - Children	189	258	73.3%	58.4%	60.3%	58.9%
% of FP17s for the same patient ID Re-attending between 3 & 9 months - Adults	397	531	74.8%	51.9%	54.0%	51.6%
% of FP17s for Band 1 Urgent Courses	23	614	3.7%	10.1%	8.9%	8.9%
% of FP17s Relating to Free Repair or Replacements	4	614	0.7%	0.9%	1.0%	0.8%
% of FP17s Relating to Continuations	0	614	0.0%	0.9%	1.1%	0.9%
% of Patients satisfied with the dentistry they have received	5	5	N/A	94.3%	93.4%	93.2%
% of Patients satisfied with the time they had to wait for an appointment	4	5	N/A	89.3%	89.4%	88.8%

\* This is based on patients treated on this contract for their most recent course of treatment. Figures in italics indicate the base number of FP17s or Patient Questionnaire responses are less than 100. N/A is shown where the base number of responses is less than 10 during the period. % is calculated as Quantity/Base number\*100

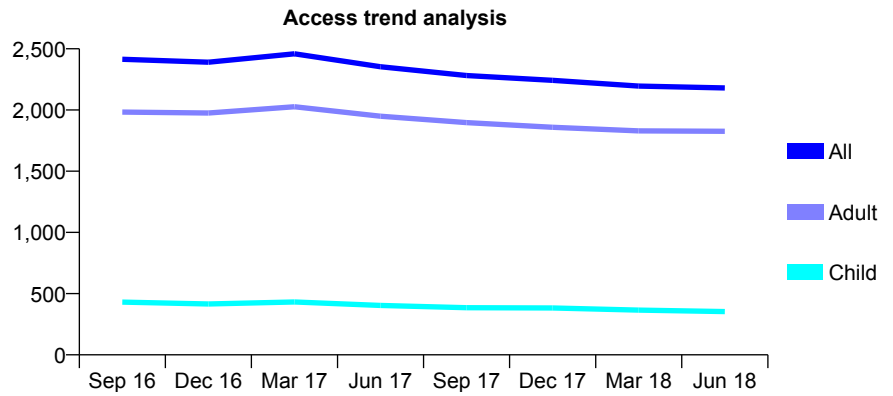
## Q46 - Vital Signs At a Glance Contract Report for 566896/0001 - June 2018

Name or company name	Heyside Dental Practice Partnership
Contract type name	GDS Contract
Purpose of contract	General
Contract start date	01/04/2006
Contract end date	

18/19 Contracted general activity (UDA)	7,830
Carry forward general activity (UDA)	0
18/19 Contracted orthodontic activity (UOA)	0
Carry forward orthodontic activity (UOA)	0
Baseline contract value	£212,324.77

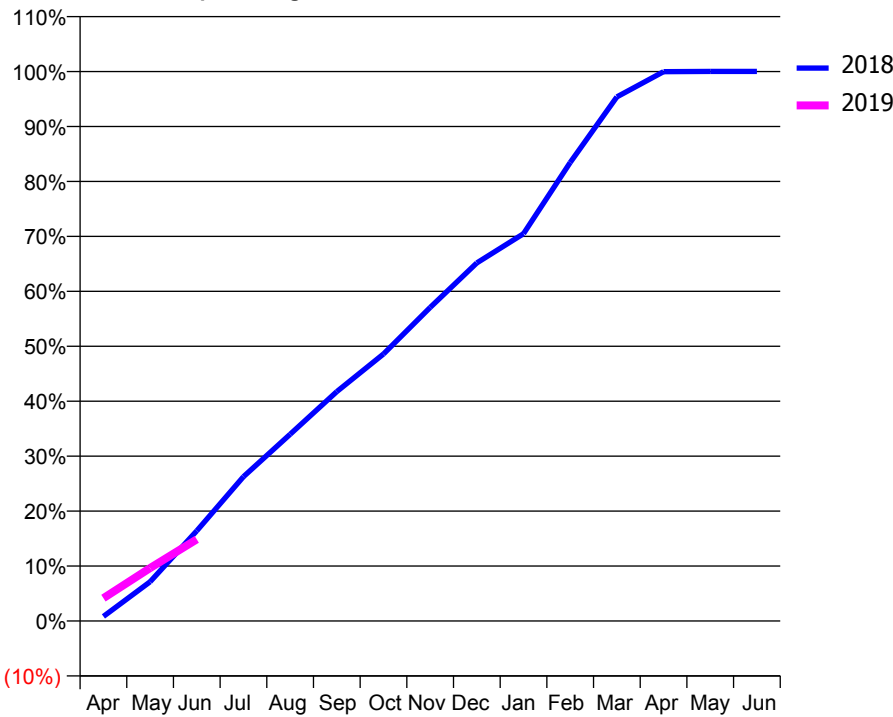
### ACCESS\*

Patients seen in 24 months	Total	Change since previous quarter
Quarter ending June 2017	2,353	
Quarter ending September 2017	2,282	↓
Quarter ending December 2017	2,242	↓
Quarter ending March 2018	2,195	↓
Quarter ending June 2018	2,180	→
<b>Variance since June 2017</b>	<b>(7.4%)</b>	<b>↓</b>



### ACTIVITY

Cumulative percentage of contracted UDA delivered 2018 & 2019



Month	Adjusted Scheduled Activity (UDA)	
	2018	2019
April	66	325
May	560	754
June	1,286	1,164
July	2,057	
August	2,661	
September	3,270	
October	3,806	
November	4,469	
December	5,102	
January	5,519	
February	6,533	
March	7,469	
April	7,828	
May	7,831	
June	7,831	

### QUALITY

	Quantity	Base Number	Contract	AT	Region	England
% of FP17s for the same patient ID Re-attending within 3 months - Children	8	107	7.5%	11.7%	12.0%	11.5%
% of FP17s for the same patient ID Re-attending within 3 months - Adults	51	557	9.2%	15.8%	15.7%	15.4%
% of FP17s for the same patient ID Re-attending between 3 & 9 months - Children	80	107	74.8%	58.4%	60.3%	58.9%
% of FP17s for the same patient ID Re-attending between 3 & 9 months - Adults	349	557	62.7%	51.9%	54.0%	51.6%
% of FP17s for Band 1 Urgent Courses	16	537	3.0%	10.1%	8.9%	8.9%
% of FP17s Relating to Free Repair or Replacements	4	537	0.7%	0.9%	1.0%	0.8%
% of FP17s Relating to Continuations	6	537	1.1%	0.9%	1.1%	0.9%
% of Patients satisfied with the dentistry they have received	1	1	N/A	94.3%	93.4%	93.2%
% of Patients satisfied with the time they had to wait for an appointment	1	1	N/A	89.3%	89.4%	88.8%

\* This is based on patients treated on this contract for their most recent course of treatment. Figures in italics indicate the base number of FP17s or Patient Questionnaire responses are less than 100. N/A is shown where the base number of responses is less than 10 during the period. % is calculated as Quantity/Base number\*100

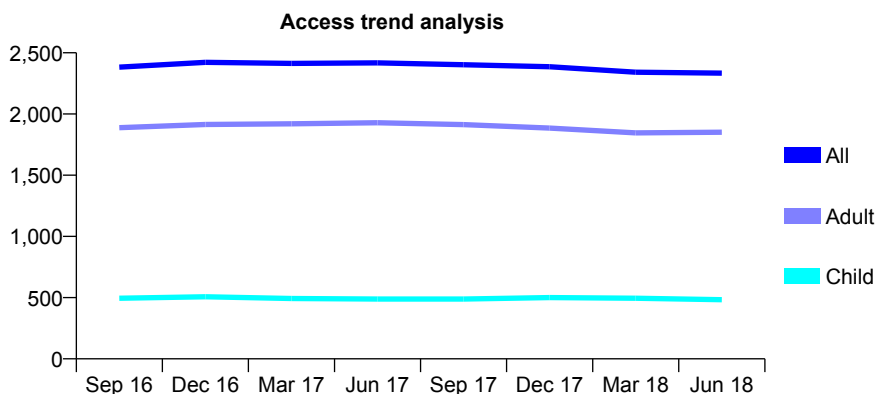
## Q46 - Vital Signs At a Glance Contract Report for 567450/0002 - June 2018

Name or company name	Brooklands Dental Surgery
Contract type name	GDS Contract
Purpose of contract	General
Contract start date	01/04/2006
Contract end date	

18/19 Contracted general activity (UDA)	6,150
Carry forward general activity (UDA)	0
18/19 Contracted orthodontic activity (UOA)	0
Carry forward orthodontic activity (UOA)	0
Baseline contract value	£152,064.62

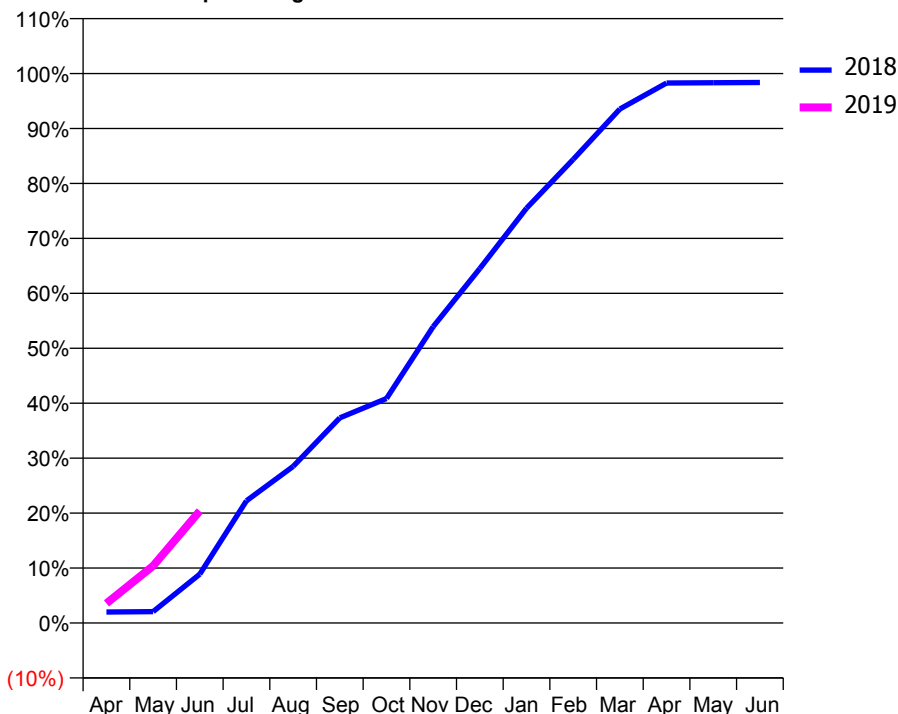
### ACCESS\*

Patients seen in 24 months	Total	Change since previous quarter
Quarter ending June 2017	2,418	
Quarter ending September 2017	2,402	→
Quarter ending December 2017	2,386	→
Quarter ending March 2018	2,341	↓
Quarter ending June 2018	2,334	→
<b>Variance since June 2017</b>	<b>(3.5%)</b>	<b>↓</b>



### ACTIVITY

Cumulative percentage of contracted UDA delivered 2018 & 2019



Month	Adjusted Scheduled Activity (UDA)	
	2018	2019
April	123	219
May	127	639
June	547	1,255
July	1,367	
August	1,753	
September	2,296	
October	2,513	
November	3,317	
December	3,967	
January	4,642	
February	5,188	
March	5,753	
April	6,044	
May	6,046	
June	6,049	

### QUALITY

	Quantity	Base Number	Contract	AT	Region	England
% of FP17s for the same patient ID Re-attending within 3 months - Children	9	173	5.2%	11.7%	12.0%	11.5%
% of FP17s for the same patient ID Re-attending within 3 months - Adults	94	624	15.1%	15.8%	15.7%	15.4%
% of FP17s for the same patient ID Re-attending between 3 & 9 months - Children	87	173	50.3%	58.4%	60.3%	58.9%
% of FP17s for the same patient ID Re-attending between 3 & 9 months - Adults	358	624	57.4%	51.9%	54.0%	51.6%
% of FP17s for Band 1 Urgent Courses	58	631	9.2%	10.1%	8.9%	8.9%
% of FP17s Relating to Free Repair or Replacements	4	631	0.6%	0.9%	1.0%	0.8%
% of FP17s Relating to Continuations	7	631	1.1%	0.9%	1.1%	0.9%
% of Patients satisfied with the dentistry they have received	2	2	N/A	94.3%	93.4%	93.2%
% of Patients satisfied with the time they had to wait for an appointment	2	2	N/A	89.3%	89.4%	88.8%

\* This is based on patients treated on this contract for their most recent course of treatment. Figures in italics indicate the base number of FP17s or Patient Questionnaire responses are less than 100. N/A is shown where the base number of responses is less than 10 during the period. % is calculated as Quantity/Base number\*100

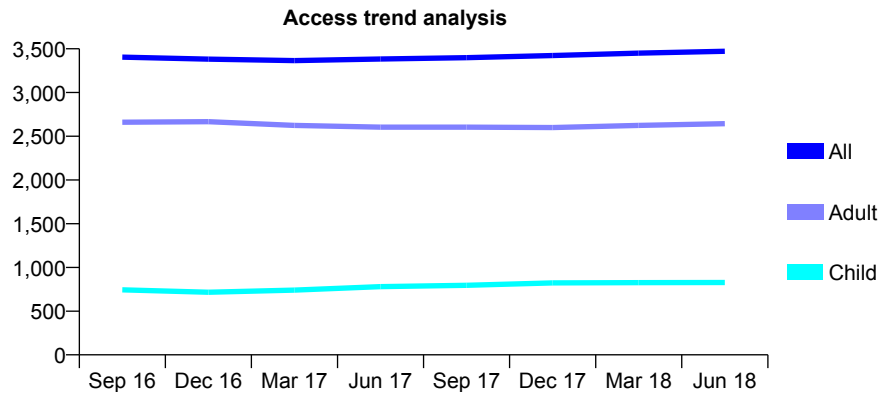
## Q46 - Vital Signs At a Glance Contract Report for 571261/0001 - June 2018

Name or company name	MR EN WOODIER
Contract type name	GDS Contract
Purpose of contract	General
Contract start date	01/04/2006
Contract end date	

18/19 Contracted general activity (UDA)	12,668
Carry forward general activity (UDA)	0
18/19 Contracted orthodontic activity (UOA)	0
Carry forward orthodontic activity (UOA)	0
Baseline contract value	£377,190.15

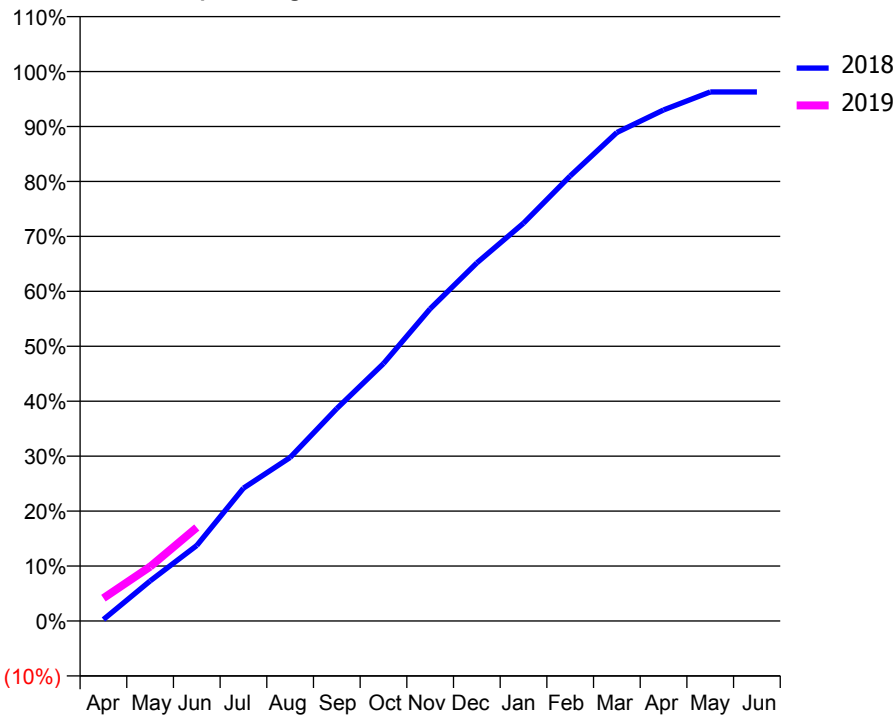
### ACCESS\*

Patients seen in 24 months	Total	Change since previous quarter
Quarter ending June 2017	3,384	
Quarter ending September 2017	3,399	→
Quarter ending December 2017	3,423	→
Quarter ending March 2018	3,450	→
Quarter ending June 2018	3,472	→
<b>Variance since June 2017</b>	<b>2.6%</b>	<b>↑</b>



### ACTIVITY

Cumulative percentage of contracted UDA delivered 2018 & 2019



Month	Adjusted Scheduled Activity (UDA)	
	2018	2019
April	37	528
May	923	1,252
June	1,741	2,155
July	3,063	
August	3,771	
September	4,897	
October	5,936	
November	7,198	
December	8,256	
January	9,170	
February	10,261	
March	11,262	
April	11,782	
May	12,195	
June	12,195	

### QUALITY

	Quantity	Base Number	Contract	AT	Region	England
% of FP17s for the same patient ID Re-attending within 3 months - Children	29	240	12.1%	11.7%	12.0%	11.5%
% of FP17s for the same patient ID Re-attending within 3 months - Adults	140	865	16.2%	15.8%	15.7%	15.4%
% of FP17s for the same patient ID Re-attending between 3 & 9 months - Children	98	240	40.8%	58.4%	60.3%	58.9%
% of FP17s for the same patient ID Re-attending between 3 & 9 months - Adults	378	865	43.7%	51.9%	54.0%	51.6%
% of FP17s for Band 1 Urgent Courses	64	823	7.8%	10.1%	8.9%	8.9%
% of FP17s Relating to Free Repair or Replacements	27	823	3.3%	0.9%	1.0%	0.8%
% of FP17s Relating to Continuations	30	823	3.6%	0.9%	1.1%	0.9%
% of Patients satisfied with the dentistry they have received	0	1	N/A	94.3%	93.4%	93.2%
% of Patients satisfied with the time they had to wait for an appointment	0	1	N/A	89.3%	89.4%	88.8%

\* This is based on patients treated on this contract for their most recent course of treatment. Figures in italics indicate the base number of FP17s or Patient Questionnaire responses are less than 100. N/A is shown where the base number of responses is less than 10 during the period. % is calculated as Quantity/Base number\*100

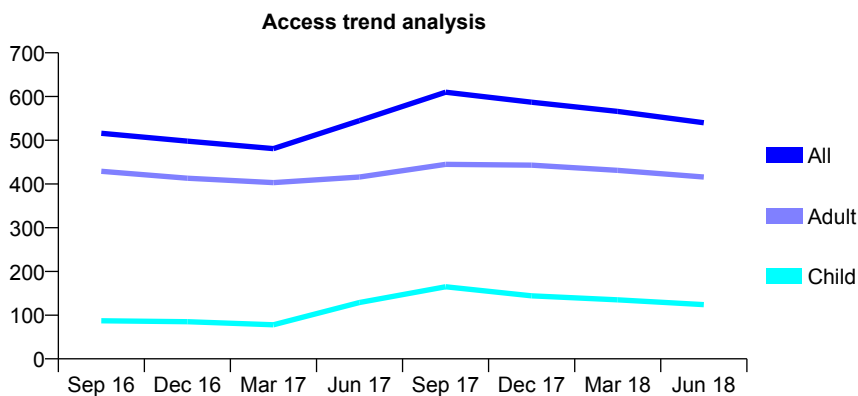
## Q46 - Vital Signs At a Glance Contract Report for 571938/0001 - June 2018

Name or company name	MR DT BADROCK
Contract type name	GDS Contract
Purpose of contract	General
Contract start date	01/04/2006
Contract end date	

18/19 Contracted general activity (UDA)	2,062
Carry forward general activity (UDA)	0
18/19 Contracted orthodontic activity (UOA)	0
Carry forward orthodontic activity (UOA)	0
Baseline contract value	£51,561.95

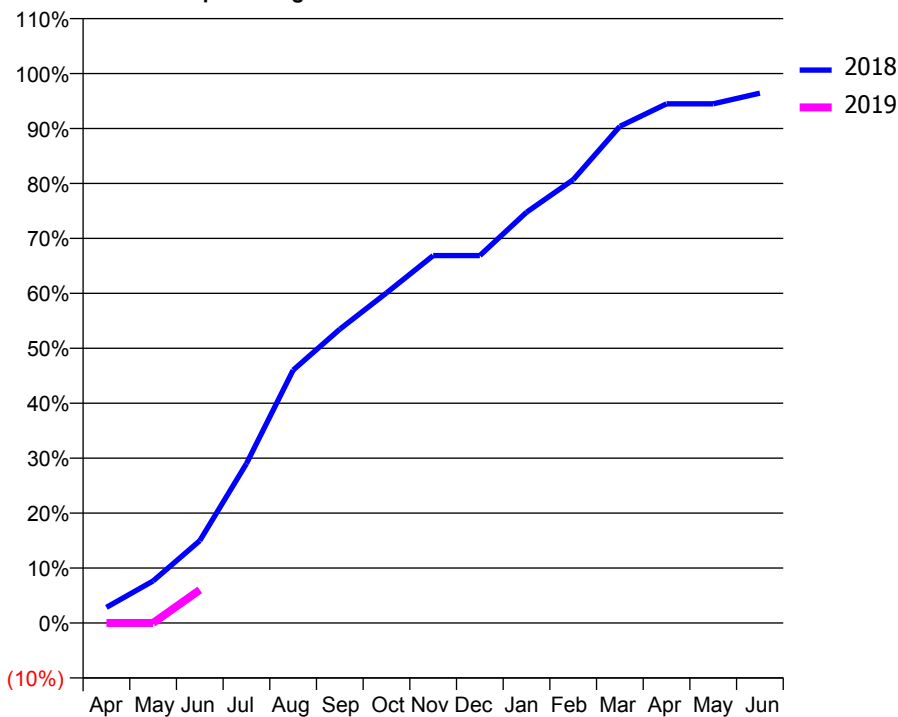
### ACCESS\*

Patients seen in 24 months	Total	Change since previous quarter
Quarter ending June 2017	545	
Quarter ending September 2017	610	↑
Quarter ending December 2017	587	↓
Quarter ending March 2018	566	↓
Quarter ending June 2018	540	↓
<b>Variance since June 2017</b>	<b>(0.9%)</b>	→



### ACTIVITY

Cumulative percentage of contracted UDA delivered 2018 & 2019



Adjusted Scheduled Activity (UDA)		
Month	2018	2019
April	59	0
May	158	0
June	309	124
July	598	
August	949	
September	1,103	
October	1,239	
November	1,379	
December	1,379	
January	1,541	
February	1,663	
March	1,864	
April	1,948	
May	1,948	
June	1,988	

### QUALITY

	Quantity	Base Number	Contract	AT	Region	England
% of FP17s for the same patient ID Re-attending within 3 months - Children	0	19	0.0%	11.7%	12.0%	11.5%
% of FP17s for the same patient ID Re-attending within 3 months - Adults	10	70	14.3%	15.8%	15.7%	15.4%
% of FP17s for the same patient ID Re-attending between 3 & 9 months - Children	4	19	21.1%	58.4%	60.3%	58.9%
% of FP17s for the same patient ID Re-attending between 3 & 9 months - Adults	13	70	18.6%	51.9%	54.0%	51.6%
% of FP17s for Band 1 Urgent Courses	12	57	21.1%	10.1%	8.9%	8.9%
% of FP17s Relating to Free Repair or Replacements	0	57	0.0%	0.9%	1.0%	0.8%
% of FP17s Relating to Continuations	1	57	1.8%	0.9%	1.1%	0.9%
% of Patients satisfied with the dentistry they have received	0	0	N/A	94.3%	93.4%	93.2%
% of Patients satisfied with the time they had to wait for an appointment	0	0	N/A	89.3%	89.4%	88.8%

\* This is based on patients treated on this contract for their most recent course of treatment. Figures in italics indicate the base number of FP17s or Patient Questionnaire responses are less than 100. N/A is shown where the base number of responses is less than 10 during the period. % is calculated as Quantity/Base number\*100

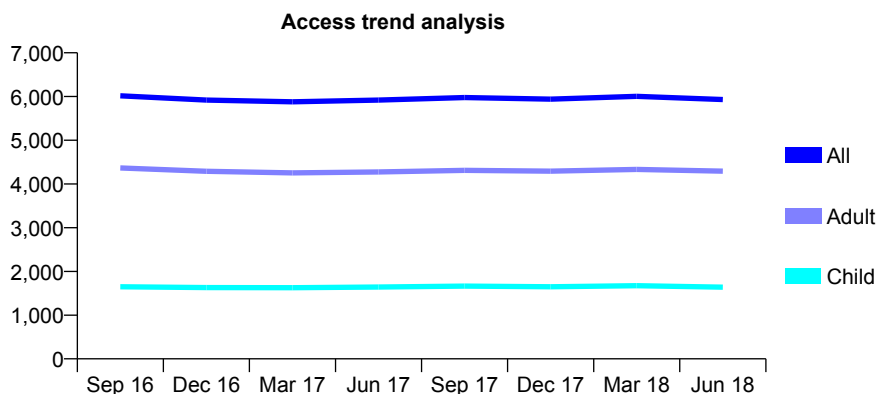
## Q46 - Vital Signs At a Glance Contract Report for 572411/0001 - June 2018

Name or company name	MR DM VALLANCE
Contract type name	GDS Contract
Purpose of contract	General
Contract start date	01/04/2006
Contract end date	

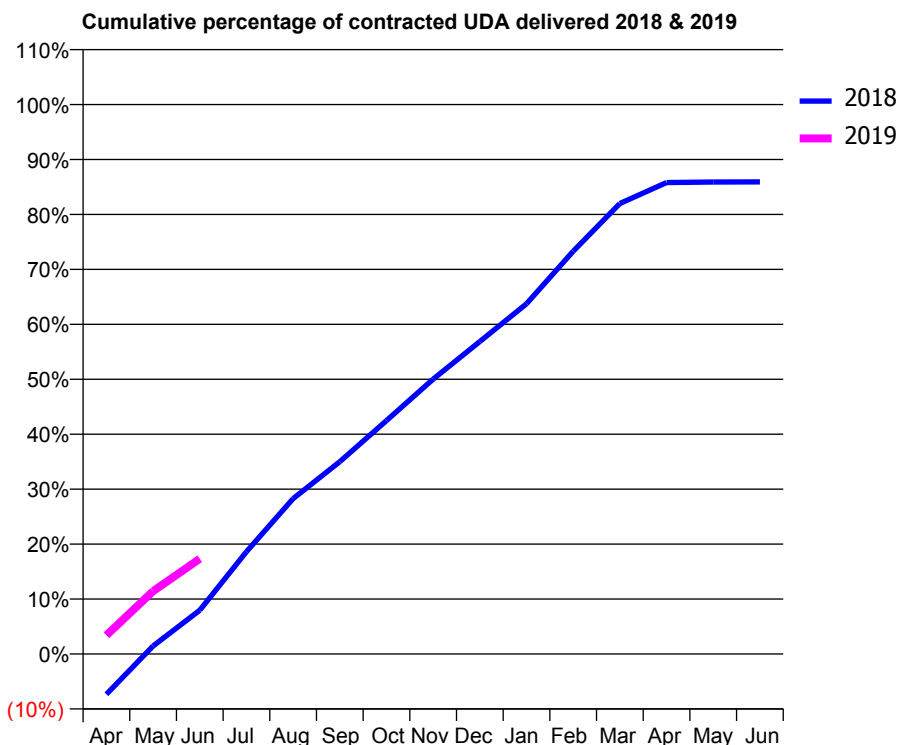
18/19 Contracted general activity (UDA)	20,324
Carry forward general activity (UDA)	0
18/19 Contracted orthodontic activity (UOA)	0
Carry forward orthodontic activity (UOA)	0
Baseline contract value	£560,101.91

### ACCESS\*

Patients seen in 24 months	Total	Change since previous quarter
Quarter ending June 2017	5,919	
Quarter ending September 2017	5,976	→
Quarter ending December 2017	5,941	→
Quarter ending March 2018	6,004	→
Quarter ending June 2018	5,930	↓
<b>Variance since June 2017</b>	<b>0.2%</b>	<b>→</b>



### ACTIVITY



Month	Adjusted Scheduled Activity (UDA)	
	2018	2019
April	-1,492	693
May	297	2,326
June	1,622	3,522
July	3,784	
August	5,748	
September	7,116	
October	8,634	
November	10,169	
December	11,559	
January	12,955	
February	14,896	
March	16,663	
April	17,437	
May	17,457	
June	17,461	

### QUALITY

	Quantity	Base Number	Contract	AT	Region	England
% of FP17s for the same patient ID Re-attending within 3 months - Children	45	595	7.6%	11.7%	12.0%	11.5%
% of FP17s for the same patient ID Re-attending within 3 months - Adults	169	1,357	12.5%	15.8%	15.7%	15.4%
% of FP17s for the same patient ID Re-attending between 3 & 9 months - Children	384	595	64.5%	58.4%	60.3%	58.9%
% of FP17s for the same patient ID Re-attending between 3 & 9 months - Adults	722	1,357	53.2%	51.9%	54.0%	51.6%
% of FP17s for Band 1 Urgent Courses	103	1,653	6.2%	10.1%	8.9%	8.9%
% of FP17s Relating to Free Repair or Replacements	14	1,653	0.8%	0.9%	1.0%	0.8%
% of FP17s Relating to Continuations	24	1,653	1.5%	0.9%	1.1%	0.9%
% of Patients satisfied with the dentistry they have received	3	3	N/A	94.3%	93.4%	93.2%
% of Patients satisfied with the time they had to wait for an appointment	2	3	N/A	89.3%	89.4%	88.8%

\* This is based on patients treated on this contract for their most recent course of treatment. Figures in italics indicate the base number of FP17s or Patient Questionnaire responses are less than 100. N/A is shown where the base number of responses is less than 10 during the period. % is calculated as Quantity/Base number\*100

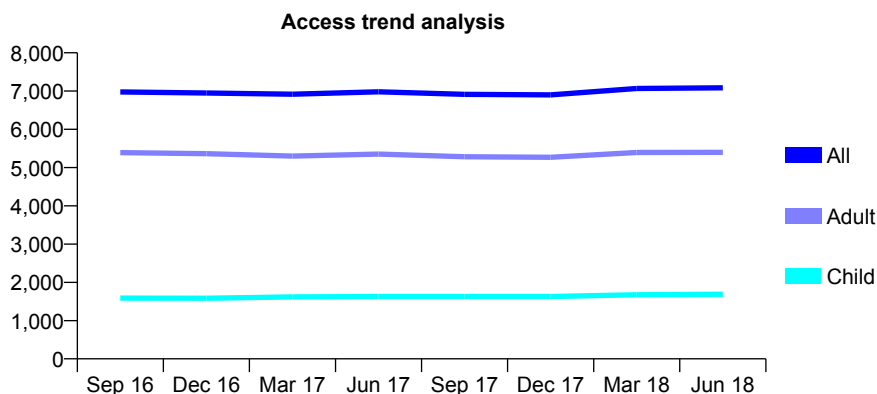
## Q46 - Vital Signs At a Glance Contract Report for 572411/0002 - June 2018

Name or company name	MR DM VALLANCE
Contract type name	GDS Contract
Purpose of contract	General
Contract start date	01/04/2006
Contract end date	

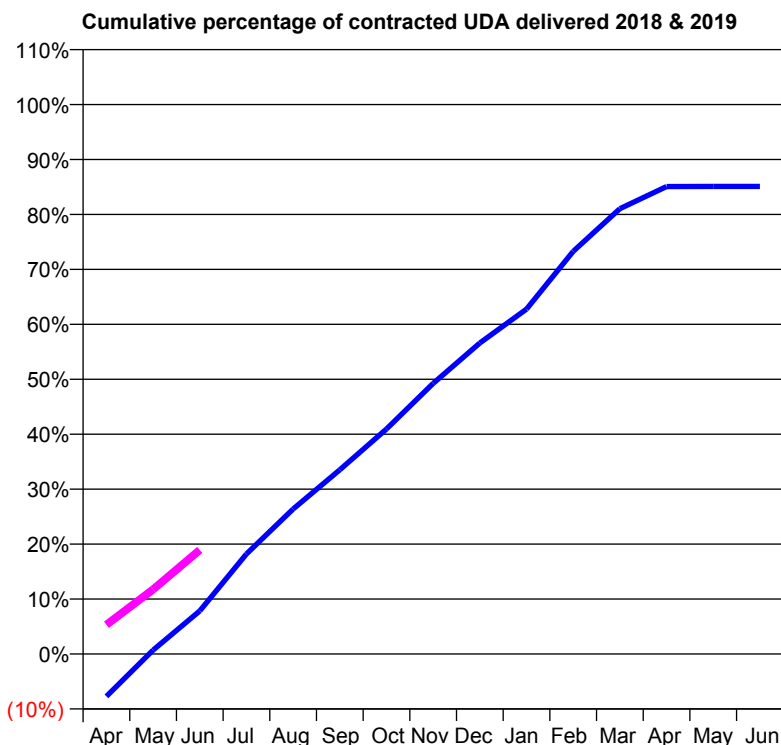
18/19 Contracted general activity (UDA)	20,269
Carry forward general activity (UDA)	0
18/19 Contracted orthodontic activity (UOA)	0
Carry forward orthodontic activity (UOA)	0
Baseline contract value	£556,536.29

### ACCESS\*

Patients seen in 24 months	Total	Change since previous quarter
Quarter ending June 2017	6,981	
Quarter ending September 2017	6,913	→
Quarter ending December 2017	6,900	→
Quarter ending March 2018	7,068	↑
Quarter ending June 2018	7,085	→
<b>Variance since June 2017</b>	<b>1.5%</b>	<b>→</b>



### ACTIVITY



Month	Adjusted Scheduled Activity (UDA)	
	2018	2019
April	-1,567	1,081
May	144	2,384
June	1,590	3,840
July	3,694	
August	5,347	
September	6,793	
October	8,302	
November	9,984	
December	11,472	
January	12,722	
February	14,853	
March	16,426	
April	17,242	
May	17,246	
June	17,248	

### QUALITY

	Quantity	Base Number	Contract	AT	Region	England
% of FP17s for the same patient ID Re-attending within 3 months - Children	62	530	11.7%	11.7%	12.0%	11.5%
% of FP17s for the same patient ID Re-attending within 3 months - Adults	246	1,646	14.9%	15.8%	15.7%	15.4%
% of FP17s for the same patient ID Re-attending between 3 & 9 months - Children	312	530	58.9%	58.4%	60.3%	58.9%
% of FP17s for the same patient ID Re-attending between 3 & 9 months - Adults	734	1,646	44.6%	51.9%	54.0%	51.6%
% of FP17s for Band 1 Urgent Courses	224	1,799	12.5%	10.1%	8.9%	8.9%
% of FP17s Relating to Free Repair or Replacements	6	1,799	0.3%	0.9%	1.0%	0.8%
% of FP17s Relating to Continuations	24	1,799	1.3%	0.9%	1.1%	0.9%
% of Patients satisfied with the dentistry they have received	7	7	N/A	94.3%	93.4%	93.2%
% of Patients satisfied with the time they had to wait for an appointment	7	7	N/A	89.3%	89.4%	88.8%

\* This is based on patients treated on this contract for their most recent course of treatment. Figures in italics indicate the base number of FP17s or Patient Questionnaire responses are less than 100. N/A is shown where the base number of responses is less than 10 during the period. % is calculated as Quantity/Base number\*100



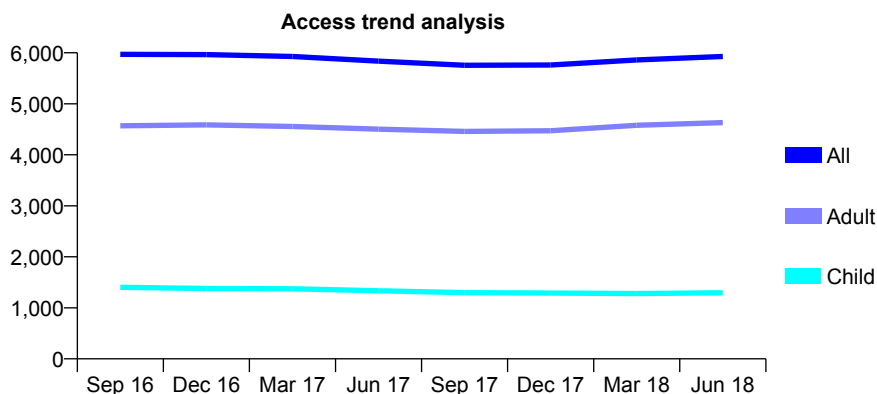
## Q46 - Vital Signs At a Glance Contract Report for 572713/0001 - June 2018

Name or company name	MR SJ WARD
Contract type name	GDS Contract
Purpose of contract	General
Contract start date	01/04/2006
Contract end date	

18/19 Contracted general activity (UDA)	17,573
Carry forward general activity (UDA)	0
18/19 Contracted orthodontic activity (UOA)	0
Carry forward orthodontic activity (UOA)	0
Baseline contract value	£580,084.42

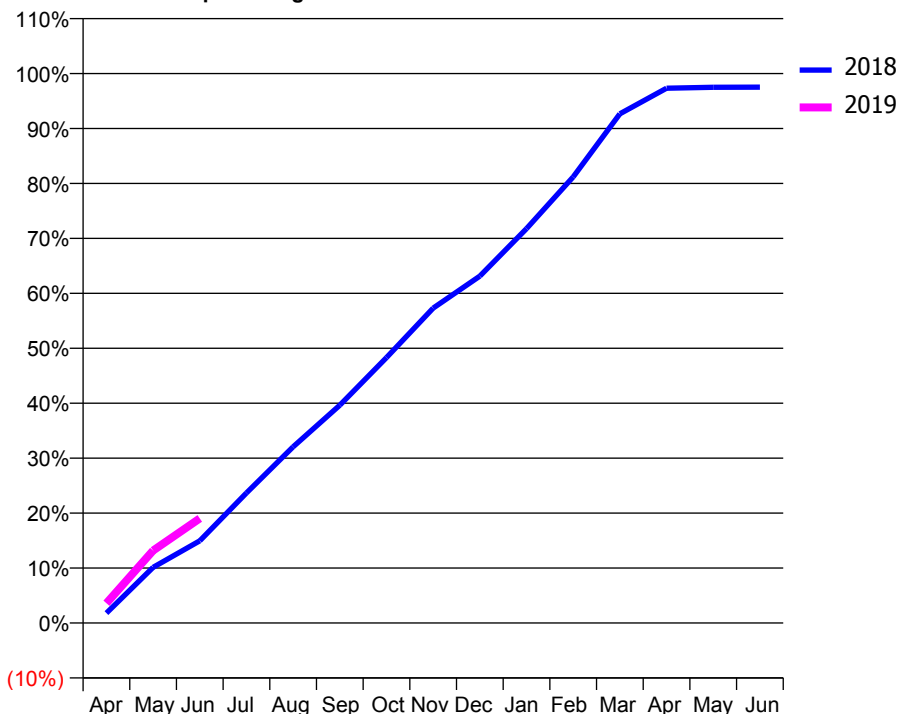
### ACCESS\*

Patients seen in 24 months	Total	Change since previous quarter
Quarter ending June 2017	5,837	
Quarter ending September 2017	5,756	↓
Quarter ending December 2017	5,761	→
Quarter ending March 2018	5,859	→
Quarter ending June 2018	5,927	→
<b>Variance since June 2017</b>	<b>1.5%</b>	<b>→</b>



### ACTIVITY

Cumulative percentage of contracted UDA delivered 2018 & 2019



Adjusted Scheduled Activity (UDA)

Month	2018	2019
April	316	635
May	1,781	2,319
June	2,631	3,344
July	4,159	
August	5,636	
September	6,964	
October	8,490	
November	10,072	
December	11,095	
January	12,612	
February	14,267	
March	16,282	
April	17,103	
May	17,131	
June	17,138	

### QUALITY

	Quantity	Base Number	Contract	AT	Region	England
% of FP17s for the same patient ID Re-attending within 3 months - Children	46	390	11.8%	11.7%	12.0%	11.5%
% of FP17s for the same patient ID Re-attending within 3 months - Adults	293	1,808	16.2%	15.8%	15.7%	15.4%
% of FP17s for the same patient ID Re-attending between 3 & 9 months - Children	164	390	42.1%	58.4%	60.3%	58.9%
% of FP17s for the same patient ID Re-attending between 3 & 9 months - Adults	871	1,808	48.2%	51.9%	54.0%	51.6%
% of FP17s for Band 1 Urgent Courses	166	1,810	9.2%	10.1%	8.9%	8.9%
% of FP17s Relating to Free Repair or Replacements	12	1,810	0.7%	0.9%	1.0%	0.8%
% of FP17s Relating to Continuations	46	1,810	2.5%	0.9%	1.1%	0.9%
% of Patients satisfied with the dentistry they have received	5	5	N/A	94.3%	93.4%	93.2%
% of Patients satisfied with the time they had to wait for an appointment	4	5	N/A	89.3%	89.4%	88.8%

\* This is based on patients treated on this contract for their most recent course of treatment. Figures in italics indicate the base number of FP17s or Patient Questionnaire responses are less than 100. N/A is shown where the base number of responses is less than 10 during the period. % is calculated as Quantity/Base number\*100

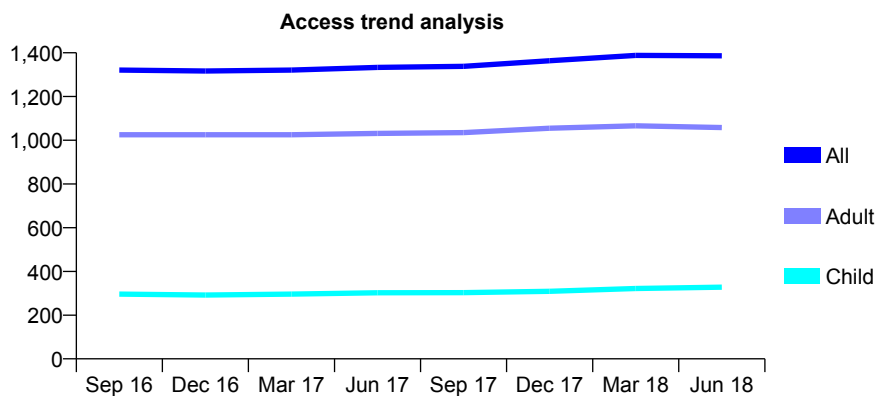
## Q46 - Vital Signs At a Glance Contract Report for 576050/0001 - June 2018

Name or company name	MR AJ STOGGALL
Contract type name	GDS Contract
Purpose of contract	General
Contract start date	01/04/2006
Contract end date	

18/19 Contracted general activity (UDA)	4,712
Carry forward general activity (UDA)	0
18/19 Contracted orthodontic activity (UOA)	0
Carry forward orthodontic activity (UOA)	0
Baseline contract value	£180,694.68

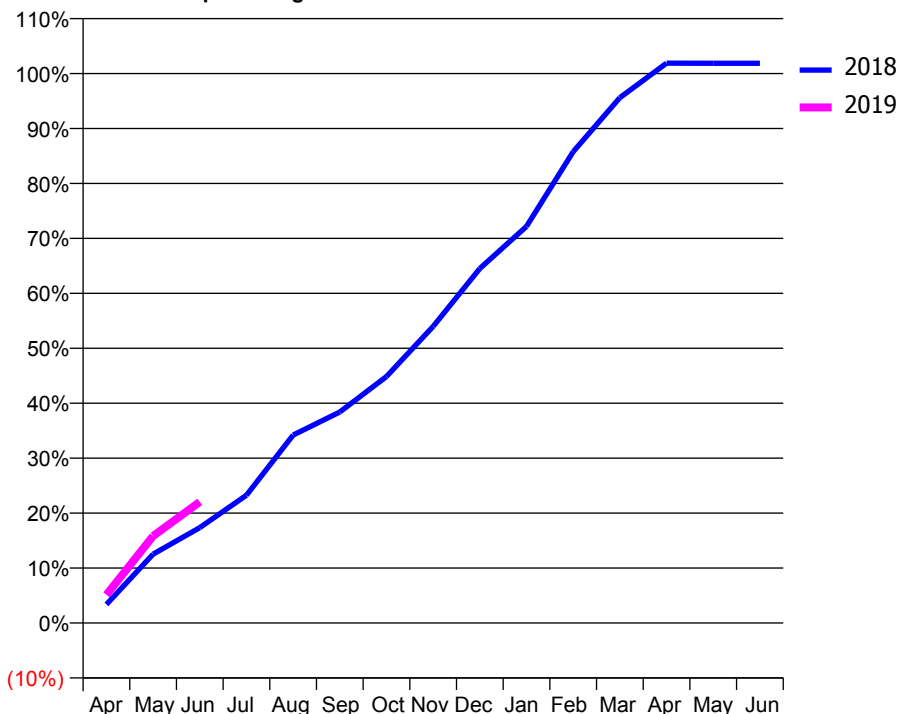
### ACCESS\*

Patients seen in 24 months	Total	Change since previous quarter
Quarter ending June 2017	1,333	
Quarter ending September 2017	1,338	→
Quarter ending December 2017	1,364	→
Quarter ending March 2018	1,388	→
Quarter ending June 2018	1,386	→
<b>Variance since June 2017</b>	<b>4.0%</b>	<b>↑</b>



### ACTIVITY

Cumulative percentage of contracted UDA delivered 2018 & 2019



Month	Adjusted Scheduled Activity (UDA)	
	2018	2019
April	159	242
May	590	746
June	818	1,039
July	1,096	
August	1,612	
September	1,809	
October	2,114	
November	2,544	
December	3,040	
January	3,401	
February	4,041	
March	4,504	
April	4,801	
May	4,800	
June	4,800	

### QUALITY

	Quantity	Base Number	Contract	AT	Region	England
% of FP17s for the same patient ID Re-attending within 3 months - Children	8	142	5.6%	11.7%	12.0%	11.5%
% of FP17s for the same patient ID Re-attending within 3 months - Adults	89	455	19.6%	15.8%	15.7%	15.4%
% of FP17s for the same patient ID Re-attending between 3 & 9 months - Children	100	142	70.4%	58.4%	60.3%	58.9%
% of FP17s for the same patient ID Re-attending between 3 & 9 months - Adults	279	455	61.3%	51.9%	54.0%	51.6%
% of FP17s for Band 1 Urgent Courses	34	494	6.9%	10.1%	8.9%	8.9%
% of FP17s Relating to Free Repair or Replacements	3	494	0.6%	0.9%	1.0%	0.8%
% of FP17s Relating to Continuations	10	494	2.0%	0.9%	1.1%	0.9%
% of Patients satisfied with the dentistry they have received	0	0	N/A	94.3%	93.4%	93.2%
% of Patients satisfied with the time they had to wait for an appointment	0	0	N/A	89.3%	89.4%	88.8%

\* This is based on patients treated on this contract for their most recent course of treatment. Figures in italics indicate the base number of FP17s or Patient Questionnaire responses are less than 100. N/A is shown where the base number of responses is less than 10 during the period. % is calculated as Quantity/Base number\*100

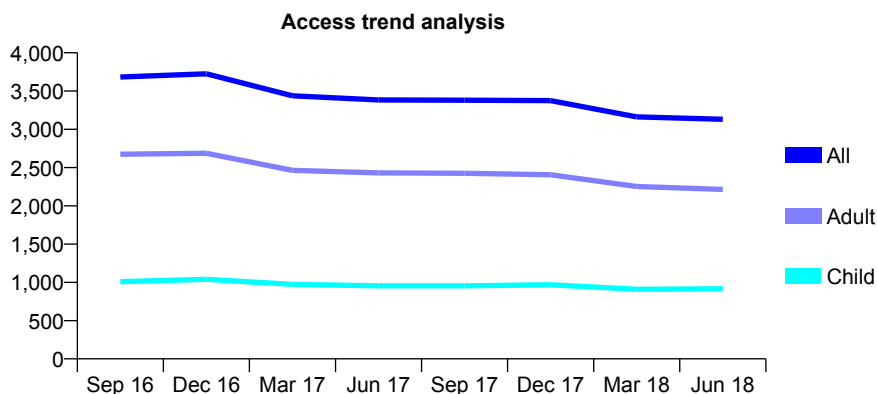
## Q46 - Vital Signs At a Glance Contract Report for 610801/0001 - June 2018

Name or company name	MRS KM SHAH
Contract type name	GDS Contract
Purpose of contract	General
Contract start date	21/10/2010
Contract end date	

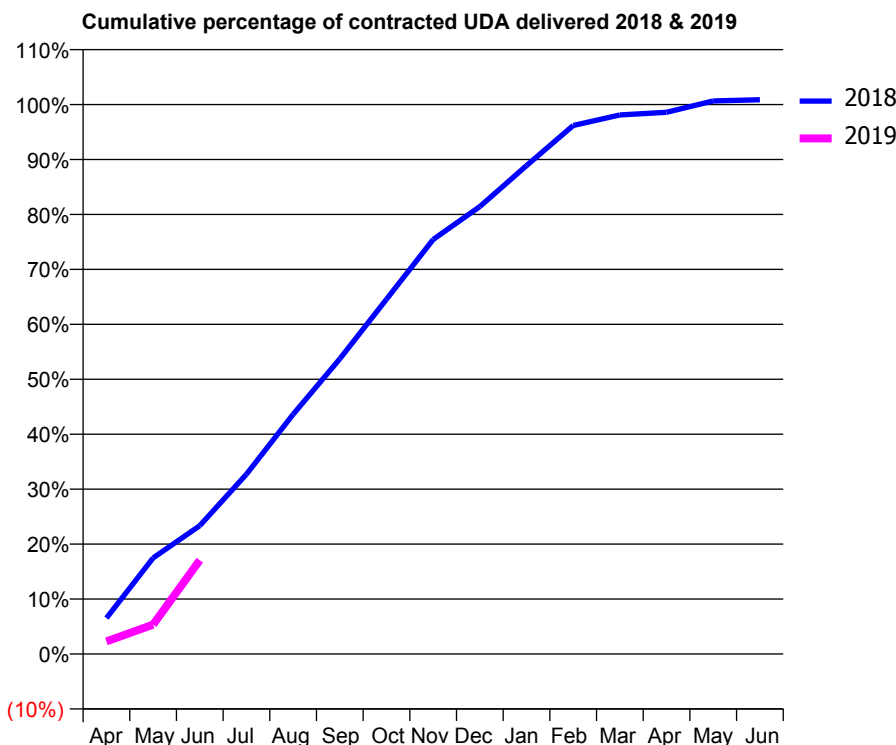
18/19 Contracted general activity (UDA)	10,334
Carry forward general activity (UDA)	0
18/19 Contracted orthodontic activity (UOA)	0
Carry forward orthodontic activity (UOA)	0
Baseline contract value	£254,983.57

### ACCESS\*

Patients seen in 24 months	Total	Change since previous quarter
Quarter ending June 2017	3,384	
Quarter ending September 2017	3,381	→
Quarter ending December 2017	3,375	→
Quarter ending March 2018	3,162	↓
Quarter ending June 2018	3,131	→
<b>Variance since June 2017</b>	<b>(7.5%)</b>	<b>↓</b>



### ACTIVITY



Month	Adjusted Scheduled Activity (UDA)	
	2018	2019
April	676	236
May	1,806	553
June	2,413	1,763
July	3,382	
August	4,508	
September	5,552	
October	6,672	
November	7,795	
December	8,414	
January	9,184	
February	9,938	
March	10,139	
April	10,189	
May	10,401	
June	10,424	

### QUALITY

	Quantity	Base Number	Contract	AT	Region	England
% of FP17s for the same patient ID Re-attending within 3 months - Children	25	415	6.0%	11.7%	12.0%	11.5%
% of FP17s for the same patient ID Re-attending within 3 months - Adults	71	744	9.5%	15.8%	15.7%	15.4%
% of FP17s for the same patient ID Re-attending between 3 & 9 months - Children	290	415	69.9%	58.4%	60.3%	58.9%
% of FP17s for the same patient ID Re-attending between 3 & 9 months - Adults	498	744	66.9%	51.9%	54.0%	51.6%
% of FP17s for Band 1 Urgent Courses	50	1,011	4.9%	10.1%	8.9%	8.9%
% of FP17s Relating to Free Repair or Replacements	4	1,011	0.4%	0.9%	1.0%	0.8%
% of FP17s Relating to Continuations	6	1,011	0.6%	0.9%	1.1%	0.9%
% of Patients satisfied with the dentistry they have received	3	3	N/A	94.3%	93.4%	93.2%
% of Patients satisfied with the time they had to wait for an appointment	3	3	N/A	89.3%	89.4%	88.8%

\* This is based on patients treated on this contract for their most recent course of treatment. Figures in italics indicate the base number of FP17s or Patient Questionnaire responses are less than 100. N/A is shown where the base number of responses is less than 10 during the period. % is calculated as Quantity/Base number\*100

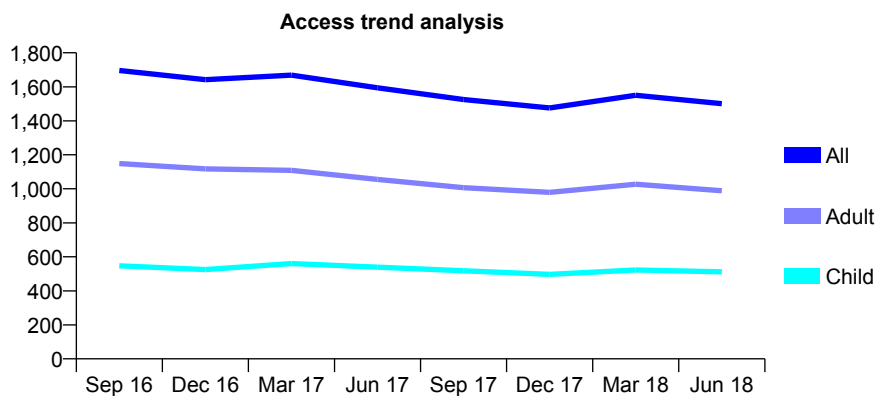
## Q46 - Vital Signs At a Glance Contract Report for 613347/0001 - June 2018

Name or company name	MISS AT SARWAR
Contract type name	GDS Contract
Purpose of contract	General
Contract start date	30/06/2014
Contract end date	

18/19 Contracted general activity (UDA)	5,753
Carry forward general activity (UDA)	0
18/19 Contracted orthodontic activity (UOA)	0
Carry forward orthodontic activity (UOA)	0
Baseline contract value	£140,836.53

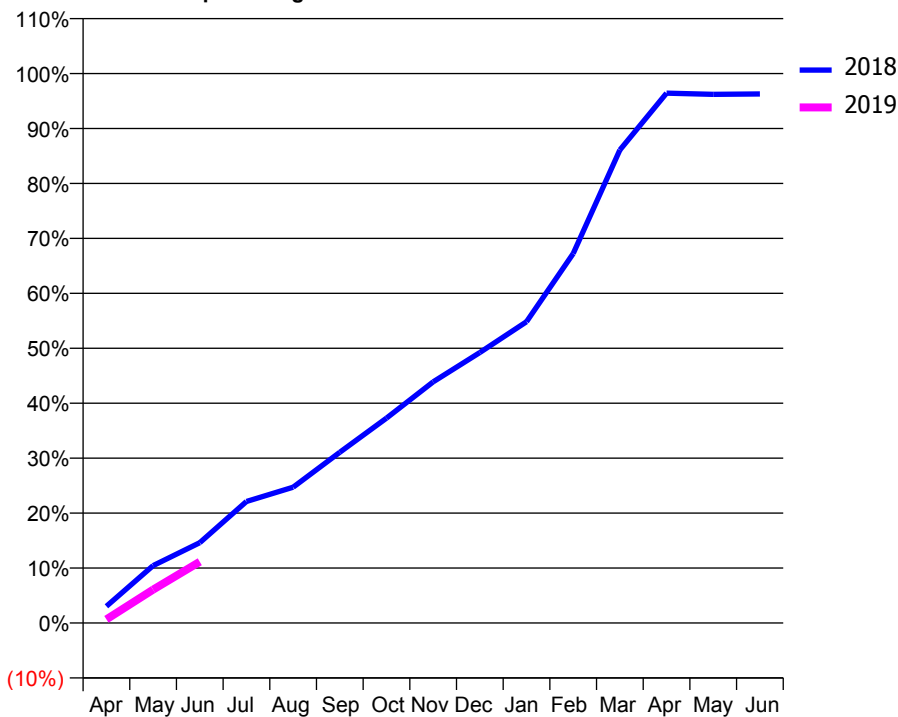
### ACCESS\*

Patients seen in 24 months	Total	Change since previous quarter
Quarter ending June 2017	1,594	
Quarter ending September 2017	1,525	↓
Quarter ending December 2017	1,476	↓
Quarter ending March 2018	1,550	↑
Quarter ending June 2018	1,501	↓
<b>Variance since June 2017</b>	<b>(5.8%)</b>	<b>↓</b>



### ACTIVITY

Cumulative percentage of contracted UDA delivered 2018 & 2019



Adjusted Scheduled Activity (UDA)

Month	2018	2019
April	175	38
May	601	350
June	842	642
July	1,273	
August	1,422	
September	1,787	
October	2,145	
November	2,525	
December	2,833	
January	3,154	
February	3,868	
March	4,953	
April	5,547	
May	5,535	
June	5,538	

### QUALITY

	Quantity	Base Number	Contract	AT	Region	England
% of FP17s for the same patient ID Re-attending within 3 months - Children	21	136	15.4%	11.7%	12.0%	11.5%
% of FP17s for the same patient ID Re-attending within 3 months - Adults	70	325	21.5%	15.8%	15.7%	15.4%
% of FP17s for the same patient ID Re-attending between 3 & 9 months - Children	72	136	52.9%	58.4%	60.3%	58.9%
% of FP17s for the same patient ID Re-attending between 3 & 9 months - Adults	149	325	45.8%	51.9%	54.0%	51.6%
% of FP17s for Band 1 Urgent Courses	50	300	16.7%	10.1%	8.9%	8.9%
% of FP17s Relating to Free Repair or Replacements	8	300	2.7%	0.9%	1.0%	0.8%
% of FP17s Relating to Continuations	3	300	1.0%	0.9%	1.1%	0.9%
% of Patients satisfied with the dentistry they have received	1	1	N/A	94.3%	93.4%	93.2%
% of Patients satisfied with the time they had to wait for an appointment	1	1	N/A	89.3%	89.4%	88.8%

\* This is based on patients treated on this contract for their most recent course of treatment. Figures in italics indicate the base number of FP17s or Patient Questionnaire responses are less than 100. N/A is shown where the base number of responses is less than 10 during the period. % is calculated as Quantity/Base number\*100

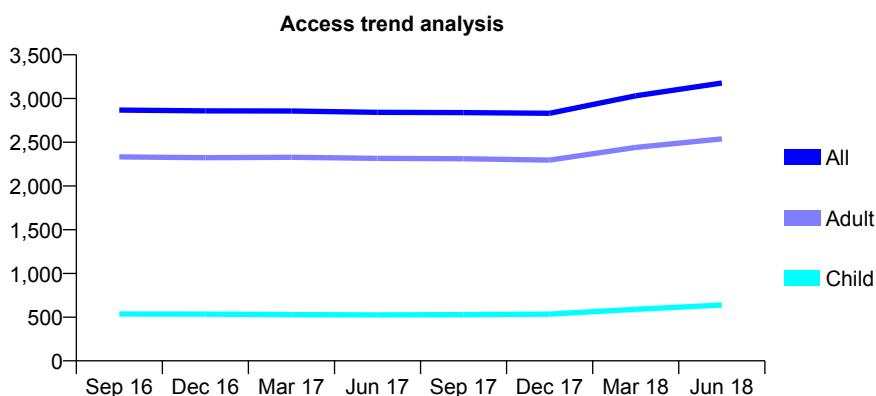
## Q46 - Vital Signs At a Glance Contract Report for 620319/0001 - June 2018

Name or company name	Mr A Joubert
Contract type name	GDS Contract
Purpose of contract	General
Contract start date	01/04/2006
Contract end date	

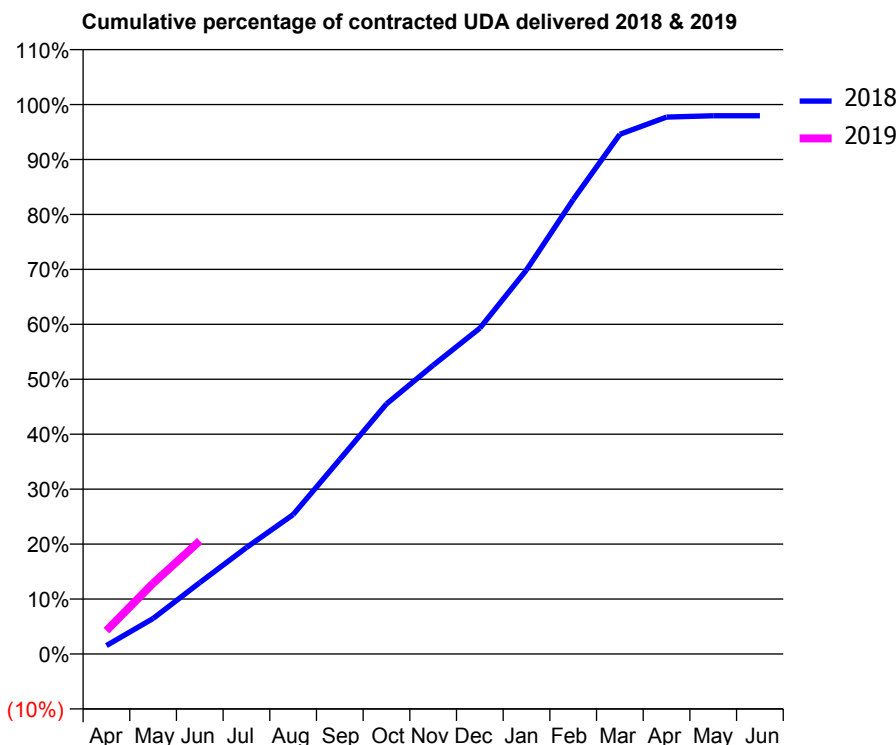
18/19 Contracted general activity (UDA)	10,354
Carry forward general activity (UDA)	0
18/19 Contracted orthodontic activity (UOA)	0
Carry forward orthodontic activity (UOA)	0
Baseline contract value	£208,093.76

### ACCESS\*

Patients seen in 24 months	Total	Change since previous quarter
Quarter ending June 2017	2,842	
Quarter ending September 2017	2,839	→
Quarter ending December 2017	2,831	→
Quarter ending March 2018	3,031	↑
Quarter ending June 2018	3,177	↑
<b>Variance since June 2017</b>	<b>11.8%</b>	<b>↑</b>



### ACTIVITY



Adjusted Scheduled Activity (UDA)		
Month	2018	2019
April	160	440
May	669	1,332
June	1,346	2,132
July	2,007	
August	2,626	
September	3,667	
October	4,712	
November	5,441	
December	6,139	
January	7,238	
February	8,562	
March	9,792	
April	10,117	
May	10,141	
June	10,141	

### QUALITY

	Quantity	Base Number	Contract	AT	Region	England
% of FP17s for the same patient ID Re-attending within 3 months - Children	27	269	10.0%	11.7%	12.0%	11.5%
% of FP17s for the same patient ID Re-attending within 3 months - Adults	197	1,073	18.4%	15.8%	15.7%	15.4%
% of FP17s for the same patient ID Re-attending between 3 & 9 months - Children	153	269	56.9%	58.4%	60.3%	58.9%
% of FP17s for the same patient ID Re-attending between 3 & 9 months - Adults	661	1,073	61.6%	51.9%	54.0%	51.6%
% of FP17s for Band 1 Urgent Courses	83	1,179	7.0%	10.1%	8.9%	8.9%
% of FP17s Relating to Free Repair or Replacements	16	1,179	1.4%	0.9%	1.0%	0.8%
% of FP17s Relating to Continuations	20	1,179	1.7%	0.9%	1.1%	0.9%
% of Patients satisfied with the dentistry they have received	4	4	N/A	94.3%	93.4%	93.2%
% of Patients satisfied with the time they had to wait for an appointment	4	4	N/A	89.3%	89.4%	88.8%

\* This is based on patients treated on this contract for their most recent course of treatment. Figures in italics indicate the base number of FP17s or Patient Questionnaire responses are less than 100. N/A is shown where the base number of responses is less than 10 during the period. % is calculated as Quantity/Base number\*100

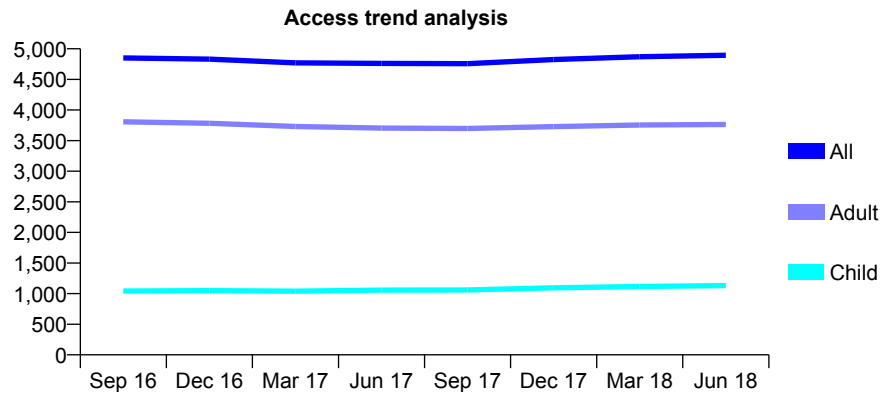
## Q46 - Vital Signs At a Glance Contract Report for 620343/0001 - June 2018

Name or company name	MR SD WALMSLEY
Contract type name	GDS Contract
Purpose of contract	General
Contract start date	01/04/2006
Contract end date	

18/19 Contracted general activity (UDA)	13,145
Carry forward general activity (UDA)	0
18/19 Contracted orthodontic activity (UOA)	0
Carry forward orthodontic activity (UOA)	0
Baseline contract value	£369,358.90

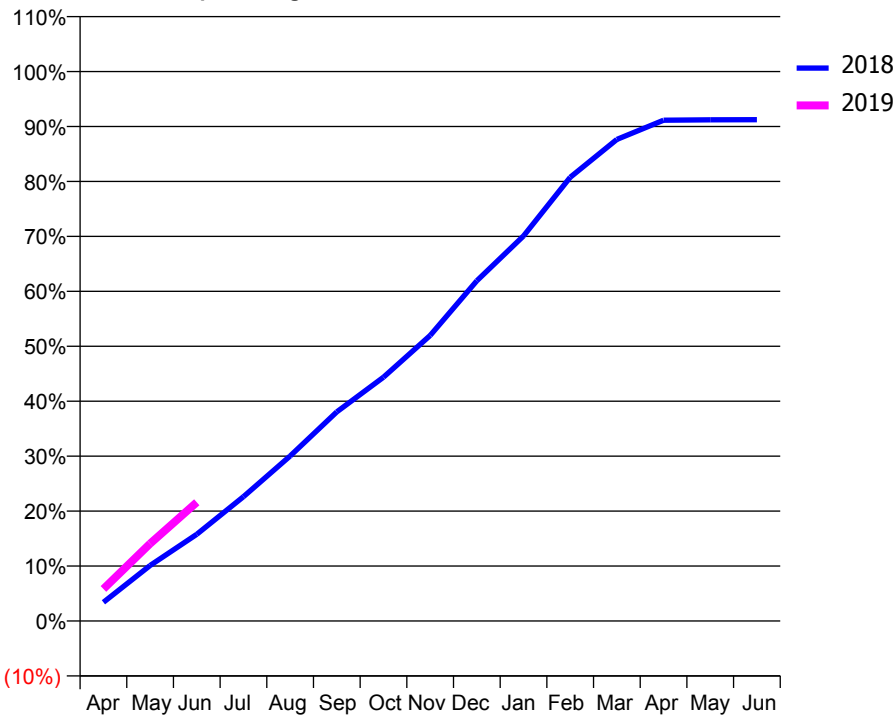
### ACCESS\*

Patients seen in 24 months	Total	Change since previous quarter
Quarter ending June 2017	4,762	
Quarter ending September 2017	4,758	→
Quarter ending December 2017	4,824	→
Quarter ending March 2018	4,870	→
Quarter ending June 2018	4,894	→
<b>Variance since June 2017</b>	<b>2.8%</b>	<b>↑</b>



### ACTIVITY

Cumulative percentage of contracted UDA delivered 2018 & 2019



Month	Adjusted Scheduled Activity (UDA)	
	2018	2019
April	449	766
May	1,330	1,850
June	2,075	2,840
July	2,973	
August	3,947	
September	5,003	
October	5,833	
November	6,831	
December	8,138	
January	9,212	
February	10,614	
March	11,521	
April	11,979	
May	11,990	
June	11,992	

### QUALITY

	Quantity	Base Number	Contract	AT	Region	England
% of FP17s for the same patient ID Re-attending within 3 months - Children	23	387	5.9%	11.7%	12.0%	11.5%
% of FP17s for the same patient ID Re-attending within 3 months - Adults	132	1,238	10.7%	15.8%	15.7%	15.4%
% of FP17s for the same patient ID Re-attending between 3 & 9 months - Children	200	387	51.7%	58.4%	60.3%	58.9%
% of FP17s for the same patient ID Re-attending between 3 & 9 months - Adults	573	1,238	46.3%	51.9%	54.0%	51.6%
% of FP17s for Band 1 Urgent Courses	68	1,380	4.9%	10.1%	8.9%	8.9%
% of FP17s Relating to Free Repair or Replacements	2	1,380	0.1%	0.9%	1.0%	0.8%
% of FP17s Relating to Continuations	26	1,380	1.9%	0.9%	1.1%	0.9%
% of Patients satisfied with the dentistry they have received	2	2	N/A	94.3%	93.4%	93.2%
% of Patients satisfied with the time they had to wait for an appointment	2	2	N/A	89.3%	89.4%	88.8%

\* This is based on patients treated on this contract for their most recent course of treatment. Figures in italics indicate the base number of FP17s or Patient Questionnaire responses are less than 100. N/A is shown where the base number of responses is less than 10 during the period. % is calculated as Quantity/Base number\*100

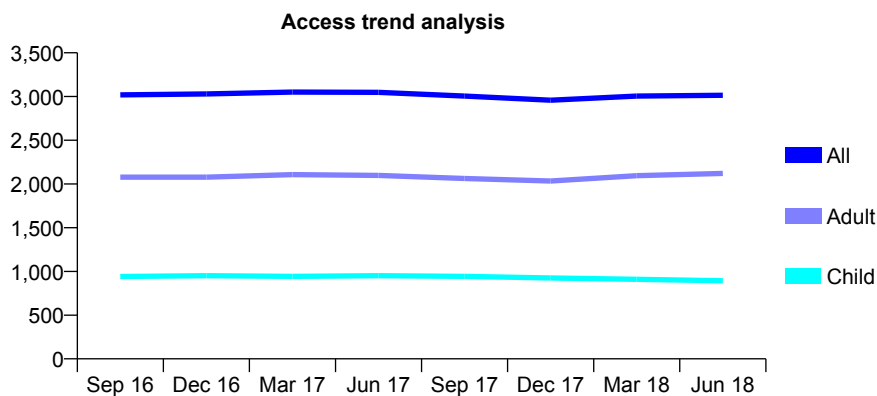
## Q46 - Vital Signs At a Glance Contract Report for 628549/0002 - June 2018

Name or company name	Taylor and Gibb
Contract type name	GDS Contract
Purpose of contract	General
Contract start date	02/03/2012
Contract end date	

18/19 Contracted general activity (UDA)	8,698
Carry forward general activity (UDA)	0
18/19 Contracted orthodontic activity (UOA)	0
Carry forward orthodontic activity (UOA)	0
Baseline contract value	£217,444.53

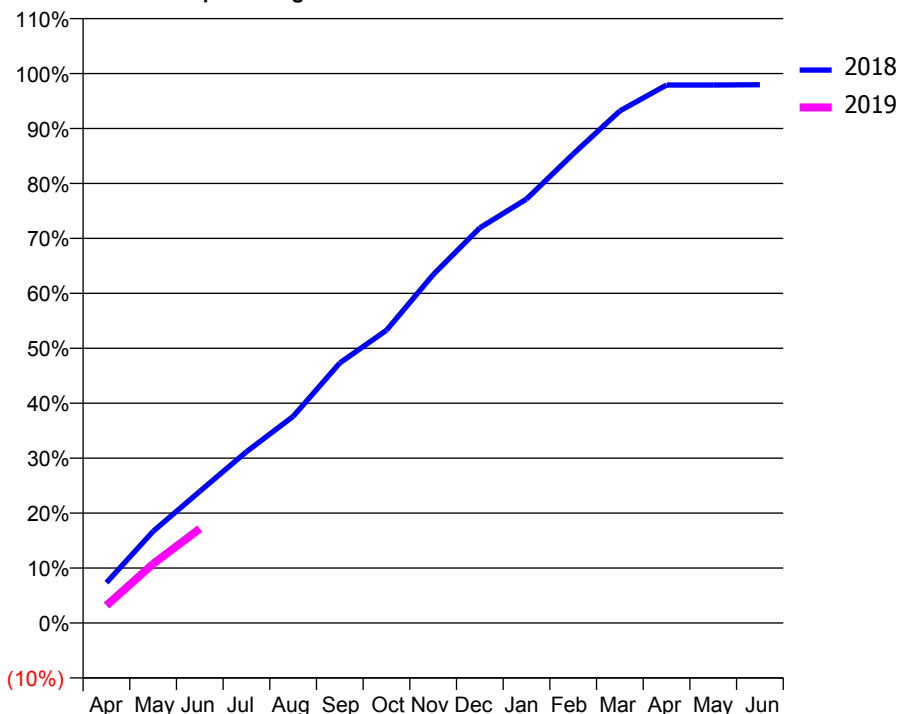
### ACCESS\*

Patients seen in 24 months	Total	Change since previous quarter
Quarter ending June 2017	3,048	
Quarter ending September 2017	3,005	↓
Quarter ending December 2017	2,958	↓
Quarter ending March 2018	3,005	→
Quarter ending June 2018	3,014	→
<b>Variance since June 2017</b>	<b>(1.1%)</b>	<b>↓</b>



### ACTIVITY

Cumulative percentage of contracted UDA delivered 2018 & 2019



Month	Adjusted Scheduled Activity (UDA)	
	2018	2019
April	639	278
May	1,451	938
June	2,084	1,494
July	2,711	
August	3,270	
September	4,117	
October	4,633	
November	5,513	
December	6,255	
January	6,711	
February	7,424	
March	8,107	
April	8,516	
May	8,516	
June	8,520	

### QUALITY

	Quantity	Base Number	Contract	AT	Region	England
% of FP17s for the same patient ID Re-attending within 3 months - Children	19	254	7.5%	11.7%	12.0%	11.5%
% of FP17s for the same patient ID Re-attending within 3 months - Adults	80	565	14.2%	15.8%	15.7%	15.4%
% of FP17s for the same patient ID Re-attending between 3 & 9 months - Children	153	254	60.2%	58.4%	60.3%	58.9%
% of FP17s for the same patient ID Re-attending between 3 & 9 months - Adults	277	565	49.0%	51.9%	54.0%	51.6%
% of FP17s for Band 1 Urgent Courses	64	702	9.1%	10.1%	8.9%	8.9%
% of FP17s Relating to Free Repair or Replacements	15	702	2.1%	0.9%	1.0%	0.8%
% of FP17s Relating to Continuations	3	702	0.4%	0.9%	1.1%	0.9%
% of Patients satisfied with the dentistry they have received	0	0	N/A	94.3%	93.4%	93.2%
% of Patients satisfied with the time they had to wait for an appointment	0	0	N/A	89.3%	89.4%	88.8%

\* This is based on patients treated on this contract for their most recent course of treatment. Figures in italics indicate the base number of FP17s or Patient Questionnaire responses are less than 100. N/A is shown where the base number of responses is less than 10 during the period. % is calculated as Quantity/Base number\*100

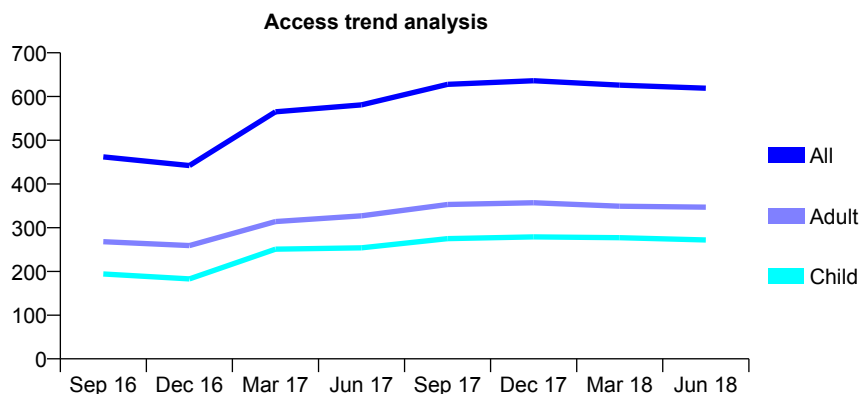
## Q46 - Vital Signs At a Glance Contract Report for 632015/0001 - June 2018

Name or company name	Dr M Kapenda
Contract type name	GDS Contract
Purpose of contract	General
Contract start date	01/04/2006
Contract end date	

18/19 Contracted general activity (UDA)	1,880
Carry forward general activity (UDA)	0
18/19 Contracted orthodontic activity (UOA)	0
Carry forward orthodontic activity (UOA)	0
Baseline contract value	£52,819.95

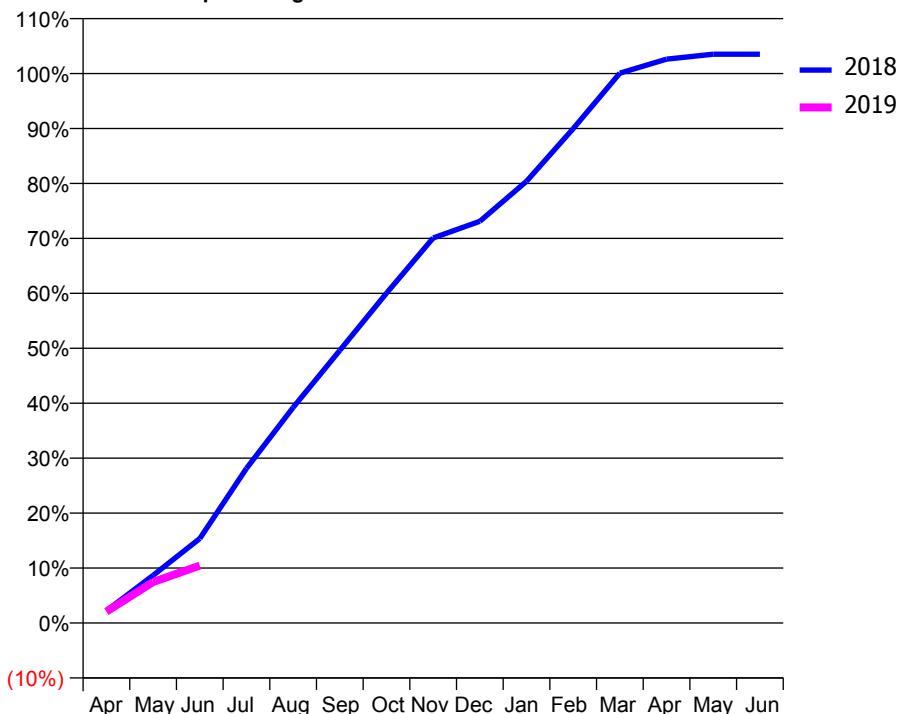
### ACCESS\*

Patients seen in 24 months	Total	Change since previous quarter
Quarter ending June 2017	581	
Quarter ending September 2017	628	↑
Quarter ending December 2017	636	→
Quarter ending March 2018	626	↓
Quarter ending June 2018	619	↓
<b>Variance since June 2017</b>	<b>6.5%</b>	<b>↑</b>



### ACTIVITY

Cumulative percentage of contracted UDA delivered 2018 & 2019



Adjusted Scheduled Activity (UDA)

Month	2018	2019
April	42	39
May	163	140
June	289	197
July	529	
August	737	
September	933	
October	1,128	
November	1,317	
December	1,374	
January	1,511	
February	1,692	
March	1,881	
April	1,929	
May	1,946	
June	1,946	

### QUALITY

	Quantity	Base Number	Contract	AT	Region	England
% of FP17s for the same patient ID Re-attending within 3 months - Children	5	52	9.6%	11.7%	12.0%	11.5%
% of FP17s for the same patient ID Re-attending within 3 months - Adults	10	58	17.2%	15.8%	15.7%	15.4%
% of FP17s for the same patient ID Re-attending between 3 & 9 months - Children	27	52	51.9%	58.4%	60.3%	58.9%
% of FP17s for the same patient ID Re-attending between 3 & 9 months - Adults	32	58	55.2%	51.9%	54.0%	51.6%
% of FP17s for Band 1 Urgent Courses	3	83	3.6%	10.1%	8.9%	8.9%
% of FP17s Relating to Free Repair or Replacements	1	83	1.2%	0.9%	1.0%	0.8%
% of FP17s Relating to Continuations	0	83	0.0%	0.9%	1.1%	0.9%
% of Patients satisfied with the dentistry they have received	0	0	N/A	94.3%	93.4%	93.2%
% of Patients satisfied with the time they had to wait for an appointment	0	0	N/A	89.3%	89.4%	88.8%

\* This is based on patients treated on this contract for their most recent course of treatment. Figures in italics indicate the base number of FP17s or Patient Questionnaire responses are less than 100. N/A is shown where the base number of responses is less than 10 during the period. % is calculated as Quantity/Base number\*100



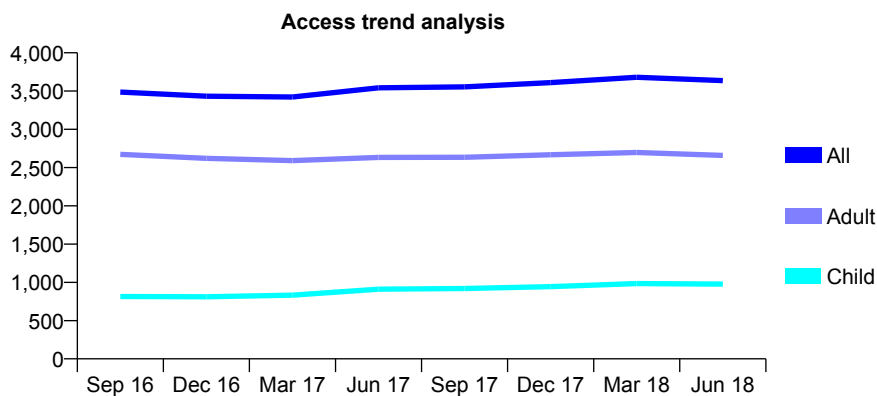
## Q46 - Vital Signs At a Glance Contract Report for 632279/0001 - June 2018

Name or company name	Mr U Sharif
Contract type name	GDS Contract
Purpose of contract	General
Contract start date	01/04/2006
Contract end date	

18/19 Contracted general activity (UDA)	12,087
Carry forward general activity (UDA)	0
18/19 Contracted orthodontic activity (UOA)	0
Carry forward orthodontic activity (UOA)	0
Baseline contract value	£410,248.15

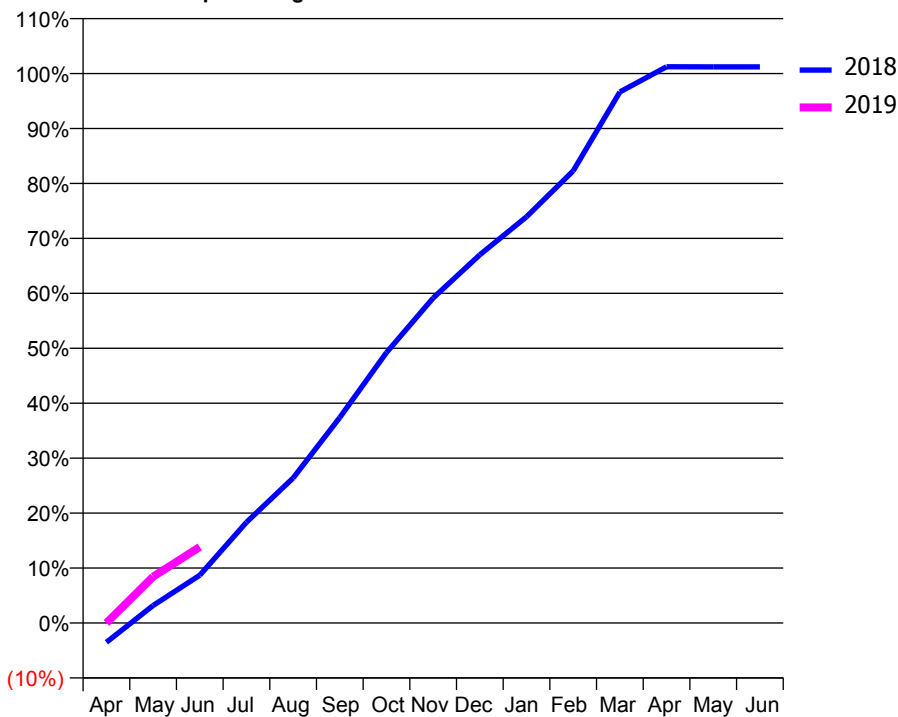
### ACCESS\*

Patients seen in 24 months	Total	Change since previous quarter
Quarter ending June 2017	3,543	
Quarter ending September 2017	3,555	→
Quarter ending December 2017	3,611	→
Quarter ending March 2018	3,681	→
Quarter ending June 2018	3,636	↓
<b>Variance since June 2017</b>	<b>2.6%</b>	<b>↑</b>



### ACTIVITY

Cumulative percentage of contracted UDA delivered 2018 & 2019



Month	Adjusted Scheduled Activity (UDA)	
	2018	2019
April	-426	0
May	385	1,019
June	1,052	1,673
July	2,216	
August	3,189	
September	4,520	
October	5,949	
November	7,149	
December	8,101	
January	8,937	
February	9,944	
March	11,683	
April	12,237	
May	12,233	
June	12,233	

### QUALITY

	Quantity	Base Number	Contract	AT	Region	England
% of FP17s for the same patient ID Re-attending within 3 months - Children	30	281	10.7%	11.7%	12.0%	11.5%
% of FP17s for the same patient ID Re-attending within 3 months - Adults	139	680	20.4%	15.8%	15.7%	15.4%
% of FP17s for the same patient ID Re-attending between 3 & 9 months - Children	171	281	60.9%	58.4%	60.3%	58.9%
% of FP17s for the same patient ID Re-attending between 3 & 9 months - Adults	313	680	46.0%	51.9%	54.0%	51.6%
% of FP17s for Band 1 Urgent Courses	72	754	9.5%	10.1%	8.9%	8.9%
% of FP17s Relating to Free Repair or Replacements	24	754	3.2%	0.9%	1.0%	0.8%
% of FP17s Relating to Continuations	33	754	4.4%	0.9%	1.1%	0.9%
% of Patients satisfied with the dentistry they have received	6	7	N/A	94.3%	93.4%	93.2%
% of Patients satisfied with the time they had to wait for an appointment	6	7	N/A	89.3%	89.4%	88.8%

\* This is based on patients treated on this contract for their most recent course of treatment. Figures in italics indicate the base number of FP17s or Patient Questionnaire responses are less than 100. N/A is shown where the base number of responses is less than 10 during the period. % is calculated as Quantity/Base number\*100

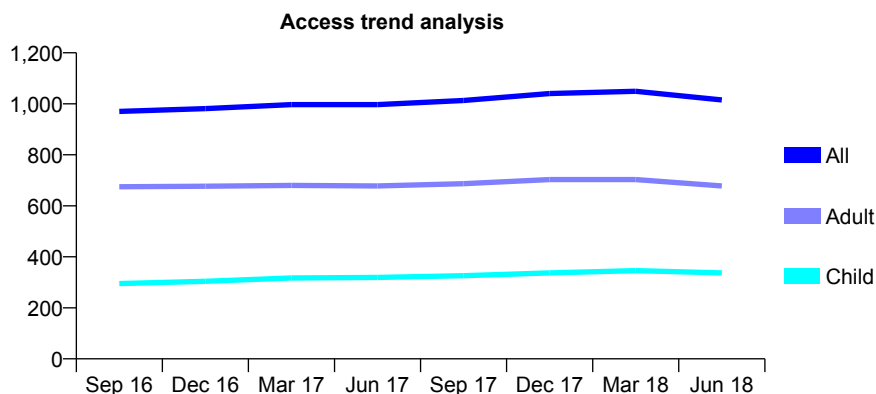
## Q46 - Vital Signs At a Glance Contract Report for 635529/0001 - June 2018

Name or company name	MR DI LLEWELLYN
Contract type name	GDS Contract
Purpose of contract	General
Contract start date	01/04/2006
Contract end date	

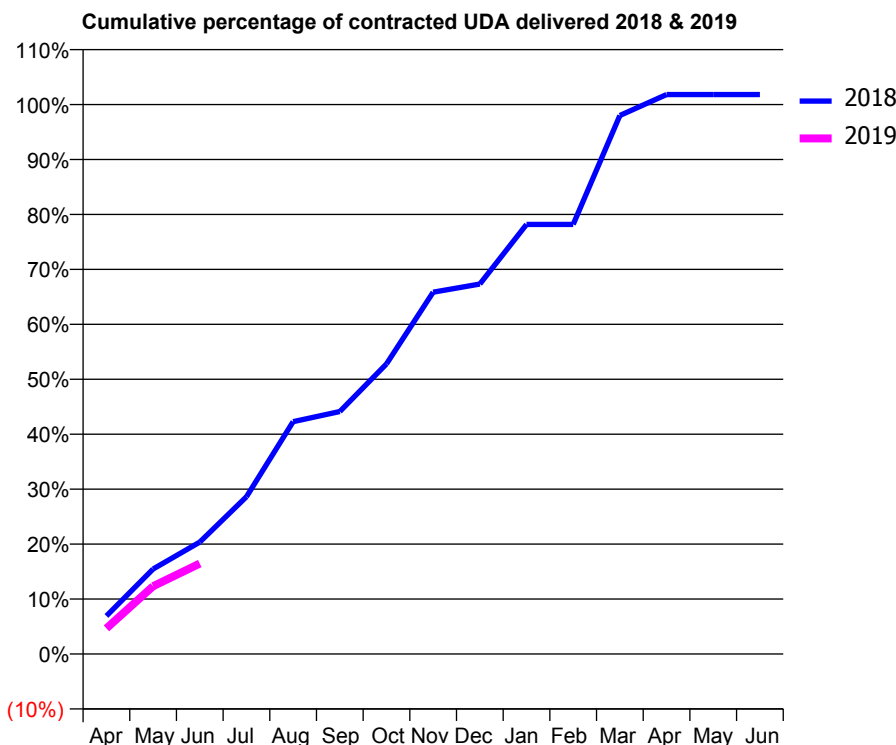
18/19 Contracted general activity (UDA)	3,000
Carry forward general activity (UDA)	0
18/19 Contracted orthodontic activity (UOA)	0
Carry forward orthodontic activity (UOA)	0
Baseline contract value	£98,244.63

### ACCESS\*

Patients seen in 24 months	Total	Change since previous quarter
Quarter ending June 2017	997	
Quarter ending September 2017	1,013	→
Quarter ending December 2017	1,040	↑
Quarter ending March 2018	1,049	→
Quarter ending June 2018	1,015	↓
<b>Variance since June 2017</b>	<b>1.8%</b>	<b>→</b>



### ACTIVITY



Month	Adjusted Scheduled Activity (UDA)	
	2018	2019
April	208	140
May	464	370
June	611	494
July	859	
August	1,269	
September	1,324	
October	1,584	
November	1,976	
December	2,020	
January	2,345	
February	2,345	
March	2,940	
April	3,054	
May	3,054	
June	3,054	

### QUALITY

	Quantity	Base Number	Contract	AT	Region	England
% of FP17s for the same patient ID Re-attending within 3 months - Children	10	94	10.6%	11.7%	12.0%	11.5%
% of FP17s for the same patient ID Re-attending within 3 months - Adults	26	164	15.9%	15.8%	15.7%	15.4%
% of FP17s for the same patient ID Re-attending between 3 & 9 months - Children	47	94	50.0%	58.4%	60.3%	58.9%
% of FP17s for the same patient ID Re-attending between 3 & 9 months - Adults	55	164	33.5%	51.9%	54.0%	51.6%
% of FP17s for Band 1 Urgent Courses	3	221	1.4%	10.1%	8.9%	8.9%
% of FP17s Relating to Free Repair or Replacements	0	221	0.0%	0.9%	1.0%	0.8%
% of FP17s Relating to Continuations	0	221	0.0%	0.9%	1.1%	0.9%
% of Patients satisfied with the dentistry they have received	0	0	N/A	94.3%	93.4%	93.2%
% of Patients satisfied with the time they had to wait for an appointment	0	0	N/A	89.3%	89.4%	88.8%

\* This is based on patients treated on this contract for their most recent course of treatment. Figures in italics indicate the base number of FP17s or Patient Questionnaire responses are less than 100. N/A is shown where the base number of responses is less than 10 during the period. % is calculated as Quantity/Base number\*100

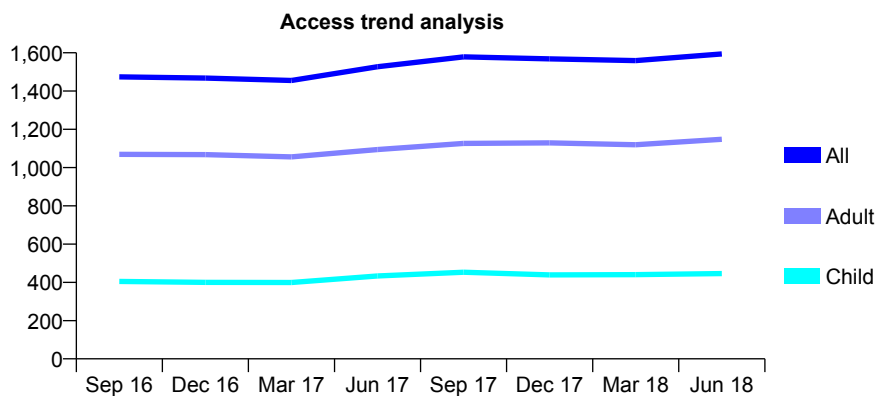
## Q46 - Vital Signs At a Glance Contract Report for 638927/0001 - June 2018

Name or company name	MR IA MIRZA
Contract type name	GDS Contract
Purpose of contract	General
Contract start date	01/04/2006
Contract end date	

18/19 Contracted general activity (UDA)	6,277
Carry forward general activity (UDA)	0
18/19 Contracted orthodontic activity (UOA)	0
Carry forward orthodontic activity (UOA)	0
Baseline contract value	£201,891.10

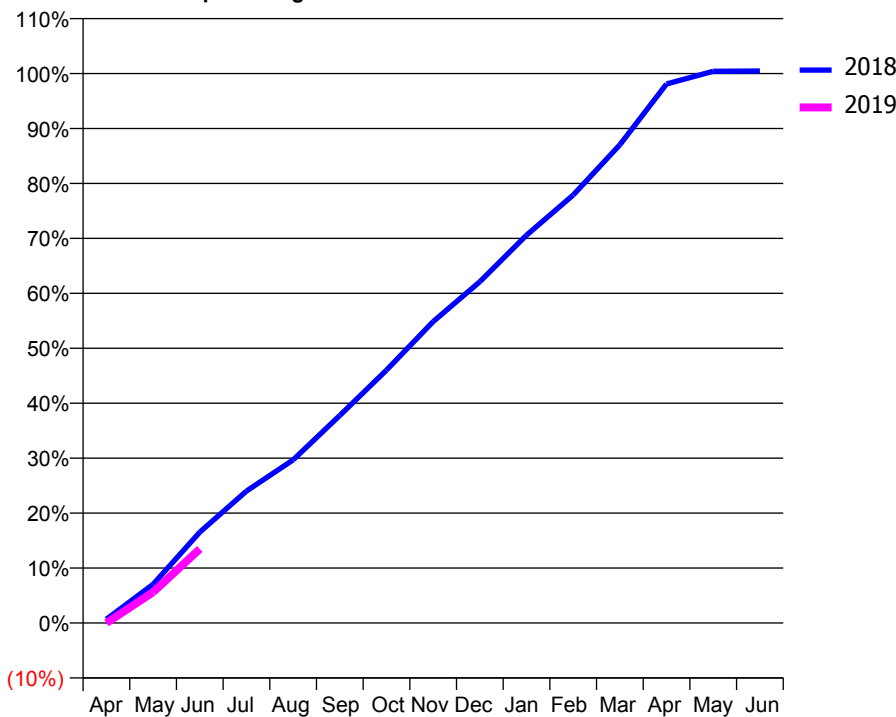
### ACCESS\*

Patients seen in 24 months	Total	Change since previous quarter
Quarter ending June 2017	1,527	
Quarter ending September 2017	1,579	↑
Quarter ending December 2017	1,568	→
Quarter ending March 2018	1,559	→
Quarter ending June 2018	1,594	↑
<b>Variance since June 2017</b>	<b>4.4%</b>	<b>↑</b>



### ACTIVITY

Cumulative percentage of contracted UDA delivered 2018 & 2019



Month	Adjusted Scheduled Activity (UDA)	
	2018	2019
April	44	1
May	443	353
June	1,039	846
July	1,508	
August	1,863	
September	2,370	
October	2,889	
November	3,443	
December	3,898	
January	4,431	
February	4,889	
March	5,464	
April	6,158	
May	6,303	
June	6,306	

### QUALITY

	Quantity	Base Number	Contract	AT	Region	England
% of FP17s for the same patient ID Re-attending within 3 months - Children	11	171	6.4%	11.7%	12.0%	11.5%
% of FP17s for the same patient ID Re-attending within 3 months - Adults	67	444	15.1%	15.8%	15.7%	15.4%
% of FP17s for the same patient ID Re-attending between 3 & 9 months - Children	103	171	60.2%	58.4%	60.3%	58.9%
% of FP17s for the same patient ID Re-attending between 3 & 9 months - Adults	210	444	47.3%	51.9%	54.0%	51.6%
% of FP17s for Band 1 Urgent Courses	43	364	11.8%	10.1%	8.9%	8.9%
% of FP17s Relating to Free Repair or Replacements	1	364	0.3%	0.9%	1.0%	0.8%
% of FP17s Relating to Continuations	0	364	0.0%	0.9%	1.1%	0.9%
% of Patients satisfied with the dentistry they have received	1	1	N/A	94.3%	93.4%	93.2%
% of Patients satisfied with the time they had to wait for an appointment	1	1	N/A	89.3%	89.4%	88.8%

\* This is based on patients treated on this contract for their most recent course of treatment. Figures in italics indicate the base number of FP17s or Patient Questionnaire responses are less than 100. N/A is shown where the base number of responses is less than 10 during the period. % is calculated as Quantity/Base number\*100

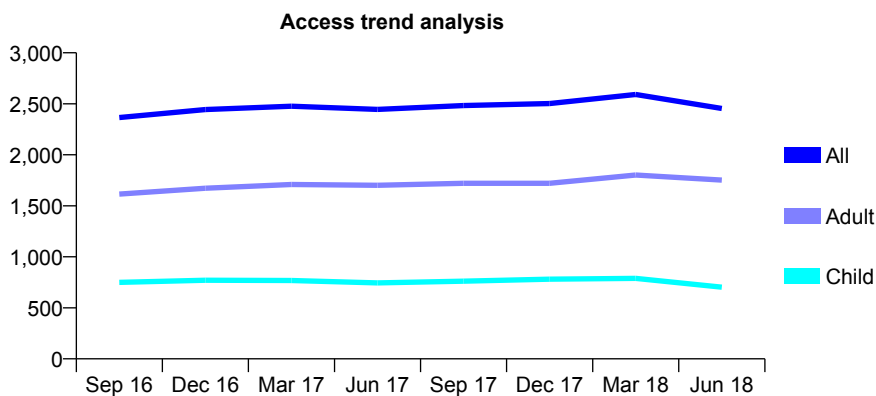
## Q46 - Vital Signs At a Glance Contract Report for 639125/0001 - June 2018

Name or company name	MR ND SLATTERY
Contract type name	GDS Contract
Purpose of contract	General
Contract start date	01/04/2006
Contract end date	

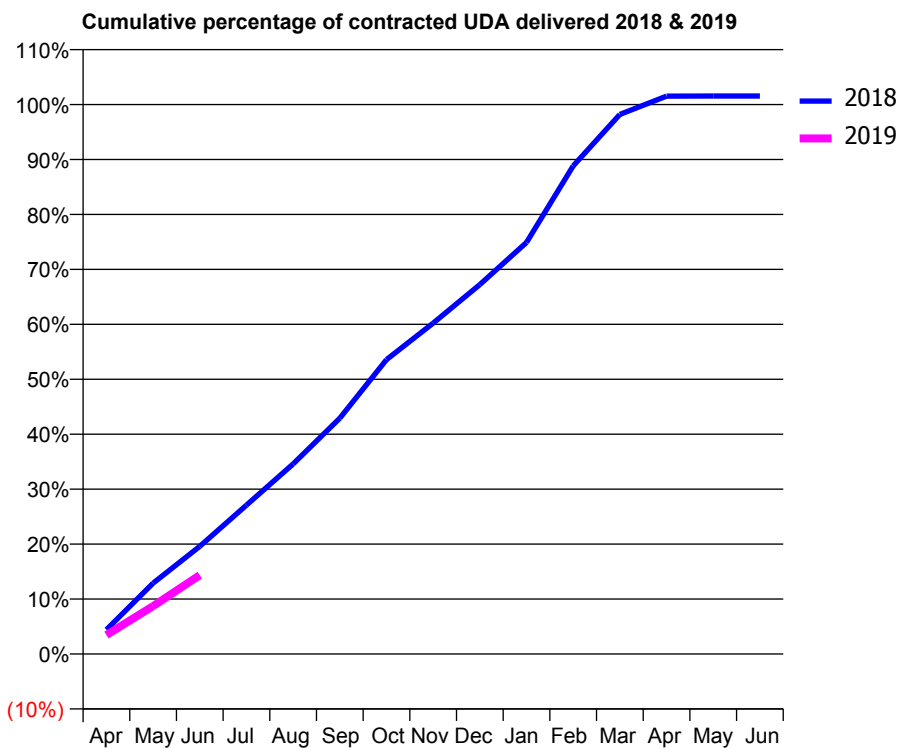
18/19 Contracted general activity (UDA)	9,042
Carry forward general activity (UDA)	0
18/19 Contracted orthodontic activity (UOA)	0
Carry forward orthodontic activity (UOA)	0
Baseline contract value	£405,881.87

### ACCESS\*

Patients seen in 24 months	Total	Change since previous quarter
Quarter ending June 2017	2,445	
Quarter ending September 2017	2,483	→
Quarter ending December 2017	2,502	→
Quarter ending March 2018	2,591	↑
Quarter ending June 2018	2,454	↓
<b>Variance since June 2017</b>	<b>0.4%</b>	<b>→</b>



### ACTIVITY



Month	Adjusted Scheduled Activity (UDA)	
	2018	2019
April	401	312
May	1,167	789
June	1,771	1,299
July	2,449	
August	3,129	
September	3,881	
October	4,845	
November	5,445	
December	6,078	
January	6,772	
February	8,032	
March	8,878	
April	9,180	
May	9,181	
June	9,181	

### QUALITY

	Quantity	Base Number	Contract	AT	Region	England
% of FP17s for the same patient ID Re-attending within 3 months - Children	11	178	6.2%	11.7%	12.0%	11.5%
% of FP17s for the same patient ID Re-attending within 3 months - Adults	49	402	12.2%	15.8%	15.7%	15.4%
% of FP17s for the same patient ID Re-attending between 3 & 9 months - Children	128	178	71.9%	58.4%	60.3%	58.9%
% of FP17s for the same patient ID Re-attending between 3 & 9 months - Adults	168	402	41.8%	51.9%	54.0%	51.6%
% of FP17s for Band 1 Urgent Courses	4	459	0.9%	10.1%	8.9%	8.9%
% of FP17s Relating to Free Repair or Replacements	5	459	1.1%	0.9%	1.0%	0.8%
% of FP17s Relating to Continuations	6	459	1.3%	0.9%	1.1%	0.9%
% of Patients satisfied with the dentistry they have received	1	1	N/A	94.3%	93.4%	93.2%
% of Patients satisfied with the time they had to wait for an appointment	1	1	N/A	89.3%	89.4%	88.8%

\* This is based on patients treated on this contract for their most recent course of treatment. Figures in italics indicate the base number of FP17s or Patient Questionnaire responses are less than 100. N/A is shown where the base number of responses is less than 10 during the period. % is calculated as Quantity/Base number\*100

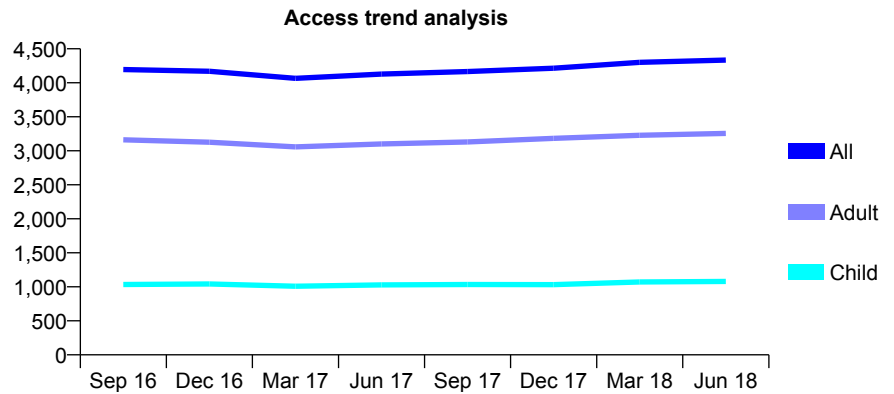
## Q46 - Vital Signs At a Glance Contract Report for 643394/0001 - June 2018

Name or company name	MR M GREEN
Contract type name	GDS Contract
Purpose of contract	General
Contract start date	01/04/2006
Contract end date	

18/19 Contracted general activity (UDA)	11,651
Carry forward general activity (UDA)	0
18/19 Contracted orthodontic activity (UOA)	0
Carry forward orthodontic activity (UOA)	0
Baseline contract value	£334,537.23

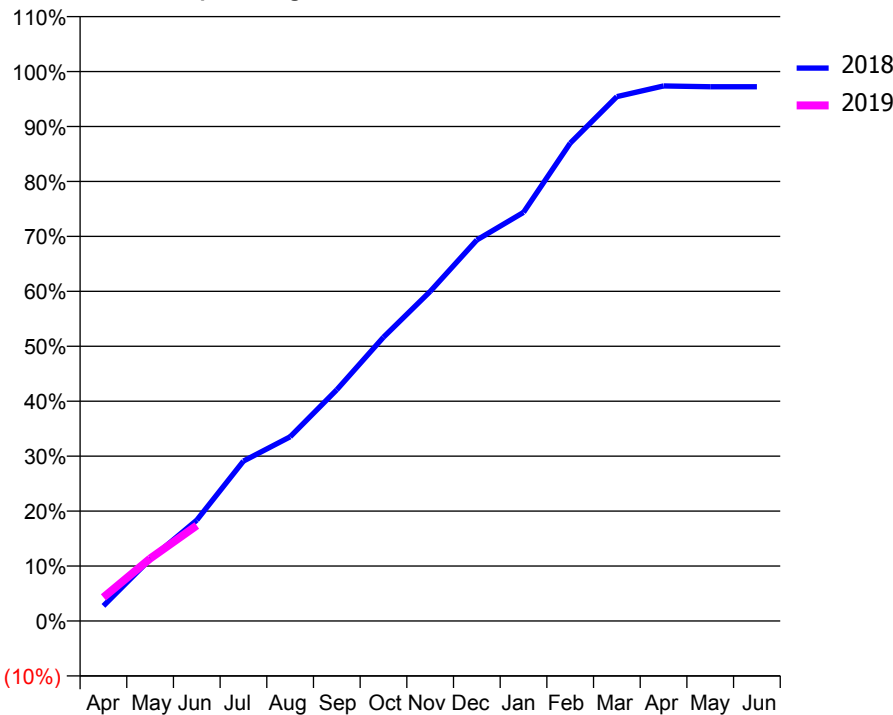
### ACCESS\*

Patients seen in 24 months	Total	Change since previous quarter
Quarter ending June 2017	4,129	
Quarter ending September 2017	4,166	→
Quarter ending December 2017	4,215	→
Quarter ending March 2018	4,300	↑
Quarter ending June 2018	4,334	→
<b>Variance since June 2017</b>	<b>5.0%</b>	<b>↑</b>



### ACTIVITY

Cumulative percentage of contracted UDA delivered 2018 & 2019



Month	Adjusted Scheduled Activity (UDA)	
	2018	2019
April	321	501
May	1,312	1,325
June	2,138	2,024
July	3,392	
August	3,907	
September	4,904	
October	6,017	
November	6,986	
December	8,079	
January	8,664	
February	10,133	
March	11,117	
April	11,344	
May	11,327	
June	11,327	

### QUALITY

	Quantity	Base Number	Contract	AT	Region	England
% of FP17s for the same patient ID Re-attending within 3 months - Children	37	438	8.4%	11.7%	12.0%	11.5%
% of FP17s for the same patient ID Re-attending within 3 months - Adults	146	979	14.9%	15.8%	15.7%	15.4%
% of FP17s for the same patient ID Re-attending between 3 & 9 months - Children	263	438	60.0%	58.4%	60.3%	58.9%
% of FP17s for the same patient ID Re-attending between 3 & 9 months - Adults	341	979	34.8%	51.9%	54.0%	51.6%
% of FP17s for Band 1 Urgent Courses	162	1,246	13.0%	10.1%	8.9%	8.9%
% of FP17s Relating to Free Repair or Replacements	3	1,246	0.2%	0.9%	1.0%	0.8%
% of FP17s Relating to Continuations	15	1,246	1.2%	0.9%	1.1%	0.9%
% of Patients satisfied with the dentistry they have received	2	2	N/A	94.3%	93.4%	93.2%
% of Patients satisfied with the time they had to wait for an appointment	2	2	N/A	89.3%	89.4%	88.8%

\* This is based on patients treated on this contract for their most recent course of treatment. Figures in italics indicate the base number of FP17s or Patient Questionnaire responses are less than 100. N/A is shown where the base number of responses is less than 10 during the period. % is calculated as Quantity/Base number\*100

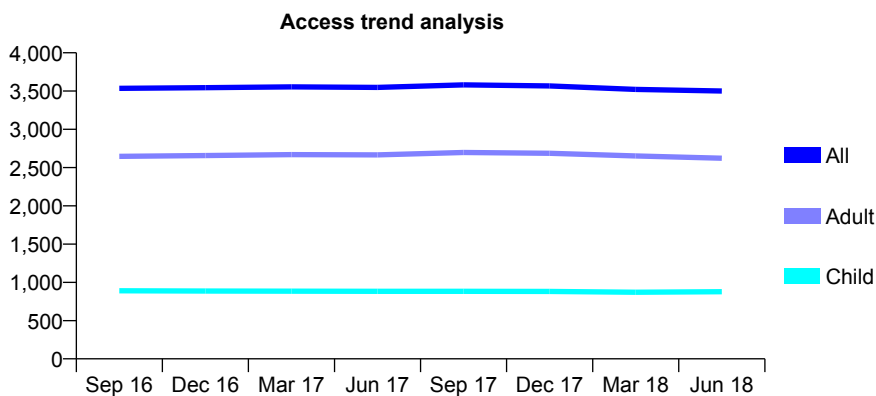
## Q46 - Vital Signs At a Glance Contract Report for 643408/0001 - June 2018

Name or company name	MR DP LUSTMAN
Contract type name	GDS Contract
Purpose of contract	General
Contract start date	01/04/2006
Contract end date	

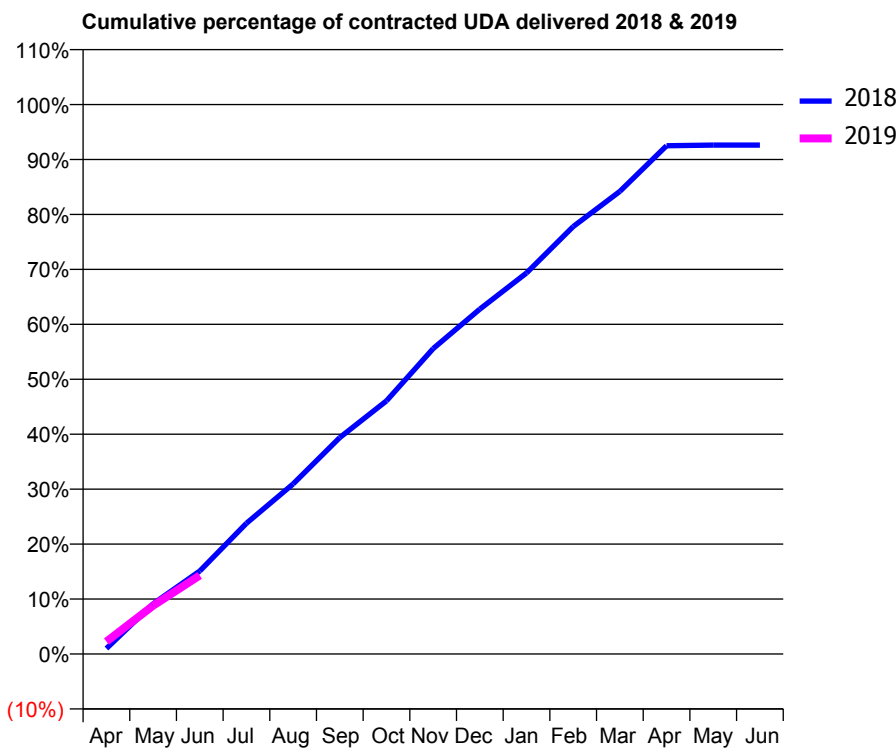
18/19 Contracted general activity (UDA)	11,485
Carry forward general activity (UDA)	0
18/19 Contracted orthodontic activity (UOA)	0
Carry forward orthodontic activity (UOA)	0
Baseline contract value	£287,169.28

### ACCESS\*

Patients seen in 24 months	Total	Change since previous quarter
Quarter ending June 2017	3,548	
Quarter ending September 2017	3,580	→
Quarter ending December 2017	3,567	→
Quarter ending March 2018	3,521	↓
Quarter ending June 2018	3,500	→
<b>Variance since June 2017</b>	<b>(1.4%)</b>	<b>↓</b>



### ACTIVITY



Month	Adjusted Scheduled Activity (UDA)	
	2018	2019
April	116	260
May	1,050	1,009
June	1,736	1,643
July	2,733	
August	3,555	
September	4,526	
October	5,290	
November	6,383	
December	7,209	
January	7,963	
February	8,934	
March	9,670	
April	10,624	
May	10,637	
June	10,637	

### QUALITY

	Quantity	Base Number	Contract	AT	Region	England
% of FP17s for the same patient ID Re-attending within 3 months - Children	37	351	10.5%	11.7%	12.0%	11.5%
% of FP17s for the same patient ID Re-attending within 3 months - Adults	176	1,049	16.8%	15.8%	15.7%	15.4%
% of FP17s for the same patient ID Re-attending between 3 & 9 months - Children	214	351	61.0%	58.4%	60.3%	58.9%
% of FP17s for the same patient ID Re-attending between 3 & 9 months - Adults	618	1,049	58.9%	51.9%	54.0%	51.6%
% of FP17s for Band 1 Urgent Courses	68	956	7.1%	10.1%	8.9%	8.9%
% of FP17s Relating to Free Repair or Replacements	5	956	0.5%	0.9%	1.0%	0.8%
% of FP17s Relating to Continuations	22	956	2.3%	0.9%	1.1%	0.9%
% of Patients satisfied with the dentistry they have received	2	2	N/A	94.3%	93.4%	93.2%
% of Patients satisfied with the time they had to wait for an appointment	2	2	N/A	89.3%	89.4%	88.8%

\* This is based on patients treated on this contract for their most recent course of treatment. Figures in italics indicate the base number of FP17s or Patient Questionnaire responses are less than 100. N/A is shown where the base number of responses is less than 10 during the period. % is calculated as Quantity/Base number\*100

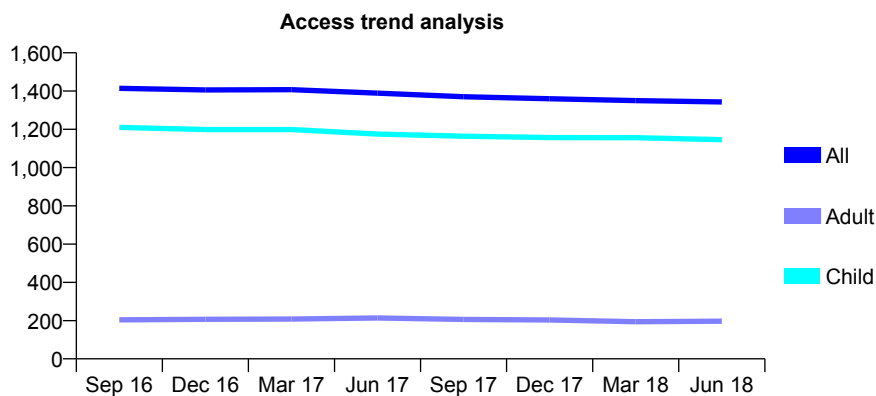
## Q46 - Vital Signs At a Glance Contract Report for 643548/0001 - June 2018

Name or company name	MR RW SIMKINS
Contract type name	GDS Contract
Purpose of contract	General
Contract start date	01/04/2006
Contract end date	

18/19 Contracted general activity (UDA)	5,300
Carry forward general activity (UDA)	0
18/19 Contracted orthodontic activity (UOA)	0
Carry forward orthodontic activity (UOA)	0
Baseline contract value	£132,651.99

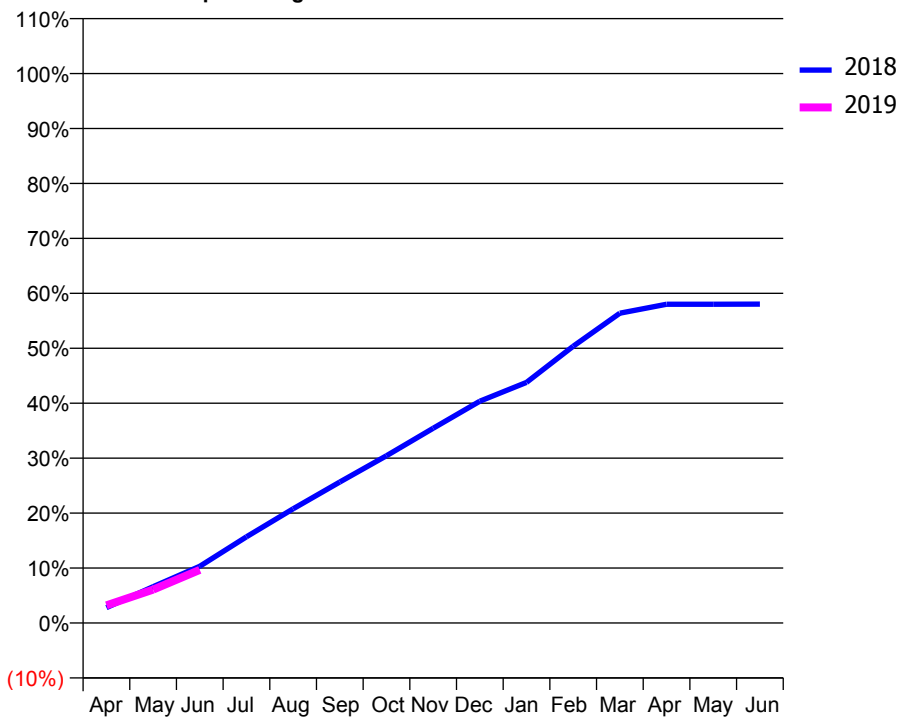
### ACCESS\*

Patients seen in 24 months	Total	Change since previous quarter
Quarter ending June 2017	1,389	
Quarter ending September 2017	1,370	↓
Quarter ending December 2017	1,360	→
Quarter ending March 2018	1,350	→
Quarter ending June 2018	1,343	→
<b>Variance since June 2017</b>	<b>(3.3%)</b>	<b>↓</b>



### ACTIVITY

Cumulative percentage of contracted UDA delivered 2018 & 2019



Adjusted Scheduled Activity (UDA)

Month	2018	2019
April	149	171
May	350	322
June	548	512
July	832	
August	1,102	
September	1,360	
October	1,614	
November	1,878	
December	2,139	
January	2,321	
February	2,669	
March	2,989	
April	3,074	
May	3,074	
June	3,075	

### QUALITY

	Quantity	Base Number	Contract	AT	Region	England
% of FP17s for the same patient ID Re-attending within 3 months - Children	42	372	11.3%	11.7%	12.0%	11.5%
% of FP17s for the same patient ID Re-attending within 3 months - Adults	0	22	0.0%	15.8%	15.7%	15.4%
% of FP17s for the same patient ID Re-attending between 3 & 9 months - Children	228	372	61.3%	58.4%	60.3%	58.9%
% of FP17s for the same patient ID Re-attending between 3 & 9 months - Adults	14	22	63.6%	51.9%	54.0%	51.6%
% of FP17s for Band 1 Urgent Courses	17	326	5.2%	10.1%	8.9%	8.9%
% of FP17s Relating to Free Repair or Replacements	0	326	0.0%	0.9%	1.0%	0.8%
% of FP17s Relating to Continuations	0	326	0.0%	0.9%	1.1%	0.9%
% of Patients satisfied with the dentistry they have received	0	0	N/A	94.3%	93.4%	93.2%
% of Patients satisfied with the time they had to wait for an appointment	0	0	N/A	89.3%	89.4%	88.8%

\* This is based on patients treated on this contract for their most recent course of treatment. Figures in italics indicate the base number of FP17s or Patient Questionnaire responses are less than 100. N/A is shown where the base number of responses is less than 10 during the period. % is calculated as Quantity/Base number\*100

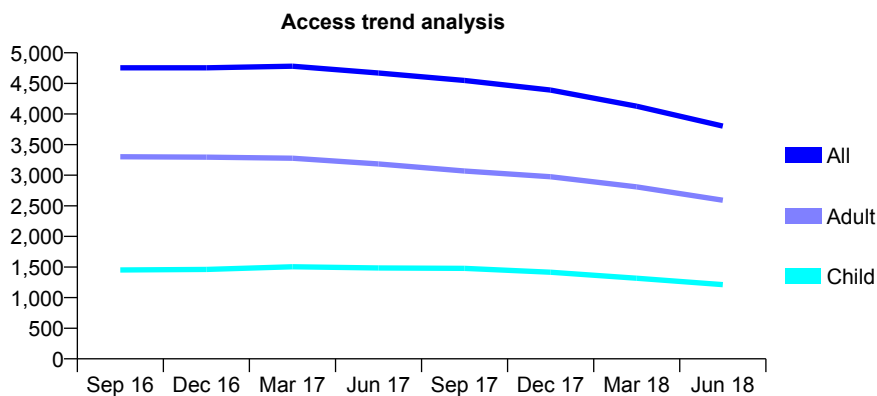
## Q46 - Vital Signs At a Glance Contract Report for 643602/0001 - June 2018

Name or company name	MR EF FISHER
Contract type name	GDS Contract
Purpose of contract	General
Contract start date	30/10/2006
Contract end date	

18/19 Contracted general activity (UDA)	15,273
Carry forward general activity (UDA)	0
18/19 Contracted orthodontic activity (UOA)	0
Carry forward orthodontic activity (UOA)	0
Baseline contract value	£394,922.58

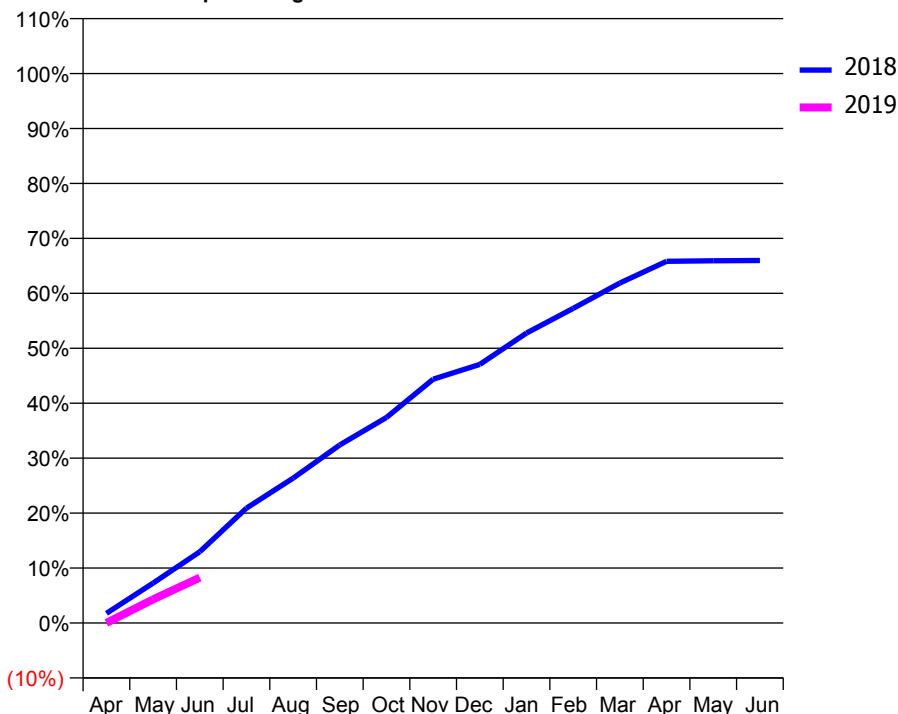
### ACCESS\*

Patients seen in 24 months	Total	Change since previous quarter
Quarter ending June 2017	4,670	
Quarter ending September 2017	4,547	↓
Quarter ending December 2017	4,390	↓
Quarter ending March 2018	4,128	↓
Quarter ending June 2018	3,803	↓
<b>Variance since June 2017</b>	<b>(18.6%)</b>	<b>↓</b>



### ACTIVITY

Cumulative percentage of contracted UDA delivered 2018 & 2019



Month	Adjusted Scheduled Activity (UDA)	
	2018	2019
April	267	0
May	1,108	657
June	1,983	1,260
July	3,193	
August	4,026	
September	4,950	
October	5,714	
November	6,776	
December	7,189	
January	8,060	
February	8,745	
March	9,449	
April	10,052	
May	10,069	
June	10,075	

### QUALITY

	Quantity	Base Number	Contract	AT	Region	England
% of FP17s for the same patient ID Re-attending within 3 months - Children	14	250	5.6%	11.7%	12.0%	11.5%
% of FP17s for the same patient ID Re-attending within 3 months - Adults	142	714	19.9%	15.8%	15.7%	15.4%
% of FP17s for the same patient ID Re-attending between 3 & 9 months - Children	141	250	56.4%	58.4%	60.3%	58.9%
% of FP17s for the same patient ID Re-attending between 3 & 9 months - Adults	380	714	53.2%	51.9%	54.0%	51.6%
% of FP17s for Band 1 Urgent Courses	102	659	15.5%	10.1%	8.9%	8.9%
% of FP17s Relating to Free Repair or Replacements	18	659	2.7%	0.9%	1.0%	0.8%
% of FP17s Relating to Continuations	23	659	3.5%	0.9%	1.1%	0.9%
% of Patients satisfied with the dentistry they have received	2	2	N/A	94.3%	93.4%	93.2%
% of Patients satisfied with the time they had to wait for an appointment	1	2	N/A	89.3%	89.4%	88.8%

\* This is based on patients treated on this contract for their most recent course of treatment. Figures in italics indicate the base number of FP17s or Patient Questionnaire responses are less than 100. N/A is shown where the base number of responses is less than 10 during the period. % is calculated as Quantity/Base number\*100



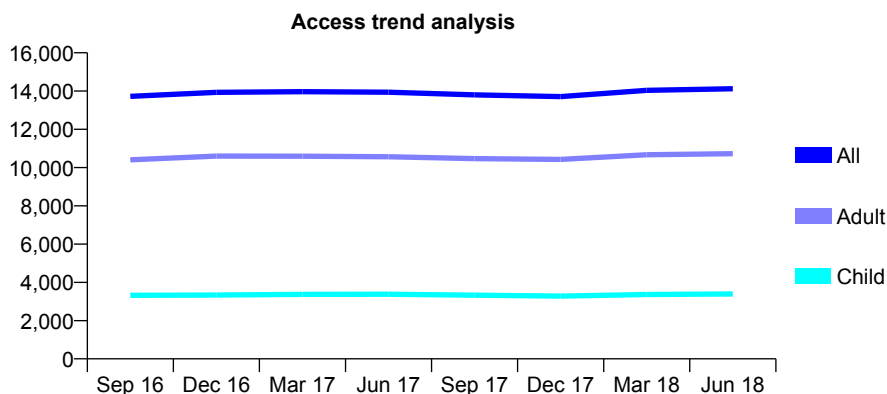
## Q46 - Vital Signs At a Glance Contract Report for 649864/0001 - June 2018

Name or company name	MR AH BELL
Contract type name	GDS Contract
Purpose of contract	General
Contract start date	01/04/2006
Contract end date	

18/19 Contracted general activity (UDA)	36,956
Carry forward general activity (UDA)	0
18/19 Contracted orthodontic activity (UOA)	0
Carry forward orthodontic activity (UOA)	0
Baseline contract value	£1,120,211.13

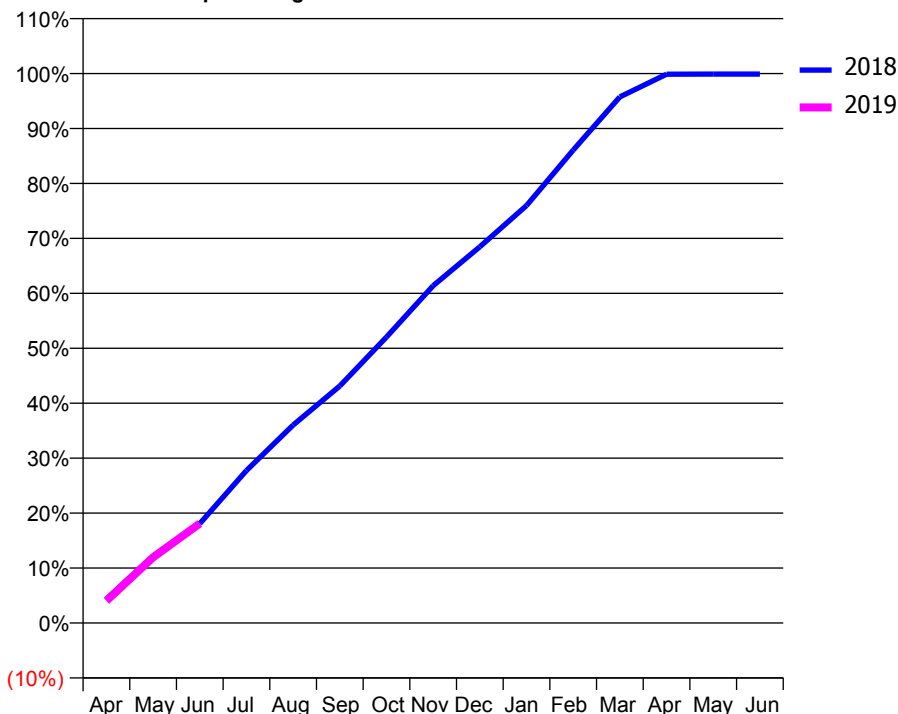
### ACCESS\*

Patients seen in 24 months	Total	Change since previous quarter
Quarter ending June 2017	13,939	
Quarter ending September 2017	13,798	↓
Quarter ending December 2017	13,707	→
Quarter ending March 2018	14,034	↑
Quarter ending June 2018	14,119	→
<b>Variance since June 2017</b>	<b>1.3%</b>	<b>→</b>



### ACTIVITY

Cumulative percentage of contracted UDA delivered 2018 & 2019



Month	Adjusted Scheduled Activity (UDA)	
	2018	2019
April	1,611	1,491
May	4,510	4,416
June	6,686	6,692
July	10,252	
August	13,317	
September	15,945	
October	19,230	
November	22,685	
December	25,305	
January	28,072	
February	31,803	
March	35,388	
April	36,905	
May	36,917	
June	36,917	

### QUALITY

	Quantity	Base Number	Contract	AT	Region	England
% of FP17s for the same patient ID Re-attending within 3 months - Children	121	1,138	10.6%	11.7%	12.0%	11.5%
% of FP17s for the same patient ID Re-attending within 3 months - Adults	413	3,183	13.0%	15.8%	15.7%	15.4%
% of FP17s for the same patient ID Re-attending between 3 & 9 months - Children	633	1,138	55.6%	58.4%	60.3%	58.9%
% of FP17s for the same patient ID Re-attending between 3 & 9 months - Adults	1,524	3,183	47.9%	51.9%	54.0%	51.6%
% of FP17s for Band 1 Urgent Courses	446	3,623	12.3%	10.1%	8.9%	8.9%
% of FP17s Relating to Free Repair or Replacements	38	3,623	1.0%	0.9%	1.0%	0.8%
% of FP17s Relating to Continuations	82	3,623	2.3%	0.9%	1.1%	0.9%
% of Patients satisfied with the dentistry they have received	11	11	100.0%	94.3%	93.4%	93.2%
% of Patients satisfied with the time they had to wait for an appointment	10	11	90.9%	89.3%	89.4%	88.8%

\* This is based on patients treated on this contract for their most recent course of treatment. Figures in italics indicate the base number of FP17s or Patient Questionnaire responses are less than 100. N/A is shown where the base number of responses is less than 10 during the period. % is calculated as Quantity/Base number\*100

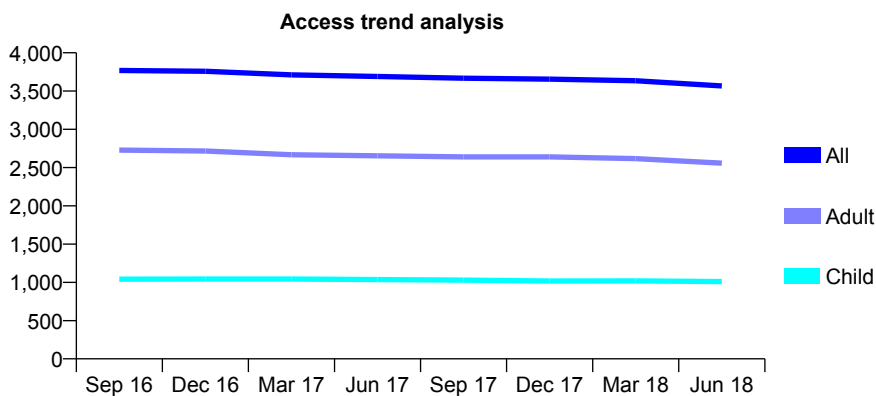
## Q46 - Vital Signs At a Glance Contract Report for 653675/0001 - June 2018

Name or company name	MR WA JACK
Contract type name	GDS Contract
Purpose of contract	General
Contract start date	01/04/2006
Contract end date	

18/19 Contracted general activity (UDA)	9,559
Carry forward general activity (UDA)	0
18/19 Contracted orthodontic activity (UOA)	0
Carry forward orthodontic activity (UOA)	0
Baseline contract value	£308,202.15

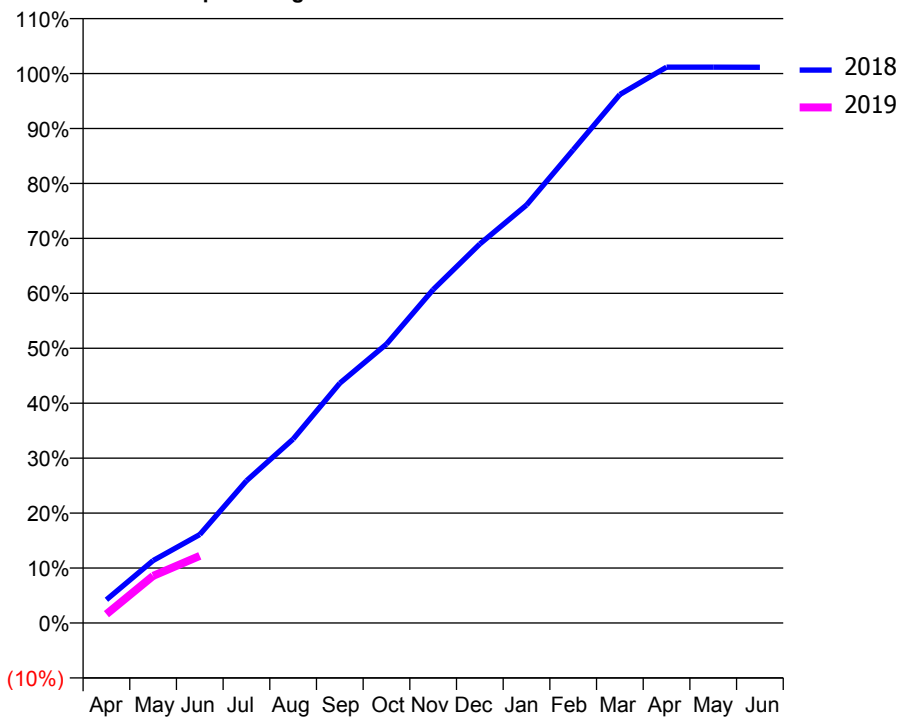
### ACCESS\*

Patients seen in 24 months	Total	Change since previous quarter
Quarter ending June 2017	3,691	
Quarter ending September 2017	3,668	→
Quarter ending December 2017	3,656	→
Quarter ending March 2018	3,635	→
Quarter ending June 2018	3,567	↓
<b>Variance since June 2017</b>	<b>(3.4%)</b>	<b>↓</b>



### ACTIVITY

Cumulative percentage of contracted UDA delivered 2018 & 2019



Adjusted Scheduled Activity (UDA)

Month	2018	2019
April	405	155
May	1,086	820
June	1,538	1,167
July	2,474	
August	3,199	
September	4,171	
October	4,851	
November	5,799	
December	6,594	
January	7,271	
February	8,231	
March	9,194	
April	9,669	
May	9,669	
June	9,667	

### QUALITY

	Quantity	Base Number	Contract	AT	Region	England
% of FP17s for the same patient ID Re-attending within 3 months - Children	33	342	9.6%	11.7%	12.0%	11.5%
% of FP17s for the same patient ID Re-attending within 3 months - Adults	148	716	20.7%	15.8%	15.7%	15.4%
% of FP17s for the same patient ID Re-attending between 3 & 9 months - Children	139	342	40.6%	58.4%	60.3%	58.9%
% of FP17s for the same patient ID Re-attending between 3 & 9 months - Adults	254	716	35.5%	51.9%	54.0%	51.6%
% of FP17s for Band 1 Urgent Courses	99	574	17.2%	10.1%	8.9%	8.9%
% of FP17s Relating to Free Repair or Replacements	7	574	1.2%	0.9%	1.0%	0.8%
% of FP17s Relating to Continuations	5	574	0.9%	0.9%	1.1%	0.9%
% of Patients satisfied with the dentistry they have received	3	3	N/A	94.3%	93.4%	93.2%
% of Patients satisfied with the time they had to wait for an appointment	3	3	N/A	89.3%	89.4%	88.8%

\* This is based on patients treated on this contract for their most recent course of treatment. Figures in italics indicate the base number of FP17s or Patient Questionnaire responses are less than 100. N/A is shown where the base number of responses is less than 10 during the period. % is calculated as Quantity/Base number\*100

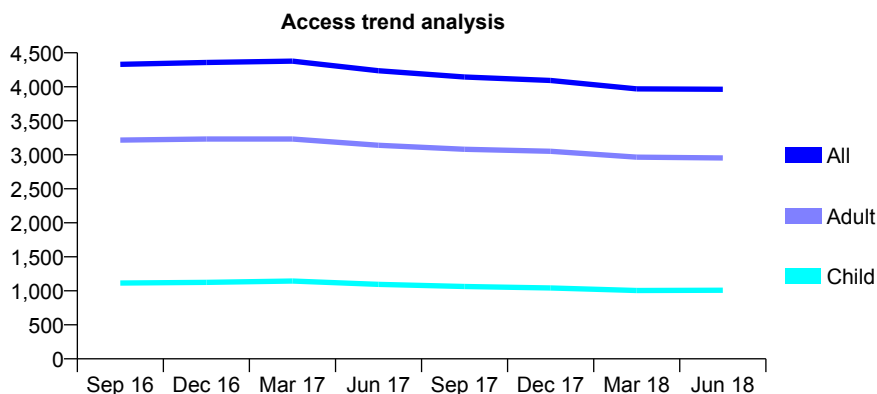
## Q46 - Vital Signs At a Glance Contract Report for 654159/0001 - June 2018

Name or company name	MISS SA GREEN
Contract type name	GDS Contract
Purpose of contract	General
Contract start date	01/04/2006
Contract end date	

18/19 Contracted general activity (UDA)	11,993
Carry forward general activity (UDA)	0
18/19 Contracted orthodontic activity (UOA)	0
Carry forward orthodontic activity (UOA)	0
Baseline contract value	£331,523.81

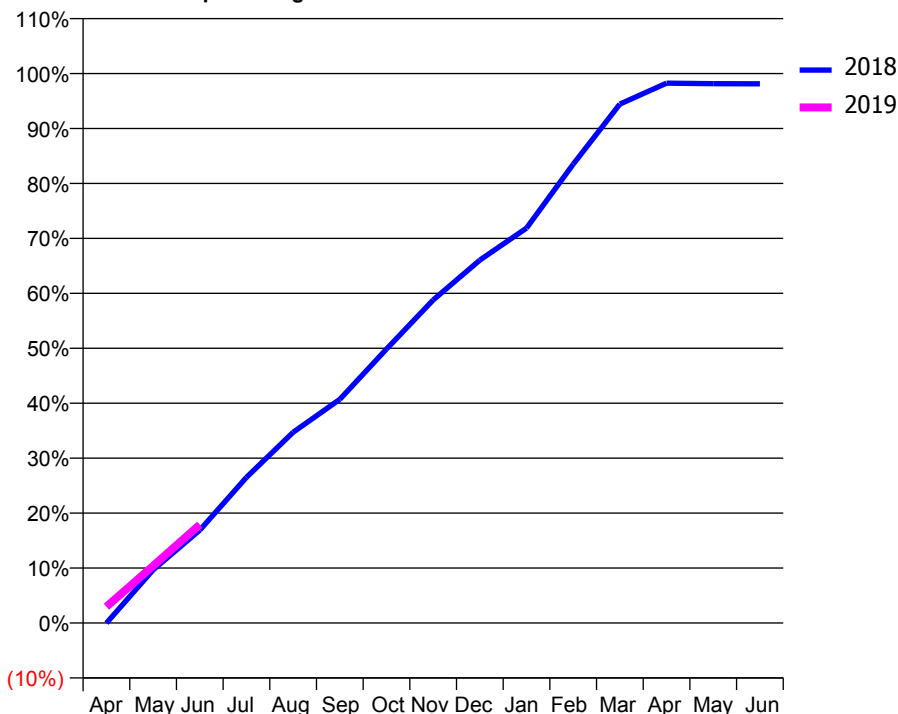
### ACCESS\*

Patients seen in 24 months	Total	Change since previous quarter
Quarter ending June 2017	4,236	
Quarter ending September 2017	4,145	↓
Quarter ending December 2017	4,094	↓
Quarter ending March 2018	3,969	↓
Quarter ending June 2018	3,963	→
<b>Variance since June 2017</b>	<b>(6.4%)</b>	<b>↓</b>



### ACTIVITY

Cumulative percentage of contracted UDA delivered 2018 & 2019



Month	Adjusted Scheduled Activity (UDA)	
	2018	2019
April	-4	356
May	1,160	1,248
June	2,026	2,146
July	3,179	
August	4,165	
September	4,883	
October	5,979	
November	7,050	
December	7,919	
January	8,618	
February	10,014	
March	11,324	
April	11,782	
May	11,770	
June	11,769	

### QUALITY

	Quantity	Base Number	Contract	AT	Region	England
% of FP17s for the same patient ID Re-attending within 3 months - Children	38	340	11.2%	11.7%	12.0%	11.5%
% of FP17s for the same patient ID Re-attending within 3 months - Adults	136	917	14.8%	15.8%	15.7%	15.4%
% of FP17s for the same patient ID Re-attending between 3 & 9 months - Children	143	340	42.1%	58.4%	60.3%	58.9%
% of FP17s for the same patient ID Re-attending between 3 & 9 months - Adults	319	917	34.8%	51.9%	54.0%	51.6%
% of FP17s for Band 1 Urgent Courses	112	1,061	10.6%	10.1%	8.9%	8.9%
% of FP17s Relating to Free Repair or Replacements	14	1,061	1.3%	0.9%	1.0%	0.8%
% of FP17s Relating to Continuations	39	1,061	3.7%	0.9%	1.1%	0.9%
% of Patients satisfied with the dentistry they have received	2	2	N/A	94.3%	93.4%	93.2%
% of Patients satisfied with the time they had to wait for an appointment	2	2	N/A	89.3%	89.4%	88.8%

\* This is based on patients treated on this contract for their most recent course of treatment. Figures in italics indicate the base number of FP17s or Patient Questionnaire responses are less than 100. N/A is shown where the base number of responses is less than 10 during the period. % is calculated as Quantity/Base number\*100

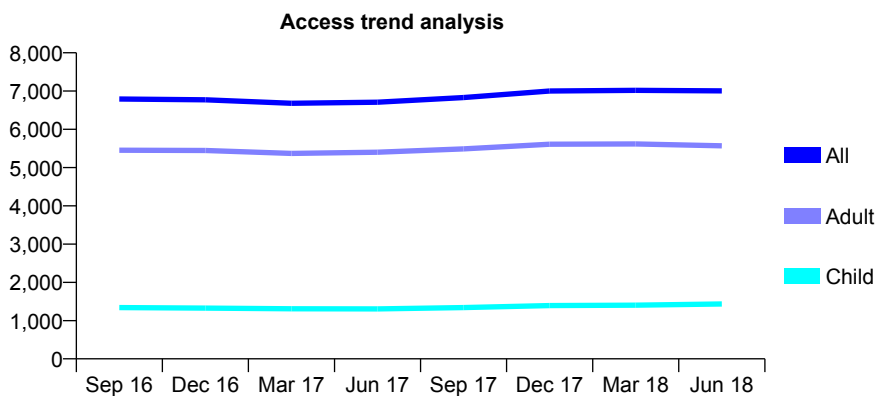
## Q46 - Vital Signs At a Glance Contract Report for 654388/0001 - June 2018

Name or company name	MR RJ DUNCALF
Contract type name	GDS Contract
Purpose of contract	General
Contract start date	01/04/2006
Contract end date	

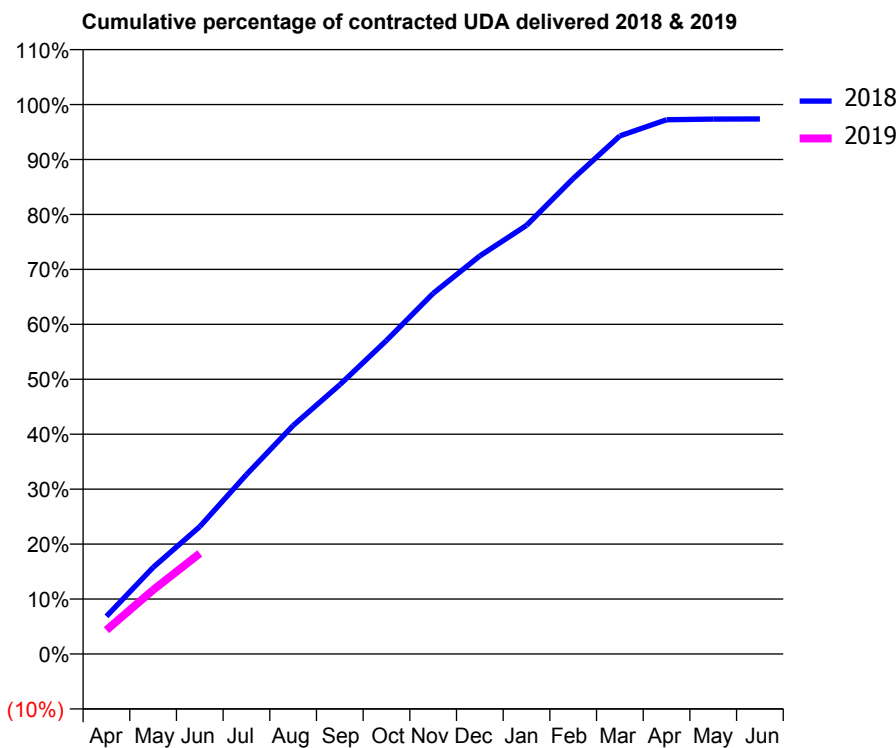
18/19 Contracted general activity (UDA)	18,070
Carry forward general activity (UDA)	0
18/19 Contracted orthodontic activity (UOA)	0
Carry forward orthodontic activity (UOA)	0
Baseline contract value	£453,053.68

### ACCESS\*

Patients seen in 24 months	Total	Change since previous quarter
Quarter ending June 2017	6,709	
Quarter ending September 2017	6,829	→
Quarter ending December 2017	7,001	↑
Quarter ending March 2018	7,020	→
Quarter ending June 2018	7,004	→
<b>Variance since June 2017</b>	<b>4.4%</b>	<b>↑</b>



### ACTIVITY



Adjusted Scheduled Activity (UDA)		
Month	2018	2019
April	1,238	785
May	2,848	2,108
June	4,190	3,307
July	5,900	
August	7,513	
September	8,854	
October	10,313	
November	11,861	
December	13,091	
January	14,097	
February	15,633	
March	17,037	
April	17,567	
May	17,590	
June	17,593	

### QUALITY

	Quantity	Base Number	Contract	AT	Region	England
% of FP17s for the same patient ID Re-attending within 3 months - Children	63	608	10.4%	11.7%	12.0%	11.5%
% of FP17s for the same patient ID Re-attending within 3 months - Adults	161	1,876	8.6%	15.8%	15.7%	15.4%
% of FP17s for the same patient ID Re-attending between 3 & 9 months - Children	414	608	68.1%	58.4%	60.3%	58.9%
% of FP17s for the same patient ID Re-attending between 3 & 9 months - Adults	1,369	1,876	73.0%	51.9%	54.0%	51.6%
% of FP17s for Band 1 Urgent Courses	120	2,176	5.5%	10.1%	8.9%	8.9%
% of FP17s Relating to Free Repair or Replacements	25	2,176	1.1%	0.9%	1.0%	0.8%
% of FP17s Relating to Continuations	17	2,176	0.8%	0.9%	1.1%	0.9%
% of Patients satisfied with the dentistry they have received	11	11	100.0%	94.3%	93.4%	93.2%
% of Patients satisfied with the time they had to wait for an appointment	11	11	100.0%	89.3%	89.4%	88.8%

\* This is based on patients treated on this contract for their most recent course of treatment. Figures in italics indicate the base number of FP17s or Patient Questionnaire responses are less than 100. N/A is shown where the base number of responses is less than 10 during the period. % is calculated as Quantity/Base number\*100

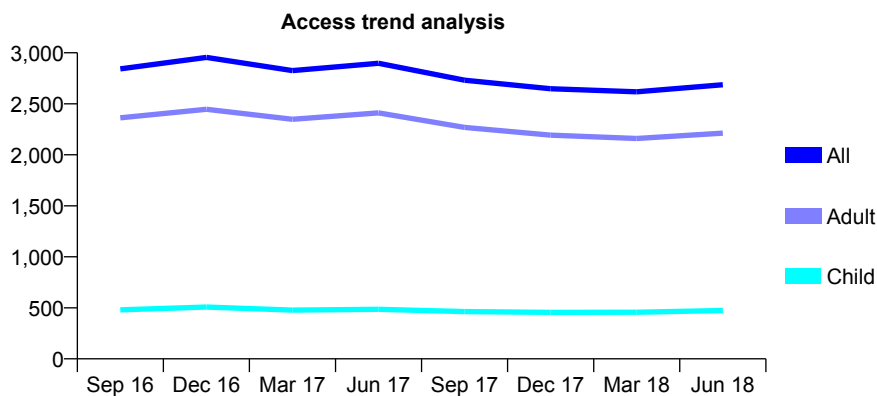
## Q46 - Vital Signs At a Glance Contract Report for 656577/0001 - June 2018

Name or company name	MR C CARRE
Contract type name	GDS Contract
Purpose of contract	General
Contract start date	01/04/2006
Contract end date	

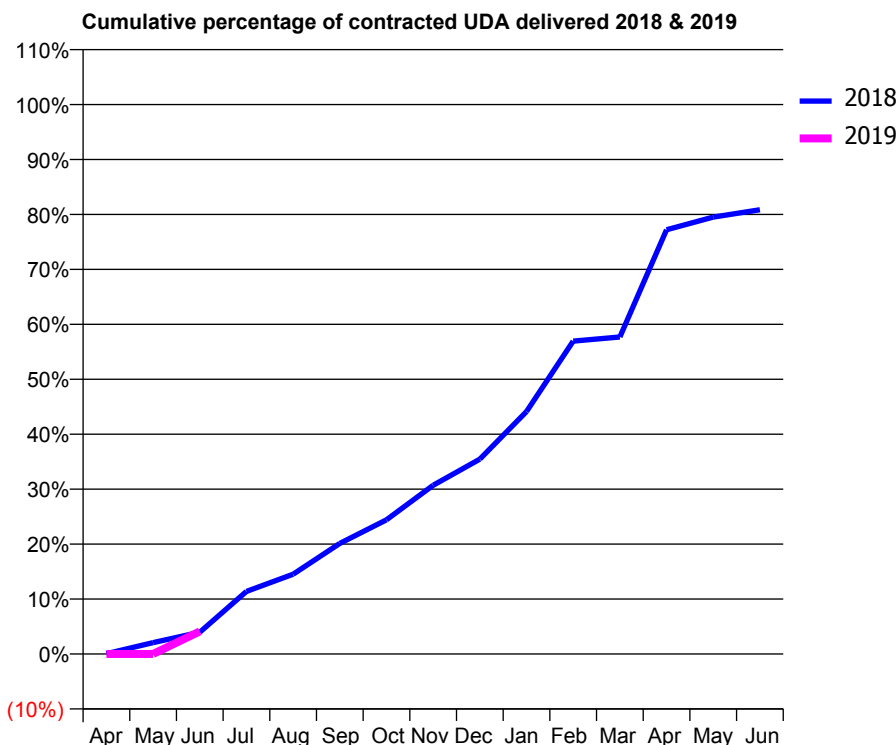
18/19 Contracted general activity (UDA)	9,963
Carry forward general activity (UDA)	0
18/19 Contracted orthodontic activity (UOA)	0
Carry forward orthodontic activity (UOA)	0
Baseline contract value	£246,344.67

### ACCESS\*

Patients seen in 24 months	Total	Change since previous quarter
Quarter ending June 2017	2,897	
Quarter ending September 2017	2,732	↓
Quarter ending December 2017	2,648	↓
Quarter ending March 2018	2,617	↓
Quarter ending June 2018	2,687	↑
<b>Variance since June 2017</b>	<b>(7.2%)</b>	<b>↓</b>



### ACTIVITY



Month	Adjusted Scheduled Activity (UDA)	
	2018	2019
April	5	1
May	208	1
June	395	410
July	1,136	
August	1,447	
September	2,005	
October	2,434	
November	3,059	
December	3,533	
January	4,396	
February	5,672	
March	5,748	
April	7,691	
May	7,921	
June	8,054	

### QUALITY

	Quantity	Base Number	Contract	AT	Region	England
% of FP17s for the same patient ID Re-attending within 3 months - Children	4	125	3.2%	11.7%	12.0%	11.5%
% of FP17s for the same patient ID Re-attending within 3 months - Adults	88	746	11.8%	15.8%	15.7%	15.4%
% of FP17s for the same patient ID Re-attending between 3 & 9 months - Children	40	125	32.0%	58.4%	60.3%	58.9%
% of FP17s for the same patient ID Re-attending between 3 & 9 months - Adults	248	746	33.2%	51.9%	54.0%	51.6%
% of FP17s for Band 1 Urgent Courses	4	196	2.0%	10.1%	8.9%	8.9%
% of FP17s Relating to Free Repair or Replacements	1	196	0.5%	0.9%	1.0%	0.8%
% of FP17s Relating to Continuations	3	196	1.5%	0.9%	1.1%	0.9%
% of Patients satisfied with the dentistry they have received	3	3	N/A	94.3%	93.4%	93.2%
% of Patients satisfied with the time they had to wait for an appointment	3	3	N/A	89.3%	89.4%	88.8%

\* This is based on patients treated on this contract for their most recent course of treatment. Figures in italics indicate the base number of FP17s or Patient Questionnaire responses are less than 100. N/A is shown where the base number of responses is less than 10 during the period. % is calculated as Quantity/Base number\*100

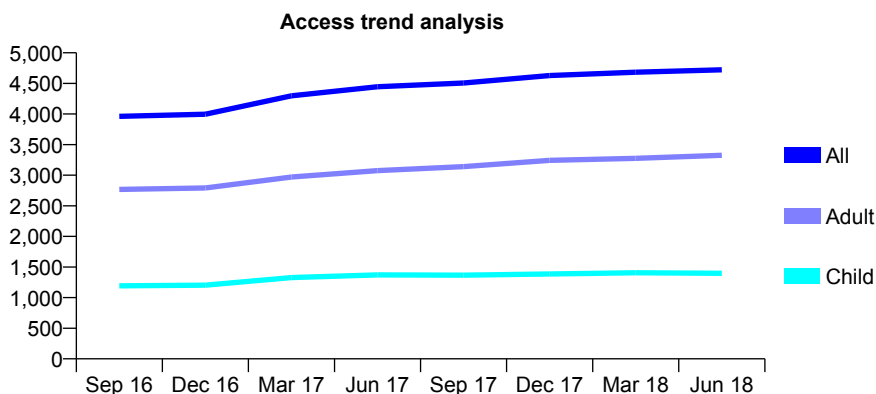
## Q46 - Vital Signs At a Glance Contract Report for 676616/0001 - June 2018

Name or company name	MR RJ DORRINGTON
Contract type name	Pilot Contract
Purpose of contract	General and Orthodontic
Contract start date	01/04/2006
Contract end date	

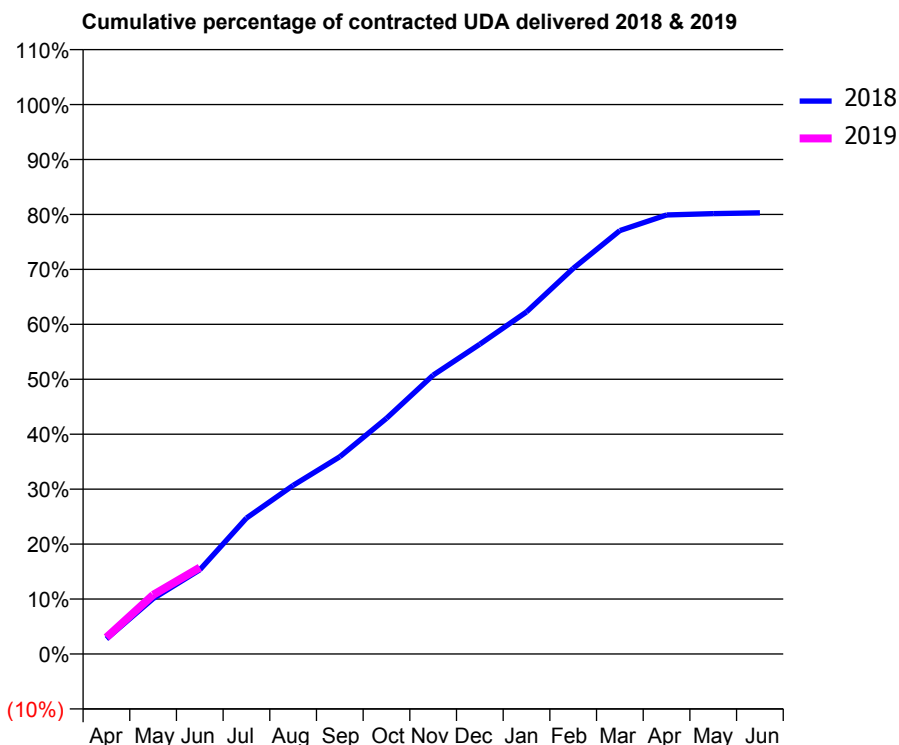
18/19 Contracted general activity (UDA)	13,620
Carry forward general activity (UDA)	0
18/19 Contracted orthodontic activity (UOA)	1,482
Carry forward orthodontic activity (UOA)	0
Baseline contract value	£405,264.28

### ACCESS\*

Patients seen in 24 months	Total	Change since previous quarter
Quarter ending June 2017	4,446	
Quarter ending September 2017	4,507	→
Quarter ending December 2017	4,629	↑
Quarter ending March 2018	4,683	→
Quarter ending June 2018	4,723	→
<b>Variance since June 2017</b>	<b>6.2%</b>	<b>↑</b>



### ACTIVITY



Month	Adjusted Scheduled Activity (UDA)	
	2018	2019
April	376	412
May	1,375	1,466
June	2,086	2,142
July	3,369	
August	4,180	
September	4,889	
October	5,843	
November	6,913	
December	7,680	
January	8,481	
February	9,556	
March	10,496	
April	10,883	
May	10,916	
June	10,934	

### QUALITY

	Quantity	Base Number	Contract	AT	Region	England
% of FP17s for the same patient ID Re-attending within 3 months - Children	39	476	8.2%	11.7%	12.0%	11.5%
% of FP17s for the same patient ID Re-attending within 3 months - Adults	152	967	15.7%	15.8%	15.7%	15.4%
% of FP17s for the same patient ID Re-attending between 3 & 9 months - Children	227	476	47.7%	58.4%	60.3%	58.9%
% of FP17s for the same patient ID Re-attending between 3 & 9 months - Adults	353	967	36.5%	51.9%	54.0%	51.6%
% of FP17s for Band 1 Urgent Courses	52	1,086	4.8%	10.1%	8.9%	8.9%
% of FP17s Relating to Free Repair or Replacements	29	1,086	2.7%	0.9%	1.0%	0.8%
% of FP17s Relating to Continuations	4	1,086	0.4%	0.9%	1.1%	0.9%
% of Patients satisfied with the dentistry they have received	2	2	N/A	94.3%	93.4%	93.2%
% of Patients satisfied with the time they had to wait for an appointment	2	2	N/A	89.3%	89.4%	88.8%

\* This is based on patients treated on this contract for their most recent course of treatment. Figures in italics indicate the base number of FP17s or Patient Questionnaire responses are less than 100. N/A is shown where the base number of responses is less than 10 during the period. % is calculated as Quantity/Base number\*100

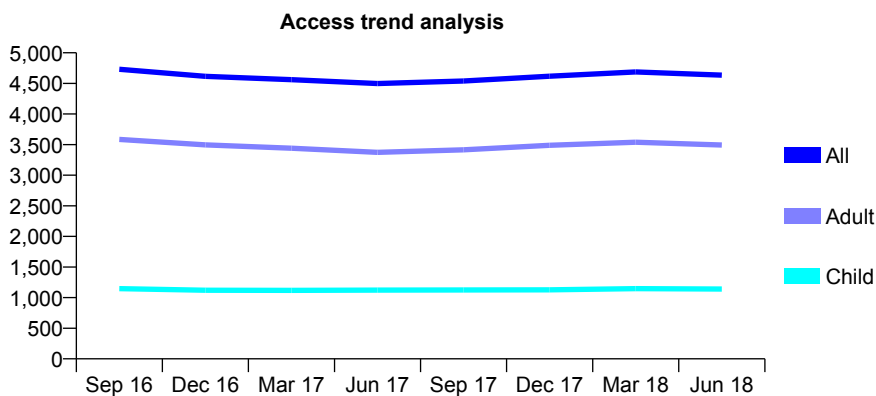
## Q46 - Vital Signs At a Glance Contract Report for 678821/0001 - June 2018

Name or company name	MR DB SINGH
Contract type name	GDS Contract
Purpose of contract	General
Contract start date	01/04/2006
Contract end date	

18/19 Contracted general activity (UDA)	16,876
Carry forward general activity (UDA)	0
18/19 Contracted orthodontic activity (UOA)	0
Carry forward orthodontic activity (UOA)	0
Baseline contract value	£543,857.74

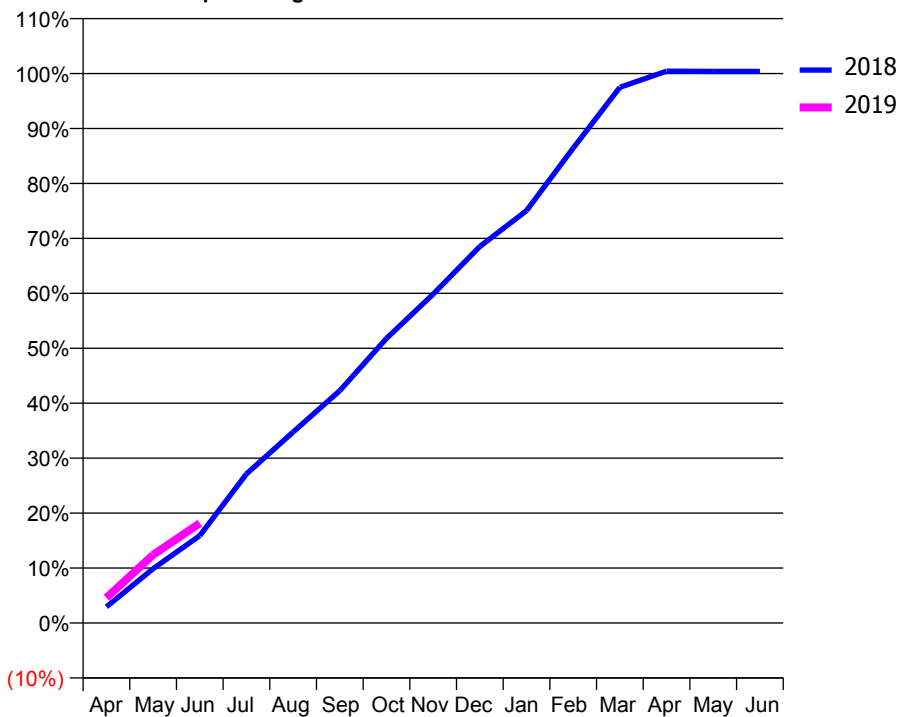
### ACCESS\*

Patients seen in 24 months	Total	Change since previous quarter
Quarter ending June 2017	4,497	
Quarter ending September 2017	4,539	→
Quarter ending December 2017	4,617	→
Quarter ending March 2018	4,688	→
Quarter ending June 2018	4,635	↓
<b>Variance since June 2017</b>	<b>3.1%</b>	<b>↑</b>



### ACTIVITY

Cumulative percentage of contracted UDA delivered 2018 & 2019



Month	Adjusted Scheduled Activity (UDA)	
	2018	2019
April	497	778
May	1,671	2,095
June	2,686	3,066
July	4,582	
August	5,867	
September	7,136	
October	8,740	
November	10,101	
December	11,564	
January	12,664	
February	14,586	
March	16,451	
April	16,948	
May	16,941	
June	16,941	

### QUALITY

	Quantity	Base Number	Contract	AT	Region	England
% of FP17s for the same patient ID Re-attending within 3 months - Children	36	359	10.0%	11.7%	12.0%	11.5%
% of FP17s for the same patient ID Re-attending within 3 months - Adults	106	1,098	9.7%	15.8%	15.7%	15.4%
% of FP17s for the same patient ID Re-attending between 3 & 9 months - Children	227	359	63.2%	58.4%	60.3%	58.9%
% of FP17s for the same patient ID Re-attending between 3 & 9 months - Adults	717	1,098	65.3%	51.9%	54.0%	51.6%
% of FP17s for Band 1 Urgent Courses	88	1,269	6.9%	10.1%	8.9%	8.9%
% of FP17s Relating to Free Repair or Replacements	6	1,269	0.5%	0.9%	1.0%	0.8%
% of FP17s Relating to Continuations	5	1,269	0.4%	0.9%	1.1%	0.9%
% of Patients satisfied with the dentistry they have received	4	4	N/A	94.3%	93.4%	93.2%
% of Patients satisfied with the time they had to wait for an appointment	4	4	N/A	89.3%	89.4%	88.8%

\* This is based on patients treated on this contract for their most recent course of treatment. Figures in italics indicate the base number of FP17s or Patient Questionnaire responses are less than 100. N/A is shown where the base number of responses is less than 10 during the period. % is calculated as Quantity/Base number\*100

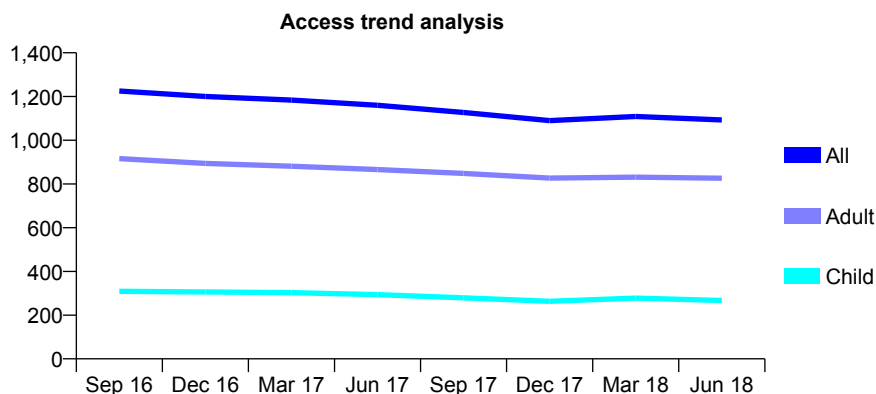
## Q46 - Vital Signs At a Glance Contract Report for 679224/0001 - June 2018

Name or company name	Mr V Singla
Contract type name	GDS Contract
Purpose of contract	General and Orthodontic
Contract start date	01/04/2006
Contract end date	

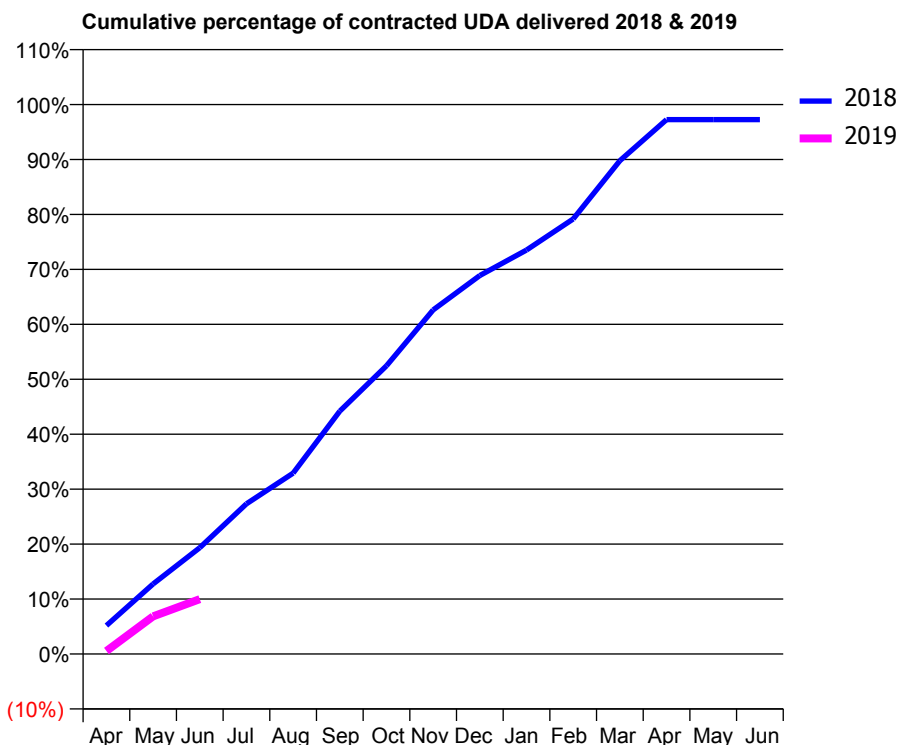
18/19 Contracted general activity (UDA)	3,916
Carry forward general activity (UDA)	0
18/19 Contracted orthodontic activity (UOA)	523
Carry forward orthodontic activity (UOA)	0
Baseline contract value	£152,768.19

### ACCESS\*

Patients seen in 24 months	Total	Change since previous quarter
Quarter ending June 2017	1,160	
Quarter ending September 2017	1,127	↓
Quarter ending December 2017	1,090	↓
Quarter ending March 2018	1,109	→
Quarter ending June 2018	1,093	↓
<b>Variance since June 2017</b>	<b>(5.8%)</b>	<b>↓</b>



### ACTIVITY



Month	Adjusted Scheduled Activity (UDA)	
	2018	2019
April	203	21
May	500	268
June	757	391
July	1,071	
August	1,289	
September	1,731	
October	2,054	
November	2,452	
December	2,698	
January	2,879	
February	3,101	
March	3,516	
April	3,808	
May	3,808	
June	3,808	

### QUALITY

	Quantity	Base Number	Contract	AT	Region	England
% of FP17s for the same patient ID Re-attending within 3 months - Children	4	89	4.5%	11.7%	12.0%	11.5%
% of FP17s for the same patient ID Re-attending within 3 months - Adults	27	230	11.7%	15.8%	15.7%	15.4%
% of FP17s for the same patient ID Re-attending between 3 & 9 months - Children	48	89	53.9%	58.4%	60.3%	58.9%
% of FP17s for the same patient ID Re-attending between 3 & 9 months - Adults	125	230	54.3%	51.9%	54.0%	51.6%
% of FP17s for Band 1 Urgent Courses	14	235	6.0%	10.1%	8.9%	8.9%
% of FP17s Relating to Free Repair or Replacements	1	235	0.4%	0.9%	1.0%	0.8%
% of FP17s Relating to Continuations	0	235	0.0%	0.9%	1.1%	0.9%
% of Patients satisfied with the dentistry they have received	2	2	N/A	94.3%	93.4%	93.2%
% of Patients satisfied with the time they had to wait for an appointment	2	2	N/A	89.3%	89.4%	88.8%

\* This is based on patients treated on this contract for their most recent course of treatment. Figures in italics indicate the base number of FP17s or Patient Questionnaire responses are less than 100. N/A is shown where the base number of responses is less than 10 during the period. % is calculated as Quantity/Base number\*100



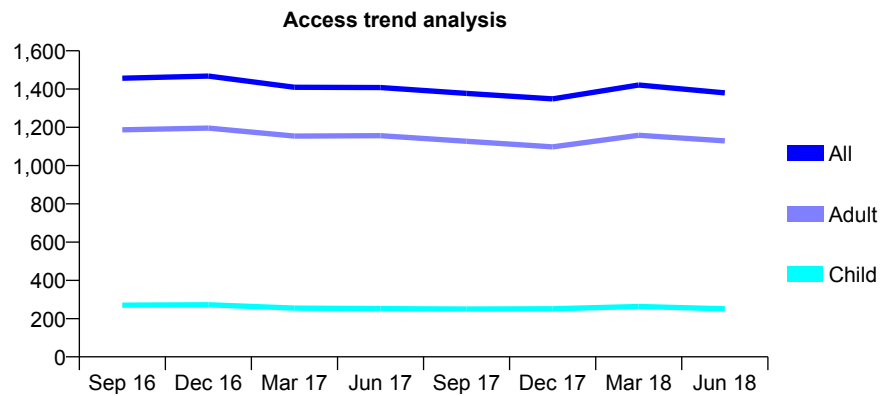
## Q46 - Vital Signs At a Glance Contract Report for 682365/0013 - June 2018

Name or company name	MR QM JAFFRI
Contract type name	GDS Contract
Purpose of contract	General
Contract start date	01/01/2015
Contract end date	

18/19 Contracted general activity (UDA)	4,694
Carry forward general activity (UDA)	0
18/19 Contracted orthodontic activity (UOA)	0
Carry forward orthodontic activity (UOA)	0
Baseline contract value	£112,839.67

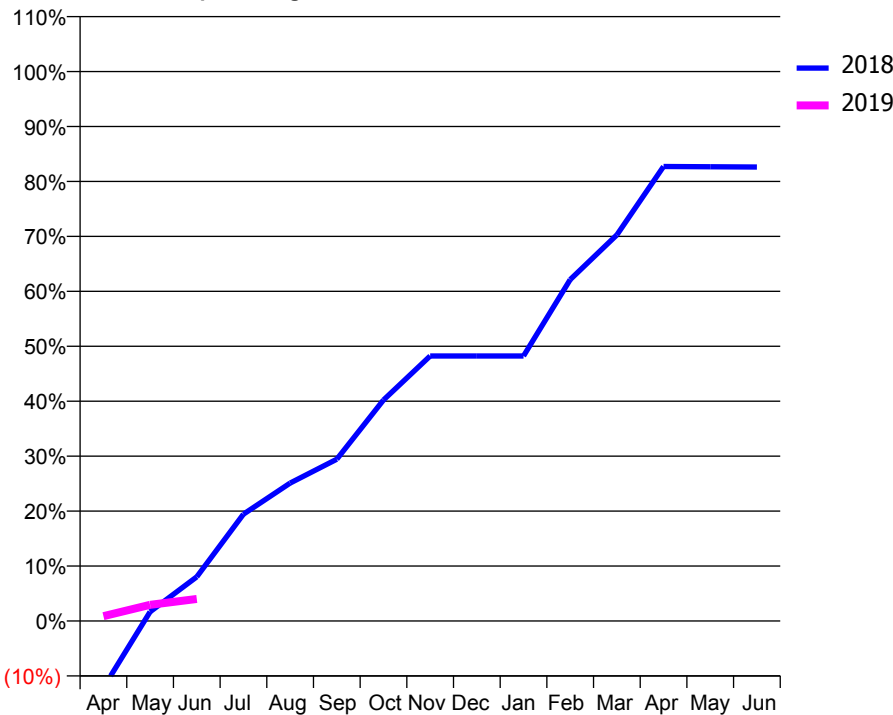
### ACCESS\*

Patients seen in 24 months	Total	Change since previous quarter
Quarter ending June 2017	1,408	
Quarter ending September 2017	1,377	↓
Quarter ending December 2017	1,349	↓
Quarter ending March 2018	1,421	↑
Quarter ending June 2018	1,380	↓
<b>Variance since June 2017</b>	<b>(2.0%)</b>	<b>↓</b>



### ACTIVITY

Cumulative percentage of contracted UDA delivered 2018 & 2019



Month	Adjusted Scheduled Activity (UDA)	
	2018	2019
April	-570	42
May	79	138
June	377	189
July	913	
August	1,178	
September	1,382	
October	1,889	
November	2,263	
December	2,263	
January	2,263	
February	2,917	
March	3,298	
April	3,883	
May	3,881	
June	3,878	

### QUALITY

	Quantity	Base Number	Contract	AT	Region	England
% of FP17s for the same patient ID Re-attending within 3 months - Children	0	73	0.0%	11.7%	12.0%	11.5%
% of FP17s for the same patient ID Re-attending within 3 months - Adults	22	267	8.2%	15.8%	15.7%	15.4%
% of FP17s for the same patient ID Re-attending between 3 & 9 months - Children	40	73	54.8%	58.4%	60.3%	58.9%
% of FP17s for the same patient ID Re-attending between 3 & 9 months - Adults	121	267	45.3%	51.9%	54.0%	51.6%
% of FP17s for Band 1 Urgent Courses	0	44	0.0%	10.1%	8.9%	8.9%
% of FP17s Relating to Free Repair or Replacements	0	44	0.0%	0.9%	1.0%	0.8%
% of FP17s Relating to Continuations	1	44	2.3%	0.9%	1.1%	0.9%
% of Patients satisfied with the dentistry they have received	1	1	N/A	94.3%	93.4%	93.2%
% of Patients satisfied with the time they had to wait for an appointment	1	1	N/A	89.3%	89.4%	88.8%

\* This is based on patients treated on this contract for their most recent course of treatment. Figures in italics indicate the base number of FP17s or Patient Questionnaire responses are less than 100. N/A is shown where the base number of responses is less than 10 during the period. % is calculated as Quantity/Base number\*100

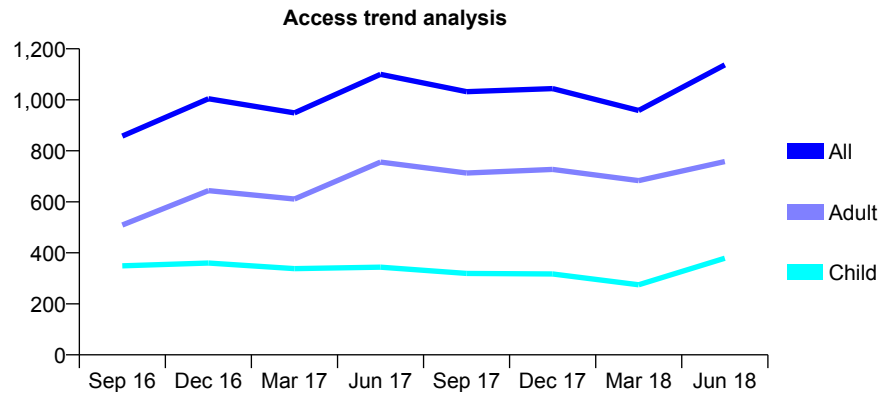
## Q46 - Vital Signs At a Glance Contract Report for 683728/0001 - June 2018

Name or company name	MR N KHALID
Contract type name	GDS Contract
Purpose of contract	General
Contract start date	01/11/2014
Contract end date	

18/19 Contracted general activity (UDA)	4,751
Carry forward general activity (UDA)	0
18/19 Contracted orthodontic activity (UOA)	0
Carry forward orthodontic activity (UOA)	0
Baseline contract value	£158,828.83

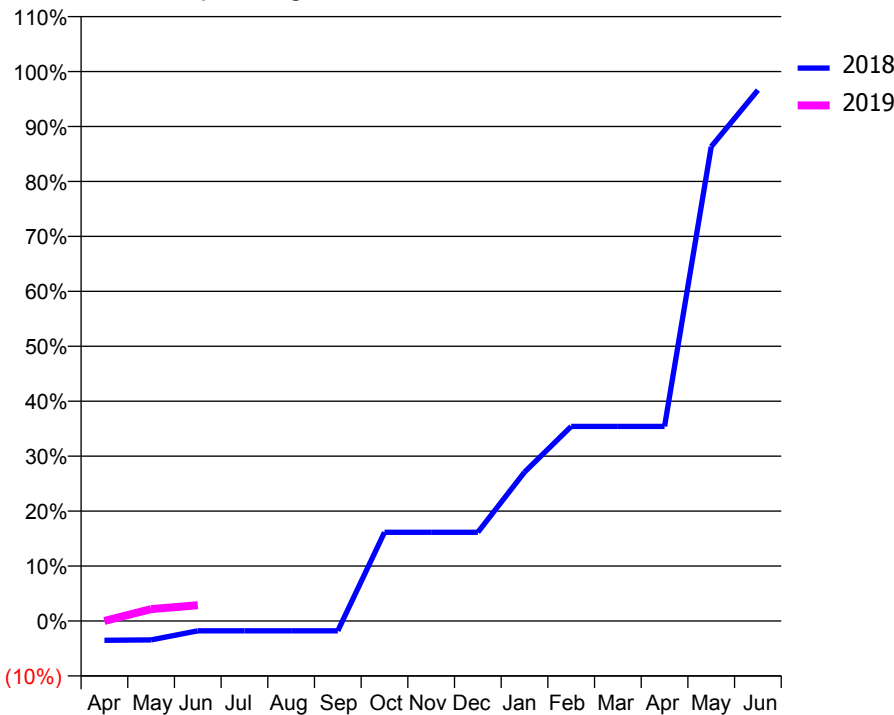
### ACCESS\*

Patients seen in 24 months	Total	Change since previous quarter
Quarter ending June 2017	1,100	
Quarter ending September 2017	1,032	↓
Quarter ending December 2017	1,044	→
Quarter ending March 2018	958	↓
Quarter ending June 2018	1,137	↑
<b>Variance since June 2017</b>	<b>3.4%</b>	<b>↑</b>



### ACTIVITY

Cumulative percentage of contracted UDA delivered 2018 & 2019



Month	Adjusted Scheduled Activity (UDA)	
	2018	2019
April	-168	0
May	-164	103
June	-86	137
July	-86	
August	-86	
September	-86	
October	768	
November	768	
December	768	
January	1,287	
February	1,683	
March	1,683	
April	1,683	
May	4,101	
June	4,590	

### QUALITY

	Quantity	Base Number	Contract	AT	Region	England
% of FP17s for the same patient ID Re-attending within 3 months - Children	22	298	7.4%	11.7%	12.0%	11.5%
% of FP17s for the same patient ID Re-attending within 3 months - Adults	38	326	11.7%	15.8%	15.7%	15.4%
% of FP17s for the same patient ID Re-attending between 3 & 9 months - Children	97	298	32.6%	58.4%	60.3%	58.9%
% of FP17s for the same patient ID Re-attending between 3 & 9 months - Adults	105	326	32.2%	51.9%	54.0%	51.6%
% of FP17s for Band 1 Urgent Courses	10	70	14.3%	10.1%	8.9%	8.9%
% of FP17s Relating to Free Repair or Replacements	0	70	0.0%	0.9%	1.0%	0.8%
% of FP17s Relating to Continuations	6	70	8.6%	0.9%	1.1%	0.9%
% of Patients satisfied with the dentistry they have received	2	5	N/A	94.3%	93.4%	93.2%
% of Patients satisfied with the time they had to wait for an appointment	4	5	N/A	89.3%	89.4%	88.8%

\* This is based on patients treated on this contract for their most recent course of treatment. Figures in italics indicate the base number of FP17s or Patient Questionnaire responses are less than 100. N/A is shown where the base number of responses is less than 10 during the period. % is calculated as Quantity/Base number\*100

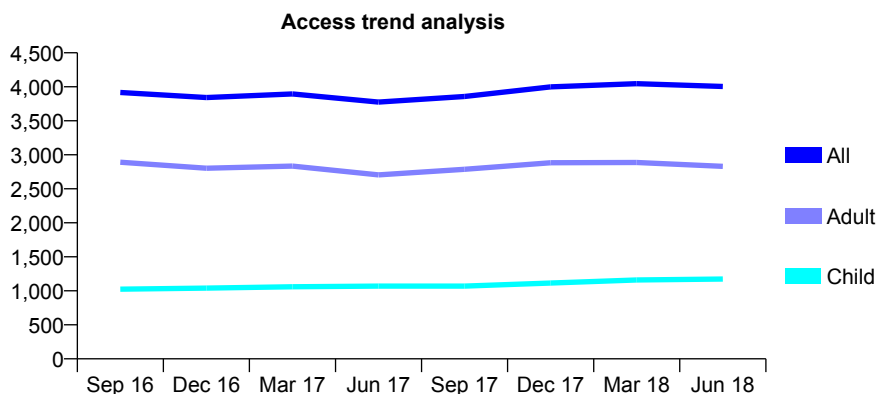
## Q46 - Vital Signs At a Glance Contract Report for 683833/0001 - June 2018

Name or company name	MR N ARIF
Contract type name	GDS Contract
Purpose of contract	General
Contract start date	19/12/2012
Contract end date	

18/19 Contracted general activity (UDA)	9,892
Carry forward general activity (UDA)	0
18/19 Contracted orthodontic activity (UOA)	0
Carry forward orthodontic activity (UOA)	0
Baseline contract value	£236,556.11

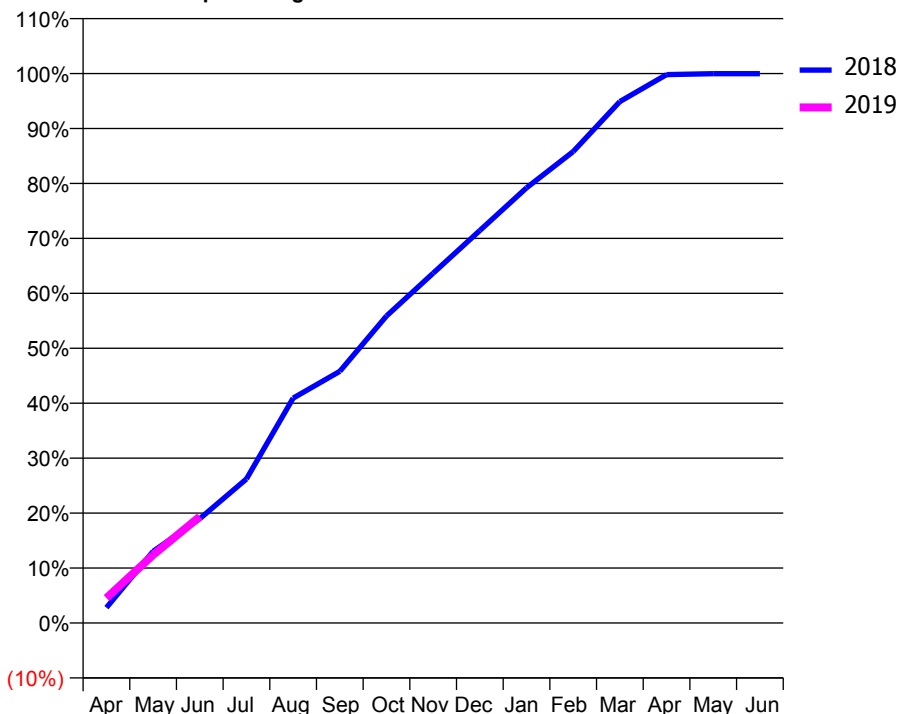
### ACCESS\*

Patients seen in 24 months	Total	Change since previous quarter
Quarter ending June 2017	3,775	
Quarter ending September 2017	3,857	↑
Quarter ending December 2017	3,999	↑
Quarter ending March 2018	4,047	→
Quarter ending June 2018	4,004	↓
<b>Variance since June 2017</b>	<b>6.1%</b>	<b>↑</b>



### ACTIVITY

Cumulative percentage of contracted UDA delivered 2018 & 2019



Month	Adjusted Scheduled Activity (UDA)	
	2018	2019
April	276	451
May	1,289	1,225
June	1,878	1,916
July	2,594	
August	4,049	
September	4,530	
October	5,527	
November	6,298	
December	7,065	
January	7,833	
February	8,487	
March	9,387	
April	9,872	
May	9,888	
June	9,888	

### QUALITY

	Quantity	Base Number	Contract	AT	Region	England
% of FP17s for the same patient ID Re-attending within 3 months - Children	26	438	5.9%	11.7%	12.0%	11.5%
% of FP17s for the same patient ID Re-attending within 3 months - Adults	93	673	13.8%	15.8%	15.7%	15.4%
% of FP17s for the same patient ID Re-attending between 3 & 9 months - Children	262	438	59.8%	58.4%	60.3%	58.9%
% of FP17s for the same patient ID Re-attending between 3 & 9 months - Adults	323	673	48.0%	51.9%	54.0%	51.6%
% of FP17s for Band 1 Urgent Courses	51	896	5.7%	10.1%	8.9%	8.9%
% of FP17s Relating to Free Repair or Replacements	5	896	0.6%	0.9%	1.0%	0.8%
% of FP17s Relating to Continuations	16	896	1.8%	0.9%	1.1%	0.9%
% of Patients satisfied with the dentistry they have received	2	3	N/A	94.3%	93.4%	93.2%
% of Patients satisfied with the time they had to wait for an appointment	3	3	N/A	89.3%	89.4%	88.8%

\* This is based on patients treated on this contract for their most recent course of treatment. Figures in italics indicate the base number of FP17s or Patient Questionnaire responses are less than 100. N/A is shown where the base number of responses is less than 10 during the period. % is calculated as Quantity/Base number\*100

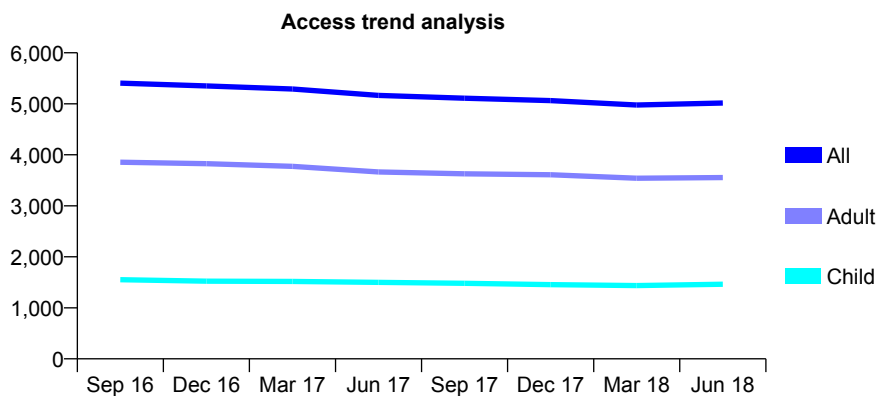
## Q46 - Vital Signs At a Glance Contract Report for 684422/0001 - June 2018

Name or company name	MISS R AGGARWAL
Contract type name	GDS Contract
Purpose of contract	General
Contract start date	01/04/2006
Contract end date	

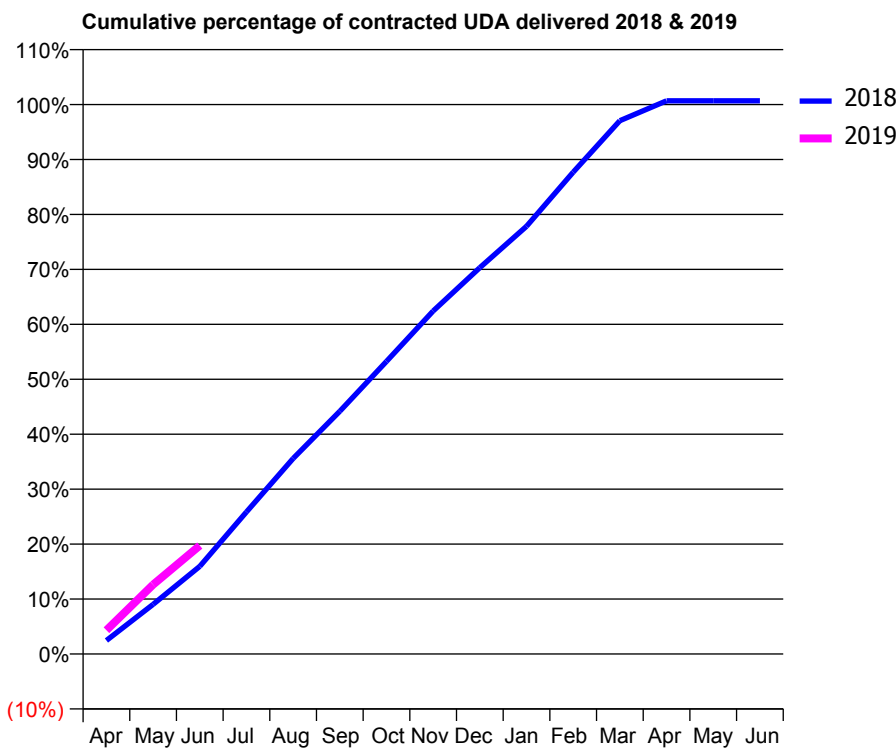
18/19 Contracted general activity (UDA)	16,100
Carry forward general activity (UDA)	0
18/19 Contracted orthodontic activity (UOA)	0
Carry forward orthodontic activity (UOA)	0
Baseline contract value	£454,076.81

### ACCESS\*

Patients seen in 24 months	Total	Change since previous quarter
Quarter ending June 2017	5,164	
Quarter ending September 2017	5,109	↓
Quarter ending December 2017	5,062	→
Quarter ending March 2018	4,977	↓
Quarter ending June 2018	5,015	→
<b>Variance since June 2017</b>	<b>(2.9%)</b>	<b>↓</b>



### ACTIVITY



Month	Adjusted Scheduled Activity (UDA)	
	2018	2019
April	396	696
May	1,454	2,035
June	2,569	3,180
July	4,164	
August	5,729	
September	7,113	
October	8,575	
November	10,049	
December	11,322	
January	12,531	
February	14,117	
March	15,627	
April	16,208	
May	16,208	
June	16,209	

### QUALITY

	Quantity	Base Number	Contract	AT	Region	England
% of FP17s for the same patient ID Re-attending within 3 months - Children	32	615	5.2%	11.7%	12.0%	11.5%
% of FP17s for the same patient ID Re-attending within 3 months - Adults	117	1,294	9.0%	15.8%	15.7%	15.4%
% of FP17s for the same patient ID Re-attending between 3 & 9 months - Children	411	615	66.8%	58.4%	60.3%	58.9%
% of FP17s for the same patient ID Re-attending between 3 & 9 months - Adults	910	1,294	70.3%	51.9%	54.0%	51.6%
% of FP17s for Band 1 Urgent Courses	50	1,654	3.0%	10.1%	8.9%	8.9%
% of FP17s Relating to Free Repair or Replacements	21	1,654	1.3%	0.9%	1.0%	0.8%
% of FP17s Relating to Continuations	13	1,654	0.8%	0.9%	1.1%	0.9%
% of Patients satisfied with the dentistry they have received	3	3	N/A	94.3%	93.4%	93.2%
% of Patients satisfied with the time they had to wait for an appointment	3	3	N/A	89.3%	89.4%	88.8%

\* This is based on patients treated on this contract for their most recent course of treatment. Figures in italics indicate the base number of FP17s or Patient Questionnaire responses are less than 100. N/A is shown where the base number of responses is less than 10 during the period. % is calculated as Quantity/Base number\*100

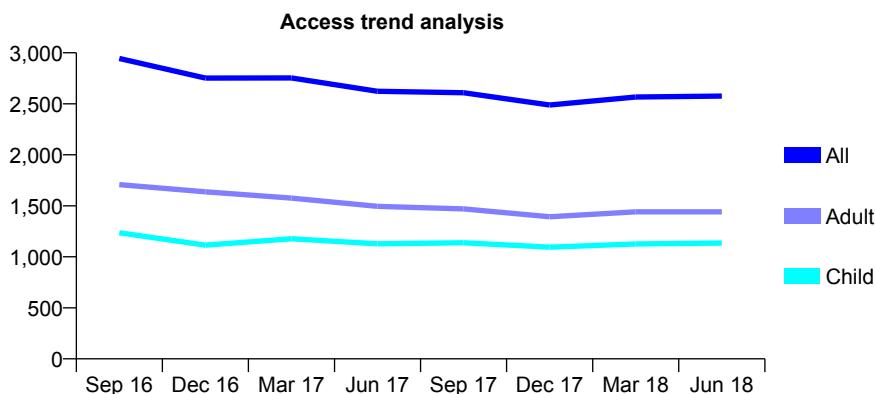
## Q46 - Vital Signs At a Glance Contract Report for 685259/0001 - June 2018

Name or company name	MR N MOHAMMAD
Contract type name	GDS Contract
Purpose of contract	General
Contract start date	01/04/2006
Contract end date	

18/19 Contracted general activity (UDA)	6,949
Carry forward general activity (UDA)	0
18/19 Contracted orthodontic activity (UOA)	0
Carry forward orthodontic activity (UOA)	0
Baseline contract value	£191,977.21

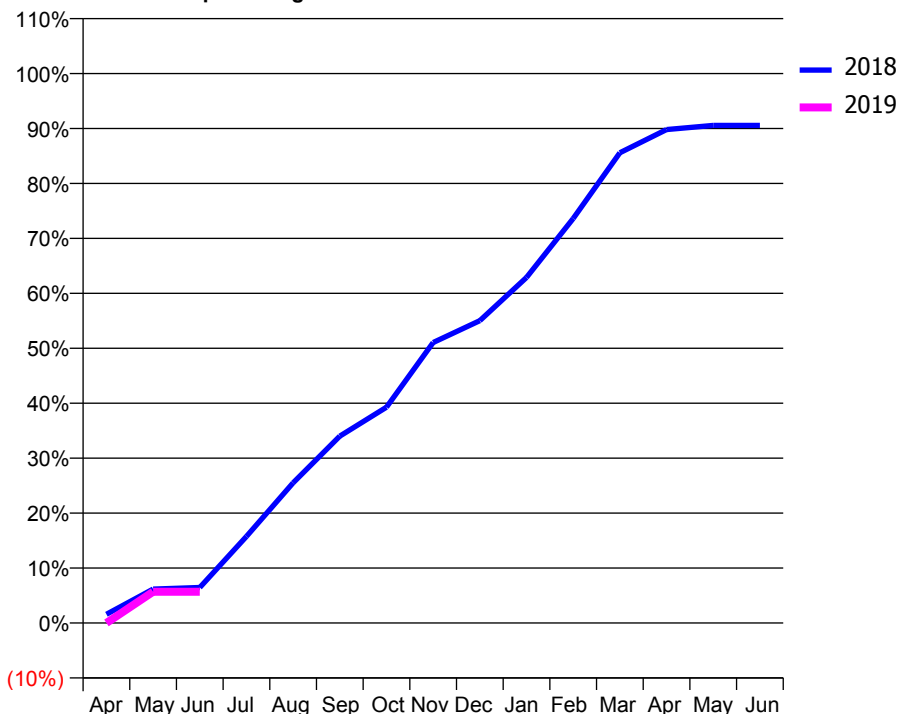
### ACCESS\*

Patients seen in 24 months	Total	Change since previous quarter
Quarter ending June 2017	2,623	
Quarter ending September 2017	2,608	→
Quarter ending December 2017	2,488	↓
Quarter ending March 2018	2,567	↑
Quarter ending June 2018	2,576	→
<b>Variance since June 2017</b>	<b>(1.8%)</b>	<b>↓</b>



### ACTIVITY

Cumulative percentage of contracted UDA delivered 2018 & 2019



Adjusted Scheduled Activity (UDA)		
Month	2018	2019
April	111	0
May	430	395
June	450	395
July	1,095	
August	1,773	
September	2,364	
October	2,729	
November	3,547	
December	3,824	
January	4,370	
February	5,116	
March	5,946	
April	6,240	
May	6,292	
June	6,292	

### QUALITY

	Quantity	Base Number	Contract	AT	Region	England
% of FP17s for the same patient ID Re-attending within 3 months - Children	10	185	5.4%	11.7%	12.0%	11.5%
% of FP17s for the same patient ID Re-attending within 3 months - Adults	26	249	10.4%	15.8%	15.7%	15.4%
% of FP17s for the same patient ID Re-attending between 3 & 9 months - Children	95	185	51.4%	58.4%	60.3%	58.9%
% of FP17s for the same patient ID Re-attending between 3 & 9 months - Adults	113	249	45.4%	51.9%	54.0%	51.6%
% of FP17s for Band 1 Urgent Courses	14	257	5.4%	10.1%	8.9%	8.9%
% of FP17s Relating to Free Repair or Replacements	1	257	0.4%	0.9%	1.0%	0.8%
% of FP17s Relating to Continuations	2	257	0.8%	0.9%	1.1%	0.9%
% of Patients satisfied with the dentistry they have received	2	2	N/A	94.3%	93.4%	93.2%
% of Patients satisfied with the time they had to wait for an appointment	2	2	N/A	89.3%	89.4%	88.8%

\* This is based on patients treated on this contract for their most recent course of treatment. Figures in italics indicate the base number of FP17s or Patient Questionnaire responses are less than 100. N/A is shown where the base number of responses is less than 10 during the period. % is calculated as Quantity/Base number\*100

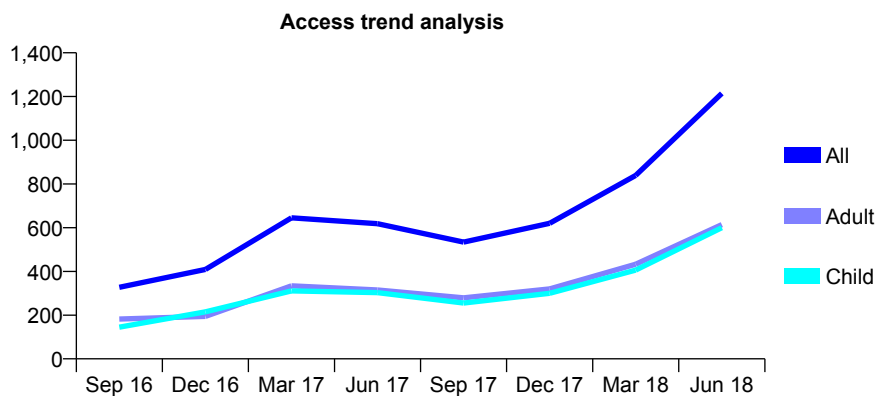
## Q46 - Vital Signs At a Glance Contract Report for 685259/0002 - June 2018

Name or company name	MR N MOHAMMAD
Contract type name	GDS Contract
Purpose of contract	General
Contract start date	04/02/2008
Contract end date	

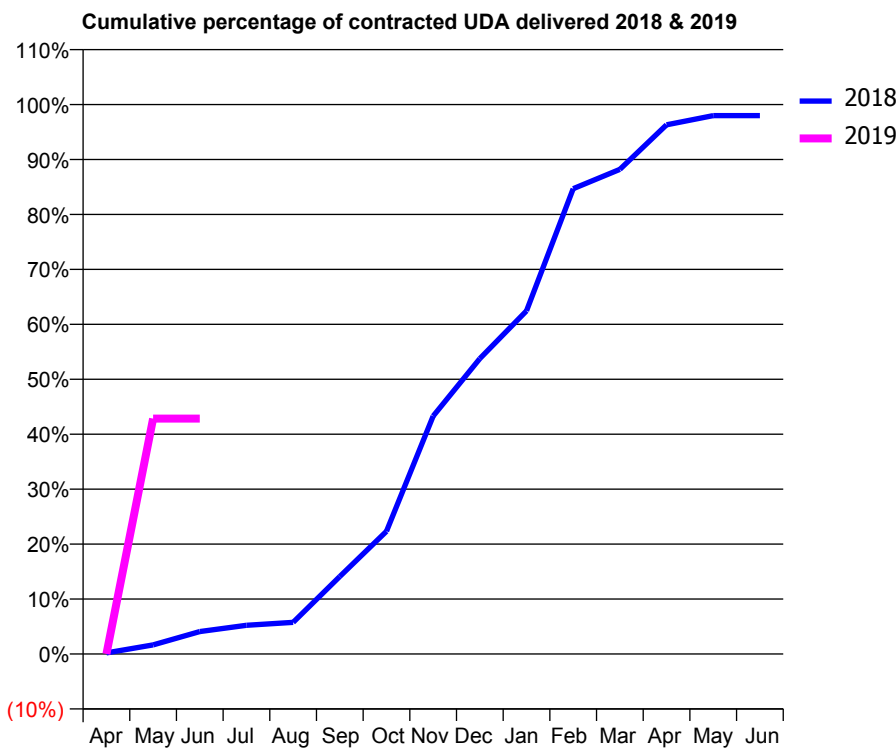
18/19 Contracted general activity (UDA)	1,900
Carry forward general activity (UDA)	0
18/19 Contracted orthodontic activity (UOA)	0
Carry forward orthodontic activity (UOA)	0
Baseline contract value	£44,958.11

### ACCESS\*

Patients seen in 24 months	Total	Change since previous quarter
Quarter ending June 2017	618	
Quarter ending September 2017	534	↓
Quarter ending December 2017	620	↑
Quarter ending March 2018	839	↑
Quarter ending June 2018	1,214	↑
<b>Variance since June 2017</b>	<b>96.4%</b>	<b>↑</b>



### ACTIVITY



Adjusted Scheduled Activity (UDA)		
Month	2018	2019
April	4	0
May	32	814
June	78	814
July	99	
August	109	
September	268	
October	425	
November	823	
December	1,021	
January	1,186	
February	1,609	
March	1,676	
April	1,830	
May	1,862	
June	1,862	

### QUALITY

	Quantity	Base Number	Contract	AT	Region	England
% of FP17s for the same patient ID Re-attending within 3 months - Children	6	240	2.5%	11.7%	12.0%	11.5%
% of FP17s for the same patient ID Re-attending within 3 months - Adults	9	228	3.9%	15.8%	15.7%	15.4%
% of FP17s for the same patient ID Re-attending between 3 & 9 months - Children	43	240	17.9%	58.4%	60.3%	58.9%
% of FP17s for the same patient ID Re-attending between 3 & 9 months - Adults	29	228	12.7%	51.9%	54.0%	51.6%
% of FP17s for Band 1 Urgent Courses	36	376	9.6%	10.1%	8.9%	8.9%
% of FP17s Relating to Free Repair or Replacements	0	376	0.0%	0.9%	1.0%	0.8%
% of FP17s Relating to Continuations	0	376	0.0%	0.9%	1.1%	0.9%
% of Patients satisfied with the dentistry they have received	0	0	N/A	94.3%	93.4%	93.2%
% of Patients satisfied with the time they had to wait for an appointment	0	0	N/A	89.3%	89.4%	88.8%

\* This is based on patients treated on this contract for their most recent course of treatment. Figures in italics indicate the base number of FP17s or Patient Questionnaire responses are less than 100. N/A is shown where the base number of responses is less than 10 during the period. % is calculated as Quantity/Base number\*100

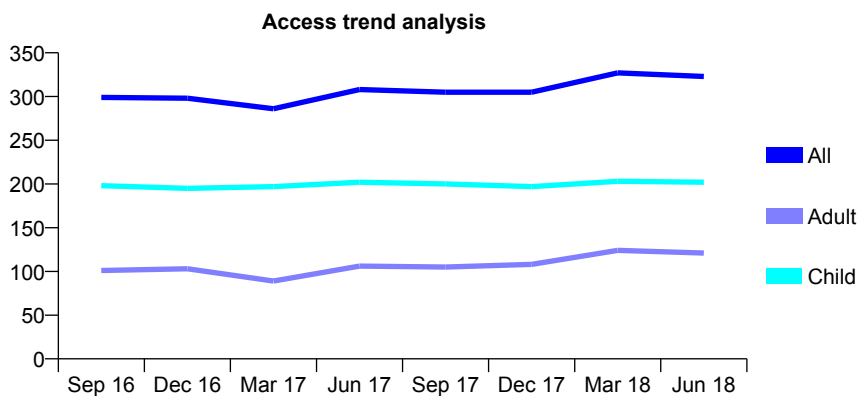
## Q46 - Vital Signs At a Glance Contract Report for 686522/0001 - June 2018

Name or company name	MR AC BRISTOW
Contract type name	GDS Contract
Purpose of contract	General
Contract start date	01/04/2006
Contract end date	

18/19 Contracted general activity (UDA)	750
Carry forward general activity (UDA)	0
18/19 Contracted orthodontic activity (UOA)	0
Carry forward orthodontic activity (UOA)	0
Baseline contract value	£15,192.42

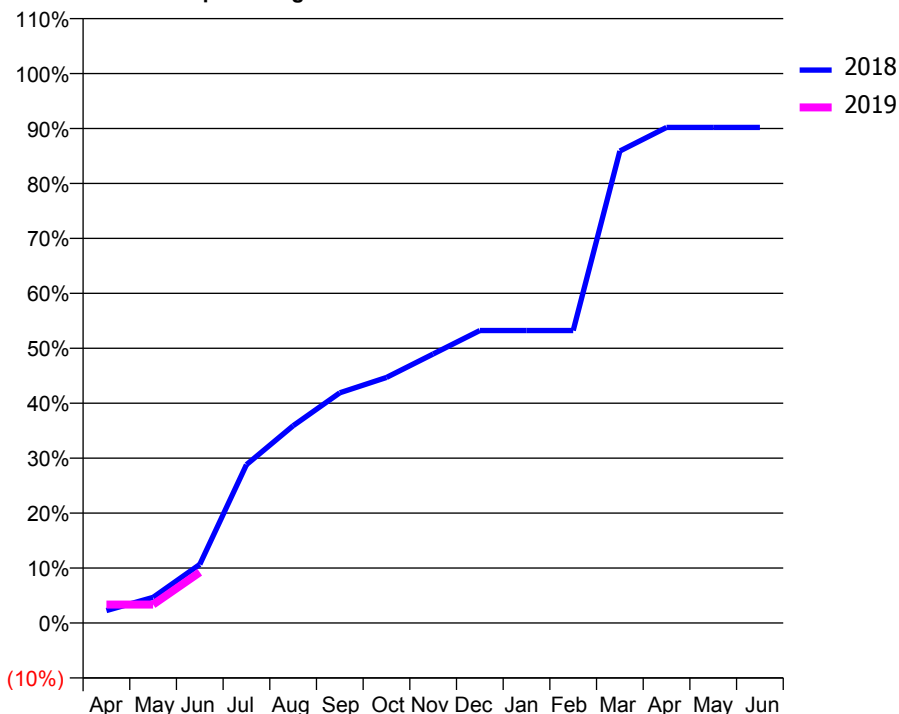
### ACCESS\*

Patients seen in 24 months	Total	Change since previous quarter
Quarter ending June 2017	308	
Quarter ending September 2017	305	→
Quarter ending December 2017	305	→
Quarter ending March 2018	327	↑
Quarter ending June 2018	323	↓
<b>Variance since June 2017</b>	<b>4.9%</b>	<b>↑</b>



### ACTIVITY

Cumulative percentage of contracted UDA delivered 2018 & 2019



Adjusted Scheduled Activity (UDA)		
Month	2018	2019
April	17	25
May	35	25
June	80	69
July	216	
August	269	
September	314	
October	335	
November	367	
December	399	
January	399	
February	399	
March	644	
April	676	
May	676	
June	676	

### QUALITY

	Quantity	Base Number	Contract	AT	Region	England
% of FP17s for the same patient ID Re-attending within 3 months - Children	0	57	0.0%	11.7%	12.0%	11.5%
% of FP17s for the same patient ID Re-attending within 3 months - Adults	5	24	20.8%	15.8%	15.7%	15.4%
% of FP17s for the same patient ID Re-attending between 3 & 9 months - Children	32	57	56.1%	58.4%	60.3%	58.9%
% of FP17s for the same patient ID Re-attending between 3 & 9 months - Adults	9	24	37.5%	51.9%	54.0%	51.6%
% of FP17s for Band 1 Urgent Courses	1	53	1.9%	10.1%	8.9%	8.9%
% of FP17s Relating to Free Repair or Replacements	1	53	1.9%	0.9%	1.0%	0.8%
% of FP17s Relating to Continuations	1	53	1.9%	0.9%	1.1%	0.9%
% of Patients satisfied with the dentistry they have received	0	0	N/A	94.3%	93.4%	93.2%
% of Patients satisfied with the time they had to wait for an appointment	0	0	N/A	89.3%	89.4%	88.8%

\* This is based on patients treated on this contract for their most recent course of treatment. Figures in italics indicate the base number of FP17s or Patient Questionnaire responses are less than 100. N/A is shown where the base number of responses is less than 10 during the period. % is calculated as Quantity/Base number\*100

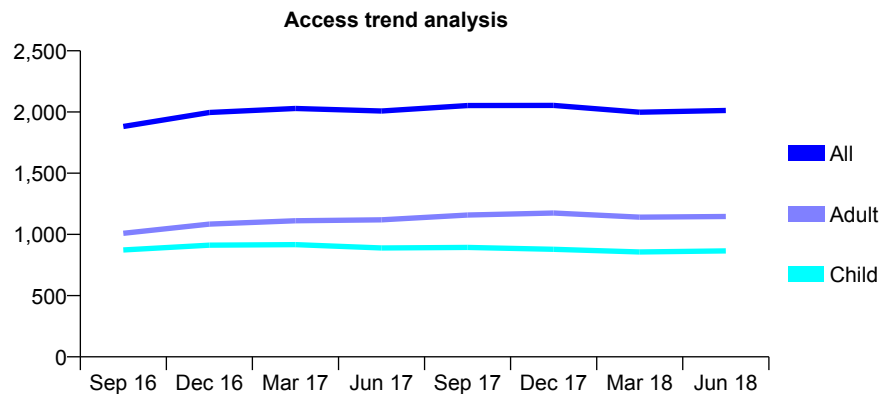
## Q46 - Vital Signs At a Glance Contract Report for 688673/0001 - June 2018

Name or company name	MRS S CHOUDHURY
Contract type name	GDS Contract
Purpose of contract	General
Contract start date	01/02/2015
Contract end date	

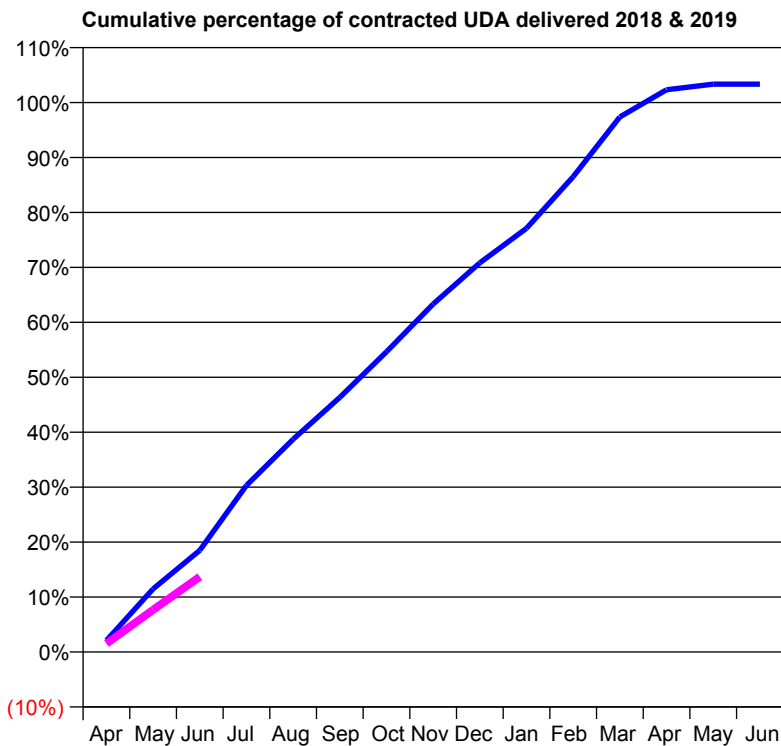
18/19 Contracted general activity (UDA)	6,323
Carry forward general activity (UDA)	0
18/19 Contracted orthodontic activity (UOA)	0
Carry forward orthodontic activity (UOA)	0
Baseline contract value	£166,936.70

### ACCESS\*

Patients seen in 24 months	Total	Change since previous quarter
Quarter ending June 2017	2,008	
Quarter ending September 2017	2,053	↑
Quarter ending December 2017	2,054	→
Quarter ending March 2018	1,998	↓
Quarter ending June 2018	2,012	→
<b>Variance since June 2017</b>	<b>0.2%</b>	<b>→</b>



### ACTIVITY



Adjusted Scheduled Activity (UDA)		
Month	2018	2019
April	133	97
May	727	486
June	1,169	867
July	1,917	
August	2,449	
September	2,930	
October	3,455	
November	4,004	
December	4,478	
January	4,875	
February	5,469	
March	6,157	
April	6,469	
May	6,534	
June	6,534	

### QUALITY

	Quantity	Base Number	Contract	AT	Region	England
% of FP17s for the same patient ID Re-attending within 3 months - Children	15	240	6.3%	11.7%	12.0%	11.5%
% of FP17s for the same patient ID Re-attending within 3 months - Adults	58	304	19.1%	15.8%	15.7%	15.4%
% of FP17s for the same patient ID Re-attending between 3 & 9 months - Children	136	240	56.7%	58.4%	60.3%	58.9%
% of FP17s for the same patient ID Re-attending between 3 & 9 months - Adults	131	304	43.1%	51.9%	54.0%	51.6%
% of FP17s for Band 1 Urgent Courses	28	399	7.0%	10.1%	8.9%	8.9%
% of FP17s Relating to Free Repair or Replacements	1	399	0.3%	0.9%	1.0%	0.8%
% of FP17s Relating to Continuations	2	399	0.5%	0.9%	1.1%	0.9%
% of Patients satisfied with the dentistry they have received	7	7	N/A	94.3%	93.4%	93.2%
% of Patients satisfied with the time they had to wait for an appointment	6	7	N/A	89.3%	89.4%	88.8%

\* This is based on patients treated on this contract for their most recent course of treatment. Figures in italics indicate the base number of FP17s or Patient Questionnaire responses are less than 100. N/A is shown where the base number of responses is less than 10 during the period. % is calculated as Quantity/Base number\*100



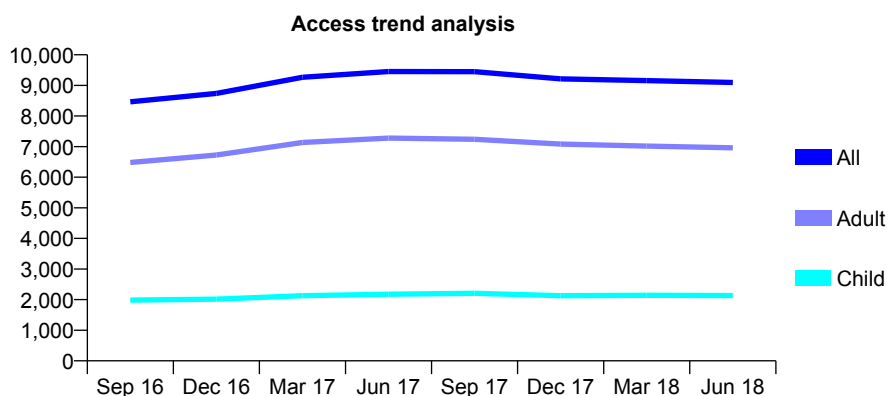
## Q46 - Vital Signs At a Glance Contract Report for 709522/0001 - June 2018

Name or company name	MR SJ PATEL
Contract type name	GDS Contract
Purpose of contract	General
Contract start date	01/02/2015
Contract end date	

18/19 Contracted general activity (UDA)	27,224
Carry forward general activity (UDA)	0
18/19 Contracted orthodontic activity (UOA)	0
Carry forward orthodontic activity (UOA)	0
Baseline contract value	£818,811.51

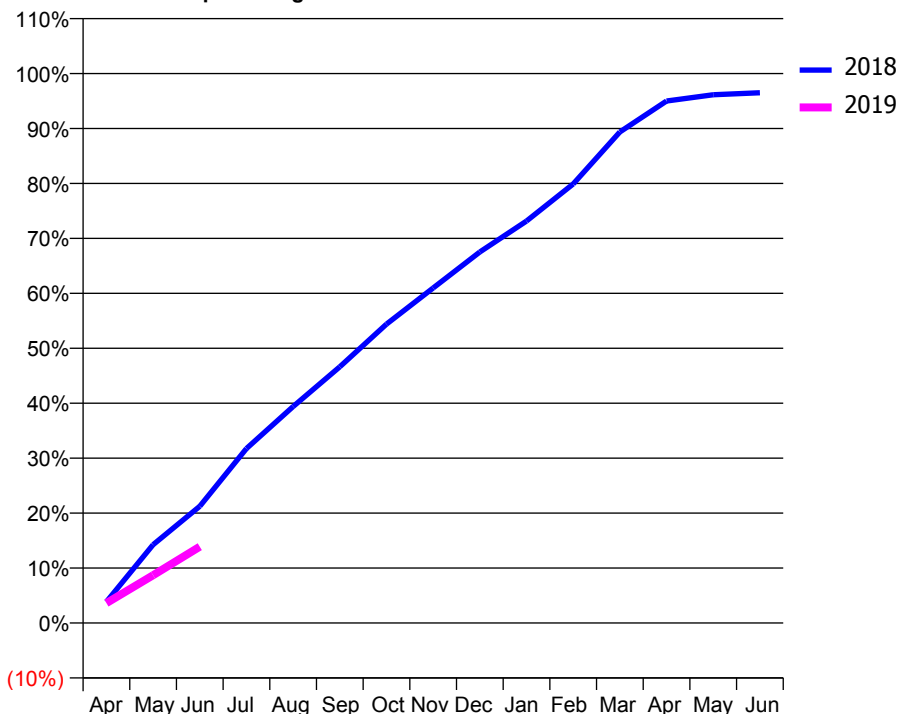
### ACCESS\*

Patients seen in 24 months	Total	Change since previous quarter
Quarter ending June 2017	9,452	
Quarter ending September 2017	9,447	→
Quarter ending December 2017	9,213	↓
Quarter ending March 2018	9,157	→
Quarter ending June 2018	9,095	→
<b>Variance since June 2017</b>	<b>(3.8%)</b>	<b>↓</b>



### ACTIVITY

Cumulative percentage of contracted UDA delivered 2018 & 2019



Month	Adjusted Scheduled Activity (UDA)	
	2018	2019
April	1,057	989
May	3,883	2,370
June	5,786	3,783
July	8,644	
August	10,724	
September	12,694	
October	14,806	
November	16,598	
December	18,381	
January	19,918	
February	21,748	
March	24,326	
April	25,862	
May	26,171	
June	26,267	

### QUALITY

	Quantity	Base Number	Contract	AT	Region	England
% of FP17s for the same patient ID Re-attending within 3 months - Children	30	703	4.3%	11.7%	12.0%	11.5%
% of FP17s for the same patient ID Re-attending within 3 months - Adults	242	2,057	11.8%	15.8%	15.7%	15.4%
% of FP17s for the same patient ID Re-attending between 3 & 9 months - Children	351	703	49.9%	58.4%	60.3%	58.9%
% of FP17s for the same patient ID Re-attending between 3 & 9 months - Adults	993	2,057	48.3%	51.9%	54.0%	51.6%
% of FP17s for Band 1 Urgent Courses	132	2,065	6.4%	10.1%	8.9%	8.9%
% of FP17s Relating to Free Repair or Replacements	7	2,065	0.3%	0.9%	1.0%	0.8%
% of FP17s Relating to Continuations	12	2,065	0.6%	0.9%	1.1%	0.9%
% of Patients satisfied with the dentistry they have received	4	4	N/A	94.3%	93.4%	93.2%
% of Patients satisfied with the time they had to wait for an appointment	3	4	N/A	89.3%	89.4%	88.8%

\* This is based on patients treated on this contract for their most recent course of treatment. Figures in italics indicate the base number of FP17s or Patient Questionnaire responses are less than 100. N/A is shown where the base number of responses is less than 10 during the period. % is calculated as Quantity/Base number\*100

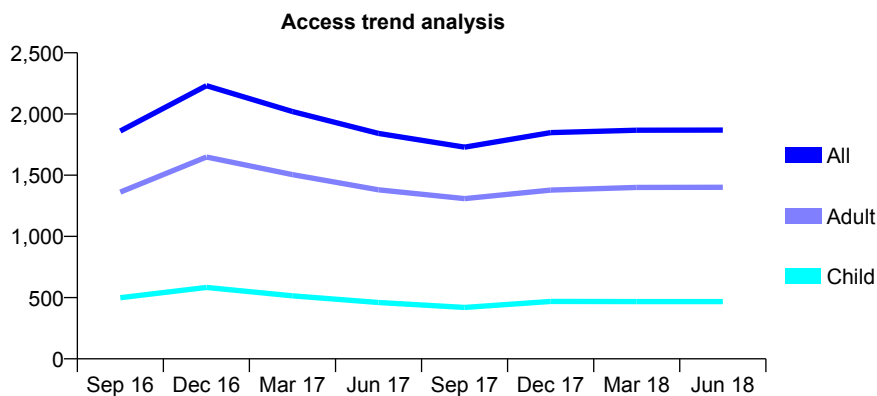
## Q46 - Vital Signs At a Glance Contract Report for 709522/0002 - June 2018

Name or company name	MR SJ PATEL
Contract type name	GDS Contract
Purpose of contract	General
Contract start date	01/02/2015
Contract end date	

18/19 Contracted general activity (UDA)	6,300
Carry forward general activity (UDA)	0
18/19 Contracted orthodontic activity (UOA)	0
Carry forward orthodontic activity (UOA)	0
Baseline contract value	£155,773.50

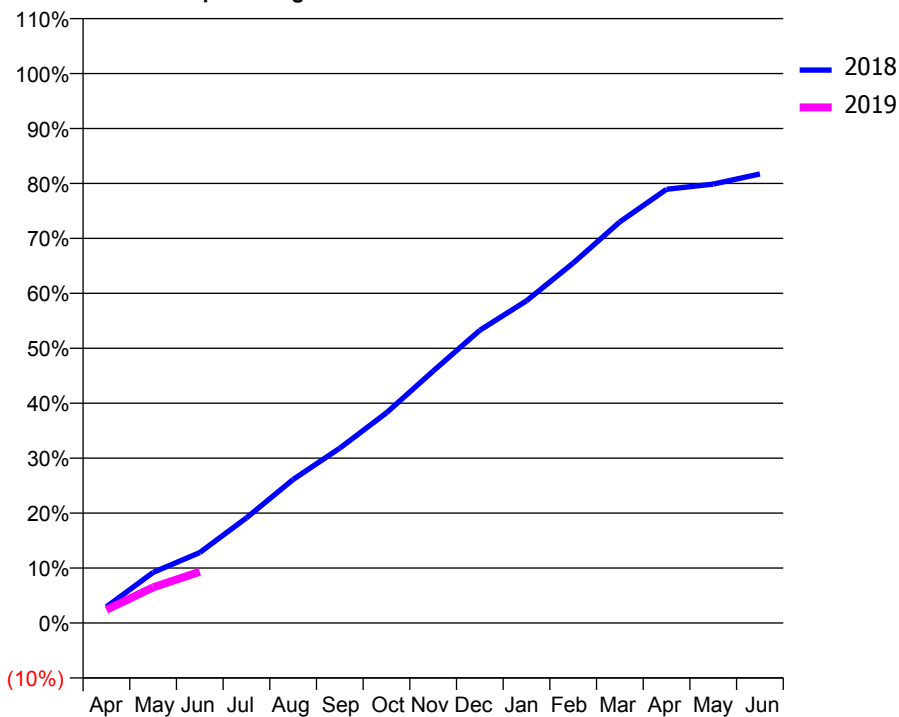
### ACCESS\*

Patients seen in 24 months	Total	Change since previous quarter
Quarter ending June 2017	1,841	
Quarter ending September 2017	1,729	↓
Quarter ending December 2017	1,848	↑
Quarter ending March 2018	1,868	→
Quarter ending June 2018	1,869	→
<b>Variance since June 2017</b>	<b>1.5%</b>	<b>→</b>



### ACTIVITY

Cumulative percentage of contracted UDA delivered 2018 & 2019



Month	Adjusted Scheduled Activity (UDA)	
	2018	2019
April	185	152
May	581	408
June	808	588
July	1,205	
August	1,645	
September	2,005	
October	2,411	
November	2,888	
December	3,357	
January	3,694	
February	4,128	
March	4,600	
April	4,973	
May	5,033	
June	5,148	

### QUALITY

	Quantity	Base Number	Contract	AT	Region	England
% of FP17s for the same patient ID Re-attending within 3 months - Children	4	145	2.8%	11.7%	12.0%	11.5%
% of FP17s for the same patient ID Re-attending within 3 months - Adults	34	401	8.5%	15.8%	15.7%	15.4%
% of FP17s for the same patient ID Re-attending between 3 & 9 months - Children	57	145	39.3%	58.4%	60.3%	58.9%
% of FP17s for the same patient ID Re-attending between 3 & 9 months - Adults	128	401	31.9%	51.9%	54.0%	51.6%
% of FP17s for Band 1 Urgent Courses	30	322	9.3%	10.1%	8.9%	8.9%
% of FP17s Relating to Free Repair or Replacements	1	322	0.3%	0.9%	1.0%	0.8%
% of FP17s Relating to Continuations	4	322	1.2%	0.9%	1.1%	0.9%
% of Patients satisfied with the dentistry they have received	0	0	N/A	94.3%	93.4%	93.2%
% of Patients satisfied with the time they had to wait for an appointment	0	0	N/A	89.3%	89.4%	88.8%

\* This is based on patients treated on this contract for their most recent course of treatment. Figures in italics indicate the base number of FP17s or Patient Questionnaire responses are less than 100. N/A is shown where the base number of responses is less than 10 during the period. % is calculated as Quantity/Base number\*100

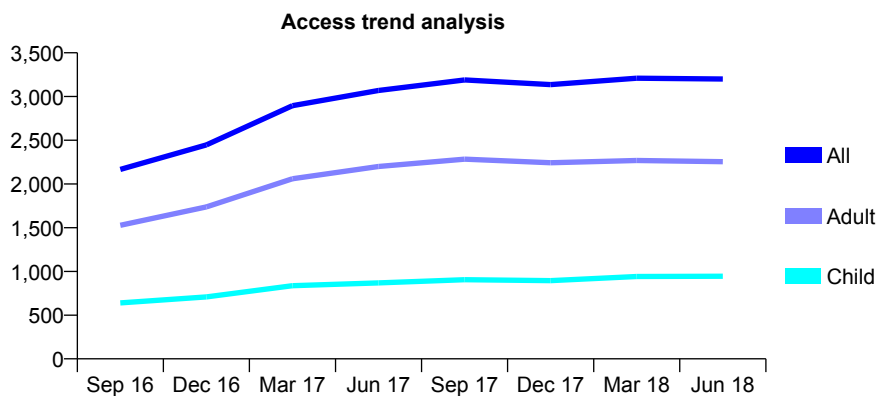
## Q46 - Vital Signs At a Glance Contract Report for 718483/0001 - June 2018

Name or company name	MRS R MEHRA
Contract type name	GDS Contract
Purpose of contract	General
Contract start date	01/11/2015
Contract end date	

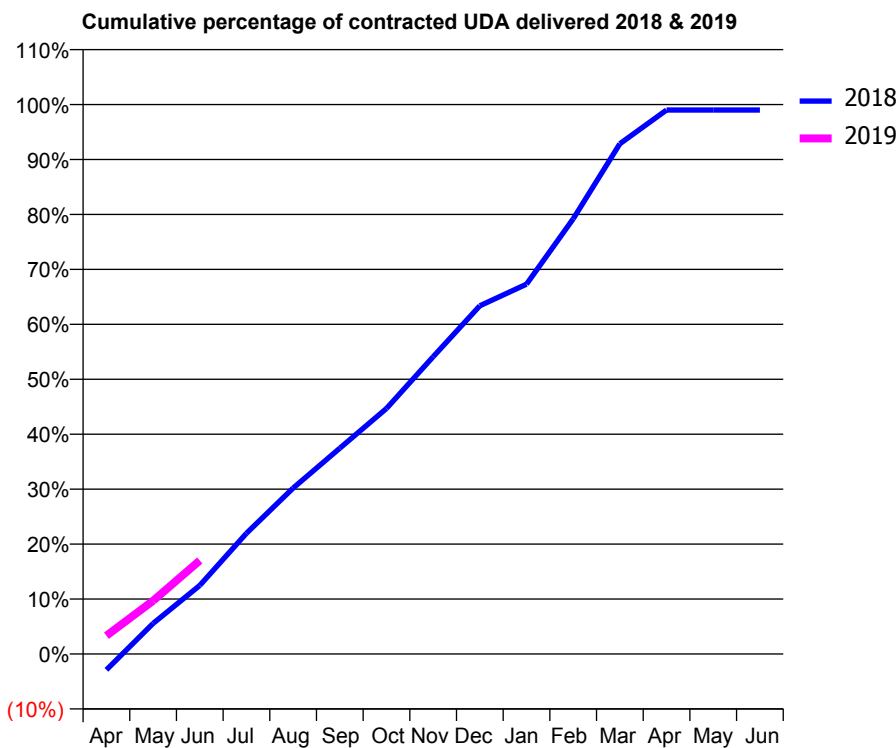
18/19 Contracted general activity (UDA)	9,767
Carry forward general activity (UDA)	0
18/19 Contracted orthodontic activity (UOA)	0
Carry forward orthodontic activity (UOA)	0
Baseline contract value	£274,441.12

### ACCESS\*

Patients seen in 24 months	Total	Change since previous quarter
Quarter ending June 2017	3,069	
Quarter ending September 2017	3,189	↑
Quarter ending December 2017	3,137	↓
Quarter ending March 2018	3,210	↑
Quarter ending June 2018	3,200	→
<b>Variance since June 2017</b>	<b>4.3%</b>	<b>↑</b>



### ACTIVITY



Month	Adjusted Scheduled Activity (UDA)	
	2018	2019
April	-283	325
May	543	947
June	1,220	1,663
July	2,147	
August	2,950	
September	3,658	
October	4,366	
November	5,285	
December	6,189	
January	6,573	
February	7,735	
March	9,069	
April	9,669	
May	9,669	
June	9,669	

### QUALITY

	Quantity	Base Number	Contract	AT	Region	England
% of FP17s for the same patient ID Re-attending within 3 months - Children	45	307	14.7%	11.7%	12.0%	11.5%
% of FP17s for the same patient ID Re-attending within 3 months - Adults	198	726	27.3%	15.8%	15.7%	15.4%
% of FP17s for the same patient ID Re-attending between 3 & 9 months - Children	91	307	29.6%	58.4%	60.3%	58.9%
% of FP17s for the same patient ID Re-attending between 3 & 9 months - Adults	214	726	29.5%	51.9%	54.0%	51.6%
% of FP17s for Band 1 Urgent Courses	177	799	22.2%	10.1%	8.9%	8.9%
% of FP17s Relating to Free Repair or Replacements	16	799	2.0%	0.9%	1.0%	0.8%
% of FP17s Relating to Continuations	5	799	0.6%	0.9%	1.1%	0.9%
% of Patients satisfied with the dentistry they have received	2	2	N/A	94.3%	93.4%	93.2%
% of Patients satisfied with the time they had to wait for an appointment	2	2	N/A	89.3%	89.4%	88.8%

\* This is based on patients treated on this contract for their most recent course of treatment. Figures in italics indicate the base number of FP17s or Patient Questionnaire responses are less than 100. N/A is shown where the base number of responses is less than 10 during the period. % is calculated as Quantity/Base number\*100

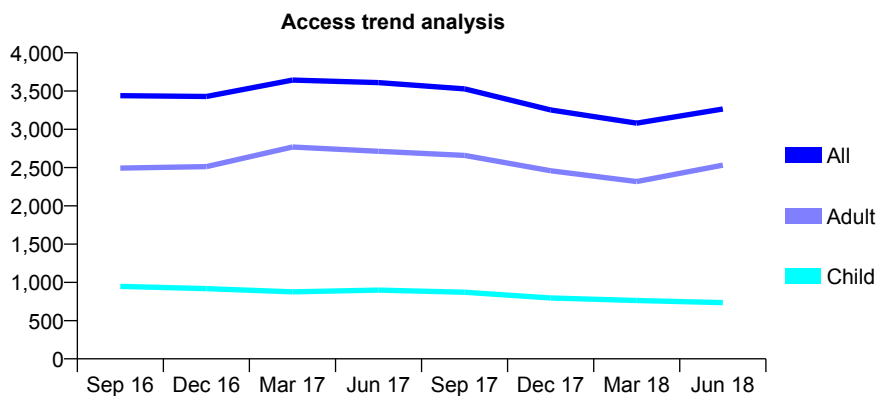
## Q46 - Vital Signs At a Glance Contract Report for 729930/0001 - June 2018

Name or company name	MR RW BROWN
Contract type name	GDS Contract
Purpose of contract	General
Contract start date	01/04/2006
Contract end date	

18/19 Contracted general activity (UDA)	11,431
Carry forward general activity (UDA)	0
18/19 Contracted orthodontic activity (UOA)	0
Carry forward orthodontic activity (UOA)	0
Baseline contract value	£445,743.89

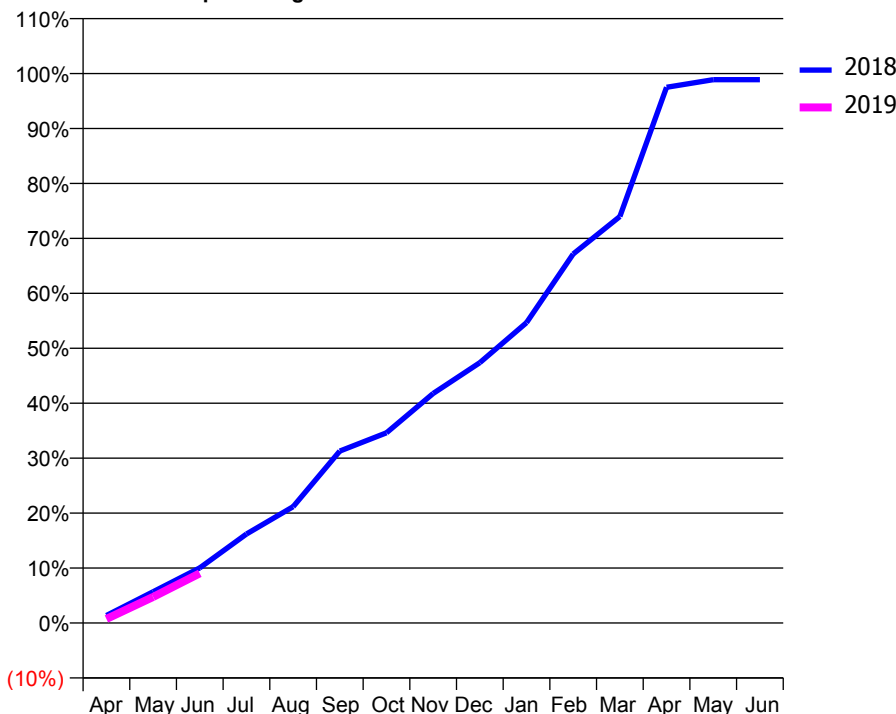
### ACCESS\*

Patients seen in 24 months	Total	Change since previous quarter
Quarter ending June 2017	3,610	
Quarter ending September 2017	3,529	↓
Quarter ending December 2017	3,254	↓
Quarter ending March 2018	3,080	↓
Quarter ending June 2018	3,266	↑
<b>Variance since June 2017</b>	<b>(9.5%)</b>	<b>↓</b>



### ACTIVITY

Cumulative percentage of contracted UDA delivered 2018 & 2019



Adjusted Scheduled Activity (UDA)

Month	2018	2019
April	158	85
May	650	543
June	1,148	1,032
July	1,852	
August	2,420	
September	3,577	
October	3,958	
November	4,774	
December	5,416	
January	6,248	
February	7,677	
March	8,457	
April	11,144	
May	11,302	
June	11,302	

### QUALITY

	Quantity	Base Number	Contract	AT	Region	England
% of FP17s for the same patient ID Re-attending within 3 months - Children	3	165	1.8%	11.7%	12.0%	11.5%
% of FP17s for the same patient ID Re-attending within 3 months - Adults	10	587	1.7%	15.8%	15.7%	15.4%
% of FP17s for the same patient ID Re-attending between 3 & 9 months - Children	37	165	22.4%	58.4%	60.3%	58.9%
% of FP17s for the same patient ID Re-attending between 3 & 9 months - Adults	45	587	7.7%	51.9%	54.0%	51.6%
% of FP17s for Band 1 Urgent Courses	2	304	0.7%	10.1%	8.9%	8.9%
% of FP17s Relating to Free Repair or Replacements	2	304	0.7%	0.9%	1.0%	0.8%
% of FP17s Relating to Continuations	2	304	0.7%	0.9%	1.1%	0.9%
% of Patients satisfied with the dentistry they have received	1	1	N/A	94.3%	93.4%	93.2%
% of Patients satisfied with the time they had to wait for an appointment	0	1	N/A	89.3%	89.4%	88.8%

\* This is based on patients treated on this contract for their most recent course of treatment. Figures in italics indicate the base number of FP17s or Patient Questionnaire responses are less than 100. N/A is shown where the base number of responses is less than 10 during the period. % is calculated as Quantity/Base number\*100

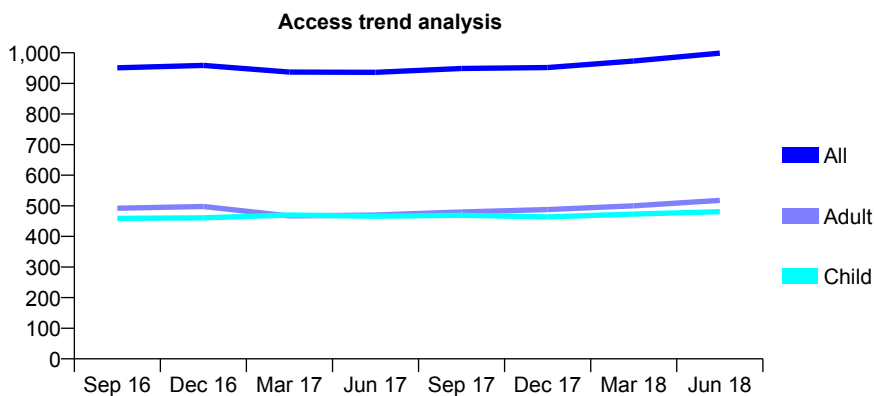
## Q46 - Vital Signs At a Glance Contract Report for 731005/0001 - June 2018

Name or company name	MR JA COOPER
Contract type name	GDS Contract
Purpose of contract	General
Contract start date	01/04/2006
Contract end date	

18/19 Contracted general activity (UDA)	3,737
Carry forward general activity (UDA)	0
18/19 Contracted orthodontic activity (UOA)	0
Carry forward orthodontic activity (UOA)	0
Baseline contract value	£117,375.86

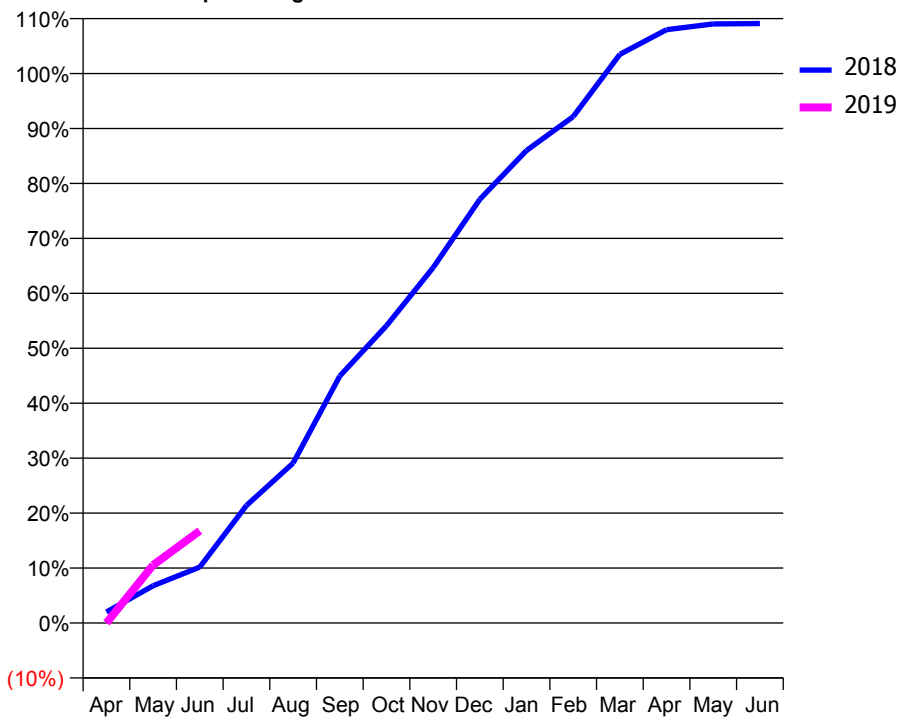
### ACCESS\*

Patients seen in 24 months	Total	Change since previous quarter
Quarter ending June 2017	936	
Quarter ending September 2017	949	→
Quarter ending December 2017	952	→
Quarter ending March 2018	973	↑
Quarter ending June 2018	999	↑
<b>Variance since June 2017</b>	<b>6.7%</b>	<b>↑</b>



### ACTIVITY

Cumulative percentage of contracted UDA delivered 2018 & 2019



Adjusted Scheduled Activity (UDA)

Month	2018	2019
April	75	0
May	254	394
June	381	627
July	799	
August	1,087	
September	1,680	
October	2,021	
November	2,417	
December	2,881	
January	3,213	
February	3,443	
March	3,867	
April	4,035	
May	4,074	
June	4,077	

### QUALITY

	Quantity	Base Number	Contract	AT	Region	England
% of FP17s for the same patient ID Re-attending within 3 months - Children	35	193	18.1%	11.7%	12.0%	11.5%
% of FP17s for the same patient ID Re-attending within 3 months - Adults	25	119	21.0%	15.8%	15.7%	15.4%
% of FP17s for the same patient ID Re-attending between 3 & 9 months - Children	112	193	58.0%	58.4%	60.3%	58.9%
% of FP17s for the same patient ID Re-attending between 3 & 9 months - Adults	44	119	37.0%	51.9%	54.0%	51.6%
% of FP17s for Band 1 Urgent Courses	31	226	13.7%	10.1%	8.9%	8.9%
% of FP17s Relating to Free Repair or Replacements	0	226	0.0%	0.9%	1.0%	0.8%
% of FP17s Relating to Continuations	0	226	0.0%	0.9%	1.1%	0.9%
% of Patients satisfied with the dentistry they have received	1	1	N/A	94.3%	93.4%	93.2%
% of Patients satisfied with the time they had to wait for an appointment	1	1	N/A	89.3%	89.4%	88.8%

\* This is based on patients treated on this contract for their most recent course of treatment. Figures in italics indicate the base number of FP17s or Patient Questionnaire responses are less than 100. N/A is shown where the base number of responses is less than 10 during the period. % is calculated as Quantity/Base number\*100

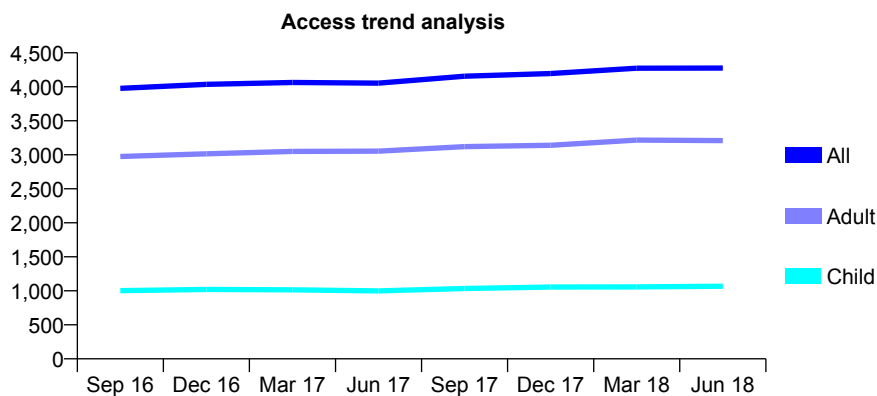
## Q46 - Vital Signs At a Glance Contract Report for 732192/0003 - June 2018

Name or company name	Red Rose Dental Group
Contract type name	GDS Contract
Purpose of contract	General
Contract start date	01/04/2006
Contract end date	

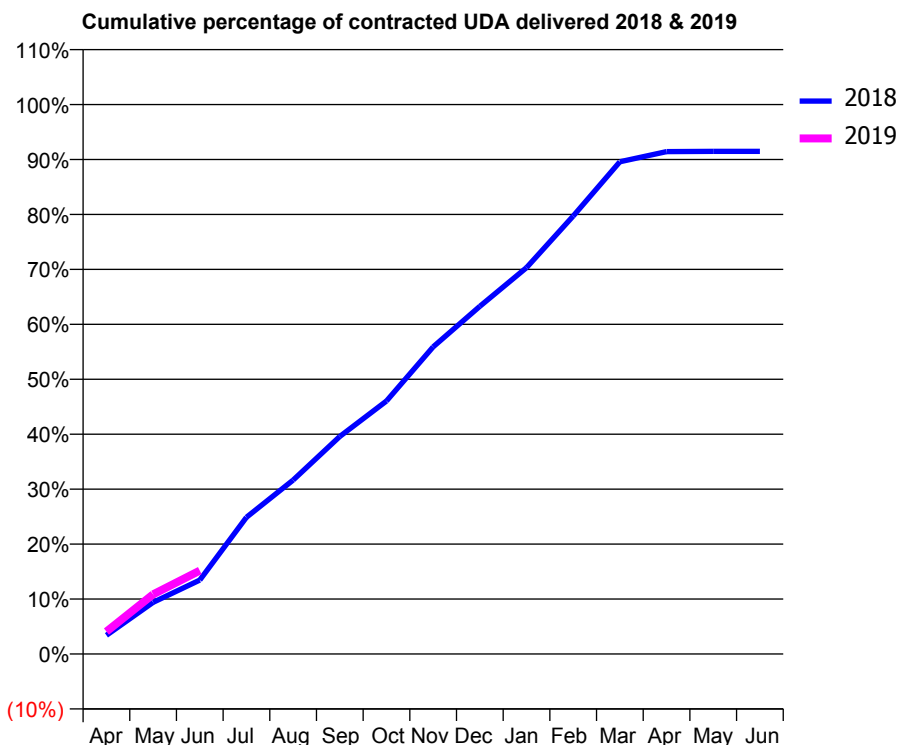
18/19 Contracted general activity (UDA)	11,959
Carry forward general activity (UDA)	0
18/19 Contracted orthodontic activity (UOA)	0
Carry forward orthodontic activity (UOA)	0
Baseline contract value	£357,993.61

### ACCESS\*

Patients seen in 24 months	Total	Change since previous quarter
Quarter ending June 2017	4,053	
Quarter ending September 2017	4,155	↑
Quarter ending December 2017	4,196	→
Quarter ending March 2018	4,274	→
Quarter ending June 2018	4,275	→
<b>Variance since June 2017</b>	<b>5.5%</b>	<b>↑</b>



### ACTIVITY



Month	Adjusted Scheduled Activity (UDA)	
	2018	2019
April	408	488
May	1,124	1,300
June	1,608	1,815
July	2,976	
August	3,787	
September	4,733	
October	5,506	
November	6,686	
December	7,567	
January	8,408	
February	9,532	
March	10,713	
April	10,935	
May	10,940	
June	10,940	

### QUALITY

	Quantity	Base Number	Contract	AT	Region	England
% of FP17s for the same patient ID Re-attending within 3 months - Children	19	261	7.3%	11.7%	12.0%	11.5%
% of FP17s for the same patient ID Re-attending within 3 months - Adults	97	791	12.3%	15.8%	15.7%	15.4%
% of FP17s for the same patient ID Re-attending between 3 & 9 months - Children	128	261	49.0%	58.4%	60.3%	58.9%
% of FP17s for the same patient ID Re-attending between 3 & 9 months - Adults	230	791	29.1%	51.9%	54.0%	51.6%
% of FP17s for Band 1 Urgent Courses	80	954	8.4%	10.1%	8.9%	8.9%
% of FP17s Relating to Free Repair or Replacements	6	954	0.6%	0.9%	1.0%	0.8%
% of FP17s Relating to Continuations	15	954	1.6%	0.9%	1.1%	0.9%
% of Patients satisfied with the dentistry they have received	2	2	N/A	94.3%	93.4%	93.2%
% of Patients satisfied with the time they had to wait for an appointment	2	2	N/A	89.3%	89.4%	88.8%

\* This is based on patients treated on this contract for their most recent course of treatment. Figures in italics indicate the base number of FP17s or Patient Questionnaire responses are less than 100. N/A is shown where the base number of responses is less than 10 during the period. % is calculated as Quantity/Base number\*100

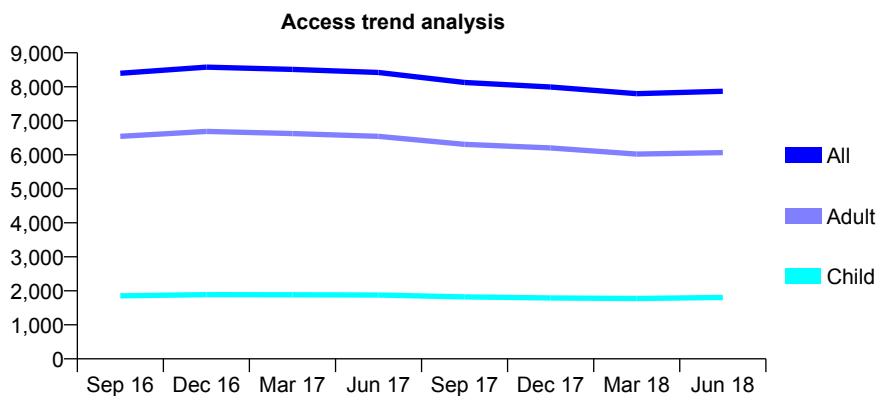
## Q46 - Vital Signs At a Glance Contract Report for 732192/0004 - June 2018

Name or company name	Red Rose Dental Group
Contract type name	GDS Contract
Purpose of contract	General
Contract start date	01/10/2007
Contract end date	

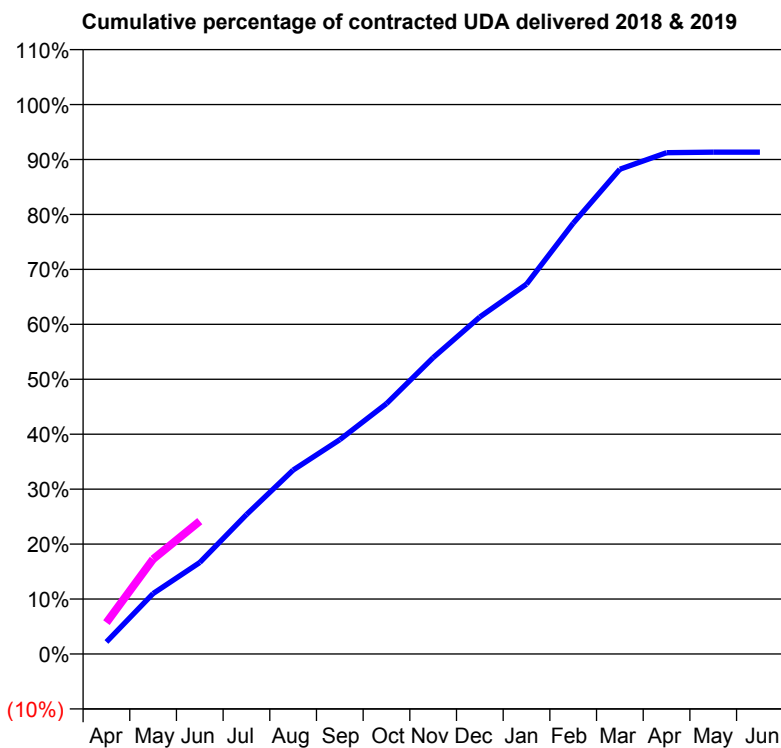
18/19 Contracted general activity (UDA)	21,384
Carry forward general activity (UDA)	0
18/19 Contracted orthodontic activity (UOA)	0
Carry forward orthodontic activity (UOA)	0
Baseline contract value	£640,131.34

### ACCESS\*

Patients seen in 24 months	Total	Change since previous quarter
Quarter ending June 2017	8,421	
Quarter ending September 2017	8,129	↓
Quarter ending December 2017	7,995	↓
Quarter ending March 2018	7,797	↓
Quarter ending June 2018	7,870	→
<b>Variance since June 2017</b>	<b>(6.5%)</b>	<b>↓</b>



### ACTIVITY



Month	Adjusted Scheduled Activity (UDA)	
	2018	2019
April	468	1,221
May	2,354	3,694
June	3,565	5,174
July	5,426	
August	7,160	
September	8,340	
October	9,743	
November	11,531	
December	13,116	
January	14,392	
February	16,766	
March	18,863	
April	19,510	
May	19,531	
June	19,532	

### QUALITY

	Quantity	Base Number	Contract	AT	Region	England
% of FP17s for the same patient ID Re-attending within 3 months - Children	65	643	10.1%	11.7%	12.0%	11.5%
% of FP17s for the same patient ID Re-attending within 3 months - Adults	313	2,038	15.4%	15.8%	15.7%	15.4%
% of FP17s for the same patient ID Re-attending between 3 & 9 months - Children	281	643	43.7%	58.4%	60.3%	58.9%
% of FP17s for the same patient ID Re-attending between 3 & 9 months - Adults	956	2,038	46.9%	51.9%	54.0%	51.6%
% of FP17s for Band 1 Urgent Courses	193	2,425	8.0%	10.1%	8.9%	8.9%
% of FP17s Relating to Free Repair or Replacements	29	2,425	1.2%	0.9%	1.0%	0.8%
% of FP17s Relating to Continuations	60	2,425	2.5%	0.9%	1.1%	0.9%
% of Patients satisfied with the dentistry they have received	3	3	N/A	94.3%	93.4%	93.2%
% of Patients satisfied with the time they had to wait for an appointment	3	3	N/A	89.3%	89.4%	88.8%

\* This is based on patients treated on this contract for their most recent course of treatment. Figures in italics indicate the base number of FP17s or Patient Questionnaire responses are less than 100. N/A is shown where the base number of responses is less than 10 during the period. % is calculated as Quantity/Base number\*100

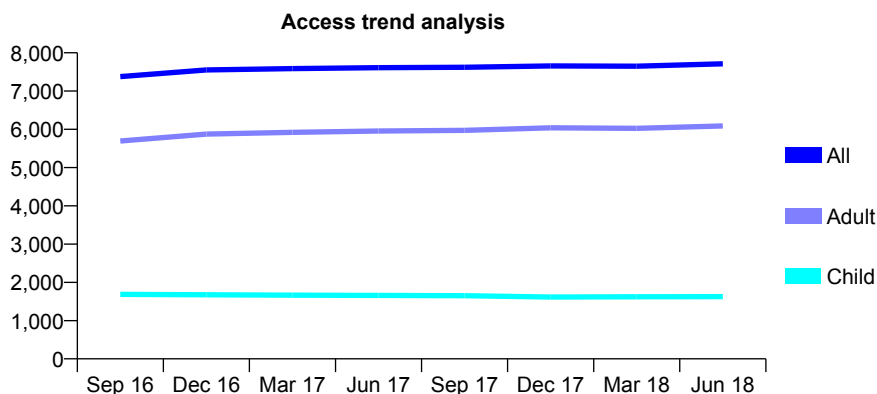
## Q46 - Vital Signs At a Glance Contract Report for 732494/0001 - June 2018

Name or company name	518 Dental
Contract type name	GDS Contract
Purpose of contract	General
Contract start date	01/04/2006
Contract end date	

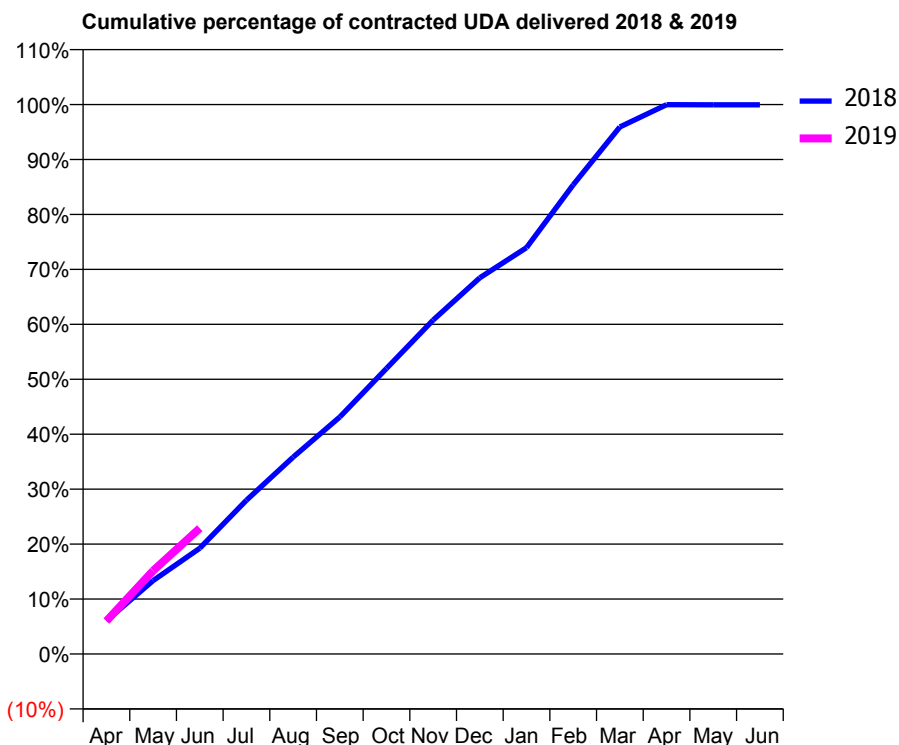
18/19 Contracted general activity (UDA)	21,547
Carry forward general activity (UDA)	0
18/19 Contracted orthodontic activity (UOA)	0
Carry forward orthodontic activity (UOA)	0
Baseline contract value	£544,085.41

### ACCESS\*

Patients seen in 24 months	Total	Change since previous quarter
Quarter ending June 2017	7,613	
Quarter ending September 2017	7,622	→
Quarter ending December 2017	7,656	→
Quarter ending March 2018	7,648	→
Quarter ending June 2018	7,713	→
<b>Variance since June 2017</b>	<b>1.3%</b>	<b>→</b>



### ACTIVITY



Month	Adjusted Scheduled Activity (UDA)	
	2018	2019
April	1,303	1,293
May	2,879	3,263
June	4,151	4,936
July	6,033	
August	7,721	
September	9,292	
October	11,197	
November	13,095	
December	14,751	
January	15,935	
February	18,397	
March	20,669	
April	21,541	
May	21,536	
June	21,536	

### QUALITY

	Quantity	Base Number	Contract	AT	Region	England
% of FP17s for the same patient ID Re-attending within 3 months - Children	272	963	28.2%	11.7%	12.0%	11.5%
% of FP17s for the same patient ID Re-attending within 3 months - Adults	295	2,283	12.9%	15.8%	15.7%	15.4%
% of FP17s for the same patient ID Re-attending between 3 & 9 months - Children	523	963	54.3%	58.4%	60.3%	58.9%
% of FP17s for the same patient ID Re-attending between 3 & 9 months - Adults	1,505	2,283	65.9%	51.9%	54.0%	51.6%
% of FP17s for Band 1 Urgent Courses	83	2,822	2.9%	10.1%	8.9%	8.9%
% of FP17s Relating to Free Repair or Replacements	13	2,822	0.5%	0.9%	1.0%	0.8%
% of FP17s Relating to Continuations	5	2,822	0.2%	0.9%	1.1%	0.9%
% of Patients satisfied with the dentistry they have received	7	8	N/A	94.3%	93.4%	93.2%
% of Patients satisfied with the time they had to wait for an appointment	8	8	N/A	89.3%	89.4%	88.8%

\* This is based on patients treated on this contract for their most recent course of treatment. Figures in italics indicate the base number of FP17s or Patient Questionnaire responses are less than 100. N/A is shown where the base number of responses is less than 10 during the period. % is calculated as Quantity/Base number\*100



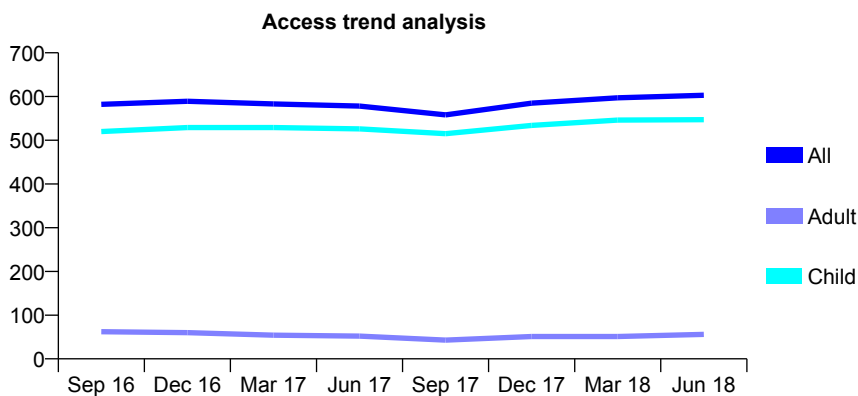
## Q46 - Vital Signs At a Glance Contract Report for 732710/0001 - June 2018

Name or company name	MRS DE SLOANE
Contract type name	GDS Contract
Purpose of contract	General
Contract start date	01/04/2006
Contract end date	

18/19 Contracted general activity (UDA)	923
Carry forward general activity (UDA)	0
18/19 Contracted orthodontic activity (UOA)	0
Carry forward orthodontic activity (UOA)	0
Baseline contract value	£23,086.67

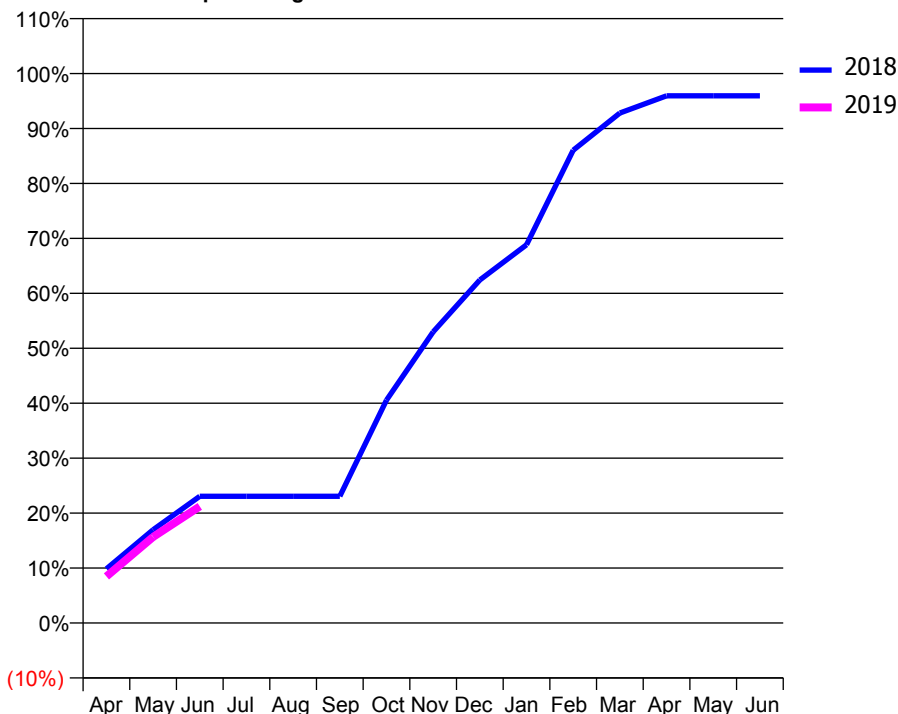
### ACCESS\*

Patients seen in 24 months	Total	Change since previous quarter
Quarter ending June 2017	578	
Quarter ending September 2017	558	↓
Quarter ending December 2017	585	↑
Quarter ending March 2018	597	↑
Quarter ending June 2018	603	→
<b>Variance since June 2017</b>	<b>4.3%</b>	<b>↑</b>



### ACTIVITY

Cumulative percentage of contracted UDA delivered 2018 & 2019



Adjusted Scheduled Activity (UDA)		
Month	2018	2019
April	91	78
May	157	145
June	213	196
July	213	
August	213	
September	213	
October	374	
November	489	
December	576	
January	635	
February	794	
March	857	
April	886	
May	886	
June	886	

### QUALITY

	Quantity	Base Number	Contract	AT	Region	England
% of FP17s for the same patient ID Re-attending within 3 months - Children	8	176	4.5%	11.7%	12.0%	11.5%
% of FP17s for the same patient ID Re-attending within 3 months - Adults	0	7	0.0%	15.8%	15.7%	15.4%
% of FP17s for the same patient ID Re-attending between 3 & 9 months - Children	129	176	73.3%	58.4%	60.3%	58.9%
% of FP17s for the same patient ID Re-attending between 3 & 9 months - Adults	3	7	42.9%	51.9%	54.0%	51.6%
% of FP17s for Band 1 Urgent Courses	4	161	2.5%	10.1%	8.9%	8.9%
% of FP17s Relating to Free Repair or Replacements	0	161	0.0%	0.9%	1.0%	0.8%
% of FP17s Relating to Continuations	0	161	0.0%	0.9%	1.1%	0.9%
% of Patients satisfied with the dentistry they have received	0	0	N/A	94.3%	93.4%	93.2%
% of Patients satisfied with the time they had to wait for an appointment	0	0	N/A	89.3%	89.4%	88.8%

\* This is based on patients treated on this contract for their most recent course of treatment. Figures in italics indicate the base number of FP17s or Patient Questionnaire responses are less than 100. N/A is shown where the base number of responses is less than 10 during the period. % is calculated as Quantity/Base number\*100

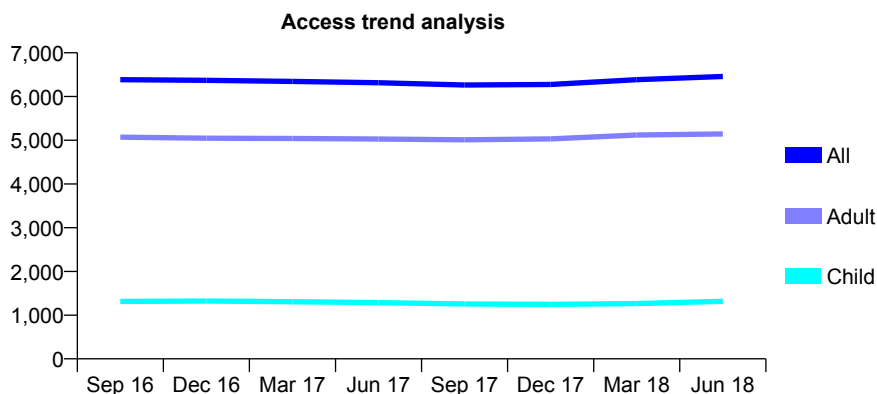
## Q46 - Vital Signs At a Glance Contract Report for 738395/0001 - June 2018

Name or company name	MR DM HARPER
Contract type name	GDS Contract
Purpose of contract	General and Orthodontic
Contract start date	01/04/2006
Contract end date	

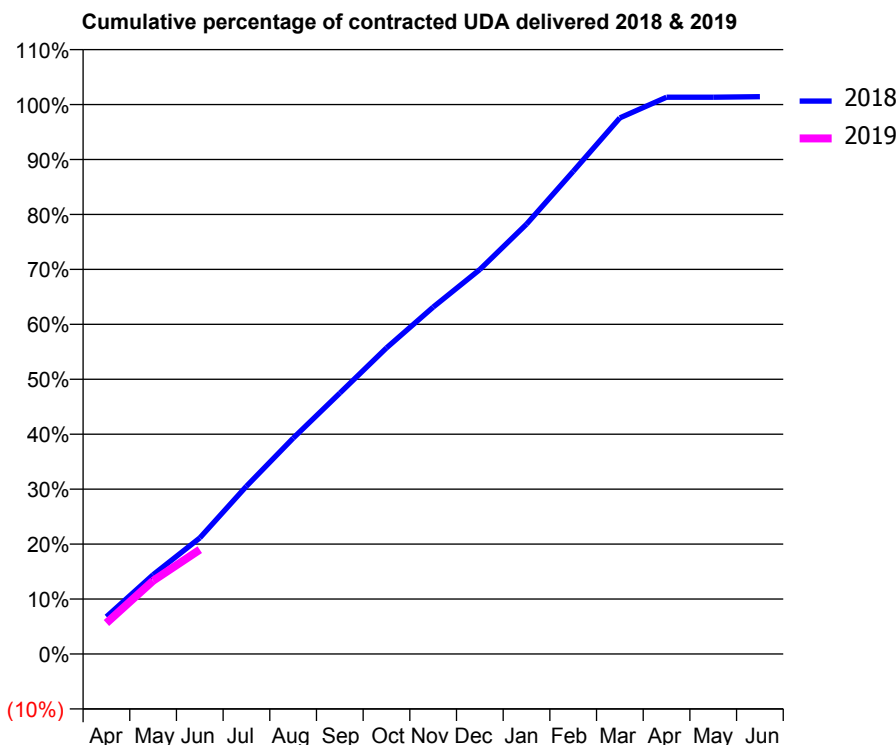
18/19 Contracted general activity (UDA)	18,039
Carry forward general activity (UDA)	0
18/19 Contracted orthodontic activity (UOA)	0
Carry forward orthodontic activity (UOA)	0
Baseline contract value	£570,749.63

### ACCESS\*

Patients seen in 24 months	Total	Change since previous quarter
Quarter ending June 2017	6,314	
Quarter ending September 2017	6,263	→
Quarter ending December 2017	6,276	→
Quarter ending March 2018	6,384	→
Quarter ending June 2018	6,458	→
<b>Variance since June 2017</b>	<b>2.3%</b>	<b>↑</b>



### ACTIVITY



Month	Adjusted Scheduled Activity (UDA)	
	2018	2019
April	1,225	1,017
May	2,604	2,405
June	3,809	3,427
July	5,510	
August	7,086	
September	8,563	
October	10,050	
November	11,389	
December	12,622	
January	14,111	
February	15,843	
March	17,599	
April	18,279	
May	18,277	
June	18,295	

### QUALITY

	Quantity	Base Number	Contract	AT	Region	England
% of FP17s for the same patient ID Re-attending within 3 months - Children	32	526	6.1%	11.7%	12.0%	11.5%
% of FP17s for the same patient ID Re-attending within 3 months - Adults	297	1,845	16.1%	15.8%	15.7%	15.4%
% of FP17s for the same patient ID Re-attending between 3 & 9 months - Children	296	526	56.3%	58.4%	60.3%	58.9%
% of FP17s for the same patient ID Re-attending between 3 & 9 months - Adults	993	1,845	53.8%	51.9%	54.0%	51.6%
% of FP17s for Band 1 Urgent Courses	270	2,057	13.1%	10.1%	8.9%	8.9%
% of FP17s Relating to Free Repair or Replacements	26	2,057	1.3%	0.9%	1.0%	0.8%
% of FP17s Relating to Continuations	16	2,057	0.8%	0.9%	1.1%	0.9%
% of Patients satisfied with the dentistry they have received	10	10	100.0%	94.3%	93.4%	93.2%
% of Patients satisfied with the time they had to wait for an appointment	7	10	70.0%	89.3%	89.4%	88.8%

\* This is based on patients treated on this contract for their most recent course of treatment. Figures in italics indicate the base number of FP17s or Patient Questionnaire responses are less than 100. N/A is shown where the base number of responses is less than 10 during the period. % is calculated as Quantity/Base number\*100

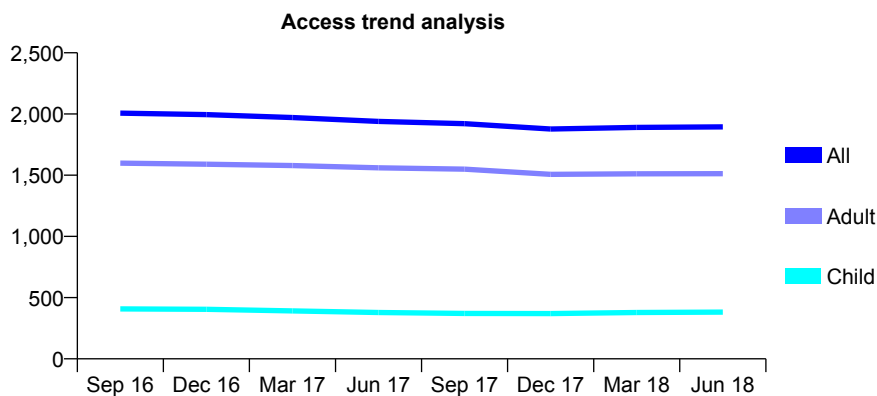
## Q46 - Vital Signs At a Glance Contract Report for 738689/0001 - June 2018

Name or company name	MR ID HASKINS
Contract type name	GDS Contract
Purpose of contract	General
Contract start date	01/04/2006
Contract end date	

18/19 Contracted general activity (UDA)	5,000
Carry forward general activity (UDA)	0
18/19 Contracted orthodontic activity (UOA)	0
Carry forward orthodontic activity (UOA)	0
Baseline contract value	£116,681.78

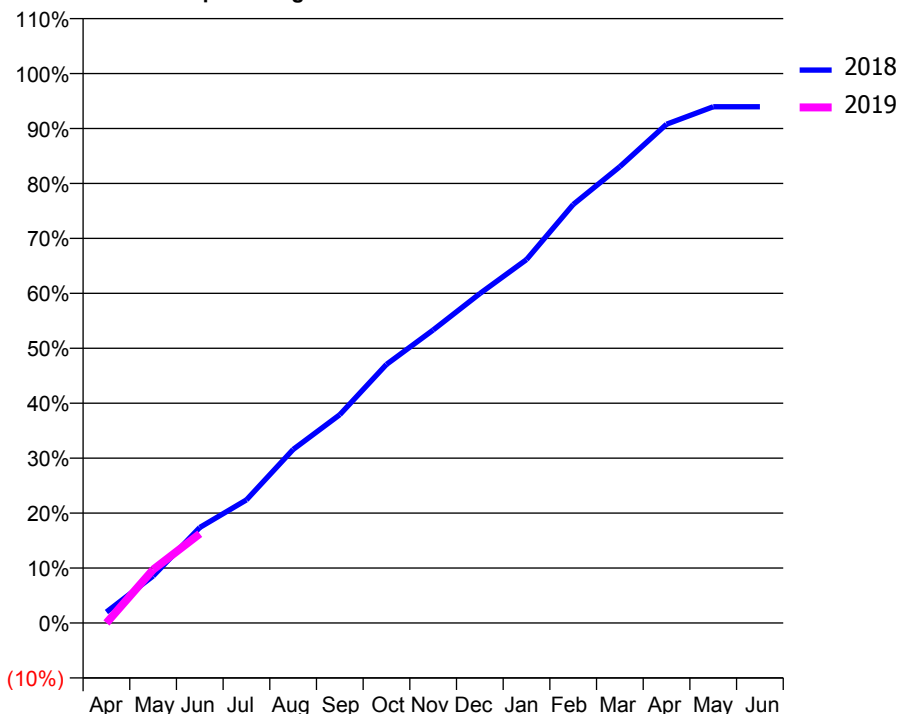
### ACCESS\*

Patients seen in 24 months	Total	Change since previous quarter
Quarter ending June 2017	1,939	
Quarter ending September 2017	1,921	→
Quarter ending December 2017	1,877	↓
Quarter ending March 2018	1,890	→
Quarter ending June 2018	1,895	→
<b>Variance since June 2017</b>	<b>(2.3%)</b>	<b>↓</b>



### ACTIVITY

Cumulative percentage of contracted UDA delivered 2018 & 2019



Month	Adjusted Scheduled Activity (UDA)	
	2018	2019
April	100	0
May	427	486
June	870	813
July	1,120	
August	1,579	
September	1,895	
October	2,354	
November	2,666	
December	2,997	
January	3,306	
February	3,808	
March	4,153	
April	4,539	
May	4,697	
June	4,697	

### QUALITY

	Quantity	Base Number	Contract	AT	Region	England
% of FP17s for the same patient ID Re-attending within 3 months - Children	13	142	9.2%	11.7%	12.0%	11.5%
% of FP17s for the same patient ID Re-attending within 3 months - Adults	114	632	18.0%	15.8%	15.7%	15.4%
% of FP17s for the same patient ID Re-attending between 3 & 9 months - Children	77	142	54.2%	58.4%	60.3%	58.9%
% of FP17s for the same patient ID Re-attending between 3 & 9 months - Adults	359	632	56.8%	51.9%	54.0%	51.6%
% of FP17s for Band 1 Urgent Courses	44	495	8.9%	10.1%	8.9%	8.9%
% of FP17s Relating to Free Repair or Replacements	5	495	1.0%	0.9%	1.0%	0.8%
% of FP17s Relating to Continuations	8	495	1.6%	0.9%	1.1%	0.9%
% of Patients satisfied with the dentistry they have received	0	0	N/A	94.3%	93.4%	93.2%
% of Patients satisfied with the time they had to wait for an appointment	0	0	N/A	89.3%	89.4%	88.8%

\* This is based on patients treated on this contract for their most recent course of treatment. Figures in italics indicate the base number of FP17s or Patient Questionnaire responses are less than 100. N/A is shown where the base number of responses is less than 10 during the period. % is calculated as Quantity/Base number\*100

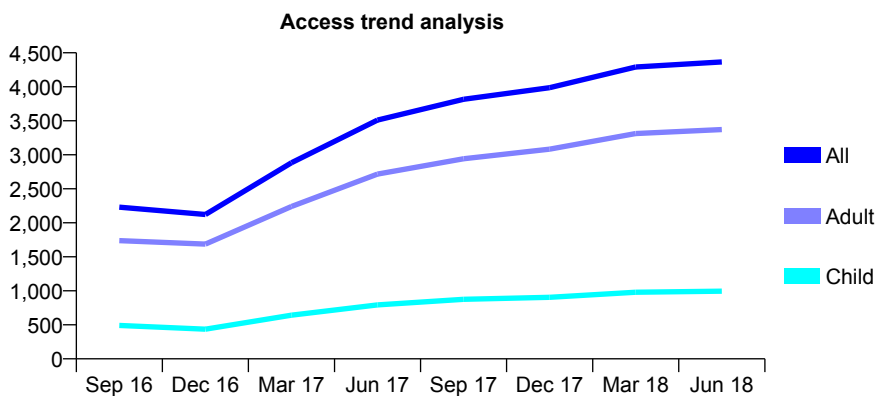
## Q46 - Vital Signs At a Glance Contract Report for 739650/0001 - June 2018

Name or company name	Ms G Midha
Contract type name	GDS Contract
Purpose of contract	General
Contract start date	01/04/2006
Contract end date	

18/19 Contracted general activity (UDA)	16,034
Carry forward general activity (UDA)	0
18/19 Contracted orthodontic activity (UOA)	0
Carry forward orthodontic activity (UOA)	0
Baseline contract value	£373,367.78

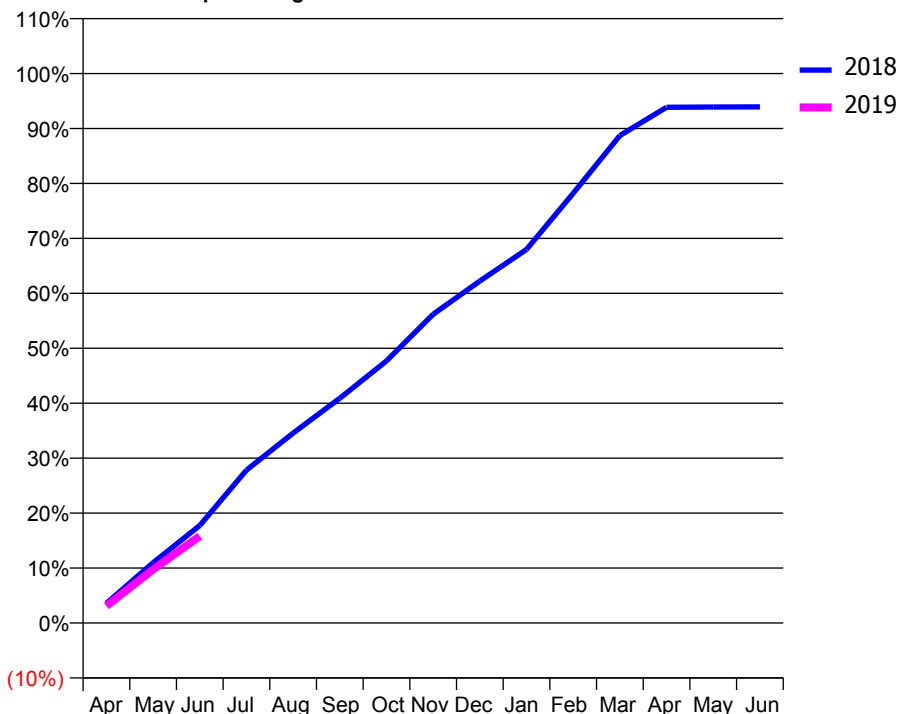
### ACCESS\*

Patients seen in 24 months	Total	Change since previous quarter
Quarter ending June 2017	3,511	
Quarter ending September 2017	3,817	↑
Quarter ending December 2017	3,988	↑
Quarter ending March 2018	4,291	↑
Quarter ending June 2018	4,366	→
<b>Variance since June 2017</b>	<b>24.4%</b>	<b>↑</b>



### ACTIVITY

Cumulative percentage of contracted UDA delivered 2018 & 2019



Month	Adjusted Scheduled Activity (UDA)	
	2018	2019
April	577	497
May	1,762	1,563
June	2,844	2,536
July	4,461	
August	5,542	
September	6,560	
October	7,647	
November	9,008	
December	9,980	
January	10,900	
February	12,537	
March	14,224	
April	15,049	
May	15,055	
June	15,059	

### QUALITY

	Quantity	Base Number	Contract	AT	Region	England
% of FP17s for the same patient ID Re-attending within 3 months - Children	33	339	9.7%	11.7%	12.0%	11.5%
% of FP17s for the same patient ID Re-attending within 3 months - Adults	259	1,217	21.3%	15.8%	15.7%	15.4%
% of FP17s for the same patient ID Re-attending between 3 & 9 months - Children	161	339	47.5%	58.4%	60.3%	58.9%
% of FP17s for the same patient ID Re-attending between 3 & 9 months - Adults	602	1,217	49.5%	51.9%	54.0%	51.6%
% of FP17s for Band 1 Urgent Courses	191	1,216	15.7%	10.1%	8.9%	8.9%
% of FP17s Relating to Free Repair or Replacements	18	1,216	1.5%	0.9%	1.0%	0.8%
% of FP17s Relating to Continuations	10	1,216	0.8%	0.9%	1.1%	0.9%
% of Patients satisfied with the dentistry they have received	1	1	N/A	94.3%	93.4%	93.2%
% of Patients satisfied with the time they had to wait for an appointment	1	1	N/A	89.3%	89.4%	88.8%

\* This is based on patients treated on this contract for their most recent course of treatment. Figures in italics indicate the base number of FP17s or Patient Questionnaire responses are less than 100. N/A is shown where the base number of responses is less than 10 during the period. % is calculated as Quantity/Base number\*100

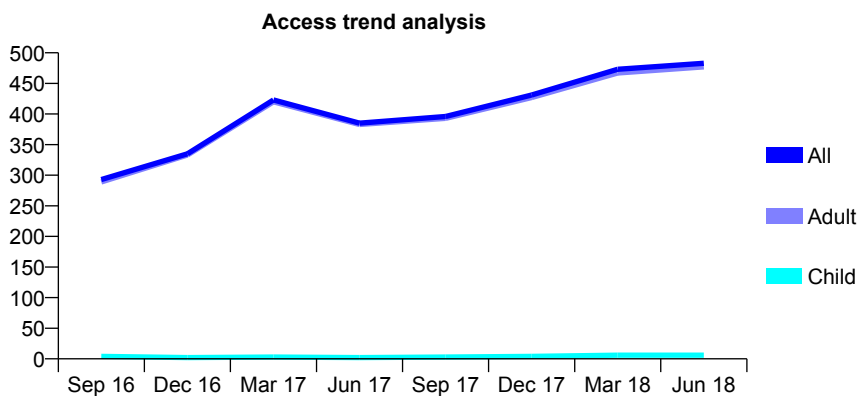
## Q46 - Vital Signs At a Glance Contract Report for 741582/0001 - June 2018

Name or company name	Red Rose Dental Group
Contract type name	PDS Contract
Purpose of contract	General
Contract start date	01/09/2007
Contract end date	31/03/2019

18/19 Contracted general activity (UDA)	1,392
Carry forward general activity (UDA)	0
18/19 Contracted orthodontic activity (UOA)	0
Carry forward orthodontic activity (UOA)	0
Baseline contract value	£253,524.27

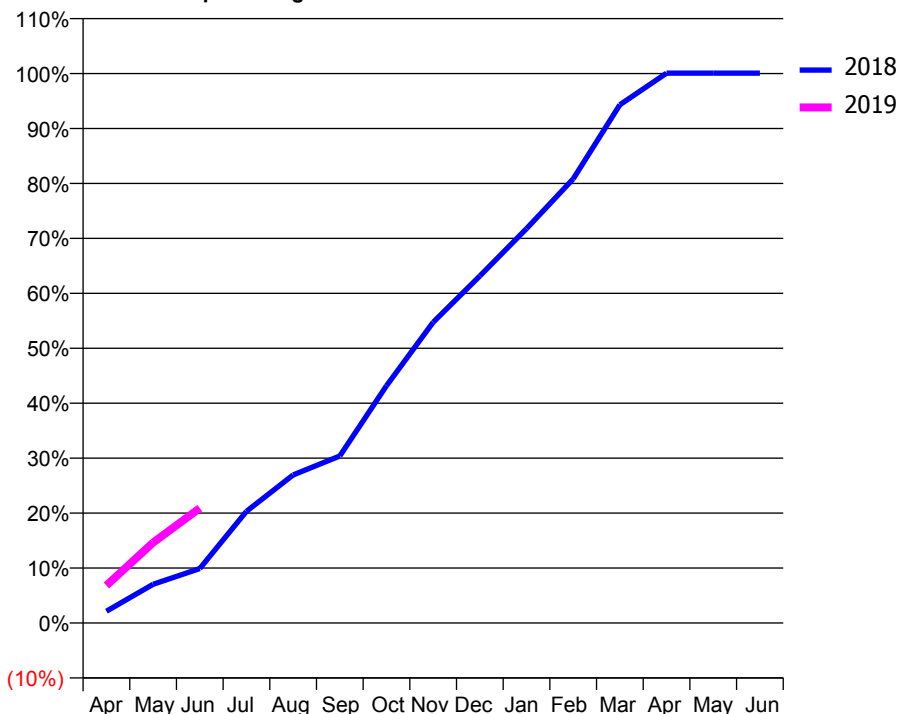
### ACCESS\*

Patients seen in 24 months	Total	Change since previous quarter
Quarter ending June 2017	385	
Quarter ending September 2017	396	↑
Quarter ending December 2017	431	↑
Quarter ending March 2018	473	↑
Quarter ending June 2018	483	↑
<b>Variance since June 2017</b>	<b>25.5%</b>	<b>↑</b>



### ACTIVITY

Cumulative percentage of contracted UDA delivered 2018 & 2019



### QUALITY

	Quantity	Base Number	Contract	AT	Region	England
% of FP17s for the same patient ID Re-attending within 3 months - Children	0	2	0.0%	11.7%	12.0%	11.5%
% of FP17s for the same patient ID Re-attending within 3 months - Adults	6	139	4.3%	15.8%	15.7%	15.4%
% of FP17s for the same patient ID Re-attending between 3 & 9 months - Children	0	2	0.0%	58.4%	60.3%	58.9%
% of FP17s for the same patient ID Re-attending between 3 & 9 months - Adults	1	139	0.7%	51.9%	54.0%	51.6%
% of FP17s for Band 1 Urgent Courses	0	111	0.0%	10.1%	8.9%	8.9%
% of FP17s Relating to Free Repair or Replacements	0	111	0.0%	0.9%	1.0%	0.8%
% of FP17s Relating to Continuations	0	111	0.0%	0.9%	1.1%	0.9%
% of Patients satisfied with the dentistry they have received	0	0	N/A	94.3%	93.4%	93.2%
% of Patients satisfied with the time they had to wait for an appointment	0	0	N/A	89.3%	89.4%	88.8%

\* This is based on patients treated on this contract for their most recent course of treatment. Figures in italics indicate the base number of FP17s or Patient Questionnaire responses are less than 100. N/A is shown where the base number of responses is less than 10 during the period. % is calculated as Quantity/Base number\*100

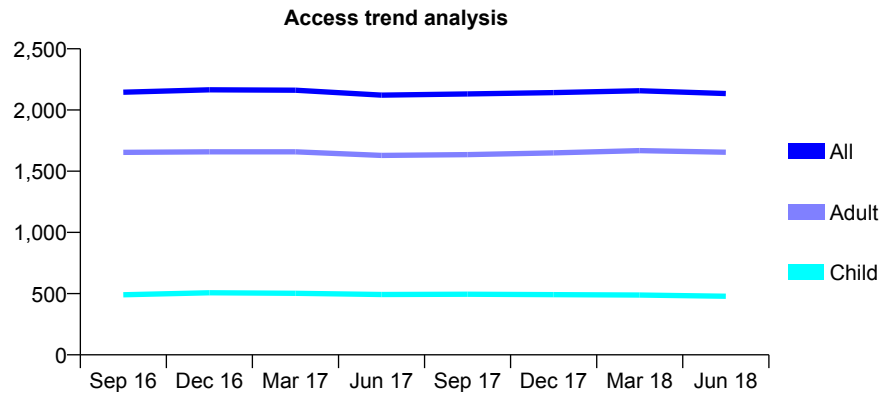
## Q46 - Vital Signs At a Glance Contract Report for 742422/0001 - June 2018

Name or company name	MRS JM MASON
Contract type name	GDS Contract
Purpose of contract	General
Contract start date	01/04/2006
Contract end date	

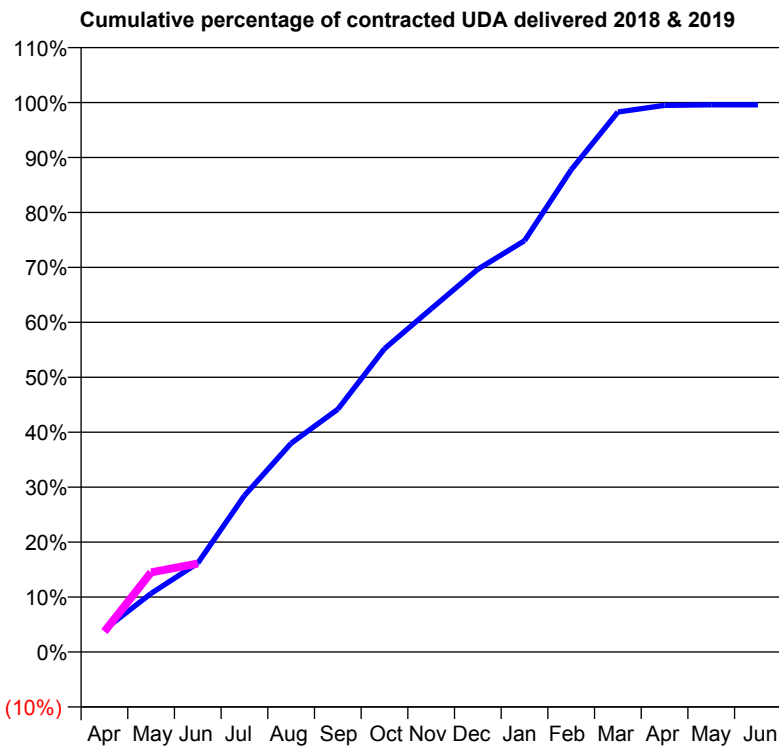
18/19 Contracted general activity (UDA)	7,226
Carry forward general activity (UDA)	0
18/19 Contracted orthodontic activity (UOA)	0
Carry forward orthodontic activity (UOA)	0
Baseline contract value	£174,372.63

### ACCESS\*

Patients seen in 24 months	Total	Change since previous quarter
Quarter ending June 2017	2,122	
Quarter ending September 2017	2,131	→
Quarter ending December 2017	2,142	→
Quarter ending March 2018	2,157	→
Quarter ending June 2018	2,134	↓
<b>Variance since June 2017</b>	<b>0.6%</b>	<b>→</b>



### ACTIVITY



Month	Adjusted Scheduled Activity (UDA)	
	2018	2019
April	296	269
May	771	1,047
June	1,170	1,164
July	2,057	
August	2,745	
September	3,193	
October	3,989	
November	4,513	
December	5,033	
January	5,410	
February	6,342	
March	7,102	
April	7,189	
May	7,195	
June	7,195	

### QUALITY

	Quantity	Base Number	Contract	AT	Region	England
% of FP17s for the same patient ID Re-attending within 3 months - Children	12	138	8.7%	11.7%	12.0%	11.5%
% of FP17s for the same patient ID Re-attending within 3 months - Adults	56	477	11.7%	15.8%	15.7%	15.4%
% of FP17s for the same patient ID Re-attending between 3 & 9 months - Children	85	138	61.6%	58.4%	60.3%	58.9%
% of FP17s for the same patient ID Re-attending between 3 & 9 months - Adults	259	477	54.3%	51.9%	54.0%	51.6%
% of FP17s for Band 1 Urgent Courses	31	561	5.5%	10.1%	8.9%	8.9%
% of FP17s Relating to Free Repair or Replacements	16	561	2.9%	0.9%	1.0%	0.8%
% of FP17s Relating to Continuations	6	561	1.1%	0.9%	1.1%	0.9%
% of Patients satisfied with the dentistry they have received	3	3	N/A	94.3%	93.4%	93.2%
% of Patients satisfied with the time they had to wait for an appointment	2	3	N/A	89.3%	89.4%	88.8%

\* This is based on patients treated on this contract for their most recent course of treatment. Figures in italics indicate the base number of FP17s or Patient Questionnaire responses are less than 100. N/A is shown where the base number of responses is less than 10 during the period. % is calculated as Quantity/Base number\*100

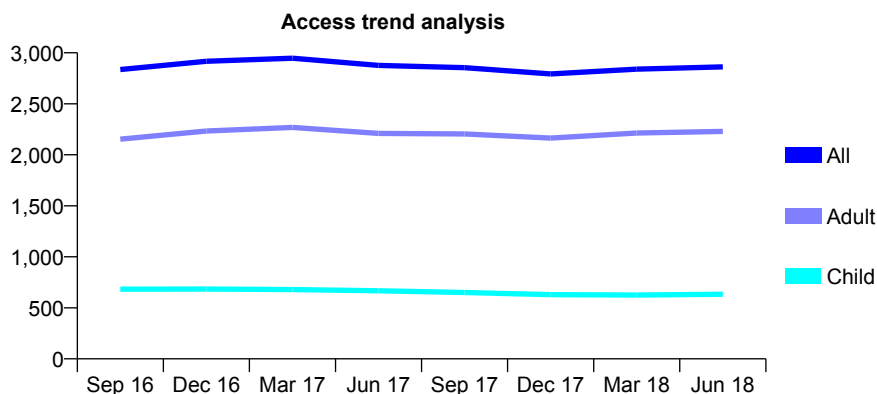
## Q46 - Vital Signs At a Glance Contract Report for 746428/0001 - June 2018

Name or company name	MR EH BURKE
Contract type name	GDS Contract
Purpose of contract	General
Contract start date	01/03/2015
Contract end date	

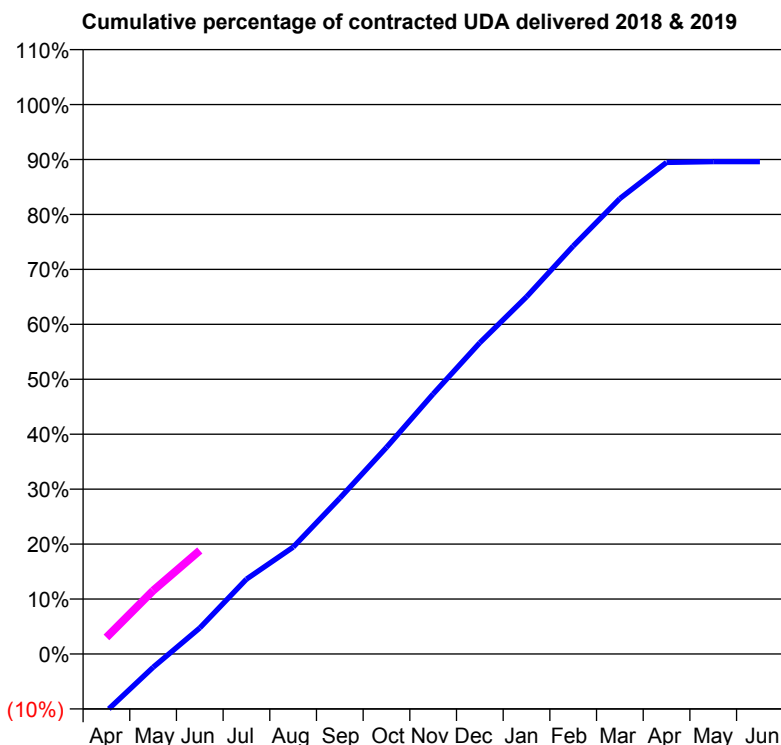
18/19 Contracted general activity (UDA)	8,718
Carry forward general activity (UDA)	0
18/19 Contracted orthodontic activity (UOA)	0
Carry forward orthodontic activity (UOA)	0
Baseline contract value	£277,413.01

### ACCESS\*

Patients seen in 24 months	Total	Change since previous quarter
Quarter ending June 2017	2,877	
Quarter ending September 2017	2,854	→
Quarter ending December 2017	2,793	↓
Quarter ending March 2018	2,840	→
Quarter ending June 2018	2,862	→
<b>Variance since June 2017</b>	<b>(0.5%)</b>	<b>→</b>



### ACTIVITY



Month	Adjusted Scheduled Activity (UDA)	
	2018	2019
April	-908	263
May	-212	1,006
June	413	1,644
July	1,188	
August	1,696	
September	2,473	
October	3,278	
November	4,126	
December	4,939	
January	5,666	
February	6,474	
March	7,225	
April	7,799	
May	7,811	
June	7,811	

### QUALITY

	Quantity	Base Number	Contract	AT	Region	England
% of FP17s for the same patient ID Re-attending within 3 months - Children	13	283	4.6%	11.7%	12.0%	11.5%
% of FP17s for the same patient ID Re-attending within 3 months - Adults	127	874	14.5%	15.8%	15.7%	15.4%
% of FP17s for the same patient ID Re-attending between 3 & 9 months - Children	217	283	76.7%	58.4%	60.3%	58.9%
% of FP17s for the same patient ID Re-attending between 3 & 9 months - Adults	552	874	63.2%	51.9%	54.0%	51.6%
% of FP17s for Band 1 Urgent Courses	48	956	5.0%	10.1%	8.9%	8.9%
% of FP17s Relating to Free Repair or Replacements	6	956	0.6%	0.9%	1.0%	0.8%
% of FP17s Relating to Continuations	15	956	1.6%	0.9%	1.1%	0.9%
% of Patients satisfied with the dentistry they have received	2	2	N/A	94.3%	93.4%	93.2%
% of Patients satisfied with the time they had to wait for an appointment	1	2	N/A	89.3%	89.4%	88.8%

\* This is based on patients treated on this contract for their most recent course of treatment. Figures in italics indicate the base number of FP17s or Patient Questionnaire responses are less than 100. N/A is shown where the base number of responses is less than 10 during the period. % is calculated as Quantity/Base number\*100

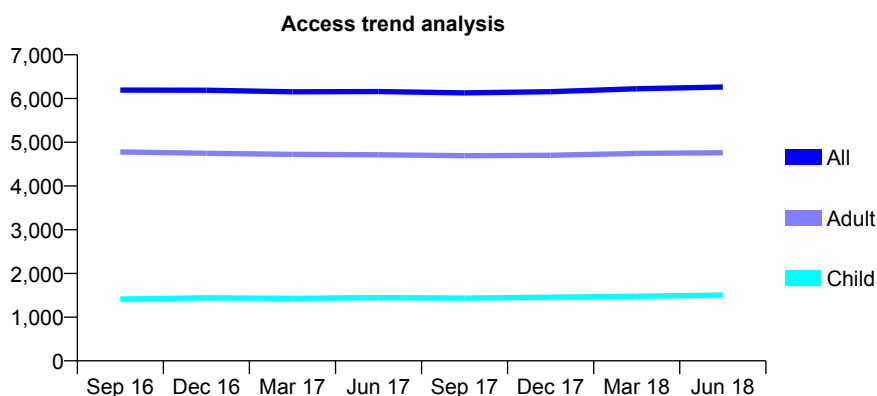
## Q46 - Vital Signs At a Glance Contract Report for 749389/0001 - June 2018

Name or company name	MR PJ HUGHES
Contract type name	GDS Contract
Purpose of contract	General
Contract start date	01/02/2008
Contract end date	

18/19 Contracted general activity (UDA)	15,643
Carry forward general activity (UDA)	0
18/19 Contracted orthodontic activity (UOA)	0
Carry forward orthodontic activity (UOA)	0
Baseline contract value	£424,212.82

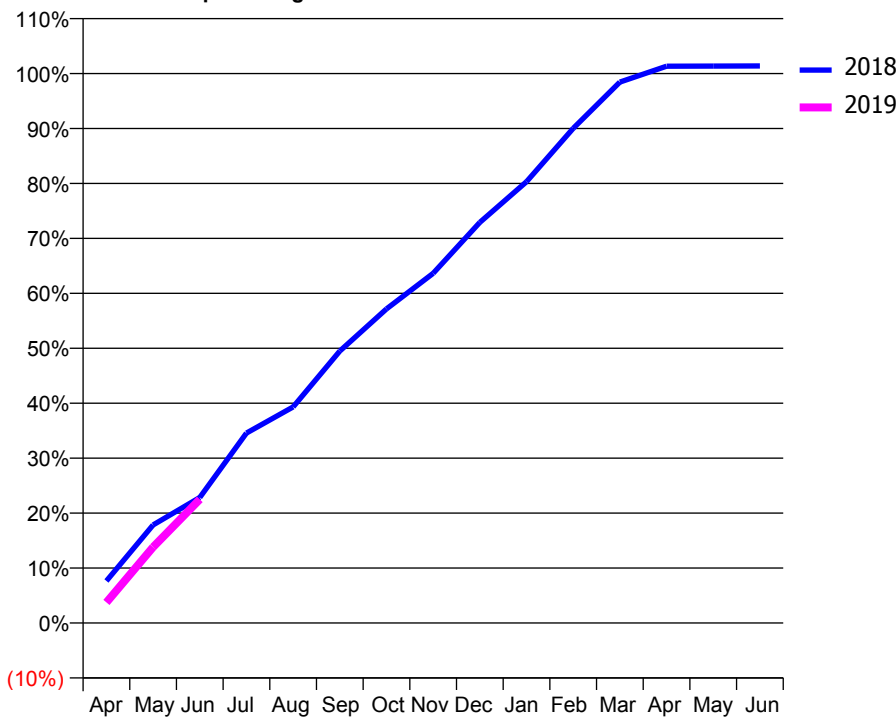
### ACCESS\*

Patients seen in 24 months	Total	Change since previous quarter
Quarter ending June 2017	6,161	
Quarter ending September 2017	6,130	→
Quarter ending December 2017	6,157	→
Quarter ending March 2018	6,224	→
Quarter ending June 2018	6,264	→
<b>Variance since June 2017</b>	<b>1.7%</b>	<b>→</b>



### ACTIVITY

Cumulative percentage of contracted UDA delivered 2018 & 2019



Month	Adjusted Scheduled Activity (UDA)	
	2018	2019
April	1,198	585
May	2,793	2,160
June	3,574	3,520
July	5,409	
August	6,151	
September	7,741	
October	8,940	
November	9,954	
December	11,406	
January	12,564	
February	14,081	
March	15,399	
April	15,852	
May	15,856	
June	15,859	

### QUALITY

	Quantity	Base Number	Contract	AT	Region	England
% of FP17s for the same patient ID Re-attending within 3 months - Children	34	603	5.6%	11.7%	12.0%	11.5%
% of FP17s for the same patient ID Re-attending within 3 months - Adults	222	1,668	13.3%	15.8%	15.7%	15.4%
% of FP17s for the same patient ID Re-attending between 3 & 9 months - Children	387	603	64.2%	58.4%	60.3%	58.9%
% of FP17s for the same patient ID Re-attending between 3 & 9 months - Adults	809	1,668	48.5%	51.9%	54.0%	51.6%
% of FP17s for Band 1 Urgent Courses	123	1,988	6.2%	10.1%	8.9%	8.9%
% of FP17s Relating to Free Repair or Replacements	38	1,988	1.9%	0.9%	1.0%	0.8%
% of FP17s Relating to Continuations	20	1,988	1.0%	0.9%	1.1%	0.9%
% of Patients satisfied with the dentistry they have received	1	1	N/A	94.3%	93.4%	93.2%
% of Patients satisfied with the time they had to wait for an appointment	1	1	N/A	89.3%	89.4%	88.8%

\* This is based on patients treated on this contract for their most recent course of treatment. Figures in italics indicate the base number of FP17s or Patient Questionnaire responses are less than 100. N/A is shown where the base number of responses is less than 10 during the period. % is calculated as Quantity/Base number\*100



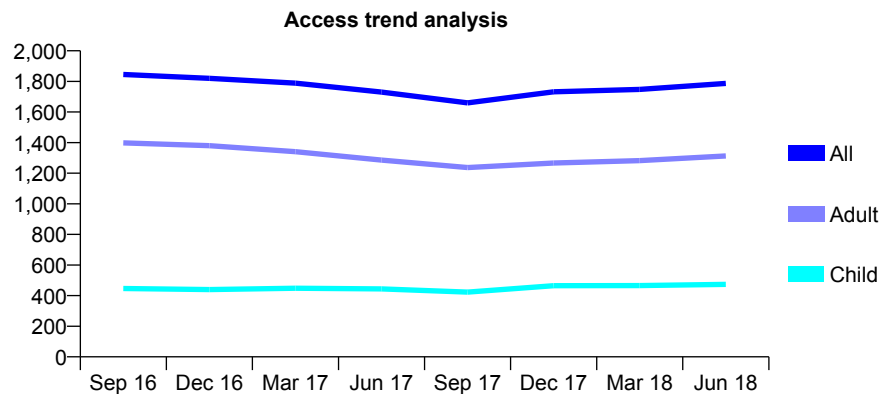
## Q46 - Vital Signs At a Glance Contract Report for 749656/0004 - June 2018

Name or company name	MR R HUNTER-JAMES
Contract type name	GDS Contract
Purpose of contract	General
Contract start date	01/04/2006
Contract end date	

18/19 Contracted general activity (UDA)	5,777
Carry forward general activity (UDA)	0
18/19 Contracted orthodontic activity (UOA)	0
Carry forward orthodontic activity (UOA)	0
Baseline contract value	£156,236.33

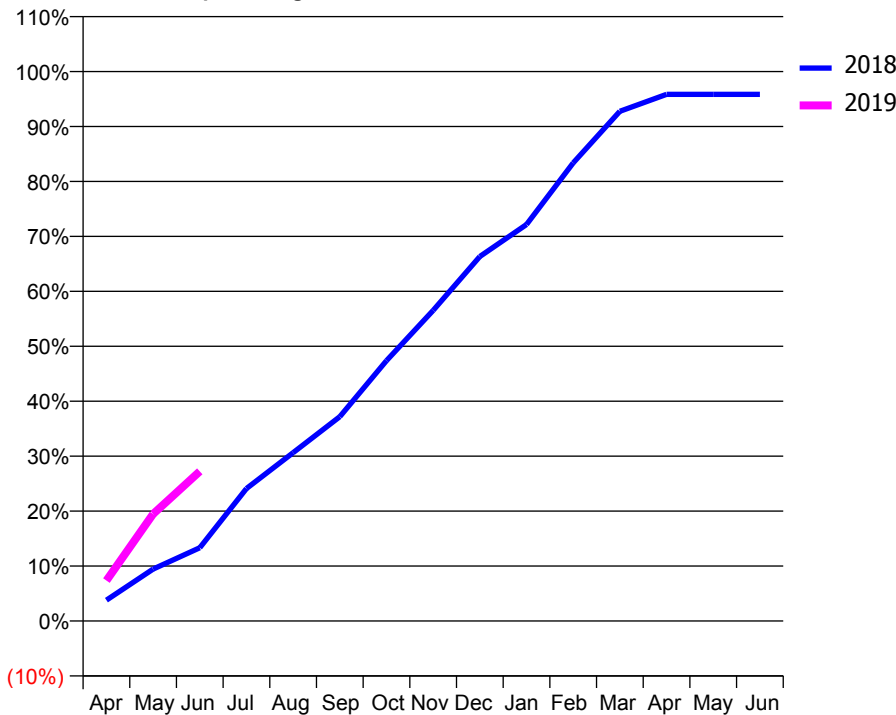
### ACCESS\*

Patients seen in 24 months	Total	Change since previous quarter
Quarter ending June 2017	1,730	
Quarter ending September 2017	1,660	↓
Quarter ending December 2017	1,732	↑
Quarter ending March 2018	1,748	→
Quarter ending June 2018	1,787	↑
<b>Variance since June 2017</b>	<b>3.3%</b>	<b>↑</b>



### ACTIVITY

Cumulative percentage of contracted UDA delivered 2018 & 2019



Month	Adjusted Scheduled Activity (UDA)	
	2018	2019
April	219	425
May	546	1,125
June	771	1,574
July	1,393	
August	1,770	
September	2,148	
October	2,737	
November	3,265	
December	3,832	
January	4,169	
February	4,817	
March	5,359	
April	5,537	
May	5,537	
June	5,537	

### QUALITY

	Quantity	Base Number	Contract	AT	Region	England
% of FP17s for the same patient ID Re-attending within 3 months - Children	19	193	9.8%	11.7%	12.0%	11.5%
% of FP17s for the same patient ID Re-attending within 3 months - Adults	84	493	17.0%	15.8%	15.7%	15.4%
% of FP17s for the same patient ID Re-attending between 3 & 9 months - Children	96	193	49.7%	58.4%	60.3%	58.9%
% of FP17s for the same patient ID Re-attending between 3 & 9 months - Adults	175	493	35.5%	51.9%	54.0%	51.6%
% of FP17s for Band 1 Urgent Courses	36	603	6.0%	10.1%	8.9%	8.9%
% of FP17s Relating to Free Repair or Replacements	4	603	0.7%	0.9%	1.0%	0.8%
% of FP17s Relating to Continuations	10	603	1.7%	0.9%	1.1%	0.9%
% of Patients satisfied with the dentistry they have received	0	0	N/A	94.3%	93.4%	93.2%
% of Patients satisfied with the time they had to wait for an appointment	0	0	N/A	89.3%	89.4%	88.8%

\* This is based on patients treated on this contract for their most recent course of treatment. Figures in italics indicate the base number of FP17s or Patient Questionnaire responses are less than 100. N/A is shown where the base number of responses is less than 10 during the period. % is calculated as Quantity/Base number\*100

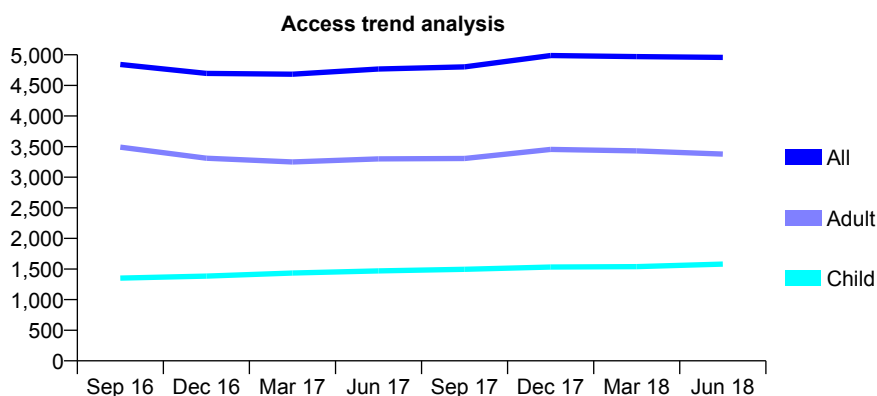
## Q46 - Vital Signs At a Glance Contract Report for 755931/0003 - June 2018

Name or company name	MISS R DHARIWAL
Contract type name	GDS Contract
Purpose of contract	General
Contract start date	07/12/2009
Contract end date	

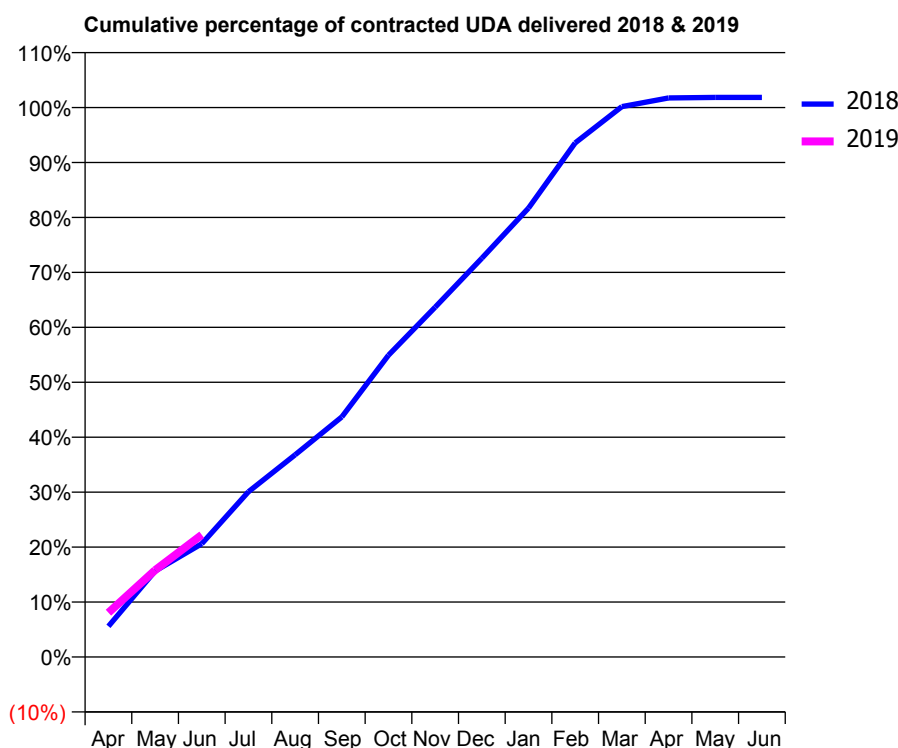
18/19 Contracted general activity (UDA)	13,345
Carry forward general activity (UDA)	0
18/19 Contracted orthodontic activity (UOA)	0
Carry forward orthodontic activity (UOA)	0
Baseline contract value	£329,967.85

### ACCESS\*

Patients seen in 24 months	Total	Change since previous quarter
Quarter ending June 2017	4,769	
Quarter ending September 2017	4,802	→
Quarter ending December 2017	4,987	↑
Quarter ending March 2018	4,970	→
Quarter ending June 2018	4,957	→
<b>Variance since June 2017</b>	<b>3.9%</b>	<b>↑</b>



### ACTIVITY



Adjusted Scheduled Activity (UDA)		
Month	2018	2019
April	746	1,077
May	2,088	2,111
June	2,750	2,967
July	4,014	
August	4,913	
September	5,830	
October	7,329	
November	8,497	
December	9,683	
January	10,901	
February	12,485	
March	13,366	
April	13,578	
May	13,589	
June	13,589	

### QUALITY

	Quantity	Base Number	Contract	AT	Region	England
% of FP17s for the same patient ID Re-attending within 3 months - Children	128	845	15.1%	11.7%	12.0%	11.5%
% of FP17s for the same patient ID Re-attending within 3 months - Adults	88	613	14.4%	15.8%	15.7%	15.4%
% of FP17s for the same patient ID Re-attending between 3 & 9 months - Children	545	845	64.5%	58.4%	60.3%	58.9%
% of FP17s for the same patient ID Re-attending between 3 & 9 months - Adults	280	613	45.7%	51.9%	54.0%	51.6%
% of FP17s for Band 1 Urgent Courses	105	1,374	7.6%	10.1%	8.9%	8.9%
% of FP17s Relating to Free Repair or Replacements	6	1,374	0.4%	0.9%	1.0%	0.8%
% of FP17s Relating to Continuations	17	1,374	1.2%	0.9%	1.1%	0.9%
% of Patients satisfied with the dentistry they have received	0	0	N/A	94.3%	93.4%	93.2%
% of Patients satisfied with the time they had to wait for an appointment	0	0	N/A	89.3%	89.4%	88.8%

\* This is based on patients treated on this contract for their most recent course of treatment. Figures in italics indicate the base number of FP17s or Patient Questionnaire responses are less than 100. N/A is shown where the base number of responses is less than 10 during the period. % is calculated as Quantity/Base number\*100

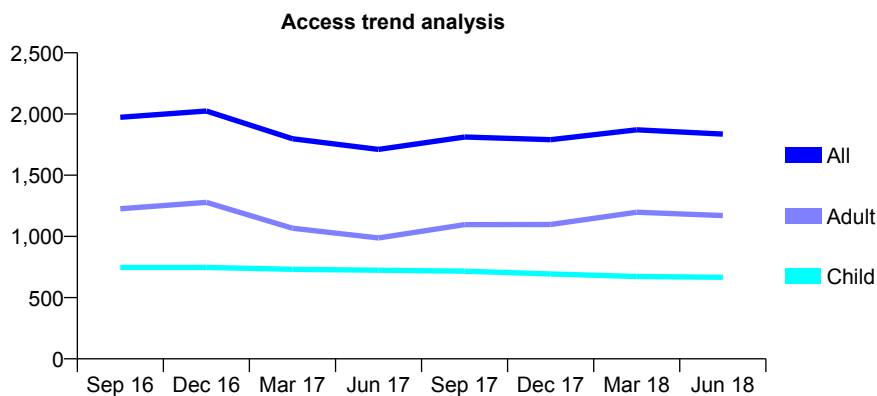
## Q46 - Vital Signs At a Glance Contract Report for 755931/0006 - June 2018

Name or company name	MISS R DHARIWAL
Contract type name	GDS Contract
Purpose of contract	General
Contract start date	01/02/2012
Contract end date	

18/19 Contracted general activity (UDA)	4,340
Carry forward general activity (UDA)	0
18/19 Contracted orthodontic activity (UOA)	0
Carry forward orthodontic activity (UOA)	0
Baseline contract value	£107,316.46

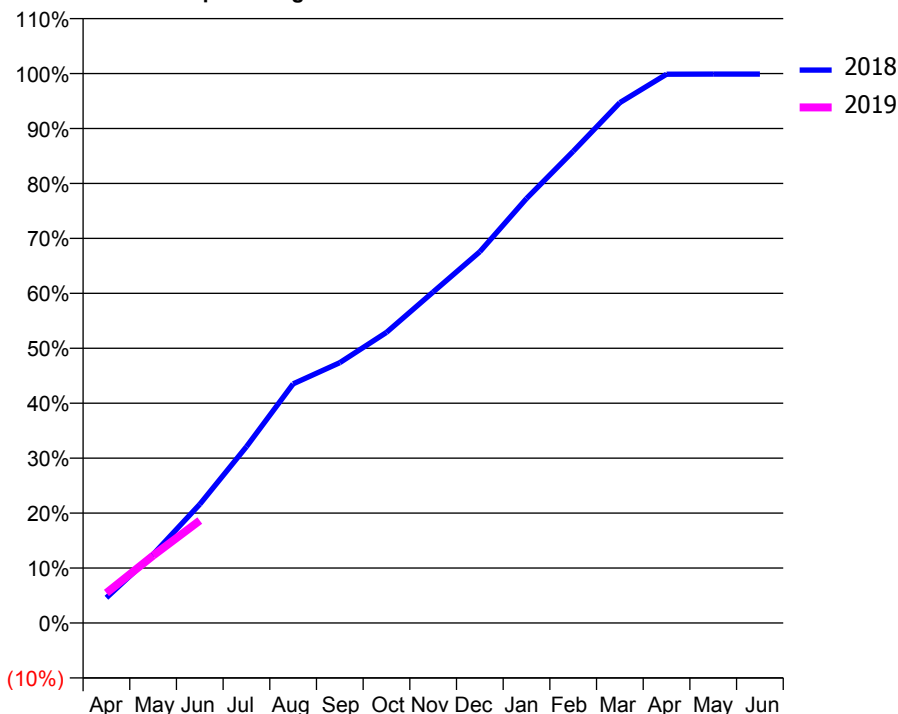
### ACCESS\*

Patients seen in 24 months	Total	Change since previous quarter
Quarter ending June 2017	1,711	
Quarter ending September 2017	1,812	↑
Quarter ending December 2017	1,790	↓
Quarter ending March 2018	1,871	↑
Quarter ending June 2018	1,836	↓
<b>Variance since June 2017</b>	<b>7.3%</b>	<b>↑</b>



### ACTIVITY

Cumulative percentage of contracted UDA delivered 2018 & 2019



Adjusted Scheduled Activity (UDA)		
Month	2018	2019
April	199	238
May	542	532
June	937	809
July	1,393	
August	1,889	
September	2,056	
October	2,296	
November	2,614	
December	2,932	
January	3,353	
February	3,725	
March	4,110	
April	4,335	
May	4,336	
June	4,336	

### QUALITY

	Quantity	Base Number	Contract	AT	Region	England
% of FP17s for the same patient ID Re-attending within 3 months - Children	13	220	5.9%	11.7%	12.0%	11.5%
% of FP17s for the same patient ID Re-attending within 3 months - Adults	38	268	14.2%	15.8%	15.7%	15.4%
% of FP17s for the same patient ID Re-attending between 3 & 9 months - Children	143	220	65.0%	58.4%	60.3%	58.9%
% of FP17s for the same patient ID Re-attending between 3 & 9 months - Adults	106	268	39.6%	51.9%	54.0%	51.6%
% of FP17s for Band 1 Urgent Courses	42	373	11.3%	10.1%	8.9%	8.9%
% of FP17s Relating to Free Repair or Replacements	2	373	0.5%	0.9%	1.0%	0.8%
% of FP17s Relating to Continuations	1	373	0.3%	0.9%	1.1%	0.9%
% of Patients satisfied with the dentistry they have received	0	0	N/A	94.3%	93.4%	93.2%
% of Patients satisfied with the time they had to wait for an appointment	0	0	N/A	89.3%	89.4%	88.8%

\* This is based on patients treated on this contract for their most recent course of treatment. Figures in italics indicate the base number of FP17s or Patient Questionnaire responses are less than 100. N/A is shown where the base number of responses is less than 10 during the period. % is calculated as Quantity/Base number\*100

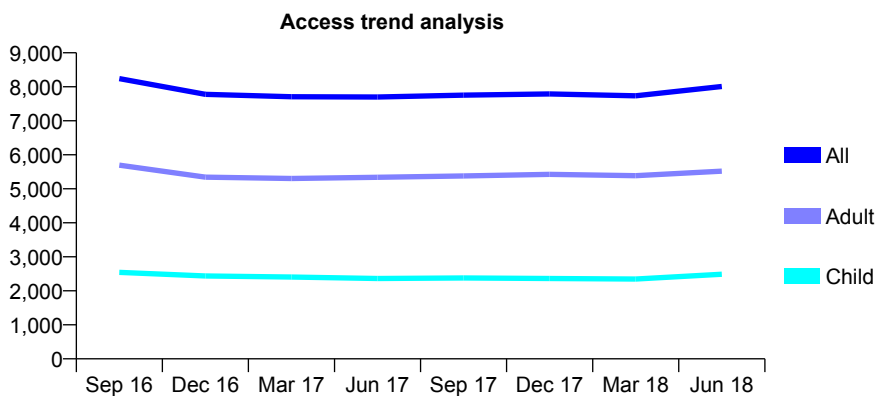
## Q46 - Vital Signs At a Glance Contract Report for 755931/0008 - June 2018

Name or company name	MISS R DHARIWAL
Contract type name	GDS Contract
Purpose of contract	General
Contract start date	01/02/2014
Contract end date	

18/19 Contracted general activity (UDA)	22,713
Carry forward general activity (UDA)	0
18/19 Contracted orthodontic activity (UOA)	0
Carry forward orthodontic activity (UOA)	0
Baseline contract value	£638,345.05

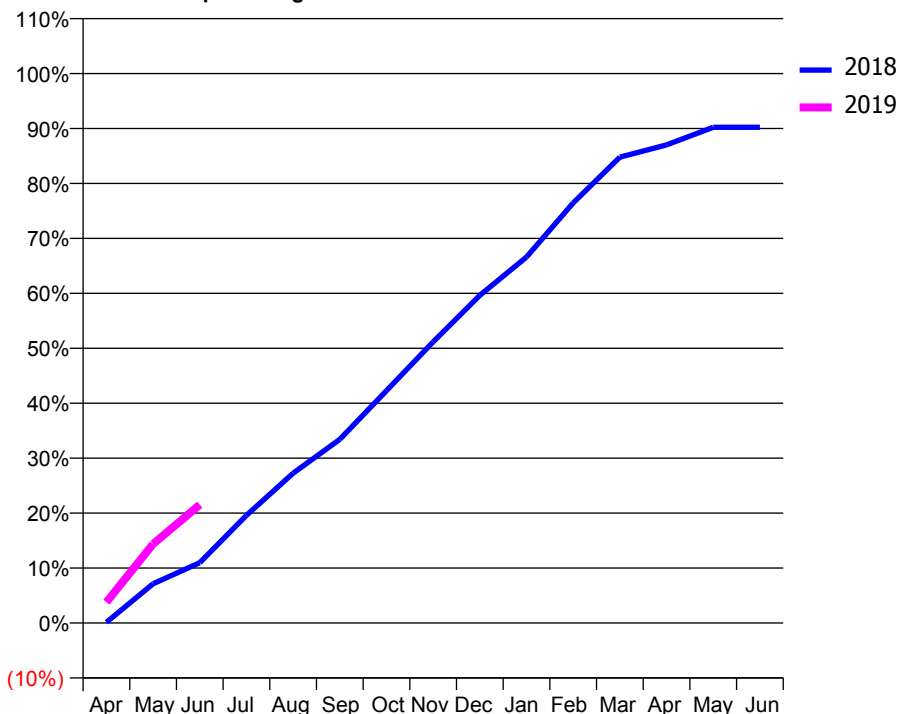
### ACCESS\*

Patients seen in 24 months	Total	Change since previous quarter
Quarter ending June 2017	7,701	
Quarter ending September 2017	7,756	→
Quarter ending December 2017	7,790	→
Quarter ending March 2018	7,735	→
Quarter ending June 2018	8,010	↑
<b>Variance since June 2017</b>	<b>4.0%</b>	<b>↑</b>



### ACTIVITY

Cumulative percentage of contracted UDA delivered 2018 & 2019



Adjusted Scheduled Activity (UDA)

Month	2018	2019
April	31	860
May	1,625	3,265
June	2,494	4,890
July	4,453	
August	6,195	
September	7,591	
October	9,607	
November	11,623	
December	13,548	
January	15,128	
February	17,366	
March	19,256	
April	19,761	
May	20,488	
June	20,489	

### QUALITY

	Quantity	Base Number	Contract	AT	Region	England
% of FP17s for the same patient ID Re-attending within 3 months - Children	99	1,033	9.6%	11.7%	12.0%	11.5%
% of FP17s for the same patient ID Re-attending within 3 months - Adults	281	1,798	15.6%	15.8%	15.7%	15.4%
% of FP17s for the same patient ID Re-attending between 3 & 9 months - Children	513	1,033	49.7%	58.4%	60.3%	58.9%
% of FP17s for the same patient ID Re-attending between 3 & 9 months - Adults	765	1,798	42.5%	51.9%	54.0%	51.6%
% of FP17s for Band 1 Urgent Courses	338	2,237	15.1%	10.1%	8.9%	8.9%
% of FP17s Relating to Free Repair or Replacements	1	2,237	0.0%	0.9%	1.0%	0.8%
% of FP17s Relating to Continuations	8	2,237	0.4%	0.9%	1.1%	0.9%
% of Patients satisfied with the dentistry they have received	3	3	N/A	94.3%	93.4%	93.2%
% of Patients satisfied with the time they had to wait for an appointment	3	3	N/A	89.3%	89.4%	88.8%

\* This is based on patients treated on this contract for their most recent course of treatment. Figures in italics indicate the base number of FP17s or Patient Questionnaire responses are less than 100. N/A is shown where the base number of responses is less than 10 during the period. % is calculated as Quantity/Base number\*100

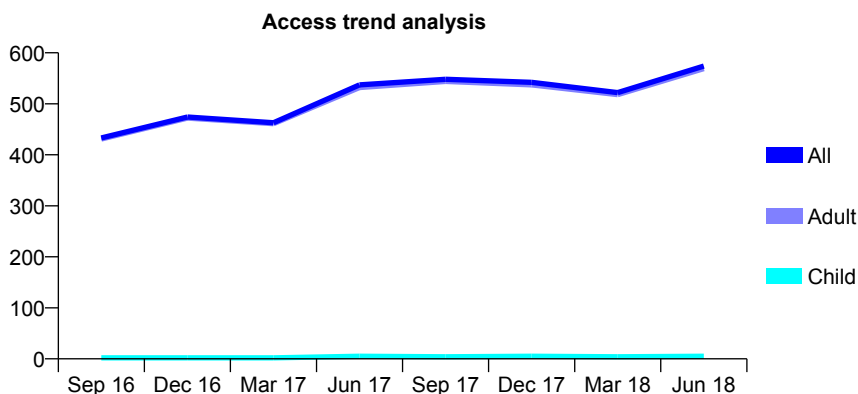
## Q46 - Vital Signs At a Glance Contract Report for 755982/0001 - June 2018

Name or company name	Al-Kassab / Sapong
Contract type name	GDS Contract
Purpose of contract	General
Contract start date	01/04/2006
Contract end date	

18/19 Contracted general activity (UDA)	1,461
Carry forward general activity (UDA)	0
18/19 Contracted orthodontic activity (UOA)	0
Carry forward orthodontic activity (UOA)	0
Baseline contract value	£83,550.62

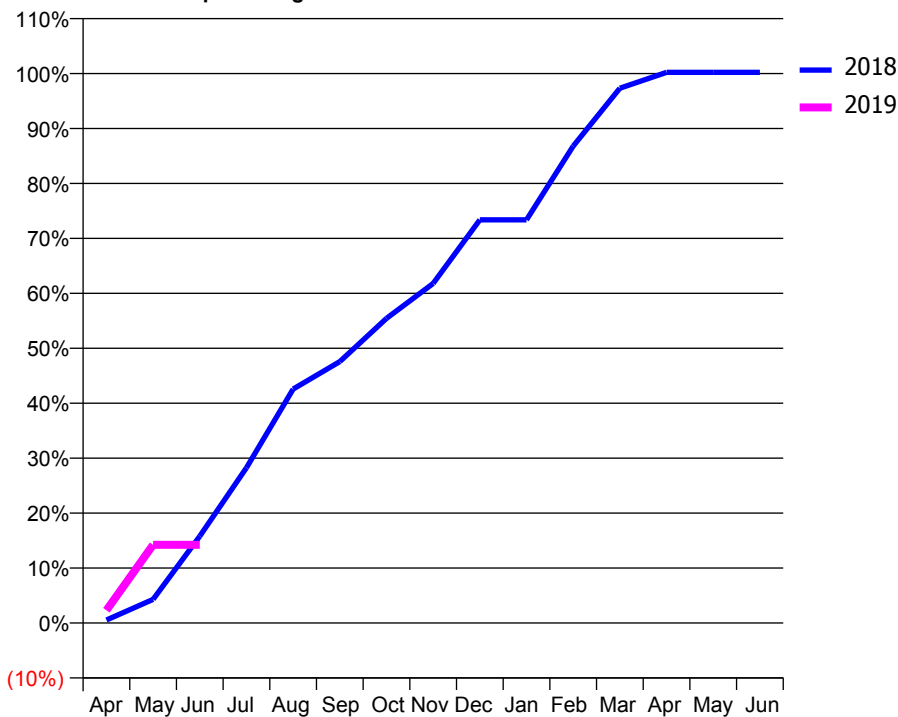
### ACCESS\*

Patients seen in 24 months	Total	Change since previous quarter
Quarter ending June 2017	537	
Quarter ending September 2017	548	↑
Quarter ending December 2017	542	↓
Quarter ending March 2018	522	↓
Quarter ending June 2018	574	↑
<b>Variance since June 2017</b>	<b>6.9%</b>	<b>↑</b>



### ACTIVITY

Cumulative percentage of contracted UDA delivered 2018 & 2019



Month	Adjusted Scheduled Activity (UDA)	
	2018	2019
April	8	34
May	63	208
June	231	208
July	413	
August	622	
September	695	
October	810	
November	903	
December	1,072	
January	1,072	
February	1,268	
March	1,422	
April	1,464	
May	1,464	
June	1,464	

### QUALITY

	Quantity	Base Number	Contract	AT	Region	England
% of FP17s for the same patient ID Re-attending within 3 months - Children	0	2	0.0%	11.7%	12.0%	11.5%
% of FP17s for the same patient ID Re-attending within 3 months - Adults	0	92	0.0%	15.8%	15.7%	15.4%
% of FP17s for the same patient ID Re-attending between 3 & 9 months - Children	0	2	0.0%	58.4%	60.3%	58.9%
% of FP17s for the same patient ID Re-attending between 3 & 9 months - Adults	0	92	0.0%	51.9%	54.0%	51.6%
% of FP17s for Band 1 Urgent Courses	0	78	0.0%	10.1%	8.9%	8.9%
% of FP17s Relating to Free Repair or Replacements	0	78	0.0%	0.9%	1.0%	0.8%
% of FP17s Relating to Continuations	0	78	0.0%	0.9%	1.1%	0.9%
% of Patients satisfied with the dentistry they have received	0	0	N/A	94.3%	93.4%	93.2%
% of Patients satisfied with the time they had to wait for an appointment	0	0	N/A	89.3%	89.4%	88.8%

\* This is based on patients treated on this contract for their most recent course of treatment. Figures in italics indicate the base number of FP17s or Patient Questionnaire responses are less than 100. N/A is shown where the base number of responses is less than 10 during the period. % is calculated as Quantity/Base number\*100

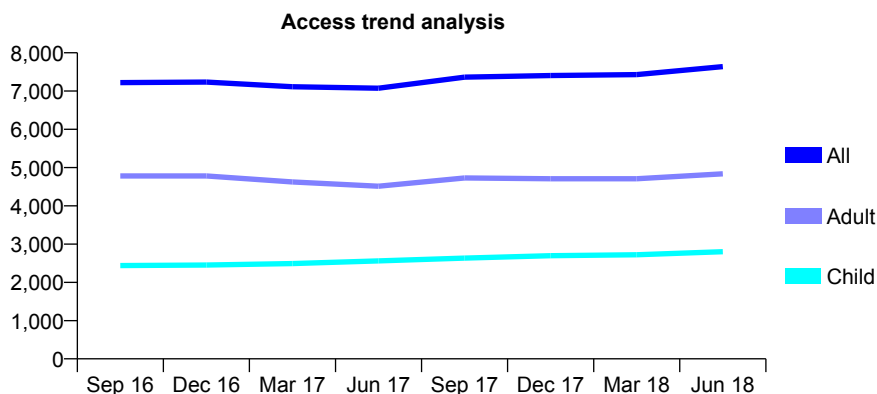
## Q46 - Vital Signs At a Glance Contract Report for 757799/0001 - June 2018

Name or company name	MR N JAVEID
Contract type name	GDS Contract
Purpose of contract	General
Contract start date	02/06/2010
Contract end date	

18/19 Contracted general activity (UDA)	31,087
Carry forward general activity (UDA)	0
18/19 Contracted orthodontic activity (UOA)	0
Carry forward orthodontic activity (UOA)	0
Baseline contract value	£1,050,787.67

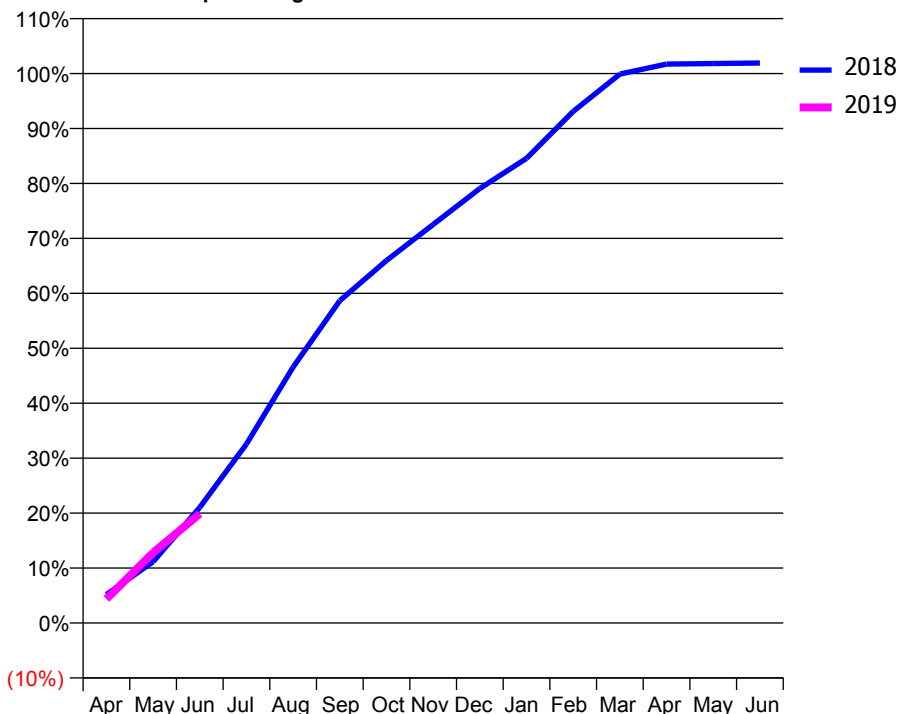
### ACCESS\*

Patients seen in 24 months	Total	Change since previous quarter
Quarter ending June 2017	7,074	
Quarter ending September 2017	7,363	↑
Quarter ending December 2017	7,404	→
Quarter ending March 2018	7,429	→
Quarter ending June 2018	7,638	↑
<b>Variance since June 2017</b>	<b>8.0%</b>	<b>↑</b>



### ACTIVITY

Cumulative percentage of contracted UDA delivered 2018 & 2019



Adjusted Scheduled Activity (UDA)

Month	2018	2019
April	1,612	1,361
May	3,464	3,981
June	6,543	6,181
July	10,125	
August	14,480	
September	18,237	
October	20,506	
November	22,544	
December	24,578	
January	26,288	
February	28,945	
March	31,058	
April	31,616	
May	31,654	
June	31,682	

### QUALITY

	Quantity	Base Number	Contract	AT	Region	England
% of FP17s for the same patient ID Re-attending within 3 months - Children	85	887	9.6%	11.7%	12.0%	11.5%
% of FP17s for the same patient ID Re-attending within 3 months - Adults	271	1,282	21.1%	15.8%	15.7%	15.4%
% of FP17s for the same patient ID Re-attending between 3 & 9 months - Children	424	887	47.8%	58.4%	60.3%	58.9%
% of FP17s for the same patient ID Re-attending between 3 & 9 months - Adults	416	1,282	32.4%	51.9%	54.0%	51.6%
% of FP17s for Band 1 Urgent Courses	315	1,916	16.4%	10.1%	8.9%	8.9%
% of FP17s Relating to Free Repair or Replacements	12	1,916	0.6%	0.9%	1.0%	0.8%
% of FP17s Relating to Continuations	4	1,916	0.2%	0.9%	1.1%	0.9%
% of Patients satisfied with the dentistry they have received	0	1	N/A	94.3%	93.4%	93.2%
% of Patients satisfied with the time they had to wait for an appointment	1	1	N/A	89.3%	89.4%	88.8%

\* This is based on patients treated on this contract for their most recent course of treatment. Figures in italics indicate the base number of FP17s or Patient Questionnaire responses are less than 100. N/A is shown where the base number of responses is less than 10 during the period. % is calculated as Quantity/Base number\*100

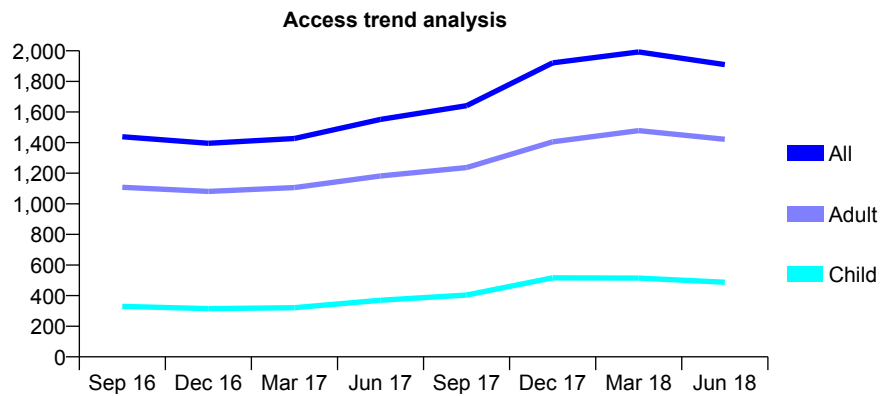
## Q46 - Vital Signs At a Glance Contract Report for 760927/0002 - June 2018

Name or company name	MRS DL CAIL
Contract type name	GDS Contract
Purpose of contract	General
Contract start date	01/04/2006
Contract end date	

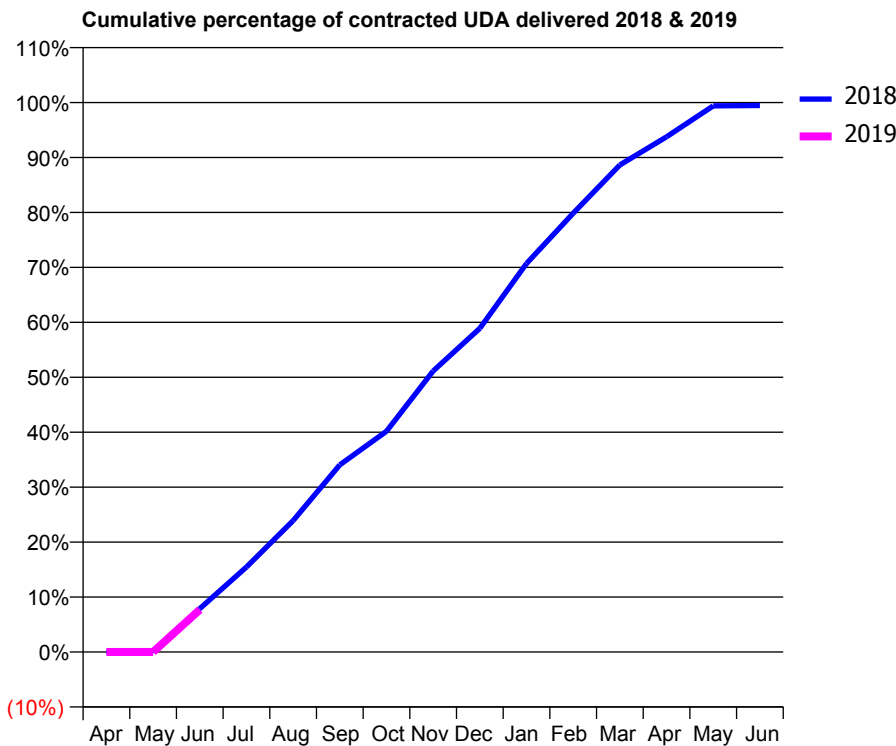
18/19 Contracted general activity (UDA)	5,376
Carry forward general activity (UDA)	0
18/19 Contracted orthodontic activity (UOA)	0
Carry forward orthodontic activity (UOA)	0
Baseline contract value	£119,306.10

### ACCESS\*

Patients seen in 24 months	Total	Change since previous quarter
Quarter ending June 2017	1,552	
Quarter ending September 2017	1,641	↑
Quarter ending December 2017	1,921	↑
Quarter ending March 2018	1,993	↑
Quarter ending June 2018	1,910	↓
<b>Variance since June 2017</b>	<b>23.1%</b>	<b>↑</b>



### ACTIVITY



Month	Adjusted Scheduled Activity (UDA)	
	2018	2019
April	0	0
May	0	0
June	424	414
July	832	
August	1,286	
September	1,830	
October	2,159	
November	2,749	
December	3,166	
January	3,801	
February	4,292	
March	4,765	
April	5,041	
May	5,342	
June	5,347	

### QUALITY

	Quantity	Base Number	Contract	AT	Region	England
% of FP17s for the same patient ID Re-attending within 3 months - Children	3	116	2.6%	11.7%	12.0%	11.5%
% of FP17s for the same patient ID Re-attending within 3 months - Adults	35	318	11.0%	15.8%	15.7%	15.4%
% of FP17s for the same patient ID Re-attending between 3 & 9 months - Children	68	116	58.6%	58.4%	60.3%	58.9%
% of FP17s for the same patient ID Re-attending between 3 & 9 months - Adults	140	318	44.0%	51.9%	54.0%	51.6%
% of FP17s for Band 1 Urgent Courses	6	195	3.1%	10.1%	8.9%	8.9%
% of FP17s Relating to Free Repair or Replacements	5	195	2.6%	0.9%	1.0%	0.8%
% of FP17s Relating to Continuations	2	195	1.0%	0.9%	1.1%	0.9%
% of Patients satisfied with the dentistry they have received	3	4	N/A	94.3%	93.4%	93.2%
% of Patients satisfied with the time they had to wait for an appointment	2	4	N/A	89.3%	89.4%	88.8%

\* This is based on patients treated on this contract for their most recent course of treatment. Figures in italics indicate the base number of FP17s or Patient Questionnaire responses are less than 100. N/A is shown where the base number of responses is less than 10 during the period. % is calculated as Quantity/Base number\*100

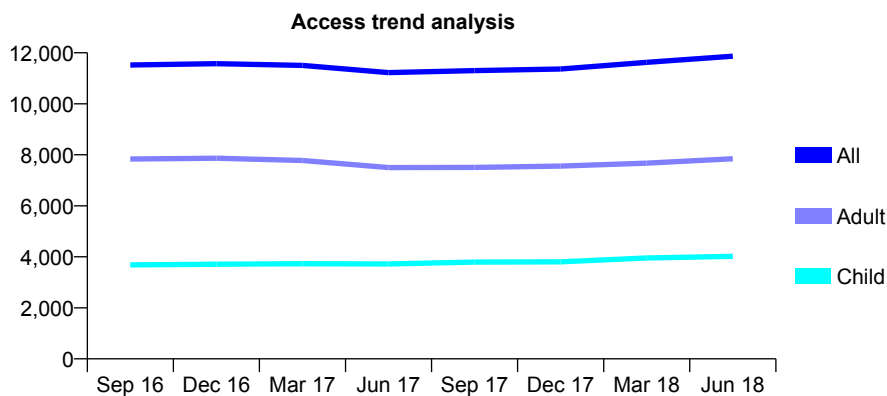
## Q46 - Vital Signs At a Glance Contract Report for 764582/0001 - June 2018

Name or company name	MRS SC ROCHFORD
Contract type name	GDS Contract
Purpose of contract	General
Contract start date	01/04/2006
Contract end date	

18/19 Contracted general activity (UDA)	33,180
Carry forward general activity (UDA)	0
18/19 Contracted orthodontic activity (UOA)	0
Carry forward orthodontic activity (UOA)	0
Baseline contract value	£828,720.06

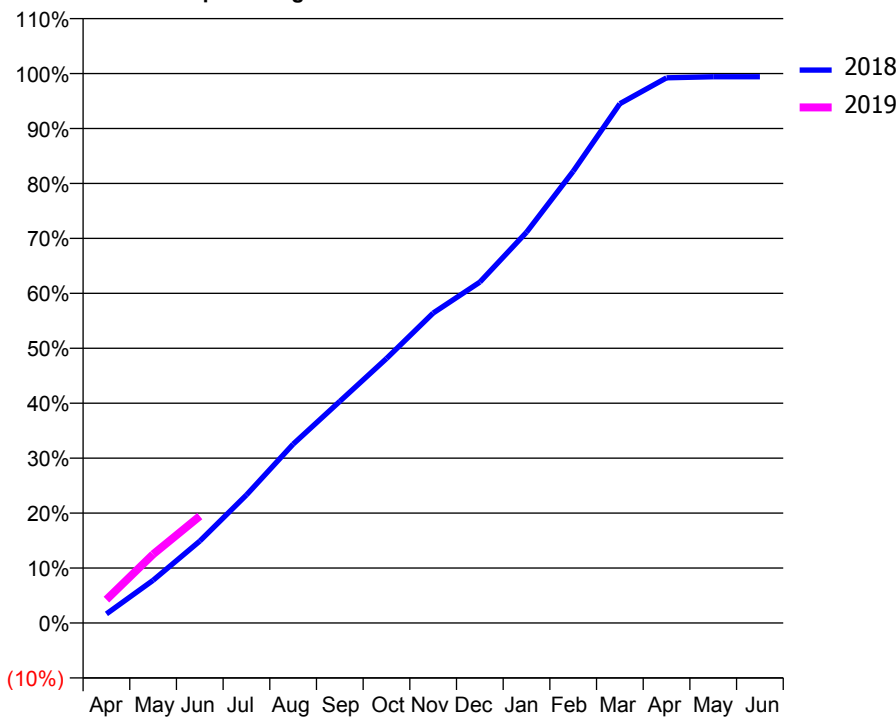
### ACCESS\*

Patients seen in 24 months	Total	Change since previous quarter
Quarter ending June 2017	11,221	
Quarter ending September 2017	11,301	→
Quarter ending December 2017	11,364	→
Quarter ending March 2018	11,627	↑
Quarter ending June 2018	11,866	↑
<b>Variance since June 2017</b>	<b>5.7%</b>	<b>↑</b>



### ACTIVITY

Cumulative percentage of contracted UDA delivered 2018 & 2019



Month	Adjusted Scheduled Activity (UDA)	
	2018	2019
April	555	1,410
May	2,581	4,155
June	4,948	6,453
July	7,737	
August	10,800	
September	13,384	
October	15,973	
November	18,719	
December	20,587	
January	23,593	
February	27,276	
March	31,355	
April	32,919	
May	32,982	
June	32,982	

### QUALITY

	Quantity	Base Number	Contract	AT	Region	England
% of FP17s for the same patient ID Re-attending within 3 months - Children	108	1,308	8.3%	11.7%	12.0%	11.5%
% of FP17s for the same patient ID Re-attending within 3 months - Adults	326	2,315	14.1%	15.8%	15.7%	15.4%
% of FP17s for the same patient ID Re-attending between 3 & 9 months - Children	608	1,308	46.5%	58.4%	60.3%	58.9%
% of FP17s for the same patient ID Re-attending between 3 & 9 months - Adults	915	2,315	39.5%	51.9%	54.0%	51.6%
% of FP17s for Band 1 Urgent Courses	317	2,888	11.0%	10.1%	8.9%	8.9%
% of FP17s Relating to Free Repair or Replacements	29	2,888	1.0%	0.9%	1.0%	0.8%
% of FP17s Relating to Continuations	8	2,888	0.3%	0.9%	1.1%	0.9%
% of Patients satisfied with the dentistry they have received	3	3	N/A	94.3%	93.4%	93.2%
% of Patients satisfied with the time they had to wait for an appointment	3	3	N/A	89.3%	89.4%	88.8%

\* This is based on patients treated on this contract for their most recent course of treatment. Figures in italics indicate the base number of FP17s or Patient Questionnaire responses are less than 100. N/A is shown where the base number of responses is less than 10 during the period. % is calculated as Quantity/Base number\*100



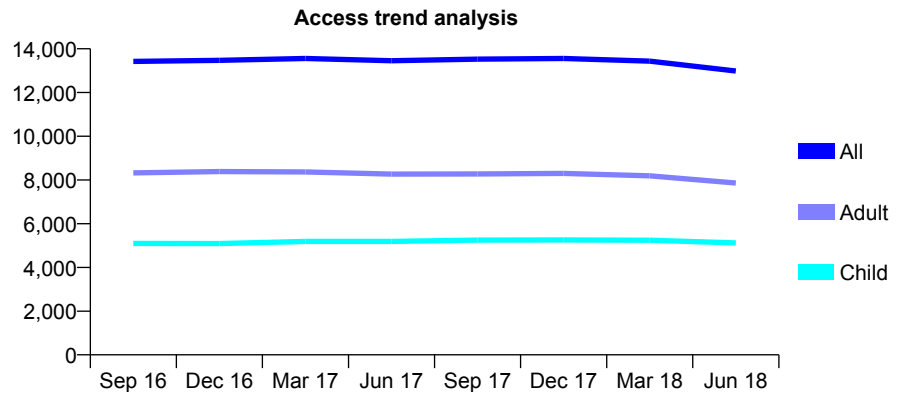
## Q46 - Vital Signs At a Glance Contract Report for 764582/0002 - June 2018

Name or company name	MRS SC ROCHFORD
Contract type name	GDS Contract
Purpose of contract	General
Contract start date	01/04/2006
Contract end date	

18/19 Contracted general activity (UDA)	41,734
Carry forward general activity (UDA)	0
18/19 Contracted orthodontic activity (UOA)	0
Carry forward orthodontic activity (UOA)	0
Baseline contract value	£1,098,161.50

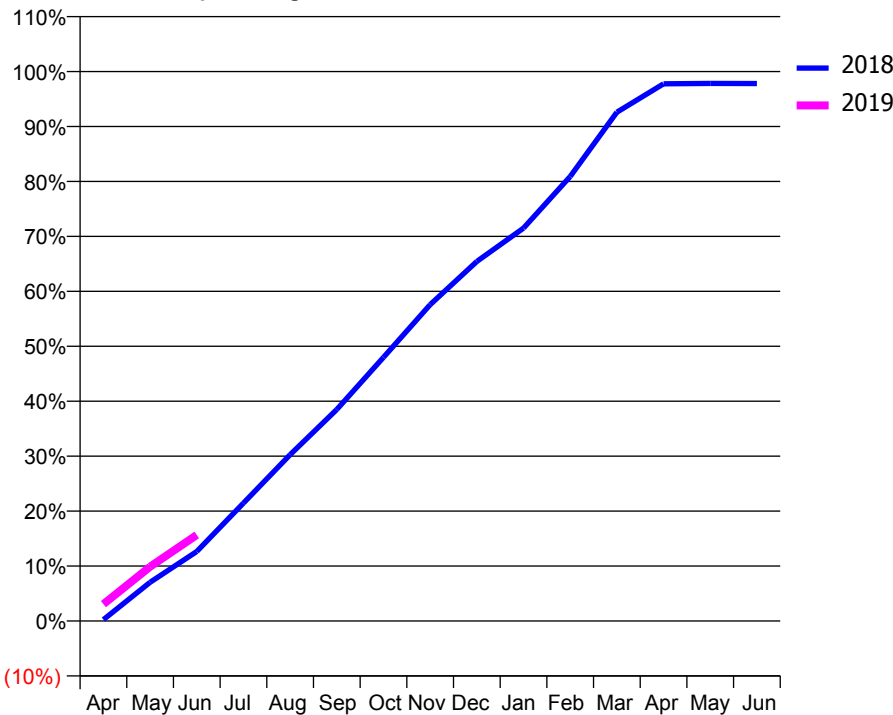
### ACCESS\*

Patients seen in 24 months	Total	Change since previous quarter
Quarter ending June 2017	13,456	
Quarter ending September 2017	13,525	→
Quarter ending December 2017	13,557	→
Quarter ending March 2018	13,435	→
Quarter ending June 2018	12,982	↓
<b>Variance since June 2017</b>	<b>(3.5%)</b>	<b>↓</b>



### ACTIVITY

Cumulative percentage of contracted UDA delivered 2018 & 2019



Month	Adjusted Scheduled Activity (UDA)	
	2018	2019
April	107	1,277
May	2,939	4,126
June	5,283	6,537
July	8,953	
August	12,635	
September	16,063	
October	20,029	
November	24,025	
December	27,311	
January	29,843	
February	33,761	
March	38,646	
April	40,797	
May	40,825	
June	40,819	

### QUALITY

	Quantity	Base Number	Contract	AT	Region	England
% of FP17s for the same patient ID Re-attending within 3 months - Children	169	1,559	10.8%	11.7%	12.0%	11.5%
% of FP17s for the same patient ID Re-attending within 3 months - Adults	409	2,260	18.1%	15.8%	15.7%	15.4%
% of FP17s for the same patient ID Re-attending between 3 & 9 months - Children	799	1,559	51.3%	58.4%	60.3%	58.9%
% of FP17s for the same patient ID Re-attending between 3 & 9 months - Adults	1,104	2,260	48.8%	51.9%	54.0%	51.6%
% of FP17s for Band 1 Urgent Courses	365	2,962	12.3%	10.1%	8.9%	8.9%
% of FP17s Relating to Free Repair or Replacements	14	2,962	0.5%	0.9%	1.0%	0.8%
% of FP17s Relating to Continuations	16	2,962	0.5%	0.9%	1.1%	0.9%
% of Patients satisfied with the dentistry they have received	5	5	N/A	94.3%	93.4%	93.2%
% of Patients satisfied with the time they had to wait for an appointment	5	5	N/A	89.3%	89.4%	88.8%

\* This is based on patients treated on this contract for their most recent course of treatment. Figures in italics indicate the base number of FP17s or Patient Questionnaire responses are less than 100. N/A is shown where the base number of responses is less than 10 during the period. % is calculated as Quantity/Base number\*100

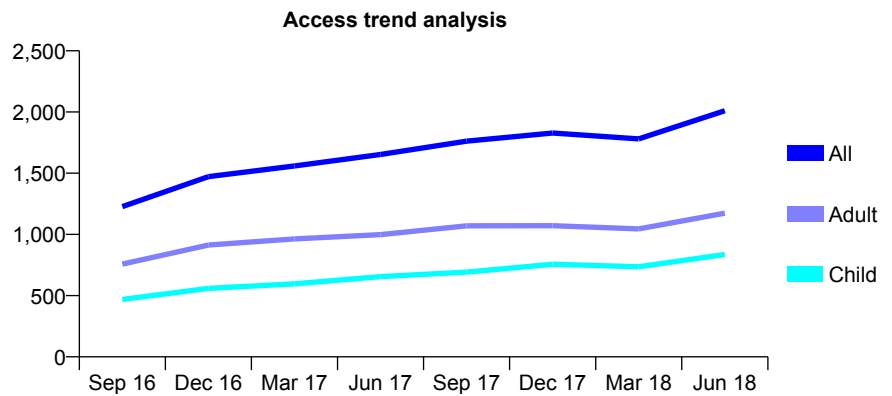
## Q46 - Vital Signs At a Glance Contract Report for 764582/0005 - June 2018

Name or company name	MRS SC ROCHFORD
Contract type name	GDS Contract
Purpose of contract	General
Contract start date	01/12/2015
Contract end date	

18/19 Contracted general activity (UDA)	5,611
Carry forward general activity (UDA)	0
18/19 Contracted orthodontic activity (UOA)	0
Carry forward orthodontic activity (UOA)	0
Baseline contract value	£184,065.62

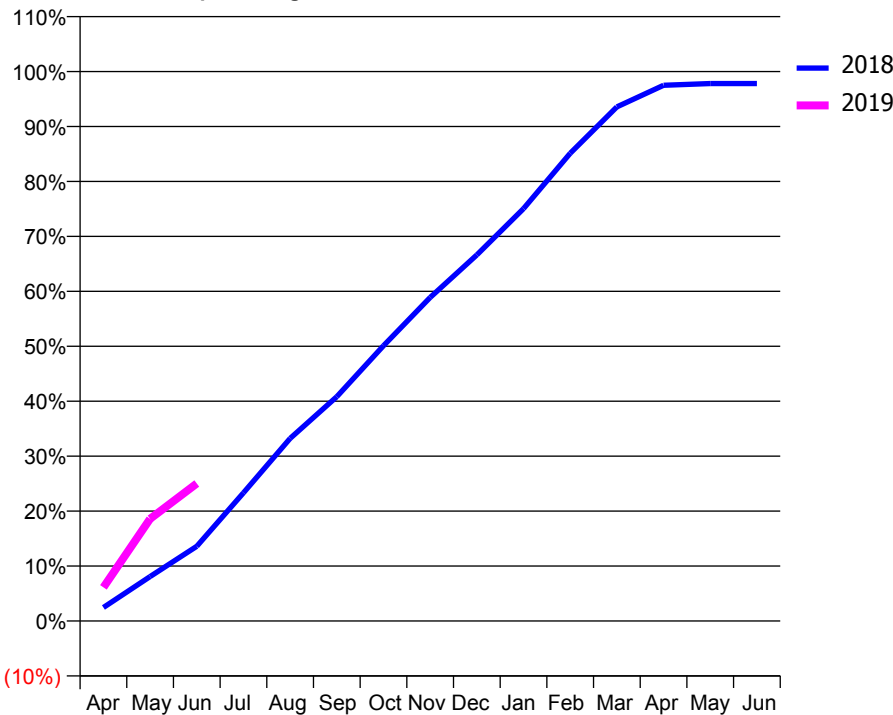
### ACCESS\*

Patients seen in 24 months	Total	Change since previous quarter
Quarter ending June 2017	1,653	
Quarter ending September 2017	1,762	↑
Quarter ending December 2017	1,828	↑
Quarter ending March 2018	1,781	↓
Quarter ending June 2018	2,010	↑
<b>Variance since June 2017</b>	<b>21.6%</b>	<b>↑</b>



### ACTIVITY

Cumulative percentage of contracted UDA delivered 2018 & 2019



Adjusted Scheduled Activity (UDA)		
Month	2018	2019
April	139	343
May	454	1,044
June	763	1,404
July	1,309	
August	1,865	
September	2,291	
October	2,811	
November	3,304	
December	3,739	
January	4,210	
February	4,775	
March	5,250	
April	5,470	
May	5,489	
June	5,489	

### QUALITY

	Quantity	Base Number	Contract	AT	Region	England
% of FP17s for the same patient ID Re-attending within 3 months - Children	13	310	4.2%	11.7%	12.0%	11.5%
% of FP17s for the same patient ID Re-attending within 3 months - Adults	39	425	9.2%	15.8%	15.7%	15.4%
% of FP17s for the same patient ID Re-attending between 3 & 9 months - Children	99	310	31.9%	58.4%	60.3%	58.9%
% of FP17s for the same patient ID Re-attending between 3 & 9 months - Adults	111	425	26.1%	51.9%	54.0%	51.6%
% of FP17s for Band 1 Urgent Courses	62	637	9.7%	10.1%	8.9%	8.9%
% of FP17s Relating to Free Repair or Replacements	6	637	0.9%	0.9%	1.0%	0.8%
% of FP17s Relating to Continuations	2	637	0.3%	0.9%	1.1%	0.9%
% of Patients satisfied with the dentistry they have received	1	1	N/A	94.3%	93.4%	93.2%
% of Patients satisfied with the time they had to wait for an appointment	1	1	N/A	89.3%	89.4%	88.8%

\* This is based on patients treated on this contract for their most recent course of treatment. Figures in italics indicate the base number of FP17s or Patient Questionnaire responses are less than 100. N/A is shown where the base number of responses is less than 10 during the period. % is calculated as Quantity/Base number\*100

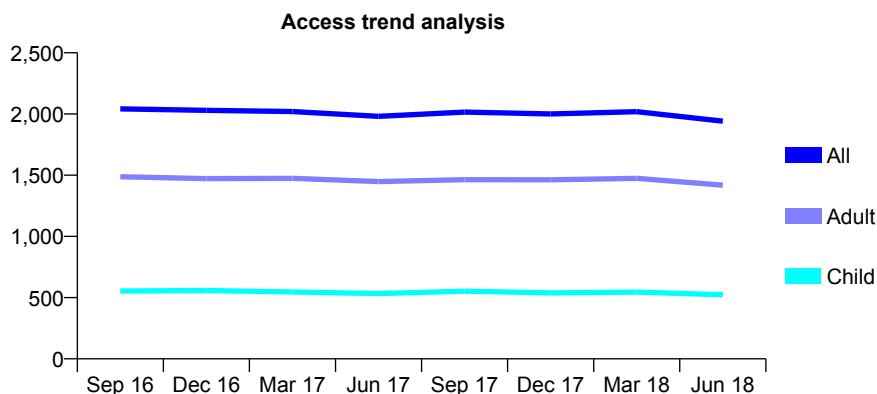
## Q46 - Vital Signs At a Glance Contract Report for 765635/0001 - June 2018

Name or company name	MR R ROKNI
Contract type name	GDS Contract
Purpose of contract	General
Contract start date	01/04/2006
Contract end date	

18/19 Contracted general activity (UDA)	11,289
Carry forward general activity (UDA)	0
18/19 Contracted orthodontic activity (UOA)	0
Carry forward orthodontic activity (UOA)	0
Baseline contract value	£291,624.10

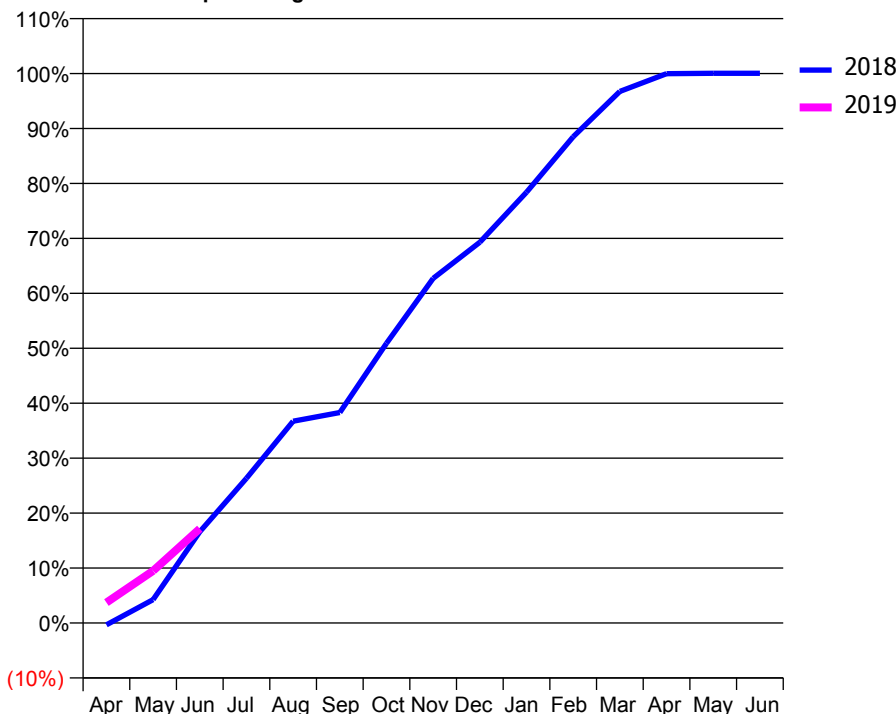
### ACCESS\*

Patients seen in 24 months	Total	Change since previous quarter
Quarter ending June 2017	1,981	
Quarter ending September 2017	2,016	→
Quarter ending December 2017	2,001	→
Quarter ending March 2018	2,019	→
Quarter ending June 2018	1,942	↓
<b>Variance since June 2017</b>	<b>(2.0%)</b>	<b>↓</b>



### ACTIVITY

Cumulative percentage of contracted UDA delivered 2018 & 2019



Month	Adjusted Scheduled Activity (UDA)	
	2018	2019
April	-41	421
May	481	1,072
June	1,874	1,939
July	2,975	
August	4,145	
September	4,324	
October	5,745	
November	7,081	
December	7,824	
January	8,851	
February	9,989	
March	10,921	
April	11,284	
May	11,293	
June	11,293	

### QUALITY

	Quantity	Base Number	Contract	AT	Region	England
% of FP17s for the same patient ID Re-attending within 3 months - Children	21	155	13.5%	11.7%	12.0%	11.5%
% of FP17s for the same patient ID Re-attending within 3 months - Adults	109	426	25.6%	15.8%	15.7%	15.4%
% of FP17s for the same patient ID Re-attending between 3 & 9 months - Children	92	155	59.4%	58.4%	60.3%	58.9%
% of FP17s for the same patient ID Re-attending between 3 & 9 months - Adults	196	426	46.0%	51.9%	54.0%	51.6%
% of FP17s for Band 1 Urgent Courses	59	411	14.4%	10.1%	8.9%	8.9%
% of FP17s Relating to Free Repair or Replacements	1	411	0.2%	0.9%	1.0%	0.8%
% of FP17s Relating to Continuations	3	411	0.7%	0.9%	1.1%	0.9%
% of Patients satisfied with the dentistry they have received	3	3	N/A	94.3%	93.4%	93.2%
% of Patients satisfied with the time they had to wait for an appointment	3	3	N/A	89.3%	89.4%	88.8%

\* This is based on patients treated on this contract for their most recent course of treatment. Figures in italics indicate the base number of FP17s or Patient Questionnaire responses are less than 100. N/A is shown where the base number of responses is less than 10 during the period. % is calculated as Quantity/Base number\*100

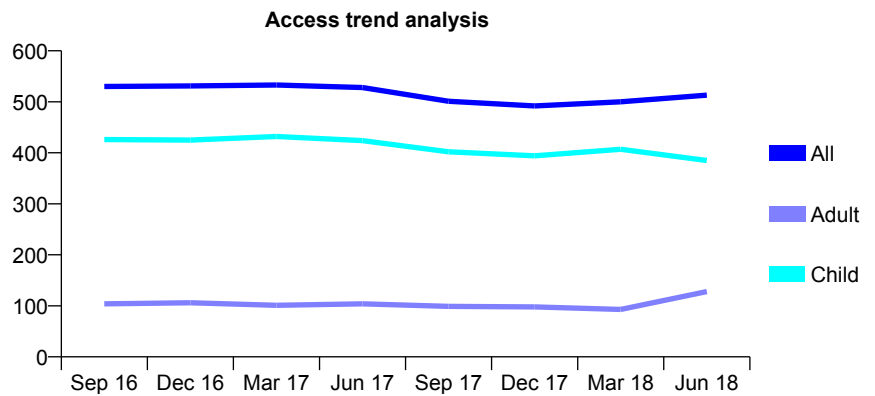
## Q46 - Vital Signs At a Glance Contract Report for 766224/0001 - June 2018

Name or company name	MR SM KHONSARY
Contract type name	GDS Contract
Purpose of contract	General
Contract start date	01/04/2006
Contract end date	

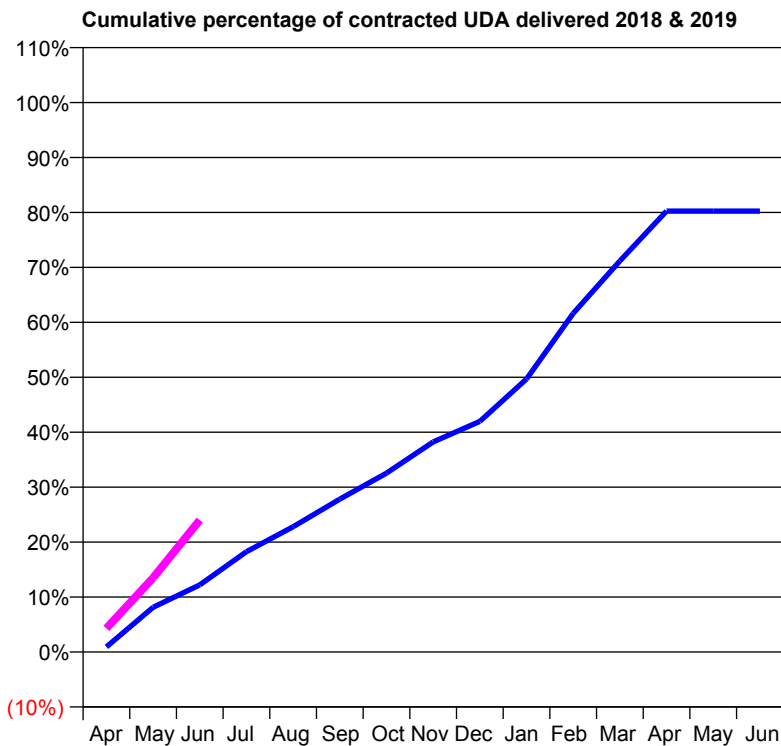
18/19 Contracted general activity (UDA)	1,720
Carry forward general activity (UDA)	0
18/19 Contracted orthodontic activity (UOA)	0
Carry forward orthodontic activity (UOA)	0
Baseline contract value	£43,014.56

### ACCESS\*

Patients seen in 24 months	Total	Change since previous quarter
Quarter ending June 2017	528	
Quarter ending September 2017	501	↓
Quarter ending December 2017	492	↓
Quarter ending March 2018	500	→
Quarter ending June 2018	513	↑
<b>Variance since June 2017</b>	<b>(2.8%)</b>	<b>↓</b>



### ACTIVITY



Month	Adjusted Scheduled Activity (UDA)	
	2018	2019
April	16	74
May	140	232
June	210	413
July	314	
August	392	
September	478	
October	560	
November	658	
December	722	
January	855	
February	1,060	
March	1,224	
April	1,380	
May	1,380	
June	1,380	

### QUALITY

	Quantity	Base Number	Contract	AT	Region	England
% of FP17s for the same patient ID Re-attending within 3 months - Children	14	167	8.4%	11.7%	12.0%	11.5%
% of FP17s for the same patient ID Re-attending within 3 months - Adults	2	59	3.4%	15.8%	15.7%	15.4%
% of FP17s for the same patient ID Re-attending between 3 & 9 months - Children	111	167	66.5%	58.4%	60.3%	58.9%
% of FP17s for the same patient ID Re-attending between 3 & 9 months - Adults	5	59	8.5%	51.9%	54.0%	51.6%
% of FP17s for Band 1 Urgent Courses	1	168	0.6%	10.1%	8.9%	8.9%
% of FP17s Relating to Free Repair or Replacements	0	168	0.0%	0.9%	1.0%	0.8%
% of FP17s Relating to Continuations	0	168	0.0%	0.9%	1.1%	0.9%
% of Patients satisfied with the dentistry they have received	0	0	N/A	94.3%	93.4%	93.2%
% of Patients satisfied with the time they had to wait for an appointment	0	0	N/A	89.3%	89.4%	88.8%

\* This is based on patients treated on this contract for their most recent course of treatment. Figures in italics indicate the base number of FP17s or Patient Questionnaire responses are less than 100. N/A is shown where the base number of responses is less than 10 during the period. % is calculated as Quantity/Base number\*100

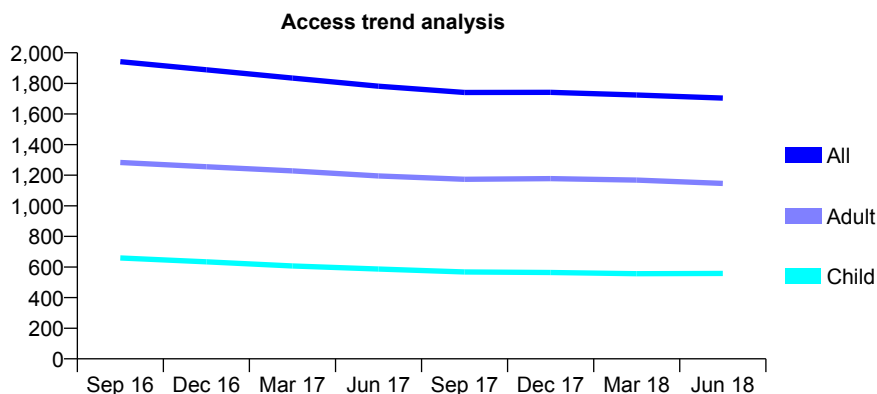
## Q46 - Vital Signs At a Glance Contract Report for 766224/0002 - June 2018

Name or company name	MR SM KHONSARY
Contract type name	GDS Contract
Purpose of contract	General
Contract start date	01/07/2012
Contract end date	

18/19 Contracted general activity (UDA)	5,633
Carry forward general activity (UDA)	0
18/19 Contracted orthodontic activity (UOA)	0
Carry forward orthodontic activity (UOA)	0
Baseline contract value	£157,846.98

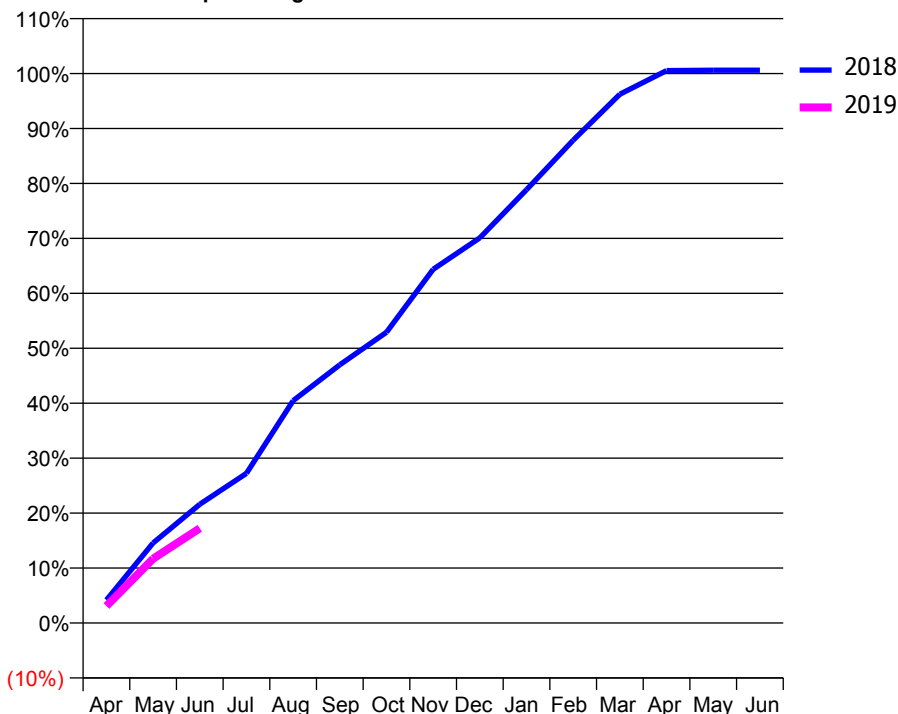
### ACCESS\*

Patients seen in 24 months	Total	Change since previous quarter
Quarter ending June 2017	1,782	
Quarter ending September 2017	1,741	↓
Quarter ending December 2017	1,742	→
Quarter ending March 2018	1,724	↓
Quarter ending June 2018	1,704	↓
<b>Variance since June 2017</b>	<b>(4.4%)</b>	<b>↓</b>



### ACTIVITY

Cumulative percentage of contracted UDA delivered 2018 & 2019



Adjusted Scheduled Activity (UDA)

Month	2018	2019
April	236	174
May	821	660
June	1,218	972
July	1,534	
August	2,279	
September	2,647	
October	2,980	
November	3,626	
December	3,948	
January	4,442	
February	4,949	
March	5,421	
April	5,663	
May	5,667	
June	5,667	

### QUALITY

	Quantity	Base Number	Contract	AT	Region	England
% of FP17s for the same patient ID Re-attending within 3 months - Children	16	217	7.4%	11.7%	12.0%	11.5%
% of FP17s for the same patient ID Re-attending within 3 months - Adults	48	413	11.6%	15.8%	15.7%	15.4%
% of FP17s for the same patient ID Re-attending between 3 & 9 months - Children	151	217	69.6%	58.4%	60.3%	58.9%
% of FP17s for the same patient ID Re-attending between 3 & 9 months - Adults	297	413	71.9%	51.9%	54.0%	51.6%
% of FP17s for Band 1 Urgent Courses	49	548	8.9%	10.1%	8.9%	8.9%
% of FP17s Relating to Free Repair or Replacements	3	548	0.5%	0.9%	1.0%	0.8%
% of FP17s Relating to Continuations	10	548	1.8%	0.9%	1.1%	0.9%
% of Patients satisfied with the dentistry they have received	2	2	N/A	94.3%	93.4%	93.2%
% of Patients satisfied with the time they had to wait for an appointment	2	2	N/A	89.3%	89.4%	88.8%

\* This is based on patients treated on this contract for their most recent course of treatment. Figures in italics indicate the base number of FP17s or Patient Questionnaire responses are less than 100. N/A is shown where the base number of responses is less than 10 during the period. % is calculated as Quantity/Base number\*100

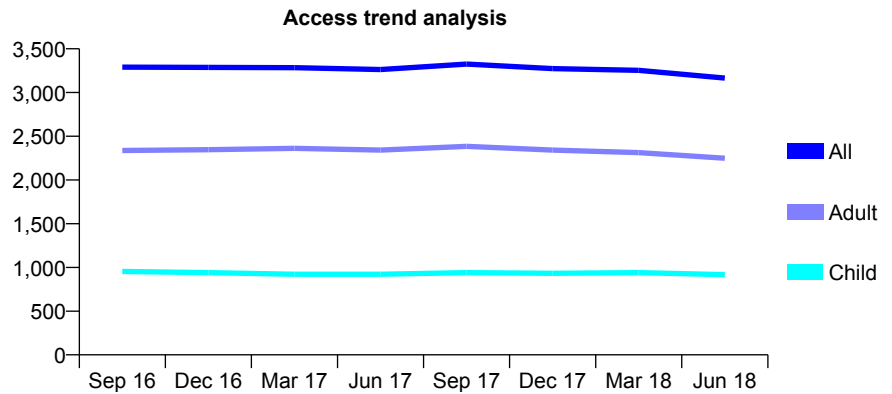
## Q46 - Vital Signs At a Glance Contract Report for 769126/0001 - June 2018

Name or company name	Mr Q Iqbal
Contract type name	GDS Contract
Purpose of contract	General
Contract start date	10/09/2012
Contract end date	

18/19 Contracted general activity (UDA)	10,336
Carry forward general activity (UDA)	0
18/19 Contracted orthodontic activity (UOA)	0
Carry forward orthodontic activity (UOA)	0
Baseline contract value	£280,739.86

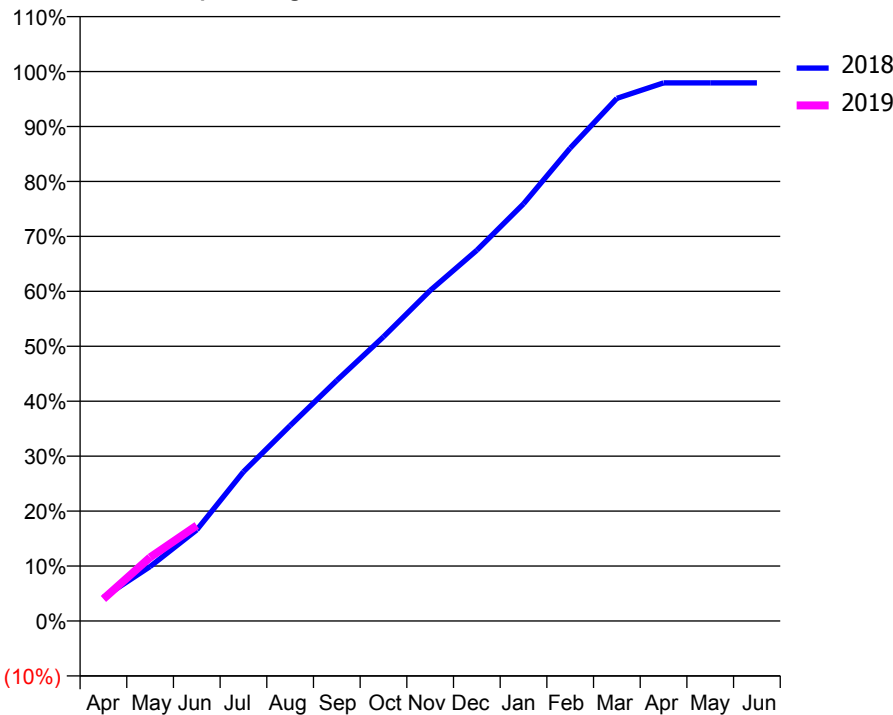
### ACCESS\*

Patients seen in 24 months	Total	Change since previous quarter
Quarter ending June 2017	3,263	
Quarter ending September 2017	3,325	→
Quarter ending December 2017	3,274	↓
Quarter ending March 2018	3,253	→
Quarter ending June 2018	3,166	↓
<b>Variance since June 2017</b>	<b>(3.0%)</b>	<b>↓</b>



### ACTIVITY

Cumulative percentage of contracted UDA delivered 2018 & 2019



Month	Adjusted Scheduled Activity (UDA)	
	2018	2019
April	445	414
May	1,024	1,197
June	1,715	1,796
July	2,808	
August	3,675	
September	4,525	
October	5,345	
November	6,217	
December	6,974	
January	7,847	
February	8,896	
March	9,832	
April	10,122	
May	10,122	
June	10,122	

### QUALITY

	Quantity	Base Number	Contract	AT	Region	England
% of FP17s for the same patient ID Re-attending within 3 months - Children	27	334	8.1%	11.7%	12.0%	11.5%
% of FP17s for the same patient ID Re-attending within 3 months - Adults	82	737	11.1%	15.8%	15.7%	15.4%
% of FP17s for the same patient ID Re-attending between 3 & 9 months - Children	228	334	68.3%	58.4%	60.3%	58.9%
% of FP17s for the same patient ID Re-attending between 3 & 9 months - Adults	479	737	65.0%	51.9%	54.0%	51.6%
% of FP17s for Band 1 Urgent Courses	77	952	8.1%	10.1%	8.9%	8.9%
% of FP17s Relating to Free Repair or Replacements	9	952	0.9%	0.9%	1.0%	0.8%
% of FP17s Relating to Continuations	4	952	0.4%	0.9%	1.1%	0.9%
% of Patients satisfied with the dentistry they have received	1	1	N/A	94.3%	93.4%	93.2%
% of Patients satisfied with the time they had to wait for an appointment	1	1	N/A	89.3%	89.4%	88.8%

\* This is based on patients treated on this contract for their most recent course of treatment. Figures in italics indicate the base number of FP17s or Patient Questionnaire responses are less than 100. N/A is shown where the base number of responses is less than 10 during the period. % is calculated as Quantity/Base number\*100

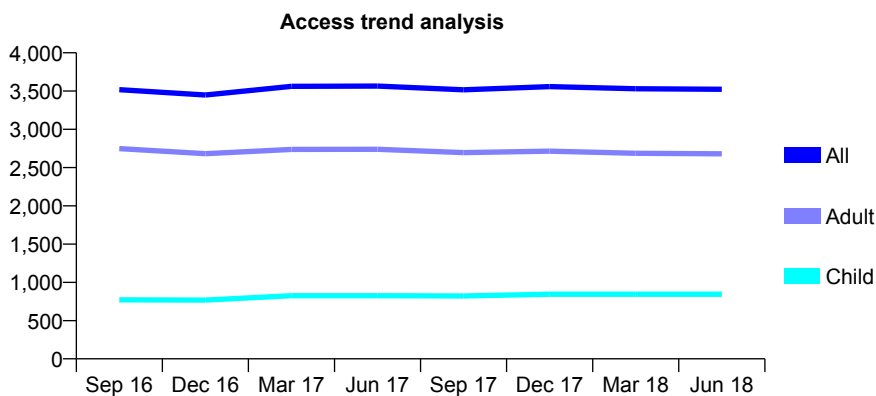
## Q46 - Vital Signs At a Glance Contract Report for 769126/0002 - June 2018

Name or company name	MISS S AHMAD
Contract type name	GDS Contract
Purpose of contract	General
Contract start date	15/07/2013
Contract end date	

18/19 Contracted general activity (UDA)	13,017
Carry forward general activity (UDA)	0
18/19 Contracted orthodontic activity (UOA)	0
Carry forward orthodontic activity (UOA)	0
Baseline contract value	£325,356.09

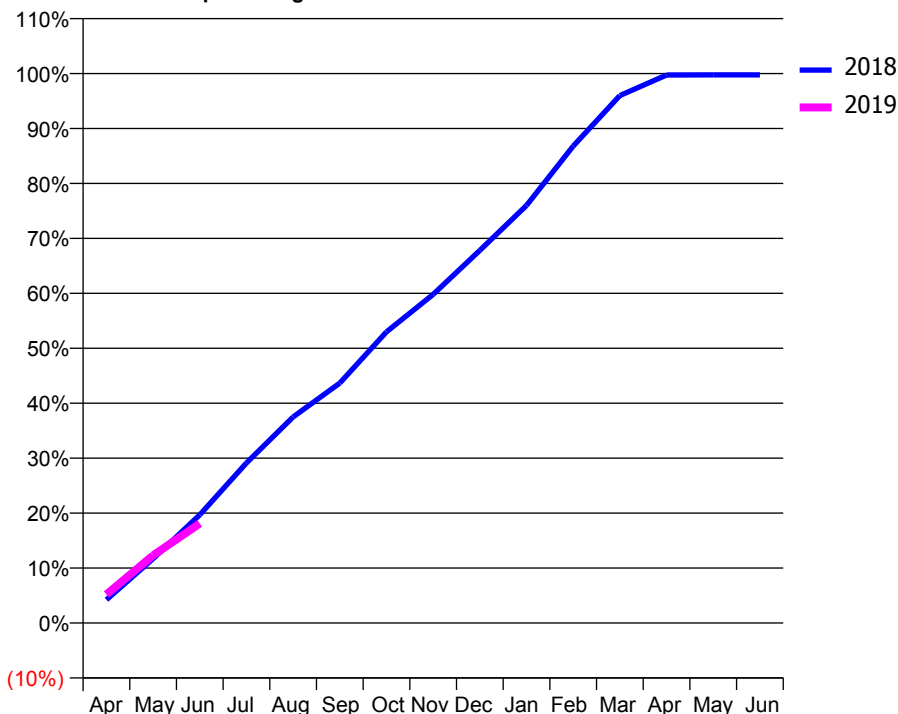
### ACCESS\*

Patients seen in 24 months	Total	Change since previous quarter
Quarter ending June 2017	3,565	
Quarter ending September 2017	3,517	↓
Quarter ending December 2017	3,559	→
Quarter ending March 2018	3,531	→
Quarter ending June 2018	3,524	→
<b>Variance since June 2017</b>	<b>(1.2%)</b>	<b>↓</b>



### ACTIVITY

Cumulative percentage of contracted UDA delivered 2018 & 2019



Month	Adjusted Scheduled Activity (UDA)	
	2018	2019
April	552	679
May	1,523	1,603
June	2,564	2,360
July	3,792	
August	4,883	
September	5,685	
October	6,898	
November	7,786	
December	8,828	
January	9,892	
February	11,297	
March	12,494	
April	12,982	
May	12,986	
June	12,985	

### QUALITY

	Quantity	Base Number	Contract	AT	Region	England
% of FP17s for the same patient ID Re-attending within 3 months - Children	48	366	13.1%	11.7%	12.0%	11.5%
% of FP17s for the same patient ID Re-attending within 3 months - Adults	186	1,040	17.9%	15.8%	15.7%	15.4%
% of FP17s for the same patient ID Re-attending between 3 & 9 months - Children	244	366	66.7%	58.4%	60.3%	58.9%
% of FP17s for the same patient ID Re-attending between 3 & 9 months - Adults	704	1,040	67.7%	51.9%	54.0%	51.6%
% of FP17s for Band 1 Urgent Courses	158	1,211	13.0%	10.1%	8.9%	8.9%
% of FP17s Relating to Free Repair or Replacements	20	1,211	1.7%	0.9%	1.0%	0.8%
% of FP17s Relating to Continuations	20	1,211	1.7%	0.9%	1.1%	0.9%
% of Patients satisfied with the dentistry they have received	5	5	N/A	94.3%	93.4%	93.2%
% of Patients satisfied with the time they had to wait for an appointment	5	5	N/A	89.3%	89.4%	88.8%

\* This is based on patients treated on this contract for their most recent course of treatment. Figures in italics indicate the base number of FP17s or Patient Questionnaire responses are less than 100. N/A is shown where the base number of responses is less than 10 during the period. % is calculated as Quantity/Base number\*100

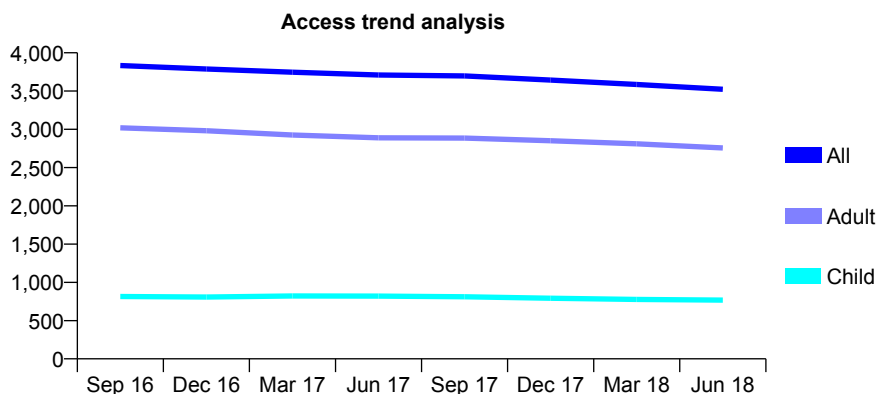
## Q46 - Vital Signs At a Glance Contract Report for 769339/0001 - June 2018

Name or company name	MS H LUPSON
Contract type name	GDS Contract
Purpose of contract	General
Contract start date	01/04/2006
Contract end date	

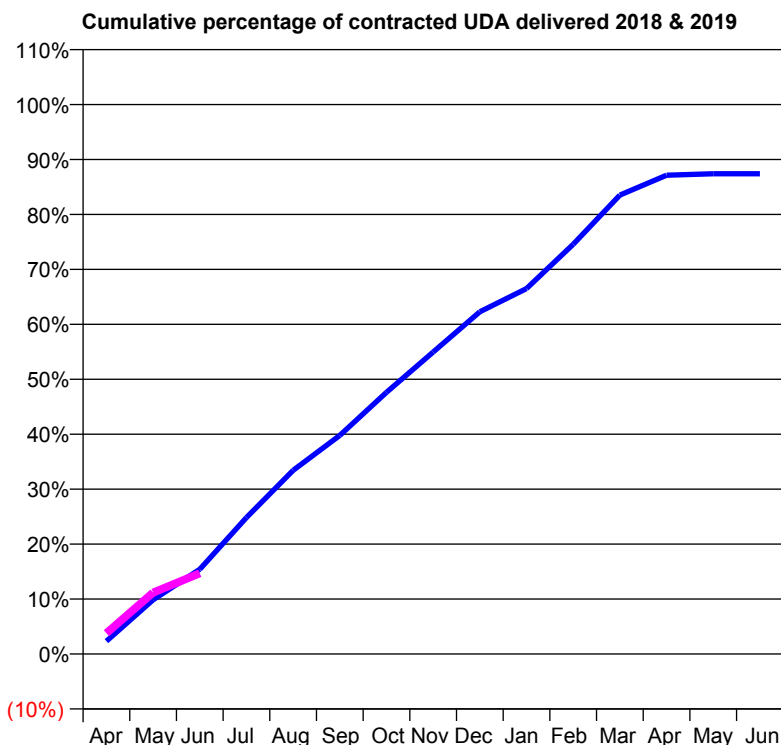
18/19 Contracted general activity (UDA)	12,042
Carry forward general activity (UDA)	0
18/19 Contracted orthodontic activity (UOA)	0
Carry forward orthodontic activity (UOA)	0
Baseline contract value	£291,471.15

### ACCESS\*

Patients seen in 24 months	Total	Change since previous quarter
Quarter ending June 2017	3,709	
Quarter ending September 2017	3,698	→
Quarter ending December 2017	3,643	↓
Quarter ending March 2018	3,586	↓
Quarter ending June 2018	3,524	↓
<b>Variance since June 2017</b>	<b>(5.0%)</b>	<b>↓</b>



### ACTIVITY



Month	Adjusted Scheduled Activity (UDA)	
	2018	2019
April	283	458
May	1,189	1,346
June	1,857	1,769
July	2,990	
August	4,026	
September	4,790	
October	5,734	
November	6,617	
December	7,501	
January	8,009	
February	8,979	
March	10,058	
April	10,492	
May	10,524	
June	10,524	

### QUALITY

	Quantity	Base Number	Contract	AT	Region	England
% of FP17s for the same patient ID Re-attending within 3 months - Children	18	281	6.4%	11.7%	12.0%	11.5%
% of FP17s for the same patient ID Re-attending within 3 months - Adults	161	1,035	15.6%	15.8%	15.7%	15.4%
% of FP17s for the same patient ID Re-attending between 3 & 9 months - Children	199	281	70.8%	58.4%	60.3%	58.9%
% of FP17s for the same patient ID Re-attending between 3 & 9 months - Adults	639	1,035	61.7%	51.9%	54.0%	51.6%
% of FP17s for Band 1 Urgent Courses	84	1,084	7.7%	10.1%	8.9%	8.9%
% of FP17s Relating to Free Repair or Replacements	12	1,084	1.1%	0.9%	1.0%	0.8%
% of FP17s Relating to Continuations	5	1,084	0.5%	0.9%	1.1%	0.9%
% of Patients satisfied with the dentistry they have received	3	3	N/A	94.3%	93.4%	93.2%
% of Patients satisfied with the time they had to wait for an appointment	2	3	N/A	89.3%	89.4%	88.8%

\* This is based on patients treated on this contract for their most recent course of treatment. Figures in italics indicate the base number of FP17s or Patient Questionnaire responses are less than 100. N/A is shown where the base number of responses is less than 10 during the period. % is calculated as Quantity/Base number\*100



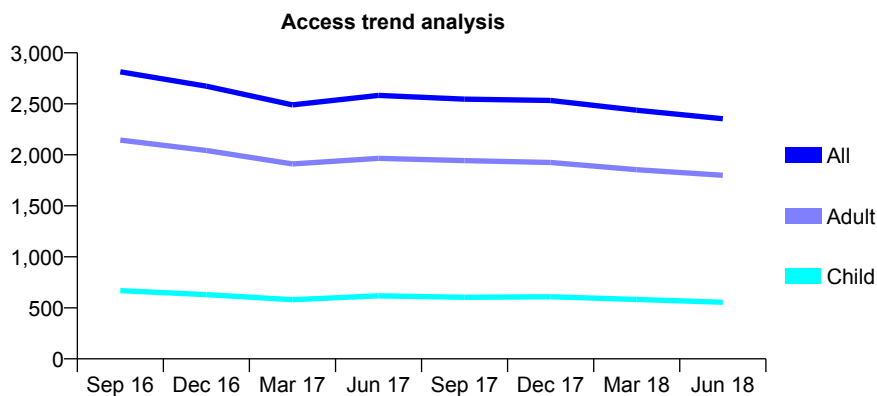
## Q46 - Vital Signs At a Glance Contract Report for 770795/0001 - June 2018

Name or company name	MR AR ULLATHORNE
Contract type name	GDS Contract
Purpose of contract	General and Orthodontic
Contract start date	01/12/2013
Contract end date	

18/19 Contracted general activity (UDA)	10,925
Carry forward general activity (UDA)	0
18/19 Contracted orthodontic activity (UOA)	380
Carry forward orthodontic activity (UOA)	0
Baseline contract value	£304,458.85

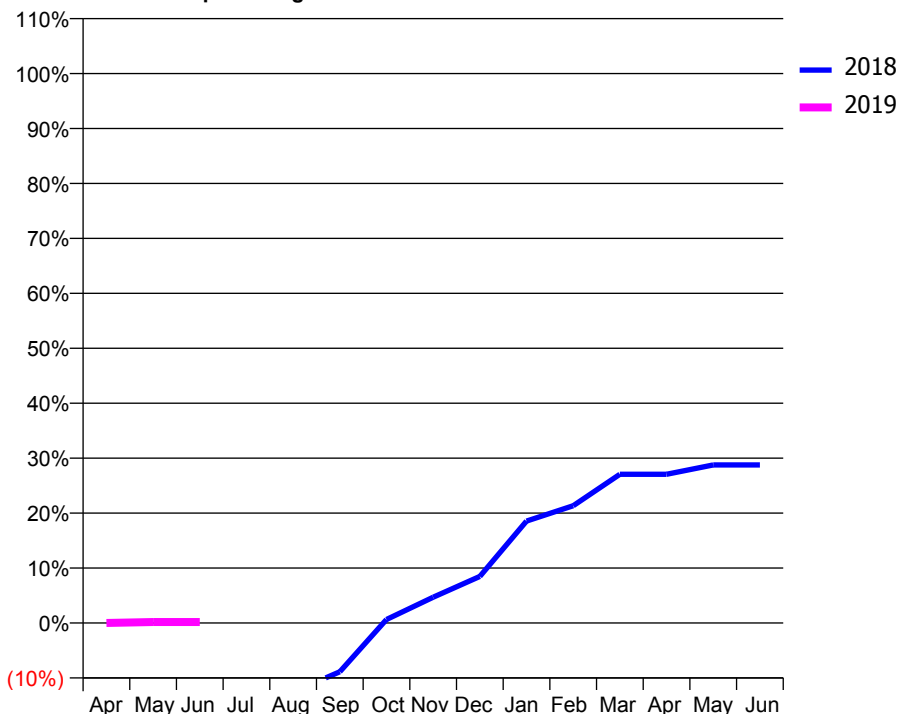
### ACCESS\*

Patients seen in 24 months	Total	Change since previous quarter
Quarter ending June 2017	2,582	
Quarter ending September 2017	2,546	↓
Quarter ending December 2017	2,533	→
Quarter ending March 2018	2,437	↓
Quarter ending June 2018	2,354	↓
<b>Variance since June 2017</b>	<b>(8.8%)</b>	<b>↓</b>



### ACTIVITY

Cumulative percentage of contracted UDA delivered 2018 & 2019



Adjusted Scheduled Activity (UDA)

Month	2018	2019
April	-4,784	0
May	-4,097	20
June	-3,245	20
July	-2,310	
August	-1,374	
September	-971	
October	70	
November	512	
December	926	
January	2,026	
February	2,331	
March	2,957	
April	2,957	
May	3,143	
June	3,143	

### QUALITY

	Quantity	Base Number	Contract	AT	Region	England
% of FP17s for the same patient ID Re-attending within 3 months - Children	3	33	9.1%	11.7%	12.0%	11.5%
% of FP17s for the same patient ID Re-attending within 3 months - Adults	20	113	17.7%	15.8%	15.7%	15.4%
% of FP17s for the same patient ID Re-attending between 3 & 9 months - Children	13	33	39.4%	58.4%	60.3%	58.9%
% of FP17s for the same patient ID Re-attending between 3 & 9 months - Adults	39	113	34.5%	51.9%	54.0%	51.6%
% of FP17s for Band 1 Urgent Courses	0	5	0.0%	10.1%	8.9%	8.9%
% of FP17s Relating to Free Repair or Replacements	0	5	0.0%	0.9%	1.0%	0.8%
% of FP17s Relating to Continuations	0	5	0.0%	0.9%	1.1%	0.9%
% of Patients satisfied with the dentistry they have received	0	0	N/A	94.3%	93.4%	93.2%
% of Patients satisfied with the time they had to wait for an appointment	0	0	N/A	89.3%	89.4%	88.8%

\* This is based on patients treated on this contract for their most recent course of treatment. Figures in italics indicate the base number of FP17s or Patient Questionnaire responses are less than 100. N/A is shown where the base number of responses is less than 10 during the period. % is calculated as Quantity/Base number\*100

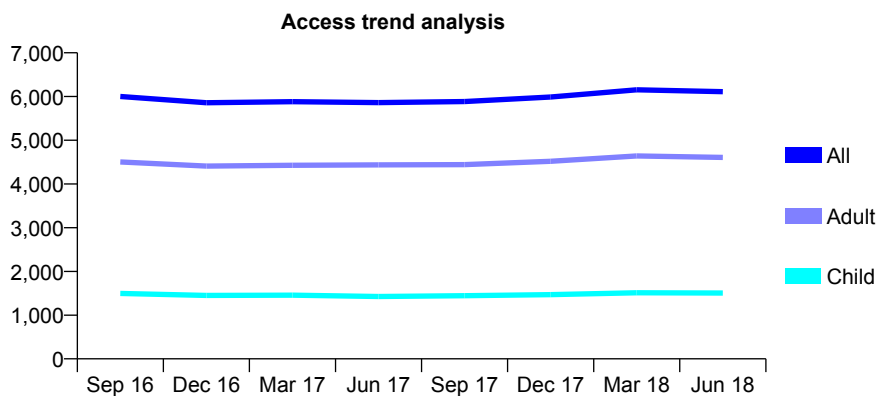
## Q46 - Vital Signs At a Glance Contract Report for 770973/0001 - June 2018

Name or company name	MR CD AINSWORTH
Contract type name	GDS Contract
Purpose of contract	General
Contract start date	01/04/2006
Contract end date	

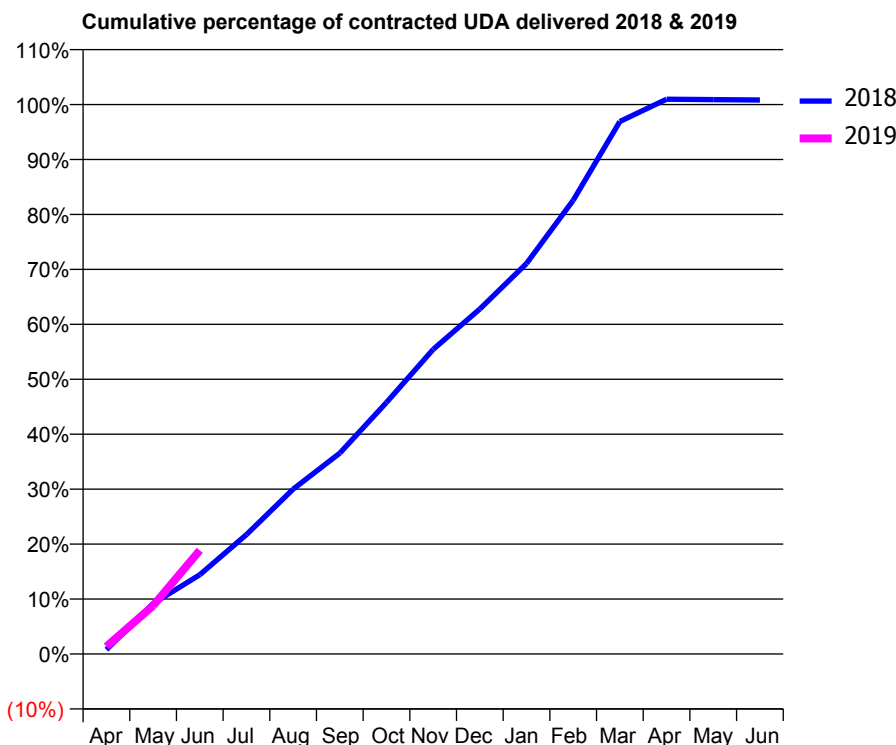
18/19 Contracted general activity (UDA)	20,430
Carry forward general activity (UDA)	0
18/19 Contracted orthodontic activity (UOA)	0
Carry forward orthodontic activity (UOA)	0
Baseline contract value	£622,585.02

### ACCESS\*

Patients seen in 24 months	Total	Change since previous quarter
Quarter ending June 2017	5,862	
Quarter ending September 2017	5,886	→
Quarter ending December 2017	5,989	→
Quarter ending March 2018	6,154	↑
Quarter ending June 2018	6,112	→
<b>Variance since June 2017</b>	<b>4.3%</b>	<b>↑</b>



### ACTIVITY



Month	Adjusted Scheduled Activity (UDA)	
	2018	2019
April	159	282
May	1,876	1,797
June	2,948	3,853
July	4,437	
August	6,131	
September	7,470	
October	9,354	
November	11,325	
December	12,829	
January	14,520	
February	16,870	
March	19,799	
April	20,627	
May	20,612	
June	20,598	

### QUALITY

	Quantity	Base Number	Contract	AT	Region	England
% of FP17s for the same patient ID Re-attending within 3 months - Children	69	533	12.9%	11.7%	12.0%	11.5%
% of FP17s for the same patient ID Re-attending within 3 months - Adults	234	1,551	15.1%	15.8%	15.7%	15.4%
% of FP17s for the same patient ID Re-attending between 3 & 9 months - Children	327	533	61.4%	58.4%	60.3%	58.9%
% of FP17s for the same patient ID Re-attending between 3 & 9 months - Adults	884	1,551	57.0%	51.9%	54.0%	51.6%
% of FP17s for Band 1 Urgent Courses	217	1,728	12.6%	10.1%	8.9%	8.9%
% of FP17s Relating to Free Repair or Replacements	14	1,728	0.8%	0.9%	1.0%	0.8%
% of FP17s Relating to Continuations	3	1,728	0.2%	0.9%	1.1%	0.9%
% of Patients satisfied with the dentistry they have received	1	1	N/A	94.3%	93.4%	93.2%
% of Patients satisfied with the time they had to wait for an appointment	1	1	N/A	89.3%	89.4%	88.8%

\* This is based on patients treated on this contract for their most recent course of treatment. Figures in italics indicate the base number of FP17s or Patient Questionnaire responses are less than 100. N/A is shown where the base number of responses is less than 10 during the period. % is calculated as Quantity/Base number\*100

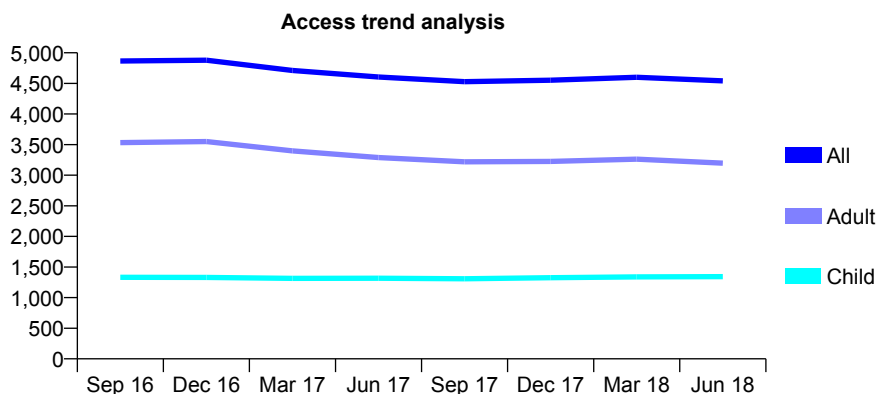
## Q46 - Vital Signs At a Glance Contract Report for 772194/0002 - June 2018

Name or company name	MR B AMOZANDEH
Contract type name	GDS Contract
Purpose of contract	General
Contract start date	01/06/2008
Contract end date	

18/19 Contracted general activity (UDA)	19,610
Carry forward general activity (UDA)	0
18/19 Contracted orthodontic activity (UOA)	0
Carry forward orthodontic activity (UOA)	0
Baseline contract value	£551,629.84

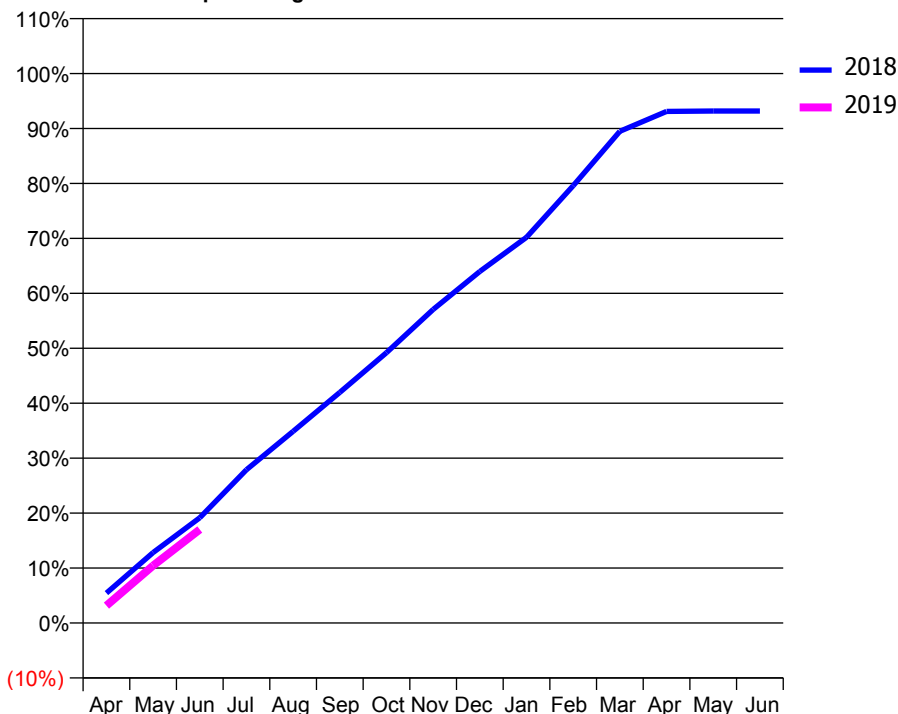
### ACCESS\*

Patients seen in 24 months	Total	Change since previous quarter
Quarter ending June 2017	4,605	
Quarter ending September 2017	4,529	↓
Quarter ending December 2017	4,552	→
Quarter ending March 2018	4,600	→
Quarter ending June 2018	4,542	↓
<b>Variance since June 2017</b>	<b>(1.4%)</b>	<b>↓</b>



### ACTIVITY

Cumulative percentage of contracted UDA delivered 2018 & 2019



Adjusted Scheduled Activity (UDA)

Month	2018	2019
April	1,067	623
May	2,516	2,050
June	3,757	3,337
July	5,470	
August	6,843	
September	8,232	
October	9,647	
November	11,191	
December	12,544	
January	13,767	
February	15,604	
March	17,547	
April	18,258	
May	18,270	
June	18,270	

### QUALITY

	Quantity	Base Number	Contract	AT	Region	England
% of FP17s for the same patient ID Re-attending within 3 months - Children	44	489	9.0%	11.7%	12.0%	11.5%
% of FP17s for the same patient ID Re-attending within 3 months - Adults	193	1,075	18.0%	15.8%	15.7%	15.4%
% of FP17s for the same patient ID Re-attending between 3 & 9 months - Children	305	489	62.4%	58.4%	60.3%	58.9%
% of FP17s for the same patient ID Re-attending between 3 & 9 months - Adults	612	1,075	56.9%	51.9%	54.0%	51.6%
% of FP17s for Band 1 Urgent Courses	111	1,371	8.1%	10.1%	8.9%	8.9%
% of FP17s Relating to Free Repair or Replacements	13	1,371	0.9%	0.9%	1.0%	0.8%
% of FP17s Relating to Continuations	6	1,371	0.4%	0.9%	1.1%	0.9%
% of Patients satisfied with the dentistry they have received	2	2	N/A	94.3%	93.4%	93.2%
% of Patients satisfied with the time they had to wait for an appointment	2	2	N/A	89.3%	89.4%	88.8%

\* This is based on patients treated on this contract for their most recent course of treatment. Figures in italics indicate the base number of FP17s or Patient Questionnaire responses are less than 100. N/A is shown where the base number of responses is less than 10 during the period. % is calculated as Quantity/Base number\*100

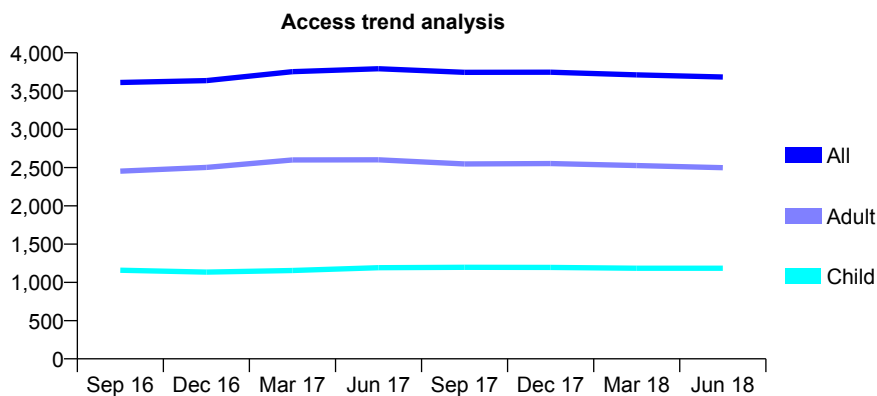
## Q46 - Vital Signs At a Glance Contract Report for 772895/0001 - June 2018

Name or company name	MR CE CRAWFORD
Contract type name	GDS Contract
Purpose of contract	General
Contract start date	13/10/2009
Contract end date	

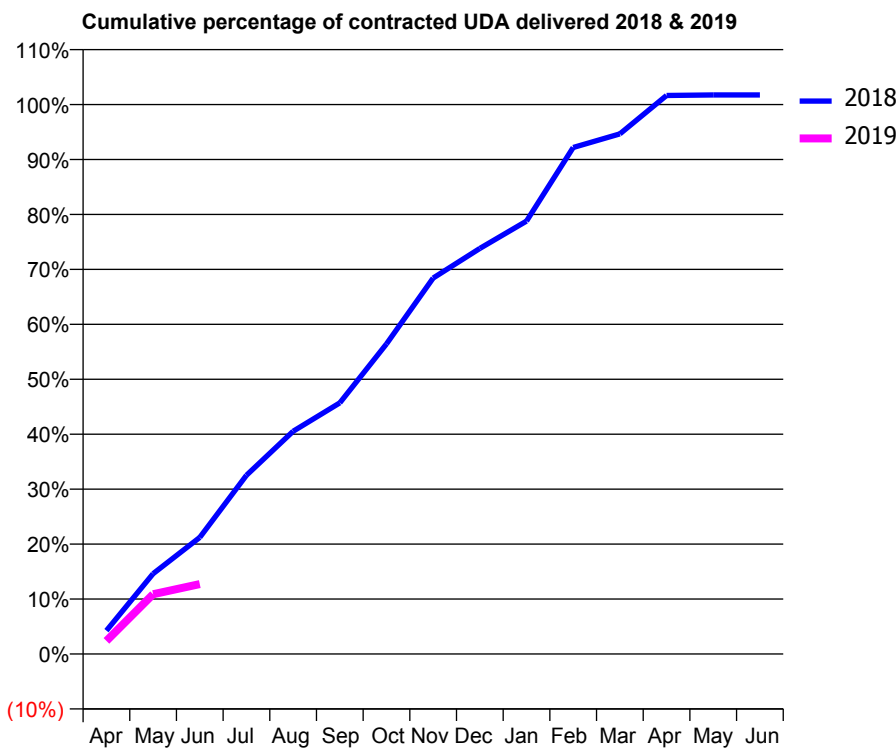
18/19 Contracted general activity (UDA)	6,773
Carry forward general activity (UDA)	0
18/19 Contracted orthodontic activity (UOA)	0
Carry forward orthodontic activity (UOA)	0
Baseline contract value	£167,468.88

### ACCESS\*

Patients seen in 24 months	Total	Change since previous quarter
Quarter ending June 2017	3,792	
Quarter ending September 2017	3,744	↓
Quarter ending December 2017	3,747	→
Quarter ending March 2018	3,711	→
Quarter ending June 2018	3,683	→
<b>Variance since June 2017</b>	<b>(2.9%)</b>	<b>↓</b>



### ACTIVITY



Month	Adjusted Scheduled Activity (UDA)	
	2018	2019
April	289	162
May	990	737
June	1,438	861
July	2,203	
August	2,745	
September	3,096	
October	3,823	
November	4,634	
December	4,999	
January	5,337	
February	6,243	
March	6,410	
April	6,884	
May	6,890	
June	6,890	

### QUALITY

	Quantity	Base Number	Contract	AT	Region	England
% of FP17s for the same patient ID Re-attending within 3 months - Children	29	507	5.7%	11.7%	12.0%	11.5%
% of FP17s for the same patient ID Re-attending within 3 months - Adults	52	615	8.5%	15.8%	15.7%	15.4%
% of FP17s for the same patient ID Re-attending between 3 & 9 months - Children	347	507	68.4%	58.4%	60.3%	58.9%
% of FP17s for the same patient ID Re-attending between 3 & 9 months - Adults	347	615	56.4%	51.9%	54.0%	51.6%
% of FP17s for Band 1 Urgent Courses	27	507	5.3%	10.1%	8.9%	8.9%
% of FP17s Relating to Free Repair or Replacements	0	507	0.0%	0.9%	1.0%	0.8%
% of FP17s Relating to Continuations	4	507	0.8%	0.9%	1.1%	0.9%
% of Patients satisfied with the dentistry they have received	1	1	N/A	94.3%	93.4%	93.2%
% of Patients satisfied with the time they had to wait for an appointment	1	1	N/A	89.3%	89.4%	88.8%

\* This is based on patients treated on this contract for their most recent course of treatment. Figures in italics indicate the base number of FP17s or Patient Questionnaire responses are less than 100. N/A is shown where the base number of responses is less than 10 during the period. % is calculated as Quantity/Base number\*100

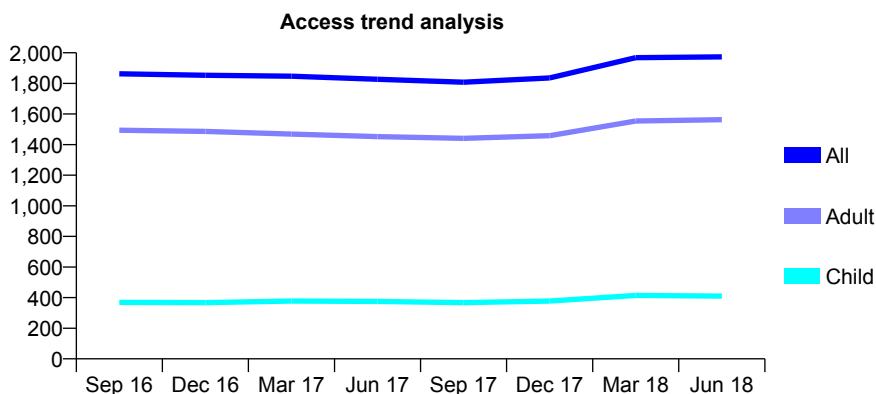
## Q46 - Vital Signs At a Glance Contract Report for 772968/0001 - June 2018

Name or company name	MISS SN HUSSAIN
Contract type name	GDS Contract
Purpose of contract	General
Contract start date	19/04/2011
Contract end date	

18/19 Contracted general activity (UDA)	4,906
Carry forward general activity (UDA)	0
18/19 Contracted orthodontic activity (UOA)	0
Carry forward orthodontic activity (UOA)	0
Baseline contract value	£120,554.08

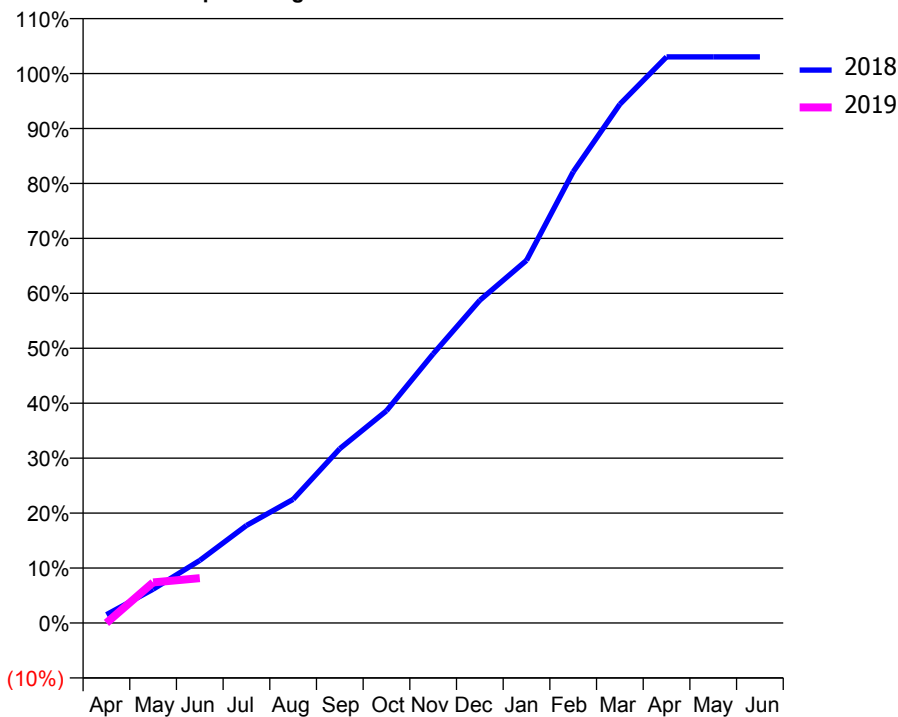
### ACCESS\*

Patients seen in 24 months	Total	Change since previous quarter
Quarter ending June 2017	1,827	
Quarter ending September 2017	1,808	↓
Quarter ending December 2017	1,836	→
Quarter ending March 2018	1,968	↑
Quarter ending June 2018	1,973	→
<b>Variance since June 2017</b>	<b>8.0%</b>	<b>↑</b>



### ACTIVITY

Cumulative percentage of contracted UDA delivered 2018 & 2019



Adjusted Scheduled Activity (UDA)

Month	2018	2019
April	74	0
May	302	363
June	559	401
July	871	
August	1,104	
September	1,557	
October	1,895	
November	2,403	
December	2,882	
January	3,238	
February	4,028	
March	4,632	
April	5,054	
May	5,054	
June	5,054	

### QUALITY

	Quantity	Base Number	Contract	AT	Region	England
% of FP17s for the same patient ID Re-attending within 3 months - Children	8	128	6.3%	11.7%	12.0%	11.5%
% of FP17s for the same patient ID Re-attending within 3 months - Adults	72	477	15.1%	15.8%	15.7%	15.4%
% of FP17s for the same patient ID Re-attending between 3 & 9 months - Children	105	128	82.0%	58.4%	60.3%	58.9%
% of FP17s for the same patient ID Re-attending between 3 & 9 months - Adults	300	477	62.9%	51.9%	54.0%	51.6%
% of FP17s for Band 1 Urgent Courses	16	229	7.0%	10.1%	8.9%	8.9%
% of FP17s Relating to Free Repair or Replacements	5	229	2.2%	0.9%	1.0%	0.8%
% of FP17s Relating to Continuations	4	229	1.7%	0.9%	1.1%	0.9%
% of Patients satisfied with the dentistry they have received	3	3	N/A	94.3%	93.4%	93.2%
% of Patients satisfied with the time they had to wait for an appointment	3	3	N/A	89.3%	89.4%	88.8%

\* This is based on patients treated on this contract for their most recent course of treatment. Figures in italics indicate the base number of FP17s or Patient Questionnaire responses are less than 100. N/A is shown where the base number of responses is less than 10 during the period. % is calculated as Quantity/Base number\*100

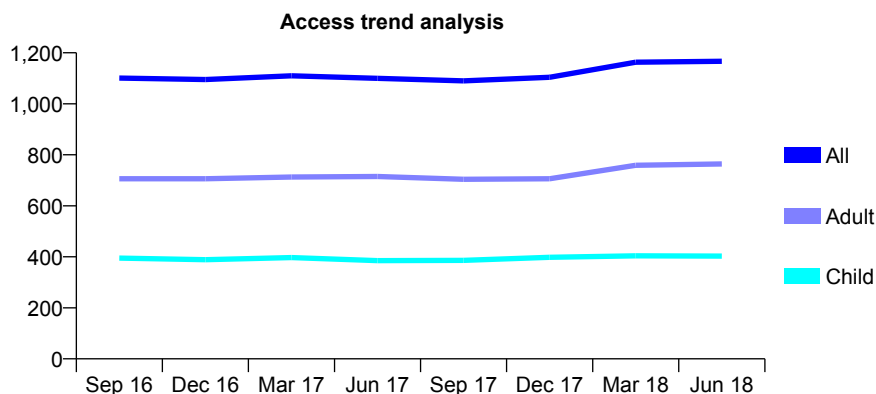
## Q46 - Vital Signs At a Glance Contract Report for 772968/0003 - June 2018

Name or company name	MISS SN HUSSAIN
Contract type name	GDS Contract
Purpose of contract	General
Contract start date	01/01/2015
Contract end date	

18/19 Contracted general activity (UDA)	2,213
Carry forward general activity (UDA)	0
18/19 Contracted orthodontic activity (UOA)	0
Carry forward orthodontic activity (UOA)	0
Baseline contract value	£60,997.95

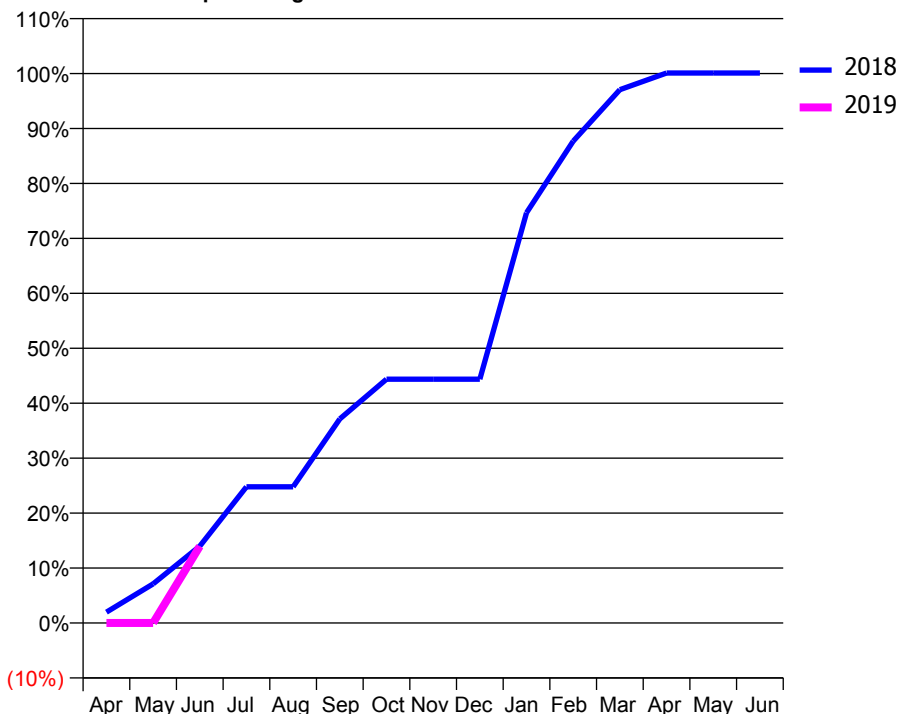
### ACCESS\*

Patients seen in 24 months	Total	Change since previous quarter
Quarter ending June 2017	1,100	
Quarter ending September 2017	1,090	→
Quarter ending December 2017	1,104	→
Quarter ending March 2018	1,163	↑
Quarter ending June 2018	1,167	→
<b>Variance since June 2017</b>	<b>6.1%</b>	<b>↑</b>



### ACTIVITY

Cumulative percentage of contracted UDA delivered 2018 & 2019



Adjusted Scheduled Activity (UDA)

Month	2018	2019
April	44	0
May	158	0
June	310	309
July	549	
August	549	
September	822	
October	982	
November	982	
December	982	
January	1,652	
February	1,940	
March	2,148	
April	2,215	
May	2,215	
June	2,215	

### QUALITY

	Quantity	Base Number	Contract	AT	Region	England
% of FP17s for the same patient ID Re-attending within 3 months - Children	18	163	11.0%	11.7%	12.0%	11.5%
% of FP17s for the same patient ID Re-attending within 3 months - Adults	34	248	13.7%	15.8%	15.7%	15.4%
% of FP17s for the same patient ID Re-attending between 3 & 9 months - Children	117	163	71.8%	58.4%	60.3%	58.9%
% of FP17s for the same patient ID Re-attending between 3 & 9 months - Adults	159	248	64.1%	51.9%	54.0%	51.6%
% of FP17s for Band 1 Urgent Courses	10	177	5.6%	10.1%	8.9%	8.9%
% of FP17s Relating to Free Repair or Replacements	1	177	0.6%	0.9%	1.0%	0.8%
% of FP17s Relating to Continuations	5	177	2.8%	0.9%	1.1%	0.9%
% of Patients satisfied with the dentistry they have received	0	0	N/A	94.3%	93.4%	93.2%
% of Patients satisfied with the time they had to wait for an appointment	0	0	N/A	89.3%	89.4%	88.8%

\* This is based on patients treated on this contract for their most recent course of treatment. Figures in italics indicate the base number of FP17s or Patient Questionnaire responses are less than 100. N/A is shown where the base number of responses is less than 10 during the period. % is calculated as Quantity/Base number\*100

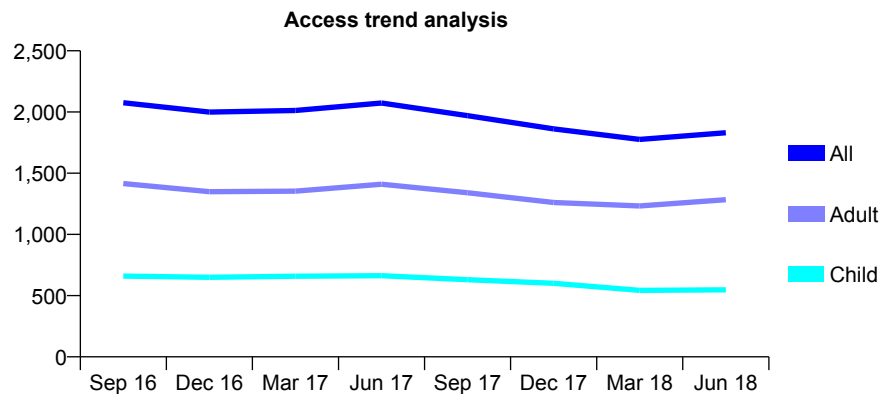
## Q46 - Vital Signs At a Glance Contract Report for 773174/0001 - June 2018

Name or company name	MR S AHMED
Contract type name	GDS Contract
Purpose of contract	General
Contract start date	01/04/2006
Contract end date	

18/19 Contracted general activity (UDA)	8,304
Carry forward general activity (UDA)	0
18/19 Contracted orthodontic activity (UOA)	0
Carry forward orthodontic activity (UOA)	0
Baseline contract value	£278,860.67

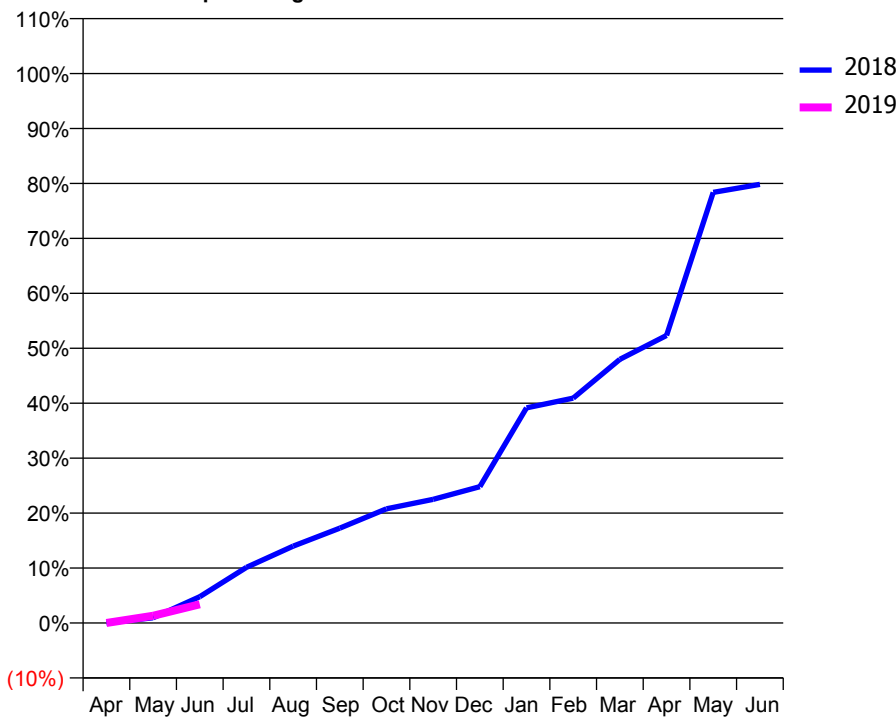
### ACCESS\*

Patients seen in 24 months	Total	Change since previous quarter
Quarter ending June 2017	2,073	
Quarter ending September 2017	1,970	↓
Quarter ending December 2017	1,862	↓
Quarter ending March 2018	1,776	↓
Quarter ending June 2018	1,831	↑
<b>Variance since June 2017</b>	<b>(11.7%)</b>	<b>↓</b>



### ACTIVITY

Cumulative percentage of contracted UDA delivered 2018 & 2019



Month	Adjusted Scheduled Activity (UDA)	
	2018	2019
April	0	0
May	80	111
June	399	284
July	841	
August	1,162	
September	1,434	
October	1,725	
November	1,868	
December	2,061	
January	3,251	
February	3,398	
March	3,984	
April	4,346	
May	6,509	
June	6,629	

### QUALITY

	Quantity	Base Number	Contract	AT	Region	England
% of FP17s for the same patient ID Re-attending within 3 months - Children	9	162	5.6%	11.7%	12.0%	11.5%
% of FP17s for the same patient ID Re-attending within 3 months - Adults	59	430	13.7%	15.8%	15.7%	15.4%
% of FP17s for the same patient ID Re-attending between 3 & 9 months - Children	28	162	17.3%	58.4%	60.3%	58.9%
% of FP17s for the same patient ID Re-attending between 3 & 9 months - Adults	89	430	20.7%	51.9%	54.0%	51.6%
% of FP17s for Band 1 Urgent Courses	13	117	11.1%	10.1%	8.9%	8.9%
% of FP17s Relating to Free Repair or Replacements	2	117	1.7%	0.9%	1.0%	0.8%
% of FP17s Relating to Continuations	0	117	0.0%	0.9%	1.1%	0.9%
% of Patients satisfied with the dentistry they have received	1	2	N/A	94.3%	93.4%	93.2%
% of Patients satisfied with the time they had to wait for an appointment	1	2	N/A	89.3%	89.4%	88.8%

\* This is based on patients treated on this contract for their most recent course of treatment. Figures in italics indicate the base number of FP17s or Patient Questionnaire responses are less than 100. N/A is shown where the base number of responses is less than 10 during the period. % is calculated as Quantity/Base number\*100

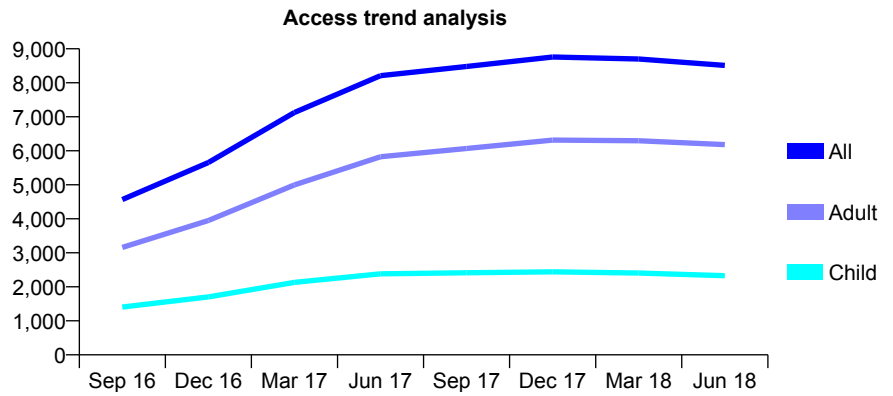
## Q46 - Vital Signs At a Glance Contract Report for 780871/0001 - June 2018

Name or company name	MR R KHAN
Contract type name	GDS Contract
Purpose of contract	General
Contract start date	01/04/2006
Contract end date	

18/19 Contracted general activity (UDA)	13,263
Carry forward general activity (UDA)	0
18/19 Contracted orthodontic activity (UOA)	0
Carry forward orthodontic activity (UOA)	0
Baseline contract value	£385,922.18

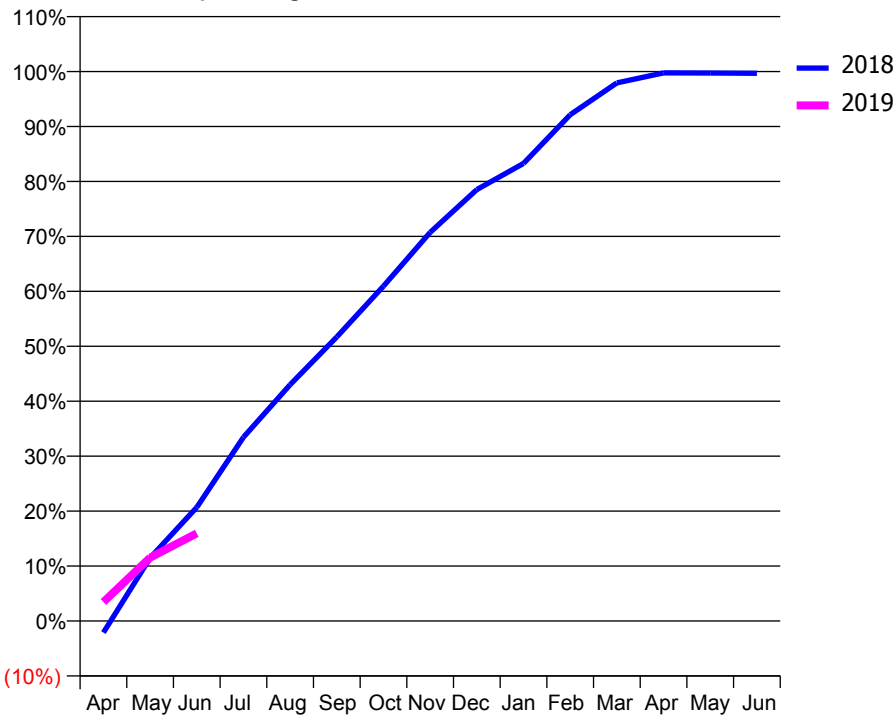
### ACCESS\*

Patients seen in 24 months	Total	Change since previous quarter
Quarter ending June 2017	8,209	
Quarter ending September 2017	8,482	↑
Quarter ending December 2017	8,760	↑
Quarter ending March 2018	8,699	→
Quarter ending June 2018	8,513	↓
<b>Variance since June 2017</b>	<b>3.7%</b>	<b>↑</b>



### ACTIVITY

Cumulative percentage of contracted UDA delivered 2018 & 2019



Month	Adjusted Scheduled Activity (UDA)	
	2018	2019
April	-525	459
May	2,830	1,530
June	5,094	2,118
July	8,235	
August	10,592	
September	12,732	
October	15,006	
November	17,412	
December	19,330	
January	20,506	
February	22,685	
March	24,113	
April	24,559	
May	24,555	
June	24,543	

### QUALITY

	Quantity	Base Number	Contract	AT	Region	England
% of FP17s for the same patient ID Re-attending within 3 months - Children	25	330	7.6%	11.7%	12.0%	11.5%
% of FP17s for the same patient ID Re-attending within 3 months - Adults	101	807	12.5%	15.8%	15.7%	15.4%
% of FP17s for the same patient ID Re-attending between 3 & 9 months - Children	153	330	46.4%	58.4%	60.3%	58.9%
% of FP17s for the same patient ID Re-attending between 3 & 9 months - Adults	419	807	51.9%	51.9%	54.0%	51.6%
% of FP17s for Band 1 Urgent Courses	133	981	13.6%	10.1%	8.9%	8.9%
% of FP17s Relating to Free Repair or Replacements	8	981	0.8%	0.9%	1.0%	0.8%
% of FP17s Relating to Continuations	2	981	0.2%	0.9%	1.1%	0.9%
% of Patients satisfied with the dentistry they have received	4	4	N/A	94.3%	93.4%	93.2%
% of Patients satisfied with the time they had to wait for an appointment	4	4	N/A	89.3%	89.4%	88.8%

\* This is based on patients treated on this contract for their most recent course of treatment. Figures in italics indicate the base number of FP17s or Patient Questionnaire responses are less than 100. N/A is shown where the base number of responses is less than 10 during the period. % is calculated as Quantity/Base number\*100



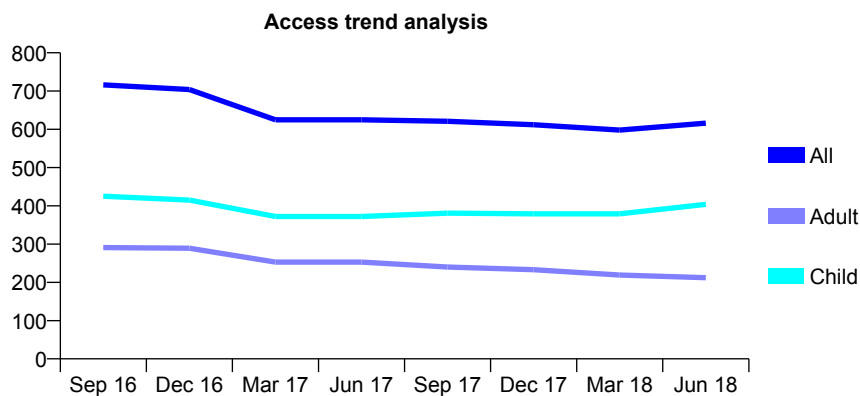
## Q46 - Vital Signs At a Glance Contract Report for 803375/0001 - June 2018

Name or company name	MISS SR WOOLF
Contract type name	GDS Contract
Purpose of contract	General
Contract start date	01/04/2006
Contract end date	

18/19 Contracted general activity (UDA)	1,715
Carry forward general activity (UDA)	0
18/19 Contracted orthodontic activity (UOA)	0
Carry forward orthodontic activity (UOA)	0
Baseline contract value	£65,046.85

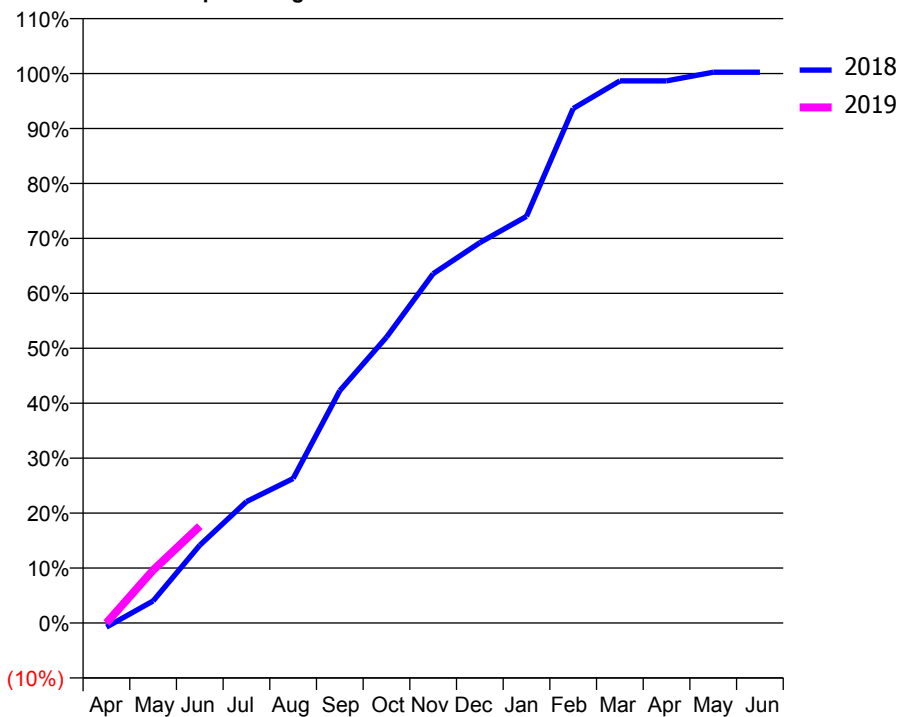
### ACCESS\*

Patients seen in 24 months	Total	Change since previous quarter
Quarter ending June 2017	625	
Quarter ending September 2017	621	→
Quarter ending December 2017	612	↓
Quarter ending March 2018	598	↓
Quarter ending June 2018	616	↑
<b>Variance since June 2017</b>	<b>(1.4%)</b>	<b>↓</b>



### ACTIVITY

Cumulative percentage of contracted UDA delivered 2018 & 2019



Adjusted Scheduled Activity (UDA)		
Month	2018	2019
April	-13	0
May	69	165
June	243	302
July	379	
August	451	
September	725	
October	892	
November	1,090	
December	1,187	
January	1,269	
February	1,606	
March	1,692	
April	1,692	
May	1,719	
June	1,719	

### QUALITY

	Quantity	Base Number	Contract	AT	Region	England
% of FP17s for the same patient ID Re-attending within 3 months - Children	11	116	9.5%	11.7%	12.0%	11.5%
% of FP17s for the same patient ID Re-attending within 3 months - Adults	9	42	21.4%	15.8%	15.7%	15.4%
% of FP17s for the same patient ID Re-attending between 3 & 9 months - Children	52	116	44.8%	58.4%	60.3%	58.9%
% of FP17s for the same patient ID Re-attending between 3 & 9 months - Adults	10	42	23.8%	51.9%	54.0%	51.6%
% of FP17s for Band 1 Urgent Courses	1	150	0.7%	10.1%	8.9%	8.9%
% of FP17s Relating to Free Repair or Replacements	0	150	0.0%	0.9%	1.0%	0.8%
% of FP17s Relating to Continuations	5	150	3.3%	0.9%	1.1%	0.9%
% of Patients satisfied with the dentistry they have received	3	3	N/A	94.3%	93.4%	93.2%
% of Patients satisfied with the time they had to wait for an appointment	3	3	N/A	89.3%	89.4%	88.8%

\* This is based on patients treated on this contract for their most recent course of treatment. Figures in italics indicate the base number of FP17s or Patient Questionnaire responses are less than 100. N/A is shown where the base number of responses is less than 10 during the period. % is calculated as Quantity/Base number\*100

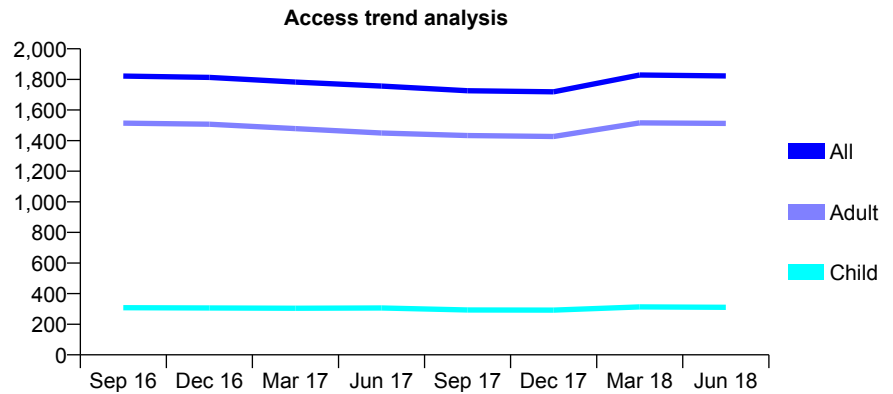
## Q46 - Vital Signs At a Glance Contract Report for 819883/0002 - June 2018

Name or company name	Joubert & Taylor
Contract type name	GDS Contract
Purpose of contract	General
Contract start date	01/04/2006
Contract end date	

18/19 Contracted general activity (UDA)	6,065
Carry forward general activity (UDA)	0
18/19 Contracted orthodontic activity (UOA)	0
Carry forward orthodontic activity (UOA)	0
Baseline contract value	£140,493.94

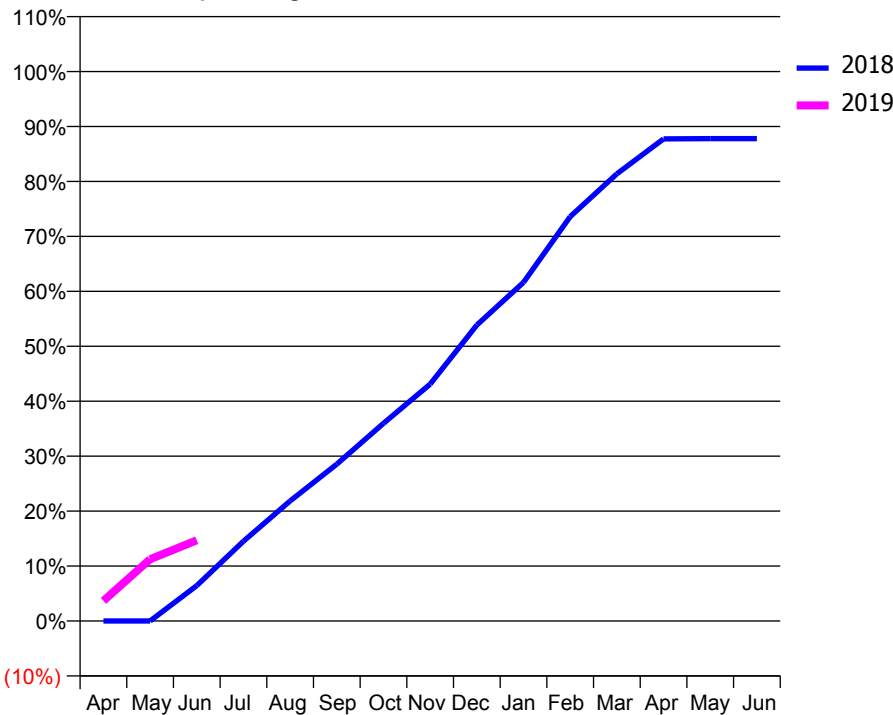
### ACCESS\*

Patients seen in 24 months	Total	Change since previous quarter
Quarter ending June 2017	1,756	
Quarter ending September 2017	1,726	↓
Quarter ending December 2017	1,719	→
Quarter ending March 2018	1,829	↑
Quarter ending June 2018	1,823	→
<b>Variance since June 2017</b>	<b>3.8%</b>	<b>↑</b>



### ACTIVITY

Cumulative percentage of contracted UDA delivered 2018 & 2019



Month	Adjusted Scheduled Activity (UDA)	
	2018	2019
April	0	223
May	0	683
June	391	891
July	881	
August	1,325	
September	1,732	
October	2,181	
November	2,614	
December	3,266	
January	3,737	
February	4,463	
March	4,936	
April	5,322	
May	5,325	
June	5,325	

### QUALITY

	Quantity	Base Number	Contract	AT	Region	England
% of FP17s for the same patient ID Re-attending within 3 months - Children	8	92	8.7%	11.7%	12.0%	11.5%
% of FP17s for the same patient ID Re-attending within 3 months - Adults	119	632	18.8%	15.8%	15.7%	15.4%
% of FP17s for the same patient ID Re-attending between 3 & 9 months - Children	35	92	38.0%	58.4%	60.3%	58.9%
% of FP17s for the same patient ID Re-attending between 3 & 9 months - Adults	296	632	46.8%	51.9%	54.0%	51.6%
% of FP17s for Band 1 Urgent Courses	54	523	10.3%	10.1%	8.9%	8.9%
% of FP17s Relating to Free Repair or Replacements	1	523	0.2%	0.9%	1.0%	0.8%
% of FP17s Relating to Continuations	2	523	0.4%	0.9%	1.1%	0.9%
% of Patients satisfied with the dentistry they have received	5	5	N/A	94.3%	93.4%	93.2%
% of Patients satisfied with the time they had to wait for an appointment	5	5	N/A	89.3%	89.4%	88.8%

\* This is based on patients treated on this contract for their most recent course of treatment. Figures in italics indicate the base number of FP17s or Patient Questionnaire responses are less than 100. N/A is shown where the base number of responses is less than 10 during the period. % is calculated as Quantity/Base number\*100

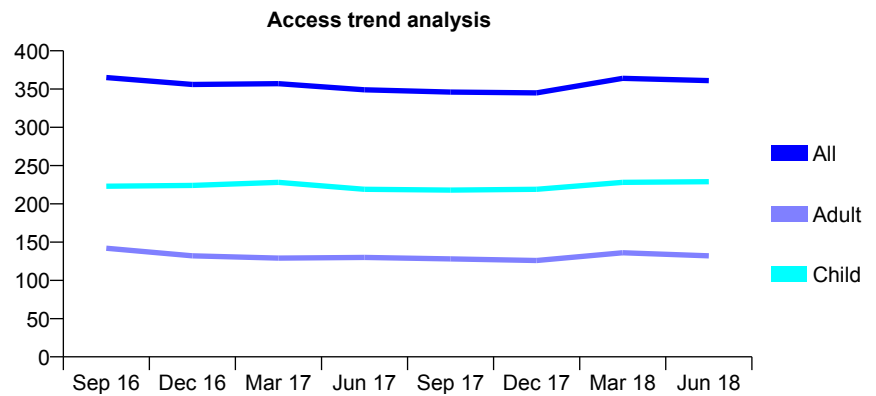
## Q46 - Vital Signs At a Glance Contract Report for 824372/0001 - June 2018

Name or company name	MRS LR DOVER
Contract type name	GDS Contract
Purpose of contract	General and Orthodontic
Contract start date	01/04/2006
Contract end date	

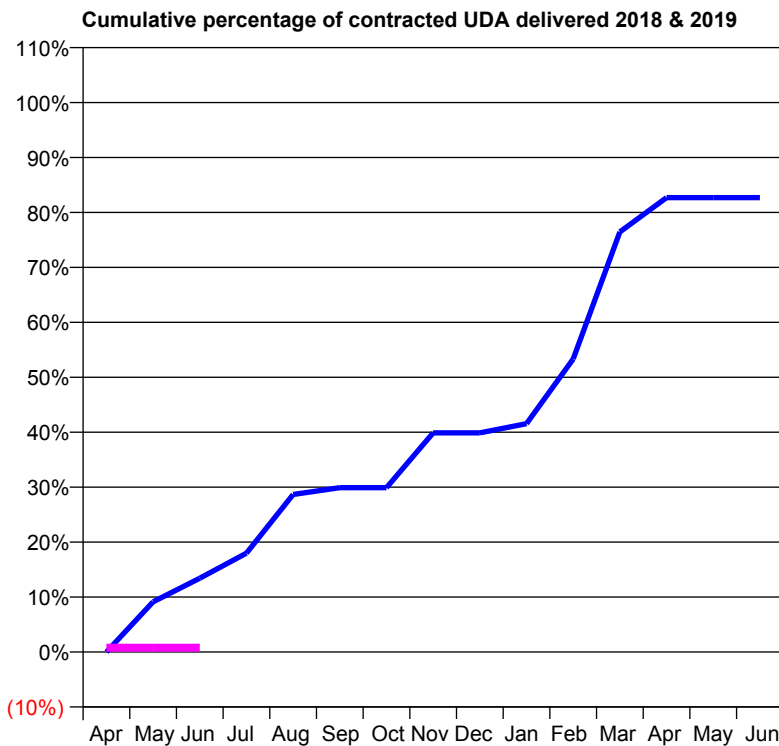
18/19 Contracted general activity (UDA)	760
Carry forward general activity (UDA)	0
18/19 Contracted orthodontic activity (UOA)	376
Carry forward orthodontic activity (UOA)	0
Baseline contract value	£34,897.36

### ACCESS\*

Patients seen in 24 months	Total	Change since previous quarter
Quarter ending June 2017	349	
Quarter ending September 2017	346	→
Quarter ending December 2017	345	→
Quarter ending March 2018	364	↑
Quarter ending June 2018	361	→
<b>Variance since June 2017</b>	<b>3.4%</b>	<b>↑</b>



### ACTIVITY



Month	Adjusted Scheduled Activity (UDA)	
	2018	2019
April	0	6
May	66	6
June	97	6
July	130	
August	207	
September	216	
October	216	
November	288	
December	288	
January	300	
February	385	
March	552	
April	597	
May	597	
June	597	

### QUALITY

	Quantity	Base Number	Contract	AT	Region	England
% of FP17s for the same patient ID Re-attending within 3 months - Children	3	35	8.6%	11.7%	12.0%	11.5%
% of FP17s for the same patient ID Re-attending within 3 months - Adults	0	12	0.0%	15.8%	15.7%	15.4%
% of FP17s for the same patient ID Re-attending between 3 & 9 months - Children	9	35	25.7%	58.4%	60.3%	58.9%
% of FP17s for the same patient ID Re-attending between 3 & 9 months - Adults	4	12	33.3%	51.9%	54.0%	51.6%
% of FP17s for Band 1 Urgent Courses	0	2	0.0%	10.1%	8.9%	8.9%
% of FP17s Relating to Free Repair or Replacements	0	2	0.0%	0.9%	1.0%	0.8%
% of FP17s Relating to Continuations	0	2	0.0%	0.9%	1.1%	0.9%
% of Patients satisfied with the dentistry they have received	0	0	N/A	94.3%	93.4%	93.2%
% of Patients satisfied with the time they had to wait for an appointment	0	0	N/A	89.3%	89.4%	88.8%

\* This is based on patients treated on this contract for their most recent course of treatment. Figures in italics indicate the base number of FP17s or Patient Questionnaire responses are less than 100. N/A is shown where the base number of responses is less than 10 during the period. % is calculated as Quantity/Base number\*100

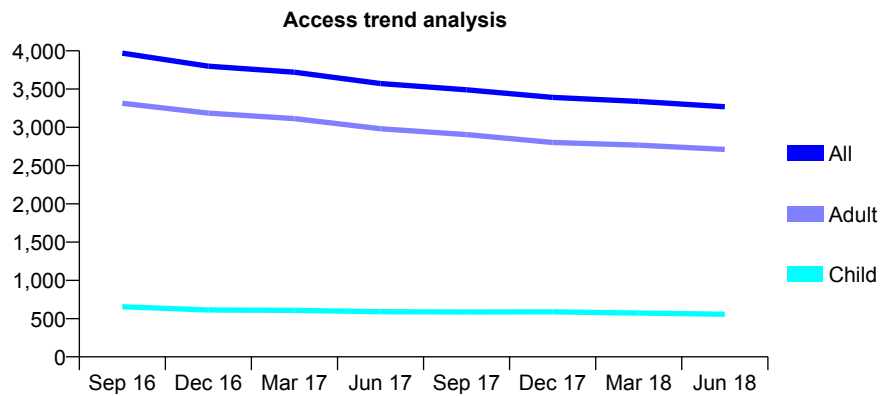
## Q46 - Vital Signs At a Glance Contract Report for 825093/0002 - June 2018

Name or company name	MR MA NASEEM
Contract type name	GDS Contract
Purpose of contract	General
Contract start date	01/04/2006
Contract end date	

18/19 Contracted general activity (UDA)	13,932
Carry forward general activity (UDA)	0
18/19 Contracted orthodontic activity (UOA)	0
Carry forward orthodontic activity (UOA)	0
Baseline contract value	£327,111.28

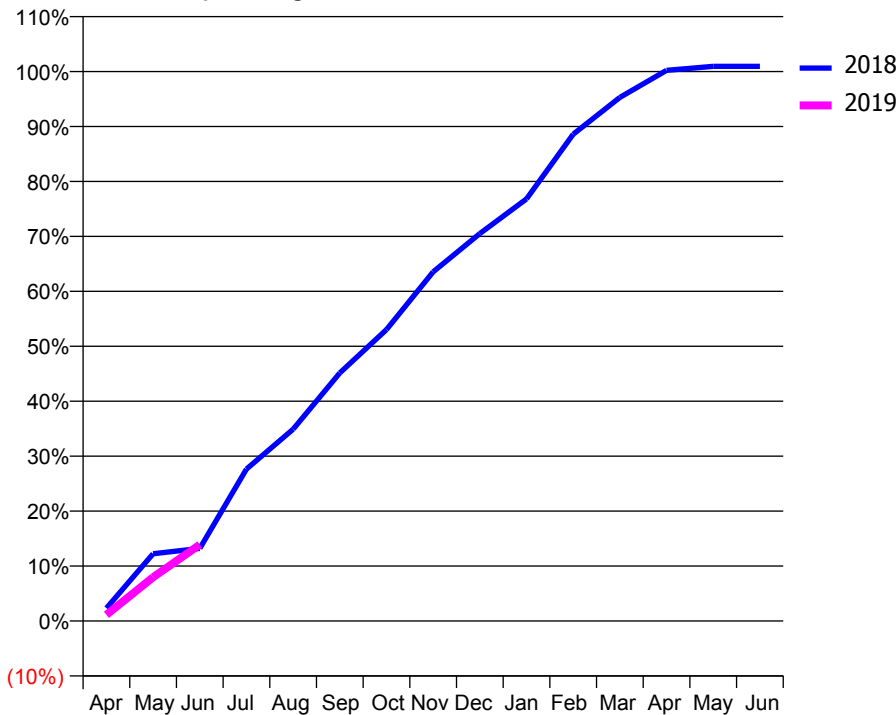
### ACCESS\*

Patients seen in 24 months	Total	Change since previous quarter
Quarter ending June 2017	3,572	
Quarter ending September 2017	3,490	↓
Quarter ending December 2017	3,390	↓
Quarter ending March 2018	3,339	↓
Quarter ending June 2018	3,268	↓
<b>Variance since June 2017</b>	<b>(8.5%)</b>	<b>↓</b>



### ACTIVITY

Cumulative percentage of contracted UDA delivered 2018 & 2019



Month	Adjusted Scheduled Activity (UDA)	
	2018	2019
April	327	157
May	1,705	1,112
June	1,841	1,936
July	3,853	
August	4,863	
September	6,290	
October	7,389	
November	8,854	
December	9,824	
January	10,702	
February	12,341	
March	13,275	
April	13,962	
May	14,062	
June	14,062	

### QUALITY

	Quantity	Base Number	Contract	AT	Region	England
% of FP17s for the same patient ID Re-attending within 3 months - Children	7	199	3.5%	11.7%	12.0%	11.5%
% of FP17s for the same patient ID Re-attending within 3 months - Adults	148	956	15.5%	15.8%	15.7%	15.4%
% of FP17s for the same patient ID Re-attending between 3 & 9 months - Children	130	199	65.3%	58.4%	60.3%	58.9%
% of FP17s for the same patient ID Re-attending between 3 & 9 months - Adults	578	956	60.5%	51.9%	54.0%	51.6%
% of FP17s for Band 1 Urgent Courses	0	857	0.0%	10.1%	8.9%	8.9%
% of FP17s Relating to Free Repair or Replacements	12	857	1.4%	0.9%	1.0%	0.8%
% of FP17s Relating to Continuations	10	857	1.2%	0.9%	1.1%	0.9%
% of Patients satisfied with the dentistry they have received	15	15	100.0%	94.3%	93.4%	93.2%
% of Patients satisfied with the time they had to wait for an appointment	14	15	93.3%	89.3%	89.4%	88.8%

\* This is based on patients treated on this contract for their most recent course of treatment. Figures in italics indicate the base number of FP17s or Patient Questionnaire responses are less than 100. N/A is shown where the base number of responses is less than 10 during the period. % is calculated as Quantity/Base number\*100

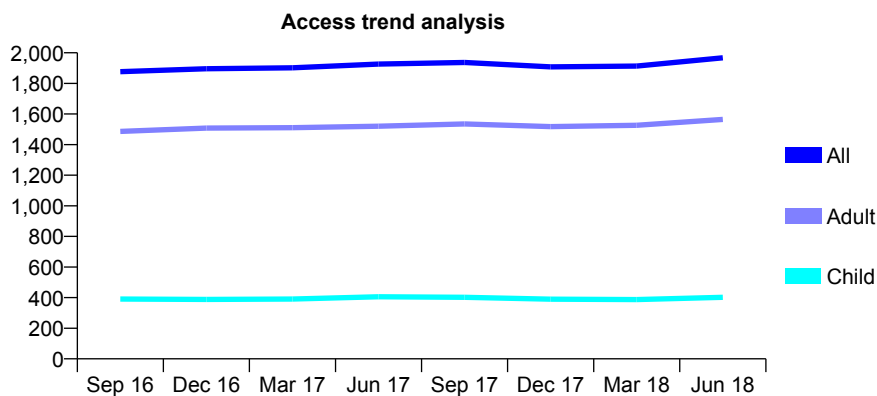
## Q46 - Vital Signs At a Glance Contract Report for 830690/0001 - June 2018

Name or company name	MR MF MOHAMMED
Contract type name	GDS Contract
Purpose of contract	General
Contract start date	07/04/2006
Contract end date	

18/19 Contracted general activity (UDA)	5,878
Carry forward general activity (UDA)	0
18/19 Contracted orthodontic activity (UOA)	0
Carry forward orthodontic activity (UOA)	0
Baseline contract value	£184,852.89

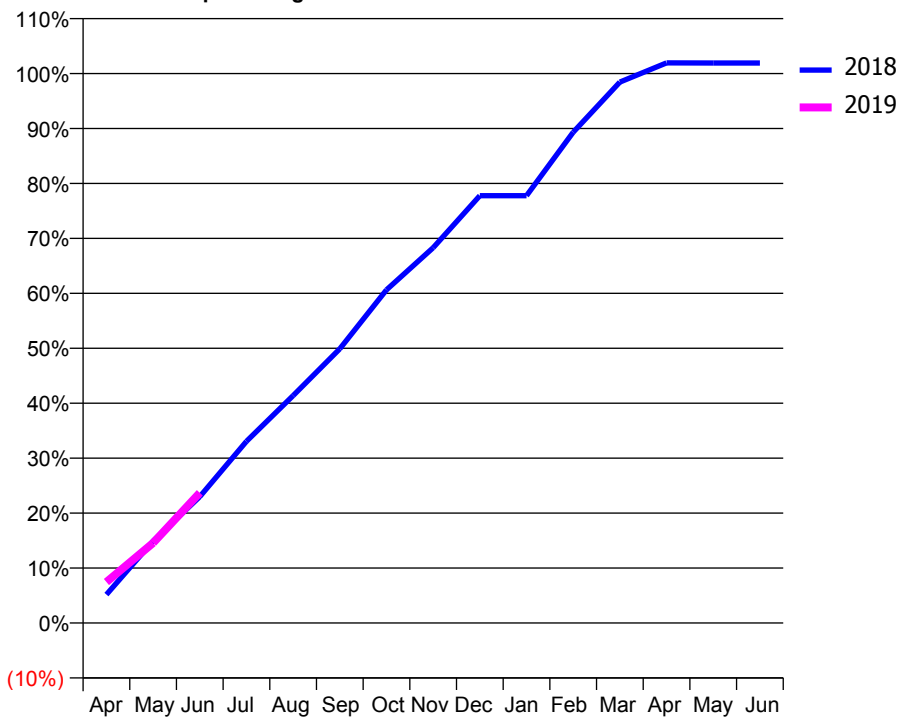
### ACCESS\*

Patients seen in 24 months	Total	Change since previous quarter
Quarter ending June 2017	1,926	
Quarter ending September 2017	1,937	→
Quarter ending December 2017	1,908	↓
Quarter ending March 2018	1,913	→
Quarter ending June 2018	1,967	↑
<b>Variance since June 2017</b>	<b>2.1%</b>	<b>↑</b>



### ACTIVITY

Cumulative percentage of contracted UDA delivered 2018 & 2019



Month	Adjusted Scheduled Activity (UDA)	
	2018	2019
April	305	438
May	877	856
June	1,352	1,393
July	1,944	
August	2,433	
September	2,933	
October	3,564	
November	4,015	
December	4,571	
January	4,571	
February	5,250	
March	5,786	
April	5,991	
May	5,990	
June	5,990	

### QUALITY

	Quantity	Base Number	Contract	AT	Region	England
% of FP17s for the same patient ID Re-attending within 3 months - Children	18	170	10.6%	11.7%	12.0%	11.5%
% of FP17s for the same patient ID Re-attending within 3 months - Adults	65	512	12.7%	15.8%	15.7%	15.4%
% of FP17s for the same patient ID Re-attending between 3 & 9 months - Children	93	170	54.7%	58.4%	60.3%	58.9%
% of FP17s for the same patient ID Re-attending between 3 & 9 months - Adults	246	512	48.0%	51.9%	54.0%	51.6%
% of FP17s for Band 1 Urgent Courses	34	579	5.9%	10.1%	8.9%	8.9%
% of FP17s Relating to Free Repair or Replacements	13	579	2.2%	0.9%	1.0%	0.8%
% of FP17s Relating to Continuations	14	579	2.4%	0.9%	1.1%	0.9%
% of Patients satisfied with the dentistry they have received	0	0	N/A	94.3%	93.4%	93.2%
% of Patients satisfied with the time they had to wait for an appointment	0	0	N/A	89.3%	89.4%	88.8%

\* This is based on patients treated on this contract for their most recent course of treatment. Figures in italics indicate the base number of FP17s or Patient Questionnaire responses are less than 100. N/A is shown where the base number of responses is less than 10 during the period. % is calculated as Quantity/Base number\*100

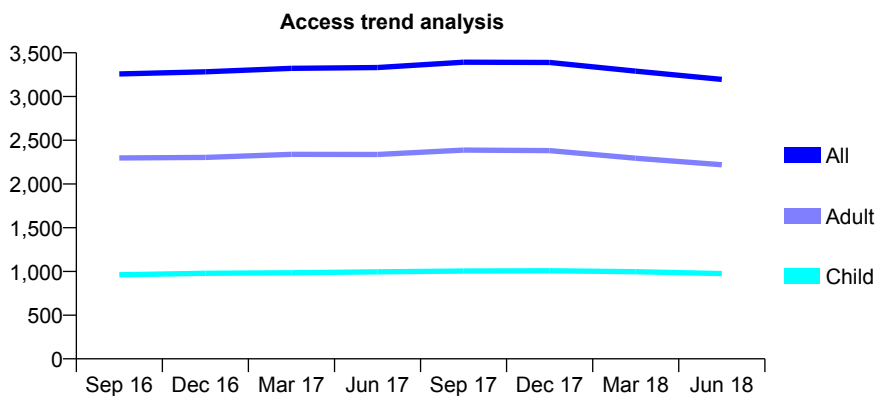
## Q46 - Vital Signs At a Glance Contract Report for 830690/0002 - June 2018

Name or company name	MR MF MOHAMMED
Contract type name	GDS Contract
Purpose of contract	General
Contract start date	01/10/2008
Contract end date	

18/19 Contracted general activity (UDA)	8,000
Carry forward general activity (UDA)	0
18/19 Contracted orthodontic activity (UOA)	0
Carry forward orthodontic activity (UOA)	0
Baseline contract value	£217,398.94

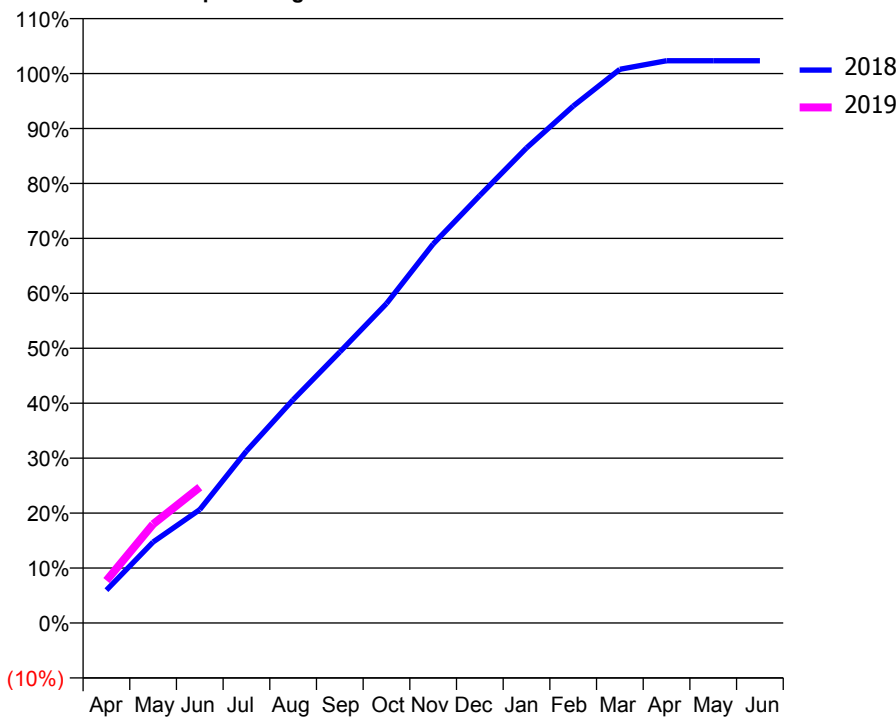
### ACCESS\*

Patients seen in 24 months	Total	Change since previous quarter
Quarter ending June 2017	3,332	
Quarter ending September 2017	3,392	→
Quarter ending December 2017	3,389	→
Quarter ending March 2018	3,290	↓
Quarter ending June 2018	3,195	↓
<b>Variance since June 2017</b>	<b>(4.1%)</b>	<b>↓</b>



### ACTIVITY

Cumulative percentage of contracted UDA delivered 2018 & 2019



Adjusted Scheduled Activity (UDA)

Month	2018	2019
April	478	619
May	1,179	1,440
June	1,651	1,976
July	2,503	
August	3,251	
September	3,947	
October	4,650	
November	5,517	
December	6,226	
January	6,916	
February	7,525	
March	8,061	
April	8,185	
May	8,185	
June	8,185	

### QUALITY

	Quantity	Base Number	Contract	AT	Region	England
% of FP17s for the same patient ID Re-attending within 3 months - Children	28	392	7.1%	11.7%	12.0%	11.5%
% of FP17s for the same patient ID Re-attending within 3 months - Adults	57	732	7.8%	15.8%	15.7%	15.4%
% of FP17s for the same patient ID Re-attending between 3 & 9 months - Children	254	392	64.8%	58.4%	60.3%	58.9%
% of FP17s for the same patient ID Re-attending between 3 & 9 months - Adults	434	732	59.3%	51.9%	54.0%	51.6%
% of FP17s for Band 1 Urgent Courses	82	1,048	7.8%	10.1%	8.9%	8.9%
% of FP17s Relating to Free Repair or Replacements	11	1,048	1.0%	0.9%	1.0%	0.8%
% of FP17s Relating to Continuations	9	1,048	0.9%	0.9%	1.1%	0.9%
% of Patients satisfied with the dentistry they have received	1	1	N/A	94.3%	93.4%	93.2%
% of Patients satisfied with the time they had to wait for an appointment	1	1	N/A	89.3%	89.4%	88.8%

\* This is based on patients treated on this contract for their most recent course of treatment. Figures in italics indicate the base number of FP17s or Patient Questionnaire responses are less than 100. N/A is shown where the base number of responses is less than 10 during the period. % is calculated as Quantity/Base number\*100

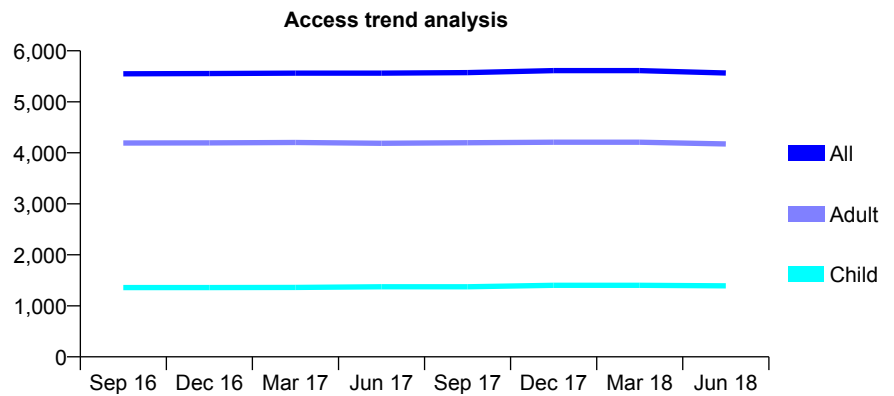
## Q46 - Vital Signs At a Glance Contract Report for 830739/0001 - June 2018

Name or company name	MR AC MOSS
Contract type name	GDS Contract
Purpose of contract	General
Contract start date	01/04/2006
Contract end date	

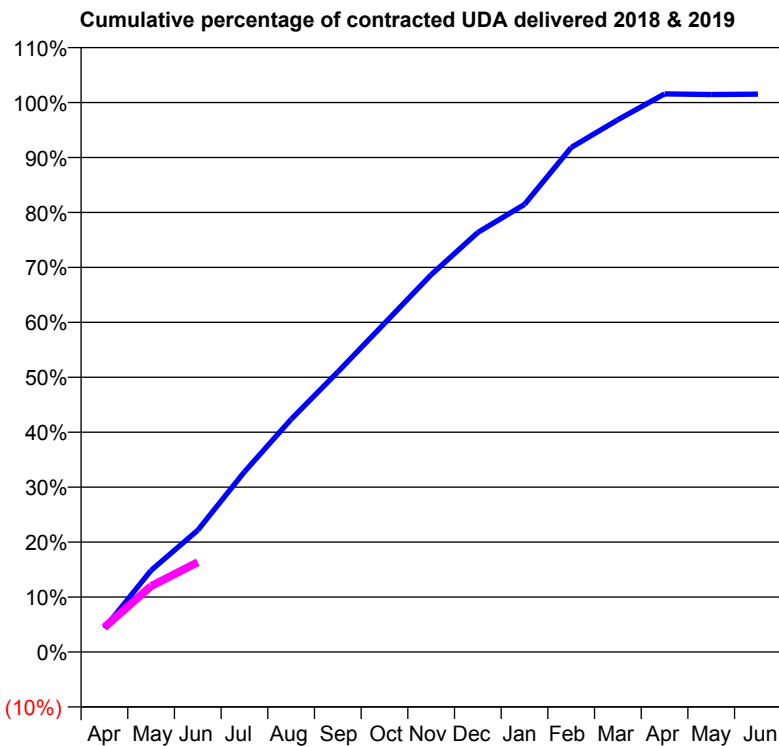
18/19 Contracted general activity (UDA)	15,000
Carry forward general activity (UDA)	0
18/19 Contracted orthodontic activity (UOA)	0
Carry forward orthodontic activity (UOA)	0
Baseline contract value	£406,393.20

### ACCESS\*

Patients seen in 24 months	Total	Change since previous quarter
Quarter ending June 2017	5,562	
Quarter ending September 2017	5,573	→
Quarter ending December 2017	5,612	→
Quarter ending March 2018	5,611	→
Quarter ending June 2018	5,566	→
<b>Variance since June 2017</b>	<b>0.1%</b>	<b>→</b>



### ACTIVITY



Month	Adjusted Scheduled Activity (UDA)	
	2018	2019
April	649	676
May	2,229	1,798
June	3,326	2,452
July	4,920	
August	6,355	
September	7,644	
October	8,972	
November	10,299	
December	11,452	
January	12,219	
February	13,770	
March	14,528	
April	15,237	
May	15,219	
June	15,227	

### QUALITY

	Quantity	Base Number	Contract	AT	Region	England
% of FP17s for the same patient ID Re-attending within 3 months - Children	31	500	6.2%	11.7%	12.0%	11.5%
% of FP17s for the same patient ID Re-attending within 3 months - Adults	119	1,275	9.3%	15.8%	15.7%	15.4%
% of FP17s for the same patient ID Re-attending between 3 & 9 months - Children	355	500	71.0%	58.4%	60.3%	58.9%
% of FP17s for the same patient ID Re-attending between 3 & 9 months - Adults	811	1,275	63.6%	51.9%	54.0%	51.6%
% of FP17s for Band 1 Urgent Courses	71	1,394	5.1%	10.1%	8.9%	8.9%
% of FP17s Relating to Free Repair or Replacements	12	1,394	0.9%	0.9%	1.0%	0.8%
% of FP17s Relating to Continuations	3	1,394	0.2%	0.9%	1.1%	0.9%
% of Patients satisfied with the dentistry they have received	3	3	N/A	94.3%	93.4%	93.2%
% of Patients satisfied with the time they had to wait for an appointment	3	3	N/A	89.3%	89.4%	88.8%

\* This is based on patients treated on this contract for their most recent course of treatment. Figures in italics indicate the base number of FP17s or Patient Questionnaire responses are less than 100. N/A is shown where the base number of responses is less than 10 during the period. % is calculated as Quantity/Base number\*100

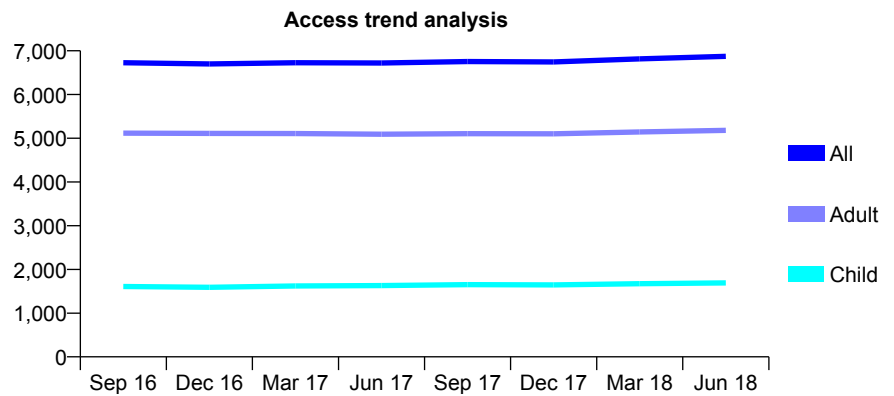
## Q46 - Vital Signs At a Glance Contract Report for 839183/0001 - June 2018

Name or company name	MR TP BARNETT
Contract type name	GDS Contract
Purpose of contract	General
Contract start date	01/04/2006
Contract end date	

18/19 Contracted general activity (UDA)	25,728
Carry forward general activity (UDA)	0
18/19 Contracted orthodontic activity (UOA)	0
Carry forward orthodontic activity (UOA)	0
Baseline contract value	£739,669.34

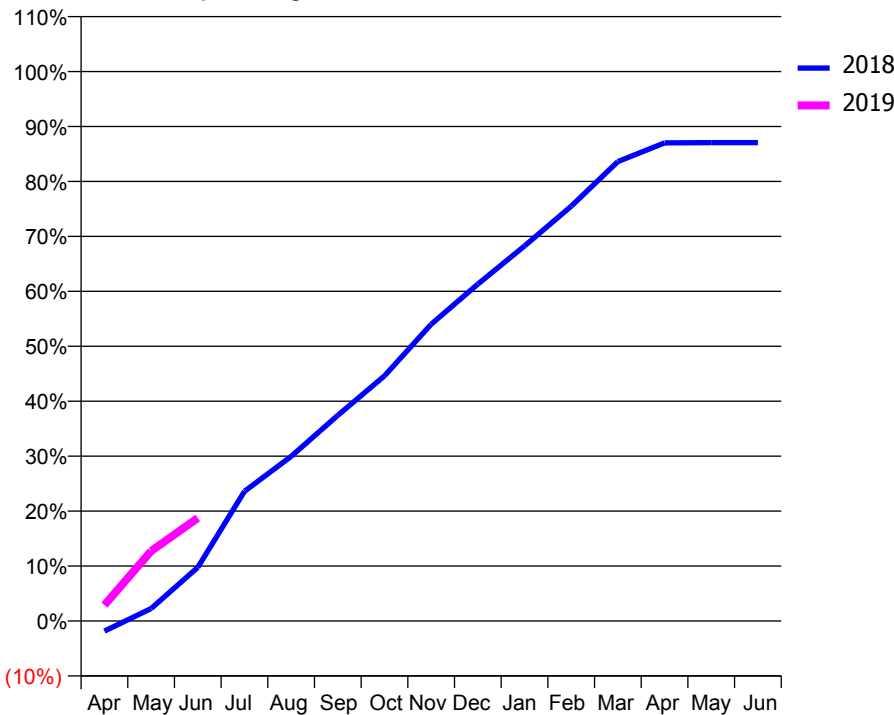
### ACCESS\*

Patients seen in 24 months	Total	Change since previous quarter
Quarter ending June 2017	6,722	
Quarter ending September 2017	6,754	→
Quarter ending December 2017	6,745	→
Quarter ending March 2018	6,815	→
Quarter ending June 2018	6,874	→
<b>Variance since June 2017</b>	<b>2.3%</b>	<b>↑</b>



### ACTIVITY

Cumulative percentage of contracted UDA delivered 2018 & 2019



Month	Adjusted Scheduled Activity (UDA)	
	2018	2019
April	-477	743
May	584	3,273
June	2,515	4,825
July	6,072	
August	7,709	
September	9,628	
October	11,480	
November	13,896	
December	15,777	
January	17,561	
February	19,418	
March	21,512	
April	22,386	
May	22,399	
June	22,400	

### QUALITY

	Quantity	Base Number	Contract	AT	Region	England
% of FP17s for the same patient ID Re-attending within 3 months - Children	100	759	13.2%	11.7%	12.0%	11.5%
% of FP17s for the same patient ID Re-attending within 3 months - Adults	337	2,185	15.4%	15.8%	15.7%	15.4%
% of FP17s for the same patient ID Re-attending between 3 & 9 months - Children	465	759	61.3%	58.4%	60.3%	58.9%
% of FP17s for the same patient ID Re-attending between 3 & 9 months - Adults	1,256	2,185	57.5%	51.9%	54.0%	51.6%
% of FP17s for Band 1 Urgent Courses	166	2,473	6.7%	10.1%	8.9%	8.9%
% of FP17s Relating to Free Repair or Replacements	25	2,473	1.0%	0.9%	1.0%	0.8%
% of FP17s Relating to Continuations	21	2,473	0.8%	0.9%	1.1%	0.9%
% of Patients satisfied with the dentistry they have received	7	7	N/A	94.3%	93.4%	93.2%
% of Patients satisfied with the time they had to wait for an appointment	7	7	N/A	89.3%	89.4%	88.8%

\* This is based on patients treated on this contract for their most recent course of treatment. Figures in italics indicate the base number of FP17s or Patient Questionnaire responses are less than 100. N/A is shown where the base number of responses is less than 10 during the period. % is calculated as Quantity/Base number\*100



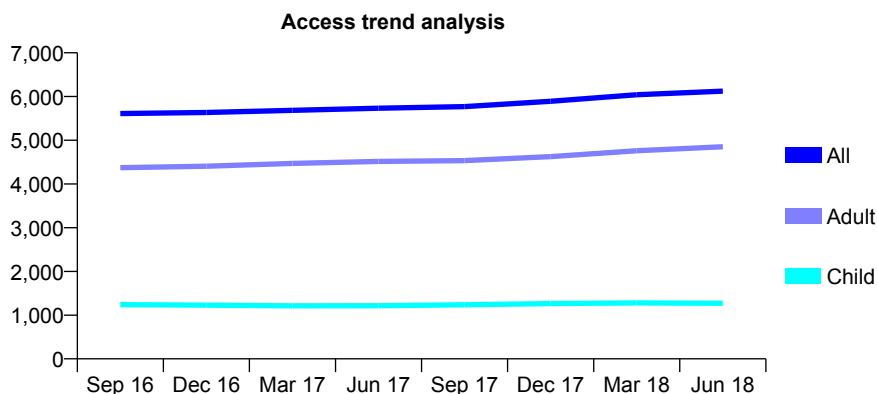
## Q46 - Vital Signs At a Glance Contract Report for 839191/0001 - June 2018

Name or company name	Mr S Karim-Shoshtari
Contract type name	GDS Contract
Purpose of contract	General
Contract start date	01/04/2006
Contract end date	

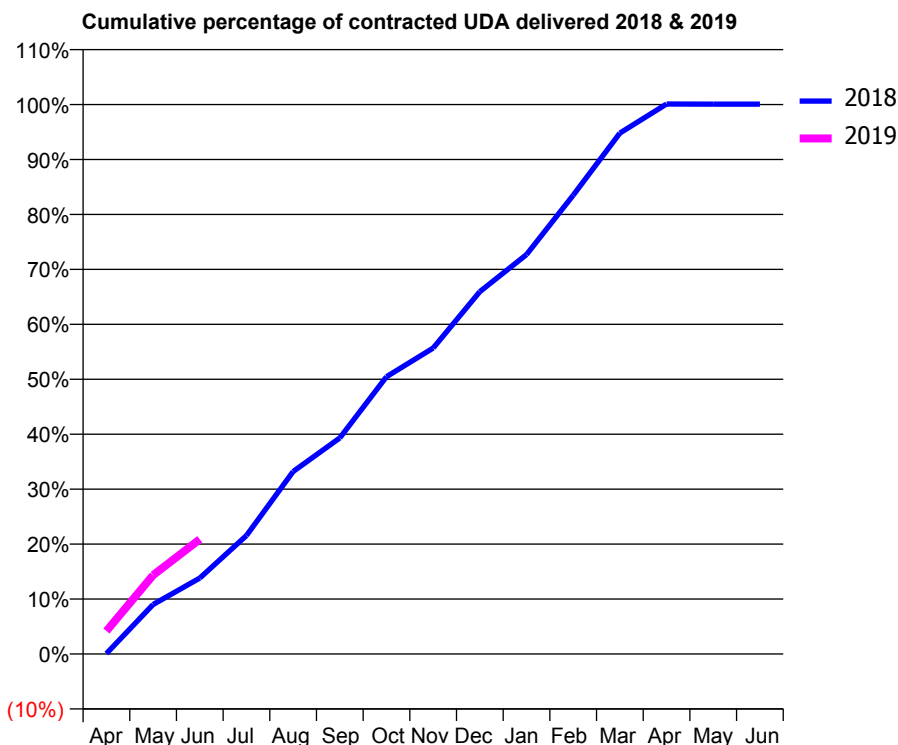
18/19 Contracted general activity (UDA)	17,403
Carry forward general activity (UDA)	0
18/19 Contracted orthodontic activity (UOA)	0
Carry forward orthodontic activity (UOA)	0
Baseline contract value	£391,120.80

### ACCESS\*

Patients seen in 24 months	Total	Change since previous quarter
Quarter ending June 2017	5,732	
Quarter ending September 2017	5,770	→
Quarter ending December 2017	5,890	↑
Quarter ending March 2018	6,041	↑
Quarter ending June 2018	6,123	→
<b>Variance since June 2017</b>	<b>6.8%</b>	<b>↑</b>



### ACTIVITY



Month	Adjusted Scheduled Activity (UDA)	
	2018	2019
April	14	727
May	1,571	2,500
June	2,405	3,632
July	3,751	
August	5,778	
September	6,842	
October	8,784	
November	9,692	
December	11,478	
January	12,652	
February	14,528	
March	16,497	
April	17,417	
May	17,415	
June	17,415	

### QUALITY

	Quantity	Base Number	Contract	AT	Region	England
% of FP17s for the same patient ID Re-attending within 3 months - Children	81	492	16.5%	11.7%	12.0%	11.5%
% of FP17s for the same patient ID Re-attending within 3 months - Adults	207	1,601	12.9%	15.8%	15.7%	15.4%
% of FP17s for the same patient ID Re-attending between 3 & 9 months - Children	252	492	51.2%	58.4%	60.3%	58.9%
% of FP17s for the same patient ID Re-attending between 3 & 9 months - Adults	753	1,601	47.0%	51.9%	54.0%	51.6%
% of FP17s for Band 1 Urgent Courses	66	1,723	3.8%	10.1%	8.9%	8.9%
% of FP17s Relating to Free Repair or Replacements	19	1,723	1.1%	0.9%	1.0%	0.8%
% of FP17s Relating to Continuations	15	1,723	0.9%	0.9%	1.1%	0.9%
% of Patients satisfied with the dentistry they have received	5	5	N/A	94.3%	93.4%	93.2%
% of Patients satisfied with the time they had to wait for an appointment	5	5	N/A	89.3%	89.4%	88.8%

\* This is based on patients treated on this contract for their most recent course of treatment. Figures in italics indicate the base number of FP17s or Patient Questionnaire responses are less than 100. N/A is shown where the base number of responses is less than 10 during the period. % is calculated as Quantity/Base number\*100

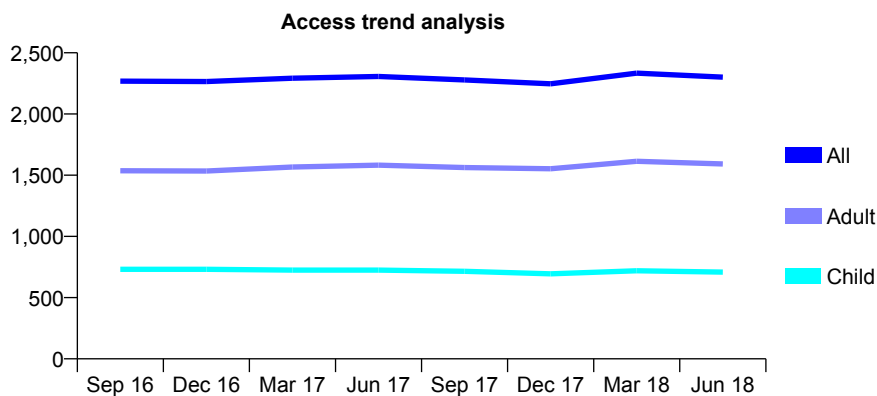
## Q46 - Vital Signs At a Glance Contract Report for 840068/0001 - June 2018

Name or company name	MR S LOMAS
Contract type name	GDS Contract
Purpose of contract	General
Contract start date	01/04/2006
Contract end date	

18/19 Contracted general activity (UDA)	7,003
Carry forward general activity (UDA)	0
18/19 Contracted orthodontic activity (UOA)	0
Carry forward orthodontic activity (UOA)	0
Baseline contract value	£184,929.93

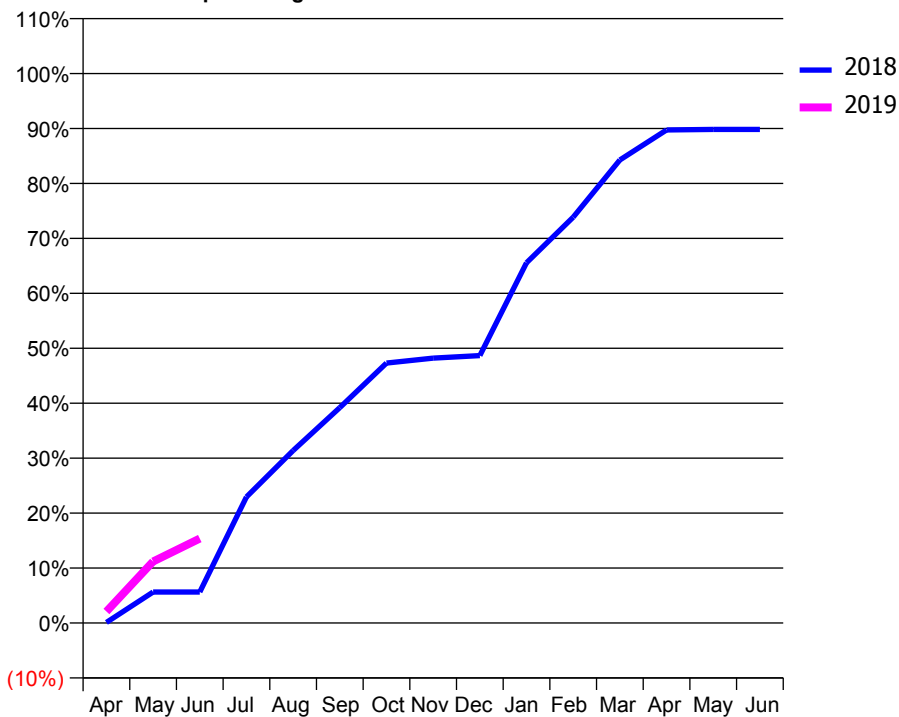
### ACCESS\*

Patients seen in 24 months	Total	Change since previous quarter
Quarter ending June 2017	2,307	
Quarter ending September 2017	2,278	↓
Quarter ending December 2017	2,247	↓
Quarter ending March 2018	2,334	↑
Quarter ending June 2018	2,301	↓
<b>Variance since June 2017</b>	<b>(0.3%)</b>	→



### ACTIVITY

Cumulative percentage of contracted UDA delivered 2018 & 2019



Adjusted Scheduled Activity (UDA)

Month	2018	2019
April	8	147
May	396	785
June	396	1,077
July	1,607	
August	2,199	
September	2,746	
October	3,313	
November	3,377	
December	3,409	
January	4,592	
February	5,172	
March	5,902	
April	6,284	
May	6,290	
June	6,290	

### QUALITY

	Quantity	Base Number	Contract	AT	Region	England
% of FP17s for the same patient ID Re-attending within 3 months - Children	14	254	5.5%	11.7%	12.0%	11.5%
% of FP17s for the same patient ID Re-attending within 3 months - Adults	50	532	9.4%	15.8%	15.7%	15.4%
% of FP17s for the same patient ID Re-attending between 3 & 9 months - Children	174	254	68.5%	58.4%	60.3%	58.9%
% of FP17s for the same patient ID Re-attending between 3 & 9 months - Adults	381	532	71.6%	51.9%	54.0%	51.6%
% of FP17s for Band 1 Urgent Courses	22	597	3.7%	10.1%	8.9%	8.9%
% of FP17s Relating to Free Repair or Replacements	5	597	0.8%	0.9%	1.0%	0.8%
% of FP17s Relating to Continuations	4	597	0.7%	0.9%	1.1%	0.9%
% of Patients satisfied with the dentistry they have received	0	0	N/A	94.3%	93.4%	93.2%
% of Patients satisfied with the time they had to wait for an appointment	0	0	N/A	89.3%	89.4%	88.8%

\* This is based on patients treated on this contract for their most recent course of treatment. Figures in italics indicate the base number of FP17s or Patient Questionnaire responses are less than 100. N/A is shown where the base number of responses is less than 10 during the period. % is calculated as Quantity/Base number\*100

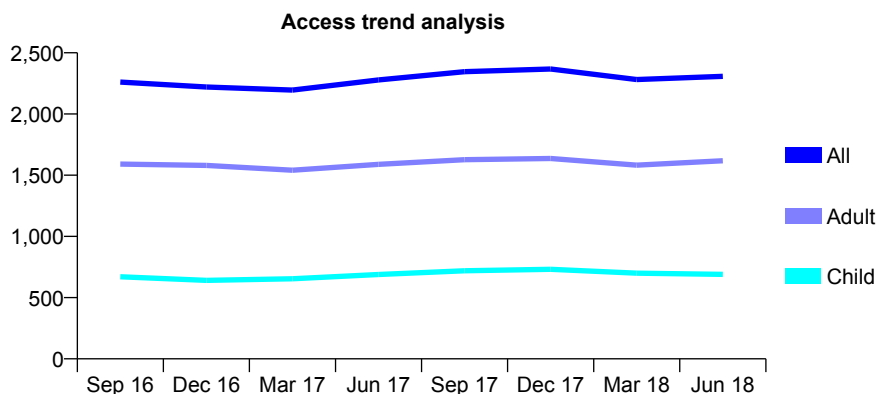
## Q46 - Vital Signs At a Glance Contract Report for 840696/0001 - June 2018

Name or company name	MR MJ KELLY
Contract type name	GDS Contract
Purpose of contract	General and Orthodontic
Contract start date	01/04/2006
Contract end date	

18/19 Contracted general activity (UDA)	7,750
Carry forward general activity (UDA)	0
18/19 Contracted orthodontic activity (UOA)	3,035
Carry forward orthodontic activity (UOA)	0
Baseline contract value	£413,059.09

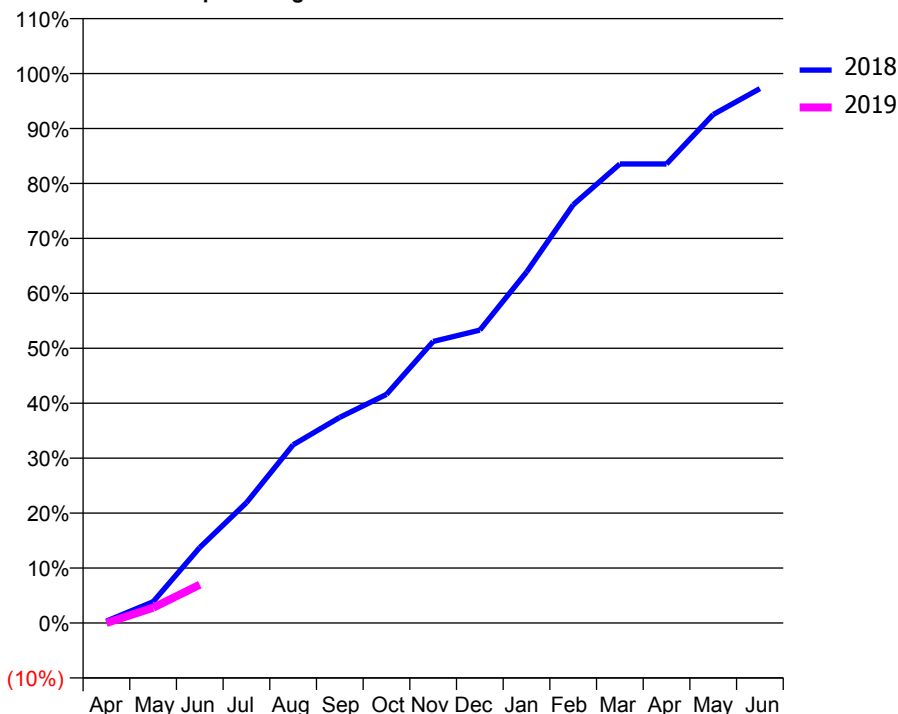
### ACCESS\*

Patients seen in 24 months	Total	Change since previous quarter
Quarter ending June 2017	2,278	
Quarter ending September 2017	2,346	↑
Quarter ending December 2017	2,368	→
Quarter ending March 2018	2,282	↓
Quarter ending June 2018	2,308	→
<b>Variance since June 2017</b>	<b>1.3%</b>	<b>→</b>



### ACTIVITY

Cumulative percentage of contracted UDA delivered 2018 & 2019



Adjusted Scheduled Activity (UDA)

Month	2018	2019
April	28	0
May	300	215
June	1,065	541
July	1,697	
August	2,514	
September	2,902	
October	3,225	
November	3,970	
December	4,130	
January	4,949	
February	5,899	
March	6,474	
April	6,474	
May	7,172	
June	7,537	

### QUALITY

	Quantity	Base Number	Contract	AT	Region	England
% of FP17s for the same patient ID Re-attending within 3 months - Children	23	240	9.6%	11.7%	12.0%	11.5%
% of FP17s for the same patient ID Re-attending within 3 months - Adults	62	456	13.6%	15.8%	15.7%	15.4%
% of FP17s for the same patient ID Re-attending between 3 & 9 months - Children	99	240	41.3%	58.4%	60.3%	58.9%
% of FP17s for the same patient ID Re-attending between 3 & 9 months - Adults	236	456	51.8%	51.9%	54.0%	51.6%
% of FP17s for Band 1 Urgent Courses	2	218	0.9%	10.1%	8.9%	8.9%
% of FP17s Relating to Free Repair or Replacements	3	218	1.4%	0.9%	1.0%	0.8%
% of FP17s Relating to Continuations	12	218	5.5%	0.9%	1.1%	0.9%
% of Patients satisfied with the dentistry they have received	0	0	N/A	94.3%	93.4%	93.2%
% of Patients satisfied with the time they had to wait for an appointment	0	0	N/A	89.3%	89.4%	88.8%

\* This is based on patients treated on this contract for their most recent course of treatment. Figures in italics indicate the base number of FP17s or Patient Questionnaire responses are less than 100. N/A is shown where the base number of responses is less than 10 during the period. % is calculated as Quantity/Base number\*100

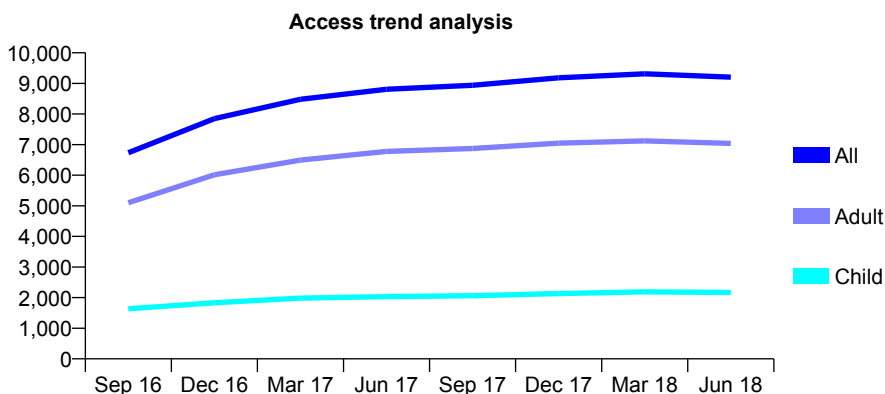
## Q46 - Vital Signs At a Glance Contract Report for 847216/0003 - June 2018

Name or company name	MR AJ JOUBERT
Contract type name	GDS Contract
Purpose of contract	General
Contract start date	01/12/2015
Contract end date	

18/19 Contracted general activity (UDA)	27,629
Carry forward general activity (UDA)	0
18/19 Contracted orthodontic activity (UOA)	0
Carry forward orthodontic activity (UOA)	0
Baseline contract value	£745,782.57

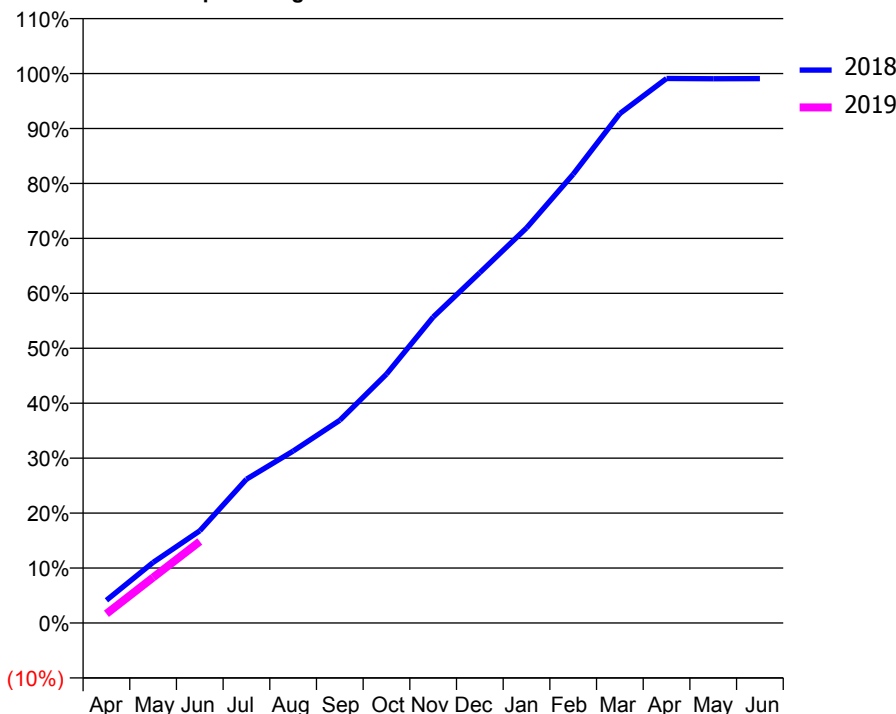
### ACCESS\*

Patients seen in 24 months	Total	Change since previous quarter
Quarter ending June 2017	8,810	
Quarter ending September 2017	8,938	→
Quarter ending December 2017	9,183	↑
Quarter ending March 2018	9,314	→
Quarter ending June 2018	9,205	↓
<b>Variance since June 2017</b>	<b>4.5%</b>	<b>↑</b>



### ACTIVITY

Cumulative percentage of contracted UDA delivered 2018 & 2019



Adjusted Scheduled Activity (UDA)

Month	2018	2019
April	1,142	466
May	3,044	2,288
June	4,635	4,103
July	7,228	
August	8,649	
September	10,193	
October	12,514	
November	15,384	
December	17,617	
January	19,863	
February	22,561	
March	25,613	
April	27,376	
May	27,364	
June	27,370	

### QUALITY

	Quantity	Base Number	Contract	AT	Region	England
% of FP17s for the same patient ID Re-attending within 3 months - Children	62	650	9.5%	11.7%	12.0%	11.5%
% of FP17s for the same patient ID Re-attending within 3 months - Adults	378	2,271	16.6%	15.8%	15.7%	15.4%
% of FP17s for the same patient ID Re-attending between 3 & 9 months - Children	373	650	57.4%	58.4%	60.3%	58.9%
% of FP17s for the same patient ID Re-attending between 3 & 9 months - Adults	1,224	2,271	53.9%	51.9%	54.0%	51.6%
% of FP17s for Band 1 Urgent Courses	309	2,186	14.1%	10.1%	8.9%	8.9%
% of FP17s Relating to Free Repair or Replacements	40	2,186	1.8%	0.9%	1.0%	0.8%
% of FP17s Relating to Continuations	23	2,186	1.1%	0.9%	1.1%	0.9%
% of Patients satisfied with the dentistry they have received	3	3	N/A	94.3%	93.4%	93.2%
% of Patients satisfied with the time they had to wait for an appointment	3	3	N/A	89.3%	89.4%	88.8%

\* This is based on patients treated on this contract for their most recent course of treatment. Figures in italics indicate the base number of FP17s or Patient Questionnaire responses are less than 100. N/A is shown where the base number of responses is less than 10 during the period. % is calculated as Quantity/Base number\*100

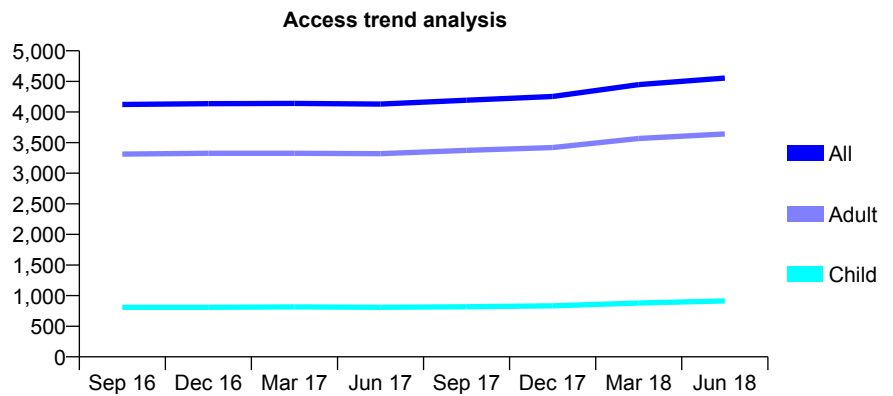
## Q46 - Vital Signs At a Glance Contract Report for 856916/0001 - June 2018

Name or company name	MR MA BUTT
Contract type name	GDS Contract
Purpose of contract	General
Contract start date	01/11/2009
Contract end date	

18/19 Contracted general activity (UDA)	10,518
Carry forward general activity (UDA)	0
18/19 Contracted orthodontic activity (UOA)	0
Carry forward orthodontic activity (UOA)	0
Baseline contract value	£307,631.27

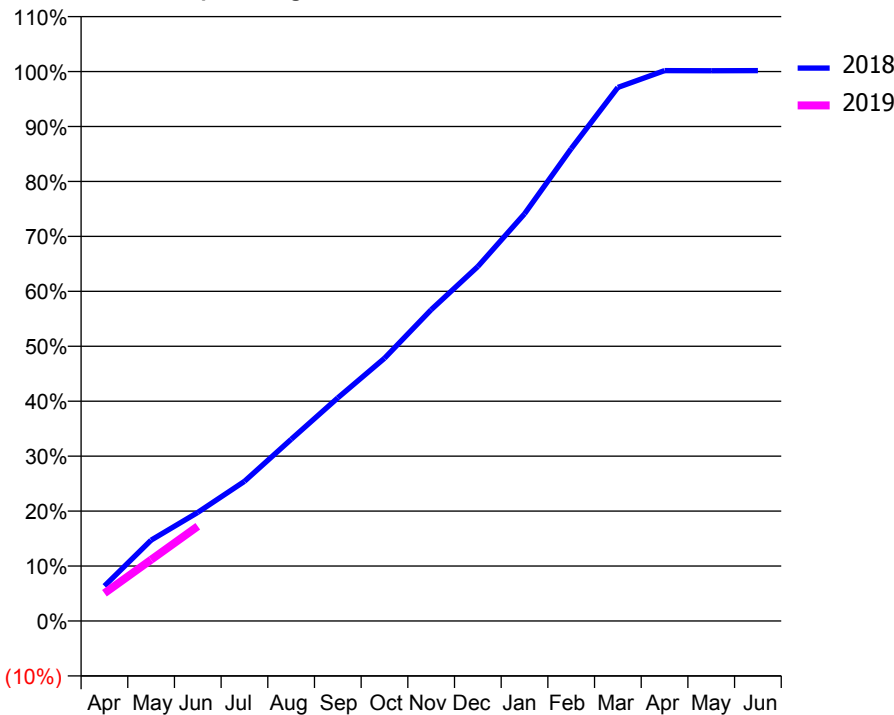
### ACCESS\*

Patients seen in 24 months	Total	Change since previous quarter
Quarter ending June 2017	4,129	
Quarter ending September 2017	4,193	→
Quarter ending December 2017	4,253	→
Quarter ending March 2018	4,448	↑
Quarter ending June 2018	4,554	↑
<b>Variance since June 2017</b>	<b>10.3%</b>	<b>↑</b>



### ACTIVITY

Cumulative percentage of contracted UDA delivered 2018 & 2019



Month	Adjusted Scheduled Activity (UDA)	
	2018	2019
April	671	531
May	1,548	1,173
June	2,078	1,813
July	2,674	
August	3,477	
September	4,270	
October	5,030	
November	5,958	
December	6,785	
January	7,795	
February	9,041	
March	10,215	
April	10,536	
May	10,531	
June	10,534	

### QUALITY

	Quantity	Base Number	Contract	AT	Region	England
% of FP17s for the same patient ID Re-attending within 3 months - Children	30	294	10.2%	11.7%	12.0%	11.5%
% of FP17s for the same patient ID Re-attending within 3 months - Adults	173	1,096	15.8%	15.8%	15.7%	15.4%
% of FP17s for the same patient ID Re-attending between 3 & 9 months - Children	163	294	55.4%	58.4%	60.3%	58.9%
% of FP17s for the same patient ID Re-attending between 3 & 9 months - Adults	437	1,096	39.9%	51.9%	54.0%	51.6%
% of FP17s for Band 1 Urgent Courses	202	1,043	19.4%	10.1%	8.9%	8.9%
% of FP17s Relating to Free Repair or Replacements	19	1,043	1.8%	0.9%	1.0%	0.8%
% of FP17s Relating to Continuations	8	1,043	0.8%	0.9%	1.1%	0.9%
% of Patients satisfied with the dentistry they have received	2	2	N/A	94.3%	93.4%	93.2%
% of Patients satisfied with the time they had to wait for an appointment	2	2	N/A	89.3%	89.4%	88.8%

\* This is based on patients treated on this contract for their most recent course of treatment. Figures in italics indicate the base number of FP17s or Patient Questionnaire responses are less than 100. N/A is shown where the base number of responses is less than 10 during the period. % is calculated as Quantity/Base number\*100

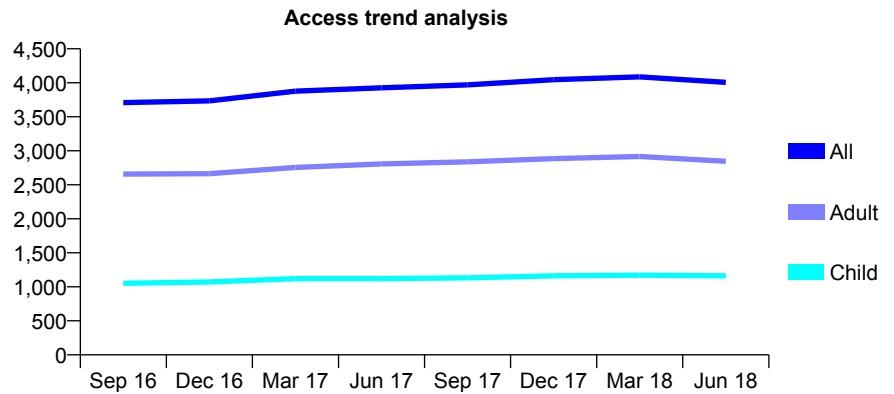
## Q46 - Vital Signs At a Glance Contract Report for 859273/0001 - June 2018

Name or company name	MR R JOYE
Contract type name	GDS Contract
Purpose of contract	General
Contract start date	11/12/2012
Contract end date	

18/19 Contracted general activity (UDA)	11,795
Carry forward general activity (UDA)	0
18/19 Contracted orthodontic activity (UOA)	0
Carry forward orthodontic activity (UOA)	0
Baseline contract value	£334,569.24

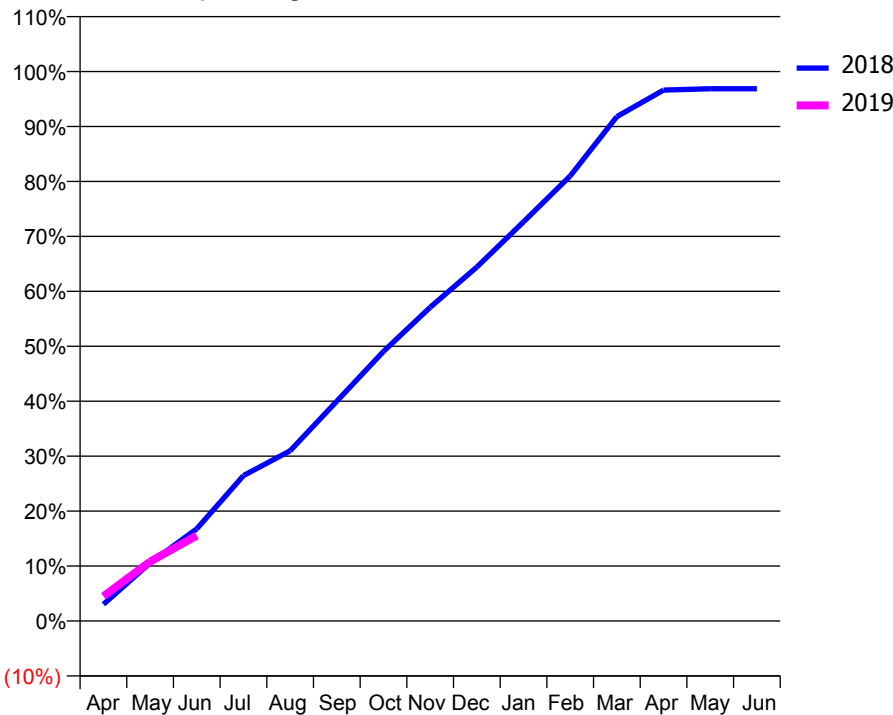
### ACCESS\*

Patients seen in 24 months	Total	Change since previous quarter
Quarter ending June 2017	3,926	
Quarter ending September 2017	3,970	→
Quarter ending December 2017	4,047	→
Quarter ending March 2018	4,087	→
Quarter ending June 2018	4,007	↓
<b>Variance since June 2017</b>	<b>2.1%</b>	<b>↑</b>



### ACTIVITY

Cumulative percentage of contracted UDA delivered 2018 & 2019



Month	Adjusted Scheduled Activity (UDA)	
	2018	2019
April	359	530
May	1,248	1,276
June	1,979	1,834
July	3,120	
August	3,654	
September	4,719	
October	5,787	
November	6,734	
December	7,597	
January	8,568	
February	9,552	
March	10,826	
April	11,397	
May	11,424	
June	11,426	

### QUALITY

	Quantity	Base Number	Contract	AT	Region	England
% of FP17s for the same patient ID Re-attending within 3 months - Children	33	397	8.3%	11.7%	12.0%	11.5%
% of FP17s for the same patient ID Re-attending within 3 months - Adults	126	831	15.2%	15.8%	15.7%	15.4%
% of FP17s for the same patient ID Re-attending between 3 & 9 months - Children	284	397	71.5%	58.4%	60.3%	58.9%
% of FP17s for the same patient ID Re-attending between 3 & 9 months - Adults	453	831	54.5%	51.9%	54.0%	51.6%
% of FP17s for Band 1 Urgent Courses	81	977	8.3%	10.1%	8.9%	8.9%
% of FP17s Relating to Free Repair or Replacements	17	977	1.7%	0.9%	1.0%	0.8%
% of FP17s Relating to Continuations	25	977	2.6%	0.9%	1.1%	0.9%
% of Patients satisfied with the dentistry they have received	1	1	N/A	94.3%	93.4%	93.2%
% of Patients satisfied with the time they had to wait for an appointment	1	1	N/A	89.3%	89.4%	88.8%

\* This is based on patients treated on this contract for their most recent course of treatment. Figures in italics indicate the base number of FP17s or Patient Questionnaire responses are less than 100. N/A is shown where the base number of responses is less than 10 during the period. % is calculated as Quantity/Base number\*100

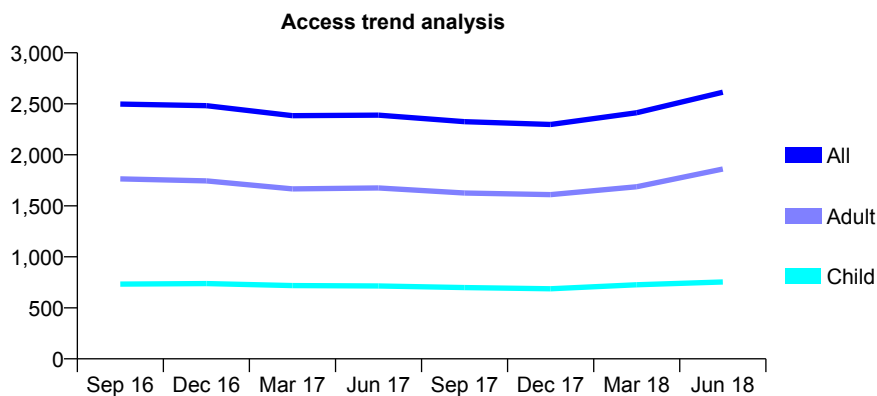
## Q46 - Vital Signs At a Glance Contract Report for 860441/0001 - June 2018

Name or company name	Deansgate Dental
Contract type name	GDS Contract
Purpose of contract	General
Contract start date	21/10/2011
Contract end date	

18/19 Contracted general activity (UDA)	9,756
Carry forward general activity (UDA)	0
18/19 Contracted orthodontic activity (UOA)	0
Carry forward orthodontic activity (UOA)	0
Baseline contract value	£280,215.20

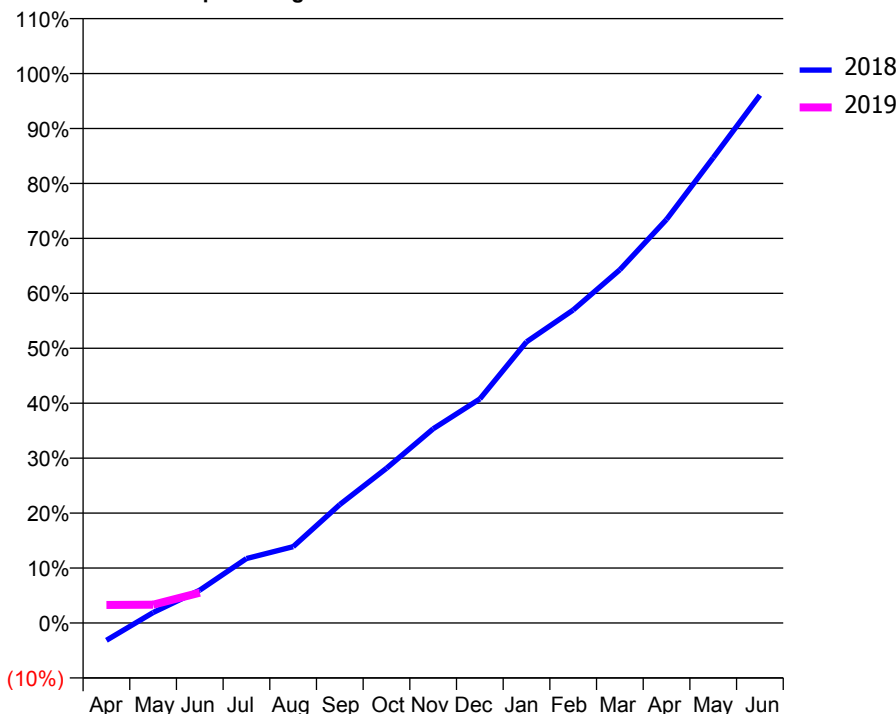
### ACCESS\*

Patients seen in 24 months	Total	Change since previous quarter
Quarter ending June 2017	2,389	
Quarter ending September 2017	2,325	↓
Quarter ending December 2017	2,297	↓
Quarter ending March 2018	2,413	↑
Quarter ending June 2018	2,614	↑
<b>Variance since June 2017</b>	<b>9.4%</b>	<b>↑</b>



### ACTIVITY

Cumulative percentage of contracted UDA delivered 2018 & 2019



Adjusted Scheduled Activity (UDA)

Month	2018	2019
April	-309	320
May	185	326
June	583	539
July	1,146	
August	1,356	
September	2,104	
October	2,748	
November	3,449	
December	3,978	
January	4,992	
February	5,558	
March	6,273	
April	7,165	
May	8,261	
June	9,372	

### QUALITY

	Quantity	Base Number	Contract	AT	Region	England
% of FP17s for the same patient ID Re-attending within 3 months - Children	32	262	12.2%	11.7%	12.0%	11.5%
% of FP17s for the same patient ID Re-attending within 3 months - Adults	101	796	12.7%	15.8%	15.7%	15.4%
% of FP17s for the same patient ID Re-attending between 3 & 9 months - Children	110	262	42.0%	58.4%	60.3%	58.9%
% of FP17s for the same patient ID Re-attending between 3 & 9 months - Adults	322	796	40.5%	51.9%	54.0%	51.6%
% of FP17s for Band 1 Urgent Courses	35	192	18.2%	10.1%	8.9%	8.9%
% of FP17s Relating to Free Repair or Replacements	2	192	1.0%	0.9%	1.0%	0.8%
% of FP17s Relating to Continuations	1	192	0.5%	0.9%	1.1%	0.9%
% of Patients satisfied with the dentistry they have received	1	1	N/A	94.3%	93.4%	93.2%
% of Patients satisfied with the time they had to wait for an appointment	1	1	N/A	89.3%	89.4%	88.8%

\* This is based on patients treated on this contract for their most recent course of treatment. Figures in italics indicate the base number of FP17s or Patient Questionnaire responses are less than 100. N/A is shown where the base number of responses is less than 10 during the period. % is calculated as Quantity/Base number\*100

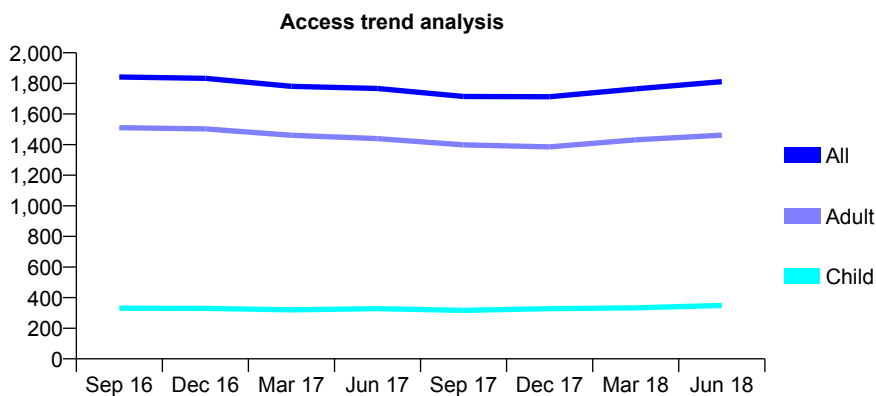
## Q46 - Vital Signs At a Glance Contract Report for 867128/0001 - June 2018

Name or company name	MRS A PATIL
Contract type name	GDS Contract
Purpose of contract	General
Contract start date	01/10/2013
Contract end date	

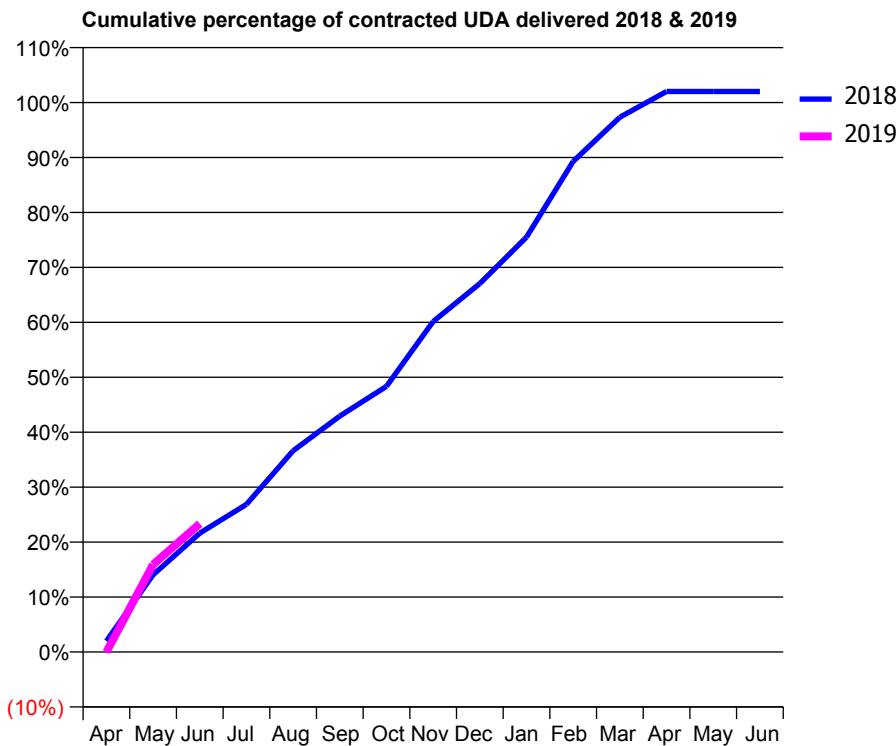
18/19 Contracted general activity (UDA)	6,207
Carry forward general activity (UDA)	0
18/19 Contracted orthodontic activity (UOA)	0
Carry forward orthodontic activity (UOA)	0
Baseline contract value	£198,254.04

### ACCESS\*

Patients seen in 24 months	Total	Change since previous quarter
Quarter ending June 2017	1,767	
Quarter ending September 2017	1,715	↓
Quarter ending December 2017	1,713	→
Quarter ending March 2018	1,764	↑
Quarter ending June 2018	1,811	↑
<b>Variance since June 2017</b>	<b>2.5%</b>	<b>↑</b>



### ACTIVITY



Month	Adjusted Scheduled Activity (UDA)	
	2018	2019
April	124	0
May	872	989
June	1,343	1,450
July	1,668	
August	2,274	
September	2,666	
October	3,001	
November	3,733	
December	4,163	
January	4,686	
February	5,543	
March	6,040	
April	6,332	
May	6,332	
June	6,332	

### QUALITY

	Quantity	Base Number	Contract	AT	Region	England
% of FP17s for the same patient ID Re-attending within 3 months - Children	7	146	4.8%	11.7%	12.0%	11.5%
% of FP17s for the same patient ID Re-attending within 3 months - Adults	78	632	12.3%	15.8%	15.7%	15.4%
% of FP17s for the same patient ID Re-attending between 3 & 9 months - Children	89	146	61.0%	58.4%	60.3%	58.9%
% of FP17s for the same patient ID Re-attending between 3 & 9 months - Adults	394	632	62.3%	51.9%	54.0%	51.6%
% of FP17s for Band 1 Urgent Courses	40	629	6.4%	10.1%	8.9%	8.9%
% of FP17s Relating to Free Repair or Replacements	9	629	1.4%	0.9%	1.0%	0.8%
% of FP17s Relating to Continuations	3	629	0.5%	0.9%	1.1%	0.9%
% of Patients satisfied with the dentistry they have received	2	2	N/A	94.3%	93.4%	93.2%
% of Patients satisfied with the time they had to wait for an appointment	2	2	N/A	89.3%	89.4%	88.8%

\* This is based on patients treated on this contract for their most recent course of treatment. Figures in italics indicate the base number of FP17s or Patient Questionnaire responses are less than 100. N/A is shown where the base number of responses is less than 10 during the period. % is calculated as Quantity/Base number\*100



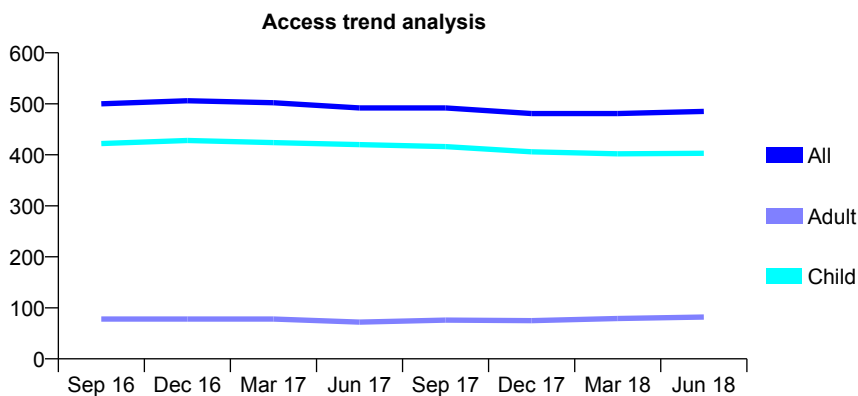
## Q46 - Vital Signs At a Glance Contract Report for 869651/0001 - June 2018

Name or company name	Dr N Shah
Contract type name	GDS Contract
Purpose of contract	General
Contract start date	01/04/2006
Contract end date	

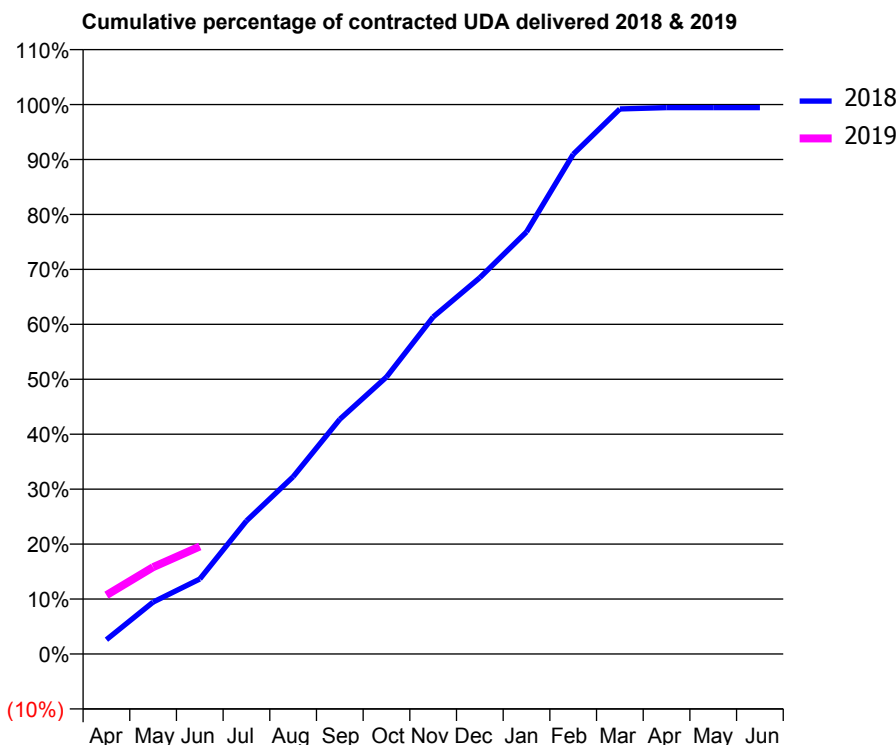
18/19 Contracted general activity (UDA)	1,147
Carry forward general activity (UDA)	0
18/19 Contracted orthodontic activity (UOA)	0
Carry forward orthodontic activity (UOA)	0
Baseline contract value	£24,878.35

### ACCESS\*

Patients seen in 24 months	Total	Change since previous quarter
Quarter ending June 2017	492	
Quarter ending September 2017	492	→
Quarter ending December 2017	481	↓
Quarter ending March 2018	481	→
Quarter ending June 2018	485	→
<b>Variance since June 2017</b>	<b>(1.4%)</b>	<b>↓</b>



### ACTIVITY



Month	Adjusted Scheduled Activity (UDA)	
	2018	2019
April	30	123
May	108	181
June	157	224
July	278	
August	370	
September	490	
October	578	
November	703	
December	786	
January	881	
February	1,043	
March	1,138	
April	1,141	
May	1,141	
June	1,141	

### QUALITY

	Quantity	Base Number	Contract	AT	Region	England
% of FP17s for the same patient ID Re-attending within 3 months - Children	12	155	7.7%	11.7%	12.0%	11.5%
% of FP17s for the same patient ID Re-attending within 3 months - Adults	1	8	12.5%	15.8%	15.7%	15.4%
% of FP17s for the same patient ID Re-attending between 3 & 9 months - Children	102	155	65.8%	58.4%	60.3%	58.9%
% of FP17s for the same patient ID Re-attending between 3 & 9 months - Adults	6	8	75.0%	51.9%	54.0%	51.6%
% of FP17s for Band 1 Urgent Courses	2	159	1.3%	10.1%	8.9%	8.9%
% of FP17s Relating to Free Repair or Replacements	0	159	0.0%	0.9%	1.0%	0.8%
% of FP17s Relating to Continuations	0	159	0.0%	0.9%	1.1%	0.9%
% of Patients satisfied with the dentistry they have received	0	0	N/A	94.3%	93.4%	93.2%
% of Patients satisfied with the time they had to wait for an appointment	0	0	N/A	89.3%	89.4%	88.8%

\* This is based on patients treated on this contract for their most recent course of treatment. Figures in italics indicate the base number of FP17s or Patient Questionnaire responses are less than 100. N/A is shown where the base number of responses is less than 10 during the period. % is calculated as Quantity/Base number\*100

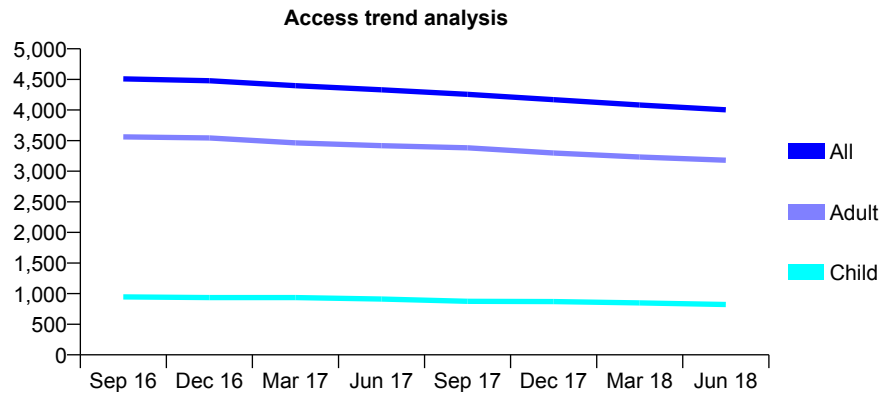
## Q46 - Vital Signs At a Glance Contract Report for 869813/0001 - June 2018

Name or company name	MR GJ FIELDING
Contract type name	GDS Contract
Purpose of contract	General
Contract start date	01/04/2006
Contract end date	

18/19 Contracted general activity (UDA)	9,002
Carry forward general activity (UDA)	0
18/19 Contracted orthodontic activity (UOA)	0
Carry forward orthodontic activity (UOA)	0
Baseline contract value	£226,556.96

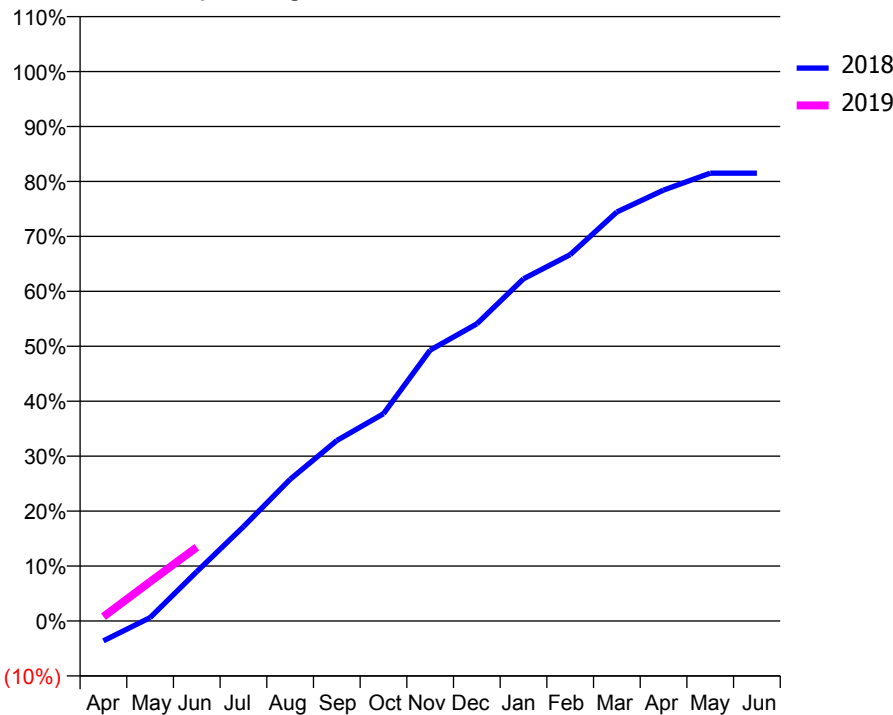
### ACCESS\*

Patients seen in 24 months	Total	Change since previous quarter
Quarter ending June 2017	4,330	
Quarter ending September 2017	4,257	↓
Quarter ending December 2017	4,168	↓
Quarter ending March 2018	4,081	↓
Quarter ending June 2018	4,003	↓
<b>Variance since June 2017</b>	<b>(7.6%)</b>	<b>↓</b>



### ACTIVITY

Cumulative percentage of contracted UDA delivered 2018 & 2019



Month	Adjusted Scheduled Activity (UDA)	
	2018	2019
April	-326	70
May	56	644
June	809	1,209
July	1,545	
August	2,321	
September	2,956	
October	3,395	
November	4,437	
December	4,869	
January	5,607	
February	6,002	
March	6,700	
April	7,060	
May	7,336	
June	7,336	

### QUALITY

	Quantity	Base Number	Contract	AT	Region	England
% of FP17s for the same patient ID Re-attending within 3 months - Children	5	241	2.1%	11.7%	12.0%	11.5%
% of FP17s for the same patient ID Re-attending within 3 months - Adults	96	840	11.4%	15.8%	15.7%	15.4%
% of FP17s for the same patient ID Re-attending between 3 & 9 months - Children	143	241	59.3%	58.4%	60.3%	58.9%
% of FP17s for the same patient ID Re-attending between 3 & 9 months - Adults	326	840	38.8%	51.9%	54.0%	51.6%
% of FP17s for Band 1 Urgent Courses	99	784	12.6%	10.1%	8.9%	8.9%
% of FP17s Relating to Free Repair or Replacements	0	784	0.0%	0.9%	1.0%	0.8%
% of FP17s Relating to Continuations	2	784	0.3%	0.9%	1.1%	0.9%
% of Patients satisfied with the dentistry they have received	0	0	N/A	94.3%	93.4%	93.2%
% of Patients satisfied with the time they had to wait for an appointment	0	0	N/A	89.3%	89.4%	88.8%

\* This is based on patients treated on this contract for their most recent course of treatment. Figures in italics indicate the base number of FP17s or Patient Questionnaire responses are less than 100. N/A is shown where the base number of responses is less than 10 during the period. % is calculated as Quantity/Base number\*100

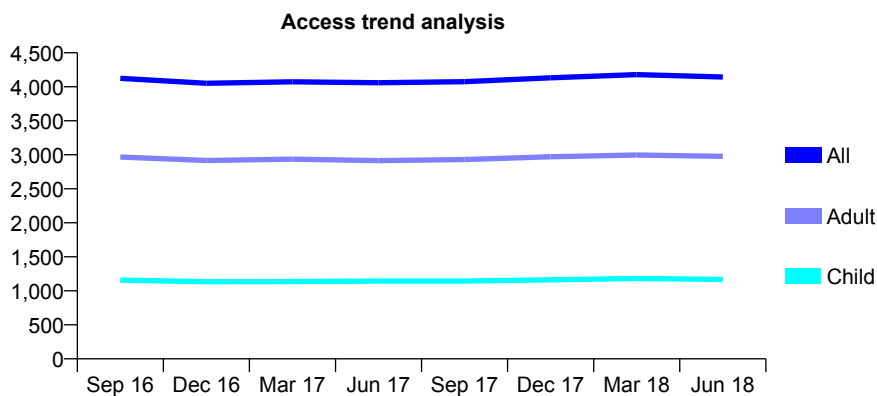
## Q46 - Vital Signs At a Glance Contract Report for 886483/0001 - June 2018

Name or company name	MR S HAFIZ
Contract type name	GDS Contract
Purpose of contract	General
Contract start date	01/04/2012
Contract end date	

18/19 Contracted general activity (UDA)	11,970
Carry forward general activity (UDA)	0
18/19 Contracted orthodontic activity (UOA)	0
Carry forward orthodontic activity (UOA)	0
Baseline contract value	£397,719.89

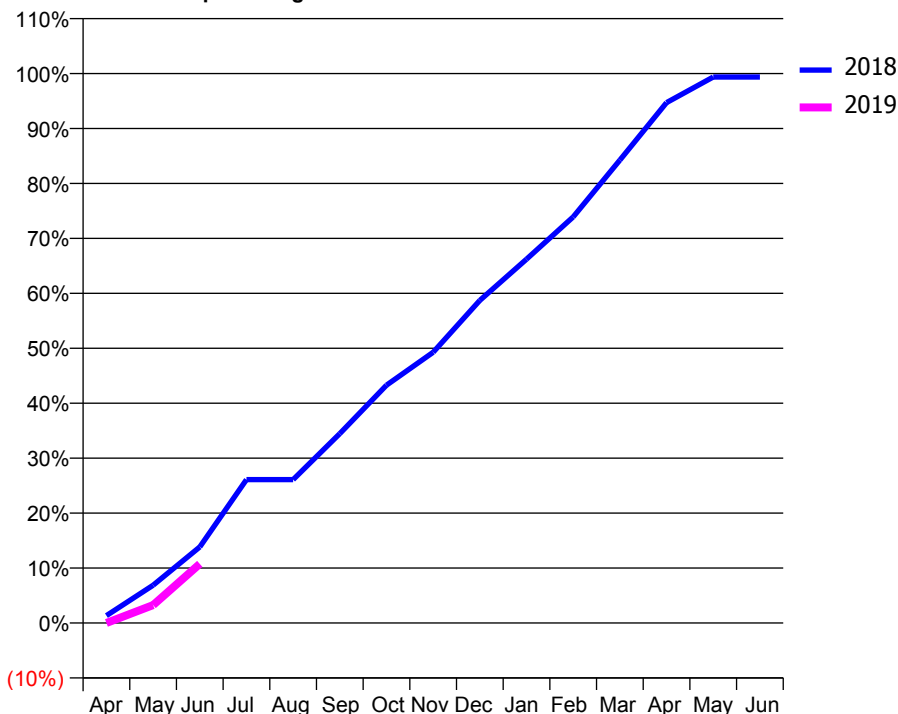
### ACCESS\*

Patients seen in 24 months	Total	Change since previous quarter
Quarter ending June 2017	4,059	
Quarter ending September 2017	4,075	→
Quarter ending December 2017	4,133	→
Quarter ending March 2018	4,179	→
Quarter ending June 2018	4,144	→
<b>Variance since June 2017</b>	<b>2.1%</b>	<b>↑</b>



### ACTIVITY

Cumulative percentage of contracted UDA delivered 2018 & 2019



Month	Adjusted Scheduled Activity (UDA)	
	2018	2019
April	162	0
May	824	391
June	1,657	1,289
July	3,125	
August	3,125	
September	4,127	
October	5,181	
November	5,898	
December	7,029	
January	7,924	
February	8,845	
March	10,085	
April	11,337	
May	11,894	
June	11,894	

### QUALITY

	Quantity	Base Number	Contract	AT	Region	England
% of FP17s for the same patient ID Re-attending within 3 months - Children	30	375	8.0%	11.7%	12.0%	11.5%
% of FP17s for the same patient ID Re-attending within 3 months - Adults	56	812	6.9%	15.8%	15.7%	15.4%
% of FP17s for the same patient ID Re-attending between 3 & 9 months - Children	165	375	44.0%	58.4%	60.3%	58.9%
% of FP17s for the same patient ID Re-attending between 3 & 9 months - Adults	396	812	48.8%	51.9%	54.0%	51.6%
% of FP17s for Band 1 Urgent Courses	34	564	6.0%	10.1%	8.9%	8.9%
% of FP17s Relating to Free Repair or Replacements	0	564	0.0%	0.9%	1.0%	0.8%
% of FP17s Relating to Continuations	5	564	0.9%	0.9%	1.1%	0.9%
% of Patients satisfied with the dentistry they have received	4	4	N/A	94.3%	93.4%	93.2%
% of Patients satisfied with the time they had to wait for an appointment	4	4	N/A	89.3%	89.4%	88.8%

\* This is based on patients treated on this contract for their most recent course of treatment. Figures in italics indicate the base number of FP17s or Patient Questionnaire responses are less than 100. N/A is shown where the base number of responses is less than 10 during the period. % is calculated as Quantity/Base number\*100

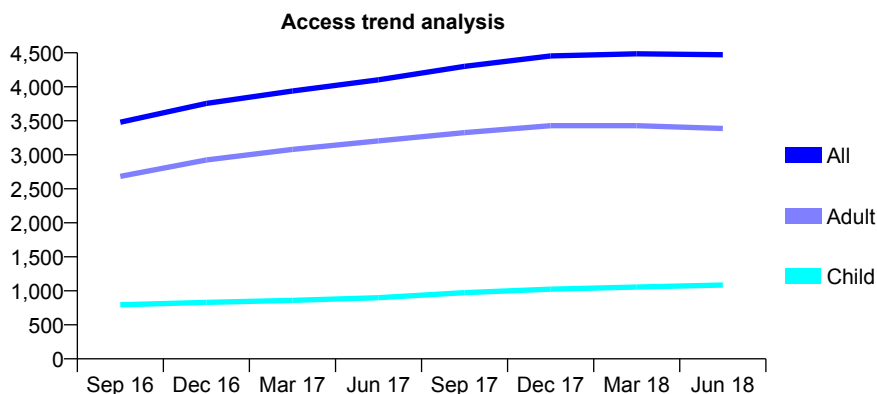
## Q46 - Vital Signs At a Glance Contract Report for 897515/0001 - June 2018

Name or company name	MR SW LAI
Contract type name	GDS Contract
Purpose of contract	General
Contract start date	01/12/2015
Contract end date	

18/19 Contracted general activity (UDA)	13,768
Carry forward general activity (UDA)	0
18/19 Contracted orthodontic activity (UOA)	0
Carry forward orthodontic activity (UOA)	0
Baseline contract value	£345,139.27

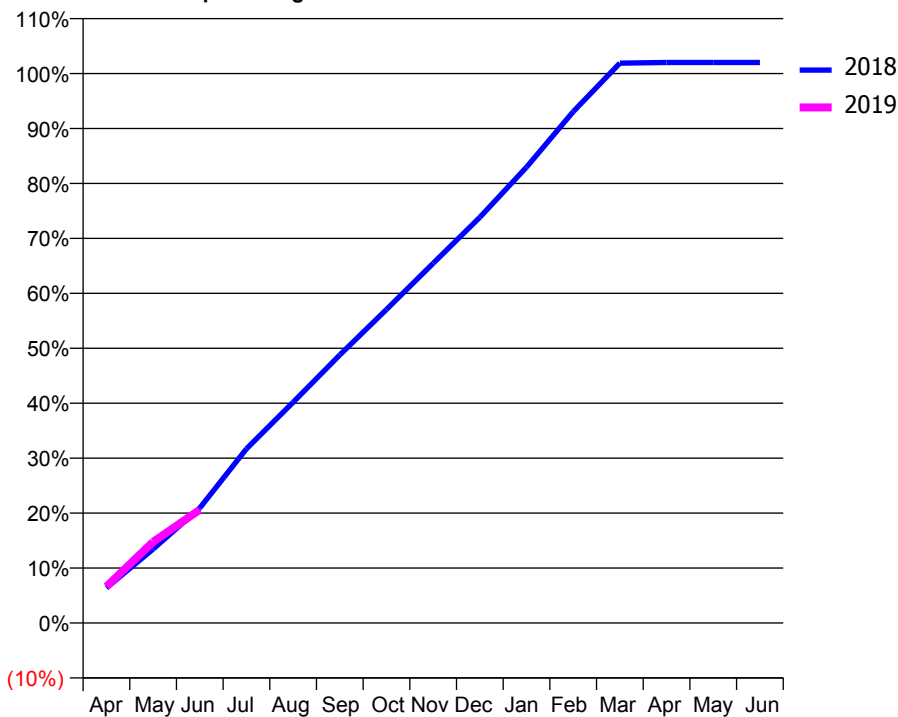
### ACCESS\*

Patients seen in 24 months	Total	Change since previous quarter
Quarter ending June 2017	4,103	
Quarter ending September 2017	4,300	↑
Quarter ending December 2017	4,454	↑
Quarter ending March 2018	4,485	→
Quarter ending June 2018	4,472	→
<b>Variance since June 2017</b>	<b>9.0%</b>	<b>↑</b>



### ACTIVITY

Cumulative percentage of contracted UDA delivered 2018 & 2019



Adjusted Scheduled Activity (UDA)

Month	2018	2019
April	879	915
May	1,853	2,034
June	2,880	2,838
July	4,366	
August	5,530	
September	6,718	
October	7,855	
November	9,014	
December	10,165	
January	11,420	
February	12,811	
March	14,028	
April	14,043	
May	14,043	
June	14,043	

### QUALITY

	Quantity	Base Number	Contract	AT	Region	England
% of FP17s for the same patient ID Re-attending within 3 months - Children	22	373	5.9%	11.7%	12.0%	11.5%
% of FP17s for the same patient ID Re-attending within 3 months - Adults	132	1,198	11.0%	15.8%	15.7%	15.4%
% of FP17s for the same patient ID Re-attending between 3 & 9 months - Children	253	373	67.8%	58.4%	60.3%	58.9%
% of FP17s for the same patient ID Re-attending between 3 & 9 months - Adults	802	1,198	66.9%	51.9%	54.0%	51.6%
% of FP17s for Band 1 Urgent Courses	60	1,560	3.8%	10.1%	8.9%	8.9%
% of FP17s Relating to Free Repair or Replacements	19	1,560	1.2%	0.9%	1.0%	0.8%
% of FP17s Relating to Continuations	13	1,560	0.8%	0.9%	1.1%	0.9%
% of Patients satisfied with the dentistry they have received	5	6	N/A	94.3%	93.4%	93.2%
% of Patients satisfied with the time they had to wait for an appointment	4	6	N/A	89.3%	89.4%	88.8%

\* This is based on patients treated on this contract for their most recent course of treatment. Figures in italics indicate the base number of FP17s or Patient Questionnaire responses are less than 100. N/A is shown where the base number of responses is less than 10 during the period. % is calculated as Quantity/Base number\*100

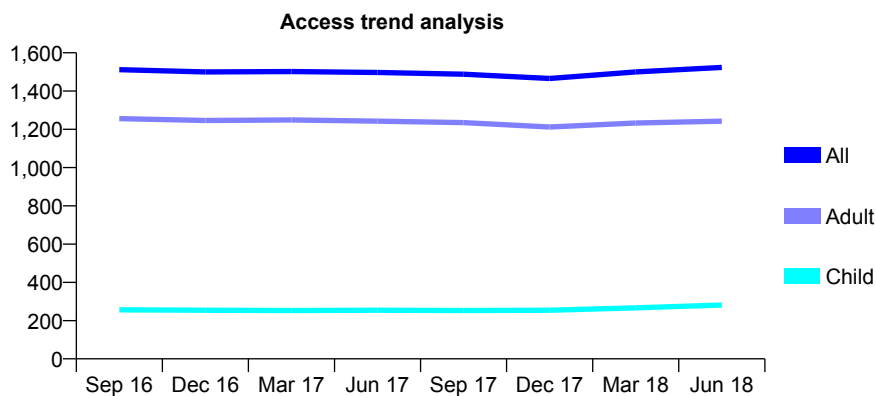
## Q46 - Vital Signs At a Glance Contract Report for 898457/0002 - June 2018

Name or company name	MR ND MCLEAN
Contract type name	GDS Contract
Purpose of contract	General
Contract start date	01/04/2006
Contract end date	

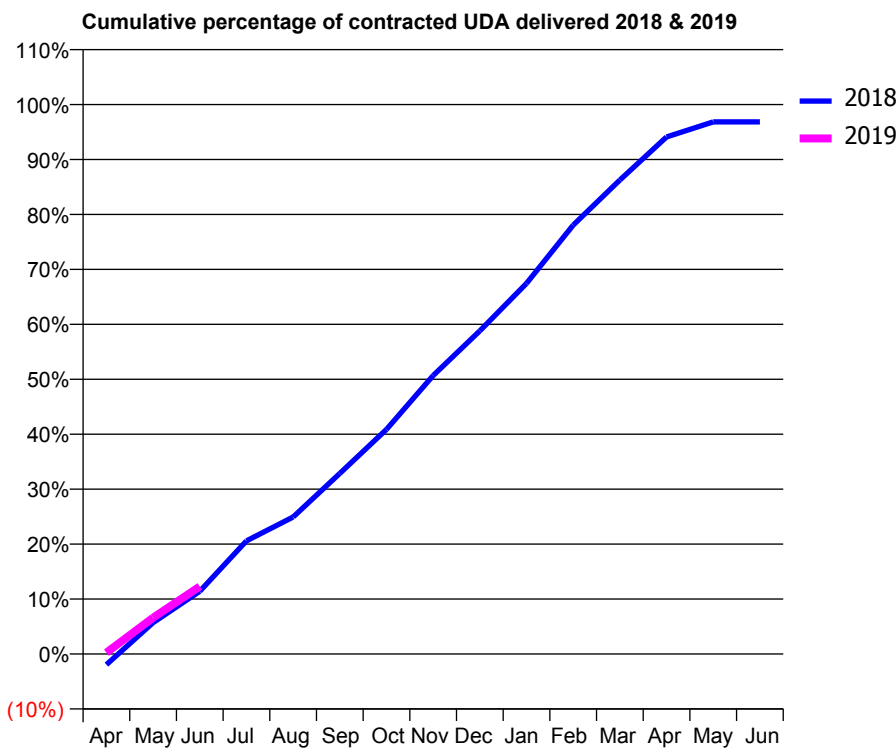
18/19 Contracted general activity (UDA)	5,215
Carry forward general activity (UDA)	0
18/19 Contracted orthodontic activity (UOA)	0
Carry forward orthodontic activity (UOA)	0
Baseline contract value	£128,945.83

### ACCESS\*

Patients seen in 24 months	Total	Change since previous quarter
Quarter ending June 2017	1,497	
Quarter ending September 2017	1,488	→
Quarter ending December 2017	1,466	↓
Quarter ending March 2018	1,500	↑
Quarter ending June 2018	1,524	→
<b>Variance since June 2017</b>	<b>1.8%</b>	<b>→</b>



### ACTIVITY



Month	Adjusted Scheduled Activity (UDA)	
	2018	2019
April	-102	13
May	298	344
June	595	640
July	1,074	
August	1,300	
September	1,714	
October	2,132	
November	2,644	
December	3,067	
January	3,517	
February	4,071	
March	4,499	
April	4,907	
May	5,050	
June	5,050	

### QUALITY

	Quantity	Base Number	Contract	AT	Region	England
% of FP17s for the same patient ID Re-attending within 3 months - Children	5	97	5.2%	11.7%	12.0%	11.5%
% of FP17s for the same patient ID Re-attending within 3 months - Adults	130	582	22.3%	15.8%	15.7%	15.4%
% of FP17s for the same patient ID Re-attending between 3 & 9 months - Children	59	97	60.8%	58.4%	60.3%	58.9%
% of FP17s for the same patient ID Re-attending between 3 & 9 months - Adults	344	582	59.1%	51.9%	54.0%	51.6%
% of FP17s for Band 1 Urgent Courses	59	384	15.4%	10.1%	8.9%	8.9%
% of FP17s Relating to Free Repair or Replacements	23	384	6.0%	0.9%	1.0%	0.8%
% of FP17s Relating to Continuations	6	384	1.6%	0.9%	1.1%	0.9%
% of Patients satisfied with the dentistry they have received	5	5	N/A	94.3%	93.4%	93.2%
% of Patients satisfied with the time they had to wait for an appointment	5	5	N/A	89.3%	89.4%	88.8%

\* This is based on patients treated on this contract for their most recent course of treatment. Figures in italics indicate the base number of FP17s or Patient Questionnaire responses are less than 100. N/A is shown where the base number of responses is less than 10 during the period. % is calculated as Quantity/Base number\*100

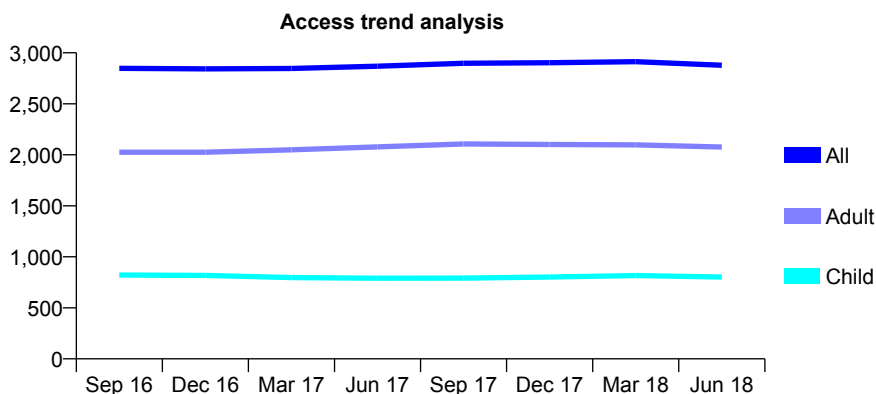
## Q46 - Vital Signs At a Glance Contract Report for 907359/0001 - June 2018

Name or company name	MR MP GEORGESON
Contract type name	GDS Contract
Purpose of contract	General and Orthodontic
Contract start date	01/04/2006
Contract end date	

18/19 Contracted general activity (UDA)	8,950
Carry forward general activity (UDA)	0
18/19 Contracted orthodontic activity (UOA)	1,361
Carry forward orthodontic activity (UOA)	0
Baseline contract value	£297,817.57

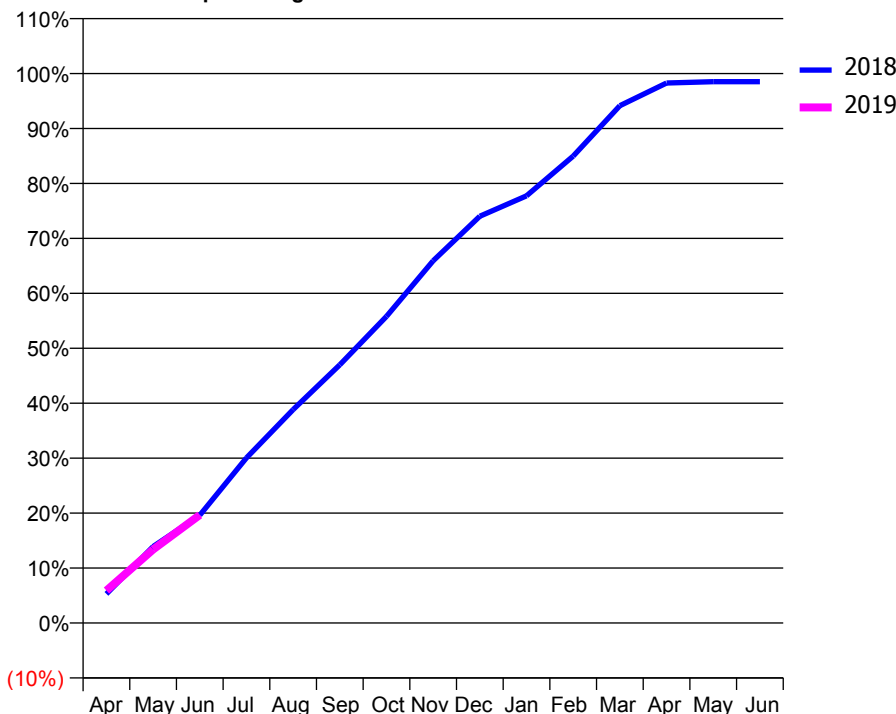
### ACCESS\*

Patients seen in 24 months	Total	Change since previous quarter
Quarter ending June 2017	2,868	
Quarter ending September 2017	2,897	→
Quarter ending December 2017	2,903	→
Quarter ending March 2018	2,913	→
Quarter ending June 2018	2,878	↓
<b>Variance since June 2017</b>	<b>0.3%</b>	<b>→</b>



### ACTIVITY

Cumulative percentage of contracted UDA delivered 2018 & 2019



Adjusted Scheduled Activity (UDA)

Month	2018	2019
April	475	529
May	1,245	1,198
June	1,756	1,761
July	2,690	
August	3,476	
September	4,206	
October	4,993	
November	5,900	
December	6,626	
January	6,958	
February	7,606	
March	8,426	
April	8,796	
May	8,816	
June	8,817	

### QUALITY

	Quantity	Base Number	Contract	AT	Region	England
% of FP17s for the same patient ID Re-attending within 3 months - Children	41	364	11.3%	11.7%	12.0%	11.5%
% of FP17s for the same patient ID Re-attending within 3 months - Adults	78	704	11.1%	15.8%	15.7%	15.4%
% of FP17s for the same patient ID Re-attending between 3 & 9 months - Children	208	364	57.1%	58.4%	60.3%	58.9%
% of FP17s for the same patient ID Re-attending between 3 & 9 months - Adults	413	704	58.7%	51.9%	54.0%	51.6%
% of FP17s for Band 1 Urgent Courses	54	880	6.1%	10.1%	8.9%	8.9%
% of FP17s Relating to Free Repair or Replacements	5	880	0.6%	0.9%	1.0%	0.8%
% of FP17s Relating to Continuations	2	880	0.2%	0.9%	1.1%	0.9%
% of Patients satisfied with the dentistry they have received	0	0	N/A	94.3%	93.4%	93.2%
% of Patients satisfied with the time they had to wait for an appointment	0	0	N/A	89.3%	89.4%	88.8%

\* This is based on patients treated on this contract for their most recent course of treatment. Figures in italics indicate the base number of FP17s or Patient Questionnaire responses are less than 100. N/A is shown where the base number of responses is less than 10 during the period. % is calculated as Quantity/Base number\*100

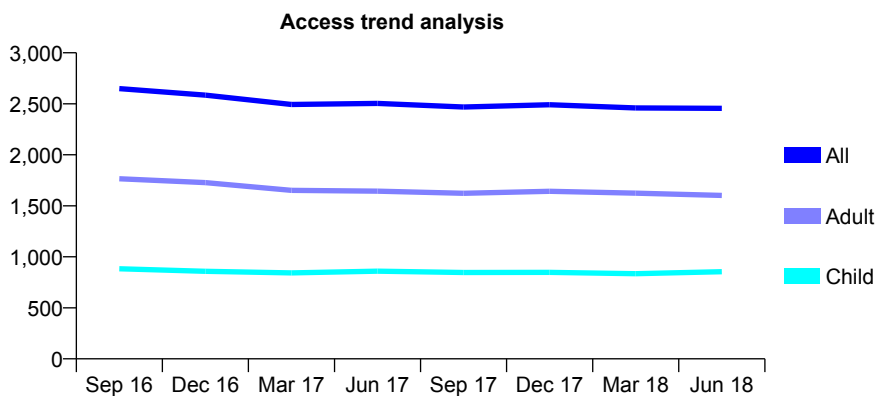
## Q46 - Vital Signs At a Glance Contract Report for 908673/0001 - June 2018

Name or company name	DR PV MCCRORY
Contract type name	GDS Contract
Purpose of contract	General
Contract start date	01/04/2006
Contract end date	

18/19 Contracted general activity (UDA)	7,000
Carry forward general activity (UDA)	0
18/19 Contracted orthodontic activity (UOA)	0
Carry forward orthodontic activity (UOA)	0
Baseline contract value	£213,964.02

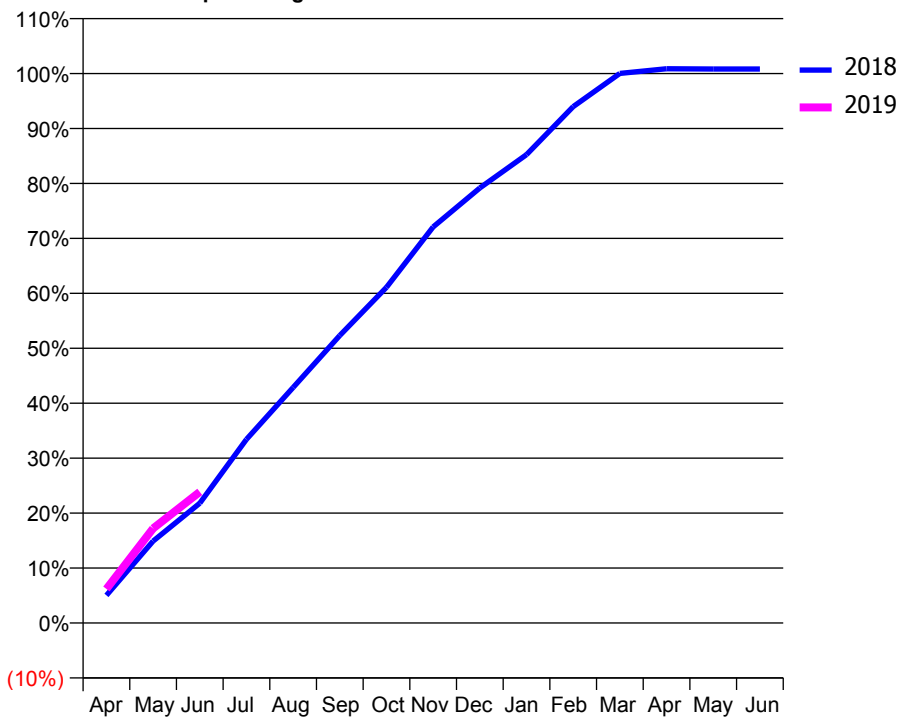
### ACCESS\*

Patients seen in 24 months	Total	Change since previous quarter
Quarter ending June 2017	2,504	
Quarter ending September 2017	2,469	↓
Quarter ending December 2017	2,491	→
Quarter ending March 2018	2,459	↓
Quarter ending June 2018	2,456	→
<b>Variance since June 2017</b>	<b>(1.9%)</b>	<b>↓</b>



### ACTIVITY

Cumulative percentage of contracted UDA delivered 2018 & 2019



Month	Adjusted Scheduled Activity (UDA)	
	2018	2019
April	352	434
May	1,045	1,205
June	1,527	1,671
July	2,340	
August	3,001	
September	3,663	
October	4,277	
November	5,045	
December	5,542	
January	5,966	
February	6,578	
March	7,001	
April	7,060	
May	7,058	
June	7,058	

### QUALITY

	Quantity	Base Number	Contract	AT	Region	England
% of FP17s for the same patient ID Re-attending within 3 months - Children	13	330	3.9%	11.7%	12.0%	11.5%
% of FP17s for the same patient ID Re-attending within 3 months - Adults	41	480	8.5%	15.8%	15.7%	15.4%
% of FP17s for the same patient ID Re-attending between 3 & 9 months - Children	216	330	65.5%	58.4%	60.3%	58.9%
% of FP17s for the same patient ID Re-attending between 3 & 9 months - Adults	238	480	49.6%	51.9%	54.0%	51.6%
% of FP17s for Band 1 Urgent Courses	69	781	8.8%	10.1%	8.9%	8.9%
% of FP17s Relating to Free Repair or Replacements	3	781	0.4%	0.9%	1.0%	0.8%
% of FP17s Relating to Continuations	0	781	0.0%	0.9%	1.1%	0.9%
% of Patients satisfied with the dentistry they have received	1	1	N/A	94.3%	93.4%	93.2%
% of Patients satisfied with the time they had to wait for an appointment	1	1	N/A	89.3%	89.4%	88.8%

\* This is based on patients treated on this contract for their most recent course of treatment. Figures in italics indicate the base number of FP17s or Patient Questionnaire responses are less than 100. N/A is shown where the base number of responses is less than 10 during the period. % is calculated as Quantity/Base number\*100

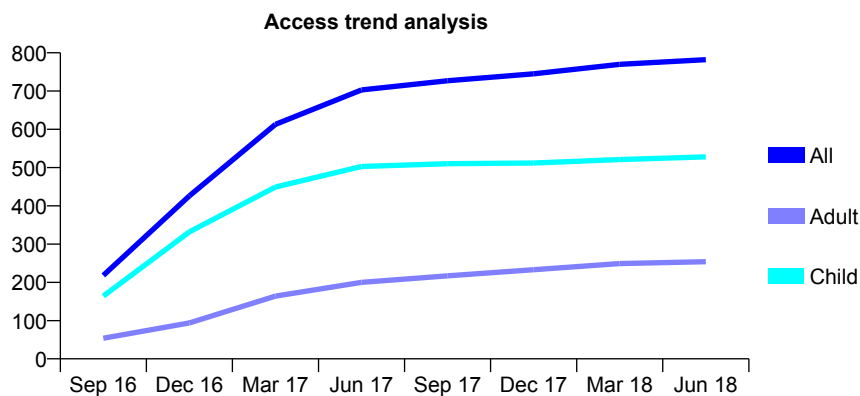
## Q46 - Vital Signs At a Glance Contract Report for 909580/0002 - June 2018

Name or company name	P&J Noble Dental Practice
Contract type name	GDS Contract
Purpose of contract	General and Orthodontic
Contract start date	01/04/2007
Contract end date	

18/19 Contracted general activity (UDA)	1,706
Carry forward general activity (UDA)	0
18/19 Contracted orthodontic activity (UOA)	293
Carry forward orthodontic activity (UOA)	0
Baseline contract value	£66,407.32

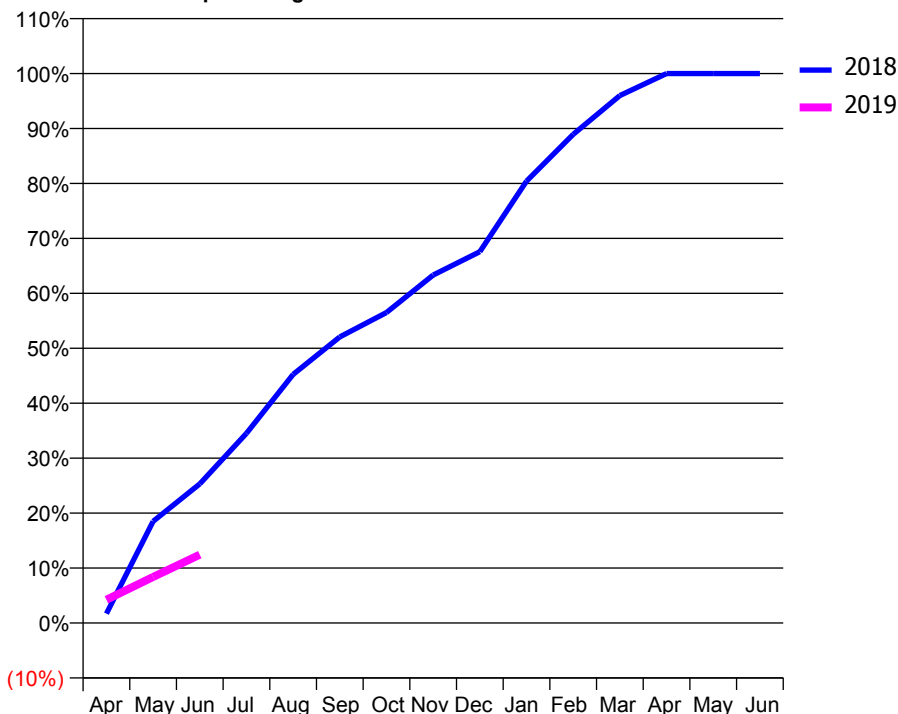
### ACCESS\*

Patients seen in 24 months	Total	Change since previous quarter
Quarter ending June 2017	703	
Quarter ending September 2017	727	↑
Quarter ending December 2017	745	↑
Quarter ending March 2018	770	↑
Quarter ending June 2018	782	→
<b>Variance since June 2017</b>	<b>11.2%</b>	<b>↑</b>



### ACTIVITY

Cumulative percentage of contracted UDA delivered 2018 & 2019



Adjusted Scheduled Activity (UDA)

Month	2018	2019
April	29	72
May	316	143
June	432	212
July	589	
August	772	
September	888	
October	964	
November	1,080	
December	1,153	
January	1,372	
February	1,517	
March	1,637	
April	1,706	
May	1,706	
June	1,706	

### QUALITY

	Quantity	Base Number	Contract	AT	Region	England
% of FP17s for the same patient ID Re-attending within 3 months - Children	8	176	4.5%	11.7%	12.0%	11.5%
% of FP17s for the same patient ID Re-attending within 3 months - Adults	2	50	4.0%	15.8%	15.7%	15.4%
% of FP17s for the same patient ID Re-attending between 3 & 9 months - Children	142	176	80.7%	58.4%	60.3%	58.9%
% of FP17s for the same patient ID Re-attending between 3 & 9 months - Adults	31	50	62.0%	51.9%	54.0%	51.6%
% of FP17s for Band 1 Urgent Courses	1	168	0.6%	10.1%	8.9%	8.9%
% of FP17s Relating to Free Repair or Replacements	0	168	0.0%	0.9%	1.0%	0.8%
% of FP17s Relating to Continuations	0	168	0.0%	0.9%	1.1%	0.9%
% of Patients satisfied with the dentistry they have received	0	0	N/A	94.3%	93.4%	93.2%
% of Patients satisfied with the time they had to wait for an appointment	0	0	N/A	89.3%	89.4%	88.8%

\* This is based on patients treated on this contract for their most recent course of treatment. Figures in italics indicate the base number of FP17s or Patient Questionnaire responses are less than 100. N/A is shown where the base number of responses is less than 10 during the period. % is calculated as Quantity/Base number\*100



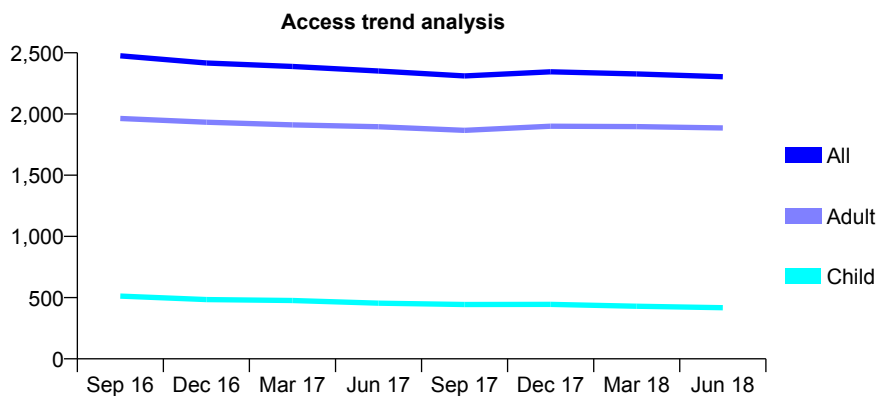
## Q46 - Vital Signs At a Glance Contract Report for 910104/0002 - June 2018

Name or company name	MR DJ GRIFFITHS
Contract type name	GDS Contract
Purpose of contract	General
Contract start date	02/01/2007
Contract end date	

18/19 Contracted general activity (UDA)	8,178
Carry forward general activity (UDA)	0
18/19 Contracted orthodontic activity (UOA)	0
Carry forward orthodontic activity (UOA)	0
Baseline contract value	£178,886.03

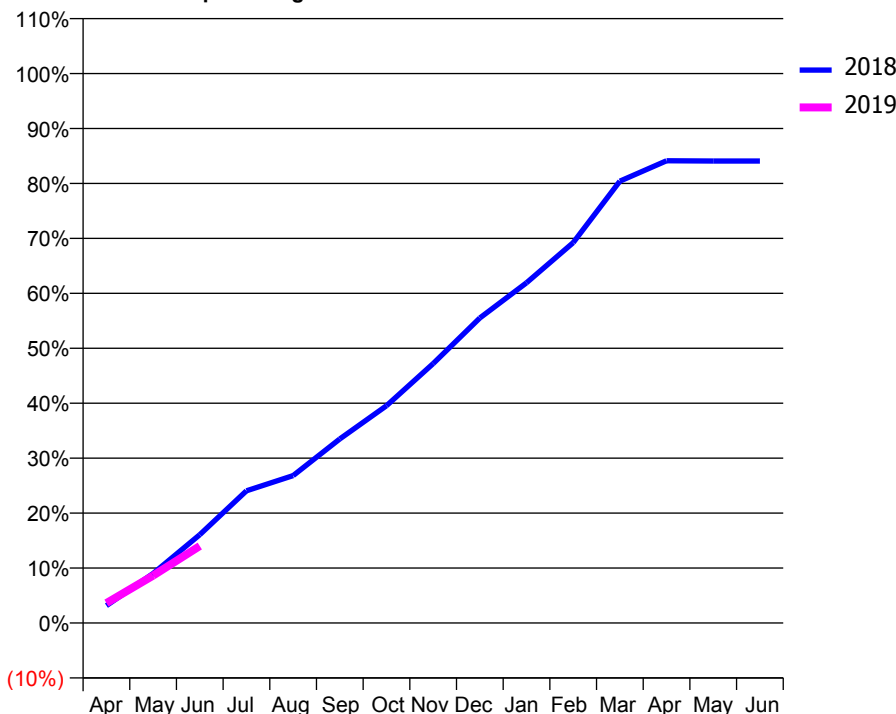
### ACCESS\*

Patients seen in 24 months	Total	Change since previous quarter
Quarter ending June 2017	2,351	
Quarter ending September 2017	2,311	↓
Quarter ending December 2017	2,345	→
Quarter ending March 2018	2,327	→
Quarter ending June 2018	2,304	→
<b>Variance since June 2017</b>	<b>(2.0%)</b>	<b>↓</b>



### ACTIVITY

Cumulative percentage of contracted UDA delivered 2018 & 2019



Adjusted Scheduled Activity (UDA)

Month	2018	2019
April	258	297
May	737	706
June	1,314	1,147
July	1,968	
August	2,194	
September	2,741	
October	3,233	
November	3,862	
December	4,539	
January	5,064	
February	5,661	
March	6,576	
April	6,879	
May	6,876	
June	6,876	

### QUALITY

	Quantity	Base Number	Contract	AT	Region	England
% of FP17s for the same patient ID Re-attending within 3 months - Children	15	165	9.1%	11.7%	12.0%	11.5%
% of FP17s for the same patient ID Re-attending within 3 months - Adults	86	580	14.8%	15.8%	15.7%	15.4%
% of FP17s for the same patient ID Re-attending between 3 & 9 months - Children	110	165	66.7%	58.4%	60.3%	58.9%
% of FP17s for the same patient ID Re-attending between 3 & 9 months - Adults	335	580	57.8%	51.9%	54.0%	51.6%
% of FP17s for Band 1 Urgent Courses	28	610	4.6%	10.1%	8.9%	8.9%
% of FP17s Relating to Free Repair or Replacements	16	610	2.6%	0.9%	1.0%	0.8%
% of FP17s Relating to Continuations	2	610	0.3%	0.9%	1.1%	0.9%
% of Patients satisfied with the dentistry they have received	2	2	N/A	94.3%	93.4%	93.2%
% of Patients satisfied with the time they had to wait for an appointment	1	2	N/A	89.3%	89.4%	88.8%

\* This is based on patients treated on this contract for their most recent course of treatment. Figures in italics indicate the base number of FP17s or Patient Questionnaire responses are less than 100. N/A is shown where the base number of responses is less than 10 during the period. % is calculated as Quantity/Base number\*100

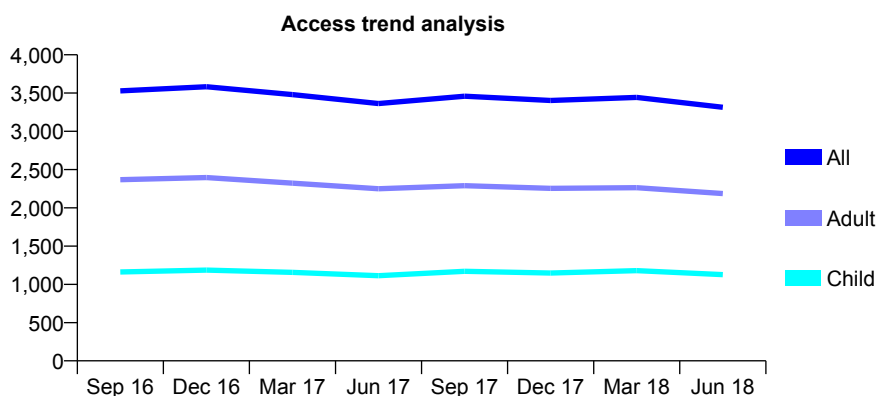
## Q46 - Vital Signs At a Glance Contract Report for 910864/0001 - June 2018

Name or company name	MR D END
Contract type name	GDS Contract
Purpose of contract	General and Orthodontic
Contract start date	01/04/2006
Contract end date	

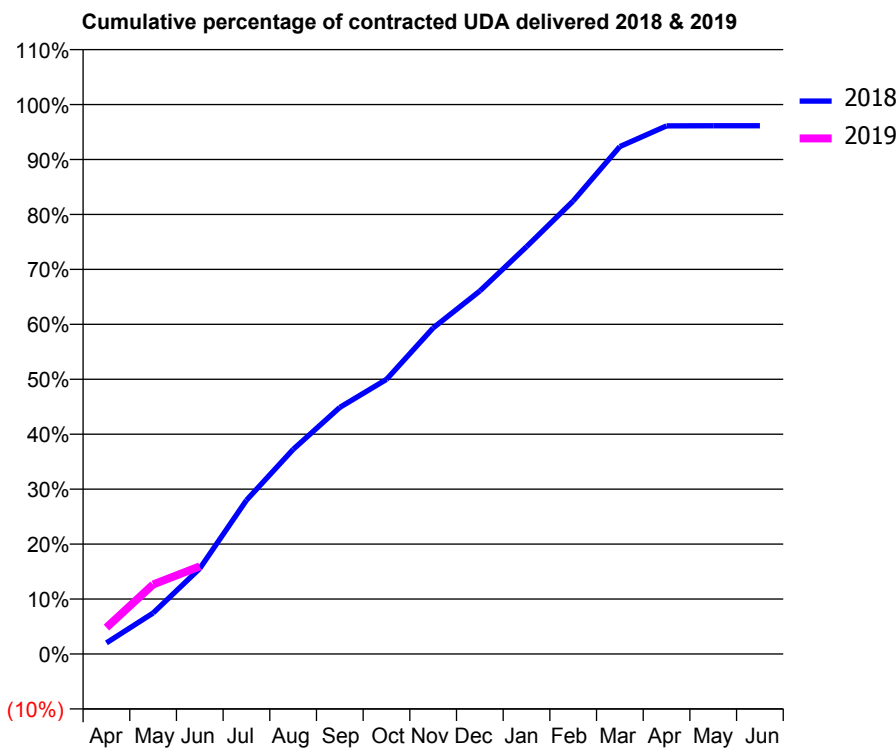
18/19 Contracted general activity (UDA)	9,584
Carry forward general activity (UDA)	0
18/19 Contracted orthodontic activity (UOA)	400
Carry forward orthodontic activity (UOA)	0
Baseline contract value	£330,734.26

### ACCESS\*

Patients seen in 24 months	Total	Change since previous quarter
Quarter ending June 2017	3,363	
Quarter ending September 2017	3,459	↑
Quarter ending December 2017	3,403	↓
Quarter ending March 2018	3,443	→
Quarter ending June 2018	3,314	↓
<b>Variance since June 2017</b>	<b>(1.5%)</b>	<b>↓</b>



### ACTIVITY



Month	Adjusted Scheduled Activity (UDA)	
	2018	2019
April	195	462
May	715	1,214
June	1,492	1,529
July	2,682	
August	3,569	
September	4,302	
October	4,789	
November	5,687	
December	6,332	
January	7,104	
February	7,902	
March	8,850	
April	9,212	
May	9,214	
June	9,214	

### QUALITY

	Quantity	Base Number	Contract	AT	Region	England
% of FP17s for the same patient ID Re-attending within 3 months - Children	30	235	12.8%	11.7%	12.0%	11.5%
% of FP17s for the same patient ID Re-attending within 3 months - Adults	73	416	17.5%	15.8%	15.7%	15.4%
% of FP17s for the same patient ID Re-attending between 3 & 9 months - Children	51	235	21.7%	58.4%	60.3%	58.9%
% of FP17s for the same patient ID Re-attending between 3 & 9 months - Adults	129	416	31.0%	51.9%	54.0%	51.6%
% of FP17s for Band 1 Urgent Courses	10	511	2.0%	10.1%	8.9%	8.9%
% of FP17s Relating to Free Repair or Replacements	0	511	0.0%	0.9%	1.0%	0.8%
% of FP17s Relating to Continuations	5	511	1.0%	0.9%	1.1%	0.9%
% of Patients satisfied with the dentistry they have received	0	1	N/A	94.3%	93.4%	93.2%
% of Patients satisfied with the time they had to wait for an appointment	1	1	N/A	89.3%	89.4%	88.8%

\* This is based on patients treated on this contract for their most recent course of treatment. Figures in italics indicate the base number of FP17s or Patient Questionnaire responses are less than 100. N/A is shown where the base number of responses is less than 10 during the period. % is calculated as Quantity/Base number\*100

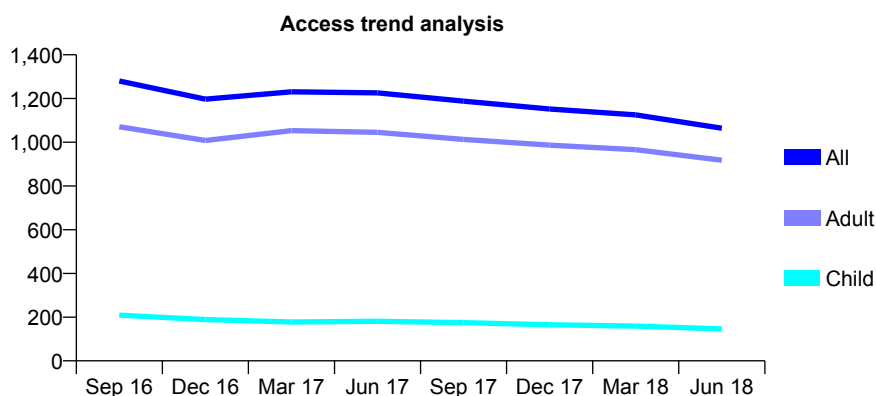
## Q46 - Vital Signs At a Glance Contract Report for 913995/0001 - June 2018

Name or company name	MR JJ KEAVNEY
Contract type name	GDS Contract
Purpose of contract	General
Contract start date	01/04/2006
Contract end date	

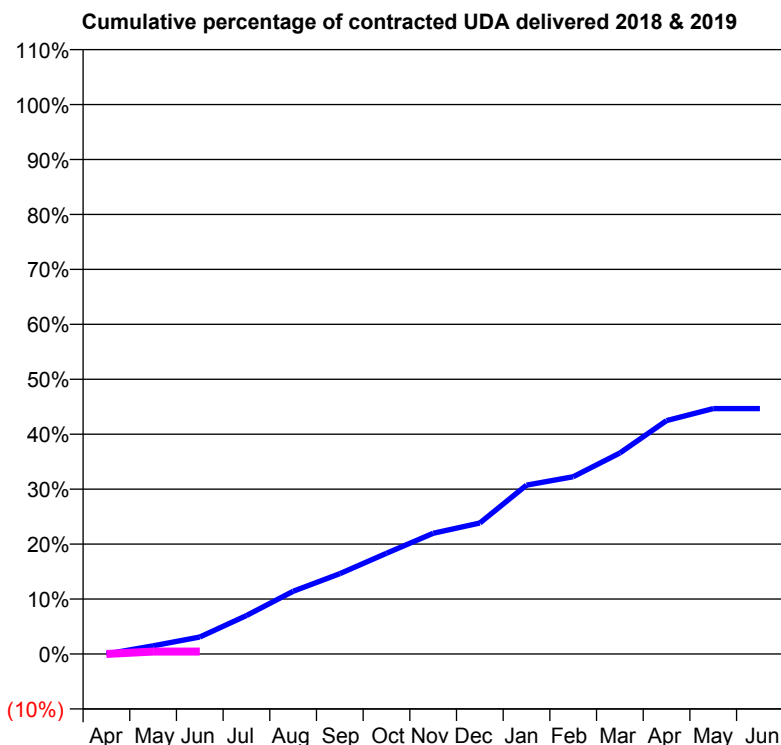
18/19 Contracted general activity (UDA)	7,018
Carry forward general activity (UDA)	0
18/19 Contracted orthodontic activity (UOA)	0
Carry forward orthodontic activity (UOA)	0
Baseline contract value	£231,545.02

### ACCESS\*

Patients seen in 24 months	Total	Change since previous quarter
Quarter ending June 2017	1,226	
Quarter ending September 2017	1,188	↓
Quarter ending December 2017	1,152	↓
Quarter ending March 2018	1,125	↓
Quarter ending June 2018	1,064	↓
<b>Variance since June 2017</b>	<b>(13.2%)</b>	<b>↓</b>



### ACTIVITY



Month	Adjusted Scheduled Activity (UDA)	
	2018	2019
April	0	0
May	105	31
June	217	31
July	491	
August	802	
September	1,026	
October	1,286	
November	1,542	
December	1,672	
January	2,156	
February	2,264	
March	2,568	
April	2,981	
May	3,134	
June	3,134	

### QUALITY

	Quantity	Base Number	Contract	AT	Region	England
% of FP17s for the same patient ID Re-attending within 3 months - Children	6	27	22.2%	11.7%	12.0%	11.5%
% of FP17s for the same patient ID Re-attending within 3 months - Adults	40	167	24.0%	15.8%	15.7%	15.4%
% of FP17s for the same patient ID Re-attending between 3 & 9 months - Children	6	27	22.2%	58.4%	60.3%	58.9%
% of FP17s for the same patient ID Re-attending between 3 & 9 months - Adults	69	167	41.3%	51.9%	54.0%	51.6%
% of FP17s for Band 1 Urgent Courses	0	25	0.0%	10.1%	8.9%	8.9%
% of FP17s Relating to Free Repair or Replacements	0	25	0.0%	0.9%	1.0%	0.8%
% of FP17s Relating to Continuations	3	25	12.0%	0.9%	1.1%	0.9%
% of Patients satisfied with the dentistry they have received	0	0	N/A	94.3%	93.4%	93.2%
% of Patients satisfied with the time they had to wait for an appointment	0	0	N/A	89.3%	89.4%	88.8%

\* This is based on patients treated on this contract for their most recent course of treatment. Figures in italics indicate the base number of FP17s or Patient Questionnaire responses are less than 100. N/A is shown where the base number of responses is less than 10 during the period. % is calculated as Quantity/Base number\*100

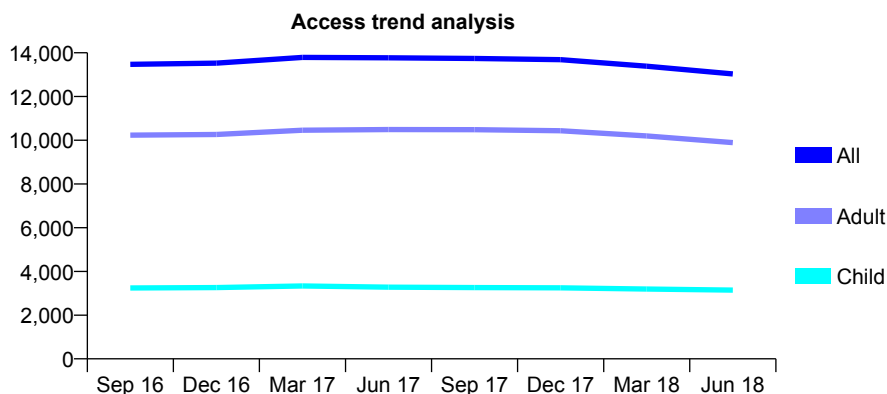
## Q46 - Vital Signs At a Glance Contract Report for 918059/0001 - June 2018

Name or company name	MR JP BECKER-LE CERF
Contract type name	GDS Contract
Purpose of contract	General
Contract start date	01/04/2006
Contract end date	

18/19 Contracted general activity (UDA)	39,600
Carry forward general activity (UDA)	0
18/19 Contracted orthodontic activity (UOA)	0
Carry forward orthodontic activity (UOA)	0
Baseline contract value	£1,172,558.77

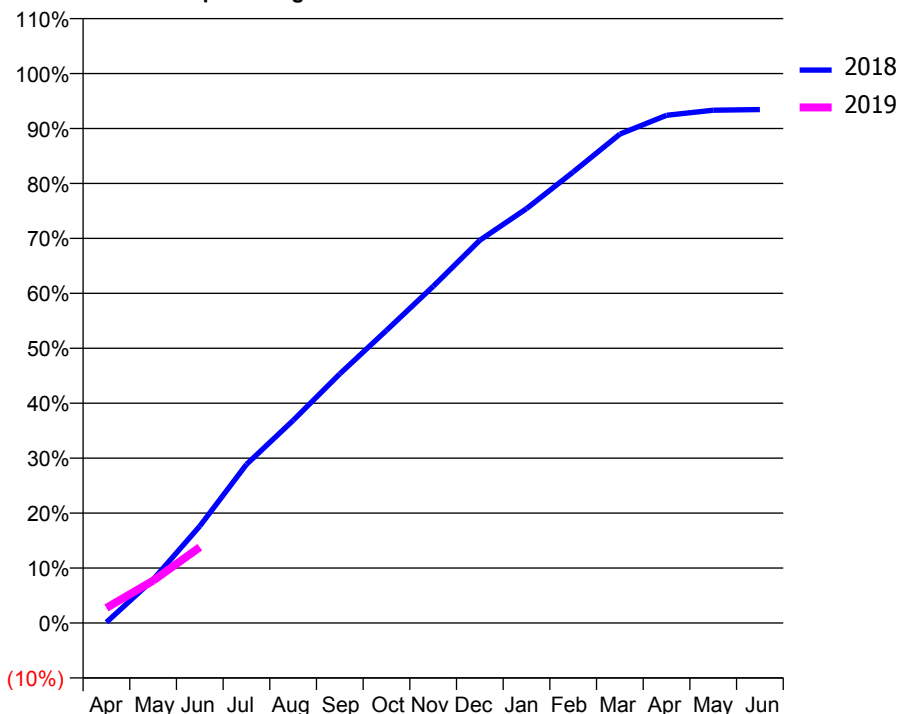
### ACCESS\*

Patients seen in 24 months	Total	Change since previous quarter
Quarter ending June 2017	13,770	
Quarter ending September 2017	13,739	→
Quarter ending December 2017	13,687	→
Quarter ending March 2018	13,386	↓
Quarter ending June 2018	13,033	↓
<b>Variance since June 2017</b>	<b>(5.4%)</b>	<b>↓</b>



### ACTIVITY

Cumulative percentage of contracted UDA delivered 2018 & 2019



Adjusted Scheduled Activity (UDA)

Month	2018	2019
April	58	1,088
May	3,128	3,049
June	6,984	5,459
July	11,428	
August	14,603	
September	17,958	
October	21,089	
November	24,264	
December	27,584	
January	29,860	
February	32,509	
March	35,234	
April	36,590	
May	36,958	
June	37,004	

### QUALITY

	Quantity	Base Number	Contract	AT	Region	England
% of FP17s for the same patient ID Re-attending within 3 months - Children	126	1,170	10.8%	11.7%	12.0%	11.5%
% of FP17s for the same patient ID Re-attending within 3 months - Adults	351	2,525	13.9%	15.8%	15.7%	15.4%
% of FP17s for the same patient ID Re-attending between 3 & 9 months - Children	718	1,170	61.4%	58.4%	60.3%	58.9%
% of FP17s for the same patient ID Re-attending between 3 & 9 months - Adults	1,196	2,525	47.4%	51.9%	54.0%	51.6%
% of FP17s for Band 1 Urgent Courses	346	2,973	11.6%	10.1%	8.9%	8.9%
% of FP17s Relating to Free Repair or Replacements	28	2,973	0.9%	0.9%	1.0%	0.8%
% of FP17s Relating to Continuations	43	2,973	1.4%	0.9%	1.1%	0.9%
% of Patients satisfied with the dentistry they have received	7	7	N/A	94.3%	93.4%	93.2%
% of Patients satisfied with the time they had to wait for an appointment	7	7	N/A	89.3%	89.4%	88.8%

\* This is based on patients treated on this contract for their most recent course of treatment. Figures in italics indicate the base number of FP17s or Patient Questionnaire responses are less than 100. N/A is shown where the base number of responses is less than 10 during the period. % is calculated as Quantity/Base number\*100

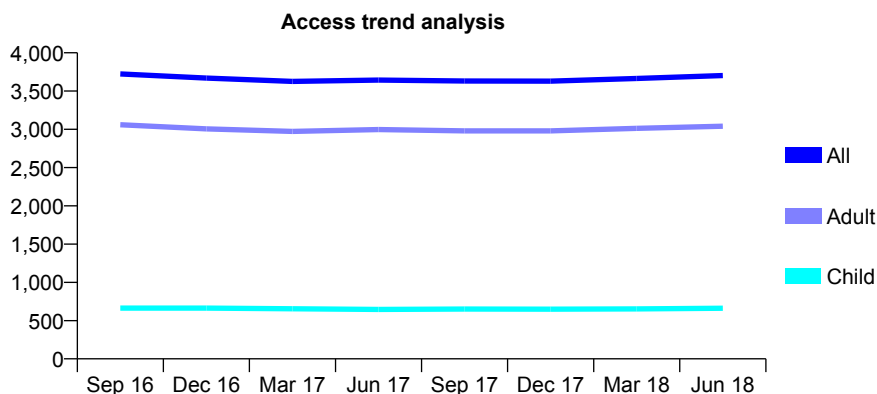
## Q46 - Vital Signs At a Glance Contract Report for 918113/0001 - June 2018

Name or company name	MR JA LEE
Contract type name	GDS Contract
Purpose of contract	General
Contract start date	01/04/2006
Contract end date	

18/19 Contracted general activity (UDA)	10,653
Carry forward general activity (UDA)	0
18/19 Contracted orthodontic activity (UOA)	0
Carry forward orthodontic activity (UOA)	0
Baseline contract value	£331,326.44

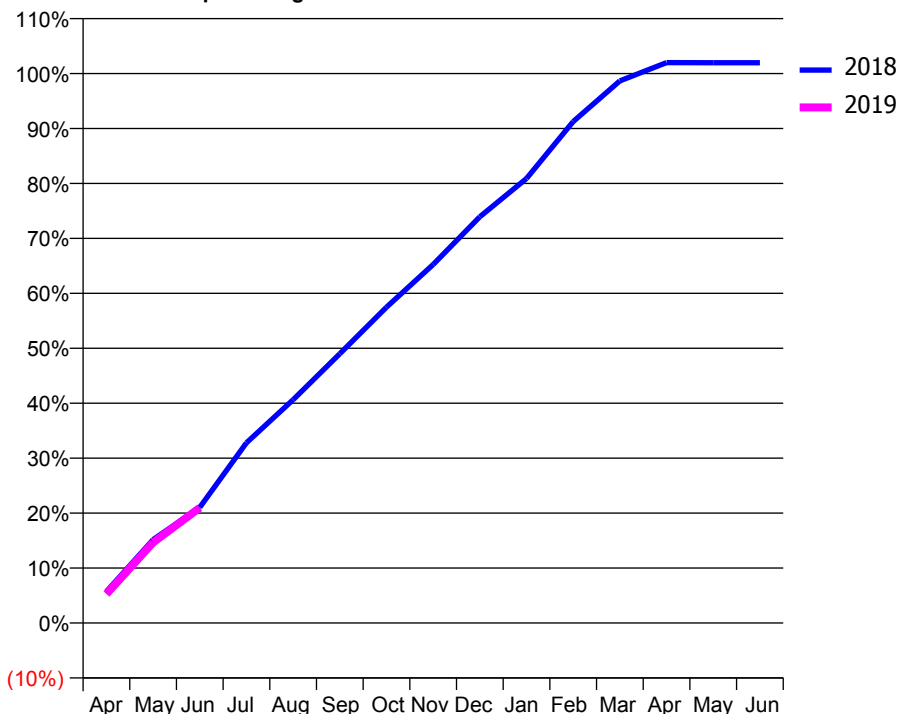
### ACCESS\*

Patients seen in 24 months	Total	Change since previous quarter
Quarter ending June 2017	3,643	
Quarter ending September 2017	3,631	→
Quarter ending December 2017	3,629	→
Quarter ending March 2018	3,665	→
Quarter ending June 2018	3,703	→
<b>Variance since June 2017</b>	<b>1.6%</b>	<b>→</b>



### ACTIVITY

Cumulative percentage of contracted UDA delivered 2018 & 2019



Adjusted Scheduled Activity (UDA)

Month	2018	2019
April	610	561
May	1,618	1,564
June	2,242	2,234
July	3,494	
August	4,328	
September	5,220	
October	6,123	
November	6,951	
December	7,875	
January	8,619	
February	9,722	
March	10,511	
April	10,864	
May	10,863	
June	10,863	

### QUALITY

	Quantity	Base Number	Contract	AT	Region	England
% of FP17s for the same patient ID Re-attending within 3 months - Children	35	310	11.3%	11.7%	12.0%	11.5%
% of FP17s for the same patient ID Re-attending within 3 months - Adults	175	1,000	17.5%	15.8%	15.7%	15.4%
% of FP17s for the same patient ID Re-attending between 3 & 9 months - Children	179	310	57.7%	58.4%	60.3%	58.9%
% of FP17s for the same patient ID Re-attending between 3 & 9 months - Adults	419	1,000	41.9%	51.9%	54.0%	51.6%
% of FP17s for Band 1 Urgent Courses	176	1,154	15.3%	10.1%	8.9%	8.9%
% of FP17s Relating to Free Repair or Replacements	32	1,154	2.8%	0.9%	1.0%	0.8%
% of FP17s Relating to Continuations	15	1,154	1.3%	0.9%	1.1%	0.9%
% of Patients satisfied with the dentistry they have received	4	4	N/A	94.3%	93.4%	93.2%
% of Patients satisfied with the time they had to wait for an appointment	4	4	N/A	89.3%	89.4%	88.8%

\* This is based on patients treated on this contract for their most recent course of treatment. Figures in italics indicate the base number of FP17s or Patient Questionnaire responses are less than 100. N/A is shown where the base number of responses is less than 10 during the period. % is calculated as Quantity/Base number\*100

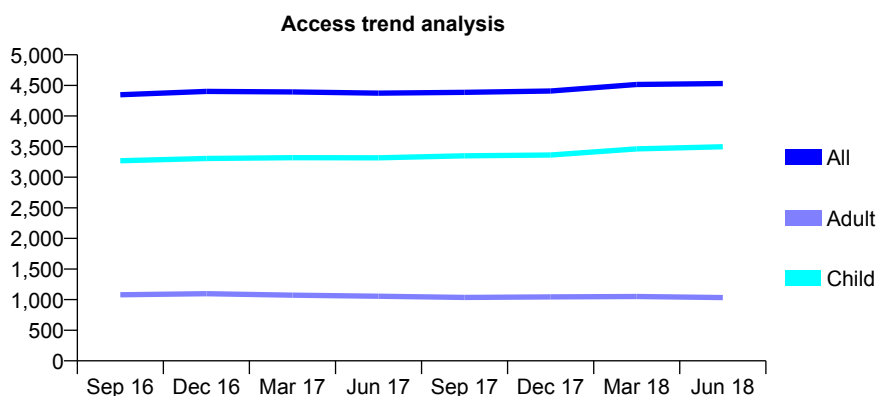
## Q46 - Vital Signs At a Glance Contract Report for 919160/0002 - June 2018

Name or company name	MR CH HEWITT
Contract type name	GDS Contract
Purpose of contract	General and Orthodontic
Contract start date	01/02/2011
Contract end date	

18/19 Contracted general activity (UDA)	14,632
Carry forward general activity (UDA)	0
18/19 Contracted orthodontic activity (UOA)	1,564
Carry forward orthodontic activity (UOA)	0
Baseline contract value	£467,616.97

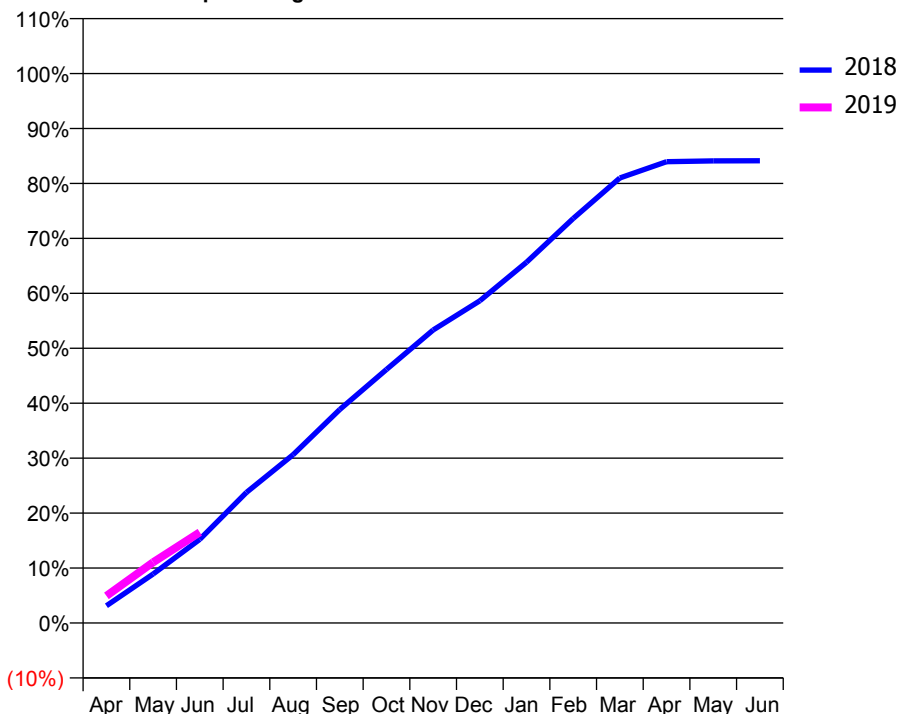
### ACCESS\*

Patients seen in 24 months	Total	Change since previous quarter
Quarter ending June 2017	4,373	
Quarter ending September 2017	4,386	→
Quarter ending December 2017	4,408	→
Quarter ending March 2018	4,516	↑
Quarter ending June 2018	4,530	→
<b>Variance since June 2017</b>	<b>3.6%</b>	<b>↑</b>



### ACTIVITY

**Cumulative percentage of contracted UDA delivered 2018 & 2019**



Month	Adjusted Scheduled Activity (UDA)	
	2018	2019
April	459	723
May	1,306	1,616
June	2,229	2,415
July	3,479	
August	4,483	
September	5,686	
October	6,752	
November	7,801	
December	8,582	
January	9,605	
February	10,773	
March	11,850	
April	12,285	
May	12,306	
June	12,307	

### QUALITY

	Quantity	Base Number	Contract	AT	Region	England
% of FP17s for the same patient ID Re-attending within 3 months - Children	191	1,442	13.2%	11.7%	12.0%	11.5%
% of FP17s for the same patient ID Re-attending within 3 months - Adults	72	311	23.2%	15.8%	15.7%	15.4%
% of FP17s for the same patient ID Re-attending between 3 & 9 months - Children	862	1,442	59.8%	58.4%	60.3%	58.9%
% of FP17s for the same patient ID Re-attending between 3 & 9 months - Adults	160	311	51.4%	51.9%	54.0%	51.6%
% of FP17s for Band 1 Urgent Courses	124	1,472	8.4%	10.1%	8.9%	8.9%
% of FP17s Relating to Free Repair or Replacements	0	1,472	0.0%	0.9%	1.0%	0.8%
% of FP17s Relating to Continuations	1	1,472	0.1%	0.9%	1.1%	0.9%
% of Patients satisfied with the dentistry they have received	1	1	N/A	94.3%	93.4%	93.2%
% of Patients satisfied with the time they had to wait for an appointment	1	1	N/A	89.3%	89.4%	88.8%

\* This is based on patients treated on this contract for their most recent course of treatment. Figures in italics indicate the base number of FP17s or Patient Questionnaire responses are less than 100. N/A is shown where the base number of responses is less than 10 during the period. % is calculated as Quantity/Base number\*100

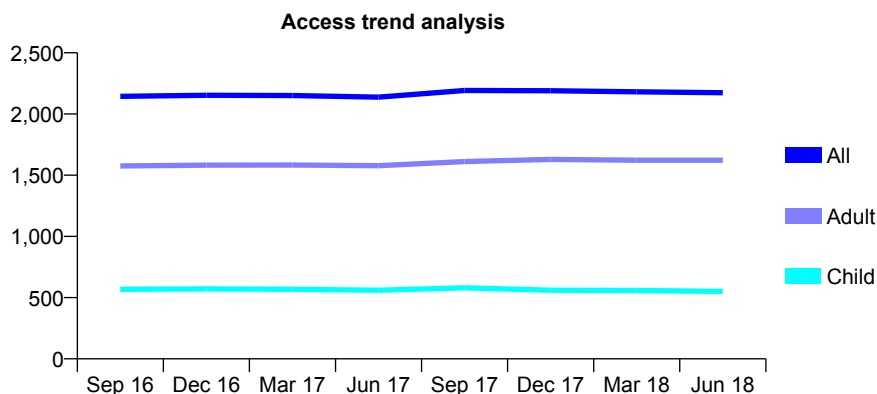
## Q46 - Vital Signs At a Glance Contract Report for 919926/0001 - June 2018

Name or company name	MR DP FLATTERY
Contract type name	GDS Contract
Purpose of contract	General
Contract start date	29/04/2010
Contract end date	

18/19 Contracted general activity (UDA)	5,922
Carry forward general activity (UDA)	0
18/19 Contracted orthodontic activity (UOA)	0
Carry forward orthodontic activity (UOA)	0
Baseline contract value	£146,427.09

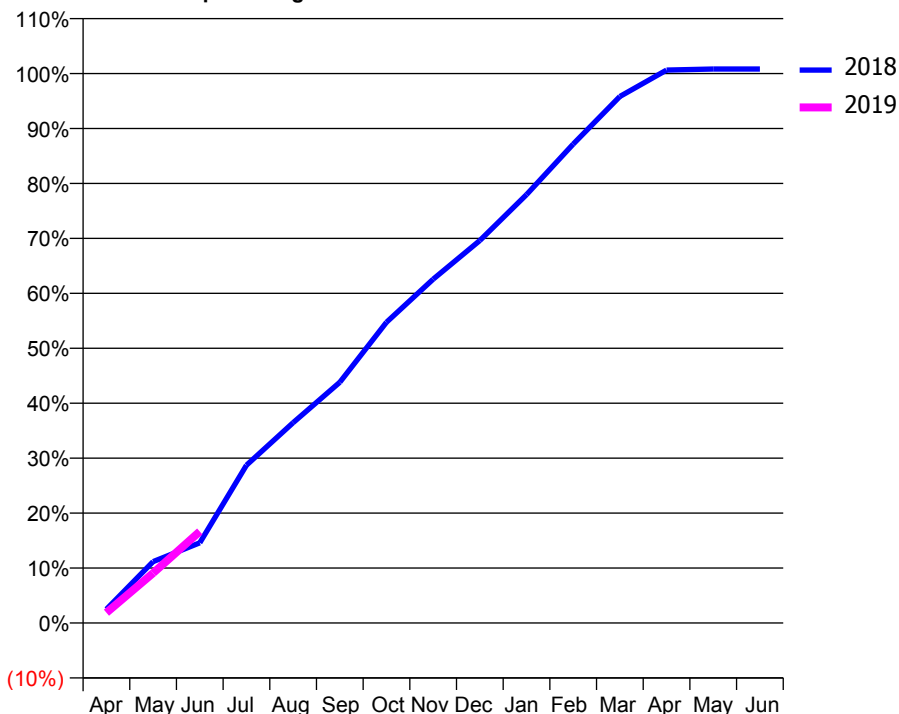
### ACCESS\*

Patients seen in 24 months	Total	Change since previous quarter
Quarter ending June 2017	2,138	
Quarter ending September 2017	2,192	↑
Quarter ending December 2017	2,190	→
Quarter ending March 2018	2,181	→
Quarter ending June 2018	2,174	→
<b>Variance since June 2017</b>	<b>1.7%</b>	<b>→</b>



### ACTIVITY

Cumulative percentage of contracted UDA delivered 2018 & 2019



Adjusted Scheduled Activity (UDA)

Month	2018	2019
April	149	111
May	662	538
June	864	987
July	1,701	
August	2,159	
September	2,594	
October	3,242	
November	3,706	
December	4,123	
January	4,617	
February	5,162	
March	5,674	
April	5,958	
May	5,970	
June	5,970	

### QUALITY

	Quantity	Base Number	Contract	AT	Region	England
% of FP17s for the same patient ID Re-attending within 3 months - Children	14	206	6.8%	11.7%	12.0%	11.5%
% of FP17s for the same patient ID Re-attending within 3 months - Adults	100	590	16.9%	15.8%	15.7%	15.4%
% of FP17s for the same patient ID Re-attending between 3 & 9 months - Children	141	206	68.4%	58.4%	60.3%	58.9%
% of FP17s for the same patient ID Re-attending between 3 & 9 months - Adults	345	590	58.5%	51.9%	54.0%	51.6%
% of FP17s for Band 1 Urgent Courses	33	636	5.2%	10.1%	8.9%	8.9%
% of FP17s Relating to Free Repair or Replacements	6	636	0.9%	0.9%	1.0%	0.8%
% of FP17s Relating to Continuations	25	636	3.9%	0.9%	1.1%	0.9%
% of Patients satisfied with the dentistry they have received	3	3	N/A	94.3%	93.4%	93.2%
% of Patients satisfied with the time they had to wait for an appointment	3	3	N/A	89.3%	89.4%	88.8%

\* This is based on patients treated on this contract for their most recent course of treatment. Figures in italics indicate the base number of FP17s or Patient Questionnaire responses are less than 100. N/A is shown where the base number of responses is less than 10 during the period. % is calculated as Quantity/Base number\*100

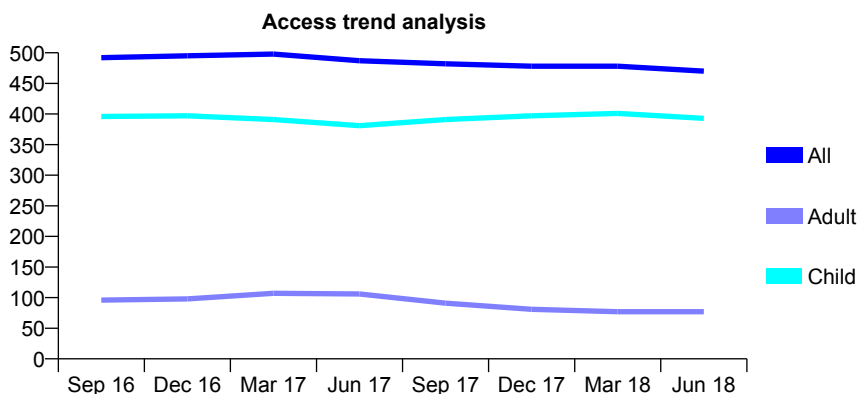
## Q46 - Vital Signs At a Glance Contract Report for 919942/0001 - June 2018

Name or company name	MR N NAEEM
Contract type name	GDS Contract
Purpose of contract	General
Contract start date	01/04/2006
Contract end date	

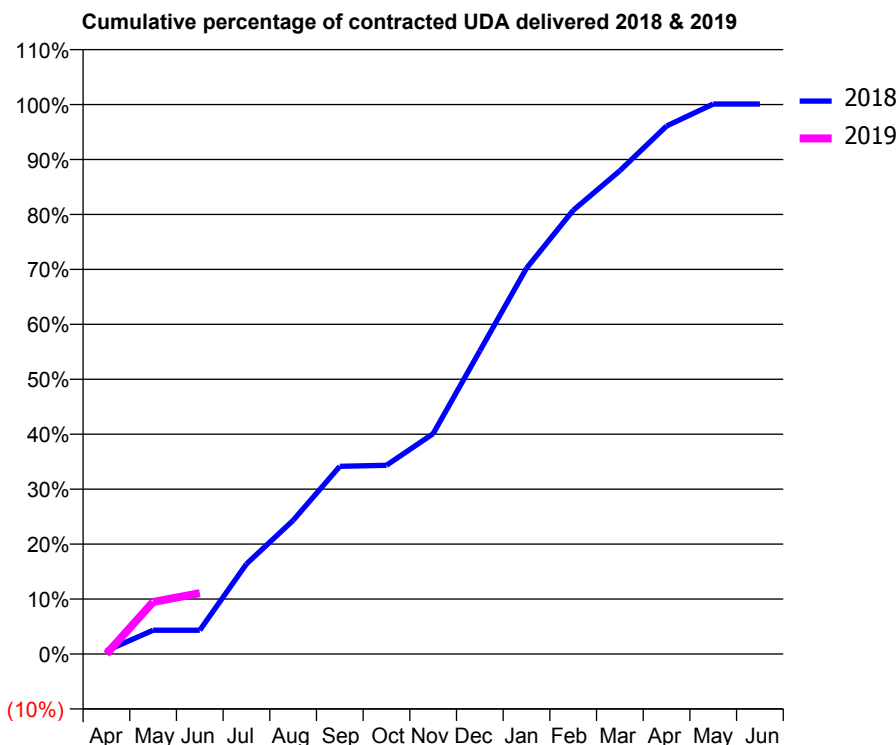
18/19 Contracted general activity (UDA)	1,500
Carry forward general activity (UDA)	0
18/19 Contracted orthodontic activity (UOA)	0
Carry forward orthodontic activity (UOA)	0
Baseline contract value	£35,770.90

### ACCESS\*

Patients seen in 24 months	Total	Change since previous quarter
Quarter ending June 2017	487	
Quarter ending September 2017	482	↓
Quarter ending December 2017	478	→
Quarter ending March 2018	478	→
Quarter ending June 2018	470	↓
<b>Variance since June 2017</b>	<b>(3.5%)</b>	<b>↓</b>



### ACTIVITY



Month	Adjusted Scheduled Activity (UDA)	
	2018	2019
April	9	0
May	65	142
June	65	166
July	246	
August	365	
September	512	
October	515	
November	601	
December	827	
January	1,053	
February	1,211	
March	1,319	
April	1,441	
May	1,501	
June	1,501	

### QUALITY

	Quantity	Base Number	Contract	AT	Region	England
% of FP17s for the same patient ID Re-attending within 3 months - Children	36	228	15.8%	11.7%	12.0%	11.5%
% of FP17s for the same patient ID Re-attending within 3 months - Adults	2	7	28.6%	15.8%	15.7%	15.4%
% of FP17s for the same patient ID Re-attending between 3 & 9 months - Children	163	228	71.5%	58.4%	60.3%	58.9%
% of FP17s for the same patient ID Re-attending between 3 & 9 months - Adults	4	7	57.1%	51.9%	54.0%	51.6%
% of FP17s for Band 1 Urgent Courses	0	126	0.0%	10.1%	8.9%	8.9%
% of FP17s Relating to Free Repair or Replacements	0	126	0.0%	0.9%	1.0%	0.8%
% of FP17s Relating to Continuations	0	126	0.0%	0.9%	1.1%	0.9%
% of Patients satisfied with the dentistry they have received	0	0	N/A	94.3%	93.4%	93.2%
% of Patients satisfied with the time they had to wait for an appointment	0	0	N/A	89.3%	89.4%	88.8%

\* This is based on patients treated on this contract for their most recent course of treatment. Figures in italics indicate the base number of FP17s or Patient Questionnaire responses are less than 100. N/A is shown where the base number of responses is less than 10 during the period. % is calculated as Quantity/Base number\*100



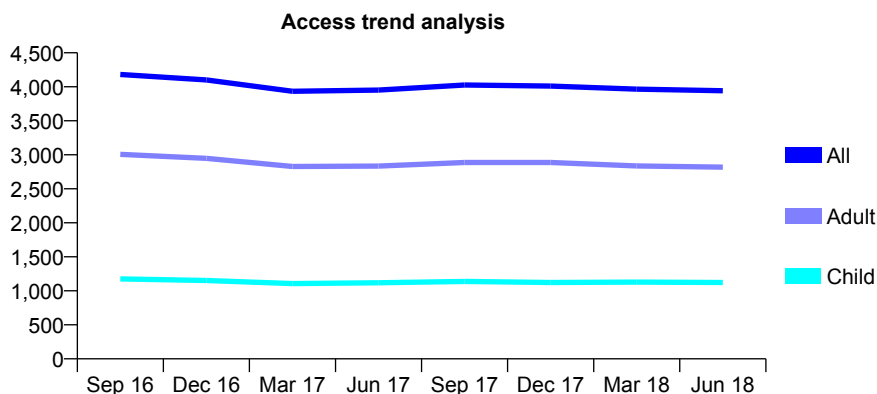
## Q46 - Vital Signs At a Glance Contract Report for 920037/0001 - June 2018

Name or company name	MR C EDWARDS
Contract type name	GDS Contract
Purpose of contract	General
Contract start date	01/04/2012
Contract end date	

18/19 Contracted general activity (UDA)	12,979
Carry forward general activity (UDA)	0
18/19 Contracted orthodontic activity (UOA)	0
Carry forward orthodontic activity (UOA)	0
Baseline contract value	£392,462.24

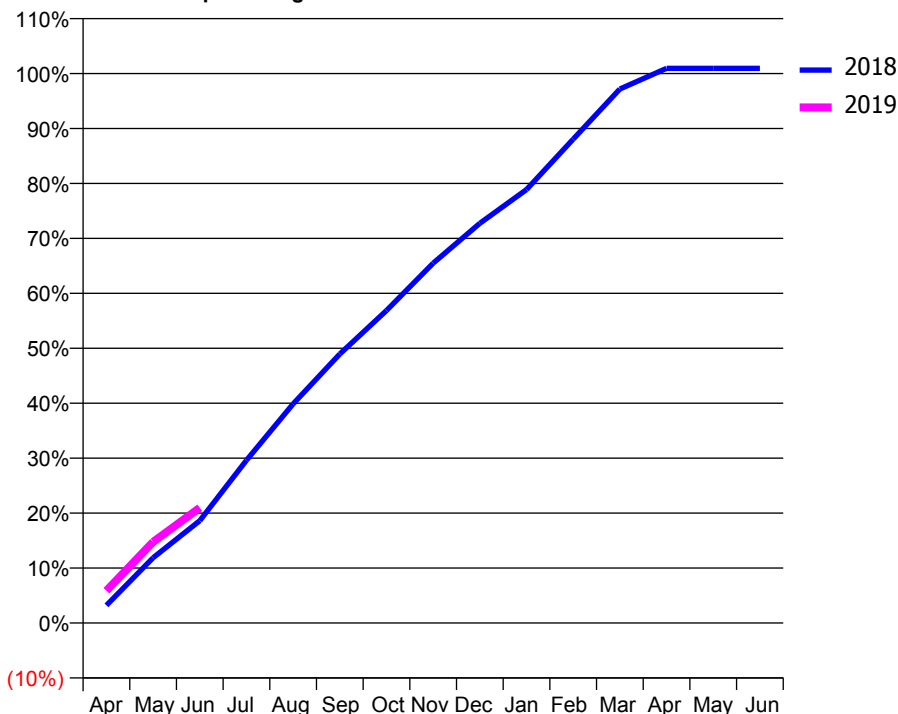
### ACCESS\*

Patients seen in 24 months	Total	Change since previous quarter
Quarter ending June 2017	3,952	
Quarter ending September 2017	4,027	→
Quarter ending December 2017	4,010	→
Quarter ending March 2018	3,965	↓
Quarter ending June 2018	3,942	→
<b>Variance since June 2017</b>	<b>(0.3%)</b>	<b>→</b>



### ACTIVITY

Cumulative percentage of contracted UDA delivered 2018 & 2019



Adjusted Scheduled Activity (UDA)

Month	2018	2019
April	417	764
May	1,542	1,918
June	2,418	2,721
July	3,844	
August	5,177	
September	6,354	
October	7,380	
November	8,499	
December	9,440	
January	10,237	
February	11,429	
March	12,613	
April	13,100	
May	13,101	
June	13,100	

### QUALITY

	Quantity	Base Number	Contract	AT	Region	England
% of FP17s for the same patient ID Re-attending within 3 months - Children	34	475	7.2%	11.7%	12.0%	11.5%
% of FP17s for the same patient ID Re-attending within 3 months - Adults	151	1,008	15.0%	15.8%	15.7%	15.4%
% of FP17s for the same patient ID Re-attending between 3 & 9 months - Children	354	475	74.5%	58.4%	60.3%	58.9%
% of FP17s for the same patient ID Re-attending between 3 & 9 months - Adults	627	1,008	62.2%	51.9%	54.0%	51.6%
% of FP17s for Band 1 Urgent Courses	107	1,244	8.6%	10.1%	8.9%	8.9%
% of FP17s Relating to Free Repair or Replacements	11	1,244	0.9%	0.9%	1.0%	0.8%
% of FP17s Relating to Continuations	8	1,244	0.6%	0.9%	1.1%	0.9%
% of Patients satisfied with the dentistry they have received	1	1	N/A	94.3%	93.4%	93.2%
% of Patients satisfied with the time they had to wait for an appointment	1	1	N/A	89.3%	89.4%	88.8%

\* This is based on patients treated on this contract for their most recent course of treatment. Figures in italics indicate the base number of FP17s or Patient Questionnaire responses are less than 100. N/A is shown where the base number of responses is less than 10 during the period. % is calculated as Quantity/Base number\*100

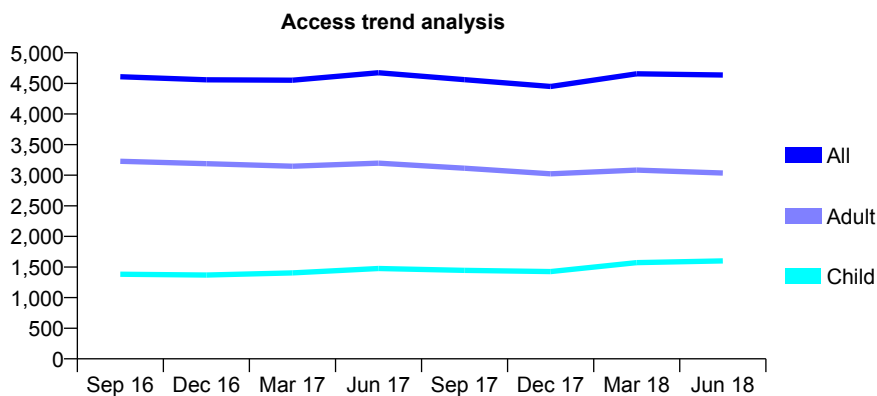
## Q46 - Vital Signs At a Glance Contract Report for 920932/0001 - June 2018

Name or company name	272 Dental Care
Contract type name	GDS Contract
Purpose of contract	General
Contract start date	01/04/2006
Contract end date	

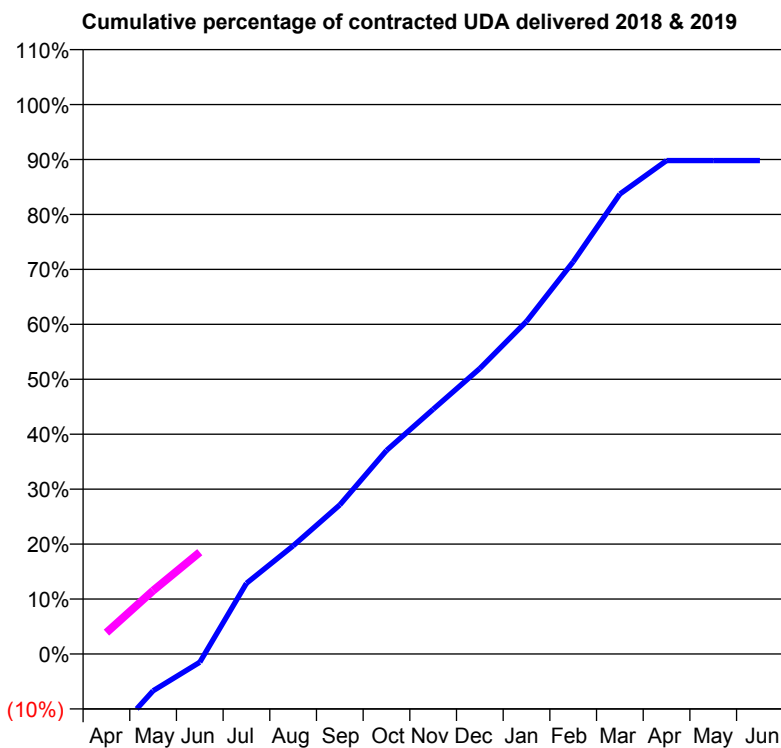
18/19 Contracted general activity (UDA)	16,128
Carry forward general activity (UDA)	0
18/19 Contracted orthodontic activity (UOA)	0
Carry forward orthodontic activity (UOA)	0
Baseline contract value	£392,855.34

### ACCESS\*

Patients seen in 24 months	Total	Change since previous quarter
Quarter ending June 2017	4,675	
Quarter ending September 2017	4,561	↓
Quarter ending December 2017	4,449	↓
Quarter ending March 2018	4,656	↑
Quarter ending June 2018	4,637	→
<b>Variance since June 2017</b>	<b>(0.8%)</b>	<b>→</b>



### ACTIVITY



Month	Adjusted Scheduled Activity (UDA)	
	2018	2019
April	-2,598	628
May	-1,082	1,859
June	-245	2,989
July	2,075	
August	3,177	
September	4,376	
October	5,973	
November	7,182	
December	8,380	
January	9,763	
February	11,511	
March	13,499	
April	14,483	
May	14,483	
June	14,483	

### QUALITY

	Quantity	Base Number	Contract	AT	Region	England
% of FP17s for the same patient ID Re-attending within 3 months - Children	45	541	8.3%	11.7%	12.0%	11.5%
% of FP17s for the same patient ID Re-attending within 3 months - Adults	127	932	13.6%	15.8%	15.7%	15.4%
% of FP17s for the same patient ID Re-attending between 3 & 9 months - Children	291	541	53.8%	58.4%	60.3%	58.9%
% of FP17s for the same patient ID Re-attending between 3 & 9 months - Adults	497	932	53.3%	51.9%	54.0%	51.6%
% of FP17s for Band 1 Urgent Courses	65	1,090	6.0%	10.1%	8.9%	8.9%
% of FP17s Relating to Free Repair or Replacements	21	1,090	1.9%	0.9%	1.0%	0.8%
% of FP17s Relating to Continuations	13	1,090	1.2%	0.9%	1.1%	0.9%
% of Patients satisfied with the dentistry they have received	2	2	N/A	94.3%	93.4%	93.2%
% of Patients satisfied with the time they had to wait for an appointment	2	2	N/A	89.3%	89.4%	88.8%

\* This is based on patients treated on this contract for their most recent course of treatment. Figures in italics indicate the base number of FP17s or Patient Questionnaire responses are less than 100. N/A is shown where the base number of responses is less than 10 during the period. % is calculated as Quantity/Base number\*100

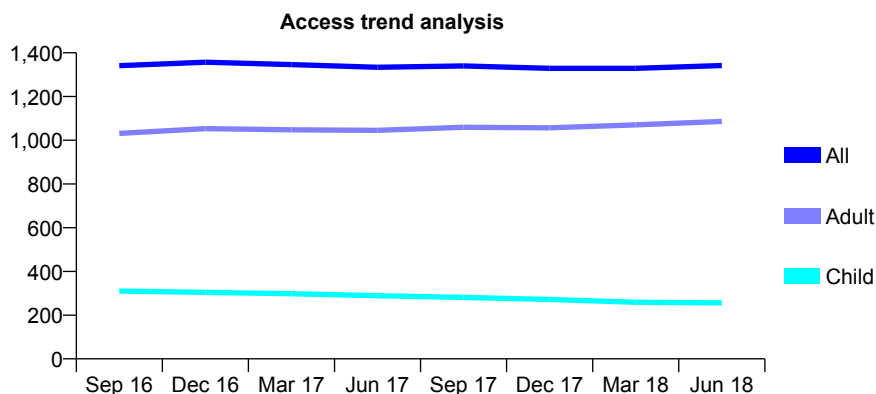
## Q46 - Vital Signs At a Glance Contract Report for 921203/0001 - June 2018

Name or company name	MRS KV DISS
Contract type name	GDS Contract
Purpose of contract	General
Contract start date	01/04/2006
Contract end date	

18/19 Contracted general activity (UDA)	3,718
Carry forward general activity (UDA)	0
18/19 Contracted orthodontic activity (UOA)	0
Carry forward orthodontic activity (UOA)	0
Baseline contract value	£91,931.09

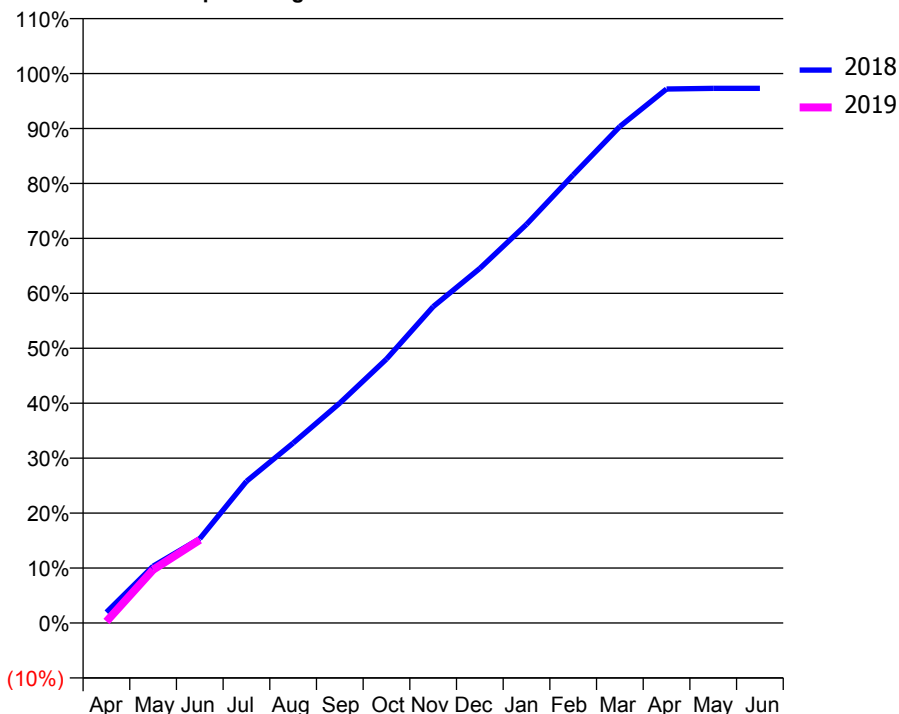
### ACCESS\*

Patients seen in 24 months	Total	Change since previous quarter
Quarter ending June 2017	1,334	
Quarter ending September 2017	1,340	→
Quarter ending December 2017	1,329	→
Quarter ending March 2018	1,329	→
Quarter ending June 2018	1,342	→
<b>Variance since June 2017</b>	<b>0.6%</b>	<b>→</b>



### ACTIVITY

Cumulative percentage of contracted UDA delivered 2018 & 2019



Month	Adjusted Scheduled Activity (UDA)	
	2018	2019
April	73	10
May	385	360
June	571	562
July	958	
August	1,218	
September	1,488	
October	1,786	
November	2,141	
December	2,399	
January	2,697	
February	3,032	
March	3,360	
April	3,613	
May	3,618	
June	3,618	

### QUALITY

	Quantity	Base Number	Contract	AT	Region	England
% of FP17s for the same patient ID Re-attending within 3 months - Children	2	83	2.4%	11.7%	12.0%	11.5%
% of FP17s for the same patient ID Re-attending within 3 months - Adults	74	445	16.6%	15.8%	15.7%	15.4%
% of FP17s for the same patient ID Re-attending between 3 & 9 months - Children	64	83	77.1%	58.4%	60.3%	58.9%
% of FP17s for the same patient ID Re-attending between 3 & 9 months - Adults	289	445	64.9%	51.9%	54.0%	51.6%
% of FP17s for Band 1 Urgent Courses	31	371	8.4%	10.1%	8.9%	8.9%
% of FP17s Relating to Free Repair or Replacements	2	371	0.5%	0.9%	1.0%	0.8%
% of FP17s Relating to Continuations	2	371	0.5%	0.9%	1.1%	0.9%
% of Patients satisfied with the dentistry they have received	1	1	N/A	94.3%	93.4%	93.2%
% of Patients satisfied with the time they had to wait for an appointment	1	1	N/A	89.3%	89.4%	88.8%

\* This is based on patients treated on this contract for their most recent course of treatment. Figures in italics indicate the base number of FP17s or Patient Questionnaire responses are less than 100. N/A is shown where the base number of responses is less than 10 during the period. % is calculated as Quantity/Base number\*100

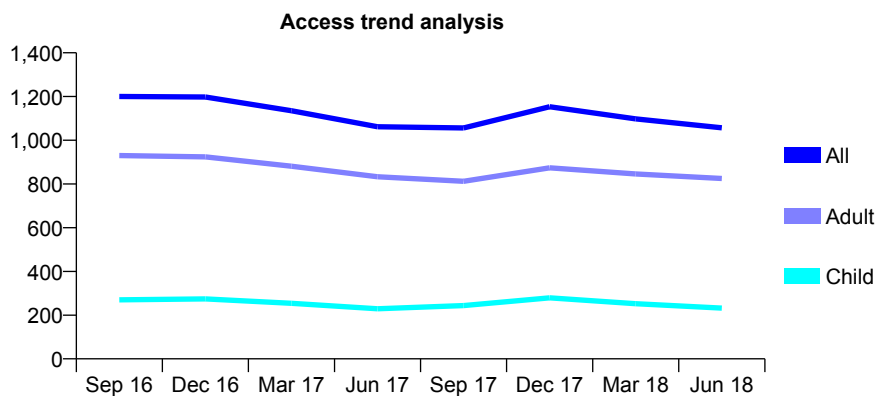
## Q46 - Vital Signs At a Glance Contract Report for 927066/0001 - June 2018

Name or company name	MR K SEDEHIZADEH
Contract type name	GDS Contract
Purpose of contract	General
Contract start date	01/04/2006
Contract end date	

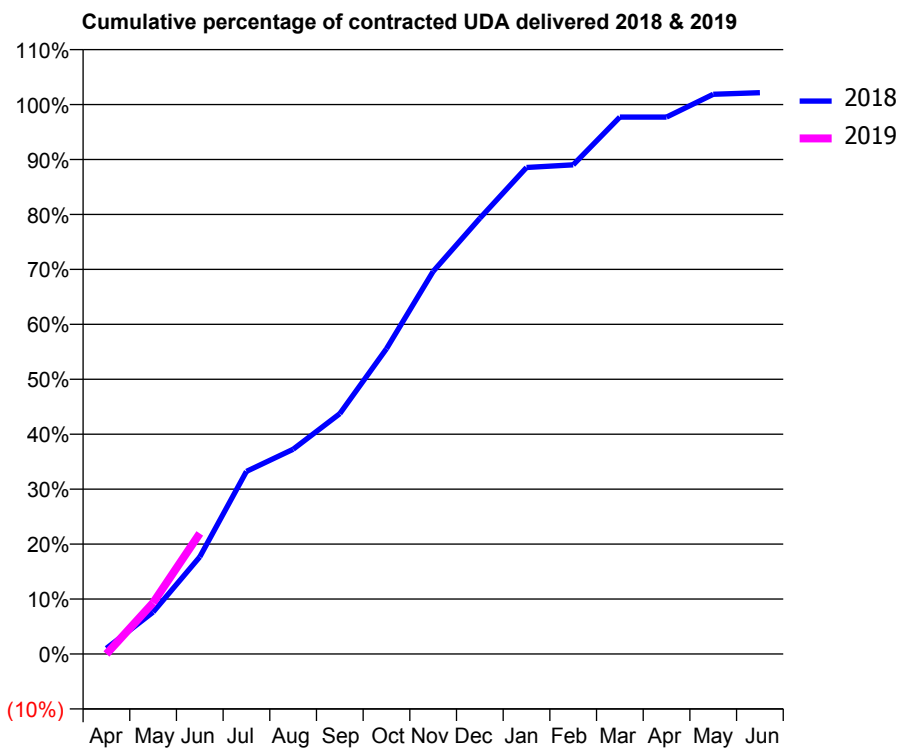
18/19 Contracted general activity (UDA)	4,078
Carry forward general activity (UDA)	0
18/19 Contracted orthodontic activity (UOA)	0
Carry forward orthodontic activity (UOA)	0
Baseline contract value	£129,349.74

### ACCESS\*

Patients seen in 24 months	Total	Change since previous quarter
Quarter ending June 2017	1,062	
Quarter ending September 2017	1,056	→
Quarter ending December 2017	1,153	↑
Quarter ending March 2018	1,098	↓
Quarter ending June 2018	1,057	↓
<b>Variance since June 2017</b>	<b>(0.5%)</b>	<b>→</b>



### ACTIVITY



Month	Adjusted Scheduled Activity (UDA)	
	2018	2019
April	42	0
May	311	381
June	721	895
July	1,355	
August	1,520	
September	1,783	
October	2,266	
November	2,839	
December	3,234	
January	3,610	
February	3,630	
March	3,984	
April	3,984	
May	4,154	
June	4,166	

### QUALITY

	Quantity	Base Number	Contract	AT	Region	England
% of FP17s for the same patient ID Re-attending within 3 months - Children	6	71	8.5%	11.7%	12.0%	11.5%
% of FP17s for the same patient ID Re-attending within 3 months - Adults	30	227	13.2%	15.8%	15.7%	15.4%
% of FP17s for the same patient ID Re-attending between 3 & 9 months - Children	36	71	50.7%	58.4%	60.3%	58.9%
% of FP17s for the same patient ID Re-attending between 3 & 9 months - Adults	88	227	38.8%	51.9%	54.0%	51.6%
% of FP17s for Band 1 Urgent Courses	35	268	13.1%	10.1%	8.9%	8.9%
% of FP17s Relating to Free Repair or Replacements	1	268	0.4%	0.9%	1.0%	0.8%
% of FP17s Relating to Continuations	1	268	0.4%	0.9%	1.1%	0.9%
% of Patients satisfied with the dentistry they have received	2	2	N/A	94.3%	93.4%	93.2%
% of Patients satisfied with the time they had to wait for an appointment	2	2	N/A	89.3%	89.4%	88.8%

\* This is based on patients treated on this contract for their most recent course of treatment. Figures in italics indicate the base number of FP17s or Patient Questionnaire responses are less than 100. N/A is shown where the base number of responses is less than 10 during the period. % is calculated as Quantity/Base number\*100

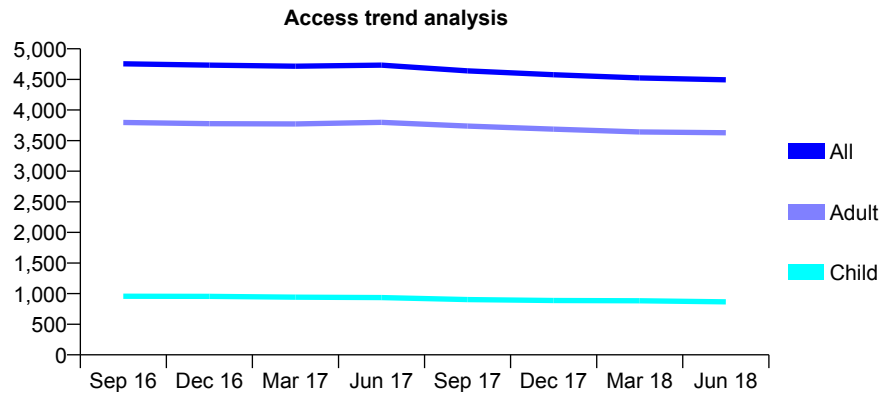
## Q46 - Vital Signs At a Glance Contract Report for 931594/0001 - June 2018

Name or company name	MISS SL WATSON
Contract type name	GDS Contract
Purpose of contract	General
Contract start date	01/04/2006
Contract end date	

18/19 Contracted general activity (UDA)	14,492
Carry forward general activity (UDA)	0
18/19 Contracted orthodontic activity (UOA)	0
Carry forward orthodontic activity (UOA)	0
Baseline contract value	£342,936.84

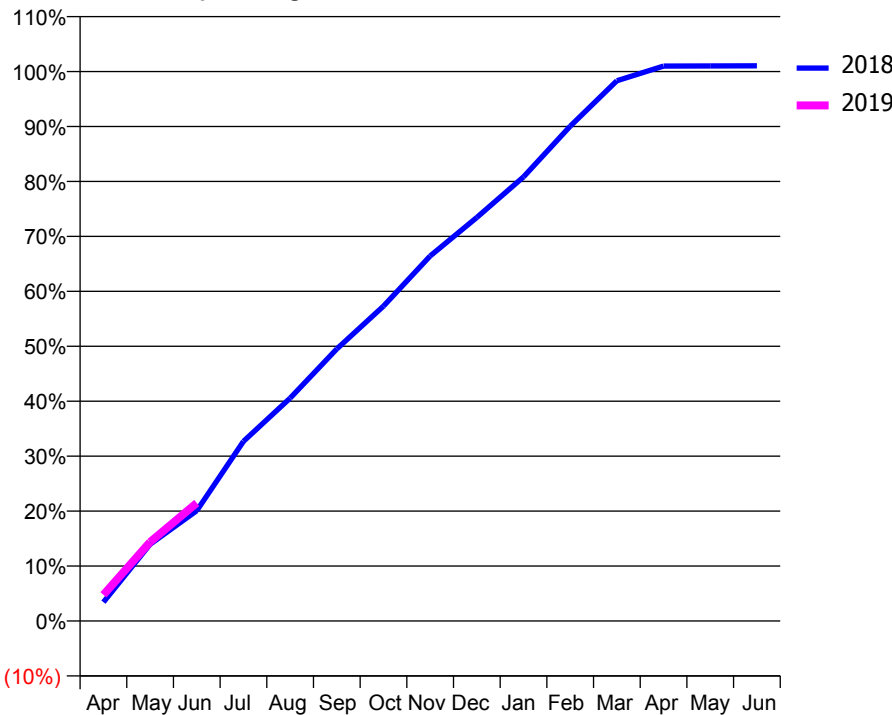
### ACCESS\*

Patients seen in 24 months	Total	Change since previous quarter
Quarter ending June 2017	4,734	
Quarter ending September 2017	4,640	↓
Quarter ending December 2017	4,576	↓
Quarter ending March 2018	4,524	↓
Quarter ending June 2018	4,494	→
<b>Variance since June 2017</b>	<b>(5.1%)</b>	<b>↓</b>



### ACTIVITY

Cumulative percentage of contracted UDA delivered 2018 & 2019



Month	Adjusted Scheduled Activity (UDA)	
	2018	2019
April	496	690
May	2,023	2,085
June	2,910	3,116
July	4,738	
August	5,879	
September	7,175	
October	8,304	
November	9,628	
December	10,644	
January	11,712	
February	13,050	
March	14,248	
April	14,636	
May	14,639	
June	14,642	

### QUALITY

	Quantity	Base Number	Contract	AT	Region	England
% of FP17s for the same patient ID Re-attending within 3 months - Children	29	330	8.8%	11.7%	12.0%	11.5%
% of FP17s for the same patient ID Re-attending within 3 months - Adults	253	1,337	18.9%	15.8%	15.7%	15.4%
% of FP17s for the same patient ID Re-attending between 3 & 9 months - Children	194	330	58.8%	58.4%	60.3%	58.9%
% of FP17s for the same patient ID Re-attending between 3 & 9 months - Adults	706	1,337	52.8%	51.9%	54.0%	51.6%
% of FP17s for Band 1 Urgent Courses	169	1,487	11.4%	10.1%	8.9%	8.9%
% of FP17s Relating to Free Repair or Replacements	26	1,487	1.7%	0.9%	1.0%	0.8%
% of FP17s Relating to Continuations	41	1,487	2.8%	0.9%	1.1%	0.9%
% of Patients satisfied with the dentistry they have received	3	3	N/A	94.3%	93.4%	93.2%
% of Patients satisfied with the time they had to wait for an appointment	3	3	N/A	89.3%	89.4%	88.8%

\* This is based on patients treated on this contract for their most recent course of treatment. Figures in italics indicate the base number of FP17s or Patient Questionnaire responses are less than 100. N/A is shown where the base number of responses is less than 10 during the period. % is calculated as Quantity/Base number\*100

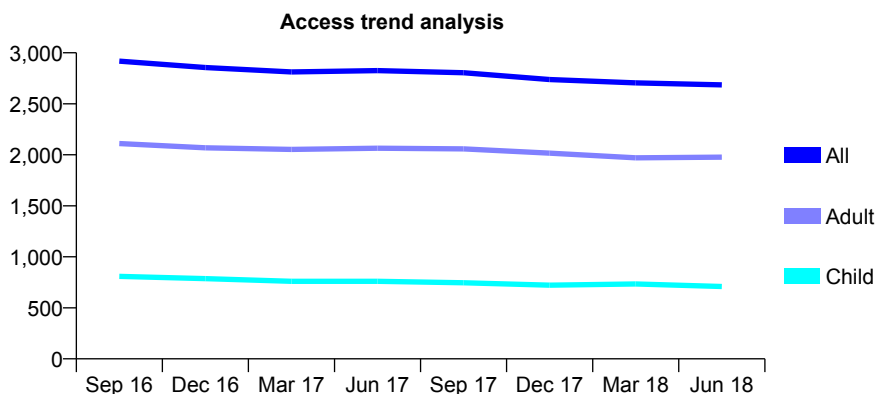
## Q46 - Vital Signs At a Glance Contract Report for 932841/0001 - June 2018

Name or company name	MR HR HABIBI
Contract type name	GDS Contract
Purpose of contract	General
Contract start date	01/04/2006
Contract end date	

18/19 Contracted general activity (UDA)	9,416
Carry forward general activity (UDA)	0
18/19 Contracted orthodontic activity (UOA)	0
Carry forward orthodontic activity (UOA)	0
Baseline contract value	£306,878.49

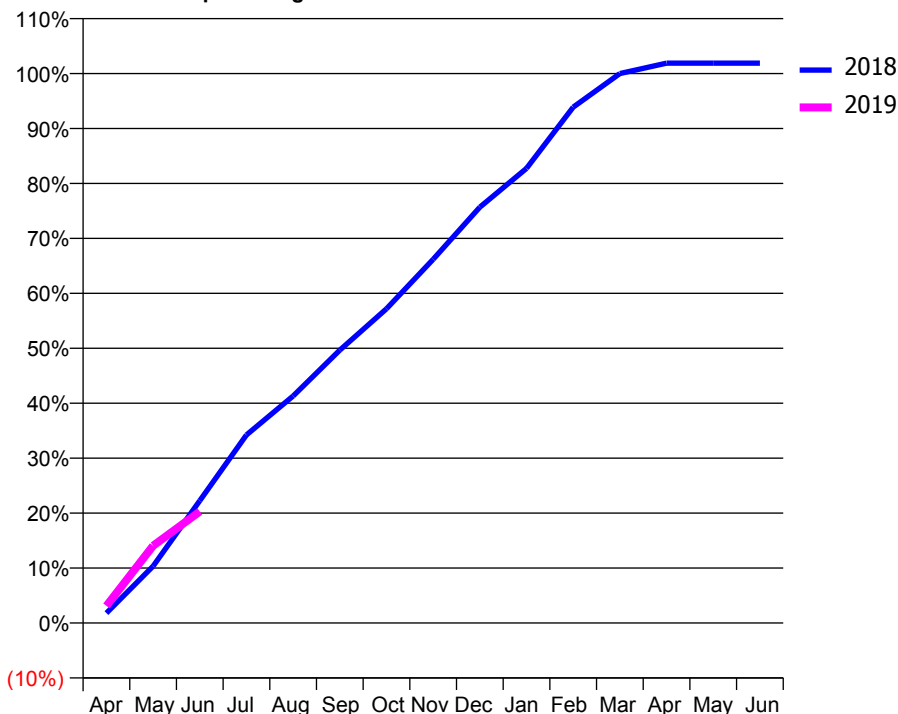
### ACCESS\*

Patients seen in 24 months	Total	Change since previous quarter
Quarter ending June 2017	2,825	
Quarter ending September 2017	2,804	→
Quarter ending December 2017	2,738	↓
Quarter ending March 2018	2,705	↓
Quarter ending June 2018	2,686	→
<b>Variance since June 2017</b>	<b>(4.9%)</b>	<b>↓</b>



### ACTIVITY

Cumulative percentage of contracted UDA delivered 2018 & 2019



Adjusted Scheduled Activity (UDA)

Month	2018	2019
April	170	294
May	974	1,323
June	2,097	1,911
July	3,222	
August	3,890	
September	4,676	
October	5,385	
November	6,233	
December	7,125	
January	7,790	
February	8,840	
March	9,415	
April	9,594	
May	9,594	
June	9,594	

### QUALITY

	Quantity	Base Number	Contract	AT	Region	England
% of FP17s for the same patient ID Re-attending within 3 months - Children	22	188	11.7%	11.7%	12.0%	11.5%
% of FP17s for the same patient ID Re-attending within 3 months - Adults	119	645	18.4%	15.8%	15.7%	15.4%
% of FP17s for the same patient ID Re-attending between 3 & 9 months - Children	112	188	59.6%	58.4%	60.3%	58.9%
% of FP17s for the same patient ID Re-attending between 3 & 9 months - Adults	354	645	54.9%	51.9%	54.0%	51.6%
% of FP17s for Band 1 Urgent Courses	103	762	13.5%	10.1%	8.9%	8.9%
% of FP17s Relating to Free Repair or Replacements	2	762	0.3%	0.9%	1.0%	0.8%
% of FP17s Relating to Continuations	15	762	2.0%	0.9%	1.1%	0.9%
% of Patients satisfied with the dentistry they have received	3	3	N/A	94.3%	93.4%	93.2%
% of Patients satisfied with the time they had to wait for an appointment	3	3	N/A	89.3%	89.4%	88.8%

\* This is based on patients treated on this contract for their most recent course of treatment. Figures in italics indicate the base number of FP17s or Patient Questionnaire responses are less than 100. N/A is shown where the base number of responses is less than 10 during the period. % is calculated as Quantity/Base number\*100

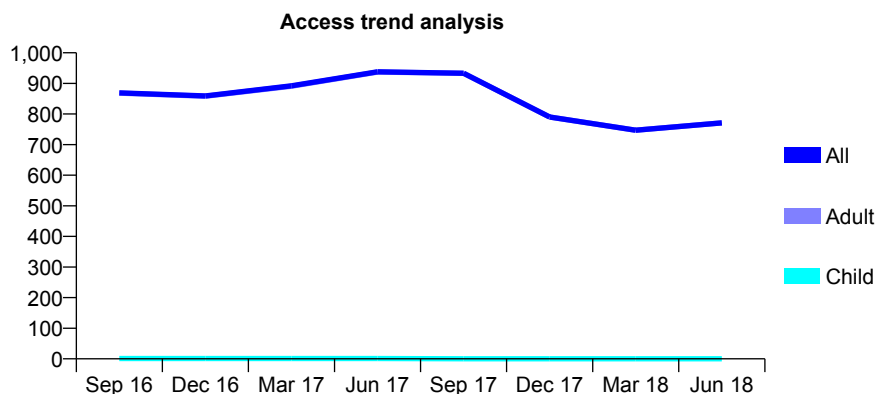
## Q46 - Vital Signs At a Glance Contract Report for 935581/0001 - June 2018

Name or company name	MR MH AL-SHARKAWI
Contract type name	GDS Contract
Purpose of contract	General
Contract start date	01/04/2006
Contract end date	

18/19 Contracted general activity (UDA)	2,987
Carry forward general activity (UDA)	0
18/19 Contracted orthodontic activity (UOA)	0
Carry forward orthodontic activity (UOA)	0
Baseline contract value	£99,375.04

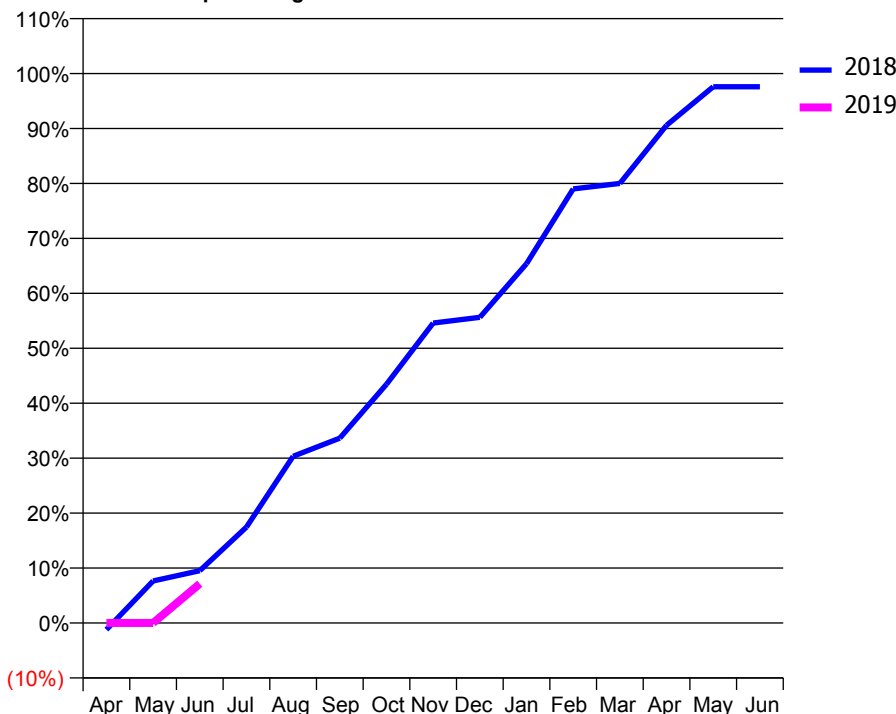
### ACCESS\*

Patients seen in 24 months	Total	Change since previous quarter
Quarter ending June 2017	938	
Quarter ending September 2017	933	→
Quarter ending December 2017	790	↓
Quarter ending March 2018	747	↓
Quarter ending June 2018	771	↑
<b>Variance since June 2017</b>	<b>(17.8%)</b>	<b>↓</b>



### ACTIVITY

Cumulative percentage of contracted UDA delivered 2018 & 2019



Adjusted Scheduled Activity (UDA)		
Month	2018	2019
April	-37	0
May	229	0
June	284	213
July	522	
August	906	
September	1,005	
October	1,298	
November	1,630	
December	1,662	
January	1,953	
February	2,359	
March	2,389	
April	2,706	
May	2,915	
June	2,915	

### QUALITY

	Quantity	Base Number	Contract	AT	Region	England
% of FP17s for the same patient ID Re-attending within 3 months - Children	0	0	N/A	11.7%	12.0%	11.5%
% of FP17s for the same patient ID Re-attending within 3 months - Adults	4	98	4.1%	15.8%	15.7%	15.4%
% of FP17s for the same patient ID Re-attending between 3 & 9 months - Children	0	0	N/A	58.4%	60.3%	58.9%
% of FP17s for the same patient ID Re-attending between 3 & 9 months - Adults	9	98	9.2%	51.9%	54.0%	51.6%
% of FP17s for Band 1 Urgent Courses	1	32	3.1%	10.1%	8.9%	8.9%
% of FP17s Relating to Free Repair or Replacements	0	32	0.0%	0.9%	1.0%	0.8%
% of FP17s Relating to Continuations	0	32	0.0%	0.9%	1.1%	0.9%
% of Patients satisfied with the dentistry they have received	1	1	N/A	94.3%	93.4%	93.2%
% of Patients satisfied with the time they had to wait for an appointment	1	1	N/A	89.3%	89.4%	88.8%

\* This is based on patients treated on this contract for their most recent course of treatment. Figures in italics indicate the base number of FP17s or Patient Questionnaire responses are less than 100. N/A is shown where the base number of responses is less than 10 during the period. % is calculated as Quantity/Base number\*100

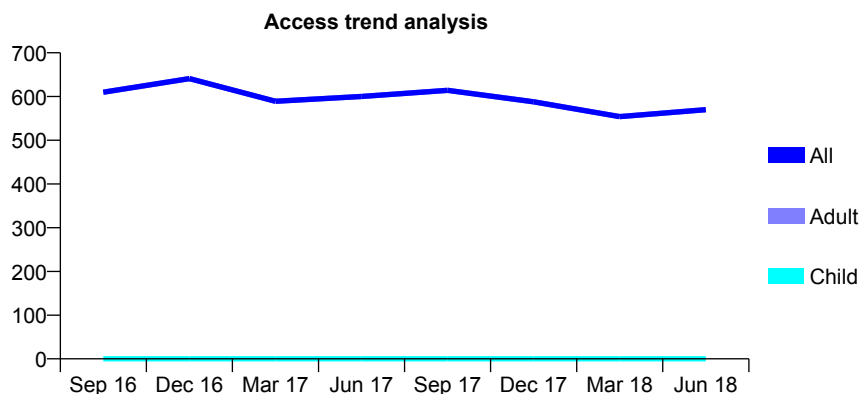
## Q46 - Vital Signs At a Glance Contract Report for 935581/0004 - June 2018

Name or company name	MR MH AL-SHARKAWI
Contract type name	GDS Contract
Purpose of contract	General
Contract start date	01/05/2010
Contract end date	

18/19 Contracted general activity (UDA)	2,000
Carry forward general activity (UDA)	0
18/19 Contracted orthodontic activity (UOA)	0
Carry forward orthodontic activity (UOA)	0
Baseline contract value	£54,426.93

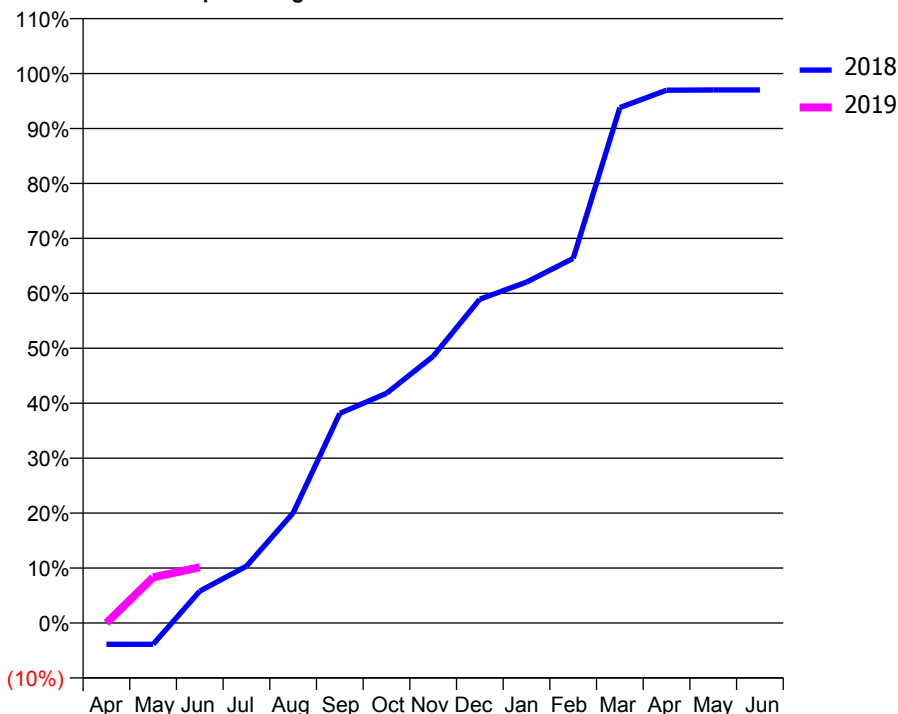
### ACCESS\*

Patients seen in 24 months	Total	Change since previous quarter
Quarter ending June 2017	600	
Quarter ending September 2017	614	↑
Quarter ending December 2017	588	↓
Quarter ending March 2018	554	↓
Quarter ending June 2018	570	↑
<b>Variance since June 2017</b>	<b>(5.0%)</b>	<b>↓</b>



### ACTIVITY

Cumulative percentage of contracted UDA delivered 2018 & 2019



Adjusted Scheduled Activity (UDA)		
Month	2018	2019
April	-78	0
May	-78	166
June	116	203
July	207	
August	401	
September	763	
October	836	
November	971	
December	1,179	
January	1,241	
February	1,327	
March	1,876	
April	1,939	
May	1,940	
June	1,940	

### QUALITY

	Quantity	Base Number	Contract	AT	Region	England
% of FP17s for the same patient ID Re-attending within 3 months - Children	0	0	N/A	11.7%	12.0%	11.5%
% of FP17s for the same patient ID Re-attending within 3 months - Adults	6	97	6.2%	15.8%	15.7%	15.4%
% of FP17s for the same patient ID Re-attending between 3 & 9 months - Children	0	0	N/A	58.4%	60.3%	58.9%
% of FP17s for the same patient ID Re-attending between 3 & 9 months - Adults	5	97	5.2%	51.9%	54.0%	51.6%
% of FP17s for Band 1 Urgent Courses	16	79	20.3%	10.1%	8.9%	8.9%
% of FP17s Relating to Free Repair or Replacements	0	79	0.0%	0.9%	1.0%	0.8%
% of FP17s Relating to Continuations	0	79	0.0%	0.9%	1.1%	0.9%
% of Patients satisfied with the dentistry they have received	1	1	N/A	94.3%	93.4%	93.2%
% of Patients satisfied with the time they had to wait for an appointment	1	1	N/A	89.3%	89.4%	88.8%

\* This is based on patients treated on this contract for their most recent course of treatment. Figures in italics indicate the base number of FP17s or Patient Questionnaire responses are less than 100. N/A is shown where the base number of responses is less than 10 during the period. % is calculated as Quantity/Base number\*100



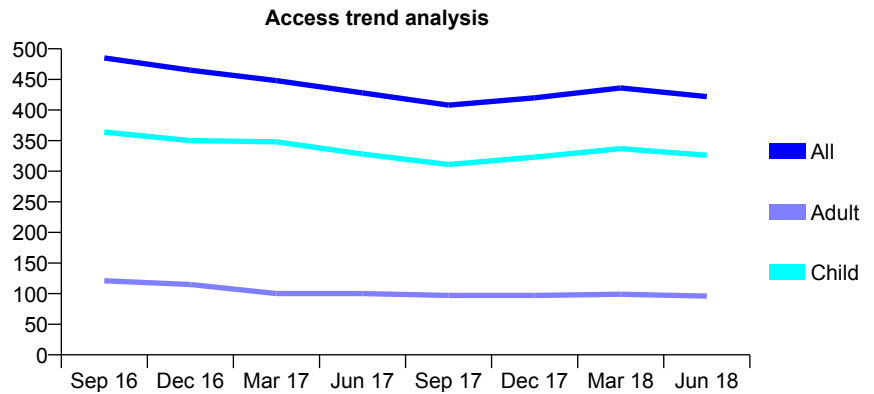
## Q46 - Vital Signs At a Glance Contract Report for 951366/0001 - June 2018

Name or company name	MR T IDREES
Contract type name	GDS Contract
Purpose of contract	General
Contract start date	01/10/2009
Contract end date	

18/19 Contracted general activity (UDA)	1,140
Carry forward general activity (UDA)	0
18/19 Contracted orthodontic activity (UOA)	0
Carry forward orthodontic activity (UOA)	0
Baseline contract value	£28,441.28

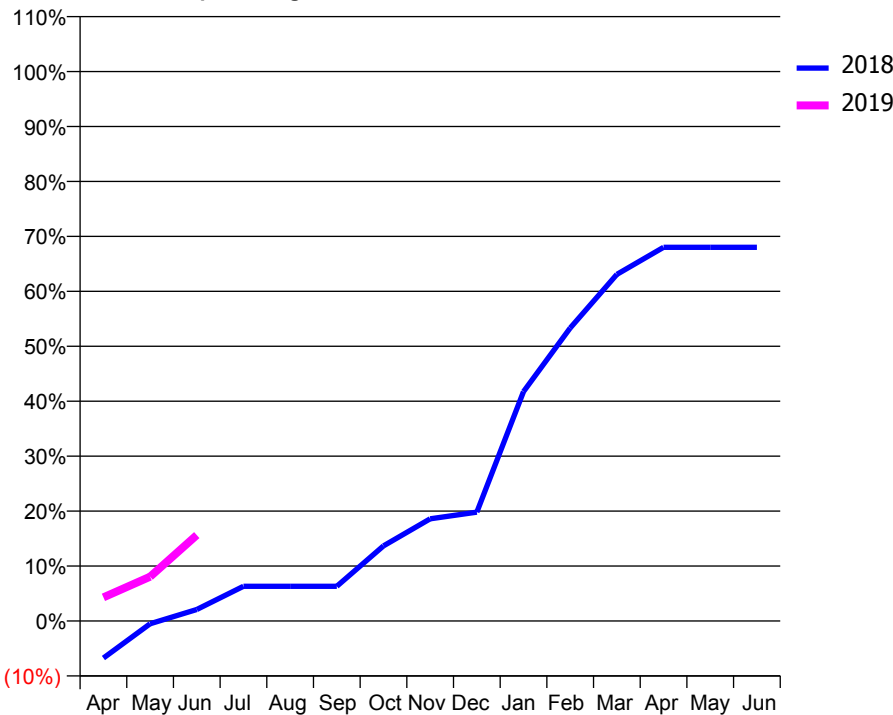
### ACCESS\*

Patients seen in 24 months	Total	Change since previous quarter
Quarter ending June 2017	428	
Quarter ending September 2017	408	↓
Quarter ending December 2017	420	↑
Quarter ending March 2018	436	↑
Quarter ending June 2018	422	↓
<b>Variance since June 2017</b>	<b>(1.4%)</b>	<b>↓</b>



### ACTIVITY

Cumulative percentage of contracted UDA delivered 2018 & 2019



Month	Adjusted Scheduled Activity (UDA)	
	2018	2019
April	-77	49
May	-6	92
June	24	178
July	72	
August	72	
September	72	
October	156	
November	212	
December	226	
January	476	
February	608	
March	719	
April	775	
May	775	
June	775	

### QUALITY

	Quantity	Base Number	Contract	AT	Region	England
% of FP17s for the same patient ID Re-attending within 3 months - Children	8	103	7.8%	11.7%	12.0%	11.5%
% of FP17s for the same patient ID Re-attending within 3 months - Adults	1	26	3.8%	15.8%	15.7%	15.4%
% of FP17s for the same patient ID Re-attending between 3 & 9 months - Children	67	103	65.0%	58.4%	60.3%	58.9%
% of FP17s for the same patient ID Re-attending between 3 & 9 months - Adults	14	26	53.8%	51.9%	54.0%	51.6%
% of FP17s for Band 1 Urgent Courses	2	106	1.9%	10.1%	8.9%	8.9%
% of FP17s Relating to Free Repair or Replacements	0	106	0.0%	0.9%	1.0%	0.8%
% of FP17s Relating to Continuations	0	106	0.0%	0.9%	1.1%	0.9%
% of Patients satisfied with the dentistry they have received	0	0	N/A	94.3%	93.4%	93.2%
% of Patients satisfied with the time they had to wait for an appointment	0	0	N/A	89.3%	89.4%	88.8%

\* This is based on patients treated on this contract for their most recent course of treatment. Figures in italics indicate the base number of FP17s or Patient Questionnaire responses are less than 100. N/A is shown where the base number of responses is less than 10 during the period. % is calculated as Quantity/Base number\*100

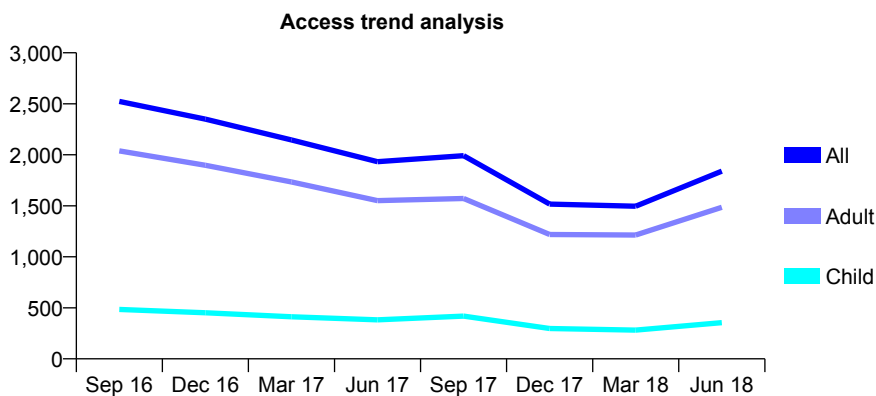
## Q46 - Vital Signs At a Glance Contract Report for 951404/0001 - June 2018

Name or company name	St Ann Partnership
Contract type name	GDS Contract
Purpose of contract	General
Contract start date	01/04/2006
Contract end date	

18/19 Contracted general activity (UDA)	7,792
Carry forward general activity (UDA)	0
18/19 Contracted orthodontic activity (UOA)	0
Carry forward orthodontic activity (UOA)	0
Baseline contract value	£190,752.34

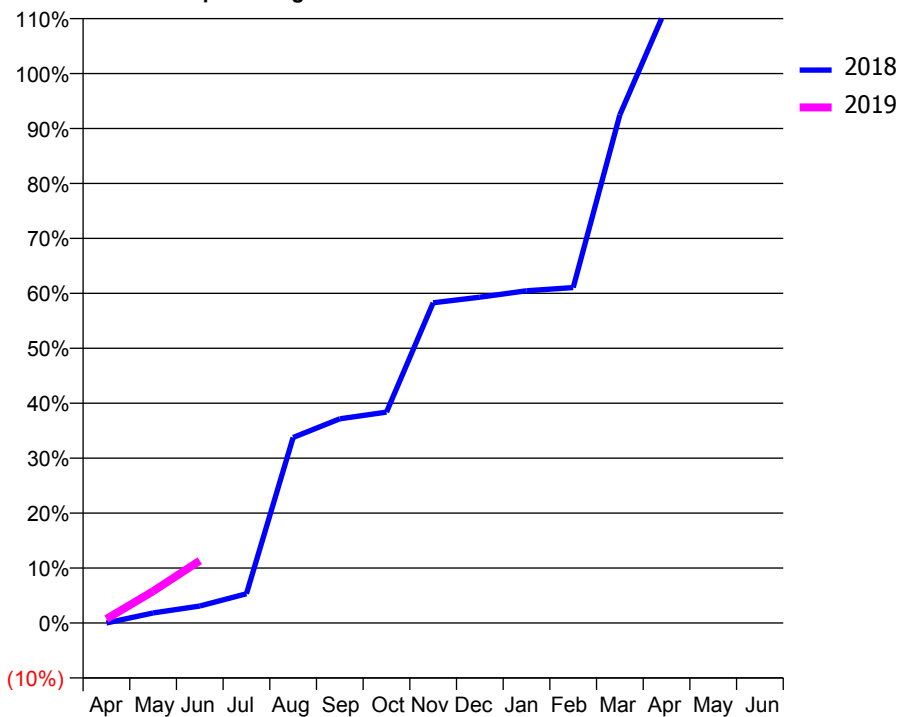
### ACCESS\*

Patients seen in 24 months	Total	Change since previous quarter
Quarter ending June 2017	1,933	
Quarter ending September 2017	1,991	↑
Quarter ending December 2017	1,517	↓
Quarter ending March 2018	1,496	↓
Quarter ending June 2018	1,840	↑
<b>Variance since June 2017</b>	<b>(4.8%)</b>	<b>↓</b>



### ACTIVITY

Cumulative percentage of contracted UDA delivered 2018 & 2019



Month	Adjusted Scheduled Activity (UDA)	
	2018	2019
April	0	58
May	71	451
June	121	883
July	207	
August	1,315	
September	1,448	
October	1,495	
November	2,271	
December	2,310	
January	2,356	
February	2,378	
March	3,604	
April	4,366	
May	4,395	
June	4,395	

### QUALITY

	Quantity	Base Number	Contract	AT	Region	England
% of FP17s for the same patient ID Re-attending within 3 months - Children	6	150	4.0%	11.7%	12.0%	11.5%
% of FP17s for the same patient ID Re-attending within 3 months - Adults	72	676	10.7%	15.8%	15.7%	15.4%
% of FP17s for the same patient ID Re-attending between 3 & 9 months - Children	29	150	19.3%	58.4%	60.3%	58.9%
% of FP17s for the same patient ID Re-attending between 3 & 9 months - Adults	135	676	20.0%	51.9%	54.0%	51.6%
% of FP17s for Band 1 Urgent Courses	66	438	15.1%	10.1%	8.9%	8.9%
% of FP17s Relating to Free Repair or Replacements	3	438	0.7%	0.9%	1.0%	0.8%
% of FP17s Relating to Continuations	0	438	0.0%	0.9%	1.1%	0.9%
% of Patients satisfied with the dentistry they have received	3	3	N/A	94.3%	93.4%	93.2%
% of Patients satisfied with the time they had to wait for an appointment	2	3	N/A	89.3%	89.4%	88.8%

\* This is based on patients treated on this contract for their most recent course of treatment. Figures in italics indicate the base number of FP17s or Patient Questionnaire responses are less than 100. N/A is shown where the base number of responses is less than 10 during the period. % is calculated as Quantity/Base number\*100

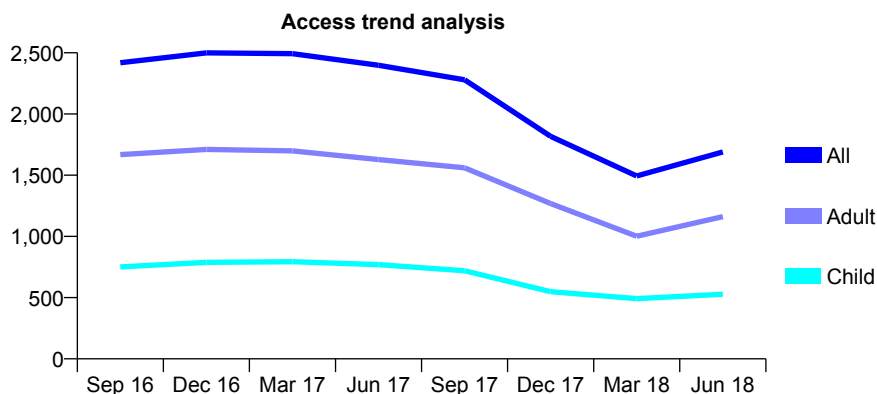
## Q46 - Vital Signs At a Glance Contract Report for 959588/0001 - June 2018

Name or company name	MR A KHAN
Contract type name	GDS Contract
Purpose of contract	General
Contract start date	01/04/2006
Contract end date	

18/19 Contracted general activity (UDA)	7,081
Carry forward general activity (UDA)	0
18/19 Contracted orthodontic activity (UOA)	0
Carry forward orthodontic activity (UOA)	0
Baseline contract value	£211,319.22

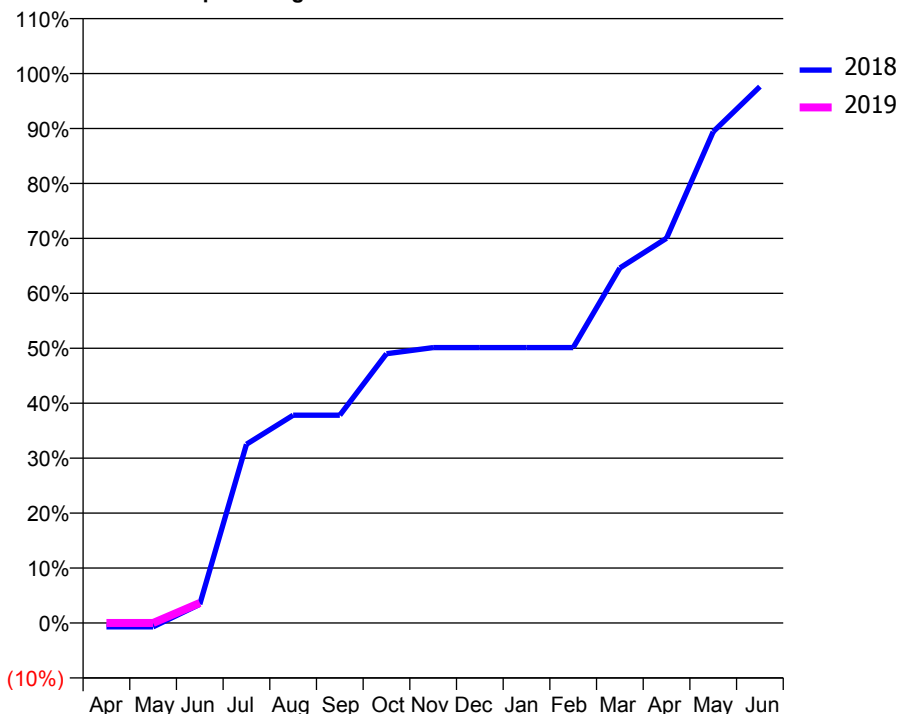
### ACCESS\*

Patients seen in 24 months	Total	Change since previous quarter
Quarter ending June 2017	2,398	
Quarter ending September 2017	2,279	↓
Quarter ending December 2017	1,817	↓
Quarter ending March 2018	1,494	↓
Quarter ending June 2018	1,690	↑
<b>Variance since June 2017</b>	<b>(29.5%)</b>	<b>↓</b>



### ACTIVITY

Cumulative percentage of contracted UDA delivered 2018 & 2019



Adjusted Scheduled Activity (UDA)		
Month	2018	2019
April	-34	0
May	-34	0
June	161	258
July	1,536	
August	1,786	
September	1,786	
October	2,314	
November	2,366	
December	2,366	
January	2,366	
February	2,366	
March	3,051	
April	3,305	
May	4,221	
June	4,608	

### QUALITY

	Quantity	Base Number	Contract	AT	Region	England
% of FP17s for the same patient ID Re-attending within 3 months - Children	10	139	7.2%	11.7%	12.0%	11.5%
% of FP17s for the same patient ID Re-attending within 3 months - Adults	53	462	11.5%	15.8%	15.7%	15.4%
% of FP17s for the same patient ID Re-attending between 3 & 9 months - Children	16	139	11.5%	58.4%	60.3%	58.9%
% of FP17s for the same patient ID Re-attending between 3 & 9 months - Adults	55	462	11.9%	51.9%	54.0%	51.6%
% of FP17s for Band 1 Urgent Courses	18	148	12.2%	10.1%	8.9%	8.9%
% of FP17s Relating to Free Repair or Replacements	2	148	1.4%	0.9%	1.0%	0.8%
% of FP17s Relating to Continuations	2	148	1.4%	0.9%	1.1%	0.9%
% of Patients satisfied with the dentistry they have received	0	1	N/A	94.3%	93.4%	93.2%
% of Patients satisfied with the time they had to wait for an appointment	0	1	N/A	89.3%	89.4%	88.8%

\* This is based on patients treated on this contract for their most recent course of treatment. Figures in italics indicate the base number of FP17s or Patient Questionnaire responses are less than 100. N/A is shown where the base number of responses is less than 10 during the period. % is calculated as Quantity/Base number\*100

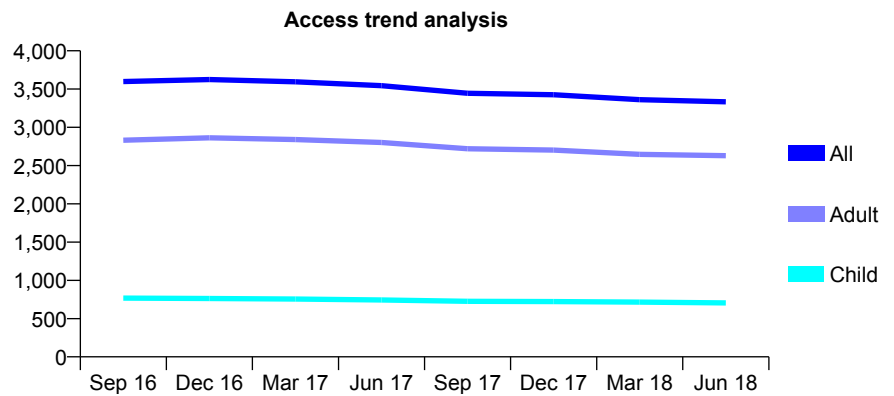
## Q46 - Vital Signs At a Glance Contract Report for 959782/0003 - June 2018

Name or company name	MR J MUSA
Contract type name	GDS Contract
Purpose of contract	General
Contract start date	01/09/2013
Contract end date	

18/19 Contracted general activity (UDA)	14,431
Carry forward general activity (UDA)	0
18/19 Contracted orthodontic activity (UOA)	0
Carry forward orthodontic activity (UOA)	0
Baseline contract value	£389,100.09

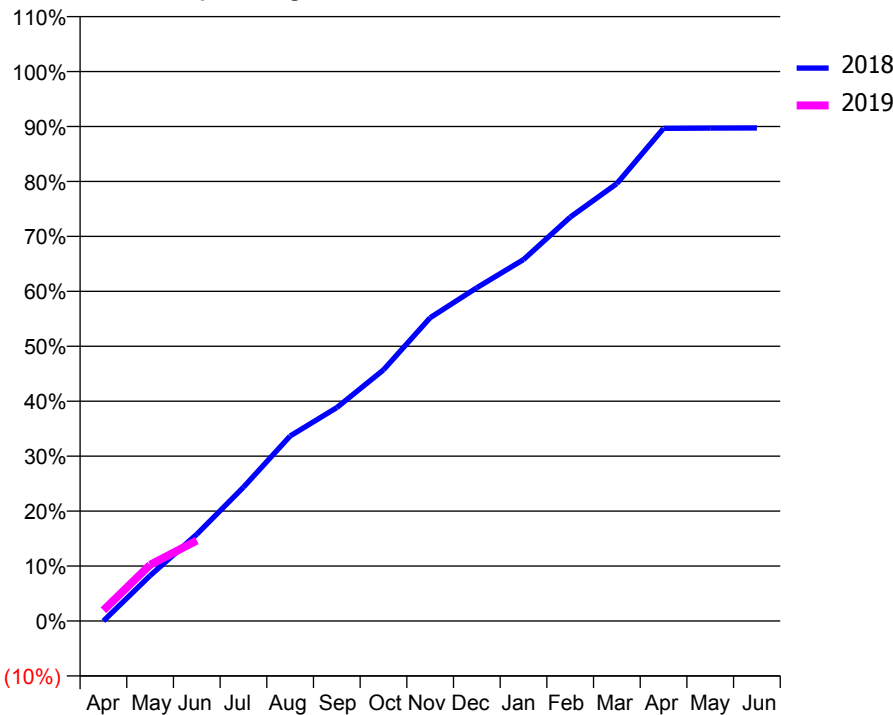
### ACCESS\*

Patients seen in 24 months	Total	Change since previous quarter
Quarter ending June 2017	3,544	
Quarter ending September 2017	3,445	↓
Quarter ending December 2017	3,426	→
Quarter ending March 2018	3,362	↓
Quarter ending June 2018	3,334	→
<b>Variance since June 2017</b>	<b>(5.9%)</b>	<b>↓</b>



### ACTIVITY

Cumulative percentage of contracted UDA delivered 2018 & 2019



Month	Adjusted Scheduled Activity (UDA)	
	2018	2019
April	0	281
May	1,193	1,475
June	2,279	2,115
July	3,514	
August	4,859	
September	5,603	
October	6,598	
November	7,966	
December	8,755	
January	9,491	
February	10,605	
March	11,489	
April	12,938	
May	12,945	
June	12,948	

### QUALITY

	Quantity	Base Number	Contract	AT	Region	England
% of FP17s for the same patient ID Re-attending within 3 months - Children	28	313	8.9%	11.7%	12.0%	11.5%
% of FP17s for the same patient ID Re-attending within 3 months - Adults	214	1,187	18.0%	15.8%	15.7%	15.4%
% of FP17s for the same patient ID Re-attending between 3 & 9 months - Children	171	313	54.6%	58.4%	60.3%	58.9%
% of FP17s for the same patient ID Re-attending between 3 & 9 months - Adults	694	1,187	58.5%	51.9%	54.0%	51.6%
% of FP17s for Band 1 Urgent Courses	79	943	8.4%	10.1%	8.9%	8.9%
% of FP17s Relating to Free Repair or Replacements	43	943	4.6%	0.9%	1.0%	0.8%
% of FP17s Relating to Continuations	10	943	1.1%	0.9%	1.1%	0.9%
% of Patients satisfied with the dentistry they have received	5	5	N/A	94.3%	93.4%	93.2%
% of Patients satisfied with the time they had to wait for an appointment	5	5	N/A	89.3%	89.4%	88.8%

\* This is based on patients treated on this contract for their most recent course of treatment. Figures in italics indicate the base number of FP17s or Patient Questionnaire responses are less than 100. N/A is shown where the base number of responses is less than 10 during the period. % is calculated as Quantity/Base number\*100

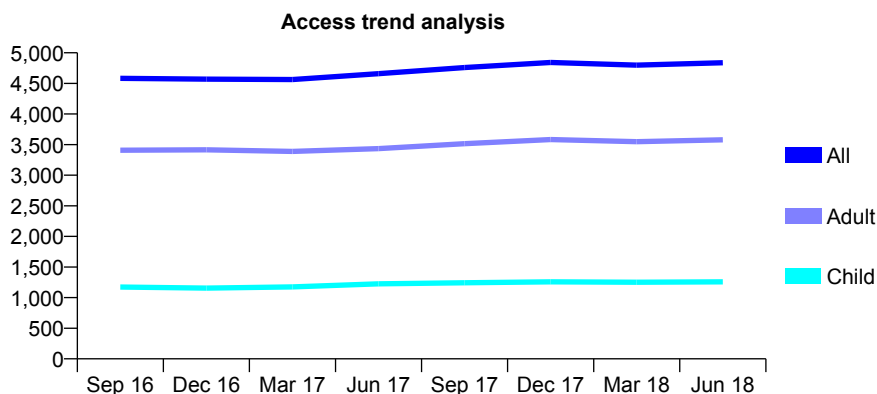
## Q46 - Vital Signs At a Glance Contract Report for 959782/0004 - June 2018

Name or company name	MR J MUSA
Contract type name	GDS Contract
Purpose of contract	General
Contract start date	01/09/2013
Contract end date	

18/19 Contracted general activity (UDA)	16,900
Carry forward general activity (UDA)	0
18/19 Contracted orthodontic activity (UOA)	0
Carry forward orthodontic activity (UOA)	0
Baseline contract value	£415,092.52

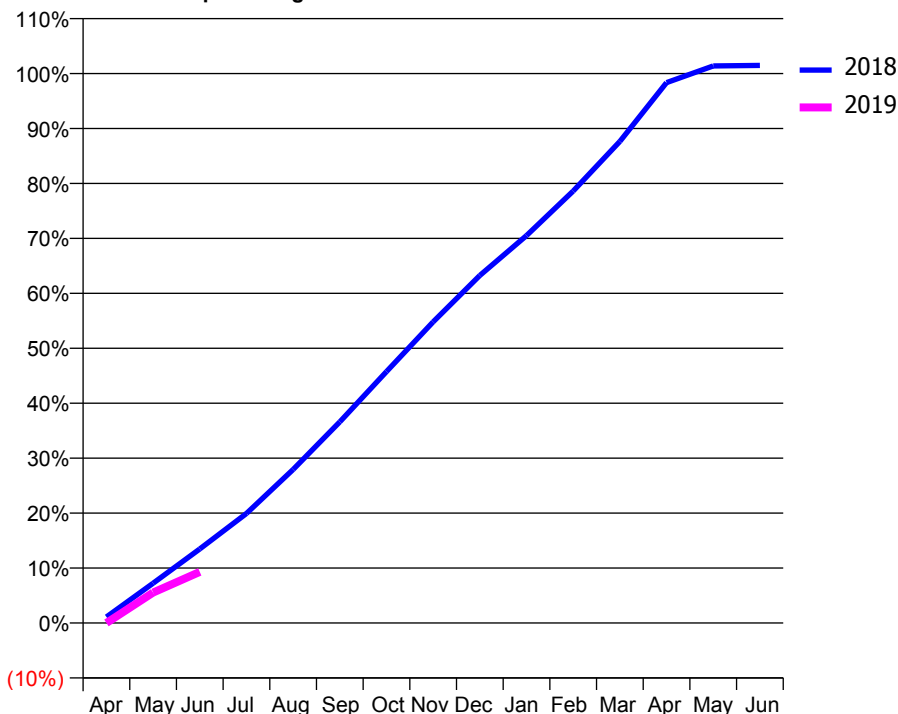
### ACCESS\*

Patients seen in 24 months	Total	Change since previous quarter
Quarter ending June 2017	4,660	
Quarter ending September 2017	4,759	↑
Quarter ending December 2017	4,841	→
Quarter ending March 2018	4,799	→
Quarter ending June 2018	4,837	→
<b>Variance since June 2017</b>	<b>3.8%</b>	<b>↑</b>



### ACTIVITY

Cumulative percentage of contracted UDA delivered 2018 & 2019



Adjusted Scheduled Activity (UDA)

Month	2018	2019
April	148	3
May	977	935
June	1,818	1,571
July	2,690	
August	3,772	
September	4,942	
October	6,178	
November	7,399	
December	8,538	
January	9,520	
February	10,611	
March	11,831	
April	13,275	
May	13,685	
June	13,697	

### QUALITY

	Quantity	Base Number	Contract	AT	Region	England
% of FP17s for the same patient ID Re-attending within 3 months - Children	29	436	6.7%	11.7%	12.0%	11.5%
% of FP17s for the same patient ID Re-attending within 3 months - Adults	104	1,311	7.9%	15.8%	15.7%	15.4%
% of FP17s for the same patient ID Re-attending between 3 & 9 months - Children	274	436	62.8%	58.4%	60.3%	58.9%
% of FP17s for the same patient ID Re-attending between 3 & 9 months - Adults	901	1,311	68.7%	51.9%	54.0%	51.6%
% of FP17s for Band 1 Urgent Courses	71	857	8.3%	10.1%	8.9%	8.9%
% of FP17s Relating to Free Repair or Replacements	3	857	0.4%	0.9%	1.0%	0.8%
% of FP17s Relating to Continuations	3	857	0.4%	0.9%	1.1%	0.9%
% of Patients satisfied with the dentistry they have received	2	2	N/A	94.3%	93.4%	93.2%
% of Patients satisfied with the time they had to wait for an appointment	2	2	N/A	89.3%	89.4%	88.8%

\* This is based on patients treated on this contract for their most recent course of treatment. Figures in italics indicate the base number of FP17s or Patient Questionnaire responses are less than 100. N/A is shown where the base number of responses is less than 10 during the period. % is calculated as Quantity/Base number\*100

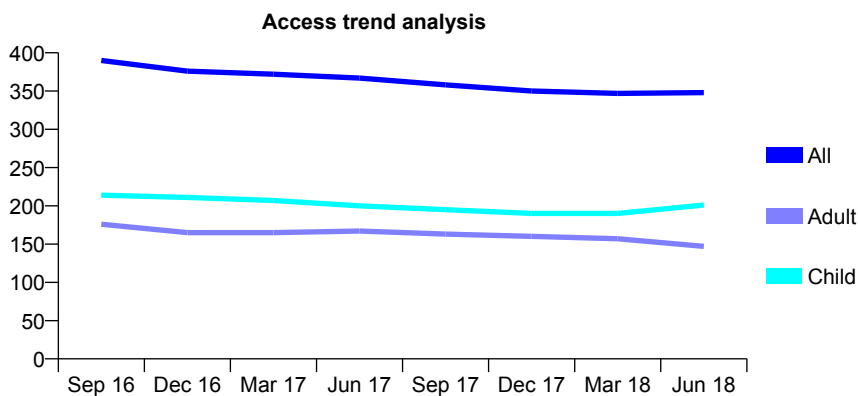
## Q46 - Vital Signs At a Glance Contract Report for 960888/0001 - June 2018

Name or company name	MR SW ANDERTON
Contract type name	GDS Contract
Purpose of contract	General
Contract start date	01/12/2007
Contract end date	

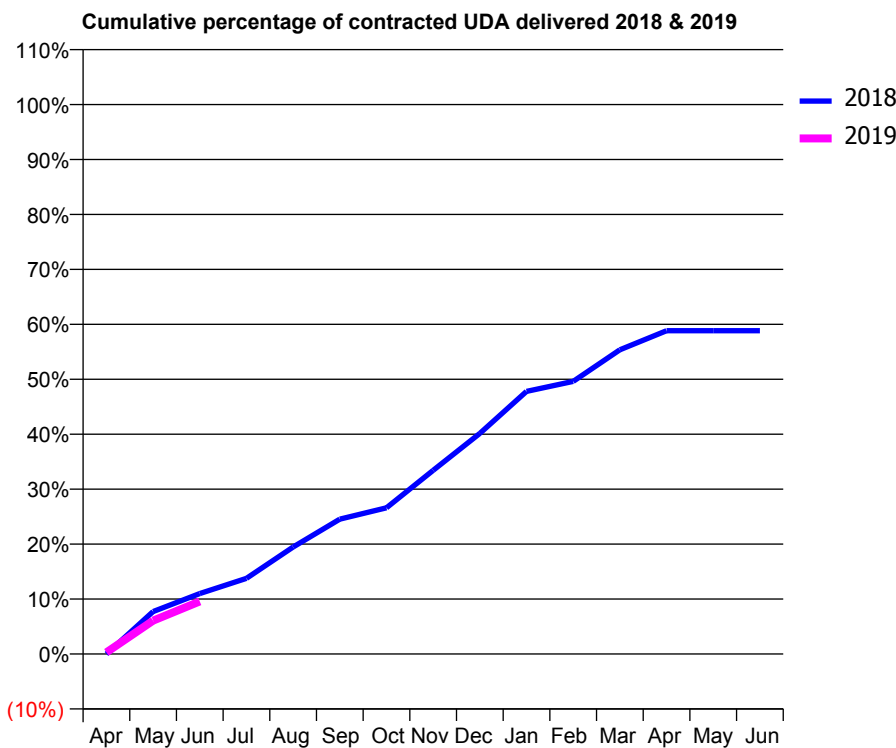
18/19 Contracted general activity (UDA)	1,700
Carry forward general activity (UDA)	0
18/19 Contracted orthodontic activity (UOA)	0
Carry forward orthodontic activity (UOA)	0
Baseline contract value	£35,773.86

### ACCESS\*

Patients seen in 24 months	Total	Change since previous quarter
Quarter ending June 2017	367	
Quarter ending September 2017	358	↓
Quarter ending December 2017	350	↓
Quarter ending March 2018	347	→
Quarter ending June 2018	348	→
<b>Variance since June 2017</b>	<b>(5.2%)</b>	<b>↓</b>



### ACTIVITY



Adjusted Scheduled Activity (UDA)		
Month	2018	2019
April	0	5
May	131	103
June	187	163
July	234	
August	331	
September	417	
October	452	
November	568	
December	682	
January	812	
February	843	
March	941	
April	1,000	
May	1,000	
June	1,000	

### QUALITY

	Quantity	Base Number	Contract	AT	Region	England
% of FP17s for the same patient ID Re-attending within 3 months - Children	1	88	1.1%	11.7%	12.0%	11.5%
% of FP17s for the same patient ID Re-attending within 3 months - Adults	6	39	15.4%	15.8%	15.7%	15.4%
% of FP17s for the same patient ID Re-attending between 3 & 9 months - Children	61	88	69.3%	58.4%	60.3%	58.9%
% of FP17s for the same patient ID Re-attending between 3 & 9 months - Adults	29	39	74.4%	51.9%	54.0%	51.6%
% of FP17s for Band 1 Urgent Courses	3	103	2.9%	10.1%	8.9%	8.9%
% of FP17s Relating to Free Repair or Replacements	0	103	0.0%	0.9%	1.0%	0.8%
% of FP17s Relating to Continuations	0	103	0.0%	0.9%	1.1%	0.9%
% of Patients satisfied with the dentistry they have received	0	0	N/A	94.3%	93.4%	93.2%
% of Patients satisfied with the time they had to wait for an appointment	0	0	N/A	89.3%	89.4%	88.8%

\* This is based on patients treated on this contract for their most recent course of treatment. Figures in italics indicate the base number of FP17s or Patient Questionnaire responses are less than 100. N/A is shown where the base number of responses is less than 10 during the period. % is calculated as Quantity/Base number\*100

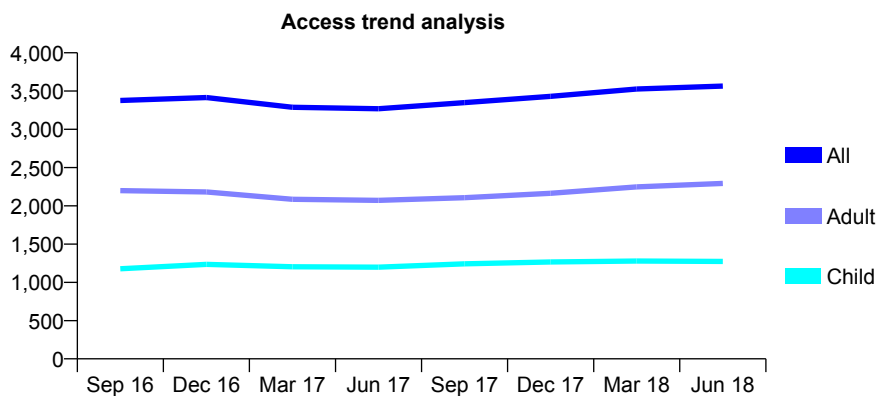
## Q46 - Vital Signs At a Glance Contract Report for 962872/0001 - June 2018

Name or company name	MR SC LI
Contract type name	GDS Contract
Purpose of contract	General
Contract start date	01/10/2011
Contract end date	

18/19 Contracted general activity (UDA)	10,303
Carry forward general activity (UDA)	0
18/19 Contracted orthodontic activity (UOA)	0
Carry forward orthodontic activity (UOA)	0
Baseline contract value	£369,675.03

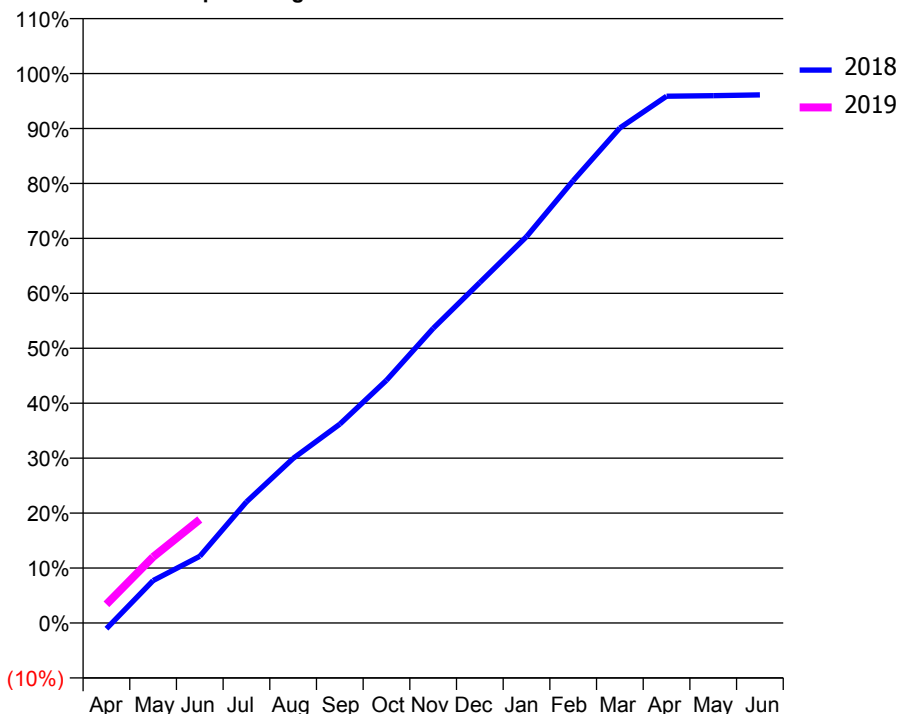
### ACCESS\*

Patients seen in 24 months	Total	Change since previous quarter
Quarter ending June 2017	3,269	
Quarter ending September 2017	3,349	↑
Quarter ending December 2017	3,431	↑
Quarter ending March 2018	3,526	↑
Quarter ending June 2018	3,565	→
<b>Variance since June 2017</b>	<b>9.1%</b>	<b>↑</b>



### ACTIVITY

Cumulative percentage of contracted UDA delivered 2018 & 2019



Month	Adjusted Scheduled Activity (UDA)	
	2018	2019
April	-109	351
May	797	1,238
June	1,251	1,941
July	2,272	
August	3,086	
September	3,729	
October	4,552	
November	5,525	
December	6,384	
January	7,245	
February	8,294	
March	9,283	
April	9,877	
May	9,888	
June	9,902	

### QUALITY

	Quantity	Base Number	Contract	AT	Region	England
% of FP17s for the same patient ID Re-attending within 3 months - Children	27	451	6.0%	11.7%	12.0%	11.5%
% of FP17s for the same patient ID Re-attending within 3 months - Adults	85	778	10.9%	15.8%	15.7%	15.4%
% of FP17s for the same patient ID Re-attending between 3 & 9 months - Children	271	451	60.1%	58.4%	60.3%	58.9%
% of FP17s for the same patient ID Re-attending between 3 & 9 months - Adults	443	778	56.9%	51.9%	54.0%	51.6%
% of FP17s for Band 1 Urgent Courses	73	1,008	7.2%	10.1%	8.9%	8.9%
% of FP17s Relating to Free Repair or Replacements	5	1,008	0.5%	0.9%	1.0%	0.8%
% of FP17s Relating to Continuations	4	1,008	0.4%	0.9%	1.1%	0.9%
% of Patients satisfied with the dentistry they have received	3	3	N/A	94.3%	93.4%	93.2%
% of Patients satisfied with the time they had to wait for an appointment	3	3	N/A	89.3%	89.4%	88.8%

\* This is based on patients treated on this contract for their most recent course of treatment. Figures in italics indicate the base number of FP17s or Patient Questionnaire responses are less than 100. N/A is shown where the base number of responses is less than 10 during the period. % is calculated as Quantity/Base number\*100

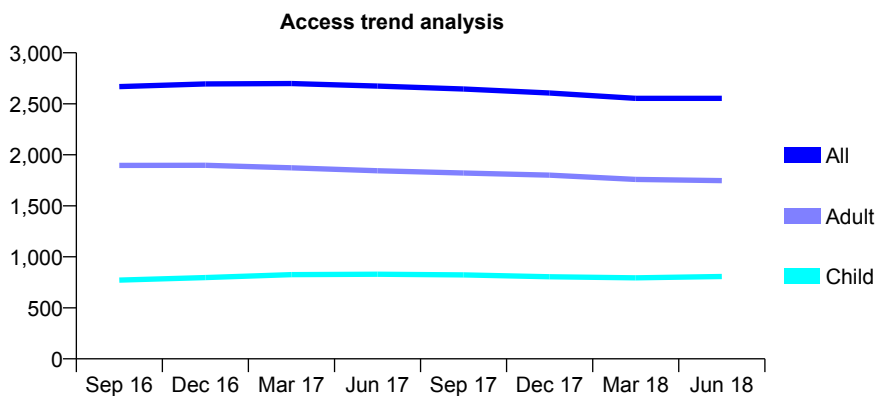
## Q46 - Vital Signs At a Glance Contract Report for 967378/0001 - June 2018

Name or company name	MRS A VITKUNIENE
Contract type name	GDS Contract
Purpose of contract	General
Contract start date	01/04/2006
Contract end date	

18/19 Contracted general activity (UDA)	8,185
Carry forward general activity (UDA)	0
18/19 Contracted orthodontic activity (UOA)	0
Carry forward orthodontic activity (UOA)	0
Baseline contract value	£221,172.52

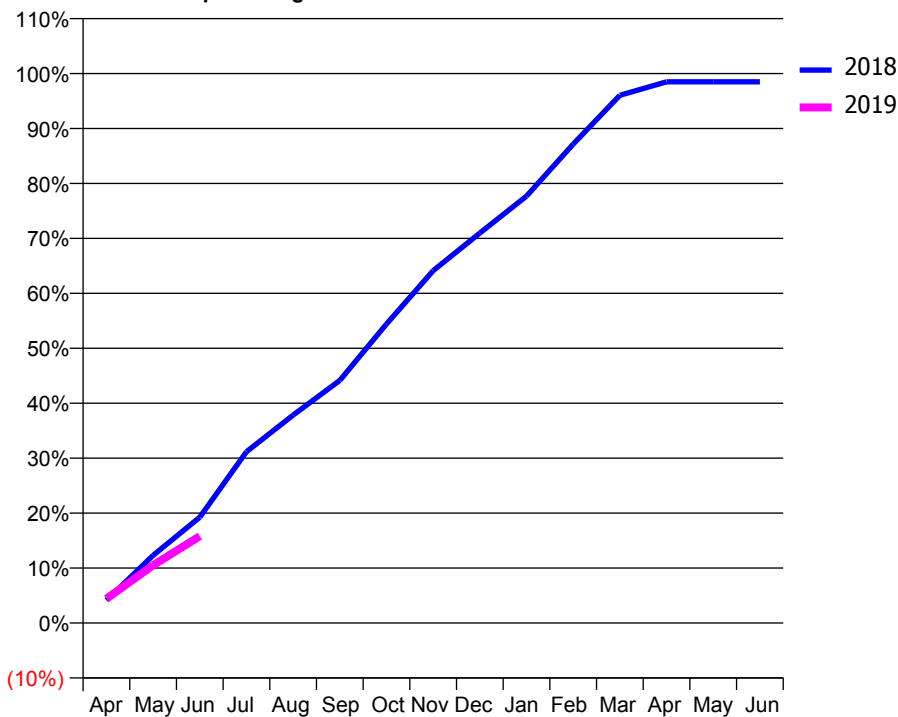
### ACCESS\*

Patients seen in 24 months	Total	Change since previous quarter
Quarter ending June 2017	2,674	
Quarter ending September 2017	2,645	↓
Quarter ending December 2017	2,606	↓
Quarter ending March 2018	2,553	↓
Quarter ending June 2018	2,554	→
<b>Variance since June 2017</b>	<b>(4.5%)</b>	<b>↓</b>



### ACTIVITY

Cumulative percentage of contracted UDA delivered 2018 & 2019



Adjusted Scheduled Activity (UDA)

Month	2018	2019
April	338	362
May	1,008	862
June	1,576	1,294
July	2,551	
August	3,097	
September	3,613	
October	4,454	
November	5,249	
December	5,808	
January	6,360	
February	7,134	
March	7,860	
April	8,062	
May	8,062	
June	8,062	

### QUALITY

	Quantity	Base Number	Contract	AT	Region	England
% of FP17s for the same patient ID Re-attending within 3 months - Children	28	182	15.4%	11.7%	12.0%	11.5%
% of FP17s for the same patient ID Re-attending within 3 months - Adults	79	379	20.8%	15.8%	15.7%	15.4%
% of FP17s for the same patient ID Re-attending between 3 & 9 months - Children	56	182	30.8%	58.4%	60.3%	58.9%
% of FP17s for the same patient ID Re-attending between 3 & 9 months - Adults	103	379	27.2%	51.9%	54.0%	51.6%
% of FP17s for Band 1 Urgent Courses	139	491	28.3%	10.1%	8.9%	8.9%
% of FP17s Relating to Free Repair or Replacements	4	491	0.8%	0.9%	1.0%	0.8%
% of FP17s Relating to Continuations	2	491	0.4%	0.9%	1.1%	0.9%
% of Patients satisfied with the dentistry they have received	0	0	N/A	94.3%	93.4%	93.2%
% of Patients satisfied with the time they had to wait for an appointment	0	0	N/A	89.3%	89.4%	88.8%

\* This is based on patients treated on this contract for their most recent course of treatment. Figures in italics indicate the base number of FP17s or Patient Questionnaire responses are less than 100. N/A is shown where the base number of responses is less than 10 during the period. % is calculated as Quantity/Base number\*100



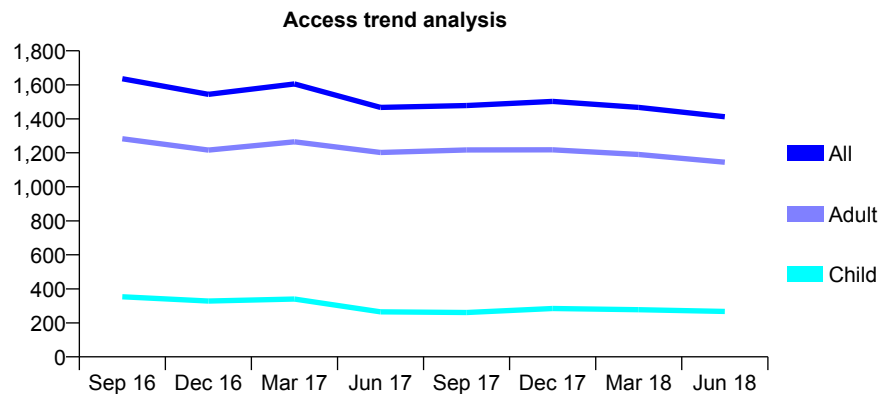
## Q46 - Vital Signs At a Glance Contract Report for 982830/0001 - June 2018

Name or company name	MR GT BENNETT
Contract type name	GDS Contract
Purpose of contract	General
Contract start date	01/04/2006
Contract end date	

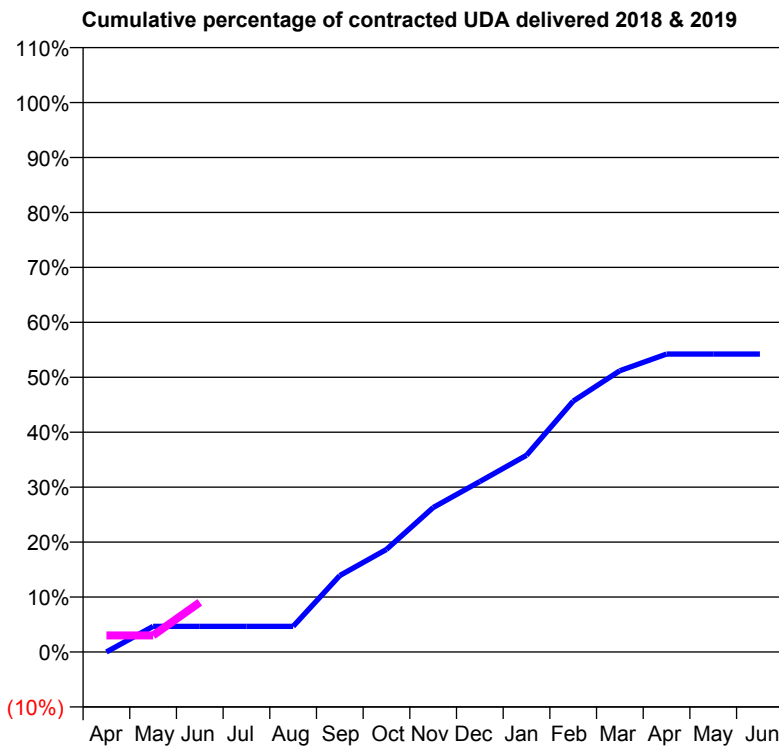
18/19 Contracted general activity (UDA)	6,562
Carry forward general activity (UDA)	0
18/19 Contracted orthodontic activity (UOA)	0
Carry forward orthodontic activity (UOA)	0
Baseline contract value	£164,069.99

### ACCESS\*

Patients seen in 24 months	Total	Change since previous quarter
Quarter ending June 2017	1,467	
Quarter ending September 2017	1,478	→
Quarter ending December 2017	1,502	→
Quarter ending March 2018	1,467	↓
Quarter ending June 2018	1,412	↓
<b>Variance since June 2017</b>	<b>(3.7%)</b>	<b>↓</b>



### ACTIVITY



Month	Adjusted Scheduled Activity (UDA)	
	2018	2019
April	0	199
May	306	199
June	306	594
July	306	
August	306	
September	913	
October	1,225	
November	1,726	
December	2,036	
January	2,349	
February	2,996	
March	3,360	
April	3,558	
May	3,558	
June	3,558	

### QUALITY

	Quantity	Base Number	Contract	AT	Region	England
% of FP17s for the same patient ID Re-attending within 3 months - Children	3	56	5.4%	11.7%	12.0%	11.5%
% of FP17s for the same patient ID Re-attending within 3 months - Adults	27	195	13.8%	15.8%	15.7%	15.4%
% of FP17s for the same patient ID Re-attending between 3 & 9 months - Children	16	56	28.6%	58.4%	60.3%	58.9%
% of FP17s for the same patient ID Re-attending between 3 & 9 months - Adults	49	195	25.1%	51.9%	54.0%	51.6%
% of FP17s for Band 1 Urgent Courses	15	184	8.2%	10.1%	8.9%	8.9%
% of FP17s Relating to Free Repair or Replacements	5	184	2.7%	0.9%	1.0%	0.8%
% of FP17s Relating to Continuations	8	184	4.3%	0.9%	1.1%	0.9%
% of Patients satisfied with the dentistry they have received	4	5	N/A	94.3%	93.4%	93.2%
% of Patients satisfied with the time they had to wait for an appointment	4	5	N/A	89.3%	89.4%	88.8%

\* This is based on patients treated on this contract for their most recent course of treatment. Figures in italics indicate the base number of FP17s or Patient Questionnaire responses are less than 100. N/A is shown where the base number of responses is less than 10 during the period. % is calculated as Quantity/Base number\*100

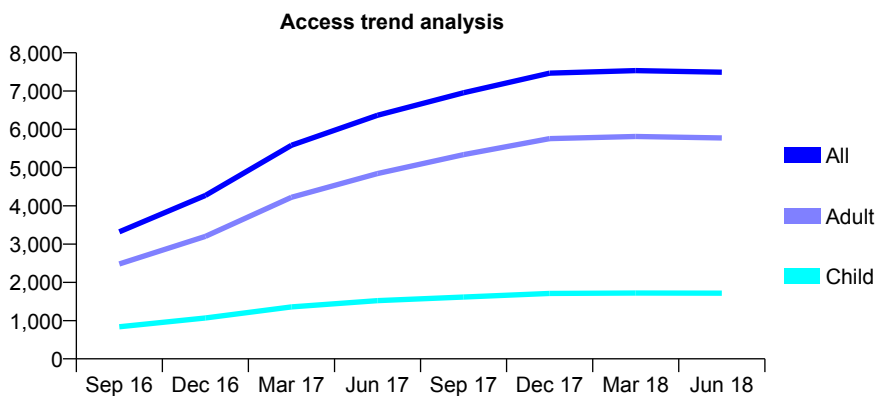
## Q46 - Vital Signs At a Glance Contract Report for 990744/0002 - June 2018

Name or company name	Griffin Dental Partnership Ltd
Contract type name	GDS Contract
Purpose of contract	General
Contract start date	01/01/2016
Contract end date	

18/19 Contracted general activity (UDA)	23,529
Carry forward general activity (UDA)	0
18/19 Contracted orthodontic activity (UOA)	0
Carry forward orthodontic activity (UOA)	0
Baseline contract value	£800,670.05

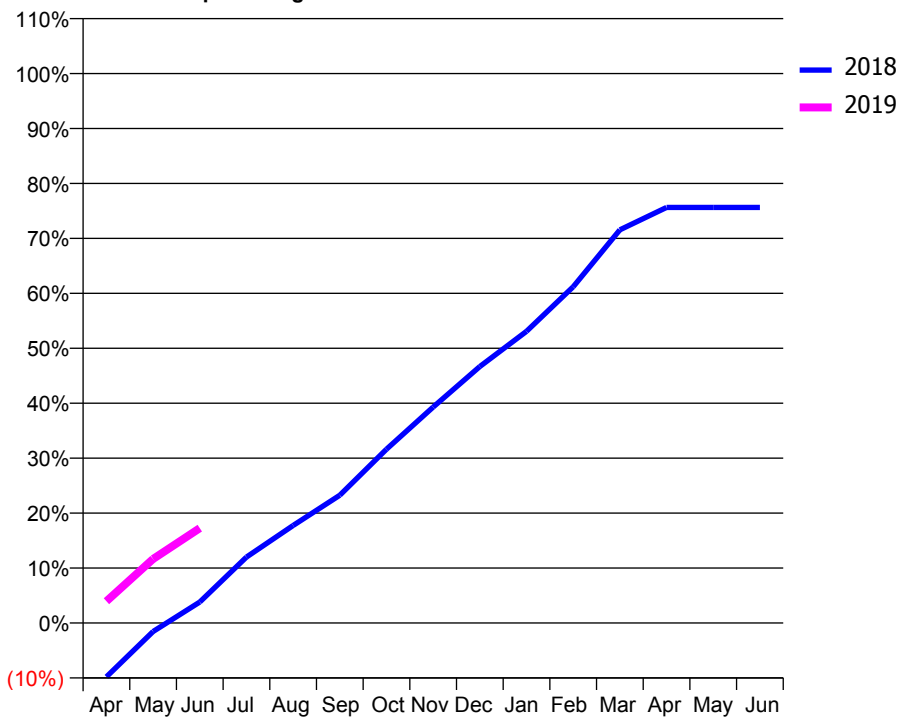
### ACCESS\*

Patients seen in 24 months	Total	Change since previous quarter
Quarter ending June 2017	6,366	
Quarter ending September 2017	6,956	↑
Quarter ending December 2017	7,467	↑
Quarter ending March 2018	7,535	→
Quarter ending June 2018	7,492	→
<b>Variance since June 2017</b>	<b>17.7%</b>	<b>↑</b>



### ACTIVITY

Cumulative percentage of contracted UDA delivered 2018 & 2019



Month	Adjusted Scheduled Activity (UDA)	
	2018	2019
April	-2,310	931
May	-368	2,742
June	897	4,063
July	2,821	
August	4,176	
September	5,472	
October	7,440	
November	9,246	
December	10,983	
January	12,488	
February	14,398	
March	16,837	
April	17,793	
May	17,796	
June	17,796	

### QUALITY

	Quantity	Base Number	Contract	AT	Region	England
% of FP17s for the same patient ID Re-attending within 3 months - Children	44	473	9.3%	11.7%	12.0%	11.5%
% of FP17s for the same patient ID Re-attending within 3 months - Adults	213	1,340	15.9%	15.8%	15.7%	15.4%
% of FP17s for the same patient ID Re-attending between 3 & 9 months - Children	105	473	22.2%	58.4%	60.3%	58.9%
% of FP17s for the same patient ID Re-attending between 3 & 9 months - Adults	360	1,340	26.9%	51.9%	54.0%	51.6%
% of FP17s for Band 1 Urgent Courses	370	1,511	24.5%	10.1%	8.9%	8.9%
% of FP17s Relating to Free Repair or Replacements	17	1,511	1.1%	0.9%	1.0%	0.8%
% of FP17s Relating to Continuations	5	1,511	0.3%	0.9%	1.1%	0.9%
% of Patients satisfied with the dentistry they have received	1	1	N/A	94.3%	93.4%	93.2%
% of Patients satisfied with the time they had to wait for an appointment	1	1	N/A	89.3%	89.4%	88.8%

\* This is based on patients treated on this contract for their most recent course of treatment. Figures in italics indicate the base number of FP17s or Patient Questionnaire responses are less than 100. N/A is shown where the base number of responses is less than 10 during the period. % is calculated as Quantity/Base number\*100